

Cleveland Indians - 1975

Batter	1	2	3	4	5	6	7	8	9	AB	R	H	RBI	BB	SO	LOB	TOP		
Sandy Alomar Sr., S Alex Johnson, R Fred Stanley, R	4-0 CS BB	0-3 K			0-0 3-1		0-3 K			2	0	0	0	1	1	1	New York Yankees @ Cleveland Indians Cleveland Municipal Stadium, Cleveland, OH Tue Apr 08 1975, 3:33 AM EDT Att: 56,715 - Unknown - 36 F		
Lou Piniella, R	0-3 K		0-0 5-3		0-0 1-3		0-0 6-3		4	0	0	0	0	1	1				
Bobby Bonds, R	0-3 K		0-0 5-3		0-3 K		F9		4	0	0	0	0	2	0				
Ron Blomberg, L OBP: 0.500, SLG: 0.500		0-0 F7 1B 2B	0-0 4-3		0-0 G1-6-3 1B		F7		4	1	2	0	0	0	0				
Graig Nettles, L OBP: 0.250, SLG: 0.250		0-0 F7 2B 1B		0-0 F5		0-0 G1-6-3 1B		F9	4	1	1	0	0	0	1				
Ed Herrmann, L OBP: 0.250, SLG: 0.250 Roy White, S		0-0 F7		0-0 4-3		0-0 F7		1B	4	0	1	0	0	0	2				
Chris Chambliss, L OBP: 0.750, SLG: 1.000		0-0 1B 2B		0-0 1B		0-0 1B		F9	4	1	3	2	0	0	1				
Thurman Munson, R OBP: 0.500, SLG: 0.500		0-0 FC1-6 1B		0-0 1B		0-3 K		1-3	4	0	2	1	0	1	2				
Jim Mason, L		0-0 FC1-6		0-0 4-3		0-0 F8			3	0	0	0	0	0	4				
Inning Stats	R: 0 E: 0 K: 2 S: 6	H: 0 LOB: 0 BB: 1 P: 10	R: 3 E: 0 K: 1 S: 9	H: 4 LOB: 1 BB: 0 P: 9	R: 0 E: 0 K: 0 S: 3	H: 0 LOB: 0 BB: 0 P: 3	R: 0 E: 0 K: 0 S: 5	H: 2 LOB: 2 BB: 0 P: 5	R: 0 E: 0 K: 1 S: 3	H: 1 LOB: 0 BB: 0 P: 3	R: 0 E: 0 K: 2 S: 8	H: 1 LOB: 1 BB: 0 P: 8	R: 0 E: 0 K: 0 S: 3	H: 0 LOB: 0 BB: 0 P: 3	R: 0 E: 0 K: 0 S: 4	H: 1 LOB: 1 BB: 0 P: 4		1B: 8 2B: 1 3B: 0 HR: 0	SF: 0 SAC: 0 DP: 1 HBP: 0
PITCHER Gaylord Perry, R ERA: 3.0	IP: 9.0 WLS: W BF: 35 H: 9 R: 3 ER: 3 SO: 6 BB: 1 IBB: 0 HBP: 0 BLK: 0 WP: 0 HR: 0 S: 46 P: 50 ERA: 3.00 WHIP: 1.111																		

AB	34
R	3
H	9
RBI	3
BB	1
SO	6
LOB	13



Batter	1	2	3	4	5	6	7	8	9	AB	R	H	RBI	BB	SO	LOB	BOTTOM		
Oscar Gamble, L OBP: 0.200, SLG: 0.200	0-0 F5		0-0 6-3		0-0 1-2 1B		0-0 4-3	0-0 F8		5	0	1	0	0	0	3	New York Yankees @ Cleveland Indians Cleveland Municipal Stadium, Cleveland, OH Tue Apr 08 1975, 3:33 AM EDT Att: 56,715 - Unknown - 36 F		
Frank Robinson, R OBP: 0.500, SLG: 1.333	0-0 HR		0-0 5-3		0-0 F7		4-0 BB		3	1	1	1	1	0	1				
George Hendrick, R	0-0 F9		0-0 F9		4-0 S 2B BB		0-0 F7		3	1	0	0	1	0	1				
Charlie Spikes, R	0-0 5-3			0-0 F3		0-3 K	0-3 K		4	0	0	0	0	2	2				
Boog Powell, L OBP: 1.000, SLG: 2.333		0-0 FC6-4 SF8 1B		0-0 HR		0-0 FC5-4 1B 2B		4-0 1B BB	3	3	3	2	1	0	0				
John Ellis, R OBP: 0.750, SLG: 0.667		0-0 FC6-4 1B		0-3 K		4-0 FC5-4 BB		0-0 1B E FC3-2 1B	3	0	2	0	1	1	0				
Buddy Bell, R		0-0 FC6-4 1B		0-0 5-3		0-0 FC5-4 1B PB		0-0 E1 FC3-2 1B	4	0	0	0	0	0	5				
Jack Brohamer, L OBP: 0.500, SLG: 0.667		0-0 SF8			0-0 3-1		0-0 FC4-6 1B		3	0	2	2	0	0	0				
Ed Crosby, L OBP: 0.250, SLG: 0.250		0-0 FC6-4			0-0 CS 1B		0-0 FC4-6		4	0	1	0	0	0	6				
Inning Stats	R: 1 E: 0 K: 0 S: 4	H: 1 LOB: 0 BB: 0 P: 4	R: 1 E: 0 K: 0 S: 5	H: 2 LOB: 0 BB: 0 P: 5	R: 0 E: 0 K: 0 S: 3	H: 0 LOB: 0 BB: 0 P: 3	R: 1 E: 0 K: 1 S: 6	H: 1 LOB: 0 BB: 0 P: 6	R: 0 E: 0 K: 0 S: 4	H: 2 LOB: 1 BB: 0 P: 4	R: 2 E: 0 K: 1 S: 7	H: 2 LOB: 2 BB: 2 P: 15	R: 0 E: 0 K: 1 S: 5	H: 0 LOB: 1 BB: 1 P: 9	R: 0 E: 1 K: 0 S: 5	H: 2 LOB: 3 BB: 1 P: 9		1B: 7 2B: 1 3B: 0 HR: 2	SF: 1 SAC: 0 DP: 0 HBP: 0
PITCHER Doc Medich, R ERA: 7.94 Rudy May, L ERA: Sparky Lyle, L ERA:	IP: 5.2 WLS: L BF: 26 H: 8 R: 5 ER: 5 SO: 2 BB: 2 IBB: 0 HBP: 0 BLK: 0 WP: 0 HR: 2 S: 28 P: 36 ERA: 7.94 WHIP: 1.765																		

AB	32
R	5
H	10
RBI	5
BB	4
SO	3
LOB	18



Batter	1	2	3	4	5	6	7	8	9	AB	R	H	RBI	BB	SO	LOB	TOP			
Oscar Gamble, L OBP: 0.200, SLG: 0.200	1-3		1-2 1B		F5		G3		F4	5	0	1	0	0	0	3				
Frank Robinson, R OBP: 0.375, SLG: 0.667	F8		F8		FC6-4 BB			F3		3	0	0	0	1	0	2				
George Hendrick, R (1, 8)	F3			6-3	FC6-4			F8		4	0	0	0	0	0	1				
Charlie Spikes, R OBP: 0.250, SLG: 0.143		G3-6-1 BB		S 1B				F6		3	1	1	0	1	0	0				
Boog Powell, L OBP: 0.625, SLG: 1.167	G3-6-1			1B BB				F2		3	0	0	0	1	0	1				
John Ellis, R OBP: 0.500, SLG: 0.429	5-3			F8				4-3		4	1	1	0	0	0	2				
Buddy Bell, R OBP: 0.125, SLG: 0.125			6-3	1-2 2-H 1B				F8		4	0	1	1	0	0	1				
Jack Brohamer, L OBP: 0.375, SLG: 0.429			4-3	F7				F8		4	0	1	0	0	0	2				
Ed Crosby, L OBP: 0.375, SLG: 0.500			E6 1B		F4				1-3 2-H 2B	4	0	2	1	0	0	0				
Inning Stats	R: 0 E: 0 K: 0 S: 3	H: 0 LOB: 0 BB: 0 P: 3	R: 0 E: 0 K: 0 S: 2	H: 0 LOB: 0 BB: 1 P: 6	R: 0 E: 1 K: 0 S: 5	H: 1 LOB: 2 BB: 0 P: 5	R: 1 E: 0 K: 0 S: 5	H: 2 LOB: 2 BB: 1 P: 9	R: 0 E: 0 K: 0 S: 3	H: 0 LOB: 1 BB: 0 P: 7	R: 0 E: 0 K: 0 S: 4	H: 1 LOB: 1 BB: 0 P: 4	R: 0 E: 0 K: 0 S: 3	H: 0 LOB: 0 BB: 0 P: 3	R: 1 E: 0 K: 0 S: 6	H: 3 LOB: 2 BB: 0 P: 6	1B: 6 2B: 1 3B: 0 HR: 0	SF: 0 SAC: 0 DP: 1 HBP: 0	WP: 0 PB: 0 SB: 1 CS: 0	PA: 37
PITCHER	IP	WLS	BF	H	R	ER	SO	BB	IBB	HBP	BLK	WP	HR	S	P	ERA	WHIP			
Bill Champion, R ERA: 2.08	(1, 1)	8.2	W	36	7	2	2	0	3	0	0	0	0	33	45	2.08	1.154			
Tom Murphy, R ERA: 3.0	(9, 1)	0.1	S	1	0	0	0	0	0	0	0	0	0	1	1	0.00	0.000			

Cleveland Indians @ Milwaukee Brewers
Milwaukee County Stadium, Milwaukee, WI
Fri Apr 11 1975, 4:33 AM EDT
Att: 48,160 - Unknown


AB 34
R 2
H 7
RBI 2
BB 3
SO 0
LOB 12



Batter	1	2	3	4	5	6	7	8	9	AB	R	H	RBI	BB	SO	LOB	BOTTOM			
Bob Coluccio, R OBP: 0.308, SLG: 0.111	6-3		1B FC6-4 BB			1-3 CS BB		1-3		2	1	0	0	2	0	1				
John Briggs, L OBP: 0.385, SLG: 0.667	K		FC6-4 1B			CS 1-2		1-3		4	1	2	1	0	1	0				
Hank Aaron, R OBP: 0.385, SLG: 0.111			FC6-4 CS 1B			HR		6-3		3	1	1	1	1	0	1				
George Scott, R OBP: 0.308, SLG: 0.273	K		6-3			5-3 1B		6-3		4	0	0	0	0	1	3				
Don Money, R OBP: 0.083, SLG: 0.167		F7			6-3			F8		4	0	0	0	0	0	1				
Darrell Porter, L OBP: 0.500, SLG: 0.333		1B 1B			1-3			F8		3	1	1	0	1	0	0				
Sixto Lezcano, R OBP: 0.273, SLG: 0.455		F9			4-3			5-3		4	1	1	1	0	0	1				
Pedro Garcia, R OBP: 0.333, SLG: 0.444						F8		1-3 2-H 2B		3	1	2	2	0	0	0				
Robin Yount, R OBP: 0.400, SLG: 0.778		1-3				F5		E6 S 2B		3	0	0	0	0	0	2				
Inning Stats	R: 0 E: 0 K: 2 S: 7	H: 0 LOB: 1 BB: 1 P: 11	R: 0 E: 0 K: 0 S: 5	H: 2 LOB: 2 BB: 0 P: 5	R: 1 E: 0 K: 0 S: 3	H: 1 LOB: 0 BB: 1 P: 7	R: 0 E: 0 K: 0 S: 3	H: 0 LOB: 0 BB: 0 P: 3	R: 0 E: 0 K: 0 S: 2	H: 0 LOB: 0 BB: 0 P: 6	R: 5 E: 1 K: 0 S: 8	H: 4 LOB: 1 BB: 1 P: 12	R: 0 E: 0 K: 0 S: 3	H: 0 LOB: 0 BB: 0 P: 3	R: 0 E: 0 K: 0 S: 3	H: 0 LOB: 0 BB: 0 P: 3	1B: 5 2B: 1 3B: 0 HR: 1	SF: 0 SAC: 0 DP: 0 HBP: 0	WP: 0 PB: 0 SB: 2 CS: 2	PA: 35
PITCHER	IP	WLS	BF	H	R	ER	SO	BB	IBB	HBP	BLK	WP	HR	S	P	ERA	WHIP			
Jim Perry, R ERA: 7.94	(1, 1)	5.2	L	25	6	5	2	3	1	0	0	0	0	25	41	7.94	1.588			
Dick Bosman, R ERA:	(6, 1)	2.1		9	1	1	0	0	0	0	0	0	0	9	9	0.00	0.429			

Cleveland Indians @ Milwaukee Brewers
Milwaukee County Stadium, Milwaukee, WI
Fri Apr 11 1975, 4:33 AM EDT
Att: 48,160 - Unknown

AB 30
R 6
H 7
RBI 5
BB 4
SO 2
LOB 9



Batter	1	2	3	4	5	6	7	8	9	AB	R	H	RBI	BB	SO	LOB	TOP										
John Lowenstein, L OBP: 0.200, SLG: 0.200 (1, 10)	0-0 4-3		0-0 F5		0-3 K	0-0 F7		0-0 G4-6-3 1B		5	0	1	0	0	0	1											
Oscar Gamble, L OBP: 0.297, SLG: 0.400 (1, 7)	0-0 4-3		0-0 2B		0-3 K		0-0 4-3 HR	0-0 G4-6-3 1-2		5	1	2	0	0	0	1											
George Hendrick, R OBP: 0.231, SLG: 0.417 (1, 8)	0-3 K		0-0 F4		0-0 E WP 1B		0-0 F3		0-0 HR	5	2	2	1	0	1	2											
Charlie Spikes, R OBP: 0.154, SLG: 0.083 (1, 9)		0-0 F4	0-0 F9		0-0 E3 WP 1B		0-0 4-3		0-0 F2	5	0	0	0	0	0	3											
Boog Powell, L OBP: 0.769, SLG: 1.875 Ken Berry, R (9, PR)		0-0 HR		4-0 2B BB	4-0 1-2 BB		0-0 HR	4-0 BB		2	2	2	3	3	0	0											
John Ellis, R OBP: 0.385, SLG: 0.333 (1, 2)	0-0 F7		0-0 F6		0-0 F8		0-0 1B	0-0 F7		5	0	1	0	0	0	4											
Buddy Bell, R Leron Lee, L (9, PH)	0-0 1B		0-0 F8		4-0 BB		0-0 F8	0-0 F6		3	0	1	0	1	0	2											
Jack Brohamer, L OBP: 0.417, SLG: 0.545 (1, 4)	0-0 1B		0-0 2B		0-3 K		0-0 6-3			4	0	2	0	0	1	1											
Ed Crosby, L OBP: 0.333, SLG: 0.417 (1, 6)	0-0 F9		0-0 G3		0-0 F6		0-0 1B	0-0 1B		4	0	1	0	0	0	5											
Inning Stats	R: 0 E: 0 K: 1 S: 5	H: 0 LOB: 0 BB: 0 P: 5	R: 1 E: 0 K: 0 S: 6	H: 3 LOB: 2 BB: 0 P: 6	R: 0 E: 0 K: 0 S: 4	H: 1 LOB: 1 BB: 0 P: 4	R: 0 E: 0 K: 0 S: 4	H: 1 LOB: 2 BB: 1 P: 8	R: 1 E: 1 K: 2 S: 9	H: 1 LOB: 2 BB: 1 P: 13	R: 0 E: 0 K: 1 S: 5	H: 0 LOB: 1 BB: 1 P: 9	R: 2 E: 0 K: 0 S: 6	H: 3 LOB: 1 BB: 0 P: 6	R: 0 E: 0 K: 0 S: 4	H: 2 LOB: 1 BB: 0 P: 4	R: 1 E: 0 K: 0 S: 4	H: 1 LOB: 1 BB: 1 P: 8	1B: 6 2B: 3 3B: 0 HR: 3	SF: 0 SAC: 0 DP: 1 HBP: 0	WP: 2 PB: 0 SB: 0 CS: 0	PA: 43					
PITCHER	IP	WLS	BF	H	R	ER	SO	BB	IBB	HBP	BLK	WP	HR	S	P	ERA	WHIP										
Jim Slaton, R ERA: 7.71 (1, 1)	6.2	W	32	8	4	3	4	3	0	0	0	2	2	37	49	4.05	1.650										
Ed Sprague, R ERA: 4.5 (7, 1)	2.0		10	4	1	1	0	1	0	0	0	0	1	9	13	4.50	2.500										
Tom Murphy, R ERA: 2.7 (9, 1)	0.1	S	1	0	0	0	0	0	0	0	0	0	0	1	1	0.00	0.000										

Cleveland Indians @ Milwaukee Brewers
Milwaukee County Stadium, Milwaukee, WI
Sat Apr 12 1975, 4:33 AM EDT
Att: 11,515 - Unknown

AB	39
R	5
H	12
RBI	4
BB	4
SO	4
LOB	21





Batter	1	2	3	4	5	6	7	8	9	AB	R	H	RBI	BB	SO	LOB	BOTTOM										
Bob Coluccio, R OBP: 0.294, SLG: 0.083 Mike Hegan, L (8, PH)	0-0 F3	4-0 CS BB		0-0 F7		0-0 G6-3 1-2		0-0 F8		3	0	0	0	1	0	2											
Gorman Thomas, R (9, 8)		CS BB								1	0	0	0	0	0	1											
John Briggs, L OBP: 0.389, SLG: 0.533 (1, 7)	4-0 2B 1B	4-0 1-2 BB		0-3 K		0-3 K		0-0 F7		3	1	0	0	2	2	1											
Hank Aaron, R Bobby Mitchell, R (7, PR)	0-0 1B	0-0 F8		0-3 K		4-0 1B BB				3	0	1	0	1	1	2											
George Scott, R OBP: 0.412, SLG: 0.308 (1, 3)	4-0 2B 1B	0-3 K				4-0 G4-6-3 BB		0-0 BB		2	1	1	0	2	1	2											
Don Money, R OBP: 0.188, SLG: 0.200 (1, 5)	0-0 2B 1B		0-0 F5		0-0 F8		0-0 BB	4-0 1-2 BB		3	1	1	1	1	0	1											
Sixto Lezcano, R OBP: 0.333, SLG: 0.733 (1, 9)	0-0 2B		0-0 HR		0-0 G4-6-3 1-2		0-0 F2			4	2	2	2	0	0	4											
Charlie Moore, R OBP: 0.250, SLG: 0.500 (1, 2)	0-0 2B		0-0 F5		0-3 K		0-0 6-3			4	0	1	2	0	1	3											
Pedro Garcia, R OBP: 0.462, SLG: 0.583 (1, 4)	0-0 F3		1-0 HBP		0-0 2B		0-0 1B			3	0	2	0	0	0	1											
Robin Yount, R OBP: 0.429, SLG: 0.917 (1, 6)		0-0 HR	0-0 F3		4-0 G6-3 BB		0-3 K			3	1	1	1	1	1	2											
Inning Stats	R: 4 E: 0 K: 0 S: 6	H: 4 LOB: 1 BB: 2 P: 14	R: 1 E: 0 K: 1 S: 5	H: 1 LOB: 2 BB: 2 P: 13	R: 1 E: 0 K: 0 S: 4	H: 1 LOB: 0 BB: 0 P: 5	R: 0 E: 0 K: 2 S: 7	H: 0 LOB: 0 BB: 0 P: 7	R: 0 E: 0 K: 0 S: 2	H: 0 LOB: 0 BB: 1 P: 6	R: 0 E: 0 K: 1 S: 5	H: 1 LOB: 1 BB: 1 P: 9	R: 0 E: 0 K: 1 S: 6	H: 1 LOB: 3 BB: 2 P: 14	R: 0 E: 0 K: 1 S: 6	H: 1 LOB: 1 BB: 0 P: 6	R: 0 E: 0 K: 1 S: 6	H: 1 LOB: 1 BB: 0 P: 6	1B: 3 2B: 5 3B: 0 HR: 2	SF: 0 SAC: 0 DP: 3 HBP: 1	WP: 0 PB: 0 SB: 0 CS: 1	PA: 38					
PITCHER	IP	WLS	BF	H	R	ER	SO	BB	IBB	HBP	BLK	WP	HR	S	P	ERA	WHIP										
Fritz Peterson, L ERA: 45.0 (1, 1)	1.0	L	10	5	5	5	0	2	1	0	0	0	1	7	19	45.00	7.000										
Jim Kern, R ERA: 1.8 (2, 1)	5.0		18	2	1	1	4	3	0	1	0	0	1	22	35	1.80	1.000										
Dave LaRoche, L ERA: (7, 1)	0.1		3	1	0	0	1	1	0	0	0	0	0	4	8	0.00	6.000										
Dennis Eckersley, R ERA: (7, 1)	1.2		7	1	0	0	1	1	0	0	0	0	0	8	12	0.00	1.200										

Cleveland Indians @ Milwaukee Brewers
Milwaukee County Stadium, Milwaukee, WI
Sat Apr 12 1975, 4:33 AM EDT
Att: 11,515 - Unknown

AB	29
R	6
H	9
RBI	6
BB	8
SO	6
LOB	19



Batter	1	2	3	4	5	6	7	8	9	AB	R	H	RBI	BB	SO	LOB	TOP										
John Lowenstein, L (1, 10) OBP: 0.333, SLG: 0.667	F4		CS	CS 1B		F3			HR	4	1	2	1	0	0	1	Cleveland Indians @ Milwaukee Brewers Milwaukee County Stadium, Milwaukee, WI Sun Apr 13 1975, 4:33 AM EDT Att: 22,459 - Unknown										
Oscar Gamble, L (1, 7) OBP: 0.283, SLG: 0.333 Ken Berry, R (9, FR) (9, 7)	F8			F5		4-3			1B BB	3	0	0	0	1	0	2											
George Hendrick, R (1, 8) OBP: 0.294, SLG: 0.438	4-3								BB	4	1	2	0	0	0	0											
Charlie Spikes, R (1, 9) OBP: 0.118, SLG: 0.063		2-3		F6					FC5-2-5 2B	4	1	0	0	0	0	3											
Boog Powell, L (1, 3) OBP: 0.647, SLG: 1.364		G1-6-3 BB				F5			F7	3	0	0	0	1	0	2											
John Ellis, R (1, 2) OBP: 0.353, SLG: 0.375		G1-6-3				K				4	0	1	2	0	1	1											
Buddy Bell, R (1, 5) OBP: 0.250, SLG: 0.200				F9		5-3			2B	4	0	1	0	0	0	2											
Jack Brohamer, L (1, 4) OBP: 0.333, SLG: 0.429				4-3		3-1			F8	3	0	0	0	0	0	1											
Ed Crosby, L (1, 6) OBP: 0.429, SLG: 0.417 Leron Lee, L (8, PH) Frank Duffy, R (8, 6)									F8	0	0	0	0	2	0	0											
Inning Stats	R: 0 E: 0 K: 0 S: 3	H: 0 LOB: 0 BB: 0 P: 3	R: 0 E: 0 K: 0 S: 2	H: 0 LOB: 0 BB: 1 P: 6	R: 0 E: 0 K: 0 S: 2	H: 2 LOB: 1 BB: 0 P: 4	R: 0 E: 0 K: 1 S: 5	H: 0 LOB: 0 BB: 0 P: 5	R: 0 E: 1 K: 0 S: 3	H: 0 LOB: 1 BB: 1 P: 7	R: 0 E: 0 K: 0 S: 3	H: 0 LOB: 0 BB: 0 P: 3	R: 0 E: 0 K: 0 S: 4	H: 1 LOB: 1 BB: 0 P: 4	R: 3 E: 0 K: 0 S: 6	H: 3 LOB: 2 BB: 1 P: 10		1B: 4 2B: 1 3B: 0 HR: 1	SF: 0 SAC: 0 DP: 1 HBP: 0	WP: 0 PB: 0 SB: 1 CS: 2	PA: 35						
PITCHER	IP	WLS	BF	H	R	ER	SO	BB	IBB	HBP	BLK	WP	HR	S	P	ERA	WHIP										
Pete Broberg, R (1, 1) ERA: 3.14	8.0	L	29	4	2	2	1	4	0	0	0	0	1	27	43	2.25	1.000										
Tom Murphy, R (9, 1) ERA: 4.15	1.0		5	2	1	1	0	0	0	0	0	0	0	5	5	9.00	2.000										

Batter	1	2	3	4	5	6	7	8	9	AB	R	H	RBI	BB	SO	LOB	BOTTOM										
Bob Coluccio, R (1, 8) OBP: 0.333, SLG: 0.188	6-3		BB 1B			FC6-2			4-3 1B	4	0	2	0	0	0	2	Cleveland Indians @ Milwaukee Brewers Milwaukee County Stadium, Milwaukee, WI Sun Apr 13 1975, 4:33 AM EDT Att: 22,459 - Unknown										
John Briggs, L (1, 7) OBP: 0.409, SLG: 0.667			G5-4-3 BB			F3			4-3	3	1	1	1	1	0	3											
Hank Aaron, R (1, 10) OBP: 0.333, SLG: 0.188	K		G5-4-3			K			K	4	0	0	0	0	3	4											
George Scott, R (1, 3) OBP: 0.333, SLG: 0.235	4-3					F7			4-3	4	0	0	0	0	1	0											
Don Money, R (1, 5) OBP: 0.150, SLG: 0.158		K				K			F6	4	0	0	0	0	2	0											
Darrell Porter, L (1, 2) OBP: 0.375, SLG: 0.231		K				K			F9	4	0	0	0	0	2	0											
Sixto Lezcano, R (1, 9) OBP: 0.333, SLG: 0.647		6-3				2B SH1-4 FC6-2 HBP			K	2	0	0	0	0	1	0											
Pedro Garcia, R (1, 4) OBP: 0.400, SLG: 0.500						SH1-4			F3	2	0	0	0	0	0	0											
Robin Yount, R (1, 6) OBP: 0.471, SLG: 0.933						FC6-2 2B			F9	3	0	2	0	0	0	0											
Inning Stats	R: 1 E: 0 K: 1 S: 6	H: 1 LOB: 0 BB: 0 P: 6	R: 0 E: 0 K: 2 S: 7	H: 0 LOB: 0 BB: 0 P: 7	R: 0 E: 0 K: 0 S: 4	H: 2 LOB: 2 BB: 1 P: 8	R: 0 E: 0 K: 2 S: 7	H: 0 LOB: 0 BB: 0 P: 7	R: 0 E: 0 K: 0 S: 4	H: 1 LOB: 2 BB: 0 P: 5	R: 0 E: 0 K: 1 S: 5	H: 0 LOB: 0 BB: 0 P: 5	R: 0 E: 0 K: 1 S: 5	H: 0 LOB: 0 BB: 0 P: 5	R: 0 E: 0 K: 1 S: 6	H: 1 LOB: 1 BB: 0 P: 6		R: 0 E: 0 K: 1 S: 5	H: 0 LOB: 0 BB: 0 P: 5	1B: 3 2B: 1 3B: 0 HR: 1	SF: 0 SAC: 1 DP: 1 HBP: 1	WP: 0 PB: 0 SB: 0 CS: 0	PA: 33				
PITCHER	IP	WLS	BF	H	R	ER	SO	BB	IBB	HBP	BLK	WP	HR	S	P	ERA	WHIP										
Gaylord Perry, R (1, 1) ERA: 2.0	9.0	W	33	5	1	1	9	1	0	1	0	0	1	49	54	1.00	0.667										

Batter	1	2	3	4	5	6	7	8	9	AB	R	H	RBI	BB	SO	LOB	TOP				
Bob Coluccio, R (1, 8) OBP: 0.219, SLG: 0.111	0-3 K			0-3 K		0-3 K		0-0 SH 6-3 1B	0-0 G6-4-3	4	0	0	0	0	3	2	Milwaukee Brewers @ Cleveland Indians Cleveland Municipal Stadium, Cleveland, OH Fri Apr 18 1975, 3:33 AM EDT Att: 8,812 - Unknown - 63 F livebaseballscorecards.com				
John Briggs, L (1, 7) OBP: 0.343, SLG: 0.552	0-0 6-3			0-0 6-3		0-0 HR		0-0 F4		4	1	1	1	0	0	2					
Hank Aaron, R (1, 10) OBP: 0.394, SLG: 0.333 Bobby Mitchell, R (8, PR)	0-0 F3			4-0 BB		0-0 HR		0-0 6-3 1B		3	1	2	2	1	0	0					
George Scott, R (1, 3) OBP: 0.303, SLG: 0.310		0-3 K		0-0 F9		0-0 1B		0-0 6-3		4	0	1	0	0	1	3					
Don Money, R (1, 5) OBP: 0.125, SLG: 0.129		0-0 5-3			0-0 F7	0-0 F9		0-0 6-3		4	0	0	0	0	0	4					
Darrell Porter, L (1, 2) OBP: 0.375, SLG: 0.400		0-0 5-3			0-0 HR		0-0 G3		4-0 1B 1B BB	3	2	1	1	1	0	0					
Sixto Lezcano, R (1, 9) OBP: 0.310, SLG: 0.481			0-0 6-3		0-3 K		0-3 K		0-0 1B 1-3 1B	4	0	1	0	0	2	0					
Pedro Garcia, R (1, 4) OBP: 0.423, SLG: 0.500			0-0 6-3		0-0 F9		0-0 F9		0-0 1B 1-2 3-H 1B	4	0	1	1	0	0	0					
Robin Yount, R (1, 6) OBP: 0.407, SLG: 0.720			0-3 K			0-0 6-3		0-0 SH 1B 2B	0-0 F3	4	1	1	0	0	1	2					
Inning Stats	R: 0 E: 0 K: 1 S: 5	H: 0 LOB: 0 BB: 0 P: 5	R: 0 E: 0 K: 1 S: 5	H: 0 LOB: 0 BB: 0 P: 5	R: 0 E: 0 K: 1 S: 5	H: 0 LOB: 0 BB: 0 P: 5	R: 0 E: 0 K: 1 S: 5	H: 0 LOB: 1 BB: 1 P: 9	R: 1 E: 0 K: 1 S: 6	H: 1 LOB: 0 BB: 0 P: 6	R: 2 E: 0 K: 1 S: 8	H: 3 LOB: 1 BB: 0 P: 8	R: 0 E: 0 K: 1 S: 5	H: 0 LOB: 0 BB: 0 P: 5	R: 1 E: 0 K: 0 S: 6	H: 2 LOB: 3 BB: 1 P: 6	R: 1 E: 0 K: 0 S: 4	H: 2 LOB: 1 BB: 1 P: 8	1B: 4 2B: 1 3B: 0 HR: 3	SF: 0 SAC: 1 DP: 1 HBP: 0	WP: 0 PA: 37 CS: 0
PITCHER	IP WLS BF H R ER SO BB IBB HBP BLK WP HR S P ERA WHIP																				
Gaylord Perry, R (1, 1) ERA: 2.84	7.1 L 30 6 4 4 7 1 0 0 0 0 3 43 47 4.91 0.955																				
Tom Buskey, R (8, 1) ERA: 5.4	1.2 7 2 1 1 0 1 0 0 0 0 0 6 10 5.40 1.800																				

Batter	1	2	3	4	5	6	7	8	9	AB	R	H	RBI	BB	SO	LOB	BOTTOM				
John Lowenstein, L (1, 7) OBP: 0.231, SLG: 0.462	0-0 F5		0-0 F6			0-0 4-3	0-0 4-3			4	0	0	0	0	0	2	Milwaukee Brewers @ Cleveland Indians Cleveland Municipal Stadium, Cleveland, OH Fri Apr 18 1975, 3:33 AM EDT Att: 8,812 - Unknown - 63 F livebaseballscorecards.com				
Jack Brohamer, L (1, 4) OBP: 0.283, SLG: 0.333	0-0 F9		0-0 F9			0-0 F3		0-0 4-3		4	0	0	0	0	0	0					
George Hendrick, R (1, 8) OBP: 0.333, SLG: 0.600	0-0 1B 1B			0-0 F8		0-0 HR		0-0 6-3		4	1	2	1	0	0	0					
Boog Powell, L (1, 3) OBP: 0.700, SLG: 1.308 Tom McCraw, L (7, 3) OBP: 1.000, SLG: 1.000	0-0 1B 1-2 1B			0-0 FC6-4 1B		1-0 HR		0-0 1B		2	0	2	0	0	0	0					
Charlie Spikes, R (1, 9) OBP: 0.095, SLG: 0.050	0-0 4-3			0-0 FC6-4 CS		0-0 L4		0-3 K		4	0	0	0	0	1	5					
John Ellis, R (1, 2) OBP: 0.333, SLG: 0.350		0-0 4-3		0-0 CS	0-0 F7		0-0 FC5-4 1B		0-0 F5	4	0	1	0	0	0	0					
Rico Carty, R (1, 10)		0-0 F8			0-3 K		0-0 FC5-4 FC5-4		0-0 5-3	4	0	0	0	0	1	1					
Buddy Bell, R (1, 5) OBP: 0.250, SLG: 0.211		0-3 K			0-0 1B		0-0 FC5-4 1B		0-0 F4	4	0	1	0	0	1	1					
Frank Duffy, R (1, 6) OBP: 0.333, SLG: 0.333			0-0 1-3		0-0 F7		0-0 1B			3	0	1	0	0	0	1					
Inning Stats	R: 0 E: 0 K: 0 S: 5	H: 2 LOB: 2 BB: 0 P: 5	R: 0 E: 0 K: 1 S: 5	H: 0 LOB: 0 BB: 0 P: 5	R: 0 E: 0 K: 0 S: 3	H: 0 LOB: 0 BB: 0 P: 3	R: 0 E: 0 K: 0 S: 3	H: 1 LOB: 0 BB: 0 P: 3	R: 0 E: 0 K: 1 S: 6	H: 1 LOB: 1 BB: 0 P: 6	R: 1 E: 0 K: 0 S: 4	H: 1 LOB: 1 BB: 0 P: 5	R: 0 E: 0 K: 0 S: 5	H: 2 LOB: 2 BB: 0 P: 5	R: 0 E: 0 K: 1 S: 6	H: 1 LOB: 1 BB: 0 P: 6	R: 0 E: 0 K: 0 S: 3	H: 0 LOB: 0 BB: 0 P: 3	1B: 7 2B: 0 3B: 0 HR: 1	SF: 0 SAC: 0 DP: 0 HBP: 1	WP: 0 PA: 36 CS: 1
PITCHER	IP WLS BF H R ER SO BB IBB HBP BLK WP HR S P ERA WHIP																				
Pete Broberg, R (1, 1) ERA: 2.66	6.0 W 23 5 1 1 2 0 0 0 0 0 1 26 27 1.50 0.833																				
Tom Murphy, R (7, 1) ERA: 2.45	3.0 S 12 3 0 0 1 0 0 0 0 0 0 14 14 0.00 1.000																				

Batter	1	2	3	4	5	6	7	8	9	AB	R	H	RBI	BB	SO	LOB	TOP				
Bob Coluccio, R (1, 8) OBP: 0.250, SLG: 0.147 Tim Johnson, L (9, PH) OBP: 0.500, SLG: 0.500	F5		F8					4-3	4-3	3	1	1	1	1	0	0					
Sixto Lezcano, R (1, 9) OBP: 0.342, SLG: 0.455			L4				3-1	1B	6-3	3	1	0	0	2	0	2					
Hank Aaron, R (1, 10) OBP: 0.341, SLG: 0.258	F7							5-3		3	0	0	1	1	0	2					
George Scott, R (1, 3) OBP: 0.317, SLG: 0.405		6-3						5-3		4	0	2	0	0	1	1					
Don Money, R (1, 5) OBP: 0.175, SLG: 0.162		1-3						1B		3	0	0	0	1	0	2					
Charlie Moore, R (1, 2) OBP: 0.300, SLG: 0.444 Mike Hegan, L (8, PH)								5-3		2	0	0	0	1	0	0					
Bobby Mitchell, R (8, PH) Darrell Porter, L (8, 2) OBP: 0.429, SLG: 0.455								4-3		0	0	0	0	0	0	0					
Gorman Thomas, R (1, 7)								BB		0	0	0	1	1	0	0					
Pedro Garcia, R (1, 4) OBP: 0.353, SLG: 0.419								BB		4	0	0	0	0	2	5					
Robin Yount, R (1, 6) OBP: 0.371, SLG: 0.606								BB		4	1	1	0	0	2	3					
Inning Stats	R: 0 E: 0 K: 0 S: 2	H: 0 LOB: 0 BB: 1 P: 6	R: 0 E: 0 K: 0 S: 3	H: 0 LOB: 0 BB: 0 P: 3	R: 1 E: 0 K: 0 S: 5	H: 3 LOB: 1 BB: 0 P: 5	R: 0 E: 0 K: 0 S: 4	H: 1 LOB: 2 BB: 1 P: 8	R: 0 E: 0 K: 1 S: 5	H: 0 LOB: 0 BB: 1 P: 9	R: 0 E: 0 K: 2 S: 7	H: 0 LOB: 0 BB: 0 P: 7	R: 3 E: 0 K: 2 S: 9	H: 2 LOB: 3 BB: 4 P: 25	R: 0 E: 0 K: 0 S: 3	H: 0 LOB: 0 BB: 0 P: 3	1B: 6 2B: 1 3B: 0 HR: 0	SF: 0 SAC: 0 DP: 1 HBP: 0	WP: 0 PB: 0 CS: 1	PA: 38	
PITCHER	IP	WLS	BF	H	R	ER	SO	BB	IBB	HBP	BLK	WP	HR	S	P	ERA	WHIP				
Fritz Peterson, L (1, 1) ERA: 10.13	7.0	W	29	5	4	4	3	5	0	0	0	0	0	30	50	5.14	1.429				
Dennis Eckersley, R (8, 1) ERA:	0.1		3	1	0	0	0	1	0	0	1	0	0	2	6	0.00	6.000				
Dave LaRoche, L (8, 1) ERA:	0.2		3	0	0	0	2	1	0	0	0	0	0	6	10	0.00	1.500				
Tom Buskey, R (9, 1) ERA: 2.7	1.0	S	3	0	0	0	0	0	0	0	0	0	0	3	3	0.00	0.000				

Milwaukee Brewers @ Cleveland Indians
Cleveland Municipal Stadium, Cleveland, OH
Sun Apr 20 1975, 3:33 AM EDT
Att: 9,464 - Unknown

AB 31
R 4
H 6
RBI 3
BB 7
SO 5
LOB 15



Batter	1	2	3	4	5	6	7	8	9	AB	R	H	RBI	BB	SO	LOB	BOTTOM				
John Lowenstein, L (1, 7) OBP: 0.227, SLG: 0.300	L3							F8		4	0	0	0	1	1	2					
Tom McCraw, L (1, 3) OBP: 0.300, SLG: 0.600	E1							F8		5	1	1	2	0	1	2					
George Hendrick, R (1, 8) OBP: 0.345, SLG: 0.571								K		4	1	3	0	0	1	1					
Rico Carty, R (1, 10) OBP: 0.111, SLG: 0.444								K		4	1	1	2	0	1	4					
John Ellis, R (1, 2) OBP: 0.321, SLG: 0.333								F7		4	1	2	0	0	0	0					
Charlie Spikes, R (1, 9) OBP: 0.143, SLG: 0.115								G4-3		3	1	0	0	1	0	2					
Buddy Bell, R (1, 5) OBP: 0.222, SLG: 0.160								F8		3	0	0	0	1	1	2					
Jack Brohamer, L (1, 4) OBP: 0.231, SLG: 0.250								F3		3	1	0	0	1	0	2					
Frank Duffy, R (1, 6) OBP: 0.333, SLG: 0.333								F7		4	1	2	2	0	0	0					
Inning Stats	R: 0 E: 1 K: 2 S: 8	H: 0 LOB: 1 BB: 0 P: 8	R: 5 E: 2 K: 1 S: 9	H: 3 LOB: 1 BB: 2 P: 17	R: 0 E: 0 K: 0 S: 3	H: 1 LOB: 1 BB: 1 P: 7	R: 0 E: 0 K: 0 S: 4	H: 1 LOB: 2 BB: 1 P: 8	R: 0 E: 0 K: 0 S: 3	H: 0 LOB: 0 BB: 0 P: 3	R: 2 E: 0 K: 1 S: 8	H: 3 LOB: 1 BB: 0 P: 8	R: 0 E: 0 K: 1 S: 5	H: 0 LOB: 0 BB: 0 P: 5	1B: 6 2B: 1 3B: 0 HR: 2	SF: 0 SAC: 0 DP: 1 HBP: 0	WP: 1 PB: 2 CS: 0	PA: 38			
PITCHER	IP	WLS	BF	H	R	ER	SO	BB	IBB	HBP	BLK	WP	HR	S	P	ERA	WHIP				
Jim Slaton, R (1, 1) ERA: 5.01	6.0	L	32	9	7	3	3	4	0	0	0	0	0	10	10	4.50	2.167				
Eduardo Rodriguez, R (7, 1) ERA:	2.0		6	0	0	0	2	0	0	0	0	0	0	10	10	0.00	0.000				

Milwaukee Brewers @ Cleveland Indians
Cleveland Municipal Stadium, Cleveland, OH
Sun Apr 20 1975, 3:33 AM EDT
Att: 9,464 - Unknown

AB 34
R 7
H 9
RBI 6
BB 4
SO 5
LOB 15



Batter	1	2	3	4	5	6	7	8	9	AB	R	H	RBI	BB	SO	LOB	TOP			
John Lowenstein, L (1, 7) OBP: 0.192, SLG: 0.250	0-0 4-3		0-0 1-3		0-0 F7			0-3 K		4	0	0	0	0	1	1	Cleveland Indians @ Detroit Tigers Tiger Stadium, Detroit, MI Tue Apr 22 1975, 4:33 AM EDT Att: 5,692 - Unknown			
Tom McCraw, L (1, 3) OBP: 0.286, SLG: 0.643	0-0 6-3 3B		0-0 F6			0-0 4-3		0-0 G3		4	1	1	0	0	0	0				
George Hendrick, R (1, 8) OBP: 0.303, SLG: 0.500	0-0 6-3		0-3 K			0-0 1-3		0-0 5-3		4	0	0	1	0	1	0				
John Ellis, R (1, 2) OBP: 0.313, SLG: 0.419	0-0 HR			0-0 F8		0-0 F3			0-0 6-3	4	1	1	1	0	0	0				
Charlie Spikes, R (1, 9) OBP: 0.125, SLG: 0.100	0-0 G1			0-0 5-3			0-0 5-3		0-0 5-3	4	0	0	0	0	0	0				
Oscar Gamble, L (1, 10) OBP: 0.304, SLG: 0.364 Ken Berry, R (9, PR)		0-0 1B		0-0 F6			0-0 F6		0-0 1B	4	0	2	0	0	0	0				
Buddy Bell, R (1, 5) OBP: 0.226, SLG: 0.143		0-0 F9			0-0 F8		0-0 1B BB		0-0 5-3	3	0	0	0	1	0	2				
Jack Brohamer, L (1, 4) OBP: 0.241, SLG: 0.259		0-0 F9			0-0 F4		0-0 1B			3	0	1	0	0	0	1				
Frank Duffy, R (1, 6) OBP: 0.364, SLG: 0.364 Boog Powell, L (7, PH) Ed Crosby, L (7, 6) OBP: 0.429, SLG: 0.417		0-3 K			0-0 1B		0-3 K			2	0	1	0	0	1	1				
Inning Stats	R: 2 E: 0 K: 0 S: 5	H: 2 LOB: 0 BB: 0 P: 5	R: 0 E: 0 K: 1 S: 6	H: 1 LOB: 1 BB: 0 P: 6	R: 0 E: 0 K: 1 S: 5	H: 0 LOB: 0 BB: 0 P: 5	R: 0 E: 0 K: 0 S: 3	H: 0 LOB: 0 BB: 0 P: 3	R: 0 E: 0 K: 0 S: 4	H: 1 LOB: 1 BB: 0 P: 4	R: 0 E: 0 K: 0 S: 3	H: 0 LOB: 0 BB: 0 P: 3	R: 0 E: 0 K: 1 S: 6	H: 1 LOB: 0 BB: 1 P: 10	R: 0 E: 0 K: 1 S: 5	H: 1 LOB: 1 BB: 0 P: 4		1B: 4 2B: 0 3B: 1 HR: 1	SF: 0 SAC: 0 DP: 0 HBP: 0	WP: 0 PB: 0 SB: 0 CS: 0
PITCHER Lerin LaGrow, R (1, 1) ERA: 2.0	IP: 9.0 WLS: W BF: 34 H: 6 R: 2 ER: 2 SO: 4 BB: 1 IBB: 0 HBP: 0 BLK: 0 WP: 0 HR: 1 S: 41 P: 45 ERA: 2.00 WHIP: 0.778															PITCHER				

Batter	1	2	3	4	5	6	7	8	9	AB	R	H	RBI	BB	SO	LOB	BOTTOM	
Ron LeFlore, R (1, 8) OBP: 0.257, SLG: 0.382	0-3 K		0-0 S 1B		0-0 1B 2B		0-0 4-3			4	1	2	2	0	1	0	Cleveland Indians @ Detroit Tigers Tiger Stadium, Detroit, MI Tue Apr 22 1975, 4:33 AM EDT Att: 5,692 - Unknown	
Gary Sutherland, R (1, 4) OBP: 0.283, SLG: 0.257	0-0 1B		0-0 F9		0-0 HR 1B		0-0 6-3			4	1	2	1	0	0	1		
Willie Horton, R (1, 10) OBP: 0.270, SLG: 0.500	0-0 G4-6-3 1B			0-0 G6-4-3 1B	0-0 HR 1B		0-3 K			4	1	3	2	0	1	0		
Nate Colbert, R (1, 3) OBP: 0.222, SLG: 0.344	0-0 G4-6-3		0-0 G6-4-3	0-0 F8		0-3 K		0-3 K		4	0	0	0	0	1	3		
Bill Freehan, R (1, 2) OBP: 0.161, SLG: 0.267		0-0 F5		0-0 F8		0-0 F8		0-3 K		4	0	0	0	0	1	0		
Dan Meyer, L (1, 7) OBP: 0.320, SLG: 0.333		0-0 1-3			0-0 1B 2B	0-0 1B FC6-4		0-3 K		4	2	2	0	0	1	0		
Art James, L (1, 9) OBP: 0.261, SLG: 0.227		0-0 CS 1B		0-0 2B 1B	0-0 1B FC6-4		0-0 1B			3	1	3	0	0	0	0		
Tom Veryzer, R (1, 6) OBP: 0.241, SLG: 0.250		0-0 CS	0-0 F4		0-3 K	0-0 FC6-4				3	0	0	1	0	1	3		
Aurelio Rodriguez, R (1, 5) OBP: 0.360, SLG: 0.435		0-0 1-2	0-0 1-3		0-0 F1	0-0 5-3				3	0	0	0	0	0	3		
Inning Stats	R: 0 E: 0 K: 1 S: 6	H: 2 LOB: 1 BB: 0 P: 6	R: 0 E: 0 K: 0 S: 3	H: 1 LOB: 0 BB: 0 P: 3	R: 0 E: 0 K: 0 S: 4	H: 1 LOB: 1 BB: 0 P: 4	R: 0 E: 0 K: 0 S: 3	H: 1 LOB: 0 BB: 0 P: 3	R: 0 E: 0 K: 1 S: 5	H: 2 LOB: 1 BB: 0 P: 5	R: 0 E: 0 K: 1 S: 5	H: 0 LOB: 0 BB: 0 P: 5	R: 0 E: 0 K: 3 S: 9	H: 0 LOB: 0 BB: 0 P: 9	1B: 10 2B: 1 3B: 0 HR: 1	SF: 0 SAC: 0 DP: 2 HBP: 0		WP: 0 PB: 0 SB: 1 CS: 1
PITCHER Gaylord Perry, R (1, 1) ERA: 3.78	IP: 8.0 WLS: L BF: 33 H: 12 R: 6 ER: 6 SO: 6 BB: 0 IBB: 0 HBP: 0 BLK: 0 WP: 0 HR: 1 S: 45 P: 45 ERA: 6.75 WHIP: 1.500															PITCHER		

Batter	1	2	3	4	5	6	7	8	9	AB	R	H	RBI	BB	SO	LOB	TOP			
Tom McCraw, L (1, 3) OBP: 0.316, SLG: 0.632										5	1	2	0	0	1	1	Cleveland Indians @ Detroit Tigers Tiger Stadium, Detroit, MI Wed Apr 23 1975, 4:33 AM EDT Att: 5,470 - Unknown			
Leron Lee, L (1, 7) OBP: 0.286, SLG: 0.429 Ken Berry, R (7, 7)										4	1	2	0	0	0	1				
George Hendrick, R (1, 8) OBP: 0.297, SLG: 0.500										4	0	1	2	0	1	1				
John Ellis, R (1, 2) OBP: 0.306, SLG: 0.382										3	0	0	0	0	1	1				
Oscar Gamble, L (1, 10) OBP: 0.333, SLG: 0.423										4	1	2	0	0	0	2				
Charlie Spikes, R (1, 9) OBP: 0.111, SLG: 0.088										4	0	0	0	0	1	4				
Buddy Bell, R (1, 5) OBP: 0.229, SLG: 0.156										4	0	1	0	0	0	1				
Jack Brohamer, L (1, 4) OBP: 0.273, SLG: 0.387										4	1	2	2	0	0	2				
Frank Duffy, R (1, 6) OBP: 0.267, SLG: 0.267										4	0	0	0	0	0	3				
Inning Stats	R: 1 E: 0 K: 1 S: 6	H: 1 LOB: 0 BB: 0 P: 6	R: 0 E: 0 K: 0 S: 5	H: 2 LOB: 2 BB: 0 P: 5	R: 0 E: 0 K: 1 S: 6	H: 1 LOB: 1 BB: 0 P: 6	R: 2 E: 0 K: 1 S: 7	H: 2 LOB: 0 BB: 0 P: 7	R: 1 E: 0 K: 0 S: 5	H: 2 LOB: 2 BB: 0 P: 6	R: 0 E: 0 K: 0 S: 3	H: 0 LOB: 0 BB: 0 P: 3	R: 0 E: 0 K: 0 S: 3	H: 0 LOB: 0 BB: 0 P: 3	R: 0 E: 0 K: 1 S: 6	H: 1 LOB: 1 BB: 0 P: 6	1B: 5 2B: 4 3B: 0 HR: 1	SF: 0 SAC: 0 DP: 0 HBP: 1	WP: 0 PB: 0 SB: 3 CS: 0	PA: 38
PITCHER	IP WLS BF H R ER SO BB IBB HBP BLK WP HR S P ERA WHIP																			
Joe Coleman, R (1, 1) ERA: 9.42	6.0 L 28 9 4 4 4 0 0 0 0 0 0 1 35 36 6.00 1.500																			
Tom Walker, R (7, 1) ERA: 1.96	3.0 10 1 0 0 1 0 0 0 0 0 0 0 12 12 0.00 0.333																			

Batter	1	2	3	4	5	6	7	8	9	AB	R	H	RBI	BB	SO	LOB	BOTTOM					
Ron LeFlore, R (1, 8) OBP: 0.231, SLG: 0.342										4	0	0	0	0	2	2	Cleveland Indians @ Detroit Tigers Tiger Stadium, Detroit, MI Wed Apr 23 1975, 4:33 AM EDT Att: 5,470 - Unknown					
Gary Sutherland, R (1, 4) OBP: 0.286, SLG: 0.385										4	1	2	2	0	0	0						
Willie Horton, R (1, 10) OBP: 0.317, SLG: 0.500 John Knox, L (8, PR)										2	0	1	0	2	0	0						
Nate Colbert, R (1, 3) OBP: 0.200, SLG: 0.306										4	0	0	0	0	0	5						
Bill Freehan, R (1, 2) OBP: 0.200, SLG: 0.382										4	1	2	1	0	0	0						
Dan Meyer, L (1, 7) OBP: 0.276, SLG: 0.286										4	0	0	0	0	0	1						
Art James, L (1, 9) OBP: 0.222, SLG: 0.192										4	0	0	0	0	0	1						
Tom Verzyer, R (1, 6) OBP: 0.258, SLG: 0.267 Gates Brown, L (7, PH) Gene Michael, S (8, 6)										2	1	1	0	0	1	0						
Aurelio Rodriguez, R (1, 5) OBP: 0.357, SLG: 0.400										2	0	0	0	1	0	1						
Inning Stats	R: 0 E: 0 K: 0 S: 4	H: 1 LOB: 1 BB: 0 P: 4	R: 0 E: 0 K: 0 S: 3	H: 1 LOB: 0 BB: 0 P: 3	R: 1 E: 0 K: 1 S: 7	H: 2 LOB: 2 BB: 1 P: 11	R: 0 E: 0 K: 0 S: 3	H: 0 LOB: 0 BB: 0 P: 3	R: 0 E: 0 K: 1 S: 5	H: 0 LOB: 0 BB: 0 P: 5	R: 2 E: 1 K: 0 S: 5	H: 2 LOB: 0 BB: 0 P: 5	R: 0 E: 0 K: 1 S: 5	H: 0 LOB: 1 BB: 1 P: 9	R: 0 E: 0 K: 0 S: 2	H: 0 LOB: 1 BB: 1 P: 6	R: 0 E: 0 K: 0 S: 3	H: 0 LOB: 0 BB: 0 P: 3	1B: 3 2B: 2 3B: 0 HR: 2	SF: 0 SAC: 0 DP: 3 HBP: 0	WP: 0 PB: 0 SB: 0 CS: 0	PA: 34
PITCHER	IP WLS BF H R ER SO BB IBB HBP BLK WP HR S P ERA WHIP																					
Jim Perry, R (1, 1) ERA: 5.03	5.2 W 23 6 3 3 2 0 0 0 0 0 0 1 26 30 4.76 1.059																					
Don Hood, L (6, 1) ERA	0.1 1 0 0 0 0 0 0 0 0 0 0 0 1 1 0.00 0.000																					
Tom Buskey, R (7, 1) ERA: 1.42	3.0 S 10 0 0 0 1 2 0 0 0 0 0 0 10 18 0.00 0.667																					

Batter	1	2	3	4	5	6	7	8	9	AB	R	H	RBI	BB	SO	LOB	TOP					
Tom McCraw, L (1, 3) OBP: 0.321, SLG: 0.519										3	0	1	0	1	0	0	Cleveland Indians @ Baltimore Orioles Memorial Stadium, Baltimore, MD Sun Apr 27 1975, 3:33 AM EDT Att: 14,191 - Unknown					
Ken Berry, R (1, 7) OBP: 0.111, SLG: 0.222										4	0	0	0	0	3							
George Hendrick, R (1, 8) OBP: 0.265, SLG: 0.417										4	0	1	0	0	1							
Boog Powell, L (1, 10) OBP: 0.621, SLG: 0.950										4	0	2	0	0	1							
John Ellis, R (1, 2) OBP: 0.250, SLG: 0.310										4	0	0	0	0	1							
Charlie Spikes, R (1, 9) OBP: 0.159, SLG: 0.167										4	1	1	0	0	2							
Jack Brohamer, L (1, 4) OBP: 0.318, SLG: 0.476										4	0	1	0	0	1							
Buddy Bell, R (1, 5) OBP: 0.214, SLG: 0.132										2	0	0	0	0	1							
John Lowenstein, L (7, PH) OBP: 0.226, SLG: 0.222										1	0	0	0	0	0							
Frank Duffy, R (1, 6) OBP: 0.231, SLG: 0.231										3	0	1	1	0	1							
Inning Stats	R: 0 E: 0 K: 1 S: 5	H: 1 LOB: 0 BB: 0 P: 5	R: 0 E: 0 K: 0 S: 5	H: 2 LOB: 2 BB: 0 P: 5	R: 0 E: 0 K: 1 S: 5	H: 0 LOB: 0 BB: 0 P: 5	R: 0 E: 0 K: 0 S: 3	H: 0 LOB: 1 BB: 0 P: 3	R: 0 E: 0 K: 1 S: 7	H: 2 LOB: 2 BB: 1 P: 11	R: 0 E: 0 K: 1 S: 6	H: 1 LOB: 1 BB: 0 P: 6	R: 0 E: 0 K: 0 S: 3	H: 0 LOB: 0 BB: 0 P: 3	R: 0 E: 0 K: 0 S: 4	H: 1 LOB: 1 BB: 0 P: 4	R: 0 E: 0 K: 2 S: 7	H: 0 LOB: 0 BB: 0 P: 7	1B: 6 2B: 1 3B: 0 HR: 0	SF: 0 SAC: 0 DP: 0 HBP: 0	WP: 0 PB: 0 SB: 0 CS: 1	PA: 34
PITCHER Jim Palmer, R (1, 1) ERA: 0.78	IP: 9.0 WLS: W BF: 34 H: 7 R: 1 ER: 1 SO: 6 BB: 1 IBB: 0 HBP: 0 BLK: 0 WP: 0 HR: 0 S: 45 P: 49 ERA: 1.00 WHIP: 0.889															PITCHER						


Batter	1	2	3	4	5	6	7	8	9	AB	R	H	RBI	BB	SO	LOB	BOTTOM			
Al Bumbry, L (1, 7) OBP: 0.364, SLG: 0.429										4	2	2	0	0	1	3	Cleveland Indians @ Baltimore Orioles Memorial Stadium, Baltimore, MD Sun Apr 27 1975, 3:33 AM EDT Att: 14,191 - Unknown			
Doug DeCinces, R (8, PH) OBP: 0.292, SLG: 0.391										1	0	1	1	0	0					
Jim Northrup, L (9, 8) OBP: 0.625, SLG: 0.800										0	0	0	0	0	0					
Ken Singleton, S (1, 9) OBP: 0.403, SLG: 0.417										5	1	2	1	0	1					
Tommy Davis, R (1, 10) OBP: 0.239, SLG: 0.214										4	1	0	1	0	1					
Lee May, R (1, 3) OBP: 0.254, SLG: 0.481										3	1	1	1	0	1					
Bobby Grich, R (1, 4) OBP: 0.529, SLG: 0.720										4	0	2	0	0	1					
Don Baylor, R (1, 8) OBP: 0.379, SLG: 0.327										4	0	0	0	0	4					
Brooks Robinson, R (1, 5) OBP: 0.298, SLG: 0.255										3	1	1	1	1	0					
Eliot Hendricks, L (1, 2) OBP: 0.381, SLG: 0.412										2	0	1	0	1	2					
Mark Belanger, R (1, 6) OBP: 0.175, SLG: 0.135										2	0	1	0	1	0					
Inning Stats	R: 3 E: 2 K: 0 S: 8	H: 4 LOB: 2 BB: 0 P: 8	R: 1 E: 0 K: 0 S: 5	H: 2 LOB: 1 BB: 0 P: 5	R: 0 E: 0 K: 0 S: 3	H: 0 LOB: 0 BB: 0 P: 3	R: 0 E: 0 K: 0 S: 2	H: 0 LOB: 1 BB: 1 P: 6	R: 1 E: 0 K: 0 S: 5	H: 2 LOB: 1 BB: 0 P: 5	R: 0 E: 0 K: 2 S: 9	H: 2 LOB: 2 BB: 0 P: 9	R: 0 E: 0 K: 0 S: 3	H: 0 LOB: 1 BB: 0 P: 4	R: 1 E: 0 K: 0 S: 3	H: 1 LOB: 1 BB: 2 P: 11	1B: 8 2B: 3 3B: 0 HR: 1	SF: 0 SAC: 2 DP: 1 HBP: 1	WP: 0 PB: 0 SB: 0 CS: 0	PA: 38
PITCHER Jim Perry, R (1, 1) ERA: 5.18	IP: 4.2 WLS: L BF: 24 H: 8 R: 5 ER: 3 SO: 8 BB: 1 IBB: 0 HBP: 0 BLK: 0 WP: 1 HR: 1 S: 22 P: 26 ERA: 5.79 WHIP: 1.929															PITCHER				
Jim Kern, R (5, 1) ERA: 1.23	IP: 2.1 WLS: L BF: 10 H: 2 R: 0 ER: 0 SO: 2 BB: 0 IBB: 0 HBP: 1 BLK: 0 WP: 0 HR: 0 S: 13 P: 14 ERA: 0.00 WHIP: 0.857															PITCHER				
Dave LaRoche, L (8, 1) ERA: 4.5	IP: 1.0 WLS: L BF: 5 H: 1 R: 1 ER: 1 SO: 0 BB: 2 IBB: 0 HBP: 0 BLK: 0 WP: 0 HR: 0 S: 3 P: 11 ERA: 9.00 WHIP: 3.000															PITCHER				


AB	33
R	1
H	7
RBI	1
BB	1
SO	6
LOB	13



AB	32
R	6
H	11
RBI	5
BB	3
SO	2
LOB	17



Batter	1	2	3	4	5	6	7	8	9	AB	R	H	RBI	BB	SO	LOB	TOP			
Frank Duffy, R OBP: 0.233, SLG: 0.233 (1, 6)	2-3			F9 1B		5-3		G5-4-3		4	0	1	0	0	0	1	Cleveland Indians @ New York Yankees Shea Stadium, Flushing, NY Mon Apr 28 1975, 7:05 PM EDT Att: 9,716 - Unknown			
Ken Berry, R OBP: 0.182, SLG: 0.273 Leron Lee, L OBP: 0.214, SLG: 0.286 (1, 7) (4, 7)	K			CS 1B		K		K		2	0	1	0	0	1	0				
George Hendrick, R OBP: 0.264, SLG: 0.404 (1, 8)	F9			F3		K			FC6-4 1B	4	0	1	0	0	1	2				
Frank Robinson, R OBP: 0.278, SLG: 0.438 (1, 10)		6-3		F9			5-3		F8	4	0	0	0	0	0	3				
John Ellis, R OBP: 0.271, SLG: 0.378 (1, 2)	F9			CS	BB	BB	HR		K	3	1	1	1	1	1	1				
Rico Carty, R OBP: 0.294, SLG: 0.500 (1, 3)	4-3				F8		FC5-4 BB		FC6-4	3	0	0	0	1	0	2				
Charlie Spikes, R OBP: 0.149, SLG: 0.156 (1, 9)			F7		F9		FC5-4			3	0	0	0	0	0	2				
Buddy Bell, R OBP: 0.222, SLG: 0.125 (1, 5)			F9				K			2	0	0	0	1	1	1				
Jack Brohamer, L OBP: 0.319, SLG: 0.455 (1, 4)			4-3		G3			G5-4-3 BB		2	0	0	0	1	0	2				
Inning Stats	R: 0 E: 0 K: 1 S: 5	H: 0 LOB: 0 BB: 0 P: 5	R: 0 E: 0 K: 0 S: 3	H: 0 LOB: 0 BB: 0 P: 3	R: 0 E: 0 K: 0 S: 3	H: 2 LOB: 1 BB: 0 P: 4	R: 0 E: 0 K: 0 S: 4	H: 0 LOB: 2 BB: 2 P: 11	R: 0 E: 0 K: 2 S: 7	H: 0 LOB: 0 BB: 0 P: 7	R: 1 E: 0 K: 1 S: 6	H: 1 LOB: 1 BB: 1 P: 10	R: 0 E: 0 K: 1 S: 4	H: 0 LOB: 0 BB: 1 P: 8	R: 0 E: 0 K: 1 S: 6	H: 1 LOB: 1 BB: 0 P: 6		1B: 3 2B: 0 3B: 0 HR: 1	SF: 0 SAC: 0 DP: 1 HBP: 0	WP: 0 PB: 0 SB: 0 CS: 1
PITCHER Rudy May, L ERA: 2.33 (1, 1)	IP: 9.0 WLS: W BF: 33 H: 4 R: 1 ER: 1 SO: 6 BB: 4 IBB: 0 HBP: 0 BLK: 0 WP: 0 HR: 1 S: 41 P: 57 ERA: 1.00 WHIP: 0.889															PITCHER				

Batter	1	2	3	4	5	6	7	8	9	AB	R	H	RBI	BB	SO	LOB	BOTTOM																																															
Roy White, S OBP: 0.531, SLG: 0.725 (1, 3) (4, 7)	F8 1B	F8		3-1		G6-4-3 1B				4	1	2	0	0	0	0	Cleveland Indians @ New York Yankees Shea Stadium, Flushing, NY Mon Apr 28 1975, 7:05 PM EDT Att: 9,716 - Unknown																																															
Elliott Maddox, R OBP: 0.497, SLG: 0.538 (1, 8)	1B 3B	BB 1B		2B		G6-4-3				4	2	3	0	0	0	2																																																
Bobby Bonds, R OBP: 0.320, SLG: 0.448 (1, 9)	F8	1B BB		6-3			E S SF8 1B			3	1	1	0	1	0	3																																																
Thurman Munson, R OBP: 0.406, SLG: 0.450 (1, 2)	3B 1B	1B			5-3		F8			4	1	2	2	0	0	1																																																
Alex Johnson, R OBP: 0.286, SLG: 0.320 (1, 10)	SF9 3B	K			3-1		SF8			3	1	1	3	0	1	2																																																
Lou Piniella, R OBP: 0.318, SLG: 0.282 Chris Chambliss, L OBP: 0.360, SLG: 0.413 (1, 7) (4, 3)	FC6-4 BB		F9				F2			1	0	0	0	1	0	0																																																
Graig Nettles, L OBP: 0.268, SLG: 0.238 (1, 5)	SF9		K		F5			K		3	0	0	1	0	2	1																																																
Sandy Alomar Sr., S OBP: 0.237, SLG: 0.276 (1, 4)	FC6-4		6-3			L9		L1		4	0	0	0	0	0	1																																																
Fred Stanley, R OBP: 0.200, SLG: 0.200 (1, 6)		K		4-3			1B	F8		4	0	1	0	0	1	0																																																
Inning Stats	R: 4 E: 0 K: 0 S: 7	H: 4 LOB: 1 BB: 1 P: 11	R: 1 E: 0 K: 2 S: 9	H: 2 LOB: 1 BB: 1 P: 13	R: 0 E: 0 K: 1 S: 5	H: 0 LOB: 0 BB: 0 P: 5	R: 0 E: 0 K: 0 S: 4	H: 1 LOB: 1 BB: 0 P: 4	R: 0 E: 0 K: 0 S: 4	H: 1 LOB: 1 BB: 0 P: 4	R: 1 E: 0 K: 0 S: 4	H: 1 LOB: 0 BB: 0 P: 4	R: 0 E: 0 K: 1 S: 5	H: 0 LOB: 0 BB: 0 P: 5	R: 0 E: 0 K: 1 S: 5	H: 0 LOB: 0 BB: 0 P: 5		1B: 9 2B: 1 3B: 1 HR: 0	SF: 2 SAC: 0 DP: 1 HBP: 0	WP: 0 PB: 0 SB: 1 CS: 0	PA: 36																																											
PITCHER Fritz Peterson, L ERA: 14.84 Jim Kern, R ERA: 1.5 Dennis Eckersley, R ERA: Dave LaRoche, L ERA: 3.0	IP: 0.1 WLS: L BF: 5 H: 4 R: 4 ER: 4 SO: 4 BB: 0 IBB: 0 HBP: 0 BLK: 0 WP: 0 HR: 0 S: 4 P: 5 ERA: 108.00 WHIP: 12.000	IP: 4.2 WLS: BF: 20 H: 4 R: 1 ER: 1 SO: 3 BB: 2 IBB: 0 HBP: 0 BLK: 0 WP: 0 HR: 0 S: 24 P: 32 ERA: 1.93 WHIP: 1.286	IP: 2.0 WLS: BF: 8 H: 3 R: 1 ER: 0 SO: 0 BB: 0 IBB: 0 HBP: 0 BLK: 0 WP: 0 HR: 0 S: 8 P: 8 ERA: 0.00 WHIP: 1.500	IP: 1.0 WLS: BF: 3 H: 0 R: 0 ER: 0 SO: 1 BB: 0 IBB: 0 HBP: 0 BLK: 0 WP: 0 HR: 0 S: 5 P: 5 ERA: 0.00 WHIP: 0.000	IP: 0.1 WLS: BF: 5 H: 4 R: 5 ER: 5 SO: 5 BB: 0 IBB: 0 HBP: 0 BLK: 0 WP: 0 HR: 0 S: 5 P: 5 ERA: 108.00 WHIP: 12.000	IP: 4.2 WLS: BF: 20 H: 4 R: 1 ER: 1 SO: 3 BB: 2 IBB: 0 HBP: 0 BLK: 0 WP: 0 HR: 0 S: 24 P: 32 ERA: 1.93 WHIP: 1.286	IP: 2.0 WLS: BF: 8 H: 3 R: 1 ER: 0 SO: 0 BB: 0 IBB: 0 HBP: 0 BLK: 0 WP: 0 HR: 0 S: 8 P: 8 ERA: 0.00 WHIP: 1.500	IP: 1.0 WLS: BF: 3 H: 0 R: 0 ER: 0 SO: 1 BB: 0 IBB: 0 HBP: 0 BLK: 0 WP: 0 HR: 0 S: 5 P: 5 ERA: 0.00 WHIP: 0.000	IP: 0.1 WLS: BF: 5 H: 4 R: 5 ER: 5 SO: 5 BB: 0 IBB: 0 HBP: 0 BLK: 0 WP: 0 HR: 0 S: 5 P: 5 ERA: 108.00 WHIP: 12.000	IP: 4.2 WLS: BF: 20 H: 4 R: 1 ER: 1 SO: 3 BB: 2 IBB: 0 HBP: 0 BLK: 0 WP: 0 HR: 0 S: 24 P: 32 ERA: 1.93 WHIP: 1.286	IP: 2.0 WLS: BF: 8 H: 3 R: 1 ER: 0 SO: 0 BB: 0 IBB: 0 HBP: 0 BLK: 0 WP: 0 HR: 0 S: 8 P: 8 ERA: 0.00 WHIP: 1.500	IP: 1.0 WLS: BF: 3 H: 0 R: 0 ER: 0 SO: 1 BB: 0 IBB: 0 HBP: 0 BLK: 0 WP: 0 HR: 0 S: 5 P: 5 ERA: 0.00 WHIP: 0.000	IP: 0.1 WLS: BF: 5 H: 4 R: 5 ER: 5 SO: 5 BB: 0 IBB: 0 HBP: 0 BLK: 0 WP: 0 HR: 0 S: 5 P: 5 ERA: 108.00 WHIP: 12.000	IP: 4.2 WLS: BF: 20 H: 4 R: 1 ER: 1 SO: 3 BB: 2 IBB: 0 HBP: 0 BLK: 0 WP: 0 HR: 0 S: 24 P: 32 ERA: 1.93 WHIP: 1.286	IP: 2.0 WLS: BF: 8 H: 3 R: 1 ER: 0 SO: 0 BB: 0 IBB: 0 HBP: 0 BLK: 0 WP: 0 HR: 0 S: 8 P: 8 ERA: 0.00 WHIP: 1.500	IP: 1.0 WLS: BF: 3 H: 0 R: 0 ER: 0 SO: 1 BB: 0 IBB: 0 HBP: 0 BLK: 0 WP: 0 HR: 0 S: 5 P: 5 ERA: 0.00 WHIP: 0.000	IP: 0.1 WLS: BF: 5 H: 4 R: 5 ER: 5 SO: 5 BB: 0 IBB: 0 HBP: 0 BLK: 0 WP: 0 HR: 0 S: 5 P: 5 ERA: 108.00 WHIP: 12.000	IP: 4.2 WLS: BF: 20 H: 4 R: 1 ER: 1 SO: 3 BB: 2 IBB: 0 HBP: 0 BLK: 0 WP: 0 HR: 0 S: 24 P: 32 ERA: 1.93 WHIP: 1.286	IP: 2.0 WLS: BF: 8 H: 3 R: 1 ER: 0 SO: 0 BB: 0 IBB: 0 HBP: 0 BLK: 0 WP: 0 HR: 0 S: 8 P: 8 ERA: 0.00 WHIP: 1.500	IP: 1.0 WLS: BF: 3 H: 0 R: 0 ER: 0 SO: 1 BB: 0 IBB: 0 HBP: 0 BLK: 0 WP: 0 HR: 0 S: 5 P: 5 ERA: 0.00 WHIP: 0.000	IP: 0.1 WLS: BF: 5 H: 4 R: 5 ER: 5 SO: 5 BB: 0 IBB: 0 HBP: 0 BLK: 0 WP: 0 HR: 0 S: 5 P: 5 ERA: 108.00 WHIP: 12.000	IP: 4.2 WLS: BF: 20 H: 4 R: 1 ER: 1 SO: 3 BB: 2 IBB: 0 HBP: 0 BLK: 0 WP: 0 HR: 0 S: 24 P: 32 ERA: 1.93 WHIP: 1.286	IP: 2.0 WLS: BF: 8 H: 3 R: 1 ER: 0 SO: 0 BB: 0 IBB: 0 HBP: 0 BLK: 0 WP: 0 HR: 0 S: 8 P: 8 ERA: 0.00 WHIP: 1.500	IP: 1.0 WLS: BF: 3 H: 0 R: 0 ER: 0 SO: 1 BB: 0 IBB: 0 HBP: 0 BLK: 0 WP: 0 HR: 0 S: 5 P: 5 ERA: 0.00 WHIP: 0.000	IP: 0.1 WLS: BF: 5 H: 4 R: 5 ER: 5 SO: 5 BB: 0 IBB: 0 HBP: 0 BLK: 0 WP: 0 HR: 0 S: 5 P: 5 ERA: 108.00 WHIP: 12.000	IP: 4.2 WLS: BF: 20 H: 4 R: 1 ER: 1 SO: 3 BB: 2 IBB: 0 HBP: 0 BLK: 0 WP: 0 HR: 0 S: 24 P: 32 ERA: 1.93 WHIP: 1.286	IP: 2.0 WLS: BF: 8 H: 3 R: 1 ER: 0 SO: 0 BB: 0 IBB: 0 HBP: 0 BLK: 0 WP: 0 HR: 0 S: 8 P: 8 ERA: 0.00 WHIP: 1.500	IP: 1.0 WLS: BF: 3 H: 0 R: 0 ER: 0 SO: 1 BB: 0 IBB: 0 HBP: 0 BLK: 0 WP: 0 HR: 0 S: 5 P: 5 ERA: 0.00 WHIP: 0.000	IP: 0.1 WLS: BF: 5 H: 4 R: 5 ER: 5 SO: 5 BB: 0 IBB: 0 HBP: 0 BLK: 0 WP: 0 HR: 0 S: 5 P: 5 ERA: 108.00 WHIP: 12.000	IP: 4.2 WLS: BF: 20 H: 4 R: 1 ER: 1 SO: 3 BB: 2 IBB: 0 HBP: 0 BLK: 0 WP: 0 HR: 0 S: 24 P: 32 ERA: 1.93 WHIP: 1.286	IP: 2.0 WLS: BF: 8 H: 3 R: 1 ER: 0 SO: 0 BB: 0 IBB: 0 HBP: 0 BLK: 0 WP: 0 HR: 0 S: 8 P: 8 ERA: 0.00 WHIP: 1.500	IP: 1.0 WLS: BF: 3 H: 0 R: 0 ER: 0 SO: 1 BB: 0 IBB: 0 HBP: 0 BLK: 0 WP: 0 HR: 0 S: 5 P: 5 ERA: 0.00 WHIP: 0.000	IP: 0.1 WLS: BF: 5 H: 4 R: 5 ER: 5 SO: 5 BB: 0 IBB: 0 HBP: 0 BLK: 0 WP: 0 HR: 0 S: 5 P: 5 ERA: 108.00 WHIP: 12.000	IP: 4.2 WLS: BF: 20 H: 4 R: 1 ER: 1 SO: 3 BB: 2 IBB: 0 HBP: 0 BLK: 0 WP: 0 HR: 0 S: 24 P: 32 ERA: 1.93 WHIP: 1.286	IP: 2.0 WLS: BF: 8 H: 3 R: 1 ER: 0 SO: 0 BB: 0 IBB: 0 HBP: 0 BLK: 0 WP: 0 HR: 0 S: 8 P: 8 ERA: 0.00 WHIP: 1.500	IP: 1.0 WLS: BF: 3 H: 0 R: 0 ER: 0 SO: 1 BB: 0 IBB: 0 HBP: 0 BLK: 0 WP: 0 HR: 0 S: 5 P: 5 ERA: 0.00 WHIP: 0.000	IP: 0.1 WLS: BF: 5 H: 4 R: 5 ER: 5 SO: 5 BB: 0 IBB: 0 HBP: 0 BLK: 0 WP: 0 HR: 0 S: 5 P: 5 ERA: 108.00 WHIP: 12.000	IP: 4.2 WLS: BF: 20 H: 4 R: 1 ER: 1 SO: 3 BB: 2 IBB: 0 HBP: 0 BLK: 0 WP: 0 HR: 0 S: 24 P: 32 ERA: 1.93 WHIP: 1.286	IP: 2.0 WLS: BF: 8 H: 3 R: 1 ER: 0 SO: 0 BB: 0 IBB: 0 HBP: 0 BLK: 0 WP: 0 HR: 0 S: 8 P: 8 ERA: 0.00 WHIP: 1.500	IP: 1.0 WLS: BF: 3 H: 0 R: 0 ER: 0 SO: 1 BB: 0 IBB: 0 HBP: 0 BLK: 0 WP: 0 HR: 0 S: 5 P: 5 ERA: 0.00 WHIP: 0.000	IP: 0.1 WLS: BF: 5 H: 4 R: 5 ER: 5 SO: 5 BB: 0 IBB: 0 HBP: 0 BLK: 0 WP: 0 HR: 0 S: 5 P: 5 ERA: 108.00 WHIP: 12.000	IP: 4.2 WLS: BF: 20 H: 4 R: 1 ER: 1 SO: 3 BB: 2 IBB: 0 HBP: 0 BLK: 0 WP: 0 HR: 0 S: 24 P: 32 ERA: 1.93 WHIP: 1.286	IP: 2.0 WLS: BF: 8 H: 3 R: 1 ER: 0 SO: 0 BB: 0 IBB: 0 HBP: 0 BLK: 0 WP: 0 HR: 0 S: 8 P: 8 ERA: 0.00 WHIP: 1.500	IP: 1.0 WLS: BF: 3 H: 0 R: 0 ER: 0 SO: 1 BB: 0 IBB: 0 HBP: 0 BLK: 0 WP: 0 HR: 0 S: 5 P: 5 ERA: 0.00 WHIP: 0.000	IP: 0.1 WLS: BF: 5 H: 4 R: 5 ER: 5 SO: 5 BB: 0 IBB: 0 HBP: 0 BLK: 0 WP: 0 HR: 0 S: 5 P: 5 ERA: 108.00 WHIP: 12.000	IP: 4.2 WLS: BF: 20 H: 4 R: 1 ER: 1 SO: 3 BB: 2 IBB: 0 HBP: 0 BLK: 0 WP: 0 HR: 0 S: 24 P: 32 ERA: 1.93 WHIP: 1.286	IP: 2.0 WLS: BF: 8 H: 3 R: 1 ER: 0 SO: 0 BB: 0 IBB: 0 HBP: 0 BLK: 0 WP: 0 HR: 0 S: 8 P: 8 ERA: 0.00 WHIP: 1.500	IP: 1.0 WLS: BF: 3 H: 0 R: 0 ER: 0 SO: 1 BB: 0 IBB: 0 HBP: 0 BLK: 0 WP: 0 HR: 0 S: 5 P: 5 ERA: 0.00 WHIP: 0.000	IP: 0.1 WLS: BF: 5 H: 4 R: 5 ER: 5 SO: 5 BB: 0 IBB: 0 HBP: 0 BLK: 0 WP: 0 HR: 0 S: 5 P: 5 ERA: 108.00 WHIP: 12.000	IP: 4.2 WLS: BF: 20 H: 4 R: 1 ER: 1 SO: 3 BB: 2 IBB: 0 HBP: 0 BLK: 0 WP: 0 HR: 0 S: 24 P: 32 ERA: 1.93 WHIP: 1.286	IP: 2.0 WLS: BF: 8 H: 3 R: 1 ER: 0 SO: 0 BB: 0 IBB: 0 HBP: 0 BLK: 0 WP: 0 HR: 0 S: 8 P: 8 ERA: 0.00 WHIP: 1.500	IP: 1.0 WLS: BF: 3 H: 0 R: 0 ER: 0 SO: 1 BB: 0 IBB: 0 HBP: 0 BLK: 0 WP: 0 HR: 0 S: 5 P: 5 ERA: 0.00 WHIP: 0.000	IP: 0.1 WLS: BF: 5 H: 4 R: 5 ER: 5 SO: 5 BB: 0 IBB: 0 HBP: 0 BLK: 0 WP: 0 HR: 0 S: 5 P: 5 ERA: 108.00 WHIP: 12.000	IP: 4.2 WLS: BF: 20 H: 4 R: 1 ER: 1 SO: 3 BB: 2 IBB: 0 HBP: 0 BLK: 0 WP: 0 HR: 0 S: 24 P: 32 ERA: 1.93 WHIP: 1.286	IP: 2.0 WLS: BF: 8 H: 3 R: 1 ER: 0 SO: 0 BB: 0 IBB: 0 HBP: 0 BLK: 0 WP: 0 HR: 0 S: 8 P: 8 ERA: 0.00 WHIP: 1.500	IP: 1.0 WLS: BF: 3 H: 0 R: 0 ER: 0 SO: 1 BB: 0 IBB: 0 HBP: 0 BLK: 0 WP: 0 HR: 0 S: 5 P: 5 ERA: 0.00 WHIP: 0.000	IP: 0.1 WLS: BF: 5 H: 4 R: 5 ER: 5 SO: 5 BB: 0 IBB: 0 HBP: 0 BLK: 0 WP: 0 HR: 0 S: 5 P: 5 ERA: 108.00 WHIP: 12.000	IP: 4.2 WLS: BF: 20 H: 4 R: 1 ER: 1 SO: 3 BB: 2 IBB: 0 HBP: 0 BLK: 0 WP: 0 HR: 0 S: 24 P: 32 ERA: 1.93 WHIP: 1.286	IP: 2.0 WLS: BF: 8 H: 3 R: 1 ER: 0 SO: 0 BB: 0 IBB: 0 HBP: 0 BLK: 0 WP: 0 HR: 0 S: 8 P: 8 ERA: 0.00 WHIP: 1.500	IP: 1.0 WLS: BF: 3 H: 0 R: 0 ER: 0 SO: 1 BB: 0 IBB: 0 HBP: 0 BLK: 0 WP: 0 HR: 0 S: 5 P: 5 ERA: 0.00 WHIP: 0.000	IP: 0.1 WLS: BF: 5 H: 4 R: 5 ER: 5 SO: 5 BB: 0 IBB: 0 HBP: 0 BLK: 0 WP: 0 HR: 0 S: 5 P: 5 ERA: 108.00 WHIP: 12.000	IP: 4.2 WLS: BF: 20 H: 4 R: 1 ER: 1 SO: 3 BB: 2 IBB: 0 HBP: 0 BLK: 0 WP: 0 HR: 0 S: 24 P: 32 ERA: 1.93 WHIP: 1.286	IP: 2.0 WLS: BF: 8 H: 3 R: 1 ER: 0 SO: 0 BB: 0 IBB: 0 HBP: 0 BLK: 0 WP: 0 HR: 0 S: 8 P: 8 ERA: 0.00 WHIP: 1.500	IP: 1.0 WLS: BF: 3 H: 0 R: 0 ER: 0 SO: 1 BB: 0 IBB: 0 HBP: 0 BLK: 0 WP: 0 HR: 0

Batter	1	2	3	4	5	6	7	8	9	AB	R	H	RBI	BB	SO	LOB	TOP								
Frank Duffy, R (1, 6) OBP: 0.286, SLG: 0.286										5	0	3	3	0	1	0	Cleveland Indians @ New York Yankees Shea Stadium, Flushing, NY Tue Apr 29 1975, 7:05 PM EDT Att. 6,320 - Unknown - 50 F								
Leron Lee, L (1, 7) OBP: 0.333, SLG: 0.267 John Lowenstein, L (7, 7) OBP: 0.250, SLG: 0.222										1	0	0	0	2	0	1									
George Hendrick, R (1, 8) OBP: 0.246, SLG: 0.375										4	0	0	0	0	0	9									
John Ellis, R (1, 3) OBP: 0.245, SLG: 0.340											5	0	0	0	0	7									
Rico Carty, R (1, 10) OBP: 0.238, SLG: 0.400 Ken Berry, R (8, PR) OBP: 0.182, SLG: 0.273											4	0	0	0	0	0									
Charlie Spikes, R (1, 9) OBP: 0.176, SLG: 0.224											4	0	2	0	0	1									
Buddy Bell, R (1, 5) OBP: 0.250, SLG: 0.163											3	1	2	0	0	1									
Alan Ashby, S (1, 2) OBP: 0.500, SLG: 0.250											2	2	1	0	2	0									
Jack Brohamer, L (1, 4) OBP: 0.333, SLG: 0.447											3	0	1	0	1	0									
Inning Stats	R: 0 E: 1 K: 0 S: 4	H: 1 LOB: 1 BB: 0 P: 4	R: 2 E: 0 K: 0 S: 6	H: 3 LOB: 3 BB: 1 P: 11	R: 0 E: 0 K: 1 S: 5	H: 0 LOB: 0 BB: 0 P: 5	R: 0 E: 0 K: 0 S: 3	H: 1 LOB: 0 BB: 0 P: 3	R: 0 E: 0 K: 1 S: 4	H: 0 LOB: 0 BB: 1 P: 8	R: 0 E: 0 K: 0 S: 4	H: 1 LOB: 1 BB: 0 P: 4	R: 1 E: 0 K: 0 S: 4	H: 2 LOB: 2 BB: 2 P: 12	R: 0 E: 1 K: 0 S: 4	H: 1 LOB: 3 BB: 1 P: 8		R: 0 E: 1 K: 0 S: 3	H: 0 LOB: 1 BB: 1 P: 7	1B: 8 2B: 0 3B: 1 HR: 0	SF: 0 SAC: 1 DP: 6 HBP: 1	WP: 0 PB: 0 SB: 0 CS: 0	PA: 40		
PITCHER	IP WLS BF H R ER SO BB IBB HBP BLK WP HR S P ERA WHIP	IP WLS BF H R ER SO BB IBB HBP BLK WP HR S P ERA WHIP	IP WLS BF H R ER SO BB IBB HBP BLK WP HR S P ERA WHIP	IP WLS BF H R ER SO BB IBB HBP BLK WP HR S P ERA WHIP	IP WLS BF H R ER SO BB IBB HBP BLK WP HR S P ERA WHIP	IP WLS BF H R ER SO BB IBB HBP BLK WP HR S P ERA WHIP	IP WLS BF H R ER SO BB IBB HBP BLK WP HR S P ERA WHIP	IP WLS BF H R ER SO BB IBB HBP BLK WP HR S P ERA WHIP	IP WLS BF H R ER SO BB IBB HBP BLK WP HR S P ERA WHIP	IP WLS BF H R ER SO BB IBB HBP BLK WP HR S P ERA WHIP	IP WLS BF H R ER SO BB IBB HBP BLK WP HR S P ERA WHIP	IP WLS BF H R ER SO BB IBB HBP BLK WP HR S P ERA WHIP	IP WLS BF H R ER SO BB IBB HBP BLK WP HR S P ERA WHIP	IP WLS BF H R ER SO BB IBB HBP BLK WP HR S P ERA WHIP	IP WLS BF H R ER SO BB IBB HBP BLK WP HR S P ERA WHIP	IP WLS BF H R ER SO BB IBB HBP BLK WP HR S P ERA WHIP	IP WLS BF H R ER SO BB IBB HBP BLK WP HR S P ERA WHIP	IP WLS BF H R ER SO BB IBB HBP BLK WP HR S P ERA WHIP	IP WLS BF H R ER SO BB IBB HBP BLK WP HR S P ERA WHIP	IP WLS BF H R ER SO BB IBB HBP BLK WP HR S P ERA WHIP	IP WLS BF H R ER SO BB IBB HBP BLK WP HR S P ERA WHIP	IP WLS BF H R ER SO BB IBB HBP BLK WP HR S P ERA WHIP	IP WLS BF H R ER SO BB IBB HBP BLK WP HR S P ERA WHIP	IP WLS BF H R ER SO BB IBB HBP BLK WP HR S P ERA WHIP	IP WLS BF H R ER SO BB IBB HBP BLK WP HR S P ERA WHIP

AB	31
R	3
H	9
RBI	3
BB	6
SO	2
LOB	22



Batter	1	2	3	4	5	6	7	8	9	AB	R	H	RBI	BB	SO	LOB	BOTTOM								
Roy White, S (1, 7) OBP: 0.509, SLG: 0.674										3	0	0	0	1	1	0	Cleveland Indians @ New York Yankees Shea Stadium, Flushing, NY Tue Apr 29 1975, 7:05 PM EDT Att. 6,320 - Unknown - 50 F								
Elliott Maddox, R (1, 8) OBP: 0.443, SLG: 0.507										4	0	0	0	0	0	2									
Bobby Bonds, R (1, 9) OBP: 0.329, SLG: 0.435										2	0	0	0	2	1	0									
Thurman Munson, R (1, 2) OBP: 0.412, SLG: 0.453										4	0	2	0	0	0	1									
Alex Johnson, R (1, 10) OBP: 0.250, SLG: 0.276										4	0	0	0	0	1	3									
Bob Oliver, R (1, 3) OBP: 0.194, SLG: 0.231										4	1	1	0	0	0	2									
Graig Nettles, L (1, 5) OBP: 0.270, SLG: 0.242										3	0	1	1	0	0	0									
Sandy Alomar Sr., S (1, 4) OBP: 0.226, SLG: 0.262										3	0	0	0	0	0	1									
Fred Stanley, R (1, 6) OBP: 0.143, SLG: 0.143 Walt Williams, R (8, PH) OBP: 0.455, SLG: 0.727 Jim Mason, L (9, 6) OBP: 0.182, SLG: 0.192										2	0	0	0	0	0	0									
Inning Stats	R: 0 E: 0 K: 0 S: 3	H: 0 LOB: 1 BB: 1 P: 7	R: 0 E: 0 K: 0 S: 3	H: 0 LOB: 0 BB: 0 P: 3	R: 0 E: 1 K: 0 S: 4	H: 0 LOB: 1 BB: 0 P: 4	R: 0 E: 0 K: 1 S: 5	H: 1 LOB: 1 BB: 1 P: 9	R: 0 E: 0 K: 0 S: 3	H: 0 LOB: 0 BB: 0 P: 3	R: 0 E: 0 K: 1 S: 4	H: 0 LOB: 0 BB: 1 P: 8	R: 1 E: 0 K: 0 S: 5	H: 2 LOB: 1 BB: 0 P: 5	R: 0 E: 0 K: 1 S: 5	H: 0 LOB: 0 BB: 0 P: 5		R: 0 E: 0 K: 0 S: 4	H: 1 LOB: 1 BB: 0 P: 4	1B: 4 2B: 0 3B: 0 HR: 0	SF: 0 SAC: 0 DP: 1 HBP: 0	WP: 1 PB: 0 SB: 1 CS: 1	PA: 33		
PITCHER	IP WLS BF H R ER SO BB IBB HBP BLK WP HR S P ERA WHIP	IP WLS BF H R ER SO BB IBB HBP BLK WP HR S P ERA WHIP	IP WLS BF H R ER SO BB IBB HBP BLK WP HR S P ERA WHIP	IP WLS BF H R ER SO BB IBB HBP BLK WP HR S P ERA WHIP	IP WLS BF H R ER SO BB IBB HBP BLK WP HR S P ERA WHIP	IP WLS BF H R ER SO BB IBB HBP BLK WP HR S P ERA WHIP	IP WLS BF H R ER SO BB IBB HBP BLK WP HR S P ERA WHIP	IP WLS BF H R ER SO BB IBB HBP BLK WP HR S P ERA WHIP	IP WLS BF H R ER SO BB IBB HBP BLK WP HR S P ERA WHIP	IP WLS BF H R ER SO BB IBB HBP BLK WP HR S P ERA WHIP	IP WLS BF H R ER SO BB IBB HBP BLK WP HR S P ERA WHIP	IP WLS BF H R ER SO BB IBB HBP BLK WP HR S P ERA WHIP	IP WLS BF H R ER SO BB IBB HBP BLK WP HR S P ERA WHIP	IP WLS BF H R ER SO BB IBB HBP BLK WP HR S P ERA WHIP	IP WLS BF H R ER SO BB IBB HBP BLK WP HR S P ERA WHIP	IP WLS BF H R ER SO BB IBB HBP BLK WP HR S P ERA WHIP	IP WLS BF H R ER SO BB IBB HBP BLK WP HR S P ERA WHIP	IP WLS BF H R ER SO BB IBB HBP BLK WP HR S P ERA WHIP	IP WLS BF H R ER SO BB IBB HBP BLK WP HR S P ERA WHIP	IP WLS BF H R ER SO BB IBB HBP BLK WP HR S P ERA WHIP	IP WLS BF H R ER SO BB IBB HBP BLK WP HR S P ERA WHIP	IP WLS BF H R ER SO BB IBB HBP BLK WP HR S P ERA WHIP	IP WLS BF H R ER SO BB IBB HBP BLK WP HR S P ERA WHIP	IP WLS BF H R ER SO BB IBB HBP BLK WP HR S P ERA WHIP	IP WLS BF H R ER SO BB IBB HBP BLK WP HR S P ERA WHIP



Batter	1	2	3	4	5	6	7	8	9	AB	R	H	RBI	BB	SO	LOB	TOP										
John Lowenstein, L OBP: 0.270, SLG: 0.226 (1, 7)										4	2	1	1	1	0	1	Cleveland Indians @ Boston Red Sox Fenway Park, Boston, MA Wed Apr 30 1975, 7:05 PM EDT Alt. 9:307 - Unknown - 58 F										
Frank Duffy, R OBP: 0.300, SLG: 0.300 (1, 6)										5	2	2	0	0	1	2											
George Hendrick, R OBP: 0.274, SLG: 0.393 (1, 8)										5	2	3	2	0	0	0											
Boog Powell, L OBP: 0.588, SLG: 0.960 (1, 3)										5	1	2	3	0	0	3											
Charlie Spikes, R OBP: 0.196, SLG: 0.226 (1, 9)										4	0	1	1	1	1	3											
John Ellis, R OBP: 0.241, SLG: 0.327 (1, 2)										5	0	1	1	0	0	3											
Buddy Bell, R OBP: 0.250, SLG: 0.170 (1, 5)										4	0	1	0	0	0	2											
Leron Lee, L OBP: 0.273, SLG: 0.211 (1, 10)										4	1	0	0	0	0	3											
Jack Brohamer, L OBP: 0.345, SLG: 0.451 (1, 4)										4	0	2	0	0	0	0											
Inning Stats	R: 2 E: 1 K: 0 S: 6	H: 3 LOB: 1 BB: 0 P: 6	R: 0 E: 0 K: 0 S: 3	H: 0 LOB: 0 BB: 0 P: 3	R: 3 E: 0 K: 0 S: 7	H: 4 LOB: 2 BB: 1 P: 11	R: 0 E: 0 K: 0 S: 3	H: 0 LOB: 0 BB: 0 P: 3	R: 2 E: 1 K: 1 S: 6	H: 2 LOB: 1 BB: 0 P: 6	R: 0 E: 0 K: 1 S: 5	H: 1 LOB: 0 BB: 0 P: 5	R: 0 E: 0 K: 0 S: 3	H: 0 LOB: 1 BB: 1 P: 7	R: 1 E: 0 K: 0 S: 5	H: 2 LOB: 1 BB: 0 P: 5	R: 0 E: 0 K: 1 S: 6	H: 1 LOB: 1 BB: 0 P: 6	1B: 12 2B: 0 3B: 0 HR: 1	SF: 0 SAC: 0 DP: 3 HBP: 0	WP: 1 PB: 0 SB: 1 CS: 0	PA: 42					
PITCHER	IP	WLS	BF	H	R	ER	SO	BB	IBB	HBP	BLK	WP	HR	S	P	ERA	WHIP										
Luis Tiant, R ERA: 4.14 (1, 1)	5.0	L	26	9	7	4	0	1	0	0	0	0	1	25	29	7.20	2.000										
Dick Pole, R ERA: 4.5 (6, 1)	4.0		16	4	1	0	2	1	0	0	0	1	0	19	23	0.00	1.250										

Batter	1	2	3	4	5	6	7	8	9	AB	R	H	RBI	BB	SO	LOB	BOTTOM										
Bernie Carbo, L OBP: 0.477, SLG: 0.576 (1, 7)										3	0	0	0	1	1	1	Cleveland Indians @ Boston Red Sox Fenway Park, Boston, MA Wed Apr 30 1975, 7:05 PM EDT Alt. 9:307 - Unknown - 58 F										
Dwight Evans, R OBP: 0.385, SLG: 0.516 (1, 9)										4	0	1	1	0	0	1											
Carl Yastrzemski, L OBP: 0.324, SLG: 0.393 (1, 3)										3	0	1	0	1	1	2											
Fred Lynn, L OBP: 0.410, SLG: 0.569 (1, 8)										4	0	0	0	0	1	2											
Jim Rice, R OBP: 0.286, SLG: 0.458 (1, 10)										4	0	0	0	0	4	1											
Rico Petrocelli, R OBP: 0.269, SLG: 0.182 (1, 5)										3	0	0	0	1	1	1											
Bob Montgomery, R OBP: 0.281, SLG: 0.306 (1, 2)										4	0	1	0	0	0	1											
Rick Burleson, R OBP: 0.344, SLG: 0.291 (1, 6)										4	0	1	0	0	0	1											
Doug Griffin, R OBP: 0.314, SLG: 0.255 (1, 4)										3	1	1	0	0	1	1											
Inning Stats	R: 0 E: 0 K: 0 S: 3	H: 0 LOB: 1 BB: 1 P: 7	R: 0 E: 0 K: 1 S: 5	H: 0 LOB: 0 BB: 0 P: 5	R: 0 E: 0 K: 1 S: 6	H: 1 LOB: 1 BB: 0 P: 6	R: 0 E: 0 K: 3 S: 10	H: 1 LOB: 1 BB: 0 P: 10	R: 1 E: 0 K: 1 S: 7	H: 2 LOB: 2 BB: 1 P: 11	R: 0 E: 0 K: 1 S: 5	H: 0 LOB: 1 BB: 1 P: 9	R: 0 E: 0 K: 1 S: 5	H: 0 LOB: 0 BB: 0 P: 5	R: 0 E: 0 K: 0 S: 3	H: 0 LOB: 0 BB: 0 P: 3	R: 0 E: 0 K: 1 S: 6	H: 1 LOB: 1 BB: 0 P: 6	1B: 5 2B: 0 3B: 0 HR: 0	SF: 0 SAC: 0 DP: 0 HBP: 0	WP: 0 PB: 0 SB: 0 CS: 0	PA: 35					
PITCHER	IP	WLS	BF	H	R	ER	SO	BB	IBB	HBP	BLK	WP	HR	S	P	ERA	WHIP										
Gaylord Perry, R ERA: 2.63 (1, 1)	9.0	W	35	5	1	1	9	3	0	0	0	0	0	50	62	1.00	0.889										

Batter	1	2	3	4	5	6	7	8	9	AB	R	H	RBI	BB	SO	LOB	TOP				
Frank Duffy, R (1,6) OBP: 0.289, SLG: 0.289	0-0 6-3		0-0 1B		0-0 6-3		0-0 P9		0-0 F7	5	1	1	0	0	0	2					
Ken Berry, R (1,7) OBP: 0.267, SLG: 0.286	0-0 6-3		0-0 P7		1-0			0-0	0-0	3	1	1	0	0	0	2					
Rico Carty, R (9, PH) OBP: 0.273, SLG: 0.429	0-0 6-3							HR	1B	1	0	1	1	0	0	0					
John Lowenstein, L (9, PR) OBP: 0.270, SLG: 0.226								HR	1B	0	0	0	0	0	0	0					
George Hendrick, R (1,8) OBP: 0.299, SLG: 0.400	0-0 L3		0-0 1B		0-0 F8			HR	1B	4	1	2	1	1	0	1					
Frank Robinson, R (1,10) OBP: 0.318, SLG: 0.421		4-0 2B	0-0 1B		0-0 F9			HR	1B	3	0	1	1	1	1	2					
Leron Lee, L (9, PH) OBP: 0.261, SLG: 0.200		0-0 BB	1-2 1B		0-0 F9			HR	1B	1	0	0	0	0	1	2					
Charlie Spikes, R (1,9) OBP: 0.183, SLG: 0.211	0-0 F7		0-0 1-3		0-0 6-3			F8		4	0	0	0	0	0	5					
John Ellis, R (1,2) OBP: 0.258, SLG: 0.407	0-0 2B		0-0 1-3		0-0 F6			HR		4	1	2	3	0	0	0					
Boog Powell, L (1,3) OBP: 0.553, SLG: 0.857	0-3 K		0-0 G3		0-0 G3			HR		3	0	0	0	1	1	1					
Buddy Bell, R (1,5) OBP: 0.268, SLG: 0.216			0-0 1B		0-0 F4			P8		4	2	2	0	0	0	1					
Jack Brohamer, L (1,4) OBP: 0.328, SLG: 0.426			0-0 P8		0-0 P8			F9		3	0	0	0	0	0	2					
Oscar Gamble, L (9, PH) OBP: 0.345, SLG: 0.464								F9		1	0	0	0	0	0	1					
Inning Stats	R: 0 E: 0 K: 0 S: 3	H: 0 LOB: 0 BB: 0 P: 3	R: 0 E: 0 K: 1 S: 5	H: 1 LOB: 1 BB: 1 P: 9	R: 2 E: 0 K: 0 S: 7	H: 4 LOB: 2 BB: 0 P: 7	R: 0 E: 0 K: 0 S: 3	H: 0 LOB: 0 BB: 0 P: 3	R: 0 E: 0 K: 0 S: 3	H: 0 LOB: 1 BB: 0 P: 4	R: 0 E: 0 K: 0 S: 3	H: 0 LOB: 1 BB: 1 P: 7	R: 3 E: 0 K: 1 S: 7	H: 2 LOB: 0 BB: 1 P: 11	R: 1 E: 0 K: 1 S: 8	H: 3 LOB: 2 BB: 0 P: 8	1B: 7 2B: 2 3B: 0 HR: 1	SF: 0 SAC: 0 DP: 0 HBP: 1	WP: 0 PB: 0 SB: 0 CS: 0	PA: 40	
PITCHER	IP WLS BF H R ER SO BB IBB HBP BLK WP HR S P ERA WHIP	IP WLS BF H R ER SO BB IBB HBP BLK WP HR S P ERA WHIP	IP WLS BF H R ER SO BB IBB HBP BLK WP HR S P ERA WHIP	IP WLS BF H R ER SO BB IBB HBP BLK WP HR S P ERA WHIP	IP WLS BF H R ER SO BB IBB HBP BLK WP HR S P ERA WHIP	IP WLS BF H R ER SO BB IBB HBP BLK WP HR S P ERA WHIP	IP WLS BF H R ER SO BB IBB HBP BLK WP HR S P ERA WHIP	IP WLS BF H R ER SO BB IBB HBP BLK WP HR S P ERA WHIP	IP WLS BF H R ER SO BB IBB HBP BLK WP HR S P ERA WHIP	IP WLS BF H R ER SO BB IBB HBP BLK WP HR S P ERA WHIP	IP WLS BF H R ER SO BB IBB HBP BLK WP HR S P ERA WHIP	IP WLS BF H R ER SO BB IBB HBP BLK WP HR S P ERA WHIP	IP WLS BF H R ER SO BB IBB HBP BLK WP HR S P ERA WHIP	IP WLS BF H R ER SO BB IBB HBP BLK WP HR S P ERA WHIP	IP WLS BF H R ER SO BB IBB HBP BLK WP HR S P ERA WHIP	IP WLS BF H R ER SO BB IBB HBP BLK WP HR S P ERA WHIP	IP WLS BF H R ER SO BB IBB HBP BLK WP HR S P ERA WHIP	IP WLS BF H R ER SO BB IBB HBP BLK WP HR S P ERA WHIP	IP WLS BF H R ER SO BB IBB HBP BLK WP HR S P ERA WHIP	IP WLS BF H R ER SO BB IBB HBP BLK WP HR S P ERA WHIP	IP WLS BF H R ER SO BB IBB HBP BLK WP HR S P ERA WHIP

Cleveland Indians @ Boston Red Sox
Fenway Park, Boston, MA
Thu May 01 1975, 3:33 AM EDT
Att. 6,016 - Unknown - 59 F

AB	36
R	6
H	10
RBI	6
BB	3
SO	3
LOB	19



Batter	1	2	3	4	5	6	7	8	9	AB	R	H	RBI	BB	SO	LOB	BOTTOM				
Bernie Carbo, L (1,7) OBP: 0.479, SLG: 0.676	0-0 1B		0-0 HR		0-0 4-3		0-3 K		0-0 L8	4	2	2	2	0	1	1					
Rick Miller, L (8,7)	0-0 2B		0-0 HR		0-0 4-3		0-0 K		0-0 6-3	1	0	0	0	0	0	1					
Dwight Evans, R (1,9) OBP: 0.397, SLG: 0.500	0-0 F4		0-0 6-3		0-0 1B		0-0 BB		0-0 6-3	4	0	1	0	1	0	2					
Carl Yastrzemski, L (1,3) OBP: 0.320, SLG: 0.395	0-0 2B		0-0 G3		0-0 4-3		0-3 K		0-0 K	4	1	1	1	0	1	3					
Fred Lynn, L (1,8) OBP: 0.415, SLG: 0.556	4-0 2B		0-0 1B		0-3 K		0-3 K		0-0 K	3	2	1	0	1	2	0					
Jim Rice, R (1,10) OBP: 0.302, SLG: 0.519	0-0 F4		0-0 4-3		0-0 HR		0-3 K		0-0 K	4	1	2	1	0	1	2					
Rico Petrocelli, R (1,5) OBP: 0.286, SLG: 0.213	0-0 2B		0-0 F6		0-0 F5		4-0 BB		0-0 BB	3	0	1	2	1	0	2					
Bob Montgomery, R (1,2) OBP: 0.285, SLG: 0.288	0-0 4-3		0-0 4-3		0-3 K		0-0 F9		0-0 F9	4	0	0	1	0	1	3					
Rick Burleson, R (1,6) OBP: 0.353, SLG: 0.305			0-0 SH1-4		0-0 5-3		0-0 4-3		0-0 SH3	4	1	2	0	0	0	1					
Doug Griffin, R (1,4) OBP: 0.321, SLG: 0.250			0-0 SH1-4		0-0 6-3		4-0 S		0-0 SH3	1	0	0	0	1	0	0					
Inning Stats	R: 3 E: 0 K: 0 S: 6	H: 3 LOB: 1 BB: 1 P: 10	R: 2 E: 0 K: 0 S: 5	H: 2 LOB: 0 BB: 0 P: 5	R: 1 E: 0 K: 0 S: 5	H: 2 LOB: 1 BB: 0 P: 5	R: 0 E: 0 K: 0 S: 4	H: 1 LOB: 1 BB: 0 P: 4	R: 1 E: 0 K: 2 S: 8	H: 1 LOB: 0 BB: 0 P: 8	R: 0 E: 0 K: 2 S: 7	H: 0 LOB: 2 BB: 2 P: 15	R: 0 E: 0 K: 2 S: 7	H: 0 LOB: 1 BB: 1 P: 11	R: 0 E: 0 K: 0 S: 4	H: 1 LOB: 1 BB: 0 P: 4	1B: 6 2B: 2 3B: 0 HR: 2	SF: 0 SAC: 2 DP: 0 HBP: 0	WP: 0 PB: 0 SB: 1 CS: 0	PA: 38	
PITCHER	IP WLS BF H R ER SO BB IBB HBP BLK WP HR S P ERA WHIP	IP WLS BF H R ER SO BB IBB HBP BLK WP HR S P ERA WHIP	IP WLS BF H R ER SO BB IBB HBP BLK WP HR S P ERA WHIP	IP WLS BF H R ER SO BB IBB HBP BLK WP HR S P ERA WHIP	IP WLS BF H R ER SO BB IBB HBP BLK WP HR S P ERA WHIP	IP WLS BF H R ER SO BB IBB HBP BLK WP HR S P ERA WHIP	IP WLS BF H R ER SO BB IBB HBP BLK WP HR S P ERA WHIP	IP WLS BF H R ER SO BB IBB HBP BLK WP HR S P ERA WHIP	IP WLS BF H R ER SO BB IBB HBP BLK WP HR S P ERA WHIP	IP WLS BF H R ER SO BB IBB HBP BLK WP HR S P ERA WHIP	IP WLS BF H R ER SO BB IBB HBP BLK WP HR S P ERA WHIP	IP WLS BF H R ER SO BB IBB HBP BLK WP HR S P ERA WHIP	IP WLS BF H R ER SO BB IBB HBP BLK WP HR S P ERA WHIP	IP WLS BF H R ER SO BB IBB HBP BLK WP HR S P ERA WHIP	IP WLS BF H R ER SO BB IBB HBP BLK WP HR S P ERA WHIP	IP WLS BF H R ER SO BB IBB HBP BLK WP HR S P ERA WHIP	IP WLS BF H R ER SO BB IBB HBP BLK WP HR S P ERA WHIP	IP WLS BF H R ER SO BB IBB HBP BLK WP HR S P ERA WHIP	IP WLS BF H R ER SO BB IBB HBP BLK WP HR S P ERA WHIP	IP WLS BF H R ER SO BB IBB HBP BLK WP HR S P ERA WHIP	IP WLS BF H R ER SO BB IBB HBP BLK WP HR S P ERA WHIP

Cleveland Indians @ Boston Red Sox
Fenway Park, Boston, MA
Thu May 01 1975, 3:33 AM EDT
Att. 6,016 - Unknown - 59 F

AB	32
R	7
H	10
RBI	7
BB	4
SO	6
LOB	15



Batter	1	2	3	4	5	6	7	8	9	AB	R	H	RBI	BB	SO	LOB	TOP										
Ken Singleton, S OBP: 0.400, SLG: 0.364 (1, 9)	4-0 FC9-6 S BB		0-0 1B			0-0 F8	4-0 IBB		0-0 1-4-3	3	0	1	0	2	0	1	Baltimore Orioles @ Cleveland Indians Cleveland Municipal Stadium, Cleveland, OH Fri May 02 1975, 7:05 PM EDT Att: 11,167 - Unknown - 67 F										
Paul Blair, R OBP: 0.333, SLG: 0.379 (1, 8)	0-0 F7		0-0 S 1B			0-0 F8	0-3 K			4	0	1	0	0	1	4											
Tommy Davis, R OBP: 0.275, SLG: 0.297 (1, 10)	0-0 FC9-6 2-3		0-0 4-3 1-2			0-0 F7				4	0	1	0	0	0	3											
Lee May, R OBP: 0.256, SLG: 0.453 (1, 3)		0-0 CS 1B				0-0 F8			0-0 G6-4-3 1-2	4	1	2	1	0	0	1											
Bobby Grich, R OBP: 0.456, SLG: 0.500 (1, 4)		0-3 K 1-2				0-0 F7			4-0 1B 2B 1B BB	3	1	1	0	1	1	1											
Don Baylor, R OBP: 0.363, SLG: 0.414 (1, 7)		0-0 F5				0-0 F6			0-0 K F6	4	0	0	0	0	1	2											
Brooks Robinson, R OBP: 0.273, SLG: 0.217 (1, 5)			0-0 F7			0-0 5-3			0-0 2B 1-2 1B 6-3	4	0	1	0	0	0	0											
Elrod Hendricks, L OBP: 0.464, SLG: 0.550 Dave Duncan, R OBP: 0.235, SLG: 0.212 (9, PH)			0-0 HR			0-0 3-1			0-0 F8	3	1	1	1	0	0	2											
Mark Belanger, R OBP: 0.241, SLG: 0.184 Jim Northrup, L OBP: 0.667, SLG: 1.000 Tim Nordbrook, R OBP: 0.320, SLG: 0.391 (9, PH)			0-0 4-3 HR			0-0 G3			4-0 1-3 2-H 2B BB	2	0	0	0	0	0	0											
Inning Stats	R: 0 E: 0 K: 0 S: 2	H: 0 LOB: 0 BB: 1 P: 6	R: 0 E: 0 K: 1 S: 5	H: 1 LOB: 0 BB: 0 P: 5	R: 1 E: 0 K: 0 S: 6	H: 3 LOB: 2 BB: 0 P: 6	R: 0 E: 0 K: 0 S: 3	H: 0 LOB: 0 BB: 0 P: 3	R: 0 E: 0 K: 0 S: 3	H: 0 LOB: 0 BB: 0 P: 3	R: 2 E: 0 K: 2 S: 11	H: 4 LOB: 3 BB: 1 P: 15	R: 0 E: 0 K: 0 S: 3	H: 1 LOB: 1 BB: 1 P: 7	R: 0 E: 0 K: 0 S: 3	H: 0 LOB: 1 BB: 1 P: 7		1B: 6 2B: 3 3B: 0 HR: 2	SF: 0 SAC: 0 DP: 3 HBP: 0	WP: 0 PB: 0 SB: 2 CS: 1	PA: 37						
PITCHER	IP	WLS	BF	H	R	ER	SO	BB	IBB	HBP	BLK	WP	HR	S	P	ERA	WHIP										
Dick Bosman, R ERA: 3.18 Dennis Ekersley, R ERA: Dave LaRoche, L ERA: 2.7 Tom Buskey, R ERA: 1.17	(1, 1) (7, 1) (9, 1) (9, 1)	6.0 2.1 0.1 0.1	23 11 1 2	6 3 0 0	3 0 0 0	3 0 0 0	1 2 0 0	3 0 0 1	0 1 0 0	0 0 0 0	0 0 0 0	0 0 0 0	2 13 1 5	24 13 1 1	28 21 1 5	4.50 0.00 0.00 0.00	1.167 1.714 0.000 3.000										

AB 33
R 3
H 9
RBI 3
BB 4
SO 3
LOB 14



Batter	1	2	3	4	5	6	7	8	9	AB	R	H	RBI	BB	SO	LOB	BOTTOM										
Frank Duffy, R OBP: 0.265, SLG: 0.265 (1, 6)	0-0 5-3		0-3 K			0-0 F7			0-0 F8	4	0	0	0	0	1	1	Baltimore Orioles @ Cleveland Indians Cleveland Municipal Stadium, Cleveland, OH Fri May 02 1975, 7:05 PM EDT Att: 11,167 - Unknown - 67 F										
Ken Barry, R OBP: 0.278, SLG: 0.250 Oscar Gamble, L OBP: 0.367, SLG: 0.464 John Lowenstein, L OBP: 0.270, SLG: 0.226 (8, PH)	0-0 5-3		4-0 BB 1B BB			0-0 F9			4-0 S 2B BB	2	1	0	0	1	0	0											
George Hendrick, R OBP: 0.310, SLG: 0.397 (1, 8)	0-0 FC4-6 1B		4-0 1B 1-2 BB			0-0 5-3			0-0 F8 1-2	3	0	1	0	1	0	1											
Charlie Spikes, R OBP: 0.203, SLG: 0.246 (1, 9)	0-0 FC4-6 1-2		0-0 G6-4-3 1-3 2-H 1B			0-3 K			0-0 1B 2B 2-H	4	1	2	2	0	1	1											
John Ellis, R OBP: 0.242, SLG: 0.381 (1, 2)		0-0 4-3	0-0 G6-4-3 1-2			0-0 6-3			0-0 5-3	4	0	0	0	0	0	4											
Rico Carty, R OBP: 0.308, SLG: 0.560 (1, 10)		0-0 HR				0-0 F7			0-0 6-3 1B 2-H 1B	4	1	2	2	0	0	0											
Boog Powell, L OBP: 0.548, SLG: 0.806 (1, 3)		0-0 3-1				4-0 E BB			0-0 4-3 1-3 1B	3	0	1	0	1	0	0											
Buddy Bell, R OBP: 0.283, SLG: 0.236 (1, 5)		0-0 E4 1B				0-0 F8 1-2			0-0 FC3-6 1B F4	4	0	2	0	0	0	3											
Jack Brohamer, L OBP: 0.311, SLG: 0.404 (1, 4)		0-0 F6				0-0 F2			0-0 FC3-6 1-2	3	0	0	0	0	0	3											
Inning Stats	R: 0 E: 0 K: 0 S: 4	H: 1 LOB: 1 BB: 0 P: 4	R: 1 E: 1 K: 0 S: 5	H: 2 LOB: 1 BB: 0 P: 5	R: 1 E: 0 K: 1 S: 5	H: 1 LOB: 2 BB: 2 P: 13	R: 0 E: 1 K: 0 S: 3	H: 0 LOB: 1 BB: 1 P: 7	R: 0 E: 0 K: 0 S: 3	H: 0 LOB: 0 BB: 0 P: 3	R: 0 E: 0 K: 1 S: 5	H: 0 LOB: 0 BB: 0 P: 5	R: 0 E: 0 K: 0 S: 4	H: 1 LOB: 1 BB: 0 P: 4	R: 2 E: 0 K: 0 S: 6	H: 3 LOB: 2 BB: 1 P: 10		1B: 6 2B: 1 3B: 0 HR: 1	SF: 0 SAC: 0 DP: 1 HBP: 0	WP: 0 PB: 0 SB: 1 CS: 0	PA: 35						
PITCHER	IP	WLS	BF	H	R	ER	SO	BB	IBB	HBP	BLK	WP	HR	S	P	ERA	WHIP										
Mike Cuellar, L ERA: 3.86 Dave Johnson, R ERA: 13.5 Bob Reynolds, R ERA: 12.0 Grant Jackson, L ERA: 13.5	(1, 1) (8, 1) (8, 1) (8, 1)	7.0 0.1 0.1 0.1	28 3 2 2	5 1 0 0	2 2 0 0	2 0 0 0	2 0 0 0	0 0 0 0	0 0 0 0	0 0 0 0	0 0 0 0	0 0 0 0	1 2 2 2	29 6 2 2	41 6 2 2	2.57 54.00 0.00 0.00	1.143 6.000 3.000 3.000										

AB 31
R 4
H 8
RBI 4
BB 4
SO 2
LOB 13



Batter	1	2	3	4	5	6	7	8	9	AB	R	H	RBI	BB	SO	LOB	TOP			
Ken Singleton, S OBP: 0.393, SLG: 0.348	F7			F7		F8		G6-4-3 BB		3	0	0	0	1	0	0	Baltimore Orioles @ Cleveland Indians Cleveland Municipal Stadium, Cleveland, OH Sat May 03 1975, 3:33 AM EDT Att: 17,714 - Unknown			
Paul Blair, R OBP: 0.315, SLG: 0.357	6-3			F9		F9		G6-4-3 1-2		4	0	0	0	0	0	1				
Tommy Davis, R OBP: 0.274, SLG: 0.294	G3			1B					5-3	4	0	1	0	0	1	0				
Lee May, R OBP: 0.279, SLG: 0.481		G5-4-3 1B		1B						4	1	3	0	0	0	0				
Bobby Grich, R OBP: 0.443, SLG: 0.468	G5-4-3 1-2			1B		FC6-4			F9	3	0	0	0	1	0	3				
Don Baylor, R OBP: 0.361, SLG: 0.425	F5					FC6-4 1-2			F7	3	0	1	1	0	0	0				
Brooks Robinson, R OBP: 0.275, SLG: 0.211										2	0	0	0	1	1	0				
Dave Duncan, R OBP: 0.216, SLG: 0.194										3	0	0	0	0	0	3				
Mark Belanger, R OBP: 0.228, SLG: 0.173										3	0	0	0	0	0	0				
Inning Stats	R: 0 E: 0 K: 0 S: 3	H: 0 LOB: 0 BB: 0 P: 3	R: 0 E: 0 K: 0 S: 3	H: 1 LOB: 0 BB: 0 P: 3	R: 0 E: 0 K: 0 S: 3	H: 0 LOB: 0 BB: 0 P: 3	R: 0 E: 0 K: 0 S: 5	H: 2 LOB: 2 BB: 0 P: 5	R: 0 E: 0 K: 1 S: 5	H: 0 LOB: 0 BB: 0 P: 5	R: 1 E: 0 K: 0 S: 4	H: 2 LOB: 2 BB: 2 P: 12	R: 0 E: 0 K: 1 S: 5	H: 0 LOB: 0 BB: 0 P: 5	R: 0 E: 0 K: 1 S: 5	H: 0 LOB: 0 BB: 0 P: 5	1B: 3 2B: 2 3B: 0 HR: 0	SF: 0 SAC: 0 DP: 3 HBP: 0	WP: 0 PB: 0 SB: 0 CS: 0	PA: 32
PITCHER Fritz Peterson, L ERA: 7.27	IP: 9.0 WLS: W BF: 32 H: 5 R: 1 ER: 1 SO: 2 BB: 2 IBB: 1 HBP: 0 BLK: 0 WP: 0 HR: 0 S: 33 P: 45 ERA: 1.00 WHIP: 0.778																			

Batter	1	2	3	4	5	6	7	8	9	AB	R	H	RBI	BB	SO	LOB	BOTTOM			
Ken Berry, R OBP: 0.273, SLG: 0.250	F7		F9			6-3		1-3 2-3 1B BB		4	1	1	0	0	0	0	Baltimore Orioles @ Cleveland Indians Cleveland Municipal Stadium, Cleveland, OH Sat May 03 1975, 3:33 AM EDT Att: 17,714 - Unknown			
Frank Duffy, R OBP: 0.264, SLG: 0.264	6-3			5-3		E2		BB 1-2 3-H 1B		4	1	1	1	0	0	0				
George Hendrick, R OBP: 0.307, SLG: 0.389				F3		F3		1-3		4	0	1	0	0	0	3				
Charlie Spikes, R OBP: 0.206, SLG: 0.234	F9			4-3				BB 1B IBB		3	1	0	0	1	0	1				
John Ellis, R OBP: 0.229, SLG: 0.358						F7		6-3	K	4	0	0	0	0	1	3				
Rico Carty, R OBP: 0.333, SLG: 0.536		F6				F9		BB 1-2 2-3 3-H 1B BB		3	1	1	1	1	0	0				
Boog Powell, L OBP: 0.543, SLG: 0.758		F8						BB 1-2 2-3 3-H 1B BB		2	0	0	1	2	1	1				
Buddy Bell, R OBP: 0.297, SLG: 0.271				5-3		K2-3		BB 1B		4	1	2	2	0	1	1				
Jack Brohamer, L OBP: 0.302, SLG: 0.390								BB 1B BB		2	0	0	0	0	0	0	C			
Frank Robinson, R OBP: 0.348, SLG: 0.450 (8, PH)				4-3		6-3				1	1	1	1	0	0	0				
Oscar Gamble, L OBP: 0.355, SLG: 0.448 (6, PH)										1	0	0	0	0	0	2				
Ed Crosby, L OBP: 0.438, SLG: 0.385 (9, 4)								F9		0	0	0	0	0	0	0				
Inning Stats	R: 0 E: 0 K: 0 S: 4	H: 1 LOB: 1 BB: 0 P: 4	R: 0 E: 0 K: 0 S: 3	H: 0 LOB: 0 BB: 0 P: 3	R: 0 E: 0 K: 0 S: 3	H: 0 LOB: 0 BB: 0 P: 3	R: 0 E: 0 K: 1 S: 5	H: 0 LOB: 1 BB: 1 P: 9	R: 0 E: 1 K: 0 S: 4	H: 0 LOB: 1 BB: 0 P: 4	R: 0 E: 0 K: 1 S: 6	H: 1 LOB: 1 BB: 0 P: 6	R: 6 E: 0 K: 1 S: 10	H: 5 LOB: 2 BB: 3 P: 22	R: 0 E: 0 K: 1 S: 10	H: 0 LOB: 0 BB: 0 P: 22	1B: 6 2B: 1 3B: 0 HR: 0	SF: 0 SAC: 0 DP: 0 HBP: 0	WP: 0 PB: 0 SB: 0 CS: 0	PA: 36
PITCHER Ross Grimsley, L ERA: 4.37	IP: 7.0 WLS: L BF: 28 H: 5 R: 3 ER: 3 SO: 2 BB: 1 IBB: 0 HBP: 0 BLK: 0 WP: 0 HR: 0 S: 31 P: 35 ERA: 3.86 WHIP: 0.857																			
Wayne Garland, R ERA: 4.91	0.2	5	1	0	0	1	1	1	0	0	0	5	13	0.00	3.000					
Grant Jackson, L ERA: 13.5	0.0	1	0	1	1	0	1	0	0	0	0	4	∞	∞						
Dave Johnson, R ERA: 11.57	0.1	2	1	2	2	0	0	0	0	0	2	2	54.00	3.000						

Batter	1	2	3	4	5	6	7	8	9	AB	R	H	RBI	BB	SO	LOB	TOP								
Al Bumbry, L OBP: 0.406, SLG: 0.548 (1, 7)										6	1	4	4	0	0	3	Baltimore Orioles @ Cleveland Indians Cleveland Municipal Stadium, Cleveland, OH Sun May 04 1975, 3:33 AM EDT Unknown								
Tom Shopay, L OBP: 0.307, SLG: 0.347 (1, 8)										4	0	0	0	0	0	4									
Paul Blair, R OBP: 0.418, SLG: 0.453 (6, 8)										6	1	1	0	0	0	3									
Bobby Grich, R OBP: 0.293, SLG: 0.476 (1, 4)										5	2	2	0	1	0	3									
Jim Northrup, L OBP: 0.571, SLG: 0.818 (1, 10)										5	1	2	1	0	1	3									
Ken Singleton, S OBP: 0.404, SLG: 0.356 (1, 9)										4	2	2	1	1	0	2									
Doug DeCinces, R OBP: 0.433, SLG: 0.593 (1, 5)										4	2	4	3	1	0	0									
Eliot Hendricks, L OBP: 0.515, SLG: 0.545 (1, 2)										2	2	1	1	3	0	2									
Mark Belanger, R OBP: 0.226, SLG: 0.175 (1, 6)										5	0	1	0	0	3	7									
Inning Stats	R: 0 E: 0 K: 0 S: 3	H: 1 LOB: 0 BB: 0 P: 3	R: 1 E: 1 K: 0 S: 5	H: 3 LOB: 1 BB: 0 P: 5	R: 0 E: 0 K: 1 S: 5	H: 0 LOB: 0 BB: 0 P: 5	R: 0 E: 0 K: 0 S: 3	H: 0 LOB: 0 BB: 0 P: 3	R: 3 E: 0 K: 1 S: 7	H: 2 LOB: 0 BB: 1 P: 11	R: 3 E: 1 K: 0 S: 8	H: 4 LOB: 3 BB: 1 P: 12	R: 1 E: 0 K: 1 S: 6	H: 1 LOB: 3 BB: 3 P: 18	R: 0 E: 1 K: 1 S: 6	H: 1 LOB: 2 BB: 1 P: 10		R: 3 E: 0 K: 1 S: 10	H: 5 LOB: 2 BB: 0 P: 10	1B: 13 2B: 3 3B: 0 HR: 2	SF: 0 SAC: 0 DP: 2 HBP: 0	WP: 0 PB: 0 SB: 0 CS: 0	PA: 49		
PITCHER	IP	WLS	BF	H	R	ER	SO	BB	IBB	HBP	BLK	WP	HR	S	P	ERA	WHIP								
Gaylord Perry, R ERA: 3.34 (1, 1)	5.1	L	25	10	7	6	2	1	0	0	0	0	1	28	32	10.12	2.062								
Jim Kern, R ERA: 2.5 (6, 1)	1.1		9	1	1	1	0	1	2	0	0	0	0	6	18	6.75	1.500								
Dave LaRoche, L ERA: 1.93 (7, 1)	1.1		7	1	0	0	2	1	1	0	0	0	0	9	17	0.00	1.500								
Tom Buskey, R ERA: 4.15 (9, 1)	1.0		8	5	3	3	1	0	0	0	0	0	1	10	10	27.00	5.000								

AB	43
R	11
H	17
RBI	10
BB	6
SO	5
LOB	30



Batter	1	2	3	4	5	6	7	8	9	AB	R	H	RBI	BB	SO	LOB	BOTTOM								
John Lowenstein, L OBP: 0.268, SLG: 0.257 (1, 7)										4	0	1	0	0	0	2	Baltimore Orioles @ Cleveland Indians Cleveland Municipal Stadium, Cleveland, OH Sun May 04 1975, 3:33 AM EDT Unknown								
Frank Duffy, R OBP: 0.263, SLG: 0.250 (1, 6)										3	0	0	0	1	0	1									
George Hendrick, R OBP: 0.304, SLG: 0.373 (1, 8)										3	0	0	1	1	0	1									
Boog Powell, L OBP: 0.540, SLG: 0.722 (1, 3)										3	0	1	0	1	1	3									
Oscar Gamble, L OBP: 0.343, SLG: 0.424 (1, 10)										4	0	1	0	0	1	2									
Ken Berry, R OBP: 0.273, SLG: 0.250 (9, PR)										0	0	0	0	0	0	0									
Charlie Spikes, R OBP: 0.194, SLG: 0.221 (1, 9)										4	0	0	0	0	0	2									
John Ellis, R OBP: 0.243, SLG: 0.366 (1, 2)										4	1	2	0	0	0	1									
Buddy Bell, R OBP: 0.299, SLG: 0.274 (1, 5)										3	0	1	0	0	0	2									
Jack Brohamer, L OBP: 0.288, SLG: 0.371 (1, 4)										3	0	0	0	0	0	2									
Inning Stats	R: 0 E: 0 K: 0 S: 3	H: 0 LOB: 0 BB: 0 P: 3	R: 0 E: 0 K: 0 S: 4	H: 1 LOB: 2 BB: 1 P: 8	R: 0 E: 0 K: 0 S: 3	H: 0 LOB: 0 BB: 0 P: 3	R: 0 E: 0 K: 0 S: 3	H: 1 LOB: 0 BB: 0 P: 3	R: 0 E: 0 K: 0 S: 4	H: 1 LOB: 1 BB: 0 P: 4	R: 0 E: 0 K: 1 S: 5	H: 0 LOB: 0 BB: 0 P: 5	R: 1 E: 0 K: 1 S: 7	H: 2 LOB: 3 BB: 2 P: 15	R: 0 E: 0 K: 0 S: 3	H: 1 LOB: 1 BB: 0 P: 3	1B: 5 2B: 1 3B: 0 HR: 0	SF: 0 SAC: 0 DP: 2 HBP: 0	WP: 0 PB: 0 SB: 0 CS: 0	PA: 34					
PITCHER	IP	WLS	BF	H	R	ER	SO	BB	IBB	HBP	BLK	WP	HR	S	P	ERA	WHIP								
Mike Torrez, R ERA: 3.62 (1, 1)	9.0	W	34	6	1	1	2	3	0	0	0	0	0	35	47	1.00	1.000								



Batter	1	2	3	4	5	6	7	8	9	10	11	AB	R	H	RBI	BB	SO	LOB	TOP				
Ken Singleton, S OBP: 0.420, SLG: 0.355 (1, 9)	F3	BB			CS 1B		BB		BB		F7	3	0	1	0	3	0	1					
Paul Blair, R OBP: 0.318, SLG: 0.368 (1, 8)		BB																					
Al Bumbry, L OBP: 0.594, SLG: 0.531 (9, PH)	2B																						
Erod Hendricks, L OBP: 0.515, SLG: 0.545 (9, 2)	2B																						
Tommy Davis, R OBP: 0.282, SLG: 0.301 (1, 10)	6-3																						
Lee May, R OBP: 0.289, SLG: 0.455 (1, 3)	2B																						
Don Baylor, R OBP: 0.364, SLG: 0.449 (1, 7)	2B																						
Brooks Robinson, R OBP: 0.259, SLG: 0.197 (1, 5)	F4																						
Doug DeCinces, R OBP: 0.412, SLG: 0.548 (7, 6)																							
Mark Belanger, R OBP: 0.238, SLG: 0.175 (9, PR) (9, 6)																							
Dave Duncan, R OBP: 0.225, SLG: 0.282 (1, 2)																							
Jim Northrup, L OBP: 0.563, SLG: 0.750 (9, PH) (9, 8)	L5																						
Tim Nordbrook, R OBP: 0.250, SLG: 0.250 (7, PH) (7, 4)	BB 1B																						
Bobby Grich, R OBP: 0.414, SLG: 0.436 (7, 4)																							
Inning Stats	R: 2 E: 0 K: 0 S: 5	H: 2 LOB: 1 BB: 1 P: 9	R: 0 E: 0 K: 1 S: 6	H: 1 LOB: 2 BB: 1 P: 10	R: 0 E: 0 K: 1 S: 6	H: 2 LOB: 1 BB: 0 P: 6	R: 0 E: 0 K: 1 S: 5	H: 0 LOB: 0 BB: 0 P: 5	R: 0 E: 0 K: 0 S: 3	H: 0 LOB: 0 BB: 0 P: 3	R: 0 E: 0 K: 0 S: 3	H: 0 LOB: 0 BB: 0 P: 3	R: 0 E: 0 K: 1 S: 6	H: 1 LOB: 3 BB: 2 P: 14	R: 0 E: 0 K: 1 S: 6	H: 1 LOB: 1 BB: 2 P: 6	R: 0 E: 0 K: 0 S: 2	H: 0 LOB: 1 BB: 2 P: 10	1B: 6 2B: 4 3B: 0 HR: 1	SF: 0 SAC: 0 DP: 2 HBP: 0	WP: 0 PB: 1 SB: 0 CS: 2	PA: 46	
PITCHER	IP 6.2	WLS 2	BF 28	H 8	R 3	ER 3	SO 3	BB 3	IBB 0	HBP 0	BLK 0	WP 0	HR 0	S 11	P 19	ERA 0.00	WHIP 1.500						
Don Hood, L ERA: 2.25 (1, 1)																							
Dennis Eckersley, R ERA: (7, 1)																							
Tom Buskey, R ERA: 3.27 (9, 1)																							

Baltimore Orioles @ Cleveland Indians
Cleveland Municipal Stadium, Cleveland, OH
Sun May 04 1975, 3:38 AM EDT
Att: 17,488 - Unknown


AB 39
R 3
H 10
RBI 3
BB 7
SO 6
LOB 18



Batter	1	2	3	4	5	6	7	8	9	10	11	AB	R	H	RBI	BB	SO	LOB	BOTTOM				
John Lowenstein, L OBP: 0.319, SLG: 0.282 (1, 9) (10, 7)	4-3																						
Tom McCraw, L OBP: 0.333, SLG: 0.483 (1, 7)																							
Ken Berry, R OBP: 0.261, SLG: 0.238 (6, 7)	3-1																						
Charlie Spikes, R OBP: 0.189, SLG: 0.214 (9, PH) (10, 9)																							
George Hendrick, R OBP: 0.329, SLG: 0.395 (1, 8)	F9																						
Boog Powell, L OBP: 0.509, SLG: 0.659 (1, 3)																							
Oscar Gamble, L OBP: 0.444, SLG: 0.486 (1, 10)																							
Frank Robinson, R OBP: 0.375, SLG: 0.450 (10, PH)																							
Jack Brohamer, L OBP: 0.288, SLG: 0.343 (1, 4)	4-3																						
Buddy Bell, R OBP: 0.306, SLG: 0.273 (1, 5)																							
Frank Duffy, R OBP: 0.274, SLG: 0.279 (1, 6)																							
Alan Ashby, S OBP: 0.434, SLG: 0.286 (1, 2)																							
Rico Carty, R OBP: 0.323, SLG: 0.517 (9, PH)	F8																						
John Ellis, R OBP: 0.240, SLG: 0.361 (10, 2)																							
Inning Stats	R: 0 E: 0 K: 0 S: 3	H: 0 LOB: 0 BB: 0 P: 3	R: 1 E: 0 K: 0 S: 5	H: 2 LOB: 2 BB: 1 P: 9	R: 0 E: 0 K: 1 S: 7	H: 2 LOB: 2 BB: 0 P: 7	R: 2 E: 0 K: 0 S: 6	H: 3 LOB: 2 BB: 1 P: 10	R: 0 E: 0 K: 0 S: 3	H: 0 LOB: 0 BB: 0 P: 3	R: 0 E: 0 K: 0 S: 4	H: 2 LOB: 1 BB: 4 P: 4	R: 0 E: 0 K: 0 S: 3	H: 0 LOB: 0 BB: 0 P: 3	R: 0 E: 0 K: 1 S: 6	H: 1 LOB: 2 BB: 1 P: 10	R: 1 E: 0 K: 0 S: 4	H: 2 LOB: 2 BB: 1 P: 8	1B: 10 2B: 1 3B: 0 HR: 1	SF: 0 SAC: 0 DP: 0 HBP: 0	WP: 1 PB: 0 SB: 3 CS: 1	PA: 48	
PITCHER	IP 9.0	WLS 0.2	BF 38	H 9	R 1	ER 0	SO 1	BB 0	IBB 0	HBP 0	BLK 0	WP 0	HR 1	S 37	P 49	ERA 3.00	WHIP 1.333						
Doyle Alexander, R ERA: 2.82 (1, 1)																							
Grant Jackson, L ERA: 11.25 (10, 1)																							
Jesse Jefferson, R ERA: 3.0 (10, 1)																							

Baltimore Orioles @ Cleveland Indians
Cleveland Municipal Stadium, Cleveland, OH
Sun May 04 1975, 3:38 AM EDT
Att: 17,488 - Unknown

AB 43
R 4
H 12
RBI 3
BB 5
SO 2
LOB 18



Batter	1	2	3	4	5	6	7	8	9	AB	R	H	RBI	BB	SO	LOB	TOP									
Bernie Carbo, L OBP: 0.455, SLG: 0.610 Juan Beniquez, R OBP: 0.250, SLG: 0.273	3-1			5-3 2B BB	F7		1-H CS 1B	SH3-4		2	1	0	0	1	0	1										
Dwight Evans, R OBP: 0.356, SLG: 0.455	K			5-3 1-2	B1-3		CS 1-2	SH1-4 BB E BB	6-3	4	1	0	0	1	1	3										
Carl Yastrzemski, L OBP: 0.345, SLG: 0.386	4-3			2B BB	CS		CS BB	E SH1-4 BB	F8	2	1	0	0	3	0	1										
Fred Lynn, L OBP: 0.452, SLG: 0.583				2B BB	CS			SH1-4		3	1	2	1	0	1	0										
Jim Rice, R OBP: 0.306, SLG: 0.508	F8			2B 2B				K		4	1	1	2	0	2	3										
Rico Petrocelli, R OBP: 0.292, SLG: 0.222	F8			F9 2B				F8		3	0	1	1	1	0	1										
Bob Montgomery, R OBP: 0.273, SLG: 0.293	CS		F8	F9			3-1	E5		4	0	0	0	0	0	3										
Rick Burleson, R OBP: 0.364, SLG: 0.324			G4-6-3 1B	F6			1-3	K		4	0	1	0	0	1	4										
Doug Griffin, R OBP: 0.367, SLG: 0.283			G4-6-3				WP 1B BB	SH3-4 HBP		2	2	1	0	1	0	1										
Inning Stats	R: 0 E: 0 K: 1 S: 5	H: 0 LOB: 0 BB: 0 P: 5	R: 0 E: 0 K: 0 S: 3	H: 1 LOB: 0 BB: 0 P: 3	R: 0 E: 0 K: 0 S: 3	H: 1 LOB: 0 BB: 0 P: 3	R: 4 E: 0 K: 0 S: 6	H: 3 LOB: 1 BB: 2 P: 14	R: 1 E: 0 K: 0 S: 3	H: 1 LOB: 0 BB: 1 P: 7	R: 0 E: 0 K: 2 S: 7	H: 0 LOB: 0 BB: 0 P: 7	R: 1 E: 0 K: 0 S: 3	H: 1 LOB: 0 BB: 1 P: 7	R: 1 E: 1 K: 2 S: 8	H: 0 LOB: 3 BB: 3 P: 20	R: 0 E: 0 K: 0 S: 3	H: 0 LOB: 1 BB: 0 P: 4	1B: 4 2B: 3 3B: 0 HR: 0	SF: 0 SAC: 2 DP: 1 HBP: 1	WP: 1 PB: 1 SB: 0 CS: 4	PA: 42				
PITCHER	IP	WLS	BF	H	R	ER	SO	BB	IBB	HBP	BLK	WP	HR	S	P	ERA	WHIP									
Jim Perry, R ERA: 6.82	(1, 1)	4.2	L	21	6	5	4	1	3	0	0	0	0	20	32	7.71	1.929									
Dave LaRoche, L ERA: 2.45	(5, 1)	2.2		10	1	2	1	2	3	0	0	0	1	0	11	23	3.38	1.500								
Dennis Eckersley, R ERA:	(8, 1)	1.2		8	0	0	0	2	0	1	1	0	0	0	10	15	0.00	0.000								

Boston Red Sox @ Cleveland Indians
Cleveland Municipal Stadium, Cleveland, OH

Mon May 05 1975, 7:05 PM EDT
Att. 7,462 - Unknown - 63 F

AB 29
R 7
H 7
RBI 5
BB 7
SO 5
LOB 17



Batter	1	2	3	4	5	6	7	8	9	AB	R	H	RBI	BB	SO	LOB	BOTTOM								
John Lowenstein, L OBP: 0.365, SLG: 0.395	F9		S 1B			HR		1-3 1B		4	2	3	1	1	0	0									
Tom McCraw, L OBP: 0.306, SLG: 0.441	HR 1B		F7			F8		L9	P7	5	1	1	0	0	0	4									
George Hendrick, R OBP: 0.322, SLG: 0.419	HR		6-3			6-3		1-3	G3	5	1	1	2	0	0	4									
Boog Powell, L OBP: 0.508, SLG: 0.667	F5			L6 2B		L4		BB BB 2H	1B	4	0	2	1	0	0	0									
Oscar Gamble, L OBP: 0.349, SLG: 0.462 Ken Berry, R OBP: 0.261, SLG: 0.238	3-1			L6		G3 1B BB		BB BB		2	1	0	0	2	0	1									
John Ellis, R OBP: 0.231, SLG: 0.347 Rico Carty, R OBP: 0.344, SLG: 0.517 Alan Ashby, S OBP: 0.444, SLG: 0.286	F8		6-3			G3		FC5-4 BB		3	0	0	0	0	0	1									
Buddy Bell, R OBP: 0.307, SLG: 0.265 Leron Lee, L OBP: 0.250, SLG: 0.190 Ed Crosby, L OBP: 0.438, SLG: 0.385			CS BB			6-3		FC5-4 BB		2	0	0	0	1	0	1									
Jack Brohamer, L OBP: 0.280, SLG: 0.352	K					3-1			FC3-6 1B	4	0	2	1	0	1	1									
Frank Duffy, R OBP: 0.258, SLG: 0.262			K			K			FC3-6 BB	4	0	0	0	0	3	2									
Inning Stats	R: 2 E: 0 K: 0 S: 5	H: 2 LOB: 0 BB: 0 P: 5	R: 0 E: 0 K: 1 S: 4	H: 0 LOB: 1 BB: 1 P: 8	R: 0 E: 0 K: 1 S: 6	H: 1 LOB: 0 BB: 0 P: 6	R: 0 E: 0 K: 0 S: 3	H: 1 LOB: 0 BB: 0 P: 3	R: 0 E: 0 K: 1 S: 5	H: 0 LOB: 0 BB: 0 P: 5	R: 1 E: 0 K: 0 S: 4	H: 1 LOB: 0 BB: 0 P: 4	R: 1 E: 0 K: 1 S: 6	H: 1 LOB: 1 BB: 1 P: 10	R: 1 E: 0 K: 0 S: 5	H: 2 LOB: 3 BB: 2 P: 13	R: 0 E: 0 K: 0 S: 4	H: 1 LOB: 2 BB: 1 P: 8	1B: 6 2B: 3 3B: 0 HR: 2	SF: 0 SAC: 0 DP: 2 HBP: 0	WP: 0 PB: 0 SB: 2 CS: 1	PA: 39			
PITCHER	IP	WLS	BF	H	R	ER	SO	BB	IBB	HBP	BLK	WP	HR	S	P	ERA	WHIP								
Luis Tiant, R ERA: 4.19	(1, 1)	6.0	W	22	5	3	3	3	1	0	0	0	0	27	31	4.50	1.000								
Diego Segui, R ERA: 2.09	(7, 1)	1.2		11	3	2	2	1	3	0	0	0	0	10	22	10.80	3.600								
Dick Drago, R ERA: 2.35	(8, 1)	1.1	S	6	1	0	0	0	1	0	0	0	0	5	9	0.00	1.500								

Boston Red Sox @ Cleveland Indians
Cleveland Municipal Stadium, Cleveland, OH

Mon May 05 1975, 7:05 PM EDT
Att. 7,462 - Unknown - 63 F

AB 34
R 5
H 9
RBI 5
BB 5
SO 4
LOB 17



Batter	1	2	3	4	5	6	7	8	9	AB	R	H	RBI	BB	SO	LOB	TOP										
Bernie Carbo, L (1, 7) OBP: 0.458, SLG: 0.591	4-0 SH3 BB	0-0 G4-6-3		0-0 G6-4-3 1B		0-3 K		0-0 1B	3 0 1 0 1 1 2	3	0	1	0	1	1	2	Boston Red Sox @ Cleveland Indians Cleveland Municipal Stadium, Cleveland, OH Tue May 06 1975, 7:05 PM EDT Att. 3,880 - Unknown - 53 F										
Rick Miller, L (8, 7) OBP: 0.400, SLG: 0.250									1 0 1 0 0 0 0																		
Rick Burleson, R (1, 6) OBP: 0.356, SLG: 0.310	0-0 SH3		1-0 2B HBP	0-0 G6-4-3		0-0 5-3		0-0 G5-3	3 1 0 0 0 0 4	3	1	0	0	0	0	4											
Carl Yastrzemski, L (1, 3) OBP: 0.341, SLG: 0.370	0-0 L9		0-0 F8		4-0 FC4-6 BB		0-3 K		3 0 0 0 1 1 2	3	0	0	0	1	1	2											
Fred Lynn, L (1, 8) OBP: 0.455, SLG: 0.587	0-3 K		0-0 1B		4-0 FC4-6 BB		0-0 G3		3 1 1 1 1 1 1	3	1	1	1	1	1	1											
Jim Rice, R (1, 10) OBP: 0.333, SLG: 0.516		0-0 FC6 1B	0-0 S	0-0 FC4-6 BB		4-0 FC4-6 BB		4-0 FC5-4 BB	3 1 2 1 1 0 2	3	1	2	1	1	0	2											
Rico Petrocelli, R (1, 5) OBP: 0.290, SLG: 0.224		0-0 E 1B	0-0 F4	0-0 G6-4-3		0-0 G6-4-3		0-0 FC5-4 FC6-4	4 1 1 0 0 0 4	4	1	1	0	0	0	4											
Dwight Evans, R (1, 9) OBP: 0.340, SLG: 0.432		0-0 FC6 1B	0-0 6-3		0-0 F2		0-0 FC6-4		4 0 0 0 0 0 4	4	0	0	0	0	0	4											
Bob Montgomery, R (1, 2) OBP: 0.284, SLG: 0.304		0-0 FC5-2-5 1B		0-0 1B		0-3 K		0-0 6-3	4 0 2 2 0 1 0	4	0	2	2	0	1	0											
Doug Griffin, R (1, 4) OBP: 0.359, SLG: 0.281		0-0 FC5-2-5 1B		0-0 B3		0-3 K		0-0 G5-3 1B	4 0 1 0 0 1 3	4	0	1	0	0	1	3											
Inning Stats	R: 0 E: 0 K: 1 S: 5	H: 0 LOB: 1 BB: 1 P: 9	R: 2 E: 1 K: 0 S: 6	H: 3 LOB: 1 BB: 0 P: 6	R: 2 E: 0 K: 0 S: 5	H: 2 LOB: 1 BB: 0 P: 6	R: 0 E: 0 K: 0 S: 4	H: 2 LOB: 1 BB: 0 P: 4	R: 0 E: 0 K: 0 S: 2	H: 0 LOB: 0 BB: 2 P: 10	R: 0 E: 0 K: 2 S: 7	H: 0 LOB: 0 BB: 0 P: 7	R: 0 E: 0 K: 2 S: 7	H: 0 LOB: 0 BB: 0 P: 7	R: 0 E: 0 K: 0 S: 3	H: 0 LOB: 1 BB: 1 P: 7	R: 0 E: 0 K: 0 S: 4	H: 2 LOB: 1 BB: 0 P: 4	1B: 8 2B: 1 3B: 0 HR: 0	SF: 0 SAC: 1 DP: 4 HBP: 1	WP: 0 PB: 0 SB: 1 CS: 0	PA: 38					
PITCHER	IP	WLS	BF	H	R	ER	SO	BB	IBB	HBP	BLK	WP	HR	S	P	ERA	WHIP										
Dick Bosman, R (1, 1) ERA: 4.19	2.1	L	14	5	4	3	1	1	0	1	0	0	0	14	19	11.57	2.571										
Jim Kern, R (3, 1) ERA: 1.82	6.2		24	4	0	0	4	3	0	0	0	0	0	29	41	0.00	1.050										

AB	32
R	4
H	9
RBI	4
BB	4
SO	5
LOB	22



Batter	1	2	3	4	5	6	7	8	9	AB	R	H	RBI	BB	SO	LOB	BOTTOM										
Frank Duffy, R (1, 6) OBP: 0.243, SLG: 0.246	0-3 K		0-0 6-3			0-0 6-3		0-0 F8	4 0 0 0 0 1 0	4	0	0	0	0	1	0	Boston Red Sox @ Cleveland Indians Cleveland Municipal Stadium, Cleveland, OH Tue May 06 1975, 7:05 PM EDT Att. 3,880 - Unknown - 53 F										
Frank Robinson, R (1, 10) OBP: 0.357, SLG: 0.391	4-0 FC6-4 1B BB		0-0 6-3			0-0 4-3		0-0 5-3	3 0 0 0 1 0 0	3	0	0	0	1	0	0											
George Hendrick, R (1, 8) OBP: 0.330, SLG: 0.456	0-0 FC6-4 1B			0-0 6-3		0-0 HR		0-0 P8	4 1 2 1 0 0 0	4	1	2	1	0	0	0											
Rico Carty, R (1, 7) OBP: 0.306, SLG: 0.455	0-0 FC6-4			0-0 L3		0-0 6-3		0-0 F9	4 0 0 0 0 0 2	4	0	0	0	0	0	2											
John Ellis, R (1, 2) OBP: 0.244, SLG: 0.346	0-0 4-3			0-0 1B		0-3 K		4-0 BB	3 0 1 0 1 1 2	3	0	1	0	1	1	2											
Boog Powell, L (1, 3) OBP: 0.492, SLG: 0.633		0-0 6-3		0-0 F9		0-0 1B		0-3 K	4 0 1 0 0 1 2	4	0	1	0	0	1	2											
Charlie Spikes, R (1, 9) OBP: 0.192, SLG: 0.216		0-0 6-3			0-0 6-3		1-2 1B	0-0 6-3	4 0 1 0 0 0 1	4	0	1	0	0	0	1											
Buddy Bell, R (1, 5) OBP: 0.308, SLG: 0.268		0-0 F8			0-0 S3-6 1B		0-0 F8		3 0 1 0 0 0 2	3	0	1	0	0	0	2											
Jack Brohamer, L (1, 4) OBP: 0.273, SLG: 0.342			0-0 F3			0-0 G3-6		0-0 F8	2 0 0 0 0 0 1	2	0	0	0	0	0	1											
Ken Berry, R (7, PH) OBP: 0.250, SLG: 0.227									1 0 0 0 0 0 2	1	0	0	0	0	0	2											
Ed Crosby, L (8, 4) OBP: 0.438, SLG: 0.385									0 0 0 0 0 0 0	0	0	0	0	0	0	0											
Inning Stats	R: 0 E: 0 K: 1 S: 6	H: 1 LOB: 2 BB: 1 P: 10	R: 0 E: 0 K: 0 S: 3	H: 0 LOB: 0 BB: 0 P: 3	R: 0 E: 0 K: 0 S: 3	H: 0 LOB: 0 BB: 0 P: 3	R: 0 E: 0 K: 0 S: 4	H: 1 LOB: 1 BB: 0 P: 4	R: 0 E: 0 K: 0 S: 3	H: 1 LOB: 0 BB: 0 P: 3	R: 1 E: 0 K: 0 S: 4	H: 1 LOB: 0 BB: 0 P: 4	R: 0 E: 0 K: 1 S: 7	H: 2 LOB: 2 BB: 0 P: 7	R: 0 E: 0 K: 0 S: 3	H: 0 LOB: 0 BB: 0 P: 3	R: 0 E: 0 K: 1 S: 5	H: 0 LOB: 1 BB: 1 P: 9	1B: 5 2B: 0 3B: 0 HR: 1	SF: 0 SAC: 0 DP: 1 HBP: 0	WP: 0 PB: 0 SB: 0 CS: 0	PA: 34					
PITCHER	IP	WLS	BF	H	R	ER	SO	BB	IBB	HBP	BLK	WP	HR	S	P	ERA	WHIP										
Bill Lee, L (1, 1) ERA: 4.93	9.0	W	34	6	1	1	3	2	0	0	0	0	1	38	46	1.00	0.889										

AB	32
R	1
H	6
RBI	1
BB	2
SO	3
LOB	12



Batter	1	2	3	4	5	6	7	8	9	AB	R	H	RBI	BB	SO	LOB	TOP					
Juan Beniquez, R OBP: 0.293, SLG: 0.297 (1, 8)										4	0	2	0	0	1	1	Boston Red Sox @ Cleveland Indians Cleveland Municipal Stadium, Cleveland, OH Wed May 07 1975, 7:05 PM EDT Att. 4,857 - Unknown - 60 F					
Rick Burleson, R OBP: 0.353, SLG: 0.307 (1, 6)										4	0	1	1	0	0	2						
Carl Yastrzemski, L OBP: 0.337, SLG: 0.355 (1, 3)										3	0	0	0	1	1	2						
Jim Rice, R OBP: 0.343, SLG: 0.559 Rick Miller, L OBP: 0.400, SLG: 0.250 (1, 7) (8, 7)										4	1	2	1	0	1	2						
Rico Petrocelli, R OBP: 0.301, SLG: 0.230 (1, 5)										3	1	1	0	1	1	3						
Dwight Evans, R OBP: 0.347, SLG: 0.429 (1, 9)										3	1	1	0	1	0	1						
Tony Conigliaro, R OBP: 0.242, SLG: 0.241 (1, 10)										4	0	1	1	0	1	1						
Bob Montgomery, R OBP: 0.271, SLG: 0.289 (1, 2)										4	0	0	1	0	0	1						
Doug Griffin, R OBP: 0.368, SLG: 0.295 (1, 4)										4	1	2	0	0	0	1						
Inning Stats	R: 0 E: 0 K: 1 S: 5	H: 1 LOB: 0 BB: 0 P: 5	R: 0 E: 0 K: 1 S: 5	H: 1 LOB: 1 BB: 1 P: 9	R: 0 E: 0 K: 0 S: 4	H: 1 LOB: 1 BB: 0 P: 4	R: 0 E: 0 K: 0 S: 3	H: 0 LOB: 1 BB: 1 P: 7	R: 1 E: 0 K: 0 S: 5	H: 2 LOB: 2 BB: 0 P: 6	R: 3 E: 0 K: 0 S: 6	H: 4 LOB: 0 BB: 0 P: 6	R: 0 E: 0 K: 2 S: 8	H: 1 LOB: 2 BB: 1 P: 12	R: 0 E: 0 K: 0 S: 3	H: 0 LOB: 0 BB: 0 P: 3	R: 0 E: 0 K: 1 S: 5	H: 0 LOB: 0 BB: 0 P: 5	1B: 9 2B: 1 3B: 0 HR: 1	SF: 0 SAC: 1 DP: 2 HBP: 1	WP: 0 PB: 0 SB: 0 CS: 1	PA: 38
PITCHER	IP WLS BF H R ER SO BB IBB HBP BLK WP HR S P ERA WHIP																					
Fritz Peterson, L ERA: 7.25 (1, 1)	5.0 L 25 9 4 4 2 2 2 0 1 0 0 1 26 35 7.20 2.200																					
Tom Buskey, R ERA: 2.4 (6, 1)	4.0 13 1 0 0 3 0 1 0 0 0 0 0 18 22 0.00 0.250																					

AB 33
R 4
H 10
RBI 4
BB 3
SO 5
LOB 14



Batter	1	2	3	4	5	6	7	8	9	AB	R	H	RBI	BB	SO	LOB	BOTTOM					
John Lowenstein, L OBP: 0.333, SLG: 0.354 (1, 9)										5	0	0	0	0	1	3	Boston Red Sox @ Cleveland Indians Cleveland Municipal Stadium, Cleveland, OH Wed May 07 1975, 7:05 PM EDT Att. 4,857 - Unknown - 60 F					
Frank Duffy, R OBP: 0.243, SLG: 0.236 (1, 6)										3	0	0	0	1	0	1						
Oscar Gamble, L OBP: 0.362, SLG: 0.500 (1, 7)										3	1	1	0	1	0	2						
Boog Powell, L OBP: 0.478, SLG: 0.604 (1, 3)										4	0	1	1	0	0	1						
George Hendrick, R OBP: 0.337, SLG: 0.452 (1, 8)										3	1	1	0	1	0	1						
Rico Carty, R OBP: 0.300, SLG: 0.432 (1, 10)										4	0	1	0	0	0	2						
John Ellis, R OBP: 0.256, SLG: 0.366 (1, 2)										4	0	2	1	0	0	1						
Buddy Bell, R OBP: 0.309, SLG: 0.270 Tom McCraw, L OBP: 0.237, SLG: 0.429 (1, 5) (9, PH)										3	0	1	0	0	1	2						
Jack Brohamer, L OBP: 0.272, SLG: 0.338 (1, 4)										4	0	1	0	0	0	4						
Inning Stats	R: 0 E: 0 K: 0 S: 3	H: 0 LOB: 0 BB: 0 P: 3	R: 1 E: 0 K: 1 S: 8	H: 3 LOB: 2 BB: 0 P: 8	R: 0 E: 0 K: 0 S: 3	H: 0 LOB: 0 BB: 1 P: 7	R: 0 E: 0 K: 0 S: 3	H: 0 LOB: 0 BB: 0 P: 3	R: 0 E: 0 K: 0 S: 4	H: 1 LOB: 2 BB: 1 P: 8	R: 0 E: 0 K: 0 S: 3	H: 0 LOB: 1 BB: 1 P: 7	R: 0 E: 0 K: 0 S: 4	H: 1 LOB: 0 BB: 0 P: 4	R: 1 E: 0 K: 0 S: 4	H: 2 LOB: 0 BB: 0 P: 4	R: 0 E: 0 K: 1 S: 6	H: 1 LOB: 1 BB: 0 P: 6	1B: 6 2B: 1 3B: 1 HR: 0	SF: 0 SAC: 0 DP: 1 HBP: 0	WP: 0 PB: 0 SB: 0 CS: 0	PA: 37
PITCHER	IP WLS BF H R ER SO BB IBB HBP BLK WP HR S P ERA WHIP																					
Reggie Cleveland, R ERA: 5.28 (1, 1)	7.0 W 31 7 2 2 2 3 0 0 0 0 0 0 30 42 2.57 1.429																					
Diego Segui, R ERA: 1.8 (8, 1)	2.0 S 6 1 0 0 1 0 0 0 0 0 0 0 8 8 0.00 0.500																					

AB 34
R 2
H 8
RBI 2
BB 3
SO 2
LOB 18



Batter	1	2	3	4	5	6	7	8	9	AB	R	H	RBI	BB	SO	LOB	TOP			
Pat Kelly, L OBP: 0.395, SLG: 0.432 Bob Coluccio, R OBP: 0.320, SLG: 0.274	0-0 4-3		0-0 4-3			0-0 FC1-5		0-0 HR		4	1	1	2	0	0	2	Chicago White Sox @ Cleveland Indians Cleveland Municipal Stadium, Cleveland, OH Fri May 09 1975, 7:05 PM EDT Att: 10,422 - Unknown			
Jorge Orta, L OBP: 0.294, SLG: 0.389	0-0 G3			0-0 F8		0-0 F8		0-0 F8		4	0	0	0	0	0	2				
Carlos May, L OBP: 0.411, SLG: 0.457 Nyls Nyman, L OBP: 0.198, SLG: 0.215	0-0 1-3			0-0 L4		0-0 F8			0-0 CS 1B	3	0	0	0	0	0	2				
Ken Henderson, S OBP: 0.412, SLG: 0.461		0-0 F7		0-0 L4			0-0 F6		0-0 F8 1-2	4	0	0	0	0	0	1				
Bill Melton, R OBP: 0.345, SLG: 0.323		0-3 K			0-0 1-3		0-0 F4		0-0 F7	4	0	0	0	0	1	0				
Deron Johnson, R OBP: 0.298, SLG: 0.324		0-0 E5			0-0 5-3		0-0 4-3			3	0	0	0	0	0	0				
Tony Muser, L OBP: 0.231, SLG: 0.200		0-0 F7			0-3 K			0-0 F8 SH1-4 HR 1B		3	1	1	0	0	1	1				
Bucky Dent, R OBP: 0.250, SLG: 0.278			0-0 F8			0-0 FC1-5 2B		0-0 SH1-4		2	0	1	0	0	0	0				
Brian Downing, R OBP: 0.340, SLG: 0.333			0-0 F2			4-0 F8 FC1-5 BB		0-0 F8		2	0	0	0	1	0	1				
Inning Stats	R: 0 E: 0 K: 0 S: 3	H: 0 LOB: 0 BB: 0 P: 3	R: 0 E: 1 K: 1 S: 6	H: 0 LOB: 1 BB: 0 P: 6	R: 0 E: 0 K: 0 S: 3	H: 0 LOB: 0 BB: 0 P: 3	R: 0 E: 0 K: 0 S: 3	H: 0 LOB: 0 BB: 0 P: 3	R: 0 E: 0 K: 0 S: 4	H: 1 LOB: 2 BB: 1 P: 8	R: 0 E: 0 K: 0 S: 3	H: 0 LOB: 0 BB: 0 P: 3	R: 2 E: 0 K: 0 S: 5	H: 2 LOB: 0 BB: 0 P: 5	R: 0 E: 0 K: 0 S: 3	H: 1 LOB: 0 BB: 0 P: 3		1B: 2 2B: 1 3B: 0 HR: 1	SF: 0 SAC: 1 DP: 0 HBP: 0	WP: 0 PB: 0 CS: 1
PITCHER Gaylord Perry, R ERA: 3.15	IP: 9.0 WLS: L BF: 32	H: 4 R: 2 ER: 2 SO: 2	BB: 1 IBB: 0 HBP: 0 BLK: 0	WP: 0 HR: 1 S: 35 P: 39	ERA: 2.00 WHIP: 0.556											ERA: 2.00 WHIP: 0.556				

Batter	1	2	3	4	5	6	7	8	9	AB	R	H	RBI	BB	SO	LOB	BOTTOM			
Frank Duffy, R OBP: 0.256, SLG: 0.240	0-3 K	4-0 BB			0-0 CS SH5-3 1B		0-0 F6			3	0	1	0	1	1	0	Chicago White Sox @ Cleveland Indians Cleveland Municipal Stadium, Cleveland, OH Fri May 09 1975, 7:05 PM EDT Att: 10,422 - Unknown			
Oscar Gamble, L OBP: 0.340, SLG: 0.467	0-0 F8	0-0 2-3			0-0 SH5-3			0-0 F9		3	0	0	0	0	0	2				
George Hendrick, R OBP: 0.333, SLG: 0.443	0-0 1B BB		0-0 F8		0-0 E5		0-3 K			4	0	1	0	0	1	1				
Frank Robinson, R OBP: 0.344, SLG: 0.346	4-0 BB		0-0 F9		0-3 K			0-0 4-3		3	0	0	0	1	1	2				
Rico Carty, R OBP: 0.341, SLG: 0.488	0-0 BB		0-0 BB		0-0 BB		0-0 6-3		0-0 WP 2B	4	0	3	0	0	0	0				
John Ellis, R OBP: 0.244, SLG: 0.349	1-2 2-3 1B		0-0 1B		0-0 L6		0-0 F8		0-0 6-3	4	0	0	0	0	0	5				
Charlie Spikes, R OBP: 0.195, SLG: 0.208 Boog Powell, L OBP: 0.471, SLG: 0.593		0-3 K		0-0 F2		0-0 1-4-3			0-3 K	3	0	0	0	0	1	0				
Buddy Bell, R OBP: 0.294, SLG: 0.256		0-3 K		0-0 F9			0-0 F9		0-0 1-3	4	0	0	0	0	1	1				
Jack Brohamer, L OBP: 0.274, SLG: 0.338		0-0 BB		0-0 F9			0-0 F4			3	0	1	0	0	0	0				
Inning Stats	R: 0 E: 0 K: 1 S: 7	H: 2 LOB: 3 BB: 1 P: 11	R: 0 E: 0 K: 2 S: 8	H: 1 LOB: 2 BB: 1 P: 12	R: 0 E: 0 K: 0 S: 4	H: 1 LOB: 1 BB: 0 P: 4	R: 0 E: 0 K: 0 S: 3	H: 0 LOB: 0 BB: 0 P: 3	R: 0 E: 0 K: 0 S: 3	H: 0 LOB: 0 BB: 0 P: 3	R: 0 E: 0 K: 1 S: 5	H: 0 LOB: 0 BB: 0 P: 5	R: 0 E: 0 K: 1 S: 6	H: 1 LOB: 1 BB: 0 P: 6	R: 0 E: 0 K: 1 S: 6	H: 1 LOB: 0 BB: 0 P: 6		1B: 5 2B: 2 3B: 0 HR: 0	SF: 0 SAC: 1 DP: 1 HBP: 0	WP: 1 PB: 0 CS: 1
PITCHER Jim Kaat, L ERA: 2.58 Rich Gossage, R ERA: 1.29 Terry Forster, L ERA: 1.96	IP: 8.0 WLS: W BF: 32	H: 6 R: 0 ER: 0 SO: 5	BB: 2 IBB: 0 HBP: 0 BLK: 0	WP: 0 HR: 0 S: 40 P: 48	ERA: 0.00 WHIP: 1.000											ERA: 0.00 WHIP: 1.000				


Batter	1	2	3	4	5	6	7	8	9	AB	R	H	RBI	BB	SO	LOB	TOP								
Buddy Bradford, R OBP: 0.278, SLG: 0.214 (1, 9)										4	2	1	4	0	2	1	Chicago White Sox @ Cleveland Indians Cleveland Municipal Stadium, Cleveland, OH Sat May 10 1975, 7:05 PM EDT Att: 10,165 - Unknown								
Bob Coluccio, R OBP: 0.321, SLG: 0.277 (1, 7)										3	0	1	0	0	1	1									
Carlos May, L OBP: 0.417, SLG: 0.457 (7, PH)										0	0	0	0	1	0	0									
Nyls Nyman, L OBP: 0.196, SLG: 0.213 (7, 7)										1	0	0	0	0	0	1									
Ken Henderson, S OBP: 0.402, SLG: 0.441 (1, 8)										4	0	0	0	1	1	5									
Bill Melton, R OBP: 0.347, SLG: 0.350 (1, 5)										4	1	1	1	1	1	1									
Deron Johnson, R OBP: 0.291, SLG: 0.316 (1, 3)										2	0	0	0	0	0	0									
Tony Muser, L OBP: 0.241, SLG: 0.222 (5, 3)										2	0	1	1	0	0	0									
Bill Stein, R OBP: 0.250, SLG: 0.250 (1, 10)										2	0	1	0	0	0	0									
Pat Kelly, L OBP: 0.393, SLG: 0.429 (5, FR)										3	2	1	0	0	0	2									
Jorge Orta, L OBP: 0.293, SLG: 0.385 (1, 4)										4	0	1	0	0	1	3									
Bucky Dent, R OBP: 0.269, SLG: 0.307 (1, 6)										4	2	3	2	0	0	1									
Brian Downing, R OBP: 0.347, SLG: 0.333 (1, 2)										3	1	1	0	1	0	2									
Inning Stats	R: 0 E: 0 K: 2 S: 8	H: 1 LOB: 1 BB: 0 P: 8	R: 0 E: 0 K: 1 S: 5	H: 0 LOB: 0 BB: 0 P: 5	R: 1 E: 0 K: 1 S: 6	H: 1 LOB: 0 BB: 0 P: 6	R: 0 E: 0 K: 0 S: 3	H: 0 LOB: 0 BB: 0 P: 3	R: 4 E: 0 K: 0 S: 6	H: 3 LOB: 1 BB: 1 P: 10	R: 0 E: 0 K: 0 S: 3	H: 0 LOB: 0 BB: 0 P: 3	R: 0 E: 0 K: 2 S: 9	H: 2 LOB: 1 BB: 1 P: 13	R: 2 E: 1 K: 0 S: 6	H: 4 LOB: 1 BB: 0 P: 6	R: 1 E: 0 K: 0 S: 3	H: 0 LOB: 2 BB: 2 P: 12	1B: 8 2B: 1 3B: 0 HR: 2	SF: 1 SAC: 0 DP: 0 HBP: 1	WP: 1 PB: 1 CS: 3	PA: 42			
PITCHER	IP	WLS	BF	H	R	ER	SO	BB	IBB	HBP	BLK	WP	HR	S	P	ERA	WHIP								
Don Hood, L ERA: 3.98	4.1	L	19	5	5	5	4	1	0	0	1	1	1	26	30	10.38	1.385								
Tom Buskey, R ERA: 2.04	2.2		11	2	0	0	2	1	0	0	0	0	0	14	18	0.00	1.125								
Dave LaRoche, L ERA: 4.7	0.1		4	3	2	2	0	0	0	0	0	0	1	4	4	54.00	9.000								
Dick Bosman, R ERA: 4.29	1.2		8	1	1	1	0	1	1	1	0	0	0	5	14	5.40	1.200								

Batter	1	2	3	4	5	6	7	8	9	AB	R	H	RBI	BB	SO	LOB	BOTTOM								
Frank Duffy, R OBP: 0.265, SLG: 0.263 (1, 6)										5	2	2	0	0	1	1	Chicago White Sox @ Cleveland Indians Cleveland Municipal Stadium, Cleveland, OH Sat May 10 1975, 7:05 PM EDT Att: 10,165 - Unknown								
Oscar Gamble, L OBP: 0.333, SLG: 0.438 (1, 7)										3	0	0	0	1	0	1									
George Hendrick, R OBP: 0.340, SLG: 0.490 (1, 8)										3	1	2	3	0	0	0									
Boog Powell, L OBP: 0.486, SLG: 0.621 (1, 3)										4	0	3	0	0	0	2									
Rico Carty, R OBP: 0.333, SLG: 0.455 (1, 10)										3	0	0	0	1	1	2									
Charlie Spikes, R OBP: 0.200, SLG: 0.203 (1, 9)										2	0	0	0	2	0	2									
Buddy Bell, R OBP: 0.295, SLG: 0.250 (1, 5)										2	0	0	0	1	2	0									
John Lowenstein, L OBP: 0.328, SLG: 0.347 (6, PH)										1	0	0	0	0	0	2									
Alan Ashby, S OBP: 0.333, SLG: 0.200 (1, 2)										3	0	0	0	0	0	2									
Leron Lee, L OBP: 0.240, SLG: 0.182 (9, PH)										1	0	0	0	0	0	0									
Jack Brohamer, L OBP: 0.273, SLG: 0.333 (1, 4)										4	0	1	0	0	0	0									
Inning Stats	R: 1 E: 0 K: 0 S: 5	H: 2 LOB: 2 BB: 1 P: 9	R: 0 E: 0 K: 1 S: 5	H: 0 LOB: 0 BB: 0 P: 5	R: 1 E: 0 K: 1 S: 7	H: 2 LOB: 1 BB: 0 P: 7	R: 0 E: 0 K: 1 S: 5	H: 0 LOB: 0 BB: 0 P: 5	R: 1 E: 0 K: 0 S: 4	H: 2 LOB: 1 BB: 1 P: 8	R: 0 E: 0 K: 0 S: 2	H: 0 LOB: 1 BB: 2 P: 10	R: 0 E: 0 K: 0 S: 3	H: 0 LOB: 0 BB: 0 P: 3	R: 0 E: 0 K: 1 S: 6	H: 1 LOB: 2 BB: 1 P: 10	R: 0 E: 0 K: 0 S: 3	H: 1 LOB: 0 BB: 0 P: 3	1B: 4 2B: 4 3B: 0 HR: 1	SF: 1 SAC: 0 DP: 3 HBP: 0	WP: 0 PB: 0 CS: 0	PA: 37			
PITCHER	IP	WLS	BF	H	R	ER	SO	BB	IBB	HBP	BLK	WP	HR	S	P	ERA	WHIP								
Wilbur Wood, L ERA: 4.82	5.1	W	24	6	3	3	3	3	0	0	0	0	1	27	39	5.06	1.688								
Rich Gossage, R ERA: 1.14	3.2	S	13	2	0	0	1	2	0	0	0	0	0	13	21	0.00	1.091								

Batter	1	2	3	4	5	6	7	8	9	10	11	AB	R	H	RBI	BB	SO	LOB	TOP	
Pat Kelly, L OBP: 0.398, SLG: 0.425 Nyls Nyman, L OBP: 0.202, SLG: 0.218	(1, 9) 0-3 K	(1, 4) 4-0 BB		(1, 3) 1-3			(1, 7) 4-3 1B		(1, 9) 4-3		(1, 4) 0-0 1B	3	0	1	0	1	1	0		
Jorge Orta, L OBP: 0.295, SLG: 0.377	(1, 4) 4-0 WP 1B	(1, 3) 0-0 G6-4-3					(1, 7) 4-3 1B		(1, 9) 0-0 F2		(1, 4) 0-0 1B	5	1	1	0	1	0	4		
Carlos May, L OBP: 0.429, SLG: 0.457 Bob Coluccio, R OBP: 0.316, SLG: 0.273	(1, 7) 0-0 F6						(1, 7) 4-0 BB 1B		(1, 9) 0-3 K			2	0	1	0	2	0	1		
Ken Henderson, S OBP: 0.402, SLG: 0.433	(1, 8) 4-0 1B BB						(1, 7) 0-0 F8		(1, 9) 0-3 K			4	1	1	0	1	1	3		
Bill Melton, R OBP: 0.353, SLG: 0.352 Lee Richard, R OBP: 0.250, SLG: 0.250	(1, 5) 0-0						(1, 7) 0-0 1B		(1, 9) 0-0 1-3			2	0	1	1	1	1	2		
Deron Johnson, R OBP: 0.295, SLG: 0.309	(1, 10) 0-3 K						(1, 7) 1-2 BB		(1, 9) 0-0 K			5	0	1	1	0	2	4		
Tony Muser, L OBP: 0.235, SLG: 0.219							(1, 3) 0-0 F6		(1, 9) 0-0 F9			5	1	1	0	0	0	1		
Bucky Dent, R OBP: 0.287, SLG: 0.317	(1, 6) 0-0 BB 1B						(1, 7) 0-0 F4		(1, 9) 0-0 SH2-4 1B			3	0	2	0	1	0	0		
Brian Downing, R OBP: 0.340, SLG: 0.326	(1, 2) 0-0 BB 1B						(1, 7) 0-0 F7		(1, 9) 0-3 K			5	0	1	0	0	2	3		
Inning Stats	R: 1 E: 0 K: 2 S: 8	H: 1 LOB: 2 BB: 2 P: 16	R: 0 E: 0 K: 0 S: 4	H: 2 LOB: 2 BB: 1 P: 8	R: 1 E: 0 K: 1 S: 6	H: 2 LOB: 1 BB: 1 P: 10	R: 0 E: 0 K: 0 S: 3	H: 0 LOB: 0 BB: 0 P: 3	R: 0 E: 0 K: 1 S: 4	H: 1 LOB: 2 BB: 1 P: 10	R: 0 E: 0 K: 1 S: 6	H: 1 LOB: 1 BB: 0 P: 6	R: 0 E: 0 K: 0 S: 3	H: 0 LOB: 0 BB: 0 P: 3	R: 1 E: 0 K: 0 S: 5	H: 3 LOB: 2 BB: 0 P: 5	1B: 11 2B: 1 3B: 0 HR: 0	SF: 0 SAC: 1 DP: 2 HBP: 0	WP: 1 PB: 0 SB: 0 CS: 3	PA: 47
PITCHER	IP: 9.0 ERA: 1.87	WLS: 8 BF: 39	H: 8 R: 2 ER: 1 SO: 0	R: 1 ER: 1 SO: 0	BB: 0 IBB: 0 HBP: 0 BLK: 0	WP: 0 HR: 0 S: 8 P: 76	ERA: 2.00 WHIP: 1.500	PITCHER	IP: 9.0 ERA: 2.29	WLS: 10 BF: 39	H: 10 R: 3 ER: 2 SO: 0	R: 2 ER: 2 SO: 0	BB: 0 IBB: 0 HBP: 0 BLK: 0	WP: 0 HR: 0 S: 8 P: 76	ERA: 4.50 WHIP: 1.500					

Chicago White Sox @ Cleveland Indians
Cleveland Municipal Stadium, Cleveland, OH
Sun May 11 1975, 3:33 AM EDT
Att: 19,490 - Unknown

AB 39
R 3
H 11
RBI 3
BB 7
SO 8
LOB 20



Batter	1	2	3	4	5	6	7	8	9	10	11	AB	R	H	RBI	BB	SO	LOB	BOTTOM	
Frank Duffy, R OBP: 0.273, SLG: 0.271	(1, 6) 0-0 G6-4-3 1B						(1, 7) 0-0 F7		(1, 9) 0-0 G6-4-3			5	0	2	0	0	1	1		
Oscar Gamble, L OBP: 0.339, SLG: 0.440 Ken Berry, R OBP: 0.222, SLG: 0.200	(1, 7) 0-0 G6-4-3						(1, 7) 0-0 6-3		(1, 9) 0-0 F9			2	0	1	0	0	0	1		
George Hendrick, R OBP: 0.333, SLG: 0.495	(1, 8) 0-0 3B						(1, 7) 0-0 6-3		(1, 9) 0-0 F9			3	0	0	0	0	0	2		
Boog Powell, L OBP: 0.455, SLG: 0.571	(1, 3) 0-0 G3						(1, 7) 0-0 F8		(1, 9) 0-0 K			5	0	0	0	0	2	1		
Rico Carty, R OBP: 0.377, SLG: 0.522							(1, 7) 0-0 F8		(1, 9) 0-0 K			5	0	0	0	0	2	1		
Charlie Spikes, R OBP: 0.213, SLG: 0.241							(1, 7) 0-0 F8		(1, 9) 0-0 K			5	0	0	0	0	2	1		
Buddy Bell, R OBP: 0.290, SLG: 0.247							(1, 7) 0-0 F8		(1, 9) 0-0 K			5	0	0	0	0	5			
Alan Ashby, S OBP: 0.286, SLG: 0.167 John Ellis, R OBP: 0.289, SLG: 0.364	(1, 2) 0-0 G6-4-3						(1, 7) 0-0 F8		(1, 9) 0-0 K			2	0	0	0	0	2			
Jack Brohamer, L OBP: 0.207, SLG: 0.326 Frank Robinson, R OBP: 0.364, SLG: 0.370 Ed Crosby, L OBP: 0.412, SLG: 0.357 Tom McCraw, L OBP: 0.316, SLG: 0.444	(1, 4) 0-0 G6-4-3						(1, 7) 0-0 F8		(1, 9) 0-0 K			2	0	0	0	0	0			
Inning Stats	R: 0 E: 0 K: 0 S: 4	H: 2 LOB: 1 BB: 0 P: 4	R: 0 E: 1 K: 0 S: 4	H: 1 LOB: 1 BB: 0 P: 4	R: 0 E: 0 K: 1 S: 6	H: 1 LOB: 1 BB: 1 P: 6	R: 0 E: 0 K: 1 S: 5	H: 0 LOB: 1 BB: 0 P: 9	R: 0 E: 0 K: 0 S: 3	H: 0 LOB: 0 BB: 0 P: 3	R: 2 E: 0 K: 0 S: 7	H: 5 LOB: 2 BB: 1 P: 7	R: 0 E: 0 K: 2 S: 8	H: 1 LOB: 2 BB: 1 P: 12	R: 0 E: 0 K: 1 S: 5	H: 1 LOB: 0 BB: 2 P: 5	1B: 9 2B: 0 3B: 2 HR: 1	SF: 0 SAC: 1 DP: 3 HBP: 0	WP: 0 PB: 0 SB: 0 CS: 0	PA: 45
PITCHER	IP: 6.0 ERA: 4.44	WLS: 2 BF: 23	H: 5 R: 3 ER: 2 SO: 3	R: 1 ER: 2 SO: 3	BB: 1 IBB: 0 HBP: 0 BLK: 0	WP: 0 HR: 1 S: 26 P: 30	ERA: 1.50 WHIP: 1.000	PITCHER	IP: 7.1 ERA: 2.28	WLS: 4 BF: 22	H: 7 R: 3 ER: 2 SO: 3	R: 2 ER: 2 SO: 0	BB: 0 IBB: 0 HBP: 0 BLK: 0	WP: 0 HR: 0 S: 25 P: 37	ERA: 3.86 WHIP: 1.929					

Chicago White Sox @ Cleveland Indians
Cleveland Municipal Stadium, Cleveland, OH
Sun May 11 1975, 3:33 AM EDT
Att: 19,490 - Unknown

AB 40
R 4
H 12
RBI 3
BB 4
SO 5
LOB 15



Batter	1	2	3	4	5	6	7	8	9	AB	R	H	RBI	BB	SO	LOB	TOP			
John Lowenstein, L OBP: 0.323, SLG: 0.377 (1, 7)										4	0	1	0	0	0	1	Cleveland Indians @ Minnesota Twins Metropolitan Stadium, Bloomington, MI Wed May 14 1975, 8:05 PM EDT Att. 3,176 - Unknown - 52 F livebaseballscorecards.com			
Frank Duffy, R OBP: 0.281, SLG: 0.301 (1, 6)										4	0	1	0	0	0	1				
George Hendrick, R OBP: 0.311, SLG: 0.460 (1, 8)										4	0	0	0	0	1	2				
Boog Powell, L OBP: 0.412, SLG: 0.507 (1, 3)										4	0	0	0	0	2	2				
Rico Carty, R OBP: 0.367, SLG: 0.471 (1, 10)										2	0	0	0	1	1	0				
John Ellis, R OBP: 0.260, SLG: 0.347 (1, 2)										3	0	0	0	0	0	2				
Charlie Spikes, R OBP: 0.211, SLG: 0.227 (8, PH)										2	0	0	0	0	0	0				
Tom McCraw, L OBP: 0.308, SLG: 0.432 (8, 5)										1	0	0	0	1	0					
Ed Crosby, L OBP: 0.412, SLG: 0.357 (8, 5)										0	0	0	0	0	0					
Buddy Bell, R OBP: 0.293, SLG: 0.286 (8, PH)										2	0	1	0	0	0	0				
Leron Lee, L OBP: 0.231, SLG: 0.174 (8, 7)										1	0	0	0	0	0					
Jack Brohamer, L OBP: 0.281, SLG: 0.341 (1, 4)										3	0	1	0	0	0	1				
Inning Stats	R: 0 E: 0 K: 1 S: 6	H: 1 LOB: 1 BB: 0 P: 6	R: 0 E: 0 K: 0 S: 3	H: 0 LOB: 0 BB: 0 P: 3	R: 0 E: 0 K: 0 S: 3	H: 0 LOB: 0 BB: 0 P: 3	R: 0 E: 0 K: 0 S: 4	H: 1 LOB: 2 BB: 1 P: 8	R: 0 E: 0 K: 0 S: 3	H: 1 LOB: 0 BB: 0 P: 3	R: 0 E: 0 K: 2 S: 7	H: 0 LOB: 0 BB: 0 P: 7	R: 0 E: 0 K: 1 S: 6	H: 1 LOB: 1 BB: 0 P: 6	R: 0 E: 0 K: 1 S: 5	H: 0 LOB: 0 BB: 0 P: 5	1B: 2 2B: 1 3B: 1 HR: 0	SF: 0 SAC: 0 DP: 1 HBP: 0	WP: 0 PB: 0 SB: 0 CS: 0	PA: 31
PITCHER Jim Hughes, R ERA: 1.67 (1, 1)	IP: 9.0 WLS: W BF: 31 H: 4 R: 0 ER: 0 SO: 5 BB: 1 IBB: 0 HBP: 0 BLK: 0 WP: 0 HR: 0 S: 40 P: 44 ERA: 0.00 WHIP: 0.556															PITCHER IP: WLS: BF: H: R: ER: SO: BB: IBB: HBP: BLK: WP: HR: S: P: ERA: WHIP				

Batter	1	2	3	4	5	6	7	8	9	AB	R	H	RBI	BB	SO	LOB	BOTTOM			
Steve Braun, L OBP: 0.375, SLG: 0.370 (1, 7)										4	0	3	0	0	0	0	Cleveland Indians @ Minnesota Twins Metropolitan Stadium, Bloomington, MI Wed May 14 1975, 8:05 PM EDT Att. 3,176 - Unknown - 52 F livebaseballscorecards.com			
Dan Ford, R OBP: 0.220, SLG: 0.158 (7, PR) (8, 8)										0	0	0	0	0	0	0				
Rod Carew, L OBP: 0.428, SLG: 0.443 (1, 4)										2	1	0	0	2	1	1				
Larry Hise, R OBP: 0.352, SLG: 0.505 (1, 8) (8, 7)										4	1	1	1	0	1	6				
Bobby Darwin, R OBP: 0.296, SLG: 0.408 (1, 10)										3	1	1	1	1	1	0				
Eric Soderholm, R OBP: 0.354, SLG: 0.337 (1, 5)										2	0	0	0	2	1	1				
Steve Bnye, R OBP: 0.346, SLG: 0.461 (1, 9)										4	0	0	0	0	1	2				
Craig Kusick, R OBP: 0.316, SLG: 0.362 (1, 3)										4	0	0	0	0	0	1				
Glenn Borgmann, R OBP: 0.304, SLG: 0.250 (1, 2)										2	0	0	0	1	1	0				
Sergio Ferrer, S OBP: 0.269, SLG: 0.284 (1, 6)										3	0	0	0	0	0	1				
Inning Stats	R: 1 E: 0 K: 2 S: 8	H: 1 LOB: 1 BB: 1 P: 12	R: 0 E: 0 K: 0 S: 3	H: 0 LOB: 0 BB: 0 P: 3	R: 0 E: 0 K: 1 S: 5	H: 0 LOB: 0 BB: 0 P: 5	R: 1 E: 0 K: 0 S: 3	H: 1 LOB: 0 BB: 1 P: 7	R: 0 E: 1 K: 0 S: 4	H: 1 LOB: 3 BB: 2 P: 12	R: 1 E: 0 K: 0 S: 4	H: 1 LOB: 2 BB: 0 P: 4	R: 0 E: 0 K: 1 S: 6	H: 1 LOB: 1 BB: 1 P: 10	R: 0 E: 0 K: 2 S: 7	H: 0 LOB: 1 BB: 1 P: 11	1B: 3 2B: 0 3B: 0 HR: 2	SF: 0 SAC: 0 DP: 0 HBP: 0	WP: 1 PB: 0 SB: 3 CS: 1	PA: 34
PITCHER Gaylord Perry, R ERA: 3.05 (1, 1)	IP: 8.0 WLS: L BF: 34 H: 5 R: 3 ER: 2 SO: 6 BB: 4 IBB: 2 HBP: 0 BLK: 0 WP: 1 HR: 2 S: 40 P: 64 ERA: 2.25 WHIP: 1.125															PITCHER IP: WLS: BF: H: R: ER: SO: BB: IBB: HBP: BLK: WP: HR: S: P: ERA: WHIP				

Cleveland Indians @ Minnesota Twins
 Metropolitan Stadium, Bloomington, MI
 Wed May 14 1975, 8:05 PM EDT
 Att. 3,176 - Unknown - 52 F

AB 30
R 0
H 4
RBI 0
BB 1
SO 5
LOB 9

Cleveland Indians @ Minnesota Twins
 Metropolitan Stadium, Bloomington, MI
 Wed May 14 1975, 8:05 PM EDT
 Att. 3,176 - Unknown - 52 F

AB 28
R 3
H 5
RBI 2
BB 6
SO 6
LOB 12

Batter	1	2	3	4	5	6	7	8	9	AB	R	H	RBI	BB	SO	LOB	TOP					
John Lowenstein, L OBP: 0.299, SLG: 0.345 (1, 9)	F2		1-3		K		4-3	K		5	0	0	0	0	2	3	Cleveland Indians @ Minnesota Twins Metropolitan Stadium, Bloomington, MI Thu May 15 1975, 8:05 PM EDT Att. 5,531 - Unknown - 64 F					
Jack Brohamer, L OBP: 0.297, SLG: 0.368 (1, 4)	K		FC5-4 BB			HR	P6	P6		4	1	1	1	1	1	0						
George Hendrick, R OBP: 0.315, SLG: 0.453 (1, 8)	6-3		FC5-4 1-2			HR	1B	BB		4	1	1	0	1	0	1						
Boog Powell, L OBP: 0.400, SLG: 0.526 (1, 3)		E4 2B 1-3	K			HR	4-3			5	2	1	2	0	1	2						
Oscar Gamble, L OBP: 0.339, SLG: 0.453 Rico Carty, R OBP: 0.377, SLG: 0.471 (8, PH)	1-3 1B 2B			K			3-1	FC5 SH1-4 BB		3	1	1	0	0	1	0						
Tom McCraw, L OBP: 0.310, SLG: 0.410 Charlie Spikes, R OBP: 0.211, SLG: 0.227 (8, 9)	1-3			4-3			FC6-4 BB	SH1-4		2	0	0	1	1	0	1						
Alan Ashby, S OBP: 0.257, SLG: 0.344 John Ellis, R OBP: 0.257, SLG: 0.344 (8, PH)	2-3 3-H 1B			F7			FC6-4 1-2 2B	FC5 BB BB		3	1	1	1	0	0	1						
Ed Crosby, L OBP: 0.400, SLG: 0.412 Buddy Bell, R OBP: 0.300, SLG: 0.286 (8, PH)	K					P4	1-H 2B	BB		3	0	1	1	0	1	1						
Frank Duffy, R OBP: 0.280, SLG: 0.292 (1, 6)	K				K		5-3	1-2 2-3 BB		3	0	0	0	1	2	2						
Inning Stats	R: 0 E: 0 K: 1 S: 5	H: 0 LOB: 0 BB: 0 P: 5	R: 2 E: 2 K: 2 S: 10	H: 2 LOB: 1 BB: 0 P: 10	R: 0 E: 0 K: 1 S: 5	H: 0 LOB: 0 BB: 1 P: 9	R: 0 E: 0 K: 2 S: 5	H: 0 LOB: 0 BB: 0 P: 5	R: 0 E: 0 K: 2 S: 7	H: 0 LOB: 0 BB: 0 P: 7	R: 4 E: 0 K: 0 S: 7	H: 4 LOB: 1 BB: 1 P: 11	R: 0 E: 0 K: 0 S: 3	H: 0 LOB: 3 BB: 3 P: 7	R: 0 E: 0 K: 0 S: 3	H: 0 LOB: 0 BB: 0 P: 3		1B: 2 2B: 2 3B: 0 HR: 2	SF: 0 SAC: 1 DP: 0 HBP: 0	WP: 0 PB: 0 SB: 1 CS: 0	PA: 40	
PITCHER	IP	WLS	BF	H	R	ER	SO	BB	IBB	HBP	BLK	WP	HR	S	P	ERA		WHIP				
Bert Blyleven, R ERA: 3.25 (1, 1)	5.0		21	4	4	3	7	1	0	0	0	0	1	34	38	5.40		1.000				
Bill Campbell, R ERA: 4.43 (6, 1)	1.0		6	2	2	2	0	1	0	0	0	0	1	5	9	18.00	3.000					
Tom Burgmeier, L ERA: 0.66 (7, 1)	3.0	W	13	0	0	0	1	4	0	0	0	0	0	11	27	0.00	1.333					

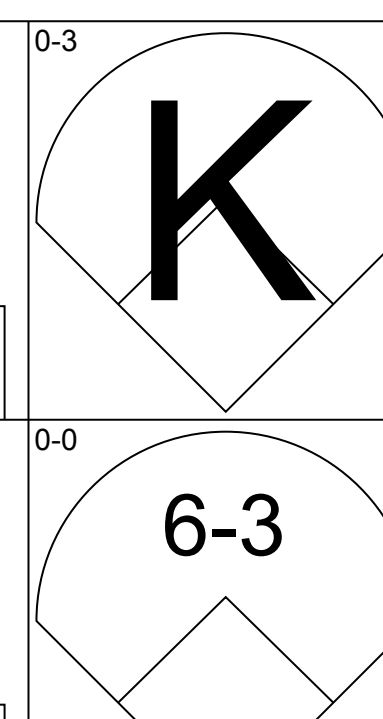
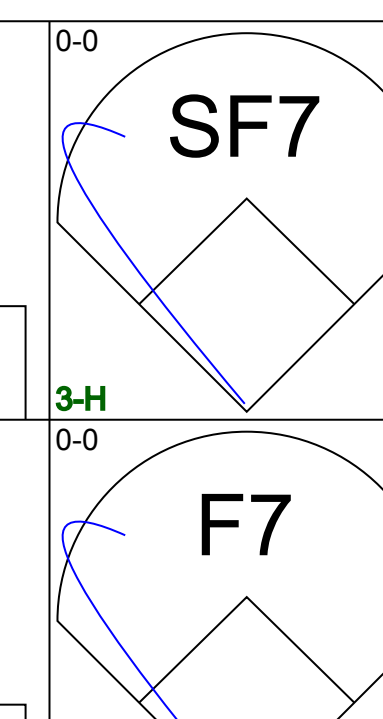
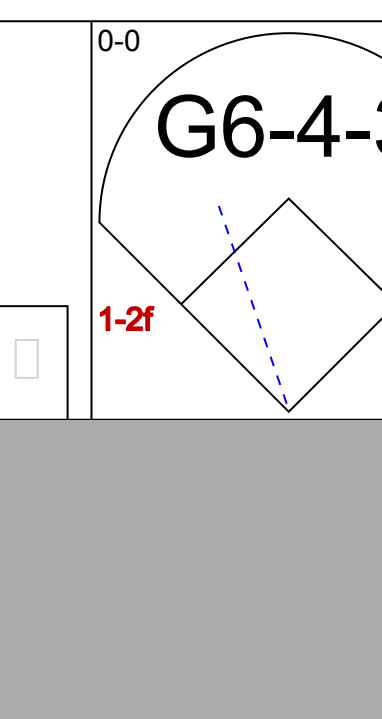
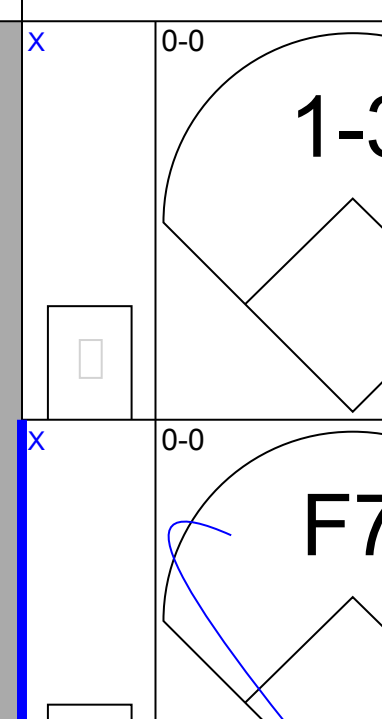
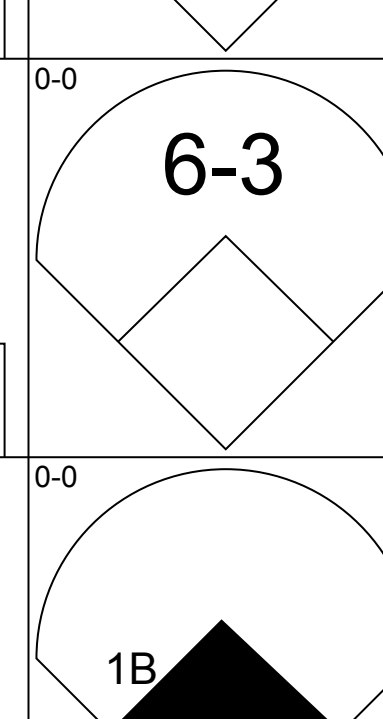
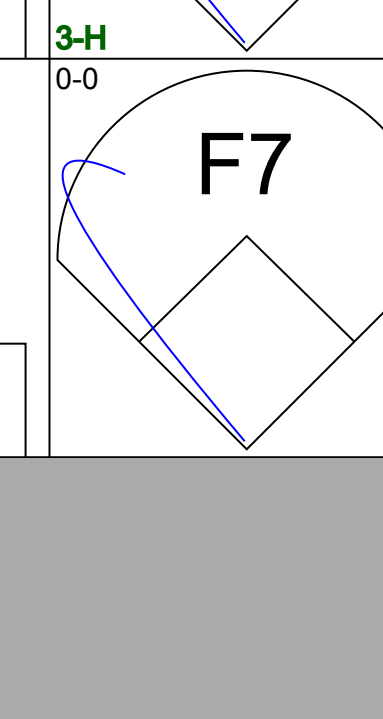
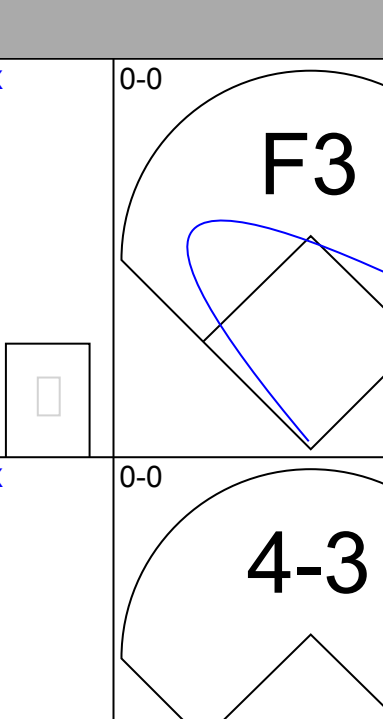
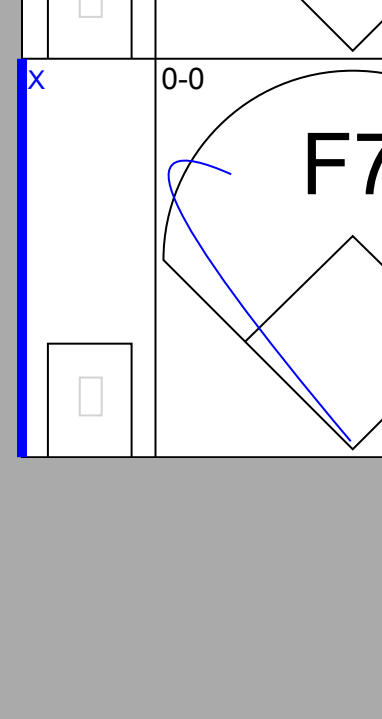
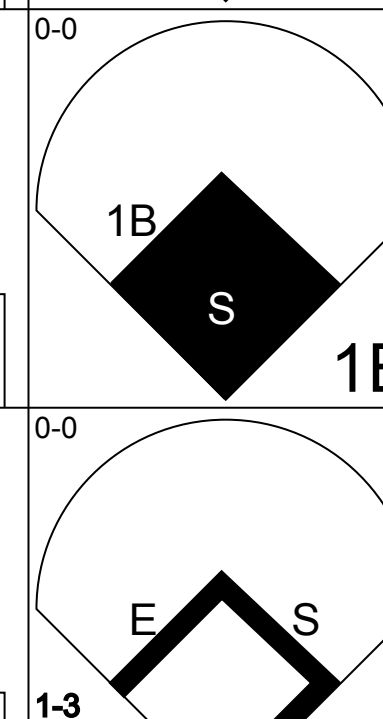
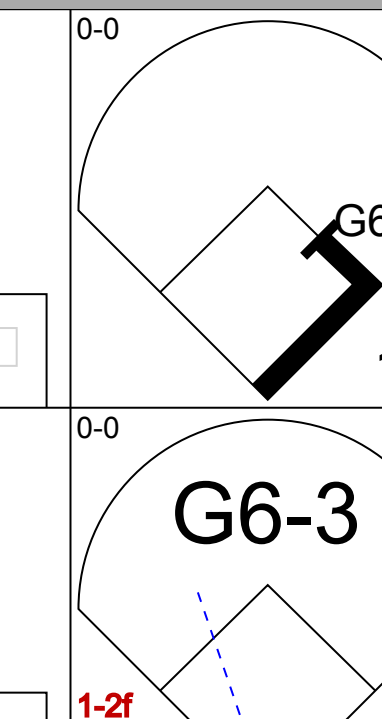
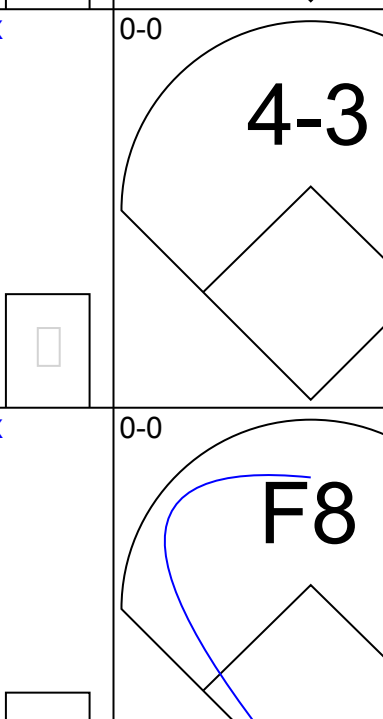
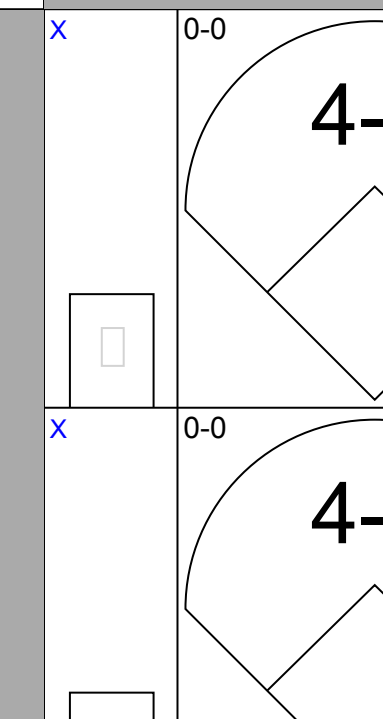
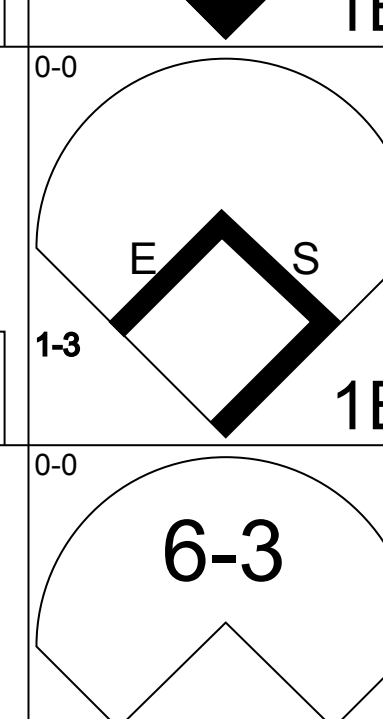
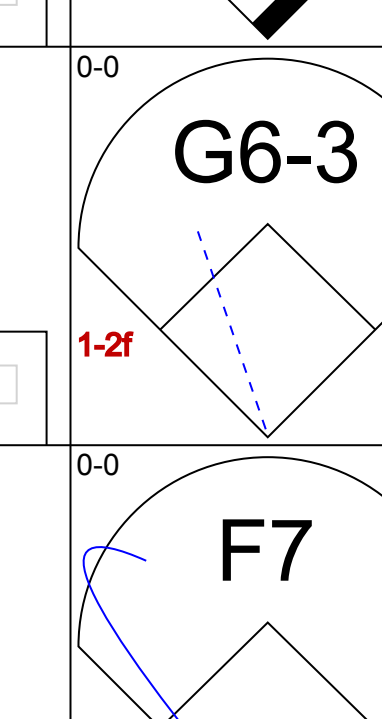
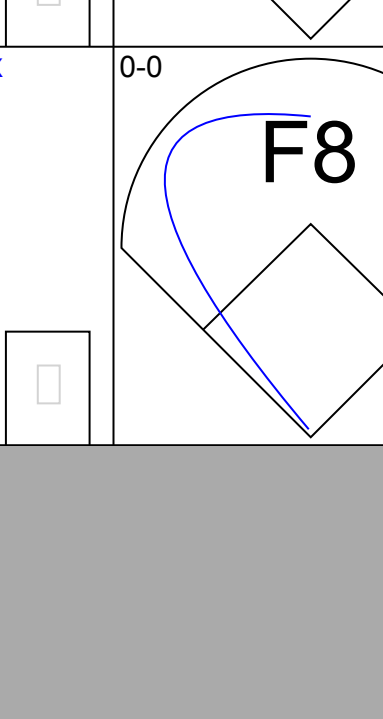
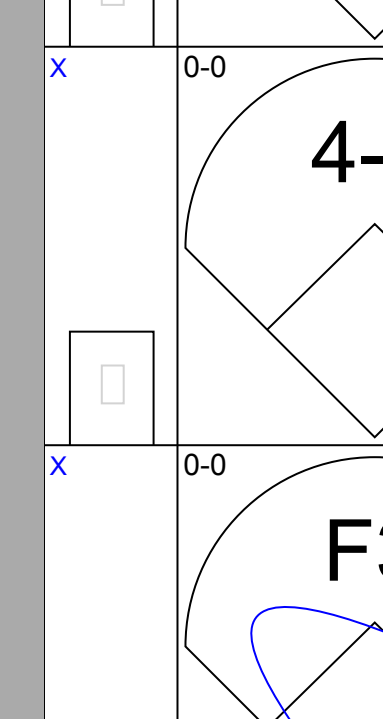
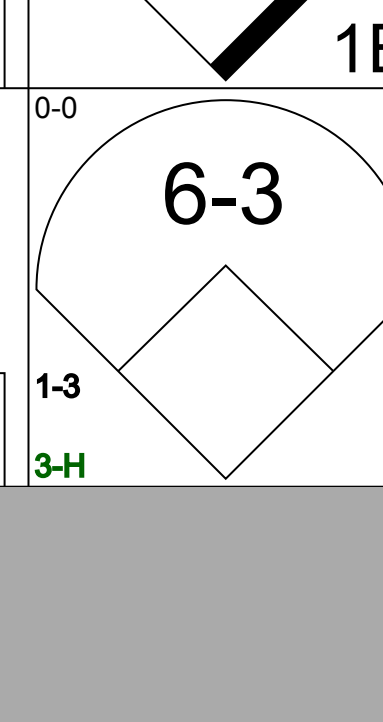
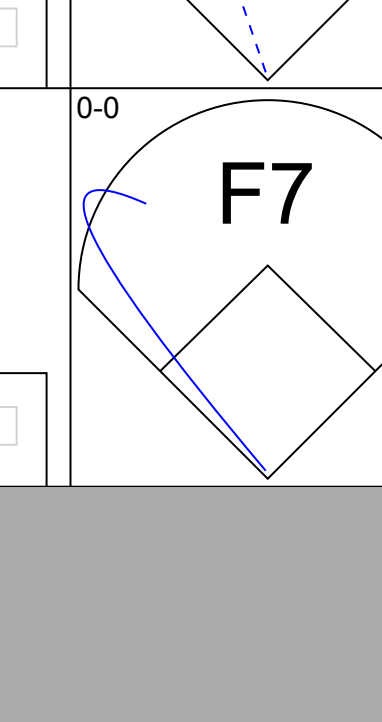
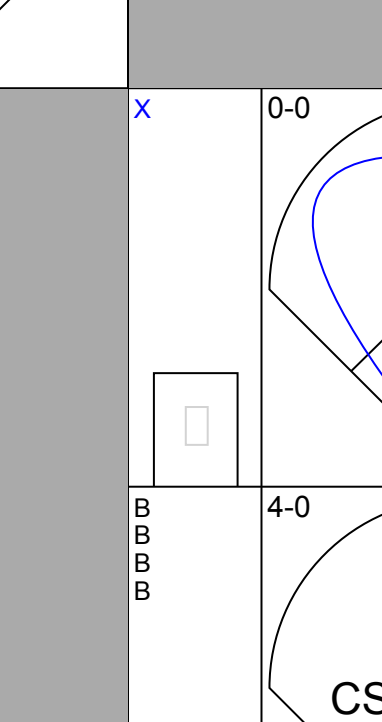
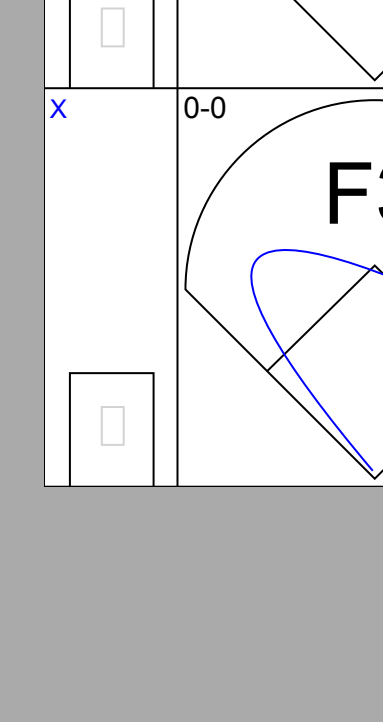
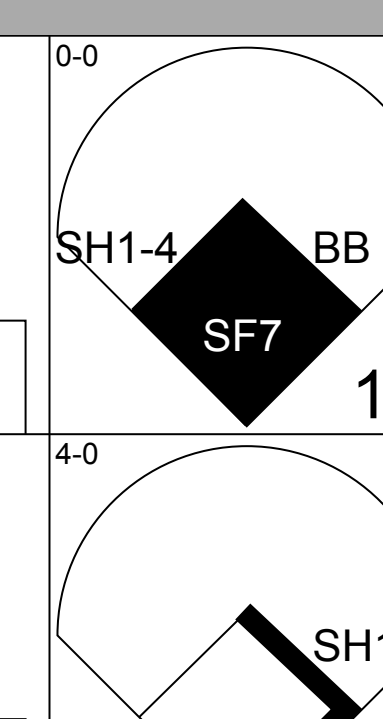
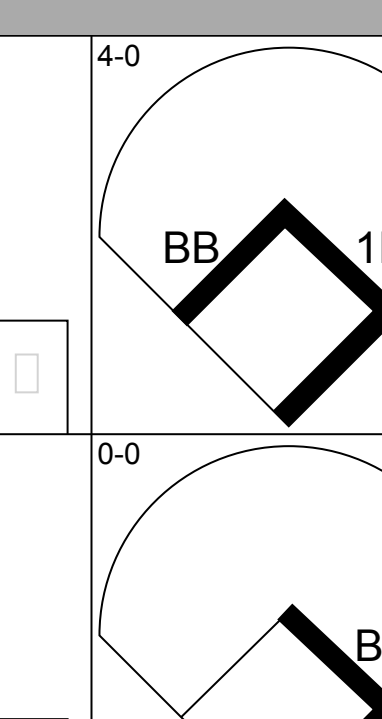
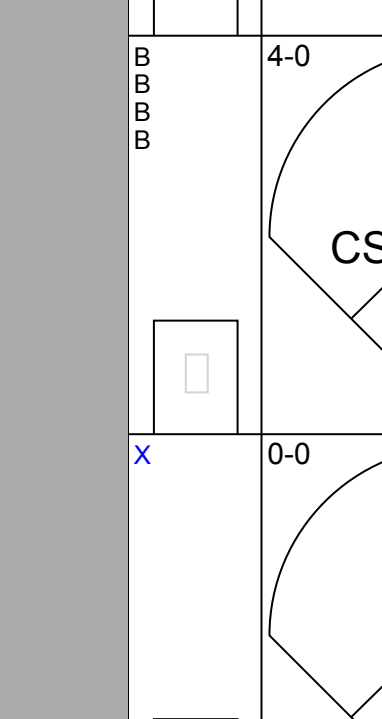
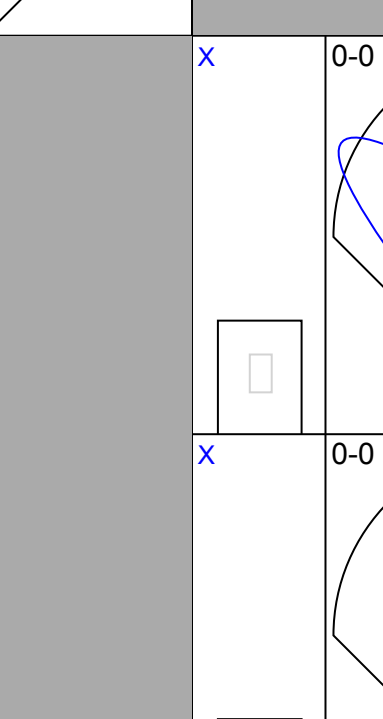
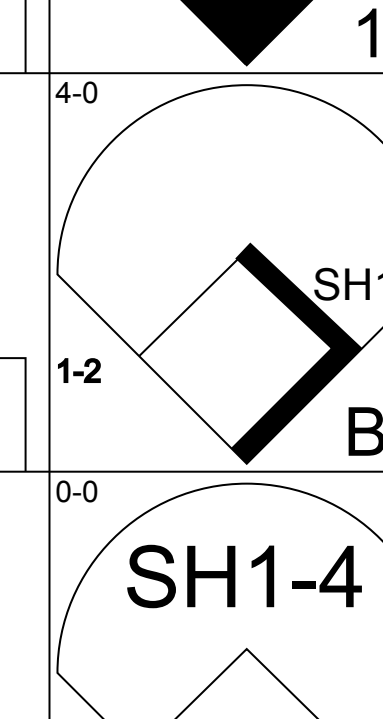
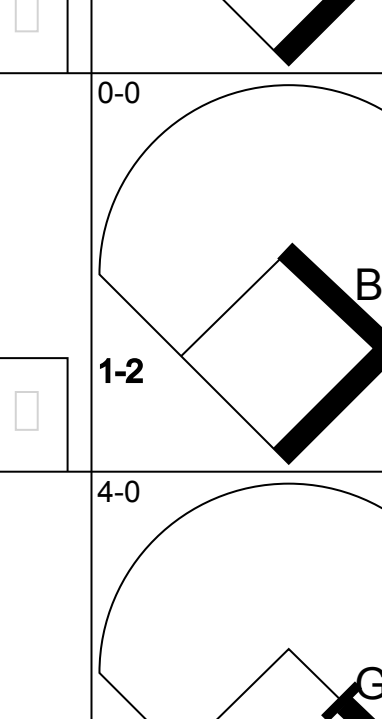
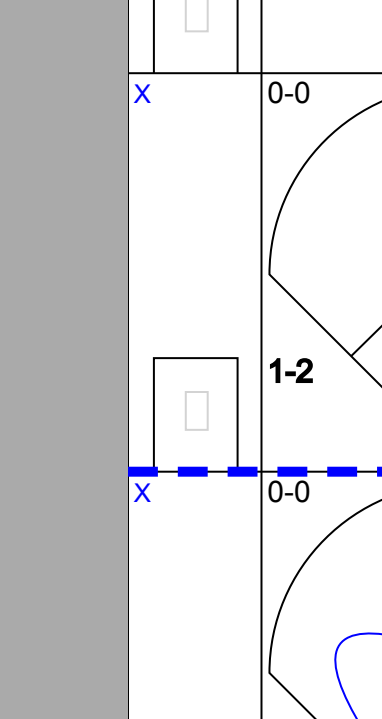
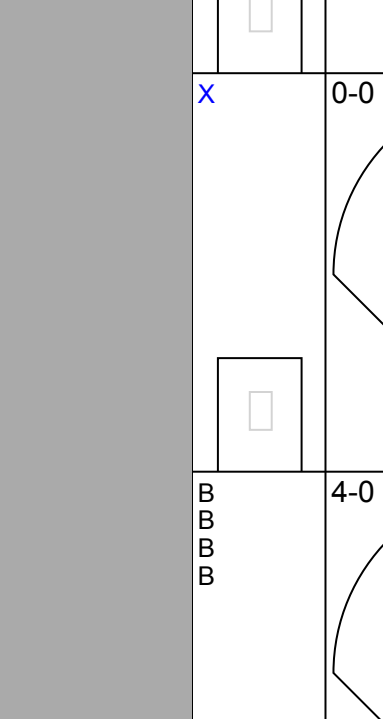
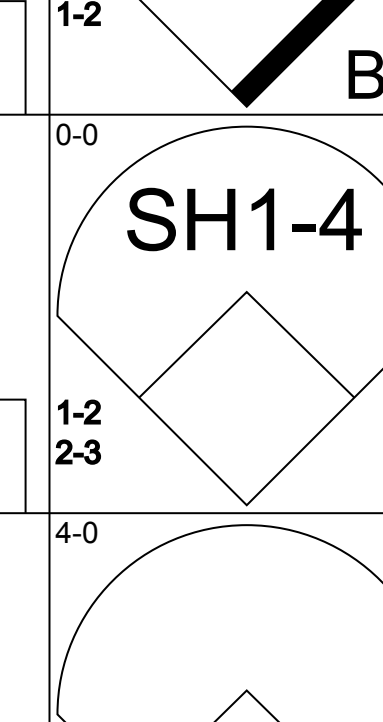
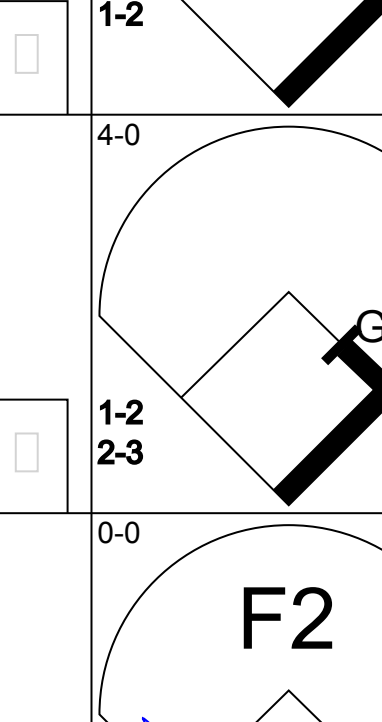
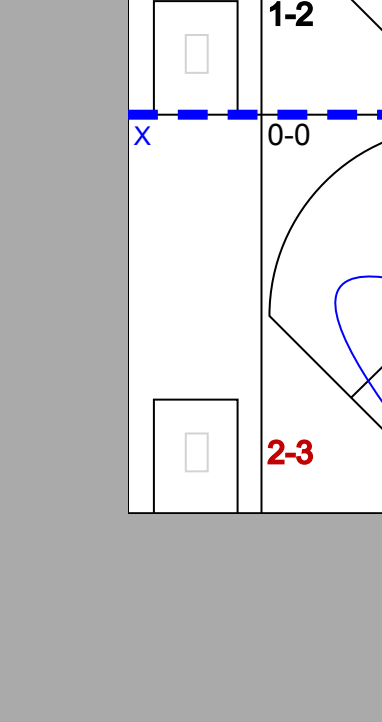
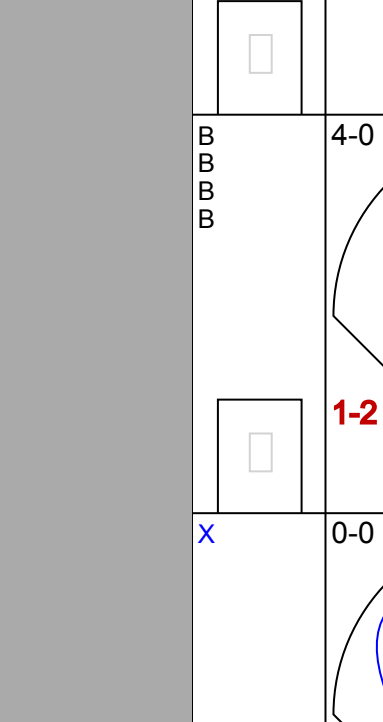
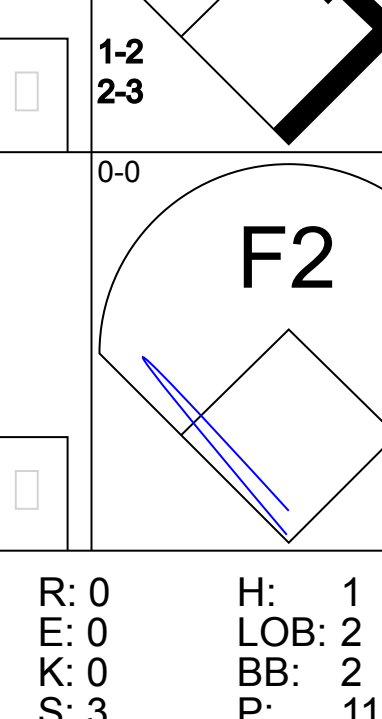
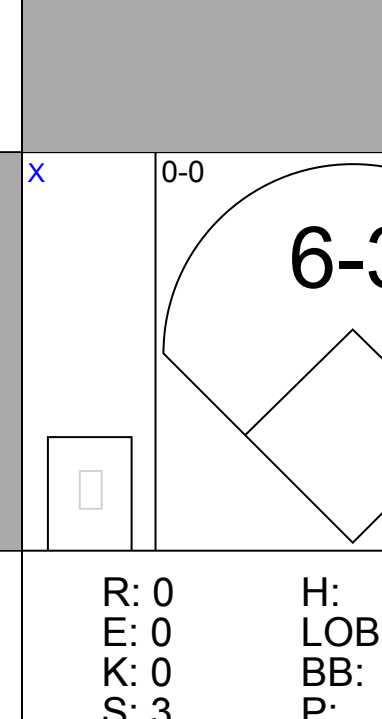
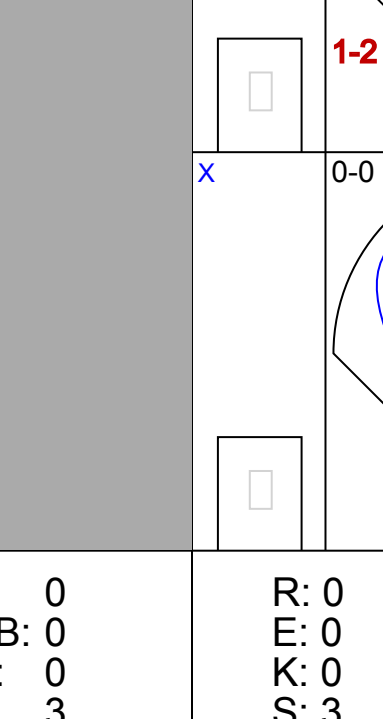
Batter	1	2	3	4	5	6	7	8	9	AB	R	H	RBI	BB	SO	LOB	BOTTOM						
Steve Brye, R OBP: 0.353, SLG: 0.449 Tony Oliva, L OBP: 0.360, SLG: 0.350 (9, PH)	FC3-6 BB		G5-4-3 1-2		K		G6-4-3 BB		K	2	0	0	0	2	1	1	Cleveland Indians @ Minnesota Twins Metropolitan Stadium, Bloomington, MI Thu May 15 1975, 8:05 PM EDT Att. 5,531 - Unknown - 64 F						
Rod Carew, L OBP: 0.427, SLG: 0.440 (1, 4)	FC3-6 1-2 HR		4-3		S 1B		G6-4-3 1-2		1B	5	2	2	1	0	0	2							
Larry Hisle, R OBP: 0.358, SLG: 0.535 (1, 8)	1-H HR			K	S 1B			F8		4	2	2	3	0	1	0							
Bobby Darwin, R OBP: 0.313, SLG: 0.410 (1, 10)	G6-4-3 BB			WP E BB	E7			1B		2	1	1	0	2	0	0							
Eric Soderholm, R OBP: 0.350, SLG: 0.327 (1, 5)	G6-4-3 1-2			E BB	6-3			K		3	1	0	0	1	1	3							
Craig Kusick, R OBP: 0.300, SLG: 0.342 (1, 3)	6-3			K		L8		P6		4	0	0	0	0	1	3							
Steve Braun, L OBP: 0.381, SLG: 0.382 Dan Ford, R OBP: 0.220, SLG: 0.158 (9, PR)	6-3			E6 1-H 2-H 2B		F7		SH3-4 1B BB		3	0	1	2	1	0	0							
Danny Thompson, R OBP: 0.353, SLG: 0.357 (1, 6)	G3			4-3		1-3		SH3-4		3	0	0	0	0	0	1							
Glenn Borgmann, R OBP: 0.305, SLG: 0.244 Danny Walton, R OBP: 0.313, SLG: 0.267 Sergio Ferrar, S OBP: 0.269, SLG: 0.284 (9, PR)			G5-4-3 BB		K		6-3		1B IBB	2	0	0	0	1	1	0							
Inning Stats	R: 2 E: 0 K: 0 S: 3	H: 1 LOB: 0 BB: 2 P: 11	R: 0 E: 0 K: 0 S: 3	H: 0 LOB: 0 BB: 0 P: 3	R: 0 E: 0 K: 0 S: 2	H: 0 LOB: 0 BB: 1 P: 6	R: 2 E: 1 K: 2 S: 8	H: 1 LOB: 1 BB: 2 P: 16	R: 2 E: 1 K: 2 S: 10	H: 2 LOB: 1 BB: 0 P: 10	R: 0 E: 0 K: 0 S: 3	H: 0 LOB: 0 BB: 0 P: 3	R: 0 E: 0 K: 1 S: 6	H: 1 LOB: 1 BB: 0 P: 6	R: 0 E: 0 K: 1 S: 6	H: 1 LOB: 0 BB: 0 P: 6		R: 1 E: 0 K: 1 S: 5	H: 1 LOB: 2 BB: 2 P: 13	1B: 4 2B: 1 3B: 0 HR: 1	SF: 0 SAC: 1 DP: 3 HBP: 0	WP: 2 PB: 0 SB: 2 CS: 0	PA: 38
PITCHER	IP	WLS	BF	H	R	ER	SO	BB	IBB	HBP	BLK	WP	HR	S	P	ERA		WHIP					
Don Hood, L ERA: 4.88 (1, 1)	3.2		16	2	4	4	2	5	0	0	0	0	0	15	35	9.82		1.909					
Jim Perry, R ERA: 6.43 (4, 1)	4.2	L	20	3	3	2	3	2	1	0	0	0	0	23	35	3.86	1.071						
Dave LaRoche, L ERA: 4.5 (9, 1)	0.1		2	1	0	0	1	0	0	0	0	0	0	4	4	0.00	3.000						

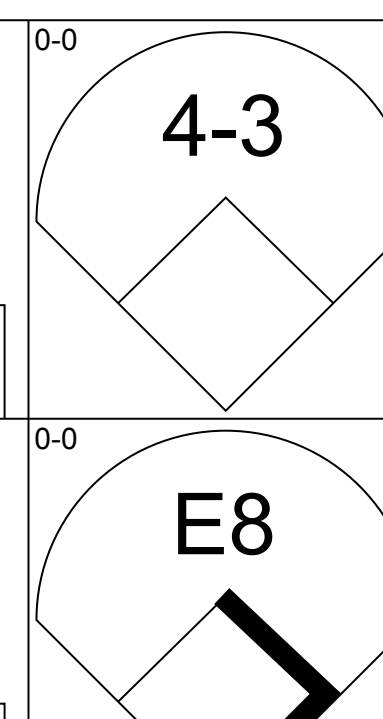
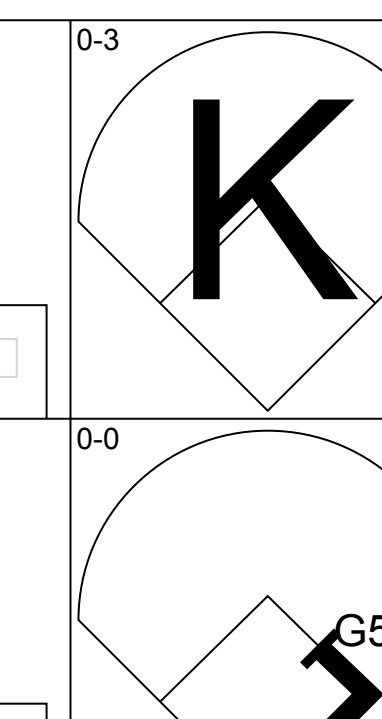
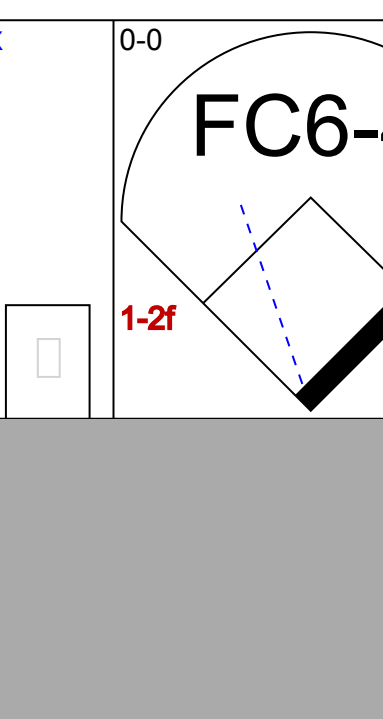
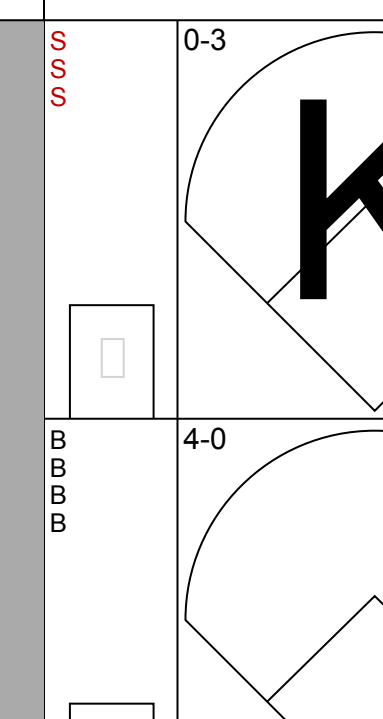
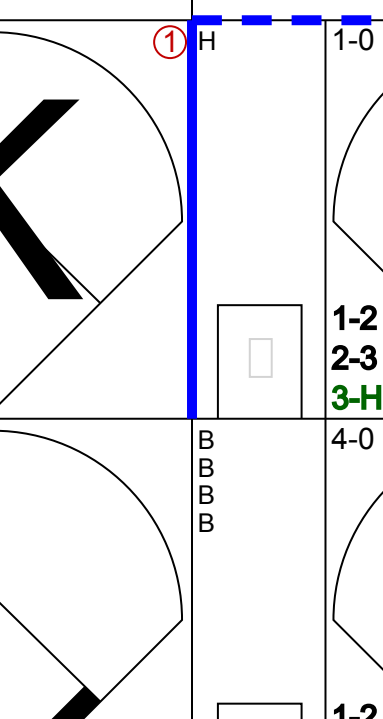
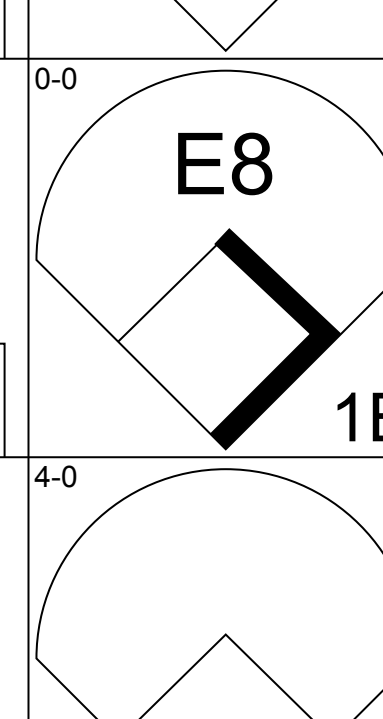
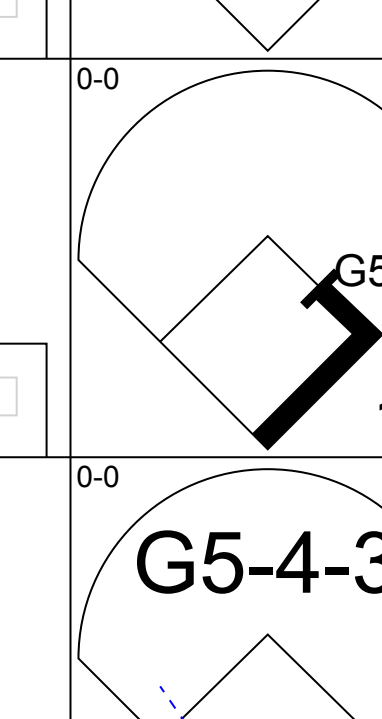
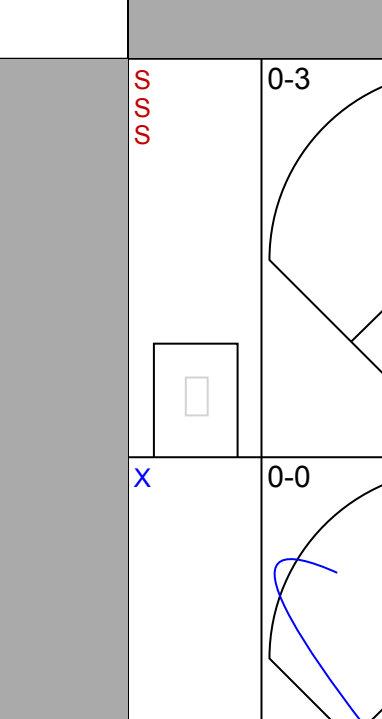
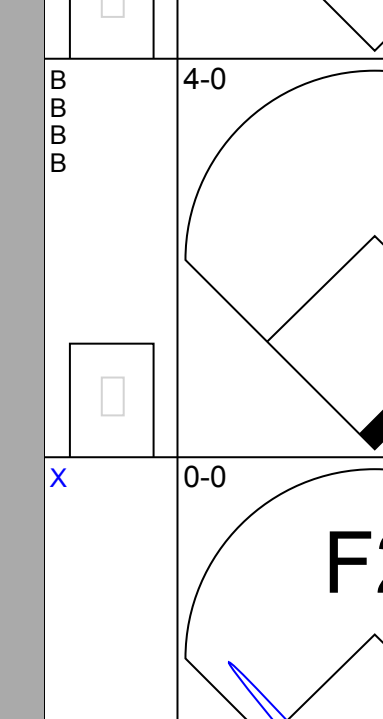
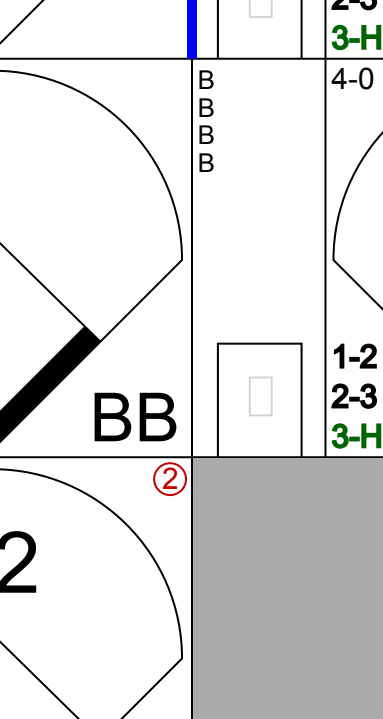

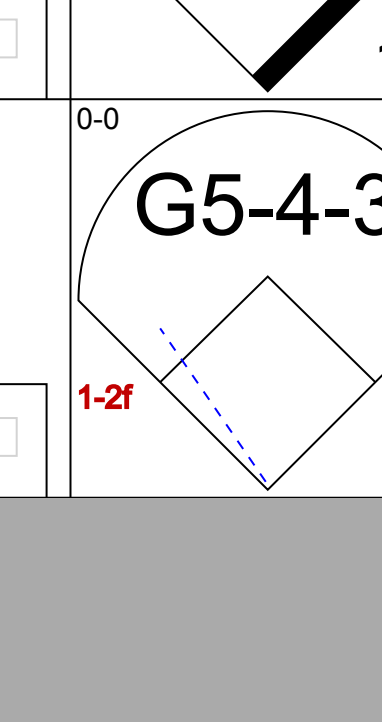
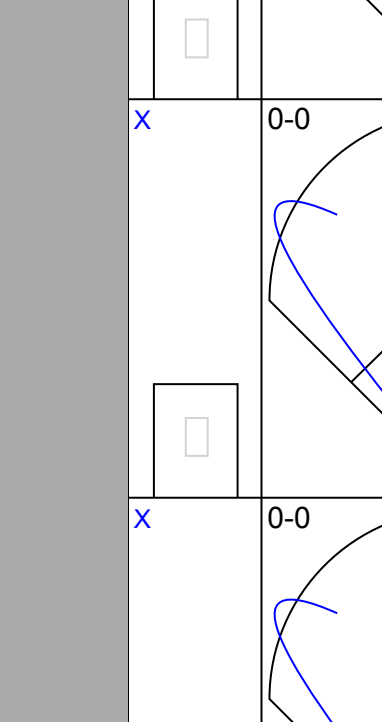
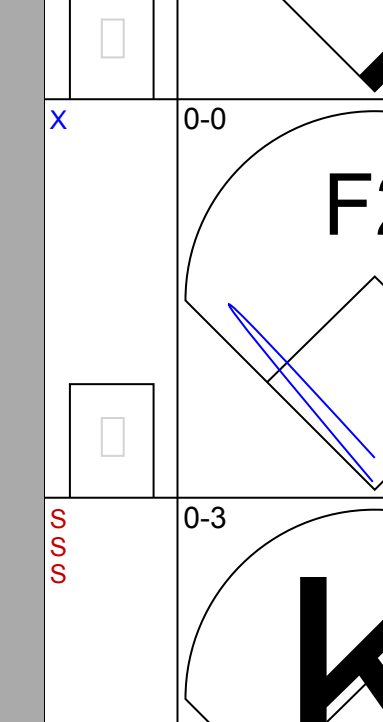
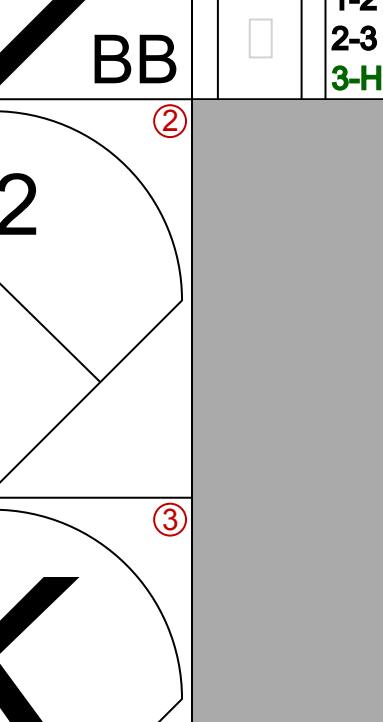
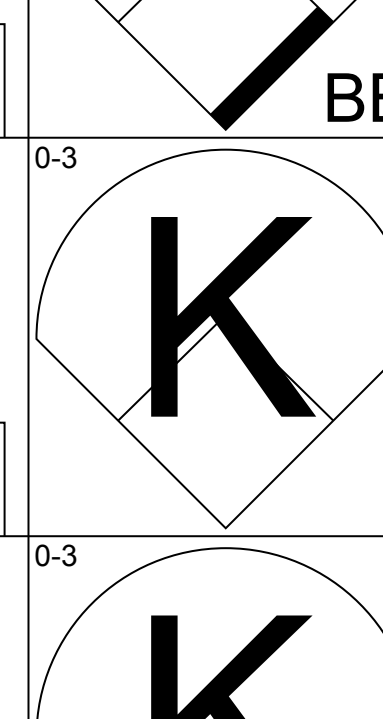
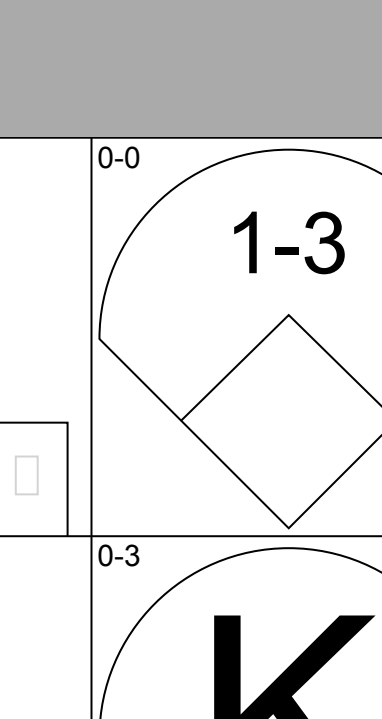
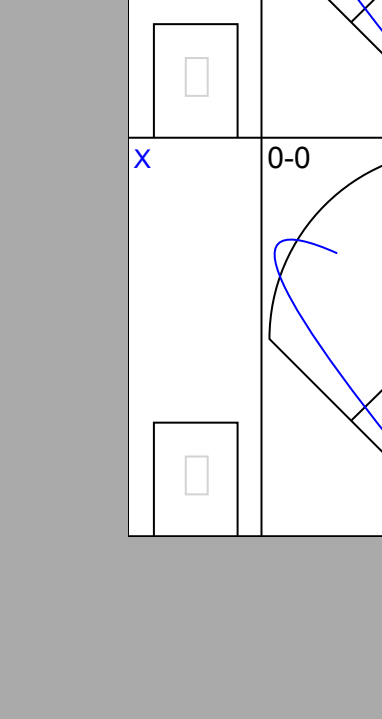
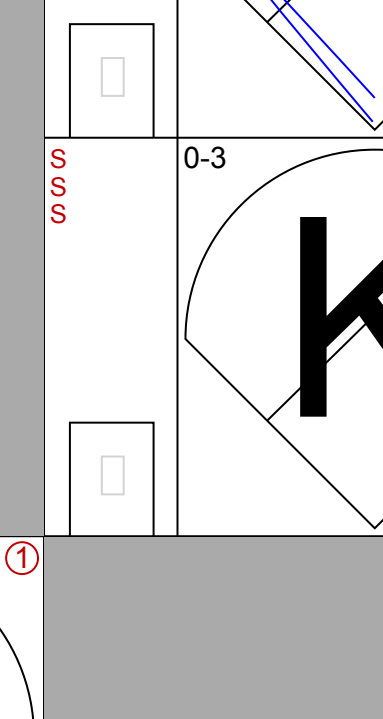
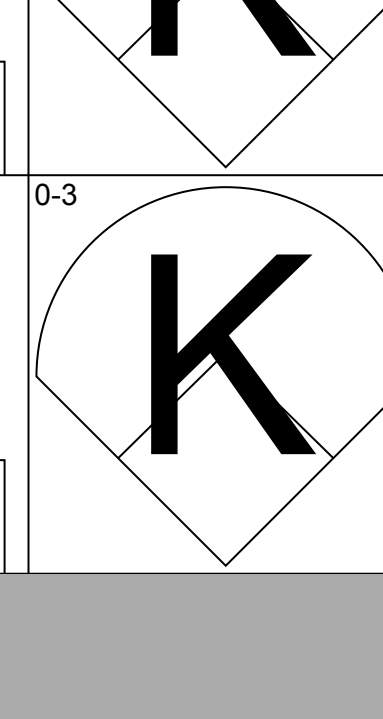
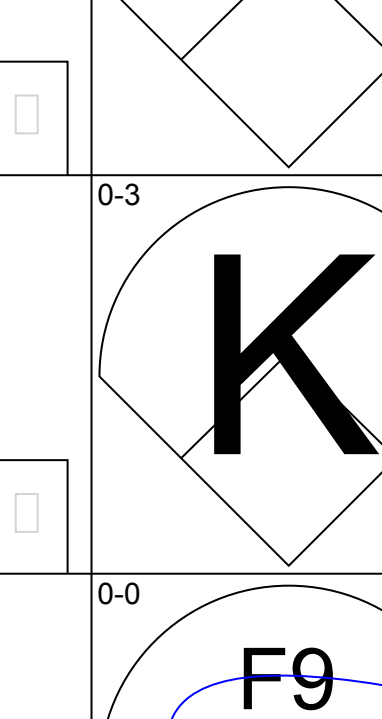

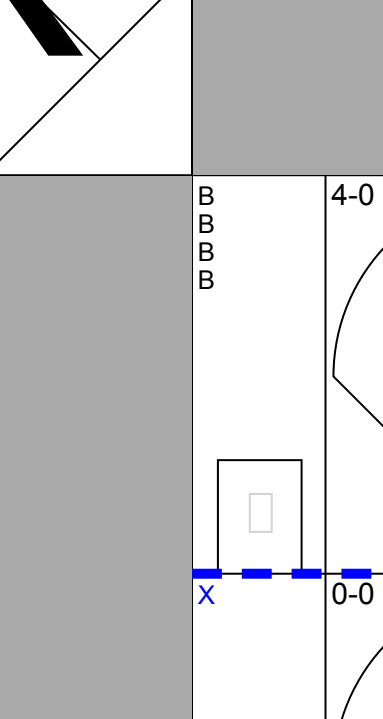
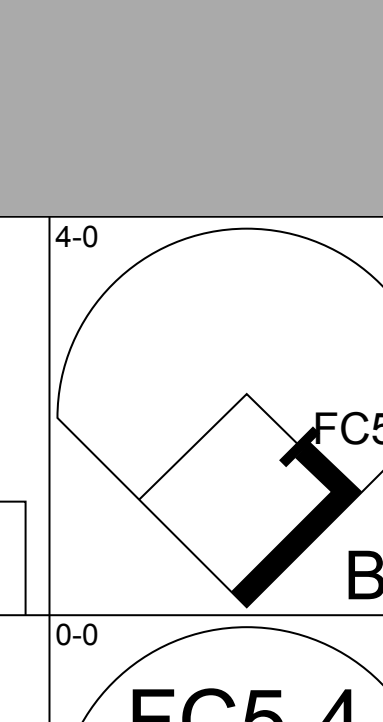
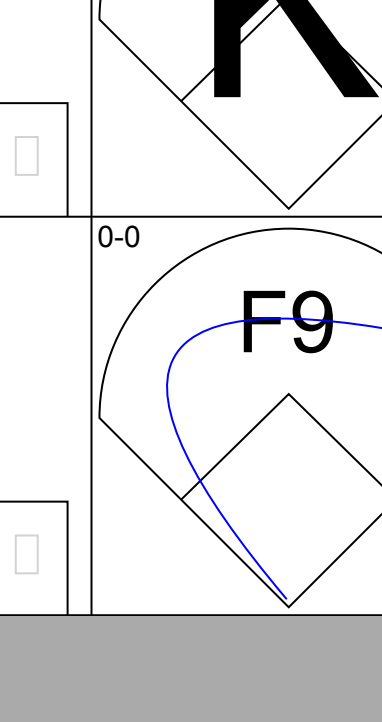

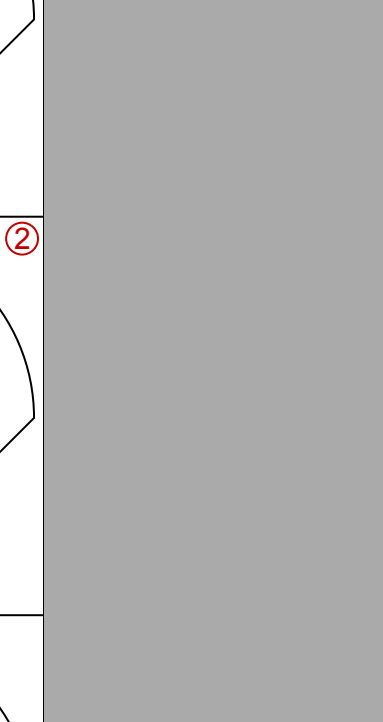
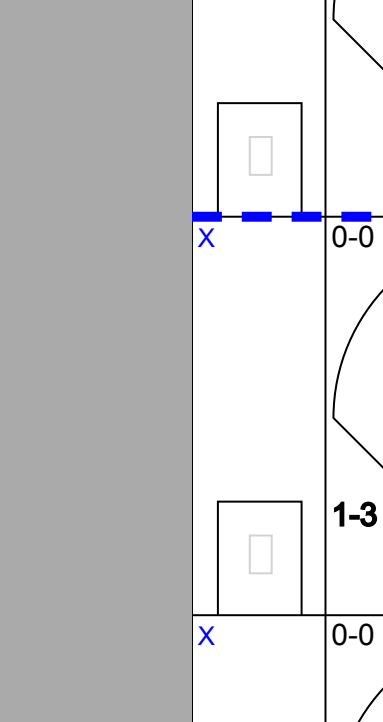
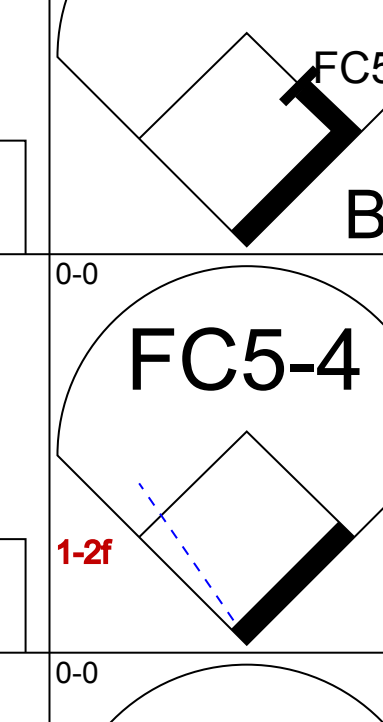
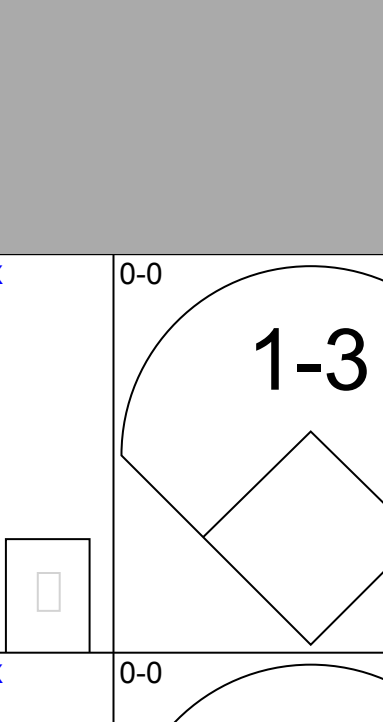
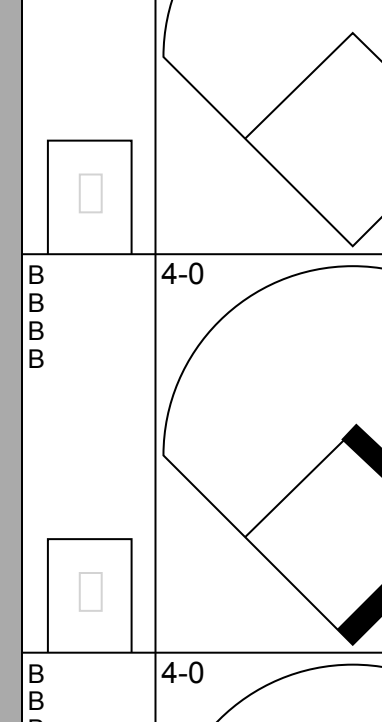
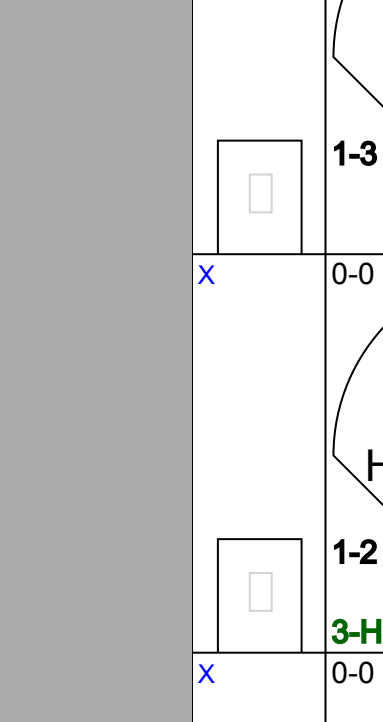
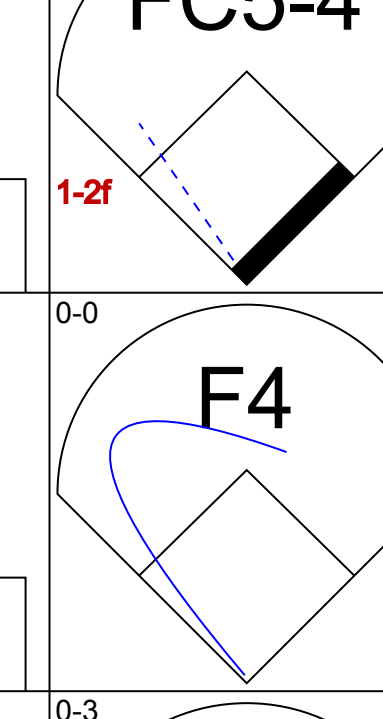
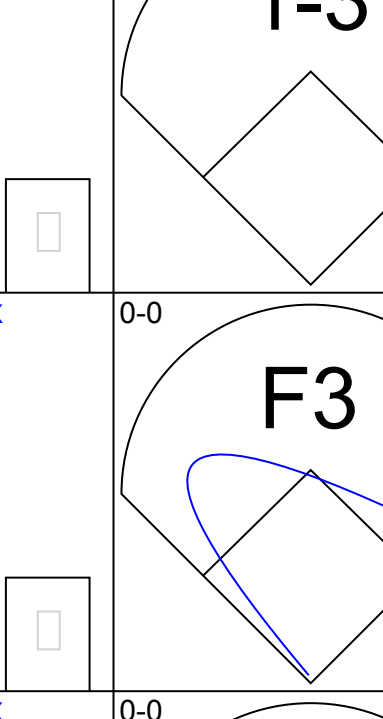
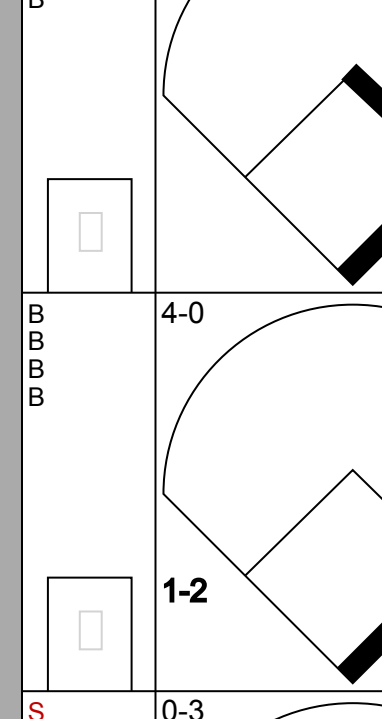
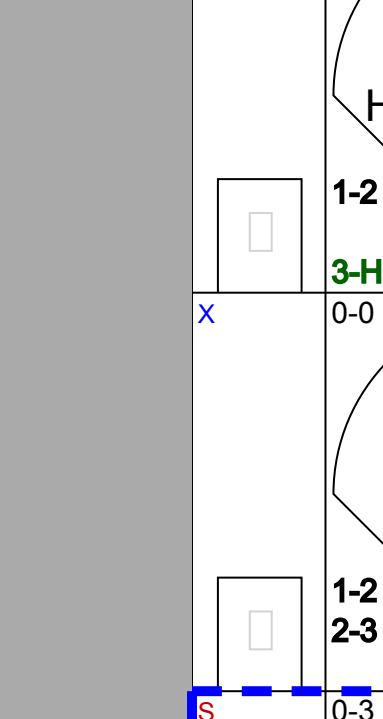
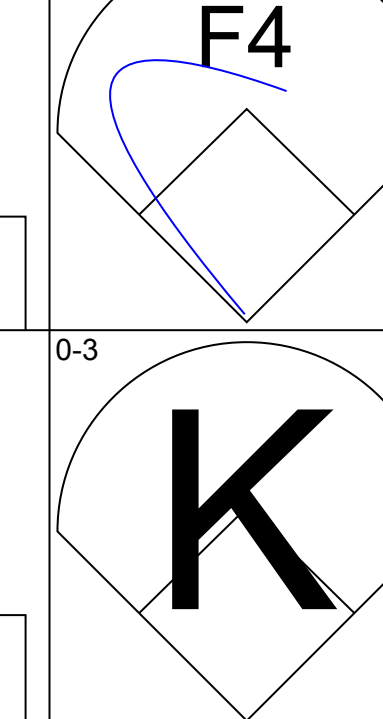
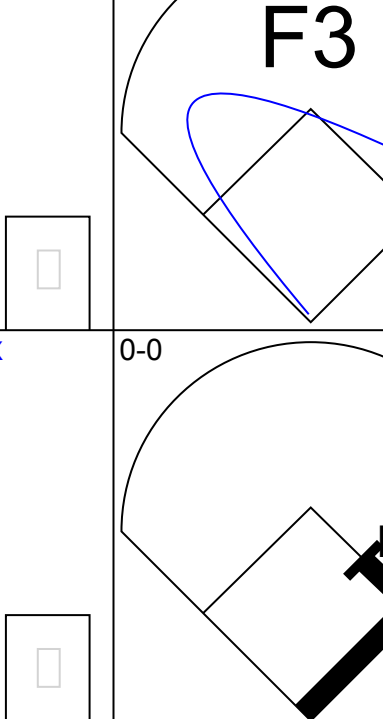
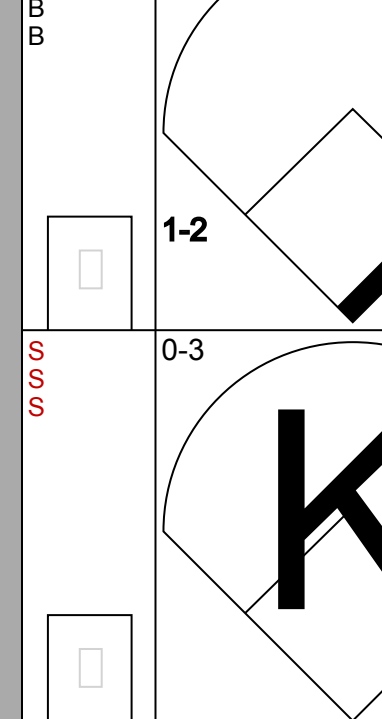
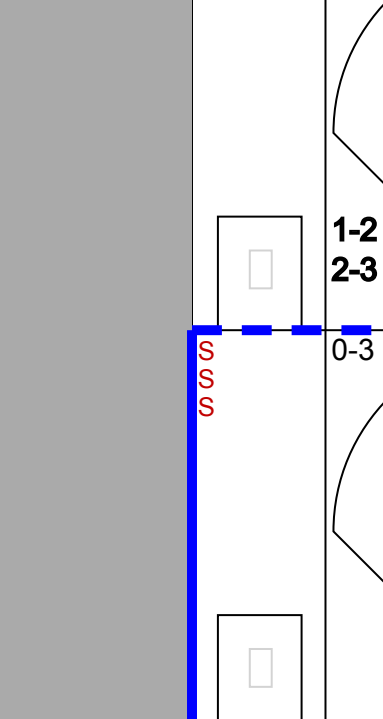
AB 33
R 6
H 6
RBI 6
BB 6
SO 8
LOB 12



AB 29
R 7
H 6
RBI 6
BB 8
SO 6
LOB 12



Batter	1	2	3	4	5	6	7	8	9	AB	R	H	RBI	BB	SO	LOB	TOP			
Frank Duffy, R (1, 6) OBP: 0.269, SLG: 0.283										3	0	0	1	0	1	3	Cleveland Indians @ Chicago White Sox Comiskey Park, Chicago, IL Fri May 16 1975, 8:05 PM EDT Att: 5,794 - Unknown			
Frank Robinson, R (1, 10) OBP: 0.325, SLG: 0.353 Oscar Gamble, L (7, PH) OBP: 0.333, SLG: 0.444										3	0	0	0	0	0	2				
George Hendrick, R (1, 8) OBP: 0.320, SLG: 0.455										4	1	2	0	0	0	0				
Rico Carty, R (1, 7) OBP: 0.369, SLG: 0.455 Ken Berry, R (9, 7) OBP: 0.222, SLG: 0.200										4	0	1	0	0	0	1				
John Ellis, R (1, 2) OBP: 0.248, SLG: 0.330										0	0	0	0	0	0	0				
Boog Powell, L (1, 3) OBP: 0.415, SLG: 0.526										2	1	1	0	2	0	0				
Charlie Spikes, R (1, 9) OBP: 0.242, SLG: 0.253										3	0	3	0	1	0	0				
Buddy Bell, R (1, 5) OBP: 0.311, SLG: 0.283										1	0	0	0	2	0	2				
Jack Brohamer, L (1, 4) OBP: 0.286, SLG: 0.357										3	0	0	0	1	0	4				
Inning Stats	R: 1 E: 0 K: 1 S: 7	H: 2 LOB: 1 BB: 0 P: 7	R: 1 E: 0 K: 0 S: 4	H: 1 LOB: 2 BB: 2 P: 12	R: 0 E: 0 K: 0 S: 3	H: 1 LOB: 0 BB: 0 P: 3	R: 0 E: 0 K: 0 S: 3	H: 0 LOB: 0 BB: 0 P: 3	R: 0 E: 0 K: 0 S: 3	H: 1 LOB: 1 BB: 1 P: 7	R: 0 E: 0 K: 0 S: 3	H: 0 LOB: 0 BB: 0 P: 3	R: 0 E: 0 K: 0 S: 3	H: 0 LOB: 0 BB: 0 P: 3	R: 0 E: 0 K: 0 S: 3	H: 1 LOB: 1 BB: 1 P: 7	1B: 7 2B: 0 3B: 0 HR: 0	SF: 1 SAC: 1 DP: 2 HBP: 0	WP: 0 PB: 0 SB: 2 CS: 2	PA: 36
PITCHER	IP WLS BF H R ER SO BB IBB HBP BLK WP HR S P ERA WHIP																			
Claude Osteen, L (1, 1) ERA: 4.33	5.1	25	6	2	2	1	5	0	0	0	0	0	0	0	22	42	3.38	2.062		
Rich Gossage, R (6, 1) ERA: 0.94	3.2	W	11	1	0	0	1	0	0	0	0	0	0	10	14	0.00	0.545			

Batter	1	2	3	4	5	6	7	8	9	AB	R	H	RBI	BB	SO	LOB	BOTTOM			
Pat Kelly, L (1, 9) OBP: 0.396, SLG: 0.448 Buddy Bradford, R (9, PH) OBP: 0.286, SLG: 0.219										4	0	0	0	0	2	1	Cleveland Indians @ Chicago White Sox Comiskey Park, Chicago, IL Fri May 16 1975, 8:05 PM EDT Att: 5,794 - Unknown			
Jorge Orta, L (1, 4) OBP: 0.338, SLG: 0.392									3	0	2	1	2	1	0					
Carlos May, L (1, 7) OBP: 0.417, SLG: 0.430										3	0	0	0	1	0	2				
Ken Henderson, S (1, 8) OBP: 0.371, SLG: 0.394										4	0	0	0	0	2	3				
Bill Melton, R (1, 5) OBP: 0.338, SLG: 0.328 Lee Richard, R (9, PR) OBP: 0.250, SLG: 0.250										3	0	0	0	1	2	2				
Deron Johnson, R (1, 10) OBP: 0.284, SLG: 0.289 Bob Coluccio, R (9, PR) OBP: 0.301, SLG: 0.257										3	0	1	0	1	0	0				
Tony Muser, L (1, 3) OBP: 0.262, SLG: 0.231										3	1	1	1	1	0	1				
Bucky Dent, R (1, 6) OBP: 0.303, SLG: 0.351										3	0	1	0	1	0	1				
Pete Varney, R (1, 2) OBP: 0.143, SLG: 0.143 Nyls Nyman, L (9, PH) OBP: 0.200, SLG: 0.216 Bill Stein, R (9, PH) OBP: 0.250, SLG: 0.375										3	0	1	0	0	2	3				
Inning Stats	R: 0 E: 1 K: 2 S: 8	H: 1 LOB: 2 BB: 1 P: 12	R: 0 E: 0 K: 1 S: 5	H: 0 LOB: 1 BB: 1 P: 9	R: 0 E: 0 K: 1 S: 5	H: 1 LOB: 0 BB: 0 P: 5	R: 0 E: 0 K: 1 S: 5	H: 0 LOB: 0 BB: 0 P: 5	R: 0 E: 0 K: 1 S: 5	H: 0 LOB: 0 BB: 0 P: 5	R: 0 E: 0 K: 1 S: 5	H: 0 LOB: 2 BB: 2 P: 13	R: 0 E: 0 K: 2 S: 7	H: 0 LOB: 1 BB: 1 P: 11	R: 3 E: 0 K: 1 S: 6	H: 3 LOB: 3 BB: 2 P: 15	1B: 6 2B: 0 3B: 0 HR: 0	SF: 0 SAC: 0 DP: 1 HBP: 1	WP: 0 PB: 0 SB: 0 CS: 0	PA: 38
PITCHER	IP WLS BF H R ER SO BB IBB HBP BLK WP HR S P ERA WHIP																			
Jim Kern, R (1, 1) ERA: 1.73	8.0	32	3	1	1	9	6	0	0	0	0	0	0	3	3	*	*			
Tom Buskey, R (9, 1) ERA: 3.2	0.0	L	3	3	0	0	0	0	0	0	0	0	0	3	3	*	*			
Dave LaRoche, L (9, 1) ERA: 4.32	0.1	1	0	0	0	1	0	0	0	0	0	0	0	3	3	0.00	0.000			
Dennis Eckerley, R (9, 1) ERA:	0.0	2	0	2	2	0	1	0	1	0	0	0	0	0	5	*	*			

Batter	1	2	3	4	5	6	7	8	9	AB	R	H	RBI	BB	SO	LOB	TOP					
Buddy Bell, R OBP: 0.311, SLG: 0.284 Ed Crosby, L OBP: 0.409, SLG: 0.421	3-1		F9				K			3	0	1	0	0	0	1	Cleveland Indians @ Chicago White Sox Comiskey Park, Chicago, IL Sat May 17 1975, 8:05 PM EDT Att: 8,070 - Unknown					
Frank Duffy, R OBP: 0.236, SLG: 0.279			F8					F5	F3	5	0	1	0	0	0	5						
George Hendrick, R OBP: 0.311, SLG: 0.440	G4-6-3			K				5-3		4	0	0	0	0	1	1						
Rico Carty, R OBP: 0.391, SLG: 0.466				E5						3	0	2	0	1	0	0						
Frank Robinson, R OBP: 0.302, SLG: 0.324 Alan Ashby, S OBP: 0.278, SLG: 0.188	1-3		F9				F7	5-3		3	0	0	0	0	0	3						
John Ellis, R OBP: 0.239, SLG: 0.317			F9							1	0	0	0	0	0	1						
Charlie Spikes, R OBP: 0.243, SLG: 0.253									6-3	4	0	0	0	0	0	3						
Ken Berry, R OBP: 0.226, SLG: 0.207			F8							4	0	1	0	0	2	1						
Jack Brohamer, L OBP: 0.312, SLG: 0.376										4	1	1	0	0	1	1						
Inning Stats	R: 0 E: 0 K: 0 S: 3	H: 1 LOB: 0 BB: 0 P: 3	R: 0 E: 0 K: 0 S: 4	H: 1 LOB: 1 BB: 0 P: 4	R: 0 E: 0 K: 0 S: 4	H: 1 LOB: 1 BB: 0 P: 4	R: 0 E: 1 K: 1 S: 6	H: 0 LOB: 1 BB: 0 P: 6	R: 0 E: 0 K: 2 S: 9	H: 2 LOB: 2 BB: 0 P: 9	R: 0 E: 0 K: 0 S: 3	H: 0 LOB: 1 BB: 1 P: 7	R: 0 E: 0 K: 1 S: 6	H: 2 LOB: 1 BB: 0 P: 6	R: 0 E: 0 K: 0 S: 4	H: 1 LOB: 1 BB: 0 P: 4	R: 1 E: 0 K: 1 S: 7	H: 2 LOB: 2 BB: 1 P: 11	1B: 10 2B: 0 3B: 0 HR: 0	SF: 0 SAC: 0 DP: 2 HBP: 0	WP: 0 PB: 0 SB: 0 CS: 0	PA: 38
PITCHER Jim Kaat, L ERA: 2.88	IP: 9.0 WLS: W BF: 38 H: 10 R: 1 ER: 1 SO: 5 BB: 2 IBB: 0 HBP: 0 BLK: 0 WP: 0 HR: 0 S: 46 P: 54 ERA: 1.00 WHIP: 1.333															PITCHER						

Batter	1	2	3	4	5	6	7	8	9	AB	R	H	RBI	BB	SO	LOB	BOTTOM			
Buddy Bradford, R OBP: 0.311, SLG: 0.273 Nyls Nyman, L OBP: 0.197, SLG: 0.212							K			1	1	1	1	0	0	0	Cleveland Indians @ Chicago White Sox Comiskey Park, Chicago, IL Sat May 17 1975, 8:05 PM EDT Att: 8,070 - Unknown			
Bucky Dent, R OBP: 0.317, SLG: 0.364										4	1	3	1	0	1	1				
Ken Henderson, S OBP: 0.380, SLG: 0.430										5	1	3	3	0	0	4				
Bill Melton, R OBP: 0.343, SLG: 0.333 Lee Richard, R OBP: 0.200, SLG: 0.200	F4	F7								4	0	2	0	0	0	0				
Deron Johnson, R OBP: 0.290, SLG: 0.295										1	1	0	0	0	0	2				
Deron Johnson, R OBP: 0.290, SLG: 0.295										5	1	2	0	0	1	4				
Carlos May, L OBP: 0.416, SLG: 0.433 Tony Muser, L OBP: 0.256, SLG: 0.225										4	1	2	0	0	0	2				
Bob Coluccio, R OBP: 0.284, SLG: 0.240										1	1	0	0	0	0	0				
Bob Coluccio, R OBP: 0.284, SLG: 0.240										5	1	0	0	0	1	5				
Jorge Orta, L OBP: 0.354, SLG: 0.418										4	2	3	3	1	0	0				
Brian Downing, R OBP: 0.348, SLG: 0.316										3	0	1	1	1	0	3				
Inning Stats	R: 7 E: 2 K: 0 S: 12	H: 7 LOB: 2 BB: 0 P: 12	R: 0 E: 0 K: 0 S: 4	H: 1 LOB: 1 BB: 0 P: 4	R: 0 E: 0 K: 1 S: 4	H: 0 LOB: 1 BB: 1 P: 9	R: 0 E: 0 K: 1 S: 6	H: 2 LOB: 1 BB: 0 P: 6	R: 1 E: 0 K: 1 S: 7	H: 2 LOB: 2 BB: 1 P: 11	R: 2 E: 1 K: 0 S: 6	H: 3 LOB: 2 BB: 0 P: 6	R: 0 E: 0 K: 0 S: 5	H: 2 LOB: 2 BB: 0 P: 5	R: 0 E: 0 K: 1 S: 5	H: 0 LOB: 0 BB: 0 P: 5	1B: 14 2B: 2 3B: 1 HR: 1	SF: 1 SAC: 1 DP: 2 HBP: 1	WP: 0 PB: 0 SB: 1 CS: 1	PA: 44
PITCHER Fritz Peterson, L ERA: 6.91 Dick Bosman, R ERA: 4.08	IP: 0.1 WLS: L BF: 6 H: 4 R: 5 ER: 2 SO: 0 BB: 0 IBB: 0 HBP: 0 BLK: 0 WP: 0 HR: 1 S: 6 P: 6 ERA: 54.00 WHIP: 12.000															PITCHER				

Batter	1	2	3	4	5	6	7	8	9	AB	R	H	RBI	BB	SO	LOB	TOP			
Buddy Bell, R OBP: 0.318, SLG: 0.303 (1, 5)	5-3		1-3 2B		HR 1B		F8			4	2	2	1	0	0	0	Cleveland Indians @ Chicago White Sox Comiskey Park, Chicago, IL Sun May 18 1975, 4:33 AM EDT Att: 10,033 - Unknown			
Frank Duffy, R OBP: 0.257, SLG: 0.269 (1, 6)	L5		1-3		K		5-3			4	0	0	0	0	1	2				
George Hendrick, R OBP: 0.316, SLG: 0.473 (1, 8)	F8		HR 2B		HR			K		4	2	2	3	0	1	0				
Boog Powell, L OBP: 0.418, SLG: 0.556 (1, 3)		G3	HR 2B		BB			4-3		3	1	1	2	1	0	0				
Frank Robinson, R OBP: 0.295, SLG: 0.316 Oscar Gamble, L OBP: 0.317, SLG: 0.421 (3, PH)	F8		G3		G6-3 BB			K		1	0	0	0	0	0	0				
Rico Carty, R OBP: 0.397, SLG: 0.484 Ken Berry, R OBP: 0.226, SLG: 0.207 (9, PR)					F4		K			4	1	2	0	0	1	0				
John Ellis, R OBP: 0.250, SLG: 0.336 Alan Ashby, S OBP: 0.278, SLG: 0.188 (6, 2)							K			3	0	2	1	0	1	0				
Charlie Spikes, R OBP: 0.243, SLG: 0.245 (1, 9)			5-3		6-3		5-3			3	0	0	0	1	0	1				
Jack Brohamer, L OBP: 0.319, SLG: 0.381 (1, 4)							K			4	1	2	0	0	2	1				
Inning Stats	R: 0 E: 0 K: 0 S: 3	H: 0 LOB: 0 BB: 0 P: 3	R: 1 E: 0 K: 0 S: 4	H: 2 LOB: 1 BB: 0 P: 4	R: 4 E: 0 K: 0 S: 7	H: 4 LOB: 0 BB: 0 P: 7	R: 0 E: 0 K: 1 S: 6	H: 1 LOB: 1 BB: 0 P: 6	R: 2 E: 0 K: 1 S: 6	H: 2 LOB: 0 BB: 0 P: 10	R: 0 E: 0 K: 2 S: 7	H: 0 LOB: 0 BB: 0 P: 7	R: 0 E: 0 K: 1 S: 5	H: 0 LOB: 0 BB: 0 P: 5	R: 0 E: 0 K: 2 S: 7	H: 2 LOB: 2 BB: 1 P: 7		1B: 5 2B: 4 3B: 0 HR: 2	SF: 0 SAC: 1 DP: 1 HBP: 0	WP: 0 PB: 1 CS: 0
PITCHER	IP	WLS	BF	H	R	ER	SO	BB	IBB	HBP	BLK	WP	HR	S	P	ERA	WHIP			
Wilbur Wood, L ERA: 5.07 (1, 1)	2.2	L	13	6	5	5	0	0	0	0	0	0	1	13	13	16.88	2.250			
Bill Gogolewski, R ERA: 5.14 (3, 1)	3.1		13	3	2	2	4	1	0	0	0	0	1	20	24	5.40	1.200			
Terry Forster, L ERA: 2.23 (7, 1)	3.0		10	2	0	0	3	0	1	0	0	0	0	15	19	0.00	0.667			

Batter	1	2	3	4	5	6	7	8	9	AB	R	H	RBI	BB	SO	LOB	BOTTOM			
Pat Kelly, L OBP: 0.396, SLG: 0.446 (1, 9)	CS 1B		F7		4-3			F8		5	1	2	1	0	0	4	Cleveland Indians @ Chicago White Sox Comiskey Park, Chicago, IL Sun May 18 1975, 4:33 AM EDT Att: 10,033 - Unknown			
Jorge Orta, L OBP: 0.368, SLG: 0.419 (1, 4)	F9					WP BB				2	1	1	1	3	0	1				
Carlos May, L OBP: 0.411, SLG: 0.422 (1, 7)	6-3		F3		F1		E9			5	0	1	1	0	0	5				
Ken Henderson, S OBP: 0.366, SLG: 0.412 (1, 8)		4-3	K				K			5	0	0	0	0	3	6				
Bill Melton, R OBP: 0.331, SLG: 0.320 (1, 5)	F9				K		F8			5	0	0	0	0	2	2				
Deron Johnson, R OBP: 0.297, SLG: 0.333 (1, 10)					HR 1B			F8		4	2	2	1	0	0	0				
Tony Muser, L OBP: 0.255, SLG: 0.227 (1, 3)	F7				HR 1B			4-3		4	0	1	0	0	0	0				
Bucky Dent, R OBP: 0.331, SLG: 0.385 (1, 6)			BB 2B		HR 1B			L4		4	1	3	1	0	0	0				
Brian Downing, R OBP: 0.353, SLG: 0.316 (1, 2)			BB BB		K			6-3		3	1	1	0	1	1	2				
Inning Stats	R: 0 E: 0 K: 0 S: 3	H: 1 LOB: 0 BB: 0 P: 3	R: 1 E: 0 K: 0 S: 4	H: 1 LOB: 0 BB: 0 P: 4	R: 0 E: 0 K: 1 S: 6	H: 1 LOB: 3 BB: 2 P: 14	R: 1 E: 0 K: 2 S: 10	H: 3 LOB: 2 BB: 0 P: 10	R: 0 E: 0 K: 1 S: 5	H: 0 LOB: 1 BB: 1 P: 9	R: 4 E: 1 K: 0 S: 8	H: 5 LOB: 1 BB: 0 P: 8	R: 0 E: 0 K: 0 S: 3	H: 0 LOB: 0 BB: 0 P: 3	R: 0 E: 0 K: 2 S: 7	H: 0 LOB: 1 BB: 1 P: 11		1B: 9 2B: 1 3B: 0 HR: 1	SF: 0 SAC: 0 DP: 0 HBP: 0	WP: 1 PB: 0 SB: 1 CS: 1
PITCHER	IP	WLS	BF	H	R	ER	SO	BB	IBB	HBP	BLK	WP	HR	S	P	ERA	WHIP			
Gaylord Perry, R ERA: 3.4 (1, 1)	5.2	W	30	11	6	5	4	3	0	0	0	0	1	35	47	7.94	2.471			
Tom Buskey, R ERA: 2.86 (6, 1)	2.1		7	0	0	0	0	0	0	0	0	0	0	7	7	0.00	0.000			
Dave LaRoche, L ERA: 4.0 (9, 1)	0.2	S	3	0	0	0	1	1	0	0	0	0	0	4	8	0.00	1.500			
Dennis Eckerley, R ERA: (9, 1)	0.1		1	0	0	0	1	0	0	0	0	0	0	3	3	0.00	0.000			

Batter	1	2	3	4	5	6	7	8	9	AB	R	H	RBI	BB	SO	LOB	TOP										
Jerry Remy, L OBP: 0.317, SLG: 0.380 (1, 4)	1-6-3		F7			K		FC6-4 1B	K	5	0	1	0	0	2	0	California Angels @ Cleveland Indians Cleveland Municipal Stadium, Cleveland, OH Wed May 21 1975, 7:05 PM EDT Att: 2,919 - Unknown										
Mickey Rivers, L OBP: 0.356, SLG: 0.410 (1, 8)	F4			S S 1B		F5		FC6-4 1B BB		4	1	1	0	0	0	2											
Tommy Harper, R OBP: 0.317, SLG: 0.371 (1, 10)	1-3			K		K		BB S 1B		4	0	1	1	0	2	1											
Bruce Bochte, L OBP: 0.370, SLG: 0.353 (1, 3)		K		F7			F9	K		4	0	0	0	0	2	3											
Dave Chalk, R OBP: 0.415, SLG: 0.411 (1, 5)										0	0	0	0	0	0	0											
Rudy Meoli, L OBP: 0.365, SLG: 0.200 (3, 5)		BB		S BB				BB		0	0	0	0	2	0	0											
Winston Llenas, R OBP: 0.381, SLG: 0.250 (8, PH) (8, 5)		HBP		2-3 BB				BB		0	0	0	0	1	0	0											
Leroy Stanton, R OBP: 0.319, SLG: 0.310 (1, 9)		BB		F6						2	0	1	0	1	0	2											
Joe Lahoud, L OBP: 0.394, SLG: 0.444 (8, PH) (8, 9)		G4-6-3 BB		1-2				BB		0	0	0	1	1	0	0											
Tom Egan, R OBP: 0.318, SLG: 0.318 (1, 2)										2	0	0	0	0	0	2											
Bill Sudakis, S OBP: 0.286, SLG: 0.224 (7, PH) (7, 2)	G4-6-3 1-2			F9				4-3		2	0	0	0	0	0	5											
Morris Nettles, L OBP: 0.267, SLG: 0.248 (1, 7)			5-3							4	0	0	0	0	0	2											
Billy Smith, S OBP: 0.291, SLG: 0.333 (1, 6)				4-3						4	1	1	0	0	0	0											
								FC6-4 1B 1B																			
Inning Stats	R: 0 E: 0 K: 0 S: 3	H: 0 LOB: 0 BB: 0 P: 3	R: 0 E: 0 K: 1 S: 4	H: 0 LOB: 1 BB: 1 P: 9	R: 0 E: 0 K: 0 S: 3	H: 1 LOB: 2 BB: 1 P: 10	R: 0 E: 0 K: 1 S: 6	H: 0 LOB: 0 BB: 0 P: 3	R: 0 E: 0 K: 2 S: 7	H: 0 LOB: 0 BB: 0 P: 7	R: 0 E: 0 K: 0 S: 4	H: 1 LOB: 2 BB: 1 P: 8	R: 2 E: 0 K: 1 S: 8	H: 3 LOB: 3 BB: 2 P: 16	R: 0 E: 0 K: 1 S: 5	H: 0 LOB: 0 BB: 0 P: 5	1B: 5 2B: 0 3B: 0 HR: 0	SF: 0 SAC: 0 DP: 1 HBP: 1	WP: 0 PB: 0 SB: 4 CS: 0	PA: 37							
PITCHER	IP	WLS	BF	H	R	ER	SO	BB	IBB	HBP	BLK	WP	HR	S	P	ERA	WHIP										
Jim Kern, R ERA: 1.84 (1, 1)	7.1	W	30	5	2	2	4	3	0	1	0	0	0	34	47	2.46	1.091										
Dave LaRoche, L ERA: 3.0 (8, 1)	0.1		2	0	0	0	1	1	0	0	0	0	0	3	7	0.00	3.000										
Tom Buskey, R ERA: 2.7 (8, 1)	1.1	S	5	0	0	0	1	1	0	0	0	0	0	6	10	0.00	0.750										

AB	31
R	2
H	5
RBI	2
BB	5
SO	6
LOB	17



Batter	1	2	3	4	5	6	7	8	9	AB	R	H	RBI	BB	SO	LOB	BOTTOM										
Buddy Bell, R OBP: 0.326, SLG: 0.318 (1, 5)	K		F9			K		CS 1B		4	0	1	1	0	2	0	California Angels @ Cleveland Indians Cleveland Municipal Stadium, Cleveland, OH Wed May 21 1975, 7:05 PM EDT Att: 2,919 - Unknown										
Frank Duffy, R OBP: 0.254, SLG: 0.261 (1, 6)	CS 1B		F7			F8		CS 1-2	K	4	0	1	0	0	1	0											
George Hendrick, R OBP: 0.310, SLG: 0.449 (1, 8)	BB		F9			G1-6-3 BB			K	2	0	0	0	2	1	0											
Rico Carty, R OBP: 0.370, SLG: 0.457 (1, 7)										3	0	0	0	0	0	2											
Ken Berry, R OBP: 0.219, SLG: 0.200 (8, 7)	1-3					G1-6-3 1-2			K	1	0	0	0	0	1	0											
Frank Robinson, R OBP: 0.314, SLG: 0.489 (1, 10)				F8						3	2	2	2	0	0	0											
Charlie Spikes, R OBP: 0.246, SLG: 0.233 (1, 9)			HR			HR			K	2	0	0	0	1	2	0											
Boog Powell, L OBP: 0.436, SLG: 0.553 (1, 3)										2	0	1	0	1	1	0											
Alan Ashby, S OBP: 0.200, SLG: 0.130 (1, 2)										3	1	0	0	0	0	3											
Jack Brohamer, L OBP: 0.317, SLG: 0.369 (1, 4)										3	0	0	0	0	1	2											
Inning Stats	R: 0 E: 0 K: 1 S: 5	H: 1 LOB: 1 BB: 1 P: 9	R: 1 E: 0 K: 2 S: 8	H: 1 LOB: 1 BB: 1 P: 12	R: 0 E: 0 K: 0 S: 3	H: 0 LOB: 0 BB: 0 P: 3	R: 0 E: 0 K: 0 S: 4	H: 1 LOB: 2 BB: 1 P: 8	R: 0 E: 0 K: 1 S: 5	H: 0 LOB: 0 BB: 0 P: 5	R: 1 E: 0 K: 1 S: 5	H: 1 LOB: 0 BB: 1 P: 9	R: 1 E: 1 K: 1 S: 6	H: 1 LOB: 0 BB: 0 P: 6	R: 0 E: 0 K: 3 S: 9	H: 0 LOB: 0 BB: 0 P: 9	1B: 3 2B: 0 3B: 0 HR: 2	SF: 0 SAC: 0 DP: 1 HBP: 0	WP: 0 PB: 0 SB: 0 CS: 2	PA: 32							
PITCHER	IP	WLS	BF	H	R	ER	SO	BB	IBB	HBP	BLK	WP	HR	S	P	ERA	WHIP										
Frank Tanana, L ERA: 2.06 (1, 1)	8.0	L	31	5	3	2	9	4	0	0	0	0	2	45	61	2.25	1.125										



Batter	1	2	3	4	5	6	7	8	9	AB	R	H	RBI	BB	SO	LOB	TOP			
Bill North, S OBP: 0.373, SLG: 0.316 (1, 8)	F8		1B		K		3-1			4	0	1	0	0	1	3				
Sal Bando, R OBP: 0.296, SLG: 0.298 (1, 5)	F8		F3			6-3		F4		4	0	0	0	0	0	0				
Reggie Jackson, L OBP: 0.345, SLG: 0.453 (1, 9)	F8			F5		F8		K		4	0	0	0	0	1	0				
Joe Rudi, R OBP: 0.359, SLG: 0.518 (1, 3)		F8		HR			2B	K		4	1	2	1	0	1	0				
Billy Williams, L OBP: 0.333, SLG: 0.372 (1, 10)		G3		K		G3			4-3	4	0	0	0	0	1	1				
Gene Tenace, R OBP: 0.421, SLG: 0.509 (9, PR) Don Hopkins, L				K						3	0	2	0	1	1	0				
Ray Fosse, R OBP: 0.053, SLG: 0.053 (9, 2)		2B					1B	2B	S	0	1	0	0	0	0	0				
Claudell Washington, L OBP: 0.355, SLG: 0.383 (1, 7)		G3				2-3		1-3		4	0	1	1	0	0	2				
Bert Campaneris, R OBP: 0.225, SLG: 0.238 (1, 6)			HR		F9				F5	4	1	2	1	0	0	1				
Phil Garner, R OBP: 0.261, SLG: 0.255 (1, 4) Jim Holt, L OBP: 0.429, SLG: 0.333 (7, PH) Ted Martinez, R OBP: 0.182, SLG: 0.273 (7, 4)			L4				F5			2	0	1	0	0	0	0				
										1	0	0	0	0	0	2				
										0	0	0	0	0	0	0				
Inning Stats	R: 0 E: 0 K: 0 S: 3	H: 0 LOB: 0 BB: 0 P: 3	R: 0 E: 0 K: 0 S: 4	H: 1 LOB: 1 BB: 0 P: 4	R: 1 E: 0 K: 0 S: 4	H: 2 LOB: 0 BB: 0 P: 4	R: 1 E: 0 K: 2 S: 8	H: 1 LOB: 0 BB: 0 P: 8	R: 0 E: 0 K: 0 S: 4	H: 1 LOB: 1 BB: 0 P: 4	R: 0 E: 0 K: 0 S: 5	H: 2 LOB: 2 BB: 0 P: 5	R: 0 E: 0 K: 2 S: 7	H: 0 LOB: 0 BB: 0 P: 7	R: 1 E: 0 K: 0 S: 3	H: 1 LOB: 1 BB: 1 P: 7	1B: 3 2B: 4 3B: 0 HR: 2	SF: 0 SAC: 0 DP: 0 HBP: 0	WP: 0 PB: 0 SB: 1 CS: 1	PA: 35
PITCHER Gaylord Perry, R ERA: 3.36 (1, 1)	IP: 9.0 WLS: L BF: 35 H: 9 R: 3 ER: 3 SO: 5 BB: 1 IBB: 0 HBP: 0 BLK: 0 WP: 0 HR: 2 S: 44 P: 48 ERA: 3.00 WHIP: 1.11															PITCHER				

Oakland Athletics @ Cleveland Indians
Cleveland Municipal Stadium, Cleveland, OH
Fri May 23 1975, 7:05 PM EDT
Att: 15,608 - Unknown

AB 34
R 3
H 9
RBI 3
BB 1
SO 5
LOB 9



Batter	1	2	3	4	5	6	7	8	9	AB	R	H	RBI	BB	SO	LOB	BOTTOM			
Buddy Bell, R OBP: 0.325, SLG: 0.315 (1, 5)	F8			FC6		1-3			F8	4	0	1	0	0	0	0				
Rick Manning, L OBP: 0.250, SLG: 0.250 (1, 9)	F9			F8					6-3	4	0	1	0	0	0	1				
George Hendrick, R OBP: 0.304, SLG: 0.439 (1, 8)	K			F8			K			3	0	0	0	0	2	2				
Boog Powell, L OBP: 0.426, SLG: 0.534 (1, 3) Tom McCraw, L OBP: 0.310, SLG: 0.410 (8, 3)		F5		FC6			K			3	0	0	0	0	1	2				
Frank Robinson, R OBP: 0.296, SLG: 0.458 (1, 10)		F8			F8		F8			3	0	0	0	0	0	1				
Rico Carty, R OBP: 0.357, SLG: 0.438 (1, 7)		1-3			F9			6-3		3	0	0	0	0	0	0				
Jack Brohamer, L OBP: 0.309, SLG: 0.360 (1, 4)			K			F4		4-3		3	0	0	0	0	1	0				
Frank Duffy, R OBP: 0.256, SLG: 0.263 (1, 6)			F6					6-3		3	0	1	0	0	0	0				
Alan Ashby, S OBP: 0.185, SLG: 0.120 (1, 2) Oscar Gamble, L OBP: 0.313, SLG: 0.414 (9, PH)			K			G6-4-3	1B		F2	2	0	0	0	0	1	1				
										1	0	0	0	0	0	0				
Inning Stats	R: 0 E: 0 K: 1 S: 5	H: 0 LOB: 0 BB: 0 P: 5	R: 0 E: 0 K: 0 S: 3	H: 0 LOB: 0 BB: 0 P: 3	R: 0 E: 0 K: 2 S: 7	H: 0 LOB: 0 BB: 0 P: 7	R: 0 E: 0 K: 0 S: 4	H: 1 LOB: 1 BB: 0 P: 4	R: 0 E: 0 K: 0 S: 3	H: 0 LOB: 0 BB: 0 P: 3	R: 0 E: 0 K: 2 S: 8	H: 1 LOB: 1 BB: 0 P: 8	R: 0 E: 0 K: 0 S: 3	H: 0 LOB: 0 BB: 0 P: 3	R: 0 E: 0 K: 0 S: 3	H: 0 LOB: 0 BB: 0 P: 3	1B: 3 2B: 0 3B: 0 HR: 0	SF: 0 SAC: 0 DP: 1 HBP: 0	WP: 0 PB: 0 SB: 0 CS: 0	PA: 29
PITCHER Sonny Siebert, R ERA: 3.89 (1, 1) Jim Todd, R ERA: 1.8 (6, 1)	IP: 5.0 WLS: W BF: 16 H: 1 R: 0 ER: 0 SO: 3 BB: 0 IBB: 0 HBP: 0 BLK: 0 WP: 0 HR: 0 S: 22 P: 22 ERA: 0.00 WHIP: 0.200															PITCHER				

Oakland Athletics @ Cleveland Indians
Cleveland Municipal Stadium, Cleveland, OH
Fri May 23 1975, 7:05 PM EDT
Att: 15,608 - Unknown

AB 29
R 0
H 3
RBI 0
BB 0
SO 5
LOB 7



Batter	1	2	3	4	5	6	7	8	9	AB	R	H	RBI	BB	SO	LOB	TOP					
Bill North, S (1, 8) OBP: 0.388, SLG: 0.324	4-0 E BB		0-0 S 1B			4-0 WP BB		0-0 E3 FC5-4		2	0	1	0	2	0	0	Oakland Athletics @ Cleveland Indians Cleveland Municipal Stadium, Cleveland, OH Sun May 25 1975, 3:33 AM EDT Unknown					
Sal Bando, R (1, 5) OBP: 0.295, SLG: 0.288	0-3 K		0-0 F5			0-0 F9		0-0 FC5-4		4	0	0	0	0	1	4						
Reggie Jackson, L (1, 9) OBP: 0.325, SLG: 0.423	0-3 K		0-0 4-3			0-0 F9		0-0 4-3		4	0	0	0	0	1	4						
Joe Rudi, R (1, 3) OBP: 0.352, SLG: 0.500	0-0 L6			0-0 F6		0-3 K			0-0 F4	4	0	0	0	0	1	2						
Billy Williams, L (1, 10) OBP: 0.333, SLG: 0.388		0-0 F9		0-0 G3			0-0 3-1		0-0 F7	4	0	0	0	0	0	0						
Gene Tenace, R (1, 2) OBP: 0.423, SLG: 0.500	0-3 K		0-0 F5				0-0 1-3		1-0 HBP	3	0	0	0	0	1	0						
Claudell Washington, L (1, 7) OBP: 0.360, SLG: 0.389	0-0 S 1B			0-3 K			0-0 2B		0-0 F7	4	0	2	0	0	1	1						
Bert Campaneris, R (1, 6) OBP: 0.234, SLG: 0.246	0-3 K		0-0 F3			0-0 5-3				3	0	0	0	0	1	2						
Phil Garner, R (1, 4) OBP: 0.252, SLG: 0.245			0-0 F2					0-0 F9		2	0	0	0	0	0	0						
Jim Holt, L (8, PH) OBP: 0.438, SLG: 0.308										1	0	0	0	0	0	0						
Ted Martinez, R (8, 4) OBP: 0.217, SLG: 0.304										0	0	0	0	0	0	0						
Inning Stats	R: 0 E: 1 K: 2 S: 7	H: 0 LOB: 1 BB: 1 P: 11	R: 0 E: 0 K: 2 S: 8	H: 1 LOB: 1 BB: 0 P: 8	R: 0 E: 0 K: 0 S: 4	H: 1 LOB: 1 BB: 0 P: 4	R: 0 E: 0 K: 0 S: 3	H: 0 LOB: 0 BB: 0 P: 3	R: 0 E: 0 K: 1 S: 5	H: 0 LOB: 0 BB: 0 P: 5	R: 0 E: 0 K: 1 S: 5	H: 0 LOB: 1 BB: 1 P: 9	R: 0 E: 0 K: 0 S: 4	H: 1 LOB: 1 BB: 0 P: 4	R: 0 E: 0 K: 0 S: 4	H: 0 LOB: 1 BB: 0 P: 4	R: 0 E: 0 K: 0 S: 3	H: 0 LOB: 1 BB: 0 P: 4	1B: 2 2B: 1 3B: 0 HR: 0	SF: 0 SAC: 0 DP: 0 HBP: 1	WP: 1 PB: 0 SB: 2 CS: 0	PA: 34
PITCHER Dennis Eckersley, R (1, 1) ERA:	IP: 9.0 WLS: W BF: 34 H: 3 R: 0 ER: 0 SO: 6 BB: 2 IBB: 0 HBP: 1 BLK: 0 WP: 1 HR: 0 S: 43 P: 52 ERA: 0.00 WHIP: 0.556															PITCHER	IP: 9.0 WLS: W BF: 34 H: 3 R: 0 ER: 0 SO: 6 BB: 2 IBB: 0 HBP: 1 BLK: 0 WP: 1 HR: 0 S: 43 P: 52 ERA: 0.00 WHIP: 0.556					

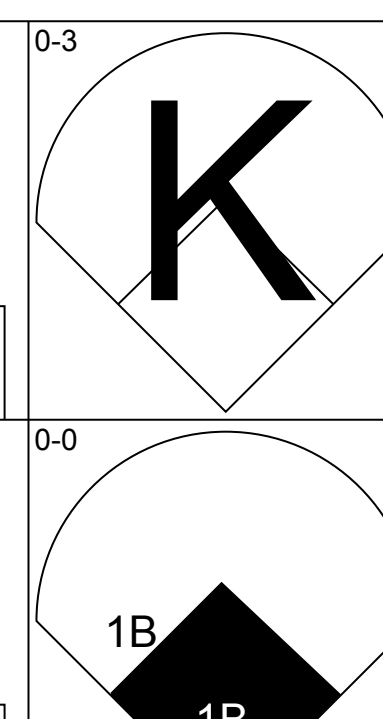
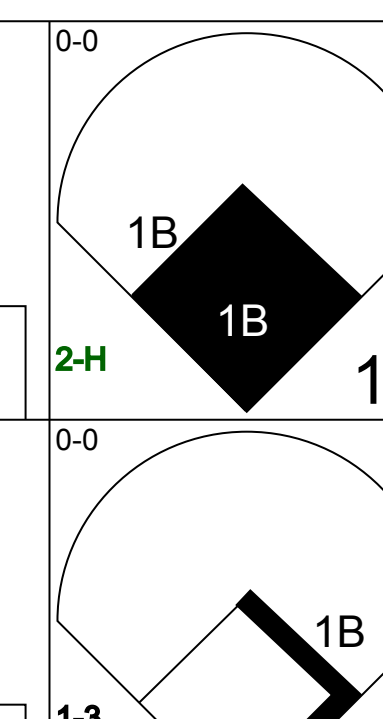
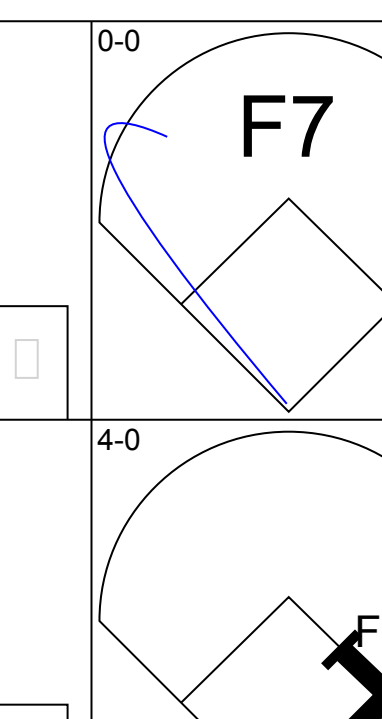
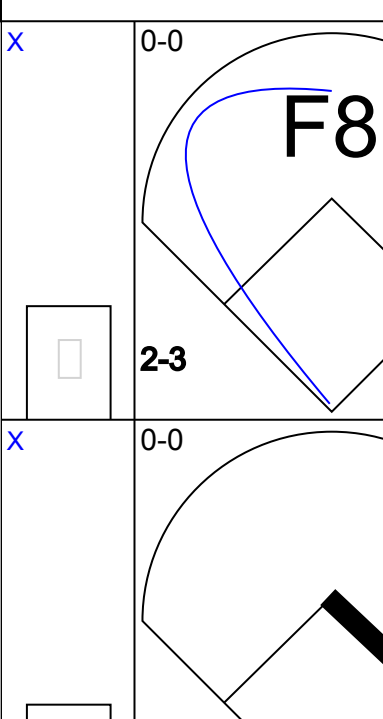
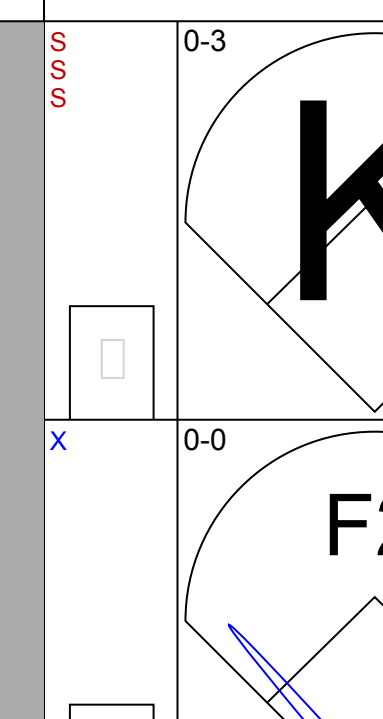
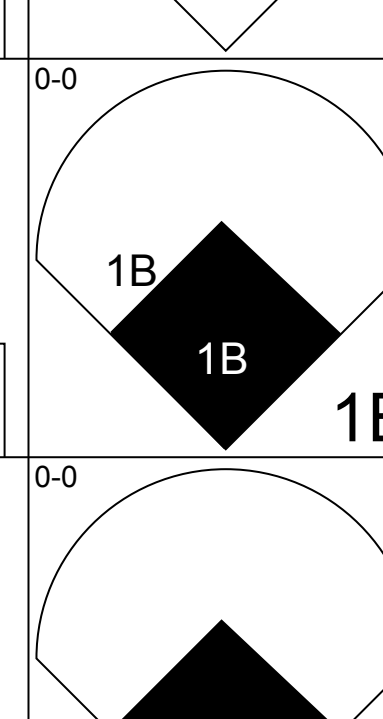
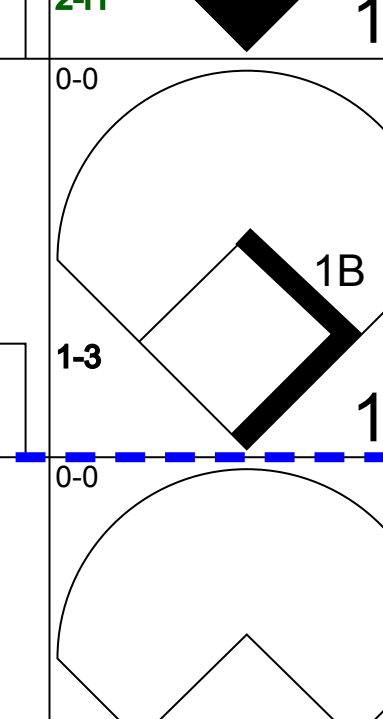
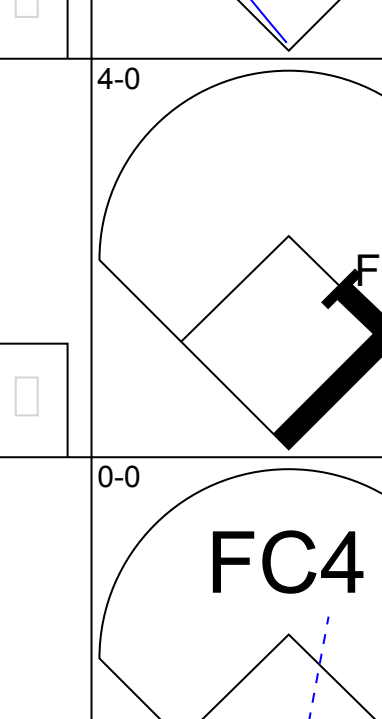
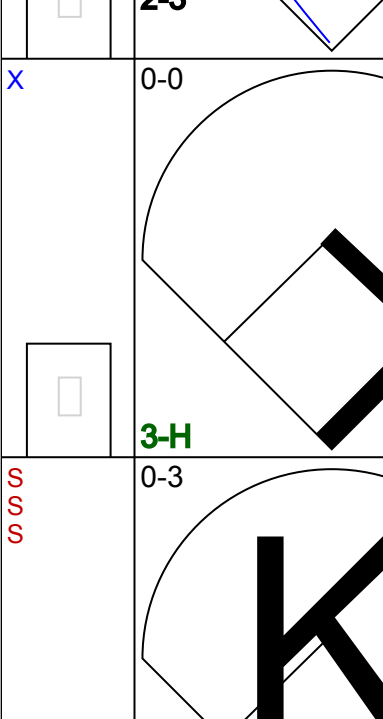
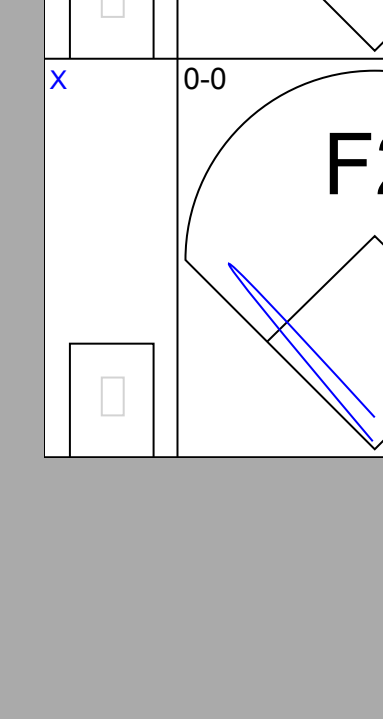
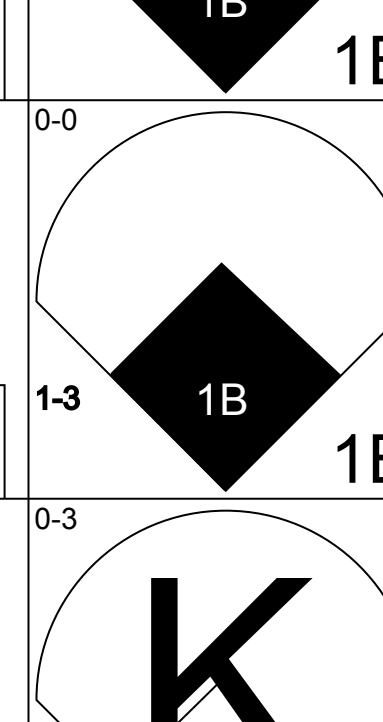
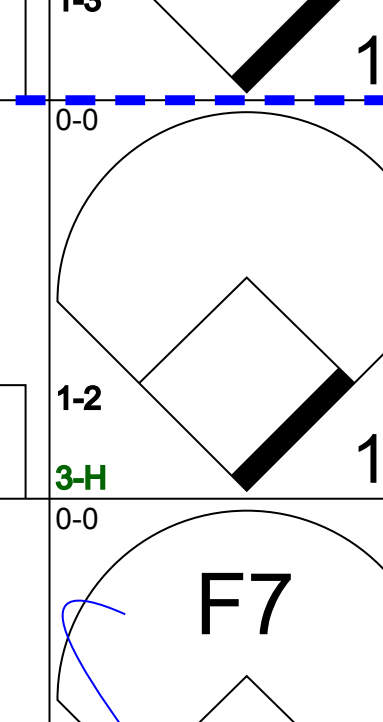
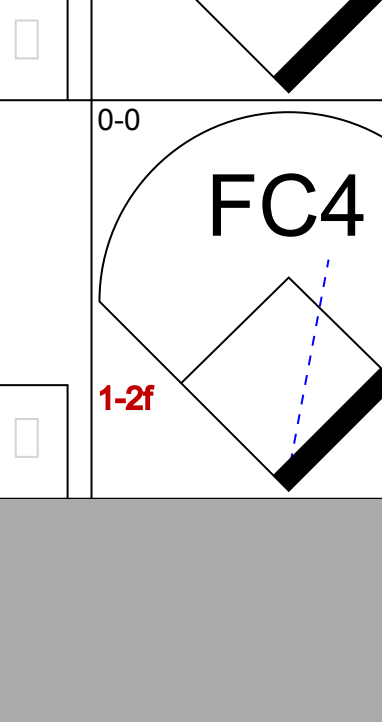
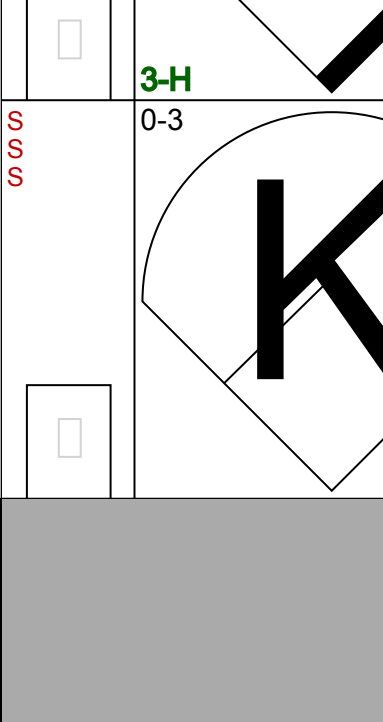

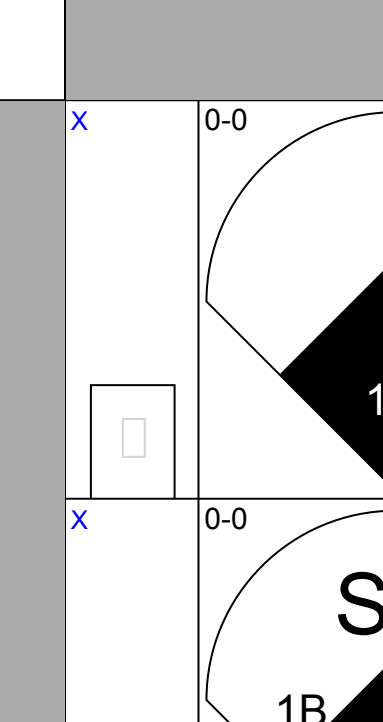
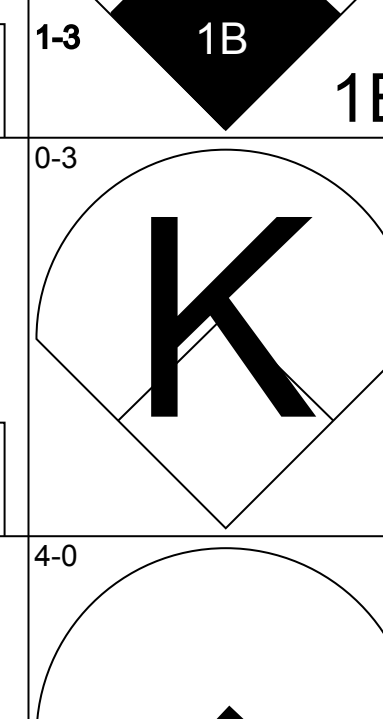
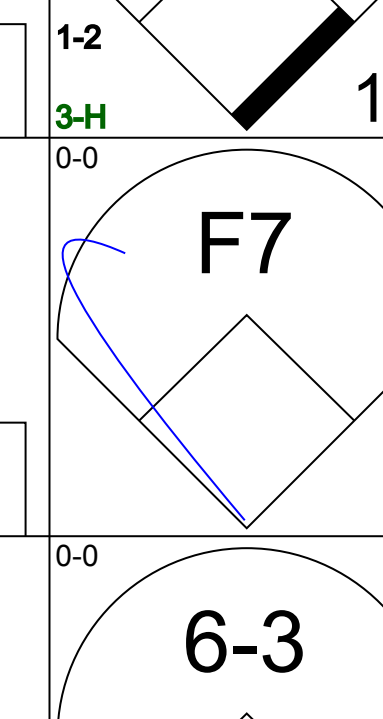
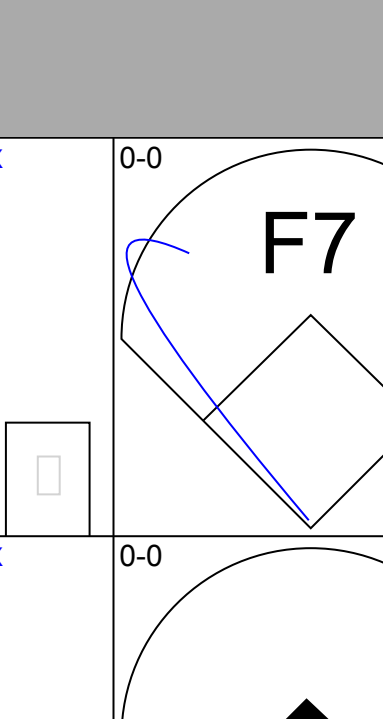
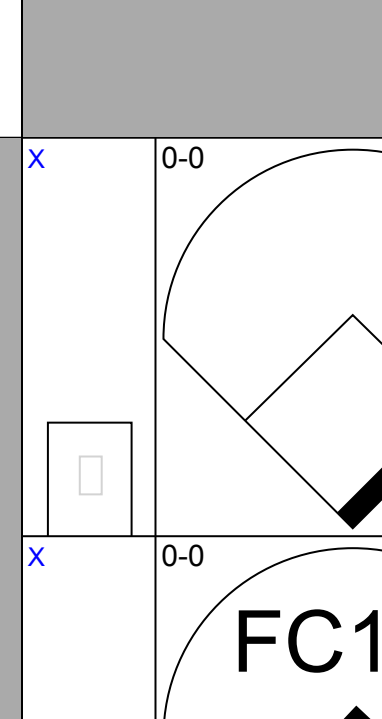
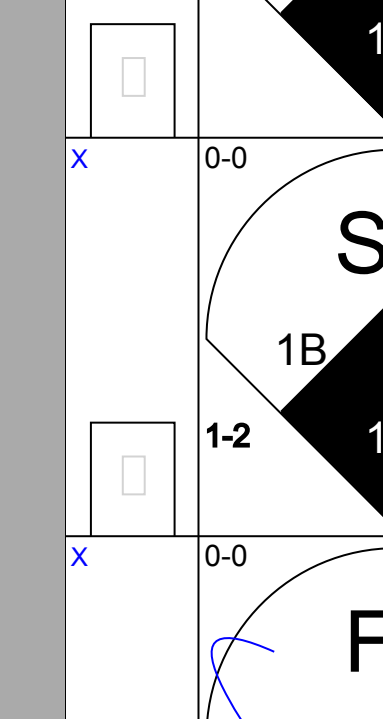
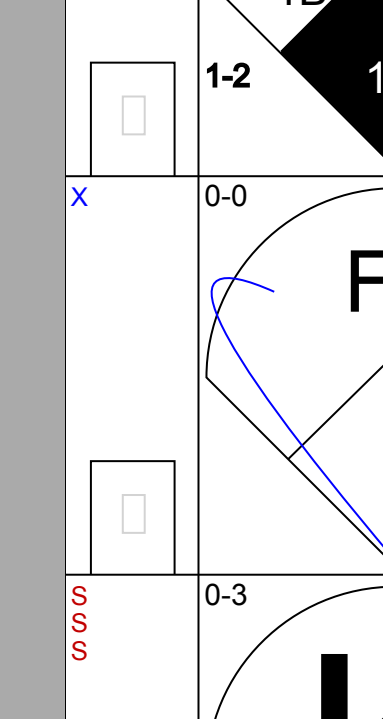
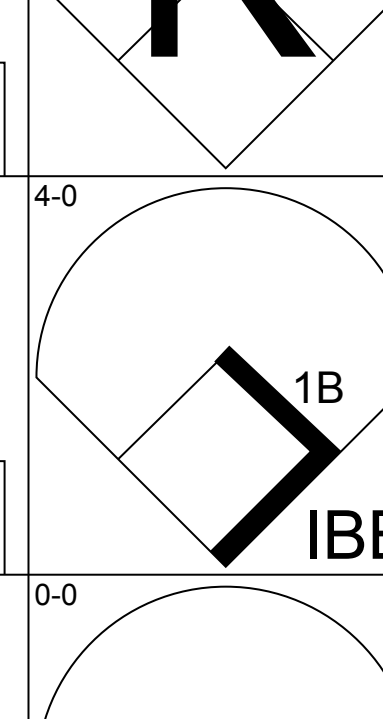
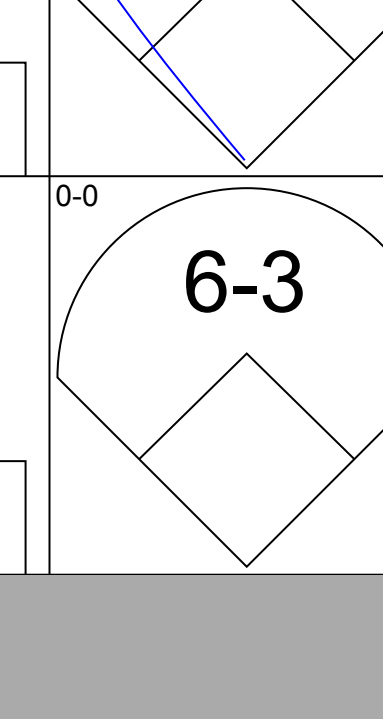
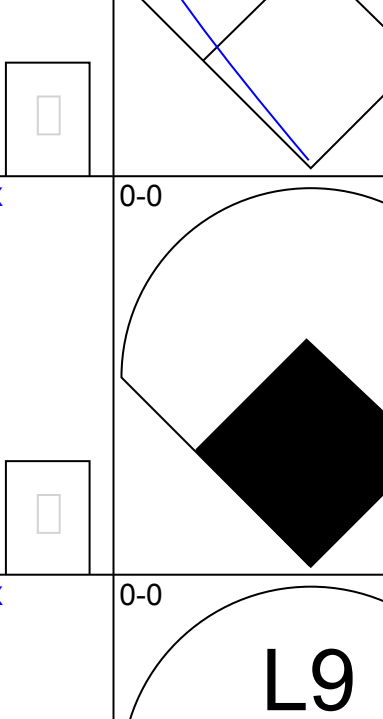
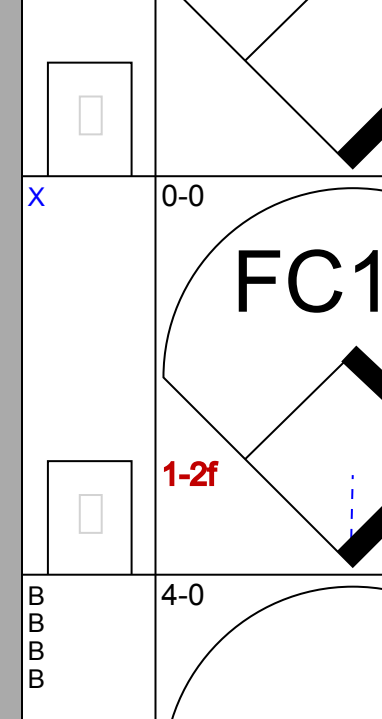
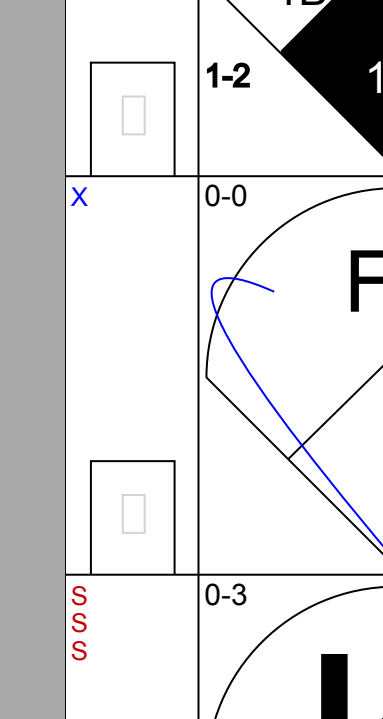
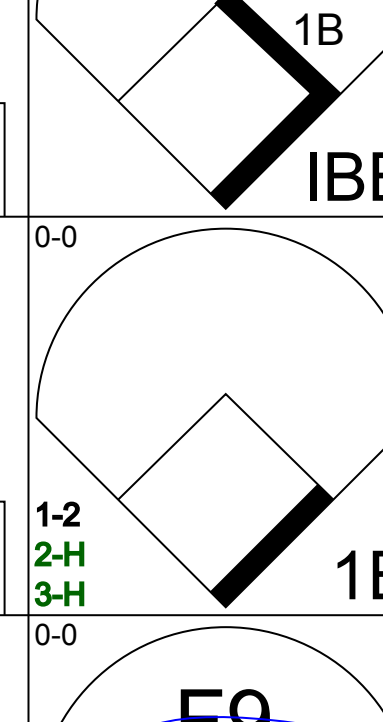
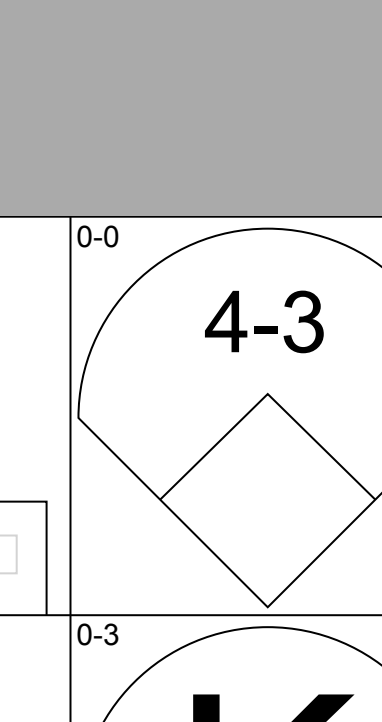
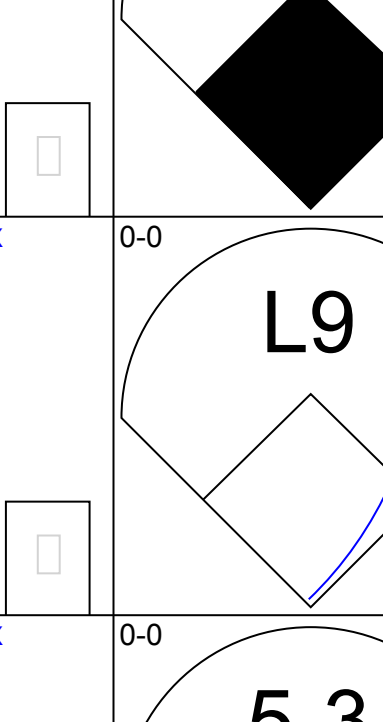
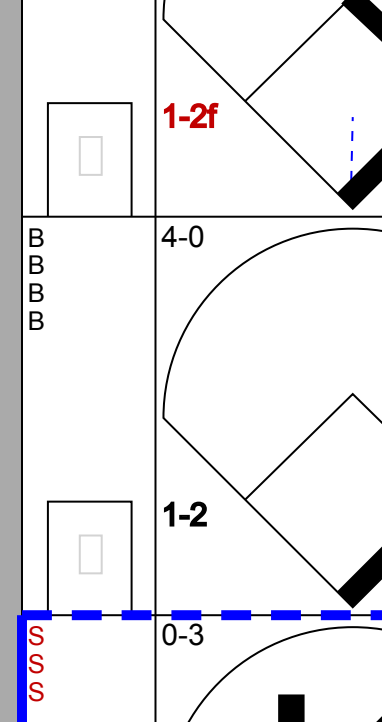
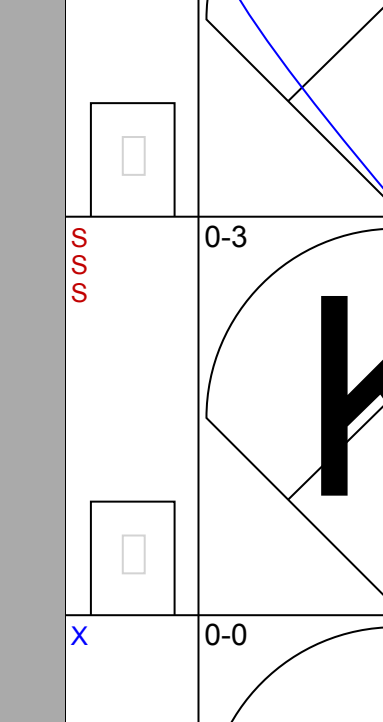
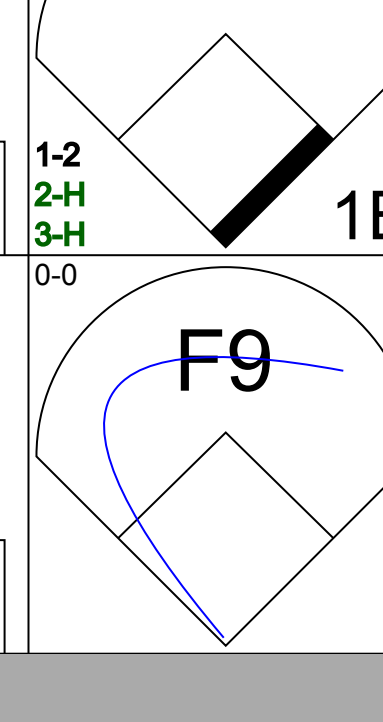
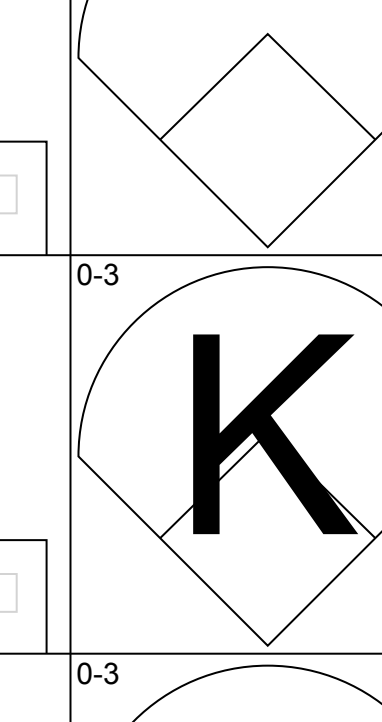
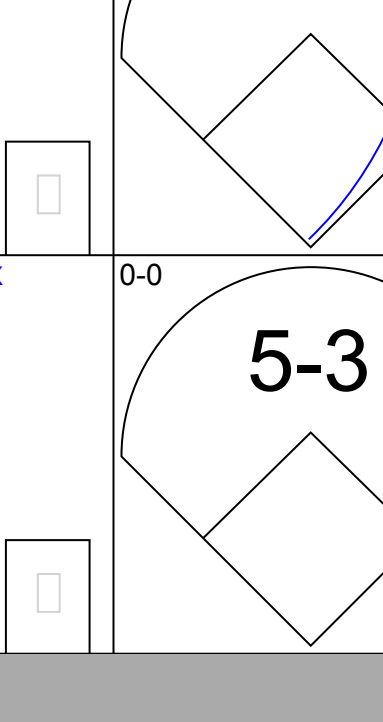
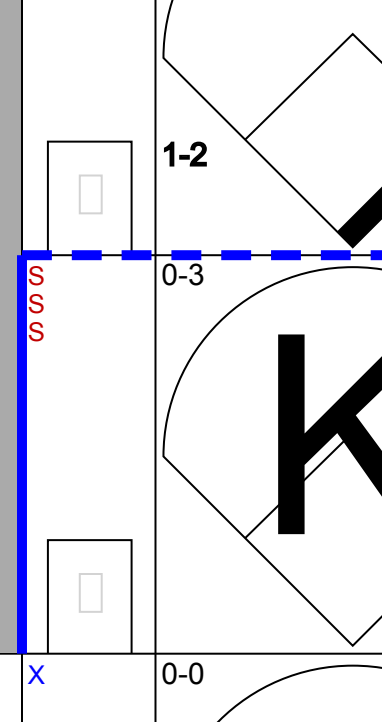
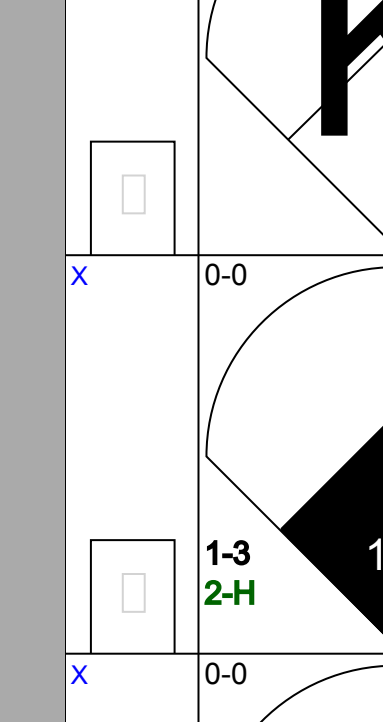
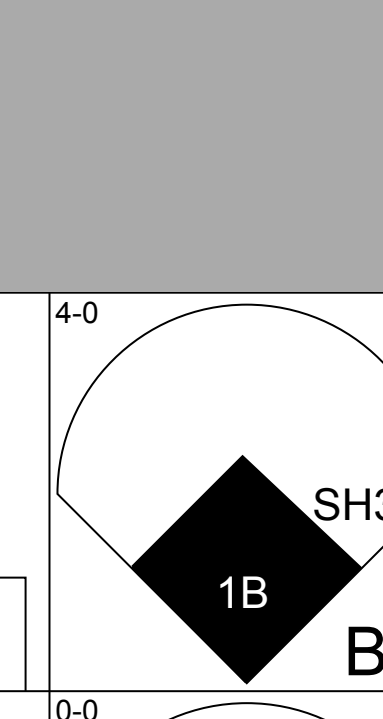
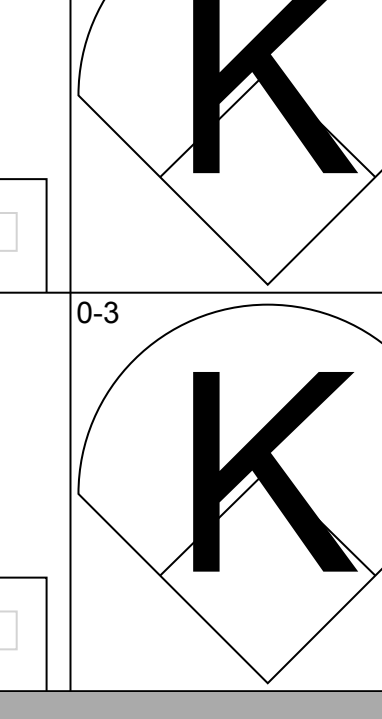
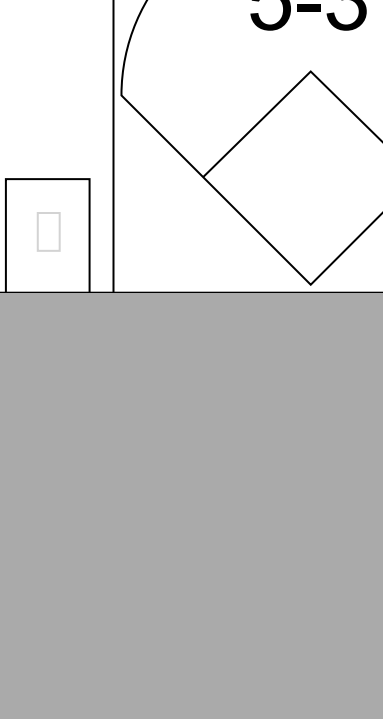
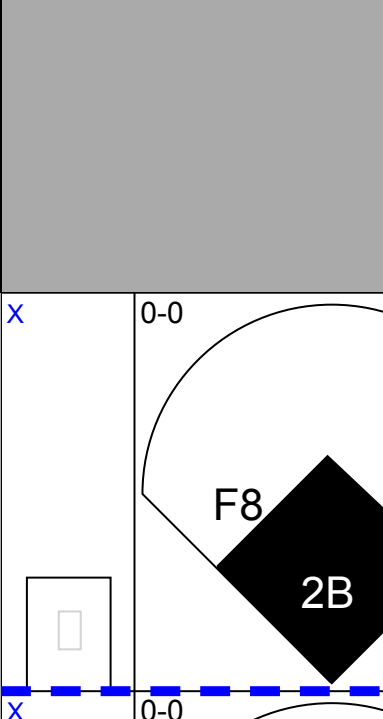
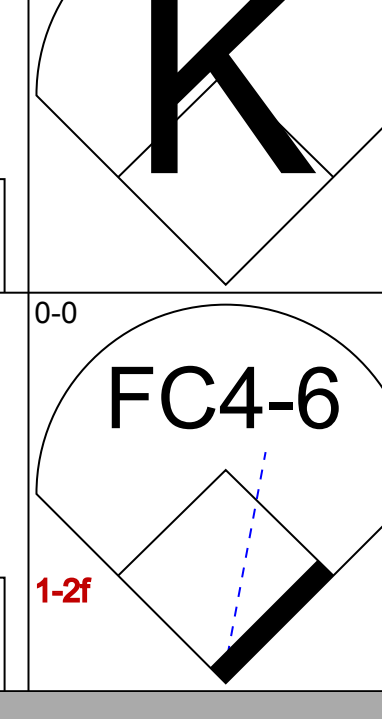
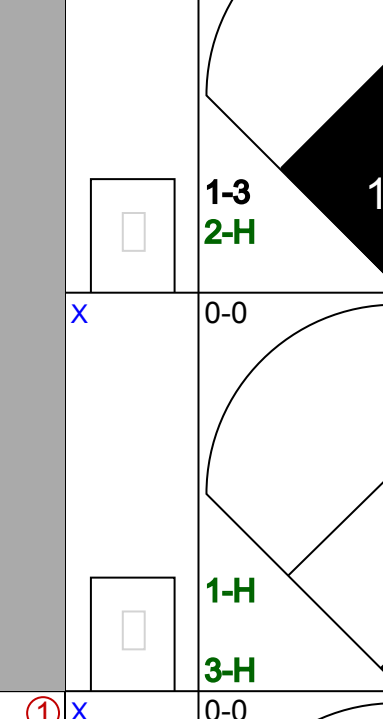
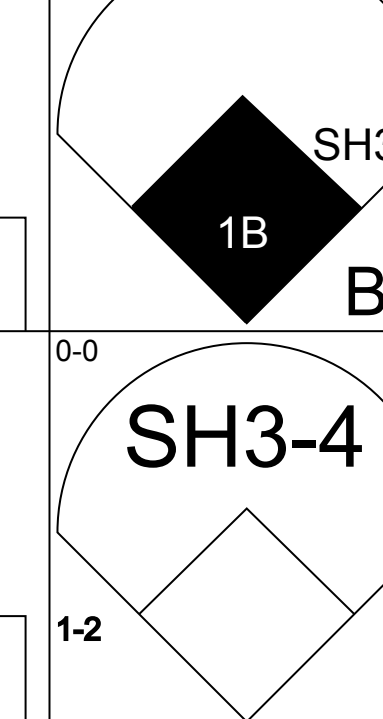
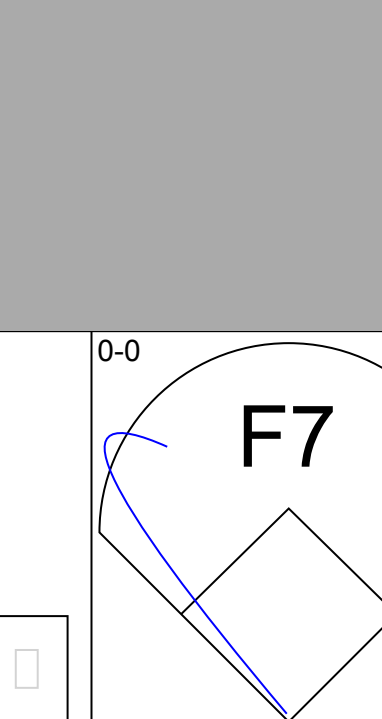
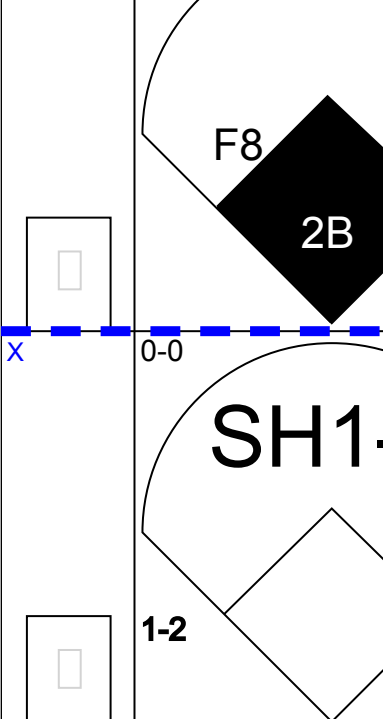
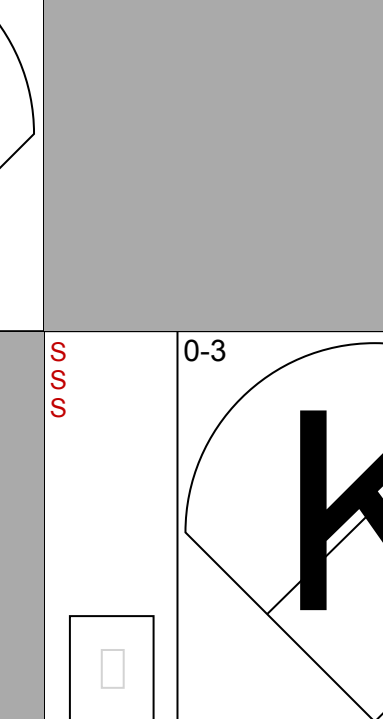
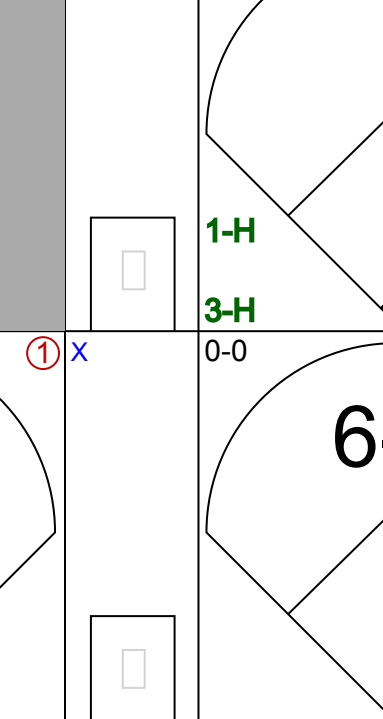
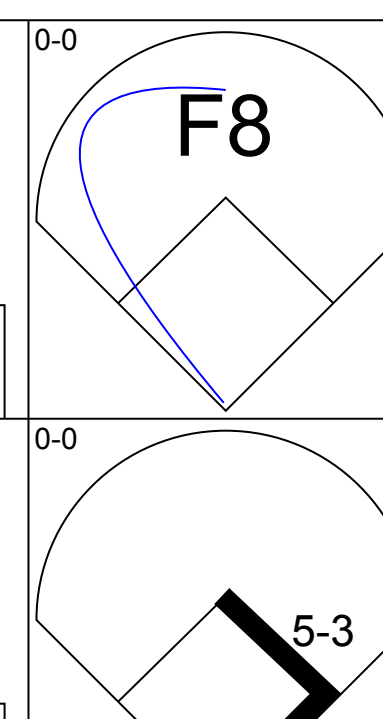
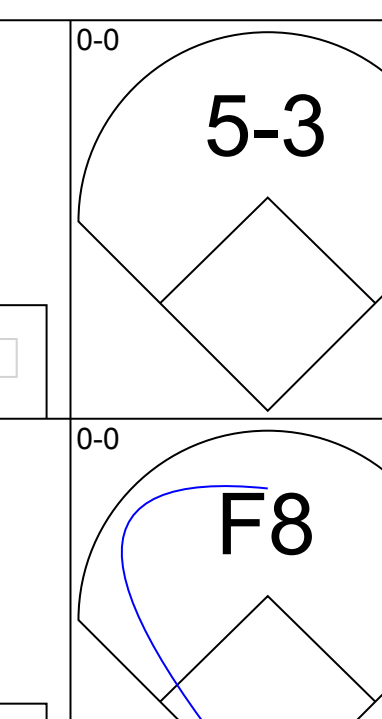
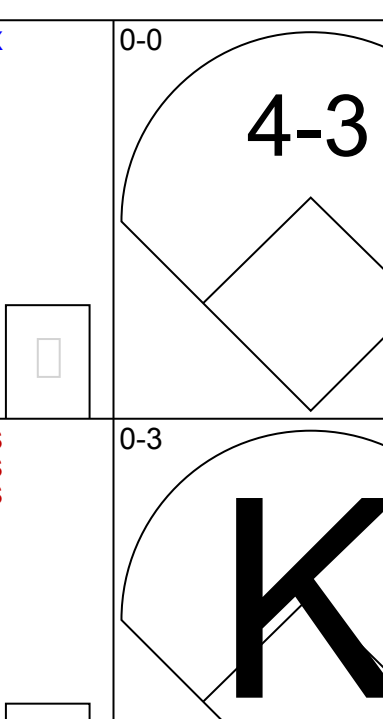
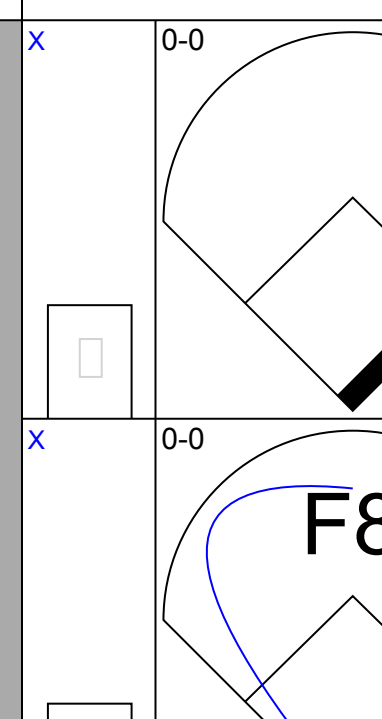
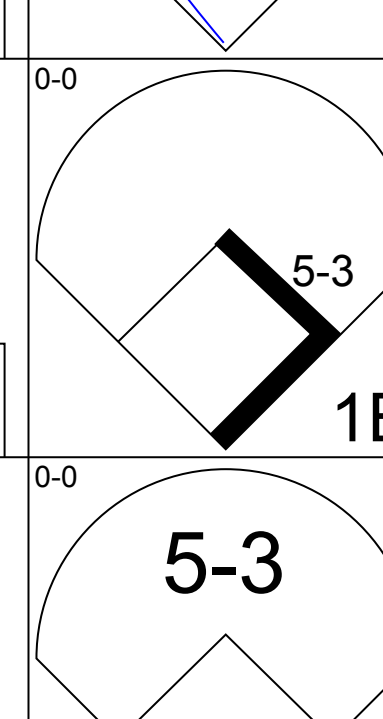
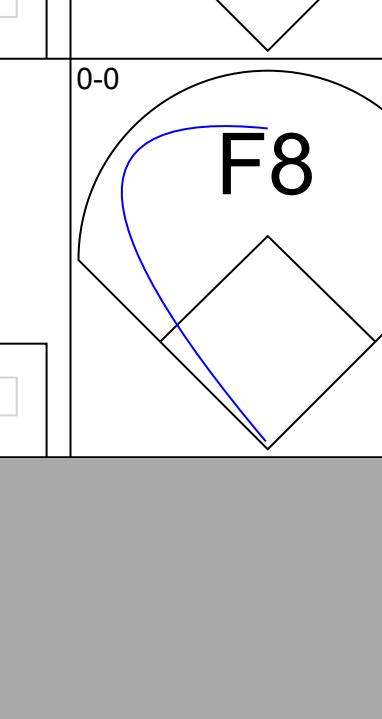
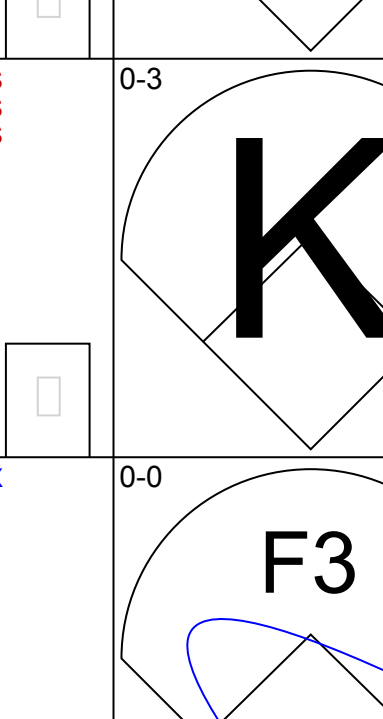
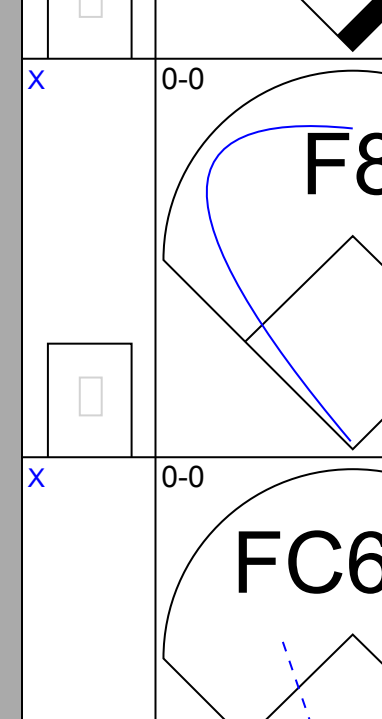
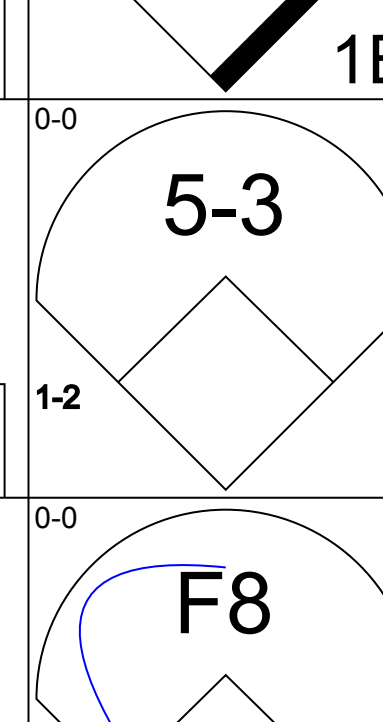
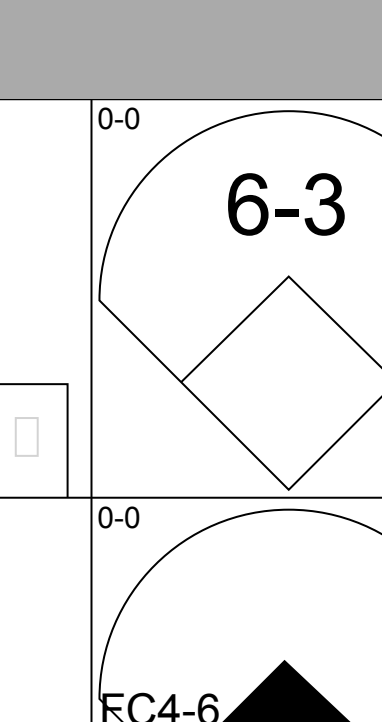
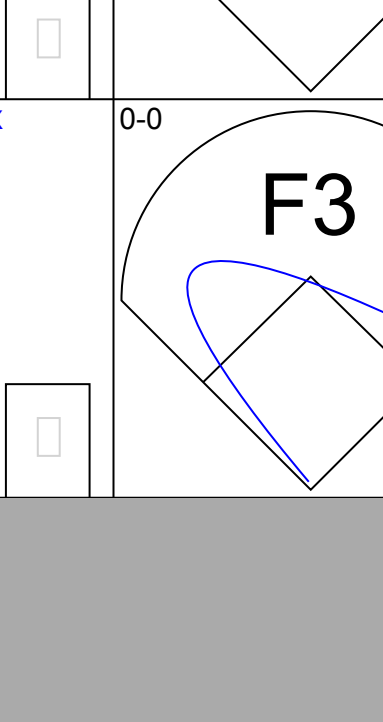
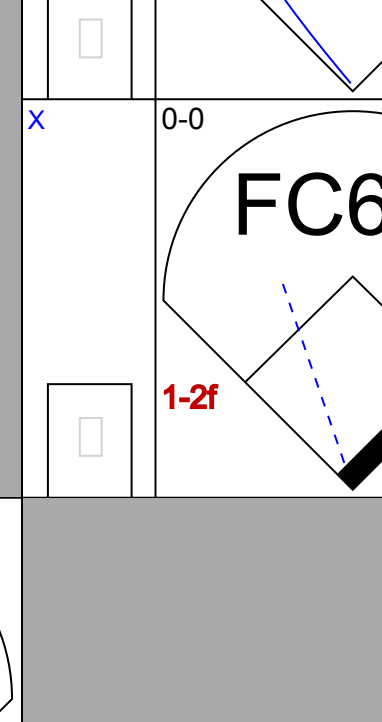
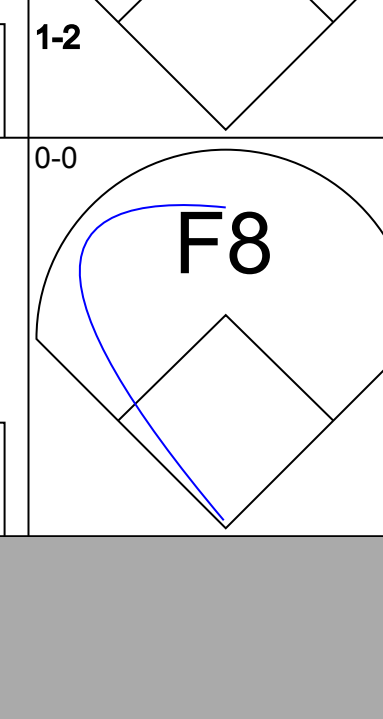
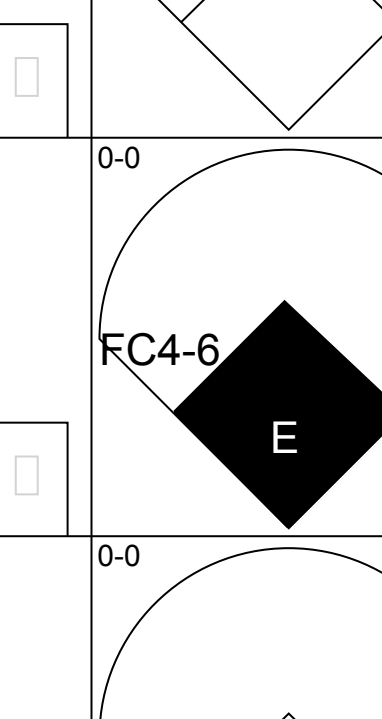

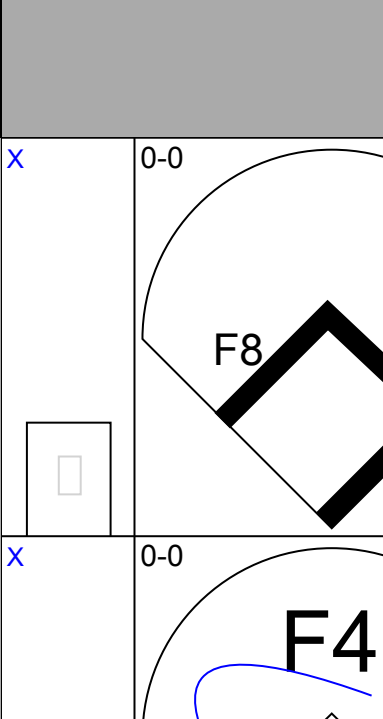


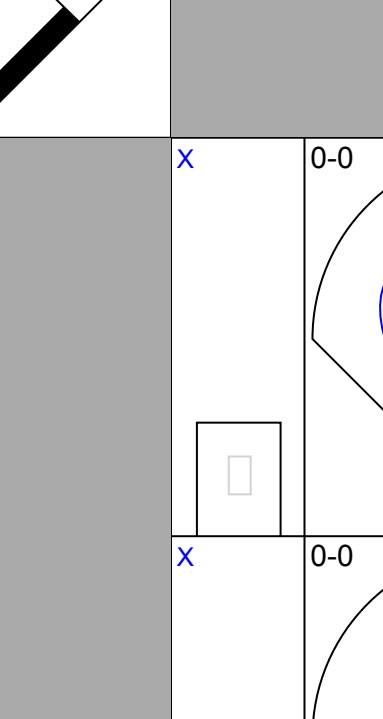
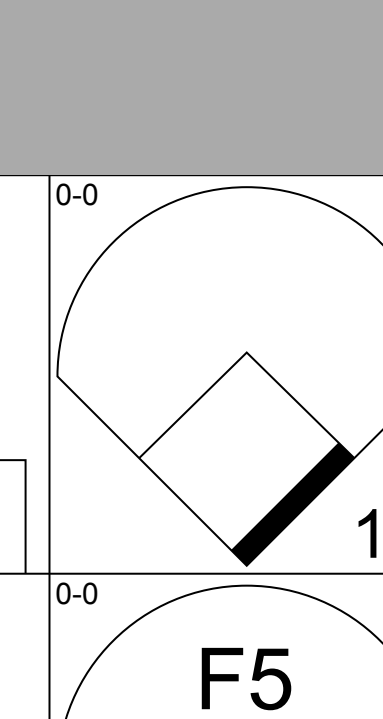
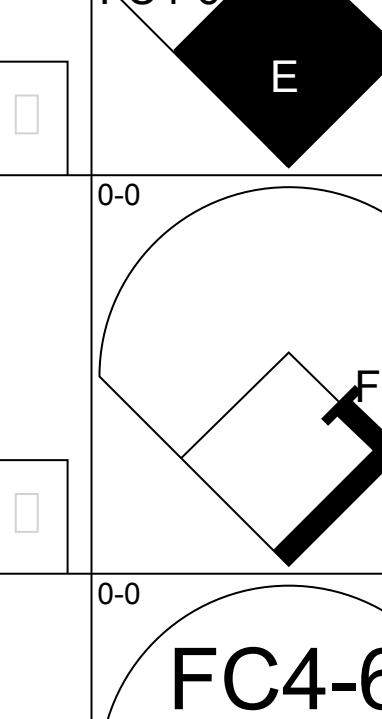

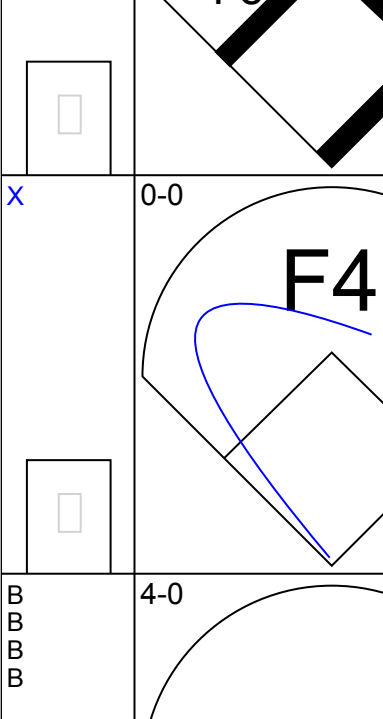
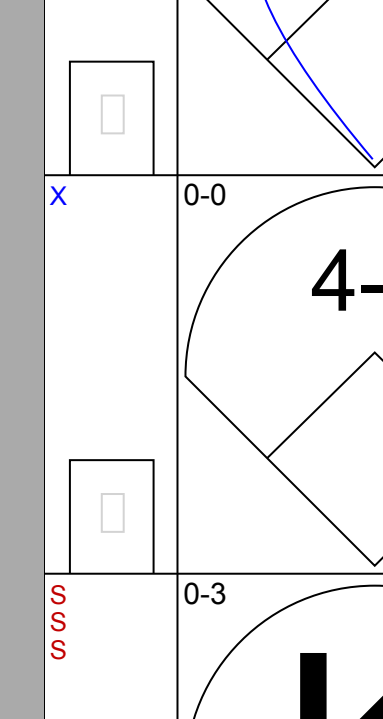

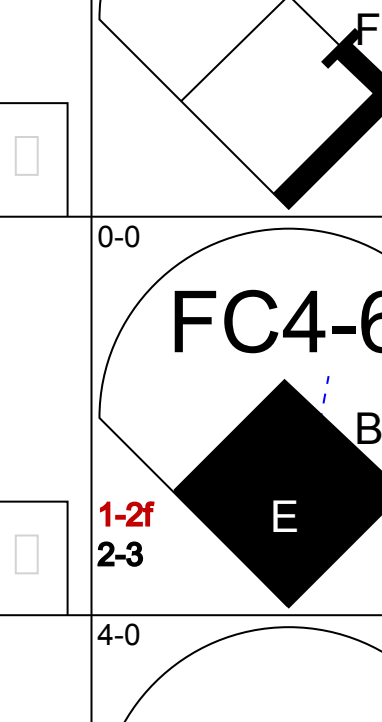

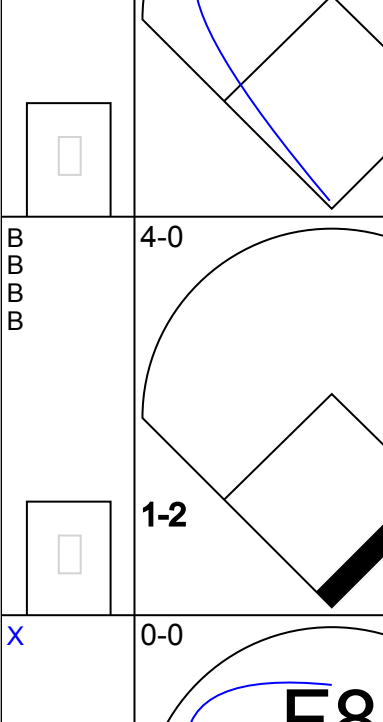
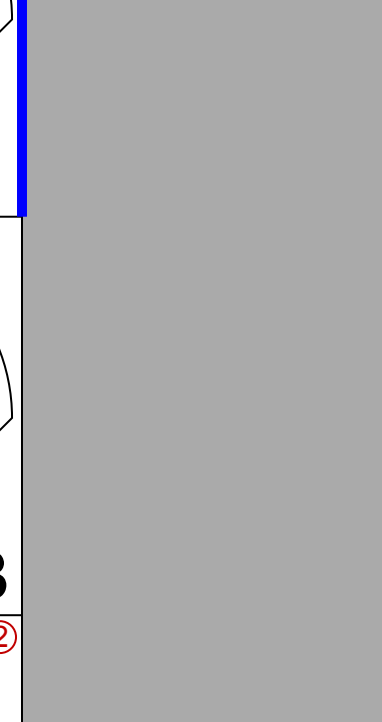
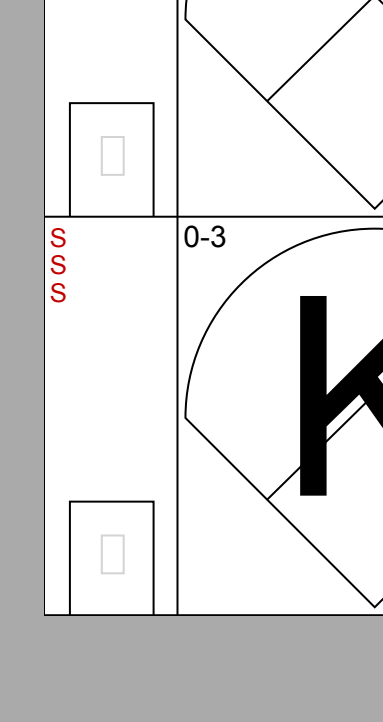

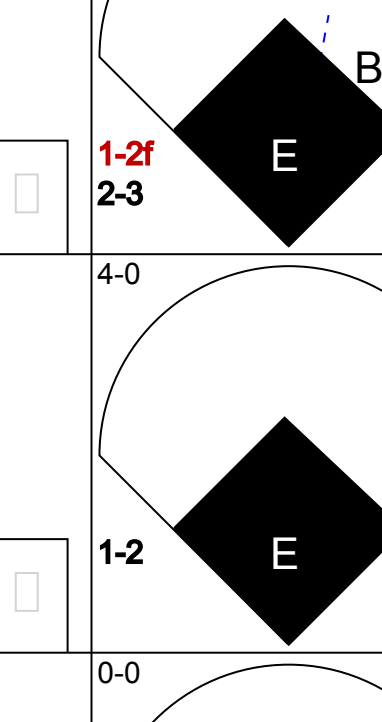

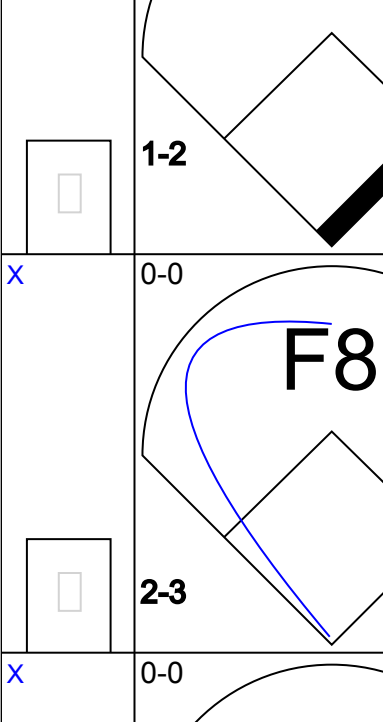
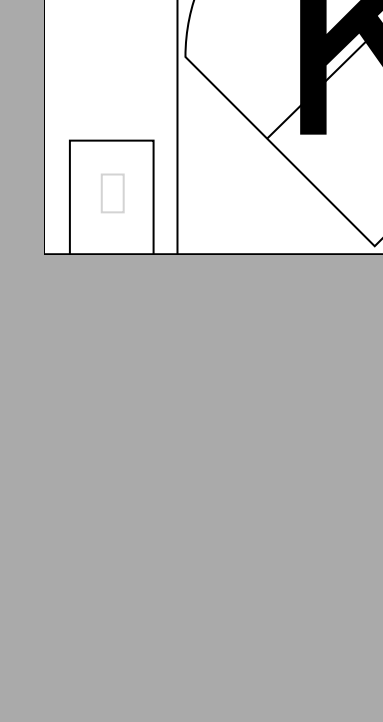
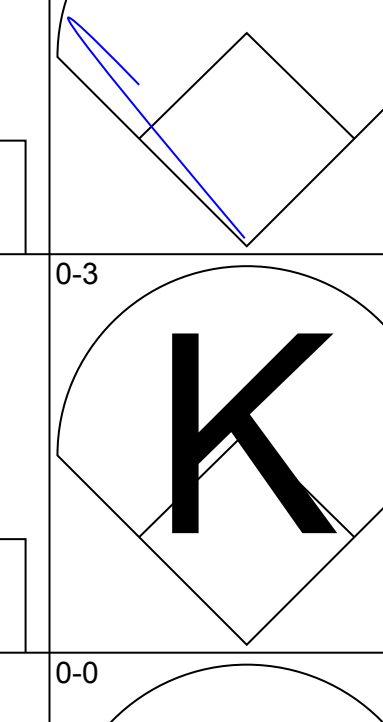
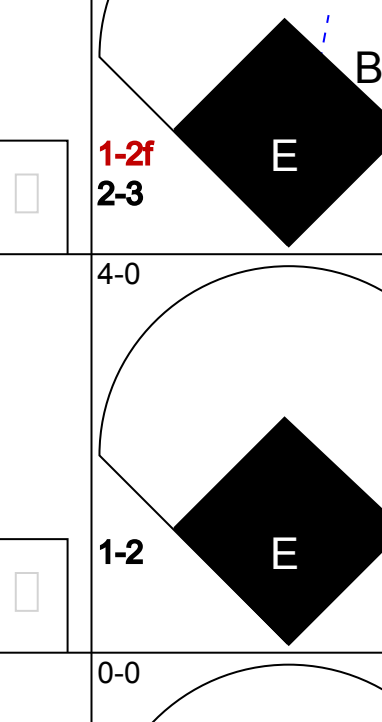

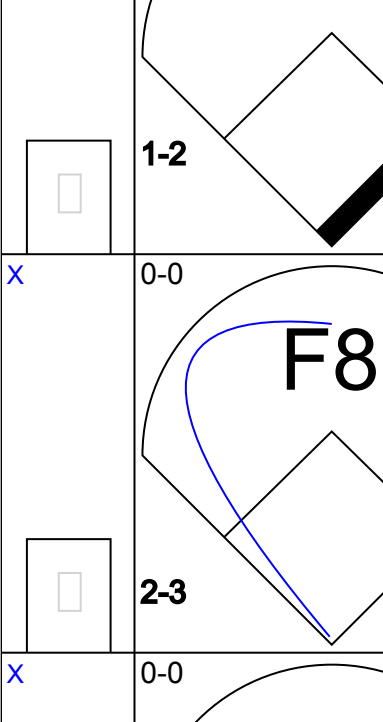

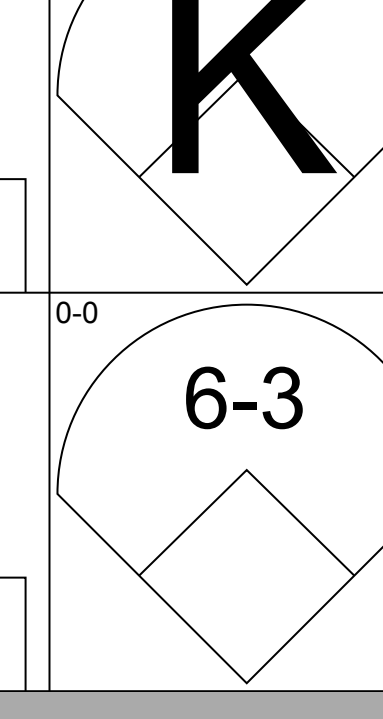
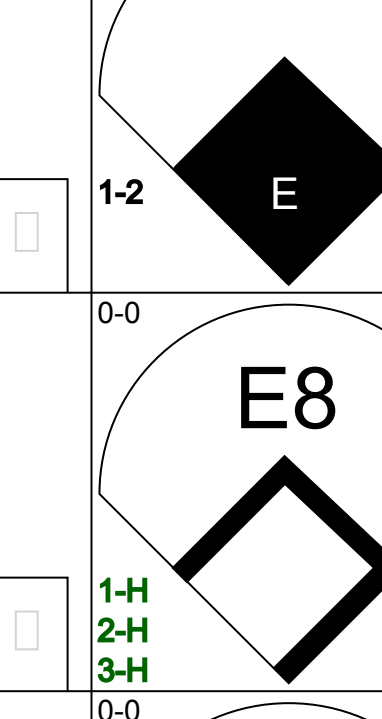
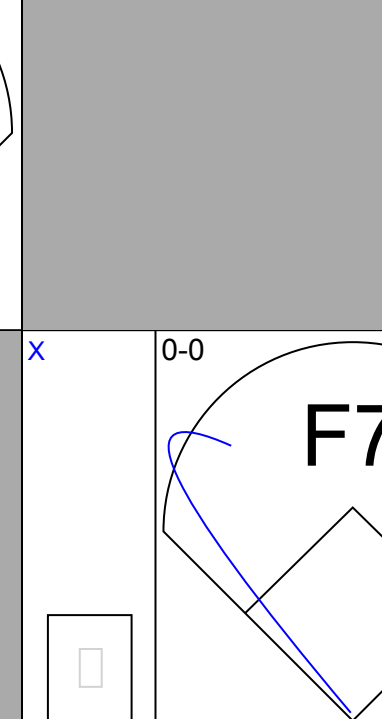
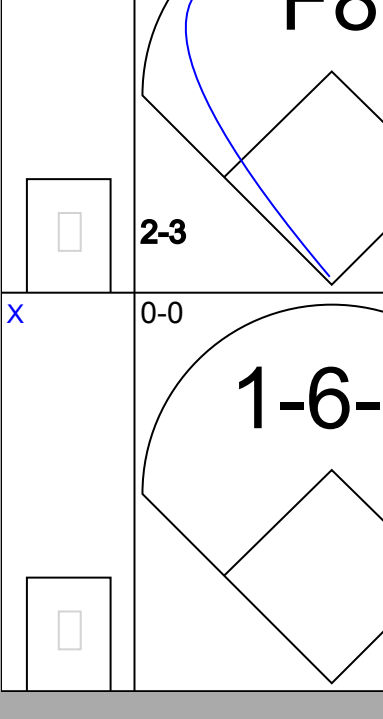
AB 31
R 0
H 3
RBI 0
BB 2
SO 6
LOB 13



Batter	1	2	3	4	5	6	7	8	9	AB	R	H	RBI	BB	SO	LOB	BOTTOM			
Buddy Bell, R (1, 5) OBP: 0.338, SLG: 0.339	0-0 F9	4-0 BB		0-0 HR		4-0 WP IBB		0-0 4-3		3	1	1	1	2	0	0	Oakland Athletics @ Cleveland Indians Cleveland Municipal Stadium, Cleveland, OH Sun May 25 1975, 3:33 AM EDT Unknown			
Rick Manning, L (1, 9) OBP: 0.300, SLG: 0.222	0-0 4-3 1B	0-0 1-3		0-0 4-3		0-3 K		4-0 2B BB		4	2	1	0	1	1	5				
George Hendrick, R (1, 8) OBP: 0.310, SLG: 0.446	0-0 4-3		4-0 BB 1B BB	0-0 F9		0-0 F9		0-0 1B 2B		4	2	1	1	1	0	1				
Rico Carty, R (1, 3) OBP: 0.383, SLG: 0.494	0-0 WP 1B		0-0 1B BB FC3-2	1B		0-0 G1-4-3		0-0 5-3		5	0	4	2	0	0	0				
Frank Robinson, R (1, 10) OBP: 0.317, SLG: 0.509	0-0 F8		4-0 FC3-2 BB	0-0 G1-4-3		0-0 1-2 2-3		0-0 E 1B 2B		4	1	1	0	1	0	3				
Oscar Gamble, L (1, 7) OBP: 0.324, SLG: 0.410		4-0 SH2-4 BB	0-0 FC3-2	0-0 3-1		0-0 E6		0-0 1B		3	0	1	1	1	0	1				
Jack Brohamer, L (1, 4) OBP: 0.320, SLG: 0.370		0-0 SH2-4 1B	0-0 FC3-2	0-0 G6-4-3		0-0 4-3		0-0 1B		2	0	1	0	0	0	3				
Ed Crosby, L (4, 4) OBP: 0.417, SLG: 0.429		0-0 SH2-4 1B	0-0 FC3-2	0-0 G6-4-3		0-0 1-2 2-3 3-H		0-0 1B		2	0	1	1	0	0	0				
Frank Duffy, R (1, 6) OBP: 0.258, SLG: 0.252		0-0 SH2-4	0-0 G6-4-3			4-0 WP SH1-3 BB		0-0 F7		2	0	0	0	1	0	5				
Alan Ashby, S (1, 2) OBP: 0.176, SLG: 0.097	0-0 F7			0-0 L1		0-0 SH1-3		0-0 5-3		3	0	0	0	0	0	2				
Inning Stats	R: 1 E: 0 K: 0 S: 5	H: 2 LOB: 1 BB: 0 P: 5	R: 0 E: 0 K: 0 S: 4	H: 1 LOB: 3 BB: 2 P: 12	R: 1 E: 0 K: 0 S: 4	H: 2 LOB: 2 BB: 2 P: 12	R: 1 E: 0 K: 0 S: 4	H: 1 LOB: 0 BB: 0 P: 4	R: 0 E: 0 K: 1 S: 5	H: 0 LOB: 2 BB: 2 P: 13	R: 1 E: 1 K: 0 S: 6	H: 2 LOB: 2 BB: 0 P: 6	R: 2 E: 0 K: 0 S: 5	H: 2 LOB: 1 BB: 1 P: 9	R: 0 E: 0 K: 0 S: 3	H: 0 LOB: 0 BB: 0 P: 3	1B: 8 2B: 2 3B: 0 HR: 1	SF: 0 SAC: 2 DP: 2 HBP: 0	WP: 2 PB: 0 SB: 0 CS: 0	PA: 41
PITCHER Jim Perry, R (1, 1) ERA: 6.81	IP: 2.0 WLS: L BF: 14 H: 4 R: 2 ER: 2 SO: 2 BB: 4 IBB: 0 HBP: 0 BLK: 0 WP: 1 HR: 0 S: 10 P: 26 ERA: 9.00 WHIP: 4.000															PITCHER	IP: 2.0 WLS: L BF: 14 H: 4 R: 2 ER: 2 SO: 2 BB: 4 IBB: 0 HBP: 0 BLK: 0 WP: 1 HR: 0 S: 10 P: 26 ERA: 9.00 WHIP: 4.000			
Paul Lindblad, L (3, 1) ERA: 4.09	IP: 5.0 WLS: L BF: 21 H: 5 R: 2 ER: 1 SO: 1 BB: 1 IBB: 0 HBP: 0 BLK: 0 WP: 1 HR: 1 S: 21 P: 29 ERA: 1.80 WHIP: 1.200															PITCHER	IP: 5.0 WLS: L BF: 21 H: 5 R: 2 ER: 1 SO: 1 BB: 1 IBB: 0 HBP: 0 BLK: 0 WP: 1 HR: 1 S: 21 P: 29 ERA: 1.80 WHIP: 1.200			
Dave Hamilton, L (8, 1) ERA: 3.41	IP: 1.0 WLS: L BF: 6 H: 2 R: 2 ER: 2 SO: 0 BB: 1 IBB: 0 HBP: 0 BLK: 0 WP: 0 HR: 0 S: 5 P: 9 ERA: 18.00 WHIP: 3.000															PITCHER	IP: 1.0 WLS: L BF: 6 H: 2 R: 2 ER: 2 SO: 0 BB: 1 IBB: 0 HBP: 0 BLK: 0 WP: 0 HR: 0 S: 5 P: 9 ERA: 18.00 WHIP: 3.000			

AB 32
R 6
H 11
RBI 6
BB 7
SO 1
LOB 20



Batter	1	2	3	4	5	6	7	8	9	AB	R	H	RBI	BB	SO	LOB	TOP						
Buddy Bell, R OBP: 0.331, SLG: 0.331 (1, 5)										5	1	1	1	0	2	1	Cleveland Indians @ California Angels Anaheim Stadium, Anaheim, CA Mon May 26 1975, 6:33 AM EDT Att: 30,666 - Unknown						
Frank Duffy, R OBP: 0.271, SLG: 0.269 (1, 6)										4	1	3	1	1	0	0							
George Hendrick, R OBP: 0.317, SLG: 0.446 (1, 8)										5	2	3	1	0	1	2							
Rico Carty, R OBP: 0.237, SLG: 0.484 Tom McCraw, L OBP: 0.310, SLG: 0.410 (7, 3)										4	0	1	0	0	1	4							
Charlie Spikes, R OBP: 0.260, SLG: 0.282 (1, 9)										4	1	1	1	1	0	5							
Oscar Gamble, L OBP: 0.325, SLG: 0.382 (1, 7)										4	0	1	2	1	1	2							
Ken Berry, R OBP: 0.237, SLG: 0.222 Rick Manning, L OBP: 0.250, SLG: 0.200 (7, PH)										3	0	0	0	0	1	2							
Ed Crosby, L OBP: 0.419, SLG: 0.407 (1, 4)										4	2	2	2	1	1	2							
Alan Ashby, S OBP: 0.154, SLG: 0.083 (1, 2)										3	0	0	0	0	1	1							
Inning Stats	R: 2 E: 0 K: 2 S: 10	H: 3 LOB: 2 BB: 1 P: 14	R: 2 E: 0 K: 0 S: 6	H: 3 LOB: 2 BB: 1 P: 10	R: 0 E: 0 K: 2 S: 7	H: 0 LOB: 0 BB: 1 P: 7	R: 0 E: 0 K: 0 S: 3	H: 0 LOB: 1 BB: 1 P: 7	R: 1 E: 0 K: 1 S: 4	H: 1 LOB: 0 BB: 0 P: 4	R: 1 E: 0 K: 1 S: 7	H: 2 LOB: 1 BB: 0 P: 7	R: 0 E: 0 K: 1 S: 6	H: 1 LOB: 2 BB: 1 P: 10	R: 0 E: 0 K: 2 S: 7	H: 0 LOB: 0 BB: 0 P: 7		R: 3 E: 1 K: 1 S: 9	H: 3 LOB: 1 BB: 0 P: 9	1B: 11 2B: 1 3B: 0 HR: 1	SF: 0 SAC: 3 DP: 0 HBP: 0	WP: 0 PB: 0 SB: 2 CS: 0	PA: 45
PITCHER	IP	WLS	BF	H	R	ER	SO	BB	IBB	HBP	BLK	WP	HR	S	P	ERA		WHIP					
Frank Tanana, L ERA: 2.8	(1, 1)	1.1	L	11	5	4	4	2	1	0	0	0	0	13	21	27.00		4.500					
Chuck Dobson, R ERA: 6.75	(2, 1)	3.2		15	3	2	2	2	1	0	0	0	1	18	22	4.91		1.091					
Don Kirkwood, R ERA: 2.16	(6, 1)	1.1		7	2	0	0	1	0	0	0	0	0	8	12	0.00		2.250					
Mickey Scott, L ERA: 2.13	(7, 1)	2.2		12	3	3	0	4	0	0	0	0	0	20	20	0.00		1.125					
Batter	1	2	3	4	5	6	7	8	9	AB	R	H	RBI	BB	SO	LOB	BOTTOM						
Jerry Remy, L OBP: 0.325, SLG: 0.388 (1, 4)										4	0	1	0	0	0	0	Cleveland Indians @ California Angels Anaheim Stadium, Anaheim, CA Mon May 26 1975, 6:33 AM EDT Att: 30,666 - Unknown						
Mickey Rivers, L OBP: 0.361, SLG: 0.398 (1, 8)										4	0	1	0	0	1	1							
Tommy Harper, R OBP: 0.321, SLG: 0.362 (1, 10)										4	0	0	0	0	0	2							
Dave Chalk, R OBP: 0.404, SLG: 0.401 (1, 5)										4	1	2	0	0	0	1							
Leroy Stanton, R OBP: 0.283, SLG: 0.304 Joe Lahoud, L OBP: 0.346, SLG: 0.379 (7, 9)										3	0	2	0	0	0	1							
Bruce Bochte, L OBP: 0.354, SLG: 0.331 (1, 3)										3	1	0	0	1	1	3							
Tom Egan, R OBP: 0.283, SLG: 0.304 Bill Sudakis, S OBP: 0.286, SLG: 0.218 (4, PH) (5, 2)										1	0	0	0	0	1	1							
Morris Nettles, L OBP: 0.280, SLG: 0.275 Winston Lianas, R OBP: 0.300, SLG: 0.240 (4, PH) (5, 7)										1	0	0	0	0	0	1							
Billy Smith, S OBP: 0.278, SLG: 0.348 (1, 6)										4	0	0	0	0	0	1							
Inning Stats	R: 0 E: 0 K: 0 S: 4	H: 1 LOB: 1 BB: 0 P: 4	R: 0 E: 0 K: 1 S: 6	H: 1 LOB: 1 BB: 0 P: 6	R: 0 E: 0 K: 0 S: 3	H: 0 LOB: 0 BB: 0 P: 3	R: 3 E: 1 K: 0 S: 6	H: 3 LOB: 1 BB: 1 P: 10	R: 0 E: 0 K: 1 S: 5	H: 0 LOB: 0 BB: 0 P: 5	R: 0 E: 0 K: 0 S: 4	H: 1 LOB: 2 BB: 1 P: 8	R: 0 E: 0 K: 1 S: 5	H: 1 LOB: 1 BB: 0 P: 4	R: 0 E: 0 K: 1 S: 5	H: 0 LOB: 0 BB: 0 P: 5		R: 0 E: 0 K: 1 S: 5	H: 0 LOB: 0 BB: 0 P: 5	1B: 5 2B: 2 3B: 0 HR: 0	SF: 0 SAC: 0 DP: 0 HBP: 0	WP: 0 PB: 0 SB: 0 CS: 0	PA: 36
PITCHER	IP	WLS	BF	H	R	ER	SO	BB	IBB	HBP	BLK	WP	HR	S	P	ERA		WHIP					
Fritz Peterson, L ERA: 5.97	(1, 1)	9.0	W	36	7	3	3	4	2	0	0	0	0	42	50	3.00		1.000					

Batter	1	2	3	4	5	6	7	8	9	AB	R	H	RBI	BB	SO	LOB	TOP								
Buddy Bell, R OBP: 0.333, SLG: 0.333 (1, 5)										5	1	2	0	0	1	4	Cleveland Indians @ California Angels Anaheim Stadium, Anaheim, CA Tue May 27 1975, 10:05 PM EDT Att: 6,885 - Unknown								
Rick Manning, L OBP: 0.286, SLG: 0.211 (1, 9)										4	1	1	0	1	0	2									
John Lowenstein, L OBP: 0.319, SLG: 0.460 (1, 10) (8, 4)										4	1	2	1	0	1	1									
Boog Powell, L OBP: 0.416, SLG: 0.522 (1, 3)										4	0	1	1	0	0	0									
George Hendrick, R OBP: 0.322, SLG: 0.444 (1, 8)										3	1	1	1	1	0	1									
Oscar Gamble, L OBP: 0.333, SLG: 0.371 (1, 7)										2	1	0	0	2	0	1									
Frank Duffy, R OBP: 0.278, SLG: 0.271 (1, 6)										3	1	1	0	1	0	2									
Ed Crosby, L OBP: 0.412, SLG: 0.400 (8, PH)										3	0	1	0	0	0	1									
Charlie Spikes, R OBP: 0.286, SLG: 0.282 (8, PH)										0	0	0	1	1	0	0									
Gaylord Perry, R (8, 1)										0	0	0	0	0	0	0									
Alan Ashby, S OBP: 0.146, SLG: 0.079 (1, 2)										2	0	0	0	0	0	1									
John Ellis, R OBP: 0.263, SLG: 0.349 (8, PH) (8, 2)										1	0	1	2	0	0	0									
Inning Stats	R: 2 E: 0 K: 0 S: 6	H: 3 LOB: 1 BB: 0 P: 6	R: 0 E: 1 K: 1 S: 7	H: 1 LOB: 2 BB: 0 P: 7	R: 0 E: 2 K: 1 S: 6	H: 1 LOB: 2 BB: 1 P: 10	R: 0 E: 0 K: 0 S: 3	H: 0 LOB: 0 BB: 0 P: 3	R: 1 E: 0 K: 0 S: 4	H: 1 LOB: 0 BB: 0 P: 4	R: 0 E: 0 K: 0 S: 4	H: 1 LOB: 1 BB: 0 P: 4	R: 0 E: 0 K: 0 S: 2	H: 1 LOB: 0 BB: 1 P: 6	R: 3 E: 0 K: 0 S: 3	H: 1 LOB: 1 BB: 4 P: 19	R: 0 E: 0 K: 0 S: 3	H: 1 LOB: 0 BB: 0 P: 3	1B: 9 2B: 0 3B: 0 HR: 1	SF: 1 SAC: 2 DP: 1 HBP: 0	WP: 1 PB: 0 SB: 0 CS: 2	PA: 41			
PITCHER	IP	WLS	BF	H	R	ER	SO	BB	IBB	HBP	BLK	WP	HR	S	P	ERA	WHIP								
Bill Singer, R ERA: 4.05 (1, 1)	7.1	L	34	8	6	6	2	4	1	0	0	1	1	33	53	7.36	1.636								
Mickey Scott, L ERA: 2.13 (8, 1)	0.0		1	0	0	0	0	1	0	0	0	0	0	4	4	∞	∞								
Don Kirkwood, R ERA: 2.03 (8, 1)	1.2		5	2	0	0	0	0	0	0	0	0	0	5	5	0.00	1.200								

AB	31
R	6
H	10
RBI	6
BB	6
SO	2
LOB	13



Batter	1	2	3	4	5	6	7	8	9	AB	R	H	RBI	BB	SO	LOB	BOTTOM								
Jerry Remy, L OBP: 0.321, SLG: 0.377 (1, 4)										4	1	0	0	1	0	4	Cleveland Indians @ California Angels Anaheim Stadium, Anaheim, CA Tue May 27 1975, 10:05 PM EDT Att: 6,885 - Unknown								
Mickey Rivers, L OBP: 0.368, SLG: 0.413 (1, 8)										3	0	2	0	1	0	0									
Tommy Harper, R OBP: 0.314, SLG: 0.355 (1, 10)										3	0	0	2	0	2	2									
Joe Lahoud, L OBP: 0.341, SLG: 0.362 (1, 9)										3	0	0	0	1	0	3									
Dave Chalk, R OBP: 0.396, SLG: 0.391 (1, 5)										4	0	0	0	0	3	2									
Bruce Bochte, L OBP: 0.357, SLG: 0.335 (1, 3)										4	0	2	0	0	0	1									
Tom Egan, R OBP: 0.281, SLG: 0.300 (1, 2)										4	1	1	0	0	0	2									
Morris Nettles, L OBP: 0.290, SLG: 0.282 (1, 7)										3	1	2	0	1	1	1									
Billy Smith, S OBP: 0.276, SLG: 0.342 (1, 6)										4	0	1	0	0	2	1									
Inning Stats	R: 1 E: 0 K: 1 S: 6	H: 1 LOB: 1 BB: 1 P: 10	R: 0 E: 0 K: 0 S: 3	H: 1 LOB: 0 BB: 0 P: 3	R: 0 E: 0 K: 2 S: 8	H: 1 LOB: 1 BB: 0 P: 8	R: 0 E: 0 K: 1 S: 4	H: 0 LOB: 0 BB: 1 P: 8	R: 2 E: 1 K: 0 S: 6	H: 2 LOB: 2 BB: 1 P: 10	R: 0 E: 0 K: 2 S: 8	H: 1 LOB: 1 BB: 0 P: 8	R: 0 E: 0 K: 1 S: 5	H: 0 LOB: 0 BB: 0 P: 5	R: 0 E: 0 K: 1 S: 5	H: 0 LOB: 0 BB: 0 P: 5		R: 0 E: 0 K: 0 S: 4	H: 2 LOB: 2 BB: 1 P: 8	1B: 7 2B: 1 3B: 1 HR: 0	SF: 1 SAC: 0 DP: 2 HBP: 0	WP: 0 PB: 0 SB: 1 CS: 1	PA: 38		
PITCHER	IP	WLS	BF	H	R	ER	SO	BB	IBB	HBP	BLK	WP	HR	S	P	ERA	WHIP								
Gaylord Perry, R ERA: 3.14 (1, 1)	9.0	W	37	8	3	1	8	3	1	0	0	0	0	49	65	1.00	1.222								
Gaylord Perry, R ERA: 3.14 (8, 1)	9.0	W	37	8	3	1	8	3	1	0	0	0	0	49	65	1.00	1.222								



Batter	1	2	3	4	5	6	7	8	9	AB	R	H	RBI	BB	SO	LOB	TOP											
Buddy Bell, R OBP: 0.336, SLG: 0.356 (1, 5)										3	2	1	3	1	1	1	Cleveland Indians @ California Angels Anaheim Stadium, Anaheim, CA Wed May 28 1975, 10:05 PM EDT Att: 11,309 - Unknown											
John Lowenstein, L OBP: 0.351, SLG: 0.522 (1, 10)										4	1	3	3	1	0	0												
George Hendrick, R OBP: 0.318, SLG: 0.439 (1, 8)										4	0	1	1	0	1	1												
Boog Powell, L OBP: 0.398, SLG: 0.495 (1, 3)										5	0	0	0	0	2	2												
Charlie Spikes, R OBP: 0.266, SLG: 0.281 (1, 9)										4	0	1	0	0	2	0												
Oscar Gamble, L OBP: 0.329, SLG: 0.378 (1, 7)										4	1	1	0	0	1	1												
Frank Duffy, R OBP: 0.277, SLG: 0.270 (1, 6)										4	2	1	0	0	0	2												
Ed Crosby, L OBP: 0.395, SLG: 0.382 (1, 4)										4	1	1	0	0	0	3												
Alan Ashby, S OBP: 0.156, SLG: 0.073 (1, 2)										3	2	0	1	1	1	2												
Inning Stats	R: 0 E: 0 K: 1 S: 5	H: 0 LOB: 0 BB: 0 P: 5	R: 0 E: 0 K: 1 S: 5	H: 0 LOB: 0 BB: 0 P: 5	R: 2 E: 0 K: 0 S: 5	H: 2 LOB: 1 BB: 1 P: 9	R: 0 E: 0 K: 1 S: 6	H: 1 LOB: 1 BB: 0 P: 6	R: 0 E: 0 K: 1 S: 5	H: 0 LOB: 0 BB: 0 P: 7	R: 4 E: 0 K: 0 S: 8	H: 3 LOB: 1 BB: 0 P: 8	R: 0 E: 0 K: 1 S: 5	H: 0 LOB: 0 BB: 0 P: 5	R: 3 E: 1 K: 1 S: 7	H: 2 LOB: 1 BB: 1 P: 11		1B: 6 2B: 2 3B: 0 HR: 2	SF: 2 SAC: 0 DP: 1 HBP: 0	WP: 1 PB: 0 SB: 3 CS: 1	PA: 40							
PITCHER	IP	WLS	BF	H	R	ER	SO	BB	IBB	HBP	BLK	WP	HR	S	P	ERA	WHIP											
Nolan Ryan, R ERA: 2.7	(1, 1)	7.0	L	31	7	6	6	6	2	0	0	0	1	2	41	49	7.71	1.286										
Dick Lange, R ERA: 3.35	(8, 1)	2.0		9	2	3	1	2	1	0	0	0	0	0	12	16	4.50	1.500										

AB	35
R	9
H	9
RBI	8
BB	3
SO	8
LOB	12



Batter	1	2	3	4	5	6	7	8	9	AB	R	H	RBI	BB	SO	LOB	BOTTOM										
Jerry Remy, L OBP: 0.320, SLG: 0.374 (1, 4)										4	1	1	0	0	0	0	Cleveland Indians @ California Angels Anaheim Stadium, Anaheim, CA Wed May 28 1975, 10:05 PM EDT Att: 11,309 - Unknown										
Mickey Rivers, L OBP: 0.361, SLG: 0.404 (1, 8)										4	0	0	0	0	0	2											
Tommy Harper, R OBP: 0.329, SLG: 0.378 (1, 10)										4	0	4	2	0	0	0											
Joe Lahoud, L OBP: 0.337, SLG: 0.347 (1, 9)										3	0	0	0	1	0	3											
Bruce Bochte, L OBP: 0.351, SLG: 0.329 (1, 3)										3	0	0	0	0	0	0											
Bill Sudakis, S OBP: 0.282, SLG: 0.214 (8, PH) (9, 3)										1	0	0	0	0	1	2											
Dave Chalk, R OBP: 0.398, SLG: 0.400 (1, 5)										4	0	2	0	0	0	0											
Tom Egan, R OBP: 0.294, SLG: 0.302 (1, 2)										3	0	1	0	0	0	1											
Winston Llenas, R OBP: 0.290, SLG: 0.231 (9, PH)										1	0	0	0	0	0	0											
Billy Smith, S OBP: 0.275, SLG: 0.329 (1, 6)										3	0	0	0	1	0	3											
Morris Nettles, L OBP: 0.291, SLG: 0.278 (1, 7)										2	1	0	0	1	0	2											
Leroy Stanton, R OBP: 0.342, SLG: 0.328 (9, PH)										1	0	0	0	0	1	1											
Inning Stats	R: 0 E: 0 K: 0 S: 4	H: 1 LOB: 1 BB: 0 P: 4	R: 0 E: 0 K: 0 S: 4	H: 1 LOB: 1 BB: 0 P: 4	R: 2 E: 0 K: 0 S: 4	H: 2 LOB: 0 BB: 1 P: 8	R: 0 E: 0 K: 0 S: 3	H: 0 LOB: 0 BB: 0 P: 3	R: 0 E: 0 K: 0 S: 3	H: 0 LOB: 0 BB: 0 P: 3	R: 0 E: 0 K: 0 S: 5	H: 2 LOB: 2 BB: 0 P: 5	R: 0 E: 0 K: 1 S: 6	H: 1 LOB: 1 BB: 1 P: 10	R: 0 E: 0 K: 1 S: 5	H: 0 LOB: 1 BB: 1 P: 9	1B: 6 2B: 3 3B: 0 HR: 0	SF: 0 SAC: 0 DP: 1 HBP: 0	WP: 0 PB: 0 SB: 0 CS: 1	PA: 37							
PITCHER	IP	WLS	BF	H	R	ER	SO	BB	IBB	HBP	BLK	WP	HR	S	P	ERA	WHIP										
Eric Raich, R ERA: 4.09	(1, 1)	7.2		31	8	2	2	0	0	0	0	0	0	29	37	2.35	1.304										
Dave LaRoche, L ERA: 2.2	(8, 1)	1.1	S	5	0	0	0	2	1	0	0	0	0	8	12	0.00	0.750										



Batter	1	2	3	4	5	6	7	8	9	AB	R	H	RBI	BB	SO	LOB	TOP		
Buddy Bell, R OBP: 0.327, SLG: 0.345	0-0 6-3		0-3 K		0-0 F8		0-0 6-3			4	0	0	0	0	1	0	Cleveland Indians @ Oakland Athletics Oakland-Alameda County Coliseum, Oakland, CA Fri May 30 1975, 7:05 PM PDT Att: 7,554 - Unknown		
Rick Manning, L OBP: 0.320, SLG: 0.261	0-0 G6-3 1B		0-0 F7		0-0 1B		0-0 4-3			4	0	2	0	0	0	0			
John Lowenstein, L OBP: 0.346, SLG: 0.507	0-0 G6-3 1-2		0-0 1B		0-0 F8		0-0 F8			4	0	1	0	0	0	2			
Boog Powell, L OBP: 0.388, SLG: 0.480		0-3 K		0-3 4-3		0-0 1-3		0-0 6-3		3	0	0	0	0	1	2			
Tom McCraw, L OBP: 0.302, SLG: 0.400										1	0	0	0	0	0	0			
George Hendrick, R OBP: 0.322, SLG: 0.458		0-0 4-1 1B		0-3 K		0-0 F4		0-0 HR		4	2	2	1	0	1	0			
Oscar Gamble, L OBP: 0.315, SLG: 0.359	0-0 4-1 1-2		0-0 F8		0-0 4-3		0-0 K			4	0	0	0	0	1	1			
John Ellis, R OBP: 0.271, SLG: 0.354	0-0 1B		0-0 HBP 1B		0-0 F8		0-0 4-3			4	0	2	1	0	0	0			
Frank Duffy, R OBP: 0.283, SLG: 0.271	0-0 FC4-6 1-2 1B		1-0 FC6-4 HBP 1B		0-0 F5		0-3 K			3	0	1	0	0	1	0			
Ed Crosby, L OBP: 0.366, SLG: 0.351	0-0 FC4-6 1-2		0-0 FC6-4 1-2		0-0 1-3		0-0 1-3			3	0	0	0	0	0	4			
Inning Stats	R: 0 E: 0 K: 0 S: 3	H: 1 LOB: 0 BB: 0 P: 3	R: 1 E: 0 K: 1 S: 8	H: 3 LOB: 2 BB: 0 P: 8	R: 0 E: 0 K: 1 S: 6	H: 1 LOB: 1 BB: 0 P: 6	R: 0 E: 0 K: 1 S: 6	H: 1 LOB: 2 BB: 0 P: 7	R: 0 E: 0 K: 0 S: 4	H: 0 LOB: 0 BB: 0 P: 3	R: 0 E: 0 K: 0 S: 3	H: 0 LOB: 0 BB: 0 P: 3	R: 1 E: 0 K: 2 S: 8	H: 1 LOB: 0 BB: 0 P: 8	1B: 7 2B: 0 3B: 0 HR: 1	SF: 0 SAC: 0 DP: 1 HBP: 1	WP: 0 PB: 0 SB: 0 CS: 0	PA: 35	
PITCHER	IP WLS BF H R ER SO BB IBB HBP BLK WP HR S P ERA WHIP	IP WLS BF H R ER SO BB IBB HBP BLK WP HR S P ERA WHIP																	
Dick Bosman, R ERA: 3.53	(1, 1)	8.0	W	31	7	1	1	3	0	0	0	1	0	0	0	0	0	1.12	0.875
Rollie Fingers, R ERA: 2.85	(9, 1)	1.0		4	1	1	1	2	0	0	0	0	0	0	0	1	8	9.00	1.000

Batter	1	2	3	4	5	6	7	8	9	AB	R	H	RBI	BB	SO	LOB	BOTTOM			
Bert Campaneris, R OBP: 0.239, SLG: 0.240	0-0 F6		0-0 6-3		0-0 F2		0-3 K		0-3 K	5	0	0	0	0	2	3	Cleveland Indians @ Oakland Athletics Oakland-Alameda County Coliseum, Oakland, CA Fri May 30 1975, 7:05 PM PDT Att: 7,554 - Unknown			
Sal Bando, R OBP: 0.303, SLG: 0.305	0-3 K		4-0 BB		0-0 F9		0-3 K			3	0	0	0	1	2	2				
Reggie Jackson, L OBP: 0.315, SLG: 0.466	0-3 K		0-3 K		0-0 F8		0-0 HR			4	1	1	1	0	2	2				
Joe Rudi, R OBP: 0.356, SLG: 0.467		0-0 5-3		0-3 K		0-0 1-3		0-3 K		4	0	0	0	0	2	0				
Billy Williams, L OBP: 0.356, SLG: 0.407		0-3 K		4-0 FC6-4 BB		4-0 WP 1B BB		4-0 F1 S BB		1	1	0	0	3	1	0				
Matt Alexander, S (7, PR)										0	0	0	0	0	0	0				
Gene Tenace, R OBP: 0.433, SLG: 0.519		4-0 WP BB		4-0 FC6-4 BB		4-0 1B BB		0-0 F1		1	1	0	0	3	0	1				
Claudell Washington, L OBP: 0.366, SLG: 0.419		4-0 BB		0-0 FC6-4 S		0-0 1B E 1B		0-0 HR		3	2	2	2	1	0	2				
Ray Fosse, R OBP: 0.083, SLG: 0.043	0-0 F3		0-0 6-3		0-0 6-3		0-0 E9 1B 1B		0-3 K	2	0	0	0	0	0	4				
Jim Holt, L OBP: 0.500, SLG: 0.357										1	0	1	1	0	0	0				
Don Hopkins, L (6, PR)										0	1	0	0	0	0	0				
Larry Haney, R (7, 2)										1	0	0	0	0	1	0				
Phil Garner, R OBP: 0.279, SLG: 0.333			0-0 F8		0-0 1B		0-0 E S 1B		0-0 4-3	4	0	2	1	0	0	0				
Inning Stats	R: 0 E: 0 K: 2 S: 7	H: 0 LOB: 0 BB: 0 P: 7	R: 0 E: 0 K: 1 S: 5	H: 0 LOB: 2 BB: 2 P: 13	R: 0 E: 0 K: 1 S: 5	H: 0 LOB: 1 BB: 1 P: 9	R: 0 E: 0 K: 1 S: 5	H: 0 LOB: 2 BB: 2 P: 13	R: 0 E: 0 K: 0 S: 4	H: 1 LOB: 1 BB: 0 P: 4	R: 4 E: 1 K: 2 S: 10	H: 3 LOB: 1 BB: 2 P: 18	R: 1 E: 0 K: 1 S: 5	H: 1 LOB: 1 BB: 1 P: 9	R: 1 E: 0 K: 2 S: 8	H: 1 LOB: 0 BB: 0 P: 8	1B: 4 2B: 0 3B: 0 HR: 2	SF: 0 SAC: 0 DP: 0 HBP: 0	WP: 2 PB: 0 SB: 3 CS: 0	PA: 37
PITCHER	IP WLS BF H R ER SO BB IBB HBP BLK WP HR S P ERA WHIP	IP WLS BF H R ER SO BB IBB HBP BLK WP HR S P ERA WHIP																		
Jim Kern, R ERA: 2.85	(1, 1)	5.1	L	26	3	4	4	4	0	0	0	0	0	0	0	0	6.75	1.875		
Tom Buskey, R ERA: 3.1	(6, 1)	1.2		7	2	1	1	3	1	0	0	0	0	0	0	0	5.40	1.800		
Blue Moon Odom, R ERA: 13.14	(8, 1)	1.0		4	1	1	1	2	0	0	0	0	0	0	0	0	9.00	1.000		



Batter	1	2	3	4	5	6	7	8	9	AB R H RBI BB SO LOB	TOP								
Buddy Bell, R OBP: 0.329, SLG: 0.343 (1, 5)	6-3		F9	1B		IBB			K	4 0 1 0 1 1 2	Cleveland Indians @ Oakland Athletics Oakland-Alameda County Coliseum, Oakland, CA Sat May 31 1975, 3:33 AM PDT Att: 7,754 - Unknown								
Tom McCraw, L OBP: 0.333, SLG: 0.477 (1, 3)	HR		HR	1B		K	K		4 2 2 1 1 2 2										
George Hendrick, R OBP: 0.324, SLG: 0.491 (1, 8)	G3		HR		HR		F9		5 2 2 3 0 1 2										
Frank Robinson, R OBP: 0.343, SLG: 0.492 Oscar Gamble, L OBP: 0.339, SLG: 0.350 (7, PH)	BB		1B	BB		BB	F8		0 0 0 0 3 0 0 2 0 0 0 0 0 2										
Charlie Spikes, R OBP: 0.265, SLG: 0.280 (1, 9)	5-3		1-2	1B		F8	4-3		4 0 1 0 0 0 2										
Frank Duffy, R OBP: 0.276, SLG: 0.264 (1, 6)		1-3	F7		F8			6-3	4 0 0 0 0 0 3										
Ken Berry, R OBP: 0.238, SLG: 0.225 (1, 7)		K		1-3		SH1-4 1B		5-6-3	4 0 1 0 0 1 0										
Ed Crosby, L OBP: 0.341, SLG: 0.325 (1, 4)		F3		4-3		SH1-4 1-2		6-3	3 0 0 0 0 0 0										
Alan Ashby, S OBP: 0.204, SLG: 0.071 (1, 2)			CS	BB	S 1B BB	1-3		BB	1 0 0 0 3 0 1										
Inning Stats	R: 1 E: 0 K: 0 S: 4	H: 1 LOB: 1 BB: 1 P: 8	R: 0 E: 0 K: 1 S: 5	H: 0 LOB: 0 BB: 0 P: 5	R: 2 E: 0 K: 0 S: 5	H: 3 LOB: 2 BB: 2 P: 13	R: 0 E: 0 K: 0 S: 3	H: 1 LOB: 1 BB: 1 P: 7	R: 1 E: 0 K: 1 S: 6	H: 1 LOB: 1 BB: 1 P: 10	R: 0 E: 0 K: 0 S: 3	H: 0 LOB: 0 BB: 0 P: 3	R: 0 E: 0 K: 0 S: 3	H: 0 LOB: 0 BB: 0 P: 3	R: 0 E: 0 K: 2 S: 7	H: 0 LOB: 2 BB: 2 P: 15	1B: 4 2B: 0 3B: 0 HR: 3	SF: 0 SAC: 1 DP: 0 HBP: 0	WP: 0 PA: 40 PB: 0 SB: 1 CS: 1
PITCHER	IP WLS BF H R ER SO BB IBB HBP BLK WP HR S P ERA WHIP											PITCHER	IP WLS BF H R ER SO BB IBB HBP BLK WP HR S P ERA WHIP						
Ken Holtzman, L ERA: 3.3 (1, 1)	2.2 L 14 4 3 3 1 3 0 0 0 0 2 13 25 10.12 2.625																		
Paul Lindblad, L ERA: 3.99 (3, 1)	3.1 15 3 1 1 2 2 1 0 0 0 1 16 28 2.70 1.500																		
Jim Todd, R ERA: 1.6 (7, 1)	3.0 11 0 0 0 2 2 0 0 0 0 0 13 21 0.00 0.667																		

Batter	1	2	3	4	5	6	7	8	9	AB R H RBI BB SO LOB	BOTTOM										
Bert Campaneris, R OBP: 0.239, SLG: 0.240 (1, 6)	F3		1B			F7		K		4 0 1 0 0 1 2	Cleveland Indians @ Oakland Athletics Oakland-Alameda County Coliseum, Oakland, CA Sat May 31 1975, 3:33 AM PDT Att: 7,754 - Unknown										
Sal Bando, R OBP: 0.308, SLG: 0.312 (1, 5)	BB		F4			2B		5-3	3 0 1 1 1 0 3												
Reggie Jackson, L OBP: 0.308, SLG: 0.455 (1, 9)	K			4-3		F5		G3	4 0 0 0 0 1 4												
Joe Rudi, R OBP: 0.349, SLG: 0.456 (1, 3)	K			F5		F5		F2	4 0 0 0 0 1 2												
Billy Williams, L OBP: 0.354, SLG: 0.403 (1, 10)		F5		F4			1B	L3	4 0 1 0 0 0 0												
Gene Tenace, R OBP: 0.430, SLG: 0.515 Ray Fosse, R OBP: 0.077, SLG: 0.040 Bill North, S OBP: 0.387, SLG: 0.340 (9, PH)		F7			F6		K		1 0 0 0 0 0 0 2 0 0 0 0 1 1 1 0 1 0 0 0 0												
Claudell Washington, L OBP: 0.359, SLG: 0.409 (1, 8)		6-3			G3		F8		4 0 0 0 0 0 2												
Angel Mangual, R OBP: 0.174, SLG: 0.217 (1, 7)			F3		K		F3		3 0 0 0 0 1 1												
Phil Garner, R OBP: 0.283, SLG: 0.336 Jim Holt, L OBP: 0.526, SLG: 0.400 Don Hopkins, L OBP: 0.200, SLG: 0.280 (8, PH) (8, PR) (9, 4)			F7			2B 1B		S 1B	2 1 1 0 0 0 0 1 0 1 0 0 0 0 0 0 0 0 0 0 0 0 0 0 0 0 0 0												
Inning Stats	R: 0 E: 0 K: 2 S: 7	H: 0 LOB: 1 BB: 1 P: 11	R: 0 E: 0 K: 0 S: 3	H: 0 LOB: 0 BB: 0 P: 3	R: 0 E: 0 K: 0 S: 4	H: 1 LOB: 1 BB: 0 P: 4	R: 0 E: 0 K: 0 S: 3	H: 0 LOB: 0 BB: 0 P: 3	R: 0 E: 0 K: 1 S: 5	H: 0 LOB: 0 BB: 0 P: 5	R: 1 E: 0 K: 0 S: 5	H: 2 LOB: 1 BB: 0 P: 5	R: 0 E: 0 K: 1 S: 6	H: 1 LOB: 1 BB: 0 P: 6	R: 0 E: 0 K: 1 S: 6	H: 1 LOB: 2 BB: 0 P: 6	R: 0 E: 0 K: 0 S: 4	H: 1 LOB: 1 BB: 0 P: 4	1B: 5 2B: 1 3B: 0 HR: 0	SF: 0 SAC: 0 DP: 0 HBP: 0	WP: 0 PA: 34 PB: 0 SB: 1 CS: 0
PITCHER	IP WLS BF H R ER SO BB IBB HBP BLK WP HR S P ERA WHIP											PITCHER	IP WLS BF H R ER SO BB IBB HBP BLK WP HR S P ERA WHIP								
Dennis Eckersley, R ERA: 0.28 (1, 1)	9.0 W 34 6 1 1 5 1 0 0 0 0 0 43 47 1.00 0.778																				

Batter	1	2	3	4	5	6	7	8	9	AB	R	H	RBI	BB	SO	LOB	TOP							
Buddy Bell, R OBP: 0.337, SLG: 0.347	0-0 6-3	0-0 1B		4-0 BB BB		0-0 G1-6-3 1B			0-0 G1-4-3	4	0	2	1	1	0	1	Cleveland Indians @ Oakland Athletics Oakland-Alameda County Coliseum, Oakland, CA Sun Jun 01 1975, 3:33 AM PDT Att: 7,644 - Unknown							
Rick Manning, L OBP: 0.333, SLG: 0.308	0-0 1B FC6-2 2B	0-0 SF7		4-0 1-2 2-3 BB		0-0 G1-6-3			0-0 L7	3	0	1	1	1	0	1								
John Lowenstein, L OBP: 0.341, SLG: 0.493	0-0 2-3 1B 1B	0-3 3-H 0-3 K		0-0 G3					0-3 K	4	1	1	0	0	2	4								
George Hendrick, R OBP: 0.317, SLG: 0.480	0-0 FC6-2 1B		0-0 L9		0-0 F8				0-0 6-3	4	0	0	0	0	0	2								
Oscar Gamble, L OBP: 0.305, SLG: 0.345	0-0 1-3 2-H 1B		0-0 3-1		0-0 G1				0-0 F8	4	0	1	1	0	0	0								
Tom McCraw, L OBP: 0.385, SLG: 0.478	4-0 IBB		0-3 K		0-0 S 1B				4-0 G4-6-3 BB	2	0	1	0	2	1	0								
Frank Duffy, R OBP: 0.269, SLG: 0.257	0-0 F6		0-3 K		0-0 5-3				0-3 K	4	0	0	0	0	2	5								
Ed Crosby, L OBP: 0.375, SLG: 0.349		0-0 1B SH3-4 SF7 1B		4-0 BB SH1-4 BB		0-0 G3 WP 1B 1B			0-0 G4-6-3	3	2	2	0	1	0	1								
Alan Ashby, S OBP: 0.216, SLG: 0.091		0-0 SH3-4		0-0 SH1-4		0-0 G3			0-0 G1-4-3 1B	2	0	1	0	0	0	1								
Inning Stats	R: 1 E: 0 K: 0 S: 6	H: 3 LOB: 3 BB: 1 P: 10	R: 1 E: 0 K: 1 S: 7	H: 2 LOB: 1 BB: 0 P: 7	R: 0 E: 0 K: 1 S: 5	H: 0 LOB: 0 BB: 0 P: 5	R: 0 E: 0 K: 1 S: 5	H: 0 LOB: 3 BB: 3 P: 17	R: 0 E: 0 K: 0 S: 4	H: 1 LOB: 1 BB: 0 P: 4	R: 1 E: 0 K: 0 S: 4	H: 2 LOB: 0 BB: 0 P: 4	R: 0 E: 0 K: 1 S: 5	H: 0 LOB: 0 BB: 0 P: 5	R: 0 E: 0 K: 1 S: 4	H: 0 LOB: 0 BB: 1 P: 8		R: 0 E: 0 K: 0 S: 3	H: 1 LOB: 0 BB: 0 P: 3	1B: 8 2B: 1 3B: 0 HR: 0	SF: 1 SAC: 2 DP: 3 HBP: 0	WP: 1 PB: 0 SB: 1 CS: 0	PA: 38	
PITCHER	IP WLS BF H R ER SO BB IBB HBP BLK WP HR S P ERA WHIP											PITCHER	IP WLS BF H R ER SO BB IBB HBP BLK WP HR S P ERA WHIP											
Sonny Siebert, R ERA: 3.4	(1, 1)	5.0 W 25	6 2 2 3	2 2 2 3	3 3 1 0 0	0 0 0 0	0 0 27 43	3.60 1.800																
Rollie Fingers, R ERA: 2.62	(6, 1)	4.0 S 13	3 1 1 2	1 1 1 2	1 0 0 0	0 0 0 0	1 0 16 20	2.25 1.000																

AB 30
R 3
H 9
RBI 3
BB 5
SO 5
LOB 15



Batter	1	2	3	4	5	6	7	8	9	AB	R	H	RBI	BB	SO	LOB	BOTTOM							
Bert Campaneris, R OBP: 0.246, SLG: 0.247	0-0 FC6-4 E 1B	0-0 1-2 3-H 1B		0-0 SH		0-0 L7			0-0 5-3	4	0	2	2	0	0	2	Cleveland Indians @ Oakland Athletics Oakland-Alameda County Coliseum, Oakland, CA Sun Jun 01 1975, 3:33 AM PDT Att: 7,644 - Unknown							
Sal Bando, R OBP: 0.301, SLG: 0.304	0-0 E5	0-0 F7		0-3 K		0-0 E4				4	0	0	0	0	1	5								
Don Hopkins, L OBP: 0.280	0-0 FC6-4			0-0 K		0-0 E4 CS				0	0	0	0	0	0	0								
Ted Martinez, R	0-0 FC6-4			0-0 K		0-0 E4 CS				0	0	0	0	0	0	0								
Reggie Jackson, L OBP: 0.307, SLG: 0.456	0-3 K	0-3 K		0-0 4-3		0-0 2B				4	0	1	0	0	2	6								
Joe Rudi, R OBP: 0.342, SLG: 0.446	0-0 FC6-4		0-0 4-3		0-0 3-1				0-0 F7	4	0	0	0	0	0	4								
Billy Williams, L OBP: 0.346, SLG: 0.392	0-0 F7		0-0 F3		0-0 3-1				0-0 3-1	4	0	0	0	0	0	2								
Gene Tenace, R OBP: 0.426, SLG: 0.504		0-3 K	0-0 5-3		4-0 HR BB				0-0 6-3	3	1	0	0	1	1	0								
Claudell Washington, L OBP: 0.361, SLG: 0.429		0-0 E 1B 1B		0-0 4-3		0-0 HR			0-0 4-3	4	2	2	2	0	0	0								
Ray Fosse, R OBP: 0.069, SLG: 0.036	0-0 E5	0-0 E5		0-0 E4		0-0 F6			4-0 CS BB	3	2	0	0	0	0	1								
Jim Holt, L OBP: 0.550, SLG: 0.400	0-0 1B 1B	0-0 E5		0-0 E4		0-0 F6			4-0 CS BB	0	0	0	0	1	0	0								
Matt Alexander, S OBP: 0.296, SLG: 0.356	0-0 1B 1B	0-0 1B 1B		0-0 SH		0-0 F8			0-0 F8	4	1	3	1	0	0	1								
Phil Garner, R OBP: 0.296, SLG: 0.356	0-0 1B 1B	0-0 1B 1B		0-0 SH		0-0 E 2B			0-0 F8	4	1	3	1	0	0	1								
Inning Stats	R: 0 E: 1 K: 1 S: 7	H: 1 LOB: 2 BB: 0 P: 7	R: 2 E: 1 K: 2 S: 11	H: 3 LOB: 2 BB: 0 P: 11	R: 0 E: 0 K: 0 S: 3	H: 0 LOB: 0 BB: 0 P: 3	R: 1 E: 1 K: 1 S: 8	H: 1 LOB: 2 BB: 0 P: 8	R: 2 E: 0 K: 0 S: 4	H: 1 LOB: 0 BB: 1 P: 8	R: 1 E: 2 K: 0 S: 5	H: 2 LOB: 2 BB: 0 P: 5	R: 0 E: 0 K: 0 S: 3	H: 0 LOB: 0 BB: 0 P: 3	R: 0 E: 0 K: 0 S: 2	H: 0 LOB: 1 BB: 1 P: 6	R: 0 E: 0 K: 0 S: 2	H: 0 LOB: 1 BB: 1 P: 6	1B: 5 2B: 2 3B: 0 HR: 1	SF: 0 SAC: 1 DP: 0 HBP: 0	WP: 0 PB: 0 SB: 0 CS: 2	PA: 37		
PITCHER	IP WLS BF H R ER SO BB IBB HBP BLK WP HR S P ERA WHIP											PITCHER	IP WLS BF H R ER SO BB IBB HBP BLK WP HR S P ERA WHIP											
Gaylord Perry, R ERA: 3.34	(1, 1)	5.0 L 27	7 6 4 4	4 4 4 4	0 0 0 0	0 0 0 0	1 0 9 13	0.00 0.667																
Tom Buskey, R ERA: 2.81	(6, 1)	3.0 S 10	1 0 0 0	0 0 0 0	1 0 0 0	0 0 0 0	0 0 9 13	0.00 0.667																

AB 34
R 6
H 8
RBI 5
BB 2
SO 4
LOB 21



Batter	1	2	3	4	5	6	7	8	9	AB	R	H	RBI	BB	SO	LOB	TOP								
Jim Wohlford, R OBP: 0.353, SLG: 0.402 (1, 9)	F7		SF9 1B			F7 1B 2B	F9		BB 1-2 2-3 BB	4	2	2	0	1	0	0	Kansas City Royals @ Cleveland Indians Cleveland Municipal Stadium, Cleveland, OH Tue Jun 03 1975, 7:05 PM EDT Att: 7,043 - Unknown - 60 F								
Hal McRae, R OBP: 0.375, SLG: 0.433 Vada Pinson, L OBP: 0.276, SLG: 0.431 (1, 7) (9, 7)	F9		SF9 1-H			F7 2-3		F7	1-3	4	0	0	1	0	0	4									
John Mayberry, L OBP: 0.392, SLG: 0.425 (1, 3)	1B 2B		K			BB 1B 1B		HR		4	2	3	2	0	1	0									
Harmon Killebrew, R OBP: 0.339, SLG: 0.411 (1, 10)	2H 1B			G5-4-3 BB		K		K		3	0	1	0	1	2	1									
Fran Healy, R OBP: 0.339, SLG: 0.458 (1, 2)		6-3		G5-4-3 1-2		BB 1B		K		4	1	1	0	0	1	1									
George Brett, L OBP: 0.328, SLG: 0.340 (1, 5)	E4 SH2-3			4-3		1-2 BB 1B		4-1		3	0	0	0	1	0	0									
Al Cowens, R OBP: 0.283, SLG: 0.292 (1, 8)	SH2-3 1-2					G5-4-3 1B		BB HBP 1B		3	0	3	2	0	0	0									
Frank White, R OBP: 0.217, SLG: 0.260 (1, 4)	6-3					F8 1-H 2-H 3-H		5-3		3	0	0	0	0	0	2									
Freddie Patek, R OBP: 0.291, SLG: 0.275 (1, 6)			F9			G5-4-3 1-2		K		4	0	0	0	0	2	3									
Inning Stats	R: 0 E: 0 K: 0 S: 4	H: 2 LOB: 2 BB: 0 P: 4	R: 0 E: 1 K: 0 S: 4	H: 0 LOB: 1 BB: 0 P: 4	R: 1 E: 0 K: 1 S: 6	H: 1 LOB: 0 BB: 0 P: 6	R: 0 E: 0 K: 0 S: 2	H: 0 LOB: 0 BB: 1 P: 6	R: 0 E: 0 K: 0 S: 3	H: 1 LOB: 0 BB: 0 P: 3	R: 3 E: 0 K: 1 S: 8	H: 4 LOB: 2 BB: 1 P: 12	R: 0 E: 0 K: 1 S: 5	H: 0 LOB: 0 BB: 0 P: 5	R: 1 E: 0 K: 1 S: 8	H: 1 LOB: 0 BB: 0 P: 8	R: 0 E: 0 K: 1 S: 6	H: 1 LOB: 3 BB: 1 P: 11	1B: 7 2B: 2 3B: 0 HR: 1	SF: 1 SAC: 1 DP: 2 HBP: 1	WP: 0 PB: 0 SB: 1 CS: 0	PA: 38			
PITCHER	IP	WLS	BF	H	R	ER	SO	BB	IBB	HBP	BLK	WP	HR	S	P	ERA	WHIP								
Fritz Peterson, L ERA: 5.77 (1, 1)	6.0	L	25	8	4	3	2	2	0	0	0	0	0	27	35	4.50	1.667								
Dave LaRoche, L ERA: 2.37 (7, 1)	2.2		12	2	1	1	4	1	0	1	0	0	1	18	23	3.38	1.125								
Tom Buskey, R ERA: 2.78 (9, 1)	0.1		1	0	0	0	0	0	0	0	0	0	0	1	1	0.00	0.000								

AB	32
R	5
H	10
RBI	5
BB	3
SO	6
LOB	11



Batter	1	2	3	4	5	6	7	8	9	AB	R	H	RBI	BB	SO	LOB	BOTTOM								
Buddy Bell, R OBP: 0.329, SLG: 0.338 (1, 5)	F9			F9	F8			K		4	0	0	0	0	1	1	Kansas City Royals @ Cleveland Indians Cleveland Municipal Stadium, Cleveland, OH Tue Jun 03 1975, 7:05 PM EDT Att: 7,043 - Unknown - 60 F								
Rick Manning, L OBP: 0.294, SLG: 0.267 (1, 9)	K			5-3		F7		F8		4	0	0	0	0	1	0									
John Lowenstein, L OBP: 0.348, SLG: 0.494 (1, 10)	CS 1B			1B		F7		F7		4	0	2	0	0	0	0									
Boog Powell, L OBP: 0.384, SLG: 0.471 (1, 3)	CS 1-2			G6-4-3 1B		4-3		4-3		4	0	1	0	0	0	1									
George Hendrick, R OBP: 0.318, SLG: 0.478 (1, 8)				G6-4-3 1-2		1B E 1B		F8		3	1	1	0	0	0	1									
Oscar Gamble, L OBP: 0.316, SLG: 0.349 (1, 7)				CS HBP		E6 2B 1B		4-3		2	1	1	0	0	0	0									
Frank Duffy, R OBP: 0.270, SLG: 0.265 (1, 6)	CS 1-2			CS F9		2B		F8		3	0	1	1	0	0	0									
Ed Crosby, L OBP: 0.353, SLG: 0.326 (1, 4)				K		F5		F9		3	0	0	0	0	1	1									
Alan Ashby, S OBP: 0.204, SLG: 0.085 (1, 2)				F5		F7		4-3		3	0	0	0	0	0	1									
Inning Stats	R: 0 E: 0 K: 1 S: 5	H: 1 LOB: 0 BB: 0 P: 5	R: 0 E: 0 K: 0 S: 2	H: 1 LOB: 0 BB: 0 P: 3	R: 0 E: 0 K: 1 S: 5	H: 0 LOB: 0 BB: 0 P: 5	R: 0 E: 0 K: 0 S: 4	H: 1 LOB: 1 BB: 0 P: 4	R: 2 E: 1 K: 0 S: 6	H: 3 LOB: 1 BB: 0 P: 6	R: 0 E: 0 K: 0 S: 3	H: 0 LOB: 0 BB: 0 P: 3	R: 0 E: 0 K: 1 S: 5	H: 0 LOB: 0 BB: 0 P: 5	R: 0 E: 0 K: 0 S: 3	H: 0 LOB: 0 BB: 0 P: 3	1B: 5 2B: 1 3B: 0 HR: 0	SF: 0 SAC: 0 DP: 1 HBP: 1	WP: 0 PB: 0 SB: 0 CS: 2	PA: 33					
PITCHER	IP	WLS	BF	H	R	ER	SO	BB	IBB	HBP	BLK	WP	HR	S	P	ERA	WHIP								
Dennis Leonard, R ERA: 3.59 (1, 1)	9.0	W	31	6	2	1	3	0	0	1	0	0	0	36	37	1.00	0.667								



Batter	1	2	3	4	5	6	7	8	9	AB	R	H	RBI	BB	SO	LOB	TOP			
Jim Wohlford, R OBP: 0.358, SLG: 0.394 (1, 9)	0-0 4-3		4-0 BB			4-0 1B BB		0-0 6-3		2	0	0	0	2	0	0	Kansas City Royals @ Cleveland Indians Cleveland Municipal Stadium, Cleveland, OH Wed Jun 04 1975, 7:05 PM EDT Att. 4,348 - Unknown - 66 F livebaseballscorecards.com			
Vada Pinson, L OBP: 0.297, SLG: 0.416 (1, 8)	0-3 K		0-0 4-3			0-0 F2		0-0 4-3		4	0	0	0	0	1	2				
Hal McRae, R OBP: 0.373, SLG: 0.429 (1, 7)	0-3 K		0-0 6-3			0-0 1B		0-0 G3		4	0	1	0	0	1	1				
John Mayberry, L OBP: 0.394, SLG: 0.424 (1, 3)																				
Harmon Killebrew, R OBP: 0.337, SLG: 0.403 (1, 10)																				
George Brett, L OBP: 0.322, SLG: 0.333 (1, 5)																				
Fran Healy, R OBP: 0.323, SLG: 0.435 (1, 2)																				
Frank White, R OBP: 0.224, SLG: 0.256 (7, PH)																				
Bob Stinson, S OBP: 0.333, SLG: 0.381 (7, 4)																				
Freddie Patek, R OBP: 0.286, SLG: 0.270 (1, 6)																				
Inning Stats	R: 0 E: 0 K: 2 S: 7	H: 0 LOB: 0 BB: 0 P: 7	R: 0 E: 0 K: 2 S: 7	H: 0 LOB: 2 BB: 2 P: 15	R: 0 E: 0 K: 1 S: 5	H: 0 LOB: 1 BB: 1 P: 9	R: 0 E: 0 K: 1 S: 5	H: 0 LOB: 0 BB: 0 P: 5	R: 0 E: 0 K: 0 S: 2	H: 2 LOB: 3 BB: 1 P: 11	R: 0 E: 0 K: 1 S: 5	H: 0 LOB: 0 BB: 0 P: 5	R: 0 E: 0 K: 0 S: 3	H: 0 LOB: 0 BB: 0 P: 3	R: 0 E: 0 K: 0 S: 3	H: 0 LOB: 0 BB: 0 P: 3	1B: 2 2B: 0 3B: 0 HR: 0	SF: 0 SAC: 0 DP: 1 HBP: 0	WP: 0 PB: 0 SB: 0 CS: 0	PA: 33
PITCHER Blue Moon Odom, R ERA: 7.59 (1, 1)	IP: 9.0 WLS: W BF: 33 H: 2 R: 0 ER: 0 SO: 8 BB: 5 IBB: 0 HBP: 0 BLK: 0 WP: 0 HR: 0 S: 44 P: 64 ERA: 0.00 WHIP: 0.778															PITCHER				

Batter	1	2	3	4	5	6	7	8	9	AB	R	H	RBI	BB	SO	LOB	BOTTOM			
Buddy Bell, R OBP: 0.326, SLG: 0.335 (1, 5)	0-0 1-3									4	0	1	0	0	0	0	Kansas City Royals @ Cleveland Indians Cleveland Municipal Stadium, Cleveland, OH Wed Jun 04 1975, 7:05 PM EDT Att. 4,348 - Unknown - 66 F livebaseballscorecards.com			
Rick Manning, L OBP: 0.289, SLG: 0.294 (1, 9)	0-0 4-3 HR									4	1	1	0	0	2	0				
George Hendrick, R OBP: 0.316, SLG: 0.478 (1, 8)	0-0 4-3									4	0	1	0	0	0	1				
Boog Powell, L OBP: 0.388, SLG: 0.500 (1, 3)	0-0 HR									4	1	2	2	0	1	1				
John Lowenstein, L OBP: 0.344, SLG: 0.518 (1, 10)	0-0 HR									4	1	1	1	0	1	2				
Oscar Gamble, L OBP: 0.327, SLG: 0.360 (1, 7)	0-0 1B									3	0	2	0	0	1	0				
Frank Duffy, R OBP: 0.265, SLG: 0.260 (1, 6)	0-3 K									3	0	0	0	0	1	2				
Ed Crosby, L OBP: 0.333, SLG: 0.306 (1, 4)										3	0	0	0	0	1	0				
Alan Ashby, S OBP: 0.211, SLG: 0.160 (1, 2)										3	1	1	1	0	0	0				
Inning Stats	R: 3 E: 0 K: 1 S: 9	H: 4 LOB: 1 BB: 0 P: 9	R: 0 E: 0 K: 0 S: 3	H: 1 LOB: 0 BB: 0 P: 3	R: 0 E: 0 K: 2 S: 8	H: 1 LOB: 1 BB: 0 P: 8	R: 0 E: 0 K: 2 S: 7	H: 0 LOB: 0 BB: 0 P: 7	R: 1 E: 0 K: 0 S: 4	H: 1 LOB: 0 BB: 0 P: 4	R: 0 E: 0 K: 0 S: 4	H: 1 LOB: 1 BB: 0 P: 4	R: 0 E: 0 K: 0 S: 3	H: 0 LOB: 0 BB: 0 P: 3	R: 0 E: 0 K: 2 S: 8	H: 1 LOB: 1 BB: 0 P: 8		1B: 4 2B: 2 3B: 0 HR: 3	SF: 0 SAC: 0 DP: 0 HBP: 0	WP: 0 PB: 0 SB: 0 CS: 0
PITCHER Steve Busby, R ERA: 3.04 Steve Mingo, L ERA: 2.7 (8, 1)	IP: 7.0 WLS: L BF: 28 H: 8 R: 4 ER: 4 SO: 5 BB: 0 IBB: 0 HBP: 0 BLK: 0 WP: 0 HR: 3 S: 38 P: 38 ERA: 5.14 WHIP: 1.143															PITCHER				

Batter	1	2	3	4	5	6	7	8	9	AB	R	H	RBI	BB	SO	LOB	TOP				
Cesar Tovar, R OBP: 0.311, SLG: 0.305 (1, 10)	F3	F5		K		5-3		1-3		5	0	0	0	0	1	3	Texas Rangers @ Cleveland Indians Cleveland Municipal Stadium, Cleveland, OH Fri Jun 06 1975, 7:05 PM EDT Att: 12,308 - Unknown				
Toby Harrah, R OBP: 0.384, SLG: 0.396 (1, 4)	5-3	K			FC4-6 1B	K				4	0	1	0	1	2	3					
Jeff Burroughs, R OBP: 0.317, SLG: 0.444 (1, 9)					FC4-6 HR	5-3		K		4	2	1	1	1	1	2					
Mike Hargrove, L OBP: 0.399, SLG: 0.469 (1, 7)	F8				HR			F8		5	1	1	2	0	0	1					
Jim Spencer, L OBP: 0.321, SLG: 0.500 Joe Lovitto, S OBP: 0.314, SLG: 0.279 (5, 8)		BB SF4 1B		F9	K			G3		3	1	1	0	0	1	0					
Lenny Randle, S OBP: 0.315, SLG: 0.322 (1, 8)		BB 1B			1B BB			S BB		2	0	0	0	0	1	0					
Roy Smalley, S OBP: 0.328, SLG: 0.393 (1, 6)		BB 1B		F7	1B BB			BB		2	0	1	0	2	0	1					
Roy Howell, L OBP: 0.287, SLG: 0.317 (1, 5)	SF4			6-3				K		3	0	1	2	0	1	2					
Jim Sundberg, R OBP: 0.301, SLG: 0.312 (1, 2)				F6	F4			6-3		3	0	0	0	1	0	2					
Inning Stats	R: 0 E: 0 K: 0 S: 3	H: 0 LOB: 1 BB: 1 P: 7	R: 1 E: 0 K: 1 S: 7	H: 2 LOB: 3 BB: 2 P: 15	R: 1 E: 0 K: 0 S: 5	H: 2 LOB: 1 BB: 0 P: 5	R: 0 E: 0 K: 1 S: 5	H: 0 LOB: 0 BB: 0 P: 5	R: 3 E: 0 K: 1 S: 9	H: 4 LOB: 2 BB: 1 P: 13	R: 0 E: 0 K: 1 S: 5	H: 0 LOB: 2 BB: 2 P: 13	R: 0 E: 0 K: 1 S: 5	H: 0 LOB: 1 BB: 1 P: 9	R: 0 E: 0 K: 1 S: 5	H: 0 LOB: 0 BB: 0 P: 5		1B: 6 2B: 0 3B: 0 HR: 2	SF: 1 SAC: 0 DP: 0 HBP: 0	WP: 0 PB: 0 SB: 1 CS: 0	PA: 42
PITCHER	IP	WLS	BF	H	R	ER	SO	BB	IBB	HBP	BLK	WP	HR	S	P	ERA	WHIP				
Dennis Eckersley, R ERA: 1.38 Dave LaRoche, L ERA: 1.85	(1, 1)	6.2	34	8	5	5	4	6	0	0	0	0	2	36	60	6.75	2.100				
(7, 1)	2.1	W	8	0	0	0	3	1	0	0	0	0	0	13	17	0.00	0.429				

livebaseballscores.com

AB 34
R 5
H 8
RBI 5
BB 7
SO 7
LOB 14



Batter	1	2	3	4	5	6	7	8	9	AB	R	H	RBI	BB	SO	LOB	BOTTOM				
Buddy Bell, R OBP: 0.322, SLG: 0.348 (1, 5)	SH1-3 HR		5-3	F4			F8			4	1	1	0	0	0	1	Texas Rangers @ Cleveland Indians Cleveland Municipal Stadium, Cleveland, OH Fri Jun 06 1975, 7:05 PM EDT Att: 12,308 - Unknown				
Rick Manning, L OBP: 0.354, SLG: 0.357 (1, 9)	SH1-3		3-1		4-3			E SH3-4 HR		3	1	1	0	0	0	0					
George Hendrick, R OBP: 0.324, SLG: 0.479 (1, 8)	F7			S BB	F6			SH3-4		2	0	0	0	1	0	1					
Boog Powell, L OBP: 0.399, SLG: 0.496 (1, 3)	HR			BB	K			E1		2	2	0	0	2	1	1					
Frank Robinson, R OBP: 0.351, SLG: 0.585 (1, 10)	HR		F3			F3		HR		4	2	2	6	0	0	2					
Oscar Gamble, L OBP: 0.336, SLG: 0.362 (1, 7)	F9			2B		3-1		F9		4	1	1	0	0	0	0					
John Ellis, R OBP: 0.274, SLG: 0.361 (1, 2)		6-3		SH1-3 1B		F8		6-3		4	0	1	1	0	0	0					
Frank Duffy, R OBP: 0.254, SLG: 0.250 (1, 6)		5-3		SH1-3			6-3			2	0	0	0	0	0	0					
Duane Kuiper, L (1, 4)	L4			1-3			1-3			3	0	0	0	0	0	1					
Inning Stats	R: 3 E: 0 K: 0 S: 5	H: 2 LOB: 0 BB: 1 P: 9	R: 0 E: 0 K: 0 S: 3	H: 0 LOB: 0 BB: 0 P: 3	R: 0 E: 0 K: 0 S: 3	H: 0 LOB: 2 BB: 2 P: 11	R: 1 E: 0 K: 0 S: 5	H: 2 LOB: 1 BB: 0 P: 5	R: 0 E: 0 K: 1 S: 5	H: 0 LOB: 0 BB: 0 P: 5	R: 0 E: 0 K: 0 S: 3	H: 0 LOB: 0 BB: 0 P: 3	R: 0 E: 0 K: 0 S: 3	H: 0 LOB: 0 BB: 0 P: 3	R: 3 E: 1 K: 0 S: 6	H: 2 LOB: 2 BB: 0 P: 6		1B: 3 2B: 1 3B: 0 HR: 2	SF: 0 SAC: 3 DP: 0 HBP: 0	WP: 0 PB: 0 SB: 1 CS: 0	PA: 34
PITCHER	IP	WLS	BF	H	R	ER	SO	BB	IBB	HBP	BLK	WP	HR	S	P	ERA	WHIP				
Fergie Jenkins, R ERA: 5.16	(1, 1)	8.0	L	34	6	7	6	1	3	0	0	0	2	33	45	6.75	1.125				

AB 28
R 7
H 6
RBI 7
BB 3
SO 1
LOB 6



Batter	1	2	3	4	5	6	7	8	9	10	11	12	AB	R	H	RBI	BB	SO	LOB						
Cesar Tovar, R OBP: 0.302, SLG: 0.295 (1, 10)	F4		FC5-4 FC6-4			F7	FC5-6 FC6-4		5-3		E5			6	0	0	0	0	0	3					
Toby Harrah, R OBP: 0.382, SLG: 0.393 (1, 4)	F7		FC6-4			CI 1B	F3		6-3		CS	1B		6	2	2	0	0	0	3					
Jeff Burroughs, R OBP: 0.313, SLG: 0.436 (1, 9)	K			K		K	FC6-4					1B 1B		6	1	1	0	0	4	3					
Mike Hargrove, L OBP: 0.411, SLG: 0.500 (1, 7)		K				CI 1B 1B		HR		4-3 1B		1B 1B		5	2	4	2	0	1	0					
Jim Spencer, L OBP: 0.328, SLG: 0.496 (1, 3)		6-3					1B		F8			1B		5	0	2	1	1	0	1					
Lenny Randle, S OBP: 0.329, SLG: 0.333 (1, 8)							1B					1B		5	0	4	2	1	0	2					
Roy Howell, L OBP: 0.277, SLG: 0.306 Ed Brinkman, R OBP: 0.299, SLG: 0.325 (8, 5)	F8					F8	F6		K			1B		4	0	0	0	0	1	4					
Roy Smalley, S OBP: 0.313, SLG: 0.371 (1, 8)			5-3			4-3			5-3			6-3		6	0	1	0	0	0	3					
Bill Fahey, L OBP: 0.357, SLG: 0.429 (1, 2)			E4 FC5-4			G3			F6			K		5	0	1	0	0	1	0					
Inning Stats	R: 0 E: 0 K: 1 S: 5	H: 0 LOB: 0 BB: 0 P: 5	R: 0 E: 0 K: 1 S: 6	H: 1 LOB: 1 BB: 0 P: 6	R: 0 E: 1 K: 0 S: 4	H: 0 LOB: 1 BB: 0 P: 4	R: 0 E: 0 K: 1 S: 6	H: 2 LOB: 1 BB: 0 P: 6	R: 0 E: 0 K: 0 S: 3	H: 0 LOB: 0 BB: 0 P: 3	R: 1 E: 0 K: 1 S: 7	H: 1 LOB: 1 BB: 0 P: 7	R: 0 E: 0 K: 0 S: 3	H: 0 LOB: 0 BB: 0 P: 3	R: 0 E: 1 K: 1 S: 6	H: 1 LOB: 2 BB: 1 P: 10	R: 0 E: 1 K: 1 S: 5	H: 0 LOB: 0 BB: 0 P: 5	R: 2 E: 0 K: 1 S: 8	H: 4 LOB: 2 BB: 1 P: 12	1B: 14 2B: 0 3B: 0 HR: 1	SF: 0 SAC: 0 DP: 1 HBP: 0	WP: 0 PB: 0 SB: 0 CS: 1	PA: 54	
PITCHER	IP	WLS	BF	H	R	ER	SO	BB	IBB	HBP	BLK	WP	HR	S	P	ERA	WHIP								
Gaylord Perry, R ERA: 3.25 Tom Buskey, R ERA: 2.73 (1, 1)	0.0		0	0	0	0	0	0	0	0	0	0	0	0	0	0.00	0.000								
Tom Buskey, R ERA: 2.73 (12, 1)	0.2		2	0	0	0	1	0	0	0	0	0	0	4	4	0.00	0.000								

TOP

Texas Rangers @ Cleveland Indians
Cleveland Municipal Stadium, Cleveland, OH

Sat Jun 07 1975, 3:33 AM EDT
Alt. 18,800 - Unknown

AB	50
R	5
H	15
RBI	5
BB	2
SO	8
LOB	23



Batter	1	2	3	4	5	6	7	8	9	10	11	12	AB	R	H	RBI	BB	SO	LOB						
Buddy Bell, R OBP: 0.317, SLG: 0.341 (1, 5)	6-3		K		5-3			K				4-3		6	0	1	0	0	2	3					
Rick Manning, L OBP: 0.353, SLG: 0.404 (9, 7)							E6 CS			SH5-4 1B		1-3		5	1	4	1	0	0	0					
George Hendrick, R OBP: 0.319, SLG: 0.467 (1, 8)			G6-4-3 1B		F8		CS		1-3		F9		6-3	5	0	0	0	1	0	3					
Boog Powell, L OBP: 0.392, SLG: 0.479 (1, 3)		F7						K			F9			4	0	0	0	1	1	3					
Frank Robinson, R OBP: 0.354, SLG: 0.571 (1, 10)		K						F7				6-3		5	1	2	1	0	1	0					
Oscar Gamble, L OBP: 0.336, SLG: 0.354 Charlie Spikes, R OBP: 0.272, SLG: 0.287 (9, PH)								G1 1B			E3 1B		E6		2	0	0	0	1	1					
John Ellis, R OBP: 0.264, SLG: 0.350 (1, 2)								G1 1B				6-3		4	0	0	1	0	0	4					
Frank Duffy, R OBP: 0.256, SLG: 0.252 John Lowenstein, L OBP: 0.358, SLG: 0.524 Rico Carty, R OBP: 0.379, SLG: 0.484 Ed Crosby, L OBP: 0.300, SLG: 0.273 (9, PR)														3	0	1	0	0	0	0					
Duane Kuiper, L OBP: 0.376, SLG: 0.500 (1, 4)														0	0	0	0	0	0	0					
Inning Stats	R: 0 E: 0 K: 0 S: 3	H: 1 LOB: 0 BB: 0 P: 3	R: 0 E: 0 K: 2 S: 7	H: 0 LOB: 0 BB: 0 P: 7	R: 0 E: 1 K: 1 S: 4	H: 1 LOB: 1 BB: 0 P: 6	R: 1 E: 0 K: 0 S: 5	H: 2 LOB: 2 BB: 1 P: 9	R: 1 E: 1 K: 0 S: 4	H: 2 LOB: 0 BB: 0 P: 4	R: 0 E: 0 K: 1 S: 6	H: 1 LOB: 1 BB: 0 P: 6	R: 1 E: 1 K: 0 S: 4	H: 2 LOB: 2 BB: 1 P: 8	R: 0 E: 0 K: 0 S: 3	H: 1 LOB: 1 BB: 1 P: 7	R: 0 E: 1 K: 0 S: 4	H: 0 LOB: 1 BB: 0 P: 4	R: 1 E: 0 K: 0 S: 4	H: 1 LOB: 0 BB: 0 P: 4	1B: 11 2B: 1 3B: 0 HR: 0	SF: 1 SAC: 1 DP: 3 HBP: 0	WP: 0 PB: 0 SB: 0 CS: 3	PA: 49	
PITCHER	IP	WLS	BF	H	R	ER	SO	BB	IBB	HBP	BLK	WP	HR	S	P	ERA	WHIP								
Steve Hargan, R ERA: 3.31 Jim Umberger, L ERA: 1.63 Steve Foucault, R ERA: 3.89 Mike Kekich, L ERA: Stan Thomas, R ERA: 3.48 (1, 1)	8.0		32	9	3	2	5	2	0	0	0	0	0	0	40	2.25	1.375								
Jim Umberger, L ERA: 1.63 (9, 1)	0.0		1	1	0	0	0	0	0	0	0	0	0	1	1										
Steve Foucault, R ERA: 3.89 (9, 1)	0.1		1	0	0	0	0	0	0	0	0	0	0	1	1	0.00	0.000								
Mike Kekich, L ERA: (9, 1)	1.0		4	1	0	0	0	0	1	0	0	0	0	3	7	0.00	1.000								
Stan Thomas, R ERA: 3.48 (10, 1)	2.2	W	10	1	1	1	0	1	0	0	0	0	0	9	13	3.38	0.750								

BOTTOM

Texas Rangers @ Cleveland Indians
Cleveland Municipal Stadium, Cleveland, OH

Sat Jun 07 1975, 3:33 AM EDT
Alt. 18,800 - Unknown

AB	42
R	4
H	12
RBI	3
BB	4
SO	5
LOB	20



Batter	1	2	3	4	5	6	7	8	9	AB	R	H	RBI	BB	SO	LOB	TOP										
Cesar Tovar, R OBP: 0.300, SLG: 0.294 (1, 10)	6-3		F7			2B 1B		F7		4	0	1	0	0	0	0	Texas Rangers @ Cleveland Indians Cleveland Municipal Stadium, Cleveland, OH Sun Jun 08 1975, 3:33 AM EDT Unknown										
Toby Harrah, R OBP: 0.385, SLG: 0.422 (1, 4)	HR			6-3		1-3 2B		6-3		4	1	2	1	0	0												
Jeff Burroughs, R OBP: 0.312, SLG: 0.447 (1, 9)	F9			F7		5-3		HR		4	1	1	1	0	0	2											
Mike Hargrove, L OBP: 0.307, SLG: 0.493 (1, 7)	K			1-3		FC3-6 1B		4-3		4	0	1	0	0	1	0											
Jim Spencer, L OBP: 0.321, SLG: 0.484 (9, PH)				F6		FC3-6 1B				3	0	0	0	0	0	1											
Tom Grieve, R OBP: 0.309, SLG: 0.492 (9, PR)						1-2				0	0	0	0	1	0	0											
Joe Lovitto, S OBP: 0.314, SLG: 0.279 (9, PR)								BB		0	0	0	0	0	0	0											
Lenny Randle, S OBP: 0.328, SLG: 0.332 (1, 8)	K			4-3		G4-6-3 1B		F7		4	0	1	0	0	1	1											
Roy Smalley, S OBP: 0.300, SLG: 0.354 (1, 6)				5-3		G4-6-3 1B				3	0	0	0	0	0	2											
Roy Howell, L OBP: 0.270, SLG: 0.297 (1, 5)			K			F7		4-3		3	0	0	0	0	1	0											
Bill Fahey, L OBP: 0.294, SLG: 0.353 (1, 2)			F7			K		F8		3	0	0	0	0	1	0											
Inning Stats	R: 1 E: 0 K: 1 S: 6	H: 1 LOB: 0 BB: 0 P: 6	R: 0 E: 0 K: 1 S: 5	H: 0 LOB: 0 BB: 0 P: 5	R: 0 E: 0 K: 1 S: 5	H: 0 LOB: 0 BB: 0 P: 5	R: 0 E: 0 K: 0 S: 3	H: 0 LOB: 0 BB: 0 P: 3	R: 0 E: 0 K: 0 S: 3	H: 2 LOB: 2 BB: 0 P: 7	R: 0 E: 0 K: 0 S: 4	H: 2 LOB: 1 BB: 0 P: 4	R: 0 E: 0 K: 0 S: 3	H: 0 LOB: 0 BB: 0 P: 3	R: 1 E: 0 K: 0 S: 4	H: 1 LOB: 1 BB: 1 P: 8	1B: 3 2B: 1 3B: 0 HR: 2	SF: 0 SAC: 0 DP: 1 HBP: 0	WP: 0 PB: 0 SB: 0 CS: 0	PA: 33							
PITCHER	IP	WLS	BF	H	R	ER	SO	BB	IBB	HBP	BLK	WP	HR	S	P	ERA	WHIP										
Eric Raich, R ERA: 3.12 (1, 1)	6.1	W	24	5	1	1	4	0	0	0	0	0	1	32	32	1.42	0.789										
Tom Buskey, R ERA: 2.53 (7, 1)	2.0		6	1	1	1	0	0	0	0	0	0	1	6	6	4.50	0.500										
Dave LaRoche, L ERA: 1.8 (9, 1)	0.2	S	3	0	0	0	0	1	0	0	0	0	0	2	6	0.00	1.500										

AB	32
R	2
H	6
RBI	2
BB	1
SO	4
LOB	6



Batter	1	2	3	4	5	6	7	8	9	AB	R	H	RBI	BB	SO	LOB	BOTTOM										
Buddy Bell, R OBP: 0.311, SLG: 0.333 (1, 5)	1-3		F6		6-3			F7		4	0	0	0	0	0	1	Texas Rangers @ Cleveland Indians Cleveland Municipal Stadium, Cleveland, OH Sun Jun 08 1975, 3:33 AM EDT Unknown										
Rick Manning, L OBP: 0.384, SLG: 0.431 (1, 7)	6-3			4-3 1B	G5-4-3 1B		F7		4	1	2	0	0	0	0												
George Hendrick, R OBP: 0.313, SLG: 0.457 (1, 8)	L3			4-3	G5-4-3 1B		6-3		4	0	0	0	0	0	2												
Boog Powell, L OBP: 0.390, SLG: 0.475 (1, 3)				4-3		F9			3	0	1	0	0	0	1												
Oscar Gamble, L OBP: 0.336, SLG: 0.354 (1, 10)				F5	1B 2B 1B	K			3	1	1	1	0	1	1												
Charlie Spikes, R OBP: 0.273, SLG: 0.288 (1, 9)				G6-4-3	1B 2B 1B	K			3	1	1	0	0	1	1												
John Ellis, R OBP: 0.265, SLG: 0.357 (1, 2)				6-3					3	0	1	2	0	0	0												
Frank Duffy, R OBP: 0.257, SLG: 0.248 (1, 6)				6-3	1B 2B BB		5-3		2	0	0	0	1	0	0												
Duane Kuiper, L OBP: 0.364, SLG: 0.455 (1, 4)					1B		6-3		3	0	1	0	0	1	2												
Inning Stats	R: 0 E: 0 K: 0 S: 3	H: 0 LOB: 0 BB: 0 P: 3	R: 0 E: 0 K: 0 S: 3	H: 1 LOB: 0 BB: 0 P: 3	R: 0 E: 0 K: 0 S: 4	H: 1 LOB: 1 BB: 0 P: 4	R: 3 E: 0 K: 1 S: 9	H: 4 LOB: 2 BB: 1 P: 13	R: 0 E: 0 K: 0 S: 3	H: 0 LOB: 0 BB: 0 P: 3	R: 0 E: 0 K: 2 S: 7	H: 0 LOB: 0 BB: 0 P: 7	R: 0 E: 0 K: 0 S: 3	H: 0 LOB: 0 BB: 0 P: 3	R: 0 E: 0 K: 0 S: 3	H: 0 LOB: 0 BB: 0 P: 3		1B: 5 2B: 2 3B: 0 HR: 0	SF: 0 SAC: 0 DP: 2 HBP: 0	WP: 0 PB: 0 SB: 0 CS: 0	PA: 30						
PITCHER	IP	WLS	BF	H	R	ER	SO	BB	IBB	HBP	BLK	WP	HR	S	P	ERA	WHIP										
Jim Bibby, R ERA: 4.66 (1, 1)	8.0	L	30	7	3	3	3	1	0	0	0	0	0	35	39	3.38	1.000										

AB	29
R	3
H	7
RBI	3
BB	1
SO	3
LOB	8



Batter	1	2	3	4	5	6	7	8	9	10	11	12	13	14	15	16	17	AB	R	H	RBI	BB	SO	LOB	TOP
Cesar Tovar, R OBP: 0.303, SLG: 0.297 (1, 10)																		8	1	3	1	0	0	0	
Toby Harrah, R OBP: 0.376, SLG: 0.414 (6, 5)																		8	0	2	0	0	2	3	
Jeff Burroughs, R OBP: 0.318, SLG: 0.465 (1, 9)																			7	3	3	2	1	1	5
Jim Fregosi, R OBP: 0.328, SLG: 0.403 (1, 3)																			5	1	2	2	1	1	2
Jim Spencer, L OBP: 0.324, SLG: 0.462 (15, 3)																			2	0	1	0	0	0	1
Tom Greve, R OBP: 0.300, SLG: 0.476 (1, 7)																		2	0	0	0	0	1	0	
Mike Hargrove, L OBP: 0.416, SLG: 0.497 (6, 7)																		5	0	3	0	1	0	2	
Lenny Randle, S OBP: 0.331, SLG: 0.349 (1, 8)																		7	1	3	2	0	0	3	
Leo Cardenas, R OBP: 0.303, SLG: 0.351 (6, 3)																		4	0	1	0	2	0	3	
Joe Lovitto, S OBP: 0.326, SLG: 0.277 (6, 8)																		2	0	0	0	0	0	0	
Roy Smalley, S OBP: 0.299, SLG: 0.315 (1, 6)																		8	0	0	0	0	0	10	
Jim Sundberg, R OBP: 0.294, SLG: 0.311 (1, 2)																		7	1	1	0	0	2	0	
Inning Stats	R: 0 E: 0 K: 1 S: 6	H: 1 LOB: 1 BB: 0 P: 6	R: 1 E: 0 K: 1 S: 6	H: 1 LOB: 0 BB: 0 P: 6	R: 2 E: 0 K: 1 S: 7	H: 2 LOB: 0 BB: 0 P: 7	R: 0 E: 0 K: 0 S: 3	H: 0 LOB: 0 BB: 0 P: 3	R: 0 E: 0 K: 0 S: 3	H: 0 LOB: 0 BB: 0 P: 3	R: 0 E: 0 K: 0 S: 3	H: 1 LOB: 1 BB: 0 P: 7	R: 0 E: 0 K: 0 S: 3	H: 0 LOB: 0 BB: 0 P: 3	R: 0 E: 0 K: 0 S: 4	H: 1 LOB: 1 BB: 0 P: 4	R: 0 E: 0 K: 0 S: 8	H: 1 LOB: 2 BB: 0 P: 8	R: 0 E: 0 K: 0 S: 3	H: 1 LOB: 2 BB: 0 P: 11	R: 1 E: 0 K: 0 S: 5	H: 3 LOB: 2 BB: 1 P: 9	1B: 13 2B: 4 3B: 0 HR: 3	SF: 0 SAC: 1 DP: 4 HBP: 0	WP: 0 PA: 71 SB: 1 CS: 1
PITCHER	IP: 5.1 WLS: 22 BF: 65 H: 6 R: 5 ER: 5 SO: 4 BB: 0 IBB: 0 HBP: 0 BLK: 0 WP: 0 HR: 3 S: 30 P: 30 ERA: 8.44 WHIP: 1.125	IP: 6.1 WLS: 9 BF: 41 H: 4 R: 1 ER: 1 SO: 1 BB: 0 IBB: 0 HBP: 0 BLK: 0 WP: 0 HR: 11 S: 11 P: 11 ERA: 5.40 WHIP: 2.400	IP: 6.2 WLS: 25 BF: 50 H: 5 R: 0 ER: 0 SO: 1 BB: 2 IBB: 0 HBP: 0 BLK: 0 WP: 0 HR: 25 S: 25 P: 25 ERA: 0.00 WHIP: 1.050	IP: 3.1 WLS: 15 BF: 41 H: 4 R: 1 ER: 1 SO: 1 BB: 1 IBB: 2 HBP: 0 BLK: 0 WP: 0 HR: 14 S: 26 P: 26 ERA: 2.70 WHIP: 1.500	PITCHER	IP: 5.1 WLS: 22 BF: 65 H: 6 R: 5 ER: 5 SO: 4 BB: 0 IBB: 0 HBP: 0 BLK: 0 WP: 0 HR: 3 S: 30 P: 30 ERA: 8.44 WHIP: 1.125	IP: 6.1 WLS: 9 BF: 41 H: 4 R: 1 ER: 1 SO: 1 BB: 0 IBB: 0 HBP: 0 BLK: 0 WP: 0 HR: 11 S: 11 P: 11 ERA: 5.40 WHIP: 2.400	IP: 6.2 WLS: 25 BF: 50 H: 5 R: 0 ER: 0 SO: 1 BB: 2 IBB: 0 HBP: 0 BLK: 0 WP: 0 HR: 25 S: 25 P: 25 ERA: 0.00 WHIP: 1.050	IP: 3.1 WLS: 15 BF: 41 H: 4 R: 1 ER: 1 SO: 1 BB: 1 IBB: 2 HBP: 0 BLK: 0 WP: 0 HR: 14 S: 26 P: 26 ERA: 2.70 WHIP: 1.500																

Texas Rangers @ Cleveland Indians
Cleveland Municipal Stadium, Cleveland, OH
Sun Jun 08 1975, 3:38 AM EDT
Alt. 15,146 - Unknown

AB 65
R 7
H 19
RBI 7
BB 5
SO 7
LOB 29



Batter	1	2	3	4	5	6	7	8	9	10	11	12	13	14	15	16	17	AB	R	H	RBI	BB	SO	LOB	BOTTOM				
Buddy Bell, R OBP: 0.303, SLG: 0.324 (1, 5)																		5	1	0	0	0	0	4					
John Lovenshain, L OBP: 0.361, SLG: 0.518 (11, 3)																		1	0	0	0	1	0	2					
Rick Manning, L OBP: 0.307, SLG: 0.406 (1, 9)																		6	1	3	0	2	0	1					
George Hendrick, R OBP: 0.308, SLG: 0.461 (1, 8)																		7	1	1	3	0	1	5					
Boog Powell, L OBP: 0.380, SLG: 0.460 (1, 3)																		4	0	0	0	0	1	1					
Tom McCraw, L OBP: 0.376, SLG: 0.460 (10, 3)																		3	0	1	0	1	0	0					
Rico Carty, R OBP: 0.300, SLG: 0.449 (1, 10)																		7	1	1	0	0	1	0	3				
Oscar Gamble, L OBP: 0.330, SLG: 0.347 (1, 7)																		2	0	0	0	0	0	0					
Charlie Spikes, R OBP: 0.276, SLG: 0.298 (8, 9)																		6	0	2	0	0	2	1					
John Ellis, R OBP: 0.266, SLG: 0.376 (1, 2)																		7	1	2	2	0	2	2					
Frank Duffy, R OBP: 0.254, SLG: 0.241 (1, 6)																		5	1	0	0	1	0	1					
Duane Kuiper, L OBP: 0.500, SLG: 0.500 (1, 4)																		5	1	0	0	1	0	1					
Inning Stats	R: 0 E: 0 K: 1 S: 5	H: 0 LOB: 0 BB: 0 P: 5	R: 0 E: 0 K: 0 S: 3	H: 0 LOB: 0 BB: 0 P: 3	R: 4 E: 0 K: 0 S: 5	H: 2 LOB: 2 BB: 2 P: 13	R: 0 E: 0 K: 0 S: 3	H: 0 LOB: 0 BB: 0 P: 3	R: 0 E: 0 K: 0 S: 3	H: 0 LOB: 0 BB: 0 P: 3	R: 0 E: 0 K: 0 S: 4	H: 1 LOB: 1 BB: 0 P: 4	R: 0 E: 0 K: 0 S: 5	H: 1 LOB: 1 BB: 0 P: 4	R: 0 E: 0 K: 0 S: 4	H: 1 LOB: 1 BB: 0 P: 4	R: 0 E: 0 K: 0 S: 7	H: 0 LOB: 0 BB: 0 P: 7	R: 0 E: 0 K: 0 S: 2	H: 0 LOB: 1 BB: 1 P: 7	R: 0 E: 0 K: 0 S: 4	H: 1 LOB: 1 BB: 0 P: 8	R: 0 E: 0 K: 0 S: 3	H: 1 LOB: 1 BB: 0 P: 7	R: 0 E: 0 K: 0 S: 5	H: 0 LOB: 0 BB: 0 P: 5	1B: 8 2B: 2 3B: 0 HR: 2	SF: 0 SAC: 3 DP: 2 HBP: 1	WP: 1 PA: 69 SB: 0 CS: 0
PITCHER	IP: 2.2 WLS: 12 BF: 28 H: 2 R: 4 ER: 4 SO: 1 BB: 0 IBB: 0 HBP: 0 BLK: 0 WP: 0 HR: 12 S: 12 P: 12 ERA: 13.50 WHIP: 1.500	IP: 3.1 WLS: 7.0 BF: 28 H: 6 R: 2 ER: 2 SO: 2 BB: 1 IBB: 0 HBP: 0 BLK: 0 WP: 0 HR: 29 S: 29 P: 29 ERA: 2.57 WHIP: 1.000	IP: 6.0 WLS: 25 BF: 40 H: 5 R: 0 ER: 0 SO: 3 BB: 2 IBB: 2 HBP: 0 BLK: 0 WP: 0 HR: 26 S: 26 P: 26 ERA: 0.00 WHIP: 1.000	IP: 1.1 WLS: 4 BF: 4 H: 0 R: 0 ER: 0 SO: 1 BB: 0 IBB: 0 HBP: 0 BLK: 0 WP: 0 HR: 6 S: 6 P: 6 ERA: 0.00 WHIP: 0.000	PITCHER	IP: 2.2 WLS: 12 BF: 28 H: 2 R: 4 ER: 4 SO: 1 BB: 0 IBB: 0 HBP: 0 BLK: 0 WP: 0 HR: 12 S: 12 P: 12 ERA: 13.50 WHIP: 1.500	IP: 3.1 WLS: 7.0 BF: 28 H: 6 R: 2 ER: 2 SO: 2 BB: 1 IBB: 0 HBP: 0 BLK: 0 WP: 0 HR: 29 S: 29 P: 29 ERA: 2.57 WHIP: 1.000	IP: 6.0 WLS: 25 BF: 40 H: 5 R: 0 ER: 0 SO: 3 BB: 2 IBB: 2 HBP: 0 BLK: 0 WP: 0 HR: 26 S: 26 P: 26 ERA: 0.00 WHIP: 1.000	IP: 1.1 WLS: 4 BF: 4 H: 0 R: 0 ER: 0 SO: 1 BB: 0 IBB: 0 HBP: 0 BLK: 0 WP: 0 HR: 6 S: 6 P: 6 ERA: 0.00 WHIP: 0.000																				

Texas Rangers @ Cleveland Indians
Cleveland Municipal Stadium, Cleveland, OH
Sun Jun 08 1975, 3:38 AM EDT
Alt. 15,146 - Unknown

AB 58
R 6
H 12
RBI 5
BB 7
SO 6
LOB 21



Batter	1	2	3	4	5	6	7	8	9	10	11	AB	R	H	RBI	BB	SO	LOB	TOP										
Steve Braun, L OBP: 0.367, SLG: 0.439 (1, 7)	SH2-3 1B 1B	BB		4-3		4-3		1-3	L6			5	1	1	1	1	0	2											
Rod Carew, L OBP: 0.487, SLG: 0.604 (1, 4)	SH2-3 1B 1B	6-3				L7	1B	FC6-4 1B		4-3		6	1	3	0	0	0	1											
Larry Hisle, R OBP: 0.361, SLG: 0.524 (1, 9)	SH2-3		F8			4-3 2B 1B	1B	FC6-4 1B		F8		5	1	2	0	0	0	1											
Tony Oliva, L OBP: 0.371, SLG: 0.407 Luis Gomez, R OBP: 0.217, SLG: 0.143 Bobby Darwin, R OBP: 0.308, SLG: 0.350 (1, 10)	1-3 1B IBB			4-3		4-3			WP E 1B	5-3		4	1	2	1	1	0	3											
Eric Soderholm, R OBP: 0.365, SLG: 0.365 (1, 5)	1-3 1B		6-3			2B BB			E 4-3 BB		WP SH1-3 1B	4	3	3	2	2	0	0											
Tom Kelly, L OBP: 0.239, SLG: 0.295 (1, 3)	1-3		4-3				6-3		E3 4-3 6-3		SH1-3	5	1	1	2	0	0	4											
Dan Ford, R OBP: 0.246, SLG: 0.246 (1, 8)	F7			SH5-3 1B		F3		F8		4-3		6	1	1	1	0	1	5											
Danny Thompson, R OBP: 0.358, SLG: 0.376 (1, 6)		5-3				F3		L6		6-3		6	0	2	2	0	0	5											
Glenn Borgmann, R OBP: 0.252, SLG: 0.241 Jerry Terrell, R OBP: 0.357, SLG: 0.357 Phil Roof, R OBP: 0.323, SLG: 0.448 Danny Walton, R OBP: 0.323, SLG: 0.448 (1, 2)	5-3-5			SH5-3			P4		F9		F7	2	0	0	0	0	0	1											
Inning Stats	R: 2 E: 0 K: 0 S: 6	H: 3 LOB: 2 BB: 1 P: 10	R: 0 E: 0 K: 0 S: 3	H: 0 LOB: 1 BB: 1 P: 7	R: 1 E: 0 K: 0 S: 4	H: 1 LOB: 0 BB: 0 P: 4	R: 0 E: 0 K: 0 S: 4	H: 1 LOB: 1 BB: 0 P: 4	R: 2 E: 0 K: 0 S: 5	H: 2 LOB: 1 BB: 1 P: 9	R: 1 E: 0 K: 0 S: 6	H: 3 LOB: 2 BB: 0 P: 6	R: 0 E: 0 K: 0 S: 4	H: 1 LOB: 1 BB: 0 P: 4	R: 0 E: 1 K: 0 S: 6	H: 2 LOB: 1 BB: 1 P: 10	R: 0 E: 0 K: 0 S: 3	H: 0 LOB: 0 BB: 0 P: 3	R: 1 E: 0 K: 1 S: 7	H: 2 LOB: 1 BB: 0 P: 7	1B: 11 2B: 2 3B: 1 HR: 2	SF: 0 SAC: 3 DP: 0 HBP: 0	WP: 2 PB: 0 SB: 0 CS: 0	PA: 54					
PITCHER	IP ERA WLS BF H R ER SO BB IBB HBP BLK WP HR S P ERA WHIP	IP ERA WLS BF H R ER SO BB IBB HBP BLK WP HR S P ERA WHIP																											
Roric Harrison, R ERA: 5.22 Fred Beene, R ERA: 4.5 Tom Buskey, R ERA: 2.83 (1, 1)	5.2 2.1 3.0	29 12 13	4 2 3	2 1 3	0 0 1	0 0 1	0 0 1	0 0 1	1 0 1	11 15 15	15 3.86 3.00	26 1.941 1.000																	

Minnesota Twins @ Cleveland Indians
Cleveland Municipal Stadium, Cleveland, OH

Mon Jun 09 1975, 7:05 PM EDT
Att: 6,912 - Unknown - 60 F

AB 47
R 11
H 16
RBI 10
BB 4
SO 1
LOB 23



Batter	1	2	3	4	5	6	7	8	9	10	11	AB	R	H	RBI	BB	SO	LOB	BOTTOM										
Buddy Bell, R OBP: 0.309, SLG: 0.326 (1, 5)	1B		FC4-6 BB	E7 1B		FC4-6 1B	K			K		5	0	2	0	1	2	5											
Rick Manning, L OBP: 0.377, SLG: 0.429 (1, 9)	F7		FC4-6 1B			P5	F9			4-3		6	1	1	1	0	0	6											
George Hendrick, R OBP: 0.304, SLG: 0.453 (1, 8)	F9		1B 4-3 1B			FC6-4 2B BB	F3			K		6	2	1	0	0	1	3											
Boog Powell, L OBP: 0.385, SLG: 0.481 (1, 10)	1-3		BLK 4-3 1B			2B 1B BB				K		5	2	2	2	1	1	1											
John Lowenstein, L OBP: 0.354, SLG: 0.506 Charlie Spikes, R OBP: 0.282, SLG: 0.311 (1, 7)		4-3	4-3			1B 2B				F7		2	0	0	1	0	0	1											
Tom McCraw, L OBP: 0.362, SLG: 0.451 Rico Carty, R OBP: 0.368, SLG: 0.455 (1, 3)		K	6-3							F7		3	0	2	2	0	0	0											
John Ellis, R OBP: 0.257, SLG: 0.362 (1, 2)		P6								E7 BB 1B		5	0	0	0	0	3	3											
Frank Duffy, R OBP: 0.253, SLG: 0.236 (1, 6)			E5 3B							F7		4	1	0	1	1	2	1											
Duane Kuiper, L OBP: 0.565, SLG: 0.632 (1, 4)			FC4-6 3B							P3		3	2	2	1	1	0	3											
Inning Stats	R: 0 E: 0 K: 0 S: 4	H: 1 LOB: 1 BB: 0 P: 4	R: 0 E: 0 K: 1 S: 5	H: 0 LOB: 0 BB: 0 P: 5	R: 4 E: 1 K: 0 S: 7	H: 3 LOB: 1 BB: 1 P: 11	R: 1 E: 1 K: 2 S: 7	H: 1 LOB: 1 BB: 0 P: 8	R: 3 E: 0 K: 2 S: 10	H: 3 LOB: 1 BB: 1 P: 14	R: 0 E: 0 K: 0 S: 4	H: 1 LOB: 1 BB: 0 P: 4	R: 2 E: 1 K: 1 S: 9	H: 3 LOB: 3 BB: 1 P: 13	R: 0 E: 0 K: 2 S: 7	H: 0 LOB: 0 BB: 0 P: 7	R: 0 E: 0 K: 1 S: 5	H: 0 LOB: 0 BB: 0 P: 5	R: 0 E: 0 K: 1 S: 4	H: 0 LOB: 0 BB: 0 P: 8	R: 0 E: 0 K: 0 S: 3	H: 0 LOB: 0 BB: 0 P: 3	1B: 9 2B: 1 3B: 1 HR: 1	SF: 0 SAC: 0 DP: 0 HBP: 1	WP: 0 PB: 0 SB: 0 CS: 1	PA: 50			
PITCHER	IP ERA WLS BF H R ER SO BB IBB HBP BLK WP HR S P ERA WHIP	IP ERA WLS BF H R ER SO BB IBB HBP BLK WP HR S P ERA WHIP																											
Jim Hughes, R ERA: 3.25 Bill Butler, L ERA: 10.0 Vic Albury, L ERA: 3.75 (1, 1)	4.1 1.2 5.0	21 6 17	6 4 0	3 3 0	2 4 0	0 0 0	0 0 0	0 0 0	0 0 0	15 19 25	4.200 16.20 0.00	30 4.200 0.400																	

Minnesota Twins @ Cleveland Indians
Cleveland Municipal Stadium, Cleveland, OH

Mon Jun 09 1975, 7:05 PM EDT
Att: 6,912 - Unknown - 60 F

AB 45
R 10
H 12
RBI 9
BB 4
SO 10
LOB 24

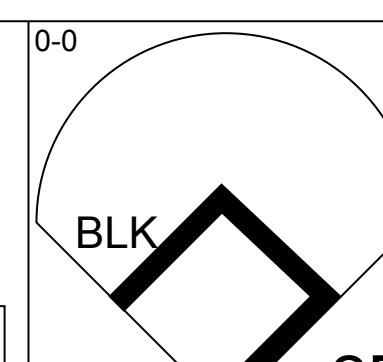
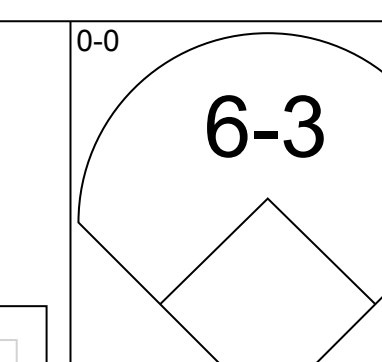
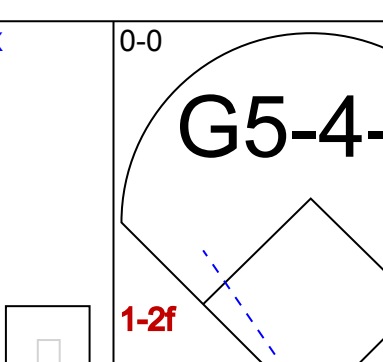
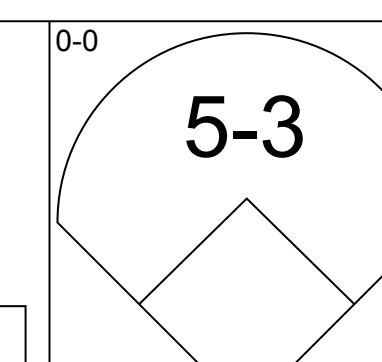
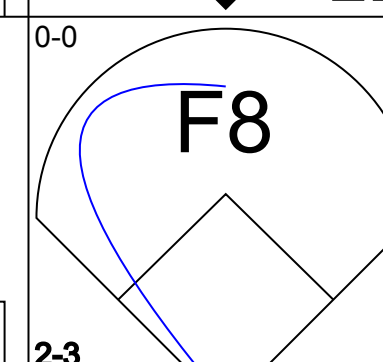
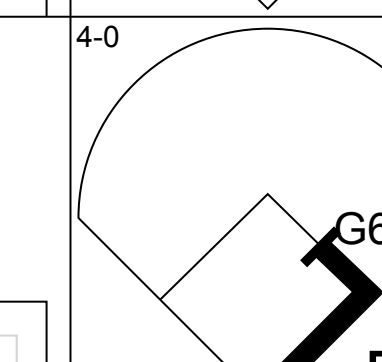
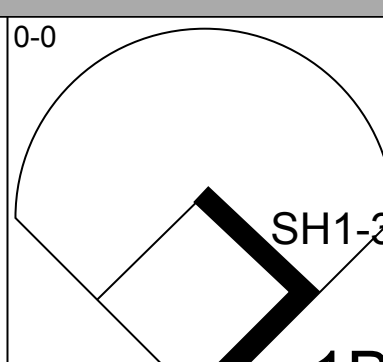
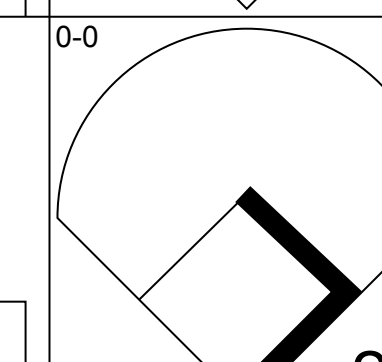
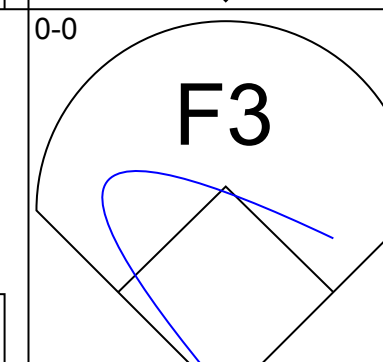
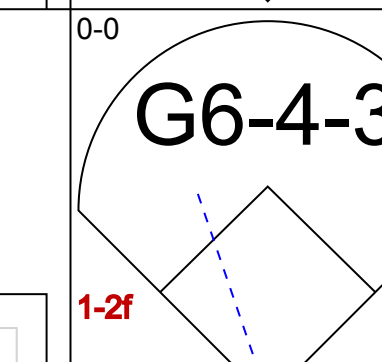
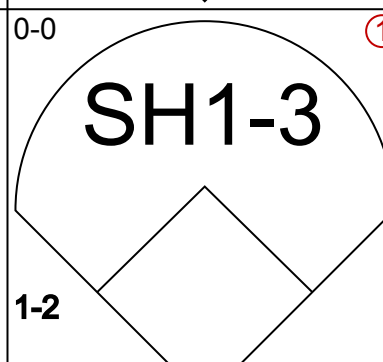
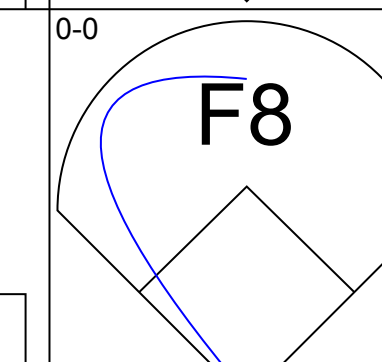
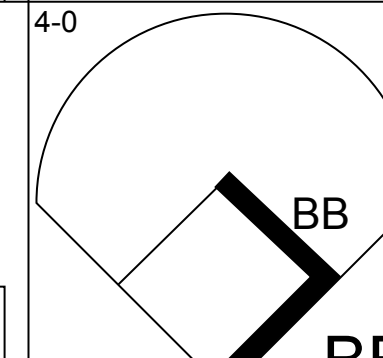
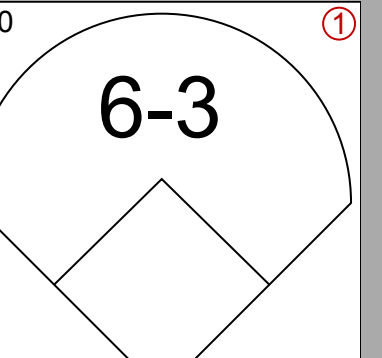
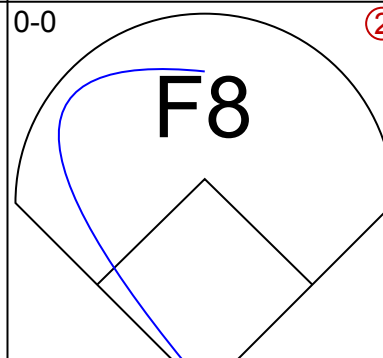
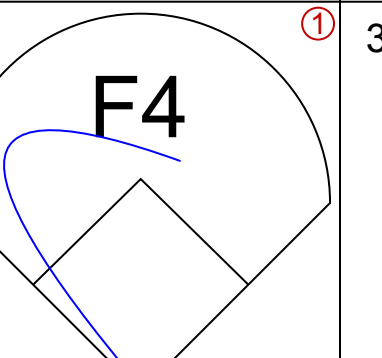
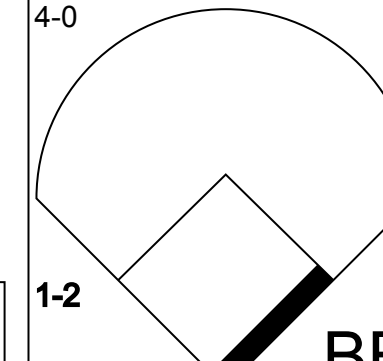
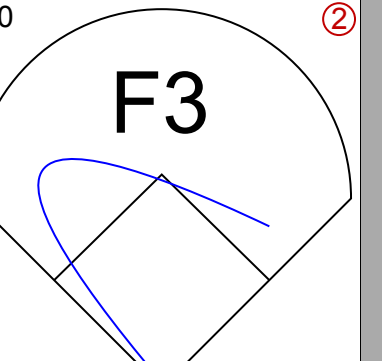
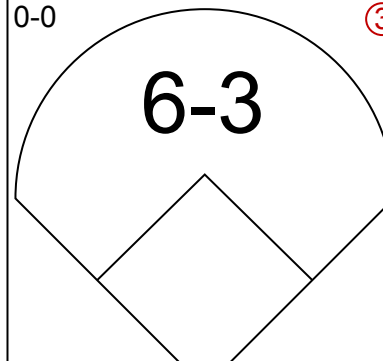
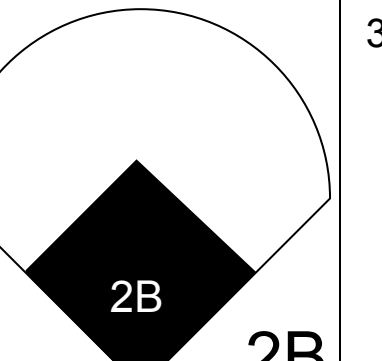
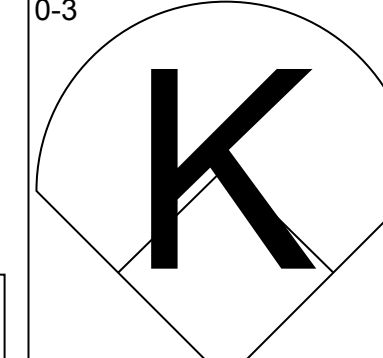
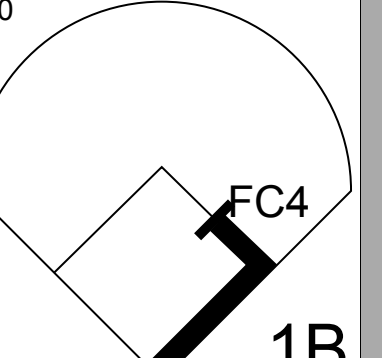
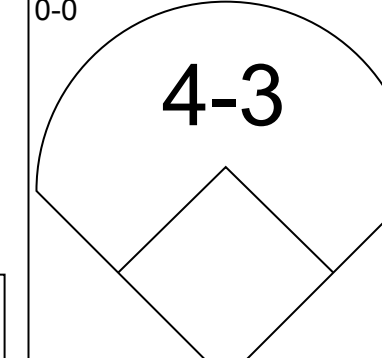
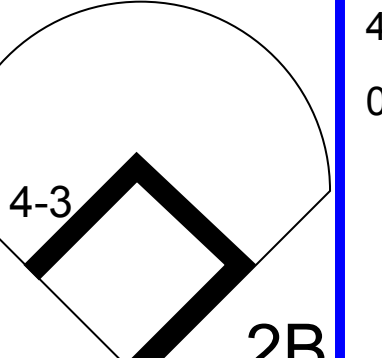

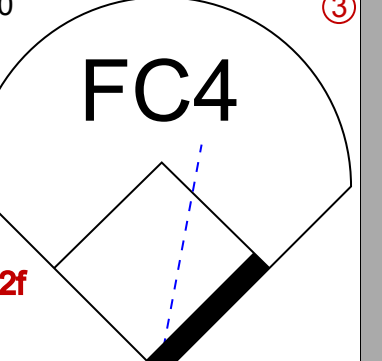
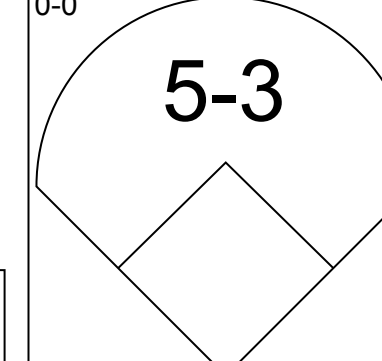
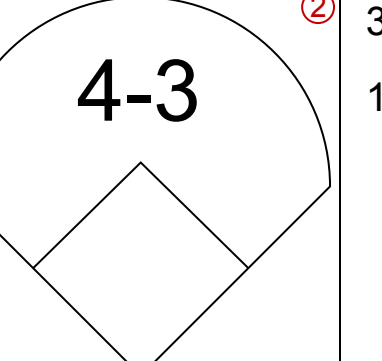
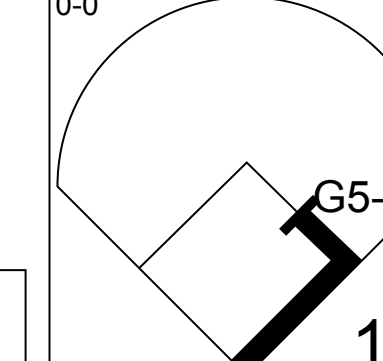
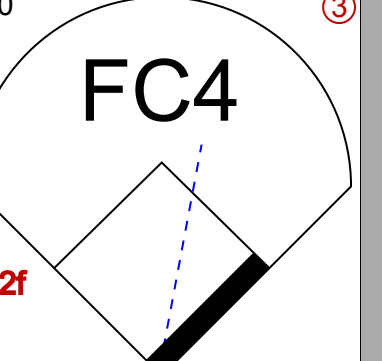
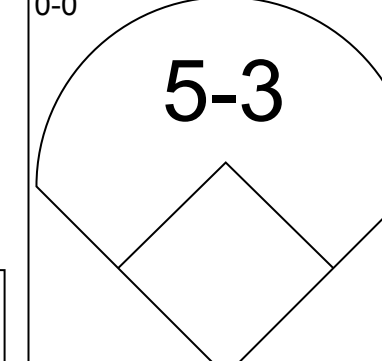
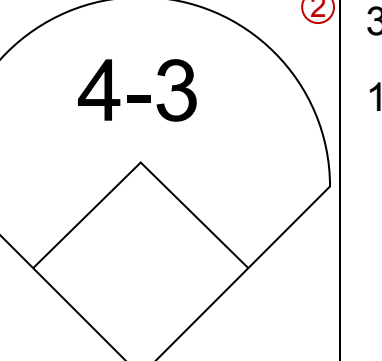

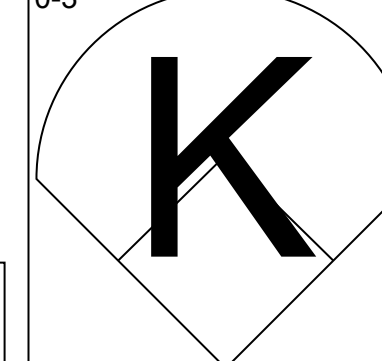
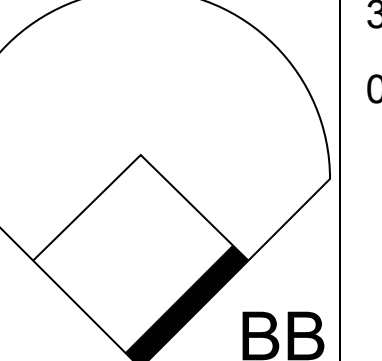
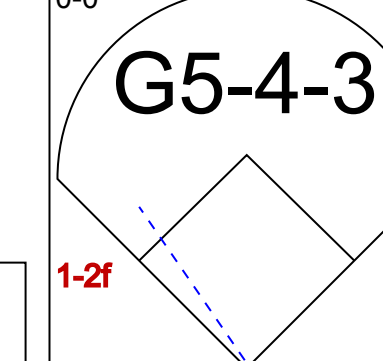
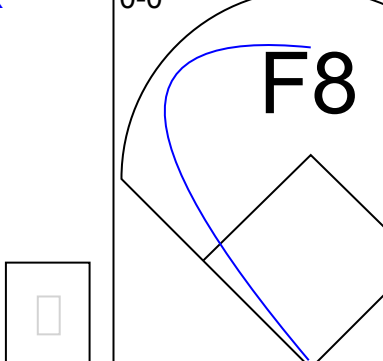
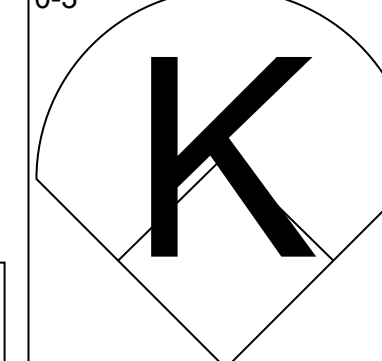
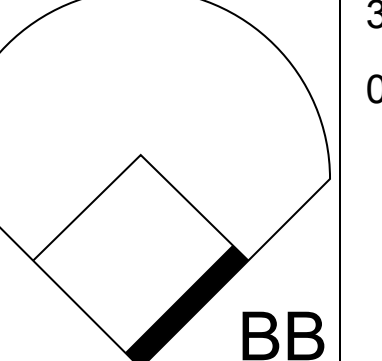


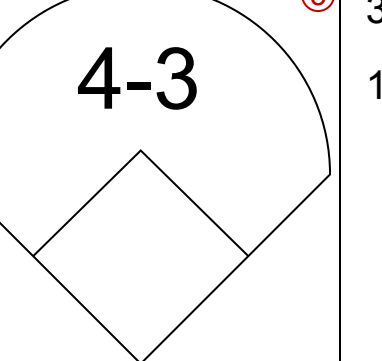
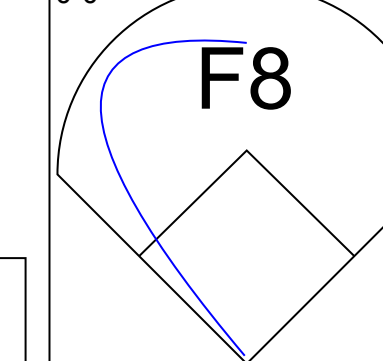
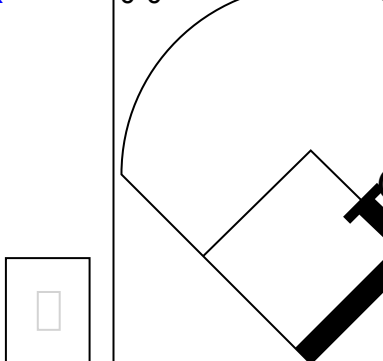
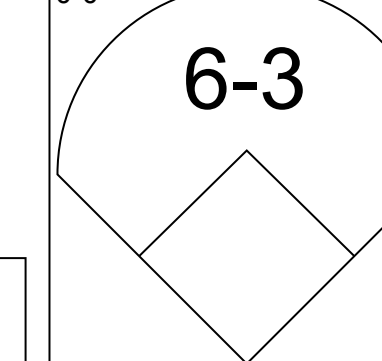
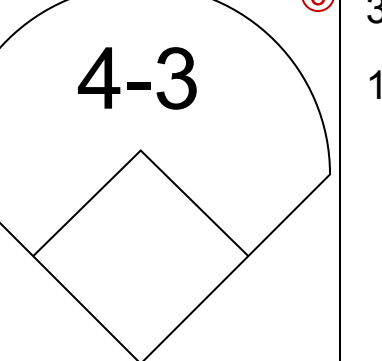


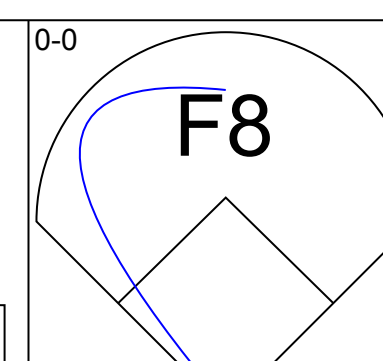
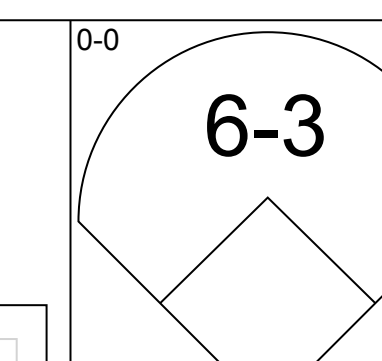
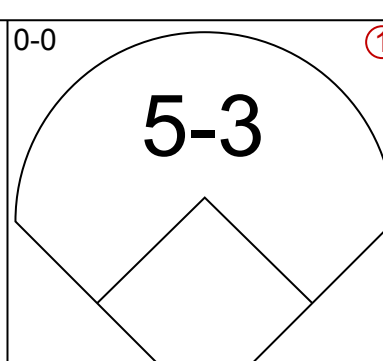
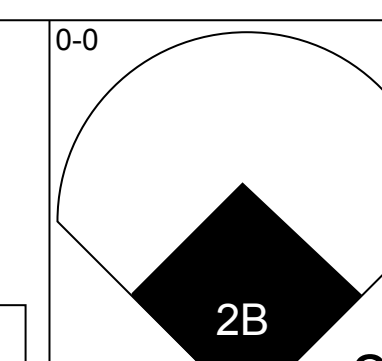
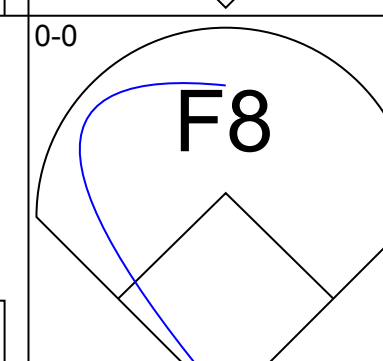
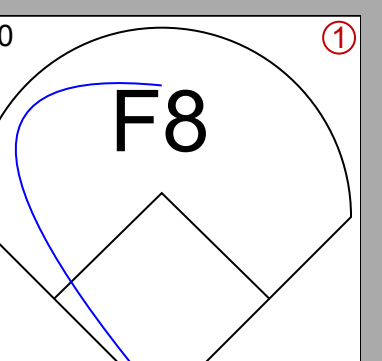
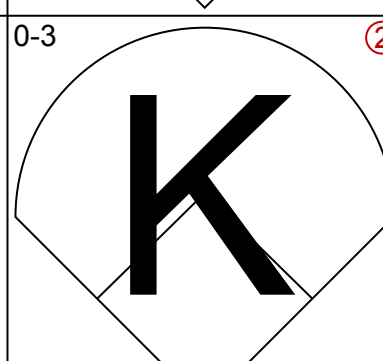
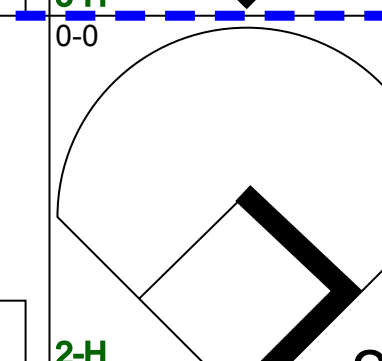
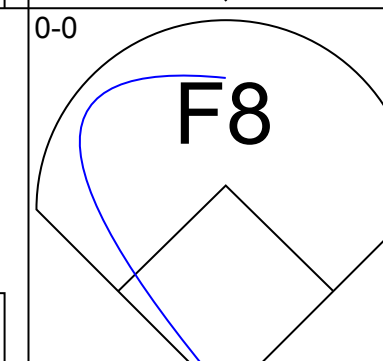
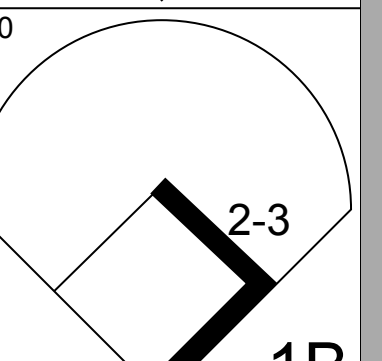
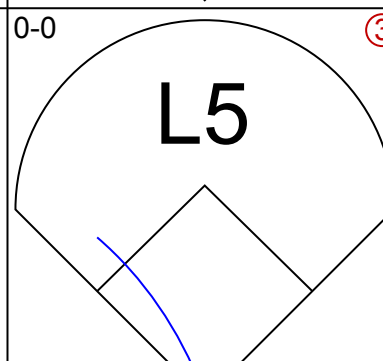
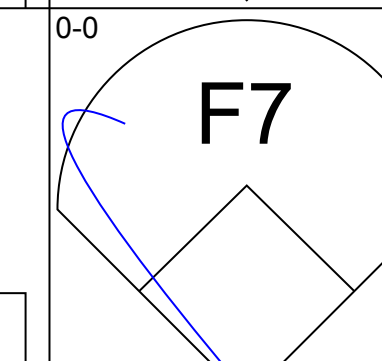
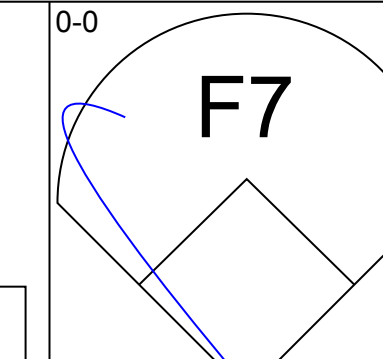
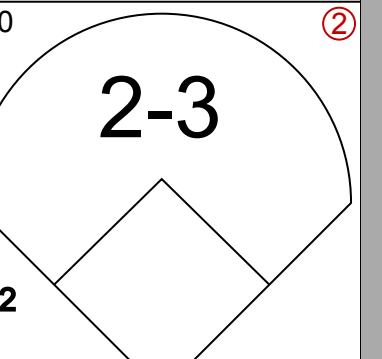
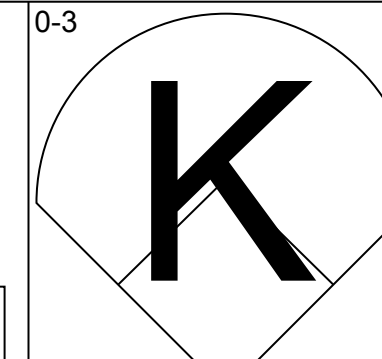
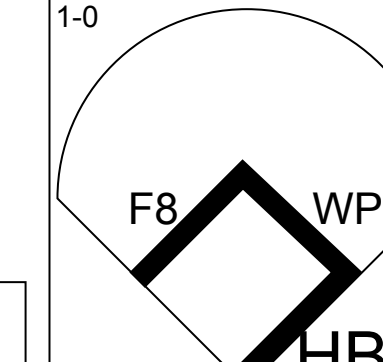
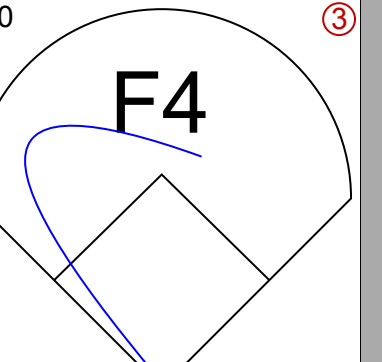
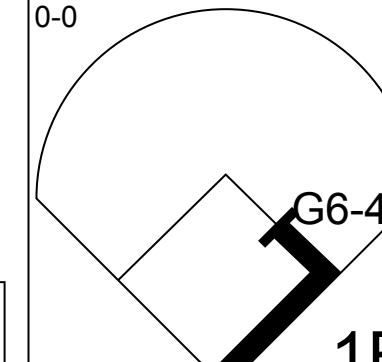
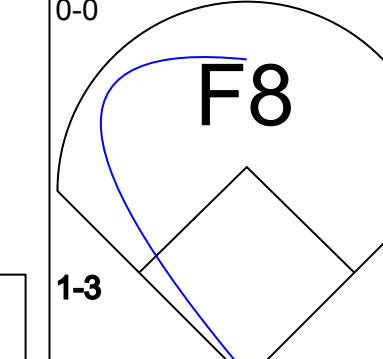
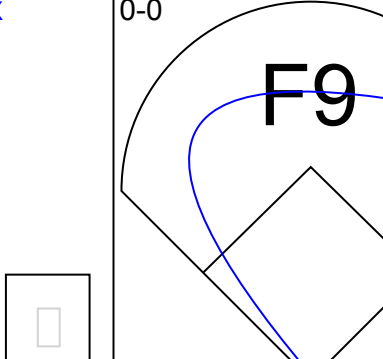
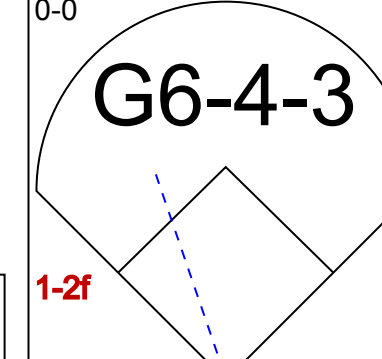
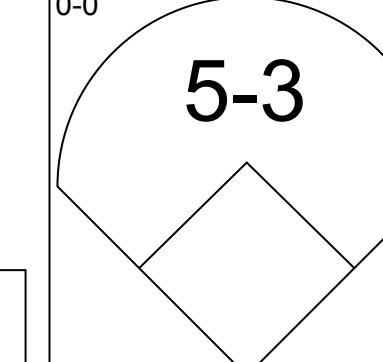
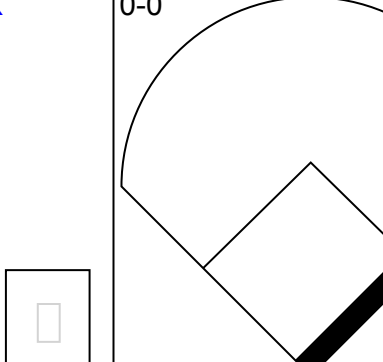
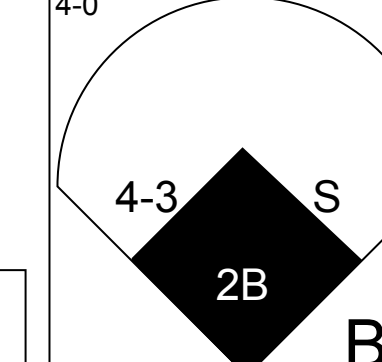
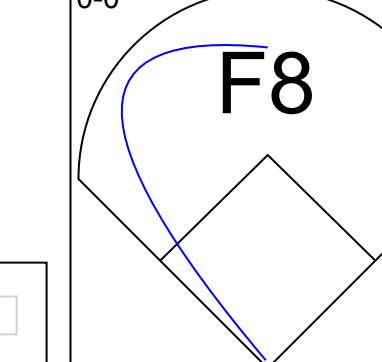
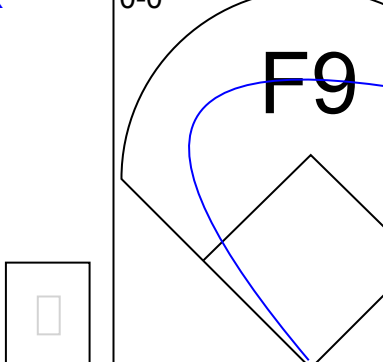
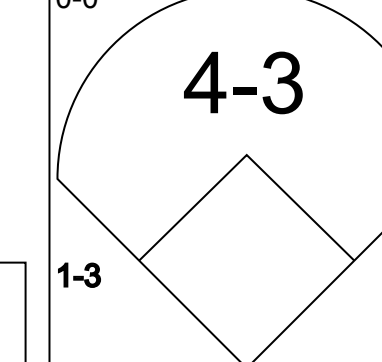
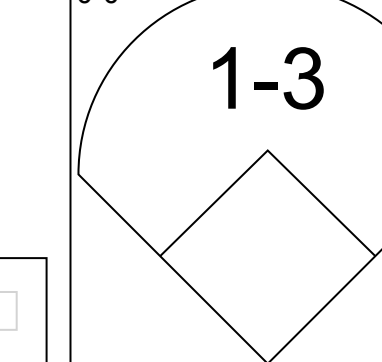
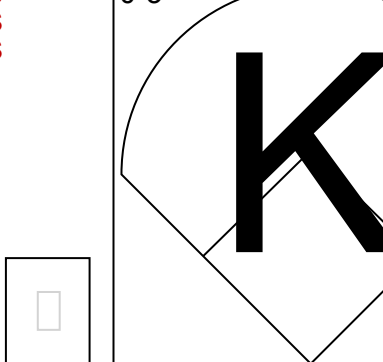
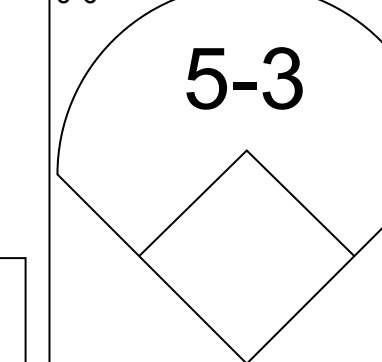
Batter	1	2	3	4	5	6	7	8	9	AB	R	H	RBI	BB	SO	LOB	TOP					
John Lowenstein, L (1, 5) OBP: 0.346, SLG: 0.479	0-3 K		0-0 F8		0-0 4-3			0-0 1B 1-2 1B		4	0	1	0	0	1	3	Cleveland Indians @ Kansas City Royals Royals Stadium, Kansas City, MO Wed Jun 11 1975, 8:05 PM EDT Att: 10,787 - Unknown - 76 F					
Duane Kuiper, L (1, 4) OBP: 0.500, SLG: 0.519	4-0 CS BB		0-0 F8			0-0 FC5-4 1B		0-3 K		3	0	1	0	1	1	4						
Rick Manning, L (1, 7) OBP: 0.354, SLG: 0.389	0-3 K			0-0 6-3		0-0 FC5-4 FC5-4 E 1-2 1B		0-0 1B		4	0	1	1	0	1	2						
Boog Powell, L (1, 3) OBP: 0.380, SLG: 0.464		0-0 F8		0-0 1B		0-0 E1 FC5-4 1-2 1B		0-3 K		4	0	1	0	0	1	3						
George Hendrick, R (1, 8) OBP: 0.301, SLG: 0.457		0-0 1-3		0-3 K		0-0 FC5-4 1-2 2-3		0-3 K		4	0	0	0	0	2	5						
Oscar Gamble, L (1, 10) OBP: 0.319, SLG: 0.333		0-0 G3		0-0 F4			0-0 F7		0-0 1-4-3	4	0	0	0	0	0	1						
John Ellis, R (1, 2) OBP: 0.255, SLG: 0.349			0-0 F9		0-0 F3		0-0 F8		0-0 F4	4	0	0	0	0	0	0						
Charlie Spikes, R (1, 9) OBP: 0.278, SLG: 0.306			0-0 S 1B		0-0 L3		0-3 K		0-0 F8	4	0	1	0	0	1	0						
Ed Crosby, L (1, 6) OBP: 0.324, SLG: 0.279			4-0 1-2 BB		4-0 BB			0-0 1B 1B		1	1	1	0	2	0	0						
Inning Stats	R: 0 E: 0 K: 2 S: 6	H: 0 LOB: 0 BB: 1 P: 10	R: 0 E: 0 K: 0 S: 3	H: 0 LOB: 0 BB: 0 P: 3	R: 0 E: 0 K: 0 S: 4	H: 1 LOB: 2 BB: 1 P: 8	R: 0 E: 0 K: 1 S: 6	H: 1 LOB: 1 BB: 0 P: 6	R: 0 E: 0 K: 0 S: 3	H: 0 LOB: 1 BB: 1 P: 7	R: 0 E: 1 K: 0 S: 4	H: 1 LOB: 1 BB: 0 P: 4	R: 0 E: 0 K: 1 S: 5	H: 0 LOB: 0 BB: 0 P: 5	R: 1 E: 0 K: 3 S: 12	H: 3 LOB: 2 BB: 0 P: 12	R: 0 E: 0 K: 0 S: 3	H: 0 LOB: 0 BB: 0 P: 3	1B: 6 2B: 0 3B: 0 HR: 0	SF: 0 SAC: 0 DP: 1 HBP: 0	WP: 0 PB: 0 SB: 1 CS: 1	PA: 35
PITCHER Dennis Leonard, R (1, 1) ERA: 3.95	IP: 9.0 WLS: W BF: 35 H: 6 R: 1 ER: 1 SO: 7 BB: 3 IBB: 0 HBP: 0 BLK: 0 WP: 0 HR: 0 S: 46 P: 58 ERA: 1.00 WHIP: 1.000															PITCHER						

Batter	1	2	3	4	5	6	7	8	9	AB	R	H	RBI	BB	SO	LOB	BOTTOM			
Jim Wohlford, R (1, 9) OBP: 0.344, SLG: 0.366	0-0 6-3		0-0 1-3		0-3 K	0-0 6-3				4	0	0	0	0	1	2	Cleveland Indians @ Kansas City Royals Royals Stadium, Kansas City, MO Wed Jun 11 1975, 8:05 PM EDT Att: 10,787 - Unknown - 76 F			
George Brett, L (1, 5) OBP: 0.332, SLG: 0.377	0-0 4-3		0-0 F7		0-0 1B 2B		0-0 4-3			4	1	1	0	0	0	1				
John Mayberry, L (1, 3) OBP: 0.392, SLG: 0.424	0-0 3-1			4-0 1B BB	4-0 1B BB		0-0 G3			2	1	0	0	2	0	0				
Hal McRae, R (1, 7) OBP: 0.369, SLG: 0.412		0-0 CS 1B		0-0 FC6-4 1B HR	0-0 1-2 2H 1B		0-0 G3			4	1	3	1	0	0	0				
Al Cowens, R (8, 7) OBP: 0.276, SLG: 0.283				0-0 FC6-4 1B	0-0 1-2 2H 1B		0-0 G3			0	0	0	0	0	0	0				
Harmon Killebrew, R (1, 10) OBP: 0.335, SLG: 0.406		0-3 K		0-0 FC6-4 1B	0-3 K		0-0 HR			4	1	2	2	0	2	3				
Fran Healy, R (1, 2) OBP: 0.304, SLG: 0.372		0-0 F9		0-0 FC6-4 HR	0-0 F3		0-0 6-3			4	1	0	0	0	0	4				
Vada Pinson, L (1, 8) OBP: 0.255, SLG: 0.400			0-0 E4 3B	0-0 F5		0-0 F9		0-0 4-3		4	1	1	0	0	0	2				
Cookie Rojas, R (1, 4) OBP: 0.325, SLG: 0.331			4-0 SH3-4 BB	0-0 1-2 3H HR		0-0 6-3		0-0 F8		3	1	1	3	1	0	0				
Freddie Patek, R (1, 6) OBP: 0.294, SLG: 0.267			0-0 SH3-4	0-0 F7		0-0 1B				2	0	1	0	0	0	0				
Inning Stats	R: 0 E: 0 K: 0 S: 3	H: 0 LOB: 0 BB: 0 P: 3	R: 0 E: 0 K: 1 S: 5	H: 1 LOB: 0 BB: 0 P: 5	R: 1 E: 1 K: 0 S: 4	H: 1 LOB: 1 BB: 1 P: 8	R: 4 E: 0 K: 0 S: 6	H: 3 LOB: 0 BB: 1 P: 10	R: 1 E: 0 K: 2 S: 9	H: 2 LOB: 2 BB: 1 P: 13	R: 0 E: 0 K: 0 S: 4	H: 1 LOB: 1 BB: 0 P: 4	R: 0 E: 0 K: 0 S: 3	H: 0 LOB: 0 BB: 0 P: 3	R: 1 E: 0 K: 0 S: 4	H: 1 LOB: 0 BB: 0 P: 4	1B: 5 2B: 2 3B: 1 HR: 2	SF: 0 SAC: 1 DP: 1 HBP: 0	WP: 0 PB: 0 SB: 0 CS: 1	PA: 35
PITCHER Gaylord Perry, R (1, 1) ERA: 3.55	IP: 8.0 WLS: L BF: 35 H: 9 R: 7 ER: 7 SO: 3 BB: 3 IBB: 0 HBP: 0 BLK: 0 WP: 0 HR: 2 S: 38 P: 50 ERA: 7.88 WHIP: 1.500															PITCHER				

Batter	1	2	3	4	5	6	7	8	9	10	AB	R	H	RBI	BB	SO	LOB	TOP		
Buddy Bell, R OBP: 0.302, SLG: 0.314 (1.5)	F9		G3-6-3					6-3			4	0	0	0	0	1	1	Cleveland Indians @ Kansas City Royals Royals Stadium, Kansas City, MO Thu Jun 12 1975, 8:05 PM EDT Att: 10,873 - Unknown - 83 F		
Duane Kuiper, L OBP: 0.472, SLG: 0.484 (1.4)	1-3 WP 1B			F8		K			6-3		4	0	1	0	0	1	0			
Rick Manning, L OBP: 0.349, SLG: 0.373 (1.9)	1-3			K			G3		F7		3	1	0	0	1	0	1			
Boog Powell, L OBP: 0.362, SLG: 0.465 (1.3)	WP			1-3			1B SF9 BB		F7		5	0	2	0	0	1	1			
Rico Carty, R OBP: 0.361, SLG: 0.442 (1.10)						K				3-1	3	0	0	1	0	0	1			
George Hendrick, R OBP: 0.296, SLG: 0.449 (1.8)																				
John Lowenstein, L OBP: 0.336, SLG: 0.464 (1.7)																				
John Ellis, R OBP: 0.266, SLG: 0.349 (1.2)																				
Ed Crosby, L OBP: 0.324, SLG: 0.281 (1.6)																				
Inning Stats	R: 0 E: 0 K: 0 S: 3	H: 1 LOB: 0 BB: 0 P: 3	R: 0 E: 0 K: 0 S: 3	H: 1 LOB: 0 BB: 0 P: 3	R: 0 E: 0 K: 1 S: 5	H: 0 LOB: 0 BB: 0 P: 5	R: 0 E: 0 K: 1 S: 5	H: 0 LOB: 0 BB: 0 P: 5	R: 1 E: 0 K: 0 S: 4	H: 1 LOB: 1 BB: 1 P: 8	R: 0 E: 0 K: 0 S: 3	H: 0 LOB: 0 BB: 0 P: 3	R: 0 E: 0 K: 1 S: 5	H: 0 LOB: 0 BB: 0 P: 5	R: 0 E: 0 K: 1 S: 5	H: 0 LOB: 0 BB: 0 P: 5	1B: 5 2B: 0 3B: 0 HR: 0	SF: 1 SAC: 0 DP: 2 HBP: 0	WP: 1 PB: 0 SB: 0 CS: 0	PA: 34
PITCHER Steve Busby, R ERA: 2.73 (1.1)	IP: 10.0 W: 10 L: 0 S: 4	WLS: 34 H: 5 R: 1 ER: 1 SO: 4	BF: 34 H: 5 R: 1 ER: 1 SO: 4	BB: 1 IBB: 0 HBP: 0 BLK: 0	WP: 1 HR: 0 S: 40 P: 44	ERA: 0.90 WHIP: 0.600	PITCHER IP WLS BF H R ER SO BB IBB HBP BLK WP HR S P ERA WHIP													

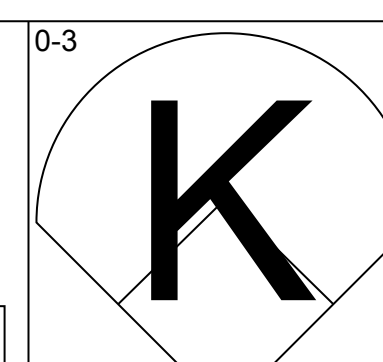
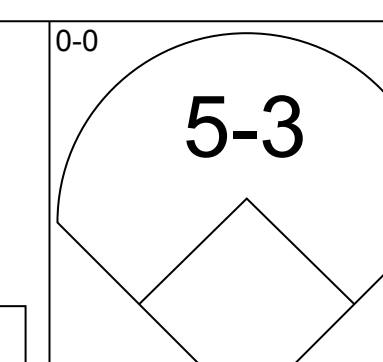
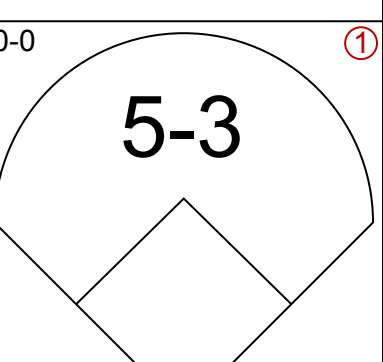
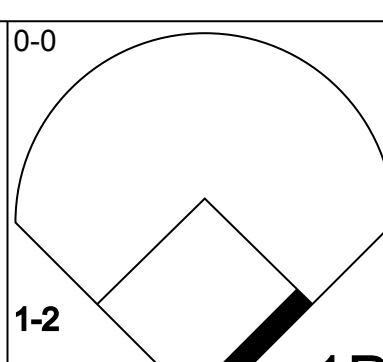
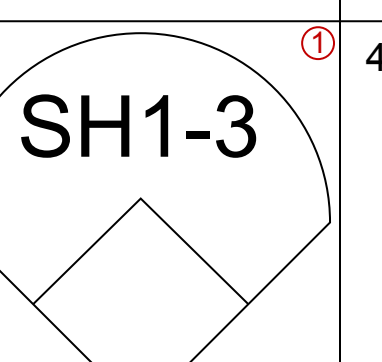
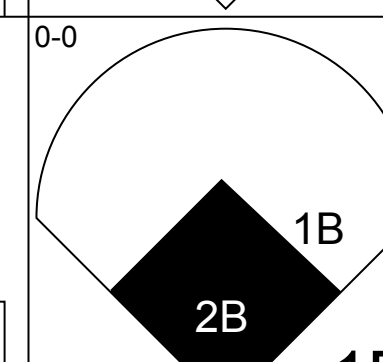
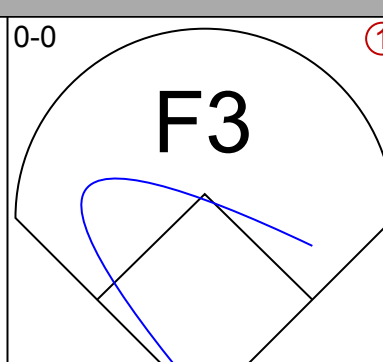
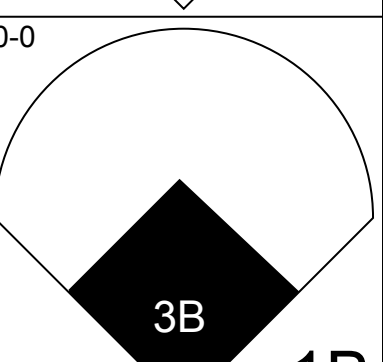
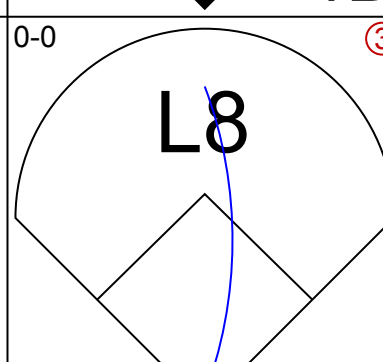
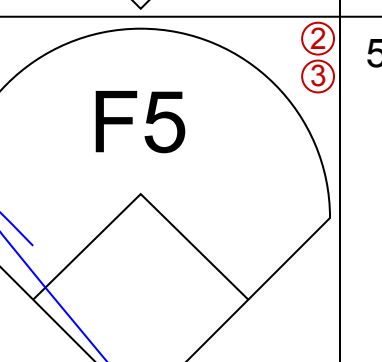
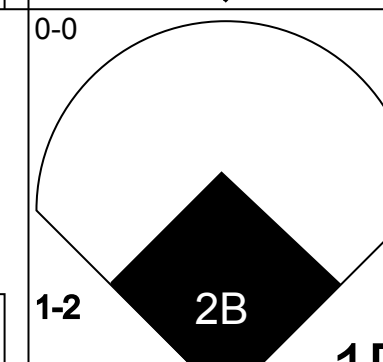
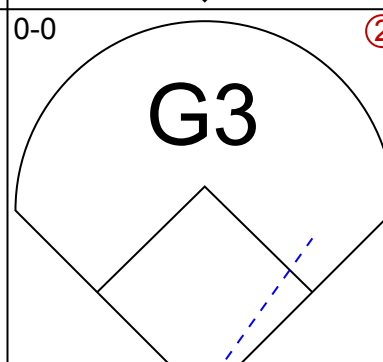
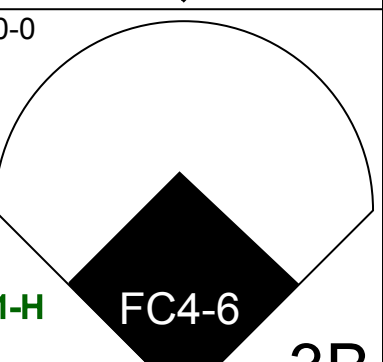


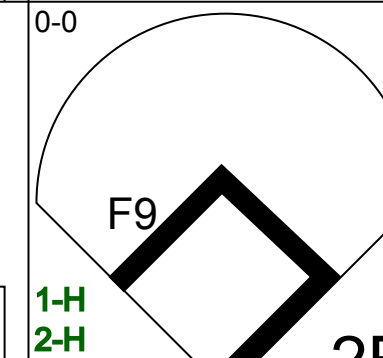
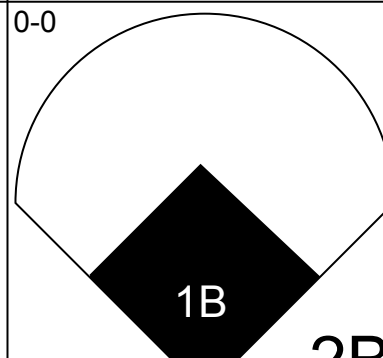
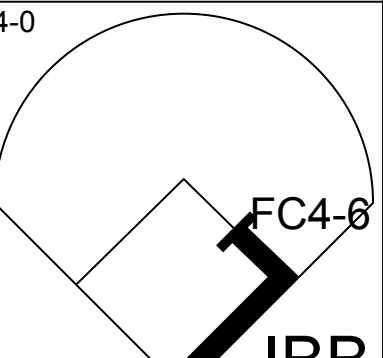


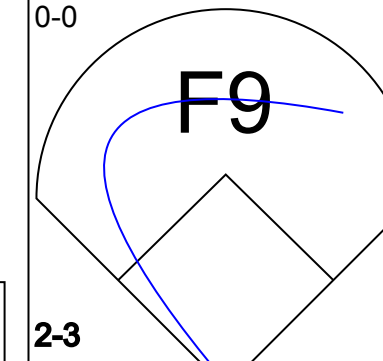
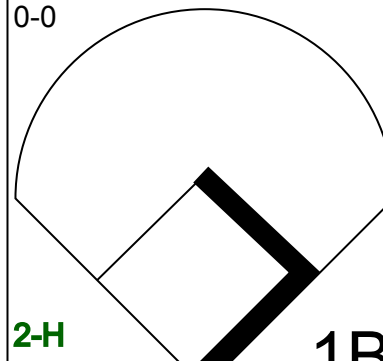
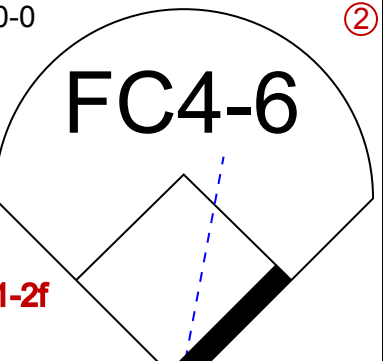


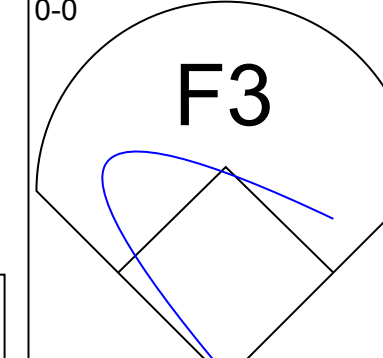
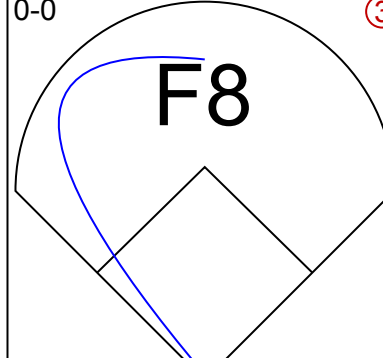
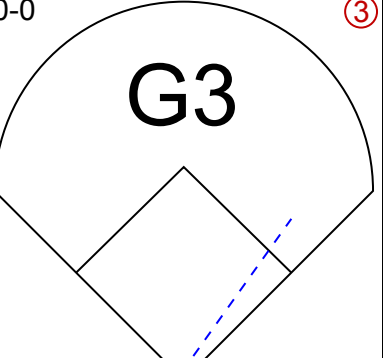


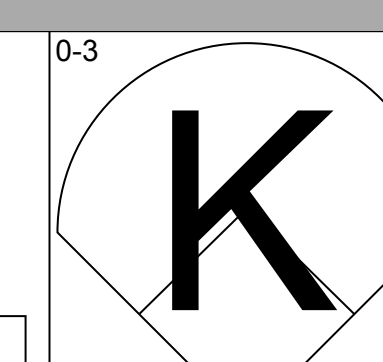
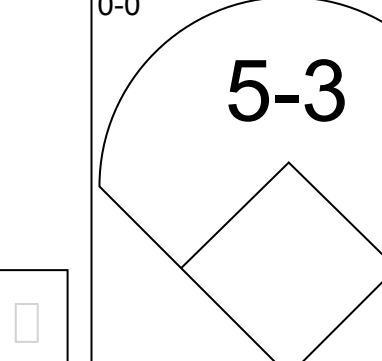
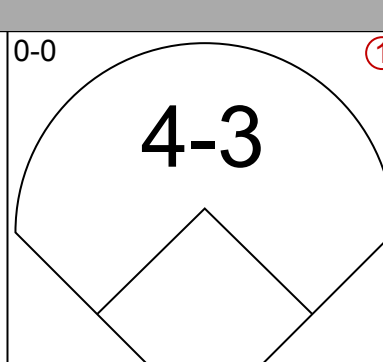

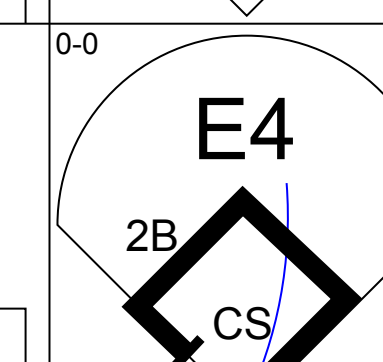
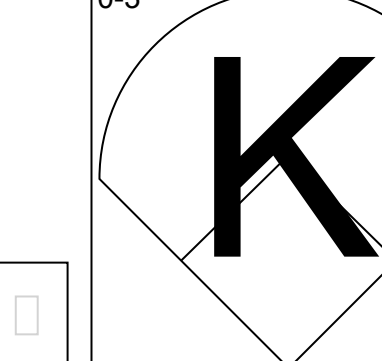
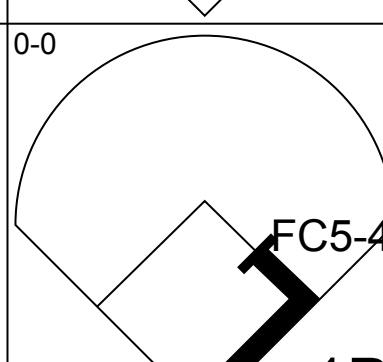

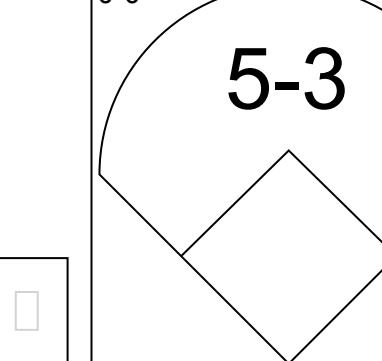
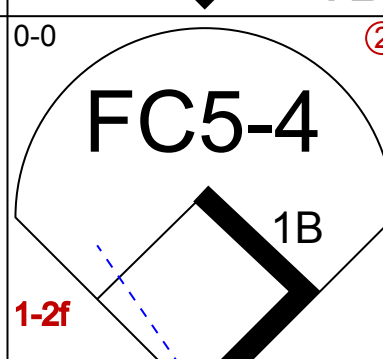
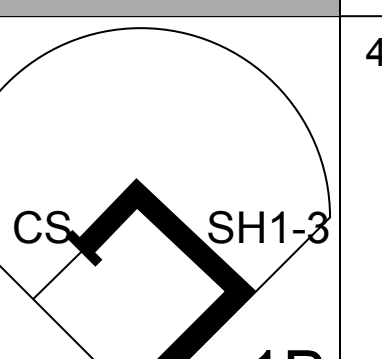
Batter	1	2	3	4	5	6	7	8	9	10	AB	R	H	RBI	BB	SO	LOB	BOTTOM				
Jim Wohlford, R OBP: 0.362, SLG: 0.385 (1.9)	S 1B		F8								5	1	4	0	0	0	0	Cleveland Indians @ Kansas City Royals Royals Stadium, Kansas City, MO Thu Jun 12 1975, 8:05 PM EDT Att: 10,873 - Unknown - 83 F				
George Brett, L OBP: 0.331, SLG: 0.379 (1.5)	6-3		F7								4	0	1	0	0	0	1					
Amos Otis, R OBP: 0.378, SLG: 0.378 (1.8)	F7		E BB								4	0	0	0	1	1	3					
John Mayberry, L OBP: 0.394, SLG: 0.423 (1.3)	BB		4-3								3	0	1	0	1	1	1					
Hal McRae, R OBP: 0.364, SLG: 0.405 (1.7)	F8										4	0	0	0	0	1	4					
Harmon Killebrew, R OBP: 0.336, SLG: 0.428 (1.10)											4	1	2	1	0	2	0					
Fran Healy, R OBP: 0.302, SLG: 0.367 (1.2)											4	0	1	0	0	1	1					
Cookie Rojas, R OBP: 0.317, SLG: 0.323 (1.4)											4	0	0	0	0	0	2					
Freddie Patek, R OBP: 0.289, SLG: 0.263 Tony Solaita, L OBP: 0.375, SLG: 0.547 (10, PH) (1.6)											3	0	0	0	0	0	2					
Inning Stats	R: 0 E: 0 K: 0 S: 4	H: 1 LOB: 2 BB: 1 P: 8	R: 0 E: 0 K: 1 S: 6	H: 1 LOB: 1 BB: 1 P: 6	R: 0 E: 1 K: 0 S: 3	H: 0 LOB: 1 BB: 1 P: 7	R: 0 E: 0 K: 1 S: 5	H: 0 LOB: 0 BB: 0 P: 5	R: 0 E: 0 K: 2 S: 7	H: 0 LOB: 0 BB: 0 P: 7	R: 1 E: 0 K: 1 S: 7	H: 2 LOB: 1 BB: 0 P: 7	R: 0 E: 0 K: 0 S: 5	H: 2 LOB: 2 BB: 0 P: 5	R: 0 E: 0 K: 1 S: 5	H: 0 LOB: 0 BB: 0 P: 5	R: 1 E: 0 K: 1 S: 5	H: 2 LOB: 1 BB: 0 P: 5	1B: 7 2B: 1 3B: 0 HR: 1	SF: 0 SAC: 1 DP: 0 HBP: 0	WP: 0 PB: 1 SB: 1 CS: 1	PA: 40
PITCHER Eric Raich, R ERA: 2.36 (1.1)	IP: 9.1 W: 9 L: 1 S: 7	WLS: 39 H: 9 R: 2 ER: 1 SO: 7	BF: 39 H: 9 R: 2 ER: 1 SO: 7	BB: 2 IBB: 0 HBP: 0 BLK: 0	WP: 0 HR: 1 S: 50 P: 58	ERA: 0.96 WHIP: 1.179	PITCHER IP WLS BF H R ER SO BB IBB HBP BLK WP HR S P ERA WHIP															

Batter	1	2	3	4	5	6	7	8	9	AB	R	H	RBI	BB	SO	LOB	TOP								
Buddy Bell, R OBP: 0.301, SLG: 0.318 (1, 5)										4	0	1	0	0	0	1	Cleveland Indians @ Texas Rangers Arlington Stadium, Arlington, TX Fri Jun 13 1975, 8:05 PM EDT Att: 24,347 - Unknown livebaseballscorecards.com								
Duane Kuiper, L OBP: 0.500, SLG: 0.529 (1, 4)										3	0	2	0	1	0	1									
George Hendrick, R OBP: 0.292, SLG: 0.443 (1, 8)										3	0	0	0	0	0	3									
Frank Robinson, R OBP: 0.345, SLG: 0.541 (1, 10)										3	0	0	0	1	0	1									
Rico Carty, R OBP: 0.366, SLG: 0.449 (1, 7)										3	1	1	0	1	0	1									
Boog Powell, L OBP: 0.385, SLG: 0.473 (1, 3)										4	0	2	1	0	1	3									
Tom McCraw, L OBP: 0.362, SLG: 0.451 (9, PR)										0	0	0	0	0	0	0									
Charlie Spikes, R OBP: 0.289, SLG: 0.306 (1, 9)										3	0	1	0	0	0	1									
Oscar Gamble, L OBP: 0.317, SLG: 0.330 (9, PH)										1	0	0	0	0	0	1									
John Ellis, R OBP: 0.252, SLG: 0.342 (1, 2)										3	0	0	0	0	1	1									
Rick Manning, L OBP: 0.357, SLG: 0.373 (9, PH)										0	0	0	0	1	0	0									
Frank Duffy, R OBP: 0.253, SLG: 0.236 (1, 6)										3	0	1	0	0	0	0									
John Lowenstein, L OBP: 0.333, SLG: 0.459 (9, PH)										1	0	0	0	0	0	3									
Inning Stats	R: 0 E: 0 K: 1 S: 6	H: 1 LOB: 3 BB: 2 P: 14	R: 0 E: 0 K: 0 S: 3	H: 1 LOB: 0 BB: 0 P: 3	R: 0 E: 0 K: 0 S: 2	H: 0 LOB: 0 BB: 1 P: 6	R: 0 E: 0 K: 0 S: 4	H: 1 LOB: 1 BB: 0 P: 4	R: 0 E: 0 K: 0 S: 3	H: 1 LOB: 0 BB: 0 P: 3	R: 0 E: 0 K: 0 S: 4	H: 0 LOB: 0 BB: 0 P: 4	R: 0 E: 0 K: 1 S: 5	H: 0 LOB: 0 BB: 0 P: 5	R: 0 E: 0 K: 0 S: 4	H: 1 LOB: 1 BB: 0 P: 4	R: 1 E: 0 K: 0 S: 5	H: 2 LOB: 3 BB: 1 P: 9	1B: 4 2B: 4 3B: 0 HR: 0	SF: 0 SAC: 1 DP: 3 HBP: 0	WP: 0 PB: 0 SB: 0 CS: 0	PA: 36			
PITCHER	IP	WLS	BF	H	R	ER	SO	BB	IBB	HBP	BLK	WP	HR	S	P	ERA	WHIP								
Jim Umberger, L ERA: 1.84 (1, 1)	8.1	W	33	8	1	1	2	3	0	0	1	0	0	34	46	1.08	1.320								
Stan Thomas, R ERA: 3.42 (9, 1)	0.1		2	0	0	0	0	1	0	0	0	0	0	1	5	0.00	3.000								
Mike Kekich, L ERA: 6.0 (9, 1)	0.1	S	1	0	0	0	0	0	0	0	0	0	0	1	1	0.00	0.000								

Batter	1	2	3	4	5	6	7	8	9	AB	R	H	RBI	BB	SO	LOB	BOTTOM								
Cesar Tovar, R OBP: 0.294, SLG: 0.292 (1, 10)										4	1	1	1	0	0	0	Cleveland Indians @ Texas Rangers Arlington Stadium, Arlington, TX Fri Jun 13 1975, 8:05 PM EDT Att: 24,347 - Unknown livebaseballscorecards.com								
Toby Harrah, R OBP: 0.366, SLG: 0.423 (1, 5)										4	0	1	1	0	1	0									
Lenny Randle, S OBP: 0.344, SLG: 0.361 (1, 4)										4	0	1	0	0	0	1									
Jeff Burroughs, R OBP: 0.314, SLG: 0.468 (1, 9)										3	0	0	0	0	1	1									
Jim Fregosi, R OBP: 0.343, SLG: 0.406 (1, 3)										2	0	1	0	0	0	1									
Tom Grieve, R OBP: 0.284, SLG: 0.448 (1, 7)										3	0	0	0	0	0	2									
Roy Smalley, S OBP: 0.313, SLG: 0.374 (1, 6)										2	1	1	0	1	0	1									
Joe Lovitto, S OBP: 0.317, SLG: 0.282 (1, 8)										3	0	0	0	0	0	2									
Jim Sundberg, R OBP: 0.308, SLG: 0.339 (1, 2)										3	0	0	0	0	1	2									
Inning Stats	R: 0 E: 0 K: 0 S: 3	H: 0 LOB: 0 BB: 0 P: 3	R: 0 E: 0 K: 0 S: 3	H: 0 LOB: 0 BB: 0 P: 4	R: 0 E: 0 K: 0 S: 3	H: 0 LOB: 0 BB: 0 P: 3	R: 0 E: 0 K: 0 S: 4	H: 1 LOB: 1 BB: 0 P: 4	R: 0 E: 0 K: 1 S: 6	H: 1 LOB: 1 BB: 0 P: 6	R: 0 E: 0 K: 1 S: 5	H: 0 LOB: 0 BB: 0 P: 5	R: 0 E: 0 K: 1 S: 5	H: 1 LOB: 0 BB: 0 P: 5	R: 2 E: 0 K: 0 S: 5	H: 2 LOB: 1 BB: 1 P: 9		1B: 3 2B: 2 3B: 0 HR: 0	SF: 0 SAC: 0 DP: 1 HBP: 1	WP: 1 PB: 0 SB: 1 CS: 0	PA: 30				
PITCHER	IP	WLS	BF	H	R	ER	SO	BB	IBB	HBP	BLK	WP	HR	S	P	ERA	WHIP								
Fritz Peterson, L ERA: 5.56 (1, 1)	7.2	L	28	4	2	2	3	1	0	1	0	0	0	2	2	0.00	3.000								
Tom Buskey, R ERA: 2.81 (8, 1)	0.1		2	1	0	0	0	0	0	0	0	0	0	2	2	0.00	3.000								

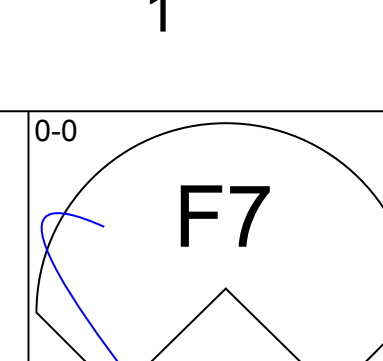
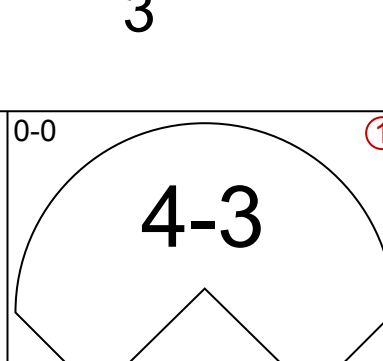
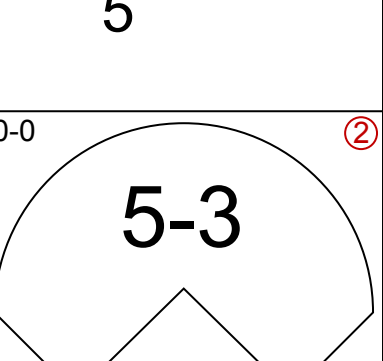
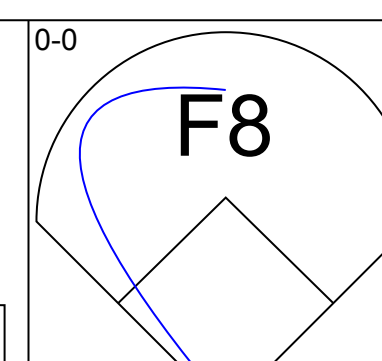
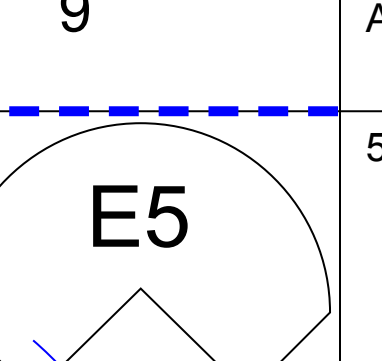
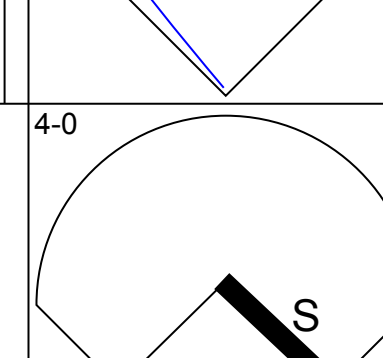
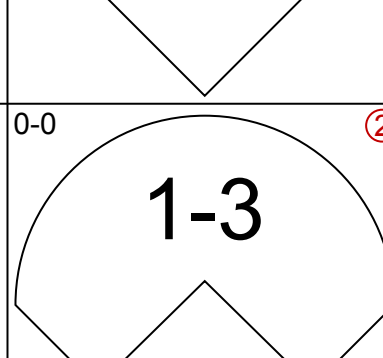
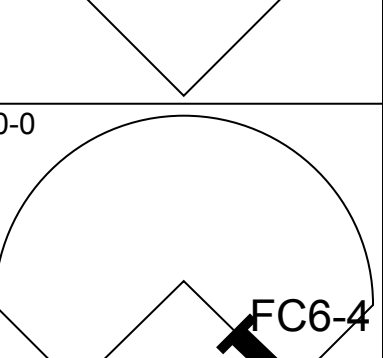

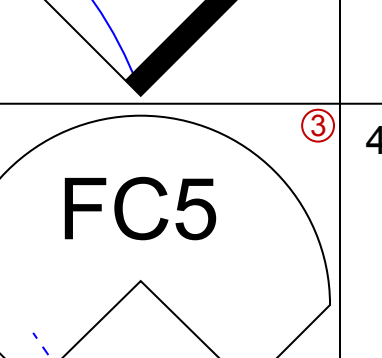
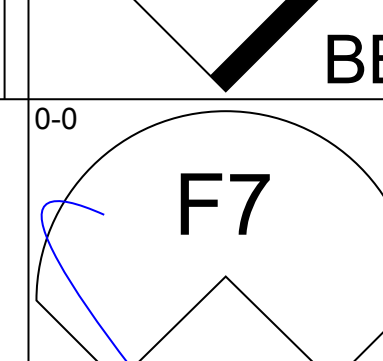
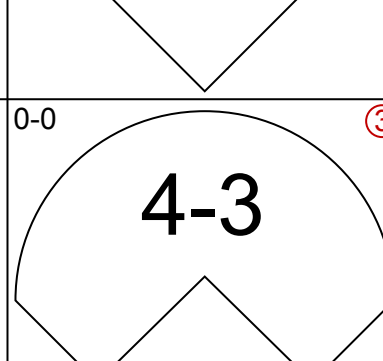
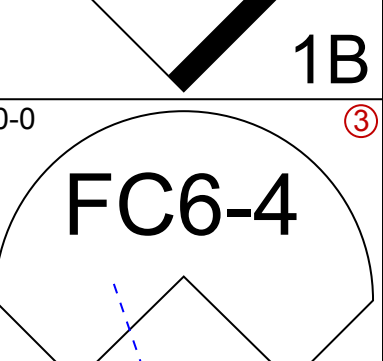

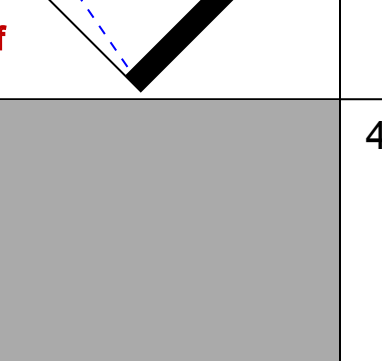
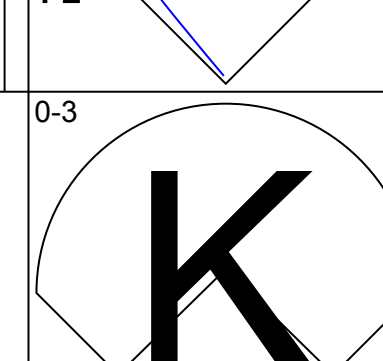
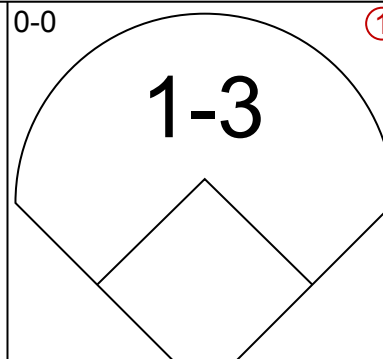
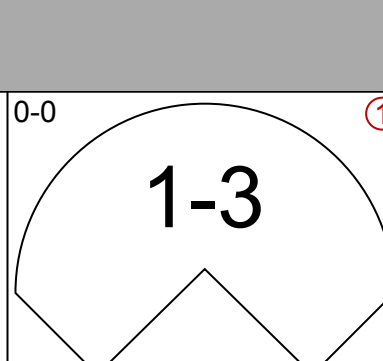

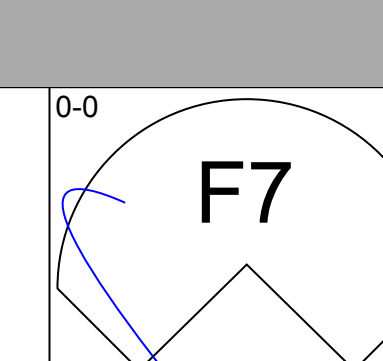
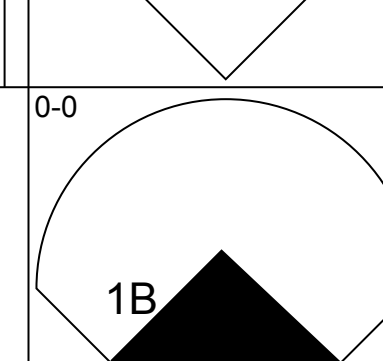
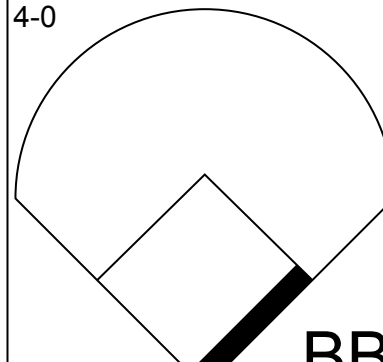
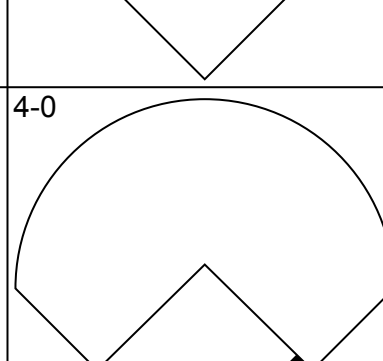

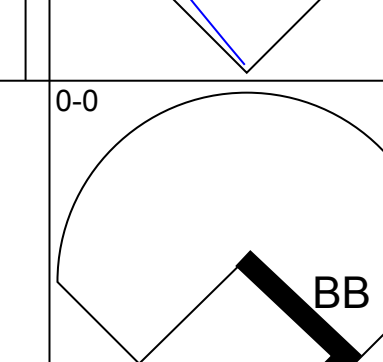
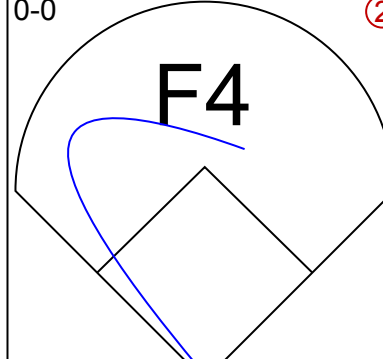

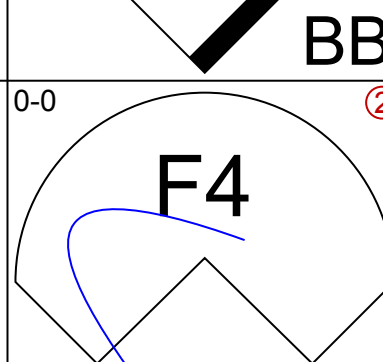

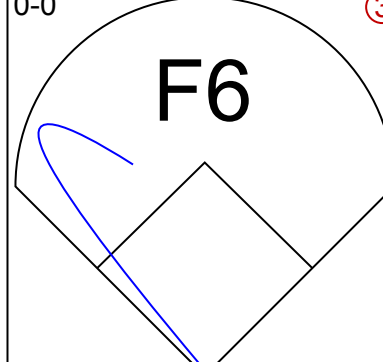
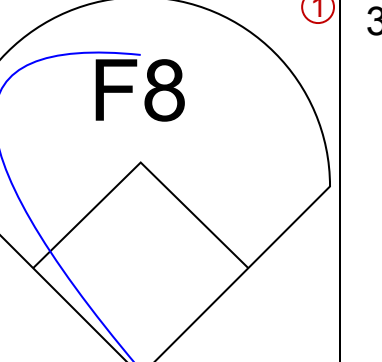
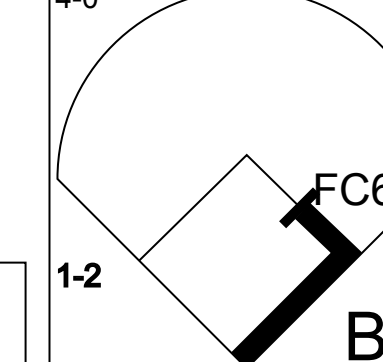
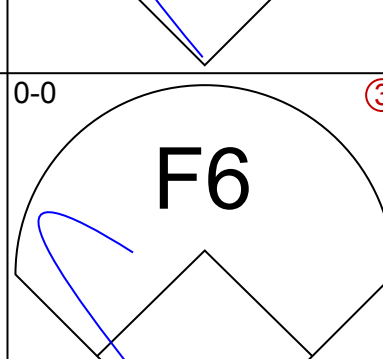

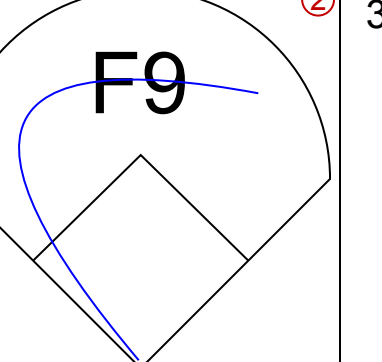
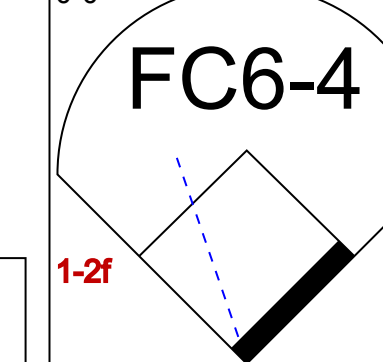
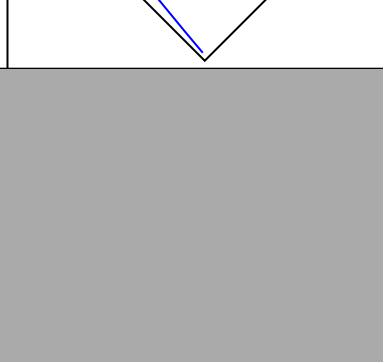
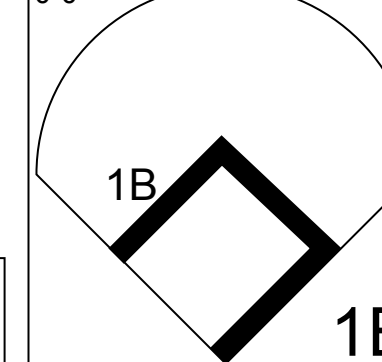
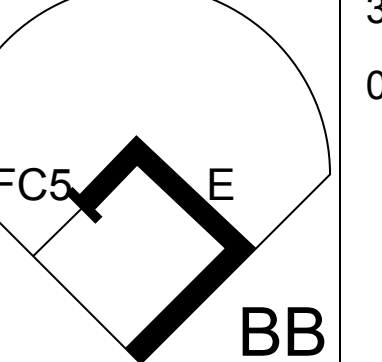
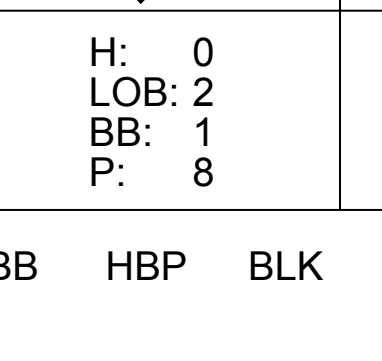
Batter	1	2	3	4	5	6	7	8	9	AB	R	H	RBI	BB	SO	LOB	TOP			
Boog Powell, L OBP: 0.376, SLG: 0.461 (1.3)	0-0 4-3		0-0 G3			0-3 K		0-0 F9		4	0	0	0	0	1	0	Cleveland Indians @ Texas Rangers Arlington Stadium, Arlington, TX Sat Jun 14 1975, 8:05 PM EDT Att: 22,789 - Unknown livebaseballscorecards.com			
George Hendrick, R OBP: 0.296, SLG: 0.448 (1.8)	0-0 2B		0-0 L4			0-0 1B		0-0 L7		4	0	2	0	0	0	0				
Rick Manning, L OBP: 0.352, SLG: 0.367 (1.7)	0-0 5-3			0-0 4-3		0-0 F8			0-0 1B	4	0	1	0	0	0	2				
Duane Kuiper, L OBP: 0.477, SLG: 0.500 (1.4)	0-0 F8			0-0 F9			0-0 1B		0-0 G4-6-3	4	0	1	0	0	0	2				
Frank Robinson, R OBP: 0.333, SLG: 0.519 (1.10)		0-0 F9		0-0 3-1		0-0 SH2-3			0-3 K	3	0	0	0	0	1	0				
Buddy Bell, R OBP: 0.301, SLG: 0.318 (1.5)		0-0 F4			0-0 6-3		0-0 1B			3	0	1	0	0	0	0				
Frank Duffy, R OBP: 0.254, SLG: 0.233 (1.6)		4-0 BB		0-0 L7		0-0 F3				2	0	0	0	1	0	2				
Charlie Spikes, R OBP: 0.274, SLG: 0.300 (1.9)		0-0 F8		0-3 K		0-0 5-3				3	0	0	0	0	1	3				
John Ellis, R OBP: 0.253, SLG: 0.361 (1.2)			0-3 K			0-0 HR		0-3 K		3	1	1	1	0	2	0				
Inning Stats	R: 0 E: 0 K: 0 S: 4	H: 1 LOB: 1 BB: 0 P: 4	R: 0 E: 0 K: 0 S: 3	H: 0 LOB: 1 BB: 1 P: 7	R: 0 E: 0 K: 1 S: 5	H: 0 LOB: 0 BB: 0 P: 5	R: 0 E: 0 K: 0 S: 3	H: 0 LOB: 0 BB: 0 P: 3	R: 0 E: 0 K: 1 S: 5	H: 0 LOB: 0 BB: 0 P: 5	R: 1 E: 0 K: 1 S: 6	H: 2 LOB: 0 BB: 0 P: 6	R: 0 E: 0 K: 0 S: 5	H: 2 LOB: 2 BB: 0 P: 5	R: 0 E: 0 K: 1 S: 5	H: 0 LOB: 0 BB: 0 P: 5	1B: 4 2B: 1 3B: 0 HR: 1	SF: 0 SAC: 1 DP: 1 HBP: 0	WP: 0 PB: 0 SB: 1 CS: 1	PA: 32
PITCHER Fergie Jenkins, R ERA: 4.59 (1.1)	IP: 9.0 WLS: W BF: 32	H: 6 R: 1 ER: 1 SO: 5	BB: 1 IBB: 0 HBP: 0 BLK: 0	WP: 0 HR: 1 S: 41 P: 45	ERA: 1.00 WHIP: 0.778															

Batter	1	2	3	4	5	6	7	8	9	AB	R	H	RBI	BB	SO	LOB	BOTTOM			
Cesar Tovar, R OBP: 0.293, SLG: 0.305 (1.10)	0-0 HR	0-0 FC6-4			0-0 F9		0-0 6-3			4	1	1	1	0	0	2	Cleveland Indians @ Texas Rangers Arlington Stadium, Arlington, TX Sat Jun 14 1975, 8:05 PM EDT Att: 22,789 - Unknown livebaseballscorecards.com			
Toby Harrah, R OBP: 0.384, SLG: 0.419 (1.5)	0-0 F7		0-0 F7		0-0 6-3		0-0 1B			4	0	1	1	0	0	0				
Lenny Randle, S OBP: 0.342, SLG: 0.356 (1.4)	4-0 BB	0-0 FC4-6	0-0 6-3		0-3 K	0-0 F7				3	0	0	0	1	1	1				
Jeff Burroughs, R OBP: 0.309, SLG: 0.460 (1.9)	0-0 BB	0-0 FC4-6	0-3 K		0-0 6-3		0-3 K			4	0	0	0	0	2	1				
Mike Hargrove, L OBP: 0.348, SLG: 0.503 (1.7)	4-0 BB	0-0 BB		0-0 L7		0-0 1B		0-0 3-1		3	0	1	0	1	0	0				
Jim Spencer, L OBP: 0.321, SLG: 0.480 (1.3)	0-0 F5			0-0 F7		0-0 1B		4-0 BB		3	0	1	0	1	0	2				
Roy Smalley, S OBP: 0.320, SLG: 0.379 (1.6)		0-0 F7		0-0 1B		0-0 F9		0-0 1B		4	0	2	0	0	0	2				
Joe Lovitto, S OBP: 0.302, SLG: 0.267 (1.8)		0-0 1-3		0-0 F6		0-0 5-3		0-0 G3		4	0	0	0	0	0	3				
Jim Sundberg, R OBP: 0.313, SLG: 0.350 (1.2)		0-0 FC6-4		0-3 K		0-0 1B		0-0 2B		3	1	2	0	0	1	0				
Inning Stats	R: 1 E: 0 K: 0 S: 4	H: 1 LOB: 2 BB: 2 P: 12	R: 0 E: 0 K: 0 S: 4	H: 1 LOB: 1 BB: 0 P: 4	R: 0 E: 0 K: 0 S: 4	H: 1 LOB: 1 BB: 0 P: 4	R: 0 E: 0 K: 1 S: 5	H: 0 LOB: 0 BB: 0 P: 5	R: 0 E: 0 K: 1 S: 7	H: 2 LOB: 2 BB: 0 P: 7	R: 1 E: 0 K: 0 S: 5	H: 2 LOB: 1 BB: 0 P: 5	R: 0 E: 0 K: 1 S: 6	H: 1 LOB: 2 BB: 1 P: 10	1B: 6 2B: 1 3B: 0 HR: 1	SF: 0 SAC: 0 DP: 0 HBP: 0	WP: 0 PB: 0 SB: 1 CS: 0	PA: 35		
PITCHER Roric Harrison, R ERA: 4.87 (1.1)	IP: 8.0 WLS: L BF: 35	H: 8 R: 2 ER: 2 SO: 4	BB: 3 IBB: 0 HBP: 0 BLK: 0	WP: 0 HR: 1 S: 40 P: 52	ERA: 2.25 WHIP: 1.375															

Batter	1	2	3	4	5	6	7	8	9	AB	R	H	RBI	BB	SO	LOB	TOP																					
Buddy Bell, R OBP: 0.300, SLG: 0.317 (1, 5)										4	0	1	0	0	1	2	Cleveland Indians @ Texas Rangers Arlington Stadium, Arlington, TX Sun Jun 15 1975, 8:05 PM EDT Att: 27,171 - Unknown																					
Duane Kuiper, L OBP: 0.469, SLG: 0.488 (1, 4)									5	2	2	0	0	0	3																							
Rick Manning, L OBP: 0.359, SLG: 0.398 (1, 7)									4	2	2	1	0	0	0																							
Boog Powell, L OBP: 0.385, SLG: 0.477 (1, 3)									3	1	2	2	1	0	0																							
George Hendrick, R OBP: 0.295, SLG: 0.445 (1, 8)									4	0	1	2	0	0	2																							
Oscar Gamble, L OBP: 0.309, SLG: 0.321 (1, 10)									3	0	0	0	0	0	3																							
Rico Carty, R OBP: 0.371, SLG: 0.449 (8, PH)									0	0	0	0	1	0	0																							
Charlie Spikes, R OBP: 0.268, SLG: 0.292 (1, 9)									4	0	0	0	0	1	1																							
John Ellis, R OBP: 0.253, SLG: 0.358 (1, 2)									4	0	1	0	0	1	1																							
Frank Duffy, R OBP: 0.259, SLG: 0.245 (1, 6)									4	0	2	0	0	0	1																							
Inning Stats	R: 2 E: 0 K: 1 S: 8	H: 3 LOB: 1 BB: 0 P: 8	R: 0 E: 1 K: 1 S: 6	H: 1 LOB: 1 BB: 0 P: 6	R: 1 E: 0 K: 0 S: 5	H: 2 LOB: 1 BB: 0 P: 5	R: 0 E: 0 K: 1 S: 5	H: 0 LOB: 0 BB: 0 P: 5	R: 2 E: 0 K: 0 S: 5	H: 2 LOB: 2 BB: 1 P: 9	R: 0 E: 0 K: 0 S: 3	H: 0 LOB: 0 BB: 0 P: 3	R: 0 E: 0 K: 0 S: 2	H: 0 LOB: 0 BB: 1 P: 6	R: 0 E: 0 K: 0 S: 3	H: 1 LOB: 0 BB: 0 P: 3	1B: 7 2B: 3 3B: 1 HR: 0	SF: 0 SAC: 1 DP: 1 HBP: 0	WP: 0 PB: 0 SB: 0 CS: 2	PA: 38																		
PITCHER	IP	WLS	BF	H	R	ER	SO	BB	IBB	HBP	BLK	WP	HR	S	P	ERA	WHIP	PITCHER				IP	WLS	BF	H	R	ER	SO	BB	IBB	HBP	BLK	WP	HR	S	P	ERA	WHIP
Gaylord Perry, R ERA: 3.74 (1, 1)	0.0	L	0	0	0	0	0	0	0	0	0	0	0	0	0	∞	∞	Gaylord Perry, R				0.0	L	0	0	0	0	0	0	0	0	0	0	0	∞	∞		
Mike Kekich, L ERA: 4.5 (7, 1)	1.0		4	0	0	0	0	1	0	0	0	0	0	3	7	0.00	1.000	Mike Kekich, L				1.0		4	0	0	0	0	1	0	0	0	0	3	7	0.00	1.000	
Mike Bacsik, R ERA: (8, 1)	2.0		5	1	0	0	0	0	0	0	0	0	0	5	5	0.00	0.500	Mike Bacsik, R				2.0		5	1	0	0	0	0	0	0	0	5	5	0.00	0.500		


AB 35
R 5
H 11
RBI 5
BB 2
SO 3
LOB 13




Batter	1	2	3	4	5	6	7	8	9	AB	R	H	RBI	BB	SO	LOB	BOTTOM																					
Cesar Tovar, R OBP: 0.287, SLG: 0.298 (1, 10)										5	0	0	0	0	0	2	Cleveland Indians @ Texas Rangers Arlington Stadium, Arlington, TX Sun Jun 15 1975, 8:05 PM EDT Att: 27,171 - Unknown																					
Toby Harrah, R OBP: 0.369, SLG: 0.421 (1, 5)									4	0	2	0	1	0	2																							
Lenny Randle, S OBP: 0.337, SLG: 0.350 (1, 4)										4	0	0	0	0	4																							
Jeff Burroughs, R OBP: 0.305, SLG: 0.453 (1, 9)									4	0	0	0	0	2	1																							
Mike Hargrove, L OBP: 0.349, SLG: 0.500 (1, 7)									3	1	1	0	1	0	0																							
Jim Spencer, L OBP: 0.325, SLG: 0.481 (1, 3)									4	0	2	0	0	0	1																							
Roy Smalley, S OBP: 0.308, SLG: 0.367 (1, 6)									3	0	0	1	0	0	2																							
Joe Lovitto, S OBP: 0.300, SLG: 0.256 (1, 8)									3	0	0	0	1	1	1																							
Jim Sundberg, R OBP: 0.314, SLG: 0.350 (1, 2)										3	0	1	0	0	2																							
Mike Cabbage, L (9, PH)									0	0	0	0	1	0	0																							
Inning Stats	R: 0 E: 0 K: 1 S: 5	H: 0 LOB: 1 BB: 1 P: 9	R: 0 E: 0 K: 0 S: 4	H: 1 LOB: 2 BB: 1 P: 8	R: 0 E: 0 K: 0 S: 3	H: 0 LOB: 0 BB: 0 P: 3	R: 1 E: 0 K: 2 S: 9	H: 2 LOB: 1 BB: 0 P: 9	R: 0 E: 0 K: 0 S: 4	H: 1 LOB: 1 BB: 0 P: 4	R: 0 E: 0 K: 0 S: 3	H: 0 LOB: 2 BB: 0 P: 7	R: 0 E: 0 K: 0 S: 5	H: 2 LOB: 2 BB: 0 P: 5	R: 0 E: 0 K: 0 S: 3	H: 0 LOB: 0 BB: 0 P: 3	R: 0 E: 1 K: 0 S: 4	H: 0 LOB: 2 BB: 1 P: 8	1B: 6 2B: 0 3B: 0 HR: 0	SF: 1 SAC: 0 DP: 0 HBP: 0	WP: 0 PB: 0 SB: 1 CS: 0	PA: 38																
PITCHER	IP	WLS	BF	H	R	ER	SO	BB	IBB	HBP	BLK	WP	HR	S	P	ERA	WHIP	PITCHER				IP	WLS	BF	H	R	ER	SO	BB	IBB	HBP	BLK	WP	HR	S	P	ERA	WHIP
Dennis Eckersley, R ERA: 1.59 (1, 1)	8.2	W	36	6	1	1	3	4	0	0	0	0	0	0	0	0.00	1.154	Dennis Eckersley, R				8.2	W	36	6	1	1	3	4	0	0	0	0	0	0.00	1.154		
Jackie Brown, R ERA: 4.2 (9, 1)	0.1		2	0	0	0	0	0	0	0	0	0	0	2	2	0.00	0.000	Jackie Brown, R				0.1		2	0	0	0	0	0	0	0	0	2	2	0.00	0.000		

AB 33
R 1
H 6
RBI 1
BB 4
SO 3
LOB 15



Batter	1	2	3	4	5	6	7	8	9	AB	R	H	RBI	BB	SO	LOB	TOP								
Ken Singleton, S OBP: 0.226, SLG: 0.415	6-3		BB			4-3		4-3		4	1	1	0	1	0	1	<p>Baltimore Orioles @ Cleveland Indians Cleveland Municipal Stadium, Cleveland, OH</p> <p>Mon Jun 16 1975, 7:05 PM EDT Att: 9,371 - Unknown</p> <p>livebaseballscorecards.com</p> <p>AB 35 R 8 H 7 RBI 6 BB 6 SO 7 LOB 11</p> 								
Paul Blair, R OBP: 0.264, SLG: 0.290	F3		BB			F7		5-3		5	1	0	0	0	1	4									
Al Bumbry, L OBP: 0.357, SLG: 0.409	K									5	1	0	0	0	2	1									
Lee May, R OBP: 0.263, SLG: 0.401		K								5	2	3	3	0	2	0									
Don Baylor, R OBP: 0.343, SLG: 0.473	F4									5	0	0	0	0	0	2									
Bobby Grich, R OBP: 0.387, SLG: 0.376	F9									1	1	0	0	3	0	0									
Brooks Robinson, R OBP: 0.271, SLG: 0.263										3	1	1	3	1	0	2									
Dave Duncan, R OBP: 0.223, SLG: 0.341										4	0	0	0	0	2	1									
Mark Belanger, R OBP: 0.306, SLG: 0.260										3	1	2	0	1	0	0									
Inning Stats	R: 0 E: 0 K: 1 S: 5	H: 0 LOB: 0 BB: 0 P: 5	R: 0 E: 0 K: 1 S: 5	H: 0 LOB: 0 BB: 0 P: 5	R: 0 E: 0 K: 1 S: 6	H: 1 LOB: 2 BB: 1 P: 10	R: 3 E: 0 K: 1 S: 7	H: 2 LOB: 0 BB: 1 P: 11	R: 5 E: 2 K: 0 S: 6	H: 2 LOB: 1 BB: 3 P: 18	R: 0 E: 0 K: 0 S: 3	H: 0 LOB: 0 BB: 0 P: 3	R: 0 E: 0 K: 0 S: 4	H: 1 LOB: 2 BB: 1 P: 8	R: 0 E: 0 K: 1 S: 6	H: 1 LOB: 1 BB: 0 P: 6	R: 0 E: 0 K: 2 S: 7	H: 0 LOB: 0 BB: 0 P: 7	1B: 3 2B: 2 3B: 0 HR: 2	SF: 0 SAC: 0 DP: 0 HBP: 0	WP: 1 PB: 0 SB: 0 CS: 1	PA: 41			
PITCHER	IP	WLS	BF	H	R	ER	SO	BB	IBB	HBP	BLK	WP	HR	S	P	ERA	WHIP								
Jim Bibby, R ERA: 5.35	4.0	L	21	4	7	6	4	3	0	0	0	1	1	26	38	13.50	1.750								
Don Hood, L ERA: 5.27	3.0		13	2	1	0	0	3	0	0	0	0	1	10	22	0.00	1.667								
Tom Buskey, R ERA: 2.74	1.0		4	1	0	0	1	0	0	0	0	0	0	6	6	0.00	1.000								
Dave LaRoche, L ERA: 2.17	1.0		3	0	0	0	2	0	0	0	0	0	0	7	7	0.00	0.000								

Batter	1	2	3	4	5	6	7	8	9	AB	R	H	RBI	BB	SO	LOB	BOTTOM								
Buddy Bell, R OBP: 0.298, SLG: 0.311	F3		K		G6-4-3					4	0	0	0	1	2	2	<p>Baltimore Orioles @ Cleveland Indians Cleveland Municipal Stadium, Cleveland, OH</p> <p>Mon Jun 16 1975, 7:05 PM EDT Att: 9,371 - Unknown</p> <p>livebaseballscorecards.com</p> <p>AB 35 R 3 H 10 RBI 3 BB 3 SO 7 LOB 18</p> 								
Duane Kuiper, L OBP: 0.444, SLG: 0.458	F9		6-3							5	0	1	1	0	1	1									
Rick Manning, L OBP: 0.365, SLG: 0.407	F5		F8							3	1	1	0	1	0	1									
Boog Powell, L OBP: 0.387, SLG: 0.484		4-3								4	0	2	1	0	0	3									
George Hendrick, R OBP: 0.302, SLG: 0.463										4	1	3	1	0	0	1									
Oscar Gamble, L OBP: 0.307, SLG: 0.319										4	0	1	0	0	1	4									
Charlie Spikes, R OBP: 0.262, SLG: 0.285										4	0	0	0	0	1	3									
John Ellis, R OBP: 0.253, SLG: 0.352										3	1	0	0	1	0	2									
Frank Duffy, R OBP: 0.263, SLG: 0.255										4	0	2	0	0	2	1									
Inning Stats	R: 0 E: 0 K: 0 S: 3	H: 2 LOB: 1 BB: 0 P: 3	R: 1 E: 0 K: 0 S: 5	H: 2 LOB: 1 BB: 0 P: 5	R: 0 E: 0 K: 1 S: 6	H: 1 LOB: 0 BB: 0 P: 6	R: 0 E: 0 K: 1 S: 6	H: 2 LOB: 1 BB: 0 P: 6	R: 0 E: 0 K: 0 S: 3	H: 1 LOB: 0 BB: 0 P: 3	R: 1 E: 0 K: 0 S: 5	H: 2 LOB: 1 BB: 0 P: 5	R: 1 E: 0 K: 1 S: 6	H: 1 LOB: 3 BB: 3 P: 18	R: 0 E: 0 K: 1 S: 6	H: 1 LOB: 1 BB: 0 P: 6	R: 0 E: 0 K: 3 S: 9	H: 0 LOB: 0 BB: 0 P: 9	1B: 6 2B: 3 3B: 0 HR: 1	SF: 0 SAC: 0 DP: 2 HBP: 0	WP: 2 PB: 0 SB: 0 CS: 0	PA: 38			
PITCHER	IP	WLS	BF	H	R	ER	SO	BB	IBB	HBP	BLK	WP	HR	S	P	ERA	WHIP								
Jim Palmer, R ERA: 1.64	6.2	W	30	9	3	3	3	3	0	0	0	1	1	33	45	4.05	1.800								
Grant Jackson, L ERA: 5.3	2.1	S	8	1	0	0	4	0	0	0	0	1	0	16	16	0.00	0.429								

Batter	1	2	3	4	5	6	7	8	9	AB	R	H	RBI	BB	SO	LOB	TOP																			
Robin Yount, R OBP: 0.377, SLG: 0.443 (1, 6)	6-3	F9				2B			G5-4-3	4	1	2	0	1	0	1	Milwaukee Brewers @ Cleveland Indians Cleveland Municipal Stadium, Cleveland, OH Fri Jun 20 1975, 7:05 PM EDT Att: 9,355 - Unknown livebaseballscorecards.com																			
Sixto Lezcano, R OBP: 0.347, SLG: 0.428 (1, 9)	K		K		5-3	K			G5-4-3	5	0	0	0	0	3	3																				
George Scott, R OBP: 0.336, SLG: 0.431 (1, 3)	HR		6-3		2B	1B			F6	4	2	1	0	1	0	0																				
Bobby Darwin, R OBP: 0.322, SLG: 0.376 (1, 7)	HR		K		1B	2B				4	1	3	3	0	1	0																				
Mike Hegan, L OBP: 0.429, SLG: 0.489 Bobby Mitchell, R (7, PH) OBP: 0.342, SLG: 0.480 (1, 10)	1B		6-4-3		F6				G6-4-3	2	1	1	0	1	0	2																				
Charlie Moore, R OBP: 0.280, SLG: 0.304 (1, 2)	F7		6-4-3		1B				G6-4-3	0	0	0	0	1	0	0																				
Pedro Garcia, R OBP: 0.276, SLG: 0.335 (1, 4)		F7							F8	4	0	1	1	0	0	0																				
Kurt Bevacqua, R OBP: 0.228, SLG: 0.224 (1, 5)	1-3		K		6-3				6-3	4	0	0	0	0	1	1																				
Gorman Thomas, R OBP: 0.380, SLG: 0.606 (1, 8)			F4			HR			F3	3	1	1	1	1	0	1																				
Inning Stats	R: 2 E: 0 K: 1 S: 8	H: 3 LOB: 1 BB: 0 P: 8	R: 0 E: 0 K: 0 S: 3	H: 0 LOB: 1 BB: 1 P: 7	R: 0 E: 0 K: 2 S: 7	H: 0 LOB: 0 BB: 0 P: 7	R: 1 E: 0 K: 1 S: 6	H: 1 LOB: 1 BB: 1 P: 10	R: 2 E: 0 K: 0 S: 5	H: 3 LOB: 2 BB: 1 P: 9	R: 0 E: 0 K: 0 S: 3	H: 1 LOB: 1 BB: 1 P: 7	R: 0 E: 0 K: 0 S: 3	H: 0 LOB: 0 BB: 0 P: 3	R: 0 E: 0 K: 0 S: 2	H: 0 LOB: 0 BB: 1 P: 6	1B: 6 2B: 2 3B: 0 HR: 2	SF: 0 SAC: 0 DP: 2 HBP: 0	WP: 0 PA: 39 CS: 1																	
PITCHER	IP	WLS	BF	H	R	ER	SO	BB	IBB	HBP	BLK	WP	HR	S	P	ERA	WHIP	PITCHER		IP	WLS	BF	H	R	ER	SO	BB	IBB	HBP	BLK	WP	HR	S	P	ERA	WHIP
Roric Harrison, R ERA: 5.2 (1, 1)	4.1	L	22	6	5	5	4	3	0	0	0	0	1	27	39	10.38	2.077			4.1	L	22	6	5	5	4	3	0	0	0	0	1	27	39	10.38	2.077
Don Hood, L ERA: 5.16 (5, 1)	2.2		11	4	1	1	1	1	0	0	0	0	1	12	16	3.38	1.875			2.2		11	4	1	1	1	1	0	0	0	1	12	16	3.38	1.875	
Tom Buskey, R ERA: 2.68 (8, 1)	1.0		3	0	0	0	0	0	0	0	0	0	0	3	3	0.00	0.000			1.0		3	0	0	0	0	0	0	0	0	3	3	0.00	0.000		
Dave LaRoche, L ERA: 2.05 (9, 1)	1.0		3	0	0	0	0	1	0	0	0	0	0	2	6	0.00	1.000			1.0		3	0	0	0	0	0	0	0	0	2	6	0.00	1.000		
Inning Stats	R: 0 E: 0 K: 1 S: 5	H: 0 LOB: 0 BB: 0 P: 5	R: 0 E: 0 K: 0 S: 4	H: 2 LOB: 1 BB: 0 P: 4	R: 0 E: 0 K: 2 S: 8	H: 1 LOB: 1 BB: 0 P: 8	R: 0 E: 0 K: 1 S: 5	H: 0 LOB: 0 BB: 0 P: 5	R: 0 E: 0 K: 0 S: 3	H: 0 LOB: 0 BB: 0 P: 3	R: 0 E: 0 K: 1 S: 5	H: 0 LOB: 0 BB: 0 P: 5	R: 0 E: 0 K: 0 S: 6	H: 1 LOB: 1 BB: 0 P: 6	R: 0 E: 0 K: 0 S: 3	H: 0 LOB: 2 BB: 0 P: 3	R: 0 E: 0 K: 1 S: 7	H: 2 LOB: 2 BB: 0 P: 7	1B: 4 2B: 2 3B: 0 HR: 0	SF: 0 SAC: 0 DP: 1 HBP: 0	WP: 1 PA: 32 CS: 0															
PITCHER	IP	WLS	BF	H	R	ER	SO	BB	IBB	HBP	BLK	WP	HR	S	P	ERA	WHIP	PITCHER		IP	WLS	BF	H	R	ER	SO	BB	IBB	HBP	BLK	WP	HR	S	P	ERA	WHIP
Jim Slaton, R ERA: 5.36 (1, 1)	9.0	W	32	6	0	0	7	0	0	0	0	1	0	46	46	0.00	0.667			9.0	W	32	6	0	0	7	0	0	0	0	1	0	46	46	0.00	0.667
Batter	1	2	3	4	5	6	7	8	9	AB <td>R <td>H <td>RBI <td>BB <td>SO <td>LOB <td>BOTTOM</td> </td></td></td></td></td></td>	R <td>H <td>RBI <td>BB <td>SO <td>LOB <td>BOTTOM</td> </td></td></td></td></td>	H <td>RBI <td>BB <td>SO <td>LOB <td>BOTTOM</td> </td></td></td></td>	RBI <td>BB <td>SO <td>LOB <td>BOTTOM</td> </td></td></td>	BB <td>SO <td>LOB <td>BOTTOM</td> </td></td>	SO <td>LOB <td>BOTTOM</td> </td>	LOB <td>BOTTOM</td>	BOTTOM																			
John Lowenstein, L OBP: 0.342, SLG: 0.456 (1, 10)	F7		WP			4-3			1B	4	0	2	0	0	0	0	Milwaukee Brewers @ Cleveland Indians Cleveland Municipal Stadium, Cleveland, OH Fri Jun 20 1975, 7:05 PM EDT Att: 9,355 - Unknown livebaseballscorecards.com																			
Duane Kuiper, L OBP: 0.388, SLG: 0.383 (1, 4)	K		K		6-3				K	4	0	0	0	0	3	2																				
Rick Manning, L OBP: 0.333, SLG: 0.367 (1, 9)	F8				4-3				1B	4	0	1	0	0	1	0																				
Boog Powell, L OBP: 0.384, SLG: 0.526 (1, 3)		G6-4-3			K				F9	4	0	1	0	0	1	2																				
George Hendrick, R OBP: 0.303, SLG: 0.464 (1, 8)		G6-4-3			4-3				2B	4	0	1	0	0	0	3																				
Oscar Gamble, L OBP: 0.305, SLG: 0.325 (1, 7)		2B			6-3				4-3	3	0	1	0	0	0	1																				
John Ellis, R OBP: 0.254, SLG: 0.349 (1, 2)	F2				F5				F4	3	0	0	0	0	0	1																				
Buddy Bell, R OBP: 0.293, SLG: 0.318 (1, 5)			K		L5				F8	3	0	0	0	0	1	0																				
Frank Duffy, R OBP: 0.258, SLG: 0.250 (1, 6)			6-3			K			F6	3	0	0	0	0	1	0																				
Inning Stats	R: 0 E: 0 K: 1 S: 5	H: 0 LOB: 0 BB: 0 P: 5	R: 0 E: 0 K: 0 S: 4	H: 2 LOB: 1 BB: 0 P: 4	R: 0 E: 0 K: 2 S: 8	H: 1 LOB: 1 BB: 0 P: 8	R: 0 E: 0 K: 1 S: 5	H: 0 LOB: 0 BB: 0 P: 5	R: 0 E: 0 K: 0 S: 3	H: 0 LOB: 0 BB: 0 P: 3	R: 0 E: 0 K: 1 S: 5	H: 0 LOB: 0 BB: 0 P: 5	R: 0 E: 0 K: 0 S: 6	H: 1 LOB: 1 BB: 0 P: 6	R: 0 E: 0 K: 0 S: 3	H: 0 LOB: 2 BB: 0 P: 3	R: 0 E: 0 K: 1 S: 7	H: 2 LOB: 2 BB: 0 P: 7	1B: 4 2B: 2 3B: 0 HR: 0	SF: 0 SAC: 0 DP: 1 HBP: 0	WP: 1 PA: 32 CS: 0															
PITCHER	IP	WLS	BF	H	R	ER	SO	BB	IBB	HBP	BLK	WP	HR	S	P	ERA	WHIP	PITCHER		IP	WLS	BF	H	R	ER	SO	BB	IBB	HBP	BLK	WP	HR	S	P	ERA	WHIP
Jim Slaton, R ERA: 5.36 (1, 1)	9.0	W	32	6	0	0	7	0	0	0	0	1	0	46	46	0.00	0.667			9.0	W	32	6	0	0	7	0	0	0	0	1	0	46	46	0.00	0.667

Batter	1	2	3	4	5	6	7	8	9	AB	R	H	RBI	BB	SO	LOB	TOP				
Robin Yount, R (1, 6) OBP: 0.374, SLG: 0.439 Tim Johnson, L (8, 6) OBP: 0.164, SLG: 0.143	0-3 K ①			0-0 F5 ①	0-0 F4 ②		0-0 SH3 ①	0-0 E 1B		4	1	1	1	0	1	0	Milwaukee Brewers @ Cleveland Indians Cleveland Municipal Stadium, Cleveland, OH Sat Jun 21 1975, 7:05 PM EDT Att: 11,417 - Unknown				
Mike Hegan, L (1, 9) OBP: 0.424, SLG: 0.480 Bill Sharp, L (5, FR) OBP: 0.269, SLG: 0.318	0-0 F9 ②			0-3 K ②	0-0 BB 1B		0-0 2B ②	0-0 E6 3B		3	0	1	0	0	1	0					
George Scott, R (1, 3) OBP: 0.337, SLG: 0.432 Tommy Bianco, S (8, 3) OBP: 0.267, SLG: 0.083	0-3 K ③			0-0 2B ②	1-2 BB		0-3 K ②	0-0 5-3 ③		4	1	1	0	1	2	1					
Hank Aaron, R (1, 10) OBP: 0.324, SLG: 0.371		0-3 K ①		0-0 2B ②	0-3 K ③		0-0 4-3 ③		0-0 F5 ①	5	1	1	1	0	2	3					
Bobby Darwin, R (1, 7) OBP: 0.324, SLG: 0.392 Sixto Lezcano, R (9, 9) OBP: 0.347, SLG: 0.428		0-0 F8 ②		0-0 2B ②		0-3 K ①		0-0 2B 1B	0-0 4-3 ②	5	2	2	2	0	1	0					
Darrell Porter, L (1, 2) OBP: 0.352, SLG: 0.363		0-0 F6 ③		0-3 K ③		0-0 1B		0-0 1B 2B	0-0 WP HBP	4	1	2	1	0	1	0					
Pedro Garcia, R (1, 4) OBP: 0.275, SLG: 0.332			0-3 K ①		0-0 F8 ①	0-0 F6 ②		0-0 1B 1B	0-0 6-3 ③	5	1	1	1	0	1	2					
Kurt Bevacqua, R (1, 5) OBP: 0.230, SLG: 0.225			0-3 K ②		0-0 HR 1B	0-0 6-3 ③		0-0 F2 ①		4	1	1	0	0	1	2					
Gorman Thomas, R (1, 8) OBP: 0.386, SLG: 0.638			0-3 K ③		0-0 HR	0-0 SH3 2B BB		0-0 F2 ②		3	2	1	2	1	1	1					
Inning Stats	R: 0 E: 0 K: 2 S: 7	H: 0 LOB: 0 BB: 0 P: 7	R: 0 E: 0 K: 1 S: 5	H: 0 LOB: 0 BB: 0 P: 5	R: 0 E: 0 K: 3 S: 9	H: 0 LOB: 0 BB: 0 P: 9	R: 3 E: 0 K: 2 S: 10	H: 3 LOB: 0 BB: 0 P: 10	R: 2 E: 0 K: 1 S: 8	H: 3 LOB: 2 BB: 1 P: 12	R: 0 E: 0 K: 1 S: 6	H: 1 LOB: 1 BB: 0 P: 6	R: 1 E: 0 K: 1 S: 6	H: 1 LOB: 1 BB: 1 P: 10	R: 5 E: 1 K: 0 S: 8	H: 5 LOB: 0 BB: 0 P: 8	R: 0 E: 0 K: 0 S: 3	H: 0 LOB: 1 BB: 0 P: 4	1B: 6 2B: 4 3B: 1 HR: 2	SF: 0 SAC: 1 DP: 0 HBP: 1	WP: 2 PA: 43 CS: 0
PITCHER	IP WLS BF H R ER SO BB IBB HBP BLK WP HR S P ERA WHIP																				
Dennis Eckersley, R (1, 1) ERA: 2.29	6.1 L 29 8 2 2 2 1 0 0 0 0 0 0 2 47 55 8.53 1.579																				
Jackie Brown, R (7, 1) ERA: 4.6	0.2 4 2 2 2 1 0 0 0 0 0 0 0 6 6 27.00 3.000																				
Tom Buskey, R (8, 1) ERA: 2.96	2.0 10 3 3 2 0 0 0 0 1 0 2 0 9 10 9.00 1.500																				

Batter	1	2	3	4	5	6	7	8	9	AB	R	H	RBI	BB	SO	LOB	BOTTOM				
John Lowenstein, L (1, 5) OBP: 0.350, SLG: 0.463	0-0 G3 ①	0-0 S 1B		4-0 BB		0-3 K ③		0-0 4-3 PB 2B	0-0 1-3 2B	5	1	2	1	1	1	1	Milwaukee Brewers @ Cleveland Indians Cleveland Municipal Stadium, Cleveland, OH Sat Jun 21 1975, 7:05 PM EDT Att: 11,417 - Unknown				
Duane Kuiper, L (1, 4) OBP: 0.389, SLG: 0.375	4-0 S 2B BB	0-0 F7 ②		0-0 L6 ③		0-0 F7 BB FC6 1B	0-0 4-3 ①	0-0 2-3 3B	0-0 4-3 ①	4	2	1	1	1	0	4					
Rick Manning, L (1, 9) OBP: 0.345, SLG: 0.366	0-3 K ②	0-0 F8 ③			0-0 G5-3 1B	0-0 G5-3 1B	0-0 FC6 BB	0-0 3-1 PB 1B BB		3	1	1	0	2	1	2					
Boog Powell, L (1, 3) OBP: 0.384, SLG: 0.520	4-0 2B E BB		0-0 F7 ①		0-0 G5-3 1B	0-0 G5-3 1B	0-0 F7 ①	0-0 3-1 ②		4	1	1	0	1	0	3					
George Hendrick, R (1, 8) OBP: 0.305, SLG: 0.467	0-0 1-3 2B E		0-0 1-3 ②		0-0 G5-3 ①	0-0 G5-3 ②	0-0 FC6 E 1B	0-0 1-3 3B	0-0 1B 1B	5	2	2	3	0	0	3					
Rico Carty, R (1, 10) OBP: 0.361, SLG: 0.431	0-0 E5 1B		0-0 5-3 ③		0-0 F8 ③	0-0 F8 ③	0-0 1-2 2B 1B	0-0 1-2 1B		5	0	2	1	0	0	1					
Oscar Gamble, L (1, 7) ERA: 4.32 Frank Robinson, R (8, PH) OBP: 0.347, SLG: 0.537 Buddy Bell, R (9, 5) OBP: 0.293, SLG: 0.318	0-0 1-2 1B			0-0 F5 ①		0-0 L3	0-0 1-1 2B	0-0 F8 ③		4	0	2	0	0	0	0					
Ed Crosby, L (1, 6) OBP: 0.359, SLG: 0.304 Frank Duffy, R (9, PH) OBP: 0.237, SLG: 0.249	0-0 F8 ③			0-0 SH3-4 1B		0-0 BB BB	0-0 BB BB	0-0 FC 2B 1B	0-0 5-3 ①	1	0	0	0	0	0	0					
Alan Ashby, S (1, 2) OBP: 0.203, SLG: 0.143		0-0 F6 ①		0-0 SH3-4 ②		0-0 1-2 BB		0-0 FC 2B 4-3	0-0 L6 ②	3	1	0	0	1	0	1					
Inning Stats	R: 3 E: 1 K: 1 S: 8	H: 2 LOB: 2 BB: 2 P: 16	R: 0 E: 0 K: 0 S: 4	H: 1 LOB: 1 BB: 0 P: 4	R: 0 E: 0 K: 0 S: 3	H: 0 LOB: 0 BB: 0 P: 3	R: 0 E: 0 K: 0 S: 4	H: 1 LOB: 2 BB: 1 P: 8	R: 0 E: 0 K: 0 S: 4	H: 2 LOB: 1 BB: 0 P: 4	R: 0 E: 0 K: 1 S: 4	H: 0 LOB: 2 BB: 2 P: 12	R: 2 E: 1 K: 0 S: 5	H: 3 LOB: 2 BB: 1 P: 9	R: 4 E: 0 K: 0 S: 8	H: 4 LOB: 2 BB: 1 P: 12	R: 0 E: 0 K: 0 S: 3	H: 0 LOB: 0 BB: 0 P: 3	1B: 10 2B: 3 3B: 0 HR: 0	SF: 0 SAC: 1 DP: 1 HBP: 0	WP: 0 PA: 46 CS: 0
PITCHER	IP WLS BF H R ER SO BB IBB HBP BLK WP HR S P ERA WHIP																				
Pete Broberg, R (1, 1) ERA: 4.32	5.1 W 26 6 3 1 1 1 4 0 0 0 0 0 24 40 1.69 1.875																				
Bill Champton, R (8, 1) ERA: 4.86	1.1 7 2 2 2 1 2 0 0 0 0 0 0 7 15 13.50 3.000																				
Tom Hausman, R (7, 1) ERA: 5.97	0.2 6 3 4 4 0 1 0 0 0 0 0 0 5 9 54.00 6.000																				
Eduardo Rodriguez, R (8, 1) ERA: 3.3	0.1 3 2 0 0 0 0 0 0 0 0 0 0 3 3 0.00 6.000																				
Bill Travers, L (8, 1) ERA: 2.62	1.1 S 4 0 0 0 0 0 0 0 0 0 0 0 4 4 0.00 0.000																				

Batter	1	2	3	4	5	6	7	8	9	AB	R	H	RBI	BB	SO	LOB	TOP					
Buddy Bell, R OBP: 0.291, SLG: 0.312 (1, 5)	4-0 FC6-5 CS BB	0-0 6-3			0-0 L7	0-0 F8		0-0 6-3		4	0	0	0	1	0	1	Cleveland Indians @ Boston Red Sox Fenway Park, Boston, MA Mon Jun 23 1975, 7:05 PM EDT Att: 19,591 - Unknown - 93 F					
Rick Manning, L OBP: 0.358, SLG: 0.367 (1, 7)	0-3 K	0-0 4-3			4-0 S BB		0-0 2B 1B	0-0 4-3		4	1	1	0	1	1	1						
George Hendrick, R OBP: 0.305, SLG: 0.462 (1, 8)	0-0 FC6-5 BB E		0-0 4-3		0-3 K	1-2 K	0-0 1B 2B	0-0 F8 1B 2B		5	3	2	0	0	1	2						
Frank Robinson, R OBP: 0.359, SLG: 0.570 (1, 10)	4-0 E BB		0-0		0-0 5-3		0-0 WP 1B	0-3 K		4	2	2	3	1	1	2						
Rico Carty, R OBP: 0.369, SLG: 0.447 Boog Powell, L OBP: 0.381, SLG: 0.508 (1, 3)	0-0 E8 2B		0-0 4-1		0-0 HR 1B		0-0 F7		0-0 2B 1B	3	2	2	1	0	0	0						
Charlie Spikes, R OBP: 0.256, SLG: 0.283 (1, 9)	0-0 WP 2B		0-0 F4		0-0 P7		0-3 K		0-0 F8	5	1	1	1	0	1	4						
Frank Duffy, R OBP: 0.268, SLG: 0.286 (1, 6)	0-0 2B				0-0 F7		0-0 HR 1B		0-0 2B	5	1	4	5	0	0	0						
Alan Ashby, S OBP: 0.205, SLG: 0.169 (1, 2)	0-0 L9				0-0 F8		0-3 K		0-0 F5	5	0	0	0	0	1	4						
Duane Kuiper, L OBP: 0.375, SLG: 0.361 (1, 4)		0-3 K			0-0 P7		0-0 1B		0-0 F7	4	0	1	0	0	1	0						
Inning Stats	R: 4 E: 1 K: 1 S: 8	H: 3 LOB: 1 BB: 2 P: 16	R: 0 E: 0 K: 1 S: 5	H: 0 LOB: 0 BB: 0 P: 5	R: 1 E: 0 K: 0 S: 4	H: 1 LOB: 0 BB: 0 P: 4	R: 0 E: 0 K: 0 S: 3	H: 0 LOB: 0 BB: 0 P: 3	R: 0 E: 0 K: 1 S: 5	H: 3 LOB: 1 BB: 0 P: 8	R: 2 E: 0 K: 1 S: 9	H: 4 LOB: 2 BB: 0 P: 9	R: 0 E: 0 K: 1 S: 3	H: 0 LOB: 0 BB: 0 P: 3	R: 2 E: 0 K: 1 S: 8	H: 3 LOB: 1 BB: 0 P: 8	1B: 7 2B: 5 3B: 0 HR: 2	SF: 0 SAC: 0 DP: 0 HBP: 0	WP: 2 PB: 0 CS: 1	PA: 44		
PITCHER	IP	WLS	BF	H	R	ER	SO	BB	IBB	HBP	BLK	WP	HR	S	P	ERA	WHIP					
Jim Burton, L ERA: 3.31 Diego Segui, R ERA: 6.47 Reggie Cleveland, R ERA: 4.61	(1, 1)	0.2	L	7	3	4	0	1	2	0	0	0	1	0	7	15	0.00	7.500				
	(1, 1)	5.1		23	6	5	5	3	1	0	0	0	0	2	28	32	8.44	1.312				
	(7, 1)	3.0		14	5	2	2	2	0	0	0	0	1	0	18	18	6.00	1.667				

AB 41
R 11
H 14
RBI 10
BB 3
SO 6
LOB 15



Batter	1	2	3	4	5	6	7	8	9	AB	R	H	RBI	BB	SO	LOB	BOTTOM					
Rick Miller, L OBP: 0.333, SLG: 0.200 (1, 9)	0-0 4-3		0-0 F7			0-0 B4-3		0-0 1B 2H 1B	0-0 G6-4-3	5	0	1	1	0	0	2	Cleveland Indians @ Boston Red Sox Fenway Park, Boston, MA Mon Jun 23 1975, 7:05 PM EDT Att: 19,591 - Unknown - 93 F					
Rick Burleson, R OBP: 0.343, SLG: 0.352 (1, 6)	0-0 5-3		0-0 1B			0-0 5-3		0-0 BB 1B		4	0	2	0	0	0	0						
Carl Yastrzemski, L OBP: 0.396, SLG: 0.603 Bob Montgomery, R OBP: 0.235, SLG: 0.257 (1, 3)	0-0 4-3		0-0 P8			0-0 F7		0-3 K		4	0	0	0	0	1	3						
Fred Lynn, L OBP: 0.411, SLG: 0.627 (1, 8)		0-0 F8 SF9 2B			0-0 F7		0-0 4-3	4-0 1-2 BB		3	1	1	0	1	0	0						
Jim Rice, R OBP: 0.333, SLG: 0.516 (1, 10)		0-0 F8 2-3			0-0 1-3		4-0 FC6 BB	0-0 F6		3	0	0	0	1	0	4						
Juan Beniquez, R OBP: 0.374, SLG: 0.426 (1, 7)		0-0 SF9 3H			0-0 F4		0-0 FC6 1B	0-0 F9		3	1	0	1	0	0	4						
Rico Petrocelli, R OBP: 0.341, SLG: 0.358 (1, 5)		0-0 BB			0-0 G3		0-0 2H 1B	4-0 BB BB		2	0	1	1	2	0	0						
Carlton Fisk, R (1, 2) Tim Lincecum, S OBP: 0.295, SLG: 0.224 Bob Heise, R OBP: 0.171, SLG: 0.125 (6, 2)		0-0 P8			0-0 B1-3		0-0 5-3	0-3 K		2	0	0	0	0	0	1						
Denny Doyle, L OBP: 0.170, SLG: 0.222 Doug Griffin, R OBP: 0.300, SLG: 0.282 (9, 4)			0-0 F4			0-0 P7		0-0 1B 2B	4-0 G6-4-3 BB	3	1	1	0	0	0	0						
Inning Stats	R: 0 E: 0 K: 0 S: 3	H: 0 LOB: 0 BB: 0 P: 3	R: 1 E: 0 K: 0 S: 4	H: 1 LOB: 1 BB: 1 P: 8	R: 0 E: 0 K: 0 S: 4	H: 1 LOB: 0 BB: 0 P: 4	R: 0 E: 0 K: 0 S: 3	H: 0 LOB: 0 BB: 0 P: 3	R: 0 E: 0 K: 0 S: 3	H: 0 LOB: 0 BB: 0 P: 3	R: 1 E: 1 K: 0 S: 4	H: 1 LOB: 1 BB: 1 P: 8	R: 1 E: 0 K: 1 S: 8	H: 3 LOB: 3 BB: 1 P: 12	R: 0 E: 0 K: 1 S: 4	H: 0 LOB: 1 BB: 2 P: 12	1B: 4 2B: 2 3B: 0 HR: 0	SF: 1 SAC: 0 DP: 1 HBP: 0	WP: 0 PB: 0 CS: 0	PA: 37		
PITCHER	IP	WLS	BF	H	R	ER	SO	BB	IBB	HBP	BLK	WP	HR	S	P	ERA	WHIP					
Eric Raich, R ERA: 2.7 Dave LaRoche, L ERA: 1.93	(1, 1)	7.0	W	29	6	3	2	0	2	0	0	0	0	0	27	35	2.57	1.143				
	(8, 1)	2.0		8	0	0	0	2	3	0	0	0	0	9	21	0.00	1.500					



Batter	1	2	3	4	5	6	7	8	9	AB	R	H	RBI	BB	SO	LOB	TOP		
Buddy Bell, R OBP: 0.294, SLG: 0.320 Boog Powell, L OBP: 0.384, SLG: 0.516 John Lowenstein, L OBP: 0.352, SLG: 0.450 Tom McCraw, L OBP: 0.362, SLG: 0.451	0-0 4-3		0-0 1-3 1B		0-0 2B		0-0 3-1		0-0 2B 1-H 2-H HR	4	0	2	0	0	0	0	Cleveland Indians @ Boston Red Sox Fenway Park, Boston, MA Tue Jun 24 1975, 7:05 PM EDT Att: 15,411 - Unknown - 91 F		
Rick Manning, L OBP: 0.359, SLG: 0.357	0-0 G3		0-0 B2		4-0 FC6-4 BB		0-0 4-3		4-0 HR BB	3	1	0	0	2	0	2			
George Hendrick, R OBP: 0.310, SLG: 0.485	0-0 HR		0-0 G3-6 1-2		0-0 F8				4-0 CS BB	4	2	2	4	1	0	4			
Frank Robinson, R OBP: 0.355, SLG: 0.551 Oscar Gamble, L OBP: 0.321, SLG: 0.344	0-0 5-3				0-0 4-3 P1				4-0 BB 1-2	3	0	0	0	1	0	2			
Rico Carty, R OBP: 0.370, SLG: 0.441 Ed Crosby, L OBP: 0.346, SLG: 0.292					0-0 1B FC4-6 1B				0-0 FC4-6 1B	4	1	1	0	1	0	4			
Charlie Spikes, R OBP: 0.281, SLG: 0.306					0-0 FC4-6 1B				0-0 G6-4-3 BB 1-2	4	1	2	1	0	0	2			
Frank Duffy, R OBP: 0.266, SLG: 0.285					0-0 FC4-6 1B				0-0 FC1-5 BB 1B	4	1	1	1	0	0	1			
Alan Ashby, S OBP: 0.221, SLG: 0.191					0-0 FC4-6 2B 1-H 3-H				4-0 FC1-5 BB 1-2	3	1	1	1	1	0	0			
Duane Kuiper, L OBP: 0.369, SLG: 0.347					0-0 1B BB				0-0 FC1-5 2B 1-2 2-3	3	0	0	0	1	0	3			
Inning Stats	R: 1 E: 0 K: 0 S: 4	H: 1 LOB: 0 BB: 0 P: 4	R: 0 E: 0 K: 0 S: 3	H: 1 LOB: 1 BB: 1 P: 7	R: 2 E: 0 K: 0 S: 6	H: 3 LOB: 1 BB: 0 P: 6	R: 0 E: 0 K: 0 S: 3	H: 0 LOB: 0 BB: 0 P: 3	R: 0 E: 0 K: 0 S: 3	H: 0 LOB: 0 BB: 0 P: 3	R: 0 E: 0 K: 0 S: 1	H: 0 LOB: 1 BB: 3 P: 13	R: 4 E: 0 K: 0 S: 6	H: 4 LOB: 2 BB: 2 P: 14	1B: 5 2B: 3 3B: 0 HR: 3	SF: 0 SAC: 0 DP: 2 HBP: 0		WP: 0 PB: 0 SB: 0 CS: 1	PA: 41
PITCHER	IP WLS BF H R ER SO BB IBB HBP BLK WP HR S P ERA WHIP	IP WLS BF H R ER SO BB IBB HBP BLK WP HR S P ERA WHIP	IP WLS BF H R ER SO BB IBB HBP BLK WP HR S P ERA WHIP	IP WLS BF H R ER SO BB IBB HBP BLK WP HR S P ERA WHIP	IP WLS BF H R ER SO BB IBB HBP BLK WP HR S P ERA WHIP	IP WLS BF H R ER SO BB IBB HBP BLK WP HR S P ERA WHIP	IP WLS BF H R ER SO BB IBB HBP BLK WP HR S P ERA WHIP	IP WLS BF H R ER SO BB IBB HBP BLK WP HR S P ERA WHIP	IP WLS BF H R ER SO BB IBB HBP BLK WP HR S P ERA WHIP	IP WLS BF H R ER SO BB IBB HBP BLK WP HR S P ERA WHIP	IP WLS BF H R ER SO BB IBB HBP BLK WP HR S P ERA WHIP	IP WLS BF H R ER SO BB IBB HBP BLK WP HR S P ERA WHIP	IP WLS BF H R ER SO BB IBB HBP BLK WP HR S P ERA WHIP	IP WLS BF H R ER SO BB IBB HBP BLK WP HR S P ERA WHIP	IP WLS BF H R ER SO BB IBB HBP BLK WP HR S P ERA WHIP	IP WLS BF H R ER SO BB IBB HBP BLK WP HR S P ERA WHIP	IP WLS BF H R ER SO BB IBB HBP BLK WP HR S P ERA WHIP	IP WLS BF H R ER SO BB IBB HBP BLK WP HR S P ERA WHIP	
Bill Lee, L ERA: 3.77 Roger Moret, L ERA: 3.59 Dick Drago, R ERA: 3.46	8.0 0.1 0.2	34 2 5	8 0 3	5 0 3	5 0 4	29 1 4	49 5 8	5.62 0.00 40.50	1.625 3.000 6.000										

AB 34
R 8
H 11
RBI 8
BB 7
SO 0
LOB 18



Batter	1	2	3	4	5	6	7	8	9	AB	R	H	RBI	BB	SO	LOB	BOTTOM			
Bernie Carbo, L OBP: 0.429, SLG: 0.586	4-0 3-1 E BB		0-0 F7	0-3 K 1-2			0-0 F6		0-0 1B	4	1	1	0	1	1	1	Cleveland Indians @ Boston Red Sox Fenway Park, Boston, MA Tue Jun 24 1975, 7:05 PM EDT Att: 15,411 - Unknown - 91 F			
Rick Burleson, R OBP: 0.346, SLG: 0.355	0-0 3-1 1-2		0-0 E 1B		0-0 CS 1B			4-0 HR BB	0-0 F7	4	2	2	0	1	0	2				
Carl Yastrzemski, L OBP: 0.397, SLG: 0.417	0-0 E7 2H 1B		0-0 F8		0-0 P7			0-0 1-H HR		4	2	2	3	0	0	2				
Fred Lynn, L OBP: 0.412, SLG: 0.623	0-0 G6-4-3 2H 1B		4-0 1B S BB		0-3 K 1-2			0-0 F8		3	1	1	1	1	1	1				
Jim Rice, R OBP: 0.336, SLG: 0.516	0-0 G6-4-3 1-2		0-0 S 1B		0-3 K			0-0 1B 1B		4	0	2	1	0	1	1				
Rico Petrocelli, R OBP: 0.340, SLG: 0.356		0-3 K	0-3 K		0-0 F2			0-0 G4-6-3 1B		4	0	1	0	0	2	1				
Cecil Cooper, L OBP: 0.286, SLG: 0.317		0-0 L8			0-0 L9		0-3 K		0-0 G4-6-3 1-2	4	0	0	0	0	1	2				
Carlton Fisk, R OBP: 0.500, SLG: 0.500 Tim Blackwell, S OBP: 0.295, SLG: 0.221 Rick Miller, L OBP: 0.326, SLG: 0.194		0-0 FC6-4 1B			0-0 FC3-6 1B		0-3 K		0-0 F7	2	0	2	0	0	0	0				
Denny Doyle, L OBP: 0.157, SLG: 0.204		0-0 FC6-4 1-2			0-0 FC3-6 S 1-2		0-0 F9		0-0 5-3	4	0	0	0	0	0	2				
Inning Stats	R: 2 E: 1 K: 0 S: 4	H: 2 LOB: 0 BB: 1 P: 8	R: 0 E: 0 K: 1 S: 6	H: 1 LOB: 1 BB: 0 P: 6	R: 2 E: 1 K: 1 S: 7	H: 2 LOB: 1 BB: 1 P: 11	R: 0 E: 0 K: 1 S: 6	H: 1 LOB: 1 BB: 0 P: 6	R: 0 E: 0 K: 2 S: 7	H: 0 LOB: 0 BB: 0 P: 7	R: 0 E: 0 K: 1 S: 5	H: 0 LOB: 0 BB: 0 P: 5	R: 2 E: 0 K: 0 S: 5	H: 3 LOB: 1 BB: 1 P: 9	R: 0 E: 0 K: 0 S: 4	H: 1 LOB: 1 BB: 0 P: 4		1B: 10 2B: 1 3B: 0 HR: 1	SF: 0 SAC: 0 DP: 3 HBP: 0	WP: 0 PB: 0 SB: 3 CS: 1
PITCHER	IP WLS BF H R ER SO BB IBB HBP BLK WP HR S P ERA WHIP	IP WLS BF H R ER SO BB IBB HBP BLK WP HR S P ERA WHIP	IP WLS BF H R ER SO BB IBB HBP BLK WP HR S P ERA WHIP	IP WLS BF H R ER SO BB IBB HBP BLK WP HR S P ERA WHIP	IP WLS BF H R ER SO BB IBB HBP BLK WP HR S P ERA WHIP	IP WLS BF H R ER SO BB IBB HBP BLK WP HR S P ERA WHIP	IP WLS BF H R ER SO BB IBB HBP BLK WP HR S P ERA WHIP	IP WLS BF H R ER SO BB IBB HBP BLK WP HR S P ERA WHIP	IP WLS BF H R ER SO BB IBB HBP BLK WP HR S P ERA WHIP	IP WLS BF H R ER SO BB IBB HBP BLK WP HR S P ERA WHIP	IP WLS BF H R ER SO BB IBB HBP BLK WP HR S P ERA WHIP	IP WLS BF H R ER SO BB IBB HBP BLK WP HR S P ERA WHIP	IP WLS BF H R ER SO BB IBB HBP BLK WP HR S P ERA WHIP	IP WLS BF H R ER SO BB IBB HBP BLK WP HR S P ERA WHIP	IP WLS BF H R ER SO BB IBB HBP BLK WP HR S P ERA WHIP	IP WLS BF H R ER SO BB IBB HBP BLK WP HR S P ERA WHIP	IP WLS BF H R ER SO BB IBB HBP BLK WP HR S P ERA WHIP	IP WLS BF H R ER SO BB IBB HBP BLK WP HR S P ERA WHIP		
Jim Kern, R ERA: 3.77 Tom Buskey, R ERA: 2.65	7.1 1.2	32 6	9 6	5 7	0 0	6 6	55 6	6.14 0.00	1.636 1.200											

AB 35
R 6
H 11
RBI 5
BB 3
SO 7
LOB 12



Batter	1	2	3	4	5	6	7	8	9	AB	R	H	RBI	BB	SO	LOB	TOP										
Buddy Bell, R OBP: 0.296, SLG: 0.319 (1, 5)	0-0 1-3	0-0 SH1-3 E 1B		0-0 L4		0-0 1B BB		0-0 F7		4	1	1	1	1	0	1											
Duane Kujner, L OBP: 0.375, SLG: 0.346 (1, 4)	4-0 BB 1B BB	0-0 SH1-3		0-0 1-3		0-0 F7 1B		0-0 F4		3	1	1	2	1	0	1											
Rick Manning, L OBP: 0.353, SLG: 0.350 (1, 7)	0-0 F7	0-0 E6 2-H 1B				0-0 F7		0-0 E6		5	0	1	1	0	0	2											
Boog Powell, L OBP: 0.380, SLG: 0.505 (1, 3)	4-0 1B 1-2 BB	0-0 4-3				0-0 4-3		0-3 K		4	0	0	0	1	1	3											
George Hendrick, R OBP: 0.312, SLG: 0.482 (1, 8)	0-0 FC4 1-2 2-H 1B		0-0 5-3			0-0 1-3		4-0 CS BB		4	0	1	1	1	1	1											
Oscar Gamble, L OBP: 0.319, SLG: 0.349 (1, 10)	0-0 FC4 1-2		0-0 3-1			0-0 1B 2B		0-3 K		4	1	1	0	0	1	3											
Charlie Spikes, R OBP: 0.261, SLG: 0.305 (1, 9)		0-0 1-4-3		0-3 K		0-0 SH BB 1B		0-0 F4		4	1	1	0	0	1	0											
Frank Duffy, R OBP: 0.281, SLG: 0.295 (1, 6)		0-0 HR 1B		0-0 SH1-3 S 1B		0-0 BB SH 1B		4-0 G3-6-1 BB		3	2	3	1	1	0	0											
Alan Ashby, S OBP: 0.228, SLG: 0.243 (1, 2)		0-0 HR		0-0 SH1-3		0-0 SH BB 1B		0-0 G3-6-1		2	2	1	2	0	0	1											
Inning Stats	R: 1 E: 0 K: 0 S: 4	H: 1 LOB: 2 BB: 2 P: 12	R: 3 E: 1 K: 0 S: 7	H: 4 LOB: 1 BB: 0 P: 7	R: 0 E: 0 K: 1 S: 5	H: 0 LOB: 0 BB: 0 P: 5	R: 0 E: 0 K: 0 S: 4	H: 1 LOB: 1 BB: 0 P: 4	R: 0 E: 0 K: 0 S: 3	H: 0 LOB: 0 BB: 0 P: 3	R: 4 E: 0 K: 1 S: 9	H: 4 LOB: 1 BB: 1 P: 13	R: 0 E: 0 K: 1 S: 4	H: 0 LOB: 0 BB: 1 P: 8	R: 0 E: 0 K: 0 S: 2	H: 0 LOB: 0 BB: 1 P: 6	R: 0 E: 1 K: 1 S: 6	H: 0 LOB: 1 BB: 0 P: 6	1B: 8 2B: 2 3B: 0 HR: 1	SF: 0 SAC: 3 DP: 2 HBP: 0	WP: 0 PB: 0 CS: 1	PA: 41					
PITCHER	IP	WLS	BF	H	R	ER	SO	BB	IBB	HBP	BLK	WP	HR	S	P	ERA	WHIP										
Dick Pole, R ERA: 4.35 (1, 1)	5.0	L	25	8	6	6	1	2	0	0	0	0	1	25	33	10.80	2.000										
Roger Moret, L ERA: 4.01 (6, 1)	2.0		9	2	2	2	2	2	0	0	0	0	0	11	19	9.00	2.000										
Diego Segui, R ERA: 6.09 (8, 1)	2.0		7	0	0	0	1	1	0	0	0	0	0	8	12	0.00	0.500										

Cleveland Indians @ Boston Red Sox
Fenway Park, Boston, MA
Wed Jun 25 1975, 3:33 AM EDT
Att: 20,847 - Unknown - 75 F

AB 33
R 8
H 10
RBI 8
BB 5
SO 4
LOB 12



Batter	1	2	3	4	5	6	7	8	9	AB	R	H	RBI	BB	SO	LOB	BOTTOM										
Bernie Carbo, L OBP: 0.428, SLG: 0.577 (1, 9)	0-3 K		0-0 L8			0-0 G5-4-3 1B		4-0 BB	0-0 G3	4	0	1	0	1	1	2											
Rick Burleson, R OBP: 0.343, SLG: 0.349 (1, 6)	0-3 K		0-0 6-3			0-0 G5-4-3		0-3 K		4	0	0	0	0	2	2											
Carl Yastrzemski, L OBP: 0.399, SLG: 0.416 (1, 7)	1-0 WP 2B HBP		0-0 4-3			0-0 F8		0-0 BB SF8 1B		3	2	1	0	0	0	0											
Fred Lynn, L OBP: 0.409, SLG: 0.614 (1, 8)	4-0 2B BB			0-3 K		0-0 F5		0-0 P8		3	1	0	0	1	1	1											
Jim Rice, R OBP: 0.339, SLG: 0.520 (1, 10)	0-0 2B			0-3 K		0-0 F4		0-0 BB BB 1B		4	1	2	2	0	1	0											
Rico Petrocelli, R OBP: 0.343, SLG: 0.361 (1, 5)	0-0 6-3			0-3 K		0-0 2B		4-0 BB 1B		3	1	1	0	1	1	1											
Cecil Cooper, L OBP: 0.261, SLG: 0.295 (1, 3)		0-0 L6			0-3 K		0-0 F8		0-0 SF8	3	0	0	1	0	1	1											
Carlton Fisk, R OBP: 0.333, SLG: 0.333 (1, 2)		0-0 5-3			0-0 F8			0-3 K		2	0	0	0	0	0	0											
Tim Blackwell, S OBP: 0.291, SLG: 0.217 (7, 2)								4-0 1B		1	0	0	0	0	1	0											
Rick Miller, L OBP: 0.341, SLG: 0.194 (9, PH)								1-2 2-3 BB		0	0	0	0	1	0	0											
Denny Doyle, L OBP: 0.184, SLG: 0.208 (1, 4)		0-0 3-1			0-0 L6			0-0 4-3		4	0	1	2	0	0	0											
Inning Stats	R: 2 E: 0 K: 2 S: 8	H: 1 LOB: 1 BB: 1 P: 13	R: 0 E: 0 K: 0 S: 3	H: 0 LOB: 0 BB: 0 P: 3	R: 0 E: 0 K: 3 S: 9	H: 0 LOB: 0 BB: 0 P: 9	R: 0 E: 0 K: 1 S: 5	H: 0 LOB: 0 BB: 0 P: 5	R: 0 E: 0 K: 0 S: 3	H: 1 LOB: 0 BB: 0 P: 3	R: 0 E: 0 K: 0 S: 4	H: 1 LOB: 1 BB: 0 P: 4	R: 0 E: 0 K: 2 S: 7	H: 0 LOB: 1 BB: 1 P: 11	R: 3 E: 0 K: 0 S: 6	H: 3 LOB: 2 BB: 2 P: 14	1B: 4 2B: 2 3B: 0 HR: 0	SF: 1 SAC: 0 DP: 1 HBP: 1	WP: 1 PB: 0 CS: 0	PA: 37							
PITCHER	IP	WLS	BF	H	R	ER	SO	BB	IBB	HBP	BLK	WP	HR	S	P	ERA	WHIP										
Roric Harrison, R ERA: 5.2 (1, 1)	8.2	W	35	5	5	5	8	4	0	1	0	0	0	46	63	5.19	1.038										
Tom Buskey, R ERA: 2.63 (9, 1)	0.1	S	2	1	0	0	0	0	0	0	0	0	0	2	2	0.00	3.000										

Cleveland Indians @ Boston Red Sox
Fenway Park, Boston, MA
Wed Jun 25 1975, 3:33 AM EDT
Att: 20,847 - Unknown - 75 F

AB 31
R 5
H 6
RBI 5
BB 4
SO 8
LOB 7



Batter	1	2	3	4	5	6	7	8	9	AB	R	H	RBI	BB	SO	LOB	TOP								
John Lowenstein, L OBP: 0.361, SLG: 0.452 (1, 10)	0-0 3-1	0-0 FC6 1B			4-0 E 1B BB	0-0 1B		0-3 K		4	1	2	2	1	1	1	Cleveland Indians @ Milwaukee Brewers Milwaukee County Stadium, Milwaukee, WI Thu Jun 26 1975, 4:33 AM EDT Att: 15,145 - Unknown								
Duane Kuiper, L OBP: 0.366, SLG: 0.337 (1, 4)	0-0 1-3	0-0 FC6			0-0 E3 1B 2B	0-0 1B		0-3 K		5	1	1	0	0	1	4									
Rick Manning, L OBP: 0.348, SLG: 0.344 (1, 8)	0-0 G3		0-0 F8		0-0 2B 1B		0-0 F8		0-0 F5	5	1	1	1	0	0	0									
Boog Powell, L OBP: 0.380, SLG: 0.505 (1, 3)		0-0 4-3	0-0 F6		0-0 2B 1B		4-0 BB E BB		0-0 4-3	4	0	1	2	1	0	0									
Charlie Spikes, R OBP: 0.264, SLG: 0.309 (1, 9)		0-0 BB 1B 2B	0-0 F4		0-0 2-4 2B		0-0 E6 BB		4-0 2B 1B BB	4	2	1	0	1	0	2									
Oscar Gamble, L OBP: 0.336, SLG: 0.359 (1, 7)		4-0 1B BB 1B BB		0-0 F2		4-0 4-3 1B BB		4-0 1-2 2-3 BB	2	3	1	0	3	0	0										
Buddy Bell, R OBP: 0.298, SLG: 0.318 (1, 5)		4-0 1B 1B BB		0-0 F9		0-0 1-3		0-3 K	4	0	1	2	1	1	4										
Frank Duffy, R OBP: 0.279, SLG: 0.293 (1, 6)		0-0 1B 1B 1B		0-0 L6		0-0 4-3		0-3 K	5	1	1	1	0	1	5										
Alan Ashby, S OBP: 0.253, SLG: 0.250 (1, 2)		0-0 1B 1B		0-0 4-3		4-0 1B BB		4-0 CS BB	2	0	1	1	2	0	0										
Inning Stats	R: 0 E: 0 K: 0 S: 3	H: 0 LOB: 0 BB: 0 P: 3	R: 3 E: 0 K: 0 S: 6	H: 4 LOB: 2 BB: 2 P: 14	R: 0 E: 0 K: 0 S: 3	H: 0 LOB: 0 BB: 0 P: 3	R: 0 E: 0 K: 0 S: 3	H: 0 LOB: 0 BB: 0 P: 3	R: 3 E: 1 K: 0 S: 5	H: 2 LOB: 0 BB: 1 P: 9	R: 1 E: 0 K: 0 S: 4	H: 2 LOB: 2 BB: 2 P: 12	R: 0 E: 1 K: 2 S: 8	H: 0 LOB: 3 BB: 2 P: 16	R: 0 E: 0 K: 2 S: 6	H: 0 LOB: 1 BB: 1 P: 10	R: 2 E: 0 K: 0 S: 5	H: 2 LOB: 1 BB: 1 P: 9	1B: 7 2B: 5 3B: 0 HR: 0	SF: 0 SAC: 0 DP: 2 HBP: 0	WP: 0 PB: 0 CS: 1	PA: 44			
PITCHER	IP	WLS	BF	H	R	ER	SO	BB	IBB	HBP	BLK	WP	HR	S	P	ERA	WHIP								
Jim Colborn, R ERA: 4.58 (1, 1)	1.2	L	10	4	3	3	0	2	0	0	0	0	0	8	16	16.20	3.600								
Bill Champion, R ERA: 4.95 (2, 1)	4.1		19	4	4	3	0	3	0	0	0	0	0	16	28	6.23	1.615								
Rick Austin, L ERA: 5.4 (7, 1)	3.0		15	2	2	2	4	4	0	0	0	0	0	19	35	6.00	2.000								

Batter	1	2	3	4	5	6	7	8	9	AB	R	H	RBI	BB	SO	LOB	BOTTOM								
Don Money, R OBP: 0.301, SLG: 0.329 (1, 5)	0-3 K		0-0 L5-3		0-0 F8			0-0 F9		4	0	0	0	0	1	4	Cleveland Indians @ Milwaukee Brewers Milwaukee County Stadium, Milwaukee, WI Thu Jun 26 1975, 4:33 AM EDT Att: 15,145 - Unknown								
Robin Yount, R OBP: 0.356, SLG: 0.416 (1, 6)	0-3 K			0-0 1-3		0-0 1-3		0-0 F9		3	0	0	0	0	1	0									
Kurt Bevacqua, R OBP: 0.220, SLG: 0.214 (7, 6)										1	0	0	0	0	0	0									
George Scott, R OBP: 0.344, SLG: 0.463 (1, 3)	0-3 K			0-0 1B		0-3 K			0-0 1-3	4	0	1	0	0	2	0									
Hank Aaron, R OBP: 0.335, SLG: 0.380 (1, 10)		0-0 L9-3 1B		0-0 F9		0-0 F8		4-0 HR BB	3	0	1	0	0	0	1										
Bobby Darwin, R OBP: 0.323, SLG: 0.385 (9, PH)				0-0 F7				0-0 HR	0	0	0	0	1	0	0										
Gorman Thomas, R OBP: 0.386, SLG: 0.638 (9, PR)								1-1 HR	0	1	0	0	0	0	0										
Darrell Porter, L OBP: 0.364, SLG: 0.397 (1, 2)		0-0 L9-3		0-0 F7		4-0 BLK WP BB		0-0 HR	3	1	1	2	1	0	2										
Sixto Lezcano, R OBP: 0.339, SLG: 0.411 (1, 9)		0-0 6-3			0-3 K		0-0 F8		0-0 6-3	4	0	0	0	0	1	2									
Bill Sharp, L OBP: 0.288, SLG: 0.329 (1, 8)			0-0 1-3		0-0 2B 1B		0-0 F6		0-0 F5	4	0	1	0	0	0	2									
Bobby Mitchell, R OBP: 0.339, SLG: 0.458 (1, 7)			4-0 1B BB		0-3 K		0-3 K			2	0	0	0	1	2	2									
Pedro Garcia, R OBP: 0.287, SLG: 0.340 (1, 4)			0-0 L5-3 1B		0-0 2B			0-0 F7		3	0	2	0	0	0	0									
Inning Stats	R: 0 E: 0 K: 3 S: 9	H: 0 LOB: 0 BB: 0 P: 9	R: 0 E: 0 K: 0 S: 3	H: 1 LOB: 0 BB: 0 P: 3	R: 0 E: 0 K: 0 S: 3	H: 1 LOB: 1 BB: 1 P: 7	R: 0 E: 0 K: 0 S: 4	H: 1 LOB: 0 BB: 0 P: 4	R: 0 E: 0 K: 2 S: 9	H: 2 LOB: 2 BB: 0 P: 9	R: 0 E: 0 K: 1 S: 5	H: 0 LOB: 0 BB: 0 P: 5	R: 0 E: 0 K: 1 S: 5	H: 0 LOB: 1 BB: 1 P: 9	R: 0 E: 0 K: 0 S: 3	H: 0 LOB: 0 BB: 0 P: 3	R: 2 E: 0 K: 0 S: 4	H: 1 LOB: 1 BB: 1 P: 8	1B: 4 2B: 3 3B: 0 HR: 1	SF: 0 SAC: 0 DP: 2 HBP: 0	WP: 1 PB: 0 CS: 0	PA: 34			
PITCHER	IP	WLS	BF	H	R	ER	SO	BB	IBB	HBP	BLK	WP	HR	S	P	ERA	WHIP								
Dennis Eckersley, R ERA: 2.03 (1, 1)	8.0	W	29	5	0	0	7	2	0	0	1	0	41	49	0.00	0.875									
Jackie Brown, R ERA: 4.77 (9, 1)	1.0		5	1	2	2	0	1	0	0	0	0	1	4	8	18.00	2.000								

Batter	1	2	3	4	5	6	7	8	9	AB	R	H	RBI	BB	SO	LOB	TOP					
John Lowenstein, L (1, 10) OBP: 0.395, SLG: 0.442										5	0	1	0	0	2	4	Cleveland Indians @ Milwaukee Brewers Milwaukee County Stadium, Milwaukee, WI Fri Jun 27 1975, 8:05 PM EDT Att: 17,422 - Unknown					
Duane Kuiper, L (1, 4) OBP: 0.367, SLG: 0.326										3	0	0	0	2	0	2						
Rick Manning, L (1, 9) OBP: 0.350, SLG: 0.362										5	1	2	0	0	0	4						
Boog Powell, L (1, 3) OBP: 0.389, SLG: 0.508										3	1	2	1	2	0	0						
George Hendrick, R (1, 8) OBP: 0.313, SLG: 0.480										5	1	2	0	0	0	4						
Oscar Gamble, L (1, 7) OBP: 0.338, SLG: 0.356										4	2	1	0	1	0	4						
Buddy Bell, R (1, 5) OBP: 0.297, SLG: 0.328										5	1	1	1	0	0	3						
Frank Duffy, R (1, 6) OBP: 0.282, SLG: 0.292										4	0	1	1	1	1	1						
Alan Ashby, S (1, 2) OBP: 0.256, SLG: 0.267										3	0	1	1	0	2	2						
John Ellis, R (7, 2) OBP: 0.253, SLG: 0.347										1	0	0	0	0	0	0						
Inning Stats	R: 0 E: 0 K: 1 S: 7	H: 2 LOB: 2 BB: 0 P: 7	R: 1 E: 0 K: 0 S: 5	H: 2 LOB: 1 BB: 0 P: 5	R: 0 E: 0 K: 0 S: 4	H: 1 LOB: 2 BB: 1 P: 8	R: 1 E: 0 K: 0 S: 4	H: 1 LOB: 2 BB: 2 P: 12	R: 3 E: 2 K: 2 S: 10	H: 1 LOB: 2 BB: 2 P: 18	R: 1 E: 0 K: 0 S: 5	H: 2 LOB: 1 BB: 0 P: 5	R: 0 E: 0 K: 1 S: 6	H: 1 LOB: 2 BB: 1 P: 10	R: 0 E: 0 K: 0 S: 3	H: 1 LOB: 0 BB: 0 P: 3	R: 0 E: 0 K: 1 S: 5	H: 0 LOB: 0 BB: 0 P: 5	1B: 8 2B: 1 3B: 1 HR: 1	SF: 0 SAC: 1 DP: 1 HBP: 0	WP: 0 PB: 0 SB: 3 CS: 0	PA: 45
PITCHER	IP WLS BF H R ER SO BB IBB HBP BLK WP HR S P ERA WHIP																					
Ed Sprague, R (1, 1) ERA: 4.88	4.0 L 26 7 5 3 1 4 1 0 0 0 0 1 23 43 6.75 2.750																					
Tom Hausman, R (5, 1) ERA: 4.99	4.0 16 4 1 1 3 1 0 0 0 0 0 0 21 25 2.25 1.250																					
Eduardo Rodriguez, R (9, 1) ERA: 3.21	1.0 3 0 0 0 1 0 0 0 0 0 0 0 5 5 0.00 0.000																					

Batter	1	2	3	4	5	6	7	8	9	AB	R	H	RBI	BB	SO	LOB	BOTTOM			
Don Money, R (1, 5) OBP: 0.305, SLG: 0.329										3	1	1	0	1	0	0	Cleveland Indians @ Milwaukee Brewers Milwaukee County Stadium, Milwaukee, WI Fri Jun 27 1975, 8:05 PM EDT Att: 17,422 - Unknown			
Robin Yount, R (1, 6) OBP: 0.354, SLG: 0.413										4	0	1	0	0	0	1				
George Scott, R (1, 3) OBP: 0.347, SLG: 0.467										4	0	2	1	0	1	1				
Hank Aaron, R (1, 7) OBP: 0.333, SLG: 0.375										3	0	0	0	1	0	3				
Darrell Porter, L (1, 2) OBP: 0.397, SLG: 0.388										4	0	0	0	0	2	1				
Mike Hegan, L (1, 10) OBP: 0.418, SLG: 0.431										3	0	0	0	1	0	1				
Sixto Lezcano, R (1, 9) OBP: 0.338, SLG: 0.409										4	0	1	0	0	0	1				
Bill Sharp, L (1, 8) OBP: 0.283, SLG: 0.324										3	0	0	0	0	1	1				
Pedro Garcia, R (1, 4) OBP: 0.283, SLG: 0.335										3	0	0	0	0	2	0				
Inning Stats	R: 0 E: 0 K: 0 S: 3	H: 1 LOB: 0 BB: 0 P: 3	R: 0 E: 0 K: 1 S: 5	H: 0 LOB: 1 BB: 1 P: 9	R: 1 E: 0 K: 2 S: 9	H: 2 LOB: 2 BB: 1 P: 13	R: 0 E: 0 K: 0 S: 4	H: 1 LOB: 1 BB: 0 P: 4	R: 0 E: 0 K: 2 S: 7	H: 0 LOB: 0 BB: 1 P: 11	R: 0 E: 0 K: 1 S: 5	H: 0 LOB: 0 BB: 0 P: 5	R: 0 E: 0 K: 0 S: 4	H: 1 LOB: 1 BB: 0 P: 4	R: 0 E: 0 K: 0 S: 3	H: 0 LOB: 0 BB: 0 P: 3	1B: 4 2B: 1 3B: 0 HR: 0	SF: 0 SAC: 0 DP: 1 HBP: 0	WP: 0 PB: 0 SB: 1 CS: 0	PA: 34
PITCHER	IP WLS BF H R ER SO BB IBB HBP BLK WP HR S P ERA WHIP																			
Jim Bibby, R (1, 1) ERA: 4.72	9.0 W 34 5 1 1 6 3 0 0 0 0 0 0 43 55 1.00 0.889																			

Batter	1	2	3	4	5	6	7	8	9	AB	R	H	RBI	BB	SO	LOB	TOP				
John Lowenstein, L (1, 10) OBP: 0.355, SLG: 0.439 Rico Carty, R (6, FH) OBP: 0.372, SLG: 0.438	0-0 F1 1B		0-0 F6	0-0 F8		0-0 1B BB		0-0 5-3		3	0	1	0	0	0	3	Cleveland Indians @ Milwaukee Brewers Milwaukee County Stadium, Milwaukee, WI Sat Jun 28 1975, 8:05 PM EDT Att: 23,360 - Unknown				
Duane Kuiper, L (1, 4) OBP: 0.379, SLG: 0.341	0-0 F1 1-2		0-0 1B		0-0 1B SF9	0-0 1B	0-0 1B	0-0 4-3		5	1	3	1	0	0	1					
George Hendrick, R (1, 8) OBP: 0.315, SLG: 0.479	0-0 4-3		0-0 1B		0-0 FC6-4 1B	0-0 K			0-0 L8	5	0	2	1	0	1	3					
Boog Powell, L (1, 3) OBP: 0.390, SLG: 0.505		0-0 F9	0-0 F8		0-0 SF9	0-0 1B			0-0 BB	3	0	1	3	1	0	2					
Charlie Spikes, R (1, 9) OBP: 0.263, SLG: 0.322	0-0 E5 G3			0-0 HR	0-0 FC6-4	0-0 L9			0-0 F8	5	1	1	1	0	0	4					
Oscar Gamble, L (1, 7) OBP: 0.335, SLG: 0.348 John Ellis, R (9, FH) OBP: 0.251, SLG: 0.345	0-0 G3 1-2			0-0 1B S FC3-2 BB	0-0 F8		0-0 F5		0-0 K	3	0	0	0	1	0	2					
Buddy Bell, R (1, 5) OBP: 0.296, SLG: 0.326	0-0 F8			0-0 K		0-0 SH1-4 1B	0-0 F9			4	1	1	0	0	1	2					
Frank Duffy, R (1, 6) OBP: 0.285, SLG: 0.296			0-0 F8	0-0 FC3-2 1B		0-0 1B SH1-4 1B	0-0 1-3			4	1	2	0	0	0	0					
Alan Ashby, S (1, 2) OBP: 0.258, SLG: 0.269			0-0 1B	0-0 FC3-2		0-0 SH1-4		0-0 5-3		3	1	1	0	0	0	2					
Inning Stats	R: 0 E: 0 K: 0 S: 3	H: 1 LOB: 0 BB: 0 P: 3	R: 0 E: 1 K: 0 S: 4	H: 0 LOB: 1 BB: 0 P: 4	R: 1 E: 0 K: 0 S: 6	H: 3 LOB: 2 BB: 0 P: 6	R: 1 E: 0 K: 1 S: 7	H: 2 LOB: 2 BB: 1 P: 11	R: 1 E: 0 K: 0 S: 5	H: 2 LOB: 1 BB: 0 P: 5	R: 3 E: 0 K: 1 S: 9	H: 4 LOB: 2 BB: 1 P: 13	R: 0 E: 0 K: 0 S: 3	H: 0 LOB: 0 BB: 0 P: 3	R: 0 E: 0 K: 1 S: 5	H: 0 LOB: 1 BB: 1 P: 9	1B: 11 2B: 0 3B: 0 HR: 1	SF: 1 SAC: 1 DP: 0 HBP: 0	WP: 0 PB: 0 SB: 1 CS: 0	PA: 42	
PITCHER	IP WLS BF H R ER SO	IP WLS BF H R ER SO	IP WLS BF H R ER SO	IP WLS BF H R ER SO	IP WLS BF H R ER SO	IP WLS BF H R ER SO	IP WLS BF H R ER SO	IP WLS BF H R ER SO	IP WLS BF H R ER SO	IP WLS BF H R ER SO	IP WLS BF H R ER SO	IP WLS BF H R ER SO	IP WLS BF H R ER SO	IP WLS BF H R ER SO	IP WLS BF H R ER SO	IP WLS BF H R ER SO	ERA WHIP	ERA WHIP			
Jim Slaton, R (1, 1) ERA: 5.04	5.1	27	10	5	5	1	1	0	0	0	0	0	0	0	0	0	0	8.44	2.062		
Rick Austin, L (6, 1) ERA: 3.96	3.2	W	15	2	1	1	2	2	0	0	0	0	0	0	0	0	0	2.46	1.091		

Batter	1	2	3	4	5	6	7	8	9	AB	R	H	RBI	BB	SO	LOB	BOTTOM			
Robin Yount, R (1, 6) OBP: 0.355, SLG: 0.417	0-0 2B	0-0 F9		0-0 5-3			0-0 6-3	0-0 1B		5	1	2	2	0	0	2	Cleveland Indians @ Milwaukee Brewers Milwaukee County Stadium, Milwaukee, WI Sat Jun 28 1975, 8:05 PM EDT Att: 23,360 - Unknown			
Bill Sharr, L (1, 8) OBP: 0.286, SLG: 0.337	0-0 BB SF8	0-0 1B		0-0 F7		0-0 F5	0-0 F9			5	1	2	1	0	0	2				
George Scott, R (1, 3) OBP: 0.349, SLG: 0.464	0-0 HR BB	0-0 BB			0-0 L5		0-0 6-3			2	1	0	0	2	0	0				
Hank Aaron, R (1, 10) OBP: 0.332, SLG: 0.370	0-0 HR BB	0-0 F7			0-0 5-3		0-0 F2			3	1	0	0	1	0	2				
Sixto Lezcano, R (1, 9) OBP: 0.337, SLG: 0.408	0-0 SF8		0-0 F3		0-0 F8		0-0 2B 1B			3	1	1	1	0	0	0				
Charlie Moore, R (1, 2) OBP: 0.310, SLG: 0.370	0-0 F9		0-0 5-3		0-0 1B G6-4-3 1B		0-0 2B 2B			4	2	2	1	0	0	2				
Bobby Mitchell, R (1, 7) OBP: 0.352, SLG: 0.505	0-0 HR		0-0 K		0-0 G6-4-3 1B		0-0 4-3 1B 2B			4	2	3	4	0	1	0				
Pedro Garcia, R (1, 4) OBP: 0.287, SLG: 0.335	0-0 F2			0-0 SH3-4 1B		0-0 G6-4-3	0-0 4-3 1B IBB			3	1	1	0	1	0	1				
Kurt Bevacqua, R (1, 5) OBP: 0.223, SLG: 0.218		0-0 2B 1B		0-0 SH3-4		0-0 K	0-0 4-3			3	0	1	0	0	1	2				
Inning Stats	R: 5 E: 0 K: 0 S: 6	H: 3 LOB: 0 BB: 2 P: 14	R: 0 E: 0 K: 0 S: 4	H: 2 LOB: 1 BB: 1 P: 8	R: 0 E: 0 K: 1 S: 5	H: 0 LOB: 0 BB: 0 P: 5	R: 0 E: 0 K: 0 S: 4	H: 1 LOB: 1 BB: 0 P: 4	R: 0 E: 0 K: 0 S: 3	H: 0 LOB: 0 BB: 0 P: 3	R: 1 E: 0 K: 1 S: 6	H: 2 LOB: 0 BB: 0 P: 6	R: 0 E: 0 K: 0 S: 3	H: 0 LOB: 0 BB: 0 P: 3	R: 4 E: 0 K: 0 S: 7	H: 4 LOB: 1 BB: 1 P: 11	1B: 6 2B: 5 3B: 0 HR: 1	SF: 1 SAC: 1 DP: 1 HBP: 0	WP: 0 PB: 0 SB: 0 CS: 0	PA: 38
PITCHER	IP WLS BF H R ER SO	IP WLS BF H R ER SO	IP WLS BF H R ER SO	IP WLS BF H R ER SO	IP WLS BF H R ER SO	IP WLS BF H R ER SO	IP WLS BF H R ER SO	IP WLS BF H R ER SO	IP WLS BF H R ER SO	IP WLS BF H R ER SO	IP WLS BF H R ER SO	IP WLS BF H R ER SO	IP WLS BF H R ER SO	IP WLS BF H R ER SO	IP WLS BF H R ER SO	IP WLS BF H R ER SO	ERA WHIP	ERA WHIP		
Eric Raich, R (1, 1) ERA: 3.57	0.1	5	2	2	1	1	0	0	0	0	0	0	0	0	0	0	108.00	12.000		
Fred Beene, R (1, 1) ERA: 5.93	4.2	19	5	2	2	1	0	0	0	0	1	20	24	3.86	1.286					
Jackie Brown, R (6, 1) ERA: 5.04	3.0	L	14	5	4	4	1	0	1	0	0	15	19	12.00	1.667					

Batter	1	2	3	4	5	6	7	8	9	AB	R	H	RBI	BB	SO	LOB	TOP				
John Lowenstein, L (1, 10) OBP: 0.345, SLG: 0.425	0-0 6-3		0-0 F7		0-0 F9		0-0 SH1-3		0-0 3-1	4	0	0	1	0	0	1	Cleveland Indians @ Milwaukee Brewers Milwaukee County Stadium, Milwaukee, WI Sun Jun 29 1975, 4:33 AM EDT Att: 24,640 - Unknown				
Duane Kuiper, L (1, 4) OBP: 0.374, SLG: 0.337	0-0 F7		0-0 2B 1-2 3-1 1B		0-3 K		0-0 FC1-6			4	1	1	0	0	1	1					
Rick Manning, L (1, 7) OBP: 0.347, SLG: 0.366	0-3 K		0-0 3-1 1-3 2-H 2B		0-0 F5		0-0 L7			4	0	1	1	0	1	1					
Boog Powell, L (1, 3) OBP: 0.387, SLG: 0.500		0-0 F4	0-0 3-1		0-3 K			0-0 1B		4	0	1	1	0	1	1					
George Hendrick, R (1, 8) OBP: 0.317, SLG: 0.479		0-0 BB 1B	0-0 6-3		0-0 1B CS 1B		0-3 K	0-3 K		4	0	2	0	0	1	2					
Charlie Spikes, R (1, 9) OBP: 0.262, SLG: 0.317	4-0 BB BB BB	0-0 1-2 BB		0-0 F9	0-3 K		0-0 F7			3	0	0	0	1	1	2					
Buddy Bell, R (1, 5) OBP: 0.295, SLG: 0.325	0-0 F3		0-0 6-3		0-0 1-3 1B		0-0 F7			4	0	1	0	0	0	3					
Frank Duffy, R (1, 6) OBP: 0.289, SLG: 0.300	0-0 F7		0-0 1B		0-0 CS	0-0 1B SH1-3 1B		0-0 5-3		4	1	2	0	0	0	2					
Alan Ashby, S (1, 2) OBP: 0.258, SLG: 0.269			0-0 1B 2B 1B		0-0 L5		0-0 FC1-6 SH1-3 1-3 1B		0-0 F8	0	0	0	0	0	0	0					
John Ellis, R (2, 2) OBP: 0.257, SLG: 0.348										4	1	2	0	0	0	1					
Inning Stats	R: 0 E: 0 K: 1 S: 5	H: 0 LOB: 0 BB: 0 P: 5	R: 0 E: 0 K: 0 S: 4	H: 1 LOB: 2 BB: 1 P: 8	R: 2 E: 0 K: 0 S: 6	H: 3 LOB: 1 BB: 0 P: 6	R: 0 E: 0 K: 0 S: 4	H: 1 LOB: 1 BB: 0 P: 4	R: 0 E: 0 K: 2 S: 8	H: 2 LOB: 1 BB: 0 P: 8	R: 1 E: 0 K: 0 S: 5	H: 2 LOB: 1 BB: 0 P: 5	R: 0 E: 0 K: 1 S: 6	H: 1 LOB: 1 BB: 0 P: 6	R: 0 E: 0 K: 0 S: 3	H: 0 LOB: 0 BB: 0 P: 3	1B: 9 2B: 1 3B: 0 HR: 0	SF: 0 SAC: 1 DP: 0 HBP: 0	WP: 0 PB: 0 SB: 0 CS: 1	PA: 38	
PITCHER	IP	WLS	BF	H	R	ER	SO	BB	IBB	HBP	BLK	WP	HR	S	P	ERA	WHIP				
Pete Broberg, R (1, 1) ERA: 4.43	7.0		30	9	3	3	4	1	0	0	0	0	0	37	41	3.86	1.429				
Eduardo Rodriguez, R (8, 1) ERA: 3.08	2.0	W	7	1	0	0	1	0	0	0	0	0	0	9	9	0.00	0.500				

AB	35
R	3
H	10
RBI	3
BB	1
SO	5
LOB	14



Batter	1	2	3	4	5	6	7	8	9	AB	R	H	RBI	BB	SO	LOB	BOTTOM				
Don Money, R (1, 5) OBP: 0.304, SLG: 0.327	0-0 SH 1B		0-0 F4		0-0 F6		0-0 5-3			4	1	1	0	0	0	0	Cleveland Indians @ Milwaukee Brewers Milwaukee County Stadium, Milwaukee, WI Sun Jun 29 1975, 4:33 AM EDT Att: 24,640 - Unknown				
Bill Shero, L (1, 8) OBP: 0.282, SLG: 0.332	0-0 SH 1-H SF8		0-0 F2		0-0 F7		0-0 3-1			3	1	0	0	0	0	0					
George Scott, R (1, 10) OBP: 0.347, SLG: 0.466	0-0 SF8		0-0 F8		0-0 F8			0-0 SH1-3 SF7 2B		3	1	1	1	0	0	0					
Sixto Lezcano, R (1, 9) OBP: 0.340, SLG: 0.409	4-0 F8 CS 1B BB			0-0 E 1B 1B		0-3 K		0-0 SH1-3		2	1	1	0	1	1	0					
Darrell Porter, L (1, 2) OBP: 0.360, SLG: 0.387	0-0 1-2 1B		0-0 4-3		0-0 1-3 1B		0-0 F9		4-0 1B	3	0	1	0	1	0	1					
Bobby Mitchell, R (1, 7) OBP: 0.348, SLG: 0.500	0-0 F8		0-0 1B		0-0 1B		0-0 5-3		0-0 SF7	3	0	1	2	0	0	2					
Pedro Garcia, R (1, 4) OBP: 0.283, SLG: 0.330	0-0 CS		0-0 F3		0-0 F4		0-3 K		0-0 K	3	0	0	0	0	1	1					
Mike Hegan, L (1, 3) OBP: 0.402, SLG: 0.412		0-3 K		0-0 F8		0-3 K				3	0	0	0	0	2	1					
Robin Yount, R (1, 6) OBP: 0.351, SLG: 0.412		0-0 5-3			0-3 K			0-0 F9		3	0	0	0	0	1	0					
Inning Stats	R: 2 E: 1 K: 0 S: 5	H: 2 LOB: 1 BB: 1 P: 9	R: 0 E: 0 K: 1 S: 5	H: 0 LOB: 0 BB: 0 P: 5	R: 0 E: 0 K: 0 S: 3	H: 0 LOB: 0 BB: 0 P: 3	R: 1 E: 1 K: 0 S: 5	H: 2 LOB: 1 BB: 0 P: 5	R: 0 E: 0 K: 1 S: 5	H: 2 LOB: 0 BB: 0 P: 5	R: 0 E: 0 K: 2 S: 7	H: 0 LOB: 0 BB: 0 P: 7	R: 0 E: 0 K: 0 S: 3	H: 0 LOB: 0 BB: 0 P: 3	R: 1 E: 0 K: 0 S: 3	H: 1 LOB: 1 BB: 1 P: 7	1B: 4 2B: 1 3B: 0 HR: 0	SF: 2 SAC: 2 DP: 0 HBP: 0	WP: 0 PB: 0 SB: 0 CS: 1	PA: 34	
PITCHER	IP	WLS	BF	H	R	ER	SO	BB	IBB	HBP	BLK	WP	HR	S	P	ERA	WHIP				
Don Hood, L (1, 1) ERA: 4.56	8.0	L	30	5	4	1	5	1	0	0	0	0	0	39	43	1.12	0.750				
Tom Buskey, R (9, 1) ERA: 2.6	0.2		3	0	0	0	0	0	1	0	0	0	0	2	6	0.00	0.000				

AB	27
R	4
H	5
RBI	3
BB	2
SO	5
LOB	5



Batter	1	2	3	4	5	6	7	8	9	AB	R	H	RBI	BB	SO	LOB	TOP			
Ron LeFlore, R OBP: 0.317, SLG: 0.385 (1, 8)	4-3		F8 SF9 1B		F9		4-3		FC6-4	5	1	1	0	0	0	1				
Gary Sutherland, R OBP: 0.333, SLG: 0.351 (1, 4)	5-3		F8 1-2 1B		G3		5-3			4	0	1	0	0	0	0				
Dan Meyer, L OBP: 0.301, SLG: 0.361 (1, 7)			F8 1-2 2-3 1B					4-3		4	0	2	0	0	0	2				
Willie Horton, R OBP: 0.284, SLG: 0.423 (1, 10)	K		SF9		K			1-3		3	0	0	1	0	2	2				
Bill Freehan, R OBP: 0.326, SLG: 0.447 (1, 2)			F8 K							4	0	1	0	0	1	1				
Jack Pierce, L OBP: 0.348, SLG: 0.386 (1, 3)			HBP 1B					F5		3	0	1	0	1	0	1				
Ben Oglivie, L OBP: 0.208, SLG: 0.235 (1, 9)			F9		F6			F7		4	0	1	0	0	0	2				
Tom Verzyer, R OBP: 0.279, SLG: 0.308 (1, 6)					F8					1	0	0	0	0	0	1				
Gene Michael, S OBP: 0.275, SLG: 0.368 (5, 6)			HBP					K		2	0	0	0	0	2	1				
Aurelio Rodriguez, R OBP: 0.260, SLG: 0.372 (1, 5)			F5		4-1					3	0	0	0	0	1	3				
Gates Brown, L OBP: 0.252, SLG: 0.158 (9, PH)										0	0	0	0	1	0	0				
John Knox, L OBP: 0.160, SLG: 0.087 (9, PR)								FC6-4 BB		0	0	0	0	0	0	0				
Inning Stats	R: 0 E: 0 K: 1 S: 6	H: 1 LOB: 1 BB: 0 P: 6	R: 0 E: 0 K: 0 S: 4	H: 1 LOB: 2 BB: 0 P: 5	R: 1 E: 0 K: 1 S: 7	H: 2 LOB: 1 BB: 0 P: 7	R: 0 E: 0 K: 0 S: 3	H: 0 LOB: 1 BB: 1 P: 7	R: 0 E: 0 K: 1 S: 6	H: 1 LOB: 1 BB: 0 P: 6	R: 0 E: 0 K: 1 S: 5	H: 0 LOB: 0 BB: 5 P: 5	R: 0 E: 0 K: 0 S: 4	H: 1 LOB: 1 BB: 4 P: 4	R: 0 E: 0 K: 1 S: 5	H: 0 LOB: 1 BB: 9 P: 9	1B: 7 2B: 0 3B: 0 HR: 0	SF: 1 SAC: 0 DP: 0 HBP: 1	WP: 0 PB: 0 SB: 1 CS: 0	PA: 37
PITCHER Roric Harrison, R ERA: 4.78 (1, 1)	IP: 9.0 WLS: W BF: 37 H: 7 R: 1 ER: 1 SO: 6 BB: 2 IBB: 0 HBP: 1 BLK: 0 WP: 0 HR: 0 S: 46 P: 55 ERA: 1.00 WHIP: 1.000															PITCHER				

Detroit Tigers @ Cleveland Indians
Cleveland Municipal Stadium, Cleveland, OH
Mon Jun 30 1975, 7:05 PM EDT
Unknown

AB 33
R 1
H 7
RBI 1
BB 2
SO 6
LOB 14





Batter	1	2	3	4	5	6	7	8	9	AB	R	H	RBI	BB	SO	LOB	BOTTOM			
Buddy Bell, R OBP: 0.298, SLG: 0.325 (1, 5)	6-3		E3 G4-6-3 E 1B	CS	E6 1B		G1 1B HBP			3	2	1	0	0	0	1				
Duane Kuiper, L OBP: 0.387, SLG: 0.354 (1, 4)					1-3		G1 1B			4	0	3	0	0	0	1				
Rick Manning, L OBP: 0.344, SLG: 0.358 (1, 9)	6-3		G4-6-3				K			3	0	0	0	1	1	5				
Boog Powell, L OBP: 0.385, SLG: 0.493 (1, 3)	F4		E BB		F7		G1			3	0	0	0	1	0	5				
George Hendrick, R OBP: 0.323, SLG: 0.481 (1, 8)			E8 4-3 1B		E6					3	1	2	1	1	0	1				
Oscar Gamble, L OBP: 0.327, SLG: 0.338 (1, 7)	4-3		F8		4-3		K			4	0	0	1	0	1	7				
Rico Carty, R OBP: 0.368, SLG: 0.427 (1, 10)			E1 G5-4-3				K			3	0	0	0	1	2	0				
John Ellis, R OBP: 0.251, SLG: 0.341 (1, 2)			G5-4-3		F9		F9			4	0	0	0	0	1	2				
Frank Duffy, R OBP: 0.288, SLG: 0.296 (1, 6)			1B E G4-6-3 BB		FC6-4 CS		K			3	1	0	0	1	1	1				
Inning Stats	R: 0 E: 0 K: 0 S: 4	H: 1 LOB: 0 BB: 0 P: 4	R: 1 E: 2 K: 0 S: 4	H: 1 LOB: 0 BB: 0 P: 4	R: 2 E: 2 K: 0 S: 5	H: 1 LOB: 2 BB: 2 P: 13	R: 0 E: 0 K: 0 S: 2	H: 0 LOB: 0 BB: 1 P: 6	R: 1 E: 1 K: 0 S: 5	H: 2 LOB: 2 BB: 1 P: 9	R: 0 E: 0 K: 2 S: 7	H: 0 LOB: 0 BB: 7 P: 7	R: 0 E: 0 K: 2 S: 8	H: 1 LOB: 3 BB: 1 P: 13	R: 0 E: 0 K: 2 S: 7	H: 0 LOB: 0 BB: 7 P: 7	1B: 6 2B: 0 3B: 0 HR: 0	SF: 0 SAC: 0 DP: 2 HBP: 1	WP: 0 PB: 0 SB: 1 CS: 1	PA: 37
PITCHER Vern Ruhle, R ERA: 3.75 (1, 1)	IP: 8.0 WLS: L BF: 36 H: 6 R: 4 ER: 1 SO: 6 BB: 4 IBB: 1 HBP: 1 BLK: 0 WP: 0 HR: 0 S: 42 P: 63 ERA: 1.12 WHIP: 1.250															PITCHER				

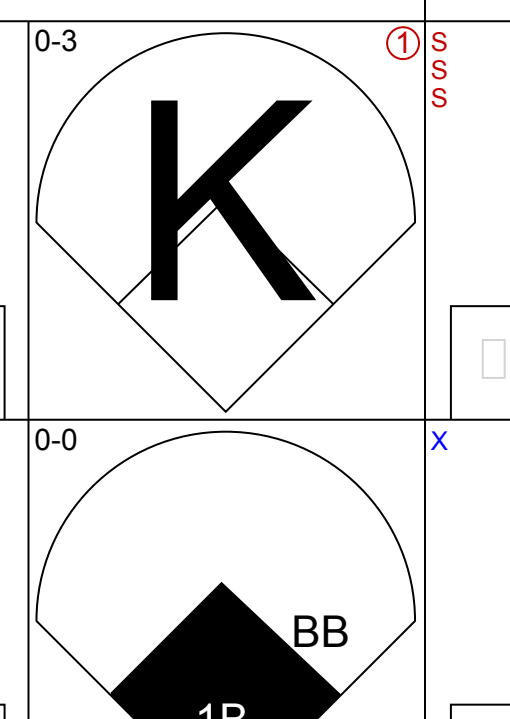
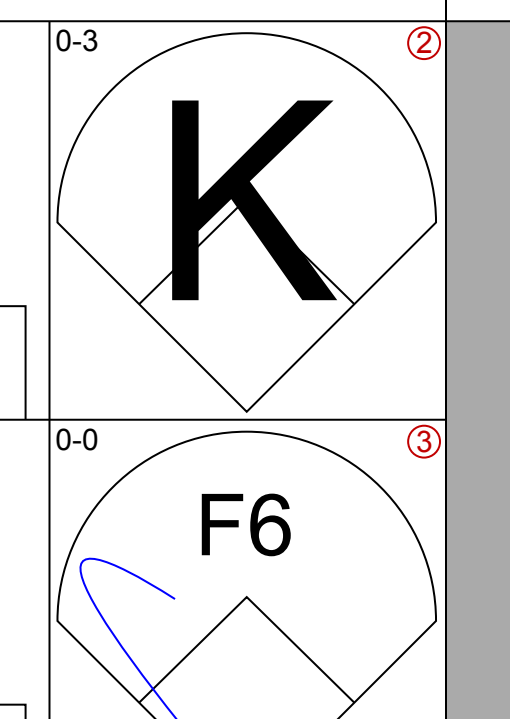
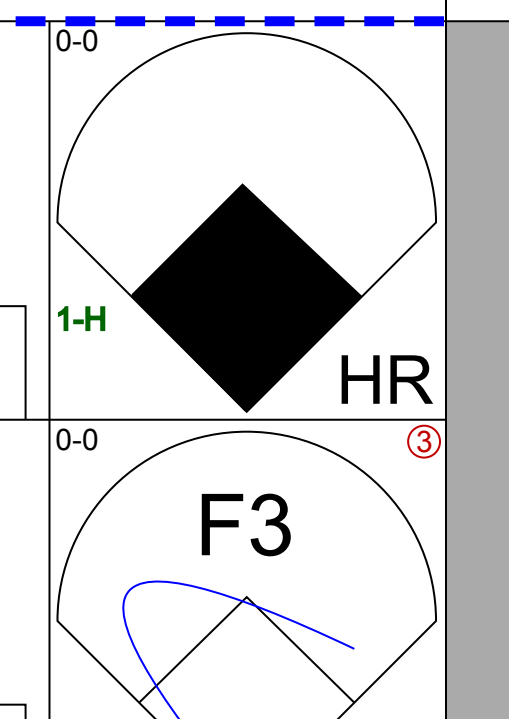

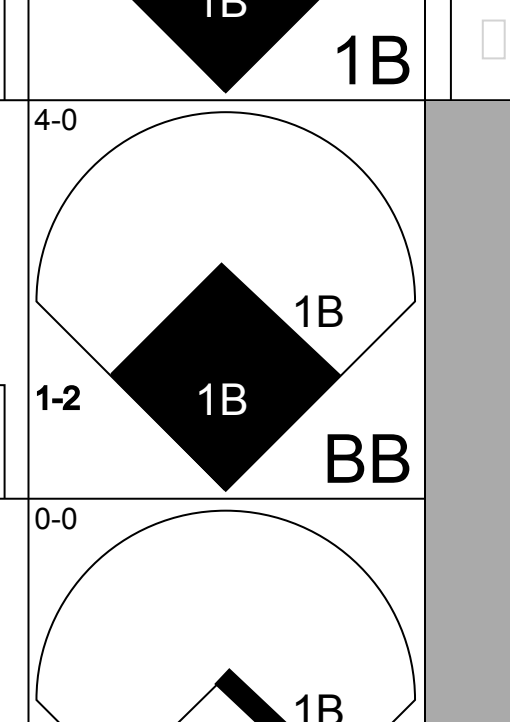
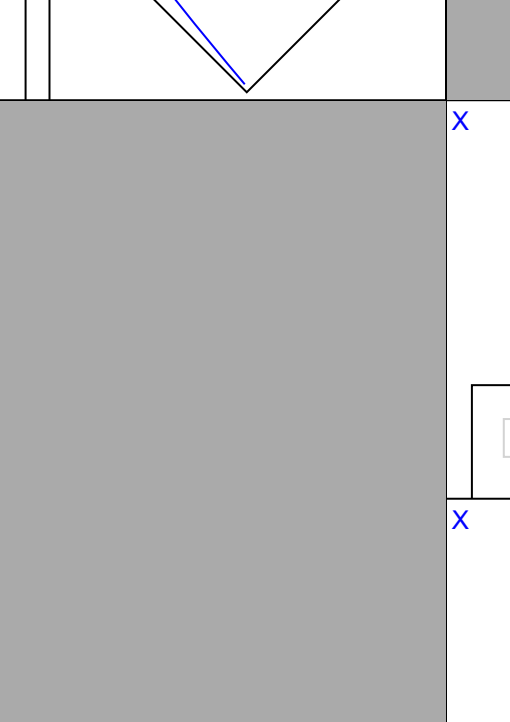
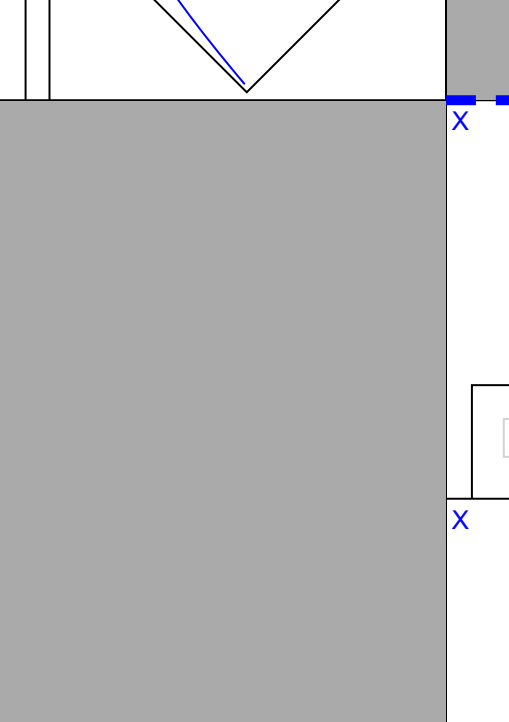
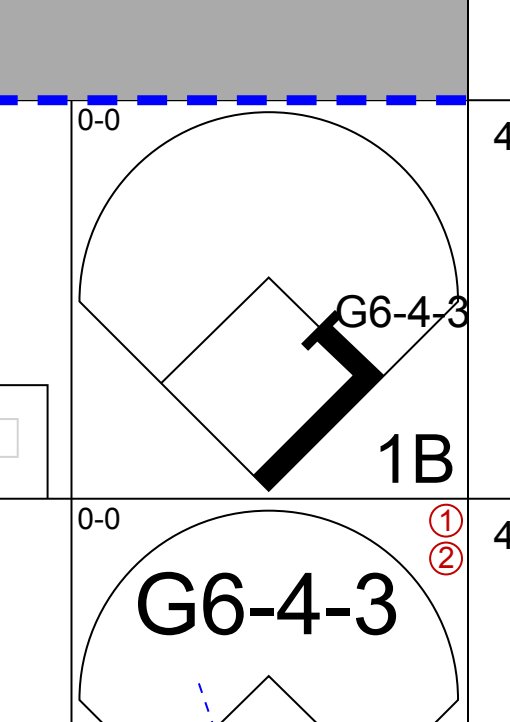
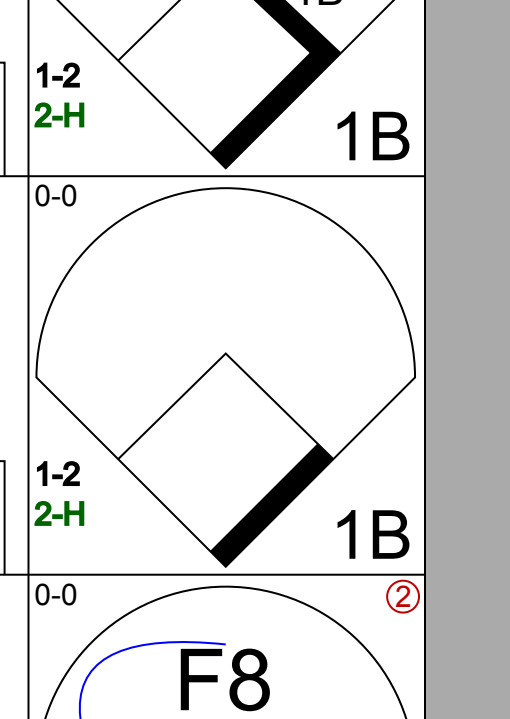
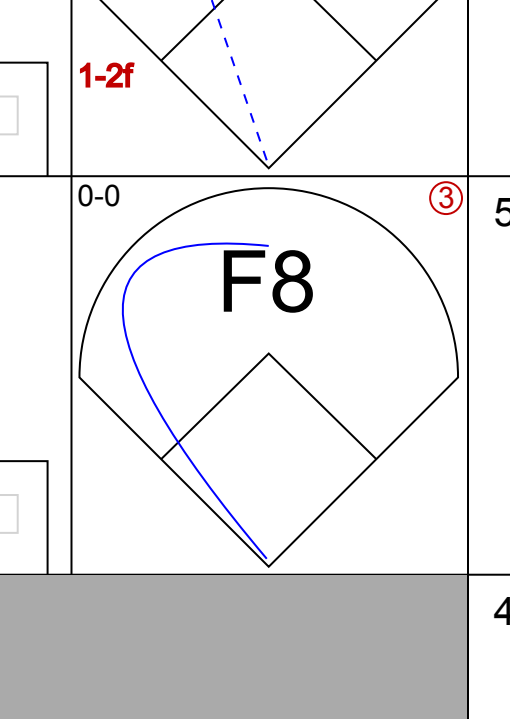
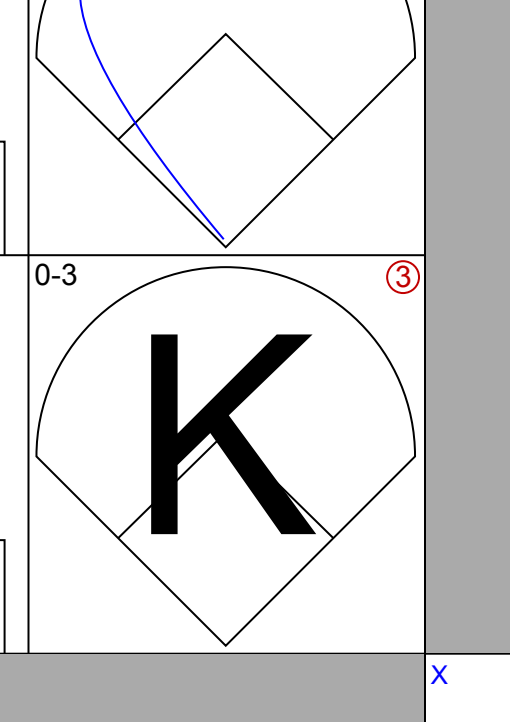

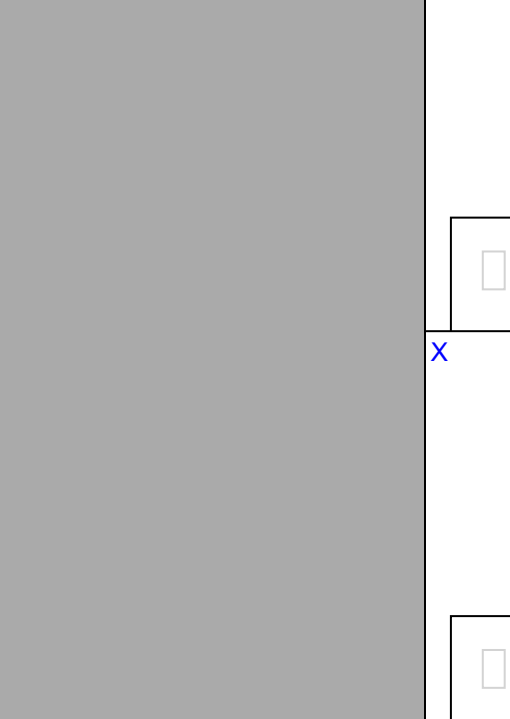

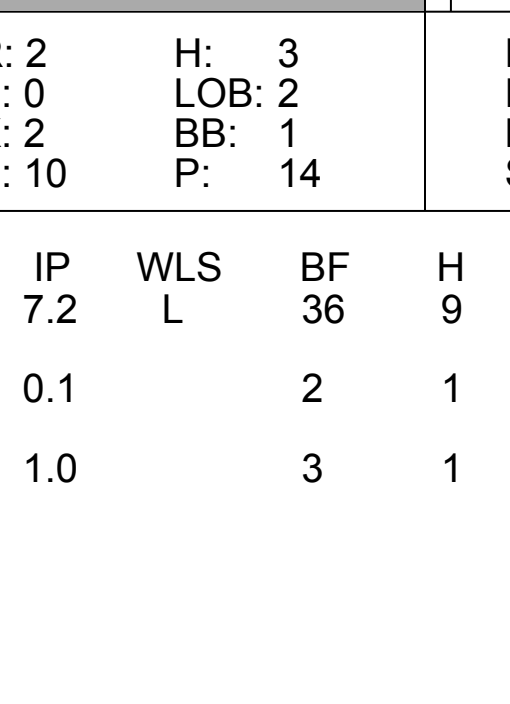
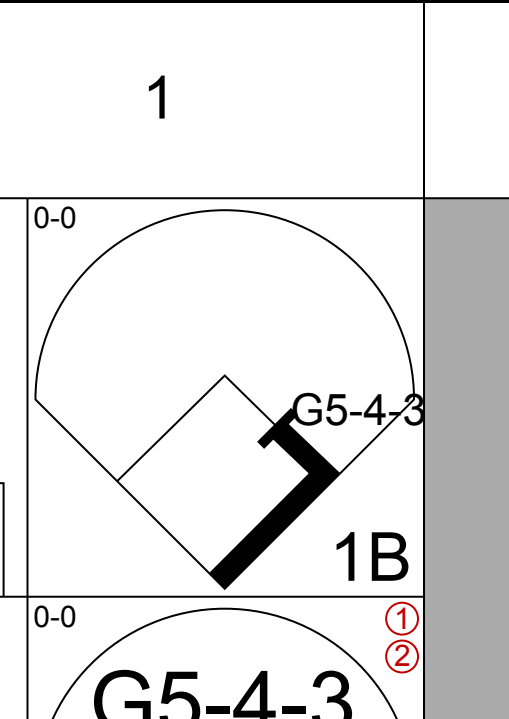

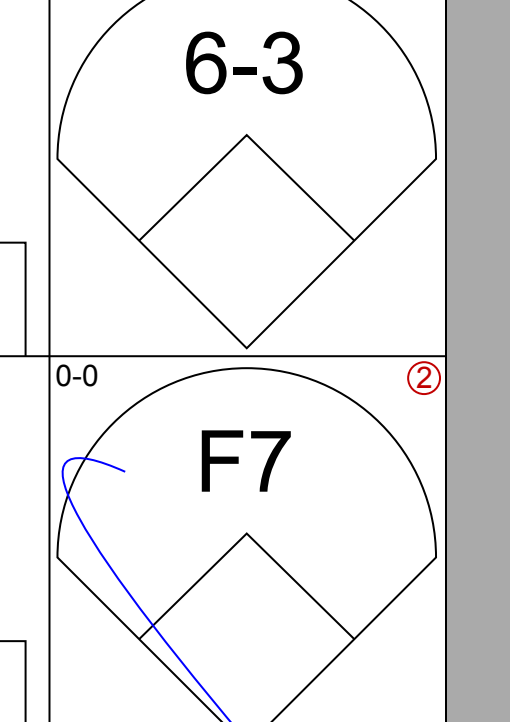
Detroit Tigers @ Cleveland Indians
Cleveland Municipal Stadium, Cleveland, OH
Mon Jun 30 1975, 7:05 PM EDT
Unknown

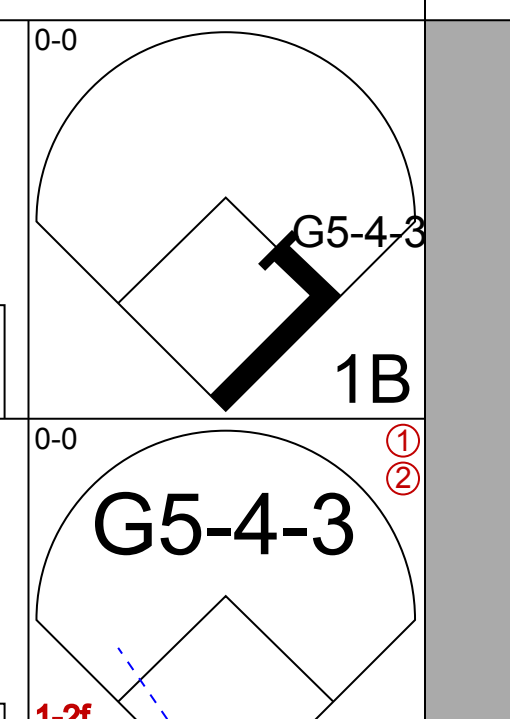
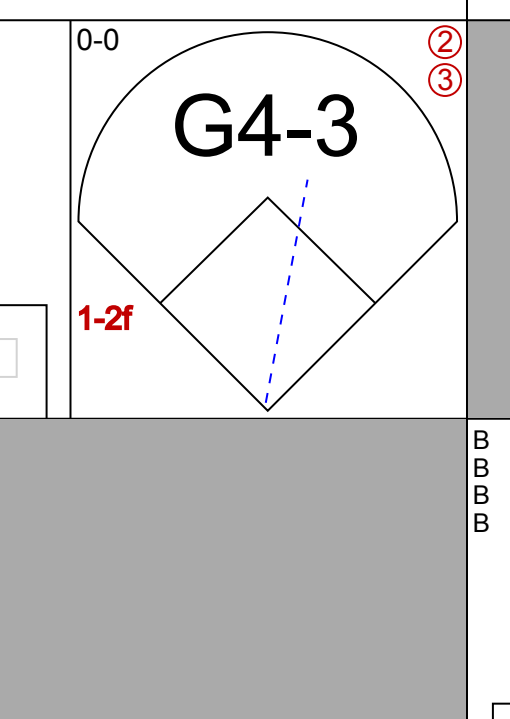
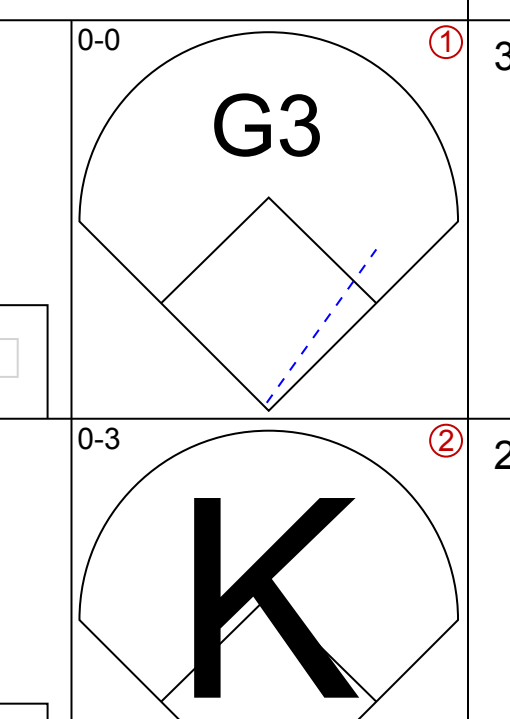
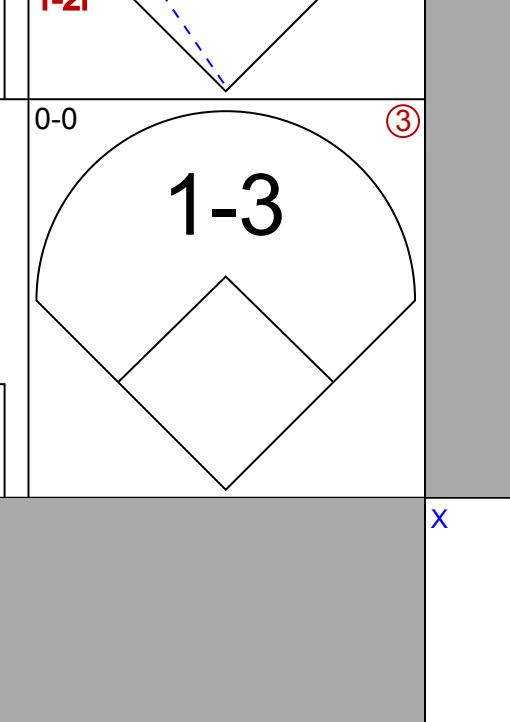
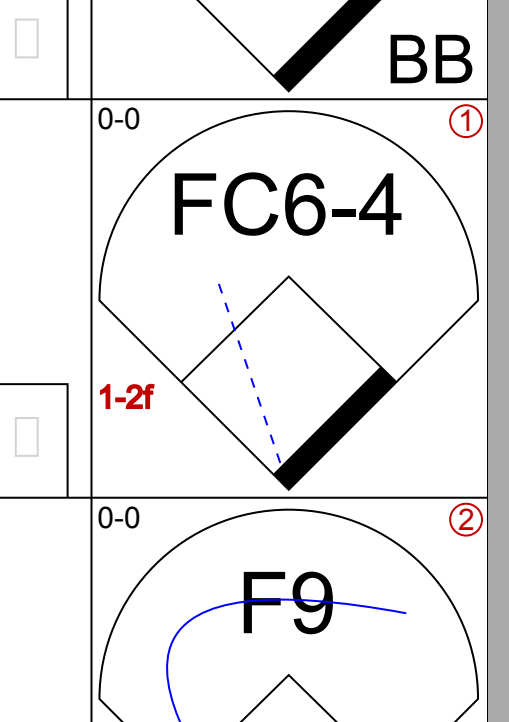
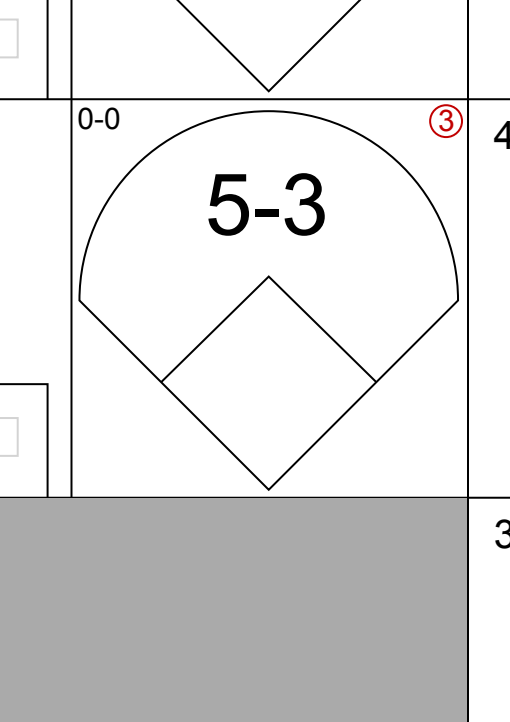
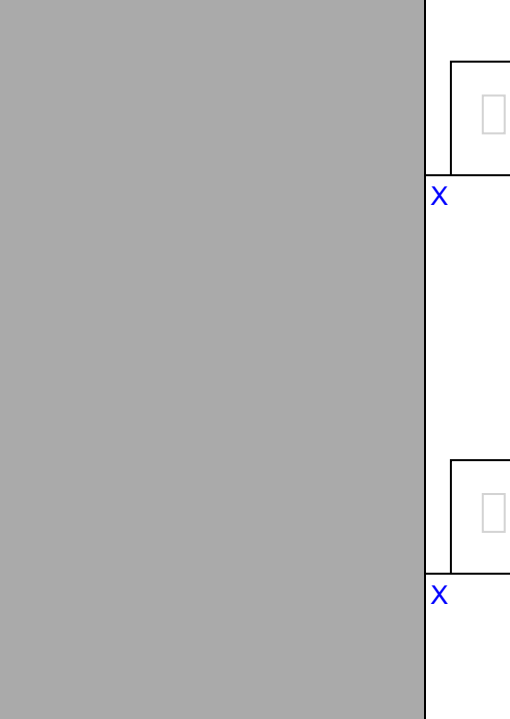
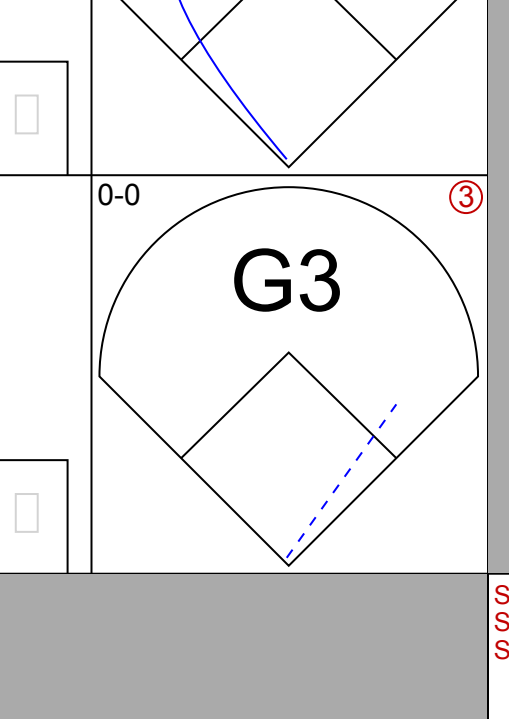

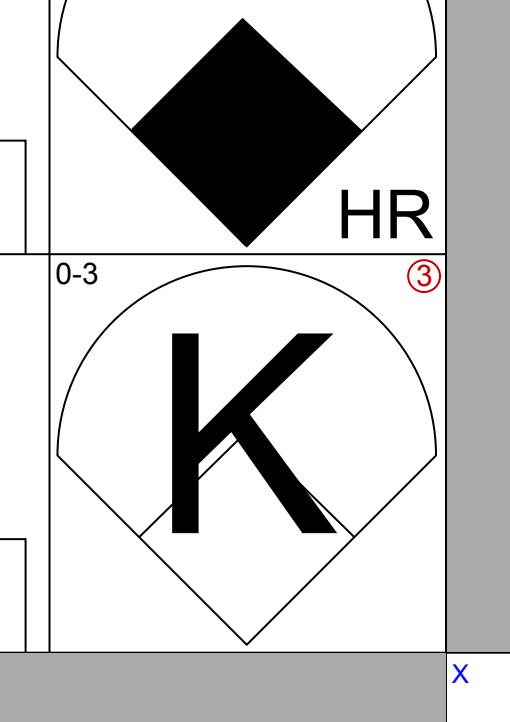
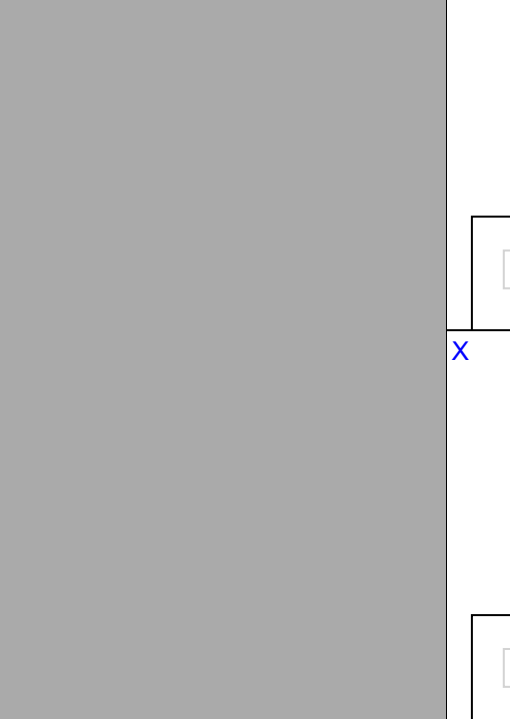
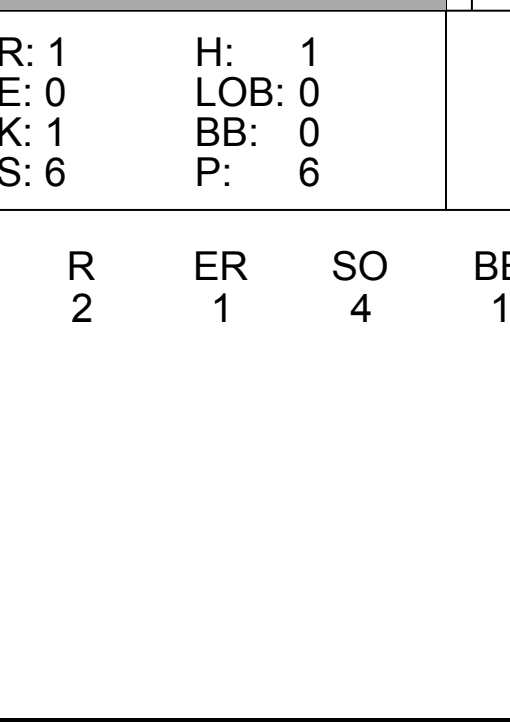
AB 30
R 4
H 6
RBI 2
BB 5
SO 6
LOB 23



Batter	1	2	3	4	5	6	7	8	9	AB	R	H	RBI	BB	SO	LOB	TOP										
Ron LeFlore, R (1, 8) OBP: 0.316, SLG: 0.381	0-3 K			4-0 1B S G4-6-3 BB		0-3 K			0-0 F8	3	1	0	0	1	2	0	Detroit Tigers @ Cleveland Indians Cleveland Municipal Stadium, Cleveland, OH Mon Jun 30 1975, 7:05 PM EDT Att: 26,114 - Unknown AB 29 R 2 H 5 RBI 1 BB 1 SO 5 LOB 5 										
John Knox, L (1, 4) OBP: 0.207, SLG: 0.148	0-0 4-3			0-0 G4-6-3 1B		0-0 S 1B			0-0 F7	4	0	2	0	0	0	0											
Dan Meyer, L (1, 7) OBP: 0.300, SLG: 0.360	0-0 L6			0-0 G4-6-3 1-2 3-H		0-3 K			0-0 1B	4	0	1	0	0	1	2											
Willie Horton, R (1, 10) OBP: 0.280, SLG: 0.417		0-0 6-3		0-0 F7					0-0 F8	4	0	0	0	0	0	1											
Jack Pierce, L (1, 3) OBP: 0.333, SLG: 0.367		0-3 K				0-0 F5			0-0 G3	3	0	0	0	0	1	0											
John Wockenfuss, R (1, 2) OBP: 0.333, SLG: 0.554		0-0 6-3				0-0 SF9 3B			0-0 F7	3	1	1	0	0	0	0											
Leon Roberts, R (1, 9) OBP: 0.357, SLG: 0.409				0-0 F9-3 1B		0-0 SF9		0-3 K		2	0	1	1	0	1	0											
Gene Michael, S (1, 6) OBP: 0.265, SLG: 0.354				0-0 F9		0-0 F7		0-0 F8		3	0	0	0	0	0	1											
Aurelio Rodriguez, R (1, 5) OBP: 0.257, SLG: 0.367				0-0 F9-3 1-2		0-0 1-3		0-0 F9		3	0	0	0	0	0	1											
Inning Stats	R: 0 E: 0 K: 1 S: 5	H: 0 LOB: 0 BB: 0 P: 5	R: 0 E: 0 K: 1 S: 5	H: 0 LOB: 0 BB: 0 P: 5	R: 0 E: 0 K: 0 S: 3	H: 1 LOB: 0 BB: 0 P: 3	R: 1 E: 0 K: 0 S: 3	H: 1 LOB: 0 BB: 1 P: 7	R: 1 E: 0 K: 0 S: 4	H: 1 LOB: 0 BB: 0 P: 4	R: 0 E: 0 K: 2 S: 8	H: 1 LOB: 1 BB: 0 P: 8	R: 0 E: 0 K: 0 S: 3	H: 0 LOB: 0 BB: 0 P: 3	R: 0 E: 0 K: 1 S: 5	H: 0 LOB: 0 BB: 0 P: 5	R: 0 E: 0 K: 0 S: 4	H: 1 LOB: 1 BB: 0 P: 4	1B: 4 2B: 1 3B: 1 HR: 0	SF: 1 SAC: 0 DP: 2 HBP: 0	WP: 0 PB: 0 SB: 2 CS: 0	PA: 31					
PITCHER	IP	WLS	BF	H	R	ER	SO	BB	IBB	HBP	BLK	WP	HR	S	P	ERA	WHIP										
Eric Raich, R (1, 1) ERA: 3.28	9.0	W	31	5	2	2	5	1	0	0	0	0	0	40	44	2.00	0.667										
Eric Raich, R (9, 1) ERA: 3.28	9.0	W	31	5	2	2	5	1	0	0	0	0	0	40	44	2.00	0.667										

Batter	1	2	3	4	5	6	7	8	9	AB	R	H	RBI	BB	SO	LOB	BOTTOM										
Buddy Bell, R (1, 5) OBP: 0.297, SLG: 0.324	0-0 6-3		0-0 F7		0-0 F9			0-0 FC6-4 1B		4	0	1	0	0	0	0	Detroit Tigers @ Cleveland Indians Cleveland Municipal Stadium, Cleveland, OH Mon Jun 30 1975, 7:05 PM EDT Att: 26,114 - Unknown AB 29 R 3 H 7 RBI 2 BB 3 SO 3 LOB 10 										
Duane Kuiper, L (1, 4) OBP: 0.395, SLG: 0.363	0-0 S WP PB 1B		0-0 CS 1B			0-0 5-3		0-0 FC6-4 1B		3	1	2	0	0	0	0											
Charlie Spikes, R (8, PH) OBP: 0.261, SLG: 0.316			0-0 CS 1B			0-0 5-3		0-0 FC6-4 1B		1	1	0	0	0	0	2											
Rick Manning, L (1, 9) OBP: 0.361, SLG: 0.372	4-0 E S 1H BB		0-0 1-2 1B			0-0 G6-4-3 1B		0-0 1B		3	0	3	2	1	0	0											
George Hendrick, R (1, 8) OBP: 0.322, SLG: 0.476	0-0 F9		0-0 F9			0-0 G6-4-3		0-0 1B		3	0	0	0	1	0	3											
Oscar Gamble, L (1, 7) OBP: 0.327, SLG: 0.333	4-0 E S 1H BB			0-3 K				0-3 K		2	0	0	0	1	1	0											
Frank Robinson, R (8, PH) OBP: 0.352, SLG: 0.544				0-0 K				0-3 K		1	0	0	0	0	1	2											
Eric Raich, R (9, 1) ERA: 3.28				0-0 BB				0-0 K		0	0	0	0	0	0	0											
Bill Sudakis, S (1, 3) OBP: 0.263, SLG: 0.197	0-0 4-3		0-0 F7			0-0 F7		0-0 F7		3	0	0	0	0	0	2											
Rico Carty, R (1, 10) OBP: 0.361, SLG: 0.418		0-0 F3		0-0 F2		0-3 K				3	0	0	0	0	1	0											
John Ellis, R (1, 2) OBP: 0.253, SLG: 0.341		0-0 F9			0-0 5-3			0-0 FC6-4 1B		3	0	1	0	0	0	0											
John Lowenstein, L (8, PR) OBP: 0.345, SLG: 0.425								0-0 FC6-4 1B		0	1	0	0	0	0	0											
Ed Crosby, L (9, 4) OBP: 0.346, SLG: 0.292								0-0 1B		0	0	0	0	0	0	0											
Frank Duffy, R (1, 6) OBP: 0.285, SLG: 0.292		0-0 5-3			0-0 F7			0-0 F7		3	0	0	0	0	0	1											
Inning Stats	R: 1 E: 0 K: 0 S: 4	H: 1 LOB: 2 BB: 2 P: 12	R: 0 E: 0 K: 0 S: 3	H: 0 LOB: 0 BB: 0 P: 3	R: 0 E: 0 K: 0 S: 4	H: 2 LOB: 1 BB: 0 P: 4	R: 0 E: 0 K: 1 S: 5	H: 0 LOB: 0 BB: 0 P: 5	R: 0 E: 0 K: 0 S: 3	H: 0 LOB: 0 BB: 0 P: 3	R: 0 E: 0 K: 0 S: 3	H: 1 LOB: 0 BB: 0 P: 3	R: 0 E: 0 K: 1 S: 5	H: 0 LOB: 0 BB: 0 P: 5	R: 2 E: 0 K: 1 S: 8	H: 3 LOB: 2 BB: 1 P: 12	R: 0 E: 0 K: 0 S: 4	H: 0 LOB: 0 BB: 0 P: 4	1B: 7 2B: 0 3B: 0 HR: 0	SF: 0 SAC: 0 DP: 1 HBP: 0	WP: 1 PB: 1 SB: 3 CS: 1	PA: 32					
PITCHER	IP	WLS	BF	H	R	ER	SO	BB	IBB	HBP	BLK	WP	HR	S	P	ERA	WHIP										
Lerin LaGrow, R (1, 1) ERA: 4.76	7.1	L	28	6	3	2	2	2	0	0	0	0	0	30	38	2.46	1.091										
John Hiller, L (8, 1) ERA: 2.69	0.2		4	1	0	0	1	0	1	0	0	0	0	5	9	0.00	1.500										

Batter	1	2	3	4	5	6	7	8	9	AB	R	H	RBI	BB	SO	LOB	TOP										
Ron LeFlore, R OBP: 0.317, SLG: 0.392 (1, 8)										5	1	2	2	0	2	3	Detroit Tigers @ Cleveland Indians Cleveland Municipal Stadium, Cleveland, OH Tue Jul 01 1975, 7:05 PM EDT Att: 7,539 - Unknown										
Gary Sutherland, R OBP: 0.331, SLG: 0.348 (1, 4)										5	1	1	0	0	0	4											
Dan Meyer, L OBP: 0.302, SLG: 0.358 (1, 7)										4	1	1	0	1	0	4											
Willie Horton, R OBP: 0.282, SLG: 0.415 (1, 10)										4	0	1	1	1	0	3											
Bill Freehan, R OBP: 0.323, SLG: 0.440 (1, 2)										5	0	1	1	0	0	3											
Leon Roberts, R OBP: 0.351, SLG: 0.401 (1, 9)										4	0	0	0	0	1	2											
Jack Pierce, L OBP: 0.329, SLG: 0.375 (1, 3)										4	1	1	0	0	2	2											
Gene Michael, S OBP: 0.264, SLG: 0.349 (1, 6)										4	0	1	0	0	1	1											
Aurelio Rodriguez, R OBP: 0.285, SLG: 0.374 (1, 5)										4	2	3	1	0	0	0											
Inning Stats	R: 2 E: 0 K: 2 S: 10	H: 3 LOB: 2 BB: 1 P: 14	R: 0 E: 0 K: 1 S: 6	H: 1 LOB: 1 BB: 0 P: 6	R: 0 E: 0 K: 0 S: 3	H: 0 LOB: 0 BB: 0 P: 3	R: 0 E: 0 K: 1 S: 5	H: 0 LOB: 0 BB: 0 P: 5	R: 0 E: 1 K: 0 S: 5	H: 1 LOB: 2 BB: 0 P: 5	R: 0 E: 0 K: 0 S: 5	H: 0 LOB: 0 BB: 0 P: 5	R: 1 E: 1 K: 0 S: 6	H: 2 LOB: 3 BB: 1 P: 10	R: 3 E: 0 K: 1 S: 8	H: 3 LOB: 0 BB: 0 P: 8	R: 0 E: 0 K: 0 S: 3	H: 1 LOB: 0 BB: 0 P: 3	1B: 9 2B: 1 3B: 0 HR: 1	SF: 0 SAC: 0 DP: 1 HBP: 0	WP: 0 PB: 0 SB: 0 CS: 0	PA: 41					
PITCHER	IP	WLS	BF	H	R	ER	SO	BB	IBB	HBP	BLK	WP	HR	S	P	ERA	WHIP										
Jim Bibby, R ERA: 4.72 (1, 1)	7.2	L	36	9	5	4	6	2	0	0	0	0	0	46	54	4.70	1.435										
Tom Buskey, R ERA: 2.75 (8, 1)	0.1		2	1	1	1	0	0	0	0	0	0	1	2	2	27.00	3.000										
Dave LaRoche, L ERA: 1.87 (9, 1)	1.0		3	1	0	0	0	0	0	0	0	0	0	3	3	0.00	1.000										

Batter	1	2	3	4	5	6	7	8	9	AB	R	H	RBI	BB	SO	LOB	BOTTOM										
Duane Kuiper, L OBP: 0.393, SLG: 0.362 (1, 4)										3	0	1	0	0	0	1	Detroit Tigers @ Cleveland Indians Cleveland Municipal Stadium, Cleveland, OH Tue Jul 01 1975, 7:05 PM EDT Att: 7,539 - Unknown										
Buddy Bell, R OBP: 0.297, SLG: 0.322 (1, 5)										2	0	0	1	1	1	1											
Rick Manning, L OBP: 0.352, SLG: 0.362 (1, 7)										4	0	0	0	0	0	1											
George Hendrick, R OBP: 0.319, SLG: 0.471 (1, 8)										3	0	0	0	0	0	1											
Rico Carty, R OBP: 0.354, SLG: 0.409 (1, 10)										3	0	0	0	0	1	1											
Charlie Spikes, R OBP: 0.262, SLG: 0.332 (1, 9)										3	1	1	1	0	1	0											
John Ellis, R OBP: 0.249, SLG: 0.335 (1, 2)										3	0	0	0	0	1	0											
Bill Sudakis, S OBP: 0.266, SLG: 0.203 (1, 3)										3	0	1	0	0	0	0											
Frank Duffy, R OBP: 0.281, SLG: 0.288 (1, 6)										3	1	0	0	0	0	1											
Inning Stats	R: 0 E: 0 K: 0 S: 3	H: 1 LOB: 0 BB: 0 P: 3	R: 1 E: 0 K: 1 S: 6	H: 1 LOB: 0 BB: 0 P: 6	R: 0 E: 1 K: 0 S: 3	H: 1 LOB: 0 BB: 0 P: 3	R: 0 E: 0 K: 0 S: 3	H: 0 LOB: 1 BB: 1 P: 7	R: 0 E: 0 K: 1 S: 5	H: 0 LOB: 0 BB: 0 P: 5	R: 1 E: 1 K: 0 S: 4	H: 0 LOB: 0 BB: 0 P: 4	R: 0 E: 0 K: 1 S: 5	H: 0 LOB: 0 BB: 0 P: 5	R: 0 E: 0 K: 0 S: 3	H: 0 LOB: 0 BB: 0 P: 3	R: 0 E: 0 K: 1 S: 5	H: 0 LOB: 0 BB: 0 P: 5	1B: 2 2B: 0 3B: 0 HR: 1	SF: 1 SAC: 1 DP: 2 HBP: 0	WP: 0 PB: 0 SB: 0 CS: 1	PA: 30					
PITCHER	IP	WLS	BF	H	R	ER	SO	BB	IBB	HBP	BLK	WP	HR	S	P	ERA	WHIP										
Mickey Lolich, L ERA: 3.24 (1, 1)	9.0	W	30	3	2	1	4	1	0	0	0	0	1	37	41	1.00	0.444										

Batter	1	2	3	4	5	6	7	8	9	AB	R	H	RBI	BB	SO	LOB	TOP								
Bobby Bonds, R OBP: 0.324, SLG: 0.492 (1, 8)	F7		K														2 0 0 0 2 1 1								
Rich Coggins, L OBP: 0.238, SLG: 0.283 (1, 10)	F3																3 0 0 0 0 0 2								
Ed Herrmann, L OBP: 0.324, SLG: 0.366 (7, PH)	F3																0 0 0 0 0 0 0								
Alex Johnson, R OBP: 0.318, SLG: 0.382 (7, PH)	F3																1 0 0 0 0 1 3								
Roy White, S OBP: 0.410, SLG: 0.451 (1, 7)	F9																3 1 0 0 1 0 0								
Thurman Munson, R OBP: 0.370, SLG: 0.429 (1, 2)		F4															4 0 0 0 0 0 1								
Chris Chambliss, L OBP: 0.331, SLG: 0.464 (1, 3)		K															4 1 1 2 0 1 0								
Graig Nettles, L OBP: 0.332, SLG: 0.453 (1, 5)		K															4 0 0 0 0 4 0								
Terry Whitfield, L OBP: 0.333, SLG: 0.390 (1, 9)			6-3														4 0 2 0 0 1 0								
Jim Mason, L OBP: 0.200, SLG: 0.188 (1, 6)																									
Bob Oliver, R OBP: 0.167, SLG: 0.171 (9, PH)																									
Ed Brinkman, R OBP: 0.278, SLG: 0.330 (9, 6)																									
Sandy Alomar Sr., S OBP: 0.227, SLG: 0.245 (1, 4)																									
Ron Blomberg, L OBP: 0.337, SLG: 0.489 (7, PH)																									
Fred Stanley, R OBP: 0.289, SLG: 0.262 (7, 4)																									
Inning Stats	R: 0 E: 0 K: 0 S: 3	H: 0 LOB: 0 BB: 0 P: 3	R: 0 E: 0 K: 2 S: 7	H: 0 LOB: 0 BB: 0 P: 7	R: 0 E: 0 K: 1 S: 6	H: 1 LOB: 1 BB: 0 P: 6	R: 2 E: 0 K: 1 S: 6	H: 1 LOB: 0 BB: 1 P: 10	R: 0 E: 0 K: 2 S: 8	H: 1 LOB: 2 BB: 1 P: 12	R: 0 E: 0 K: 0 S: 3	H: 0 LOB: 0 BB: 0 P: 3	R: 0 E: 0 K: 3 S: 9	H: 0 LOB: 3 BB: 3 P: 21	R: 0 E: 0 K: 0 S: 3	H: 0 LOB: 0 BB: 0 P: 3	R: 0 E: 0 K: 1 S: 6	H: 1 LOB: 1 BB: 0 P: 6	1B: 3 2B: 0 3B: 0 HR: 1	SF: 0 SAC: 0 DP: 0 HBP: 0	WP: 0 PB: 1 SB: 1 CS: 0	PA: 36			
PITCHER	IP	WLS	BF	H	R	ER	SO	BB	IBB	HBP	BLK	WP	HR	S	P	ERA	WHIP								
Dennis Eckersley, R ERA: 2.09	(1, 1)	6.2	28	3	2	2	8	4	1	0	0	0	1	39	59	2.70	1.050								
Dave LaRoche, L ERA: 1.75	(7, 1)	2.1	W	8	1	0	0	2	0	0	0	0	0	12	12	0.00	0.429								

New York Yankees @ Cleveland Indians
Cleveland Municipal Stadium, Cleveland, OH
Wed Jul 02 1975, 7:05 PM EDT
Att: 15,100 - Unknown - 84 F

AB 31
R 2
H 4
RBI 2
BB 5
SO 10
LOB 12





Batter	1	2	3	4	5	6	7	8	9	AB	R	H	RBI	BB	SO	LOB	BOTTOM								
Duane Kuiper, L OBP: 0.402, SLG: 0.382 (1, 4)	F8	F9															5 2 3 0 0 0 2								
Buddy Bell, R OBP: 0.298, SLG: 0.323 (1, 5)																									
Boog Powell, L OBP: 0.383, SLG: 0.490 (7, PH)																									
Ed Crosby, L OBP: 0.354, SLG: 0.301 (8, 5)																									
Rick Manning, L OBP: 0.362, SLG: 0.372 (1, 7)																									
George Hendrick, R OBP: 0.318, SLG: 0.473 (1, 8)																									
Rico Carty, R OBP: 0.346, SLG: 0.397 (1, 10)																									
Charlie Spikes, R OBP: 0.258, SLG: 0.326 (1, 9)																									
Oscar Gamble, L OBP: 0.331, SLG: 0.333 (8, 7)																									
John Ellis, R OBP: 0.254, SLG: 0.335 (1, 2)																									
Bill Sudakis, S OBP: 0.265, SLG: 0.206 (1, 3)																									
Frank Duffy, R OBP: 0.281, SLG: 0.288 (1, 6)																									
Inning Stats	R: 0 E: 0 K: 0 S: 5	H: 2 LOB: 2 BB: 0 P: 5	R: 0 E: 0 K: 0 S: 5	H: 2 LOB: 0 BB: 0 P: 5	R: 1 E: 0 K: 0 S: 4	H: 2 LOB: 0 BB: 0 P: 4	R: 0 E: 0 K: 0 S: 3	H: 0 LOB: 1 BB: 1 P: 7	R: 1 E: 0 K: 1 S: 6	H: 2 LOB: 1 BB: 0 P: 6	R: 0 E: 0 K: 0 S: 3	H: 0 LOB: 0 BB: 0 P: 3	R: 0 E: 0 K: 0 S: 5	H: 2 LOB: 2 BB: 0 P: 5	R: 0 E: 0 K: 0 S: 3	H: 0 LOB: 1 BB: 1 P: 7	R: 1 E: 1 K: 1 S: 6	H: 2 LOB: 1 BB: 0 P: 6	1B: 10 2B: 3 3B: 0 HR: 0	SF: 1 SAC: 1 DP: 1 HBP: 0	WP: 0 PB: 0 SB: 1 CS: 1	PA: 38			
PITCHER	IP	WLS	BF	H	R	ER	SO	BB	IBB	HBP	BLK	WP	HR	S	P	ERA	WHIP								
Larry Gura, L ERA: 3.53	(1, 1)	6.1	L	10	2	1	1	1	0	0	0	0	0	29	33	1.42	1.737								
Dick Tidrow, R ERA: 3.64	(7, 1)	2.1	L	10	2	1	0	1	1	0	0	0	0	11	15	0.00	1.286								

New York Yankees @ Cleveland Indians
Cleveland Municipal Stadium, Cleveland, OH
Wed Jul 02 1975, 7:05 PM EDT
Att: 15,100 - Unknown - 84 F

AB 34
R 3
H 12
RBI 2
BB 2
SO 2
LOB 14



Batter	1	2	3	4	5	6	7	8	9	AB	R	H	RBI	BB	SO	LOB	TOP								
Bobby Bonds, R OBP: 0.326, SLG: 0.516 (1, 8)	F8			HR		5-3			HR	4	2	2	2	0	0	0	New York Yankees @ Cleveland Indians Cleveland Municipal Stadium, Cleveland, OH Thu Jul 03 1975, 7:05 PM EDT Att: 14,189 - Unknown - 75 F livebaseballscorecards.com								
Walt Williams, R OBP: 0.300, SLG: 0.375 (1, 9)	F6			6-3			6-3		F8	4	0	0	0	0	0	0									
Roy White, S OBP: 0.404, SLG: 0.443 (1, 7)	6-3			K			6-3		F1	4	0	0	0	0	1	0									
Thurman Munson, R OBP: 0.370, SLG: 0.426 (1, 2)		K		6-3			FC6-4 BB			2	0	0	0	1	1	0									
Alex Johnson, R OBP: 0.310, SLG: 0.371 (1, 10)	6-3			K			FC6-4			3	0	0	0	0	1	1									
Chris Chambliss, L OBP: 0.327, SLG: 0.459 (1, 3)	L4			F3					E8 FC6-4	3	0	0	0	0	0	0									
Bob Oliver, R OBP: 0.154, SLG: 0.158 (1, 5)				F7		K			FC6-4 G5-4-3	3	0	0	0	0	1	1									
Ed Brinkman, R OBP: 0.271, SLG: 0.322 (1, 6)				K		F8			G5-4-3	3	0	0	0	0	1	1									
Sandy Alomar Sr., S OBP: 0.225, SLG: 0.243 (1, 4)				6-3		5-3			F4	2	0	0	0	0	0	0									
Rick Dempsey, R OBP: 0.446, SLG: 0.383 (9, PH)				6-3						1	0	0	0	0	0	0									
Inning Stats	R: 0 E: 0 K: 0 S: 3	H: 0 LOB: 0 BB: 0 P: 3	R: 0 E: 0 K: 1 S: 5	H: 0 LOB: 0 BB: 0 P: 5	R: 0 E: 0 K: 1 S: 5	H: 0 LOB: 0 BB: 0 P: 5	R: 1 E: 0 K: 1 S: 6	H: 1 LOB: 0 BB: 0 P: 6	R: 0 E: 0 K: 2 S: 7	H: 0 LOB: 0 BB: 0 P: 7	R: 0 E: 0 K: 0 S: 3	H: 0 LOB: 1 BB: 1 P: 7	R: 0 E: 1 K: 0 S: 3	H: 0 LOB: 0 BB: 0 P: 3	R: 0 E: 0 K: 0 S: 3	H: 0 LOB: 0 BB: 0 P: 3	R: 1 E: 0 K: 0 S: 4	H: 1 LOB: 0 BB: 0 P: 4	1B: 0 2B: 0 3B: 0 HR: 2	SF: 0 SAC: 0 DP: 1 HBP: 0	WP: 0 PB: 0 SB: 0 CS: 0	PA: 30			
PITCHER	IP	WLS	BF	H	R	ER	SO	BB	IBB	HBP	BLK	WP	HR	S	P	ERA	WHIP								
Don Hood, L ERA: 4.23 (1, 1)	8.1	W	28	2	2	2	5	1	0	0	0	0	2	37	41	2.16	0.360								
Dave LaRoche, L ERA: 1.72 (9, 1)	0.2	S	2	0	0	0	0	0	0	0	0	0	0	2	2	0.00	0.000								

Batter	1	2	3	4	5	6	7	8	9	AB	R	H	RBI	BB	SO	LOB	BOTTOM								
John Lowenstein, L OBP: 0.349, SLG: 0.423 (1, 10)	6-3			S 1B		HR BB			F9	3	1	1	0	1	0	0	New York Yankees @ Cleveland Indians Cleveland Municipal Stadium, Cleveland, OH Thu Jul 03 1975, 7:05 PM EDT Att: 14,189 - Unknown - 75 F livebaseballscorecards.com								
Duane Kuiper, L OBP: 0.397, SLG: 0.377 (1, 4)	3-1			4-3 1-2		F8				4	0	1	0	0	2	2									
Rick Manning, L OBP: 0.359, SLG: 0.369 (1, 9)	S 1B			F7		F8			F8	4	0	1	0	0	2	2									
Boog Powell, L OBP: 0.383, SLG: 0.502 (1, 3)	K 1-2			4-3		HR 1-H				3	1	1	2	0	1	1									
George Hendrick, R OBP: 0.315, SLG: 0.469 (1, 8)				F9		4-3			6-3	3	0	0	0	0	0	0									
Oscar Gamble, L OBP: 0.331, SLG: 0.354 (1, 7)				4-3		HR			K	3	1	1	1	0	1	0									
John Ellis, R OBP: 0.250, SLG: 0.330 (1, 2)				F9		F4			F9	3	0	0	0	0	0	0									
Buddy Bell, R OBP: 0.295, SLG: 0.319 (1, 5)				6-3		1-4-3			F7	3	0	0	0	0	0	0									
Frank Duffy, R OBP: 0.278, SLG: 0.284 (1, 6)				5-3		5-3			6-3	3	0	0	0	0	0	0									
Inning Stats	R: 0 E: 0 K: 1 S: 6	H: 1 LOB: 1 BB: 0 P: 6	R: 0 E: 0 K: 0 S: 3	H: 0 LOB: 0 BB: 0 P: 3	R: 0 E: 0 K: 0 S: 4	H: 1 LOB: 1 BB: 0 P: 4	R: 0 E: 0 K: 0 S: 3	H: 0 LOB: 0 BB: 0 P: 3	R: 1 E: 0 K: 0 S: 4	H: 1 LOB: 0 BB: 0 P: 4	R: 2 E: 0 K: 0 S: 4	H: 1 LOB: 0 BB: 1 P: 8	R: 0 E: 0 K: 1 S: 5	H: 0 LOB: 0 BB: 0 P: 5	R: 0 E: 0 K: 0 S: 4	H: 1 LOB: 1 BB: 0 P: 4		1B: 3 2B: 0 3B: 0 HR: 2	SF: 0 SAC: 0 DP: 0 HBP: 0	WP: 0 PB: 0 SB: 0 CS: 0	PA: 30				
PITCHER	IP	WLS	BF	H	R	ER	SO	BB	IBB	HBP	BLK	WP	HR	S	P	ERA	WHIP								
Doc Medich, R ERA: 3.89 (1, 1)	8.0	L	30	5	3	3	2	1	0	0	0	0	2	33	37	3.38	0.750								

Batter	1	2	3	4	5	6	7	8	9	AB	R	H	RBI	BB	SO	LOB	TOP				
Bernie Carbo, L OBP: 0.431, SLG: 0.560 (1, 9)	F7		3-1			3B		G6-4-3 BB		3	0	1	0	1	0	0	Boston Red Sox @ Cleveland Indians Cleveland Municipal Stadium, Cleveland, OH Fri Jul 04 1975, 7:05 PM EDT Att: 36,124 - Unknown - 78 F livebaseballscorecards.com				
Rick Burleson, R OBP: 0.333, SLG: 0.347 (1, 6)	6-3			4-3		6-3		G6-4-3 1-2f		4	0	0	0	0	0	2					
Carl Yastrzemski, L OBP: 0.413, SLG: 0.460 (1, 3)	HR			F8		F8		1B		4	1	2	1	0	0	1					
Fred Lynn, L OBP: 0.398, SLG: 0.584 Rick Miller, L OBP: 0.347, SLG: 0.220 (1, 8) (6, 8)	4-3			6-3			1B SF9	F7		2	0	0	0	0	0	0					
Jim Rice, R OBP: 0.326, SLG: 0.494 (1, 7)		F6			3-1 S 1B		F7		6-3	4	0	1	0	0	0	1					
Cecil Cooper, L OBP: 0.360, SLG: 0.530 (1, 10)		F7			3-1				1B	4	0	2	0	0	0	1					
Carlton Fisk, R Tim Blackwell, S OBP: 0.278, SLG: 0.213 (1, 2) (8, 2)				K		F5		1B IBB	1B FC6-4	2	0	0	0	1	1	1					
Denny Doyle, L OBP: 0.235, SLG: 0.280 Dwight Evans, R OBP: 0.333, SLG: 0.406 (1, 5) (9, PH)			F6			G3		SF9	K	2	0	0	1	0	0	1					
Doug Griffin, R OBP: 0.295, SLG: 0.279 (1, 4)			6-3				F8	F8	FC6-4 1-2f	4	0	0	0	0	0	4					
Inning Stats	R: 1 E: 0 K: 0 S: 4	H: 1 LOB: 0 BB: 0 P: 4	R: 0 E: 0 K: 1 S: 5	H: 0 LOB: 0 BB: 0 P: 5	R: 0 E: 0 K: 0 S: 3	H: 0 LOB: 0 BB: 0 P: 3	R: 0 E: 0 K: 0 S: 3	H: 1 LOB: 1 BB: 0 P: 4	R: 0 E: 0 K: 0 S: 4	H: 1 LOB: 1 BB: 0 P: 4	R: 1 E: 0 K: 0 S: 5	H: 2 LOB: 2 BB: 1 P: 9	R: 0 E: 0 K: 1 S: 3	H: 1 LOB: 1 BB: 0 P: 7	R: 0 E: 0 K: 1 S: 7	H: 2 LOB: 2 BB: 0 P: 7		1B: 6 2B: 0 3B: 1 HR: 1	SF: 1 SAC: 0 DP: 1 HBP: 0	WP: 0 PB: 0 SB: 1 CS: 0	PA: 36
PITCHER	IP	WLS	BF	H	R	ER	SO	BB	IBB	HBP	BLK	WP	HR	S	P	ERA	WHIP				
Eric Raich, R ERA: 3.2 (1, 1)	7.0	W	28	5	2	2	1	1	1	0	0	0	1	28	36	2.57	0.857				
Tom Buskey, R ERA: 2.95 (8, 1)	1.1		6	3	0	0	0	0	0	0	0	0	0	6	6	0.00	2.250				
Dave LaRoche, L ERA: 1.69 (9, 1)	0.2	S	2	0	0	0	1	0	0	0	0	0	0	4	4	0.00	0.000				

Batter	1	2	3	4	5	6	7	8	9	AB	R	H	RBI	BB	SO	LOB	BOTTOM				
John Lowenstein, L OBP: 0.340, SLG: 0.410 (1, 10)	B1-3		FC3 G3-6-1		G3		4-3			4	0	0	1	0	0	3	Boston Red Sox @ Cleveland Indians Cleveland Municipal Stadium, Cleveland, OH Fri Jul 04 1975, 7:05 PM EDT Att: 36,124 - Unknown - 78 F livebaseballscorecards.com				
Duane Kuiper, L OBP: 0.385, SLG: 0.364 (1, 4)	F8		G3-6-1 1-2f			B3		4-3		4	0	0	0	0	0	2					
Rick Manning, L OBP: 0.357, SLG: 0.366 (1, 9)	F7			S 1B		6-3		6-3		4	0	1	0	0	0	0					
Boog Powell, L OBP: 0.377, SLG: 0.493 (1, 3)		6-3		P8 1-2		F2		K		4	0	0	0	0	1	1					
George Hendrick, R OBP: 0.315, SLG: 0.466 (1, 8)		F6		F7		HR BB				2	1	0	0	1	0	1					
Oscar Gamble, L OBP: 0.331, SLG: 0.373 (1, 7)		K		4-3		HR 1-H				3	1	1	2	0	1	1					
John Ellis, R OBP: 0.251, SLG: 0.327 (1, 2)			SH5-4 1B FC3 BB		F8		L7			2	1	0	0	1	0	0					
Buddy Bell, R OBP: 0.299, SLG: 0.323 (1, 5)			SH5-4 1B				P8			3	0	2	0	0	0	0					
Ed Crosby, L OBP: 0.357, SLG: 0.297 Frank Duffy, R OBP: 0.278, SLG: 0.284 (1, 6) (8, 6)			SH5-4 1-2 2-3		K		BB			1	0	0	0	1	1	1					
Inning Stats	R: 0 E: 0 K: 0 S: 3	H: 0 LOB: 0 BB: 0 P: 3	R: 0 E: 0 K: 1 S: 5	H: 0 LOB: 0 BB: 0 P: 5	R: 1 E: 0 K: 0 S: 4	H: 1 LOB: 1 BB: 1 P: 8	R: 0 E: 0 K: 0 S: 4	H: 1 LOB: 1 BB: 0 P: 4	R: 0 E: 0 K: 1 S: 6	H: 1 LOB: 1 BB: 0 P: 6	R: 0 E: 0 K: 0 S: 3	H: 0 LOB: 0 BB: 0 P: 3	R: 2 E: 0 K: 0 S: 4	H: 1 LOB: 1 BB: 2 P: 12	R: 0 E: 0 K: 1 S: 5	H: 0 LOB: 0 BB: 0 P: 5		1B: 3 2B: 0 3B: 0 HR: 1	SF: 0 SAC: 1 DP: 1 HBP: 0	WP: 0 PB: 0 SB: 1 CS: 0	PA: 31
PITCHER	IP	WLS	BF	H	R	ER	SO	BB	IBB	HBP	BLK	WP	HR	S	P	ERA	WHIP				
Luis Tiant, R ERA: 4.03 (1, 1)	8.0	L	31	4	3	3	3	3	0	0	0	0	1	34	46	3.38	0.875				

Batter	1	2	3	4	5	6	7	8	9	AB	R	H	RBI	BB	SO	LOB	TOP			
Bernie Carbo , L (1, 9) OBP: 0.432, SLG: 0.557	F7		G6-4-3 1B			G6-4-3 BB	L6			3	0	1	0	1	0	2	Boston Red Sox @ Cleveland Indians Cleveland Municipal Stadium, Cleveland, OH Sat Jul 05 1975, 3:33 AM EDT Att: 22,361 - Unknown - 78 F livebaseballscorecards.com			
Rick Burleson , R (1, 6) OBP: 0.332, SLG: 0.346	K		G6-4-3 1-2			G6-4-3 1-2		1B		4	0	1	0	0	1	3				
Carl Yastrzemski , L (1, 3) OBP: 0.469, SLG: 0.473	1-4-3			4-3		P7		F9		4	0	0	0	0	0	1				
Jim Rice , R (1, 7) OBP: 0.329, SLG: 0.495		FC6-4 1B		G3			FC1-4 1B	F7		4	0	2	0	0	0	1				
Cecil Cooper , L (1, 10) OBP: 0.367, SLG: 0.529	F8						F8			4	0	2	0	0	0	2				
Carlton Fisk , R (1, 2) OBP: 0.333, SLG: 0.432 Tim Blackwell , S (7, 2) OBP: 0.275, SLG: 0.210	F7			P4-9			FC1-4 BB 1B	K		3	1	0	0	0	0	3				
Rick Miller , L (1, 8) OBP: 0.340, SLG: 0.205	FC6-4 1-2					F7	1B BB	F8		3	1	0	0	1	0	1				
Denny Doyle , L (1, 5) OBP: 0.247, SLG: 0.282			4-0 1B BB	6-3			1B BB	6-3		3	0	1	1	1	0	0				
Doug Griffin , R (1, 4) OBP: 0.294, SLG: 0.278			L9	6-3			1-2 2-H 3-H 1B	F8		4	0	1	1	0	0	1				
Inning Stats	R: 0 E: 0 K: 1 S: 5	H: 0 LOB: 0 BB: 0 P: 5	R: 0 E: 0 K: 0 S: 4	H: 1 LOB: 1 BB: 0 P: 4	R: 0 E: 0 K: 0 S: 3	H: 1 LOB: 1 BB: 1 P: 7	R: 0 E: 0 K: 0 S: 4	H: 1 LOB: 0 BB: 0 P: 4	R: 0 E: 0 K: 0 S: 3	H: 0 LOB: 0 BB: 0 P: 3	R: 2 E: 0 K: 0 S: 6	H: 3 LOB: 2 BB: 1 P: 10	R: 0 E: 0 K: 1 S: 7	H: 2 LOB: 2 BB: 0 P: 7	R: 0 E: 0 K: 0 S: 3	H: 0 LOB: 0 BB: 0 P: 3	1B: 8 2B: 0 3B: 0 HR: 0	SF: 0 SAC: 0 DP: 2 HBP: 0	WP: 0 PB: 0 SB: 0 CS: 0	PA: 36
PITCHER Roric Harrison , R (1, 1) ERA: 4.53	IP: 9.0 WLS: W BF: 36 H: 8 R: 2 ER: 2 SO: 2 BB: 3 IBB: 0 HBP: 0 BLK: 0 WP: 0 HR: 0 S: 37 P: 49 ERA: 2.00 WHIP: 1.222															PITCHER				

Batter	1	2	3	4	5	6	7	8	9	AB	R	H	RBI	BB	SO	LOB	BOTTOM			
Duane Kuiper , L (1, 4) OBP: 0.400, SLG: 0.367	4-3 S 4-3 BB	HR BB		4-3				2B FC4 1B		2	3	1	0	3	0	0	Boston Red Sox @ Cleveland Indians Cleveland Municipal Stadium, Cleveland, OH Sat Jul 05 1975, 3:33 AM EDT Att: 22,361 - Unknown - 78 F livebaseballscorecards.com			
Buddy Bell , R (1, 5) OBP: 0.304, SLG: 0.354	4-3 1-3	1-H 2-H 3-H HR		HR		K		FC4 SF9 2B		5	3	3	6	0	1	2				
Rick Manning , L (1, 7) OBP: 0.347, SLG: 0.354	4-3 3-H	6-3		F6		F8		FC4 1B 2-3 3-H		5	0	0	2	0	0	2				
George Hendrick , R (1, 8) OBP: 0.316, SLG: 0.476	F9		L6				HR	SF9		4	1	2	2	0	0	0				
Rico Carty , R (1, 10) OBP: 0.347, SLG: 0.393		F7	FC5-4 1B BB	F8			K			4	1	1	0	1	1	1				
Charlie Spikes , R (1, 9) OBP: 0.262, SLG: 0.325		E SF7 1B	FC5-4 BB					1B		4	1	1	0	1	1	2				
John Ellis , R (1, 2) OBP: 0.246, SLG: 0.322		SF7 1-H	FC5-4 1B	6-3				6-3		3	0	0	1	0	0	2				
Bill Sudakis , S (1, 3) OBP: 0.276, SLG: 0.222		E HR 1B	1-2 2-3	1-3				E6 1B 2B		4	2	2	1	0	0	0				
Frank Duffy , R (1, 6) OBP: 0.273, SLG: 0.279		E5 HR	K					F4		4	1	0	0	0	1	4				
Inning Stats	R: 1 E: 0 K: 0 S: 3	H: 0 LOB: 0 BB: 1 P: 7	R: 5 E: 2 K: 0 S: 7	H: 3 LOB: 0 BB: 1 P: 11	R: 1 E: 0 K: 1 S: 6	H: 1 LOB: 2 BB: 2 P: 14	R: 1 E: 0 K: 0 S: 5	H: 2 LOB: 1 BB: 0 P: 5	R: 0 E: 0 K: 1 S: 5	H: 0 LOB: 0 BB: 0 P: 5	R: 0 E: 0 K: 1 S: 5	H: 0 LOB: 1 BB: 1 P: 9	R: 1 E: 0 K: 1 S: 6	H: 1 LOB: 0 BB: 0 P: 6	R: 3 E: 1 K: 0 S: 8	H: 3 LOB: 2 BB: 0 P: 8	1B: 6 2B: 1 3B: 0 HR: 3	SF: 2 SAC: 0 DP: 0 HBP: 0	WP: 0 PB: 0 SB: 1 CS: 0	PA: 42
PITCHER Steve Barr , L (1, 1) ERA: 3.38 Jim Burton , L (2, 1) ERA: 3.29	IP: 1.2 WLS: L BF: 31 H: 7 R: 6 ER: 3 SO: 4 BB: 3 IBB: 0 HBP: 0 BLK: 0 WP: 0 HR: 2 S: 36 P: 48 ERA: 4.26 WHIP: 1.579															PITCHER				

Batter	1	2	3	4	5	6	7	8	9	AB	R	H	RBI	BB	SO	LOB	TOP																					
Bernie Carbo, L OBP: 0.427, SLG: 0.548 (1, 9)										3	0	1	1	1	1	1	Boston Red Sox @ Cleveland Indians Cleveland Municipal Stadium, Cleveland, OH Sun Jul 06 1975, 3:33 AM EDT Unknown - 82 F																					
Denny Doyle, L OBP: 0.245, SLG: 0.270 (1, 4)										4	0	0	0	1	0	2																						
Carl Yastrzemski, L OBP: 0.492, SLG: 0.465 (1, 3)										5	0	0	0	0	0	2																						
Jim Rice, R OBP: 0.324, SLG: 0.487 (1, 7)										4	0	0	0	0	1	0																						
Cecil Cooper, L OBP: 0.372, SLG: 0.527 (1, 10)										4	1	2	0	0	0	0																						
Carlton Fisk, R OBP: 0.372, SLG: 0.475 (1, 2)										3	2	2	0	1	0	1																						
Rick Burleson, R OBP: 0.334, SLG: 0.348 (1, 6)										4	1	2	0	0	2	2																						
Rick Miller, L OBP: 0.351, SLG: 0.213 (1, 8)										3	1	1	1	1	1	2																						
Bob Heise, R OBP: 0.229, SLG: 0.186 (1, 5)										3	0	1	3	0	0	3																						
Inning Stats	R: 0 E: 0 K: 0 S: 3	H: 0 LOB: 0 BB: 0 P: 3	R: 4 E: 0 K: 0 S: 8	H: 5 LOB: 2 BB: 1 P: 12	R: 0 E: 0 K: 1 S: 5	H: 1 LOB: 0 BB: 0 P: 5	R: 0 E: 0 K: 1 S: 6	H: 1 LOB: 2 BB: 1 P: 10	R: 0 E: 0 K: 0 S: 3	H: 0 LOB: 0 BB: 0 P: 3	R: 1 E: 1 K: 2 S: 8	H: 0 LOB: 1 BB: 1 P: 12	R: 0 E: 0 K: 0 S: 3	H: 0 LOB: 0 BB: 0 P: 3	R: 0 E: 0 K: 1 S: 6	H: 1 LOB: 2 BB: 0 P: 10	R: 0 E: 0 K: 0 S: 3	H: 0 LOB: 0 BB: 0 P: 3	1B: 7 2B: 1 3B: 0 HR: 0	SF: 2 SAC: 0 DP: 1 HBP: 0	WP: 0 PB: 0 SB: 2 CS: 0	PA: 39																
PITCHER	IP	WLS	BF	H	R	ER	SO	BB	IBB	HBP	BLK	WP	HR	S	P	ERA	WHIP	PITCHER				IP	WLS	BF	H	R	ER	SO	BB	IBB	HBP	BLK	WP	HR	S	P	ERA	WHIP
Jim Bibby, R ERA: 4.8 (1, 1)	6.0	L	28	7	5	4	4	2	1	0	0	0	0	0	33	45	6.00	1.500																				
Tom Buskey, R ERA: 2.54 (7, 1)	3.0		11	1	0	0	1	0	1	0	0	0	0	0	12	16	0.00	0.333																				

AB 33
R 5
H 8
RBI 5
BB 4
SO 5
LOB 13



Batter	1	2	3	4	5	6	7	8	9	AB	R	H	RBI	BB	SO	LOB	BOTTOM																					
Duane Kuiper, L OBP: 0.396, SLG: 0.363 (1, 4)										4	0	1	1	0	2	2	Boston Red Sox @ Cleveland Indians Cleveland Municipal Stadium, Cleveland, OH Sun Jul 06 1975, 3:33 AM EDT Unknown - 82 F																					
Buddy Bell, R OBP: 0.303, SLG: 0.353 (1, 5)										4	0	1	0	0	0	1																						
Rick Manning, L OBP: 0.350, SLG: 0.358 (1, 7)										4	1	2	0	0	0	1																						
George Hendrick, R OBP: 0.313, SLG: 0.470 (1, 8)										4	0	0	0	0	0	4																						
Rico Carty, R OBP: 0.347, SLG: 0.412 (1, 10)										3	1	1	2	0	0	0																						
Oscar Gamble, L OBP: 0.329, SLG: 0.371 (9, PH)										1	0	0	0	0	0	0																						
Charlie Spikes, R OBP: 0.258, SLG: 0.320 (1, 9)										3	0	0	0	0	0	0																						
John Lowenstein, L OBP: 0.338, SLG: 0.407 (9, PH)										1	0	0	0	0	1	0																						
John Ellis, R OBP: 0.243, SLG: 0.317 (1, 2)										3	0	0	0	0	0	0																						
Boog Powell, L OBP: 0.375, SLG: 0.491 (9, PH)										1	0	0	0	0	1	0																						
Bill Sudakis, S OBP: 0.289, SLG: 0.240 (1, 3)										3	0	2	0	0	0	0																						
Frank Duffy, R OBP: 0.274, SLG: 0.284 (1, 6)										3	1	1	0	0	0	1																						
Inning Stats	R: 0 E: 0 K: 1 S: 6	H: 1 LOB: 1 BB: 0 P: 6	R: 0 E: 0 K: 0 S: 3	H: 0 LOB: 0 BB: 0 P: 3	R: 0 E: 0 K: 1 S: 5	H: 0 LOB: 0 BB: 0 P: 5	R: 2 E: 0 K: 0 S: 5	H: 2 LOB: 0 BB: 0 P: 5	R: 1 E: 1 K: 0 S: 5	H: 2 LOB: 1 BB: 0 P: 5	R: 0 E: 0 K: 0 S: 3	H: 1 LOB: 0 BB: 0 P: 3	R: 0 E: 1 K: 0 S: 3	H: 0 LOB: 0 BB: 0 P: 3	R: 0 E: 0 K: 1 S: 5	H: 0 LOB: 0 BB: 0 P: 5	R: 0 E: 0 K: 0 S: 3	H: 0 LOB: 0 BB: 0 P: 3	1B: 6 2B: 1 3B: 0 HR: 1	SF: 0 SAC: 0 DP: 2 HBP: 0	WP: 0 PB: 0 SB: 2 CS: 0	PA: 34																
PITCHER	IP	WLS	BF	H	R	ER	SO	BB	IBB	HBP	BLK	WP	HR	S	P	ERA	WHIP	PITCHER				IP	WLS	BF	H	R	ER	SO	BB	IBB	HBP	BLK	WP	HR	S	P	ERA	WHIP
Bill Lee, L ERA: 3.98 (1, 1)	7.1	W	30	8	3	2	2	2	0	0	0	0	0	0	34	34	2.46	1.091																				
Dick Drago, R ERA: 4.22 (8, 1)	1.2	S	4	0	0	0	1	0	0	0	0	0	0	0	6	6	0.00	0.000																				

AB 34
R 3
H 8
RBI 3
BB 0
SO 3
LOB 9



Batter	1	2	3	4	5	6	7	8	9	AB	R	H	RBI	BB	SO	LOB	TOP				
Bernie Carbo, L (1, 10) OBP: 0.421, SLG: 0.536 Carlton Fisk, R (8, FH) OBP: 0.386, SLG: 0.488	G3	E4 3B	1-3 3H	1-3			K	BB 1B		4	1	0	0	0	1	2	Boston Red Sox @ Cleveland Indians Cleveland Municipal Stadium, Cleveland, OH Sun Jul 06 1975, 3:38 AM EDT Att: 59,161 - Unknown				
Rick Miller, L (1, 8) OBP: 0.361, SLG: 0.294 Rico Petrocelli, R (8, FH) OBP: 0.333, SLG: 0.348 Fred Lynn, L (8, PR) OBP: 0.398, SLG: 0.584	4-3		1-H 3H			G3	4-3 1B 2B	1-2 2-3 BB		4	1	2	3	0	0	0					
Cecil Cooper, L (1, 3) OBP: 0.354, SLG: 0.500	L9		0-3 3H			4-3	4-3	F6		5	0	0	0	0	1	5					
Jim Rice, R (1, 7) OBP: 0.326, SLG: 0.486		F6		L6 1B 1B		K		K		5	0	2	1	0	2	3					
Dwight Evans, R (1, 9) OBP: 0.331, SLG: 0.401	4-3		1-2			F6	F7		6-3	5	0	1	0	0	0	1					
Bob Montgomery, R (1, 2) OBP: 0.234, SLG: 0.262				L7 1B		K		E5 FC6-4	K	5	1	1	0	0	2	2					
Rick Burleson, R (1, 6) OBP: 0.335, SLG: 0.356		1B 2B		L6 2-3		K	HR	FC6-4 1B	F9	4	3	1	1	1	0	3					
Doug Griffin, R (1, 4) OBP: 0.293, SLG: 0.278		1B E 1B		5-3		5-3		E4 1B 1B		4	2	1	1	0	0	1					
Bob Heise, R (1, 5) OBP: 0.269, SLG: 0.234		E 3B 1B		6-3				2B 1B	BB 1B	4	2	3	2	0	0	0					
Inning Stats	R: 0 E: 0 K: 0 S: 3	H: 0 LOB: 0 BB: 0 P: 3	R: 5 E: 1 K: 1 S: 10	H: 4 LOB: 1 BB: 1 P: 14	R: 0 E: 0 K: 0 S: 4	H: 2 LOB: 1 BB: 0 P: 4	R: 0 E: 0 K: 0 S: 3	H: 0 LOB: 0 BB: 0 P: 3	R: 0 E: 0 K: 1 S: 5	H: 0 LOB: 0 BB: 0 P: 5	R: 1 E: 0 K: 1 S: 6	H: 1 LOB: 0 BB: 0 P: 6	R: 2 E: 0 K: 1 S: 8	H: 3 LOB: 1 BB: 0 P: 8	R: 2 E: 2 K: 1 S: 9	H: 2 LOB: 3 BB: 1 P: 13		R: 0 E: 0 K: 1 S: 5	H: 0 LOB: 0 BB: 0 P: 5	1B: 8 2B: 3 3B: 1 HR: 1	SF: 0 SAC: 0 DP: 1 HBP: 0
PITCHER	IP	WLS	BF	H	R	ER	SO	BB	IBB	HBP	BLK	WP	HR	S	P	ERA	WHIP				
Jackie Brown, R (1, 1) ERA: 5.16	1.2		11	4	5	2	0	1	0	0	0	0	0	10	14	10.80	3.000				
Fred Beene, R (2, 1) ERA: 5.89	4.2	W	18	5	3	3	4	0	0	0	0	0	1	26	26	5.79	1.071				
Tom Buskey, R (7, 1) ERA: 2.5	1.0		7	2	2	0	0	0	0	0	0	0	0	7	7	0.00	2.000				
Dave LaRoche, L (8, 1) ERA: 1.62	1.2	S	7	1	0	0	2	1	0	0	0	0	0	10	14	0.00	1.200				

Batter	1	2	3	4	5	6	7	8	9	AB	R	H	RBI	BB	SO	LOB	BOTTOM				
John Lowenstein, L (1, 10) OBP: 0.333, SLG: 0.407	4-3	FC4-6 1-2				F8	1B 2B	G6-4-3 1-2		5	1	1	0	0	0	4	Boston Red Sox @ Cleveland Indians Cleveland Municipal Stadium, Cleveland, OH Sun Jul 06 1975, 3:38 AM EDT Att: 59,161 - Unknown				
Duane Kuiper, L (1, 4) OBP: 0.403, SLG: 0.372			3-1		1B 1B	1B 2H	1B	1-4-3		5	1	3	1	0	0	0					
Rick Manning, L (1, 9) OBP: 0.351, SLG: 0.359	F8		4-3 HR		F7	F8		BB BB 1B		5	1	2	0	0	0	3					
Boog Powell, L (1, 3) OBP: 0.375, SLG: 0.502	K		4-3		1H HR	1B		K		5	2	2	2	0	2	3					
George Hendrick, R (1, 8) OBP: 0.323, SLG: 0.484		BB 1B 1B	2H HR		1-2 HR	1B		SH3-4 BB BB	1-2 BB	3	4	3	2	2	0	0					
Oscar Gamble, L (1, 7) OBP: 0.333, SLG: 0.394 Charlie Spikes, R (8, FH) OBP: 0.261, SLG: 0.320	F9		4-3		1H 2H HR	HR		BB SH3-4 1B	1-2 2-3 BB	4	1	2	3	0	0	1					
Buddy Bell, R (1, 5) OBP: 0.303, SLG: 0.349		1B FC4-6 BB		6-3	5-3	SH3-4		F9		3	1	0	0	1	0	3					
Bill Sudakis, S (1, 2) OBP: 0.298, SLG: 0.244 John Ellis, R (9, 2) OBP: 0.243, SLG: 0.317		FC4-6 1B		6-3		G3		BB IBB		3	0	1	1	1	0	0					
Ed Crosby, L (1, 6) OBP: 0.345, SLG: 0.286 Rico Carty, R (7, PH) OBP: 0.351, SLG: 0.412 Frank Duffy, R (7, PR) OBP: 0.274, SLG: 0.284		FC4-6 1-3 2H		1-3		F9		G6-4-3 BB		0	0	0	0	0	0	0					
Inning Stats	R: 0 E: 0 K: 1 S: 6	H: 1 LOB: 1 BB: 0 P: 6	R: 2 E: 0 K: 0 S: 5	H: 2 LOB: 1 BB: 1 P: 9	R: 2 E: 0 K: 0 S: 5	H: 2 LOB: 0 BB: 0 P: 5	R: 0 E: 0 K: 0 S: 3	H: 0 LOB: 0 BB: 0 P: 3	R: 4 E: 0 K: 0 S: 7	H: 4 LOB: 0 BB: 0 P: 7	R: 1 E: 0 K: 0 S: 5	H: 2 LOB: 1 BB: 0 P: 5	R: 2 E: 0 K: 0 S: 4	H: 2 LOB: 3 BB: 3 P: 16	R: 0 E: 0 K: 1 S: 6	H: 1 LOB: 3 BB: 2 P: 14		1B: 10 2B: 1 3B: 0 HR: 3	SF: 0 SAC: 1 DP: 1 HBP: 0	WP: 0 PA: 43 PB: 0 SB: 0 CS: 0	
PITCHER	IP	WLS	BF	H	R	ER	SO	BB	IBB	HBP	BLK	WP	HR	S	P	ERA	WHIP				
Reggie Cleveland, R (1, 1) ERA: 5.38	4.2	L	22	7	6	6	1	1	0	0	0	0	0	23	27	11.57	1.714				
Jim Willoughby, R (5, 1) ERA: 20.25	1.1		8	4	3	3	0	0	0	0	0	0	1	8	8	20.25	3.000				
Diego Segui, R (7, 1) ERA: 5.95	1.1		9	3	2	2	0	2	1	0	0	0	1	6	18	13.50	3.750				
Roger Moret, L (8, 1) ERA: 3.33	0.1		2	0	0	0	1	1	0	0	0	0	0	3	7	0.00	3.000				
Dick Drago, R (8, 1) ERA: 4.18	0.1		2	0	0	0	0	1	0	0	0	0	0	1	5	0.00	3.000				

Batter	1	2	3	4	5	6	7	8	9	AB	R	H	RBI	BB	SO	LOB	TOP			
Duane Kuiper, L (1,4) OBP: 0.392, SLG: 0.362	G3	4-3			1-3		1-3			5	0	1	0	0	0	1	Cleveland Indians @ Oakland Athletics Oakland-Alameda County Coliseum, Oakland, CA Tue Jul 08 1975, 7:05 PM PDT Att: 4,041 - Unknown			
Buddy Bell, R (1,5) OBP: 0.300, SLG: 0.346	4-3 1B		K		6-3		E4 1B	6-3		5	2	2	0	0	1	3				
Rick Manning, L (1,7) OBP: 0.351, SLG: 0.358	4-3 1B		K		3-1		1B			5	2	2	0	0	1	1				
George Hendrick, R (1,8) Oscar Gamble, L (5,7) OBP: 0.320, SLG: 0.478 OBP: 0.326, SLG: 0.383	4-3		6-3			6-3	1B			2	0	0	0	0	0	2				
Rico Carty, R (1,10) OBP: 0.364, SLG: 0.421	1B				4-3 1B	FC6-4 1B	1B			3	0	1	1	0	0	0				
Charlie Spikes, R (1,9) OBP: 0.281, SLG: 0.319	1B				4-3	F9	F4			4	0	1	2	0	0	4				
John Ellis, R (1,2) OBP: 0.248, SLG: 0.316	K				5-3	FC6-4	F9			4	0	0	0	0	1	4				
Bill Sudakis, S (1,3) OBP: 0.306, SLG: 0.284		K			F3		HR			3	1	1	1	1	1	1				
Frank Duffy, R (1,6) OBP: 0.274, SLG: 0.284	F8						F6	FC5-4 1B		4	0	1	0	0	0	1				
Inning Stats	R: 2 E: 0 K: 1 S: 8	H: 3 LOB: 2 BB: 1 P: 12	R: 0 E: 0 K: 1 S: 5	H: 0 LOB: 0 BB: 0 P: 5	R: 0 E: 0 K: 2 S: 7	H: 0 LOB: 0 BB: 0 P: 7	R: 0 E: 0 K: 0 S: 4	H: 1 LOB: 1 BB: 0 P: 4	R: 0 E: 0 K: 0 S: 4	H: 1 LOB: 1 BB: 0 P: 4	R: 0 E: 0 K: 0 S: 4	H: 1 LOB: 2 BB: 0 P: 8	R: 0 E: 0 K: 0 S: 4	H: 1 LOB: 2 BB: 1 P: 8	R: 0 E: 0 K: 0 S: 3	H: 0 LOB: 0 BB: 0 P: 3	1B: 11 2B: 0 3B: 0 HR: 1	SF: 0 SAC: 0 DP: 0 HBP: 0	WP: 0 PB: 0 SB: 0 CS: 0	PA: 41
PITCHER	IP WLS BF H R ER SO BB IBB HBP BLK WP HR S P ERA WHIP																			
Ken Holtzman, L (1,1) ERA: 3.11	6.2 W 31 10 5 5 4 1 0 0 0 0 1 38 42 6.75 1.650																			
Jim Todd, R (7,1) ERA: 1.92	2.1 10 2 0 0 0 1 0 0 0 0 0 9 13 0.00 1.286																			

Batter	1	2	3	4	5	6	7	8	9	AB	R	H	RBI	BB	SO	LOB	BOTTOM			
Bert Campaneris, R (1,6) OBP: 0.326, SLG: 0.336	6-3	F6			F9-3					4	1	1	2	0	0	2	Cleveland Indians @ Oakland Athletics Oakland-Alameda County Coliseum, Oakland, CA Tue Jul 08 1975, 7:05 PM PDT Att: 4,041 - Unknown			
Jim Holt, L (7,3) OBP: 0.459, SLG: 0.400				1B			1B			1	0	1	0	0	0	0				
Bill North, S (1,8) Don Hopkins, L (9,8) OBP: 0.375, SLG: 0.299 OBP: 0.333, SLG: 0.440	FC1-4 BB		K		3B		F8	1-3		4	1	1	1	1	1	1				
Claudell Washington, L (1,7) Matt Alexander, S (7,7)	FC1-4 BB		5-3		1B			6-3		4	3	2	2	0	0	1				
Reggie Jackson, L (1,9) Angel Mangual, R (6,PH) OBP: 0.329, SLG: 0.487 OBP: 0.193, SLG: 0.167	E4 1B		F8		3B		E6 1B			3	1	1	1	0	0	1				
Joe Rudi, R (1,10) Billy Williams, L (6,PH) OBP: 0.346, SLG: 0.483 OBP: 0.344, SLG: 0.399	HR 1B				1B		F9			1	2	0	0	1	0	0				
Gene Tenace, R (1,3) Ted Martinez, R (6,FR) OBP: 0.330, SLG: 0.506 OBP: 0.205, SLG: 0.256	HR				K		F9			3	2	2	4	1	0	1				
Sal Bando, R (1,5) Larry Haney, R (9,5) OBP: 0.330, SLG: 0.317 OBP: 0.176, SLG: 0.156	F8				2B		5-3			5	1	2	0	0	1	2				
Phil Garner, R (1,4) OBP: 0.280, SLG: 0.333		F8			1B		L5			4	1	1	1	1	0	1				
Ray Fosse, R (1,2) OBP: 0.176, SLG: 0.156	5-3				1B		F7			3	1	0	0	1	0	2				
Inning Stats	R: 4 E: 1 K: 0 S: 6	H: 2 LOB: 0 BB: 1 P: 10	R: 0 E: 0 K: 0 S: 3	H: 0 LOB: 0 BB: 0 P: 3	R: 0 E: 0 K: 1 S: 5	H: 0 LOB: 0 BB: 0 P: 5	R: 7 E: 0 K: 1 S: 11	H: 6 LOB: 1 BB: 2 P: 19	R: 0 E: 0 K: 0 S: 3	H: 1 LOB: 1 BB: 1 P: 7	R: 2 E: 1 K: 0 S: 6	H: 2 LOB: 2 BB: 0 P: 6	R: 0 E: 0 K: 0 S: 4	H: 1 LOB: 1 BB: 0 P: 4	R: 2 E: 0 K: 1 S: 7	H: 2 LOB: 1 BB: 1 P: 11	1B: 9 2B: 2 3B: 2 HR: 2	SF: 0 SAC: 0 DP: 1 HBP: 0	WP: 3 PB: 0 SB: 0 CS: 0	PA: 44
PITCHER	IP WLS BF H R ER SO BB IBB HBP BLK WP HR S P ERA WHIP																			
Don Hood, L (1,1) ERA: 4.57	3.1 L 18 4 8 4 1 3 0 0 0 0 1 17 29 10.80 2.100																			
Fred Beene, R (4,1) ERA: 6.65	4.2 26 10 7 5 2 2 0 0 0 0 3 1 28 36 9.64 2.571																			



Batter	1	2	3	4	5	6	7	8	9	AB	R	H	RBI	BB	SO	LOB	TOP										
John Lowenstein, L (1, 10) OBP: 0.325, SLG: 0.390 Rico Carty, R (8, FH) OBP: 0.362, SLG: 0.418	0-0 4-3			0-0 F9		4-0 FC4-6 BB		0-0 F8		2	0	0	0	1	0	0											
Duane Kuiper, L (1, 4) OBP: 0.395, SLG: 0.366	0-0 G3			0-0 1B		0-0 FC4-6 S			0-0 1B	4	1	2	0	0	0	2											
Rick Manning, L (1, 9) OBP: 0.348, SLG: 0.356	0-3 K			0-0 1B		0-0 1-3			0-3 K	4	0	1	0	0	2	3											
Boog Powell, L (1, 3) OBP: 0.373, SLG: 0.509 Charlie Spikes, R (9, FH) OBP: 0.260, SLG: 0.317		0-0 4-3		0-0 G4-6-3			0-3 K		0-0 F9	3	0	0	0	0	1	2											
George Hendrick, R (1, 8) OBP: 0.319, SLG: 0.475		0-0 F6			0-0 F6		0-0 6-3		0-0 2B	4	0	1	0	0	0	0											
Oscar Gamble, L (1, 7) OBP: 0.321, SLG: 0.376 John Ellis, R (9, FH) OBP: 0.251, SLG: 0.324		0-0 F8			0-0 G3		0-0 F5		0-0 1B	3	0	0	0	0	0	0											
Bill Sudakis, S (1, 2) OBP: 0.294, SLG: 0.271			0-0 L6		0-0 F8			0-0 F8	0-3 K	4	0	0	0	0	1	2											
Buddy Bell, R (1, 5) OBP: 0.301, SLG: 0.344			0-0 F8			4-0 FC4-6 BB		0-0 4-3		2	0	0	0	1	0	0											
Frank Duffy, R (1, 6) OBP: 0.275, SLG: 0.282			0-0 1-3			0-0 F5		4-0 BB		2	0	0	0	1	0	1											
Inning Stats	R: 0 E: 0 K: 1 S: 5	H: 0 LOB: 0 BB: 0 P: 5	R: 0 E: 0 K: 0 S: 3	H: 0 LOB: 0 BB: 0 P: 3	R: 0 E: 0 K: 0 S: 3	H: 2 LOB: 1 BB: 0 P: 4	R: 0 E: 0 K: 0 S: 3	H: 0 LOB: 0 BB: 0 P: 3	R: 0 E: 0 K: 1 S: 5	H: 0 LOB: 2 BB: 2 P: 11	R: 0 E: 0 K: 1 S: 5	H: 0 LOB: 0 BB: 0 P: 5	R: 0 E: 0 K: 0 S: 3	H: 0 LOB: 1 BB: 1 P: 7	R: 1 E: 0 K: 2 S: 10	H: 3 LOB: 2 BB: 0 P: 10	1B: 4 2B: 1 3B: 0 HR: 0	SF: 0 SAC: 0 DP: 1 HBP: 0	WP: 0 PB: 0 SB: 1 CS: 0	PA: 34							
PITCHER	IP	WLS	BF	H	R	ER	SO	BB	IBB	HBP	BLK	WP	HR	S	P	ERA	WHIP										
Dick Bosman, R (1, 1) ERA: 3.73	5.1	W	19	2	0	0	1	2	0	0	0	0	0	19	27	0.00	0.750										
Paul Lindblad, L (6, 1) ERA: 2.24	3.1		14	3	1	1	2	1	0	0	0	0	0	17	21	2.70	1.200										
Rollie Fingers, R (9, 1) ERA: 3.23	0.1	S	1	0	0	0	1	0	0	0	0	0	0	3	3	0.00	0.000										

Cleveland Indians @ Oakland Athletics
Oakland-Alameda County Coliseum, Oakland, CA
Wed Jul 09 1975, 3:33 AM PDT
Att: 7,673 - Unknown

AB	31
R	1
H	5
RBI	1
BB	3
SO	4
LOB	12



Batter	1	2	3	4	5	6	7	8	9	AB	R	H	RBI	BB	SO	LOB	BOTTOM										
Bert Campaneris, R (1, 6) OBP: 0.329, SLG: 0.337	0-0 L1		0-0 SH5-3 1B		0-0 SH1-4		4-0 2B BB			2	0	1	0	1	0	0											
Bill North, S (1, 8) OBP: 0.381, SLG: 0.308	4-0 S 1B BB		0-0 SH5-3		0-0 CS 1B		0-0 1-3 2B			2	1	2	1	1	0	0											
Claudell Washington, L (1, 7) OBP: 0.355, SLG: 0.439	0-0 1B 2B		0-0 F8		0-0 6-3		4-0 IBB			3	1	1	0	1	0	2											
Reggie Jackson, L (1, 9) OBP: 0.329, SLG: 0.484	0-0 CS 1B		0-3 K			0-0 F7		0-3 K		4	0	1	1	0	2	4											
Joe Rudi, R (1, 3) OBP: 0.348, SLG: 0.486	0-0 1-2 3H 2B			0-0 WP 1B		0-0 1-3		0-0 5-3		4	0	2	1	0	0	3											
Billy Williams, L (1, 10) OBP: 0.343, SLG: 0.395	0-0 6-3			0-0 6-3		4-0 E BB		0-0 F4		3	0	0	0	1	0	2											
Gene Tenace, R (1, 2) OBP: 0.426, SLG: 0.498		0-0 F5		0-0 F8		0-0 E5		0-3 K		4	0	0	0	0	1	2											
Sal Bando, R (1, 5) OBP: 0.326, SLG: 0.313		0-0 5-3		0-0 5-3		0-0 F7		0-3 K		4	0	0	0	0	1	3											
Phil Garner, R (1, 4) OBP: 0.281, SLG: 0.333		0-0 F8			0-0 SH1-4 1B		0-0 1-3			3	1	1	0	0	0	0											
Inning Stats	R: 2 E: 0 K: 0 S: 5	H: 3 LOB: 1 BB: 1 P: 9	R: 0 E: 0 K: 0 S: 3	H: 0 LOB: 0 BB: 0 P: 3	R: 0 E: 0 K: 1 S: 6	H: 1 LOB: 1 BB: 0 P: 6	R: 0 E: 0 K: 0 S: 4	H: 1 LOB: 1 BB: 0 P: 4	R: 1 E: 0 K: 0 S: 4	H: 2 LOB: 0 BB: 0 P: 4	R: 0 E: 1 K: 0 S: 4	H: 0 LOB: 2 BB: 1 P: 8	R: 0 E: 0 K: 1 S: 6	H: 1 LOB: 3 BB: 2 P: 14	R: 0 E: 0 K: 2 S: 7	H: 0 LOB: 0 BB: 0 P: 7	1B: 6 2B: 2 3B: 0 HR: 0	SF: 0 SAC: 2 DP: 0 HBP: 0	WP: 1 PB: 0 SB: 1 CS: 2	PA: 35							
PITCHER	IP	WLS	BF	H	R	ER	SO	BB	IBB	HBP	BLK	WP	HR	S	P	ERA	WHIP										
Eric Raich, R (1, 1) ERA: 3.3	6.1	L	30	8	3	3	1	3	0	0	0	0	0	28	44	4.26	1.737										
Dave LaRoche, L (7, 1) ERA: 1.55	1.2		5	0	0	0	3	0	0	0	0	0	0	11	11	0.00	0.000										

Cleveland Indians @ Oakland Athletics
Oakland-Alameda County Coliseum, Oakland, CA
Wed Jul 09 1975, 3:33 AM PDT
Att: 7,673 - Unknown

AB	29
R	3
H	8
RBI	3
BB	4
SO	4
LOB	16



Batter	1	2	3	4	5	6	7	8	9	AB	R	H	RBI	BB	SO	LOB	TOP			
John Lowenstein, L OBP: 0.327, SLG: 0.393 (1, 10)	F7		BB		F7		IHR 2B		F8	4	1	1	1	1	0	0	Cleveland Indians @ California Angels Anaheim Stadium, Anaheim, CA Fri Jul 11 1975, 10:05 PM EDT Att: 9,034 - Unknown			
Duane Kuiper, L OBP: 0.391, SLG: 0.363 (1, 4)	3-1		BB		PO		2-3			4	0	1	0	0	0	2				
Rick Manning, L OBP: 0.347, SLG: 0.370 (1, 9)	4-3				6-3		1-2			4	1	1	2	0	1	0				
Charlie Spikes, R OBP: 0.260, SLG: 0.317 (9, 9)	4-3				PO		K		IHR	0	0	0	0	0	0	0				
Boog Powell, L OBP: 0.375, SLG: 0.522 (1, 3)		HR			FC6-4 1B		E3		F7	4	2	2	1	0	0	0				
George Hendrick, R OBP: 0.321, SLG: 0.474 (1, 8)	5-3				FC6-4 1B		BB		F8	3	0	1	0	1	0	0				
Oscar Gamble, L OBP: 0.314, SLG: 0.367 (1, 7)	F9				FC6-4 1B		F2		1-3	4	0	0	0	0	0	4				
John Ellis, R OBP: 0.251, SLG: 0.322 (1, 2)	F7				FC4 1B		5-3		F6	4	0	1	1	0	0	2				
Buddy Bell, R OBP: 0.297, SLG: 0.339 (1, 5)			F4		FC4		4-3		F8	4	0	0	0	0	0	2				
Frank Duffy, R OBP: 0.275, SLG: 0.285 (1, 6)	6-3				6-3		2B		5-3	4	1	1	0	0	0	0				
Inning Stats	R: 0 E: 0 K: 0 S: 3	H: 0 LOB: 0 BB: 0 P: 3	R: 1 E: 0 K: 0 S: 4	H: 1 LOB: 0 BB: 0 P: 4	R: 0 E: 0 K: 0 S: 3	H: 0 LOB: 1 BB: 1 P: 7	R: 1 E: 0 K: 0 S: 6	H: 3 LOB: 2 BB: 0 P: 6	R: 0 E: 0 K: 1 S: 6	H: 0 LOB: 0 BB: 1 P: 10	R: 3 E: 0 K: 0 S: 6	H: 3 LOB: 0 BB: 0 P: 6	R: 0 E: 0 K: 0 S: 3	H: 0 LOB: 0 BB: 0 P: 3	R: 0 E: 0 K: 0 S: 3	H: 0 LOB: 0 BB: 0 P: 3	1B: 4 2B: 2 3B: 0 HR: 2	SF: 0 SAC: 0 DP: 0 HBP: 0	WP: 0 PB: 0 SB: 0 CS: 0	PA: 38
PITCHER	IP	WLS	BF	H	R	ER	SO	BB	IBB	HBP	BLK	WP	HR	S	P	ERA	WHIP			
Dick Lange, R ERA: 3.91 (1, 1)	6.1	L	28	7	4	4	1	2	0	0	0	0	1	28	36	5.68	1.421			
Mickey Scott, L ERA: 4.36 (7, 1)	2.2		9	1	1	1	0	0	0	0	0	0	0	9	9	3.38	0.375			

AB	35
R	5
H	8
RBI	5
BB	2
SO	1
LOB	10



Batter	1	2	3	4	5	6	7	8	9	AB	R	H	RBI	BB	SO	LOB	BOTTOM			
Jerry Remy, L OBP: 0.334, SLG: 0.349 (1, 4)	K					E 1B	4-3			4	1	2	0	0	1	0	Cleveland Indians @ California Angels Anaheim Stadium, Anaheim, CA Fri Jul 11 1975, 10:05 PM EDT Att: 9,034 - Unknown			
Mickey Rivers, L OBP: 0.317, SLG: 0.343 (1, 8)	F5		F9			F9	F4			4	0	0	0	0	0	2				
Dave Collins, S OBP: 0.410, SLG: 0.419 (1, 7)	CS					E 2B			F9	4	1	3	1	0	0	0				
Joe Lahoud, L OBP: 0.367, SLG: 0.395 (1, 10)	CS	G3			F6	WP 4-3	G3			4	1	1	1	0	0	1				
Leroy Stanton, R OBP: 0.378, SLG: 0.476 (1, 9)					6-3	4-3	L6			3	0	1	0	1	0	1				
Dave Chalk, R OBP: 0.380, SLG: 0.378 (1, 5)	F3				6-3	4-3				3	0	1	0	1	0	2				
John Doherty, L OBP: 0.266, SLG: 0.322 (1, 3)						4-3				3	0	0	1	0	1	3				
Tommy Harper, R OBP: 0.319, SLG: 0.339 (9, PH)	K					4-3			K	1	0	0	0	0	1	1				
Ellie Rodriguez, R OBP: 0.378, SLG: 0.327 (1, 2)			F8			K			K	4	0	1	0	0	2	3				
Mike Miley, S OBP: 0.200, SLG: 0.333 (1, 6)			F7			G4-3-6			K	3	0	0	0	0	0	1				
Winston Lienas, R OBP: 0.236, SLG: 0.222 (9, PH)					G4-3-6		6-3		K	1	0	0	0	0	1	1				
Inning Stats	R: 0 E: 0 K: 1 S: 5	H: 1 LOB: 0 BB: 0 P: 5	R: 0 E: 0 K: 1 S: 6	H: 1 LOB: 0 BB: 0 P: 6	R: 0 E: 0 K: 0 S: 4	H: 1 LOB: 1 BB: 0 P: 4	R: 0 E: 0 K: 0 S: 4	H: 1 LOB: 1 BB: 0 P: 4	R: 0 E: 0 K: 0 S: 3	H: 0 LOB: 0 BB: 0 P: 3	R: 3 E: 0 K: 1 S: 8	H: 3 LOB: 2 BB: 2 P: 16	R: 0 E: 0 K: 0 S: 3	H: 0 LOB: 0 BB: 0 P: 3	R: 0 E: 0 K: 3 S: 10	H: 1 LOB: 1 BB: 0 P: 10	1B: 6 2B: 3 3B: 0 HR: 0	SF: 0 SAC: 0 DP: 1 HBP: 0	WP: 1 PB: 0 SB: 2 CS: 1	PA: 37
PITCHER	IP	WLS	BF	H	R	ER	SO	BB	IBB	HBP	BLK	WP	HR	S	P	ERA	WHIP			
Roric Harrison, R ERA: 4.44 (1, 1)	8.0	W	33	9	3	3	3	2	0	0	0	0	0	37	45	3.38	1.375			
Dave LaRoche, L ERA: 1.51 (9, 1)	1.0	S	3	0	0	0	3	0	0	0	0	0	0	9	9	0.00	0.000			

AB	34
R	3
H	9
RBI	3
BB	2
SO	6
LOB	15



Batter	1	2	3	4	5	6	7	8	9	AB	R	H	RBI	BB	SO	LOB	TOP					
John Lowenstein, L OBP: 0.324, SLG: 0.383 (1, 10)	F6		K		F7		F8		BB BB BB BB BB BB	4	1	0	0	1	1	1	Cleveland Indians @ California Angels Anaheim Stadium, Anaheim, CA Sat Jul 12, 1975, 10:05 PM EDT Att: 27,135 - Unknown livebaseballscorecards.com					
Duane Kuiper, L OBP: 0.398, SLG: 0.373 (1, 4)	K		6-3		CS HBP				BB BB BB BB BB BB	4	1	2	1	0	1	0						
Rick Manning, L OBP: 0.343, SLG: 0.362 (1, 9) (9, 7)	5-3				K		CS		BB BB BB BB BB BB	4	1	0	0	1	1	1						
Boog Powell, L OBP: 0.375, SLG: 0.515 (1, 3)		K			1B HR		4-3		FC3-6 E SF8 BB	3	2	0	0	2	1	3						
George Hendrick, R OBP: 0.325, SLG: 0.477 (1, 8)	E6 F8 BB				1B HR				E6 FC3-6	4	1	2	1	1	0	1						
Oscar Gamble, L OBP: 0.318, SLG: 0.384 Rico Carty, R OBP: 0.365, SLG: 0.422 Charlie Spikes, R OBP: 0.290, SLG: 0.317 (9, PH) (9, PR) (9, 9)	4-0 S BB				1B HR		4-3		FC3-6 SF8	3	1	1	3	1	0	3						
John Ellis, R OBP: 0.250, SLG: 0.321 (1, 2)	F8 2-3				F4				SF8 1B	4	1	1	1	0	0	4						
Buddy Bell, R OBP: 0.293, SLG: 0.334 (1, 5)	K				4-3		E4 1B		K	4	0	0	0	0	2	4						
Frank Duffy, R OBP: 0.274, SLG: 0.285 (1, 6)			4-3		3-1		1-3 2-H 2B 1B		F9	4	1	1	1	0	0	0						
Inning Stats	R: 0 E: 0 K: 1 S: 5	H: 0 LOB: 0 BB: 0 P: 5	R: 0 E: 1 K: 2 S: 8	H: 0 LOB: 2 BB: 1 P: 12	R: 0 E: 0 K: 1 S: 5	H: 0 LOB: 0 BB: 0 P: 5	R: 3 E: 0 K: 1 S: 7	H: 2 LOB: 0 BB: 1 P: 11	R: 0 E: 0 K: 0 S: 2	H: 0 LOB: 1 BB: 0 P: 3	R: 0 E: 0 K: 0 S: 4	H: 1 LOB: 1 BB: 0 P: 4	R: 2 E: 1 K: 0 S: 6	H: 3 LOB: 1 BB: 0 P: 6	R: 1 E: 1 K: 1 S: 6	H: 0 LOB: 1 BB: 1 P: 10	R: 3 E: 0 K: 0 S: 5	H: 2 LOB: 2 BB: 3 P: 17	1B: 5 2B: 2 3B: 0 HR: 1	SF: 1 SAC: 0 DP: 0 HBP: 1	WP: 0 PB: 0 SB: 1 CS: 1	PA: 44
PITCHER	IP	WLS	BF	H	R	ER	SO	BB	IBB	HBP	BLK	WP	HR	S	P	ERA	WHIP					
Nolan Ryan, R ERA: 3.5 Andy Hassler, L ERA: 5.26	(1, 1) (9, 1)	8.1 0.2	L 4	39 1	7 0	9 0	7 0	6 0	5 1	0 0	1 0	0 0	0 0	1 0	45 3	66 7	7.56 0.00	1.440 3.000				

Batter	1	2	3	4	5	6	7	8	9	AB	R	H	RBI	BB	SO	LOB	BOTTOM				
Jerry Remy, L OBP: 0.330, SLG: 0.344 (1, 4)	L6	L6			F9		FC3-6		4-3	5	0	0	0	0	0	3	Cleveland Indians @ California Angels Anaheim Stadium, Anaheim, CA Sat Jul 12, 1975, 10:05 PM EDT Att: 27,135 - Unknown livebaseballscorecards.com				
Mickey Rivers, L OBP: 0.318, SLG: 0.344 (1, 8)	FC4-6 1B	F9			FC4 1B		4-3		L1	5	0	2	0	0	0	3					
Dave Collins, S OBP: 0.406, SLG: 0.413 (1, 7)	FC4-6 HBP BB 1-2				CS 1B		FC4 1-2		F9	4	0	1	0	0	0	2					
Joe Lahoud, L OBP: 0.369, SLG: 0.390 (1, 10)	4-0 HBP BB 1-2				K		F6		BB BB BB BB BB BB	2	1	0	0	2	1	2					
Leroy Stanton, R OBP: 0.376, SLG: 0.469 (1, 9)	1-0 1-2 2-3 HBP				K		F8		F7	3	0	0	0	0	1	1					
Dave Chalk, R OBP: 0.378, SLG: 0.374 (1, 5)	F4				5-3		F7		1B BB	3	0	0	0	1	0	3					
John Doherty, L OBP: 0.279, SLG: 0.323 (1, 3)					4-3		F4		1-3 2-H 1B	3	0	1	1	1	0	0					
Ellie Rodriguez, R OBP: 0.377, SLG: 0.327 (1, 2)	SH3-4	SH3-4			1B		F5		F4	3	0	1	0	0	0	2					
Mike Miley, S OBP: 0.278, SLG: 0.313 Morris Nettles, L OBP: 0.288, SLG: 0.271 (9, PH)	4-0 BB				G3		FC3-6 BB		L7	1	0	0	0	2	0	1					
Inning Stats	R: 0 E: 0 K: 0 S: 4	H: 1 LOB: 3 BB: 1 P: 9	R: 0 E: 0 K: 0 S: 3	H: 0 LOB: 2 BB: 2 P: 11	R: 0 E: 0 K: 2 S: 7	H: 1 LOB: 0 BB: 0 P: 7	R: 0 E: 0 K: 0 S: 4	H: 1 LOB: 1 BB: 0 P: 4	R: 0 E: 0 K: 0 S: 3	H: 0 LOB: 0 BB: 0 P: 3	R: 0 E: 0 K: 0 S: 3	H: 0 LOB: 1 BB: 1 P: 7	R: 1 E: 0 K: 0 S: 4	H: 1 LOB: 2 BB: 2 P: 12	R: 0 E: 0 K: 0 S: 3	H: 0 LOB: 0 BB: 0 P: 3	1B: 5 2B: 0 3B: 0 HR: 0	SF: 0 SAC: 1 DP: 0 HBP: 1	WP: 0 PB: 0 SB: 0 CS: 1	PA: 38	
PITCHER	IP	WLS	BF	H	R	ER	SO	BB	IBB	HBP	BLK	WP	HR	S	P	ERA	WHIP				
Dennis Eckersley, R ERA: 2.36 Fred Beene, R ERA: 6.38	(1, 1) (9, 1)	8.0 1.0	W 3	35 0	1 0	1 0	2 0	0 0	1 0	0 0	0 0	0 0	0 0	3 3	3 3	0.00 0.000	1.375 0.000				

Batter	1	2	3	4	5	6	7	8	9	AB	R	H	RBI	BB	SO	LOB	TOP			
Duane Kuiper, L (1,4) OBP: 0.398, SLG: 0.374	0-0 1-3			0-3 K		0-0 1B	0-0 2B 1B		0-0 5-3	5	1	2	2	0	1	0	Cleveland Indians @ California Angels Anaheim Stadium, Anaheim, CA Sun Jul 13 1975, 6:33 AM EDT Att: 7,493 - Unknown			
Buddy Bell, R (1,5) OBP: 0.301, SLG: 0.346	0-3 K			0-0 G6-4-3 1B		0-0 1B	0-0 1B		0-0 1B	5	0	4	2	0	1	0				
Rick Manning, L (1,7) OBP: 0.335, SLG: 0.352	0-3 K			0-0 G6-4-3 1-2		0-0 L7	0-0 F6		0-0 G6-4-3 1-2	5	0	0	0	0	1	5				
George Hendrick, R (1,8) OBP: 0.324, SLG: 0.475		0-0 F9				0-0 F8		0-0 3-1 1B	0-0 6-3	4	1	1	0	0	0	0				
Rico Carty, R (1,10) OBP: 0.368, SLG: 0.430		0-0 F8				0-3 K		0-0 3-1 1B	0-0 1B SF8	4	2	2	0	0	1	0				
Charlie Spikes, R (1,9) OBP: 0.260, SLG: 0.316		0-3 K				0-0 F7		0-0 3-1	0-0 SF8 1B	4	1	1	0	0	1	2				
John Ellis, R (1,2) Boog Powell, L (7,PH) OBP: 0.376, SLG: 0.517			0-0 5-3				0-0 6-3 1B	0-0 SH1-3 1B	0-0 SF8	2	1	1	0	0	0	0				
Bill Sudakis, S (1,3) Alan Ashby, S (7,2) OBP: 0.295, SLG: 0.264			0-3 K				0-0 5-3	0-0 1B SH1-3 2B BB	0-0 1B	2	1	0	0	1	1	1				
Frank Duffy, R (1,6) OBP: 0.271, SLG: 0.281			0-0 5-3				0-0 6-3	0-0 SH1-3	0-0 F4	3	0	0	0	0	0	2				
Inning Stats	R: 0 E: 0 K: 2 S: 7	H: 0 LOB: 0 BB: 0 P: 7	R: 0 E: 0 K: 1 S: 5	H: 0 LOB: 0 BB: 0 P: 5	R: 0 E: 0 K: 1 S: 5	H: 1 LOB: 0 BB: 0 P: 5	R: 0 E: 0 K: 1 S: 5	H: 0 LOB: 0 BB: 0 P: 5	R: 1 E: 0 K: 0 S: 6	H: 3 LOB: 2 BB: 0 P: 6	R: 5 E: 0 K: 0 S: 8	H: 5 LOB: 1 BB: 1 P: 12	R: 2 E: 0 K: 0 S: 6	H: 3 LOB: 1 BB: 0 P: 6	R: 0 E: 0 K: 0 S: 3	H: 1 LOB: 0 BB: 0 P: 3		1B: 10 2B: 3 3B: 0 HR: 0	SF: 1 SAC: 1 DP: 2 HBP: 0	WP: 0 PB: 0 SB: 0 CS: 0
PITCHER	IP WLS BF H R ER SO BB IBB HBP BLK WP HR S P ERA WHIP																			
Frank Tanana, L (1,1) ERA: 3.16	6.1		24	6	3	3	6	0	0	0	0	0	0	0	0	36	36	4.26	0.947	
Don Kirkwood, R (7,1) ERA: 2.03	0.1	L	3	1	0	0	0	1	0	0	0	0	0	0	2	6	0.00	6.000		
Mickey Scott, L (7,1) ERA: 4.59	0.1		3	2	3	3	0	0	0	0	0	0	0	0	3	3	81.00	6.000		
Bill Singer, R (8,1) ERA: 4.5	2.0		9	4	2	2	0	0	0	0	0	0	0	9	9	9.00	2.000			

Batter	1	2	3	4	5	6	7	8	9	AB	R	H	RBI	BB	SO	LOB	BOTTOM					
Jerry Remy, L (1,4) OBP: 0.330, SLG: 0.343	0-0 S 1B		0-0 5-3 S 1B	0-3 K		0-3 K		0-0 F7	0-0 F7	6	2	2	0	0	2	2	Cleveland Indians @ California Angels Anaheim Stadium, Anaheim, CA Sun Jul 13 1975, 6:33 AM EDT Att: 7,493 - Unknown					
Dave Collins, S (1,7) Morris Nettles, L (7,7) Joe Lahoud, L (9,PH) OBP: 0.401, SLG: 0.408	0-0 S 1B		0-0 5-3	0-0 4-3		0-0 F7		0-0 6-3	0-0 F8	4	0	1	0	0	0	3						
Tommy Harper, R (1,10) OBP: 0.325, SLG: 0.339	0-0 FC5-2 1B		4-0 BB BB		0-0 FC1-6-5 1B		0-0 L7	4-0 BB BB		3	1	1	0	2	0	2						
Leroy Stanton, R (1,8) OBP: 0.384, SLG: 0.472	0-0 G6-4-3 1B		0-0 BB BB	0-0 FC1-6-5 5-3		0-0 BB S BB	4-0 BB S BB	0-0 BB BB		3	1	2	2	2	0	1						
Dave Chalk, R (1,5) OBP: 0.376, SLG: 0.369	0-0 G6-4-3 1-2		0-0 BB	0-0 5-3		0-0 K	0-0 F9			4	0	0	0	1	1	6						
Winston Lenas, R (1,3) John Doherty, L (3,PH) OBP: 0.233, SLG: 0.220		0-3 K	4-0 BB	0-0 F7		4-0 BB BB	0-0 BB BB		0-0 BB HR 1B	1	0	0	0	0	1	0						
John Balaz, R (1,9) Mickey Rivers, L (3,PH) OBP: 0.300, SLG: 0.450			0-0 F6		0-0 F7		0-0 4-3 2B	4-0 BB BB	0-0 F7	1	0	1	0	0	0	0						
Ellie Rodriguez, R (1,2) OBP: 0.382, SLG: 0.323		0-0 F9	0-3 K		0-0 F6		4-0 4-3 BB	4-0 BB BB	4-0 HR BB	2	1	0	1	3	1	4						
Mike Miley, S (1,6) OBP: 0.261, SLG: 0.429		0-0 F6		0-3 K		0-0 4-3	0-0 F8		0-0 HR	5	1	1	3	0	1	6						
Inning Stats	R: 1 E: 0 K: 0 S: 5	H: 3 LOB: 1 BB: 0 P: 5	R: 0 E: 0 K: 1 S: 6	H: 1 LOB: 0 BB: 0 P: 6	R: 2 E: 0 K: 1 S: 7	H: 2 LOB: 3 BB: 3 P: 19	R: 0 E: 0 K: 2 S: 7	H: 0 LOB: 0 BB: 0 P: 7	R: 0 E: 0 K: 0 S: 4	H: 1 LOB: 1 BB: 0 P: 4	R: 0 E: 0 K: 1 S: 6	H: 1 LOB: 2 BB: 1 P: 10	R: 1 E: 0 K: 1 S: 5	H: 0 LOB: 3 BB: 4 P: 21	R: 0 E: 0 K: 0 S: 3	H: 0 LOB: 2 BB: 2 P: 11		R: 3 E: 0 K: 0 S: 5	H: 2 LOB: 0 BB: 1 P: 9	1B: 8 2B: 1 3B: 0 HR: 1	SF: 0 SAC: 0 DP: 1 HBP: 0	WP: 0 PB: 0 SB: 0 CS: 0
PITCHER	IP WLS BF H R ER SO BB IBB HBP BLK WP HR S P ERA WHIP																					
Don Hood, L (1,1) ERA: 4.81	2.1		13	6	3	3	1	0	0	0	0	0	0	14	18	11.57	3.000					
Jim Bibby, R (3,1) ERA: 4.68	4.1	W	20	2	1	1	5	5	0	0	0	0	0	25	45	2.08	1.615					
Dave LaRoche, L (7,1) ERA: 2.05	2.1	S	14	2	3	3	0	5	0	0	0	0	1	9	29	11.57	3.000					

Batter	1	2	3	4	5	6	7	8	9	AB	R	H	RBI	BB	SO	LOB	TOP			
Bill North, S OBP: 0.375, SLG: 0.303 (1, 8)	F8		1-3	SH1-3		3-1			K	4	0	0	0	0	1	0				
Claudell Washington, L OBP: 0.350, SLG: 0.624 (1, 7)	F5		4-3	SF9		F9			4-3	4	0	0	1	0	0	0				
Billy Williams, L OBP: 0.352, SLG: 0.412 (1, 10)	6-3		WP 1B 2B	F6		4-3			F9	5	1	1	0	0	0	0				
Reggie Jackson, L OBP: 0.333, SLG: 0.491 (1, 9)		HR	1B 2B 1B BB		4-3 2B				CS BB	2	2	2	1	2	0	0				
Joe Rudi, R OBP: 0.341, SLG: 0.470 (1, 3)	F8		1B 1B 1B		4-3				F7	4	1	1	1	0	0	2				
Gene Tenace, R OBP: 0.417, SLG: 0.481 (1, 2)	K		1B 1B 1B		6-3				L5	4	0	1	1	0	1	1				
Sal Bando, R OBP: 0.331, SLG: 0.323 (1, 5)	HR		1B 1B 1B						5-3	3	1	2	2	1	0	0				
Phil Garner, R OBP: 0.283, SLG: 0.332 (1, 4)			1B 1B 1B		5-3				5-3	3	0	1	0	1	0	2				
Ted Martinez, R OBP: 0.240, SLG: 0.265 (1, 6)	4-3			SH1-3 SF9 1B	1-3				F8	4	1	1	0	0	0	4				
Inning Stats	R: 0 E: 0 K: 0 S: 3	H: 0 LOB: 0 BB: 0 P: 3	R: 2 E: 0 K: 1 S: 8	H: 3 LOB: 1 BB: 0 P: 8	R: 3 E: 0 K: 0 S: 7	H: 4 LOB: 2 BB: 1 P: 11	R: 1 E: 0 K: 0 S: 4	H: 1 LOB: 0 BB: 0 P: 4	R: 0 E: 0 K: 0 S: 4	H: 1 LOB: 3 BB: 2 P: 12	R: 0 E: 0 K: 0 S: 2	H: 0 LOB: 0 BB: 1 P: 6	R: 0 E: 0 K: 1 S: 5	H: 0 LOB: 0 BB: 0 P: 3	R: 0 E: 0 K: 1 S: 5	H: 0 LOB: 0 BB: 0 P: 5	1B: 5 2B: 2 3B: 0 HR: 2	SF: 1 SAC: 1 DP: 0 HBP: 0	WP: 1 PB: 0 SB: 1 CS: 1	PA: 39
PITCHER	IP	WLS	BF	H	R	ER	SO	BB	IBB	HBP	BLK	WP	HR	S	P	ERA	WHIP			
Eric Raich, R ERA: 3.86 (1, 1)	2.2	L	16	7	5	5	1	1	0	0	0	1	2	17	21	16.88	3.000			
Jackie Brown, R ERA: 4.99 (3, 1)	6.1		23	2	1	1	1	3	0	0	0	0	0	22	34	1.42	0.789			

Oakland Athletics @ Cleveland Indians
Cleveland Municipal Stadium, Cleveland, OH
Thu Jul 17 1975, 7:05 PM EDT
Att: 15,085 - Unknown

AB	33
R	6
H	9
RBI	6
BB	4
SO	2
LOB	9



Batter	1	2	3	4	5	6	7	8	9	AB	R	H	RBI	BB	SO	LOB	BOTTOM			
Duane Kuiper, L OBP: 0.386, SLG: 0.363 (1, 4)	4-3	K			F8		4-3		F8	5	0	0	0	0	1	2				
Buddy Bell, R OBP: 0.303, SLG: 0.346 (1, 5)	1B 1B BB		1B 1B 1B		F9		5-3			3	2	1	0	1	0	1				
Rick Manning, L OBP: 0.338, SLG: 0.352 (1, 7) (7, 9)	1B SF7 1B		F9				F8			3	1	1	0	1	0	2				
George Hendrick, R OBP: 0.326, SLG: 0.475 (1, 8)	BB 1B		1B 1B 1B		F8				K	4	0	2	1	0	1	1				
Rico Carty, R OBP: 0.366, SLG: 0.428 (1, 10)	SF7		SF9-1-3		WP BB		5-3		5-3	1	0	0	2	1	0	0				
Charlie Spikes, R OBP: 0.262, SLG: 0.314 (1, 9) (6, PH)					F7		4-3		G3	1	0	0	0	1	0	0				
Oscar Gamble, L OBP: 0.315, SLG: 0.379 (7, 7)					1-2 BB					2	0	0	0	0	0	1				
John Ellis, R OBP: 0.249, SLG: 0.323 (1, 2) (9, PH)					1-3		F6		4-3	3	0	0	0	0	0	3				
John Lowenstein, L OBP: 0.322, SLG: 0.381 (9, PH)										1	0	0	0	0	0	0				
Bill Sudakis, S OBP: 0.303, SLG: 0.267 (1, 3)		L6					4-3			3	0	1	0	1	0	1				
Frank Duffy, R OBP: 0.272, SLG: 0.279 (1, 6) (9, PH)										2	0	0	0	1	0	1				
Jack Brohamer, L OBP: 0.320, SLG: 0.370 (9, PH)										0	0	0	0	0	0	0				
Alan Ashby, S OBP: 0.284, SLG: 0.275 (9, PH)										1	0	0	0	0	0	1				
Inning Stats	R: 2 E: 0 K: 0 S: 5	H: 2 LOB: 2 BB: 2 P: 13	R: 0 E: 0 K: 1 S: 5	H: 0 LOB: 0 BB: 0 P: 5	R: 1 E: 0 K: 0 S: 4	H: 2 LOB: 0 BB: 0 P: 4	R: 0 E: 0 K: 0 S: 3	H: 0 LOB: 1 BB: 1 P: 7	R: 0 E: 0 K: 0 S: 3	H: 0 LOB: 1 BB: 1 P: 7	R: 0 E: 0 K: 0 S: 3	H: 0 LOB: 1 BB: 1 P: 7	R: 0 E: 0 K: 1 S: 5	H: 0 LOB: 0 BB: 0 P: 5	R: 0 E: 0 K: 0 S: 4	H: 1 LOB: 1 BB: 0 P: 4	1B: 5 2B: 1 3B: 0 HR: 0	SF: 2 SAC: 0 DP: 1 HBP: 0	WP: 1 PB: 0 SB: 0 CS: 0	PA: 37
PITCHER	IP	WLS	BF	H	R	ER	SO	BB	IBB	HBP	BLK	WP	HR	S	P	ERA	WHIP			
Ken Holtzman, L ERA: 3.22 (1, 1)	5.0	W	23	4	3	3	1	5	0	0	0	0	0	20	40	5.40	1.800			
Jim Todd, R ERA: 1.8 (6, 1)	3.1		12	1	0	0	1	1	0	0	0	1	0	13	17	0.00	0.600			
Paul Lindblad, L ERA: 2.22 (9, 1)	0.2	S	2	0	0	0	0	0	0	0	0	0	0	2	2	0.00	0.000			

Oakland Athletics @ Cleveland Indians
Cleveland Municipal Stadium, Cleveland, OH
Thu Jul 17 1975, 7:05 PM EDT
Att: 15,085 - Unknown


AB	29
R	3
H	5
RBI	3
BB	6
SO	2
LOB	13



Batter	1	2	3	4	5	6	7	8	9	AB	R	H	RBI	BB	SO	LOB	TOP				
Bert Campaneris, R (1, 6) OBP: 0.326, SLG: 0.335 Ted Martinez, R (5, 6) OBP: 0.231, SLG: 0.255	0-0 6-3	0-0 F6			0-0 G3		0-0 4-3	0-0 F4		3	0	0	0	0	0	1					
Bill North, S (1, 8) OBP: 0.376, SLG: 0.304	0-0 S 2B		4-0 F8 S 6-3		0-0 6-3		4-0 BB 1B	0-0 6-3		3	3	1	0	2	0	0					
Claudell Washington, L (1, 7) OBP: 0.353, SLG: 0.436	0-0 PB 1-H 2B		0-0 F8		0-0 CS 1B		4-0 1B FC5-2 BB	0-0 5-3		4	0	2	1	1	0	1					
Reggie Jackson, L (1, 9) OBP: 0.332, SLG: 0.486	0-3 K		0-0 6-3		0-0 CS 1-2		0-0 G3	0-0 FC5-2 1B	0-3 K	5	1	1	2	0	2	1					
Joe Rudi, R (1, 3) OBP: 0.344, SLG: 0.485	0-0 F6		0-0 3-H 3B		0-0 G3		4-0 HR FC5-2 1B	0-3 K		4	2	2	1	1	1	1					
Gene Tenace, R (1, 2) OBP: 0.414, SLG: 0.473		0-0 6-3	0-3 K		0-3 K		0-0 K	0-0 FC5-2 1B	4-0 BB	4	0	0	0	1	2	4					
Billy Williams, L (1, 10) OBP: 0.357, SLG: 0.412 Don Hopkins, L (7, PR)	4-0 1B BB			0-0 F5		4-0 1B BB		0-0 K	0-3 K	2	1	1	2	2	0	0					
Angel Mangual, R (9, PH) OBP: 0.197, SLG: 0.190	1-3 BB			0-0 F6		0-0 1B BB		0-0 1B BB	0-3 K	0	0	0	0	0	0	0					
Sal Bando, R (1, 5) OBP: 0.332, SLG: 0.323	0-0 1-3			0-0 F6		0-0 1B BB		0-0 1B BB		3	0	1	0	1	0	1					
Phil Garner, R (1, 4) OBP: 0.283, SLG: 0.331	0-0 2-H 1B			0-0 F3		0-0 1-3		0-0 F7		4	0	1	1	0	0	5					
Inning Stats	R: 1 E: 0 K: 1 S: 7	H: 2 LOB: 1 BB: 0 P: 7	R: 1 E: 0 K: 0 S: 4	H: 1 LOB: 1 BB: 1 P: 8	R: 1 E: 0 K: 1 S: 6	H: 1 LOB: 1 BB: 1 P: 10	R: 0 E: 0 K: 0 S: 3	H: 0 LOB: 0 BB: 0 P: 3	R: 0 E: 0 K: 1 S: 7	H: 1 LOB: 0 BB: 0 P: 3	R: 1 E: 0 K: 0 S: 5	H: 2 LOB: 2 BB: 1 P: 11	R: 3 E: 0 K: 0 S: 5	H: 2 LOB: 3 BB: 4 P: 21	R: 0 E: 0 K: 0 S: 3	H: 0 LOB: 1 BB: 1 P: 13	1B: 6 2B: 1 3B: 1 HR: 1	SF: 0 SAC: 0 DP: 0 HBP: 0	WP: 0 PB: 1 SB: 2 CS: 1	PA: 44	
PITCHER	IP WLS BF H R ER SO BB IBB HBP BLK WP HR S P ERA WHIP	5.2 L 26 7 4 4 3 3 0 0 0 0 1 29 41 6.35 1.765	1.0 9 2 3 3 0 3 1 0 0 0 0 5 21 27.00 5.000	1.1 4 0 0 0 0 0 0 0 0 0 0 4 4 0.00 0.000	1.0 4 0 0 0 3 1 0 0 0 0 0 9 13 0.00 1.000																

Oakland Athletics @ Cleveland Indians
Cleveland Municipal Stadium, Cleveland, OH
Fri Jul 18, 1975, 7:05 PM EDT
Att: 33,251 - Unknown

AB 35
R 7
H 9
RBI 7
BB 8
SO 6
LOB 15



Batter	1	2	3	4	5	6	7	8	9	AB	R	H	RBI	BB	SO	LOB	BOTTOM				
John Lowenstein, L (1, 10) OBP: 0.322, SLG: 0.399 Rico Carty, R (7, PH) OBP: 0.372, SLG: 0.453	0-0 G3	0-0 1-H 2-H HR			0-3 K		0-0 FC3-6 1B		0-0 HR	3	1	1	3	0	1	0					
Duane Kuiper, L (1, 4) OBP: 0.381, SLG: 0.364	0-0 4-3	0-0 F8			0-0 2B		0-0 FC3-6 1-2		0-3 K	5	0	1	0	0	1	1					
Rick Manning, L (1, 9) OBP: 0.339, SLG: 0.347	4-0 1B BB		0-0 6-3		4-0 2B BB		0-0 G3		0-0 6-3	3	0	0	0	2	0	1					
Boog Powell, L (1, 3) OBP: 0.382, SLG: 0.519	0-0 FC6 1B		4-0 G6-4-3 BB		0-0 F9			0-0 FC4-6 1B		3	0	2	0	1	0	2					
George Hendrick, R (1, 8) OBP: 0.323, SLG: 0.470	0-0 FC6 1-2		0-0 G6-4-3 1-2		0-0 G3		0-0 G3	0-0 FC4-6 2B		4	1	0	0	0	0	4					
Oscar Gamble, L (1, 7) OBP: 0.250, SLG: 0.375 Charlie Spikes, R (8, PH) OBP: 0.265, SLG: 0.322		4-0 1B HR BB		0-0 G3		0-0 4-3		0-0 1-H 2B		2	1	0	0	1	0	0					
John Ellis, R (1, 2) OBP: 0.323, SLG: 0.323 Bill Sudakis, S (6, PH) OBP: 0.300, SLG: 0.264		0-0 1-2 HR 1B		0-0 F9		0-0 F2		0-0 F7		3	1	1	0	0	0	0					
Buddy Bell, R (1, 5) OBP: 0.300, SLG: 0.341		0-0 F8		0-0 F9			0-0 5-3	0-3 K		4	0	0	0	0	1	3					
Frank Duffy, R (1, 6) OBP: 0.270, SLG: 0.277 Jack Brohamer, L (7, PH) OBP: 0.326, SLG: 0.400 Ed Crosby, L (8, 6) OBP: 0.341, SLG: 0.282		0-0 F7		0-0 6-3			0-0 HR		0-3 K	2	0	0	0	0	0	2					
Inning Stats	R: 0 E: 0 K: 0 S: 4	H: 1 LOB: 2 BB: 1 P: 8	R: 3 E: 0 K: 0 S: 5	H: 2 LOB: 0 BB: 1 P: 9	R: 0 E: 0 K: 0 S: 2	H: 0 LOB: 0 BB: 1 P: 6	R: 0 E: 0 K: 0 S: 3	H: 0 LOB: 0 BB: 0 P: 3	R: 0 E: 0 K: 0 S: 3	H: 0 LOB: 0 BB: 0 P: 3	R: 1 E: 0 K: 0 S: 5	H: 2 LOB: 1 BB: 0 P: 5	R: 1 E: 0 K: 1 S: 7	H: 2 LOB: 1 BB: 0 P: 7	R: 1 E: 0 K: 2 S: 8	H: 1 LOB: 0 BB: 0 P: 8	1B: 4 2B: 2 3B: 0 HR: 3	SF: 0 SAC: 0 DP: 1 HBP: 0	WP: 0 PB: 0 SB: 0 CS: 0	PA: 39	
PITCHER	IP WLS BF H R ER SO BB IBB HBP BLK WP HR S P ERA WHIP	2.1 W 14 2 1 1 1 1 0 0 0 0 1 15 19 2.25 0.750	1.0 6 3 1 1 0 0 0 0 0 0 0 6 6 9.00 3.000	1.2 S 6 1 1 1 3 0 0 0 0 0 1 12 12 5.40 0.600																	

Oakland Athletics @ Cleveland Indians
Cleveland Municipal Stadium, Cleveland, OH
Fri Jul 18, 1975, 7:05 PM EDT
Att: 33,251 - Unknown

AB 35
R 6
H 9
RBI 6
BB 4
SO 4
LOB 14



Batter	1	2	3	4	5	6	7	8	9	10	AB	R	H	RBI	BB	SO	LOB	
Morris Nettles, L OBP: 0.293, SLG: 0.273 Elie Rodriguez, R OBP: 0.337, SLG: 0.322	F3		F5			FC4-6 1B		WP SH1-4 BB	5-3		3	0	1	0	0	0	0	
Jerry Remy, L OBP: 0.328, SLG: 0.339	F3			6-3		F7		SH1-4		1-3	4	0	0	0	0	0	1	
Mickey Rivers, L OBP: 0.322, SLG: 0.350	5-3			L3		FC4-6 1-2f		S BB		E	4	1	1	0	1	0	1	
Joe Lahoud, L OBP: 0.376, SLG: 0.375 Rudy Meoli, L OBP: 0.333, SLG: 0.238 Tommy Harper, R OBP: 0.322, SLG: 0.336	F3			4-3			1B SH3-4 BB	K		K	2	0	0	0	1	0	0	
Dave Collins, S OBP: 0.359, SLG: 0.421	F8			4-3			SH3-4	K		E4 S 1B	4	1	0	0	0	1	2	
Dave Chalk, R OBP: 0.379, SLG: 0.378											3	0	3	0	2	0	0	
John Doherty, L OBP: 0.278, SLG: 0.284 Winston Llenas, R OBP: 0.239, SLG: 0.226											4	0	0	0	0	0	5	
Ike Hampton, S OBP: 0.375, SLG: 0.457			1-3								2	0	0	0	0	1	1	
Leroy Stanton, R OBP: 0.375, SLG: 0.457											3	0	1	0	0	0	4	
Mike Miley, S OBP: 0.316, SLG: 0.438			6-3								4	1	1	1	0	0	2	
Inning Stats	R: 0 E: 0 K: 1 S: 3	H: 0 LOB: 0 BB: 0 P: 3	R: 0 E: 0 K: 0 S: 4	H: 1 LOB: 1 BB: 0 P: 4	R: 0 E: 0 K: 0 S: 3	H: 0 LOB: 0 BB: 0 P: 3	R: 0 E: 0 K: 1 S: 6	H: 1 LOB: 1 BB: 0 P: 6	R: 0 E: 0 K: 0 S: 4	H: 1 LOB: 2 BB: 1 P: 8	R: 1 E: 0 K: 2 S: 8	H: 1 LOB: 2 BB: 2 P: 16	R: 0 E: 0 K: 0 S: 4	H: 1 LOB: 2 BB: 1 P: 8	R: 2 E: 1 K: 1 S: 8	H: 2 LOB: 2 BB: 1 P: 12	1B: 6 2B: 0 3B: 1 HR: 1	SF: 0 SAC: 2 DP: 0 HBP: 0
PITCHER	IP 7.0	WLS L	BF 28	H 5	R 1	ER 1	SO 1	BB 2	IBB 0	HBP 0	BLK 0	WP 0	HR 1	S 28	P 36	ERA 1.29	WHIP 1.000	
Roric Harrison, R ERA: 4.25																		
Dave LaRoche, L ERA: 1.89																		
Tom Buskey, R ERA: 2.9																		

TOP

California Angels @ Cleveland Indians
Cleveland Municipal Stadium, Cleveland, OH

Sat Jul 19 1975, 7:05 PM EDT
Att: 29,682 - Unknown

AB	37
R	3
H	8
RBI	2
BB	5
SO	4
LOB	21

Batter	1	2	3	4	5	6	7	8	9	10	AB	R	H	RBI	BB	SO	LOB	
John Lowenstein, L OBP: 0.314, SLG: 0.387	F7			4-3		G3		F9		F8	5	0	0	0	0	2		
Jack Brohamer, L OBP: 0.328, SLG: 0.400	4-3			F7		G3					5	0	2	0	0	0		
Rick Manning, L OBP: 0.343, SLG: 0.356	K										5	1	3	1	0	1		
George Hendrick, R OBP: 0.320, SLG: 0.462				CS							3	0	0	1	1	2		
Rico Carty, R OBP: 0.371, SLG: 0.449 Duane Kuiper, L OBP: 0.373, SLG: 0.355 Bill Sudakis, S OBP: 0.289, SLG: 0.253											3	0	1	0	0	1		
Oscar Gamble, L OBP: 0.319, SLG: 0.374											0	0	0	0	0	0		
Buddy Bell, R OBP: 0.307, SLG: 0.346											3	0	1	0	1	1		
Alan Ashby, S OBP: 0.285, SLG: 0.259											3	0	0	0	1	3		
Ed Crosby, L OBP: 0.344, SLG: 0.278 Charlie Spikes, R OBP: 0.251, SLG: 0.316 Frank Duffy, R OBP: 0.273, SLG: 0.281											1	0	0	0	1	0		
											1	0	0	0	0	3		
											1	1	1	0	0	0		
Inning Stats	R: 0 E: 0 K: 1 S: 5	H: 0 LOB: 0 BB: 0 P: 5	R: 0 E: 0 K: 0 S: 3	H: 0 LOB: 0 BB: 0 P: 3	R: 0 E: 0 K: 0 S: 3	H: 1 LOB: 0 BB: 0 P: 3	R: 0 E: 0 K: 0 S: 3	H: 0 LOB: 0 BB: 1 P: 11	R: 0 E: 0 K: 0 S: 2	H: 0 LOB: 3 BB: 2 P: 13	R: 0 E: 0 K: 0 S: 3	H: 1 LOB: 0 BB: 0 P: 3	R: 0 E: 0 K: 1 S: 6	H: 1 LOB: 1 BB: 0 P: 6	R: 1 E: 0 K: 2 S: 10	H: 3 LOB: 2 BB: 0 P: 10	1B: 9 2B: 1 3B: 0 HR: 0	SF: 1 SAC: 0 DP: 2 HBP: 0
PITCHER	IP 6.0	WLS W	BF 21	H 4	R 1	ER 1	SO 1	BB 3	IBB 0	HBP 0	BLK 0	WP 0	HR 0	S 20	P 32	ERA 1.50	WHIP 1.167	
Bill Singer, R ERA: 4.37																		
Jim Brewer, L ERA: 3.08																		
Don Kirkwood, R ERA: 2.08																		
Mickey Scott, L ERA: 4.59																		
Chuck Hockenbery, R ERA: 4.5																		

BOTTOM

California Angels @ Cleveland Indians
Cleveland Municipal Stadium, Cleveland, OH


Sat Jul 19 1975, 7:05 PM EDT
Att: 29,682 - Unknown

AB	34
R	2
H	10
RBI	2
BB	5
SO	4
LOB	14

Batter	1	2	3	4	5	6	7	8	9	10	11	AB	R	H	RBI	BB	SO	LOB	TOP	
Jerry Remy, L OBP: 0.330, SLG: 0.342 (1, 4)												4	0	2	0	0	0	1		
Mickey Rivers, L OBP: 0.323, SLG: 0.349 (1, 8)												5	0	1	0	0	1	3		
Dave Collins, S OBP: 0.395, SLG: 0.432 (1, 10)												4	0	0	0	1	0	1		
Leroy Stanton, R OBP: 0.378, SLG: 0.473 (1, 9)												3	1	1	1	1	1	0		
Dave Chalk, R OBP: 0.378, SLG: 0.375 Rudy Meoli, L OBP: 0.316, SLG: 0.224 (2, 5)												1	0	0	0	0	0	0		
Winston Lienes, R OBP: 0.232, SLG: 0.211 John Doherty, L OBP: 0.278, SLG: 0.284 Tommy Harper, R OBP: 0.325, SLG: 0.336 (9, 3)												3	0	0	0	0	0	0		
John Balaz, R OBP: 0.308, SLG: 0.462 Joe Lahoud, L OBP: 0.372, SLG: 0.371 (8, 7)												2	0	2	0	0	0	0		
Elie Rodriguez, R OBP: 0.379, SLG: 0.315 Morris Nettles, L OBP: 0.293, SLG: 0.273 Ike Hampton, S (8, 2)												3	0	1	0	0	0	2		
Mike Miley, S OBP: 0.289, SLG: 0.368 (1, 6)												3	0	0	0	1	2	1		
Inning Stats	R: 0 E: 0 K: 0 S: 3	H: 1 LOB: 0 BB: 0 P: 3	R: 1 E: 0 K: 0 S: 5	H: 2 LOB: 1 BB: 0 P: 5	R: 0 E: 0 K: 0 S: 3	H: 1 LOB: 0 BB: 0 P: 3	R: 0 E: 0 K: 0 S: 2	H: 0 LOB: 0 BB: 1 P: 6	R: 0 E: 0 K: 0 S: 3	H: 0 LOB: 0 BB: 0 P: 3	R: 0 E: 0 K: 1 S: 6	H: 1 LOB: 1 BB: 2 P: 12	R: 0 E: 0 K: 1 S: 5	H: 0 LOB: 0 BB: 0 P: 5	R: 0 E: 0 K: 2 S: 7	H: 0 LOB: 0 BB: 0 P: 7	1B: 4 2B: 3 3B: 0 HR: 1	SF: 0 SAC: 2 DP: 3 HBP: 0	WP: 0 PB: 0 SB: 0 CS: 1	PA: 40
PITCHER	IP: 7.0 ERA: 5.43	WLS: 8 ERA: 2.82	BF: 24 ERA: 1.8	H: 5 R: 2 ER: 0 SO: 1	R: 1 ER: 0 SO: 0	H: 1 R: 0 ER: 0 SO: 0	R: 0 ER: 0 SO: 0	H: 0 R: 0 ER: 0 SO: 9	H: 1 R: 0 ER: 0 SO: 13	H: 0 R: 0 ER: 0 SO: 17	H: 1 R: 0 ER: 0 SO: 17	H: 1 R: 0 ER: 0 SO: 17	H: 1 R: 0 ER: 0 SO: 17	H: 0 R: 0 ER: 0 SO: 17	H: 0 R: 0 ER: 0 SO: 17	H: 0 R: 0 ER: 0 SO: 17	1B: 4 2B: 3 3B: 0 HR: 1	SF: 0 SAC: 2 DP: 3 HBP: 0	WP: 0 PB: 0 SB: 0 CS: 1	PA: 40

California Angels @ Cleveland Indians
Cleveland Municipal Stadium, Cleveland, OH
Mon Jul 21 1975, 7:05 PM EDT
Att: 11,012 - Unknown


AB 34
R 1
H 7
RBI 1
BB 4
SO 4
LOB 14





Batter	1	2	3	4	5	6	7	8	9	10	11	AB	R	H	RBI	BB	SO	LOB	BOTTOM			
John Lowenstein, L OBP: 0.323, SLG: 0.393 (1, 7)												5	0	2	0	0	0	3				
Duane Kuiper, L OBP: 0.309, SLG: 0.337 (1, 4)												4	0	0	0	1	1	1				
Rick Manning, L OBP: 0.346, SLG: 0.372 (1, 8)												5	1	2	0	0	1	1				
George Hendrick, R OBP: 0.324, SLG: 0.464 (1, 9)												5	0	2	0	0	2	2				
Rico Carty, R OBP: 0.374, SLG: 0.460 Don Hood, L OBP: 0.287, SLG: 0.250 Bill Sudakis, S OBP: 0.287, SLG: 0.250 (10, 2)												3	0	1	1	1	0	2				
Oscar Gamble, L OBP: 0.336, SLG: 0.414 (1, 10)												3	1	1	1	2	0	1				
Buddy Bell, R OBP: 0.306, SLG: 0.353 (1, 5)												4	0	0	0	0	5					
Alan Ashby, S OBP: 0.287, SLG: 0.264 Jack Brohamer, L OBP: 0.326, SLG: 0.397 Frank Duffy, R OBP: 0.273, SLG: 0.281 (10, 6)												3	0	0	0	0	0	0				
Ed Crosby, L OBP: 0.340, SLG: 0.279 Boog Powell, L OBP: 0.384, SLG: 0.521 (10, 3)												3	0	2	0	0	0	0				
Inning Stats	R: 0 E: 0 K: 0 S: 3	H: 1 LOB: 0 BB: 0 P: 3	R: 0 E: 0 K: 0 S: 3	H: 1 LOB: 0 BB: 0 P: 3	R: 0 E: 1 K: 0 S: 4	H: 1 LOB: 1 BB: 0 P: 4	R: 1 E: 0 K: 0 S: 5	H: 2 LOB: 2 BB: 1 P: 9	R: 0 E: 0 K: 0 S: 3	H: 1 LOB: 1 BB: 0 P: 3	R: 0 E: 0 K: 2 S: 7	H: 0 LOB: 3 BB: 3 P: 19	R: 0 E: 0 K: 1 S: 6	H: 1 LOB: 1 BB: 1 P: 6	R: 0 E: 0 K: 1 S: 6	H: 1 LOB: 1 BB: 0 P: 6	R: 1 E: 0 K: 0 S: 1	H: 1 LOB: 0 BB: 0 P: 1	1B: 9 2B: 1 3B: 0 HR: 1	SF: 0 SAC: 0 DP: 2 HBP: 0	WP: 0 PB: 0 SB: 3 CS: 0	PA: 42
PITCHER	IP: 10.0 ERA: 2.16	WLS: L ERA: 2.16	BF: 42	H: 11 R: 2 ER: 2 SO: 5	R: 1 ER: 0 SO: 0	H: 1 R: 0 ER: 0 SO: 4	R: 0 ER: 0 SO: 0	H: 2 R: 1 ER: 0 SO: 9	R: 0 ER: 0 SO: 0	H: 1 R: 0 ER: 0 SO: 6	H: 0 R: 0 ER: 0 SO: 17	H: 1 R: 0 ER: 0 SO: 17	H: 1 R: 0 ER: 0 SO: 17	H: 1 R: 0 ER: 0 SO: 17	H: 1 R: 0 ER: 0 SO: 17	H: 1 R: 0 ER: 0 SO: 17	H: 1 R: 0 ER: 0 SO: 17	1B: 9 2B: 1 3B: 0 HR: 1	SF: 0 SAC: 0 DP: 2 HBP: 0	WP: 0 PB: 0 SB: 3 CS: 0	PA: 42	

California Angels @ Cleveland Indians
Cleveland Municipal Stadium, Cleveland, OH
Mon Jul 21 1975, 7:05 PM EDT
Att: 11,012 - Unknown

AB 38
R 2
H 11
RBI 2
BB 4
SO 5
LOB 16



Batter	1	2	3	4	5	6	7	8	9	AB	R	H	RBI	BB	SO	LOB	TOP			
John Lowenstein, L (1, 7) OBP: 0.317, SLG: 0.384	F6		K			4-3			K	4	0	0	0	0	2	0	Cleveland Indians @ Texas Rangers Arlington Stadium, Arlington, TX Tue Jul 22 1975, 8:05 PM EDT Att: 10,106 - Unknown livebaseballscorecards.com			
Duane Kuiper, L (1, 4) OBP: 0.355, SLG: 0.333 Jack Brohamer, L (4, 4) OBP: 0.321, SLG: 0.391	F9		F7			G3			F7	2	0	0	0	0	0	0				
Rick Manning, L (1, 8) OBP: 0.346, SLG: 0.371	1B			F4					K	3	0	1	0	0	1	0				
Boog Powell, L (1, 3) OBP: 0.380, SLG: 0.515	F9			K					5-3	3	0	0	0	0	1	1				
George Hendrick, R (1, 9) OBP: 0.321, SLG: 0.460		E6 1B		K					6-3	3	0	0	0	0	1	0				
Oscar Gamble, L (1, 10) OBP: 0.336, SLG: 0.413		CS 1B		K					K	3	0	1	0	0	2	0				
Ed Crosby, L (1, 5) OBP: 0.340, SLG: 0.273		CS BB		K					F3	2	0	0	0	1	1	0				
Alan Ashby, S (1, 2) OBP: 0.259, SLG: 0.255			K			4-3			K	3	0	0	0	0	2	2				
Frank Duffy, R (1, 6) OBP: 0.272, SLG: 0.279 Bill Sudakis, S (9, PH) OBP: 0.284, SLG: 0.247			K						K	2	0	0	0	0	2	0				
										1	0	0	0	0	1	0	AB 28 R 0 H 2 RBI 0 BB 1 SO 13 LOB 3 			
Inning Stats	R: 0 E: 0 K: 0 S: 4	H: 1 LOB: 1 BB: 0 P: 4	R: 0 E: 1 K: 1 S: 5	H: 1 LOB: 1 BB: 1 P: 9	R: 0 E: 0 K: 2 S: 7	H: 0 LOB: 0 BB: 0 P: 7	R: 0 E: 0 K: 2 S: 7	H: 0 LOB: 0 BB: 0 P: 7	R: 0 E: 0 K: 1 S: 5	H: 0 LOB: 0 BB: 0 P: 5	R: 0 E: 0 K: 1 S: 5	H: 0 LOB: 0 BB: 0 P: 5	R: 0 E: 0 K: 2 S: 7	H: 0 LOB: 0 BB: 0 P: 7	R: 0 E: 0 K: 2 S: 7	H: 0 LOB: 0 BB: 0 P: 7		1B: 2 2B: 0 3B: 0 HR: 0	SF: 0 SAC: 0 DP: 0 HBP: 0	WP: 0 PB: 0 SB: 0 CS: 2
PITCHER Gaylord Perry, R (1, 1) ERA: 3.92	IP: 0.0 WLS: W BF: 0 H: 0 R: 0 ER: 0 SO: 0 BB: 0 IBB: 0 HBP: 0 BLK: 0 WP: 0 HR: 0 S: 0 P: 0 ERA: ∞ WHIP: ∞															PITCHER	IP: 0.0 WLS: W BF: 0 H: 0 R: 0 ER: 0 SO: 0 BB: 0 IBB: 0 HBP: 0 BLK: 0 WP: 0 HR: 0 S: 0 P: 0 ERA: ∞ WHIP: ∞			

Batter	1	2	3	4	5	6	7	8	9	AB	R	H	RBI	BB	SO	LOB	BOTTOM				
Dave Moates, L (1, 8) OBP: 0.286, SLG: 0.393	6-3		FC4-2 BB 1B	1-2 2-3 1B		F9			4-3	5	1	2	0	0	0	0	Cleveland Indians @ Texas Rangers Arlington Stadium, Arlington, TX Tue Jul 22 1975, 8:05 PM EDT Att: 10,106 - Unknown livebaseballscorecards.com				
Lenny Randle, S (1, 4) OBP: 0.327, SLG: 0.359	6-3		FC4-2 BB 1B	1-3 2-H 1B		F3			CS BB 1B	4	1	1	0	1	0	5					
Mike Hargrove, L (1, 7) OBP: 0.330, SLG: 0.464			BB 1B IBB			K			CS	3	1	2	0	1	1	3					
Jeff Burroughs, R (1, 9) OBP: 0.306, SLG: 0.430	L8		BB 1B BB			6-3			K	3	0	0	1	1	1	3					
Jim Spencer, L (1, 3) OBP: 0.340, SLG: 0.432			BB 1B BB	1-2 2-3 3-H 1B		6-3			1B BB	3	1	3	2	1	0	0					
Tom Grieve, R (1, 10) OBP: 0.302, SLG: 0.467			K	1-2 2-H 3-H 1B		K			1B	4	0	0	0	0	2	5					
Toby Harrah, R (1, 6) OBP: 0.387, SLG: 0.452			G6-4-3 1-2 1B			F9			K	4	0	2	0	0	1	1					
Roy Howell, L (1, 5) OBP: 0.314, SLG: 0.374	L6-3		1-2 1B			1B			1B	4	0	2	1	0	0	3					
Jim Sundberg, R (1, 2) OBP: 0.298, SLG: 0.305	L6-3		1-2 1B			1B			L8	4	0	2	1	0	0	3					
			1-2 1B			1B			F6	4	0	1	0	0	0	3		AB 34 R 4 H 13 RBI 4 BB 4 SO 5 LOB 23 			
Inning Stats	R: 0 E: 0 K: 0 S: 4	H: 1 LOB: 1 BB: 0 P: 4	R: 0 E: 0 K: 1 S: 6	H: 2 LOB: 1 BB: 0 P: 6	R: 3 E: 0 K: 0 S: 5	H: 3 LOB: 1 BB: 2 P: 13	R: 0 E: 1 K: 1 S: 8	H: 2 LOB: 3 BB: 0 P: 8	R: 1 E: 0 K: 1 S: 7	H: 2 LOB: 2 BB: 1 P: 11	R: 0 E: 0 K: 1 S: 6	H: 2 LOB: 2 BB: 0 P: 6	R: 0 E: 0 K: 1 S: 6	H: 1 LOB: 1 BB: 0 P: 6	R: 0 E: 0 K: 0 S: 2	H: 0 LOB: 0 BB: 1 P: 6			1B: 13 2B: 2 3B: 0 HR: 0	SF: 0 SAC: 0 DP: 3 HBP: 0	WP: 0 PB: 1 SB: 0 CS: 2
PITCHER Eric Raich, R (1, 1) ERA: 4.09 Jim Bibby, R (6, 1) ERA: 4.64	IP: 5.0 WLS: L BF: 27 H: 10 R: 4 ER: 4 SO: 3 BB: 2 IBB: 1 HBP: 0 BLK: 0 WP: 0 HR: 0 S: 30 P: 42 ERA: 7.20 WHIP: 2.400															PITCHER		IP: 3.0 WLS: L BF: 11 H: 3 R: 0 ER: 0 SO: 2 BB: 1 IBB: 0 HBP: 0 BLK: 0 WP: 0 HR: 0 S: 14 P: 18 ERA: 0.00 WHIP: 1.333			

Batter	1	2	3	4	5	6	7	8	9	10	11	12	13	AB R H RBI BB SO LOB	TOP														
John Lowenstein, L OBP: 0.320, SLG: 0.383 (1, 5)	4-3				4-3					4-3		K		6 1 2 0 1 1 1	Cleveland Indians @ Texas Rangers Arlington Stadium, Arlington, TX Wed Jul 23 1975, 8:05 PM EDT Att. 15,016 - Unknown														
Jack Brohamer, L OBP: 0.326, SLG: 0.383 (1, 4)	G4-6-3 1B					FC4-6 1B BB	F2		F7	G3			F2	5 1 1 0 2 0 3															
Rick Manning, L OBP: 0.352, SLG: 0.374 (1, 8)	G4-6-3 1B					FC4-6 1B	FC4-6 1B		F4				E 1B	6 2 3 1 1 1 3															
Boog Powell, L OBP: 0.375, SLG: 0.514 Rico Carty, R OBP: 0.379, SLG: 0.463 (9, PH) (9, 3)						FC4-6 1B	FC4-6 1B						E8 6-3 1B	4 0 1 0 0 0 4 3 1 2 0 0 0 0															
George Hendrick, R OBP: 0.318, SLG: 0.454 (1, 9)						K			6-3				6-3 1B	7 1 1 2 0 3 4															
Oscar Gamble, L OBP: 0.344, SLG: 0.420 Frank Robinson, R OBP: 0.369, SLG: 0.548 (9, PH) (9, 3)						K							6-3 1B	4 0 3 1 0 0 1 1 1 1 0 2 0 0															
Charlie Spikes, R OBP: 0.267, SLG: 0.321 (1, 7)						K							1BB	7 0 2 2 0 0 8															
Alan Ashby, S OBP: 0.261, SLG: 0.250 John Ellis, R OBP: 0.251, SLG: 0.326 (8, PH) (8, 2)						K								2 1 0 0 0 2 0 2 0 0 0 1 0 2															
Frank Duffy, R OBP: 0.268, SLG: 0.275 Bill Sudakis, S OBP: 0.262, SLG: 0.245 Ed Crosby, L OBP: 0.347, SLG: 0.281 (1, 6) (9, PH) (9, 6)						K								4 0 0 0 0 1 1 1 0 0 0 0 0 2 1 0 1 0 0 0 0															
Inning Stats	R: 0 E: 0 K: 0 S: 3	H: 1 LOB: 0 BB: 0 P: 3	R: 0 E: 0 K: 1 S: 6	H: 1 LOB: 1 BB: 0 P: 6	R: 0 E: 0 K: 3 S: 10	H: 1 LOB: 2 BB: 1 P: 14	R: 0 E: 0 K: 1 S: 6	H: 1 LOB: 1 BB: 0 P: 6	R: 0 E: 0 K: 1 S: 5	H: 0 LOB: 0 BB: 0 P: 5	R: 1 E: 0 K: 1 S: 7	H: 2 LOB: 2 BB: 1 P: 11	R: 1 E: 0 K: 0 S: 5	H: 2 LOB: 2 BB: 0 P: 6		R: 0 E: 0 K: 0 S: 4	H: 2 LOB: 1 BB: 0 P: 4	R: 5 E: 0 K: 0 S: 6	H: 3 LOB: 2 BB: 4 P: 22	R: 0 E: 0 K: 0 S: 3	H: 0 LOB: 0 BB: 0 P: 3	R: 0 E: 1 K: 1 S: 4	H: 1 LOB: 1 BB: 0 P: 4	R: 0 E: 0 K: 1 S: 5	H: 1 LOB: 0 BB: 0 P: 5	1B: 16 2B: 1 3B: 0 HR: 0	SF: 0 SAC: 0 DP: 2 HBP: 1	WP: 1 PB: 0 SB: 1 CS: 2	PA: 62
PITCHER	IP	WLS	BF	H	R	ER	SO	BB	IBB	HBP	BLK	WP	HR	S		P	ERA	WHIP											
Bill Hands, R ERA: 3.69 Jim Umberger, L ERA: 4.52 Steve Foucault, R ERA: 4.33 (1, 1) (7, 1) (9, 1)	6.2	3	30	8	2	2	7	2	0	1	0	0	0	41		50	2.70	1.500											

Batter	1	2	3	4	5	6	7	8	9	10	11	12	13	AB R H RBI BB SO LOB	BOTTOM											
Dave Moates, L OBP: 0.273, SLG: 0.344 Cesar Tovar, R OBP: 0.304, SLG: 0.316 Roy Smalley, S OBP: 0.291, SLG: 0.298 (1, 8) (9, PH) (10, 5)	6-3													4 0 0 0 1 0 5 1 0 0 0 0 1 2 1 0 1 0 0 0 0	Cleveland Indians @ Texas Rangers Arlington Stadium, Arlington, TX Wed Jul 23 1975, 8:05 PM EDT Att. 15,016 - Unknown											
Lenny Randle, S OBP: 0.332, SLG: 0.366 (1, 4) (10, 8)														6 1 4 1 0 1 2												
Mike Hargrove, L OBP: 0.430, SLG: 0.462 (1, 7)														4 0 1 1 2 1 0												
Jeff Burroughs, R OBP: 0.308, SLG: 0.424 (1, 9)														5 1 0 0 2 0 6												
Jim Spencer, L OBP: 0.341, SLG: 0.440 Tom Robson, R OBP: 0.083, SLG: 0.083 (1, 3) (10, PH) (11, 3)														5 2 2 0 0 1 1 2 0 1 0 0 0 1 0 1 0 0 0 0 0												
Tommy Moore, R OBP: 0.500, SLG: 0.500 (13, PR) (1, 10)														5 2 4 2 1 1 2												
Toby Harrah, R OBP: 0.389, SLG: 0.451 (1, 6) (10, 4)														5 1 2 3 1 0 3												
Roy Howell, L OBP: 0.313, SLG: 0.372 Jim Fregosi, R OBP: 0.336, SLG: 0.400 (1, 5) (9, PH) (10, 5)														4 1 1 0 0 0 4 1 0 0 0 2 0 1												
Jim Sundberg, R OBP: 0.299, SLG: 0.304 Mike Cubbage, L OBP: 0.294, SLG: 0.392 (1, 2) (13, PH)														4 0 1 1 1 1 3 0 0 0 1 0 0 0												
Inning Stats	R: 0 E: 0 K: 0 S: 3	H: 1 LOB: 0 BB: 0 P: 3	R: 3 E: 1 K: 0 S: 7	H: 2 LOB: 2 BB: 1 P: 11	R: 0 E: 1 K: 1 S: 7	H: 1 LOB: 2 BB: 0 P: 7	R: 1 E: 0 K: 0 S: 4	H: 2 LOB: 1 BB: 0 P: 4	R: 1 E: 1 K: 1 S: 5	H: 2 LOB: 2 BB: 1 P: 9	R: 0 E: 0 K: 2 S: 8	H: 1 LOB: 2 BB: 1 P: 12	R: 0 E: 0 K: 0 S: 5	H: 0 LOB: 1 BB: 1 P: 9		R: 0 E: 0 K: 0 S: 4	H: 1 LOB: 1 BB: 0 P: 4	R: 0 E: 0 K: 0 S: 3	H: 1 LOB: 1 BB: 1 P: 7	R: 2 E: 1 K: 0 S: 3	H: 2 LOB: 2 BB: 2 P: 11	1B: 12 2B: 5 3B: 0 HR: 0	SF: 3 SAC: 3 DP: 2 HBP: 0	WP: 0 PB: 0 SB: 1 CS: 2	PA: 63	
PITCHER	IP	WLS	BF	H	R	ER	SO	BB	IBB	HBP	BLK	WP	HR	S		P	ERA	WHIP								
Roric Harrison, R ERA: 4.46 Fred Beene, R ERA: 5.74 Jim Bibby, R ERA: 4.58 Dave Larroche, L ERA: 1.69 Jackie Brown, R ERA: 5.07 (1, 1) (5, 1) (7, 1) (8, 1) (12, 1)	4.2	3	25	8	5	5	2	2	0	0	0	0	0	8		16	9.64	2.143								



Batter	1	2	3	4	5	6	7	8	9	AB	R	H	RBI	BB	SO	LOB	TOP			
Buddy Bell, R OBP: 0.305, SLG: 0.352										4	1	1	0	0	1	0	Cleveland Indians @ Detroit Tigers Tiger Stadium, Detroit, MI Fri Jul 25 1975, 7:05 PM EDT Att: 25,627 - Unknown			
Jack Brohamer, L OBP: 0.318, SLG: 0.372										4	0	0	0	0	1	1				
Rick Manning, L OBP: 0.354, SLG: 0.377										4	0	2	0	0	1	0				
Boog Powell, L OBP: 0.376, SLG: 0.512										3	0	1	1	0	1	0				
George Hendrick, R OBP: 0.318, SLG: 0.452										4	0	1	0	0	2	3				
Oscar Gamble, L OBP: 0.339, SLG: 0.413										3	0	0	0	0	0	0				
Rico Carty, R OBP: 0.377, SLG: 0.461										1	0	0	0	0	1	1				
Charlie Spikes, R OBP: 0.271, SLG: 0.322										3	1	1	0	1	1	0				
Alan Ashby, S OBP: 0.272, SLG: 0.293										3	1	2	2	0	0	0				
John Lowenstein, L OBP: 0.319, SLG: 0.380										1	0	0	0	0	1	2				
Frank Duffy, R OBP: 0.265, SLG: 0.272										3	0	0	0	0	1	1				
Bill Sudakis, S OBP: 0.280, SLG: 0.242										1	0	0	0	0	1	2				
Inning Stats	R: 1 E: 0 K: 1 S: 7	H: 2 LOB: 1 BB: 0 P: 7	R: 0 E: 0 K: 1 S: 6	H: 1 LOB: 1 BB: 0 P: 6	R: 0 E: 0 K: 1 S: 7	H: 2 LOB: 2 BB: 0 P: 7	R: 0 E: 0 K: 0 S: 3	H: 0 LOB: 0 BB: 0 P: 3	R: 0 E: 0 K: 0 S: 3	H: 0 LOB: 0 BB: 0 P: 3	R: 2 E: 0 K: 2 S: 9	H: 2 LOB: 0 BB: 0 P: 9	R: 0 E: 0 K: 3 S: 9	H: 0 LOB: 0 BB: 0 P: 9	R: 0 E: 0 K: 3 S: 10	H: 1 LOB: 2 BB: 1 P: 14	1B: 7 2B: 0 3B: 0 HR: 1	SF: 1 SAC: 0 DP: 0 HBP: 0	WP: 0 PB: 0 SB: 0 CS: 0	PA: 36
PITCHER	IP WLS BF H R ER SO BB IBB HBP BLK WP HR S P ERA WHIP																			
Ray Bare, R ERA: 4.01	(1, 1) 6.1 W 26 7 3 3 3 0 0 0 0 0 1 32 32 4.26 1.105																			
John Hiller, L ERA: 2.17	(7, 1) 2.0 8 1 0 0 6 1 0 0 0 0 0 19 23 0.00 1.000																			
Bob Reynolds, R ERA: 5.58	(9, 1) 0.2 S 2 0 0 0 2 0 0 0 0 0 0 6 6 0.00 0.000																			

AB	34
R	3
H	8
RBI	3
BB	1
SO	11
LOB	10



Batter	1	2	3	4	5	6	7	8	9	AB	R	H	RBI	BB	SO	LOB	BOTTOM			
Ron LeFlore, R OBP: 0.332, SLG: 0.408										4	0	0	0	0	1	4	Cleveland Indians @ Detroit Tigers Tiger Stadium, Detroit, MI Fri Jul 25 1975, 7:05 PM EDT Att: 25,627 - Unknown			
Ben Oglivie, L OBP: 0.290, SLG: 0.376										3	1	1	0	1	0	0				
Leon Roberts, R OBP: 0.348, SLG: 0.428										3	0	1	0	0	1	1				
Willie Horton, R OBP: 0.311, SLG: 0.420										3	1	1	1	1	0	1				
Bill Freehan, R OBP: 0.310, SLG: 0.422										4	1	1	0	0	0	2				
Mickey Stanley, R OBP: 0.320, SLG: 0.390										4	1	4	2	0	0	0				
Aurelio Rodriguez, R OBP: 0.279, SLG: 0.363										3	0	0	0	0	0	3				
Tom Verzyer, R OBP: 0.271, SLG: 0.279										3	0	0	0	1	1	3				
Gene Michael, S OBP: 0.255, SLG: 0.314										4	0	2	1	0	2	1				
Inning Stats	R: 0 E: 0 K: 1 S: 6	H: 1 LOB: 1 BB: 0 P: 6	R: 0 E: 0 K: 0 S: 4	H: 1 LOB: 1 BB: 0 P: 4	R: 0 E: 0 K: 1 S: 5	H: 0 LOB: 0 BB: 0 P: 5	R: 0 E: 0 K: 1 S: 5	H: 0 LOB: 0 BB: 0 P: 5	R: 0 E: 0 K: 0 S: 5	H: 2 LOB: 2 BB: 0 P: 5	R: 4 E: 0 K: 0 S: 2	H: 5 LOB: 1 BB: 2 P: 10	R: 0 E: 0 K: 2 S: 8	H: 1 LOB: 1 BB: 0 P: 8	R: 0 E: 0 K: 2 S: 8	H: 1 LOB: 1 BB: 0 P: 8		1B: 8 2B: 1 3B: 1 HR: 0	SF: 0 SAC: 2 DP: 1 HBP: 0	WP: 1 PB: 0 SB: 0 CS: 0
PITCHER	IP WLS BF H R ER SO BB IBB HBP BLK WP HR S P ERA WHIP																			
Don Hood, L ERA: 4.69	(1, 1) 5.1 L 23 7 3 3 3 0 0 0 0 0 0 29 29 5.06 1.312																			
Jackie Brown, R ERA: 5.02	(6, 1) 2.2 13 3 1 1 2 2 1 0 0 0 0 14 26 3.38 1.875																			

AB	31
R	4
H	10
RBI	4
BB	3
SO	5
LOB	15



Batter	1	2	3	4	5	6	7	8	9	AB	R	H	RBI	BB	SO	LOB	TOP					
Rick Manning, L OBP: 0.355, SLG: 0.377 (1, 8)	0-0 4-3 E 1B	0-0 2-3 1B		0-0 4-3			0-0 L4		0-0 4-3	5	0	2	0	0	0	1	Cleveland Indians @ Detroit Tigers Tiger Stadium, Detroit, MI Sat Jul 26 1975, 3:33 AM EDT Unknown livebaseballscorecards.com					
Buddy Bell, R OBP: 0.304, SLG: 0.356 (1, 5)	0-3 K	0-3 K			0-0 F7		0-0 4-3		0-0 3B	5	0	1	1	0	2	3						
George Hendrick, R OBP: 0.316, SLG: 0.448 (1, 9)	0-0 4-3		0-0 4-3		0-0 HR 1B		0-0 L6		0-0 5-3	5	1	1	0	0	0	2						
Rico Carty, R OBP: 0.374, SLG: 0.473 Boog Powell, L OBP: 0.375, SLG: 0.510 (8, 3)	0-0 F4		0-0 5-3		0-0 HR			0-3 K	0-0 F7	4	1	1	2	0	1	1						
Frank Robinson, R OBP: 0.391, SLG: 0.554 (1, 10)		4-0 2B 1B BB	4-0 FC6-4 BB		4-0 G5-4-3 BB			0-0 BB 1B		1	1	1	0	3	0	0						
Charlie Spikes, R OBP: 0.275, SLG: 0.326 (1, 7)		0-0 1B 2B	0-0 FC6-4 1-2		0-0 G5-4-3 1-2			4-0 BB 1B		3	1	1	0	1	0	2						
Alan Ashby, S OBP: 0.271, SLG: 0.320 (1, 2)		0-3 K		0-0 HR			0-0 F7		0-0 F7	4	1	1	1	0	1	4						
Jack Brohamer, L OBP: 0.309, SLG: 0.362 (1, 4)		0-3 K		0-0 1-3			0-3 K		0-0 F9	4	0	0	0	0	2	4						
Frank Duffy, R OBP: 0.268, SLG: 0.275 (1, 6)		0-0 1B 2-H 3-H 1B		0-0 L8			0-0 G3		0-0 4-3 3B 1B	4	1	2	2	0	0	0						
Inning Stats	R: 0 E: 1 K: 1 S: 6	H: 1 LOB: 1 BB: 0 P: 6	R: 2 E: 0 K: 3 S: 12	H: 3 LOB: 2 BB: 1 P: 16	R: 0 E: 0 K: 0 S: 3	H: 0 LOB: 1 BB: 1 P: 7	R: 1 E: 0 K: 0 S: 4	H: 1 LOB: 0 BB: 0 P: 4	R: 2 E: 0 K: 0 S: 4	H: 2 LOB: 0 BB: 1 P: 8	R: 0 E: 0 K: 1 S: 5	H: 0 LOB: 0 BB: 0 P: 5	R: 0 E: 0 K: 0 S: 3	H: 0 LOB: 0 BB: 0 P: 3	R: 0 E: 0 K: 1 S: 6	H: 1 LOB: 2 BB: 1 P: 10	R: 1 E: 0 K: 0 S: 5	H: 2 LOB: 1 BB: 0 P: 5	1B: 6 2B: 1 3B: 1 HR: 2	SF: 0 SAC: 0 DP: 1 HBP: 0	WP: 0 PB: 0 SB: 0 CS: 0	PA: 40
PITCHER Mickey Lolich, L ERA: 3.38 (1, 1)	IP: 9.0 WLS: L BF: 40	H: 10 R: 6 ER: 6 SO: 6	BB: 4 IBB: 0 HBP: 0 BLK: 0	WP: 0 HR: 2 S: 48 P: 64	ERA: 6.00 WHIP: 1.556	PITCHER										IP: 9.0 WLS: L BF: 40	H: 10 R: 6 ER: 6 SO: 6	BB: 4 IBB: 0 HBP: 0 BLK: 0	WP: 0 HR: 2 S: 48 P: 64	ERA: 6.00 WHIP: 1.556		

AB	36
R	6
H	10
RBI	6
BB	4
SO	6
LOB	18



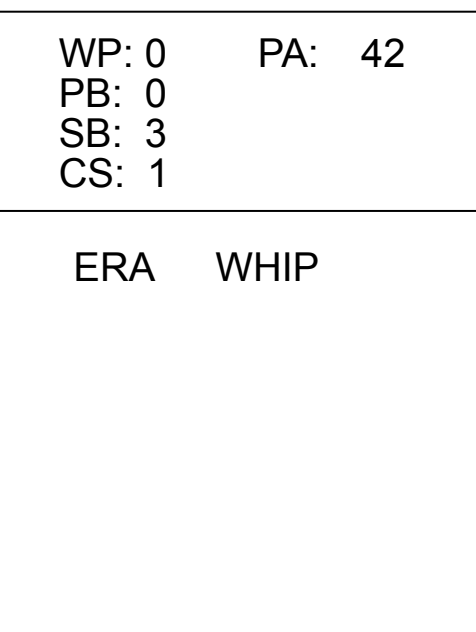
Batter	1	2	3	4	5	6	7	8	9	AB	R	H	RBI	BB	SO	LOB	BOTTOM					
Ron LeFlore, R OBP: 0.329, SLG: 0.403 (1, 8)	0-0 F6		0-0 6-3			0-3 K		0-3 K		4	0	0	0	0	2	1	Cleveland Indians @ Detroit Tigers Tiger Stadium, Detroit, MI Sat Jul 26 1975, 3:33 AM EDT Unknown livebaseballscorecards.com					
John Knox, L OBP: 0.273, SLG: 0.200 (1, 4)	0-0 L9			0-0 FC4-6 1B		4-0 1B BB		0-0 F9		3	0	1	0	1	0	1						
Ben Oglivie, L OBP: 0.288, SLG: 0.381 (1, 7)	0-3 K			0-0 FC4-6 1B 1-2		0-0 F8		0-0 2B		4	0	1	0	0	1	2						
Willie Horton, R OBP: 0.311, SLG: 0.419 (1, 10)		0-3 K		0-3 K		0-0 1-2 1B		0-0 F3		4	0	1	0	0	2	3						
Bill Freehan, R OBP: 0.309, SLG: 0.420 (1, 2)		0-3 K		0-0 1-3 1B		0-3 K			0-3 K	4	0	1	0	0	3	2						
Jack Pierce, L OBP: 0.322, SLG: 0.403 (1, 3)		4-0 BB			0-0 F9 2B		0-0 F8		0-0 3-4-1	3	0	1	0	1	0	0						
Leon Roberts, R OBP: 0.346, SLG: 0.432 (1, 9)		0-0 F7			0-0 F9 2-3		0-0 F8		0-0 3B	4	0	1	0	0	0	2						
Aurelio Rodriguez, R OBP: 0.275, SLG: 0.378 (1, 5)			0-3 K		0-3 K		0-0 F3		0-0 6-3	4	0	0	0	0	2	2						
Tom Veryzer, R OBP: 0.272, SLG: 0.280 (1, 6)			0-0 F6		0-0 6-3			0-0 2B 1B		3	0	1	0	0	0	1						
Inning Stats	R: 0 E: 0 K: 1 S: 5	H: 0 LOB: 0 BB: 0 P: 5	R: 0 E: 0 K: 2 S: 7	H: 0 LOB: 1 BB: 1 P: 11	R: 0 E: 0 K: 1 S: 5	H: 0 LOB: 0 BB: 0 P: 5	R: 0 E: 0 K: 1 S: 6	H: 2 LOB: 2 BB: 0 P: 6	R: 0 E: 0 K: 1 S: 6	H: 1 LOB: 1 BB: 0 P: 6	R: 0 E: 0 K: 2 S: 8	H: 1 LOB: 2 BB: 1 P: 12	R: 0 E: 0 K: 0 S: 3	H: 0 LOB: 0 BB: 0 P: 3	R: 0 E: 0 K: 1 S: 7	H: 2 LOB: 2 BB: 0 P: 7	R: 0 E: 0 K: 1 S: 6	H: 1 LOB: 1 BB: 0 P: 6	1B: 4 2B: 2 3B: 1 HR: 0	SF: 0 SAC: 0 DP: 0 HBP: 0	WP: 0 PB: 0 SB: 0 CS: 0	PA: 35
PITCHER Dennis Eckersley, R ERA: 2.31 (1, 1)	IP: 9.0 WLS: W BF: 35	H: 7 R: 0 ER: 0 SO: 10	BB: 2 IBB: 0 HBP: 0 BLK: 0	WP: 0 HR: 0 S: 53 P: 61	ERA: 0.00 WHIP: 1.000	PITCHER										IP: 9.0 WLS: W BF: 35	H: 7 R: 0 ER: 0 SO: 10	BB: 2 IBB: 0 HBP: 0 BLK: 0	WP: 0 HR: 0 S: 53 P: 61	ERA: 0.00 WHIP: 1.000		



Batter	1	2	3	4	5	6	7	8	9	AB	R	H	RBI	BB	SO	LOB	TOP			
John Lowenstein, L (1, 9) OBP: 0.325, SLG: 0.380	4-0 1B 4-3 BB		0-0 4-3	0-0 HR 1B	4-0 G1-6-3 BB			0-0 G3	3 1 1 2 2 0 0											
Jack Brohamer, L (1, 4) OBP: 0.318, SLG: 0.386 Don Hood, L (9, FR)	0-0 4-3		0-0 1B 1B	0-0 HR	0-0 G1-6-3			4-0 1B BB	4 2 2 3 1 0 2 0 0 0 0 0 0 0											
Rick Manning, L (1, 8) OBP: 0.352, SLG: 0.373	0-0 F7		0-0 1B	4-3	0-0 4-3			0-0 F8	5 1 1 0 0 0 2											
Boog Powell, L (1, 3) OBP: 0.382, SLG: 0.516	0-0 S 1B		0-0 G5-4-3 1B	0-0 FC6-4 1B			0-0 4-3	0-0 1B	5 0 4 2 0 0 0											
Charlie Spikes, R (1, 7) OBP: 0.271, SLG: 0.321 Rico Carty, R (9, PH) OBP: 0.373, SLG: 0.470	0-0 6-3		0-0 G5-4-3 1B	0-0 FC6-4			0-3 K	0-3 K	4 0 0 0 0 1 4 1 0 0 0 0 1 2											
Oscar Gamble, L (1, 10) OBP: 0.342, SLG: 0.412		0-0 E3 6-3 S		0-0 BB 1B 1B	0-0 F4		4-0 CS BB		3 1 1 0 1 0 0											
Buddy Bell, R (1, 5) OBP: 0.306, SLG: 0.360		0-0 5-3		0-0 BB 1B	0-0 F8 2B		0-0 CS 1-2	0-0 1-3	4 1 2 0 0 0 1								AB 36 R 7 H 11 RBI 7 BB 5 SO 3 LOB 18			
Alan Ashby, S (1, 2) OBP: 0.270, SLG: 0.311		0-0 6-3		4-0 1B HR BB	0-0 F8			0-0 1-3	3 1 0 0 1 0 2											
Frank Duffy, R (1, 6) OBP: 0.265, SLG: 0.271		0-3 K		0-0 F6	0-0 L5			0-0 F9	4 0 0 0 0 1 5											
Inning Stats	R: 0 E: 0 K: 0 S: 4	H: 1 LOB: 2 BB: 1 P: 8	R: 0 E: 1 K: 1 S: 6	H: 0 LOB: 1 BB: 0 P: 6	R: 2 E: 0 K: 0 S: 5	H: 3 LOB: 0 BB: 0 P: 5	R: 5 E: 0 K: 0 S: 8	H: 5 LOB: 1 BB: 1 P: 12	R: 0 E: 0 K: 0 S: 2	H: 0 LOB: 0 BB: 1 P: 6	R: 0 E: 0 K: 1 S: 4	H: 0 LOB: 0 BB: 1 P: 8	R: 0 E: 0 K: 0 S: 3	H: 0 LOB: 0 BB: 0 P: 3	R: 0 E: 0 K: 1 S: 6	H: 1 LOB: 2 BB: 1 P: 10	1B: 9 2B: 1 3B: 0 HR: 1	SF: 0 SAC: 0 DP: 2 HBP: 0	WP: 0 PB: 0 SB: 3 CS: 1	PA: 42
PITCHER	IP WLS BF H R ER SO BB IBB HBP BLK WP HR S P ERA WHIP																			
Tom Walker, R (1, 1) ERA: 4.69	3.0	14	4	2	2	1	1	0	0	0	0	0	0	15	19	6.00	1.667			
Dave Lemanczyk, R (4, 1) ERA: 5.37	0.1	6	4	5	5	0	1	0	0	0	0	0	1	5	9	135.00	15.000			
Fernando Arroyo, R (4, 1) ERA: 8.1	4.2	W	16	2	0	0	2	0	0	0	0	0	0	16	24	0.00	0.857			
Bob Reynolds, R (9, 1) ERA: 5.4	1.0	S	5	1	0	0	1	0	0	0	0	0	0	6	10	0.00	2.000			

Cleveland Indians @ Detroit Tigers
Tiger Stadium, Detroit, MI
Sun Jul 27 1975, 3:33 AM EDT
Unknown

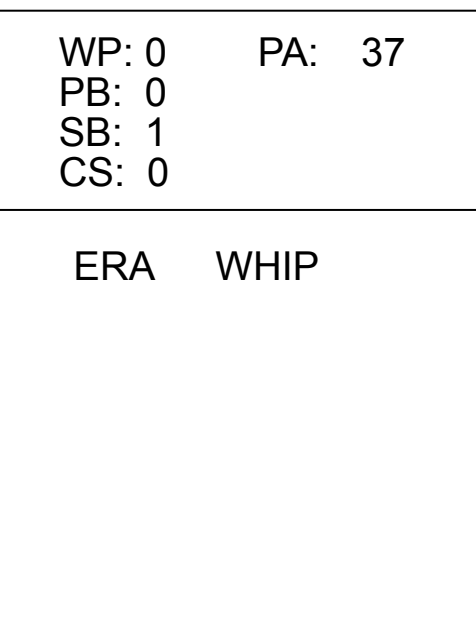
livebaseballscorecards.com



Batter	1	2	3	4	5	6	7	8	9	AB	R	H	RBI	BB	SO	LOB	BOTTOM			
Ron LeFlore, R (1, 8) OBP: 0.327, SLG: 0.401	0-0 4-3		0-0 G3		0-0 FC6-4 1B		0-0 F9	0-0 FC6-4 1-2	5 0 1 0 0 0 1											
Gary Sutherland, R (1, 4) OBP: 0.322, SLG: 0.327	0-0 6-3		0-3 K		0-0 FC6-4 1-2		0-0 6-3		4 0 0 0 0 1 1											
Ben Oglivie, L (1, 7) OBP: 0.296, SLG: 0.413	0-0 4-3		0-0 4-3			0-0 HBP 1B 2B	0-0 3B		4 1 2 0 0 0 0											
Willie Horton, R (1, 10) OBP: 0.312, SLG: 0.418		0-0 F8		0-0 5-3		0-0 HBP 1B 1B	4-0 S IBB		3 1 1 0 1 0 0											
Bill Freehan, R (1, 2) OBP: 0.311, SLG: 0.419		0-0 HR 1B		0-0 F8		1-0 HBP 1B 2B	0-3 K		3 2 1 0 0 1 2											
Jack Pierce, L (1, 3) OBP: 0.333, SLG: 0.445		0-0 HR		0-3 K		0-0 HBP 1B 2B		0-0 SH1-4 3B 2B	4 3 3 4 0 1 0											
Leon Roberts, R (1, 9) OBP: 0.349, SLG: 0.443		4-0 BB			0-0 HR	0-0 K		0-0 SH1-4	2 1 1 1 1 1 2								AB 33 R 8 H 11 RBI 8 BB 2 SO 5 LOB 11			
Aurelio Rodriguez, R (1, 5) OBP: 0.275, SLG: 0.383		0-3 K			0-0 6-3	0-0 F4		0-0 FC6-2 3B	4 0 1 1 0 1 3											
Tom Verczer, R (1, 6) OBP: 0.271, SLG: 0.283		0-0 F8			0-0 5-3	0-0 2B		0-0 FC6-2 FC6-4	4 0 1 2 0 0 2											
Inning Stats	R: 0 E: 0 K: 0 S: 3	H: 0 LOB: 0 BB: 0 P: 3	R: 2 E: 0 K: 1 S: 7	H: 2 LOB: 1 BB: 1 P: 11	R: 0 E: 0 K: 1 S: 5	H: 0 LOB: 0 BB: 0 P: 5	R: 0 E: 0 K: 1 S: 5	H: 0 LOB: 0 BB: 0 P: 5	R: 1 E: 0 K: 0 S: 5	H: 2 LOB: 1 BB: 0 P: 5	R: 4 E: 0 K: 1 S: 6	H: 4 LOB: 2 BB: 1 P: 10	R: 0 E: 0 K: 0 S: 5	H: 2 LOB: 1 BB: 0 P: 5	R: 1 E: 0 K: 0 S: 5	H: 2 LOB: 1 BB: 0 P: 5	1B: 4 2B: 3 3B: 2 HR: 2	SF: 0 SAC: 1 DP: 0 HBP: 1	WP: 0 PB: 0 SB: 1 CS: 0	PA: 37
PITCHER	IP WLS BF H R ER SO BB IBB HBP BLK WP HR S P ERA WHIP																			
Eric Raich, R (1, 1) ERA: 4.42	5.0	22	6	5	5	3	1	0	0	0	0	0	0	12	17	9.00	1.500			
Fred Beene, R (6, 1) ERA: 5.94	2.0	10	3	2	2	2	0	1	1	0	0	0	0	12	17	9.00	1.500			
Dave LaRoche, L (8, 1) ERA: 1.82	1.0	L	5	2	1	1	0	0	0	0	0	0	0	5	5	9.00	2.000			

Cleveland Indians @ Detroit Tigers
Tiger Stadium, Detroit, MI
Sun Jul 27 1975, 3:33 AM EDT
Unknown

livebaseballscorecards.com



Batter	1	2	3	4	5	6	7	8	9	AB	R	H	RBI	BB	SO	LOB	TOP					
John Lowenstein, L (1,9) OBP: 0.332, SLG: 0.385										5	2	3	0	0	1	1	Cleveland Indians @ Detroit Tigers Tiger Stadium, Detroit, MI Sun Jul 27 1975, 7:05 PM EDT Att: 30,850 - Unknown					
Jack Brohamer, L (1,4) OBP: 0.309, SLG: 0.373										5	1	0	0	0	5							
Rick Manning, L (1,8) OBP: 0.357, SLG: 0.378										5	0	3	2	0	0							
Boog Powell, L (1,3) OBP: 0.379, SLG: 0.508										4	1	0	1	1	0	3						
Charlie Spikes, R (1,7) OBP: 0.269, SLG: 0.315										4	1	0	0	1	0	4						
Oscar Gamble, L (1,10) OBP: 0.348, SLG: 0.433										4	1	2	3	1	0	1						
Buddy Bell, R (1,5) OBP: 0.308, SLG: 0.360										3	1	1	0	1	0	1						
John Ellis, R (1,2) OBP: 0.255, SLG: 0.322										2	0	1	1	1	0	1						
Ed Crosby, L (1,6) OBP: 0.333, SLG: 0.269										4	0	0	0	0	0	6						
Inning Stats	R: 4 E: 1 K: 0 S: 7	H: 3 LOB: 2 BB: 2 P: 15	R: 0 E: 0 K: 0 S: 3	H: 1 LOB: 0 BB: 0 P: 3	R: 0 E: 0 K: 0 S: 3	H: 0 LOB: 0 BB: 0 P: 3	R: 2 E: 1 K: 0 S: 7	H: 3 LOB: 3 BB: 1 P: 11	R: 0 E: 0 K: 0 S: 2	H: 0 LOB: 1 BB: 2 P: 10	R: 0 E: 0 K: 1 S: 5	H: 0 LOB: 0 BB: 0 P: 5	R: 1 E: 0 K: 0 S: 4	H: 1 LOB: 0 BB: 0 P: 4	R: 0 E: 0 K: 0 S: 4	H: 1 LOB: 1 BB: 0 P: 4	R: 0 E: 0 K: 0 S: 4	H: 1 LOB: 1 BB: 0 P: 4	1B: 8 2B: 2 3B: 0 HR: 1	SF: 1 SAC: 0 DP: 1 HBP: 0	WP: 1 PB: 0 SB: 1 CS: 1	PA: 42
PITCHER	IP WLS BF H R ER SO BB IBB HBP BLK WP HR S P ERA WHIP																					
Lerin LaGrow, R (1,1) ERA: 3.92	3.2 L 22 7 6 2 0 2 2 1 0 0 0 0 19 31 4.91 2.455																					
Dave Lemanczyk, R (4,1) ERA: 5.02	5.1 20 3 1 1 1 2 0 0 0 1 1 20 28 1.69 0.938																					

Batter	1	2	3	4	5	6	7	8	9	AB	R	H	RBI	BB	SO	LOB	BOTTOM					
Ron LeFlore, R (1,8) OBP: 0.324, SLG: 0.396										4	0	0	0	0	0	1	Cleveland Indians @ Detroit Tigers Tiger Stadium, Detroit, MI Sun Jul 27 1975, 7:05 PM EDT Att: 30,850 - Unknown					
Ben Ogilvie, L (1,7) OBP: 0.303, SLG: 0.411										3	0	1	0	1	0	0						
Leon Roberts, R (1,9) OBP: 0.345, SLG: 0.437										4	0	0	0	0	0	2						
Willie Horton, R (1,10) OBP: 0.309, SLG: 0.414										4	0	0	0	0	1	3						
John Wockenfuss, R (1,2) OBP: 0.337, SLG: 0.514										3	1	0	0	1	1	0						
Aurelio Rodriguez, R (1,5) OBP: 0.272, SLG: 0.378										4	0	0	0	0	0	1						
Jack Pierce, L (1,3) OBP: 0.338, SLG: 0.470										4	1	2	2	0	1	0						
Tom Verzyer, R (1,6) OBP: 0.272, SLG: 0.288										3	0	1	0	0	0	1						
Gene Michael, S (1,4) OBP: 0.248, SLG: 0.306										3	0	0	0	0	0	1						
Inning Stats	R: 0 E: 0 K: 0 S: 3	H: 0 LOB: 0 BB: 0 P: 3	R: 0 E: 0 K: 0 S: 3	H: 0 LOB: 0 BB: 0 P: 3	R: 0 E: 0 K: 1 S: 6	H: 1 LOB: 1 BB: 0 P: 6	R: 0 E: 0 K: 0 S: 3	H: 0 LOB: 0 BB: 0 P: 3	R: 0 E: 0 K: 0 S: 4	H: 1 LOB: 1 BB: 0 P: 4	R: 0 E: 1 K: 0 S: 5	H: 1 LOB: 2 BB: 0 P: 5	R: 2 E: 0 K: 0 S: 4	H: 1 LOB: 0 BB: 1 P: 8	R: 0 E: 0 K: 1 S: 5	H: 0 LOB: 1 BB: 1 P: 9	R: 0 E: 0 K: 1 S: 5	H: 0 LOB: 0 BB: 0 P: 5	1B: 2 2B: 1 3B: 0 HR: 1	SF: 0 SAC: 0 DP: 0 HBP: 0	WP: 0 PB: 0 SB: 0 CS: 0	PA: 34
PITCHER	IP WLS BF H R ER SO BB IBB HBP BLK WP HR S P ERA WHIP																					
Fritz Peterson, L (1,1) ERA: 5.2	6.1 W 25 4 2 2 1 1 0 0 0 0 0 0 12 16 0.00 0.375																					
Jim Bibby, R (7,1) ERA: 4.47	2.2 9 0 0 0 0 2 1 0 0 0 0 0 0 12 16 0.00 0.375																					

Batter	1	2	3	4	5	6	7	8	9	10	AB	R	H	RBI	BB	SO	LOB	TOP				
Rick Manning, L OBP: 0.350, SLG: 0.371 (1, 8)	G3		E5 WP PB S		K		F7		K		5	1	0	0	0	2	1	Cleveland Indians @ Baltimore Orioles Memorial Stadium, Baltimore, MD Mon Jul 28 1975, 7:05 PM EDT Att: 15,300 - Unknown				
Buddy Bell, R OBP: 0.307, SLG: 0.364 (1, 5)	F8		K		SF8 3B		6-3		5-3		5	1	1	1	0	1	1					
George Hendrick, R OBP: 0.312, SLG: 0.444 (1, 9)	4-3		K		SF8			F8	F7		4	0	0	1	0	1	0					
Rico Carty, R OBP: 0.390, SLG: 0.481 (1, 3)		5-3	F3		E3 FC4-6			HR	2B E		4	2	1	1	1	0	1					
Boog Powell, L OBP: 0.379, SLG: 0.508 (10, 3)											0	0	0	0	0	0	0					
Frank Robinson, R OBP: 0.349, SLG: 0.439 (8, PH)					FC4-6 1-2f			1-3	2B E		2	0	0	0	1	1	1					
Oscar Gamble, L OBP: 0.349, SLG: 0.439 (8, PH)					G6-4-3 BB				2B		2	1	1	0	0	0	0					
Charlie Spikes, R OBP: 0.275, SLG: 0.331 (1, 7)					G6-4-3 1-2f		6-3		E8 1B		4	1	2	3	1	0	1					
John Ellis, R OBP: 0.258, SLG: 0.336 (1, 2)							F4		F5		5	0	2	0	0	0	2					
Jack Brohamer, L OBP: 0.301, SLG: 0.364 (1, 4)									F4		4	0	0	0	0	0	2					
Frank Duffy, R OBP: 0.268, SLG: 0.274 (1, 6)					5-3				F7		4	1	2	0	0	0	0					
Inning Stats	R: 0 E: 0 K: 0 S: 3	H: 0 LOB: 0 BB: 0 P: 3	R: 1 E: 0 K: 1 S: 7	H: 2 LOB: 1 BB: 0 P: 7	R: 1 E: 1 K: 2 S: 9	H: 0 LOB: 1 BB: 0 P: 9	R: 0 E: 0 K: 0 S: 3	H: 1 LOB: 1 BB: 1 P: 7	R: 2 E: 1 K: 1 S: 8	H: 2 LOB: 1 BB: 0 P: 8	R: 0 E: 0 K: 0 S: 3	H: 0 LOB: 0 BB: 0 P: 3	R: 0 E: 0 K: 0 S: 4	H: 1 LOB: 1 BB: 1 P: 8	R: 0 E: 0 K: 1 S: 5	H: 0 LOB: 0 BB: 0 P: 5	R: 2 E: 1 K: 0 S: 5	H: 2 LOB: 1 BB: 1 P: 9	1B: 3 2B: 2 3B: 2 HR: 2	SF: 1 SAC: 0 DP: 1 HBP: 0	WP: 1 PB: 1 SB: 1 CS: 0	PA: 43
PITCHER	IP	WLS	BF	H	R	ER	SO	BB	IBB	HBP	BLK	WP	HR	S	P	ERA	WHIP					
Ross Grimsley, L ERA: 3.99 (1, 1)	7.1		31	7	5	4	4	1	0	0	0	1	2	38	42	4.91	1.091					
Doyle Alexander, R ERA: 3.53 (8, 1)	2.1	L	9	0	1	1	1	2	0	0	0	0	0	9	17	3.86	0.857					
Grant Jackson, L ERA: 3.86 (10, 1)	0.1		3	2	1	1	0	0	0	0	0	0	0	3	3	27.00	6.000					

Batter	1	2	3	4	5	6	7	8	9	10	AB	R	H	RBI	BB	SO	LOB	BOTTOM						
Ken Singleton, S OBP: 0.416, SLG: 0.435 (1, 9)	G6-4-3 1B		FC5-4 1B			F8		FC6-4 BB	FC6-4 S 1B	K	4	0	3	2	1	0	0	Cleveland Indians @ Baltimore Orioles Memorial Stadium, Baltimore, MD Mon Jul 28 1975, 7:05 PM EDT Att: 15,300 - Unknown						
Tom Shopy, L OBP: 0.205, SLG: 0.182 (9, PR) (10, 9)											4	2	1	1	1	0	4							
Bobby Grich, R OBP: 0.399, SLG: 0.404 (1, 4)	F9		FC5-4 1-2f			HR		2B SF8	FC6-4 BB		5	0	3	1	0	0	3							
Tommy Davis, R OBP: 0.314, SLG: 0.360 (1, 10)	G6-4-3 1-2f					1B 2B		SF8 2B	FC6-4 IBB		2	0	0	1	2	0	1							
Lee May, R OBP: 0.320, SLG: 0.475 (1, 3)		5-3				F6		SF8			2	0	0	1	2	0	1							
Jim Northrup, L ERA: 4.6 (1, 8)											4	0	1	0	0	0	3							
Dave Duncan, R OBP: 0.245, SLG: 0.335 (9, PH) (10, 2)		F6				3-1 BB		F8	1-3		1	0	0	0	0	0	3							
Don Baylor, R OBP: 0.350, SLG: 0.481 (1, 7)						3-1 BB		F8	1-3		1	0	0	0	0	0	3							
Brooks Robinson, R OBP: 0.281, SLG: 0.278 (1, 5)											5	1	2	0	0	0	4							
Al Bumbry, L ERA: 4.6 (9, PH)																								
Tim Nordbrook, R OBP: 0.250, SLG: 0.077 (10, 6)																								
Eliot Hendricks, L OBP: 0.340, SLG: 0.383 (1, 2)																								
Doug DeCinces, R OBP: 0.311, SLG: 0.410 (9, PH) (10, 5)																								
Mark Belanger, R OBP: 0.276, SLG: 0.258 (9, PH)																								
Paul Blair, R OBP: 0.246, SLG: 0.267 (10, 8)																								
Tony Muser, L ERA: 5.0 (10, PH)																								
Inning Stats	R: 0 E: 0 K: 0 S: 3	H: 1 LOB: 0 BB: 0 P: 3	R: 0 E: 0 K: 0 S: 3	H: 0 LOB: 0 BB: 0 P: 3	R: 0 E: 0 K: 0 S: 4	H: 1 LOB: 2 BB: 1 P: 8	R: 0 E: 0 K: 0 S: 4	H: 2 LOB: 1 BB: 0 P: 4	R: 0 E: 0 K: 0 S: 3	H: 0 LOB: 0 BB: 0 P: 3	R: 1 E: 0 K: 1 S: 5	H: 2 LOB: 2 BB: 1 P: 9	R: 0 E: 0 K: 0 S: 5	H: 0 LOB: 0 BB: 0 P: 5	R: 1 E: 0 K: 0 S: 4	H: 1 LOB: 1 BB: 1 P: 8	R: 0 E: 0 K: 1 S: 7	H: 2 LOB: 3 BB: 4 P: 23	R: 0 E: 0 K: 2 S: 8	H: 1 LOB: 2 BB: 1 P: 12	1B: 6 2B: 2 3B: 1 HR: 1	SF: 1 SAC: 0 DP: 2 HBP: 0	WP: 0 PB: 0 SB: 1 CS: 0	PA: 46
PITCHER	IP	WLS	BF	H	R	ER	SO	BB	IBB	HBP	BLK	WP	HR	S	P	ERA	WHIP							
Roric Harrison, R ERA: 4.35 (1, 1)	7.1		30	7	2	2	1	3	0	0	0	1	29	41	2.46	1.364								
Jim Bibby, R ERA: 4.6 (8, 1)	0.2		4	1	2	2	0	1	0	0	0	0	0	3	7	27.00	3.000							
Dave LaRoche, L ERA: 1.98 (9, 1)	0.1		3	1	0	0	1	1	0	0	0	0	0	4	8	0.00	6.000							
Jackie Brown, R ERA: 5.0 (9, 1)	0.1		2	0	1	1	0	1	0	0	0	0	0	1	5	27.00	3.000							
Rick Waits, L ERA: (9, 1)	0.2	W	5	1	0	0	1	1	1	0	0	0	0	5	13	0.00	3.000							



Batter	1	2	3	4	5	6	7	8	9	AB	R	H	RBI	BB	SO	LOB	TOP			
Rick Manning, L (1.8) OBP: 0.353, SLG: 0.376	0-0 SH1-4 1B		0-0 1B 2B		0-0 4-3			0-0 4-3		4	1	2	0	0	0	2				
Buddy Bell, R (1.5) OBP: 0.307, SLG: 0.363	0-0 SH1-4 1-2		0-0 2H 1B		0-3 K			0-0 F8		3	0	1	1	0	1	0				
George Hendrick, R (1.9) OBP: 0.309, SLG: 0.439	0-0 5-3			0-0 F7				0-0 F8		4	0	0	0	0	0	1				
Boog Powell, L (1.3) OBP: 0.381, SLG: 0.506	0-3 K			0-3 K				4-0 FC6-4 BB		3	0	1	0	1	2	1				
Charlie Spikes, R (1.7) OBP: 0.271, SLG: 0.325		0-0 F6		0-0 5-3				0-0 FC6-4 1-2F		4	0	0	0	0	0	2				
Oscar Gamble, L (1.10) OBP: 0.347, SLG: 0.433		0-0 1-3			0-3 K			4-0 FC6-4 BB		3	0	0	0	1	1	1				
Jack Brohamer, L (1.4) OBP: 0.294, SLG: 0.354		0-0 G3			0-0 F8			0-0 F8		4	0	0	0	0	0	2				
Alan Ashby, S (1.2) OBP: 0.272, SLG: 0.312			0-0 F8		0-0 2B 1B			0-0 F9		3	0	1	0	0	0	1				
Frank Duffy, R (1.6) OBP: 0.269, SLG: 0.278			0-0 F8		0-0 1-3 2B			0-0 FC6-4 1-2F		3	0	1	0	0	0	1				
Inning Stats	R: 0 E: 0 K: 1 S: 6	H: 1 LOB: 1 BB: 0 P: 6	R: 0 E: 0 K: 0 S: 3	H: 0 LOB: 0 BB: 0 P: 3	R: 1 E: 0 K: 0 S: 4	H: 2 LOB: 1 BB: 0 P: 4	R: 0 E: 0 K: 1 S: 5	H: 0 LOB: 0 BB: 0 P: 5	R: 0 E: 0 K: 1 S: 7	H: 2 LOB: 2 BB: 0 P: 7	R: 0 E: 0 K: 0 S: 3	H: 0 LOB: 1 BB: 1 P: 7	R: 0 E: 0 K: 0 S: 3	H: 0 LOB: 0 BB: 0 P: 3	R: 0 E: 0 K: 0 S: 4	H: 1 LOB: 1 BB: 0 P: 4	1B: 4 2B: 2 3B: 0 HR: 0	SF: 0 SAC: 1 DP: 0 HBP: 0	WP: 0 PB: 0 SB: 0 CS: 0	PA: 34
PITCHER Mike Torrez, R (1.1) ERA: 3.23	IP: 9.0 WLS: W BF: 34 H: 6 R: 1 ER: 1 SO: 4 BB: 2 IBB: 0 HBP: 0 BLK: 0 WP: 0 HR: 0 S: 40 P: 48 ERA: 1.00 WHIP: 0.889															PITCHER				

Cleveland Indians @ Baltimore Orioles
Memorial Stadium, Baltimore, MD
Tue Jul 29 1975, 7:05 PM EDT
Att: 11,717 - Unknown


AB 31
R 1
H 6
RBI 1
BB 2
SO 4
LOB 11



Batter	1	2	3	4	5	6	7	8	9	AB	R	H	RBI	BB	SO	LOB	BOTTOM			
Ken Singleton, S (1.9) OBP: 0.419, SLG: 0.438	0-0 1B 2B		4-0 SH5-4 2B BB	4-0 BB BB BB		0-0 6-3				2	3	1	0	2	0	0				
Paul Blair, R (1.8) OBP: 0.250, SLG: 0.269	0-0 CS 2H 1B		0-0 SH5-4 1-2 2-3	4-0 BB BB BB		0-0 5-3				2	1	1	1	1	0	0				
Tommy Davis, R (1.10) OBP: 0.313, SLG: 0.356	0-0 F8 1-2		0-0 5-3	4-0 BB BB BB		0-0 5-3				3	1	0	0	1	0	3				
Lee May, R (1.3) OBP: 0.322, SLG: 0.476	0-3 K		0-0 1B 2B	4-0 1-2 2-3 3-1 BB		0-0 6-3				3	1	1	3	1	1	0				
Bobby Grich, R (1.4) OBP: 0.402, SLG: 0.409		0-0 G5-4-3 1B	0-0 2H 1B	1-2 2-3 3-1 1B		0-3 K				4	0	3	3	0	1	0				
Don Baylor, R (1.7) OBP: 0.348, SLG: 0.476		0-0 G5-4-3 1-2F	4-0 BB	0-0 F7		0-0 F8				3	0	0	0	1	0	3				
Brooks Robinson, R (1.5) OBP: 0.281, SLG: 0.277		0-0 1B	0-0 5-3		0-0 6-3			0-0 6-3		4	0	1	0	0	0	2				
Dave Duncan, R (1.2) OBP: 0.241, SLG: 0.329		0-3 K		0-0 6-3		0-0 F8		0-0 F4		4	0	0	0	0	1	1				
Mark Belanger, R (1.6) OBP: 0.276, SLG: 0.255			4-0 SH5-4 2B BB	0-0 L4		0-0 F7		0-0 F7		3	1	0	0	1	0	0				
Inning Stats	R: 1 E: 0 K: 1 S: 6	H: 2 LOB: 0 BB: 0 P: 6	R: 0 E: 0 K: 1 S: 6	H: 2 LOB: 1 BB: 0 P: 6	R: 3 E: 0 K: 0 S: 5	H: 2 LOB: 2 BB: 3 P: 17	R: 3 E: 0 K: 0 S: 4	H: 1 LOB: 2 BB: 4 P: 20	R: 0 E: 0 K: 0 S: 3	H: 0 LOB: 0 BB: 0 P: 3	R: 0 E: 0 K: 0 S: 3	H: 0 LOB: 0 BB: 0 P: 3	R: 0 E: 0 K: 1 S: 5	H: 0 LOB: 0 BB: 0 P: 5	R: 0 E: 0 K: 0 S: 3	H: 0 LOB: 0 BB: 0 P: 3	1B: 5 2B: 2 3B: 0 HR: 0	SF: 0 SAC: 1 DP: 1 HBP: 0	WP: 0 PB: 0 SB: 0 CS: 1	PA: 36
PITCHER Don Hood, L (1.1) ERA: 4.97 Fred Beene, R (3.1) ERA: 6.43 Rick Waits, L (4.1) ERA: Jackie Brown, R (7.1) ERA: 4.9	IP: 2.2 WLS: L BF: 14 H: 6 R: 4 ER: 4 SO: 2 BB: 2 IBB: 0 HBP: 0 BLK: 0 WP: 0 HR: 0 S: 16 P: 24 ERA: 13.50 WHIP: 3.000															PITCHER				

Cleveland Indians @ Baltimore Orioles
Memorial Stadium, Baltimore, MD
Tue Jul 29 1975, 7:05 PM EDT
Att: 11,717 - Unknown

AB 28
R 7
H 7
RBI 7
BB 7
SO 3
LOB 9



Batter	1	2	3	4	5	6	7	8	9	AB	R	H	RBI	BB	SO	LOB	TOP					
Rick Manning, L (1, 8) OBP: 0.348, SLG: 0.371	0-3 K			0-0 4-3		0-0 1-3			0-0 4-3	4	0	0	0	0	1	0	Cleveland Indians @ Baltimore Orioles Memorial Stadium, Baltimore, MD Wed Jul 30 1975, 7:05 PM EDT Att: 13,998 - Unknown					
Buddy Bell, R (1, 5) OBP: 0.304, SLG: 0.359	0-0 6-3			0-0 5-3			0-0 F7		0-0 F7	4	0	0	0	0	0	0						
George Hendrick, R (1, 9) OBP: 0.306, SLG: 0.434	0-3 K			0-3 K			0-3 K		0-0 F7	4	0	0	0	0	3	0						
Boog Powell, L (1, 3) OBP: 0.380, SLG: 0.504		0-0 4-3			0-0 CS 1B			0-3 K		3	0	1	0	0	1	0						
Rico Carty, R (1, 10) OBP: 0.373, SLG: 0.484		0-0 5-3			0-0 L7				0-0 2-3 HR	3	1	1	0	0	0	1						
Charlie Spikes, R (1, 7) OBP: 0.276, SLG: 0.339		4-0 CS BB			0-0 HR				0-0 2-3	2	1	1	1	1	0	1						
John Ellis, R (1, 2) OBP: 0.259, SLG: 0.349		0-0 CS	0-0 F4		0-0 4-3				0-0 2-3 HR	3	1	1	2	0	0	0						
Jack Brohamer, L (1, 4) OBP: 0.289, SLG: 0.348			0-0 L4			0-3 K			0-0 3-H 4-3 HR	3	0	0	0	0	1	0						
Frank Duffy, R (1, 6) OBP: 0.266, SLG: 0.275			0-3 K			0-0 6-3			0-0 L8	3	0	0	0	0	1	0						
Inning Stats	R: 0 E: 0 K: 2 S: 7	H: 0 LOB: 0 BB: 0 P: 7	R: 0 E: 0 K: 0 S: 2	H: 0 LOB: 0 BB: 1 P: 6	R: 0 E: 0 K: 1 S: 5	H: 0 LOB: 0 BB: 0 P: 5	R: 0 E: 0 K: 1 S: 5	H: 0 LOB: 0 BB: 0 P: 5	R: 1 E: 0 K: 0 S: 4	H: 2 LOB: 0 BB: 0 P: 4	R: 0 E: 0 K: 1 S: 5	H: 0 LOB: 0 BB: 0 P: 5	R: 0 E: 0 K: 0 S: 7	H: 0 LOB: 0 BB: 0 P: 7	R: 2 E: 0 K: 0 S: 5	H: 2 LOB: 2 BB: 0 P: 5	R: 0 E: 0 K: 0 S: 3	H: 0 LOB: 0 BB: 0 P: 3	1B: 1 2B: 1 3B: 0 HR: 2	SF: 0 SAC: 0 DP: 0 HBP: 0	WP: 0 PB: 0 SB: 0 CS: 2	PA: 31
PITCHER Mike Cuellar, L (1, 1) ERA: 3.9	IP: 9.0 WLS: L BF: 30 H: 4 R: 3 ER: 3 SO: 7 BB: 1 IBB: 0 HBP: 0 BLK: 0 WP: 0 HR: 2 S: 43 P: 47 ERA: 3.00 WHIP: 0.556															PITCHER						

Batter	1	2	3	4	5	6	7	8	9	AB	R	H	RBI	BB	SO	LOB	BOTTOM					
Al Bumbry, L (1, 7) OBP: 0.324, SLG: 0.372	0-0 FC4-6 1B		0-3 K		0-3 K			0-0 4-3		4	0	1	0	0	2	1	Cleveland Indians @ Baltimore Orioles Memorial Stadium, Baltimore, MD Wed Jul 30 1975, 7:05 PM EDT Att: 13,998 - Unknown					
Bobby Grich, R (1, 4) OBP: 0.398, SLG: 0.404	0-0 F4		0-0 F7			0-3 K		0-0 6-3		4	0	0	0	0	1	1						
Tommy Davis, R (1, 10) OBP: 0.313, SLG: 0.354	0-0 FC4-6 1-2			0-0 5-3			0-0 F7		0-0 1B	4	0	1	0	0	0	1						
Lee May, R (1, 3) OBP: 0.319, SLG: 0.471	0-3 K			0-3 K			0-0 F4		0-0 5-3	4	0	0	0	0	2	2						
Ken Singleton, S (1, 9) OBP: 0.420, SLG: 0.445		0-0 F6		4-0 FC6-4 BB			0-0 HR		0-0 4-3	3	1	1	1	1	0	0						
Jim Northrup, L (1, 8) OBP: 0.340, SLG: 0.448		1-0		0-0 FC6-4 1-2			0-0 4-3 1B		0-0 1-3	2	0	1	0	0	0	1						
Paul Blair, R (7, FR) OBP: 0.249, SLG: 0.268										1	0	0	0	0	0	0						
Brooks Robinson, R (1, 5) OBP: 0.280, SLG: 0.275		0-3 K			0-3 K			0-0 4-3		3	0	0	0	1	2	2						
Eliot Hendricks, L (1, 2) OBP: 0.338, SLG: 0.373		0-3 K			0-0 G3			4-0 G6-4-3 1B		3	0	0	0	1	1	2						
Mark Belanger, R (1, 6) OBP: 0.277, SLG: 0.254			0-3 K					0-0 G6-4-3 1B		1	0	0	0	1	1	0						
Tony Muser, L (7, PH) OBP: 0.324, SLG: 0.291					4-0 E S BB			0-0 G6-4-3		1	0	0	0	0	0	2						
Tim Nordbrook, R (8, 6) OBP: 0.250, SLG: 0.077								1-2		0	0	0	0	0	0	0						
Inning Stats	R: 0 E: 0 K: 1 S: 6	H: 1 LOB: 1 BB: 0 P: 6	R: 0 E: 0 K: 2 S: 7	H: 0 LOB: 1 BB: 0 P: 8	R: 0 E: 0 K: 2 S: 7	H: 0 LOB: 0 BB: 0 P: 7	R: 0 E: 0 K: 1 S: 5	H: 0 LOB: 1 BB: 1 P: 9	R: 0 E: 0 K: 2 S: 7	H: 0 LOB: 1 BB: 1 P: 11	R: 0 E: 0 K: 1 S: 5	H: 0 LOB: 0 BB: 0 P: 5	R: 1 E: 0 K: 0 S: 4	H: 2 LOB: 2 BB: 1 P: 8	R: 0 E: 0 K: 0 S: 4	H: 1 LOB: 1 BB: 0 P: 4	R: 0 E: 0 K: 0 S: 3	H: 0 LOB: 1 BB: 1 P: 7	1B: 3 2B: 0 3B: 0 HR: 1	SF: 0 SAC: 0 DP: 1 HBP: 1	WP: 0 PB: 0 SB: 1 CS: 0	PA: 35
PITCHER Dennis Eckersley, R (1, 1) ERA: 2.2	IP: 9.0 WLS: W BF: 35 H: 4 R: 1 ER: 1 SO: 9 BB: 3 IBB: 1 HBP: 1 BLK: 0 WP: 0 HR: 1 S: 48 P: 65 ERA: 1.00 WHIP: 0.778															PITCHER						

Batter	1	2	3	4	5	6	7	8	9	AB	R	H	RBI	BB	SO	LOB	TOP			
John Lowenstein, L (1, 9) OBP: 0.320, SLG: 0.369	F7			F7		4-3			F7	4	0	0	0	0	0	0	Cleveland Indians @ New York Yankees Shea Stadium, Flushing, NY Sun Aug 03 1975, 3:33 AM EDT Unknown - 93 F			
Rick Manning, L (1, 8) OBP: 0.356, SLG: 0.382	F7			4-3 2B					1B FC4-6	4	1	3	0	0	0	0				
Oscar Gamble, L (1, 7) OBP: 0.344, SLG: 0.419	F8			4-3 2-3		F3			1-3 FC4-6 1B	4	0	1	0	0	0	2				
Boog Powell, L (1, 3) OBP: 0.379, SLG: 0.518		5-3		F7					FC4-6 1-2 3-H F8	4	0	0	1	0	0	2				
Rico Carty, R (1, 10) OBP: 0.367, SLG: 0.474	5-3				F9				F8	4	0	0	0	0	0	1				
Jack Brohamer, L (1, 4) OBP: 0.291, SLG: 0.367	F8				F4					3	0	0	0	0	0	0				
Buddy Bell, R (1, 5) OBP: 0.302, SLG: 0.359				4-3		FC6 BB				2	0	0	0	1	1	0				
Alan Ashby, S (1, 2) OBP: 0.266, SLG: 0.304			K			FC6 1-2			4-3	3	0	0	0	0	1	1				
Ed Crosby, L (1, 6) OBP: 0.324, SLG: 0.260			L5						F9 F5	3	0	0	0	0	0	0				
Inning Stats	R: 0 E: 0 K: 0 S: 3	H: 0 LOB: 0 BB: 0 P: 3	R: 0 E: 0 K: 0 S: 3	H: 0 LOB: 0 BB: 0 P: 3	R: 0 E: 0 K: 1 S: 5	H: 0 LOB: 0 BB: 0 P: 5	R: 0 E: 0 K: 0 S: 4	H: 1 LOB: 1 BB: 0 P: 4	R: 0 E: 0 K: 0 S: 3	H: 0 LOB: 1 BB: 1 P: 7	R: 0 E: 0 K: 0 S: 4	H: 1 LOB: 0 BB: 0 P: 4	R: 0 E: 0 K: 0 S: 3	H: 0 LOB: 0 BB: 0 P: 3	R: 0 E: 0 K: 1 S: 5	H: 2 LOB: 1 BB: 0 P: 5	1B: 3 2B: 1 3B: 0 HR: 0	SF: 0 SAC: 0 DP: 0 HBP: 0	WP: 0 PB: 0 SB: 0 CS: 0	PA: 32
PITCHER Doc Medich, R (1, 1) ERA: 3.62	IP: 9.0 WLS: W BF: 32 H: 4 R: 1 ER: 1 SO: 2 BB: 1 IBB: 0 HBP: 0 BLK: 0 WP: 0 HR: 0 S: 35 P: 39 ERA: 1.00 WHIP: 0.556															PITCHER				

Batter	1	2	3	4	5	6	7	8	9	AB	R	H	RBI	BB	SO	LOB	BOTTOM			
Bobby Bonds, R (1, 9) OBP: 0.343, SLG: 0.496	1B 2B			E5	1B	FC5-4		F8		5	2	3	2	0	1	2	Cleveland Indians @ New York Yankees Shea Stadium, Flushing, NY Sun Aug 03 1975, 3:33 AM EDT Unknown - 93 F			
Walt Williams, R (6, PR) (7, 7) OBP: 0.283, SLG: 0.345		K		E 1-3 3-H	1B 1-2 2-H 3-H	1B				1	0	0	0	0	0	1				
Lou Piniella, R (1, 10) OBP: 0.294, SLG: 0.255	1B SF9 HBP	6-3		E5	F8	FC5-4		F9		5	1	0	1	0	0	6				
Roy White, S (1, 7) OBP: 0.387, SLG: 0.458			4-0	F8	F6	F8				3	0	1	1	1	0	4				
Rich Coggins, L (6, PH) (7, 9) OBP: 0.259, SLG: 0.304	SF9 1-3 2-H		CS BB	F8	F6	F8		K		2	0	0	0	0	1	2				
Thurman Munson, R (1, 2) OBP: 0.363, SLG: 0.409	SF9			F9						3	1	1	2	0	0	1				
Ed Herrmann, L (8, 2) OBP: 0.309, SLG: 0.358										0	0	0	0	0	0	0				
Graig Nettles, L (1, 5) OBP: 0.331, SLG: 0.441	4-3									4	1	2	2	0	1	2				
Ed Brinkman, R (5, PR) (6, 5) OBP: 0.273, SLG: 0.315										0	0	0	0	1	0	0				
Chris Chambliss, L (1, 3) OBP: 0.332, SLG: 0.421										3	1	1	1	1	0	1				
Rick Bladt, R (1, 8) OBP: 0.421, SLG: 0.313	F7									4	2	2	0	1	0	5				
Sandy Alomar Sr., S (1, 4) OBP: 0.236, SLG: 0.248		4-0		F5	F6	F6		F5		4	1	1	1	1	0	3				
Fred Stanley, R (1, 6) OBP: 0.286, SLG: 0.236				F9						3	3	2	0	2	0	1				
Inning Stats	R: 2 E: 0 K: 0 S: 5	H: 2 LOB: 2 BB: 1 P: 10	R: 0 E: 0 K: 1 S: 5	H: 0 LOB: 1 BB: 1 P: 9	R: 0 E: 0 K: 1 S: 4	H: 0 LOB: 0 BB: 1 P: 8	R: 2 E: 2 K: 0 S: 7	H: 2 LOB: 2 BB: 0 P: 7	R: 7 E: 0 K: 0 S: 9	H: 6 LOB: 3 BB: 2 P: 19	R: 1 E: 0 K: 0 S: 5	H: 2 LOB: 1 BB: 0 P: 5	R: 0 E: 0 K: 0 S: 4	H: 1 LOB: 2 BB: 1 P: 8	R: 0 E: 0 K: 1 S: 5	H: 0 LOB: 1 BB: 1 P: 9	1B: 10 2B: 3 3B: 0 HR: 0	SF: 1 SAC: 0 DP: 0 HBP: 3	WP: 0 PB: 0 SB: 2 CS: 1	PA: 48
PITCHER Roric Harrison, R (1, 1) ERA: 4.49	IP: 4.0 WLS: L BF: 23 H: 5 R: 6 ER: 4 SO: 2 BB: 2 IBB: 1 HBP: 2 BLK: 0 WP: 0 HR: 0 S: 22 P: 36 ERA: 9.00 WHIP: 1.750															PITCHER Fred Beene, R (5, 1) ERA: 7.15				

Batter	1	2	3	4	5	6	7	8	9	AB	R	H	RBI	BB	SO	LOB	TOP										
Art James, L OBP: 0.244, SLG: 0.275 (1, 8)	F9		FC4-2-5-1 1B		1B 2B	F7			1-3	5	1	2	1	0	0	2	Detroit Tigers @ Cleveland Indians Cleveland Municipal Stadium, Cleveland, OH Mon Aug 04 1975, 7:05 PM EDT Att: 11,240 - Unknown										
Billy Baldwin, L OBP: 0.231, SLG: 0.308 (1, 9)	F9		FC4-2-5-1		F6	4-3			1B 2B	5	1	1	0	0	0	6											
Ben Ogilvie, L OBP: 0.314, SLG: 0.432 (1, 7)	F8		L5		1B				K	5	0	1	2	0	1	3											
Willie Horton, R OBP: 0.318, SLG: 0.443 (1, 10)		5-3		F9	K				F3	5	0	1	1	0	1	1											
Bill Freehan, R OBP: 0.312, SLG: 0.417 (1, 2)		HBP		1-3	BB				F3	3	0	0	0	1	0	1											
Jack Pierce, L OBP: 0.324, SLG: 0.442 (1, 3)	K			BB	G3				1B BB	2	0	0	0	2	1	3											
Aurelio Rodriguez, R OBP: 0.279, SLG: 0.384 (1, 5)	F7			5-3		F8			F5	4	0	0	0	0	0	3											
John Knox, L OBP: 0.313, SLG: 0.250 (1, 4)			4-3		BB 2B	1B			G4-3 1B	4	1	3	0	0	0	0											
Gene Michael, S OBP: 0.252, SLG: 0.289 (1, 6)					BB 2B	1B			G4-3	1	1	1	0	1	0	0											
Gates Brown, L OBP: 0.296, SLG: 0.143 (6, PH)			1B		BB 2B	1B			1-2 1B	0	0	0	0	1	0	0											
Ron LeFlore, R OBP: 0.314, SLG: 0.378 (6, PR)			FC4-2-5-1 1B		1-2 1B	BB			1-2 1B	0	0	0	0	0	0	0											
Tom Verzyer, R OBP: 0.271, SLG: 0.287 (6, 6)					BB				1-2 1B	1	0	0	0	0	0	2											
Inning Stats	R: 0 E: 0 K: 0 S: 3	H: 0 LOB: 0 BB: 0 P: 3	R: 0 E: 0 K: 1 S: 5	H: 0 LOB: 1 BB: 0 P: 6	R: 0 E: 0 K: 0 S: 5	H: 2 LOB: 2 BB: 0 P: 5	R: 0 E: 0 K: 0 S: 3	H: 0 LOB: 1 BB: 1 P: 7	R: 3 E: 0 K: 1 S: 8	H: 3 LOB: 2 BB: 2 P: 16	R: 0 E: 0 K: 0 S: 4	H: 1 LOB: 2 BB: 1 P: 8	R: 0 E: 0 K: 0 S: 3	H: 0 LOB: 0 BB: 0 P: 3	R: 0 E: 0 K: 0 S: 3	H: 1 LOB: 1 BB: 1 P: 7	R: 1 E: 0 K: 1 S: 7	H: 2 LOB: 1 BB: 0 P: 7	1B: 7 2B: 2 3B: 0 HR: 0	SF: 0 SAC: 0 DP: 1 HBP: 1	WP: 0 PB: 0 SB: 0 CS: 0	PA: 41					
PITCHER	IP	WLS	BF	H	R	ER	SO	BB	IBB	HBP	BLK	WP	HR	S	P	ERA	WHIP										
Dennis Eckersley, R ERA: 2.33 (1, 1)	5.1	W	27	6	3	3	2	4	0	1	0	0	0	26	43	5.06	1.875										
Jim Bibby, R ERA: 4.65 (6, 1)	3.1		13	3	1	1	1	1	0	0	0	0	0	14	18	2.70	1.200										
Jackie Brown, R ERA: 4.83 (9, 1)	0.1	S	1	0	0	0	0	0	0	0	0	0	0	1	1	0.00	0.000										


AB	35
R	4
H	9
RBI	4
BB	5
SO	3
LOB	21




Batter	1	2	3	4	5	6	7	8	9	AB	R	H	RBI	BB	SO	LOB	BOTTOM										
Rick Manning, L OBP: 0.354, SLG: 0.377 (1, 8)	6-3		1-3		1B 2B	K			1-3	4	1	0	0	1	1	1	Detroit Tigers @ Cleveland Indians Cleveland Municipal Stadium, Cleveland, OH Mon Aug 04 1975, 7:05 PM EDT Att: 11,240 - Unknown										
Oscar Gamble, L OBP: 0.345, SLG: 0.419 (1, 7)	G5-4-3 1B		G3		2B 1B			F8	G3	5	1	2	0	0	0	1											
Frank Robinson, R OBP: 0.395, SLG: 0.545 (1, 10)	G5-4-3 1-2				1B			L7		4	1	2	1	0	0	1											
Rico Carty, R OBP: 0.385, SLG: 0.510 (1, 3)		HR BB	F9		FC6-4 1B			1B	1B	2	1	1	0	2	0	1											
Charlie Spikes, R OBP: 0.286, SLG: 0.359 (1, 9)		HR			F2	FC6-4 1B			1B	4	1	3	4	0	0	0											
Buddy Bell, R OBP: 0.301, SLG: 0.360 (1, 5)		G3			F8 2B	FC6-4 1-2 2H 3H			6-3	4	0	1	0	0	0	4											
John Ellis, R OBP: 0.262, SLG: 0.344 (1, 2)		F9			F8	5-3			SH1-4 1B	4	1	1	0	0	0	3											
Jack Brohamer, L OBP: 0.292, SLG: 0.366 (1, 4)					F8				SH1-4 1B	3	0	1	0	0	0	1											
Frank Duffy, R OBP: 0.262, SLG: 0.277 (1, 6)		6-3			F9	K			1-3 1B	4	0	1	1	0	1	1											
Inning Stats	R: 0 E: 0 K: 0 S: 3	H: 1 LOB: 0 BB: 0 P: 3	R: 2 E: 0 K: 0 S: 5	H: 2 LOB: 1 BB: 1 P: 9	R: 0 E: 0 K: 0 S: 4	H: 1 LOB: 1 BB: 0 P: 4	R: 0 E: 0 K: 0 S: 4	H: 1 LOB: 1 BB: 0 P: 4	R: 3 E: 0 K: 0 S: 6	H: 3 LOB: 2 BB: 2 P: 14	R: 0 E: 0 K: 2 S: 7	H: 0 LOB: 0 BB: 0 P: 7	R: 0 E: 0 K: 0 S: 5	H: 2 LOB: 2 BB: 0 P: 5	R: 1 E: 0 K: 0 S: 5	H: 2 LOB: 1 BB: 0 P: 5		1B: 9 2B: 2 3B: 0 HR: 1	SF: 0 SAC: 1 DP: 1 HBP: 0	WP: 0 PB: 0 SB: 0 CS: 0	PA: 38						
PITCHER	IP	WLS	BF	H	R	ER	SO	BB	IBB	HBP	BLK	WP	HR	S	P	ERA	WHIP										
Mickey Lolich, L ERA: 3.48 (1, 1)	8.0	L	38	12	6	6	2	2	1	0	0	0	1	39	51	6.75	1.750										

AB	34
R	6
H	12
RBI	6
BB	3
SO	2
LOB	13



Batter	1	2	3	4	5	6	7	8	9	AB	R	H	RBI	BB	SO	LOB	TOP								
Ron LeFlore, R OBP: 0.315, SLG: 0.386 (1, 8)	0-0 CS 1B		0-0 HR		0-0 5-3	0-0 L6		0-0 K	5	1	2	1	0	1	2		Detroit Tigers @ Cleveland Indians Cleveland Municipal Stadium, Cleveland, OH Tue Aug 05 1975, 7:05 PM EDT Att: 5,442 - Unknown AB 36 R 4 H 12 RBI 4 BB 4 SO 2 LOB 17 								
Gary Sutherland, R OBP: 0.321, SLG: 0.330 (1, 4)	0-0 F8		0-0 6-3		0-0 6-3		0-0 L3 1B	5	0	1	0	0	0	1											
Ben Oglvie, L OBP: 0.317, SLG: 0.428 (1, 7)	0-0 1B		0-0 6-3		0-0 4-3		0-0 L3	4	0	1	0	1	0	1											
Willie Horton, R OBP: 0.320, SLG: 0.443 Leon Roberts, R OBP: 0.325, SLG: 0.409 (9, PH)	0-0 BB 1B		0-0 FC6-4 1B		0-0 4-3		0-0 6-3	4	0	2	0	0	0	0											
Bill Freehan, R OBP: 0.314, SLG: 0.416 (1, 2)	4-0 1B 1-2 BB		0-0 FC6-4		0-0 2B 1B		0-0 F8	3	1	1	0	1	0	1											
Jack Pierce, L OBP: 0.326, SLG: 0.446 (1, 3)	0-0 F9				0-0 F8		0-0 FC5 1B BB	3	1	1	0	1	0	3											
Billy Baldwin, L OBP: 0.353, SLG: 0.588 (1, 9)			0-0 G6-4-3 1B		0-0 HR		0-0 K	4	1	3	1	0	1	2											
Aurelio Rodriguez, R OBP: 0.278, SLG: 0.381 (1, 5)	0-0 F8		0-0 6-3		0-0 1B BB		0-0 F8	3	0	0	0	1	0	3											
Tom Verzyer, R OBP: 0.271, SLG: 0.286 (1, 6)	0-0 G6-4-3		0-0 F8		0-0 1-2 2-H 3-H 1B		0-0 FC5	4	0	1	2	0	0	3											
Inning Stats	R: 0 E: 0 K: 0 S: 5	H: 3 LOB: 3 BB: 1 P: 9	R: 0 E: 0 K: 0 S: 3	H: 1 LOB: 0 BB: 3 P: 3	R: 1 E: 0 K: 0 S: 5	H: 2 LOB: 1 BB: 0 P: 5	R: 1 E: 0 K: 0 S: 4	H: 1 LOB: 0 BB: 0 P: 4	R: 0 E: 0 K: 0 S: 3	H: 0 LOB: 0 BB: 0 P: 3	R: 2 E: 0 K: 1 S: 8	H: 3 LOB: 2 BB: 1 P: 12	R: 0 E: 0 K: 0 S: 3	H: 1 LOB: 0 BB: 0 P: 3	R: 0 E: 0 K: 0 S: 4	H: 1 LOB: 1 BB: 1 P: 8	R: 0 E: 0 K: 1 S: 5	H: 0 LOB: 1 BB: 1 P: 9	1B: 9 2B: 2 3B: 0 HR: 2	SF: 0 SAC: 0 DP: 2 HBP: 0	WP: 0 PB: 0 SB: 0 CS: 1	PA: 40			
PITCHER	IP	WLS	BF	H	R	ER	SO	BB	IBB	HBP	BLK	WP	HR	S	P	ERA	WHIP								
Eric Raich, R ERA: 4.9 (1, 1)	5.1	W	24	9	4	4	0	1	0	0	0	0	2	23	27	6.75	1.875								
Jackie Brown, R ERA: 4.74 (6, 1)	2.0		9	2	0	0	1	2	0	0	0	0	0	9	17	0.00	2.000								
Rick Walts, L ERA: 0.93 (8, 1)	1.2	S	7	1	0	0	1	1	0	0	0	0	0	8	12	0.00	1.200								

Batter	1	2	3	4	5	6	7	8	9	AB	R	H	RBI	BB	SO	LOB	BOTTOM								
Rick Manning, L OBP: 0.361, SLG: 0.380 (1, 8)	0-0 BB FC5-2 1B	0-0 FC6-4 1B	0-0 1-2 1B			4-0 SH1-3 1B BB		4-0 S 1B BB	3	3	2	0	2	0	1		Detroit Tigers @ Cleveland Indians Cleveland Municipal Stadium, Cleveland, OH Tue Aug 05 1975, 7:05 PM EDT Att: 5,442 - Unknown AB 32 R 8 H 12 RBI 7 BB 8 SO 5 LOB 22 								
Buddy Bell, R OBP: 0.303, SLG: 0.361 (1, 5)	0-0 FC5-2 SF9 1B	0-0 1B	0-3 K			0-0 SH1-3		0-3 K	4	1	2	0	0	2	3										
Oscar Gamble, L OBP: 0.350, SLG: 0.418 (1, 7)	4-0 SF9 1B 1-2 2-3 BB	0-0 FC5-2 1B	0-0 3-1			0-0 F7		4-0 E 1B BB	3	3	1	0	2	0	3										
Boog Powell, L OBP: 0.378, SLG: 0.513 (1, 3)	0-0 FC5-2 1B	4-0 1B	0-3 K			0-0 BB 1B		0-0 F7	4	1	1	1	1	1	5										
Rico Carty, R OBP: 0.389, SLG: 0.512 (1, 10)	0-0 SF9	0-0 BB 1B	0-3 K			4-0 1-2 BB		0-0 E7 1B	3	0	2	4	1	1	0										
Charlie Spikes, R OBP: 0.288, SLG: 0.358 (1, 9)	0-0 1B	0-0 1B	0-0 5-3			0-0 F7		0-0 F7	4	0	1	1	1	0	3										
John Ellis, R OBP: 0.262, SLG: 0.342 (1, 2)	0-0 1-3 2-H 1B	0-0 F7				0-0 6-3		0-0 6-3	4	0	1	1	0	0	3										
Jack Brohamer, L OBP: 0.296, SLG: 0.369 (1, 4)	0-0 L6		0-0 FC1 WP 1B			0-0 1-3 1B		0-0 CS 1B	4	0	2	0	0	0	2										
Frank Duffy, R OBP: 0.262, SLG: 0.275 (1, 6)		4-0 FC6-4 BB	0-0 FC1 1B			0-0 5-3		0-3 K	3	0	0	0	1	1	2										
Inning Stats	R: 3 E: 0 K: 0 S: 7	H: 4 LOB: 2 BB: 1 P: 11	R: 2 E: 0 K: 0 S: 5	H: 3 LOB: 3 BB: 3 P: 17	R: 0 E: 0 K: 1 S: 7	H: 2 LOB: 2 BB: 0 P: 7	R: 0 E: 0 K: 2 S: 7	H: 0 LOB: 0 BB: 0 P: 7	R: 0 E: 0 K: 0 S: 3	H: 0 LOB: 0 BB: 0 P: 3	R: 1 E: 0 K: 0 S: 4	H: 1 LOB: 2 BB: 2 P: 12	R: 0 E: 0 K: 1 S: 5	H: 1 LOB: 1 BB: 2 P: 5	R: 2 E: 1 K: 1 S: 6	H: 1 LOB: 1 BB: 2 P: 14	R: 0 E: 0 K: 1 S: 5	H: 0 LOB: 1 BB: 1 P: 9	1B: 12 2B: 0 3B: 0 HR: 0	SF: 1 SAC: 1 DP: 0 HBP: 0	WP: 1 PB: 0 SB: 1 CS: 1	PA: 42			
PITCHER	IP	WLS	BF	H	R	ER	SO	BB	IBB	HBP	BLK	WP	HR	S	P	ERA	WHIP								
Ray Bare, R ERA: 4.28 (1, 1)	1.2	L	14	7	5	5	0	3	0	0	0	0	1	0	23	27.00	6.000								
Fernando Arroyo, R ERA: 4.56 (2, 1)	4.0		18	3	1	1	3	3	0	0	0	1	0	21	33	2.25	1.500								
Gene Pentz, R ERA: 3.38 (6, 1)	2.1		10	2	2	1	2	2	0	0	0	0	0	12	20	3.86	1.714								

Batter	1	2	3	4	5	6	7	8	9	AB	R	H	RBI	BB	SO	LOB	TOP										
Bobby Bonds, R OBP: 0.345, SLG: 0.500 (1, 9)										5	1	1	1	0	1	2											
Lou Piniella, R OBP: 0.290, SLG: 0.248 Walt Williams, R OBP: 0.279, SLG: 0.339 (1, 10) (8, FR)										4	0	1	1	0	1	1											
Roy White, S OBP: 0.386, SLG: 0.454 (1, 7)										3	0	1	0	0	0	1											
Thurman Munson, R OBP: 0.370, SLG: 0.410 (1, 2)										2	1	1	0	2	0	0											
Graig Nettles, L OBP: 0.328, SLG: 0.432 (1, 5)										4	0	1	0	0	1	5											
Chris Chambliss, L OBP: 0.326, SLG: 0.419 (1, 3)										4	0	0	0	0	1	5											
Sandy Alomar Sr., S OBP: 0.243, SLG: 0.262 (1, 4)										4	0	2	1	0	2	3											
Rick Bladt, R OBP: 0.321, SLG: 0.240 (7, PH) Alex Johnson, R OBP: 0.294, SLG: 0.351 Rich Coggins, L OBP: 0.257, SLG: 0.299 Rick Dempsey, R OBP: 0.343, SLG: 0.299 (9, PH)										2	0	0	0	0	0	1											
Fred Stanley, R OBP: 0.295, SLG: 0.241 (1, 6)										3	1	2	0	1	0	0											
Inning Stats	R: 0 E: 0 K: 0 S: 4	H: 1 LOB: 2 BB: 0 P: 5	R: 0 E: 0 K: 0 S: 3	H: 1 LOB: 0 BB: 0 P: 3	R: 0 E: 0 K: 1 S: 5	H: 0 LOB: 0 BB: 0 P: 5	R: 0 E: 0 K: 0 S: 3	H: 0 LOB: 0 BB: 0 P: 3	R: 0 E: 0 K: 1 S: 5	H: 1 LOB: 1 BB: 0 P: 4	R: 1 E: 0 K: 0 S: 4	H: 2 LOB: 1 BB: 1 P: 8	R: 2 E: 0 K: 3 S: 13	H: 4 LOB: 3 BB: 1 P: 17	R: 0 E: 0 K: 1 S: 5	H: 0 LOB: 1 BB: 1 P: 9	1B: 6 2B: 3 3B: 0 HR: 0	SF: 0 SAC: 0 DP: 1 HBP: 1	WP: 0 PB: 0 SB: 1 CS: 1	PA: 38							
PITCHER	IP	WLS	BF	H	R	ER	SO	BB	IBB	HBP	BLK	WP	HR	S	P	ERA	WHIP										
Fritz Peterson, L ERA: 4.95 Dave LaRoche, L ERA: 1.97 (1, 1) (8, 1)	7.0	W	28	7	3	3	2	1	0	1	0	0	0	30	35	3.86	1.143										

New York Yankees @ Cleveland Indians
Cleveland Municipal Stadium, Cleveland, OH
Wed Aug 06 1975, 7:05 PM EDT
Att: 12,343 - Unknown

AB 34
R 3
H 9
RBI 3
BB 3
SO 6
LOB 20



Batter	1	2	3	4	5	6	7	8	9	AB	R	H	RBI	BB	SO	LOB	BOTTOM										
Rick Manning, L OBP: 0.360, SLG: 0.378 (1, 8)										4	0	1	0	0	1	1											
Buddy Bell, R OBP: 0.302, SLG: 0.360 (1, 5)										4	1	1	0	0	0	1											
Oscar Gamble, L OBP: 0.354, SLG: 0.419 George Hendrick, R OBP: 0.306, SLG: 0.428 (6, PH) (9, 7)										2	2	1	0	1	1	0											
Boog Powell, L OBP: 0.376, SLG: 0.509 (1, 3)										4	1	1	1	0	1	2											
Rico Carty, R OBP: 0.387, SLG: 0.522 (1, 10)										4	1	1	3	0	0	1											
Charlie Spikes, R OBP: 0.285, SLG: 0.354 (1, 9)										3	0	0	0	0	1	0											
Jack Brohamer, L OBP: 0.292, SLG: 0.363 (1, 4)										3	0	0	0	0	0	0											
Alan Ashby, S OBP: 0.267, SLG: 0.298 (1, 2)										2	0	0	0	1	2	0											
Frank Duffy, R OBP: 0.263, SLG: 0.273 (1, 6)										2	0	0	0	1	1	1											
Inning Stats	R: 1 E: 0 K: 1 S: 6	H: 1 LOB: 1 BB: 1 P: 10	R: 0 E: 0 K: 0 S: 3	H: 0 LOB: 1 BB: 1 P: 7	R: 0 E: 0 K: 1 S: 5	H: 0 LOB: 0 BB: 0 P: 5	R: 0 E: 0 K: 0 S: 3	H: 0 LOB: 0 BB: 0 P: 3	R: 0 E: 0 K: 2 S: 7	H: 0 LOB: 0 BB: 0 P: 7	R: 3 E: 0 K: 1 S: 8	H: 3 LOB: 0 BB: 0 P: 8	R: 0 E: 0 K: 1 S: 5	H: 0 LOB: 1 BB: 1 P: 9	R: 1 E: 0 K: 1 S: 6	H: 1 LOB: 0 BB: 0 P: 6	1B: 4 2B: 0 3B: 0 HR: 1	SF: 0 SAC: 0 DP: 0 HBP: 0	WP: 2 PB: 1 SB: 1 CS: 0	PA: 32							
PITCHER	IP	WLS	BF	H	R	ER	SO	BB	IBB	HBP	BLK	WP	HR	S	P	ERA	WHIP										
Pat Dobson, R ERA: 3.84 Sparky Lyle, L ERA: 2.96 (1, 1) (8, 1)	7.0	L	29	5	5	4	6	3	0	0	0	2	0	5	5	5.14	1.143										

New York Yankees @ Cleveland Indians
Cleveland Municipal Stadium, Cleveland, OH
Wed Aug 06 1975, 7:05 PM EDT
Att: 12,343 - Unknown

AB 29
R 5
H 5
RBI 4
BB 3
SO 7
LOB 7



Batter	1	2	3	4	5	6	7	8	9	AB	R	H	RBI	BB	SO	LOB	TOP								
Freddie Patek, R OBP: 0.315, SLG: 0.344	5-3		5-3			6-3		1-H 2-H 2B		4	0	1	2	0	0	0	Kansas City Royals @ Cleveland Indians Cleveland Municipal Stadium, Cleveland, OH Fri Aug 08 1975, 7:05 PM EDT Att: 14,575 - Unknown - 76 F livebaseballscorecards.com								
Cookie Rojas, R OBP: 0.335, SLG: 0.366	F9			F7		5-3		F8		4	0	0	0	0	2										
George Brett, L OBP: 0.342, SLG: 0.429	6-3			F8			G3-6-1 1B		4	0	1	0	0	0	0										
John Mayberry, L OBP: 0.408, SLG: 0.538		K		F7			G3-6-1 1-2		4	1	1	1	0	1	1										
Hal McRae, R OBP: 0.368, SLG: 0.443		FC6 1B			F9		K		4	0	2	0	0	1	0										
Tony Solaita, L OBP: 0.388, SLG: 0.519 Rodney Scott, S (8, PR) Harmon Killebrew, R OBP: 0.318, SLG: 0.386 (9, PH)		F7			FC6-4 1B			FC3-6 1B	F5	3	0	2	0	0	0	1									
Vada Pinson, L OBP: 0.254, SLG: 0.348 Jim Wohlford, R OBP: 0.324, SLG: 0.320 (9, PH)		FC6 1-2			F8			FC3-6 1B 2B	E5 FC6-4	3	1	0	0	0	3										
Al Cowens, R OBP: 0.321, SLG: 0.381				FC6-4 1B				2B 1B	FC6-4	4	1	2	0	0	3										
Bob Stinson, S OBP: 0.391, SLG: 0.444			6-3			K		K		3	0	0	0	2	3										
Inning Stats	R: 0 E: 0 K: 0 S: 3	H: 0 LOB: 0 BB: 0 P: 3	R: 0 E: 0 K: 1 S: 6	H: 1 LOB: 1 BB: 0 P: 6	R: 0 E: 0 K: 0 S: 3	H: 1 LOB: 0 BB: 0 P: 3	R: 0 E: 0 K: 0 S: 3	H: 0 LOB: 0 BB: 0 P: 3	R: 0 E: 0 K: 1 S: 4	H: 1 LOB: 1 BB: 0 P: 4	R: 0 E: 0 K: 1 S: 5	H: 0 LOB: 0 BB: 0 P: 5	R: 0 E: 0 K: 1 S: 5	H: 1 LOB: 0 BB: 0 P: 5	R: 2 E: 0 K: 1 S: 8	H: 3 LOB: 2 BB: 0 P: 8		R: 1 E: 1 K: 0 S: 6	H: 2 LOB: 2 BB: 0 P: 6	1B: 6 2B: 2 3B: 0 HR: 1	SF: 0 SAC: 0 DP: 1 HBP: 0	WP: 0 PB: 0 SB: 0 CS: 1	PA: 35		
PITCHER	IP	WLS	BF	H	R	ER	SO	BB	IBB	HBP	BLK	WP	HR	S	P	ERA	WHIP								
Roric Harrison, R ERA: 4.41	8.1	W	32	9	3	3	4	0	0	0	0	0	1	40	40	3.24	1.080								
Dave LaRoche, L ERA: 1.95	0.2	S	3	0	0	0	0	0	0	0	0	0	0	3	3	0.00	0.000								

Batter	1	2	3	4	5	6	7	8	9	AB	R	H	RBI	BB	SO	LOB	BOTTOM								
Rick Manning, L OBP: 0.356, SLG: 0.374	F9		F7		F9 FC5-2 1B		4-3			4	0	1	0	0	0	0	Kansas City Royals @ Cleveland Indians Cleveland Municipal Stadium, Cleveland, OH Fri Aug 08 1975, 7:05 PM EDT Att: 14,575 - Unknown - 76 F livebaseballscorecards.com								
Buddy Bell, R OBP: 0.308, SLG: 0.362	5-3				FC5-2 S					3	0	1	0	1	0	2									
George Hendrick, R OBP: 0.305, SLG: 0.425	F9		K		F9 2-3		K			4	0	0	0	0	2	4									
Boog Powell, L OBP: 0.382, SLG: 0.507		4-3 1B BB		6-3 2B 1B		F8 1-2		K		3	2	1	0	1	1	2									
Rico Carty, R OBP: 0.382, SLG: 0.512 John Lowenstein, L OBP: 0.320, SLG: 0.369 (8, PR)		F7		6-3		F9		HR 1B		4	0	1	0	0	0	2									
Oscar Gamble, L OBP: 0.384, SLG: 0.444		4-3			2B			HR		3	1	2	3	1	0	1									
John Ellis, R OBP: 0.262, SLG: 0.341				6-3		F8		K		4	0	1	1	0	1	3									
Jack Brohamer, L OBP: 0.281, SLG: 0.349		F7		4-3		F4		4-3		4	0	0	0	0	4										
Frank Duffy, R OBP: 0.263, SLG: 0.271			K		1B FC5-2 1B		6-3			3	0	1	0	0	1	0									
Inning Stats	R: 0 E: 0 K: 0 S: 3	H: 0 LOB: 0 BB: 0 P: 3	R: 1 E: 0 K: 0 S: 4	H: 1 LOB: 1 BB: 1 P: 8	R: 0 E: 0 K: 2 S: 7	H: 0 LOB: 1 BB: 1 P: 11	R: 1 E: 0 K: 0 S: 5	H: 2 LOB: 1 BB: 0 P: 5	R: 0 E: 0 K: 0 S: 5	H: 2 LOB: 2 BB: 0 P: 5	R: 0 E: 0 K: 0 S: 3	H: 0 LOB: 1 BB: 1 P: 7	R: 0 E: 0 K: 1 S: 6	H: 1 LOB: 0 BB: 0 P: 6	R: 2 E: 0 K: 2 S: 9	H: 2 LOB: 1 BB: 0 P: 9		R: 2 E: 1 K: 0 S: 6	H: 2 LOB: 1 BB: 0 P: 6	1B: 6 2B: 1 3B: 0 HR: 1	SF: 0 SAC: 0 DP: 0 HBP: 0	WP: 0 PB: 0 SB: 1 CS: 0	PA: 35		
PITCHER	IP	WLS	BF	H	R	ER	SO	BB	IBB	HBP	BLK	WP	HR	S	P	ERA	WHIP								
Marty Pattin, R ERA: 3.6	7.1	L	32	7	3	3	4	3	0	0	0	0	0	37	49	3.68	1.364								
Doug Bird, R ERA: 3.75	0.2		3	1	1	1	1	0	0	0	0	0	1	5	5	13.50	1.500								

Batter	1	2	3	4	5	6	7	8	9	AB	R	H	RBI	BB	SO	LOB	TOP										
Freddie Patek, R OBP: 0.313, SLG: 0.340 (1, 6)	F9		5-3			K	E		E7	4	2	0	0	1	1	1	Kansas City Royals @ Cleveland Indians Cleveland Municipal Stadium, Cleveland, OH Sat Aug 09 1975, 7:05 PM EDT Att: 25,374 - Unknown - 85 F livebaseballscorecards.com										
Cookie Rojas, R OBP: 0.330, SLG: 0.361 (1, 4)	F9			F8		F7	E5		K	5	1	0	0	0	1	2											
Amos Otis, R OBP: 0.378, SLG: 0.421 (1, 8)	4-3									4	1	3	2	1	0	0											
John Mayberry, L OBP: 0.408, SLG: 0.536 (1, 3)		F9		F8						5	0	2	1	0	0	1											
Hal McRae, R OBP: 0.369, SLG: 0.444 Jim Wohlford, R OBP: 0.326, SLG: 0.323 (8, PR) (8, 7)		6-3		6-3						4	0	2	1	0	0	1											
George Brett, L OBP: 0.340, SLG: 0.425 (1, 5)										4	0	2	1	0	0	0											
George Brett, L OBP: 0.340, SLG: 0.425 (1, 5)		F8								4	0	0	0	1	1	4											
Tony Solaita, L OBP: 0.373, SLG: 0.538 Harmon Killebrew, R OBP: 0.321, SLG: 0.386 (8, PH) (8, PH)										2	1	1	1	1	1	0											
Al Cowens, R OBP: 0.319, SLG: 0.373 (1, 9)										3	0	0	0	1	0	4											
Bob Stinson, S OBP: 0.378, SLG: 0.427 Vada Pinson, L OBP: 0.253, SLG: 0.347 Buck Martinez, R OBP: 0.315, SLG: 0.367 (8, PH) (8, 2)										3	1	0	0	0	0	3											
Inning Stats	R: 0 E: 0 K: 0 S: 3	H: 0 LOB: 0 BB: 0 P: 3	R: 0 E: 0 K: 0 S: 3	H: 0 LOB: 0 BB: 0 P: 3	R: 0 E: 0 K: 0 S: 3	H: 0 LOB: 1 BB: 1 P: 7	R: 0 E: 0 K: 0 S: 4	H: 1 LOB: 1 BB: 0 P: 4	R: 1 E: 0 K: 1 S: 5	H: 1 LOB: 0 BB: 1 P: 9	R: 1 E: 0 K: 1 S: 8	H: 3 LOB: 2 BB: 0 P: 8	R: 3 E: 2 K: 1 S: 7	H: 1 LOB: 1 BB: 1 P: 11	R: 0 E: 0 K: 0 S: 4	H: 1 LOB: 3 BB: 2 P: 12	R: 1 E: 1 K: 1 S: 7	H: 2 LOB: 2 BB: 1 P: 11	1B: 8 2B: 1 3B: 0 HR: 1	SF: 0 SAC: 0 DP: 1 HBP: 0	WP: 2 PB: 0 SB: 1 CS: 0	PA: 42					
PITCHER	IP	WLS	BF	H	R	ER	SO	BB	IBB	HBP	BLK	WP	HR	S	P	ERA	WHIP										
Dennis Eckersley, R ERA: 2.95 (1, 1)	6.2		28	5	4	2	3	3	0	0	0	1	1	31	43	2.70	1.200										
Jim Bibby, R ERA: 4.49 (7, 1)	0.2	L	4	2	1	0	0	0	0	0	0	0	0	4	4	0.00	3.000										
Rick Waits, L ERA: 0.93 (8, 1)	0.0		1	0	0	0	0	1	0	0	0	1	0	0	4	∞	∞										
Fred Beene, R ERA: 6.98 (8, 1)	1.0		6	0	1	0	1	2	0	0	0	0	0	6	14	0.00	2.000										
Dave LaRoche, L ERA: 1.83 (9, 1)	0.2		3	2	0	0	0	0	0	0	0	0	0	3	3	0.00	3.000										

Batter	1	2	3	4	5	6	7	8	9	AB	R	H	RBI	BB	SO	LOB	BOTTOM										
Rick Manning, L OBP: 0.354, SLG: 0.371 (1, 8)	K		F7			K	F8			5	0	1	0	0	2	1	Kansas City Royals @ Cleveland Indians Cleveland Municipal Stadium, Cleveland, OH Sat Aug 09 1975, 7:05 PM EDT Att: 25,374 - Unknown - 85 F livebaseballscorecards.com										
Buddy Bell, R OBP: 0.312, SLG: 0.366 John Lowenstein, L OBP: 0.320, SLG: 0.369 Ed Crosby, L OBP: 0.321, SLG: 0.260 (1, 5) (7, PR) (8, 5)	F9									4	1	3	0	0	0	0											
George Hendrick, R OBP: 0.303, SLG: 0.421 (1, 9)	6-3									4	1	0	0	1	0	3											
Boog Powell, L OBP: 0.381, SLG: 0.514 (1, 3)		F9								4	1	1	3	0	1	1											
Rico Carty, R OBP: 0.384, SLG: 0.529 Don Hood, L (8, PR) (1, 10)		F3								4	1	2	1	0	0	0											
Oscar Gamble, L OBP: 0.382, SLG: 0.439 (1, 7)		F9								3	0	0	0	1	0	1											
John Ellis, R OBP: 0.261, SLG: 0.340 (1, 2)										4	0	1	0	0	1	3											
Jack Brohamer, L OBP: 0.286, SLG: 0.353 (1, 4)										4	0	2	0	0	0	2											
Frank Duffy, R OBP: 0.264, SLG: 0.272 Charlie Spikes, R OBP: 0.287, SLG: 0.352 (8, PH) (1, 6)										3	0	1	0	0	1	4											
Inning Stats	R: 0 E: 0 K: 1 S: 5	H: 0 LOB: 0 BB: 0 P: 5	R: 0 E: 0 K: 0 S: 3	H: 0 LOB: 0 BB: 0 P: 3	R: 0 E: 1 K: 0 S: 4	H: 1 LOB: 1 BB: 0 P: 4	R: 0 E: 0 K: 2 S: 8	H: 1 LOB: 2 BB: 1 P: 12	R: 4 E: 0 K: 1 S: 10	H: 5 LOB: 2 BB: 1 P: 14	R: 0 E: 0 K: 1 S: 6	H: 1 LOB: 1 BB: 0 P: 6	R: 0 E: 0 K: 0 S: 4	H: 1 LOB: 2 BB: 0 P: 4	R: 0 E: 0 K: 1 S: 6	H: 1 LOB: 1 BB: 0 P: 6		1B: 8 2B: 1 3B: 0 HR: 2	SF: 0 SAC: 0 DP: 1 HBP: 0	WP: 0 PB: 0 SB: 1 CS: 0	PA: 39						
PITCHER	IP	WLS	BF	H	R	ER	SO	BB	IBB	HBP	BLK	WP	HR	S	P	ERA	WHIP										
Dennis Leonard, R ERA: 3.81 (1, 1)	5.2		26	8	4	4	4	2	0	0	0	0	2	32	40	6.35	1.765										
Lindy McDaniel, R ERA: 4.08 (6, 1)	1.2	W	7	2	0	0	1	0	0	0	0	0	0	9	9	0.00	1.200										
Doug Bird, R ERA: 3.68 (8, 1)	1.2	S	6	1	0	0	1	0	0	0	0	0	0	8	8	0.00	0.600										

Batter	1	2	3	4	5	6	7	8	9	AB	R	H	RBI	BB	SO	LOB	TOP								
Freddie Patek, R OBP: 0.317, SLG: 0.342 (1, 6)	0-0 6-3 S 1B		0-0 1B S HR	0-0 5-3			4-0 WP SH2-3 BB		0-0 1-3	4	1	2	0	1	0	0	Kansas City Royals @ Cleveland Indians Cleveland Municipal Stadium, Cleveland, OH Sun Aug 10 1975, 3:33 AM EDT Att: 13,111 - Sunny - 83 F								
Al Cowens, R OBP: 0.329, SLG: 0.386 (1, 9)	0-0 F7		0-0 HR	0-0 2B			0-0 SH2-3		4-0 1B 3-1 BB	3	2	2	0	1	0	1									
Amos Otis, R OBP: 0.375, SLG: 0.417 (1, 8)	0-0 6-3		0-0 F3	0-0 F9			0-0 F6		0-0 1B 3-1 1B	5	1	1	0	0	0	5									
John Mayberry, L OBP: 0.408, SLG: 0.541 (1, 3)	0-3 K		0-0 HR		0-0 F7		4-0 WP IBB		0-0 3-1	4	1	1	4	1	1	2									
Hal McRae, R OBP: 0.371, SLG: 0.445 Jim Wohlford, R OBP: 0.326, SLG: 0.323 (9, PR) (9, 7)		0-0 1-3	0-0 IBB 2B		0-0 F8		4-0 1-2 2-3 BB		4-0 1B CS IBB	3	0	1	0	2	0	0									
George Brett, L OBP: 0.341, SLG: 0.423 (1, 5)		0-0 F7	4-0 IBB BB		0-0 F9		0-0 F5		0-0 1-3 2-H 1B	4	0	1	1	1	0	3									
Tony Solaita, L OBP: 0.270, SLG: 0.534 Harmon Killebrew, R OBP: 0.320, SLG: 0.385 (8, PH)		4-0 BB	4-0 1-2 2-3 IBB			0-3 K		0-3 K	0-0 CS	1	0	0	0	2	1	0									
Buck Martinez, R OBP: 0.308, SLG: 0.357 (1, 2)		0-0 F3	0-0 F9			0-0 5-3		0-0 6-3		4	0	0	0	0	0	4									
Frank White, R OBP: 0.252, SLG: 0.311 (1, 4)			0-0 F5	0-0 F8		0-0 2-3		0-0 G3		4	0	0	0	0	0	0									
Inning Stats	R: 0 E: 0 K: 1 S: 6	H: 1 LOB: 1 BB: 0 P: 6	R: 0 E: 0 K: 0 S: 3	H: 0 LOB: 1 BB: 1 P: 7	R: 3 E: 0 K: 0 S: 7	H: 4 LOB: 3 BB: 2 P: 15	R: 0 E: 0 K: 0 S: 4	H: 1 LOB: 1 BB: 0 P: 4	R: 0 E: 0 K: 0 S: 3	H: 0 LOB: 0 BB: 0 P: 3	R: 0 E: 0 K: 0 S: 3	H: 0 LOB: 3 BB: 3 P: 15	R: 0 E: 0 K: 1 S: 5	H: 0 LOB: 0 BB: 0 P: 5	R: 0 E: 0 K: 0 S: 3	H: 0 LOB: 0 BB: 0 P: 5		R: 0 E: 0 K: 1 S: 4	H: 0 LOB: 1 BB: 2 P: 12	1B: 5 2B: 2 3B: 0 HR: 1	SF: 0 SAC: 1 DP: 0 HBP: 0	WP: 1 PB: 0 SB: 2 CS: 1	PA: 43		
PITCHER	IP WLS BF H R ER SO BB IBB HBP BLK WP HR S P ERA WHIP	6.2 L 32 6 3 3 2 4 2 0 0 1 1 30 54 4.05 1.500	2.1 S 10 2 2 2 1 1 1 0 0 0 0 10 18 7.71 1.286																						

AB	33
R	5
H	8
RBI	5
BB	8
SO	3
LOB	15



Batter	1	2	3	4	5	6	7	8	9	AB	R	H	RBI	BB	SO	LOB	BOTTOM							
Rick Manning, L OBP: 0.351, SLG: 0.366 (1, 8)	0-0 1-3		0-0 F7		0-0 4-3		0-0 F8		4-0 1-2 BB	4	0	0	0	1	0	3	Kansas City Royals @ Cleveland Indians Cleveland Municipal Stadium, Cleveland, OH Sun Aug 10 1975, 3:33 AM EDT Att: 13,111 - Sunny - 83 F							
Frank Duffy, R OBP: 0.264, SLG: 0.269 Charlie Spikes, R OBP: 0.286, SLG: 0.351 (9, PH)	0-0 6-3		0-0 F9			4-0 S 2B BB	0-0 F8		0-0 F4	3	1	0	0	1	0	2								
George Hendrick, R OBP: 0.305, SLG: 0.424 (1, 9)	0-0 2B		0-0 F7			0-3 K		0-0 G6-4-3 1B		4	0	2	0	0	1	2								
Boog Powell, L OBP: 0.385, SLG: 0.519 (1, 3)	4-0 BB		0-0 3-1		0-0 3-1		0-0 1B 2B		0-0 G6-4-3 1B	3	0	2	1	1	0	0								
Rico Carty, R OBP: 0.378, SLG: 0.520 (1, 10)	0-0 F9		0-0 5-3		0-0 5-3		0-0 F6		0-0 G6-4-3 1-2 2-3	4	0	0	0	0	0	5								
Oscar Gamble, L OBP: 0.361, SLG: 0.436 (1, 7)		0-3 K	0-0 F2		0-0 F2		0-0 2-3 1B		0-0 6-3	4	0	1	0	0	1	1								
John Ellis, R OBP: 0.259, SLG: 0.336 John Lowenstein, L OBP: 0.319, SLG: 0.368 (9, PH)		0-0 4-3		0-0 6-3		0-0 F6		0-0 F8		3	0	0	0	0	0	2								
Jack Brohamer, L OBP: 0.290, SLG: 0.356 (1, 4)		0-0 F9		0-0 6-3 1B		0-0 F9		0-0 BB 1B		4	0	2	0	0	0	0								
Ed Crosby, L OBP: 0.328, SLG: 0.262 (1, 5)			0-0 1B		0-0 6-3		4-0 BB		0-3 K	3	0	1	0	1	1	2								
Inning Stats	R: 0 E: 0 K: 0 S: 4	H: 1 LOB: 2 BB: 1 P: 8	R: 0 E: 0 K: 1 S: 5	H: 0 LOB: 0 BB: 0 P: 5	R: 0 E: 0 K: 0 S: 4	H: 1 LOB: 1 BB: 0 P: 4	R: 0 E: 0 K: 0 S: 3	H: 0 LOB: 0 BB: 0 P: 3	R: 1 E: 0 K: 1 S: 7	H: 2 LOB: 2 BB: 1 P: 11	R: 0 E: 0 K: 0 S: 3	H: 0 LOB: 1 BB: 1 P: 7	R: 0 E: 0 K: 0 S: 4	H: 2 LOB: 1 BB: 0 P: 4	R: 0 E: 0 K: 1 S: 6	H: 1 LOB: 2 BB: 1 P: 10		1B: 6 2B: 2 3B: 0 HR: 0	SF: 0 SAC: 0 DP: 1 HBP: 0	WP: 0 PB: 0 SB: 1 CS: 0	PA: 38			
PITCHER	IP WLS BF H R ER SO BB IBB HBP BLK WP HR S P ERA WHIP	5.1 W 22 4 1 1 2 2 0 0 0 0 0 16 24 0.00 1.636																						



Batter	1	2	3	4	5	6	7	8	9	AB	R	H	RBI	BB	SO	LOB	TOP								
Rick Manning, L OBP: 0.350, SLG: 0.365 (1, 8)	0-0 1B 6-3 1B		0-0 4-3		0-0 FC4-6 1B		0-0 F8	0-0 SH5-3		4	1	1	1	0	0	1	Cleveland Indians @ Chicago White Sox Comiskey Park, Chicago, IL Tue Aug 12 1975, 8:05 PM EDT Att: 8,327 - Unknown livebaseballscorecards.com								
Buddy Bell, R OBP: 0.313, SLG: 0.365 (1, 5)	0-0 6-3		0-0 F8		0-0 5-3		4-0 HR BB	0-0 1B		4	1	1	0	1	0	2									
George Hendrick, R OBP: 0.311, SLG: 0.434 (1, 9)	0-0 BB 2-3 1B		4-0 BB		0-0 BB 1B		0-0 HR	0-0 4-3		4	1	3	3	1	0	1									
Boog Powell, L OBP: 0.388, SLG: 0.515 (1, 3)	0-0 F3		0-0 L8		4-0 1-2 BB		4-0 BB		4-0 FC4-6 BB	2	0	0	0	3	0	3									
Rico Carty, R OBP: 0.375, SLG: 0.511 (1, 10)	4-0 BB			0-0 6-3	0-0 F9		0-0 F6		0-0 FC4-6 CS	4	0	0	0	1	0	4									
Duane Kuiper, L OBP: 0.355, SLG: 0.333 (9, PR)	1-2 BB								1-2 BB	0	0	0	0	0	0	0									
Charlie Spikes, R OBP: 0.284, SLG: 0.352 (1, 7)	0-0 L6			0-0 F8		0-0 1B 2B		0-0 F4		5	1	1	0	0	0	5									
John Ellis, R OBP: 0.262, SLG: 0.342 (1, 2)		0-3 K		0-0 2B		0-0 2B 1B		0-3 K		4	0	2	1	0	2	0									
Jack Brohamer, L OBP: 0.289, SLG: 0.354 (1, 4)		0-0 F8		0-0 1-3		0-0 F8		0-0 1B E 1B		4	1	1	0	0	0	1									
Frank Duffy, R OBP: 0.266, SLG: 0.272 (1, 6)		0-0 5-3			0-0 FC4-6 1B		0-0 F8		0-0 E8 SH5-3 1B	4	1	2	0	0	0	0									
Inning Stats	R: 0 E: 0 K: 0 S: 5	H: 2 LOB: 3 BB: 1 P: 9	R: 0 E: 0 K: 1 S: 5	H: 0 LOB: 0 BB: 0 P: 5	R: 0 E: 0 K: 0 S: 3	H: 0 LOB: 1 BB: 1 P: 7	R: 0 E: 0 K: 0 S: 4	H: 1 LOB: 1 BB: 0 P: 4	R: 1 E: 0 K: 0 S: 5	H: 2 LOB: 2 BB: 1 P: 9	R: 1 E: 0 K: 0 S: 4	H: 2 LOB: 0 BB: 0 P: 4	R: 2 E: 0 K: 0 S: 4	H: 1 LOB: 1 BB: 2 P: 12	R: 2 E: 1 K: 1 S: 8	H: 3 LOB: 1 BB: 0 P: 8	R: 0 E: 0 K: 0 S: 2	H: 0 LOB: 1 BB: 1 P: 6	1B: 8 2B: 2 3B: 0 HR: 1	SF: 0 SAC: 1 DP: 0 HBP: 0	WP: 0 PB: 0 SB: 0 CS: 1	PA: 42			
PITCHER	IP	WLS	BF	H	R	ER	SO	BB	IBB	HBP	BLK	WP	HR	S	P	ERA	WHIP								
Wilbur Wood, L ERA: 3.97 (1, 1)	6.1	L	31	8	4	4	1	5	0	0	0	0	1	28	48	5.68	2.053								
Rich Gossage, R ERA: 2.17 (7, 1)	1.2		8	3	2	2	1	0	0	0	0	0	0	10	10	10.80	1.800								
Cecil Upshaw, R ERA: 3.82 (9, 1)	1.0		3	0	0	0	0	1	0	0	0	0	0	2	6	0.00	1.000								

Batter	1	2	3	4	5	6	7	8	9	AB	R	H	RBI	BB	SO	LOB	BOTTOM								
Pat Kelly, L OBP: 0.349, SLG: 0.404 (1, 9)	0-0 4-3	0-0 G4-6-3 1-2			0-0 G6-4-3 1-2			0-0 1B 2B	0-0 F8	5	1	1	0	0	0	4	Cleveland Indians @ Chicago White Sox Comiskey Park, Chicago, IL Tue Aug 12 1975, 8:05 PM EDT Att: 8,327 - Unknown livebaseballscorecards.com								
Bucky Dent, R OBP: 0.326, SLG: 0.373 (1, 6)	0-0 L6		0-0 4-3			0-0 1B 2B		0-0 F9		4	0	1	0	0	0	1									
Carlos May, L OBP: 0.370, SLG: 0.387 (1, 7)	0-3 K		0-0 F7			0-0 2-3 1B		1-0 BB 1B HBP		3	0	1	0	0	1	0									
Deron Johnson, R OBP: 0.314, SLG: 0.413 (1, 3)		4-0 E 2B HBP BB		0-0 F7		0-3 K		0-0 BB 1B		3	1	1	1	1	1	1									
Ken Henderson, S OBP: 0.362, SLG: 0.370 (1, 8)		1-0 E 2B HBP		0-0 G4-6-3 1B		4-0 IBB		0-0 F8		2	1	1	0	1	0	2									
Jorge Orta, L OBP: 0.349, SLG: 0.431 (1, 4)		0-0 E6 2B		0-0 G4-6-3 1-2		0-0 4-3		4-0 1-2 2-3 BB		3	0	0	0	1	0	5									
Bill Stein, R OBP: 0.315, SLG: 0.335 (1, 5)		0-0 1-3 2-H 3-H 2B		0-0 4-3			0-0 F9	0-0 F7		4	0	1	2	0	0	3									
Lee Richard, R OBP: 0.342, SLG: 0.324 (1, 10)		0-3 K			4-0 G6-4-3 BB		0-0 F8		0-0 1-3	3	0	0	0	1	1	2									
Brian Downing, R OBP: 0.373, SLG: 0.357 (1, 2)		4-0 G4-6-3 IBB		0-0 F9			0-0 F2		0-3 K	3	0	0	0	1	1	1									
Inning Stats	R: 0 E: 0 K: 1 S: 5	H: 0 LOB: 0 BB: 0 P: 5	R: 2 E: 1 K: 1 S: 6	H: 1 LOB: 2 BB: 2 P: 15	R: 0 E: 0 K: 0 S: 3	H: 0 LOB: 0 BB: 0 P: 3	R: 0 E: 0 K: 0 S: 3	H: 1 LOB: 0 BB: 0 P: 3	R: 0 E: 0 K: 0 S: 2	H: 0 LOB: 0 BB: 1 P: 6	R: 0 E: 0 K: 1 S: 6	H: 2 LOB: 2 BB: 1 P: 10	R: 0 E: 0 K: 0 S: 3	H: 0 LOB: 0 BB: 0 P: 3	R: 1 E: 0 K: 0 S: 5	H: 2 LOB: 3 BB: 1 P: 10		R: 0 E: 0 K: 1 S: 5	H: 0 LOB: 0 BB: 0 P: 5	1B: 3 2B: 3 3B: 0 HR: 0	SF: 0 SAC: 0 DP: 3 HBP: 2	WP: 0 PB: 0 SB: 0 CS: 0	PA: 37		
PITCHER	IP	WLS	BF	H	R	ER	SO	BB	IBB	HBP	BLK	WP	HR	S	P	ERA	WHIP								
Fritz Peterson, L ERA: 4.75 (1, 1)	7.1		30	5	3	2	3	2	2	0	0	0	0	30	48	2.46	0.955								
Dave LaRoche, L ERA: 1.99 (8, 1)	1.2	S	7	1	0	0	1	1	0	0	0	0	0	8	12	0.00	1.200								

Batter	1	2	3	4	5	6	7	8	9	10	11	12	AB	R	H	RBI	BB	SO	LOB	TOP
Rick Manning, L OBP: 0.353, SLG: 0.370 (1.8)													6	2	3	0	0	0	0	
Buddy Bell, R OBP: 0.312, SLG: 0.361 (1.5)													4	0	0	0	1	1	2	
George Hendrick, R OBP: 0.313, SLG: 0.435 (1.9)													6	1	3	1	0	0	2	
Boog Powell, L OBP: 0.393, SLG: 0.518 (1.3)													6	0	4	0	0	0	2	
Rico Carty, R OBP: 0.378, SLG: 0.509 (1.10)													5	0	2	1	1	0	4	
Charlie Spikes, R OBP: 0.284, SLG: 0.348 Oscar Gamble, L OBP: 0.359, SLG: 0.434 (10, PH) (10, 7)													3	0	0	0	1	1	2	
John Ellis, R OBP: 0.264, SLG: 0.341 (1.2)													4	0	1	0	1	1	0	
Jack Brohamer, L OBP: 0.282, SLG: 0.345 (1.4)													5	0	0	0	0	2		
Frank Duffy, R OBP: 0.263, SLG: 0.268 (1.6)													5	0	0	0	0	1		
Inning Stats	R: 2 E: 0 K: 0 S: 6	H: 4 LOB: 1 BB: 0 P: 6	R: 0 E: 0 K: 0 S: 3	H: 0 LOB: 1 BB: 1 P: 7	R: 0 E: 0 K: 0 S: 2	H: 1 LOB: 2 BB: 10	R: 0 E: 1 K: 0 S: 4	H: 1 LOB: 1 BB: 0 P: 4	R: 0 E: 0 K: 0 S: 4	H: 0 LOB: 0 BB: 0 P: 7	R: 0 E: 0 K: 0 S: 3	H: 1 LOB: 2 BB: 1 P: 10	R: 0 E: 0 K: 0 S: 6	H: 2 LOB: 2 BB: 0 P: 6	1B: 12 2B: 1 3B: 0 HR: 0	SF: 0 SAC: 1 DP: 1 HBP: 0	WP: 0 PB: 1 SB: 0 CS: 1	PA: 50		
PITCHER	IP WLS BF H R ER SO BB IBB HBP BLK WP HR S P ERA WHIP	IP WLS BF H R ER SO BB IBB HBP BLK WP HR S P ERA WHIP																		
Claude Osteen, L ERA: 4.73 Rich Gossage, R ERA: 2.03	(1.1) 4.2	(5.1) 7.1	(1.9) 28	(1.4) 5	(1.7) 0	(1.3) 0	(1.3) 3	(1.3) 1	(1.3) 0	(1.3) 0	(1.3) 0	(1.3) 0	(1.3) 0	(1.3) 0	(1.3) 0	(1.3) 0	(1.3) 0	(1.3) 0	(1.3) 0	(1.3) 0

Cleveland Indians @ Chicago White Sox
Comiskey Park, Chicago, IL
Wed Aug 13 1975, 8:05 PM EDT
Att. 5,551 - Unknown

AB 45
R 3
H 13
RBI 2
BB 4
SO 3
LOB 17



Batter	1	2	3	4	5	6	7	8	9	10	11	12	AB	R	H	RBI	BB	SO	LOB	BOTTOM						
Pat Kelly, L OBP: 0.349, SLG: 0.402 (1.9)													5	0	1	0	1	1	3							
Bucky Dent, R OBP: 0.328, SLG: 0.373 (1.6)												5	0	2	1	1	0	2								
Carlos May, L OBP: 0.370, SLG: 0.383 (1.7)													4	0	0	0	2	0	5							
Deron Johnson, R OBP: 0.310, SLG: 0.406 (1.3)													6	0	0	0	0	2	3							
Ken Henderson, S OBP: 0.361, SLG: 0.368 (1.8)													5	2	1	0	1	1								
Jorge Orta, L OBP: 0.353, SLG: 0.438 (1.4)													6	0	4	0	0	1	1							
Bill Stein, R OBP: 0.326, SLG: 0.343 Lee Richard, R OBP: 0.317, SLG: 0.297 (7, PR) (8, 5)													2	1	2	1	1	0	0							
Jerry Hairston, S OBP: 0.433, SLG: 0.351 Nylis Nyman, L OBP: 0.248, SLG: 0.251 Pete Varney, R OBP: 0.338, SLG: 0.419 (12, PH)													3	0	1	0	1	0	2							
Brian Downing, R OBP: 0.374, SLG: 0.357 (1.2)													3	1	1	0	1	0	2							
Inning Stats	R: 0 E: 0 K: 0 S: 3	H: 0 LOB: 1 BB: 1 P: 1	R: 2 E: 0 K: 2 S: 10	H: 3 LOB: 1 BB: 10	R: 0 E: 0 K: 1 S: 6	H: 1 LOB: 1 BB: 6	R: 0 E: 0 K: 0 S: 4	H: 2 LOB: 1 BB: 0 P: 4	R: 0 E: 0 K: 0 S: 3	H: 0 LOB: 0 BB: 0 P: 3	R: 1 E: 0 K: 0 S: 5	H: 3 LOB: 2 BB: 1 P: 9	R: 0 E: 0 K: 0 S: 8	H: 1 LOB: 0 BB: 0 P: 8	R: 0 E: 0 K: 0 S: 3	H: 0 LOB: 2 BB: 2 P: 11	R: 0 E: 0 K: 0 S: 4	H: 1 LOB: 1 BB: 1 P: 4	R: 0 E: 0 K: 0 S: 2	H: 0 LOB: 1 BB: 2 P: 10	R: 1 E: 0 K: 0 S: 3	H: 1 LOB: 3 BB: 3 P: 15	1B: 11 2B: 1 3B: 0 HR: 0	SF: 0 SAC: 1 DP: 1 HBP: 0	WP: 3 PB: 1 SB: 0 CS: 1	PA: 53
PITCHER	IP WLS BF H R ER SO BB IBB HBP BLK WP HR S P ERA WHIP	IP WLS BF H R ER SO BB IBB HBP BLK WP HR S P ERA WHIP																								
Don Hood, L ERA: 4.91 Dave LaRoche, L ERA: 1.81 Jim Bibby, R ERA: 4.48 Rick Waits, L ERA: 2.19	(1.1) 6.2	(7.1) 2.1	(10.1) 11	(12.1) 3	(1.1) 9	(7.1) 3	(10.1) 1	(12.1) 0	(1.1) 29	(7.1) 10	(10.1) 11	(12.1) 3	(1.1) 9	(7.1) 3	(10.1) 11	(12.1) 3	(1.1) 9	(7.1) 3	(10.1) 11	(12.1) 3						

Cleveland Indians @ Chicago White Sox
Comiskey Park, Chicago, IL
Wed Aug 13 1975, 8:05 PM EDT
Att. 5,551 - Unknown

AB 43
R 4
H 12
RBI 3
BB 9
SO 5
LOB 24



Batter	1	2	3	4	5	6	7	8	9	AB	R	H	RBI	BB	SO	LOB	TOP										
Rick Manning, L (1, 8) OBP: 0.348, SLG: 0.364	F1		FC6-4		K		F6		K	5	0	0	0	0	2	5	Cleveland Indians @ Chicago White Sox Comiskey Park, Chicago, IL Thu Aug 14 1975, 8:05 PM EDT Att: 7,399 - Unknown livebaseballscorecards.com										
Buddy Bell, R (1, 5) OBP: 0.311, SLG: 0.359	K			F9		F7	1B		5-3	5	0	1	0	0	1	2											
George Hendrick, R (1, 9) OBP: 0.313, SLG: 0.436	F7			2B		5-3		K		4	1	1	0	0	1	0											
Rico Carty, R (1, 3) OBP: 0.383, SLG: 0.529		F8								4	1	3	2	0	0	0											
Duane Kuiper, L (8, PR) OBP: 0.355, SLG: 0.333				2B						0	0	0	0	0	0	0											
Boog Powell, L (8, 3) OBP: 0.393, SLG: 0.518				2B		HR		F7	1B	0	0	0	0	0	0	0											
Frank Robinson, R (1, 10) OBP: 0.388, SLG: 0.529	6-3			F7		5-3				4	0	1	0	0	0	1											
Charlie Spikes, R (1, 7) OBP: 0.280, SLG: 0.343	F9			F4			6-3	F7		4	0	0	0	0	0	3											
John Ellis, R (1, 2) OBP: 0.266, SLG: 0.355			F4					CS		3	2	2	1	0	0	0											
Alan Ashby, S (7, 2) OBP: 0.267, SLG: 0.291					HR			3-1		1	0	0	0	0	0	0											
Jack Brohamer, L (1, 4) OBP: 0.286, SLG: 0.350	4-3			F2						3	0	1	0	1	0	0											
Frank Duffy, R (1, 6) OBP: 0.268, SLG: 0.271			FC6-4	1B		6-3				3	0	2	1	1	0	0											
Inning Stats	R: 0 E: 0 K: 1 S: 5	H: 0 LOB: 0 BB: 0 P: 5	R: 0 E: 0 K: 0 S: 3	H: 0 LOB: 0 BB: 0 P: 3	R: 0 E: 0 K: 0 S: 4	H: 1 LOB: 1 BB: 0 P: 4	R: 1 E: 0 K: 0 S: 5	H: 2 LOB: 1 BB: 0 P: 5	R: 1 E: 0 K: 1 S: 6	H: 1 LOB: 0 BB: 0 P: 6	R: 1 E: 0 K: 0 S: 4	H: 1 LOB: 0 BB: 0 P: 4	R: 1 E: 0 K: 0 S: 5	H: 3 LOB: 2 BB: 1 P: 9	R: 0 E: 0 K: 1 S: 6	H: 2 LOB: 1 BB: 0 P: 6	R: 0 E: 0 K: 1 S: 6	H: 1 LOB: 2 BB: 1 P: 10	1B: 6 2B: 3 3B: 0 HR: 2	SF: 0 SAC: 0 DP: 0 HBP: 0	WP: 0 PB: 1 SB: 0 CS: 1	PA: 39					
PITCHER	IP	WLS	BF	H	R	ER	SO	BB	IBB	HBP	BLK	WP	HR	S	P	ERA	WHIP										
Jim Kaat, L (1, 1) ERA: 3.1	7.1	W	32	10	4	4	3	1	0	0	0	0	2	37	41	4.91	1.500										
Dave Hamilton, L (8, 1) ERA: 3.73	1.2	S	6	1	0	0	1	1	0	0	0	0	0	7	11	0.00	1.200										

Batter	1	2	3	4	5	6	7	8	9	AB	R	H	RBI	BB	SO	LOB	BOTTOM										
Pat Kelly, L (1, 9) OBP: 0.349, SLG: 0.415	F6			F7				K		5	1	2	3	0	1	2	Cleveland Indians @ Chicago White Sox Comiskey Park, Chicago, IL Thu Aug 14 1975, 8:05 PM EDT Att: 7,399 - Unknown livebaseballscorecards.com										
Jorge Orta, L (1, 4) OBP: 0.352, SLG: 0.438	F5	3B		F9						4	1	1	0	0	0	3											
Carlos May, L (1, 3) OBP: 0.371, SLG: 0.383	BB		1-3							3	0	1	0	1	0	1											
Deron Johnson, R (1, 10) OBP: 0.309, SLG: 0.407	F7			F2						4	0	1	1	0	1	2											
Ken Henderson, S (1, 8) OBP: 0.365, SLG: 0.367		4-3								1	1	0	0	3	0	0											
Bucky Dent, R (1, 6) OBP: 0.326, SLG: 0.370	4-3			F9						4	0	0	0	0	1	4											
Jerry Hairston, S (1, 7) OBP: 0.374, SLG: 0.347										4	1	1	1	0	0	0											
Nyls Nyman, L (9, 7) OBP: 0.248, SLG: 0.251		BB			6-3					0	0	0	0	0	0	0											
Bill Stein, R (1, 5) OBP: 0.330, SLG: 0.365		F8								4	1	2	1	0	0	1											
Brian Downing, R (1, 2) OBP: 0.374, SLG: 0.354										2	1	0	0	1	1	1											
Pete Varney, R (8, PH) OBP: 0.333, SLG: 0.413		3B			E5					1	0	0	0	0	1	0											
Inning Stats	R: 0 E: 0 K: 0 S: 3	H: 0 LOB: 1 BB: 1 P: 7	R: 3 E: 0 K: 0 S: 5	H: 2 LOB: 1 BB: 2 P: 13	R: 0 E: 0 K: 0 S: 3	H: 0 LOB: 1 BB: 1 P: 7	R: 0 E: 1 K: 0 S: 5	H: 1 LOB: 2 BB: 0 P: 5	R: 0 E: 0 K: 1 S: 5	H: 1 LOB: 0 BB: 0 P: 5	R: 0 E: 0 K: 0 S: 3	H: 0 LOB: 0 BB: 0 P: 3	R: 2 E: 0 K: 2 S: 10	H: 3 LOB: 2 BB: 1 P: 14	R: 1 E: 0 K: 2 S: 8	H: 1 LOB: 0 BB: 0 P: 8	1B: 3 2B: 2 3B: 1 HR: 2	SF: 0 SAC: 0 DP: 0 HBP: 0	WP: 0 PB: 0 SB: 1 CS: 1	PA: 37							
PITCHER	IP	WLS	BF	H	R	ER	SO	BB	IBB	HBP	BLK	WP	HR	S	P	ERA	WHIP										
Roric Harrison, R (1, 1) ERA: 4.52	6.2	L	32	7	5	5	2	4	1	0	0	0	1	31	51	6.75	1.650										
Jackie Brown, R (7, 1) ERA: 4.76	1.1		5	1	1	1	3	0	0	0	0	0	1	11	11	6.75	0.750										

Batter	1	2	3	4	5	6	7	8	9	AB	R	H	RBI	BB	SO	LOB	TOP					
Duane Kuiper, L OBP: 0.353, SLG: 0.332 (1, 4)										4	0	1	0	0	0	0	Cleveland Indians @ Minnesota Twins Metropolitan Stadium, Bloomington, MI Fri Aug 15 1975, 8:05 PM EDT Att: 11,277 - Unknown - 78 F					
Rick Manning, L OBP: 0.347, SLG: 0.363 (1, 8)										4	0	1	0	0	1	2						
George Hendrick, R OBP: 0.312, SLG: 0.434 (1, 9)										4	1	1	0	0	0	3						
Boog Powell, L OBP: 0.394, SLG: 0.528 (1, 3)										4	2	2	1	0	0	3						
Rico Carty, R OBP: 0.378, SLG: 0.521 (1, 10)										4	0	0	0	0	1	2						
Oscar Gamble, L OBP: 0.358, SLG: 0.443 (1, 7)										4	1	1	3	0	0	0						
Buddy Bell, R OBP: 0.310, SLG: 0.361 (1, 5)										4	0	1	0	0	2	0						
Alan Ashby, S OBP: 0.259, SLG: 0.281 (1, 2)										4	0	0	0	0	1	1						
Frank Duffy, R OBP: 0.268, SLG: 0.270 (1, 6)										2	0	0	0	0	0	0						
Inning Stats	R: 0 E: 0 K: 0 S: 4	H: 1 LOB: 1 BB: 0 P: 4	R: 0 E: 0 K: 0 S: 4	H: 1 LOB: 1 BB: 0 P: 4	R: 0 E: 0 K: 0 S: 3	H: 0 LOB: 0 BB: 0 P: 3	R: 3 E: 0 K: 2 S: 10	H: 3 LOB: 0 BB: 0 P: 10	R: 0 E: 0 K: 1 S: 6	H: 1 LOB: 2 BB: 0 P: 7	R: 0 E: 0 K: 0 S: 3	H: 0 LOB: 0 BB: 0 P: 3	R: 0 E: 0 K: 0 S: 3	H: 0 LOB: 0 BB: 0 P: 6	R: 1 E: 0 K: 1 S: 6	H: 1 LOB: 0 BB: 0 P: 6	R: 0 E: 0 K: 1 S: 5	H: 0 LOB: 0 BB: 0 P: 5	1B: 4 2B: 1 3B: 0 HR: 2	SF: 0 SAC: 0 DP: 0 HBP: 1	WP: 1 PB: 0 SB: 2 CS: 0	PA: 35
PITCHER Bert Blyleven, R ERA: 3.01 (1, 1)	IP: 9.0 WLS: W BF: 35 H: 7 R: 4 ER: 4 SO: 5 BB: 0 IBB: 0 HBP: 1 BLK: 0 WP: 1 HR: 2 S: 44 P: 45 ERA: 4.00 WHIP: 0.778															PITCHER						

Batter	1	2	3	4	5	6	7	8	9	AB	R	H	RBI	BB	SO	LOB	BOTTOM			
Lyman Bostock, L OBP: 0.315, SLG: 0.332 (1, 9)										5	0	0	0	0	1	2	Cleveland Indians @ Minnesota Twins Metropolitan Stadium, Bloomington, MI Fri Aug 15 1975, 8:05 PM EDT Att: 11,277 - Unknown - 78 F			
Dan Ford, R OBP: 0.312, SLG: 0.416 (1, 8)										5	1	1	1	0	1	0				
Rod Carew, L OBP: 0.429, SLG: 0.519 (1, 4)										4	1	2	2	0	1	0				
John Briggs, L OBP: 0.422, SLG: 0.404 (1, 3)										4	0	2	1	0	0	1				
Tony Oliva, L OBP: 0.357, SLG: 0.423 (1, 10)										4	1	2	0	0	0	2				
Jerry Terrell, R OBP: 0.326, SLG: 0.338 (1, 5)										4	2	2	0	0	0	2				
Steve Braun, L OBP: 0.387, SLG: 0.440 (1, 7)										1	2	1	2	3	0	0				
Phil Roof, R OBP: 0.315, SLG: 0.460 (1, 2)										2	1	1	1	0	0	2				
Luis Gomez, R OBP: 0.203, SLG: 0.153 (1, 6)										4	0	0	0	0	1	5				
Inning Stats	R: 1 E: 0 K: 1 S: 7	H: 2 LOB: 1 BB: 0 P: 7	R: 4 E: 0 K: 1 S: 9	H: 4 LOB: 1 BB: 1 P: 13	R: 0 E: 0 K: 0 S: 4	H: 1 LOB: 2 BB: 1 P: 8	R: 0 E: 0 K: 1 S: 5	H: 0 LOB: 0 BB: 0 P: 5	R: 3 E: 1 K: 0 S: 5	H: 3 LOB: 0 BB: 0 P: 6	R: 0 E: 0 K: 0 S: 3	H: 0 LOB: 0 BB: 0 P: 3	R: 0 E: 0 K: 0 S: 4	H: 1 LOB: 2 BB: 1 P: 8	R: 0 E: 0 K: 1 S: 5	H: 0 LOB: 0 BB: 0 P: 5	1B: 8 2B: 3 3B: 0 HR: 0	SF: 0 SAC: 1 DP: 0 HBP: 1	WP: 1 PB: 0 SB: 1 CS: 2	PA: 40
PITCHER Dennis Eckerley, R ERA: 2.96 (1, 1)	IP: 2.1 WLS: L BF: 16 H: 7 R: 5 ER: 5 SO: 2 BB: 2 IBB: 0 HBP: 0 BLK: 0 WP: 0 HR: 0 S: 18 P: 26 ERA: 19.29 WHIP: 3.857															PITCHER				
Fred Beene, R ERA: 6.8 (3, 1)	IP: 3.2 WLS: L BF: 14 H: 3 R: 3 ER: 2 SO: 1 BB: 0 IBB: 0 HBP: 1 BLK: 0 WP: 1 HR: 0 S: 15 P: 16 ERA: 4.91 WHIP: 0.818															PITCHER				
Jim Bibby, R ERA: 4.41 (7, 1)	IP: 2.0 WLS: L BF: 8 H: 1 R: 0 ER: 0 SO: 1 BB: 0 IBB: 1 HBP: 0 BLK: 0 WP: 0 HR: 0 S: 9 P: 13 ERA: 0.00 WHIP: 0.500															PITCHER				

Batter	1	2	3	4	5	6	7	8	9	AB	R	H	RBI	BB	SO	LOB	TOP	
Duane Kuiper, L OBP: 0.354, SLG: 0.330										4	0	1	0	0	0	4	Cleveland Indians @ Minnesota Twins Metropolitan Stadium, Bloomington, MI Sat Aug 16 1975, 4:33 AM EDT Att: 11,761 - Unknown - 70 F	
Rick Manning, L OBP: 0.345, SLG: 0.361										5	0	1	0	0	0	5		
George Hendrick, R OBP: 0.311, SLG: 0.431										3	1	0	0	1	1	2		
Boog Powell, L OBP: 0.392, SLG: 0.527										4	0	1	1	0	1	1		
Rico Carty, R OBP: 0.376, SLG: 0.514										3	0	0	0	1	1	1		
Oscar Gamble, L OBP: 0.356, SLG: 0.440										4	0	1	0	0	1	2		
Buddy Bell, R OBP: 0.307, SLG: 0.357										4	0	0	0	0	0	2		
Alan Ashby, S OBP: 0.273, SLG: 0.285										2	0	1	0	2	1	0		
Frank Duffy, R OBP: 0.268, SLG: 0.270										4	0	1	0	0	0	3		
Inning Stats	R: 1 E: 0 K: 0 S: 4	H: 2 LOB: 2 BB: 1 P: 9	R: 0 E: 0 K: 0 S: 5	H: 2 LOB: 0 BB: 0 P: 5	R: 0 E: 0 K: 3 S: 9	H: 0 LOB: 1 BB: 1 P: 9	R: 0 E: 0 K: 1 S: 5	H: 0 LOB: 0 BB: 0 P: 3	R: 0 E: 1 K: 0 S: 4	H: 0 LOB: 2 BB: 1 P: 8	R: 0 E: 0 K: 0 S: 4	H: 1 LOB: 2 BB: 1 P: 8	R: 0 E: 0 K: 1 S: 6	H: 1 LOB: 1 BB: 0 P: 6	1B: 5 2B: 1 3B: 0 HR: 0	SF: 0 SAC: 0 DP: 0 HBP: 1	WP: 0 PB: 0 SB: 1 CS: 1	PA: 38
PITCHER Jim Hughes, R ERA: 4.05	IP: 9.0 WLS: W BF: 38 H: 6 R: 1 ER: 1 SO: 5 BB: 4 IBB: 0 HBP: 1 BLK: 0 WP: 0 HR: 0 S: 43 P: 60 ERA: 1.00 WHIP: 1.111															PITCHER		

Batter	1	2	3	4	5	6	7	8	9	AB	R	H	RBI	BB	SO	LOB	BOTTOM	
Lyman Bostock, L OBP: 0.320, SLG: 0.335										4	2	2	0	1	0	1	Cleveland Indians @ Minnesota Twins Metropolitan Stadium, Bloomington, MI Sat Aug 16 1975, 4:33 AM EDT Att: 11,761 - Unknown - 70 F	
Dan Ford, R OBP: 0.316, SLG: 0.421										5	2	3	2	0	2	1		
Rod Carew, L OBP: 0.430, SLG: 0.521										4	2	2	0	0	0	1		
John Briggs, L OBP: 0.422, SLG: 0.404										5	0	2	2	0	0	2		
Tony Oliva, L OBP: 0.360, SLG: 0.425										3	0	2	2	1	1	0		
Eric Soderholm, R OBP: 0.360, SLG: 0.401										4	0	2	0	1	0	1		
Steve Braun, L OBP: 0.387, SLG: 0.440										5	0	2	0	0	1	6		
Jerry Terrell, R OBP: 0.329, SLG: 0.343										5	1	2	0	0	0	3		
Phil Roof, R OBP: 0.345, SLG: 0.556										4	2	3	2	0	0	1		
Inning Stats	R: 2 E: 0 K: 1 S: 8	H: 3 LOB: 2 BB: 1 P: 12	R: 4 E: 1 K: 0 S: 8	H: 6 LOB: 2 BB: 1 P: 12	R: 0 E: 0 K: 1 S: 6	H: 2 LOB: 1 BB: 0 P: 6	R: 0 E: 0 K: 0 S: 4	H: 1 LOB: 2 BB: 1 P: 8	R: 2 E: 0 K: 1 S: 6	H: 3 LOB: 1 BB: 0 P: 6	R: 0 E: 0 K: 1 S: 5	H: 1 LOB: 0 BB: 0 P: 5	R: 1 E: 0 K: 0 S: 6	H: 3 LOB: 2 BB: 0 P: 6	1B: 15 2B: 5 3B: 0 HR: 1	SF: 1 SAC: 1 DP: 2 HBP: 0	WP: 0 PB: 0 SB: 0 CS: 0	PA: 44
PITCHER Eric Raich, R ERA: 5.36	IP: 1.1 WLS: L BF: 13 H: 8 R: 6 ER: 6 SO: 1 BB: 1 IBB: 0 HBP: 0 BLK: 1 WP: 0 HR: 0 S: 14 P: 18 ERA: 40.50 WHIP: 6.750															PITCHER		
Jackie Brown, R ERA: 4.72	IP: 6.2 WLS: L BF: 31 H: 12 R: 3 ER: 3 SO: 3 BB: 1 IBB: 1 HBP: 0 BLK: 0 WP: 0 HR: 1 S: 35 P: 43 ERA: 4.05 WHIP: 1.950															PITCHER		

Batter	1	2	3	4	5	6	7	8	9	AB	R	H	RBI	BB	SO	LOB	TOP										
Davey Nelson, R OBP: 0.229, SLG: 0.200 (1, 4)	1-3	F9		6-3			6-3			4	0	0	0	0	0	1											
Lenny Randle, S OBP: 0.352, SLG: 0.366 Cesar Tovar, R OBP: 0.305, SLG: 0.317 (7, PH) (7, 7)	HR	1B	1B	BB		CS	G3			1	1	1	0	1	0	0											
Toby Harrah, R OBP: 0.402, SLG: 0.484 (1, 6)	HR		1B			E7	5-3			4	1	3	2	0	0	0											
Tom Grieve, R OBP: 0.304, SLG: 0.434 (1, 9)	5-3		K			K				4	0	0	0	0	2	3											
Jim Fregosi, R OBP: 0.327, SLG: 0.396 (1, 3)	L4					3-1				3	0	0	0	1	0	1											
Tom Robson, R OBP: 0.285, SLG: 0.240 (1, 10)		BB	K			1B				4	1	2	0	0	1	3											
Roy Howell, L OBP: 0.333, SLG: 0.428 Jeff Burroughs, R OBP: 0.304, SLG: 0.403 (9, PH)	K		F7			F7				3	0	0	0	0	1	5	AB 31 R 3 H 6 RBI 2 BB 4 SO 4 LOB 17										
Jim Sundberg, R OBP: 0.284, SLG: 0.273 (1, 2)	FC5-4					F9				2	0	0	0	2	0	1											
Dave Moates, L OBP: 0.310, SLG: 0.366 Leo Cardenas, R OBP: 0.344, SLG: 0.317 (9, PH)	FC5-4		G1-6-3			2-3				3	0	0	0	0	0	3											
Inning Stats	R: 2 E: 0 K: 0 S: 5	H: 2 LOB: 0 BB: 0 P: 5	R: 1 E: 1 K: 1 S: 6	H: 1 LOB: 1 BB: 1 P: 10	R: 0 E: 0 K: 2 S: 8	H: 1 LOB: 3 BB: 2 P: 16	R: 0 E: 0 K: 0 S: 2	H: 0 LOB: 0 BB: 1 P: 6	R: 0 E: 1 K: 1 S: 5	H: 1 LOB: 1 BB: 0 P: 6	R: 0 E: 0 K: 0 S: 4	H: 1 LOB: 1 BB: 0 P: 4	R: 0 E: 0 K: 0 S: 3	H: 0 LOB: 0 BB: 0 P: 3	R: 0 E: 0 K: 0 S: 3	H: 0 LOB: 0 BB: 0 P: 3	R: 0 E: 0 K: 0 S: 3	H: 0 LOB: 0 BB: 0 P: 3	1B: 5 2B: 0 3B: 0 HR: 1	SF: 0 SAC: 0 DP: 1 HBP: 1	WP: 0 PB: 0 SB: 2 CS: 1	PA: 36					
PITCHER	IP	WLS	BF	H	R	ER	SO	BB	IBB	HBP	BLK	WP	HR	S	P	ERA	WHIP										
Don Hood, L ERA: 4.99 Rick Waits, L ERA: 1.4	(1, 1)	2.0	12	4	3	2	1	2	0	0	0	0	1	12	20	9.00	3.000										
(3, 1)	7.0	W	24	2	0	0	3	1	1	1	0	0	0	27	36	0.00	0.429										

Texas Rangers @ Cleveland Indians
Cleveland Municipal Stadium, Cleveland, OH
Mon Aug 18 1975, 7:05 PM EDT
Unknown

AB	31
R	3
H	6
RBI	2
BB	4
SO	4
LOB	17



Batter	1	2	3	4	5	6	7	8	9	AB	R	H	RBI	BB	SO	LOB	BOTTOM										
Duane Kuiper, L OBP: 0.366, SLG: 0.337 (1, 4)	E					FC5-4	SH3-4			2	1	2	0	2	0	0											
Rick Manning, L OBP: 0.347, SLG: 0.357 (1, 8)	FC1					FC5-4	SH3-4			3	0	0	0	0	0	4											
George Hendrick, R OBP: 0.313, SLG: 0.437 (1, 9)	F5						F6			4	1	1	0	0	0	3											
Boog Powell, L OBP: 0.396, SLG: 0.535 (1, 3)	G3					G3				3	1	1	3	1	0	1											
Rico Carty, R OBP: 0.377, SLG: 0.508 (1, 10)	6-3					6-3	4-3			3	1	0	0	1	0	3											
Oscar Gamble, L OBP: 0.353, SLG: 0.434 (1, 7)						K				4	0	0	0	0	1	1											
Buddy Bell, R OBP: 0.312, SLG: 0.357 (1, 5)						6-3	1B			3	0	0	0	1	0	0	AB 30 R 4 H 8 RBI 4 BB 5 SO 3 LOB 17										
Alan Ashby, S OBP: 0.289, SLG: 0.303 (1, 2)						BB	K			4	0	3	0	0	1	2											
Frank Duffy, R OBP: 0.272, SLG: 0.276 (1, 6)	FC6-4					K	1B			4	0	1	1	0	1	3											
Inning Stats	R: 1 E: 1 K: 0 S: 5	H: 1 LOB: 1 BB: 0 P: 5	R: 0 E: 0 K: 0 S: 4	H: 1 LOB: 1 BB: 0 P: 4	R: 0 E: 0 K: 1 S: 5	H: 0 LOB: 0 BB: 0 P: 5	R: 0 E: 0 K: 1 S: 6	H: 1 LOB: 2 BB: 1 P: 10	R: 3 E: 0 K: 1 S: 7	H: 3 LOB: 2 BB: 2 P: 15	R: 0 E: 0 K: 0 S: 3	H: 0 LOB: 2 BB: 2 P: 11	R: 0 E: 0 K: 0 S: 4	H: 1 LOB: 1 BB: 0 P: 4	R: 0 E: 0 K: 0 S: 4	H: 1 LOB: 1 BB: 0 P: 4	1B: 7 2B: 0 3B: 0 HR: 1	SF: 0 SAC: 1 DP: 0 HBP: 0	WP: 0 PB: 0 SB: 1 CS: 1	PA: 36							
PITCHER	IP	WLS	BF	H	R	ER	SO	BB	IBB	HBP	BLK	WP	HR	S	P	ERA	WHIP										
Steve Hargan, R ERA: 3.42 Clyde Wright, L ERA: 4.32 Stan Thomas, R ERA: 3.67	(1, 1)	5.0	L	23	6	4	3	2	2	0	0	0	0	6	14	0.00	2.250										
(7, 1)	1.2	7	1	0	0	0	0	0	1	0	0	0	0	6	10	0.00	0.600										

Texas Rangers @ Cleveland Indians
Cleveland Municipal Stadium, Cleveland, OH
Mon Aug 18 1975, 7:05 PM EDT
Unknown

AB	30
R	4
H	8
RBI	4
BB	5
SO	3
LOB	17



Batter	1	2	3	4	5	6	7	8	9	AB	R	H	RBI	BB	SO	LOB	TOP										
Dave Moates, L (1, 8) OBP: 0.310, SLG: 0.366 Tom Robson, R (7, PH) OBP: 0.259, SLG: 0.231 Tom Griewe, R (7, 8) OBP: 0.304, SLG: 0.434	0-0 6-3		0-0 F9		0-0 1B		0-0 G6-4-3			3	0	1	1	0	0	0											
Cesar Tovar, R (1, 10) OBP: 0.304, SLG: 0.314	0-0 F8			4-0 3-1 WP BB	0-0 6-3			0-0 6-3		3	0	0	0	1	0	1											
Mike Hargrove, L (1, 7) OBP: 0.309, SLG: 0.426	0-0 2B			0-0 3-1		0-3 K		0-0 6-3		4	0	2	0	0	1	1											
Jeff Burroughs, R (1, 9) OBP: 0.301, SLG: 0.399	0-0 F8			0-3 K		0-0 F9		0-0 6-3		4	0	0	0	0	1	3											
Jim Spencer, L (1, 3) OBP: 0.328, SLG: 0.409		0-0 F2		0-0 F7		0-3 K		0-0 L3		4	0	0	0	0	1	2											
Roy Howell, L (1, 5) OBP: 0.329, SLG: 0.421		0-0 4-3			0-0 5-3			0-0 F7		4	0	0	0	0	0	0											
Mike Cubbage, L (1, 4) OBP: 0.285, SLG: 0.351 Davey Nelson, R (9, PH) OBP: 0.245, SLG: 0.200		0-0 F5			0-0 F9			4-0 WP BB 1B		3	0	1	0	0	0	0											
Leo Cardenas, R (1, 6) OBP: 0.347, SLG: 0.313 Toby Harrah, R (7, PH) OBP: 0.402, SLG: 0.483			0-0 4-3		4-0 3B BB		4-0 WP BB		0-0 F7	1	1	0	0	1	0	0											
Bill Fahey, L (1, 2) OBP: 0.346, SLG: 0.440 Jim Fregosi, R (7, PH) OBP: 0.331, SLG: 0.396 Jim Sundberg, R (7, 2) OBP: 0.283, SLG: 0.272			0-0 L5		0-0 1B 3B		4-0 G6-4-3 BB		0-0 FC6-4	2	1	1	1	0	0	0											
Inning Stats	R: 0 E: 0 K: 0 S: 4	H: 1 LOB: 1 BB: 0 P: 4	R: 0 E: 0 K: 0 S: 3	H: 0 LOB: 0 BB: 0 P: 3	R: 0 E: 0 K: 1 S: 5	H: 0 LOB: 1 BB: 1 P: 9	R: 2 E: 0 K: 0 S: 5	H: 2 LOB: 1 BB: 1 P: 9	R: 0 E: 0 K: 2 S: 7	H: 0 LOB: 0 BB: 0 P: 7	R: 0 E: 0 K: 0 S: 3	H: 1 LOB: 2 BB: 2 P: 11	R: 0 E: 0 K: 0 S: 4	H: 1 LOB: 1 BB: 0 P: 4	R: 0 E: 0 K: 0 S: 3	H: 0 LOB: 1 BB: 1 P: 7	1B: 3 2B: 1 3B: 1 HR: 0	SF: 0 SAC: 0 DP: 1 HBP: 0	WP: 2 PB: 0 SB: 0 CS: 0	PA: 36							
PITCHER	IP	WLS	BF	H	R	ER	SO	BB	IBB	HBP	BLK	WP	HR	S	P	ERA	WHIP										
Roric Harrison, R (1, 1) ERA: 4.45	6.1	W	26	4	2	2	3	3	0	0	0	1	0	29	41	2.84	1.105										
Dave LaRoche, L (7, 1) ERA: 1.74	2.2	S	10	1	0	0	0	2	0	0	0	1	0	8	16	0.00	1.125										

Texas Rangers @ Cleveland Indians
Cleveland Municipal Stadium, Cleveland, OH
Mon Aug 18 1975, 7:05 PM EDT
Att: 13,410 - Unknown

AB	31
R	2
H	5
RBI	2
BB	5
SO	3
LOB	12



Batter	1	2	3	4	5	6	7	8	9	AB	R	H	RBI	BB	SO	LOB	BOTTOM										
John Lowenstein, L (1, 9) OBP: 0.326, SLG: 0.389	0-0 S E 1B		0-0 1B		0-0 HR			0-3 K		4	2	3	1	0	1	0											
Duane Kuiper, L (1, 4) OBP: 0.359, SLG: 0.330	0-0 F5 1-2		0-0 F8		0-0 F8			0-0 F2		4	0	0	0	0	0	2											
Rick Manning, L (1, 8) OBP: 0.346, SLG: 0.354	0-3 K		0-0 F6		0-0 F7			4-0 1B BB		3	0	0	0	1	1	2											
Boog Powell, L (1, 3) OBP: 0.400, SLG: 0.534	4-0 E BB			4-0 HR BB		0-3 K		0-0 1B		2	1	1	0	2	1	0											
Rico Carty, R (1, 10) OBP: 0.375, SLG: 0.516	0-0 6-3 1-2 2-H			0-0 1-H HR		0-0 4-3		0-0 F3		4	1	1	2	0	0	3											
Oscar Gamble, L (1, 7) OBP: 0.349, SLG: 0.429		0-0 1-3		0-0 F5		0-0 4-3				3	0	0	0	0	0	0											
Buddy Bell, R (1, 5) OBP: 0.310, SLG: 0.354		0-3 K		0-3 K				0-0 F8		3	0	0	0	0	2	0											
Alan Ashby, S (1, 2) OBP: 0.284, SLG: 0.296		0-0 4-3		0-0 F7				0-0 F2		3	0	0	0	0	0	0											
Frank Duffy, R (1, 6) OBP: 0.270, SLG: 0.274			0-3 K		0-0 F4			0-0 F9		3	0	0	0	0	1	0											
Inning Stats	R: 1 E: 1 K: 1 S: 6	H: 1 LOB: 1 BB: 1 P: 10	R: 0 E: 0 K: 1 S: 5	H: 0 LOB: 0 BB: 0 P: 5	R: 0 E: 0 K: 1 S: 6	H: 1 LOB: 1 BB: 0 P: 6	R: 2 E: 0 K: 1 S: 6	H: 1 LOB: 0 BB: 1 P: 10	R: 1 E: 0 K: 0 S: 4	H: 1 LOB: 0 BB: 0 P: 4	R: 0 E: 0 K: 1 S: 5	H: 0 LOB: 0 BB: 0 P: 5	R: 0 E: 0 K: 0 S: 3	H: 0 LOB: 0 BB: 0 P: 3	R: 0 E: 0 K: 1 S: 6	H: 1 LOB: 2 BB: 1 P: 10	1B: 3 2B: 0 3B: 0 HR: 2	SF: 0 SAC: 0 DP: 0 HBP: 0	WP: 0 PB: 0 SB: 1 CS: 0	PA: 32							
PITCHER	IP	WLS	BF	H	R	ER	SO	BB	IBB	HBP	BLK	WP	HR	S	P	ERA	WHIP										
Fergie Jenkins, R (1, 1) ERA: 3.9	8.0	L	32	5	4	3	6	3	0	0	0	0	2	41	53	3.38	1.000										

Texas Rangers @ Cleveland Indians
Cleveland Municipal Stadium, Cleveland, OH
Mon Aug 18 1975, 7:05 PM EDT
Att: 13,410 - Unknown

AB	29
R	4
H	5
RBI	3
BB	3
SO	6
LOB	7



Batter	1	2	3	4	5	6	7	8	9	AB	R	H	RBI	BB	SO	LOB	TOP			
Dave Moates, L (1, 8) OBP: 0.309, SLG: 0.370										4	1	1	0	0	0	0	Texas Rangers @ Cleveland Indians Cleveland Municipal Stadium, Cleveland, OH Tue Aug 19 1975, 7:05 PM EDT Att: 8,894 - Unknown livebaseballscorecards.com			
Lenny Randle, S (1, 4) OBP: 0.349, SLG: 0.363										4	0	0	0	0	0	1				
Mike Hargrove, L (1, 7) OBP: 0.307, SLG: 0.424										4	0	1	1	0	0	0				
Jeff Burroughs, R (1, 10) OBP: 0.299, SLG: 0.396										4	0	0	0	0	1	1				
Jim Spencer, L (1, 3) OBP: 0.327, SLG: 0.417										4	1	1	1	0	1	0				
Toby Harrah, R (1, 6) OBP: 0.402, SLG: 0.481										3	0	1	0	0	0	0				
Tom Grieve, R (1, 9) OBP: 0.304, SLG: 0.431										2	0	0	0	1	0	1				
Roy Howell, L (1, 5) OBP: 0.329, SLG: 0.420										3	0	1	0	0	1	0				
Jim Sundberg, R (1, 2) OBP: 0.281, SLG: 0.270										3	0	0	0	0	1	2				
Inning Stats	R: 1 E: 0 K: 0 S: 4	H: 1 LOB: 0 BB: 0 P: 4	R: 0 E: 0 K: 1 S: 5	H: 0 LOB: 0 BB: 0 P: 5	R: 0 E: 0 K: 1 S: 5	H: 0 LOB: 0 BB: 0 P: 5	R: 0 E: 0 K: 1 S: 6	H: 1 LOB: 2 BB: 0 P: 10	R: 1 E: 0 K: 0 S: 4	H: 2 LOB: 0 BB: 0 P: 4	R: 0 E: 0 K: 0 S: 3	H: 0 LOB: 0 BB: 0 P: 3	R: 0 E: 0 K: 0 S: 3	H: 0 LOB: 0 BB: 0 P: 3	1B: 3 2B: 1 3B: 0 HR: 1	SF: 0 SAC: 0 DP: 1 HBP: 0	WP: 0 PB: 0 SB: 0 CS: 0	PA: 32		
PITCHER Dennis Eckersley, R (1, 1) ERA: 2.62	IP: 9.0 WLS: L BF: 32	H: 5 R: 2 ER: 2 SO: 4	BB: 1 IBB: 0 HBP: 0 BLK: 0	WP: 0 HR: 1 S: 39 P: 43	ERA: 2.00 WHIP: 0.667															

Batter	1	2	3	4	5	6	7	8	9	AB	R	H	RBI	BB	SO	LOB	BOTTOM			
Duane Kuiper, L (1, 4) OBP: 0.353, SLG: 0.324										4	0	0	0	0	0	3	Texas Rangers @ Cleveland Indians Cleveland Municipal Stadium, Cleveland, OH Tue Aug 19 1975, 7:05 PM EDT Att: 8,894 - Unknown livebaseballscorecards.com			
Rick Manning, L (1, 8) OBP: 0.348, SLG: 0.356										4	0	2	0	0	0	0				
George Hendrick, R (1, 9) OBP: 0.310, SLG: 0.433										4	0	0	0	0	1	1				
Rico Carty, R (1, 3) (8, 7) OBP: 0.380, SLG: 0.517										3	1	2	0	1	0	0				
Frank Robinson, R (1, 10) OBP: 0.398, SLG: 0.528										2	0	1	0	2	0	1				
John Lowenstein, L (9, PR) OBP: 0.326, SLG: 0.389										0	0	0	0	0	0	0				
Charlie Spikes, R (1, 7) OBP: 0.285, SLG: 0.345										3	0	1	0	0	1	4				
Rick Cerone, R (8, 2)										0	0	0	0	0	0	0				
Buddy Bell, R (1, 5) OBP: 0.312, SLG: 0.354										3	0	1	1	1	0	2				
Alan Ashby, S (1, 2) OBP: 0.280, SLG: 0.292										2	0	0	0	0	0	3				
Boog Powell, L (7, PH) OBP: 0.401, SLG: 0.533										1	0	0	0	1	1	2				
Frank Duffy, R (1, 6) OBP: 0.268, SLG: 0.272										2	0	0	0	0	0	0				
Oscar Gamble, L (7, PH) OBP: 0.351, SLG: 0.429										0	0	0	0	1	0	0				
Ed Crosby, L (8, 6) OBP: 0.325, SLG: 0.262										1	0	0	0	0	0	2				
Inning Stats	R: 0 E: 0 K: 0 S: 3	H: 1 LOB: 0 BB: 0 P: 3	R: 0 E: 0 K: 0 S: 4	H: 2 LOB: 2 BB: 1 P: 8	R: 0 E: 0 K: 0 S: 3	H: 1 LOB: 0 BB: 0 P: 3	R: 0 E: 0 K: 0 S: 3	H: 1 LOB: 1 BB: 1 P: 7	R: 0 E: 0 K: 0 S: 3	H: 0 LOB: 0 BB: 0 P: 3	R: 1 E: 0 K: 2 S: 9	H: 2 LOB: 3 BB: 2 P: 17	R: 0 E: 0 K: 1 S: 5	H: 0 LOB: 0 BB: 0 P: 5	R: 0 E: 0 K: 0 S: 3	H: 0 LOB: 2 BB: 2 P: 11	1B: 6 2B: 2 3B: 0 HR: 0	SF: 0 SAC: 1 DP: 3 HBP: 0	WP: 0 PB: 0 SB: 0 CS: 0	PA: 37
PITCHER Jim Umberger, L (1, 1) ERA: 4.64	IP: 6.1 WLS: W BF: 25	H: 7 R: 1 ER: 1 SO: 1	BB: 2 IBB: 1 HBP: 0 BLK: 0	WP: 0 HR: 0 S: 24 P: 36	ERA: 1.42 WHIP: 1.421															
Steve Foucault, R (7, 1) ERA: 3.99	IP: 2.2 WLS: S BF: 11	H: 0 R: 0 ER: 0 SO: 2	BB: 2 IBB: 1 HBP: 0 BLK: 0	WP: 0 HR: 0 S: 12 P: 24	ERA: 0.00 WHIP: 0.750															

Batter	1	2	3	4	5	6	7	8	9	AB	R	H	RBI	BB	SO	LOB	TOP			
Duane Kuiper, L (1.4) OBP: 0.348, SLG: 0.321	F8		F6	G3 S 2H 1B		F7			5-3	5	0	1	1	0	0	1				
Rick Manning, L (1.8) OBP: 0.348, SLG: 0.355	4-3		1B BB	G3		F8			E 1B	4	0	1	0	1	0	1				
George Hendrick, R (1.9) OBP: 0.313, SLG: 0.440	HR		1-3 1B	BB			6-3		K 1-2	4	1	2	2	1	1	1				
Boog Powell, L (1.3) OBP: 0.398, SLG: 0.526	F9		F9	4-3			L3		BB	4	0	0	0	1	0	4				
Rico Carty, R (1.10) OBP: 0.380, SLG: 0.515		F3		1B 1B					F8	5	1	2	0	0	0	2				
Oscar Gamble, L (1.7) OBP: 0.353, SLG: 0.441	F4		SH1-3 1-2 1B	1B			4-3			4	2	2	1	0	0	1				
Buddy Bell, R (1.5) OBP: 0.311, SLG: 0.353	F7		1-2 2H 1B	SH1-3 1B			K		6-3	4	1	1	1	0	1	0				
Alan Ashby, S (1.2) OBP: 0.281, SLG: 0.288			WP 1B SH1-3 BB	SH1-3			F8		4-3	2	1	0	0	1	0	0				
Frank Duffy, R (1.6) OBP: 0.269, SLG: 0.273			SH1-3	1-2 2-3 1B			5-3		F5	3	1	1	2	0	0	0				
Inning Stats	R: 1 E: 0 K: 0 S: 4	H: 1 LOB: 0 BB: 0 P: 4	R: 0 E: 0 K: 0 S: 3	H: 0 LOB: 0 BB: 0 P: 3	R: 1 E: 0 K: 0 S: 4	H: 1 LOB: 2 BB: 2 P: 12	R: 4 E: 0 K: 0 S: 8	H: 5 LOB: 2 BB: 1 P: 12	R: 1 E: 0 K: 1 S: 6	H: 1 LOB: 0 BB: 0 P: 6	R: 0 E: 0 K: 0 S: 4	H: 1 LOB: 1 BB: 0 P: 4	R: 0 E: 0 K: 0 S: 3	H: 0 LOB: 0 BB: 0 P: 3	R: 0 E: 1 K: 1 S: 6	H: 1 LOB: 2 BB: 1 P: 10	1B: 8 2B: 0 3B: 0 HR: 2	SF: 0 SAC: 2 DP: 0 HBP: 0	WP: 1 PB: 0 CS: 1	PA: 41
PITCHER	IP	WLS	BF	H	R	ER	SO	BB	IBB	HBP	BLK	WP	HR	S	P	ERA	WHIP			
Mark Littell, R (1.1) ERA: 15.0	3.0	L	16	5	5	5	0	2	0	0	0	1	1	14	22	15.00	2.333			
Lindy McDaniel, R (4.1) ERA: 4.07	0.2		5	2	1	1	0	1	0	0	0	0	0	4	8	13.50	4.500			
Marty Pattin, R (4.1) ERA: 3.55	4.1		15	2	1	1	1	0	0	0	0	0	1	17	17	2.08	0.462			
Bob McClure, L (9.1) ERA:	1.0		5	1	0	0	1	1	0	0	0	0	0	6	10	0.00	2.000			

Cleveland Indians @ Kansas City Royals
 Royals Stadium, Kansas City, MO
 Thu Aug 21 1975, 8:05 PM EDT
 Att: 11,348 - Unknown - 92 F

AB	35
R	7
H	10
RBI	7
BB	4
SO	2
LOB	10



Batter	1	2	3	4	5	6	7	8	9	AB	R	H	RBI	BB	SO	LOB	BOTTOM					
Freddie Patek, R (1.6) OBP: 0.304, SLG: 0.328	F7		F8			5-3 1B	F7			4	1	1	0	0	0	4						
Cookie Rojas, R (1.4) OBP: 0.305, SLG: 0.329	6-3		G6-4-3 1-2			5-3			6-3	4	0	0	0	0	0	4						
Amos Otis, R (1.8) OBP: 0.362, SLG: 0.412	6-3			3-1 1B		G3 2H 1B			F8	4	0	2	1	0	0	0						
John Mayberry, L (1.3) OBP: 0.412, SLG: 0.565		F9		3-1		G3			F8	4	0	0	0	0	0	2						
Hal McRae, R (1.7) OBP: 0.363, SLG: 0.431		5-3		F9		L6			5-3	4	0	0	0	0	0	2						
George Brett, L (1.5) OBP: 0.338, SLG: 0.429		6-3		4-3			F7		1B 2B	4	1	1	0	0	0	1						
Tony Solaita, L (1.10) OBP: 0.372, SLG: 0.526			1B 1B BB			K			K	3	0	0	0	1	2	1						
Al Cowens, R (1.9) OBP: 0.348, SLG: 0.418			1B 1B			6-3			FC6-4 1B	4	1	3	1	0	0	0						
Bob Stinson, S (1.2) OBP: 0.381, SLG: 0.433			1-2 2-3 1B			5-3			FC6-4	2	0	1	0	0	0	0						
Fran Healy, R (7.2) OBP: 0.293, SLG: 0.326							3B		1-2 FC6-4	2	0	1	1	0	0	1						
Inning Stats	R: 0 E: 0 K: 0 S: 3	H: 0 LOB: 0 BB: 0 P: 3	R: 0 E: 0 K: 0 S: 3	H: 0 LOB: 0 BB: 0 P: 3	R: 0 E: 0 K: 0 S: 4	H: 2 LOB: 1 BB: 1 P: 8	R: 0 E: 0 K: 0 S: 4	H: 1 LOB: 0 BB: 0 P: 4	R: 0 E: 0 K: 1 S: 5	H: 0 LOB: 0 BB: 0 P: 5	R: 1 E: 0 K: 0 S: 5	H: 2 LOB: 1 BB: 0 P: 5	R: 1 E: 0 K: 0 S: 5	H: 2 LOB: 1 BB: 0 P: 5	R: 0 E: 0 K: 0 S: 3	H: 0 LOB: 0 BB: 0 P: 3	R: 1 E: 0 K: 1 S: 7	H: 2 LOB: 1 BB: 0 P: 7	1B: 7 2B: 1 3B: 1 HR: 0	SF: 0 SAC: 0 DP: 1 HBP: 0	WP: 0 PB: 0 CS: 0	PA: 36
PITCHER	IP	WLS	BF	H	R	ER	SO	BB	IBB	HBP	BLK	WP	HR	S	P	ERA	WHIP					
Jackie Brown, R (1.1) ERA: 4.59	9.0	W	36	9	3	3	2	1	0	0	0	0	0	39	43	3.00	1.111					

Cleveland Indians @ Kansas City Royals
 Royals Stadium, Kansas City, MO
 Thu Aug 21 1975, 8:05 PM EDT
 Att: 11,348 - Unknown - 92 F

AB	35
R	3
H	9
RBI	3
BB	1
SO	2
LOB	15



Batter	1	2	3	4	5	6	7	8	9	AB	R	H	RBI	BB	SO	LOB	TOP					
Duane Kuiper, L (1,4) OBP: 0.346, SLG: 0.318	6-3	1-3		F8		L1-5				5	0	1	1	0	0	3	Cleveland Indians @ Kansas City Royals Royals Stadium, Kansas City, MO Fri Aug 22 1975, 8:05 PM EDT Att: 13,204 - Unknown - 91 F					
Rick Manning, L (1,8) OBP: 0.346, SLG: 0.351	E4	1-3		K			F5			4	1	0	0	1	1							
George Hendrick, R (1,9) OBP: 0.314, SLG: 0.442	1B					F9				5	1	2	1	0	0	3						
Rico Carty, R (1,3) OBP: 0.384, SLG: 0.528	1B			K		5-3				5	2	3	1	0	1	1						
Frank Robinson, R (1,10) OBP: 0.387, SLG: 0.509 Oscar Gamble, L (9,PH) OBP: 0.352, SLG: 0.439	K			F4		F7				4	0	0	0	0	1	3						
Charlie Spikes, R (1,7) OBP: 0.290, SLG: 0.347	E			FC5-4						4	2	2	1	1	0	2						
Buddy Bell, R (1,5) OBP: 0.313, SLG: 0.354	E5					FC1-6				4	3	2	0	0	0	1						
Rick Cerone, R (1,2) OBP: 0.250, SLG: 0.250 John Lowenstein, L (8,PH) OBP: 0.329, SLG: 0.396 Alan Ashby, S (8,2) OBP: 0.281, SLG: 0.288	5-3					FC1-6				3	0	1	0	0	0	3						
Frank Duffy, R (1,6) OBP: 0.269, SLG: 0.273				FC5-4						1	0	1	1	0	0	4						
Inning Stats	R: 4 E: 2 K: 1 S: 10	H: 3 LOB: 1 BB: 0 P: 10	R: 0 E: 0 K: 0 S: 3	H: 0 LOB: 0 BB: 0 P: 3	R: 0 E: 0 K: 1 S: 6	H: 1 LOB: 1 BB: 0 P: 6	R: 1 E: 0 K: 1 S: 7	H: 2 LOB: 1 BB: 0 P: 7	R: 0 E: 0 K: 0 S: 3	H: 0 LOB: 0 BB: 0 P: 3	R: 1 E: 0 K: 0 S: 5	H: 3 LOB: 1 BB: 0 P: 5	R: 1 E: 0 K: 0 S: 4	H: 1 LOB: 0 BB: 0 P: 4	R: 2 E: 1 K: 0 S: 5	H: 2 LOB: 2 BB: 2 P: 13		R: 0 E: 0 K: 1 S: 6	H: 1 LOB: 1 BB: 0 P: 6	1B: 10 2B: 3 3B: 0 HR: 1	SF: 0 SAC: 1 DP: 2 HBP: 0	WP: 0 PB: 1 SB: 1 CS: 0
PITCHER	IP WLS BF H R ER SO BB IBB HBP BLK WP HR S P ERA WHIP																					
Paul Spittorf, L (1,1) ERA: 3.12	7.0 L 32 10 7 2 3 0 0 0 0 0 0 1 38 38 2.57 1.429																					
Doug Bird, R (8,1) ERA: 3.51	0.1 4 1 2 1 0 1 0 0 0 0 0 0 3 7 27.00 6.000																					
Bob McClure, L (8,1) ERA:	0.0 2 1 0 0 0 1 0 0 0 0 0 0 1 5 ∞ ∞																					
Lindy McDaniel, R (8,1) ERA: 3.97	1.2 5 1 0 0 1 0 0 0 0 0 0 0 7 7 0.00 0.600																					

Batter	1	2	3	4	5	6	7	8	9	AB	R	H	RBI	BB	SO	LOB	BOTTOM			
Freddie Patek, R (1,6) OBP: 0.304, SLG: 0.328	6-3		G6-4-3							4	0	1	0	0	0	1	Cleveland Indians @ Kansas City Royals Royals Stadium, Kansas City, MO Fri Aug 22 1975, 8:05 PM EDT Att: 13,204 - Unknown - 91 F			
Al Cowens, R (1,9) OBP: 0.341, SLG: 0.410	6-3		1-3		L8					4	0	0	0	0	0					
Amos Otis, R (1,8) OBP: 0.363, SLG: 0.422	F9									4	2	2	1	0	0					
John Mayberry, L (1,3) OBP: 0.409, SLG: 0.559										4	0	0	0	0	1					
Hal McRae, R (1,7) OBP: 0.364, SLG: 0.433										4	2	2	1	0	0					
George Brett, L (1,5) OBP: 0.338, SLG: 0.427										4	0	1	0	0	0	2				
Harmon Killebrew, R (1,10) OBP: 0.335, SLG: 0.364 Vada Pinson, L (6,PH) OBP: 0.252, SLG: 0.344										2	1	2	1	0	0	0				
Cookie Rojas, R (1,4) OBP: 0.304, SLG: 0.331										4	0	1	2	0	0	3				
Buck Martinez, R (1,2) OBP: 0.304, SLG: 0.363 Tony Solaita, L (9,PH) OBP: 0.370, SLG: 0.523										3	0	1	0	0	1	2				
Inning Stats	R: 0 E: 0 K: 0 S: 3	H: 0 LOB: 0 BB: 0 P: 3	R: 0 E: 1 K: 0 S: 5	H: 1 LOB: 2 BB: 0 P: 5	R: 0 E: 0 K: 0 S: 3	H: 1 LOB: 0 BB: 0 P: 3	R: 3 E: 0 K: 1 S: 9	H: 4 LOB: 1 BB: 0 P: 9	R: 1 E: 0 K: 0 S: 4	H: 2 LOB: 0 BB: 0 P: 4	R: 1 E: 0 K: 1 S: 7	H: 2 LOB: 1 BB: 0 P: 7	R: 0 E: 0 K: 0 S: 3	H: 0 LOB: 0 BB: 0 P: 3	R: 0 E: 0 K: 1 S: 5	H: 0 LOB: 0 BB: 0 P: 5		1B: 6 2B: 3 3B: 0 HR: 1	SF: 0 SAC: 1 DP: 1 HBP: 0	WP: 0 PB: 0 SB: 0 CS: 0
PITCHER	IP WLS BF H R ER SO BB IBB HBP BLK WP HR S P ERA WHIP																			
Fritz Peterson, L (1,1) ERA: 4.89	5.0 W 22 8 4 4 1 0 0 0 0 0 0 1 24 24 7.20 1.600																			
Jim Bibby, R (6,1) ERA: 4.35	4.0 S 14 2 1 1 2 0 0 0 0 0 0 0 18 18 2.25 0.500																			

Batter	1	2	3	4	5	6	7	8	9	AB	R	H	RBI	BB	SO	LOB	TOP	
John Lowenstein, L (1, 8) OBP: 0.326, SLG: 0.392	F9		BB 1B		4-3	1-3		FC4-6		5	0	1	0	0	0	3	Cleveland Indians @ Kansas City Royals Royals Stadium, Kansas City, MO Sat Aug 23 1975, 8:05 PM EDT Att: 15,396 - Unknown - 91 F	
Duane Kuiper, L (1, 4) OBP: 0.348, SLG: 0.315	3-1		FC6-4 BB		F5		HBP	G3		2	0	0	0	1	0	0		
Jack Brohamer, L (7, 4) OBP: 0.285, SLG: 0.348			BB							1	0	0	0	0	0	2		
George Hendrick, R (1, 9) OBP: 0.311, SLG: 0.437	4-3		FC6-4 1B		F6		F4			5	1	0	1	0	1	2		
Boog Powell, L (1, 3) OBP: 0.401, SLG: 0.535		HR	1B			1B BB	F7			4	2	2	1	1	1	1		
Rico Carty, R (1, 10) OBP: 0.384, SLG: 0.525		CS 1B	1B			F9	K			5	0	2	1	0	1	2		
Oscar Gamble, L (1, 7) OBP: 0.351, SLG: 0.434		K	F7			F7		SH 1B BB		3	1	0	0	1	1	4		
Buddy Bell, R (1, 5) OBP: 0.316, SLG: 0.358		CS 1B			F9	1B E 1B		SH 1B		4	1	3	0	0	0	0		
Alan Ashby, S (1, 2) OBP: 0.282, SLG: 0.289		K			4-3		E 1B	SH FC4-6 1B		3	1	1	1	0	1	2		
Frank Duffy, R (1, 6) OBP: 0.273, SLG: 0.278			1B FC6-4 1B		F8	E9 1B		FC4-6 1B		4	1	3	3	0	0	0		
Inning Stats	R: 0 E: 0 K: 0 S: 3	H: 0 LOB: 0 BB: 0 P: 3	R: 1 E: 0 K: 2 S: 9	H: 3 LOB: 1 BB: 0 P: 9	R: 2 E: 0 K: 0 S: 6	H: 4 LOB: 2 BB: 1 P: 10	R: 0 E: 0 K: 0 S: 3	H: 0 LOB: 0 BB: 0 P: 3	R: 0 E: 0 K: 1 S: 5	H: 0 LOB: 1 BB: 0 P: 6	R: 1 E: 1 K: 0 S: 5	H: 2 LOB: 2 BB: 1 P: 9	R: 0 E: 0 K: 2 S: 7	H: 0 LOB: 0 BB: 0 P: 7	1B: 11 2B: 0 3B: 0 HR: 1	SF: 0 SAC: 1 DP: 0 HBP: 1	WP: 0 PB: 0 SB: 0 CS: 2	PA: 41
PITCHER	IP WLS BF H R ER SO BB IBB HBP BLK WP HR S P ERA WHIP																	
Nelson Briles, R (1, 1) ERA: 4.42	2.2 L 13 6 3 3 2 1 0 0 0 0 1 16 20 10.12 2.625																	
Marty Pattin, R (3, 1) ERA: 3.66	3.0 4 3 3 0 1 0 0 0 0 0 0 13 17 9.00 1.667																	
Doug Bird, R (6, 1) ERA: 3.54	1.1 5 0 0 0 1 0 0 1 0 0 0 6 7 0.00 0.000																	
Mark Littell, R (8, 1) ERA: 10.8	2.0 9 2 1 1 2 1 0 0 0 0 0 12 16 4.50 1.500																	

Batter	1	2	3	4	5	6	7	8	9	AB	R	H	RBI	BB	SO	LOB	BOTTOM	
Freddie Patek, R (1, 6) OBP: 0.301, SLG: 0.324	6-3			6-3		6-3		4-3		4	0	0	0	0	0	1	Cleveland Indians @ Kansas City Royals Royals Stadium, Kansas City, MO Sat Aug 23 1975, 8:05 PM EDT Att: 15,396 - Unknown - 91 F	
Al Cowens, R (1, 9) OBP: 0.340, SLG: 0.406	F9			K		F8		1B		4	0	1	1	0	1	0		
Amos Otis, R (1, 8) OBP: 0.362, SLG: 0.418	F8			BB		5-3		4-3		3	0	0	0	1	0	1		
John Mayberry, L (1, 3) OBP: 0.408, SLG: 0.555		F7		4-3		1B BB		F8		3	0	0	0	1	0	1		
Hal McRae, R (1, 7) OBP: 0.363, SLG: 0.432		6-3				F8		F9		4	0	1	0	0	0	1		
George Brett, L (1, 5) OBP: 0.339, SLG: 0.428		6-3				F5		1B		4	0	2	0	0	0	1		
Harmon Killebrew, R (1, 10) OBP: 0.320, SLG: 0.378			K			F2		F8		4	0	0	0	0	1	4		
Cookie Rojas, R (1, 4) OBP: 0.304, SLG: 0.329			CS BB			F9		4-3		2	0	0	0	1	0	1		
Buck Martinez, R (1, 2) OBP: 0.305, SLG: 0.368			F7			6-3		4-3 1B 2B		3	1	1	0	0	0	1		
Inning Stats	R: 0 E: 0 K: 0 S: 3	H: 0 LOB: 0 BB: 0 P: 3	R: 0 E: 0 K: 0 S: 3	H: 0 LOB: 0 BB: 0 P: 3	R: 0 E: 0 K: 1 S: 4	H: 0 LOB: 1 BB: 1 P: 8	R: 0 E: 0 K: 1 S: 5	H: 0 LOB: 1 BB: 1 P: 9	R: 0 E: 0 K: 0 S: 4	H: 1 LOB: 2 BB: 1 P: 8	R: 1 E: 0 K: 0 S: 5	H: 2 LOB: 1 BB: 0 P: 5	R: 0 E: 0 K: 0 S: 4	H: 1 LOB: 1 BB: 0 P: 4	1B: 4 2B: 1 3B: 0 HR: 0	SF: 0 SAC: 0 DP: 0 HBP: 0	WP: 0 PB: 0 SB: 0 CS: 1	PA: 34
PITCHER	IP WLS BF H R ER SO BB IBB HBP BLK WP HR S P ERA WHIP																	
Rick Waits, L (1, 1) ERA: 1.27	9.0 W 34 5 1 1 2 3 0 0 0 0 0 35 47 1.00 0.889																	

Batter	1	2	3	4	5	6	7	8	9	AB	R	H	RBI	BB	SO	LOB	TOP										
Rick Manning, L OBP: 0.345, SLG: 0.352 (1, 8)										4	0	1	0	0	1	1	Cleveland Indians @ Kansas City Royals Royals Stadium, Kansas City, MO Sun Aug 24 1975, 4:33 AM EDT Alt. 9,475 - Unknown - 92 F										
Jack Brohamer, L OBP: 0.294, SLG: 0.351 (1, 4)										4	0	1	1	0	1												
George Hendrick, R OBP: 0.310, SLG: 0.436 (1, 9)										4	0	1	0	0	1	2											
Boog Powell, L OBP: 0.399, SLG: 0.532 (1, 3)										4	0	1	0	0	0	2											
Rico Carty, R OBP: 0.379, SLG: 0.518 (1, 10)										4	0	0	0	0	1	2											
Oscar Gamble, L OBP: 0.356, SLG: 0.435 (1, 7)										2	1	1	0	2	0	0											
Buddy Bell, R OBP: 0.316, SLG: 0.357 (1, 5)										4	0	1	1	0	0	3											
Alan Ashby, S OBP: 0.281, SLG: 0.283 (1, 2)										3	0	0	0	1	0	3											
Frank Duffy, R OBP: 0.274, SLG: 0.281 (1, 6)										3	1	1	0	0	0	0											
John Lowenstein, L (9, PH) OBP: 0.325, SLG: 0.390										1	0	0	0	0	0	1											
Inning Stats	R: 0 E: 0 K: 1 S: 5	H: 0 LOB: 0 BB: 0 P: 5	R: 0 E: 0 K: 0 S: 4	H: 1 LOB: 2 BB: 1 P: 8	R: 0 E: 0 K: 1 S: 6	H: 1 LOB: 1 BB: 0 P: 6	R: 1 E: 0 K: 0 S: 4	H: 1 LOB: 1 BB: 1 P: 8	R: 1 E: 0 K: 1 S: 7	H: 2 LOB: 1 BB: 0 P: 7	R: 0 E: 0 K: 0 S: 3	H: 1 LOB: 0 BB: 0 P: 3	R: 0 E: 0 K: 0 S: 3	H: 0 LOB: 0 BB: 0 P: 3	R: 0 E: 0 K: 1 S: 6	H: 1 LOB: 1 BB: 1 P: 6	R: 0 E: 0 K: 0 S: 3	H: 0 LOB: 1 BB: 1 P: 7	1B: 4 2B: 3 3B: 0 HR: 0	SF: 0 SAC: 0 DP: 1 HBP: 0	WP: 1 PB: 0 SB: 1 CS: 0	PA: 36					
PITCHER	IP	WLS	BF	H	R	ER	SO	BB	IBB	HBP	BLK	WP	HR	S	P	ERA	WHIP										
Al Fitzmorris, R ERA: 3.85 (1, 1)	7.2	W	31	7	2	2	3	2	0	0	0	1	0	35	43	2.35	1.174										
Doug Bird, R ERA: 3.48 (8, 1)	1.1	S	5	0	0	0	1	1	0	0	0	0	0	6	10	0.00	0.750										

Batter	1	2	3	4	5	6	7	8	9	AB	R	H	RBI	BB	SO	LOB	BOTTOM										
Freddie Patek, R OBP: 0.303, SLG: 0.329 (1, 6)										4	1	2	0	0	0	0	Cleveland Indians @ Kansas City Royals Royals Stadium, Kansas City, MO Sun Aug 24 1975, 4:33 AM EDT Alt. 9,475 - Unknown - 92 F										
Vada Pinson, L OBP: 0.292, SLG: 0.342 (1, 7)										4	0	1	1	0	0	1											
Hal McRae, R OBP: 0.364, SLG: 0.438 (1, 10)										3	1	1	2	1	0	1											
John Mayberry, L OBP: 0.408, SLG: 0.554 (1, 3)										3	1	1	0	1	0	3											
George Brett, L OBP: 0.338, SLG: 0.430 (1, 5)										4	1	1	1	0	0	4											
Al Cowens, R OBP: 0.343, SLG: 0.413 (1, 8)										4	0	2	0	0	0	0											
Jim Wohlford, R OBP: 0.324, SLG: 0.316 (1, 9)										4	0	0	0	0	0	2											
Bob Stinson, S OBP: 0.385, SLG: 0.447 (1, 2)										4	0	2	0	0	1	1											
Frank White, R OBP: 0.256, SLG: 0.308 (1, 4)										3	1	0	0	1	0	3											
Inning Stats	R: 1 E: 0 K: 0 S: 4	H: 1 LOB: 1 BB: 1 P: 8	R: 0 E: 0 K: 0 S: 4	H: 1 LOB: 0 BB: 0 P: 4	R: 0 E: 0 K: 0 S: 3	H: 0 LOB: 0 BB: 0 P: 3	R: 2 E: 1 K: 1 S: 7	H: 2 LOB: 0 BB: 0 P: 7	R: 2 E: 0 K: 0 S: 5	H: 2 LOB: 1 BB: 1 P: 9	R: 0 E: 0 K: 0 S: 4	H: 1 LOB: 1 BB: 0 P: 4	R: 0 E: 0 K: 0 S: 4	H: 1 LOB: 2 BB: 1 P: 8	R: 0 E: 0 K: 0 S: 4	H: 2 LOB: 1 BB: 0 P: 4		1B: 5 2B: 3 3B: 1 HR: 1	SF: 0 SAC: 0 DP: 0 HBP: 0	WP: 0 PB: 0 SB: 1 CS: 1	PA: 36						
PITCHER	IP	WLS	BF	H	R	ER	SO	BB	IBB	HBP	BLK	WP	HR	S	P	ERA	WHIP										
Roric Harrison, R ERA: 4.63 (1, 1)	4.0	L	20	6	5	5	1	2	0	0	0	0	0	20	28	11.25	2.000										
Don Hood, L ERA: 4.8 (5, 1)	4.0		16	4	0	0	0	0	1	0	1	0	0	15	19	0.00	1.000										

Batter	1	2	3	4	5	6	7	8	9	AB	R	H	RBI	BB	SO	LOB	TOP					
Pat Kelly, L OBP: 0.353, SLG: 0.408 (1, 9)	0-3 K		4-0 BB			0-0 F3		0-0 F8		3	0	0	0	1	1	0	Chicago White Sox @ Cleveland Indians Cleveland Municipal Stadium, Cleveland, OH Mon Aug 25 1975, 7:05 PM EDT Att: 8,171 - Unknown					
Jorge Orta, L OBP: 0.356, SLG: 0.435 (1, 4)	0-0 F5		0-0 F8			0-0 F9		0-0 G3-6-3 1B		4	0	1	0	0	0	2						
Carlos May, L OBP: 0.371, SLG: 0.378 (1, 10)	0-0 3-1			0-3 K		0-0 F7		0-0 G3-6-3 1-2		4	0	0	0	0	1	1						
Deron Johnson, R OBP: 0.303, SLG: 0.389 (1, 3)		0-3 K		4-0 BB		4-0 PB 1B BB		0-0 F7		2	1	0	0	2	1	0						
Ken Henderson, S OBP: 0.357, SLG: 0.354 (1, 8)		0-3 K		0-3 K		0-3 K		0-0 1B		4	0	1	0	0	3	2						
Bill Melton, R OBP: 0.350, SLG: 0.336 (1, 5)		0-0 F8		0-0 F6		0-0 4-3 2H 1B		0-0 F7		4	0	1	1	0	0	2						
Nyls Nyman, L OBP: 0.245, SLG: 0.260 (1, 7)			0-0 F3		0-0 F8		0-0 4-3		0-0 F5		4	0	0	0	0	2						
Bucky Dent, R OBP: 0.318, SLG: 0.363 (1, 6)			0-3 K		0-3 K		4-0 BB			2	0	0	0	1	2	0						
Brian Downing, R OBP: 0.369, SLG: 0.340 (1, 2)			4-0 BB BB		0-0 F8		0-0 F3			2	0	0	0	1	0	2						
Inning Stats	R: 0 E: 0 K: 1 S: 5	H: 0 LOB: 0 BB: 0 P: 5	R: 0 E: 0 K: 2 S: 7	H: 0 LOB: 0 BB: 0 P: 7	R: 0 E: 0 K: 1 S: 5	H: 0 LOB: 2 BB: 1 P: 13	R: 0 E: 0 K: 2 S: 7	H: 0 LOB: 1 BB: 1 P: 11	R: 0 E: 0 K: 1 S: 5	H: 0 LOB: 0 BB: 0 P: 5	R: 0 E: 0 K: 0 S: 3	H: 0 LOB: 0 BB: 0 P: 3	R: 1 E: 0 K: 1 S: 6	H: 1 LOB: 2 BB: 2 P: 14	R: 0 E: 0 K: 0 S: 3	H: 1 LOB: 1 BB: 0 P: 3	R: 0 E: 0 K: 0 S: 4	H: 1 LOB: 1 BB: 0 P: 4	1B: 3 2B: 0 3B: 0 HR: 0	SF: 0 SAC: 0 DP: 1 HBP: 0	WP: 0 PB: 1 CS: 0	PA: 34
PITCHER Dennis Eckersley, R ERA: 2.45 (1, 1)	IP: 9.0 WLS: W BF: 34 H: 3 R: 1 ER: 0 SO: 8 BB: 5 IBB: 0 HBP: 0 BLK: 0 WP: 0 HR: 0 S: 45 P: 65 ERA: 0.00 WHIP: 0.889															PITCHER						

Batter	1	2	3	4	5	6	7	8	9	AB	R	H	RBI	BB	SO	LOB	BOTTOM			
Duane Kuiper, L OBP: 0.350, SLG: 0.314 (1, 4)	0-0 1-3		0-0 4-3		1-0 2B HBP		0-0 FC5-4 1B	0-0 FC5-4 1-2		4	1	1	0	0	0	2	Chicago White Sox @ Cleveland Indians Cleveland Municipal Stadium, Cleveland, OH Mon Aug 25 1975, 7:05 PM EDT Att: 8,171 - Unknown			
Buddy Bell, R OBP: 0.317, SLG: 0.359 (1, 5)	0-3 K		4-0 FC6 BB		0-0 1-H 2B		0-0 F9			3	0	1	1	1	1	1				
Rick Manning, L OBP: 0.342, SLG: 0.348 (1, 8)	0-3 K		0-0 FC6 1-2 2-3		0-0 L5		0-0 FC5-4 1-2			4	0	0	0	0	1	4				
Rico Carty, R OBP: 0.378, SLG: 0.512 Boog Powell, L OBP: 0.399, SLG: 0.532 (9, 3)		4-0 F8 E BB	0-0 F8		0-0 F2		0-0 F3			3	1	0	0	1	0	3				
George Hendrick, R OBP: 0.310, SLG: 0.434 (1, 9)		0-0 6-3 1-2		0-0 F9		0-0 5-3		0-0 HR 1B		4	1	1	0	0	0	1				
Frank Robinson, R OBP: 0.390, SLG: 0.531 (1, 10)		0-0 F8 2-3		4-0 FC5-4 BB		0-3 K		0-0 HR 1-H HR		3	1	1	2	1	1	1				
Charlie Spikes, R OBP: 0.292, SLG: 0.363 (1, 7)		0-0 E3 3-H		0-0 F4		0-0 2B		0-0 HR		4	1	2	1	0	0	1				
Alan Ashby, S OBP: 0.275, SLG: 0.275 (1, 2)		0-0 5-3		0-0 FC5-4 1-2		0-0 5-3		0-0 F9		4	0	0	0	0	0	3				
Frank Duffy, R OBP: 0.276, SLG: 0.283 (1, 6)			0-0 FC6 4-3 1B		0-0 5-3		0-0 4-3	0-0 FC5-4 1B		4	0	2	0	0	0	0				
Inning Stats	R: 0 E: 0 K: 2 S: 7	H: 0 LOB: 0 BB: 0 P: 7	R: 1 E: 1 K: 0 S: 4	H: 0 LOB: 1 BB: 1 P: 8	R: 0 E: 0 K: 0 S: 4	H: 1 LOB: 2 BB: 1 P: 8	R: 0 E: 0 K: 0 S: 3	H: 0 LOB: 1 BB: 1 P: 7	R: 1 E: 0 K: 0 S: 4	H: 1 LOB: 1 BB: 0 P: 5	R: 0 E: 0 K: 1 S: 6	H: 1 LOB: 1 BB: 0 P: 6	R: 0 E: 0 K: 0 S: 4	H: 1 LOB: 1 BB: 0 P: 4	R: 3 E: 0 K: 0 S: 7	H: 4 LOB: 1 BB: 0 P: 7	1B: 4 2B: 2 3B: 0 HR: 2	SF: 0 SAC: 0 DP: 0 HBP: 1	WP: 0 PB: 0 CS: 0	PA: 37
PITCHER Jim Kaat, L ERA: 3.09 (1, 1)	IP: 8.0 WLS: L BF: 37 H: 8 R: 5 ER: 4 SO: 3 BB: 3 IBB: 0 HBP: 1 BLK: 0 WP: 0 HR: 2 S: 39 P: 52 ERA: 4.50 WHIP: 1.375															PITCHER				

Batter	1	2	3	4	5	6	7	8	9	AB	R	H	RBI	BB	SO	LOB	TOP			
Pat Kelly, L OBP: 0.352, SLG: 0.404 (1, 9)	4-0 S BB		0-0 F8		0-3 K			0-0 L6		3	0	0	0	1	1	0	Chicago White Sox @ Cleveland Indians Cleveland Municipal Stadium, Cleveland, OH Wed Aug 27 1975, 7:05 PM EDT Unknown livebaseballscorecards.com			
Bucky Dent, R OBP: 0.316, SLG: 0.360 (1, 6)	0-0 F8		0-3 K			0-0 4-3		0-0 F9		4	0	0	0	0	1	1				
Jorge Orta, L OBP: 0.359, SLG: 0.442 (1, 4)	0-0 4-3		0-0 HR			0-0 F7		0-0 G6-4-3 1B		4	1	2	1	0	0	1				
Deron Johnson, R OBP: 0.301, SLG: 0.385 (1, 3)	0-0 F8		0-0 6-3			0-0 5-3		0-0 G6-4-3 1B		4	0	0	0	0	0	2				
Ken Henderson, S OBP: 0.356, SLG: 0.351 (1, 8)		4-0 FC6-4 BB		0-0 4-3			0-0 F8		0-3 K	3	0	0	0	1	1	0				
Bill Melton, R OBP: 0.350, SLG: 0.343 (1, 5)		0-0 FC6-4 FC5 BB 1-2		0-3 K			0-0 HR			3	1	1	1	0	1	1				
Carlos May, L OBP: 0.371, SLG: 0.376 (1, 10)		4-0 FC5 BB 1-2		0-0 F8			0-0 F8			2	0	0	0	1	0	0				
Nyls Nyman, L OBP: 0.242, SLG: 0.257 (1, 7)		0-0 FC5 1-2 2-3		0-0 6-3			0-0 F7			3	0	0	0	0	0	2				
Brian Downing, R OBP: 0.366, SLG: 0.337 (1, 2)		0-0 5-3		0-0 6-3			0-0 F3			3	0	0	0	0	0	2				
Inning Stats	R: 0 E: 0 K: 0 S: 3	H: 0 LOB: 1 BB: 1 P: 7	R: 0 E: 0 K: 0 S: 3	H: 0 LOB: 2 BB: 2 P: 11	R: 1 E: 0 K: 1 S: 6	H: 1 LOB: 0 BB: 0 P: 6	R: 0 E: 0 K: 1 S: 5	H: 0 LOB: 0 BB: 0 P: 5	R: 0 E: 0 K: 0 S: 3	H: 0 LOB: 0 BB: 0 P: 3	R: 1 E: 0 K: 0 S: 4	H: 1 LOB: 0 BB: 0 P: 4	R: 0 E: 0 K: 0 S: 3	H: 0 LOB: 0 BB: 0 P: 3	R: 0 E: 0 K: 1 S: 5	H: 1 LOB: 1 BB: 0 P: 5	1B: 1 2B: 0 3B: 0 HR: 2	SF: 0 SAC: 0 DP: 1 HBP: 0	WP: 0 PB: 0 SB: 0 CS: 1	PA: 32
PITCHER Jim Bibby, R ERA: 4.2 (1, 1)	IP: 9.0 WLS: L BF: 32 H: 3 R: 2 ER: 2 SO: 4 BB: 3 IBB: 0 HBP: 0 BLK: 0 WP: 0 HR: 2 S: 37 P: 49 ERA: 2.00 WHIP: 0.667															PITCHER				

Batter	1	2	3	4	5	6	7	8	9	AB	R	H	RBI	BB	SO	LOB	BOTTOM			
Duane Kuiper, L OBP: 0.346, SLG: 0.309 John Lowenstein, L (9, FH) OBP: 0.328, SLG: 0.393 (1, 4)	0-0 6-3		0-0 F6 1-2			0-0 6-3			0-0 1B 1B	3	0	0	0	0	0	1	Chicago White Sox @ Cleveland Indians Cleveland Municipal Stadium, Cleveland, OH Wed Aug 27 1975, 7:05 PM EDT Unknown livebaseballscorecards.com			
Buddy Bell, R OBP: 0.318, SLG: 0.359 Boog Powell, L (9, FH) OBP: 0.398, SLG: 0.530 (1, 5)	0-0 6-3			0-0 G6-4-3 1B		0-0 F8		0-0 F8		3	0	1	0	0	0	0				
Rick Manning, L OBP: 0.341, SLG: 0.347 (1, 8)	0-0 4-3			0-0 G6-4-3 1B		0-0 4-3		0-3 K		4	0	1	0	0	1	1				
Rico Carty, R OBP: 0.376, SLG: 0.509 Don Hood, L (9, PR) (1, 3)		0-3 K		0-0 G6-4-3 1-2 2-3			0-0 F8		0-0 1B	4	0	1	0	0	1	2				
George Hendrick, R OBP: 0.307, SLG: 0.430 (1, 9)		0-0 F8		0-0 5-3			0-0 F9		0-0 6-3	4	0	0	0	0	0	3				
Frank Robinson, R OBP: 0.388, SLG: 0.522 (1, 10)		4-0 BB		0-0 F3			0-0 F7			2	0	0	0	1	0	0				
Charlie Spikes, R OBP: 0.290, SLG: 0.359 (1, 7)		0-0 F8		0-0 4-3			0-0 F8			3	0	0	0	0	0	1				
Rick Cerone, R OBP: 0.286, SLG: 0.167 (1, 2)			0-0 F8		4-0 BB		0-0 F7			2	0	0	0	1	0	0				
Frank Duffy, R OBP: 0.276, SLG: 0.284 (1, 6)			0-0 CS 1B		0-0 5-3		0-0 5-3			3	0	1	0	0	0	1				
Inning Stats	R: 0 E: 0 K: 0 S: 3	H: 0 LOB: 0 BB: 0 P: 3	R: 0 E: 0 K: 1 S: 5	H: 0 LOB: 1 BB: 1 P: 9	R: 0 E: 0 K: 0 S: 3	H: 1 LOB: 0 BB: 0 P: 3	R: 0 E: 0 K: 0 S: 4	H: 2 LOB: 1 BB: 0 P: 4	R: 0 E: 0 K: 0 S: 3	H: 0 LOB: 0 BB: 0 P: 3	R: 0 E: 0 K: 0 S: 3	H: 0 LOB: 0 BB: 0 P: 3	R: 0 E: 0 K: 0 S: 3	H: 0 LOB: 2 BB: 0 P: 7	R: 0 E: 0 K: 1 S: 7	H: 2 LOB: 2 BB: 0 P: 7	1B: 5 2B: 0 3B: 0 HR: 0	SF: 0 SAC: 0 DP: 1 HBP: 0	WP: 0 PB: 0 SB: 0 CS: 1	PA: 32
PITCHER Claude Osteen, L ERA: 4.38 Rich Gossage, R ERA: 1.97 (1, 1)	IP: 8.0 WLS: W BF: 28 H: 4 R: 0 ER: 0 SO: 1 BB: 2 IBB: 0 HBP: 0 BLK: 0 WP: 0 HR: 0 S: 28 P: 36 ERA: 0.00 WHIP: 0.750															PITCHER				
PITCHER Rich Gossage, R ERA: 1.97 (9, 1)	IP: 1.0 WLS: S BF: 4 H: 1 R: 0 ER: 0 SO: 1 BB: 0 IBB: 0 HBP: 0 BLK: 0 WP: 0 HR: 0 S: 6 P: 6 ERA: 0.00 WHIP: 1.000															PITCHER				

Batter	1	2	3	4	5	6	7	8	9	AB	R	H	RBI	BB	SO	LOB	TOP			
Jerry Hairston, S OBP: 0.415, SLG: 0.313	0-0 L1-3 1B		4-0 BB		0-0 1-3			0-0 F4		3	0	1	0	1	0	1	Chicago White Sox @ Cleveland Indians Cleveland Municipal Stadium, Cleveland, OH Wed Aug 27 1975, 7:05 PM EDT Att: 9,297 - Unknown livebaseballscorecards.com			
Bucky Dent, R OBP: 0.314, SLG: 0.357	0-0 L1-3		0-0 F2			0-0 6-3		0-0 1-3		4	0	0	0	0	2					
Ken Henderson, S OBP: 0.355, SLG: 0.350	0-0 5-3			0-0 F4		0-0 1B		0-0 F7		4	0	1	0	0	0					
Deron Johnson, R OBP: 0.303, SLG: 0.387		4-0 BB		0-0 2B		0-0 F8		0-0 F7		3	0	1	0	1	0					
Bill Melton, R OBP: 0.347, SLG: 0.340		0-3 K		0-0 F8		0-0 F8		0-0 F8		4	0	0	0	1	3					
Jorge Orta, L OBP: 0.357, SLG: 0.439		0-0 F5		0-0 6-3			0-0 1-3			3	0	0	0	0	2					
Bill Stein, R OBP: 0.327, SLG: 0.365		0-0 4-3			0-0 1B		0-0 5-3			3	0	1	0	0	1					
Bob Coluccio, R OBP: 0.300, SLG: 0.317			0-0 F4		0-3 K		0-0 6-3			3	0	0	0	0	1					
Pete Varney, R OBP: 0.321, SLG: 0.416			0-0 F6		0-0 F8			0-0 L5		3	0	0	0	0	1					
Inning Stats	R: 0 E: 0 K: 0 S: 3	H: 1 LOB: 0 BB: 0 P: 3	R: 0 E: 0 K: 1 S: 5	H: 0 LOB: 1 BB: 1 P: 9	R: 0 E: 0 K: 0 S: 3	H: 0 LOB: 1 BB: 1 P: 7	R: 0 E: 0 K: 0 S: 4	H: 1 LOB: 1 BB: 0 P: 4	R: 0 E: 0 K: 1 S: 6	H: 1 LOB: 1 BB: 0 P: 6	R: 0 E: 0 K: 0 S: 3	H: 0 LOB: 0 BB: 0 P: 3	R: 0 E: 0 K: 0 S: 3	H: 0 LOB: 0 BB: 0 P: 3	R: 0 E: 0 K: 0 S: 3	H: 0 LOB: 0 BB: 0 P: 3	1B: 3 2B: 2 3B: 0 HR: 0	SF: 0 SAC: 0 DP: 1 HBP: 0	WP: 0 PB: 0 SB: 0 CS: 0	PA: 32
PITCHER Fritz Peterson, L ERA: 4.5	IP: 9.0 WLS: W BF: 32 H: 4 R: 0 ER: 0 SO: 2 BB: 2 IBB: 0 HBP: 0 BLK: 0 WP: 0 HR: 0 S: 34 P: 42 ERA: 0.00 WHIP: 0.667															PITCHER				

Batter	1	2	3	4	5	6	7	8	9	AB	R	H	RBI	BB	SO	LOB	BOTTOM			
John Lowenstein, L OBP: 0.327, SLG: 0.404	0-0 HR		0-0 F5		0-3 K			0-0 5-3		4	1	1	1	0	1	1	Chicago White Sox @ Cleveland Indians Cleveland Municipal Stadium, Cleveland, OH Wed Aug 27 1975, 7:05 PM EDT Att: 9,297 - Unknown livebaseballscorecards.com			
Duane Kuiper, L OBP: 0.348, SLG: 0.310	0-3 K		4-0 BB		0-0 1B		0-0 6-3			3	1	1	1	1	1	0				
Rick Manning, L OBP: 0.340, SLG: 0.346	0-0 F7		0-0 4-3		0-0 1B		0-0 1-3			4	0	1	1	0	0	1				
Boog Powell, L OBP: 0.396, SLG: 0.525	4-0 BB BB BB		0-0 F9		0-0 F9		0-0 F7			3	1	0	0	1	0	1				
Rico Carty, R OBP: 0.381, SLG: 0.509	4-0 BB E BB		4-0 BB		0-0 6-3		0-0 1B			2	1	1	0	2	0	0				
Oscar Gamble, L OBP: 0.354, SLG: 0.430	4-0 E BB		0-0 F6		0-0 4-3		0-0 4-3			3	0	0	0	1	0	2				
Buddy Bell, R OBP: 0.319, SLG: 0.361	4-0 E2 BB		0-0 F5		0-0 2B		0-3 K			3	0	1	1	1	1	1				
Alan Ashby, S OBP: 0.280, SLG: 0.276	0-0 F9			0-0 SH1-4 1B		0-0 F7		4-0 G1-4-3 BB		3	1	1	0	1	0	3				
Ed Crosby, L OBP: 0.317, SLG: 0.255		0-0 5-3		0-0 SH1-4		0-0 1-3		0-0 G1-4-3		3	0	0	0	0	0	1				
Inning Stats	R: 3 E: 1 K: 1 S: 6	H: 1 LOB: 2 BB: 4 P: 22	R: 0 E: 0 K: 0 S: 3	H: 0 LOB: 1 BB: 1 P: 7	R: 0 E: 0 K: 0 S: 3	H: 0 LOB: 1 BB: 1 P: 7	R: 2 E: 0 K: 1 S: 8	H: 3 LOB: 1 BB: 0 P: 8	R: 0 E: 0 K: 0 S: 4	H: 1 LOB: 1 BB: 0 P: 4	R: 0 E: 0 K: 0 S: 3	H: 0 LOB: 0 BB: 0 P: 3	R: 0 E: 0 K: 1 S: 4	H: 0 LOB: 0 BB: 1 P: 8	R: 0 E: 0 K: 1 S: 4	H: 0 LOB: 0 BB: 1 P: 8	1B: 4 2B: 1 3B: 0 HR: 1	SF: 0 SAC: 1 DP: 1 HBP: 0	WP: 0 PB: 0 SB: 0 CS: 0	PA: 36
PITCHER Jesse Jefferson, R ERA: 4.55 Rich Hinton, L ERA: 4.24	IP: 3.2 WLS: L BF: 21 H: 4 R: 5 ER: 4 SO: 2 BB: 6 IBB: 0 HBP: 0 BLK: 0 WP: 0 HR: 1 S: 19 P: 43 ERA: 9.82 WHIP: 2.727															PITCHER				

Batter	1	2	3	4	5	6	7	8	9	AB	R	H	RBI	BB	SO	LOB	TOP			
Jerry Terrell, R OBP: 0.343, SLG: 0.360	0-0 6-3	4-0 BB			0-0 6-3 2B		0-0 6-3		4-0 BB 1B PB BB	3	2	1	0	2	0	0	Minnesota Twins @ Cleveland Indians Cleveland Municipal Stadium, Cleveland, OH Fri Aug 29 1975, 7:05 PM EDT Alt. 6,520 - Unknown - 74 F livebaseballscores.com AB 35 R 6 H 9 RBI 5 BB 6 SO 5 LOB 12			
Lyman Bostock, L OBP: 0.321, SLG: 0.343	0-3 K	0-0 4-3			0-0 6-3		0-0 4-3		0-0 PB BB 4-3 1B	5	1	1	0	0	1	2				
Rod Carew, L OBP: 0.434, SLG: 0.513	0-0 2B 1B			4-0 L5-3 BB	0-0 1B 2B		4-0 S BB		4-0 4-3 PB 1-2 2-3 BB	2	2	2	1	3	0	0				
Dan Ford, R OBP: 0.317, SLG: 0.423	0-0 1B 2B		0-3 K		0-0 1B 1B		0-0 6-3		0-0 4-3	5	1	2	3	0	1	3				
Tony Oliva, L OBP: 0.358, SLG: 0.409	4-0 1B BB		0-0 L5-3		0-0 1-2 1B			0-3 K	0-0 F9	4	0	1	0	1	1	2				
Craig Kusick, R OBP: 0.329, SLG: 0.333	0-0 1-2 2-H 1B			0-3 K	0-0 L8			0-0 5-3		4	0	1	1	0	1	2				
Dave McKay, S OBP: 0.233, SLG: 0.552	0-0 4-3			0-0 5-3		0-0 6-3		0-0 2B		4	0	1	0	0	0	2				
Steve Braun, L OBP: 0.383, SLG: 0.423			0-0 F9		0-0 3-1		0-0 4-3	0-3 K		3	0	0	0	0	0	0				
Danny Thompson, R OBP: 0.298, SLG: 0.339										1	0	0	0	0	1	1				
Steve Brye, R OBP: 0.325, SLG: 0.429										0	0	0	0	0	0	0				
Glenn Borgmann, R OBP: 0.301, SLG: 0.280		0-0 1-3			0-0 F8		0-0 P4		0-0 L5	4	0	0	0	0	0	0				
Inning Stats	R: 2 E: 0 K: 1 S: 8	H: 3 LOB: 2 BB: 1 P: 12	R: 0 E: 0 K: 0 S: 3	H: 0 LOB: 1 BB: 1 P: 7	R: 0 E: 0 K: 1 S: 4	H: 0 LOB: 0 BB: 1 P: 8	R: 0 E: 0 K: 1 S: 5	H: 0 LOB: 0 BB: 0 P: 5	R: 2 E: 0 K: 0 S: 7	H: 4 LOB: 2 BB: 0 P: 7	R: 0 E: 0 K: 0 S: 3	H: 0 LOB: 1 BB: 1 P: 7	R: 0 E: 0 K: 2 S: 8	H: 1 LOB: 1 BB: 2 P: 8	R: 2 E: 0 K: 0 S: 4	H: 1 LOB: 1 BB: 2 P: 12	1B: 5 2B: 5 3B: 0 HR: 0	SF: 0 SAC: 0 DP: 1 HBP: 0	WP: 0 PB: 1 SB: 1 CS: 0	PA: 41
PITCHER	IP WLS BF H R ER SO BB IBB HBP BLK WP HR S P ERA WHIP	4.2 W 11 1 0 0 3 3 0 0 0 0 0 26 38 7.71 2.143	3.0 W 11 1 0 0 1 1 0 0 0 0 0 12 16 0.00 0.667	0.2 S 5 1 2 1 2 0 0 0 0 0 5 13 13.50 4.500	0.2 S 2 0 0 0 0 0 0 0 0 0 2 2 0.00 0.000	PITCHER										IP WLS BF H R ER SO BB IBB HBP BLK WP HR S P ERA WHIP				

Batter	1	2	3	4	5	6	7	8	9	AB	R	H	RBI	BB	SO	LOB	BOTTOM			
Duane Kuiper, L OBP: 0.354, SLG: 0.322	0-3 K			0-0 SH3-4 S 2B		0-0 CS SH1-4 1B		4-0 HR IBB		4	1	3	0	0	1	0	Minnesota Twins @ Cleveland Indians Cleveland Municipal Stadium, Cleveland, OH Fri Aug 29 1975, 7:05 PM EDT Alt. 6,520 - Unknown - 74 F livebaseballscores.com AB 36 R 9 H 14 RBI 7 BB 5 SO 4 LOB 15			
Frank Robinson, R OBP: 0.393, SLG: 0.522		0-0 S 1B			0-0 SH3-4		0-0 SH1-4		0-0 HR	1	2	1	4	2	0	0				
Jack Brohamer, L OBP: 0.284, SLG: 0.351		4-0 BB 1B			0-0 2-3		1-2	0-0 1-2 2-H 3-H HR		4	0	0	0	1	1	4				
Rick Manning, L OBP: 0.345, SLG: 0.356	4-0 BB 1B			0-0 SH3-4		0-0 SH1-4		0-0 HR		4	0	0	0	1	1	4				
George Hendrick, R OBP: 0.306, SLG: 0.427	0-3 K		0-0 F9		4-0 S BB		0-0 F8		0-0 P3	4	0	0	0	1	1	4				
Boog Powell, L OBP: 0.394, SLG: 0.519	4-0 1B BB			0-0 4-3	0-3 K		0-3 K		0-0 P5	4	1	0	0	1	2	1				
Rico Carty, R OBP: 0.384, SLG: 0.510	0-0 1B			0-0 P5		0-0 P6		0-0 E 1B		5	1	3	1	0	0	1				
Oscar Gamble, L OBP: 0.357, SLG: 0.433	0-0 FC5-4 1B			0-0 E3		0-0 G3		0-0 E5		3	1	2	1	0	0	0				
Charlie Spikes, R OBP: 0.291, SLG: 0.360			0-0 E3		0-0 G3		0-0 E5		0-0 E5	2	0	1	0	0	0	1				
Buddy Bell, R OBP: 0.316, SLG: 0.357	1-2 FC5-4 1B			0-0 5-3		0-0 F7		0-0 F9		5	0	0	0	0	0	6				
Alan Ashby, S OBP: 0.291, SLG: 0.288			0-0 4-3		0-0 FC6-4 1B		0-0 WP 1B		0-0 2B HR 1B	4	1	3	1	0	0	0				
Frank Duffy, R OBP: 0.276, SLG: 0.286			0-0 6-3		0-0 FC6-4		0-0 F2		0-0 HR 2B	4	1	1	0	0	0	2				
Inning Stats	R: 2 E: 0 K: 2 S: 9	H: 2 LOB: 2 BB: 2 P: 17	R: 0 E: 0 K: 0 S: 4	H: 1 LOB: 2 BB: 1 P: 8	R: 2 E: 1 K: 0 S: 6	H: 3 LOB: 1 BB: 0 P: 6	R: 1 E: 0 K: 1 S: 6	H: 1 LOB: 1 BB: 1 P: 10	R: 0 E: 0 K: 0 S: 4	H: 1 LOB: 1 BB: 0 P: 4	R: 0 E: 0 K: 0 S: 3	H: 1 LOB: 0 BB: 0 P: 3	R: 0 E: 0 K: 1 S: 6	H: 1 LOB: 1 BB: 0 P: 6	R: 4 E: 1 K: 0 S: 8	H: 4 LOB: 2 BB: 1 P: 12	1B: 11 2B: 2 3B: 0 HR: 1	SF: 0 SAC: 2 DP: 0 HBP: 0	WP: 1 PB: 0 SB: 3 CS: 1	PA: 43
PITCHER	IP WLS BF H R ER SO BB IBB HBP BLK WP HR S P ERA WHIP	3.0 L 19 7 4 4 2 1 1 0 0 1 1 26 34 7.20 1.600	5.0 L 24 7 4 4 2 1 1 0 0 1 1 26 34 7.20 1.600	PITCHER										IP WLS BF H R ER SO BB IBB HBP BLK WP HR S P ERA WHIP						



Batter	1	2	3	4	5	6	7	8	9	10	AB	R	H	RBI	BB	SO	LOB	TOP
Duane Kuiper, L OBP: 0.360, SLG: 0.329 (1, 4)	0-0 4-3		0-0 SH1-4		0-0 1-3 1B			0-0 1B		0-0 1B FC5-2	4	0	3	0	0	0	0	Cleveland Indians @ Baltimore Orioles Memorial Stadium, Baltimore, MD Tue Sep 02 1975, 7:05 PM EDT Unknown livebaseballscorecards.com
Frank Duffy, R OBP: 0.273, SLG: 0.282 (1, 6)	0-0 3-1		0-3 K		0-0 1-3			0-0 F8		0-0 FC5-2 1B	5	0	0	0	0	1	6	
Rick Manning, L OBP: 0.348, SLG: 0.359 (1, 8)	0-0 CS 1B		0-0 2B 1B		0-0 4-3			0-0 F5		0-0 1B	5	0	3	1	0	0	2	
Rico Carty, R OBP: 0.332, SLG: 0.510 Boog Powell, L OBP: 0.393, SLG: 0.518 (1, 3) (8, 3)	0-0 CS	0-0 F8	0-0 2B		0-0 3-1			0-0 5-3		0-0 L5	4	0	1	0	0	0	1	
George Hendrick, R OBP: 0.306, SLG: 0.424 (1, 9)		4-0 1B SF7 BB	0-3 K		0-0 L5			0-0 K2-3			3	1	0	0	1	2	2	
Charlie Spikes, R OBP: 0.296, SLG: 0.359 (1, 7)		0-0 1-3 1B			0-0 6-3			0-0 5-3		0-0 6-3	4	0	1	0	0	0	0	
Buddy Bell, R OBP: 0.313, SLG: 0.355 (1, 5)		0-0 SF7			0-0 F7			0-0 F7		0-0 5-3	3	0	0	1	0	0	0	
John Ellis, R OBP: 0.268, SLG: 0.353 John Lowenstein, L OBP: 0.327, SLG: 0.404 (1, 10) (10, PR)		0-3 3-H K			0-0 6-3			0-0 F5		0-0 1B SH2-4 FC5-2 1B	4	0	1	0	0	1	1	
Alan Ashby, S OBP: 0.297, SLG: 0.302 (1, 2)			0-0 SH1-4 1B 2B		0-0 1B 1-3 1B			0-0 5-3		0-0 SH2-4	3	1	2	0	0	0	0	
Inning Stats	R: 0 E: 0 K: 1 S: 3	H: 1 LOB: 0 BB: 3 P: 3	R: 1 E: 0 K: 2 S: 6	H: 1 LOB: 1 BB: 1 P: 10	R: 1 E: 0 K: 2 S: 10	H: 3 LOB: 2 BB: 0 P: 10	R: 0 E: 0 K: 0 S: 3	H: 0 LOB: 0 BB: 0 P: 3	R: 0 E: 0 K: 0 S: 3	H: 0 LOB: 0 BB: 0 P: 3	R: 0 E: 0 K: 1 S: 5	H: 0 LOB: 0 BB: 0 P: 5	R: 0 E: 0 K: 2 S: 6	H: 3 LOB: 3 BB: 0 P: 6	1B: 9 2B: 2 3B: 0 HR: 0	SF: 1 SAC: 2 DP: 0 HBP: 0	WP: 0 PB: 0 SB: 0 CS: 1	
PITCHER Mike Cuellar, L ERA: 3.4 (1, 1)	IP 10.0	WLS W 40	H 11	R 2	ER 2	SO 4	BB 1	IBB 0	HBP 0	BLK 0	WP 0	HR 0	S 47	P 51	ERA 1.80	WHIP 1.200		

Batter	1	2	3	4	5	6	7	8	9	10	AB	R	H	RBI	BB	SO	LOB	BOTTOM				
Al Bumbry, L OBP: 0.530, SLG: 0.362 (1, 10)	0-0 F7		0-3 K		0-0 G3			0-0 F5		0-0 1B 1B	4	0	0	0	0	1	2	Cleveland Indians @ Baltimore Orioles Memorial Stadium, Baltimore, MD Tue Sep 02 1975, 7:05 PM EDT Unknown livebaseballscorecards.com				
Tommy Davis, R OBP: 0.308, SLG: 0.343 (9, PH)					1-2 G3			0-0 F8		0-0 1B BB	1	0	1	0	0	0	0					
Tom Shopay, L OBP: 0.276, SLG: 0.200 (9, PR)					0-3 K			0-3 K		0-0 F3	5	0	1	1	1	2	4					
Bobby Grich, R OBP: 0.404, SLG: 0.405 (1, 4)	0-3 K		4-0 BB		0-3 K			0-0 F8		0-0 1B	5	0	2	1	0	2	3					
Ken Singleton, S OBP: 0.419, SLG: 0.462 (1, 9)	0-0 1B		0-0 F8		0-3 K			0-3 K		0-0 1B 1B	5	0	2	1	0	2	3					
Lee May, R OBP: 0.321, SLG: 0.440 (1, 3)	0-0 F8			1-0 FC5-4 HBP		0-0 5-3		0-0 F4		0-0 1B FC6-4 1B	4	0	1	0	0	0	1					
Jim Northrup, L OBP: 0.346, SLG: 0.421 Paul Blair, R OBP: 0.247, SLG: 0.278 (1, 8) (8, 8)		4-0 BB		0-0 FC5-4 1B SF7		0-0 1B		0-0 1B		0-0 FC6-4 1B	2	1	1	0	1	0	1					
Don Baylor, R OBP: 0.363, SLG: 0.495 (1, 7)		0-3 K		0-0 S 1B		0-0 1B		0-3 K		4-0 BB S 1B BB	4	1	2	0	1	2	2					
Eliud Hendricks, L OBP: 0.313, SLG: 0.354 Dave Duncan, R OBP: 0.250, SLG: 0.356 (1, 2) (8, PH) (9, 2)		0-3 K		0-0 SF7		0-0 F7		0-3 K		0-3 K	2	0	0	1	0	1	3					
Brooks Robinson, R OBP: 0.271, SLG: 0.275 (1, 5)		0-0 5-3		0-0 F5		0-0 F8		0-0 F8		0-3 K	5	0	0	0	0	1	5					
Mark Belanger, R OBP: 0.272, SLG: 0.251 Tony Muser, L OBP: 0.340, SLG: 0.308 Doug DeCinces, R OBP: 0.295, SLG: 0.434 (1, 6) (10, PH) (10, PH)		0-3 K		0-0 K		4-0 G3 BB		0-0 1B		4-0 1B BB	2	1	1	0	2	1	0					
Inning Stats	R: 0 E: 0 K: 1 S: 6	H: 1 LOB: 1 BB: 6 P: 6	R: 0 E: 0 K: 2 S: 7	H: 0 LOB: 1 BB: 1 P: 11	R: 0 E: 0 K: 2 S: 7	H: 0 LOB: 1 BB: 1 P: 11	R: 1 E: 0 K: 0 S: 4	H: 1 LOB: 1 BB: 0 P: 5	R: 0 E: 0 K: 2 S: 7	H: 0 LOB: 1 BB: 1 P: 11	R: 0 E: 0 K: 1 S: 6	H: 1 LOB: 1 BB: 0 P: 6	R: 0 E: 0 K: 2 S: 8	H: 1 LOB: 1 BB: 0 P: 8	R: 1 E: 0 K: 0 S: 6	H: 3 LOB: 3 BB: 1 P: 10	R: 1 E: 0 K: 2 S: 7	H: 1 LOB: 3 BB: 3 P: 19	1B: 10 2B: 0 3B: 0 HR: 0	SF: 1 SAC: 0 DP: 0 HBP: 1	WP: 0 PB: 0 SB: 2 CS: 0	PA: 47
PITCHER Dennis Eckstein, R ERA: 2.42 (1, 1)	IP 6.0	WLS 27	H 5	R 1	ER 1	SO 7	BB 3	IBB 0	HBP 0	BLK 0	WP 0	HR 0	S 37	P 50	ERA 1.50	WHIP 1.333						
Dave LaRoche, L ERA: 1.91 (7, 1)	2.2	12	3	1	1	3	1	0	0	0	0	0	0	0	21	3.38	1.500					
Bob Reynolds, R ERA: 5.31 (9, 1)	1.0	L	5	1	1	2	1	0	0	0	0	0	0	8	12	9.00	2.000					
Don Hood, L ERA: 4.67 (10, 1)	0.0	3	1	0	0	0	1	1	0	0	0	0	0	1	9	=	=					

Batter	1	2	3	4	5	6	7	8	9	AB R H RBI BB SO LOB	TOP									
Duane Kuiper, L (1,4) OBP: 0.361, SLG: 0.335										6 1 2 2 0 0 5	Cleveland Indians @ Milwaukee Brewers Milwaukee County Stadium, Milwaukee, WI Wed Sep 03 1975, 8:05 PM EDT Att: 4,177 - Unknown									
Rick Manning, L (1,8) OBP: 0.349, SLG: 0.359										5 0 3 1 1 0 2										
George Hendrick, R (1,9) OBP: 0.305, SLG: 0.422										5 1 1 0 0 1 3										
Boog Powell, L (1,3) OBP: 0.389, SLG: 0.510										3 1 1 0 0 0 0										
Joe Lis, R (6,3) OBP: 0.500, SLG: 1.000										2 1 1 1 0 0 1										
Rico Carty, R (1,10) OBP: 0.384, SLG: 0.521										5 2 2 1 0 0 2										
Oscar Gamble, L (1,7) OBP: 0.366, SLG: 0.436										3 2 3 2 1 0 0										
Buddy Bell, R (1,5) OBP: 0.316, SLG: 0.365										5 2 3 2 0 1 1										
Alan Ashby, S (1,2) OBP: 0.319, SLG: 0.321										3 1 2 0 2 1 0										
Frank Duffy, R (1,6) OBP: 0.271, SLG: 0.280										5 0 1 1 0 0 7										
Inning Stats	R: 1 E: 0 K: 0 S: 4	H: 2 LOB: 0 BB: 0 P: 4	R: 0 E: 0 K: 1 S: 5	H: 0 LOB: 0 BB: 0 P: 5	R: 2 E: 0 K: 2 S: 9	H: 2 LOB: 0 BB: 0 P: 9	R: 0 E: 0 K: 0 S: 3	H: 0 LOB: 1 BB: 1 P: 7	R: 1 E: 0 K: 0 S: 6	H: 3 LOB: 3 BB: 1 P: 10	R: 0 E: 0 K: 0 S: 4	H: 1 LOB: 1 BB: 0 P: 4	R: 2 E: 1 K: 0 S: 5	H: 3 LOB: 2 BB: 1 P: 9	R: 4 E: 0 K: 0 S: 9	H: 6 LOB: 2 BB: 0 P: 9	1B: 16 2B: 2 3B: 0 HR: 1	SF: 1 SAC: 0 DP: 1 HBP: 0	WP: 0 PB: 0 SB: 1 CS: 1	PA: 47
PITCHER	IP WLS BF H R ER SO BB IBB HBP BLK WP HR S P ERA WHIP											PITCHER	IP WLS BF H R ER SO BB IBB HBP BLK WP HR S P ERA WHIP							
Jim Slaton, R (1,1) ERA: 4.39	3.1 L 15 6 4 4 1 1 0 0 0 0 1 16 20 10.80 2.100																			
Bill Castro, R (4,1) ERA: 2.52	3.2 17 4 1 1 2 1 1 0 0 0 0 19 27 2.46 1.364																			
Tom Murphy, R (8,1) ERA: 4.38	2.0 15 9 6 6 0 1 0 0 0 0 0 0 14 18 27.00 5.000																			

AB	42
R	11
H	19
RBI	10
BB	4
SO	3
LOB	21



Batter	1	2	3	4	5	6	7	8	9	AB R H RBI BB SO LOB	BOTTOM									
Don Money, R (1,5) OBP: 0.309, SLG: 0.399										5 0 2 0 0 1 1	Cleveland Indians @ Milwaukee Brewers Milwaukee County Stadium, Milwaukee, WI Wed Sep 03 1975, 8:05 PM EDT Att: 4,177 - Unknown									
Robin Yount, R (1,6) OBP: 0.310, SLG: 0.366										5 1 2 0 0 0 2										
George Scott, R (1,3) OBP: 0.345, SLG: 0.497										5 1 1 0 0 0 4										
Hank Aaron, R (1,10) OBP: 0.327, SLG: 0.350										4 0 2 1 0 0 2										
Charlie Moore, R (1,2) OBP: 0.348, SLG: 0.411										4 1 3 0 0 0 1										
Sixto Lezcano, R (1,9) OBP: 0.319, SLG: 0.370										4 0 1 0 0 1 3										
Bobby Mitchell, R (1,7) OBP: 0.321, SLG: 0.435										3 0 0 0 0 2 6										
Tommy Bianco, S (6,PH) OBP: 0.286, SLG: 0.118										1 0 0 0 0 0 0										
Gorman Thomas, R (9,8) OBP: 0.275, SLG: 0.389										0 0 0 0 0 0 0										
Pedro Garcia, R (1,4) OBP: 0.283, SLG: 0.348										4 0 1 2 0 1 1										
Bill Sharp, L (1,8) OBP: 0.273, SLG: 0.319										4 0 1 0 0 1 2										
Inning Stats	R: 0 E: 0 K: 0 S: 4	H: 2 LOB: 1 BB: 0 P: 4	R: 0 E: 0 K: 1 S: 6	H: 1 LOB: 0 BB: 0 P: 6	R: 0 E: 0 K: 1 S: 7	H: 2 LOB: 2 BB: 0 P: 7	R: 0 E: 0 K: 1 S: 6	H: 1 LOB: 1 BB: 0 P: 6	R: 2 E: 0 K: 1 S: 9	H: 4 LOB: 2 BB: 0 P: 9	R: 1 E: 1 K: 1 S: 7	H: 2 LOB: 1 BB: 0 P: 7	R: 0 E: 0 K: 1 S: 5	H: 0 LOB: 0 BB: 0 P: 5	R: 0 E: 0 K: 0 S: 4	H: 1 LOB: 1 BB: 0 P: 4	1B: 11 2B: 2 3B: 0 HR: 0	SF: 0 SAC: 0 DP: 1 HBP: 0	WP: 0 PB: 0 SB: 0 CS: 0	PA: 39
PITCHER	IP WLS BF H R ER SO BB IBB HBP BLK WP HR S P ERA WHIP											PITCHER	IP WLS BF H R ER SO BB IBB HBP BLK WP HR S P ERA WHIP							
Fritz Peterson, L (1,1) ERA: 4.43	6.0 W 27 10 2 2 4 0 0 0 0 0 0 35 35 3.00 1.667																			
Bob Reynolds, R (7,1) ERA: 4.96	3.0 S 12 3 1 0 2 0 0 0 0 0 0 0 16 16 0.00 1.000																			

AB	39
R	3
H	13
RBI	3
BB	0
SO	6
LOB	22



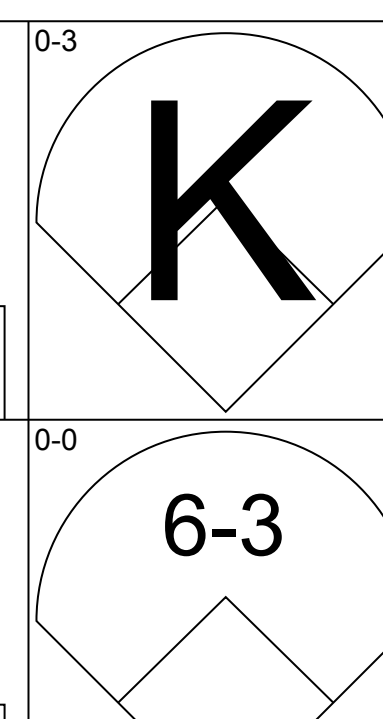
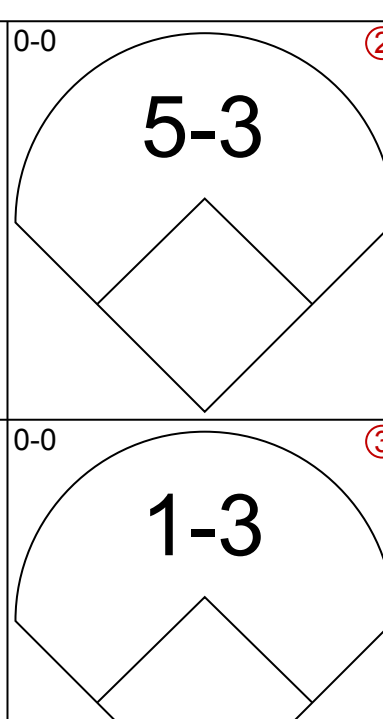
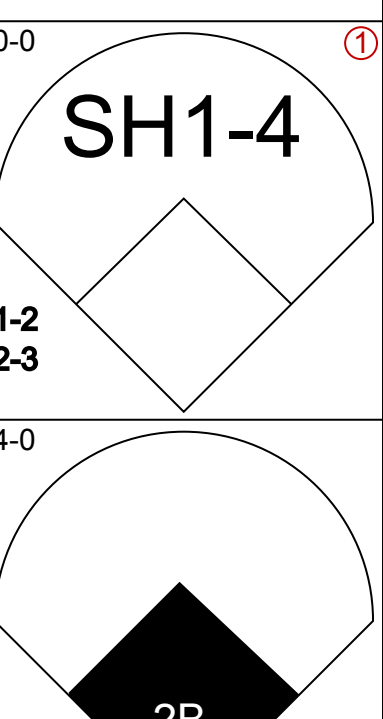
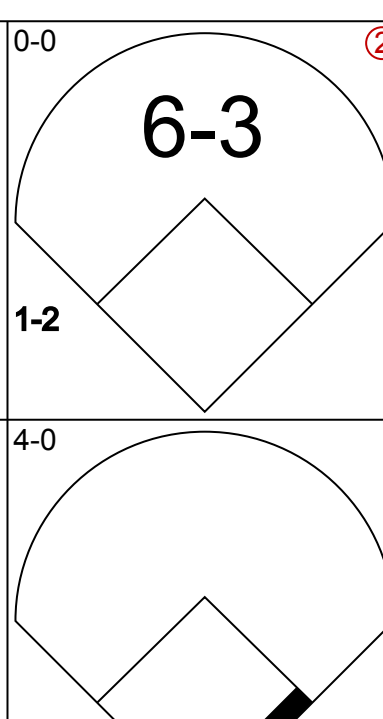
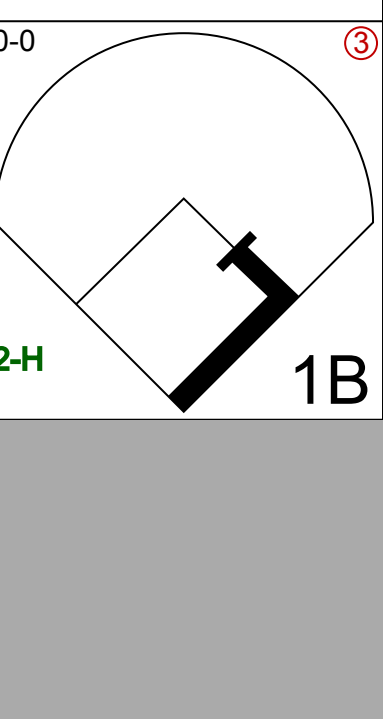
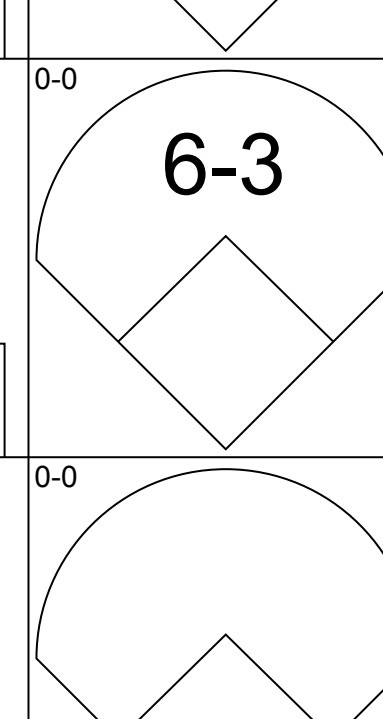

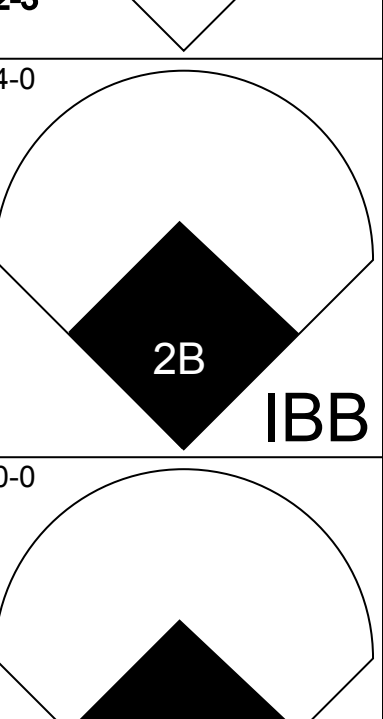
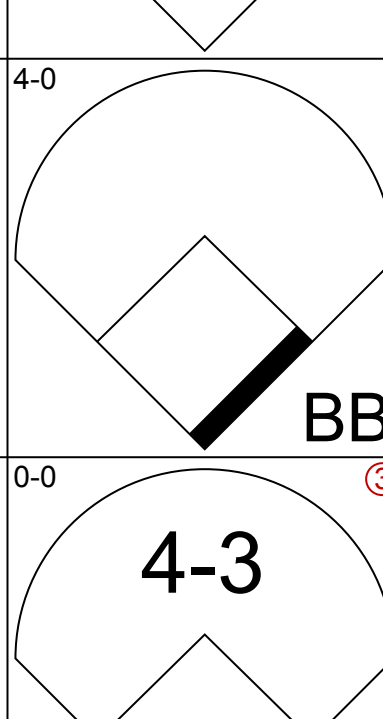
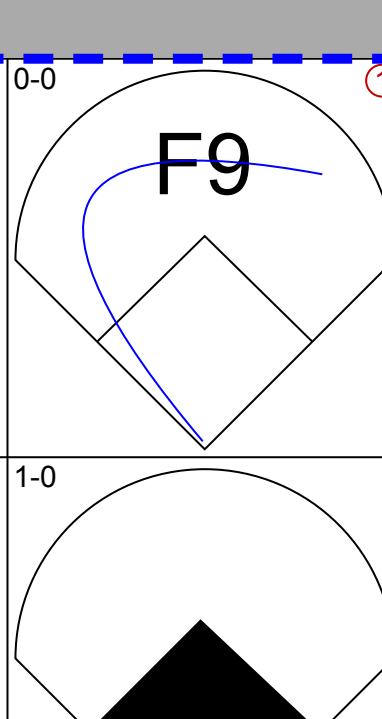
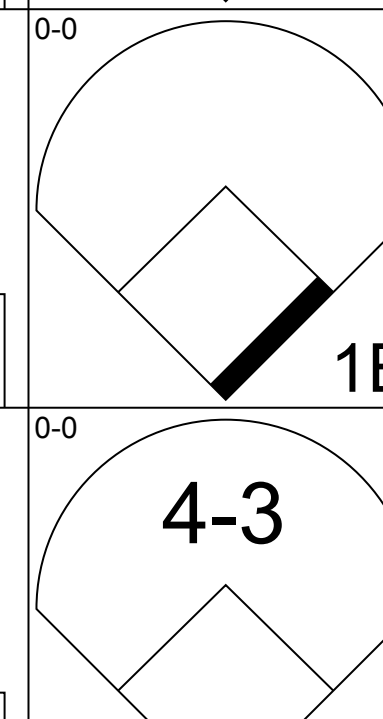
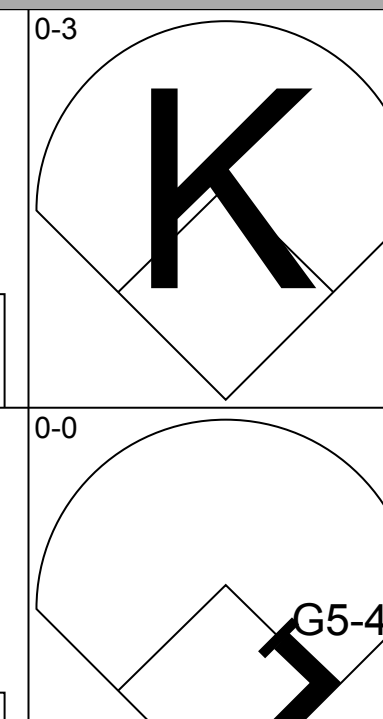
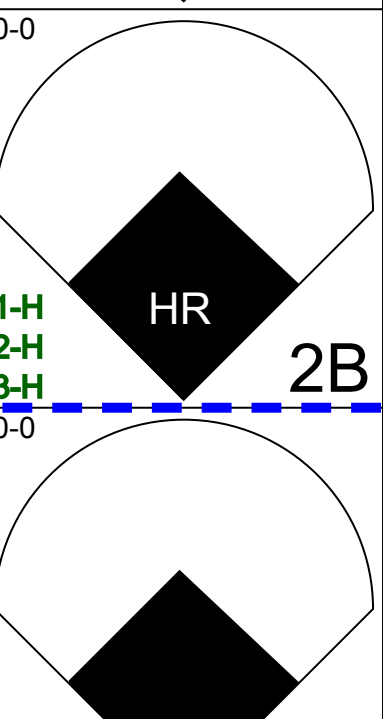
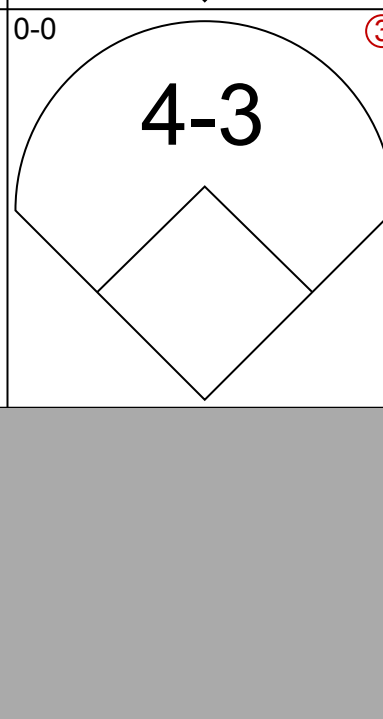
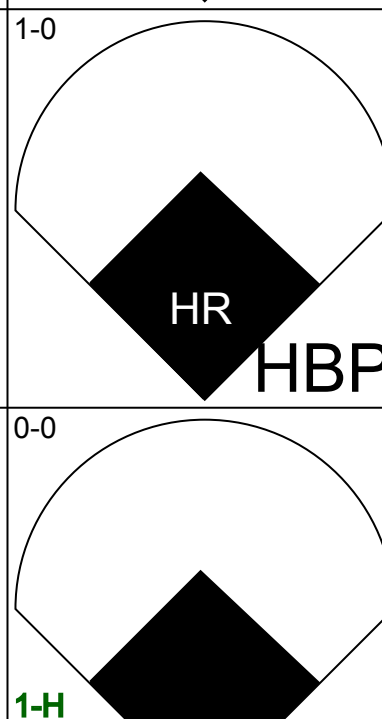
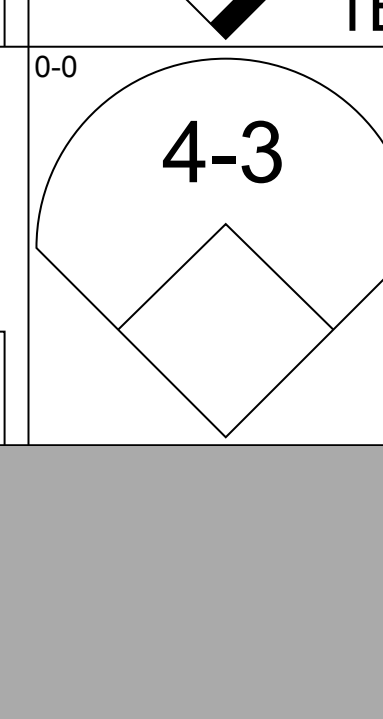
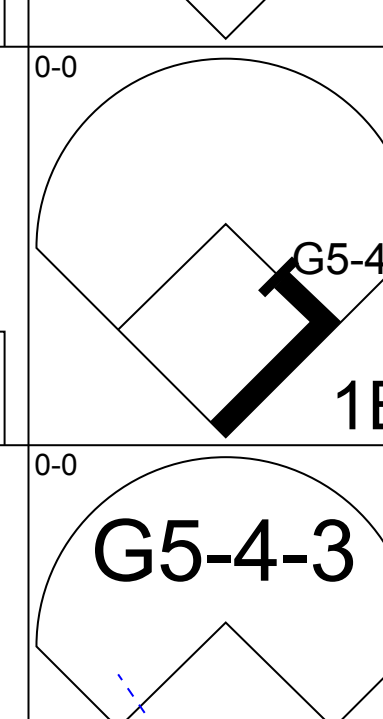
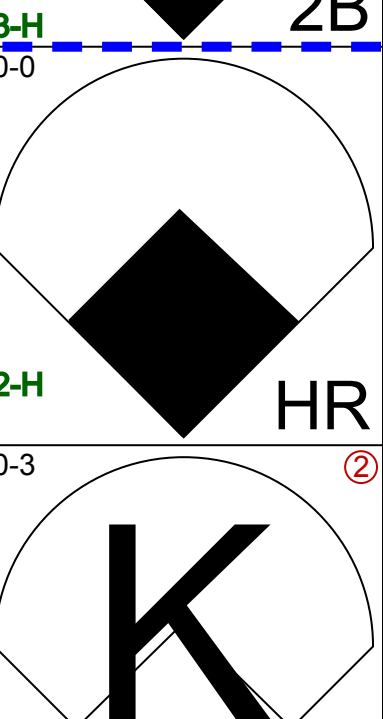
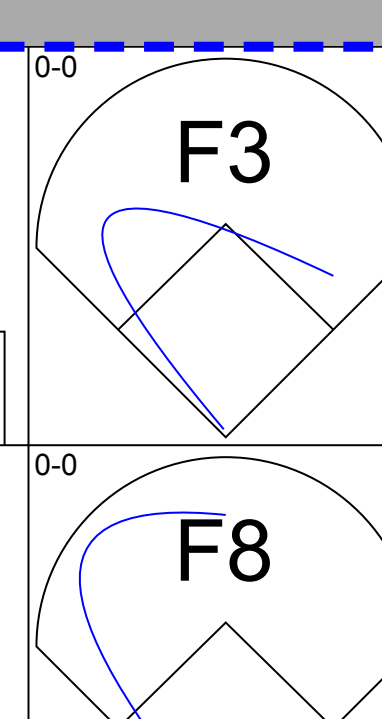
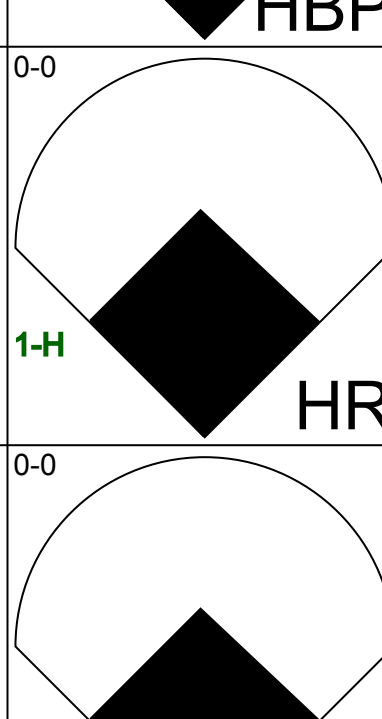
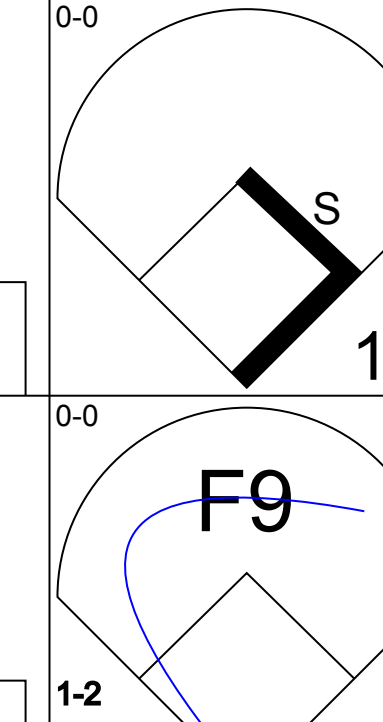
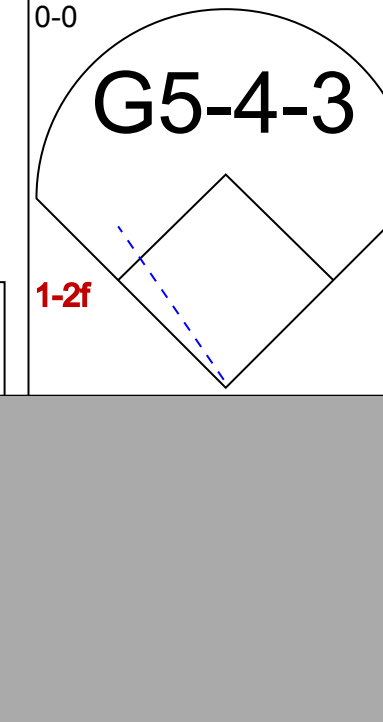
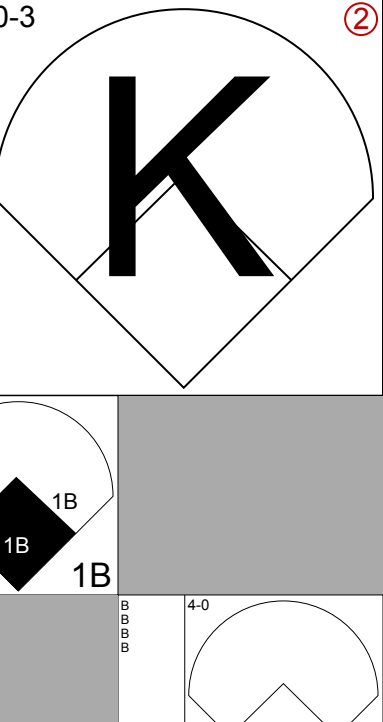
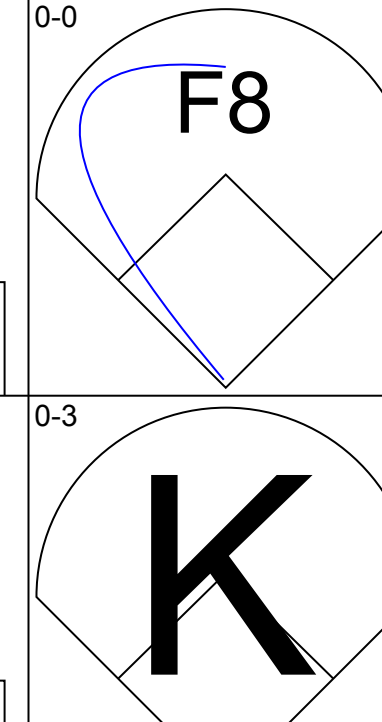
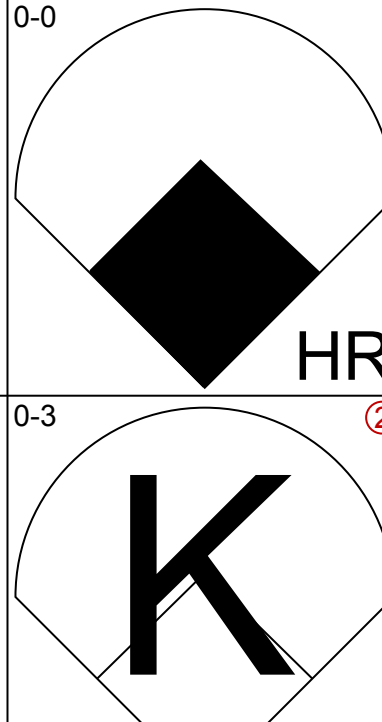
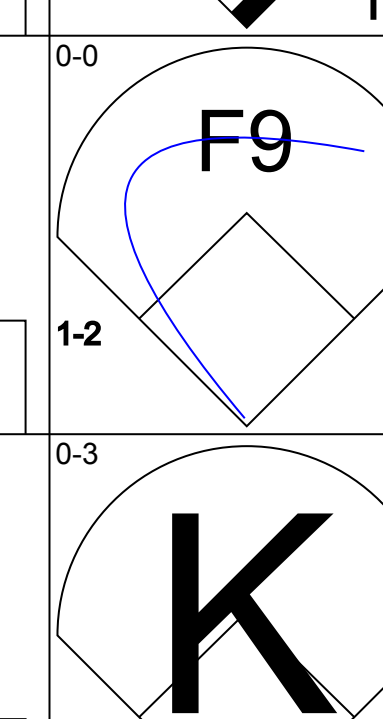
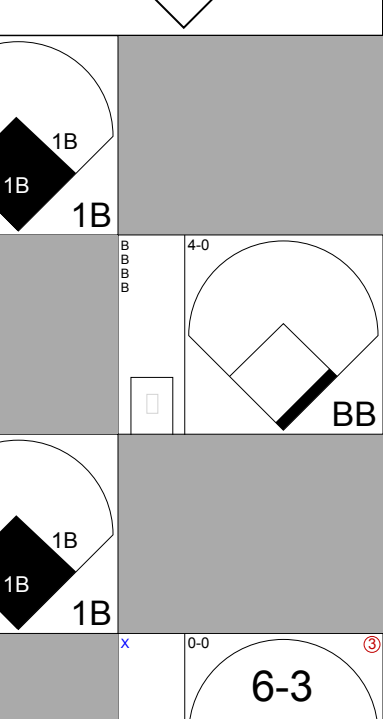
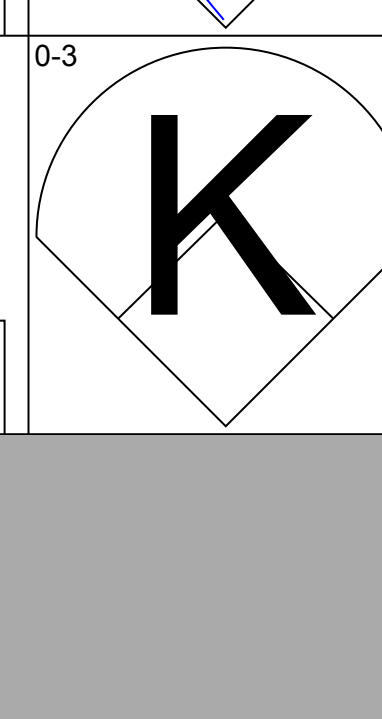
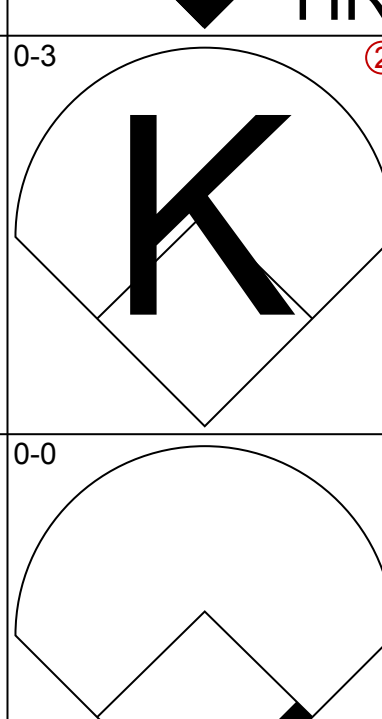
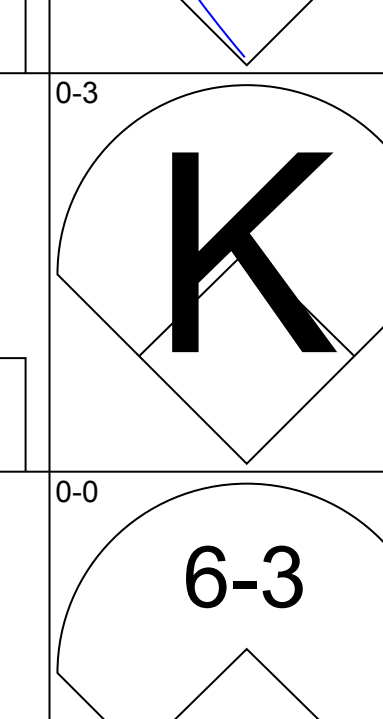
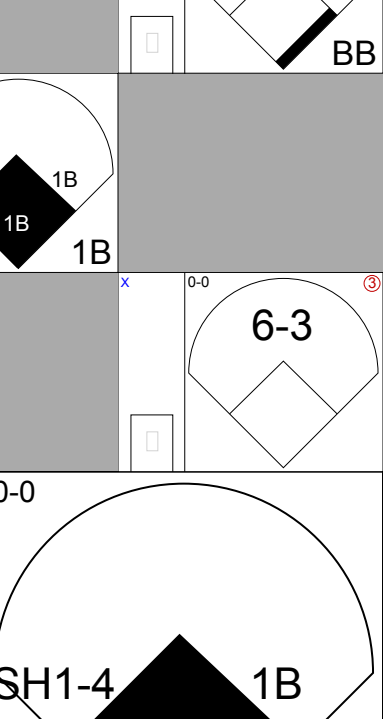
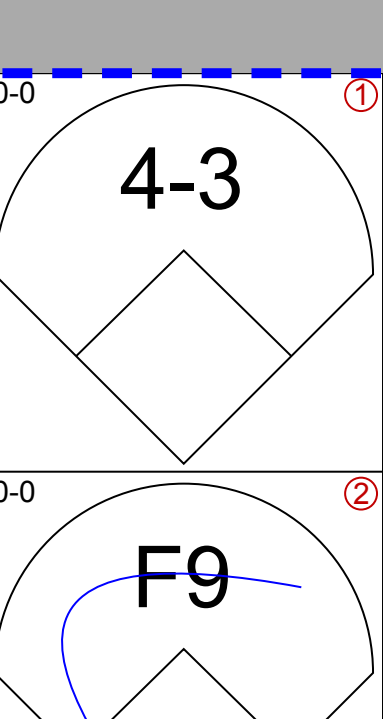
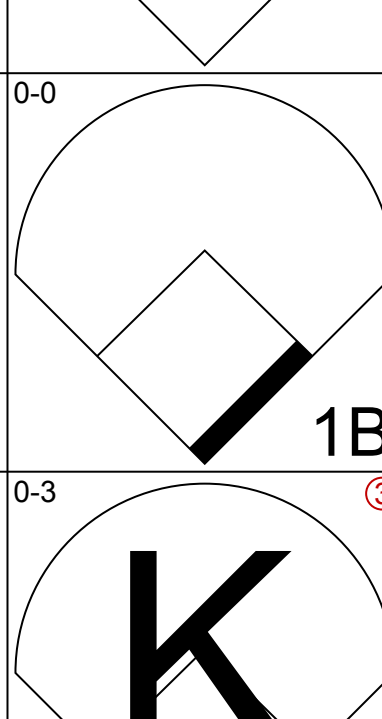
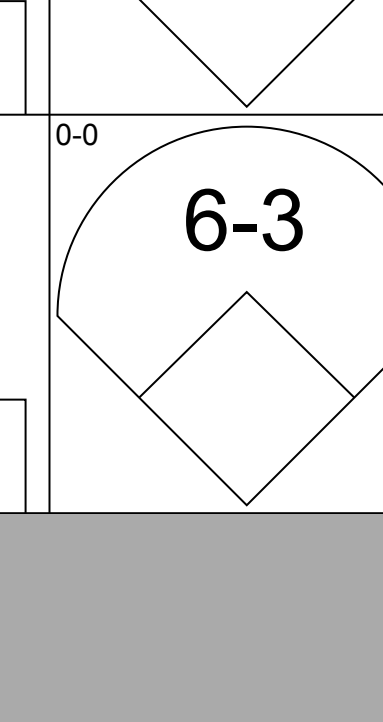
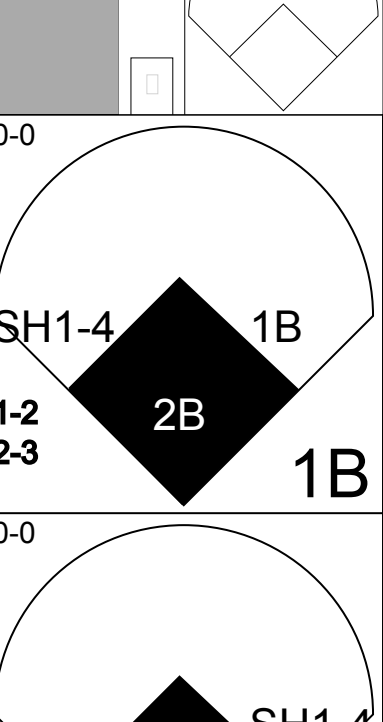
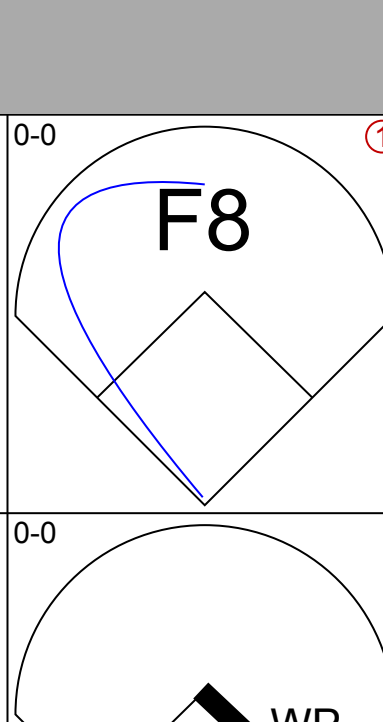
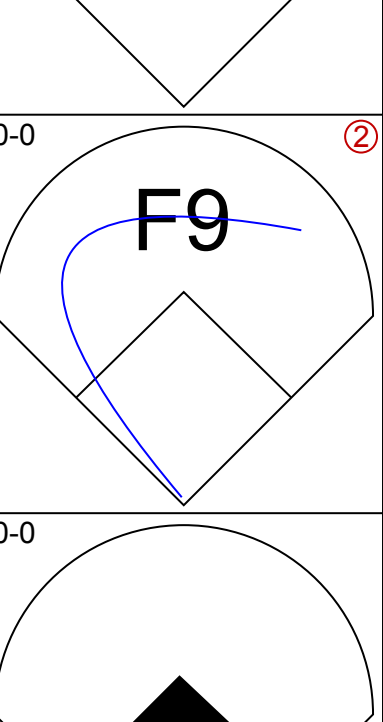
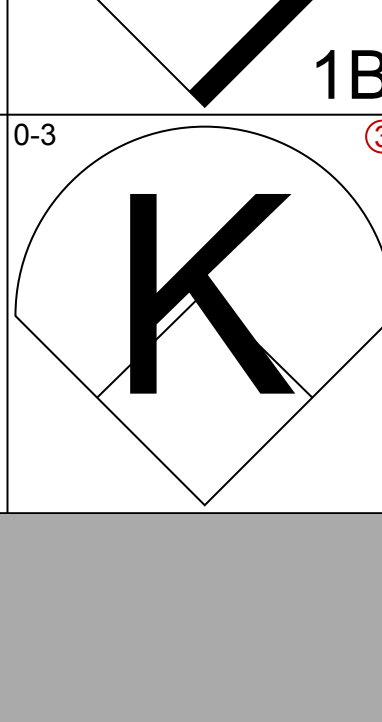
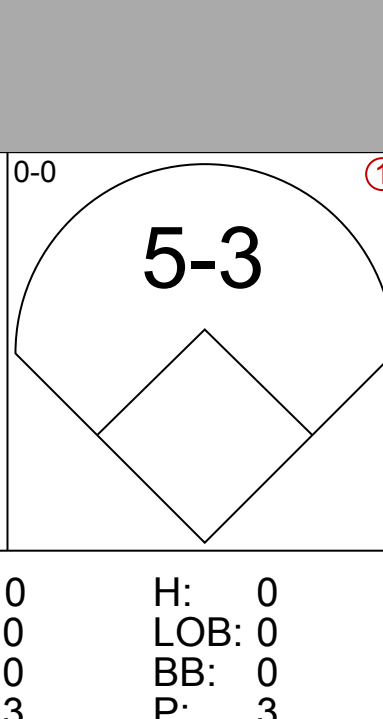
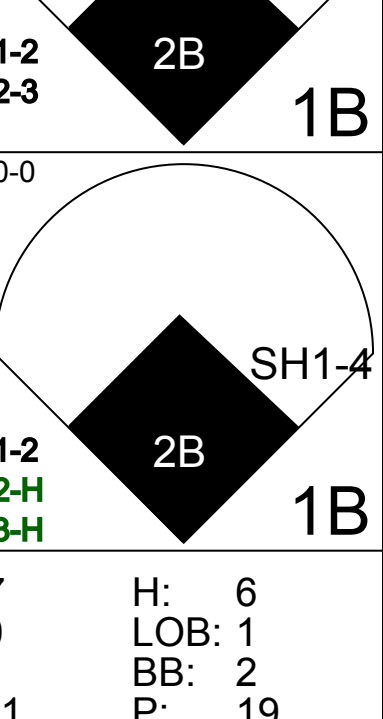
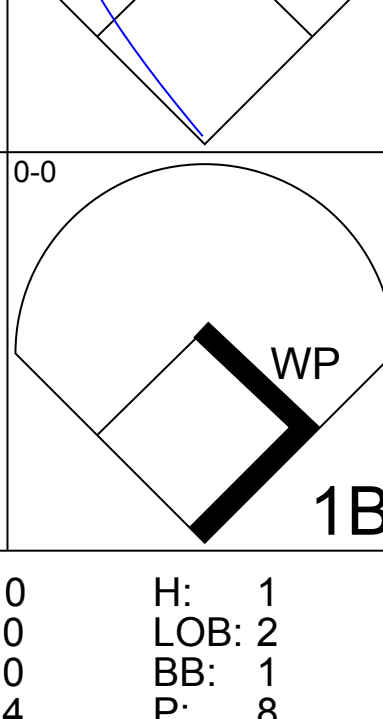
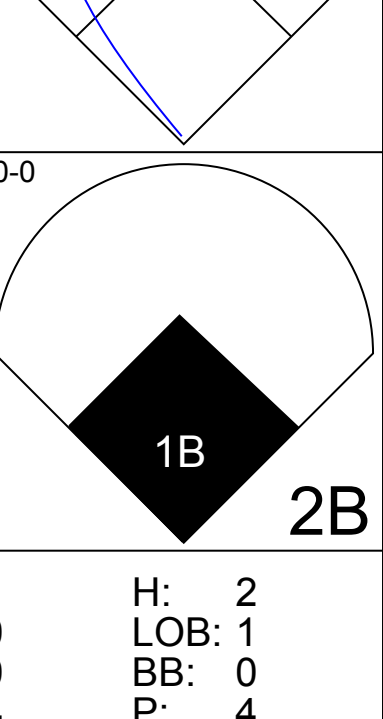
Batter	1	2	3	4	5	6	7	8	9	AB	R	H	RBI	BB	SO	LOB	TOP										
Duane Kuiper, L OBP: 0.360, SLG: 0.332 (1, 4)	0-0 4-3	0-0 5-3		0-0 F8		0-0 1B	0-0 FC4-6		1-0 1B HBP	5	1	1	0	0	0	2	Cleveland Indians @ Milwaukee Brewers Milwaukee County Stadium, Milwaukee, WI Thu Sep 04 1975, 8:05 PM EDT Att: 3,810 - Unknown										
Buddy Bell, R OBP: 0.316, SLG: 0.367 (1, 5)	0-0 F9		0-0 F8 1B E	0-0 6-3		0-0 1B SF8 1B	0-0 4-3		1-2 1B	6	2	3	2	0	0	1											
Rick Manning, L OBP: 0.349, SLG: 0.358 (1, 8)	0-0 F5		0-0 E WP 1B		0-3 K	0-0 1B 2B 1B		0-0 3-1	0-0 4-3	6	2	2	0	0	1	3											
Rico Carty, R OBP: 0.381, SLG: 0.518 Tommy Smith, L (9, 7)		0-0 E5 BB HR	0-0 F8		0-0 E 1B	0-0 SF8		0-0 4-3		4	1	1	1	0	0	2											
George Hendrick, R OBP: 0.308, SLG: 0.421 (1, 9)		4-0 HR BB	0-0 E3 WP BB SF8		0-3 K	0-0 2B 1B		4-0 BB		3	2	1	1	2	1	2											
Frank Robinson, R OBP: 0.390, SLG: 0.517 Oscar Gamble, L OBP: 0.367, SLG: 0.438 (3, FH)		0-3 K	0-0 WP BB	0-0 E3	0-0 E3	0-0 1-3 2B		0-0 F4		1	0	0	0	0	1	2											
Joe Lis, R OBP: 0.429, SLG: 1.200 (1, 3)		0-0 HR	0-0 SF8		0-0 4-3	0-0 BB			0-0 F8	3	1	1	4	1	0	2											
Alan Ashby, S OBP: 0.316, SLG: 0.324 (1, 2)	0-0 L7		0-0 3-1						0-0 1B 2B	5	0	1	0	0	0	4											
Frank Duffy, R OBP: 0.275, SLG: 0.281 (1, 6)		4-0 BB		0-0 5-3		4-0 S 1B BB	0-0 FC4-6 1B		0-0 L7	3	1	1	0	2	0	1											
Inning Stats	R: 0 E: 0 K: 0 S: 3	H: 0 LOB: 0 BB: 0 P: 3	R: 3 E: 1 K: 1 S: 7	H: 1 LOB: 1 BB: 2 P: 15	R: 3 E: 1 K: 0 S: 6	H: 2 LOB: 1 BB: 1 P: 10	R: 0 E: 0 K: 0 S: 3	H: 0 LOB: 0 BB: 0 P: 3	R: 0 E: 1 K: 2 S: 9	H: 1 LOB: 2 BB: 0 P: 9	R: 4 E: 0 K: 0 S: 8	H: 5 LOB: 3 BB: 2 P: 16	R: 0 E: 0 K: 0 S: 3	H: 1 LOB: 0 BB: 0 P: 3	R: 0 E: 0 K: 0 S: 3	H: 0 LOB: 1 BB: 1 P: 7		R: 0 E: 0 K: 0 S: 5	H: 2 LOB: 2 BB: 0 P: 6	1B: 9 2B: 2 3B: 0 HR: 1	SF: 2 SAC: 0 DP: 0 HBP: 1	WP: 1 PB: 0 SB: 2 CS: 1	PA: 48				
PITCHER	IP	WLS	BF	H	R	ER	SO	BB	IBB	HBP	BLK	WP	HR	S	P	ERA	WHIP										
Lafayette Currence, L ERA: 7.07 (1, 1)	2.1	L	13	3	5	4	1	2	0	0	0	0	1	13	21	15.43	2.143										
Larry Anderson, R ERA: 12.0 (3, 1)	3.0		17	4	5	4	2	2	0	0	0	1	0	19	27	12.00	2.000										
Pat Osburn, L ERA: (6, 1)	3.2		18	5	0	0	0	2	0	1	0	0	0	15	24	0.00	1.909										

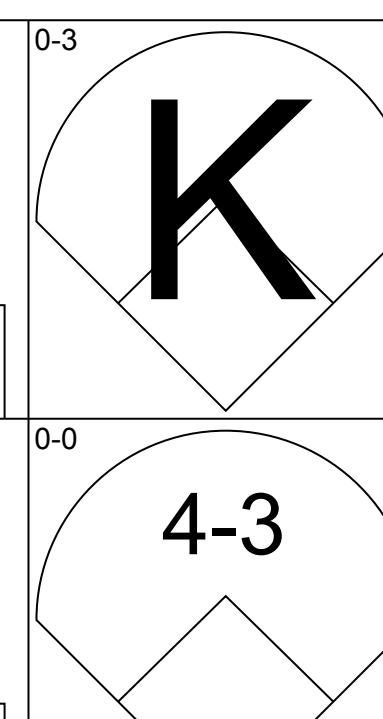
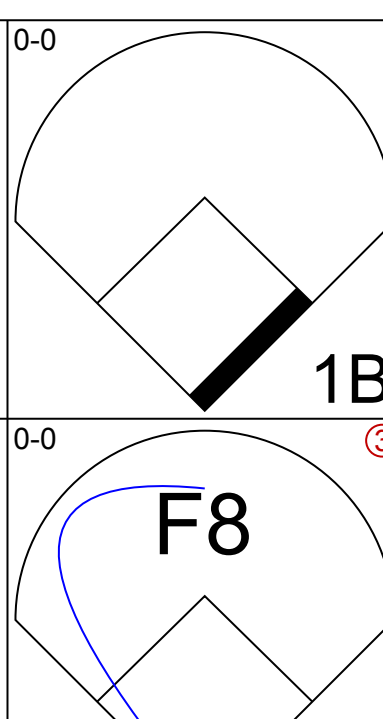
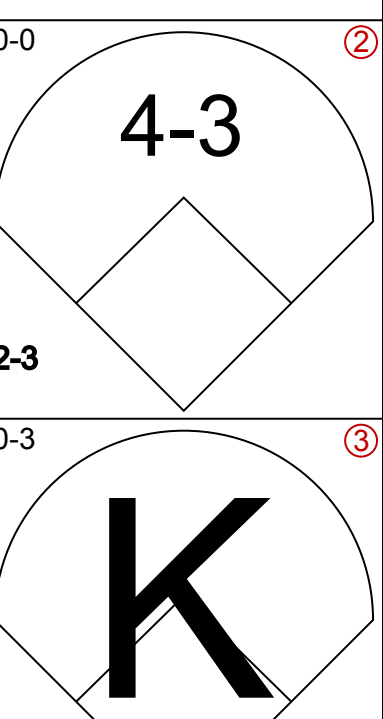
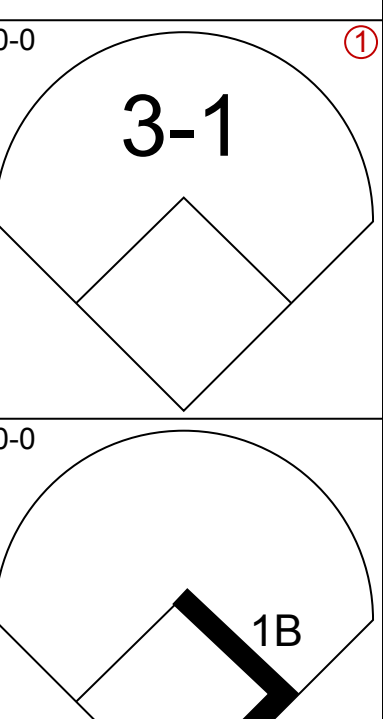
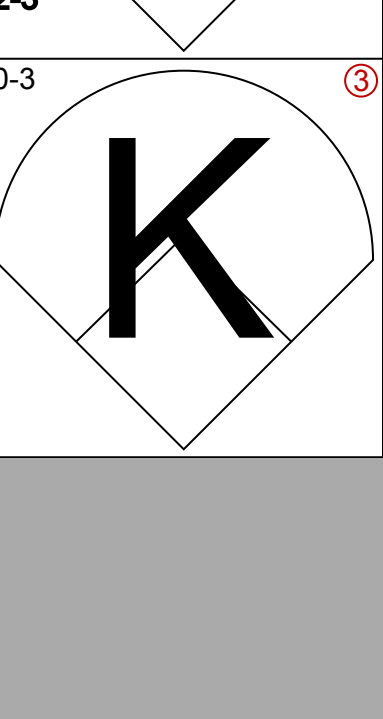
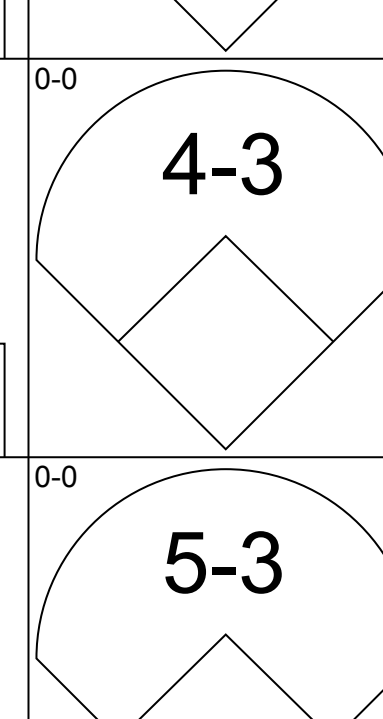
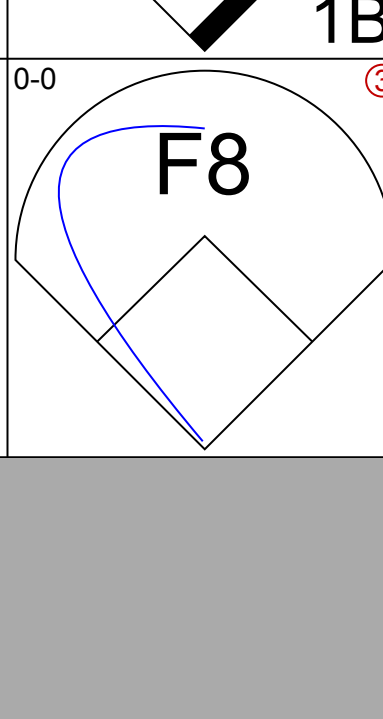
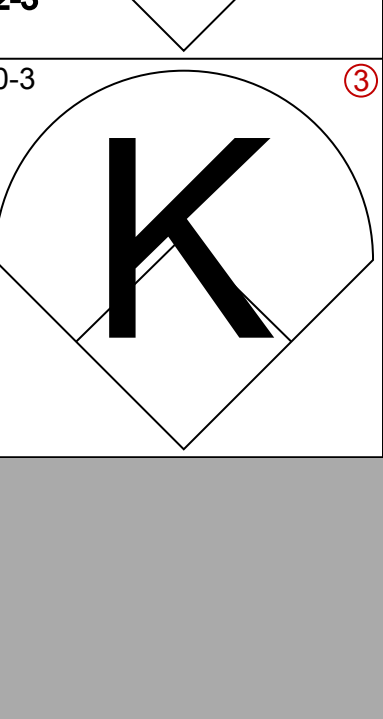
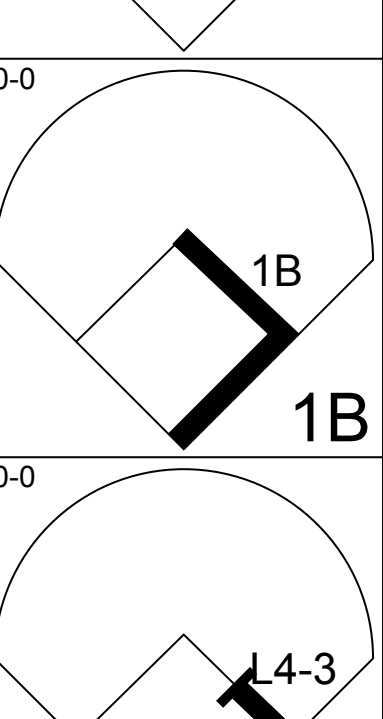
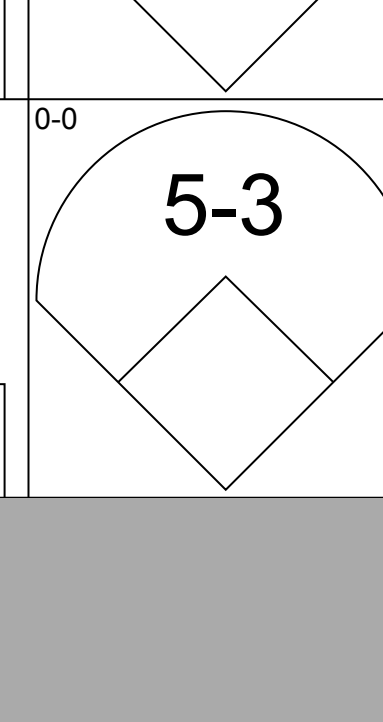
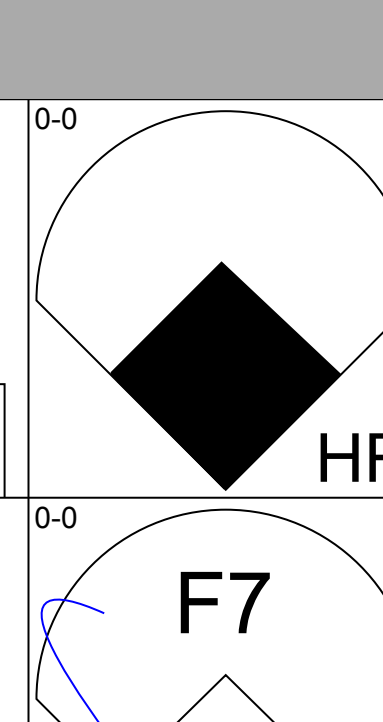
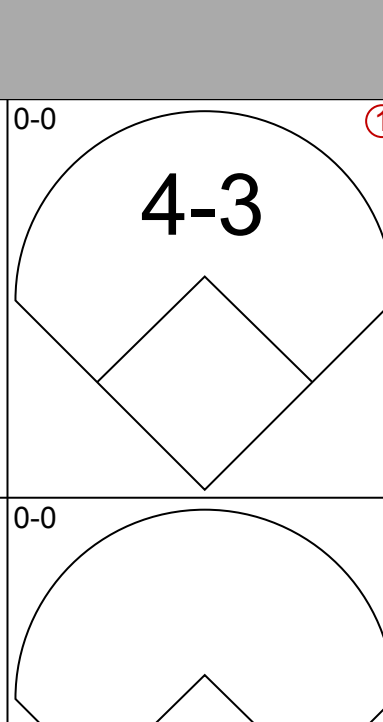
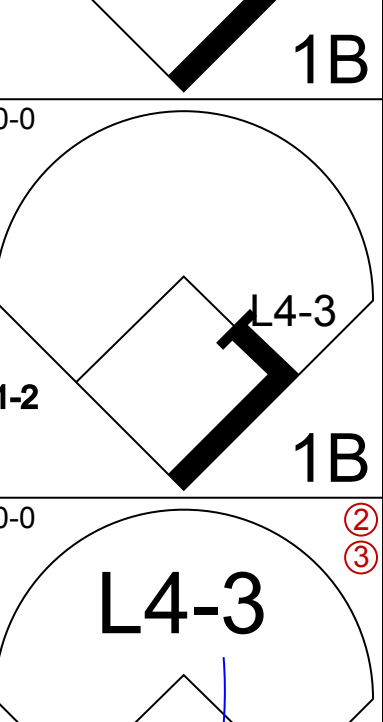
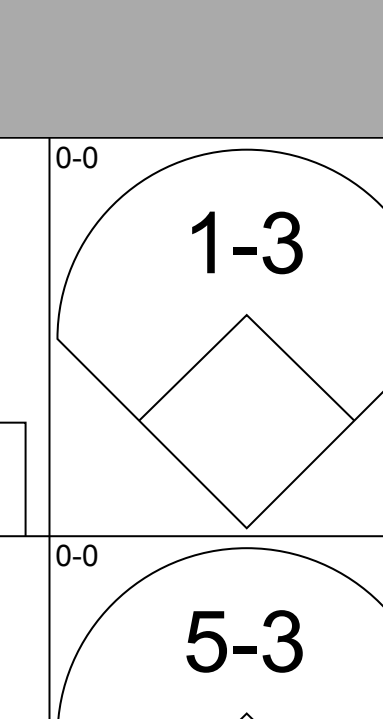
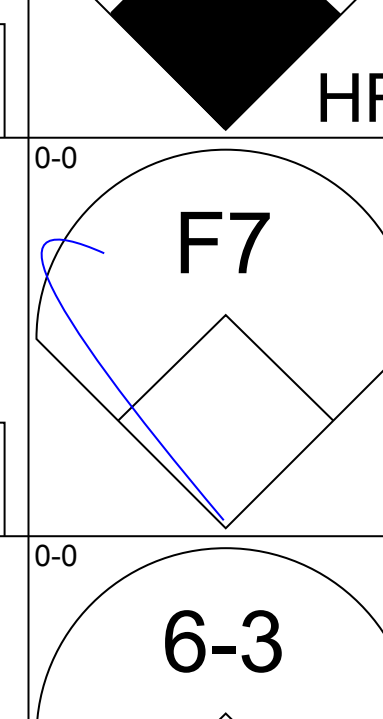
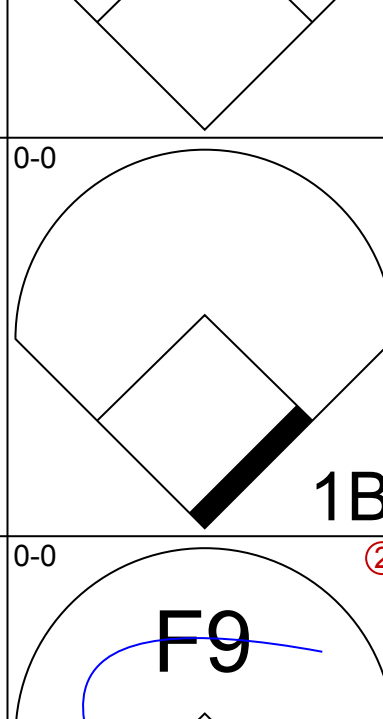
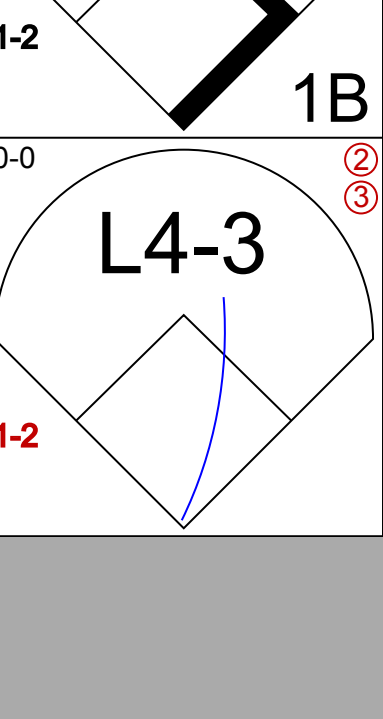
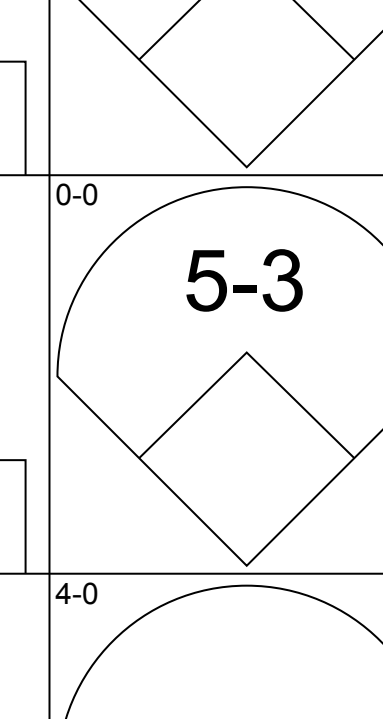
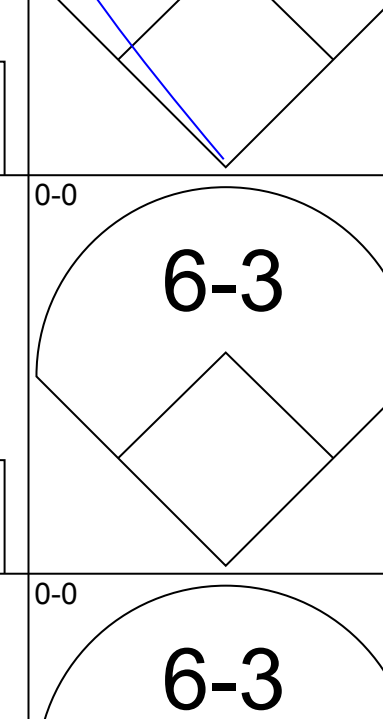
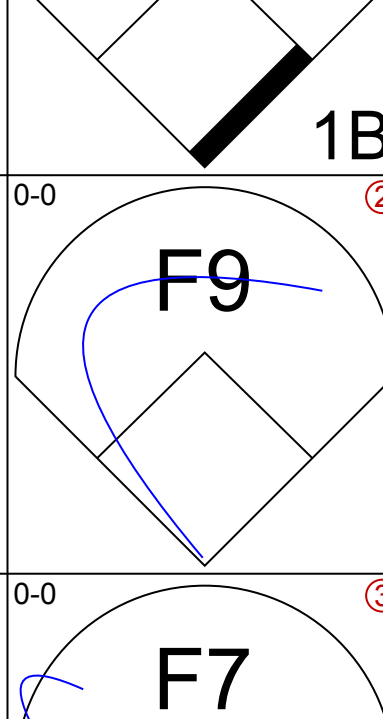
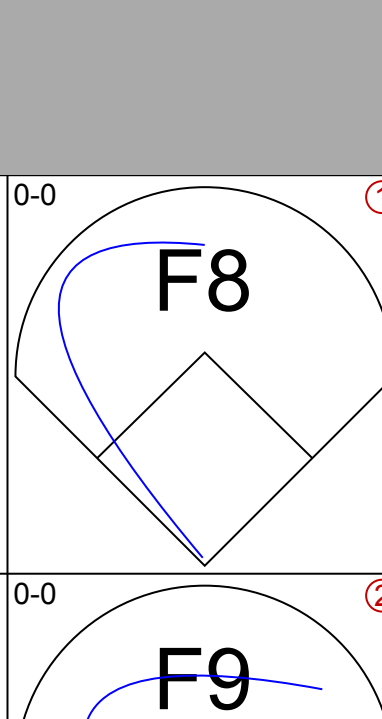
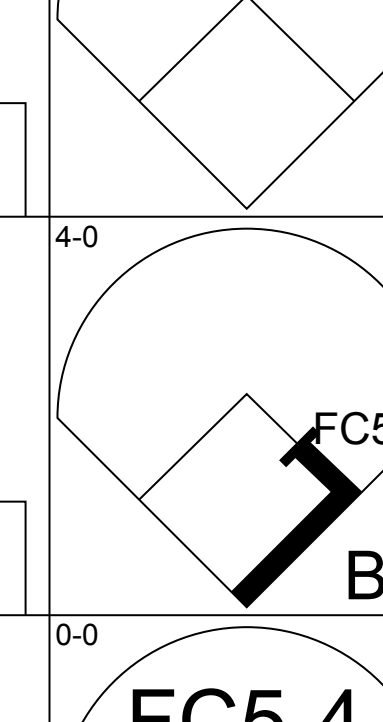
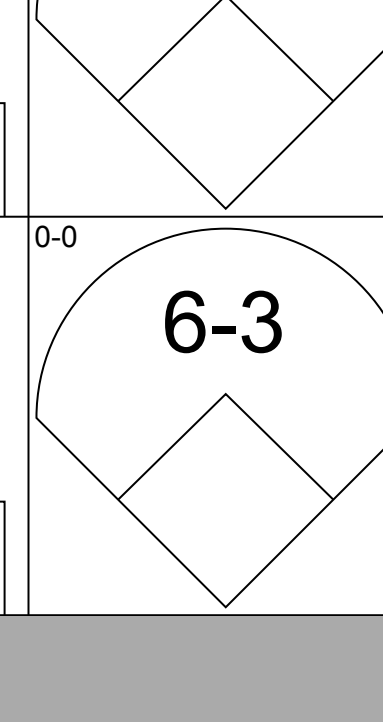
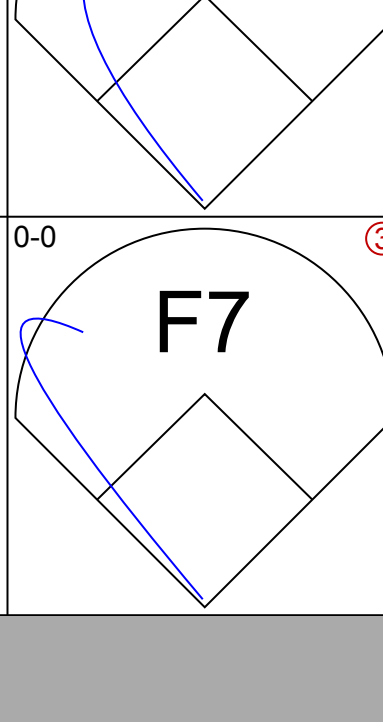
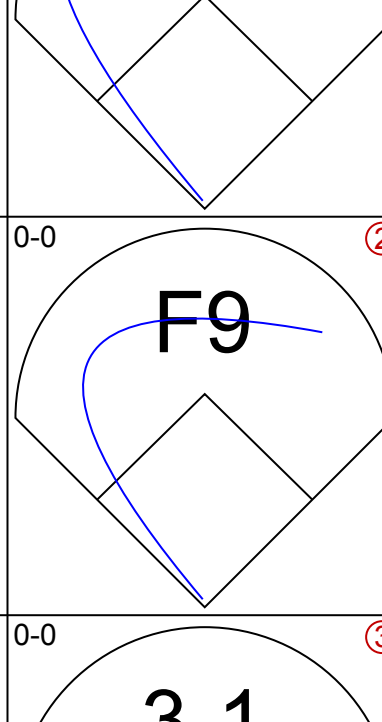
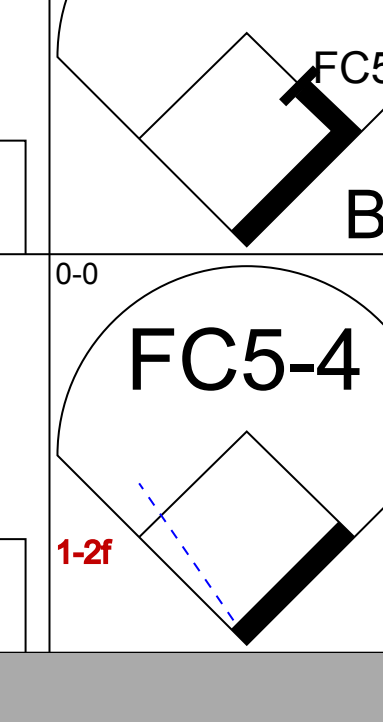
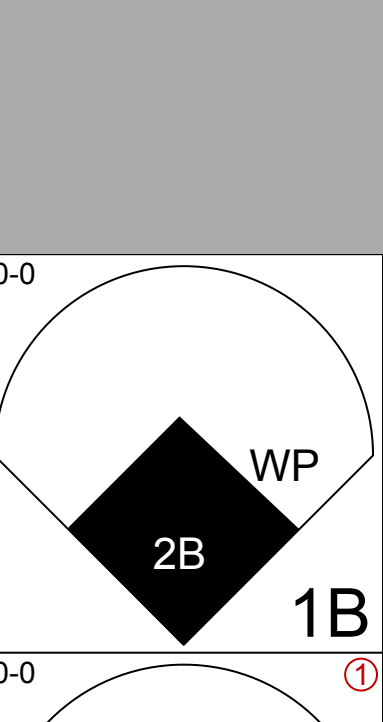
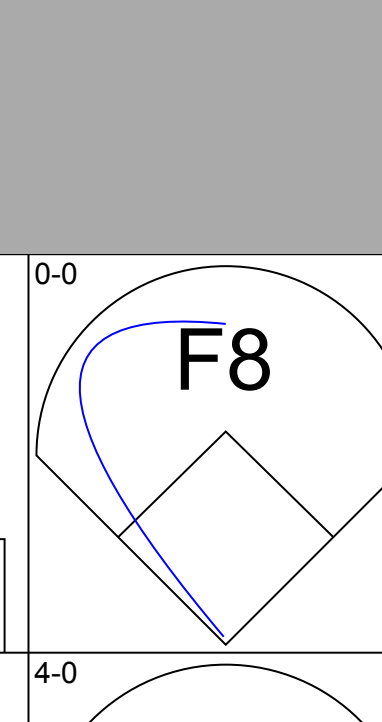
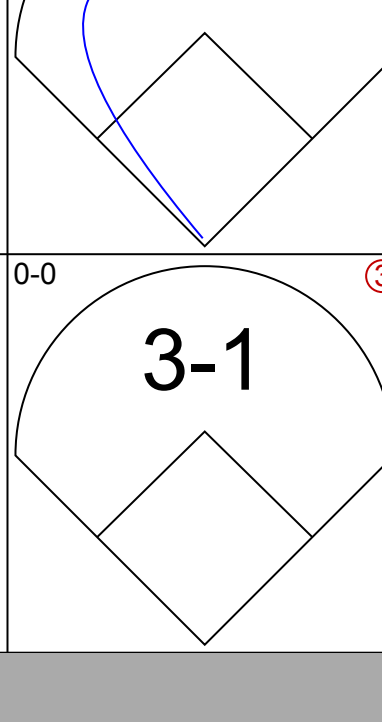
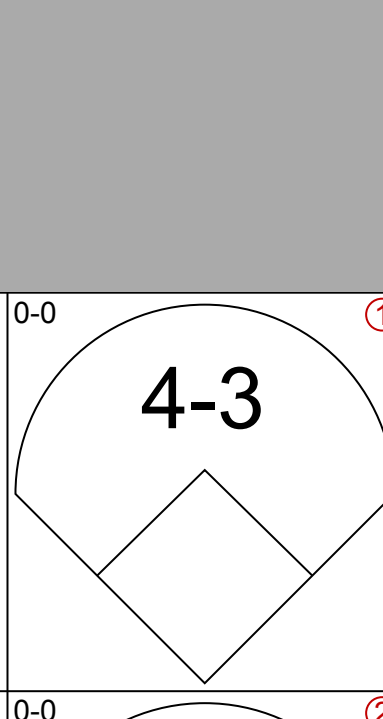
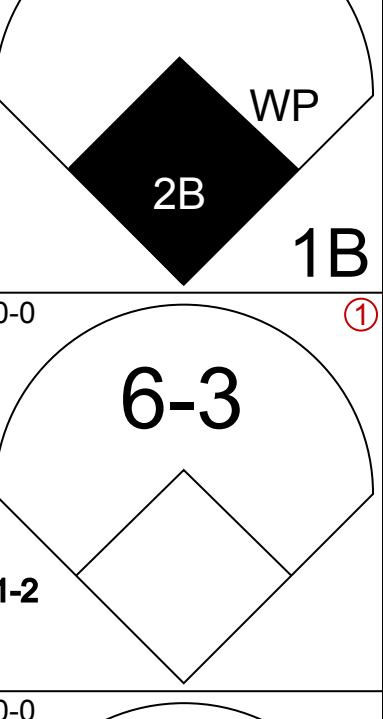
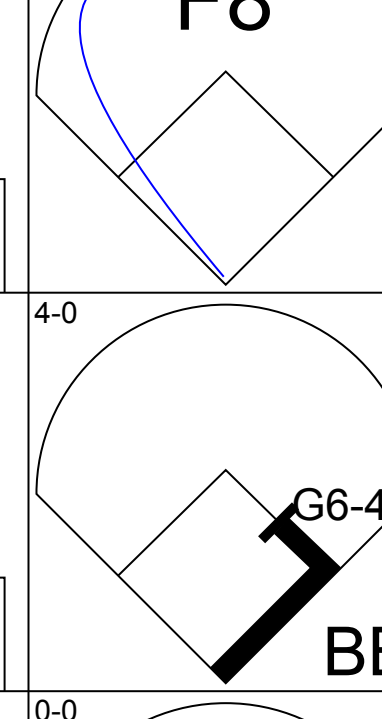
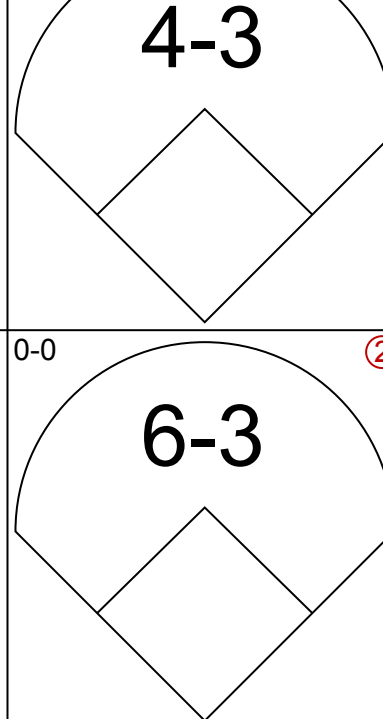
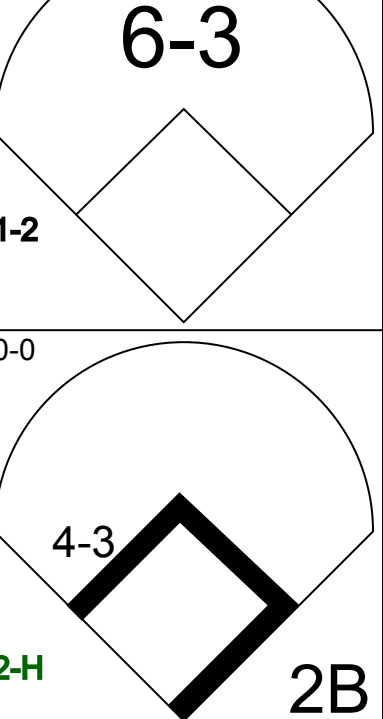
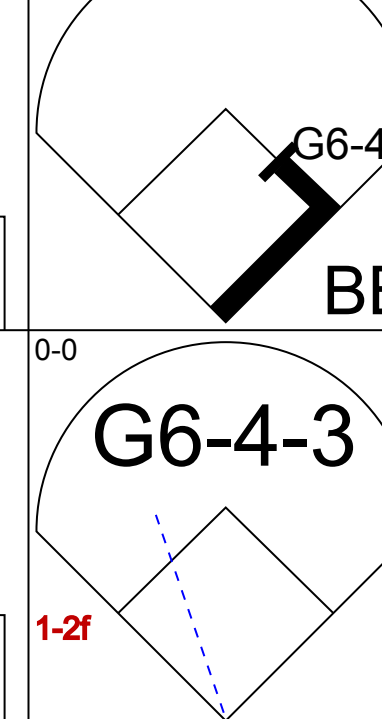
AB	39
R	10
H	12
RBI	9
BB	6
SO	3
LOB	21

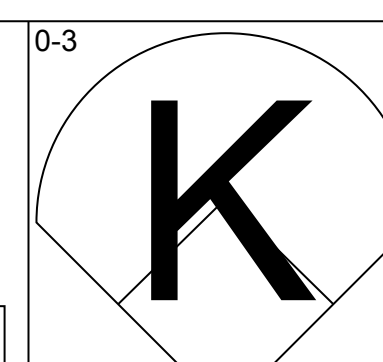
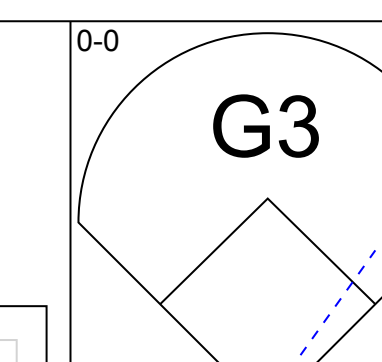
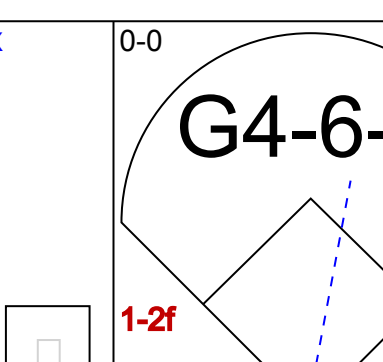
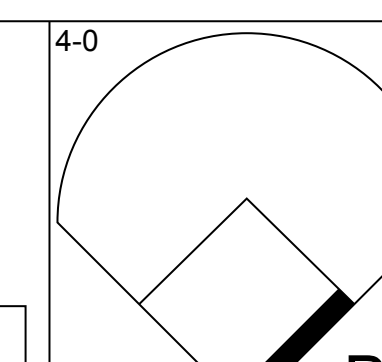
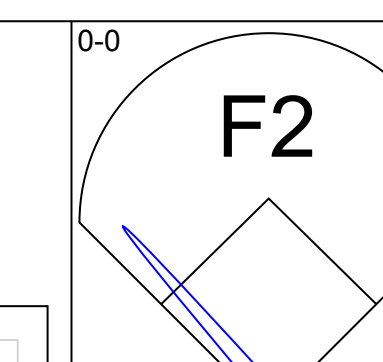
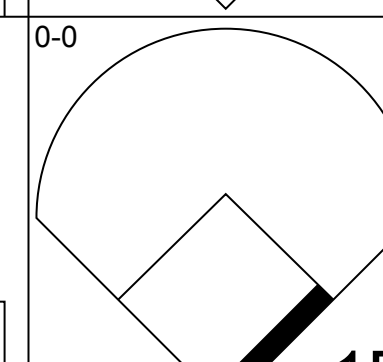
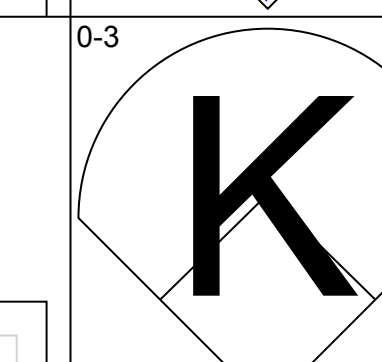
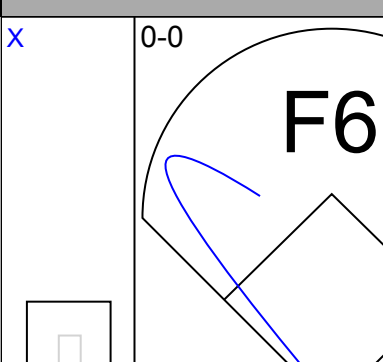
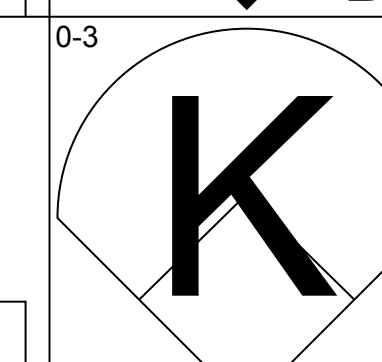
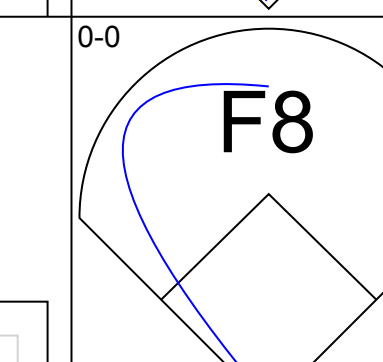
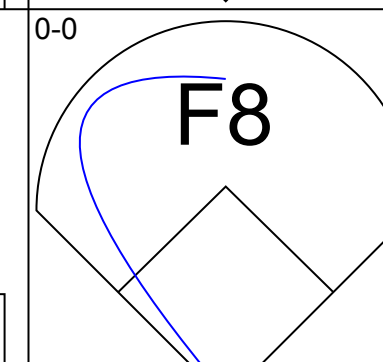
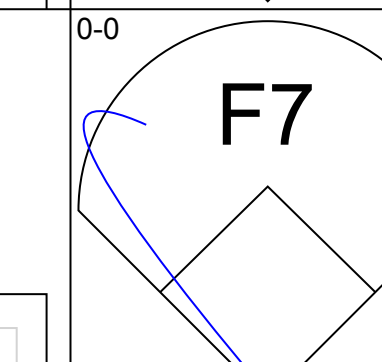
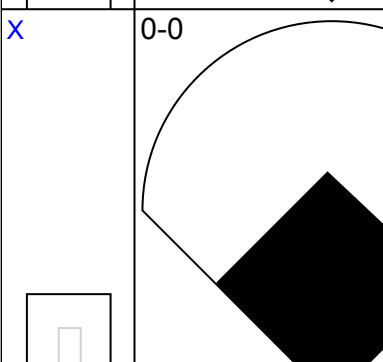
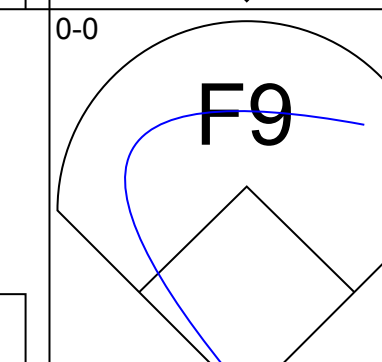
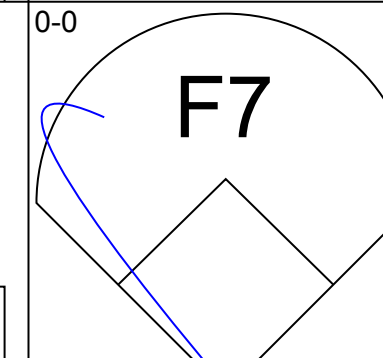
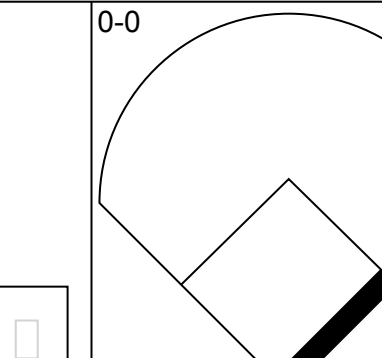
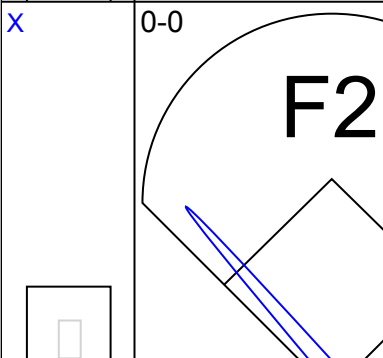
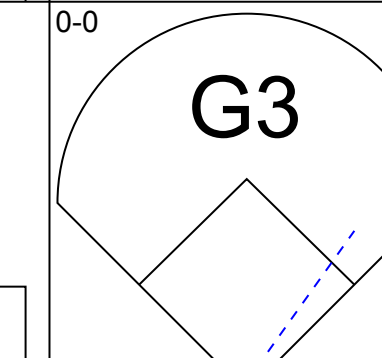
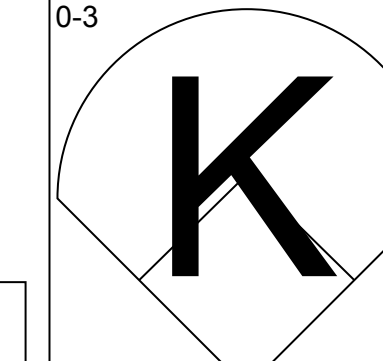
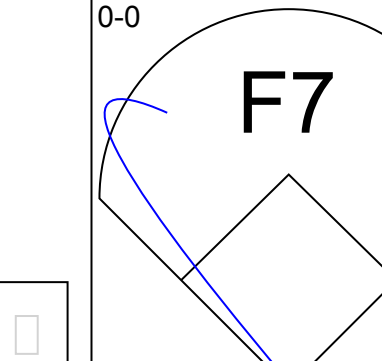
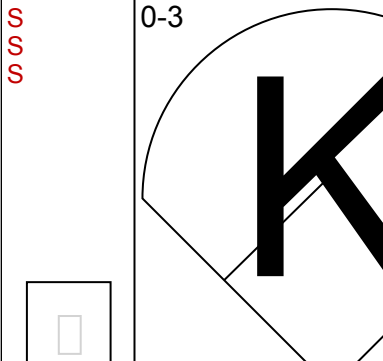
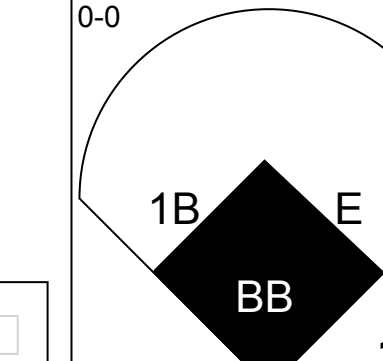
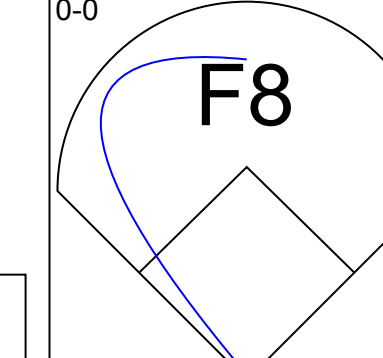
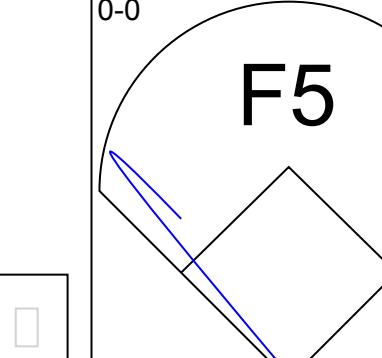
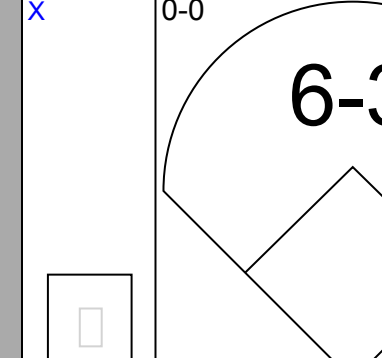
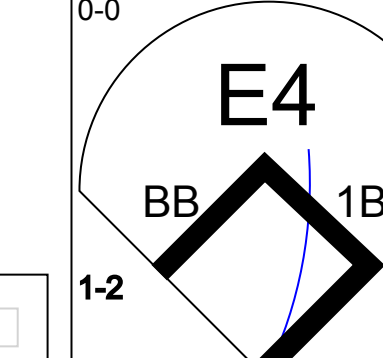
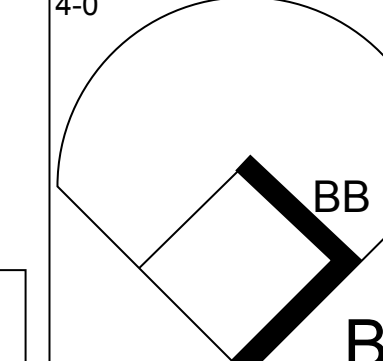
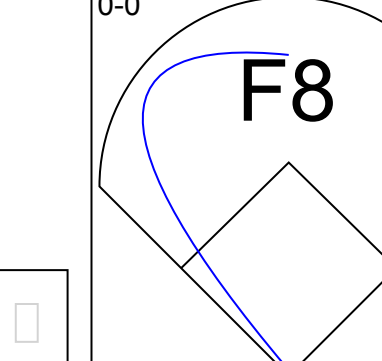
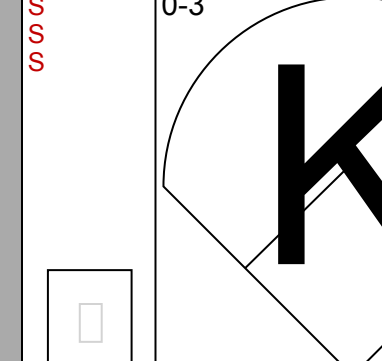
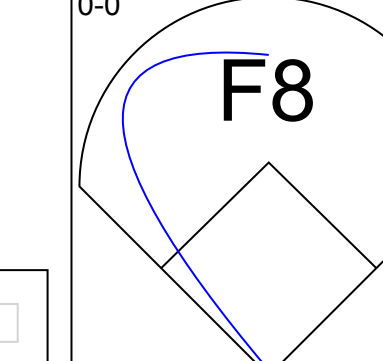
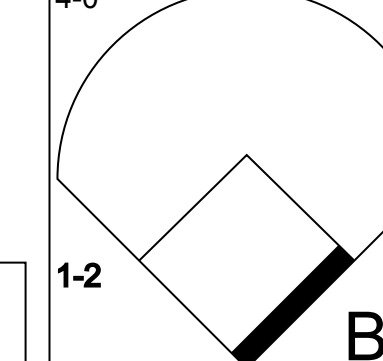
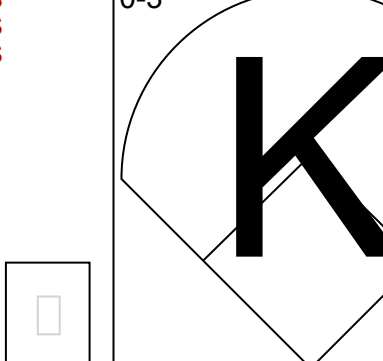
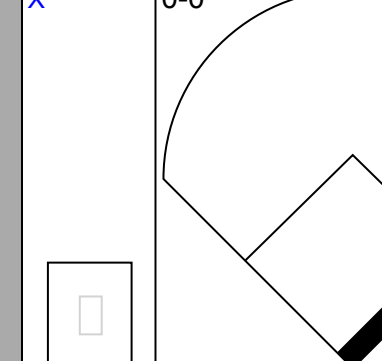
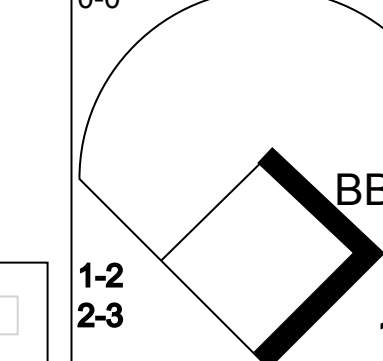
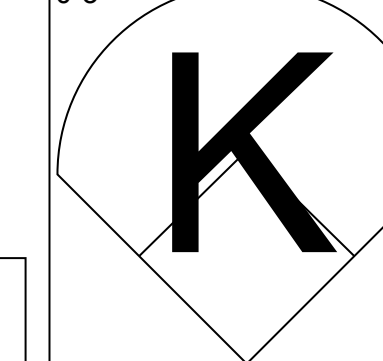
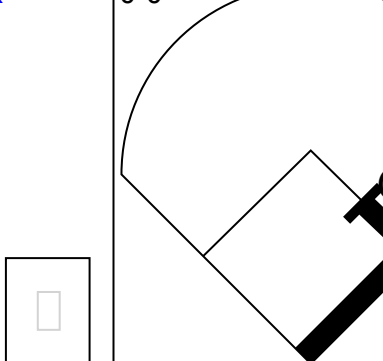
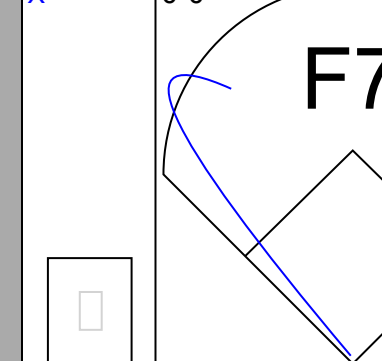
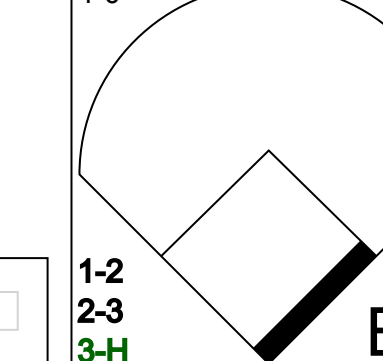


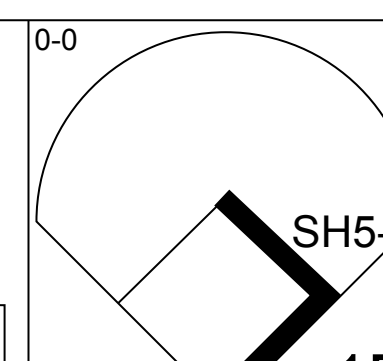
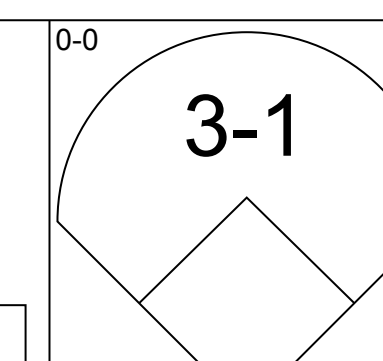
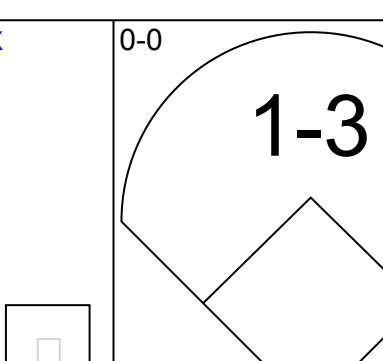
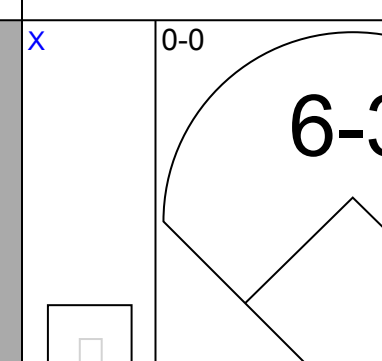
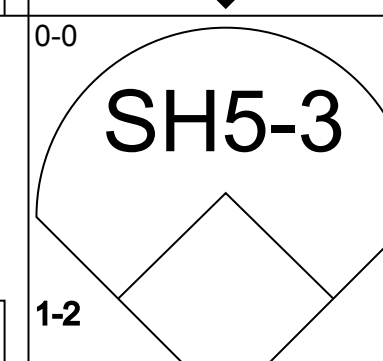
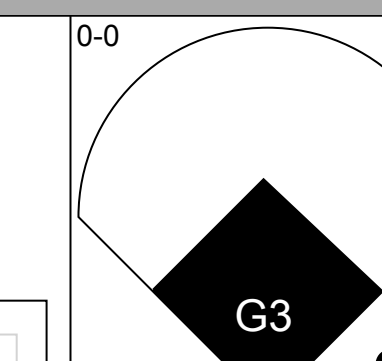
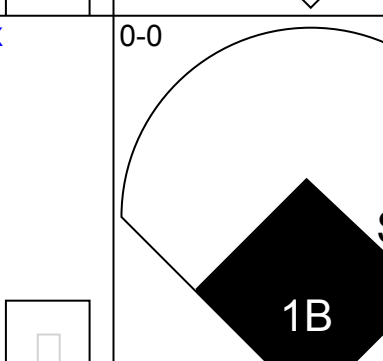
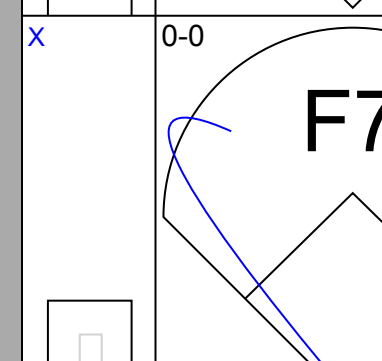
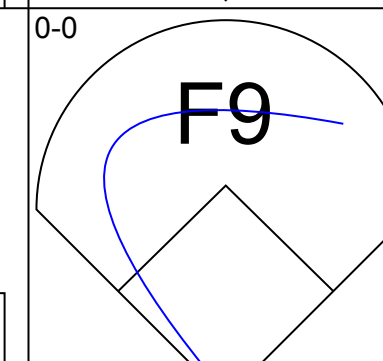
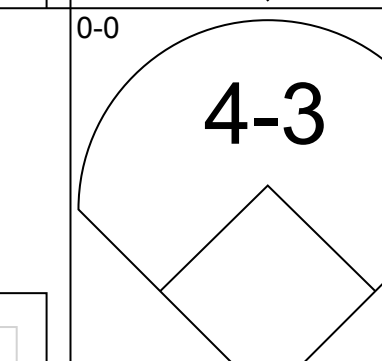
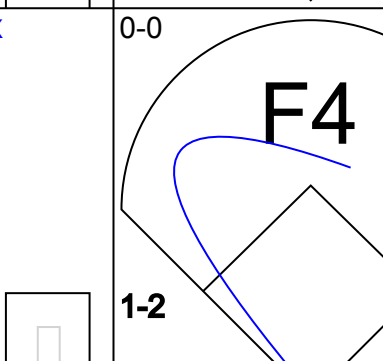
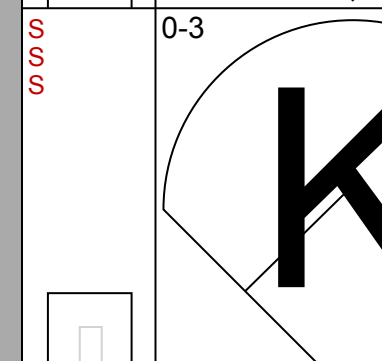
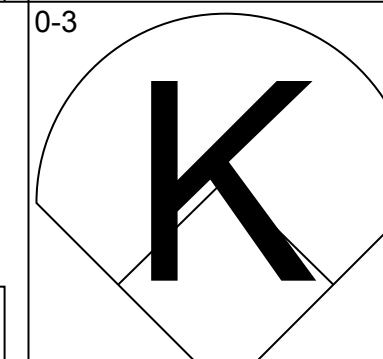
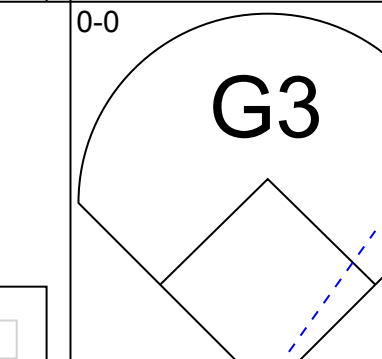
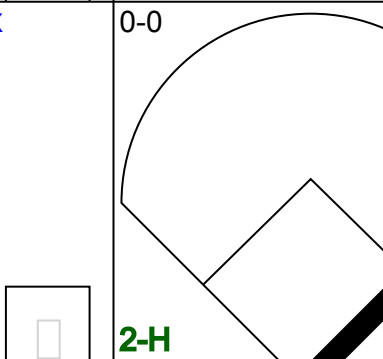
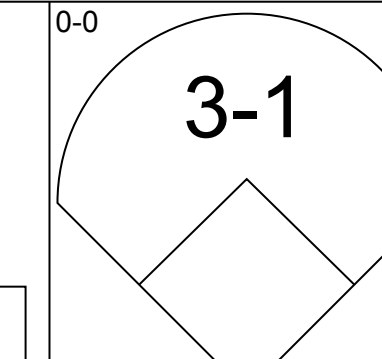
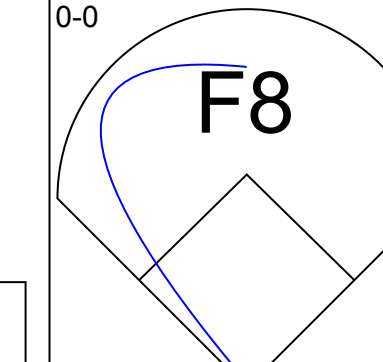
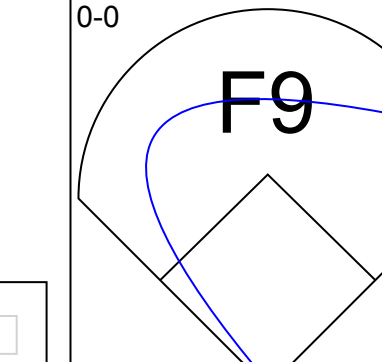
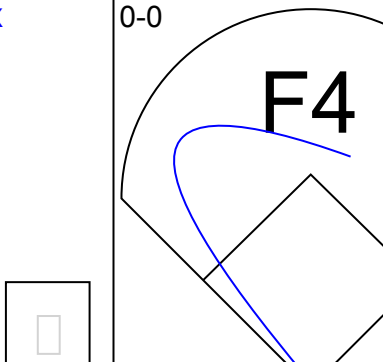
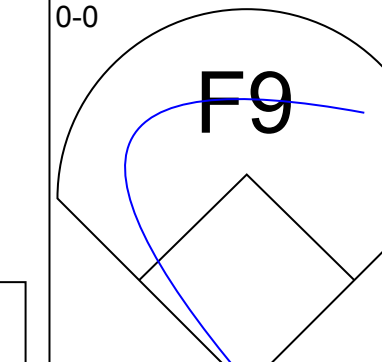
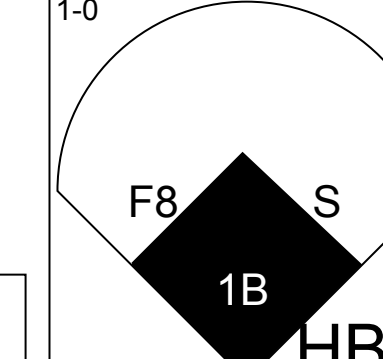
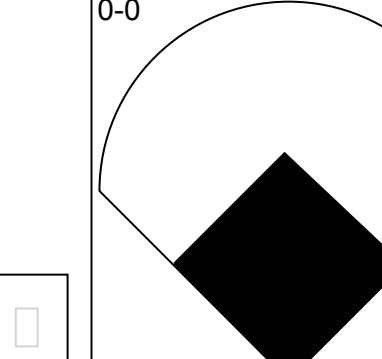
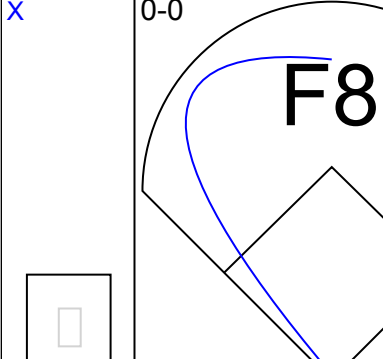
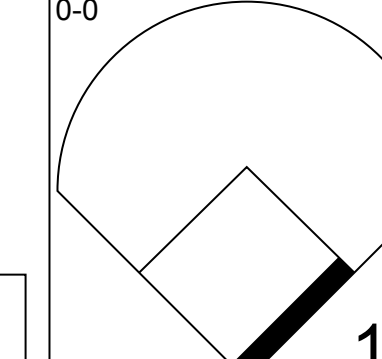
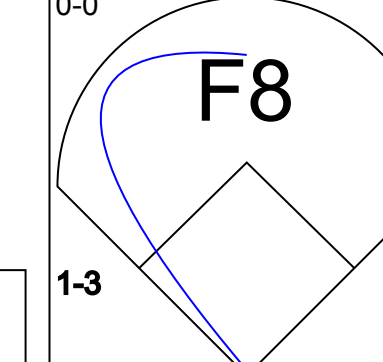
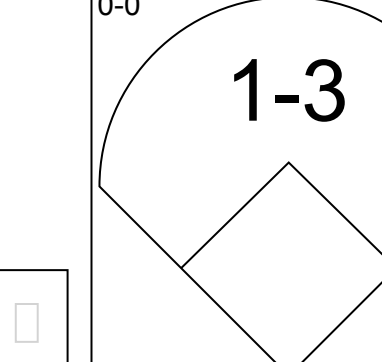
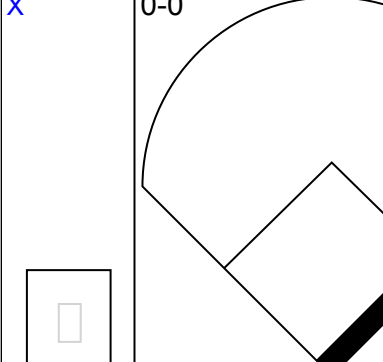
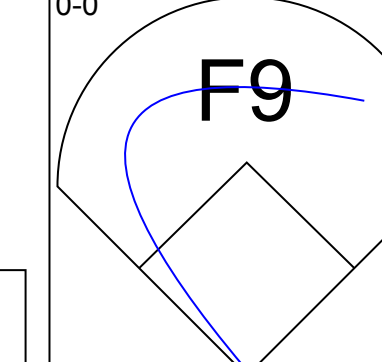
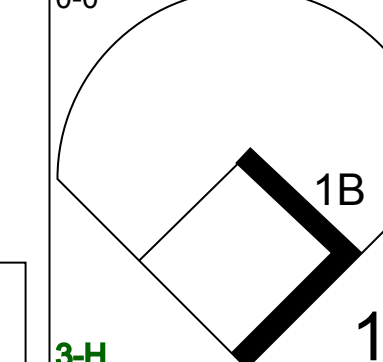
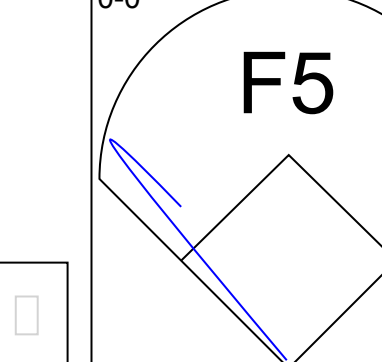
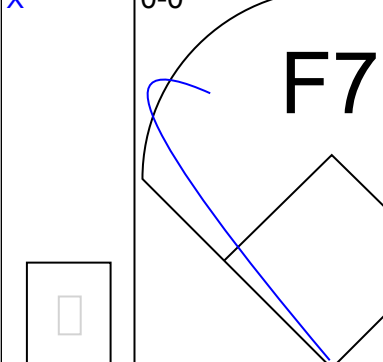
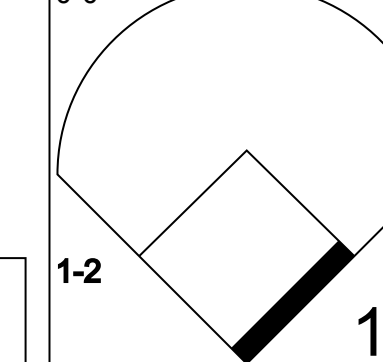
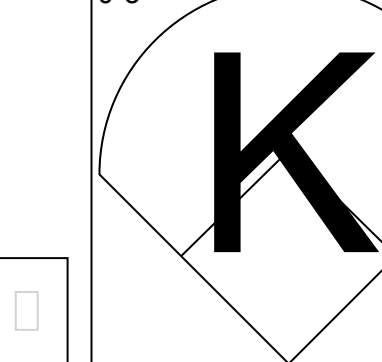
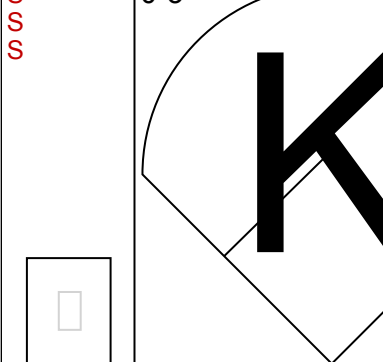
Batter	1	2	3	4	5	6	7	8	9	AB	R	H	RBI	BB	SO	LOB	BOTTOM										
Don Money, R OBP: 0.313, SLG: 0.402 (1, 5)	0-0 G4-6-3 1B	0-0 1-1H 1B			0-0 6-3	0-0 F6			0-0 1B 1B	5	0	3	1	0	0	2	Cleveland Indians @ Milwaukee Brewers Milwaukee County Stadium, Milwaukee, WI Thu Sep 04 1975, 8:05 PM EDT Att: 3,810 - Unknown										
Bill Shero, L OBP: 0.275, SLG: 0.318 (7, 7)	0-0 G4-6-3 1-2	0-0 G3			4-0 BB		0-0 4-3		0-0 1-2 2H FC6-4 1B	4	0	1	1	1	0	2											
George Scott, R OBP: 0.344, SLG: 0.496 (1, 3)	0-0 2B		0-0 6-3		0-3 K		0-0 F7		0-0 F8	5	0	1	0	0	1	3											
Hank Aaron, R OBP: 0.325, SLG: 0.351 (1, 10)	0-0 F2		0-0 2B		0-0 4-3		0-0 F7		0-0 FC6-4 1-2	5	0	1	0	0	0	4											
Darrell Porter, L OBP: 0.356, SLG: 0.409 Gorman Thomas, R OBP: 0.273, SLG: 0.387 (7, 8)		4-0 2B BB	0-3 K		0-0 F8		0-0 F7		0-0 F8	2	1	0	0	1	1	1											
Charlie Moore, R OBP: 0.346, SLG: 0.413 (7, 2)		0-3 K	0-3 K		0-0 1B 2B		0-0 F8		0-0 F8	4	1	1	0	0	2	2											
Sixto Lezcano, R OBP: 0.321, SLG: 0.374 (1, 9)		0-0 F8 1B 2B		0-0 6-3		0-0 2B 1B		0-0 F7		4	1	2	2	0	0	0											
Robin Yount, R OBP: 0.309, SLG: 0.364 (1, 6)		0-0 F8		0-0 6-3		4-0 1-2 BB		0-0 5-3		3	0	0	0	1	0	1											
Pedro Garcia, R OBP: 0.286, SLG: 0.351 (1, 4)		0-0 S 1B 1B		0-0 F3		0-0 L6		0-0 1B 1B		4	2	2	1	0	0	2											
Inning Stats	R: 0 E: 0 K: 0 S: 4	H: 2 LOB: 1 BB: 0 P: 4	R: 3 E: 0 K: 1 S: 8	H: 3 LOB: 1 BB: 1 P: 12	R: 0 E: 0 K: 2 S: 8	H: 1 LOB: 0 BB: 0 P: 8	R: 0 E: 0 K: 0 S: 3	H: 0 LOB: 0 BB: 0 P: 3	R: 0 E: 0 K: 1 S: 5	H: 0 LOB: 1 BB: 1 P: 9	R: 1 E: 0 K: 0 S: 5	H: 2 LOB: 2 BB: 1 P: 9	R: 0 E: 0 K: 0 S: 3	H: 0 LOB: 0 BB: 0 P: 3	R: 0 E: 0 K: 0 S: 3	H: 0 LOB: 0 BB: 0 P: 3		R: 1 E: 0 K: 0 S: 6	H: 3 LOB: 2 BB: 0 P: 6	1B: 7 2B: 4 3B: 0 HR: 0	SF: 0 SAC: 0 DP: 1 HBP: 0	WP: 0 PB: 0 SB: 1 CS: 0	PA: 40				
PITCHER	IP	WLS	BF	H	R	ER	SO	BB	IBB	HBP	BLK	WP	HR	S	P	ERA	WHIP										
Roric Harrison, R ERA: 4.65 (1, 1)	9.0	W	40	11	5	5	4	3	0	0	0	0	0	45	57	5.00	1.556										



Batter	1	2	3	4	5	6	7	8	9	AB	R	H	RBI	BB	SO	LOB	TOP									
Leon Roberts, R OBP: 0.315, SLG: 0.394										4	0	1	1	0	1	1	Detroit Tigers @ Cleveland Indians Cleveland Municipal Stadium, Cleveland, OH Fri Sep 05 1975, 7:05 PM EDT Att: 4,108 - Unknown									
Gary Sutherland, R OBP: 0.319, SLG: 0.319										3	1	0	0	2	0	0										
Dan Meyer, L OBP: 0.296, SLG: 0.367 Jack Pierce, L OBP: 0.323, SLG: 0.430										4	2	2	3	0	1	2										
Willie Horton, R OBP: 0.316, SLG: 0.422										5	2	3	4	0	0	1										
Bill Freehan, R OBP: 0.308, SLG: 0.415										5	1	2	1	0	1	1										
Aurelio Rodriguez, R OBP: 0.299, SLG: 0.405										4	1	1	0	1	2	1										
Ben Oglivie, L OBP: 0.304, SLG: 0.373										5	1	2	0	0	1	2										
Ron LeFlore, R OBP: 0.305, SLG: 0.353										5	1	1	0	0	1	2										
Tom Verzyer, R OBP: 0.286, SLG: 0.314										4	2	3	2	0	0	0										
Inning Stats	R: 0 E: 0 K: 1 S: 6	H: 1 LOB: 1 BB: 0 P: 6	R: 0 E: 0 K: 1 S: 6	H: 1 LOB: 1 BB: 0 P: 6	R: 0 E: 0 K: 0 S: 3	H: 0 LOB: 0 BB: 0 P: 3	R: 0 E: 0 K: 1 S: 5	H: 1 LOB: 0 BB: 0 P: 5	R: 7 E: 0 K: 1 S: 11	H: 6 LOB: 1 BB: 2 P: 19	R: 0 E: 0 K: 0 S: 4	H: 1 LOB: 2 BB: 1 P: 8	R: 0 E: 0 K: 1 S: 5	H: 0 LOB: 0 BB: 0 P: 5	R: 1 E: 0 K: 0 S: 4	H: 2 LOB: 1 BB: 0 P: 4	R: 3 E: 0 K: 2 S: 10	H: 3 LOB: 1 BB: 0 P: 11	1B: 10 2B: 2 3B: 0 HR: 3	SF: 0 SAC: 1 DP: 1 HBP: 1	WP: 1 PB: 0 SB: 1 CS: 0	PA: 44				
PITCHER	IP	WLS	BF	H	R	ER	SO	BB	IBB	HBP	BLK	WP	HR	S	P	ERA	WHIP									
Rick Waits, L ERA: 3.38	(1, 1)	4.1	L	21	8	6	6	3	0	1	0	0	0	26	30	12.46	1.846									
Jackie Brown, R ERA: 4.5	(5, 1)	1.2		9	2	1	1	1	2	0	0	0	1	1	9	17	5.40	2.400								
Larry Andersen, R ERA: 4.5	(7, 1)	1.0		3	0	0	0	1	0	0	0	0	0	5	5	0.00	0.000									
Tom Buskey, R ERA: 2.92	(8, 1)	1.0		4	2	1	1	0	0	0	0	0	0	4	4	9.00	2.000									
Dave LaRoche, L ERA: 2.25	(9, 1)	1.0		7	3	3	3	2	0	0	1	0	0	2	10	11	27.00	3.000								

Batter	1	2	3	4	5	6	7	8	9	AB	R	H	RBI	BB	SO	LOB	BOTTOM									
Duane Kuiper, L OBP: 0.360, SLG: 0.332										3	0	1	0	0	1	1	Detroit Tigers @ Cleveland Indians Cleveland Municipal Stadium, Cleveland, OH Fri Sep 05 1975, 7:05 PM EDT Att: 4,108 - Unknown									
Ed Crosby, L OBP: 0.315, SLG: 0.254										1	0	0	0	0	0	0										
Rick Manning, L OBP: 0.348, SLG: 0.357										4	0	1	0	0	1	2										
George Hendrick, R OBP: 0.309, SLG: 0.428										4	1	2	1	0	0	0										
Boog Powell, L OBP: 0.387, SLG: 0.507										4	0	1	0	0	0	2										
Rico Carty, R OBP: 0.377, SLG: 0.511										4	0	0	0	0	0	1										
Oscar Gamble, L OBP: 0.386, SLG: 0.434										3	0	0	0	1	0	1										
Buddy Bell, R OBP: 0.317, SLG: 0.366										4	1	1	0	0	0	1										
Alan Ashby, S OBP: 0.317, SLG: 0.320										2	0	0	0	1	0	1										
Frank Duffy, R OBP: 0.276, SLG: 0.284										3	0	1	1	0	0	1										
Inning Stats	R: 0 E: 0 K: 1 S: 5	H: 0 LOB: 0 BB: 0 P: 5	R: 0 E: 0 K: 0 S: 3	H: 0 LOB: 1 BB: 1 P: 7	R: 0 E: 0 K: 0 S: 4	H: 1 LOB: 1 BB: 0 P: 4	R: 1 E: 0 K: 0 S: 4	H: 1 LOB: 0 BB: 0 P: 4	R: 0 E: 0 K: 0 S: 2	H: 0 LOB: 0 BB: 1 P: 6	R: 0 E: 0 K: 0 S: 4	H: 2 LOB: 1 BB: 0 P: 4	R: 0 E: 0 K: 0 S: 4	H: 2 LOB: 0 BB: 0 P: 4	R: 0 E: 0 K: 0 S: 3	H: 0 LOB: 0 BB: 0 P: 3	1B: 5 2B: 2 3B: 0 HR: 1	SF: 0 SAC: 0 DP: 2 HBP: 0	WP: 1 PB: 0 SB: 0 CS: 0	PA: 34						
PITCHER	IP	WLS	BF	H	R	ER	SO	BB	IBB	HBP	BLK	WP	HR	S	P	ERA	WHIP									
Vern Ruhle, R ERA: 3.76	(1, 1)	9.0	W	34	7	2	2	2	2	0	0	0	1	1	36	44	2.00	1.000								

Batter	1	2	3	4	5	6	7	8	9	AB	R	H	RBI	BB	SO	LOB	TOP					
John Knox, L (1, 4) OBP: 0.349, SLG: 0.304 Gary Sutherland, R (9, PH) OBP: 0.318, SLG: 0.318										3	0	0	0	1	1	1	Detroit Tigers @ Cleveland Indians Cleveland Municipal Stadium, Cleveland, OH Sat Sep 06 1975, 3:33 AM EDT Att: 7,851 - Unknown					
Billy Baldwin, L (1, 8) OBP: 0.214, SLG: 0.345										5	0	1	0	0	2	4						
Ben Oglivie, L (1, 7) OBP: 0.303, SLG: 0.382										4	1	1	1	0	0	2						
Willie Horton, R (1, 10) OBP: 0.316, SLG: 0.421										4	0	1	0	0	0	2						
Jack Pierce, L (1, 3) OBP: 0.321, SLG: 0.426										4	1	1	0	0	2	1						
Aurelio Rodriguez, R (1, 5) OBP: 0.297, SLG: 0.401										4	0	0	0	0	0	2						
John Wockenfuss, R (1, 2) OBP: 0.286, SLG: 0.435										3	0	0	0	1	1	3						
Leon Roberts, R (1, 9) OBP: 0.317, SLG: 0.394 Gates Brown, L (9, PH) OBP: 0.333, SLG: 0.310 Bill Freehan, R (9, PH) OBP: 0.310, SLG: 0.416 Ron LeFlore, R (9, PR) OBP: 0.305, SLG: 0.353										2	0	1	0	1	1	0						
Tom Verzyr, R (1, 6) OBP: 0.288, SLG: 0.314										3	0	1	1	1	1	3						
Inning Stats	R: 0 E: 0 K: 1 S: 6	H: 1 LOB: 1 BB: 0 P: 6	R: 0 E: 0 K: 2 S: 7	H: 0 LOB: 2 BB: 2 P: 15	R: 0 E: 0 K: 1 S: 5	H: 0 LOB: 0 BB: 0 P: 5	R: 0 E: 0 K: 0 S: 4	H: 1 LOB: 1 BB: 0 P: 4	R: 0 E: 0 K: 1 S: 5	H: 1 LOB: 0 BB: 0 P: 5	R: 1 E: 0 K: 1 S: 6	H: 1 LOB: 0 BB: 0 P: 6	R: 0 E: 0 K: 1 S: 6	H: 1 LOB: 1 BB: 0 P: 6	R: 0 E: 0 K: 1 S: 5	H: 0 LOB: 1 BB: 1 P: 9		R: 1 E: 1 K: 0 S: 6	H: 2 LOB: 3 BB: 1 P: 10	1B: 6 2B: 0 3B: 0 HR: 1	SF: 0 SAC: 0 DP: 1 HBP: 0	WP: 0 PB: 0 SB: 0 CS: 0
PITCHER	IP WLS BF H R ER SO BB IBB HBP BLK WP HR S P ERA WHIP																					
Dennis Eckersley, R (1, 1) ERA: 2.95	8.1 W 34 6 2 1 8 3 0 0 0 0 1 47 59 1.08 1.080																					
Dave LaRoche, L (9, 1) ERA: 2.23	0.2 S 4 1 0 0 0 1 0 0 0 0 0 0 3 7 0.00 3.000																					

Batter	1	2	3	4	5	6	7	8	9	AB	R	H	RBI	BB	SO	LOB	BOTTOM			
Duane Kuiper, L (1, 4) OBP: 0.358, SLG: 0.331										4	0	1	0	0	0	2	Detroit Tigers @ Cleveland Indians Cleveland Municipal Stadium, Cleveland, OH Sat Sep 06 1975, 3:33 AM EDT Att: 7,851 - Unknown			
Rick Manning, L (1, 8) OBP: 0.350, SLG: 0.365										3	2	2	0	0	0	0				
George Hendrick, R (1, 9) OBP: 0.307, SLG: 0.425										4	0	0	0	0	1	3				
Boog Powell, L (1, 3) OBP: 0.386, SLG: 0.504										4	0	1	2	0	1	1				
Rico Carty, R (1, 10) OBP: 0.373, SLG: 0.505										4	0	0	0	0	0	1				
Oscar Gamble, L (1, 7) OBP: 0.371, SLG: 0.446										3	2	2	1	0	0	0				
Buddy Bell, R (1, 5) OBP: 0.317, SLG: 0.365										4	0	1	0	0	0	2				
Alan Ashby, S (1, 2) OBP: 0.317, SLG: 0.320										3	0	1	1	0	0	1				
Frank Duffy, R (1, 6) OBP: 0.276, SLG: 0.284										3	0	1	0	0	2	1				
Inning Stats	R: 0 E: 0 K: 1 S: 6	H: 1 LOB: 1 BB: 0 P: 6	R: 1 E: 0 K: 0 S: 5	H: 2 LOB: 2 BB: 0 P: 6	R: 1 E: 0 K: 0 S: 4	H: 1 LOB: 0 BB: 0 P: 4	R: 1 E: 0 K: 1 S: 6	H: 1 LOB: 1 BB: 0 P: 6	R: 0 E: 0 K: 1 S: 5	H: 0 LOB: 0 BB: 0 P: 5	R: 0 E: 0 K: 1 S: 5	H: 0 LOB: 0 BB: 0 P: 5	R: 0 E: 0 K: 0 S: 4	H: 1 LOB: 1 BB: 0 P: 4	R: 0 E: 0 K: 0 S: 4	H: 1 LOB: 1 BB: 0 P: 4		1B: 7 2B: 0 3B: 1 HR: 1	SF: 0 SAC: 1 DP: 0 HBP: 1	WP: 0 PB: 0 SB: 2 CS: 0
PITCHER	IP WLS BF H R ER SO BB IBB HBP BLK WP HR S P ERA WHIP																			
Dave Lemanczyk, R (1, 1) ERA: 4.6	8.0 L 34 9 4 4 4 0 0 0 1 0 0 1 41 42 4.50 1.125																			

Batter	1	2	3	4	5	6	7	8	9	AB	R	H	RBI	BB	SO	LOB	TOP										
John Knox, L OBP: 0.344, SLG: 0.293 (1,4)	0-0 1-3		0-3 K		4-0 BB		0-0 FC4			3	0	0	0	1	1	3	Detroit Tigers @ Cleveland Indians Cleveland Municipal Stadium, Cleveland, OH Sun Sep 07 1975, 3:33 AM EDT Unknown										
Billy Baldwin, L OBP: 0.217, SLG: 0.328 (1,9)	0-0 F1			4-0 1B G6-4-3	0-0 F7		0-0 F9			3	1	0	0	1	0	4											
Dan Meyer, L OBP: 0.296, SLG: 0.366 (1,3)	0-0 3-1			0-0 1B G6-4-3		0-3 K		0-0 L4		4	0	1	0	0	1	0											
Willie Horton, R OBP: 0.313, SLG: 0.418 (1,10)		0-0 F8		0-0 G6-4-3		0-0 6-3		0-3 K		4	0	0	0	0	1	1											
Ben Oglivie, L OBP: 0.306, SLG: 0.399 (1,7)	0-0 1-3			0-0 HR		0-0 2B		0-0 3-1		4	1	2	1	0	0	0											
Aurelio Rodriguez, R OBP: 0.294, SLG: 0.397 (1,5)	0-0 5-3			0-0 F9		0-0 L4			0-0 F4	4	0	0	0	0	0	1											
John Wockenfuss, R OBP: 0.287, SLG: 0.432 (1,2)			0-0 F7		0-0 F8		0-0 FC5-6 1B		0-0 4-3	3	0	1	0	0	0	0											
Terry Humphrey, R OBP: 0.261, SLG: 0.261 (8,2)							0-0 FC5-6 1B			0	0	0	0	0	0	0											
Gates Brown, L OBP: 0.324, SLG: 0.300 (9,PH)							0-0 FC4 FC5-6 1B		0-0 4-3	1	0	0	0	0	0	0											
Ron LeFlore, R OBP: 0.308, SLG: 0.354 (1,8)			4-0 BB		0-0 FC5-6 1B		0-0 FC4 FC5-6 1B		0-0 4-3	3	0	2	0	1	0	0											
Tom Verzyer, R OBP: 0.286, SLG: 0.311 (1,6)			0-0 F5		0-0 FC5-4 BB		0-0 FC5-6 FC4			3	0	0	0	0	0	4											
Inning Stats	R: 0 E: 0 K: 0 S: 3	H: 0 LOB: 0 BB: 0 P: 3	R: 0 E: 0 K: 0 S: 3	H: 0 LOB: 0 BB: 0 P: 3	R: 0 E: 0 K: 1 S: 5	H: 0 LOB: 1 BB: 1 P: 9	R: 2 E: 0 K: 0 S: 4	H: 2 LOB: 0 BB: 1 P: 8	R: 0 E: 0 K: 1 S: 6	H: 1 LOB: 1 BB: 0 P: 6	R: 0 E: 0 K: 0 S: 5	H: 2 LOB: 2 BB: 0 P: 5	R: 0 E: 0 K: 1 S: 5	H: 0 LOB: 0 BB: 0 P: 5	R: 0 E: 0 K: 0 S: 3	H: 0 LOB: 0 BB: 0 P: 3	1B: 4 2B: 1 3B: 0 HR: 1	SF: 0 SAC: 0 DP: 1 HBP: 0	WP: 0 PA: 35 PB: 0 SB: 0 CS: 0								
PITCHER	IP	WLS	BF	H	R	ER	SO	BB	IBB	HBP	BLK	WP	HR	S	P	ERA	WHIP										
Jim Bibby, R ERA: 3.99 (1,1)	6.0	W	26	6	2	2	2	3	0	0	0	0	1	27	39	3.00	1.500										
Tom Buskey, R ERA: 2.75 (7,1)	3.0	S	9	0	0	0	1	0	0	0	0	0	0	11	11	0.00	0.000										

Batter	1	2	3	4	5	6	7	8	9	AB	R	H	RBI	BB	SO	LOB	BOTTOM										
Duane Kuiper, L OBP: 0.359, SLG: 0.332 (1,4)	0-0 F8	0-0 G3			0-0 BB 1B		0-0 1-3 1B	0-0 4-3		5	1	2	0	0	0	2	Detroit Tigers @ Cleveland Indians Cleveland Municipal Stadium, Cleveland, OH Sun Sep 07 1975, 3:33 AM EDT Unknown										
Rick Manning, L OBP: 0.351, SLG: 0.362 (1,8)	1-0 HR		0-0 G3		4-0 1-2 BB		0-0 1-3	0-0 3-1		3	1	0	0	1	0	2											
George Hendrick, R OBP: 0.308, SLG: 0.431 (1,9)	0-0 1-H HR		0-0 F9		0-0 F8		0-0 1B			4	1	2	3	0	0	2											
Boog Powell, L OBP: 0.387, SLG: 0.507 (1,3)	0-0 1B		0-3 K		0-3 K		0-0 1B			4	1	2	0	0	2	2											
Rico Carty, R OBP: 0.377, SLG: 0.505 (1,10)	0-0 2-H 1B			4-0 BB		4-0 1B BB	0-0 G4-6-3 1B			2	1	1	1	2	0	2											
Oscar Gamble, L OBP: 0.372, SLG: 0.457 (1,7)	0-0 F4		0-3 K		0-0 1B		0-0 1B		0-0 HR	4	1	2	1	0	1	1											
Buddy Bell, R OBP: 0.316, SLG: 0.363 (1,5)		0-3 K		0-0 F8		0-0 L6		4-0 1B BB		3	1	0	0	1	1	3											
Alan Ashby, S OBP: 0.320, SLG: 0.324 (1,2)		0-0 F9		0-3 K		0-0 G4-6-3 1B		0-0 4-3 SF9 1B		4	0	2	1	0	1	1											
Frank Duffy, R OBP: 0.274, SLG: 0.282 (1,6)		0-0 E5			0-0 4-3		0-0 G4-6-3		0-0 SF9	3	0	0	1	0	0	2											
Inning Stats	R: 3 E: 0 K: 0 S: 5	H: 3 LOB: 0 BB: 0 P: 6	R: 0 E: 1 K: 1 S: 6	H: 0 LOB: 1 BB: 0 P: 6	R: 0 E: 0 K: 1 S: 5	H: 0 LOB: 0 BB: 0 P: 5	R: 0 E: 0 K: 2 S: 7	H: 0 LOB: 1 BB: 1 P: 11	R: 0 E: 0 K: 1 S: 6	H: 1 LOB: 2 BB: 1 P: 10	R: 1 E: 0 K: 0 S: 4	H: 2 LOB: 1 BB: 1 P: 8	R: 1 E: 0 K: 0 S: 5	H: 3 LOB: 1 BB: 0 P: 5	R: 2 E: 0 K: 0 S: 5	H: 2 LOB: 1 BB: 1 P: 9		1B: 8 2B: 1 3B: 0 HR: 2	SF: 1 SAC: 0 DP: 2 HBP: 1	WP: 0 PA: 38 PB: 0 SB: 0 CS: 0							
PITCHER	IP	WLS	BF	H	R	ER	SO	BB	IBB	HBP	BLK	WP	HR	S	P	ERA	WHIP										
Joe Coleman, R ERA: 5.71 (1,1)	8.0	L	38	11	7	7	5	4	0	1	0	0	2	43	60	7.88	1.875										

Batter	1	2	3	4	5	6	7	8	9	AB	R	H	RBI	BB	SO	LOB	TOP	
Ron LeFlore, R OBP: 0.306, SLG: 0.352	0-3 K		0-3 K		0-0 FC5-4		0-0 F3			4	0	0	0	0	2	3		
Gary Sutherland, R OBP: 0.317, SLG: 0.318	0-0 F3		0-0 F8			0-0 F8		0-0 FC3-6 1B		4	0	1	0	0	0	0		
Dan Meyer, L OBP: 0.295, SLG: 0.365	0-0 5-3			0-0 WP 1B		0-0 F9		0-0 FC3-6		4	0	1	0	0	0	1		
Willie Horton, R OBP: 0.313, SLG: 0.417		0-0 5-3		0-0 F8		0-0 1B		0-0 6-3		4	0	1	0	0	0	2		
Bill Freehan, R OBP: 0.310, SLG: 0.413		4-0 1B BB		0-0 F4		0-0 F8		0-0 F7		3	0	0	0	1	0	3		
Aurelio Rodriguez, R OBP: 0.294, SLG: 0.396		0-0 F7		0-0 F5			0-0 6-3		0-0 E8 FC1-5 1B	4	0	1	0	0	0	2		
Ben Oglivie, L OBP: 0.309, SLG: 0.398		0-0 1B		0-0 F8		0-0 FC3-6 1B BB		0-0 FC1-5 1B		3	0	1	0	1	0	1		
Leon Roberts, R OBP: 0.319, SLG: 0.395		0-0 F6		0-3 K		0-0 FC3-6 1B		0-0 G6-4-3 1B		4	0	2	0	0	1	2		
Gene Michael, S OBP: 0.252, SLG: 0.282			0-0 F7		0-0 FC5-4 1B		0-0 FC3-6		0-0 G6-4-3	4	0	1	0	0	0	4		
Inning Stats	R: 0 E: 0 K: 1 S: 5	H: 0 LOB: 0 BB: 0 P: 5	R: 0 E: 0 K: 0 S: 4	H: 1 LOB: 2 BB: 1 P: 8	R: 0 E: 0 K: 1 S: 5	H: 0 LOB: 0 BB: 0 P: 5	R: 0 E: 0 K: 0 S: 4	H: 1 LOB: 1 BB: 0 P: 4	R: 0 E: 0 K: 0 S: 4	H: 1 LOB: 2 BB: 1 P: 8	R: 0 E: 1 K: 0 S: 4	H: 1 LOB: 1 BB: 0 P: 4	R: 0 E: 1 K: 0 S: 4	H: 2 LOB: 1 BB: 0 P: 4	1B: 8 2B: 0 3B: 0 HR: 0	SF: 0 SAC: 0 DP: 1 HBP: 0	WP: 1 PB: 0 SB: 0 CS: 0	PA: 36
PITCHER Fritz Peterson, L ERA: 4.12	IP: 9.0 WLS: W BF: 36 H: 8 R: 0 ER: 0 SO: 3 BB: 2 IBB: 0 HBP: 0 BLK: 0 WP: 1 HR: 0 S: 40 P: 48 ERA: 0.00 WHIP: 1.111											PITCHER	IP: 9.0 WLS: W BF: 36 H: 8 R: 0 ER: 0 SO: 3 BB: 2 IBB: 0 HBP: 0 BLK: 0 WP: 1 HR: 0 S: 40 P: 48 ERA: 0.00 WHIP: 1.111					

Detroit Tigers @ Cleveland Indians
Cleveland Municipal Stadium, Cleveland, OH
Sun Sep 07 1975, 3:38 AM EDT
Att: 17,928 - Unknown

AB 34
R 0
H 8
RBI 0
BB 2
SO 3
LOB 18



Batter	1	2	3	4	5	6	7	8	9	AB	R	H	RBI	BB	SO	LOB	BOTTOM	
John Lowenstein, L OBP: 0.327, SLG: 0.396	0-0 F5	0-0 3-1		0-0 S 2B 1B		4-0 G6-4-3 BB		0-0 F9		4	1	1	0	1	0	0		
Duane Kuiper, L OBP: 0.360, SLG: 0.335	0-0 E1 3B	4-0 CS BB		0-0 1B 2B		0-0 G6-4-3		0-0 F5		4	2	1	2	1	0	1		
Rick Manning, L OBP: 0.355, SLG: 0.369	0-0 FC 3B	4-0 S BB		0-0 F9		0-0 1B				3	1	2	1	1	0	1		
Boog Powell, L OBP: 0.387, SLG: 0.505	0-0 FC 3B	0-3 K		0-0 1B		0-3 K				3	1	1	2	0	1	1		
Joe Lis, R OBP: 0.375, SLG: 1.000	0-0 FC 3B	1-2 K		0-0 1B		0-0 K				1	0	0	0	0	1	1		
Rico Carty, R OBP: 0.379, SLG: 0.506	0-0 3B 1B		0-0 G4-6-3 1B	0-0 4-3		0-0 F8				3	1	2	0	0	0	1		
Tommy Smith, L (7, PH)	1-2 3B 1B		0-0 G4-6-3 1B			0-0 F8				1	0	0	0	0	0	0		
Oscar Gamble, L OBP: 0.376, SLG: 0.476	0-0 1B 3B		0-0 F4		0-0 HR	4-0 1B BB				3	2	2	3	1	0	1		
Buddy Bell, R OBP: 0.319, SLG: 0.366	0-0 1B		0-0 G4-6-3		0-0 G3-6-3 1B	0-0 1B		0-0 1B		4	0	3	1	0	0	1		
Alan Ashby, S OBP: 0.319, SLG: 0.322	0-3 K		0-0 K		0-0 G3-6-3 1B	0-3 K				4	1	1	0	0	2	3		
Ed Crosby, L OBP: 0.305, SLG: 0.246	0-0 5-3		0-0 K		0-3 K	0-0 5-3		0-0 F7		4	0	0	0	0	1	2		
Inning Stats	R: 5 E: 1 K: 1 S: 11	H: 4 LOB: 1 BB: 0 P: 11	R: 0 E: 0 K: 1 S: 4	H: 0 LOB: 2 BB: 2 P: 12	R: 0 E: 0 K: 0 S: 3	H: 1 LOB: 0 BB: 0 P: 3	R: 3 E: 0 K: 1 S: 9	H: 4 LOB: 1 BB: 0 P: 9	R: 1 E: 0 K: 0 S: 4	H: 2 LOB: 0 BB: 0 P: 4	R: 0 E: 0 K: 1 S: 5	H: 1 LOB: 1 BB: 1 P: 9	R: 0 E: 0 K: 0 S: 3	H: 0 LOB: 0 BB: 0 P: 3	1B: 9 2B: 1 3B: 2 HR: 1	SF: 0 SAC: 0 DP: 3 HBP: 0	WP: 0 PB: 0 SB: 3 CS: 1	PA: 38
PITCHER Lerin LaGrow, R ERA: 4.54	IP: 3.1 WLS: L BF: 20 H: 8 R: 8 ER: 3 SO: 3 BB: 2 IBB: 0 HBP: 0 BLK: 0 WP: 0 HR: 0 S: 24 P: 32 ERA: 8.10 WHIP: 3.000											PITCHER	IP: 4.2 WLS: L BF: 18 H: 5 R: 1 ER: 1 SO: 2 BB: 2 IBB: 0 HBP: 0 BLK: 0 WP: 0 HR: 1 S: 20 P: 28 ERA: 1.93 WHIP: 1.500					

Detroit Tigers @ Cleveland Indians
Cleveland Municipal Stadium, Cleveland, OH
Sun Sep 07 1975, 3:38 AM EDT
Att: 17,928 - Unknown

AB 34
R 9
H 13
RBI 9
BB 4
SO 5
LOB 12



Batter	1	2	3	4	5	6	7	8	9	AB	R	H	RBI	BB	SO	LOB	TOP			
Juan Beniquez, R OBP: 0.365, SLG: 0.410										4	0	1	0	0	0	1	Boston Red Sox @ Cleveland Indians Cleveland Municipal Stadium, Cleveland, OH Mon Sep 08 1975, 7:05 PM EDT Att. 7,438 - Unknown - 66 F			
Rick Burleson, R OBP: 0.313, SLG: 0.344										4	0	0	0	0	0	2				
Carl Yastrzemski, L OBP: 0.375, SLG: 0.424										4	0	1	0	0	1	2				
Jim Rice, R OBP: 0.351, SLG: 0.504										4	0	1	0	0	0	3				
Fred Lynn, L OBP: 0.396, SLG: 0.563										4	0	0	0	0	3	1				
Carlton Fisk, R OBP: 0.381, SLG: 0.517										4	1	2	1	0	0	0				
Dwight Evans, R OBP: 0.366, SLG: 0.464										4	0	1	0	0	0	2				
Rico Petrocelli, R OBP: 0.326, SLG: 0.337										2	0	0	0	1	0	3				
Doug Griffin, R OBP: 0.293, SLG: 0.276										3	0	1	0	0	0	1				
Inning Stats	R: 0 E: 0 K: 0 S: 4	H: 2 LOB: 1 BB: 0 P: 4	R: 1 E: 0 K: 1 S: 6	H: 1 LOB: 1 BB: 1 P: 10	R: 0 E: 0 K: 0 S: 3	H: 0 LOB: 0 BB: 0 P: 3	R: 0 E: 0 K: 1 S: 7	H: 2 LOB: 2 BB: 0 P: 7	R: 0 E: 0 K: 0 S: 3	H: 0 LOB: 0 BB: 0 P: 3	R: 0 E: 0 K: 0 S: 3	H: 1 LOB: 0 BB: 0 P: 3	R: 0 E: 1 K: 1 S: 7	H: 1 LOB: 2 BB: 0 P: 7	R: 0 E: 0 K: 1 S: 5	H: 0 LOB: 0 BB: 0 P: 5	1B: 6 2B: 0 3B: 0 HR: 1	SF: 0 SAC: 0 DP: 2 HBP: 0	WP: 0 PB: 0 SB: 0 CS: 0	PA: 34
PITCHER Don Hood, L ERA: 4.4	IP: 9.0 WLS: W BF: 34 H: 7 R: 1 ER: 1 SO: 4 BB: 1 IBB: 0 HBP: 0 BLK: 0 WP: 0 HR: 1 S: 41 P: 45 ERA: 1.00 WHIP: 0.889																			

Batter	1	2	3	4	5	6	7	8	9	AB	R	H	RBI	BB	SO	LOB	BOTTOM			
John Lowenstein, L OBP: 0.326, SLG: 0.406										4	1	1	1	0	1	2	Boston Red Sox @ Cleveland Indians Cleveland Municipal Stadium, Cleveland, OH Mon Sep 08 1975, 7:05 PM EDT Att. 7,438 - Unknown - 66 F			
Ed Crosby, L OBP: 0.305, SLG: 0.246										0	0	0	0	0	0	0				
Duane Kuiper, L OBP: 0.361, SLG: 0.332										2	0	0	0	2	2	2				
Rick Manning, L OBP: 0.351, SLG: 0.366										4	0	0	0	0	3	3				
Boog Powell, L OBP: 0.386, SLG: 0.503										4	0	1	0	0	0	1				
Rico Carty, R OBP: 0.378, SLG: 0.506										4	1	1	0	0	0	1				
George Hendrick, R OBP: 0.306, SLG: 0.429										3	0	0	0	0	0	3				
Oscar Gamble, L OBP: 0.373, SLG: 0.472										3	1	0	0	0	0	3				
Alan Ashby, S OBP: 0.316, SLG: 0.319										2	1	0	0	0	0	1				
Frank Duffy, R OBP: 0.278, SLG: 0.289										3	0	3	2	0	0	0				
Inning Stats	R: 0 E: 0 K: 2 S: 7	H: 0 LOB: 1 BB: 1 P: 11	R: 0 E: 0 K: 0 S: 4	H: 1 LOB: 1 BB: 0 P: 4	R: 0 E: 0 K: 2 S: 8	H: 1 LOB: 1 BB: 0 P: 8	R: 3 E: 3 K: 0 S: 6	H: 2 LOB: 1 BB: 0 P: 6	R: 1 E: 0 K: 0 S: 3	H: 1 LOB: 0 BB: 1 P: 7	R: 0 E: 0 K: 0 S: 3	H: 0 LOB: 0 BB: 0 P: 3	R: 0 E: 0 K: 1 S: 6	H: 1 LOB: 1 BB: 0 P: 6	R: 0 E: 0 K: 1 S: 5	H: 0 LOB: 0 BB: 0 P: 5	1B: 3 2B: 2 3B: 0 HR: 1	SF: 0 SAC: 0 DP: 0 HBP: 0	WP: 1 PB: 0 SB: 1 CS: 1	PA: 32
PITCHER Rick Wise, R ERA: 3.84	IP: 8.0 WLS: L BF: 32 H: 6 R: 4 ER: 1 SO: 6 BB: 2 IBB: 0 HBP: 0 BLK: 0 WP: 1 HR: 1 S: 42 P: 50 ERA: 1.12 WHIP: 1.000																			

Batter	1	2	3	4	5	6	7	8	9	10	AB	R	H	RBI	BB	SO	LOB	TOP			
Juan Beniquez, R OBP: 0.358, SLG: 0.401 (1, 10)	F7		F4		F7		6-3			K	5	0	0	0	0	1	0				
Doug Griffin, R OBP: 0.289, SLG: 0.272 (1, 4)	6-3		4-3		6-3			5-3			4	0	0	0	0	0	0				
Carl Yastrzemski, L OBP: 0.374, SLG: 0.422 (1, 3)	1B		K		K			L8			4	0	1	0	0	2	0				
Jim Rice, R OBP: 0.351, SLG: 0.502 (1, 7)	1B				F7		F8		F9		4	0	1	0	0	0	0				
Fred Lynn, L OBP: 0.395, SLG: 0.560 (1, 8)	4-3				BB		K			K	4	1	1	0	0	2	2				
Carlton Fisk, R OBP: 0.387, SLG: 0.517 (1, 2)					1B				F8		2	1	1	0	2	0	0				
Dwight Evans, R OBP: 0.365, SLG: 0.465 (1, 9)			K		BB					6-3	4	0	1	2	0	2	2				
Rico Petrocelli, R OBP: 0.323, SLG: 0.333 (1, 5)					2B						4	0	0	0	0	0	2				
Rick Burleson, R OBP: 0.311, SLG: 0.342 (1, 6)			L6							6-3	4	0	0	0	0	0	2				
Inning Stats	R: 0 E: 0 K: 0 S: 5	H: 2 LOB: 2 BB: 0 P: 5	R: 0 E: 0 K: 1 S: 6	H: 1 LOB: 1 BB: 0 P: 6	R: 0 E: 0 K: 1 S: 5	H: 0 LOB: 0 BB: 1 P: 9	R: 2 E: 0 K: 0 S: 5	H: 2 LOB: 1 BB: 1 P: 9	R: 0 E: 0 K: 1 S: 5	H: 0 LOB: 0 BB: 0 P: 5	R: 0 E: 0 K: 2 S: 7	H: 0 LOB: 1 BB: 1 P: 11	R: 0 E: 0 K: 0 S: 3	H: 0 LOB: 0 BB: 0 P: 3	R: 0 E: 0 K: 1 S: 5	H: 0 LOB: 0 BB: 0 P: 5	R: 0 E: 0 K: 1 S: 5	H: 0 LOB: 0 BB: 0 P: 5	1B: 4 2B: 1 3B: 0 HR: 0	SF: 0 SAC: 0 DP: 0 HBP: 0	WP: 0 PA: 37 PB: 0 SB: 0 CS: 0
PITCHER Rick Waits, L ERA: 3.04 (1, 1)	IP: 10.0 WLS: W BF: 37 H: 5 R: 2 ER: 2 SO: 7 BB: 2 IBB: 0 HBP: 0 BLK: 0 WP: 0 HR: 0 S: 49 P: 57 ERA: 1.80 WHIP: 0.700											PITCHER									

Boston Red Sox @ Cleveland Indians
Cleveland Municipal Stadium, Cleveland, OH
Tue Sep 09 1975, 7:05 PM EDT
Att: 7,762 - Unknown - 58 F

AB 35
R 2
H 5
RBI 2
BB 2
SO 7
LOB 8





Batter	1	2	3	4	5	6	7	8	9	10	AB	R	H	RBI	BB	SO	LOB	BOTTOM			
Duane Kuiper, L OBP: 0.370, SLG: 0.343 (1, 4)	G1-6-3			1B		FC9-6		CS			3	0	3	0	1	0	0				
Frank Duffy, R OBP: 0.278, SLG: 0.289 (1, 6)	G1-6-3			2B		FC9-6		F5			4	0	1	0	0	0	3				
Rick Manning, L OBP: 0.349, SLG: 0.362 (1, 8)	F8			1B		FC3-6		CS		F9	4	1	0	0	0	1	2				
Boog Powell, L OBP: 0.387, SLG: 0.505 (1, 3)				4-3		2B				K	4	0	2	1	0	1	1				
Rico Carty, R OBP: 0.374, SLG: 0.500 (1, 10)						2B				F9	4	0	0	0	0	1	2				
George Hendrick, R OBP: 0.308, SLG: 0.429 (1, 9)				4-3							4	1	1	0	0	1	1				
Charlie Spikes, R OBP: 0.289, SLG: 0.359 (1, 7)				L4		1B				1B	4	1	1	0	0	2	1				
Buddy Bell, R OBP: 0.321, SLG: 0.366 (1, 5)						2B					3	0	1	1	1	0	0				
Alan Ashby, S OBP: 0.315, SLG: 0.317 (1, 2)						1B					4	0	1	1	0	2	1				
Inning Stats	R: 0 E: 0 K: 2 S: 2	H: 0 LOB: 0 BB: 1 P: 6	R: 0 E: 0 K: 1 S: 5	H: 1 LOB: 0 BB: 0 P: 5	R: 0 E: 0 K: 1 S: 5	H: 0 LOB: 0 BB: 0 P: 5	R: 0 E: 0 K: 1 S: 6	H: 2 LOB: 1 BB: 0 P: 6	R: 1 E: 0 K: 1 S: 7	H: 2 LOB: 1 BB: 0 P: 7	R: 0 E: 0 K: 2 S: 7	H: 0 LOB: 0 BB: 0 P: 7	R: 0 E: 0 K: 0 S: 3	H: 1 LOB: 0 BB: 0 P: 3	R: 0 E: 0 K: 1 S: 5	H: 0 LOB: 0 BB: 0 P: 5	R: 1 E: 0 K: 1 S: 5	H: 2 LOB: 2 BB: 1 P: 9	1B: 6 2B: 4 3B: 0 HR: 0	SF: 0 SAC: 0 DP: 2 HBP: 0	WP: 0 PA: 37 PB: 0 SB: 1 CS: 1
PITCHER Bill Lee, L ERA: 3.68 (1, 1)	IP: 9.1 WLS: L BF: 36 H: 10 R: 3 ER: 3 SO: 8 BB: 1 IBB: 1 HBP: 0 BLK: 0 WP: 0 HR: 0 S: 50 P: 58 ERA: 2.89 WHIP: 1.179											PITCHER									

Boston Red Sox @ Cleveland Indians
Cleveland Municipal Stadium, Cleveland, OH
Tue Sep 09 1975, 7:05 PM EDT
Att: 7,762 - Unknown - 58 F

AB 34
R 3
H 10
RBI 3
BB 2
SO 8
LOB 11



Batter	1	2	3	4	5	6	7	8	9	AB	R	H	RBI	BB	SO	LOB	TOP			
Ken Singleton, S (1, 9) OBP: 0.415, SLG: 0.459	0-0 BB 1B		0-0 F8	4-0 1-2 BB			0-0 G3 1B		4-0 1B BB	3	0	2	0	2	0	0	<p>Baltimore Orioles @ Cleveland Indians Cleveland Municipal Stadium, Cleveland, OH</p> <p>Wed Sep 10 1975, 7:05 PM EDT Unknown</p> <p>livebaseballscores.com</p> <p>AB 36 R 1 H 9 RBI 1 BB 5 SO 10 LOB 27</p> 			
Paul Blair, R (1, 8) OBP: 0.247, SLG: 0.273	0-3 K		0-0 F8	0-3 K			0-0 G3		0-3 K	3	0	0	0	0	2	4				
Al Bumbry, L (7, PH) OBP: 0.331, SLG: 0.366										1	0	0	0	0	0	1				
Jim Hutto, R (9, PH)										1	0	0	0	0	1	1				
Tommy Davis, R (1, 10) OBP: 0.320, SLG: 0.358	0-3 K		0-0 FC5-4 1B		0-0 F8		0-0 6-3		0-0 1-3 1B	5	0	2	0	0	1	2				
Lee May, R (1, 3) OBP: 0.317, SLG: 0.437	0-0 BB 1-2 1B		0-0 FC5-4 1-2		0-0 6-3		0-0 4-3		0-3 K	5	0	1	0	0	1	4				
Don Baylor, R (1, 7) OBP: 0.355, SLG: 0.475	4-0 1-2 BB			0-0 BB 1B		0-3 K		0-0 1B 1B	0-0 F3	4	1	2	0	1	1	2				
Bobby Grich, R (1, 4) OBP: 0.399, SLG: 0.404	0-3 K			4-0 1B 1-2 BB		0-0 F7		0-0 F6		3	0	0	0	1	1	4				
Doug DeCinces, R (1, 5) OBP: 0.313, SLG: 0.422		0-0 F6		0-0 F7		0-0 F8		0-0 1-2 1B		4	0	1	0	0	0	2				
Eliot Hendricks, L (1, 2) OBP: 0.311, SLG: 0.347		0-0 F9		0-0		4-0		0-3 K		2	0	1	1	1	0	0				
Dave Duncan, R (8, PH) OBP: 0.250, SLG: 0.359				1-3 2-H 1B				BB		1	0	0	0	0	1	2				
Mark Belanger, R (1, 6) OBP: 0.284, SLG: 0.269		0-3 K		0-0 F3		0-0 L5		0-3 K		2	0	0	0	0	1	2				
Tim Nordbrook, R (6, PH) OBP: 0.263, SLG: 0.097										1	0	0	0	0	0	1				
Brooks Robinson, R (8, PH) OBP: 0.265, SLG: 0.266										1	0	0	0	0	1	2				
Inning Stats	R: 0 E: 0 K: 3 S: 11	H: 2 LOB: 3 BB: 1 P: 15	R: 0 E: 0 K: 1 S: 5	H: 0 LOB: 0 BB: 0 P: 5	R: 0 E: 0 K: 0 S: 4	H: 1 LOB: 1 BB: 0 P: 4	R: 1 E: 0 K: 1 S: 7	H: 2 LOB: 3 BB: 2 P: 15	R: 0 E: 0 K: 0 S: 3	H: 0 LOB: 1 BB: 1 P: 7	R: 0 E: 0 K: 0 S: 4	H: 1 LOB: 1 BB: 0 P: 4	R: 0 E: 0 K: 2 S: 9	H: 2 LOB: 2 BB: 1 P: 9	R: 0 E: 0 K: 2 S: 8	H: 1 LOB: 2 BB: 1 P: 12	1B: 9 2B: 0 3B: 0 HR: 0	SF: 0 SAC: 0 DP: 0 HBP: 0	WP: 0 PB: 0 SB: 0 CS: 0	PA: 41
PITCHER	IP WLS BF H R ER SO BB IBB HBP BLK WP HR S P ERA WHIP																			
Dennis Eckersley, R (1, 1) ERA: 2.9	7.1 W 34 8 1 1 6 4 0 0 0 0 0 0 42 58 1.23 1.636																			
Dave LaRoche, L (8, 1) ERA: 2.18	1.2 S 7 1 0 0 4 1 0 0 0 0 0 0 14 18 0.00 1.200																			

Batter	1	2	3	4	5	6	7	8	9	AB	R	H	RBI	BB	SO	LOB	BOTTOM				
Duane Kuiper, L (1, 4) OBP: 0.374, SLG: 0.351	0-0 3B 1B	0-0 F7		0-0 2-H 2B		0-0 FC5-4 1B		0-0 1-2 FC4-6		5	1	3	1	0	0	2	<p>Baltimore Orioles @ Cleveland Indians Cleveland Municipal Stadium, Cleveland, OH</p> <p>Wed Sep 10 1975, 7:05 PM EDT Unknown</p> <p>livebaseballscores.com</p> <p>AB 36 R 7 H 11 RBI 6 BB 2 SO 3 LOB 16</p> 				
Frank Duffy, R (1, 6) OBP: 0.276, SLG: 0.297	0-0 1-H 1B 3B		0-0 S E 2B	0-0 F9		0-0 1-2 FC5-4		0-0 F8		5	2	2	1	0	0	3					
Rick Manning, L (1, 8) OBP: 0.345, SLG: 0.359	0-0 F4		0-3 K	2-3	0-0 F5		0-0 4-3			4	0	0	0	0	1	2					
Boog Powell, L (1, 3) OBP: 0.385, SLG: 0.501	0-0 5-3		0-3 K		4-0 1B FC6-4 BB		0-0 4-3			3	1	0	0	1	1	2					
Rico Carty, R (1, 10) OBP: 0.375, SLG: 0.500	0-0		0-0 E5 FC5-4		0-0 FC6-4 1-3 1B		0-0 F9			4	0	2	1	0	0	0					
George Hendrick, R (1, 9) OBP: 0.304, SLG: 0.426	0-0 3-H F8		0-0 FC5-4 1-2		0-0 FC6-4 1-2 FC6-4		0-0 6-3			4	0	0	1	0	0	3					
Charlie Spikes, R (1, 7) OBP: 0.292, SLG: 0.361		0-0 F9		0-0 S 2B 1B		0-0 FC6-4 1-2		0-0 2B 1B		4	2	2	0	0	0	1					
Buddy Bell, R (1, 5) OBP: 0.322, SLG: 0.368	4-0 5-3 BB		0-0 F7	1-2	0-0 4-3		0-0 1-H 1B 2B			3	1	1	1	1	0	1					
Alan Ashby, S (1, 2) OBP: 0.314, SLG: 0.316	0-0 1-2 5-3		0-3 K		0-0 F9		0-0 FC4-6 1B			4	0	1	1	0	1	2					
Inning Stats	R: 2 E: 0 K: 0 S: 6	H: 3 LOB: 1 BB: 0 P: 6	R: 0 E: 0 K: 0 S: 3	H: 0 LOB: 1 BB: 1 P: 7	R: 1 E: 1 K: 2 S: 9	H: 1 LOB: 1 BB: 0 P: 9	R: 1 E: 0 K: 1 S: 7	H: 2 LOB: 1 BB: 0 P: 7	R: 1 E: 0 K: 0 S: 4	H: 1 LOB: 1 BB: 1 P: 8	R: 0 E: 0 K: 0 S: 4	H: 1 LOB: 0 BB: 0 P: 4	R: 0 E: 0 K: 0 S: 3	H: 0 LOB: 0 BB: 0 P: 3	R: 2 E: 0 K: 0 S: 6	H: 3 LOB: 1 BB: 0 P: 6		1B: 7 2B: 3 3B: 1 HR: 0	SF: 0 SAC: 0 DP: 0 HBP: 0	WP: 0 PB: 0 SB: 2 CS: 0	PA: 38
PITCHER	IP WLS BF H R ER SO BB IBB HBP BLK WP HR S P ERA WHIP																				
Mike Cuellar, L (1, 1) ERA: 3.52	4.1 L 23 7 5 4 3 2 0 0 0 0 0 0 15 15 4.91 1.091																				
Wayne Garland, R (5, 1) ERA: 3.75	3.2 15 4 2 2 0 0 0 0 0 0 0 0 15 15 4.91 1.091																				

Batter	1	2	3	4	5	6	7	8	9	10	11	12	13	AB	R	H	RBI	BB	SO	LOB	TOP							
Mark Belanger, R (1, 6) OBP: 0.267, SLG: 0.267 Tony Muser, L (8, PH) OBP: 0.325, SLG: 0.294 Doug DeCinces, R (8, PH) OBP: 0.313, SLG: 0.420 (8, 6) (9, 5)	6-3		1-3		F8			F8		SH2-4 1B		6-3		3	0	0	0	0	0	0	0							
Royce Stillman, L (1, 8) Paul Blair, R (1, 8) OBP: 0.252, SLG: 0.276	F5					G4-6-3 BB		E 1B		SH2-4		F4		1	0	0	0	0	0	0	0							
Tommy Davis, R (1, 10) OBP: 0.316, SLG: 0.353	1-3		F9			G4-6-3		G3		5-3		1-3		6	0	0	0	0	0	0	5							
Lee May, R (1, 3) OBP: 0.315, SLG: 0.435		K	4-3			K		E7 2B		5-3				6	0	1	2	0	2	2								
Ken Singleton, S (1, 9) OBP: 0.416, SLG: 0.460		1B SF8 1B			F7			K						5	2	2	0	1	2	1								
Don Baylor, R (1, 7) OBP: 0.358, SLG: 0.482		E 1B 1B			L4			K						4	2	2	1	1	0	0								
Bobby Grich, R (1, 4) OBP: 0.398, SLG: 0.403					F7			F8						6	0	2	1	0	1	1								
Brooks Robinson, R (1, 5) OBP: 0.300, SLG: 0.507 Tim Lincecum, R (1, 6) OBP: 0.281, SLG: 0.387 Jim Northrup, L (1, 6) OBP: 0.443 Bob Baker, R (1, 6)	SF8							F7						3	0	1	1	0	0	0	0							
Dave Duncan, R (1, 2) OBP: 0.248, SLG: 0.356 Al Bumbry, L (8, PH) OBP: 0.333, SLG: 0.368 Jim Hutto, R (8, 2)					F4			5-3						0	0	0	0	0	0	0	0							
Eliud Hendricks, L (11, PH) OBP: 0.309, SLG: 0.344 (11, 2)								F4						2	0	0	0	0	1	2								
Inning Stats	R: 0 E: 0 K: 0 S: 3	H: 0 LOB: 0 BB: 0 P: 3	R: 1 E: 1 K: 2 S: 10	H: 3 LOB: 2 BB: 10 P: 10	R: 0 E: 0 K: 0 S: 4	H: 1 LOB: 1 BB: 0 P: 4	R: 0 E: 0 K: 0 S: 3	H: 0 LOB: 0 BB: 0 P: 3	R: 0 E: 0 K: 1 S: 4	H: 0 LOB: 0 BB: 1 P: 8	R: 1 E: 1 K: 1 S: 6	H: 1 LOB: 0 BB: 0 P: 6	R: 2 E: 1 K: 1 S: 8	H: 3 LOB: 1 BB: 0 P: 8	R: 0 E: 0 K: 1 S: 6	H: 1 LOB: 1 BB: 0 P: 6	R: 0 E: 0 K: 0 S: 4	H: 1 LOB: 1 BB: 2 P: 4	R: 0 E: 0 K: 1 S: 5	H: 0 LOB: 2 BB: 2 P: 13	R: 0 E: 1 K: 0 S: 5	H: 0 LOB: 0 BB: 0 P: 3	R: 2 E: 1 K: 0 S: 5	H: 2 LOB: 1 BB: 1 P: 9	1B: 9 2B: 2 3B: 0 HR: 1	SF: 1 SAC: 2 DP: 1 HBP: 0	W/P: 0 PB: 0 SB: 0 CS: 0	PA: 54
PITCHER	IP 7.0	WLS 27	BF 6	H 3	R 3	ER 3	SO 4	BB 1	IBB 0	HBP 0	BLK 0	WP 0	HR 1	S 34	P 38	ERA 3.86	WHIP 1.000											
Jackie Brown, R (1, 1) ERA: 4.56	2.0	9	3	1	1	2	0	0	0	0	0	0	0	13	13	4.50	1.500											
Dave LaRoche, L (8, 1) ERA: 2.24	1.2	8	1	0	0	0	2	0	0	0	0	0	0	6	14	0.00	1.800											
Tom Buskey, R (10, 1) ERA: 2.71	0.1	1	0	0	0	1	0	0	0	0	0	0	0	3	3	0.00	0.000											
Jim Strickland, L (11, 1) ERA:	2.0	L	9	2	2	1	0	0	1	0	0	0	0	8	12	4.50	1.000											
Bob Reynolds, R (12, 1) ERA: 4.94																												

Baltimore Orioles @ Cleveland Indians
Cleveland Municipal Stadium, Cleveland, OH
Wed Sep 10 1975, 7:05 PM EDT
Att: 10,098 - Unknown

AB 47
R 6
H 12
RBI 5
BB 4
SO 7
LOB 17



Batter	1	2	3	4	5	6	7	8	9	10	11	12	13	AB	R	H	RBI	BB	SO	LOB	BOTTOM						
Duane Kuiper, L (1, 4) OBP: 0.373, SLG: 0.351	FC4-6 1B		1-3 1B		F8			3-1		F7		K		6	1	2	0	0	1	2							
Frank Duffy, R (1, 6) OBP: 0.278, SLG: 0.296	FC4-6 CS		1-3					F6		4-3				6	1	1	0	0	0	3							
Rick Manning, L (1, 8) OBP: 0.347, SLG: 0.359	K							4-3		F7				5	1	1	1	1	1	1							
Boog Powell, L (1, 3) OBP: 0.383, SLG: 0.496		4-3						F9		K				4	0	0	0	1	1	1							
Rico Carty, R (1, 10) OBP: 0.377, SLG: 0.497										F8				4	1	1	1	2	0	2							
George Hendrick, R (1, 9) OBP: 0.301, SLG: 0.422										F8				5	0	0	1	0	0	4							
Charlie Spikes, R (1, 7) OBP: 0.290, SLG: 0.368										G6-4-3				5	1	1	2	0	0	3							
Buddy Bell, R (1, 5) OBP: 0.323, SLG: 0.369														4	0	1	0	1	1	0							
Alan Ashby, S (1, 2) OBP: 0.311, SLG: 0.313 Oscar Gamble, L (10, PH) OBP: 0.372, SLG: 0.470 John Ellis, R (11, 2) OBP: 0.271, SLG: 0.356														2	0	0	0	0	1	1							
Inning Stats	R: 0 E: 0 K: 1 S: 5	H: 1 LOB: 1 BB: 0 P: 5	R: 2 E: 0 K: 1 S: 7	H: 2 LOB: 1 BB: 1 P: 11	R: 2 E: 0 K: 0 S: 5	H: 2 LOB: 2 BB: 2 P: 13	R: 0 E: 0 K: 0 S: 5	H: 0 LOB: 0 BB: 0 P: 5	R: 0 E: 0 K: 1 S: 5	H: 0 LOB: 0 BB: 0 P: 5	R: 0 E: 0 K: 0 S: 3	H: 0 LOB: 0 BB: 0 P: 3	R: 0 E: 0 K: 1 S: 5	H: 0 LOB: 0 BB: 0 P: 5	R: 0 E: 0 K: 0 S: 4	H: 1 LOB: 1 BB: 1 P: 4	R: 0 E: 0 K: 1 S: 6	H: 1 LOB: 1 BB: 0 P: 6	R: 1 E: 0 K: 0 S: 4	H: 1 LOB: 1 BB: 1 P: 8	1B: 7 2B: 2 3B: 0 HR: 1	SF: 1 SAC: 2 DP: 2 HBP: 0	W/P: 1 PB: 0 SB: 0 CS: 1	PA: 51			
PITCHER	IP 2.1	WLS 12	BF 5	H 4	R 4	ER 4	SO 2	BB 1	IBB 0	HBP 0	BLK 0	WP 0	HR 1	S 15	P 19	ERA 15.43	WHIP 2.571										
Ross Grimsley, L (1, 1) ERA: 4.07	8.2	30	2	0	0	3	1	2	0	0	1	0	33	45	0.00	0.346											
Paul Mitchell, R (3, 1) ERA: 3.8	1.0	W	5	2	1	1	1	0	0	0	0	0	7	7	9.00	2.000											
Dyar Miller, R (12, 1) ERA: 2.66	0.1	2	0	0	0	0	1	0	0	0	0	0	1	5	0.00	3.000											
Grant Jackson, L (13, 1) ERA: 3.38	0.2	S	2	0	0	0	0	0	0	0	0	0	2	2	0.00	0.000											
Wayne Garland, R (13, 1) ERA: 3.72																											

Baltimore Orioles @ Cleveland Indians
Cleveland Municipal Stadium, Cleveland, OH
Wed Sep 10 1975, 7:05 PM EDT
Att: 10,098 - Unknown

AB 43
R 5
H 9
RBI 5
BB 5
SO 6
LOB 17



Batter	1	2	3	4	5	6	7	8	9	AB	R	H	RBI	BB	SO	LOB	TOP					
Duane Kuiper, L (1,4) OBP: 0.372, SLG: 0.348										4	0	0	0	1	1	4	Cleveland Indians @ New York Yankees Shea Stadium, Flushing, NY Sat Sep 13 1975, 7:05 PM EDT Unknown					
Buddy Bell, R (1,5) OBP: 0.325, SLG: 0.376										5	2	3	0	0	1	1						
Rick Manning, L (1,8) OBP: 0.345, SLG: 0.353										4	1	0	0	1	1	4						
Rico Carty, R (1,10) OBP: 0.379, SLG: 0.507										5	1	2	1	0	0	4						
George Hendrick, R (1,9) OBP: 0.302, SLG: 0.425 Tommy Smith, L (7,9)										3	1	2	3	0	1	2						
Charlie Spikes, R (1,7) OBP: 0.291, SLG: 0.368 Oscar Gamble, L (7,PH) OBP: 0.374, SLG: 0.479										3	0	1	0	0	1	1						
Joe Lis, R (1,3) OBP: 0.364, SLG: 0.750 Boog Powell, L (7,PH) OBP: 0.383, SLG: 0.492										2	0	0	0	1	1	0						
Alan Ashby, S (1,2) OBP: 0.314, SLG: 0.317										4	0	2	2	0	0	2						
Frank Duffy, R (1,6) OBP: 0.276, SLG: 0.292										3	1	0	0	1	0	5						
Inning Stats	R: 0 E: 0 K: 2 S: 7	H: 0 LOB: 2 BB: 2 P: 15	R: 0 E: 0 K: 2 S: 7	H: 0 LOB: 0 BB: 0 P: 7	R: 3 E: 2 K: 0 S: 6	H: 2 LOB: 1 BB: 1 P: 10	R: 0 E: 0 K: 0 S: 4	H: 1 LOB: 1 BB: 0 P: 4	R: 1 E: 0 K: 0 S: 4	H: 2 LOB: 0 BB: 0 P: 4	R: 0 E: 0 K: 0 S: 4	H: 1 LOB: 2 BB: 1 P: 8	R: 3 E: 1 K: 0 S: 6	H: 3 LOB: 2 BB: 2 P: 14	R: 0 E: 0 K: 2 S: 8	H: 1 LOB: 1 BB: 0 P: 8		R: 0 E: 0 K: 1 S: 5	H: 0 LOB: 0 BB: 0 P: 5	1B: 6 2B: 4 3B: 1 HR: 0	SF: 1 SAC: 0 DP: 1 HBP: 0	WP: 0 PB: 0 SB: 1 CS: 0
PITCHER	IP WLS BF H R ER SO BB IBB HBP BLK WP HR S P ERA WHIP																					
Rudy May, L (1,1) ERA: 3.1	6.2 L 32 8 6 3 4 4 0 0 0 0 0 0 36 52 4.05 1.800																					
Dave Pagan, R (7,1) ERA: 4.51	0.0 1 0 0 0 0 0 1 0 0 0 0 0 0 4 ∞ ∞																					
Sparky Lyle, L (7,1) ERA: 2.89	1.1 7 2 1 1 2 1 0 0 0 0 0 0 10 14 6.75 2.250																					
Ron Guidry, L (9,1) ERA: 2.16	1.0 3 0 0 0 1 0 0 0 0 0 0 0 5 5 0.00 0.000																					

AB	36
R	7
H	10
RBI	6
BB	6
SO	7
LOB	23



Batter	1	2	3	4	5	6	7	8	9	AB	R	H	RBI	BB	SO	LOB	BOTTOM			
Bobby Bonds, R (1,9) OBP: 0.364, SLG: 0.486										4	0	0	0	0	0	1	Cleveland Indians @ New York Yankees Shea Stadium, Flushing, NY Sat Sep 13 1975, 7:05 PM EDT Unknown			
Sandy Alomar Sr., S (1,4) OBP: 0.269, SLG: 0.292										4	1	1	0	0	0	0				
Roy White, S (1,7) OBP: 0.362, SLG: 0.411										4	0	1	0	0	0	0				
Thurman Munson, R (1,2) OBP: 0.364, SLG: 0.425										4	0	1	1	0	0	0				
Graig Nettles, L (1,5) OBP: 0.331, SLG: 0.449										3	0	1	0	0	1	1				
Rick Dempsey, R (1,10) OBP: 0.364, SLG: 0.336										3	0	0	0	0	0	1				
Chris Chambliss, L (1,3) OBP: 0.334, SLG: 0.432										3	0	0	0	0	0	0				
Rick Bladt, R (1,8) OBP: 0.269, SLG: 0.279										3	0	0	0	0	0	0				
Fred Stanley, R (1,6) OBP: 0.283, SLG: 0.238 Walt Williams, R (8,PH) OBP: 0.307, SLG: 0.391 Ed Brinkman, R (9,6) OBP: 0.265, SLG: 0.299										2	0	0	0	0	0	0				
Inning Stats	R: 1 E: 0 K: 0 S: 5	H: 3 LOB: 1 BB: 0 P: 5	R: 0 E: 0 K: 0 S: 3	H: 0 LOB: 0 BB: 0 P: 3	R: 0 E: 0 K: 0 S: 3	H: 0 LOB: 0 BB: 0 P: 3	R: 0 E: 0 K: 0 S: 4	H: 1 LOB: 1 BB: 0 P: 4	R: 0 E: 0 K: 0 S: 3	H: 0 LOB: 0 BB: 0 P: 3	R: 0 E: 0 K: 1 S: 5	H: 0 LOB: 0 BB: 0 P: 5	R: 0 E: 0 K: 0 S: 4	H: 1 LOB: 1 BB: 0 P: 4	R: 0 E: 0 K: 0 S: 3	H: 0 LOB: 0 BB: 0 P: 3		1B: 3 2B: 2 3B: 0 HR: 0	SF: 0 SAC: 0 DP: 0 HBP: 0	WP: 0 PB: 0 SB: 0 CS: 1
PITCHER	IP WLS BF H R ER SO BB IBB HBP BLK WP HR S P ERA WHIP																			
Fritz Peterson, L (1,1) ERA: 3.91	9.0 W 31 5 1 1 1 0 0 0 0 0 0 0 33 33 1.00 0.556																			



Batter	1	2	3	4	5	6	7	8	9	AB	R	H	RBI	BB	SO	LOB	TOP										
John Lowenstein, L OBP: 0.319, SLG: 0.407 (1, 9)	0-0 4-3		0-0 F8		0-0 F7			0-0 F7		4	0	0	0	0	0	0											
Duane Kuiper, L OBP: 0.374, SLG: 0.349 (1, 4)	0-0 6-3		0-0 F8		0-0 F8			0-0 1B		4	0	2	0	0	0	0											
Rick Manning, L OBP: 0.341, SLG: 0.351 (1, 8)	0-3 K		0-0 F7		0-0 4-3			0-0 4-3		4	0	0	0	0	1	2											
Boog Powell, L OBP: 0.382, SLG: 0.500 (1, 3)		0-0 F8		0-0 HR		0-0 F8		0-0 G3		4	1	1	1	0	0	0											
Rico Carty, R OBP: 0.381, SLG: 0.513 (1, 10)		0-0 G3		0-0 HR		0-0 F9		4-0 1B		3	1	1	1	1	0	0											
Oscar Gamble, L OBP: 0.373, SLG: 0.474 (1, 7)		0-0 1B		0-0 6-3			0-0 3-1	0-0 1-2		4	0	2	0	0	0	0											
Buddy Bell, R OBP: 0.324, SLG: 0.372 (1, 5)		0-0 1B		0-3 K			0-0 F4	0-0 F8		4	0	1	0	0	1	2											
Alan Ashby, S OBP: 0.312, SLG: 0.319 (1, 2)		0-0 4-3		0-0 L3			0-0 L4	0-0 4-3		4	0	0	0	0	0	4											
Frank Duffy, R OBP: 0.274, SLG: 0.290 (1, 6)			0-0 F7		0-0 1-3			0-0 4-3		3	0	0	0	0	0	0											
Inning Stats	R: 0 E: 0 K: 1 S: 5	H: 0 LOB: 0 BB: 0 P: 5	R: 0 E: 0 K: 0 S: 5	H: 2 LOB: 2 BB: 0 P: 5	R: 0 E: 0 K: 0 S: 4	H: 1 LOB: 1 BB: 0 P: 4	R: 2 E: 0 K: 1 S: 7	H: 2 LOB: 0 BB: 0 P: 7	R: 0 E: 0 K: 0 S: 3	H: 0 LOB: 0 BB: 0 P: 3	R: 0 E: 0 K: 0 S: 3	H: 0 LOB: 0 BB: 0 P: 3	R: 0 E: 0 K: 0 S: 4	H: 1 LOB: 1 BB: 0 P: 4	R: 0 E: 0 K: 0 S: 4	H: 1 LOB: 2 BB: 1 P: 8	1B: 5 2B: 0 3B: 0 HR: 2	SF: 0 SAC: 0 DP: 0 HBP: 0	WP: 0 PB: 0 SB: 1 CS: 0	PA: 35							
PITCHER	IP	WLS	BF	H	R	ER	SO	BB	IBB	HBP	BLK	WP	HR	S	P	ERA	WHIP										
Caffish Hunter, R ERA: 2.58 (1, 1)	7.0	W	26	5	2	2	2	0	0	0	0	0	2	30	30	2.57	0.714										
Tippy Martinez, L ERA: 2.88 (8, 1)	2.0		9	2	0	0	0	1	0	0	0	0	0	8	12	0.00	1.500										

Cleveland Indians @ New York Yankees
Shea Stadium, Flushing, NY
Sun Sep 14 1975, 3:33 AM EDT
Att: 15,125 - Unknown


AB 34
R 2
H 7
RBI 2
BB 1
SO 2
LOB 8



Batter	1	2	3	4	5	6	7	8	9	AB	R	H	RBI	BB	SO	LOB	BOTTOM										
Bobby Bonds, R OBP: 0.365, SLG: 0.483 (1, 10)	0-0 F9 FC1-2 1B		0-3 K		0-0 F3		4-0 2B		3	1	1	0	1	1	0												
Sandy Alomar Sr., S OBP: 0.274, SLG: 0.302 (1, 4)	0-0 FC1-2 1-2 1B		0-0 6-3		0-0 G3		0-0 F4 1-1H 2-1H 2B		4	1	2	2	0	0	0												
Roy White, S OBP: 0.365, SLG: 0.416 (1, 7)	0-0 F9		0-0 HR		0-0 1B		0-0 F4		4	1	2	1	0	0	3												
Thurman Munson, R OBP: 0.362, SLG: 0.424 (1, 2)	0-0 FC1-2		0-0 E6 2B 1B		0-0 4-3		0-0 2B		4	1	1	1	0	0	3												
Graig Nettles, L OBP: 0.329, SLG: 0.447 (1, 5)	0-0 F8		0-0 1B 2B		0-0 F8		4-0 IBB		3	1	1	0	1	0	2												
Rick Dempsey, R OBP: 0.368, SLG: 0.336 (1, 9)		4-0 FC4-6 BB	0-0 2H 3H 1B		0-0 G3		0-0 6-3		3	0	1	2	1	0	2												
Chris Chambliss, L OBP: 0.335, SLG: 0.433 (1, 3)		0-0 F7		0-0 F7		0-0 6-3		0-0 5-3-5 1B		4	0	1	0	0	1												
Rick Bladt, R OBP: 0.270, SLG: 0.283 (1, 8)		0-0 FC4-6 1-2		0-0 F8			0-3 K	0-0 F6		4	0	0	0	0	1	2											
Fred Stanley, R OBP: 0.282, SLG: 0.238 (1, 6)		0-3 K		0-0 6-3			0-0 BB 2B 1B	0-0 5-3-5 1-3H		4	1	1	0	0	1	2											
Inning Stats	R: 0 E: 0 K: 0 S: 5	H: 2 LOB: 2 BB: 0 P: 5	R: 0 E: 0 K: 1 S: 5	H: 0 LOB: 1 BB: 1 P: 9	R: 3 E: 1 K: 1 S: 8	H: 3 LOB: 1 BB: 0 P: 8	R: 0 E: 0 K: 0 S: 3	H: 0 LOB: 0 BB: 0 P: 3	R: 0 E: 0 K: 0 S: 3	H: 0 LOB: 0 BB: 0 P: 3	R: 3 E: 0 K: 1 S: 8	H: 3 LOB: 2 BB: 2 P: 16	R: 0 E: 0 K: 0 S: 3	H: 1 LOB: 0 BB: 0 P: 3	1B: 6 2B: 4 3B: 0 HR: 1	SF: 0 SAC: 0 DP: 1 HBP: 0	WP: 1 PB: 0 SB: 0 CS: 0	PA: 36									
PITCHER	IP	WLS	BF	H	R	ER	SO	BB	IBB	HBP	BLK	WP	HR	S	P	ERA	WHIP										
Rick Waits, L ERA: 3.35 (1, 1)	6.1	L	29	8	6	4	3	2	0	0	0	1	1	33	41	5.68	1.579										
Tom Buskey, R ERA: 2.62 (7, 1)	1.2		7	2	0	0	0	0	1	0	0	0	0	6	10	0.00	1.200										

Cleveland Indians @ New York Yankees
Shea Stadium, Flushing, NY
Sun Sep 14 1975, 3:33 AM EDT
Att: 15,125 - Unknown

AB 33
R 6
H 10
RBI 6
BB 3
SO 3
LOB 15



Batter	1	2	3	4	5	6	7	8	9	AB	R	H	RBI	BB	SO	LOB	TOP								
Duane Kuiper, L (1,4) OBP: 0.377, SLG: 0.350 Jack Brohamer, L (7,PH) OBP: 0.286, SLG: 0.349	0-0 FC4-6 1B		0-0 6-3			4-0 1B BLK HR BB	0-3 K		4-0 PB BB	2	1	1	0	1	0	0									
Rick Manning, L (1,8) OBP: 0.342, SLG: 0.355	0-0 FC4-6 G6-4-3 1-2			0-0 G3		0-0 HR S 1B	0-0 1B		0-0 SF9 1-2 2-H	4	2	2	1	0	0	1									
George Hendrick, R (1,9) OBP: 0.303, SLG: 0.430 Charlie Spikes, R (7,PH) OBP: 0.291, SLG: 0.367	0-0 G6-4-3 1-2			0-0 5-3		0-0 HR 1-H 3-H	0-0 1B		0-3 K	3	1	1	3	0	0	1									
Boog Powell, L (1,3) OBP: 0.381, SLG: 0.505		0-0 HR		0-0 4-3		0-0 K	0-0 F5			4	1	1	1	0	1	1									
Rico Carty, R (1,10) OBP: 0.380, SLG: 0.508		0-3 K			4-0 HR S BB	0-0 6-3		0-0 5-3		3	1	0	0	1	1	0									
Oscar Gamble, L (1,7) OBP: 0.374, SLG: 0.483		0-3 K			0-0 HR 1-H	4-0 1B BB		0-3 K		3	2	1	2	1	2	0									
Buddy Bell, R (1,5) OBP: 0.324, SLG: 0.371		0-0 F8			0-0 F4	0-0 1B 1-3		0-0 F6		4	0	1	0	0	0	0									
Alan Ashby, S (1,2) OBP: 0.315, SLG: 0.322			0-0 L3		0-3 K	0-0 1B 1-3 3-H		0-0 PB SF9 6-3 1B		4	1	2	1	0	1	0									
Frank Duffy, R (1,6) OBP: 0.272, SLG: 0.287			0-3 K		0-0 6-3		0-0 F4		0-0 6-3 1-2	4	0	0	0	0	1	1									
Inning Stats	R: 0 E: 0 K: 0 S: 3	H: 1 LOB: 0 BB: 0 P: 3	R: 1 E: 0 K: 2 S: 8	H: 1 LOB: 0 BB: 0 P: 8	R: 0 E: 0 K: 1 S: 5	H: 0 LOB: 0 BB: 0 P: 5	R: 0 E: 0 K: 0 S: 3	H: 0 LOB: 0 BB: 0 P: 3	R: 2 E: 0 K: 1 S: 6	H: 1 LOB: 0 BB: 1 P: 10	R: 4 E: 0 K: 1 S: 8	H: 4 LOB: 1 BB: 2 P: 16	R: 1 E: 0 K: 1 S: 7	H: 2 LOB: 1 BB: 0 P: 7	R: 0 E: 0 K: 1 S: 5	H: 0 LOB: 0 BB: 0 P: 5	R: 1 E: 0 K: 1 S: 6	H: 1 LOB: 1 BB: 1 P: 10	1B: 6 2B: 1 3B: 0 HR: 3	SF: 1 SAC: 0 DP: 1 HBP: 0	WP: 0 PB: 1 SB: 2 CS: 0	PA: 39			
PITCHER	IP	WLS	BF	H	R	ER	SO	BB	IBB	HBP	BLK	WP	HR	S	P	ERA	WHIP								
Fernando Arroyo, R (1,1) ERA: 4.56	5.0	L	21	5	6	6	4	2	0	0	1	0	3	27	35	10.80	1.400								
Gene Pentz, R (6,1) ERA: 3.09	4.0		18	5	3	2	4	2	0	0	0	0	0	24	32	4.50	1.750								

Cleveland Indians @ Detroit Tigers
Tiger Stadium, Detroit, MI
Tue Sep 16 1975, 7:05 PM EDT
Att. 4,472 - Unknown

AB 34
R 9
H 10
RBI 9
BB 4
SO 8
LOB 5



Batter	1	2	3	4	5	6	7	8	9	AB	R	H	RBI	BB	SO	LOB	BOTTOM								
John Knox, L (1,4) OBP: 0.337, SLG: 0.279	0-0 F5		0-3 K			0-0 F9		4-0 2B BB	0-0 F8	4	0	0	0	1	1	2									
Billy Baldwin, L (1,9) OBP: 0.230, SLG: 0.345	0-0 4-3		0-0 F8			0-0 F6		0-0 2B		4	0	1	0	0	0	1									
Dan Meyer, L (1,3) OBP: 0.285, SLG: 0.345	0-0 F9			0-0 F9		0-0 L3		0-0 F5		4	0	0	0	0	0	2									
Willie Horton, R (1,10) OBP: 0.310, SLG: 0.418		0-0 F9		0-0 F6		0-0 F8		0-0 F8		4	0	0	0	0	0	2									
Ben Oglivie, L (1,7) OBP: 0.319, SLG: 0.414		0-0 S 1B		0-0 4-3		0-3 K			0-0 2B 1B	4	1	2	0	0	1	0									
Bill Freehan, R (1,2) OBP: 0.310, SLG: 0.401		0-3 K 1-2			0-0 5-3	4-0 BB BB		0-0 1B 2B		3	1	1	1	1	1	1									
Aurelio Rodriguez, R (1,5) OBP: 0.289, SLG: 0.386		0-0 F9			0-0 F5	4-0 1-2 BB		0-0 F7		3	0	0	0	1	0	2									
Tom Verzyer, R (1,6) OBP: 0.290, SLG: 0.316			0-0 SH3-4 1B		0-0 1B	0-0 F8		0-0 1B		4	0	3	1	0	0	2									
Ron LeFlore, R (1,8) OBP: 0.303, SLG: 0.349			0-0 SH3-4 1-2		0-3 K	0-3 K		0-3 K		3	0	0	0	0	3	2									
Inning Stats	R: 0 E: 0 K: 0 S: 3	H: 0 LOB: 0 BB: 0 P: 3	R: 0 E: 0 K: 1 S: 6	H: 1 LOB: 0 BB: 0 P: 6	R: 0 E: 0 K: 1 S: 6	H: 1 LOB: 0 BB: 0 P: 6	R: 0 E: 0 K: 0 S: 3	H: 0 LOB: 0 BB: 0 P: 3	R: 0 E: 0 K: 1 S: 5	H: 0 LOB: 2 BB: 2 P: 13	R: 0 E: 0 K: 1 S: 6	H: 1 LOB: 1 BB: 1 P: 10	R: 2 E: 0 K: 1 S: 8	H: 3 LOB: 1 BB: 0 P: 8	1B: 5 2B: 2 3B: 0 HR: 0	SF: 0 SAC: 1 DP: 0 HBP: 0	WP: 0 PB: 0 SB: 1 CS: 0	PA: 37							
PITCHER	IP	WLS	BF	H	R	ER	SO	BB	IBB	HBP	BLK	WP	HR	S	P	ERA	WHIP								
Dennis Eckersley, R (1,1) ERA: 2.9	8.0	W	33	6	2	2	5	3	0	0	0	0	0	40	52	2.25	1.125								
Tom Buskey, R (9,1) ERA: 2.58	1.0		4	1	0	0	1	0	0	0	0	0	0	6	6	0.00	1.000								

Cleveland Indians @ Detroit Tigers
Tiger Stadium, Detroit, MI
Tue Sep 16 1975, 7:05 PM EDT
Att. 4,472 - Unknown

AB 33
R 2
H 7
RBI 2
BB 3
SO 6
LOB 14



Batter	1	2	3	4	5	6	7	8	9	AB	R	H	RBI	BB	SO	LOB	TOP			
Duane Kuiper, L (1, 4) OBP: 0.375, SLG: 0.347	4-0 WP 1B BB		0-0 FC3-6 CS 1B 1-2		0-0 4-3			0-0 6-3		3	0	0	0	1	0	1				
Rick Manning, L (1, 8) OBP: 0.345, SLG: 0.358	0-0 WP 1B		0-0 1B		0-0 1B			0-0 F9		4	0	3	0	0	0	0				
George Hendrick, R (1, 9) OBP: 0.303, SLG: 0.433	0-0 F3 1-2 2-3		0-3 K 2-3		0-0 1-3			0-0 3B		4	0	1	0	0	1	5				
Boog Powell, L (1, 3) OBP: 0.378, SLG: 0.500	0-0 F5			0-0 F7		0-3 K		0-0 4-3		4	0	0	0	0	1	3				
Rico Carty, R (1, 10) OBP: 0.376, SLG: 0.503	0-0 1-3			0-3 K		0-0 6-3			0-0 F9	4	0	0	0	0	1	2				
Oscar Gamble, L (1, 7) OBP: 0.373, SLG: 0.480		0-0 F6		0-0 1B 1B		0-3 K			0-0 F3	4	0	1	0	0	1	0				
Buddy Bell, R (1, 5) OBP: 0.323, SLG: 0.370		0-0 6-3		0-0 1B			0-0 F9		0-0 F9	4	0	1	0	0	0	0				
Alan Ashby, S (1, 2) OBP: 0.311, SLG: 0.318		0-0 F8		0-0 L9			0-0 G3			3	0	0	0	0	0	2				
Frank Duffy, R (1, 6) OBP: 0.272, SLG: 0.287			0-0 FC3-6 1B		0-0 F4			0-0 1-3		3	0	1	0	0	0	0				
Inning Stats	R: 0 E: 0 K: 0 S: 4	H: 1 LOB: 2 BB: 1 P: 8	R: 0 E: 0 K: 0 S: 3	H: 0 LOB: 0 BB: 0 P: 3	R: 0 E: 0 K: 1 S: 6	H: 2 LOB: 2 BB: 0 P: 6	R: 0 E: 0 K: 1 S: 7	H: 2 LOB: 2 BB: 0 P: 7	R: 0 E: 0 K: 0 S: 4	H: 1 LOB: 1 BB: 0 P: 4	R: 0 E: 0 K: 2 S: 7	H: 0 LOB: 0 BB: 0 P: 7	R: 0 E: 0 K: 0 S: 3	H: 0 LOB: 0 BB: 0 P: 3	R: 0 E: 0 K: 0 S: 3	H: 0 LOB: 0 BB: 0 P: 3	1B: 6 2B: 1 3B: 1 HR: 0	SF: 0 SAC: 0 DP: 1 HBP: 0	WP: 1 PB: 0 SB: 1 CS: 1	PA: 34
PITCHER Joe Coleman, R (1, 1) ERA: 5.4	IP: 9.0 WLS: W BF: 34 H: 7 R: 0 ER: 0 SO: 4 BB: 1 IBB: 0 HBP: 0 BLK: 0 WP: 1 HR: 0 S: 41 P: 45 ERA: 0.00 WHIP: 0.889															PITCHER				

Cleveland Indians @ Detroit Tigers
Tiger Stadium, Detroit, MI
Wed Sep 17 1975, 7:05 PM EDT
Att: 4,609 - Unknown

AB 33
R 0
H 7
RBI 0
BB 1
SO 4
LOB 13



Batter	1	2	3	4	5	6	7	8	9	AB	R	H	RBI	BB	SO	LOB	BOTTOM	
Billy Baldwin, L (1, 8) OBP: 0.242, SLG: 0.386	0-0 F9	1-2 1B		0-0 F7			0-0 HR			4	1	2	1	0	0	0		
Gary Sutherland, R (1, 4) OBP: 0.317, SLG: 0.328	0-0 1B 4-3	0-0 F9			0-0 G6-4-3 1B		0-3 K			4	1	2	0	0	1	2		
Ben Oglivie, L (1, 7) OBP: 0.321, SLG: 0.415	0-0 4-3 1B		0-0 2B 1B		0-3 K			0-0 F7		4	1	2	0	0	1	1		
Willie Horton, R (1, 10) OBP: 0.313, SLG: 0.420	4-0 4-3 BB		0-0 1B 2B		0-0 G6-4-3			4-0 BB		2	1	1	1	2	0	1		
Aurelio Rodriguez, R (1, 5) OBP: 0.287, SLG: 0.383	0-0 4-3		0-0 5-3			0-0 F9		0-0 F6		4	0	0	1	0	0	4		
Tom Verzyer, R (1, 6) OBP: 0.290, SLG: 0.316	0-0 6-3		0-0 CS 1B			0-3 K		0-0 G3		4	0	1	1	0	1	3		
Dan Meyer, L (1, 3) OBP: 0.285, SLG: 0.343		0-0 F8	0-3 K			4-0 CS BB				2	0	0	0	1	1	1		
Leon Roberts, R (1, 9) OBP: 0.315, SLG: 0.389		0-0 6-3		0-3 K		0-0 CS	0-3 K			3	0	0	0	0	2	0		
Terry Humphrey, R (1, 2) OBP: 0.258, SLG: 0.258		0-0 1B 1B		0-0 6-3			0-0 L7			3	0	1	0	0	0	0		
Inning Stats	R: 1 E: 0 K: 0 S: 5	H: 2 LOB: 2 BB: 1 P: 9	R: 0 E: 0 K: 0 S: 5	H: 2 LOB: 2 BB: 0 P: 5	R: 2 E: 0 K: 1 S: 7	H: 3 LOB: 0 BB: 0 P: 7	R: 0 E: 0 K: 1 S: 5	H: 0 LOB: 0 BB: 0 P: 5	R: 0 E: 0 K: 1 S: 4	H: 0 LOB: 0 BB: 1 P: 8	R: 1 E: 0 K: 2 S: 8	H: 1 LOB: 0 BB: 0 P: 8	R: 0 E: 0 K: 0 S: 3	H: 0 LOB: 1 BB: 1 P: 7	1B: 7 2B: 1 3B: 0 HR: 1	SF: 0 SAC: 0 DP: 1 HBP: 0	WP: 0 PB: 0 SB: 0 CS: 2	PA: 34
PITCHER Roric Harrison, R (1, 1) ERA: 4.83	IP: 2.1 WLS: L BF: 15 H: 7 R: 3 ER: 3 SO: 3 BB: 1 IBB: 0 HBP: 0 BLK: 0 WP: 0 HR: 0 S: 14 P: 18 ERA: 11.57 WHIP: 3.429															PITCHER		
Jackie Brown, R (3, 1) ERA: 4.43	IP: 5.2 WLS: L BF: 18 H: 2 R: 1 ER: 1 SO: 6 BB: 2 IBB: 0 HBP: 0 BLK: 0 WP: 0 HR: 1 S: 28 P: 36 ERA: 1.59 WHIP: 0.706															PITCHER		

Cleveland Indians @ Detroit Tigers
Tiger Stadium, Detroit, MI
Wed Sep 17 1975, 7:05 PM EDT
Att: 4,609 - Unknown

AB 30
R 4
H 9
RBI 4
BB 3
SO 6
LOB 12



Batter	1	2	3	4	5	6	7	8	9	AB	R	H	RBI	BB	SO	LOB	TOP					
Duane Kuiper, L (1,4) OBP: 0.374, SLG: 0.343	4-0 1B SF7 BB		0-0 5-3		0-0 1-3			0-0 5-3		3	1	0	0	1	0	0	Cleveland Indians @ Detroit Tigers Tiger Stadium, Detroit, MI Thu Sep 18 1975, 7:05 PM EDT Att. 4,078 - Unknown					
Rick Manning, L (1,8) OBP: 0.346, SLG: 0.360	0-0 F7		0-0 CS 1B		0-3 K			0-0 1B		4	0	2	0	0	1	1						
George Hendrick, R (1,9) OBP: 0.303, SLG: 0.431	0-0 1-3 1B		0-0 1-3 1-2		0-0 F8			0-3 K		4	0	1	0	0	1	2						
Boog Powell, L (1,3) OBP: 0.377, SLG: 0.506	0-0 SF7			0-0 HR				0-0 4-3		3	1	1	2	0	0	1						
Rico Carty, R (1,10) OBP: 0.373, SLG: 0.497 John Lowenstein, L (9, PR) OBP: 0.319, SLG: 0.407	0-0 6-3			0-0 4-3				0-0 3-1		4	0	0	0	0	0	1						
Oscar Gamble, L (1,7) OBP: 0.369, SLG: 0.474		0-0 L6		0-3 K				0-0 4-3		4	0	0	0	0	1	1						
Buddy Bell, R (1,5) OBP: 0.325, SLG: 0.371		0-0 F8		0-0 1B 1B				0-3 K		4	0	2	0	0	1	0						
Alan Ashby, S (1,2) OBP: 0.315, SLG: 0.321		0-0 1B		0-0 1-3 1B				0-0 3-1		4	0	2	0	0	0	1						
Frank Duffy, R (1,6) OBP: 0.271, SLG: 0.285		0-3 K		0-0 4-3				0-3 K		3	0	0	0	0	2	3						
Inning Stats	R: 1 E: 0 K: 0 S: 4	H: 1 LOB: 1 BB: 1 P: 8	R: 0 E: 0 K: 1 S: 6	H: 1 LOB: 1 BB: 0 P: 6	R: 0 E: 0 K: 0 S: 3	H: 1 LOB: 0 BB: 0 P: 3	R: 1 E: 0 K: 1 S: 8	H: 3 LOB: 2 BB: 0 P: 8	R: 0 E: 0 K: 0 S: 5	H: 0 LOB: 0 BB: 0 P: 5	R: 0 E: 0 K: 0 S: 3	H: 0 LOB: 0 BB: 0 P: 3	R: 0 E: 0 K: 1 S: 7	H: 0 LOB: 0 BB: 0 P: 7	R: 0 E: 0 K: 1 S: 6	H: 1 LOB: 1 BB: 0 P: 6	R: 0 E: 1 K: 0 S: 4	H: 1 LOB: 1 BB: 0 P: 4	1B: 7 2B: 0 3B: 0 HR: 1	SF: 1 SAC: 0 DP: 0 HBP: 0	WP: 0 PB: 0 SB: 0 CS: 2	PA: 35
PITCHER Dave Lemanczyk, R (1,1) ERA: 4.29	IP: 9.0 WLS: L BF: 35 H: 8 R: 2 ER: 2 SO: 6 BB: 1 IBB: 0 HBP: 0 BLK: 0 WP: 0 HR: 1 S: 46 P: 50 ERA: 2.00 WHIP: 1.000															PITCHER IP: WLS: BF: H: R: ER: SO: BB: IBB: HBP: BLK: WP: HR: S: P: ERA: WHIP:						

Batter	1	2	3	4	5	6	7	8	9	AB	R	H	RBI	BB	SO	LOB	BOTTOM					
Chuck Scrivener, R (1,6) OBP: 0.292	0-3 K		0-0 F7		0-0 F7			0-0 6-3		4	0	0	0	0	1	0	Cleveland Indians @ Detroit Tigers Tiger Stadium, Detroit, MI Thu Sep 18 1975, 7:05 PM EDT Att. 4,078 - Unknown					
Billy Baldwin, L (1,8) OBP: 0.242, SLG: 0.374	0-0 F7		0-3 K		0-0 1-3			4-0 BB		3	0	0	0	1	1	0						
Ben Oglivie, L (1,7) OBP: 0.323, SLG: 0.414	4-0 1B BB		0-0 F5		0-0 G1-4-3 1B			0-3 K		3	0	1	0	1	1	1						
Willie Horton, R (1,10) OBP: 0.314, SLG: 0.420	0-0 1-3 BB 1B		0-0 F4		0-0 G1-4-3 1-2			0-0 1B SH1-4 1B		4	0	2	0	0	0	1						
Bob Molinaro, L (1,9) OBP: 0.287, SLG: 0.386	4-0 1-2 BB		0-0 F3		0-0 3B			0-0 F5		2	0	0	0	1	0	0						
Aurelio Rodriguez, R (1,5) OBP: 0.287, SLG: 0.386	0-0 F3		0-0 F3		0-0 6-3			0-0 F6		4	0	1	0	0	0	4						
Dan Meyer, L (1,3) OBP: 0.287, SLG: 0.351		0-0 F8		0-0 F8				0-0 HR		4	1	2	1	0	0	1						
Terry Humphrey, R (1,2) OBP: 0.235, SLG: 0.235 Bill Freehan, R (9, PH) OBP: 0.309, SLG: 0.400		0-3 K		0-0 6-3				0-0 F9		3	0	0	0	0	1	0						
Jerry Manuel, S (1,4) OBP: 0.221		0-3 K		0-3 K				0-0 6-3		3	0	0	0	0	2	0						
Inning Stats	R: 0 E: 0 K: 1 S: 6	H: 1 LOB: 3 BB: 2 P: 14	R: 0 E: 0 K: 2 S: 7	H: 0 LOB: 0 BB: 0 P: 7	R: 0 E: 0 K: 1 S: 5	H: 0 LOB: 0 BB: 0 P: 5	R: 0 E: 0 K: 0 S: 4	H: 1 LOB: 1 BB: 0 P: 4	R: 0 E: 0 K: 1 S: 5	H: 0 LOB: 0 BB: 0 P: 5	R: 0 E: 0 K: 0 S: 3	H: 1 LOB: 0 BB: 0 P: 3	R: 1 E: 0 K: 0 S: 4	H: 1 LOB: 0 BB: 0 P: 4	R: 0 E: 0 K: 1 S: 5	H: 0 LOB: 1 BB: 1 P: 9	R: 0 E: 0 K: 1 S: 7	H: 2 LOB: 2 BB: 0 P: 7	1B: 4 2B: 0 3B: 1 HR: 1	SF: 0 SAC: 1 DP: 1 HBP: 0	WP: 0 PB: 0 SB: 0 CS: 0	PA: 35
PITCHER Jim Bibby, R (1,1) ERA: 3.88 Dave LaRoche, L (8,1) ERA: 2.21 Tom Buskey, R (9,1) ERA: 2.57	IP: 7.2 WLS: W BF: 29 H: 4 R: 1 ER: 1 SO: 5 BB: 3 IBB: 0 HBP: 0 BLK: 0 WP: 0 HR: 1 S: 36 P: 48 ERA: 1.17 WHIP: 0.913															PITCHER IP: WLS: BF: H: R: ER: SO: BB: IBB: HBP: BLK: WP: HR: S: P: ERA: WHIP:						

Batter	1	2	3	4	5	6	7	8	9	AB	R	H	RBI	BB	SO	LOB	TOP								
Bobby Bonds, R OBP: 0.370, SLG: 0.493 (1,9)										4	2	2	2	0	0	0	New York Yankees @ Cleveland Indians Cleveland Municipal Stadium, Cleveland, OH Fri Sep 19 1975, 7:05 PM EDT Att. 9,388 - Unknown - 66 F								
Sandy Alomar Sr., S OBP: 0.278, SLG: 0.304 (1,4)										4	0	0	0	0	0	0									
Roy White, S OBP: 0.369, SLG: 0.413 (1,7)										2	0	0	0	2	0	0									
Thurman Munson, R OBP: 0.367, SLG: 0.429 (1,2)										4	0	3	0	0	0	1									
Graig Nettles, L OBP: 0.324, SLG: 0.439 (1,5)										4	0	0	0	0	2	3									
Chris Chambliss, L OBP: 0.337, SLG: 0.433 (1,3)										4	0	2	0	0	0	2									
Otto Velez, R OBP: 0.271, SLG: 0.200 (1,10)										3	0	1	0	0	0	1									
Rick Dempsey, R OBP: 0.356, SLG: 0.323 (9, PH)										1	0	0	0	0	1	2									
Rick Bladt, R OBP: 0.271, SLG: 0.268 (1,8)										1	0	0	0	1	0	1									
Ed Herrmann, L OBP: 0.320, SLG: 0.413 (7, PH)										1	0	0	0	0	0	1									
Rich Coggins, L OBP: 0.259, SLG: 0.281 (7,8)										0	0	0	0	0	0	0									
Fred Stanley, R OBP: 0.276, SLG: 0.234 (1,6)										2	0	0	0	0	0	1									
Walt Williams, R OBP: 0.320, SLG: 0.401 (8, PH)										1	0	0	0	0	0	0									
Ed Brinkman, R OBP: 0.265, SLG: 0.299 (8,6)										0	0	0	0	0	0	0									
Inning Stats	R: 1 E: 0 K: 0 S: 3	H: 1 LOB: 0 BB: 1 P: 7	R: 0 E: 0 K: 0 S: 4	H: 1 LOB: 1 BB: 0 P: 4	R: 0 E: 0 K: 0 S: 3	H: 0 LOB: 0 BB: 0 P: 3	R: 0 E: 0 K: 1 S: 5	H: 1 LOB: 1 BB: 1 P: 9	R: 0 E: 0 K: 0 S: 2	H: 0 LOB: 0 BB: 1 P: 6	R: 1 E: 0 K: 0 S: 4	H: 2 LOB: 1 BB: 0 P: 4	R: 0 E: 0 K: 0 S: 4	H: 1 LOB: 1 BB: 0 P: 4	R: 0 E: 0 K: 2 S: 3	H: 0 LOB: 0 BB: 0 P: 3	R: 0 E: 0 K: 2 S: 9	H: 2 LOB: 2 BB: 0 P: 9	1B: 5 2B: 3 3B: 0 HR: 2	SF: 0 SAC: 0 DP: 3 HBP: 0	WP: 0 PB: 0 SB: 0 CS: 0	PA: 34			
PITCHER	IP	WLS	BF	H	R	ER	SO	BB	IBB	HBP	BLK	WP	HR	S	P	ERA	WHIP								
Fritz Peterson, L ERA: 3.86 (1,1)	6.2	W	25	6	2	2	1	3	0	0	0	0	2	24	36	2.70	1.350								
Tom Buskey, R ERA: 2.51 (7,1)	1.2		6	1	0	0	0	0	0	0	0	0	0	6	6	0.00	0.600								
Dave LaRoche, L ERA: 2.19 (9,1)	0.2	S	3	1	0	0	2	0	0	0	0	0	0	7	7	0.00	1.500								

AB	31
R	2
H	8
RBI	2
BB	3
SO	3
LOB	12



Batter	1	2	3	4	5	6	7	8	9	AB	R	H	RBI	BB	SO	LOB	BOTTOM								
Duane Kuiper, L OBP: 0.372, SLG: 0.340 (1,4)										3	0	0	0	1	0	1	New York Yankees @ Cleveland Indians Cleveland Municipal Stadium, Cleveland, OH Fri Sep 19 1975, 7:05 PM EDT Att. 9,388 - Unknown - 66 F								
Rick Manning, L OBP: 0.344, SLG: 0.357 (1,8)										4	0	0	0	0	1	1									
George Hendrick, R OBP: 0.301, SLG: 0.429 (1,9)										3	0	0	0	0	1	0									
Boog Powell, L OBP: 0.374, SLG: 0.502 (1,3)										3	0	0	0	0	0	0									
Rico Carty, R OBP: 0.375, SLG: 0.499 (1,10)										3	1	2	0	0	1	0									
Oscar Gamble, L OBP: 0.386, SLG: 0.469 (1,7)										3	0	0	0	0	1	2									
Buddy Bell, R OBP: 0.326, SLG: 0.373 (1,5)										3	1	2	0	0	0	0									
Alan Ashby, S OBP: 0.315, SLG: 0.326 (1,2)										3	1	1	2	0	0	2									
Frank Duffy, R OBP: 0.273, SLG: 0.288 (1,6)										3	0	2	1	0	0	0									
Inning Stats	R: 0 E: 0 K: 1 S: 5	H: 0 LOB: 0 BB: 0 P: 5	R: 0 E: 0 K: 2 S: 7	H: 0 LOB: 0 BB: 0 P: 7	R: 0 E: 0 K: 0 S: 3	H: 1 LOB: 0 BB: 0 P: 3	R: 0 E: 0 K: 0 S: 3	H: 0 LOB: 0 BB: 0 P: 3	R: 3 E: 0 K: 0 S: 7	H: 4 LOB: 1 BB: 0 P: 7	R: 0 E: 0 K: 1 S: 5	H: 0 LOB: 0 BB: 0 P: 5	R: 0 E: 0 K: 0 S: 4	H: 2 LOB: 1 BB: 0 P: 4	R: 0 E: 0 K: 0 S: 2	H: 0 LOB: 0 BB: 1 P: 6		R: 0 E: 0 K: 0 S: 9	H: 0 LOB: 0 BB: 0 P: 9	1B: 6 2B: 1 3B: 0 HR: 0	SF: 0 SAC: 0 DP: 1 HBP: 0	WP: 0 PB: 0 SB: 0 CS: 2	PA: 30		
PITCHER	IP	WLS	BF	H	R	ER	SO	BB	IBB	HBP	BLK	WP	HR	S	P	ERA	WHIP								
Catfish Hunter, R ERA: 2.6 (1,1)	8.0	L	29	7	3	3	4	1	0	0	0	0	0	36	40	3.38	1.000								



Batter	1	2	3	4	5	6	7	8	9	AB	R	H	RBI	BB	SO	LOB	TOP								
Bobby Bonds, R OBP: 0.370, SLG: 0.494	4-0 HR 5-3 BB		0-3 K		0-3 K			0-0 1B G1 2B		3	2	1	0	1	2	1									
Sandy Alomar Sr., S OBP: 0.260, SLG: 0.306	0-0 5-3 1-2		0-0 6-3			0-0 1B		0-0 1B G1 S		4	0	2	0	0	0	1									
Roy White, S OBP: 0.371, SLG: 0.420	0-0 HR 2-H			4-0 BB G6-4-3		0-0 1B E8		0-0 1B L3		3	1	2	2	1	0	2									
Thurman Munson, R OBP: 0.366, SLG: 0.426	0-0 4-3			0-0 G6-4-3 1-2		4-0 1B G4-6-3		0-0 G1		3	0	0	1	1	0	2									
Graig Nettles, L OBP: 0.323, SLG: 0.436	0-3 K			0-0 G3		0-0 1B G4-6-3		0-0 1B		3	0	0	0	1	1	2									
Rick Dempsey, R OBP: 0.353, SLG: 0.343		0-0 6-3				0-0 HR		0-0 5-3		4	1	1	1	0	0	2									
Chris Chambliss, L OBP: 0.338, SLG: 0.434		0-0 3-1				0-0 F5		0-0 1B SH5-3		4	0	2	0	0	0	0									
Rick Bladt, R OBP: 0.264, SLG: 0.260		0-0 5-3				0-0 6-3		0-0 1B SH5-3		3	0	0	0	0	0	1									
Fred Stanley, R OBP: 0.276, SLG: 0.243			0-0 6-3			0-0 3B		0-0 F3		4	0	1	0	0	0	2									
Inning Stats	R: 2 E: 0 K: 1 S: 6	H: 1 LOB: 0 BB: 1 P: 10	R: 0 E: 0 K: 0 S: 3	H: 0 LOB: 0 BB: 0 P: 3	R: 0 E: 0 K: 1 S: 5	H: 0 LOB: 0 BB: 0 P: 5	R: 0 E: 0 K: 0 S: 2	H: 0 LOB: 0 BB: 1 P: 6	R: 1 E: 0 K: 1 S: 7	H: 2 LOB: 1 BB: 0 P: 7	R: 0 E: 1 K: 0 S: 3	H: 2 LOB: 1 BB: 1 P: 7	R: 0 E: 0 K: 0 S: 4	H: 1 LOB: 1 BB: 0 P: 4	R: 1 E: 0 K: 0 S: 5	H: 2 LOB: 2 BB: 1 P: 9	R: 0 E: 0 K: 0 S: 3	H: 1 LOB: 0 BB: 0 P: 3	1B: 5 2B: 1 3B: 1 HR: 2	SF: 0 SAC: 1 DP: 3 HBP: 0	WP: 0 PB: 0 SB: 1 CS: 0	PA: 36			
PITCHER	IP	WLS	BF	H	R	ER	SO	BB	IBB	HBP	BLK	WP	HR	S	P	ERA	WHIP								
Don Hood, L ERA: 4.4	(1, 1)	7.0	L	29	8	4	4	3	2	1	0	0	0	2	32	44	5.14	1.429							
Tom Buskey, R ERA: 2.44	(8, 1)	2.0		7	1	0	0	0	0	1	0	0	0	0	6	10	0.00	0.500							

New York Yankees @ Cleveland Indians
Cleveland Municipal Stadium, Cleveland, OH
Sat Sep 20 1975, 3:33 AM EDT
Att: 10,359 - Unknown - 63 F

AB 31
R 4
H 9
RBI 4
BB 4
SO 3
LOB 13

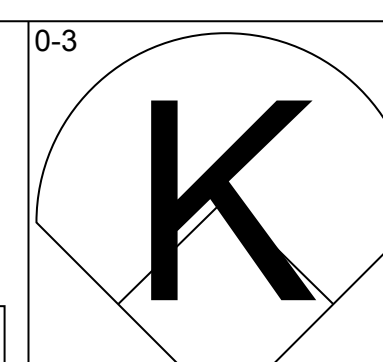
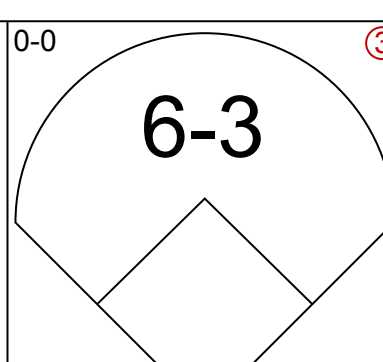
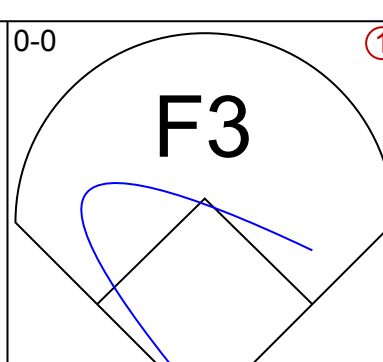
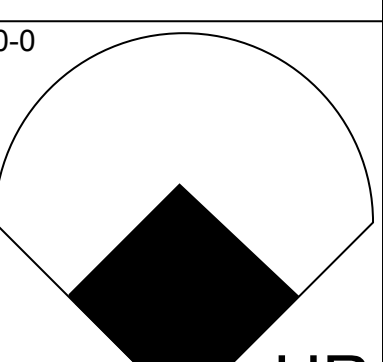
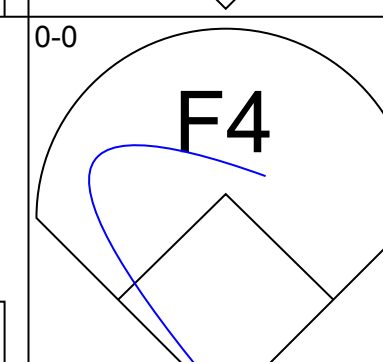
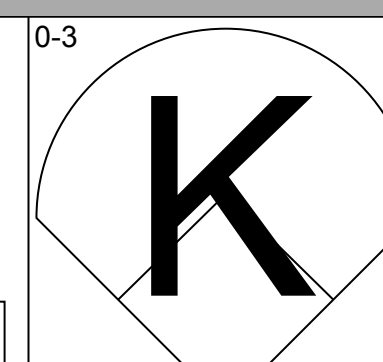
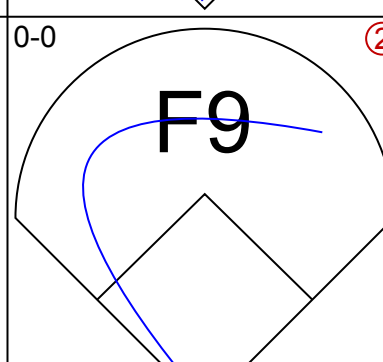
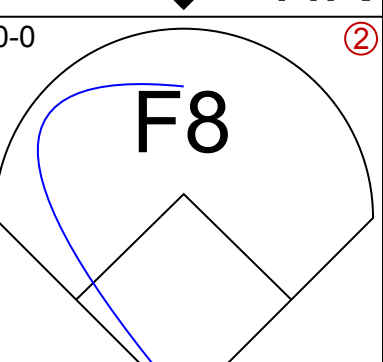
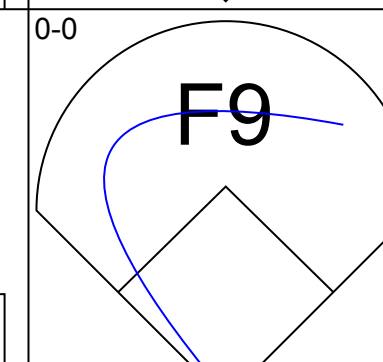
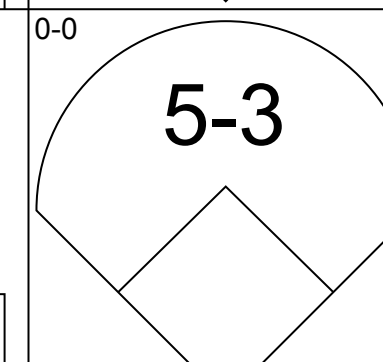
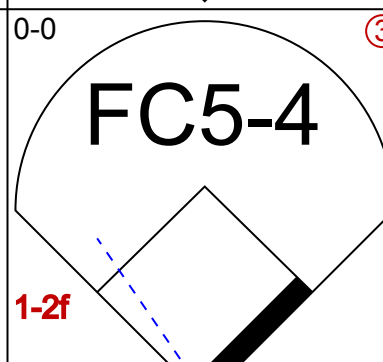
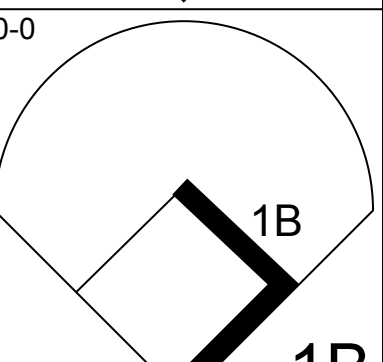
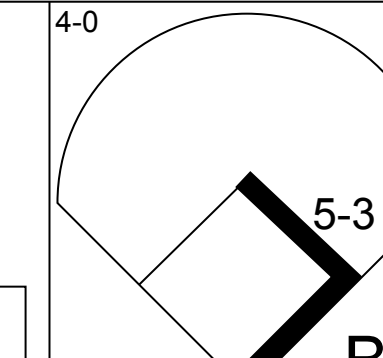
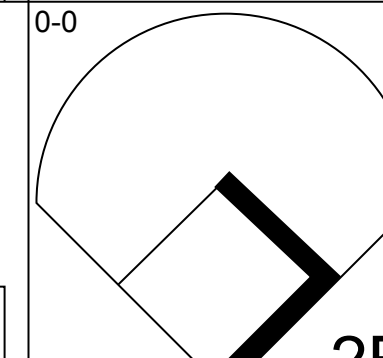
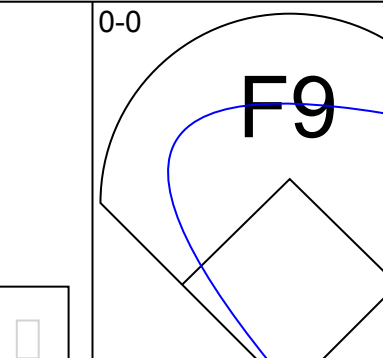
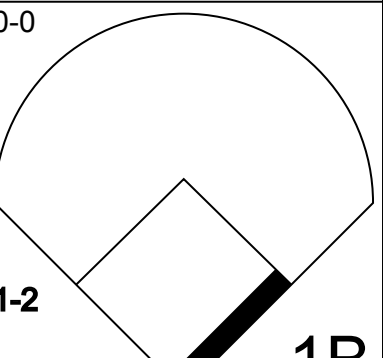
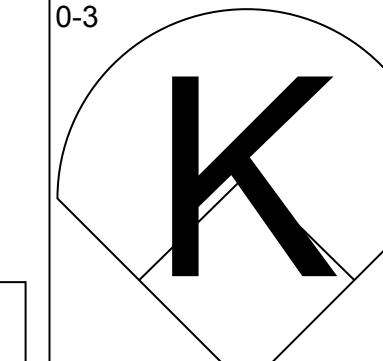
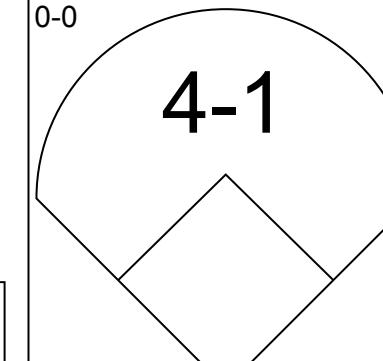
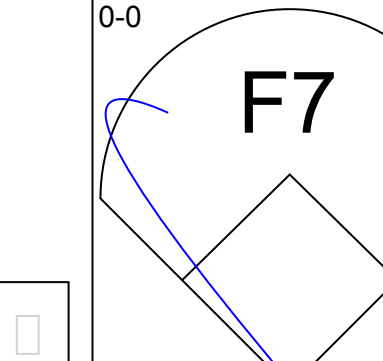
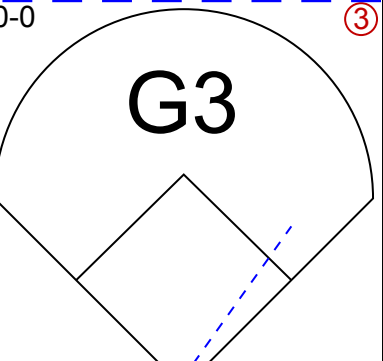
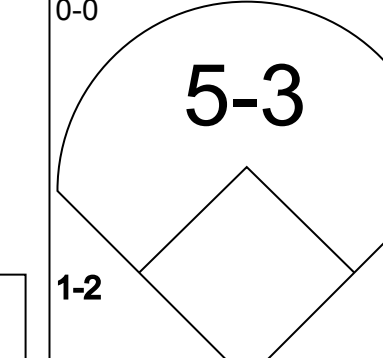
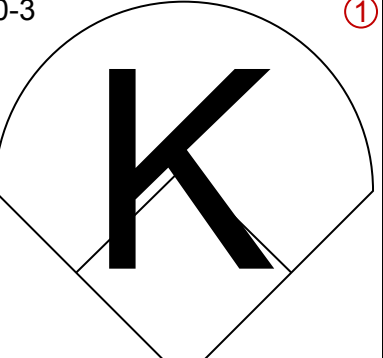
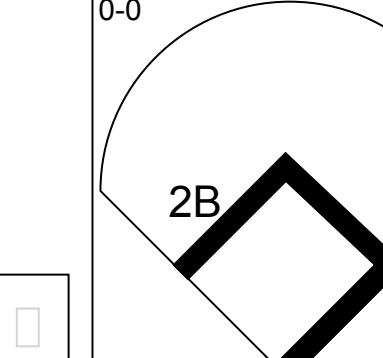
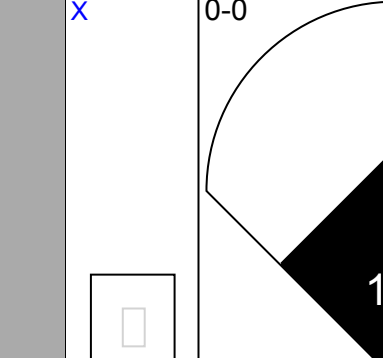
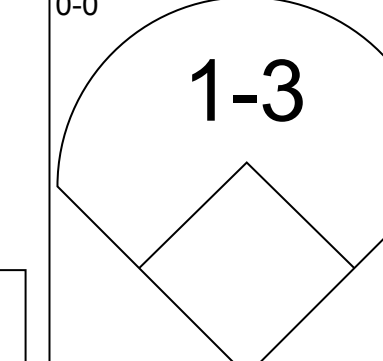
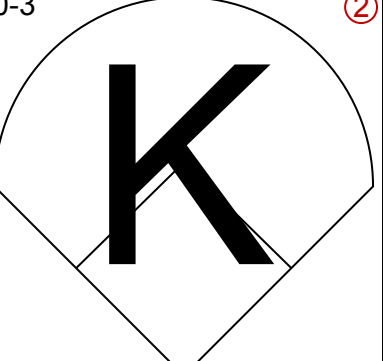
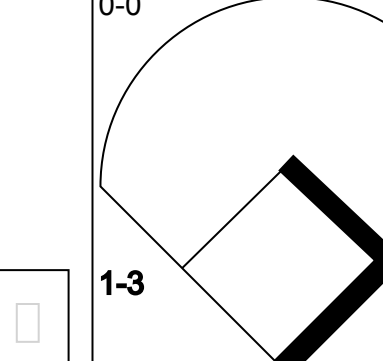
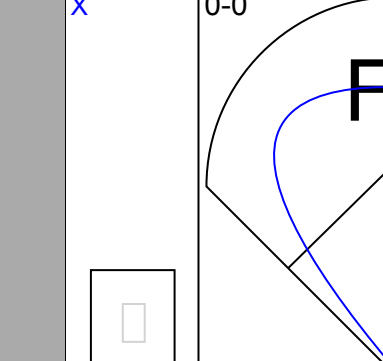
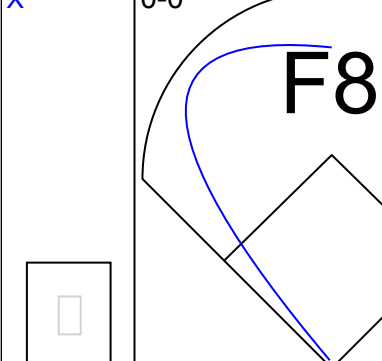
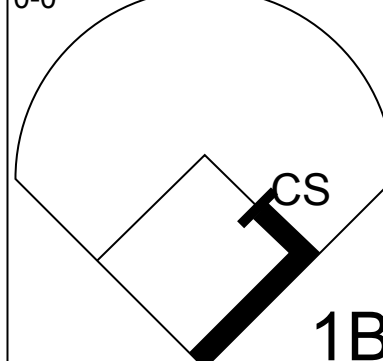
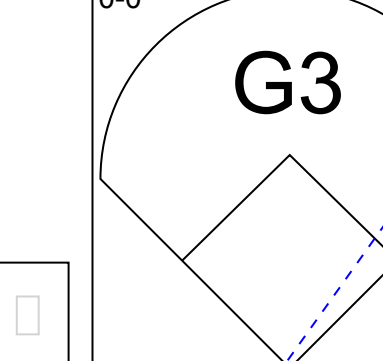
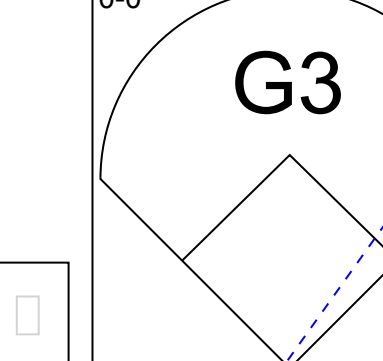
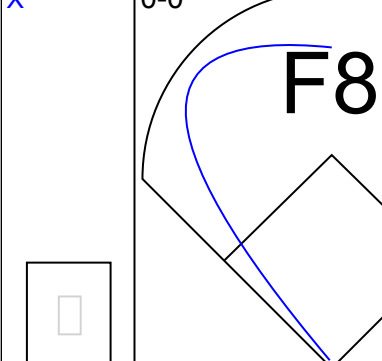
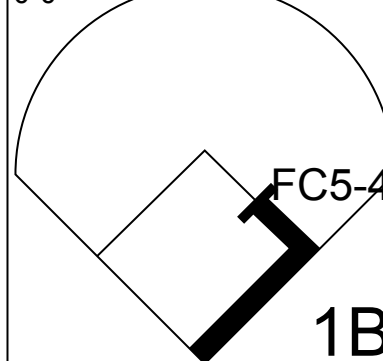
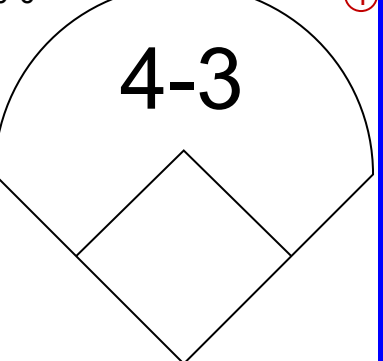
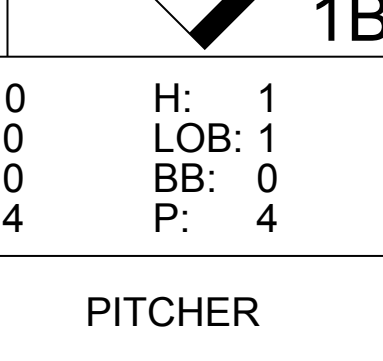
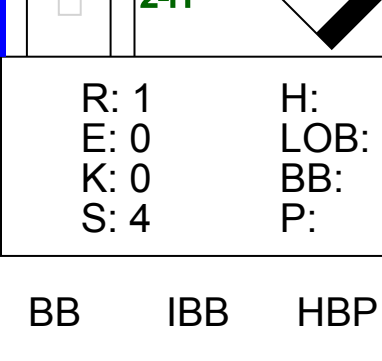
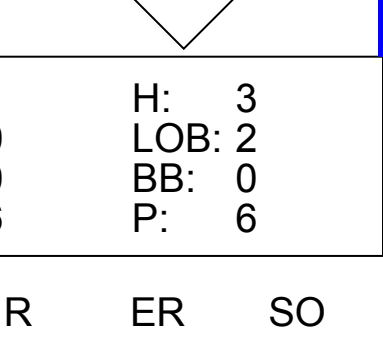

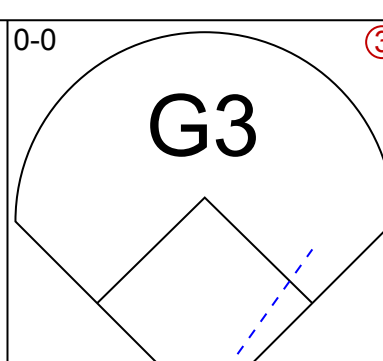
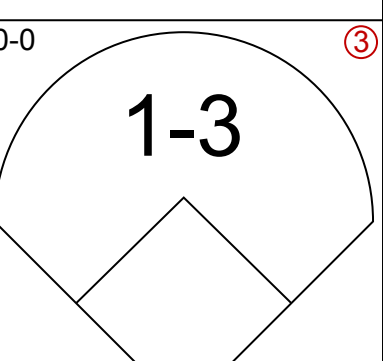
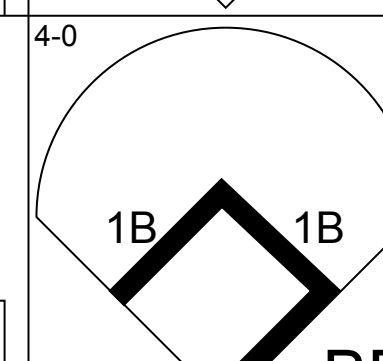
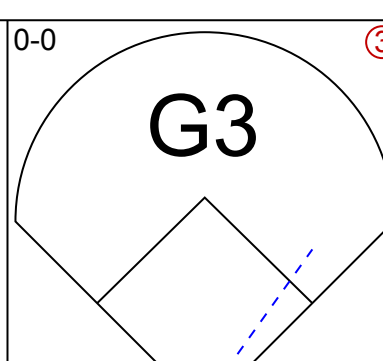
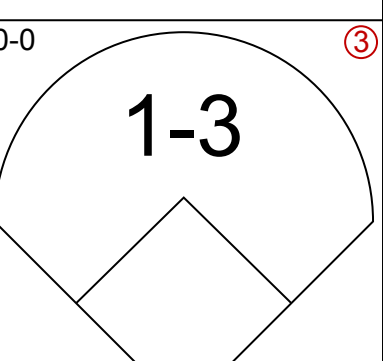
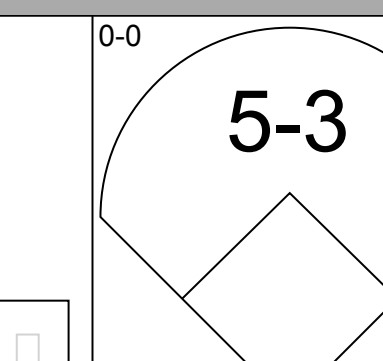
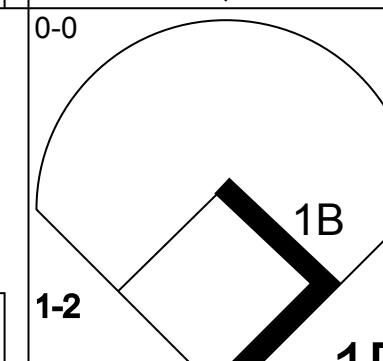
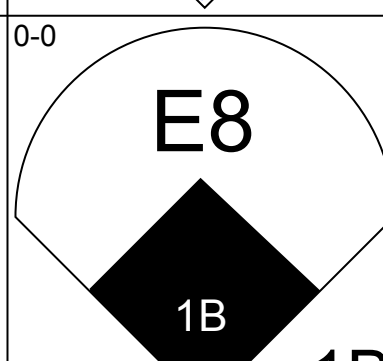
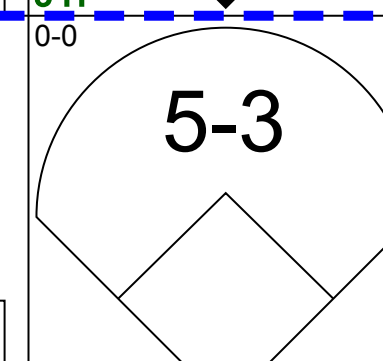
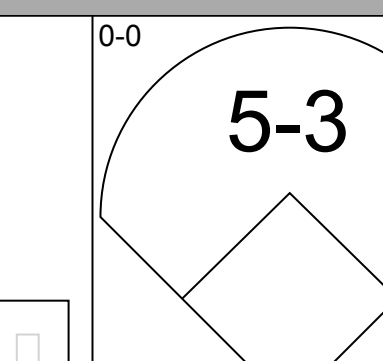

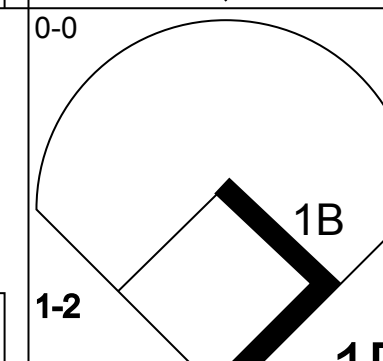
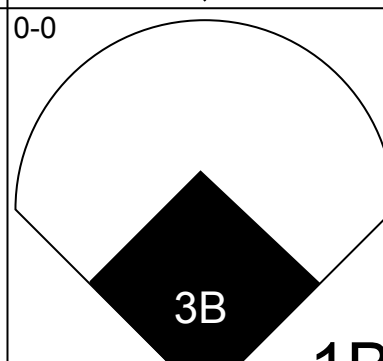
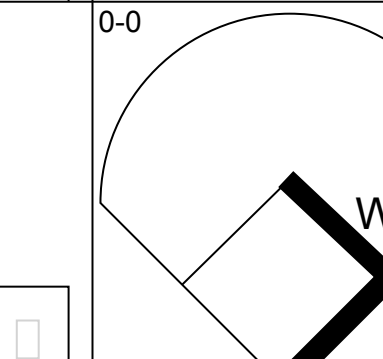
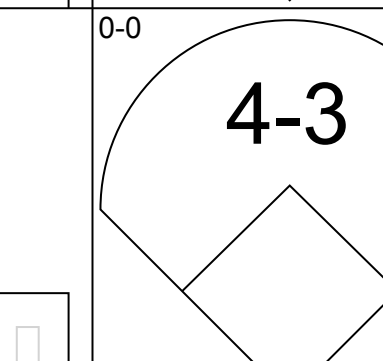

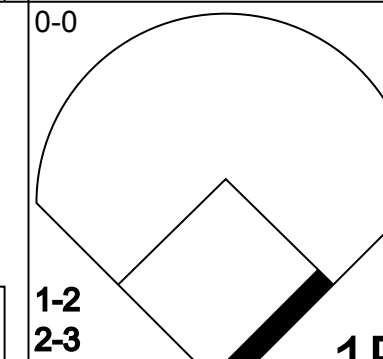
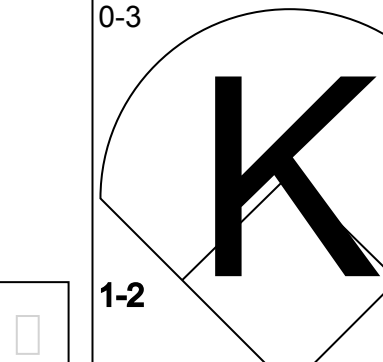
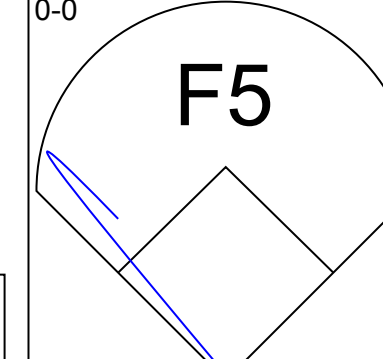
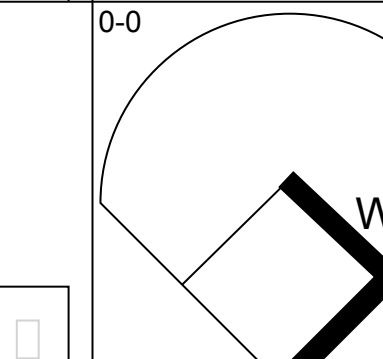

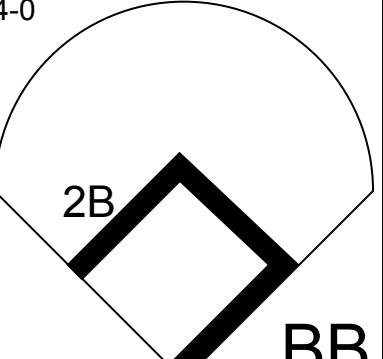
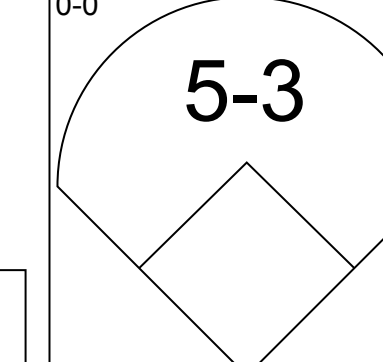
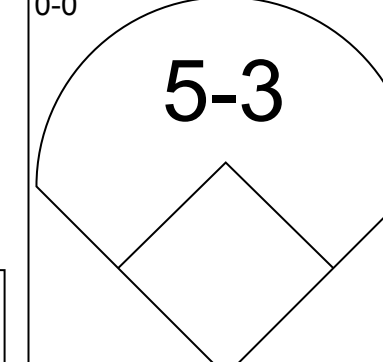
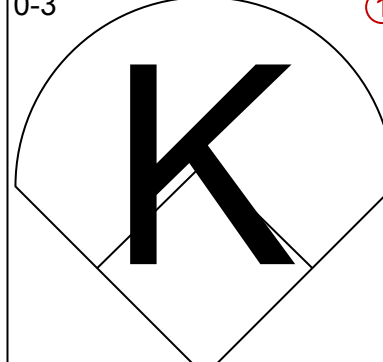
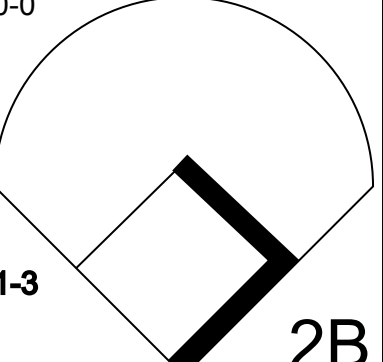
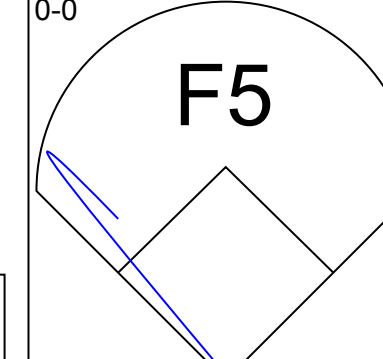
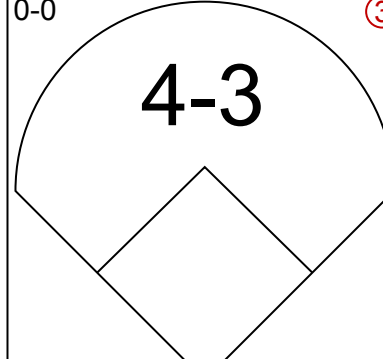
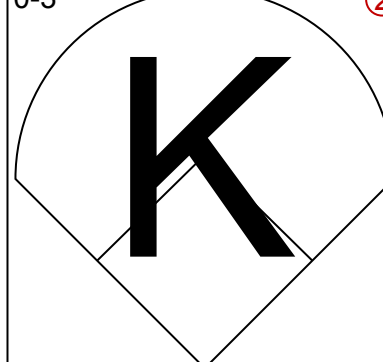
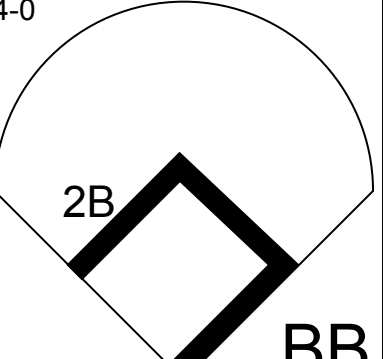

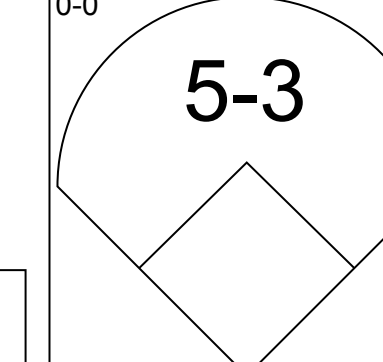
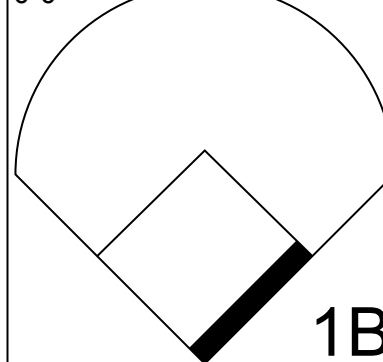
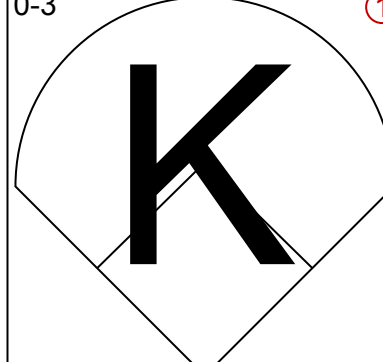
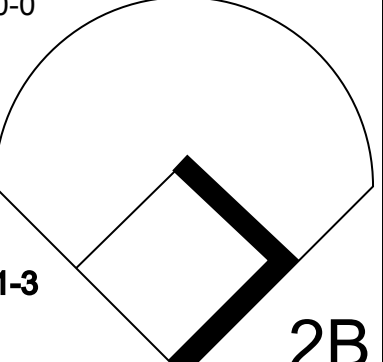

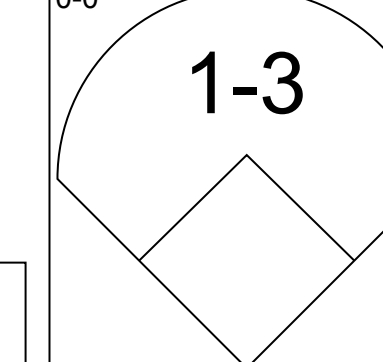
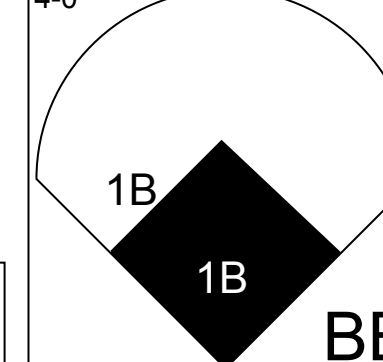
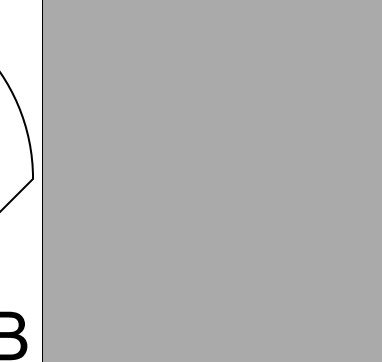
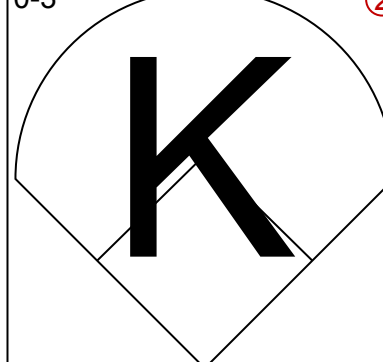
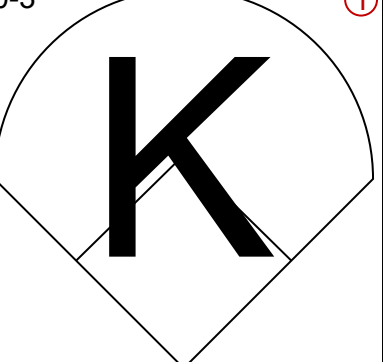
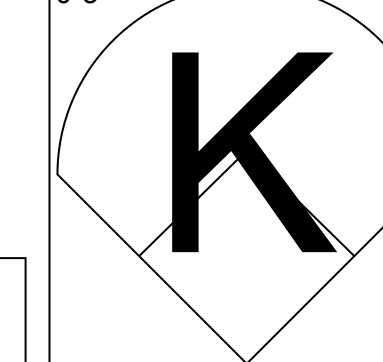
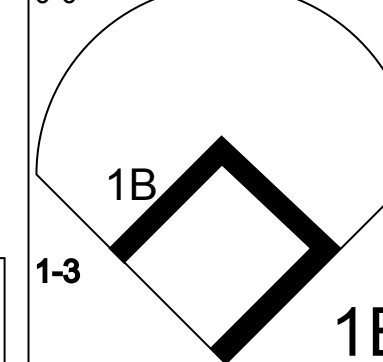

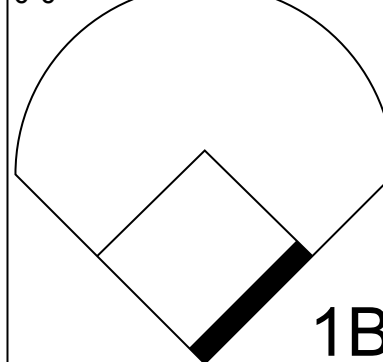
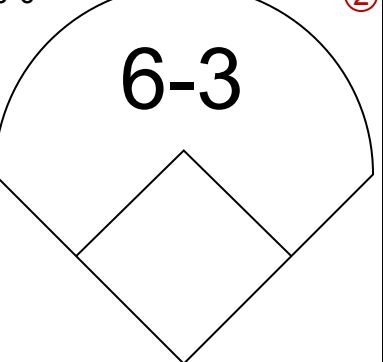


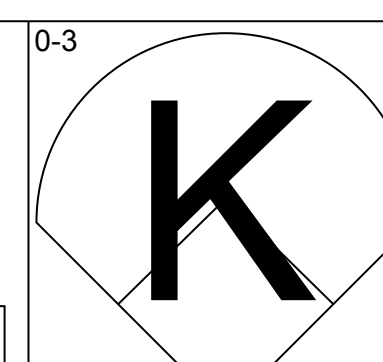
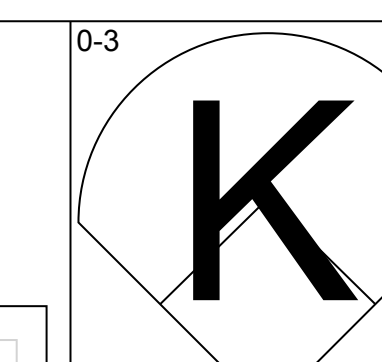
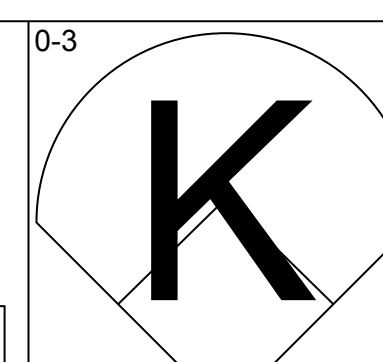
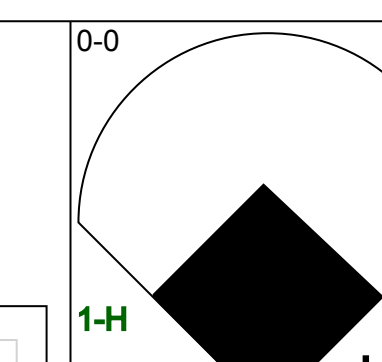
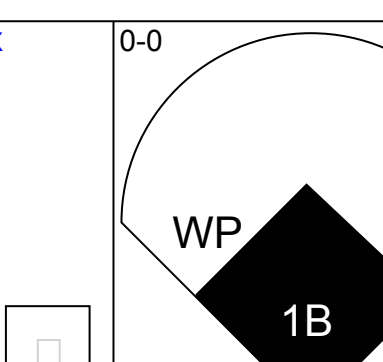
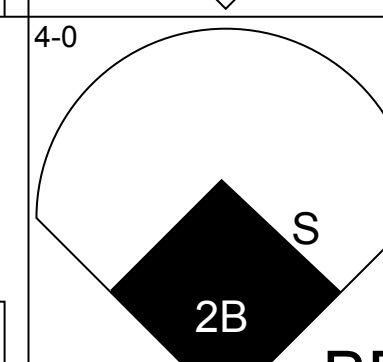
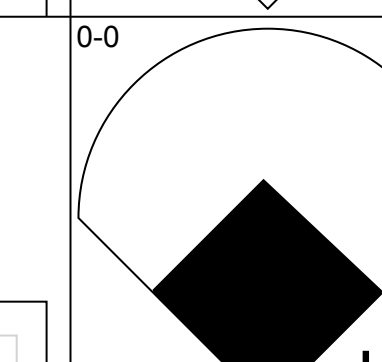
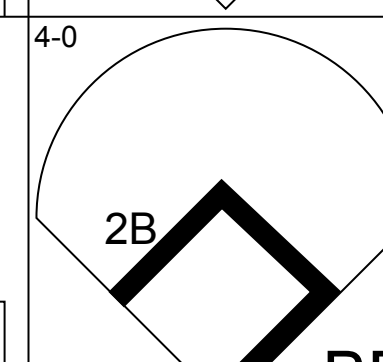
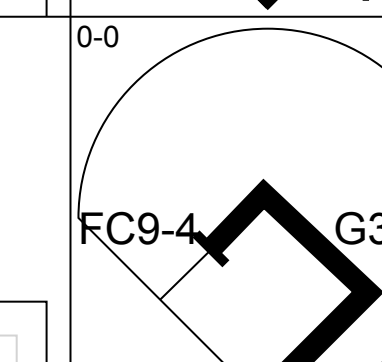
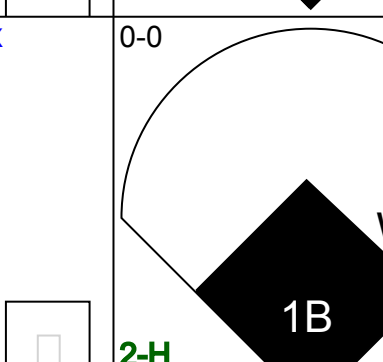
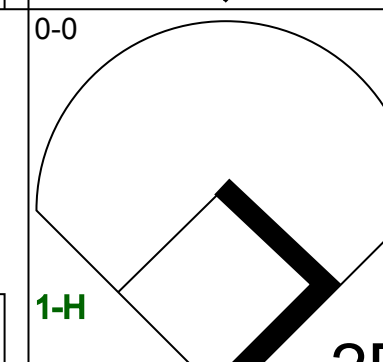
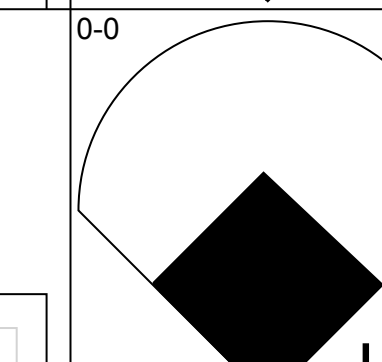
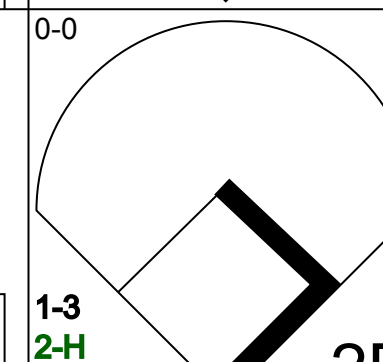
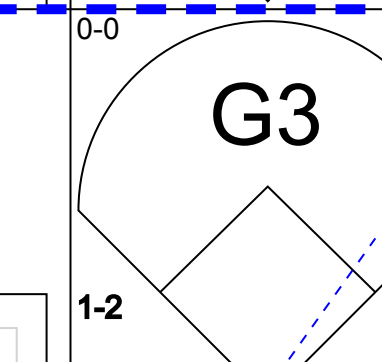
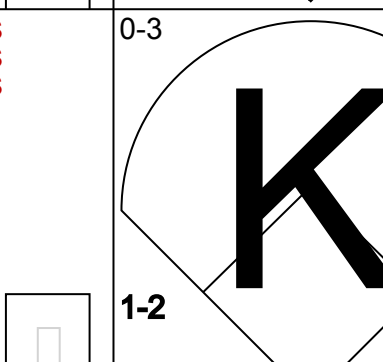
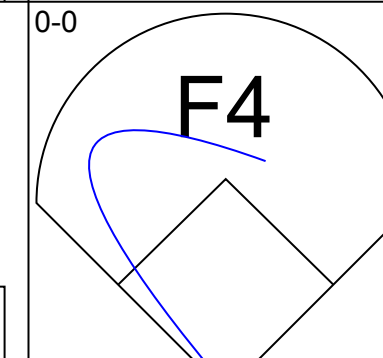
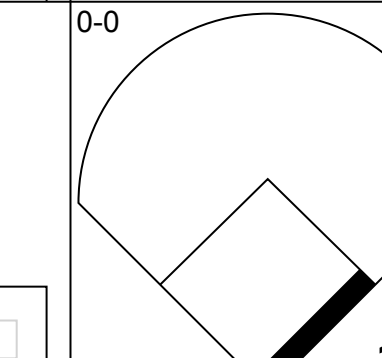
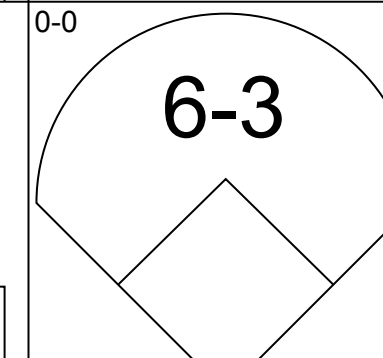
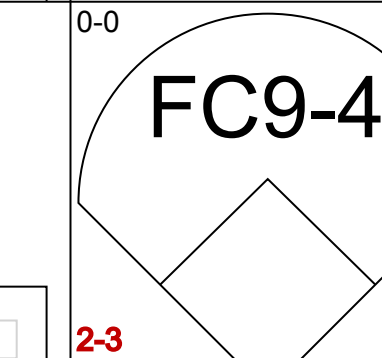
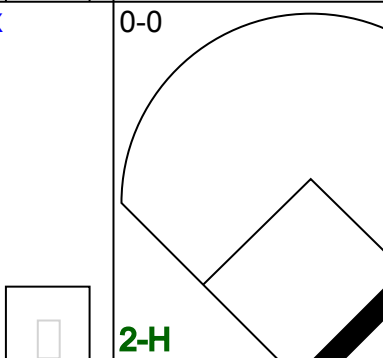
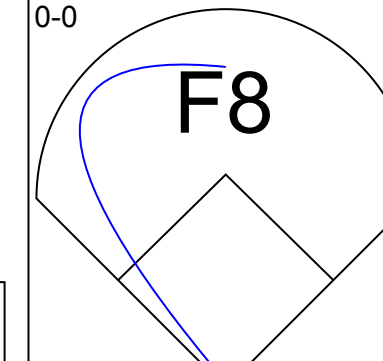
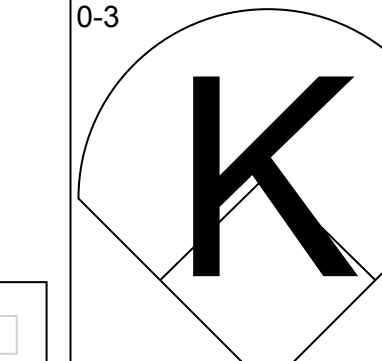
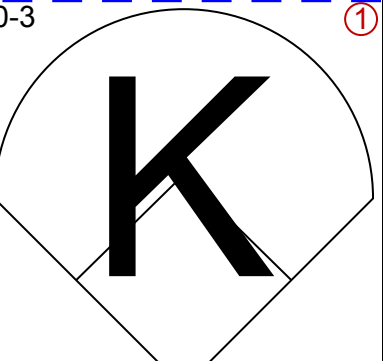
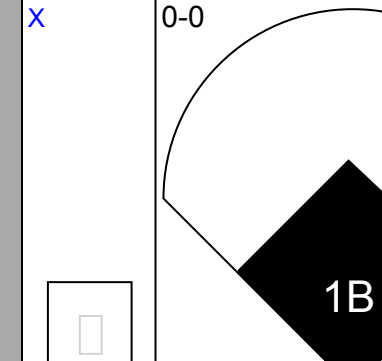
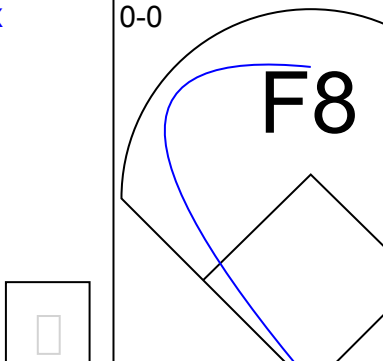
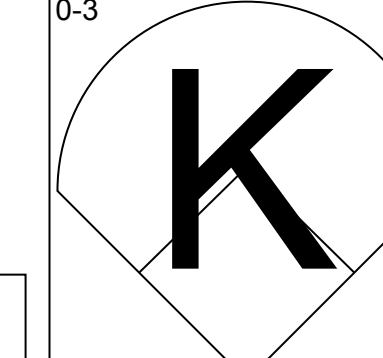
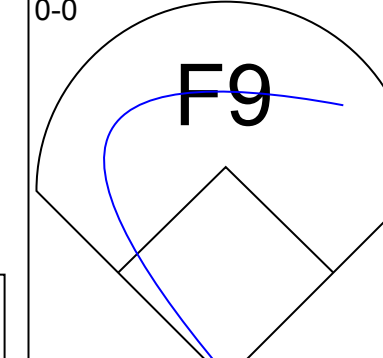
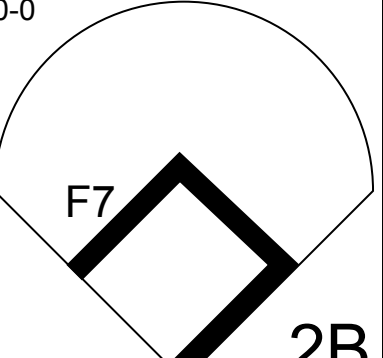
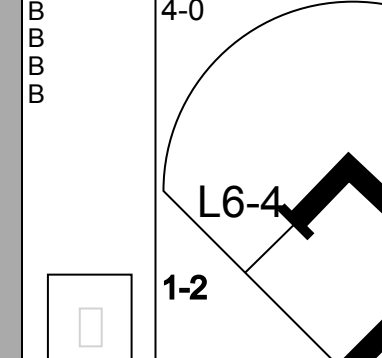
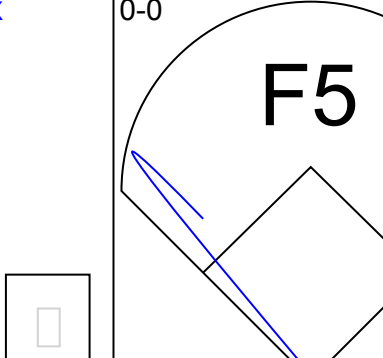
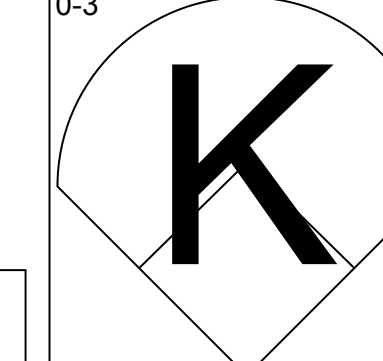
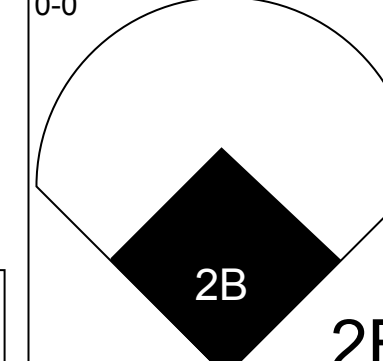
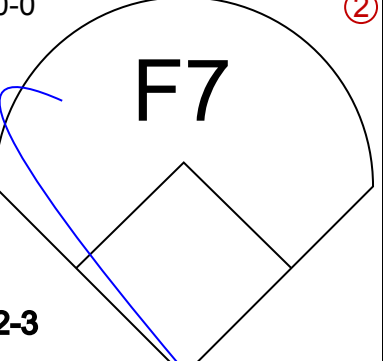
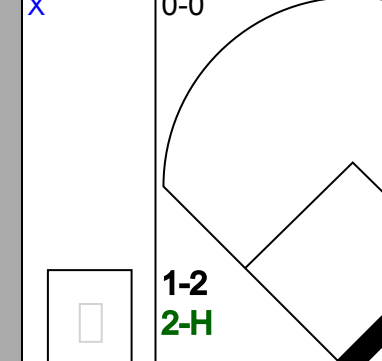

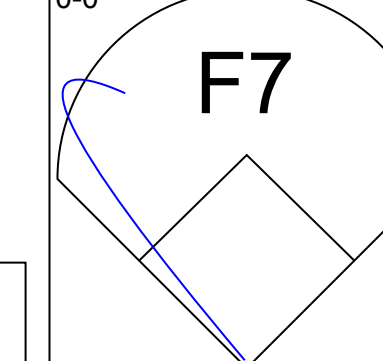
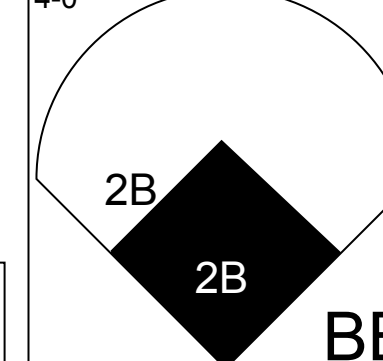
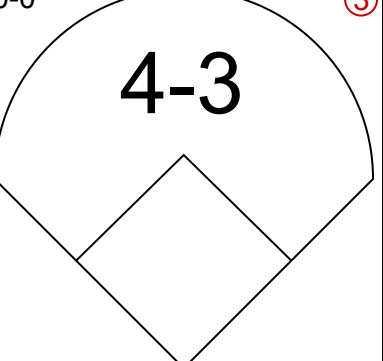
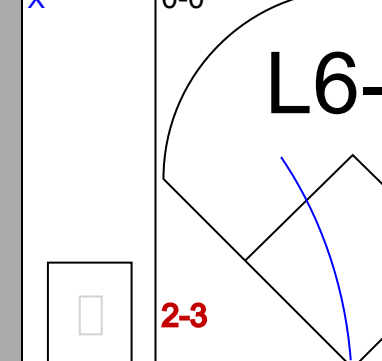

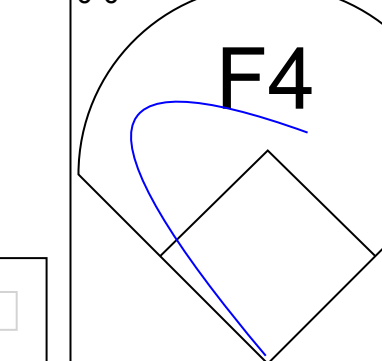
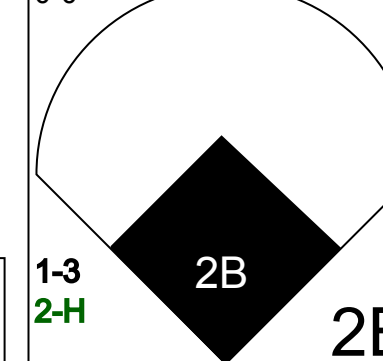
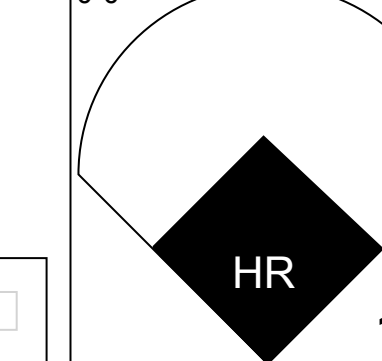
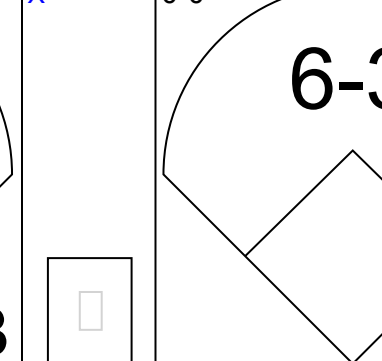


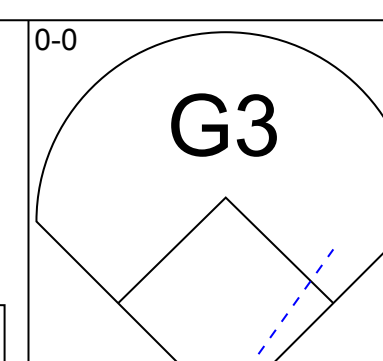
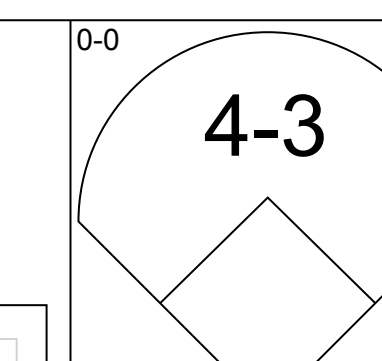
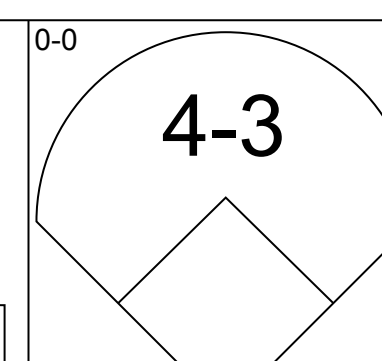
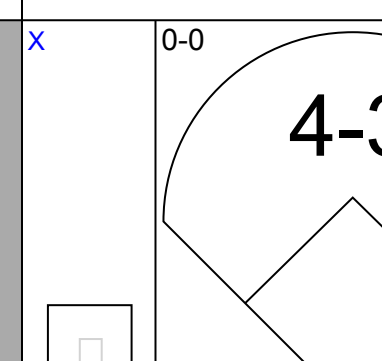

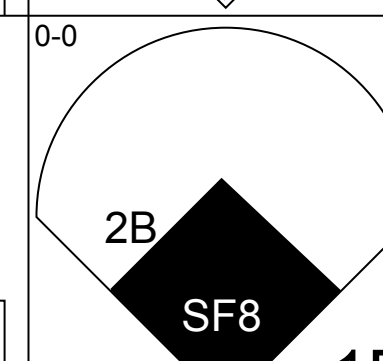
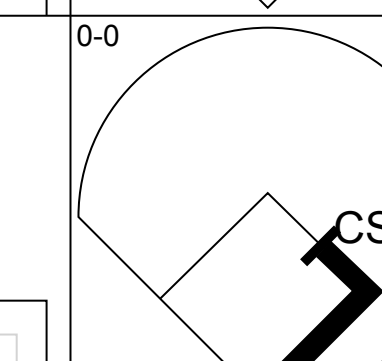
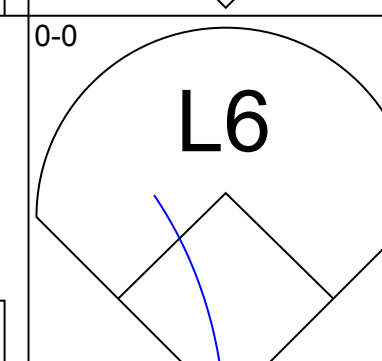
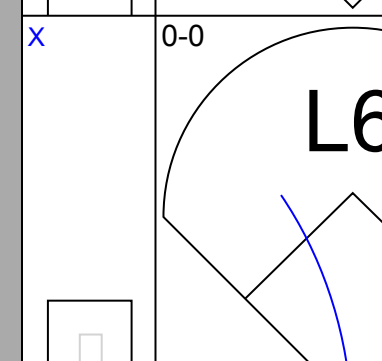

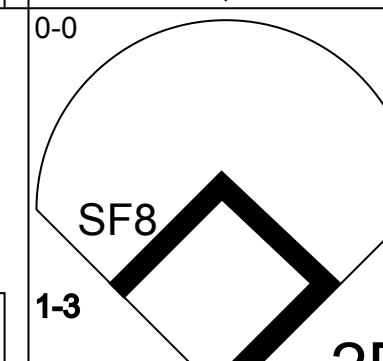
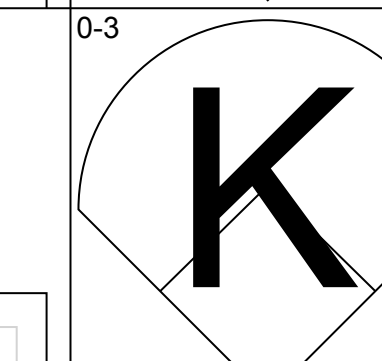
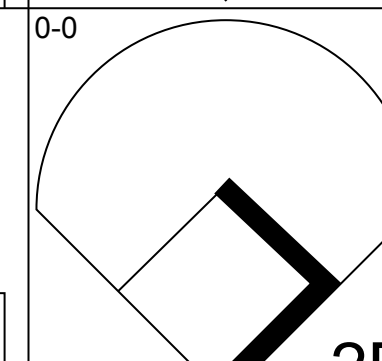
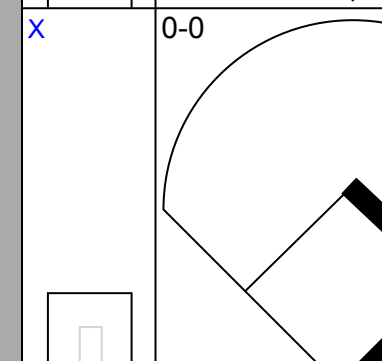

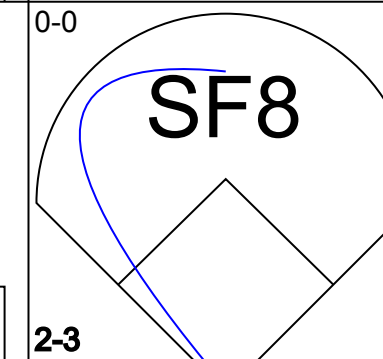
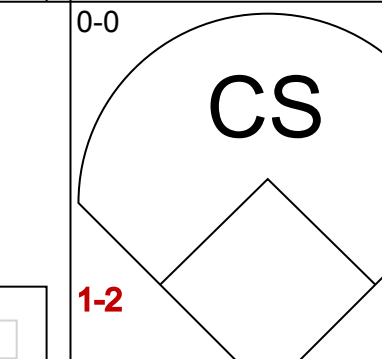
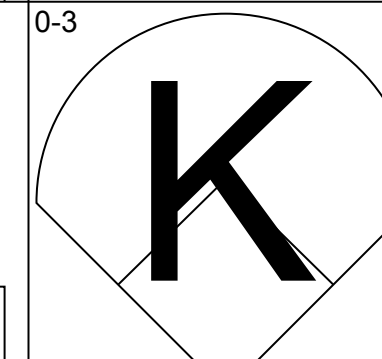
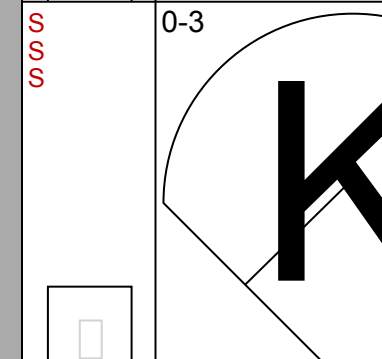

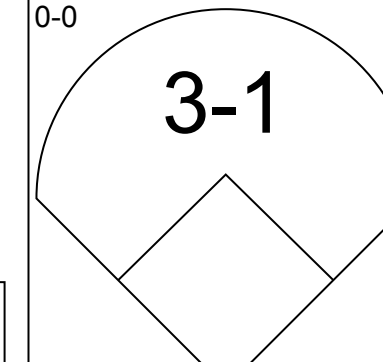
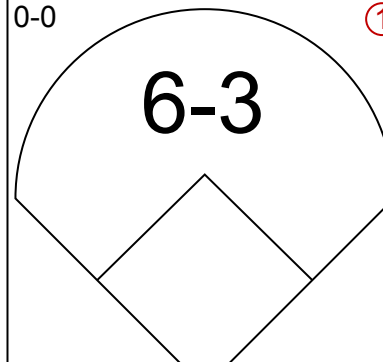
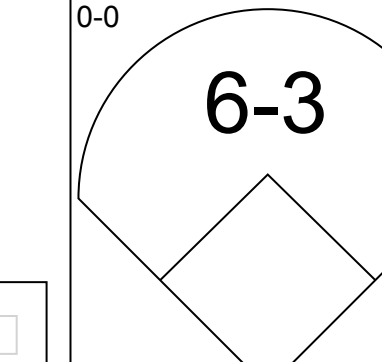
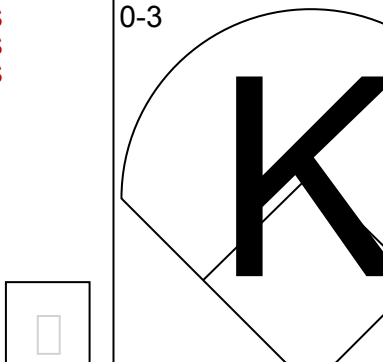
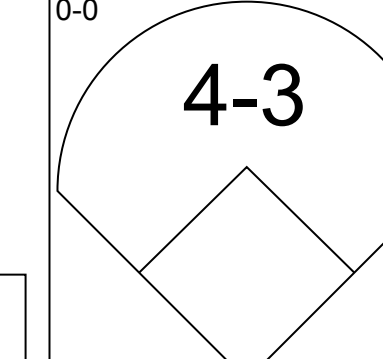
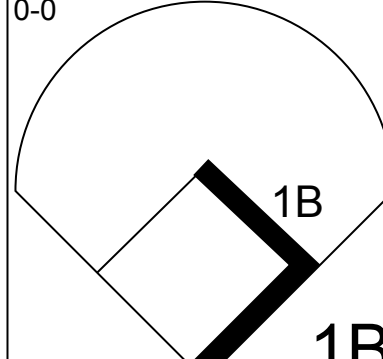
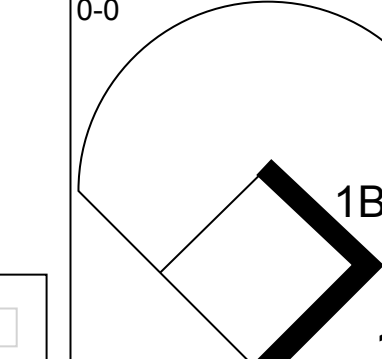
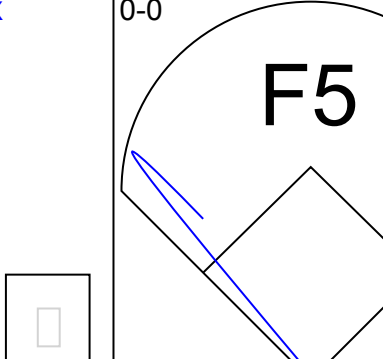
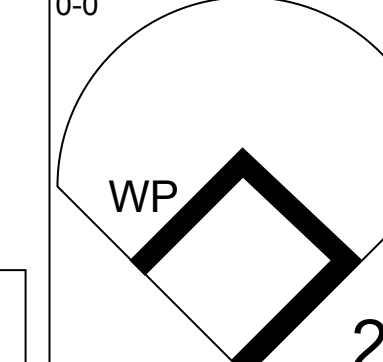
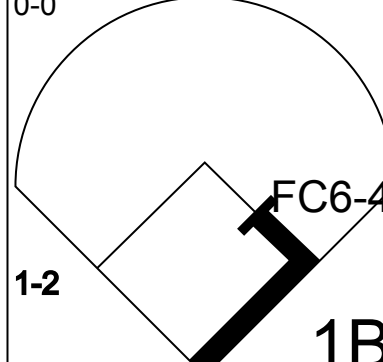
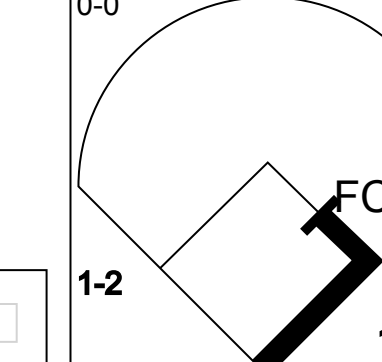
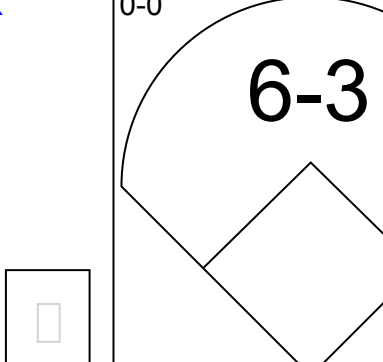
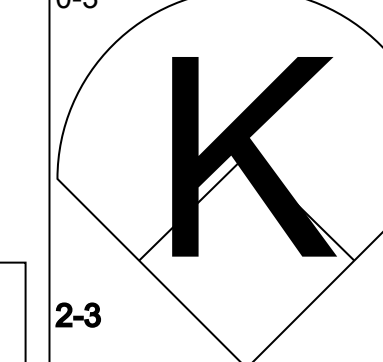
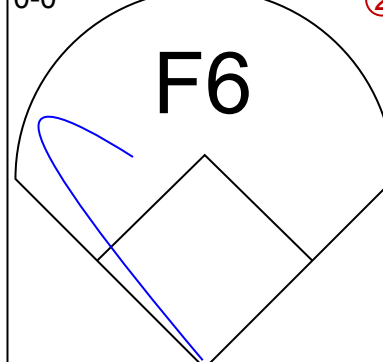
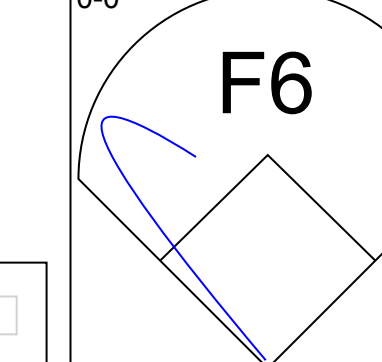
Batter	1	2	3	4	5	6	7	8	9	AB	R	H	RBI	BB	SO	LOB	BOTTOM							
Duane Kuiper, L OBP: 0.374, SLG: 0.343	4-0 2B BB		0-0 4-3			0-0 FC3-2 BB 2B		0-0 F7		3	1	1	0	1	0	1								
Buddy Bell, R OBP: 0.326, SLG: 0.371	0-0 F8		0-0 6-3			4-0 BB FC3-2 BB		0-3 K		3	0	0	0	1	1	1								
Rick Manning, L OBP: 0.341, SLG: 0.353	0-0 F2			0-3 K		0-3 K		0-0 6-3		4	0	0	0	0	2	4								
Rico Carty, R OBP: 0.376, SLG: 0.500	0-0 2B			4-0 BB G5-4-3		0-0 FC3-2 BB		0-0 F7		3	0	1	0	1	0	3								
George Hendrick, R OBP: 0.302, SLG: 0.428	0-0 F6			0-0 G5-4-3 1-2		4-0 BB		0-0 1B 3-4		3	0	1	1	1	0	3								
Charlie Spikes, R OBP: 0.292, SLG: 0.368		0-0 3-1				0-0 CS 1B		0-0 F7		2	0	1	0	0	0	0								
Oscar Gamble, L OBP: 0.364, SLG: 0.466						0-0 K		0-0 F7		2	0	0	0	0	1	4								
Frank Robinson, R OBP: 0.385, SLG: 0.508		0-0 F8				0-3 K		0-0 3-4		2	0	0	0	0	1	1								
Boog Powell, L OBP: 0.373, SLG: 0.500						0-0 K		0-0 F9		2	0	0	0	0	0	1								
Alan Ashby, S OBP: 0.310, SLG: 0.320		0-3 K				0-3 K		0-0 F9		4	0	0	0	0	3	2								
Frank Duffy, R OBP: 0.276, SLG: 0.295			0-0 6-3			0-0 2B FC3-2 1B		0-0 3B		3	0	2	0	0	0	0								
Inning Stats	R: 0 E: 0 K: 0 S: 4	H: 1 LOB: 2 BB: 1 P: 8	R: 0 E: 0 K: 1 S: 5	H: 0 LOB: 0 BB: 0 P: 5	R: 0 E: 0 K: 1 S: 4	H: 0 LOB: 0 BB: 1 P: 8	R: 0 E: 0 K: 2 S: 7	H: 1 LOB: 0 BB: 0 P: 7	R: 1 E: 0 K: 2 S: 9	H: 2 LOB: 3 BB: 2 P: 17	R: 0 E: 0 K: 0 S: 4	H: 1 LOB: 1 BB: 0 P: 4	R: 0 E: 0 K: 1 S: 5	H: 0 LOB: 0 BB: 0 P: 5	R: 0 E: 0 K: 1 S: 6	H: 1 LOB: 1 BB: 0 P: 6	1B: 3 2B: 2 3B: 1 HR: 0	SF: 0 SAC: 0 DP: 1 HBP: 0	WP: 0 PB: 0 SB: 0 CS: 1	PA: 35				
PITCHER	IP	WLS	BF	H	R	ER	SO	BB	IBB	HBP	BLK	WP	HR	S	P	ERA	WHIP							
Rudy May, L ERA: 3.06	(1, 1)	5.2	W	23	4	1	1	5	4	0	0	0	0	29	45	1.59	1.412							
Dave Pagan, R ERA: 4.11	(6, 1)	3.1	S	12	2	0	0	3	0	0	0	0	0	18	18	0.00	0.600							


New York Yankees @ Cleveland Indians
Cleveland Municipal Stadium, Cleveland, OH
Sat Sep 20 1975, 3:33 AM EDT
Att: 10,359 - Unknown - 63 F


AB 31
R 1
H 6
RBI 1
BB 4
SO 8
LOB 20



Batter	1	2	3	4	5	6	7	8	9	AB	R	H	RBI	BB	SO	LOB	TOP						
Bobby Bonds, R OBP: 0.370, SLG: 0.498 (1, 9)										4	1	1	1	0	1	1	New York Yankees @ Cleveland Indians Cleveland Municipal Stadium, Cleveland, OH Sun Sep 21 1975, 3:33 AM EDT Unknown - 59 F						
Sandy Alomar Sr., S OBP: 0.276, SLG: 0.303 (1, 4)										4	0	0	0	0	1	1							
Roy White, S OBP: 0.370, SLG: 0.419 (1, 7)										4	0	1	0	0	0	1							
Thurman Munson, R OBP: 0.369, SLG: 0.429 (1, 10)										3	0	2	0	1	0	0							
Graig Nettles, L OBP: 0.321, SLG: 0.433 (1, 5)										4	0	0	0	0	1	4							
Rick Dempsey, R OBP: 0.357, SLG: 0.355 (1, 2)										4	1	2	0	0	1	1							
Chris Chambliss, L OBP: 0.337, SLG: 0.434 (1, 3)										4	0	1	0	0	1	2							
Rick Bladt, R OBP: 0.268, SLG: 0.265 (7, PH)										2	0	1	0	0	0	0							
Walt Williams, R OBP: 0.316, SLG: 0.397 (7, 8)										2	0	0	0	0	0	3							
Fred Stanley, R OBP: 0.279, SLG: 0.245 (1, 6)										2	0	1	0	0	0	1							
Lou Piniella, R OBP: 0.262, SLG: 0.226 (8, PH)										1	0	0	0	0	0	0							
Ed Brinkman, R OBP: 0.265, SLG: 0.299 (8, 6)										0	0	0	0	0	0	0							
Otto Velez, R OBP: 0.333, SLG: 0.333 (9, PH)										1	0	1	1	0	0	0							
Inning Stats	R: 0 E: 0 K: 1 S: 5	H: 0 LOB: 0 BB: 0 P: 5	R: 0 E: 0 K: 1 S: 5	H: 0 LOB: 1 BB: 1 P: 9	R: 0 E: 0 K: 0 S: 3	H: 1 LOB: 0 BB: 0 P: 3	R: 0 E: 0 K: 1 S: 6	H: 1 LOB: 1 BB: 0 P: 6	R: 0 E: 0 K: 2 S: 7	H: 0 LOB: 0 BB: 0 P: 7	R: 0 E: 0 K: 0 S: 4	H: 1 LOB: 1 BB: 0 P: 4	R: 0 E: 0 K: 0 S: 5	H: 2 LOB: 2 BB: 0 P: 5	R: 1 E: 0 K: 0 S: 6	H: 3 LOB: 2 BB: 0 P: 6	R: 1 E: 0 K: 0 S: 4	H: 2 LOB: 1 BB: 0 P: 4	1B: 6 2B: 3 3B: 0 HR: 1	SF: 0 SAC: 0 DP: 0 HBP: 0	WP: 0 PB: 0 SB: 0 CS: 1	PA: 36	
PITCHER	IP	WLS	BF	H	R	ER	SO	BB	IBB	HBP	BLK	WP	HR	S	P	ERA	WHIP						
Rick Waits, L ERA: 3.08 (1, 1)	7.2	W	31	8	1	1	5	1	0	0	0	0	1	40	44	1.17	1.174						
Dave LaRoche, L ERA: 2.27 (8, 1)	1.1	S	5	2	1	1	0	0	0	0	0	0	0	5	5	6.75	1.500						
Batter	1	2	3	4	5	6	7	8	9	AB	R	H	RBI	BB	SO	LOB	BOTTOM						
Duane Kuiper, L OBP: 0.371, SLG: 0.341 (1, 4)										5	0	1	1	0	0	3	New York Yankees @ Cleveland Indians Cleveland Municipal Stadium, Cleveland, OH Sun Sep 21 1975, 3:33 AM EDT Unknown - 59 F						
Buddy Bell, R OBP: 0.327, SLG: 0.371 (1, 5)										3	1	1	0	1	0	2							
Rick Manning, L OBP: 0.342, SLG: 0.355 (1, 8)										4	1	2	1	0	0	2							
Rico Carty, R OBP: 0.382, SLG: 0.511 (1, 10)										4	0	4	1	0	0	0							
Charlie Spikes, R OBP: 0.289, SLG: 0.364 (1, 7)										4	0	0	0	0	3	6							
George Hendrick, R OBP: 0.302, SLG: 0.426 (1, 9)										3	0	0	0	1	0	5							
Joe Lis, R OBP: 0.333, SLG: 0.667 (1, 3)										4	0	1	0	0	1	0							
Alan Ashby, S OBP: 0.309, SLG: 0.316 (1, 2)										3	1	0	0	1	2	2							
Frank Duffy, R OBP: 0.277, SLG: 0.297 (1, 6)										4	0	2	0	0	1	2							
Inning Stats	R: 0 E: 0 K: 0 S: 5	H: 2 LOB: 3 BB: 1 P: 9	R: 0 E: 0 K: 1 S: 5	H: 0 LOB: 0 BB: 0 P: 5	R: 2 E: 1 K: 1 S: 8	H: 3 LOB: 1 BB: 0 P: 8	R: 1 E: 0 K: 0 S: 5	H: 2 LOB: 2 BB: 1 P: 9	R: 0 E: 0 K: 1 S: 5	H: 1 LOB: 0 BB: 0 P: 5	R: 0 E: 0 K: 2 S: 8	H: 1 LOB: 1 BB: 0 P: 8	R: 0 E: 0 K: 1 S: 6	H: 1 LOB: 1 BB: 0 P: 6	R: 0 E: 0 K: 1 S: 6	H: 1 LOB: 2 BB: 1 P: 10		R: 0 E: 0 K: 1 S: 6	H: 1 LOB: 2 BB: 1 P: 10	1B: 9 2B: 1 3B: 1 HR: 0	SF: 0 SAC: 0 DP: 1 HBP: 0	WP: 1 PB: 0 SB: 0 CS: 0	PA: 37
PITCHER	IP	WLS	BF	H	R	ER	SO	BB	IBB	HBP	BLK	WP	HR	S	P	ERA		WHIP					
Larry Gura, L ERA: 3.6 (1, 1)	3.1	L	19	7	3	3	2	2	0	0	0	0	0	21	29	8.10		2.700					
Sparky Lyle, L ERA: 2.99 (4, 1)	4.2		18	4	0	0	5	1	0	0	0	1	0	27	31	0.00	1.071						

Batter	1	2	3	4	5	6	7	8	9	AB	R	H	RBI	BB	SO	LOB	TOP									
Bobby Bonds, R OBP: 0.370, SLG: 0.505 (1, 10)											5	2	2	2	0	3	2									
Sandy Alomar Sr., S OBP: 0.266, SLG: 0.314 (1, 4)										3	3	3	2	2	0	0	0									
Roy White, S OBP: 0.372, SLG: 0.430 (1, 7)										5	1	3	4	0	1	2										
Thurman Munson, R OBP: 0.369, SLG: 0.429 (1, 2)										5	0	2	1	0	0	4										
Chris Chambliss, L OBP: 0.336, SLG: 0.432 (1, 3)											5	1	1	0	0	2	3									
Graig Nettles, L OBP: 0.322, SLG: 0.434 (1, 5)											4	0	1	0	1	1										
Terry Whitfield, L OBP: 0.240, SLG: 0.288 (1, 9)											5	1	2	1	0	1	1									
Jim Mason, L OBP: 0.229, SLG: 0.216 (1, 6)											4	1	0	0	1	1	3									
Rick Bladt, R OBP: 0.274, SLG: 0.280 (1, 8)											5	2	2	1	0	0	1									
Inning Stats	R: 1 E: 0 K: 1 S: 6	H: 1 LOB: 1 BB: 1 P: 10	R: 0 E: 0 K: 2 S: 7	H: 0 LOB: 0 BB: 0 P: 7	R: 2 E: 0 K: 2 S: 10	H: 3 LOB: 1 BB: 0 P: 10	R: 3 E: 0 K: 1 S: 8	H: 3 LOB: 2 BB: 2 P: 16	R: 0 E: 0 K: 1 S: 6	H: 1 LOB: 1 BB: 0 P: 6	R: 2 E: 0 K: 0 S: 5	H: 3 LOB: 0 BB: 0 P: 5	R: 1 E: 0 K: 0 S: 4	H: 2 LOB: 1 BB: 1 P: 8	R: 2 E: 0 K: 1 S: 8	H: 3 LOB: 1 BB: 0 P: 8	R: 0 E: 0 K: 1 S: 5	H: 0 LOB: 0 BB: 0 P: 5	1B: 7 2B: 8 3B: 0 HR: 3	SF: 0 SAC: 0 DP: 2 HBP: 0	WP: 2 PA: 45 PB: 0 SB: 1 CS: 0					
PITCHER	IP WLS BF H R ER SO BB IBB HBP BLK WP HR S P ERA WHIP	IP WLS BF H R ER SO BB IBB HBP BLK WP HR S P ERA WHIP	IP WLS BF H R ER SO BB IBB HBP BLK WP HR S P ERA WHIP	IP WLS BF H R ER SO BB IBB HBP BLK WP HR S P ERA WHIP	IP WLS BF H R ER SO BB IBB HBP BLK WP HR S P ERA WHIP	IP WLS BF H R ER SO BB IBB HBP BLK WP HR S P ERA WHIP	IP WLS BF H R ER SO BB IBB HBP BLK WP HR S P ERA WHIP	IP WLS BF H R ER SO BB IBB HBP BLK WP HR S P ERA WHIP	IP WLS BF H R ER SO BB IBB HBP BLK WP HR S P ERA WHIP	IP WLS BF H R ER SO BB IBB HBP BLK WP HR S P ERA WHIP	IP WLS BF H R ER SO BB IBB HBP BLK WP HR S P ERA WHIP	IP WLS BF H R ER SO BB IBB HBP BLK WP HR S P ERA WHIP	IP WLS BF H R ER SO BB IBB HBP BLK WP HR S P ERA WHIP	IP WLS BF H R ER SO BB IBB HBP BLK WP HR S P ERA WHIP	IP WLS BF H R ER SO BB IBB HBP BLK WP HR S P ERA WHIP	IP WLS BF H R ER SO BB IBB HBP BLK WP HR S P ERA WHIP	IP WLS BF H R ER SO BB IBB HBP BLK WP HR S P ERA WHIP	IP WLS BF H R ER SO BB IBB HBP BLK WP HR S P ERA WHIP	IP WLS BF H R ER SO BB IBB HBP BLK WP HR S P ERA WHIP	IP WLS BF H R ER SO BB IBB HBP BLK WP HR S P ERA WHIP	IP WLS BF H R ER SO BB IBB HBP BLK WP HR S P ERA WHIP					
Dennis Eckersley, R ERA: 2.5 (1, 1)	3.1 L 17 5 5 5 5 2 0 0 0 0 0 2 25 33 13.50 2.100	3.1 L 17 5 5 5 5 2 0 0 0 0 0 2 25 33 13.50 2.100	3.1 L 17 5 5 5 5 2 0 0 0 0 0 2 25 33 13.50 2.100	3.1 L 17 5 5 5 5 2 0 0 0 0 0 2 25 33 13.50 2.100	3.1 L 17 5 5 5 5 2 0 0 0 0 0 2 25 33 13.50 2.100	3.1 L 17 5 5 5 5 2 0 0 0 0 0 2 25 33 13.50 2.100	3.1 L 17 5 5 5 5 2 0 0 0 0 0 2 25 33 13.50 2.100	3.1 L 17 5 5 5 5 2 0 0 0 0 0 2 25 33 13.50 2.100	3.1 L 17 5 5 5 5 2 0 0 0 0 0 2 25 33 13.50 2.100	3.1 L 17 5 5 5 5 2 0 0 0 0 0 2 25 33 13.50 2.100	3.1 L 17 5 5 5 5 2 0 0 0 0 0 2 25 33 13.50 2.100	3.1 L 17 5 5 5 5 2 0 0 0 0 0 2 25 33 13.50 2.100	3.1 L 17 5 5 5 5 2 0 0 0 0 0 2 25 33 13.50 2.100	3.1 L 17 5 5 5 5 2 0 0 0 0 0 2 25 33 13.50 2.100	3.1 L 17 5 5 5 5 2 0 0 0 0 0 2 25 33 13.50 2.100	3.1 L 17 5 5 5 5 2 0 0 0 0 0 2 25 33 13.50 2.100	3.1 L 17 5 5 5 5 2 0 0 0 0 0 2 25 33 13.50 2.100	3.1 L 17 5 5 5 5 2 0 0 0 0 0 2 25 33 13.50 2.100	3.1 L 17 5 5 5 5 2 0 0 0 0 0 2 25 33 13.50 2.100	3.1 L 17 5 5 5 5 2 0 0 0 0 0 2 25 33 13.50 2.100	3.1 L 17 5 5 5 5 2 0 0 0 0 0 2 25 33 13.50 2.100	3.1 L 17 5 5 5 5 2 0 0 0 0 0 2 25 33 13.50 2.100				
Jackie Brown, R ERA: 4.48 (4, 1)	0.2 5 2 1 1 1 1 0 0 0 0 0 0 6 10 13.50 4.500	0.2 5 2 1 1 1 1 0 0 0 0 0 0 6 10 13.50 4.500	0.2 5 2 1 1 1 1 0 0 0 0 0 0 6 10 13.50 4.500	0.2 5 2 1 1 1 1 0 0 0 0 0 0 6 10 13.50 4.500	0.2 5 2 1 1 1 1 0 0 0 0 0 0 6 10 13.50 4.500	0.2 5 2 1 1 1 1 0 0 0 0 0 0 6 10 13.50 4.500	0.2 5 2 1 1 1 1 0 0 0 0 0 0 6 10 13.50 4.500	0.2 5 2 1 1 1 1 0 0 0 0 0 0 6 10 13.50 4.500	0.2 5 2 1 1 1 1 0 0 0 0 0 0 6 10 13.50 4.500	0.2 5 2 1 1 1 1 0 0 0 0 0 0 6 10 13.50 4.500	0.2 5 2 1 1 1 1 0 0 0 0 0 0 6 10 13.50 4.500	0.2 5 2 1 1 1 1 0 0 0 0 0 0 6 10 13.50 4.500	0.2 5 2 1 1 1 1 0 0 0 0 0 0 6 10 13.50 4.500	0.2 5 2 1 1 1 1 0 0 0 0 0 0 6 10 13.50 4.500	0.2 5 2 1 1 1 1 0 0 0 0 0 0 6 10 13.50 4.500	0.2 5 2 1 1 1 1 0 0 0 0 0 0 6 10 13.50 4.500	0.2 5 2 1 1 1 1 0 0 0 0 0 0 6 10 13.50 4.500	0.2 5 2 1 1 1 1 0 0 0 0 0 0 6 10 13.50 4.500	0.2 5 2 1 1 1 1 0 0 0 0 0 0 6 10 13.50 4.500	0.2 5 2 1 1 1 1 0 0 0 0 0 0 6 10 13.50 4.500	0.2 5 2 1 1 1 1 0 0 0 0 0 0 6 10 13.50 4.500	0.2 5 2 1 1 1 1 0 0 0 0 0 0 6 10 13.50 4.500				
Fred Beene, R ERA: 7.05 (5, 1)	1.0 7 4 2 2 2 1 0 0 0 0 0 1 9 9 18.00 4.000	1.0 7 4 2 2 2 1 0 0 0 0 0 1 9 9 18.00 4.000	1.0 7 4 2 2 2 1 0 0 0 0 0 1 9 9 18.00 4.000	1.0 7 4 2 2 2 1 0 0 0 0 0 1 9 9 18.00 4.000	1.0 7 4 2 2 2 1 0 0 0 0 0 1 9 9 18.00 4.000	1.0 7 4 2 2 2 1 0 0 0 0 0 1 9 9 18.00 4.000	1.0 7 4 2 2 2 1 0 0 0 0 0 1 9 9 18.00 4.000	1.0 7 4 2 2 2 1 0 0 0 0 0 1 9 9 18.00 4.000	1.0 7 4 2 2 2 1 0 0 0 0 0 1 9 9 18.00 4.000	1.0 7 4 2 2 2 1 0 0 0 0 0 1 9 9 18.00 4.000	1.0 7 4 2 2 2 1 0 0 0 0 0 1 9 9 18.00 4.000	1.0 7 4 2 2 2 1 0 0 0 0 0 1 9 9 18.00 4.000	1.0 7 4 2 2 2 1 0 0 0 0 0 1 9 9 18.00 4.000	1.0 7 4 2 2 2 1 0 0 0 0 0 1 9 9 18.00 4.000	1.0 7 4 2 2 2 1 0 0 0 0 0 1 9 9 18.00 4.000	1.0 7 4 2 2 2 1 0 0 0 0 0 1 9 9 18.00 4.000	1.0 7 4 2 2 2 1 0 0 0 0 0 1 9 9 18.00 4.000	1.0 7 4 2 2 2 1 0 0 0 0 0 1 9 9 18.00 4.000	1.0 7 4 2 2 2 1 0 0 0 0 0 1 9 9 18.00 4.000	1.0 7 4 2 2 2 1 0 0 0 0 0 1 9 9 18.00 4.000	1.0 7 4 2 2 2 1 0 0 0 0 0 1 9 9 18.00 4.000	1.0 7 4 2 2 2 1 0 0 0 0 0 1 9 9 18.00 4.000	1.0 7 4 2 2 2 1 0 0 0 0 0 1 9 9 18.00 4.000	1.0 7 4 2 2 2 1 0 0 0 0 0 1 9 9 18.00 4.000		
Bob Reynolds, R ERA: 5.19 (6, 1)	3.0 13 5 3 3 1 1 0 0 0 0 2 0 14 18 9.00 2.000	3.0 13 5 3 3 1 1 0 0 0 0 2 0 14 18 9.00 2.000	3.0 13 5 3 3 1 1 0 0 0 0 2 0 14 18 9.00 2.000	3.0 13 5 3 3 1 1 0 0 0 0 2 0 14 18 9.00 2.000	3.0 13 5 3 3 1 1 0 0 0 0 2 0 14 18 9.00 2.000	3.0 13 5 3 3 1 1 0 0 0 0 2 0 14 18 9.00 2.000	3.0 13 5 3 3 1 1 0 0 0 0 2 0 14 18 9.00 2.000	3.0 13 5 3 3 1 1 0 0 0 0 2 0 14 18 9.00 2.000	3.0 13 5 3 3 1 1 0 0 0 0 2 0 14 18 9.00 2.000	3.0 13 5 3 3 1 1 0 0 0 0 2 0 14 18 9.00 2.000	3.0 13 5 3 3 1 1 0 0 0 0 2 0 14 18 9.00 2.000	3.0 13 5 3 3 1 1 0 0 0 0 2 0 14 18 9.00 2.000	3.0 13 5 3 3 1 1 0 0 0 0 2 0 14 18 9.00 2.000	3.0 13 5 3 3 1 1 0 0 0 0 2 0 14 18 9.00 2.000	3.0 13 5 3 3 1 1 0 0 0 0 2 0 14 18 9.00 2.000	3.0 13 5 3 3 1 1 0 0 0 0 2 0 14 18 9.00 2.000	3.0 13 5 3 3 1 1 0 0 0 0 2 0 14 18 9.00 2.000	3.0 13 5 3 3 1 1 0 0 0 0 2 0 14 18 9.00 2.000	3.0 13 5 3 3 1 1 0 0 0 0 2 0 14 18 9.00 2.000	3.0 13 5 3 3 1 1 0 0 0 0 2 0 14 18 9.00 2.000	3.0 13 5 3 3 1 1 0 0 0 0 2 0 14 18 9.00 2.000	3.0 13 5 3 3 1 1 0 0 0 0 2 0 14 18 9.00 2.000	3.0 13 5 3 3 1 1 0 0 0 0 2 0 14 18 9.00 2.000	3.0 13 5 3 3 1 1 0 0 0 0 2 0 14 18 9.00 2.000		
Jim Strickland, L ERA: (9, 1)	1.0 3 0 0 0 0 1 0 0 0 0 0 0 5 5 0.00 0.000	1.0 3 0 0 0 0 1 0 0 0 0 0 0 5 5 0.00 0.000	1.0 3 0 0 0 0 1 0 0 0 0 0 0 5 5 0.00 0.000	1.0 3 0 0 0 0 1 0 0 0 0 0 0 5 5 0.00 0.000	1.0 3 0 0 0 0 1 0 0 0 0 0 0 5 5 0.00 0.000	1.0 3 0 0 0 0 1 0 0 0 0 0 0 5 5 0.00 0.000	1.0 3 0 0 0 0 1 0 0 0 0 0 0 5 5 0.00 0.000	1.0 3 0 0 0 0 1 0 0 0 0 0 0 5 5 0.00 0.000	1.0 3 0 0 0 0 1 0 0 0 0 0 0 5 5 0.00 0.000	1.0 3 0 0 0 0 1 0 0 0 0 0 0 5 5 0.00 0.000	1.0 3 0 0 0 0 1 0 0 0 0 0 0 5 5 0.00 0.000	1.0 3 0 0 0 0 1 0 0 0 0 0 0 5 5 0.00 0.000	1.0 3 0 0 0 0 1 0 0 0 0 0 0 5 5 0.00 0.000	1.0 3 0 0 0 0 1 0 0 0 0 0 0 5 5 0.00 0.000	1.0 3 0 0 0 0 1 0 0 0 0 0 0 5 5 0.00 0.000	1.0 3 0 0 0 0 1 0 0 0 0 0 0 5 5 0.00 0.000	1.0 3 0 0 0 0 1 0 0 0 0 0 0 5 5 0.00 0.000	1.0 3 0 0 0 0 1 0 0 0 0 0 0 5 5 0.00 0.000	1.0 3 0 0 0 0 1 0 0 0 0 0 0 5 5 0.00 0.000	1.0 3 0 0 0 0 1 0 0 0 0 0 0 5 5 0.00 0.000	1.0 3 0 0 0 0 1 0 0 0 0 0 0 5 5 0.00 0.000	1.0 3 0 0 0 0 1 0 0 0 0 0 0 5 5 0.00 0.000	1.0 3 0 0 0 0 1 0 0 0 0 0 0 5 5 0.00 0.000	1.0 3 0 0 0 0 1 0 0 0 0 0 0 5 5 0.00 0.000	1.0 3 0 0 0 0 1 0 0 0 0 0 0 5 5 0.00 0.000	1.0 3 0 0 0 0 1 0 0 0 0 0 0 5 5 0.00 0.000
John Lowenstein, L OBP: 0.317, SLG: 0.416 (1, 9)											4	1	1	3	0	0	0									
Duane Kuiper, L OBP: 0.373, SLG: 0.343 (1, 4)											4	1	2	0	0	0	0									
Tommy Smith, L (9, FH)											1	0	0	0	0	1	1									
Rick Manning, L OBP: 0.347, SLG: 0.364 (1, 8)											5	0	4	0	0	1	1									
Boog Powell, L OBP: 0.371, SLG: 0.505 (1, 3)											4	1	1	2	0	2	4									
Rico Carty, R OBP: 0.378, SLG: 0.505 (1, 10)										4	0	0	0	0	1	1										
Oscar Gamble, L OBP: 0.363, SLG: 0.464 (1, 7)										4	0	1	0	0	0	0										
Buddy Bell, R OBP: 0.328, SLG: 0.374 (1, 5)										4	0	2	0	0	0	0										
Alan Ashby, S OBP: 0.305, SLG: 0.312 (1, 2)										3	0	0	0	0	1	3										
Rick Cer																										

Batter	1	2	3	4	5	6	7	8	9	AB	R	H	RBI	BB	SO	LOB	TOP								
Bob Sheldon, L (1,4) OBP: 0.341, SLG: 0.338	0-3 K		4-0 BB		4-0 BB		0-0 F8		0-0 CS 1B	3	0	1	0	2	1	1	Milwaukee Brewers @ Cleveland Indians Cleveland Municipal Stadium, Cleveland, OH Mon Sep 22 1975, 7:05 PM EDT Att: 3,481 - Unknown AB 37 R 6 H 12 RBI 5 BB 2 SO 7 LOB 17 								
Robin Yount, R (1,6) OBP: 0.306, SLG: 0.370	0-0 G3		0-3 K		0-0 F7			0-0 2B 2B	5	1	1	0	0	2	3										
George Scott, R (1,3) OBP: 0.338, SLG: 0.504	0-3 K			0-0 WP E 1B		0-0 HR		0-0 2H 1B 2B	5	4	4	3	0	1	0										
Darrell Porter, L (1,2) OBP: 0.372, SLG: 0.412		0-0 1B CS 1B		0-0 E3 1H 1B		0-0 F3		1-0 1B FC3-2 HBP	4	0	2	0	0	0	0										
Bobby Darwin, R (1,10) OBP: 0.306, SLG: 0.390		0-0 F9		0-3 K		0-3 K		0-0 F7	4	0	0	0	0	2	4										
Mike Hegan, L (1,9) OBP: 0.360, SLG: 0.396		0-0		0-0 F8		0-0 4-3		0-0	3	0	1	0	0	0	1										
Don Money, R (8, PH) OBP: 0.331, SLG: 0.432								0-0 FC3-2 1B	1	0	1	1	0	0	0										
Bobby Mitchell, R (8, PR) OBP: 0.325, SLG: 0.468		1-3 CS 1B						1-3 2H 1B	0	1	0	0	0	0	0										
Charlie Moore, R (1,7) OBP: 0.336, SLG: 0.394		0-0 F2		0-0 5-3			0-0 5-3	0-0 FC3-2 1B	4	0	0	0	0	0	5										
Gorman Thomas, R (8, PR) OBP: 0.272, SLG: 0.377		1-2 3H						1-2 3H	0	0	0	0	0	0	0										
Bill Sharp, L (1,8) OBP: 0.284, SLG: 0.340			0-0 F8		0-0 F7		0-0 1B	0-0 1-3 2H 1B	4	0	2	1	0	0	0										
Kurt Bevacqua, R (1,5) OBP: 0.285, SLG: 0.288			0-0 6-3		0-0 F8		0-3 K	0-0 F5	2	0	0	0	0	0	0										
Hank Aaron, R (7, PH) OBP: 0.325, SLG: 0.349									1	0	0	0	0	1	1										
Jack Lind, S (7,5) OBP: 0.136, SLG: 0.050									0	0	0	0	0	0	0										
Tommy Bianco, S (8, PH) OBP: 0.233, SLG: 0.154									1	0	0	0	0	0	2										
Inning Stats	R: 0 E: 0 K: 2 S: 7	H: 0 LOB: 0 BB: 0 P: 7	R: 0 E: 0 K: 0 S: 4	H: 2 LOB: 1 BB: 0 P: 4	R: 0 E: 0 K: 1 S: 5	H: 0 LOB: 1 BB: 1 P: 9	R: 1 E: 1 K: 1 S: 7	H: 2 LOB: 1 BB: 0 P: 7	R: 0 E: 0 K: 0 S: 3	H: 0 LOB: 1 BB: 1 P: 7	R: 1 E: 0 K: 1 S: 6	H: 1 LOB: 0 BB: 0 P: 6	R: 0 E: 0 K: 1 S: 6	H: 1 LOB: 1 BB: 0 P: 6	R: 3 E: 0 K: 0 S: 7	H: 4 LOB: 2 BB: 0 P: 8	R: 1 E: 0 K: 1 S: 6	H: 2 LOB: 0 BB: 0 P: 6	1B: 8 2B: 2 3B: 0 HR: 2	SF: 0 SAC: 0 DP: 0 HBP: 1	WP: 1 PB: 0 CS: 3	PA: 40			
PITCHER	IP	WLS	BF	H	R	ER	SO	BB	IBB	HBP	BLK	WP	HR	S	P	ERA	WHIP								
Jim Bibby, R (1,1) ERA: 3.88	7.0		30	8	4	3	6	2	0	0	0	1	1	40	48	3.86	1.429								
Jim Strickland, L (8,1) ERA: 5.4	0.1		3	1	0	0	0	0	0	1	0	0	0	2	3	0.00	3.000								
Tom Buskey, R (8,1) ERA: 2.51	1.2	W	7	3	2	2	1	0	0	0	0	0	1	9	9	10.80	1.800								

Batter	1	2	3	4	5	6	7	8	9	AB	R	H	RBI	BB	SO	LOB	BOTTOM								
Duane Kuiper, L (1,4) OBP: 0.373, SLG: 0.340	1-0 BB HBP		0-0 4-3		0-0 4-3		0-0 6-3		4-0 FC1-5 1B BB	3	0	0	0	1	0	0	Milwaukee Brewers @ Cleveland Indians Cleveland Municipal Stadium, Cleveland, OH Mon Sep 22 1975, 7:05 PM EDT Att: 3,481 - Unknown AB 32 R 7 H 14 RBI 6 BB 6 SO 0 LOB 12 								
Buddy Bell, R (1,5) OBP: 0.331, SLG: 0.377	4-0 BB HBP		0-0		0-0 F8		0-0 6-3		0-0 HBP FC1-5 1B	3	2	2	0	1	0	0									
Boog Powell, L (9, PH) OBP: 0.372, SLG: 0.506			0-0 PB SF9				0-0 WP 1B		1-2 1B	0	1	0	0	0	0	0									
Don Hood, L (9, PR)			1-2 BB		4-0 1B CS 1B		0-0 1B		0-0 1-2 2-3F 1B	4	1	2	0	1	0	4									
Rick Manning, L (1,8) OBP: 0.349, SLG: 0.365	0-0 F6		4-0 1B BB		0-0 1B CS 1B		0-0 1B		0-0 1-2 2-3 HBP	3	0	1	1	0	0	3									
Rico Carty, R (1,10) OBP: 0.378, SLG: 0.504	0-0 G4-6-3		0-0 SF9		0-0 1B		0-0 G6-3		1-0 1B	0	0	0	0	0	0	0									
Tommy Smith, L (9, PR)	1-2		3-3 H		1-3 1B		1-2		1-2 2-3 HBP	0	0	0	0	0	0	0									
Charlie Spikes, R (1,7) OBP: 0.294, SLG: 0.377		0-0 G6-4-3 1B	0-0 1B		0-0 CS		0-0 HR		0-0 1-2 2H 3H 1B	4	1	3	1	0	0	0									
Oscar Gamble, L (9, PH) OBP: 0.364, SLG: 0.465			1-3 1B		3-3 H		0-0 HR			1	0	1	2	0	0	0									
George Hendrick, R (1,9) OBP: 0.303, SLG: 0.432		0-0 G6-4-3		0-0 L4		0-0 HR		0-0 WP CS 1B	4	1	2	1	0	0	1										
John Ellis, R (1,3) OBP: 0.273, SLG: 0.354		4-0 BB		0-0 5-3		0-0 HR		0-0 WP CS 1B	3	1	1	0	1	0	0										
John Lowenstein, L (8, PR) OBP: 0.317, SLG: 0.416								0-0 1-2 1B	0	0	0	0	0	0	0										
Joe Lis, R (9,3) OBP: 0.333, SLG: 0.667								1-2 1B	0	0	0	0	0	0	0										
Alan Ashby, S (1,2) OBP: 0.312, SLG: 0.322		0-0 1H 3B		4-0 BB		0-0 6-3		4-0 1-2 2H BB	2	0	1	1	2	0	0										
Frank Duffy, R (1,6) OBP: 0.275, SLG: 0.294		0-0 F3		0-0 5-3		0-0 G3		0-0 F9	4	0	0	0	0	0	4										
Inning Stats	R: 0 E: 0 K: 0 S: 2	H: 0 LOB: 1 BB: 1 P: 7	R: 1 E: 0 K: 0 S: 4	H: 2 LOB: 1 BB: 1 P: 8	R: 1 E: 0 K: 0 S: 4	H: 2 LOB: 2 BB: 1 P: 8	R: 0 E: 0 K: 0 S: 3	H: 0 LOB: 1 BB: 1 P: 7	R: 0 E: 0 K: 0 S: 4	H: 2 LOB: 0 BB: 0 P: 4	R: 2 E: 0 K: 0 S: 5	H: 2 LOB: 0 BB: 0 P: 5	R: 1 E: 0 K: 0 S: 4	H: 2 LOB: 0 BB: 0 P: 4	R: 0 E: 0 K: 0 S: 4	H: 2 LOB: 1 BB: 1 P: 8	R: 2 E: 0 K: 0 S: 3	H: 2 LOB: 2 BB: 1 P: 8	1B: 10 2B: 1 3B: 1 HR: 2	SF: 1 SAC: 0 DP: 3 HBP: 2	WP: 4 PB: 1 CS: 2	PA: 42			
PITCHER	IP	WLS	BF	H	R	ER	SO	BB	IBB	HBP	BLK	WP	HR	S	P	ERA	WHIP								
Jerry Augustine, L (1,1) ERA: 3.57	6.0		27	8	4	4	0	4	0	1	0	0	0	7	7	6.00	2.000								
Larry Anderson, R (7,1) ERA: 7.17	1.1		7	4	1	1	0	0	0	0	0	1	0	7	7	6.75	3.000								
Pat Osburn, L (8,1) ERA: 6.17	0.2		3	0	1	1	0	2	0	0	0	1	0	1	9	13.50	3.000								
Tom Murphy, R (9,1) ERA: 4.61	0.1	L	4	2	1	1	0	0	0	1	0	0	0	3	4	27.00	6.000								

Batter	1	2	3	4	5	6	7	8	9	AB	R	H	RBI	BB	SO	LOB	TOP					
Bob Sheldon, L OBP: 0.341, SLG: 0.343 (1, 4)	5-3	E3 HR		F5					F8	5	1	1	0	0	0	1						
Robin Yount, R OBP: 0.306, SLG: 0.369 (1, 6)									F9	5	2	2	0	0	1	2						
George Scott, R OBP: 0.338, SLG: 0.508 (1, 3)									F9	5	2	2	4	0	1	1						
Hank Aaron, R OBP: 0.327, SLG: 0.350 Gorman Thomas, R OBP: 0.272, SLG: 0.377 (9, PR)									F9	4	0	2	1	1	0	0						
Bobby Darwin, R OBP: 0.307, SLG: 0.395 (1, 9)									F9	4	1	1	0	1	2	2						
Bobby Mitchell, R OBP: 0.321, SLG: 0.458 (1, 7)									F9	4	1	0	0	1	1	4						
Darrell Porter, L OBP: 0.307, SLG: 0.405 (1, 2)									F9	5	1	1	2	0	1	2						
Kurt Bevacqua, R OBP: 0.287, SLG: 0.298 (1, 5)									F9	5	1	3	2	0	1	0						
Bill Sharp, L OBP: 0.284, SLG: 0.338 (1, 8)									F9	3	0	0	0	1	0	1						
Inning Stats	R: 2 E: 0 K: 0 S: 7	H: 4 LOB: 2 BB: 0 P: 7	R: 3 E: 1 K: 0 S: 6	H: 2 LOB: 0 BB: 0 P: 6	R: 0 E: 0 K: 3 S: 9	H: 0 LOB: 0 BB: 0 P: 9	R: 0 E: 0 K: 1 S: 5	H: 0 LOB: 0 BB: 0 P: 5	R: 0 E: 1 K: 2 S: 8	H: 0 LOB: 1 BB: 0 P: 8	R: 0 E: 0 K: 0 S: 4	H: 2 LOB: 2 BB: 1 P: 8	R: 0 E: 0 K: 1 S: 5	H: 0 LOB: 2 BB: 2 P: 13	R: 0 E: 0 K: 0 S: 3	H: 0 LOB: 0 BB: 0 P: 3	R: 5 E: 1 K: 0 S: 7	H: 4 LOB: 2 BB: 1 P: 11	1B: 7 2B: 4 3B: 0 HR: 1	SF: 0 SAC: 0 DP: 0 HBP: 0	WP: 1 PB: 0 CS: 0	PA: 44
PITCHER	IP	WLS	BF	H	R	ER	SO	BB	IBB	HBP	BLK	WP	HR	S	P	ERA	WHIP					
Fritz Peterson, L ERA: 3.94 (1, 1)	1.2	L	12	6	5	2	0	0	0	0	0	0	1	12	12	10.80	3.600					
Jackie Brown, R ERA: 4.25 (2, 1)	7.0		30	4	4	0	7	3	1	0	0	1	0	40	56	0.00	1.000					
Dave LaRoche, L ERA: 2.21 (9, 1)	0.1		2	2	1	0	0	0	0	0	0	0	0	2	2	0.00	6.000					

Milwaukee Brewers @ Cleveland Indians
Cleveland Municipal Stadium, Cleveland, OH
Wed Sep 24 1975, 7:05 PM EDT
Att: 4,502 - Unknown

AB	40
R	10
H	12
RBI	9
BB	4
SO	7
LOB	13



Batter	1	2	3	4	5	6	7	8	9	AB	R	H	RBI	BB	SO	LOB	BOTTOM					
John Lowenstein, L OBP: 0.313, SLG: 0.411 John Ellis, R OBP: 0.268, SLG: 0.348 (7, PH)	F7			4-3					F9	3	0	0	0	0	0	1						
Duane Kuiper, L OBP: 0.375, SLG: 0.342 (1, 4)	G3			F6					3-1	5	0	2	1	0	0	0						
Rick Manning, L OBP: 0.351, SLG: 0.362 (1, 8)	4-3			G3						2	0	0	0	2	0	0						
Boog Powell, L OBP: 0.374, SLG: 0.514 (1, 3)										4	0	2	1	0	0	5						
Oscar Gamble, L OBP: 0.362, SLG: 0.461 Charlie Spikes, R OBP: 0.293, SLG: 0.375 (8, PH)										3	0	0	0	0	0	4						
George Hendrick, R OBP: 0.306, SLG: 0.438 (1, 9)										4	0	1	0	0	2	0						
Buddy Bell, R OBP: 0.330, SLG: 0.375 (1, 5)										4	1	1	0	0	0	3						
Alan Ashby, S OBP: 0.308, SLG: 0.314 (1, 2)										3	1	0	0	1	3	3						
Frank Duffy, R OBP: 0.279, SLG: 0.299 (1, 6)										4	1	2	1	0	1	0						
Inning Stats	R: 0 E: 0 K: 0 S: 3	H: 0 LOB: 0 BB: 0 P: 3	R: 0 E: 0 K: 1 S: 5	H: 1 LOB: 0 BB: 0 P: 5	R: 0 E: 0 K: 1 S: 5	H: 0 LOB: 0 BB: 0 P: 5	R: 0 E: 0 K: 0 S: 3	H: 0 LOB: 0 BB: 0 P: 3	R: 0 E: 0 K: 1 S: 7	H: 2 LOB: 2 BB: 0 P: 7	R: 1 E: 0 K: 0 S: 5	H: 2 LOB: 2 BB: 1 P: 9	R: 2 E: 0 K: 1 S: 8	H: 3 LOB: 3 BB: 2 P: 16	R: 0 E: 1 K: 1 S: 6	H: 0 LOB: 1 BB: 0 P: 6	R: 0 E: 0 K: 1 S: 5	H: 0 LOB: 0 BB: 0 P: 5	1B: 6 2B: 2 3B: 0 HR: 0	SF: 0 SAC: 0 DP: 1 HBP: 0	WP: 2 PB: 0 CS: 0	PA: 38
PITCHER	IP	WLS	BF	H	R	ER	SO	BB	IBB	HBP	BLK	WP	HR	S	P	ERA	WHIP					
Jim Colborn, R ERA: 4.27 (1, 1)	6.1	W	27	7	3	3	4	2	0	0	0	0	0	33	41	4.26	1.421					
Rick Austin, L ERA: 4.05 (7, 1)	0.2		4	1	0	0	0	1	0	0	0	0	0	3	7	0.00	3.000					
Tom Murphy, R ERA: 4.48 (8, 1)	2.0	S	7	0	0	0	2	0	0	0	0	0	0	11	11	0.00	0.000					

Milwaukee Brewers @ Cleveland Indians
Cleveland Municipal Stadium, Cleveland, OH
Wed Sep 24 1975, 7:05 PM EDT
Att: 4,502 - Unknown

AB	35
R	3
H	8
RBI	3
BB	3
SO	6
LOB	18



Batter	1	2	3	4	5	6	7	8	9	AB	R	H	RBI	BB	SO	LOB	TOP			
Duane Kuiper, L OBP: 0.371, SLG: 0.338 (1, 4)	0-0 4-3		0-0 P7			0-0 G3		0-0 4-3		4	0	0	0	0	0	0	Cleveland Indians @ Boston Red Sox Fenway Park, Boston, MA Fri Sep 26 1975, 7:05 PM EDT Overcast - 63 F livebaseballscorecards.com			
Rick Manning, L OBP: 0.349, SLG: 0.359 (1, 8)	0-0 6-3		0-0 4-3			0-0 F9		0-0 P9		4	0	0	0	0	0	0				
George Hendrick, R OBP: 0.306, SLG: 0.436 (1, 9)	4-0 1B BB			0-0 F3		0-3 K		0-0 F2		3	0	0	0	1	1	0				
Boog Powell, L OBP: 0.376, SLG: 0.518 (1, 3)	0-0 1B			0-0 2B				0-0 5-3		3	0	2	0	0	0	0				
Oscar Gamble, L OBP: 0.359, SLG: 0.457 (1, 7)	0-0 F9			0-0 P8				0-0 F8		3	0	0	0	0	0	3				
Charlie Spikes, R OBP: 0.290, SLG: 0.371 (1, 10)		0-3 K		0-0 L9				0-0 1-3		3	0	0	0	0	1	1				
Buddy Bell, R OBP: 0.332, SLG: 0.377 (1, 5)				0-0 F8				0-0 1B		3	0	2	0	0	0	0				
Ed Crosby, L OBP: 0.307, SLG: 0.258 (8, 5)				0-0 1B				0-3 K		3	0	0	0	0	1	1				
John Ellis, R OBP: 0.266, SLG: 0.345 (1, 2)				0-0 G6-4-3				0-0 F9		0	0	0	0	0	0	0				
Rick Cerone, R OBP: 0.375, SLG: 0.429 (8, 2)				0-0 1-2				0-0 K		0	0	0	0	0	0	0				
Frank Duffy, R OBP: 0.278, SLG: 0.297 (1, 6)				0-3 K				0-0 F3		3	0	0	0	0	1	0				
Inning Stats	R: 0 E: 0 K: 0 S: 4	H: 1 LOB: 2 BB: 1 P: 8	R: 0 E: 0 K: 1 S: 5	H: 1 LOB: 0 BB: 0 P: 5	R: 0 E: 0 K: 1 S: 5	H: 0 LOB: 0 BB: 0 P: 5	R: 0 E: 0 K: 0 S: 4	H: 1 LOB: 1 BB: 0 P: 4	R: 0 E: 0 K: 0 S: 3	H: 0 LOB: 0 BB: 0 P: 3	R: 0 E: 0 K: 0 S: 3	H: 0 LOB: 0 BB: 0 P: 3	R: 0 E: 0 K: 1 S: 5	H: 1 LOB: 0 BB: 0 P: 5	R: 0 E: 0 K: 0 S: 3	H: 0 LOB: 0 BB: 0 P: 3	1B: 3 2B: 1 3B: 0 HR: 0	SF: 0 SAC: 0 DP: 1 HBP: 0	WP: 0 PB: 0 SB: 0 CS: 0	PA: 30
PITCHER Luis Tiant, R ERA: 4.02 (1, 1)	IP: 9.0 WLS: W BF: 30 H: 4 R: 0 ER: 0 SO: 4 BB: 1 IBB: 0 HBP: 0 BLK: 0 WP: 0 HR: 0 S: 37 P: 41 ERA: 0.00 WHIP: 0.556																			

Batter	1	2	3	4	5	6	7	8	9	AB	R	H	RBI	BB	SO	LOB	BOTTOM			
Bernie Carbo, L OBP: 0.406, SLG: 0.483 (1, 9)	4-0 F9 BB SF9 BB							0-3 K		3	1	0	0	1	0	0	Cleveland Indians @ Boston Red Sox Fenway Park, Boston, MA Fri Sep 26 1975, 7:05 PM EDT Overcast - 63 F livebaseballscorecards.com			
Dwight Evans, R OBP: 0.354, SLG: 0.453 (8, 9)		0-0 4-3						1-2 2-3		1	0	0	0	1	2					
Denny Doyle, L OBP: 0.329, SLG: 0.411 (1, 4)	4-0 2B BB		0-0 3-1					0-0 4-3 S 1B		3	1	1	0	1	0	0				
Carl Yastrzemski, L OBP: 0.371, SLG: 0.495 (1, 3)	0-0 F9		0-3 K					0-0 4-3		4	0	1	0	0	1	3				
Fred Lynn, L OBP: 0.403, SLG: 0.569 (1, 8)	0-0 SF9		0-0 E4 1B					0-3 K 1-6-3		3	0	1	1	0	1	1				
Carlton Fisk, R OBP: 0.399, SLG: 0.537 (1, 2)	0-0 1B 2B		0-0 F7					0-0 PB 1B 2B		4	1	3	1	0	0	1				
Cecil Cooper, L OBP: 0.356, SLG: 0.546 (1, 10)	4-0 1B IBB			0-0 HR				0-0 PB BB 1B		2	1	2	2	2	0	0				
Rico Petrocelli, R OBP: 0.314, SLG: 0.338 (1, 5)	0-0 1B			0-0 5-3				4-0 PB BB 1B		3	0	1	0	1	0	2				
Rick Miller, L OBP: 0.320, SLG: 0.229 (1, 7)		0-3 K		0-3 K				0-3 K		3	0	0	0	1	3	2				
Rick Burleson, R OBP: 0.307, SLG: 0.333 (1, 6)		0-0 5-3		0-0 F7				0-3 K		4	0	0	0	1	5					
Inning Stats	R: 2 E: 0 K: 0 S: 4	H: 2 LOB: 2 BB: 3 P: 16	R: 0 E: 0 K: 1 S: 5	H: 0 LOB: 0 BB: 0 P: 5	R: 0 E: 1 K: 1 S: 6	H: 1 LOB: 1 BB: 0 P: 6	R: 1 E: 0 K: 1 S: 6	H: 1 LOB: 1 BB: 0 P: 6	R: 0 E: 0 K: 1 S: 6	H: 1 LOB: 3 BB: 2 P: 14	R: 0 E: 0 K: 0 S: 4	H: 1 LOB: 1 BB: 0 P: 4	R: 1 E: 0 K: 3 S: 11	H: 2 LOB: 2 BB: 1 P: 15	R: 0 E: 0 K: 0 S: 11	H: 0 LOB: 0 BB: 0 P: 15	1B: 5 2B: 2 3B: 1 HR: 1	SF: 1 SAC: 0 DP: 0 HBP: 0	WP: 0 PB: 2 SB: 1 CS: 0	PA: 37
PITCHER Dennis Eckersley, R ERA: 2.6 (1, 1)	IP: 7.0 WLS: L BF: 34 H: 9 R: 4 ER: 4 SO: 4 BB: 3 IBB: 3 HBP: 0 BLK: 0 WP: 0 HR: 1 S: 36 P: 60 ERA: 5.14 WHIP: 1.714																			
Dave LarRoche, L ERA: 2.19 (8, 1)	IP: 1.0 WLS: L BF: 3 H: 0 R: 0 ER: 0 SO: 3 BB: 0 IBB: 0 HBP: 0 BLK: 0 WP: 0 HR: 0 S: 9 P: 9 ERA: 0.00 WHIP: 0.000																			

Batter	1	2	3	4	5	6	7	8	9	AB	R	H	RBI	BB	SO	LOB	TOP			
John Lowenstein, L (1, 10) OBP: 0.309, SLG: 0.405										4	0	0	0	0	1	3	Cleveland Indians @ Boston Red Sox Fenway Park, Boston, MA Fri Sep 26 1975, 7:05 PM EDT Att: 22,067 - Unknown			
Duane Kuiper, L (1, 4) OBP: 0.367, SLG: 0.334										4	0	0	0	0	0	0				
Rick Manning, L (1, 8) OBP: 0.346, SLG: 0.356										4	0	0	0	0	0	0				
Boog Powell, L (1, 3) OBP: 0.375, SLG: 0.515										4	0	1	0	0	0	0				
Oscar Gamble, L (1, 7) OBP: 0.361, SLG: 0.457										2	0	1	0	1	0	1				
George Hendrick, R (1, 9) OBP: 0.306, SLG: 0.434										2	0	0	0	1	1	1				
Buddy Bell, R (1, 5) OBP: 0.330, SLG: 0.375										3	0	0	0	0	0	3				
Alan Ashby, S (1, 2) OBP: 0.308, SLG: 0.314										3	0	1	0	0	0	0				
Frank Duffy, R (1, 6) OBP: 0.280, SLG: 0.299										3	0	2	0	0	0	0				
Inning Stats	R: 0 E: 0 K: 0 S: 3	H: 0 LOB: 0 BB: 0 P: 3	R: 0 E: 0 K: 0 S: 3	H: 1 LOB: 1 BB: 1 P: 7	R: 0 E: 0 K: 1 S: 5	H: 0 LOB: 0 BB: 0 P: 5	R: 0 E: 0 K: 0 S: 3	H: 0 LOB: 0 BB: 0 P: 3	R: 0 E: 0 K: 0 S: 2	H: 0 LOB: 0 BB: 1 P: 6	R: 0 E: 0 K: 0 S: 4	H: 1 LOB: 1 BB: 0 P: 4	R: 0 E: 0 K: 1 S: 7	H: 2 LOB: 2 BB: 0 P: 7	R: 0 E: 0 K: 0 S: 3	H: 0 LOB: 0 BB: 0 P: 3	1B: 5 2B: 0 3B: 0 HR: 0	SF: 0 SAC: 0 DP: 2 HBP: 0	WP: 0 PB: 0 SB: 0 CS: 1	PA: 32
PITCHER Reggie Cleveland, R (1, 1) ERA: 4.43	IP: 9.0 WLS: W BF: 31 H: 5 R: 0 ER: 0 SO: 2 BB: 2 IBB: 0 HBP: 0 BLK: 0 WP: 0 HR: 0 S: 33 P: 41 ERA: 0.00 WHIP: 0.778															PITCHER				

AB	29
R	0
H	5
RBI	0
BB	2
SO	2
LOB	8



Batter	1	2	3	4	5	6	7	8	9	AB	R	H	RBI	BB	SO	LOB	BOTTOM			
Juan Beniquez, R (1, 7) OBP: 0.363, SLG: 0.407										4	1	2	1	0	0	0	Cleveland Indians @ Boston Red Sox Fenway Park, Boston, MA Fri Sep 26 1975, 7:05 PM EDT Att: 22,067 - Unknown			
Rick Miller, L (8, 7) OBP: 0.320, SLG: 0.229										0	0	0	0	0	0	0				
Dwight Evans, R (1, 9) OBP: 0.356, SLG: 0.461										4	1	2	2	0	0	1				
Fred Lynn, L (1, 8) OBP: 0.402, SLG: 0.569										4	0	1	0	0	0	2				
Carlton Fisk, R (1, 10) OBP: 0.397, SLG: 0.533										4	1	1	0	0	0	2				
Deron Johnson, R (1, 3) OBP: 0.297, SLG: 0.381										2	0	1	0	1	0	0				
Cecil Cooper, L (8, 3) OBP: 0.355, SLG: 0.544										1	0	0	0	0	0	0				
Rico Petrocelli, R (1, 5) OBP: 0.313, SLG: 0.337										4	0	1	0	0	1	1				
Bob Montgomery, R (1, 2) OBP: 0.245, SLG: 0.324										3	0	0	1	0	0	1				
Rick Burleson, R (1, 6) OBP: 0.306, SLG: 0.331										3	0	0	0	0	1	3				
Denny Doyle, L (1, 4) OBP: 0.329, SLG: 0.413										3	1	1	0	0	0	2				
Inning Stats	R: 0 E: 0 K: 0 S: 4	H: 1 LOB: 1 BB: 0 P: 4	R: 0 E: 0 K: 2 S: 8	H: 1 LOB: 1 BB: 0 P: 8	R: 0 E: 0 K: 0 S: 4	H: 1 LOB: 1 BB: 0 P: 4	R: 1 E: 0 K: 0 S: 5	H: 2 LOB: 2 BB: 1 P: 9	R: 0 E: 0 K: 0 S: 4	H: 1 LOB: 1 BB: 0 P: 4	R: 0 E: 0 K: 0 S: 3	H: 0 LOB: 0 BB: 0 P: 3	R: 3 E: 0 K: 0 S: 6	H: 3 LOB: 0 BB: 0 P: 6	R: 0 E: 0 K: 0 S: 3	H: 0 LOB: 0 BB: 0 P: 3	1B: 5 2B: 3 3B: 0 HR: 1	SF: 1 SAC: 0 DP: 0 HBP: 0	WP: 0 PB: 0 SB: 0 CS: 0	PA: 34
PITCHER Don Hood, L (1, 1) ERA: 4.39	IP: 6.1 WLS: L BF: 28 H: 8 R: 3 ER: 3 SO: 3 BB: 1 IBB: 0 HBP: 0 BLK: 0 WP: 0 HR: 0 S: 31 P: 35 ERA: 4.26 WHIP: 1.421															PITCHER				
Tom Buskey, R (7, 1) ERA: 2.57	IP: 1.2 WLS: L BF: 6 H: 1 R: 1 ER: 1 SO: 0 BB: 0 IBB: 0 HBP: 0 BLK: 0 WP: 0 HR: 1 S: 6 P: 6 ERA: 5.40 WHIP: 0.600															PITCHER				

AB	32
R	4
H	9
RBI	4
BB	1
SO	2
LOB	12



Batter	1	2	3	4	5	6	7	8	9	AB	R	H	RBI	BB	SO	LOB	TOP										
John Lowenstein, L (1, 10) Joe Lis, R (8, PH) Tommy Smith, L (8, PH)	F6	4-3		F8			4-3 1B	FC6		4	0	1	0	0	0	3	Cleveland Indians @ Boston Red Sox Fenway Park, Boston, MA Sat Sep 27 1975, 3:33 AM EDT Att: 22,072 - Unknown - 69 F										
Duane Kuiper, L (1, 4)	F7		F3		F8		4-3		4-3	5	0	0	1	0	0	1											
Rick Manning, L (1, 8)					G3		4-3		F8	5	1	2	0	0	0	1											
Boog Powell, L (1, 3)	F9				F8				K	5	1	2	2	0	1	1											
Oscar Gamble, L (1, 7) Charlie Spikes, R (8, PH)		E FC1 1B	F6		F7				HR	3	1	1	0	0	0	1											
George Hendrick, R (1, 9)		FC1 1B	K		5-3				F9	4	0	0	0	0	1	2											
Buddy Bell, R (1, 5)					6-3					4	0	2	1	0	0	0											
Alan Ashby, S (1, 2)	F2				G3				K	4	0	0	0	0	1	3											
Frank Duffy, R (1, 6)	F2								FC6 1B	4	1	3	0	0	0	2											
Inning Stats	R: 0 E: 0 K: 0 S: 4	H: 1 LOB: 1 BB: 0 P: 4	R: 1 E: 1 K: 0 S: 6	H: 2 LOB: 2 BB: 0 P: 6	R: 1 E: 0 K: 1 S: 7	H: 2 LOB: 1 BB: 0 P: 7	R: 0 E: 0 K: 0 S: 4	H: 1 LOB: 1 BB: 0 P: 4	R: 0 E: 0 K: 0 S: 3	H: 0 LOB: 0 BB: 0 P: 3	R: 0 E: 0 K: 0 S: 3	H: 0 LOB: 0 BB: 0 P: 3	R: 1 E: 0 K: 0 S: 5	H: 2 LOB: 1 BB: 0 P: 5	R: 2 E: 0 K: 1 S: 9	H: 4 LOB: 2 BB: 0 P: 9		R: 0 E: 0 K: 1 S: 5	H: 0 LOB: 0 BB: 0 P: 5	1B: 8 2B: 2 3B: 0 HR: 2	SF: 0 SAC: 0 DP: 0 HBP: 0	WP: 0 PB: 0 SB: 1 CS: 0	PA: 40				
PITCHER	IP	WLS	BF	H	R	ER	SO	BB	IBB	HBP	BLK	WP	HR	S	P	ERA	WHIP										
Rick Wise, R (1, 1) Bill Lee, L (8, 1) Dick Drago, R (8, 1)	7.0	L	31	9	4	3	1	0	0	0	0	0	1	33	33	3.86	1.286										
	0.2		5	3	1	1	1	0	0	0	0	0	1	7	7	13.50	4.500										
	1.1		4	0	0	0	1	0	0	0	0	0	0	6	6	0.00	0.000										

Batter	1	2	3	4	5	6	7	8	9	AB	R	H	RBI	BB	SO	LOB	BOTTOM										
Juan Beniquez, R (1, 7)	CS BB				P8			5-3		3	0	1	0	1	0	1	Cleveland Indians @ Boston Red Sox Fenway Park, Boston, MA Sat Sep 27 1975, 3:33 AM EDT Att: 22,072 - Unknown - 69 F										
Dwight Evans, R (1, 9)	F2				FC5-4			6-3		4	0	0	0	0	0	3											
Fred Lynn, L (1, 8)	4-3				HR 1B			4-3		4	1	1	0	0	0	0											
Carlton Fisk, R (1, 2)					F8			F4		4	0	1	0	0	1	1											
Deron Johnson, R (1, 3)					5-3			P9		4	1	2	2	0	0	1											
Rico Petrocelli, R (1, 5)					F8			6-3		4	0	0	0	0	0	2											
Bob Montgomery, R (1, 10)					K			4-3		3	0	0	0	0	2	1											
Rick Burleson, R (1, 6)					P9			6-3		3	0	0	0	0	0	0											
Denny Doyle, L (1, 4)					F9			FC5-4 1B		3	0	1	0	0	0	0											
Inning Stats	R: 0 E: 0 K: 0 S: 2	H: 0 LOB: 0 BB: 1 P: 6	R: 0 E: 0 K: 1 S: 6	H: 1 LOB: 1 BB: 0 P: 6	R: 0 E: 0 K: 0 S: 4	H: 1 LOB: 1 BB: 0 P: 4	R: 2 E: 0 K: 0 S: 5	H: 2 LOB: 0 BB: 0 P: 5	R: 0 E: 0 K: 0 S: 4	H: 1 LOB: 1 BB: 0 P: 4	R: 0 E: 0 K: 0 S: 3	H: 0 LOB: 0 BB: 0 P: 3	R: 0 E: 0 K: 1 S: 5	H: 0 LOB: 0 BB: 0 P: 5	R: 0 E: 0 K: 0 S: 3	H: 0 LOB: 0 BB: 0 P: 3		R: 0 E: 1 K: 1 S: 6	H: 1 LOB: 1 BB: 0 P: 6	1B: 4 2B: 1 3B: 0 HR: 1	SF: 0 SAC: 0 DP: 0 HBP: 0	WP: 0 PB: 0 SB: 0 CS: 1	PA: 33				
PITCHER	IP	WLS	BF	H	R	ER	SO	BB	IBB	HBP	BLK	WP	HR	S	P	ERA	WHIP										
Rick Waits, L (1, 1)	9.0	W	33	6	2	2	3	1	0	0	0	0	1	38	42	2.00	0.778										

Batter	1	2	3	4	5	6	7	8	9	AB	R	H	RBI	BB	SO	LOB	TOP								
John Lowenstein, L (1, 8) OBP: 0.313, SLG: 0.404										4	2	2	0	1	0	1	Cleveland Indians @ Boston Red Sox Fenway Park, Boston, MA Sun Sep 28 1975, 3:33 AM EDT Att: 25,991 - Unknown - 70 F								
Jack Brohamer, L (1, 4) OBP: 0.299, SLG: 0.350										5	1	2	2	0	0	2									
Tommy Smith, L (1, 9) OBP: 0.111, SLG: 0.125										4	0	1	2	0	0	1									
Boog Powell, L (1, 10) OBP: 0.377, SLG: 0.524 Charlie Spikes, R (7, PH) OBP: 0.291, SLG: 0.380										3	2	2	0	0	0	0									
Oscar Gamble, L (1, 7) OBP: 0.361, SLG: 0.454										4	1	1	0	1	0	1									
Joe Lis, R (1, 3) Buddy Bell, R (7, 5) OBP: 0.444, SLG: 0.923 OBP: 0.332, SLG: 0.376										1	2	1	3	1	0	0									
Alan Ashby, S (1, 5) (7, 3) OBP: 0.309, SLG: 0.331										5	2	3	4	0	0	2									
Rick Cerone, R (1, 2) OBP: 0.308, SLG: 0.333										5	0	1	0	0	0	4									
Ed Crosby, L (1, 6) OBP: 0.305, SLG: 0.258											4	1	1	0	0	2									
Inning Stats	R: 0 E: 0 K: 0 S: 3	H: 1 LOB: 0 BB: 0 P: 3	R: 2 E: 0 K: 0 S: 5	H: 2 LOB: 0 BB: 0 P: 5	R: 0 E: 0 K: 0 S: 4	H: 1 LOB: 1 BB: 0 P: 4	R: 0 E: 0 K: 0 S: 4	H: 1 LOB: 2 BB: 0 P: 5	R: 6 E: 0 K: 0 S: 7	H: 4 LOB: 0 BB: 2 P: 15	R: 0 E: 0 K: 0 S: 3	H: 0 LOB: 0 BB: 0 P: 3	R: 0 E: 0 K: 0 S: 3	H: 0 LOB: 0 BB: 0 P: 3	R: 3 E: 0 K: 2 S: 11	H: 4 LOB: 2 BB: 1 P: 15		R: 0 E: 0 K: 0 S: 4	H: 2 LOB: 1 BB: 0 P: 4	1B: 12 2B: 2 3B: 0 HR: 2	SF: 1 SAC: 0 DP: 1 HBP: 1	WP: 0 PB: 0 SB: 1 CS: 1	PA: 44		
PITCHER	IP	WLS	BF	H	R	ER	SO	BB	IBB	HBP	BLK	WP	HR	S	P	ERA	WHIP								
Dick Pole, R (1, 1) ERA: 4.42	5.0	L	26	9	8	8	0	2	0	1	0	0	2	23	32	14.40	2.200								
Rick Krauger, L (6, 1) ERA: 4.5	2.0		6	0	0	0	0	0	0	0	0	0	0	6	6	0.00	0.000								
Jim Willoughby, R (8, 1) ERA: 3.54	2.0		12	6	3	3	2	1	0	0	0	0	0	15	19	13.50	3.500								

AB 39
R 11
H 15
RBI 11
BB 3
SO 2
LOB 15



Batter	1	2	3	4	5	6	7	8	9	AB	R	H	RBI	BB	SO	LOB	BOTTOM								
Juan Beniquez, R (1, 7) OBP: 0.358, SLG: 0.402										5	0	0	0	0	1	1	Cleveland Indians @ Boston Red Sox Fenway Park, Boston, MA Sun Sep 28 1975, 3:33 AM EDT Att: 25,991 - Unknown - 70 F								
Steve Dillard, R (1, 4) OBP: 0.400, SLG: 0.400										5	2	2	0	0	0	1									
Andy Merchant, L (1, 2) OBP: 0.600, SLG: 0.500										4	1	2	0	1	0	1									
Bernie Carbo, L (1, 9) OBP: 0.409, SLG: 0.483										4	1	2	2	1	0	2									
Bob Montgomery, R (1, 3) OBP: 0.241, SLG: 0.318										4	0	1	0	0	0	6									
Rick Miller, L (1, 8) OBP: 0.326, SLG: 0.231										3	0	1	2	1	1	0									
Tim Blackwell, S (1, 10) OBP: 0.303, SLG: 0.250										4	0	0	0	0	3	4									
Butch Hobson, R (1, 5) OBP: 0.250, SLG: 0.250										4	0	1	0	0	2	0									
Bob Heise, R (1, 6) OBP: 0.246, SLG: 0.238										4	0	1	0	0	0	1									
Inning Stats	R: 1 E: 0 K: 0 S: 6	H: 3 LOB: 3 BB: 1 P: 10	R: 0 E: 0 K: 2 S: 7	H: 0 LOB: 0 BB: 0 P: 7	R: 3 E: 0 K: 1 S: 8	H: 4 LOB: 0 BB: 0 P: 8	R: 0 E: 0 K: 1 S: 5	H: 0 LOB: 0 BB: 0 P: 5	R: 0 E: 0 K: 0 S: 4	H: 0 LOB: 0 BB: 0 P: 4	R: 0 E: 0 K: 2 S: 7	H: 0 LOB: 0 BB: 0 P: 7	R: 0 E: 0 K: 0 S: 4	H: 1 LOB: 3 BB: 2 P: 12	R: 0 E: 0 K: 1 S: 6	H: 1 LOB: 1 BB: 0 P: 6		R: 0 E: 0 K: 0 S: 4	H: 1 LOB: 1 BB: 0 P: 4	1B: 10 2B: 0 3B: 0 HR: 0	SF: 0 SAC: 0 DP: 0 HBP: 0	WP: 1 PB: 1 SB: 1 CS: 1	PA: 40		
PITCHER	IP	WLS	BF	H	R	ER	SO	BB	IBB	HBP	BLK	WP	HR	S	P	ERA	WHIP								
Fred Beene, R (1, 1) ERA: 6.94	2.0		10	3	1	1	2	1	0	0	0	0	0	13	17	4.50	2.000								
Eric Reich, R (3, 1) ERA: 5.54	2.0	W	9	4	3	3	2	0	0	0	0	0	0	13	13	13.50	2.000								
Larry Andersen, R (5, 1) ERA: 4.76	2.0		7	0	0	0	2	0	0	0	0	1	0	11	11	0.00	0.000								
Jim Strickland, L (7, 1) ERA: 1.93	3.0	S	14	3	0	0	1	2	0	0	0	0	0	14	22	0.00	1.667								

AB 37
R 4
H 10
RBI 4
BB 3
SO 7
LOB 16

