Cleveland Indians - 1976

Batter	1	2	3	4	5	6	7	8	9	AB	R	H	RBI	BB	SO	LOB
Ben Oglivie, L (1, 8) Mickey Stanley, R (7, 8)	S S S 0-3 ① K		x 0-0 ① 4-3	x 0-0 ③ 6-3			x 0-0 ①② P5 1-2			4	0	0	0	0	1	1
										0	0	0	0	0	0	0
Dan Meyer, L (1, 3) OBP: 0.750, SLG: 1.000	B B B B 4-0 S E BB		x 0-0 HR 2B		x 0-0 G4-6-3 BB 1B		x 0-0 ③ F8			3	2	2	0	1	0	0
Willie Horton, R (1, 10) OBP: 0.750, SLG: 1.667	x 0-0 E5 1-H 1B		x 0-0 2-H HR		B B B B 4-0 G4-6-3 1-2 BB			x 0-0 ① P6		3	1	2	2	1	0	0
Rusty Staub, L (1, 9) OBP: 0.250, SLG: 0.250	S S S 0-3 ② K		x 0-0 1B 1B		x 0-0 ①② G4-6-3 1-2f 2-3			x 0-0 ② 4-3		4	0	1	0	0	1	3
Alex Johnson, R (1, 7)	S S S 0-3 ③ K		x 0-0 ② F9		x 0-0 ③ F9			x 0-0 ③ 6-3		4	0	0	0	0	1	3
Milt May, L (1, 2) OBP: 0.250, SLG: 0.250		x 0-0 ① P4	x 0-0 1-2 1B			x 0-0 ① 4-3			x 0-0 ① G3	4	0	1	0	0	0	0
Aurelio Rodriguez, R (1, 5)		x 0-0 ② P3	S S S 0-3 ③ K			x 0-0 ② 5-3			S S S 0-3 ② K	4	0	0	0	0	2	2
Tom Veryzer, R (1, 6) OBP: 0.500, SLG: 0.333		x 0-0 1B		x 0-0 ① 5-3		x 0-0 ③ 5-3			B B B B 4-0 BB	3	0	1	0	1	0	0
Gary Sutherland, R (1, 4)		x 0-0 ③ L7		x 0-0 ② 5-3			B B B B 4-0 CS BB		x 0-0 ③ F9	3	0	0	0	1	0	2
Inning Stats	R: 1 E: 1 K: 3 S: 10 H: 1 LOB: 1 BB: 1 P: 14	R: 0 E: 0 K: 0 S: 4 H: 1 LOB: 1 BB: 0 P: 4	R: 2 E: 0 K: 1 S: 9 H: 4 LOB: 2 BB: 0 P: 9	R: 0 E: 0 K: 0 S: 3 H: 0 LOB: 0 BB: 0 P: 3	R: 0 E: 0 K: 0 S: 3 H: 1 LOB: 1 BB: 1 P: 7	R: 0 E: 0 K: 0 S: 3 H: 0 LOB: 0 BB: 0 P: 3	R: 0 E: 0 K: 0 S: 2 H: 0 LOB: 0 BB: 1 P: 6	R: 0 E: 0 K: 0 S: 3 H: 0 LOB: 0 BB: 0 P: 3	R: 0 E: 0 K: 1 S: 5 H: 0 LOB: 1 BB: 1 P: 9	1B: 5 2B: 1 3B: 0 HR: 1	SF: 0 SAC: 0 DP: 1 HBP: 0						

PITCHER		IP	WLS	BF	H	R	ER	SO	BB	IBB	HBP	BLK	WP	HR	S	P	ERA	WHIP
Dennis Eckersley, R ERA: 6.75	(1, 1)	2.2	L	15	6	3	2	3	1	0	0	0	0	1	20	24	6.75	2.625
Jim Kern, R ERA:	(3, 1)	4.1		14	1	0	0	1	2	0	0	0	0	0	14	22	0.00	0.692
Tom Buskey, R ERA:	(8, 1)	0.2		2	0	0	0	0	0	0	0	0	0	0	2	2	0.00	0.000
Dave LaRoche, L ERA:	(8, 1)	1.1		5	0	0	0	1	1	0	0	0	0	0	6	10	0.00	0.750

PITCHER	IP	WLS	BF	H	R	ER	SO	BB	IBB	HBP	BLK	WP	HR	S	P	ERA	WHIP

TOP

Detroit Tigers @ Cleveland Indians

Cleveland Municipal Stadium, Cleveland, OH

Sat Apr 10 1976, 3:33 AM EST
Att. 58,478 - Unknown

livebaseballscorecards.com

AB	32
R	3
H	7
RBI	2
BB	4
SO	5
LOB	11

BOTTOM

Detroit Tigers @ Cleveland Indians

Cleveland Municipal Stadium, Cleveland, OH

Sat Apr 10 1976, 3:33 AM EST

Att. 58,478 - Unknown

livebaseballscorecards.com

Batter	1	2	3	4	5	6	7	8	9	AB	R	H	RBI	BB	SO	LOB
Rick Manning, L (1, 8) OBP: 0.600, SLG: 0.333	F8		BB			4-3	1B		BB	3	0	1	1	2	0	0
Duane Kuiper, L (1, 4)	G3		L4-6			F8	1-3		4-3	5	0	0	0	0	0	6
Buddy Bell, R (1, 5) OBP: 0.750, SLG: 0.667	1B			G3		BB		WP 1B		3	0	2	0	1	0	0
Boog Powell, L (1, 3) OBP: 0.500, SLG: 0.333	F7			5-3 1B		BB		F8		3	0	1	0	1	0	2
George Hendrick, R (1, 9)		F7		5-3		F9		K		4	0	0	0	0	1	4
Rico Carty, R (1, 10) OBP: 0.250, SLG: 0.250		K		6-3			BB 1B	P6		4	1	1	0	0	1	2
Charlie Spikes, R (1, 7)		F8			F8		BB 1B		5-3	3	0	0	0	1	0	0
Alan Ashby, S (1, 2)			F9		3-1		K		BB	2	0	0	0	0	0	0
Ray Fosse, R (7, PH) (8, 2)										1	0	0	0	1	1	2
Frank Duffy, R (1, 6) OBP: 0.333, SLG: 0.333			L4-6 S 1B		P6		F2		F8	3	0	1	0	0	0	2
Larvell Blanks, R (9, PH)										1	0	0	0	0	0	1
Inning Stats	R: 0 E: 0 K: 0 S: 4 H: 1 LOB: 1 BB: 0 P: 4	R: 0 E: 0 K: 1 S: 5 H: 0 LOB: 0 BB: 0 P: 5	R: 0 E: 0 K: 0 S: 3 H: 1 LOB: 1 BB: 1 P: 7	R: 0 E: 0 K: 0 S: 4 H: 1 LOB: 1 BB: 0 P: 4	R: 0 E: 0 K: 0 S: 3 H: 0 LOB: 0 BB: 0 P: 3	R: 0 E: 0 K: 0 S: 3 H: 0 LOB: 2 BB: 2 P: 11	R: 1 E: 0 K: 1 S: 7 H: 2 LOB: 2 BB: 1 P: 11	R: 0 E: 0 K: 1 S: 6 H: 1 LOB: 1 BB: 0 P: 6	R: 0 E: 0 K: 0 S: 3 H: 0 LOB: 2 BB: 2 P: 11							

AB	32
R	1
H	6
RBI	1
BB	6
SO	3
LOB	19

PITCHER		IP	WLS	BF	H	R	ER	SO	BB	IBB	HBP	BLK	WP	HR	S	P	ERA	WHIP	PITCHER	IP	WLS	BF	H	R	ER	SO	BB	IBB	HBP	BLK	WP	HR	S	P	ERA	WHIP
Joe Coleman, R ERA: 1.5	(1, 1)	6.0	W	25	4	1	1	1	4	0	0	0	0	0	23	39	1.50	1.333																	
John Hiller, L ERA:	(7, 1)	3.0	S	13	2	0	0	2	2	0	0	0	1	0	15	23	0.00	1.333																	

1B: 6	SF: 0
2B: 1	SAC: 0
3B: 0	DP: 1
HR: 0	HBP: 0

WP: 1	PA: 38
PB: 0	
SB: 1	
CS: 0	

Cleveland Indians @ Boston Red Sox

Fenway Park, Boston, MA

Tue Apr 13 1976, 3:33 AM EST
Att. 32,127 - Unknown - 57 F

TOP

livebaseballscorecards.com

Batter	1	2	3	4	5	6	7	8	9	AB	R	H	RBI	BB	SO	LOB
Rick Manning, L (1, 8) OBP: 0.500, SLG: 0.375	S S S 0-3 ① K	x 0-0 FC6 1-3 1B		x 0-0 ① F2	x 0-0 ③ 5-3			x 0-0 FC1-6 1B		5	0	2	0	0	1	1
Duane Kuiper, L (1, 4)	B B B B 4-0 1B BB	x 0-0 ③ FC6 1-2f		B B B B 4-0 1B 2B BB		x 0-0 ① 4-3		x 0-0 ① FC1-6 1-2f		3	1	0	0	2	0	3
Buddy Bell, R (1, 5) OBP: 0.778, SLG: 1.143	x 0-0 FC6-4 1-2 1B		x 0-0 HR	x 0-0 2B 1-2 1B		B B B B 4-0 FC1-5 S BB		x 0-0 ② F8		4	2	3	1	1	0	1
Boog Powell, L (1, 3) OBP: 0.444, SLG: 0.167	x 0-0 ② L8		B B B B 4-0 FC5-4 BB	S S S 0-3 ② K		B B B B 4-0 FC1-5 1-2 BB		x 0-0 ③ L8		3	0	0	0	2	1	5
George Hendrick, R (1, 9) OBP: 0.111, SLG: 0.222	x 0-0 ③ FC6-4 1-2f		x 0-0 ① FC5-4 FC9-6-5 BB 1-2f	x 0-0 1-H 2-H 2B		x 0-0 ② FC1-5 1-2 2-3f			x 0-0 ① F8	5	0	1	2	0	0	5
Rico Carty, R (1, 10) OBP: 0.333, SLG: 0.625		x 0-0 HR	B B B B 4-0 BB FC9-6-5 1-2 BB	x 0-0 ③ 5-3		S S S 0-3 ③ K			x 0-0 ② F8	4	1	1	1	1	1	3
Charlie Spikes, R (1, 7)		x 0-0 ① P7	x 0-0 ② FC9-6-5 BB 1-2 2-3f	x 0-0 ① F2		x 0-0 ① F8			x 0-0 ③ F2	5	0	0	0	0	0	2
Ray Fosse, R (1, 2) Ron Pruitt, R (2, 2)		x 0-0 ② 4-3	B B B B 4-0 1-2 2-3 BB	B B B B 4-0 CS BB		x 0-0 ② F9				1 1	0 0	0 0	0 0	0 2	0 0	0 0
Frank Duffy, R (1, 6) OBP: 0.429, SLG: 0.429		x 0-0 1B 1B	S S S 0-3 ③ K	x 0-0 ② 1-2 1B			S S S 0-3 ③ K			4	0	2	0	0	2	3
Inning Stats	R: 0 E: 0 K: 1 S: 6 H: 1 LOB: 2 BB: 1 P: 10	R: 1 E: 0 K: 0 S: 6 H: 3 LOB: 2 BB: 0 P: 6	R: 1 E: 0 K: 1 S: 6 H: 1 LOB: 3 BB: 3 P: 18	R: 2 E: 0 K: 1 S: 7 H: 2 LOB: 1 BB: 1 P: 11	R: 0 E: 0 K: 0 S: 3 H: 1 LOB: 1 BB: 1 P: 7	R: 0 E: 0 K: 1 S: 5 H: 0 LOB: 2 BB: 2 P: 13	R: 0 E: 0 K: 1 S: 5 H: 0 LOB: 0 BB: 0 P: 5	R: 0 E: 0 K: 0 S: 4 H: 1 LOB: 1 BB: 0 P: 4	R: 0 E: 0 K: 0 S: 3 H: 0 LOB: 0 BB: 0 P: 3	1B: 6 2B: 1 3B: 0 HR: 2 SF: 0 SAC: 0 DP: 0 HBP: 0						

	AB	35
	R	4
	H	9
	RBI	4
	BB	8
	SO	5
	LOB	23

WP: 0 PA: 43
PB: 0
SB: 1
CS: 1

PITCHER		IP	WLS	BF	H	R	ER	SO	BB	IBB	HBP	BLK	WP	HR	S	P	ERA	WHIP
Bill Lee, L ERA: 9.82	(1, 1)	3.2		23	7	4	4	3	5	0	0	0	0	2	24	44	9.82	3.273
Reggie Cleveland, R ERA:	(4, 1)	5.1	W	20	2	0	0	2	3	0	0	0	0	0	21	33	0.00	0.938

PITCHER	IP	WLS	BF	H	R	ER	SO	BB	IBB	HBP	BLK	WP	HR	S	P	ERA	WHIP

Batter	1	2	3	4	5	6	7	8	9	AB	R	H	RBI	BB	SO	LOB
Bernie Carbo, L (1, 10) Deron Johnson, R (8, PH) OBP: 0.444, SLG: 0.286	4-3		K	2-3			K	K		4 1	0 0	0 0	0 0	0 0	2 1	1 3
Denny Doyle, L (1, 4) OBP: 0.308, SLG: 0.462	F8		E6		1B 2B		F8			4	1	1	0	0	0	0
Fred Lynn, L (1, 8) OBP: 0.444, SLG: 0.647	4-1		F6		G6-4-3 2-H 1B		F9			4	0	1	1	0	0	1
Jim Rice, R (1, 7) OBP: 0.471, SLG: 0.500		E 3B	L9		G6-4-3 1-2f			E6 E E 1B		4	2	2	0	0	0	2
Carl Yastrzemski, L (1, 3) OBP: 0.188, SLG: 0.200		FC6 G6-4-3 3-H		BB 2B	P7			F8 2-3		3	1	0	0	1	0	1
Carlton Fisk, R (1, 2) OBP: 0.375, SLG: 0.571		G6-4-3 1-2f		F9		HR		K		4	1	1	1	0	1	3
Dwight Evans, R (1, 9) OBP: 0.250, SLG: 0.286		1B 2B		1B FC6-4 1-H 2B			K	E5 2B 3-H		4	2	2	1	0	1	0
Rico Petrocelli, R (1, 5) OBP: 0.400, SLG: 0.385		2-H 1B		FC6-4 2-3 1B		P4		1-3 2B		4	0	3	1	0	0	0
Rick Burleson, R (1, 6) OBP: 0.250, SLG: 0.200		L5		FC6-4 S 1-2f 3-H		K		BB		3	0	0	1	1	1	2
Inning Stats	R: 0 H: 0 E: 0 LOB: 0 K: 0 BB: 0 S: 3 P: 3	R: 2 H: 3 E: 1 LOB: 1 K: 0 BB: 0 S: 6 P: 6	R: 0 H: 0 E: 1 LOB: 1 K: 1 BB: 0 S: 6 P: 6	R: 2 H: 2 E: 0 LOB: 1 K: 0 BB: 1 S: 5 P: 9	R: 1 H: 2 E: 0 LOB: 0 K: 0 BB: 0 S: 4 P: 4	R: 1 H: 1 E: 0 LOB: 0 K: 2 BB: 0 S: 8 P: 8	R: 0 H: 0 E: 0 LOB: 0 K: 1 BB: 0 S: 5 P: 5	R: 1 H: 2 E: 3 LOB: 3 K: 2 BB: 1 S: 10 P: 14		1B: 4 SF: 0 2B: 4 SAC: 0 3B: 1 DP: 2 HR: 1 HBP: 0						

PITCHER		IP	WLS	BF	H	R	ER	SO	BB	IBB	HBP	BLK	WP	HR	S	P	ERA	WHIP
Pat Dobson, R ERA: 6.75	(1, 1)	4.0	L	21	7	5	3	1	1	0	0	0	0	0	22	26	6.75	2.000
Jackie Brown, R ERA: 2.45	(5, 1)	3.2		15	3	2	1	4	1	0	0	0	0	1	22	26	2.46	1.091
Dave LaRoche, L ERA:	(8, 1)	0.1		1	0	0	0	1	0	0	0	0	0	0	3	3	0.00	0.000

PITCHER	IP	WLS	BF	H	R	ER	SO	BB	IBB	HBP	BLK	WP	HR	S	P	ERA	WHIP

BOTTOM

Cleveland Indians @ Boston Red Sox

Fenway Park, Boston, MA

Tue Apr 13 1976, 3:33 AM EST
Att. 32,127 - Unknown - 57 F

livebaseballscorecards.com

AB	35
R	7
H	10
RBI	5
BB	2
SO	6
LOB	13

WP: 0 PA: 37
PB: 0
SB: 1
CS: 0

Cleveland Indians @ Boston Red Sox

Fenway Park, Boston, MA

Wed Apr 14 1976, 3:33 AM EST

Att. 14,315 - Unknown - 69 F

livebaseballscorecards.com

Batter	1	2	3	4	5	6	7	8	9	AB	R	H	RBI	BB	SO	LOB
Rick Manning, L (1, 8) OBP: 0.467, SLG: 0.462	P7		1B			1B 2B / G4-6-3			4-3	5	1	2	0	0	0	2
Duane Kuiper, L (1, 4) OBP: 0.286, SLG: 0.167	P4		1-2 1B			2-H FC5-4 1B	4-3			4	0	2	1	0	0	0
Buddy Bell, R (1, 5) OBP: 0.538, SLG: 0.727	P3		F3			1-2f FC5-4 BB 1B	1-3			4	1	0	0	0	0	3
Boog Powell, L (1, 3) OBP: 0.462, SLG: 0.222		1B		F5		BBBB 1-2 1B 2B BB	L6			3	1	1	0	1	0	0
George Hendrick, R (1, 9) OBP: 0.231, SLG: 0.308		P5		5-3		1-2 2-H 2B BLK 1B		G6-4-3 1B		4	1	2	1	0	0	1
Rico Carty, R (1, 10) OBP: 0.308, SLG: 0.583		SSS K		F9		1-3 2-H BLK 1B 2B		1-2f G6-4-3		4	1	1	1	0	1	2
John Lowenstein, L (1, 7)		P5			L9	IIII 1B BLK IBB		SSS K		3	1	0	0	1	1	1
Alan Ashby, S (1, 2) OBP: 0.333, SLG: 0.333			SSS K		1-H 2-H 3-H G5-4-3 1B	BB 1B			SSS K	4	0	2	2	0	2	0
Frank Duffy, R (1, 6) OBP: 0.364, SLG: 0.300			SSS K		1-2f G5-4-3	BBBB 1-2 G4-6-3 BB			F8	3	0	0	0	1	1	1
Inning Stats	R: 0 E: 0 K: 0 S: 3 H: 0 LOB: 0 BB: 0 P: 3	R: 0 E: 0 K: 1 S: 6 H: 1 LOB: 1 BB: 0 P: 6	R: 0 E: 0 K: 2 S: 9 H: 2 LOB: 2 BB: 0 P: 9	R: 0 E: 0 K: 0 S: 3 H: 0 LOB: 0 BB: 0 P: 3	R: 0 E: 0 K: 0 S: 3 H: 1 LOB: 0 BB: 0 P: 3	R: 6 E: 0 K: 0 S: 7 H: 5 LOB: 1 BB: 3 P: 19	R: 0 E: 0 K: 0 S: 3 H: 0 LOB: 0 BB: 0 P: 3	R: 0 E: 0 K: 1 S: 5 H: 1 LOB: 0 BB: 0 P: 5	R: 0 E: 0 K: 1 S: 5 H: 0 LOB: 0 BB: 0 P: 5	1B: 8 2B: 2 3B: 0 HR: 0	SF: 0 SAC: 0 DP: 3 HBP: 0						

TOP

AB	34
R	6
H	10
RBI	5
BB	3
SO	5
LOB	10

WP: 0 PB: 0 SB: 0 CS: 0 PA: 37

PITCHER	IP	WLS	BF	H	R	ER	SO	BB	IBB	HBP	BLK	WP	HR	S	P	ERA	WHIP
Fergie Jenkins, R (1, 1) ERA: 4.05	5.1	L	26	9	6	6	3	1	1	0	1	0	0	30	38	10.12	1.875
Tom House, L (6, 1) ERA: 6.75	3.2		11	1	0	0	2	1	0	0	0	0	0	14	18	0.00	0.545

PITCHER	IP	WLS	BF	H	R	ER	SO	BB	IBB	HBP	BLK	WP	HR	S	P	ERA	WHIP

Batter	1	2	3	4	5	6	7	8	9	AB	R	H	RBI	BB	SO	LOB
Bernie Carbo, L (1, 10) OBP: 0.167, SLG: 0.167	S S S 0-3 K ①		x 0-0 4-3 1B 1-2 1-2 1B	4-0 IBB		x 0-0 5-3 ② 1-2		x 0-0 G6-4-3 ② ③ 1-2f		2	0	1	0	0	1	0
Deron Johnson, R (4, PH) OBP: 0.417, SLG: 0.222										2	0	0	0	1	0	2
Denny Doyle, L (1, 4) OBP: 0.333, SLG: 0.412	x 0-0 F8 ②		x 0-0 4-3 1B 1-2 2-H 1B	x 0-0 1-3 ③		x 0-0 L9 ③			B B B B 4-0 7-6-3 BB	4	0	1	1	1	0	3
Rick Miller, L (9, PR)										0	0	0	0	0	0	0
Fred Lynn, L (1, 8) OBP: 0.435, SLG: 0.591	x 0-0 1B 1B 1B		x 0-0 4-3 ② 1-2 2-3		x 0-0 1-3 ①		x 0-0 FC5-4 1B WP 1B		x 0-0 7-6-3 ① ② 1-2f	5	1	2	0	0	0	3
Jim Rice, R (1, 7) OBP: 0.500, SLG: 0.647	x 0-0 ③ 1-H 1B		0-0 1-2 ③ 3-H	x 0-0 1B 3B	x 0-0 6-3 ②		x 0-0 FC5-4 1-2 1B		x 0-0 F8 ③	5	1	3	0	0	0	1
Carl Yastrzemski, L (1, 3) OBP: 0.250, SLG: 0.222		x 0-0 4-3 ①		B B B B 4-0 1B 2B BB	x 0-0 1B 1B		x 0-0 FC5-4 ① WP 1-2f 2-3			3	1	1	0	1	0	2
Carlton Fisk, R (1, 2) OBP: 0.400, SLG: 0.556		x 0-0 F3 ②		x 0-0 2B SF9 1-2 3-H 1B	x 0-0 1-2 1B		x 0-0 F9 ② 1-2 3-H			4	1	2	1	0	0	1
Dwight Evans, R (1, 9) OBP: 0.200, SLG: 0.222	S S S 0-3 K ③			x 0-0 F8 ①	S S S 0-3 K ③		S S S 0-3 K ③			4	0	0	0	0	3	5
Rico Petrocelli, R (1, 5) OBP: 0.368, SLG: 0.412			x 0-0 F8 ①	x 0-0 1-3 2-H 2B		x 0-0 P8 ①		x 0-0 F7 ①		4	0	1	1	0	0	0
Rick Burleson, R (1, 6) OBP: 0.350, SLG: 0.200			B B B B 4-0 1B 1B BB	x 0-0 SF9 ② 3-H		B B B B 4-0 5-3 BB		B B B B 4-0 G6-4-3 BB		0	1	0	1	3	0	0
Inning Stats	R: 0 H: 2 E: 0 LOB: 2 K: 1 BB: 0 S: 6 P: 6	R: 0 H: 0 E: 0 LOB: 0 K: 1 BB: 0 S: 5 P: 5	R: 1 H: 2 E: 0 LOB: 2 K: 0 BB: 1 S: 4 P: 8	R: 3 H: 3 E: 0 LOB: 2 K: 0 BB: 2 S: 6 P: 14	R: 0 H: 2 E: 0 LOB: 2 K: 1 BB: 0 S: 7 P: 7	R: 0 H: 0 E: 0 LOB: 1 K: 1 BB: 0 S: 3 P: 7	R: 1 H: 2 E: 0 LOB: 1 K: 1 BB: 1 S: 7 P: 7	R: 0 H: 0 E: 0 LOB: 0 K: 0 BB: 1 S: 2 P: 6	R: 0 H: 0 E: 0 LOB: 1 K: 0 BB: 1 S: 2 P: 6	1B: 9 SF: 1 2B: 2 SAC: 0 3B: 1 DP: 2 HR: 0 HBP: 0						WP: 1 PA: 40 PB: 0 SB: 0 CS: 0	

BOTTOM

Cleveland Indians @ Boston Red Sox

Fenway Park, Boston, MA

Wed Apr 14 1976, 3:33 AM EST
Att. 14,315 - Unknown - 69 F

livebaseballscorecards.com

AB	33
R	5
H	11
RBI	4
BB	6
SO	4
LOB	17

PITCHER		IP	WLS	BF	H	R	ER	SO	BB	IBB	HBP	BLK	WP	HR	S	P	ERA	WHIP
Jim Bibby, R ERA: 9.82	(1, 1)	3.2		19	7	4	4	2	2	0	0	0	0	0	20	28	9.82	2.455
Don Hood, L ERA: 3.38	(4, 1)	2.2	W	14	4	1	1	1	1	1	0	0	0	0	14	22	3.38	1.875
Jim Kern, R ERA:	(7, 1)	1.2		5	0	0	0	1	1	0	0	0	1	0	6	10	0.00	0.600
Dave LaRoche, L ERA:	(9, 1)	1.0	S	3	0	0	0	0	1	0	0	0	0	0	2	6	0.00	1.000

PITCHER	IP	WLS	BF	H	R	ER	SO	BB	IBB	HBP	BLK	WP	HR	S	P	ERA	WHIP

Batter	1	2	3	4	5	6	7	8	9	AB	R	H	RBI	BB	SO	LOB
Rick Manning, L (1, 8) OBP: 0.421, SLG: 0.412	4-3		F4			G6-4-3 1B		K		4	0	1	0	0	1	0
Duane Kuiper, L (1, 4) OBP: 0.222, SLG: 0.125	6-3			F8		G6-4-3 1-2f		4-3		4	0	0	0	0	0	1
Buddy Bell, R (1, 5) OBP: 0.588, SLG: 0.714	6-3			G4-6-3 BB			5-3 2B 1B		1B SF8 1B	3	2	2	0	1	0	0
Boog Powell, L (1, 3) OBP: 0.412, SLG: 0.231		6-3		G4-6-3 1-2f			F5		BB 1-3 1B	4	0	1	0	0	0	2
George Hendrick, R (1, 7) OBP: 0.176, SLG: 0.250		K			6-3		5-3 1-2		SF8 3-H	3	0	0	1	0	1	1
Rico Carty, R (1, 10) OBP: 0.471, SLG: 0.714 Doug Howard, R (9, PR)		FC6 BB			FC5-4 1B		2-H 2B		BB 1-2	2 0	0 0	2 0	1 0	2 0	0 0	0 0
Charlie Spikes, R (1, 9)		FC6 1-2f			FC5-4 1-2f		5-3		K	4	0	0	0	0	1	5
Alan Ashby, S (1, 2) OBP: 0.300, SLG: 0.600			4-3		4-3			HR	L6	4	1	1	1	0	0	3
Frank Duffy, R (1, 6) OBP: 0.308, SLG: 0.250 John Lowenstein, L (8, PH) Larvell Blanks, R (8, PH) (8, 6)			F7			1-3		F7		2 0 1	0 0 0	0 0 0	0 0 0	0 0 0	0 0 0	0 0 0
Inning Stats	R: 0 E: 0 K: 0 S: 3 H: 0 LOB: 0 BB: 0 P: 3	R: 0 E: 0 K: 1 S: 5 H: 0 LOB: 1 BB: 1 P: 9	R: 0 E: 0 K: 0 S: 3 H: 0 LOB: 0 BB: 0 P: 3	R: 0 E: 0 K: 0 S: 2 H: 0 LOB: 0 BB: 1 P: 6	R: 0 E: 0 K: 0 S: 4 H: 1 LOB: 1 BB: 0 P: 4	R: 0 E: 0 K: 0 S: 3 H: 1 LOB: 0 BB: 0 P: 3	R: 1 E: 0 K: 0 S: 5 H: 2 LOB: 1 BB: 0 P: 5	R: 1 E: 0 K: 1 S: 6 H: 1 LOB: 0 BB: 0 P: 6	R: 1 E: 0 K: 1 S: 7 H: 2 LOB: 2 BB: 1 P: 11	1B: 5 2B: 1 3B: 0 HR: 1 SF: 1 SAC: 0 DP: 2 HBP: 0						

TOP

Cleveland Indians @ Kansas City Royals

Royals Stadium, Kansas City, MO

Fri Apr 16 1976, 7:05 PM EST
Att. 12,219 - Unknown - 72 F

livebaseballscorecards.com

AB	31
R	3
H	7
RBI	3
BB	3
SO	3
LOB	12

WP: 0 PB: 0 SB: 0 CS: 0 PA: 35

PITCHER		IP	WLS	BF	H	R	ER	SO	BB	IBB	HBP	BLK	WP	HR	S	P	ERA	WHIP
Doug Bird, R ERA: 2.92	(1, 1)	7.0		26	5	2	2	1	2	0	0	0	0	1	26	34	2.57	1.000
Steve Mingori, L ERA: 9.0	(8, 1)	1.0	W	5	2	1	1	1	0	0	0	0	0	0	7	7	9.00	2.000
Marty Pattin, R ERA: 4.15	(9, 1)	1.0	S	4	0	0	0	1	1	0	0	0	0	0	5	9	0.00	1.000

PITCHER		IP	WLS	BF	H	R	ER	SO	BB	IBB	HBP	BLK	WP	HR	S	P	ERA	WHIP

Batter	1	2	3	4	5	6	7	8	9	AB	R	H	RBI	BB	SO	LOB
Jim Wohlford, R (1, 7) OBP: 0.182, SLG: 0.182	4-3		5-3		F7			SH3 1-2		3	0	0	0	0	0	1
Amos Otis, R (1, 8) OBP: 0.450, SLG: 0.400	K		E5		6-3			BBBBB 4-0 1B 1B BB		3	1	0	0	1	1	1
George Brett, L (1, 5) OBP: 0.381, SLG: 0.400	1B 2B		SSS K			CS 1B		1B FC5-4 1-2 2-3 1B		4	2	3	0	0	1	1
John Mayberry, L (1, 3) OBP: 0.429, SLG: 0.250	2-H 1B			F9		F9		FC5-4 1-3 2-H 3-H 1B		4	0	2	3	0	0	1
Hal McRae, R (1, 10) OBP: 0.333, SLG: 0.450	F3			F9		SSS K 1-2		FC5-4 CS 1-2f 3-H		4	0	0	1	0	1	3
Al Cowens, R (1, 9) OBP: 0.150, SLG: 0.200		6-3		6-3			F2	CS 1-2		3	0	0	0	0	0	0
Buck Martinez, R (1, 2) OBP: 0.333, SLG: 1.333		F2			HR		F4			3	1	1	1	0	0	0
Freddie Patek, R (1, 6) OBP: 0.353, SLG: 0.375		5-3			SH3-4 1B		F8			3	0	1	0	0	0	0
Frank White, R (1, 4) OBP: 0.167, SLG: 0.250			G3		SH3-4 1-2			1B SH3 1B 1B		1	0	0	0	0	0	0
Cookie Rojas, R (8, PH) (9, 4) OBP: 0.333, SLG: 0.333										1	1	1	0	0	0	0
Inning Stats	R: 1 H: 2 E: 0 LOB: 1 K: 1 BB: 0 S: 7 P: 7	R: 0 H: 0 E: 0 LOB: 0 K: 0 BB: 0 S: 3 P: 3	R: 0 H: 0 E: 1 LOB: 1 K: 1 BB: 0 S: 6 P: 6	R: 0 H: 0 E: 0 LOB: 0 K: 0 BB: 0 S: 3 P: 3	R: 1 H: 2 E: 0 LOB: 1 K: 0 BB: 0 S: 5 P: 5	R: 0 H: 1 E: 0 LOB: 1 K: 1 BB: 0 S: 5 P: 5	R: 0 H: 0 E: 0 LOB: 0 K: 0 BB: 0 S: 3 P: 3	R: 3 H: 3 E: 0 LOB: 0 K: 0 BB: 1 S: 5 P: 9		1B: 6 SF: 0 2B: 2 SAC: 2 3B: 0 DP: 1 HR: 1 HBP: 0						WP: 0 PA: 33 PB: 0 SB: 0 CS: 2

PITCHER		IP	WLS	BF	H	R	ER	SO	BB	IBB	HBP	BLK	WP	HR	S	P	ERA	WHIP
Fritz Peterson, L ERA: 3.68	(1, 1)	7.1	L	28	6	3	3	3	0	0	0	0	0	1	34	34	3.68	0.818
Stan Thomas, R ERA:	(8, 1)	0.0		1	0	0	0	0	1	0	0	0	0	0	0	4	∞	∞
Don Hood, L ERA: 5.4	(8, 1)	0.2		3	2	2	2	0	0	0	0	0	0	0	3	3	27.00	3.000

PITCHER	IP	WLS	BF	H	R	ER	SO	BB	IBB	HBP	BLK	WP	HR	S	P	ERA	WHIP

BOTTOM

Cleveland Indians @ Kansas City Royals

Royals Stadium, Kansas City, MO

Fri Apr 16 1976, 7:05 PM EST
Att. 12,219 - Unknown - 72 F

livebaseballscorecards.com

AB	29
R	5
H	8
RBI	5
BB	1
SO	3
LOB	7

Batter	1	2	3	4	5	6	7	8	9	AB	R	H	RBI	BB	SO	LOB
Rick Manning, L (1, 8) OBP: 0.455, SLG: 0.450	1-3		1B 1-2 1B		1B SF8 1B					3	1	2	0	0	0	0
Duane Kuiper, L (1, 4) OBP: 0.286, SLG: 0.211	1-3		1-2 2-H 1B		1-3 1B					3	0	2	1	0	0	0
Buddy Bell, R (1, 5) OBP: 0.500, SLG: 0.588	F9		F8		S S S K					3	0	0	0	0	1	4
Boog Powell, L (1, 3) OBP: 0.350, SLG: 0.200		1-3		4-3	SF8 3-H					2	0	0	1	0	0	0
George Hendrick, R (1, 7) OBP: 0.150, SLG: 0.211		4-3		F4	F8					3	0	0	0	0	0	1
Rico Carty, R (1, 10) OBP: 0.474, SLG: 0.688		F7		1B 1B 1B						2	1	1	0	0	0	0
Charlie Spikes, R (1, 9) OBP: 0.133, SLG: 0.071			3-1	1B 1-2 1B						2	0	1	0	0	0	0
Alan Ashby, S (1, 2) OBP: 0.417, SLG: 0.667			1B 1B 1B	1-3 2-H 1B						2	1	2	1	0	0	0
Frank Duffy, R (1, 6) OBP: 0.267, SLG: 0.214			F9	5-3						2	0	0	0	0	0	3
Inning Stats	R: 0 E: 0 K: 0 S: 3 H: 0 LOB: 0 BB: 0 P: 3	R: 0 E: 0 K: 0 S: 3 H: 0 LOB: 0 BB: 0 P: 3	R: 1 E: 0 K: 0 S: 6 H: 3 LOB: 2 BB: 0 P: 6	R: 1 E: 0 K: 0 S: 6 H: 3 LOB: 2 BB: 0 P: 6	R: 1 E: 0 K: 1 S: 7 H: 2 LOB: 1 BB: 0 P: 7					1B: 8 2B: 0 3B: 0 HR: 0 SF: 1 SAC: 0 DP: 0 HBP: 0						

PITCHER	IP	WLS	BF	H	R	ER	SO	BB	IBB	HBP	BLK	WP	HR	S	P	ERA	WHIP
Al Fitzmorris, R (1, 1) ERA: 4.5	5.0	W	23	8	3	3	1	0	0	0	0	0	0	25	25	5.40	1.600

PITCHER	IP	WLS	BF	H	R	ER	SO	BB	IBB	HBP	BLK	WP	HR	S	P	ERA	WHIP

TOP

Cleveland Indians @ Kansas City Royals

Royals Stadium, Kansas City, MO

Sat Apr 17 1976, 7:05 PM EST
Att. 9,799 - Unknown - 62 F

livebaseballscorecards.com

AB	22
R	3
H	8
RBI	3
BB	0
SO	1
LOB	8

Batter	1	2	3	4	5	6	7	8	9	AB	R	H	RBI	BB	SO	LOB
Al Cowens, R (1, 9) OBP: 0.217, SLG: 0.190	BBB 4-0 S 1B BB BBB 4-0 BB	x 0-0 ③ FC5 2-3f								1	1	0	0	2	0	2
Amos Otis, R (1, 8) OBP: 0.478, SLG: 0.412	BBB 4-0 BB 1B 1-2 1B BB x 0-0 ③ F4		x 0-0 CS 1B							2	1	1	0	1	0	3
George Brett, L (1, 5) OBP: 0.375, SLG: 0.391	x 0-0 BB 1-2 2-H 1B 1B	x 0-0 ① F7	x 0-0 ① ② F8 1-2							3	1	1	1	0	0	1
John Mayberry, L (1, 3) OBP: 0.417, SLG: 0.222	BBB 4-0 F7 1B 2B 1-2 2-3 BB	x 0-0 ② G3	SSS 0-3 ③ K							2	1	0	0	1	1	0
Hal McRae, R (1, 7) OBP: 0.333, SLG: 0.435	x 0-0 S 2B 1-2 2-H 3-H 1B	x 0-0 ③ 5-3		x 0-0 ① 4-3						3	1	1	2	0	0	0
Tony Solaita, L (1, 10)	x 0-0 ① F7 2-3	x 0-0 ① F8								2	0	0	0	0	0	2
Bob Stinson, S (1, 2)	BBB 4-0 2B 1-2 BB	x 0-0 ② F2								1	0	0	0	1	0	0
Freddie Patek, R (1, 6) OBP: 0.421, SLG: 0.500	x 0-0 1-3 2-H 3-H 2B	x 0-0 FC5 1B 1B								2	0	2	2	0	0	0
Frank White, R (1, 4) OBP: 0.214, SLG: 0.286	x 0-0 ② F4	x 0-0 1-2 1B								2	0	1	0	0	0	2
Inning Stats	R: 5 E: 0 K: 0 S: 6 H: 3 LOB: 3 BB: 5 P: 26	R: 0 E: 0 K: 0 S: 3 H: 0 LOB: 0 BB: 0 P: 3	R: 0 E: 0 K: 0 S: 5 H: 2 LOB: 2 BB: 0 P: 5	R: 0 E: 0 K: 1 S: 5 H: 1 LOB: 0 BB: 0 P: 5	R: 0 E: 0 K: 0 S: 1 H: 0 LOB: 0 BB: 0 P: 1					1B: 5 2B: 1 3B: 0 HR: 0	SF: 0 SAC: 0 DP: 0 HBP: 0						

BOTTOM

Cleveland Indians @ Kansas City Royals

Royals Stadium, Kansas City, MO

Sat Apr 17 1976, 7:05 PM EST

Att. 9,799 - Unknown - 62 F

livebaseballscorecards.com

AB	18
R	5
H	6
RBI	5
BB	5
SO	1
LOB	10

WP: 0 PA: 23
PB: 0
SB: 2
CS: 1

PITCHER		IP	WLS	BF	H	R	ER	SO	BB	IBB	HBP	BLK	WP	HR	S	P	ERA	WHIP
Dennis Eckersley, R ERA: 23.63	(1, 1)	0.0	L	5	2	5	5	0	3	0	0	0	0	0	2	14	∞	∞
Rick Waits, L ERA:	(1, 1)	4.1		18	4	0	0	1	2	0	0	0	0	0	18	26	0.00	1.385

PITCHER	IP	WLS	BF	H	R	ER	SO	BB	IBB	HBP	BLK	WP	HR	S	P	ERA	WHIP

Batter	1	2	3	4	5	6	7	8	9	AB	R	H	RBI	BB	SO	LOB
Rick Manning, L (1, 8) OBP: 0.444, SLG: 0.391	BBBB 4-0 6-3 5-3 E BB	x 0-0 ② FC6-4 1-2f		x 0-0 ③ 4-3			SSS 0-3 ② K		BBBB 4-0 S E BB	3	2	0	0	2	1	2
Duane Kuiper, L (1, 4) OBP: 0.269, SLG: 0.174	x 0-0 ① 5-3 1-2	SSS 0-3 ③ K			x 0-0 ① G3		x 0-0 ③ F7		BBBB 4-0 FC6-4 1-H BB BB	4	0	0	0	1	1	3
Buddy Bell, R (1, 5) OBP: 0.480, SLG: 0.524	x 0-0 ② 6-3 2-3		x 0-0 ① F4		BBBB 4-0 CS BB			x 0-0 1B 3B 1B	SSS 0-3 ① K	4	1	1	0	1	1	2
Boog Powell, L (1, 3) OBP: 0.360, SLG: 0.167	BBBB 4-0 E BB		x 0-0 ② G1		SSS 0-3 ②③ K 1-2			SSS 0-3 ① K	BBBB 4-0 FC6-4 1-2 BB	3	0	0	0	2	2	2
John Lowenstein, L (1, 7) George Hendrick, R (8, PH) (8, 7) OBP: 0.182, SLG: 0.238	BBBB 4-0 1-2 3-H BB		BBBB 4-0 1B BB			BBBB 4-0 3-1 6-3 S BB		x 0-0 1-2 3B 1B	x 0-0 ② FC6-4 FC5-4 1-2f 2-3	0 2	1 1	0 1	0 0	3 0	0 0	0 2
Rico Carty, R (1, 10) OBP: 0.417, SLG: 0.571	x 0-0 ③ F4		x 0-0 1-3 1B			x 0-0 ① 6-3 1-2		x 0-0 ② F9	x 0-0 ③ FC5-4 1-2f	5	0	1	0	0	0	7
Alan Ashby, S (1, 2) OBP: 0.438, SLG: 0.733		BBBB 4-0 1B BB	x 0-0 ③ 1-3			x 0-0 ② 3-1 2-3		x 0-0 1-H 2-H 1B 3B		3	1	1	2	1	0	3
Charlie Spikes, R (1, 9) OBP: 0.158, SLG: 0.111		x 0-0 ① F7		x 0-0 ① F8		SSS 0-3 ③ K 3-H		x 0-0 3-H 1B		4	0	1	1	0	1	1
Frank Duffy, R (1, 6) OBP: 0.263, SLG: 0.222		x 0-0 FC6-4 1-2 1B		x 0-0 ② 6-3			x 0-0 ① 4-3	SSS 0-3 ③ K		4	0	1	0	0	1	1
Inning Stats	R: 1 H: 0 E: 1 LOB: 2 K: 0 BB: 3 S: 3 P: 15	R: 0 H: 1 E: 0 LOB: 2 K: 1 BB: 1 S: 6 P: 10	R: 0 H: 1 E: 0 LOB: 2 K: 0 BB: 1 S: 4 P: 8	R: 0 H: 0 E: 0 LOB: 0 K: 0 BB: 0 S: 3 P: 3	R: 0 H: 0 E: 0 LOB: 1 K: 1 BB: 1 S: 4 P: 8	R: 1 H: 0 E: 0 LOB: 0 K: 1 BB: 1 S: 5 P: 9	R: 0 H: 0 E: 0 LOB: 0 K: 1 BB: 0 S: 5 P: 5	R: 3 H: 4 E: 0 LOB: 1 K: 2 BB: 0 S: 11 P: 11	R: 1 H: 0 E: 0 LOB: 2 K: 1 BB: 3 S: 5 P: 17	1B: 5 SF: 0 2B: 1 SAC: 0 3B: 1 DP: 1 HR: 0 HBP: 0						

PITCHER		IP	WLS	BF	H	R	ER	SO	BB	IBB	HBP	BLK	WP	HR	S	P	ERA	WHIP
Steve Busby, R ERA: 1.5	(1, 1)	6.0	L	26	2	2	1	3	7	0	0	0	0	0	25	53	1.50	1.500
Paul Splittorff, L ERA: 9.58	(7, 1)	1.2		9	4	3	3	2	0	0	0	0	0	0	13	13	16.20	2.400
Doug Bird, R ERA: 2.84	(8, 1)	0.1		1	0	0	0	1	0	0	0	0	0	0	3	3	0.00	0.000
Bob McClure, L ERA: 13.5	(9, 1)	0.0		2	0	1	1	0	2	0	0	0	0	0	0	8	∞	∞
Mark Littell, R ERA:	(9, 1)	1.0		4	0	0	0	1	1	0	0	0	0	0	5	9	0.00	1.000

PITCHER	IP	WLS	BF	H	R	ER	SO	BB	IBB	HBP	BLK	WP	HR	S	P	ERA	WHIP

TOP

Cleveland Indians @ Kansas City Royals

Royals Stadium, Kansas City, MO

Sun Apr 18 1976, 4:33 AM EST
Att. 10,466 - Unknown

livebaseballscorecards.com

AB	32
R	6
H	6
RBI	3
BB	10
SO	7
LOB	23

WP: 0	PA: 42		
PB: 0			
SB: 2			
CS: 1			

Cleveland Indians @ Kansas City Royals

Royals Stadium, Kansas City, MO

Sun Apr 18 1976, 4:33 AM EST

Att. 10,466 - Unknown

livebaseballscorecards.com

BOTTOM

Batter	1	2	3	4	5	6	7	8	9	AB	R	H	RBI	BB	SO	LOB
Al Cowens, R (1, 9) OBP: 0.222, SLG: 0.167	1-3		F8		L4-3 1-2			BB		3	0	0	0	1	0	2
Amos Otis, R (1, 8) OBP: 0.407, SLG: 0.333	F9			F6		1-3		L7		4	0	0	0	0	0	1
George Brett, L (1, 5) OBP: 0.357, SLG: 0.444	3B			4-3		3-1		4-3		4	0	1	0	0	0	1
John Mayberry, L (1, 3) OBP: 0.393, SLG: 0.227	6-3			S 1B		1-3			4-1	4	0	1	0	0	0	1
Hal McRae, R (1, 7) OBP: 0.393, SLG: 0.500		1B		BB 1-2			2B		F9	3	0	2	0	1	0	0
Tony Solaita, L (1, 10) Jim Wohlford, R (9, PH) OBP: 0.167, SLG: 0.167		K		1-3			K		K	3 1	0 0	0 0	0 0	0 0	2 1	3 0
Buck Martinez, R (1, 2) OBP: 0.400, SLG: 1.000 Jamie Quirk, L (7, PH) Bob Stinson, S (8, 2)	K				E SH3-4 1B		K			2 1 0	0 0 0	1 0 0	0 0 0	1 1 0	0 1 0	0 1 0
Freddie Patek, R (1, 6) OBP: 0.381, SLG: 0.450			F9		SH3-4 1-2		L1			2	0	0	0	0	0	1
Frank White, R (1, 4) OBP: 0.188, SLG: 0.250 Cookie Rojas, R (8, PH) OBP: 0.250, SLG: 0.250 (9, 4)			K		E4 L4-3 2-3			6-3		2 1	0 0	0 0	0 0	0 0	1 0	1 0
Inning Stats	R: 0 E: 0 K: 0 S: 4 H: 1 LOB: 1 BB: 0 P: 4	R: 0 E: 0 K: 2 S: 7 H: 1 LOB: 0 BB: 0 P: 7	R: 0 E: 0 K: 1 S: 5 H: 0 LOB: 0 BB: 0 P: 5	R: 0 E: 0 K: 0 S: 4 H: 1 LOB: 2 BB: 1 P: 8	R: 0 E: 1 K: 0 S: 4 H: 1 LOB: 1 BB: 0 P: 4	R: 0 E: 0 K: 0 S: 3 H: 0 LOB: 0 BB: 0 P: 3	R: 0 E: 0 K: 2 S: 8 H: 1 LOB: 1 BB: 0 P: 8	R: 0 E: 0 K: 0 S: 3 H: 0 LOB: 1 BB: 1 P: 7	R: 0 E: 0 K: 1 S: 5 H: 0 LOB: 0 BB: 0 P: 5	1B: 3 2B: 2 3B: 1 HR: 0	SF: 0 SAC: 1 DP: 1 HBP: 0						

	AB	30
	R	0
	H	5
	RBI	0
	BB	2
	SO	6
	LOB	11

WP: 0 PB: 0 SB: 1 CS: 0 PA: 33

PITCHER		IP	WLS	BF	H	R	ER	SO	BB	IBB	HBP	BLK	WP	HR	S	P	ERA	WHIP
Pat Dobson, R ERA: 2.25	(1, 1)	8.0	W	30	5	0	0	5	2	0	0	0	0	0	38	46	0.00	0.875
Dave LaRoche, L ERA:	(9, 1)	1.0		3	0	0	0	1	0	0	0	0	0	0	5	5	0.00	0.000

PITCHER	IP	WLS	BF	H	R	ER	SO	BB	IBB	HBP	BLK	WP	HR	S	P	ERA	WHIP

Texas Rangers @ Cleveland Indians

Cleveland Municipal Stadium, Cleveland, OH

Tue Apr 20 1976, 3:33 AM EST

Att. 9,328 - Unknown

TOP

livebaseballscorecards.com

Batter	1	2	3	4	5	6	7	8	9	AB	R	H	RBI	BB	SO	LOB
Lenny Randle, S (1, 7) OBP: 0.233, SLG: 0.293	K		4-3		P6		K		4-3	5	0	0	0	0	2	7
Juan Beniquez, R (1, 8) OBP: 0.289, SLG: 0.270	L8-3 1B			F9	1B	1B	K			4	1	2	0	0	1	2
Mike Hargrove, L (1, 3) OBP: 0.343, SLG: 0.455	L8-3 1-2			F9		G6-4-3 1B 1-3		K		4	0	1	0	0	1	1
Tom Grieve, R (1, 10) OBP: 0.303, SLG: 0.375		L4		FC5-4 1B		G6-4-3 1-2 3-H		K		4	0	2	1	0	1	0
Jeff Burroughs, R (1, 9) OBP: 0.268, SLG: 0.436		F8		FC5-4 1-2f		G6-4-3 1-2f 2-3		F8		4	0	0	0	0	0	3
Roy Howell, L (1, 5) OBP: 0.256, SLG: 0.176		G1			BB	K			K	3	0	0	0	1	2	1
Mike Cubbage, L (1, 4) OBP: 0.444, SLG: 0.286			K		BB 1-2	K			4-3	3	0	0	0	1	2	0
Roy Smalley, S (1, 6) OBP: 0.361, SLG: 0.300			FC6 1B		K	BLK BB			1B	3	0	2	0	1	1	2
Jim Sundberg, R (1, 2) OBP: 0.130, SLG: 0.227			FC6 1-2f		F9	BB 1-2			1B 1-2	2	0	0	0	0	0	3
Dave Moates, L (7, PH)										0	0	0	0	1	0	0
Bill Fahey, L (7, 2) OBP: 0.400, SLG: 0.400										1	0	1	0	0	0	0

	AB	33
	R	1
	H	8
	RBI	1
	BB	4
	SO	10
	LOB	19

Inning Stats																				
	R: 0	H: 1	R: 0	H: 0	R: 0	H: 1	R: 0	H: 1	R: 0	H: 0	R: 1	H: 3	R: 0	H: 0	R: 0	H: 0	R: 0	H: 2	1B: 8	SF: 0	WP: 0	PA: 37
	E: 0	LOB: 0	E: 0	LOB: 0	E: 0	LOB: 1	E: 0	LOB: 1	E: 0	LOB: 2	E: 0	LOB: 1	E: 0	LOB: 2	E: 0	LOB: 0	E: 0	LOB: 2	2B: 1	SAC: 0	PB: 0	
	K: 1	BB: 0	K: 0	BB: 0	K: 1	BB: 0	K: 0	BB: 0	K: 1	BB: 2	K: 1	BB: 0	K: 3	BB: 2	K: 2	BB: 0	K: 1	BB: 0	3B: 0	DP: 2	SB: 0	
	S: 5	P: 5	S: 3	P: 3	S: 6	P: 6	S: 4	P: 4	S: 5	P: 13	S: 7	P: 7	S: 9	P: 17	S: 7	P: 7	S: 7	P: 7	HR: 0	HBP: 0	CS: 0	

PITCHER		IP	WLS	BF	H	R	ER	SO	BB	IBB	HBP	BLK	WP	HR	S	P	ERA	WHIP
Jim Bibby, R	(1, 1)	5.0	W	22	6	1	1	3	2	0	0	0	0	0	26	34	1.80	1.600
ERA: 5.19																		
Jim Kern, R	(6, 1)	4.0	S	15	2	0	0	7	2	0	0	1	0	0	27	35	0.00	1.000
ERA:																		

PITCHER	IP	WLS	BF	H	R	ER	SO	BB	IBB	HBP	BLK	WP	HR	S	P	ERA	WHIP

BOTTOM

Texas Rangers @ Cleveland Indians

Cleveland Municipal Stadium, Cleveland, OH

Tue Apr 20 1976, 3:33 AM EST

Att. 9,328 - Unknown

livebaseballscorecards.com

Batter	1	2	3	4	5	6	7	8	9	AB	R	H	RBI	BB	SO	LOB
Rick Manning, L (1, 8) OBP: 0.438, SLG: 0.370	5-3		SH5-3, 1B		4-3		BB, 1B L8			4	1	1	0	1	0	1
Duane Kuiper, L (1, 4) OBP: 0.333, SLG: 0.231	5-3		SH5-3 1-2		S, 1B		1-3, 2B, 1B	BBBB 1-3, WP, BB		3	1	2	0	1	0	0
Buddy Bell, R (1, 5) OBP: 0.500, SLG: 0.520	6-3		BBBB BB		1-2, 1B		2B, 1B 1-2 3-H, 1B	F7		4	1	2	1	1	0	1
Rico Carty, R (1, 10) OBP: 0.393, SLG: 0.560 Rick Waits, L (7, PR) John Lowenstein, L (8, PH)		4-3	SSS K		SSS K		1B 1-3 2-H, 2B	1-3 1-3		4 0 1	0 1 0	1 0 0	1 0 0	0 0 0	2 0 0	4 0 1
George Hendrick, R (1, 7) OBP: 0.185, SLG: 0.200		5-3		F9	SSS K 2-3		IIII 1B, 1B IBB	SSS K		4	1	0	0	1	2	3
Alan Ashby, S (1, 2) OBP: 0.450, SLG: 0.737	2B		SSS K	F9			G3, 1B 1-3 2-H 3-H, 2B			4	2	2	2	0	1	0
Charlie Spikes, R (1, 9) OBP: 0.261, SLG: 0.273	2-H 2B			1B, 1B			G3 1-2 3-H, 2B			4	2	3	2	0	0	0
Doug Howard, R (1, 3) OBP: 0.250, SLG: 0.250	SSS K			1B 1-3 1B			G3 1-2 2-3			4	0	1	0	0	1	3
Frank Duffy, R (1, 6) OBP: 0.304, SLG: 0.318			3-1	1-3 3-H, 1B			F7 2-H 3-H, 2B			4	0	2	3	0	0	0
Inning Stats	R: 0 E: 0 K: 0 S: 3 H: 0 LOB: 0 BB: 0 P: 3	R: 1 E: 0 K: 1 S: 7 H: 2 LOB: 1 BB: 0 P: 7	R: 0 E: 0 K: 1 S: 6 H: 1 LOB: 2 BB: 1 P: 10	R: 1 E: 0 K: 1 S: 7 H: 3 LOB: 2 BB: 0 P: 7	R: 0 E: 0 K: 2 S: 9 H: 2 LOB: 2 BB: 0 P: 9	R: 0 E: 0 K: 0 S: 3 H: 0 LOB: 0 BB: 0 P: 3	R: 7 E: 0 K: 0 S: 9 H: 6 LOB: 1 BB: 2 P: 17	R: 0 E: 0 K: 1 S: 5 H: 0 LOB: 1 BB: 1 P: 9		1B: 10 2B: 4 3B: 0 HR: 0 SF: 0 SAC: 1 DP: 0 HBP: 0				WP: 1 PB: 0 SB: 1 CS: 0 PA: 41		

AB	36
R	9
H	14
RBI	9
BB	4
SO	6
LOB	13

PITCHER		IP	WLS	BF	H	R	ER	SO	BB	IBB	HBP	BLK	WP	HR	S	P	ERA	WHIP
Gaylord Perry, R ERA: 3.08	(1, 1)	6.1	L	31	11	6	6	5	2	0	0	0	0	0	39	47	8.53	2.053
Joe Hoerner, L ERA: 54.0	(7, 1)	0.0		2	1	0	0	0	0	1	0	0	0	0	1	5	∞	∞
Steve Hargan, R ERA: 3.0	(7, 1)	1.2		8	2	3	3	1	1	0	0	0	1	0	9	13	16.20	1.800

PITCHER	IP	WLS	BF	H	R	ER	SO	BB	IBB	HBP	BLK	WP	HR	S	P	ERA	WHIP

Batter	1	2	3	4	5	6	7	8	9	AB	R	H	RBI	BB	SO	LOB
Bill North, S (1, 8) OBP: 0.365, SLG: 0.340	4-3		L7			1-3			L8	4	0	0	0	0	0	0
Claudell Washington, L (1, 9) OBP: 0.283, SLG: 0.234	F9		F7			6-3			FC6-4 1B	4	0	1	0	0	0	0
Joe Rudi, R (1, 7) OBP: 0.341, SLG: 0.436	BB			K			4-3		L5	3	0	0	0	1	1	1
Don Baylor, R (1, 3) OBP: 0.283, SLG: 0.250	K			5-3			F3		FC6-4 1-2f	4	0	0	0	0	1	2
Sal Bando, R (1, 5) OBP: 0.245, SLG: 0.364		K		F3			BB			2	0	0	0	1	1	0
Matt Alexander, S (7, PR)										0	0	0	0	0	0	0
Ken McMullen, R (7, 5) OBP: 0.286, SLG: 0.167										0	0	0	0	0	0	0
Billy Williams, L (1, 10) OBP: 0.268, SLG: 0.194		1B			K		F8			3	0	1	0	0	1	1
Bert Campaneris, R (1, 6) OBP: 0.224, SLG: 0.156		K			K			5-3		3	0	0	0	0	2	1
Phil Garner, R (1, 4) OBP: 0.295, SLG: 0.425		K			3-1			K		3	0	0	0	0	2	1
Larry Haney, R (1, 2) OBP: 0.222, SLG: 0.222			F8				K	K		3	0	0	0	0	2	0

TOP

Oakland Athletics @ Cleveland Indians

Cleveland Municipal Stadium, Cleveland, OH

Fri Apr 23 1976, 6:05 PM EST
Att. 9,581 - Unknown - 48 F

livebaseballscorecards.com

	AB	R	H	RBI	BB	SO	LOB
	29	0	2	0	2	10	6

Inning Stats	1	2	3	4	5	6	7	8	9	1B	SF	WP	PA
R	0	0	0	0	0	0	0	0	0	2	0	0	31
E	0	0	0	0	0	0	0	0	0	0	0	0	
K	1	3	0	1	2	1	0	2	0	0	0	1	
S	5	10	3	5	7	5	3	7	4	0	0	0	
H	0	1	0	0	0	0	0	0	1	2B 0	SAC 0	PB 0	
LOB	1	1	0	0	0	0	2	1	1	3B 0	DP 0	SB 1	
BB	1	0	0	0	0	0	1	0	0	HR 0	HBP 0	CS 0	
P	9	10	3	5	7	5	7	7	4				

PITCHER	IP	WLS	BF	H	R	ER	SO	BB	IBB	HBP	BLK	WP	HR	S	P	ERA	WHIP
Dennis Eckersley, R (1, 1) ERA: 5.4	9.0	W	31	2	0	0	10	2	0	0	0	0	0	49	57	0.00	0.444

Batter	1	2	3	4	5	6	7	8	9	AB	R	H	RBI	BB	SO	LOB
Rick Manning, L (1, 8) OBP: 0.389, SLG: 0.323	F5		4-3 1-3		K		L4			4	0	0	0	0	1	1
Duane Kuiper, L (1, 4) OBP: 0.294, SLG: 0.200	F6		K		F7			K		4	0	0	0	0	2	1
Buddy Bell, R (1, 5) OBP: 0.500, SLG: 0.552	1B		E9 3-H 2B		K2-3			4-3		4	0	2	1	0	1	0
Rico Carty, R (1, 10) OBP: 0.375, SLG: 0.552	6-3		L7			2B		4-3		4	0	1	0	0	0	2
George Hendrick, R (1, 7) OBP: 0.200, SLG: 0.214		L9		3B 1B		6-3				3	1	1	0	0	0	1
Charlie Spikes, R (1, 9) OBP: 0.308, SLG: 0.400		S 1B		1-H SF8 3B		4-3				3	1	2	1	0	0	1
Doug Howard, R (1, 3) OBP: 0.143, SLG: 0.167		K 1-2		SF8 3-H		F8				2	0	0	1	0	1	2
Alan Ashby, S (1, 2) OBP: 0.391, SLG: 0.636		F4		F7			G3			3	0	0	0	0	0	1
Frank Duffy, R (1, 6) OBP: 0.308, SLG: 0.320			WP S E 1B	L8			F4			3	1	1	0	0	0	0
Inning Stats	R: 0 E: 0 K: 0 S: 4 H: 1 LOB: 1 BB: 0 P: 4	R: 0 E: 0 K: 1 S: 6 H: 1 LOB: 1 BB: 0 P: 6	R: 1 E: 1 K: 1 S: 7 H: 2 LOB: 1 BB: 0 P: 7	R: 2 E: 0 K: 0 S: 5 H: 2 LOB: 0 BB: 0 P: 5	R: 0 E: 0 K: 2 S: 7 H: 0 LOB: 0 BB: 0 P: 7	R: 0 E: 0 K: 0 S: 4 H: 1 LOB: 1 BB: 0 P: 4	R: 0 E: 0 K: 0 S: 3 H: 0 LOB: 0 BB: 0 P: 3	R: 0 E: 0 K: 1 S: 5 H: 0 LOB: 0 BB: 0 P: 5		1B: 4 2B: 2 3B: 1 HR: 0 SF: 1 SAC: 0 DP: 0 HBP: 0						

PITCHER	IP	WLS	BF	H	R	ER	SO	BB	IBB	HBP	BLK	WP	HR	S	P	ERA	WHIP
Vida Blue, L (1, 1) ERA: 2.17	8.0	L	31	7	3	3	5	0	0	0	0	1	0	41	41	3.38	0.875

PITCHER	IP	WLS	BF	H	R	ER	SO	BB	IBB	HBP	BLK	WP	HR	S	P	ERA	WHIP

BOTTOM

Oakland Athletics @ Cleveland Indians

Cleveland Municipal Stadium, Cleveland, OH

Fri Apr 23 1976, 6:05 PM EST
Att. 9,581 - Unknown - 48 F

livebaseballscorecards.com

AB	30
R	3
H	7
RBI	3
BB	0
SO	5
LOB	9

WP: 1	PA: 31		
PB: 0			
SB: 2			
CS: 0			

Batter	1	2	3	4	5	6	7	8	9	AB	R	H	RBI	BB	SO	LOB
Bill North, S (1, 8) OBP: 0.386, SLG: 0.365	K		1B HR 1B 1-2 2-H	1B 1-2 2-H			WP S 1B		4-3	5	1	3	2	0	1	0
Claudell Washington, L (1, 9) OBP: 0.293, SLG: 0.235	CS 1B		L9	5-3			5-3 1-3		HR BB	4	1	1	0	1	0	5
Joe Rudi, R (1, 7) OBP: 0.367, SLG: 0.512	K 1-2		HR 1B 1-2 2-H		K		BB BB		HR 1-H	4	2	2	3	1	2	1
Don Baylor, R (1, 3) OBP: 0.293, SLG: 0.313		F8	HR 1-H 2-H		F4		FC6-4 1-2 BB		F6	4	1	1	3	1	0	0
Sal Bando, R (1, 5) OBP: 0.226, SLG: 0.333		6-3	5-3		F7		FC6-4 1-2f			4	0	0	0	0	0	3
Billy Williams, L (1, 10) OBP: 0.295, SLG: 0.211 Matt Alexander, S (6, PR) Cesar Tovar, R (8, PH) OBP: 0.200, SLG: 0.111		4-3		CS SH3-4 BB		CS 1B		F6		2 0 1	0 0 0	1 0 0	0 0 0	1 0 0	0 0 0	0 0 0
Bert Campaneris, R (1, 6) OBP: 0.231, SLG: 0.149			K	SH3-4 1-2		5-3 1-2		CS BB		2	0	0	0	1	1	1
Phil Garner, R (1, 4) OBP: 0.313, SLG: 0.432			1B 1B 1B	S 1B 1B 2-3		5-3		6-3 1-2		4	2	2	0	0	0	2
Larry Haney, R (1, 2) OBP: 0.333, SLG: 0.273 Ken McMullen, R (9, PH) OBP: 0.250, SLG: 0.143 Tim Hosley, R (9, 2)			1B 1B 1-2	1B 1-2			F8		L9	2 1 0	1 0 0	1 0 0	0 0 0	1 0 0	0 0 0	0 0 0
Inning Stats	R: 0 E: 0 K: 2 S: 7 H: 1 LOB: 0 BB: 0 P: 7	R: 0 E: 0 K: 0 S: 3 H: 0 LOB: 0 BB: 0 P: 3	R: 5 E: 0 K: 1 S: 10 H: 5 LOB: 0 BB: 0 P: 10	R: 1 E: 0 K: 0 S: 4 H: 2 LOB: 2 BB: 2 P: 12	R: 0 E: 0 K: 1 S: 5 H: 0 LOB: 0 BB: 0 P: 5	R: 0 E: 0 K: 0 S: 3 H: 1 LOB: 1 BB: 0 P: 3	R: 0 E: 0 K: 0 S: 4 H: 1 LOB: 3 BB: 2 P: 12	R: 0 E: 0 K: 0 S: 2 H: 0 LOB: 0 BB: 1 P: 6	R: 2 E: 0 K: 0 S: 4 H: 1 LOB: 0 BB: 1 P: 8	1B: 9 2B: 0 3B: 0 HR: 2 SF: 0 SAC: 1 DP: 0 HBP: 0						

PITCHER	IP	WLS	BF	H	R	ER	SO	BB	IBB	HBP	BLK	WP	HR	S	P	ERA	WHIP
Fritz Peterson, L (1, 1) ERA: 6.3	2.2		12	5	4	4	3	0	0	0	0	0	0	18	18	13.50	1.875
Jackie Brown, R (3, 1) ERA: 3.68	3.2		16	5	2	2	1	2	0	0	0	0	1	16	24	4.91	1.909
Don Hood, L (7, 1) ERA: 4.91	0.1		1	0	0	0	0	0	0	0	0	1	0	1	1	0.00	0.000
Stan Thomas, R (7, 1) ERA:	0.0		2	0	0	0	0	2	0	0	0	0	0	0	8	∞	∞
Tom Buskey, R (7, 1) ERA: 6.0	2.1	L	9	1	2	2	0	2	0	0	0	0	1	7	15	7.71	1.286

PITCHER	IP	WLS	BF	H	R	ER	SO	BB	IBB	HBP	BLK	WP	HR	S	P	ERA	WHIP

TOP

Oakland Athletics @ Cleveland Indians

Cleveland Municipal Stadium, Cleveland, OH

Sat Apr 24 1976, 3:33 AM EST
Att. 17,509 - Unknown - 62 F

livebaseballscorecards.com

AB	33
R	8
H	11
RBI	8
BB	6
SO	4
LOB	12

WP: 1	PA: 40			
PB: 0				
SB: 2				
CS: 4				

Batter	1	2	3	4	5	6	7	8	9	AB	R	H	RBI	BB	SO	LOB
Rick Manning, L (1, 8) OBP: 0.405, SLG: 0.389	0-0 SH1-3 BB SF9 1B	0-0 E6 FC6-4 1B 1-2 2-3		0-0 ① G3 1-2		0-0 ② F5		0-0 1B 3B	B B B B 4-0 1-2 2-3 BB	5	2	2	0	1	0	4
Duane Kuiper, L (1, 4) OBP: 0.300, SLG: 0.200	B B B B 4-0 SF9 SH1-3 1-2 1B BB	0-0 FC6-4 1-2 2-3 3-H 1B		0-0 ② 6-3 2-3		0-0 ③ 4-3		0-0 ① 5-3	0-0 ② L1	5	1	1	1	1	0	6
Buddy Bell, R (1, 5) OBP: 0.487, SLG: 0.529	0-0 ① SH1-3 1-2 2-3	0-0 ② FC6-4 1-2f 2-3 3-H		0-0 ③ 5-3			0-0 1B SF8 1B	0-0 1B SF8 3-H 1B	0-0 ③ 6-3	5	2	2	2	0	0	6
Boog Powell, L (1, 3) OBP: 0.367, SLG: 0.227	0-0 ② SF9 2-3 3-H	0-0 ③ L9			0-0 ① F6		0-0 BB 1B 1-3 1B	0-0 ③ 1-3 1B		4	0	2	1	0	0	2
Rico Carty, R (1, 10) OBP: 0.378, SLG: 0.548	0-0 3-H 1B		0-0 ① L7		B B B B 4-0 FC6-4 BB		0-0 ① SF8 3-H	0-0 ② SF8 3-H		2	0	1	3	1	0	0
George Hendrick, R (1, 7) OBP: 0.200, SLG: 0.212	S S S 0-3 ③ K		0-0 ② 5-3		0-0 ② FC6-4 1-2f		0-0 BB 1B 1-2	S S S 0-3 ③ K		5	0	1	0	0	2	3
Charlie Spikes, R (1, 9) OBP: 0.387, SLG: 0.429		0-0 E 1B 1B 1B	B B B B 4-0 BB		S S S 0-3 ③ K		B B B B 4-0 1-2 2-3 BB		0-0 BB SH1-4 1B	3	1	2	0	2	1	1
Alan Ashby, S (1, 2) OBP: 0.333, SLG: 0.538		0-0 ① F8	0-0 ③ F8			S S S 0-3 ① K	S S S 0-3 ② K		0-0 ① SH1-4 1-2	4	0	0	0	0	2	5
Frank Duffy, R (1, 6) OBP: 0.379, SLG: 0.370 John Lowenstein, L (7, PH) Larvell Blanks, R (8, 6) OBP: 0.333, SLG: 0.333		0-0 1B E 1-2 FC6-4 1B		0-0 6-3 G3 1B		B B B B 4-0 BB	0-0 ③ L8		0-0 BB 1B	2 1 1	1 0 0	2 0 1	0 0 0	1 0 0	0 0 0	0 3 0
Inning Stats	R: 2 E: 0 K: 1 S: 7 H: 2 LOB: 1 BB: 1 P: 11	R: 2 E: 1 K: 0 S: 7 H: 3 LOB: 2 BB: 0 P: 7	R: 0 E: 0 K: 0 S: 3 H: 0 LOB: 1 BB: 1 P: 7	R: 0 E: 0 K: 0 S: 4 H: 1 LOB: 1 BB: 0 P: 4	R: 0 E: 0 K: 1 S: 5 H: 0 LOB: 1 BB: 1 P: 9	R: 0 E: 0 K: 1 S: 5 H: 0 LOB: 1 BB: 1 P: 9	R: 1 E: 0 K: 1 S: 8 H: 3 LOB: 3 BB: 1 P: 12	R: 2 E: 0 K: 1 S: 8 H: 3 LOB: 1 BB: 0 P: 8	R: 0 E: 0 K: 0 S: 5 H: 2 LOB: 3 BB: 1 P: 9	1B: 13 2B: 0 3B: 1 HR: 0	SF: 3 SAC: 2 DP: 0 HBP: 0						

PITCHER		IP	WLS	BF	H	R	ER	SO	BB	IBB	HBP	BLK	WP	HR	S	P	ERA	WHIP
Mike Norris, R ERA: 4.22	(1, 1)	1.1		11	5	4	3	1	1	0	0	0	0	0	12	16	20.25	4.500
Dick Bosman, R ERA:	(2, 1)	3.2		14	1	0	0	1	2	0	0	0	0	0	14	22	0.00	0.818
Paul Lindblad, L ERA: 3.6	(6, 1)	1.0		6	2	1	1	1	1	0	0	0	0	0	7	11	9.00	3.000
Rollie Fingers, R ERA: 2.53	(7, 1)	2.0	W	12	5	2	2	2	1	0	0	0	0	0	15	19	9.00	3.000
Jim Todd, R ERA: 0.9	(9, 1)	1.0	S	5	1	0	0	0	1	0	0	0	0	0	4	8	0.00	2.000

PITCHER	IP	WLS	BF	H	R	ER	SO	BB	IBB	HBP	BLK	WP	HR	S	P	ERA	WHIP

BOTTOM

Oakland Athletics @ Cleveland Indians

Cleveland Municipal Stadium, Cleveland, OH

Sat Apr 24 1976, 3:33 AM EST
Att. 17,509 - Unknown - 62 F

livebaseballscorecards.com

AB	37
R	7
H	14
RBI	7
BB	6
SO	5
LOB	30

WP: 0 PB: 0 SB: 0 CS: 0 PA: 48

Oakland Athletics @ Cleveland Indians

Cleveland Municipal Stadium, Cleveland, OH

Sun Apr 25 1976, 3:33 AM EDT

Att. 5,138 - Unknown - 51 F

TOP

livebaseballscorecards.com

Batter	1	2	3	4	5	6	7	8	9	AB	R	H	RBI	BB	SO	LOB
Bill North, S (1, 8) OBP: 0.365, SLG: 0.333	B B B B 4-0 S HR BB	X 0-0 ① FC1-2 1-2 3-H		S S S 0-3 ③ K		X 0-0 ① F7		X 0-0 ① 3-1	S S S 0-3 ③ K	5	1	0	0	1	2	5
Claudell Washington, L (1, 9) OBP: 0.302, SLG: 0.286	X 0-0 ① F8 1-2	S S S 0-3 ②③ K 2-3			X 0-0 HBP SF8 2B	X 0-0 1-3 2B		X 0-0 ② 5-3		5	1	2	0	0	1	3
Joe Rudi, R (1, 7) OBP: 0.407, SLG: 0.587	X 0-0 2-H HR	S S S 0-3 ① K		B B B B 4-0 HBP E BB	I I I 4-0 IBB	X 0-0 WP 1B			3	2	2	2	2	1	0	
Don Baylor, R (1, 3) OBP: 0.302, SLG: 0.294	X 0-0 ② F8	B B B B 4-0 S 1B BB		H 1-0 E E 1-2 2-3 HBP	S S S 0-3 ② K	X 0-0 ③ 5-3 1-2			3	2	0	0	1	1	4	
Sal Bando, R (1, 5) OBP: 0.241, SLG: 0.340	X 0-0 ③ L8	X 0-0 1-H 1B		X 0-0 ① P6	X 0-0 ③ L9		X 0-0 1B 1B 1B		5	1	2	1	0	0	6	
Billy Williams, L (1, 10) OBP: 0.286, SLG: 0.195	B B B B 4-0 1B 1B BB	X 0-0 ② F8		X 0-0 ② SF8 1-3 2-H 3-H		X 0-0 ① 1-3	S S S 0-3 ① K		3	1	0	1	1	1	2	
Bert Campaneris, R (1, 6) OBP: 0.255, SLG: 0.163 Tommy Sandt, R (6, 6) OBP: 0.500, SLG: 0.500	X 0-0 S 1B 1-2 1B 1B	X 0-0 ③ F8		H 1-0 E HBP		X 0-0 ② 1-3		X 0-0 1B 1-3 1B		2	1	1	0	0	0	1
										2	0	1	0	0	0	0
Phil Garner, R (1, 4) OBP: 0.321, SLG: 0.429	X 0-0 1B S 1-2 FC1-2 2-H 1B			X 0-0 ① 6-3	S S S 0-3 ③ K 1-2 3-H		X 0-0 E3	X 0-0 1-3 3-H 1B		5	0	2	2	0	1	1
Larry Haney, R (1, 2) OBP: 0.353, SLG: 0.313	X 0-0 CS FC1-2 1-3 2-H 1B			X 0-0 ② G1		X 0-0 2B 1B	X 0-0 ③ F7	X 0-0 ② F2		5	0	2	1	0	0	3
Inning Stats	R: 2 E: 0 K: 0 S: 4 H: 1 LOB: 0 BB: 1 P: 8	R: 2 E: 0 K: 1 S: 7 H: 3 LOB: 2 BB: 1 P: 11	R: 1 E: 0 K: 1 S: 6 H: 1 LOB: 1 BB: 1 P: 10	R: 0 E: 0 K: 1 S: 5 H: 0 LOB: 0 BB: 0 P: 5	R: 3 E: 2 K: 1 S: 6 H: 1 LOB: 1 BB: 1 P: 12	R: 0 E: 0 K: 1 S: 7 H: 2 LOB: 3 BB: 1 P: 11	R: 0 E: 1 K: 0 S: 4 H: 0 LOB: 1 BB: 0 P: 4	R: 0 E: 0 K: 0 S: 4 H: 1 LOB: 1 BB: 0 P: 4	R: 1 E: 0 K: 2 S: 10 H: 3 LOB: 2 BB: 0 P: 10	1B: 9 2B: 3 3B: 0 HR: 1 SF: 1 SAC: 0 DP: 1 HBP: 2						

	AB	38
	R	9
	H	12
	RBI	7
	BB	5
	SO	7
	LOB	25

WP: 1 PB: 0 SB: 4 CS: 1 PA: 46

PITCHER		IP	WLS	BF	H	R	ER	SO	BB	IBB	HBP	BLK	WP	HR	S	P	ERA	WHIP
Pat Dobson, R ERA: 4.85	(1, 1)	1.0	L	9	4	4	4	0	2	0	0	0	0	1	7	15	36.00	6.000
Jim Kern, R ERA: 1.29	(2, 1)	4.0		17	2	4	2	4	2	0	2	0	0	0	21	31	4.50	1.000
Stan Thomas, R ERA: 4.5	(6, 1)	2.0		10	2	0	0	1	0	1	0	0	0	0	11	15	0.00	1.000
Don Hood, L ERA: 4.76	(8, 1)	2.0		10	4	1	1	2	0	0	0	0	1	0	14	14	4.50	2.000

PITCHER	IP	WLS	BF	H	R	ER	SO	BB	IBB	HBP	BLK	WP	HR	S	P	ERA	WHIP

Batter	1	2	3	4	5	6	7	8	9	AB	R	H	RBI	BB	SO	LOB
Rick Manning, L (1, 8) OBP: 0.362, SLG: 0.341	0-0 ① 1-3		0-3 ② K		0-0 ③ 6-3		0-0 ② FC4-6 1-2f		0-3 ③ K	5	0	0	0	0	2	3
Duane Kuiper, L (1, 4) OBP: 0.295, SLG: 0.256	0-3 ② K		0-0 ③ 1-3			0-0 WP 3B	0-0 ③ L6			4	1	1	0	0	1	1
Buddy Bell, R (1, 5) OBP: 0.500, SLG: 0.528 Ed Crosby, L (7, 5) OBP: 1.000, SLG: 1.000	0-0 ③ L8			4-0 FC5-6 BB		0-0 FC4-6 3-H 1B		0-0 G5-4-3 1B		2 1	0 0	1 1	0 0	1 0	0 0	0 0
Boog Powell, L (1, 3) OBP: 0.364, SLG: 0.208 Doug Howard, R (6, PR) OBP: 0.125, SLG: 0.143 (7, 3)		4-0 2B BB		0-0 ① FC5-6 1-2f		0-0 ① FC4-6 FC6-4 BB 1-2f		0-0 ①② G5-4-3 1-2f		2 1	0 0	0 0	0 0	1 0	0 0	2 1
Rico Carty, R (1, 10) OBP: 0.390, SLG: 0.515		0-3 ① K		0-0 ② F8		4-0 FC6-4 1-2 BB		4-0 BB		2	0	0	0	2	1	2
George Hendrick, R (1, 7) OBP: 0.205, SLG: 0.243		0-0 1-3 2B		0-0 ③ F9		0-0 ② FC6-4 1-2f 2-3		0-0 ③ F4		4	0	1	0	0	0	4
Charlie Spikes, R (1, 9) OBP: 0.343, SLG: 0.375		0-3 ② K			0-0 ① 1-3	0-0 ③ F4			0-0 ① F8	4	0	0	0	0	1	4
Alan Ashby, S (1, 2) OBP: 0.323, SLG: 0.500		0-0 ③ L9			0-0 1B		0-0 ① L8		0-0 ② 3-1	4	0	1	0	0	0	2
Frank Duffy, R (1, 6) OBP: 0.364, SLG: 0.355			0-0 ① 6-3		0-0 ② F9		0-0 E6 FC4-6		0-0 1B	4	0	1	0	0	0	1
Inning Stats	R: 0 H: 0 E: 0 LOB: 0 K: 1 BB: 0 S: 5 P: 5	R: 0 H: 1 E: 0 LOB: 2 K: 2 BB: 1 S: 8 P: 12	R: 0 H: 0 E: 0 LOB: 0 K: 1 BB: 0 S: 5 P: 5	R: 0 H: 0 E: 0 LOB: 1 K: 0 BB: 1 S: 3 P: 7	R: 0 H: 1 E: 0 LOB: 1 K: 0 BB: 0 S: 4 P: 4	R: 1 H: 2 E: 0 LOB: 2 K: 0 BB: 1 S: 5 P: 9	R: 0 H: 0 E: 1 LOB: 1 K: 0 BB: 0 S: 4 P: 4	R: 0 H: 1 E: 0 LOB: 1 K: 0 BB: 1 S: 3 P: 7	R: 0 H: 1 E: 0 LOB: 1 K: 1 BB: 0 S: 6 P: 6	1B: 4 SF: 0 2B: 1 SAC: 0 3B: 1 DP: 1 HR: 0 HBP: 0						WP: 1 PA: 37 PB: 0 SB: 0 CS: 0	

PITCHER	IP	WLS	BF	H	R	ER	SO	BB	IBB	HBP	BLK	WP	HR	S	P	ERA	WHIP
Mike Torrez, R (1, 1) ERA: 3.69	8.0	W	33	5	1	1	4	4	0	0	0	1	0	37	53	1.12	1.125
Glenn Abbott, R (9, 1) ERA: 10.8	1.0		4	1	0	0	1	0	0	0	0	0	0	6	6	0.00	1.000

PITCHER	IP	WLS	BF	H	R	ER	SO	BB	IBB	HBP	BLK	WP	HR	S	P	ERA	WHIP

BOTTOM

Oakland Athletics @ Cleveland Indians

Cleveland Municipal Stadium, Cleveland, OH

Sun Apr 25 1976, 3:33 AM EDT

Att. 5,138 - Unknown - 51 F

livebaseballscorecards.com

AB	33
R	1
H	6
RBI	0
BB	4
SO	5
LOB	20

Cleveland Indians @ Minnesota Twins

Metropolitan Stadium, Bloomington , MI

Tue Apr 27 1976, 4:33 AM EDT
Att. 3,424 - Unknown - 52 F

livebaseballscorecards.com

Batter		1	2	3	4	5	6	7	8	9	AB	R	H	RBI	BB	SO	LOB
Rick Manning, L OBP: 0.365, SLG: 0.378	(1, 8)	S S S 0-3 ① K2-3		x 0-0 E S 1B 3-H 1B		x 0-0 ② L6		x 0-0 ② SF7 3-H		x 0-0 2B	4	1	2	2	0	1	0
Duane Kuiper, L OBP: 0.286, SLG: 0.250	(1, 4)	S S S 0-3 ② K		x 0-0 ② F7		x 0-0 ③ G3		x 0-0 FC5-4 2-H 1B		x 0-0 ③ F7	5	0	1	1	0	1	2
Buddy Bell, R OBP: 0.478, SLG: 0.500	(1, 5)	x 0-0 ③ 4-3		x 0-0 FC5-4 1-H 1B			x 0-0 ① 5-3	x 0-0 ③ FC5-4 1-2f			4	0	1	1	0	0	1
Rico Carty, R OBP: 0.356, SLG: 0.459	(1, 10)		S S S 0-3 ① K	x 0-0 ③ FC5-4 1-2f			x 0-0 ② F8		x 0-0 ① F9		4	0	0	0	0	1	1
George Hendrick, R OBP: 0.256, SLG: 0.425	(1, 7)		x 0-0 HR		x 0-0 HR		x 0-0 ③ F2		B B B B 4-0 BB BB		3	2	2	2	1	0	0
Charlie Spikes, R OBP: 0.359, SLG: 0.353	(1, 9)		x 0-0 ② F8		S S S 0-3 ① K			B B B B 4-0 1B 1B BB	B B B B 4-0 F9 1-2 BB		2	1	0	0	2	1	0
Alan Ashby, S OBP: 0.343, SLG: 0.485	(1, 2)		x 0-0 ③ 3-1		B B B B 4-0 G5-4-3 BB			x 0-0 SH1-4 1B 1-3 SF7 1B	x 0-0 ② ③ F9 1-2		3	1	1	0	1	0	2
Doug Howard, R OBP: 0.250, SLG: 0.273	(1, 3)			x 0-0 WP S 1B 1B	x 0-0 ② ③ G5-4-3 1-2f			x 0-0 SH1-4 1-2 1B 3-H 1B		x 0-0 ① F4	4	2	2	1	0	0	1
Frank Duffy, R OBP: 0.333, SLG: 0.324	(1, 6)			S S S 0-3 ① K 1-3		x 0-0 ① F7		x 0-0 ① SH1-4 1-2 2-3		x 0-0 ② 6-3	3	0	0	0	0	1	1

Inning Stats	1	2	3	4	5	6	7	8	9	AB	R	H	RBI	BB	SO	LOB
	R: 0 H: 0 E: 0 LOB: 0 K: 2 BB: 0 S: 7 P: 7	R: 1 H: 1 E: 0 LOB: 0 K: 1 BB: 0 S: 6 P: 6	R: 2 H: 3 E: 0 LOB: 1 K: 1 BB: 0 S: 8 P: 8	R: 1 H: 1 E: 0 LOB: 0 K: 1 BB: 1 S: 5 P: 9	R: 0 H: 0 E: 0 LOB: 0 K: 0 BB: 0 S: 3 P: 3	R: 0 H: 0 E: 0 LOB: 0 K: 0 BB: 0 S: 3 P: 3	R: 3 H: 3 E: 0 LOB: 1 K: 0 BB: 1 S: 6 P: 10	R: 0 H: 0 E: 0 LOB: 1 K: 0 BB: 2 S: 2 P: 10	R: 0 H: 1 E: 0 LOB: 1 K: 0 BB: 0 S: 4 P: 4	1B: 6 SF: 1 2B: 1 SAC: 1 3B: 0 DP: 1 HR: 2 HBP: 0	WP: 1 PA: 38 PB: 0 SB: 2 CS: 0					

PITCHER		IP	WLS	BF	H	R	ER	SO	BB	IBB	HBP	BLK	WP	HR	S	P	ERA	WHIP
Dave Goltz, R ERA: 9.16	(1, 1)	6.0	L	26	7	7	7	5	2	0	0	0	1	2	34	42	10.50	1.500
Bill Campbell, R ERA: 1.8	(7, 1)	3.0		12	2	0	0	0	2	0	0	0	0	0	10	18	0.00	1.333

PITCHER	IP	WLS	BF	H	R	ER	SO	BB	IBB	HBP	BLK	WP	HR	S	P	ERA	WHIP

BOTTOM

Cleveland Indians @ Minnesota Twins

Metropolitan Stadium, Bloomington , MI

Tue Apr 27 1976, 4:33 AM EDT

Att. 3,424 - Unknown - 52 F

livebaseballscorecards.com

Batter	1	2	3	4	5	6	7	8	9	AB	R	H	RBI	BB	SO	LOB
Lyman Bostock, L (1, 8) OBP: 0.350, SLG: 0.405 Steve Brye, R (8, PH) OBP: 0.067, SLG: 0.071 (9, 8)	F7		1B 2B 1B (1-3)	E 1B 1B (1-3, 3-H)	K			L6		4 1	1 0	2 0	1 0	0 0	1 0	2 0
Larry Hisle, R (1, 7) OBP: 0.286, SLG: 0.308	K		2B 1B (1-3, 3-H)	E9 1B (1-3, 3-H)		K		2B		5	1	3	2	0	2	0
Rod Carew, L (1, 3) OBP: 0.390, SLG: 0.490	F7		F7	IBB		4-3		F8		4	0	0	0	1	0	3
Steve Braun, L (1, 10) OBP: 0.326, SLG: 0.289 Craig Kusick, R (8, PH) OBP: 0.316, SLG: 0.375 Jerry Terrell, R (8, PR) OBP: 0.219, SLG: 0.200		CS 1B	2B (1-H, 3-H)	K		F9		BB		4 0 0	0 0 0	2 0 0	2 0 0	0 1 0	1 0 0	3 0 0
Butch Wynegar, S (1, 2) OBP: 0.327, SLG: 0.396		3B (1-2)	BB	K			4-3	F9		4	0	1	0	1	1	5
Dan Ford, R (1, 9) OBP: 0.193, SLG: 0.302		4-3	3-1		F8		6-3		F3	5	0	0	0	0	0	3
Dave McKay, S (1, 5) OBP: 0.260, SLG: 0.234		K		1B 2B (4-1)	K		BB		K	4	1	1	0	1	3	1
Bob Randall, R (1, 4) OBP: 0.333, SLG: 0.273			1-3	4-1 (2-3)	1B		1B (1-2)		K	5	0	2	0	0	1	1
Danny Thompson, R (1, 6) OBP: 0.326, SLG: 0.326			BB	BB	1B (1-2)		F3			2	2	1	0	2	0	2
Inning Stats	R: 0 E: 0 K: 1 S: 5 H: 0 LOB: 0 BB: 0 P: 5	R: 0 E: 0 K: 1 S: 6 H: 2 LOB: 1 BB: 0 P: 6	R: 3 E: 0 K: 0 S: 6 H: 3 LOB: 2 BB: 2 P: 14	R: 2 E: 1 K: 2 S: 10 H: 3 LOB: 3 BB: 2 P: 18	R: 0 E: 0 K: 2 S: 9 H: 2 LOB: 2 BB: 0 P: 9	R: 0 E: 0 K: 1 S: 5 H: 0 LOB: 0 BB: 0 P: 5	R: 0 E: 0 K: 0 S: 4 H: 1 LOB: 2 BB: 1 P: 8	R: 0 E: 0 K: 0 S: 4 H: 1 LOB: 2 BB: 1 P: 8	R: 0 E: 0 K: 2 S: 7 H: 0 LOB: 0 BB: 0 P: 7	1B: 8 2B: 3 3B: 1 HR: 0 SF: 0 SAC: 0 DP: 0 HBP: 0						

	AB	38
	R	5
	H	12
	RBI	5
	BB	6
	SO	9
	LOB	20

WP: 0 PA: 44
PB: 0
SB: 0
CS: 1

PITCHER		IP	WLS	BF	H	R	ER	SO	BB	IBB	HBP	BLK	WP	HR	S	P	ERA	WHIP
Jim Bibby, R ERA: 7.5	(1, 1)	3.1		19	7	5	5	2	3	0	0	0	0	0	20	32	13.50	3.000
Jackie Brown, R ERA: 2.45	(4, 1)	3.2	W	17	4	0	0	5	1	1	0	0	0	0	25	33	0.00	1.364
Dave LaRoche, L ERA:	(8, 1)	2.0	S	8	1	0	0	2	1	0	0	0	0	0	11	15	0.00	1.000

PITCHER	IP	WLS	BF	H	R	ER	SO	BB	IBB	HBP	BLK	WP	HR	S	P	ERA	WHIP

Cleveland Indians @ Minnesota Twins

Metropolitan Stadium, Bloomington , MI

Wed Apr 28 1976, 4:33 AM EDT

Att. 3,094 - Unknown - 51 F

TOP

livebaseballscorecards.com

Batter	1	2	3	4	5	6	7	8	9	AB	R	H	RBI	BB	SO	LOB
Rick Manning, L (1, 8) OBP: 0.404, SLG: 0.490	5-3 1B		HR	BB 2B	BB 2-H 3-H 2B		F8			4	3	3	3	1	0	0
Duane Kuiper, L (1, 4) OBP: 0.296, SLG: 0.271	5-3 1-2		K	1-H 2-H 2B	BB			K		4	0	1	2	1	2	1
Buddy Bell, R (1, 5) OBP: 0.471, SLG: 0.477	F7		1B 1B	L7	FC6-4 1-2 2-3 BB			5-3		4	0	1	0	1	0	2
Rico Carty, R (1, 10) OBP: 0.388, SLG: 0.488	3B 2-H 1B		1-2 1B		E 1B 1B; FC6-4 1-2f			5-3		4	2	3	1	0	0	3
Larvell Blanks, R (8, PH) OBP: 0.250, SLG: 0.250										1	0	0	0	0	0	0
George Hendrick, R (1, 7) OBP: 0.250, SLG: 0.444	1-H 3B		K		F7	F4			F6	5	0	1	1	0	1	3
Charlie Spikes, R (1, 9) OBP: 0.364, SLG: 0.359	L7		K		E9 1B 1-3 SH5-3 1B	G4-6-3 1B			6-3	5	1	2	0	0	1	3
Alan Ashby, S (1, 2) OBP: 0.375, SLG: 0.486		G3		BB 2B 1B	SH5-3 1B 2B IBB	G4-6-3 1-2f			1B	4	2	2	0	1	0	1
Doug Howard, R (1, 3) OBP: 0.235, SLG: 0.250		F7		F8	SH5-3 1-2 2-3 3-H 2B 1B		F3		F2	5	1	1	1	0	0	2
Frank Duffy, R (1, 6) OBP: 0.308, SLG: 0.297		F6		L7	SH5-3 1-2 2-3 3-H		L9			3	0	0	1	0	0	1
Inning Stats	R: 2 E: 0 K: 0 S: 6 H: 3 LOB: 1 BB: 0 P: 6	R: 0 E: 0 K: 0 S: 3 H: 0 LOB: 0 BB: 0 P: 3	R: 1 E: 0 K: 3 S: 12 H: 3 LOB: 2 BB: 0 P: 12	R: 2 E: 0 K: 0 S: 5 H: 2 LOB: 1 BB: 1 P: 9	R: 4 E: 1 K: 0 S: 7 H: 4 LOB: 3 BB: 3 P: 19	R: 0 E: 0 K: 0 S: 3 H: 1 LOB: 0 BB: 0 P: 3	R: 0 E: 0 K: 0 S: 3 H: 0 LOB: 0 BB: 0 P: 3	R: 0 E: 0 K: 1 S: 5 H: 0 LOB: 0 BB: 0 P: 5	R: 0 E: 0 K: 0 S: 4 H: 1 LOB: 1 BB: 0 P: 4	1B: 10 2B: 2 3B: 1 HR: 1 SF: 0 SAC: 1 DP: 1 HBP: 0						

	AB	39
	R	9
	H	14
	RBI	9
	BB	4
	SO	4
	LOB	16

WP: 0 PB: 0 SB: 0 CS: 0 PA: 44

PITCHER		IP	WLS	BF	H	R	ER	SO	BB	IBB	HBP	BLK	WP	HR	S	P	ERA	WHIP
Bert Blyleven, R ERA: 3.76	(1, 1)	4.2	L	27	11	9	9	3	1	1	0	0	0	1	31	39	17.36	2.571
Tom Burgmeier, L ERA: 1.42	(5, 1)	0.0		2	1	0	0	0	1	0	0	0	0	0	1	5	∞	∞
Steve Luebber, R ERA: 7.3	(5, 1)	2.1		8	1	0	0	0	1	0	0	0	0	0	7	11	0.00	0.857
Jim Hughes, R ERA: 14.73	(8, 1)	2.0		7	1	0	0	1	0	0	0	0	0	0	9	9	0.00	0.500

PITCHER	IP	WLS	BF	H	R	ER	SO	BB	IBB	HBP	BLK	WP	HR	S	P	ERA	WHIP

BOTTOM

Cleveland Indians @ Minnesota Twins

Metropolitan Stadium, Bloomington , MI

Wed Apr 28 1976, 4:33 AM EDT

Att. 3,094 - Unknown - 51 F

livebaseballscorecards.com

Batter	1	2	3	4	5	6	7	8	9	AB	R	H	RBI	BB	SO	LOB
Lyman Bostock, L (1, 8) OBP: 0.341, SLG: 0.390	x 0-0 WP 1B		x 0-0 ③ L9			x 0-0 ② F4			x 0-0 ② L7	4	0	1	0	0	0	0
Larry Hisle, R (1, 7) OBP: 0.283, SLG: 0.304	S S S 0-3 ① K 1-2			x 0-0 S 1B		x 0-0 ③ F8			x 0-0 ③ 3-1	4	0	1	0	0	1	1
Rod Carew, L (1, 3) OBP: 0.387, SLG: 0.481	S S S 0-3 ② K			S S S 0-3 ① K 1-2			x 0-0 F4 1B			3	0	1	0	0	2	2
Steve Braun, L (1, 10) OBP: 0.304, SLG: 0.268	x 0-0 ③ F8			x 0-0 ② F2			x 0-0 ① ② F4 1-2			3	0	0	0	0	0	3
Butch Wynegar, S (1, 2) OBP: 0.310, SLG: 0.373		x 0-0 ① F9		x 0-0 ③ 1-3			x 0-0 ③ F8			3	0	0	0	0	0	1
Phil Roof, R (8, 2)										0	0	0	0	0	0	0
Dan Ford, R (1, 9) OBP: 0.200, SLG: 0.304		S S S 0-3 ② K			S S S 0-3 ① K			x 0-0 G4-6-3 1B		3	0	1	0	0	2	0
Dave McKay, S (1, 5) OBP: 0.245, SLG: 0.220		x 0-0 ③ F9			x 0-0 ② F7			S S S 0-3 ① K		3	0	0	0	0	1	1
Bob Randall, R (1, 4) OBP: 0.267, SLG: 0.214			S S S 0-3 ① K		x 0-0 ③ F3			x 0-0 ② ③ G4-6-3 1-2f		3	0	0	0	0	1	1
Danny Thompson, R (1, 6) OBP: 0.306, SLG: 0.304			x 0-0 ② F4			x 0-0 ① F2			x 0-0 ① 4-3	3	0	0	0	0	0	0

Inning Stats	1	2	3	4	5	6	7	8	9
	R: 0 H: 1 E: 0 LOB: 1 K: 2 BB: 0 S: 8 P: 8	R: 0 H: 0 E: 0 LOB: 0 K: 1 BB: 0 S: 5 P: 5	R: 0 H: 0 E: 0 LOB: 0 K: 1 BB: 0 S: 5 P: 5	R: 0 H: 1 E: 0 LOB: 1 K: 1 BB: 0 S: 6 P: 6	R: 0 H: 0 E: 0 LOB: 0 K: 1 BB: 0 S: 5 P: 5	R: 0 H: 0 E: 0 LOB: 0 K: 0 BB: 0 S: 3 P: 3	R: 0 H: 1 E: 0 LOB: 0 K: 0 BB: 0 S: 3 P: 3	R: 0 H: 1 E: 0 LOB: 0 K: 1 BB: 0 S: 5 P: 5	R: 0 H: 0 E: 0 LOB: 0 K: 0 BB: 0 S: 3 P: 3

	AB	29
	R	0
	H	4
	RBI	0
	BB	0
	SO	7
	LOB	9

1B: 4 SF: 0 WP: 1 PA: 29
2B: 0 SAC: 0 PB: 0
3B: 0 DP: 1 SB: 1
HR: 0 HBP: 0 CS: 0

PITCHER		IP	WLS	BF	H	R	ER	SO	BB	IBB	HBP	BLK	WP	HR	S	P	ERA	WHIP
Dennis Eckersley, R ERA: 3.57	(1, 1)	6.0	W	20	2	0	0	6	0	0	0	0	1	0	32	32	0.00	0.333
Don Hood, L ERA: 3.12	(7, 1)	3.0	S	9	2	0	0	1	0	0	0	0	0	0	11	11	0.00	0.667

PITCHER	IP	WLS	BF	H	R	ER	SO	BB	IBB	HBP	BLK	WP	HR	S	P	ERA	WHIP

Batter	1	2	3	4	5	6	7	8	9	AB	R	H	RBI	BB	SO	LOB
Rusty Torres, S (1, 8) OBP: 0.250, SLG: 0.269	F8	K			5-3		F9		F7	5	0	0	0	0	1	3
Jerry Remy, L (1, 4) OBP: 0.268, SLG: 0.219	1B 2B		F9		1-3		K			4	1	1	0	0	1	0
Bobby Bonds, R (1, 9) OBP: 0.471, SLG: 0.556	F8		HR		1B			P3		4	1	2	1	0	0	1
Bill Melton, R (1, 10) OBP: 0.300, SLG: 0.344 Dave Collins, S (8, PR) OBP: 0.407, SLG: 0.256	2-H 1B		BBBB BB		F2			BBBB CS BB		2 0	0 0	1 0	1 0	2 0	0 0	1 0
Bruce Bochte, L (1, 3) OBP: 0.324, SLG: 0.333	F8		F8			P6		1-2 1B		4	0	1	0	0	0	2
Leroy Stanton, R (1, 7) OBP: 0.340, SLG: 0.385		K	P6			2B		K		4	0	1	0	0	2	2
Dave Chalk, R (1, 5) OBP: 0.388, SLG: 0.424		FC6-4 1B 1B		1-3		1-3			6-3	4	0	1	0	0	0	1
Andy Etchebarren, R (1, 2) OBP: 0.343, SLG: 0.290 Ed Herrmann, L (9, PH) OBP: 0.207, SLG: 0.481 (9, 2)		1-2 FC6-4 1B		6-3		F3			K	3 1	0 0	1 0	0 0	0 0	0 1	1 0
Orlando Ramirez, R (1, 6) OBP: 0.273, SLG: 0.262 Joe Lahoud, L (9, PH) OBP: 0.286, SLG: 0.250 Billy Smith, S (9, PR) OBP: 0.333, SLG: 0.333 (9, 6)		1-2f 2-3 FC6-4		5-3			K		CI	3 0 0	0 0 0	0 0 0	0 0 0	0 0 0	1 0 0	2 0 0
Inning Stats	R: 1 E: 0 K: 0 S: 5 H: 2 LOB: 1 BB: 0 P: 5	R: 0 E: 0 K: 2 S: 9 H: 2 LOB: 2 BB: 0 P: 9	R: 1 E: 0 K: 0 S: 4 H: 1 LOB: 1 BB: 1 P: 8	R: 0 E: 0 K: 0 S: 3 H: 0 LOB: 0 BB: 0 P: 3	R: 0 E: 0 K: 0 S: 4 H: 1 LOB: 1 BB: 0 P: 4	R: 0 E: 0 K: 0 S: 4 H: 1 LOB: 1 BB: 0 P: 4	R: 0 E: 0 K: 2 S: 7 H: 0 LOB: 0 BB: 0 P: 7	R: 0 E: 0 K: 1 S: 5 H: 1 LOB: 1 BB: 1 P: 9	R: 0 E: 1 K: 1 S: 6 H: 0 LOB: 1 BB: 0 P: 6	1B: 5 2B: 2 3B: 0 HR: 1 SF: 0 SAC: 0 DP: 0 HBP: 0							

PITCHER	IP	WLS	BF	H	R	ER	SO	BB	IBB	HBP	BLK	WP	HR	S	P	ERA	WHIP
Fritz Peterson, L (1, 1) ERA: 5.28	5.1		24	7	2	2	2	1	0	0	0	0	1	27	31	3.38	1.500
Jim Kern, R (6, 1) ERA: 1.02	3.2	W	13	1	0	0	4	1	0	0	0	0	0	20	24	0.00	0.545

PITCHER	IP	WLS	BF	H	R	ER	SO	BB	IBB	HBP	BLK	WP	HR	S	P	ERA	WHIP

California Angels @ Cleveland Indians

Cleveland Municipal Stadium, Cleveland, OH

Fri Apr 30 1976, 7:05 PM EDT
Att. 5,933 - Unknown - 52 F

TOP

livebaseballscorecards.com

AB	34
R	2
H	8
RBI	2
BB	2
SO	6
LOB	13

1B: 5	SF: 0	WP: 0	PA: 37
2B: 2	SAC: 0	PB: 0	
3B: 0	DP: 0	SB: 0	
HR: 1	HBP: 0	CS: 1	

Batter	1	2	3	4	5	6	7	8	9	AB	R	H	RBI	BB	SO	LOB
Rick Manning, L (1, 8) OBP: 0.452, SLG: 0.519	1B		1B		BB		1B	IBB		3	1	3	0	2	0	0
Larvell Blanks, R (1, 4) (9, 6) OBP: 0.111, SLG: 0.111	F3		FC5-4 BB		FC5-6		F7	FC6		5	0	0	0	0	0	9
Buddy Bell, R (1, 5) OBP: 0.482, SLG: 0.489	L4		BB		K		BB		1B HR 2B	3	1	1	0	2	1	2
Rico Carty, R (1, 10) OBP: 0.370, SLG: 0.457	K		1-3		F3		K		HR 1B	5	0	1	0	0	2	7
Rick Waits, L (9, PR)										0	1	0	0	0	0	0
George Hendrick, R (1, 7) OBP: 0.264, SLG: 0.520		4-3		5-3		G3 1B 2B	K		HR	5	2	2	3	0	1	2
Charlie Spikes, R (1, 9) OBP: 0.375, SLG: 0.357		6-3		S 1B		G3		1-3 SH1-4 HBP		3	0	1	0	0	0	1
Doug Howard, R (1, 3) OBP: 0.250, SLG: 0.263		F9		K		4-3 1B		SH1-4		3	0	1	1	0	1	1
Alan Ashby, S (1, 2) OBP: 0.364, SLG: 0.450			K	K		4-3		1-3 BB		3	0	0	0	1	2	2
Frank Duffy, R (1, 6) OBP: 0.333, SLG: 0.308			FC5-4 1B 1B	FC5-6 BB BB		F9		1-3		2	0	1	0	1	0	1
John Lowenstein, L (8, PH)										1	0	0	0	0	0	2
Duane Kuiper, L (9, 4) OBP: 0.296, SLG: 0.271										0	0	0	0	0	0	0
Inning Stats	R: 0 E: 0 K: 1 S: 6 H: 1 LOB: 1 BB: 0 P: 6	R: 0 E: 0 K: 0 S: 3 H: 0 LOB: 0 BB: 0 P: 3	R: 0 E: 0 K: 1 S: 7 H: 2 LOB: 3 BB: 1 P: 11	R: 0 E: 0 K: 2 S: 8 H: 1 LOB: 1 BB: 0 P: 8	R: 1 E: 0 K: 1 S: 5 H: 0 LOB: 1 BB: 2 P: 13	R: 1 E: 0 K: 0 S: 5 H: 2 LOB: 1 BB: 0 P: 5	R: 0 E: 0 K: 2 S: 8 H: 1 LOB: 2 BB: 1 P: 12	R: 0 E: 0 K: 0 S: 3 H: 0 LOB: 3 BB: 2 P: 12	R: 3 E: 0 K: 0 S: 3 H: 3 LOB: 1 BB: 0 P: 3	1B: 7 2B: 2 3B: 0 HR: 1	SF: 0 SAC: 1 DP: 0 HBP: 1						

PITCHER		IP	WLS	BF	H	R	ER	SO	BB	IBB	HBP	BLK	WP	HR	S	P	ERA	WHIP
Frank Tanana, L ERA: 3.9	(1, 1)	7.1		35	7	2	1	7	5	0	1	0	0	0	43	64	1.23	1.636
Dick Drago, R ERA: 4.66	(8, 1)	0.2	L	6	3	3	3	0	0	1	0	0	0	1	5	9	40.50	4.500

PITCHER	IP	WLS	BF	H	R	ER	SO	BB	IBB	HBP	BLK	WP	HR	S	P	ERA	WHIP

BOTTOM

California Angels @ Cleveland Indians

Cleveland Municipal Stadium, Cleveland, OH

Fri Apr 30 1976, 7:05 PM EDT
Att. 5,933 - Unknown - 52 F

livebaseballscorecards.com

AB	33
R	5
H	10
RBI	4
BB	6
SO	7
LOB	27

California Angels @ Cleveland Indians

Cleveland Municipal Stadium, Cleveland, OH

Sat May 01 1976, 3:33 AM EDT

Att. 17,496 - Unknown

TOP

livebaseballscorecards.com

Batter	1	2	3	4	5	6	7	8	9	AB	R	H	RBI	BB	SO	LOB
Rusty Torres, S (1, 8) OBP: 0.246, SLG: 0.263	5-3	G3		1B		F9			1-3	5	0	1	1	0	0	0
Jerry Remy, L (1, 4) OBP: 0.280, SLG: 0.250	BB, WP, 1B; 1B	4-3	CS	5-3-6; 2B		1-3			4	1	2	0	0	0	0	
Bobby Bonds, R (1, 9) OBP: 0.447, SLG: 0.516	WP, BB, 1B; 1B	K	5-3-6; HR			6-3			4	1	1	0	0	1	1	
Bill Melton, R (1, 10) OBP: 0.311, SLG: 0.391	WP, 1B; BB	4-3	HR			F8			3	2	1	1	1	0	0	
Bruce Bochte, L (1, 3) OBP: 0.361, SLG: 0.364	S; 1B		1B; FC6-4; BB	1B; 1B				G5-4-3; 1B		3	1	3	2	1	0	0
Joe Lahoud, L (1, 7) OBP: 0.281, SLG: 0.250	K		F9	FC6-4; 1B				G5-4-3		4	0	1	0	0	1	3
Dave Chalk, R (1, 5) OBP: 0.380, SLG: 0.413	K		FC6-4; 1B	FC6-4				K		4	1	1	0	0	2	3
Ed Herrmann, L (1, 2) OBP: 0.212, SLG: 0.433		4-3	FC6-4; IBB			G1			F7	3	0	0	0	1	0	0
Orlando Ramirez, R (1, 6) OBP: 0.250, SLG: 0.239		K	FC6-4; CS, 1B			F8			F8	4	0	0	1	0	1	2
Inning Stats	R: 3 E: 0 K: 2 S: 10 H: 3 LOB: 1 BB: 1 P: 14	R: 0 E: 0 K: 1 S: 5 H: 0 LOB: 0 BB: 0 P: 5	R: 0 E: 0 K: 1 S: 5 H: 0 LOB: 0 BB: 0 P: 5	R: 2 E: 0 K: 0 S: 4 H: 2 LOB: 1 BB: 2 P: 12	R: 1 E: 0 K: 0 S: 6 H: 4 LOB: 2 BB: 0 P: 6	R: 0 E: 0 K: 0 S: 3 H: 0 LOB: 0 BB: 0 P: 3	R: 0 E: 0 K: 0 S: 3 H: 0 LOB: 0 BB: 0 P: 3	R: 0 E: 0 K: 1 S: 5 H: 1 LOB: 0 BB: 0 P: 5	R: 0 E: 0 K: 0 S: 3 H: 0 LOB: 0 BB: 0 P: 3	1B: 8 2B: 2 3B: 0 HR: 1 SF: 0 SAC: 0 DP: 2 HBP: 0							

	AB	34
	R	6
	H	10
	RBI	5
	BB	3
	SO	5
	LOB	9

WP: 1 PB: 0 SB: 1 CS: 1 PA: 38

PITCHER		IP	WLS	BF	H	R	ER	SO	BB	IBB	HBP	BLK	WP	HR	S	P	ERA	WHIP
Pat Dobson, R (1, 1) ERA: 6.48		3.2	L	19	5	5	5	4	2	1	0	0	1	0	24	36	12.27	1.909
Don Hood, L (4, 1) ERA: 3.18		2.2		10	4	1	1	0	0	0	0	0	0	1	10	10	3.38	1.500
Stan Thomas, R (7, 1) ERA: 2.45		1.2		5	1	0	0	1	0	0	0	0	0	0	7	7	0.00	0.600
Tom Buskey, R (9, 1) ERA: 4.5		1.0		3	0	0	0	0	0	0	0	0	0	0	3	3	0.00	0.000

PITCHER	IP	WLS	BF	H	R	ER	SO	BB	IBB	HBP	BLK	WP	HR	S	P	ERA	WHIP

BOTTOM

California Angels @ Cleveland Indians

Cleveland Municipal Stadium, Cleveland, OH

Sat May 01 1976, 3:33 AM EDT

Att. 17,496 - Unknown

livebaseballscorecards.com

Batter	1	2	3	4	5	6	7	8	9	AB	R	H	RBI	BB	SO	LOB
Rick Manning, L (1, 8) OBP: 0.439, SLG: 0.491	BBBB 4-0 1B BB		x 0-0 ② 4-3		SSS 0-3 ② K			x 0-0 ① 4-3		3	0	0	0	1	1	0
Duane Kuiper, L (1, 4) OBP: 0.293, SLG: 0.255	SSS 0-3 ① K		BBBB 4-0 BB		SSS 0-3 ③ K			x 0-0 ② 1-3		3	0	0	0	1	2	1
Buddy Bell, R (1, 5) OBP: 0.483, SLG: 0.490	x 0-0 G6-4-3 1-3 1B		SSS 0-3 ③ K			x 0-0 G4-6-3 1B		x 0-0 6-3		4	0	2	0	0	1	1
Rico Carty, R (1, 10) OBP: 0.362, SLG: 0.460	x 0-0 ②③ G6-4-3 1-2f			x 0-0 1B 6-3 2B		x 0-0 ① G4-6-3 ② 1-2f			x 0-0 ① F8	4	1	1	0	0	0	3
George Hendrick, R (1, 7) OBP: 0.263, SLG: 0.491		BBBB 4-0 E S BB		x 0-0 ① 5-3		x 0-0 ③ F9			SSS 0-3 ② K	3	0	0	0	1	1	1
John Lowenstein, L (1, 3) OBP: 0.429, SLG: 0.111		x 0-0 ① F9		x 0-0 S 1B 2-3			x 0-0 ① F7		BBBB 4-0 FC5-4 BB	3	0	1	0	1	0	1
Charlie Spikes, R (1, 9) OBP: 0.365, SLG: 0.348		SSS 0-3 ② K 1-3		x 0-0 ② 6-3 1-2 3-H			x 0-0 E 1B		x 0-0 ③ FC5-4 1-2f	4	0	1	1	0	1	3
Alan Ashby, S (1, 2) OBP: 0.340, SLG: 0.419		SSS 0-3 ③ K		x 0-0 ③ 1-3			x 0-0 E4 G5-4-3 1-3			3	0	0	0	0	1	3
Frank Duffy, R (1, 6) OBP: 0.311, SLG: 0.286			x 0-0 ① F8		x 0-0 ① 5-3		x 0-0 ②③ G5-4-3 1-2f			3	0	0	0	0	0	2

	AB	30
	R	1
	H	5
	RBI	1
	BB	4
	SO	7
	LOB	15

Inning Stats																																		
	R: 0	H: 1	R: 0	H: 0	R: 0	H: 0	R: 1	H: 2	R: 0	H: 0	R: 0	H: 1	R: 0	H: 1	R: 0	H: 0	R: 0	H: 0	1B: 4	SF: 0	WP: 0	PA: 34
	E: 0	LOB: 1	E: 0	LOB: 1	E: 0	LOB: 1	E: 0	LOB: 1	E: 0	LOB: 0	K: 0	LOB: 0	E: 1	LOB: 1	E: 0	LOB: 0	E: 0	LOB: 1	2B: 1	SAC: 0	PB: 0	
	K: 1	BB: 1	K: 2	BB: 1	K: 1	BB: 0	K: 0	BB: 0	K: 2	BB: 0	S: 3	BB: 0	K: 0	BB: 0	K: 0	BB: 0	K: 1	BB: 1	3B: 0	DP: 3	SB: 2	
	S: 5	P: 9	S: 7	P: 11	S: 5	P: 9	S: 5	P: 5	S: 7	P: 7		P: 3	S: 4	P: 4	S: 3	P: 3	S: 5	P: 9	HR: 0	HBP: 0	CS: 0	

PITCHER		IP	WLS	BF	H	R	ER	SO	BB	IBB	HBP	BLK	WP	HR	S	P	ERA	WHIP
Nolan Ryan, R ERA: 1.42	(1, 1)	5.0	W	20	3	1	1	6	3	0	0	0	0	0	29	41	1.80	1.200
Paul Hartzell, R ERA: 1.62	(6, 1)	4.0	S	14	2	0	0	1	1	0	0	0	0	0	15	19	0.00	0.750

PITCHER	IP	WLS	BF	H	R	ER	SO	BB	IBB	HBP	BLK	WP	HR	S	P	ERA	WHIP

California Angels @ Cleveland Indians

Cleveland Municipal Stadium, Cleveland, OH

Sun May 02 1976, 3:33 AM EDT

Unknown - 62 F

TOP

livebaseballscorecards.com

Batter	1	2	3	4	5	6	7	8	9	AB	R	H	RBI	BB	SO	LOB
Rusty Torres, S (1, 8) OBP: 0.273, SLG: 0.317	BBBB 4-0 G4-6-3 BB		x 0-0 ① F9		x 0-0 HR		BBBB 4-0 BB BB BB		x 0-0 ① P5	3	1	1	1	2	0	1
Jerry Remy, L (1, 4) OBP: 0.288, SLG: 0.250	x 0-0 ①② G4-6-3 1-2f		x 0-0 1B S SF8 1B		SSS 0-3 ① K		BBBB 4-0 1-2 BB BB		x 0-0 ②③ G4-6-3 1-2f	4	1	1	0	1	1	2
Bobby Bonds, R (1, 9) OBP: 0.452, SLG: 0.500	x 0-0 ③ F7		x 0-0 1B 1-3 1B		SSS 0-3 ② K		BBBB 4-0 1-2 2-3 BB			3	0	1	0	1	1	0
Bill Melton, R (1, 10) OBP: 0.321, SLG: 0.418		x 0-0 1B 2B	x 0-0 ② SF8 3-H		x 0-0 1B		SSS 0-3 ② K			3	1	2	1	0	1	3
Bruce Bochte, L (1, 3) OBP: 0.368, SLG: 0.371		x 0-0 SH5-3 FC5-2 2-H 1B	x 0-0 1-2 1B		x 0-0 ③ P4		x 0-0 ③ F8			4	0	2	1	0	0	4
Joe Lahoud, L (1, 7) OBP: 0.278, SLG: 0.226		BBBB 4-0 FC5-2 SH5-3 BB	x 0-0 ③ F8			x 0-0 ① F4		x 0-0 ① P6		3	0	0	0	1	0	2
Dave Chalk, R (1, 5) OBP: 0.378, SLG: 0.409		x 0-0 ① SH5-3 1-2 2-3		x 0-0 G5-4-3 1B		x 0-0 ② F7		SSS 0-3 ② K		3	0	1	0	0	1	0
Andy Etchebarren, R (1, 2) OBP: 0.308, SLG: 0.257		x 0-0 ② FC5-2 2-3 3-H		x 0-0 ①② G5-4-3 1-2f		x 0-0 ③ 1-3		x 0-0 ③ F8		4	0	0	0	0	0	3
Orlando Ramirez, R (1, 6) OBP: 0.240, SLG: 0.229		x 0-0 ③ F7		x 0-0 ③ 6-3			SSS 0-3 ① K2-3		x 0-0 G4-6-3 1B	2	0	0	0	0	0	2
Billy Smith, S (7, PH) OBP: 0.375, SLG: 0.375 (7, 6)										2	0	1	0	0	1	0

	AB	31
	R	3
	H	9
	RBI	3
	BB	5
	SO	5
	LOB	17

Inning Stats	1	2	3	4	5	6	7	8	9	1B: 7	SF: 1	WP: 0	PA: 38
	R: 0 E: 0 K: 0 S: 2	H: 0 LOB: 0 BB: 1 P: 6	R: 1 E: 0 K: 0 S: 5	H: 2 LOB: 2 BB: 1 P: 9	R: 1 E: 0 K: 0 S: 6	H: 3 LOB: 2 BB: 0 P: 6	R: 0 E: 0 K: 0 S: 3	H: 1 LOB: 0 BB: 0 P: 3	R: 1 E: 0 K: 2 S: 9	H: 2 LOB: 1 BB: 0 P: 9	R: 0 E: 0 K: 0 S: 3	H: 0 LOB: 0 BB: 0 P: 3	R: 0 E: 0 K: 2 S: 7	H: 0 LOB: 3 BB: 3 P: 19	R: 0 E: 0 K: 1 S: 5	H: 0 LOB: 0 BB: 0 P: 5	R: 0 E: 0 K: 0 S: 3	H: 1 LOB: 0 BB: 0 P: 3	2B: 1 3B: 0 HR: 1	SAC: 1 DP: 3 HBP: 0	PB: 0 SB: 1 CS: 0	

PITCHER		IP	WLS	BF	H	R	ER	SO	BB	IBB	HBP	BLK	WP	HR	S	P	ERA	WHIP
Jackie Brown, R ERA: 3.12	(1, 1)	6.1	W	29	8	3	3	3	4	0	0	0	0	1	31	47	4.26	1.895
Tom Buskey, R ERA: 2.7	(7, 1)	2.2		9	1	0	0	2	1	0	0	0	0	0	12	16	0.00	0.750

PITCHER	IP	WLS	BF	H	R	ER	SO	BB	IBB	HBP	BLK	WP	HR	S	P	ERA	WHIP

Batter	1	2	3	4	5	6	7	8	9	AB	R	H	RBI	BB	SO	LOB
Rick Manning, L (1, 8) OBP: 0.408, SLG: 0.450	P6		K		E3 1-3 2-H 3-H SH1-3-2		F7	E6 3-4 1-2 2-3 3-H		5	0	0	0	0	1	3
Duane Kuiper, L (1, 4) OBP: 0.274, SLG: 0.236	6-3		6-3		SH1-3-2 2-Hf 3-H		F7	3-4 1-2 2-3 3-H		4	0	0	2	0	0	2
Buddy Bell, R (1, 5) OBP: 0.477, SLG: 0.536	4-3		6-3		HR		HR 1B	K		5	2	2	1	0	1	2
Rico Carty, R (1, 10) OBP: 0.387, SLG: 0.528		FC6-4 SF8 BB 1B		G5-4-3 BB	F9		1-H HR			3	2	2	2	1	0	0
George Hendrick, R (1, 7) OBP: 0.279, SLG: 0.482		FC6-4 1-2 BB		G5-4-3 1-2f		2B SF9 1B	K			3	1	1	0	1	1	1
Charlie Spikes, R (1, 9) OBP: 0.357, SLG: 0.327		FC6-4 CS 1-2f 2-3		F8		F9		E E BB		3	1	0	0	1	0	3
Doug Howard, R (1, 3) OBP: 0.292, SLG: 0.409		SF8 3-H			1B E 2B	SF9 1-3 2B		E5 E 1-3 3-4		3	2	2	1	0	0	1
Alan Ashby, S (1, 2) OBP: 0.373, SLG: 0.432		CS 1-2	E 1B		1B E BB	SF9 2-3 3-H		3-4 E IBB		1	2	1	1	2	0	0
Frank Duffy, R (1, 6) OBP: 0.327, SLG: 0.348			E4 1-H 3B		E 1-2 2-3 SH1-3-2 1B	K		F7		4	2	2	1	0	1	4
Inning Stats	R: 0 E: 0 K: 0 S: 3 H: 0 LOB: 0 BB: 0 P: 3	R: 1 E: 0 K: 0 S: 3 H: 1 LOB: 0 BB: 1 P: 7	R: 2 E: 1 K: 1 S: 7 H: 2 LOB: 0 BB: 0 P: 7	R: 0 E: 0 K: 0 S: 2 H: 0 LOB: 0 BB: 1 P: 6	R: 4 E: 1 K: 0 S: 6 H: 3 LOB: 0 BB: 1 P: 10	R: 1 E: 0 K: 1 S: 7 H: 2 LOB: 1 BB: 0 P: 7	R: 2 E: 0 K: 1 S: 7 H: 2 LOB: 0 BB: 0 P: 7	R: 2 E: 2 K: 1 S: 7 H: 0 LOB: 2 BB: 2 P: 15		1B: 5 2B: 3 3B: 1 HR: 2 SF: 2 SAC: 1 DP: 2 HBP: 0						

PITCHER		IP	WLS	BF	H	R	ER	SO	BB	IBB	HBP	BLK	WP	HR	S	P	ERA	WHIP
Andy Hassler, L ERA: 8.16	(1, 1)	4.2	L	21	6	7	3	1	3	0	0	0	0	1	20	32	5.79	1.929
Steve Dunning, R ERA: 7.5	(5, 1)	2.2		15	4	5	3	2	1	1	0	0	0	1	17	25	10.12	1.875
Sid Monge, L ERA: 1.0	(8, 1)	0.2		3	0	0	0	1	0	0	0	0	0	0	5	5	0.00	0.000

PITCHER	IP	WLS	BF	H	R	ER	SO	BB	IBB	HBP	BLK	WP	HR	S	P	ERA	WHIP

BOTTOM

California Angels @ Cleveland Indians

Cleveland Municipal Stadium, Cleveland, OH

Sun May 02 1976, 3:33 AM EDT

Unknown - 62 F

livebaseballscorecards.com

AB	31
R	12
H	10
RBI	8
BB	5
SO	4
LOB	16

Batter	1	2	3	4	5	6	7	8	9	AB	R	H	RBI	BB	SO	LOB
Dave Collins, S (1, 7) OBP: 0.424, SLG: 0.244 Leroy Stanton, R (8, 7) OBP: 0.340, SLG: 0.385	B B B B 4-0 E S 1B BB	B B B 4-0 3-1 BB		B B B 4-0 1-2 2-3 BB		S S S 0-3 ② K		S S S 0-3 ① K		2 1 0 0 3 2 2 0 0 0 0 0 0 0						
Jerry Remy, L (1, 4) OBP: 0.294, SLG: 0.253	B B B B 4-0 S 1-3 1B BB	x 0-0 ② 3-1 1-2 2-3		x 0-0 ② SF7 3-H		x 0-0 BB 2-H 1B		S S S 0-3 ② K		3 1 1 2 1 1 3						
Bobby Bonds, R (1, 9) OBP: 0.447, SLG: 0.474	x 0-0 4-3 1-6-3 1-H 3-H 1B	S S S 0-3 ③ K		S S S 0-3 ③ K		B B B B 4-0 FC5-4 1-2 BB		x 0-0 ③ F8		4 1 1 2 1 2 5						
Bill Melton, R (1, 10) OBP: 0.325, SLG: 0.444 Billy Smith, S (9, PR) OBP: 0.375, SLG: 0.375	x 0-0 ① 4-3 2-3		x 0-0 ① F9		x 0-0 2B	x 0-0 ③ FC5-4 1-2f			x 0-0 BB 2B	5 0 2 0 0 0 3 0 0 0 0 0 0 0						
Bruce Bochte, L (1, 3) OBP: 0.383, SLG: 0.378	B B B B 4-0 1-6-3 BB		x 0-0 CS 1B		x 0-0 ① F7		x 0-0 FC5-4 SH3 1B		S S S 0-3 ① K	4 0 2 0 1 1 2						
Ed Herrmann, L (1, 2) OBP: 0.194, SLG: 0.394 Andy Etchebarren, R (9, PH) OBP: 0.300, SLG: 0.250 (9, 2)	x 0-0 ② 1-6-3 1-2 3-H		S S S 0-3 ②③ K 1-2		x 0-0 ② F8		x 0-0 ① SH3 1-2		S S S 0-3 ② K	3 0 0 1 0 1 3 1 0 0 0 0 1 1						
Dave Chalk, R (1, 5) OBP: 0.380, SLG: 0.400	x 0-0 ③ P6			x 0-0 BB BB SF7 1B	S S S 0-3 ③ K		x 0-0 ② FC5-4 2-3		I I I I 4-0 BB IBB	4 1 1 0 1 1 3						
Rusty Torres, S (1, 8) OBP: 0.296, SLG: 0.317		x 0-0 3-1 SH1-3 1B		S S S 0-3 ① K		B B B B 4-0 SH3 1B BB	S S S 0-3 ③ K		B B B B 4-0 1-2 2-3 BB	3 1 1 0 2 2 2						
Orlando Ramirez, R (1, 6) OBP: 0.264, SLG: 0.224		x 0-0 ① SH1-3 1-2		B B B B 4-0 BB 1-2 BB		x 0-0 ① SH3 1-2		B B B B 4-0 BB	x 0-0 ③ P4	1 0 0 0 2 0 3						
Inning Stats	R: 3 H: 1 E: 0 LOB: 1 K: 0 BB: 3 S: 4 P: 16	R: 0 H: 1 E: 0 LOB: 2 K: 1 BB: 1 S: 6 P: 10	R: 0 H: 1 E: 0 LOB: 1 K: 1 BB: 0 S: 5 P: 5	R: 1 H: 1 E: 0 LOB: 2 K: 2 BB: 2 S: 8 P: 16	R: 0 H: 1 E: 0 LOB: 1 K: 1 BB: 0 S: 6 P: 6	R: 1 H: 1 E: 0 LOB: 2 K: 1 BB: 2 S: 6 P: 14	R: 0 H: 1 E: 0 LOB: 1 K: 1 BB: 0 S: 6 P: 6	R: 0 H: 0 E: 0 LOB: 1 K: 2 BB: 1 S: 7 P: 11	R: 0 H: 1 E: 0 LOB: 3 K: 2 BB: 2 S: 8 P: 16	1B: 6 SF: 1 2B: 3 SAC: 3 3B: 0 DP: 1 HR: 0 HBP: 0						

TOP

California Angels @ Cleveland Indians

Cleveland Municipal Stadium, Cleveland, OH

Sun May 02 1976, 3:38 AM EDT
Att. 15,038 - Cloudy - 68 F

livebaseballscorecards.com

AB	30
R	5
H	8
RBI	5
BB	11
SO	11
LOB	27

PITCHER		IP	WLS	BF	H	R	ER	SO	BB	IBB	HBP	BLK	WP	HR	S	P	ERA	WHIP
Jim Bibby, R ERA: 8.78	(1, 1)	1.1		10	2	3	3	0	4	0	0	0	0	0	6	22	20.25	4.500
Don Hood, L ERA: 3.38	(2, 1)	2.0	L	9	2	1	1	3	2	0	0	0	0	0	13	21	4.50	2.000
Jim Kern, R ERA: 1.33	(4, 1)	2.2		12	2	1	1	3	2	0	0	0	0	0	16	24	3.38	1.500
Dave LaRoche, L ERA:	(7, 1)	3.0		14	2	0	0	5	2	1	0	0	0	0	21	33	0.00	1.333

PITCHER	IP	WLS	BF	H	R	ER	SO	BB	IBB	HBP	BLK	WP	HR	S	P	ERA	WHIP

WP: 0	PA: 45																
PB: 0																	
SB: 2																	
CS: 1																	

Batter	1	2	3	4	5	6	7	8	9	AB	R	H	RBI	BB	SO	LOB
Rick Manning, L (1, 8) OBP: 0.382, SLG: 0.415	1-3		F7		F8		K		F5	5	0	0	0	0	1	1
Duane Kuiper, L (1, 4) OBP: 0.284, SLG: 0.237	5-3		BB, 1B, 1-2		B3		K		G6-4-3, 1B	4	1	1	0	1	1	0
Buddy Bell, R (1, 5) OBP: 0.471, SLG: 0.517	F9		1B, 1-3, 2-H		BB		6-3		G6-4-3, 1-2f	4	1	1	1	1	0	1
Rico Carty, R (1, 10) OBP: 0.409, SLG: 0.561		FC1-6-5, 2B	1B, 2-H, 3-H		L7			1B		4	1	3	2	0	0	1
John Lowenstein, L (1, 3) OBP: 0.444, SLG: 0.231		FC1-6-5, 1B, 2-3	1B, 1-2			F8		1B, 1-2		4	0	2	0	0	0	1
George Hendrick, R (1, 7) OBP: 0.308, SLG: 0.517		G5-4-3, 1B, 1-2	1B, 1-2, 2-H			2B		F3		4	0	3	0	0	0	2
Charlie Spikes, R (1, 9) OBP: 0.333, SLG: 0.302		G5-4-3, 1-2f		5-3		K		K		4	0	0	0	0	2	5
Alan Ashby, S (1, 2) OBP: 0.382, SLG: 0.426			K	F9		BB		1B, 1-3, 2-H		3	0	1	1	1	1	0
Larvell Blanks, R (1, 6) OBP: 0.167, SLG: 0.167			BB, 1B	L6		K		P4		3	1	1	0	0	1	2
Frank Robinson, R (8, PH)										1	0	0	0	0	0	2
Frank Duffy, R (9, 6) OBP: 0.327, SLG: 0.348										0	0	0	0	0	0	0
Inning Stats	R: 0 E: 0 K: 0 S: 3 H: 0 LOB: 0 BB: 0 P: 3	R: 0 E: 0 K: 0 S: 4 H: 2 LOB: 1 BB: 0 P: 4	R: 3 E: 0 K: 1 S: 9 H: 5 LOB: 2 BB: 1 P: 13	R: 0 E: 0 K: 0 S: 3 H: 0 LOB: 0 BB: 0 P: 3	R: 0 E: 0 K: 0 S: 3 H: 0 LOB: 1 BB: 1 P: 7	R: 0 E: 0 K: 2 S: 8 H: 1 LOB: 2 BB: 1 P: 12	R: 0 E: 0 K: 2 S: 7 H: 0 LOB: 0 BB: 0 P: 7	R: 1 E: 0 K: 1 S: 8 H: 3 LOB: 2 BB: 0 P: 8	R: 0 E: 0 K: 0 S: 3 H: 1 LOB: 0 BB: 0 P: 3	1B: 10 2B: 2 3B: 0 HR: 0	SF: 0 SAC: 0 DP: 2 HBP: 0	WP: 0 PB: 0 SB: 0 CS: 0	PA: 39				

PITCHER		IP	WLS	BF	H	R	ER	SO	BB	IBB	HBP	BLK	WP	HR	S	P	ERA	WHIP
Don Kirkwood, R ERA: 9.77	(1, 1)	4.0		18	7	3	3	1	1	0	0	0	0	0	19	23	6.75	2.000
Jim Brewer, L ERA: 1.54	(5, 1)	4.1	W	20	5	1	1	5	2	0	0	0	0	0	28	36	2.08	1.615
Dick Drago, R ERA: 4.35	(9, 1)	0.2	S	1	0	0	0	0	0	0	0	0	0	0	1	1	0.00	0.000

PITCHER	IP	WLS	BF	H	R	ER	SO	BB	IBB	HBP	BLK	WP	HR	S	P	ERA	WHIP

BOTTOM

California Angels @ Cleveland Indians

Cleveland Municipal Stadium, Cleveland, OH

Sun May 02 1976, 3:38 AM EDT

Att. 15,038 - Cloudy - 68 F

livebaseballscorecards.com

AB	36
R	4
H	12
RBI	4
BB	3
SO	6
LOB	15

Batter	1	2	3	4	5	6	7	8	9	10	AB	R	H	RBI	BB	SO	LOB
Rick Manning, L (1, 8) OBP: 0.395, SLG: 0.420	0-0 ① 3-4-1	0-0 ② F6 1-2		0-0 1B			B B B B 4-0 FC1-6 BB		x 0-0 1B 2-3 1B		4	0	2	0	1	0	1
Duane Kuiper, L (1, 4) OBP: 0.278, SLG: 0.234	0-0 ② G3	0-0 ③ 6-3		0-0 ③ 1-3			0-0 ② FC1-6 S 1-2f		0-0 1-2 3-H 1B		5	0	1	1	0	0	3
Buddy Bell, R (1, 5) OBP: 0.467, SLG: 0.523	0-0 1B 1B 1B		0-0 FC5 2B		0-0 ① 4-3		0-0 ③ 1-3 1-2		S S S 0-3 ② K		5	1	2	0	0	1	3
Rico Carty, R (1, 10) OBP: 0.408, SLG: 0.541	0-0 1B 1B 1-3 1B		0-0 ① FC5 2B 2-3		B B B B 4-0 G1-6-3 BB			0-0 ① F9	S S S 0-3 ③ K		4	1	1	0	1	1	3
John Lowenstein, L (1, 3) OBP: 0.391, SLG: 0.222	0-0 1B S 1-2 3-H 1B		0-0 ② F8		0-0 ② ③ G1-6-3 1-2f			0-0 ② 6-3		0-0 ① L8	5	1	1	1	0	0	2
George Hendrick, R (1, 7) OBP: 0.329, SLG: 0.585	0-0 E S 1-3 2-H 1B		0-0 1-3 2B			0-0 ① 5-3		0-0 E5 FC6-4		0-0 HR	5	1	3	2	0	0	0
Charlie Spikes, R (1, 9) OBP: 0.323, SLG: 0.281	0-0 ③ F9 1-3 3-H		S S S 0-3 ③ K			0-0 ② G3		0-0 ③ FC6-4 1-2f		H 1-0 1B HBP	4	0	0	0	0	1	4
Alan Ashby, S (1, 2) OBP: 0.383, SLG: 0.423		S S S 0-3 ① K		0-0 ① F7		0-0 ③ 4-3			0-0 1B SH3-4 1B	0-0 1-3 G6-4-3 1B	5	1	2	0	0	1	0
Frank Duffy, R (1, 6) OBP: 0.321, SLG: 0.340		0-0 S 1B		0-0 ② 5-3			0-0 ① 4-3		0-0 SH3-4 1-2	0-0 ② ③ G6-4-3 1-2f	4	0	1	0	0	0	2
Inning Stats	R: 3 E: 0 K: 0 S: 7 H: 4 LOB: 1 BB: 0 P: 7	R: 0 E: 0 K: 1 S: 6 H: 1 LOB: 1 BB: 0 P: 6	R: 0 E: 0 K: 1 S: 7 H: 2 LOB: 2 BB: 0 P: 7	R: 0 E: 0 K: 0 S: 4 H: 1 LOB: 1 BB: 0 P: 4	R: 0 E: 0 K: 0 S: 2 H: 0 LOB: 0 BB: 1 P: 6	R: 0 E: 0 K: 0 S: 3 H: 0 LOB: 0 BB: 0 P: 3	R: 0 E: 0 K: 0 S: 3 H: 0 LOB: 1 BB: 1 P: 7	R: 0 E: 1 K: 0 S: 4 H: 0 LOB: 1 BB: 0 P: 4	R: 1 E: 0 K: 2 S: 10 H: 3 LOB: 2 BB: 0 P: 10	R: 1 E: 0 K: 0 S: 4 H: 2 LOB: 1 BB: 0 P: 5	1B: 10 2B: 2 3B: 0 HR: 1 SF: 0 SAC: 1 DP: 2 HBP: 1						

PITCHER		IP	WLS	BF	H	R	ER	SO	BB	IBB	HBP	BLK	WP	HR	S	P	ERA	WHIP
Dick Bosman, R ERA: 3.6	(1, 1)	2.2		15	7	3	3	1	0	0	0	0	0	0	17	17	10.12	2.625
Mike Norris, R ERA: 7.9	(3, 1)	0.1		1	0	0	0	1	0	0	0	0	0	0	3	3	0.00	0.000
Jim Todd, R ERA: 2.3	(4, 1)	4.2		16	1	0	0	0	2	0	0	0	0	0	14	22	0.00	0.643
Rollie Fingers, R ERA: 4.02	(8, 1)	2.1	L	13	5	2	2	2	0	0	1	0	0	1	16	17	7.71	2.143

PITCHER	IP	WLS	BF	H	R	ER	SO	BB	IBB	HBP	BLK	WP	HR	S	P	ERA	WHIP

TOP

Cleveland Indians @ Oakland Athletics

Oakland-Alameda County Coliseum, Oakland, CA

Mon May 03 1976, 7:05 PM PDT

Att. 19,765 - Unknown

livebaseballscorecards.com

AB	41
R	5
H	13
RBI	4
BB	2
SO	4
LOB	18

WP: 0 PB: 0 SB: 4 CS: 0 PA: 45

Cleveland Indians @ Oakland Athletics

Oakland-Alameda County Coliseum, Oakland, CA

Mon May 03 1976, 7:05 PM PDT

Att. 19,765 - Unknown

livebaseballscorecards.com

BOTTOM

Batter	1	2	3	4	5	6	7	8	9	10	AB	R	H	RBI	BB	SO	LOB
Bill North, S (1, 8) OBP: 0.371, SLG: 0.338	K		E6 HR 1B		L6		S 1B		G3		5	1	2	0	0	1	2
Claudell Washington, L (1, 9) OBP: 0.281, SLG: 0.275	5-3		HR BB		K		K 1-2		6-3		4	1	0	0	1	2	3
Joe Rudi, R (1, 7) (4, 3) OBP: 0.413, SLG: 0.597 Larry Lintz, S (10, PR)	F8		1-H 2-H HR		BB IBB		IBB			SH1-4 HBP BB	2 0	1 0	1 0	3 0	3 0	0 0	0 0
Don Baylor, R (1, 3) OBP: 0.279, SLG: 0.264 Cesar Tovar, R (4, 7) OBP: 0.333, SLG: 0.167	K		6-3		FC6-4 1-2 2-3 3-H BB		F8			1-0 SH1-4 1-2 HBP	2 1	0 0	0 0	0 1	0 1	1 1	0 2
Sal Bando, R (1, 5) OBP: 0.232, SLG: 0.342	F3			6-3	FC6-4 1-2f		1-3			SH1-4 1-2 2-3	4	0	0	0	0	0	5
Ken McMullen, R (1, 10) OBP: 0.333, SLG: 0.250	BB			K	K	K		6-3		IBB	3	0	0	0	2	2	0
Bert Campaneris, R (1, 6) OBP: 0.266, SLG: 0.183	F9			K		5-3 BB		K		F8	4	0	0	0	1	2	4
Phil Garner, R (1, 4) OBP: 0.303, SLG: 0.357			F8		SH BB BB	5-3 1-2		CS 1B		K	4	1	1	0	1	1	4
Larry Haney, R (1, 2) OBP: 0.286, SLG: 0.242			K		SH BB 1-3	6-3		CS 1-2	L8		3	0	0	0	0	1	1

Inning Stats	1	2	3	4	5	6	7	8	9	10
	R: 0 E: 0 K: 1 S: 5	H: 0 LOB: 0 BB: 0 P: 5	R: 0 E: 0 K: 1 S: 5	H: 0 LOB: 1 BB: 1 P: 9	R: 3 E: 1 K: 1 S: 7	H: 2 LOB: 0 BB: 1 P: 11	R: 0 E: 0 K: 2 S: 7	H: 0 LOB: 0 BB: 0 P: 7	R: 1 E: 1 K: 1 S: 6	H: 0 LOB: 3 BB: 3 P: 18
	R: 0 E: 0 K: 1 S: 5	H: 0 LOB: 1 BB: 1 P: 9	R: 0 E: 0 K: 1 S: 6	H: 1 LOB: 2 BB: 1 P: 10	R: 0 E: 0 K: 1 S: 5	H: 1 LOB: 0 BB: 0 P: 5	R: 0 E: 0 K: 0 S: 3	H: 0 LOB: 0 BB: 0 P: 3	R: 0 E: 0 K: 1 S: 5	H: 0 LOB: 3 BB: 2 P: 14

1B: 3 2B: 0 3B: 0 HR: 1 SF: 0 SAC: 2 DP: 0 HBP: 1

WP: 0 PB: 0 SB: 1 CS: 1 PA: 45

PITCHER		IP	WLS	BF	H	R	ER	SO	BB	IBB	HBP	BLK	WP	HR	S	P	ERA	WHIP
Dennis Eckersley, R ERA: 4.35	(1, 1)	3.0		13	2	3	3	3	2	0	0	0	0	1	17	25	9.00	1.333
Stan Thomas, R ERA: 1.04	(4, 1)	5.0		22	2	1	0	6	3	2	0	0	0	0	29	49	0.00	1.000
Tom Buskey, R ERA: 2.35	(9, 1)	1.0	W	5	0	0	0	0	1	0	1	0	0	0	3	8	0.00	1.000
Dave LaRoche, L ERA:	(10, 1)	1.0	S	4	0	0	0	1	0	1	0	0	0	0	5	9	0.00	0.000

PITCHER		IP	WLS	BF	H	R	ER	SO	BB	IBB	HBP	BLK	WP	HR	S	P	ERA	WHIP

AB	32
R	4
H	4
RBI	4
BB	9
SO	10
LOB	21

Cleveland Indians @ Oakland Athletics

Oakland-Alameda County Coliseum, Oakland, CA

Tue May 04 1976, 7:05 PM PDT

Att. 2,628 - Unknown

livebaseballscorecards.com

TOP

Batter	1	2	3	4	5	6	7	8	9	AB	R	H	RBI	BB	SO	LOB
Rick Manning, L (1, 8) OBP: 0.395, SLG: 0.425	4-3		6-3		S 1B		1B		SF9 2-3 3-H	4	0	2	1	0	0	0
Duane Kuiper, L (1, 4) OBP: 0.276, SLG: 0.224	4-3		BBBB 4-0 S 1B BB		L4 1-2		1-3		BBBB 4-0 BB	3	1	0	0	1	0	2
Ray Fosse, R (9, PH)										0	0	0	0	1	0	0
Buddy Bell, R (1, 5) OBP: 0.450, SLG: 0.493	5-3		BBBB 4-0 1B 1-2 BB		F3			F7	F9	4	0	0	0	1	0	3
Rico Carty, R (1, 10) OBP: 0.427, SLG: 0.600		G6-3 1B	0-0 1-3 2-H 1B			HR		6-3		4	1	3	2	0	0	0
John Lowenstein, L (1, 3) OBP: 0.333, SLG: 0.182		G6-3 1-2f	SSS 0-3 K			4-3		4-3		4	0	0	0	0	1	3
George Hendrick, R (1, 7) OBP: 0.324, SLG: 0.580		E1 BB		6-3		4-3			F8 E 2B	4	1	1	0	0	0	0
Charlie Spikes, R (1, 9) OBP: 0.319, SLG: 0.267		BBBB 4-0 FC6-*4* 1-2 BB		6-3		6-3			FC E SF9	3	1	0	0	1	0	1
Alan Ashby, S (1, 2) OBP: 0.359, SLG: 0.393		FC6-4 1-2f		1-5-3			F8		F8 2-3	4	0	0	0	0	0	4
Frank Duffy, R (1, 6) OBP: 0.298, SLG: 0.315			F7		6-3		F7		E1 SF9 1-3 3-H	4	0	0	1	0	0	1

	AB	34
	R	4
	H	6
	RBI	4
	BB	4
	SO	1
	LOB	14

Inning Stats																								
	R: 0	H: 0	R: 0	H: 1	R: 1	H: 1	R: 0	H: 0	R: 0	H: 1	R: 1	H: 1	R: 0	H: 1	R: 0	H: 0	R: 2	H: 1	1B: 4	SF: 1	WP: 0	PA: 39
	E: 0	LOB: 0	E: 1	LOB: 2	E: 0	LOB: 2	E: 0	LOB: 0	E: 0	LOB: 1	E: 0	LOB: 0	E: 0	LOB: 1	E: 0	LOB: 0	E: 1	LOB: 2	2B: 1	SAC: 0	PB: 0	
	K: 0	BB: 0	K: 0	BB: 1	K: 1	BB: 2	K: 0	BB: 0	K: 0	BB: 0	K: 0	BB: 0	K: 0	BB: 1	K: 0	BB: 0	K: 0	BB: 1	3B: 0	DP: 1	SB: 2	
	S: 3	P: 3	S: 4	P: 8	S: 6	P: 14	S: 3	P: 3	S: 4	P: 4	S: 4	P: 4	S: 4	P: 4	S: 3	P: 3	S: 6	P: 10	HR: 1	HBP: 0	CS: 0	

PITCHER		IP	WLS	BF	H	R	ER	SO	BB	IBB	HBP	BLK	WP	HR	S	P	ERA	WHIP
Mike Torrez, R ERA: 2.94	(1, 1)	8.1	W	36	6	4	3	1	3	0	0	0	0	1	35	47	3.24	1.080
Paul Lindblad, L ERA: 2.84	(9, 1)	0.1		2	0	0	0	0	1	0	0	0	0	0	1	5	0.00	3.000
Rollie Fingers, R ERA: 3.94	(9, 1)	0.1	S	1	0	0	0	0	0	0	0	0	0	0	1	1	0.00	0.000

PITCHER	IP	WLS	BF	H	R	ER	SO	BB	IBB	HBP	BLK	WP	HR	S	P	ERA	WHIP

Batter	1	2	3	4	5	6	7	8	9	AB	R	H	RBI	BB	SO	LOB
Bill North, S (1, 8) OBP: 0.362, SLG: 0.329	F9		5-3	G2		S 2B 1B		E1 FC4-2 S 1-3 1B		5	2	1	0	0	0	2
Claudell Washington, L (1, 9) OBP: 0.287, SLG: 0.306	6-3		FC 3B		S 2B 1B	K 1-2		FC4-2 S 1-3 3-H 1B		5	3	2	0	0	1	3
Joe Rudi, R (1, 7) OBP: 0.424, SLG: 0.625	FC5-4 1B		FC 1B 1B 3-H		1-H 1B 2B	2-H 2B		K 1-2		5	1	3	3	0	1	2
Don Baylor, R (1, 3) OBP: 0.286, SLG: 0.273	FC5-4 1-2f		CS 1B 1-3 1B		P6	F7		CS 2-H 3-H 1B		5	0	2	2	0	0	3
Sal Bando, R (1, 5) OBP: 0.244, SLG: 0.342		L8	1-2 1B 3-H		1B E BB	4-3		CS 1-2		3	1	1	1	1	0	1
Ken McMullen, R (1, 10) OBP: 0.316, SLG: 0.250		F4	F7 2-3		E 1-3 2-H 1B		5-3			4	1	1	0	0	0	2
Bert Campaneris, R (1, 6) OBP: 0.265, SLG: 0.176		E BB		5-3	E6 1B 2-3 3-H		L3			3	0	0	0	1	0	1
Phil Garner, R (1, 4) OBP: 0.300, SLG: 0.351		E5 1-2		6-3	1-2 3-H 1B		F4			4	0	1	1	0	0	1
Larry Haney, R (1, 2) OBP: 0.308, SLG: 0.270		K		1B	1-3			E FC4-2 1B		4	0	2	0	0	1	4
Inning Stats	R: 0 E: 0 K: 0 S: 4 H: 1 LOB: 1 BB: 0 P: 4	R: 0 E: 1 K: 1 S: 6 H: 0 LOB: 2 BB: 1 P: 10	R: 2 E: 0 K: 0 S: 6 H: 3 LOB: 1 BB: 0 P: 6	R: 0 E: 0 K: 0 S: 4 H: 1 LOB: 1 BB: 0 P: 4	R: 3 E: 1 K: 0 S: 7 H: 4 LOB: 2 BB: 1 P: 11	R: 1 E: 0 K: 1 S: 7 H: 2 LOB: 1 BB: 0 P: 7	R: 0 E: 0 K: 0 S: 3 H: 0 LOB: 0 BB: 0 P: 3	R: 2 E: 1 K: 1 S: 7 H: 2 LOB: 0 BB: 0 P: 7		1B: 10 2B: 2 3B: 1 HR: 0 SF: 0 SAC: 0 DP: 0 HBP: 0						

PITCHER	IP	WLS	BF	H	R	ER	SO	BB	IBB	HBP	BLK	WP	HR	S	P	ERA	WHIP
Fritz Peterson, L (1, 1) ERA: 5.4	4.2	L	24	8	5	3	1	2	0	0	0	0	0	24	32	5.79	2.143
Jim Kern, R (5, 1) ERA: 1.66	1.1		8	3	1	1	1	0	0	0	0	0	0	10	10	6.75	2.250
Jim Bibby, R (7, 1) ERA: 7.63	2.0		8	2	2	0	1	0	0	0	0	0	0	10	10	0.00	1.000

PITCHER	IP	WLS	BF	H	R	ER	SO	BB	IBB	HBP	BLK	WP	HR	S	P	ERA	WHIP

BOTTOM

Cleveland Indians @ Oakland Athletics

Oakland-Alameda County Coliseum, Oakland, CA

Tue May 04 1976, 7:05 PM PDT

Att. 2,628 - Unknown

livebaseballscorecards.com

AB	38
R	8
H	13
RBI	7
BB	2
SO	3
LOB	19

WP: 0 PB: 0 SB: 4 CS: 2 PA: 41

Batter	1	2	3	4	5	6	7	8	9	AB	R	H	RBI	BB	SO	LOB
Rick Manning, L (1, 8) OBP: 0.378, SLG: 0.403	S S S 0-3 ① K		x 0-0 ① 1-3		S S S 0-3 ③ K			x 0-0 ② F2 1-2		4	0	0	0	0	2	1
Duane Kuiper, L (1, 4) OBP: 0.300, SLG: 0.254	x 0-0 E S SF8 1B		x 0-0 G6-4-3 1B			x 0-0 ① 1-3		x 0-0 2-3 1B		4	1	3	0	0	0	0
Buddy Bell, R (1, 5) OBP: 0.429, SLG: 0.472	x 0-0 ② SF8 1-H		x 0-0 ② ③ G6-4-3 1-2f			x 0-0 ② F9		x 0-0 ③ F9		3	0	0	1	0	0	3
Rico Carty, R (1, 10) OBP: 0.430, SLG: 0.588	x 0-0 1B			x 0-0 ① 5-3		x 0-0 ③ 4-3			B B B B 4-0 L8 1B 1B BB	3	0	1	0	1	0	0
Ron Pruitt, R (9, PR)										0	1	0	0	0	0	0
John Lowenstein, L (1, 3) OBP: 0.323, SLG: 0.192	x 0-0 ③ 3-1			x 0-0 1B			x 0-0 ① G3		x 0-0 ① L9	4	0	1	0	0	0	2
Doug Howard, R (9, 3) OBP: 0.292, SLG: 0.409										0	0	0	0	0	0	0
George Hendrick, R (1, 7) OBP: 0.321, SLG: 0.562		x 0-0 ① F3		x 0-0 ② F9			x 0-0 ② 3-1		x 0-0 1-2 1B 1B 1B	4	1	1	0	0	0	1
Charlie Spikes, R (1, 9) OBP: 0.301, SLG: 0.250		x 0-0 ② 3-1		x 0-0 ③ 6-3			x 0-0 ③ F4		x 0-0 ② L8 2-3	4	0	0	0	0	0	3
Alan Ashby, S (1, 2) OBP: 0.368, SLG: 0.400		x 0-0 1B			x 0-0 ① 6-3			S S S 0-3 ① K	x 0-0 1-H 3-H 1B	4	0	2	2	0	1	0
Frank Duffy, R (1, 6) OBP: 0.295, SLG: 0.310		S S S 0-3 ③ K			x 0-0 ② L9			x 0-0 1B S 1B	x 0-0 ③ 4-3	4	0	1	0	0	1	2
Inning Stats	R: 1 H: 2 E: 0 LOB: 1 K: 1 BB: 0 S: 7 P: 7	R: 0 H: 1 E: 0 LOB: 1 K: 1 BB: 0 S: 6 P: 6	R: 0 H: 1 E: 0 LOB: 0 K: 0 BB: 0 S: 3 P: 3	R: 0 H: 1 E: 0 LOB: 1 K: 0 BB: 0 S: 4 P: 4	R: 0 H: 0 E: 0 LOB: 0 K: 1 BB: 0 S: 5 P: 5	R: 0 H: 0 E: 0 LOB: 0 K: 0 BB: 0 S: 3 P: 3	R: 0 H: 0 E: 0 LOB: 0 K: 0 BB: 0 S: 3 P: 3	R: 0 H: 2 E: 0 LOB: 2 K: 1 BB: 0 S: 7 P: 7	R: 2 H: 2 E: 0 LOB: 1 K: 0 BB: 1 S: 5 P: 9	1B: 9 SF: 1 2B: 0 SAC: 0 3B: 0 DP: 1 HR: 0 HBP: 0						

PITCHER		IP	WLS	BF	H	R	ER	SO	BB	IBB	HBP	BLK	WP	HR	S	P	ERA	WHIP
Stan Bahnsen, R ERA: 2.79	(1, 1)	7.1		27	6	1	1	4	0	0	0	0	0	0	35	35	1.23	0.818
Paul Lindblad, L ERA: 2.77	(8, 1)	0.1		2	1	0	0	0	0	0	0	0	0	0	2	2	0.00	3.000
Rollie Fingers, R ERA: 4.67	(8, 1)	1.1	L	7	2	2	2	0	1	0	0	0	0	0	6	10	13.50	2.250

PITCHER	IP	WLS	BF	H	R	ER	SO	BB	IBB	HBP	BLK	WP	HR	S	P	ERA	WHIP

TOP

Cleveland Indians @ Oakland Athletics

Oakland-Alameda County Coliseum, Oakland, CA

Wed May 05 1976, 7:05 PM PDT

Att. 2,100 - Unknown

livebaseballscorecards.com

AB	34
R	3
H	9
RBI	3
BB	1
SO	4
LOB	12

WP: 0	PA: 36		
PB: 0			
SB: 2			
CS: 0			

Cleveland Indians @ Oakland Athletics

Oakland-Alameda County Coliseum, Oakland, CA

Wed May 05 1976, 7:05 PM PDT

Att. 2,100 - Unknown

livebaseballscorecards.com

BOTTOM

Batter	1	2	3	4	5	6	7	8	9	AB	R	H	RBI	BB	SO	LOB
Bill North, S (1, 8) OBP: 0.367, SLG: 0.337	4-3		G6-4-3 1B 1-2 1B		S 1B			5-3		4	0	2	0	0	0	0
Claudell Washington, L (1, 9) OBP: 0.296, SLG: 0.315	FC6-4 1B		G6-4-3 1-2 2-H 1B		5-3 1-2			F7		4	0	2	1	0	0	1
Joe Rudi, R (1, 7) OBP: 0.404, SLG: 0.592	FC6-4 1-2f		G6-4-3 1-2f 2-3			S S S K		F8		4	0	0	0	0	1	3
Don Baylor, R (1, 3) OBP: 0.274, SLG: 0.259	F3		F9			F3			6-3	4	0	0	0	0	0	2
Sal Bando, R (1, 5) OBP: 0.244, SLG: 0.337		5-3 1B		5-3		F9			1-3	4	0	1	0	0	0	0
Ken McMullen, R (1, 10) OBP: 0.304, SLG: 0.211		5-3 1-2		B B B 4-0 G5-4-3 BB			6-3		5-3	3	0	0	0	1	0	1
Bert Campaneris, R (1, 6) OBP: 0.267, SLG: 0.182		F7		G5-4-3 1-2f			CS 1B			3	0	1	0	0	0	2
Phil Garner, R (1, 4) OBP: 0.301, SLG: 0.351		6-3			6-3		WP 1-2 1B			3	0	1	0	0	0	1
Matt Alexander, S (7, PR)										0	0	0	0	0	0	0
Tommy Sandt, R (8, 4) OBP: 0.333, SLG: 0.333										0	0	0	0	0	0	0
Larry Haney, R (1, 2) OBP: 0.293, SLG: 0.256			E3 1B 1B		6-3 F6		L7 1-2			2	1	0	0	0	0	0
Tim Hosley, R (7, PH) OBP: 0.500, SLG: 0.333 (8, 2)										1	0	0	0	0	0	1

Inning Stats	1	2	3	4	5	6	7	8	9
	R: 0 H: 1 E: 0 LOB: 1 K: 0 BB: 0 S: 4 P: 4	R: 0 H: 1 E: 0 LOB: 1 K: 0 BB: 0 S: 4 P: 4	R: 1 H: 2 E: 1 LOB: 1 K: 0 BB: 0 S: 5 P: 5	R: 0 H: 0 E: 0 LOB: 0 K: 0 BB: 1 S: 2 P: 6	R: 0 H: 1 E: 0 LOB: 1 K: 0 BB: 0 S: 4 P: 4	R: 0 H: 0 E: 0 LOB: 0 K: 1 BB: 0 S: 5 P: 5	R: 0 H: 2 E: 0 LOB: 2 K: 0 BB: 0 S: 4 P: 4	R: 0 H: 0 E: 0 LOB: 0 K: 0 BB: 0 S: 3 P: 3	R: 0 H: 0 E: 0 LOB: 0 K: 0 BB: 0 S: 3 P: 3

	AB	32
	R	1
	H	7
	RBI	1
	BB	1
	SO	1
	LOB	11

1B: 7 SF: 0 WP: 1 PA: 33
2B: 0 SAC: 0 PB: 0
3B: 0 DP: 2 SB: 1
HR: 0 HBP: 0 CS: 1

PITCHER	IP	WLS	BF	H	R	ER	SO	BB	IBB	HBP	BLK	WP	HR	S	P	ERA	WHIP
Pat Dobson, R (1, 1) ERA: 4.21	9.0	W	33	7	1	0	1	1	0	0	0	1	0	34	38	0.00	0.889

PITCHER	IP	WLS	BF	H	R	ER	SO	BB	IBB	HBP	BLK	WP	HR	S	P	ERA	WHIP

Batter	1	2	3	4	5	6	7	8	9	AB	R	H	RBI	BB	SO	LOB
Rick Manning, L (1, 8) OBP: 0.368, SLG: 0.390	4-3	K			F7		E S 1-3 1B		P5	5	0	1	0	0	1	2
Duane Kuiper, L (1, 4) OBP: 0.286, SLG: 0.240	K		1-4-3			5-3	K 1-2			4	0	0	0	0	2	2
Buddy Bell, R (1, 5) OBP: 0.432, SLG: 0.473	1B 1B		4-3			1B 2B BB	SF9 2-3 3-H			2	1	1	1	1	0	0
Rico Carty, R (1, 10) OBP: 0.434, SLG: 0.583	1-2 1B		F8			2B E 1-3 1B	F7			4	1	2	0	0	0	1
John Lowenstein, L (1, 3) OBP: 0.314, SLG: 0.233 Doug Howard, R (8, 3) OBP: 0.292, SLG: 0.409	F8			F7		E 1-3 3-H 2B		3-1		4 0	1 0	1 0	1 0	0 0	0 0	2 0
George Hendrick, R (1, 7) OBP: 0.329, SLG: 0.558		SH1-3 1B 1B		F7		E8 2-H 3-H 1B		K		4	0	2	2	0	1	0
Charlie Spikes, R (1, 9) OBP: 0.299, SLG: 0.250		SH1-3 1-2 1B		G3		F7		5-3		4	0	1	0	0	0	1
Alan Ashby, S (1, 2) OBP: 0.352, SLG: 0.381		SH1-3 1-2 2-3			K	F5			K	3	0	0	0	0	2	1
Frank Duffy, R (1, 6) OBP: 0.297, SLG: 0.311 Frank Robinson, R (9, PH)		K			6-3		1B SF9 1B		K	3 1	1 0	0 0	0 0	0 0	1 1	2 0
Inning Stats	R: 0 E: 0 K: 1 S: 7 H: 2 LOB: 2 BB: 0 P: 7	R: 0 E: 0 K: 2 S: 9 H: 2 LOB: 2 BB: 0 P: 9	R: 0 E: 0 K: 0 S: 3 H: 0 LOB: 0 BB: 0 P: 3	R: 0 E: 0 K: 0 S: 3 H: 0 LOB: 0 BB: 0 P: 3	R: 0 E: 0 K: 1 S: 5 H: 0 LOB: 0 BB: 0 P: 5	R: 3 E: 1 K: 0 S: 6 H: 3 LOB: 1 BB: 1 P: 10	R: 1 E: 1 K: 1 S: 7 H: 2 LOB: 1 BB: 0 P: 7	R: 0 E: 0 K: 1 S: 5 H: 0 LOB: 0 BB: 0 P: 5	R: 0 E: 0 K: 2 S: 7 H: 0 LOB: 0 BB: 0 P: 7	1B: 8 2B: 1 3B: 0 HR: 0	SF: 1 SAC: 1 DP: 0 HBP: 0						

PITCHER	IP	WLS	BF	H	R	ER	SO	BB	IBB	HBP	BLK	WP	HR	S	P	ERA	WHIP
Don Kirkwood, R (1, 1) ERA: 8.57	5.1		23	6	3	3	4	1	0	0	0	0	0	30	34	5.06	1.312
Dick Drago, R (6, 1) ERA: 3.52	3.2	W	14	3	1	1	4	0	0	0	0	0	0	22	22	2.46	0.818

PITCHER	IP	WLS	BF	H	R	ER	SO	BB	IBB	HBP	BLK	WP	HR	S	P	ERA	WHIP

TOP

Cleveland Indians @ California Angels

Anaheim Stadium, Anaheim, CA

Fri May 07 1976, 10:05 PM EDT

Att. 10,496 - Unknown

livebaseballscorecards.com

AB	34
R	4
H	9
RBI	4
BB	1
SO	8
LOB	11

WP: 0	PA: 37
PB: 0	
SB: 1	
CS: 0	

BOTTOM

Cleveland Indians @ California Angels

Anaheim Stadium, Anaheim, CA

Fri May 07 1976, 10:05 PM EDT

Att. 10,496 - Unknown

livebaseballscorecards.com

Batter	1	2	3	4	5	6	7	8	9	AB	R	H	RBI	BB	SO	LOB
Jerry Remy, L (1, 4) OBP: 0.317, SLG: 0.270	4-3	1-3 2-H 1B			L1-3 1-2			BB HR 1B		4	1	2	1	0	0	1
Rusty Torres, S (1, 8) OBP: 0.310, SLG: 0.364	2B	L3			P5			1-2 HR BB		3	1	1	0	1	0	2
Bobby Bonds, R (1, 9) OBP: 0.444, SLG: 0.519	HBP		5-3			K		1-H 2-H HR		3	1	1	3	0	1	0
Bill Melton, R (1, 10) OBP: 0.293, SLG: 0.414	F9		F9			1-4-3		HR		4	1	1	1	0	0	2
Bruce Bochte, L (1, 3) OBP: 0.381, SLG: 0.375	4-3		F9			1B		F9		4	0	1	0	0	0	2
Leroy Stanton, R (1, 7) OBP: 0.333, SLG: 0.354		1B FC5-2 BB		1B		K2-3		K		3	0	1	0	1	2	1
Dave Chalk, R (1, 5) OBP: 0.330, SLG: 0.341 (8, 6)		FC5-2 1-3 1B		P6			6-3	K		4	1	1	0	0	1	0
Andy Etchebarren, R (1, 2) OBP: 0.271, SLG: 0.227 Dave Collins, S (7, PH) OBP: 0.406, SLG: 0.224 Ron Jackson, R (8, 5)	F9			6-3			K			2 1 0	0 0 0	0 0 0	0 0 0	0 0 0	0 1 0	2 0 0
Orlando Ramirez, R (1, 6) OBP: 0.283, SLG: 0.236 Adrian Garrett, L (7, PH) (8, 2)	FC5-2 1B 1-2 3-H				L1-3 1B		F9			2 1	0 0	1 0	0 0	0 0	0 0	2 0
Inning Stats	R: 0 E: 0 K: 0 S: 4 H: 1 LOB: 2 BB: 0 P: 5	R: 1 E: 0 K: 0 S: 5 H: 2 LOB: 2 BB: 1 P: 9	R: 0 E: 0 K: 0 S: 3 H: 0 LOB: 0 BB: 0 P: 3	R: 0 E: 0 K: 0 S: 3 H: 1 LOB: 0 BB: 0 P: 3	R: 0 E: 0 K: 0 S: 3 H: 1 LOB: 0 BB: 0 P: 3	R: 0 E: 0 K: 2 S: 8 H: 1 LOB: 1 BB: 0 P: 8	R: 0 E: 0 K: 1 S: 5 H: 0 LOB: 0 BB: 0 P: 5	R: 4 E: 0 K: 2 S: 10 H: 3 LOB: 0 BB: 1 P: 14		1B: 6 2B: 2 3B: 0 HR: 2 SF: 0 SAC: 0 DP: 1 HBP: 1						

AB	31
R	5
H	9
RBI	5
BB	2
SO	5
LOB	12

PITCHER	IP	WLS	BF	H	R	ER	SO	BB	IBB	HBP	BLK	WP	HR	S	P	ERA	WHIP
Jackie Brown, R (1, 1) ERA: 4.07	7.0	L	31	9	5	5	3	2	0	1	0	0	2	34	43	6.43	1.571
Dave LaRoche, L (8, 1) ERA:	1.0		3	0	0	0	2	0	0	0	0	0	0	7	7	0.00	0.000

PITCHER	IP	WLS	BF	H	R	ER	SO	BB	IBB	HBP	BLK	WP	HR	S	P	ERA	WHIP

Batter	1	2	3	4	5	6	7	8	9	10	11	12	13	AB	R	H	RBI	BB	SO	LOB
Rick Manning, L (1, 8) OBP: 0.356, SLG: 0.368	4-3		BB		P6		P6			3-1		3-1 2-3		5	0	0	0	1	0	2
Duane Kuiper, L (1, 4) OBP: 0.289, SLG: 0.247	1-3		G3		S 1-3 1B		K			5-3		1B 3-H		6	0	2	1	0	1	1
Buddy Bell, R (1, 5) OBP: 0.436, SLG: 0.462	6-3			HR BB	1B 1-2		1B			5-3		F7		4	1	1	0	2	0	1
Rico Carty, R (1, 10) OBP: 0.404, SLG: 0.538		6-3		F7	P4			P4			L6		F2	6	0	0	0	0	0	4
George Hendrick, R (1, 7) OBP: 0.341, SLG: 0.585		1B BB		HR 1-H		6-3		6-3			FC6-4 1B		K	5	1	2	2	1	1	0
Charlie Spikes, R (1, 9) OBP: 0.301, SLG: 0.257		G5-4-3 1B 1-3		CS 1B		F8		F9			FC6-4 1-2f		P4	6	0	2	0	0	0	1
Doug Howard, R (1, 3) OBP: 0.241, SLG: 0.333		G5-4-3 1-2f		1-3 1-2		E5			5-3		4-3			5	0	0	0	0	0	4
Ray Fosse, R (1, 2) OBP: 0.500, SLG: 0.200			4-3		6-3	BB			L3 1B			3-1 SH3-4 1B 1B		3	0	1	0	1	0	0
Alan Ashby, S (9, PR) OBP: 0.361, SLG: 0.391 (9, 2)			P4		1B	F8			L3 1-2			SH3-4 1-2		1	1	1	0	0	0	0
Frank Duffy, R (1, 6) OBP: 0.294, SLG: 0.308														4	0	1	0	0	0	3

Inning Stats	1	2	3	4	5	6	7	8	9	10	11	12	13
R:	0	0	0	2	0	0	0	0	0	0	0	1	0
E:	0	0	0	0	0	1	0	0	0	0	0	0	0
K:	0	0	0	0	0	0	1	0	0	0	0	0	1
S:	3	3	3	4	5	4	5	3	3	3	4	5	5
H:	0	1	0	2	2	0	1	0	1	0	1	2	0
LOB:	0	1	1	0	3	2	1	0	1	0	1	1	0
BB:	0	1	1	1	1	1	1	0	0	0	0	0	0
P:	3	7	7	8	9	8	5	3	3	3	4	5	5

PITCHER		IP	WLS	BF	H	R	ER	SO	BB	IBB	HBP	BLK	WP	HR	S	P	ERA	WHIP
Sid Monge, L ERA: 2.45	(1, 1)	5.2		26	5	2	2	0	5	0	0	0	0	1	21	41	3.18	1.765
Paul Hartzell, R ERA: 1.54	(6, 1)	5.2		19	4	1	1	1	0	0	0	0	0	0	21	21	1.59	0.706
Jim Brewer, L ERA: 1.26	(12, 1)	1.2	W	6	1	0	0	1	0	0	0	0	0	0	8	8	0.00	0.600

PITCHER	IP	WLS	BF	H	R	ER	SO	BB	IBB	HBP	BLK	WP	HR	S	P	ERA	WHIP

TOP

Cleveland Indians @ California Angels

Anaheim Stadium, Anaheim, CA

Sat May 08 1976, 10:05 PM EDT

Att. 25,541 - Unknown - 69 F

livebaseballscorecards.com

AB	45
R	3
H	10
RBI	3
BB	5
SO	2
LOB	16

1B:	9	SF:	0
2B:	1	SAC:	1
3B:	0	DP:	2
HR:	1	HBP:	0

WP: 0 PB: 0 SB: 1 CS: 1 PA: 51

Batter	1	2	3	4	5	6	7	8	9	10	11	12	13	AB	R	H	RBI	BB	SO	LOB
Jerry Remy, L (1, 4) OBP: 0.308, SLG: 0.263	F8		F7 1-2		F8		F7		SH3-4 1-2		FC4-6 S 1-2f		IBB SH1-4 1B 1B	6	1	1	0	0	0	4
Rusty Torres, S (1, 8) OBP: 0.312, SLG: 0.346	F8			2B WP BB		S BB		E4 1B FC4-2	P4		K 1-2		SH1-4 1-2	4	1	0	0	2	1	2
Bobby Bonds, R (1, 9) OBP: 0.486, SLG: 0.554	PO BB			WP 1-3 2B		F9		FC4-2 1-3 S 1B 1B	IBB			WP 6-3 S 1B	1B IBB IBB	4	2	3	0	3	0	1
Bill Melton, R (1, 10) OBP: 0.291, SLG: 0.400 Dave Collins, S (8, PR) OBP: 0.388, SLG: 0.212	PO 1-2	F7		K		1-0 1-2 HBP		FC4-2 BB 1B 1-3 FC5-2 3-H	K			K	K	3 3	0 0	0 0	0 0	1 0	4 5
Bruce Bochte, L (1, 3) OBP: 0.394, SLG: 0.376		F8		P6 2-3 3-H		F5		FC5-2 BB 1-2 3-H 1B		CS 1B		BB 6-3 1-3 BB	1B 1-2 2-3 IBB	5	0	2	1	2	0	3
Leroy Stanton, R (1, 7) OBP: 0.344, SLG: 0.340	CS BB			F8		F5		FC5-2 1-2 2-3 BB		P3		6-3 1-2 3-H	1B 1-2 2-3 3-H 1B	5	0	1	2	2	0	5
Dave Chalk, R (1, 5) OBP: 0.330, SLG: 0.326 (8, 6)	CS 1-2	K	F7			SH3-4 BB		FC5-2 1-2 2-3 3-Hf		5-3 1-2			BB IBB	4	0	0	0	2	1	4
Andy Etchebarren, R (1, 2) OBP: 0.250, SLG: 0.208 Ed Herrmann, L (12, PH) OBP: 0.205, SLG: 0.371 Paul Dade, R (12, PH) Adrian Garrett, L (13, 2)		1-3	K			SH3-4 1-2		G3			P4			4 0 0 0	0 0 0 0	0 0 0 0	0 0 1 0	1 0 0 0	3 0 0 0	
Orlando Ramirez, R (1, 6) OBP: 0.306, SLG: 0.250 Joe Lahoud, L (7, PH) OBP: 0.250, SLG: 0.200 Ron Jackson, R (7, PH) OBP: 0.250, SLG: 0.143 (8, 5)			S BB		1B		P5		SH3-4 BB			FC4-6 1B	F7	1 0 3	0 0 0	1 0 1	0 0 0	1 0 0	0 0 0	
Inning Stats	R: 0 E: 0 K: 0 S: 2 H: 0 LOB: 0 BB: 1 P: 6	R: 0 E: 0 K: 0 S: 2 H: 0 LOB: 0 BB: 1 P: 6	R: 0 E: 0 K: 1 S: 5 H: 0 LOB: 1 BB: 1 P: 9	R: 1 E: 0 K: 1 S: 6 H: 1 LOB: 1 BB: 1 P: 10	R: 0 E: 0 K: 1 S: 6 H: 1 LOB: 1 BB: 0 P: 6	R: 0 E: 0 K: 0 S: 3 H: 0 LOB: 2 BB: 1 P: 8	R: 0 E: 0 K: 0 S: 3 H: 0 LOB: 1 BB: 1 P: 7	R: 1 E: 1 K: 0 S: 6 H: 2 LOB: 3 BB: 1 P: 10	R: 0 E: 0 K: 1 S: 5 H: 0 LOB: 2 BB: 2 P: 13	R: 0 E: 0 K: 0 S: 3 H: 1 LOB: 0 BB: 0 P: 3	R: 0 E: 0 K: 1 S: 6 H: 1 LOB: 1 BB: 0 P: 6	R: 1 E: 0 K: 1 S: 6 H: 1 LOB: 3 BB: 3 P: 18	R: 1 E: 0 K: 1 S: 6 H: 2 LOB: 3 BB: 2 P: 14	1B: 8 2B: 1 3B: 0 HR: 0 SF: 0 SAC: 3 DP: 0 HBP: 1	WP: 2 PB: 0 SB: 5 CS: 2 PA: 62					

PITCHER		IP	WLS	BF	H	R	ER	SO	BB	IBB	HBP	BLK	WP	HR	S	P	ERA	WHIP
Dennis Eckersley, R ERA: 3.67	(1, 1)	6.1		26	2	1	1	3	6	0	1	0	1	0	25	50	1.42	1.263
Dave LaRoche, L ERA: 0.63	(7, 1)	3.2		17	3	1	1	1	2	1	0	0	0	0	16	28	2.46	1.364
Jim Kern, R ERA: 1.93	(11, 1)	1.2		9	2	1	1	2	1	1	0	0	1	0	11	19	5.40	1.800
Don Hood, L ERA: 3.38	(12, 1)	0.0		1	0	0	0	0	1	0	0	0	0	0	0	4	∞	∞
Tom Buskey, R ERA: 3.12	(12, 1)	1.0	L	7	2	1	1	1	0	2	0	0	0	0	7	15	9.00	2.000

PITCHER	IP	WLS	BF	H	R	ER	SO	BB	IBB	HBP	BLK	WP	HR	S	P	ERA	WHIP

BOTTOM

Cleveland Indians @ California Angels

Anaheim Stadium, Anaheim, CA

Sat May 08 1976, 10:05 PM EDT

Att. 25,541 - Unknown - 69 F

livebaseballscorecards.com

AB	42
R	4
H	9
RBI	3
BB	14
SO	7
LOB	35

Batter	1	2	3	4	5	6	7	8	9	AB	R	H	RBI	BB	SO	LOB
Rick Manning, L (1, 8) OBP: 0.352, SLG: 0.363	SSS 0-3 ① K		x 0-0 ① L6		x 0-0 CS 1B			SSS 0-3 ③ K		4	0	1	0	0	2	0
Duane Kuiper, L (1, 4) OBP: 0.280, SLG: 0.238	SSS 0-3 ② K		SSS 0-3 ② K		0-0 ③ CS 1-2	x 0-0 ① L4			x 0-0 ① F8	3	0	0	0	0	2	0
Frank Robinson, R (9, PH)										1	0	0	0	0	0	0
Buddy Bell, R (1, 5) OBP: 0.418, SLG: 0.439	SSS 0-3 ③ K		x 0-0 ③ P5			SSS 0-3 ② K			x 0-0 ② F7	4	0	0	0	0	2	0
Rico Carty, R (1, 10) OBP: 0.398, SLG: 0.524		x 0-0 BB 2B 1B		x 0-0 ① 5-3		x 0-0 ③ F8			x 0-0 ③ 5-3	4	1	1	0	0	0	0
George Hendrick, R (1, 7) OBP: 0.330, SLG: 0.565		x 0-0 ① F3		x 0-0 ② F8			x 0-0 ① 6-3			3	0	0	0	0	0	1
Charlie Spikes, R (1, 9) OBP: 0.314, SLG: 0.253		BBBB 4-0 1-2 2B BB		BBBB 4-0 BB			x 0-0 ② F9			1	1	0	0	2	0	0
Doug Howard, R (1, 3) OBP: 0.250, SLG: 0.367		x 0-0 1-H 2-H 2B		x 0-0 ③ 4-3			x 0-0 ③ 1-3			3	0	1	2	0	0	1
Ray Fosse, R (1, 2) OBP: 0.364, SLG: 0.125		x 0-0 ② F3			x 0-0 ① F8			x 0-0 ① F8		3	0	0	0	0	0	1
Frank Duffy, R (1, 6) OBP: 0.282, SLG: 0.294		SSS 0-3 ③ K			SSS 0-3 ② K			x 0-0 ② F9		3	0	0	0	0	2	1
Inning Stats	R: 0 H: 0 E: 0 LOB: 0 K: 3 BB: 0 S: 9 P: 9	R: 2 H: 2 E: 0 LOB: 1 K: 1 BB: 1 S: 7 P: 11	R: 0 H: 0 E: 0 LOB: 0 K: 1 BB: 0 S: 5 P: 5	R: 0 H: 0 E: 0 LOB: 1 K: 0 BB: 1 S: 3 P: 7	R: 0 H: 1 E: 0 LOB: 0 K: 1 BB: 0 S: 5 P: 5	R: 0 H: 0 E: 0 LOB: 0 K: 1 BB: 0 S: 5 P: 5	R: 0 H: 0 E: 0 LOB: 0 K: 0 BB: 0 S: 3 P: 3	R: 0 H: 0 E: 0 LOB: 0 K: 1 BB: 0 S: 5 P: 5	R: 0 H: 0 E: 0 LOB: 0 K: 0 BB: 0 S: 3 P: 3	1B: 2 SF: 0 2B: 1 SAC: 0 3B: 0 DP: 0 HR: 0 HBP: 0						WP: 0 PA: 32 PB: 0 SB: 0 CS: 1	

PITCHER	IP	WLS	BF	H	R	ER	SO	BB	IBB	HBP	BLK	WP	HR	S	P	ERA	WHIP
Frank Tanana, L (1, 1) ERA: 3.22	9.0	W	31	3	2	2	8	2	0	0	0	0	0	45	53	2.00	0.556

PITCHER	IP	WLS	BF	H	R	ER	SO	BB	IBB	HBP	BLK	WP	HR	S	P	ERA	WHIP

TOP

Cleveland Indians @ California Angels

Anaheim Stadium, Anaheim, CA

Sun May 09 1976, 6:33 AM EDT
Att. 10,114 - Unknown - 59 F

livebaseballscorecards.com

AB	29
R	2
H	3
RBI	2
BB	2
SO	8
LOB	4

BOTTOM

Cleveland Indians @ California Angels

Anaheim Stadium, Anaheim, CA

Sun May 09 1976, 6:33 AM EDT

Att. 10,114 - Unknown - 59 F

livebaseballscorecards.com

Batter	1	2	3	4	5	6	7	8	9	AB	R	H	RBI	BB	SO	LOB
Jerry Remy, L (1, 4) OBP: 0.297, SLG: 0.253	4-3			F7		F8		F8 2-3		4	0	0	0	0	0	3
Rusty Torres, S (1, 8) OBP: 0.309, SLG: 0.365	5-3			L6			P6	1-H 3-H 3B		4	0	1	2	0	0	0
Bobby Bonds, R (1, 9) OBP: 0.473, SLG: 0.533	K			CS 1B			K	5-3		4	0	1	0	0	2	1
Bill Melton, R (1, 10) OBP: 0.292, SLG: 0.398		F9		CS 1-2	5-3		1B			3	0	1	0	0	0	0
Bruce Bochte, L (1, 3) OBP: 0.393, SLG: 0.368		G6-4-3 BB			1-3		4-3			2	0	0	0	1	0	1
Leroy Stanton, R (1, 7) OBP: 0.343, SLG: 0.357		G6-4-3 1-2f			F8			1B 2B		3	1	1	0	0	0	1
Dave Chalk, R (1, 5) (9, 6) OBP: 0.330, SLG: 0.326			K			FC4-6 1B		P4		3	0	1	0	0	1	1
Andy Etchebarren, R (1, 2) OBP: 0.241, SLG: 0.200			5-3			FC4-6 FC3-6 1-2f		F8 1B 3B BB		2	0	0	0	0	0	1
Ron Jackson, R (8, PH) (9, 5) OBP: 0.333, SLG: 0.143										0	1	0	0	1	0	0
Orlando Ramirez, R (1, 6) OBP: 0.297, SLG: 0.241			6-3			FC3-6 1-2f		1-2 2-H 3B 1B		2	0	0	0	0	0	1
Paul Dade, R (8, PH) OBP: 0.400, SLG: 0.143										1	1	1	1	0	0	0
Ed Herrmann, L (9, 2) OBP: 0.205, SLG: 0.371										0	0	0	0	0	0	0
Inning Stats	R: 0 E: 0 K: 1 S: 5 H: 0 LOB: 0 BB: 0 P: 5	R: 0 E: 0 K: 0 S: 2 H: 0 LOB: 0 BB: 1 P: 6	R: 0 E: 0 K: 1 S: 5 H: 0 LOB: 0 BB: 0 P: 5	R: 0 E: 0 K: 0 S: 3 H: 1 LOB: 0 BB: 0 P: 3	R: 0 E: 0 K: 0 S: 3 H: 0 LOB: 0 BB: 0 P: 3	R: 0 E: 0 K: 0 S: 4 H: 1 LOB: 1 BB: 0 P: 4	R: 0 E: 0 K: 1 S: 6 H: 1 LOB: 1 BB: 0 P: 6	R: 3 E: 0 K: 0 S: 6 H: 3 LOB: 1 BB: 1 P: 10		1B: 4 2B: 1 3B: 1 HR: 0		SF: 0 SAC: 0 DP: 1 HBP: 0				

AB	28
R	3
H	6
RBI	3
BB	2
SO	3
LOB	9

WP: 0 PB: 0 SB: 0 CS: 1 PA: 31

PITCHER		IP	WLS	BF	H	R	ER	SO	BB	IBB	HBP	BLK	WP	HR	S	P	ERA	WHIP
Fritz Peterson, L ERA: 4.94	(1, 1)	7.1	L	27	5	3	3	3	2	0	0	0	0	0	31	39	3.68	0.955
Dave LaRoche, L ERA: 0.6	(8, 1)	0.2		3	1	0	0	0	0	0	0	0	0	0	3	3	0.00	1.500

PITCHER	IP	WLS	BF	H	R	ER	SO	BB	IBB	HBP	BLK	WP	HR	S	P	ERA	WHIP

Batter	1	2	3	4	5	6	7	8	9	AB	R	H	RBI	BB	SO	LOB
Cecil Cooper, L (1, 10) OBP: 0.111, SLG: 0.333	F7		F5		F6			F8		4	0	0	0	0	0	1
Denny Doyle, L (1, 4) OBP: 0.239, SLG: 0.279	E4 1B HR		1-3			F4		4-3		4	1	0	0	0	0	0
Fred Lynn, L (1, 8) OBP: 0.486, SLG: 0.629	1-3 HR 1B		F7			3-1			BBBBB 4-0 1B BB	3	1	1	0	1	0	0
Carlton Fisk, R (1, 2) OBP: 0.322, SLG: 0.444	1-H 3-H HR			F7		SSS 0-3 K			B X 1-0 1-2 1B	4	1	2	3	0	1	0
Carl Yastrzemski, L (1, 3) OBP: 0.358, SLG: 0.382	F9			1-3			2B		SSX 0-2 P8	4	0	1	0	0	0	2
Jim Rice, R (1, 7) OBP: 0.287, SLG: 0.403	6-3			F6			SSS 0-3 K		SSS 0-3 K	4	0	0	0	0	2	3
Dwight Evans, R (1, 9) OBP: 0.321, SLG: 0.467		SSS 0-3 K			5-3		F8		SSS 0-3 K	4	0	0	0	0	2	3
Steve Dillard, R (1, 5) OBP: 0.619, SLG: 0.722 Bob Heise, R (7, 5) OBP: 0.200, SLG: 0.400		F7			1B		4-3			3 0	0 0	1 0	0 0	0 0	0 0	1 0
Rick Burleson, R (1, 6) OBP: 0.280, SLG: 0.258		F9			F9			SSS 0-3 K		3	0	0	0	0	1	1
Inning Stats	R: 3 E: 1 K: 0 S: 6 H: 2 LOB: 0 BB: 0 P: 6	R: 0 E: 0 K: 1 S: 5 H: 0 LOB: 0 BB: 0 P: 5	R: 0 E: 0 K: 0 S: 3 H: 0 LOB: 0 BB: 0 P: 3	R: 0 E: 0 K: 0 S: 3 H: 0 LOB: 0 BB: 0 P: 3	R: 0 E: 0 K: 0 S: 4 H: 1 LOB: 1 BB: 0 P: 4	R: 0 E: 0 K: 1 S: 5 H: 0 LOB: 0 BB: 0 P: 5	R: 0 E: 0 K: 1 S: 6 H: 1 LOB: 1 BB: 0 P: 6	R: 0 E: 0 K: 1 S: 5 H: 0 LOB: 0 BB: 0 P: 5	R: 0 E: 0 K: 2 S: 10 H: 1 LOB: 2 BB: 1 P: 15	1B: 3 2B: 1 3B: 0 HR: 1 SF: 0 SAC: 0 DP: 0 HBP: 0						

TOP

Boston Red Sox @ Cleveland Indians

Cleveland Municipal Stadium, Cleveland, OH

Tue May 11 1976, 7:05 PM EDT

Att. 3,832 - Unknown - 51 F

livebaseballscorecards.com

AB	33
R	3
H	5
RBI	3
BB	1
SO	6
LOB	11

PITCHER		IP	WLS	BF	H	R	ER	SO	BB	IBB	HBP	BLK	WP	HR	S	P	ERA	WHIP
Pat Dobson, R ERA: 3.74	(1, 1)	8.0	W	30	4	3	2	4	1	0	0	0	0	1	37	41	2.25	0.625
Stan Thomas, R ERA: 0.93	(9, 1)	1.0	S	4	1	0	0	2	0	0	0	0	0	0	10	11	0.00	1.000

PITCHER	IP	WLS	BF	H	R	ER	SO	BB	IBB	HBP	BLK	WP	HR	S	P	ERA	WHIP

BOTTOM

Boston Red Sox @ Cleveland Indians

Cleveland Municipal Stadium, Cleveland, OH

Tue May 11 1976, 7:05 PM EDT

Att. 3,832 - Unknown - 51 F

livebaseballscorecards.com

Batter	1	2	3	4	5	6	7	8	9	AB	R	H	RBI	BB	SO	LOB
Rick Manning, L (1, 8) OBP: 0.339, SLG: 0.347	4-3		P9			F2		4-3		4	0	0	0	0	0	0
Duane Kuiper, L (1, 4) OBP: 0.289, SLG: 0.261	G3		5-3			2B		CS 1B		4	0	2	0	0	0	0
Buddy Bell, R (1, 5) OBP: 0.412, SLG: 0.424	2B BB			K		6-3		1-2 K		3	1	0	0	1	2	2
Rico Carty, R (1, 10) OBP: 0.406, SLG: 0.553	1-H 2B			6-3			HR 2B			3	1	2	1	0	0	0
John Lowenstein, L (1, 3) OBP: 0.289, SLG: 0.212 Doug Howard, R (9, 3) OBP: 0.250, SLG: 0.367	4-3			4-3			G3			3 0	0 0	0 0	0 0	0 0	0 0	2 0
George Hendrick, R (1, 7) OBP: 0.330, SLG: 0.557		K			F8		HR 1B			3	1	1	0	0	1	0
Charlie Spikes, R (1, 9) OBP: 0.315, SLG: 0.256		1B			K		K			3	0	1	0	0	2	2
Alan Ashby, S (1, 2) OBP: 0.360, SLG: 0.433		F6			L9		1-H 2-H HR			3	1	1	3	0	0	0
Frank Duffy, R (1, 6) OBP: 0.270, SLG: 0.282			F9			F3	6-3			3	0	0	0	0	0	0
Inning Stats	R: 1 E: 0 K: 0 S: 4 H: 1 LOB: 1 BB: 1 P: 8	R: 0 E: 0 K: 1 S: 5 H: 1 LOB: 0 BB: 0 P: 5	R: 0 E: 0 K: 0 S: 3 H: 0 LOB: 0 BB: 0 P: 3	R: 0 E: 0 K: 1 S: 5 H: 0 LOB: 0 BB: 0 P: 5	R: 0 E: 0 K: 1 S: 5 H: 0 LOB: 0 BB: 0 P: 5	R: 0 E: 0 K: 0 S: 6 H: 1 LOB: 1 BB: 0 P: 6	R: 3 E: 0 K: 1 S: 9 H: 3 LOB: 0 BB: 0 P: 9	R: 0 E: 0 K: 1 S: 5 H: 1 LOB: 0 BB: 0 P: 5		1B: 3 2B: 3 3B: 0 HR: 1	SF: 0 SAC: 0 DP: 0 HBP: 0			WP: 0 PB: 0 SB: 0 CS: 1	PA: 30	

	AB	29
	R	4
	H	7
	RBI	4
	BB	1
	SO	5
	LOB	6

PITCHER	IP	WLS	BF	H	R	ER	SO	BB	IBB	HBP	BLK	WP	HR	S	P	ERA	WHIP
Fergie Jenkins, R (1, 1) ERA: 3.8	8.0	L	30	7	4	4	5	1	0	0	0	0	1	42	46	4.50	1.000

PITCHER	IP	WLS	BF	H	R	ER	SO	BB	IBB	HBP	BLK	WP	HR	S	P	ERA	WHIP

Boston Red Sox @ Cleveland Indians

Cleveland Municipal Stadium, Cleveland, OH

Wed May 12 1976, 7:05 PM EDT

Att. 4,923 - Unknown - 55 F

TOP

livebaseballscorecards.com

Batter	1	2	3	4	5	6	7	8	9	10	11	12	AB	R	H	RBI	BB	SO	LOB
Cecil Cooper, L (1, 3) OBP: 0.167, SLG: 0.333	E3 1B FC5-4		F3		G4-6-3 1-2f		1B 1-3			L8		1B BLK 2-3 1B	6	2	2	0	0	0	1
Carl Yastrzemski, L (1, 7) OBP: 0.333, SLG: 0.356	F6		4-3			1-6-3	P7			K		SF8 3-H	5	0	0	1	0	1	3
Fred Lynn, L (1, 8) OBP: 0.468, SLG: 0.597	FC5-4 1-3 1B			K		4-3		K		K		BLK 1-3 1B	5	0	1	0	0	3	0
Rick Miller, L (10, 8) OBP: 0.333, SLG: 0.294													1	0	1	0	0	0	0
Carlton Fisk, R (1, 2) OBP: 0.323, SLG: 0.453	FC5-4 1-2f 3-H			E3 3B		E HBP		5-3			F7	K 1-2 3-H	5	2	1	1	0	1	2
Bernie Carbo, L (1, 10) OBP: 0.256, SLG: 0.417	F8			K		E3 1-H 2B		K			6-3		3	0	1	1	0	1	1
Jim Rice, R (8, PH) OBP: 0.281, SLG: 0.392													2	0	0	0	0	1	0
Dwight Evans, R (1, 9) OBP: 0.326, SLG: 0.468		5-3		L9		F5			FC3-6 BB		2B		4	0	1	0	1	0	1
Steve Dillard, R (1, 5) OBP: 0.538, SLG: 0.652		F8			4-3 1B 2B		F3		FC3-6 4-3 1-2f		F6		5	1	1	0	0	0	2
Bob Heise, R (12, 5) OBP: 0.200, SLG: 0.400													0	0	0	0	0	0	0
Doug Griffin, R (1, 4) OBP: 0.320, SLG: 0.304		5-3			4-3 2-3		F5		4-3 1-2			1B SH3 SF8 1B	5	1	1	0	0	0	2
Rick Burleson, R (1, 6) OBP: 0.291, SLG: 0.261			5-3		G4-6-3 3-H 1B		1B BB		K			SH3 1-2	3	0	1	1	1	1	1

	AB	44
	R	6
	H	10
	RBI	4
	BB	2
	SO	8
	LOB	13

| Inning Stats | | | | | | | | | | | | |

Batter	1	2	3	4	5	6	7	8	9	10	11	12	AB	R	H	RBI	BB	SO	LOB
Rick Manning, L (1, 8) OBP: 0.339, SLG: 0.350	K		1B 2B	FC4-6 BB 1-2 2-3		4-3			F8		K		5	1	1	0	1	2	3
Duane Kuiper, L (1, 4) OBP: 0.282, SLG: 0.255	4-3		E S 1B 1B 2-H	FC4-6 1-2f			6-3		4-3			6-3	6	1	1	1	0	0	2
Buddy Bell, R (1, 5) OBP: 0.398, SLG: 0.407	6-3		2B 1B 1-H		1-3		F3		6-3			F6	6	1	1	1	0	0	0
Rico Carty, R (1, 10) OBP: 0.420, SLG: 0.573 Ed Crosby, L (7, PR) OBP: 0.500, SLG: 0.500 Ron Pruitt, R (12, PH)		1B 1B 1B	4-3 WP 2B 1-H		F8		FC5 1B 1B			F5		4-3	4	1	3	1	0	0	0
													1	0	0	0	0	0	0
													1	0	0	0	0	0	0
John Lowenstein, L (1, 3) OBP: 0.279, SLG: 0.211 (9, 9)		F4	4-3 2-3		4-3		1-2 1B			F7			5	0	1	0	0	0	2
George Hendrick, R (1, 7) OBP: 0.323, SLG: 0.538		1B 1-2 1B	5-3 3-H			F7	FC5 2-3f			F8			5	0	1	0	0	0	2
Charlie Spikes, R (1, 9) OBP: 0.323, SLG: 0.293 Doug Howard, R (9, 3) OBP: 0.273, SLG: 0.387		F9		CS 2B		2B		K			SH1-4 1B		4	0	2	0	0	1	2
													1	0	1	0	0	0	0
Alan Ashby, S (1, 2) OBP: 0.367, SLG: 0.437		1-2 2-H 1B		5-3		F7		CS 1B			SH1-4 1-2		4	0	2	0	0	0	2
Frank Duffy, R (1, 6) OBP: 0.282, SLG: 0.274 Frank Robinson, R (11, PH) Larvell Blanks, R (12, 6) OBP: 0.167, SLG: 0.167			F9	CS HBP		BB		5-3 1-2			K		2	0	0	0	1	0	1
													1	0	0	0	0	1	1
													0	0	0	0	0	0	0
Inning Stats	R: 0 E: 0 K: 1 S: 5 H: 0 LOB: 0 BB: 0 P: 5	R: 0 E: 0 K: 0 S: 5 H: 3 LOB: 2 BB: 0 P: 5	R: 4 E: 0 K: 0 S: 7 H: 4 LOB: 0 BB: 0 P: 7	R: 0 E: 0 K: 0 S: 3 H: 1 LOB: 2 BB: 1 P: 8	R: 0 E: 0 K: 0 S: 3 H: 0 LOB: 0 BB: 0 P: 3	R: 0 E: 0 K: 0 S: 4 H: 1 LOB: 2 BB: 1 P: 8	R: 0 E: 0 K: 0 S: 5 H: 2 LOB: 2 BB: 0 P: 5	R: 0 E: 0 K: 1 S: 5 H: 1 LOB: 0 BB: 0 P: 5	R: 0 E: 0 K: 0 S: 3 H: 0 LOB: 0 BB: 0 P: 3	R: 0 E: 0 K: 0 S: 3 H: 0 LOB: 0 BB: 0 P: 3	R: 0 E: 0 K: 2 S: 8 H: 1 LOB: 1 BB: 0 P: 8	R: 0 E: 0 K: 0 S: 3 H: 0 LOB: 0 BB: 0 P: 3	1B: 9 2B: 4 3B: 0 HR: 0	SF: 0 SAC: 1 DP: 0 HBP: 1	WP: 1 PB: 0 SB: 1 CS: 3	PA: 49		

PITCHER		IP	WLS	BF	H	R	ER	SO	BB	IBB	HBP	BLK	WP	HR	S	P	ERA	WHIP
Rick Wise, R ERA: 6.28	(1, 1)	2.1		13	7	4	4	1	0	0	0	0	0	0	15	15	15.43	3.000
Reggie Cleveland, R ERA: 1.75	(3, 1)	8.1		32	6	0	0	2	2	0	1	0	1	0	33	42	0.00	0.960
Tom House, L ERA: 4.82	(11, 1)	1.1	W	4	0	0	0	1	0	0	0	0	0	0	6	6	0.00	0.000

PITCHER	IP	WLS	BF	H	R	ER	SO	BB	IBB	HBP	BLK	WP	HR	S	P	ERA	WHIP

BOTTOM

Boston Red Sox @ Cleveland Indians

Cleveland Municipal Stadium, Cleveland, OH

Wed May 12 1976, 7:05 PM EDT

Att. 4,923 - Unknown - 55 F

livebaseballscorecards.com

AB	45
R	4
H	13
RBI	3
BB	2
SO	4
LOB	15

Boston Red Sox @ Cleveland Indians

Cleveland Municipal Stadium, Cleveland, OH

Thu May 13 1976, 7:05 PM EDT

Att. 5,783 - Unknown - 75 F

TOP

livebaseballscorecards.com

Batter	1	2	3	4	5	6	7	8	9	AB	R	H	RBI	BB	SO	LOB
Rick Miller, L (1, 8) OBP: 0.391, SLG: 0.455	K		WP BLK 2-H 1B		3B 2-H 3B	FC5-4 E 1-2f 1B		E8 1-H 1B		5	2	3	3	0	1	1
Cecil Cooper, L (1, 3) OBP: 0.172, SLG: 0.310	4-3		K 1-3		F4	1-H 1B		F7		5	0	1	0	0	1	2
Carl Yastrzemski, L (1, 7) OBP: 0.326, SLG: 0.372	F7		K		2B 3-H 3B		F7		3-1	5	1	1	1	0	1	2
Carlton Fisk, R (1, 2) OBP: 0.327, SLG: 0.456		K		5-3	HBP 3-H 2B		F8		1B BB	4	0	1	1	1	1	0
Bernie Carbo, L (1, 10) OBP: 0.295, SLG: 0.410		K		BB	HBP IBB		4-3		G1-4-3 1-2 1B	3	0	1	0	2	1	0
Dwight Evans, R (1, 9) OBP: 0.330, SLG: 0.458		K		F4	1-2 2-3 HBP			S SH2-4 SF9 1B	G1-4-3 1-2f	4	1	1	0	0	1	3
Steve Dillard, R (1, 5) OBP: 0.517, SLG: 0.615			4-3 1B 1B	1-3	4-3			SH2-4 1-2		3	1	1	0	0	0	4
Doug Griffin, R (1, 4) OBP: 0.379, SLG: 0.346			4-3 1-2		1-3 3B 1B	FC5-4 1B		S E 2-3 BB		3	2	2	0	1	0	1
Rick Burleson, R (1, 6) OBP: 0.277, SLG: 0.250			K		1-3 1-2	F9		SF9 3-H		3	0	0	1	0	1	3
Inning Stats	R: 0 H: 0 E: 0 LOB: 0 K: 1 BB: 0 S: 5 P: 5	R: 0 H: 0 E: 0 LOB: 0 K: 3 BB: 0 S: 9 P: 9	R: 1 H: 2 E: 0 LOB: 2 K: 3 BB: 0 S: 12 P: 12	R: 0 H: 0 E: 0 LOB: 1 K: 0 BB: 1 S: 3 P: 7	R: 3 H: 4 E: 0 LOB: 3 K: 0 BB: 1 S: 7 P: 12	R: 0 H: 2 E: 1 LOB: 2 K: 0 BB: 0 S: 4 P: 4	R: 0 H: 0 E: 0 LOB: 0 K: 0 BB: 0 S: 3 P: 3	R: 3 H: 2 E: 1 LOB: 0 K: 0 BB: 1 S: 5 P: 9	R: 0 H: 1 E: 0 LOB: 1 K: 0 BB: 1 S: 3 P: 7	1B: 8 SF: 1 2B: 1 SAC: 1 3B: 2 DP: 1 HR: 0 HBP: 1						

	AB	35
	R	7
	H	11
	RBI	6
	BB	4
	SO	7
	LOB	16

WP: 1 PA: 42
PB: 0
SB: 2
CS: 0

PITCHER		IP	WLS	BF	H	R	ER	SO	BB	IBB	HBP	BLK	WP	HR	S	P	ERA	WHIP
Jim Kern, R ERA: 2.86	(1, 1)	5.0	L	25	6	4	4	7	1	1	1	1	1	0	36	45	7.20	1.400
Jim Bibby, R ERA: 6.75	(6, 1)	2.0		7	2	0	0	0	0	0	0	0	0	0	7	7	0.00	1.000
Stan Thomas, R ERA: 2.31	(8, 1)	2.0		10	3	3	2	0	2	0	0	0	0	0	8	16	9.00	2.500

PITCHER	IP	WLS	BF	H	R	ER	SO	BB	IBB	HBP	BLK	WP	HR	S	P	ERA	WHIP

BOTTOM

Batter	1	2	3	4	5	6	7	8	9	AB	R	H	RBI	BB	SO	LOB
Rick Manning, L (1, 8) OBP: 0.325, SLG: 0.333	F8		1-3			F3	G3		4-3	5	0	0	0	0	0	4
Duane Kuiper, L (1, 4) OBP: 0.280, SLG: 0.255	F5			CS 1B		G3		1-3		4	0	1	0	0	0	0
Buddy Bell, R (1, 5) OBP: 0.384, SLG: 0.389	F7			F3		F8		K		4	0	0	0	0	1	1
Rico Carty, R (1, 10) OBP: 0.423, SLG: 0.570		G6-4-3 1B		K 1-2			FC6-4 1B 1B 1B	K		4	1	2	0	0	2	1
John Lowenstein, L (1, 9) OBP: 0.277, SLG: 0.214		F8			4-3		FC6-4 1-2 1B		E3 BB WP SF7	4	1	1	0	0	0	1
George Hendrick, R (1, 7) OBP: 0.330, SLG: 0.563		G6-4-3 1-2f			HR		FC6-4 1-2f 2-3 1B 1B		SF7 BB 1-2 SF7 BB	3	3	1	1	1	0	3
Alan Ashby, S (1, 2) OBP: 0.361, SLG: 0.419			F8		3-1		K		1-2 2-3 BB	3	0	0	0	1	1	2
Doug Howard, R (1, 3) OBP: 0.324, SLG: 0.471			1B		2B		1B 1-2 3-H 1B		SF7 2-3 3-H	3	0	3	2	0	0	0
Frank Duffy, R (1, 6) OBP: 0.284, SLG: 0.276			F4		K		1-3 2-H 1B		SF7 3-H	3	0	1	1	0	1	2
Ron Pruitt, R (9, PH)										0	0	0	1	0	0	0
Inning Stats	R: 0 E: 0 K: 0 S: 3 H: 0 LOB: 0 BB: 0 P: 3	R: 0 E: 0 K: 0 S: 3 H: 1 LOB: 0 BB: 0 P: 3	R: 0 E: 0 K: 0 S: 4 H: 1 LOB: 1 BB: 0 P: 4	R: 0 E: 0 K: 1 S: 5 H: 1 LOB: 0 BB: 0 P: 5	R: 1 E: 0 K: 1 S: 7 H: 2 LOB: 1 BB: 0 P: 7	R: 0 E: 0 K: 0 S: 3 H: 0 LOB: 0 BB: 0 P: 3	R: 2 E: 0 K: 1 S: 10 H: 4 LOB: 2 BB: 0 P: 10	R: 0 E: 0 K: 2 S: 7 H: 0 LOB: 0 BB: 0 P: 7	R: 2 E: 1 K: 0 S: 4 H: 0 LOB: 1 BB: 2 P: 13	1B: 7 2B: 1 3B: 0 HR: 1	SF: 2 SAC: 0 DP: 1 HBP: 0						

PITCHER		IP	WLS	BF	H	R	ER	SO	BB	IBB	HBP	BLK	WP	HR	S	P	ERA	WHIP
Luis Tiant, R ERA: 3.15	(1, 1)	6.2	W	27	9	3	3	3	0	0	0	0	0	1	33	33	4.05	1.350
Rick Jones, L ERA: 5.4	(7, 1)	0.2		2	0	0	0	0	0	0	0	0	0	0	3	3	0.00	0.000
Jim Willoughby, R ERA: 3.38	(8, 1)	1.2		8	0	2	0	2	2	0	0	0	1	0	10	19	0.00	1.200

PITCHER	IP	WLS	BF	H	R	ER	SO	BB	IBB	HBP	BLK	WP	HR	S	P	ERA	WHIP

Boston Red Sox @ Cleveland Indians

Cleveland Municipal Stadium, Cleveland, OH

Thu May 13 1976, 7:05 PM EDT

Att. 5,783 - Unknown - 75 F

livebaseballscorecards.com

AB	33
R	5
H	9
RBI	5
BB	2
SO	5
LOB	14

WP: 1	PA: 37		
PB: 0			
SB: 0			
CS: 1			

Batter	1	2	3	4	5	6	7	8	9	AB	R	H	RBI	BB	SO	LOB
John Lowenstein, L (1, 9) OBP: 0.280, SLG: 0.222	1-3	L4-6 2-3		CS 1B		K		6-3 1-2		3	0	1	0	0	0	2
Charlie Spikes, R (6, PH) OBP: 0.316, SLG: 0.286 (6, 9)										2	0	0	0	0	1	2
Buddy Bell, R (1, 5) OBP: 0.385, SLG: 0.384	F7		BB WP 1B BB	CS 1-2	FC1-6 1B	K		K		4	1	1	0	1	2	2
Rick Manning, L (1, 8) OBP: 0.344, SLG: 0.373	E 1B		WP BB FC 1-2 1B		FC1-6 2B 1-2f		BB 1B FC3-2 1B		1B 3B	5	4	4	0	0	0	1
Rico Carty, R (1, 10) OBP: 0.450, SLG: 0.608	E7 1B 1-H 2B		CS WP 1-2 2-3 BB		1-H 2B		FC3-2 BB 1-2 1B		HBP 1B P5 3-H 1B	4	1	4	3	1	0	0
Don Hood, L (9, PR)										0	0	0	0	0	0	0
George Hendrick, R (1, 7) OBP: 0.352, SLG: 0.566	3-H 1B		FC 1-2 2-H 3-H		FC6-4 IBB		L5-4 FC3-2 1-2 2-3 BB		HBP 1-2 1B	3	0	2	2	2	0	1
Alan Ashby, S (1, 2) OBP: 0.341, SLG: 0.392	L6		K		K		FC3-2 1-2 2-3 3-Hf		F7	5	0	0	0	0	2	10
Doug Howard, R (1, 3) OBP: 0.333, SLG: 0.447		L4-6 1B 1B	K 2-3		FC6-4 1-2f		L5-4 2-3		1-2 2-3 HBP	4	0	1	0	0	1	7
Duane Kuiper, L (1, 4) OBP: 0.268, SLG: 0.243		K		G3	1-3		4-3	P5 3-Hf		5	0	0	0	0	1	4
Frank Duffy, R (1, 6) OBP: 0.306, SLG: 0.291		1-2 1B		K	1B		6-3 BB			3	0	2	0	1	1	0
Inning Stats	R: 2 E: 1 K: 0 S: 6 H: 3 LOB: 1 BB: 0 P: 6	R: 0 E: 0 K: 1 S: 6 H: 2 LOB: 1 BB: 0 P: 6	R: 2 E: 0 K: 2 S: 8 H: 1 LOB: 2 BB: 2 P: 16	R: 0 E: 0 K: 1 S: 5 H: 1 LOB: 0 BB: 0 P: 5	R: 1 E: 0 K: 1 S: 7 H: 2 LOB: 2 BB: 1 P: 11	R: 0 E: 0 K: 2 S: 8 H: 1 LOB: 1 BB: 0 P: 8	R: 0 E: 0 K: 0 S: 4 H: 2 LOB: 2 BB: 1 P: 8	R: 0 E: 0 K: 1 S: 5 H: 0 LOB: 1 BB: 1 P: 9	R: 1 E: 0 K: 0 S: 5 H: 3 LOB: 2 BB: 0 P: 6	1B: 12 2B: 6 3B: 1 HR: 0 SF: 0 SAC: 0 DP: 4 HBP: 1						

PITCHER		IP	WLS	BF	H	R	ER	SO	BB	IBB	HBP	BLK	WP	HR	S	P	ERA	WHIP
Joe Coleman, R ERA: 4.1	(1, 1)	2.0	L	13	6	4	3	1	2	0	0	0	0	0	13	21	13.50	4.000
Jim Crawford, L ERA: 2.57	(3, 1)	4.0		18	6	1	1	6	0	1	0	0	1	0	29	33	2.25	1.500
Steve Grilli, R ERA: 1.5	(7, 1)	3.0		13	3	1	0	1	2	0	1	0	0	0	12	21	0.00	1.667

PITCHER	IP	WLS	BF	H	R	ER	SO	BB	IBB	HBP	BLK	WP	HR	S	P	ERA	WHIP

TOP

Cleveland Indians @ Detroit Tigers

Tiger Stadium, Detroit, MI

Fri May 14 1976, 7:05 PM EDT

Att. 14,092 - Unknown

livebaseballscorecards.com

AB	38
R	6
H	15
RBI	5
BB	5
SO	8
LOB	29

WP: 1 PA: 45
PB: 0
SB: 0
CS: 2

Cleveland Indians @ Detroit Tigers

Tiger Stadium, Detroit, MI

Fri May 14 1976, 7:05 PM EDT

Att. 14,092 - Unknown

BOTTOM

Batter	1	2	3	4	5	6	7	8	9	AB	R	H	RBI	BB	SO	LOB
Ron LeFlore, R (1, 8) OBP: 0.427, SLG: 0.500	FC6-4 1B		F8		FC3-6 1B 1-2		1B		5-3	5	0	3	0	0	0	0
Mickey Stanley, R (1, 7) OBP: 0.316, SLG: 0.389	FC6-4 G6-4-3 1-2f		6-3		FC3-6 1B 1-2f 2-3		F9		K	2	0	0	0	0	0	1
Ben Oglivie, L (5, PH) (6, 7) OBP: 0.208, SLG: 0.318										3	0	0	0	0	1	3
Willie Horton, R (1, 10) OBP: 0.444, SLG: 0.595	G6-4-3 1-2f		F9		1B 1-2 3-H		1B 1-2			4	0	2	1	0	0	1
Rusty Staub, L (1, 9) OBP: 0.433, SLG: 0.543		1B FC6-4 1B 1B		4-3 6-3 2B	F5		F5			4	2	2	0	0	0	4
Jason Thompson, L (1, 3) OBP: 0.344, SLG: 0.410		FC6-4 1B 1-2 1B		4-3 2-3	F6			E3		4	0	1	0	0	0	3
Aurelio Rodriguez, R (1, 5) OBP: 0.281, SLG: 0.371		FC6-4 1-2 2-3 1B	6-3 3-H			F9		K		4	0	1	1	0	1	1
Tom Veryzer, R (1, 6) OBP: 0.281, SLG: 0.235		FC6-4 1-2f 2-3 3-H		1B		F7		F7		4	0	1	1	0	0	3
Gary Sutherland, R (1, 4) OBP: 0.243, SLG: 0.277		F5		F9		F9		F8		4	0	0	0	0	0	4
Bruce Kimm, R (1, 2) OBP: 0.429, SLG: 0.333		F4			FC3-6 1B 1B 1B		6-3		6-3	2	1	1	0	0	0	2
Dan Meyer, L (7, PH) OBP: 0.308, SLG: 0.212										1	0	0	0	0	0	0
John Wockenfuss, R (8, 2) OBP: 0.452, SLG: 0.417										0	0	0	0	0	0	0
Alex Johnson, R (9, PH) OBP: 0.267, SLG: 0.329										1	0	0	0	0	0	0
Inning Stats	R: 0 E: 0 K: 0 S: 3 H: 1 LOB: 0 BB: 0 P: 3	R: 1 E: 0 K: 0 S: 6 H: 3 LOB: 2 BB: 0 P: 6	R: 0 E: 0 K: 0 S: 3 H: 0 LOB: 0 BB: 0 P: 3	R: 1 E: 0 K: 0 S: 5 H: 2 LOB: 1 BB: 0 P: 5	R: 1 E: 0 K: 0 S: 6 H: 3 LOB: 2 BB: 0 P: 6	R: 0 E: 0 K: 0 S: 3 H: 0 LOB: 0 BB: 0 P: 3	R: 0 E: 0 K: 0 S: 5 H: 2 LOB: 2 BB: 0 P: 5	R: 0 E: 1 K: 1 S: 6 H: 0 LOB: 1 BB: 0 P: 6	R: 0 E: 0 K: 1 S: 5 H: 0 LOB: 0 BB: 0 P: 5	1B: 10 2B: 1 3B: 0 HR: 0	SF: 0 SAC: 0 DP: 1 HBP: 0					

	AB	38
	R	3
	H	11
	RBI	3
	BB	0
	SO	2
	LOB	22

WP: 0 PB: 0 SB: 0 CS: 0 PA: 38

PITCHER		IP	WLS	BF	H	R	ER	SO	BB	IBB	HBP	BLK	WP	HR	S	P	ERA	WHIP
Fritz Peterson, L ERA: 5.17	(1, 1)	4.0		19	8	3	3	0	0	0	0	0	0	0	19	19	6.75	2.000
Tom Buskey, R ERA: 1.93	(5, 1)	5.0	W	19	3	0	0	2	0	0	0	0	0	0	23	23	0.00	0.600

PITCHER	IP	WLS	BF	H	R	ER	SO	BB	IBB	HBP	BLK	WP	HR	S	P	ERA	WHIP

livebaseballscorecards.com

Batter	1	2	3	4	5	6	7	8	9	AB	R	H	RBI	BB	SO	LOB
John Lowenstein, L (1, 9) OBP: 0.259, SLG: 0.204	S S S 0-3 ① K			S S S 0-3 ① K		x 0-0 ③ G3			x 0-0 ① 4-3	4	0	0	0	0	2	0
Buddy Bell, R (1, 5) OBP: 0.380, SLG: 0.379	x 0-0 ② 1-3			x 0-0 ② F8			x 0-0 1B 1B 4-3 1B		x 0-0 ② 6-3	4	1	1	0	0	0	0
Rick Manning, L (1, 8) OBP: 0.341, SLG: 0.368	x 0-0 ③ 6-3			x 0-0 ③ 1-3			x 0-0 1-3 S 4-3 1B		S S S 0-3 ③ K	4	0	1	0	0	1	0
Rico Carty, R (1, 10) OBP: 0.438, SLG: 0.590		x 0-0 ① G3			x 0-0 ① 6-3		x 0-0 ① 4-3 1-2 3-H			3	0	0	1	0	0	1
George Hendrick, R (1, 7) OBP: 0.342, SLG: 0.549		x 0-0 ② 4-3			x 0-0 ② 6-3		S S S 0-3 ② K 2-3			3	0	0	0	0	1	1
Alan Ashby, S (1, 2) OBP: 0.341, SLG: 0.383		x 0-0 ③ 1-3			B B B B 4-0 BB		x 0-0 ③ F8			2	0	0	0	1	0	1
Doug Howard, R (1, 3) OBP: 0.311, SLG: 0.415			x 0-0 ① L3		x 0-0 ③ F8			S S S 0-3 ① K		3	0	0	0	0	1	1
Duane Kuiper, L (1, 4) OBP: 0.261, SLG: 0.236			x 0-0 ② L1			x 0-0 ① F8		x 0-0 ② 4-3		3	0	0	0	0	0	0
Frank Duffy, R (1, 6) OBP: 0.295, SLG: 0.280			x 0-0 ③ 6-3			x 0-0 ② 6-3		x 0-0 ③ 5-3		3	0	0	0	0	0	0
Inning Stats	R: 0 E: 0 K: 1 S: 5 H: 0 LOB: 0 BB: 0 P: 5	R: 0 E: 0 K: 0 S: 3 H: 0 LOB: 0 BB: 0 P: 3	R: 0 E: 0 K: 0 S: 3 H: 0 LOB: 0 BB: 0 P: 3	R: 0 E: 0 K: 1 S: 5 H: 0 LOB: 0 BB: 0 P: 5	R: 0 E: 0 K: 0 S: 3 H: 0 LOB: 1 BB: 1 P: 7	R: 0 E: 0 K: 0 S: 3 H: 0 LOB: 0 BB: 0 P: 3	R: 1 E: 0 K: 1 S: 7 H: 2 LOB: 1 BB: 0 P: 7	R: 0 E: 0 K: 1 S: 5 H: 0 LOB: 0 BB: 0 P: 5	R: 0 E: 0 K: 1 S: 5 H: 0 LOB: 0 BB: 0 P: 5	1B: 2 2B: 0 3B: 0 HR: 0	SF: 0 SAC: 0 DP: 0 HBP: 0						

PITCHER	IP	WLS	BF	H	R	ER	SO	BB	IBB	HBP	BLK	WP	HR	S	P	ERA	WHIP
Mark Fidrych, R (1, 1) ERA: 0.9	9.0	W	30	2	1	1	5	1	0	0	0	0	0	39	43	1.00	0.333

PITCHER	IP	WLS	BF	H	R	ER	SO	BB	IBB	HBP	BLK	WP	HR	S	P	ERA	WHIP

TOP

Cleveland Indians @ Detroit Tigers

Tiger Stadium, Detroit, MI

Sat May 15 1976, 3:33 AM EDT

Att. 14,583 - Unknown

livebaseballscorecards.com

AB	29
R	1
H	2
RBI	1
BB	1
SO	5
LOB	4

WP: 0 PB: 0 SB: 1 CS: 0 PA: 30

Cleveland Indians @ Detroit Tigers

Tiger Stadium, Detroit, MI

Sat May 15 1976, 3:33 AM EDT

Att. 14,583 - Unknown

livebaseballscorecards.com

BOTTOM

Batter	1	2	3	4	5	6	7	8	9	AB	R	H	RBI	BB	SO	LOB
Ron LeFlore, R (1, 8) OBP: 0.430, SLG: 0.500	0-0 1B SF7 1B	0-0 ③ 6-3 1-2			0-0 ② 1B			0-0 ② F3		4	1	2	0	0	0	1
Alex Johnson, R (1, 7) OBP: 0.266, SLG: 0.326	0-0 1B 1-3 1B		0-0 ① F8		0-3 ③ K			0-0 ③ F7		4	0	1	0	0	1	0
Willie Horton, R (1, 10) OBP: 0.441, SLG: 0.593	0-0 ① SF7 3-H		0-0 G3-6-3 1B			0-0 ① 5-3				2	0	1	1	0	0	0
Rusty Staub, L (1, 9) OBP: 0.430, SLG: 0.536	0-0 1-2 1B		0-0 ② ③ G3-6-3 1-2f			0-0 ② F7				3	0	1	0	0	0	1
Jason Thompson, L (1, 3) OBP: 0.343, SLG: 0.422	0-0 ② F5			0-0 SH1-3 SF9 2B		0-0 ③ 6-3				3	1	1	0	0	0	2
Aurelio Rodriguez, R (1, 5) OBP: 0.276, SLG: 0.363	0-0 ③ 4-3			0-0 ① SH1-3 2-3			0-0 ① 5-3			2	0	0	0	0	0	2
Tom Veryzer, R (1, 6) OBP: 0.272, SLG: 0.229		0-0 E5 G4-6-3		0-0 ② SF9 3-H			0-0 ② F4			2	0	0	1	0	0	0
Gary Sutherland, R (1, 4) OBP: 0.233, SLG: 0.265		0-0 ① ② G4-6-3 1-2f		S S S 0-3 ③ K			0-0 ③ 5-3			3	0	0	0	0	1	1
Bruce Kimm, R (1, 2) OBP: 0.400, SLG: 0.333		0-0 S 1B			0-0 ① 5-3			0-0 ① 4-3		3	0	1	0	0	0	0

	AB	26
	R	2
	H	7
	RBI	2
	BB	0
	SO	2
	LOB	7

Inning Stats	1	2	3	4	5	6	7	8	9
	R: 1 H: 3 E: 0 LOB: 2 K: 0 BB: 0 S: 6 P: 6	R: 0 H: 1 E: 1 LOB: 1 K: 0 BB: 0 S: 4 P: 4	R: 0 H: 1 E: 0 LOB: 0 K: 0 BB: 0 S: 3 P: 3	R: 1 H: 1 E: 0 LOB: 0 K: 1 BB: 0 S: 6 P: 6	R: 0 H: 1 E: 0 LOB: 0 K: 1 BB: 0 S: 5 P: 5	R: 0 H: 0 E: 0 LOB: 0 K: 0 BB: 0 S: 3 P: 3	R: 0 H: 0 E: 0 LOB: 0 K: 0 BB: 0 S: 3 P: 3	R: 0 H: 0 E: 0 LOB: 0 K: 0 BB: 0 S: 3 P: 3	

	1B: 6	SF: 2	WP: 0	PA: 29
	2B: 1	SAC: 1	PB: 0	
	3B: 0	DP: 2	SB: 1	
	HR: 0	HBP: 0	CS: 0	

PITCHER	IP	WLS	BF	H	R	ER	SO	BB	IBB	HBP	BLK	WP	HR	S	P	ERA	WHIP
Pat Dobson, R (1, 1) ERA: 3.46	8.0	L	29	7	2	2	2	0	0	0	0	0	0	33	33	2.25	0.875

PITCHER	IP	WLS	BF	H	R	ER	SO	BB	IBB	HBP	BLK	WP	HR	S	P	ERA	WHIP

Cleveland Indians @ Detroit Tigers

Tiger Stadium, Detroit, MI

Sun May 16 1976, 3:33 AM EDT

Att. 51,650 - Unknown

livebaseballscorecards.com

Batter	1	2	3	4	5	6	7	8	9	AB	R	H	RBI	BB	SO	LOB
Duane Kuiper, L (1, 4) OBP: 0.258, SLG: 0.243	2B		6-3		F8		4-3		4-3 2-3	5	1	1	0	0	0	2
Buddy Bell, R (1, 5) OBP: 0.373, SLG: 0.370	F7		F8			1B SH2-3		F9	5-3	5	1	1	0	0	0	2
Rick Manning, L (1, 8) OBP: 0.346, SLG: 0.381	4-3 2-H			S S S K		S S S K		1-3 BB 1B		4	1	2	1	0	2	1
Rico Carty, R (1, 10) OBP: 0.440, SLG: 0.583	4-3 2-3			6-3		SH2-3 IBB 1-3		B B B B 4-0 1-3 1-2 1B		3	1	1	0	1	0	1
George Hendrick, R (1, 7) OBP: 0.348, SLG: 0.538	S S S K			B B B B 4-0 BB		I I I I 4-0 SH2-3 1-2 IBB		1-3 1-2 2-3		2	0	0	0	2	1	3
Alan Ashby, S (1, 2) OBP: 0.340, SLG: 0.381		S S S K		S S S K		SH2-3 1-2 2-3 3-H		2-H 3-H 1B		3	0	1	3	0	2	1
Doug Howard, R (1, 3) OBP: 0.286, SLG: 0.378		5-3			5-3	F8		F9		4	0	0	0	0	0	3
Charlie Spikes, R (1, 9) OBP: 0.313, SLG: 0.276		5-3			1-3		6-3	B B B B 4-0 4-3 SH3 BB		3	0	0	0	1	0	0
Frank Duffy, R (1, 6) OBP: 0.297, SLG: 0.282			S S S K		1B		5-3		SH3 1-2	3	0	1	0	0	1	0
Inning Stats	R: 1 E: 0 K: 1 S: 7 H: 2 LOB: 1 BB: 0 P: 7	R: 0 E: 0 K: 1 S: 5 H: 0 LOB: 0 BB: 0 P: 5	R: 0 E: 0 K: 1 S: 5 H: 0 LOB: 0 BB: 0 P: 5	R: 0 E: 0 K: 2 S: 7 H: 0 LOB: 1 BB: 1 P: 11	R: 0 E: 0 K: 0 S: 4 H: 1 LOB: 1 BB: 0 P: 4	R: 1 E: 0 K: 1 S: 7 H: 2 LOB: 2 BB: 1 P: 11	R: 0 E: 0 K: 0 S: 3 H: 0 LOB: 0 BB: 0 P: 3	R: 2 E: 0 K: 0 S: 5 H: 2 LOB: 1 BB: 1 P: 9	R: 0 E: 0 K: 0 S: 3 H: 0 LOB: 1 BB: 1 P: 7	1B: 5 2B: 2 3B: 0 HR: 0	SF: 0 SAC: 2 DP: 0 HBP: 0						

	AB	32
	R	4
	H	7
	RBI	4
	BB	4
	SO	6
	LOB	13

WP: 0 PB: 0 SB: 0 CS: 0 PA: 38

PITCHER		IP	WLS	BF	H	R	ER	SO	BB	IBB	HBP	BLK	WP	HR	S	P	ERA	WHIP
Ray Bare, R ERA: 3.53	(1, 1)	8.0	L	34	7	4	4	6	2	1	0	0	0	0	43	55	4.50	1.125
Steve Grilli, R ERA: 1.38	(9, 1)	1.0		4	0	0	0	0	1	0	0	0	0	0	3	7	0.00	1.000

PITCHER	IP	WLS	BF	H	R	ER	SO	BB	IBB	HBP	BLK	WP	HR	S	P	ERA	WHIP

Batter	1	2	3	4	5	6	7	8	9	AB	R	H	RBI	BB	SO	LOB
Ron LeFlore, R (1, 8) OBP: 0.422, SLG: 0.488	1-3		F9			FC6-4 1B			F3	4	0	1	0	0	0	0
Alex Johnson, R (1, 7) OBP: 0.255, SLG: 0.312	F9		F8			FC6-4 (1-2f)			K (SSS)	4	0	0	0	0	1	1
Willie Horton, R (1, 10) OBP: 0.425, SLG: 0.567	6-3			F7		5-3			E5	4	0	0	0	0	0	1
Rusty Staub, L (1, 9) OBP: 0.423, SLG: 0.523		4-3		4-3			G6-4-3 1B		K (SSS)	4	0	1	0	0	1	1
Jason Thompson, L (1, 3) OBP: 0.329, SLG: 0.403		4-3		F7			F9			3	0	0	0	0	0	1
Aurelio Rodriguez, R (1, 5) OBP: 0.277, SLG: 0.362		BB 1B			5-3		G6-4-3 (1-2f)			3	0	1	0	0	0	1
Tom Veryzer, R (1, 6) OBP: 0.284, SLG: 0.235		1-2 BB (BBBB)			K (SSS)			G3-6-3 1B		2	0	1	0	1	1	0
Gary Sutherland, R (1, 4) OBP: 0.227, SLG: 0.257		F4			6-3			G3-6-3 (1-2f)		2	0	0	0	0	0	2
Ben Oglivie, L (8, PH) OBP: 0.200, SLG: 0.304										1	0	0	0	0	0	1
John Wockenfuss, R (9, 2) OBP: 0.452, SLG: 0.417										0	0	0	0	0	0	0
Bruce Kimm, R (1, 2) OBP: 0.333, SLG: 0.273			K (SSS)			5-3			F9	2	0	0	0	0	1	0
Dan Meyer, L (8, PH) OBP: 0.300, SLG: 0.206										1	0	0	0	0	0	0
Jerry Manuel, S (9, 4) OBP: 0.214, SLG: 0.231										0	0	0	0	0	0	0
Inning Stats	R: 0 E: 0 K: 0 S: 3 H: 0 LOB: 0 BB: 0 P: 3	R: 0 E: 0 K: 0 S: 4 H: 1 LOB: 2 BB: 1 P: 8	R: 0 E: 0 K: 1 S: 5 H: 0 LOB: 0 BB: 0 P: 5	R: 0 E: 0 K: 0 S: 3 H: 0 LOB: 0 BB: 0 P: 3	R: 0 E: 0 K: 1 S: 5 H: 0 LOB: 0 BB: 0 P: 5	R: 0 E: 0 K: 0 S: 4 H: 1 LOB: 1 BB: 0 P: 4	R: 0 E: 0 K: 0 S: 3 H: 1 LOB: 0 BB: 0 P: 3	R: 0 E: 0 K: 0 S: 3 H: 1 LOB: 0 BB: 0 P: 3	R: 0 E: 1 K: 2 S: 8 H: 0 LOB: 1 BB: 0 P: 8	1B: 4 2B: 0 3B: 0 HR: 0 SF: 0 SAC: 0 DP: 2 HBP: 0						

PITCHER	IP	WLS	BF	H	R	ER	SO	BB	IBB	HBP	BLK	WP	HR	S	P	ERA	WHIP
Jackie Brown, R (1, 1) ERA: 2.93	9.0	W	31	4	0	0	4	1	0	0	0	0	0	38	42	0.00	0.556

PITCHER	IP	WLS	BF	H	R	ER	SO	BB	IBB	HBP	BLK	WP	HR	S	P	ERA	WHIP

BOTTOM

Cleveland Indians @ Detroit Tigers

Tiger Stadium, Detroit, MI

Sun May 16 1976, 3:33 AM EDT

Att. 51,650 - Unknown

livebaseballscorecards.com

AB	30
R	0
H	4
RBI	0
BB	1
SO	4
LOB	8

PA: 31

WP: 0
PB: 0
SB: 0
CS: 0

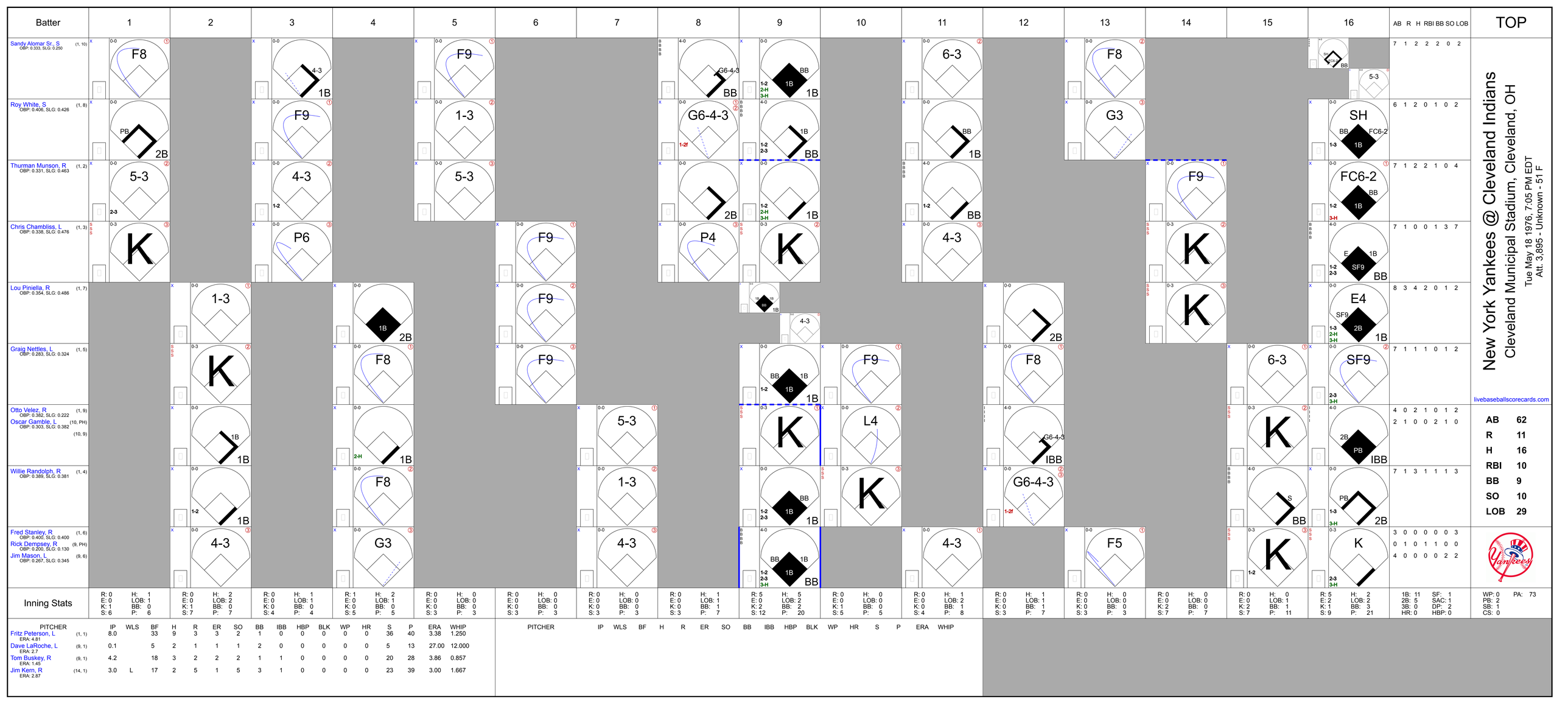
Batter
1
2
3
4
5
6
7
8
9
10
11
12
13
14
15
16
AB R H RBI BB SO LOB
TOP
Sandy Alomar Sr., S (1, 10)
OBP: 0.333, SLG: 0.250
F8
4-3 1B
F9
G6-4-3 BB
BB 1B 1B
6-3
F8
SH BB FC6-2 1B 1-3
5-3
7 1 2 2 2 0 2
Roy White, S (1, 8)
OBP: 0.406, SLG: 0.426
PB 2B
F9
1-3
G6-4-3 1-2f
1B BB
BB 1B
G3
SH BB FC6-2 1B 1-3
6 1 2 0 1 0 2
Thurman Munson, R (1, 2)
OBP: 0.331, SLG: 0.463
5-3 2-3
4-3 1-2
5-3
2B
1B
F9
4-3 1-2
FC6-2 BB 1B 1-2 3-H
7 1 2 2 1 0 4
Chris Chambliss, L (1, 3)
OBP: 0.338, SLG: 0.476
K
P6
F9
P4
K
4-3
E 1B SF9 1-2 2-3 BB
7 1 0 0 1 3 7
Lou Piniella, R (1, 7)
OBP: 0.354, SLG: 0.486
1-3
1B 2B
F9
F9
4-3
2B
E4 SF9 2B 1B 1-3 2-H 3-H
8 3 4 2 0 1 2
Graig Nettles, L (1, 5)
OBP: 0.283, SLG: 0.324
K
F8
F9
F9
BB 1B 1B 1-2
F9
F8
6-3
SF9 2-3 3-H
7 1 1 1 0 1 2
Otto Velez, R (1, 9)
OBP: 0.382, SLG: 0.222
Oscar Gamble, L (10, PH) (10, 9)
OBP: 0.303, SLG: 0.382
1B 1B
2-H 1B
K
5-3
L4
G6-4-3 IBB
K
2B PB IBB
4 0 2 1 0 1 2
2 1 0 0 2 1 0
Willie Randolph, R (1, 4)
OBP: 0.389, SLG: 0.381
1-2 1B
F8
1-3
BB 1B 1B 1-2 2-3
K
G6-4-3 1-2f
S BB
PB 1B 1-3 3-H 2B
7 1 3 1 1 1 3
Fred Stanley, R (1, 6)
OBP: 0.400, SLG: 0.400
Rick Dempsey, R (9, PH)
OBP: 0.200, SLG: 0.130
Jim Mason, L (9, 6)
OBP: 0.267, SLG: 0.345
4-3
G3
4-3
BB 1B 1B 1-2 2-3 3-H BB
4-3
F5
K
K
3 0 0 0 0 0 3
0 1 0 1 1 0 0
4 0 0 0 0 2 2
New York Yankees @ Cleveland Indians
Cleveland Municipal Stadium, Cleveland, OH
Tue May 18 1976, 7:05 PM EDT
Att. 3,895 - Unknown - 51 F
livebaseballscorecards.com
AB 62
R 11
H 16
RBI 10
BB 9
SO 10
LOB 29
Inning Stats
R: 0 E: 0 K: 1 S: 6 H: 1 LOB: 1 BB: 0 P: 6
R: 0 E: 0 K: 1 S: 7 H: 2 LOB: 2 BB: 0 P: 7
R: 0 E: 0 K: 0 S: 4 H: 1 LOB: 1 BB: 0 P: 4
R: 1 E: 0 K: 0 S: 5 H: 2 LOB: 1 BB: 0 P: 5
R: 0 E: 0 K: 0 S: 3 H: 0 LOB: 0 BB: 0 P: 3
R: 0 E: 0 K: 0 S: 3 H: 0 LOB: 0 BB: 0 P: 3
R: 0 E: 0 K: 0 S: 3 H: 0 LOB: 0 BB: 0 P: 3
R: 0 E: 0 K: 0 S: 3 H: 1 LOB: 1 BB: 1 P: 7
R: 5 E: 0 K: 2 S: 12 H: 5 LOB: 2 BB: 2 P: 20
R: 0 E: 0 K: 1 S: 5 H: 0 LOB: 0 BB: 0 P: 5
R: 0 E: 0 K: 0 S: 4 H: 1 LOB: 2 BB: 1 P: 8
R: 0 E: 0 K: 0 S: 3 H: 1 LOB: 1 BB: 1 P: 7
R: 0 E: 0 K: 0 S: 3 H: 0 LOB: 0 BB: 0 P: 3
R: 0 E: 0 K: 2 S: 7 H: 0 LOB: 0 BB: 0 P: 7
R: 0 E: 0 K: 2 S: 7 H: 0 LOB: 1 BB: 1 P: 11
R: 5 E: 2 K: 1 S: 9 H: 2 LOB: 2 BB: 3 P: 21
1B: 11 2B: 5 3B: 0 HR: 0 SF: 1 SAC: 1 DP: 2 HBP: 0
WP: 0 PB: 2 SB: 1 CS: 0 PA: 73
PITCHER IP WLS BF H R ER SO BB IBB HBP BLK WP HR S P ERA WHIP
Fritz Peterson, L (1, 1) ERA: 4.81 8.0 33 9 3 3 2 1 0 0 0 0 0 36 40 3.38 1.250
Dave LaRoche, L (9, 1) ERA: 2.7 0.1 5 2 1 1 1 2 0 0 0 0 0 5 13 27.00 12.000
Tom Buskey, R (9, 1) ERA: 1.45 4.2 18 3 2 2 2 1 1 0 0 0 0 20 28 3.86 0.857
Jim Kern, R (14, 1) ERA: 2.87 3.0 L 17 2 5 1 5 3 1 0 0 0 0 23 39 3.00 1.667
PITCHER IP WLS BF H R ER SO BB IBB HBP BLK WP HR S P ERA WHIP

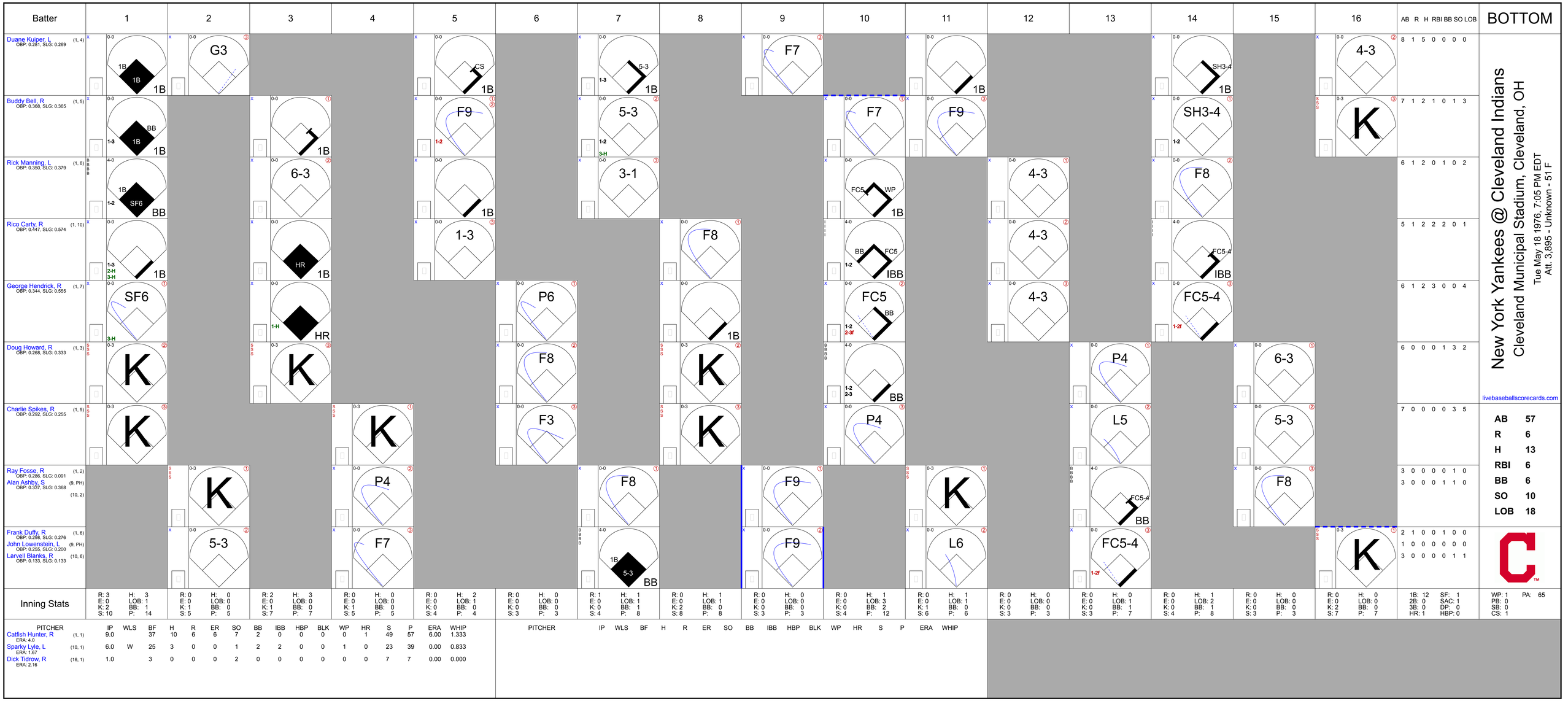
Batter
1
2
3
4
5
6
7
8
9
10
11
12
13
14
15
16
AB R H RBI BB SO LOB
BOTTOM
Duane Kuiper, L (1, 4) OBP: 0.281, SLG: 0.269
8 1 5 0 0 0 0
Buddy Bell, R (1, 5) OBP: 0.368, SLG: 0.365
7 1 2 1 0 1 3
Rick Manning, L (1, 8) OBP: 0.350, SLG: 0.379
6 1 2 0 1 0 2
Rico Carty, R (1, 10) OBP: 0.447, SLG: 0.574
5 1 2 2 2 0 1
George Hendrick, R (1, 7) OBP: 0.344, SLG: 0.555
6 1 2 3 0 0 4
Doug Howard, R (1, 3) OBP: 0.268, SLG: 0.333
6 0 0 0 1 3 2
Charlie Spikes, R (1, 9) OBP: 0.292, SLG: 0.255
7 0 0 0 0 3 5
Ray Fosse, R (1, 2) OBP: 0.286, SLG: 0.091
3 0 0 0 0 1 0
Alan Ashby, S (9, PH) (10, 2) OBP: 0.357, SLG: 0.368
3 0 0 0 1 1 0
Frank Duffy, R (1, 6) OBP: 0.258, SLG: 0.276
2 1 0 0 1 0 0
John Lowenstein, L (9, PH) OBP: 0.255, SLG: 0.200
1 0 0 0 0 0 0
Larvell Blanks, R (10, 6) OBP: 0.133, SLG: 0.133
3 0 0 0 0 1 1
Inning Stats
1B: 12 SF: 1
2B: 0 SAC: 1
3B: 0 DP: 0
HR: 1 HBP: 0
WP: 1 PA: 65
PB: 0
SB: 0
CS: 1
New York Yankees @ Cleveland Indians
Cleveland Municipal Stadium, Cleveland, OH
Tue May 18 1976, 7:05 PM EDT
Att. 3,895 - Unknown - 51 F
livebaseballscorecards.com
AB 57
R 6
H 13
RBI 6
BB 6
SO 10
LOB 18
PITCHER IP WLS BF H R ER SO BB IBB HBP BLK WP HR S P ERA WHIP
Catfish Hunter, R (1, 1) ERA: 4.0 9.0 37 10 6 6 7 2 0 0 0 0 1 49 57 6.00 1.333
Sparky Lyle, L (10, 1) ERA: 1.67 6.0 W 25 3 0 0 1 2 2 0 0 1 0 23 39 0.00 0.833
Dick Tidrow, R (16, 1) ERA: 2.16 1.0 3 0 0 0 2 0 0 0 0 0 0 7 7 0.00 0.000

Batter	1	2	3	4	5	6	7	8	9	AB	R	H	RBI	BB	SO	LOB
Sandy Alomar Sr., S (1, 4) OBP: 0.345, SLG: 0.280	5-3		E 1B		6-3		FC5-4 1B		F8	5	0	2	0	0	0	0
Roy White, S (1, 8) OBP: 0.399, SLG: 0.412	5-3		BBBB 1-2 BB		5-3		FC5-4 1B 1-2f		F8	4	1	0	0	1	0	1
Thurman Munson, R (1, 7) OBP: 0.343, SLG: 0.472	S 1B		5-3		BLK 1B		1B 1-3 1B			4	0	3	0	0	0	2
Chris Chambliss, L (1, 3) OBP: 0.343, SLG: 0.492	6-3 1-2			1B 3B	SSS K 1-2		1-3 3-H 1B			4	1	2	1	0	1	2
Lou Piniella, R (1, 10) OBP: 0.350, SLG: 0.477		5-3		2B 3-H 1B		F8	5-3			4	0	1	1	0	0	2
Graig Nettles, L (1, 5) OBP: 0.282, SLG: 0.330		P2		FC1-3 1-H 2B		F3		F8		4	0	1	0	0	0	0
Otto Velez, R (1, 9) OBP: 0.405, SLG: 0.345		1-3	BBBB FC1-3 BB			HR		SSS K		2	1	1	1	1	0	0
Oscar Gamble, L (8, PH) OBP: 0.299, SLG: 0.377 (8, 9)										1	0	0	0	0	1	0
Rick Dempsey, R (1, 2) OBP: 0.172, SLG: 0.111			F8	FC1-3 1-2 3-H		F4		5-3		4	0	0	0	0	0	2
Fred Stanley, R (1, 6) OBP: 0.364, SLG: 0.359			1-3	F9			6-3		F4	4	0	0	0	0	0	2
Inning Stats	R: 0 E: 0 K: 0 S: 4 / H: 1 LOB: 1 BB: 0 P: 4	R: 0 E: 0 K: 0 S: 3 / H: 0 LOB: 0 BB: 0 P: 3	R: 0 E: 1 K: 0 S: 4 / H: 1 LOB: 2 BB: 1 P: 8	R: 1 E: 0 K: 0 S: 5 / H: 3 LOB: 2 BB: 1 P: 9	R: 0 E: 0 K: 1 S: 6 / H: 1 LOB: 1 BB: 0 P: 6	R: 1 E: 0 K: 0 S: 4 / H: 1 LOB: 0 BB: 0 P: 4	R: 1 E: 0 K: 0 S: 6 / H: 3 LOB: 2 BB: 0 P: 6	R: 0 E: 0 K: 1 S: 5 / H: 0 LOB: 0 BB: 0 P: 5	R: 0 E: 0 K: 0 S: 3 / H: 0 LOB: 0 BB: 0 P: 3	1B: 7 2B: 1 3B: 1 HR: 1	SF: 0 SAC: 0 DP: 0 HBP: 0						

PITCHER	IP	WLS	BF	H	R	ER	SO	BB	IBB	HBP	BLK	WP	HR	S	P	ERA	WHIP
Don Hood, L (1, 1) ERA: 3.54	6.2	L	31	10	3	3	1	2	0	0	1	0	1	31	39	4.05	1.800
Stan Thomas, R (7, 1) ERA: 1.93	2.1		7	0	0	0	1	0	0	0	0	0	0	9	9	0.00	0.000

PITCHER	IP	WLS	BF	H	R	ER	SO	BB	IBB	HBP	BLK	WP	HR	S	P	ERA	WHIP

TOP

New York Yankees @ Cleveland Indians

Cleveland Municipal Stadium, Cleveland, OH

Wed May 19 1976, 7:05 PM EDT
Att. 4,756 - Unknown - 56 F

livebaseballscorecards.com

AB	36
R	3
H	10
RBI	3
BB	2
SO	2
LOB	11

1B: 7	SF: 0	WP: 0	PA: 38
2B: 1	SAC: 0	PB: 0	
3B: 1	DP: 0	SB: 1	
HR: 1	HBP: 0	CS: 0	

Batter	1	2	3	4	5	6	7	8	9	AB	R	H	RBI	BB	SO	LOB
Rick Manning, L (1, 8) OBP: 0.347, SLG: 0.391	CS 3B		F8			6-3		4-3		4	0	1	0	0	0	0
Larvell Blanks, R (1, 4) OBP: 0.211, SLG: 0.333	BBBB CS BB			6-3		6-3			HR	3	1	1	1	1	0	0
Buddy Bell, R (1, 5) OBP: 0.380, SLG: 0.368	BBBB G4-3 1-2 3-H BB			5-3		1B			BB 2B	2	1	1	0	2	0	0
Rico Carty, R (1, 10) OBP: 0.449, SLG: 0.580	G4-3 1-2f			1B		F8			1-H CS 2B	4	0	2	1	0	0	3
Duane Kuiper, L (9, PR) OBP: 0.281, SLG: 0.269										0	0	0	0	0	0	0
George Hendrick, R (1, 7) OBP: 0.333, SLG: 0.535		SSS K		SSS K			F4		4-3	4	0	0	0	0	2	2
Doug Howard, R (1, 3) OBP: 0.254, SLG: 0.315	5-3				6-3		1-3		BBBB CS BB	3	0	0	0	0	0	0
Frank Robinson, R (9, PH)										0	0	0	0	1	0	0
John Lowenstein, L (9, PR) OBP: 0.255, SLG: 0.200										0	0	0	0	0	0	0
Ron Pruitt, R (1, 9)	F9				SSS K		6-3		SSS K 1-2 3-H	4	0	0	0	0	2	2
Ray Fosse, R (1, 2) OBP: 0.294, SLG: 0.077			F8		BBBB BB			SSS K		2	0	0	0	1	1	0
Frank Duffy, R (1, 6) OBP: 0.289, SLG: 0.267			6-3		SSS K			F9		3	0	0	0	0	1	1
Inning Stats	R: 0 E: 0 K: 0 S: 2 H: 1 LOB: 1 BB: 2 P: 10	R: 0 E: 0 K: 1 S: 5 H: 0 LOB: 0 BB: 0 P: 5	R: 0 E: 0 K: 0 S: 3 H: 0 LOB: 0 BB: 0 P: 3	R: 0 E: 0 K: 1 S: 6 H: 1 LOB: 1 BB: 0 P: 6	R: 0 E: 0 K: 2 S: 7 H: 0 LOB: 1 BB: 1 P: 11	R: 0 E: 0 K: 0 S: 4 H: 1 LOB: 1 BB: 0 P: 4	R: 0 E: 0 K: 0 S: 3 H: 0 LOB: 0 BB: 0 P: 3	R: 0 E: 0 K: 1 S: 5 H: 0 LOB: 0 BB: 0 P: 5	R: 2 E: 0 K: 1 S: 6 H: 2 LOB: 3 BB: 2 P: 14	1B: 2 2B: 1 3B: 1 HR: 1	SF: 0 SAC: 0 DP: 1 HBP: 0						

PITCHER		IP	WLS	BF	H	R	ER	SO	BB	IBB	HBP	BLK	WP	HR	S	P	ERA	WHIP
Rudy May, L ERA: 3.83	(1, 1)	8.0	W	29	4	1	1	5	3	0	0	0	0	1	36	48	1.12	0.875
Dick Tidrow, R ERA: 2.65	(9, 1)	0.1		3	1	1	1	0	1	0	0	0	0	0	2	6	27.00	6.000
Tippy Martinez, L ERA: 0.93	(9, 1)	0.2	S	2	0	0	0	1	1	0	0	0	0	0	3	7	0.00	1.500

PITCHER	IP	WLS	BF	H	R	ER	SO	BB	IBB	HBP	BLK	WP	HR	S	P	ERA	WHIP

BOTTOM

New York Yankees @ Cleveland Indians

Cleveland Municipal Stadium, Cleveland, OH

Wed May 19 1976, 7:05 PM EDT
Att. 4,756 - Unknown - 56 F

livebaseballscorecards.com

AB	29
R	2
H	5
RBI	2
BB	5
SO	6
LOB	8

1B: 2	SF: 0	WP: 0	PA: 34
2B: 1	SAC: 0	PB: 0	
3B: 1	DP: 1	SB: 0	
HR: 1	HBP: 0	CS: 4	

Batter	1	2	3	4	5	6	7	8	9	AB	R	H	RBI	BB	SO	LOB
Robin Yount, R (1, 6) OBP: 0.396, SLG: 0.358	F8		K		G6-3 1-2f		CS 3-H 1B			4	0	1	1	0	1	1
Don Money, R (1, 5) OBP: 0.339, SLG: 0.471	K		BB		F7		CS 1-2	6-3		3	0	0	0	1	1	0
George Scott, R (1, 3) OBP: 0.289, SLG: 0.390	6-3		1-3			5-3		F8		4	0	0	0	0	0	1
Mike Hegan, L (8, 3)										0	0	0	0	0	0	0
Bob Hansen, L (1, 10) OBP: 0.208, SLG: 0.136		L3		3-1		K		BB		3	0	0	0	1	1	0
Darrell Porter, L (1, 2) OBP: 0.361, SLG: 0.263		HR 1B		K		6-3		1-3		4	1	1	0	0	1	1
Sixto Lezcano, R (1, 7) OBP: 0.352, SLG: 0.422		1-H HR		S 1B			4-3		6-3	4	1	2	2	0	0	0
Bobby Darwin, R (1, 9) OBP: 0.288, SLG: 0.361		5-3		FC6-4 1-2 BB			E6 1B 1B		F8	3	1	0	0	1	0	0
Gorman Thomas, R (1, 8) OBP: 0.300, SLG: 0.389		5-3		FC6-4 1-2f			1B 1-3 1B		K	2	0	0	0	0	0	2
Bill Sharp, L (7, PH) OBP: 0.260, SLG: 0.196 (7, 8)										2	1	1	0	0	1	0
Tim Johnson, L (1, 4) OBP: 0.333, SLG: 0.273			4-3		G6-3		1-3 3-H 1B			3	0	2	1	0	0	0
Inning Stats	R: 0 E: 0 K: 1 S: 5 H: 0 LOB: 0 BB: 0 P: 5	R: 2 E: 0 K: 0 S: 5 H: 2 LOB: 0 BB: 0 P: 5	R: 0 E: 0 K: 1 S: 5 H: 0 LOB: 1 BB: 1 P: 9	R: 0 E: 0 K: 1 S: 6 H: 1 LOB: 2 BB: 1 P: 10	R: 0 E: 0 K: 0 S: 3 H: 1 LOB: 0 BB: 0 P: 3	R: 0 E: 0 K: 1 S: 5 H: 0 LOB: 0 BB: 0 P: 5	R: 2 E: 1 K: 0 S: 5 H: 3 LOB: 0 BB: 0 P: 5	R: 0 E: 0 K: 0 S: 3 H: 0 LOB: 1 BB: 1 P: 7	R: 0 E: 0 K: 1 S: 5 H: 0 LOB: 0 BB: 0 P: 5	1B: 6 2B: 0 3B: 0 HR: 1 SF: 0 SAC: 0 DP: 1 HBP: 0						

PITCHER	IP	WLS	BF	H	R	ER	SO	BB	IBB	HBP	BLK	WP	HR	S	P	ERA	WHIP
Pat Dobson, R (1, 1) ERA: 3.2	9.0	L	35	7	4	2	5	3	0	0	0	0	1	42	54	2.00	1.111

PITCHER	IP	WLS	BF	H	R	ER	SO	BB	IBB	HBP	BLK	WP	HR	S	P	ERA	WHIP

TOP

Milwaukee Brewers @ Cleveland Indians

Cleveland Municipal Stadium, Cleveland, OH

Fri May 21 1976, 7:05 PM EDT
Att. 9,168 - Unknown - 62 F

livebaseballscorecards.com

AB	32
R	4
H	7
RBI	4
BB	3
SO	5
LOB	5

PA: 36

WP: 0
PB: 0
SB: 1
CS: 1

Batter	1	2	3	4	5	6	7	8	9	AB	R	H	RBI	BB	SO	LOB
Rick Manning, L (1, 8) OBP: 0.345, SLG: 0.382	F8		P3		BBB 4-0 FC5-4 BB		0-0 5-3 1-2			3	0	0	0	1	0	1
Larvell Blanks, R (1, 4) OBP: 0.261, SLG: 0.333	BBBB 4-0 E BB BB		0-0 F8		0-0 FC5-4 1-2f		0-0 2-H 1B			3	1	1	1	1	0	1
Buddy Bell, R (1, 5) OBP: 0.376, SLG: 0.358	BBBB 4-0 E 1-2 BB		0-0 6-3		0-0 F8		0-0 4-3			3	0	0	0	1	0	2
Rico Carty, R (1, 10) OBP: 0.438, SLG: 0.565 Frank Robinson, R (8, PH)	0-0 E4 G1-6-3 1-2 2-H			SSS 0-3 K	0-0 F7			0-0 6-3		3 1	0 0	0 0	0 0	0 0	1 0	2 0
George Hendrick, R (1, 7) OBP: 0.331, SLG: 0.525	0-0 G1-6-3 1-2f			0-0 HBP 1B 1B		0-0 P6		0-0 3-1		4	1	1	0	0	0	2
Boog Powell, L (1, 3) OBP: 0.324, SLG: 0.179		0-0 4-3		0-0 F7		0-0 4-3		SSS 0-3 K		4	0	0	0	0	1	1
Charlie Spikes, R (1, 9) OBP: 0.291, SLG: 0.247		0-0 5-3		H 1-0 1B 1-2 HBP		0-0 6-3		SSS 0-3 K		3	0	0	0	0	1	0
Ray Fosse, R (1, 2) OBP: 0.350, SLG: 0.133 Ron Pruitt, R (9, PH)	BBBB 4-0 BB		0-0 1-2 2-H 1B			0-0 F8		SSS 0-3 K		2 1	0 0	1 0	1 0	1 0	0 1	0 0
Frank Duffy, R (1, 6) OBP: 0.290, SLG: 0.269 Doug Howard, R (9, PH) OBP: 0.250, SLG: 0.309	SSS 0-3 K		0-0 F7			0-0 5-3 1B 1B		SSS 0-3 K		3 1	1 0	1 0	0 0	0 0	1 1	3 0
Inning Stats	R: 1 E: 1 K: 0 S: 3 H: 0 LOB: 1 BB: 2 P: 11	R: 0 E: 0 K: 1 S: 5 H: 0 LOB: 1 BB: 1 P: 9	R: 0 E: 0 K: 0 S: 3 H: 0 LOB: 0 BB: 0 P: 3	R: 1 E: 0 K: 1 S: 7 H: 2 LOB: 2 BB: 0 P: 8	R: 0 E: 0 K: 0 S: 3 H: 0 LOB: 1 BB: 1 P: 7	R: 0 E: 0 K: 0 S: 3 H: 0 LOB: 0 BB: 0 P: 3	R: 1 E: 0 K: 0 S: 5 H: 2 LOB: 1 BB: 0 P: 5	R: 0 E: 0 K: 1 S: 5 H: 0 LOB: 0 BB: 0 P: 5	R: 0 E: 0 K: 3 S: 9 H: 0 LOB: 0 BB: 0 P: 9	1B: 4 2B: 0 3B: 0 HR: 0	SF: 0 SAC: 0 DP: 1 HBP: 1						

PITCHER	IP	WLS	BF	H	R	ER	SO	BB	IBB	HBP	BLK	WP	HR	S	P	ERA	WHIP
Bill Travers, L (1, 1) ERA: 2.3	9.0	W	36	4	3	2	6	4	0	1	0	0	0	43	60	2.00	0.889

PITCHER	IP	WLS	BF	H	R	ER	SO	BB	IBB	HBP	BLK	WP	HR	S	P	ERA	WHIP

BOTTOM

Milwaukee Brewers @ Cleveland Indians

Cleveland Municipal Stadium, Cleveland, OH

Fri May 21 1976, 7:05 PM EDT

Att. 9,168 - Unknown - 62 F

livebaseballscorecards.com

AB	31
R	3
H	4
RBI	2
BB	4
SO	6
LOB	12

1B: 4	SF: 0	WP: 0	PA: 36
2B: 0	SAC: 0	PB: 0	
3B: 0	DP: 1	SB: 0	
HR: 0	HBP: 1	CS: 0	

Batter	1	2	3	4	5	6	7	8	9	AB	R	H	RBI	BB	SO	LOB
Bill Sharp, L (1, 8) (6, 9) OBP: 0.309, SLG: 0.255	S 1B	1B 1-3 2-H 1B		1B 1-3 1B		1B 1B 1B		4-3		5	1	4	1	0	0	0
Don Money, R (1, 5) OBP: 0.350, SLG: 0.477	F7 1-2	1-2 3-H 1B		1-2 3-H 1B		1B 1B 1-3 1B		P6		5	1	3	2	0	0	1
Darrell Porter, L (1, 2) OBP: 0.363, SLG: 0.271	F9	P5		F7		1B 1-2 3-H 1B			G5-4-3 1B	5	0	2	1	0	0	5
Hank Aaron, R (1, 10) OBP: 0.314, SLG: 0.363	K		F8		K	FC6-4 1-2 2-H 1B			G5-4-3 1-2f	5	0	1	1	0	2	2
Sixto Lezcano, R (1, 9) OBP: 0.347, SLG: 0.448 Gorman Thomas, R (6, 8) OBP: 0.293, SLG: 0.378		HR	F7		P6	FC6-4 1-2f			K	4 1	1 0	1 0	1 0	0 0	0 1	2 0
Robin Yount, R (1, 6) OBP: 0.391, SLG: 0.347	K	5-3		BB			F9			3	0	0	0	1	1	0
Mike Hegan, L (1, 3) OBP: 0.143, SLG: 0.143	BB 1B 1B			P6	P6		K			4	1	1	0	0	1	1
Charlie Moore, R (1, 7) OBP: 0.349, SLG: 0.323	1B 1-2 1B BB			1B 1B HBP		5-3	4-3			2	2	0	0	1	0	0
Tim Johnson, L (1, 4) OBP: 0.250, SLG: 0.200		F7		F7		F8		1-3		4	0	0	0	0	0	3
Inning Stats	R: 0 E: 0 K: 1 S: 6 H: 1 LOB: 1 BB: 0 P: 6	R: 3 E: 0 K: 1 S: 9 H: 4 LOB: 2 BB: 1 P: 13	R: 0 E: 0 K: 0 S: 3 H: 0 LOB: 0 BB: 0 P: 3	R: 1 E: 0 K: 0 S: 5 H: 2 LOB: 2 BB: 0 P: 6	R: 0 E: 0 K: 1 S: 5 H: 0 LOB: 1 BB: 1 P: 9	R: 2 E: 0 K: 0 S: 7 H: 4 LOB: 2 BB: 0 P: 7	R: 0 E: 0 K: 1 S: 5 H: 0 LOB: 0 BB: 0 P: 5	R: 0 E: 0 K: 0 S: 3 H: 0 LOB: 0 BB: 0 P: 3	R: 0 E: 0 K: 1 S: 5 H: 1 LOB: 0 BB: 0 P: 5	1B: 11 2B: 0 3B: 0 HR: 1	SF: 0 SAC: 0 DP: 1 HBP: 1						

TOP

Milwaukee Brewers @ Cleveland Indians

Cleveland Municipal Stadium, Cleveland, OH

Sat May 22 1976, 3:33 AM EDT
Att. 8,784 - Unknown - 55 F

livebaseballscorecards.com

AB	38
R	6
H	12
RBI	6
BB	2
SO	5
LOB	14

PITCHER		IP	WLS	BF	H	R	ER	SO	BB	IBB	HBP	BLK	WP	HR	S	P	ERA	WHIP
Dennis Eckersley, R ERA: 4.4	(1, 1)	1.2		11	5	3	3	2	1	0	0	0	0	1	14	18	16.20	3.600
Jim Bibby, R ERA: 6.75	(2, 1)	4.0	L	20	6	3	3	1	1	0	1	0	0	0	20	25	6.75	1.750
Tom Buskey, R ERA: 1.23	(6, 1)	3.1		10	1	0	0	2	0	0	0	0	0	0	14	14	0.00	0.300

PITCHER	IP	WLS	BF	H	R	ER	SO	BB	IBB	HBP	BLK	WP	HR	S	P	ERA	WHIP

WP: 0 PB: 0 SB: 1 CS: 0 PA: 41

BOTTOM

Milwaukee Brewers @ Cleveland Indians

Cleveland Municipal Stadium, Cleveland, OH

Sat May 22 1976, 3:33 AM EDT

Att. 8,784 - Unknown - 55 F

Batter	1	2	3	4	5	6	7	8	9	AB	R	H	RBI	BB	SO	LOB
Duane Kuiper, L (1, 4) OBP: 0.293, SLG: 0.287	6-3		SF8 1-H 3B		FC4 BB			FC1-6 1B BB	E3 1-2 2-3	3	1	1	1	2	0	2
Buddy Bell, R (1, 5) OBP: 0.377, SLG: 0.355	6-3		G3 WP BB		FC4 G4-6-3 1-2f			FC1-6 1-2 1B	K	4	0	1	0	1	1	4
Rick Manning, L (1, 8) OBP: 0.336, SLG: 0.373	F8		SF8 1-2 3-H		G4-6-3 1-2f			FC1-6 G6-3 1-2 2-3f		3	0	0	1	0	0	3
Boog Powell, L (1, 3) OBP: 0.293, SLG: 0.156		F2	G3 2-3			F7		G6-3 1-2f		4	0	0	0	0	0	3
George Hendrick, R (1, 7) OBP: 0.336, SLG: 0.549		HR	5-3			F5			1B 1B	4	2	2	1	0	0	1
John Lowenstein, L (1, 10) OBP: 0.276, SLG: 0.212 Doug Howard, R (9, PH) OBP: 0.246, SLG: 0.304		FC3-6 1B		1B FC6-4 BB		K			K	2 1	1 0	1 0	0 0	1 0	1 1	0 1
Alan Ashby, S (1, 2) OBP: 0.343, SLG: 0.374		FC3-6 FC5-4 1-2f		FC6-4 1-3 1B			G5-4-3 1B		F8	4	0	2	0	0	0	2
Charlie Spikes, R (1, 9) OBP: 0.289, SLG: 0.248		FC5-4 1-2f		FC6-4 G4-3 1-2f 3-H			K		E 1B 1-3 1B	4	0	1	1	0	1	3
Frank Duffy, R (1, 6) OBP: 0.291, SLG: 0.271 Frank Robinson, R (9, PH) OBP: 0.286, SLG: 0.167 Larvell Blanks, R (9, PR) OBP: 0.261, SLG: 0.333			3B 1B	G4-3 1-2f			G5-4-3 1-2f		E 1-2 3-H 1B	3 1 0	1 0 0	1 1 0	0 1 0	0 0 0	0 0 0	2 0 0
Inning Stats	R: 0 E: 0 K: 0 S: 3 H: 0 LOB: 0 BB: 0 P: 3	R: 1 E: 0 K: 0 S: 5 H: 2 LOB: 1 BB: 0 P: 5	R: 2 E: 0 K: 0 S: 5 H: 2 LOB: 1 BB: 1 P: 9	R: 1 E: 0 K: 0 S: 3 H: 1 LOB: 0 BB: 1 P: 7	R: 0 E: 0 K: 0 S: 2 H: 0 LOB: 0 BB: 1 P: 6	R: 0 E: 0 K: 1 S: 5 H: 0 LOB: 0 BB: 0 P: 5	R: 0 E: 0 K: 1 S: 5 H: 1 LOB: 0 BB: 0 P: 5	R: 0 E: 0 K: 0 S: 3 H: 1 LOB: 1 BB: 1 P: 7	R: 1 E: 1 K: 2 S: 11 H: 3 LOB: 3 BB: 0 P: 11	1B: 8 2B: 0 3B: 1 HR: 1 SF: 1 SAC: 0 DP: 4 HBP: 0						

PITCHER		IP	WLS	BF	H	R	ER	SO	BB	IBB	HBP	BLK	WP	HR	S	P	ERA	WHIP
Jim Slaton, R ERA: 3.59	(1, 1)	7.0	W	29	7	4	4	2	4	0	0	0	1	1	29	45	5.14	1.571
Ray Sadecki, L ERA: 4.05	(8, 1)	1.0		3	1	1	1	0	0	0	0	0	0	0	3	3	9.00	1.000
Tom Murphy, R ERA: 6.43	(9, 1)	1.0	S	6	2	0	0	2	0	0	0	0	0	0	10	10	0.00	2.000

PITCHER	IP	WLS	BF	H	R	ER	SO	BB	IBB	HBP	BLK	WP	HR	S	P	ERA	WHIP

AB	33
R	5
H	10
RBI	5
BB	4
SO	4
LOB	21

WP: 1 PA: 38
PB: 0
SB: 0
CS: 0

livebaseballscorecards.com

Batter	1	2	3	4	5	6	7	8	9	AB	R	H	RBI	BB	SO	LOB
Bill Sharp, L (1, 8) OBP: 0.317, SLG: 0.268	1-3			G5-4-3 1B		4-3 SH1-3 1B		F9	4-3	5	0	2	0	0	0	3
Don Money, R (1, 5) OBP: 0.349, SLG: 0.468	G4-3 BB			G5-4-3 1-2f		SH1-3 1-2		6-3		2	0	0	0	1	0	1
George Scott, R (1, 3) OBP: 0.288, SLG: 0.385	G4-3 1-2f			1B 1B		4-3 2-3		K		4	0	1	0	0	1	2
Darrell Porter, L (1, 2) OBP: 0.368, SLG: 0.292		F9		1-2 1B		4-3			1B 2B	4	1	2	0	0	0	1
Bob Hansen, L (1, 10) OBP: 0.214, SLG: 0.154		4-3		4-3			4-3		FC1-6 1B 2-H	4	0	1	1	0	0	2
Charlie Moore, R (9, PR) OBP: 0.349, SLG: 0.323										0	0	0	0	0	0	0
Sixto Lezcano, R (1, 7) OBP: 0.347, SLG: 0.444		K			K		FC6-4 1B		FC1-6 HBP BB 1-2f	3	0	1	0	0	2	0
Mike Hegan, L (9, PH) OBP: 0.143, SLG: 0.143										0	0	0	0	0	0	0
Kurt Bevacqua, R (9, PH) OBP: 0.143, SLG: 0.143										1	0	0	0	0	0	1
Robin Yount, R (1, 6) OBP: 0.395, SLG: 0.347			F7		F3		FC6-4 1B 1-2		HBP BB 1-2	3	0	1	0	1	0	0
Bobby Darwin, R (1, 9) OBP: 0.300, SLG: 0.349			K		FC4-6 BB		FC6-4 1-2f 2-3		HBP 1-2 2-3	2	0	0	0	1	1	2
Tim Johnson, L (1, 4) OBP: 0.222, SLG: 0.176			3-1		FC4-6 1-2f		F7		K	2	0	0	0	0	0	1
Hank Aaron, R (7, PH) OBP: 0.310, SLG: 0.358										1	0	0	0	0	0	2
Pedro Garcia, R (7, 4) OBP: 0.239, SLG: 0.328										1	0	0	0	0	1	3
Inning Stats	R: 0 E: 0 K: 0 S: 2 H: 0 LOB: 0 BB: 1 P: 6	R: 0 E: 0 K: 1 S: 5 H: 0 LOB: 0 BB: 0 P: 5	R: 0 E: 0 K: 1 S: 5 H: 0 LOB: 0 BB: 0 P: 5	R: 0 E: 0 K: 0 S: 5 H: 3 LOB: 2 BB: 0 P: 5	R: 0 E: 0 K: 1 S: 5 H: 0 LOB: 1 BB: 1 P: 9	R: 0 E: 0 K: 0 S: 4 H: 1 LOB: 1 BB: 0 P: 4	R: 0 E: 0 K: 0 S: 5 H: 2 LOB: 2 BB: 0 P: 5	R: 0 E: 0 K: 1 S: 5 H: 0 LOB: 0 BB: 0 P: 5	R: 1 E: 0 K: 1 S: 7 H: 2 LOB: 3 BB: 1 P: 12	1B: 7 2B: 1 3B: 0 HR: 0 SF: 0 SAC: 1 DP: 2 HBP: 1							

TOP

Milwaukee Brewers @ Cleveland Indians

Cleveland Municipal Stadium, Cleveland, OH

Sun May 23 1976, 3:33 AM EDT

Unknown - 54 F

livebaseballscorecards.com

AB	32
R	1
H	8
RBI	1
BB	3
SO	5
LOB	18

WP: 0 PB: 0 SB: 0 CS: 0 PA: 37

PITCHER		IP	WLS	BF	H	R	ER	SO	BB	IBB	HBP	BLK	WP	HR	S	P	ERA	WHIP
Jackie Brown, R ERA: 2.63	(1, 1)	8.0	W	32	8	1	1	4	2	0	0	0	0	0	38	46	1.12	1.250
Dave LaRoche, L ERA: 2.66	(9, 1)	0.1		2	0	0	0	0	1	0	0	0	0	0	1	5	0.00	3.000
Jim Kern, R ERA: 2.81	(9, 1)	0.2	S	3	0	0	0	1	0	0	1	0	0	0	4	5	0.00	0.000

PITCHER	IP	WLS	BF	H	R	ER	SO	BB	IBB	HBP	BLK	WP	HR	S	P	ERA	WHIP

Batter	1	2	3	4	5	6	7	8	9	AB	R	H	RBI	BB	SO	LOB
Duane Kuiper, L (1, 4) OBP: 0.285, SLG: 0.278	S S S 0-3 ① **K**		x 0-0 ③ 6-3			x 0-0 ① F7	x 0-0 ③ F8			4	0	0	0	0	1	2
Buddy Bell, R (1, 5) OBP: 0.367, SLG: 0.344	x 0-0 ② 6-3			x 0-0 ① 6-3		x 0-0 ② 6-3		x 0-0 ① L5		4	0	0	0	0	0	0
Rick Manning, L (1, 8) OBP: 0.333, SLG: 0.370	x 0-0 ③ F7			x 0-0 ② F8		x 0-0 CS 1B		x 0-0 ② P5		4	0	1	0	0	0	0
Boog Powell, L (1, 3) OBP: 0.289, SLG: 0.167		x 0-0 ① 4-3		x 0-0 BB 1B		0-0 ③ CS 1-2	x 0-0 ① 3-1	x 0-0 ③ 1-3		4	0	1	0	0	0	0
George Hendrick, R (1, 7) OBP: 0.350, SLG: 0.556		x 0-0 1B	B B B B 4-0 1-2 BB				x 0-0 E 1B SF9 1B			2	1	2	0	1	0	0
John Lowenstein, L (1, 10) OBP: 0.279, SLG: 0.218		x 0-0 ② F8		x 0-0 ③ F9			x 0-0 E9 SF9 1-3 WP 1B			3	1	1	0	0	0	3
Alan Ashby, S (1, 2) OBP: 0.343, SLG: 0.366		x 0-0 ③ G3			x 0-0 ① F9		I I I I 4-0 WP SF9 IBB			2	0	0	0	1	0	1
Charlie Spikes, R (1, 9) OBP: 0.291, SLG: 0.252			x 0-0 ① 6-3		x 0-0 L3 1B		x 0-0 ② SF9 1-2 2-3 3-H			2	0	1	1	0	0	0
Frank Duffy, R (1, 6) OBP: 0.292, SLG: 0.265			x 0-0 ② 1-3		x 0-0 ② ③ L3 1-2		B B B B 4-0 2-3 3-H BB			2	0	0	0	1	0	1
Inning Stats	R: 0 E: 0 K: 1 S: 5 H: 0 LOB: 0 BB: 0 P: 5	R: 0 E: 0 K: 0 S: 4 H: 1 LOB: 1 BB: 0 P: 4	R: 0 E: 0 K: 0 S: 3 H: 0 LOB: 0 BB: 0 P: 3	R: 0 E: 0 K: 0 S: 4 H: 1 LOB: 2 BB: 1 P: 8	R: 0 E: 0 K: 0 S: 3 H: 1 LOB: 0 BB: 0 P: 3	R: 0 E: 0 K: 0 S: 3 H: 1 LOB: 0 BB: 0 P: 3	R: 2 E: 1 K: 0 S: 5 H: 2 LOB: 2 BB: 2 P: 13	R: 0 E: 0 K: 0 S: 3 H: 0 LOB: 0 BB: 0 P: 3		1B: 6 2B: 1 3B: 0 HR: 0 SF: 1 SAC: 0 DP: 1 HBP: 0						

PITCHER		IP	WLS	BF	H	R	ER	SO	BB	IBB	HBP	BLK	WP	HR	S	P	ERA	WHIP
Pete Broberg, R ERA: 4.44	(1, 1)	6.2	L	27	6	2	2	1	2	1	0	0	1	0	26	38	2.70	1.200
Eduardo Rodriguez, R ERA: 4.79	(7, 1)	1.1		4	0	0	0	0	0	0	0	0	0	0	4	4	0.00	0.000

PITCHER	IP	WLS	BF	H	R	ER	SO	BB	IBB	HBP	BLK	WP	HR	S	P	ERA	WHIP

BOTTOM

Milwaukee Brewers @ Cleveland Indians

Cleveland Municipal Stadium, Cleveland, OH

Sun May 23 1976, 3:33 AM EDT

Unknown - 54 F

livebaseballscorecards.com

AB	27
R	2
H	6
RBI	1
BB	3
SO	1
LOB	7

Batter	1	2	3	4	5	6	7	8	9	AB	R	H	RBI	BB	SO	LOB
Robin Yount, R (1, 6) OBP: 0.398, SLG: 0.362	6-3	2B 2-H 3-H		1B 2-H			FC6-4 FC4 1-2f			4	0	2	3	0	0	1
Don Money, R (1, 5) OBP: 0.346, SLG: 0.456	BB	F3		6-3			P4			3	0	0	0	1	0	2
George Scott, R (1, 3) OBP: 0.279, SLG: 0.372	K		K		K		FC4 1-2f			4	0	0	0	0	3	2
Hank Aaron, R (1, 10) OBP: 0.308, SLG: 0.353	1-3		F2		G6-4-3 1B			F8		4	0	1	0	0	0	1
Bobby Darwin, R (1, 9) OBP: 0.311, SLG: 0.348		BB 1B SF7	1B		G6-4-3 1-2f			K		3	1	1	0	1	1	1
Darrell Porter, L (1, 2) OBP: 0.355, SLG: 0.280		F8	K			F7		F7		4	0	0	0	0	1	2
Charlie Moore, R (1, 7) OBP: 0.356, SLG: 0.333		SF7 BB 1-3 2B	1B	2B		F8			K	4	2	2	0	0	1	0
Gorman Thomas, R (1, 8) OBP: 0.311, SLG: 0.400		SF7 1-2 2B BB		1B 1-H 2B		P4			5-3	3	2	1	1	1	0	0
Pedro Garcia, R (1, 4) OBP: 0.233, SLG: 0.324		SF7 1-2 2-3 3-H		1-3			FC6-4 BB		4-3	1	0	0	1	0	0	1
Bill Sharp, L (7, PH) OBP: 0.328, SLG: 0.268										0	0	0	0	1	0	0
Tim Johnson, L (7, 4) OBP: 0.222, SLG: 0.176										0	0	0	0	0	0	0
Bob Hansen, L (9, PH) OBP: 0.207, SLG: 0.148										1	0	0	0	0	0	0
Inning Stats	R: 0 E: 0 K: 1 S: 5 H: 0 LOB: 1 BB: 1 P: 9	R: 3 E: 0 K: 0 S: 5 H: 2 LOB: 1 BB: 2 P: 13	R: 0 E: 0 K: 2 S: 8 H: 1 LOB: 1 BB: 0 P: 8	R: 2 E: 0 K: 0 S: 5 H: 3 LOB: 0 BB: 0 P: 5	R: 0 E: 0 K: 1 S: 5 H: 1 LOB: 0 BB: 0 P: 5	R: 0 E: 0 K: 0 S: 3 H: 0 LOB: 0 BB: 0 P: 3	R: 0 E: 0 K: 0 S: 3 H: 0 LOB: 1 BB: 1 P: 7	R: 0 E: 0 K: 1 S: 5 H: 0 LOB: 0 BB: 0 P: 5	R: 0 E: 0 K: 1 S: 5 H: 0 LOB: 0 BB: 0 P: 5	1B: 5 2B: 2 3B: 0 HR: 0 SF: 1 SAC: 0 DP: 1 HBP: 0						

PITCHER		IP	WLS	BF	H	R	ER	SO	BB	IBB	HBP	BLK	WP	HR	S	P	ERA	WHIP
Fritz Peterson, L ERA: 5.53	(1, 1)	3.0		17	5	5	5	3	3	0	0	0	0	0	20	32	15.00	2.667
Jim Kern, R ERA: 2.37	(4, 1)	6.0	W	19	2	0	0	3	1	0	0	0	0	0	24	28	0.00	0.500

PITCHER	IP	WLS	BF	H	R	ER	SO	BB	IBB	HBP	BLK	WP	HR	S	P	ERA	WHIP

TOP

Milwaukee Brewers @ Cleveland Indians

Cleveland Municipal Stadium, Cleveland, OH

Sun May 23 1976, 3:38 AM EDT
Att. 27,751 - Unknown - 54 F

livebaseballscorecards.com

AB	31
R	5
H	7
RBI	5
BB	4
SO	6
LOB	10

WP: 0 PB: 0 SB: 0 CS: 0 PA: 36

Batter	1	2	3	4	5	6	7	8	9	AB	R	H	RBI	BB	SO	LOB
Duane Kuiper, L (1, 4) OBP: 0.282, SLG: 0.269	5-3		FC6-4 BB	1-3	G3		6-3			4	0	0	0	1	0	1
Buddy Bell, R (1, 5) OBP: 0.368, SLG: 0.346	1B		FC6-4 BB	1B	F9			K		5	2	2	0	0	1	3
Rick Manning, L (1, 8) OBP: 0.342, SLG: 0.378	1B		BB	1B		6-3		K		5	2	3	1	0	1	0
George Hendrick, R (1, 7) OBP: 0.352, SLG: 0.555	P4		2B BB	P3		1B		K		4	2	1	0	1	1	4
John Lowenstein, L (1, 10) OBP: 0.308, SLG: 0.259	F8		1B	1B		CS 1B IBB				3	1	2	4	1	0	2
Doug Howard, R (1, 3) OBP: 0.262, SLG: 0.317		P5	FC6-4 1B	1B		F7				4	0	2	2	0	0	2
Charlie Spikes, R (1, 9) OBP: 0.289, SLG: 0.252		6-3	FC6-4 1B	F8		1B				4	0	1	1	0	0	3
Ray Fosse, R (1, 2) OBP: 0.350, SLG: 0.133		G3	1B		WP SH1-4 BB	CS	F7			0	0	0	0	0	0	0
Alan Ashby, S (2, 2) OBP: 0.349, SLG: 0.365										3	0	1	0	1	0	0
Larvell Blanks, R (1, 6) OBP: 0.269, SLG: 0.333			FC6-4 BB 1B F8		SH1-4		F7			3	1	1	0	0	0	2
Inning Stats	R: 0 E: 0 K: 0 S: 5 H: 2 LOB: 2 BB: 0 P: 5	R: 0 E: 0 K: 0 S: 3 H: 0 LOB: 0 BB: 0 P: 3	R: 5 E: 0 K: 0 S: 8 H: 5 LOB: 2 BB: 2 P: 16	R: 2 E: 0 K: 0 S: 7 H: 4 LOB: 2 BB: 0 P: 7	R: 0 E: 0 K: 0 S: 3 H: 0 LOB: 1 BB: 1 P: 7	R: 1 E: 0 K: 0 S: 4 H: 2 LOB: 1 BB: 1 P: 8	R: 0 E: 0 K: 0 S: 3 H: 0 LOB: 0 BB: 0 P: 3	R: 0 E: 0 K: 3 S: 9 H: 0 LOB: 0 BB: 0 P: 9		1B: 11 2B: 2 3B: 0 HR: 0	SF: 0 SAC: 1 DP: 0 HBP: 0					

PITCHER	IP	WLS	BF	H	R	ER	SO	BB	IBB	HBP	BLK	WP	HR	S	P	ERA	WHIP
Bill Champion, R (1, 1) ERA: 5.63	2.1		12	4	3	3	0	1	0	0	0	0	0	11	15	11.57	2.143
Tom Murphy, R (3, 1) ERA: 7.53	0.1		5	3	2	2	0	1	0	0	0	0	0	4	8	54.00	12.000
Ed Sprague, R (3, 1) ERA: 9.0	3.0	L	17	6	3	3	0	1	1	0	0	1	0	15	23	9.00	2.333
Jerry Augustine, L (6, 1) ERA: 3.24	2.1		6	0	0	0	3	0	0	0	0	0	0	12	12	0.00	0.000

PITCHER	IP	WLS	BF	H	R	ER	SO	BB	IBB	HBP	BLK	WP	HR	S	P	ERA	WHIP

BOTTOM

Milwaukee Brewers @ Cleveland Indians

Cleveland Municipal Stadium, Cleveland, OH

Sun May 23 1976, 3:38 AM EDT
Att. 27,751 - Unknown - 54 F

livebaseballscorecards.com

AB	35
R	8
H	13
RBI	8
BB	4
SO	3
LOB	17

Cleveland Indians @ Baltimore Orioles

Memorial Stadium, Baltimore, MD

Mon May 24 1976, 7:05 PM EDT

Att. 7,835 - Unknown

TOP

livebaseballscorecards.com

Batter	1	2	3	4	5	6	7	8	9	AB	R	H	RBI	BB	SO	LOB
Duane Kuiper, L (1, 4) OBP: 0.283, SLG: 0.271	1B	SH5-3		K			6-3			3	1	1	1	0	1	0
Buddy Bell, R (1, 5) OBP: 0.377, SLG: 0.358	1B SF8 1-3	1B			6-3			G6-4-3		4	1	3	0	0	0	0
Rick Manning, L (1, 8) OBP: 0.345, SLG: 0.381	SF8 IBB 1-3 3-H	K			G5-4-3			K		4	0	2	1	0	2	2
Rico Carty, R (1, 10) OBP: 0.433, SLG: 0.551	G6-3 1-2 IBB		F9		G5-4-3 1-2f			G6-4-3 1-2f		3	0	0	0	1	0	2
Boog Powell, L (1, 3) OBP: 0.265, SLG: 0.154	SF8 2-3 3-H		6-3			4-3			K	3	0	0	1	0	1	0
George Hendrick, R (1, 7) OBP: 0.349, SLG: 0.545	G6-3 1-2f		1B			L5			4-3	4	0	1	0	0	0	2
Charlie Spikes, R (1, 9) OBP: 0.296, SLG: 0.255		SH1-3 3B 1B	F7			K			BB	3	1	1	0	1	1	1
Alan Ashby, S (1, 2) OBP: 0.339, SLG: 0.354		SH1-3 1-2		K			6-3		K	3	0	0	0	0	2	1
Frank Duffy, R (1, 6) OBP: 0.294, SLG: 0.287		SH5-3 2-H 3B		F8			K			3	1	1	1	0	1	0
Inning Stats	R: 2 E: 0 K: 0 S: 5 H: 3 LOB: 1 BB: 1 P: 9	R: 2 E: 0 K: 1 S: 8 H: 3 LOB: 1 BB: 0 P: 8	R: 0 E: 0 K: 0 S: 4 H: 1 LOB: 1 BB: 0 P: 4	R: 0 E: 0 K: 2 S: 7 H: 0 LOB: 0 BB: 0 P: 7	R: 0 E: 0 K: 0 S: 3 H: 1 LOB: 0 BB: 0 P: 3	R: 0 E: 0 K: 1 S: 5 H: 0 LOB: 0 BB: 0 P: 5	R: 0 E: 0 K: 1 S: 5 H: 0 LOB: 0 BB: 0 P: 5	R: 0 E: 0 K: 1 S: 5 H: 1 LOB: 0 BB: 0 P: 5	R: 0 E: 0 K: 2 S: 7 H: 0 LOB: 1 BB: 1 P: 11	1B: 8 2B: 0 3B: 1 HR: 0	SF: 1 SAC: 2 DP: 3 HBP: 0						

	AB	30
	R	4
	H	9
	RBI	4
	BB	2
	SO	8
	LOB	8

WP: 0 PB: 0 SB: 0 CS: 0 PA: 35

PITCHER		IP	WLS	BF	H	R	ER	SO	BB	IBB	HBP	BLK	WP	HR	S	P	ERA	WHIP
Mike Cuellar, L ERA: 7.83	(1, 1)	1.2	L	11	6	4	4	0	0	1	0	0	0	0	10	14	21.60	3.600
Grant Jackson, L ERA: 3.0	(2, 1)	4.1		14	2	0	0	4	0	0	0	0	0	0	22	22	0.00	0.462
Dyar Miller, R ERA: 5.17	(7, 1)	2.0		6	1	0	0	2	0	0	0	0	0	0	10	10	0.00	0.500
Ross Grimsley, L ERA: 3.0	(9, 1)	1.0		4	0	0	0	2	1	0	0	0	0	0	7	11	0.00	1.000

PITCHER	IP	WLS	BF	H	R	ER	SO	BB	IBB	HBP	BLK	WP	HR	S	P	ERA	WHIP

Batter	1	2	3	4	5	6	7	8	9	AB	R	H	RBI	BB	SO	LOB
Al Bumbry, L (1, 7) OBP: 0.346, SLG: 0.396	x 0-0 BB 1B		x 0-0 ② F8			x 0-0 ① 4-3			B B B B 4-0 BB BB	3	0	1	0	1	0	0
Mark Belanger, R (1, 6) OBP: 0.352, SLG: 0.377	B B B B 4-0 1-2 BB		S S S 0-3 ③ K			S S S 0-3 ② K			B B B B 4-0 1-2 BB	2	0	0	0	2	2	0
Reggie Jackson, L (1, 8) OBP: 0.318, SLG: 0.446	S S S 0-3 ① K			x 0-0 ① F8		x 0-0 ③ G3			S S S 0-3 ① K	4	0	0	0	0	2	4
Lee May, R (1, 10) OBP: 0.314, SLG: 0.438	x 0-0 ② F2			x 0-0 ② 5-3			S S S 0-3 ① K		S S S 0-3 ② K	4	0	0	0	0	2	4
Tony Muser, L (1, 3) OBP: 0.333, SLG: 0.282	x 0-0 ③ F4			S S S 0-3 ③ K			B B B B 4-0 G4-3-6 BB		S S S 0-3 ③ K	3	0	0	0	1	2	4
Ken Singleton, S (1, 9) OBP: 0.286, SLG: 0.250		S S S 0-3 ① K			B B B B 4-0 FC6-4 BB		x 0-0 ② ③ G4-3-6 1-2f			2	0	0	0	1	1	1
Bobby Grich, R (1, 4) OBP: 0.358, SLG: 0.325		x 0-0 ② 5-3			x 0-0 ① F7			x 0-0 ① F7		3	0	0	0	0	0	1
Doug DeCinces, R (1, 5) OBP: 0.313, SLG: 0.395		x 0-0 ③ F8			x 0-0 ② FC6-4 1-2f			x 0-0 ② 5-3		3	0	0	0	0	0	1
Elrod Hendricks, L (1, 2) OBP: 0.203, SLG: 0.215			x 0-0 ① 1-3		x 0-0 ③ 4-3			S S S 0-3 ③ K		3	0	0	0	0	1	1
Inning Stats	R: 0 H: 1 E: 0 LOB: 2 K: 1 BB: 1 S: 6 P: 10	R: 0 H: 0 E: 0 LOB: 0 K: 1 BB: 0 S: 5 P: 5	R: 0 H: 0 E: 0 LOB: 0 K: 1 BB: 0 S: 5 P: 5	R: 0 H: 0 E: 0 LOB: 0 K: 1 BB: 0 S: 5 P: 5	R: 0 H: 0 E: 0 LOB: 1 K: 0 BB: 1 S: 3 P: 7	R: 0 H: 0 E: 0 LOB: 0 K: 1 BB: 0 S: 5 P: 5	R: 0 H: 0 E: 0 LOB: 0 K: 1 BB: 1 S: 4 P: 8	R: 0 H: 0 E: 0 LOB: 0 K: 1 BB: 0 S: 5 P: 5	R: 0 H: 0 E: 0 LOB: 2 K: 3 BB: 2 S: 9 P: 17	1B: 1 SF: 0 2B: 0 SAC: 0 3B: 0 DP: 1 HR: 0 HBP: 0						

PITCHER		IP	WLS	BF	H	R	ER	SO	BB	IBB	HBP	BLK	WP	HR	S	P	ERA	WHIP
Dennis Eckersley, R ERA: 3.44	(1, 1)	8.0	W	28	1	0	0	7	4	0	0	0	0	0	38	54	0.00	0.625
Stan Thomas, R ERA: 1.8	(9, 1)	1.0		4	0	0	0	3	1	0	0	0	0	0	9	13	0.00	1.000

PITCHER	IP	WLS	BF	H	R	ER	SO	BB	IBB	HBP	BLK	WP	HR	S	P	ERA	WHIP

BOTTOM

Cleveland Indians @ Baltimore Orioles

Memorial Stadium, Baltimore, MD

Mon May 24 1976, 7:05 PM EDT

Att. 7,835 - Unknown

livebaseballscorecards.com

AB	27
R	0
H	1
RBI	0
BB	5
SO	10
LOB	16

WP: 0 PA: 32
PB: 0
SB: 0
CS: 0

Batter	1	2	3	4	5	6	7	8	9	AB	R	H	RBI	BB	SO	LOB
Duane Kuiper, L (1, 4) OBP: 0.289, SLG: 0.272	G4-3 1B	BB 1-2 2-3		1-3			F7			3	0	1	0	1	0	2
Buddy Bell, R (1, 5) OBP: 0.374, SLG: 0.355	G4-3 1-2f	F8			E6 SH1-3 SF8 1B		F8			4	1	1	0	0	0	4
Rick Manning, L (1, 8) OBP: 0.339, SLG: 0.373	6-3		4-3		SH1-3 2-3			3-1		3	0	0	0	0	0	0
Rico Carty, R (1, 10) OBP: 0.420, SLG: 0.537		F7	F8		SF8 3-H			6-3		3	0	0	1	0	0	0
Boog Powell, L (1, 3) OBP: 0.264, SLG: 0.143		BB FC4 1B 1B	F8		4-3			5-3		3	1	0	0	1	0	0
George Hendrick, R (1, 7) OBP: 0.347, SLG: 0.537		FC4 1-2 1B		6-3		1-3			6-3	4	0	1	0	0	0	0
Charlie Spikes, R (1, 9) OBP: 0.295, SLG: 0.254		FC4 1B 1B 1-2f 2-3		BB 1B	K				F8	4	1	1	0	0	1	2
Alan Ashby, S (1, 2) OBP: 0.345, SLG: 0.353		BB 1B 1-3 3-H 1B		F7	F8				BB	3	0	1	1	1	0	1
Frank Duffy, R (1, 6) OBP: 0.301, SLG: 0.288		BB 1-2 3-H 1B		BB 1-2			3-1		F9	3	0	1	1	1	0	1
Inning Stats	R: 0 E: 0 K: 0 S: 3 H: 1 LOB: 0 BB: 0 P: 3	R: 2 E: 0 K: 0 S: 6 H: 3 LOB: 3 BB: 2 P: 14	R: 0 E: 0 K: 0 S: 3 H: 0 LOB: 0 BB: 0 P: 3	R: 0 E: 0 K: 0 S: 4 H: 1 LOB: 2 BB: 1 P: 8	R: 1 E: 1 K: 0 S: 4 H: 1 LOB: 0 BB: 0 P: 4	R: 0 E: 0 K: 1 S: 5 H: 0 LOB: 0 BB: 0 P: 5	R: 0 E: 0 K: 0 S: 3 H: 0 LOB: 0 BB: 0 P: 3	R: 0 E: 0 K: 0 S: 3 H: 0 LOB: 0 BB: 0 P: 3	R: 0 E: 0 K: 0 S: 3 H: 0 LOB: 1 BB: 1 P: 7	1B: 6 2B: 0 3B: 0 HR: 0 SF: 1 SAC: 1 DP: 1 HBP: 0						

PITCHER	IP	WLS	BF	H	R	ER	SO	BB	IBB	HBP	BLK	WP	HR	S	P	ERA	WHIP
Jim Palmer, R (1, 1) ERA: 3.65	9.0	L	36	6	3	2	1	4	0	0	0	0	0	34	50	2.00	1.111

PITCHER	IP	WLS	BF	H	R	ER	SO	BB	IBB	HBP	BLK	WP	HR	S	P	ERA	WHIP

TOP

Cleveland Indians @ Baltimore Orioles

Memorial Stadium, Baltimore, MD

Tue May 25 1976, 7:05 PM EDT

Att. 7,543 - Unknown

livebaseballscorecards.com

AB	30
R	3
H	6
RBI	3
BB	4
SO	1
LOB	10

WP: 0 PA: 36
PB: 0
SB: 0
CS: 0

Cleveland Indians @ Baltimore Orioles

Memorial Stadium, Baltimore, MD

Tue May 25 1976, 7:05 PM EDT

Att. 7,543 - Unknown

BOTTOM

livebaseballscorecards.com

Batter	1	2	3	4	5	6	7	8	9	AB	R	H	RBI	BB	SO	LOB
Al Bumbry, L (1, 7) OBP: 0.360, SLG: 0.404	BBBB 4-0 G6-4-3 BB		x 0-0 1B 1-2 1B		SSS 0-3 ② K			x 0-0 1B 1B		3	0	2	0	1	1	1
Mark Belanger, R (1, 6) OBP: 0.341, SLG: 0.364	x 0-0 ①② G6-4-3 1-2f		x 0-0 ② F2		SSS 0-3 ③ K			x 0-0 ① F7		4	0	0	0	0	1	5
Bobby Grich, R (1, 4) OBP: 0.364, SLG: 0.333	x 0-0 ③ 4-3		x 0-0 1-3 2-H 1B			SSS 0-3 ① K		x 0-0 G4-6-3 1-3 1B		4	0	2	1	0	1	0
Reggie Jackson, L (1, 8) OBP: 0.300, SLG: 0.417		x 0-0 ① 6-3	x 0-0 ③ 5-3			x 0-0 ② 4-3		x 0-0 ②③ G4-6-3 1-2f		4	0	0	0	0	0	4
Lee May, R (1, 10) OBP: 0.311, SLG: 0.430		x 0-0 1B 1B		SSS 0-3 ① K		SSS 0-3 ③ K			SSS 0-3 ① K	4	0	1	0	0	3	0
Tony Muser, L (1, 3) OBP: 0.341, SLG: 0.284		x 0-0 1-3 G4-6-3 1B		x 0-0 ② F9			x 0-0 ① 6-3		BBBB 4-0 G4-6-3 BB	3	0	1	0	1	0	0
Ken Singleton, S (1, 9) OBP: 0.278, SLG: 0.242		x 0-0 ②③ G4-6-3 1-2f		x 0-0 ③ G3			x 0-0 ② 4-3		x 0-0 ②③ G4-6-3 1-2f	4	0	0	0	0	0	3
Doug DeCinces, R (1, 5) OBP: 0.314, SLG: 0.392			x 0-0 ① F9		x 0-0 ① F9		x 0-0 FC4 1B			3	0	1	0	0	0	0
Dave Duncan, R (1, 2) OBP: 0.299, SLG: 0.270			x 0-0 1B 1B 1B		x 0-0 1B		x 0-0 ③ FC4 1-2f			3	1	2	0	0	0	1

AB	32
R	1
H	9
RBI	1
BB	2
SO	6
LOB	14

Inning Stats	1	2	3	4	5	6	7	8	9	1B	SF	WP	PA
	R: 0 H: 0 E: 0 LOB: 0 K: 0 BB: 1 S: 2 P: 6	R: 0 H: 2 E: 0 LOB: 1 K: 0 BB: 0 S: 4 P: 4	R: 1 H: 3 E: 0 LOB: 2 K: 0 BB: 0 S: 6 P: 6	R: 0 H: 0 E: 0 LOB: 0 K: 1 BB: 0 S: 5 P: 5	R: 0 H: 1 E: 0 LOB: 1 K: 2 BB: 0 S: 8 P: 8	R: 0 H: 0 E: 0 LOB: 0 K: 2 BB: 0 S: 7 P: 7	R: 0 H: 1 E: 0 LOB: 1 K: 0 BB: 0 S: 4 P: 4	R: 0 H: 2 E: 0 LOB: 1 K: 0 BB: 0 S: 4 P: 4	R: 0 H: 0 E: 0 LOB: 0 K: 1 BB: 1 S: 4 P: 8	1B: 9 2B: 0 3B: 0 HR: 0	SF: 0 SAC: 0 DP: 4 HBP: 0	WP: 0 PB: 0 SB: 0 CS: 0	PA: 34

PITCHER	IP	WLS	BF	H	R	ER	SO	BB	IBB	HBP	BLK	WP	HR	S	P	ERA	WHIP
Pat Dobson, R (1, 1) ERA: 2.87	9.0	W	34	9	1	1	6	2	0	0	0	0	0	44	52	1.00	1.222

PITCHER	IP	WLS	BF	H	R	ER	SO	BB	IBB	HBP	BLK	WP	HR	S	P	ERA	WHIP

Batter	1	2	3	4	5	6	7	8	9	AB	R	H	RBI	BB	SO	LOB
Duane Kuiper, L (1, 4) OBP: 0.288, SLG: 0.271	G3		F7			F7		FC3-6 1B		4	0	1	0	0	0	0
Buddy Bell, R (1, 5) OBP: 0.365, SLG: 0.345	F8			F4		6-3		FC3-6 1-2f		4	0	0	0	0	0	1
Rick Manning, L (1, 8) OBP: 0.337, SLG: 0.377	2B			K		1-3		F9		4	0	1	0	0	1	1
Rico Carty, R (1, 10) OBP: 0.415, SLG: 0.536	F9			F3			HR 2B	F3		4	1	1	0	0	0	2
Boog Powell, L (1, 3) OBP: 0.281, SLG: 0.261		G3			E 2B		2-H HR		K	4	1	2	2	0	1	0
George Hendrick, R (1, 7) OBP: 0.338, SLG: 0.521		4-3			E5 2-3		K		K	4	0	0	0	0	2	1
John Lowenstein, L (1, 9) OBP: 0.303, SLG: 0.254		K			K		5-3		F9	1	0	0	0	0	1	0
Doug Howard, R (2, 9) OBP: 0.250, SLG: 0.302										3	0	0	0	0	1	2
Alan Ashby, S (1, 2) OBP: 0.353, SLG: 0.385			F9		BBBB G4-6-3 1-2 BB		HR			2	1	1	1	1	0	0
Frank Duffy, R (1, 6) OBP: 0.293, SLG: 0.280			F3		G4-6-3 1-2f		5-3			3	0	0	0	0	0	3

TOP

Cleveland Indians @ New York Yankees

Yankee Stadium, Bronx, NY

Wed May 26 1976, 7:05 PM EDT

Att. 13,369 - Unknown - 57 F

livebaseballscorecards.com

	AB	33
	R	3
	H	6
	RBI	3
	BB	1
	SO	6
	LOB	10

Inning Stats																																
	R: 0	H: 1		R: 0	H: 0		R: 0	H: 0		R: 0	H: 0		R: 0	H: 1		R: 0	H: 0		R: 3	H: 3		R: 0	H: 1		R: 0	H: 0		1B: 1	SF: 0		WP: 0	PA: 34	
	E: 0	LOB: 1		E: 0	LOB: 0		E: 0	LOB: 0		E: 0	LOB: 0		E: 1	LOB: 2		E: 0	LOB: 0		E: 0	LOB: 0		E: 0	LOB: 1		E: 0	LOB: 0		2B: 3	SAC: 0		PB: 0		
	K: 0	BB: 0		K: 1	BB: 0		K: 0	BB: 0		K: 1	BB: 0		K: 1	BB: 1		K: 0	BB: 0		K: 1	BB: 0		K: 0	BB: 0		K: 2	BB: 0		3B: 0	DP: 1		SB: 0		
	S: 4	P: 4		S: 5	P: 5		S: 3	P: 3		S: 5	P: 5		S: 6	P: 10		S: 3	P: 3		S: 8	P: 8		S: 4	P: 4		S: 7	P: 7		HR: 2	HBP: 0		CS: 0		

PITCHER		IP	WLS	BF	H	R	ER	SO	BB	IBB	HBP	BLK	WP	HR	S	P	ERA	WHIP
Catfish Hunter, R ERA: 3.47	(1, 1)	9.0	W	34	6	3	3	6	1	0	0	0	0	2	45	49	3.00	0.778

PITCHER	IP	WLS	BF	H	R	ER	SO	BB	IBB	HBP	BLK	WP	HR	S	P	ERA	WHIP

Batter	1	2	3	4	5	6	7	8	9	AB	R	H	RBI	BB	SO	LOB
Mickey Rivers, L (1, 8) OBP: 0.311, SLG: 0.394	CS 1B		2-3			F8	6-3			4	0	1	0	0	0	3
Roy White, S (1, 7) OBP: 0.373, SLG: 0.397	F3 1-2			F4		5-3		F3		4	0	0	0	0	0	1
Thurman Munson, R (1, 2) OBP: 0.337, SLG: 0.445	F9			4-3		F7		6-3		4	0	0	0	0	0	0
Chris Chambliss, L (1, 3) OBP: 0.321, SLG: 0.443		G6-4-3 HBP		4-3			4-3	1B		3	0	1	0	0	0	0
Lou Piniella, R (1, 10) OBP: 0.349, SLG: 0.475		G6-4-3 1-2f			F8 BLK 2B		HR 1B			4	2	2	0	0	0	2
Graig Nettles, L (1, 5) OBP: 0.303, SLG: 0.364		G3			F8 2-3		1-H HR			3	1	1	2	0	0	1
Otto Velez, R (1, 9) OBP: 0.404, SLG: 0.351			F9		K		BB			2	0	0	0	0	1	1
Rick Dempsey, R (7, 9) OBP: 0.235, SLG: 0.133										0	0	0	0	1	0	0
Sandy Alomar Sr., S (7, PR) OBP: 0.324, SLG: 0.267										0	1	0	0	0	0	0
Jim Mason, L (8, 6) OBP: 0.232, SLG: 0.302										0	0	0	0	0	0	0
Willie Randolph, R (1, 4) OBP: 0.393, SLG: 0.377			6-3 1B		IBB		F7 1-2			2	0	1	0	1	0	1
Fred Stanley, R (1, 6) OBP: 0.309, SLG: 0.300			6-3 1-2		4-3 1-2 3-H		E4 2-H			2	0	0	0	0	0	2
Oscar Gamble, L (7, PH) OBP: 0.312, SLG: 0.427 (8, 9)										1	0	1	1	0	0	0
Inning Stats	R: 0 H: 1 E: 0 LOB: 0 K: 0 BB: 0 S: 3 P: 3	R: 0 H: 0 E: 0 LOB: 0 K: 0 BB: 0 S: 2 P: 3	R: 0 H: 1 E: 0 LOB: 1 K: 0 BB: 0 S: 4 P: 4	R: 0 H: 0 E: 0 LOB: 0 K: 0 BB: 0 S: 3 P: 3	R: 1 H: 1 E: 0 LOB: 1 K: 1 BB: 1 S: 6 P: 10	R: 0 H: 0 E: 0 LOB: 0 K: 0 BB: 0 S: 3 P: 3	R: 3 H: 3 E: 1 LOB: 2 K: 0 BB: 1 S: 6 P: 10	R: 0 H: 1 E: 0 LOB: 1 K: 0 BB: 0 S: 4 P: 4		1B: 5 SF: 0 2B: 1 SAC: 0 3B: 0 DP: 1 HR: 1 HBP: 1						

PITCHER		IP	WLS	BF	H	R	ER	SO	BB	IBB	HBP	BLK	WP	HR	S	P	ERA	WHIP
Don Hood, L ERA: 4.05	(1, 1)	6.1	L	25	5	4	4	1	1	1	1	1	0	1	24	33	5.68	0.947
Tom Buskey, R ERA: 1.14	(7, 1)	1.2		7	2	0	0	0	0	0	0	0	0	0	7	7	0.00	1.200

PITCHER		IP	WLS	BF	H	R	ER	SO	BB	IBB	HBP	BLK	WP	HR	S	P	ERA	WHIP

BOTTOM

Cleveland Indians @ New York Yankees

Yankee Stadium, Bronx, NY

Wed May 26 1976, 7:05 PM EDT

Att. 13,369 - Unknown - 57 F

livebaseballscorecards.com

AB	29
R	4
H	7
RBI	3
BB	2
SO	1
LOB	11

Cleveland Indians @ New York Yankees

Yankee Stadium, Bronx, NY

Thu May 27 1976, 7:05 PM EDT

Att. 14,025 - Unknown - 68 F

TOP

livebaseballscorecards.com

Batter	1	2	3	4	5	6	7	8	9	AB	R	H	RBI	BB	SO	LOB
Rick Manning, L (1, 8) OBP: 0.335, SLG: 0.373	SSS 0-3 ① K			x 0-0 2B 1B 1B		x 0-0 ① F8	x 0-0 ① FC4-2 1-2 2-3 3-Hf			4	1	1	0	0	1	3
Larvell Blanks, R (1, 4) OBP: 0.267, SLG: 0.357	x 0-0 ② 3-1			x 0-0 1-3 1B 2B		x 0-0 ② F9	x 0-0 ② ③ G5-2-3 3-Hf			4	1	1	0	0	0	3
Buddy Bell, R (1, 5) OBP: 0.361, SLG: 0.340	x 0-0 ③ 6-3			SSS 0-3 ① K		BBBB 4-0 BB		x 0-0 ① 5-3		2	0	0	0	0	1	2
Ron Pruitt, R (4, 5)										1	0	0	0	1	0	0
Rico Carty, R (1, 10) OBP: 0.411, SLG: 0.527		x 0-0 ① F8		x 0-0 E 2-H 3-H 1B		x 0-0 ③ F9		x 0-0 ② 6-3		4	1	1	2	0	0	1
George Hendrick, R (1, 7) OBP: 0.335, SLG: 0.514		x 0-0 ② 4-3		x 0-0 ② E4 2-H			x 0-0 1B 1B 1B	x 0-0 ③ F5		4	1	1	0	0	0	0
Charlie Spikes, R (1, 9) OBP: 0.301, SLG: 0.263		x 0-0 ③ 1-3		SSS 0-3 ③ K			x 0-0 1B 1B 1-2 1B		x 0-0 1B	4	1	2	0	0	1	0
Doug Howard, R (1, 3) OBP: 0.243, SLG: 0.292			x 0-0 ① 5-3		SSS 0-3 ① K		x 0-0 1B BB FC4-2 1-3 2-H 1B		x 0-0 ① F8	2	0	0	0	0	1	0
Boog Powell, L (7, PH) OBP: 0.288, SLG: 0.271										2	0	1	1	0	0	1
										(7, 3)						
Alan Ashby, S (1, 2) OBP: 0.350, SLG: 0.374			SSS 0-3 ② K		x 0-0 ② F7		BBBB 4-0 FC4-2 1B 1-2 G5-2-3 BB		SSS 0-3 ② K	3	0	0	0	1	2	1
Frank Duffy, R (1, 6) OBP: 0.292, SLG: 0.279			SSS 0-3 ③ K		SSS 0-3 ③ K		x 0-0 FC4-2 1-2 2-3 3-H 1B		x 0-0 ③ 4-3	4	0	1	1	0	2	1
Inning Stats	R: 0 E: 0 K: 1 S: 5 H: 0 LOB: 0 BB: 0 P: 5	R: 0 E: 0 K: 0 S: 3 H: 0 LOB: 0 BB: 0 P: 3	R: 0 E: 0 K: 2 S: 7 H: 0 LOB: 0 BB: 0 P: 7	R: 3 E: 1 K: 2 S: 10 H: 3 LOB: 0 BB: 0 P: 10	R: 0 E: 0 K: 2 S: 7 H: 0 LOB: 0 BB: 0 P: 7	R: 0 E: 0 K: 0 S: 3 H: 0 LOB: 1 BB: 1 P: 7	R: 2 E: 0 K: 0 S: 6 H: 4 LOB: 2 BB: 1 P: 10	R: 0 E: 0 K: 0 S: 3 H: 0 LOB: 0 BB: 0 P: 3	R: 0 E: 0 K: 1 S: 6 H: 1 LOB: 1 BB: 0 P: 6	1B: 7 2B: 1 3B: 0 HR: 0	SF: 0 SAC: 0 DP: 1 HBP: 0						

	AB	34
	R	5
	H	8
	RBI	4
	BB	2
	SO	8
	LOB	12

WP: 0 PB: 0 SB: 0 CS: 0 PA: 36

PITCHER		IP	WLS	BF	H	R	ER	SO	BB	IBB	HBP	BLK	WP	HR	S	P	ERA	WHIP
Rudy May, L ERA: 4.25	(1, 1)	6.0	L	24	5	5	4	7	1	0	0	0	0	0	37	41	6.00	1.000
Dick Tidrow, R ERA: 2.45	(7, 1)	0.0		1	1	0	0	0	0	0	0	0	0	0	1	1	∞	∞
Sparky Lyle, L ERA: 2.15	(7, 1)	3.0		11	2	0	0	1	1	0	0	0	0	0	12	16	0.00	1.000

PITCHER	IP	WLS	BF	H	R	ER	SO	BB	IBB	HBP	BLK	WP	HR	S	P	ERA	WHIP

Cleveland Indians @ New York Yankees

Yankee Stadium, Bronx, NY

Thu May 27 1976, 7:05 PM EDT

Att. 14,025 - Unknown - 68 F

livebaseballscorecards.com

BOTTOM

Batter	1	2	3	4	5	6	7	8	9	AB	R	H	RBI	BB	SO	LOB
Mickey Rivers, L (1, 8) OBP: 0.307, SLG: 0.409	L8		4-3		HR (1-H)		E5 (FC5-2) 1-2 2-3		FC5-4 (1-2f)	5	1	1	2	0	0	3
Roy White, S (1, 7) OBP: 0.368, SLG: 0.391	F7			K	WP 1B		K		F8	5	0	1	0	0	2	4
Thurman Munson, R (1, 2) OBP: 0.341, SLG: 0.443	5-3			3B 1B	BB (1-2)		FC5-2 (FC4-6) 1-2 2-3 3-Hf			3	1	1	0	1	0	3
Chris Chambliss, L (1, 3) OBP: 0.320, SLG: 0.451		4-3		3B (1-H)	K		FC4-6 (1-2f)			4	0	1	1	0	1	5
Lou Piniella, R (1, 10) OBP: 0.346, SLG: 0.484		FC4-2 3B		6-3		F3		F8		4	0	1	0	0	0	1
Graig Nettles, L (1, 5) OBP: 0.295, SLG: 0.353		FC4-2 (3-H)		F5		F4		K		4	0	0	0	0	1	2
Rick Dempsey, R (1, 9) OBP: 0.237, SLG: 0.147		6-3			G6-4-3 1B	K		F8		4	0	1	0	0	1	1
Willie Randolph, R (1, 4) OBP: 0.396, SLG: 0.376			5-3		G6-4-3 (1-2f)		E 1B FC5-2 1B		FC5-4 BB	3	0	1	0	1	0	1
Fred Stanley, R (1, 6) OBP: 0.316, SLG: 0.294			K	HR BB			FC5-2 E 1-2 1B		F2	1	1	0	0	1	1	0
Oscar Gamble, L (7, PH) OBP: 0.319, SLG: 0.434										1	0	1	0	0	0	0
Sandy Alomar Sr., S (8, 6) OBP: 0.314, SLG: 0.258										1	0	0	0	0	0	1

Inning Stats	1	2	3	4	5	6	7	8	9
	R: 0 E: 0 K: 0 S: 3	H: 0 LOB: 0 BB: 0 P: 3	R: 0 E: 0 K: 0 S: 4	H: 1 LOB: 1 BB: 0 P: 4	R: 0 E: 0 K: 1 S: 5	H: 0 LOB: 0 BB: 0 P: 5	R: 1 E: 0 K: 1 S: 7	H: 2 LOB: 1 BB: 0 P: 7	R: 2 E: 0 K: 1 S: 7	H: 3 LOB: 2 BB: 2 P: 15	R: 0 E: 0 K: 1 S: 5	H: 0 LOB: 0 BB: 0 P: 5	R: 0 E: 1 K: 1 S: 8	H: 2 LOB: 3 BB: 0 P: 8	R: 0 E: 0 K: 1 S: 5	H: 0 LOB: 0 BB: 0 P: 5	R: 0 E: 0 K: 0 S: 3	H: 0 LOB: 1 BB: 1 P: 7

1B: 5	SF: 0
2B: 0	SAC: 0
3B: 2	DP: 1
HR: 1	HBP: 0
WP: 1	PA: 38
PB: 0	
SB: 0	
CS: 0	

AB	35
R	3
H	8
RBI	3
BB	3
SO	6
LOB	21

PITCHER		IP	WLS	BF	H	R	ER	SO	BB	IBB	HBP	BLK	WP	HR	S	P	ERA	WHIP
Fritz Peterson, L (1, 1) ERA: 5.55		4.2		20	6	3	3	2	1	0	0	0	0	1	23	27	5.79	1.500
Jim Bibby, R (5, 1) ERA: 6.35		1.1	W	6	1	0	0	2	1	0	0	0	1	0	9	13	0.00	1.500
Dave LaRoche, L (7, 1) ERA: 2.31		3.0	S	12	1	0	0	2	1	0	0	0	0	0	15	19	0.00	0.667

PITCHER	IP	WLS	BF	H	R	ER	SO	BB	IBB	HBP	BLK	WP	HR	S	P	ERA	WHIP

Batter	1	2	3	4	5	6	7	8	9	10	AB	R	H	RBI	BB	SO	LOB
Duane Kuiper, L (1, 4) OBP: 0.285, SLG: 0.269	F8		F8			4-3		6-3		HBP HR 1B 1-3 2-H 3-H	5	1	1	2	0	0	0
Buddy Bell, R (1, 5) OBP: 0.356, SLG: 0.331	6-3			F3		6-3			4-3	HR HBP 1-2	4	1	0	0	0	0	0
Rick Manning, L (1, 8) OBP: 0.331, SLG: 0.387	6-3			G3		4-3			K	HR 1-H 2-H 3-H	5	1	1	4	0	1	0
Rico Carty, R (1, 10) OBP: 0.404, SLG: 0.511		F8		BB 1B			F8		F8	K	4	0	0	0	1	1	1
Boog Powell, L (1, 3) OBP: 0.317, SLG: 0.294		K		1B 1-2			1B			1B 6-3 1B BB	3	0	2	0	1	1	0
Doug Howard, R (10, PR) OBP: 0.243, SLG: 0.292 (10, 3)		1B		F5			G5-4-3 1-2			6-3 1-2	0	1	0	0	0	0	0
George Hendrick, R (1, 7) OBP: 0.340, SLG: 0.514											4	0	2	0	0	0	3
Charlie Spikes, R (1, 9) OBP: 0.299, SLG: 0.262		K		G1-6-3 1B			G5-4-3 1-2f			K	4	0	1	0	0	2	4
Alan Ashby, S (1, 2) OBP: 0.354, SLG: 0.373			F9-3 1B	F8				F8		1B 1B IBB	3	1	1	0	1	0	1
Frank Duffy, R (1, 6) OBP: 0.285, SLG: 0.272			F9-3 1-2	G1-6-3 1-2f				F7		1B HR 1B 1-2 2-3	3	0	0	0	0	0	2
John Lowenstein, L (10, PH) OBP: 0.313, SLG: 0.267											1	1	1	0	0	0	0
Larvell Blanks, R (10, 6) OBP: 0.267, SLG: 0.357											0	0	0	0	0	0	0
Inning Stats	R: 0 E: 0 K: 0 S: 3 H: 0 LOB: 0 BB: 0 P: 3	R: 0 E: 0 K: 2 S: 8 H: 1 LOB: 1 BB: 0 P: 8	R: 0 E: 0 K: 0 S: 3 H: 1 LOB: 0 BB: 0 P: 3	R: 0 E: 0 K: 0 S: 4 H: 1 LOB: 2 BB: 1 P: 8		R: 0 E: 0 K: 0 S: 3 H: 0 LOB: 0 BB: 0 P: 3	R: 0 E: 0 K: 0 S: 4 H: 2 LOB: 1 BB: 0 P: 4	R: 0 E: 0 K: 0 S: 3 H: 0 LOB: 0 BB: 0 P: 3	R: 0 E: 0 K: 1 S: 5 H: 0 LOB: 0 BB: 0 P: 5	R: 6 E: 0 K: 2 S: 10 H: 3 LOB: 1 BB: 2 P: 19	1B: 8 2B: 1 3B: 0 HR: 1 SF: 0 SAC: 0 DP: 3 HBP: 1						

PITCHER		IP	WLS	BF	H	R	ER	SO	BB	IBB	HBP	BLK	WP	HR	S	P	ERA	WHIP
Jim Colborn, R ERA: 4.34	(1, 1)	9.2	L	36	7	3	3	4	2	1	0	0	0	0	41	53	2.79	0.931
Jerry Augustine, L ERA: 2.57	(10, 1)	0.0		1	1	0	0	0	0	0	0	0	0	0	1	1	∞	∞
Tom Murphy, R ERA: 8.59	(10, 1)	0.1		3	1	3	3	1	0	0	1	0	0	1	4	5	81.00	3.000

PITCHER	IP	WLS	BF	H	R	ER	SO	BB	IBB	HBP	BLK	WP	HR	S	P	ERA	WHIP

TOP

Cleveland Indians @ Milwaukee Brewers

Milwaukee County Stadium, Milwaukee, WI

Sat May 29 1976, 4:33 AM EDT
Att. 8,460 - Unknown - 57 F

livebaseballscorecards.com

AB	36
R	6
H	9
RBI	6
BB	3
SO	5
LOB	11

WP: 0	PB: 0	SB: 0	CS: 0
PA: 40			

Cleveland Indians @ Milwaukee Brewers

Milwaukee County Stadium, Milwaukee, WI

Sat May 29 1976, 4:33 AM EDT
Att. 8,460 - Unknown - 57 F

BOTTOM

Batter	1	2	3	4	5	6	7	8	9	10	AB	R	H	RBI	BB	SO	LOB
Bill Sharp, L (1, 9) OBP: 0.329, SLG: 0.303	G4-6-3 1B			4-3 ①	F8 ③			F8 ②			4	0	1	0	0	0	2
Don Money, R (1, 5) OBP: 0.351, SLG: 0.452	G4-6-3 ①② 1-2f			2B		K ①		5-3 ③			4	0	1	0	0	1	1
George Scott, R (1, 3) OBP: 0.284, SLG: 0.375	1-3 ③			5-3 ②		F6 ②			F8 ①		4	0	0	0	0	0	1
Darrell Porter, L (1, 2) OBP: 0.331, SLG: 0.295		F8 ①		FC6 BB		F8 ③			F8 ②		3	0	0	0	1	0	0
Bob Hansen, L (1, 10) OBP: 0.196, SLG: 0.182		F7 ②		FC6 ③ 1-2f			F9 ①		4-3 ③		4	0	0	0	0	0	2
Sixto Lezcano, R (1, 7) OBP: 0.318, SLG: 0.402		5-3 ③			F4 ①		F4 ②			F8 ①	4	0	0	0	0	0	0
Robin Yount, R (1, 6) OBP: 0.370, SLG: 0.331			6-3 ①		2B 1B		1B			F9 ②	4	0	2	0	0	0	0
Gorman Thomas, R (1, 8) OBP: 0.270, SLG: 0.368			1-3 ②		F9 ②		F8 ③			K ③	4	0	0	0	0	1	2
Pedro Garcia, R (1, 4) OBP: 0.224, SLG: 0.313			K ③		1-3 2B			K ①			3	0	1	0	0	2	0

	AB	34
	R	0
	H	5
	RBI	0
	BB	1
	SO	4
	LOB	8

Inning Stats										
	R: 0 H: 1 E: 0 LOB: 0 K: 0 BB: 0 S: 3 P: 3	R: 0 H: 0 E: 0 LOB: 0 K: 0 BB: 0 S: 3 P: 3	R: 0 H: 0 E: 0 LOB: 0 K: 1 BB: 0 S: 5 P: 5	R: 0 H: 1 E: 0 LOB: 2 K: 0 BB: 1 S: 4 P: 8	R: 0 H: 2 E: 0 LOB: 2 K: 0 BB: 0 S: 5 P: 5	R: 0 H: 0 E: 0 LOB: 0 K: 1 BB: 0 S: 5 P: 5	R: 0 H: 1 E: 0 LOB: 1 K: 0 BB: 0 S: 4 P: 4	R: 0 H: 0 E: 0 LOB: 0 K: 1 BB: 0 S: 5 P: 5	R: 0 H: 0 E: 0 LOB: 0 K: 0 BB: 0 S: 3 P: 3	R: 0 H: 0 E: 0 LOB: 0 K: 1 BB: 0 S: 5 P: 5	1B: 3 SF: 0 2B: 2 SAC: 0 3B: 0 DP: 1 HR: 0 HBP: 0	WP: 0 PA: 35 PB: 0 SB: 0 CS: 0

PITCHER	IP	WLS	BF	H	R	ER	SO	BB	IBB	HBP	BLK	WP	HR	S	P	ERA	WHIP
Jackie Brown, R (1, 1) ERA: 2.17	10.0	W	35	5	0	0	4	1	0	0	0	0	0	42	46	0.00	0.600

PITCHER	IP	WLS	BF	H	R	ER	SO	BB	IBB	HBP	BLK	WP	HR	S	P	ERA	WHIP

livebaseballscorecards.com

Batter	1	2	3	4	5	6	7	8	9	AB	R	H	RBI	BB	SO	LOB
Rick Manning, L (1, 8) OBP: 0.333, SLG: 0.387	BB 1B G6-4-3 1B	FC5-4 1-3 1B		1-3 ②		4-3 ②		4-3 ③		5	1	2	0	0	0	0
Larvell Blanks, R (1, 4) OBP: 0.314, SLG: 0.455	G6-4-3 BB 1B 1-2 1B	FC5-4 ③ 1-2f		1-3 1B		1-4-3 ③			3B ①	5	1	3	0	0	0	2
Buddy Bell, R (1, 5) OBP: 0.369, SLG: 0.338	BBBB G6-4-3 1-2 2-3 BB	BBBB FC1-5 1B BB		5-3 ③			5-3 1B		1B	3	0	2	0	2	0	1
Rico Carty, R (1, 10) OBP: 0.404, SLG: 0.504	G6-4-3 ① ② 1-2f 2-3 3-H	FC1-5 E 1B 1-2 1B			BBBB BB		5-3 ① 1-2		SSS K ②	4	1	1	0	1	1	4
George Hendrick, R (1, 7) OBP: 0.341, SLG: 0.507	3-H 1B	FC1-5 ① F9 E 1-2 2-3f			SSS K ①		IBB		F9 ③	4	0	1	1	1	1	4
Charlie Spikes, R (1, 9) OBP: 0.291, SLG: 0.254	SSS K ③	E5 1-2 2-H			SSS K ②		F3 ②			4	0	0	0	0	2	5
Doug Howard, R (1, 3) OBP: 0.230, SLG: 0.275	F8 ①	F9 ② 2-3			F8 ③		F7 ③			4	0	0	0	0	0	5
Alan Ashby, S (1, 2) OBP: 0.351, SLG: 0.363	BBBB FC5-4 BB	SSS K ③				SSS K ①		5-3 ①		3	0	0	0	1	2	2
Frank Duffy, R (1, 6) OBP: 0.283, SLG: 0.280	FC5-4 ② 1B 1-2f			3-1 ①		E7 2B		5-3 ②		4	1	1	0	0	0	1
Inning Stats	R: 2 E: 0 K: 1 S: 7 H: 3 LOB: 1 BB: 1 P: 11	R: 0 E: 0 K: 0 S: 4 H: 1 LOB: 2 BB: 1 P: 8	R: 1 E: 1 K: 1 S: 7 H: 1 LOB: 2 BB: 1 P: 11	R: 0 E: 0 K: 0 S: 4 H: 1 LOB: 1 BB: 0 P: 4	R: 0 E: 0 K: 2 S: 7 H: 0 LOB: 1 BB: 1 P: 11	R: 1 E: 1 K: 1 S: 6 H: 1 LOB: 0 BB: 0 P: 6	R: 0 E: 0 K: 0 S: 4 H: 1 LOB: 2 BB: 1 P: 8	R: 0 E: 0 K: 0 S: 3 H: 0 LOB: 0 BB: 0 P: 3	R: 0 E: 0 K: 1 S: 6 H: 2 LOB: 1 BB: 0 P: 6	1B: 8 2B: 1 3B: 1 HR: 0	SF: 0 SAC: 0 DP: 1 HBP: 0						

TOP

Cleveland Indians @ Milwaukee Brewers

Milwaukee County Stadium, Milwaukee, WI

Sun May 30 1976, 4:33 AM EDT

Att. 36,119 - Unknown - 60 F

livebaseballscorecards.com

AB	36
R	4
H	10
RBI	1
BB	5
SO	6
LOB	24

PITCHER		IP	WLS	BF	H	R	ER	SO	BB	IBB	HBP	BLK	WP	HR	S	P	ERA	WHIP
Bill Travers, L ERA: 1.94	(1, 1)	8.1	W	38	9	4	2	5	4	1	0	0	0	0	43	63	2.16	1.560
Eduardo Rodriguez, R ERA: 4.3	(9, 1)	0.2	S	3	1	0	0	1	0	0	0	0	0	0	5	5	0.00	1.500

PITCHER	IP	WLS	BF	H	R	ER	SO	BB	IBB	HBP	BLK	WP	HR	S	P	ERA	WHIP

WP: 0 PB: 0 SB: 0 CS: 0 PA: 41

Cleveland Indians @ Milwaukee Brewers

Milwaukee County Stadium, Milwaukee, WI

Sun May 30 1976, 4:33 AM EDT

Att. 36,119 - Unknown - 60 F

livebaseballscorecards.com

BOTTOM

Batter	1	2	3	4	5	6	7	8	9	AB	R	H	RBI	BB	SO	LOB
Robin Yount, R (1, 6) OBP: 0.366, SLG: 0.323	BBBB 4-0 1B S 1B BB	x 0-0 ② 6-3		x 0-0 ② 6-3			x 0-0 ② F3			3	1	0	0	1	0	1
Don Money, R (1, 5) OBP: 0.342, SLG: 0.439	x 0-0 ① F9 1-2	SSS 0-3 ③ K		x 0-0 ③ F1			x 0-0 ③ F7			4	0	0	0	0	1	2
Darrell Porter, L (1, 2) OBP: 0.328, SLG: 0.293	x 0-0 1B 2-3 1B		x 0-0 ① 6-3		x 0-0 ① F8			x 0-0 ① F9		4	0	1	0	0	0	0
Hank Aaron, R (1, 10) OBP: 0.303, SLG: 0.337	x 0-0 BB 1-3 3-H 1B		x 0-0 E5 1B 2B		x 0-0 ② F6			x 0-0 ② 5-3		4	1	1	1	0	0	0
George Scott, R (1, 3) OBP: 0.290, SLG: 0.379 Kurt Bevacqua, R (8, PR) OBP: 0.143, SLG: 0.143 Bobby Darwin, R (9, 9) OBP: 0.307, SLG: 0.343	SSS 0-3 ② K		x 0-0 2B 1-3 1B		SSS 0-3 ③ K			x 0-0 BB 1B 1B 1B		4 0 0	1 1 0	2 0 0	0 0 0	0 0 0	2 0 0	2 0 0
Bill Sharp, L (1, 9) OBP: 0.349, SLG: 0.316 (9, 7)	BBBB 4-0 1-2 BB		x 0-0 ② F7			x 0-0 B3-6-4 1B		x 0-0 BB 1-2 1B 1B		3	1	2	0	1	0	2
Charlie Moore, R (1, 7) OBP: 0.350, SLG: 0.372 Bob Hansen, L (8, PH) OBP: 0.213, SLG: 0.182 (9, 3)	x 0-0 ③ F7		x 0-0 2B 1-H 3-H			x 0-0 ①② B3-6-4 1-2f		BBBB 4-0 1B 1-2 2-3 BB		3 0	0 0	1 0	2 0	0 1	0 0	4 0
Gorman Thomas, R (1, 8) OBP: 0.269, SLG: 0.361		x 0-0 ① F7	x 0-0 ③ F7			x 0-0 ③ F8		x 0-0 1-2 2-H 3-H 1B		4	0	1	2	0	0	1
Pedro Garcia, R (1, 4) OBP: 0.230, SLG: 0.329 Mike Hegan, L (7, PH) OBP: 0.111, SLG: 0.111 Tim Johnson, L (8, 4) OBP: 0.211, SLG: 0.167		x 0-0 2B		SSS 0-3 ① K			SSS 0-3 ① K	x 0-0 ③ 4-3		2 1 1	0 0 0	1 0 0	0 0 0	0 1 0	1 0 0	0 0 2
Inning Stats	R: 1 H: 2 E: 0 LOB: 3 K: 1 BB: 2 S: 7 P: 15	R: 0 H: 1 E: 0 LOB: 1 K: 1 BB: 0 S: 6 P: 6	R: 2 H: 2 E: 1 LOB: 1 K: 0 BB: 0 S: 6 P: 6	R: 0 H: 0 E: 0 LOB: 0 K: 1 BB: 0 S: 5 P: 5	R: 0 H: 0 E: 0 LOB: 0 K: 1 BB: 0 S: 5 P: 5	R: 0 H: 1 E: 0 LOB: 0 K: 0 BB: 0 S: 3 P: 3	R: 0 H: 0 E: 0 LOB: 0 K: 1 BB: 0 S: 5 P: 5	R: 2 H: 3 E: 0 LOB: 2 K: 0 BB: 1 S: 6 P: 10		1B: 7 SF: 0 2B: 2 SAC: 0 3B: 0 DP: 1 HR: 0 HBP: 0						

	AB	33
	R	5
	H	9
	RBI	5
	BB	3
	SO	5
	LOB	14

WP: 0 PA: 36
PB: 0
SB: 1
CS: 0

PITCHER		IP	WLS	BF	H	R	ER	SO	BB	IBB	HBP	BLK	WP	HR	S	P	ERA	WHIP
Dennis Eckersley, R ERA: 3.45	(1, 1)	7.2	L	34	8	5	3	5	3	0	0	0	0	0	41	53	3.52	1.435
Stan Thomas, R ERA: 1.76	(8, 1)	0.1		2	1	0	0	0	0	0	0	0	0	0	2	2	0.00	3.000

PITCHER	IP	WLS	BF	H	R	ER	SO	BB	IBB	HBP	BLK	WP	HR	S	P	ERA	WHIP

Baltimore Orioles @ Cleveland Indians

Cleveland Municipal Stadium, Cleveland, OH

Mon May 31 1976, 7:05 PM EDT

Unknown

TOP

livebaseballscorecards.com

Batter	1	2	3	4	5	6	7	8	9	AB	R	H	RBI	BB	SO	LOB
Al Bumbry, L (1, 7) OBP: 0.350, SLG: 0.387	0-0 1B		0-0 1B			0-0 BB 1B G1-6-3	0-0 F6 ③			4	1	3	0	0	0	2
Mark Belanger, R (1, 6) OBP: 0.370, SLG: 0.394	0-0 CS ① 1-3		0-0 1-2			0-0 G1-6-3 BB 1-2		0-0 6-3 4-3		4	0	4	0	0	0	0
Bobby Grich, R (1, 4) OBP: 0.375, SLG: 0.393	0-3 K ②③ 1-2		0-0 F5 ③			4-0 G1-6-3 BB 1-2 2-3		0-0 4-3 ① 1-2		3	0	0	0	1	1	4
Reggie Jackson, L (1, 8) OBP: 0.303, SLG: 0.375		0-3 K ①		0-0 4-3 ①		0-0 G1-6-3 ① ② 1-2f 2-3 3-H		0-0 6-3 ② 2-3		4	0	0	0	0	1	3
Lee May, R (1, 10) OBP: 0.298, SLG: 0.405		0-0 PB 1B		0-0 G3 ②		0-3 K ③		0-0 F7 ③		4	0	1	0	0	1	2
Tony Muser, L (1, 3) OBP: 0.318, SLG: 0.260		0-3 K ② 1-2		0-0 5-3 ③			0-0 F8 ①		0-0 4-3 ①	4	0	0	0	0	1	1
Ken Singleton, S (1, 9) OBP: 0.276, SLG: 0.250		0-3 K ③			0-0 6-3 ①		4-0 FC6-4 BB		0-0 F7 ②	3	0	0	0	1	1	1
Brooks Robinson, R (1, 5) OBP: 0.182, SLG: 0.231 Royle Stillman, L (9, PH) OBP: 0.188, SLG: 0.071			0-0 5-3 ①		0-3 K ②		0-0 FC6-4 ② 1B 1-2f		0-0 6-3 ③	3 1	0 0	0 0	0 0	0 0	1 0	1 0
Dave Duncan, R (1, 2) OBP: 0.318, SLG: 0.280 Tommy Harper, R (7, PR) OBP: 0.370, SLG: 0.364 Elrod Hendricks, L (7, 2) OBP: 0.208, SLG: 0.209			0-0 5-3 ②		0-0 6-3 ③		0-0 1-2 1B			3 0 0	0 0 0	1 0 0	0 0 0	0 0 0	0 0 0	0 0 0
Inning Stats	R: 0 H: 2 E: 0 LOB: 1 K: 1 BB: 0 S: 5 P: 5	R: 0 H: 1 E: 0 LOB: 1 K: 3 BB: 0 S: 10 P: 10	R: 0 H: 2 E: 0 LOB: 2 K: 0 BB: 0 S: 5 P: 5	R: 0 H: 0 E: 0 LOB: 0 K: 0 BB: 0 S: 3 P: 3	R: 0 H: 0 E: 0 LOB: 0 K: 1 BB: 0 S: 5 P: 5	R: 1 H: 2 E: 0 LOB: 1 K: 1 BB: 1 S: 6 P: 10	R: 0 H: 1 E: 0 LOB: 2 K: 0 BB: 1 S: 4 P: 8	R: 0 H: 1 E: 0 LOB: 1 K: 0 BB: 0 S: 4 P: 4	R: 0 H: 0 E: 0 LOB: 0 K: 0 BB: 0 S: 3 P: 3	1B: 9 2B: 1 3B: 0 HR: 0	SF: 0 SAC: 0 DP: 2 HBP: 0						

	AB	33
	R	1
	H	9
	RBI	0
	BB	2
	SO	6
	LOB	14

WP: 0 PA: 35
PB: 1
SB: 0
CS: 1

PITCHER		IP	WLS	BF	H	R	ER	SO	BB	IBB	HBP	BLK	WP	HR	S	P	ERA	WHIP
Jim Kern, R ERA: 2.2	(1, 1)	7.0	W	29	9	1	1	6	2	0	0	0	0	0	39	47	1.29	1.571
Stan Thomas, R ERA: 1.56	(8, 1)	2.0	S	6	0	0	0	0	0	0	0	0	0	0	6	6	0.00	0.000

PITCHER	IP	WLS	BF	H	R	ER	SO	BB	IBB	HBP	BLK	WP	HR	S	P	ERA	WHIP

Batter	1	2	3	4	5	6	7	8	9	AB	R	H	RBI	BB	SO	LOB
Rick Manning, L (1, 8) OBP: 0.340, SLG: 0.410	F9	F9		3B 1B 1-2		HR		CS 1B		5	2	3	1	0	0	2
Larvell Blanks, R (1, 4) OBP: 0.400, SLG: 0.568	BB BB		BB 1B 1B	1-H 2-H 3B		1B 1B		1-2 1B		4	0	4	2	1	0	0
Buddy Bell, R (1, 5) OBP: 0.375, SLG: 0.342	1-2 BB		L4-6 BB 1B 1-2	F8		FC4-6 1B 1-2		F7		4	0	2	0	1	0	2
Rico Carty, R (1, 10) OBP: 0.400, SLG: 0.493	K		1-2 2-3 BB		F3	FC4-6 1-2f				3	0	0	0	1	1	4
George Hendrick, R (1, 7) OBP: 0.333, SLG: 0.494 John Lowenstein, L (9, 7) OBP: 0.313, SLG: 0.267	1-3		L4-6 2-3		6-3		5-3			4 0	0 0	0 0	0 0	0 0	0 0	5 0
Charlie Spikes, R (1, 9) OBP: 0.297, SLG: 0.277		E5 FC4-6	F9		1B		1B 3B			4	1	2	0	0	0	2
Doug Howard, R (1, 3) OBP: 0.231, SLG: 0.274		FC4-6 1B 1-2f		5-3	F9		G5-4-3 1B 3-H			4	0	1	1	0	0	2
Ray Fosse, R (1, 2) OBP: 0.375, SLG: 0.167		1-2 1B		1B 3B BB		6-3	G5-4-3 1-2f			3	1	1	0	1	0	1
Frank Duffy, R (1, 6) OBP: 0.275, SLG: 0.270		F2		F9		F8		L5		4	0	0	0	0	0	3
Inning Stats	R: 0 H: 0 E: 0 LOB: 2 K: 1 BB: 2 S: 5 P: 13	R: 0 H: 1 E: 1 LOB: 2 K: 0 BB: 0 S: 5 P: 5	R: 0 H: 2 E: 0 LOB: 2 K: 0 BB: 1 S: 4 P: 8	R: 2 H: 2 E: 0 LOB: 1 K: 0 BB: 1 S: 5 P: 9	R: 0 H: 1 E: 0 LOB: 1 K: 0 BB: 0 S: 4 P: 4	R: 1 H: 3 E: 0 LOB: 2 K: 0 BB: 0 S: 6 P: 6	R: 1 H: 2 E: 0 LOB: 0 K: 0 BB: 0 S: 4 P: 4	R: 0 H: 2 E: 0 LOB: 1 K: 0 BB: 0 S: 4 P: 4		1B: 10 SF: 0 2B: 1 SAC: 0 3B: 2 DP: 2 HR: 1 HBP: 0						

PITCHER	IP	WLS	BF	H	R	ER	SO	BB	IBB	HBP	BLK	WP	HR	S	P	ERA	WHIP
Ken Holtzman, L (1, 1) ERA: 3.05	8.0	L	39	13	4	4	1	4	0	0	0	0	1	37	53	4.50	2.125

PITCHER	IP	WLS	BF	H	R	ER	SO	BB	IBB	HBP	BLK	WP	HR	S	P	ERA	WHIP

BOTTOM

Baltimore Orioles @ Cleveland Indians

Cleveland Municipal Stadium, Cleveland, OH

Mon May 31 1976, 7:05 PM EDT

Unknown

AB	35
R	4
H	13
RBI	4
BB	4
SO	1
LOB	21

livebaseballscorecards.com

Baltimore Orioles @ Cleveland Indians

Cleveland Municipal Stadium, Cleveland, OH

Mon May 31 1976, 7:05 PM EDT

Att. 17,931 - Unknown

TOP

livebaseballscorecards.com

Batter	1	2	3	4	5	6	7	8	9	AB	R	H	RBI	BB	SO	LOB
Al Bumbry, L (1, 7) OBP: 0.339, SLG: 0.373	5-3		P6		K		K		1-3 1B	4	0	0	0	0	2	2
Tommy Harper, R (9, PH) OBP: 0.393, SLG: 0.391										1	0	1	0	0	0	0
Mark Belanger, R (1, 6) OBP: 0.367, SLG: 0.390	P5		F9			3B 1B	4-3			4	1	1	0	0	0	2
Reggie Jackson, L (1, 9) OBP: 0.320, SLG: 0.418	BB			2B		1-H 3B		F7		3	0	2	1	1	0	0
Lee May, R (1, 3) OBP: 0.289, SLG: 0.392	6-3 1-2			6-3		5-3		F7		4	0	0	0	0	0	3
Andres Mora, R (1, 10) OBP: 0.265, SLG: 0.375		4-3		F8		K		P5		4	0	0	0	0	1	2
Bobby Grich, R (1, 4) OBP: 0.386, SLG: 0.400		G6-4-3 1B		P4		IBB			1B SF7 1B	3	1	2	0	1	0	1
Paul Blair, R (1, 8) OBP: 0.239, SLG: 0.250		G6-4-3 1-2f			F8	5-3				3	0	0	0	0	0	3
Tony Muser, L (9, PH) OBP: 0.324, SLG: 0.268									1-3 1B	1	0	1	0	0	0	0
Doug DeCinces, R (1, 5) OBP: 0.277, SLG: 0.346			F9		K		K		SF7 3-H	3	0	0	1	0	2	0
Dave Duncan, R (1, 2) OBP: 0.337, SLG: 0.321			BB		HR		BB		K	2	1	1	1	2	1	1

	AB	32
	R	3
	H	8
	RBI	3
	BB	4
	SO	6
	LOB	14

Inning Stats										
	R: 0 E: 0 K: 0 S: 3	H: 0 LOB: 1 BB: 1 P: 7	R: 0 E: 0 K: 0 S: 3	H: 1 LOB: 0 BB: 0 P: 3	R: 0 E: 0 K: 0 S: 3	H: 0 LOB: 1 BB: 1 P: 7	R: 0 E: 0 K: 0 S: 4	H: 1 LOB: 1 BB: 0 P: 4	R: 1 E: 0 K: 2 S: 8	H: 1 LOB: 0 BB: 0 P: 8
	R: 1 E: 0 K: 1 S: 7	H: 2 LOB: 2 BB: 1 P: 11	R: 0 E: 0 K: 2 S: 7	H: 0 LOB: 1 BB: 1 P: 11	R: 0 E: 0 K: 0 S: 3	H: 0 LOB: 0 BB: 0 P: 3	R: 1 E: 0 K: 1 S: 7	H: 3 LOB: 2 BB: 0 P: 7	1B: 5 2B: 1 3B: 1 HR: 1	SF: 1 SAC: 0 DP: 1 HBP: 0
	WP: 0 PB: 0 SB: 1 CS: 0	PA: 37								

PITCHER		IP	WLS	BF	H	R	ER	SO	BB	IBB	HBP	BLK	WP	HR	S	P	ERA	WHIP
Pat Dobson, R ERA: 2.79	(1, 1)	8.0	W	32	5	2	2	5	3	1	0	0	0	1	38	54	2.25	1.000
Stan Thomas, R ERA: 2.08	(9, 1)	0.0		2	2	1	1	0	0	0	0	0	0	0	2	2	∞	∞
Dave LaRoche, L ERA: 2.22	(9, 1)	1.0	S	3	1	0	0	1	0	0	0	0	0	0	5	5	0.00	1.000

PITCHER	IP	WLS	BF	H	R	ER	SO	BB	IBB	HBP	BLK	WP	HR	S	P	ERA	WHIP

Baltimore Orioles @ Cleveland Indians

Cleveland Municipal Stadium, Cleveland, OH

Mon May 31 1976, 7:05 PM EDT

Att. 17,931 - Unknown

livebaseballscorecards.com

BOTTOM

Batter	1	2	3	4	5	6	7	8	9	AB	R	H	RBI	BB	SO	LOB
Rick Manning, L (1, 8) OBP: 0.338, SLG: 0.407	SH5-3 1B		F8		1-3		FC1-6 HR 1-2f			4	1	1	0	0	0	1
Larvell Blanks, R (1, 6) OBP: 0.395, SLG: 0.625	SH5-3 1-2		F7			F8	1-H HR			3	1	1	2	0	0	0
Buddy Bell, R (1, 5) OBP: 0.372, SLG: 0.340	5-3			6-3		FC5-4 1B	F3			4	0	1	0	0	0	1
Rico Carty, R (1, 10) OBP: 0.402, SLG: 0.490 Doug Howard, R (8, PR) OBP: 0.231, SLG: 0.274	L5			BBBB 4-3 BB		FC5-4 BB 1-2f		SH3-4 1B 1B		3 0	0 1	1 0	0 0	1 0	0 0	2 0
Boog Powell, L (1, 3) OBP: 0.318, SLG: 0.283		L1		4-3 1-2		BBBB 1-2	BB	SH3-4 1-2		2	0	0	0	1	0	1
George Hendrick, R (1, 7) OBP: 0.343, SLG: 0.490 John Lowenstein, L (8, PR) OBP: 0.313, SLG: 0.267 (9, 7)		BBBB BB	BBBB BB			F8		IIII 1B IBB		1 0	0 0	0 0	0 0	3 0	0 0	2 0
Charlie Spikes, R (1, 9) OBP: 0.295, SLG: 0.284		F9	F8				1B FC6-4 2B	F7		4	1	1	0	0	0	5
Ray Fosse, R (1, 2) OBP: 0.346, SLG: 0.150 Alan Ashby, S (6, 2) OBP: 0.361, SLG: 0.374		F8			4-3		FC6-4 1B 2-3	1-3 2-H 1B		2 2	0 0	0 2	0 1	0 0	0 0	1 0
Duane Kuiper, L (1, 4) OBP: 0.278, SLG: 0.262			4-3		1-3		SSS FC6-4 FC1-6 1-2f 3-H	K		4	0	0	1	0	1	4
Inning Stats	R: 0 H: 1 E: 0 LOB: 1 K: 0 BB: 0 S: 4 P: 4	R: 0 H: 0 E: 0 LOB: 1 K: 0 BB: 1 S: 3 P: 7	R: 0 H: 0 E: 0 LOB: 0 K: 0 BB: 0 S: 3 P: 3	R: 0 H: 0 E: 0 LOB: 2 K: 0 BB: 2 S: 3 P: 11	R: 0 H: 0 E: 0 LOB: 0 K: 0 BB: 0 S: 3 P: 3	R: 0 H: 1 E: 0 LOB: 2 K: 0 BB: 1 S: 4 P: 8	R: 3 H: 3 E: 0 LOB: 0 K: 0 BB: 0 S: 6 P: 6	R: 1 H: 2 E: 0 LOB: 3 K: 1 BB: 1 S: 7 P: 11		1B: 5 SF: 0 2B: 1 SAC: 2 3B: 0 DP: 0 HR: 1 HBP: 0				WP: 0 PA: 36 PB: 0 SB: 0 CS: 0		

	AB	29
	R	4
	H	7
	RBI	4
	BB	5
	SO	1
	LOB	17

PITCHER		IP	WLS	BF	H	R	ER	SO	BB	IBB	HBP	BLK	WP	HR	S	P	ERA	WHIP
Mike Cuellar, L ERA: 7.24	(1, 1)	7.2	L	35	7	4	4	0	4	1	0	0	0	1	30	50	4.70	1.435
Grant Jackson, L ERA: 2.84	(8, 1)	0.1		1	0	0	0	1	0	0	0	0	0	0	3	3	0.00	0.000

PITCHER	IP	WLS	BF	H	R	ER	SO	BB	IBB	HBP	BLK	WP	HR	S	P	ERA	WHIP

Baltimore Orioles @ Cleveland Indians

Cleveland Municipal Stadium, Cleveland, OH

Wed Jun 02 1976, 7:05 PM EDT

Att. 7,447 - Unknown

livebaseballscorecards.com

TOP

Batter	1	2	3	4	5	6	7	8	9	10	11	12	13	14	AB	R	H	RBI	BB	SO	LOB
Al Bumbry, L (1, 7) OBP: 0.331, SLG: 0.362	4-3		F7			K			5-3 1B		K		1-5-3		6	0	1	0	0	2	1
Mark Belanger, R (1, 6) OBP: 0.354, SLG: 0.375	P4			6-3		4-3			5-3		G3		6-3		6	0	0	0	0	0	2
Bobby Grich, R (1, 4) OBP: 0.391, SLG: 0.395	1B			5-3			BB CS		HBP		F3			F8	4	0	1	0	1	0	0
Reggie Jackson, L (1, 8) (10, 9) OBP: 0.312, SLG: 0.402	P6			F8			F7		4-3			P6		HR 1B	6	1	1	0	0	0	4
Lee May, R (1, 10) OBP: 0.291, SLG: 0.408		5-3			F8		F7			K		BB SH1-4		1-H HR	5	1	1	2	1	1	0
Tony Muser, L (1, 3) OBP: 0.319, SLG: 0.257		4-3			L3			F9		BB		SH1-4		F7	4	0	0	0	1	0	0
Ken Singleton, S (1, 9) OBP: 0.276, SLG: 0.245		3-1			F7			K		1-2 BB		IBB		F8	3	0	0	0	1	1	0
Paul Blair, R (10, PR) OBP: 0.243, SLG: 0.248 (10, 8)								F8		F7					1	0	0	0	1	0	0
Doug DeCinces, R (1, 5) OBP: 0.278, SLG: 0.340			K			BB S						K			2	0	0	0	1	1	0
Royle Stillman, L (10, PH) OBP: 0.188, SLG: 0.071															0	0	0	0	0	0	0
Tommy Harper, R (10, PH) OBP: 0.379, SLG: 0.375															1	0	0	0	0	0	2
Brooks Robinson, R (10, 5) OBP: 0.180, SLG: 0.229															1	0	0	0	0	1	2
Dave Duncan, R (1, 2) OBP: 0.320, SLG: 0.303			K			F9			P6	K			P4		5	0	0	0	0	2	3
Inning Stats	R: 0 E: 0 K: 0 S: 4 H: 1 LOB: 1 BB: 0 P: 4	R: 0 E: 0 K: 0 S: 3 H: 0 LOB: 0 BB: 0 P: 3	R: 0 E: 0 K: 2 S: 7 H: 0 LOB: 0 BB: 0 P: 7	R: 0 E: 0 K: 0 S: 3 H: 0 LOB: 0 BB: 0 P: 3	R: 0 E: 0 K: 0 S: 3 H: 0 LOB: 0 BB: 0 P: 3	R: 0 E: 0 K: 1 S: 5 H: 0 LOB: 1 BB: 1 P: 9	R: 0 E: 0 K: 0 S: 2 H: 0 LOB: 0 BB: 1 P: 6	R: 0 E: 0 K: 1 S: 5 H: 0 LOB: 0 BB: 0 P: 5	R: 0 E: 0 K: 0 S: 4 H: 1 LOB: 2 BB: 0 P: 5	R: 0 E: 0 K: 2 S: 7 H: 0 LOB: 2 BB: 2 P: 15	R: 0 E: 0 K: 1 S: 5 H: 0 LOB: 0 BB: 0 P: 5	R: 0 E: 0 K: 1 S: 5 H: 0 LOB: 2 BB: 2 P: 13	R: 0 E: 0 K: 0 S: 3 H: 0 LOB: 0 BB: 0 P: 3	R: 2 E: 0 K: 0 S: 5 H: 2 LOB: 0 BB: 0 P: 5	1B: 3 2B: 0 3B: 0 HR: 1 SF: 0 SAC: 1 DP: 0 HBP: 1						

PITCHER		IP	WLS	BF	H	R	ER	SO	BB	IBB	HBP	BLK	WP	HR	S	P	ERA	WHIP
Jackie Brown, R ERA: 1.87	(1, 1)	9.1		34	2	0	0	5	4	0	1	0	0	0	39	56	0.00	0.643
Dave LaRoche, L ERA: 2.0	(10, 1)	2.2		10	0	0	0	3	1	1	0	0	0	0	14	22	0.00	0.375
Tom Buskey, R ERA: 1.75	(13, 1)	2.0	L	8	2	2	2	0	0	0	0	0	0	1	8	8	9.00	1.000

PITCHER	IP	WLS	BF	H	R	ER	SO	BB	IBB	HBP	BLK	WP	HR	S	P	ERA	WHIP

AB	44
R	2
H	4
RBI	2
BB	6
SO	8
LOB	14

WP: 0 PB: 0 SB: 2 CS: 1 PA: 52

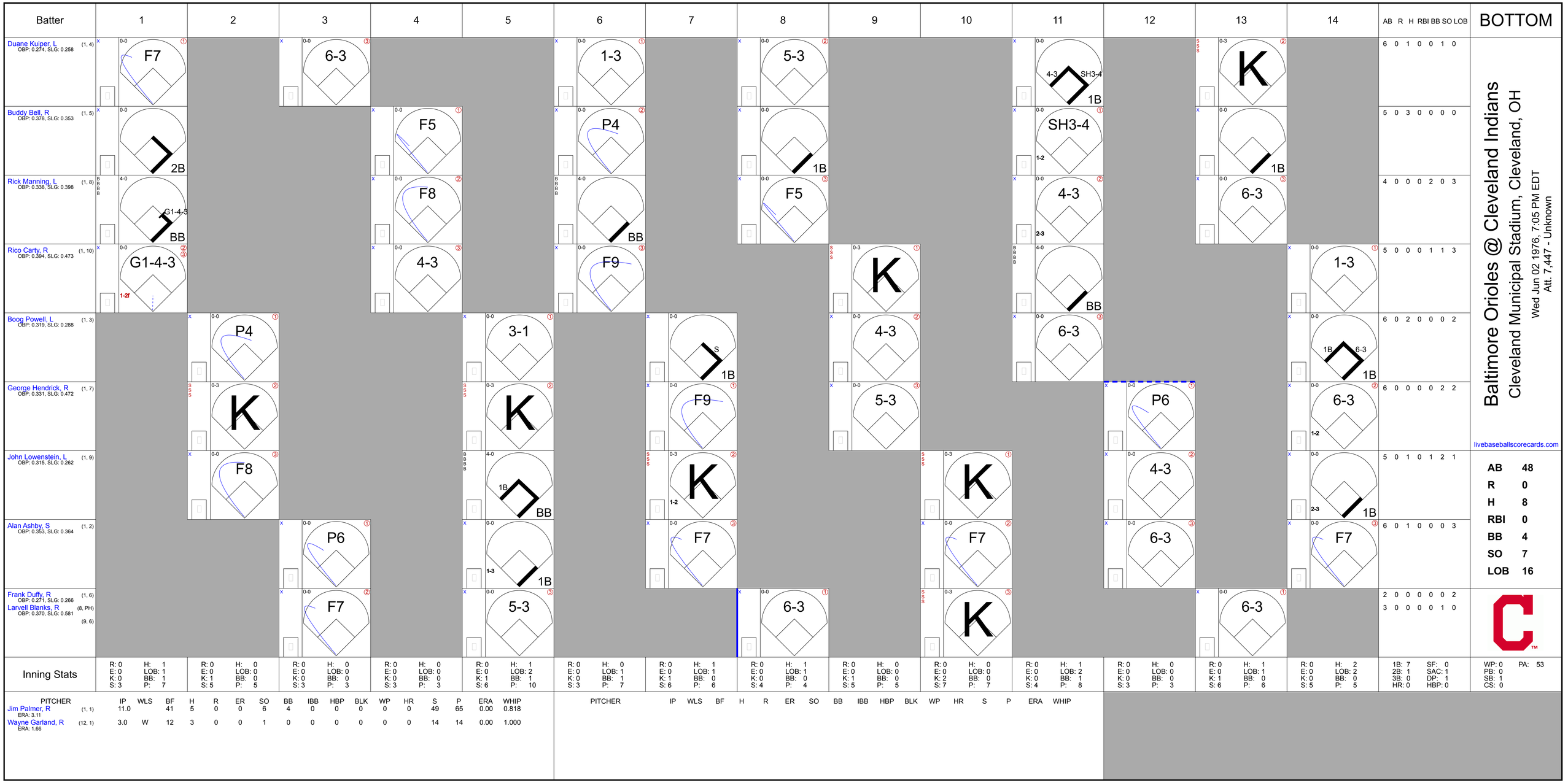
Batter
1
2
3
4
5
6
7
8
9
10
11
12
13
14
AB R H RBI BB SO LOB
BOTTOM
Duane Kuiper, L (1, 4)
OBP: 0.274, SLG: 0.258
F7
6-3
1-3
5-3
4-3 SH3-4 1B
K
6 0 1 0 0 1 0
Buddy Bell, R (1, 5)
OBP: 0.378, SLG: 0.353
2B
F5
P4
1B
SH3-4 1-2
1B
5 0 3 0 0 0 0
Rick Manning, L (1, 8)
OBP: 0.338, SLG: 0.398
G1-4-3 BB
F8
BB
F5
4-3 2-3
6-3
4 0 0 0 2 0 3
Rico Carty, R (1, 10)
OBP: 0.394, SLG: 0.473
G1-4-3 1-2f
4-3
F9
K
BB
1-3
5 0 0 0 1 1 3
Boog Powell, L (1, 3)
OBP: 0.319, SLG: 0.288
P4
3-1
S 1B
4-3
6-3
1B 6-3 1B
6 0 2 0 0 0 2
George Hendrick, R (1, 7)
OBP: 0.331, SLG: 0.472
K
K
F9
5-3
P6
6-3 1-2
6 0 0 0 0 2 2
John Lowenstein, L (1, 9)
OBP: 0.315, SLG: 0.262
F8
1B BB
K 1-2
K
4-3
2-3 1B
5 0 1 0 1 2 1
Alan Ashby, S (1, 2)
OBP: 0.353, SLG: 0.364
P6
1-3 1B
F7
F7
6-3
F7
6 0 1 0 0 0 3
Frank Duffy, R (1, 6)
OBP: 0.271, SLG: 0.266
Larvell Blanks, R (8, PH) (9, 6)
OBP: 0.370, SLG: 0.581
F7
5-3
6-3
K
6-3
2 0 0 0 0 0 2
3 0 0 0 0 1 0
Baltimore Orioles @ Cleveland Indians
Cleveland Municipal Stadium, Cleveland, OH
Wed Jun 02 1976, 7:05 PM EDT
Att. 7,447 - Unknown
livebaseballscorecards.com
AB 48
R 0
H 8
RBI 0
BB 4
SO 7
LOB 16
Inning Stats
R: 0 H: 1 E: 0 LOB: 1 K: 0 BB: 1 S: 3 P: 7
R: 0 H: 0 E: 0 LOB: 0 K: 1 BB: 0 S: 5 P: 5
R: 0 H: 0 E: 0 LOB: 0 K: 0 BB: 0 S: 3 P: 3
R: 0 H: 0 E: 0 LOB: 0 K: 0 BB: 0 S: 3 P: 3
R: 0 H: 1 E: 0 LOB: 2 K: 1 BB: 1 S: 6 P: 10
R: 0 H: 0 E: 0 LOB: 1 K: 0 BB: 1 S: 3 P: 7
R: 0 H: 1 E: 0 LOB: 1 K: 1 BB: 0 S: 6 P: 6
R: 0 H: 1 E: 0 LOB: 1 K: 0 BB: 0 S: 4 P: 4
R: 0 H: 0 E: 0 LOB: 0 K: 1 BB: 0 S: 5 P: 5
R: 0 H: 0 E: 0 LOB: 0 K: 2 BB: 0 S: 7 P: 7
R: 0 H: 1 E: 0 LOB: 2 K: 0 BB: 1 S: 4 P: 8
R: 0 H: 0 E: 0 LOB: 0 K: 0 BB: 0 S: 3 P: 3
R: 0 H: 1 E: 0 LOB: 1 K: 1 BB: 0 S: 6 P: 6
R: 0 H: 2 E: 0 LOB: 2 K: 0 BB: 0 S: 5 P: 5
1B: 7 SF: 0
2B: 1 SAC: 1
3B: 0 DP: 1
HR: 0 HBP: 0
WP: 0 PA: 53
PB: 0
SB: 1
CS: 0
PITCHER IP WLS BF H R ER SO BB IBB HBP BLK WP HR S P ERA WHIP
Jim Palmer, R (1, 1) ERA: 3.11 11.0 41 5 0 0 6 4 0 0 0 0 0 0 49 65 0.00 0.818
Wayne Garland, R (12, 1) ERA: 1.66 3.0 W 12 3 0 0 1 0 0 0 0 0 0 0 14 14 0.00 1.000
PITCHER IP WLS BF H R ER SO BB IBB HBP BLK WP HR S P ERA WHIP

Batter	1	2	3	4	5	6	7	8	9	AB	R	H	RBI	BB	SO	LOB
Duane Kuiper, L (1, 4) OBP: 0.277, SLG: 0.263	3-1		1-3		1B 1B 2-3		1B		F7	5	0	2	0	0	0	1
Buddy Bell, R (1, 5) OBP: 0.381, SLG: 0.357	1B 1B		4-3 2-3		1-2 3-H		F7			4	0	2	1	0	0	2
Rick Manning, L (1, 8) OBP: 0.337, SLG: 0.395	1-2		5-3		F6		4-3			4	0	1	0	0	0	4
Boog Powell, L (1, 3) OBP: 0.303, SLG: 0.270	F9			F7	S S S K			4-3		4	0	0	0	0	1	4
John Lowenstein, L (1, 7) OBP: 0.312, SLG: 0.261	4-3			1-3		5-3 S 1B		S S S K		4	0	1	0	0	1	2
Rico Carty, R (1, 10) OBP: 0.397, SLG: 0.470		4-3		B B B BB	4-0	F8		1B		3	0	1	0	1	0	1
Charlie Spikes, R (1, 9) OBP: 0.288, SLG: 0.275		3-1		L1		5-3 1-3		4-3		4	0	0	0	0	0	3
Alan Ashby, S (1, 2) OBP: 0.343, SLG: 0.352		4-3			6-3	4-3			F2	4	0	0	0	0	0	1
Frank Duffy, R (1, 6) OBP: 0.277, SLG: 0.281			4-3 WP 1B		1B 1B 2B		S S S K		F5	4	1	2	0	0	1	0
Inning Stats	R: 0 E: 0 K: 0 S: 5 H: 2 LOB: 2 BB: 0 P: 5	R: 0 E: 0 K: 0 S: 3 H: 0 LOB: 0 BB: 0 P: 3	R: 0 E: 0 K: 0 S: 4 H: 1 LOB: 1 BB: 0 P: 4	R: 0 E: 0 K: 0 S: 3 H: 0 LOB: 1 BB: 1 P: 7	R: 1 E: 0 K: 1 S: 8 H: 3 LOB: 2 BB: 0 P: 8	R: 0 E: 0 K: 0 S: 4 H: 1 LOB: 1 BB: 0 P: 4	R: 0 E: 0 K: 1 S: 6 H: 1 LOB: 1 BB: 0 P: 6	R: 0 E: 0 K: 1 S: 6 H: 1 LOB: 1 BB: 0 P: 6	R: 0 E: 0 K: 0 S: 3 H: 0 LOB: 0 BB: 0 P: 3	1B: 8 2B: 1 3B: 0 HR: 0 SF: 0 SAC: 0 DP: 0 HBP: 0	WP: 1 PB: 0 SB: 1 CS: 0 PA: 37					

PITCHER	IP	WLS	BF	H	R	ER	SO	BB	IBB	HBP	BLK	WP	HR	S	P	ERA	WHIP
Rich Gossage, R (1, 1) ERA: 2.37	9.0	W	37	9	1	1	3	1	0	0	0	1	0	42	46	1.00	1.111

PITCHER	IP	WLS	BF	H	R	ER	SO	BB	IBB	HBP	BLK	WP	HR	S	P	ERA	WHIP

TOP

Cleveland Indians @ Chicago White Sox

Comiskey Park, Chicago, IL

Fri Jun 04 1976, 8:05 PM EDT

Att. 25,883 - Unknown - 61 F

livebaseballscorecards.com

AB	36
R	1
H	9
RBI	1
BB	1
SO	3
LOB	18

Batter	1	2	3	4	5	6	7	8	9	AB	R	H	RBI	BB	SO	LOB
Pat Kelly, L (1, 10) OBP: 0.333, SLG: 0.423	BBBB 4-0 S E BB	x 0-0 ③ G3			x 0-0 S E 1B	x 0-0 ③ 5-3				3	2	1	0	1	0	3
Nyls Nyman, L (1, 7) Chet Lemon, R (7, PH) (8, 8) OBP: 0.340, SLG: 0.351	x 0-0 ① L6 1-2		x 0-0 ① F8		SSS 0-3 ① K 1-2		SSS 0-3 ① K			3 1	0 0	0 0	0 0	0 0	1 1	2 0
Ralph Garr, L (1, 8) OBP: 0.320, SLG: 0.406 Buddy Bradford, R (8, 9) OBP: 0.301, SLG: 0.301	x 0-0 E2 2B 2-H 1B		x 0-0 ② F9		x 0-0 E3 3B 2-H 1B		x 0-0 1B			4 0	2 0	3 0	1 0	0 0	0 0	0 0
Jorge Orta, L (1, 5) OBP: 0.279, SLG: 0.404	x 0-0 2-H 2B		BBBB 4-0 BB		x 0-0 FC5-2 3B 3-H		x 0-0 ② F8			3	0	2	2	1	0	1
Jim Spencer, L (1, 3) OBP: 0.311, SLG: 0.324	SSS 0-3 ② K		x 0-0 ③ F5		x 0-0 ② FC5-2 CS 3-H		SSS 0-3 ③ K			4	0	0	0	0	2	4
Bucky Dent, R (1, 6) OBP: 0.343, SLG: 0.364	SSS 0-3 ③ K			x 0-0 ① F7	0-0 ③ CS 1-2	x 0-0 ① F7		x 0-0 ① L5		4	0	0	0	0	1	1
Jack Brohamer, L (1, 4) OBP: 0.274, SLG: 0.336		x 0-0 ① F8		x 0-0 ② 4-3		x 0-0 E7 BB		x 0-0 ② F5		4	0	0	0	0	0	0
Rich Coggins, L (1, 9) OBP: 0.281, SLG: 0.245 (8, 7)		x 0-0 2B		x 0-0 1B		BBBB 4-0 1-2 BB		x 0-0 ③ 1-3		3	0	2	0	1	0	0
Jim Essian, R (1, 2) OBP: 0.419, SLG: 0.407		SSS 0-3 ② K		x 0-0 ③ F8		x 0-0 ② F7				3	0	0	0	0	1	4
Inning Stats	R: 2 H: 2 E: 1 LOB: 1 K: 2 BB: 1 S: 9 P: 13	R: 0 H: 1 E: 0 LOB: 1 K: 1 BB: 0 S: 6 P: 6	R: 0 H: 0 E: 0 LOB: 1 K: 0 BB: 1 S: 3 P: 7	R: 0 H: 1 E: 0 LOB: 1 K: 0 BB: 0 S: 4 P: 4	R: 2 H: 3 E: 1 LOB: 0 K: 1 BB: 0 S: 7 P: 7	R: 0 H: 0 E: 1 LOB: 2 K: 0 BB: 1 S: 4 P: 8	R: 0 H: 1 E: 0 LOB: 1 K: 2 BB: 0 S: 8 P: 8	R: 0 H: 0 E: 0 LOB: 0 K: 0 BB: 0 S: 3 P: 3		1B: 5 SF: 0 2B: 2 SAC: 0 3B: 1 DP: 0 HR: 0 HBP: 0						

PITCHER		IP	WLS	BF	H	R	ER	SO	BB	IBB	HBP	BLK	WP	HR	S	P	ERA	WHIP
Dennis Eckersley, R ERA: 3.88	(1, 1)	4.1	L	22	7	4	4	4	2	0	0	0	0	0	28	36	8.31	2.077
Rick Waits, L ERA:	(5, 1)	2.2		10	1	0	0	2	1	0	0	0	0	0	13	17	0.00	0.750
Stan Thomas, R ERA: 1.96	(8, 1)	1.0		3	0	0	0	0	0	0	0	0	0	0	3	3	0.00	0.000

PITCHER	IP	WLS	BF	H	R	ER	SO	BB	IBB	HBP	BLK	WP	HR	S	P	ERA	WHIP

BOTTOM

Cleveland Indians @ Chicago White Sox

Comiskey Park, Chicago, IL

Fri Jun 04 1976, 8:05 PM EDT
Att. 25,883 - Unknown - 61 F

livebaseballscorecards.com

AB	32
R	4
H	8
RBI	3
BB	3
SO	6
LOB	15

Batter	1	2	3	4	5	6	7	8	9	10	AB	R	H	RBI	BB	SO	LOB
Rick Manning, L (1, 8) OBP: 0.333, SLG: 0.389	SSS 0-3 ① K		SSS 0-3 ① K		SSS 0-3 ① K	x 0-0 1-3 2-H 1B			x 0-0 ② 6-3		5	0	1	1	0	3	0
Larvell Blanks, R (1, 4) OBP: 0.353, SLG: 0.542	x 0-0 ② F9		x 0-0 5-3 1B		x 0-0 ② L6	x 0-0 ③ F2			x 0-0 ③ L5		5	0	1	0	0	0	2
Buddy Bell, R (1, 5) OBP: 0.381, SLG: 0.351	BBBB 4-0 BB BB		x 0-0 ② 5-3 1-2		x 0-0 ③ 5-3		x 0-0 ① F9			BBBB 4-0 3B BB	3	1	0	0	2	0	1
George Hendrick, R (1, 7) OBP: 0.335, SLG: 0.470 John Lowenstein, L (8, 7) OBP: 0.321, SLG: 0.300	BBBB 4-0 FC4-6 1-2 BB		x 0-0 ③ 1-3			x 0-0 2B 1B	x 0-0 ② F8			x 0-0 1-H WP 3B	3 1	1 1	1 1	0 1	1 0	0 0	1 0
Rico Carty, R (1, 3) OBP: 0.393, SLG: 0.471 Doug Howard, R (7, 3) OBP: 0.228, SLG: 0.270	x 0-0 ③ FC4-6 1-2f			x 0-0 ① 5-3		x 0-0 1-H 1B 2B	x 0-0 ③ F3			x 0-0 ① 1-3 3-H	4 1	1 0	1 0	1 0	0 0	0 0	2 0
Frank Robinson, R (1, 10) OBP: 0.300, SLG: 0.222 Duane Kuiper, L (8, PH) OBP: 0.280, SLG: 0.265		x 0-0 6-3 1B		x 0-0 ② F7		x 0-0 ① 2-3		x 0-0 ① 4-3		x 0-0 1B	3 2	0 0	1 1	0 0	0 0	0 0	1 0
Charlie Spikes, R (1, 9) OBP: 0.297, SLG: 0.282		x 0-0 ① F8		BBB 4-0 1B BB		x 0-0 2-H 5-3 1B 1B		x 0-0 L4-3 1B		SSS 0-3 ② K	4	1	2	1	1	1	2
Ray Fosse, R (1, 2) OBP: 0.355, SLG: 0.200		x 0-0 ② 6-3 1-2		x 0-0 FC5-4 1-2 1B		x 0-0 ② 5-3 1-2		x 0-0 ②③ L4-3 1-2		x 0-0 1-2 1B	5	0	2	0	0	0	3
Frank Duffy, R (1, 6) OBP: 0.275, SLG: 0.273		x 0-0 ③ 5-3		x 0-0 ③ FC5-4 1-2f		BBBB 4-0 1B BB			SSS 0-3 ① K	x 0-0 ③ F2	4	0	0	0	1	1	5
Inning Stats	R: 0 H: 0 E: 0 LOB: 2 K: 1 BB: 2 S: 5 P: 13	R: 0 H: 1 E: 0 LOB: 1 K: 0 BB: 0 S: 4 P: 4	R: 0 H: 1 E: 0 LOB: 1 K: 1 BB: 0 S: 6 P: 6	R: 0 H: 1 E: 0 LOB: 2 K: 0 BB: 1 S: 4 P: 8	R: 0 H: 0 E: 0 LOB: 0 K: 1 BB: 0 S: 5 P: 5	R: 3 H: 4 E: 0 LOB: 2 K: 0 BB: 1 S: 7 P: 11	R: 0 H: 0 E: 0 LOB: 0 K: 0 BB: 0 S: 3 P: 3	R: 0 H: 1 E: 0 LOB: 0 K: 0 BB: 0 S: 3 P: 3	R: 0 H: 0 E: 0 LOB: 0 K: 1 BB: 0 S: 5 P: 5	R: 2 H: 3 E: 0 LOB: 2 K: 1 BB: 1 S: 8 P: 12	1B: 9 SF: 0 2B: 2 SAC: 0 3B: 1 DP: 1 HR: 0 HBP: 0						

TOP

Cleveland Indians @ Chicago White Sox

Comiskey Park, Chicago, IL

Sat Jun 05 1976, 4:33 AM EDT
Att. 13,744 - Unknown - 64 F

livebaseballscorecards.com

AB	40
R	5
H	11
RBI	4
BB	5
SO	5
LOB	17

WP: 1 PA: 45
PB: 0
SB: 0
CS: 0

PITCHER		IP	WLS	BF	H	R	ER	SO	BB	IBB	HBP	BLK	WP	HR	S	P	ERA	WHIP
Terry Forster, L ERA: 3.94	(1, 1)	5.2		28	7	3	3	3	4	0	0	0	0	0	30	46	4.76	1.941
Clay Carroll, R ERA: 1.97	(6, 1)	4.0	L	16	4	2	2	2	1	0	0	0	1	0	19	23	4.50	1.250
Francisco Barrios, R ERA: 6.11	(10, 1)	0.1		1	0	0	0	0	0	0	0	0	0	0	1	1	0.00	0.000

PITCHER	IP	WLS	BF	H	R	ER	SO	BB	IBB	HBP	BLK	WP	HR	S	P	ERA	WHIP

Batter	1	2	3	4	5	6	7	8	9	10	AB	R	H	RBI	BB	SO	LOB
Pat Kelly, L (1, 10) OBP: 0.336, SLG: 0.416	F8		5-3		1-3 2-H 1B			6-3	BBBB 1-2 BB		4	0	1	1	1	0	0
Nyls Nyman, L (1, 7) OBP: 0.143, SLG: 0.143	SSS K			F6	L4			S 2B 1B	SSS K		4	1	1	0	0	1	2
Alan Bannister, R (9, PH) (10, 7)											1	0	0	0	0	1	3
Chet Lemon, R (1, 8) OBP: 0.351, SLG: 0.366	F8			SSS K		S 1B		1-H 2B	BBBB G6-4-3 BB		4	0	2	1	1	1	0
Jorge Orta, L (1, 5) OBP: 0.277, SLG: 0.398		4-3		1B		F9		SSS K	G6-4-3 1-2f		5	0	1	0	0	1	3
Jim Spencer, L (1, 3) OBP: 0.311, SLG: 0.345		HR		4-3		SSS K 1-2		SSS K	5-3		3	1	1	1	0	1	2
Lamar Johnson, R (8, PH) OBP: 0.302, SLG: 0.357											2	0	0	0	0	1	1
(9, 3)																	
Brian Downing, R (1, 2) OBP: 0.354, SLG: 0.364		SSS K			BB 1B 1B	F9			SSS K		4	1	1	0	0	2	1
Rich Coggins, L (1, 9) OBP: 0.283, SLG: 0.236		G3			BBBB 1B 1-2 BB		F3		BBBB 1B BB		2	0	0	0	1	0	0
Buddy Bradford, R (9, PH) OBP: 0.308, SLG: 0.301											0	0	0	0	1	0	0
(10, 9)																	
Bucky Dent, R (1, 6) OBP: 0.335, SLG: 0.355			SSS K		F7		6-3		F9		4	0	0	0	0	1	3
Jack Brohamer, L (1, 4) OBP: 0.267, SLG: 0.327		F9			SSS K		6-3		BB 1-3 1B		3	0	0	0	0	1	2
Bill Stein, R (9, PH) OBP: 0.254, SLG: 0.220											1	0	1	0	0	0	0
(10, 4)																	
Inning Stats	R: 0 E: 0 K: 1 S: 5 H: 0 LOB: 0 BB: 0 P: 5	R: 1 E: 0 K: 1 S: 6 H: 1 LOB: 0 BB: 0 P: 6	R: 0 E: 0 K: 1 S: 5 H: 0 LOB: 0 BB: 0 P: 5	R: 0 E: 0 K: 1 S: 6 H: 1 LOB: 1 BB: 0 P: 6	R: 1 E: 0 K: 1 S: 7 H: 2 LOB: 2 BB: 1 P: 11	R: 0 E: 0 K: 1 S: 6 H: 1 LOB: 1 BB: 0 P: 6	R: 0 E: 0 K: 0 S: 3 H: 0 LOB: 0 BB: 0 P: 3	R: 1 E: 0 K: 2 S: 9 H: 2 LOB: 1 BB: 0 P: 9	R: 0 E: 0 K: 2 S: 8 H: 1 LOB: 3 BB: 2 P: 16	R: 0 E: 0 K: 0 S: 2 H: 0 LOB: 0 BB: 1 P: 6	1B: 6 2B: 1 3B: 0 HR: 1 SF: 0 SAC: 0 DP: 1 HBP: 0	WP: 0 PB: 0 SB: 2 CS: 0 PA: 41					

PITCHER		IP	WLS	BF	H	R	ER	SO	BB	IBB	HBP	BLK	WP	HR	S	P	ERA	WHIP
Pat Dobson, R ERA: 2.88	(1, 1)	7.1		30	7	3	3	6	1	0	0	0	0	1	41	45	3.68	1.091
Dave LaRoche, L ERA: 1.91	(8, 1)	1.1		7	1	0	0	3	2	0	0	0	0	0	11	19	0.00	2.250
Jim Kern, R ERA: 2.14	(9, 1)	1.1	W	4	0	0	0	1	1	0	0	0	0	0	5	9	0.00	0.750

PITCHER	IP	WLS	BF	H	R	ER	SO	BB	IBB	HBP	BLK	WP	HR	S	P	ERA	WHIP

BOTTOM

Cleveland Indians @ Chicago White Sox

Comiskey Park, Chicago, IL

Sat Jun 05 1976, 4:33 AM EDT

Att. 13,744 - Unknown - 64 F

livebaseballscorecards.com

AB	37
R	3
H	8
RBI	3
BB	4
SO	10
LOB	17

Batter	1	2	3	4	5	6	7	8	9	AB	R	H	RBI	BB	SO	LOB
Duane Kuiper, L (1, 4) OBP: 0.289, SLG: 0.283	F8		1-3		1B		1-H SF7 3B		BBBB 4-0 G6-4-3 BB	4	1	2	1	1	0	0
Buddy Bell, R (1, 5) OBP: 0.377, SLG: 0.346	BB 1B		5-3		F7		F6		B3	5	0	1	0	0	0	3
Rick Manning, L (1, 8) OBP: 0.330, SLG: 0.387	K		CS 1B		4-3		SF7 3-H		G6-4-3 1-2f	4	0	1	1	0	1	3
Boog Powell, L (1, 3) OBP: 0.321, SLG: 0.281 Rico Carty, R (4, 3) OBP: 0.394, SLG: 0.471	BBBB 4-0 1B 1-2 BB		CS 1-2	F9 1B 1B	1B	1B	4-3			1 2	0 0	1 1	0 0	1 0	0 0	0 0
John Lowenstein, L (1, 10) OBP: 0.333, SLG: 0.315 Doug Howard, R (8, PH) OBP: 0.238, SLG: 0.280	1-2 1B			HBP 1-2 1B	F8			FC4-6-2-6 1B		3 1	0 0	2 1	0 0	0 0	0 0	1 0
George Hendrick, R (1, 7) OBP: 0.333, SLG: 0.465		4-3 SH1-3 1B		F9 2-3	L7			FC4-6-2-6 1-2		4	0	1	0	0	0	4
Charlie Spikes, R (1, 9) OBP: 0.311, SLG: 0.287		SH1-3 1-2		G4-3 1-2 HBP	1-2 1B			BBBB 4-0 1B BB		1	0	1	0	1	0	0
Alan Ashby, S (1, 2) OBP: 0.336, SLG: 0.344 Frank Robinson, R (8, PH) OBP: 0.364, SLG: 0.300 Ray Fosse, R (8, 2) OBP: 0.355, SLG: 0.200		4-3 2-3		G4-3 1-2f	SSS K			1-2 1B		3 1 0	0 0 0	0 1 0	0 0 0	0 0 0	1 0 0	6 0 0
Larvell Blanks, R (1, 6) OBP: 0.345, SLG: 0.510		F9			F7		BBBB 4-0 3B BB	L9		3	1	0	0	1	0	3
Inning Stats	R: 0 H: 2 E: 0 LOB: 2 K: 1 BB: 1 S: 6 P: 10	R: 0 H: 1 E: 0 LOB: 1 K: 0 BB: 0 S: 4 P: 4	R: 0 H: 1 E: 0 LOB: 0 K: 0 BB: 0 S: 3 P: 3	R: 0 H: 2 E: 0 LOB: 2 K: 0 BB: 0 S: 4 P: 5	R: 0 H: 1 E: 0 LOB: 1 K: 0 BB: 0 S: 4 P: 4	R: 0 H: 2 E: 0 LOB: 2 K: 1 BB: 0 S: 7 P: 7	R: 2 H: 1 E: 0 LOB: 0 K: 0 BB: 1 S: 4 P: 8	R: 0 H: 2 E: 0 LOB: 2 K: 0 BB: 1 S: 4 P: 8	R: 0 H: 0 E: 0 LOB: 0 K: 0 BB: 1 S: 2 P: 6	1B: 11 SF: 1 2B: 1 SAC: 1 3B: 1 DP: 3 HR: 0 HBP: 1						

TOP

Cleveland Indians @ Chicago White Sox

Comiskey Park, Chicago, IL

Sun Jun 06 1976, 4:33 AM EDT

Unknown - 65 F

livebaseballscorecards.com

AB	32
R	2
H	12
RBI	2
BB	4
SO	2
LOB	20

WP: 0 PA: 40
PB: 0
SB: 0
CS: 1

PITCHER		IP	WLS	BF	H	R	ER	SO	BB	IBB	HBP	BLK	WP	HR	S	P	ERA	WHIP
Pete Vuckovich, R ERA: 4.05	(1, 1)	6.0	W	28	10	2	2	2	2	0	1	0	0	0	29	38	3.00	2.000
Dave Hamilton, L ERA: 3.38	(7, 1)	2.0		9	2	0	0	0	2	0	0	0	0	0	7	15	0.00	2.000
Francisco Barrios, R ERA: 5.79	(9, 1)	1.0	S	2	0	0	0	0	0	0	0	0	0	0	2	2	0.00	0.000

PITCHER	IP	WLS	BF	H	R	ER	SO	BB	IBB	HBP	BLK	WP	HR	S	P	ERA	WHIP

Batter	1	2	3	4	5	6	7	8	9	AB	R	H	RBI	BB	SO	LOB
Pat Kelly, L (1, 10) OBP: 0.333, SLG: 0.404	4-3	BB		L6 2-3			F7			3	0	0	0	1	0	2
Rich Coggins, L (1, 9) OBP: 0.266, SLG: 0.220	F8	F9			F7			F5		4	0	0	0	0	0	2
Chet Lemon, R (1, 8) OBP: 0.348, SLG: 0.362	S 1B		F9		K			K		4	0	1	0	0	2	0
Jorge Orta, L (1, 5) OBP: 0.276, SLG: 0.394	4-3 1-2		L6		4-3			1B 1B		4	0	1	0	0	0	1
Jim Spencer, L (1, 3) OBP: 0.315, SLG: 0.349		2B 1B	F7			F5		1-3 1B		4	1	2	0	0	0	0
Bucky Dent, R (1, 6) OBP: 0.333, SLG: 0.364		L6		1B 3B		L9		F3		4	1	1	0	0	0	3
Nyls Nyman, L (1, 7) OBP: 0.200, SLG: 0.300		1-H 2B 2B		G3		F4				3	1	1	1	0	0	1
Jack Brohamer, L (1, 4) OBP: 0.276, SLG: 0.339		2-H 2B		L6 1B IBB			6-3			2	0	1	1	1	0	0
Jim Essian, R (1, 2) OBP: 0.412, SLG: 0.400		1-3		1-2 3-H 1B			L4			3	0	1	1	0	0	1
Inning Stats	R: 0 H: 1 E: 0 LOB: 1 K: 0 BB: 0 S: 4 P: 4	R: 2 H: 3 E: 0 LOB: 2 K: 0 BB: 1 S: 6 P: 10	R: 0 H: 0 E: 0 LOB: 0 K: 0 BB: 0 S: 3 P: 3	R: 1 H: 2 E: 0 LOB: 1 K: 0 BB: 1 S: 4 P: 8	R: 0 H: 0 E: 0 LOB: 0 K: 1 BB: 0 S: 5 P: 5	R: 0 H: 0 E: 0 LOB: 0 K: 0 BB: 0 S: 3 P: 3	R: 0 H: 0 E: 0 LOB: 0 K: 0 BB: 0 S: 3 P: 3	R: 0 H: 2 E: 0 LOB: 2 K: 1 BB: 0 S: 7 P: 7		1B: 5 SF: 0 2B: 3 SAC: 0 3B: 1 DP: 1 HR: 0 HBP: 0						

PITCHER		IP	WLS	BF	H	R	ER	SO	BB	IBB	HBP	BLK	WP	HR	S	P	ERA	WHIP
Jackie Brown, R ERA: 2.17	(1, 1)	3.1	L	18	6	3	3	0	1	1	0	0	0	0	16	24	8.10	2.100
Jim Bibby, R ERA: 5.27	(4, 1)	4.2		15	2	0	0	2	0	0	0	0	0	0	19	19	0.00	0.429

PITCHER	IP	WLS	BF	H	R	ER	SO	BB	IBB	HBP	BLK	WP	HR	S	P	ERA	WHIP

BOTTOM

Cleveland Indians @ Chicago White Sox

Comiskey Park, Chicago, IL

Sun Jun 06 1976, 4:33 AM EDT

Unknown - 65 F

livebaseballscorecards.com

AB	31
R	3
H	8
RBI	3
BB	2
SO	2
LOB	10

Batter	1	2	3	4	5	6	7	8	9	AB	R	H	RBI	BB	SO	LOB
Rick Manning, L (1, 8) OBP: 0.329, SLG: 0.384	FC4-6 1B		F7		FC6-4 1-2f		F7			4	0	1	0	0	0	3
Larvell Blanks, R (1, 4) OBP: 0.339, SLG: 0.481	F9		F8			BBBB FC6-4 BB		F9		3	0	0	0	1	0	1
Buddy Bell, R (1, 5) OBP: 0.374, SLG: 0.344	FC4-6 BB 1-2f			5-3		F9		BB 1B		4	0	1	0	0	0	2
Frank Robinson, R (1, 10) OBP: 0.429, SLG: 0.273	BBBB FC6-4 1-2 BB			BBBB BB		F4		F7		1	0	0	0	2	0	1
John Lowenstein, L (8, PH) OBP: 0.329, SLG: 0.311										1	0	0	0	0	0	1
Rico Carty, R (1, 3) OBP: 0.391, SLG: 0.463	FC6-4 1-2f			SSS K		FC6-4 1-2f		BBBB BB 1-2		3	0	0	0	1	1	4
George Hendrick, R (1, 7) OBP: 0.326, SLG: 0.454		4-3		SSS K			F8	F8		4	0	0	0	0	1	3
Charlie Spikes, R (1, 9) OBP: 0.303, SLG: 0.279		F9			L3		F7		6-3	4	0	0	0	0	0	0
Ray Fosse, R (1, 2) OBP: 0.353, SLG: 0.214		F9			FC6-4 1B		E6 BB		6-3	3	0	1	0	0	0	0
Duane Kuiper, L (9, PH) OBP: 0.287, SLG: 0.281										1	0	0	0	0	0	0
Frank Duffy, R (1, 6) OBP: 0.276, SLG: 0.269			F3		SSS K		BBBB BB 1-2		SSS K	2	0	0	0	1	1	1
Alan Ashby, S (9, PH) OBP: 0.333, SLG: 0.341										1	0	0	0	0	1	0
Inning Stats	R: 0 E: 0 K: 0 S: 4 H: 1 LOB: 2 BB: 1 P: 8	R: 0 E: 0 K: 0 S: 3 H: 0 LOB: 0 BB: 0 P: 3	R: 0 E: 0 K: 0 S: 3 H: 0 LOB: 0 BB: 0 P: 3	R: 0 E: 0 K: 2 S: 7 H: 0 LOB: 1 BB: 1 P: 11	R: 0 E: 0 K: 1 S: 6 H: 1 LOB: 1 BB: 0 P: 6	R: 0 E: 0 K: 0 S: 3 H: 0 LOB: 1 BB: 1 P: 7	R: 0 E: 1 K: 0 S: 4 H: 0 LOB: 2 BB: 1 P: 8	R: 0 E: 0 K: 0 S: 4 H: 1 LOB: 2 BB: 1 P: 8	R: 0 E: 0 K: 1 S: 5 H: 0 LOB: 0 BB: 0 P: 5	1B: 3 2B: 0 3B: 0 HR: 0 SF: 0 SAC: 0 DP: 0 HBP: 0						

TOP

Cleveland Indians @ Chicago White Sox

Comiskey Park, Chicago, IL

Sun Jun 06 1976, 4:38 AM EDT

Att. 24,413 - Unknown

livebaseballscorecards.com

AB	31
R	0
H	3
RBI	0
BB	5
SO	4
LOB	16

PITCHER		IP	WLS	BF	H	R	ER	SO	BB	IBB	HBP	BLK	WP	HR	S	P	ERA	WHIP
Ken Brett, L ERA: 1.59	(1, 1)	7.0	W	28	2	0	0	3	4	0	0	0	0	0	30	46	0.00	0.857
Jesse Jefferson, R ERA: 5.75	(8, 1)	2.0		8	1	0	0	1	1	0	0	0	0	0	9	13	0.00	1.000

PITCHER	IP	WLS	BF	H	R	ER	SO	BB	IBB	HBP	BLK	WP	HR	S	P	ERA	WHIP

BOTTOM

Cleveland Indians @ Chicago White Sox

Comiskey Park, Chicago, IL

Sun Jun 06 1976, 4:38 AM EDT

Att. 24,413 - Unknown

livebaseballscorecards.com

Batter	1	2	3	4	5	6	7	8	9	AB	R	H	RBI	BB	SO	LOB
Bucky Dent, R (1, 6) OBP: 0.326, SLG: 0.356	6-3			F7	F7		6-3			4	0	0	0	0	0	2
Chet Lemon, R (1, 8) OBP: 0.345, SLG: 0.358	G6-4-3, 1B			F8	5-3 1-2 3-H			6-3		4	0	1	0	0	0	1
Lamar Johnson, R (1, 10) OBP: 0.340, SLG: 0.391	G6-4-3 1-2f			3B, 1B		4-3, 1B		2B, SF9, 1B		4	2	3	0	0	0	1
Jorge Orta, L (1, 5) OBP: 0.281, SLG: 0.413		F5		1-H, 3B		F8		BB, 1-3, 2B		4	0	2	1	0	0	1
Jim Spencer, L (1, 3) OBP: 0.314, SLG: 0.342		L4		F8		4-3 1-2		BB, IBB		3	0	0	0	1	0	2
Brian Downing, R (1, 2) OBP: 0.359, SLG: 0.366		B B B B PO, BB			F7, SH, 1B, 1B	F8		SF9 3-H		2	1	1	1	1	0	1
Bill Stein, R (1, 4) OBP: 0.250, SLG: 0.217		PO 1-2	F9		SH, 1B, E 1-2		B B B B HR, BB	BB 1-2 2-3		1	1	0	0	0	0	0
Pat Kelly, L (7, PH) OBP: 0.339, SLG: 0.404										0	0	0	0	1	0	0
Jack Brohamer, L (8, 4) OBP: 0.282, SLG: 0.339										0	0	0	0	1	0	0
Buddy Bradford, R (1, 9) OBP: 0.306, SLG: 0.330			F9		F7 2-3		1-2, HR	L4		4	1	1	1	0	0	5
Alan Bannister, R (1, 7) OBP: 0.333, SLG: 0.333			S S S K		S 1-3 3-H		S S S K			2	0	1	1	0	1	0
Rich Coggins, L (7, PH) OBP: 0.262, SLG: 0.217										1	0	0	0	0	1	0
Nyls Nyman, L (8, 7) OBP: 0.200, SLG: 0.300										0	0	0	0	0	0	0
Inning Stats	R: 0 E: 0 K: 0 S: 3 H: 1 LOB: 0 BB: 0 P: 3	R: 0 E: 0 K: 0 S: 2 H: 0 LOB: 0 BB: 1 P: 6	R: 0 E: 0 K: 1 S: 5 H: 0 LOB: 0 BB: 0 P: 5	R: 1 E: 0 K: 0 S: 5 H: 2 LOB: 1 BB: 0 P: 5	R: 2 E: 0 K: 0 S: 6 H: 2 LOB: 1 BB: 0 P: 6	R: 0 E: 0 K: 0 S: 4 H: 1 LOB: 1 BB: 0 P: 4	R: 1 E: 0 K: 1 S: 5 H: 1 LOB: 0 BB: 1 P: 9	R: 1 E: 0 K: 0 S: 5 H: 2 LOB: 3 BB: 2 P: 13		1B: 6 2B: 1 3B: 1 HR: 1 SF: 1 SAC: 1 DP: 1 HBP: 0						

	AB	29
	R	5
	H	9
	RBI	4
	BB	4
	SO	2
	LOB	13

WP: 0 PB: 0 SB: 1 CS: 0 PA: 36

PITCHER		IP	WLS	BF	H	R	ER	SO	BB	IBB	HBP	BLK	WP	HR	S	P	ERA	WHIP
Don Hood, L ERA: 4.06	(1, 1)	4.1	L	18	5	3	2	1	1	0	0	0	0	0	19	23	4.15	1.385
Tom Buskey, R ERA: 2.2	(5, 1)	3.0		14	4	2	2	1	1	1	0	0	0	1	14	22	6.00	1.667
Jim Kern, R ERA: 2.11	(8, 1)	0.2		3	0	0	0	0	1	0	0	0	0	0	2	6	0.00	1.500

PITCHER	IP	WLS	BF	H	R	ER	SO	BB	IBB	HBP	BLK	WP	HR	S	P	ERA	WHIP

Batter	1	2	3	4	5	6	7	8	9	AB	R	H	RBI	BB	SO	LOB
Steve Brye, R (1, 8) OBP: 0.275, SLG: 0.297	BBBB 4-0 FC3-6 BB	x 0-0 ② FC4-6 1-2f 2-3			x 0-0 2B 1B		x 0-0 ① F8	x 0-0 ② F8		4	1	1	0	1	0	4
Jerry Terrell, R (1, 6) OBP: 0.222, SLG: 0.256	x 0-0 ① FC3-6 FC5-4 BB 1-2f	0-0 ③ CS 3-H	x 0-0 ① 4-3		x 0-0 1B E 1-H 2B		x 0-0 ② 6-3	x 0-0 F8		5	1	1	1	0	0	3
Rod Carew, L (1, 3) OBP: 0.401, SLG: 0.410	BBBB 4-0 FC5-4 1-2 BB		BBBB 4-0 WP 1B BB		x 0-0 S E 2-3 1B		x 0-0 ③ 1-5-3		x 0-0 ① 4-3	3	2	1	0	2	0	0
Larry Hisle, R (1, 7) OBP: 0.341, SLG: 0.389	x 0-0 ② FC5-4 S 1-2f 2-3		x 0-0 ② F9 1-2		x 0-0 E7 L1-6-3 1-H 3-H 1B			SSS 0-3 ① K	x 0-0 ② 5-3	5	0	1	2	0	1	3
Dan Ford, R (1, 9) OBP: 0.311, SLG: 0.439	BBBB 4-0 1-2 BB		x 0-0 CS 2-H 1B		BBBB 4-0 L1-6-3 BB			x 0-0 HR 1B	x 0-0 ③ F9	3	1	2	1	2	0	0
Butch Wynegar, S (1, 2) OBP: 0.378, SLG: 0.450	x 0-0 ③ F9	0-0 ③ CS 1-2	SSS 0-3 ① K		x 0-0 ①②③ L1-6-3 1-2 2-3			x 0-0 1-H HR		4	1	1	2	0	1	5
Craig Kusick, R (1, 10) OBP: 0.354, SLG: 0.557		x 0-0 ① 6-3		x 0-0 2B		x 0-0 ① F9		x 0-0 HR		4	1	2	1	0	0	0
Dave McKay, S (1, 5) OBP: 0.288, SLG: 0.230		x 0-0 FC4-6 1B CS 1B		x 0-0 ② 5-3		x 0-0 ② 5-3		H 1-0 HBP HBP		3	0	1	0	0	0	1
Bob Randall, R (1, 4) OBP: 0.308, SLG: 0.290		x 0-0 FC4-6 1-2 1B		x 0-0 ③ 4-3		x 0-0 ③ F7		H 1-0 1-2 HBP		3	0	1	0	0	0	1
Inning Stats	R: 0 E: 0 K: 0 S: 3 H: 0 LOB: 3 BB: 3 P: 15	R: 0 E: 0 K: 0 S: 4 H: 2 LOB: 1 BB: 0 P: 4	R: 1 E: 0 K: 0 S: 3 H: 1 LOB: 0 BB: 1 P: 7	R: 0 E: 0 K: 1 S: 6 H: 1 LOB: 1 BB: 0 P: 6	R: 3 E: 1 K: 0 S: 5 H: 4 LOB: 0 BB: 1 P: 9	R: 0 E: 0 K: 0 S: 3 H: 0 LOB: 0 BB: 0 P: 3	R: 0 E: 0 K: 0 S: 3 H: 0 LOB: 0 BB: 0 P: 3	R: 3 E: 0 K: 1 S: 8 H: 3 LOB: 2 BB: 0 P: 10	R: 0 E: 0 K: 0 S: 3 H: 0 LOB: 0 BB: 0 P: 3	1B: 7 2B: 2 3B: 1 HR: 2 SF: 0 SAC: 0 DP: 0 HBP: 2						

PITCHER		IP	WLS	BF	H	R	ER	SO	BB	IBB	HBP	BLK	WP	HR	S	P	ERA	WHIP
Rick Waits, L ERA: 3.27	(1, 1)	4.0	L	21	7	4	4	1	4	0	0	0	1	0	19	35	9.00	2.750
Stan Thomas, R ERA: 2.7	(5, 1)	5.0		20	4	3	3	1	1	0	2	0	0	2	19	25	5.40	1.000

PITCHER	IP	WLS	BF	H	R	ER	SO	BB	IBB	HBP	BLK	WP	HR	S	P	ERA	WHIP

TOP

Minnesota Twins @ Cleveland Indians

Cleveland Municipal Stadium, Cleveland, OH

Mon Jun 07 1976, 7:05 PM EDT

Att. 5,919 - Unknown - 82 F

livebaseballscorecards.com

AB	34
R	7
H	11
RBI	7
BB	5
SO	2
LOB	17

Batter	1	2	3	4	5	6	7	8	9	AB	R	H	RBI	BB	SO	LOB
Buddy Bell, R (1, 5) OBP: 0.380, SLG: 0.348	0-0 1B 6-3 1B	BBB 4-0 FC6 1-2 2-3 BB		0-0 G5-4-3 ② ③ 1-2f			0-0 E5 G4-6-3 1-3 1B		0-0 ② 4-3 1-2 2-3	4	0	2	0	1	0	4
Duane Kuiper, L (1, 4) OBP: 0.280, SLG: 0.275	0-0 ① 6-3 1-2	0-0 ③ FC6 1-2f			0-0 ① 6-3		0-0 ① SF7 3-H		0-0 ③ 4-3	4	0	0	1	0	0	6
Rick Manning, L (1, 8) OBP: 0.336, SLG: 0.406	0-0 S 2-3 1B		0-0 HR		0-0 PB 6-3 1B		0-0 ② ③ G4-6-3 1-2f			4	1	3	1	0	0	1
George Hendrick, R (1, 7) OBP: 0.320, SLG: 0.444	0-0 ② 5-3 1-2		SSS 0-3 ① K		0-0 ② 6-3 1-2			SSS 0-3 ① K		4	0	0	0	0	2	3
Rico Carty, R (1, 10) OBP: 0.383, SLG: 0.451	0-0 ③ 6-3		0-0 ② F9		0-0 ③ 5-3 2-3			0-0 ② 5-3		4	0	0	0	0	0	3
Alan Ashby, S (1, 2) OBP: 0.325, SLG: 0.331		0-0 ① F8	0-0 ③ F7			0-0 ① G1		SSS 0-3 ③ K		4	0	0	0	0	1	0
Doug Howard, R (1, 3) OBP: 0.238, SLG: 0.278		0-0 BB HBP 1B		0-0 ① 4-3		0-0 ② 1-3			0-0 E6 4-3 1B	4	0	1	0	0	0	0
Charlie Spikes, R (1, 9) OBP: 0.302, SLG: 0.285		0-0 ② F9		0-0 2B		0-0 ③ 3-1			SSS 0-3 ① K	4	0	1	0	0	1	2
Frank Duffy, R (1, 6) OBP: 0.284, SLG: 0.272 Orlando Gonzalez, L (9, PH) OBP: 1.000, SLG: 1.000	H 1-0 BB 1-2 HBP			0-0 E5 G5-4-3			0-0 E 1B SF7 1B		0-0 4-3 1-2 1B	2 1	1 0	1 1	0 0	0 0	0 0	1 0
Inning Stats	R: 0 H: 2 E: 0 LOB: 2 K: 0 BB: 0 S: 5 P: 5	R: 0 H: 1 E: 0 LOB: 3 K: 0 BB: 1 S: 4 P: 9	R: 1 H: 1 E: 0 LOB: 0 K: 1 BB: 0 S: 6 P: 6	R: 0 H: 1 E: 1 LOB: 1 K: 0 BB: 0 S: 4 P: 4	R: 0 H: 1 E: 0 LOB: 1 K: 0 BB: 0 S: 4 P: 4	R: 0 H: 0 E: 0 LOB: 0 K: 0 BB: 0 S: 3 P: 3	R: 1 H: 2 E: 1 LOB: 0 K: 0 BB: 0 S: 4 P: 4	R: 0 H: 0 E: 0 LOB: 0 K: 2 BB: 0 S: 7 P: 7	R: 0 H: 1 E: 1 LOB: 2 K: 1 BB: 0 S: 7 P: 7	1B: 7 SF: 1 2B: 1 SAC: 0 3B: 0 DP: 2 HR: 1 HBP: 1						

PITCHER		IP	WLS	BF	H	R	ER	SO	BB	IBB	HBP	BLK	WP	HR	S	P	ERA	WHIP
Dave Goltz, R ERA: 4.26	(1, 1)	9.0	W	38	9	2	1	4	1	0	1	0	0	1	44	49	1.00	1.111

PITCHER	IP	WLS	BF	H	R	ER	SO	BB	IBB	HBP	BLK	WP	HR	S	P	ERA	WHIP

BOTTOM

Minnesota Twins @ Cleveland Indians

Cleveland Municipal Stadium, Cleveland, OH

Mon Jun 07 1976, 7:05 PM EDT

Att. 5,919 - Unknown - 82 F

livebaseballscorecards.com

AB	35
R	2
H	9
RBI	2
BB	1
SO	4
LOB	20

Minnesota Twins @ Cleveland Indians

Cleveland Municipal Stadium, Cleveland, OH

Tue Jun 08 1976, 7:05 PM EDT

Att. 6,581 - Unknown - 85 F

Batter	1	2	3	4	5	6	7	8	9	AB	R	H	RBI	BB	SO	LOB
Lyman Bostock, L (1, 8) OBP: 0.373, SLG: 0.444	6-3	4-3		4-3			K		1B	3	0	0	0	0	0	3
Steve Brye, R (4, 8) OBP: 0.282, SLG: 0.303										2	0	1	0	0	1	0
Jerry Terrell, R (1, 6) OBP: 0.200, SLG: 0.229	L8		K		F5		F9		4-3	5	0	0	0	0	1	1
Rod Carew, L (1, 3) OBP: 0.407, SLG: 0.417	S 1B 1B		S 1B		F8			6-3 S 1B 1B		4	2	3	0	0	0	0
Butch Wynegar, S (1, 2) OBP: 0.376, SLG: 0.445	1-H 1B		K2-3 1-2		F9			K 1-2		4	0	1	1	0	2	2
Larry Hisle, R (1, 7) OBP: 0.335, SLG: 0.381	K		4-3			F2		6-3 2-3		4	0	0	0	0	1	3
Steve Braun, L (1, 10) OBP: 0.322, SLG: 0.292		FC5-4 BB		3B 1B		K		1B 3-H		3	1	2	1	1	1	0
Dan Ford, R (1, 9) OBP: 0.310, SLG: 0.432		FC5-4 1B 1-2f		F8		1B BB		F9		3	0	0	0	1	0	3
Mike Cubbage, L (1, 5) OBP: 0.379, SLG: 0.306		F8		1-H 3B		1-2 1B			F8	4	0	2	1	0	0	1
Bob Randall, R (1, 4) OBP: 0.306, SLG: 0.289		1-2 1B		F2			F2		F5	4	0	1	0	0	0	1

Inning Stats	1	2	3	4	5	6	7	8	9	
	R: 1 E: 0 K: 1 S: 7	R: 0 E: 0 K: 0 S: 4	R: 0 E: 0 K: 2 S: 8	R: 1 E: 0 K: 0 S: 5	R: 0 E: 0 K: 0 S: 3	R: 0 E: 0 K: 1 S: 5	R: 0 E: 0 K: 1 S: 5	R: 1 E: 0 K: 1 S: 7	R: 0 E: 0 K: 0 S: 4	1B: 9 2B: 0 3B: 1 HR: 0
	H: 2 LOB: 1 BB: 0 P: 7	H: 1 LOB: 2 BB: 1 P: 8	H: 1 LOB: 1 BB: 0 P: 8	H: 2 LOB: 1 BB: 0 P: 5	H: 0 LOB: 0 BB: 0 P: 3	H: 1 LOB: 1 BB: 1 P: 9	H: 0 LOB: 0 BB: 0 P: 5	H: 2 LOB: 1 BB: 0 P: 7	H: 1 LOB: 1 BB: 0 P: 4	SF: 0 SAC: 0 DP: 0 HBP: 0

WP: 0 PB: 0 SB: 3 CS: 0 PA: 38

PITCHER	IP	WLS	BF	H	R	ER	SO	BB	IBB	HBP	BLK	WP	HR	S	P	ERA	WHIP
Dennis Eckersley, R (1, 1) ERA: 3.75	9.0	L	38	10	3	3	6	2	0	0	0	0	0	48	56	3.00	1.333

PITCHER	IP	WLS	BF	H	R	ER	SO	BB	IBB	HBP	BLK	WP	HR	S	P	ERA	WHIP

TOP

livebaseballscorecards.com

AB	36
R	3
H	10
RBI	3
BB	2
SO	6
LOB	14

BOTTOM

Minnesota Twins @ Cleveland Indians

Cleveland Municipal Stadium, Cleveland, OH

Tue Jun 08 1976, 7:05 PM EDT

Att. 6,581 - Unknown - 85 F

livebaseballscorecards.com

Batter	1	2	3	4	5	6	7	8	9	AB	R	H	RBI	BB	SO	LOB
Duane Kuiper, L (1, 4) OBP: 0.274, SLG: 0.269	B1-3		FC4-6 CS 1-2f		L6			G6-3 1-2f		4	0	0	0	0	0	2
Orlando Gonzalez, L (1, 9) OBP: 0.400, SLG: 0.400	6-3 1B		CS 1-2	6-3		F6		F8		4	0	1	0	0	0	0
Rick Manning, L (1, 8) OBP: 0.330, SLG: 0.398	6-3 1-2			F8		F7			F9	4	0	0	0	0	0	1
John Lowenstein, L (1, 7) OBP: 0.337, SLG: 0.303	F8			BB 1B BBBB		BB BBBB			K SSS	2	1	0	0	2	1	1
Rico Carty, R (1, 10) OBP: 0.380, SLG: 0.443		F9		1B 1-2 BB BBBB		L9			4-3	3	0	0	0	1	0	1
Alan Ashby, S (1, 2) OBP: 0.325, SLG: 0.331		3-1		1-3 2-H 1B			K SSS			3	0	1	1	0	1	0
Doug Howard, R (1, 3) OBP: 0.230, SLG: 0.268		K SSS		1-3			6-3			3	0	0	0	0	1	2
Buddy Bell, R (1, 5) OBP: 0.379, SLG: 0.347			CS 1B		1-3		F8			3	0	1	0	0	0	0
Frank Duffy, R (1, 6) OBP: 0.287, SLG: 0.275			FC4-6 1B 1-2		K SSS			G6-3 1B		2	0	1	0	0	1	0
Larvell Blanks, R (8, PH) OBP: 0.350, SLG: 0.491 (9, 6)										1	0	1	0	0	0	0
Inning Stats	R: 0 H: 1 E: 0 LOB: 1 K: 0 BB: 0 S: 4 P: 4	R: 0 H: 0 E: 0 LOB: 0 K: 1 BB: 0 S: 5 P: 5	R: 0 H: 2 E: 0 LOB: 0 K: 0 BB: 0 S: 3 P: 3	R: 1 H: 1 E: 0 LOB: 2 K: 0 BB: 2 S: 4 P: 12	R: 0 H: 0 E: 0 LOB: 0 K: 1 BB: 0 S: 5 P: 5	R: 0 H: 0 E: 0 LOB: 1 K: 0 BB: 1 S: 3 P: 7	R: 0 H: 0 E: 0 LOB: 0 K: 1 BB: 0 S: 5 P: 5	R: 0 H: 1 E: 0 LOB: 0 K: 0 BB: 0 S: 3 P: 3	R: 0 H: 0 E: 0 LOB: 0 K: 1 BB: 0 S: 5 P: 5	1B: 5 SF: 0 2B: 0 SAC: 0 3B: 0 DP: 1 HR: 0 HBP: 0						

	AB	29
	R	1
	H	5
	RBI	1
	BB	3
	SO	4
	LOB	7

PITCHER	IP	WLS	BF	H	R	ER	SO	BB	IBB	HBP	BLK	WP	HR	S	P	ERA	WHIP
Pete Redfern, R (1, 1) ERA: 7.71	3.2		15	4	1	1	1	2	0	0	0	0	0	15	23	2.46	1.636
Bill Campbell, R (4, 1) ERA: 2.7	5.1	W	17	1	0	0	3	1	0	0	0	0	0	22	26	0.00	0.375

PITCHER	IP	WLS	BF	H	R	ER	SO	BB	IBB	HBP	BLK	WP	HR	S	P	ERA	WHIP

Batter	1	2	3	4	5	6	7	8	9	AB	R	H	RBI	BB	SO	LOB
Larry Hisle, R (1, 7) OBP: 0.329, SLG: 0.373	K			K			K		F7	4	0	0	0	0	3	0
Steve Braun, L (1, 10) OBP: 0.327, SLG: 0.316	F7			4-3			1B BB		HR	3	1	1	1	1	0	0
Rod Carew, L (1, 3) OBP: 0.404, SLG: 0.413	6-3			F7			1-3 S 1B		4-3	4	0	1	0	0	0	0
Butch Wynegar, S (1, 2) OBP: 0.373, SLG: 0.440		G4-6-3 1B			F7		1-2 1-3		K	4	0	1	0	0	1	2
Mike Cubbage, L (1, 5) OBP: 0.361, SLG: 0.288		G4-6-3 1-2f			F8		F8			3	0	0	0	0	0	3
Dan Ford, R (1, 9) OBP: 0.306, SLG: 0.426		4-3			K			F7		3	0	0	0	0	1	0
Steve Brye, R (1, 8) OBP: 0.284, SLG: 0.304			5-3			K		FC6-4 1B		3	0	1	0	0	1	0
Jerry Terrell, R (1, 6) (8, 4) OBP: 0.189, SLG: 0.216			5-3			6-3		FC6-4 1-2f		3	0	0	0	0	0	1
Bob Randall, R (1, 4) OBP: 0.302, SLG: 0.285			F6			5-3		F7		2	0	0	0	0	0	0
Tony Oliva, L (8, PH) OBP: 0.250, SLG: 0.214										1	0	0	0	0	0	1
Dave McKay, S (8, 6) OBP: 0.288, SLG: 0.230										0	0	0	0	0	0	0
Inning Stats	R: 0 E: 0 K: 1 S: 5 H: 0 LOB: 0 BB: 0 P: 5	R: 0 E: 0 K: 0 S: 3 H: 1 LOB: 0 BB: 0 P: 3	R: 0 E: 0 K: 0 S: 3 H: 0 LOB: 0 BB: 0 P: 3	R: 0 E: 0 K: 1 S: 5 H: 0 LOB: 0 BB: 0 P: 5	R: 0 E: 0 K: 1 S: 5 H: 0 LOB: 0 BB: 0 P: 5	R: 0 E: 0 K: 1 S: 5 H: 0 LOB: 0 BB: 0 P: 5	R: 0 E: 0 K: 1 S: 6 H: 1 LOB: 2 BB: 1 P: 10	R: 0 E: 0 K: 0 S: 4 H: 1 LOB: 1 BB: 0 P: 4	R: 1 E: 0 K: 1 S: 6 H: 1 LOB: 0 BB: 0 P: 6	1B: 3 2B: 0 3B: 0 HR: 1	SF: 0 SAC: 0 DP: 1 HBP: 0					

PITCHER	IP	WLS	BF	H	R	ER	SO	BB	IBB	HBP	BLK	WP	HR	S	P	ERA	WHIP
Pat Dobson, R (1, 1) ERA: 2.68	9.0	W	31	4	1	1	6	1	0	0	0	0	1	42	46	1.00	0.556

PITCHER	IP	WLS	BF	H	R	ER	SO	BB	IBB	HBP	BLK	WP	HR	S	P	ERA	WHIP

TOP

Minnesota Twins @ Cleveland Indians

Cleveland Municipal Stadium, Cleveland, OH

Wed Jun 09 1976, 7:05 PM EDT
Att. 5,361 - Unknown - 84 F

livebaseballscorecards.com

AB	30
R	1
H	4
RBI	1
BB	1
SO	6
LOB	7

BOTTOM

Minnesota Twins @ Cleveland Indians

Cleveland Municipal Stadium, Cleveland, OH

Wed Jun 09 1976, 7:05 PM EDT

Att. 5,361 - Unknown - 84 F

livebaseballscorecards.com

Batter	1	2	3	4	5	6	7	8	9	AB	R	H	RBI	BB	SO	LOB
Duane Kuiper, L (1, 4) OBP: 0.275, SLG: 0.266	BBBB 4-0 1-3 BB		x 0-0 G6-3 1-2f ②③		x 0-0 1-3 ③		x 0-0 SH1-4 1-2 ①			2	0	0	0	1	0	3
Orlando Gonzalez, L (1, 9) OBP: 0.250, SLG: 0.250	SSS 0-3 K ①			x 0-0 G3 ①		x 0-0 G3 ①	4-0 2B IBB			3	0	0	0	0	1	1
Rico Carty, R (7, PH) OBP: 0.383, SLG: 0.443										0	0	0	0	1	0	0
Rick Waits, L (7, PR)										0	1	0	0	0	0	0
Charlie Spikes, R (8, 9) OBP: 0.302, SLG: 0.285										0	0	0	0	0	0	0
Rick Manning, L (1, 8) OBP: 0.329, SLG: 0.392	x 0-0 1-3 1-2 ②			x 0-0 1-3 ②		BBBB 4-0 E SF9 BB	x 0-0 F6 ②			3	1	0	0	1	0	3
John Lowenstein, L (1, 7) OBP: 0.348, SLG: 0.308	x 0-0 F7 ③			x 0-0 1B		BBBB 4-0 E 1B 1-2 BB	x 0-0 2B 1-H 2-H			2	1	1	0	1	0	1
Buddy Bell, R (7, PH) OBP: 0.382, SLG: 0.356										1	0	1	2	0	0	0
(8, 5)																
Frank Robinson, R (1, 3) OBP: 0.353, SLG: 0.214		x 0-0 F8 ①		x 0-0 5-3 ③		x 0-0 E5 1B 1-2 2-3	x 0-0 4-3 ③			3	0	0	0	0	0	3
Doug Howard, R (6, PR) OBP: 0.227, SLG: 0.265										1	0	0	0	0	0	2
(7, 3)																
George Hendrick, R (1, 10) OBP: 0.318, SLG: 0.439		x 0-0 1-3 ②			x 0-0 F8 ①	x 0-0 SF9 3-H ②		BBBB 4-0 1B CS BB		2	0	0	1	1	0	0
Alan Ashby, S (1, 2) OBP: 0.329, SLG: 0.336	SSS 0-3 K ③				x 0-0 G3 ②	x 0-0 1-2 2-H 1B		x 0-0 CS 1-3 1B		4	0	2	1	0	1	0
Larvell Blanks, R (1, 6) OBP: 0.359, SLG: 0.474			BBBB 4-0 G6-3 BB		BBBB 4-0 1B BB	x 0-0 L1 ③		x 0-0 F9 1-2 3-H ①②		2	0	0	0	2	0	4
Ron Pruitt, R (1, 5) OBP: 0.313, SLG: 0.091			x 0-0 F8 ①		x 0-0 1-3 1B		BBBB 4-0 SH1-4 2B BB	x 0-0 F8 ③		3	1	1	0	1	0	2
(8, 7)																
Inning Stats	R: 0 H: 0 E: 0 LOB: 1 K: 1 BB: 1 S: 5 P: 9	R: 0 H: 0 E: 0 LOB: 0 K: 1 BB: 0 S: 5 P: 5	R: 0 H: 0 E: 0 LOB: 0 K: 0 BB: 1 S: 2 P: 6	R: 0 H: 1 E: 0 LOB: 1 K: 0 BB: 0 S: 4 P: 4	R: 0 H: 1 E: 0 LOB: 2 K: 0 BB: 1 S: 4 P: 8	R: 2 H: 1 E: 1 LOB: 2 K: 0 BB: 2 S: 5 P: 13	R: 2 H: 1 E: 0 LOB: 2 K: 0 BB: 2 S: 4 P: 12	R: 0 H: 1 E: 0 LOB: 1 K: 0 BB: 1 S: 3 P: 7		1B: 4 SF: 1 2B: 1 SAC: 1 3B: 0 DP: 1 HR: 0 HBP: 0						

AB	26
R	4
H	5
RBI	4
BB	8
SO	2
LOB	19

WP: 0 PA: 36
PB: 0
SB: 0
CS: 2

PITCHER		IP	WLS	BF	H	R	ER	SO	BB	IBB	HBP	BLK	WP	HR	S	P	ERA	WHIP
Joe Decker, R ERA: 4.61	(1, 1)	6.0	L	27	3	3	1	2	6	0	0	0	0	0	25	49	1.50	1.500
Tom Burgmeier, L ERA: 0.88	(7, 1)	0.2		3	0	0	0	0	0	1	0	0	0	0	2	6	0.00	0.000
Steve Luebber, R ERA: 5.31	(7, 1)	1.1		6	2	1	1	0	1	0	0	0	0	0	5	9	6.75	2.250

PITCHER	IP	WLS	BF	H	R	ER	SO	BB	IBB	HBP	BLK	WP	HR	S	P	ERA	WHIP

Batter	1	2	3	4	5	6	7	8	9	10	11	12	13	AB	R	H	RBI	BB	SO	LOB
Pat Kelly, L (1, 10) OBP: 0.341, SLG: 0.416	F7		K			F9		4-3			K		F6	6	0	0	0	0	2	2
Ralph Garr, L (1, 8) OBP: 0.312, SLG: 0.392 (5, 7)	6-3		F8			1-3		1-3			K		K 1-2	6	0	0	0	0	2	2
Nyls Nyman, L (13, 7) OBP: 0.133, SLG: 0.200														0	0	0	0	0	0	0
Buddy Bradford, R (1, 9) OBP: 0.333, SLG: 0.413	F8			K		K			HR		1B		IBB	5	1	2	1	1	2	0
Jorge Orta, L (1, 5) OBP: 0.277, SLG: 0.395		F7		F6			3-1		F5		K		1B 1-3 2-H	4	0	0	0	0	0	0
Bill Stein, R (9, 5) (13, 4) OBP: 0.227, SLG: 0.197		FC6-4 1B		BB			F7		K					2	0	1	1	0	1	1
Jim Spencer, L (1, 3) OBP: 0.326, SLG: 0.363												F2	3-1	5	0	1	0	1	1	2
Brian Downing, R (1, 2) OBP: 0.365, SLG: 0.402		FC6-4 S E 1-2f		F9			HR		L4			2B		5	2	2	1	0	0	2
Rich Coggins, L (1, 7) OBP: 0.250, SLG: 0.206 (5, 8)		E1 PB 1-H			4-3		G3			F3		K		3	0	0	0	0	0	0
Chet Lemon, R (9, 8) OBP: 0.323, SLG: 0.352														2	0	0	0	0	1	1
Bucky Dent, R (1, 6) OBP: 0.314, SLG: 0.337		5-3 1-2			K			SH3 1B		K		6-3		5	0	1	0	0	2	2
Jack Brohamer, L (1, 4) OBP: 0.282, SLG: 0.325			4-3		F5			SH3 1-2		F7			HBP 1B S	3	0	0	0	0	0	0
Alan Bannister, R (13, PR) (13, 5) OBP: 0.273, SLG: 0.364														0	1	0	0	0	0	0
Inning Stats	R: 0 E: 0 K: 0 S: 3 H: 0 LOB: 0 BB: 0 P: 3	R: 1 E: 1 K: 0 S: 5 H: 1 LOB: 1 BB: 0 P: 5	R: 0 E: 0 K: 0 S: 5 H: 0 LOB: 0 BB: 0 P: 5	R: 0 E: 0 K: 1 S: 5 H: 0 LOB: 1 BB: 1 P: 9	R: 0 E: 0 K: 1 S: 5 H: 0 LOB: 0 BB: 0 P: 5	R: 0 E: 0 K: 1 S: 5 H: 0 LOB: 0 BB: 0 P: 5	R: 1 E: 0 K: 0 S: 4 H: 1 LOB: 0 BB: 0 P: 4	R: 0 E: 0 K: 0 S: 4 H: 1 LOB: 1 BB: 0 P: 4	R: 1 E: 0 K: 1 S: 6 H: 1 LOB: 0 BB: 0 P: 6	R: 0 E: 0 K: 1 S: 5 H: 0 LOB: 0 BB: 0 P: 5	R: 0 E: 0 K: 3 S: 10 H: 1 LOB: 0 BB: 0 P: 10	R: 0 E: 0 K: 1 S: 6 H: 1 LOB: 1 BB: 0 P: 6	R: 1 E: 0 K: 1 S: 6 H: 1 LOB: 2 BB: 1 P: 11	1B: 4 2B: 1 3B: 0 HR: 2	SF: 0 SAC: 1 DP: 0 HBP: 1		WP: 0 PB: 1 SB: 2 CS: 0	PA: 50

PITCHER		IP	WLS	BF	H	R	ER	SO	BB	IBB	HBP	BLK	WP	HR	S	P	ERA	WHIP
Jackie Brown, R ERA: 2.17	(1, 1)	8.0		30	4	3	2	4	1	0	0	0	0	2	37	41	2.25	0.625
Dave LaRoche, L ERA: 1.71	(9, 1)	3.1		12	2	0	0	5	0	0	0	0	0	0	22	22	0.00	0.600
Jim Kern, R ERA: 2.22	(12, 1)	1.2	W	8	1	1	1	2	0	1	1	0	0	0	10	15	5.40	0.600

PITCHER	IP	WLS	BF	H	R	ER	SO	BB	IBB	HBP	BLK	WP	HR	S	P	ERA	WHIP

TOP

Chicago White Sox @ Cleveland Indians

Cleveland Municipal Stadium, Cleveland, OH

Fri Jun 11 1976, 7:05 PM EDT

Att. 11,984 - Unknown - 84 F

livebaseballscorecards.com

AB	46
R	4
H	7
RBI	3
BB	2
SO	11
LOB	12

Batter	1	2	3	4	5	6	7	8	9	10	11	12	13	AB	R	H	RBI	BB	SO	LOB
Rick Manning, L (1, 8) OBP: 0.325, SLG: 0.386	K	F8			F7			F8		4-3		1B		6	0	1	0	0	1	0
Larvell Blanks, R (1, 4) OBP: 0.386, SLG: 0.524	1B 3B		G5-4-3 1B			F9		3-1		1B			4-3 SH2-4 HR 1B	6	2	4	0	0	0	0
Ron Pruitt, R (1, 3) OBP: 0.263, SLG: 0.071	F7		F9			F9		F9		6-3			SH2-4 1-2	3	0	0	0	0	0	2
Doug Howard, R (7, 3) OBP: 0.222, SLG: 0.259														2	0	0	0	0	0	1
George Hendrick, R (1, 7) OBP: 0.319, SLG: 0.441	1B 1B 1B 3-H		G5-4-3 1-2f			L7			FC3-5 2B		1-3		4-3 2-3	6	1	2	1	0	0	2
Rico Carty, R (1, 10) OBP: 0.386, SLG: 0.441				F9			K		G3 FC3-5 IBB		FC6-4 1B		HR 3-H	3	0	1	0	1	1	0
Rick Waits, L (9, PR)														0	0	0	0	0	0	0
Orlando Gonzalez, L (11, PH) OBP: 0.333, SLG: 0.333														1	0	1	0	0	0	0
Frank Robinson, R (13, PH) OBP: 0.389, SLG: 0.467	1B 1B 1-3			FC6-4 1B			HR		FC3-5 G3 1-2 2-3f					1	1	1	2	0	0	0
Buddy Bell, R (1, 5) OBP: 0.387, SLG: 0.378	1B 1-2 3-H			FC6-4 1-2f			FC3-6 1B		G3 1-2 2-3		FC6-4 1-2f			5	1	3	2	0	0	3
Charlie Spikes, R (1, 9) OBP: 0.302, SLG: 0.286	K			FC6-4 CS 1-2f							K			3	0	1	0	0	1	3
John Lowenstein, L (9, PH) OBP: 0.341, SLG: 0.300														2	0	0	0	0	1	3
(10, 9)																				
Ray Fosse, R (1, 2) OBP: 0.324, SLG: 0.194		F9		CS 1-2		F3		FC3-6 1-2f				K		3	0	0	0	0	0	1
Alan Ashby, S (9, PH) OBP: 0.325, SLG: 0.331														2	0	0	0	0	2	3
(10, 2)																				
Frank Duffy, R (1, 6) OBP: 0.277, SLG: 0.266		L9				L7		F8		K			4-3	5	0	0	0	0	1	1
Inning Stats	R: 2 H: 4 E: 0 LOB: 2 K: 2 BB: 0 S: 11 P: 11	R: 0 H: 0 E: 0 LOB: 0 K: 0 BB: 0 S: 3 P: 3	R: 0 H: 1 E: 0 LOB: 0 K: 0 BB: 0 S: 3 P: 3	R: 0 H: 1 E: 0 LOB: 0 K: 0 BB: 0 S: 3 P: 3	R: 0 H: 0 E: 0 LOB: 0 K: 0 BB: 0 S: 3 P: 3	R: 0 H: 0 E: 0 LOB: 0 K: 0 BB: 0 S: 3 P: 3	R: 1 H: 2 E: 0 LOB: 1 K: 1 BB: 0 S: 7 P: 7	R: 0 H: 0 E: 0 LOB: 0 K: 0 BB: 0 S: 3 P: 3	R: 0 H: 1 E: 0 LOB: 3 K: 1 BB: 1 S: 6 P: 10	R: 0 H: 1 E: 0 LOB: 1 K: 1 BB: 0 S: 6 P: 6	R: 0 H: 1 E: 0 LOB: 1 K: 1 BB: 0 S: 6 P: 6	R: 0 H: 1 E: 0 LOB: 0 K: 1 BB: 0 S: 5 P: 5	R: 2 H: 2 E: 0 LOB: 0 K: 0 BB: 0 S: 4 P: 4	1B: 10 SF: 0 2B: 1 SAC: 1 3B: 1 DP: 1 HR: 2 HBP: 0	WP: 0 PA: 51 PB: 0 SB: 0 CS: 1					

PITCHER		IP	WLS	BF	H	R	ER	SO	BB	IBB	HBP	BLK	WP	HR	S	P	ERA	WHIP
Ken Brett, L ERA: 1.98	(1, 1)	8.0		30	8	3	3	3	0	0	0	0	0	1	36	36	3.38	1.000
Clay Carroll, R ERA: 1.79	(9, 1)	2.2		12	3	0	0	2	0	1	0	0	0	0	15	19	0.00	1.125
Terry Forster, L ERA: 4.15	(11, 1)	2.0	L	8	3	2	2	2	0	0	0	0	0	1	12	12	9.00	1.500

PITCHER	IP	WLS	BF	H	R	ER	SO	BB	IBB	HBP	BLK	WP	HR	S	P	ERA	WHIP

BOTTOM

Chicago White Sox @ Cleveland Indians

Cleveland Municipal Stadium, Cleveland, OH

Fri Jun 11 1976, 7:05 PM EDT

Att. 11,984 - Unknown - 84 F

livebaseballscorecards.com

AB	48
R	5
H	14
RBI	5
BB	1
SO	7
LOB	19

Batter	1	2	3	4	5	6	7	8	9	AB	R	H	RBI	BB	SO	LOB
Bucky Dent, R (1, 6) OBP: 0.326, SLG: 0.342	BBBB 4-0 FC3-6 BB		BBBB 4-0 G6-4-3 BB		x 0-0 1B 1B		x 0-0 1-2 1B		SSS 0-3 ③ K	3	0	2	0	2	1	2
Ralph Garr, L (1, 7) OBP: 0.311, SLG: 0.389	x 0-0 ① FC3-6 1-2f		SSS 0-3 ① K		x 0-0 G5-4-3 1-2 1B		x 0-0 ③ F8			4	0	1	0	0	1	4
Chet Lemon, R (1, 8) OBP: 0.321, SLG: 0.349	SSS 0-3 ② K		x 0-0 ②③ G6-4-3 1-2f		x 0-0 ②③ G5-4-3 1-2f			x 0-0 ① 1B		4	0	1	0	0	1	4
Jorge Orta, L (1, 5) OBP: 0.272, SLG: 0.387	SSS 0-3 ③ K			x 0-0 ① 4-3		x 0-0 ① F8		SSS 0-3 ② K		4	0	0	0	0	2	1
Buddy Bradford, R (1, 9) OBP: 0.323, SLG: 0.398		x 0-0 ① F8		x 0-0 ② F9		x 0-0 ② F8		x 0-0 ③ 5-3		4	0	0	0	0	0	0
Jim Spencer, L (1, 3) OBP: 0.330, SLG: 0.366		x 0-0 1B 1B		x 0-0 1B 1B		SSS 0-3 ③ K			x 0-0 ① 4-3	4	0	2	0	0	1	0
Brian Downing, R (1, 10) OBP: 0.375, SLG: 0.412 Alan Bannister, R (9, PR) OBP: 0.273, SLG: 0.364		x 0-0 FC4-6 1-2 1B		x 0-0 1-2 1B			x 0-0 ① F7		x 0-0 1B 1B	4 0	0 0	3 0	0 0	0 0	0 0	0 0
Bill Stein, R (1, 4) OBP: 0.218, SLG: 0.189 Rich Coggins, L (9, PH) OBP: 0.246, SLG: 0.203		SSS 0-3 ② K		x 0-0 ③ L1			x 0-0 ② F5		x 0-0 ② F6	3 1	0 0	0 0	0 0	0 0	1 0	4 1
Jim Essian, R (1, 2) OBP: 0.366, SLG: 0.351 Pat Kelly, L (9, PH) OBP: 0.346, SLG: 0.421		x 0-0 ③ FC4-6 1-2f			x 0-0 ① F8		x 0-0 1B 1B		x 0-0 1-2 1B	3 1	0 0	1 1	0 0	0 0	0 0	2 0
Inning Stats	R: 0 H: 0 E: 0 LOB: 1 K: 2 BB: 1 S: 7 P: 11	R: 0 H: 2 E: 0 LOB: 2 K: 1 BB: 0 S: 7 P: 7	R: 0 H: 0 E: 0 LOB: 0 K: 1 BB: 1 S: 4 P: 8	R: 0 H: 2 E: 0 LOB: 2 K: 0 BB: 0 S: 5 P: 5	R: 0 H: 2 E: 0 LOB: 1 K: 0 BB: 0 S: 4 P: 4	R: 0 H: 0 E: 0 LOB: 0 K: 1 BB: 0 S: 5 P: 5	R: 0 H: 2 E: 0 LOB: 2 K: 0 BB: 0 S: 5 P: 5	R: 0 H: 1 E: 0 LOB: 0 K: 1 BB: 0 S: 5 P: 5	R: 0 H: 2 E: 0 LOB: 2 K: 1 BB: 0 S: 7 P: 7	1B: 11 SF: 0 2B: 0 SAC: 0 3B: 0 DP: 2 HR: 0 HBP: 0						WP: 0 PA: 37 PB: 0 SB: 0 CS: 0	

PITCHER		IP	WLS	BF	H	R	ER	SO	BB	IBB	HBP	BLK	WP	HR	S	P	ERA	WHIP
Rick Waits, L ERA: 2.12	(1, 1)	6.0	W	24	6	0	0	5	2	0	0	0	0	0	32	40	0.00	1.333
Jim Bibby, R ERA: 4.75	(7, 1)	3.0	S	13	5	0	0	2	0	0	0	0	0	0	17	17	0.00	1.667

PITCHER	IP	WLS	BF	H	R	ER	SO	BB	IBB	HBP	BLK	WP	HR	S	P	ERA	WHIP

TOP

Chicago White Sox @ Cleveland Indians

Cleveland Municipal Stadium, Cleveland, OH

Sat Jun 12 1976, 3:33 AM EDT
Att. 17,456 - Unknown - 73 F

livebaseballscorecards.com

AB	35
R	0
H	11
RBI	0
BB	2
SO	7
LOB	18

BOTTOM

Chicago White Sox @ Cleveland Indians

Cleveland Municipal Stadium, Cleveland, OH

Sat Jun 12 1976, 3:33 AM EDT

Att. 17,456 - Unknown - 73 F

livebaseballscorecards.com

Batter	1	2	3	4	5	6	7	8	9	AB	R	H	RBI	BB	SO	LOB
Duane Kuiper, L (1, 4) OBP: 0.274, SLG: 0.265	4-3	F9		E 1B 3-H 1B			5-3			4	0	1	1	0	0	2
Rick Manning, L (1, 8) OBP: 0.332, SLG: 0.393	1B		6-3 1B	E7 1-3 1B			F8			4	0	3	0	0	0	0
George Hendrick, R (1, 7) OBP: 0.313, SLG: 0.432	F9		6-3 1-2	K			1-3			4	0	0	0	0	1	4
Rico Carty, R (1, 10) OBP: 0.383, SLG: 0.437	F7		F5		G6-4-3 1B			K		4	0	1	0	0	1	2
Alan Ashby, S (1, 2) OBP: 0.317, SLG: 0.322		F9	F8		G6-4-3 1-2f			K		4	0	0	0	0	1	2
Buddy Bell, R (1, 5) OBP: 0.393, SLG: 0.387		FC6-5 HBP 1B		1B SF7 2B	F8			BB		3	1	2	0	1	0	0
Charlie Spikes, R (1, 9) OBP: 0.306, SLG: 0.286 John Lowenstein, L (3, 9) OBP: 0.340, SLG: 0.301		BLK FC6-5 1-2 1B HBP		SF7 5-3 2-3 1B		L3		G3		0 3	1 1	0 1	0 0	0 0	0 0	0 1
Doug Howard, R (1, 3) OBP: 0.215, SLG: 0.250		FC6-5 1B BLK 1-2 2-3f		5-3 1-2		F8				3	0	0	0	0	0	4
Frank Duffy, R (1, 6) OBP: 0.278, SLG: 0.269		1-3 2-H 1B		SF7 2-3 3-H		6-3				2	0	1	2	0	0	0
Inning Stats	R: 0 H: 1 E: 0 LOB: 1 K: 0 BB: 0 S: 4 P: 4	R: 1 H: 2 E: 0 LOB: 2 K: 0 BB: 0 S: 5 P: 6	R: 0 H: 1 E: 0 LOB: 1 K: 0 BB: 0 S: 4 P: 4	R: 2 H: 4 E: 1 LOB: 2 K: 1 BB: 0 S: 9 P: 9	R: 0 H: 1 E: 0 LOB: 0 K: 0 BB: 0 S: 3 P: 3	R: 0 H: 0 E: 0 LOB: 0 K: 0 BB: 0 S: 3 P: 3	R: 0 H: 0 E: 0 LOB: 0 K: 0 BB: 0 S: 3 P: 3	R: 0 H: 0 E: 0 LOB: 1 K: 2 BB: 1 S: 7 P: 11		1B: 8 SF: 1 2B: 1 SAC: 0 3B: 0 DP: 1 HR: 0 HBP: 1						WP: 0 PA: 34 PB: 0 SB: 0 CS: 0

	AB	31
	R	3
	H	9
	RBI	3
	BB	1
	SO	3
	LOB	15

PITCHER		IP	WLS	BF	H	R	ER	SO	BB	IBB	HBP	BLK	WP	HR	S	P	ERA	WHIP
Pete Vuckovich, R ERA: 4.11	(1, 1)	6.0	L	27	9	3	3	1	0	0	1	1	0	0	28	29	4.50	1.500
Dave Hamilton, L ERA: 3.16	(7, 1)	2.0		7	0	0	0	2	1	0	0	0	0	0	10	14	0.00	0.500

PITCHER	IP	WLS	BF	H	R	ER	SO	BB	IBB	HBP	BLK	WP	HR	S	P	ERA	WHIP

Chicago White Sox @ Cleveland Indians

Cleveland Municipal Stadium, Cleveland, OH

Sun Jun 13 1976, 3:33 AM EDT

Unknown - 85 F

TOP

livebaseballscorecards.com

Batter	1	2	3	4	5	6	7	8	9	AB	R	H	RBI	BB	SO	LOB
Pat Kelly, L (1, 10) OBP: 0.355, SLG: 0.454	3-1		CS 1B			1B WP 1B	HR		G6-4-3 1-2f	5	2	3	1	0	0	1
Ralph Garr, L (1, 7) OBP: 0.308, SLG: 0.384	6-3		F3			WP BB 1-3 1B	4-3		6-3	5	0	1	0	0	0	1
Buddy Bradford, R (1, 9) OBP: 0.321, SLG: 0.388	F4		CS 1-2	K		WP 1-2 BB		K		3	0	0	0	1	2	0
Jorge Orta, L (1, 5) OBP: 0.271, SLG: 0.385		E3 S 1B		3-1		G3 1-2 2-3 3-H		E 1B		4	2	1	0	0	0	2
Jim Spencer, L (1, 3) OBP: 0.333, SLG: 0.365		FC6-4 1-H 1B		E2		IBB		L8		3	0	1	1	1	0	1
Brian Downing, R (1, 2) OBP: 0.365, SLG: 0.400		F6		5-3		L5		E8 1-H 1B		4	1	0	0	0	0	5
Pete Varney, R (8, 2) OBP: 0.279, SLG: 0.512										0	0	0	0	0	0	0
Chet Lemon, R (1, 8) OBP: 0.326, SLG: 0.349		FC6-4 S 1B 1-2f			CS BB	F2		2-H 1B		3	0	1	1	1	0	4
Bucky Dent, R (1, 6) OBP: 0.324, SLG: 0.340		1-H 1B			F7	F4		F9		4	0	1	0	0	0	2
Jack Brohamer, L (1, 4) OBP: 0.276, SLG: 0.317			4-3		4-3 1-2	4-3			G6-4-3 1B	3	0	0	0	0	0	1
Rich Coggins, L (9, PH) OBP: 0.257, SLG: 0.215										1	0	1	0	0	0	0

	AB	35
	R	5
	H	9
	RBI	3
	BB	3
	SO	2
	LOB	17

Inning Stats	1	2	3	4	5	6	7	8	9
	R: 0 E: 0 K: 0 S: 3	H: 0 LOB: 0 BB: 0 P: 3	R: 1 E: 1 K: 0 S: 5	H: 2 LOB: 2 BB: 0 P: 5	R: 0 E: 0 K: 0 S: 3	H: 1 LOB: 0 BB: 0 P: 3	R: 0 E: 1 K: 1 S: 6	H: 0 LOB: 1 BB: 0 P: 6	R: 0 E: 0 K: 0 S: 2	H: 0 LOB: 0 BB: 1 P: 6	R: 1 E: 0 K: 0 S: 5	H: 2 LOB: 3 BB: 2 P: 13	R: 1 E: 0 K: 0 S: 4	H: 1 LOB: 0 BB: 0 P: 4	R: 2 E: 1 K: 1 S: 8	H: 2 LOB: 1 BB: 0 P: 8	R: 0 E: 0 K: 0 S: 3	H: 1 LOB: 0 BB: 0 P: 3

	1B: 8	SF: 0	WP: 1	PA: 39
	2B: 0	SAC: 0	PB: 0	
	3B: 0	DP: 1	SB: 2	
	HR: 1	HBP: 0	CS: 2	

PITCHER		IP	WLS	BF	H	R	ER	SO	BB	IBB	HBP	BLK	WP	HR	S	P	ERA	WHIP
Pat Dobson, R ERA: 2.6	(1, 1)	6.0	W	25	5	2	1	1	2	1	0	0	1	0	24	36	1.50	1.167
Tom Buskey, R ERA: 2.35	(7, 1)	2.0		11	4	3	1	1	0	0	0	0	0	1	13	13	4.50	2.000
Dave LaRoche, L ERA: 1.65	(9, 1)	1.0	S	2	0	0	0	0	0	0	0	0	0	0	2	2	0.00	0.000

PITCHER		IP	WLS	BF	H	R	ER	SO	BB	IBB	HBP	BLK	WP	HR	S	P	ERA	WHIP

BOTTOM

Chicago White Sox @ Cleveland Indians

Cleveland Municipal Stadium, Cleveland, OH

Sun Jun 13 1976, 3:33 AM EDT

Unknown - 85 F

livebaseballscorecards.com

Batter	1	2	3	4	5	6	7	8	9	AB	R	H	RBI	BB	SO	LOB
Duane Kuiper, L (1, 4) OBP: 0.269, SLG: 0.259	4-3		SH1 2-3		F8	G4-6-3 1-2f		F7		4	0	0	0	0	0	2
Orlando Gonzalez, L (1, 3) OBP: 0.429, SLG: 0.333	L4-3 1B		BBBB G4-6-3 BB		F7		BBBB 1B E 1B BB	F8		3	1	1	0	2	0	0
Rick Manning, L (1, 8) OBP: 0.329, SLG: 0.388	L4-3 1-2		G4-6-3 1-2f		E7		E 1B 4-3 1-2 1B	L8		5	1	1	0	0	0	3
George Hendrick, R (1, 7) OBP: 0.316, SLG: 0.433		SH1-3 1B 6-3 1B		SSS K	F5		4-3 E SF8 1-2 2-3 1B			4	2	2	0	0	1	1
Rico Carty, R (1, 10) OBP: 0.390, SLG: 0.466		6-3 SH1-3 1-2 1B		HR		1B E 2B	E6 SF8 4-3 1-2 2-3 3-H			4	2	3	1	0	0	2
John Lowenstein, L (1, 9) OBP: 0.351, SLG: 0.298		SH1-3 1-2 2-3		BBBB S BB		BBBB E SF9 BB	4-3 1-2 2-3 3-H			1	1	0	1	2	0	2
Buddy Bell, R (1, 5) OBP: 0.395, SLG: 0.386		6-3 2-3 3-H		SSS K 1-2		E5 1B 1-3 2-H 1B	SF8 IBB			3	0	1	1	1	1	2
Alan Ashby, S (1, 2) OBP: 0.310, SLG: 0.318		SSS K		SSS K		SF9 3-H	SF8 1-2 2-3 3-H			2	0	0	2	0	2	2
Frank Duffy, R (1, 6) OBP: 0.284, SLG: 0.295			E1 SH1		HR	SSS G4-6-3 1-3 1B	K			4	1	2	1	0	1	2

Inning Stats									
	R: 0 H: 1 E: 0 LOB: 0 K: 0 BB: 0 S: 3 P: 3	R: 1 H: 2 E: 0 LOB: 1 K: 1 BB: 0 S: 7 P: 7	R: 0 H: 0 E: 1 LOB: 1 K: 0 BB: 1 S: 3 P: 7	R: 1 H: 1 E: 0 LOB: 1 K: 3 BB: 1 S: 10 P: 14	R: 1 H: 1 E: 1 LOB: 1 K: 0 BB: 0 S: 5 P: 5	R: 2 H: 3 E: 1 LOB: 1 K: 0 BB: 1 S: 5 P: 9	R: 3 H: 2 E: 1 LOB: 2 K: 1 BB: 2 S: 8 P: 16	R: 0 H: 0 E: 0 LOB: 0 K: 0 BB: 0 S: 3 P: 3	

	AB	30
	R	8
	H	10
	RBI	6
	BB	5
	SO	5
	LOB	16

| | | | | | | | | |

Chicago White Sox @ Cleveland Indians

Cleveland Municipal Stadium, Cleveland, OH

Sun Jun 13 1976, 3:38 AM EDT

Att. 33,599 - Unknown

TOP

livebaseballscorecards.com

Batter	1	2	3	4	5	6	7	8	9	AB	R	H	RBI	BB	SO	LOB
Rich Coggins, L (1, 9) OBP: 0.253, SLG: 0.203	B B B B 4-0 E 1B BB	x 0-0 ③ F8		x 0-0 ③ 6-3			x 0-0 ① F9	x 0-0 ③ F8		4	1	0	0	1	0	2
Ralph Garr, L (1, 7) OBP: 0.315, SLG: 0.390	x 0-0 SH1-3 1-H 2B 1B		x 0-0 ① 1-3		x 0-0 ① 6-3		x 0-0 1B SF9 1B		x 0-0 1B 1B E 1B	5	3	3	1	0	0	0
Chet Lemon, R (1, 8) OBP: 0.331, SLG: 0.353	x 0-0 ① SH1-3 1-2	S S S 0-3 ② K			x 0-0 F9 1B 1B		x 0-0 SF9 1-3 1B		S S S 0-3 ① K	4	0	2	0	0	2	1
Pat Kelly, L (1, 10) OBP: 0.370, SLG: 0.480	x 0-0 2-H 2B	x 0-0 HR 1B			x 0-0 FC4-6 1-2 1B		x 0-0 ② SF9 2-3 3-H		x 0-0 E 1B 1-2 1B	4	1	4	2	0	0	0
Jim Spencer, L (1, 3) OBP: 0.340, SLG: 0.385	x 0-0 ② F5	x 0-0 1-H HR			x 0-0 ② F9 2-3		4-0 IBB		x 0-0 E 1-2 2-3 1B	4	1	2	2	1	0	3
Brian Downing, R (1, 2) OBP: 0.354, SLG: 0.386	x 0-0 ③ F4	S S S 0-3 ③ K			x 0-0 ③ FC4-6 1-2f		x 0-0 ③ F8		x 0-0 E6 1-2 2-3 3-H	5	0	0	1	0	1	7
Jorge Orta, L (1, 5) OBP: 0.274, SLG: 0.394		x 0-0 3B		x 0-0 SH1-4 1B		x 0-0 ① F7		x 0-0 ① F8	S S S 0-3 ② K	5	0	2	0	0	1	3
Bucky Dent, R (1, 6) OBP: 0.323, SLG: 0.348		x 0-0 ① F4		x 0-0 ① SH1-4 1-2		x 0-0 ② 5-3		x 0-0 SH3-4 3B	x 0-0 F7	4	1	1	0	0	0	4
Bill Stein, R (1, 4) OBP: 0.210, SLG: 0.182		S S S 0-3 ② K		x 0-0 ② 6-3		x 0-0 ③ 4-3		x 0-0 ② SH3-4 3-H		3	0	0	1	0	1	2
Inning Stats	R: 2 E: 1 K: 0 S: 5 H: 2 LOB: 1 BB: 1 P: 9	R: 0 E: 0 K: 1 S: 6 H: 1 LOB: 1 BB: 0 P: 6	R: 2 E: 0 K: 2 S: 9 H: 2 LOB: 0 BB: 0 P: 9	R: 0 E: 0 K: 0 S: 4 H: 1 LOB: 1 BB: 0 P: 4	R: 0 E: 0 K: 0 S: 5 H: 2 LOB: 2 BB: 0 P: 5	R: 0 E: 0 K: 0 S: 3 H: 0 LOB: 0 BB: 0 P: 3	R: 1 E: 0 K: 0 S: 5 H: 2 LOB: 2 BB: 1 P: 9	R: 1 E: 0 K: 0 S: 4 H: 1 LOB: 0 BB: 0 P: 4	R: 1 E: 1 K: 2 S: 11 H: 3 LOB: 3 BB: 0 P: 11	1B: 10 2B: 1 3B: 2 HR: 1 SF: 1 SAC: 3 DP: 0 HBP: 0						

AB	38
R	7
H	14
RBI	7
BB	2
SO	5
LOB	22

WP: 0 PA: 44
PB: 0
SB: 0
CS: 0

PITCHER		IP	WLS	BF	H	R	ER	SO	BB	IBB	HBP	BLK	WP	HR	S	P	ERA	WHIP
Dennis Eckersley, R ERA: 4.15	(1, 1)	3.0		15	5	4	4	3	1	0	0	0	0	1	20	24	12.00	2.000
Jim Kern, R ERA: 2.52	(4, 1)	5.0	W	23	7	3	3	0	0	1	0	0	0	0	22	26	5.40	1.400
Stan Thomas, R ERA: 2.66	(9, 1)	0.1		1	0	0	0	1	0	0	0	0	0	0	3	3	0.00	0.000
Dave LaRoche, L ERA: 1.62	(9, 1)	0.2	S	5	2	0	0	1	0	0	0	0	0	0	7	7	0.00	3.000

PITCHER	IP	WLS	BF	H	R	ER	SO	BB	IBB	HBP	BLK	WP	HR	S	P	ERA	WHIP

BOTTOM

Chicago White Sox @ Cleveland Indians

Cleveland Municipal Stadium, Cleveland, OH

Sun Jun 13 1976, 3:38 AM EDT

Att. 33,599 - Unknown

livebaseballscorecards.com

Batter	1	2	3	4	5	6	7	8	9	AB	R	H	RBI	BB	SO	LOB
Larvell Blanks, R (1, 6) (9, 4) OBP: 0.373, SLG: 0.529	F2	5-3		5-3			F3	1B 3B (1-H, 3-H)		5	1	1	2	0	0	3
Orlando Gonzalez, L (1, 3) OBP: 0.353, SLG: 0.267	6-3		F8	3-1			F8	CS WP 1B (3-H)		3	0	0	0	0	0	0
Doug Howard, R (7, PH) (8, 3) OBP: 0.221, SLG: 0.256										2	0	1	1	0	0	0
Rick Manning, L (1, 8) OBP: 0.327, SLG: 0.384	4-3		6-3	K			F7	1B (1-2)		5	0	1	0	0	1	0
Frank Robinson, R (1, 10) OBP: 0.435, SLG: 0.444		BB 2B FC4-2	1B	BB				L8 / K		3	0	1	0	2	1	3
George Hendrick, R (1, 7) OBP: 0.311, SLG: 0.424		L8	K	F9				E5 1B 1B E		4	1	0	0	0	1	3
John Lowenstein, L (1, 9) OBP: 0.356, SLG: 0.318		1B 2B (1-3)	K	F9				E 1B 1B (1-2)		4	2	2	0	0	1	0
Buddy Bell, R (1, 5) OBP: 0.392, SLG: 0.383		FC4-2 1B 1B (3-H)	F8	F6				E 1B (1-2, 2-3)		4	2	1	0	0	0	2
Ray Fosse, R (1, 2) OBP: 0.375, SLG: 0.265		1B 1B (1-2, 2-H)	3B 1B	FC6-4 1B				E4 3B 2B (1-H, 2-H, 3-H)		3	1	3	1	0	0	0
Rico Carty, R (8, PH) OBP: 0.393, SLG: 0.475										1	0	1	3	0	0	0
Alan Ashby, S (8, PR) (9, 2) OBP: 0.310, SLG: 0.318										0	1	0	0	0	0	0
Duane Kuiper, L (1, 4) OBP: 0.275, SLG: 0.277		1B (1-3, 2-H)	3B (1-H)	FC6-4 (1-2f)				3B IBB		3	0	2	2	0	0	1
Frank Duffy, R (8, PH) (9, 6) OBP: 0.288, SLG: 0.295										0	1	0	0	1	0	0
Inning Stats	R: 0 E: 0 K: 0 S: 3 H: 0 LOB: 0 BB: 0 P: 3	R: 2 E: 0 K: 0 S: 6 H: 3 LOB: 2 BB: 1 P: 10	R: 0 E: 0 K: 1 S: 6 H: 1 LOB: 1 BB: 0 P: 6	R: 1 E: 0 K: 1 S: 7 H: 2 LOB: 1 BB: 0 P: 7	R: 0 E: 0 K: 1 S: 5 H: 0 LOB: 1 BB: 1 P: 9	R: 0 E: 0 K: 0 S: 4 H: 1 LOB: 1 BB: 0 P: 4	R: 0 E: 0 K: 0 S: 3 H: 0 LOB: 0 BB: 0 P: 3	R: 6 E: 2 K: 1 S: 11 H: 6 LOB: 3 BB: 1 P: 15		1B: 9 2B: 3 3B: 2 HR: 0 SF: 0 SAC: 0 DP: 1 HBP: 0						

AB	37
R	9
H	13
RBI	9
BB	3
SO	4
LOB	12

WP: 1 PB: 0 SB: 0 CS: 1 PA: 40

PITCHER		IP	WLS	BF	H	R	ER	SO	BB	IBB	HBP	BLK	WP	HR	S	P	ERA	WHIP
Jesse Jefferson, R (1, 1) ERA: 6.14		1.2		9	3	2	2	0	1	0	0	0	0	0	8	12	10.80	2.400
Dave Hamilton, L (2, 1) ERA: 2.95		5.1		21	4	1	1	3	1	0	0	0	0	0	26	30	1.69	0.938
Clay Carroll, R (8, 1) ERA: 2.31		0.1	L	5	3	4	3	0	0	0	0	0	0	0	5	5	81.00	9.000
Terry Forster, L (8, 1) ERA: 4.47		0.2		5	3	2	2	1	0	1	0	0	1	0	6	10	27.00	4.500

PITCHER		IP	WLS	BF	H	R	ER	SO	BB	IBB	HBP	BLK	WP	HR	S	P	ERA	WHIP

Cleveland Indians @ Texas Rangers

Arlington Stadium, Arlington, TX

Tue Jun 15 1976, 8:05 PM EDT

Att. 18,466 - Unknown - 76 F

Batter	1	2	3	4	5	6	7	8	9	AB	R	H	RBI	BB	SO	LOB
Duane Kuiper, L (1, 4) OBP: 0.269, SLG: 0.271	F2	6-3 1-2			4-3			G3 2-3		4	0	0	0	0	0	2
Orlando Gonzalez, L (1, 3) OBP: 0.333, SLG: 0.263	1B 6-3 1B		L7			1-3		F8		4	1	1	0	0	0	1
Rick Manning, L (1, 8) OBP: 0.325, SLG: 0.382	FC5 6-3 1-3 1B		K			K			E6	4	0	1	0	0	2	0
Rico Carty, R (1, 10) OBP: 0.386, SLG: 0.464	6-3 1-2 3-H		4-3			L7			K	4	0	0	1	0	1	2
John Lowenstein, L (1, 9) OBP: 0.362, SLG: 0.330	BB			4-3 CS 2B			K		L7	3	0	1	0	1	1	1
George Hendrick, R (1, 7) OBP: 0.305, SLG: 0.416	FC5 2-3f			4-3 2-3			K		L7	4	0	0	0	0	1	4
Buddy Bell, R (1, 5) OBP: 0.392, SLG: 0.388		G3 1B 2B		5-3 3-H			F8			3	1	1	0	0	0	1
Alan Ashby, S (1, 2) OBP: 0.310, SLG: 0.318		G3 2-3			K			G3 4-3 1B		3	0	1	0	0	1	1
Frank Duffy, R (1, 6) OBP: 0.289, SLG: 0.296		6-3 3-H 1B			L3			4-3 1-2		3	0	1	1	0	0	1

Inning Stats	1	2	3	4	5	6	7	8	9	AB	R	H	RBI	BB	SO	LOB
	R: 1 E: 0 K: 0 S: 5	H: 2 LOB: 2 BB: 1 P: 9	R: 1 E: 0 K: 0 S: 4	H: 2 LOB: 0 BB: 0 P: 4	R: 0 E: 0 K: 1 S: 5	H: 0 LOB: 0 BB: 0 P: 5	R: 0 E: 0 K: 0 S: 3	H: 1 LOB: 0 BB: 0 P: 3	R: 0 E: 0 K: 1 S: 5	H: 0 LOB: 0 BB: 0 P: 5	R: 0 E: 0 K: 1 S: 5	H: 0 LOB: 0 BB: 0 P: 5	R: 0 E: 0 K: 2 S: 7	H: 0 LOB: 0 BB: 0 P: 7	R: 0 E: 0 K: 0 S: 4	H: 1 LOB: 1 BB: 0 P: 4	R: 0 E: 1 K: 1 S: 6	H: 0 LOB: 1 BB: 0 P: 6

PITCHER	IP	WLS	BF	H	R	ER	SO	BB	IBB	HBP	BLK	WP	HR	S	P	ERA	WHIP
Gaylord Perry, R (1, 1) ERA: 3.21	9.0	W	33	6	2	2	6	1	0	0	0	0	0	44	48	2.00	0.778

PITCHER	IP	WLS	BF	H	R	ER	SO	BB	IBB	HBP	BLK	WP	HR	S	P	ERA	WHIP

1B: 4	SF: 0
2B: 2	SAC: 0
3B: 0	DP: 0
HR: 0	HBP: 0

WP: 0	PA: 33
PB: 0	
SB: 0	
CS: 1	

livebaseballscorecards.com

AB	32
R	2
H	6
RBI	2
BB	1
SO	6
LOB	13

Batter	1	2	3	4	5	6	7	8	9	AB	R	H	RBI	BB	SO	LOB
Gene Clines, R (1, 7) OBP: 0.325, SLG: 0.342	1B 2B		1B 2B	L8		L8				4	2	2	0	0	0	3
Lenny Randle, S (1, 4) OBP: 0.318, SLG: 0.319	5-3		1B BB		CS 1B		K			3	0	1	0	1	1	1
Mike Hargrove, L (1, 3) OBP: 0.409, SLG: 0.444	2B 1B 2-H		G6-4-3 1B 1-3 2-H		F8 1-2		K			4	1	2	2	0	1	1
Toby Harrah, R (1, 6) OBP: 0.396, SLG: 0.403	2B 1-H		F4		BB BB		F8			3	0	1	1	1	0	2
Jeff Burroughs, R (1, 9) OBP: 0.301, SLG: 0.406	K		G6-4-3 1-2f		BB 1-2			6-3		3	0	0	0	1	1	3
Roy Howell, L (1, 5) OBP: 0.316, SLG: 0.395	K			K	K			K		4	0	0	0	0	4	3
Tom Grieve, R (1, 10) OBP: 0.295, SLG: 0.431		6-3		1B		K		F9		4	0	1	0	0	1	0
Juan Beniquez, R (1, 8) OBP: 0.279, SLG: 0.279		5-3		1B 1B		4-3				3	0	1	0	0	0	0
Jim Sundberg, R (1, 2) OBP: 0.297, SLG: 0.342		L7		1B 1-2		1B				3	0	2	0	0	0	0
Inning Stats	R: 2 H: 3 E: 0 LOB: 1 K: 2 BB: 0 S: 10 P: 10		R: 0 H: 0 E: 0 LOB: 0 K: 0 BB: 0 S: 3 P: 3	R: 1 H: 2 E: 0 LOB: 1 K: 0 BB: 1 S: 4 P: 8	R: 0 H: 3 E: 0 LOB: 2 K: 1 BB: 0 S: 7 P: 7	R: 0 H: 1 E: 0 LOB: 2 K: 1 BB: 2 S: 5 P: 13	R: 0 H: 1 E: 0 LOB: 1 K: 1 BB: 0 S: 6 P: 6	R: 0 H: 0 E: 0 LOB: 0 K: 2 BB: 0 S: 7 P: 7	R: 0 H: 0 E: 0 LOB: 0 K: 1 BB: 0 S: 5 P: 5		1B: 7 SF: 0 2B: 3 SAC: 0 3B: 0 DP: 1 HR: 0 HBP: 0						

PITCHER		IP	WLS	BF	H	R	ER	SO	BB	IBB	HBP	BLK	WP	HR	S	P	ERA	WHIP
Jim Bibby, R ERA: 4.98	(1, 1)	4.0	L	20	9	3	3	3	1	0	0	0	0	0	25	29	6.75	2.500
Don Hood, L ERA: 3.6	(5, 1)	4.0		14	1	0	0	5	2	0	0	0	0	0	22	30	0.00	0.750

PITCHER	IP	WLS	BF	H	R	ER	SO	BB	IBB	HBP	BLK	WP	HR	S	P	ERA	WHIP

BOTTOM

Cleveland Indians @ Texas Rangers

Arlington Stadium, Arlington, TX

Tue Jun 15 1976, 8:05 PM EDT

Att. 18,466 - Unknown - 76 F

livebaseballscorecards.com

AB	31
R	3
H	10
RBI	3
BB	3
SO	8
LOB	13

Batter	1	2	3	4	5	6	7	8	9	AB	R	H	RBI	BB	SO	LOB
Orlando Gonzalez, L (1, 3) OBP: 0.280, SLG: 0.217	K	L5			F8		L6		SH 1-3	4	0	0	0	0	1	3
Rick Manning, L (1, 8) OBP: 0.327, SLG: 0.387	K		WP 4-3 HR 1B		3-1			WP SF8 2B	6-3	5	2	2	0	0	1	2
John Lowenstein, L (1, 9) OBP: 0.358, SLG: 0.319	K		4-3 1-2		L7			BBBB WP HR BB	IBB	3	1	0	0	1	1	1
Doug Howard, R (9, PH) OBP: 0.229, SLG: 0.256 (9, 9)										0	0	0	0	1	0	0
Rico Carty, R (1, 10) OBP: 0.377, SLG: 0.455		K	K 2-3			6-3		F9	SF8 3-H	4	0	0	1	0	2	3
George Hendrick, R (1, 7) OBP: 0.307, SLG: 0.432		G3 3B 1B	HR 3-H			K		SF8 1-2 2-H	4-3	4	2	2	3	0	1	2
Alan Ashby, S (1, 2) OBP: 0.309, SLG: 0.312		G3 1-2	4-3			3-1		BBBB HR BB		3	1	0	0	1	0	1
Buddy Bell, R (1, 5) OBP: 0.398, SLG: 0.418		1B 2-H 3B		4-3			1B	1-H 2-H HR		4	2	3	4	0	0	0
Frank Duffy, R (1, 6) OBP: 0.288, SLG: 0.295		E 1B 3-H 1B		F8			F8	K		4	0	1	1	0	1	1
Duane Kuiper, L (1, 4) OBP: 0.274, SLG: 0.276		E8 1-3 1B		K			F8		SH SF8 1B	4	1	2	0	0	1	1
Inning Stats	R: 0 E: 0 K: 3 S: 9 H: 0 LOB: 0 BB: 0 P: 9	R: 2 E: 1 K: 1 S: 9 H: 4 LOB: 2 BB: 0 P: 9	R: 2 E: 0 K: 1 S: 7 H: 2 LOB: 0 BB: 0 P: 7	R: 0 E: 0 K: 1 S: 5 H: 0 LOB: 0 BB: 0 P: 5	R: 0 E: 0 K: 0 S: 3 H: 0 LOB: 0 BB: 0 P: 3	R: 0 E: 0 K: 1 S: 5 H: 0 LOB: 0 BB: 0 P: 5	R: 0 E: 0 K: 0 S: 4 H: 1 LOB: 1 BB: 0 P: 4	R: 4 E: 0 K: 1 S: 7 H: 2 LOB: 0 BB: 2 P: 15	R: 1 E: 1 K: 0 S: 5 H: 1 LOB: 2 BB: 1 P: 9	1B: 6 2B: 1 3B: 1 HR: 2	SF: 2 SAC: 1 DP: 0 HBP: 0			WP: 2 PB: 0 SB: 0 CS: 0	PA: 41		

PITCHER		IP	WLS	BF	H	R	ER	SO	BB	IBB	HBP	BLK	WP	HR	S	P	ERA	WHIP
Bert Blyleven, R ERA: 3.62	(1, 1)	7.2	L	33	8	7	7	7	2	0	0	0	2	1	45	53	8.22	1.304
Steve Foucault, R ERA: 1.67	(8, 1)	0.1		2	1	1	1	1	0	0	0	0	0	1	4	4	27.00	3.000
Joe Hoerner, L ERA: 1.84	(9, 1)	1.0		6	1	1	0	0	0	1	0	0	0	0	5	9	0.00	1.000

PITCHER	IP	WLS	BF	H	R	ER	SO	BB	IBB	HBP	BLK	WP	HR	S	P	ERA	WHIP

TOP

Cleveland Indians @ Texas Rangers

Arlington Stadium, Arlington, TX

Wed Jun 16 1976, 8:05 PM EDT

Att. 18,006 - Unknown

livebaseballscorecards.com

AB	35
R	9
H	10
RBI	9
BB	3
SO	8
LOB	14

Batter	1	2	3	4	5	6	7	8	9	AB	R	H	RBI	BB	SO	LOB
Gene Clines, R (1, 7) OBP: 0.341, SLG: 0.351	L5-3		S, 1B	WP, 1B 1-2 2-H			L4		1B, BB 1-2	4	0	2	1	1	0	0
Lenny Randle, S (1, 4) OBP: 0.320, SLG: 0.317	K		F9	4-3, BB 1-2 2-3			4-3		G6-4-3, 1B 1-2 2-3	4	0	1	0	1	1	1
Mike Hargrove, L (1, 3) OBP: 0.404, SLG: 0.443	2B		K	4-3			G3		K	5	0	1	0	0	2	7
Toby Harrah, R (1, 6) OBP: 0.392, SLG: 0.398	G3		F7 1-2		7-4, 1B			F6	G6-4-3 1-2f	5	0	1	0	0	0	5
Jeff Burroughs, R (1, 9) OBP: 0.296, SLG: 0.398		K		5-3	F7			F7		4	0	0	0	0	1	1
Roy Howell, L (1, 5) OBP: 0.324, SLG: 0.399		1B, 1B		1B, BB	7-4 1-2f			HR, 1B		3	2	2	0	1	0	1
Tom Grieve, R (1, 10) OBP: 0.295, SLG: 0.442		K		K		6-3		HR 1-H		4	1	1	2	0	2	2
Juan Beniquez, R (1, 8) OBP: 0.283, SLG: 0.284		1B 1-3		1B, 1B 1-3		K		6-3		4	1	2	0	0	1	0
Jim Sundberg, R (1, 2) OBP: 0.302, SLG: 0.342		K		WP, 1B 1-2 3-H		5-3			1B, BB	3	0	1	1	1	1	2
Inning Stats	R: 0 E: 0 K: 1 S: 6 H: 1 LOB: 1 BB: 0 P: 6	R: 0 E: 0 K: 3 S: 11 H: 2 LOB: 2 BB: 0 P: 11	R: 0 E: 0 K: 1 S: 6 H: 1 LOB: 1 BB: 0 P: 6	R: 2 E: 0 K: 1 S: 8 H: 3 LOB: 3 BB: 2 P: 16	R: 0 E: 0 K: 0 S: 3 H: 1 LOB: 0 BB: 0 P: 3	R: 0 E: 0 K: 1 S: 5 H: 0 LOB: 0 BB: 0 P: 5	R: 0 E: 0 K: 0 S: 3 H: 0 LOB: 0 BB: 0 P: 3	R: 2 E: 0 K: 0 S: 5 H: 2 LOB: 0 BB: 0 P: 5	R: 0 E: 0 K: 1 S: 5 H: 1 LOB: 2 BB: 2 P: 13	1B: 9 2B: 2 3B: 0 HR: 1 SF: 0 SAC: 0 DP: 2 HBP: 0						

PITCHER	IP	WLS	BF	H	R	ER	SO	BB	IBB	HBP	BLK	WP	HR	S	P	ERA	WHIP
Jackie Brown, R (1, 1) ERA: 2.39	8.0	W	35	10	4	4	7	2	0	0	0	1	1	47	55	4.50	1.500
Stan Thomas, R (9, 1) ERA: 2.66	0.0		2	0	0	0	0	2	0	0	0	0	0	0	8	∞	∞
Dave LaRoche, L (9, 1) ERA: 1.57	1.0		3	1	0	0	1	0	0	0	0	0	0	5	5	0.00	1.000

PITCHER	IP	WLS	BF	H	R	ER	SO	BB	IBB	HBP	BLK	WP	HR	S	P	ERA	WHIP

BOTTOM

Cleveland Indians @ Texas Rangers

Arlington Stadium, Arlington, TX

Wed Jun 16 1976, 8:05 PM EDT

Att. 18,006 - Unknown

livebaseballscorecards.com

AB	36
R	4
H	11
RBI	4
BB	4
SO	8
LOB	19

PA: 40

Batter	1	2	3	4	5	6	7	8	9	AB	R	H	RBI	BB	SO	LOB
Davey Nelson, R (1, 4) OBP: 0.400, SLG: 0.447	4-3 BLK 2B	F9			1-6-3		4-3 2-3		BB	4	1	1	0	1	0	3
Amos Otis, R (1, 8) OBP: 0.364, SLG: 0.524	K		3-1 G3 2B		6-3		F3		K	5	1	1	0	0	2	3
George Brett, L (1, 6) OBP: 0.393, SLG: 0.481	4-3 2-3		3-1 2-3			6-3		L3		4	0	0	0	0	0	2
John Mayberry, L (1, 3) OBP: 0.333, SLG: 0.394	F5 3-H		G3 3-H			6-3		BB 1B		4	0	1	1	0	0	0
Hal McRae, R (1, 10) OBP: 0.419, SLG: 0.489		E 1B 1B 1B	L7			BB		G4-6-3 1-2 BB		2	1	1	0	2	0	0
Al Cowens, R (1, 9) OBP: 0.291, SLG: 0.314		E9 1B 1-3 1B		L6		L4		G4-6-3 1-2f		4	0	1	0	0	0	3
Jim Wohlford, R (1, 7) OBP: 0.269, SLG: 0.284 Tom Poquette, L (7, PH) OBP: 0.384, SLG: 0.519 (7, 7)		G3		6-3			2B 1B		SF8 3B	2 2	0 2	0 2	0 0	0 0	0 0	2 0
Cookie Rojas, R (1, 5) OBP: 0.350, SLG: 0.346	2-3 3-H 1B			F9			4-3 1-H 2B		SF8 3-H	3	0	2	3	0	0	0
Buck Martinez, R (1, 2) OBP: 0.321, SLG: 0.519		K			L8		F3		G3	4	0	0	0	0	1	3
Inning Stats	R: 1 E: 0 K: 1 S: 6 H: 1 LOB: 0 BB: 0 P: 6	R: 1 E: 1 K: 1 S: 8 H: 3 LOB: 2 BB: 0 P: 8	R: 1 E: 0 K: 0 S: 4 H: 1 LOB: 0 BB: 0 P: 4	R: 0 E: 0 K: 0 S: 3 H: 0 LOB: 0 BB: 0 P: 3	R: 0 E: 0 K: 0 S: 3 H: 0 LOB: 0 BB: 0 P: 3	R: 0 E: 0 K: 0 S: 3 H: 0 LOB: 1 BB: 1 P: 7	R: 1 E: 0 K: 0 S: 5 H: 2 LOB: 1 BB: 0 P: 5	R: 0 E: 0 K: 0 S: 3 H: 1 LOB: 1 BB: 1 P: 7	R: 1 E: 0 K: 1 S: 6 H: 1 LOB: 1 BB: 1 P: 10	1B: 5 2B: 3 3B: 1 HR: 0 SF: 1 SAC: 0 DP: 1 HBP: 0						

TOP

Kansas City Royals @ Cleveland Indians

Cleveland Municipal Stadium, Cleveland, OH

Fri Jun 18 1976, 3:33 AM EDT
Att. 14,170 - Unknown - 80 F

livebaseballscorecards.com

AB	34
R	5
H	9
RBI	4
BB	3
SO	3
LOB	16

WP: 0 PB: 0 SB: 0 CS: 0 PA: 38

PITCHER		IP	WLS	BF	H	R	ER	SO	BB	IBB	HBP	BLK	WP	HR	S	P	ERA	WHIP
Rick Waits, L ERA: 3.15	(1, 1)	3.0		14	5	3	3	2	0	0	0	1	0	0	18	18	9.00	1.667
Stan Thomas, R ERA: 2.57	(4, 1)	4.1	L	18	3	1	1	0	2	0	0	0	0	0	16	24	2.08	1.154
Jim Kern, R ERA: 2.6	(8, 1)	1.2		6	1	1	1	1	1	0	0	0	0	0	7	11	5.40	1.200

PITCHER	IP	WLS	BF	H	R	ER	SO	BB	IBB	HBP	BLK	WP	HR	S	P	ERA	WHIP

Batter	1	2	3	4	5	6	7	8	9	AB	R	H	RBI	BB	SO	LOB
Orlando Gonzalez, L (1, 3) OBP: 0.310, SLG: 0.231	CS 1B		FC 1B 1B 1-2		SH1-4 1-2		BBBB 4-0 ② 1-2 BB		SSS 0-3 K ②	3	1	1	0	1	1	2
Rick Manning, L (1, 8) OBP: 0.328, SLG: 0.387	SSS 0-3 K ①② 1-2		1B 1-3 2-H 1B		1B 2-H 1B		SSS 0-3 K ③		FC6-4 ③ 1-2f	5	0	2	2	0	2	3
John Lowenstein, L (1, 9) OBP: 0.363, SLG: 0.327	E 1B		SSS 0-3 K ①		CS 1-3 1B			4-3 ①		4	0	2	0	0	1	2
Rico Carty, R (1, 10) OBP: 0.379, SLG: 0.453 Ron Pruitt, R (8, PR) OBP: 0.263, SLG: 0.071	SSS 0-3 K ③ 1-3		G4-6-3 2-3 3-H 1B		F4 ②③ 1-2			BBBB 4-0 1B BB		3 0	0 0	1 0	1 0	1 0	1 0	3 0
George Hendrick, R (1, 7) OBP: 0.306, SLG: 0.429		CS 1B	G4-6-3 ②③ 1-2f			SSS 0-3 K ①		F7 ②		4	0	1	0	0	1	3
Alan Ashby, S (1, 2) OBP: 0.307, SLG: 0.310		F8 ①② 1-2	SSS 0-3 K ①			SSS 0-3 K ②		1-3 1B		4	0	1	0	0	2	1
Buddy Bell, R (1, 5) OBP: 0.395, SLG: 0.415		1B	F9 ②			6-3 ③		F7 ③		4	0	1	0	0	0	2
Frank Duffy, R (1, 6) OBP: 0.289, SLG: 0.296 Larvell Blanks, R (9, PH) OBP: 0.368, SLG: 0.522		F9 ③	F7 ③				FC1-4-6 1B		SSS 0-3 K ①	3 1	0 0	1 0	0 0	0 0	0 1	1 0
Duane Kuiper, L (1, 4) OBP: 0.282, SLG: 0.285			E 1B 1B		SH1-4 1B 1B		FC1-4-6 ① CS 1-2f		FC6-4 1B	4	2	3	0	0	0	1
Inning Stats	R: 0 E: 1 K: 2 S: 8 H: 2 LOB: 1 BB: 0 P: 8	R: 0 E: 0 K: 0 S: 4 H: 2 LOB: 1 BB: 0 P: 4	R: 2 E: 1 K: 1 S: 8 H: 3 LOB: 1 BB: 0 P: 8	R: 0 E: 0 K: 1 S: 5 H: 0 LOB: 0 BB: 0 P: 5	R: 1 E: 0 K: 0 S: 5 H: 3 LOB: 1 BB: 0 P: 5	R: 0 E: 0 K: 2 S: 7 H: 0 LOB: 0 BB: 0 P: 7	R: 0 E: 0 K: 1 S: 5 H: 1 LOB: 1 BB: 1 P: 9	R: 0 E: 0 K: 0 S: 4 H: 1 LOB: 2 BB: 1 P: 8	R: 0 E: 0 K: 2 S: 8 H: 1 LOB: 1 BB: 0 P: 8	1B: 13 2B: 0 3B: 0 HR: 0		SF: 0 SAC: 1 DP: 1 HBP: 0				

PITCHER	IP	WLS	BF	H	R	ER	SO	BB	IBB	HBP	BLK	WP	HR	S	P	ERA	WHIP
Dennis Leonard, R (1, 1) ERA: 2.75	9.0	W	38	13	3	1	9	2	0	0	0	0	0	54	62	1.00	1.667

PITCHER	IP	WLS	BF	H	R	ER	SO	BB	IBB	HBP	BLK	WP	HR	S	P	ERA	WHIP

BOTTOM

Kansas City Royals @ Cleveland Indians

Cleveland Municipal Stadium, Cleveland, OH

Fri Jun 18 1976, 3:33 AM EDT

Att. 14,170 - Unknown - 80 F

livebaseballscorecards.com

AB	35
R	3
H	13
RBI	3
BB	2
SO	9
LOB	18

1B: 13	SF: 0	WP: 0	PA: 38
2B: 0	SAC: 1	PB: 0	
3B: 0	DP: 1	SB: 0	
HR: 0	HBP: 0	CS: 4	

Batter	1	2	3	4	5	6	7	8	9	AB	R	H	RBI	BB	SO	LOB
Davey Nelson, R (1, 4) OBP: 0.373, SLG: 0.412	6-3		K			6-3			F8	4	0	0	0	0	1	0
Amos Otis, R (1, 8) OBP: 0.363, SLG: 0.519	6-3			K			2-3		1B	4	0	1	0	0	1	0
George Brett, L (1, 5) OBP: 0.387, SLG: 0.474	F9			4-3			K		F7	4	0	0	0	0	1	1
John Mayberry, L (1, 3) OBP: 0.328, SLG: 0.387		K		F8			F7		G3	4	0	0	0	0	1	1
Hal McRae, R (1, 10) OBP: 0.418, SLG: 0.484		F9			L7			1B BB		2	0	0	0	1	0	0
Al Cowens, R (1, 9) OBP: 0.292, SLG: 0.314		1B			6-3			K		3	0	1	0	0	1	1
Tom Poquette, L (1, 7) OBP: 0.376, SLG: 0.507		F7			F5			F7		3	0	0	0	0	0	2
Buck Martinez, R (1, 2) OBP: 0.313, SLG: 0.506 Tony Solaita, L (8, PH) OBP: 0.277, SLG: 0.356 John Wathan, R (8, PR) OBP: 0.375, SLG: 0.333 (8, 2)			L8			6-3		1-3 1B		2 1 0	0 0 0	0 1 0	0 0 0	0 0 0	0 0 0	0 0 0
Frank White, R (1, 6) OBP: 0.275, SLG: 0.304 Jamie Quirk, L (8, PH) OBP: 0.313, SLG: 0.438 (8, 6)			L7			6-3		4-3		2 1	0 0	0 0	0 0	0 0	0 0	0 2
Inning Stats	R: 0 E: 0 K: 0 S: 3 H: 0 LOB: 0 BB: 0 P: 3	R: 0 E: 0 K: 1 S: 6 H: 1 LOB: 1 BB: 0 P: 6	R: 0 E: 0 K: 1 S: 5 H: 0 LOB: 0 BB: 0 P: 5	R: 0 E: 0 K: 1 S: 5 H: 0 LOB: 0 BB: 0 P: 5	R: 0 E: 0 K: 0 S: 3 H: 0 LOB: 0 BB: 0 P: 3	R: 0 E: 0 K: 0 S: 3 H: 0 LOB: 0 BB: 0 P: 3	R: 0 E: 0 K: 1 S: 5 H: 0 LOB: 0 BB: 0 P: 5	R: 0 E: 0 K: 1 S: 6 H: 1 LOB: 2 BB: 1 P: 10	R: 0 E: 0 K: 0 S: 4 H: 1 LOB: 1 BB: 0 P: 4	1B: 3 2B: 0 3B: 0 HR: 0 SF: 0 SAC: 0 DP: 0 HBP: 0						

PITCHER		IP	WLS	BF	H	R	ER	SO	BB	IBB	HBP	BLK	WP	HR	S	P	ERA	WHIP
Pat Dobson, R ERA: 2.41	(1, 1)	7.0	W	22	1	0	0	4	0	0	0	0	0	0	30	30	0.00	0.143
Jim Kern, R ERA: 2.51	(8, 1)	2.0	S	9	2	0	0	1	1	0	0	0	0	0	10	14	0.00	1.500

PITCHER	IP	WLS	BF	H	R	ER	SO	BB	IBB	HBP	BLK	WP	HR	S	P	ERA	WHIP

TOP

Kansas City Royals @ Cleveland Indians

Cleveland Municipal Stadium, Cleveland, OH

Sat Jun 19 1976, 7:05 PM EDT
Att. 17,389 - Unknown - 60 F

livebaseballscorecards.com

AB	30
R	0
H	3
RBI	0
BB	1
SO	5
LOB	7

WP: 0 PA: 31
PB: 0
SB: 0
CS: 0

BOTTOM

Kansas City Royals @ Cleveland Indians

Cleveland Municipal Stadium, Cleveland, OH

Sat Jun 19 1976, 7:05 PM EDT

Att. 17,389 - Unknown - 60 F

livebaseballscorecards.com

Batter	1	2	3	4	5	6	7	8	9	AB	R	H	RBI	BB	SO	LOB
Orlando Gonzalez, L (1, 3) OBP: 0.313, SLG: 0.241 Doug Howard, R (7, PH) OBP: 0.237, SLG: 0.256 (8, 3)	G3		G6-3 1-2f			G3 SH1-4 1B 1B	FC5-2 IBB			3 0	1 0	1 0	0 0	0 1	0 0	1 0
Rick Manning, L (1, 8) OBP: 0.328, SLG: 0.386	1-3			6-3 G3 1B		SH1-4 1-2	FC5-2 1-2 2-3 3-H[f]			3	0	1	0	0	0	3
John Lowenstein, L (1, 9) OBP: 0.353, SLG: 0.317 Frank Robinson, R (7, PH) OBP: 0.417, SLG: 0.421 Charlie Spikes, R (8, 9) OBP: 0.306, SLG: 0.286	K			G3 1-2		G3 2-3	K			3 1 0	0 0 0	0 0 0	0 0 0	0 0 0	1 1 0	2 3 0
Rico Carty, R (1, 10) OBP: 0.381, SLG: 0.451		6-3		BB 6-3		1B 3-H		F7		3	0	1	1	1	0	0
George Hendrick, R (1, 7) OBP: 0.305, SLG: 0.425		G4-6-3 1B		6-3 1-2 2-3		F8		5-3		4	0	1	0	0	0	3
Alan Ashby, S (1, 2) OBP: 0.306, SLG: 0.304		G4-6-3 1-2f		4-3			FC6-4 1B E BB	4-3		3	1	0	0	1	0	3
Buddy Bell, R (1, 5) OBP: 0.398, SLG: 0.423			E 2B		6-3 1B		FC6-4 1-2			3	1	2	0	0	0	0
Frank Duffy, R (1, 6) OBP: 0.295, SLG: 0.302			E5 FC4-6 2-H 1B		G4-6-3 1B		FC6-4 E 1-2f 2-3 FC5-2			3	0	2	0	0	0	2
Duane Kuiper, L (1, 4) OBP: 0.279, SLG: 0.281			FC4-6 G6-3 1-2f		G4-6-3 1-2f		E6 FC5-2 1-3 3-H			3	0	0	1	0	0	3

Inning Stats	1	2	3	4	5	6	7	8	9
R:	0	0	1	0	0	1	1	0	
E:	0	0	1	0	0	0	1	0	
K:	1	0	0	0	0	0	1	0	
S:	5	3	4	4	3	5	7	3	
H:	0	1	2	1	1	2	1	0	
LOB:	0	0	0	2	0	1	3	0	
BB:	0	0	0	1	0	0	2	0	
P:	5	3	4	8	3	5	15	3	

1B:	7	
2B:	1	
3B:	0	
HR:	0	
SF:	0	
SAC:	1	
DP:	3	
HBP:	0	
WP:	0	
PB:	0	
SB:	0	
CS:	0	
PA:	33	

	AB	29
	R	3
	H	8
	RBI	2
	BB	3
	SO	2
	LOB	20

PITCHER		IP	WLS	BF	H	R	ER	SO	BB	IBB	HBP	BLK	WP	HR	S	P	ERA	WHIP
Al Fitzmorris, R ERA: 3.5	(1, 1)	6.1	L	27	8	3	3	1	2	0	0	0	0	0	27	35	4.26	1.579
Steve Mingori, L ERA: 2.3	(7, 1)	0.1		2	0	0	0	0	0	1	0	0	0	0	1	5	0.00	0.000
Marty Pattin, R ERA: 3.12	(7, 1)	1.1		4	0	0	0	1	0	0	0	0	0	0	6	6	0.00	0.000

PITCHER	IP	WLS	BF	H	R	ER	SO	BB	IBB	HBP	BLK	WP	HR	S	P	ERA	WHIP

Kansas City Royals @ Cleveland Indians

Cleveland Municipal Stadium, Cleveland, OH

Sun Jun 20 1976, 7:05 PM EDT

Att. 13,295 - Unknown - 61 F

TOP

livebaseballscorecards.com

Batter	1	2	3	4	5	6	7	8	9	AB	R	H	RBI	BB	SO	LOB
Davey Nelson, R (1, 4) OBP: 0.375, SLG: 0.411	G6-4-3, 1B		6-3	1B, 1B, BB, 1B; 1-3 2-H 3-H	K		K			5	1	2	2	0	2	0
Amos Otis, R (1, 8) OBP: 0.371, SLG: 0.519	G6-4-3; 1-2f		1B, BB	BB, 1B, SF7, 1B; 1-2 3-H	S, BB			S, BB		2	1	1	1	3	0	1
George Brett, L (1, 5) OBP: 0.388, SLG: 0.472	G3		1B; 1-3	BB, 1B, 1B; 1-2 2-3	F7; 1-2			K; 1-2		5	1	2	0	0	1	2
John Mayberry, L (1, 3) OBP: 0.330, SLG: 0.385		HBP, 1B	6-3	1B, BB; 1-2 2-3 3-H		F7		6-3		4	0	1	1	1	0	3
Hal McRae, R (1, 10) OBP: 0.414, SLG: 0.478		HBP; 1-2		E5, SF7		F9		K		3	1	0	1	0	1	1
Tom Poquette, L (1, 7) OBP: 0.379, SLG: 0.507		K				S, 1B			1-3	4	1	2	0	0	1	4
Jim Wohlford, R (9, PH) OBP: 0.269, SLG: 0.284										0	0	0	0	0	0	0
Jamie Quirk, L (9, PH) OBP: 0.294, SLG: 0.412				1B, 1B, 1B; 1-2						1	0	0	0	0	0	0
Al Cowens, R (1, 9) OBP: 0.294, SLG: 0.316		F8		1B, 1B, 1B; 1-2 2-3		6-3; 1-2			6-3	5	1	2	1	0	0	3
Freddie Patek, R (1, 6) OBP: 0.395, SLG: 0.393		F3		1B, 1B; 1-2 2-3 3-H			K		5-3	5	1	1	1	0	1	4
John Wathan, R (1, 2) OBP: 0.350, SLG: 0.316			K	1B, 1B; 1-2 2-3 3-H	1-3		K			4	1	1	1	0	2	0
Inning Stats	R: 0 E: 0 K: 0 S: 3 / H: 1 LOB: 0 BB: 0 P: 3	R: 0 E: 0 K: 1 S: 6 / H: 1 LOB: 2 BB: 0 P: 7	R: 0 E: 0 K: 1 S: 6 / H: 1 LOB: 2 BB: 1 P: 10	R: 8 E: 1 K: 0 S: 12 / H: 8 LOB: 2 BB: 1 P: 16	R: 0 E: 0 K: 1 S: 5 / H: 0 LOB: 1 BB: 1 P: 9	R: 0 E: 0 K: 0 S: 4 / H: 1 LOB: 1 BB: 0 P: 4	R: 0 E: 0 K: 3 S: 9 / H: 0 LOB: 0 BB: 0 P: 9	R: 0 E: 0 K: 2 S: 7 / H: 0 LOB: 1 BB: 1 P: 11	R: 0 E: 0 K: 0 S: 3 / H: 0 LOB: 0 BB: 0 P: 3	1B: 12 2B: 0 3B: 0 HR: 0 / SF: 1 SAC: 0 DP: 1 HBP: 1						

	AB	38
	R	8
	H	12
	RBI	8
	BB	4
	SO	8
	LOB	18

WP: 0 PB: 0 SB: 3 CS: 0 / PA: 44

PITCHER		IP	WLS	BF	H	R	ER	SO	BB	IBB	HBP	BLK	WP	HR	S	P	ERA	WHIP
Jackie Brown, R ERA: 2.81	(1, 1)	3.0		19	8	6	5	2	1	0	1	0	0	0	21	26	15.00	3.000
Tom Buskey, R ERA: 2.93	(4, 1)	0.0		3	2	0	0	0	1	0	0	0	0	0	2	6	∞	∞
Jim Bibby, R ERA: 4.46	(4, 1)	4.0	W	16	2	2	2	4	2	0	0	0	0	0	22	30	4.50	1.000
Don Hood, L ERA: 3.5	(8, 1)	1.0		3	0	0	0	2	0	0	0	0	0	0	7	7	0.00	0.000
Stan Thomas, R ERA: 2.48	(9, 1)	1.0	S	3	0	0	0	0	0	0	0	0	0	0	3	3	0.00	0.000

PITCHER	IP	WLS	BF	H	R	ER	SO	BB	IBB	HBP	BLK	WP	HR	S	P	ERA	WHIP

BOTTOM

Kansas City Royals @ Cleveland Indians

Cleveland Municipal Stadium, Cleveland, OH

Sun Jun 20 1976, 7:05 PM EDT

Att. 13,295 - Unknown - 61 F

livebaseballscorecards.com

Batter	1	2	3	4	5	6	7	8	9	AB	R	H	RBI	BB	SO	LOB
Orlando Gonzalez, L (1, 3) OBP: 0.351, SLG: 0.324	K	FC6-4 S 1-2f	2B 2-H 3-H		1B		FC6-4 1B			5	0	3	2	0	1	1
Rick Manning, L (1, 8) OBP: 0.326, SLG: 0.386	2B	4-3 1-2	F9		F6		F6			5	0	1	0	0	0	4
John Lowenstein, L (1, 9) OBP: 0.353, SLG: 0.311 Charlie Spikes, R (6, PH) OBP: 0.303, SLG: 0.282 (7, 9)	K	4-3	BB 1B 1B			E5 2B FC	FC6-4 1-2f			2 2	1 1	0 0	0 0	1 0	1 0	2 1
Rico Carty, R (1, 10) OBP: 0.386, SLG: 0.475	K		1B 1-3 2B 1B	F4		FC 1-3 2B		HR		5	2	3	1	0	1	1
George Hendrick, R (1, 7) OBP: 0.311, SLG: 0.427		1B 1B BB	2B 1-2 3-H 1B	FC6-4 1B		5-3		F5		4	2	2	1	1	0	2
Buddy Bell, R (1, 5) OBP: 0.402, SLG: 0.429		SH5-4 1B 1-3 1B 1B	1B 1-3 2-H 2B	FC6-4 1-2f		4-0 FC IBB		F7		4	2	2	1	1	0	1
Ray Fosse, R (1, 2) OBP: 0.386, SLG: 0.289		SH5-4 1-2 3-H 1B 1B	SH5-3 1B 2-H 3-H 2B 1B	K		FC 1-2 2-3 3-H		6-3		5	2	2	4	0	1	3
Frank Duffy, R (1, 6) OBP: 0.296, SLG: 0.303		SH5-4 1-2 2-3	SH5-3 1-2 2B 1B		K	F8				3	1	1	0	0	1	2
Duane Kuiper, L (1, 4) OBP: 0.279, SLG: 0.282		FC6-4 2-H 3-H 1B	SH5-3 1-2 2-3		3-1		G3			3	0	1	2	0	0	0
Inning Stats	R: 0 H: 1 E: 0 LOB: 1 K: 3 BB: 0 S: 10 P: 10	R: 3 H: 3 E: 0 LOB: 1 K: 0 BB: 1 S: 6 P: 10	R: 6 H: 6 E: 0 LOB: 1 K: 0 BB: 1 S: 9 P: 13	R: 0 H: 1 E: 0 LOB: 1 K: 1 BB: 0 S: 6 P: 6	R: 0 H: 1 E: 0 LOB: 1 K: 1 BB: 0 S: 6 P: 6	R: 1 H: 1 E: 1 LOB: 2 K: 0 BB: 1 S: 5 P: 9	R: 0 H: 1 E: 0 LOB: 1 K: 0 BB: 0 S: 4 P: 4	R: 1 H: 1 E: 0 LOB: 0 K: 0 BB: 0 S: 4 P: 4		1B: 10 SF: 0 2B: 4 SAC: 3 3B: 0 DP: 0 HR: 1 HBP: 0						

	AB	38
	R	11
	H	15
	RBI	11
	BB	3
	SO	5
	LOB	17

WP: 0 PA: 43
PB: 0
SB: 1
CS: 0

PITCHER		IP	WLS	BF	H	R	ER	SO	BB	IBB	HBP	BLK	WP	HR	S	P	ERA	WHIP
Mark Littell, R ERA: 2.84	(1, 1)	2.0	L	15	7	7	7	3	2	0	0	0	0	0	19	27	31.50	4.500
Steve Mingori, L ERA: 2.62	(3, 1)	3.0		16	6	3	2	2	0	0	0	0	0	0	20	20	6.00	2.000
Marty Pattin, R ERA: 3.1	(6, 1)	3.0		12	2	1	1	0	0	1	0	0	0	1	11	15	3.00	0.667

PITCHER	IP	WLS	BF	H	R	ER	SO	BB	IBB	HBP	BLK	WP	HR	S	P	ERA	WHIP

Batter	1	2	3	4	5	6	7	8	9	AB	R	H	RBI	BB	SO	LOB
Orlando Gonzalez, L (1, 3) OBP: 0.341, SLG: 0.297	F7		6-3			3-1			BB	3	0	0	0	1	0	0
Rick Manning, L (1, 8) OBP: 0.325, SLG: 0.382	5-3		K			5-3			FC6 1-2 BB	3	0	0	0	1	1	0
John Lowenstein, L (1, 9) OBP: 0.341, SLG: 0.299	K			K		F8			F6	4	0	0	0	0	2	2
Rico Carty, R (1, 10) OBP: 0.379, SLG: 0.465		6-3		K			F9		K	4	0	0	0	0	2	2
George Hendrick, R (1, 7) OBP: 0.310, SLG: 0.423		E S 1B		F9			6-3		FC6 1-2f	4	0	1	0	0	0	2
Buddy Bell, R (1, 5) OBP: 0.398, SLG: 0.423		K 1-3			6-3		F6			3	0	0	0	0	1	1
Ray Fosse, R (1, 2) OBP: 0.383, SLG: 0.293		K			FC6-4 1B			F8		3	0	1	0	0	1	1
Frank Duffy, R (1, 6) OBP: 0.297, SLG: 0.304		5-3			FC6-4 FC6 1-2f			G6-4-3 1B		3	0	1	0	0	0	3
Duane Kuiper, L (1, 4) OBP: 0.276, SLG: 0.278			5-3		FC6 1-2f			G6-4-3 1-2f		3	0	0	0	0	0	2

Inning Stats									
	R: 0 E: 0 K: 1 S: 5	H: 0 LOB: 0 BB: 0 P: 5	R: 0 E: 0 K: 2 S: 9	H: 1 LOB: 2 BB: 0 P: 9	R: 0 E: 0 K: 1 S: 5	H: 0 LOB: 0 BB: 0 P: 5	R: 0 E: 0 K: 2 S: 7	H: 0 LOB: 0 BB: 0 P: 7	R: 0 E: 0 K: 0 S: 4	H: 1 LOB: 1 BB: 0 P: 4
	R: 0 E: 0 K: 0 S: 3	H: 0 LOB: 0 BB: 0 P: 3	R: 0 E: 0 K: 0 S: 3	H: 0 LOB: 0 BB: 0 P: 3	R: 0 E: 0 K: 0 S: 3	H: 1 LOB: 0 BB: 0 P: 3	R: 0 E: 0 K: 1 S: 5	H: 0 LOB: 2 BB: 2 P: 13	1B: 3 2B: 0 3B: 0 HR: 0	SF: 0 SAC: 0 DP: 1 HBP: 0

PITCHER	IP	WLS	BF	H	R	ER	SO	BB	IBB	HBP	BLK	WP	HR	S	P	ERA	WHIP
Ed Figueroa, R (1, 1) ERA: 3.24	9.0	W	32	3	0	0	7	2	0	0	0	1	0	44	52	0.00	0.556

PITCHER	IP	WLS	BF	H	R	ER	SO	BB	IBB	HBP	BLK	WP	HR	S	P	ERA	WHIP

TOP

Cleveland Indians @ New York Yankees

Yankee Stadium, Bronx, NY

Mon Jun 21 1976, 7:05 PM EDT

Att. 19,685 - Unknown

livebaseballscorecards.com

AB	30
R	0
H	3
RBI	0
BB	2
SO	7
LOB	13

PA: 32

WP: 1 PB: 0 SB: 1 CS: 0

Batter	1	2	3	4	5	6	7	8	9	AB	R	H	RBI	BB	SO	LOB
Mickey Rivers, L (1, 8) OBP: 0.320, SLG: 0.421	F1		F3		F9		1B			4	1	1	1	0	0	1
Roy White, S (1, 7) OBP: 0.367, SLG: 0.427	4-3		BB		F9		1B			3	0	1	1	1	0	0
Thurman Munson, R (1, 2) OBP: 0.349, SLG: 0.470	F7		K		F6		F8			4	0	0	0	0	1	2
Chris Chambliss, L (1, 3) OBP: 0.331, SLG: 0.435		1B 3B		F7		FC4-6 BB		1-3 WP 1B 1B		3	2	2	0	1	0	0
Carlos May, L (1, 10) OBP: 0.315, SLG: 0.273		G3		F7		FC4-6 1-2f		1-3		4	0	0	0	0	0	3
Graig Nettles, L (1, 5) OBP: 0.300, SLG: 0.375		CS 3-H 1B		3B 2B		F2		G4-6-3 3-H 1B		4	1	3	2	0	0	1
Oscar Gamble, L (1, 9) OBP: 0.344, SLG: 0.469		F4 1-2		3B BB		F4		G4-6-3 1-2f		3	1	0	0	1	0	3
Willie Randolph, R (1, 4) OBP: 0.363, SLG: 0.333			S BB	1-H 2-H 3B			5-3			2	0	1	2	1	0	0
Jim Mason, L (1, 6) OBP: 0.181, SLG: 0.220			F2 1-2	4-3			1B 2B			3	1	1	0	0	0	2
Inning Stats	R: 0 E: 0 K: 0 S: 3 H: 0 LOB: 0 BB: 0 P: 3	R: 1 E: 0 K: 0 S: 4 H: 2 LOB: 0 BB: 0 P: 4	R: 0 E: 0 K: 1 S: 5 H: 0 LOB: 2 BB: 2 P: 13	R: 2 E: 0 K: 0 S: 5 H: 2 LOB: 1 BB: 1 P: 9	R: 0 E: 0 K: 0 S: 3 H: 0 LOB: 0 BB: 0 P: 3	R: 0 E: 0 K: 0 S: 3 H: 0 LOB: 1 BB: 1 P: 7	R: 2 E: 0 K: 0 S: 5 H: 3 LOB: 0 BB: 0 P: 5	R: 1 E: 0 K: 0 S: 4 H: 2 LOB: 0 BB: 0 P: 4		1B: 5 2B: 2 3B: 2 HR: 0	SF: 0 SAC: 0 DP: 1 HBP: 0		WP: 1 PB: 0 SB: 1 CS: 1	PA: 34			

BOTTOM

Cleveland Indians @ New York Yankees

Yankee Stadium, Bronx, NY

Mon Jun 21 1976, 7:05 PM EDT

Att. 19,685 - Unknown

livebaseballscorecards.com

AB	30
R	6
H	9
RBI	6
BB	4
SO	1
LOB	12

PITCHER		IP	WLS	BF	H	R	ER	SO	BB	IBB	HBP	BLK	WP	HR	S	P	ERA	WHIP
Dennis Eckersley, R ERA: 4.39	(1, 1)	7.0	L	30	7	5	5	1	4	0	0	0	0	0	28	44	6.43	1.571
Tom Buskey, R ERA: 3.13	(8, 1)	1.0		4	2	1	1	0	0	0	0	0	1	0	4	4	9.00	2.000

PITCHER	IP	WLS	BF	H	R	ER	SO	BB	IBB	HBP	BLK	WP	HR	S	P	ERA	WHIP

Batter	1	2	3	4	5	6	7	8	9	AB	R	H	RBI	BB	SO	LOB
Duane Kuiper, L (1, 4) OBP: 0.284, SLG: 0.286	F5	1-2 1B			CS 1B			BB 1B		4	0	3	0	0	0	0
Rick Manning, L (1, 8) OBP: 0.324, SLG: 0.377	S BB	K			5-3 1-2			F7		3	0	0	0	1	1	4
George Hendrick, R (1, 7) OBP: 0.305, SLG: 0.416	F3		5-3			F9		F8		4	0	0	0	0	0	2
Rico Carty, R (1, 10) OBP: 0.377, SLG: 0.461	F9 1-2		F8			F9		BB 1-2 1B		4	0	1	0	0	0	1
Boog Powell, L (1, 3) OBP: 0.329, SLG: 0.273		SH1 1B SF7 BB	F8			F8		1-2 2-3 BB		2	1	0	0	2	0	0
Buddy Bell, R (1, 5) OBP: 0.395, SLG: 0.420		SF7 SH1 1-2 1B 1B		5-3			F3	F3		4	1	1	0	0	0	3
Alan Ashby, S (1, 2) OBP: 0.301, SLG: 0.299		SH1 1-2 2-3		5-3			F4		4-3	3	0	0	0	0	0	0
Charlie Spikes, R (1, 9) OBP: 0.302, SLG: 0.302		SF7 2-3 3-H		K			HR		L5	3	1	1	2	0	1	0
Frank Duffy, R (1, 6) OBP: 0.296, SLG: 0.302		1B 3-H 1B			K		F8		5-3	4	0	1	1	0	1	0
Inning Stats	R: 0 E: 0 K: 0 S: 3 H: 0 LOB: 1 BB: 1 P: 7	R: 2 E: 0 K: 1 S: 8 H: 3 LOB: 2 BB: 1 P: 12	R: 0 E: 0 K: 0 S: 3 H: 0 LOB: 0 BB: 0 P: 3	R: 0 E: 0 K: 1 S: 5 H: 0 LOB: 0 BB: 0 P: 5	R: 0 E: 0 K: 1 S: 5 H: 1 LOB: 0 BB: 0 P: 5	R: 0 E: 0 K: 0 S: 3 H: 0 LOB: 0 BB: 0 P: 3	R: 1 E: 0 K: 0 S: 4 H: 1 LOB: 0 BB: 0 P: 4	R: 0 E: 0 K: 0 S: 5 H: 2 LOB: 3 BB: 1 P: 9	R: 0 E: 0 K: 0 S: 3 H: 0 LOB: 0 BB: 0 P: 3	1B: 6 2B: 0 3B: 0 HR: 1	SF: 1 SAC: 1 DP: 0 HBP: 0						

TOP

Cleveland Indians @ New York Yankees

Yankee Stadium, Bronx, NY

Tue Jun 22 1976, 7:05 PM EDT

Att. 22,265 - Unknown

livebaseballscorecards.com

AB	31
R	3
H	7
RBI	3
BB	3
SO	3
LOB	10

WP: 0 PB: 0 SB: 1 CS: 1 PA: 36

PITCHER		IP	WLS	BF	H	R	ER	SO	BB	IBB	HBP	BLK	WP	HR	S	P	ERA	WHIP
Catfish Hunter, R ERA: 3.63	(1, 1)	7.2	L	32	7	3	3	3	3	0	0	0	0	1	35	47	3.52	1.304
Sparky Lyle, L ERA: 1.73	(8, 1)	1.1		4	0	0	0	0	0	0	0	0	0	0	4	4	0.00	0.000

PITCHER		IP	WLS	BF	H	R	ER	SO	BB	IBB	HBP	BLK	WP	HR	S	P	ERA	WHIP

Batter	1	2	3	4	5	6	7	8	9	AB	R	H	RBI	BB	SO	LOB
Mickey Rivers, L (1, 8) OBP: 0.331, SLG: 0.435	G5-4-3 1B		E1 S 1-3 1B		2B		2-H 1B			4	0	4	1	0	0	0
Roy White, S (1, 7) OBP: 0.365, SLG: 0.422	G5-4-3 1-2f		K 1-2		BB			E1 FC5-4		3	0	0	0	1	1	3
Thurman Munson, R (1, 9) OBP: 0.344, SLG: 0.463	1-3			5-3	1-3			FC5-4 G3-6-3 1-2f		4	0	0	0	0	0	3
Lou Piniella, R (1, 10) OBP: 0.329, SLG: 0.442		K		FC1-6 1B		4-3		G3-6-3 1-2f		4	0	1	0	0	1	1
Chris Chambliss, L (1, 3) OBP: 0.330, SLG: 0.436		4-3		FC1-6 1-2f 2B		F6			F9 2B	4	1	1	0	0	0	1
Graig Nettles, L (1, 5) OBP: 0.300, SLG: 0.377		G3		1-H 2B		F8			F9 2-3	4	0	1	1	0	0	1
Fran Healy, R (1, 2) OBP: 0.304, SLG: 0.208			F7	4-3			G5-4-3 BB		4-3	3	0	0	0	1	0	2
Willie Randolph, R (1, 4) OBP: 0.361, SLG: 0.329			E 1B BB		5-3		G5-4-3 1-2f		F8	3	0	0	0	1	0	2
Fred Stanley, R (1, 6) OBP: 0.321, SLG: 0.284			K		F9		1B 2B			2	0	0	0	0	1	1
Elliott Maddox, R (7, PH) OBP: 1.000, SLG: 2.000										1	1	1	0	0	0	0
Jim Mason, L (8, 6) OBP: 0.181, SLG: 0.220										0	0	0	0	0	0	0
Inning Stats	R: 0 E: 0 K: 0 S: 3 H: 1 LOB: 0 BB: 0 P: 3	R: 0 E: 0 K: 1 S: 5 H: 0 LOB: 0 BB: 0 P: 5	R: 0 E: 1 K: 2 S: 8 H: 1 LOB: 2 BB: 1 P: 12	R: 1 E: 0 K: 0 S: 5 H: 2 LOB: 1 BB: 0 P: 5	R: 0 E: 0 K: 0 S: 4 H: 1 LOB: 2 BB: 1 P: 8	R: 0 E: 0 K: 0 S: 3 H: 0 LOB: 0 BB: 0 P: 3	R: 1 E: 0 K: 0 S: 3 H: 2 LOB: 1 BB: 1 P: 7	R: 0 E: 1 K: 0 S: 3 H: 0 LOB: 0 BB: 0 P: 3	R: 0 E: 0 K: 0 S: 4 H: 1 LOB: 1 BB: 0 P: 4	1B: 4 2B: 4 3B: 0 HR: 0 SF: 0 SAC: 0 DP: 3 HBP: 0						

PITCHER	IP	WLS	BF	H	R	ER	SO	BB	IBB	HBP	BLK	WP	HR	S	P	ERA	WHIP
Rick Waits, L (1, 1) ERA: 2.89	8.0	W	32	8	2	2	3	3	0	0	0	0	0	35	47	2.25	1.375
Dave LaRoche, L (9, 1) ERA: 1.53	1.0	S	3	0	0	0	0	0	0	0	0	0	0	3	3	0.00	0.000

PITCHER	IP	WLS	BF	H	R	ER	SO	BB	IBB	HBP	BLK	WP	HR	S	P	ERA	WHIP

BOTTOM

Cleveland Indians @ New York Yankees

Yankee Stadium, Bronx, NY

Tue Jun 22 1976, 7:05 PM EDT

Att. 22,265 - Unknown

livebaseballscorecards.com

AB	32
R	2
H	8
RBI	2
BB	3
SO	3
LOB	14

PA: 35

WP: 0
PB: 0
SB: 1
CS: 0

Batter	1	2	3	4	5	6	7	8	9	AB	R	H	RBI	BB	SO	LOB
Rick Manning, L (1, 8) OBP: 0.323, SLG: 0.375	3B 1B		3-1		6-3			4-3		4	1	1	0	0	0	0
Larvell Blanks, R (1, 4) OBP: 0.363, SLG: 0.534	1-H 1B 3B		F4		F9			4-3		4	1	1	1	0	0	0
George Hendrick, R (1, 7) OBP: 0.304, SLG: 0.413	FC6-4 3-H 1B		K			4-3			6-3	4	0	1	1	0	1	0
Rico Carty, R (1, 10) OBP: 0.375, SLG: 0.457	FC6-4 1-2f			1B 1B 1B		5-3			4-3	4	1	1	0	0	0	1
Buddy Bell, R (1, 5) OBP: 0.393, SLG: 0.417	F7			1-3 1B 1B		6-3			4-3	4	1	1	0	0	0	1
Boog Powell, L (1, 3) OBP: 0.318, SLG: 0.261	K			F7			K			3	0	0	0	0	2	3
Charlie Spikes, R (1, 9) OBP: 0.308, SLG: 0.315		WP 9-2 2B		L6-4 S 2-H 3-H 1B			F7			3	0	2	2	0	0	0
Ray Fosse, R (1, 2) OBP: 0.360, SLG: 0.273		F5 2-3		L6-4 1-3			F8			3	0	0	0	0	0	2
Frank Duffy, R (1, 6) OBP: 0.291, SLG: 0.297		9-2 3-Hf			5-3			4-3		3	0	0	0	0	0	1
Inning Stats	R: 2 E: 0 K: 1 S: 8 H: 3 LOB: 1 BB: 0 P: 8	R: 0 E: 0 K: 0 S: 3 H: 1 LOB: 0 BB: 0 P: 3	R: 0 E: 0 K: 1 S: 5 H: 0 LOB: 0 BB: 0 P: 5	R: 2 E: 0 K: 0 S: 5 H: 3 LOB: 0 BB: 0 P: 5	R: 0 E: 0 K: 0 S: 3 H: 0 LOB: 0 BB: 0 P: 3	R: 0 E: 0 K: 0 S: 3 H: 0 LOB: 0 BB: 0 P: 3	R: 0 E: 0 K: 1 S: 5 H: 0 LOB: 0 BB: 0 P: 5	R: 0 E: 0 K: 0 S: 3 H: 0 LOB: 0 BB: 0 P: 3	R: 0 E: 0 K: 0 S: 3 H: 0 LOB: 0 BB: 0 P: 3	1B: 5 2B: 3 3B: 1 HR: 0	SF: 0 SAC: 0 DP: 2 HBP: 0						

PITCHER	IP	WLS	BF	H	R	ER	SO	BB	IBB	HBP	BLK	WP	HR	S	P	ERA	WHIP
Ken Holtzman, L (1, 1) ERA: 2.92	9.0	L	32	7	4	4	3	0	0	0	0	1	0	38	38	4.00	0.778

PITCHER	IP	WLS	BF	H	R	ER	SO	BB	IBB	HBP	BLK	WP	HR	S	P	ERA	WHIP

TOP

Cleveland Indians @ New York Yankees

Yankee Stadium, Bronx, NY

Wed Jun 23 1976, 7:05 PM EDT

Att. 26,117 - Unknown - 79 F

livebaseballscorecards.com

AB	32
R	4
H	7
RBI	4
BB	0
SO	3
LOB	8

BOTTOM

Cleveland Indians @ New York Yankees

Yankee Stadium, Bronx, NY

Wed Jun 23 1976, 7:05 PM EDT

Att. 26,117 - Unknown - 79 F

Batter	1	2	3	4	5	6	7	8	9	AB	R	H	RBI	BB	SO	LOB
Mickey Rivers, L (1, 8) OBP: 0.329, SLG: 0.440	E4 3B		F8		G3			F9		4	1	1	0	0	0	1
Roy White, S (1, 7) OBP: 0.364, SLG: 0.419	F8		L5			G6-4-3 1B		F7		4	0	1	0	0	0	1
Thurman Munson, R (1, 2) (5, 9) OBP: 0.344, SLG: 0.462	K		1-2 1B			G6-4-3 1-2f		F7		3	0	1	0	0	1	1
Sandy Alomar Sr., S (8, 6) OBP: 0.289, SLG: 0.235										1	0	0	0	0	0	0
Lou Piniella, R (1, 10) OBP: 0.327, SLG: 0.437	1B		K			6-3			F8	4	0	1	0	0	1	2
Chris Chambliss, L (1, 3) OBP: 0.329, SLG: 0.431	F4			4-3			K		BB	3	0	0	0	1	1	1
Graig Nettles, L (1, 5) OBP: 0.295, SLG: 0.371		K		1-3			G3		F2	4	0	0	0	0	1	1
Elliott Maddox, R (1, 9) OBP: 0.333, SLG: 0.667		F9		F9			BB 1B		F4	2	0	0	0	0	0	0
Fran Healy, R (5, 2) OBP: 0.310, SLG: 0.220										2	0	1	0	0	0	1
Willie Randolph, R (1, 4) OBP: 0.361, SLG: 0.325		5-3			L6		4-0 1-2 BB			2	0	0	0	1	0	0
Fred Stanley, R (1, 6) OBP: 0.326, SLG: 0.289			1B 1B		F9		K			2	0	1	0	0	0	0
Otto Velez, R (7, PH) (8, 9) OBP: 0.368, SLG: 0.304										1	0	0	0	0	1	2
Inning Stats	R: 1 H: 2 E: 1 LOB: 1 K: 1 BB: 0 S: 7 P: 7	R: 0 H: 0 E: 0 LOB: 0 K: 1 BB: 0 S: 5 P: 5	R: 0 H: 2 E: 0 LOB: 2 K: 1 BB: 0 S: 7 P: 7	R: 0 H: 0 E: 0 LOB: 0 K: 0 BB: 0 S: 3 P: 3	R: 0 H: 0 E: 0 LOB: 0 K: 0 BB: 0 S: 3 P: 3	R: 0 H: 1 E: 0 LOB: 0 K: 0 BB: 0 S: 3 P: 3	R: 0 H: 1 E: 0 LOB: 2 K: 2 BB: 1 S: 8 P: 12	R: 0 H: 0 E: 0 LOB: 0 K: 0 BB: 0 S: 3 P: 3	R: 0 H: 0 E: 0 LOB: 1 K: 0 BB: 1 S: 3 P: 7	1B: 5 SF: 0 2B: 0 SAC: 0 3B: 1 DP: 1 HR: 0 HBP: 0							

livebaseballscorecards.com

AB	32
R	1
H	6
RBI	0
BB	2
SO	5
LOB	10

WP: 0 PA: 34
PB: 0
SB: 0
CS: 0

PITCHER		IP	WLS	BF	H	R	ER	SO	BB	IBB	HBP	BLK	WP	HR	S	P	ERA	WHIP
Don Hood, L ERA: 3.07	(1, 1)	8.0	W	30	6	1	1	5	1	0	0	0	0	0	39	43	1.12	0.875
Dave LaRoche, L ERA: 1.49	(9, 1)	1.0	S	4	0	0	0	0	1	0	0	0	0	0	3	7	0.00	1.000

PITCHER	IP	WLS	BF	H	R	ER	SO	BB	IBB	HBP	BLK	WP	HR	S	P	ERA	WHIP

Cleveland Indians @ New York Yankees

Yankee Stadium, Bronx, NY

Thu Jun 24 1976, 7:05 PM EDT

Att. 20,981 - Unknown

TOP

livebaseballscorecards.com

Batter	1	2	3	4	5	6	7	8	9	AB	R	H	RBI	BB	SO	LOB
Duane Kuiper, L (1, 4) OBP: 0.280, SLG: 0.282	L1			1-3			L7	K		3	0	0	0	0	0	0
Frank Duffy, R (8, PH) (8, 6) OBP: 0.289, SLG: 0.295										1	0	0	0	0	1	0
Larvell Blanks, R (1, 6) (8, 4) OBP: 0.345, SLG: 0.506	F3			4-3			F9		K	4	0	0	0	0	1	0
Rick Manning, L (1, 8) OBP: 0.321, SLG: 0.373	G3			F6			4-3		F8	2	0	0	0	0	0	0
John Lowenstein, L (5, 8) OBP: 0.339, SLG: 0.296										1	0	0	0	0	0	0
Frank Robinson, R (9, PH) OBP: 0.400, SLG: 0.400										1	0	0	0	0	0	0
Orlando Gonzalez, L (9, 7) OBP: 0.341, SLG: 0.297										0	0	0	0	0	0	0
Rico Carty, R (1, 10) OBP: 0.377, SLG: 0.472		4-3			F8			BLK 1B SF9 1B	HR	4	2	2	1	0	0	0
Boog Powell, L (1, 3) OBP: 0.326, SLG: 0.274		F8			F7			SF9 BLK 1-2 2B 1B	1B	4	1	2	0	0	0	0
Buddy Bell, R (1, 5) OBP: 0.389, SLG: 0.414		6-3			F8			SF9 1-3 2-H		2	0	0	1	0	0	0
George Hendrick, R (1, 7) (9, 8) OBP: 0.301, SLG: 0.408			5-3			6-3		L4		3	0	0	0	0	0	1
Charlie Spikes, R (1, 9) OBP: 0.308, SLG: 0.321			F2			4-3		HR 3-H 2B		3	1	1	1	0	0	0
Alan Ashby, S (1, 2) OBP: 0.302, SLG: 0.317			K			F8		HR 2-H		3	1	1	2	0	1	0
Inning Stats	R: 0 E: 0 K: 0 S: 3 H: 0 LOB: 0 BB: 0 P: 3	R: 0 E: 0 K: 0 S: 3 H: 0 LOB: 0 BB: 0 P: 3	R: 0 E: 0 K: 1 S: 5 H: 0 LOB: 0 BB: 0 P: 5	R: 0 E: 0 K: 0 S: 3 H: 0 LOB: 0 BB: 0 P: 3	R: 0 E: 0 K: 0 S: 3 H: 0 LOB: 0 BB: 0 P: 3	R: 0 E: 0 K: 0 S: 3 H: 0 LOB: 0 BB: 0 P: 3	R: 0 E: 0 K: 0 S: 3 H: 0 LOB: 0 BB: 0 P: 3	R: 4 E: 0 K: 1 S: 9 H: 4 LOB: 0 BB: 0 P: 9	R: 1 E: 0 K: 1 S: 6 H: 2 LOB: 1 BB: 0 P: 6	1B: 3 2B: 1 3B: 0 HR: 2	SF: 1 SAC: 0 DP: 0 HBP: 0						

	AB	31
	R	5
	H	6
	RBI	5
	BB	0
	SO	3
	LOB	1

WP: 0 PB: 0 SB: 0 CS: 0 PA: 32

PITCHER		IP	WLS	BF	H	R	ER	SO	BB	IBB	HBP	BLK	WP	HR	S	P	ERA	WHIP
Doyle Alexander, R ERA: 3.47	(1, 1)	7.2		27	4	4	4	1	0	0	0	1	0	1	29	29	4.70	0.522
Sparky Lyle, L ERA: 1.84	(8, 1)	1.1	W	5	2	1	1	2	0	0	0	0	0	1	9	9	6.75	1.500

PITCHER		IP	WLS	BF	H	R	ER	SO	BB	IBB	HBP	BLK	WP	HR	S	P	ERA	WHIP

Batter	1	2	3	4	5	6	7	8	9	AB	R	H	RBI	BB	SO	LOB
Mickey Rivers, L (1, 8) OBP: 0.337, SLG: 0.446	F9 S 4-3 1B	F7		BB BB 2-H 1B		L9		1B 1B	1-2 2-3 3-H 1B	6	1	4	2	0	0	3
Roy White, S (1, 7) OBP: 0.364, SLG: 0.419	F9 1-3		WP G3 HR 1B	K		F8		S 1-3 1B		5	1	2	0	0	1	3
Carlos May, L (1, 10) OBP: 0.318, SLG: 0.272	4-3 3-H		G3 1-2	BB 1-2 BB		1-2 1B		K 1-2		4	0	1	1	1	1	3
Chris Chambliss, L (1, 3) OBP: 0.326, SLG: 0.424	4-3		K 2-3	1-2 2-3 BB		F8		F7		4	0	0	0	1	1	5
Graig Nettles, L (1, 5) OBP: 0.297, SLG: 0.381		G3	3-H HR	F9			3-1		FC5-6 BB	4	1	1	2	1	0	3
Oscar Gamble, L (1, 9) OBP: 0.345, SLG: 0.467		1B BB SF8 1B	S 1B		F7		4-3		FC5-6 2B 1-2f 1B	5	2	2	0	0	0	1
Willie Randolph, R (1, 4) OBP: 0.366, SLG: 0.330		SF8 1B 1-2 BB	K 1-2		F3		S BB		1B 1-3 2B	3	0	1	0	2	1	1
Elrod Hendricks, L (1, 2) OBP: 0.222, SLG: 0.205 Elliott Maddox, R (9, PH) OBP: 0.500, SLG: 0.667 Sandy Alomar Sr., S (9, PR) OBP: 0.289, SLG: 0.235		1-2 2-3 1B		SH2-4 1B 1B	L3		F8 1-2		1B IBB	4 0 0	1 0 0	2 0 0	0 0 0	0 1 0	0 0 0	1 0 0
Jim Mason, L (1, 6) OBP: 0.185, SLG: 0.218 Lou Piniella, R (9, PH) OBP: 0.325, SLG: 0.434		SF8 2-3 3-H		SH2-4 1-2		1B BB		K	K	1 1	0 0	0 0	1 0	1 0	1 1	0 3
Inning Stats	R: 1 E: 0 K: 0 S: 4 H: 1 LOB: 0 BB: 0 P: 4	R: 1 E: 0 K: 0 S: 5 H: 2 LOB: 2 BB: 1 P: 9	R: 2 E: 0 K: 2 S: 10 H: 3 LOB: 1 BB: 0 P: 10	R: 1 E: 0 K: 1 S: 7 H: 2 LOB: 3 BB: 2 P: 15	R: 0 E: 0 K: 0 S: 3 H: 0 LOB: 0 BB: 0 P: 3	R: 0 E: 0 K: 0 S: 4 H: 1 LOB: 2 BB: 1 P: 8	R: 0 E: 0 K: 0 S: 3 H: 0 LOB: 1 BB: 1 P: 7	R: 0 E: 0 K: 2 S: 9 H: 2 LOB: 2 BB: 0 P: 9	R: 1 E: 0 K: 1 S: 6 H: 2 LOB: 3 BB: 2 P: 14	1B: 11 2B: 1 3B: 0 HR: 1	SF: 1 SAC: 1 DP: 0 HBP: 0						

PITCHER		IP	WLS	BF	H	R	ER	SO	BB	IBB	HBP	BLK	WP	HR	S	P	ERA	WHIP
Pat Dobson, R ERA: 2.7	(1, 1)	3.0		16	6	4	4	2	1	0	0	0	1	1	19	23	12.00	2.333
Jim Bibby, R ERA: 4.35	(4, 1)	3.0		15	3	1	1	1	3	0	0	0	0	0	14	26	3.00	2.000
Stan Thomas, R ERA: 2.37	(7, 1)	1.1		7	2	0	0	1	1	0	0	0	0	0	8	12	0.00	2.250
Dave LaRoche, L ERA: 1.69	(8, 1)	1.0	L	6	1	1	1	1	1	1	0	0	0	0	6	14	9.00	2.000
Jim Kern, R ERA: 2.5	(9, 1)	0.1		2	1	0	0	1	0	0	0	0	0	0	4	4	0.00	3.000

PITCHER	IP	WLS	BF	H	R	ER	SO	BB	IBB	HBP	BLK	WP	HR	S	P	ERA	WHIP

BOTTOM

Cleveland Indians @ New York Yankees

Yankee Stadium, Bronx, NY

Thu Jun 24 1976, 7:05 PM EDT

Att. 20,981 - Unknown

livebaseballscorecards.com

AB	37
R	6
H	13
RBI	6
BB	7
SO	6
LOB	23

WP: 1 PA: 46
PB: 0
SB: 4
CS: 0

Batter	1	2	3	4	5	6	7	8	9	AB	R	H	RBI	BB	SO	LOB
Rick Manning, L (1, 8) OBP: 0.322, SLG: 0.373	x 0-0 G6-4-3 1B		x 0-0 E1 SF7 1B	x 0-0 ③ F7		x 0-0 ③ 4-3		x 0-0 ③ F5		5	1	2	0	0	0	0
Larvell Blanks, R (1, 4) OBP: 0.360, SLG: 0.506	x 0-0 ①② G6-4-3 1-2f		x 0-0 ① SF7 3-H		B B B B 4-0 BB 1B SF8 BB		B B B B 4-0 WP 1B BB		x 0-0 5-3 1B 1B	2	3	1	1	2	0	1
Frank Robinson, R (1, 10) OBP: 0.367, SLG: 0.360	S S S 0-3 ③ K		x 0-0 ② 5-3		x 0-0 SF8 BB 1-2 1B		x 0-0 ① 6-3 1-2		x 0-0 ① 5-3 1-2	5	0	1	0	0	1	2
Rico Carty, R (1, 3) OBP: 0.390, SLG: 0.474 Orlando Gonzalez, L (9, PR) OBP: 0.341, SLG: 0.297 (9, 3)		B B B B 4-0 1B 1B SF8 BB	B B B B 4-0 BB BB		B B B B 4-0 1-2 2-3 BB		x 0-0 FC5 1B 2-H 1B		I I I I 4-0 1B IBB	1 0	1 0	1 0	1 0	4 0	0 0	0 0
George Hendrick, R (1, 7) OBP: 0.303, SLG: 0.405		x 0-0 ① F9	B B B B 4-0 1-2 BB		S S S 0-3 ① K		S S S 0-3 ② K		x 0-0 G6-4-3 1-2 2-H 1B	4	0	1	1	1	2	5
Buddy Bell, R (1, 5) OBP: 0.389, SLG: 0.415		x 0-0 ③ 1B 1-2 1B	x 0-0 ③ F5		x 0-0 ② SF8 2-3 3-H		x 0-0 1-2 1B		x 0-0 ②③ G6-4-3 1-2f	4	0	2	1	0	0	4
Charlie Spikes, R (1, 9) OBP: 0.312, SLG: 0.343		x 0-0 1-2 2-3 1B		x 0-0 HR	x 0-0 ③ G3		x 0-0 ③ FC5 2-3f			4	1	2	1	0	0	4
Ray Fosse, R (1, 2) OBP: 0.340, SLG: 0.261 Alan Ashby, S (8, PH) OBP: 0.300, SLG: 0.315 (8, 2)		x 0-0 ② SF8 3-H	x 0-0 ① F9			x 0-0 ① 6-3		x 0-0 ① F7		2 1	0 0	0 0	1 0	0 0	0 0	0 0
Frank Duffy, R (1, 6) OBP: 0.284, SLG: 0.289		x 0-0 ③ 5-3		S S S 0-3 ② K		x 0-0 ② F2		x 0-0 ② 6-3		4	0	0	0	0	1	2
Inning Stats	R: 0 H: 1 E: 0 LOB: 0 K: 1 BB: 0 S: 5 P: 5	R: 1 H: 2 E: 0 LOB: 2 K: 0 BB: 1 S: 5 P: 9	R: 1 H: 1 E: 1 LOB: 2 K: 0 BB: 2 S: 4 P: 12	R: 1 H: 1 E: 0 LOB: 0 K: 1 BB: 0 S: 6 P: 6	R: 1 H: 1 E: 0 LOB: 2 K: 1 BB: 2 S: 6 P: 14	R: 0 H: 0 E: 0 LOB: 0 K: 0 BB: 0 S: 3 P: 3	R: 1 H: 2 E: 0 LOB: 2 K: 1 BB: 1 S: 7 P: 11	R: 0 H: 0 E: 0 LOB: 0 K: 0 BB: 0 S: 3 P: 3	R: 1 H: 2 E: 0 LOB: 2 K: 0 BB: 1 S: 4 P: 8	1B: 9 SF: 3 2B: 0 SAC: 0 3B: 0 DP: 2 HR: 1 HBP: 0						WP: 1 PA: 42 PB: 0 SB: 0 CS: 0	

PITCHER		IP	WLS	BF	H	R	ER	SO	BB	IBB	HBP	BLK	WP	HR	S	P	ERA	WHIP
Mike Cuellar, L ERA: 5.2	(1, 1)	2.2		14	4	2	1	1	3	0	0	0	0	0	13	25	3.38	2.625
Dave Pagan, R ERA: 3.13	(3, 1)	5.1	L	24	5	4	4	3	3	0	0	0	1	1	27	39	6.75	1.500
Dyar Miller, R ERA: 2.97	(9, 1)	1.0		4	1	0	0	0	0	1	0	0	0	0	3	7	0.00	1.000

PITCHER	IP	WLS	BF	H	R	ER	SO	BB	IBB	HBP	BLK	WP	HR	S	P	ERA	WHIP

TOP

Cleveland Indians @ Baltimore Orioles

Memorial Stadium, Baltimore, MD

Fri Jun 25 1976, 7:05 PM EDT

Att. 16,069 - Unknown

livebaseballscorecards.com

AB	32
R	6
H	10
RBI	6
BB	7
SO	4
LOB	18

Batter	1	2	3	4	5	6	7	8	9	AB	R	H	RBI	BB	SO	LOB
Al Bumbry, L (1, 7) OBP: 0.330, SLG: 0.368	4-3		K		FC4-6 S 1-2f		F7			4	0	0	0	0	1	3
Paul Blair, R (1, 8) OBP: 0.262, SLG: 0.269	F9			1B 2B 1B	K 1-2		F3			4	1	1	0	0	1	2
Bobby Grich, R (1, 4) OBP: 0.389, SLG: 0.423	F8			1-3 2B 1B		K		BB BB		3	1	1	0	1	1	0
Reggie Jackson, L (1, 9) OBP: 0.317, SLG: 0.455		F7		1B FC4-6 2-H 3-H 2B		HR		L1-3 1-2 BB		3	2	2	3	1	0	0
Lee May, R (1, 3) OBP: 0.293, SLG: 0.456		4-3		K		5-3		L1-3 1-2		4	0	0	0	0	1	3
Ken Singleton, S (1, 10) OBP: 0.326, SLG: 0.307		K		FC4-6 2-3 1B		F5		F8		4	0	1	0	0	1	1
Mark Belanger, R (1, 6) OBP: 0.345, SLG: 0.355			6-3	FC4-6 CS 1-2f 3-H			SH1-4 1B		F7	4	1	1	1	0	0	1
Brooks Robinson, R (1, 5) OBP: 0.213, SLG: 0.308			3B	CS 1-2	F4		SH1-4 1-2		F9	3	0	1	0	0	0	0
Dave Duncan, R (1, 2) OBP: 0.321, SLG: 0.299			F4		FC4-6 1B		2-H 1B		K	4	0	2	1	0	1	1
Inning Stats	R: 0 H: 0 E: 0 LOB: 0 K: 0 BB: 0 S: 3 P: 3	R: 0 H: 0 E: 0 LOB: 0 K: 1 BB: 0 S: 5 P: 5	R: 0 H: 1 E: 0 LOB: 1 K: 1 BB: 0 S: 6 P: 6	R: 3 H: 4 E: 0 LOB: 0 K: 1 BB: 0 S: 8 P: 8	R: 0 H: 1 E: 0 LOB: 1 K: 1 BB: 0 S: 6 P: 6	R: 1 H: 1 E: 0 LOB: 0 K: 1 BB: 0 S: 6 P: 6	R: 1 H: 2 E: 0 LOB: 1 K: 0 BB: 0 S: 5 P: 5	R: 0 H: 0 E: 0 LOB: 1 K: 0 BB: 2 S: 2 P: 10	R: 0 H: 0 E: 0 LOB: 0 K: 1 BB: 0 S: 5 P: 5	1B: 6 SF: 0 2B: 2 SAC: 1 3B: 1 DP: 1 HR: 1 HBP: 0						WP: 0 PA: 37 PB: 0 SB: 1 CS: 1	

PITCHER		IP	WLS	BF	H	R	ER	SO	BB	IBB	HBP	BLK	WP	HR	S	P	ERA	WHIP
Jackie Brown, R ERA: 3.0	(1, 1)	3.1		15	5	3	3	3	0	0	0	0	0	0	21	21	8.10	1.500
Tom Buskey, R ERA: 3.41	(4, 1)	2.2		10	3	2	2	2	0	0	0	0	0	1	14	14	6.75	1.125
Stan Thomas, R ERA: 2.16	(7, 1)	3.0	W	11	1	0	0	1	2	0	0	0	0	0	11	19	0.00	1.000

PITCHER	IP	WLS	BF	H	R	ER	SO	BB	IBB	HBP	BLK	WP	HR	S	P	ERA	WHIP

BOTTOM

Cleveland Indians @ Baltimore Orioles

Memorial Stadium, Baltimore, MD

Fri Jun 25 1976, 7:05 PM EDT

Att. 16,069 - Unknown

livebaseballscorecards.com

AB	33
R	5
H	9
RBI	5
BB	2
SO	6
LOB	11

Batter	1	2	3	4	5	6	7	8	9	AB	R	H	RBI	BB	SO	LOB
Duane Kuiper, L (1, 4) OBP: 0.280, SLG: 0.282	F7		F8		1B		K			4	0	1	0	0	1	0
Larvell Blanks, R (1, 6) OBP: 0.355, SLG: 0.494	1B		5-3		F7		6-3			4	0	1	0	0	0	1
Rick Manning, L (1, 8) OBP: 0.328, SLG: 0.379	1-2 1B		S 1B			2B 6-3 1B		4-3		4	1	3	0	0	0	0
Rico Carty, R (1, 10) OBP: 0.383, SLG: 0.466	F8		6-3 1-2			F5		6-3		4	0	0	0	0	0	4
John Lowenstein, L (1, 7) OBP: 0.336, SLG: 0.304	F8			4-3		PB 1-3 2B		F7		4	0	1	0	0	0	2
Buddy Bell, R (1, 5) OBP: 0.384, SLG: 0.408		F9		F4		6-3 3-H			F7	4	0	0	1	0	0	1
Orlando Gonzalez, L (1, 3) OBP: 0.378, SLG: 0.325		1B		L3		B B B B 4-0 2-3 BB			CS 1B	3	0	2	0	1	0	0
Charlie Spikes, R (1, 9) OBP: 0.307, SLG: 0.337		F7			F5	F4			S S S 1-2 K	3	0	0	0	0	0	3
Boog Powell, L (9, PH) OBP: 0.322, SLG: 0.270										1	0	0	0	0	1	1
Alan Ashby, S (1, 2) OBP: 0.295, SLG: 0.310		S S S K			3-1		S S S K			3	0	0	0	0	2	1
Inning Stats	R: 0 E: 0 K: 0 S: 5 H: 2 LOB: 2 BB: 0 P: 5	R: 0 E: 0 K: 1 S: 6 H: 1 LOB: 1 BB: 0 P: 6	R: 0 E: 0 K: 0 S: 4 H: 1 LOB: 1 BB: 0 P: 4	R: 0 E: 0 K: 0 S: 3 H: 0 LOB: 0 BB: 0 P: 3	R: 0 E: 0 K: 0 S: 4 H: 1 LOB: 1 BB: 0 P: 4	R: 1 E: 0 K: 0 S: 5 H: 2 LOB: 2 BB: 1 P: 9	R: 0 E: 0 K: 2 S: 7 H: 0 LOB: 0 BB: 0 P: 7	R: 0 E: 0 K: 0 S: 3 H: 0 LOB: 0 BB: 0 P: 3	R: 0 E: 0 K: 1 S: 5 H: 1 LOB: 1 BB: 0 P: 5	1B: 7 2B: 2 3B: 0 HR: 0 SF: 0 SAC: 0 DP: 1 HBP: 0						WP: 0 PB: 1 SB: 1 CS: 1 PA: 35	

Cleveland Indians @ Baltimore Orioles

Memorial Stadium, Baltimore, MD

Sat Jun 26 1976, 3:33 AM EDT

Att. 21,431 - Unknown

TOP

livebaseballscorecards.com

AB	34
R	1
H	8
RBI	1
BB	1
SO	4
LOB	13

PITCHER	IP	WLS	BF	H	R	ER	SO	BB	IBB	HBP	BLK	WP	HR	S	P	ERA	WHIP
Wayne Garland, R (1, 1) ERA: 1.82	9.0	W	35	8	1	1	4	1	0	0	0	0	0	42	46	1.00	1.000

PITCHER	IP	WLS	BF	H	R	ER	SO	BB	IBB	HBP	BLK	WP	HR	S	P	ERA	WHIP

Batter	1	2	3	4	5	6	7	8	9	AB	R	H	RBI	BB	SO	LOB
Al Bumbry, L (1, 7) OBP: 0.328, SLG: 0.365	4-3 1B	4-3			K			K		4	1	1	0	0	2	1
Paul Blair, R (1, 8) OBP: 0.262, SLG: 0.265	4-3 1B BB 1-2		F7		5-3			F9		3	1	0	0	1	0	0
Bobby Grich, R (1, 4) OBP: 0.382, SLG: 0.415	K		L7		F8			K		4	0	0	0	0	2	2
Reggie Jackson, L (1, 9) OBP: 0.317, SLG: 0.458	4-3 1-3 2-H		K			2B				3	0	1	1	0	1	1
Lee May, R (1, 3) OBP: 0.298, SLG: 0.456	1B 3-H			SH2-4 1B BB		6-3				2	0	1	1	1	0	0
Tony Muser, L (8, 3) OBP: 0.303, SLG: 0.258										0	0	0	0	0	0	0
Ken Singleton, S (1, 10) OBP: 0.326, SLG: 0.307	F7			SH2-4 1-2 1B		5-3				3	0	1	0	0	0	1
Mark Belanger, R (1, 6) OBP: 0.342, SLG: 0.352		F2		SH2-4 1-2 2-3			6-3			2	0	0	0	0	0	0
Doug DeCinces, R (1, 5) OBP: 0.263, SLG: 0.340		F9		F7			K			3	0	0	0	0	1	2
Rick Dempsey, R (1, 2) OBP: 0.208, SLG: 0.146		2B		K			F9			3	0	1	0	0	1	2
Inning Stats	R: 2 H: 2 E: 0 LOB: 1 K: 1 BB: 1 S: 7 P: 11	R: 0 H: 1 E: 0 LOB: 1 K: 0 BB: 0 S: 4 P: 4	R: 0 H: 0 E: 0 LOB: 0 K: 1 BB: 0 S: 5 P: 5	R: 0 H: 1 E: 0 LOB: 2 K: 1 BB: 1 S: 6 P: 10	R: 0 H: 0 E: 0 LOB: 0 K: 1 BB: 0 S: 5 P: 5	R: 0 H: 1 E: 0 LOB: 0 K: 0 BB: 0 S: 3 P: 3	R: 0 H: 0 E: 0 LOB: 0 K: 1 BB: 0 S: 5 P: 5	R: 0 H: 0 E: 0 LOB: 0 K: 2 BB: 0 S: 7 P: 7		1B: 3 SF: 0 2B: 2 SAC: 1 3B: 0 DP: 0 HR: 0 HBP: 0						WP: 0 PA: 30 PB: 0 SB: 3 CS: 0

PITCHER		IP	WLS	BF	H	R	ER	SO	BB	IBB	HBP	BLK	WP	HR	S	P	ERA	WHIP
Dennis Eckersley, R ERA: 4.4	(1, 1)	4.0	L	18	4	2	2	3	2	0	0	0	0	0	22	30	4.50	1.500
Jim Bibby, R ERA: 3.97	(5, 1)	4.0		12	1	0	0	4	0	0	0	0	0	0	20	20	0.00	0.250

PITCHER	IP	WLS	BF	H	R	ER	SO	BB	IBB	HBP	BLK	WP	HR	S	P	ERA	WHIP

BOTTOM

Cleveland Indians @ Baltimore Orioles

Memorial Stadium, Baltimore, MD

Sat Jun 26 1976, 3:33 AM EDT

Att. 21,431 - Unknown

livebaseballscorecards.com

AB	27
R	2
H	5
RBI	2
BB	2
SO	7
LOB	9

Batter	1	2	3	4	5	6	7	8	9	AB	R	H	RBI	BB	SO	LOB
Rick Manning, L (1, 8) OBP: 0.332, SLG: 0.380	E7	BB		BB		6-3		G3		4	1	2	0	1	0	1
Larvell Blanks, R (1, 4) OBP: 0.357, SLG: 0.494	1B	F9		G6-4-3			F7	K		4	1	1	1	1	1	2
Frank Robinson, R (1, 10) OBP: 0.371, SLG: 0.345	BB	FC5-4		G6-4-3			F3		6-3	4	1	1	0	1	0	2
Rico Carty, R (1, 3) OBP: 0.381, SLG: 0.459 Orlando Gonzalez, L (7, 3) OBP: 0.370, SLG: 0.317	F7	FC5-4			L7		BB		4-3	3 1	1 0	0 0	0 0	1 0	0 0	4 0
George Hendrick, R (1, 7) OBP: 0.316, SLG: 0.432	1B		BB		HR		2B		1B	4	2	4	2	1	0	0
Buddy Bell, R (1, 5) OBP: 0.387, SLG: 0.412	FC2-4		FC6-4		F7		1B		F9	5	0	3	3	0	0	1
Charlie Spikes, R (1, 9) OBP: 0.301, SLG: 0.330	F2		K		F4		F3			4	0	0	0	0	1	4
Ray Fosse, R (1, 2) OBP: 0.316, SLG: 0.240	FC2-4		FC6-4			F7		5-3		4	0	0	0	0	0	3
Frank Duffy, R (1, 6) OBP: 0.283, SLG: 0.284		5-3		K		5-3			BB	3	0	0	0	1	1	0
Inning Stats	R: 3 E: 1 K: 0 S: 7 H: 4 LOB: 2 BB: 1 P: 11	R: 0 E: 0 K: 0 S: 4 H: 1 LOB: 2 BB: 1 P: 8	R: 0 E: 0 K: 1 S: 5 H: 1 LOB: 1 BB: 1 P: 9	R: 0 E: 0 K: 1 S: 5 H: 1 LOB: 1 BB: 1 P: 9	R: 1 E: 0 K: 0 S: 4 H: 1 LOB: 0 BB: 0 P: 4	R: 0 E: 0 K: 0 S: 3 H: 0 LOB: 0 BB: 0 P: 3	R: 2 E: 0 K: 0 S: 5 H: 2 LOB: 1 BB: 1 P: 9	R: 0 E: 0 K: 1 S: 5 H: 0 LOB: 1 BB: 1 P: 9	R: 0 E: 0 K: 0 S: 4 H: 1 LOB: 1 BB: 0 P: 4	1B: 8 2B: 2 3B: 0 HR: 1 SF: 0 SAC: 0 DP: 1 HBP: 0						

PITCHER	IP	WLS	BF	H	R	ER	SO	BB	IBB	HBP	BLK	WP	HR	S	P	ERA	WHIP
Rudy May, L (1, 1) ERA: 4.23	0.1	L	6	4	3	3	0	1	0	0	0	0	0	5	9	81.00	15.000
Dyar Miller, R (1, 1) ERA: 3.18	6.1		27	6	3	3	2	4	0	0	0	0	1	27	43	4.26	1.579
Mike Flanagan, L (7, 1) ERA: 4.76	2.1		9	1	0	0	1	1	0	0	0	0	0	10	14	0.00	0.857

PITCHER	IP	WLS	BF	H	R	ER	SO	BB	IBB	HBP	BLK	WP	HR	S	P	ERA	WHIP

TOP

Cleveland Indians @ Baltimore Orioles

Memorial Stadium, Baltimore, MD

Sun Jun 27 1976, 3:33 AM EDT

Unknown

livebaseballscorecards.com

AB	36
R	6
H	11
RBI	6
BB	6
SO	3
LOB	17
PA:	42
WP:	0
PB:	0
SB:	0
CS:	1

Batter	1	2	3	4	5	6	7	8	9	AB	R	H	RBI	BB	SO	LOB
Al Bumbry, L (1, 7) (8, 8) OBP: 0.335, SLG: 0.388	HR		4-3		1B		G4-3 1B		K	5	1	3	2	0	1	1
Paul Blair, R (1, 8) OBP: 0.258, SLG: 0.261	L4		L6		F9		F7		1B	3	0	0	0	0	0	3
Terry Crowley, L (7, PH)										1	0	0	0	0	0	2
Mark Belanger, R (8, 6) OBP: 0.345, SLG: 0.355										1	0	1	0	0	0	0
Bobby Grich, R (1, 4) OBP: 0.379, SLG: 0.407	F6		BB		G1-2-3		G4-3		K	4	0	0	0	1	1	7
Reggie Jackson, L (1, 9) OBP: 0.311, SLG: 0.448	F7		K			K		K		4	0	0	0	0	3	1
Tony Muser, L (1, 3) OBP: 0.295, SLG: 0.250		L6		4-3		5-3		6-3		4	0	0	0	0	0	0
Ken Singleton, S (1, 10) OBP: 0.332, SLG: 0.325		HR		K		1B		BB		3	1	2	1	1	1	0
Dave Duncan, R (1, 2) OBP: 0.313, SLG: 0.291		5-3		K		G3		F9		4	0	0	0	0	1	2
Brooks Robinson, R (1, 5) OBP: 0.236, SLG: 0.326		FC6-4 BB			1B BB G1-2-3 HBP				1B	2	1	2	0	1	0	0
Tim Nordbrook, R (1, 6) OBP: 0.286, SLG: 0.167		FC6-4			1B BB		1B BB		K	1	0	0	0	1	0	1
Andres Mora, R (7, PH) OBP: 0.278, SLG: 0.417										1	0	0	0	1	1	1
(8, 7)																
Inning Stats	R: 1 H: 1 E: 0 LOB: 0 K: 0 BB: 0 S: 4 P: 4	R: 1 H: 1 E: 0 LOB: 1 K: 0 BB: 1 S: 4 P: 8	R: 0 H: 0 E: 0 LOB: 1 K: 1 BB: 1 S: 5 P: 9	R: 0 H: 0 E: 0 LOB: 0 K: 2 BB: 0 S: 7 P: 7	R: 0 H: 1 E: 0 LOB: 2 K: 0 BB: 1 S: 3 P: 8	R: 0 H: 1 E: 0 LOB: 1 K: 1 BB: 0 S: 6 P: 6	R: 1 H: 2 E: 0 LOB: 1 K: 0 BB: 1 S: 4 P: 8	R: 0 H: 0 E: 0 LOB: 1 K: 1 BB: 1 S: 5 P: 9	R: 0 H: 2 E: 0 LOB: 2 K: 3 BB: 0 S: 11 P: 11	1B: 5 SF: 0 2B: 1 SAC: 0 3B: 0 DP: 2 HR: 2 HBP: 1				WP: 0 PA: 39 PB: 0 SB: 0 CS: 0		

PITCHER		IP	WLS	BF	H	R	ER	SO	BB	IBB	HBP	BLK	WP	HR	S	P	ERA	WHIP
Pat Dobson, R ERA: 2.8	(1, 1)	6.0	W	26	5	3	3	4	3	0	1	0	0	2	30	43	4.50	1.333
Tom Buskey, R ERA: 3.41	(7, 1)	0.0		2	1	0	0	0	1	0	0	0	0	0	1	5	∞	∞
Jim Kern, R ERA: 2.37	(7, 1)	3.0	S	11	2	0	0	4	1	0	0	0	0	0	18	22	0.00	1.000

PITCHER	IP	WLS	BF	H	R	ER	SO	BB	IBB	HBP	BLK	WP	HR	S	P	ERA	WHIP

BOTTOM

Cleveland Indians @ Baltimore Orioles

Memorial Stadium, Baltimore, MD

Sun Jun 27 1976, 3:33 AM EDT

Unknown

livebaseballscorecards.com

AB	33
R	3
H	8
RBI	3
BB	5
SO	8
LOB	18

Cleveland Indians @ Baltimore Orioles

Memorial Stadium, Baltimore, MD

Sun Jun 27 1976, 7:05 PM EDT

Att. 27,313 - Unknown

TOP

livebaseballscorecards.com

Batter	1	2	3	4	5	6	7	8	9	AB	R	H	RBI	BB	SO	LOB
Rick Manning, L (1, 8) OBP: 0.330, SLG: 0.377	4-3		K		1B		F7		K	5	0	1	0	0	2	3
Larvell Blanks, R (1, 4) OBP: 0.353, SLG: 0.484	4-3		WP 1B 1B		F9			5-3		4	0	1	0	0	0	1
Frank Robinson, R (1, 10) OBP: 0.385, SLG: 0.455	HR		1-2 WP 1B		F3			1-3		4	1	2	1	0	0	1
Rico Carty, R (1, 3) OBP: 0.375, SLG: 0.451	F9		1-2 2-3 F3			6-3		F9		4	0	0	0	0	0	2
George Hendrick, R (1, 7) OBP: 0.311, SLG: 0.424		K	K			F7			E5 FC5-4	4	0	0	0	0	2	2
Buddy Bell, R (1, 5) OBP: 0.382, SLG: 0.406		5-3		5-3		F6			F9	4	0	0	0	0	0	1
Charlie Spikes, R (1, 9) OBP: 0.305, SLG: 0.339		1B 1B		F6			F8 2B		1-2f FC5-4 1B BB E	4	1	2	0	0	0	1
Ray Fosse, R (1, 2) OBP: 0.328, SLG: 0.245		1-3 1B		F7			2-3 F8		1-2 E BB	3	0	1	0	1	0	1
Frank Duffy, R (1, 6) OBP: 0.282, SLG: 0.283		K			F8		1-3		1-3 2-H E7 1B	4	0	1	0	0	1	3
Inning Stats	R: 1 E: 0 K: 0 S: 4 H: 1 LOB: 0 BB: 0 P: 4	R: 0 E: 0 K: 2 S: 9 H: 2 LOB: 2 BB: 0 P: 9	R: 0 E: 0 K: 2 S: 9 H: 2 LOB: 2 BB: 0 P: 9	R: 0 E: 0 K: 0 S: 3 H: 0 LOB: 0 BB: 0 P: 3	R: 0 E: 0 K: 0 S: 4 H: 1 LOB: 1 BB: 0 P: 4	R: 0 E: 0 K: 0 S: 3 H: 0 LOB: 0 BB: 0 P: 3	R: 0 E: 0 K: 0 S: 4 H: 1 LOB: 1 BB: 0 P: 4	R: 0 E: 0 K: 0 S: 3 H: 0 LOB: 0 BB: 0 P: 3	R: 1 E: 2 K: 1 S: 7 H: 1 LOB: 2 BB: 1 P: 11	1B: 6 2B: 1 3B: 0 HR: 1 SF: 0 SAC: 0 DP: 0 HBP: 0	WP: 1 PB: 0 SB: 0 CS: 0 PA: 37					

	AB	36
	R	2
	H	8
	RBI	1
	BB	1
	SO	5
	LOB	15

PITCHER		IP	WLS	BF	H	R	ER	SO	BB	IBB	HBP	BLK	WP	HR	S	P	ERA	WHIP
Ross Grimsley, L ERA: 3.43	(1, 1)	8.2	W	36	8	2	1	4	1	0	0	0	1	1	43	47	1.04	1.038
Tippy Martinez, L ERA: 1.67	(9, 1)	0.1	S	1	0	0	0	1	0	0	0	0	0	0	3	3	0.00	0.000

PITCHER	IP	WLS	BF	H	R	ER	SO	BB	IBB	HBP	BLK	WP	HR	S	P	ERA	WHIP

Cleveland Indians @ Baltimore Orioles

Memorial Stadium, Baltimore, MD

Sun Jun 27 1976, 7:05 PM EDT

Att. 27,313 - Unknown

BOTTOM

Batter	1	2	3	4	5	6	7	8	9	AB	R	H	RBI	BB	SO	LOB
Tommy Harper, R (1, 10) OBP: 0.333, SLG: 0.286	BBBB 4-0 2B BB	x 0-0 F6 ②		x 0-0 G5-4-3 ②③ 1-2f			BBBB 4-0 WP BB			2	1	0	0	2	0	1
Bobby Grich, R (1, 4) OBP: 0.385, SLG: 0.415	x 0-0 1-H 1B 2B	x 0-0 1B			BBBB 4-0 S BB		x 0-0 F5 ① 1-2			3	1	2	1	1	0	1
Reggie Jackson, L (1, 9) OBP: 0.305, SLG: 0.438	x 0-0 5-3 ①	SSS 0-3 K ③			x 0-0 F7 ① 1-2		x 0-0 L7 ②			4	0	0	0	0	1	4
Lee May, R (1, 3) OBP: 0.297, SLG: 0.452	x 0-0 FC1-4 2-H 1B	x 0-0 1-3 ①			x 0-0 F5 ②		x 0-0 F4 ③			4	0	1	1	0	0	2
Tony Muser, L (8, 3) OBP: 0.295, SLG: 0.250										0	0	0	0	0	0	0
Andres Mora, R (1, 7) OBP: 0.286, SLG: 0.458	x 0-0 FC1-4 ② 1-2f	x 0-0 HR			SSS 0-3 K ③			x 0-0 1B 2B		4	2	2	1	0	1	2
Paul Blair, R (1, 8) OBP: 0.253, SLG: 0.256	SSS 0-3 K ③	SSS 0-3 K ②				x 0-0 F9 ①		x 0-0 5-3 ①		4	0	0	0	0	2	2
Mark Belanger, R (1, 6) OBP: 0.351, SLG: 0.359		BBBB 4-0 E BB	x 0-0 5-3 ③			x 0-0 1-3 1B		x 0-0 2-H 1B		3	1	2	1	1	0	0
Doug DeCinces, R (1, 5) OBP: 0.268, SLG: 0.349		x 0-0 E9 1-H 1B 2B		x 0-0 G5-4-3 1B		x 0-0 1-3 ② 1-2		x 0-0 F8 ②		4	1	2	1	0	0	2
Rick Dempsey, R (1, 2) OBP: 0.211, SLG: 0.154		x 0-0 3-H 1B ①		x 0-0 F4 ①		x 0-0 1-3 ③		x 0-0 F9 ③		4	0	1	1	0	0	3
Inning Stats	R: 2 E: 0 K: 1 S: 7 H: 2 LOB: 1 BB: 1 P: 11	R: 2 E: 1 K: 1 S: 7 H: 3 LOB: 1 BB: 1 P: 11	R: 1 E: 0 K: 1 S: 6 H: 1 LOB: 0 BB: 0 P: 6	R: 0 E: 0 K: 0 S: 3 H: 1 LOB: 0 BB: 0 P: 3	R: 0 E: 0 K: 1 S: 5 H: 0 LOB: 1 BB: 1 P: 9	R: 0 E: 0 K: 0 S: 4 H: 1 LOB: 1 BB: 0 P: 4	R: 0 E: 0 K: 0 S: 3 H: 0 LOB: 1 BB: 1 P: 7	R: 1 E: 0 K: 0 S: 5 H: 2 LOB: 1 BB: 0 P: 5		1B: 6 2B: 3 3B: 0 HR: 1	SF: 0 SAC: 0 DP: 1 HBP: 0					

livebaseballscorecards.com

AB	32
R	6
H	10
RBI	6
BB	4
SO	4
LOB	17

WP: 1 PB: 0 SB: 1 CS: 0 PA: 36

PITCHER		IP	WLS	BF	H	R	ER	SO	BB	IBB	HBP	BLK	WP	HR	S	P	ERA	WHIP
Rick Waits, L ERA: 3.99	(1, 1)	1.1	L	9	4	4	4	1	2	0	0	0	0	0	9	17	27.00	4.500
Stan Thomas, R ERA: 2.08	(2, 1)	5.2		22	4	1	1	3	2	0	0	0	1	1	26	34	1.59	1.059
Tom Buskey, R ERA: 3.57	(8, 1)	1.0		5	2	1	1	0	0	0	0	0	0	0	5	5	9.00	2.000

PITCHER	IP	WLS	BF	H	R	ER	SO	BB	IBB	HBP	BLK	WP	HR	S	P	ERA	WHIP

Milwaukee Brewers @ Cleveland Indians

Cleveland Municipal Stadium, Cleveland, OH

Mon Jun 28 1976, 7:05 PM EDT

Att. 8,289 - Unknown - 78 F

livebaseballscorecards.com

TOP

Batter	1	2	3	4	5	6	7	8	9	AB	R	H	RBI	BB	SO	LOB
Von Joshua, L (1, 8) OBP: 0.275, SLG: 0.331	E WP 1B	L4			F4		E4 1-2			4	1	1	0	0	0	2
Don Money, R (1, 5) OBP: 0.365, SLG: 0.492	E7 1-H WP 1B	1-H 3B			4-3		F8			4	1	2	2	0	0	2
George Scott, R (1, 3) OBP: 0.303, SLG: 0.390	F3 3-H	5-3			1B		4-3			4	0	1	0	0	0	3
Hank Aaron, R (1, 10) OBP: 0.321, SLG: 0.411	FC5-4 BB 1B		G6-3 1B		F5			5-3		4	0	2	0	0	0	1
Sixto Lezcano, R (1, 7) OBP: 0.338, SLG: 0.371	B B B B 1-2 FC5-4 BB		G6-3 1-2f			E5 CS		F4		3	0	0	0	1	0	1
Robin Yount, R (1, 6) OBP: 0.328, SLG: 0.345	FC5-4 1-2f 2-3		F9			S S S K 1-2		6-3		4	0	0	0	0	1	3
Gorman Thomas, R (1, 9) OBP: 0.283, SLG: 0.354	F4			G3		F7			S S S K	2	0	0	0	0	0	2
Bernie Carbo, L (6, PH) OBP: 0.353, SLG: 0.451 (6, 9)										2	0	0	0	0	1	0
Jack Heidemann, R (1, 4) OBP: 0.211, SLG: 0.118		B B B B 3B BB		S S S K			F8		F4	1	1	0	0	1	1	0
Bill Sharp, L (7, PH) OBP: 0.295, SLG: 0.260										1	0	0	0	0	0	0
Tim Johnson, L (7, 4) OBP: 0.286, SLG: 0.277										1	0	0	0	0	0	0
Art Kusnyer, R (1, 2)		F7		F2			B B B B E BB		S S S K	2	0	0	0	0	0	1
Darrell Porter, L (7, PH) OBP: 0.308, SLG: 0.273 (7, 2)										1	0	0	0	1	1	0
Inning Stats	R: 2 E: 1 K: 0 S: 6 H: 3 LOB: 2 BB: 1 P: 10	R: 1 E: 0 K: 0 S: 4 H: 1 LOB: 1 BB: 1 P: 8	R: 0 E: 0 K: 0 S: 3 H: 1 LOB: 0 BB: 0 P: 3	R: 0 E: 0 K: 1 S: 5 H: 0 LOB: 0 BB: 0 P: 5	R: 0 E: 0 K: 0 S: 4 H: 1 LOB: 1 BB: 0 P: 4	R: 0 E: 1 K: 1 S: 5 H: 0 LOB: 0 BB: 0 P: 5	R: 0 E: 1 K: 0 S: 4 H: 0 LOB: 2 BB: 1 P: 8	R: 0 E: 0 K: 0 S: 3 H: 0 LOB: 0 BB: 0 P: 3	R: 0 E: 0 K: 2 S: 7 H: 0 LOB: 0 BB: 0 P: 7	1B: 5 2B: 1 3B: 1 HR: 0	SF: 0 SAC: 0 DP: 2 HBP: 0						

	AB	33
	R	3
	H	6
	RBI	2
	BB	3
	SO	4
	LOB	15

WP: 2 PB: 0 SB: 0 CS: 1 PA: 36

PITCHER		IP	WLS	BF	H	R	ER	SO	BB	IBB	HBP	BLK	WP	HR	S	P	ERA	WHIP
Don Hood, L ERA: 3.55	(1, 1)	1.2		11	4	3	3	0	2	0	0	0	2	0	9	17	16.20	3.600
Jim Bibby, R ERA: 3.48	(2, 1)	6.1	W	22	2	0	0	2	1	0	0	0	0	0	25	29	0.00	0.474
Dave LaRoche, L ERA: 1.64	(9, 1)	1.0	S	3	0	0	0	2	0	0	0	0	0	0	7	7	0.00	0.000

PITCHER	IP	WLS	BF	H	R	ER	SO	BB	IBB	HBP	BLK	WP	HR	S	P	ERA	WHIP

BOTTOM

Milwaukee Brewers @ Cleveland Indians

Cleveland Municipal Stadium, Cleveland, OH

Mon Jun 28 1976, 7:05 PM EDT

Att. 8,289 - Unknown - 78 F

livebaseballscorecards.com

Batter	1	2	3	4	5	6	7	8	9	AB	R	H	RBI	BB	SO	LOB
Duane Kuiper, L (1, 4) OBP: 0.275, SLG: 0.278	L8	SF8 3-H		F8		F9				3	0	0	1	0	0	1
Rick Manning, L (1, 8) OBP: 0.332, SLG: 0.379	F8	E 1B 1B		E7 1-H 1B			4-3			4	1	2	0	0	0	0
John Lowenstein, L (1, 9) OBP: 0.348, SLG: 0.345	HR	E8 1-3 1B		CS 3-H 1B			F8			4	1	3	2	0	0	0
Rico Carty, R (1, 10) OBP: 0.377, SLG: 0.461	1B 2B	6-3		CS 1-2	5-3		2B			4	0	2	0	0	0	2
Boog Powell, L (1, 3) OBP: 0.319, SLG: 0.269	BB 2-3 1B		F6		4-3		4-3			4	0	1	0	0	0	1
George Hendrick, R (1, 7) OBP: 0.318, SLG: 0.440	BB 1-2 BB		K		HR			4-3 6-3 1B		3	1	2	1	1	1	0
Buddy Bell, R (1, 5) OBP: 0.377, SLG: 0.399	F8		L4		5-3			6-3 1-2		4	0	0	0	0	0	4
Alan Ashby, S (1, 2) OBP: 0.299, SLG: 0.316		SH1-3 SF8 2B		FC6-4 BB		K		4-3 2-3		3	1	1	0	1	1	1
Frank Duffy, R (1, 6) OBP: 0.278, SLG: 0.279		SH1-3 2-3		FC6-4 1-2f 1B E		F7		K		3	1	0	0	0	1	2
Inning Stats	R: 1 E: 0 K: 0 S: 6 H: 3 LOB: 3 BB: 1 P: 10	R: 1 E: 1 K: 0 S: 6 H: 3 LOB: 2 BB: 0 P: 6	R: 0 E: 0 K: 1 S: 5 H: 0 LOB: 0 BB: 0 P: 5	R: 2 E: 1 K: 0 S: 4 H: 2 LOB: 0 BB: 1 P: 8	R: 1 E: 0 K: 0 S: 4 H: 1 LOB: 0 BB: 0 P: 4	R: 0 E: 0 K: 1 S: 5 H: 0 LOB: 0 BB: 0 P: 5	R: 0 E: 0 K: 0 S: 4 H: 1 LOB: 1 BB: 0 P: 4	R: 0 E: 0 K: 1 S: 6 H: 1 LOB: 1 BB: 0 P: 6		1B: 6 2B: 3 3B: 0 HR: 2 SF: 1 SAC: 1 DP: 0 HBP: 0						

	AB	32
	R	5
	H	11
	RBI	4
	BB	2
	SO	3
	LOB	11

WP: 0 PB: 0 SB: 0 CS: 1 PA: 37

PITCHER		IP	WLS	BF	H	R	ER	SO	BB	IBB	HBP	BLK	WP	HR	S	P	ERA	WHIP
Jim Colborn, R ERA: 4.4	(1, 1)	6.2	L	31	10	5	5	2	2	0	0	0	0	2	33	41	6.75	1.800
Ray Sadecki, L ERA: 4.76	(7, 1)	0.1		1	0	0	0	0	0	0	0	0	0	0	1	1	0.00	0.000
Danny Frisella, R ERA: 2.78	(8, 1)	1.0		4	1	0	0	1	0	0	0	0	0	0	6	6	0.00	1.000

PITCHER	IP	WLS	BF	H	R	ER	SO	BB	IBB	HBP	BLK	WP	HR	S	P	ERA	WHIP

Milwaukee Brewers @ Cleveland Indians

Cleveland Municipal Stadium, Cleveland, OH

Tue Jun 29 1976, 7:05 PM EDT

Att. 18,932 - Unknown - 82 F

livebaseballscorecards.com

TOP

Batter	1	2	3	4	5	6	7	8	9	AB	R	H	RBI	BB	SO	LOB
Von Joshua, L (1, 8) OBP: 0.274, SLG: 0.327	S S S 0-3 ① K		x 0-0 ② FC4-6 FC6-4 1-2f		x 0-0 ② 6-3			B B B B 4-0 BB BB		3	0	0	0	1	1	1
Robin Yount, R (1, 6) OBP: 0.327, SLG: 0.341	x 0-0 ② 5-3		x 0-0 ③ FC6-4 1-2f		x 0-0 ③ 6-3			B B B B 4-0 1-2 BB		3	0	0	0	1	0	1
Don Money, R (1, 5) OBP: 0.360, SLG: 0.484	S S S 0-3 ③ K			x 0-0 ① F7		x 0-0 ① F6		x 0-0 ① F9		4	0	0	0	0	1	2
Bernie Carbo, L (1, 9) OBP: 0.358, SLG: 0.462		x 0-0 ① 3-1		x 0-0 1B 1B 1B		x 0-0 2B		x 0-0 ② F7		4	1	2	0	0	0	2
Hank Aaron, R (1, 10) OBP: 0.319, SLG: 0.407		x 0-0 ② L7		x 0-0 1-2 1B 1B		x 0-0 ② F8		x 0-0 ③ F9		4	0	1	0	0	0	3
Mike Hegan, L (1, 3) OBP: 0.318, SLG: 0.429		x 0-0 FC6-4 1B		x 0-0 1-2 2-H 1B		x 0-0 ③ F8			x 0-0 ① F7	4	0	2	1	0	0	1
Sixto Lezcano, R (1, 7) OBP: 0.332, SLG: 0.364		x 0-0 ③ FC6-4 1-2f		S S S 0-3 ② K			x 0-0 ① 5-3		x 0-0 ② 4-1	4	0	0	0	0	1	3
Darrell Porter, L (1, 2) OBP: 0.307, SLG: 0.268			x 0-0 ① 4-3	S S S 0-3 ③ K			x 0-0 ② 6-3	B B B B 4-0 BB		3	0	0	0	1	1	2
Tim Johnson, L (1, 4) OBP: 0.284, SLG: 0.275			x 0-0 FC4-6 1B		x 0-0 ① F8		S S S 0-3 ③ K		x 0-0 ③ F7	4	0	1	0	0	1	1
Inning Stats	R: 0 E: 0 K: 2 S: 7 H: 0 LOB: 0 BB: 0 P: 7	R: 0 E: 0 K: 0 S: 4 H: 1 LOB: 1 BB: 0 P: 4	R: 0 E: 0 K: 0 S: 4 H: 1 LOB: 1 BB: 0 P: 4	R: 1 E: 0 K: 2 S: 10 H: 3 LOB: 2 BB: 0 P: 10	R: 0 E: 0 K: 0 S: 3 H: 0 LOB: 0 BB: 0 P: 3	R: 0 E: 0 K: 0 S: 4 H: 1 LOB: 1 BB: 0 P: 4	R: 0 E: 0 K: 1 S: 5 H: 0 LOB: 0 BB: 0 P: 5	R: 0 E: 0 K: 0 S: 3 H: 0 LOB: 2 BB: 2 P: 11	R: 0 E: 0 K: 0 S: 3 H: 0 LOB: 1 BB: 1 P: 7	1B: 5 2B: 1 3B: 0 HR: 0	SF: 0 SAC: 0 DP: 0 HBP: 0						

	AB	33
	R	1
	H	6
	RBI	1
	BB	3
	SO	5
	LOB	16

WP: 0 PB: 0 SB: 0 CS: 0 PA: 36

PITCHER		IP	WLS	BF	H	R	ER	SO	BB	IBB	HBP	BLK	WP	HR	S	P	ERA	WHIP
Jackie Brown, R ERA: 2.88	(1, 1)	7.0	W	28	6	1	1	5	1	0	0	0	0	0	37	41	1.29	1.000
Jim Kern, R ERA: 2.3	(8, 1)	2.0	S	8	0	0	0	0	2	0	0	0	0	0	6	14	0.00	1.000

PITCHER	IP	WLS	BF	H	R	ER	SO	BB	IBB	HBP	BLK	WP	HR	S	P	ERA	WHIP

Batter	1	2	3	4	5	6	7	8	9	AB	R	H	RBI	BB	SO	LOB
Rick Manning, L (1, 8) OBP: 0.338, SLG: 0.382	E3 HR 1B	L6			1B 1B		BBBB 4-0 5-3 BB			3	1	2	0	1	0	0
Larvell Blanks, R (1, 4) OBP: 0.349, SLG: 0.505	2-H HR	5-3			F8		5-3 1-2			4	1	1	2	0	0	2
Frank Robinson, R (1, 10) OBP: 0.357, SLG: 0.417 John Lowenstein, L (7, PH) OBP: 0.346, SLG: 0.342	SSS K		F8		F7		F6			3 1	0 0	0 0	0 0	0 0	1 0	1 1
Rico Carty, R (1, 3) OBP: 0.383, SLG: 0.464 Boog Powell, L (9, 3) OBP: 0.319, SLG: 0.269	HR 1B		BBBB 4-0 BB		1-3 WP 1B			F5		3 0	1 0	2 0	0 0	1 0	0 0	0 0
George Hendrick, R (1, 7) OBP: 0.320, SLG: 0.450	1-H HR		F7		1-2 F6			BBBB 4-0 BB		3	1	1	2	1	0	3
Buddy Bell, R (1, 5) OBP: 0.375, SLG: 0.401	2B		F7			6-3		F7		4	0	1	0	0	0	2
Charlie Spikes, R (1, 9) OBP: 0.299, SLG: 0.332	5-3			5-3		5-3		F9		4	0	0	0	0	0	2
Ray Fosse, R (1, 2) OBP: 0.313, SLG: 0.232	F6			F3		SSS K				3	0	0	0	0	1	1
Frank Duffy, R (1, 6) OBP: 0.274, SLG: 0.275		5-3		4-3			5-3			3	0	0	0	0	0	0
Inning Stats	R: 4 H: 5 E: 1 LOB: 1 K: 1 BB: 0 S: 10 P: 10	R: 0 H: 0 E: 0 LOB: 0 K: 0 BB: 0 S: 3 P: 3	R: 0 H: 0 E: 0 LOB: 1 K: 0 BB: 1 S: 3 P: 7	R: 0 H: 0 E: 0 LOB: 0 K: 0 BB: 0 S: 3 P: 3	R: 0 H: 2 E: 0 LOB: 2 K: 0 BB: 0 S: 5 P: 5	R: 0 H: 0 E: 0 LOB: 0 K: 1 BB: 0 S: 5 P: 5	R: 0 H: 0 E: 0 LOB: 0 K: 0 BB: 1 S: 3 P: 7	R: 0 H: 0 E: 0 LOB: 1 K: 0 BB: 1 S: 3 P: 7		1B: 4 SF: 0 2B: 1 SAC: 0 3B: 0 DP: 0 HR: 2 HBP: 0						

PITCHER		IP	WLS	BF	H	R	ER	SO	BB	IBB	HBP	BLK	WP	HR	S	P	ERA	WHIP
Bill Travers, L ERA: 1.96	(1, 1)	4.2	L	22	7	4	3	1	1	0	0	0	0	2	23	27	5.79	1.714
Eduardo Rodriguez, R ERA: 5.06	(5, 1)	3.1		12	0	0	0	1	2	0	0	0	1	0	12	20	0.00	0.600

PITCHER	IP	WLS	BF	H	R	ER	SO	BB	IBB	HBP	BLK	WP	HR	S	P	ERA	WHIP

BOTTOM

Milwaukee Brewers @ Cleveland Indians

Cleveland Municipal Stadium, Cleveland, OH

Tue Jun 29 1976, 7:05 PM EDT
Att. 18,932 - Unknown - 82 F

livebaseballscorecards.com

AB	31
R	4
H	7
RBI	4
BB	3
SO	2
LOB	12

New York Yankees @ Cleveland Indians

Cleveland Municipal Stadium, Cleveland, OH

Thu Jul 01 1976, 7:05 PM EDT

Att. 23,467 - Unknown - 69 F

TOP

livebaseballscorecards.com

Batter	1	2	3	4	5	6	7	8	9	AB	R	H	RBI	BB	SO	LOB
Mickey Rivers, L (1, 8) OBP: 0.340, SLG: 0.461	G3		K		4-3		F4		CS 1B	5	0	1	0	0	1	4
Roy White, S (1, 7) OBP: 0.372, SLG: 0.415	1-3		1B BB 1-2			F7	F9		BB 1-2	3	0	0	0	2	0	3
Carlos May, L (1, 10) OBP: 0.335, SLG: 0.302	BB		1-2 2-H 1B			1-3		BB 1B	G3	4	1	2	1	1	0	1
Chris Chambliss, L (1, 3) OBP: 0.335, SLG: 0.455	G3		1-3			2B		K		4	0	1	0	0	1	4
Graig Nettles, L (1, 5) OBP: 0.310, SLG: 0.402		K		K		BB		FC3-6 1B 1-2 BB		2	0	0	0	2	2	0
Oscar Gamble, L (1, 9) OBP: 0.330, SLG: 0.429		CS BB		K		4-3		FC3-6 1-2 2-H 1B		3	0	1	1	1	1	2
Elrod Hendricks, L (1, 2) OBP: 0.226, SLG: 0.268		G3 1-2		1-3			6-3 S 1B	FC3-6 1-2f 2-3		3	0	1	0	0	0	1
Sandy Alomar Sr., S (7, PR) OBP: 0.289, SLG: 0.235										0	0	0	0	0	0	0
Fran Healy, R (7, 2) OBP: 0.343, SLG: 0.279										1	0	0	0	0	0	2
Willie Randolph, R (1, 4) OBP: 0.362, SLG: 0.323			F7		L5		6-3 1-2 BB	K		3	0	0	0	1	1	2
Jim Mason, L (1, 6) OBP: 0.185, SLG: 0.215			BB 1B		4-3		6-3 1-2 2-3		K	2	1	1	0	0	0	0
Thurman Munson, R (7, PH) OBP: 0.352, SLG: 0.470										1	0	0	0	0	0	2
Fred Stanley, R (7, 6) OBP: 0.305, SLG: 0.262										0	0	0	0	0	0	0
Lou Piniella, R (9, PH) OBP: 0.317, SLG: 0.414										1	0	0	0	0	1	0
Inning Stats	R: 0 E: 0 K: 0 S: 3 H: 0 LOB: 1 BB: 1 P: 7	R: 0 E: 0 K: 1 S: 4 H: 0 LOB: 0 BB: 1 P: 8	R: 1 E: 0 K: 1 S: 7 H: 2 LOB: 2 BB: 1 P: 11	R: 0 E: 0 K: 2 S: 7 H: 0 LOB: 0 BB: 0 P: 7	R: 0 E: 0 K: 0 S: 3 H: 0 LOB: 0 BB: 0 P: 3	R: 0 E: 0 K: 0 S: 4 H: 1 LOB: 2 BB: 1 P: 8	R: 0 E: 0 K: 0 S: 4 H: 1 LOB: 3 BB: 1 P: 8	R: 1 E: 0 K: 2 S: 9 H: 2 LOB: 2 BB: 1 P: 13	R: 0 E: 0 K: 1 S: 5 H: 1 LOB: 1 BB: 1 P: 9	1B: 6 2B: 1 3B: 0 HR: 0	SF: 0 SAC: 0 DP: 0 HBP: 0						

	AB	32
	R	2
	H	7
	RBI	2
	BB	7
	SO	7
	LOB	21

WP: 0 PB: 0 SB: 1 CS: 2 PA: 39

PITCHER		IP	WLS	BF	H	R	ER	SO	BB	IBB	HBP	BLK	WP	HR	S	P	ERA	WHIP
Pat Dobson, R ERA: 2.79	(1, 1)	7.0	W	30	5	2	2	4	5	0	0	0	0	0	33	53	2.57	1.429
Dave LaRoche, L ERA: 1.63	(8, 1)	0.1		3	1	0	0	1	1	0	0	0	0	0	4	8	0.00	6.000
Jim Kern, R ERA: 2.24	(8, 1)	1.2	S	6	1	0	0	2	1	0	0	0	0	0	9	13	0.00	1.200

PITCHER		IP	WLS	BF	H	R	ER	SO	BB	IBB	HBP	BLK	WP	HR	S	P	ERA	WHIP

BOTTOM

New York Yankees @ Cleveland Indians

Cleveland Municipal Stadium, Cleveland, OH

Thu Jul 01 1976, 7:05 PM EDT

Att. 23,467 - Unknown - 69 F

livebaseballscorecards.com

Batter	1	2	3	4	5	6	7	8	9	AB	R	H	RBI	BB	SO	LOB
Duane Kuiper, L (1, 4) OBP: 0.279, SLG: 0.286	4-3	FC5-4 1B 1-2			1-3		3B 2B			4	1	2	0	0	0	0
Larvell Blanks, R (1, 6) OBP: 0.345, SLG: 0.490 Frank Duffy, R (8, 6) OBP: 0.274, SLG: 0.275	BB BB BB B B B B	FC5-4 1-2f			F9		F5			3 0	0 0	0 0	0 0	1 0	0 0	3 0
Rick Manning, L (1, 8) OBP: 0.343, SLG: 0.392	BB 1-2 B B B B		1B		F7		2-H 3B			3	0	2	1	1	0	0
Rico Carty, R (1, 10) OBP: 0.377, SLG: 0.456	F3		F9			F5	L5			4	0	0	0	0	0	4
Boog Powell, L (1, 3) OBP: 0.337, SLG: 0.284	BB 1-2 2-3 B B B B		CS 1B 1-3			1B 1B	F8			3	1	2	0	1	0	1
George Hendrick, R (1, 7) OBP: 0.323, SLG: 0.451	K S S S		K 1-2 S S S			1B SF7 1-2	G5-4-3 1B			4	1	2	0	0	2	5
Buddy Bell, R (1, 5) OBP: 0.377, SLG: 0.402		CS 1B		5-3		1-3 2-H	G5-4-3 1-2f			4	0	2	1	0	0	1
John Lowenstein, L (1, 9) OBP: 0.348, SLG: 0.339 Frank Robinson, R (6, PH) OBP: 0.349, SLG: 0.417 Orlando Gonzalez, L (7, 9) OBP: 0.362, SLG: 0.310		K 1-2 S S S		CS BB B B B B		SF7 3-H	4-3			1 0 1	0 0 0	0 0 0	0 1 0	1 0 0	1 0 0	1 0 0
Alan Ashby, S (1, 2) OBP: 0.300, SLG: 0.316		1B 1B		K 1-2 S S S		G3				3	0	1	0	0	1	2

Inning Stats																				
	R: 0	H: 0	R: 0	H: 3	R: 0	H: 2	R: 0	H: 0	R: 0	H: 0	R: 2	H: 3	R: 1	H: 2	R: 0	H: 1	1B: 9	SF: 1	WP: 0	PA: 35
	E: 0	LOB: 3	E: 0	LOB: 2	E: 0	LOB: 2	E: 0	LOB: 1	E: 0	LOB: 0	E: 0	LOB: 1	E: 0	LOB: 1	E: 0	LOB: 0	2B: 3	SAC: 0	PB: 0	
	K: 1	BB: 3	K: 1	BB: 0	K: 1	BB: 0	K: 1	BB: 1	K: 0	BB: 0	K: 0	BB: 0	K: 0	BB: 0	K: 0	BB: 0	3B: 1	DP: 3	SB: 0	
	S: 5	P: 17	S: 7	P: 7	S: 6	P: 6	S: 4	P: 8	S: 3	P: 3	S: 6	P: 6	S: 5	P: 5	S: 3	P: 3	HR: 0	HBP: 0	CS: 3	

PITCHER		IP	WLS	BF	H	R	ER	SO	BB	IBB	HBP	BLK	WP	HR	S	P	ERA	WHIP
Ed Figueroa, R ERA: 3.18	(1, 1)	5.1	L	25	8	2	2	4	4	0	0	0	0	0	29	45	3.38	2.250
Grant Jackson, L ERA: 4.63	(6, 1)	1.0		5	2	1	1	0	0	0	0	0	0	0	5	5	9.00	2.000
Dick Tidrow, R ERA: 2.73	(7, 1)	0.1		1	0	0	0	0	0	0	0	0	0	0	1	1	0.00	0.000
Sparky Lyle, L ERA: 2.07	(7, 1)	1.1		4	1	0	0	0	0	0	0	0	0	0	4	4	0.00	0.750

PITCHER	IP	WLS	BF	H	R	ER	SO	BB	IBB	HBP	BLK	WP	HR	S	P	ERA	WHIP

AB	30
R	3
H	11
RBI	3
BB	4
SO	4
LOB	17

Batter	1	2	3	4	5	6	7	8	9	AB	R	H	RBI	BB	SO	LOB
Mickey Rivers, L (1, 8) OBP: 0.339, SLG: 0.461	0-0 1B 1B 2B	0-3 K		0-0 SH1-3 1-2			0-0 F6	0-0 4-3		4	1	1	0	0	1	2
Roy White, S (1, 7) OBP: 0.369, SLG: 0.411	0-0 1B HR 1B 2-3 1B	0-0 G3		0-0 L1			0-3 K		0-0 L3	5	1	1	0	0	1	1
Thurman Munson, R (1, 10) OBP: 0.363, SLG: 0.478	0-0 HR 1-2 3-H 1B		0-0 HR 1B		0-0 1B		1-0 HBP		0-0 1B	4	2	4	1	0	0	0
Lou Piniella, R (1, 9) OBP: 0.314, SLG: 0.425	0-3 K		0-0 1-H HR		0-0 F8		0-0 F8		0-0 F4	5	1	1	2	0	1	5
Chris Chambliss, L (1, 3) OBP: 0.337, SLG: 0.465	0-0 1-H 2-H HR		0-0 6-3		0-0 F7			0-0 G3 PB 1B 1B	0-0 F8	5	2	2	3	0	0	2
Fran Healy, R (1, 2) OBP: 0.338, SLG: 0.277	0-0 E S 1B		0-3 K		0-0 F8			0-0 G3 1-3		4	0	1	0	0	1	2
Sandy Alomar Sr., S (1, 5) OBP: 0.310, SLG: 0.243	0-0 F4 1-3		0-0 G3			4-0 CS BB		0-0 4-3 HBP 3-H 1B		3	0	1	1	1	0	1
Willie Randolph, R (1, 4) OBP: 0.364, SLG: 0.323	0-0 4-3			0-0 F7		0-0 CS 1-2 1B		1-0 4-3 1-2 HBP		3	0	1	0	0	0	1
Jim Mason, L (1, 6) OBP: 0.187, SLG: 0.216		0-0 F7		0-0 SH1-3 1B		0-0 F8 1-2		0-0 4-3 1-2 2-3		4	0	1	0	0	0	3
Inning Stats	R: 4 E: 0 K: 1 S: 10 H: 5 LOB: 1 BB: 0 P: 10	R: 0 E: 0 K: 1 S: 5 H: 0 LOB: 0 BB: 0 P: 5	R: 2 E: 0 K: 1 S: 7 H: 2 LOB: 0 BB: 0 P: 7	R: 0 E: 0 K: 0 S: 4 H: 1 LOB: 1 BB: 0 P: 4	R: 0 E: 0 K: 0 S: 4 H: 1 LOB: 1 BB: 0 P: 4	R: 0 E: 0 K: 0 S: 2 H: 1 LOB: 0 BB: 1 P: 6	R: 0 E: 0 K: 1 S: 5 H: 0 LOB: 1 BB: 0 P: 6	R: 1 E: 0 K: 0 S: 5 H: 2 LOB: 2 BB: 0 P: 6	R: 0 E: 0 K: 0 S: 4 H: 1 LOB: 1 BB: 0 P: 4	1B: 10 2B: 1 3B: 0 HR: 2	SF: 0 SAC: 1 DP: 0 HBP: 2						

PITCHER		IP	WLS	BF	H	R	ER	SO	BB	IBB	HBP	BLK	WP	HR	S	P	ERA	WHIP
Rick Waits, L ERA: 5.16	(1, 1)	0.1	L	6	5	4	4	1	0	0	0	0	0	1	8	8	108.00	15.000
Tom Buskey, R ERA: 3.51	(1, 1)	5.2		21	5	2	2	2	1	0	0	0	0	1	24	28	3.18	1.059
Stan Thomas, R ERA: 2.2	(7, 1)	2.0		10	2	1	1	1	0	0	2	0	0	0	10	12	4.50	1.000
Dennis Eckersley, R ERA: 4.33	(9, 1)	1.0		4	1	0	0	0	0	0	0	0	0	0	4	4	0.00	1.000

PITCHER	IP	WLS	BF	H	R	ER	SO	BB	IBB	HBP	BLK	WP	HR	S	P	ERA	WHIP

TOP

New York Yankees @ Cleveland Indians

Cleveland Municipal Stadium, Cleveland, OH

Fri Jul 02 1976, 7:05 PM EDT
Att. 35,800 - Unknown - 78 F

livebaseballscorecards.com

AB	37
R	7
H	13
RBI	7
BB	1
SO	4
LOB	17

WP: 0 PB: 1 SB: 1 CS: 2 PA: 41

Batter	1	2	3	4	5	6	7	8	9	AB	R	H	RBI	BB	SO	LOB
Duane Kuiper, L (1, 4) OBP: 0.278, SLG: 0.286	1B		F7		FC6-4 1-2f			F8		4	0	1	0	0	0	1
John Lowenstein, L (1, 9) OBP: 0.338, SLG: 0.328	K		F7			F6		K		4	0	0	0	0	2	1
Rick Manning, L (1, 8) OBP: 0.345, SLG: 0.393	1-2 1B		4-3			1B		6-3		4	0	2	0	0	0	0
Rico Carty, R (1, 10) OBP: 0.375, SLG: 0.452	F8			5-3		1-2 G3-6-1 1B			F8	4	0	1	0	0	0	2
Boog Powell, L (1, 3) OBP: 0.333, SLG: 0.274	K			F7		G3-6-1 1-2f			BB	3	0	0	0	1	1	4
George Hendrick, R (1, 7) OBP: 0.324, SLG: 0.463		HR		K			F9		F9	2	1	1	1	0	1	0
Tommy Smith, L (6, 7)										2	0	0	0	0	0	1
Buddy Bell, R (1, 5) OBP: 0.373, SLG: 0.398		F3			L5		K		K	3	0	0	0	0	1	0
Ron Pruitt, R (8, 2) OBP: 0.250, SLG: 0.067										1	0	0	0	0	1	1
Alan Ashby, S (1, 2) OBP: 0.305, SLG: 0.318 (8, 5)		F7			FC6-4 BB		1B			2	0	1	0	1	0	0
Frank Duffy, R (1, 6) OBP: 0.270, SLG: 0.270		F9			F9		4-3			3	0	0	0	0	0	2
Inning Stats	R: 0 E: 0 K: 2 S: 9 H: 2 LOB: 2 BB: 0 P: 9	R: 1 E: 0 K: 0 S: 4 H: 1 LOB: 0 BB: 0 P: 4	R: 0 E: 0 K: 0 S: 3 H: 0 LOB: 0 BB: 0 P: 3	R: 0 E: 0 K: 1 S: 5 H: 0 LOB: 0 BB: 0 P: 5	R: 0 E: 0 K: 0 S: 3 H: 0 LOB: 1 BB: 1 P: 7	R: 0 E: 0 K: 0 S: 4 H: 2 LOB: 1 BB: 0 P: 4	R: 0 E: 0 K: 1 S: 6 H: 1 LOB: 1 BB: 0 P: 6	R: 0 E: 0 K: 1 S: 5 H: 0 LOB: 0 BB: 0 P: 5	R: 0 E: 0 K: 1 S: 5 H: 0 LOB: 1 BB: 1 P: 9	1B: 5 2B: 0 3B: 0 HR: 1 SF: 0 SAC: 0 DP: 1 HBP: 0							

PITCHER	IP	WLS	BF	H	R	ER	SO	BB	IBB	HBP	BLK	WP	HR	S	P	ERA	WHIP
Catfish Hunter, R (1, 1) ERA: 3.42	9.0	W	34	6	1	1	6	2	0	0	0	0	1	44	52	1.00	0.889

PITCHER	IP	WLS	BF	H	R	ER	SO	BB	IBB	HBP	BLK	WP	HR	S	P	ERA	WHIP

BOTTOM

New York Yankees @ Cleveland Indians

Cleveland Municipal Stadium, Cleveland, OH

Fri Jul 02 1976, 7:05 PM EDT

Att. 35,800 - Unknown - 78 F

livebaseballscorecards.com

AB	32
R	1
H	6
RBI	1
BB	2
SO	6
LOB	12

WP: 0 PB: 0 SB: 0 CS: 0 PA: 34

Batter	1	2	3	4	5	6	7	8	9	AB	R	H	RBI	BB	SO	LOB
Mickey Rivers, L (1, 8) OBP: 0.340, SLG: 0.471	F1		HR	HR 1B		F9			FC6-4 E 1-2f	5	2	2	1	0	0	2
Roy White, S (1, 7) OBP: 0.369, SLG: 0.420	5-3		BBBB 1B WP 1B BB	1-H HR			4-3		F5	4	2	1	2	1	0	2
Thurman Munson, R (1, 10) OBP: 0.360, SLG: 0.473	F7		1B 1B BB 1-3 1B	SSS K			F7		E4 1-3 3-H	5	1	1	0	0	1	1
Lou Piniella, R (1, 9) OBP: 0.311, SLG: 0.419		6-3	BB 1B G6-4-3 1-2 3-H 1B	L4			6-3		SSS K	5	1	1	1	0	1	2
Chris Chambliss, L (1, 3) OBP: 0.335, SLG: 0.462		G3	G6-4-3 BB 1-2 2-3 1B		SSS K			4-3		4	0	1	0	0	1	0
Graig Nettles, L (1, 5) OBP: 0.315, SLG: 0.402		BB BB 1B	BBBB G6-4-3 1-2 2-3 3-H BB		BBBB L4-3 BB			F8		2	0	1	1	2	0	0
Fran Healy, R (1, 2) OBP: 0.333, SLG: 0.265		BBBB 4-0 BB 1-2 BB	G6-4-3 1-2f 2-3 3-H		L4-3 1-2			5-3		3	0	0	0	1	0	3
Willie Randolph, R (1, 4) OBP: 0.366, SLG: 0.328		BBBB 4-0 1-2 2-3 BB	F7			F9			SH E 2B	3	1	1	0	1	0	1
Jim Mason, L (1, 6) OBP: 0.182, SLG: 0.211		G1		SSS K		4-3			SH FC6-4 2-3	3	0	0	0	0	1	3
Inning Stats	R: 0 E: 0 K: 0 S: 3 H: 0 LOB: 0 BB: 0 P: 3	R: 0 E: 0 K: 0 S: 4 H: 1 LOB: 3 BB: 2 P: 12	R: 4 E: 0 K: 0 S: 6 H: 4 LOB: 1 BB: 2 P: 14	R: 2 E: 0 K: 2 S: 9 H: 2 LOB: 0 BB: 0 P: 9	R: 0 E: 0 K: 1 S: 4 H: 0 LOB: 0 BB: 1 P: 8	R: 0 E: 0 K: 0 S: 3 H: 0 LOB: 0 BB: 0 P: 3	R: 0 E: 0 K: 0 S: 3 H: 0 LOB: 0 BB: 0 P: 3	R: 0 E: 0 K: 0 S: 3 H: 0 LOB: 0 BB: 0 P: 3	R: 1 E: 1 K: 1 S: 8 H: 1 LOB: 2 BB: 0 P: 8	1B: 5 2B: 2 3B: 0 HR: 2 SF: 0 SAC: 1 DP: 2 HBP: 0							

TOP

New York Yankees @ Cleveland Indians

Cleveland Municipal Stadium, Cleveland, OH

Sat Jul 03 1976, 7:05 PM EDT

Att. 64,529 - Unknown - 70 F

livebaseballscorecards.com

AB	34
R	7
H	8
RBI	5
BB	5
SO	4
LOB	14

WP: 1 PB: 0 SB: 0 CS: 0 PA: 40

PITCHER		IP	WLS	BF	H	R	ER	SO	BB	IBB	HBP	BLK	WP	HR	S	P	ERA	WHIP
Don Hood, L ERA: 4.15	(1, 1)	2.0	L	14	5	4	4	0	3	0	0	0	1	1	11	23	18.00	4.000
Jim Bibby, R ERA: 3.49	(3, 1)	5.0		17	2	2	2	3	2	0	0	0	0	1	21	29	3.60	0.800
Rick Waits, L ERA: 4.94	(8, 1)	1.1		6	1	1	0	0	0	0	0	0	0	0	6	6	0.00	0.750
Jim Kern, R ERA: 2.22	(9, 1)	0.2		3	0	0	0	1	0	0	0	0	0	0	5	5	0.00	0.000

PITCHER	IP	WLS	BF	H	R	ER	SO	BB	IBB	HBP	BLK	WP	HR	S	P	ERA	WHIP

BOTTOM

New York Yankees @ Cleveland Indians

Cleveland Municipal Stadium, Cleveland, OH

Sat Jul 03 1976, 7:05 PM EDT

Att. 64,529 - Unknown - 70 F

livebaseballscorecards.com

Batter	1	2	3	4	5	6	7	8	9	AB	R	H	RBI	BB	SO	LOB
Rick Manning, L (1, 8) OBP: 0.346, SLG: 0.393	3-1	1-3			1B		1-2 1B		6-3 1-2	5	0	2	0	0	0	3
Larvell Blanks, R (1, 4) OBP: 0.339, SLG: 0.476	FC4-6 1B		6-3		1-3		F8		F4	5	0	1	0	0	0	4
Frank Robinson, R (1, 10) OBP: 0.354, SLG: 0.415	K		F4			G6-4-3 1B 1B		HR 1B	K	5	1	2	0	0	2	2
Rico Carty, R (1, 3) OBP: 0.374, SLG: 0.449	FC4-6 1-2f		L3			G6-4-3 1-2 1B		F4		4	0	1	0	0	0	2
George Hendrick, R (1, 7) OBP: 0.323, SLG: 0.471		K		5-3		G6-4-3 1-2f 2-3		1-H HR		4	1	1	2	0	1	2
Buddy Bell, R (1, 5) OBP: 0.371, SLG: 0.396		4-3		F8		6-3		E 1B		4	0	1	0	0	0	1
Charlie Spikes, R (1, 9) OBP: 0.300, SLG: 0.342		E 3B		L6			F8	E4 G3-6-1 1-2		3	1	1	0	0	0	0
Tommy Smith, L (8, PH)										1	0	0	0	0	0	1
(9, 9)																
Ron Pruitt, R (1, 2) OBP: 0.217, SLG: 0.056		E3 1B 3-H			F8		6-3	G3-6-1 1-2f		3	0	0	0	0	0	0
Boog Powell, L (8, PH) OBP: 0.330, SLG: 0.271										1	0	0	0	0	0	2
Alan Ashby, S (9, 2) OBP: 0.305, SLG: 0.318										0	0	0	0	0	0	0
Frank Duffy, R (1, 6) OBP: 0.279, SLG: 0.273		1-2 1B			1-3		BB 1B		WP BB	2	0	1	0	2	0	0
Inning Stats	R: 0 E: 0 K: 1 S: 6 H: 1 LOB: 1 BB: 0 P: 6	R: 1 E: 1 K: 1 S: 8 H: 2 LOB: 2 BB: 0 P: 8	R: 0 E: 0 K: 0 S: 3 H: 0 LOB: 0 BB: 0 P: 3	R: 0 E: 0 K: 0 S: 3 H: 0 LOB: 0 BB: 0 P: 3	R: 0 E: 0 K: 0 S: 4 H: 1 LOB: 1 BB: 0 P: 4	R: 0 E: 0 K: 0 S: 4 H: 2 LOB: 1 BB: 0 P: 4	R: 0 E: 0 K: 0 S: 4 H: 1 LOB: 2 BB: 1 P: 8	R: 2 E: 1 K: 0 S: 6 H: 3 LOB: 1 BB: 0 P: 6	R: 0 E: 0 K: 1 S: 5 H: 0 LOB: 1 BB: 1 P: 9	1B: 8 2B: 0 3B: 1 HR: 1	SF: 0 SAC: 0 DP: 2 HBP: 0						

	AB	37
	R	3
	H	10
	RBI	2
	BB	2
	SO	3
	LOB	17

WP: 1 PB: 0 SB: 0 CS: 0 PA: 39

PITCHER		IP	WLS	BF	H	R	ER	SO	BB	IBB	HBP	BLK	WP	HR	S	P	ERA	WHIP
Ken Holtzman, L ERA: 3.06	(1, 1)	7.1	W	33	10	3	2	2	1	0	0	0	0	1	36	40	2.46	1.500
Dick Tidrow, R ERA: 2.73	(8, 1)	0.0		1	0	0	0	0	0	0	0	0	0	0	1	1	∞	∞
Sparky Lyle, L ERA: 2.01	(8, 1)	1.2	S	5	0	0	0	1	1	0	0	0	1	0	6	10	0.00	0.600

PITCHER	IP	WLS	BF	H	R	ER	SO	BB	IBB	HBP	BLK	WP	HR	S	P	ERA	WHIP

Batter	1	2	3	4	5	6	7	8	9	AB	R	H	RBI	BB	SO	LOB
Mickey Rivers, L (1, 8) OBP: 0.336, SLG: 0.464	G3	K			F9		F7			4	0	0	0	0	1	1
Roy White, S (1, 7) OBP: 0.365, SLG: 0.414	4-3		L4		F7			L4		4	0	0	0	0	0	0
Thurman Munson, R (1, 10) OBP: 0.362, SLG: 0.477	5-3		F4			4-3 SF7 2B		S 1B		4	1	2	0	0	0	0
Chris Chambliss, L (1, 3) OBP: 0.331, SLG: 0.456		F8	F8			4-3 2-3		F8 1-2		4	0	0	0	0	0	2
Graig Nettles, L (1, 5) OBP: 0.315, SLG: 0.402		4-3 1B 1B 1B		F7		SF7 3-H		3-1		3	1	1	1	0	0	1
Oscar Gamble, L (1, 9) OBP: 0.328, SLG: 0.425		4-3 1B 1-2 1B		F7		E3			F5	4	1	1	0	0	0	0
Elrod Hendricks, L (1, 2) OBP: 0.227, SLG: 0.277		4-3		2B		4-3			F7	4	0	1	0	0	0	3
Fran Healy, R (9, 2) OBP: 0.333, SLG: 0.265		1-2 2-3								0	0	0	0	0	0	0
Willie Randolph, R (1, 4) OBP: 0.367, SLG: 0.331		S 1B 1B 2-H 3-H		K2-3			5-3		1B	4	1	2	2	0	1	1
Jim Mason, L (1, 6) OBP: 0.184, SLG: 0.212		1-H 1B			4-3		F6		F8	4	0	1	1	0	0	1
Inning Stats	R: 0 H: 0 E: 0 LOB: 0 K: 0 BB: 0 S: 3 P: 3	R: 3 H: 4 E: 0 LOB: 1 K: 1 BB: 0 S: 9 P: 9	R: 0 H: 0 E: 0 LOB: 0 K: 0 BB: 0 S: 3 P: 3	R: 0 H: 1 E: 0 LOB: 1 K: 1 BB: 0 S: 6 P: 6	R: 0 H: 0 E: 0 LOB: 0 K: 0 BB: 0 S: 3 P: 3	R: 1 H: 1 E: 1 LOB: 1 K: 0 BB: 0 S: 5 P: 5	R: 0 H: 0 E: 0 LOB: 0 K: 0 BB: 0 S: 3 P: 3	R: 0 H: 1 E: 0 LOB: 1 K: 0 BB: 0 S: 4 P: 4	R: 0 H: 1 E: 0 LOB: 1 K: 0 BB: 0 S: 4 P: 4	1B: 6 SF: 1 2B: 2 SAC: 0 3B: 0 DP: 0 HR: 0 HBP: 0						

TOP

New York Yankees @ Cleveland Indians

Cleveland Municipal Stadium, Cleveland, OH

Sun Jul 04 1976, 7:05 PM EDT

Att. 62,504 - Unknown - 72 F

livebaseballscorecards.com

AB	35
R	4
H	8
RBI	4
BB	0
SO	2
LOB	9

PITCHER	IP	WLS	BF	H	R	ER	SO	BB	IBB	HBP	BLK	WP	HR	S	P	ERA	WHIP
Jackie Brown, R (1, 1) ERA: 2.97	9.0	L	36	8	4	4	2	0	0	0	0	0	0	40	40	4.00	0.889

PITCHER	IP	WLS	BF	H	R	ER	SO	BB	IBB	HBP	BLK	WP	HR	S	P	ERA	WHIP

WP: 0 PA: 36
PB: 0
SB: 2
CS: 0

Batter	1	2	3	4	5	6	7	8	9	AB	R	H	RBI	BB	SO	LOB
Duane Kuiper, L (1, 4) OBP: 0.278, SLG: 0.285	6-3		2B 1B		F9			F5		4	0	1	0	0	0	0
Rick Manning, L (1, 8) OBP: 0.347, SLG: 0.396	K		1-3 2B			4-3		BB		3	0	1	0	1	1	0
Tommy Smith, L (1, 9)	6-3		L8			F7		4-3		4	0	0	0	0	0	3
Rico Carty, R (1, 10) OBP: 0.379, SLG: 0.478		G6-3 1B		F4		HR			HR	4	2	3	2	0	0	0
Boog Powell, L (1, 3) OBP: 0.321, SLG: 0.261		G6-3 1-2f		6-3		4-3			F7	3	0	0	0	0	0	1
Charlie Spikes, R (9, PH) OBP: 0.298, SLG: 0.340										1	0	0	0	0	0	0
George Hendrick, R (1, 7) OBP: 0.325, SLG: 0.483		HR		1B			5-3		4-3	4	1	2	1	0	0	0
Buddy Bell, R (1, 5) OBP: 0.370, SLG: 0.391		F4		F4			6-3		FC6-4 BB	3	0	0	0	1	0	1
Alan Ashby, S (1, 2) OBP: 0.301, SLG: 0.313			4-3		F5		4-3		FC6-4 1-2f	3	0	0	0	0	0	0
Frank Robinson, R (9, PH) OBP: 0.347, SLG: 0.405										1	0	0	0	0	0	1
Frank Duffy, R (1, 6) OBP: 0.276, SLG: 0.270			F9		K			5-3		2	0	0	0	0	1	0
Orlando Gonzalez, L (8, PH) OBP: 0.354, SLG: 0.302										1	0	0	0	0	0	0
Larvell Blanks, R (9, 6) OBP: 0.339, SLG: 0.476										0	0	0	0	0	0	0
Inning Stats	R: 0 E: 0 K: 1 S: 5 H: 0 LOB: 0 BB: 0 P: 5	R: 1 E: 0 K: 0 S: 4 H: 2 LOB: 0 BB: 0 P: 4	R: 0 E: 0 K: 0 S: 5 H: 2 LOB: 2 BB: 0 P: 5	R: 0 E: 0 K: 0 S: 4 H: 1 LOB: 1 BB: 0 P: 4	R: 0 E: 0 K: 1 S: 5 H: 0 LOB: 0 BB: 0 P: 5	R: 1 E: 0 K: 0 S: 4 H: 1 LOB: 0 BB: 0 P: 4	R: 0 E: 0 K: 0 S: 3 H: 0 LOB: 0 BB: 0 P: 3	R: 0 E: 0 K: 0 S: 3 H: 0 LOB: 1 BB: 1 P: 7	R: 1 E: 0 K: 0 S: 4 H: 1 LOB: 1 BB: 1 P: 8	1B: 3 2B: 1 3B: 0 HR: 3	SF: 0 SAC: 0 DP: 1 HBP: 0						

PITCHER	IP	WLS	BF	H	R	ER	SO	BB	IBB	HBP	BLK	WP	HR	S	P	ERA	WHIP
Dock Ellis, R (1, 1) ERA: 3.4	8.0	W	31	7	3	3	2	1	0	0	0	0	3	34	38	3.38	1.000
Sparky Lyle, L (9, 1) ERA: 1.99	1.0	S	4	0	0	0	0	1	0	0	0	0	0	3	7	0.00	1.000

PITCHER	IP	WLS	BF	H	R	ER	SO	BB	IBB	HBP	BLK	WP	HR	S	P	ERA	WHIP

BOTTOM

New York Yankees @ Cleveland Indians

Cleveland Municipal Stadium, Cleveland, OH

Sun Jul 04 1976, 7:05 PM EDT
Att. 62,504 - Unknown - 72 F

livebaseballscorecards.com

AB	33
R	3
H	7
RBI	3
BB	2
SO	2
LOB	6

Batter	1	2	3	4	5	6	7	8	9	AB	R	H	RBI	BB	SO	LOB
Duane Kuiper, L (1, 4) OBP: 0.277, SLG: 0.285	3-1		FC6-4 1-2f		4-3			G4-6-3 1B		4	0	1	0	0	0	1
Rick Manning, L (1, 8) OBP: 0.347, SLG: 0.395	4-3		BB 1B SF8 1B		F7			G4-6-3 1-2f		3	1	1	0	0	0	0
John Lowenstein, L (6, 8) OBP: 0.336, SLG: 0.325										1	0	0	0	0	0	2
Tommy Smith, L (1, 9) OBP: 0.091, SLG: 0.091	5-3			BB 1-2 1B	4-3				G3	4	0	1	0	0	0	0
Rico Carty, R (1, 10) OBP: 0.375, SLG: 0.472		6-3		F3		F9			K	3	0	0	0	0	0	2
Charlie Spikes, R (9, PH) OBP: 0.297, SLG: 0.339										1	0	0	0	0	1	0
George Hendrick, R (1, 7) OBP: 0.325, SLG: 0.479		6-3		BBBB 4-0 1-2 2-3 BB			F9		F8	2	0	0	0	1	0	0
Orlando Gonzalez, L (7, 7) OBP: 0.347, SLG: 0.295										1	0	0	0	0	0	0
Boog Powell, L (1, 3) OBP: 0.312, SLG: 0.256		6-3		SF8 3-H			F4			2	0	0	1	0	0	0
Buddy Bell, R (1, 5) OBP: 0.366, SLG: 0.387			6-3	K			F8			3	0	0	0	0	1	2
Larvell Blanks, R (7, 5) OBP: 0.339, SLG: 0.476										0	0	0	0	0	0	0
Alan Ashby, S (1, 2) OBP: 0.301, SLG: 0.314			FC6-4 1B		F8			F9		3	0	1	0	0	0	0
Frank Duffy, R (1, 6) OBP: 0.277, SLG: 0.276			F7		K			2B		3	0	1	0	0	1	1
Inning Stats	R: 0 H: 0 E: 0 LOB: 0 K: 0 BB: 0 S: 3 P: 3	R: 0 H: 0 E: 0 LOB: 0 K: 0 BB: 0 S: 3 P: 3	R: 0 H: 1 E: 0 LOB: 1 K: 0 BB: 0 S: 4 P: 4	R: 1 H: 2 E: 0 LOB: 2 K: 1 BB: 1 S: 7 P: 11	R: 0 H: 0 E: 0 LOB: 0 K: 1 BB: 0 S: 5 P: 5	R: 0 H: 0 E: 0 LOB: 0 K: 0 BB: 0 S: 3 P: 3	R: 0 H: 0 E: 0 LOB: 0 K: 0 BB: 0 S: 3 P: 3	R: 0 H: 2 E: 0 LOB: 1 K: 0 BB: 0 S: 4 P: 4	R: 0 H: 0 E: 0 LOB: 0 K: 1 BB: 0 S: 5 P: 5	1B: 4 SF: 1 2B: 1 SAC: 0 3B: 0 DP: 1 HR: 0 HBP: 0						

PITCHER	IP	WLS	BF	H	R	ER	SO	BB	IBB	HBP	BLK	WP	HR	S	P	ERA	WHIP
Gary Ross, R (1, 1) ERA: 3.08	9.0	W	32	5	1	1	3	1	0	0	0	0	0	37	41	1.00	0.667

PITCHER	IP	WLS	BF	H	R	ER	SO	BB	IBB	HBP	BLK	WP	HR	S	P	ERA	WHIP

TOP

Cleveland Indians @ California Angels

Anaheim Stadium, Anaheim, CA

Mon Jul 05 1976, 10:05 PM EDT

Att. 20,240 - Unknown

livebaseballscorecards.com

AB	30
R	1
H	5
RBI	1
BB	1
SO	3
LOB	8

PA: 32

WP: 0
PB: 0
SB: 0
CS: 0

Batter	1	2	3	4	5	6	7	8	9	AB	R	H	RBI	BB	SO	LOB
Mario Guerrero, R (1, 4) OBP: 0.299, SLG: 0.289	5-3	F9	F9		1B		F7			5	0	1	0	0	0	3
Dan Briggs, L (1, 8) OBP: 0.277, SLG: 0.359	F9		1B BB 2B	1B G6-4-3 1B	F7			FC5-4 1B 1B		5	2	3	0	0	0	2
Bobby Bonds, R (1, 9) OBP: 0.346, SLG: 0.405	2B		BB G3 1B 2B 1B	G6-4-3 1-3 1B	K			F8		5	1	3	0	0	1	3
Tommy Davis, R (1, 10) OBP: 0.306, SLG: 0.330	K		G3 1-2	G6-4-3 1-2f 3-H		6-3		FC5-4 1-2 1B		5	0	1	0	0	1	4
Bill Melton, R (1, 3) OBP: 0.295, SLG: 0.310		1-3	K	BB BB		1-3		FC5-4 FC4-6 1-2f 2-3		4	0	0	0	1	1	4
Bruce Bochte, L (1, 7) OBP: 0.365, SLG: 0.304		1B 1B 1B	BB 1B BB	1-2 BB		1-3		FC4-6 1-2f		3	2	1	0	2	0	2
Ron Jackson, R (1, 5) OBP: 0.303, SLG: 0.380		1B SH3-4 1-2 1B	1B 1B 1-2 2-3 3-H BB	K			E9 2B			3	2	2	1	1	1	2
Dave Chalk, R (1, 6) OBP: 0.306, SLG: 0.270		SH3-4 1-3 2-H 1B	1B 1-3 2-H 3-H 1B		F9		F9			4	1	2	3	0	0	1
Andy Etchebarren, R (1, 2) OBP: 0.299, SLG: 0.257		SH3-4 1-2 3-H	2-H 3-H 1B		1B 1B		K			3	0	2	3	0	1	1
Inning Stats	R: 0 E: 0 K: 1 S: 6 H: 1 LOB: 1 BB: 0 P: 6	R: 2 E: 0 K: 0 S: 6 H: 3 LOB: 1 BB: 0 P: 6	R: 5 E: 0 K: 1 S: 9 H: 4 LOB: 1 BB: 2 P: 17	R: 1 E: 0 K: 1 S: 6 H: 2 LOB: 2 BB: 2 P: 14	R: 0 E: 0 K: 1 S: 7 H: 2 LOB: 2 BB: 0 P: 7	R: 0 E: 0 K: 0 S: 3 H: 0 LOB: 0 BB: 0 P: 3	R: 0 E: 1 K: 1 S: 6 H: 1 LOB: 1 BB: 0 P: 6	R: 0 E: 0 K: 0 S: 5 H: 2 LOB: 2 BB: 0 P: 5		1B: 12 2B: 3 3B: 0 HR: 0 SF: 0 SAC: 1 DP: 1 HBP: 0						

BOTTOM

Cleveland Indians @ California Angels

Anaheim Stadium, Anaheim, CA

Mon Jul 05 1976, 10:05 PM EDT

Att. 20,240 - Unknown

livebaseballscorecards.com

AB	37
R	8
H	15
RBI	7
BB	4
SO	5
LOB	22

WP: 0 PB: 0 SB: 0 CS: 0 PA: 42

PITCHER		IP	WLS	BF	H	R	ER	SO	BB	IBB	HBP	BLK	WP	HR	S	P	ERA	WHIP
Pat Dobson, R ERA: 3.27	(1, 1)	2.2	L	17	7	7	7	2	2	0	0	0	0	0	19	27	23.62	3.375
Jim Bibby, R ERA: 3.51	(3, 1)	2.1		13	5	1	1	2	2	0	0	0	0	0	15	23	3.86	3.000
Tom Buskey, R ERA: 3.27	(6, 1)	3.0		12	3	0	0	1	0	0	0	0	0	0	14	14	0.00	1.000

PITCHER	IP	WLS	BF	H	R	ER	SO	BB	IBB	HBP	BLK	WP	HR	S	P	ERA	WHIP

Batter	1	2	3	4	5	6	7	8	9	AB	R	H	RBI	BB	SO	LOB
Rick Manning, L (1, 8) OBP: 0.348, SLG: 0.399	SSS 0-3 ① K	x 0-0 ② FC5-4 1B; 1-2f E	x 0-0 CS 1B			x 0-0 ② FC5-6-4 1B; 1-2f 1B		x 0-0 1B 2B		5	3	2	0	0	1	2
Larvell Blanks, R (1, 4) OBP: 0.350, SLG: 0.481	x 0-0 ② F9	x 0-0 E 1B; 1-2 1B 1B	0-0 ③ CS; 1-2	x 0-0 ① 6-3		x 0-0 1B 1B; 1-2 1B		x 0-0 2-H 1B		5	1	3	1	0	0	0
Frank Robinson, R (1, 10) OBP: 0.373, SLG: 0.500 Orlando Gonzalez, L (4, PH) OBP: 0.346, SLG: 0.298	x 0-0 HR	x 0-0 2B 1B; 1-H 2-H 1B		x 0-0 ② F8		x 0-0 1B 1B; 1-3 2-H 1B		x 0-0 ① F8		2 3	1 0	2 1	2 1	0 0	0 0	0 1
Rico Carty, R (1, 3) OBP: 0.379, SLG: 0.475 Boog Powell, L (8, 3) OBP: 0.312, SLG: 0.256	BBBB 4-0 BB E BB	x 0-0 1-3 2B		x 0-0 ③ F7		BBBB 4-0 BB		SSS 0-3 ② K		3 0	0 0	1 0	0 0	2 0	1 0	1 0
George Hendrick, R (1, 7) OBP: 0.320, SLG: 0.471	x 0-0 E3 BB; 1-2 BB	x 0-0 ③ 6-3			x 0-0 ① 6-3	x 0-0 ③ 1-3		x 0-0 ③ 4-3		5	0	0	0	0	0	7
Buddy Bell, R (1, 5) OBP: 0.364, SLG: 0.382	BBBB 4-0 FC5-4 BB; 1-2 2-3 BB		SSS 0-3 ① K		x 0-0 ② F2		x 0-0 ① F4		x 0-0 ① F8	4	0	0	0	1	1	0
Charlie Spikes, R (1, 9) OBP: 0.294, SLG: 0.335	x 0-0 ③ FC5-4; 1-2f		x 0-0 E7 3B 1B		x 0-0 ③ F8		x 0-0 ② F7		x 0-0 ② F9	5	1	1	0	0	0	3
Ron Pruitt, R (1, 2) OBP: 0.286, SLG: 0.261		x 0-0 ① F7	x 0-0 WP 3B; 2-H			x 0-0 FC6-4 1B	x 0-0 FC5-4 1B		x 0-0 ③ F8	5	1	3	1	0	0	0
Frank Duffy, R (1, 6) OBP: 0.277, SLG: 0.272		BBBB 4-0 FC5-4 BB	x 0-0 ② F9; 3-H			x 0-0 ① FC6-4 FC5-6-4; 1-2f	x 0-0 ③ FC5-4; 1-2f			3	0	0	0	1	0	2
Inning Stats	R: 1 E: 1 K: 1 S: 7 H: 1 LOB: 3 BB: 2 P: 15	R: 2 E: 1 K: 0 S: 6 H: 3 LOB: 2 BB: 1 P: 10	R: 2 E: 1 K: 1 S: 7 H: 3 LOB: 0 BB: 0 P: 7	R: 0 E: 0 K: 0 S: 3 H: 0 LOB: 0 BB: 0 P: 3	R: 0 E: 0 K: 0 S: 3 H: 0 LOB: 0 BB: 0 P: 3	R: 1 E: 0 K: 0 S: 6 H: 3 LOB: 3 BB: 1 P: 10	R: 0 E: 0 K: 0 S: 4 H: 1 LOB: 1 BB: 0 P: 4	R: 1 E: 0 K: 1 S: 7 H: 2 LOB: 1 BB: 0 P: 7	R: 0 E: 0 K: 0 S: 3 H: 0 LOB: 0 BB: 0 P: 3	1B: 9 2B: 2 3B: 1 HR: 1	SF: 0 SAC: 0 DP: 0 HBP: 0						

TOP

Cleveland Indians @ California Angels

Anaheim Stadium, Anaheim, CA

Tue Jul 06 1976, 10:05 PM EDT

Att. 9,831 - Unknown

livebaseballscorecards.com

AB	40
R	7
H	13
RBI	5
BB	4
SO	3
LOB	16

WP: 1 PA: 45
PB: 0
SB: 0
CS: 1

PITCHER		IP	WLS	BF	H	R	ER	SO	BB	IBB	HBP	BLK	WP	HR	S	P	ERA	WHIP
Sid Monge, L ERA: 3.51	(1, 1)	2.1	L	17	6	5	5	2	3	0	0	0	0	1	18	30	19.29	3.857
Don Kirkwood, R ERA: 4.6	(3, 1)	3.1		14	4	1	1	0	1	0	0	0	1	0	13	17	2.70	1.500
John Verhoeven, R ERA: 2.7	(6, 1)	3.1		13	3	1	1	1	0	0	0	0	0	0	15	15	2.70	0.900

PITCHER	IP	WLS	BF	H	R	ER	SO	BB	IBB	HBP	BLK	WP	HR	S	P	ERA	WHIP

BOTTOM

Cleveland Indians @ California Angels

Anaheim Stadium, Anaheim, CA

Tue Jul 06 1976, 10:05 PM EDT

Att. 9,831 - Unknown

livebaseballscorecards.com

Batter	1	2	3	4	5	6	7	8	9	AB	R	H	RBI	BB	SO	LOB
Mario Guerrero, R (1, 4) OBP: 0.293, SLG: 0.287	F7		F9		SF7 3-H		G6-3 1B		F9	4	0	1	1	0	0	0
Dan Briggs, L (1, 8) OBP: 0.261, SLG: 0.337	F8			K	1-3		G6-3 1-2f		K	5	0	0	0	0	2	3
Bobby Bonds, R (1, 9) OBP: 0.348, SLG: 0.404	5-3			6-3 S BB		HR 1B	5-3			3	1	1	0	1	0	0
Tommy Davis, R (1, 10) OBP: 0.313, SLG: 0.361		4-3 1B		6-3 1-3		1-H HR		5-3		4	1	2	2	0	0	1
Bill Melton, R (1, 3) OBP: 0.291, SLG: 0.304		K		1-3		K		1-3		4	0	0	0	0	2	2
Bruce Bochte, L (1, 7) OBP: 0.370, SLG: 0.308		4-3 1-2			BB SF7 BB 1B	BB HBP BB		E 1B		3	1	2	0	1	0	1
Ron Jackson, R (1, 5) OBP: 0.302, SLG: 0.374		K			K	BB 1-2 HBP		FC 1-2		3	0	0	0	0	2	3
Dave Chalk, R (1, 6) OBP: 0.309, SLG: 0.268			F7		BB 1-2 BB	G4-6-3 1-2 2-3 BB		1-3		2	0	0	0	2	0	2
Andy Etchebarren, R (1, 2) OBP: 0.302, SLG: 0.256			F7		1-2 2-3 BB	G4-6-3 1-2f			6-3	1	0	0	0	1	0	0
Bob Jones, L (6, PH) OBP: 0.269, SLG: 0.366										1	0	0	0	0	0	3
Terry Humphrey, R (7, 2) OBP: 0.222, SLG: 0.353										1	0	0	0	0	0	0

Inning Stats	1	2	3	4	5	6	7	8	9
R:	0	0	0	0	1	2	0	0	0
E:	0	0	0	0	0	0	0	1	0
K:	0	2	0	1	1	1	0	0	1
S:	3	8	3	5	6	6	3	5	5
H:	0	1	0	0	1	2	1	1	0
LOB:	0	1	0	1	2	2	0	2	0
BB:	0	0	0	1	2	2	0	0	0
P:	3	8	3	9	14	15	3	5	5

1B:	5
2B:	0
3B:	0
HR:	1
SF:	1
SAC:	0
DP:	2
HBP:	1
WP:	0
PB:	0
SB:	1
CS:	0
PA:	38

AB	**31**
R	**3**
H	**6**
RBI	**3**
BB	**5**
SO	**6**
LOB	**15**

PITCHER	IP	WLS	BF	H	R	ER	SO	BB	IBB	HBP	BLK	WP	HR	S	P	ERA	WHIP
Dennis Eckersley, R (1, 1) ERA: 4.38	5.1	W	25	4	3	3	5	4	0	1	0	0	1	30	47	5.06	1.500
Stan Thomas, R (6, 1) ERA: 2.01	3.2	S	13	2	0	0	1	1	0	0	0	0	0	14	18	0.00	0.818

PITCHER	IP	WLS	BF	H	R	ER	SO	BB	IBB	HBP	BLK	WP	HR	S	P	ERA	WHIP

Batter	1	2	3	4	5	6	7	8	9	AB	R	H	RBI	BB	SO	LOB
Tommy Smith, L (1, 9) OBP: 0.188, SLG: 0.250	F7		F6		2B		1B		4-3	5	0	2	0	0	0	1
Larvell Blanks, R (1, 6) OBP: 0.355, SLG: 0.473	BB		BB		K		K			2	0	0	0	2	2	2
Rick Manning, L (1, 8) OBP: 0.347, SLG: 0.395	F5		4-3			BB (F8, 1B)	K			3	0	0	0	1	1	4
Rico Carty, R (1, 10) OBP: 0.374, SLG: 0.467	P4			5-3		K		4-3		4	0	0	0	0	1	2
George Hendrick, R (1, 7) OBP: 0.319, SLG: 0.467		K		5-3		BB (1-2) 1B		K		4	0	1	0	0	2	0
Boog Powell, L (1, 3) OBP: 0.319, SLG: 0.269		4-3		2B		F8 (2-3)		BB		3	0	1	0	1	0	2
Buddy Bell, R (1, 5) OBP: 0.362, SLG: 0.378		K		F3		BB (1-2)		F7		3	0	0	0	1	1	2
Alan Ashby, S (1, 2) OBP: 0.297, SLG: 0.309			G3		P6	F8			K	3	0	0	0	0	0	3
Orlando Gonzalez, L (9, PH) OBP: 0.340, SLG: 0.292										1	0	0	0	0	1	0
Duane Kuiper, L (1, 4) OBP: 0.277, SLG: 0.288		2B			6-3		K		K	4	0	1	0	0	2	0
Inning Stats	R: 0 E: 0 K: 0 S: 3 H: 0 LOB: 1 BB: 1 P: 7	R: 0 E: 0 K: 2 S: 7 H: 0 LOB: 0 BB: 0 P: 7	R: 0 E: 0 K: 0 S: 4 H: 1 LOB: 2 BB: 1 P: 8	R: 0 E: 0 K: 0 S: 4 H: 1 LOB: 1 BB: 0 P: 4	R: 0 E: 0 K: 1 S: 6 H: 1 LOB: 1 BB: 0 P: 6	R: 0 E: 0 K: 1 S: 6 H: 1 LOB: 3 BB: 2 P: 14	R: 0 E: 0 K: 3 S: 10 H: 1 LOB: 1 BB: 0 P: 10	R: 0 E: 0 K: 1 S: 5 H: 0 LOB: 1 BB: 1 P: 9	R: 0 E: 0 K: 2 S: 7 H: 0 LOB: 0 BB: 0 P: 7	1B: 2 2B: 3 3B: 0 HR: 0 SF: 0 SAC: 0 DP: 0 HBP: 0	WP: 0 PB: 0 SB: 0 CS: 0 PA: 37					

PITCHER	IP	WLS	BF	H	R	ER	SO	BB	IBB	HBP	BLK	WP	HR	S	P	ERA	WHIP
Nolan Ryan, R (1, 1) ERA: 3.58	9.0	W	37	5	0	0	10	5	0	0	0	0	0	52	72	0.00	1.111

PITCHER	IP	WLS	BF	H	R	ER	SO	BB	IBB	HBP	BLK	WP	HR	S	P	ERA	WHIP

TOP

Cleveland Indians @ California Angels

Anaheim Stadium, Anaheim, CA

Wed Jul 07 1976, 10:05 PM EDT

Att. 10,858 - Unknown

livebaseballscorecards.com

AB	32
R	0
H	5
RBI	0
BB	5
SO	10
LOB	16

BOTTOM

Cleveland Indians @ California Angels

Anaheim Stadium, Anaheim, CA

Wed Jul 07 1976, 10:05 PM EDT

Att. 10,858 - Unknown

livebaseballscorecards.com

Batter	1	2	3	4	5	6	7	8	9	AB	R	H	RBI	BB	SO	LOB
Dave Collins, S (1, 7) OBP: 0.383, SLG: 0.315	x 0-0 ① F9		x 0-0 ① 1-3		x 0-0 ② F7		BBBB 4-0 FC5-4 BB			2	0	0	0	0	0	0
Rusty Torres, S (4, 8) OBP: 0.300, SLG: 0.294										1	0	0	0	1	0	0
Mario Guerrero, R (1, 4) OBP: 0.292, SLG: 0.286	x 0-0 ② F9		x 0-0 2B 1B		x 0-0 ③ 1-3		x 0-0 ② FC5-4 IBB 1-2f 2-3			4	1	1	0	0	0	2
Bobby Bonds, R (1, 9) OBP: 0.353, SLG: 0.421	x 0-0 HR		x 0-0 3-1 2B 1-H			x 0-0 ① 5-3	4-0 IBB 1-2			3	1	2	2	1	0	0
Tommy Davis, R (1, 10) OBP: 0.303, SLG: 0.350	x 0-0 ③ 5-3		x 0-0 ② 3-1 2-3			x 0-0 ② 4-3	x 0-0 ③ F8			4	0	0	0	0	0	4
Ron Jackson, R (1, 5) OBP: 0.306, SLG: 0.377		x 0-0 PB 1B	x 0-0 ③ 5-3			x 0-0 BB 1B		x 0-0 ① F3		4	0	2	0	0	0	1
Leroy Stanton, R (1, 8) OBP: 0.262, SLG: 0.260 (4, 7)	SSS 0-3 ① K			x 0-0 ① F8		BBBB 4-0 1-2 BB		SSS 0-3 ② K		3	0	0	0	1	2	1
Dan Briggs, L (1, 3) OBP: 0.250, SLG: 0.322		x 0-0 ② P6 1-2		SSS 0-3 ② K		x 0-0 ③ 1-3		x 0-0 ③ F7		4	0	0	0	0	1	3
Dave Chalk, R (1, 6) OBP: 0.313, SLG: 0.270		BBBB 4-0 BB		x 0-0 ③ F7			x 0-0 FC5-4 WP 1B			2	0	1	0	1	0	0
Andy Etchebarren, R (1, 2) OBP: 0.297, SLG: 0.251		x 0-0 ③ 2-3			x 0-0 ① 6-3		SSS 0-3 ① K 1-2			3	0	0	0	0	1	3
Inning Stats	R: 1 H: 1 E: 0 LOB: 0 K: 0 BB: 0 S: 4 P: 4	R: 0 H: 1 E: 0 LOB: 2 K: 1 BB: 1 S: 6 P: 10	R: 1 H: 2 E: 0 LOB: 1 K: 0 BB: 0 S: 5 P: 5	R: 0 H: 0 E: 0 LOB: 0 K: 1 BB: 0 S: 5 P: 5	R: 0 H: 0 E: 0 LOB: 0 K: 0 BB: 0 S: 3 P: 3	R: 0 H: 1 E: 0 LOB: 2 K: 0 BB: 1 S: 4 P: 8	R: 0 H: 1 E: 0 LOB: 3 K: 1 BB: 2 S: 6 P: 14	R: 0 H: 0 E: 0 LOB: 0 K: 1 BB: 0 S: 5 P: 5		1B: 4 SF: 0 2B: 1 SAC: 0 3B: 0 DP: 0 HR: 1 HBP: 0				WP: 1 PA: 34 PB: 1 SB: 0 CS: 0		

	AB	30
	R	2
	H	6
	RBI	2
	BB	4
	SO	4
	LOB	14

PITCHER		IP	WLS	BF	H	R	ER	SO	BB	IBB	HBP	BLK	WP	HR	S	P	ERA	WHIP
Rick Waits, L ERA: 4.58	(1, 1)	6.1	L	28	6	2	2	3	3	0	0	0	1	1	31	43	2.84	1.421
Dave LaRoche, L ERA: 1.56	(7, 1)	1.2		6	0	0	0	1	0	1	0	0	0	0	7	11	0.00	0.000

PITCHER	IP	WLS	BF	H	R	ER	SO	BB	IBB	HBP	BLK	WP	HR	S	P	ERA	WHIP

Batter	1	2	3	4	5	6	7	8	9	AB	R	H	RBI	BB	SO	LOB
Duane Kuiper, L (1, 4) OBP: 0.277, SLG: 0.287	F7		4-3		1-3			FC4-6 1B		4	0	1	0	0	0	0
Tommy Smith, L (1, 9) OBP: 0.200, SLG: 0.250	F9		SH1-3 1B		F7			FC4-6 FC4 1-2f		4	0	1	0	0	0	1
Rick Manning, L (1, 8) OBP: 0.350, SLG: 0.397	BB 1B		SH1-3 1-2			G6-3 1B		FC4 1-2f		3	0	2	0	0	0	1
Rico Carty, R (1, 10) OBP: 0.372, SLG: 0.462	B B B B 1-2 BB		5-3			G6-3 1-2f			F4	3	0	0	0	1	0	2
George Hendrick, R (1, 7) OBP: 0.318, SLG: 0.475	F7			HR		1-3			5-3	4	1	1	1	0	0	2
Boog Powell, L (1, 3) OBP: 0.316, SLG: 0.260		B B B B FC6-5 5-3 BB		1-3			E4 G6-4-3		S S S K	3	0	0	0	1	1	0
Buddy Bell, R (1, 5) OBP: 0.359, SLG: 0.374		5-3 1-2		F3			G6-4-3 1-2f			3	0	0	0	0	0	2
Alan Ashby, S (1, 2) OBP: 0.293, SLG: 0.304		FC6-5 2-3		F6			G3			3	0	0	0	0	0	1
Frank Duffy, R (1, 6) OBP: 0.274, SLG: 0.269		L5			L7			S S S K		2	0	0	0	0	0	1
Larvell Blanks, R (8, PH) OBP: 0.352, SLG: 0.468										1	0	0	0	0	1	0
(8, 6)																

TOP

Cleveland Indians @ Oakland Athletics

Oakland-Alameda County Coliseum, Oakland, CA

Fri Jul 09 1976, 7:05 PM PDT
Att. 4,480 - Unknown - 62 F

livebaseballscorecards.com

AB	30
R	1
H	5
RBI	1
BB	2
SO	2
LOB	10

Inning Stats	1	2	3	4	5	6	7	8	9
R	0	0	0	1	0	0	0	0	0
E	0	0	0	0	0	0	1	0	0
K	0	0	0	0	0	0	0	1	1
S	4	3	4	4	3	3	3	6	5
H	1	0	1	1	0	1	0	1	0
LOB	2	1	1	0	0	0	0	1	0
BB	1	1	0	0	0	0	0	0	0
P	8	7	4	4	3	3	3	6	5

1B	4
2B	0
3B	0
HR	1
SF	0
SAC	1
DP	2
HBP	0

WP	0
PB	0
SB	0
CS	0
PA	33

PITCHER	IP	WLS	BF	H	R	ER	SO	BB	IBB	HBP	BLK	WP	HR	S	P	ERA	WHIP
Mike Torrez, R (1, 1) ERA: 3.52	9.0	W	33	5	1	1	2	2	0	0	0	0	1	35	43	1.00	0.778

PITCHER	IP	WLS	BF	H	R	ER	SO	BB	IBB	HBP	BLK	WP	HR	S	P	ERA	WHIP

Batter	1	2	3	4	5	6	7	8	9	AB	R	H	RBI	BB	SO	LOB
Bill North, S (1, 8) OBP: 0.345, SLG: 0.328	BBBB 4-0 S 5-3 BB		BBBB 4-0 S BB		SSS 0-3 ② K			SSS 0-3 ① K		2	0	0	0	2	2	0
Bert Campaneris, R (1, 6) OBP: 0.321, SLG: 0.279	x 0-0 ① 5-3 1-2		x 0-0 ② F7 1-2		SSS 0-3 ③ K			x 0-0 ② L8		4	0	0	0	0	1	2
Don Baylor, R (1, 10) OBP: 0.319, SLG: 0.374	x 0-0 ② 1-3 2-3		SSS 0-3 ③ K			x 0-0 ① 1-3		x 0-0 ③ 5-3		4	0	0	0	0	1	2
Joe Rudi, R (1, 7) OBP: 0.317, SLG: 0.425	x 0-0 ③ 5-3			x 0-0 ① F8		x 0-0 ② L8				3	0	0	0	0	0	1
Sal Bando, R (1, 5) OBP: 0.347, SLG: 0.472		x 0-0 ① 5-3		BBBB 4-0 S E BB		x 0-0 ③ F9				2	1	0	0	1	0	0
Gene Tenace, R (1, 3) OBP: 0.375, SLG: 0.414		x 0-0 ② 6-3		x 0-0 E5 1-H 1B			x 0-0 ① L6			3	1	0	0	0	0	0
Claudell Washington, L (1, 9) OBP: 0.266, SLG: 0.316		x 0-0 S 1B		x 0-0 G6-4-3 2-H 1B			x 0-0 ② 3-1			3	0	2	1	0	0	0
Phil Garner, R (1, 4) OBP: 0.303, SLG: 0.402		x 0-0 ③ F8 1-2		x 0-0 ② ③ G6-4-3 1-2f			x 0-0 1B			3	0	1	0	0	0	2
Jeff Newman, R (1, 2) OBP: 0.200, SLG: 0.211			SSS 0-3 ① K		x 0-0 ① 5-3		x 0-0 ③ 5-3			3	0	0	0	0	1	1
Inning Stats	R: 0 H: 0 E: 0 LOB: 1 K: 0 BB: 1 S: 3 P: 7	R: 0 H: 1 E: 0 LOB: 1 K: 0 BB: 0 S: 4 P: 4	R: 0 H: 0 E: 0 LOB: 1 K: 2 BB: 1 S: 7 P: 11	R: 2 H: 1 E: 1 LOB: 0 K: 0 BB: 1 S: 4 P: 8	R: 0 H: 0 E: 0 LOB: 0 K: 2 BB: 0 S: 7 P: 7	R: 0 H: 0 E: 0 LOB: 0 K: 0 BB: 0 S: 3 P: 3	R: 0 H: 1 E: 0 LOB: 1 K: 0 BB: 0 S: 4 P: 4	R: 0 H: 0 E: 0 LOB: 0 K: 1 BB: 0 S: 5 P: 5		1B: 3 SF: 0 2B: 0 SAC: 0 3B: 0 DP: 1 HR: 0 HBP: 0						

PITCHER	IP	WLS	BF	H	R	ER	SO	BB	IBB	HBP	BLK	WP	HR	S	P	ERA	WHIP
Jackie Brown, R (1, 1) ERA: 2.85	8.0	L	30	3	2	1	5	3	0	0	0	0	0	37	49	1.12	0.750

PITCHER	IP	WLS	BF	H	R	ER	SO	BB	IBB	HBP	BLK	WP	HR	S	P	ERA	WHIP

BOTTOM

Cleveland Indians @ Oakland Athletics

Oakland-Alameda County Coliseum, Oakland, CA

Fri Jul 09 1976, 7:05 PM PDT

Att. 4,480 - Unknown - 62 F

livebaseballscorecards.com

AB	27
R	2
H	3
RBI	1
BB	3
SO	5
LOB	8

Batter	1	2	3	4	5	6	7	8	9	AB	R	H	RBI	BB	SO	LOB
Rick Manning, L (1, 8) OBP: 0.353, SLG: 0.399	S S S 0-3 ① K		x 0-0 ② F3		x 0-0 1B 1-2 3-H 1B		x 0-0 1B 1-2 1B		B B B B 4-0 FC6-4 BB	4	0	2	1	1	1	0
Larvell Blanks, R (1, 4) OBP: 0.354, SLG: 0.466	x 0-0 ② F8		x 0-0 ③ F4		x 0-0 1-2 2-H 1B		x 0-0 1-2 2-H 1B		x 0-0 ③ FC6-4 1-2f	5	0	2	2	0	0	1
Frank Robinson, R (1, 10) OBP: 0.345, SLG: 0.458	x 0-0 ③ F4			x 0-0 ① 6-3	x 0-0 ② F8		S S S 0-3 ② K			4	0	0	0	0	1	4
Rico Carty, R (1, 3) OBP: 0.374, SLG: 0.462		x 0-0 FC3-6 1B 1B		x 0-0 FC4 1B	x 0-0 ③ F9		x 0-0 ③ F8			4	0	2	0	0	0	4
George Hendrick, R (1, 7) OBP: 0.314, SLG: 0.468		x 0-0 ① F3		x 0-0 ② F6		x 0-0 ① 6-3		x 0-0 ① F8		4	0	0	0	0	0	2
Buddy Bell, R (1, 5) OBP: 0.358, SLG: 0.372		x 0-0 FC3-6 1-2 1B		x 0-0 ③ FC4 1-2f		x 0-0 ② L8		x 0-0 ② 5-3		4	0	1	0	0	0	1
Charlie Spikes, R (1, 9) OBP: 0.289, SLG: 0.328		x 0-0 ② FC3-6 1-2f 2-3			S S S 0-3 ① K	x 0-0 ③ 4-3		S S S 0-3 ③ K		4	0	0	0	0	2	2
Ron Pruitt, R (1, 2) OBP: 0.290, SLG: 0.308 Duane Kuiper, L (9, PH) OBP: 0.275, SLG: 0.286		x 0-0 ③ F7			x 0-0 1B 1B 2B		x 0-0 ① F9		x 0-0 ① F8	3 1	1 0	1 0	0 0	0 0	0 0	2 0
Frank Duffy, R (1, 6) OBP: 0.279, SLG: 0.275 Orlando Gonzalez, L (9, PH) OBP: 0.333, SLG: 0.286			x 0-0 ① 5-3		x 0-0 1B 1B 2-3 1B		x 0-0 1B 1B 1B		x 0-0 ② L6	3 1	2 0	2 0	0 0	0 0	0 0	0 0
Inning Stats	R: 0 E: 0 K: 1 S: 5 H: 0 LOB: 0 BB: 0 P: 5	R: 0 E: 0 K: 0 S: 5 H: 2 LOB: 2 BB: 0 P: 5	R: 0 E: 0 K: 0 S: 3 H: 0 LOB: 0 BB: 0 P: 3	R: 0 E: 0 K: 0 S: 4 H: 1 LOB: 1 BB: 0 P: 4	R: 2 E: 0 K: 1 S: 9 H: 4 LOB: 2 BB: 0 P: 9	R: 0 E: 0 K: 0 S: 3 H: 0 LOB: 0 BB: 0 P: 3	R: 1 E: 0 K: 1 S: 8 H: 3 LOB: 2 BB: 0 P: 8	R: 0 E: 0 K: 1 S: 5 H: 0 LOB: 0 BB: 0 P: 5	R: 0 E: 0 K: 0 S: 3 H: 0 LOB: 1 BB: 1 P: 7	1B: 9 2B: 1 3B: 0 HR: 0 SF: 0 SAC: 0 DP: 0 HBP: 0						

PITCHER	IP	WLS	BF	H	R	ER	SO	BB	IBB	HBP	BLK	WP	HR	S	P	ERA	WHIP
Vida Blue, L (1, 1) ERA: 3.23	6.1		28	9	3	3	2	0	0	0	0	0	0	32	32	4.26	1.421
Rollie Fingers, R (7, 1) ERA: 2.62	2.2	W	10	1	0	0	2	1	0	0	0	0	0	13	17	0.00	0.750

PITCHER	IP	WLS	BF	H	R	ER	SO	BB	IBB	HBP	BLK	WP	HR	S	P	ERA	WHIP

TOP

Cleveland Indians @ Oakland Athletics

Oakland-Alameda County Coliseum, Oakland, CA

Sat Jul 10 1976, 3:33 AM PDT

Att. 22,149 - Unknown

livebaseballscorecards.com

AB	37
R	3
H	10
RBI	3
BB	1
SO	4
LOB	16

WP: 0 PB: 0 SB: 0 CS: 0 PA: 38

Cleveland Indians @ Oakland Athletics

Oakland-Alameda County Coliseum, Oakland, CA

Sat Jul 10 1976, 3:33 AM PDT

Att. 22,149 - Unknown

livebaseballscorecards.com

BOTTOM

Batter	1	2	3	4	5	6	7	8	9	AB	R	H	RBI	BB	SO	LOB
Bill North, S (1, 8) OBP: 0.346, SLG: 0.332	1-3	1-3			S 2B		SF9 S 1-3 SF8 1B	FC6 1-2f		5	1	2	0	0	0	2
Bert Campaneris, R (1, 6) OBP: 0.324, SLG: 0.281	S 1B SF8 1B	F9			BBBB 4-0 S 2-3 BB		SF9 1-3 3-H			2	1	1	1	1	0	1
Don Baylor, R (1, 10) OBP: 0.318, SLG: 0.373	SF8 S 1-2 1B	F8			F7 1-2		SF8 3-H			3	0	1	1	0	0	2
Joe Rudi, R (1, 7) OBP: 0.320, SLG: 0.439	SF8 1-3 2-H	F8			4-0 IBB		HR			2	1	1	2	1	0	0
Sal Bando, R (1, 5) OBP: 0.343, SLG: 0.465	K	6-3			1-3		K			4	0	0	0	0	2	5
Gene Tenace, R (1, 3) OBP: 0.378, SLG: 0.413		1B 1B 1B		F9		F3		4-0 1B E BB		3	2	1	0	1	0	0
Claudell Washington, L (1, 9) OBP: 0.269, SLG: 0.318		S 1B 1-3 1B		5-3		3-1		FC6-4 1-2 1B		4	1	2	0	0	0	0
Phil Garner, R (1, 4) OBP: 0.303, SLG: 0.400		S SH1-3 1-H 3-H 1B		L9		F8		F4		4	0	1	2	0	0	2
Jeff Newman, R (1, 2) OBP: 0.190, SLG: 0.200		SH1-3 1-2			5-3		1B S SF9 1B	FC6-4 FC6 1-2f 2-H		1	0	0	0	0	0	0
Billy Williams, L (7, PH) OBP: 0.317, SLG: 0.340										1	0	1	0	0	0	0
Larry Lintz, S (7, PR)										0	1	0	0	0	0	0
Larry Haney, R (8, 2) OBP: 0.275, SLG: 0.229										1	0	0	0	0	0	1

Inning Stats	1	2	3	4	5	6	7	8	9
	R: 1 E: 0 K: 1 S: 7 H: 2 LOB: 1 BB: 0 P: 7	R: 2 E: 0 K: 0 S: 6 H: 3 LOB: 1 BB: 0 P: 6	R: 0 E: 0 K: 0 S: 3 H: 0 LOB: 0 BB: 0 P: 3	R: 0 E: 0 K: 0 S: 3 H: 0 LOB: 0 BB: 0 P: 3	R: 0 E: 0 K: 0 S: 4 H: 1 LOB: 3 BB: 2 P: 12	R: 0 E: 0 K: 0 S: 3 H: 0 LOB: 0 BB: 0 P: 3	R: 3 E: 0 K: 1 S: 8 H: 3 LOB: 1 BB: 0 P: 8	R: 1 E: 1 K: 0 S: 4 H: 1 LOB: 1 BB: 1 P: 8	

AB	30
R	7
H	10
RBI	6
BB	3
SO	2
LOB	13

		1B	SF	SH	DP	HBP
		8	3	1	0	0
		1	1	0	0	
		0	0			
		1				

		WP	PB	SB	CS	PA
		0	0	8	0	37

PITCHER		IP	WLS	BF	H	R	ER	SO	BB	IBB	HBP	BLK	WP	HR	S	P	ERA	WHIP
Pat Dobson, R ERA: 3.52	(1, 1)	7.0	L	32	9	6	6	2	1	1	0	0	0	1	34	42	7.71	1.429
Tom Buskey, R ERA: 3.2	(8, 1)	1.0		5	1	1	0	0	1	0	0	0	0	0	4	8	0.00	2.000

PITCHER	IP	WLS	BF	H	R	ER	SO	BB	IBB	HBP	BLK	WP	HR	S	P	ERA	WHIP

Cleveland Indians @ Oakland Athletics

Oakland-Alameda County Coliseum, Oakland, CA

Sun Jul 11 1976, 3:33 AM PDT

Att. 7,156 - Unknown

TOP

livebaseballscorecards.com

Batter	1	2	3	4	5	6	7	8	9	AB	R	H	RBI	BB	SO	LOB
Duane Kuiper, L (1, 4) OBP: 0.271, SLG: 0.282	K		F7		F7		F9			4	0	0	0	0	1	1
Tommy Smith, L (1, 9) OBP: 0.174, SLG: 0.217	4-3		5-3		K			F7		3	0	0	0	0	1	1
Charlie Spikes, R (8, PH) OBP: 0.288, SLG: 0.327 (8, 9)										1	0	0	0	0	0	0
Rick Manning, L (1, 8) OBP: 0.352, SLG: 0.395	BB			4-3	F8			F2		3	0	0	0	1	0	0
Rico Carty, R (1, 10) OBP: 0.372, SLG: 0.459	F8			G3 E 1B		6-3		L9		4	0	1	0	0	0	1
George Hendrick, R (1, 7) OBP: 0.313, SLG: 0.476		6-3		E6 G3 1-2		HR			6-3	4	1	1	1	0	0	1
Boog Powell, L (1, 3) OBP: 0.306, SLG: 0.250		F7		G3 1-2 2-3		4-3			F4	4	0	0	0	0	0	2
Buddy Bell, R (1, 5) OBP: 0.356, SLG: 0.370		L7		5-3		6-3			BB 1B	4	0	1	0	0	0	2
Alan Ashby, S (1, 2) OBP: 0.297, SLG: 0.304			F8		HR 1B		L9		BB 1-2	3	1	1	0	1	0	0
Frank Duffy, R (1, 6) OBP: 0.283, SLG: 0.293			1B		1-H HR		6-3		5-3	4	1	2	2	0	0	2

Inning Stats	R: 0	H: 0		R: 0	H: 0		R: 0	H: 1		R: 0	H: 1		R: 2	H: 2		R: 1	H: 1		R: 0	H: 0		R: 0	H: 0		R: 0	H: 1		1B: 4	SF: 0		WP: 0	PA: 36	
	E: 0	LOB: 1		E: 0	LOB: 0		E: 0	LOB: 1		E: 0	LOB: 2		E: 0	LOB: 0		E: 0	LOB: 0		E: 0	LOB: 0		E: 0	LOB: 0		E: 0	LOB: 2		2B: 0	SAC: 0		PB: 0		
	K: 1	BB: 1		K: 0	BB: 0		K: 0	BB: 0		K: 0	BB: 0		K: 1	BB: 0		K: 0	BB: 0		K: 0	BB: 0		K: 0	BB: 0		K: 0	BB: 1		3B: 0	DP: 0		SB: 0		
	S: 5	P: 9		S: 3	P: 3		S: 5	P: 4		S: 4	P: 5		S: 7	P: 7		S: 4	P: 4		S: 3	P: 3		S: 3	P: 3		S: 4	P: 8		HR: 2	HBP: 0		CS: 0		

PITCHER		IP	WLS	BF	H	R	ER	SO	BB	IBB	HBP	BLK	WP	HR	S	P	ERA	WHIP
Paul Mitchell, R ERA: 5.05	(1, 1)	5.1	W	23	5	3	3	2	1	0	0	0	0	2	26	30	5.06	1.125
Paul Lindblad, L ERA: 2.66	(6, 1)	3.2	S	13	1	0	0	0	1	0	0	0	0	0	12	16	0.00	0.545

PITCHER	IP	WLS	BF	H	R	ER	SO	BB	IBB	HBP	BLK	WP	HR	S	P	ERA	WHIP

AB	34
R	3
H	6
RBI	3
BB	2
SO	2
LOB	10

BOTTOM

Cleveland Indians @ Oakland Athletics

Oakland-Alameda County Coliseum, Oakland, CA

Sun Jul 11 1976, 3:33 AM PDT

Att. 7,156 - Unknown

livebaseballscorecards.com

Batter	1	2	3	4	5	6	7	8	9	AB	R	H	RBI	BB	SO	LOB
Bill North, S (1, 8) OBP: 0.354, SLG: 0.334 Matt Alexander, S (8, PH) OBP: 0.043, SLG: 0.043 (9, 9)	BBBB 4-0 SH1-3 S 1B BB	x 0-0 ③ 2-H 3-H 1B		BBBB 4-0 1B SF7 BB		BBBB 4-0 1B E SF8 BB		x 0-0 ② 1-3		1 1	3 0	1 0	2 0	3 0	0 0	0 0
Bert Campaneris, R (1, 6) OBP: 0.329, SLG: 0.286 Billy Williams, L (8, PH) OBP: 0.320, SLG: 0.348 Tommy Sandt, R (9, 6) OBP: 0.190, SLG: 0.200	x 0-0 ① SH1-3 1-3		BBBB 4-0 BB 1B 1B BB	x 0-0 G6-4-3 1-3 1B		x 0-0 SF8 1-3 2-H 1B		x 0-0 2B		2 1 0	1 0 0	2 1 0	1 0 0	1 0 0	0 0 0	0 0 0
Don Baylor, R (1, 10) OBP: 0.319, SLG: 0.374	SSS 0-3 ② K		x 0-0 1B BB SF7 1-2 1B	x 0-0 ① SF7 3-H		x 0-0 ① SF8 2-3 3-H		BBBB 4-0 BB		2	1	1	2	1	1	1
Joe Rudi, R (1, 7) OBP: 0.322, SLG: 0.436	x 0-0 3-H 1B		BBBB 4-0 1B 1B 1-2 2-3 BB	x 0-0 ② ③ G6-4-3 1-2f		x 0-0 ② F5		x 0-0 ③ F8		4	1	1	1	1	0	4
Sal Bando, R (1, 5) OBP: 0.342, SLG: 0.462 Ken McMullen, R (7, 5) OBP: 0.337, SLG: 0.459	x 0-0 ③ F9		x 0-0 1B 1-2 2-3 3-H 1B		x 0-0 ① 5-3	x 0-0 ③ F3				4 0	0 0	1 0	1 0	0 0	0 0	2 0
Gene Tenace, R (1, 3) OBP: 0.375, SLG: 0.407		BBBB 4-0 SH3-4 1B 1B BB	x 0-0 ① SF7 3-H		x 0-0 ② F8		x 0-0 ① L5			2	1	0	1	1	0	0
Claudell Washington, L (1, 9) OBP: 0.278, SLG: 0.322 (9, 8)		x 0-0 SH3-4 1-2 1B 1B	x 0-0 S 1-3 2-H 1B		BBBB 4-0 BB		BBBB 4-0 L1-3 BB			2	1	2	1	2	0	0
Phil Garner, R (1, 4) OBP: 0.300, SLG: 0.396		x 0-0 ① SH3-4 1-2 2-3	SSS 0-3 ② K 1-2		x 0-0 ③ L8		x 0-0 ② ③ L1-3 1-2			3	0	0	0	0	1	4
Jeff Newman, R (1, 2) OBP: 0.200, SLG: 0.250		x 0-0 ② G3	SSS 0-3 ③ K			x 0-0 E 1B 2B		x 0-0 ① F5		4	1	1	0	0	1	4
Inning Stats	R: 1 H: 1 E: 0 LOB: 1 K: 1 BB: 1 S: 6 P: 10	R: 2 H: 2 E: 0 LOB: 1 K: 0 BB: 1 S: 4 P: 8	R: 3 H: 3 E: 0 LOB: 2 K: 2 BB: 2 S: 10 P: 18	R: 1 H: 1 E: 0 LOB: 0 K: 0 BB: 1 S: 3 P: 7	R: 0 H: 0 E: 0 LOB: 1 K: 0 BB: 1 S: 3 P: 7	R: 2 H: 2 E: 1 LOB: 1 K: 0 BB: 1 S: 5 P: 9	R: 0 H: 0 E: 0 LOB: 0 K: 0 BB: 1 S: 2 P: 6	R: 0 H: 1 E: 0 LOB: 2 K: 0 BB: 1 S: 4 P: 8		1B: 8 SF: 3 2B: 3 SAC: 2 3B: 0 DP: 2 HR: 0 HBP: 0						

	AB	26
	R	9
	H	10
	RBI	9
	BB	9
	SO	3
	LOB	15

WP: 0 PA: 40
PB: 0
SB: 2
CS: 0

PITCHER		IP	WLS	BF	H	R	ER	SO	BB	IBB	HBP	BLK	WP	HR	S	P	ERA	WHIP
Dennis Eckersley, R ERA: 4.95	(1, 1)	2.0	L	13	4	6	6	1	4	0	0	0	0	0	11	27	27.00	4.000
Jim Bibby, R ERA: 3.54	(3, 1)	2.0		9	3	1	1	2	1	0	0	0	0	0	12	16	4.50	2.000
Don Hood, L ERA: 4.44	(5, 1)	1.0		7	2	2	2	0	2	0	0	0	0	0	5	13	18.00	4.000
Tom Buskey, R ERA: 3.0	(6, 1)	3.0		11	1	0	0	0	2	0	0	0	0	0	9	17	0.00	1.000

PITCHER	IP	WLS	BF	H	R	ER	SO	BB	IBB	HBP	BLK	WP	HR	S	P	ERA	WHIP

Batter	1	2	3	4	5	6	7	8	9	AB	R	H	RBI	BB	SO	LOB
Rick Manning, L (1, 8) OBP: 0.351, SLG: 0.393	4-3		4-3			E1 F8 SF9 1B		6-3		4	1	1	0	0	0	1
Larvell Blanks, R (1, 5) OBP: 0.351, SLG: 0.467	5-3			2B		F8 2-3		SSS 0-3 K		4	0	1	0	0	1	1
Ron Pruitt, R (1, 2) OBP: 0.286, SLG: 0.310	CS 1B			F8		SF9 3-H		5-3		3	0	1	1	0	0	1
Rico Carty, R (1, 10) OBP: 0.374, SLG: 0.462	CS 1-2	F7		BBBB 4-0 BB		F9			2B	3	0	1	0	1	0	0
George Hendrick, R (1, 7) OBP: 0.313, SLG: 0.476		F3		L5			E 2B		5-3	4	1	1	0	0	0	3
Buddy Bell, R (1, 3) OBP: 0.352, SLG: 0.365		F8		5-3			L7		F4	4	0	0	0	0	0	4
Charlie Spikes, R (1, 9) OBP: 0.291, SLG: 0.330			F5		G4-6-3 1B		E8 S 2-H 1B		4-3	4	0	2	1	0	0	1
Duane Kuiper, L (1, 4) OBP: 0.276, SLG: 0.281			BBBB 4-0 BB		G4-6-3 1-2f		BBBB 4-0 CS 2-3 BB			1	0	0	0	2	0	1
Frank Duffy, R (1, 6) OBP: 0.280, SLG: 0.289			F6		5-3		SSS 0-3 K 1-2			3	0	0	0	0	1	3
Inning Stats	R: 0 E: 0 K: 0 S: 3 H: 1 LOB: 0 BB: 0 P: 3	R: 0 E: 0 K: 0 S: 3 H: 0 LOB: 0 BB: 0 P: 3	R: 0 E: 0 K: 0 S: 3 H: 0 LOB: 1 BB: 1 P: 7	R: 0 E: 0 K: 0 S: 4 H: 1 LOB: 2 BB: 1 P: 8	R: 0 E: 0 K: 0 S: 3 H: 1 LOB: 0 BB: 0 P: 3	R: 1 E: 1 K: 0 S: 4 H: 1 LOB: 0 BB: 0 P: 4	R: 1 E: 1 K: 1 S: 6 H: 2 LOB: 2 BB: 1 P: 10	R: 0 E: 0 K: 1 S: 5 H: 0 LOB: 0 BB: 0 P: 5	R: 0 E: 0 K: 0 S: 4 H: 1 LOB: 1 BB: 0 P: 4	1B: 4 2B: 4 3B: 0 HR: 0	SF: 1 SAC: 0 DP: 2 HBP: 0						

TOP

Cleveland Indians @ Minnesota Twins

Metropolitan Stadium, Bloomington , MI

Thu Jul 15 1976, 8:05 PM EDT

Att. 7,791 - Unknown

livebaseballscorecards.com

AB	30
R	2
H	7
RBI	2
BB	3
SO	2
LOB	15

WP: 0 PB: 0 SB: 1 CS: 2 PA: 35

PITCHER		IP	WLS	BF	H	R	ER	SO	BB	IBB	HBP	BLK	WP	HR	S	P	ERA	WHIP
Eddie Bane, L ERA: 1.98	(1, 1)	7.1	W	28	6	2	1	1	3	0	0	0	0	0	27	39	1.23	1.227
Bill Campbell, R ERA: 3.13	(8, 1)	1.2	S	6	1	0	0	1	0	0	0	0	0	0	8	8	0.00	0.600

PITCHER	IP	WLS	BF	H	R	ER	SO	BB	IBB	HBP	BLK	WP	HR	S	P	ERA	WHIP

Cleveland Indians @ Minnesota Twins

Metropolitan Stadium, Bloomington , MI

Thu Jul 15 1976, 8:05 PM EDT

Att. 7,791 - Unknown

BOTTOM

livebaseballscorecards.com

Batter	1	2	3	4	5	6	7	8	9	AB	R	H	RBI	BB	SO	LOB
Steve Braun, L (1, 7) OBP: 0.350, SLG: 0.329	K	FC4-2		1B WP SF8 1B		L8				4	2	1	0	0	1	3
Roy Smalley, S (1, 6) OBP: 0.338, SLG: 0.285	BB BB 1B	3B		CS 1B		BB				3	0	3	3	1	0	0
Rod Carew, L (1, 3) OBP: 0.389, SLG: 0.452	F9	F6		SF8		F8				3	0	0	1	0	0	4
Butch Wynegar, S (1, 2) OBP: 0.400, SLG: 0.422	BB BB	K	CS	L7		4-3				3	0	0	0	1	1	0
Lyman Bostock, L (1, 8) OBP: 0.378, SLG: 0.434	FC6-4 BB	4-3		4-3		CS 1B				3	0	1	0	1	0	0
Larry Hisle, R (1, 9) OBP: 0.331, SLG: 0.361	FC6-4	6-3		1B		K				4	0	1	0	0	1	4
Mike Cubbage, L (1, 5) OBP: 0.321, SLG: 0.313		SH1-4 1B FC4-2 1B		F8	K			K		4	0	1	0	0	2	1
Craig Kusick, R (1, 10) OBP: 0.383, SLG: 0.549		FC4-2 SH1-4 3B 1B		1B 1B WP 1B		L6		K		4	2	2	0	0	1	0
Bob Randall, R (1, 4) OBP: 0.323, SLG: 0.319		SH1-4		WP 1B 1B		WP 1B		F7		3	1	2	0	0	0	0
Inning Stats	R: 0 E: 0 K: 1 S: 6 H: 1 LOB: 3 BB: 2 P: 14	R: 2 E: 0 K: 0 S: 6 H: 3 LOB: 1 BB: 0 P: 6	R: 0 E: 0 K: 1 S: 5 H: 0 LOB: 0 BB: 0 P: 5	R: 3 E: 0 K: 0 S: 6 H: 4 LOB: 0 BB: 0 P: 6	R: 0 E: 0 K: 1 S: 6 H: 1 LOB: 1 BB: 0 P: 6	R: 0 E: 0 K: 0 S: 4 H: 1 LOB: 2 BB: 1 P: 8	R: 0 E: 0 K: 1 S: 5 H: 1 LOB: 1 BB: 0 P: 5	R: 0 E: 0 K: 2 S: 7 H: 0 LOB: 0 BB: 0 P: 7		1B: 10 2B: 1 3B: 1 HR: 0	SF: 1 SAC: 1 DP: 1 HBP: 0					

	AB	31
	R	5
	H	11
	RBI	4
	BB	3
	SO	6
	LOB	12

WP: 2 PB: 0 SB: 0 CS: 2 PA: 37

PITCHER	IP	WLS	BF	H	R	ER	SO	BB	IBB	HBP	BLK	WP	HR	S	P	ERA	WHIP
Jackie Brown, R (1, 1) ERA: 3.02	8.0	L	36	11	5	5	6	3	0	0	0	2	0	45	57	5.62	1.750

Batter	1	2	3	4	5	6	7	8	9	AB	R	H	RBI	BB	SO	LOB
Duane Kuiper, L (1, 4) OBP: 0.278, SLG: 0.283	CS 1B		F8		F7		F8		E G3-1 1B 2-3	5	1	2	0	0	0	2
Frank Duffy, R (1, 6) OBP: 0.282, SLG: 0.285	1-2 BB		FC3-2 1B BB 1-2 2-3		L7		4-3		FC5 G3-1 1-2 3-H	3	1	0	0	2	0	1
Rick Manning, L (1, 8) OBP: 0.346, SLG: 0.387	K		FC3-2 1B 1-2 2-3 3-Hf			F7	1-3		G3-1 1-3 2-H	5	0	0	1	0	1	5
Rico Carty, R (1, 10) OBP: 0.377, SLG: 0.462 John Lowenstein, L (6, PR) OBP: 0.336, SLG: 0.325 Larvell Blanks, R (8, PH) OBP: 0.353, SLG: 0.467	6-3		1B 1-3 2-H 3-H			BB 1B 1B BB		CS 1B	F7	2	0	1	2	1	0	1
										0	1	0	0	0	0	0
										2	0	1	0	0	0	1
George Hendrick, R (1, 7) OBP: 0.312, SLG: 0.473		6-3	K			1B BB 1B 1-2		K 1-2		4	1	1	0	0	2	3
Boog Powell, L (1, 3) OBP: 0.304, SLG: 0.243		F7		G3		1B BB 1-2 2-3		1-3		3	0	0	0	1	0	0
Buddy Bell, R (1, 5) OBP: 0.354, SLG: 0.367		F9		F7		1B 1-2 2-H 3-H			1B 1B	4	1	2	2	0	0	0
Charlie Spikes, R (1, 9) OBP: 0.295, SLG: 0.333			BB BB FC3-2 1B	6-3		K			1B 1-3	4	0	2	0	0	1	2
Alan Ashby, S (1, 2) OBP: 0.300, SLG: 0.305			FC3-2 BB 1B BB 1-2		F8	F6			1B E 1B 1-3 3-H	3	2	1	1	1	0	2
Inning Stats	R: 0 E: 0 K: 1 S: 5 H: 1 LOB: 1 BB: 1 P: 9	R: 0 E: 0 K: 0 S: 3 H: 0 LOB: 0 BB: 0 P: 3	R: 2 E: 0 K: 1 S: 7 H: 2 LOB: 2 BB: 2 P: 15	R: 0 E: 0 K: 0 S: 3 H: 0 LOB: 0 BB: 0 P: 3	R: 0 E: 0 K: 0 S: 3 H: 0 LOB: 0 BB: 0 P: 3	R: 2 E: 0 K: 1 S: 7 H: 2 LOB: 2 BB: 2 P: 15	R: 0 E: 0 K: 0 S: 3 H: 0 LOB: 0 BB: 0 P: 3	R: 0 E: 0 K: 1 S: 5 H: 1 LOB: 0 BB: 0 P: 5	R: 3 E: 1 K: 0 S: 7 H: 4 LOB: 1 BB: 0 P: 7	1B: 10 2B: 1 3B: 0 HR: 0 SF: 0 SAC: 0 DP: 1 HBP: 0							

PITCHER	IP	WLS	BF	H	R	ER	SO	BB	IBB	HBP	BLK	WP	HR	S	P	ERA	WHIP
Bill Singer, R (1, 1) ERA: 3.9	5.2	L	26	5	4	4	3	5	0	0	0	0	0	27	47	6.35	1.765
Tom Burgmeier, L (6, 1) ERA: 2.22	2.1		7	1	0	0	1	0	0	0	0	0	0	9	9	0.00	0.429
Bill Campbell, R (9, 1) ERA: 3.2	1.0		7	4	3	1	0	0	0	0	0	0	0	7	7	9.00	4.000

PITCHER	IP	WLS	BF	H	R	ER	SO	BB	IBB	HBP	BLK	WP	HR	S	P	ERA	WHIP

TOP

Cleveland Indians @ Minnesota Twins

Metropolitan Stadium, Bloomington , MI

Fri Jul 16 1976, 8:05 PM EDT

Att. 8,962 - Unknown - 74 F

livebaseballscorecards.com

AB	35
R	7
H	10
RBI	6
BB	5
SO	4
LOB	17

PA: 40

WP: 0 PB: 0 SB: 0 CS: 2

Batter	1	2	3	4	5	6	7	8	9	AB	R	H	RBI	BB	SO	LOB
Steve Braun, L (1, 7) OBP: 0.345, SLG: 0.323 Steve Brye, R (9, PH) OBP: 0.311, SLG: 0.304	F7		F8		F9		K		K	4 1	0 0	0 0	0 0	0 0	1 1	4 0
Roy Smalley, S (1, 6) OBP: 0.339, SLG: 0.287	F8		K			1B	L7		BB HR 1B	5	1	2	0	0	1	2
Rod Carew, L (1, 3) OBP: 0.395, SLG: 0.453	BB			CS 1B		F8		2B 1B BB	HR BB	2	2	1	0	3	0	1
Butch Wynegar, S (1, 2) OBP: 0.403, SLG: 0.439	4-3			K		G3-6-1 1B		1B 2B	HR	5	2	3	3	0	1	2
Lyman Bostock, L (1, 8) OBP: 0.374, SLG: 0.433		4-3		6-3		G3-6-1		K		5	0	1	0	0	1	4
Larry Hisle, R (1, 9) OBP: 0.334, SLG: 0.363		4-3			F7		S 1B		2B	4	1	2	2	1	0	0
Mike Cubbage, L (1, 5) OBP: 0.327, SLG: 0.320 Dan Ford, R (8, PH) OBP: 0.299, SLG: 0.397 Luis Gomez, R (9, 4) OBP: 0.294, SLG: 0.281 Phil Roof, R (9, PH) OBP: 0.250, SLG: 0.283	1B				F5	BB 1B	K	K	IBB	3 1 0 1	0 0 0 0	2 0 0 0	1 0 0 0	0 1 0 1	0 1 0 2	0 1 0 0
Craig Kusick, R (1, 10) OBP: 0.380, SLG: 0.537	5-3				E5 1B		BB	1-3		3	0	0	0	1	0	2
Bob Randall, R (1, 4) OBP: 0.324, SLG: 0.320 Tony Oliva, L (7, PH) OBP: 0.176, SLG: 0.204 Jerry Terrell, R (8, 4) OBP: 0.248, SLG: 0.240 (9, 5)			5-3		1B		K		K	2 1 1	0 0 0	1 0 0	0 0 0	0 0 0	0 1 1	0 2 0
Inning Stats	R: 0 E: 0 K: 0 S: 3 H: 0 LOB: 1 BB: 1 P: 7	R: 0 E: 0 K: 0 S: 4 H: 1 LOB: 1 BB: 0 P: 4	R: 0 E: 0 K: 1 S: 5 H: 0 LOB: 0 BB: 0 P: 5	R: 0 E: 0 K: 1 S: 5 H: 1 LOB: 0 BB: 0 P: 5	R: 0 E: 1 K: 0 S: 5 H: 1 LOB: 2 BB: 0 P: 5	R: 0 E: 0 K: 0 S: 4 H: 2 LOB: 1 BB: 0 P: 4	R: 1 E: 0 K: 2 S: 9 H: 2 LOB: 2 BB: 1 P: 13	R: 2 E: 0 K: 2 S: 9 H: 2 LOB: 1 BB: 1 P: 13	R: 3 E: 0 K: 3 S: 12 H: 3 LOB: 2 BB: 2 P: 20	1B: 9 2B: 2 3B: 0 HR: 1 SF: 0 SAC: 0 DP: 1 HBP: 0						WP: 0 PB: 0 SB: 1 CS: 1 PA: 43	

PITCHER		IP	WLS	BF	H	R	ER	SO	BB	IBB	HBP	BLK	WP	HR	S	P	ERA	WHIP
Pat Dobson, R ERA: 3.43	(1, 1)	6.0	W	25	7	1	1	2	1	0	0	0	0	0	28	32	1.50	1.333
Jim Kern, R ERA: 2.45	(7, 1)	1.0		6	1	2	2	2	2	0	0	0	0	0	8	16	18.00	3.000
Dave LaRoche, L ERA: 2.14	(8, 1)	1.2		10	4	3	3	4	1	0	0	0	0	1	17	21	16.20	3.000
Dennis Eckersley, R ERA: 4.93	(9, 1)	0.1	S	2	0	0	0	1	0	1	0	0	0	0	3	7	0.00	0.000

PITCHER	IP	WLS	BF	H	R	ER	SO	BB	IBB	HBP	BLK	WP	HR	S	P	ERA	WHIP

BOTTOM

Cleveland Indians @ Minnesota Twins

Metropolitan Stadium, Bloomington , MI

Fri Jul 16 1976, 8:05 PM EDT

Att. 8,962 - Unknown - 74 F

livebaseballscorecards.com

AB	38
R	6
H	12
RBI	6
BB	5
SO	9
LOB	20

Cleveland Indians @ Minnesota Twins

Metropolitan Stadium, Bloomington , MI

Sat Jul 17 1976, 8:05 PM EDT

Att. 22,290 - Unknown - 81 F

TOP

livebaseballscorecards.com

Batter	1	2	3	4	5	6	7	8	9	AB	R	H	RBI	BB	SO	LOB
Duane Kuiper, L (1, 4) OBP: 0.281, SLG: 0.284	BBBB 4-0 1B G6-4-3 BB		x 0-0 ① 4-3		x 0-0 ① SH1-4 1-2		x 0-0 FC4-6 1B		x 0-0 ① F9	3	1	1	0	1	0	0
Frank Duffy, R (1, 6) OBP: 0.293, SLG: 0.293	x 0-0 G6-4-3 BB 1-3 1B		x 0-0 G6-4-3 1B		x 0-0 BB 2-3 1B		x 0-0 ① FC4-6 1B 1-2f		BBBB 4-0 E BB	4	1	3	0	1	0	1
Rick Manning, L (1, 8) OBP: 0.350, SLG: 0.395	BBBB 4-0 G6-4-3 1-2 BB		x 0-0 ②③ G6-4-3 1-2f		SSS 0-3 ② K		x 0-0 L3 1-2 1B		x 0-0 E9 1-H 3B	4	1	2	1	1	1	3
Rico Carty, R (1, 10) OBP: 0.377, SLG: 0.457	x 0-0 ①② G6-4-3 1-2f 2-3 3-H			BBBB 4-0 1B E BB	BBBB 4-0 1-2 BB		x 0-0 ②③ L3 1-2		x 0-0 ② F9	3	1	0	0	2	0	4
George Hendrick, R (1, 7) OBP: 0.316, SLG: 0.480	x 0-0 ③ 6-3			x 0-0 FC4-6 1-2 1B	x 0-0 ③ F8			BBBB 4-0 5-3 BB	x 0-0 3B	4	0	2	0	1	0	4
Boog Powell, L (1, 3) OBP: 0.292, SLG: 0.231		x 0-0 ① F8		x 0-0 ① FC4-6 1-2f 2-H		x 0-0 ① 4-3		x 0-0 ① F8	x 0-0 ③ 1-3	5	0	0	0	0	0	3
Buddy Bell, R (1, 5) OBP: 0.353, SLG: 0.366		x 0-0 ② F5		x 0-0 ② F4		x 0-0 1B		x 0-0 ② 5-3 1-2		4	0	1	0	0	0	2
Charlie Spikes, R (1, 9) OBP: 0.299, SLG: 0.333		x 0-0 1B		x 0-0 ③ F7		x 0-0 ② F9		4-0 IBB		3	0	1	0	1	0	2
Alan Ashby, S (1, 2) OBP: 0.300, SLG: 0.303		x 0-0 ③ 1-3			x 0-0 1B SH1-4 1B	x 0-0 ③ 4-3		x 0-0 ③ G3		4	0	1	0	0	0	4

	AB	R	H	RBI	BB	SO	LOB
	34	4	11	1	7	1	23

Inning Stats																		
	R: 1	H: 1	R: 0	H: 1	R: 0	H: 1	R: 1	H: 1	R: 0	H: 2	R: 0	H: 1	R: 0	H: 2	R: 0	H: 0	R: 2	H: 2
	E: 0	LOB: 1	E: 0	LOB: 1	E: 0	LOB: 0	E: 1	LOB: 1	E: 0	LOB: 3	E: 0	LOB: 1	E: 0	LOB: 1	E: 0	LOB: 2	E: 1	LOB: 1
	K: 0	BB: 2	K: 0	BB: 0	K: 0	BB: 0	K: 0	BB: 1	K: 1	BB: 1	K: 0	BB: 0	K: 0	BB: 0	K: 0	BB: 2	K: 0	BB: 1
	S: 3	P: 11	S: 4	P: 4	S: 3	P: 3	S: 4	P: 8	S: 7	P: 11	S: 4	P: 4	S: 4	P: 4	S: 3	P: 11	S: 5	P: 9

	1B: 9	SF: 0
	2B: 1	SAC: 1
	3B: 2	DP: 3
	HR: 0	HBP: 0

	WP: 0	PA: 42
	PB: 0	
	SB: 0	
	CS: 0	

PITCHER		IP	WLS	BF	H	R	ER	SO	BB	IBB	HBP	BLK	WP	HR	S	P	ERA	WHIP
Pete Redfern, R ERA: 4.82	(1, 1)	4.0	L	18	5	2	1	0	3	0	0	0	0	0	15	27	2.25	2.000
Vic Albury, L ERA: 3.38	(5, 1)	4.1		21	5	2	2	1	3	1	0	0	0	0	19	35	4.15	1.846
Steve Luebber, R ERA: 4.56	(9, 1)	0.2		3	1	0	0	0	0	0	0	0	0	0	3	3	0.00	1.500

PITCHER	IP	WLS	BF	H	R	ER	SO	BB	IBB	HBP	BLK	WP	HR	S	P	ERA	WHIP

Cleveland Indians @ Minnesota Twins

Metropolitan Stadium, Bloomington , MI

Sat Jul 17 1976, 8:05 PM EDT

Att. 22,290 - Unknown - 81 F

livebaseballscorecards.com

BOTTOM

Batter	1	2	3	4	5	6	7	8	9	AB	R	H	RBI	BB	SO	LOB
Lyman Bostock, L (1, 8) OBP: 0.377, SLG: 0.432	L8		5-3			BB			FC1-6, 1B	3	0	1	0	1	0	0
Roy Smalley, S (1, 6) OBP: 0.338, SLG: 0.283	BB		K			L1-6			K	3	0	0	0	1	2	3
Rod Carew, L (1, 3) OBP: 0.390, SLG: 0.447	F6			K		F8			FC1-6	4	0	0	0	0	1	3
Larry Hisle, R (1, 7) OBP: 0.331, SLG: 0.358	F9			6-3			K		F4	4	0	0	0	0	1	2
Craig Kusick, R (1, 10) OBP: 0.379, SLG: 0.533		G6-4-3, 1B		6-3			K			3	0	1	0	0	1	0
Butch Wynegar, S (1, 2) OBP: 0.402, SLG: 0.436		G6-4-3			FC4-6, BB		F8			2	0	0	0	1	0	1
Dan Ford, R (1, 9) OBP: 0.299, SLG: 0.404		3B			FC4-6, CS			K		3	0	1	0	0	1	1
Mike Cubbage, L (1, 5) OBP: 0.328, SLG: 0.320		G3			K			G5-4-3, 1B		3	0	1	0	0	1	2
Bob Randall, R (1, 4) OBP: 0.324, SLG: 0.318			K			L1-6, BB		G5-4-3		2	0	0	0	1	1	1

Inning Stats	1	2	3	4	5	6	7	8	9
R	0	0	0	0	0	0	0	0	0
E	0	0	0	0	0	0	0	0	0
K	0	0	2	1	1	0	2	1	1
S	3	4	7	5	4	2	7	5	6
H	0	2	0	0	0	0	0	1	1
LOB	1	1	0	0	0	1	0	0	1
BB	1	0	0	0	1	2	0	0	0
P	7	4	7	5	8	10	7	5	6

	AB	27
	R	0
	H	4
	RBI	0
	BB	4
	SO	8
	LOB	13

	1B: 3	SF: 0	WP: 0	PA: 31
	2B: 1	SAC: 0	PB: 0	
	3B: 1	DP: 3	SB: 0	
	HR: 0	HBP: 0	CS: 1	

PITCHER	IP	WLS	BF	H	R	ER	SO	BB	IBB	HBP	BLK	WP	HR	S	P	ERA	WHIP
Rick Waits, L (1, 1) ERA: 3.69	9.0	W	31	4	0	0	8	4	0	0	0	0	0	43	59	0.00	0.889

PITCHER	IP	WLS	BF	H	R	ER	SO	BB	IBB	HBP	BLK	WP	HR	S	P	ERA	WHIP

Batter	1	2	3	4	5	6	7	8	9	AB	R	H	RBI	BB	SO	LOB
Duane Kuiper, L (1, 4) OBP: 0.283, SLG: 0.283	BBBB 4-0 1B BB		x 0-0 6-3 SH5-3 HR 1B	SSS 0-3 ② K 2-3		x 0-0 ③ 1-3			x 0-0 ① 1-3	4	1	1	0	1	1	1
Frank Duffy, R (1, 6) OBP: 0.292, SLG: 0.293	x 0-0 ① F8		x 0-0 ① SH5-3 1-2	x 0-0 ③ 5-3			x 0-0 S 4-3 1B		x 0-0 E5 G4-6-3	4	0	1	0	0	0	2
Rick Manning, L (1, 8) OBP: 0.348, SLG: 0.392	SSS 0-3 ② K		x 0-0 ② 6-3 2-3		x 0-0 HR 1B		x 0-0 ① 4-3 1-2		x 0-0 ②③ G4-6-3 1-2f	5	1	1	0	0	1	4
Rico Carty, R (1, 10) OBP: 0.382, SLG: 0.482	x 0-0 FC5-4 1-3 1B		x 0-0 3-H HR		x 0-0 1-H HR		SSS 0-3 ② K 2-3			4	2	3	4	0	1	1
George Hendrick, R (1, 7) OBP: 0.315, SLG: 0.477	x 0-0 ③ FC5-4 1-2f		x 0-0 1B		x 0-0 ① 6-3		x 0-0 ③ 1-3			4	0	1	0	0	0	3
Boog Powell, L (1, 3) OBP: 0.284, SLG: 0.223		SSS 0-3 ① K	x 0-0 ③ G3		x 0-0 ② L7			x 0-0 ① F8		4	0	0	0	0	1	1
Buddy Bell, R (1, 5) OBP: 0.351, SLG: 0.362		BBBB 4-0 1B 1B BB		SSS 0-3 ① K	x 0-0 ③ F8			x 0-0 ② F9		3	1	0	0	1	1	0
Charlie Spikes, R (1, 9) OBP: 0.306, SLG: 0.335		x 0-0 1B 1-2 1B		BBBB 4-0 2B BB		x 0-0 ① L9		BBBB 4-0 BB		2	1	1	0	2	0	0
Alan Ashby, S (1, 2) OBP: 0.303, SLG: 0.312		x 0-0 ②③ 1-2 2-H 1B		x 0-0 BLK 1-H 2B		x 0-0 ② F1		x 0-0 ③ 4-3		4	0	2	2	0	0	1
Inning Stats	R: 0 E: 0 K: 1 S: 6 H: 1 LOB: 2 BB: 1 P: 10	R: 1 E: 0 K: 1 S: 5 H: 2 LOB: 1 BB: 1 P: 9	R: 2 E: 0 K: 0 S: 6 H: 3 LOB: 1 BB: 0 P: 6	R: 1 E: 0 K: 2 S: 8 H: 1 LOB: 1 BB: 1 P: 12	R: 2 E: 0 K: 0 S: 5 H: 2 LOB: 0 BB: 0 P: 5	R: 0 E: 0 K: 0 S: 3 H: 0 LOB: 0 BB: 0 P: 3	R: 0 E: 0 K: 1 S: 6 H: 1 LOB: 1 BB: 0 P: 6	R: 0 E: 0 K: 0 S: 3 H: 0 LOB: 1 BB: 1 P: 7	R: 0 E: 1 K: 0 S: 3 H: 0 LOB: 0 BB: 0 P: 3	1B: 7 2B: 1 3B: 0 HR: 2	SF: 0 SAC: 1 DP: 1 HBP: 0						

TOP

Cleveland Indians @ Minnesota Twins

Metropolitan Stadium, Bloomington , MI

Sun Jul 18 1976, 4:33 AM EDT
Att. 13,329 - Unknown - 88 F

livebaseballscorecards.com

AB	34
R	6
H	10
RBI	6
BB	4
SO	5
LOB	13

PITCHER		IP	WLS	BF	H	R	ER	SO	BB	IBB	HBP	BLK	WP	HR	S	P	ERA	WHIP	PITCHER		IP	WLS	BF	H	R	ER	SO	BB	IBB	HBP	BLK	WP	HR	S	P	ERA	WHIP
Jim Hughes, R ERA: 5.76	(1, 1)	3.1	L	18	7	4	4	3	3	0	0	0	0	1	21	33	10.80	3.000																				
Tom Burgmeier, L ERA: 2.31	(4, 1)	5.2		21	3	2	2	2	1	0	0	1	0	1	24	28	3.18	0.706																				

Inning Stats	R: 0 E: 0 K: 1 S: 6	H: 1 LOB: 2 BB: 1 P: 10	R: 1 E: 0 K: 1 S: 5	H: 2 LOB: 1 BB: 1 P: 9	R: 2 E: 0 K: 0 S: 6	H: 3 LOB: 1 BB: 0 P: 6	R: 1 E: 0 K: 2 S: 8	H: 1 LOB: 1 BB: 1 P: 12	R: 2 E: 0 K: 0 S: 5	H: 2 LOB: 0 BB: 0 P: 5	R: 0 E: 0 K: 0 S: 3	H: 0 LOB: 0 BB: 0 P: 3	R: 0 E: 0 K: 1 S: 6	H: 1 LOB: 1 BB: 0 P: 6	R: 0 E: 0 K: 0 S: 3	H: 0 LOB: 1 BB: 1 P: 7	R: 0 E: 1 K: 0 S: 3	H: 0 LOB: 0 BB: 0 P: 3	1B: 7 2B: 1 3B: 0 HR: 2	SF: 0 SAC: 1 DP: 1 HBP: 0	WP: 0 PB: 0 SB: 1 CS: 0	PA: 39

Cleveland Indians @ Minnesota Twins

Metropolitan Stadium, Bloomington , MI

Sun Jul 18 1976, 4:33 AM EDT

Att. 13,329 - Unknown - 88 F

BOTTOM

livebaseballscorecards.com

Batter	1	2	3	4	5	6	7	8	9	AB	R	H	RBI	BB	SO	LOB
Steve Braun, L (1, 7) OBP: 0.346, SLG: 0.322	6-3		BB		G3		1B		3-1	4	0	1	0	1	0	1
Roy Smalley, S (1, 6) OBP: 0.337, SLG: 0.283	4-3		K		1B		K			4	0	1	1	0	2	2
Rod Carew, L (1, 3) OBP: 0.392, SLG: 0.448	1B		L7		1-3			4-3		4	0	2	0	0	0	1
Butch Wynegar, S (1, 2) OBP: 0.401, SLG: 0.434	1-3			6-3	K			F9		4	0	1	0	0	1	2
Lyman Bostock, L (1, 8) OBP: 0.379, SLG: 0.431	K			BB		K		1B		3	0	1	0	1	2	2
Larry Hisle, R (1, 9) OBP: 0.330, SLG: 0.357		F6		L7		5-3		1-2		4	0	1	0	0	0	1
Mike Cubbage, L (1, 5) OBP: 0.320, SLG: 0.312		F7		4-3		1-3		F7		4	0	0	0	0	0	3
Craig Kusick, R (1, 10) OBP: 0.370, SLG: 0.519		4-3			5-3		K		L7	4	0	0	0	0	1	0
Bob Randall, R (1, 4) OBP: 0.324, SLG: 0.322			K		G3 1B 2B		F4		6-3	3	1	1	0	0	1	0
Tony Oliva, L (9, PH) OBP: 0.173, SLG: 0.200										1	0	0	0	0	0	0
Inning Stats	R: 0 E: 0 K: 1 S: 7 H: 2 LOB: 2 BB: 0 P: 7	R: 0 E: 0 K: 0 S: 3 H: 0 LOB: 0 BB: 0 P: 3	R: 0 E: 0 K: 2 S: 7 H: 0 LOB: 1 BB: 1 P: 11	R: 0 E: 0 K: 0 S: 3 H: 0 LOB: 1 BB: 1 P: 7	R: 1 E: 0 K: 1 S: 8 H: 3 LOB: 2 BB: 0 P: 8	R: 0 E: 0 K: 1 S: 5 H: 0 LOB: 0 BB: 0 P: 5	R: 0 E: 0 K: 2 S: 8 H: 1 LOB: 1 BB: 0 P: 8	R: 0 E: 0 K: 0 S: 5 H: 2 LOB: 2 BB: 0 P: 5	R: 0 E: 0 K: 0 S: 3 H: 0 LOB: 0 BB: 0 P: 3	1B: 7 2B: 1 3B: 0 HR: 0 SF: 0 SAC: 0 DP: 0 HBP: 0							

	AB	35
	R	1
	H	8
	RBI	1
	BB	2
	SO	7
	LOB	12

WP: 0 PB: 0 SB: 0 CS: 0 PA: 37

PITCHER	IP	WLS	BF	H	R	ER	SO	BB	IBB	HBP	BLK	WP	HR	S	P	ERA	WHIP
Stan Thomas, R (1, 1) ERA: 1.84	9.0	W	37	8	1	1	7	2	0	0	0	0	0	49	57	1.00	1.111

PITCHER	IP	WLS	BF	H	R	ER	SO	BB	IBB	HBP	BLK	WP	HR	S	P	ERA	WHIP

Oakland Athletics @ Cleveland Indians

Cleveland Municipal Stadium, Cleveland, OH

Mon Jul 19 1976, 7:05 PM EDT

Unknown - 83 F

TOP

livebaseballscorecards.com

Batter	1	2	3	4	5	6	7	8	9	AB	R	H	RBI	BB	SO	LOB
Bill North, S (1, 8) OBP: 0.359, SLG: 0.339	F8		1B 1-2			F8		6-3 1-2		4	0	1	0	0	0	1
Claudell Washington, L (1, 10) OBP: 0.282, SLG: 0.321	K		G5-3 2-3f			K		4-3		4	0	0	0	0	2	4
Don Baylor, R (1, 9) OBP: 0.321, SLG: 0.378	K		6-3			1B 2B		2B 2-H		4	1	2	1	0	1	0
Joe Rudi, R (1, 7) OBP: 0.332, SLG: 0.448		6-3	L8			1B 2-H		FC4 IBB 4-0		3	0	1	1	1	0	0
Sal Bando, R (1, 5) (7, 6) OBP: 0.331, SLG: 0.442		F9	FC4 BB 4-0			L8		FC4 1-2f		3	0	0	0	1	0	3
Gene Tenace, R (1, 3) OBP: 0.376, SLG: 0.442		2B	FC4 1-2f				K		K	4	0	1	0	0	2	1
Phil Garner, R (1, 4) OBP: 0.293, SLG: 0.378		K		L6			L8		F9	4	0	0	0	0	1	1
Tommy Sandt, R (1, 6) OBP: 0.171, SLG: 0.152			F9	4-3			K		K	2	0	0	0	0	0	0
Ken McMullen, R (7, PH) (7, 5) OBP: 0.330, SLG: 0.436										2	0	0	0	0	2	0
Jeff Newman, R (1, 2) OBP: 0.200, SLG: 0.241			G5-3 1B	F8				BB S 2B 4-0		2	0	1	0	0	0	0
Billy Williams, L (8, PH) OBP: 0.321, SLG: 0.340										0	0	0	0	1	0	0
Larry Lintz, S (8, PR)										0	1	0	0	0	0	0
Larry Haney, R (8, 2) OBP: 0.279, SLG: 0.241										0	0	0	0	0	0	0

	AB	32
	R	2
	H	6
	RBI	2
	BB	3
	SO	8
	LOB	10

Inning Stats	1	2	3	4	5	6	7	8	9
	R: 0 E: 0 K: 2 S: 7	H: 0 LOB: 0 BB: 0 P: 7	R: 0 E: 0 K: 1 S: 6	H: 1 LOB: 1 BB: 0 P: 6	R: 0 E: 0 K: 0 S: 4	H: 2 LOB: 1 BB: 0 P: 4	R: 0 E: 0 K: 0 S: 3	H: 0 LOB: 1 BB: 1 P: 7	R: 0 E: 0 K: 0 S: 3	H: 0 LOB: 0 BB: 0 P: 3	R: 1 E: 0 K: 1 S: 7	H: 2 LOB: 1 BB: 0 P: 7	R: 0 E: 0 K: 2 S: 7	H: 0 LOB: 0 BB: 0 P: 7	R: 1 E: 0 K: 0 S: 4	H: 1 LOB: 2 BB: 2 P: 12	R: 0 E: 0 K: 2 S: 7	H: 0 LOB: 0 BB: 0 P: 7

	1B: 3	SF: 0	WP: 0	PA: 35
	2B: 3	SAC: 0	PB: 0	
	3B: 0	DP: 1	SB: 1	
	HR: 0	HBP: 0	CS: 0	

PITCHER		IP	WLS	BF	H	R	ER	SO	BB	IBB	HBP	BLK	WP	HR	S	P	ERA	WHIP
Jim Bibby, R ERA: 3.41	(1, 1)	7.2	W	30	6	2	2	6	2	0	0	0	0	0	40	48	2.35	1.043
Jim Kern, R ERA: 2.41	(8, 1)	1.1	S	5	0	0	0	2	0	1	0	0	0	0	8	12	0.00	0.000

PITCHER	IP	WLS	BF	H	R	ER	SO	BB	IBB	HBP	BLK	WP	HR	S	P	ERA	WHIP

BOTTOM

Oakland Athletics @ Cleveland Indians

Cleveland Municipal Stadium, Cleveland, OH

Mon Jul 19 1976, 7:05 PM EDT

Unknown - 83 F

livebaseballscorecards.com

Batter	1	2	3	4	5	6	7	8	9	AB	R	H	RBI	BB	SO	LOB
Rick Manning, L (1, 8) OBP: 0.347, SLG: 0.390	6-3		K		K		1B 2-3 1B			4	0	1	0	0	2	1
Frank Duffy, R (1, 6) OBP: 0.295, SLG: 0.296	4-3		1B 1-2 1B 1B		4-3		1-3 3-H 1B			4	1	2	1	0	0	0
Larvell Blanks, R (1, 4) OBP: 0.350, SLG: 0.460 Duane Kuiper, L (8, 4) OBP: 0.283, SLG: 0.283	L7		1B 1-3 2-H 1B			6-3	F9			4 0	0 0	1 0	1 0	0 0	0 0	2 0
Rico Carty, R (1, 10) OBP: 0.380, SLG: 0.479		F8	FC6-4 1-3 3-H 1B			F9		4-3		4	0	1	1	0	0	0
George Hendrick, R (1, 7) OBP: 0.318, SLG: 0.477		FC4-6 1B	FC6-4 1-2f			1B		F8		4	0	2	0	0	0	2
Buddy Bell, R (1, 5) OBP: 0.347, SLG: 0.358		F9		K		5-3		L7		4	0	0	0	0	1	2
Charlie Spikes, R (1, 9) OBP: 0.303, SLG: 0.330		FC4-6 1-2f		K			F4			3	0	0	0	0	1	1
Boog Powell, L (1, 3) OBP: 0.277, SLG: 0.217			K	4-3			K			3	0	0	0	0	2	0
Ray Fosse, R (1, 2) OBP: 0.328, SLG: 0.271			1B 1B 1B		5-3		1B 1B 2B			3	2	2	0	0	0	0
Inning Stats	R: 0 E: 0 K: 0 S: 3 H: 0 LOB: 0 BB: 0 P: 3	R: 0 E: 0 K: 0 S: 4 H: 1 LOB: 1 BB: 0 P: 4	R: 2 E: 0 K: 2 S: 11 H: 4 LOB: 2 BB: 0 P: 11	R: 0 E: 0 K: 2 S: 7 H: 0 LOB: 0 BB: 0 P: 7	R: 0 E: 0 K: 1 S: 5 H: 0 LOB: 0 BB: 0 P: 5	R: 0 E: 0 K: 0 S: 4 H: 1 LOB: 1 BB: 0 P: 4	R: 1 E: 0 K: 1 S: 8 H: 3 LOB: 2 BB: 0 P: 8	R: 0 E: 0 K: 0 S: 3 H: 0 LOB: 0 BB: 0 P: 3		1B: 8 2B: 1 3B: 0 HR: 0	SF: 0 SAC: 0 DP: 0 HBP: 0					

	AB	33
	R	3
	H	9
	RBI	3
	BB	0
	SO	6
	LOB	8

WP: 0 PB: 0 SB: 0 CS: 0 PA: 33

PITCHER	IP	WLS	BF	H	R	ER	SO	BB	IBB	HBP	BLK	WP	HR	S	P	ERA	WHIP
Vida Blue, L (1, 1) ERA: 3.02	8.0	L	33	9	3	3	6	0	0	0	0	0	0	45	45	3.38	1.125

PITCHER	IP	WLS	BF	H	R	ER	SO	BB	IBB	HBP	BLK	WP	HR	S	P	ERA	WHIP

Oakland Athletics @ Cleveland Indians

Cleveland Municipal Stadium, Cleveland, OH

Mon Jul 19 1976, 7:05 PM EDT

Att. 24,682 - Unknown - 80 F

livebaseballscorecards.com

TOP

Batter	1	2	3	4	5	6	7	8	9	AB	R	H	RBI	BB	SO	LOB
Bill North, S (1, 8) OBP: 0.360, SLG: 0.342	L8	2B BB	CS 2B 1-H 2-H		G4-6-3 1-2f		E6 BB 1B		K	3	1	1	2	1	0	1
Matt Alexander, S (7, PH) (7, 8) OBP: 0.038, SLG: 0.038										2	0	0	0	0	1	1
Don Baylor, R (1, 9) OBP: 0.326, SLG: 0.384	HR HBP	BB 2B 1-H 3-H	6-3 2-3			BB 1B 1B	F6 BB 1B 1-2 2-H		6-3	5	1	3	3	0	0	1
Joe Rudi, R (1, 7) OBP: 0.337, SLG: 0.450	L9	BB HBP		5-3 SF8 2B		L8	BB 1-2 2-3			3	1	1	0	1	0	2
Billy Williams, L (1, 10) OBP: 0.327, SLG: 0.353	HR 1-H	BB 1-2 2-3		5-3 E BB		K	F6 2-3			3	2	1	2	2	1	4
Sal Bando, R (1, 5) OBP: 0.332, SLG: 0.443	S 1B	F3		5-3 1-2 2-3		FC5 BB 1B 1-2		F3		4	0	2	0	0	0	5
Ken McMullen, R (7, 5) OBP: 0.326, SLG: 0.430										1	0	0	0	0	0	0
Gene Tenace, R (1, 3) OBP: 0.372, SLG: 0.435	5-3 1-2		6-3	SF8 2-H 3-H		BB 1-2 2-3		F8		3	0	0	1	1	0	1
Phil Garner, R (1, 4) OBP: 0.297, SLG: 0.391		S G3 2B 1B	1B 3B	F6		FC5 2-3f		2B		5	2	3	0	0	0	3
Tommy Sandt, R (1, 6) OBP: 0.200, SLG: 0.162		G3 1-2	1B 2B 1B 3-H		4-3		5-3 1B BB	K		4	2	1	1	1	1	2
Larry Haney, R (1, 2) OBP: 0.282, SLG: 0.241		K 2-3	1-2 2B 1B		G4-6-3 HBP		5-3 1-2		F3	4	1	1	0	0	1	2

Inning Stats										
	R: 2 E: 0 K: 0 S: 5 H: 2 LOB: 1 BB: 0 P: 6	R: 2 E: 0 K: 1 S: 7 H: 2 LOB: 3 BB: 2 P: 16	R: 3 E: 0 K: 0 S: 6 H: 4 LOB: 0 BB: 0 P: 6	R: 2 E: 1 K: 0 S: 4 H: 1 LOB: 0 BB: 1 P: 8	R: 0 E: 0 K: 0 S: 2 H: 0 LOB: 0 BB: 0 P: 3	R: 0 E: 0 K: 1 S: 7 H: 2 LOB: 3 BB: 1 P: 11	R: 1 E: 1 K: 0 S: 4 H: 1 LOB: 2 BB: 2 P: 12	R: 0 E: 0 K: 1 S: 6 H: 1 LOB: 1 BB: 0 P: 6	R: 0 E: 0 K: 1 S: 5 H: 0 LOB: 0 BB: 0 P: 5	1B: 7 2B: 4 3B: 1 HR: 1 SF: 1 SAC: 0 DP: 1 HBP: 3	WP: 0 PB: 0 SB: 2 CS: 1 PA: 47

	AB	37
	R	10
	H	13
	RBI	9
	BB	6
	SO	4
	LOB	22

PITCHER		IP	WLS	BF	H	R	ER	SO	BB	IBB	HBP	BLK	WP	HR	S	P	ERA	WHIP
Jackie Brown, R ERA: 3.27	(1, 1)	1.2	L	11	4	4	4	1	1	0	1	0	0	1	11	16	21.60	3.000
Don Hood, L ERA: 4.44	(2, 1)	0.0		2	0	0	0	0	1	0	1	0	0	0	0	5	∞	∞
Tom Buskey, R ERA: 3.54	(2, 1)	5.1		27	8	6	5	1	4	0	1	0	0	0	24	41	8.44	2.250
Dennis Eckersley, R ERA: 4.87	(8, 1)	1.0		4	1	0	0	1	0	0	0	0	0	0	6	6	0.00	1.000
Dave LaRoche, L ERA: 2.09	(9, 1)	1.0		3	0	0	0	1	0	0	0	0	0	0	5	5	0.00	0.000

PITCHER	IP	WLS	BF	H	R	ER	SO	BB	IBB	HBP	BLK	WP	HR	S	P	ERA	WHIP

Batter	1	2	3	4	5	6	7	8	9	AB	R	H	RBI	BB	SO	LOB
Duane Kuiper, L (1, 4) OBP: 0.286, SLG: 0.290	PB 1B 1B		4-3 ①		G4-3 ②③ 1-2f			2B		4	1	2	0	0	0	2
Frank Duffy, R (1, 6) OBP: 0.291, SLG: 0.291	K ① 1-2		F7 ②			K ①		F3 ②		4	0	0	0	0	2	2
Rick Manning, L (1, 8) OBP: 0.345, SLG: 0.388 John Lowenstein, L (5, 8) OBP: 0.331, SLG: 0.320	F7 ②		4-3 ③			F8 ② 5-3 ③		3-1 ③		2 2	0 0	0 0	0 0	0 0	0 0	1 1
Rico Carty, R (1, 10) OBP: 0.383, SLG: 0.479 Ray Fosse, R (9, PH) OBP: 0.324, SLG: 0.267	1B 2-H 1B			BBBB L3 BB					5-3 ①	2 1	1 0	1 0	1 0	0 0	0 0	0 0
George Hendrick, R (1, 7) OBP: 0.319, SLG: 0.477 Tommy Smith, L (5, 7) OBP: 0.200, SLG: 0.240	2-H 1B			F9 ①			F5 ①		1B 1B	2 2	0 0	1 1	1 0	0 0	0 0	1 0
Boog Powell, L (1, 3) OBP: 0.270, SLG: 0.210	4-3 ③			L3 ②③ 1-2			L4 ②		F7 ②	4	0	0	0	0	0	3
Buddy Bell, R (1, 5) OBP: 0.346, SLG: 0.355 Ron Pruitt, R (6, 5) OBP: 0.297, SLG: 0.323		6-3 ①			F8 ①		5-3 ③		FC6 1-2 1B	2 2	0 0	0 1	0 0	0 0	0 0	0 0
Charlie Spikes, R (1, 9) OBP: 0.306, SLG: 0.342		F9 ②			1B 1B			4-3 3B	FC6 ③ 1-2f	4	1	2	0	0	0	2
Alan Ashby, S (1, 2) OBP: 0.303, SLG: 0.313		1-3 ③			G4-3 1-2 1B			4-3 ① 3-H		3	0	1	1	0	0	0
Inning Stats	R: 2 E: 0 K: 1 S: 8 H: 3 LOB: 1 BB: 0 P: 8	R: 0 E: 0 K: 0 S: 3 H: 0 LOB: 0 BB: 0 P: 3	R: 0 E: 0 K: 0 S: 3 H: 0 LOB: 0 BB: 0 P: 3	R: 0 E: 0 K: 0 S: 2 H: 0 LOB: 0 BB: 1 P: 6	R: 0 E: 0 K: 0 S: 4 H: 2 LOB: 1 BB: 0 P: 4	R: 0 E: 0 K: 1 S: 5 H: 0 LOB: 0 BB: 0 P: 5	R: 0 E: 0 K: 0 S: 3 H: 0 LOB: 0 BB: 0 P: 3	R: 1 E: 0 K: 0 S: 5 H: 2 LOB: 1 BB: 0 P: 5	R: 0 E: 0 K: 0 S: 5 H: 2 LOB: 2 BB: 0 P: 5	1B: 7 2B: 2 3B: 1 HR: 0	SF: 0 SAC: 0 DP: 2 HBP: 0						

PITCHER	IP	WLS	BF	H	R	ER	SO	BB	IBB	HBP	BLK	WP	HR	S	P	ERA	WHIP
Dick Bosman, R (1, 1) ERA: 3.2	8.0	W	30	7	3	2	2	1	0	0	0	0	0	33	37	2.25	1.000
Jim Todd, R (9, 1) ERA: 4.02	1.0		5	2	0	0	0	0	0	0	0	0	0	5	5	0.00	2.000

PITCHER	IP	WLS	BF	H	R	ER	SO	BB	IBB	HBP	BLK	WP	HR	S	P	ERA	WHIP

BOTTOM

Oakland Athletics @ Cleveland Indians

Cleveland Municipal Stadium, Cleveland, OH

Mon Jul 19 1976, 7:05 PM EDT

Att. 24,682 - Unknown - 80 F

livebaseballscorecards.com

AB	34
R	3
H	9
RBI	3
BB	1
SO	2
LOB	12

1B: 7	SF: 0	WP: 0	PA: 35
2B: 2	SAC: 0	PB: 1	
3B: 1	DP: 2	SB: 0	
HR: 0	HBP: 0	CS: 0	

Oakland Athletics @ Cleveland Indians

Cleveland Municipal Stadium, Cleveland, OH

Tue Jul 20 1976, 7:05 PM EDT

Att. 11,315 - Unknown - 83 F

TOP

livebaseballscorecards.com

Batter	1	2	3	4	5	6	7	8	9	AB	R	H	RBI	BB	SO	LOB
Bill North, S (1, 8) OBP: 0.363, SLG: 0.340	6-3		BB		BB	K			BB	2	0	0	0	3	1	1
Don Baylor, R (1, 9) OBP: 0.327, SLG: 0.384 (6, 3)	1B		F4		K		F7		1B	5	1	2	0	0	1	4
Joe Rudi, R (1, 7) OBP: 0.336, SLG: 0.447	K		F8		1B		6-3		SH1-3	4	0	1	1	0	1	3
Billy Williams, L (1, 10) OBP: 0.328, SLG: 0.365	6-3			BB	K		HR		FC3-2	4	1	1	1	1	1	5
Matt Alexander, S (9, PR) OBP: 0.038, SLG: 0.038										0	1	0	0	0	0	0
Sal Bando, R (1, 5) OBP: 0.331, SLG: 0.439 (6, 6)		5-3		F3	5-3		F2		BB	5	1	1	1	0	0	3
Gene Tenace, R (1, 2) OBP: 0.377, SLG: 0.439		F9		2B		E5		BB	BB	3	2	1	0	2	0	0
Larry Haney, R (9, 2) OBP: 0.282, SLG: 0.241										0	0	0	0	0	0	0
Phil Garner, R (1, 4) OBP: 0.299, SLG: 0.397	5-3			F6		SH5-4		K	3B	5	0	2	3	0	1	3
Ken McMullen, R (1, 3) OBP: 0.323, SLG: 0.415 (6, 5)			1-3	K		SH5-4		G6-4-3	L4	3	0	0	0	1	1	3
Tommy Sandt, R (1, 6) OBP: 0.214, SLG: 0.179			BB		E5	6-3		G6-4-3		2	1	1	0	0	0	0
Claudell Washington, L (6, PH) OBP: 0.280, SLG: 0.319 (6, 9)					BB					2	0	0	1	0	0	3

	AB	35
	R	7
	H	9
	RBI	7
	BB	7
	SO	6
	LOB	25

Inning Stats	1	2	3	4	5	6	7	8	9
	R: 0 E: 0 K: 1 S: 6	H: 1 LOB: 1 BB: 0 P: 6	R: 0 E: 0 K: 0 S: 3	H: 0 LOB: 0 BB: 0 P: 3	R: 0 E: 0 K: 0 S: 4	H: 1 LOB: 2 BB: 1 P: 8	R: 0 E: 0 K: 1 S: 6	H: 1 LOB: 2 BB: 1 P: 10	R: 1 E: 1 K: 2 S: 9	H: 1 LOB: 2 BB: 1 P: 13	R: 1 E: 1 K: 1 S: 7	H: 1 LOB: 1 BB: 0 P: 7	R: 1 E: 0 K: 0 S: 4	H: 1 LOB: 0 BB: 0 P: 4	R: 0 E: 0 K: 1 S: 4	H: 0 LOB: 1 BB: 2 P: 12	R: 4 E: 0 K: 0 S: 6	H: 3 LOB: 1 BB: 2 P: 14

	1B: 6	SF: 0
	2B: 1	SAC: 2
	3B: 1	DP: 1
	HR: 1	HBP: 0

	WP: 0	PA: 44
	PB: 0	
	SB: 3	
	CS: 0	

PITCHER		IP	WLS	BF	H	R	ER	SO	BB	IBB	HBP	BLK	WP	HR	S	P	ERA	WHIP
Pat Dobson, R ERA: 3.32	(1, 1)	7.0		33	6	3	1	5	4	0	0	0	0	1	39	55	1.29	1.429
Dave LaRoche, L ERA: 2.82	(8, 1)	1.2	L	9	2	4	4	1	2	1	0	0	0	0	8	20	21.60	2.400
Jim Kern, R ERA: 2.39	(9, 1)	0.1		2	1	0	0	0	0	0	0	0	0	0	2	2	0.00	3.000

PITCHER	IP	WLS	BF	H	R	ER	SO	BB	IBB	HBP	BLK	WP	HR	S	P	ERA	WHIP

Batter	1	2	3	4	5	6	7	8	9	AB	R	H	RBI	BB	SO	LOB
Duane Kuiper, L (1, 4) OBP: 0.288, SLG: 0.289	G3		F8	F7			FC6-4, 1-2, 1B		BB, 1B, 2B	4	1	1	0	1	0	2
Frank Duffy, R (1, 6) OBP: 0.293, SLG: 0.293	F5		S, 1B	1-2, 2-H, 1B			K		K	5	1	2	0	0	2	3
Rick Manning, L (1, 8) OBP: 0.343, SLG: 0.385	L5		BB, 1-H, 1B		4-3		FC6-4, S, 1-2f, 2-3		L4	5	0	1	1	0	0	3
Rico Carty, R (1, 10) OBP: 0.389, SLG: 0.481		FC4-6, 1B	1-2, BB		G6-4-3, BB		F4, 1-2		2B, 1-2, 1B	3	0	2	0	2	0	2
George Hendrick, R (1, 7) OBP: 0.320, SLG: 0.479		FC4-6, 1B, 1-2f, 1B	K		G6-4-3, 1-2f			E4, 2B, 1B	1-3, 2-H, 2B	5	2	2	1	0	1	4
Boog Powell, L (1, 3) OBP: 0.276, SLG: 0.228 John Lowenstein, L (8, PR) OBP: 0.331, SLG: 0.320 Ron Pruitt, R (9, 5) OBP: 0.289, SLG: 0.313		1-3, 1B	F5			K		2-H, 2B	F3	4 0 1	0 0 0	2 0 0	1 0 0	0 0 0	1 0 0	2 0 2
Buddy Bell, R (1, 5) (9, 3) OBP: 0.344, SLG: 0.354	K		1B, 1B		6-3			F7		4	0	1	0	0	1	3
Charlie Spikes, R (1, 9) OBP: 0.305, SLG: 0.341		1-2, 3-H, 1B	L7		F3			5-3		4	0	1	1	0	0	2
Ray Fosse, R (1, 2) OBP: 0.324, SLG: 0.270 Tommy Smith, L (7, PR) OBP: 0.200, SLG: 0.240 Alan Ashby, S (8, 2) OBP: 0.302, SLG: 0.311		K	1B, 1-2, 1B				E5, FC6-4, 1B	K		3 0 1	0 0 0	1 0 0	0 0 0	0 0 0	1 0 1	2 0 1
Inning Stats	R: 0 E: 0 K: 0 S: 3 H: 0 LOB: 0 BB: 0 P: 3	R: 1 E: 0 K: 2 S: 10 H: 3 LOB: 2 BB: 0 P: 10	R: 1 E: 0 K: 1 S: 7 H: 2 LOB: 2 BB: 1 P: 11	R: 0 E: 0 K: 0 S: 5 H: 3 LOB: 2 BB: 0 P: 5	R: 0 E: 0 K: 0 S: 2 H: 0 LOB: 0 BB: 1 P: 6	R: 0 E: 0 K: 1 S: 5 H: 0 LOB: 0 BB: 0 P: 5	R: 0 E: 1 K: 1 S: 7 H: 1 LOB: 3 BB: 0 P: 7	R: 1 E: 1 K: 1 S: 7 H: 2 LOB: 1 BB: 0 P: 7	R: 1 E: 0 K: 1 S: 7 H: 2 LOB: 2 BB: 1 P: 11	1B: 11 2B: 2 3B: 0 HR: 0 SF: 0 SAC: 0 DP: 1 HBP: 0						

PITCHER		IP	WLS	BF	H	R	ER	SO	BB	IBB	HBP	BLK	WP	HR	S	P	ERA	WHIP
Glenn Abbott, R ERA: 5.36	(1, 1)	4.1		22	8	2	2	3	2	0	0	0	0	0	26	34	4.15	2.308
Jim Todd, R ERA: 3.9	(5, 1)	1.2		6	1	0	0	1	0	0	0	0	0	0	8	8	0.00	0.600
Rollie Fingers, R ERA: 2.58	(7, 1)	3.0	W	14	4	2	1	3	1	0	0	0	0	0	19	23	3.00	1.667

PITCHER	IP	WLS	BF	H	R	ER	SO	BB	IBB	HBP	BLK	WP	HR	S	P	ERA	WHIP

BOTTOM

Oakland Athletics @ Cleveland Indians

Cleveland Municipal Stadium, Cleveland, OH

Tue Jul 20 1976, 7:05 PM EDT
Att. 11,315 - Unknown - 83 F

livebaseballscorecards.com

AB	39
R	4
H	13
RBI	4
BB	3
SO	7
LOB	26

WP: 0 PA: 42
PB: 0
SB: 2
CS: 0

Batter	1	2	3	4	5	6	7	8	9	AB	R	H	RBI	BB	SO	LOB
Dave Collins, S (1, 8) OBP: 0.386, SLG: 0.319	6-3		1B E 1-2 1B		F8			SSS K		4	1	1	0	0	1	1
Jerry Remy, L (1, 4) OBP: 0.322, SLG: 0.310	6-3		E CS 1-3 2-H 1B		FC4-6 1-2f			4-3		4	0	1	1	0	0	1
Bobby Bonds, R (1, 9) OBP: 0.335, SLG: 0.394	F9		E3 2-3 3-H 1B		CS 1-2	F9		5-3		4	0	1	1	0	0	0
Tommy Davis, R (1, 10) OBP: 0.298, SLG: 0.322		F7	G4-6-3 IBB			1B			BBBB G5-4-3 BB	2	0	1	0	2	0	0
Ron Jackson, R (1, 5) OBP: 0.301, SLG: 0.355		4-3	G4-6-3 1-2f			F9			G5-4-3 1-2f	4	0	0	0	0	0	5
Bruce Bochte, L (1, 7) OBP: 0.355, SLG: 0.294		BBBB BB		F8		SSS K			F9	3	0	0	0	1	1	1
Dan Briggs, L (1, 3) OBP: 0.273, SLG: 0.347		F7		G5-4-3 1B			3-1			3	0	1	0	0	0	1
Dave Chalk, R (1, 6) OBP: 0.306, SLG: 0.252			6-3	G5-4-3 1-2f			5-3			3	0	0	0	0	0	1
Terry Humphrey, R (1, 2) OBP: 0.333, SLG: 0.433			1B 1B 1B		FC4-6 1B		6-3			3	1	2	0	0	0	0
Inning Stats	R: 0 E: 0 K: 0 S: 3 H: 0 LOB: 0 BB: 0 P: 3	R: 0 E: 0 K: 0 S: 3 H: 0 LOB: 1 BB: 1 P: 7	R: 2 E: 1 K: 0 S: 6 H: 4 LOB: 2 BB: 1 P: 10	R: 0 E: 0 K: 0 S: 3 H: 1 LOB: 0 BB: 0 P: 3	R: 0 E: 0 K: 0 S: 3 H: 1 LOB: 0 BB: 0 P: 3	R: 0 E: 0 K: 1 S: 6 H: 1 LOB: 1 BB: 0 P: 6	R: 0 E: 0 K: 0 S: 3 H: 0 LOB: 0 BB: 0 P: 3	R: 0 E: 0 K: 1 S: 5 H: 0 LOB: 0 BB: 0 P: 5	R: 0 E: 0 K: 0 S: 2 H: 0 LOB: 0 BB: 1 P: 6	1B: 7 2B: 0 3B: 0 HR: 0 SF: 0 SAC: 0 DP: 3 HBP: 0						

PITCHER	IP	WLS	BF	H	R	ER	SO	BB	IBB	HBP	BLK	WP	HR	S	P	ERA	WHIP
Rick Waits, L (1, 1) ERA: 3.42	9.0	W	33	7	2	2	2	2	1	0	0	0	0	34	46	2.00	1.000

PITCHER	IP	WLS	BF	H	R	ER	SO	BB	IBB	HBP	BLK	WP	HR	S	P	ERA	WHIP

TOP

California Angels @ Cleveland Indians

Cleveland Municipal Stadium, Cleveland, OH

Wed Jul 21 1976, 7:05 PM EDT

Att. 4,790 - Unknown

livebaseballscorecards.com

AB	30
R	2
H	7
RBI	2
BB	3
SO	2
LOB	10

PA: 34

WP: 0
PB: 0
SB: 0
CS: 1

BOTTOM

California Angels @ Cleveland Indians

Cleveland Municipal Stadium, Cleveland, OH

Wed Jul 21 1976, 7:05 PM EDT

Att. 4,790 - Unknown

livebaseballscorecards.com

Batter	1	2	3	4	5	6	7	8	9	AB	R	H	RBI	BB	SO	LOB
Duane Kuiper, L (1, 4) OBP: 0.290, SLG: 0.289	B B B 4-0 CS BB		x 0-0 E6 FC6-4 1-2 2-3		x 0-0 E4 4-3 2B 1B	x 0-0 F8 ③		x 0-0 ② 4-3 1-2		4	1	1	0	1	0	6
Frank Duffy, R (1, 6) OBP: 0.291, SLG: 0.289	x 0-0 ①② F7 1-2		x 0-0 ② FC6-4 1-2f 2-3 3-H		x 0-0 ① 4-3 2-3		S S S 0-3 ① K	I I I 4-0 IBB		4	0	0	1	1	1	4
Rick Manning, L (1, 8) OBP: 0.338, SLG: 0.380	S S S 0-3 ③ K		x 0-0 ③ 1-3		S S S 0-3 ② K		x 0-0 ② 3-1	S S S 0-3 ③ K		5	0	0	0	0	3	6
Rico Carty, R (1, 10) OBP: 0.387, SLG: 0.481		x 0-0 ① 2-3		x 0-0 ① F9	x 0-0 2B 3-H		x 0-0 ③ F8			4	0	1	1	0	0	0
George Hendrick, R (1, 7) OBP: 0.316, SLG: 0.473		x 0-0 ② 6-3		S S S 0-3 ② K	x 0-0 ③ 4-3			x 0-0 ① P4		4	0	0	0	0	1	1
Boog Powell, L (1, 3) OBP: 0.282, SLG: 0.224		x 0-0 ③ P3		B B B 4-0 2B 1B BB		x 0-0 ① P2		B B B 4-0 1B 1B BB		2	2	0	0	2	0	0
Buddy Bell, R (1, 5) OBP: 0.346, SLG: 0.359			x 0-0 ① 5-3	x 0-0 1-3 1B 2B		x 0-0 ② F9		x 0-0 1B 1-2 1B 1B		4	2	2	0	0	0	0
Charlie Spikes, R (1, 9) OBP: 0.316, SLG: 0.350			x 0-0 E 1B FC6-4 1B	x 0-0 2-H 3-H 1B		B B B B 4-0 BB BB		x 0-0 1B 1-3 2-H 1B		3	1	3	3	1	0	0
Alan Ashby, S (1, 2) OBP: 0.302, SLG: 0.311			x 0-0 FC6-4 E 1-2 1B	x 0-0 ③ P4		B B B B 4-0 1-2 BB		x 0-0 4-3 1-3 3-H 1B		0	0	0	0	0	0	0
Ray Fosse, R (3, 2) OBP: 0.347, SLG: 0.288										3	0	2	1	1	0	1
Inning Stats	R: 0 H: 0 E: 0 LOB: 0 K: 1 BB: 1 S: 4 P: 8	R: 0 H: 0 E: 0 LOB: 0 K: 0 BB: 0 S: 3 P: 3	R: 1 H: 2 E: 1 LOB: 2 K: 0 BB: 0 S: 6 P: 6	R: 2 H: 2 E: 0 LOB: 1 K: 1 BB: 1 S: 7 P: 11	R: 1 H: 2 E: 1 LOB: 1 K: 1 BB: 0 S: 7 P: 7	R: 0 H: 0 E: 0 LOB: 2 K: 0 BB: 2 S: 3 P: 11	R: 0 H: 0 E: 0 LOB: 0 K: 1 BB: 0 S: 5 P: 5	R: 2 H: 3 E: 0 LOB: 3 K: 1 BB: 2 S: 8 P: 16		1B: 7 SF: 0 2B: 2 SAC: 0 3B: 0 DP: 0 HR: 0 HBP: 0						

	AB	33
	R	6
	H	9
	RBI	6
	BB	6
	SO	5
	LOB	18

WP: 0 PA: 39
PB: 0
SB: 0
CS: 1

PITCHER		IP	WLS	BF	H	R	ER	SO	BB	IBB	HBP	BLK	WP	HR	S	P	ERA	WHIP
Nolan Ryan, R ERA: 3.71	(1, 1)	6.0	L	28	6	4	3	3	4	0	0	0	0	0	30	46	4.50	1.667
John Verhoeven, R ERA: 3.38	(7, 1)	1.1		8	3	2	2	1	1	0	0	0	0	0	9	13	13.50	3.000
Mickey Scott, L ERA: 3.33	(8, 1)	0.2		3	0	0	0	1	0	1	0	0	0	0	4	8	0.00	0.000

PITCHER	IP	WLS	BF	H	R	ER	SO	BB	IBB	HBP	BLK	WP	HR	S	P	ERA	WHIP

Batter	1	2	3	4	5	6	7	8	9	AB	R	H	RBI	BB	SO	LOB
Dave Collins, S (1, 8) OBP: 0.379, SLG: 0.315	6-3	3-1 1-2 3-H		G3-6-3 1-2f			F9		1B	5	0	1	1	0	0	3
Jerry Remy, L (1, 4) OBP: 0.324, SLG: 0.313	1B 1B 1B	G3			FC3-6 1B 1B		F8		K	4	1	2	0	0	0	1
Bill Melton, R (9, PH) OBP: 0.290, SLG: 0.310										1	0	0	0	0	1	1
Bruce Bochte, L (1, 7) OBP: 0.359, SLG: 0.299	1B 1-3 1B		4-3		FC3-6 1-2 1B		HR 1B		F9	5	1	3	0	0	0	1
Tony Solaita, L (1, 10) OBP: 0.305, SLG: 0.369	K		K		FC3-6 FC4-6 1-2f 2-3		1-H HR			4	1	1	2	0	2	4
Leroy Stanton, R (1, 9) OBP: 0.265, SLG: 0.259	1-2 3-H 1B		K		K		F9			4	0	1	1	0	2	2
Dan Briggs, L (1, 3) OBP: 0.265, SLG: 0.336	4-3			F8	FC4-6 1-2f			F9		4	0	0	0	0	0	4
Ron Jackson, R (1, 5) OBP: 0.304, SLG: 0.355		F9 3-1 1B		2B BB		K		F8		3	2	1	0	1	1	0
Dave Chalk, R (1, 6) OBP: 0.309, SLG: 0.260	3-1 1-2 1B			1B 1-H 2B		F3		F8		3	0	2	1	0	0	0
Mario Guerrero, R (7, 6) OBP: 0.283, SLG: 0.289										1	0	0	0	0	0	0
Andy Etchebarren, R (1, 2) OBP: 0.297, SLG: 0.245	F9 2-3			G3-6-3 2-3 1B		2-3			K	3	0	1	0	0	0	2
Bob Jones, L (9, PH) OBP: 0.259, SLG: 0.338										1	0	0	0	0	1	0
Inning Stats	R: 1 E: 0 K: 1 S: 8 H: 3 LOB: 2 BB: 0 P: 8	R: 1 E: 0 K: 0 S: 5 H: 2 LOB: 1 BB: 0 P: 5	R: 0 E: 0 K: 2 S: 7 H: 0 LOB: 0 BB: 0 P: 7	R: 1 E: 0 K: 0 S: 4 H: 2 LOB: 1 BB: 1 P: 8	R: 0 E: 0 K: 1 S: 7 H: 2 LOB: 2 BB: 0 P: 7	R: 0 E: 0 K: 1 S: 5 H: 0 LOB: 0 BB: 0 P: 5	R: 2 E: 0 K: 0 S: 5 H: 2 LOB: 0 BB: 0 P: 5	R: 0 E: 0 K: 0 S: 3 H: 0 LOB: 0 BB: 0 P: 3	R: 0 E: 0 K: 2 S: 8 H: 1 LOB: 1 BB: 0 P: 8	1B: 10 2B: 1 3B: 0 HR: 1 SF: 0 SAC: 0 DP: 1 HBP: 0						

PITCHER		IP	WLS	BF	H	R	ER	SO	BB	IBB	HBP	BLK	WP	HR	S	P	ERA	WHIP
Stan Thomas, R ERA: 2.18	(1, 1)	4.0		21	9	3	3	3	1	0	0	0	0	0	26	30	6.75	2.500
Dennis Eckersley, R ERA: 4.8	(5, 1)	5.0	W	18	3	2	2	4	0	0	0	0	0	1	26	26	3.60	0.600

PITCHER		IP	WLS	BF	H	R	ER	SO	BB	IBB	HBP	BLK	WP	HR	S	P	ERA	WHIP

TOP

California Angels @ Cleveland Indians

Cleveland Municipal Stadium, Cleveland, OH

Thu Jul 22 1976, 7:05 PM EDT
Att. 5,050 - Unknown - 78 F

livebaseballscorecards.com

AB	38
R	5
H	12
RBI	5
BB	1
SO	7
LOB	18

WP: 0	PA: 39					
PB: 0						
SB: 0						
CS: 0						

BOTTOM

California Angels @ Cleveland Indians

Cleveland Municipal Stadium, Cleveland, OH

Thu Jul 22 1976, 7:05 PM EDT

Att. 5,050 - Unknown - 78 F

livebaseballscorecards.com

Batter	1	2	3	4	5	6	7	8	9	AB	R	H	RBI	BB	SO	LOB
Rick Manning, L (1, 8) OBP: 0.335, SLG: 0.376	5-3	K 1-2		1-3		K				4	0	0	0	0	2	2
Frank Duffy, R (1, 6) OBP: 0.290, SLG: 0.285	F7	5-3			S SH1 2B BB		F7			3	1	0	0	1	0	0
Larvell Blanks, R (1, 4) OBP: 0.357, SLG: 0.461	1B 1B BB		F8		SH1 1-2		BB 1B			2	1	1	0	1	0	0
Rico Carty, R (1, 10) OBP: 0.390, SLG: 0.483 Frank Robinson, R (7, PH) OBP: 0.357, SLG: 0.458	BB 1B HR 1-3 1B		FC6-4 1B		K 2-3		G5-4-3 1-2 BB			3 0	1 0	2 0	0 0	0 1	1 0	1 0
George Hendrick, R (1, 7) OBP: 0.318, SLG: 0.477	BB HR 1-2 3-H 1B		FC6-4 FC6-4 1-2f		2B 3-H		G5-4-3 1-2f			4	1	2	2	0	0	3
Buddy Bell, R (1, 5) OBP: 0.345, SLG: 0.356	HR 1-2 2-3 BB		FC6-4 1-2f		K			5-3		3	1	0	0	1	1	2
Charlie Spikes, R (1, 9) OBP: 0.323, SLG: 0.370	HR 1-H 2-H 3-H			5-3		FC5-6 1B		G4-6-3 1B		4	1	3	4	0	0	0
Boog Powell, L (1, 3) OBP: 0.281, SLG: 0.248	K			HR		FC5-6 1-2f		G4-6-3 1-2f		4	1	1	1	0	1	2
Ray Fosse, R (1, 2) OBP: 0.346, SLG: 0.290		CS 1B		F4		F8				3	0	1	0	0	0	1
Inning Stats	R: 5 E: 0 K: 1 S: 8 / H: 3 LOB: 0 BB: 2 P: 16	R: 0 E: 0 K: 1 S: 5 / H: 1 LOB: 0 BB: 0 P: 5	R: 0 E: 0 K: 0 S: 4 / H: 1 LOB: 1 BB: 0 P: 4	R: 1 E: 0 K: 0 S: 4 / H: 1 LOB: 0 BB: 0 P: 4	R: 1 E: 0 K: 2 S: 8 / H: 1 LOB: 1 BB: 1 P: 12	R: 0 E: 0 K: 1 S: 6 / H: 1 LOB: 1 BB: 0 P: 6	R: 0 E: 0 K: 0 S: 3 / H: 1 LOB: 1 BB: 1 P: 7	R: 0 E: 0 K: 0 S: 3 / H: 1 LOB: 0 BB: 0 P: 3		1B: 7 2B: 1 3B: 0 HR: 2	SF: 0 SAC: 1 DP: 2 HBP: 0						

	AB	30
	R	7
	H	10
	RBI	7
	BB	4
	SO	5
	LOB	11

WP: 0 PB: 0 SB: 1 CS: 1 PA: 35

PITCHER		IP	WLS	BF	H	R	ER	SO	BB	IBB	HBP	BLK	WP	HR	S	P	ERA	WHIP
Frank Tanana, L ERA: 3.23	(1, 1)	4.2	L	23	7	7	7	3	3	0	0	0	0	2	26	38	13.50	2.143
Sid Monge, L ERA: 3.46	(5, 1)	1.2		8	2	0	0	2	1	0	0	0	0	0	11	15	0.00	1.800
John Verhoeven, R ERA: 2.79	(7, 1)	1.2		4	1	0	0	0	0	0	0	0	0	0	4	4	0.00	0.600

PITCHER	IP	WLS	BF	H	R	ER	SO	BB	IBB	HBP	BLK	WP	HR	S	P	ERA	WHIP

Detroit Tigers @ Cleveland Indians

Cleveland Municipal Stadium, Cleveland, OH

Fri Jul 23 1976, 7:05 PM EDT

Att. 13,273 - Unknown - 83 F

TOP

livebaseballscorecards.com

Batter	1	2	3	4	5	6	7	8	9	AB	R	H	RBI	BB	SO	LOB
Ron LeFlore, R (1, 8) OBP: 0.384, SLG: 0.434	G3		S 1B	1-3			BBBB 4-0 FC4-6 BB	6-3		4	0	1	0	1	0	4
Tom Veryzer, R (1, 6) OBP: 0.266, SLG: 0.243	5-3		SSS 0-3 K 1-2		5-3		FC4-6 HR 1-2f		F7	4	1	0	0	0	1	2
Dan Meyer, L (9, PH) OBP: 0.294, SLG: 0.338										1	0	0	0	0	0	0
Rusty Staub, L (1, 9) OBP: 0.392, SLG: 0.434	F8		F7		4-3 WP 1B		F7		4-3	5	0	1	0	0	0	2
Willie Horton, R (1, 10) OBP: 0.370, SLG: 0.464		F9	F9		4-3 1-3		1-H HR		1B	5	1	2	2	0	0	2
Jason Thompson, L (1, 3) OBP: 0.329, SLG: 0.410		1B SF9 2B		BB 1B 1B	SSS 0-3 K		5-3		F7	5	2	2	0	0	1	2
Alex Johnson, R (1, 7) OBP: 0.290, SLG: 0.367		1B 2-3 1B		BBBB 4-0 1B 1-2 BB		6-3		4-3		3	0	1	0	1	0	0
Aurelio Rodriguez, R (1, 5) OBP: 0.268, SLG: 0.330		SF9 3-H		F8		4-3		FC5-4 1B		2	0	0	1	0	0	2
Chuck Scrivener, R (6, 5) OBP: 0.286, SLG: 0.277										1	0	1	0	0	0	0
John Wockenfuss, R (1, 2) OBP: 0.389, SLG: 0.468		1-2 1B		1-2 2-H 1B		2B		FC5-4 1B 1-2f		4	0	3	1	0	0	1
Pedro Garcia, R (1, 4) OBP: 0.247, SLG: 0.322		F4		F6		F3		1-2 1B		4	0	1	0	0	0	5
Inning Stats	R: 0 E: 0 K: 0 S: 3 H: 0 LOB: 0 BB: 0 P: 3	R: 1 E: 0 K: 0 S: 6 H: 3 LOB: 2 BB: 0 P: 6	R: 0 E: 0 K: 1 S: 6 H: 1 LOB: 1 BB: 0 P: 6	R: 1 E: 0 K: 0 S: 5 H: 2 LOB: 2 BB: 1 P: 9	R: 0 E: 0 K: 1 S: 6 H: 1 LOB: 1 BB: 0 P: 6	R: 0 E: 0 K: 0 S: 4 H: 1 LOB: 1 BB: 0 P: 4	R: 2 E: 0 K: 0 S: 4 H: 1 LOB: 0 BB: 1 P: 8	R: 0 E: 0 K: 0 S: 5 H: 2 LOB: 2 BB: 0 P: 5	R: 0 E: 0 K: 0 S: 4 H: 1 LOB: 1 BB: 0 P: 4	1B: 9 2B: 2 3B: 0 HR: 1	SF: 1 SAC: 0 DP: 0 HBP: 0					

	AB	38
	R	4
	H	12
	RBI	4
	BB	2
	SO	2
	LOB	20

WP: 1 PB: 0 SB: 1 CS: 0 PA: 41

PITCHER	IP	WLS	BF	H	R	ER	SO	BB	IBB	HBP	BLK	WP	HR	S	P	ERA	WHIP
Jim Bibby, R (1, 1) ERA: 3.38	6.0	W	27	8	2	2	2	1	0	0	0	1	0	30	34	3.00	1.500
Tom Buskey, R (7, 1) ERA: 3.67	3.0	S	14	4	2	2	0	1	0	0	0	0	1	13	17	6.00	1.667

PITCHER	IP	WLS	BF	H	R	ER	SO	BB	IBB	HBP	BLK	WP	HR	S	P	ERA	WHIP

Batter	1	2	3	4	5	6	7	8	9	AB	R	H	RBI	BB	SO	LOB
Rick Manning, L (1, 8) OBP: 0.333, SLG: 0.373	F5	1-2 3-H 1B	F9		FC6-4 S 2B 1-2f 2-3		F2			5	1	1	1	0	0	4
Frank Duffy, R (1, 6) OBP: 0.289, SLG: 0.287	F8	2-3f G5-3		F7	1-H 3-H 2B			5-3		5	0	1	2	0	0	2
Larvell Blanks, R (1, 4) OBP: 0.372, SLG: 0.492	E 1B 1B		HR	BBB 1B BB	F7			BB 1B		4	2	3	1	1	0	1
Rico Carty, R (1, 10) OBP: 0.395, SLG: 0.497	E8 1-H 1B 1B		HR	1-2 1B		F9		BBBB FC5-4 1-2 BB		4	2	3	1	1	0	0
George Hendrick, R (1, 7) OBP: 0.317, SLG: 0.474	FC3-6 2-H 1B		6-3	F6		E6 L3		F7		4	0	1	1	0	0	2
Tommy Smith, L (6, PR) OBP: 0.192, SLG: 0.231 (7, 7)										1	0	0	0	0	0	2
Charlie Spikes, R (1, 9) OBP: 0.317, SLG: 0.362	FC3-6 1-2f		F2	F4		L3 1-2		FC5-4 1-2f		5	0	0	0	0	0	6
Buddy Bell, R (1, 5) OBP: 0.347, SLG: 0.358		BBBB E SH5-3 1B BB	1B 2B		F9		5-3			3	2	1	0	1	0	0
Boog Powell, L (1, 3) OBP: 0.288, SLG: 0.252		SH5-3 1-2	2-H 3B 1B		BBB FC6-4 1B 2B BB		F8			2	2	1	1	1	0	0
Ray Fosse, R (1, 2) OBP: 0.366, SLG: 0.333		E6 G5-3 1B 2-3	1-H 3B		1-2 FC6-4 1B		BBBB BB			3	0	2	1	1	0	1
Inning Stats	R: 2 E: 1 K: 0 S: 6 H: 3 LOB: 1 BB: 0 P: 6	R: 1 E: 1 K: 0 S: 4 H: 1 LOB: 1 BB: 1 P: 8	R: 4 E: 0 K: 0 S: 8 H: 5 LOB: 1 BB: 0 P: 8	R: 0 E: 0 K: 0 S: 4 H: 1 LOB: 2 BB: 1 P: 8	R: 2 E: 0 K: 0 S: 5 H: 2 LOB: 1 BB: 1 P: 9	R: 0 E: 1 K: 0 S: 3 H: 0 LOB: 1 BB: 0 P: 3	R: 0 E: 0 K: 0 S: 3 H: 0 LOB: 1 BB: 1 P: 7	R: 0 E: 0 K: 0 S: 4 H: 1 LOB: 2 BB: 1 P: 8		1B: 8 2B: 3 3B: 1 HR: 2	SF: 0 SAC: 1 DP: 2 HBP: 0					

PITCHER		IP	WLS	BF	H	R	ER	SO	BB	IBB	HBP	BLK	WP	HR	S	P	ERA	WHIP
Dave Roberts, L ERA: 4.04	(1, 1)	2.2	L	17	8	7	6	0	1	0	0	0	0	2	16	20	20.25	3.375
Bill Laxton, L ERA: 4.7	(3, 1)	2.1		13	4	2	2	0	2	0	0	0	0	0	11	19	7.71	2.571
Steve Grilli, R ERA: 5.74	(6, 1)	2.0		7	0	0	0	0	1	0	0	0	0	0	6	10	0.00	0.500
Frank MacCormack, R ERA: 5.29	(8, 1)	1.0		5	1	0	0	0	1	0	0	0	0	0	4	8	0.00	2.000

PITCHER	IP	WLS	BF	H	R	ER	SO	BB	IBB	HBP	BLK	WP	HR	S	P	ERA	WHIP

BOTTOM

Detroit Tigers @ Cleveland Indians

Cleveland Municipal Stadium, Cleveland, OH

Fri Jul 23 1976, 7:05 PM EDT

Att. 13,273 - Unknown - 83 F

livebaseballscorecards.com

AB	36
R	9
H	13
RBI	8
BB	5
SO	0
LOB	18

Batter	1	2	3	4	5	6	7	8	9	AB	R	H	RBI	BB	SO	LOB
Ron LeFlore, R (1, 8) OBP: 0.384, SLG: 0.431	5-3	FC6-4 S 1B 1-2f		BBBB 4-0 E 1B 1B BB		BBBB 4-0 G6-4-3 BB		G3		3	2	0	0	2	0	2
Tom Veryzer, R (1, 6) OBP: 0.272, SLG: 0.250	0-0 BB 2B 1B	0-0 1-H 1B		0-0 E5 1B 1-3 1B		0-0 G6-4-3 1-2f			SSS 0-3 K	5	1	3	1	0	1	2
Rusty Staub, L (1, 9) OBP: 0.394, SLG: 0.433	BBBB 4-0 2B 1-2 BB	0-0 5-3		0-0 FC5-4 1-3 3-H 1B			0-0 F7		BBBB 4-0 G6-4-3 BB	3	0	1	1	2	0	1
Willie Horton, R (1, 10) OBP: 0.368, SLG: 0.465 Alex Johnson, R (9, PH) OBP: 0.289, SLG: 0.366	0-0 FC5 1-3 2-H 2B		0-0 5-3	0-0 FC5-4 1-2f			SSS 0-3 K		0-0 G6-4-3 1-2f	4 1	0 0	1 0	1 0	0 0	1 0	2 1
Jason Thompson, L (1, 3) OBP: 0.328, SLG: 0.419	0-0 5-3		0-0 HR		0-0 6-3		SSS 0-3 K			4	1	1	1	0	1	2
Ben Oglivie, L (1, 7) OBP: 0.291, SLG: 0.469	IIII 4-0 IBB		0-0 4-3		0-0 F8			0-0 HR		3	1	1	1	1	0	0
Aurelio Rodriguez, R (1, 5) OBP: 0.265, SLG: 0.327	0-0 FC5 2-3f		0-0 F7		0-0 G3			SSS 0-3 K		4	0	0	0	0	1	3
Pedro Garcia, R (1, 4) OBP: 0.247, SLG: 0.318		0-0 F8		0-0 F6		BBBB 4-0 SH3-4 BB		0-0 5-3		3	0	0	0	1	0	0
Bruce Kimm, R (1, 2) OBP: 0.308, SLG: 0.309		0-0 FC6-4 1B		SSS 0-3 K		0-0 SH3-4 1-2		0-0 1B		3	0	2	0	0	1	0
Inning Stats	R: 1 E: 0 K: 0 S: 5 H: 2 LOB: 3 BB: 2 P: 13	R: 1 E: 0 K: 0 S: 5 H: 2 LOB: 1 BB: 0 P: 5	R: 1 E: 0 K: 0 S: 4 H: 1 LOB: 0 BB: 0 P: 4	R: 1 E: 1 K: 1 S: 7 H: 2 LOB: 2 BB: 1 P: 11	R: 0 E: 0 K: 0 S: 3 H: 0 LOB: 0 BB: 0 P: 3	R: 0 E: 0 K: 0 S: 2 H: 0 LOB: 1 BB: 2 P: 10	R: 0 E: 0 K: 2 S: 7 H: 0 LOB: 0 BB: 0 P: 7	R: 1 E: 0 K: 1 S: 7 H: 2 LOB: 1 BB: 0 P: 7	R: 0 E: 0 K: 1 S: 4 H: 0 LOB: 0 BB: 1 P: 8	1B: 6 2B: 1 3B: 0 HR: 2 SF: 0 SAC: 1 DP: 2 HBP: 0						

PITCHER		IP	WLS	BF	H	R	ER	SO	BB	IBB	HBP	BLK	WP	HR	S	P	ERA	WHIP
Jackie Brown, R ERA: 3.44	(1, 1)	4.0		22	7	4	4	1	2	1	0	0	0	1	21	33	9.00	2.250
Don Hood, L ERA: 4.32	(5, 1)	1.1		5	0	0	0	0	1	0	0	0	0	0	4	8	0.00	0.750
Jim Kern, R ERA: 2.42	(6, 1)	3.0	L	12	2	1	1	4	2	0	0	0	0	1	18	26	3.00	1.333
Dave LaRoche, L ERA: 2.78	(9, 1)	0.2		1	0	0	0	0	0	0	0	0	0	0	1	1	0.00	0.000

PITCHER	IP	WLS	BF	H	R	ER	SO	BB	IBB	HBP	BLK	WP	HR	S	P	ERA	WHIP

TOP

Detroit Tigers @ Cleveland Indians

Cleveland Municipal Stadium, Cleveland, OH

Sat Jul 24 1976, 3:33 AM EDT
Att. 37,405 - Unknown - 80 F

livebaseballscorecards.com

AB	33
R	5
H	9
RBI	5
BB	6
SO	5
LOB	13

WP: 0	PB: 0	SB: 1	CS: 0	PA: 40	

BOTTOM

Detroit Tigers @ Cleveland Indians

Cleveland Municipal Stadium, Cleveland, OH

Sat Jul 24 1976, 3:33 AM EDT

Att. 37,405 - Unknown - 80 F

Batter	1	2	3	4	5	6	7	8	9	AB	R	H	RBI	BB	SO	LOB
John Lowenstein, L (1, 9) OBP: 0.331, SLG: 0.320	4-3		FC4-6 5-3 1-2f		2B 1B	K 1-2		F7		3	1	1	0	0	0	1
Charlie Spikes, R (6, PH) OBP: 0.314, SLG: 0.359 (7, 9)					1B					2	0	0	0	0	1	2
Frank Duffy, R (1, 6) OBP: 0.284, SLG: 0.282	K		5-3 1-2		F8		F7		K	5	0	0	0	0	2	2
Rick Manning, L (1, 8) OBP: 0.334, SLG: 0.376	S 1B		L8		1-3 1B 2B		5-3		4-3	5	1	2	0	0	0	1
Rico Carty, R (1, 10) OBP: 0.398, SLG: 0.497	5-3 1-2			E 1B 1B	1B 1B BB		BB 1B		F6	4	1	2	0	1	0	1
George Hendrick, R (1, 7) OBP: 0.322, SLG: 0.476		F4		E9 1-H 1B	G5-3 1B 1-2 2-H 3-H 1B		1-2 BB			3	1	2	2	1	0	0
Boog Powell, L (1, 3) OBP: 0.300, SLG: 0.267	FC6 1B			5-3 1B	1-2 2-3 1B		F8			4	0	3	0	0	0	2
Buddy Bell, R (1, 5) OBP: 0.346, SLG: 0.357	F8			5-3 1-2	G5-3 2-3f			1B		4	0	1	0	0	0	5
Ray Fosse, R (1, 2) OBP: 0.360, SLG: 0.329	FC6 1-2f			F6		6-3		FC6-4 1B		4	0	1	0	0	0	2
Tommy Smith, L (8, PR) OBP: 0.192, SLG: 0.231										0	0	0	0	0	0	0
Alan Ashby, S (9, 2) OBP: 0.302, SLG: 0.311										0	0	0	0	0	0	0
Duane Kuiper, L (1, 4) OBP: 0.294, SLG: 0.293			FC4-6 1B	K		CS 1B		FC6-4 1-2f		3	0	2	0	0	1	1
Larvell Blanks, R (8, PH) OBP: 0.369, SLG: 0.489 (9, 4)										1	0	0	0	0	0	1
Inning Stats	R: 0 H: 1 E: 0 LOB: 1 K: 1 BB: 0 S: 6 P: 6	R: 0 H: 1 E: 0 LOB: 1 K: 0 BB: 0 S: 4 P: 4	R: 0 H: 1 E: 0 LOB: 1 K: 0 BB: 0 S: 4 P: 4	R: 2 H: 3 E: 1 LOB: 1 K: 1 BB: 0 S: 8 P: 8	R: 2 H: 4 E: 0 LOB: 2 K: 0 BB: 1 S: 6 P: 10	R: 0 H: 1 E: 0 LOB: 1 K: 1 BB: 0 S: 5 P: 5	R: 0 H: 1 E: 0 LOB: 2 K: 0 BB: 1 S: 4 P: 8	R: 0 H: 2 E: 0 LOB: 1 K: 0 BB: 0 S: 4 P: 4	R: 0 H: 0 E: 0 LOB: 0 K: 1 BB: 0 S: 5 P: 5	1B: 13 SF: 0 2B: 2 SAC: 0 3B: 0 DP: 2 HR: 0 HBP: 0						

	AB	38
	R	4
	H	14
	RBI	2
	BB	2
	SO	4
	LOB	18

WP: 0 PB: 0 SB: 1 CS: 1 PA: 40

livebaseballscorecards.com

PITCHER	IP	WLS	BF	H	R	ER	SO	BB	IBB	HBP	BLK	WP	HR	S	P	ERA	WHIP
Mark Fidrych, R (1, 1) ERA: 1.93	4.1		23	9	4	4	2	1	0	0	0	0	0	26	30	8.31	2.308
John Hiller, L (5, 1) ERA: 2.84	4.2	W	17	5	0	0	2	1	0	0	0	0	0	20	24	0.00	1.286

PITCHER	IP	WLS	BF	H	R	ER	SO	BB	IBB	HBP	BLK	WP	HR	S	P	ERA	WHIP

Detroit Tigers @ Cleveland Indians

Cleveland Municipal Stadium, Cleveland, OH

Sun Jul 25 1976, 3:33 AM EDT

Unknown - 75 F

TOP

livebaseballscorecards.com

Batter	1	2	3	4	5	6	7	8	9	AB	R	H	RBI	BB	SO	LOB
Tom Veryzer, R (1, 6) OBP: 0.273, SLG: 0.252	G4-6-3 1B 1B	G4-6-3 1-2 2-H 1B		F9 ②		F7 ②		6-3 ①	6-3 ③	6	0	2	1	0	0	0
Dan Meyer, L (1, 7) OBP: 0.298, SLG: 0.340	G4-6-3 1-2 1B	G4-6-3 ② ③ 1-2f		1B S 1B		F7 ③		F8 ②		5	0	2	0	0	0	2
Rusty Staub, L (1, 9) OBP: 0.399, SLG: 0.438	G4-6-3 ① ② 1-2f 2-3		BB 1B	1-3 1B			E 1B 1B 1B			5	1	4	0	0	0	2
Willie Horton, R (1, 10) OBP: 0.364, SLG: 0.459	5-3 ③		F3 ① S S S	K ③			E7 BB 1-3 1B 1B	G3 ③		5	1	1	0	0	1	5
Jason Thompson, L (1, 3) OBP: 0.335, SLG: 0.429		2B 2B	B B B B 1-2 BB		F7 ①		B B B B 1-2 1B BB		2B 2B	3	2	2	0	2	0	0
Ben Oglivie, L (1, 8) OBP: 0.299, SLG: 0.477 Mickey Stanley, R (7, PH) OBP: 0.322, SLG: 0.395 (7, 8)		SH 1B 2-H 2B	F3 ②	B B B B F9 S BB			S S S K ①		HR 2-H 2B	2 2	1 1	1 1	1 1	1 0	0 1	2 3
Aurelio Rodriguez, R (1, 5) OBP: 0.264, SLG: 0.326		SH 1B 1B 2-3	F7 ③	F9 ② 1-3			1-2 2-H 3-H 1B		2-3 ①	4	1	1	2	0	0	4
John Wockenfuss, R (1, 2) OBP: 0.389, SLG: 0.500		1B 1-2 3-H 1B		HR	4-3 ③		F8 ②		5-3 ②	5	1	2	2	0	0	4
Pedro Garcia, R (1, 4) OBP: 0.246, SLG: 0.328		F2 ①		F7 ①		F7 ①	F8 ③		HR 2-H	5	1	1	2	0	0	4

Inning Stats																							
	R: 0	H: 2	R: 3	H: 4	R: 0	H: 1	R: 1	H: 3	R: 0	H: 0	R: 0	H: 0	R: 2	H: 3	R: 0	H: 1	R: 3	H: 3	1B: 11	SF: 0	WP: 0	PA: 46	
	E: 0	LOB: 1	E: 1	LOB: 1	E: 0	LOB: 2	E: 0	LOB: 2	E: 0	LOB: 1	E: 0	LOB: 0	E: 1	LOB: 2	E: 0	LOB: 1	E: 0	LOB: 0	2B: 4	SAC: 1	PB: 0		
	K: 0	BB: 0	K: 0	BB: 0	K: 0	BB: 1	K: 1	BB: 0	K: 0	BB: 1	K: 0	BB: 0	K: 1	BB: 1	K: 0	BB: 0	K: 0	BB: 0	3B: 0	DP: 2	SB: 2		
	S: 4	P: 4	S: 7	P: 7	S: 4	P: 8	S: 8	P: 8	S: 3	P: 7	S: 3	P: 3	S: 8	P: 12	S: 4	P: 4	S: 6	P: 6	HR: 2	HBP: 0	CS: 0		

PITCHER		IP	WLS	BF	H	R	ER	SO	BB	IBB	HBP	BLK	WP	HR	S	P	ERA	WHIP
Pat Dobson, R ERA: 3.42	(1, 1)	1.1	L	10	6	3	2	0	0	0	0	0	0	0	10	10	13.50	4.500
Dennis Eckersley, R ERA: 4.85	(2, 1)	4.2		21	6	3	3	1	2	0	0	0	0	1	21	29	5.79	1.714
Dave LaRoche, L ERA: 2.66	(7, 1)	2.0		9	2	0	0	1	1	0	0	0	0	0	10	14	0.00	1.500
Don Hood, L ERA: 4.76	(9, 1)	1.0		6	3	3	3	0	0	0	0	0	0	1	6	6	27.00	3.000

PITCHER	IP	WLS	BF	H	R	ER	SO	BB	IBB	HBP	BLK	WP	HR	S	P	ERA	WHIP

AB	42
R	9
H	17
RBI	9
BB	3
SO	2
LOB	26

BOTTOM

Detroit Tigers @ Cleveland Indians

Cleveland Municipal Stadium, Cleveland, OH

Sun Jul 25 1976, 3:33 AM EDT

Unknown - 75 F

livebaseballscorecards.com

Batter	1	2	3	4	5	6	7	8	9	AB	R	H	RBI	BB	SO	LOB
Duane Kuiper, L (1, 4) OBP: 0.295, SLG: 0.292	F8		BBBB 4-0 1B 1-2 BB		1-2 2-3 1B		F9		3-1	4	0	1	0	1	0	0
Frank Duffy, R (1, 6) OBP: 0.287, SLG: 0.289	F7		1-2 2-3 1B		F8			1B 1B 2B		4	1	2	0	0	0	3
Rick Manning, L (1, 8) OBP: 0.331, SLG: 0.372	G3		5-3		SSS 0-3 K			F5		4	0	0	0	0	1	7
Rico Carty, R (1, 10) OBP: 0.399, SLG: 0.497		L9		F4		1B		CI 1B 2-3 1B		4	0	2	0	0	0	0
George Hendrick, R (1, 7) OBP: 0.320, SLG: 0.471		6-3		1-3		F5		S 0-1 CI 1B 1-2		3	0	0	0	0	0	1
Boog Powell, L (1, 3) OBP: 0.293, SLG: 0.259		3-1		SSS 0-3 K		F8		F4		4	0	0	0	0	1	4
Buddy Bell, R (1, 5) OBP: 0.350, SLG: 0.362			FC4-6 1B		1B 1B	F8		1-2 2-H 3-H 1B		4	0	3	1	0	0	1
Charlie Spikes, R (1, 9) OBP: 0.309, SLG: 0.353			F8		SSS 0-3 K		F4		L6	4	0	0	0	0	1	2
Ray Fosse, R (1, 2) OBP: 0.356, SLG: 0.325			FC4-6 1B BB 1-2f		1-2 1B		6-3		F5	4	0	1	0	0	0	1
Inning Stats	R: 0 H: 0 E: 0 LOB: 0 K: 0 BB: 0 S: 3 P: 3	R: 0 H: 0 E: 0 LOB: 0 K: 0 BB: 0 S: 3 P: 3	R: 0 H: 2 E: 0 LOB: 3 K: 0 BB: 1 S: 5 P: 9	R: 0 H: 0 E: 0 LOB: 0 K: 1 BB: 0 S: 5 P: 5	R: 0 H: 3 E: 0 LOB: 3 K: 2 BB: 0 S: 10 P: 10	R: 0 H: 1 E: 0 LOB: 1 K: 0 BB: 0 S: 4 P: 4	R: 0 H: 0 E: 0 LOB: 0 K: 0 BB: 0 S: 3 P: 3	R: 1 H: 3 E: 1 LOB: 2 K: 0 BB: 0 S: 6 P: 6	R: 0 H: 0 E: 0 LOB: 0 K: 0 BB: 0 S: 3 P: 3	1B: 8 SF: 0 2B: 1 SAC: 0 3B: 0 DP: 0 HR: 0 HBP: 0						

	AB	35
	R	1
	H	9
	RBI	1
	BB	1
	SO	3
	LOB	19

WP: 0 PA: 37
PB: 0
SB: 0
CS: 0

PITCHER		IP	WLS	BF	H	R	ER	SO	BB	IBB	HBP	BLK	WP	HR	S	P	ERA	WHIP
Vern Ruhle, R ERA: 3.5	(1, 1)	7.1	W	32	8	1	0	3	1	0	0	0	0	0	37	41	0.00	1.227
John Hiller, L ERA: 2.77	(8, 1)	1.2		5	1	0	0	0	0	0	0	0	0	0	5	5	0.00	0.600

PITCHER	IP	WLS	BF	H	R	ER	SO	BB	IBB	HBP	BLK	WP	HR	S	P	ERA	WHIP

Detroit Tigers @ Cleveland Indians

Cleveland Municipal Stadium, Cleveland, OH

Sun Jul 25 1976, 3:38 AM EDT

Att. 34,604 - Unknown

livebaseballscorecards.com

Batter	1	2	3	4	5	6	7	8	9	AB	R	H	RBI	BB	SO	LOB
Ron LeFlore, R (1, 8) OBP: 0.384, SLG: 0.431	BBBB 4-0 G6-4-3 BB		x 0-0 ① 1-3 1B 2B	x 0-0 ① FC4-6 4-3 S 1-2f		x 0-0 ① 6-3			x 0-0 ① F8	4	1	1	0	1	0	1
Mickey Stanley, R (1, 3) OBP: 0.315, SLG: 0.384	x 0-0 ①② G6-4-3 1-2f		x 0-0 FC4-6 2-H 3-H 1B	x 0-0 ② 4-3 1-3		x 0-0 ② F2			x 0-0 ② 6-3	5	0	1	2	0	0	2
Rusty Staub, L (1, 9) OBP: 0.399, SLG: 0.438	x 0-0 1B 1B		x 0-0 ① FC4-6 1B 1-2f 1B	S S S 0-3 ③ K		x 0-0 ③ 4-3			x 0-0 1B 1B	5	1	2	0	0	1	2
Willie Horton, R (1, 10) OBP: 0.373, SLG: 0.467	x 0-0 FC6-4 1-2 1B		x 0-0 1B 1B 1-2 1B		x 0-0 PB 1B 3B 1B		x 0-0 ① F8		x 0-0 1-2 1B	5	1	4	0	0	0	0
Alex Johnson, R (1, 7) OBP: 0.291, SLG: 0.366	x 0-0 ③ FC6-4 1-2f		x 0-0 1B 1-2 2-H 1B	S S S 0-3 ① K			x 0-0 F7 S 1B		x 0-0 ③ F9	5	0	2	1	0	1	5
Aurelio Rodriguez, R (1, 5) OBP: 0.270, SLG: 0.330		x 0-0 CS 1B	x 0-0 FC6-4 1-2 2-3 1B	x 0-0 PB 1-2 3B 1B			x 0-0 ②③ F7 1-3			4	1	3	0	0	0	1
Bill Freehan, R (1, 2) OBP: 0.315, SLG: 0.383		S S S 0-3 ①② K 1-2	S S S 0-3 ② K	S S S 0-3 ② K 1-2 2-3			x 0-0 ① F7			4	0	0	0	0	3	6
Pedro Garcia, R (1, 4) OBP: 0.250, SLG: 0.339		S S S 0-3 ③ K2-3	x 0-0 ③ FC6-4 1-2f	x 0-0 2-H 3-H 3B			x 0-0 CS 1B			4	0	2	2	0	1	3
Chuck Scrivener, R (1, 6) OBP: 0.295, SLG: 0.287			x 0-0 2B 1B 1B	x 0-0 FC4-6 1B	x 0-0 F7			S S S 0-3 ②③ K 1-2		4	1	2	0	0	1	2
Inning Stats	R: 0 H: 2 E: 0 LOB: 2 K: 0 BB: 1 S: 4 P: 8	R: 0 H: 1 E: 0 LOB: 0 K: 2 BB: 0 S: 7 P: 7	R: 3 H: 6 E: 0 LOB: 3 K: 1 BB: 0 S: 11 P: 11	R: 0 H: 1 E: 0 LOB: 1 K: 1 BB: 0 S: 6 P: 6	R: 2 H: 3 E: 0 LOB: 1 K: 2 BB: 0 S: 10 P: 10	R: 0 H: 0 E: 0 LOB: 0 K: 0 BB: 0 S: 3 P: 3	R: 0 H: 1 E: 0 LOB: 1 K: 0 BB: 0 S: 3 P: 3	R: 0 H: 1 E: 0 LOB: 1 K: 1 BB: 0 S: 5 P: 5	R: 0 H: 2 E: 0 LOB: 2 K: 0 BB: 0 S: 5 P: 5	1B: 15 SF: 0 2B: 3 SAC: 0 3B: 1 DP: 3 HR: 0 HBP: 0						

	AB	40
	R	5
	H	17
	RBI	5
	BB	1
	SO	7
	LOB	22

WP: 0 PA: 41
PB: 1
SB: 2
CS: 2

PITCHER		IP	WLS	BF	H	R	ER	SO	BB	IBB	HBP	BLK	WP	HR	S	P	ERA	WHIP
Rick Waits, L ERA: 3.75	(1, 1)	2.1	L	15	9	3	3	2	1	0	0	0	0	0	18	22	11.57	4.286
Jim Kern, R ERA: 2.51	(3, 1)	4.2		18	5	2	2	4	0	0	0	0	0	0	26	26	3.86	1.071
Dave LaRoche, L ERA: 2.55	(8, 1)	2.0		8	3	0	0	1	0	0	0	0	0	0	10	10	0.00	1.500

PITCHER	IP	WLS	BF	H	R	ER	SO	BB	IBB	HBP	BLK	WP	HR	S	P	ERA	WHIP

BOTTOM

Batter	1	2	3	4	5	6	7	8	9	AB	R	H	RBI	BB	SO	LOB
Duane Kuiper, L (1, 4) OBP: 0.297, SLG: 0.294	F7			K		L6	BB 1-2 2-3 3-H 1B		2B 1B	5	0	2	1	0	1	0
John Lowenstein, L (1, 8) OBP: 0.331, SLG: 0.315	F7			F8		BBBB 4-0 FC1-6-4 BB	4-0 1-2 2-3 3-H BB		1-3 2B	2	0	0	0	1	0	0
Frank Robinson, R (7, PH) OBP: 0.368, SLG: 0.458										0	0	0	1	1	0	0
Rick Manning, L (8, 8) OBP: 0.333, SLG: 0.377										1	0	1	0	0	0	0
Larvell Blanks, R (1, 6) OBP: 0.362, SLG: 0.478	F8			6-3		FC1-6-4 1-2f	K		F8	3	0	0	0	0	0	1
Frank Duffy, R (7, 6) OBP: 0.285, SLG: 0.287										2	0	0	0	0	1	5
Rico Carty, R (1, 10) OBP: 0.395, SLG: 0.490		F9			F9	4-3	4-3			4	0	0	0	0	0	4
Boog Powell, L (1, 3) OBP: 0.298, SLG: 0.255		K			BBBB 4-0 FC6-4 1B 1B BB		BBBB 4-0 2B 6-3 BB	SSS 0-3 K		2	2	0	0	2	2	0
Charlie Spikes, R (1, 9) OBP: 0.312, SLG: 0.359		6-3			0-0 FC6-4 1-2 1B		0-0 1B 1-3 1B 2B	0-0 F4		4	1	2	0	0	0	0
Buddy Bell, R (1, 5) OBP: 0.349, SLG: 0.360			5-3		0-0 FC6-4 1B 1-2f 2-3		6-3 3-H	CS		4	0	1	1	0	0	3
Tommy Smith, L (1, 7) OBP: 0.241, SLG: 0.276			K		1-2 3-H 1B		1B BB 2-3 BB 1B	1-2	F4	3	1	2	1	0	1	0
Ray Fosse, R (8, 2) OBP: 0.352, SLG: 0.321										1	0	0	0	0	0	0
Alan Ashby, S (1, 2) OBP: 0.300, SLG: 0.308			K		F7		BBBB 4-0 BB 1B 1-2 BB		K	2	0	0	0	0	1	2
George Hendrick, R (7, PH) OBP: 0.321, SLG: 0.470										1	0	0	0	1	1	0
(8, 7)																
Inning Stats	R: 0 E: 0 K: 0 S: 3 H: 0 LOB: 0 BB: 0 P: 3	R: 0 E: 0 K: 1 S: 5 H: 0 LOB: 0 BB: 0 P: 5	R: 0 E: 0 K: 2 S: 7 H: 0 LOB: 0 BB: 0 P: 7	R: 0 E: 0 K: 1 S: 5 H: 0 LOB: 0 BB: 0 P: 5	R: 1 E: 0 K: 0 S: 5 H: 2 LOB: 2 BB: 1 P: 9	R: 0 E: 0 K: 0 S: 3 H: 0 LOB: 1 BB: 1 P: 7	R: 3 E: 0 K: 1 S: 8 H: 3 LOB: 3 BB: 3 P: 20	R: 0 E: 0 K: 1 S: 5 H: 1 LOB: 0 BB: 0 P: 5	R: 0 E: 0 K: 1 S: 7 H: 2 LOB: 2 BB: 0 P: 7	1B: 6 2B: 2 3B: 0 HR: 0 SF: 0 SAC: 0 DP: 0 HBP: 0						

PITCHER	IP	WLS	BF	H	R	ER	SO	BB	IBB	HBP	BLK	WP	HR	S	P	ERA	WHIP
Dave Lemanczyk, R (1, 1) ERA: 4.02	6.1	W	26	4	4	4	4	3	0	0	0	0	0	31	43	5.68	1.105
John Hiller, L (7, 1) ERA: 2.68	2.2	S	13	4	0	0	3	2	0	0	0	0	0	17	25	0.00	2.250

PITCHER	IP	WLS	BF	H	R	ER	SO	BB	IBB	HBP	BLK	WP	HR	S	P	ERA	WHIP

Detroit Tigers @ Cleveland Indians

Cleveland Municipal Stadium, Cleveland, OH

Sun Jul 25 1976, 3:38 AM EDT

Att. 34,604 - Unknown

livebaseballscorecards.com

AB	34
R	4
H	8
RBI	4
BB	5
SO	7
LOB	15

PA: 40

WP: 0
PB: 0
SB: 0
CS: 1

Batter	1	2	3	4	5	6	7	8	9	AB	R	H	RBI	BB	SO	LOB
Duane Kuiper, L (1, 4) OBP: 0.302, SLG: 0.299	FC4-6 1B	1B SF8 1B 3-H		G4-6-3 1-2f			1-2 2B 1B	3-1		5	2	3	1	0	0	1
Frank Duffy, R (1, 6) OBP: 0.283, SLG: 0.285	FC4-6 1B 1-2f 2B	S 1B 1-3		L3			S S S K		5-3	5	1	1	0	0	1	3
Rick Manning, L (1, 8) OBP: 0.333, SLG: 0.386	2B 1B 1-2	SF8 1-2 3-H			F5		S S S K		HR	4	2	2	2	0	1	2
Rico Carty, R (1, 10) OBP: 0.398, SLG: 0.498 Tommy Smith, L (9, PR) OBP: 0.241, SLG: 0.276	1-H 2-H 2B	F8			6-3		1-H 2-H 2B		1B 1B	5 0	1 0	3 0	4 0	0 0	0 0	1 0
George Hendrick, R (1, 7) OBP: 0.322, SLG: 0.472	S S S K		F8		5-3		2-H 1B 2B		1-2 G1-6-3 1B	5	0	2	1	0	1	1
Boog Powell, L (1, 3) OBP: 0.297, SLG: 0.255 Alan Ashby, S (8, 3) OBP: 0.298, SLG: 0.307	F8	G3				6-3	2-3 1B		1-2f G1-6-3	4 1	0 0	1 0	0 0	0 0	0 0	1 2
Buddy Bell, R (1, 5) OBP: 0.351, SLG: 0.365		2B 2B	FC6-4 1B			F9	S S S K			4	1	2	0	0	1	2
Charlie Spikes, R (1, 9) OBP: 0.311, SLG: 0.361		SH1-3 1B 2-H 2B	FC6-4 1-2f			S S S K		F5		4	1	1	1	0	1	1
Ray Fosse, R (1, 2) OBP: 0.362, SLG: 0.333		SH1-3 2-3		G4-6-3 1B			1B 2B 1B	6-3		3	1	2	0	0	0	0
Inning Stats	R: 2 H: 3 E: 0 LOB: 1 K: 1 BB: 0 S: 8 P: 8	R: 3 H: 4 E: 0 LOB: 1 K: 0 BB: 0 S: 7 P: 7	R: 0 H: 1 E: 0 LOB: 1 K: 0 BB: 0 S: 4 P: 4	R: 0 H: 1 E: 0 LOB: 0 K: 0 BB: 0 S: 3 P: 3	R: 0 H: 0 E: 0 LOB: 0 K: 0 BB: 0 S: 3 P: 3	R: 0 H: 0 E: 0 LOB: 0 K: 1 BB: 0 S: 5 P: 5	R: 3 H: 5 E: 0 LOB: 2 K: 3 BB: 0 S: 14 P: 14	R: 0 H: 0 E: 0 LOB: 0 K: 0 BB: 0 S: 3 P: 3	R: 1 H: 3 E: 0 LOB: 2 K: 0 BB: 0 S: 5 P: 5	1B: 11 SF: 1 2B: 5 SAC: 1 3B: 0 DP: 2 HR: 1 HBP: 0						

TOP

Cleveland Indians @ Boston Red Sox

Fenway Park, Boston, MA

Mon Jul 26 1976, 7:05 PM EDT

Att. 21,897 - Unknown

livebaseballscorecards.com

AB	40
R	9
H	17
RBI	9
BB	0
SO	5
LOB	14

PITCHER		IP	WLS	BF	H	R	ER	SO	BB	IBB	HBP	BLK	WP	HR	S	P	ERA	WHIP
Luis Tiant, R ERA: 3.37	(1, 1)	1.1	L	11	7	5	5	1	0	0	0	0	0	0	13	13	33.75	5.250
Reggie Cleveland, R ERA: 4.24	(2, 1)	5.1		20	5	3	3	3	0	0	0	0	0	0	26	26	5.06	0.938
Jim Willoughby, R ERA: 2.65	(7, 1)	2.1		11	5	1	1	1	0	0	0	0	0	1	13	13	3.86	2.143

PITCHER	IP	WLS	BF	H	R	ER	SO	BB	IBB	HBP	BLK	WP	HR	S	P	ERA	WHIP

Batter	1	2	3	4	5	6	7	8	9	AB	R	H	RBI	BB	SO	LOB
Denny Doyle, L (1, 4) OBP: 0.276, SLG: 0.285	L6		BBBB 4-0 1B BB	G3			L8		SSS 0-3 K	4	0	0	0	1	1	2
Carlton Fisk, R (1, 2) OBP: 0.329, SLG: 0.374	6-3		1-2 L7-6-3 1B		1B		1-2f FC6-4			4	0	2	0	0	0	1
Fred Lynn, L (1, 8) OBP: 0.364, SLG: 0.443	2B 1B		1-2 L7-6-3		F6		F7			4	1	1	0	0	0	4
Carl Yastrzemski, L (1, 3) OBP: 0.351, SLG: 0.458	1-H 2B		SSS K		SSS K			F8		4	0	1	1	0	2	2
Jim Rice, R (1, 7) OBP: 0.299, SLG: 0.467	1-3			L6	F4			6-3		4	0	0	0	0	0	2
Cecil Cooper, L (1, 10) OBP: 0.292, SLG: 0.454		3-1		1B 3B		SSS K		3-1		4	1	1	0	0	1	0
Dwight Evans, R (1, 9) OBP: 0.331, SLG: 0.426		5-3		2B 6-3 3-H 1B		5-3			HR	4	2	2	2	0	0	0
Rick Burleson, R (1, 6) OBP: 0.332, SLG: 0.336		1B		1-3 2B		SSS K			F8	4	0	2	0	0	1	0
Bob Heise, R (1, 5) OBP: 0.323, SLG: 0.333		F2		6-3 3-H			FC6-4 1B		L7	2	0	0	1	0	0	2
Rick Miller, L (7, PH) OBP: 0.351, SLG: 0.358										1	0	1	0	0	0	0
Steve Dillard, R (8, 5) OBP: 0.343, SLG: 0.344										1	0	0	0	0	0	0
Inning Stats	R: 1 H: 2 E: 0 LOB: 1 K: 0 BB: 0 S: 5 P: 5	R: 0 H: 1 E: 0 LOB: 1 K: 0 BB: 0 S: 4 P: 4	R: 0 H: 1 E: 0 LOB: 1 K: 1 BB: 1 S: 5 P: 9	R: 2 H: 3 E: 0 LOB: 1 K: 0 BB: 0 S: 6 P: 6	R: 0 H: 1 E: 0 LOB: 1 K: 1 BB: 0 S: 6 P: 6	R: 0 H: 0 E: 0 LOB: 0 K: 2 BB: 0 S: 7 P: 7	R: 0 H: 1 E: 0 LOB: 1 K: 0 BB: 0 S: 4 P: 4	R: 0 H: 0 E: 0 LOB: 0 K: 0 BB: 0 S: 3 P: 3	R: 1 H: 1 E: 0 LOB: 0 K: 1 BB: 0 S: 6 P: 6	1B: 6 SF: 0 2B: 3 SAC: 0 3B: 1 DP: 1 HR: 1 HBP: 0				WP: 0 PA: 37 PB: 0 SB: 0 CS: 0		

PITCHER		IP	WLS	BF	H	R	ER	SO	BB	IBB	HBP	BLK	WP	HR	S	P	ERA	WHIP
Stan Thomas, R ERA: 2.48	(1, 1)	4.0		20	8	3	3	1	1	0	0	0	0	0	21	25	6.75	2.250
Tom Buskey, R ERA: 3.52	(5, 1)	5.0	W	17	2	1	1	4	0	0	0	0	0	1	25	25	1.80	0.400

PITCHER	IP	WLS	BF	H	R	ER	SO	BB	IBB	HBP	BLK	WP	HR	S	P	ERA	WHIP

BOTTOM

Cleveland Indians @ Boston Red Sox

Fenway Park, Boston, MA

Mon Jul 26 1976, 7:05 PM EDT

Att. 21,897 - Unknown

livebaseballscorecards.com

AB	36
R	4
H	10
RBI	4
BB	1
SO	5
LOB	13

Cleveland Indians @ Boston Red Sox

Fenway Park, Boston, MA

Tue Jul 27 1976, 7:05 PM EDT

Att. 20,969 - Unknown

TOP

livebaseballscorecards.com

Batter	1	2	3	4	5	6	7	8	9	AB	R	H	RBI	BB	SO	LOB
Duane Kuiper, L (1, 4) OBP: 0.304, SLG: 0.302	1B	FC3-2 1-2 E 3-H		1-2 1B		F8		G4-6-3 2-H 3-H 1B		4	1	2	0	0	0	3
Larvell Blanks, R (8, PH) OBP: 0.366, SLG: 0.482 (8, 4)										1	0	1	2	0	0	0
Frank Duffy, R (1, 6) OBP: 0.282, SLG: 0.287	L7	E7 1-H 2-H 2B		F4			F7	G4-6-3 1-2f		5	0	1	2	0	0	4
Rick Manning, L (1, 8) OBP: 0.332, SLG: 0.383	1-2 1B	L6			6-3		G3	G2		5	0	1	0	0	0	1
Rico Carty, R (1, 10) OBP: 0.398, SLG: 0.497	F3		F9		F8		BB 1B 1B		FC4-6 1B	5	1	2	0	0	0	2
John Lowenstein, L (9, PR) OBP: 0.331, SLG: 0.315										0	0	0	0	0	0	0
George Hendrick, R (1, 7) OBP: 0.323, SLG: 0.478	K		F7		HR		1B 1-2 BB		FC4-6 1-2f	4	1	1	1	1	1	3
Boog Powell, L (1, 3) OBP: 0.299, SLG: 0.260		2B 1B	4-3		4-3		1-3 2-H 1B		F8	5	1	2	1	0	0	1
Buddy Bell, R (1, 5) OBP: 0.349, SLG: 0.365		1B 1-H FC3-2 2B		K		F8	K		K	5	0	1	1	0	3	3
Charlie Spikes, R (1, 9) OBP: 0.310, SLG: 0.360		1-3		F9		F9		2B 1B 1B		4	1	1	0	0	0	1
Ray Fosse, R (1, 2) OBP: 0.388, SLG: 0.386		FC3-2 E 2-3 1B		1B 1B				1-3 1B 2B		4	2	4	0	0	0	0

	AB	42
	R	7
	H	16
	RBI	7
	BB	1
	SO	4
	LOB	18

Inning Stats	1	2	3	4	5	6	7	8	9
	R: 0 E: 0 K: 1 S: 7	H: 2 LOB: 2 BB: 0 P: 7	R: 3 E: 1 K: 0 S: 7	H: 4 LOB: 1 BB: 0 P: 7	R: 0 E: 0 K: 0 S: 3	H: 0 LOB: 0 BB: 0 P: 3	R: 0 E: 0 K: 1 S: 7	H: 2 LOB: 2 BB: 0 P: 7	R: 1 E: 0 K: 0 S: 4	H: 1 LOB: 0 BB: 0 P: 4	R: 0 E: 0 K: 0 S: 4	H: 1 LOB: 1 BB: 0 P: 4	R: 1 E: 0 K: 1 S: 7	H: 2 LOB: 2 BB: 1 P: 11	R: 2 E: 0 K: 0 S: 5	H: 3 LOB: 0 BB: 0 P: 5	R: 0 E: 0 K: 1 S: 6	H: 1 LOB: 1 BB: 0 P: 6

	1B: 11	SF: 0	WP: 0	PA: 43
	2B: 4	SAC: 0	PB: 0	
	3B: 0	DP: 1	SB: 0	
	HR: 1	HBP: 0	CS: 0	

PITCHER		IP	WLS	BF	H	R	ER	SO	BB	IBB	HBP	BLK	WP	HR	S	P	ERA	WHIP
Fergie Jenkins, R ERA: 3.39	(1, 1)	7.0	W	36	14	7	7	3	1	0	0	0	0	1	41	45	9.00	2.143
Bill Lee, L ERA: 7.52	(8, 1)	1.0		3	1	0	0	0	0	0	0	0	0	0	3	3	0.00	1.000
Tom Murphy, R ERA: 4.22	(9, 1)	1.0	S	4	1	0	0	1	0	0	0	0	0	0	6	6	0.00	1.000

PITCHER	IP	WLS	BF	H	R	ER	SO	BB	IBB	HBP	BLK	WP	HR	S	P	ERA	WHIP

Batter	1	2	3	4	5	6	7	8	9	AB	R	H	RBI	BB	SO	LOB
Denny Doyle, L (1, 4) OBP: 0.270, SLG: 0.279	K	4-3 1-2 2-3	F2 1-2		4-3 2-3			K		5	0	0	0	0	2	4
Carlton Fisk, R (1, 2) OBP: 0.328, SLG: 0.382	HR	F6		F4		K				4	1	1	1	0	1	2
Fred Lynn, L (1, 8) OBP: 0.368, SLG: 0.448 Rick Miller, L (7, 8) OBP: 0.351, SLG: 0.358	1B FC6-4 BB	1B 2-H 3-H 1B		1B FC6-4 2B		1-3				3 0	3 0	2 0	2 0	1 0	0 0	0 0
Carl Yastrzemski, L (1, 7) OBP: 0.355, SLG: 0.461	FC6-4 1-3 1B	1B 2-H 1B		FC6-4 2-3 1B		F8				4	0	3	1	0	0	0
Jim Rice, R (1, 10) OBP: 0.298, SLG: 0.464	FC6-4 S 1-2f 3-H 1B	1B 1-2 1B		FC6-4 1-2f 3-H			K			4	1	1	2	0	1	2
Cecil Cooper, L (1, 3) OBP: 0.292, SLG: 0.451	S 1-H 1B	4-3 1B		L9			K			4	0	1	1	0	1	3
Dwight Evans, R (1, 9) OBP: 0.331, SLG: 0.427	K 1-2		F8 FC 2B		F2		K			4	1	1	0	0	2	1
Rick Burleson, R (1, 6) OBP: 0.331, SLG: 0.332		4-3 1B 1B BB	F8 2-3		6-3			L4		3	1	0	0	1	0	1
Steve Dillard, R (1, 5) OBP: 0.349, SLG: 0.361		4-3 1-2 1B 1B	FC CS 3-H		E 2B			F4		4	1	2	1	0	0	0
Inning Stats	R: 3 E: 0 K: 2 S: 10 H: 3 LOB: 1 BB: 1 P: 14	R: 3 E: 0 K: 0 S: 7 H: 4 LOB: 2 BB: 1 P: 11	R: 1 E: 0 K: 0 S: 4 H: 1 LOB: 0 BB: 0 P: 4	R: 1 E: 0 K: 0 S: 5 H: 2 LOB: 1 BB: 0 P: 5	R: 0 E: 1 K: 0 S: 4 H: 1 LOB: 1 BB: 0 P: 4	R: 0 E: 0 K: 1 S: 5 H: 0 LOB: 0 BB: 0 P: 5	R: 0 E: 0 K: 3 S: 9 H: 0 LOB: 0 BB: 0 P: 9	R: 0 E: 0 K: 1 S: 5 H: 0 LOB: 0 BB: 0 P: 5		1B: 7 2B: 3 3B: 0 HR: 1 SF: 0 SAC: 0 DP: 0 HBP: 0				WP: 0 PB: 0 SB: 2 CS: 1 PA: 37	

PITCHER		IP	WLS	BF	H	R	ER	SO	BB	IBB	HBP	BLK	WP	HR	S	P	ERA	WHIP
Jim Bibby, R ERA: 4.01	(1, 1)	1.2	L	12	5	6	6	2	2	0	0	0	0	1	14	22	32.40	4.200
Don Hood, L ERA: 4.8	(2, 1)	3.1		16	6	2	2	0	0	0	0	0	0	0	16	16	5.40	1.800
Dennis Eckersley, R ERA: 4.74	(6, 1)	2.0		6	0	0	0	4	0	0	0	0	0	0	14	14	0.00	0.000
Dave LaRoche, L ERA: 2.5	(8, 1)	1.0		3	0	0	0	1	0	0	0	0	0	0	5	5	0.00	0.000

PITCHER	IP	WLS	BF	H	R	ER	SO	BB	IBB	HBP	BLK	WP	HR	S	P	ERA	WHIP

BOTTOM

Cleveland Indians @ Boston Red Sox

Fenway Park, Boston, MA

Tue Jul 27 1976, 7:05 PM EDT

Att. 20,969 - Unknown

livebaseballscorecards.com

AB	35
R	8
H	11
RBI	8
BB	2
SO	7
LOB	13

Cleveland Indians @ Boston Red Sox

Fenway Park, Boston, MA

Wed Jul 28 1976, 7:05 PM EDT

Att. 22,246 - Unknown

TOP

livebaseballscorecards.com

Batter	1	2	3	4	5	6	7	8	9	AB	R	H	RBI	BB	SO	LOB
Rick Manning, L (1, 8) OBP: 0.333, SLG: 0.382	0-0 CS 1B		0-0 FC2-6 2B FC1-5 1-2f	0-0 4-3		BBBB 4-0 1-2 2-3 3-H BB		0-0 FC4-6 S 1B 1-2f		4	1	1	1	1	0	5
Frank Duffy, R (1, 6) OBP: 0.281, SLG: 0.290 John Lowenstein, L (8, PH) OBP: 0.336, SLG: 0.315 Duane Kuiper, L (8, 4) OBP: 0.304, SLG: 0.302	SSS 0-3 K 1-2		0-0 FC5 1-3 2B		0-0 F2	0-0 L4-6 2-3		4-0 1B 1-2 IBB		4 0 0	0 0 0	1 0 0	0 0 0	0 1 0	1 0 0	4 0 0
Larvell Blanks, R (1, 4) OBP: 0.373, SLG: 0.514 (8, 6)	0-0 F3		0-0 FC1-5 3-H		0-0 HR		0-0 HR 2B	0-0 1-3 2-H 1B		5	2	3	2	0	0	2
Rico Carty, R (1, 10) OBP: 0.395, SLG: 0.502		0-0 L8	0-0 FC5 2-3f		0-0 6-3		0-0 2-H HR	0-0 F9		5	1	1	2	0	0	4
George Hendrick, R (1, 7) OBP: 0.318, SLG: 0.471		0-0 5-3		0-0 F9	0-0 1-4-3		0-0 F8		0-0 G3	5	0	0	0	0	0	0
Charlie Spikes, R (1, 9) OBP: 0.309, SLG: 0.354		0-0 E5 HR		0-0 5-3		BBBB 4-0 1B BB FC6-2 BB	0-0 6-3		0-0 F8	4	1	0	0	1	0	0
Buddy Bell, R (1, 5) OBP: 0.352, SLG: 0.375		0-0 1-H HR		0-0 BB 1B		BBBB 4-0 FC6-2 1B 1-2 BB BB	0-0 1-3		0-0 F9	4	2	2	2	1	0	0
Boog Powell, L (1, 3) OBP: 0.304, SLG: 0.266	SSS 0-3 K			0-0 BB 1-2 1B		0-0 BB FC6-2 1-2 2-3 1B		0-0 L8		4	0	2	0	0	1	0
Ray Fosse, R (1, 2) OBP: 0.402, SLG: 0.396			0-0 FC2-6 1B	BBBB 4-0 1-2 2-3 BB		0-0 FC6-2 L4-6 BB 1-2 2-3 3-Hf		0-0 FC4-6 1B		3	0	2	0	1	0	3

	AB	38
	R	7
	H	12
	RBI	7
	BB	5
	SO	2
	LOB	18

Inning Stats	1	2	3	4	5	6	7	8	9
	R: 0 E: 0 K: 1 S: 5	H: 1 LOB: 0 BB: 0 P: 5	R: 2 E: 1 K: 1 S: 7	H: 1 LOB: 0 BB: 0 P: 7	R: 0 E: 0 K: 0 S: 5	H: 2 LOB: 2 BB: 0 P: 5	R: 0 E: 0 K: 0 S: 5	H: 2 LOB: 3 BB: 1 P: 9	R: 1 E: 0 K: 0 S: 4	H: 1 LOB: 0 BB: 0 P: 4
	R: 1 E: 0 K: 0 S: 3	H: 1 LOB: 2 BB: 3 P: 15	R: 2 E: 0 K: 0 S: 5	H: 2 LOB: 0 BB: 0 P: 5	R: 1 E: 0 K: 0 S: 5	H: 2 LOB: 2 BB: 1 P: 9	R: 0 E: 0 K: 0 S: 3	H: 0 LOB: 0 BB: 0 P: 3	1B: 7 2B: 3 3B: 0 HR: 3	SF: 0 SAC: 0 DP: 1 HBP: 0

	WP: 0	PA: 43
	PB: 0	
	SB: 1	
	CS: 1	

PITCHER		IP	WLS	BF	H	R	ER	SO	BB	IBB	HBP	BLK	WP	HR	S	P	ERA	WHIP
Rick Jones, L ERA: 2.53	(1, 1)	5.0		26	8	4	1	2	3	0	0	0	0	2	27	39	1.80	2.200
Jim Willoughby, R ERA: 3.0	(6, 1)	2.1	L	10	3	3	3	0	1	0	0	0	0	1	9	13	11.57	1.714
Tom Murphy, R ERA: 4.09	(8, 1)	1.2		7	1	0	0	0	0	1	0	0	0	0	6	10	0.00	0.600

PITCHER	IP	WLS	BF	H	R	ER	SO	BB	IBB	HBP	BLK	WP	HR	S	P	ERA	WHIP

BOTTOM

Cleveland Indians @ Boston Red Sox

Fenway Park, Boston, MA

Wed Jul 28 1976, 7:05 PM EDT

Att. 22,246 - Unknown

Batter	1	2	3	4	5	6	7	8	9	AB	R	H	RBI	BB	SO	LOB
Denny Doyle, L (1, 4) OBP: 0.277, SLG: 0.282	E FC 1B 1B	FC4-6 1B HBP BB	G3			CS 1B		3-1 2-3		4	2	2	0	1	0	1
Carlton Fisk, R (1, 2) OBP: 0.329, SLG: 0.381	F9	FC4-6 1-2 1B		K		K 1-2		BB		4	0	1	0	1	2	2
Doug Griffin, R (8, PR) OBP: 0.262, SLG: 0.214										0	0	0	0	0	0	0
Bob Montgomery, R (9, 2) OBP: 0.268, SLG: 0.289										0	0	0	0	0	0	0
Fred Lynn, L (1, 8) OBP: 0.366, SLG: 0.444	FC 1B 1B E 1-3	FC4-6 HBP S 1B 1-2f 2-3		F2		1B		K 1-2		5	2	1	0	0	1	5
Carl Yastrzemski, L (1, 7) OBP: 0.356, SLG: 0.459	1B E 1B 1-2 3-H	HBP 1B 1-2 BB		F8	K	K			K	4	2	1	1	1	2	1
Jim Rice, R (1, 10) OBP: 0.299, SLG: 0.462	E G5-2-3 1B 1-2 2-3	1B HBP 1-2 2-3 3-H			K		L4		K	4	0	1	1	0	2	0
Cecil Cooper, L (1, 3) OBP: 0.295, SLG: 0.451	E7 1B 1-3 2-H 3-H	1B 1-2 2-H 3-H			1-3		F8		K	4	0	2	4	0	0	0
Bobby Darwin, R (9, PH) OBP: 0.287, SLG: 0.398										1	0	0	0	0	1	0
Dwight Evans, R (1, 9) OBP: 0.332, SLG: 0.424	HBP	K			BB		F7			2	0	0	0	1	1	2
Rick Burleson, R (1, 6) OBP: 0.333, SLG: 0.334	G5-2-3 3-Hf		L7		1-3 1B			3-1 SH2-4 1B		4	0	2	0	0	0	3
Steve Dillard, R (1, 5) OBP: 0.339, SLG: 0.350		5-3	6-3		F9			SH2-4 1-2		3	0	0	0	0	0	2
Rick Miller, L (8, PH) OBP: 0.351, SLG: 0.358										0	0	0	0	0	0	0
Rico Petrocelli, R (9, 5) OBP: 0.296, SLG: 0.288										0	0	0	0	0	0	0
Inning Stats	R: 3 E: 2 K: 0 S: 7 H: 4 LOB: 2 BB: 0 P: 8	R: 3 E: 0 K: 1 S: 7 H: 2 LOB: 2 BB: 2 P: 16	R: 0 E: 0 K: 0 S: 3 H: 0 LOB: 0 BB: 0 P: 3	R: 0 E: 0 K: 1 S: 5 H: 0 LOB: 0 BB: 0 P: 5	R: 0 E: 0 K: 1 S: 6 H: 1 LOB: 2 BB: 1 P: 10	R: 0 E: 0 K: 2 S: 8 H: 2 LOB: 1 BB: 0 P: 8	R: 0 E: 0 K: 0 S: 3 H: 0 LOB: 0 BB: 0 P: 3	R: 0 E: 0 K: 1 S: 6 H: 1 LOB: 2 BB: 1 P: 10	R: 0 E: 0 K: 3 S: 9 H: 0 LOB: 0 BB: 0 P: 9	1B: 10 2B: 0 3B: 0 HR: 0	SF: 0 SAC: 1 DP: 1 HBP: 2						

PITCHER		IP	WLS	BF	H	R	ER	SO	BB	IBB	HBP	BLK	WP	HR	S	P	ERA	WHIP
Jackie Brown, R ERA: 3.74	(1, 1)	1.2		14	5	6	5	0	2	0	2	0	0	0	10	20	27.00	4.200
Jim Kern, R ERA: 2.32	(2, 1)	6.0	W	24	5	0	0	5	2	0	0	0	0	0	32	40	0.00	1.167
Dave LaRoche, L ERA: 2.44	(8, 1)	1.1	S	4	0	0	0	4	0	0	0	0	0	0	12	12	0.00	0.000

PITCHER	IP	WLS	BF	H	R	ER	SO	BB	IBB	HBP	BLK	WP	HR	S	P	ERA	WHIP

livebaseballscorecards.com

AB	35
R	6
H	10
RBI	6
BB	4
SO	9
LOB	16

WP: 0 PA: 42
PB: 0
SB: 2
CS: 1

Cleveland Indians @ Boston Red Sox

Fenway Park, Boston, MA

Thu Jul 29 1976, 3:33 AM EDT

Att. 29,412 - Unknown

livebaseballscorecards.com

Batter	1	2	3	4	5	6	7	8	9	AB	R	H	RBI	BB	SO	LOB
Duane Kuiper, L (1, 4) OBP: 0.306, SLG: 0.304	F9	G3			G6-3 1B		G6-4-3 1B 1B	K		5	1	2	0	0	1	2
Rick Manning, L (1, 8) OBP: 0.333, SLG: 0.382	5-3 1B		K		G6-3 1-2f		G6-4-3 1-2 1B		F9	5	0	2	0	0	1	1
Larvell Blanks, R (1, 6) OBP: 0.368, SLG: 0.503	5-3 1-2		F9			1B 2B 1B	G6-4-3 1-2f 2-3		4-3	5	1	1	0	0	0	3
Rico Carty, R (1, 10) OBP: 0.395, SLG: 0.500	F3		6-3			2B 1-3 1B	1B 1B 3-H 1B		1-6-3	5	1	2	1	0	0	1
George Hendrick, R (1, 7) OBP: 0.323, SLG: 0.474		4-1 1B 1B		6-3 1-3 1B		F4	1B 1-2 1B			4	1	3	0	0	0	2
Boog Powell, L (1, 3) OBP: 0.308, SLG: 0.278		4-1 1-2		1-3 1-2		1-3 3-H 2B	1-3 2-H 1B			4	0	2	2	0	0	2
Buddy Bell, R (1, 5) OBP: 0.351, SLG: 0.374		1-3		6-3 2-3		FC6 1B	1-3			4	0	1	0	0	0	4
Charlie Spikes, R (1, 9) OBP: 0.311, SLG: 0.354										0	0	0	0	1	0	0
John Lowenstein, L (4, PH) OBP: 0.331, SLG: 0.311 (4, 9)										2	0	0	0	0	0	4
Ron Pruitt, R (8, PH) OBP: 0.282, SLG: 0.303 (8, 9)		1B BB		F7		L8		6-3		1	0	0	0	0	0	0
Ray Fosse, R (1, 2) OBP: 0.396, SLG: 0.389		1-2 2-H 1B			F6	FC6 1-2f		F7		4	0	1	1	0	0	3

Inning Stats	1	2	3	4	5	6	7	8	9
R:	0	1	0	0	0	1	2	0	0
E:	0	0	0	0	0	0	0	0	0
K:	0	0	1	0	0	0	0	1	0
S:	4	5	5	4	3	7	7	5	3
H:	1	2	0	1	1	4	5	0	0
LOB:	1	2	0	1	0	3	2	0	0
BB:	0	1	0	0	0	0	0	0	0
P:	4	9	5	4	3	7	7	5	3

1B:	13
2B:	1
3B:	0
HR:	0
SF:	0
SAC:	0
DP:	2
HBP:	0
WP:	0
PB:	0
SB:	0
CS:	0
PA:	40

AB	39
R	4
H	14
RBI	4
BB	1
SO	2
LOB	22

PITCHER		IP	WLS	BF	H	R	ER	SO	BB	IBB	HBP	BLK	WP	HR	S	P	ERA	WHIP
Rick Wise, R (1, 1) ERA: 4.06		6.0	W	29	11	4	4	1	1	0	0	0	0	0	30	34	6.00	2.000
Jim Willoughby, R (7, 1) ERA: 3.12		0.2		3	2	0	0	0	0	0	0	0	0	0	3	3	0.00	3.000
Bill Lee, L (7, 1) ERA: 7.12		2.1	S	8	1	0	0	1	0	0	0	0	0	0	10	10	0.00	0.429

PITCHER	IP	WLS	BF	H	R	ER	SO	BB	IBB	HBP	BLK	WP	HR	S	P	ERA	WHIP

Batter	1	2	3	4	5	6	7	8	9	AB	R	H	RBI	BB	SO	LOB
Rick Burleson, R (1, 6) OBP: 0.337, SLG: 0.337	5-3	6-3		E 1B		WP SH1-4 1-3 1B	4-0 IBB			4	0	2	0	1	0	2
Denny Doyle, L (1, 4) OBP: 0.280, SLG: 0.286	E 3-1 1B		2B E 1B	E3 1-2		SH1-4 1-2	K			4	2	2	0	0	1	4
Fred Lynn, L (1, 8) OBP: 0.364, SLG: 0.444	E3 3-1 1-3		E9 1-H 1B 2B	G3		K 2-3 3-H		K		5	1	1	0	0	2	4
Carl Yastrzemski, L (1, 7) OBP: 0.356, SLG: 0.456	3-1 2-3 3-H		2B 3-H 1B		B B B B 1B FC4-2-5 BB	G3		F5		4	1	1	2	1	0	2
Jim Rice, R (1, 10) OBP: 0.304, SLG: 0.467	F5		L4-6 1-H 2B		FC4-2-5 1-3 1B		5-3	1B		5	0	3	1	0	0	1
Cecil Cooper, L (1, 3) OBP: 0.293, SLG: 0.446		SH3-4 HBP 1B	L4-6 2-3		FC4-2-5 1-2 3-H		6-3	K		5	0	1	0	0	1	4
Dwight Evans, R (1, 9) OBP: 0.334, SLG: 0.426		SH3-4 1-2 HBP	K		F8		2B 2B			3	1	1	0	0	1	2
Rico Petrocelli, R (1, 5) OBP: 0.301, SLG: 0.290		SH3-4 1-2 2-3		CS 1B	5-3		B B B 4-0 2B BB			2	0	1	0	1	0	2
Bob Montgomery, R (1, 2) OBP: 0.289, SLG: 0.333		K		K 1-2		1B WP 1B	1-3 2-H 2B			4	1	2	1	0	2	3
Inning Stats	R: 1 E: 1 K: 0 S: 5 H: 1 LOB: 1 BB: 0 P: 5	R: 0 E: 0 K: 1 S: 6 H: 1 LOB: 2 BB: 0 P: 7	R: 3 E: 1 K: 1 S: 8 H: 4 LOB: 0 BB: 0 P: 8	R: 0 E: 1 K: 1 S: 7 H: 2 LOB: 2 BB: 0 P: 7	R: 0 E: 0 K: 0 S: 4 H: 1 LOB: 2 BB: 1 P: 8	R: 1 E: 0 K: 1 S: 7 H: 2 LOB: 1 BB: 0 P: 7	R: 1 E: 0 K: 1 S: 7 H: 2 LOB: 3 BB: 2 P: 15	R: 0 E: 0 K: 2 S: 8 H: 1 LOB: 1 BB: 0 P: 8		1B: 10 2B: 5 3B: 0 HR: 0 SF: 0 SAC: 2 DP: 1 HBP: 1						

PITCHER		IP	WLS	BF	H	R	ER	SO	BB	IBB	HBP	BLK	WP	HR	S	P	ERA	WHIP
Pat Dobson, R ERA: 3.56	(1, 1)	2.0	L	14	6	4	3	1	0	0	1	0	0	0	15	16	13.50	3.000
Tom Buskey, R ERA: 3.48	(3, 1)	3.1		15	5	1	1	2	1	0	0	0	0	0	18	22	2.70	1.800
Don Hood, L ERA: 4.85	(6, 1)	1.1		7	2	1	1	1	1	0	0	0	1	0	8	12	6.75	2.250
Dave LaRoche, L ERA: 2.38	(7, 1)	1.1		6	1	0	0	3	0	1	0	0	0	0	11	15	0.00	0.750

PITCHER	IP	WLS	BF	H	R	ER	SO	BB	IBB	HBP	BLK	WP	HR	S	P	ERA	WHIP

BOTTOM

Cleveland Indians @ Boston Red Sox

Fenway Park, Boston, MA

Thu Jul 29 1976, 3:33 AM EDT

Att. 29,412 - Unknown

livebaseballscorecards.com

AB	36
R	6
H	14
RBI	4
BB	3
SO	7
LOB	24

WP: 1 PA: 42
PB: 0
SB: 0
CS: 1

Batter	1	2	3	4	5	6	7	8	9	AB	R	H	RBI	BB	SO	LOB
Duane Kuiper, L (1, 4) OBP: 0.307, SLG: 0.308	E3 E 1B SF7	3-1		2B 1-3 3-H 2B		BB 1-2 3-H 1B		F7		5	2	2	2	0	0	1
Larvell Blanks, R (1, 6) OBP: 0.369, SLG: 0.497	E7 SF7 1-3 E 1B		F7	F8		BB 1-2 2-3 BB		F9		4	1	1	0	1	0	2
Rick Manning, L (1, 8) OBP: 0.334, SLG: 0.388	K		G3	2B 2-H 3-H		K		2B		5	0	2	2	0	2	5
Rico Carty, R (1, 10) OBP: 0.394, SLG: 0.497	SF7 2-3 3-H		BB	K		F4				2	0	0	1	1	1	4
John Lowenstein, L (1, 9) OBP: 0.323, SLG: 0.301	E4 3-H		4-3		1-3	K				4	0	0	0	0	1	4
Boog Powell, L (1, 3) OBP: 0.305, SLG: 0.275 Ray Fosse, R (4, 3) OBP: 0.389, SLG: 0.381	4-3			5-3	F8		6-3			2 2	0 0	0 0	0 0	0 0	0 0	1 0
Buddy Bell, R (1, 5) OBP: 0.352, SLG: 0.376		F9		1B 2B	5-3	BB FC3-6				3	1	1	0	1	0	0
Tommy Smith, L (1, 7) OBP: 0.303, SLG: 0.333		E S 1B		1B 2B 2-H 1B		1B 1B 1B		FC3-6 1-2f		4	2	3	1	0	0	1
Alan Ashby, S (1, 2) OBP: 0.302, SLG: 0.310		G3 1-3		2B 1-3 2B 1B		BB 1B 1-3 1B		K		4	1	2	0	0	1	2
Inning Stats	R: 2 E: 3 K: 1 S: 8 H: 1 LOB: 1 BB: 0 P: 8	R: 0 E: 0 K: 0 S: 4 H: 1 LOB: 1 BB: 0 P: 4	R: 0 E: 0 K: 0 S: 3 H: 0 LOB: 1 BB: 1 P: 7	R: 4 E: 0 K: 1 S: 10 H: 5 LOB: 1 BB: 0 P: 10	R: 0 E: 0 K: 0 S: 3 H: 0 LOB: 0 BB: 0 P: 3	R: 1 E: 0 K: 2 S: 10 H: 3 LOB: 3 BB: 1 P: 14	R: 0 E: 1 K: 1 S: 5 H: 0 LOB: 1 BB: 1 P: 9	R: 0 E: 0 K: 0 S: 3 H: 1 LOB: 1 BB: 0 P: 3		1B: 7 2B: 4 3B: 0 HR: 0 SF: 1 SAC: 0 DP: 0 HBP: 0				WP: 0 PB: 0 SB: 1 CS: 0 PA: 39		

TOP

Cleveland Indians @ Milwaukee Brewers

Milwaukee County Stadium, Milwaukee, WI

Fri Jul 30 1976, 8:05 PM EDT

Att. 27,165 - Unknown - 80 F

livebaseballscorecards.com

AB	35
R	7
H	11
RBI	6
BB	3
SO	5
LOB	20

PITCHER		IP	WLS	BF	H	R	ER	SO	BB	IBB	HBP	BLK	WP	HR	S	P	ERA	WHIP
Eduardo Rodriguez, R ERA: 3.84	(1, 1)	3.2	L	21	7	6	4	1	1	0	0	0	0	0	22	26	9.82	2.182
Ray Sadecki, L ERA: 4.18	(4, 1)	2.1		11	3	1	1	3	1	0	0	0	0	0	16	20	3.86	1.714
Pete Broberg, R ERA: 4.64	(7, 1)	1.2		7	1	0	0	1	1	0	0	0	0	0	8	12	0.00	1.200

PITCHER	IP	WLS	BF	H	R	ER	SO	BB	IBB	HBP	BLK	WP	HR	S	P	ERA	WHIP

Batter	1	2	3	4	5	6	7	8	9	AB	R	H	RBI	BB	SO	LOB
Von Joshua, L (1, 8) OBP: 0.276, SLG: 0.331	4-3		K		1B		K			4	0	1	0	0	2	0
Sixto Lezcano, R (1, 7) OBP: 0.348, SLG: 0.391	F3		K		F2					3	0	0	0	0	1	1
George Scott, R (1, 3) OBP: 0.328, SLG: 0.398	4-3			FC5-4 1B BB		K				2	0	0	0	1	1	0
Don Money, R (1, 5) OBP: 0.336, SLG: 0.425		K		K		HR 1B				3	1	1	0	0	2	1
Mike Hegan, L (1, 9) OBP: 0.326, SLG: 0.421		F8		FC5-4 1-2 1B		1-H HR				3	1	2	2	0	0	0
Robin Yount, R (1, 6) OBP: 0.324, SLG: 0.341		1B 1B		FC5-4 1-2f 2-3		K				3	0	1	0	0	1	2
Bernie Carbo, L (1, 10) OBP: 0.346, SLG: 0.379		1-3 1B		K		3-1				3	0	1	0	0	1	2
Charlie Moore, R (1, 2) OBP: 0.364, SLG: 0.345		K			K		K			3	0	0	0	0	3	2
Jack Heidemann, R (8, 4) OBP: 0.222, SLG: 0.238										0	0	0	0	0	0	0
Gary Sutherland, R (1, 4) OBP: 0.266, SLG: 0.296			F6		F9		K			2	0	0	0	0	0	0
Bill Sharp, L (7, PH) OBP: 0.294, SLG: 0.279										1	0	0	0	0	1	0
Art Kusnyer, R (8, 2) OBP: 0.156, SLG: 0.133										0	0	0	0	0	0	0
Inning Stats	R: 0 E: 0 K: 0 S: 3 H: 0 LOB: 0 BB: 0 P: 3	R: 0 E: 0 K: 2 S: 9 H: 2 LOB: 2 BB: 0 P: 9	R: 0 E: 0 K: 2 S: 7 H: 0 LOB: 0 BB: 0 P: 7	R: 0 E: 0 K: 2 S: 8 H: 1 LOB: 2 BB: 1 P: 12	R: 0 E: 0 K: 1 S: 6 H: 1 LOB: 1 BB: 0 P: 6	R: 2 E: 0 K: 2 S: 9 H: 2 LOB: 0 BB: 0 P: 9	R: 0 E: 0 K: 3 S: 9 H: 0 LOB: 0 BB: 0 P: 9			1B: 5 2B: 0 3B: 0 HR: 1 SF: 0 SAC: 0 DP: 0 HBP: 0						

PITCHER	IP	WLS	BF	H	R	ER	SO	BB	IBB	HBP	BLK	WP	HR	S	P	ERA	WHIP
Dennis Eckersley, R (1, 1) ERA: 4.59	7.0	W	28	6	2	2	12	1	0	0	0	0	1	51	55	2.57	1.000

PITCHER	IP	WLS	BF	H	R	ER	SO	BB	IBB	HBP	BLK	WP	HR	S	P	ERA	WHIP

BOTTOM

Cleveland Indians @ Milwaukee Brewers

Milwaukee County Stadium, Milwaukee, WI

Fri Jul 30 1976, 8:05 PM EDT

Att. 27,165 - Unknown - 80 F

livebaseballscorecards.com

AB	27
R	2
H	6
RBI	2
BB	1
SO	12
LOB	8

PA: 28

WP: 0
PB: 0
SB: 0
CS: 0

Batter	1	2	3	4	5	6	7	8	9	AB	R	H	RBI	BB	SO	LOB
Rick Manning, L (1, 8) OBP: 0.333, SLG: 0.386	6-3		E1 E		4-3			SH1-4 PB 1B		4	1	1	0	0	0	0
Larvell Blanks, R (1, 4) OBP: 0.363, SLG: 0.487	F9		F9		6-3			SH1-4 1-2		3	0	0	0	0	0	1
Frank Robinson, R (1, 10) OBP: 0.377, SLG: 0.440	BB		E7 1-3		K2-3			G5-4-3 2-H BB		2	0	0	0	2	1	1
Rico Carty, R (1, 3) OBP: 0.390, SLG: 0.491 Duane Kuiper, L (8, 3) OBP: 0.307, SLG: 0.308	F9		F4			F7		G5-4-3 1-2f		4 0	0 0	0 0	0 0	0 0	0 0	3 0
George Hendrick, R (1, 7) OBP: 0.322, SLG: 0.470		6-3		K		F9			FC6-8-5 1B BB	3	0	0	0	1	1	0
Buddy Bell, R (1, 5) OBP: 0.354, SLG: 0.376		6-3		S 1B BB		1-3			FC5 FC6-8-5 1-2 1B	3	1	1	0	1	0	0
Ray Fosse, R (1, 2) OBP: 0.384, SLG: 0.370		1B BB		F3 1-2			1-3		FC6-8-5 1-2 2-3f	3	0	0	0	1	0	3
Ron Pruitt, R (1, 9) OBP: 0.310, SLG: 0.314 John Lowenstein, L (9, PH) OBP: 0.321, SLG: 0.299 (9, 9)		FC5-4 1-3 1B		1B BB			F9		F7	2 1	0 0	1 0	0 0	1 0	0 0	0 2
Frank Duffy, R (1, 6) OBP: 0.281, SLG: 0.290		FC5-4 1-2f		1-3 2-H 1B			5-3		FC5 2-3f	4	0	1	1	0	0	4
Inning Stats	R: 0 H: 0 E: 0 LOB: 1 K: 0 BB: 1 S: 3 P: 7	R: 0 H: 1 E: 0 LOB: 2 K: 0 BB: 1 S: 4 P: 8	R: 0 H: 0 E: 2 LOB: 1 K: 0 BB: 0 S: 4 P: 4	R: 1 H: 1 E: 0 LOB: 2 K: 1 BB: 2 S: 5 P: 13	R: 0 H: 0 E: 0 LOB: 0 K: 1 BB: 0 S: 5 P: 5	R: 0 H: 0 E: 0 LOB: 0 K: 0 BB: 0 S: 3 P: 3	R: 0 H: 0 E: 0 LOB: 0 K: 0 BB: 0 S: 3 P: 3	R: 1 H: 1 E: 0 LOB: 0 K: 0 BB: 1 S: 3 P: 7	R: 0 H: 1 E: 0 LOB: 2 K: 0 BB: 1 S: 4 P: 8	1B: 4 SF: 0 2B: 0 SAC: 1 3B: 0 DP: 1 HR: 0 HBP: 0						

TOP

Cleveland Indians @ Milwaukee Brewers

Milwaukee County Stadium, Milwaukee, WI

Sat Jul 31 1976, 8:05 PM EDT

Unknown - 69 F

livebaseballscorecards.com

AB	29
R	2
H	4
RBI	1
BB	6
SO	2
LOB	14

PITCHER		IP	WLS	BF	H	R	ER	SO	BB	IBB	HBP	BLK	WP	HR	S	P	ERA	WHIP
Bill Travers, L ERA: 2.12	(1, 1)	8.0	L	33	4	2	1	2	6	0	0	0	0	0	31	55	1.12	1.250
Bill Castro, R ERA: 3.58	(9, 1)	1.0		3	0	0	0	0	0	0	0	0	0	0	3	3	0.00	0.000

PITCHER	IP	WLS	BF	H	R	ER	SO	BB	IBB	HBP	BLK	WP	HR	S	P	ERA	WHIP

Batter	1	2	3	4	5	6	7	8	9	AB	R	H	RBI	BB	SO	LOB
Von Joshua, L (1, 8) OBP: 0.276, SLG: 0.330	5-3		FC6-4 1B			F8		F7		4	0	1	0	0	0	0
Sixto Lezcano, R (1, 7) OBP: 0.347, SLG: 0.389	F9		FC6-4 S 1-2f			1-3 1B		F6		4	0	1	0	0	0	1
George Scott, R (1, 3) OBP: 0.325, SLG: 0.394	K		5-3 1-2			1-3 1-2			F8	4	0	0	0	0	1	2
Don Money, R (1, 5) OBP: 0.335, SLG: 0.423		F3		6-3		F8			1B 1B	4	0	1	0	0	0	1
Mike Hegan, L (1, 9) OBP: 0.333, SLG: 0.418		1B BB		F8			F7		1-2 1B	3	0	1	0	1	0	0
Robin Yount, R (1, 6) OBP: 0.323, SLG: 0.340		1-2 1B		F8			F9		L9	4	0	1	0	0	0	2
Bernie Carbo, L (1, 10) OBP: 0.344, SLG: 0.376		K			4-3		1B		6-3	4	0	1	0	0	1	4
Charlie Moore, R (1, 2) OBP: 0.358, SLG: 0.338		K			5-3		6-3			3	0	0	0	0	1	3
Gary Sutherland, R (1, 4) OBP: 0.263, SLG: 0.293			6-3		5-3			6-3		2	0	0	0	0	0	0
Bill Sharp, L (8, PH) OBP: 0.293, SLG: 0.277										1	0	0	0	0	0	0
Jack Heidemann, R (9, 4) OBP: 0.222, SLG: 0.238										0	0	0	0	0	0	0
Inning Stats	R: 0 E: 0 K: 1 S: 5 H: 0 LOB: 0 BB: 0 P: 5	R: 0 E: 0 K: 2 S: 8 H: 1 LOB: 2 BB: 1 P: 12	R: 0 E: 0 K: 0 S: 4 H: 1 LOB: 1 BB: 0 P: 4	R: 0 E: 0 K: 0 S: 3 H: 0 LOB: 0 BB: 0 P: 3	R: 0 E: 0 K: 0 S: 3 H: 0 LOB: 0 BB: 0 P: 3	R: 0 E: 0 K: 0 S: 4 H: 1 LOB: 1 BB: 0 P: 4	R: 0 E: 0 K: 0 S: 4 H: 1 LOB: 1 BB: 0 P: 4	R: 0 E: 0 K: 0 S: 3 H: 0 LOB: 0 BB: 0 P: 3	R: 0 E: 0 K: 0 S: 5 H: 2 LOB: 2 BB: 0 P: 5	1B: 6 2B: 0 3B: 0 HR: 0	SF: 0 SAC: 0 DP: 0 HBP: 0						

PITCHER	IP	WLS	BF	H	R	ER	SO	BB	IBB	HBP	BLK	WP	HR	S	P	ERA	WHIP
Jim Bibby, R (1, 1) ERA: 3.61	8.1	W	32	6	0	0	3	1	0	0	0	0	0	37	41	0.00	0.840
Jim Kern, R (9, 1) ERA: 2.3	0.2	S	2	0	0	0	0	0	0	0	0	0	0	2	2	0.00	0.000

PITCHER	IP	WLS	BF	H	R	ER	SO	BB	IBB	HBP	BLK	WP	HR	S	P	ERA	WHIP

BOTTOM

Cleveland Indians @ Milwaukee Brewers

Milwaukee County Stadium, Milwaukee, WI

Sat Jul 31 1976, 8:05 PM EDT

Unknown - 69 F

livebaseballscorecards.com

AB	33
R	0
H	6
RBI	0
BB	1
SO	3
LOB	13

Batter	1	2	3	4	5	6	7	8	9	10	11	12	AB	R	H	RBI	BB	SO	LOB
Duane Kuiper, L (1, 4) OBP: 0.317, SLG: 0.316	0-0 1B 1B 1B		0-0 4-3 1B 1B		0-0 F7 ①		0-0 G5-4-3 2-3 1B		4-0 SH1-3 BB		0-0 FC4-6 1B		5	2	4	0	1	0	0
Larvell Blanks, R (1, 6) OBP: 0.362, SLG: 0.481	0-0 FC5-4 1B 1-3 1B		0-0 4-3 1B 1-2 1B		0-0 5-3 ②		0-0 G5-4-3 ② ③ 1-2f		0-3 K ①		0-0 F9 ②		6	1	2	0	0	1	4
Rick Manning, L (1, 8) OBP: 0.332, SLG: 0.384	0-0 FC5-4 1-2 3-H 1B		0-0 4-3 ② 1-2 2-3		0-0 4-3 ③			0-3 K ①	0-0 SH1-3 1-2		0-0 FC4-6 ③ 1-2f		5	0	1	1	0	1	3
Rico Carty, R (1, 10) OBP: 0.391, SLG: 0.490	0-3 K ①		0-0 2-H 3-H 1B			0-0 L8 ①		0-3 K ②	4-0 BB			0-0 G6-3 1B	5	0	2	2	1	2	2
John Lowenstein, L (1, 3) OBP: 0.325, SLG: 0.305 Frank Robinson, R (9, PH) OBP: 0.365, SLG: 0.423 (9, 3)	0-0 FC5-4 ② ③ 1-2 2-3		0-0 L4 ③			0-0 E S 1B		0-0 1B 1B 1B	0-0 F8 ③			0-0 G6-3 ① ② 1-2f	4 2	1 0	2 0	0 0	0 0	0 0	3 3
George Hendrick, R (1, 7) OBP: 0.321, SLG: 0.468 Ron Pruitt, R (9, 7) OBP: 0.318, SLG: 0.324		0-3 K ①		0-3 K ①		0-0 F9 ② 1-3		0-0 S 1-3 1B 1B		0-0 F2 ①		0-0 E5 1B	4 2	1 0	1 1	0 0	0 0	2 0	1 0
Buddy Bell, R (1, 5) OBP: 0.353, SLG: 0.375	0-0 F8 ②		0-0 1B			0-0 F7 ③		0-0 E 1B 1-H 3-H 1B		0-0 5-3 ②		0-3 K ③	6	0	2	2	0	1	2
Tommy Smith, L (1, 9) OBP: 0.289, SLG: 0.316	0-0 F9 ③			0-0 F6 ②			0-0 F2 ①	0-0 E9 1-3 1B		0-0 G3 ③			5	0	1	0	0	0	1
Ray Fosse, R (1, 2) OBP: 0.376, SLG: 0.371			0-0 1-3 ①	0-0 F8 ③			0-0 1B 2B	0-0 F7 ③			0-0 4-3 ①		5	0	1	0	0	0	3
Inning Stats	R: 1 H: 3 E: 0 LOB: 1 K: 1 BB: 0 S: 7 P: 7	R: 0 H: 0 E: 0 LOB: 0 K: 1 BB: 0 S: 5 P: 5	R: 2 H: 3 E: 0 LOB: 1 K: 0 BB: 0 S: 6 P: 6	R: 0 H: 1 E: 0 LOB: 1 K: 1 BB: 0 S: 6 P: 6	R: 0 H: 0 E: 0 LOB: 0 K: 0 BB: 0 S: 3 P: 3	R: 0 H: 1 E: 0 LOB: 1 K: 0 BB: 0 S: 4 P: 4	R: 0 H: 2 E: 0 LOB: 1 K: 0 BB: 0 S: 4 P: 4	R: 2 H: 4 E: 1 LOB: 2 K: 2 BB: 0 S: 11 P: 11	R: 0 H: 0 E: 0 LOB: 2 K: 1 BB: 2 S: 5 P: 13	R: 0 H: 0 E: 0 LOB: 0 K: 0 BB: 0 S: 3 P: 3	R: 0 H: 1 E: 0 LOB: 1 K: 0 BB: 0 S: 4 P: 4	R: 0 H: 2 E: 1 LOB: 1 K: 1 BB: 0 S: 6 P: 6	1B: 16 SF: 0 2B: 1 SAC: 1 3B: 0 DP: 3 HR: 0 HBP: 0						

TOP

Cleveland Indians @ Milwaukee Brewers

Milwaukee County Stadium, Milwaukee, WI

Sat Jul 31 1976, 8:05 PM EDT

Att. 18,175 - Unknown - 65 F

livebaseballscorecards.com

AB	49
R	5
H	17
RBI	5
BB	2
SO	7
LOB	22

WP: 0 PB: 0 SB: 2 CS: 0 PA: 52

PITCHER		IP	WLS	BF	H	R	ER	SO	BB	IBB	HBP	BLK	WP	HR	S	P	ERA	WHIP
Jim Slaton, R ERA: 3.44	(1, 1)	7.2		33	12	5	5	5	0	0	0	0	0	0	43	43	5.87	1.565
Danny Frisella, R ERA: 2.98	(8, 1)	1.0		7	2	0	0	1	2	0	0	0	0	0	7	15	0.00	4.000
Ray Sadecki, L ERA: 4.13	(9, 1)	0.1		1	0	0	0	0	0	0	0	0	0	0	1	1	0.00	0.000
Bill Castro, R ERA: 3.32	(10, 1)	3.0	W	11	3	0	0	1	0	0	0	0	0	0	13	13	0.00	1.000

PITCHER	IP	WLS	BF	H	R	ER	SO	BB	IBB	HBP	BLK	WP	HR	S	P	ERA	WHIP

Cleveland Indians @ Milwaukee Brewers

Milwaukee County Stadium, Milwaukee, WI

Sat Jul 31 1976, 8:05 PM EDT

Att. 18,175 - Unknown - 65 F

livebaseballscorecards.com

BOTTOM

Batter	1	2	3	4	5	6	7	8	9	10	11	12	AB	R	H	RBI	BB	SO	LOB
Robin Yount, R (1, 6) OBP: 0.321, SLG: 0.335	F8		F8	6-3			F2			F8		BB E 1-2	5	0	0	0	1	0	3
Don Money, R (1, 5) OBP: 0.340, SLG: 0.427	K		1B 3B 1B 1-2 2-H		G1-6-3 1B			G4-6-3 1B		K		E1 1B 1-2 2-H	6	1	4	1	0	2	0
George Scott, R (1, 3) OBP: 0.321, SLG: 0.389	K		F9		G1-6-3 1-2f			G4-6-3 1-2f			K		5	0	0	0	0	2	4
Hank Aaron, R (1, 10) OBP: 0.320, SLG: 0.398		1-3	3B 1B 1-2 2-H		6-3			F8			F8		5	1	1	1	0	0	0
Sixto Lezcano, R (1, 7) OBP: 0.351, SLG: 0.401		F9	3B 1-H 2-H			K			2B		BB E		4	0	2	2	1	1	0
Gorman Thomas, R (1, 9) OBP: 0.309, SLG: 0.394 (10, 8)		HR	6-3			BB PO			F1		IBB 1-3		3	1	1	1	2	0	2
Jack Heidemann, R (1, 4) OBP: 0.220, SLG: 0.234	K			1B 4-3		F4			6-3		F9		5	0	1	0	0	1	4
Von Joshua, L (1, 8) OBP: 0.273, SLG: 0.327 Gary Sutherland, R (9, PH) OBP: 0.261, SLG: 0.291 Bill Sharp, L (10, 9) OBP: 0.291, SLG: 0.276			E6 1B 1B	4-3 1-2		PO 1-2	1-3		6-3			F6	3 1 1	1 0 0	0 0 0	0 0 0	0 0 0	1 1 0	1 1 0
Art Kusnyer, R (1, 2) OBP: 0.167, SLG: 0.147 Charlie Moore, R (12, PH) OBP: 0.361, SLG: 0.338			1B 1B 1B 1-2	5-3			F7			K		BB 1B WP E	4 0	1 1	1 0	0 0	1 0	1 0	1 0
Inning Stats	R: 0 E: 0 K: 2 S: 7 H: 0 LOB: 0 BB: 0 P: 7	R: 1 E: 0 K: 1 S: 6 H: 1 LOB: 0 BB: 0 P: 6	R: 4 E: 1 K: 0 S: 8 H: 4 LOB: 1 BB: 0 P: 8	R: 0 E: 0 K: 0 S: 4 H: 1 LOB: 1 BB: 0 P: 4	R: 0 E: 0 K: 0 S: 3 H: 1 LOB: 0 BB: 0 P: 3	R: 0 E: 0 K: 1 S: 4 H: 0 LOB: 0 BB: 1 P: 8	R: 0 E: 0 K: 0 S: 3 H: 0 LOB: 0 BB: 0 P: 3	R: 0 E: 0 K: 0 S: 3 H: 1 LOB: 0 BB: 0 P: 3	R: 0 E: 0 K: 0 S: 4 H: 1 LOB: 1 BB: 0 P: 4	R: 0 E: 0 K: 2 S: 7 H: 0 LOB: 0 BB: 0 P: 7	R: 0 E: 1 K: 1 S: 5 H: 0 LOB: 2 BB: 2 P: 13	R: 1 E: 1 K: 0 S: 2 H: 1 LOB: 2 BB: 2 P: 10	1B: 7 2B: 1 3B: 1 HR: 1 SF: 0 SAC: 0 DP: 2 HBP: 0	WP: 1 PB: 0 SB: 0 CS: 0 PA: 48					

	AB	42
	R	6
	H	10
	RBI	5
	BB	5
	SO	7
	LOB	16

PITCHER		IP	WLS	BF	H	R	ER	SO	BB	IBB	HBP	BLK	WP	HR	S	P	ERA	WHIP
Rick Waits, L ERA: 3.73	(1, 1)	2.2		14	5	5	1	3	0	0	0	0	0	1	20	20	3.38	1.875
Tom Buskey, R ERA: 3.21	(3, 1)	5.1		17	3	0	0	1	1	0	0	0	0	0	18	22	0.00	0.750
Dave LaRoche, L ERA: 2.25	(9, 1)	3.0		12	1	0	0	3	1	1	0	0	0	0	16	24	0.00	0.667
Jim Kern, R ERA: 2.3	(12, 1)	0.1	L	4	1	1	0	0	2	0	0	0	1	0	2	10	0.00	9.000

PITCHER	IP	WLS	BF	H	R	ER	SO	BB	IBB	HBP	BLK	WP	HR	S	P	ERA	WHIP

TOP

Cleveland Indians @ Milwaukee Brewers

Milwaukee County Stadium, Milwaukee, WI

Sun Aug 01 1976, 4:33 AM EDT
Att. 14,458 - Unknown - 74 F

livebaseballscorecards.com

Batter	1	2	3	4	5	6	7	8	9	10	AB	R	H	RBI	BB	SO	LOB
Duane Kuiper, L (1, 3) OBP: 0.318, SLG: 0.318	E8 E SF9 1B	F8		4-1			1-3		BB 1B 1B		5	1	2	0	0	0	2
Larvell Blanks, R (1, 4) OBP: 0.368, SLG: 0.503	E6 G6-4-3 2-3	1B 3B			SH1 2B		4-3		BB 1-2 1B		5	1	3	0	0	0	1
Rick Manning, L (1, 8) OBP: 0.333, SLG: 0.384	SF9 3-H	1B 3-H 1B			SH1 2-3		SSS K		BBBB G6-4-3 1-2 2-3 BB		2	0	1	2	1	1	0
Rico Carty, R (1, 10) OBP: 0.389, SLG: 0.486	G6-4-3 1-2f	F8			4-3			FC4 1B	G6-4-3 1-2f		5	0	1	0	0	0	6
Frank Robinson, R (1, 7) OBP: 0.364, SLG: 0.407		F8	F4		BBBB 4-0 BB			F6		SH3-4 1B 1B	2	0	0	0	1	0	1
Tommy Smith, L (7, 7) OBP: 0.300, SLG: 0.325											2	1	1	0	0	0	1
Buddy Bell, R (1, 5) OBP: 0.355, SLG: 0.377		E SH3 1B 1B	1-3 1B		F8			FC4 1-2f BB		SH3-4 1-2	4	1	2	0	0	0	3
Ray Fosse, R (1, 2) OBP: 0.385, SLG: 0.376		E7 SH3 1-3 1B	5-3			5-3		BBBB 4-0 1-2 BB		4-3 2-H 1B	4	0	2	1	1	0	2
Ron Pruitt, R (1, 9) OBP: 0.319, SLG: 0.308		SH3 IBB		4-3		SSS K		F8		4-3 2-3	2	0	0	0	1	1	0
John Lowenstein, L (8, PH) OBP: 0.321, SLG: 0.301											2	0	0	0	0	0	3
(8, 9)																	
Frank Duffy, R (1, 6) OBP: 0.277, SLG: 0.286		SH3 1-2 2-3 3-H		SSS K		6-3			F7	5-3	4	0	0	1	0	1	1

	AB	37
	R	4
	H	12
	RBI	4
	BB	4
	SO	3
	LOB	20

Inning Stats																								
	R: 1	H: 1	R: 1	H: 2	R: 1	H: 3	R: 0	H: 0	R: 0	H: 1	R: 0	H: 0	R: 0	H: 0	R: 0	H: 1	R: 0	H: 2	R: 1	H: 2	1B: 10	SF: 1	WP: 0	PA: 45
	E: 2	LOB: 0	E: 1	LOB: 2	E: 0	LOB: 2	E: 0	LOB: 0	E: 0	LOB: 2	E: 0	LOB: 0	E: 0	LOB: 0	E: 0	LOB: 2	E: 0	LOB: 2	E: 0	LOB: 1	2B: 1	SAC: 3	PB: 0	
	K: 0	BB: 0	K: 0	BB: 1	K: 0	BB: 0	K: 1	BB: 0	K: 0	BB: 1	K: 0	BB: 0	K: 1	BB: 0	K: 0	BB: 1	K: 0	BB: 1	K: 0	BB: 0	3B: 1	DP: 2	SB: 0	
	S: 4	P: 4	S: 5	P: 9	S: 6	P: 6	S: 5	P: 5	S: 4	P: 8	S: 5	P: 5	S: 5	P: 5	S: 4	P: 8	S: 4	P: 8	S: 5	P: 5	HR: 0	HBP: 0	CS: 0	

PITCHER		IP	WLS	BF	H	R	ER	SO	BB	IBB	HBP	BLK	WP	HR	S	P	ERA	WHIP
Jerry Augustine, L ERA: 3.09	(1, 1)	4.2		23	7	3	2	1	1	1	0	0	0	0	23	31	3.86	1.714
Pete Broberg, R ERA: 4.42	(5, 1)	3.2		15	3	0	0	2	1	0	0	0	0	0	18	22	0.00	1.091
Ray Sadecki, L ERA: 4.13	(9, 1)	0.0		1	0	0	0	0	1	0	0	0	0	0	0	4	∞	∞
Bill Castro, R ERA: 3.4	(9, 1)	1.2	L	6	2	1	1	0	0	0	0	0	0	0	6	6	5.40	1.200

PITCHER	IP	WLS	BF	H	R	ER	SO	BB	IBB	HBP	BLK	WP	HR	S	P	ERA	WHIP

Cleveland Indians @ Milwaukee Brewers

Milwaukee County Stadium, Milwaukee, WI

Sun Aug 01 1976, 4:33 AM EDT
Att. 14,458 - Unknown - 74 F

BOTTOM

livebaseballscorecards.com

Batter	1	2	3	4	5	6	7	8	9	10	AB	R	H	RBI	BB	SO	LOB
Von Joshua, L (1, 8) OBP: 0.271, SLG: 0.324	G3		4-3			4-3		HBP BB BB 1-2 BB		SH2-4 BB	3	0	0	0	0	0	0
Gorman Thomas, R (8, PH) OBP: 0.317, SLG: 0.394 (9, 8)											0	1	0	0	2	0	0
Robin Yount, R (1, 6) OBP: 0.323, SLG: 0.333	F7			F8		4-3 WP BB		BB HBP 1-2 2-3 BB		SH2-4 1-2	2	0	0	0	2	0	0
George Scott, R (1, 3) OBP: 0.322, SLG: 0.387	1B			K		4-3 1-3		BB 1-2 2-3 3-H HBP		1-3	4	0	1	1	0	1	2
Mike Hegan, L (1, 9) OBP: 0.323, SLG: 0.402	4-3			K		K		1-2 2-3 3-H BB		L8	3	0	0	0	0	2	2
Hank Aaron, R (8, PH) OBP: 0.322, SLG: 0.396 (9, 7)											1	0	0	1	1	0	1
Sixto Lezcano, R (1, 7) OBP: 0.350, SLG: 0.399 (9, 9)		CS 1B			K		6-3	F9			4	0	1	0	0	1	3
Bernie Carbo, L (1, 10) OBP: 0.349, SLG: 0.381		K			E 1B		G6-3 1B	F6			3	1	2	0	0	1	1
Don Money, R (8, PH) OBP: 0.339, SLG: 0.426											1	0	0	0	0	0	3
Tim Johnson, L (1, 4) OBP: 0.350, SLG: 0.323 (9, 5)	G3 1-2				F4 1-2		G6-3 1-2f			4-3	4	0	0	0	0	0	3
Charlie Moore, R (1, 2) OBP: 0.359, SLG: 0.336			K		2-H 1B			K		6-3	4	0	1	1	0	2	0
Jack Heidemann, R (1, 5) OBP: 0.212, SLG: 0.224			K		K			BB BB HBP 1B		5-3	2	0	0	0	0	2	1
Bill Sharp, L (8, PH) OBP: 0.295, SLG: 0.280											1	1	1	0	0	0	0
Gary Sutherland, R (9, 4) OBP: 0.260, SLG: 0.289											1	0	0	0	0	0	0
Inning Stats	R: 0 E: 0 K: 0 S: 4 H: 1 LOB: 1 BB: 0 P: 4	R: 0 E: 0 K: 1 S: 5 H: 1 LOB: 0 BB: 0 P: 5	R: 0 E: 0 K: 2 S: 7 H: 0 LOB: 0 BB: 0 P: 7	R: 0 E: 0 K: 2 S: 7 H: 0 LOB: 0 BB: 0 P: 7	R: 1 E: 1 K: 2 S: 9 H: 2 LOB: 1 BB: 0 P: 9	R: 0 E: 0 K: 1 S: 5 H: 0 LOB: 1 BB: 1 P: 9	R: 0 E: 0 K: 0 S: 3 H: 1 LOB: 0 BB: 0 P: 3	R: 2 E: 0 K: 1 S: 6 H: 1 LOB: 3 BB: 3 P: 19	R: 0 E: 0 K: 0 S: 3 H: 0 LOB: 0 BB: 0 P: 3	R: 0 E: 0 K: 0 S: 3 H: 0 LOB: 1 BB: 1 P: 7	1B: 6 2B: 0 3B: 0 HR: 0 SF: 0 SAC: 1 DP: 1 HBP: 1	WP: 1 PB: 0 SB: 0 CS: 1 PA: 40					

PITCHER		IP	WLS	BF	H	R	ER	SO	BB	IBB	HBP	BLK	WP	HR	S	P	ERA	WHIP
Jackie Brown, R ERA: 3.61	(1, 1)	7.1		27	6	2	1	9	1	0	0	0	1	0	44	48	1.23	0.955
Dave LaRoche, L ERA: 2.41	(8, 1)	0.0		2	0	0	0	0	2	0	0	0	0	0	0	8	∞	∞
Tom Buskey, R ERA: 3.21	(8, 1)	0.0		2	0	1	1	0	1	0	1	0	0	0	0	5	∞	∞
Don Hood, L ERA: 4.68	(8, 1)	2.0	W	7	0	0	0	0	1	0	0	0	0	0	6	10	0.00	0.500
Jim Kern, R ERA: 2.28	(10, 1)	0.2	S	2	0	0	0	0	0	0	0	0	0	0	2	2	0.00	0.000

PITCHER	IP	WLS	BF	H	R	ER	SO	BB	IBB	HBP	BLK	WP	HR	S	P	ERA	WHIP

AB	33
R	3
H	6
RBI	3
BB	5
SO	9
LOB	16

Batter	1	2	3	4	5	6	7	8	9	AB	R	H	RBI	BB	SO	LOB
Rick Burleson, R (1, 6) OBP: 0.345, SLG: 0.347	6-3		FC5-6 1B CS 1-2f		BB 1-2		F4		F8	4	0	0	0	1	0	2
Denny Doyle, L (1, 4) OBP: 0.300, SLG: 0.305	E 1B BB		1-3 1B		F8		E SF8 1-2 1B		1B	4	2	3	0	1	0	2
Cecil Cooper, L (1, 10) OBP: 0.292, SLG: 0.451	E3 1B 1-3		K 3-H			G3 1B	E8 1-3 2-H 1B		F2	5	0	2	1	0	1	4
Carl Yastrzemski, L (1, 3) OBP: 0.349, SLG: 0.442	G5-4-3 1-2 3-H 1B			F7		F9	SF8 3-H		K	4	0	1	2	0	1	2
Jim Rice, R (1, 7) OBP: 0.316, SLG: 0.468	G5-4-3 1-2f			K		G3 1-2 1B	F7			4	0	1	0	0	1	3
Rick Miller, L (1, 8) OBP: 0.346, SLG: 0.358		3-1		F7		G3 1-2 2-3		F8		4	0	0	0	0	0	2
Dwight Evans, R (1, 9) OBP: 0.336, SLG: 0.423		5-3			BB BB	IBB		F4		2	0	0	0	2	0	0
Butch Hobson, R (1, 5) OBP: 0.273, SLG: 0.322		F4			K	K		FC5 2B		4	0	1	0	0	2	4
Bob Montgomery, R (1, 2) OBP: 0.297, SLG: 0.377			FC5-6 1B		K		E 1B 1B	FC5 2-3		4	1	2	0	0	1	2
Inning Stats	R: 1 E: 1 K: 0 S: 4 H: 1 LOB: 1 BB: 1 P: 8	R: 0 E: 0 K: 0 S: 3 H: 0 LOB: 0 BB: 0 P: 3	R: 0 E: 0 K: 1 S: 6 H: 2 LOB: 2 BB: 0 P: 6	R: 0 E: 0 K: 1 S: 5 H: 0 LOB: 0 BB: 0 P: 5	R: 0 E: 0 K: 2 S: 7 H: 0 LOB: 2 BB: 2 P: 15	R: 0 E: 0 K: 1 S: 7 H: 2 LOB: 3 BB: 1 P: 11	R: 2 E: 1 K: 0 S: 6 H: 3 LOB: 1 BB: 0 P: 6	R: 0 E: 0 K: 0 S: 4 H: 1 LOB: 1 BB: 0 P: 4	R: 0 E: 0 K: 1 S: 6 H: 1 LOB: 1 BB: 0 P: 6	1B: 9 2B: 2 3B: 0 HR: 0 SF: 1 SAC: 0 DP: 2 HBP: 0						

TOP

Boston Red Sox @ Cleveland Indians

Cleveland Municipal Stadium, Cleveland, OH

Mon Aug 02 1976, 7:05 PM EDT

Att. 12,182 - Unknown - 74 F

livebaseballscorecards.com

AB	35
R	3
H	10
RBI	3
BB	4
SO	6
LOB	21

WP: 0 PB: 0 SB: 0 CS: 1 PA: 40

PITCHER	IP	WLS	BF	H	R	ER	SO	BB	IBB	HBP	BLK	WP	HR	S	P	ERA	WHIP
Pat Dobson, R (1, 1) ERA: 3.47	9.0	L	40	10	3	2	6	3	1	0	0	0	0	48	64	2.00	1.444

PITCHER	IP	WLS	BF	H	R	ER	SO	BB	IBB	HBP	BLK	WP	HR	S	P	ERA	WHIP

BOTTOM

Boston Red Sox @ Cleveland Indians

Cleveland Municipal Stadium, Cleveland, OH

Mon Aug 02 1976, 7:05 PM EDT

Att. 12,182 - Unknown - 74 F

livebaseballscorecards.com

Batter	1	2	3	4	5	6	7	8	9	AB	R	H	RBI	BB	SO	LOB
Duane Kuiper, L (1, 3) (9, 4) OBP: 0.320, SLG: 0.321	F7		F8			BB		SF9 1-3 2B		3	0	1	0	1	0	1
Larvell Blanks, R (1, 4) (9, 6) OBP: 0.360, SLG: 0.494	5-3		K			F9		SF9 2-3 3-H		3	0	0	1	0	1	2
Rick Manning, L (1, 8) OBP: 0.333, SLG: 0.383	E6 FC6-4			G5-4-3 1B		K		F7		4	0	1	0	0	1	2
Rico Carty, R (1, 10) OBP: 0.390, SLG: 0.486	FC6-4 1-2f			G5-4-3 1-2f			G3 1B		1B	4	0	2	0	0	0	2
John Lowenstein, L (1, 9) OBP: 0.313, SLG: 0.293		K		4-3			G3 1-2		F7	4	0	0	0	0	1	2
Buddy Bell, R (1, 5) OBP: 0.354, SLG: 0.374		F9				G6-3 BB	K		F8	3	0	0	0	1	1	2
Tommy Smith, L (1, 7) OBP: 0.273, SLG: 0.295		F7				F7	F9		F6	4	0	0	0	0	0	3
Ray Fosse, R (1, 2) OBP: 0.384, SLG: 0.375			SH1-3 1B			G6-3 1-2f		E6 2B SF9		3	1	1	0	0	0	1
Frank Duffy, R (1, 6) OBP: 0.277, SLG: 0.285			SH1-3 1-2			F2		F8		1	0	0	0	0	0	0
Boog Powell, L (8, PH) (9, 3) OBP: 0.303, SLG: 0.273										1	0	0	0	0	0	1
Inning Stats	R: 0 E: 1 K: 0 S: 4 H: 0 LOB: 1 BB: 0 P: 4	R: 0 E: 0 K: 1 S: 5 H: 0 LOB: 0 BB: 0 P: 5	R: 0 E: 0 K: 1 S: 6 H: 1 LOB: 1 BB: 0 P: 6	R: 0 E: 0 K: 0 S: 3 H: 1 LOB: 0 BB: 0 P: 3	R: 0 E: 0 K: 0 S: 2 H: 0 LOB: 0 BB: 1 P: 6	R: 0 E: 0 K: 1 S: 5 H: 0 LOB: 1 BB: 1 P: 9	R: 0 E: 0 K: 1 S: 6 H: 1 LOB: 1 BB: 0 P: 6	R: 1 E: 1 K: 0 S: 5 H: 1 LOB: 1 BB: 0 P: 5	R: 0 E: 0 K: 0 S: 4 H: 1 LOB: 1 BB: 0 P: 4	1B: 4 2B: 1 3B: 0 HR: 0	SF: 1 SAC: 1 DP: 2 HBP: 0						

	AB	30
	R	1
	H	5
	RBI	1
	BB	2
	SO	4
	LOB	16

PITCHER		IP	WLS	BF	H	R	ER	SO	BB	IBB	HBP	BLK	WP	HR	S	P	ERA	WHIP
Rick Wise, R (1, 1) ERA: 3.8		9.0	W	34	5	1	0	4	2	0	0	0	0	0	40	48	0.00	0.778

PITCHER	IP	WLS	BF	H	R	ER	SO	BB	IBB	HBP	BLK	WP	HR	S	P	ERA	WHIP

WP: 0 PB: 0 SB: 0 CS: 0 PA: 34

Batter	1	2	3	4	5	6	7	8	9	10	AB	R	H	RBI	BB	SO	LOB
Rick Burleson, R (1, 6) OBP: 0.344, SLG: 0.344	F7		F4			BB CS			F6		3	0	0	0	1	0	0
Denny Doyle, L (1, 4) OBP: 0.299, SLG: 0.304	K			4-3		CS 1-2	1B		4-3		4	0	1	0	0	1	0
Cecil Cooper, L (1, 10) OBP: 0.288, SLG: 0.444	F5			K			F8			K	4	0	0	0	0	2	1
Carl Yastrzemski, L (1, 3) OBP: 0.348, SLG: 0.438		F6		3-1			F5			BB CS	3	0	0	0	1	0	1
Jim Rice, R (1, 7) OBP: 0.318, SLG: 0.469		FC6-4 1B			CS SH1-4 1B		F9			K 1-2	4	0	2	0	0	1	2
Rick Miller, L (1, 8) OBP: 0.343, SLG: 0.354		FC6-4 1-2f			SH1-4 1-2			G3			2	0	0	0	0	0	1
Dwight Evans, R (1, 9) OBP: 0.333, SLG: 0.419		5-3			K 2-3			F8			3	0	0	0	0	1	2
Butch Hobson, R (1, 5) OBP: 0.261, SLG: 0.306			5-3			6-3		F8			3	0	0	0	0	0	0
Bob Montgomery, R (1, 2) OBP: 0.284, SLG: 0.359			F7			K			F8		3	0	0	0	0	1	0

TOP

Boston Red Sox @ Cleveland Indians

Cleveland Municipal Stadium, Cleveland, OH

Tue Aug 03 1976, 7:05 PM EDT
Att. 10,187 - Unknown - 73 F

livebaseballscorecards.com

AB	29
R	0
H	3
RBI	0
BB	2
SO	6
LOB	7

Inning Stats	1	2	3	4	5	6	7	8	9	10	1B: 3	SF: 0	WP: 0	PA: 33
R:	0	0	0	0	0	0	0	0	0	0	2B: 1	SAC: 1	PB: 0	
E:	0	0	0	0	0	0	0	0	0	0	3B: 0	DP: 1	SB: 0	
K:	1	0	0	1	1	1	0	0	0	2	HR: 0	HBP: 0	CS: 3	
S:	5	4	3	5	5	4	4	3	3	6				
H:	0	1	0	0	1	0	1	0	0	0				
LOB:	0	1	0	0	1	0	1	0	0	1				
BB:	0	0	0	0	0	1	0	0	0	1				
P:	5	4	3	5	5	8	4	3	3	10				

PITCHER	IP	WLS	BF	H	R	ER	SO	BB	IBB	HBP	BLK	WP	HR	S	P	ERA	WHIP
Dennis Eckersley, R (1, 1) ERA: 4.17	10.0	W	32	3	0	0	6	2	0	0	0	0	0	42	50	0.00	0.500

PITCHER	IP	WLS	BF	H	R	ER	SO	BB	IBB	HBP	BLK	WP	HR	S	P	ERA	WHIP

Boston Red Sox @ Cleveland Indians

Cleveland Municipal Stadium, Cleveland, OH

Tue Aug 03 1976, 7:05 PM EDT
Att. 10,187 - Unknown - 73 F

livebaseballscorecards.com

Batter	1	2	3	4	5	6	7	8	9	10	AB	R	H	RBI	BB	SO	LOB
Duane Kuiper, L (1, 4) OBP: 0.317, SLG: 0.318	6-3			F6 F8 2B		4-3			SH3 1-2		3	0	0	0	0	0	0
Rick Manning, L (1, 8) OBP: 0.332, SLG: 0.384	K			F8 2B		F7			6-3		4	0	1	0	0	1	1
John Lowenstein, L (1, 7) OBP: 0.306, SLG: 0.285	F8			F8 2-3			F8		L4		4	0	0	0	0	0	2
Rico Carty, R (1, 10) OBP: 0.391, SLG: 0.485		F9		BB			F9			FC4-6 1B	3	0	1	0	1	0	0
Rick Waits, L (10, PR)											0	0	0	0	0	0	0
Boog Powell, L (1, 3) OBP: 0.297, SLG: 0.267		K		4-1			6-3			FC4-6 1B 1-2f SF8	4	0	0	0	0	1	3
Ron Pruitt, R (10, PR) OBP: 0.319, SLG: 0.308											0	1	0	0	0	0	0
Buddy Bell, R (1, 5) OBP: 0.355, SLG: 0.375		F7			CS 1B			F9		1-3 1B	4	0	2	0	0	0	0
Charlie Spikes, R (1, 9) OBP: 0.308, SLG: 0.350			4-3		K 1-2			F5		SF8 3-H	3	0	0	0	0	1	1
Tommy Smith, L (10, PH) OBP: 0.267, SLG: 0.295											0	0	0	1	0	0	0
Alan Ashby, S (1, 2) OBP: 0.298, SLG: 0.306			F7		F5			G3			3	0	0	0	0	0	0
Frank Duffy, R (1, 6) OBP: 0.277, SLG: 0.285			F8			F9			SH3 1B		3	0	1	0	0	0	0
Inning Stats	R: 0 E: 0 K: 1 S: 5 H: 0 LOB: 0 BB: 0 P: 5	R: 0 E: 0 K: 1 S: 5 H: 0 LOB: 0 BB: 0 P: 5	R: 0 E: 0 K: 0 S: 3 H: 0 LOB: 0 BB: 0 P: 3	R: 0 E: 0 K: 0 S: 4 H: 1 LOB: 2 BB: 1 P: 8	R: 0 E: 0 K: 1 S: 5 H: 1 LOB: 0 BB: 0 P: 5	R: 0 E: 0 K: 0 S: 3 H: 0 LOB: 0 BB: 0 P: 3	R: 0 E: 0 K: 0 S: 3 H: 0 LOB: 0 BB: 0 P: 3	R: 0 E: 0 K: 0 S: 3 H: 0 LOB: 0 BB: 0 P: 3	R: 0 E: 0 K: 0 S: 4 H: 1 LOB: 1 BB: 0 P: 4	R: 1 E: 0 K: 0 S: 4 H: 2 LOB: 2 BB: 0 P: 4	1B: 4 2B: 2 3B: 0 HR: 0	SF: 1 SAC: 1 DP: 1 HBP: 0	WP: 0 PB: 0 SB: 0 CS: 1	PA: 34			

BOTTOM	
AB	31
R	1
H	5
RBI	1
BB	1
SO	3
LOB	7

PITCHER		IP	WLS	BF	H	R	ER	SO	BB	IBB	HBP	BLK	WP	HR	S	P	ERA	WHIP
Luis Tiant, R ERA: 3.35	(1, 1)	9.0		30	3	0	0	3	1	0	0	0	0	0	35	39	0.00	0.444
Tom Murphy, R ERA: 4.08	(10, 1)	0.2	L	4	2	1	1	0	0	0	0	0	0	0	4	4	13.50	3.000

PITCHER	IP	WLS	BF	H	R	ER	SO	BB	IBB	HBP	BLK	WP	HR	S	P	ERA	WHIP

Batter	1	2	3	4	5	6	7	8	9	AB	R	H	RBI	BB	SO	LOB
Ken Singleton, S (1, 7) OBP: 0.340, SLG: 0.344	SSS 0-3 ① K		x 0-0 ② F9		x 0-0 1B 1B		SSS 0-3 ③ K			4	0	1	0	0	2	2
Bobby Grich, R (1, 4) OBP: 0.388, SLG: 0.435	x 0-0 ② P6		BBBB 4-0 1-2 2-3 BB		x 0-0 1-2 1B			x 0-0 ① P4		3	0	1	0	1	0	0
Reggie Jackson, L (1, 9) OBP: 0.342, SLG: 0.503	x 0-0 ③ F8		SSS 0-3 ③ K		x 0-0 ③ 4-3			x 0-0 ② F7		4	0	0	0	0	1	5
Lee May, R (1, 3) OBP: 0.299, SLG: 0.446		x 0-0 ① 3-1		x 0-0 ① F3		x 0-0 1B 1B		SSS 0-3 ③ K		4	0	1	0	0	1	0
Andres Mora, R (1, 10) OBP: 0.243, SLG: 0.343		x 0-0 ② F9		BBBB 4-0 FC6-4 BB		x 0-0 ① F8			SSS 0-3 ① K	3	0	0	0	1	1	1
Paul Blair, R (1, 8) OBP: 0.261, SLG: 0.282		SSS 0-3 ③ K		x 0-0 ② FC6-4 1-2f		x 0-0 G5-4-3 1-2 1B			x 0-0 L4 1B	4	0	2	0	0	1	1
Doug DeCinces, R (1, 5) OBP: 0.281, SLG: 0.339			x 0-0 FC6-4 1B	x 0-0 ③ 5-3		x 0-0 ②③ G5-4-3 1-2f			x 0-0 1-2 1B	4	0	2	0	0	0	3
Rick Dempsey, R (1, 2) OBP: 0.200, SLG: 0.149			x 0-0 ① FC6-4 BB BB 1-2f		x 0-0 G4-3 1B		x 0-0 ① F7		x 0-0 ②③ L4 2-3	4	0	1	0	0	0	3
Tim Nordbrook, R (1, 6) OBP: 0.353, SLG: 0.214			BBBB 4-0 BB 1-2 BB		x 0-0 ①② G4-3 1-2f		x 0-0 ② 6-3			2	0	0	0	1	0	1
Inning Stats	R: 0 E: 0 K: 1 S: 5 H: 0 LOB: 0 BB: 0 P: 5	R: 0 E: 0 K: 1 S: 5 H: 0 LOB: 0 BB: 0 P: 5	R: 0 E: 0 K: 1 S: 6 H: 1 LOB: 3 BB: 2 P: 14	R: 0 E: 0 K: 0 S: 3 H: 0 LOB: 1 BB: 1 P: 7	R: 0 E: 0 K: 0 S: 5 H: 3 LOB: 2 BB: 0 P: 5	R: 0 E: 0 K: 0 S: 4 H: 2 LOB: 1 BB: 0 P: 4	R: 0 E: 0 K: 1 S: 5 H: 0 LOB: 0 BB: 0 P: 5	R: 0 E: 0 K: 1 S: 5 H: 0 LOB: 0 BB: 0 P: 5	R: 0 E: 0 K: 1 S: 6 H: 2 LOB: 1 BB: 0 P: 6	1B: 8 2B: 1 3B: 0 HR: 0	SF: 0 SAC: 0 DP: 3 HBP: 0						

TOP

Baltimore Orioles @ Cleveland Indians

Cleveland Municipal Stadium, Cleveland, OH

Wed Aug 04 1976, 7:05 PM EDT

Att. 8,316 - Unknown

livebaseballscorecards.com

AB	32
R	0
H	8
RBI	0
BB	3
SO	6
LOB	16

PITCHER	IP	WLS	BF	H	R	ER	SO	BB	IBB	HBP	BLK	WP	HR	S	P	ERA	WHIP
Rick Waits, L (1, 1) ERA: 3.25	9.0	W	35	8	0	0	6	3	0	0	0	0	0	44	56	0.00	1.222

PITCHER	IP	WLS	BF	H	R	ER	SO	BB	IBB	HBP	BLK	WP	HR	S	P	ERA	WHIP

Baltimore Orioles @ Cleveland Indians

Cleveland Municipal Stadium, Cleveland, OH

Wed Aug 04 1976, 7:05 PM EDT

Att. 8,316 - Unknown

livebaseballscorecards.com

BOTTOM

Batter	1	2	3	4	5	6	7	8	9	AB	R	H	RBI	BB	SO	LOB
Duane Kuiper, L (1, 4) OBP: 0.325, SLG: 0.332	BB 1B 1B		4-3 3B		SH1-4 1B FC3-2 1B		4-3 SH5-3 1B			4	2	4	0	0	0	0
Rick Manning, L (1, 8) OBP: 0.334, SLG: 0.385	B B B B E 1B SF9 1-2 BB		① 4-3 3-H		FC3-2 SH1-4 1-2 1B		① SH5-3 1-2			2	1	1	1	1	0	0
John Lowenstein, L (1, 9) OBP: 0.301, SLG: 0.279	S S S ① K		② 6-3		① SH1-4 1-2 2-3		② ③ 4-3 2-3			3	0	0	0	0	1	3
Rico Carty, R (1, 10) OBP: 0.395, SLG: 0.485	E9 1-3 2-H 1B		B B B B 4-0 BB		I I I I FC3-2 IBB			① 1-3		2	0	1	1	2	0	0
Boog Powell, L (1, 3) OBP: 0.296, SLG: 0.274	② SF9 3-H		③ F9		② FC3-2 1-2 2-3 3-Hf			0-0 2B		3	0	1	1	0	0	4
George Hendrick, R (1, 7) OBP: 0.318, SLG: 0.463	③ F7			① 6-3	③ F9			S S S ② K		4	0	0	0	0	1	5
Buddy Bell, R (1, 5) OBP: 0.354, SLG: 0.374		① F3		1B		① F5		③ F8		4	0	1	0	0	0	1
Ray Fosse, R (1, 2) OBP: 0.375, SLG: 0.365		② P3		② F9		② F8				3	0	0	0	0	0	1
Frank Duffy, R (1, 6) OBP: 0.274, SLG: 0.282		③ 6-3		S S S ③ K		S S S ③ K				3	0	0	0	0	2	1
Inning Stats	R: 2 H: 2 E: 1 LOB: 1 K: 1 BB: 1 S: 7 P: 11	R: 0 H: 0 E: 0 LOB: 0 K: 0 BB: 0 S: 3 P: 3	R: 1 H: 1 E: 0 LOB: 1 K: 0 BB: 1 S: 4 P: 8	R: 0 H: 1 E: 0 LOB: 1 K: 1 BB: 0 S: 6 P: 6	R: 0 H: 2 E: 0 LOB: 3 K: 0 BB: 1 S: 5 P: 9	R: 0 H: 0 E: 0 LOB: 0 K: 1 BB: 0 S: 5 P: 5	R: 0 H: 1 E: 0 LOB: 0 K: 0 BB: 0 S: 3 P: 3	R: 0 H: 1 E: 0 LOB: 1 K: 1 BB: 0 S: 6 P: 6		1B: 6 SF: 1 2B: 1 SAC: 2 3B: 1 DP: 0 HR: 0 HBP: 0						

	AB	28
	R	3
	H	8
	RBI	3
	BB	3
	SO	4
	LOB	15

WP: 0 PA: 34
PB: 0
SB: 0
CS: 0

PITCHER		IP	WLS	BF	H	R	ER	SO	BB	IBB	HBP	BLK	WP	HR	S	P	ERA	WHIP
Jim Palmer, R ERA: 2.81	(1, 1)	8.0	L	34	8	3	2	4	2	1	0	0	0	0	39	51	2.25	1.250

PITCHER		IP	WLS	BF	H	R	ER	SO	BB	IBB	HBP	BLK	WP	HR	S	P	ERA	WHIP

Baltimore Orioles @ Cleveland Indians

Cleveland Municipal Stadium, Cleveland, OH

Thu Aug 05 1976, 7:05 PM EDT

Att. 7,521 - Unknown

TOP

livebaseballscorecards.com

Batter	1	2	3	4	5	6	7	8	9	AB	R	H	RBI	BB	SO	LOB
Al Bumbry, L (1, 8) OBP: 0.325, SLG: 0.394	4-3		F8 1-3		F7		6-3		6-3	4	0	0	0	0	0	4
Paul Blair, R (7, 8) OBP: 0.260, SLG: 0.281										1	0	0	0	0	0	0
Bobby Grich, R (1, 4) OBP: 0.383, SLG: 0.428	6-3		6-3		F9		5-3		5-3	5	0	0	0	0	0	4
Reggie Jackson, L (1, 9) OBP: 0.341, SLG: 0.500	K			F8		1B 2B 1B		4-3		4	1	1	0	0	1	0
Lee May, R (1, 10) OBP: 0.304, SLG: 0.453		G6-3 1B		5-3		1-3 2B 1B		3B 2B		4	2	3	0	0	0	0
Ken Singleton, S (1, 7) OBP: 0.339, SLG: 0.346		G6-3 1-2f		4-3		F9 WP 2-H 3-H 2B		F8		4	1	1	2	0	0	2
Tony Muser, L (1, 3) OBP: 0.281, SLG: 0.254		F9			SH3 1B 1B	F9 2-3		4-0 3B IBB		3	1	1	0	1	0	1
Doug DeCinces, R (1, 5) OBP: 0.288, SLG: 0.364			HR		SH3 1-2 1B	6-3 3-H		1-H 2-H 3B		4	1	3	3	0	0	0
Dave Duncan, R (1, 2) OBP: 0.267, SLG: 0.251			F9		SH3 1-2 2-3	1-3		3-1		3	0	0	0	0	0	1
Mark Belanger, R (1, 6) OBP: 0.333, SLG: 0.321			F8 S 1B		BBBB BB	P4			F8	3	0	1	0	1	0	0

	AB	35
	R	6
	H	10
	RBI	5
	BB	2
	SO	1
	LOB	12

Inning Stats	1	2	3	4	5	6	7	8	9	1B: 6	SF: 0	WP: 1	PA: 38
	R: 0 E: 0 K: 1 S: 5	R: 0 E: 0 K: 0 S: 3	R: 1 E: 0 K: 0 S: 5	R: 0 E: 0 K: 0 S: 3	R: 0 E: 0 K: 0 S: 5	R: 3 E: 0 K: 0 S: 6	R: 0 E: 0 K: 0 S: 3	R: 2 E: 0 K: 0 S: 5	R: 0 E: 0 K: 0 S: 3	2B: 2 3B: 1 HR: 1	SAC: 1 DP: 1 HBP: 0	PB: 0 SB: 1 CS: 0	
	H: 0 LOB: 0 BB: 0 P: 5	H: 1 LOB: 0 BB: 0 P: 3	H: 2 LOB: 0 BB: 0 P: 5	H: 0 LOB: 0 BB: 0 P: 3	H: 2 LOB: 3 BB: 1 P: 9	H: 3 LOB: 0 BB: 0 P: 6	H: 0 LOB: 0 BB: 0 P: 3	H: 2 LOB: 1 BB: 1 P: 9	H: 0 LOB: 0 BB: 0 P: 3				

PITCHER		IP	WLS	BF	H	R	ER	SO	BB	IBB	HBP	BLK	WP	HR	S	P	ERA	WHIP
Jim Bibby, R ERA: 3.81	(1, 1)	5.0	L	23	8	4	4	1	1	0	0	0	0	1	24	28	7.20	1.800
Tom Buskey, R ERA: 3.28	(6, 1)	4.0		15	2	2	2	0	0	1	0	0	1	0	14	18	4.50	0.500

PITCHER	IP	WLS	BF	H	R	ER	SO	BB	IBB	HBP	BLK	WP	HR	S	P	ERA	WHIP

Batter	1	2	3	4	5	6	7	8	9	AB	R	H	RBI	BB	SO	LOB
Duane Kuiper, L (1, 4) OBP: 0.324, SLG: 0.331	4-3		S 1B		4-3		1-3			4	0	1	0	0	0	0
Rick Manning, L (1, 8) OBP: 0.333, SLG: 0.386	G3		K 1-2		2B 2B		4-3			4	1	1	0	0	1	1
Tommy Smith, L (1, 9) OBP: 0.286, SLG: 0.333	1B 1B		4-3		2-H 2B			4-3		4	0	2	1	0	0	1
Rico Carty, R (1, 10) OBP: 0.393, SLG: 0.482	1-3 1B			K	F8			6-3		4	0	1	0	0	1	0
Boog Powell, L (1, 3) OBP: 0.295, SLG: 0.279	F8			1B 1B 2B		3-1		F8		4	1	1	0	0	0	2
George Hendrick, R (1, 7) OBP: 0.318, SLG: 0.460		K		1B 2-3 1B		5-3			K	4	0	1	0	0	2	0
Buddy Bell, R (1, 5) OBP: 0.353, SLG: 0.372		6-3		F9		1B			G1	4	0	1	0	0	0	2
Ray Fosse, R (1, 2) OBP: 0.379, SLG: 0.370		K		1-2 3-H 1B		F7			1B	4	0	2	1	0	1	1
Frank Duffy, R (1, 6) OBP: 0.271, SLG: 0.279			5-3	F8			5-3		1-3	4	0	0	0	0	0	3
Inning Stats	R: 0 H: 2 E: 0 LOB: 2 K: 0 BB: 0 S: 5 P: 5	R: 0 H: 0 E: 0 LOB: 0 K: 2 BB: 0 S: 7 P: 7	R: 0 H: 1 E: 0 LOB: 1 K: 1 BB: 0 S: 6 P: 6	R: 1 H: 3 E: 0 LOB: 2 K: 1 BB: 0 S: 8 P: 8	R: 1 H: 2 E: 0 LOB: 0 K: 0 BB: 0 S: 4 P: 4	R: 0 H: 1 E: 0 LOB: 1 K: 0 BB: 0 S: 4 P: 4	R: 0 H: 0 E: 0 LOB: 0 K: 0 BB: 0 S: 3 P: 3	R: 0 H: 0 E: 0 LOB: 0 K: 0 BB: 0 S: 3 P: 3	R: 0 H: 1 E: 0 LOB: 1 K: 1 BB: 0 S: 6 P: 6	1B: 7 SF: 0 2B: 3 SAC: 0 3B: 0 DP: 0 HR: 0 HBP: 0						

PITCHER	IP	WLS	BF	H	R	ER	SO	BB	IBB	HBP	BLK	WP	HR	S	P	ERA	WHIP
Wayne Garland, R (1, 1) ERA: 2.59	9.0	W	36	10	2	2	5	0	0	0	0	0	0	46	46	2.00	1.111

PITCHER	IP	WLS	BF	H	R	ER	SO	BB	IBB	HBP	BLK	WP	HR	S	P	ERA	WHIP

BOTTOM

Baltimore Orioles @ Cleveland Indians

Cleveland Municipal Stadium, Cleveland, OH

Thu Aug 05 1976, 7:05 PM EDT

Att. 7,521 - Unknown

livebaseballscorecards.com

AB	36
R	2
H	10
RBI	2
BB	0
SO	5
LOB	10

PA: 36

WP: 0
PB: 0
SB: 1
CS: 0

Cleveland Indians @ Detroit Tigers

Tiger Stadium, Detroit, MI

Fri Aug 06 1976, 7:05 PM EDT

Att. 19,079 - Unknown - 66 F

TOP

livebaseballscorecards.com

Batter	1	2	3	4	5	6	7	8	9	AB	R	H	RBI	BB	SO	LOB
Duane Kuiper, L (1, 4) OBP: 0.323, SLG: 0.330	L4			CS 1B		G3		K		4	0	1	0	0	1	4
Larvell Blanks, R (1, 6) OBP: 0.353, SLG: 0.483	K			1-3 1-2			6-3	E4 1-2 2-3 3-H		4	0	0	0	0	1	3
Rick Manning, L (1, 8) OBP: 0.333, SLG: 0.385	4-3			1-3			FC6-4 1B	F2		4	0	1	0	0	0	3
Rico Carty, R (1, 10) OBP: 0.392, SLG: 0.480		F8			F9		L6		G6-4-3 1B	4	0	1	0	0	0	1
George Hendrick, R (1, 7) OBP: 0.314, SLG: 0.456		G3			6-3		FC6-4 1-2f		G6-4-3 1-2f	4	0	0	0	0	0	2
Buddy Bell, R (1, 5) OBP: 0.352, SLG: 0.371		F8			6-3			FC4-6 1B	F7	4	0	1	0	0	0	0
Boog Powell, L (1, 3) OBP: 0.296, SLG: 0.280			4-3			FC3-4 1B		FC4-6 1B 1B E 1-2f		3	1	1	0	0	0	1
Charlie Spikes, R (1, 9) OBP: 0.308, SLG: 0.350			4-3			K		E 1B 1B 1-2		3	0	1	0	0	1	1
Ray Fosse, R (1, 2) OBP: 0.378, SLG: 0.369			F7			FC3-4 1-2f		E 1B 1-2 2-3		3	0	1	0	0	0	1

AB	33
R	1
H	7
RBI	0
BB	0
SO	3
LOB	16

Inning Stats	1	2	3	4	5	6	7	8	9
	R: 0 E: 0 K: 1 S: 5 H: 0 LOB: 0 BB: 0 P: 5	R: 0 E: 0 K: 0 S: 3 H: 0 LOB: 0 BB: 0 P: 3	R: 0 E: 0 K: 0 S: 3 H: 0 LOB: 0 BB: 0 P: 3	R: 0 E: 0 K: 0 S: 3 H: 1 LOB: 0 BB: 0 P: 3	R: 0 E: 0 K: 0 S: 3 H: 0 LOB: 0 BB: 0 P: 3	R: 0 E: 0 K: 1 S: 6 H: 1 LOB: 1 BB: 0 P: 6	R: 0 E: 0 K: 0 S: 4 H: 1 LOB: 1 BB: 0 P: 4	R: 1 E: 1 K: 1 S: 9 H: 3 LOB: 3 BB: 0 P: 9	R: 0 E: 0 K: 0 S: 3 H: 1 LOB: 0 BB: 0 P: 3

| | | |

Cleveland Indians @ Detroit Tigers

Tiger Stadium, Detroit, MI

Fri Aug 06 1976, 7:05 PM EDT

Att. 19,079 - Unknown - 66 F

BOTTOM

Batter	1	2	3	4	5	6	7	8	9	AB	R	H	RBI	BB	SO	LOB
Ron LeFlore, R (1, 8) OBP: 0.385, SLG: 0.419	B B B B 4-0 2B BB		x 0-0 ② 4-3		S S S 0-3 ③ K		x 0-0 2-H 1B			3	0	1	1	1	1	0
Dan Meyer, L (1, 7) OBP: 0.297, SLG: 0.333 Mickey Stanley, R (7, PH) OBP: 0.317, SLG: 0.436 (8, 7)	x 0-0 ① F8		B B B B 4-0 S BB			x 0-0 S 1B	x 0-0 ③ F3			2 1	0 0	1 0	0 0	1 0	0 0	1 1
Ben Oglivie, L (1, 9) OBP: 0.293, SLG: 0.448	x 0-0 1-3 2B		x 0-0 ③ 4-3 1-2			x 0-0 ① L7 1-2		x 0-0 ① 4-3		4	0	1	0	0	0	2
Rusty Staub, L (1, 10) OBP: 0.392, SLG: 0.442	x 0-0 ② F4			x 0-0 HR		x 0-0 ② F8		x 0-0 ② 4-3		4	1	1	1	0	0	3
Jason Thompson, L (1, 3) OBP: 0.333, SLG: 0.430	S S S 0-3 ③ K			x 0-0 ① F8		I I I I 4-0 FC6-4 IBB		B B B B 4-0 2B BB		2	1	0	0	2	1	2
Aurelio Rodriguez, R (1, 5) OBP: 0.274, SLG: 0.348		x 0-0 ① F4		x 0-0 ② F5		x 0-0 ③ FC6-4 1-2f		x 0-0 1-H 2B		4	0	1	1	0	0	2
John Wockenfuss, R (1, 2) OBP: 0.349, SLG: 0.438		x 0-0 ② F9		x 0-0 ③ F8			x 0-0 ① 5-3	x 0-0 ③ F9		4	0	0	0	0	0	1
Tom Veryzer, R (1, 6) OBP: 0.284, SLG: 0.269		x 0-0 ③ F7			x 0-0 ① L4		x 0-0 S 1B 1B			3	1	1	0	0	0	0
Pedro Garcia, R (1, 4) OBP: 0.235, SLG: 0.308			S S S 0-3 ① K		S S S 0-3 ② K		S S S 0-3 ② K 1-2			3	0	0	0	0	3	1
Inning Stats	R: 0 H: 1 E: 0 LOB: 2 K: 1 BB: 1 S: 6 P: 10	R: 0 H: 0 E: 0 LOB: 0 K: 0 BB: 0 S: 3 P: 3	R: 0 H: 0 E: 0 LOB: 1 K: 1 BB: 1 S: 5 P: 9	R: 1 H: 1 E: 0 LOB: 0 K: 0 BB: 0 S: 4 P: 4	R: 0 H: 0 E: 0 LOB: 0 K: 2 BB: 0 S: 7 P: 7	R: 0 H: 1 E: 0 LOB: 2 K: 0 BB: 1 S: 4 P: 8	R: 1 H: 2 E: 0 LOB: 1 K: 1 BB: 0 S: 7 P: 7	R: 1 H: 1 E: 0 LOB: 1 K: 0 BB: 1 S: 4 P: 8		1B: 3 SF: 0 2B: 2 SAC: 0 3B: 0 DP: 0 HR: 1 HBP: 0						

livebaseballscorecards.com

AB	30
R	3
H	6
RBI	3
BB	4
SO	5
LOB	13

WP: 0 PA: 34
PB: 0
SB: 3
CS: 0

PITCHER		IP	WLS	BF	H	R	ER	SO	BB	IBB	HBP	BLK	WP	HR	S	P	ERA	WHIP
Jackie Brown, R ERA: 3.57	(1, 1)	6.2	L	28	5	2	2	5	2	1	0	0	0	1	35	47	2.70	1.050
Don Hood, L ERA: 4.73	(7, 1)	1.1		6	1	1	1	0	1	0	0	0	0	0	5	9	6.75	1.500

PITCHER	IP	WLS	BF	H	R	ER	SO	BB	IBB	HBP	BLK	WP	HR	S	P	ERA	WHIP

Batter	1	2	3	4	5	6	7	8	9	AB	R	H	RBI	BB	SO	LOB
Duane Kuiper, L (1, 4) OBP: 0.322, SLG: 0.329	4-3			6-3		1-3		FC4-6 1-2 1B		4	0	1	0	0	0	0
Tommy Smith, L (1, 7) OBP: 0.264, SLG: 0.308	F8			4-3		4-3		FC4-6 1-2f 2-3		4	0	0	0	0	0	2
John Lowenstein, L (1, 8) OBP: 0.294, SLG: 0.272	F7			3-1			F9	F9		4	0	0	0	0	0	2
Rico Carty, R (1, 10) OBP: 0.391, SLG: 0.476		F8			BBBB FC1-6 1B 1B BB		E6 1B		4-3	3	1	0	0	1	0	0
Boog Powell, L (1, 3) OBP: 0.295, SLG: 0.279		SSS K			F6		1-2 1B		3-1	4	0	1	0	0	1	1
Buddy Bell, R (1, 5) OBP: 0.354, SLG: 0.373		6-3			FC1-6 1-2 1B		F7		FC4 1B	4	0	2	0	0	0	2
Charlie Spikes, R (1, 9) OBP: 0.304, SLG: 0.345			6-3		FC1-6 1B 1-2f 2-3		SSS K		FC4 1-2f	4	0	0	0	0	1	5
Alan Ashby, S (1, 2) OBP: 0.298, SLG: 0.306			4-3		1-3 3-H 1B			4-3		3	0	1	1	0	0	0
Frank Duffy, R (1, 6) OBP: 0.269, SLG: 0.277			SSS K			F2		FC4-6 1B 1B		2	0	0	0	0	1	0
Rick Manning, L (8, PH) OBP: 0.334, SLG: 0.386										1	0	1	0	0	0	0
Larvell Blanks, R (8, PR) OBP: 0.353, SLG: 0.483										0	0	0	0	0	0	0
(8, 6)																
Inning Stats	R: 0 E: 0 K: 0 S: 3 H: 0 LOB: 0 BB: 0 P: 3	R: 0 E: 0 K: 1 S: 5 H: 0 LOB: 0 BB: 0 P: 5	R: 0 E: 0 K: 1 S: 5 H: 0 LOB: 0 BB: 0 P: 5	R: 0 E: 0 K: 0 S: 3 H: 0 LOB: 0 BB: 0 P: 3	R: 1 E: 0 K: 0 S: 4 H: 2 LOB: 2 BB: 1 P: 8	R: 0 E: 0 K: 0 S: 3 H: 0 LOB: 0 BB: 0 P: 3	R: 0 E: 1 K: 1 S: 7 H: 1 LOB: 2 BB: 0 P: 7	R: 0 E: 0 K: 0 S: 5 H: 2 LOB: 2 BB: 0 P: 5	R: 0 E: 0 K: 0 S: 4 H: 1 LOB: 1 BB: 0 P: 4	1B: 6 2B: 0 3B: 0 HR: 0 SF: 0 SAC: 0 DP: 0 HBP: 0						

PITCHER	IP	WLS	BF	H	R	ER	SO	BB	IBB	HBP	BLK	WP	HR	S	P	ERA	WHIP
Mark Fidrych, R (1, 1) ERA: 1.91	9.0	W	34	6	1	1	3	1	0	0	0	0	0	39	43	1.00	0.778

PITCHER	IP	WLS	BF	H	R	ER	SO	BB	IBB	HBP	BLK	WP	HR	S	P	ERA	WHIP

TOP

Cleveland Indians @ Detroit Tigers

Tiger Stadium, Detroit, MI

Sat Aug 07 1976, 3:33 AM EDT

Att. 35,395 - Unknown

livebaseballscorecards.com

AB	33
R	1
H	6
RBI	1
BB	1
SO	3
LOB	12

WP: 0 PB: 0 SB: 0 CS: 0 PA: 34

Batter	1	2	3	4	5	6	7	8	9	AB	R	H	RBI	BB	SO	LOB
Ron LeFlore, R (1, 8) OBP: 0.388, SLG: 0.420	FC6-4 1B	PO 2-3	F8		1B 2-H 1B	BB 1B IBB		K		4	2	2	1	1	1	0
Dan Meyer, L (1, 7) OBP: 0.300, SLG: 0.331	FC6-4 1B S SF8 1-2f		F8		1B 2-H 1B	1B 1-2 2-3 BB		G3		4	2	1	1	1	0	1
Ben Oglivie, L (1, 9) OBP: 0.304, SLG: 0.456	1-3 1B		G3		1B 1-3 1B	HBP 1-3 2-H 3-H 1B				4	0	3	2	0	0	0
Rusty Staub, L (1, 10) OBP: 0.391, SLG: 0.439	SF8 3-H			3-1	F4	1-2 HBP				2	0	0	1	0	0	2
Jason Thompson, L (1, 3) OBP: 0.335, SLG: 0.431	F6			1B	1-2 3-H 1B	4-3				4	0	2	1	0	0	4
Aurelio Rodriguez, R (1, 5) OBP: 0.271, SLG: 0.344		6-3		F7	F7		F6			4	0	0	0	0	0	3
Tom Veryzer, R (1, 6) OBP: 0.281, SLG: 0.266		F9		F8		F8	F4			4	0	0	0	0	0	1
Chuck Scrivener, R (1, 4) OBP: 0.303, SLG: 0.289		PO 1B 1B			BB SH3-4 1B	K	L8			3	1	1	0	1	1	0
Bruce Kimm, R (1, 2) OBP: 0.315, SLG: 0.320		1-2 1B			SH3-4 1-2	BB 1B 2B		5-3		3	1	2	0	0	0	0
Inning Stats	R: 1 E: 0 K: 0 S: 5 H: 2 LOB: 1 BB: 0 P: 5	R: 0 E: 0 K: 0 S: 4 H: 2 LOB: 1 BB: 0 P: 4	R: 0 E: 0 K: 0 S: 3 H: 0 LOB: 0 BB: 0 P: 3	R: 0 E: 0 K: 0 S: 4 H: 1 LOB: 1 BB: 0 P: 4	R: 3 E: 0 K: 0 S: 7 H: 4 LOB: 2 BB: 1 P: 11	R: 2 E: 0 K: 1 S: 7 H: 2 LOB: 3 BB: 2 P: 16	R: 0 E: 0 K: 0 S: 3 H: 0 LOB: 0 BB: 0 P: 3	R: 0 E: 0 K: 1 S: 5 H: 0 LOB: 0 BB: 0 P: 5		1B: 10 2B: 1 3B: 0 HR: 0	SF: 1 SAC: 1 DP: 0 HBP: 1					

BOTTOM

Cleveland Indians @ Detroit Tigers

Tiger Stadium, Detroit, MI

Sat Aug 07 1976, 3:33 AM EDT

Att. 35,395 - Unknown

livebaseballscorecards.com

AB	32
R	6
H	11
RBI	6
BB	3
SO	2
LOB	11

WP: 0 PB: 0 SB: 1 CS: 0 PA: 39

PITCHER		IP	WLS	BF	H	R	ER	SO	BB	IBB	HBP	BLK	WP	HR	S	P	ERA	WHIP
Pat Dobson, R ERA: 3.6	(1, 1)	4.1	L	21	8	4	4	0	1	0	0	0	0	0	20	24	8.31	2.077
Dave LaRoche, L ERA: 2.65	(5, 1)	1.2		11	3	2	2	1	1	1	1	0	0	0	10	19	10.80	2.400
Stan Thomas, R ERA: 2.4	(7, 1)	2.0		6	0	0	0	1	0	0	0	0	0	0	8	8	0.00	0.000

PITCHER	IP	WLS	BF	H	R	ER	SO	BB	IBB	HBP	BLK	WP	HR	S	P	ERA	WHIP

Batter	1	2	3	4	5	6	7	8	9	AB	R	H	RBI	BB	SO	LOB
Duane Kuiper, L (1, 4) OBP: 0.322, SLG: 0.328	4-3		F8			FC6-4 1B		SH1-4 1-2	K	4	0	1	0	0	1	3
Ray Fosse, R (1, 2) (9, 3) OBP: 0.374, SLG: 0.365	G1 1B			F3		FC6-4 1-2f 2B		5-3		4	1	1	0	0	0	2
John Lowenstein, L (1, 8) OBP: 0.287, SLG: 0.265	G1 1-2			L9		L9		E4 2-3		4	0	0	0	0	0	3
Rico Carty, R (1, 10) OBP: 0.389, SLG: 0.476	5-3			6-3		1-H 2B		L6		4	0	1	1	0	0	3
Boog Powell, L (1, 3) OBP: 0.294, SLG: 0.279		4-3			4-3	F7			BB S 1B	4	0	1	0	0	0	1
Ron Pruitt, R (9, PR) (9, 9) OBP: 0.319, SLG: 0.308										0	0	0	0	0	0	0
George Hendrick, R (1, 7) OBP: 0.311, SLG: 0.451		5-3			5-3		5-3		F4 1-2	4	0	0	0	0	0	1
Buddy Bell, R (1, 5) OBP: 0.355, SLG: 0.372		F8			1B 1B		F8		BB IBB	3	0	1	0	1	0	0
Charlie Spikes, R (1, 9) OBP: 0.304, SLG: 0.344			F5		FC5-4 1-2 1B		6-3		K	3	0	1	0	0	0	0
Rick Manning, L (9, PH) OBP: 0.333, SLG: 0.385										1	0	0	0	0	1	2
Alan Ashby, S (9, 2) OBP: 0.298, SLG: 0.306										0	0	0	0	0	0	0
Frank Duffy, R (1, 6) OBP: 0.270, SLG: 0.277			F6		FC5-4 1-2f			E SH1-4 1B	BB 1-2 2-3	3	0	1	0	0	0	2
Larvell Blanks, R (9, PH) (9, 6) OBP: 0.356, SLG: 0.483										0	0	0	0	1	0	0
Inning Stats	R: 0 E: 0 K: 0 S: 4 H: 1 LOB: 1 BB: 0 P: 4	R: 0 E: 0 K: 0 S: 3 H: 0 LOB: 0 BB: 0 P: 3	R: 0 E: 0 K: 0 S: 3 H: 0 LOB: 0 BB: 0 P: 3	R: 0 E: 0 K: 0 S: 3 H: 0 LOB: 0 BB: 0 P: 3	R: 0 E: 0 K: 0 S: 5 H: 2 LOB: 2 BB: 0 P: 5	R: 1 E: 0 K: 0 S: 5 H: 2 LOB: 1 BB: 0 P: 5	R: 0 E: 0 K: 0 S: 3 H: 0 LOB: 0 BB: 0 P: 3	R: 0 E: 1 K: 0 S: 5 H: 1 LOB: 2 BB: 0 P: 5	R: 0 E: 0 K: 2 S: 8 H: 1 LOB: 3 BB: 2 P: 16	1B: 6 2B: 1 3B: 0 HR: 0	SF: 0 SAC: 1 DP: 0 HBP: 0						

TOP

Cleveland Indians @ Detroit Tigers

Tiger Stadium, Detroit, MI

Sun Aug 08 1976, 3:33 AM EDT

Unknown

livebaseballscorecards.com

AB	34
R	1
H	7
RBI	1
BB	2
SO	2
LOB	17

WP: 0 PB: 0 SB: 1 CS: 0 PA: 37

PITCHER		IP	WLS	BF	H	R	ER	SO	BB	IBB	HBP	BLK	WP	HR	S	P	ERA	WHIP
Vern Ruhle, R ERA: 3.76	(1, 1)	8.1		34	7	1	1	0	0	1	0	0	0	0	33	37	1.08	0.840
John Hiller, L ERA: 2.49	(9, 1)	0.2	W	3	0	0	0	2	1	0	0	0	0	0	6	10	0.00	1.500

PITCHER	IP	WLS	BF	H	R	ER	SO	BB	IBB	HBP	BLK	WP	HR	S	P	ERA	WHIP

Batter	1	2	3	4	5	6	7	8	9	AB	R	H	RBI	BB	SO	LOB
Ron LeFlore, R (1, 8) OBP: 0.389, SLG: 0.423	K			F9			4-3 SH1-3 1B	CS 1-2	SH 2B	4	2	2	0	0	1	0
Dan Meyer, L (1, 7) OBP: 0.297, SLG: 0.327	K			K			SH1-3 1-2		SH 2-H	2	0	0	0	0	2	0
Ben Oglivie, L (1, 9) OBP: 0.299, SLG: 0.447	F8			F8			4-3 2-3			3	0	0	0	0	0	1
Rusty Staub, L (1, 10) OBP: 0.393, SLG: 0.440		G6-4-3 BB			K		1B 3-H 1B			2	0	1	1	1	1	0
Jason Thompson, L (1, 3) OBP: 0.335, SLG: 0.430		K			F8		1B 1-2			3	0	1	0	0	1	1
Aurelio Rodriguez, R (1, 5) OBP: 0.269, SLG: 0.342		G6-4-3 1-2f			K		K			3	0	0	0	0	2	3
John Wockenfuss, R (1, 2) OBP: 0.339, SLG: 0.424			5-3			F8	K			3	0	0	0	0	1	0
Tom Veryzer, R (1, 6) OBP: 0.279, SLG: 0.264			K			K		CS 1B		2	0	0	0	0	2	0
Alex Johnson, R (8, PH) OBP: 0.293, SLG: 0.358										1	0	1	0	0	0	0
Chuck Scrivener, R (9, 6) OBP: 0.303, SLG: 0.289										0	0	0	0	0	0	0
Pedro Garcia, R (1, 4) OBP: 0.233, SLG: 0.306			K			K		K		2	0	0	0	0	2	0
Willie Horton, R (8, PH) OBP: 0.360, SLG: 0.426										1	0	0	0	0	1	1
Jerry Manuel, S (9, 4) OBP: 0.250, SLG: 0.194										0	0	0	0	0	0	0
Inning Stats	R: 0 E: 0 K: 2 S: 7 H: 0 LOB: 0 BB: 0 P: 7	R: 0 E: 0 K: 1 S: 4 H: 0 LOB: 0 BB: 1 P: 8	R: 0 E: 0 K: 2 S: 7 H: 0 LOB: 0 BB: 0 P: 7	R: 0 E: 0 K: 1 S: 5 H: 0 LOB: 0 BB: 0 P: 5	R: 0 E: 0 K: 2 S: 7 H: 0 LOB: 0 BB: 0 P: 7	R: 0 E: 0 K: 2 S: 7 H: 0 LOB: 0 BB: 0 P: 7	R: 1 E: 0 K: 1 S: 8 H: 3 LOB: 2 BB: 0 P: 8	R: 0 E: 0 K: 2 S: 7 H: 1 LOB: 0 BB: 0 P: 7	R: 1 E: 1 K: 0 S: 2 H: 1 LOB: 1 BB: 0 P: 2	1B: 4 2B: 1 3B: 0 HR: 0	SF: 0 SAC: 2 DP: 1 HBP: 0						

PITCHER		IP	WLS	BF	H	R	ER	SO	BB	IBB	HBP	BLK	WP	HR	S	P	ERA	WHIP
Dennis Eckersley, R ERA: 3.97	(1, 1)	8.0	L	28	5	2	1	13	1	0	0	0	0	0	53	57	1.12	0.750
Dave LaRoche, L ERA: 2.65	(9, 1)	0.0		1	0	0	0	0	0	0	0	0	0	0	1	1	∞	∞

PITCHER		IP	WLS	BF	H	R	ER	SO	BB	IBB	HBP	BLK	WP	HR	S	P	ERA	WHIP

BOTTOM

Cleveland Indians @ Detroit Tigers

Tiger Stadium, Detroit, MI

Sun Aug 08 1976, 3:33 AM EDT

Unknown

livebaseballscorecards.com

AB	26
R	2
H	5
RBI	1
BB	1
SO	13
LOB	6

1B: 4 2B: 1 3B: 0 HR: 0 SF: 0 SAC: 2 DP: 1 HBP: 0

WP: 0 PB: 0 SB: 0 CS: 1 PA: 30

Cleveland Indians @ Detroit Tigers

Tiger Stadium, Detroit, MI

Sun Aug 08 1976, 3:38 AM EDT

Att. 26,447 - Unknown

livebaseballscorecards.com

TOP

Batter	1	2	3	4	5	6	7	8	9	AB	R	H	RBI	BB	SO	LOB
Duane Kuiper, L (1, 4) OBP: 0.323, SLG: 0.328	F7	F8		F8		BBB 4-0 FC4 1-2 BB		FC6-5 BB 1B		4	0	1	0	1	0	1
Larvell Blanks, R (1, 6) OBP: 0.367, SLG: 0.486	0-0 3B 1B	E5 1B		BBBB 4-0 1-2 BB		0-0 FC4 2B 1-2f 2-3		BBBB 4-0 FC6-5 1-2 BB		3	1	2	0	2	0	2
Tommy Smith, L (1, 9) OBP: 0.273, SLG: 0.352 Charlie Spikes, R (4, PH) (4, 9) OBP: 0.304, SLG: 0.348	0-0 1-H 1B 3B	F7		F7		0-0 1-3 3-H 2B		0-0 FC6-5 1-2 2-3f		2 3	1 0	1 1	1 1	0 0	0 0	1 4
Rico Carty, R (1, 10) OBP: 0.387, SLG: 0.472	0-0 BB 1B 3-H 1B	F8		F4		5-3		F8		5	1	1	1	0	0	4
Boog Powell, L (1, 3) OBP: 0.292, SLG: 0.273	F7	F8		BBB 4-0 1B BB		F7		F8		4	0	0	0	1	0	5
George Hendrick, R (1, 7) OBP: 0.317, SLG: 0.463	BBBB 4-0 1B 1-2 BB	0-0 HR		F8			0-0 F7 2B		BBB 4-0 BB	3	1	2	1	2	0	1
Buddy Bell, R (1, 5) OBP: 0.355, SLG: 0.373	0-0 1-2 2-H 1B	0-0 6-3			0-0 1-2 1B		0-0 F7		0-0 F8	5	0	2	1	0	0	2
John Lowenstein, L (1, 8) OBP: 0.284, SLG: 0.262 Ron Pruitt, R (5, PH) (5, 8) OBP: 0.300, SLG: 0.286	0-0 F7			0-0 4-3	0-0 F4		0-0 F7 2-3		0-0 F7	2 3	0 0	0 0	0 0	0 0	0 0	2 4
Alan Ashby, S (1, 2) OBP: 0.297, SLG: 0.305 Ray Fosse, R (4, PH) (4, 2) OBP: 0.378, SLG: 0.359		SSS 0-3 K		BBBB 4-0 BB BB		BBBB 4-0 FC4 BB 2B BB	0-0 5-3		0-0 F7	1 2	0 1	0 0	0 2	0 0	1 2	0 2
Inning Stats	R: 3 E: 0 K: 0 S: 7 H: 4 LOB: 2 BB: 1 P: 11	R: 0 E: 1 K: 1 S: 6 H: 1 LOB: 1 BB: 0 P: 6	R: 1 E: 0 K: 0 S: 4 H: 1 LOB: 0 BB: 0 P: 4	R: 0 E: 0 K: 0 S: 3 H: 0 LOB: 2 BB: 2 P: 11	R: 0 E: 0 K: 0 S: 4 H: 1 LOB: 2 BB: 1 P: 8	R: 1 E: 0 K: 0 S: 4 H: 1 LOB: 2 BB: 2 P: 12	R: 0 E: 0 K: 0 S: 4 H: 1 LOB: 1 BB: 0 P: 4	R: 0 E: 0 K: 0 S: 4 H: 1 LOB: 2 BB: 1 P: 8	R: 0 E: 0 K: 0 S: 3 H: 0 LOB: 1 BB: 1 P: 7	1B: 6 2B: 2 3B: 1 HR: 1 SF: 0 SAC: 0 DP: 0 HBP: 0						

AB	37
R	5
H	10
RBI	5
BB	8
SO	1
LOB	28

WP: 0 PB: 0 SB: 0 CS: 0 PA: 45

PITCHER		IP	WLS	BF	H	R	ER	SO	BB	IBB	HBP	BLK	WP	HR	S	P	ERA	WHIP
Ray Bare, R ERA: 5.01	(1, 1)	3.0		16	6	4	4	1	1	0	0	0	0	1	17	21	12.00	2.333
Bill Laxton, L ERA: 4.37	(4, 1)	1.2		9	1	0	0	0	3	0	0	0	0	0	6	18	0.00	2.400
Steve Grilli, R ERA: 5.37	(5, 1)	4.1	W	20	3	1	1	0	4	0	0	0	0	0	16	32	2.08	1.615

PITCHER	IP	WLS	BF	H	R	ER	SO	BB	IBB	HBP	BLK	WP	HR	S	P	ERA	WHIP

Batter	1	2	3	4	5	6	7	8	9	AB	R	H	RBI	BB	SO	LOB
Ron LeFlore, R (1, 8) OBP: 0.391, SLG: 0.422	4-3		BB		S 1B BB	L9		K		3	2	1	0	2	0	0
Ben Oglivie, L (7, 8) OBP: 0.297, SLG: 0.444			1B							1	0	0	0	0	1	1
Mickey Stanley, R (1, 3) OBP: 0.308, SLG: 0.430	4-3		1B 1-3 2-H 3-H 2B	E4 1B FC5-2-5	F7 1-2	6-3		6-3		6	1	1	2	0	0	2
Rusty Staub, L (1, 9) OBP: 0.395, SLG: 0.440	F7		BB BB 2B 2-H 3-H 1B	1B FC5-2-5 1-3 1B	1B 2B IBB	L3				4	2	2	2	1	0	0
Willie Horton, R (1, 10) OBP: 0.361, SLG: 0.424		K	BB 1-2 2B BB	FC5-2-5 1B 1-2 3-H	2B 1B 1-2 2-H 1B		6-3			4	2	1	1	1	1	2
Alex Johnson, R (1, 7) OBP: 0.300, SLG: 0.364	FC6-4		2B FC4-2 1-2 2-3 BB	G6-4-3 1-2 2-3 1B	1B 1-3 2-H 2B		F8			3	1	2	1	2	0	0
Aurelio Rodriguez, R (1, 5) OBP: 0.268, SLG: 0.338	F9	F9	G6-4-3 1-2f	1B 1B BB			5-3			4	1	0	0	1	0	7
Bill Freehan, R (1, 2) OBP: 0.335, SLG: 0.437	FC6-4 1-2f	FC4-2 1B 1-3 2-H 3-H 2B	G3 WP 2B	1B 1B				F9		5	2	3	4	0	0	1
Tom Veryzer, R (1, 6) OBP: 0.284, SLG: 0.273		BB BB 2B BB	G3 2-3	1B 1B				1B 3B		4	2	2	1	1	0	3
Chuck Scrivener, R (1, 4) OBP: 0.327, SLG: 0.340		BB 1-2 2B BB	HR 3-H	F4				3-H 1B		4	2	3	3	1	0	2
Inning Stats	R: 0 E: 0 K: 0 S: 3 H: 0 LOB: 0 BB: 0 P: 3	R: 0 E: 0 K: 1 S: 5 H: 0 LOB: 1 BB: 1 P: 9	R: 7 E: 0 K: 0 S: 7 H: 5 LOB: 2 BB: 5 P: 27	R: 0 E: 1 K: 0 S: 5 H: 2 LOB: 2 BB: 0 P: 5	R: 7 E: 0 K: 0 S: 9 H: 6 LOB: 2 BB: 3 P: 21	R: 0 E: 0 K: 0 S: 3 H: 0 LOB: 0 BB: 0 P: 3	R: 0 E: 0 K: 0 S: 3 H: 0 LOB: 0 BB: 0 P: 3	R: 1 E: 0 K: 1 S: 7 H: 2 LOB: 1 BB: 0 P: 7								

PITCHER		IP	WLS	BF	H	R	ER	SO	BB	IBB	HBP	BLK	WP	HR	S	P	ERA	WHIP
Rick Waits, L ERA: 3.66	(1, 1)	2.0		11	1	4	4	1	4	0	0	0	0	0	9	25	18.00	2.500
Jim Kern, R ERA: 2.59	(3, 1)	0.1	L	5	2	2	2	0	2	0	0	0	0	0	3	11	54.00	12.000
Tom Buskey, R ERA: 4.01	(3, 1)	2.1		17	8	8	8	0	2	1	0	0	1	1	14	26	30.86	4.286
Don Hood, L ERA: 4.62	(5, 1)	3.1		14	4	1	1	1	0	0	0	0	0	0	16	16	2.70	1.200

PITCHER	IP	WLS	BF	H	R	ER	SO	BB	IBB	HBP	BLK	WP	HR	S	P	ERA	WHIP

BOTTOM

Cleveland Indians @ Detroit Tigers

Tiger Stadium, Detroit, MI

Sun Aug 08 1976, 3:38 AM EDT

Att. 26,447 - Unknown

AB	38
R	15
H	15
RBI	14
BB	9
SO	2
LOB	18

1B: 9	SF: 0	WP: 1	PA: 47
2B: 4	SAC: 0	PB: 0	
3B: 1	DP: 1	SB: 1	
HR: 1	HBP: 0	CS: 0	

livebaseballscorecards.com

Batter	1	2	3	4	5	6	7	8	9	AB	R	H	RBI	BB	SO	LOB
Jerry Hairston, S (1, 9) OBP: 0.396, SLG: 0.357	BBBB 4-0 1B SF7 BB	BBB 4-0 1-2 2-3 BB			x 0-0 ① 4-3			x 0-0 4-3 2B 2B	x 0-0 ③ 5-3	3	2	1	0	2	0	2
Ralph Garr, L (1, 8) OBP: 0.332, SLG: 0.418	x 0-0 ① F9	x 0-0 ③ L6			x 0-0 ② 3-1			x 0-0 ① 4-3 2-3		4	0	0	0	0	0	5
Jorge Orta, L (1, 7) OBP: 0.317, SLG: 0.429	x 0-0 S 1-3 1B 1B		x 0-0 ① 4-3		x 0-0 ③ F7			x 0-0 ② F6		4	0	1	0	0	0	1
Pat Kelly, L (1, 10) OBP: 0.354, SLG: 0.386	x 0-0 ② SF7 3-H		x 0-0 ② 4-3			x 0-0 ① 4-3		x 0-0 3-H 2B		3	0	1	2	0	0	0
Jim Spencer, L (1, 3) OBP: 0.334, SLG: 0.369	x 0-0 ③ 1-H 1B		x 0-0 1B			x 0-0 ② G3		x 0-0 ③ F6		4	0	2	0	0	0	1
Kevin Bell, R (1, 5) OBP: 0.286, SLG: 0.371		SSS 0-3 ① K	x 0-0 ③ 6-3			x 0-0 ③ 4-3			x 0-0 ① F9	4	0	0	0	0	1	1
Jack Brohamer, L (1, 4) OBP: 0.304, SLG: 0.368		BBBB 4-0 BB 1B BB		BBB 4-0 FC5-4 BB			x 0-0 ① L9		SSS 0-3 ② K	1	0	0	0	2	0	0
Bill Stein, R (9, PH) OBP: 0.307, SLG: 0.379										1	0	0	0	0	1	0
Bucky Dent, R (1, 6) OBP: 0.291, SLG: 0.299		x 0-0 ② F8		x 0-0 ① FC5-4 G6-4-3 1-2f			x 0-0 ② F4		x 0-0 2B	4	0	1	0	0	0	2
Phil Roof, R (1, 2) OBP: 0.255, SLG: 0.286 Lamar Johnson, R (9, PH) OBP: 0.361, SLG: 0.433 Alan Bannister, R (9, PR) OBP: 0.289, SLG: 0.306		x 0-0 BB 1-2 1B		x 0-0 ② ③ G6-4-3 1-2f			x 0-0 ③ F9		BBBB 4-0 BB	3	0	1	0	0	0	1
										0	0	0	0	1	0	0
										0	0	0	0	0	0	0
Inning Stats	R: 1 E: 0 K: 0 S: 4 H: 2 LOB: 2 BB: 1 P: 8	R: 0 E: 0 K: 1 S: 6 H: 1 LOB: 3 BB: 2 P: 14	R: 0 E: 0 K: 0 S: 4 H: 1 LOB: 1 BB: 0 P: 4	R: 0 E: 0 K: 0 S: 2 H: 0 LOB: 0 BB: 1 P: 6	R: 0 E: 0 K: 0 S: 3 H: 0 LOB: 0 BB: 0 P: 3	R: 0 E: 0 K: 0 S: 3 H: 0 LOB: 0 BB: 0 P: 3	R: 0 E: 0 K: 0 S: 3 H: 0 LOB: 0 BB: 0 P: 3	R: 1 E: 0 K: 0 S: 5 H: 2 LOB: 1 BB: 0 P: 5	R: 0 E: 0 K: 1 S: 6 H: 1 LOB: 2 BB: 1 P: 10	1B: 4 2B: 3 3B: 0 HR: 0		SF: 1 SAC: 0 DP: 1 HBP: 0				

Chicago White Sox @ Cleveland Indians

Cleveland Municipal Stadium, Cleveland, OH

Mon Aug 09 1976, 7:05 PM EDT

Att. 6,026 - Unknown - 72 F

TOP

livebaseballscorecards.com

AB	31
R	2
H	7
RBI	2
BB	5
SO	2
LOB	13

WP: 0 PB: 0 SB: 1 CS: 0 PA: 37

PITCHER		IP	WLS	BF	H	R	ER	SO	BB	IBB	HBP	BLK	WP	HR	S	P	ERA	WHIP
Jim Bibby, R ERA: 3.7	(1, 1)	7.2	W	31	6	2	2	1	4	0	0	0	0	0	29	45	2.35	1.304
Dave LaRoche, L ERA: 2.59	(8, 1)	1.1	S	6	1	0	0	1	1	0	0	0	0	0	7	11	0.00	1.500

PITCHER	IP	WLS	BF	H	R	ER	SO	BB	IBB	HBP	BLK	WP	HR	S	P	ERA	WHIP

BOTTOM

Chicago White Sox @ Cleveland Indians

Cleveland Municipal Stadium, Cleveland, OH

Mon Aug 09 1976, 7:05 PM EDT

Att. 6,026 - Unknown - 72 F

livebaseballscorecards.com

Batter	1	2	3	4	5	6	7	8	9	AB	R	H	RBI	BB	SO	LOB
Frank Duffy, R (1, 6) OBP: 0.272, SLG: 0.277	BBBB 4-0 1B 1B SF8 BB	x 0-0 ③ 6-3		x 0-0 ③ 4-3		x 0-0 ③ 5-3		x 0-0 FC6-4 1B		4	1	1	0	1	0	3
Ray Fosse, R (1, 2) OBP: 0.378, SLG: 0.368	x 0-0 SF8 1B 1-2 1B 1B		x 0-0 ① 6-3		x 0-0 ① L5		x 0-0 WP SF9 2B	x 0-0 ③ FC6-4 1-2f		5	2	2	0	0	0	1
Larvell Blanks, R (1, 4) OBP: 0.370, SLG: 0.483	x 0-0 BB 1B 1-2 2-3 1B		BBBB 4-0 5-3 1B BB		SSS 0-3 ② K		x 0-0 ① F9			3	1	1	0	1	1	1
Rico Carty, R (1, 10) OBP: 0.386, SLG: 0.470 John Lowenstein, L (7, PR) OBP: 0.284, SLG: 0.262	x 0-0 ① SF8 2-3 3-H		x 0-0 ② 5-3 1-2		x 0-0 ③ F9		BBBB 4-0 BB			2 0	0 0	0 0	1 0	1 0	0 0	1 0
George Hendrick, R (1, 8) OBP: 0.321, SLG: 0.465	x 0-0 BB 1-2 3-H 1B		x 0-0 1B 2-H 1B			x 0-0 ① F8	I I I 4-0 1-2 2-3 IBB			3	0	2	2	1	0	0
Buddy Bell, R (1, 5) OBP: 0.359, SLG: 0.376	BBBB 4-0 ② 1-2 2-3 BB		x 0-0 FC4-6 1-3 1B			x 0-0 1B 1B	x 0-0 ② SF9 3-H			2	0	2	1	1	0	0
Charlie Spikes, R (1, 9) OBP: 0.304, SLG: 0.347	x 0-0 ③ F9		x 0-0 ③ FC4-6 1-2f			x 0-0 BB 1-3 1B	x 0-0 ③ F4			4	0	1	0	0	0	6
Boog Powell, L (1, 3) OBP: 0.286, SLG: 0.267		SSS 0-3 ① K		x 0-0 ① F6		x 0-0 ② F7		SSS 0-3 ① K		4	0	0	0	0	2	2
Ron Pruitt, R (1, 7) OBP: 0.296, SLG: 0.267		x 0-0 ② F7		x 0-0 ② F4		BBBB 4-0 1-2 BB		x 0-0 ② 6-3		3	0	0	0	1	0	0
Inning Stats	R: 2 E: 0 K: 0 S: 5 H: 3 LOB: 2 BB: 2 P: 13	R: 0 E: 0 K: 1 S: 5 H: 0 LOB: 0 BB: 0 P: 5	R: 1 E: 0 K: 0 S: 5 H: 2 LOB: 2 BB: 1 P: 9	R: 0 E: 0 K: 0 S: 3 H: 0 LOB: 0 BB: 0 P: 3	R: 0 E: 0 K: 1 S: 5 H: 0 LOB: 0 BB: 0 P: 5	R: 0 E: 0 K: 0 S: 5 H: 2 LOB: 3 BB: 1 P: 9	R: 1 E: 0 K: 0 S: 4 H: 1 LOB: 2 BB: 0 P: 12	R: 0 E: 0 K: 1 S: 6 H: 1 LOB: 1 BB: 0 P: 6		1B: 8 2B: 1 3B: 0 HR: 0	SF: 2 SAC: 0 DP: 0 HBP: 0					

PITCHER	IP	WLS	BF	H	R	ER	SO	BB	IBB	HBP	BLK	WP	HR	S	P	ERA	WHIP
Ken Brett, L (1, 1) ERA: 3.28	8.0	L	38	9	4	4	3	5	1	0	0	1	0	38	62	4.50	1.750

PITCHER	IP	WLS	BF	H	R	ER	SO	BB	IBB	HBP	BLK	WP	HR	S	P	ERA	WHIP

AB	30
R	4
H	9
RBI	4
BB	6
SO	3
LOB	14

WP: 1 PB: 0 SB: 0 CS: 0 PA: 38

Batter	1	2	3	4	5	6	7	8	9	10	AB	R	H	RBI	BB	SO	LOB
Jerry Hairston, S (1, 9) OBP: 0.397, SLG: 0.362	1-3		1-2 1B		1-3 2-H 1B			F9		F6	5	0	2	1	0	0	0
Ralph Garr, L (1, 8) OBP: 0.332, SLG: 0.418	G4-6-3 1B		3-1			F3		FC6-4 1B		4-3	5	0	2	0	0	0	2
Jorge Orta, L (1, 7) OBP: 0.316, SLG: 0.426	G4-6-3 1-2f			K		K		FC6-4 1-2f		1B	5	0	1	0	0	2	2
Pat Kelly, L (1, 10) OBP: 0.351, SLG: 0.382		F7		1-3		G3			S 3B 1B	L7	5	1	1	0	0	0	1
Jim Spencer, L (1, 3) OBP: 0.332, SLG: 0.367		F8		F2			FC3-6 1B		K 1-2		2	0	0	0	0	0	0
Lamar Johnson, R (6, 3) OBP: 0.363, SLG: 0.434											2	0	1	0	0	1	1
Bill Stein, R (1, 5) OBP: 0.301, SLG: 0.372		K			F5		FC3-6 4-3 1-2f		F4		4	0	0	0	0	1	2
Jack Brohamer, L (1, 4) OBP: 0.311, SLG: 0.383			1B 1B		WP 1B 1B		4-3 1-2		1B 2-H 3B		4	2	3	1	0	0	1
Bucky Dent, R (1, 6) OBP: 0.293, SLG: 0.299			K		1B 1-2 BB		F9		1B 3-H		3	0	1	1	1	1	2
Phil Roof, R (1, 2) OBP: 0.236, SLG: 0.264			F9		K			K	K		4	0	0	0	0	3	4
Inning Stats	R: 0 H: 1 E: 0 LOB: 0 K: 0 BB: 0 S: 3 P: 3	R: 0 H: 0 E: 0 LOB: 0 K: 1 BB: 0 S: 5 P: 5	R: 0 H: 2 E: 0 LOB: 2 K: 1 BB: 0 S: 7 P: 7	R: 0 H: 0 E: 0 LOB: 0 K: 1 BB: 0 S: 5 P: 5	R: 1 H: 2 E: 0 LOB: 2 K: 1 BB: 1 S: 6 P: 10	R: 0 H: 0 E: 0 LOB: 0 K: 1 BB: 0 S: 5 P: 5	R: 0 H: 1 E: 0 LOB: 1 K: 0 BB: 0 S: 4 P: 4	R: 0 H: 1 E: 0 LOB: 1 K: 1 BB: 0 S: 6 P: 6	R: 2 H: 3 E: 0 LOB: 1 K: 2 BB: 0 S: 10 P: 10	R: 0 H: 1 E: 0 LOB: 1 K: 0 BB: 0 S: 4 P: 4	1B: 10 SF: 0 2B: 0 SAC: 0 3B: 1 DP: 1 HR: 0 HBP: 0						

PITCHER		IP	WLS	BF	H	R	ER	SO	BB	IBB	HBP	BLK	WP	HR	S	P	ERA	WHIP
Jackie Brown, R ERA: 3.54	(1, 1)	8.2		34	9	3	3	7	1	0	0	0	1	0	47	51	3.12	1.154
Jim Kern, R ERA: 2.55	(9, 1)	1.1	W	6	2	0	0	1	0	0	0	0	0	0	8	8	0.00	1.500

PITCHER	IP	WLS	BF	H	R	ER	SO	BB	IBB	HBP	BLK	WP	HR	S	P	ERA	WHIP

TOP

Chicago White Sox @ Cleveland Indians

Cleveland Municipal Stadium, Cleveland, OH

Wed Aug 11 1976, 7:05 PM EDT
Att. 7,090 - Unknown - 79 F

livebaseballscorecards.com

AB	39
R	3
H	11
RBI	3
BB	1
SO	8
LOB	15

WP: 1 PA: 40
PB: 0
SB: 1
CS: 0

Batter	1	2	3	4	5	6	7	8	9	10	AB	R	H	RBI	BB	SO	LOB
Duane Kuiper, L (1, 4) OBP: 0.321, SLG: 0.326	3-1		F4		F7		G3			SH1-4 1B	5	1	1	0	0	0	0
Larvell Blanks, R (1, 6) OBP: 0.373, SLG: 0.484	CS 1B		F8			F7		G6-4-3 1B		SH1-4 1-2	4	0	2	0	0	0	0
Rick Manning, L (1, 8) OBP: 0.334, SLG: 0.390	L4 1-2		1-5-3			1B 3B		G6-4-3 1-2f		2-H 1B	5	1	2	1	0	0	2
Rico Carty, R (1, 10) OBP: 0.389, SLG: 0.473		FC4 1B 1B		4-3		1B 3-H		1B			4	1	3	1	0	0	0
Rick Waits, L (8, PR)											0	0	0	0	0	0	0
Boog Powell, L (1, 3) OBP: 0.286, SLG: 0.267		FC4 1-2 1B		F8		F8		4-3			4	0	1	0	0	0	2
George Hendrick, R (1, 7) OBP: 0.321, SLG: 0.462		K		5-3		FC5-4 1-2 1B				5-3	4	0	1	0	0	1	2
Buddy Bell, R (1, 5) OBP: 0.356, SLG: 0.372		FC4 1B 1-2f 2-3			4-3	FC5-4 1-2f				F5	4	0	0	0	0	0	4
Tommy Smith, L (1, 9) OBP: 0.305, SLG: 0.431		1-2 3-H 1B			HR		F6			FC5-4 1B	4	1	3	2	0	0	0
Ray Fosse, R (1, 2) OBP: 0.376, SLG: 0.366		F8			4-3		F9			FC5-4 1-2f	1	0	0	0	0	0	2
Rick Cerone, R (5, 2)											3	0	0	0	0	0	1
Inning Stats	R: 0 H: 1 E: 0 LOB: 0 K: 0 BB: 0 S: 3 P: 3	R: 1 H: 3 E: 0 LOB: 2 K: 1 BB: 0 S: 8 P: 8	R: 0 H: 0 E: 0 LOB: 0 K: 0 BB: 0 S: 3 P: 3	R: 0 H: 0 E: 0 LOB: 0 K: 0 BB: 0 S: 3 P: 3	R: 1 H: 1 E: 0 LOB: 0 K: 0 BB: 0 S: 4 P: 4	R: 1 H: 3 E: 0 LOB: 2 K: 0 BB: 0 S: 6 P: 6	R: 0 H: 0 E: 0 LOB: 0 K: 0 BB: 0 S: 3 P: 3	R: 0 H: 2 E: 0 LOB: 1 K: 0 BB: 0 S: 4 P: 4	R: 0 H: 1 E: 0 LOB: 1 K: 0 BB: 0 S: 4 P: 4	R: 1 H: 2 E: 0 LOB: 1 K: 0 BB: 0 S: 3 P: 3	1B: 11 SF: 0 2B: 0 SAC: 1 3B: 1 DP: 1 HR: 1 HBP: 0						

PITCHER	IP	WLS	BF	H	R	ER	SO	BB	IBB	HBP	BLK	WP	HR	S	P	ERA	WHIP
Bart Johnson, R (1, 1) ERA: 4.2	8.0		32	10	3	3	1	0	0	0	0	0	1	34	34	3.38	1.250
Francisco Barrios, R (9, 1) ERA: 4.5	1.1	L	7	3	1	1	0	0	0	0	0	0	0	7	7	6.75	2.250

PITCHER	IP	WLS	BF	H	R	ER	SO	BB	IBB	HBP	BLK	WP	HR	S	P	ERA	WHIP

BOTTOM

Chicago White Sox @ Cleveland Indians

Cleveland Municipal Stadium, Cleveland, OH

Wed Aug 11 1976, 7:05 PM EDT
Att. 7,090 - Unknown - 79 F

livebaseballscorecards.com

AB	38
R	4
H	13
RBI	4
BB	0
SO	1
LOB	13

WP: 0 PA: 39
PB: 0
SB: 0
CS: 1

Batter	1	2	3	4	5	6	7	8	9	AB	R	H	RBI	BB	SO	LOB
Gene Clines, R (1, 7) OBP: 0.291, SLG: 0.294	L8	L4-3 1-2			K	L6-3 1-2				4	0	0	0	0	1	3
Toby Harrah, R (1, 6) OBP: 0.368, SLG: 0.373	S BB		4-3			FC3-6 BB	F4			2	0	0	0	2	0	1
Joe Lahoud, L (1, 10) OBP: 0.321, SLG: 0.279	F5 1-2		G3-6-1 BB			FC3-6 1-2f E		FC1-6 BB		2	1	0	0	2	0	2
Mike Hargrove, L (1, 3) OBP: 0.405, SLG: 0.399	F9		G3-6-1 1-2f			E SF9 BB		FC1-6 1-2f		3	1	0	0	1	0	3
Tom Grieve, R (1, 9) OBP: 0.299, SLG: 0.392		4-3 1B 2B		K		E1 1-3 2-H		K		4	1	1	0	0	2	2
Roy Howell, L (1, 5) OBP: 0.304, SLG: 0.371		4-3 2-3		F5		SF9 3-H		K		3	0	0	1	0	1	2
Lenny Randle, S (1, 4) OBP: 0.288, SLG: 0.273		1B 1B 3-H 1B		G3		F9			F8	4	1	1	1	0	0	1
Juan Beniquez, R (1, 8) OBP: 0.321, SLG: 0.292		1B S 1-3 1B			K		K		K	4	0	1	0	0	3	0
Jim Sundberg, R (1, 2) OBP: 0.277, SLG: 0.292		L4-3 1-3 3-H 1B			F8		L6-3 1B		5-3	4	0	2	1	0	0	0
Inning Stats	R: 0 E: 0 K: 0 S: 3 H: 0 LOB: 1 BB: 1 P: 7	R: 2 E: 0 K: 0 S: 6 H: 4 LOB: 1 BB: 0 P: 6	R: 0 E: 0 K: 0 S: 2 H: 0 LOB: 0 BB: 1 P: 6	R: 0 E: 0 K: 1 S: 5 H: 0 LOB: 0 BB: 0 P: 5	R: 0 E: 0 K: 2 S: 7 H: 0 LOB: 0 BB: 0 P: 7	R: 2 E: 2 K: 0 S: 4 H: 0 LOB: 1 BB: 2 P: 12	R: 0 E: 0 K: 1 S: 6 H: 1 LOB: 1 BB: 0 P: 6	R: 0 E: 0 K: 2 S: 7 H: 0 LOB: 1 BB: 1 P: 11	R: 0 E: 0 K: 1 S: 5 H: 0 LOB: 0 BB: 0 P: 5	1B: 4 2B: 1 3B: 0 HR: 0 SF: 1 SAC: 0 DP: 2 HBP: 0						

PITCHER	IP	WLS	BF	H	R	ER	SO	BB	IBB	HBP	BLK	WP	HR	S	P	ERA	WHIP
Pat Dobson, R (1, 1) ERA: 3.56	7.0		30	5	4	2	4	5	0	0	0	0	0	33	53	2.57	1.429
Dave LaRoche, L (8, 1) ERA: 2.51	2.0	W	6	0	0	0	3	0	0	0	0	0	0	12	12	0.00	0.000

PITCHER	IP	WLS	BF	H	R	ER	SO	BB	IBB	HBP	BLK	WP	HR	S	P	ERA	WHIP

TOP

Texas Rangers @ Cleveland Indians

Cleveland Municipal Stadium, Cleveland, OH

Thu Aug 12 1976, 7:05 PM EDT

Att. 3,786 - Unknown - 80 F

livebaseballscorecards.com

AB	30
R	4
H	5
RBI	3
BB	5
SO	7
LOB	14

WP: 0	PA: 36		
PB: 0			
SB: 2			
CS: 0			

Texas Rangers @ Cleveland Indians

Cleveland Municipal Stadium, Cleveland, OH

Thu Aug 12 1976, 7:05 PM EDT

Att. 3,786 - Unknown - 80 F

BOTTOM

Batter	1	2	3	4	5	6	7	8	9	AB	R	H	RBI	BB	SO	LOB
Duane Kuiper, L (1, 4) (9, 3) OBP: 0.322, SLG: 0.330	1B FC5-2 2B		4-3		L7		FC5-4 1-2 1B		4-3 2-3	5	0	2	0	0	0	1
Larvell Blanks, R (1, 6) (9, 4) OBP: 0.368, SLG: 0.476	F9		6-3		F8		L7		2B 1B 3-H 1B	5	1	1	1	0	0	3
Rick Manning, L (1, 8) OBP: 0.337, SLG: 0.395	FC5-2 2-3 1B		1B HR 1B		3-1		FC5-4 1-2f 2-3		1B 1-3 2B	5	1	3	0	0	0	2
Rico Carty, R (1, 10) OBP: 0.389, SLG: 0.470	FC5-2 1-2 3-H		HR 1-2 1B			6-3	F8		1B IBB	4	1	1	0	1	0	4
Boog Powell, L (1, 3) OBP: 0.294, SLG: 0.284 Frank Duffy, R (8, PR) OBP: 0.272, SLG: 0.277 (9, 6) Frank Robinson, R (9, PH) OBP: 0.373, SLG: 0.418	F6		HR 1-H 2-H			BB E		BB FC1-5 1B	1B 1-2 2-3 3-H	2 0 1	1 0 0	1 0 1	3 0 1	2 0 0	0 0 0	2 0 0
George Hendrick, R (1, 7) OBP: 0.320, SLG: 0.460		K	F8			F9		G5-3 FC1-5 1-2 1B		4	0	1	0	0	1	1
Buddy Bell, R (1, 5) OBP: 0.353, SLG: 0.368		6-3	5-3			E5 1-3		FC1-5 1-2 2-3f		4	0	0	0	0	0	3
Tommy Smith, L (1, 9) OBP: 0.317, SLG: 0.426		BB	G5-4-3 1B			L7		G5-3 2-3f		3	0	1	0	1	0	4
Ray Fosse, R (1, 2) OBP: 0.375, SLG: 0.365 John Lowenstein, L (9, PH) OBP: 0.288, SLG: 0.273		3-1	G5-4-3 1-2f				FC5-4 1B 1B		4-3 1B 2B	3 1	0 1	1 1	0 0	0 0	0 0	2 0
Inning Stats	R: 0 E: 0 K: 0 S: 5 H: 2 LOB: 2 BB: 0 P: 5	R: 0 E: 0 K: 1 S: 5 H: 0 LOB: 1 BB: 1 P: 9	R: 3 E: 0 K: 0 S: 6 H: 3 LOB: 0 BB: 0 P: 6	R: 0 E: 0 K: 0 S: 3 H: 1 LOB: 0 BB: 0 P: 3	R: 0 E: 0 K: 0 S: 3 H: 0 LOB: 0 BB: 0 P: 3	R: 0 E: 1 K: 0 S: 4 H: 0 LOB: 2 BB: 1 P: 8	R: 0 E: 0 K: 0 S: 5 H: 2 LOB: 2 BB: 0 P: 5	R: 0 E: 0 K: 0 S: 3 H: 1 LOB: 1 BB: 1 P: 7	R: 2 E: 0 K: 0 S: 5 H: 4 LOB: 3 BB: 1 P: 9	1B: 9 2B: 3 3B: 0 HR: 1	SF: 0 SAC: 0 DP: 2 HBP: 0						

livebaseballscorecards.com

AB	37
R	5
H	13
RBI	5
BB	4
SO	1
LOB	22

WP: 0 PB: 0 SB: 0 CS: 0 PA: 41

PITCHER		IP	WLS	BF	H	R	ER	SO	BB	IBB	HBP	BLK	WP	HR	S	P	ERA	WHIP
Tommy Boggs, R ERA: 4.84	(1, 1)	6.0		28	8	3	3	1	2	0	0	0	0	1	28	36	4.50	1.667
Steve Foucault, R ERA: 3.14	(7, 1)	0.1		1	0	0	0	0	0	0	0	0	0	0	1	1	0.00	0.000
Craig Skok, L ERA:	(7, 1)	0.1		1	0	0	0	0	0	0	0	0	0	0	1	1	0.00	0.000
Jeff Terpko, R ERA: 2.53	(7, 1)	1.2	L	9	4	2	2	0	1	0	0	0	0	0	8	12	10.80	3.000
Mike Bacsik, R ERA: 3.55	(9, 1)	0.0		2	1	0	0	0	0	1	0	0	0	0	1	5	∞	∞

PITCHER		IP	WLS	BF	H	R	ER	SO	BB	IBB	HBP	BLK	WP	HR	S	P	ERA	WHIP

Batter	1	2	3	4	5	6	7	8	9	AB	R	H	RBI	BB	SO	LOB
Gene Clines, R (1, 7) OBP: 0.288, SLG: 0.290	L4-3		SH3 1-2 2-3		L8		F2		FC4 1-2 2-3	4	0	0	0	0	0	3
Toby Harrah, R (1, 6) OBP: 0.366, SLG: 0.372	K		FC5-2-6 BB 2-3 3-H		E5 2-H 1B			B1-3	SF9 3-H	4	0	1	1	0	1	2
Mike Hargrove, L (1, 3) OBP: 0.407, SLG: 0.399	BB		BB 1-2		K			1B 1B	4-3	3	0	1	0	2	1	3
Jeff Burroughs, R (1, 9) OBP: 0.297, SLG: 0.357	K		K			F7		F4		4	0	0	0	0	2	5
Roy Howell, L (1, 5) OBP: 0.303, SLG: 0.370		K		K		K		1-2 1B		4	0	1	0	0	3	0
Tom Grieve, R (1, 10) OBP: 0.298, SLG: 0.393		K		F6		WP 2B		K		4	0	1	0	0	2	2
Lenny Randle, S (1, 4) OBP: 0.285, SLG: 0.270		F8		F5		K 2-3			K	4	0	0	0	0	2	1
Juan Beniquez, R (1, 8) OBP: 0.326, SLG: 0.294			SH3 BB FC5-2-6 BB		S E BB		K		FC4 1B SF9 1B	2	2	1	0	2	1	0
Jim Sundberg, R (1, 2) OBP: 0.280, SLG: 0.292			FC5-2-6 SH3 1-2 BB		K 1-2		K		FC4 1-2 1B	3	0	1	0	1	2	1
Inning Stats	R: 0 E: 0 K: 2 S: 7 H: 0 LOB: 1 BB: 1 P: 11	R: 0 E: 0 K: 2 S: 7 H: 0 LOB: 0 BB: 0 P: 7	R: 0 E: 0 K: 1 S: 5 H: 0 LOB: 3 BB: 3 P: 17	R: 0 E: 0 K: 1 S: 5 H: 0 LOB: 0 BB: 0 P: 5	R: 1 E: 1 K: 2 S: 8 H: 1 LOB: 1 BB: 1 P: 12	R: 0 E: 0 K: 2 S: 8 H: 1 LOB: 1 BB: 0 P: 8	R: 0 E: 0 K: 2 S: 7 H: 0 LOB: 0 BB: 0 P: 7	R: 0 E: 0 K: 1 S: 7 H: 2 LOB: 2 BB: 0 P: 7	R: 1 E: 0 K: 1 S: 8 H: 2 LOB: 0 BB: 0 P: 8	1B: 5 2B: 1 3B: 0 HR: 0	SF: 1 SAC: 1 DP: 0 HBP: 0						

TOP

Texas Rangers @ Cleveland Indians

Cleveland Municipal Stadium, Cleveland, OH

Fri Aug 13 1976, 7:05 PM EDT

Att. 11,954 - Unknown - 70 F

livebaseballscorecards.com

AB	32
R	2
H	6
RBI	1
BB	5
SO	14
LOB	17

WP: 1 PB: 0 SB: 1 CS: 0 PA: 39

PITCHER	IP	WLS	BF	H	R	ER	SO	BB	IBB	HBP	BLK	WP	HR	S	P	ERA	WHIP
Dennis Eckersley, R (1, 1) ERA: 3.76	9.0	L	39	6	2	1	14	5	0	0	0	1	0	62	82	1.00	1.222

PITCHER	IP	WLS	BF	H	R	ER	SO	BB	IBB	HBP	BLK	WP	HR	S	P	ERA	WHIP

BOTTOM

Texas Rangers @ Cleveland Indians

Cleveland Municipal Stadium, Cleveland, OH

Fri Aug 13 1976, 7:05 PM EDT

Att. 11,954 - Unknown - 70 F

livebaseballscorecards.com

Batter	1	2	3	4	5	6	7	8	9	AB	R	H	RBI	BB	SO	LOB
Rick Manning, L (1, 8) OBP: 0.339, SLG: 0.396	x 0-0 CS 1B		x 0-0 1B			x 0-0 ① SH1-4 1-2		x 0-0 ① 6-3		3	0	2	0	0	0	0
Larvell Blanks, R (1, 4) OBP: 0.371, SLG: 0.474	B B B B 4-0 ① FC4-6 1-2 BB		x 0-0 ③ L6			x 0-0 BB E 1B		S S S 0-3 ② K		3	0	1	0	1	1	1
Frank Robinson, R (1, 10) OBP: 0.352, SLG: 0.390	S S S 0-3 ② K			x 0-0 ① F3		x 0-0 FC6 BB 1-2 2-3		x 0-0 F8		4	0	0	0	0	1	3
Rico Carty, R (1, 3) OBP: 0.386, SLG: 0.466	x 0-0 ③ FC4-6 1-2f			x 0-0 ② 5-3		x 0-0 ② F8			x 0-0 ① F9	4	0	0	0	0	0	4
George Hendrick, R (1, 7) OBP: 0.322, SLG: 0.459 John Lowenstein, L (9, PR) OBP: 0.288, SLG: 0.273		x 0-0 ① F3		x 0-0 ③ 6-3		B B B B 4-0 1-2 2-3 3-H BB			x 0-0 2B 1B	3 0	0 0	1 0	1 0	1 0	0 0	0 0
Buddy Bell, R (1, 5) OBP: 0.352, SLG: 0.370		x 0-0 E5 G5-4-3			x 0-0 ① F9	S S S 0-3 ③ K			x 0-0 FC5 1-3 2B	4	0	1	0	0	1	3
Charlie Spikes, R (1, 9) OBP: 0.306, SLG: 0.346		x 0-0 ② ③ G5-4-3 1-2f			x 0-0 CS 1B		x 0-0 ① F9		4-0 IBB	3	0	1	0	1	0	1
Ray Fosse, R (1, 2) OBP: 0.372, SLG: 0.362			S S S 0-3 ① K		x 0-0 ② ③ F4 1-2		x 0-0 G4-3 1B		x 0-0 ② F3	4	0	1	0	0	1	4
Frank Duffy, R (1, 6) OBP: 0.272, SLG: 0.277			x 0-0 ② 5-3			x 0-0 FC6 SH1-4 BB 1B	x 0-0 ② ③ G4-3 1-2f		x 0-0 ③ FC5 2-3f	4	1	1	0	0	0	4

Inning Stats									
	R: 0 H: 1 E: 0 LOB: 1 K: 1 BB: 1 S: 5 P: 9	R: 0 H: 0 E: 1 LOB: 0 K: 0 BB: 0 S: 3 P: 3	R: 0 H: 1 E: 0 LOB: 1 K: 1 BB: 0 S: 6 P: 6	R: 0 H: 0 E: 0 LOB: 0 K: 0 BB: 0 S: 3 P: 3	R: 0 H: 1 E: 0 LOB: 0 K: 0 BB: 0 S: 3 P: 3	R: 1 H: 2 E: 1 LOB: 3 K: 1 BB: 1 S: 8 P: 12	R: 0 H: 1 E: 0 LOB: 0 K: 0 BB: 0 S: 3 P: 3	R: 0 H: 0 E: 0 LOB: 0 K: 1 BB: 0 S: 5 P: 5	R: 0 H: 2 E: 0 LOB: 3 K: 0 BB: 1 S: 5 P: 9	1B: 7 SF: 0 2B: 1 SAC: 1 3B: 0 DP: 2 HR: 0 HBP: 0	WP: 0 PA: 36 PB: 0 SB: 0 CS: 2

PITCHER	IP	WLS	BF	H	R	ER	SO	BB	IBB	HBP	BLK	WP	HR	S	P	ERA	WHIP
Jim Umbarger, L (1, 1) ERA: 2.97	9.0	W	36	8	1	0	4	2	1	0	0	0	0	41	53	0.00	1.111

PITCHER	IP	WLS	BF	H	R	ER	SO	BB	IBB	HBP	BLK	WP	HR	S	P	ERA	WHIP

AB	32
R	1
H	8
RBI	1
BB	3
SO	4
LOB	20

Batter	1	2	3	4	5	6	7	8	9	10	AB	R	H	RBI	BB	SO	LOB
Gene Clines, R (1, 7) OBP: 0.283, SLG: 0.286	L5-3	FC6-4 1-2f			L9	L9			L3		5	0	0	0	0	0	2
Toby Harrah, R (1, 6) OBP: 0.369, SLG: 0.373	3-1 1B 1B		FC5 1B 1B		BBBB HR BB		4-3		L1		4	2	2	0	1	0	0
Mike Hargrove, L (1, 3) OBP: 0.403, SLG: 0.394	3-1 1-2		F7		SSS K		F8		3-1		5	0	0	0	0	1	3
Jeff Burroughs, R (1, 9) OBP: 0.304, SLG: 0.370										BBBB BB 1B BB	4	1	4	3	1	0	0
Dave Moates, L (10, PR) OBP: 0.303, SLG: 0.315 (10, 9)	2-H 1B		1-2 FC5 1B		1-H HR						0	1	0	0	0	0	0
Tom Grieve, R (1, 10) OBP: 0.297, SLG: 0.393	5-3		1-2 2-3f FC5		2B		SSS K			SSS K	5	0	1	0	0	2	5
Danny Thompson, R (1, 5) OBP: 0.279, SLG: 0.278		F9 BB 1B	F9		BBBB BB			FC1-6 1B		BBBB 1B 1-2 BB	3	0	2	0	2	0	2
Lenny Randle, S (1, 4) OBP: 0.289, SLG: 0.271		BBBB CS 1-2 BB		BBBB G6-4-3 BB	F6			FC1-6 S 1-2f		1-3 2-H 1B	3	0	1	1	2	0	3
Juan Beniquez, R (1, 8) OBP: 0.321, SLG: 0.289		F9 2-3		G6-4-3 1-2f		F4		SSS K		F9	5	0	0	0	0	1	6
Jim Sundberg, R (1, 2) OBP: 0.280, SLG: 0.289		BBBB FC6-4 1-2 BB				SSS K		5-3 1-2			3	0	0	0	1	1	1

Inning Stats																								
	R: 1	H: 2	R: 0	H: 1	R: 0	H: 2	R: 0	H: 0	R: 2	H: 2	R: 0	H: 0	R: 0	H: 1	R: 0	H: 1	R: 0	H: 0	R: 1	H: 1	1B: 8	SF: 0	WP: 0	PA: 44
	E: 0	LOB: 1	E: 0	LOB: 2	E: 0	LOB: 2	E: 0	LOB: 0	E: 0	LOB: 2	E: 0	LOB: 0	E: 0	LOB: 1	E: 0	LOB: 1	E: 0	LOB: 0	E: 0	LOB: 2	2B: 1	SAC: 0	PB: 0	
	K: 0	BB: 0	K: 0	BB: 2	K: 0	BB: 0	K: 0	BB: 1	K: 1	BB: 2	K: 1	BB: 0	K: 1	BB: 0	K: 1	BB: 0	K: 0	BB: 0	K: 1	BB: 2	3B: 0	DP: 1	SB: 1	
	S: 5	P: 5	S: 3	P: 11	S: 5	P: 5	S: 2	P: 6	S: 7	P: 15	S: 5	P: 5	S: 6	P: 6	S: 6	P: 6	S: 3	P: 3	S: 5	P: 13	HR: 1	HBP: 0	CS: 1	

PITCHER		IP	WLS	BF	H	R	ER	SO	BB	IBB	HBP	BLK	WP	HR	S	P	ERA	WHIP
Rick Waits, L ERA: 3.79	(1, 1)	4.2		23	7	3	3	1	4	0	0	0	0	1	21	37	5.79	2.357
Tom Buskey, R ERA: 3.89	(5, 1)	2.1		9	1	0	0	2	1	0	0	0	0	0	12	16	0.00	0.857
Jim Kern, R ERA: 2.57	(8, 1)	3.0	L	12	2	1	1	2	2	0	0	0	0	0	14	22	3.00	1.333

PITCHER	IP	WLS	BF	H	R	ER	SO	BB	IBB	HBP	BLK	WP	HR	S	P	ERA	WHIP

TOP

Texas Rangers @ Cleveland Indians

Cleveland Municipal Stadium, Cleveland, OH

Sat Aug 14 1976, 3:33 AM EDT
Att. 13,640 - Unknown - 76 F

livebaseballscorecards.com

AB	37
R	4
H	10
RBI	4
BB	7
SO	5
LOB	22

Texas Rangers @ Cleveland Indians

Cleveland Municipal Stadium, Cleveland, OH

Sat Aug 14 1976, 3:33 AM EDT

Att. 13,640 - Unknown - 76 F

livebaseballscorecards.com

Batter	1	2	3	4	5	6	7	8	9	10	AB	R	H	RBI	BB	SO	LOB
Duane Kuiper, L (1, 4) OBP: 0.323, SLG: 0.333	K		K		2B		1B		L9		5	1	2	0	0	2	0
Rick Manning, L (1, 8) OBP: 0.344, SLG: 0.403	1-3		2B		CS 1B		1B		G6-4-3 1B		5	0	4	0	0	0	0
Tommy Smith, L (1, 10) OBP: 0.308, SLG: 0.413	4-3		F5		K		F8		G6-4-3		2	0	0	0	0	0	1
Frank Robinson, R (5, PH) OBP: 0.338, SLG: 0.371											3	0	0	0	0	1	5
Boog Powell, L (1, 3) OBP: 0.296, SLG: 0.299		1B BB		HR	K		L7			G3	4	1	1	1	1	1	3
George Hendrick, R (1, 7) OBP: 0.327, SLG: 0.463		K		2B 2B		1B BB	1-3 2-H 1B			FC6-4 BB	3	1	2	1	2	1	1
John Lowenstein, L (1, 9) OBP: 0.290, SLG: 0.275 Charlie Spikes, R (6, PH) OBP: 0.303, SLG: 0.343 (7, 9)	1-3 1B			F3	K	6-3				FC6-4 FC6-4 1-2f	2	0	1	0	0	0	1
											3	0	0	0	0	1	4
Buddy Bell, R (1, 5) OBP: 0.348, SLG: 0.365	5-3			L7	K		L7			FC6-4 1-2f	5	0	0	0	0	1	5
Ray Fosse, R (1, 2) OBP: 0.375, SLG: 0.372	5-3			2-H 2B	1-2 1B		F8				4	0	2	1	0	0	2
Frank Duffy, R (1, 6) OBP: 0.268, SLG: 0.273			6-3	1-3	F6		5-3				4	0	0	0	0	0	3

Inning Stats	1	2	3	4	5	6	7	8	9	10
	R: 0 H: 0 E: 0 LOB: 0 K: 1 BB: 0 S: 5 P: 5	R: 0 H: 1 E: 0 LOB: 2 K: 1 BB: 1 S: 6 P: 10	R: 0 H: 1 E: 0 LOB: 1 K: 1 BB: 0 S: 6 P: 6	R: 2 H: 3 E: 0 LOB: 1 K: 0 BB: 0 S: 6 P: 6	R: 0 H: 2 E: 0 LOB: 1 K: 2 BB: 0 S: 8 P: 8	R: 0 H: 1 E: 0 LOB: 2 K: 2 BB: 1 S: 8 P: 12	R: 1 H: 3 E: 0 LOB: 2 K: 0 BB: 0 S: 6 P: 6	R: 0 H: 0 E: 0 LOB: 0 K: 0 BB: 0 S: 3 P: 3	R: 0 H: 1 E: 0 LOB: 0 K: 0 BB: 0 S: 3 P: 3	R: 0 H: 0 E: 0 LOB: 1 K: 0 BB: 1 S: 3 P: 7

1B: 7 SF: 0
2B: 4 SAC: 0
3B: 0 DP: 1
HR: 1 HBP: 0

WP: 0 PA: 43
PB: 0
SB: 0
CS: 1

BOTTOM

AB	40
R	3
H	12
RBI	3
BB	3
SO	7
LOB	25

PITCHER	IP	WLS	BF	H	R	ER	SO	BB	IBB	HBP	BLK	WP	HR	S	P	ERA	WHIP
Nelson Briles, R (1, 1) ERA: 3.44	4.0		20	7	2	2	3	1	0	0	0	0	1	25	29	4.50	2.000
Craig Skok, L (5, 1) ERA: 3.0	2.2		12	4	1	1	4	1	0	0	0	0	0	19	23	3.38	1.875
Steve Foucault, R (7, 1) ERA: 2.98	3.1	W	11	1	0	0	0	1	0	0	0	0	0	10	14	0.00	0.600

PITCHER	IP	WLS	BF	H	R	ER	SO	BB	IBB	HBP	BLK	WP	HR	S	P	ERA	WHIP

Texas Rangers @ Cleveland Indians

Cleveland Municipal Stadium, Cleveland, OH

Sun Aug 15 1976, 3:33 AM EDT

Unknown - 65 F

livebaseballscorecards.com

Batter	1	2	3	4	5	6	7	8	9	AB	R	H	RBI	BB	SO	LOB
Dave Moates, L (1, 7) OBP: 0.304, SLG: 0.316	1-3		BB, 1B		4-3		F9	G6-4-3, 1-2f		3	0	1	0	0	0	0
Tom Grieve, R (7, PH) OBP: 0.296, SLG: 0.391 (7, 7)										2	0	0	0	0	0	4
Toby Harrah, R (1, 6) OBP: 0.371, SLG: 0.381	6-3		BBBB, 1-2, 1B, BB		HR		BBBB, 1-2, BB		4-3	3	1	1	1	2	0	0
Mike Hargrove, L (1, 3) OBP: 0.409, SLG: 0.401	2B		1-2, 1B		BBBB, FC5-4, BB		BBBB, 1-2, 2-3, BB		HR, 1B	3	1	3	0	2	0	0
Jeff Burroughs, R (1, 9) OBP: 0.303, SLG: 0.375	5-3		F4		FC5-4, 1-2f		4-3		1-H, HR	5	1	1	2	0	0	7
Joe Lahoud, L (1, 10) OBP: 0.323, SLG: 0.281		FC5-4, 1B, 1B	F6			F8		1B, 1B, 1B	SSS, K	2	0	1	0	0	0	2
Jim Fregosi, R (6, PH) OBP: 0.358, SLG: 0.333										3	1	1	0	0	1	0
Roy Howell, L (1, 5) OBP: 0.302, SLG: 0.367		1-2, FC5-4, 1B		4-3		SSS, K		F8	F9	5	0	1	0	0	1	1
Lenny Randle, S (1, 4) OBP: 0.288, SLG: 0.270		SSS, K		4-3		SSS, K		1B, 1-2, 1B		4	0	1	0	0	2	2
Juan Beniquez, R (1, 8) OBP: 0.323, SLG: 0.290		1-2f, 2-3, FC5-4		SSS, K		BBBB, FC4-6, BB		1-3, 2-H, BB, 1B		3	0	1	1	1	1	2
Jim Sundberg, R (1, 2) OBP: 0.277, SLG: 0.287		SSS, K			F8	FC4-6, BB, BB, 1-2f	BBBB	G6-4-3, 1-2		3	0	0	0	0	1	3
Gene Clines, R (8, PH) OBP: 0.285, SLG: 0.286										0	0	0	0	1	0	0
Bill Fahey, L (8, 2) OBP: 0.339, SLG: 0.320										0	0	0	0	0	0	0
Inning Stats	R: 0 E: 0 K: 0 S: 4 H: 1 LOB: 1 BB: 0 P: 4	R: 0 E: 0 K: 2 S: 9 H: 2 LOB: 2 BB: 0 P: 9	R: 0 E: 0 K: 0 S: 4 H: 2 LOB: 2 BB: 1 P: 8	R: 0 E: 0 K: 1 S: 5 H: 0 LOB: 0 BB: 0 P: 5	R: 1 E: 0 K: 0 S: 4 H: 1 LOB: 1 BB: 1 P: 8	R: 0 E: 0 K: 2 S: 7 H: 0 LOB: 0 BB: 0 P: 7	R: 0 E: 0 K: 0 S: 3 H: 0 LOB: 3 BB: 3 P: 15	R: 1 E: 0 K: 0 S: 5 H: 3 LOB: 2 BB: 1 P: 9	R: 2 E: 0 K: 1 S: 7 H: 2 LOB: 0 BB: 0 P: 7	1B: 8 2B: 1 3B: 0 HR: 2 SF: 0 SAC: 0 DP: 1 HBP: 0	WP: 0 PB: 0 SB: 0 CS: 0 PA: 42					

PITCHER		IP	WLS	BF	H	R	ER	SO	BB	IBB	HBP	BLK	WP	HR	S	P	ERA	WHIP
Stan Thomas, R ERA: 2.36	(1, 1)	5.0	W	22	6	1	1	3	2	0	0	0	0	1	26	34	1.80	1.600
Dave LaRoche, L ERA: 2.56	(6, 1)	2.1		14	3	1	1	2	4	0	0	0	0	0	14	30	3.86	3.000
Jim Kern, R ERA: 2.72	(8, 1)	1.2	S	6	2	2	2	1	0	0	0	0	0	1	8	8	10.80	1.200

PITCHER	IP	WLS	BF	H	R	ER	SO	BB	IBB	HBP	BLK	WP	HR	S	P	ERA	WHIP

AB	36
R	4
H	11
RBI	4
BB	6
SO	6
LOB	21

Texas Rangers @ Cleveland Indians

Cleveland Municipal Stadium, Cleveland, OH

Sun Aug 15 1976, 3:33 AM EDT

Unknown - 65 F

livebaseballscorecards.com

BOTTOM

Batter	1	2	3	4	5	6	7	8	9	AB	R	H	RBI	BB	SO	LOB
Duane Kuiper, L (1, 4) OBP: 0.325, SLG: 0.338	G3	F7			G6-3 1B		1B 2B 1-3			4	1	2	0	0	0	0
Larvell Blanks, R (1, 6) OBP: 0.373, SLG: 0.474	1B BB SF7 1B	F2			G6-3 1-2f		1B 2-H 3-H			4	1	2	2	0	0	1
Rick Manning, L (1, 8) OBP: 0.345, SLG: 0.403	1B 1B BB 1-2		F7			K S S S		1B 1B 1B		3	2	1	0	1	1	0
Boog Powell, L (1, 3) OBP: 0.304, SLG: 0.307	1B E 1B 1-2 2-3		6-3			1B		1B 1B 1-3		4	1	3	0	0	0	0
George Hendrick, R (1, 10) OBP: 0.324, SLG: 0.460	SF7 3-H		5-3			F3		K S S S		3	0	0	1	0	1	3
John Lowenstein, L (1, 9) OBP: 0.295, SLG: 0.281	E 1B 1-3 2-H			F7		F8		1B 1-2 3-H		4	0	2	2	0	0	1
Buddy Bell, R (1, 5) OBP: 0.347, SLG: 0.367	E5 1-3 3-H			6-3			FC5 2B	F7		4	0	1	0	0	0	3
Tommy Smith, L (1, 7) OBP: 0.290, SLG: 0.388	5-3			K S S S			K S S S	F9		4	0	0	0	0	2	5
Ray Fosse, R (1, 2) OBP: 0.368, SLG: 0.365		5-3			F9		FC5 2B 1B 2-3			3	1	0	0	0	0	1
Inning Stats	R: 3 H: 3 E: 1 LOB: 2 K: 0 BB: 1 S: 7 P: 11	R: 0 H: 0 E: 0 LOB: 0 K: 0 BB: 0 S: 3 P: 3	R: 0 H: 0 E: 0 LOB: 0 K: 0 BB: 0 S: 3 P: 3	R: 0 H: 0 E: 0 LOB: 0 K: 1 BB: 0 S: 5 P: 5	R: 0 H: 1 E: 0 LOB: 0 K: 0 BB: 0 S: 3 P: 3	R: 0 H: 1 E: 0 LOB: 1 K: 1 BB: 0 S: 6 P: 6	R: 2 H: 3 E: 0 LOB: 1 K: 1 BB: 0 S: 7 P: 7	R: 1 H: 3 E: 0 LOB: 2 K: 1 BB: 0 S: 8 P: 8		1B: 9 SF: 1 2B: 2 SAC: 0 3B: 0 DP: 1 HR: 0 HBP: 0						

	AB	33
	R	6
	H	11
	RBI	5
	BB	1
	SO	4
	LOB	14

WP: 0 PB: 0 SB: 0 CS: 0 PA: 35

PITCHER		IP	WLS	BF	H	R	ER	SO	BB	IBB	HBP	BLK	WP	HR	S	P	ERA	WHIP
Bert Blyleven, R ERA: 2.95	(1, 1)	7.1	L	33	11	6	5	4	1	0	0	0	0	0	40	44	6.14	1.636
Jeff Terpko, R ERA: 2.49	(8, 1)	0.2		2	0	0	0	0	0	0	0	0	0	0	2	2	0.00	0.000

PITCHER	IP	WLS	BF	H	R	ER	SO	BB	IBB	HBP	BLK	WP	HR	S	P	ERA	WHIP

Texas Rangers @ Cleveland Indians

Cleveland Municipal Stadium, Cleveland, OH

Sun Aug 15 1976, 3:38 AM EDT
Att. 23,790 - Unknown - 70 F

livebaseballscorecards.com

Batter	1	2	3	4	5	6	7	8	9	AB	R	H	RBI	BB	SO	LOB
Danny Thompson, R (1, 5) OBP: 0.275, SLG: 0.274	F9	6-3			4-3			K		3	0	0	0	0	0	3
Roy Howell, L (8, PH) (8, 5) OBP: 0.301, SLG: 0.366										1	0	0	0	0	1	1
Toby Harrah, R (1, 6) OBP: 0.370, SLG: 0.379	K		6-3			F4		1-2 F8 1B		4	0	1	0	0	1	0
Mike Hargrove, L (1, 10) OBP: 0.410, SLG: 0.399	FC6-4 BB		G6-4-3 BB			L4		F8 1-2 2-3		2	0	0	0	2	0	2
Jeff Burroughs, R (1, 9) OBP: 0.300, SLG: 0.371	FC6-4 1-2f		G6-4-3 1-2f			6-3		F7		4	0	0	0	0	0	4
Jim Fregosi, R (1, 3) OBP: 0.348, SLG: 0.323		K		F9			6-3		G3	3	0	0	0	0	1	0
Joe Lahoud, L (9, PH) OBP: 0.321, SLG: 0.280										1	0	0	0	0	0	0
Tom Grieve, R (1, 7) OBP: 0.295, SLG: 0.388		1B WP BB		F7			6-3		4-3	3	0	0	0	1	0	0
Lenny Randle, S (1, 4) OBP: 0.290, SLG: 0.271		1-2 1B BB		F8			E3 FC6-4		FC6-4 1B	3	0	1	0	1	0	0
Juan Beniquez, R (1, 8) OBP: 0.322, SLG: 0.289		1-2 2-3 1B			K		FC6-4 1-2f		FC6-4 1-2f	4	0	1	0	0	1	2
Bill Fahey, L (1, 2) OBP: 0.339, SLG: 0.321		K			4-3			F8 1B 1B		3	0	1	0	0	1	3
Inning Stats	R: 0 E: 0 K: 1 S: 5 H: 0 LOB: 1 BB: 1 P: 9	R: 0 E: 0 K: 2 S: 8 H: 1 LOB: 3 BB: 2 P: 16	R: 0 E: 0 K: 0 S: 2 H: 0 LOB: 0 BB: 1 P: 6	R: 0 E: 0 K: 0 S: 3 H: 0 LOB: 0 BB: 0 P: 3	R: 0 E: 0 K: 1 S: 5 H: 0 LOB: 0 BB: 0 P: 5	R: 0 E: 0 K: 0 S: 3 H: 0 LOB: 0 BB: 0 P: 3	R: 0 E: 1 K: 0 S: 4 H: 0 LOB: 1 BB: 0 P: 4	R: 0 E: 0 K: 1 S: 7 H: 2 LOB: 2 BB: 0 P: 7	R: 0 E: 0 K: 0 S: 4 H: 1 LOB: 1 BB: 0 P: 4	1B: 4 2B: 0 3B: 0 HR: 0 SF: 0 SAC: 0 DP: 1 HBP: 0							

PITCHER	IP	WLS	BF	H	R	ER	SO	BB	IBB	HBP	BLK	WP	HR	S	P	ERA	WHIP
Jim Bibby, R (1, 1) ERA: 3.39	9.0	W	35	4	0	0	5	4	0	0	0	1	0	41	57	0.00	0.889

PITCHER	IP	WLS	BF	H	R	ER	SO	BB	IBB	HBP	BLK	WP	HR	S	P	ERA	WHIP

TOP

AB	31
R	0
H	4
RBI	0
BB	4
SO	5
LOB	15

WP: 1 PA: 35
PB: 0
SB: 0
CS: 0

Batter	1	2	3	4	5	6	7	8	9	AB	R	H	RBI	BB	SO	LOB
Duane Kuiper, L (1, 4) OBP: 0.322, SLG: 0.335	4-3		G6-3 1-2f			1-3		SH3-4 1-2		3	0	0	0	0	0	1
Rick Manning, L (1, 8) OBP: 0.348, SLG: 0.407	BB			F8			SH3-4 1B 2B	BLK 2-H 1B		3	1	2	1	1	0	0
John Lowenstein, L (1, 7) OBP: 0.290, SLG: 0.276	F7			F7			SH3-4 2-3	F7 1-2		3	0	0	0	0	0	2
Boog Powell, L (1, 3) OBP: 0.303, SLG: 0.303	F9			2-3			BB 1B IBB	F7		3	1	0	0	1	0	2
George Hendrick, R (1, 10) OBP: 0.324, SLG: 0.458		F7			K		1B 1-2 BB			2	0	0	0	1	1	0
Buddy Bell, R (1, 5) OBP: 0.347, SLG: 0.366		F8			F8		1-3 2-H 3-H 1B			3	0	1	2	0	0	0
Charlie Spikes, R (1, 9) OBP: 0.300, SLG: 0.339		F8			F8		K			3	0	0	0	0	1	2
Rick Cerone, R (1, 2)			F8			F5	F8			3	0	0	0	0	0	2
Frank Duffy, R (1, 6) OBP: 0.269, SLG: 0.274			E1 G6-3			B2-3		SH3-4 1B 1B		3	1	1	0	0	0	0
Inning Stats	R: 0 E: 0 K: 0 S: 3 H: 0 LOB: 1 BB: 1 P: 7	R: 0 E: 0 K: 0 S: 3 H: 0 LOB: 0 BB: 0 P: 3	R: 0 E: 1 K: 0 S: 3 H: 0 LOB: 0 BB: 0 P: 3	R: 0 E: 0 K: 0 S: 3 H: 0 LOB: 0 BB: 0 P: 3	R: 0 E: 0 K: 1 S: 5 H: 0 LOB: 0 BB: 0 P: 5	R: 0 E: 0 K: 0 S: 3 H: 0 LOB: 0 BB: 0 P: 3	R: 2 E: 0 K: 1 S: 7 H: 2 LOB: 2 BB: 2 P: 15	R: 1 E: 0 K: 0 S: 5 H: 2 LOB: 1 BB: 0 P: 5		1B: 3 2B: 1 3B: 0 HR: 0 SF: 0 SAC: 2 DP: 1 HBP: 0						

PITCHER		IP	WLS	BF	H	R	ER	SO	BB	IBB	HBP	BLK	WP	HR	S	P	ERA	WHIP
Steve Hargan, R ERA: 3.15	(1, 1)	7.1	L	29	4	3	3	2	2	1	0	0	0	0	30	42	3.68	0.818
Joe Hoerner, L ERA: 4.7	(8, 1)	0.2		2	0	0	0	0	0	0	0	1	0	0	2	2	0.00	0.000

PITCHER	IP	WLS	BF	H	R	ER	SO	BB	IBB	HBP	BLK	WP	HR	S	P	ERA	WHIP

BOTTOM

Texas Rangers @ Cleveland Indians

Cleveland Municipal Stadium, Cleveland, OH

Sun Aug 15 1976, 3:38 AM EDT

Att. 23,790 - Unknown - 70 F

livebaseballscorecards.com

AB	26
R	3
H	4
RBI	3
BB	3
SO	2
LOB	9

Batter	1	2	3	4	5	6	7	8	9	AB	R	H	RBI	BB	SO	LOB
Duane Kuiper, L (1, 4) OBP: 0.319, SLG: 0.332	4-3		3-1			4-3			F8	4	0	0	0	0	0	0
Rick Manning, L (1, 8) OBP: 0.347, SLG: 0.405	1B		P4			G3			4-3	4	0	1	0	0	0	0
Tommy Smith, L (1, 9) OBP: 0.292, SLG: 0.386	F6			G4-6-3 1B			P6			3	0	1	0	0	0	1
Rico Carty, R (1, 10) OBP: 0.383, SLG: 0.462	F8			G4-6-3 1-2f			L8			3	0	0	0	0	0	2
Boog Powell, L (1, 3) OBP: 0.299, SLG: 0.299		4-3		4-3			6-3			3	0	0	0	0	0	0
George Hendrick, R (1, 7) OBP: 0.324, SLG: 0.464		HR			5-3			F8		3	1	1	1	0	0	0
Buddy Bell, R (1, 5) OBP: 0.345, SLG: 0.364		6-3			6-3			F9		3	0	0	0	0	0	0
Ray Fosse, R (1, 2) OBP: 0.361, SLG: 0.358		L8			F2			F8		3	0	0	0	0	0	0
Frank Duffy, R (1, 6) OBP: 0.267, SLG: 0.271			F5			5-3			F8	3	0	0	0	0	0	0
Inning Stats	R: 0 E: 0 K: 0 S: 4 H: 1 LOB: 1 BB: 0 P: 4	R: 1 E: 0 K: 0 S: 4 H: 1 LOB: 0 BB: 0 P: 4	R: 0 E: 0 K: 0 S: 3 H: 0 LOB: 0 BB: 0 P: 3	R: 0 E: 0 K: 0 S: 3 H: 1 LOB: 0 BB: 0 P: 3	R: 0 E: 0 K: 0 S: 3 H: 0 LOB: 0 BB: 0 P: 3	R: 0 E: 0 K: 0 S: 3 H: 0 LOB: 0 BB: 0 P: 3	R: 0 E: 0 K: 0 S: 3 H: 0 LOB: 0 BB: 0 P: 3	R: 0 E: 0 K: 0 S: 3 H: 0 LOB: 0 BB: 0 P: 3	R: 0 E: 0 K: 0 S: 3 H: 0 LOB: 0 BB: 0 P: 3	1B: 2 2B: 0 3B: 0 HR: 1 SF: 0 SAC: 0 DP: 1 HBP: 0	WP: 0 PB: 0 SB: 0 CS: 0 PA: 29					

PITCHER	IP	WLS	BF	H	R	ER	SO	BB	IBB	HBP	BLK	WP	HR	S	P	ERA	WHIP
Marty Pattin, R (1, 1) ERA: 2.53	9.0	W	29	3	1	1	0	0	0	0	0	0	1	29	29	1.00	0.333

PITCHER	IP	WLS	BF	H	R	ER	SO	BB	IBB	HBP	BLK	WP	HR	S	P	ERA	WHIP

Cleveland Indians @ Kansas City Royals

Royals Stadium, Kansas City, MO

Mon Aug 16 1976, 8:05 PM EDT

Att. 18,797 - Unknown - 87 F

TOP

livebaseballscorecards.com

AB	29
R	1
H	3
RBI	1
BB	0
SO	0
LOB	3

Cleveland Indians @ Kansas City Royals

Royals Stadium, Kansas City, MO

Mon Aug 16 1976, 8:05 PM EDT

Att. 18,797 - Unknown - 87 F

livebaseballscorecards.com

BOTTOM

Batter	1	2	3	4	5	6	7	8	9	AB	R	H	RBI	BB	SO	LOB
Al Cowens, R (1, 9) OBP: 0.313, SLG: 0.344	B B B B 4-0 S HR BB	x 0-0 ② FC4-2 S 3-H		x 0-0 ② F8		x 0-0 1-2 1B				3	1	1	0	1	0	2
Amos Otis, R (1, 8) OBP: 0.355, SLG: 0.478	x 0-0 S S S 1-H HR	0-3 ③ K 1-2		B B B B 4-0 WP BB		x 0-0 ③ F9				3	1	1	2	1	1	3
George Brett, L (1, 5) OBP: 0.384, SLG: 0.481	x 0-0 ① F9		x 0-0 ① 6-3	x 0-0 ③ 4-3 1-2 2-3			x 0-0 ① G1			4	0	0	0	0	0	2
John Mayberry, L (1, 3) OBP: 0.329, SLG: 0.378	x 0-0 ② 6-3		x 0-0 ② 1-3		x 0-0 ① P4		B B B B 4-0 1B BB			3	0	0	0	1	0	0
Hal McRae, R (1, 10) OBP: 0.428, SLG: 0.501 Davey Nelson, R (7, PR) OBP: 0.291, SLG: 0.310	x 0-0 HR 1B		x 0-0 ③ F8		B B B B 4-0 G4-6-3 BB		x 0-0 G4-6-3 1-2 1B			3 0	1 0	2 0	0 0	1 0	0 0	0 0
Tom Poquette, L (1, 7) OBP: 0.386, SLG: 0.480 Jim Wohlford, R (7, PH) OBP: 0.296, SLG: 0.290 (8, 7)	x 0-0 1-H HR			B B B B 4-0 SH1-4 1B FC4 BB	x 0-0 ② ③ G4-6-3 1-2f		x 0-0 ② ③ G4-6-3 1-2f			2 1	2 0	1 0	2 0	1 0	0 0	1 2
Buck Martinez, R (1, 2) OBP: 0.271, SLG: 0.388	x 0-0 ③ L6			x 0-0 SH1-4 1-2 E 1B		x 0-0 ① 6-3		x 0-0 ① 4-3		4	1	1	0	0	0	0
Freddie Patek, R (1, 6) OBP: 0.331, SLG: 0.313		x 0-0 SH1-3 FC4-2 2B		x 0-0 ① SH1-4 1-2 2-3		S S S 0-3 ② K		x 0-0 ② 6-3		3	0	1	0	0	1	0
Frank White, R (1, 4) OBP: 0.259, SLG: 0.291		x 0-0 ① SH1-3 2-3		x 0-0 FC4 WP 2-H 3-H		B B B B 4-0 1B BB		x 0-0 ③ F9		2	0	0	1	1	0	0
Inning Stats	R: 4 H: 3 E: 0 LOB: 0 K: 0 BB: 1 S: 6 P: 10	R: 0 H: 1 E: 0 LOB: 1 K: 1 BB: 0 S: 6 P: 6	R: 0 H: 0 E: 0 LOB: 0 K: 0 BB: 0 S: 3 P: 3	R: 2 H: 1 E: 1 LOB: 2 K: 0 BB: 2 S: 5 P: 13	R: 0 H: 0 E: 0 LOB: 0 K: 0 BB: 1 S: 2 P: 6	R: 0 H: 1 E: 0 LOB: 2 K: 1 BB: 1 S: 6 P: 10	R: 0 H: 1 E: 0 LOB: 2 K: 0 BB: 1 S: 3 P: 7	R: 0 H: 0 E: 0 LOB: 0 K: 0 BB: 0 S: 3 P: 3		1B: 4 SF: 0 2B: 1 SAC: 2 3B: 0 DP: 2 HR: 2 HBP: 0						

	AB	28
	R	6
	H	7
	RBI	5
	BB	6
	SO	2
	LOB	10

WP: 1 PA: 36
PB: 0
SB: 2
CS: 0

PITCHER		IP	WLS	BF	H	R	ER	SO	BB	IBB	HBP	BLK	WP	HR	S	P	ERA	WHIP
Jackie Brown, R ERA: 3.8	(1, 1)	3.2	L	20	5	6	6	1	3	0	0	0	0	2	19	31	14.73	2.182
Don Hood, L ERA: 4.39	(4, 1)	3.1		13	2	0	0	1	3	0	0	0	1	0	12	24	0.00	1.500
Tom Buskey, R ERA: 3.84	(8, 1)	1.0		3	0	0	0	0	0	0	0	0	0	0	3	3	0.00	0.000

PITCHER	IP	WLS	BF	H	R	ER	SO	BB	IBB	HBP	BLK	WP	HR	S	P	ERA	WHIP

Cleveland Indians @ Kansas City Royals

Royals Stadium, Kansas City, MO

Tue Aug 17 1976, 8:05 PM EDT
Att. 14,836 - Unknown - 91 F

livebaseballscorecards.com

TOP

Batter	1	2	3	4	5	6	7	8	9	10	AB	R	H	RBI	BB	SO	LOB
Duane Kuiper, L (1, 4) (9, 3) OBP: 0.315, SLG: 0.327	6-3		G3 2-3			F9		G3-6-3 1-2f		F8	5	0	0	0	0	0	2
Rick Manning, L (1, 8) OBP: 0.344, SLG: 0.401	F9		1-3			4-3			F8 SSS	K	5	0	0	0	0	1	1
Tommy Smith, L (1, 9) OBP: 0.316, SLG: 0.389	P4			BBBB 1B BB		S 1B			BBBB 1B FC6 BB		2	1	1	0	2	0	0
Rico Carty, R (1, 10) OBP: 0.384, SLG: 0.463 Rick Waits, L (9, PR)		G6-3 1B		F4		6-3 1-2			E FC6 1-2 1B		4 0	0 1	2 0	0 0	0 0	0 0	2 0
Boog Powell, L (1, 3) OBP: 0.300, SLG: 0.299 Larvell Blanks, R (9, PH) OBP: 0.372, SLG: 0.472 (9, 4)		G6-3 1-2f		G6-4-3 1-3 1B			F8		FC6 1-3 2-H 1B		3 1	0 0	1 0	0 0	0 0	0 0	1 1
George Hendrick, R (1, 7) OBP: 0.324, SLG: 0.462		6-3		G6-4-3 1-2f			5-3		1-2 3-H 1B		4	0	1	1	0	0	2
Buddy Bell, R (1, 5) OBP: 0.344, SLG: 0.365			2B 2B		6-3		5-3		SSS K		4	1	1	0	0	1	2
Ray Fosse, R (1, 2) OBP: 0.355, SLG: 0.351 John Lowenstein, L (9, PH) OBP: 0.289, SLG: 0.274 Rick Cerone, R (9, 2)			SSS K		F8			SSS K	3-1		3 1 0	0 0 0	0 0 0	0 0 0	0 0 0	2 0 0	1 2 0
Frank Duffy, R (1, 6) OBP: 0.269, SLG: 0.275		G3 2-H 2B			5-3			BBBB G3-6-3 BB		5-3	3	0	1	1	1	0	0
Inning Stats	R: 0 E: 0 K: 0 S: 3 H: 0 LOB: 0 BB: 0 P: 3	R: 0 E: 0 K: 0 S: 3 H: 1 LOB: 0 BB: 0 P: 3	R: 1 E: 0 K: 1 S: 7 H: 2 LOB: 1 BB: 0 P: 7	R: 0 E: 0 K: 0 S: 3 H: 1 LOB: 1 BB: 1 P: 7	R: 0 E: 0 K: 0 S: 3 H: 0 LOB: 0 BB: 0 P: 3	R: 0 E: 0 K: 0 S: 4 H: 1 LOB: 1 BB: 0 P: 4	R: 0 E: 0 K: 0 S: 3 H: 0 LOB: 0 BB: 0 P: 3	R: 0 E: 0 K: 1 S: 4 H: 0 LOB: 0 BB: 1 P: 8	R: 2 E: 1 K: 1 S: 8 H: 2 LOB: 2 BB: 1 P: 12	R: 0 E: 0 K: 1 S: 5 H: 0 LOB: 0 BB: 0 P: 5	1B: 5 2B: 2 3B: 0 HR: 0	SF: 0 SAC: 0 DP: 3 HBP: 0						

	AB	35
	R	3
	H	7
	RBI	2
	BB	3
	SO	4
	LOB	14

WP: 0 PB: 0 SB: 1 CS: 0 PA: 38

PITCHER		IP	WLS	BF	H	R	ER	SO	BB	IBB	HBP	BLK	WP	HR	S	P	ERA	WHIP
Doug Bird, R ERA: 3.33	(1, 1)	8.1		31	6	3	2	2	3	0	0	0	0	0	32	44	2.16	1.080
Steve Mingori, L ERA: 2.36	(9, 1)	0.0		1	0	0	0	0	0	0	0	0	0	0	1	1	∞	∞
Mark Littell, R ERA: 1.96	(9, 1)	1.2	W	6	1	0	0	2	0	0	0	0	0	0	10	10	0.00	0.600

PITCHER		IP	WLS	BF	H	R	ER	SO	BB	IBB	HBP	BLK	WP	HR	S	P	ERA	WHIP

Batter	1	2	3	4	5	6	7	8	9	10	AB	R	H	RBI	BB	SO	LOB
Al Cowens, R (1, 9) OBP: 0.309, SLG: 0.340	0-0 6-3		0-0 P5 1-2		0-3 K		0-0 6-3 2-3		0-0 5-3		5	0	0	0	0	1	3
Amos Otis, R (1, 8) OBP: 0.354, SLG: 0.475	0-0 5-3		0-0 5-3		0-0 5-3		0-0 1B 3-H			0-0 F7	5	0	1	1	0	0	1
George Brett, L (1, 5) OBP: 0.387, SLG: 0.484	0-0 5-3			0-0 1B 1B 2B		0-0 CS 1B	0-0 F8			0-0 E S S 1B	5	2	3	0	0	0	1
John Mayberry, L (1, 3) OBP: 0.327, SLG: 0.376		0-0 F7		0-0 1B 2-3 1B		0-0 F9		0-0 4-3		0-3 K 1-3	5	0	1	0	0	1	2
Hal McRae, R (1, 10) OBP: 0.431, SLG: 0.505 Davey Nelson, R (8, PR) OBP: 0.291, SLG: 0.310		0-3 K		0-0 1-3 3-H 1B		4-0 WP 1-2 BB		0-0 2B		0-0 S 3-H	3 1	0 0	2 0	1 0	1 0	1 0	0 0
Tom Poquette, L (1, 7) OBP: 0.393, SLG: 0.480 Jim Wohlford, R (8, PH) OBP: 0.295, SLG: 0.289 (9, 7)		4-0 CS BB		4-0 FC4-6 BB		4-0 1-2 IBB		0-3 K			0 1	0 0	0 0	0 0	3 1	0 1	0 1
Buck Martinez, R (1, 2) OBP: 0.271, SLG: 0.386		0-0 CS 1-2	0-0 1B WP 1B 1B	0-0 FC4-6 1-2f		0-0 L6		0-0 P6			4	1	1	0	0	0	5
Freddie Patek, R (1, 6) OBP: 0.332, SLG: 0.315			0-0 1B 1-3 1B	0-3 K			0-0 6-3 SH3 1B 1B		0-0 F3		4	1	2	0	0	1	2
Frank White, R (1, 4) OBP: 0.260, SLG: 0.292			0-0 CS 1-3 3-H 1B		0-0 1-3		0-0 SH3 1-2		0-0 F7		3	0	1	1	0	0	0
Inning Stats	R: 0 H: 0 E: 0 LOB: 0 K: 0 BB: 0 S: 3 P: 3	R: 0 H: 0 E: 0 LOB: 0 K: 1 BB: 1 S: 4 P: 8	R: 1 H: 3 E: 0 LOB: 1 K: 0 BB: 0 S: 5 P: 5	R: 1 H: 3 E: 0 LOB: 2 K: 1 BB: 1 S: 7 P: 11	R: 0 H: 0 E: 0 LOB: 0 K: 1 BB: 0 S: 5 P: 5	R: 0 H: 1 E: 0 LOB: 2 K: 0 BB: 2 S: 3 P: 11	R: 1 H: 2 E: 0 LOB: 1 K: 0 BB: 0 S: 5 P: 5	R: 0 H: 1 E: 0 LOB: 1 K: 1 BB: 0 S: 6 P: 6	R: 0 H: 0 E: 0 LOB: 0 K: 0 BB: 0 S: 3 P: 3	R: 1 H: 1 E: 0 LOB: 0 K: 1 BB: 0 S: 5 P: 5	1B: 9 SF: 0 2B: 2 SAC: 1 3B: 0 DP: 0 HR: 0 HBP: 0						

PITCHER	IP	WLS	BF	H	R	ER	SO	BB	IBB	HBP	BLK	WP	HR	S	P	ERA	WHIP
Pat Dobson, R (1, 1) ERA: 3.58	6.2		29	9	3	3	3	3	1	0	0	2	0	31	47	4.05	1.800
Dave LaRoche, L (7, 1) ERA: 2.44	3.0	L	12	2	1	0	2	0	0	0	0	0	0	15	15	0.00	0.667

PITCHER	IP	WLS	BF	H	R	ER	SO	BB	IBB	HBP	BLK	WP	HR	S	P	ERA	WHIP

BOTTOM

Cleveland Indians @ Kansas City Royals

Royals Stadium, Kansas City, MO

Tue Aug 17 1976, 8:05 PM EDT
Att. 14,836 - Unknown - 91 F

livebaseballscorecards.com

AB	36
R	4
H	11
RBI	3
BB	4
SO	5
LOB	15

WP: 2 PA: 42
PB: 0
SB: 2
CS: 3

Batter	1	2	3	4	5	6	7	8	9	AB	R	H	RBI	BB	SO	LOB
Duane Kuiper, L (1, 4) OBP: 0.314, SLG: 0.326	F7			F7		4-3	F7		S 1B	5	0	1	0	0	0	3
Rick Manning, L (1, 8) OBP: 0.343, SLG: 0.399	P5			K			4-3	1B FC5-2 1B	K 1-2	5	0	1	0	0	2	1
John Lowenstein, L (1, 7) OBP: 0.283, SLG: 0.268	4-3			F7			4-3	F8		4	0	0	0	0	0	1
Rico Carty, R (1, 10) OBP: 0.385, SLG: 0.465		L7			5-3		1B 2B	1B FC5-2 1-3 1B		4	1	2	0	0	0	0
Boog Powell, L (1, 3) OBP: 0.303, SLG: 0.300		G4-6-3 1B			6-3		1B 1B IBB	FC5-2 1B 1-2 3-H		3	1	1	0	1	0	2
Larvell Blanks, R (1, 6) OBP: 0.374, SLG: 0.472		G4-6-3 1-2f			5-3		1B 1B 1-2 2-H 1B	1-2 2-3 1B		4	1	2	1	0	0	1
Frank Duffy, R (8, 6) OBP: 0.269, SLG: 0.275										0	0	0	0	0	0	0
Buddy Bell, R (1, 5) OBP: 0.346, SLG: 0.366			K			1B	1B 1-3 2-H 1B	F7		4	1	2	1	0	1	3
Tommy Smith, L (1, 9) OBP: 0.313, SLG: 0.373			F8			F8	1B IBB		4-3	3	0	0	0	1	0	1
Ray Fosse, R (1, 2) OBP: 0.353, SLG: 0.348			F9			K	1B 1-2 2-H 3-H		5-3	4	0	1	2	0	1	1
Inning Stats	R: 0 E: 0 K: 0 S: 3 / H: 0 LOB: 0 BB: 0 P: 3	R: 0 E: 0 K: 0 S: 3 / H: 1 LOB: 0 BB: 0 P: 3	R: 0 E: 0 K: 1 S: 5 / H: 0 LOB: 0 BB: 0 P: 5	R: 0 E: 0 K: 1 S: 5 / H: 0 LOB: 0 BB: 0 P: 5	R: 0 E: 0 K: 0 S: 3 / H: 0 LOB: 0 BB: 0 P: 3	R: 0 E: 0 K: 1 S: 6 / H: 1 LOB: 1 BB: 0 P: 6	R: 4 E: 0 K: 0 S: 7 / H: 4 LOB: 2 BB: 2 P: 15	R: 0 E: 0 K: 0 S: 6 / H: 3 LOB: 3 BB: 0 P: 6	R: 0 E: 0 K: 1 S: 6 / H: 1 LOB: 1 BB: 0 P: 6	1B: 9 2B: 1 3B: 0 HR: 0	SF: 0 SAC: 0 DP: 1 HBP: 0						

PITCHER		IP	WLS	BF	H	R	ER	SO	BB	IBB	HBP	BLK	WP	HR	S	P	ERA	WHIP
Al Fitzmorris, R ERA: 2.94	(1, 1)	6.2	L	27	6	4	4	3	0	2	0	0	0	0	31	39	5.40	0.900
Larry Gura, L ERA: 3.09	(7, 1)	1.0		6	3	0	0	0	0	0	0	0	0	0	6	6	0.00	3.000
Tom Bruno, R ERA: 2.16	(8, 1)	1.1		5	1	0	0	1	0	0	0	0	0	0	7	7	0.00	0.750

PITCHER	IP	WLS	BF	H	R	ER	SO	BB	IBB	HBP	BLK	WP	HR	S	P	ERA	WHIP

TOP

Cleveland Indians @ Kansas City Royals

Royals Stadium, Kansas City, MO

Wed Aug 18 1976, 8:05 PM EDT

Att. 15,095 - Unknown - 90 F

livebaseballscorecards.com

AB	36
R	4
H	10
RBI	4
BB	2
SO	4
LOB	13

WP: 0	PA: 38
PB: 0	
SB: 1	
CS: 0	

Cleveland Indians @ Kansas City Royals

Royals Stadium, Kansas City, MO

Wed Aug 18 1976, 8:05 PM EDT

Att. 15,095 - Unknown - 90 F

livebaseballscorecards.com

BOTTOM

Batter	1	2	3	4	5	6	7	8	9	AB	R	H	RBI	BB	SO	LOB
Al Cowens, R (1, 9) OBP: 0.309, SLG: 0.339	S S S 0-3 K ①			x 0-0 F9 ①		x 0-0 1B		x 0-0 4-3 ② 1-2 2-3 3-H		4	0	1	1	0	1	2
Cookie Rojas, R (9, 4) OBP: 0.250, SLG: 0.240										0	0	0	0	0	0	0
Amos Otis, R (1, 8) OBP: 0.351, SLG: 0.470	S S S 0-3 K ②			x 0-0 5-3 ②		x 0-0 F7 ③		S S S 0-3 K ③		4	0	0	0	0	2	3
George Brett, L (1, 5) OBP: 0.384, SLG: 0.480	x 0-0 G3 ③			x 0-0 3-1 ③			S S S 0-3 K ①		x 0-0 6-3 ①	4	0	0	0	0	1	0
John Mayberry, L (1, 3) OBP: 0.327, SLG: 0.375		x 0-0 6-3 ①			x 0-0 G3 ①		x 0-0 F8 ②		x 0-0 1B 1B	4	0	1	0	0	0	0
Hal McRae, R (1, 10) OBP: 0.430, SLG: 0.503		S S S 0-3 K ②			x 0-0 F8 ②		x 0-0 F8 ③		x 0-0 1-2 1B	4	0	1	0	0	1	0
Tom Hall, L (9, PR)										0	0	0	0	0	0	0
Tom Poquette, L (1, 7) OBP: 0.394, SLG: 0.484		x 0-0 F5 ③			x 0-0 1B			x 0-0 1B 4-3 2B	S S S 0-3 K ②	4	1	2	0	0	1	2
Bob Stinson, S (1, 2) OBP: 0.329, SLG: 0.322			x 0-0 4-3 ①		x 0-0 F9 ③			B B B 4-0 4-3 1B BB	x 0-0 L6 ③	3	0	0	0	1	0	3
Freddie Patek, R (1, 6) OBP: 0.331, SLG: 0.313			x 0-0 L8 ②			S S S 0-3 K ①		x 0-0 4-3 1-2 2-3 1B		2	0	0	0	0	1	0
Ruppert Jones, L (8, PH) OBP: 0.318, SLG: 0.400										1	0	1	0	0	0	0
(9, 9)																
Frank White, R (1, 4) OBP: 0.258, SLG: 0.290			x 0-0 F7 ③			x 0-0 F5 ②		S S S 0-3 K ①		2	0	0	0	0	0	0
Jamie Quirk, L (8, PH) OBP: 0.253, SLG: 0.353										1	0	0	0	0	1	3
(9, 6)																

Inning Stats										
	R: 0 E: 0 K: 2 S: 7	H: 0 LOB: 0 BB: 0 P: 7	R: 0 E: 0 K: 1 S: 5	H: 0 LOB: 0 BB: 0 P: 5	R: 0 E: 0 K: 0 S: 3	H: 0 LOB: 0 BB: 0 P: 3	R: 0 E: 0 K: 0 S: 3	H: 0 LOB: 0 BB: 0 P: 3	R: 0 E: 0 K: 0 S: 4	H: 1 LOB: 1 BB: 0 P: 4
	R: 0 E: 0 K: 1 S: 6	H: 1 LOB: 1 BB: 0 P: 6	R: 0 E: 0 K: 1 S: 5	H: 0 LOB: 0 BB: 0 P: 5	R: 1 E: 0 K: 2 S: 9	H: 2 LOB: 2 BB: 1 P: 13	R: 0 E: 0 K: 1 S: 7	H: 2 LOB: 2 BB: 0 P: 7	1B: 5 2B: 1 3B: 0 HR: 0	SF: 0 SAC: 0 DP: 0 HBP: 0

	AB	33
	R	1
	H	6
	RBI	1
	BB	1
	SO	8
	LOB	13

WP: 0 PB: 0 SB: 0 CS: 0 PA: 34

PITCHER		IP	WLS	BF	H	R	ER	SO	BB	IBB	HBP	BLK	WP	HR	S	P	ERA	WHIP
Dennis Eckersley, R ERA: 3.63	(1, 1)	7.0	W	26	4	1	1	5	1	0	0	0	0	0	35	39	1.29	0.714
Jim Kern, R ERA: 2.66	(8, 1)	2.0	S	8	2	0	0	3	0	0	0	0	0	0	14	14	0.00	1.000

PITCHER	IP	WLS	BF	H	R	ER	SO	BB	IBB	HBP	BLK	WP	HR	S	P	ERA	WHIP

Batter	1	2	3	4	5	6	7	8	9	AB	R	H	RBI	BB	SO	LOB
Duane Kuiper, L (1, 4) OBP: 0.310, SLG: 0.321	5-3		FC6-4 S 1-2f	FC6-2 1-3 2-3 3-H			K	L7		5	0	0	0	0	1	6
Larvell Blanks, R (1, 6) OBP: 0.366, SLG: 0.461	1-3		F8 1-2	1-3 1-2			F9		L7	5	0	0	0	0	0	3
Rick Manning, L (1, 8) OBP: 0.343, SLG: 0.397	1B		L7	G3			F8		1B 1B BB	4	1	1	0	1	0	3
Rico Carty, R (1, 10) OBP: 0.386, SLG: 0.463 Charlie Spikes, R (8, PR) OBP: 0.300, SLG: 0.339 Ron Pruitt, R (9, PH) OBP: 0.309, SLG: 0.283	L7			HR BB	6-3			HR BB	1B 1-2 1B	2 0 1	1 1 0	0 0 1	0 0 0	2 0 0	0 0 0	1 0 0
Boog Powell, L (1, 3) OBP: 0.309, SLG: 0.333		6-3		1-H HR	5-3			1-H HR	BB 1-3 2-H 1B	5	2	3	5	0	0	0
George Hendrick, R (1, 7) OBP: 0.329, SLG: 0.463		5-3		2B 1B BB	CS 1B			5-3 E 1B	BB 1-2	3	1	2	0	2	0	0
Buddy Bell, R (1, 5) OBP: 0.348, SLG: 0.370	HBP			1-3 1B 2B	CS 1-2	G3-6-3 1B		B3	K	4	1	2	0	0	1	3
Tommy Smith, L (1, 9) OBP: 0.310, SLG: 0.359	F8			1B FC6-2 IBB		G3-6-3 1-2f		E8 5-3 1-2		3	0	0	0	1	0	3
Ray Fosse, R (1, 2) OBP: 0.356, SLG: 0.352			FC6-4 1B	FC6-2 1-3 2-H 3-H 1B		F6		5-3 1-2 2-3		4	0	2	2	0	0	2
Inning Stats	R: 0 E: 0 K: 0 S: 4 H: 1 LOB: 1 BB: 0 P: 4	R: 0 E: 0 K: 0 S: 3 H: 0 LOB: 1 BB: 0 P: 4	R: 0 E: 0 K: 0 S: 4 H: 1 LOB: 1 BB: 0 P: 4	R: 4 E: 0 K: 0 S: 6 H: 3 LOB: 2 BB: 3 P: 18	R: 0 E: 0 K: 0 S: 3 H: 1 LOB: 0 BB: 0 P: 3	R: 0 E: 0 K: 0 S: 3 H: 1 LOB: 0 BB: 0 P: 3	R: 0 E: 0 K: 1 S: 5 H: 0 LOB: 0 BB: 0 P: 5	R: 2 E: 1 K: 0 S: 6 H: 2 LOB: 3 BB: 1 P: 10	R: 1 E: 0 K: 1 S: 6 H: 2 LOB: 2 BB: 2 P: 14	1B: 8 2B: 1 3B: 0 HR: 2 SF: 0 SAC: 0 DP: 1 HBP: 1						

Cleveland Indians @ Texas Rangers

Arlington Stadium, Arlington, TX

Thu Aug 19 1976, 8:05 PM EDT

Att. 20,076 - Unknown

TOP

livebaseballscorecards.com

AB	36
R	7
H	11
RBI	7
BB	6
SO	2
LOB	21

WP: 0 PB: 0 SB: 1 CS: 1 PA: 44

PITCHER		IP	WLS	BF	H	R	ER	SO	BB	IBB	HBP	BLK	WP	HR	S	P	ERA	WHIP
Nelson Briles, R ERA: 3.6	(1, 1)	3.0		16	4	4	4	0	2	0	1	0	0	1	13	22	12.00	2.000
Mike Bacsik, R ERA: 3.41	(4, 1)	4.0		15	3	1	1	1	1	1	0	0	0	0	15	23	2.25	1.000
Craig Skok, L ERA: 5.4	(8, 1)	0.0	L	2	2	1	1	0	0	0	0	0	0	1	2	2	∞	∞
Steve Foucault, R ERA: 2.96	(8, 1)	0.2		3	0	0	0	0	0	0	0	0	0	0	3	3	0.00	0.000
Joe Hoerner, L ERA: 4.78	(8, 1)	1.0		6	2	1	1	0	2	0	0	0	0	0	4	12	9.00	4.000

PITCHER		IP	WLS	BF	H	R	ER	SO	BB	IBB	HBP	BLK	WP	HR	S	P	ERA	WHIP
Jeff Terpko, R ERA: 2.45	(9, 1)	0.1		1	0	0	0	1	0	0	0	0	0	0	3	3	0.00	0.000

Batter	1	2	3	4	5	6	7	8	9	AB	R	H	RBI	BB	SO	LOB
Gene Clines, R (1, 7) OBP: 0.292, SLG: 0.296	L6-3		BBB E S BB		SH3-4 1-2 2-3		SH2-4 1B 1B		L9	3	1	1	0	1	0	0
Toby Harrah, R (1, 6) OBP: 0.366, SLG: 0.374	F9		F8 1-3		SF9 3-H		SH2-4 1-2		F4	3	0	0	1	0	0	1
Mike Hargrove, L (1, 3) OBP: 0.415, SLG: 0.409	4-3			F7	K		1B IBB		E1 FC4-6	4	0	0	0	1	1	1
Jeff Burroughs, R (1, 9) OBP: 0.306, SLG: 0.382		SH1-3 2B		HR		SH5-3 1B 2B	L8		FC4-6 1-2f	5	2	3	1	0	0	3
Tom Grieve, R (1, 10) OBP: 0.295, SLG: 0.383		SH1-3 2-3		SSS K		SH5-3 2-3	FC6-4 1-2 2-H 1B			2	0	1	1	0	1	0
Juan Beniquez, R (1, 8) OBP: 0.324, SLG: 0.290		6-3		SSS K		BBB 4-0 1B BB	FC6-4 1-2f			3	0	0	0	1	1	3
Danny Thompson, R (1, 4) (9, 5) OBP: 0.273, SLG: 0.269		SSS K			1B 1B 1B	1-2 3-H 1B		1-3		4	1	2	1	0	1	1
Roy Howell, L (1, 5) OBP: 0.298, SLG: 0.362			4-3		SH3-4 1B 1-3 SF9 1B	SSS K		5-3		3	1	1	0	0	1	2
Jim Fregosi, R (8, PH) OBP: 0.333, SLG: 0.306										1	0	0	0	0	0	0
Lenny Randle, S (9, 4) OBP: 0.285, SLG: 0.264										0	0	0	0	0	0	0
Jim Sundberg, R (1, 2) OBP: 0.275, SLG: 0.293			6-3		SH3-4 1-2 3-H 1B	F8		F8		4	0	1	1	0	0	2
Inning Stats	R: 0 E: 0 K: 0 S: 3 H: 0 LOB: 0 BB: 0 P: 3	R: 0 E: 0 K: 1 S: 6 H: 1 LOB: 1 BB: 0 P: 6	R: 0 E: 0 K: 0 S: 3 H: 0 LOB: 1 BB: 1 P: 7	R: 1 E: 0 K: 2 S: 8 H: 1 LOB: 0 BB: 0 P: 8	R: 2 E: 0 K: 1 S: 8 H: 3 LOB: 1 BB: 0 P: 8	R: 1 E: 0 K: 1 S: 7 H: 2 LOB: 2 BB: 1 P: 11	R: 1 E: 0 K: 0 S: 5 H: 2 LOB: 2 BB: 1 P: 9	R: 0 E: 0 K: 0 S: 3 H: 0 LOB: 0 BB: 0 P: 3	R: 0 E: 1 K: 0 S: 4 H: 0 LOB: 1 BB: 0 P: 4	1B: 6 2B: 2 3B: 0 HR: 1	SF: 1 SAC: 4 DP: 0 HBP: 0						

PITCHER		IP	WLS	BF	H	R	ER	SO	BB	IBB	HBP	BLK	WP	HR	S	P	ERA	WHIP
Rick Waits, L ERA: 3.94	(1, 1)	4.0		18	5	3	3	3	1	0	0	0	0	1	23	27	6.75	1.500
Tom Buskey, R ERA: 3.92	(5, 1)	3.0	W	15	4	2	2	2	1	1	0	0	0	0	17	25	6.00	1.667
Dave LaRoche, L ERA: 2.37	(8, 1)	2.0	S	7	0	0	0	0	0	0	0	0	0	0	7	7	0.00	0.000

PITCHER	IP	WLS	BF	H	R	ER	SO	BB	IBB	HBP	BLK	WP	HR	S	P	ERA	WHIP

BOTTOM

Cleveland Indians @ Texas Rangers

Arlington Stadium, Arlington, TX

Thu Aug 19 1976, 8:05 PM EDT

Att. 20,076 - Unknown

livebaseballscorecards.com

AB	32
R	5
H	9
RBI	5
BB	3
SO	5
LOB	13

WP: 0 PB: 0 SB: 1 CS: 0 PA: 40

Batter	1	2	3	4	5	6	7	8	9	AB	R	H	RBI	BB	SO	LOB
Duane Kuiper, L (1, 4) OBP: 0.310, SLG: 0.321	K		FC4-6 FC5-4 1-2f			L8			FC6-4 1B 1B	4	0	1	0	0	1	1
Larvell Blanks, R (1, 6) OBP: 0.368, SLG: 0.459	BB		FC5-4 1-2f			K			FC6-4 1-2 1B	3	0	1	0	1	1	1
Rick Manning, L (1, 8) OBP: 0.340, SLG: 0.394	K			6-3			K		F7	4	0	0	0	0	2	3
Rico Carty, R (1, 10) OBP: 0.383, SLG: 0.459	F9			4-3			5-3		FC6-4 1-2f 2-3	4	0	0	0	0	0	3
Boog Powell, L (1, 3) OBP: 0.308, SLG: 0.329		K		5-3			BB FC6-4		L8	3	0	0	0	1	1	2
George Hendrick, R (1, 7) OBP: 0.327, SLG: 0.460		K			K		FC6-4 1-2f			3	0	0	0	0	2	1
Buddy Bell, R (1, 5) OBP: 0.346, SLG: 0.367		L8			5-3			F8		3	0	0	0	0	0	0
Tommy Smith, L (1, 9) OBP: 0.299, SLG: 0.346			1-4-3		K			F8		3	0	0	0	0	1	0
Ray Fosse, R (1, 2) OBP: 0.356, SLG: 0.352			FC4-6 1B			F8		5-3		3	0	1	0	0	0	0

TOP

Cleveland Indians @ Texas Rangers

Arlington Stadium, Arlington, TX

Fri Aug 20 1976, 8:05 PM EDT

Att. 7,964 - Unknown

livebaseballscorecards.com

AB	30
R	0
H	3
RBI	0
BB	2
SO	8
LOB	11

Inning Stats	1	2	3	4	5	6	7	8	9
	R: 0 E: 0 K: 2 S: 7	R: 0 E: 0 K: 2 S: 7	R: 0 E: 0 K: 0 S: 4	R: 0 E: 0 K: 0 S: 3	R: 0 E: 0 K: 2 S: 7	R: 0 E: 0 K: 1 S: 5	R: 0 E: 0 K: 1 S: 5	R: 0 E: 0 K: 0 S: 3	R: 0 E: 0 K: 0 S: 5
	H: 0 LOB: 1 BB: 1 P: 11	H: 0 LOB: 0 BB: 0 P: 7	H: 1 LOB: 1 BB: 0 P: 4	H: 0 LOB: 0 BB: 0 P: 3	H: 0 LOB: 0 BB: 0 P: 7	H: 0 LOB: 0 BB: 0 P: 5	H: 0 LOB: 1 BB: 1 P: 9	H: 0 LOB: 0 BB: 0 P: 3	H: 2 LOB: 2 BB: 0 P: 5

1B: 3	SF: 0	WP: 0	PA: 32
2B: 0	SAC: 0	PB: 0	
3B: 0	DP: 0	SB: 0	
HR: 0	HBP: 0	CS: 0	

PITCHER		IP	WLS	BF	H	R	ER	SO	BB	IBB	HBP	BLK	WP	HR	S	P	ERA	WHIP
Bert Blyleven, R ERA: 2.83	(1, 1)	9.0	W	32	3	0	0	8	2	0	0	0	0	0	46	54	0.00	0.556

PITCHER	IP	WLS	BF	H	R	ER	SO	BB	IBB	HBP	BLK	WP	HR	S	P	ERA	WHIP

Cleveland Indians @ Texas Rangers

Arlington Stadium, Arlington, TX

Fri Aug 20 1976, 8:05 PM EDT

Att. 7,964 - Unknown

BOTTOM

Batter	1	2	3	4	5	6	7	8	9	AB	R	H	RBI	BB	SO	LOB
Danny Thompson, R (1, 4) OBP: 0.280, SLG: 0.273	S, 1B, 1B		S, 1B		BBBB, 1B, 1-2, 2-3, BB		F9, 1-2			3	1	2	0	1	0	1
Toby Harrah, R (1, 6) OBP: 0.367, SLG: 0.375	G6-4-3, 1B, 1-H		F8, 1-2		1B, 1-2, 2-H, 3-H			5-3		4	0	2	3	0	0	1
Mike Hargrove, L (1, 3) OBP: 0.416, SLG: 0.408	F8			G6-4-3, 1B	F5			BBBB, FC6-4, BB		3	0	1	0	1	0	3
Jeff Burroughs, R (1, 9) OBP: 0.303, SLG: 0.379	G6-4-3, 1-2f			G6-4-3, 1-2f		6-3		FC6-4, 1-2f		4	0	0	0	0	0	3
Roy Howell, L (1, 5) OBP: 0.295, SLG: 0.358		4-3		F7		G3		SSS, K		4	0	0	0	0	1	1
Tom Grieve, R (1, 7) OBP: 0.295, SLG: 0.385		5-3			SSS, K	2B				3	0	1	0	0	1	0
Joe Lahoud, L (1, 10) OBP: 0.310, SLG: 0.269		SSS, K			SSS, K	F4				3	0	0	0	0	2	1
Juan Beniquez, R (1, 8) OBP: 0.327, SLG: 0.292			5-3		PB, S, 1B, 1B		BBBB, CS, BB			2	1	1	0	1	0	0
Bill Fahey, L (1, 2) OBP: 0.338, SLG: 0.309			F8		BBBB, PB, 1B, 1-2, BB		F5			2	1	0	0	1	0	1
Inning Stats	R: 1 E: 0 K: 0 S: 4 H: 2 LOB: 0 BB: 0 P: 4	R: 0 E: 0 K: 1 S: 5 H: 0 LOB: 0 BB: 0 P: 5	R: 0 E: 0 K: 0 S: 4 H: 1 LOB: 1 BB: 0 P: 4	R: 0 E: 0 K: 0 S: 3 H: 1 LOB: 0 BB: 0 P: 3	R: 2 E: 0 K: 2 S: 9 H: 2 LOB: 2 BB: 2 P: 17	R: 0 E: 0 K: 0 S: 4 H: 1 LOB: 1 BB: 0 P: 4	R: 0 E: 0 K: 0 S: 2 H: 0 LOB: 0 BB: 1 P: 6	R: 0 E: 0 K: 1 S: 5 H: 0 LOB: 1 BB: 1 P: 9		1B: 6 2B: 1 3B: 0 HR: 0 SF: 0 SAC: 0 DP: 2 HBP: 0						

livebaseballscorecards.com

AB	28
R	3
H	7
RBI	3
BB	4
SO	4
LOB	11

WP: 0 PB: 1 SB: 3 CS: 1 PA: 32

PITCHER		IP	WLS	BF	H	R	ER	SO	BB	IBB	HBP	BLK	WP	HR	S	P	ERA	WHIP
Jim Bibby, R ERA: 3.49	(1, 1)	4.2	L	20	6	3	3	3	2	0	0	0	0	0	24	32	5.79	1.714
Don Hood, L ERA: 4.17	(5, 1)	3.1		12	1	0	0	1	2	0	0	0	0	0	12	20	0.00	0.900

PITCHER	IP	WLS	BF	H	R	ER	SO	BB	IBB	HBP	BLK	WP	HR	S	P	ERA	WHIP

Cleveland Indians @ Texas Rangers

Arlington Stadium, Arlington, TX

Sat Aug 21 1976, 8:05 PM EDT

Att. 12,696 - Unknown

TOP

livebaseballscorecards.com

Batter	1	2	3	4	5	6	7	8	9	AB	R	H	RBI	BB	SO	LOB
Duane Kuiper, L (1, 4) OBP: 0.307, SLG: 0.317	F7	FC6-5 2-3			4-3		4-3			4	0	0	0	0	0	2
Rick Manning, L (1, 8) OBP: 0.340, SLG: 0.393	1B BB G4-3 1B	F7			K			F6		4	1	1	0	0	1	1
John Lowenstein, L (1, 7) OBP: 0.282, SLG: 0.264	1B G4-3 BB 1-2		F7			F6		3-1		3	1	0	0	1	0	0
Rico Carty, R (1, 10) OBP: 0.384, SLG: 0.459	G4-3 1B 1-2 2-3		F9			G6-3 1B		F3		4	0	2	0	0	0	0
Larvell Blanks, R (1, 6) OBP: 0.362, SLG: 0.450	G4-3 1-2 2-H 3-H		4-3			G6-3 1-2f			F6	4	0	0	2	0	0	2
Boog Powell, L (1, 3) OBP: 0.311, SLG: 0.342	BB			K			HR		4-3	3	1	1	1	1	1	0
Buddy Bell, R (1, 5) OBP: 0.345, SLG: 0.366	K			5-3			F8		1B	4	0	1	0	0	1	2
Tommy Smith, L (1, 9) OBP: 0.297, SLG: 0.341		FC6-5 SH3-4 1B		4-3			4-3		F7	4	0	1	0	0	0	1
Ray Fosse, R (1, 2) OBP: 0.357, SLG: 0.353		SH3-4 1-2			F4		1B			2	0	1	0	0	0	0
Inning Stats	R: 2 E: 0 K: 1 S: 7 H: 2 LOB: 2 BB: 2 P: 15	R: 0 E: 0 K: 0 S: 4 H: 1 LOB: 1 BB: 0 P: 4	R: 0 E: 0 K: 0 S: 3 H: 0 LOB: 0 BB: 0 P: 3	R: 0 E: 0 K: 1 S: 5 H: 0 LOB: 0 BB: 0 P: 5	R: 0 E: 0 K: 1 S: 5 H: 0 LOB: 0 BB: 0 P: 5	R: 0 E: 0 K: 0 S: 3 H: 1 LOB: 0 BB: 0 P: 3	R: 1 E: 0 K: 0 S: 5 H: 2 LOB: 1 BB: 0 P: 5	R: 0 E: 0 K: 0 S: 3 H: 0 LOB: 0 BB: 0 P: 3	R: 0 E: 0 K: 0 S: 4 H: 1 LOB: 1 BB: 0 P: 4	1B: 6 2B: 0 3B: 0 HR: 1	SF: 0 SAC: 1 DP: 1 HBP: 0						

AB	32
R	3
H	7
RBI	3
BB	2
SO	3
LOB	8

WP: 0 PB: 0 SB: 0 CS: 0 PA: 35

PITCHER	IP	WLS	BF	H	R	ER	SO	BB	IBB	HBP	BLK	WP	HR	S	P	ERA	WHIP
Gaylord Perry, R (1, 1) ERA: 3.45	9.0	W	35	7	3	3	3	2	0	0	0	0	1	39	47	3.00	1.000

PITCHER	IP	WLS	BF	H	R	ER	SO	BB	IBB	HBP	BLK	WP	HR	S	P	ERA	WHIP

Batter	1	2	3	4	5	6	7	8	9	AB	R	H	RBI	BB	SO	LOB
Danny Thompson, R (1, 4) OBP: 0.280, SLG: 0.273	BB 1B 1B		4-3		F2		5-3			4	1	1	0	0	0	0
Toby Harrah, R (1, 6) OBP: 0.373, SLG: 0.382	1B SF7 1-2 BB		2B		1B		4-3 1B			3	1	3	0	1	0	0
Mike Hargrove, L (1, 10) OBP: 0.415, SLG: 0.407	1-3 2-H 1B		K		5-3		4-3 1-2			4	0	1	1	0	1	3
Jeff Burroughs, R (1, 9) OBP: 0.301, SLG: 0.376	F9		F8			5-3	K			4	0	0	0	0	1	4
Roy Howell, L (1, 5) OBP: 0.292, SLG: 0.355	SF7 3-H			6-3		5-3		1-3		3	0	0	1	0	0	0
Jim Fregosi, R (1, 3) OBP: 0.339, SLG: 0.314	K			5-3		3B 1B		G6-4-3 1B		4	1	2	0	0	1	1
Tom Grieve, R (1, 7) OBP: 0.297, SLG: 0.392		FC6-4 1B		6-3		1-H 2B 3B		G6-4-3 1-2f		4	1	2	1	0	0	1
Juan Beniquez, R (1, 8) OBP: 0.330, SLG: 0.301		FC6-4 G5-4-3 1-2f			1B 2B	3-H 2B				3	1	2	1	0	0	1
Jim Sundberg, R (1, 2) OBP: 0.275, SLG: 0.293		G5-4-3 1-2f			2-H 1B	F9				3	0	1	1	0	0	2
Inning Stats	R: 2 H: 2 E: 0 LOB: 1 K: 1 BB: 1 S: 7 P: 11	R: 0 H: 1 E: 0 LOB: 0 K: 0 BB: 0 S: 3 P: 3	R: 0 H: 1 E: 0 LOB: 1 K: 1 BB: 0 S: 6 P: 6	R: 0 H: 0 E: 0 LOB: 0 K: 0 BB: 0 S: 3 P: 3	R: 1 H: 3 E: 0 LOB: 1 K: 0 BB: 0 S: 5 P: 5	R: 2 H: 3 E: 0 LOB: 1 K: 0 BB: 0 S: 6 P: 6	R: 0 H: 1 E: 0 LOB: 1 K: 1 BB: 0 S: 6 P: 6	R: 0 H: 1 E: 0 LOB: 0 K: 0 BB: 0 S: 3 P: 3		1B: 8 SF: 1 2B: 3 SAC: 0 3B: 1 DP: 2 HR: 0 HBP: 0						

PITCHER		IP	WLS	BF	H	R	ER	SO	BB	IBB	HBP	BLK	WP	HR	S	P	ERA	WHIP
Jackie Brown, R ERA: 3.94	(1, 1)	5.2	L	26	10	5	5	2	1	0	0	0	0	0	29	33	7.94	1.941
Tom Buskey, R ERA: 3.81	(6, 1)	2.1		8	2	0	0	1	0	0	0	0	0	0	10	10	0.00	0.857

PITCHER	IP	WLS	BF	H	R	ER	SO	BB	IBB	HBP	BLK	WP	HR	S	P	ERA	WHIP

BOTTOM

Cleveland Indians @ Texas Rangers

Arlington Stadium, Arlington, TX

Sat Aug 21 1976, 8:05 PM EDT

Att. 12,696 - Unknown

livebaseballscorecards.com

AB	32
R	5
H	12
RBI	5
BB	1
SO	3
LOB	12

Batter	1	2	3	4	5	6	7	8	9	AB	R	H	RBI	BB	SO	LOB
Duane Kuiper, L (1, 4) OBP: 0.306, SLG: 0.318	K		F9 1-2 2-3		SH CS G3 2-3		G4-6-3 1-2 1B		SF8 3-H	3	0	1	1	0	1	2
Tommy Smith, L (1, 9) OBP: 0.281, SLG: 0.322	4-3		F8		G3 1-2 3-H		G4-6-3 1-2f		F6	5	0	0	1	0	0	6
Rick Manning, L (1, 8) OBP: 0.341, SLG: 0.393	F7			1B 1B 1B	FC5-4 2-3 BB			G3		3	1	1	0	1	0	0
Rico Carty, R (1, 10) OBP: 0.383, SLG: 0.457 Rick Waits, L (8, PR)		1-3		L8	FC5-4 1-2f			1B		4 0	0 0	1 0	0 0	0 0	0 0	2 0
Boog Powell, L (1, 3) OBP: 0.306, SLG: 0.336		K		F4		4-3		F8		4	0	0	0	0	1	2
George Hendrick, R (1, 7) OBP: 0.326, SLG: 0.458		6-3		1B 1-3 1B		4-3		F7		4	0	1	0	0	0	1
Buddy Bell, R (1, 5) OBP: 0.344, SLG: 0.365			K	1-2 3-H 1B		F7			F8	4	0	1	1	0	1	0
Ray Fosse, R (1, 2) OBP: 0.355, SLG: 0.357			E5 F9 1B	F7			F9		E SF8 2B	4	1	1	0	0	0	2
Frank Duffy, R (1, 6) OBP: 0.275, SLG: 0.281			F9 1-2 1B		SH G3 2B		1B BB		E5 2-3	3	1	2	0	1	0	1
Inning Stats	R: 0 H: 0 E: 0 LOB: 0 K: 1 BB: 0 S: 5 P: 5	R: 0 H: 0 E: 0 LOB: 0 K: 1 BB: 0 S: 5 P: 5	R: 0 H: 1 E: 1 LOB: 2 K: 1 BB: 0 S: 7 P: 7	R: 1 H: 3 E: 0 LOB: 2 K: 0 BB: 0 S: 6 P: 6	R: 1 H: 1 E: 0 LOB: 1 K: 0 BB: 1 S: 4 P: 8	R: 0 H: 0 E: 0 LOB: 0 K: 0 BB: 0 S: 3 P: 3	R: 0 H: 1 E: 0 LOB: 1 K: 0 BB: 1 S: 3 P: 7	R: 0 H: 1 E: 0 LOB: 1 K: 0 BB: 0 S: 4 P: 4	R: 1 H: 1 E: 1 LOB: 1 K: 0 BB: 0 S: 5 P: 5	1B: 6 SF: 1 2B: 2 SAC: 1 3B: 0 DP: 1 HR: 0 HBP: 0						

PITCHER	IP	WLS	BF	H	R	ER	SO	BB	IBB	HBP	BLK	WP	HR	S	P	ERA	WHIP
Tommy Boggs, R (1, 1) ERA: 3.66	9.0	L	38	8	3	2	3	2	0	0	0	0	0	42	50	2.00	1.111

PITCHER	IP	WLS	BF	H	R	ER	SO	BB	IBB	HBP	BLK	WP	HR	S	P	ERA	WHIP

TOP

Cleveland Indians @ Texas Rangers

Arlington Stadium, Arlington, TX

Sun Aug 22 1976, 8:05 PM EDT

Att. 5,654 - Unknown

livebaseballscorecards.com

AB	34
R	3
H	8
RBI	3
BB	2
SO	3
LOB	16

WP: 0	PA: 38
PB: 0	
SB: 0	
CS: 1	

Cleveland Indians @ Texas Rangers

Arlington Stadium, Arlington, TX

Sun Aug 22 1976, 8:05 PM EDT

Att. 5,654 - Unknown

BOTTOM

Batter	1	2	3	4	5	6	7	8	9	AB	R	H	RBI	BB	SO	LOB
Danny Thompson, R (1, 4) OBP: 0.279, SLG: 0.273	F7			CS 1B	5-3		5-3			4	0	1	0	0	0	3
Toby Harrah, R (1, 6) OBP: 0.370, SLG: 0.379	F4			K 1-2		5-3		F7		4	0	0	0	0	1	1
Mike Hargrove, L (1, 10) OBP: 0.412, SLG: 0.403	F8			E4		L3		F7		4	0	0	0	0	0	0
Jeff Burroughs, R (1, 9) OBP: 0.300, SLG: 0.375		K		5-3		1B		K		4	0	1	0	0	2	1
Roy Howell, L (1, 5) OBP: 0.295, SLG: 0.360 Gene Clines, R (9, PH) OBP: 0.291, SLG: 0.295		F6			1B FC5-2 2B	1-2 1B			K	3 1	0 0	2 0	0 0	0 0	0 1	0 0
Jim Fregosi, R (1, 3) OBP: 0.336, SLG: 0.311		K			2-3 FC5-2 1B 1B	F7			K	4	1	1	0	0	2	2
Tom Grieve, R (1, 7) OBP: 0.294, SLG: 0.388			6-3	FC5-2 1B 1-2 3-H			F8		F4	4	0	0	0	0	0	2
Juan Beniquez, R (1, 8) OBP: 0.332, SLG: 0.307			6-3		1-2 2-H 1B		2B			3	0	2	1	0	0	0
Jim Sundberg, R (1, 2) OBP: 0.273, SLG: 0.290			K		F9		F7			3	0	0	0	0	1	3

livebaseballscorecards.com

AB	34
R	1
H	7
RBI	1
BB	0
SO	7
LOB	12

Inning Stats	1	2	3	4	5	6	7	8	9
	R: 0 H: 0 E: 0 LOB: 0 K: 0 BB: 0 S: 3 P: 3	R: 0 H: 0 E: 0 LOB: 0 K: 2 BB: 0 S: 7 P: 7	R: 0 H: 0 E: 0 LOB: 0 K: 1 BB: 0 S: 5 P: 5	R: 0 H: 1 E: 1 LOB: 1 K: 1 BB: 0 S: 6 P: 6	R: 1 H: 3 E: 0 LOB: 2 K: 0 BB: 0 S: 6 P: 6	R: 0 H: 2 E: 0 LOB: 2 K: 0 BB: 0 S: 5 P: 5	R: 0 H: 1 E: 0 LOB: 1 K: 0 BB: 0 S: 4 P: 4	R: 0 H: 0 E: 0 LOB: 0 K: 1 BB: 0 S: 5 P: 5	R: 0 H: 0 E: 0 LOB: 0 K: 2 BB: 0 S: 7 P: 7

1B: 5	SF: 0
2B: 3	SAC: 0
3B: 0	DP: 1
HR: 0	HBP: 0

WP: 0	PA: 34
PB: 0	
SB: 0	
CS: 1	

PITCHER		IP	WLS	BF	H	R	ER	SO	BB	IBB	HBP	BLK	WP	HR	S	P	ERA	WHIP
Pat Dobson, R ERA: 3.47	(1, 1)	8.0	W	31	7	1	1	5	0	0	0	0	0	0	41	41	1.12	0.875
Dave LaRoche, L ERA: 2.34	(9, 1)	1.0	S	3	0	0	0	2	0	0	0	0	0	0	7	7	0.00	0.000

PITCHER	IP	WLS	BF	H	R	ER	SO	BB	IBB	HBP	BLK	WP	HR	S	P	ERA	WHIP

Batter	1	2	3	4	5	6	7	8	9	AB	R	H	RBI	BB	SO	LOB
Ruppert Jones, L (1, 9) OBP: 0.270, SLG: 0.314	S S S 0-3 ① K		x 0-0 ② G3 2-3			x 0-0 ① 6-3		x 0-0 ① G3		4	0	0	0	0	1	1
Amos Otis, R (1, 8) OBP: 0.353, SLG: 0.472	S S S 0-3 ② K		S S S 0-3 ③ K			S S S 0-3 ② K		S S S 0-3 ② K		4	0	0	0	0	4	1
George Brett, L (1, 5) OBP: 0.386, SLG: 0.481	x 0-0 ③ F9			S S S 0-3 ① K		x 0-0 ③ 4-3		x 0-0 1B		4	0	1	0	0	1	0
John Mayberry, L (1, 3) OBP: 0.326, SLG: 0.374		x 0-0 ① F9		S S S 0-3 ② K			x 0-0 1B 2B 1B	x 0-0 ③ G3		4	1	1	0	0	1	1
Hal McRae, R (1, 10) OBP: 0.430, SLG: 0.495		S S S 0-3 ② K		x 0-0 ③ F9			S S S 0-3 ① K		S S S 0-3 ① K	4	0	0	0	0	3	1
Tom Poquette, L (1, 7) OBP: 0.386, SLG: 0.471		S S S 0-3 ③ K			x 0-0 1B		x 0-0 ② F7		x 0-0 ② F8	4	0	1	0	0	1	1
Bob Stinson, S (1, 2) OBP: 0.339, SLG: 0.325			x 0-0 2B SF8 1B		x 0-0 ① F8		x 0-0 1-2 2B 1B		x 0-0 ③ 4-3	4	2	2	0	0	0	1
Freddie Patek, R (1, 6) OBP: 0.326, SLG: 0.309 Jamie Quirk, L (7, PH) OBP: 0.264, SLG: 0.364 Cookie Rojas, R (7, 4) OBP: 0.250, SLG: 0.240			x 0-0 G3 1-3 2B		S S S 0-3 ② K		x 0-0 1-H 2-H 2B			2 1 0	0 0 0	1 1 0	0 2 0	0 0 0	1 0 0	1 0 0
Frank White, R (1, 4) (7, 6) OBP: 0.259, SLG: 0.291			x 0-0 ① SF8 3-H		x 0-0 ③ P4		x 0-0 ③ F5			2	0	0	1	0	0	2
Inning Stats	R: 0 H: 0 E: 0 LOB: 0 K: 2 BB: 0 S: 7 P: 7	R: 0 H: 0 E: 0 LOB: 0 K: 2 BB: 0 S: 7 P: 7	R: 1 H: 2 E: 0 LOB: 1 K: 1 BB: 0 S: 7 P: 7	R: 0 H: 0 E: 0 LOB: 0 K: 2 BB: 0 S: 7 P: 7	R: 0 H: 1 E: 0 LOB: 1 K: 1 BB: 0 S: 6 P: 6	R: 0 H: 0 E: 0 LOB: 0 K: 1 BB: 0 S: 5 P: 5	R: 2 H: 3 E: 0 LOB: 1 K: 1 BB: 0 S: 8 P: 8	R: 0 H: 1 E: 0 LOB: 1 K: 1 BB: 0 S: 6 P: 6	R: 0 H: 0 E: 0 LOB: 0 K: 1 BB: 0 S: 5 P: 5	1B: 5 SF: 1 2B: 2 SAC: 0 3B: 0 DP: 0 HR: 0 HBP: 0						

TOP

Kansas City Royals @ Cleveland Indians

Cleveland Municipal Stadium, Cleveland, OH

Mon Aug 23 1976, 7:05 PM EDT
Att. 9,581 - Unknown - 79 F

livebaseballscorecards.com

AB	33
R	3
H	7
RBI	3
BB	0
SO	12
LOB	9

PITCHER		IP	WLS	BF	H	R	ER	SO	BB	IBB	HBP	BLK	WP	HR	S	P	ERA	WHIP
Dennis Eckersley, R ERA: 3.59	(1, 1)	9.0	W	34	7	3	3	12	0	0	0	0	0	0	58	58	3.00	0.778

PITCHER	IP	WLS	BF	H	R	ER	SO	BB	IBB	HBP	BLK	WP	HR	S	P	ERA	WHIP

Batter	1	2	3	4	5	6	7	8	9	AB	R	H	RBI	BB	SO	LOB
Duane Kuiper, L (1, 4) OBP: 0.310, SLG: 0.320	CS 1B		FC4-6 1B 1B	FC3-2 IBB		SH5-3 1-2			K	3	0	2	0	1	1	0
Tommy Smith, L (1, 9) OBP: 0.280, SLG: 0.319	4-3 1-2		FC4-6 1-2 1B	FC3-2 1-2 2-3 3-Hf		K			2B FC5-2 1B	4	0	1	0	0	1	5
Ron Pruitt, R (9, PH) OBP: 0.321, SLG: 0.298										1	0	1	0	0	0	0
Rick Manning, L (1, 8) OBP: 0.340, SLG: 0.393	K		FC4-6 1-2f 2-3	F7			6-3		FC5-2 1-3 1B 2B	5	1	1	0	0	1	5
Rico Carty, R (1, 10) OBP: 0.383, SLG: 0.455		F8	F9		6-3		G4-6-3 1B		1B FC5-2 IBB	4	0	1	0	1	0	2
Boog Powell, L (1, 3) OBP: 0.305, SLG: 0.335	K			1B BB 1B 1B	4-3		G4-6-3 1-2f		FC5-2 1B 1-2 2-3 3-Hf	4	1	1	0	0	1	1
Frank Robinson, R (9, PH) OBP: 0.333, SLG: 0.365										1	0	0	0	0	0	3
George Hendrick, R (1, 7) OBP: 0.333, SLG: 0.462	1B			1B 1-2 1B BB	BB			SH1-4 1B	1-2 2-3 3-H 1B	3	1	3	1	2	0	0
Buddy Bell, R (1, 5) OBP: 0.344, SLG: 0.365	4-3			1B 1-2 2-3 FC3-2 1B	4-3			SH1-4 1-2		3	0	1	0	0	0	2
Ray Fosse, R (1, 2) OBP: 0.368, SLG: 0.385			HR	FC3-2 1-3 2-H 3-H 1B		CS 1B		G6-3 IBB		3	1	3	3	1	0	0
Frank Duffy, R (1, 6) OBP: 0.275, SLG: 0.282			4-3	K		SH5-3 1-2 1B		G6-3 1-2f		3	0	1	0	0	1	2
Larvell Blanks, R (8, PH) (9, 6) OBP: 0.360, SLG: 0.448										1	0	0	0	0	0	2
Inning Stats	R: 0 E: 0 K: 1 S: 5 H: 1 LOB: 0 BB: 0 P: 5	R: 0 E: 0 K: 1 S: 6 H: 1 LOB: 1 BB: 0 P: 6	R: 1 E: 0 K: 0 S: 6 H: 3 LOB: 2 BB: 0 P: 6	R: 2 E: 0 K: 1 S: 8 H: 3 LOB: 3 BB: 2 P: 16	R: 0 E: 0 K: 0 S: 3 H: 0 LOB: 1 BB: 1 P: 7	R: 0 E: 0 K: 1 S: 6 H: 2 LOB: 1 BB: 0 P: 6	R: 0 E: 0 K: 0 S: 3 H: 1 LOB: 0 BB: 0 P: 3	R: 0 E: 0 K: 0 S: 3 H: 1 LOB: 1 BB: 1 P: 7	R: 1 E: 0 K: 1 S: 7 H: 3 LOB: 3 BB: 1 P: 11	1B: 13 2B: 1 3B: 0 HR: 1	SF: 0 SAC: 2 DP: 2 HBP: 0						

PITCHER		IP	WLS	BF	H	R	ER	SO	BB	IBB	HBP	BLK	WP	HR	S	P	ERA	WHIP
Al Fitzmorris, R ERA: 2.98	(1, 1)	6.1		31	11	3	3	4	2	1	0	0	0	1	36	48	4.26	2.053
Steve Mingori, L ERA: 2.32	(7, 1)	2.1	L	11	4	1	1	1	0	2	0	0	0	0	11	19	3.86	1.714

PITCHER	IP	WLS	BF	H	R	ER	SO	BB	IBB	HBP	BLK	WP	HR	S	P	ERA	WHIP

BOTTOM

Kansas City Royals @ Cleveland Indians

Cleveland Municipal Stadium, Cleveland, OH

Mon Aug 23 1976, 7:05 PM EDT

Att. 9,581 - Unknown - 79 F

livebaseballscorecards.com

AB	35
R	4
H	15
RBI	4
BB	5
SO	5
LOB	22

PA: 42

WP: 0 PB: 0 SB: 0 CS: 2

Kansas City Royals @ Cleveland Indians

Cleveland Municipal Stadium, Cleveland, OH

Tue Aug 24 1976, 7:05 PM EDT

Att. 6,615 - Unknown - 76 F

TOP

livebaseballscorecards.com

Batter	1	2	3	4	5	6	7	8	9	AB	R	H	RBI	BB	SO	LOB
Jim Wohlford, R (1, 7) OBP: 0.303, SLG: 0.284	BBBB 4-0 5-3 1B BB		x 0-0 ① F8		x 0-0 ② F8			BBBB 4-0 G6-3 BB		2	1	0	0	2	0	0
Amos Otis, R (1, 8) OBP: 0.350, SLG: 0.468	x 0-0 ① 5-3 1-2		x 0-0 ② 4-3		x 0-0 ③ F8			x 0-0 ① F8		4	0	0	0	0	0	2
George Brett, L (1, 5) OBP: 0.384, SLG: 0.477	x 0-0 ② F5		x 0-0 ③ F8			x 0-0 ① 4-3		x 0-0 ②③ G6-3 1-2f		4	0	0	0	0	0	2
Hal McRae, R (1, 10) OBP: 0.430, SLG: 0.495 Davey Nelson, R (9, PR) OBP: 0.291, SLG: 0.310	x 0-0 2-H 1B			x 0-0 ① P6		x 0-0 ② F7			x 0-0 FC4-6 1B	4 0	0 0	2 0	1 0	0 0	0 0	0 0
John Mayberry, L (1, 3) OBP: 0.326, SLG: 0.371	x 0-0 ③ F7			x 0-0 ② F7		BBBB 4-0 BB			x 0-0 ① F7	3	0	0	0	1	0	2
Al Cowens, R (1, 9) OBP: 0.304, SLG: 0.336		x 0-0 ① 1-3		x 0-0 BB 1B		x 0-0 ③ F8			x 0-0 ② FC4-6 1-2f	4	0	1	0	0	0	2
Buck Martinez, R (1, 2) OBP: 0.273, SLG: 0.377		BBBB 4-0 BB		BBBB 4-0 1-2 BB			x 0-0 ① F8		x 0-0 ③ F3	2	0	0	0	2	0	2
Freddie Patek, R (1, 6) OBP: 0.323, SLG: 0.307		x 0-0 ② F9		x 0-0 ③ F8			SSS 0-3 ② K			3	0	0	0	0	1	3
Frank White, R (1, 4) OBP: 0.257, SLG: 0.288		SSS 0-3 ③ K			x 0-0 ① 4-3		x 0-0 ③ F9			3	0	0	0	0	1	1
Inning Stats	R: 1 E: 0 K: 0 S: 4 H: 1 LOB: 1 BB: 1 P: 8	R: 0 E: 0 K: 1 S: 5 H: 0 LOB: 1 BB: 1 P: 9	R: 0 E: 0 K: 0 S: 3 H: 0 LOB: 0 BB: 0 P: 3	R: 0 E: 0 K: 0 S: 4 H: 1 LOB: 2 BB: 1 P: 8	R: 0 E: 0 K: 0 S: 3 H: 0 LOB: 0 BB: 0 P: 3	R: 0 E: 0 K: 0 S: 3 H: 0 LOB: 1 BB: 1 P: 7	R: 0 E: 0 K: 1 S: 5 H: 0 LOB: 0 BB: 0 P: 5	R: 0 E: 0 K: 0 S: 2 H: 0 LOB: 0 BB: 1 P: 6	R: 0 E: 1 K: 0 S: 4 H: 1 LOB: 2 BB: 0 P: 4	1B: 3 2B: 0 3B: 0 HR: 0 SF: 0 SAC: 0 DP: 1 HBP: 0						

	AB	29
	R	1
	H	3
	RBI	1
	BB	5
	SO	2
	LOB	14

PITCHER	IP	WLS	BF	H	R	ER	SO	BB	IBB	HBP	BLK	WP	HR	S	P	ERA	WHIP
Rick Waits, L (1, 1) ERA: 3.64	9.0	W	34	3	1	1	2	5	0	0	0	0	0	33	53	1.00	0.889

PITCHER	IP	WLS	BF	H	R	ER	SO	BB	IBB	HBP	BLK	WP	HR	S	P	ERA	WHIP

Batter	1	2	3	4	5	6	7	8	9	AB	R	H	RBI	BB	SO	LOB
Duane Kuiper, L (1, 4) OBP: 0.310, SLG: 0.319	BB, BLK, SF7, 1B	4-1			5-3			F7		4	1	1	0	0	0	1
John Lowenstein, L (1, 9) OBP: 0.282, SLG: 0.259	K, 1-2		CS, BB		4-3			B1		3	0	0	0	1	1	1
Rick Manning, L (1, 8) OBP: 0.339, SLG: 0.390	BB, BB		1-4-3, 1-2		4-3			3-1		3	0	0	0	1	0	1
Rico Carty, R (1, 10) OBP: 0.383, SLG: 0.453	1-2, 2-3, BB		6-3			K				2	0	0	0	1	1	0
Boog Powell, L (1, 3) OBP: 0.305, SLG: 0.333	SF7, 3-H			FC6-5, 1B, BB		4-3				1	0	0	1	1	0	0
George Hendrick, R (1, 7) OBP: 0.333, SLG: 0.461	L4			FC6-5, 1-2, 1B		4-3				3	1	1	0	0	0	2
Buddy Bell, R (1, 5) OBP: 0.344, SLG: 0.367		2B		FC6-5, 1-2, 2-3f, 1B			4-3			3	0	1	0	0	0	2
Ray Fosse, R (1, 2) OBP: 0.368, SLG: 0.384		F9		G6-4-3, 1-2, 2-H, 1B			5-3			3	0	1	1	0	0	1
Frank Duffy, R (1, 6) OBP: 0.273, SLG: 0.279		1-3		G6-4-3, 1-2f			5-3			3	0	0	0	0	0	3
Inning Stats	R: 1 E: 0 K: 1 S: 6 H: 1 LOB: 2 BB: 2 P: 14	R: 0 E: 0 K: 0 S: 4 H: 1 LOB: 1 BB: 0 P: 4	R: 0 E: 0 K: 0 S: 2 H: 0 LOB: 0 BB: 1 P: 6	R: 1 E: 0 K: 0 S: 4 H: 2 LOB: 1 BB: 1 P: 8	R: 0 E: 0 K: 0 S: 3 H: 0 LOB: 0 BB: 0 P: 3	R: 0 E: 0 K: 1 S: 5 H: 0 LOB: 0 BB: 0 P: 5	R: 0 E: 0 K: 0 S: 3 H: 0 LOB: 0 BB: 0 P: 3	R: 0 E: 0 K: 0 S: 3 H: 0 LOB: 0 BB: 0 P: 3		1B: 3 2B: 1 3B: 0 HR: 0	SF: 1 SAC: 0 DP: 1 HBP: 0					

PITCHER	IP	WLS	BF	H	R	ER	SO	BB	IBB	HBP	BLK	WP	HR	S	P	ERA	WHIP
Dennis Leonard, R (1, 1) ERA: 3.26	8.0	L	30	4	2	2	2	4	0	0	1	0	0	30	46	2.25	1.000

PITCHER	IP	WLS	BF	H	R	ER	SO	BB	IBB	HBP	BLK	WP	HR	S	P	ERA	WHIP

BOTTOM

Kansas City Royals @ Cleveland Indians

Cleveland Municipal Stadium, Cleveland, OH

Tue Aug 24 1976, 7:05 PM EDT

Att. 6,615 - Unknown - 76 F

livebaseballscorecards.com

AB	25
R	2
H	4
RBI	2
BB	4
SO	2
LOB	11

WP: 0 PB: 0 SB: 0 CS: 1 PA: 30

Batter	1	2	3	4	5	6	7	8	9	AB	R	H	RBI	BB	SO	LOB
Al Cowens, R (1, 9) OBP: 0.305, SLG: 0.336	5-3	L8			2B SF9 1B		1B		F9	5	1	2	0	0	0	3
Amos Otis, R (1, 8) OBP: 0.353, SLG: 0.471	F8 S BB		6-3 S 1B		1-3 2B		K			3	0	2	0	1	1	0
George Brett, L (1, 5) OBP: 0.381, SLG: 0.474	F8 1-3		F9 1-2		SF9 3-H			4-3		3	0	0	1	0	0	2
John Mayberry, L (1, 3) OBP: 0.323, SLG: 0.368	F8		6-3 2-3		K			E3 1B		4	0	0	0	0	1	3
Hal McRae, R (1, 10) OBP: 0.433, SLG: 0.495 Ruppert Jones, L (8, PR) OBP: 0.270, SLG: 0.314		BB SF9 BB	FC6-4 BB		P4			1-3 1B		2 0	1 0	1 0	0 0	2 0	0 0	1 0
Tom Poquette, L (1, 7) OBP: 0.382, SLG: 0.466 Davey Nelson, R (8, PH) OBP: 0.289, SLG: 0.308 Jim Wohlford, R (8, 7) OBP: 0.303, SLG: 0.284		K	FC6-4 1-2f			F9		K		3 1 0	0 0 0	0 0 0	0 0 0	0 0 0	1 1 0	3 1 0
Buck Martinez, R (1, 2) OBP: 0.277, SLG: 0.374		SF9 BB 1-2		K	K				4-3 SH1 BB	2	0	0	0	2	2	0
Freddie Patek, R (1, 6) OBP: 0.326, SLG: 0.306		SF9 1-2 2-3		K	K	CS BB			SH1 1-2	1	0	0	0	2	1	0
Frank White, R (1, 4) OBP: 0.254, SLG: 0.286		SF9 1-2 2-3 3-H		6-3		CS 1-2	F8		4-3 2-3	3	0	0	1	0	0	1
Inning Stats	R: 0 E: 0 K: 0 S: 3 H: 0 LOB: 1 BB: 1 P: 7	R: 1 E: 0 K: 1 S: 5 H: 0 LOB: 2 BB: 3 P: 17	R: 0 E: 0 K: 0 S: 4 H: 1 LOB: 2 BB: 1 P: 8	R: 0 E: 0 K: 2 S: 7 H: 0 LOB: 0 BB: 0 P: 7	R: 1 E: 0 K: 1 S: 7 H: 2 LOB: 1 BB: 0 P: 7	R: 0 E: 0 K: 1 S: 4 H: 0 LOB: 0 BB: 1 P: 8	R: 0 E: 0 K: 1 S: 5 H: 1 LOB: 0 BB: 0 P: 5	R: 0 E: 1 K: 1 S: 6 H: 1 LOB: 1 BB: 0 P: 6	R: 0 E: 0 K: 0 S: 3 H: 0 LOB: 1 BB: 1 P: 7	1B: 4 2B: 1 3B: 0 HR: 0 SF: 2 SAC: 1 DP: 0 HBP: 0						

PITCHER		IP	WLS	BF	H	R	ER	SO	BB	IBB	HBP	BLK	WP	HR	S	P	ERA	WHIP
Jim Bibby, R ERA: 3.53	(1, 1)	1.1		8	0	1	1	1	4	0	0	0	0	0	6	22	6.75	3.000
Jim Kern, R ERA: 2.6	(2, 1)	5.2	L	21	4	1	1	5	2	0	0	0	0	0	29	37	1.59	1.059
Dave LaRoche, L ERA: 2.27	(8, 1)	2.0		8	1	0	0	1	1	0	0	0	0	0	9	13	0.00	1.000

PITCHER	IP	WLS	BF	H	R	ER	SO	BB	IBB	HBP	BLK	WP	HR	S	P	ERA	WHIP

TOP

Kansas City Royals @ Cleveland Indians

Cleveland Municipal Stadium, Cleveland, OH

Wed Aug 25 1976, 7:05 PM EDT
Att. 7,113 - Unknown - 77 F

livebaseballscorecards.com

AB	27
R	2
H	5
RBI	2
BB	7
SO	7
LOB	14

BOTTOM

Kansas City Royals @ Cleveland Indians

Cleveland Municipal Stadium, Cleveland, OH

Wed Aug 25 1976, 7:05 PM EDT

Att. 7,113 - Unknown - 77 F

livebaseballscorecards.com

Batter	1	2	3	4	5	6	7	8	9	AB	R	H	RBI	BB	SO	LOB
Rick Manning, L (1, 8) OBP: 0.340, SLG: 0.389	BBBB 4-0 1-3 1B 4-3 BB		x 0-0 ② 4-1		x 0-0 ② 3-1 1-2		x 0-0 ③ F9			1	1	0	0	1	0	0
Tommy Smith, L (5, 7) OBP: 0.275, SLG: 0.313										2	0	0	0	0	0	3
Ray Fosse, R (1, 2) OBP: 0.371, SLG: 0.387	x 0-0 4-3 1-3 1-2 1B		x 0-0 FC6-4 1B		x 0-0 ③ 1-3			SSS 0-3 ① K		4	0	2	0	0	1	1
Larvell Blanks, R (1, 4) OBP: 0.354, SLG: 0.440	x 0-0 ① 1-3 1-2 2-3		x 0-0 ③ FC6-4 1-2f			x 0-0 ① 5-3		x 0-0 ② F9		4	0	0	0	0	0	3
Rico Carty, R (1, 10) OBP: 0.380, SLG: 0.449	x 0-0 ② 4-3 2-3 3-H			x 0-0 ① 1-3		SSS 0-3 ② K		SSS 0-3 ③ K		4	0	0	1	0	2	1
George Hendrick, R (1, 7) (5, 8) OBP: 0.331, SLG: 0.457	x 0-0 ③ 5-3			x 0-0 ② 5-3		x 0-0 ③ F7			x 0-0 ① 4-3	4	0	0	0	0	0	1
Buddy Bell, R (1, 5) OBP: 0.344, SLG: 0.367		x 0-0 ① F9		x 0-0 1B			x 0-0 ① 5-3		x 0-0 ② P6	3	0	1	0	0	0	0
John Lowenstein, L (9, PH) OBP: 0.280, SLG: 0.258										1	0	0	0	0	0	0
Boog Powell, L (1, 3) OBP: 0.305, SLG: 0.329		x 0-0 ② 6-3		SSS 0-3 ③ K			BBBB 4-0 1B BB		x 0-0 ③ 1-3	3	0	0	0	1	1	1
Ron Pruitt, R (1, 9) OBP: 0.339, SLG: 0.320		x 0-0 ③ 5-3			x 0-0 FC6-4 1B		x 0-0 1-2 1B			3	0	2	0	0	0	0
Frank Duffy, R (1, 6) OBP: 0.271, SLG: 0.277			x 0-0 ① 5-3		x 0-0 ① FC6-4 3-1 1-2f		x 0-0 ② F8			3	0	0	0	0	0	3

AB	32
R	1
H	5
RBI	1
BB	2
SO	4
LOB	13

Inning Stats	1	2	3	4	5	6	7	8	9
	R: 1 H: 1 E: 0 LOB: 1 K: 0 BB: 1 S: 4 P: 8	R: 0 H: 0 E: 0 LOB: 0 K: 0 BB: 0 S: 3 P: 3	R: 0 H: 1 E: 0 LOB: 1 K: 0 BB: 0 S: 4 P: 4	R: 0 H: 1 E: 0 LOB: 1 K: 1 BB: 0 S: 6 P: 6	R: 0 H: 1 E: 0 LOB: 1 K: 0 BB: 0 S: 4 P: 4	R: 0 H: 0 E: 0 LOB: 0 K: 1 BB: 0 S: 5 P: 5	R: 0 H: 1 E: 0 LOB: 2 K: 0 BB: 1 S: 4 P: 8	R: 0 H: 0 E: 0 LOB: 0 K: 2 BB: 0 S: 7 P: 7	R: 0 H: 0 E: 0 LOB: 0 K: 0 BB: 0 S: 3 P: 3

1B: 5	SF: 0
2B: 0	SAC: 0
3B: 0	DP: 0
HR: 0	HBP: 0

WP: 0	PA: 34
PB: 0	
SB: 0	
CS: 0	

PITCHER		IP	WLS	BF	H	R	ER	SO	BB	IBB	HBP	BLK	WP	HR	S	P	ERA	WHIP
Andy Hassler, L ERA: 3.46	(1, 1)	7.0	W	28	5	1	1	2	2	0	0	0	0	0	30	38	1.29	1.000
Mark Littell, R ERA: 1.85	(8, 1)	2.0	S	6	0	0	0	2	0	0	0	0	0	0	10	10	0.00	0.000

PITCHER	IP	WLS	BF	H	R	ER	SO	BB	IBB	HBP	BLK	WP	HR	S	P	ERA	WHIP

Minnesota Twins @ Cleveland Indians

Cleveland Municipal Stadium, Cleveland, OH

Fri Aug 27 1976, 7:05 PM EDT

Att. 7,439 - Unknown - 84 F

TOP

livebaseballscorecards.com

Batter	1	2	3	4	5	6	7	8	9	AB	R	H	RBI	BB	SO	LOB
Steve Braun, L (1, 7) OBP: 0.361, SLG: 0.345	SH1-3 SF7 1B 1B		F9	4-3		BB 1-2 BB			L5	3	1	1	0	0	0	3
Dan Ford, R (6, PH) OBP: 0.311, SLG: 0.417 (6, 9)										1	0	0	0	1	0	0
Roy Smalley, S (1, 6) OBP: 0.357, SLG: 0.323	SF7 SH1-3 1-2 1B		1B 1-2 1B		G3-6-1 1B 1B 1B	BB 1-2 2-3 BB			L4	4	1	3	0	1	0	0
Rod Carew, L (1, 3) OBP: 0.388, SLG: 0.444	SH1-3 1-2 2-3		K		G3-6-1 1-2 1B	4-3			1B 1B	4	0	2	0	0	1	5
Lyman Bostock, L (1, 8) OBP: 0.362, SLG: 0.413	SF7 2-3 3-H		FC6 1-2 2-H 1B		G3-6-1 1-2f 2-3		F7		FC6 1-3 1B	4	0	2	2	0	0	2
Mike Cubbage, L (1, 5) OBP: 0.332, SLG: 0.324	F7		FC6 1-2f		1B 3-H 1B		K		FC6 1-2f	5	0	1	1	0	1	5
Larry Hisle, R (1, 9) OBP: 0.326, SLG: 0.372 (6, 7)		K		6-3	F9		5-3			4	0	0	0	0	1	1
Tony Oliva, L (1, 10) OBP: 0.253, SLG: 0.287		4-3	K			F2		6-3		2	0	0	0	0	1	0
Craig Kusick, R (6, PH) OBP: 0.331, SLG: 0.427										2	0	0	0	0	0	0
Bob Randall, R (1, 4) OBP: 0.324, SLG: 0.326		5-3	1B 1B			4-3		6-3		4	0	1	0	0	0	0
Glenn Borgmann, R (1, 2) OBP: 0.465, SLG: 0.500			1B 1B 1B	1B 1-2 1B		BB WP 1B		F7		4	1	3	0	0	0	0
Inning Stats	R: 1 H: 2 E: 0 LOB: 1 K: 0 BB: 0 S: 5 P: 5	R: 0 H: 0 E: 0 LOB: 0 K: 1 BB: 0 S: 5 P: 5	R: 1 H: 3 E: 0 LOB: 2 K: 1 BB: 0 S: 8 P: 8	R: 0 H: 2 E: 0 LOB: 2 K: 1 BB: 0 S: 7 P: 7	R: 1 H: 3 E: 0 LOB: 1 K: 0 BB: 0 S: 5 P: 5	R: 0 H: 1 E: 0 LOB: 3 K: 0 BB: 2 S: 4 P: 12	R: 0 H: 0 E: 0 LOB: 0 K: 1 BB: 0 S: 5 P: 5	R: 0 H: 0 E: 0 LOB: 0 K: 0 BB: 0 S: 3 P: 3	R: 0 H: 2 E: 0 LOB: 2 K: 0 BB: 0 S: 5 P: 5	1B: 13 SF: 1 2B: 0 SAC: 1 3B: 0 DP: 1 HR: 0 HBP: 0						

AB	37
R	3
H	13
RBI	3
BB	2
SO	4
LOB	16

WP: 1 PA: 41
PB: 0
SB: 0
CS: 0

PITCHER		IP	WLS	BF	H	R	ER	SO	BB	IBB	HBP	BLK	WP	HR	S	P	ERA	WHIP
Jackie Brown, R ERA: 3.99	(1, 1)	5.0	W	24	10	3	3	3	0	0	0	0	0	0	30	30	5.40	2.000
Don Hood, L ERA: 4.13	(6, 1)	0.2		5	1	0	0	0	2	0	0	0	1	0	3	11	0.00	4.500
Stan Thomas, R ERA: 2.25	(6, 1)	3.1	S	12	2	0	0	1	0	0	0	0	0	0	14	14	0.00	0.600

BOTTOM

Minnesota Twins @ Cleveland Indians

Cleveland Municipal Stadium, Cleveland, OH

Fri Aug 27 1976, 7:05 PM EDT

Att. 7,439 - Unknown - 84 F

livebaseballscorecards.com

Batter	1	2	3	4	5	6	7	8	9	AB	R	H	RBI	BB	SO	LOB
Duane Kuiper, L (1, 4) OBP: 0.311, SLG: 0.319	0-0 ① 4-3	0-0 ② 4-3 2-3		0-0 E 1B		4-0 IBB		0-0 E4		4	0	1	0	1	0	1
Larvell Blanks, R (1, 6) OBP: 0.347, SLG: 0.432 Frank Duffy, R (9, 6) OBP: 0.271, SLG: 0.277	S S S 0-3 ② K	0-0 ③ 4-3		0-0 ② F4 1-2		0-0 ② SF7 2-3 3-H		0-0 ② F3		4 0	0 0	0 0	1 0	0 0	1 0	3 0
John Lowenstein, L (1, 8) OBP: 0.274, SLG: 0.251	0-0 ③ 4-3		0-0 ① F7	0-0 ③ 3-1		0-0 ③ F7		0-0 ③ L3		5	0	0	0	0	0	4
Rico Carty, R (1, 10) OBP: 0.383, SLG: 0.452		0-0 BB 1B 1B	0-0 BB 5-3 2B		0-0 ① F3		B B B B 4-0 2B G6-4-3 BB			3	3	2	0	1	0	0
Boog Powell, L (1, 3) OBP: 0.311, SLG: 0.335		B B B B 4-0 1B 1B 1-2 BB	B B B B 4-0 5-3 BB BB		S S S 0-3 ② K		x 0-0 G6-4-3 1-3 2B			2	1	1	0	2	1	0
George Hendrick, R (1, 7) OBP: 0.334, SLG: 0.457	x 0-0 1B 1-2 FC1-2-5 2-H 1B	B B B B 4-0 5-3 1-2 2-3 BB			x 0-0 ③ 6-3		B B B B 4-0 G6-4-3 BB			2	0	1	1	2	0	0
Buddy Bell, R (1, 5) OBP: 0.345, SLG: 0.368	x 0-0 FC1-2-5 1-3 2B 2-H 1B	x 0-0 ② 5-3 1-2 2-3 3-H				x 0-0 FC2-6 1B	x 0-0 ① ② G6-4-3 1-2f 2-3 3-H			4	1	2	2	0	0	4
Tommy Smith, L (1, 9) OBP: 0.264, SLG: 0.300	x 0-0 ① FC1-2-5 1-3 2B 3-H	x 0-0 ③ 3-1				x 0-0 ① FC2-6 E 1-2f SF7	x 0-0 ③ 4-3			4	2	0	0	0	0	6
Ray Fosse, R (1, 2) OBP: 0.368, SLG: 0.389		x 0-0 4-3 2-H 3-H 2B		x 0-0 ① 6-3		x 0-0 E5 SF7 1-3		x 0-0 ① F3		4	0	1	2	0	0	1
Inning Stats	R: 0 H: 0 E: 0 LOB: 0 K: 1 BB: 0 S: 5 P: 5	R: 4 H: 4 E: 0 LOB: 1 K: 0 BB: 1 S: 7 P: 11	R: 1 H: 1 E: 0 LOB: 2 K: 0 BB: 2 S: 4 P: 12	R: 0 H: 1 E: 1 LOB: 1 K: 0 BB: 0 S: 4 P: 4	R: 0 H: 0 E: 0 LOB: 0 K: 1 BB: 0 S: 5 P: 5	R: 1 H: 1 E: 1 LOB: 2 K: 0 BB: 1 S: 5 P: 9	R: 1 H: 1 E: 0 LOB: 1 K: 0 BB: 2 S: 3 P: 11	R: 0 H: 0 E: 1 LOB: 1 K: 0 BB: 0 S: 4 P: 4		1B: 5 SF: 1 2B: 3 SAC: 0 3B: 0 DP: 1 HR: 0 HBP: 0						

	AB	32
	R	7
	H	8
	RBI	6
	BB	6
	SO	2
	LOB	19

WP: 0 PA: 39
PB: 0
SB: 0
CS: 0

PITCHER		IP	WLS	BF	H	R	ER	SO	BB	IBB	HBP	BLK	WP	HR	S	P	ERA	WHIP
Dave Goltz, R ERA: 3.67	(1, 1)	7.0	L	35	8	7	6	2	5	1	0	0	0	0	33	57	7.71	1.857
Vic Albury, L ERA: 4.0	(8, 1)	1.0		4	0	0	0	0	0	0	0	0	0	0	4	4	0.00	0.000

PITCHER	IP	WLS	BF	H	R	ER	SO	BB	IBB	HBP	BLK	WP	HR	S	P	ERA	WHIP

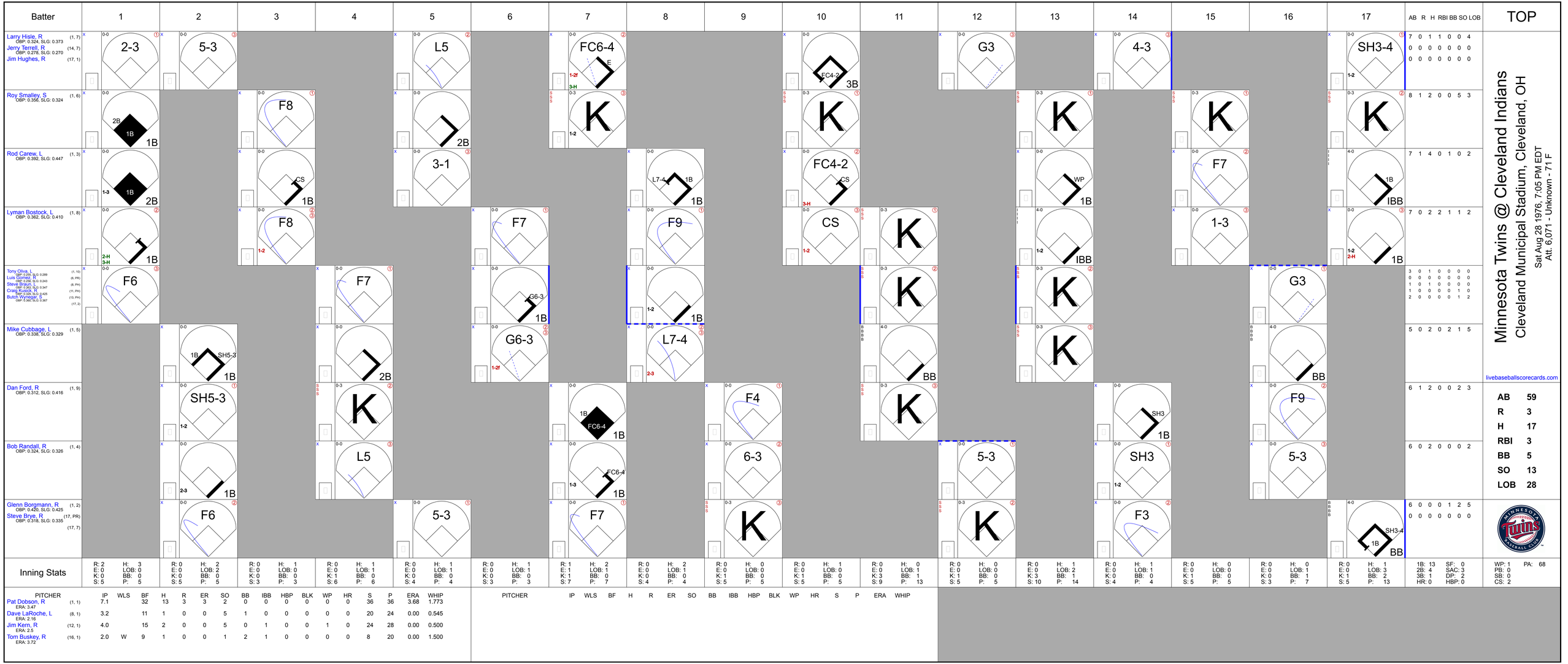

Minnesota Twins @ Cleveland Indians

Cleveland Municipal Stadium, Cleveland, OH

Sat Aug 28 1976, 7:05 PM EDT
Att. 6,071 - Unknown - 71 F

livebaseballscorecards.com

Batter	1	2	3	4	5	6	7	8	9	10	11	12	13	14	15	16	17	AB	R	H	RBI	BB	SO	LOB
Larry Hisle, R (1, 7) OBP: 0.324, SLG: 0.373 Jerry Terrell, R (14, 7) OBP: 0.278, SLG: 0.270 Jim Hughes, R (17, 1)	2-3	5-3			L5		FC6-4			FC4-2 3B		G3		4-3			SH3-4	7	0	1	1	0	0	4
																		0	0	0	0	0	0	0
																		0	0	0	0	0	0	0
Roy Smalley, S (1, 6) OBP: 0.356, SLG: 0.324	2B 1B 1B		F8		2B		K			K			K		K		K	8	1	2	0	0	5	3
Rod Carew, L (1, 3) OBP: 0.392, SLG: 0.447	1-3 1B 2B		CS 1B		3-1			L7-4 1B		FC4-2 CS			WP 1B		F7		IBB	7	1	4	0	1	0	2
Lyman Bostock, L (1, 8) OBP: 0.362, SLG: 0.410	2-H 3-H 1B		F8			F7		F9		CS	K		IBB		1-3		1B	7	0	2	2	1	1	2
Tony Oliva, L (1, 10) OBP: 0.298, SLG: 0.289 Luis Gomez, R (6, PR) OBP: 0.256, SLG: 0.243 Steve Braun, L (8, PH) OBP: 0.363, SLG: 0.347 Craig Kusick, R (11, PH) OBP: 0.328, SLG: 0.425 Butch Wynegar, S (13, PH) OBP: 0.360, SLG: 0.367 (17, 2)	F6			F7		G6-3 1B		1-2 1B			K		K			G3		3	0	1	0	0	0	0
																		0	0	0	0	0	0	0
																		1	0	1	0	0	0	0
																		1	0	0	0	0	1	0
																		2	0	0	0	0	1	2
Mike Cubbage, L (1, 5) OBP: 0.338, SLG: 0.329		1B SH5-3 1B		2B		G6-3		L7-4			BB		K			BB		5	0	2	0	2	1	5
Dan Ford, R (1, 9) OBP: 0.312, SLG: 0.416		SH5-3		K			1B FC6-4 1B		F4		K			SH3 1B		F9		6	1	2	0	0	2	3
Bob Randall, R (1, 4) OBP: 0.324, SLG: 0.326		2-3 1B		L5			FC6-4 1B		6-3			5-3		SH3		5-3		6	0	2	0	0	0	2
Glenn Borgmann, R (1, 2) OBP: 0.420, SLG: 0.425 Steve Brye, R (17, PR) OBP: 0.318, SLG: 0.335 (17, 7)		F6			5-3		F7		K			K		F3			SH3-4 1B BB	6	0	0	0	1	2	5
																		0	0	0	0	0	0	0

Inning Stats	1	2	3	4	5	6	7	8	9	10	11	12	13	14	15	16	17	AB	R	H	RBI	BB	SO	LOB
	R: 2 E: 0 K: 0 S: 5	H: 3 LOB: 0 BB: 0 P: 5	R: 0 E: 0 K: 0 S: 5	H: 2 LOB: 2 BB: 0 P: 5	R: 0 E: 0 K: 0 S: 3	H: 1 LOB: 0 BB: 0 P: 3	R: 0 E: 0 K: 1 S: 6	H: 1 LOB: 1 BB: 0 P: 6	R: 0 E: 0 K: 0 S: 4	H: 1 LOB: 1 BB: 0 P: 4	R: 0 E: 0 K: 0 S: 3	H: 1 LOB: 0 BB: 0 P: 3	R: 1 E: 1 K: 1 S: 7	H: 2 LOB: 1 BB: 0 P: 7	R: 0 E: 0 K: 0 S: 4	H: 2 LOB: 1 BB: 0 P: 4	R: 0 E: 0 K: 1 S: 5	H: 0 LOB: 0 BB: 0 P: 5	R: 0 E: 0 K: 1 S: 5	H: 1 LOB: 0 BB: 0 P: 5	R: 0 E: 0 K: 3 S: 9	H: 0 LOB: 1 BB: 1 P: 13	R: 0 E: 0 K: 1 S: 5	H: 0 LOB: 0 BB: 0 P: 5	R: 0 E: 0 K: 3 S: 10	H: 1 LOB: 2 BB: 1 P: 14	R: 0 E: 0 K: 0 S: 4	H: 1 LOB: 1 BB: 0 P: 4	R: 0 E: 0 K: 1 S: 5	H: 0 LOB: 0 BB: 0 P: 5	R: 0 E: 0 K: 0 S: 3	H: 0 LOB: 1 BB: 1 P: 7	R: 0 E: 0 K: 1 S: 5	H: 1 LOB: 3 BB: 2 P: 13	1B: 13 2B: 4 3B: 1 HR: 0	SF: 0 SAC: 3 DP: 2 HBP: 0	WP: 1 PB: 0 SB: 0 CS: 2	PA: 68

PITCHER	IP	WLS	BF	H	R	ER	SO	BB	IBB	HBP	BLK	WP	HR	S	P	ERA	WHIP
Pat Dobson, R (1, 1) ERA: 3.47	7.1		32	13	3	3	2	0	0	0	0	0	0	36	36	3.68	1.773
Dave LaRoche, L (8, 1) ERA: 2.16	3.2		11	1	0	0	5	1	0	0	0	0	0	20	24	0.00	0.545
Jim Kern, R (12, 1) ERA: 2.5	4.0		15	2	0	0	5	0	1	0	0	1	0	24	28	0.00	0.500
Tom Buskey, R (16, 1) ERA: 3.72	2.0	W	9	1	0	0	1	2	1	0	0	0	0	8	20	0.00	1.500

PITCHER	IP	WLS	BF	H	R	ER	SO	BB	IBB	HBP	BLK	WP	HR	S	P	ERA	WHIP

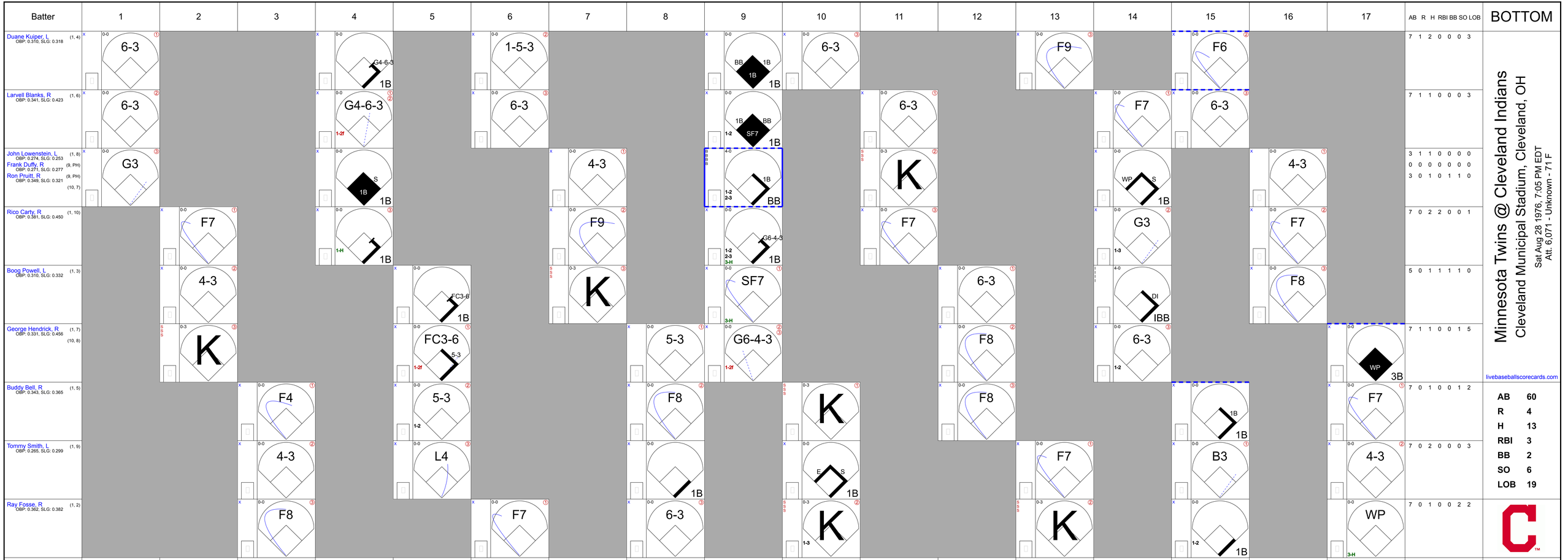
Batter
1
2
3
4
5
6
7
8
9
10
11
12
13
14
15
16
17
AB R H RBI BB SO LOB
BOTTOM
Duane Kuiper, L (1, 4) OBP: 0.310, SLG: 0.318
6-3
G4-6-3
1-5-3
BB 1B 1B
6-3
F9
F6
7 1 2 0 0 0 3
Larvell Blanks, R (1, 6) OBP: 0.341, SLG: 0.423
6-3
G4-6-3
6-3
1B SF7 1B
6-3
F7
6-3
7 1 1 0 0 0 3
John Lowenstein, L (1, 8) OBP: 0.274, SLG: 0.253
G3
S 1B
4-3
1B BB
K
WP S 1B
4-3
3 1 1 0 0 0 0
Frank Duffy, R (9, PH) OBP: 0.271, SLG: 0.277
0 0 0 0 0 0 0
Ron Pruitt, R (9, PH) (10, 7) OBP: 0.349, SLG: 0.321
3 0 1 0 1 1 0
Rico Carty, R (1, 10) OBP: 0.381, SLG: 0.450
F7
1-H
F9
K
G6-4-3
F7
G3
F7
7 0 2 2 0 0 1
Boog Powell, L (1, 3) OBP: 0.310, SLG: 0.332
4-3
FC3-6
SF7
6-3
DI IBB
F8
5 0 1 1 1 1 0
George Hendrick, R (1, 7) (10, 8) OBP: 0.331, SLG: 0.456
K
FC3-6 5-3
1-2f
5-3
G6-4-3
1-2f
6-3
F8
7 1 1 0 0 1 5
Buddy Bell, R (1, 5) OBP: 0.343, SLG: 0.365
F4
5-3
F8
K
F8
1B
F7
7 0 1 0 0 1 2
Tommy Smith, L (1, 9) OBP: 0.265, SLG: 0.299
4-3
L4
E S 1B
F7
B3
4-3
7 0 2 0 0 0 3
Ray Fosse, R (1, 2) OBP: 0.362, SLG: 0.382
F8
F7
6-3
K
K
K
1-2
WP
3-H
7 0 1 0 0 2 2
Inning Stats
R: 0 E: 0 K: 0 S: 3
H: 0 LOB: 0 BB: 0 P: 3
R: 0 E: 0 K: 1 S: 5
H: 0 LOB: 0 BB: 0 P: 5
R: 0 E: 0 K: 0 S: 3
H: 0 LOB: 0 BB: 0 P: 3
R: 1 E: 0 K: 0 S: 4
H: 3 LOB: 1 BB: 0 P: 4
R: 0 E: 0 K: 0 S: 4
H: 1 LOB: 1 BB: 0 P: 4
R: 0 E: 0 K: 0 S: 3
H: 0 LOB: 0 BB: 0 P: 3
R: 0 E: 0 K: 1 S: 5
H: 0 LOB: 0 BB: 0 P: 5
R: 0 E: 0 K: 0 S: 4
H: 1 LOB: 1 BB: 0 P: 4
R: 2 E: 0 K: 0 S: 5
H: 3 LOB: 1 BB: 1 P: 9
R: 0 E: 0 K: 2 S: 8
H: 1 LOB: 1 BB: 0 P: 8
R: 0 E: 0 K: 1 S: 5
H: 0 LOB: 0 BB: 0 P: 5
R: 0 E: 0 K: 0 S: 3
H: 0 LOB: 0 BB: 0 P: 3
R: 0 E: 0 K: 1 S: 5
H: 0 LOB: 0 BB: 0 P: 5
R: 0 E: 0 K: 0 S: 4
H: 1 LOB: 2 BB: 1 P: 8
R: 0 E: 0 K: 0 S: 5
H: 2 LOB: 2 BB: 0 P: 5
R: 0 E: 0 K: 0 S: 3
H: 0 LOB: 0 BB: 0 P: 3
R: 1 E: 0 K: 0 S: 3
H: 1 LOB: 0 BB: 0 P: 3
1B: 12 2B: 0 3B: 1 HR: 0
SF: 1 SAC: 0 DP: 2 HBP: 0
WP: 2 PB: 0 SB: 3 CS: 0
PA: 63
Minnesota Twins @ Cleveland Indians
Cleveland Municipal Stadium, Cleveland, OH
Sat Aug 28 1976, 7:05 PM EDT
Att. 6,071 - Unknown - 71 F
livebaseballscorecards.com
AB 60
R 4
H 13
RBI 3
BB 2
SO 6
LOB 19
PITCHER
IP WLS BF H R ER SO BB IBB HBP BLK WP HR S P ERA WHIP
Bill Singer, R (1, 1) ERA: 4.17
8.0 29 7 3 3 2 0 0 0 0 0 0 33 33 3.38 0.875
Tom Burgmeier, L (9, 1) ERA: 2.55
0.0 1 0 0 0 0 1 0 0 0 0 0 0 4 ∞ ∞
Bill Campbell, R (9, 1) ERA: 2.92
6.0 21 3 0 0 4 0 1 0 0 1 0 28 32 0.00 0.500
Tom Johnson, R (15, 1) ERA: 3.44
0.1 3 2 0 0 0 0 0 0 0 0 0 3 3 0.00 6.000
Vic Albury, L (15, 1) ERA: 3.97
0.1 1 0 0 0 0 0 0 0 0 0 0 1 1 0.00 0.000
PITCHER
IP WLS BF H R ER SO BB IBB HBP BLK WP HR S P ERA WHIP
Jim Hughes, R (15, 1) ERA: 5.23
2.0 L 8 1 1 1 0 0 0 0 0 1 0 7 7 4.50 0.500
Jim Hughes, R (17, 1) ERA: 5.23
2.0 L 8 1 1 1 0 0 0 0 0 1 0 7 7 4.50 0.500

Batter	1	2	3	4	5	6	7	8	9	AB	R	H	RBI	BB	SO	LOB
Steve Braun, L (1, 7) OBP: 0.366, SLG: 0.345	BBBB 4-0 BB 1B BB		BBBB 4-0 WP S SF8 BB	x 0-0 ③ G3			BBBB 4-0 BB		x 0-0 ③ 4-3	2	2	0	0	3	0	2
Roy Smalley, S (1, 6) OBP: 0.355, SLG: 0.322	BBBB 4-0 1B 1-2 BB		SSS 0-3 ① K 1-3		SSS 0-3 ① K		SSS 0-3 ② K			3	0	0	0	1	3	2
Rod Carew, L (1, 3) OBP: 0.389, SLG: 0.445	SSS 0-3 ① K		x 0-0 ② SF8 3-H		x 0-0 ② F9		x 0-0 ③ 4-3			3	0	0	1	0	1	3
Lyman Bostock, L (1, 8) OBP: 0.361, SLG: 0.414	x 0-0 ② F7		SSS 0-3 ③ K		x 0-0 BLK 3B			x 0-0 ① 4-3		4	1	1	0	0	1	2
Butch Wynegar, S (1, 2) OBP: 0.363, SLG: 0.372	x 0-0 1-2 2-H 1B			x 0-0 PB E 2B	x 0-0 ③ F8 3-H			BBBB 4-0 PB BB		3	1	2	1	1	0	0
Mike Cubbage, L (1, 5) OBP: 0.336, SLG: 0.325	x 0-0 ③ F2			x 0-0 ① L3 2-3		BBBB 4-0 FC4-6 BB		SSS 0-3 ② K 1-2		3	0	0	0	1	1	4
Tony Oliva, L (1, 10) OBP: 0.245, SLG: 0.277		x 0-0 ① 4-3		x 0-0 E4 1B 3-H		x 0-0 ① FC4-6 G6-4-3 1-2f		x 0-0 ③ 4-3		4	0	0	1	0	0	2
Steve Brye, R (1, 9) OBP: 0.313, SLG: 0.329		x 0-0 ② F3		SSS 0-3 ② K		x 0-0 ②③ G6-4-3 1-2f			x 0-0 ① 5-3	4	0	0	0	0	1	2
Bob Randall, R (1, 4) OBP: 0.323, SLG: 0.325		x 0-0 ③ F7		x 0-0 1-2 1B			SSS 0-3 ① K		SSS 0-3 ② K	4	0	1	0	0	2	0
Inning Stats	R: 1 E: 0 K: 1 S: 6 H: 1 LOB: 2 BB: 2 P: 14	R: 0 E: 0 K: 0 S: 3 H: 0 LOB: 0 BB: 0 P: 3	R: 1 E: 0 K: 2 S: 7 H: 0 LOB: 0 BB: 1 P: 11	R: 1 E: 1 K: 1 S: 8 H: 2 LOB: 2 BB: 0 P: 8	R: 1 E: 0 K: 1 S: 6 H: 1 LOB: 0 BB: 0 P: 6	R: 0 E: 0 K: 0 S: 2 H: 0 LOB: 0 BB: 1 P: 6	R: 0 E: 0 K: 2 S: 7 H: 0 LOB: 1 BB: 1 P: 11	R: 0 E: 0 K: 1 S: 5 H: 0 LOB: 1 BB: 1 P: 9	R: 0 E: 0 K: 1 S: 5 H: 0 LOB: 0 BB: 0 P: 5	1B: 2 2B: 1 3B: 1 HR: 0 SF: 1 SAC: 0 DP: 1 HBP: 0						

PITCHER		IP	W/L/S	BF	H	R	ER	SO	BB	IBB	HBP	BLK	WP	HR	S	P	ERA	WHIP
Dennis Eckersley, R ERA: 3.65	(1, 1)	5.0	W	24	4	4	3	5	4	0	0	1	1	0	30	46	5.40	1.600
Stan Thomas, R ERA: 2.13	(6, 1)	4.0	S	13	0	0	0	4	2	0	0	0	0	0	19	27	0.00	0.500

PITCHER	IP	W/L/S	BF	H	R	ER	SO	BB	IBB	HBP	BLK	WP	HR	S	P	ERA	WHIP

TOP

Minnesota Twins @ Cleveland Indians

Cleveland Municipal Stadium, Cleveland, OH

Sun Aug 29 1976, 3:33 AM EDT
Att. 10,415 - Unknown - 68 F

livebaseballscorecards.com

AB	30
R	4
H	4
RBI	3
BB	6
SO	9
LOB	17

WP: 1	PA: 37		
PB: 2			
SB: 1			
CS: 0			

Batter	1	2	3	4	5	6	7	8	9	AB	R	H	RBI	BB	SO	LOB
Frank Duffy, R (1, 6) OBP: 0.273, SLG: 0.279	G6-4-3 1B		G6-4-3 1B	FC5-2 1B 1B 1-2 2-3 3-Hf		F7		2B		4	1	2	0	0	0	3
Duane Kuiper, L (7, 4) OBP: 0.312, SLG: 0.322										1	0	1	0	0	0	0
Ray Fosse, R (1, 3) OBP: 0.363, SLG: 0.379	F4		G6-4-3 1-2f	1B 1B 1-2 2-3 3-H 1B		BBBB 4-0 BB		F8		4	0	1	1	1	0	3
Larvell Blanks, R (1, 4) (7, 6) OBP: 0.344, SLG: 0.424	G6-4-3 1-2f		WP 1B HR 1B	1B 1-2 2-H 3-H 1B		F2				4	1	2	2	0	0	2
Rico Carty, R (1, 10) OBP: 0.382, SLG: 0.450		4-3	WP 1-2 HR 1B	1-2 2-3 1B		F7				4	1	2	0	0	0	1
George Hendrick, R (1, 7) OBP: 0.333, SLG: 0.464		E4 F8 1B 1B	1-H 2-H HR	F5			6-3			4	2	2	3	0	0	3
Buddy Bell, R (1, 5) OBP: 0.340, SLG: 0.362		F8 2-3	F9	F8			F8			4	0	0	0	0	0	4
Ron Pruitt, R (1, 9) OBP: 0.373, SLG: 0.339		BBBB 4-0 1B BB		0-0 E 1B FC5-2 1B	0-0 CS 1B		F9			3	0	2	0	1	0	0
Rick Cerone, R (1, 2) OBP: 0.200, SLG: 0.200		1-2 3-H 1B		E7 FC5-2 1-3 1B	F7 1-2			SSS K		4	1	2	1	0	1	1
John Lowenstein, L (1, 8) OBP: 0.274, SLG: 0.249		G3		BBBB 4-0 1B FC5-2 1B BB	SSS K			SSS K		3	1	0	0	1	2	2
Inning Stats	R: 0 H: 1 E: 0 LOB: 0 K: 0 BB: 0 S: 3 P: 3	R: 1 H: 2 E: 1 LOB: 2 K: 0 BB: 1 S: 5 P: 9	R: 3 H: 4 E: 0 LOB: 0 K: 0 BB: 0 S: 6 P: 6	R: 3 H: 5 E: 1 LOB: 3 K: 0 BB: 1 S: 8 P: 12	R: 0 H: 1 E: 0 LOB: 0 K: 1 BB: 0 S: 5 P: 5	R: 0 H: 0 E: 0 LOB: 1 K: 0 BB: 1 S: 3 P: 7	R: 0 H: 0 E: 0 LOB: 0 K: 0 BB: 0 S: 3 P: 3	R: 0 H: 1 E: 0 LOB: 1 K: 2 BB: 0 S: 8 P: 8		1B: 12 SF: 0 2B: 1 SAC: 0 3B: 0 DP: 2 HR: 1 HBP: 0						

BOTTOM

Minnesota Twins @ Cleveland Indians

Cleveland Municipal Stadium, Cleveland, OH

Sun Aug 29 1976, 3:33 AM EDT

Att. 10,415 - Unknown - 68 F

livebaseballscorecards.com

AB	35
R	7
H	14
RBI	7
BB	3
SO	3
LOB	19

PITCHER		IP	WLS	BF	H	R	ER	SO	BB	IBB	HBP	BLK	WP	HR	S	P	ERA	WHIP
Eddie Bane, L ERA: 4.98	(1, 1)	3.0	L	18	9	7	6	0	2	0	0	0	1	1	16	24	18.00	3.667
Steve Luebber, R ERA: 4.29	(4, 1)	5.0		20	5	0	0	3	1	0	0	0	0	0	25	29	0.00	1.200

PITCHER	IP	WLS	BF	H	R	ER	SO	BB	IBB	HBP	BLK	WP	HR	S	P	ERA	WHIP

Batter	1	2	3	4	5	6	7	8	9	10	AB	R	H	RBI	BB	SO	LOB
Duane Kuiper, L (1, 4) OBP: 0.317, SLG: 0.328	6-3		CS 1B		1-H 1B		1B			BB 1B BB 1B	5	1	4	1	0	0	0
Larvell Blanks, R (1, 6) OBP: 0.341, SLG: 0.419	6-3		K 1-2		F8		F4			BB BB 1B 1-2 1B	5	1	1	0	0	1	3
John Lowenstein, L (1, 8) OBP: 0.278, SLG: 0.250 Ron Pruitt, R (10, PH) OBP: 0.382, SLG: 0.339 (10, 7)	1B BB		F9			S 1B		F9		1B BB SF9 1-2 2-3 BB	3 0	0 1	1 0	0 0	1 1	0 0	0 0
Rico Carty, R (1, 10) OBP: 0.382, SLG: 0.448 Frank Robinson, R (10, PR) OBP: 0.333, SLG: 0.365	1-3 1B			F9	F9	F9		6-3		SF9 1B 1-2 2-3 3-H BB	4 0	0 0	1 0	1 0	1 0	0 0	1 0
Boog Powell, L (1, 3) OBP: 0.315, SLG: 0.332	K			G5-4-3 BB		1-2 BB		F7		SF9 1-2 2-3 3-H 1B	3	0	1	1	2	1	2
George Hendrick, R (1, 7) OBP: 0.329, SLG: 0.459 (10, 8)		F8		G5-4-3 1-2f		K			6-3	SF9 1-2 2-3 3-H	4	0	0	1	0	1	3
Buddy Bell, R (1, 5) OBP: 0.339, SLG: 0.360		1B			F9	1-3			5-3	K	5	0	1	0	0	1	5
Tommy Smith, L (1, 9) OBP: 0.256, SLG: 0.288		F8			6-3		F8		K		4	0	0	0	0	1	1
Ray Fosse, R (1, 2) OBP: 0.361, SLG: 0.377		5-3			S 1B 1B		F7			4-3	4	1	1	0	0	0	1
Inning Stats	R: 0 E: 0 K: 1 S: 6 / H: 1 LOB: 2 BB: 1 P: 10	R: 0 E: 0 K: 0 S: 4 / H: 1 LOB: 1 BB: 0 P: 4	R: 0 E: 0 K: 1 S: 5 / H: 1 LOB: 0 BB: 0 P: 5	R: 0 E: 0 K: 0 S: 2 / H: 0 LOB: 0 BB: 1 P: 6	R: 1 E: 0 K: 0 S: 5 / H: 2 LOB: 1 BB: 0 P: 5	R: 0 E: 0 K: 1 S: 6 / H: 1 LOB: 2 BB: 1 P: 10	R: 0 E: 0 K: 0 S: 4 / H: 1 LOB: 1 BB: 0 P: 4	R: 0 E: 0 K: 0 S: 3 / H: 0 LOB: 0 BB: 0 P: 3	R: 0 E: 0 K: 1 S: 5 / H: 0 LOB: 0 BB: 0 P: 5	R: 3 E: 0 K: 1 S: 8 / H: 3 LOB: 3 BB: 2 P: 16	1B: 10 2B: 1 3B: 0 HR: 0	SF: 1 SAC: 0 DP: 2 HBP: 0					

PITCHER		IP	WLS	BF	H	R	ER	SO	BB	IBB	HBP	BLK	WP	HR	S	P	ERA	WHIP
Bart Johnson, R ERA: 4.41	(1, 1)	9.0		35	7	1	1	4	3	0	0	0	0	0	40	52	1.00	1.111
Dave Hamilton, L ERA: 3.47	(10, 1)	0.1	L	6	3	3	3	0	2	0	0	0	0	0	4	12	81.00	15.000
Pete Vuckovich, R ERA: 4.35	(10, 1)	0.2		2	0	0	0	1	0	0	0	0	0	0	4	4	0.00	0.000

PITCHER	IP	WLS	BF	H	R	ER	SO	BB	IBB	HBP	BLK	WP	HR	S	P	ERA	WHIP

TOP

Cleveland Indians @ Chicago White Sox

Comiskey Park, Chicago, IL

Tue Aug 31 1976, 8:05 PM EDT

Att. 10,852 - Unknown

livebaseballscorecards.com

AB	37
R	4
H	10
RBI	4
BB	5
SO	5
LOB	16

WP: 0 PB: 0 SB: 2 CS: 1 PA: 43

Batter	1	2	3	4	5	6	7	8	9	10	AB	R	H	RBI	BB	SO	LOB
Jerry Hairston, S (1, 9) OBP: 0.386, SLG: 0.314	BBBB 4-0 CS BB		x 0-0 ② F9		x 0-0 ② F9			x 0-0 ① 5-3	0-0 ③ CS 1-2	BBBB 4-0 1B 1B BB	3	1	0	0	2	0	1
Jorge Orta, L (1, 7) OBP: 0.323, SLG: 0.422	SSS 0-3 ①② K 1-2		x 0-0 2B 1-3		x 0-0 ③ F6			x 0-0 1B 1B 2B		x 0-0 1B 1-2 1B	5	1	3	0	0	1	1
Lamar Johnson, R (1, 10) OBP: 0.374, SLG: 0.436 Ralph Garr, L (8, PR) OBP: 0.331, SLG: 0.410	x 0-0 ③ 4-3		x 0-0 ③ F9			x 0-0 4-3-6 1B		x 0-0 1B 2-3 1B		SSS 0-3 ① K	4	0	2	0	0	0	2
											1	0	0	0	0	1	2
Jim Spencer, L (1, 3) OBP: 0.320, SLG: 0.367		x 0-0 ① F1		BBBB 4-0 E BB		x 0-0 ① F9		x 0-0 1-2 3-H 1B		SSS 0-3 ② K	4	0	1	1	1	1	3
Brian Downing, R (1, 2) OBP: 0.339, SLG: 0.336		x 0-0 FC4-6 1B		x 0-0 FC5 1-2		x 0-0 ②③ 4-3-6 1-3f		SSS 0-3 ② K		x 0-0 1-2 2-H 1B	5	0	2	1	0	1	4
Bill Stein, R (1, 5) OBP: 0.319, SLG: 0.363		x 0-0 ② FC4-6 1-2f		SSS 0-3 ① K			x 0-0 ① F8	x 0-0 ③ F9		x 0-0 ③ F4	5	0	0	0	0	1	7
Chet Lemon, R (1, 8) OBP: 0.292, SLG: 0.312	SSS 0-3 ③ K		SSS 0-3 ② K				x 0-0 2B		x 0-0 ① F9		4	0	1	0	0	2	3
Jack Brohamer, L (1, 4) OBP: 0.336, SLG: 0.382 Alan Bannister, R (9, PR) OBP: 0.296, SLG: 0.308 (10, 4)			x 0-0 ① F7	x 0-0 ③ 5-3			x 0-0 ② F2		x 0-0 FC6-4 1B		4	0	1	0	0	0	3
											0	0	0	0	0	0	0
Bucky Dent, R (1, 6) OBP: 0.294, SLG: 0.301			x 0-0 2B 1B		x 0-0 ① F8		x 0-0 ③ 5-3		x 0-0 ② FC6-4 CS 1-2f		4	0	1	0	0	0	2
Inning Stats	R: 0 H: 0 E: 0 LOB: 0 K: 1 BB: 1 S: 4 P: 8	R: 0 H: 1 E: 0 LOB: 1 K: 1 BB: 0 S: 6 P: 6	R: 0 H: 2 E: 0 LOB: 2 K: 0 BB: 0 S: 5 P: 5	R: 0 H: 0 E: 1 LOB: 2 K: 2 BB: 1 S: 8 P: 12	R: 0 H: 0 E: 0 LOB: 0 K: 0 BB: 0 S: 3 P: 3	R: 0 H: 1 E: 0 LOB: 0 K: 0 BB: 0 S: 3 P: 3	R: 0 H: 1 E: 0 LOB: 1 K: 0 BB: 0 S: 4 P: 4	R: 1 H: 3 E: 0 LOB: 2 K: 1 BB: 0 S: 8 P: 8	R: 0 H: 1 E: 0 LOB: 1 K: 0 BB: 0 S: 3 P: 3	R: 1 H: 2 E: 0 LOB: 2 K: 2 BB: 1 S: 9 P: 13	1B: 8 SF: 0 2B: 5 SAC: 0 3B: 0 DP: 2 HR: 0 HBP: 0						

PITCHER		IP	WLS	BF	H	R	ER	SO	BB	IBB	HBP	BLK	WP	HR	S	P	ERA	WHIP
Rick Waits, L ERA: 3.46	(1, 1)	7.1		31	8	1	1	4	2	0	0	0	0	0	37	45	1.23	1.364
Jim Kern, R ERA: 2.54	(8, 1)	1.2	W	7	2	1	1	1	1	0	0	0	0	0	8	12	5.40	1.800
Dave LaRoche, L ERA: 2.13	(10, 1)	1.0	S	4	1	0	0	2	0	0	0	0	0	0	8	8	0.00	1.000

PITCHER	IP	WLS	BF	H	R	ER	SO	BB	IBB	HBP	BLK	WP	HR	S	P	ERA	WHIP

BOTTOM

Cleveland Indians @ Chicago White Sox

Comiskey Park, Chicago, IL

Tue Aug 31 1976, 8:05 PM EDT
Att. 10,852 - Unknown

livebaseballscorecards.com

AB	39
R	2
H	11
RBI	2
BB	3
SO	7
LOB	28

WP: 0 PA: 43
PB: 0
SB: 0
CS: 2

Batter	1	2	3	4	5	6	7	8	9	AB	R	H	RBI	BB	SO	LOB
Duane Kuiper, L (1, 4) OBP: 0.314, SLG: 0.324	F7		F5		F5			F8	6-3	5	0	0	0	0	0	2
Ray Fosse, R (1, 2) OBP: 0.359, SLG: 0.389	F9			HR		F8		K		4	1	1	1	0	1	0
Larvell Blanks, R (1, 10) OBP: 0.343, SLG: 0.418	K			K		FC6-4 BB		1B		3	0	1	0	1	2	0
Rico Carty, R (1, 7) OBP: 0.379, SLG: 0.444		F8		4-3		F7		F5		4	0	0	0	0	0	2
John Lowenstein, L (8, 8) OBP: 0.278, SLG: 0.250										0	0	0	0	0	0	0
George Hendrick, R (1, 8) (8, 7) OBP: 0.333, SLG: 0.462		BB		2B		FC6-4 1-2f			2B BB	2	1	1	0	2	0	1
Buddy Bell, R (1, 5) OBP: 0.340, SLG: 0.362		F3		K			FC5-4 BB		1-H 1B 2B	3	1	1	1	1	1	2
Joe Lis, R (1, 3)		F7			F8		FC5-4 1-2f		6-3	4	0	0	0	0	0	3
Ron Pruitt, R (1, 9) OBP: 0.389, SLG: 0.328			K		BB		F9		1B BB	2	0	0	0	2	1	1
Frank Duffy, R (1, 6) OBP: 0.273, SLG: 0.279			F7		F3		F6		1-3 2-H 1B	4	0	1	1	0	0	2
Inning Stats	R: 0 E: 0 K: 1 S: 5 H: 0 LOB: 0 BB: 0 P: 5	R: 0 E: 0 K: 0 S: 3 H: 0 LOB: 1 BB: 1 P: 7	R: 0 E: 0 K: 1 S: 5 H: 0 LOB: 0 BB: 0 P: 5	R: 1 E: 0 K: 2 S: 9 H: 2 LOB: 1 BB: 0 P: 9	R: 0 E: 0 K: 0 S: 3 H: 0 LOB: 1 BB: 1 P: 7	R: 0 E: 0 K: 0 S: 3 H: 0 LOB: 1 BB: 1 P: 7	R: 0 E: 0 K: 0 S: 3 H: 0 LOB: 1 BB: 1 P: 7	R: 0 E: 0 K: 1 S: 6 H: 1 LOB: 1 BB: 0 P: 6	R: 2 E: 0 K: 0 S: 4 H: 2 LOB: 1 BB: 2 P: 12	1B: 2 2B: 2 3B: 0 HR: 1	SF: 0 SAC: 0 DP: 0 HBP: 0						

PITCHER	IP	WLS	BF	H	R	ER	SO	BB	IBB	HBP	BLK	WP	HR	S	P	ERA	WHIP
Ken Kravec, L (1, 1) ERA: 2.81	9.0	L	37	5	3	3	5	6	0	0	0	0	1	41	65	3.00	1.222

PITCHER	IP	WLS	BF	H	R	ER	SO	BB	IBB	HBP	BLK	WP	HR	S	P	ERA	WHIP

Cleveland Indians @ Chicago White Sox

Comiskey Park, Chicago, IL

Wed Sep 01 1976, 8:05 PM EDT

Att. 6,225 - Unknown - 62 F

TOP

livebaseballscorecards.com

AB	31
R	3
H	5
RBI	3
BB	6
SO	5
LOB	13

WP: 0	PA: 37
PB: 0	
SB: 0	
CS: 0	

Cleveland Indians @ Chicago White Sox

Comiskey Park, Chicago, IL

Wed Sep 01 1976, 8:05 PM EDT

Att. 6,225 - Unknown - 62 F

livebaseballscorecards.com

Batter	1	2	3	4	5	6	7	8	9	AB	R	H	RBI	BB	SO	LOB
Jerry Hairston, S (1, 9) OBP: 0.374, SLG: 0.302	F8		K		G3			K		4	0	0	0	0	2	3
Ralph Garr, L (1, 8) OBP: 0.330, SLG: 0.409	L6			1B		F7		F7		4	0	1	0	0	0	0
Jorge Orta, L (1, 7) OBP: 0.323, SLG: 0.421	4-3			F9		G3-6-1 1B			F9	4	0	1	0	0	0	1
Jim Spencer, L (1, 3) OBP: 0.317, SLG: 0.364		F8		F8		G3-6-1 1-2f			1-3	4	0	0	0	0	0	2
Lamar Johnson, R (1, 10) OBP: 0.374, SLG: 0.431		4-3		F9			SH3-4 BB		F8	2	0	0	0	1	0	1
Alan Bannister, R (7, PR) OBP: 0.296, SLG: 0.308										0	0	0	0	0	0	0
Pat Kelly, L (9, PH) OBP: 0.347, SLG: 0.388										1	0	0	0	0	0	0
Brian Downing, R (1, 2) OBP: 0.337, SLG: 0.333		K			5-3		SH3-4 1-2			2	0	0	0	0	1	0
Bill Stein, R (1, 5) OBP: 0.319, SLG: 0.363			1-6-3 SH1-4 1B		6-3		K			3	0	1	0	0	1	2
Jack Brohamer, L (1, 4) OBP: 0.337, SLG: 0.383			SH1-4 1-2		1B 1B		F7			2	0	1	0	0	0	2
Bucky Dent, R (1, 6) OBP: 0.294, SLG: 0.301			1-6-3 2-3		1-2 1B			1-3		3	0	1	0	0	0	1

Inning Stats	1	2	3	4	5	6	7	8	9		
	R: 0 H: 0	R: 0 H: 0	R: 0 H: 1	R: 0 H: 1	R: 0 H: 2	R: 0 H: 1	R: 0 H: 0	R: 0 H: 0	R: 0 H: 0	1B: 5 SF: 0	WP: 0 PA: 32
	E: 0 LOB: 0	E: 0 LOB: 0	E: 0 LOB: 1	E: 0 LOB: 1	E: 0 LOB: 2	E: 0 LOB: 0	E: 0 LOB: 2	E: 0 LOB: 0	E: 0 LOB: 0	2B: 0 SAC: 2	PB: 0
	K: 0 BB: 0	K: 1 BB: 0	K: 1 BB: 0	K: 0 BB: 0	K: 0 BB: 0	K: 0 BB: 0	K: 1 BB: 1	K: 1 BB: 0	K: 0 BB: 0	3B: 0 DP: 1	SB: 0
	S: 3 P: 3	S: 5 P: 5	S: 6 P: 6	S: 4 P: 4	S: 5 P: 5	S: 3 P: 3	S: 5 P: 9	S: 5 P: 5	S: 3 P: 3	HR: 0 HBP: 0	CS: 0

PITCHER	IP	WLS	BF	H	R	ER	SO	BB	IBB	HBP	BLK	WP	HR	S	P	ERA	WHIP
Jim Bibby, R (1, 1) ERA: 3.26	9.0	W	32	5	0	0	4	1	0	0	0	0	0	39	43	0.00	0.667

PITCHER	IP	WLS	BF	H	R	ER	SO	BB	IBB	HBP	BLK	WP	HR	S	P	ERA	WHIP

Batter	1	2	3	4	5	6	7	8	9	AB	R	H	RBI	BB	SO	LOB
Butch Hobson, R (1, 5) OBP: 0.258, SLG: 0.354	0-0 2B SF9 1B	0-3 K		0-0 F9			0-0 F8			4	1	1	0	0	1	1
Denny Doyle, L (1, 4) OBP: 0.290, SLG: 0.309	0-0 SF9 1-3 SF7 2B		0-0 3-1	0-0 L1			0-0 3-1			4	1	1	0	0	0	1
Fred Lynn, L (1, 8) OBP: 0.368, SLG: 0.475	0-0 SF9 2-3 3-H		BBBB 4-0 1B 2B BB		0-0 6-3			0-3 K		2	1	0	1	1	1	0
Carl Yastrzemski, L (1, 7) OBP: 0.356, SLG: 0.442	0-0 SF7 3-H		0-0 1-2 2B 1B		0-0 F7			0-3 K		3	1	1	1	0	1	0
Carlton Fisk, R (1, 2) OBP: 0.341, SLG: 0.400	0-0 2B 1B		0-0 4-3 1-H 2-H 2B		0-0 5-3			0-0 F8		4	1	2	2	0	0	0
Cecil Cooper, L (1, 3) OBP: 0.311, SLG: 0.466	0-0 1-H 2B		0-0 4-3 2-3			0-0 F6			0-3 K	4	0	1	1	0	1	1
Jim Rice, R (1, 10) OBP: 0.304, SLG: 0.447	0-3 K		0-3 K			0-0 F9			0-3 K	4	0	0	0	0	3	2
Dwight Evans, R (1, 9) OBP: 0.317, SLG: 0.411		0-0 5-3		0-0 F5		0-0 5-3			0-3 K	4	0	0	0	0	1	0
Bob Heise, R (1, 6) OBP: 0.289, SLG: 0.318		0-0 6-3		0-0 1B			0-0 4-3			3	0	1	0	0	0	0
Inning Stats	R: 3 E: 0 K: 1 S: 9 H: 4 LOB: 1 BB: 0 P: 9	R: 0 E: 0 K: 1 S: 5 H: 0 LOB: 0 BB: 0 P: 5	R: 2 E: 0 K: 1 S: 7 H: 2 LOB: 1 BB: 1 P: 11	R: 0 E: 0 K: 0 S: 4 H: 1 LOB: 1 BB: 0 P: 4	R: 0 E: 0 K: 0 S: 3 H: 0 LOB: 0 BB: 0 P: 3	R: 0 E: 0 K: 0 S: 3 H: 0 LOB: 0 BB: 0 P: 3	R: 0 E: 0 K: 0 S: 3 H: 0 LOB: 0 BB: 0 P: 3	R: 0 E: 0 K: 2 S: 7 H: 0 LOB: 0 BB: 0 P: 7	R: 0 E: 0 K: 3 S: 9 H: 0 LOB: 0 BB: 0 P: 9	1B: 4 2B: 3 3B: 0 HR: 0	SF: 2 SAC: 0 DP: 0 HBP: 0						

PITCHER	IP	WLS	BF	H	R	ER	SO	BB	IBB	HBP	BLK	WP	HR	S	P	ERA	WHIP
Jackie Brown, R (1, 1) ERA: 4.18	3.0	L	16	6	5	5	3	1	0	0	0	0	0	21	25	15.00	2.333
Stan Thomas, R (4, 1) ERA: 2.03	4.0		13	1	0	0	0	0	0	0	0	0	0	13	13	0.00	0.250
Dave LaRoche, L (8, 1) ERA: 2.08	2.0		6	0	0	0	5	0	0	0	0	0	0	16	16	0.00	0.000

PITCHER	IP	WLS	BF	H	R	ER	SO	BB	IBB	HBP	BLK	WP	HR	S	P	ERA	WHIP

TOP

Boston Red Sox @ Cleveland Indians

Cleveland Municipal Stadium, Cleveland, OH

Fri Sep 03 1976, 7:05 PM EDT
Att. 7,280 - Unknown - 74 F

livebaseballscorecards.com

AB	32
R	5
H	7
RBI	5
BB	1
SO	8
LOB	5

1B: 4 SF: 2
2B: 3 SAC: 0
3B: 0 DP: 0
HR: 0 HBP: 0

WP: 0 PA: 35
PB: 0
SB: 0
CS: 0

Batter	1	2	3	4	5	6	7	8	9	AB	R	H	RBI	BB	SO	LOB
Duane Kuiper, L (1, 4) OBP: 0.317, SLG: 0.328	6-3		2B 2-H		BB BBB			F5 1-2 2-3 1B		4	0	2	1	1	0	0
Tommy Smith, L (1, 9) OBP: 0.246, SLG: 0.276	F8		F7		F7			3-1	F7	5	0	0	0	0	0	5
John Lowenstein, L (1, 8) OBP: 0.282, SLG: 0.270	1-3			S 1B 1B		K SSS		HR		4	2	2	1	0	1	0
Rico Carty, R (1, 10) OBP: 0.380, SLG: 0.445		6-3		1-3 1-3		G4-6-1 1B		1B		4	0	2	0	0	0	1
Boog Powell, L (1, 3) OBP: 0.312, SLG: 0.328 Alan Ashby, S (8, PH) OBP: 0.296, SLG: 0.304 (9, 3)		5-3		K SSS		G4-6-1 1-2f		4-3		3 1	0 0	0 0	0 0	0 0	1 0	2 1
George Hendrick, R (1, 7) OBP: 0.334, SLG: 0.462		F6		1B 3-H			FC6-4 1B		4-3	4	0	2	1	0	0	0
Buddy Bell, R (1, 5) OBP: 0.341, SLG: 0.363			SH2-3 2B 1B	F9			F9		1B 1B	4	1	2	0	0	0	2
Ray Fosse, R (1, 2) OBP: 0.357, SLG: 0.386			F9		6-3		FC6-4 1-2f		1B 1-2 1B	4	0	1	0	0	0	2
Frank Duffy, R (1, 6) OBP: 0.272, SLG: 0.277 Joe Lis, R (9, PH)			SH2-3 1-2		F7		F4		F3	2 1	0 0	0 0	0 0	0 0	0 0	1 2
Inning Stats	R: 0 E: 0 K: 0 S: 3 H: 0 LOB: 0 BB: 0 P: 3	R: 0 E: 0 K: 0 S: 3 H: 0 LOB: 0 BB: 0 P: 3	R: 1 E: 0 K: 0 S: 5 H: 2 LOB: 1 BB: 0 P: 5	R: 1 E: 0 K: 1 S: 7 H: 2 LOB: 1 BB: 0 P: 7	R: 0 E: 0 K: 0 S: 3 H: 0 LOB: 1 BB: 1 P: 7	R: 0 E: 0 K: 1 S: 5 H: 1 LOB: 0 BB: 0 P: 5	R: 0 E: 0 K: 0 S: 4 H: 1 LOB: 1 BB: 0 P: 4	R: 1 E: 0 K: 0 S: 5 H: 2 LOB: 1 BB: 0 P: 5	R: 0 E: 0 K: 0 S: 6 H: 3 LOB: 3 BB: 0 P: 6	1B: 9 2B: 1 3B: 0 HR: 1 SF: 0 SAC: 1 DP: 1 HBP: 0						

PITCHER	IP	WLS	BF	H	R	ER	SO	BB	IBB	HBP	BLK	WP	HR	S	P	ERA	WHIP
Luis Tiant, R (1, 1) ERA: 3.05	9.0	W	38	11	3	3	2	1	0	0	0	0	1	41	45	3.00	1.333

PITCHER	IP	WLS	BF	H	R	ER	SO	BB	IBB	HBP	BLK	WP	HR	S	P	ERA	WHIP

BOTTOM

Boston Red Sox @ Cleveland Indians

Cleveland Municipal Stadium, Cleveland, OH

Fri Sep 03 1976, 7:05 PM EDT
Att. 7,280 - Unknown - 74 F

livebaseballscorecards.com

AB	36
R	3
H	11
RBI	3
BB	1
SO	2
LOB	16

WP: 0 PB: 0 SB: 2 CS: 0 PA: 38

Batter	1	2	3	4	5	6	7	8	9	AB	R	H	RBI	BB	SO	LOB
Butch Hobson, R (1, 5) OBP: 0.251, SLG: 0.343	F6		K		1-3		F7		F9	5	0	0	0	0	1	3
Denny Doyle, L (1, 4) OBP: 0.286, SLG: 0.305	4-3		F6		3-1		K		F3	5	0	0	0	0	1	3
Fred Lynn, L (1, 8) OBP: 0.367, SLG: 0.473	F8		4-3			E5 1B	G3			4	1	1	0	0	0	2
Carl Yastrzemski, L (1, 7) OBP: 0.357, SLG: 0.442		F7		F9		F9 HR 2-H		3B		4	2	2	1	0	0	0
Carlton Fisk, R (1, 2) OBP: 0.340, SLG: 0.403		F2		F7		F9 2-3		SF8 1-H		4	1	1	1	0	0	1
Cecil Cooper, L (1, 3) OBP: 0.316, SLG: 0.478		HR		S 1B		HR IBB		SF8 3-H		2	2	2	2	1	0	0
Jim Rice, R (1, 10) OBP: 0.302, SLG: 0.443		5-3		5-3 1-2		F5		4-3		4	0	0	0	0	0	3
Dwight Evans, R (1, 9) OBP: 0.321, SLG: 0.419			BB BB		SH1-4 BB	HR 1-H 3-H		6-3		2	1	1	3	2	0	0
Bob Heise, R (1, 6) OBP: 0.298, SLG: 0.311 Rick Burleson, R (6, 6) OBP: 0.352, SLG: 0.364			BB 1-2		SH1-4 1-2	F2			K	1 1	0 0	0 0	0 0	1 0	0 1	0 0
Inning Stats	R: 0 E: 0 K: 0 S: 3 H: 0 LOB: 0 BB: 0 P: 3	R: 1 E: 0 K: 0 S: 4 H: 1 LOB: 0 BB: 0 P: 4	R: 0 E: 0 K: 1 S: 5 H: 0 LOB: 2 BB: 2 P: 13	R: 0 E: 0 K: 0 S: 4 H: 1 LOB: 1 BB: 0 P: 4	R: 0 E: 0 K: 0 S: 3 H: 0 LOB: 1 BB: 1 P: 7	R: 4 E: 1 K: 0 S: 6 H: 3 LOB: 0 BB: 1 P: 10	R: 0 E: 0 K: 1 S: 5 H: 0 LOB: 0 BB: 0 P: 5	R: 2 E: 0 K: 0 S: 5 H: 2 LOB: 0 BB: 0 P: 5	R: 0 E: 0 K: 1 S: 5 H: 0 LOB: 0 BB: 0 P: 5	1B: 4 2B: 0 3B: 1 HR: 2 SF: 1 SAC: 1 DP: 0 HBP: 0						

PITCHER		IP	WLS	BF	H	R	ER	SO	BB	IBB	HBP	BLK	WP	HR	S	P	ERA	WHIP
Dennis Eckersley, R ERA: 3.8	(1, 1)	6.0	L	27	5	5	5	1	3	1	0	0	0	2	25	41	7.50	1.333
Don Hood, L ERA: 4.27	(7, 1)	2.0		8	2	2	2	1	0	0	0	0	0	0	10	10	9.00	1.000
Harry Parker, R ERA:	(9, 1)	1.0		3	0	0	0	1	0	0	0	0	0	0	5	5	0.00	0.000

PITCHER	IP	WLS	BF	H	R	ER	SO	BB	IBB	HBP	BLK	WP	HR	S	P	ERA	WHIP

TOP

Boston Red Sox @ Cleveland Indians

Cleveland Municipal Stadium, Cleveland, OH

Sat Sep 04 1976, 7:05 PM EDT

Unknown - 80 F

livebaseballscorecards.com

AB	32
R	7
H	7
RBI	7
BB	4
SO	3
LOB	12

1B: 4	SF: 1	WP: 0	PA: 38
2B: 0	SAC: 1	PB: 0	
3B: 1	DP: 0	SB: 1	
HR: 2	HBP: 0	CS: 0	

BOTTOM

Boston Red Sox @ Cleveland Indians

Cleveland Municipal Stadium, Cleveland, OH

Sat Sep 04 1976, 7:05 PM EDT

Unknown - 80 F

livebaseballscorecards.com

Batter	1	2	3	4	5	6	7	8	9	AB	R	H	RBI	BB	SO	LOB
Duane Kuiper, L (1, 4) OBP: 0.316, SLG: 0.326	1-3			F8		CS 1B		L8	4-3	5	0	1	0	0	0	3
Orlando Gonzalez, L (1, 3) OBP: 0.310, SLG: 0.264	F7			L7		F7 1-2		K		4	0	0	0	0	1	3
John Lowenstein, L (1, 8) OBP: 0.277, SLG: 0.264	4-3			F7			F8		E4 F9 6-3 1B	4	1	0	0	0	0	0
Rico Carty, R (1, 10) OBP: 0.377, SLG: 0.441		F9			E6 HR		1-3		6-3 1-2	4	1	0	0	0	0	1
George Hendrick, R (1, 7) OBP: 0.335, SLG: 0.469		5-3			1-H HR		1B		F9 2-3	4	1	2	2	0	0	1
Buddy Bell, R (1, 5) OBP: 0.341, SLG: 0.362		4-3			6-3		F8		1B 1B 3-H 1B	4	1	1	1	0	0	1
Ray Fosse, R (1, 2) OBP: 0.355, SLG: 0.384			L1		1-3			1-3	1B 1-2 2B 1B	4	1	1	0	0	0	0
Tommy Smith, L (1, 9) OBP: 0.254, SLG: 0.283			L6		F7			BB 1B	2B 1-2 2-H 1B	4	1	2	1	0	0	0
Frank Duffy, R (1, 6) OBP: 0.270, SLG: 0.276			5-3			F6		BBBB 4-0		2	0	0	0	0	0	0
Joe Lis, R (8, PH)										0	0	0	0	1	0	0
Alfredo Griffin, S (8, PR) (9, 6)										0	0	0	0	0	0	0
Larvell Blanks, R (9, PH) OBP: 0.346, SLG: 0.425								1-2 BB	1-H 2-H 2B	1	0	1	2	0	0	0
Inning Stats	R: 0 E: 0 K: 0 S: 3 H: 0 LOB: 0 BB: 0 P: 3	R: 0 E: 0 K: 0 S: 3 H: 0 LOB: 0 BB: 0 P: 3	R: 0 E: 0 K: 0 S: 3 H: 0 LOB: 0 BB: 0 P: 3	R: 0 E: 0 K: 0 S: 3 H: 0 LOB: 0 BB: 0 P: 3	R: 2 E: 1 K: 0 S: 5 H: 1 LOB: 0 BB: 0 P: 5	R: 0 E: 0 K: 0 S: 3 H: 1 LOB: 0 BB: 0 P: 3	R: 0 E: 0 K: 0 S: 4 H: 1 LOB: 1 BB: 0 P: 4	R: 0 E: 0 K: 1 S: 6 H: 1 LOB: 2 BB: 1 P: 10	R: 4 E: 1 K: 0 S: 8 H: 4 LOB: 1 BB: 0 P: 8	1B: 6 2B: 1 3B: 0 HR: 1	SF: 0 SAC: 0 DP: 0 HBP: 0		WP: 0 PB: 0 SB: 0 CS: 1	PA: 37			

PITCHER		IP	WLS	BF	H	R	ER	SO	BB	IBB	HBP	BLK	WP	HR	S	P	ERA	WHIP
Rick Wise, R ERA: 3.85	(1, 1)	8.2	W	35	7	6	1	1	1	0	0	0	0	1	36	40	1.04	0.923
Tom Murphy, R ERA: 4.04	(9, 1)	0.0		1	1	0	0	0	0	0	0	0	0	0	1	1	∞	∞
Tom House, L ERA: 4.61	(9, 1)	0.1	S	1	0	0	0	0	0	0	0	0	0	0	1	1	0.00	0.000

PITCHER	IP	WLS	BF	H	R	ER	SO	BB	IBB	HBP	BLK	WP	HR	S	P	ERA	WHIP

Boston Red Sox @ Cleveland Indians

Cleveland Municipal Stadium, Cleveland, OH

Sat Sep 04 1976, 7:05 PM EDT

Att. 25,793 - Unknown - 74 F

TOP

livebaseballscorecards.com

Batter	1	2	3	4	5	6	7	8	9	AB	R	H	RBI	BB	SO	LOB
Rick Burleson, R (1, 6) OBP: 0.350, SLG: 0.362	0-0 1B		0-3 K			0-0 F8		0-0 L5	0-0 G3	5	0	1	0	0	1	2
Denny Doyle, L (1, 4) OBP: 0.291, SLG: 0.312	0-0 G4-6-3 1-2		0-0 G3			0-0 5-3		0-0 1B		4	0	3	0	0	0	0
Fred Lynn, L (1, 8) OBP: 0.368, SLG: 0.472	0-0 F4		0-0 F6			4-0 5-3 BB		0-0 1-2		3	0	1	0	1	0	2
Carl Yastrzemski, L (1, 10) OBP: 0.355, SLG: 0.438	0-0 G4-6-3 1-2f			0-0 F4		0-0 5-3 1-2 2-3		0-3 K		4	0	0	0	0	1	6
Cecil Cooper, L (1, 3) OBP: 0.313, SLG: 0.473		0-0 6-3		0-0 5-3		0-0 F9		0-3 K		4	0	0	0	0	1	4
Rick Miller, L (1, 7) OBP: 0.346, SLG: 0.352		4-0 S FC BB		0-0 6-3			0-0 F9		0-0 1B	3	0	1	0	1	0	0
Dwight Evans, R (1, 9) OBP: 0.320, SLG: 0.418		0-0 FC S 1-2			0-0 F7		0-0 F4		0-0 1-2 1B	4	0	1	0	0	0	1
Bob Montgomery, R (1, 2) OBP: 0.280, SLG: 0.371		0-3 K 1-2 2-3			0-3 K		0-0 1B		0-3 K	4	0	1	0	0	3	4
Butch Hobson, R (1, 5) OBP: 0.246, SLG: 0.335		0-0 F9			0-0 F7		0-3 K		0-3 K	4	0	0	0	0	2	5

	AB	35
	R	0
	H	8
	RBI	0
	BB	2
	SO	8
	LOB	24

Inning Stats										
	R: 0 E: 0 K: 0 S: 4	H: 2 LOB: 1 BB: 0 P: 4	R: 0 E: 0 K: 1 S: 6	H: 0 LOB: 2 BB: 1 P: 10	R: 0 E: 0 K: 1 S: 5	H: 0 LOB: 0 BB: 0 P: 5	R: 0 E: 0 K: 0 S: 3	H: 0 LOB: 0 BB: 0 P: 3	R: 0 E: 0 K: 1 S: 5	H: 0 LOB: 0 BB: 0 P: 5
	R: 0 E: 0 K: 0 S: 4	H: 1 LOB: 2 BB: 1 P: 8	R: 0 E: 0 K: 1 S: 6	H: 1 LOB: 1 BB: 0 P: 6	R: 0 E: 0 K: 2 S: 9	H: 2 LOB: 2 BB: 0 P: 9	R: 0 E: 0 K: 2 S: 9	H: 2 LOB: 2 BB: 0 P: 9	1B: 7 2B: 1 3B: 0 HR: 0	SF: 0 SAC: 0 DP: 1 HBP: 0
	WP: 0 PB: 0 SB: 2 CS: 0	PA: 37								

PITCHER		IP	WLS	BF	H	R	ER	SO	BB	IBB	HBP	BLK	WP	HR	S	P	ERA	WHIP
Pat Dobson, R ERA: 3.33	(1, 1)	8.0	W	34	8	0	0	6	2	0	0	0	0	0	44	52	0.00	1.250
Jim Kern, R ERA: 2.52	(9, 1)	1.0	S	3	0	0	0	2	0	0	0	0	0	0	7	7	0.00	0.000

PITCHER		IP	WLS	BF	H	R	ER	SO	BB	IBB	HBP	BLK	WP	HR	S	P	ERA	WHIP

Boston Red Sox @ Cleveland Indians

Cleveland Municipal Stadium, Cleveland, OH

Sat Sep 04 1976, 7:05 PM EDT

Att. 25,793 - Unknown - 74 F

livebaseballscorecards.com

Batter	1	2	3	4	5	6	7	8	9	AB	R	H	RBI	BB	SO	LOB
Frank Duffy, R (1, 6) OBP: 0.270, SLG: 0.276	4-3	5-3			1B	G6-4-3 1-2f				4	1	1	0	0	0	3
Ray Fosse, R (1, 2) OBP: 0.362, SLG: 0.391	1B		G5-4-3		1-H E		6-3			4	2	3	1	0	0	0
Larvell Blanks, R (1, 4) OBP: 0.344, SLG: 0.422	1B 1-2		G5-4-3 1-2f		E6 1-H		5-3			4	0	1	0	0	0	1
George Hendrick, R (1, 8) OBP: 0.339, SLG: 0.469	1-3 2-H		1-3		BBBB FC6-4		BBBB			2	0	1	1	2	0	0
Frank Robinson, R (1, 10) OBP: 0.321, SLG: 0.348	L3			F4	FC6-4 1-2f		SSS K			3	0	0	0	0	0	4
John Lowenstein, L (7, PH) OBP: 0.276, SLG: 0.263										1	0	0	0	0	1	1
Buddy Bell, R (1, 5) OBP: 0.340, SLG: 0.363	5-3			F6		1B 2B		5-3		4	1	1	0	0	0	2
Joe Lis, R (1, 3) OBP: 0.200, SLG: 0.111		FC3-6 1B		1-3		F7		SSS K		4	0	1	0	0	1	1
Ron Pruitt, R (1, 7) OBP: 0.382, SLG: 0.323		L7			F9	1B 2-3		4-3		4	0	1	0	0	0	1
Charlie Spikes, R (1, 9) OBP: 0.301, SLG: 0.339		FC3-6 1-2f			4-3	G6-4-3 1-2 3-H				3	0	1	1	0	0	1
Tommy Smith, L (6, PR) (7, 9) OBP: 0.254, SLG: 0.283										0	0	0	0	0	0	0
Inning Stats	R: 1 E: 0 K: 0 S: 6 H: 3 LOB: 2 BB: 0 P: 6	R: 0 E: 0 K: 0 S: 4 H: 1 LOB: 1 BB: 0 P: 4	R: 0 E: 0 K: 0 S: 3 H: 1 LOB: 0 BB: 0 P: 3	R: 0 E: 0 K: 0 S: 3 H: 0 LOB: 0 BB: 0 P: 3	R: 2 E: 1 K: 0 S: 6 H: 2 LOB: 2 BB: 1 P: 10	R: 1 E: 0 K: 0 S: 5 H: 3 LOB: 2 BB: 0 P: 5	R: 0 E: 0 K: 1 S: 5 H: 0 LOB: 1 BB: 1 P: 9	R: 0 E: 0 K: 1 S: 5 H: 0 LOB: 0 BB: 0 P: 5		1B: 9 2B: 1 3B: 0 HR: 0 SF: 0 SAC: 0 DP: 2 HBP: 0						

PITCHER		IP	WLS	BF	H	R	ER	SO	BB	IBB	HBP	BLK	WP	HR	S	P	ERA	WHIP
Bill Lee, L ERA: 6.2	(1, 1)	5.1	L	27	10	4	3	0	1	0	0	0	0	0	26	30	5.06	2.062
Dick Pole, R ERA: 4.62	(6, 1)	2.2		8	0	0	0	2	1	0	0	0	0	0	11	15	0.00	0.375

PITCHER	IP	WLS	BF	H	R	ER	SO	BB	IBB	HBP	BLK	WP	HR	S	P	ERA	WHIP

AB	33
R	4
H	10
RBI	3
BB	2
SO	2
LOB	14

1B: 9 2B: 1 3B: 0 HR: 0 SF: 0 SAC: 0 DP: 2 HBP: 0

WP: 0 PB: 0 SB: 0 CS: 0 PA: 35

Boston Red Sox @ Cleveland Indians

Cleveland Municipal Stadium, Cleveland, OH

Sun Sep 05 1976, 3:33 AM EDT

Att. 10,124 - Unknown - 65 F

TOP

livebaseballscorecards.com

Batter	1	2	3	4	5	6	7	8	9	AB	R	H	RBI	BB	SO	LOB
Rick Burleson, R (1, 6) OBP: 0.353, SLG: 0.374	0-0 SH1-3 CS 2B		0-0 ① 6-3		0-0 HR		0-0 1B SF8 1B		0-0 ③ 4-3	5	2	3	1	0	0	0
Doug Griffin, R (1, 4) OBP: 0.256, SLG: 0.211	0-0 ① SH1-3 2-3		4-0 1B BB		0-0 1B		0-0 1B 1-3			2	0	2	0	1	0	0
Fred Lynn, L (1, 8) OBP: 0.369, SLG: 0.472	BBBB 4-0 CS BB		0-0 1-3 1B		0-3 ① K		0-0 ② SF8 3-H			2	0	1	1	1	1	1
Carl Yastrzemski, L (1, 3) OBP: 0.352, SLG: 0.435	0-0 ② ③ G1 1-2 3-H		0-3 ② K		0-3 ② K		0-0 ③ F9			4	0	0	0	0	2	6
Carlton Fisk, R (1, 2) OBP: 0.340, SLG: 0.402 Bob Montgomery, R (8, PH) OBP: 0.277, SLG: 0.367 (8, 2)		0-0 5-3 3B 1B	0-0 ③ F9		0-3 ③ K			SSS 0-3 ① K		3 1	1 0	1 0	0 0	0 0	1 1	3 0
Jim Rice, R (1, 7) OBP: 0.302, SLG: 0.443		0-0 ① 5-3 1-2		0-0 2B		0-0 ① 4-3		SSS 0-3 ② K		4	0	1	0	0	1	1
Dwight Evans, R (1, 9) OBP: 0.320, SLG: 0.421		0-0 2-H 3B	0-0 ① F4		0-0 ② 4-3			0-0 ③ F9		4	0	1	1	0	0	1
Bobby Darwin, R (1, 10) OBP: 0.262, SLG: 0.350		SSS 0-3 ② K	0-0 ② F7		0-0 ③ F7				0-0 ① F9	4	0	0	0	0	1	2
Butch Hobson, R (1, 5) OBP: 0.241, SLG: 0.328		0-0 ③ F4	0-0 ③ F4				0-0 ① F2		0-0 ② F9	4	0	0	0	0	0	2

	AB	33
	R	3
	H	9
	RBI	3
	BB	2
	SO	7
	LOB	16

Inning Stats										
	R: 0	H: 1	R: 1	H: 2	R: 0	H: 1	R: 0	H: 1	R: 1	H: 2
	E: 0	LOB: 1	E: 0	LOB: 1	E: 0	LOB: 1	E: 0	LOB: 1	E: 0	LOB: 2
	K: 0	BB: 1	K: 1	BB: 0	K: 1	BB: 1	K: 0	BB: 0	K: 3	BB: 0
	S: 3	P: 7	S: 7	P: 7	S: 6	P: 10	S: 4	P: 4	S: 11	P: 11

Inning Stats										
	R: 0	H: 0	R: 1	H: 2	R: 0	H: 0	R: 0	H: 1	1B: 5	SF: 1	WP: 0	PA: 37
	E: 0	LOB: 0	E: 0	LOB: 1	E: 0	LOB: 0	E: 0	LOB: 0	2B: 2	SAC: 1	PB: 0	
	K: 0	BB: 0	K: 0	BB: 0	K: 2	BB: 0	K: 0	BB: 0	3B: 1	DP: 0	SB: 0	
	S: 3	P: 3	S: 5	P: 5	S: 7	P: 7	S: 3	P: 3	HR: 1	HBP: 0	CS: 2	

PITCHER		IP	WLS	BF	H	R	ER	SO	BB	IBB	HBP	BLK	WP	HR	S	P	ERA	WHIP
Rick Waits, L ERA: 3.51	(1, 1)	6.1	W	29	9	3	3	5	2	0	0	0	0	1	37	45	4.26	1.737
Dave LaRoche, L ERA: 2.01	(7, 1)	2.2	S	8	0	0	0	2	0	0	0	0	0	0	12	12	0.00	0.000

PITCHER		IP	WLS	BF	H	R	ER	SO	BB	IBB	HBP	BLK	WP	HR	S	P	ERA	WHIP

BOTTOM

Boston Red Sox @ Cleveland Indians

Cleveland Municipal Stadium, Cleveland, OH

Sun Sep 05 1976, 3:33 AM EDT

Att. 10,124 - Unknown - 65 F

livebaseballscorecards.com

Batter	1	2	3	4	5	6	7	8	9	AB	R	H	RBI	BB	SO	LOB
Duane Kuiper, L (1, 4) OBP: 0.316, SLG: 0.327	5-3 1B 1B		CS 1B 1B 1-2		E1 G6-3	6-3 1-2 3-H		1-3		5	2	2	0	0	0	3
Orlando Gonzalez, L (1, 3) OBP: 0.311, SLG: 0.268 Joe Lis, R (7, PH) OBP: 0.182, SLG: 0.100 (8, 3)	5-3 1-2		FC6-4 1B 1-H 2-3		G6-3 1-2f		E6 FC1-6			3 1	0 0	1 0	1 0	0 0	0 0	2 0
Larvell Blanks, R (1, 6) OBP: 0.347, SLG: 0.427	5-3 1B 2-H		K SSS			BB 1B 2B	FC1-6 1-2f			4	1	2	1	0	1	2
Rico Carty, R (1, 10) OBP: 0.375, SLG: 0.437	5-3 1-2		FC6-4 1-2f			5-3 SSS	K SSS			4	0	0	0	0	1	4
George Hendrick, R (1, 7) OBP: 0.338, SLG: 0.466	6-3			F8		BB 1B BB BBBB	K SSS			3	1	0	0	1	1	2
John Lowenstein, L (1, 8) OBP: 0.275, SLG: 0.259		1-3		F7		1B 1B FC6-4 1-2 2-3 BB BBBB		F6		3	1	0	0	1	0	0
Buddy Bell, R (1, 5) OBP: 0.341, SLG: 0.364		F8		1B		FC6-4 1B E 1-2 2-H 3-H 1B		5-3		4	1	2	2	0	0	0
Tommy Smith, L (1, 9) OBP: 0.250, SLG: 0.279 Ron Pruitt, R (6, PH) OBP: 0.397, SLG: 0.344 (7, 9)		4-3		4-3		FC6-4 1-2 2-3 1B		1B 1B		2 2	0 0	0 2	0 0	0 0	0 0	1 0
Alan Ashby, S (1, 2) OBP: 0.298, SLG: 0.302 Ray Fosse, R (6, PH) OBP: 0.363, SLG: 0.392 (7, 2)			CS 1B BB BBBB		F6	FC6-4 E 1-2f 2-3 3-H		1-2 1B		1 2	0 0	0 1	0 1	1 0	0 0	0 2
Inning Stats	R: 1 E: 0 K: 0 S: 5 H: 2 LOB: 1 BB: 0 P: 5	R: 0 E: 0 K: 0 S: 3 H: 0 LOB: 0 BB: 0 P: 3	R: 1 E: 0 K: 1 S: 6 H: 2 LOB: 1 BB: 1 P: 10	R: 0 E: 0 K: 0 S: 4 H: 1 LOB: 1 BB: 0 P: 4	R: 0 E: 1 K: 0 S: 3 H: 0 LOB: 0 BB: 0 P: 3	R: 4 E: 1 K: 2 S: 6 H: 3 LOB: 1 BB: 2 P: 14	R: 0 E: 1 K: 2 S: 8 H: 0 LOB: 1 BB: 0 P: 8	R: 0 E: 0 K: 0 S: 5 H: 2 LOB: 2 BB: 0 P: 5		1B: 9 2B: 1 3B: 0 HR: 0 SF: 0 SAC: 0 DP: 1 HBP: 0						

AB	34
R	6
H	10
RBI	5
BB	3
SO	3
LOB	16

PITCHER		IP	WLS	BF	H	R	ER	SO	BB	IBB	HBP	BLK	WP	HR	S	P	ERA	WHIP
Reggie Cleveland, R ERA: 3.55	(1, 1)	5.1	L	25	7	6	5	1	3	0	0	0	0	0	24	36	8.44	1.875
Tom House, L ERA: 4.43	(6, 1)	1.2		7	1	0	0	2	0	0	0	0	0	0	11	11	0.00	0.600
Jim Willoughby, R ERA: 2.92	(8, 1)	1.0		5	2	0	0	0	0	0	0	0	0	0	5	5	0.00	2.000

PITCHER	IP	WLS	BF	H	R	ER	SO	BB	IBB	HBP	BLK	WP	HR	S	P	ERA	WHIP

Cleveland Indians @ Milwaukee Brewers

Milwaukee County Stadium, Milwaukee, WI

Mon Sep 06 1976, 4:33 AM EDT

Unknown - 73 F

TOP

livebaseballscorecards.com

Batter	1	2	3	4	5	6	7	8	9	AB	R	H	RBI	BB	SO	LOB
Duane Kuiper, L (1, 4) OBP: 0.316, SLG: 0.327	G3	1B			4-3		SH1-3 2-3		4-3	4	0	1	0	0	0	1
Orlando Gonzalez, L (1, 3) OBP: 0.308, SLG: 0.267	1B 1B	F8			F8		F3			4	0	1	0	0	0	2
John Lowenstein, L (1, 8) OBP: 0.275, SLG: 0.259	F8		4-3		FC6-4 1B		F9			4	0	1	0	0	0	2
Rico Carty, R (1, 10) OBP: 0.377, SLG: 0.439 Rick Waits, L (8, PR)	1-2 1B		B B B B 4-0 BB		FC6-4 1-2f			CS 1B		3 0	0 0	2 0	0 0	1 0	0 0	1 0
George Hendrick, R (1, 7) OBP: 0.337, SLG: 0.463	F6		S S S 0-3 K			B B B B 4-0 BB		S S S 0-3 K 1-2		3	0	0	0	1	2	4
Buddy Bell, R (1, 5) OBP: 0.340, SLG: 0.363		1B 2B 1B	F9			F9		F8		4	1	1	0	0	0	3
Ray Fosse, R (1, 2) OBP: 0.366, SLG: 0.394		2B 1-2 SF8-2-5 1B		6-3		F9			FC4-6 1B	4	1	2	0	0	0	1
Tommy Smith, L (1, 9) OBP: 0.250, SLG: 0.286		SF8-2-5 1-3 2-H 2B		F7		1-3			FC4-6 S 1-2f	4	0	1	1	0	0	2
Frank Duffy, R (1, 6) OBP: 0.270, SLG: 0.280 Boog Powell, L (9, PH) OBP: 0.311, SLG: 0.327 Alfredo Griffin, S (9, 6)		SF8-2-5 2-3 3-H		F9			SH1-3 2B		S S S 0-3 K 1-2	2 1 0	0 0 0	1 0 0	1 0 0	0 0 0	0 1 0	0 1 0

	AB	33
	R	2
	H	10
	RBI	2
	BB	2
	SO	3
	LOB	17

Inning Stats	1	2	3	4	5	6	7	8	9	1B: 8	SF: 1	WP: 0	PA: 37
R:	0	2	0		0	0	0	0	0	2B: 4	SAC: 1	PB: 0	
E:	0	0	0		0	0	0	0	0	3B: 0	DP: 2	SB: 1	
K:	0	0	1		0	0	0	1	1	HR: 0	HBP: 0	CS: 1	
S:	5	6	5		3	3	4	5	6				
H:	2	4	0		0	0	1	1	1				
LOB:	2	1	1		0	1	1	1	1				
BB:	0	0	1		0	1	0	0	0				
P:	5	6	9		3	7	4	5	6				

PITCHER		IP	WLS	BF	H	R	ER	SO	BB	IBB	HBP	BLK	WP	HR	S	P	ERA	WHIP
Jim Colborn, R ERA: 3.7	(1, 1)	8.0		33	9	2	2	2	2	0	0	0	0	0	35	43	2.25	1.375
Bill Castro, R ERA: 3.05	(9, 1)	1.0	W	4	1	0	0	1	0	0	0	0	0	0	6	6	0.00	1.000

PITCHER	IP	WLS	BF	H	R	ER	SO	BB	IBB	HBP	BLK	WP	HR	S	P	ERA	WHIP

Batter	1	2	3	4	5	6	7	8	9	AB	R	H	RBI	BB	SO	LOB
Von Joshua, L (1, 8) OBP: 0.290, SLG: 0.344	6-3		4-3		1B		F6			4	0	1	0	0	0	0
Robin Yount, R (1, 6) OBP: 0.305, SLG: 0.314	5-3		5-3		F8			FC4-6 1B		4	0	1	0	0	0	1
Sixto Lezcano, R (1, 9) OBP: 0.363, SLG: 0.414	BB			4-3 G3 1B BB		E 1B FC3-6 1B		K		2	2	1	0	2	1	1
Bernie Carbo, L (1, 10) OBP: 0.350, SLG: 0.355	K			G3 1-2		E8 FC3-6 1-3 1B		FC4-6 CS 1-2f		4	0	1	0	0	1	3
Mike Hegan, L (1, 3) OBP: 0.330, SLG: 0.404		G3		4-3 2-3		FC3-6 1-2f 3-H		CS 1-2	K	4	0	0	1	0	1	2
Darrell Porter, L (1, 2) OBP: 0.313, SLG: 0.307		BB FC6-4		1B 3-H		K			BB 2B	2	1	1	1	2	1	1
Dan Thomas, R (1, 7) OBP: 0.462, SLG: 0.636		K		F9		F8			2B 1-H	4	0	1	1	0	1	3
Jim Gantner, L (1, 5) OBP: 0.438, SLG: 0.357		FC6-4 1-2f			4-3		K			3	0	0	0	0	1	1
Tim Johnson, L (1, 4) OBP: 0.318, SLG: 0.297			4-3		4-3		K			3	0	0	0	0	1	0
Inning Stats	R: 0 H: 0 E: 0 LOB: 1 K: 1 BB: 1 S: 5 P: 9	R: 0 H: 0 E: 0 LOB: 1 K: 1 BB: 1 S: 5 P: 9	R: 0 H: 0 E: 0 LOB: 0 K: 0 BB: 0 S: 3 P: 3	R: 1 H: 1 E: 0 LOB: 1 K: 0 BB: 1 S: 4 P: 8	R: 0 H: 1 E: 0 LOB: 1 K: 0 BB: 0 S: 4 P: 4	R: 1 H: 2 E: 1 LOB: 1 K: 1 BB: 0 S: 7 P: 7	R: 0 H: 0 E: 0 LOB: 0 K: 2 BB: 0 S: 7 P: 7	R: 0 H: 1 E: 0 LOB: 0 K: 1 BB: 0 S: 5 P: 5	R: 1 H: 1 E: 0 LOB: 1 K: 1 BB: 1 S: 4 P: 8	1B: 5 SF: 0 2B: 1 SAC: 0 3B: 0 DP: 0 HR: 0 HBP: 0						WP: 0 PA: 35 PB: 0 SB: 0 CS: 1	

PITCHER	IP	WLS	BF	H	R	ER	SO	BB	IBB	HBP	BLK	WP	HR	S	P	ERA	WHIP
Stan Thomas, R (1, 1) ERA: 2.04	8.1	L	34	6	3	2	7	4	0	0	0	0	0	44	60	2.16	1.200

PITCHER	IP	WLS	BF	H	R	ER	SO	BB	IBB	HBP	BLK	WP	HR	S	P	ERA	WHIP

BOTTOM

Cleveland Indians @ Milwaukee Brewers

Milwaukee County Stadium, Milwaukee, WI

Mon Sep 06 1976, 4:33 AM EDT

Unknown - 73 F

livebaseballscorecards.com

AB	30
R	3
H	6
RBI	3
BB	4
SO	7
LOB	12

Batter	1	2	3	4	5	6	7	8	9	AB	R	H	RBI	BB	SO	LOB
Duane Kuiper, L (1, 4) OBP: 0.315, SLG: 0.325	1-3		3-1		F7-3 1-2		S 1B		F7	5	0	1	0	0	0	2
John Lowenstein, L (1, 8) OBP: 0.279, SLG: 0.265	BB E S		K2-3		E 2B		K 1-2			3	2	1	0	1	2	1
Larvell Blanks, R (1, 6) OBP: 0.345, SLG: 0.425	E7 4-3 1-H 1B		K		E2 FC6-4 2-H		F8			4	0	1	1	0	1	1
Rico Carty, R (1, 10) OBP: 0.376, SLG: 0.436	4-3 2-3			1-3	FC6-4 1-2f			BB 3-4		3	0	0	0	1	0	2
Alfredo Griffin, S (8, PR)										0	0	0	0	0	0	0
George Hendrick, R (1, 7) OBP: 0.335, SLG: 0.459	K			F8		L6		8-4 1-2f		4	0	0	0	0	1	2
Buddy Bell, R (1, 5) OBP: 0.342, SLG: 0.366		K		BB 1B		2B		5-3		4	0	2	0	0	1	1
Joe Lis, R (1, 3) OBP: 0.333, SLG: 0.462		HR		1-2 BB		K			1B	3	1	2	1	1	1	1
Ray Fosse, R (1, 2) OBP: 0.360, SLG: 0.387		5-3		K		F8			F4	4	0	0	0	0	1	4
Tommy Smith, L (1, 9) OBP: 0.250, SLG: 0.285		4-3			F7-3 1B		G3		F8	4	0	1	0	0	0	1
Inning Stats	R: 1 E: 1 K: 1 S: 6 H: 1 LOB: 1 BB: 1 P: 10	R: 1 E: 0 K: 1 S: 6 H: 1 LOB: 0 BB: 0 P: 6	R: 0 E: 0 K: 2 S: 7 H: 0 LOB: 0 BB: 0 P: 7	R: 0 E: 0 K: 1 S: 6 H: 1 LOB: 2 BB: 1 P: 10	R: 1 E: 1 K: 0 S: 5 H: 2 LOB: 1 BB: 0 P: 5	R: 0 E: 0 K: 1 S: 6 H: 1 LOB: 1 BB: 0 P: 6	R: 0 E: 0 K: 1 S: 6 H: 1 LOB: 1 BB: 0 P: 6	R: 0 E: 0 K: 1 S: 2 H: 0 LOB: 1 BB: 1 P: 6	R: 0 E: 0 K: 0 S: 4 H: 1 LOB: 1 BB: 0 P: 4	1B: 5 2B: 4 3B: 0 HR: 1 SF: 0 SAC: 0 DP: 2 HBP: 0						

PITCHER	IP	WLS	BF	H	R	ER	SO	BB	IBB	HBP	BLK	WP	HR	S	P	ERA	WHIP
Eduardo Rodriguez, R (1, 1) ERA: 3.41	9.0	L	37	8	3	2	7	3	0	0	0	0	1	48	60	2.00	1.222

PITCHER	IP	WLS	BF	H	R	ER	SO	BB	IBB	HBP	BLK	WP	HR	S	P	ERA	WHIP

TOP

Cleveland Indians @ Milwaukee Brewers

Milwaukee County Stadium, Milwaukee, WI

Mon Sep 06 1976, 4:38 AM EDT

Att. 10,627 - Unknown - 79 F

livebaseballscorecards.com

AB	34
R	3
H	8
RBI	2
BB	3
SO	7
LOB	15

Batter	1	2	3	4	5	6	7	8	9	AB	R	H	RBI	BB	SO	LOB
Von Joshua, L (1, 8) OBP: 0.293, SLG: 0.351	0-0 2B 3B	0-0 3-1 1-2 2-3			0-0 SH2-4 1B		0-0 2-H 1B			4	1	3	0	0	0	2
Robin Yount, R (1, 6) OBP: 0.305, SLG: 0.316	0-0 1B 2B 3-H	0-3 K			0-0 SH2-4 1-2		0-3 K			3	1	1	1	0	2	3
Sixto Lezcano, R (1, 9) OBP: 0.362, SLG: 0.412	0-0 SH1-3 WP 2-H 1B		0-3 K		0-0 F4			0-0 F4		4	0	1	1	0	1	1
Bernie Carbo, L (1, 10) OBP: 0.346, SLG: 0.351	0-0 SH1-3 1-3		0-3 K		0-3 K			0-3 K		3	0	0	0	0	3	1
Mike Hegan, L (1, 3) OBP: 0.323, SLG: 0.394	0-3 K		0-0 F9			0-0 F9		0-3 K		4	0	0	0	0	2	1
Dan Thomas, R (1, 7) OBP: 0.353, SLG: 0.467	0-3 K			0-3 K		0-0 F8			0-3 K	4	0	0	0	0	3	1
Charlie Moore, R (1, 2) OBP: 0.333, SLG: 0.312 Darrell Porter, L (9, PH) OBP: 0.314, SLG: 0.309		0-0 F7		0-0 1B		0-0 F7			0-0 1B	3 1	0 0	1 1	0 0	0 0	0 0	0 0
Jim Gantner, L (1, 5) OBP: 0.400, SLG: 0.294	4-0 3-1 1B BB			0-0 F8			0-0 E4 SH1-4 1B		0-3 K	3	0	0	0	1	1	2
Tim Johnson, L (1, 4) OBP: 0.320, SLG: 0.299 Don Money, R (9, PH) OBP: 0.337, SLG: 0.417	0-0 3-1 1-2 1B			0-0 F7			0-0 SH1-4 1-2		0-3 K	2 1	0 0	1 0	0 0	0 0	0 1	1 1
Inning Stats	R: 2 H: 3 E: 0 LOB: 1 K: 2 BB: 0 S: 10 P: 10	R: 0 H: 1 E: 0 LOB: 2 K: 1 BB: 1 S: 6 P: 10	R: 0 H: 0 E: 0 LOB: 0 K: 2 BB: 0 S: 7 P: 7	R: 0 H: 1 E: 0 LOB: 1 K: 1 BB: 0 S: 6 P: 6	R: 0 H: 1 E: 0 LOB: 1 K: 1 BB: 0 S: 6 P: 6	R: 0 H: 0 E: 0 LOB: 0 K: 0 BB: 0 S: 3 P: 3	R: 0 H: 1 E: 1 LOB: 1 K: 1 BB: 0 S: 6 P: 6	R: 0 H: 0 E: 0 LOB: 0 K: 2 BB: 0 S: 7 P: 7	R: 0 H: 1 E: 0 LOB: 1 K: 3 BB: 0 S: 10 P: 10	1B: 6 SF: 0 2B: 1 SAC: 3 3B: 1 DP: 0 HR: 0 HBP: 0						

PITCHER		IP	WLS	BF	H	R	ER	SO	BB	IBB	HBP	BLK	WP	HR	S	P	ERA	WHIP
Jim Bibby, R ERA: 3.23	(1, 1)	6.2	W	28	7	2	2	7	1	0	0	0	1	0	41	45	2.70	1.200
Jim Kern, R ERA: 2.46	(7, 1)	2.1	S	8	1	0	0	6	0	0	0	0	0	0	20	20	0.00	0.429

PITCHER	IP	WLS	BF	H	R	ER	SO	BB	IBB	HBP	BLK	WP	HR	S	P	ERA	WHIP

BOTTOM

Cleveland Indians @ Milwaukee Brewers

Milwaukee County Stadium, Milwaukee, WI

Mon Sep 06 1976, 4:38 AM EDT

Att. 10,627 - Unknown - 79 F

livebaseballscorecards.com

AB	32
R	2
H	8
RBI	2
BB	1
SO	13
LOB	13

WP: 1 PA: 36
PB: 0
SB: 0
CS: 0

Cleveland Indians @ Milwaukee Brewers

Milwaukee County Stadium, Milwaukee, WI

Tue Sep 07 1976, 8:05 PM EDT

Att. 4,980 - Unknown - 79 F

TOP

livebaseballscorecards.com

Batter	1	2	3	4	5	6	7	8	9	AB	R	H	RBI	BB	SO	LOB
Duane Kuiper, L (1, 4) OBP: 0.314, SLG: 0.324	K		F9		G3 2-3 3-H		1B 1B 1-2 1B		F6	5	0	1	1	0	1	1
John Lowenstein, L (1, 8) OBP: 0.281, SLG: 0.272	K		K		K		1B 1-2 2-H 1B		5-3 2B	5	0	2	1	0	3	1
Larvell Blanks, R (1, 6) OBP: 0.345, SLG: 0.421	BB		K		5-3		1B 1-2 2-3 1B		5-3 2-3	2	0	0	0	1	1	1
Alfredo Griffin, S (6, 6) OBP: 0.500, SLG: 0.500										2	0	1	0	0	0	1
Rico Carty, R (1, 10) OBP: 0.376, SLG: 0.435	K			G4-6-3 1B		F3	F7		K	3	0	1	0	0	1	1
Rick Cerone, R (7, PH) OBP: 0.167, SLG: 0.167										2	0	0	0	0	1	4
George Hendrick, R (1, 7) OBP: 0.333, SLG: 0.457		F8		G4-6-3 1-2f		1B E 1B	K			2	0	0	0	0	0	1
Orlando Gonzalez, L (5, 7) OBP: 0.313, SLG: 0.274										2	1	1	0	0	1	3
Buddy Bell, R (1, 5) OBP: 0.342, SLG: 0.367		PB 1B 1B		5-3		F7	5-3			2	0	1	0	0	0	0
Ron Pruitt, R (5, 5) OBP: 0.388, SLG: 0.333										2	0	0	0	0	0	4
Joe Lis, R (1, 3) OBP: 0.421, SLG: 0.706		PB 1-2 1B			HR	E8 1-H 1B		1-3		4	1	3	1	0	0	0
Tommy Smith, L (1, 9) OBP: 0.250, SLG: 0.278		F6 1-2 2-3			2B G3 BB	4-3		G3		3	1	0	0	1	0	3
Alan Ashby, S (1, 2) OBP: 0.301, SLG: 0.310		3-1			G3 1-3 2B		1B 1B 1B		F9	4	1	2	0	0	0	2

AB	38
R	4
H	12
RBI	3
BB	2
SO	8
LOB	22

Inning Stats	1	2	3	4	5	6	7	8	9
	R: 0 E: 0 K: 3 S: 9	H: 0 LOB: 1 BB: 1 P: 13	R: 0 E: 0 K: 0 S: 5	H: 2 LOB: 2 BB: 0 P: 5	R: 0 E: 0 K: 2 S: 7	H: 0 LOB: 0 BB: 0 P: 7	R: 0 E: 0 K: 0 S: 3	H: 1 LOB: 0 BB: 0 P: 3	R: 2 E: 0 K: 1 S: 7	H: 2 LOB: 1 BB: 1 P: 11	R: 1 E: 1 K: 0 S: 5	H: 2 LOB: 1 BB: 0 P: 5	R: 1 E: 0 K: 1 S: 9	H: 4 LOB: 3 BB: 0 P: 9	R: 0 E: 0 K: 0 S: 3	H: 0 LOB: 0 BB: 0 P: 3	R: 0 E: 0 K: 1 S: 6	H: 1 LOB: 1 BB: 0 P: 6

| | | | | | | | | | |

Cleveland Indians @ Milwaukee Brewers

Milwaukee County Stadium, Milwaukee, WI

Tue Sep 07 1976, 8:05 PM EDT

Att. 4,980 - Unknown - 79 F

BOTTOM

livebaseballscorecards.com

Batter	1	2	3	4	5	6	7	8	9	AB	R	H	RBI	BB	SO	LOB
Von Joshua, L (1, 8) OBP: 0.296, SLG: 0.353	HR 1B		G1-2-3 3-Hf		1B 2B	E6 1-3 2-H 3-H 1B		1B 1-2 2B		3	1	2	1	0	0	3
Steve Bowling, R (5, PH) OBP: 1.000, SLG: 1.333 (6, 8)	1-2 3-H 1B									3	1	3	1	0	0	0
Robin Yount, R (1, 6) OBP: 0.307, SLG: 0.316	1-2 HR 1B K			BB 1B BB	2-H 1B	6-3		F8		5	3	2	0	1	1	6
George Scott, R (1, 3) OBP: 0.332, SLG: 0.409	1-H 2-H HR	F9		1-3 1B 1-2 2B BB	FC3-6 2-H 1B	5-3		1-2 2-3 2B 1B		4	2	2	4	1	0	2
Gary Sutherland, R (7, 3) OBP: 0.266, SLG: 0.283										1	1	1	0	0	0	0
Mike Hegan, L (1, 10) OBP: 0.327, SLG: 0.393	2B 1B BB	F8		1-3 1-2 2-H 2B 1B	FC3-6 1-2f		F3	1-H 2-H 3-H 2B		3	2	1	1	1	0	1
Don Money, R (7, PH) OBP: 0.338, SLG: 0.420										2	0	1	3	0	0	0
Sixto Lezcano, R (1, 9) OBP: 0.361, SLG: 0.411	2B 1-2 1B 1B	F8		K	5-3		1B BB	K		4	1	1	0	0	1	3
Bernie Carbo, L (6, 9) OBP: 0.347, SLG: 0.349										1	0	0	0	1	1	1
Darrell Porter, L (1, 2) OBP: 0.316, SLG: 0.317	1B 1-3 2-H 1B 2B		1B FC4-2 2B	1-3 1-2 2-3	K	1-2 1B	K			4	1	2	1	0	1	2
Charlie Moore, R (7, PH) OBP: 0.335, SLG: 0.314 (8, 2)										2	0	1	0	0	1	1
Dan Thomas, R (1, 7) OBP: 0.455, SLG: 0.556	1B 2-3 3-H 1B		FC4-2 1B G1-2-3 BB	2B E IBB	HBP 1B 2B	F9				3	2	2	1	2	0	2
Jim Gantner, L (1, 5) OBP: 0.440, SLG: 0.381	K		FC4-2 1-2 2-3 1B	E6 1-H 2-H 3-H 2B	1B HBP E BB	1-3				4	2	2	2	1	1	4
Tim Johnson, L (1, 4) OBP: 0.321, SLG: 0.295	K		FC4-2 1-2 2-3 3-Hf	K	E 1-2 2-3 HBP			1B 1B 2B BB		3	1	0	0	1	2	5

	AB	42
	R	17
	H	20
	RBI	14
	BB	8
	SO	8
	LOB	30

Inning Stats																						
	R: 6	E: 0	K: 3	S: 16	H: 7	LOB: 2	BB: 1	P: 20	R: 0	E: 0	K: 0	S: 3	H: 0	LOB: 0	BB: 0	P: 3	R: 0	E: 0	K: 0	S: 4	H: 2	LOB: 2	BB: 1	P: 8
	R: 5	E: 1	K: 2	S: 9	H: 2	LOB: 0	BB: 3	P: 21	R: 1	E: 0	K: 0	S: 5	H: 3	LOB: 1	BB: 0	P: 5	R: 2	E: 1	K: 1	S: 7	H: 2	LOB: 2	BB: 1	P: 12
	R: 0	E: 0	K: 0	S: 4	H: 1	LOB: 2	BB: 1	P: 8	R: 3	E: 0	K: 2	S: 10	H: 3	LOB: 1	BB: 1	P: 14	1B: 13	2B: 6	3B: 0	HR: 1	SF: 0	SAC: 0	DP: 1	HBP: 1
	WP: 0	PB: 0	SB: 0	CS: 0	PA: 51																	

PITCHER		IP	WLS	BF	H	R	ER	SO	BB	IBB	HBP	BLK	WP	HR	S	P	ERA	WHIP
Jackie Brown, R ERA: 4.44	(1, 1)	0.0	L	5	4	5	5	0	1	0	0	0	0	1	4	8	∞	∞
Jim Kern, R ERA: 2.48	(1, 1)	3.0		14	5	1	1	3	1	0	0	0	0	0	19	23	3.00	2.000
Don Hood, L ERA: 4.7	(4, 1)	3.0		20	7	8	5	3	3	1	1	0	0	0	21	38	15.00	3.333
Rick Waits, L ERA: 3.47	(7, 1)	1.0		5	1	0	0	0	1	0	0	0	0	0	4	8	0.00	2.000
Dave LaRoche, L ERA: 2.31	(8, 1)	1.0		7	3	3	3	2	1	0	0	0	0	0	10	14	27.00	4.000

PITCHER	IP	WLS	BF	H	R	ER	SO	BB	IBB	HBP	BLK	WP	HR	S	P	ERA	WHIP

Batter	1	2	3	4	5	6	7	8	9	AB	R	H	RBI	BB	SO	LOB
Duane Kuiper, L (1, 4) OBP: 0.313, SLG: 0.323	E5 CS		3-1			6-3		1-2 1B		4	0	1	0	0	0	0
John Lowenstein, L (1, 8) OBP: 0.285, SLG: 0.285	1-2 SF9 3B			3-1		CS 4-3 1B		F8		4	1	2	0	0	0	2
Larvell Blanks, R (1, 6) OBP: 0.340, SLG: 0.416	SF9 3-H			K		4-3 1-2			K	3	0	0	1	0	2	1
Rico Carty, R (1, 10) OBP: 0.377, SLG: 0.435	1B			BB		CS 2-3	F8		F9	3	0	1	0	1	0	0
George Hendrick, R (1, 7) OBP: 0.333, SLG: 0.456		4-3		F8			F8		1B	4	0	1	0	0	0	1
Buddy Bell, R (1, 5) OBP: 0.340, SLG: 0.364		6-3			6-3		F3		F3	4	0	0	0	0	0	1
Joe Lis, R (1, 3) OBP: 0.409, SLG: 0.650		K			F9			FC5-4 1B		3	0	1	0	0	1	0
Ray Fosse, R (1, 2) OBP: 0.359, SLG: 0.386			6-3		1B			1-2f FC5-4 1B		3	0	1	0	0	0	1
Tommy Smith, L (1, 9) OBP: 0.246, SLG: 0.274			6-3		F8			F8		2	0	0	0	0	0	1
Boog Powell, L (8, PH) OBP: 0.310, SLG: 0.325										1	0	0	0	0	0	1
Ron Pruitt, R (8, 9) OBP: 0.388, SLG: 0.333										0	0	0	0	0	0	0
Inning Stats	R: 1 H: 2 E: 1 LOB: 1 K: 0 BB: 0 S: 4 P: 4	R: 0 H: 0 E: 0 LOB: 0 K: 1 BB: 0 S: 5 P: 5	R: 0 H: 0 E: 0 LOB: 0 K: 0 BB: 0 S: 3 P: 3	R: 0 H: 0 E: 0 LOB: 1 K: 1 BB: 1 S: 5 P: 9	R: 0 H: 1 E: 0 LOB: 1 K: 0 BB: 0 S: 4 P: 4	R: 0 H: 1 E: 0 LOB: 0 K: 0 BB: 0 S: 3 P: 3	R: 0 H: 0 E: 0 LOB: 0 K: 0 BB: 0 S: 3 P: 3	R: 0 H: 2 E: 0 LOB: 2 K: 0 BB: 0 S: 5 P: 5	R: 0 H: 1 E: 0 LOB: 1 K: 1 BB: 0 S: 6 P: 6	1B: 6 SF: 1 2B: 0 SAC: 0 3B: 1 DP: 0 HR: 0 HBP: 0						

PITCHER		IP	WLS	BF	H	R	ER	SO	BB	IBB	HBP	BLK	WP	HR	S	P	ERA	WHIP
Jim Palmer, R ERA: 2.58	(1, 1)	9.0	W	33	7	1	1	3	1	0	0	0	0	0	38	42	1.00	0.889

PITCHER		IP	WLS	BF	H	R	ER	SO	BB	IBB	HBP	BLK	WP	HR	S	P	ERA	WHIP

TOP

Cleveland Indians @ Baltimore Orioles

Memorial Stadium, Baltimore, MD

Wed Sep 08 1976, 7:05 PM EDT

Att. 4,547 - Unknown

livebaseballscorecards.com

AB	31
R	1
H	7
RBI	1
BB	1
SO	3
LOB	8

Batter	1	2	3	4	5	6	7	8	9	AB	R	H	RBI	BB	SO	LOB
Al Bumbry, L (1, 8) (7, 7) OBP: 0.322, SLG: 0.402	0-0 S 1B 1B		0-3 K 1-2 ①		0-0 2-H 1B		4-0 S BB			3	1	2	1	1	1	1
Bobby Grich, R (1, 4) OBP: 0.392, SLG: 0.428	4-0 L1-3 1-2 BB		0-3 K ②		0-0 F3 ③		0-3 K 1-2 ③			3	0	0	0	1	2	3
Reggie Jackson, L (1, 9) OBP: 0.352, SLG: 0.508	0-0 L1-3 1-2 ① ②		0-0 F5 ③			0-0 HR		0-0 F5 ①		4	1	1	1	0	0	3
Lee May, R (1, 10) OBP: 0.294, SLG: 0.442	0-0 2-H 1B			0-0 6-3 ①		0-0 F9 ①		0-3 K ②		4	0	1	1	0	1	0
Ken Singleton, S (1, 7) OBP: 0.350, SLG: 0.377 Paul Blair, R (6, PR) (7, 8) OBP: 0.255, SLG: 0.270	0-3 K ③			0-3 K ②		4-0 BB		1-0 S HBP		2 0	0 0	0 0	0 0	1 0	2 0	1 0
Tony Muser, L (1, 3) OBP: 0.264, SLG: 0.258		0-0 4-3 ①		0-3 K ③		0-0 F8 ②		0-3 K 1-2 ③		4	0	0	0	0	2	2
Doug DeCinces, R (1, 5) OBP: 0.290, SLG: 0.355		0-0 1-3 ②			0-3 K ①	0-3 K ③				3	0	0	0	0	2	1
Mark Belanger, R (1, 6) OBP: 0.328, SLG: 0.315		0-3 K ③			4-0 S 1B BB		0-0 F8 ①			2	1	0	0	1	1	0
Rick Dempsey, R (1, 2) OBP: 0.272, SLG: 0.210			0-0 WP 1B		0-3 K 1-2 ②		0-3 K ②			3	0	1	0	0	2	1
Inning Stats	R: 1 E: 0 K: 1 S: 6 H: 2 LOB: 1 BB: 1 P: 10	R: 0 E: 0 K: 1 S: 5 H: 0 LOB: 0 BB: 0 P: 5	R: 0 E: 0 K: 2 S: 8 H: 1 LOB: 1 BB: 0 P: 8	R: 0 E: 0 K: 2 S: 7 H: 0 LOB: 0 BB: 0 P: 7	R: 1 E: 0 K: 2 S: 8 H: 1 LOB: 1 BB: 1 P: 12	R: 1 E: 0 K: 1 S: 6 H: 1 LOB: 1 BB: 1 P: 10	R: 0 E: 0 K: 2 S: 7 H: 0 LOB: 1 BB: 1 P: 11	R: 0 E: 0 K: 2 S: 7 H: 0 LOB: 1 BB: 0 P: 8		1B: 4 2B: 1 3B: 0 HR: 1	SF: 0 SAC: 0 DP: 1 HBP: 1					

PITCHER	IP	WLS	BF	H	R	ER	SO	BB	IBB	HBP	BLK	WP	HR	S	P	ERA	WHIP
Dennis Eckersley, R (1, 1) ERA: 3.78	8.0	L	33	5	3	3	13	4	0	1	0	1	1	54	71	3.38	1.125

PITCHER	IP	WLS	BF	H	R	ER	SO	BB	IBB	HBP	BLK	WP	HR	S	P	ERA	WHIP

BOTTOM

Cleveland Indians @ Baltimore Orioles

Memorial Stadium, Baltimore, MD

Wed Sep 08 1976, 7:05 PM EDT

Att. 4,547 - Unknown

livebaseballscorecards.com

AB	28
R	3
H	5
RBI	3
BB	4
SO	13
LOB	12

1B: 4	SF: 0	WP: 1	PA: 33
2B: 1	SAC: 0	PB: 0	
3B: 0	DP: 1	SB: 4	
HR: 1	HBP: 1	CS: 0	

Batter	1	2	3	4	5	6	7	8	9	AB	R	H	RBI	BB	SO	LOB
Frank Duffy, R (1, 6) OBP: 0.270, SLG: 0.279	SH1-4 S 1B 1B		6-3		6-3			F8		4	1	1	0	0	0	0
Buddy Bell, R (1, 5) OBP: 0.343, SLG: 0.371	BBBB; 1-2 SH1-4 1B BB		HR			F7		1B		3	2	2	1	1	0	0
Larvell Blanks, R (1, 4) OBP: 0.337, SLG: 0.412	SH1-4 1-2 2-3		6-3			F8		F7		3	0	0	0	0	0	1
Rico Carty, R (1, 10) OBP: 0.378, SLG: 0.434 Alfredo Griffin, S (9, PR) OBP: 0.500, SLG: 0.500	1B 1B 2-H 3-H		SSS; K			5-3			BBBB; CS BB	3 0	0 0	1 0	2 0	1 0	1 0	0 0
George Hendrick, R (1, 8) OBP: 0.334, SLG: 0.462	G4-6-3 1B 1-2			4-3			HR		SSS; K 1-2	4	1	2	1	0	1	1
Ray Fosse, R (1, 2) OBP: 0.353, SLG: 0.379	G4-6-3 1-2f			F8			L8		6-3	4	0	0	0	0	0	3
Joe Lis, R (1, 3) OBP: 0.360, SLG: 0.565		SSS; K		6-3			F7			3	0	0	0	0	1	0
Charlie Spikes, R (1, 9) OBP: 0.301, SLG: 0.339		G6-4-3 1B			F4		4-3			3	0	1	0	0	0	0
Ron Pruitt, R (1, 7) OBP: 0.373, SLG: 0.319		G6-4-3 1-2f			6-3			1-3		3	0	0	0	0	0	1
Inning Stats	R: 2 E: 0 K: 0 S: 5 H: 3 LOB: 1 BB: 1 P: 9	R: 0 E: 0 K: 1 S: 5 H: 1 LOB: 0 BB: 0 P: 5	R: 1 E: 0 K: 1 S: 6 H: 1 LOB: 0 BB: 0 P: 6	R: 0 E: 0 K: 0 S: 3 H: 0 LOB: 0 BB: 0 P: 3	R: 0 E: 0 K: 0 S: 3 H: 0 LOB: 0 BB: 0 P: 3	R: 0 E: 0 K: 0 S: 3 H: 0 LOB: 0 BB: 0 P: 3	R: 1 E: 0 K: 0 S: 4 H: 1 LOB: 0 BB: 0 P: 4	R: 0 E: 0 K: 0 S: 4 H: 1 LOB: 1 BB: 0 P: 4	R: 0 E: 0 K: 1 S: 4 H: 0 LOB: 1 BB: 1 P: 8	1B: 5 2B: 1 3B: 0 HR: 2	SF: 0 SAC: 1 DP: 3 HBP: 0						

TOP

Cleveland Indians @ Baltimore Orioles

Memorial Stadium, Baltimore, MD

Thu Sep 09 1976, 7:05 PM EDT

Att. 4,622 - Unknown

livebaseballscorecards.com

AB	30
R	4
H	7
RBI	4
BB	2
SO	3
LOB	6

PITCHER		IP	WLS	BF	H	R	ER	SO	BB	IBB	HBP	BLK	WP	HR	S	P	ERA	WHIP
Rudy May, L ERA: 3.84	(1, 1)	8.0	L	30	7	4	4	2	1	0	0	0	0	2	33	37	4.50	1.000
Fred Holdsworth, R ERA: 1.55	(9, 1)	1.0		3	0	0	0	1	1	0	0	0	0	0	4	8	0.00	1.000

PITCHER		IP	WLS	BF	H	R	ER	SO	BB	IBB	HBP	BLK	WP	HR	S	P	ERA	WHIP

Cleveland Indians @ Baltimore Orioles

Memorial Stadium, Baltimore, MD

Thu Sep 09 1976, 7:05 PM EDT

Att. 4,622 - Unknown

BOTTOM

livebaseballscorecards.com

Batter	1	2	3	4	5	6	7	8	9	AB	R	H	RBI	BB	SO	LOB
Al Bumbry, L (1, 8) OBP: 0.321, SLG: 0.400	4-3		F4		L8 1-2		2-3 1B			4	0	1	0	0	0	1
Bobby Grich, R (1, 4) OBP: 0.391, SLG: 0.426	F6			1B HR 1B	K		K			4	1	1	0	0	2	3
Reggie Jackson, L (1, 9) OBP: 0.351, SLG: 0.506	F7			1-2 HR 1B		4-3		F7		4	1	1	0	0	0	0
Lee May, R (1, 10) OBP: 0.291, SLG: 0.438		5-3		F2		F7		F8		4	0	0	0	0	0	2
Ken Singleton, S (1, 7) OBP: 0.352, SLG: 0.383		F7		1-H 2-H HR		4-0 FC6 BB		K		3	1	1	3	1	1	0
Tony Muser, L (1, 3) OBP: 0.265, SLG: 0.259		FC6-4 1B		F6		FC6 1-2f			4-0 SH1-3 BB	3	0	1	0	0	0	1
Andres Mora, R (9, PH) OBP: 0.242, SLG: 0.332										0	0	0	0	1	0	0
Tommy Harper, R (9, PR) OBP: 0.301, SLG: 0.292										0	0	0	0	0	0	0
Doug DeCinces, R (1, 5) OBP: 0.293, SLG: 0.357		FC6-4 1-2f		1B			1B SH5-4 1B		SH1-3 1-2	3	0	2	0	0	0	1
Mark Belanger, R (1, 6) OBP: 0.326, SLG: 0.313			F9		5-3		SH5-4 1-2		L7	3	0	0	0	0	0	2
Rick Dempsey, R (1, 2) OBP: 0.271, SLG: 0.211			5-3		S 1B		F7		F3	4	0	1	0	0	0	3

	AB	32
	R	3
	H	8
	RBI	3
	BB	2
	SO	3
	LOB	13

Inning Stats	1	2	3	4	5	6	7	8	9
	R: 0 H: 0 E: 0 LOB: 0 K: 0 BB: 0 S: 3 P: 3	R: 0 H: 1 E: 0 LOB: 1 K: 0 BB: 0 S: 4 P: 4	R: 0 H: 0 E: 0 LOB: 0 K: 0 BB: 0 S: 3 P: 3	R: 3 H: 4 E: 0 LOB: 1 K: 0 BB: 0 S: 6 P: 6	R: 0 H: 1 E: 0 LOB: 1 K: 1 BB: 0 S: 6 P: 6	R: 0 H: 0 E: 0 LOB: 1 K: 0 BB: 1 S: 3 P: 7	R: 0 H: 2 E: 0 LOB: 2 K: 1 BB: 0 S: 7 P: 7	R: 0 H: 0 E: 0 LOB: 0 K: 1 BB: 0 S: 5 P: 5	R: 0 H: 0 E: 0 LOB: 2 K: 0 BB: 1 S: 3 P: 7

	1B: 7	SF: 0	WP: 0	PA: 36
	2B: 0	SAC: 2	PB: 0	
	3B: 0	DP: 0	SB: 1	
	HR: 1	HBP: 0	CS: 0	

PITCHER		IP	WLS	BF	H	R	ER	SO	BB	IBB	HBP	BLK	WP	HR	S	P	ERA	WHIP
Pat Dobson, R ERA: 3.35	(1, 1)	6.2	W	27	7	3	3	1	1	0	0	0	0	1	28	32	4.05	1.200
Dave LaRoche, L ERA: 2.25	(7, 1)	2.1	S	9	1	0	0	2	1	0	0	0	0	0	12	16	0.00	0.857

PITCHER	IP	WLS	BF	H	R	ER	SO	BB	IBB	HBP	BLK	WP	HR	S	P	ERA	WHIP

Cleveland Indians @ Baltimore Orioles

Memorial Stadium, Baltimore, MD

Fri Sep 10 1976, 7:05 PM EDT

Att. 7,081 - Unknown

TOP

livebaseballscorecards.com

Batter	1	2	3	4	5	6	7	8	9	AB	R	H	RBI	BB	SO	LOB
Frank Duffy, R (1, 6) OBP: 0.268, SLG: 0.277	5-3		F7		F3		SH1-3 1-2 3-H		FC6-4 1-2f	3	0	0	1	0	0	2
Duane Kuiper, L (9, PH) OBP: 0.312, SLG: 0.323										1	0	0	0	0	0	1
Buddy Bell, R (1, 5) OBP: 0.340, SLG: 0.369	6-3			F5	1-3		6-3			4	0	0	0	0	0	2
Larvell Blanks, R (1, 4) OBP: 0.339, SLG: 0.411	5-3			BBBB 4-0 1B 1B BB		5-3		1B		3	1	1	0	1	0	0
Rico Carty, R (1, 10) OBP: 0.377, SLG: 0.432		6-3		1B 1-2 1B		F7		L9		4	0	1	0	0	0	1
George Hendrick, R (1, 8) OBP: 0.333, SLG: 0.460		6-3		1-2 2-H 1B		5-3		L7		4	0	1	1	0	0	1
Ray Fosse, R (1, 2) OBP: 0.352, SLG: 0.381		F9		F4			1B 1B 2B	F8		4	1	1	0	0	0	3
Joe Lis, R (1, 3) OBP: 0.321, SLG: 0.500			F7	F7			F4		F7	3	0	0	0	0	0	3
John Lowenstein, L (9, PH) OBP: 0.283, SLG: 0.284										1	0	0	0	0	0	0
Charlie Spikes, R (1, 9) OBP: 0.300, SLG: 0.338			1-3		F4		1B SH1-3 2-3 1B		4-3	4	1	1	0	0	0	0
Ron Pruitt, R (1, 7) OBP: 0.384, SLG: 0.333			E5		1B		SH1-3 1-3 3-H 1B		FC6-4 1B	3	0	2	1	0	0	0
Boog Powell, L (9, PH) OBP: 0.312, SLG: 0.328										1	0	1	0	0	0	0
Alfredo Griffin, S (9, PR) OBP: 0.500, SLG: 0.500										0	0	0	0	0	0	0

	AB	35
	R	3
	H	8
	RBI	3
	BB	1
	SO	0
	LOB	13

Inning Stats	1	2	3	4	5	6	7	8	9
	R: 0 E: 0 K: 0 S: 3	H: 0 LOB: 0 BB: 0 P: 3	R: 0 E: 0 K: 0 S: 3	H: 0 LOB: 0 BB: 0 P: 3	R: 0 E: 1 K: 0 S: 4	H: 0 LOB: 1 BB: 0 P: 4	R: 1 E: 0 K: 0 S: 5	H: 2 LOB: 2 BB: 1 P: 9	R: 0 E: 0 K: 0 S: 4	H: 1 LOB: 1 BB: 0 P: 4	R: 0 E: 0 K: 0 S: 3	H: 0 LOB: 0 BB: 0 P: 3	R: 2 E: 0 K: 0 S: 6	H: 3 LOB: 1 BB: 0 P: 6	R: 0 E: 0 K: 0 S: 4	H: 1 LOB: 1 BB: 0 P: 4	R: 0 E: 0 K: 0 S: 4	H: 1 LOB: 1 BB: 0 P: 4

	1B: 7	SF: 0
	2B: 1	SAC: 1
	3B: 0	DP: 0
	HR: 0	HBP: 0

	WP: 0	PA: 37
	PB: 0	
	SB: 0	
	CS: 0	

PITCHER		IP	WLS	BF	H	R	ER	SO	BB	IBB	HBP	BLK	WP	HR	S	P	ERA	WHIP
Ross Grimsley, L ERA: 3.78	(1, 1)	7.0	W	29	6	3	3	0	1	0	0	0	0	0	28	32	3.86	1.000
Dyar Miller, R ERA: 3.01	(8, 1)	2.0	S	8	2	0	0	0	0	0	0	0	0	0	8	8	0.00	1.000

PITCHER		IP	WLS	BF	H	R	ER	SO	BB	IBB	HBP	BLK	WP	HR	S	P	ERA	WHIP

Batter	1	2	3	4	5	6	7	8	9	AB	R	H	RBI	BB	SO	LOB
Mark Belanger, R (1, 6) OBP: 0.326, SLG: 0.312	6-3	5-3		S E 1B		FC7-2 3-H				4	1	1	0	0	0	4
Bobby Grich, R (1, 4) OBP: 0.390, SLG: 0.425	F9	2-H 3-H 1B		E5 1-H		FC6-4 1-2f				4	0	1	2	0	0	1
Reggie Jackson, L (1, 9) OBP: 0.351, SLG: 0.503	1B 1B	K		3-1			L7			4	1	1	0	0	1	2
Lee May, R (1, 3) OBP: 0.293, SLG: 0.437	1B 1-3 1B		K		FC5-4 BB		5-3			3	0	1	0	1	1	0
Tony Muser, L (8, 3) OBP: 0.265, SLG: 0.259										0	0	0	0	0	0	0
Ken Singleton, S (1, 7) OBP: 0.355, SLG: 0.384	1-3 3-H 1B		FC6-4 BB		FC5-4 FC5-4 1-2f		BB			2	0	1	1	2	0	1
Doug DeCinces, R (1, 5) OBP: 0.290, SLG: 0.354	4-3		FC6-4 1-2f		FC5-4 FC6-4 1-2f		K			4	0	0	0	0	1	5
Andres Mora, R (1, 10) OBP: 0.244, SLG: 0.332		2B 1B	K		FC6-4 1-2f			CS SH3-4 BB		3	1	1	0	0	1	2
Terry Crowley, L (8, PH) OBP: 0.276, SLG: 0.200										0	0	0	0	1	0	0
Tommy Harper, R (8, PR) OBP: 0.301, SLG: 0.292										0	0	0	0	0	0	0
Paul Blair, R (1, 8) OBP: 0.258, SLG: 0.277		1-3 1B 2B		4-3		1B S FC7-2 1B		SH3-4 1-2		3	1	2	0	0	0	0
Rick Dempsey, R (1, 2) OBP: 0.271, SLG: 0.211		4-3		F8		FC6-4 1-3 1B		6-3 2-3		4	0	1	0	0	0	4
Inning Stats	R: 1 E: 0 K: 0 S: 6 H: 3 LOB: 2 BB: 0 P: 6	R: 2 E: 0 K: 1 S: 8 H: 3 LOB: 1 BB: 0 P: 8	R: 0 E: 0 K: 2 S: 7 H: 0 LOB: 1 BB: 1 P: 11	R: 1 E: 1 K: 0 S: 5 H: 1 LOB: 1 BB: 0 P: 5	R: 0 E: 0 K: 0 S: 3 H: 0 LOB: 1 BB: 1 P: 7	R: 0 E: 0 K: 0 S: 4 H: 2 LOB: 1 BB: 0 P: 4	R: 0 E: 0 K: 1 S: 5 H: 0 LOB: 1 BB: 1 P: 9	R: 0 E: 0 K: 0 S: 2 H: 0 LOB: 1 BB: 1 P: 6		1B: 8 2B: 2 3B: 0 HR: 0 SF: 0 SAC: 1 DP: 1 HBP: 0						

PITCHER		IP	WLS	BF	H	R	ER	SO	BB	IBB	HBP	BLK	WP	HR	S	P	ERA	WHIP
Rick Waits, L ERA: 3.66	(1, 1)	2.0	L	12	6	3	3	1	0	0	0	0	0	0	14	14	13.50	3.000
Jackie Brown, R ERA: 4.31	(3, 1)	5.0		22	3	1	0	3	4	0	0	0	0	0	24	40	0.00	1.400
Jim Kern, R ERA: 2.45	(8, 1)	1.0		2	0	0	0	0	0	0	0	0	0	0	2	2	0.00	0.000

PITCHER	IP	WLS	BF	H	R	ER	SO	BB	IBB	HBP	BLK	WP	HR	S	P	ERA	WHIP

BOTTOM

Cleveland Indians @ Baltimore Orioles

Memorial Stadium, Baltimore, MD

Fri Sep 10 1976, 7:05 PM EDT

Att. 7,081 - Unknown

livebaseballscorecards.com

AB	31
R	4
H	9
RBI	3
BB	4
SO	4
LOB	19

WP: 0 PB: 0 SB: 2 CS: 1 PA: 36

Batter	1	2	3	4	5	6	7	8	9	AB	R	H	RBI	BB	SO	LOB
Frank Duffy, R (1, 6) OBP: 0.267, SLG: 0.276	0-0 2B 1B		0-0 5-3 ①		0-0 6-3 ①	0-0 P3 ②			0-0 F7 ①	5	1	1	0	0	0	2
Buddy Bell, R (1, 5) OBP: 0.341, SLG: 0.371	0-0 1-H 2B 2B		0-0 2B 1B		0-0 F3 ②	0-0 F2 ③			0-0 5-3 ②	5	2	2	1	0	0	2
Larvell Blanks, R (1, 4) OBP: 0.337, SLG: 0.407	0-0 F6 ①		0-0 F6 ②		0-0 5-3 ③		0-0 F7 ①		0-0 1B	5	0	1	0	0	0	2
Rico Carty, R (1, 10) OBP: 0.377, SLG: 0.440	0-0 F7 ②		0-0 1-H 2B			0-0 HR	0-0 4-3 ②		0-0 5-3 ③	5	1	2	2	0	0	2
George Hendrick, R (1, 8) OBP: 0.335, SLG: 0.465	0-0 2-H 2B		0-0 6-3 ③			0-0 1B 1B 2B	0-0 F7 ③			4	1	2	1	0	0	1
Ray Fosse, R (1, 2) OBP: 0.346, SLG: 0.375	0-0 5-3 ③			0-0 6-3 ①		0-0 F5 ①		0-0 4-3 ①		4	0	0	0	0	0	2
Joe Lis, R (1, 3) OBP: 0.344, SLG: 0.517		S S S 0-3 K ①		0-0 4-3 2B		B B B B 4-0 1B 1B BB		0-0 6-3 ②		3	1	1	0	1	1	0
Charlie Spikes, R (1, 9) OBP: 0.303, SLG: 0.338		S S S 0-3 K ②		0-0 4-3 ② 2-3		0-0 E 1B 1-2 2-3 1B		B B B B 4-0 BB		3	0	1	0	1	1	1
Ron Pruitt, R (1, 7) OBP: 0.375, SLG: 0.324		0-0 F8 ③		0-0 F7 ③		0-0 E4 1-3 2-H 3-H 1B		0-0 F8 ③		2	0	0	0	0	0	1
Boog Powell, L (6, PH) OBP: 0.315, SLG: 0.331										1	0	1	2	0	0	0
Tommy Smith, L (6, 7) OBP: 0.245, SLG: 0.272										1	0	0	0	0	0	1
Inning Stats	R: 2 E: 0 K: 0 S: 6 H: 3 LOB: 1 BB: 0 P: 6	R: 0 E: 0 K: 2 S: 7 H: 0 LOB: 0 BB: 0 P: 7	R: 1 E: 0 K: 0 S: 5 H: 2 LOB: 1 BB: 0 P: 5	R: 0 E: 0 K: 0 S: 4 H: 1 LOB: 1 BB: 0 P: 4	R: 0 E: 0 K: 0 S: 3 H: 0 LOB: 0 BB: 0 P: 3	R: 3 E: 1 K: 0 S: 7 H: 4 LOB: 2 BB: 1 P: 11	R: 0 E: 0 K: 0 S: 3 H: 0 LOB: 0 BB: 0 P: 3	R: 0 E: 0 K: 0 S: 3 H: 0 LOB: 1 BB: 1 P: 7	R: 0 E: 0 K: 0 S: 4 H: 1 LOB: 1 BB: 0 P: 4	1B: 5 2B: 5 3B: 0 HR: 1	SF: 0 SAC: 0 DP: 0 HBP: 0						

TOP

Cleveland Indians @ Boston Red Sox

Fenway Park, Boston, MA

Sat Sep 11 1976, 7:05 PM EDT

Att. 21,421 - Unknown

livebaseballscorecards.com

AB	38
R	6
H	11
RBI	6
BB	2
SO	2
LOB	14

WP: 0 PB: 0 SB: 0 CS: 0 PA: 40

PITCHER		IP	WLS	BF	H	R	ER	SO	BB	IBB	HBP	BLK	WP	HR	S	P	ERA	WHIP
Rick Jones, L ERA: 3.24	(1, 1)	0.2	L	5	3	2	2	0	0	0	0	0	0	0	5	5	27.00	4.500
Tom Murphy, R ERA: 4.43	(1, 1)	4.2		21	6	4	4	2	1	0	0	0	0	1	24	28	7.71	1.500
Dick Pole, R ERA: 4.47	(6, 1)	3.2		14	2	0	0	0	1	0	0	0	0	0	13	17	0.00	0.818

PITCHER	IP	WLS	BF	H	R	ER	SO	BB	IBB	HBP	BLK	WP	HR	S	P	ERA	WHIP

Batter	1	2	3	4	5	6	7	8	9	AB	R	H	RBI	BB	SO	LOB
Rick Burleson, R (1, 6) OBP: 0.346, SLG: 0.372	F6		G6-4-3 1-2f			4-3	FC6-4 1-2f			4	0	0	0	0	0	2
Steve Dillard, R (1, 4) OBP: 0.370, SLG: 0.404	2B			FC1-6 1B		1B 2B		3B 1B		4	2	4	0	0	0	0
Fred Lynn, L (1, 8) OBP: 0.370, SLG: 0.474	4-3			FC1-6 1B 1-2f SF8		2-H 1B		1-H SF8 3B		4	2	2	2	0	0	2
Carl Yastrzemski, L (1, 7) OBP: 0.355, SLG: 0.444 Rick Miller, L (8, 7) OBP: 0.347, SLG: 0.350 Jack Baker, R (8, PH) Bobby Darwin, R (9, 7) OBP: 0.262, SLG: 0.350	F7			1-3 2B 1B		F8		F6		3 0 1 0	0 0 0 0	1 0 0 0	0 0 0 0	0 0 0 0	0 0 0 0	2 0 1 0
Carlton Fisk, R (1, 2) OBP: 0.335, SLG: 0.401		F8		SF8 3-H		K		SF8 3-H		2	0	0	2	0	1	1
Cecil Cooper, L (1, 3) OBP: 0.315, SLG: 0.479		F4		1-H 2B			HR	F8		4	1	2	1	0	0	0
Jim Rice, R (1, 10) OBP: 0.300, SLG: 0.441		4-3			6-3		F5	K		4	0	0	0	0	1	0
Dwight Evans, R (1, 9) OBP: 0.312, SLG: 0.408			K		1-3		F9	F9		4	0	0	0	0	1	0
Butch Hobson, R (1, 5) OBP: 0.260, SLG: 0.345			G6-4-3 1B		K		FC6-4 1B	F9		4	0	2	0	0	1	0
Inning Stats	R: 0 E: 0 K: 0 S: 4 H: 1 LOB: 1 BB: 0 P: 4	R: 0 E: 0 K: 0 S: 3 H: 0 LOB: 0 BB: 0 P: 3	R: 0 E: 0 K: 1 S: 5 H: 1 LOB: 0 BB: 0 P: 5	R: 1 E: 0 K: 0 S: 5 H: 3 LOB: 2 BB: 0 P: 5	R: 0 E: 0 K: 1 S: 5 H: 0 LOB: 0 BB: 0 P: 5	R: 1 E: 0 K: 1 S: 7 H: 2 LOB: 1 BB: 0 P: 7	R: 1 E: 0 K: 0 S: 5 H: 2 LOB: 1 BB: 0 P: 5	R: 2 E: 0 K: 0 S: 5 H: 2 LOB: 0 BB: 0 P: 5	R: 0 E: 0 K: 1 S: 5 H: 0 LOB: 0 BB: 0 P: 5	1B: 6 2B: 3 3B: 1 HR: 1 SF: 2 SAC: 0 DP: 1 HBP: 0						

PITCHER		IP	WLS	BF	H	R	ER	SO	BB	IBB	HBP	BLK	WP	HR	S	P	ERA	WHIP
Jim Bibby, R ERA: 3.27	(1, 1)	7.0	W	28	9	3	3	3	0	0	0	0	0	1	34	34	3.86	1.286
Dave LaRoche, L ERA: 2.41	(8, 1)	2.0	S	8	2	2	2	1	0	0	0	0	0	0	10	10	9.00	1.000

PITCHER		IP	WLS	BF	H	R	ER	SO	BB	IBB	HBP	BLK	WP	HR	S	P	ERA	WHIP

BOTTOM

Cleveland Indians @ Boston Red Sox

Fenway Park, Boston, MA

Sat Sep 11 1976, 7:05 PM EDT

Att. 21,421 - Unknown

livebaseballscorecards.com

AB	34
R	5
H	11
RBI	5
BB	0
SO	4
LOB	8

Cleveland Indians @ Boston Red Sox

Fenway Park, Boston, MA

Sun Sep 12 1976, 3:33 AM EDT

Att. 24,819 - Unknown

TOP

livebaseballscorecards.com

Batter	1	2	3	4	5	6	7	8	9	AB	R	H	RBI	BB	SO	LOB
Duane Kuiper, L (1, 4) OBP: 0.310, SLG: 0.320	1-3		F8		G3			4-3 2-3		4	0	0	0	0	0	2
Buddy Bell, R (1, 5) OBP: 0.340, SLG: 0.369	K		F8			5-3		BB		2	0	0	0	0	1	0
Ron Pruitt, R (5, 5) OBP: 0.378, SLG: 0.320										1	0	0	0	1	0	0
Larvell Blanks, R (1, 6) OBP: 0.333, SLG: 0.402	4-3			L7		6-3		K		3	0	0	0	0	0	0
Alfredo Griffin, S (6, 6) OBP: 0.333, SLG: 0.333										1	0	0	0	0	1	2
Rico Carty, R (1, 10) OBP: 0.378, SLG: 0.441		3B 1B		K		6-3		K		2	1	1	0	0	1	0
Joe Lis, R (6, PH) OBP: 0.324, SLG: 0.484										2	0	0	0	0	1	2
George Hendrick, R (1, 8) OBP: 0.336, SLG: 0.477		F4		HR			HR		K	4	2	2	2	0	1	1
Tommy Smith, L (1, 7) OBP: 0.238, SLG: 0.264		F5		F5			F7		F4	4	0	0	0	0	0	1
Charlie Spikes, R (1, 9) OBP: 0.302, SLG: 0.343		1-H 3B	F8				K		6-3	4	0	1	1	0	1	0
Alan Ashby, S (1, 2) OBP: 0.301, SLG: 0.310		F9		1B			F7			3	0	1	0	0	0	1
Orlando Gonzalez, L (1, 3) OBP: 0.314, SLG: 0.292			F3		F6			4-3 2B		3	0	1	0	0	0	1
Inning Stats	R: 0 E: 0 K: 1 S: 5 H: 0 LOB: 0 BB: 0 P: 5	R: 1 E: 0 K: 0 S: 5 H: 2 LOB: 1 BB: 0 P: 5	R: 0 E: 0 K: 0 S: 3 H: 0 LOB: 0 BB: 0 P: 3	R: 1 E: 0 K: 1 S: 6 H: 1 LOB: 0 BB: 0 P: 6	R: 0 E: 0 K: 0 S: 4 H: 1 LOB: 1 BB: 0 P: 4	R: 0 E: 0 K: 0 S: 3 H: 0 LOB: 0 BB: 0 P: 3	R: 1 E: 0 K: 1 S: 6 H: 1 LOB: 0 BB: 0 P: 6	R: 0 E: 0 K: 2 S: 8 H: 1 LOB: 2 BB: 1 P: 12	R: 0 E: 0 K: 1 S: 5 H: 0 LOB: 0 BB: 0 P: 5	1B: 2 2B: 1 3B: 1 HR: 2	SF: 0 SAC: 0 DP: 0 HBP: 0					

	AB	33
	R	3
	H	6
	RBI	3
	BB	1
	SO	6
	LOB	10

PITCHER	IP	WLS	BF	H	R	ER	SO	BB	IBB	HBP	BLK	WP	HR	S	P	ERA	WHIP
Luis Tiant, R (1, 1) ERA: 3.1	9.0	W	34	6	3	3	6	1	0	0	0	0	2	45	49	3.00	0.778

PITCHER	IP	WLS	BF	H	R	ER	SO	BB	IBB	HBP	BLK	WP	HR	S	P	ERA	WHIP

PA: 34

Batter	1	2	3	4	5	6	7	8	9	AB	R	H	RBI	BB	SO	LOB
Rick Burleson, R (1, 6) OBP: 0.347, SLG: 0.374	6-3		SH3-4 1B 2B 1-H 2-H	1B 2B 1B	5-3			1-3		5	2	2	2	0	0	0
Steve Dillard, R (1, 4) OBP: 0.369, SLG: 0.402	6-3		SH3-4 2-3	2B 2B 1B 1-3		F5				3	1	1	0	0	0	0
Fred Lynn, L (1, 8) OBP: 0.371, SLG: 0.476	F8		1B FC6-4 1B 3-H	2B 2B 1-3 3-H		S S S K				4	2	2	2	0	1	0
Carl Yastrzemski, L (1, 7) OBP: 0.357, SLG: 0.448 Rick Miller, L (4, PR) OBP: 0.346, SLG: 0.349 (5, 7)		F9	FC6-4 1B 1-3	3B 2B 2-H 3-H		S S S K				3 1	0 1	2 0	2 0	0 0	0 1	0 0
Carlton Fisk, R (1, 2) OBP: 0.337, SLG: 0.414 Ernie Whitt, L (7, PH) (8, 2)		HR	FC6-4 S 1B 1-2f 3-H	3B 2-H			4-3			3 1	2 0	2 0	3 0	0 0	0 0	1 0
Cecil Cooper, L (1, 3) OBP: 0.315, SLG: 0.478 Jack Baker, R (7, PH) (8, 3)		4-3	1B 1-H	F7			F3			3 1	0 0	1 0	1 0	0 0	0 0	2 0
Jim Rice, R (1, 10) OBP: 0.300, SLG: 0.445		F3	5-3		HR		5-3			4	1	1	1	0	0	1
Dwight Evans, R (1, 9) OBP: 0.311, SLG: 0.406			B B B B SH 2B BB	5-3	F4			F4		3	1	0	0	1	0	0
Butch Hobson, R (1, 5) OBP: 0.256, SLG: 0.340			SH 2B 1-2	S S S K	6-3			F8		3	1	0	0	0	1	0
Inning Stats	R: 0 E: 0 K: 0 S: 3 H: 0 LOB: 0 BB: 0 P: 3	R: 1 E: 0 K: 0 S: 4 H: 1 LOB: 0 BB: 0 P: 4	R: 5 E: 1 K: 0 S: 8 H: 4 LOB: 1 BB: 1 P: 12	R: 4 E: 0 K: 1 S: 10 H: 5 LOB: 2 BB: 0 P: 10	R: 1 E: 0 K: 0 S: 4 H: 1 LOB: 0 BB: 0 P: 4	R: 0 E: 0 K: 2 S: 7 H: 0 LOB: 0 BB: 0 P: 7	R: 0 E: 0 K: 0 S: 3 H: 0 LOB: 0 BB: 0 P: 3	R: 0 E: 0 K: 0 S: 3 H: 0 LOB: 0 BB: 0 P: 3		1B: 5 2B: 3 3B: 1 HR: 2	SF: 0 SAC: 2 DP: 0 HBP: 0						

PITCHER	IP	WLS	BF	H	R	ER	SO	BB	IBB	HBP	BLK	WP	HR	S	P	ERA	WHIP
Stan Thomas, R (1, 1) ERA: 2.28	2.1	L	13	4	6	3	0	1	0	0	0	0	1	12	16	11.57	2.143
Eric Raich, R (3, 1) ERA: 16.88	2.2		15	7	5	5	1	0	0	0	0	0	1	17	17	16.88	2.625
Harry Parker, R (6, 1) ERA:	3.0		9	0	0	0	2	0	0	0	0	0	0	13	13	0.00	0.000

PITCHER	IP	WLS	BF	H	R	ER	SO	BB	IBB	HBP	BLK	WP	HR	S	P	ERA	WHIP

BOTTOM

Cleveland Indians @ Boston Red Sox

Fenway Park, Boston, MA

Sun Sep 12 1976, 3:33 AM EDT

Att. 24,819 - Unknown

livebaseballscorecards.com

AB	34
R	11
H	11
RBI	11
BB	1
SO	3
LOB	4

WP: 0	PB: 0	SB: 1	CS: 0
PA: 37			

Batter	1	2	3	4	5	6	7	8	9	AB	R	H	RBI	BB	SO	LOB
Frank Duffy, R (1, 6) OBP: 0.269, SLG: 0.274	BBBB 4-0 E FC5 6-3 BB		x 0-0 ① 5-3	x 0-0 ③ F8		BBB 4-0 G5-4-3 BB		x 0-0 ③ FC6-4 1-2f		3	1	0	0	2	0	2
Buddy Bell, R (1, 5) OBP: 0.340, SLG: 0.373	x 0-0 FC5 S 6-3 1-3		x 0-0 ② 6-3		x 0-0 SH2-3 2B 2B	x 0-0 ②③ G5-4-3 1-2f			x 0-0 1B 2B	5	2	2	0	0	0	2
Larvell Blanks, R (1, 4) OBP: 0.331, SLG: 0.399 Duane Kuiper, L (6, 4) OBP: 0.311, SLG: 0.321	x 0-0 ① 6-3 1-2 3-H		x 0-0 ③ G3		x 0-0 ① SH2-3 2-3		x 0-0 ① 4-3		x 0-0 1B SF8 2-H 1B	2 2	0 1	0 1	0 1	1 0	0 0	1 0
Rico Carty, R (1, 10) OBP: 0.381, SLG: 0.448	SSS 0-3 ② K 2-3			x 0-0 FC4-6 1B 1B	x 0-0 1B 3-H 2B		x 0-0 2B		x 0-0 G4-3 2-3 1B	5	2	4	1	0	1	1
George Hendrick, R (1, 8) OBP: 0.336, SLG: 0.477	x 0-0 ③ 4-3			x 0-0 FC4-6 1-2 1B	BBBB 4-0 1B BB		SSS 0-3 ② K		x 0-0 ① SF8 3-H	3	0	1	1	1	1	2
Charlie Spikes, R (1, 9) OBP: 0.301, SLG: 0.341		x 0-0 ① 1-3		x 0-0 ① FC4-6 WP 1B SF8 1-2f 2-3	x 0-0 1-2 2-H 1B		x 0-0 ③ 4-3		x 0-0 ②③ G4-3 1-2f	5	1	1	1	0	0	4
Ray Fosse, R (1, 2) OBP: 0.349, SLG: 0.377		x 0-0 ② F7		x 0-0 WP 1B 1-2 3-H 1B	x 0-0 ② F3			x 0-0 FC6-4 1B		4	1	2	1	0	0	2
Joe Lis, R (1, 3) OBP: 0.316, SLG: 0.471		x 0-0 1B		x 0-0 ② SF8 1-2 2-H	x 0-0 ③ F7			x 0-0 ① F8		3	0	1	1	0	0	3
Ron Pruitt, R (1, 7) OBP: 0.372, SLG: 0.316		SSS 0-3 ③ K		x 0-0 2-H 1B		x 0-0 ① L5		x 0-0 ② F4		4	0	1	1	0	1	2
Inning Stats	R: 1 H: 0 E: 1 LOB: 1 K: 1 BB: 1 S: 6 P: 10	R: 0 H: 1 E: 0 LOB: 1 K: 1 BB: 0 S: 6 P: 6	R: 0 H: 0 E: 0 LOB: 0 K: 0 BB: 0 S: 3 P: 3	R: 3 H: 4 E: 0 LOB: 1 K: 0 BB: 0 S: 7 P: 7	R: 2 H: 3 E: 0 LOB: 2 K: 0 BB: 1 S: 6 P: 10	R: 0 H: 0 E: 0 LOB: 0 K: 0 BB: 1 S: 2 P: 6	R: 0 H: 1 E: 0 LOB: 1 K: 1 BB: 0 S: 6 P: 6	R: 0 H: 1 E: 0 LOB: 1 K: 0 BB: 0 S: 4 P: 4	R: 2 H: 3 E: 0 LOB: 0 K: 0 BB: 0 S: 5 P: 5	1B: 9 SF: 2 2B: 4 SAC: 1 3B: 0 DP: 2 HR: 0 HBP: 0						

TOP

Cleveland Indians @ Boston Red Sox

Fenway Park, Boston, MA

Mon Sep 13 1976, 7:05 PM EDT

Att. 12,101 - Unknown - 76 F

livebaseballscorecards.com

AB	36
R	8
H	13
RBI	8
BB	3
SO	3
LOB	19

PITCHER		IP	WLS	BF	H	R	ER	SO	BB	IBB	HBP	BLK	WP	HR	S	P	ERA	WHIP
Bill Lee, L ERA: 6.14	(1, 1)	4.1	L	22	7	6	5	2	1	0	0	0	1	0	25	29	10.38	1.846
Dick Pole, R ERA: 4.45	(5, 1)	0.2		4	1	0	0	0	1	0	0	0	0	0	3	7	0.00	3.000
Tom Murphy, R ERA: 4.44	(6, 1)	4.0		16	5	2	2	1	1	0	0	0	0	0	17	21	4.50	1.500

PITCHER	IP	WLS	BF	H	R	ER	SO	BB	IBB	HBP	BLK	WP	HR	S	P	ERA	WHIP

Batter	1	2	3	4	5	6	7	8	9	AB	R	H	RBI	BB	SO	LOB
Rick Burleson, R (1, 6) OBP: 0.348, SLG: 0.374	6-3		F9		2B HBP 1-2		1B 1B			3	0	1	0	0	0	0
Steve Dillard, R (1, 4) OBP: 0.381, SLG: 0.417	S BB		6-3		1-3 2B 2-H		G4-6-3 1B 1-3			3	0	2	1	1	0	0
Fred Lynn, L (1, 8) OBP: 0.370, SLG: 0.475	K 1-2		S 1B		K		G4-6-3 1-2f			4	0	1	0	0	2	5
Carl Yastrzemski, L (1, 7) OBP: 0.354, SLG: 0.444	K		F8 1-2		K			4-3		4	0	0	0	0	2	4
Carlton Fisk, R (1, 2) OBP: 0.334, SLG: 0.411		K		G3		F6		5-3		4	0	0	0	0	1	0
Cecil Cooper, L (1, 3) OBP: 0.315, SLG: 0.474		S 2B BB		F9		F9		F5		3	1	0	0	1	0	0
Jim Rice, R (1, 10) OBP: 0.298, SLG: 0.442		K 1-2		F9		F4			K	4	0	0	0	0	2	1
Dwight Evans, R (1, 9) OBP: 0.315, SLG: 0.416		2B 2-H			HBP 2B BB		HR		K2-3	3	2	2	2	1	1	0
Butch Hobson, R (1, 5) OBP: 0.251, SLG: 0.333		K			K		K		K	4	0	0	0	0	4	2
Inning Stats	R: 0 H: 0 E: 0 LOB: 1 K: 2 BB: 1 S: 7 P: 11	R: 1 H: 1 E: 0 LOB: 1 K: 3 BB: 1 S: 10 P: 14	R: 0 H: 1 E: 0 LOB: 1 K: 0 BB: 0 S: 4 P: 4	R: 0 H: 0 E: 0 LOB: 0 K: 0 BB: 0 S: 3 P: 3	R: 1 H: 1 E: 0 LOB: 2 K: 3 BB: 1 S: 10 P: 15	R: 0 H: 0 E: 0 LOB: 0 K: 0 BB: 0 S: 3 P: 3	R: 1 H: 3 E: 0 LOB: 1 K: 1 BB: 0 S: 7 P: 7	R: 0 H: 0 E: 0 LOB: 0 K: 0 BB: 0 S: 3 P: 3	R: 0 H: 0 E: 0 LOB: 0 K: 3 BB: 0 S: 9 P: 9	1B: 3 SF: 0 2B: 2 SAC: 0 3B: 0 DP: 1 HR: 1 HBP: 1						

BOTTOM

Cleveland Indians @ Boston Red Sox

Fenway Park, Boston, MA

Mon Sep 13 1976, 7:05 PM EDT

Att. 12,101 - Unknown - 76 F

livebaseballscorecards.com

AB	32
R	3
H	6
RBI	3
BB	3
SO	12
LOB	12

PITCHER		IP	WLS	BF	H	R	ER	SO	BB	IBB	HBP	BLK	WP	HR	S	P	ERA	WHIP
Dennis Eckersley, R ERA: 3.8	(1, 1)	6.1	W	29	6	3	3	9	3	0	1	0	0	1	43	56	4.26	1.421
Dave LaRoche, L ERA: 2.33	(7, 1)	2.2	S	7	0	0	0	3	0	0	0	0	0	0	13	13	0.00	0.000

PITCHER	IP	WLS	BF	H	R	ER	SO	BB	IBB	HBP	BLK	WP	HR	S	P	ERA	WHIP

New York Yankees @ Cleveland Indians

Cleveland Municipal Stadium, Cleveland, OH

Tue Sep 14 1976, 7:05 PM EDT

Att. 7,796 - Unknown - 76 F

TOP

livebaseballscorecards.com

Batter	1	2	3	4	5	6	7	8	9	AB	R	H	RBI	BB	SO	LOB
Mickey Rivers, L (1, 8) OBP: 0.328, SLG: 0.436	0-0 1B 4-3 1B		0-0 F7 ①	0-0 1B 2B	0-0 FC5-4 1B		0-0 G3 ③			5	2	3	0	0	0	0
Larry Murray, S (7, 8)										0	0	0	0	0	0	0
Roy White, S (1, 7) OBP: 0.361, SLG: 0.413	0-0 4-3 S 1-3 1B 1B		0-0 2B 2B	0-0 3-1 1B 2-H G3 1B	0-0 F7 ①			0-0 G6-4-3 1B		5	3	4	1	0	0	1
Terry Whitfield, L (8, 7)										0	0	0	0	0	0	0
Thurman Munson, R (1, 2) OBP: 0.343, SLG: 0.433	0-0 5-3 ① 1-2		0-0 2B 2-H 2B	0-0 G3 3-1 1-2 BB 1B	0-0 FC5-4 ② 1-2f			0-0 G6-4-3 ①② 1-2f		5	2	2	1	0	0	4
Elrod Hendricks, L (8, 2) OBP: 0.246, SLG: 0.303										0	0	0	0	0	0	0
Chris Chambliss, L (1, 3) OBP: 0.325, SLG: 0.446	0-0 4-3 ② 2-3 3-H		0-0 HBP FC4-6 2-H 2B	0-0 3-1 ① 1-2 2-3	0-0 5-3 ③			0-0 1B		5	1	2	2	0	0	4
Otto Velez, R (8, 3) OBP: 0.398, SLG: 0.400										0	0	0	0	0	0	0
Carlos May, L (1, 10) OBP: 0.336, SLG: 0.328	0-0 1B 3-H		B B B B 4-0 FC4-6 HBP BB	0-0 G3 ② 2-3 3-H		S S S 0-3 K ①		0-0 4-3 ③		4	0	1	2	1	1	2
Graig Nettles, L (1, 5) OBP: 0.322, SLG: 0.442	0-0 F9 ③		H 1-0 FC4-6 1-2 2-3 HBP	B B B B 4-0 BB BB BB		0-0 F7 ②			0-0 CS 1B	3	0	1	0	1	0	1
Oscar Gamble, L (1, 9) OBP: 0.314, SLG: 0.430		0-0 F9 ①	0-0 FC4-6 ② 1-2f 2-3 3-H BB	B B B B 4-0 BB 1-2 BB		0-0 F9 ③			0-0 L4 ①	4	0	0	1	1	0	3
Willie Randolph, R (1, 4) OBP: 0.355, SLG: 0.331		0-0 5-3 ②	B B B B 4-0 FC6-4 1-2 BB	B B B B 4-0 1-2 2-3 3-H BB			0-0 3-1 ①		S S S 0-3 K ②③ 1-2	3	0	0	1	2	1	1
Fred Stanley, R (1, 6) OBP: 0.325, SLG: 0.282		0-0 6-3 ③	0-0 FC6-4 ③ 1-2f	0-0 6-3 ③			S S S 0-3 K ②			4	0	0	0	0	1	6

	AB	38
	R	8
	H	13
	RBI	8
	BB	5
	SO	3
	LOB	22

Inning Stats																																		
	R: 2	E: 0	K: 0	S: 6	H: 3	LOB: 1	BB: 0	P: 6	R: 0	E: 0	K: 0	S: 3	H: 0	LOB: 0	BB: 0	P: 3	R: 3	E: 0	K: 0	S: 6	H: 3	LOB: 3	BB: 2	P: 15	R: 3	E: 0	K: 0	S: 6	H: 3	LOB: 3	BB: 3	P: 18	R: 0	E: 0	K: 0	S: 4	H: 1	LOB: 1	BB: 0	P: 4
	R: 0	E: 0	K: 1	S: 5	H: 0	LOB: 0	BB: 0	P: 5	R: 0	E: 0	K: 1	S: 5	H: 0	LOB: 0	BB: 0	P: 5	R: 0	E: 0	K: 0	S: 4	H: 2	LOB: 1	BB: 0	P: 4	R: 0	E: 0	K: 1	S: 5	H: 1	LOB: 1	BB: 0	P: 5	1B: 9	2B: 5	3B: 0	HR: 0	SF: 0	SAC: 0	DP: 2	HBP: 1	WP: 0	PB: 0	SB: 1	CS: 1	PA: 44

PITCHER		IP	WLS	BF	H	R	ER	SO	BB	IBB	HBP	BLK	WP	HR	S	P	ERA	WHIP
Pat Dobson, R (1, 1) ERA: 3.54		2.1	L	13	6	5	5	0	0	0	0	0	0	0	13	13	19.29	2.571
Don Hood, L (3, 1) ERA: 4.97		1.1		12	3	3	3	0	4	0	1	0	0	0	7	24	20.25	5.250
Tom Buskey, R (4, 1) ERA: 3.63		2.1		9	1	0	0	1	1	0	0	0	0	0	10	14	0.00	0.857
Harry Parker, R (7, 1) ERA:		3.0		10	3	0	0	2	0	0	0	0	0	0	14	14	0.00	1.000

PITCHER	IP	WLS	BF	H	R	ER	SO	BB	IBB	HBP	BLK	WP	HR	S	P	ERA	WHIP

Batter	1	2	3	4	5	6	7	8	9	AB	R	H	RBI	BB	SO	LOB
Frank Duffy, R (1, 6) OBP: 0.269, SLG: 0.274	F8			4-3		1B		K		3	0	1	0	0	0	0
Alfredo Griffin, S (8, PH) (9, 6) OBP: 0.250, SLG: 0.250										1	0	0	0	0	1	1
Buddy Bell, R (1, 5) OBP: 0.339, SLG: 0.372	F7			F4		F8		1B 1-2		4	0	1	0	0	0	1
Larvell Blanks, R (1, 4) OBP: 0.333, SLG: 0.401	5-3			1B			4-3	FC6-4 1-2 2-H	1B	4	0	2	1	0	0	0
Rico Carty, R (1, 10) OBP: 0.381, SLG: 0.449		6-3		F3			1B 2B	FC6-4 1-2f		4	1	1	0	0	0	3
George Hendrick, R (1, 8) OBP: 0.334, SLG: 0.473		F8			4-3		F9		F9	4	0	0	0	0	0	1
Charlie Spikes, R (1, 9) OBP: 0.300, SLG: 0.340		1-3			1-6-3		FC6-4 2-H 1B		4-3	4	0	1	1	0	0	0
Ray Fosse, R (1, 2) OBP: 0.346, SLG: 0.374			F7		F7		FC6-4 1-2f		5-3	2	0	0	0	0	0	0
Rick Cerone, R (6, 2) OBP: 0.143, SLG: 0.143										2	0	0	0	0	0	1
Joe Lis, R (1, 3) OBP: 0.293, SLG: 0.432			F3			F9		F8		3	0	0	0	0	0	0
Ron Pruitt, R (1, 7) OBP: 0.371, SLG: 0.317			F8			5-3		1B 1B	1B	3	1	1	0	0	0	0
Inning Stats	R: 0 E: 0 K: 0 S: 3 H: 0 LOB: 0 BB: 0 P: 3	R: 0 E: 0 K: 0 S: 3 H: 0 LOB: 0 BB: 0 P: 3	R: 0 E: 0 K: 0 S: 3 H: 0 LOB: 0 BB: 0 P: 3	R: 0 E: 0 K: 0 S: 4 H: 1 LOB: 1 BB: 0 P: 4	R: 0 E: 0 K: 0 S: 3 H: 0 LOB: 0 BB: 0 P: 3	R: 0 E: 0 K: 0 S: 4 H: 1 LOB: 1 BB: 0 P: 4	R: 1 E: 0 K: 0 S: 5 H: 2 LOB: 1 BB: 0 P: 5	R: 1 E: 0 K: 1 S: 8 H: 3 LOB: 2 BB: 0 P: 8	R: 0 E: 0 K: 0 S: 3 H: 0 LOB: 0 BB: 0 P: 3	1B: 6 2B: 1 3B: 0 HR: 0 SF: 0 SAC: 0 DP: 0 HBP: 0	WP: 0 PB: 0 SB: 0 CS: 0 PA: 34					

PITCHER		IP	WLS	BF	H	R	ER	SO	BB	IBB	HBP	BLK	WP	HR	S	P	ERA	WHIP
Grant Jackson, L ERA: 2.69	(1, 1)	7.0	W	25	4	1	1	0	0	0	0	0	0	0	25	25	1.29	0.571
Dick Tidrow, R ERA: 2.35	(8, 1)	2.0		9	3	1	1	1	0	0	0	0	0	0	11	11	4.50	1.500

PITCHER	IP	WLS	BF	H	R	ER	SO	BB	IBB	HBP	BLK	WP	HR	S	P	ERA	WHIP

BOTTOM

New York Yankees @ Cleveland Indians

Cleveland Municipal Stadium, Cleveland, OH

Tue Sep 14 1976, 7:05 PM EDT

Att. 7,796 - Unknown - 76 F

livebaseballscorecards.com

AB	34
R	2
H	7
RBI	2
BB	0
SO	1
LOB	7

New York Yankees @ Cleveland Indians

Cleveland Municipal Stadium, Cleveland, OH

Wed Sep 15 1976, 7:05 PM EDT

Att. 7,942 - Unknown - 73 F

TOP

livebaseballscorecards.com

Batter	1	2	3	4	5	6	7	8	9	AB	R	H	RBI	BB	SO	LOB
Mickey Rivers, L (1, 8) OBP: 0.327, SLG: 0.435	1-3		F6		FC2-6 G6-4-3 1-2f			FC6-4 1-2 1B		4	0	1	0	0	0	2
Roy White, S (1, 7) OBP: 0.360, SLG: 0.412	L1		1B 1-2 1B		G6-4-3 1-2f			FC6-4 6-3 1-2f 2-3		4	0	1	0	0	0	3
Thurman Munson, R (1, 2) OBP: 0.344, SLG: 0.433	2B 1B		1-3 2-H 1B			F9		6-3 1-2 3-H		4	1	2	1	0	0	1
Lou Piniella, R (1, 10) OBP: 0.318, SLG: 0.388	1-H 2B		IBB			K		K		3	0	1	1	1	2	1
Chris Chambliss, L (1, 3) OBP: 0.323, SLG: 0.443	K		F5			F8			K	4	0	0	0	0	2	4
Graig Nettles, L (1, 5) OBP: 0.321, SLG: 0.440		L3		F8			F4		4-3 S BB	3	0	0	0	1	0	0
Elliott Maddox, R (1, 9) OBP: 0.281, SLG: 0.300		F3		6-3			F8		4-3 1-3	4	0	0	0	0	0	1
Willie Randolph, R (1, 4) OBP: 0.352, SLG: 0.327		6-3		K			F8		4-3	4	0	0	0	0	1	1
Fred Stanley, R (1, 6) OBP: 0.333, SLG: 0.285			1B 1B BB			FC2-6 1B		FC6-4 1B 6-3 BB		1	1	1	0	2	0	0

	AB	31
	R	2
	H	6
	RBI	2
	BB	4
	SO	5
	LOB	13

Inning Stats										
	R: 1 E: 0 K: 1 S: 7	H: 2 LOB: 1 BB: 0 P: 7	R: 0 E: 0 K: 0 S: 3	H: 0 LOB: 0 BB: 0 P: 3	R: 0 E: 0 K: 0 S: 4	H: 2 LOB: 3 BB: 2 P: 12	R: 0 E: 0 K: 1 S: 5	H: 0 LOB: 0 BB: 0 P: 5	R: 0 E: 0 K: 0 S: 3	H: 1 LOB: 0 BB: 0 P: 3
	R: 0 E: 0 K: 1 S: 5	H: 0 LOB: 0 BB: 0 P: 5	R: 0 E: 0 K: 0 S: 3	H: 0 LOB: 0 BB: 0 P: 3	R: 1 E: 0 K: 1 S: 6	H: 1 LOB: 1 BB: 1 P: 10	R: 0 E: 0 K: 1 S: 5	H: 0 LOB: 1 BB: 1 P: 9	1B: 5 2B: 1 3B: 0 HR: 0	SF: 0 SAC: 0 DP: 1 HBP: 0
	WP: 0 PB: 0 SB: 1 CS: 0	PA: 35								

PITCHER		IP	WLS	BF	H	R	ER	SO	BB	IBB	HBP	BLK	WP	HR	S	P	ERA	WHIP
Rick Waits, L ERA: 3.58	(1, 1)	7.1	L	29	6	2	2	3	2	1	0	0	0	0	32	44	2.46	1.091
Jim Kern, R ERA: 2.42	(8, 1)	1.2		6	0	0	0	2	1	0	0	0	0	0	9	13	0.00	0.600

PITCHER	IP	WLS	BF	H	R	ER	SO	BB	IBB	HBP	BLK	WP	HR	S	P	ERA	WHIP

Batter	1	2	3	4	5	6	7	8	9	AB	R	H	RBI	BB	SO	LOB
Duane Kuiper, L (1, 4) OBP: 0.308, SLG: 0.318	3-1			4-3		FC2-6 L4 BB 1-2f		F7		4	0	0	0	0	0	2
Rick Manning, L (1, 8) OBP: 0.339, SLG: 0.387	F6			F8		BB 4-0 1-2 BB			4-3	3	0	0	0	1	0	0
Larvell Blanks, R (1, 6) OBP: 0.332, SLG: 0.399	F9			1B 1B		L4 2-3			F7	4	0	1	0	0	0	2
Rico Carty, R (1, 10) OBP: 0.381, SLG: 0.451		F3		1-2 1B			F8		2B	4	0	2	0	0	0	0
George Hendrick, R (1, 7) OBP: 0.332, SLG: 0.469		4-3		1-3			F8		F3	4	0	0	0	0	0	3
Boog Powell, L (1, 3) OBP: 0.311, SLG: 0.327		K			F8		4-3			3	0	0	0	0	1	0
Buddy Bell, R (1, 5) OBP: 0.338, SLG: 0.370			F9		F3			F8		3	0	0	0	0	0	0
Charlie Spikes, R (1, 9) OBP: 0.297, SLG: 0.337			5-3		F9			F6		3	0	0	0	0	0	0
Ray Fosse, R (1, 2) OBP: 0.350, SLG: 0.375			K2-3			FC2-6 1B		BB		2	0	1	0	1	1	0
Inning Stats	R: 0 E: 0 K: 0 S: 3 H: 0 LOB: 0 BB: 0 P: 3	R: 0 E: 0 K: 1 S: 5 H: 0 LOB: 0 BB: 0 P: 5	R: 0 E: 0 K: 1 S: 5 H: 0 LOB: 0 BB: 0 P: 5	R: 0 E: 0 K: 0 S: 5 H: 2 LOB: 2 BB: 0 P: 5	R: 0 E: 0 K: 0 S: 3 H: 0 LOB: 0 BB: 0 P: 3	R: 0 E: 0 K: 0 S: 3 H: 1 LOB: 1 BB: 1 P: 7	R: 0 E: 0 K: 0 S: 3 H: 0 LOB: 0 BB: 0 P: 3	R: 0 E: 0 K: 0 S: 3 H: 0 LOB: 1 BB: 1 P: 7	R: 0 E: 0 K: 0 S: 4 H: 1 LOB: 1 BB: 0 P: 4	1B: 3 2B: 2 3B: 0 HR: 0	SF: 0 SAC: 0 DP: 1 HBP: 0						

PITCHER	IP	WLS	BF	H	R	ER	SO	BB	IBB	HBP	BLK	WP	HR	S	P	ERA	WHIP
Doyle Alexander, R (1, 1) ERA: 3.09	9.0	W	32	4	0	0	2	2	0	0	0	0	0	34	42	0.00	0.667

PITCHER	IP	WLS	BF	H	R	ER	SO	BB	IBB	HBP	BLK	WP	HR	S	P	ERA	WHIP

New York Yankees @ Cleveland Indians

Cleveland Municipal Stadium, Cleveland, OH

Wed Sep 15 1976, 7:05 PM EDT

Att. 7,942 - Unknown - 73 F

BOTTOM

livebaseballscorecards.com

AB	30
R	0
H	4
RBI	0
BB	2
SO	2
LOB	7

1B: 3	SF: 0	WP: 0	PA: 32
2B: 2	SAC: 0	PB: 0	
3B: 0	DP: 1	SB: 0	
HR: 0	HBP: 0	CS: 0	

Baltimore Orioles @ Cleveland Indians

Cleveland Municipal Stadium, Cleveland, OH

Sat Sep 18 1976, 3:33 AM EDT

Unknown

TOP

livebaseballscorecards.com

Batter	1	2	3	4	5	6	7	8	9	AB	R	H	RBI	BB	SO	LOB
Al Bumbry, L (1, 8) OBP: 0.316, SLG: 0.386	1-3	1-3			4-3			4-3	K	5	0	0	0	0	1	3
Bobby Grich, R (1, 4) OBP: 0.385, SLG: 0.423	3-1		F9		F9			1B		4	1	1	0	0	0	0
Reggie Jackson, L (1, 10) OBP: 0.363, SLG: 0.520	1B		G6-4-3			BB		1-2 1B		3	0	3	0	1	0	0
Lee May, R (1, 3) OBP: 0.306, SLG: 0.446	1-2 1B		G6-4-3 1-2f			G6-4-3 1-2f		1-2 2-H 1B		4	0	2	1	0	0	2
Ken Singleton, S (1, 9) OBP: 0.358, SLG: 0.385	F7			2B		1B		K		4	0	2	0	0	1	4
Andres Mora, R (1, 7) OBP: 0.248, SLG: 0.338		BB		5-3		K		K		2	0	0	0	1	1	2
Tony Muser, L (8, PH) OBP: 0.262, SLG: 0.265 (8, 7)										1	0	0	0	0	1	2
Doug DeCinces, R (1, 5) OBP: 0.291, SLG: 0.357		F8		F8			K		5-3	4	0	0	0	0	1	2
Rick Dempsey, R (1, 2) OBP: 0.278, SLG: 0.216		1-2 BB		1-3			F8		K	2	0	0	0	1	0	1
Tom Shopay, L (9, PH)										1	0	0	0	0	1	0
Kiko Garcia, R (1, 6) OBP: 0.083, SLG: 0.083		K			6-3		F8		1B	3	0	0	0	0	1	2
Terry Crowley, L (9, PH) OBP: 0.281, SLG: 0.200										1	0	1	0	0	0	0
Inning Stats	R: 0 E: 0 K: 0 S: 5 H: 2 LOB: 2 BB: 0 P: 5	R: 0 E: 0 K: 1 S: 5 H: 0 LOB: 2 BB: 2 P: 13	R: 0 E: 0 K: 0 S: 3 H: 1 LOB: 0 BB: 0 P: 3	R: 0 E: 0 K: 0 S: 4 H: 1 LOB: 1 BB: 0 P: 4	R: 0 E: 0 K: 0 S: 3 H: 0 LOB: 0 BB: 0 P: 3	R: 0 E: 0 K: 1 S: 5 H: 1 LOB: 1 BB: 1 P: 9	R: 0 E: 0 K: 1 S: 5 H: 0 LOB: 0 BB: 0 P: 5	R: 1 E: 0 K: 2 S: 10 H: 3 LOB: 2 BB: 0 P: 10	R: 0 E: 0 K: 2 S: 8 H: 1 LOB: 1 BB: 0 P: 8	1B: 8 2B: 1 3B: 0 HR: 0	SF: 0 SAC: 0 DP: 2 HBP: 0						

	AB	34
	R	1
	H	9
	RBI	1
	BB	3
	SO	7
	LOB	18

WP: 0 PB: 0 SB: 0 CS: 0 PA: 37

PITCHER	IP	WLS	BF	H	R	ER	SO	BB	IBB	HBP	BLK	WP	HR	S	P	ERA	WHIP
Stan Thomas, R (1, 1) ERA: 2.2	7.1	W	31	8	1	1	3	3	0	0	0	0	0	34	46	1.23	1.500
Jim Kern, R (8, 1) ERA: 2.38	1.2	S	6	1	0	0	4	0	0	0	0	0	0	14	14	0.00	0.600

PITCHER	IP	WLS	BF	H	R	ER	SO	BB	IBB	HBP	BLK	WP	HR	S	P	ERA	WHIP

Baltimore Orioles @ Cleveland Indians

Cleveland Municipal Stadium, Cleveland, OH

Sat Sep 18 1976, 3:33 AM EDT

Unknown

livebaseballscorecards.com

BOTTOM

Batter	1	2	3	4	5	6	7	8	9	AB	R	H	RBI	BB	SO	LOB
Duane Kuiper, L (1, 4) OBP: 0.308, SLG: 0.317	3-1		SH FC SF9 1B 2-3	K			1-3			4	1	1	0	0	1	1
Rick Manning, L (1, 8) OBP: 0.336, SLG: 0.384	1-3		FC SF9 SH SF9 1-2 3-H		5-3			F9		4	1	0	1	0	0	1
Larvell Blanks, R (1, 6) OBP: 0.335, SLG: 0.412	2B		SH 1-2 2-3		4-3			1B 3B		3	1	2	0	0	0	0
Frank Duffy, R (9, 6) OBP: 0.269, SLG: 0.274										0	0	0	0	0	0	0
Rico Carty, R (1, 10) OBP: 0.379, SLG: 0.448	F8		SF9 2-3 3-H		K			6-3		3	0	0	1	0	1	2
George Hendrick, R (1, 7) OBP: 0.331, SLG: 0.468		5-3	SF9 3-H			5-3		3-H 1B		3	0	1	2	0	0	0
Boog Powell, L (1, 3) OBP: 0.311, SLG: 0.337		HR	L4			F2		4-3		4	1	1	1	0	0	2
Buddy Bell, R (1, 5) OBP: 0.336, SLG: 0.368		6-3		F7		K				3	0	0	0	0	1	0
Orlando Gonzalez, L (1, 9) OBP: 0.301, SLG: 0.279		4-3		P5				F3		3	0	0	0	0	0	0
Ron Pruitt, R (8, 9) OBP: 0.371, SLG: 0.317										0	0	0	0	0	0	0
Alan Ashby, S (1, 2) OBP: 0.305, SLG: 0.316			1B FC 2B	BB				G3		2	1	1	0	1	0	0
Inning Stats	R: 0 H: 1 E: 0 LOB: 1 K: 0 BB: 0 S: 4 P: 4	R: 1 H: 1 E: 0 LOB: 0 K: 0 BB: 0 S: 4 P: 4	R: 3 H: 2 E: 1 LOB: 1 K: 0 BB: 0 S: 7 P: 7	R: 0 H: 0 E: 0 LOB: 1 K: 1 BB: 1 S: 5 P: 9	R: 0 H: 0 E: 0 LOB: 0 K: 1 BB: 0 S: 5 P: 5	R: 0 H: 0 E: 0 LOB: 0 K: 1 BB: 0 S: 5 P: 5	R: 0 H: 0 E: 0 LOB: 0 K: 0 BB: 0 S: 3 P: 3	R: 1 H: 2 E: 0 LOB: 1 K: 0 BB: 0 S: 5 P: 5		1B: 2 SF: 2 2B: 2 SAC: 1 3B: 1 DP: 0 HR: 1 HBP: 0						WP: 0 PA: 33 PB: 0 SB: 0 CS: 0	

	AB	29
	R	5
	H	6
	RBI	5
	BB	1
	SO	3
	LOB	6

PITCHER	IP	WLS	BF	H	R	ER	SO	BB	IBB	HBP	BLK	WP	HR	S	P	ERA	WHIP
Jim Palmer, R (1, 1) ERA: 2.59	8.0	L	33	6	5	4	3	1	0	0	0	0	1	38	42	4.50	0.875

PITCHER	IP	WLS	BF	H	R	ER	SO	BB	IBB	HBP	BLK	WP	HR	S	P	ERA	WHIP

Baltimore Orioles @ Cleveland Indians

Cleveland Municipal Stadium, Cleveland, OH

Sat Sep 18 1976, 3:38 AM EDT

Att. 7,714 - Unknown

TOP

livebaseballscorecards.com

Batter	1	2	3	4	5	6	7	8	9	AB	R	H	RBI	BB	SO	LOB
Tom Shopay, L (1, 7)	0-0 ① 6-3		0-0 ② G3		0-0 ① P6		4-0 1B SF9 BB		0-0 ② P3	3	1	0	0	1	0	0
Paul Blair, R (7, 8) OBP: 0.253, SLG: 0.274										1	0	0	0	0	0	0
Al Bumbry, L (1, 8) (7, 7) OBP: 0.320, SLG: 0.389	0-0 6-3 S 1B		0-0 S 1B		0-0 ② F7		0-0 SF9 1B 1-3 2-H		SSS 0-3 ③ K	5	0	3	1	0	1	0
Rich Dauer, R (1, 4) OBP: 0.200, SLG: 0.154	0-0 ② 6-3 1-3		SSS 0-3 ③ K 1-2		0-0 ③ 6-3		0-0 ② SF9 2-3 3-H			3	0	0	1	0	1	2
Reggie Jackson, L (1, 9) OBP: 0.360, SLG: 0.515	SSS 0-3 ③ K			0-0 ① F9		0-0 ① F7	SSS 0-3 ③ K			4	0	0	0	0	2	2
Ken Singleton, S (1, 10) OBP: 0.359, SLG: 0.384		0-0 ① F8		0-0 1B 1B		BBBB 4-0 4-3 BB		0-0 ① F9		3	1	1	0	1	0	0
Tony Muser, L (1, 3) OBP: 0.262, SLG: 0.265		0-0 ② G1		0-0 1B 1-3 1B		0-0 ② 4-3 1-2		SSS 0-3 ② K		4	0	1	0	0	1	1
Mark Belanger, R (1, 6) OBP: 0.328, SLG: 0.317		0-0 S 1B		0-0 1-2 3-H 1B		0-0 ③ G2		0-0 1B		4	0	3	1	0	0	1
Brooks Robinson, R (1, 5) OBP: 0.246, SLG: 0.321		0-0 ③ 6-3 1-2		0-0 ② F9			0-0 SH1-4 1B 1B	SSS 0-3 ③ K		4	1	1	0	0	1	4
Dave Duncan, R (1, 2) OBP: 0.273, SLG: 0.265			SSS 0-3 ① K	SSS 0-3 ③ K			0-0 ① SH1-4 1-2		0-0 ① F8	3	0	0	0	0	2	2

	AB	34
	R	3
	H	9
	RBI	3
	BB	2
	SO	8
	LOB	12

Inning Stats	1	2	3	4	5	6	7	8	9
	R: 0 H: 1	R: 0 H: 1	R: 0 H: 1	R: 1 H: 3	R: 0 H: 0	R: 0 H: 0	R: 2 H: 2	R: 0 H: 1	R: 0 H: 0
	E: 0 LOB: 1	E: 0 LOB: 1	E: 0 LOB: 1	E: 0 LOB: 2	E: 0 LOB: 0	E: 0 LOB: 1	E: 0 LOB: 1	E: 0 LOB: 1	E: 0 LOB: 0
	K: 1 BB: 0	K: 0 BB: 0	K: 2 BB: 0	K: 1 BB: 0	K: 0 BB: 0	K: 0 BB: 1	K: 1 BB: 1	K: 2 BB: 0	K: 1 BB: 0
	S: 6 P: 6	S: 4 P: 4	S: 8 P: 8	S: 8 P: 8	S: 3 P: 3	S: 3 P: 7	S: 7 P: 11	S: 8 P: 8	S: 5 P: 5

	1B: 9	SF: 1	WP: 0	PA: 38
	2B: 0	SAC: 1	PB: 0	
	3B: 0	DP: 0	SB: 3	
	HR: 0	HBP: 0	CS: 0	

PITCHER		IP	WLS	BF	H	R	ER	SO	BB	IBB	HBP	BLK	WP	HR	S	P	ERA	WHIP
Jim Bibby, R	(1, 1)	6.2	L	30	8	3	3	4	2	0	0	0	0	0	36	44	4.05	1.500
ERA: 3.3																		
Dave LaRoche, L	(7, 1)	2.1		8	1	0	0	4	0	0	0	0	0	0	16	16	0.00	0.429
ERA: 2.27																		

PITCHER	IP	WLS	BF	H	R	ER	SO	BB	IBB	HBP	BLK	WP	HR	S	P	ERA	WHIP

Baltimore Orioles @ Cleveland Indians

Cleveland Municipal Stadium, Cleveland, OH

Sat Sep 18 1976, 3:38 AM EDT

Att. 7,714 - Unknown

livebaseballscorecards.com

BOTTOM

Batter	1	2	3	4	5	6	7	8	9	AB	R	H	RBI	BB	SO	LOB
Rick Manning, L (1, 8) OBP: 0.334, SLG: 0.381	P3			F9		F8		G1-6-3 1-2f		4	0	0	0	0	0	2
Buddy Bell, R (1, 5) OBP: 0.336, SLG: 0.371	F9			6-3			SF9 3B		K	4	1	1	0	0	1	0
Larvell Blanks, R (1, 4) OBP: 0.334, SLG: 0.410	F9			4-3			K		G4-6-3 1B	4	0	1	0	0	1	1
Rico Carty, R (1, 10) OBP: 0.376, SLG: 0.446		4-3			4-3		SF9 3-H		G4-6-3 1-2f	3	0	0	1	0	0	1
George Hendrick, R (1, 7) OBP: 0.331, SLG: 0.467		5-3			L6-4 1B		F3			3	0	1	0	0	0	0
Joe Lis, R (1, 3) OBP: 0.318, SLG: 0.450		G3			1-2 1B				BB 1B	3	1	2	0	0	0	0
Ray Fosse, R (1, 2) OBP: 0.346, SLG: 0.371			L4		L6-4 2-3				F8	3	0	0	0	0	0	3
Ron Pruitt, R (1, 9) OBP: 0.370, SLG: 0.310			6-3			F8		1-2 1B	BB	2	0	0	0	1	0	0
Frank Duffy, R (1, 6) OBP: 0.268, SLG: 0.273			4-1			L6		1-2 2-H G1-6-3 1B		2	0	0	0	0	0	0
Frank Robinson, R (8, PH) OBP: 0.329, SLG: 0.358										1	0	1	1	0	0	0
Alfredo Griffin, S (8, PR) (9, 6) OBP: 0.250, SLG: 0.250										0	0	0	0	0	0	0

| Inning Stats | | | | | | | | | |

Baltimore Orioles @ Cleveland Indians

Cleveland Municipal Stadium, Cleveland, OH

Sun Sep 19 1976, 3:33 AM EDT

Unknown

TOP

livebaseballscorecards.com

Batter	1	2	3	4	5	6	7	8	9	AB	R	H	RBI	BB	SO	LOB
Al Bumbry, L (1, 8) OBP: 0.319, SLG: 0.388	1B		P6		F9			K	FC4 1-2f	4	1	1	0	0	1	0
Rich Dauer, R (9, PH) OBP: 0.188, SLG: 0.143										1	0	0	0	0	0	2
Bobby Grich, R (1, 4) OBP: 0.384, SLG: 0.421	1B G4-6-3 1-3		L5		K			5-3		4	1	1	0	0	1	0
Tony Muser, L (1, 3) OBP: 0.265, SLG: 0.266	G4-6-3 1-3 3-H		BB			G3		F9		3	0	1	1	1	0	0
Reggie Jackson, L (1, 9) OBP: 0.357, SLG: 0.511	G4-6-3 1-2f 3-H		4-3			K			K	4	0	0	0	0	2	2
Ken Singleton, S (1, 7) OBP: 0.360, SLG: 0.387	K			K		1B			1B	4	1	2	0	0	2	0
Terry Crowley, L (1, 10) OBP: 0.294, SLG: 0.220		4-3 SH5-3 1B		F9		F7			BB 1B 2-H	4	0	2	1	0	0	1
Bob Bailor, R (9, PR)										0	1	0	0	0	0	0
Mark Belanger, R (1, 6) OBP: 0.329, SLG: 0.318		SH5-3 1-2		S 1B			F9		1B 1-2 BB	2	0	1	0	0	0	0
Andres Mora, R (9, PH) OBP: 0.251, SLG: 0.338										0	0	0	0	1	0	0
Tommy Harper, R (9, PR) OBP: 0.301, SLG: 0.292										0	0	0	0	0	0	0
Brooks Robinson, R (1, 5) OBP: 0.243, SLG: 0.317		4-3 2-3		K 1-2			1-3		F8	3	0	0	0	0	1	2
Doug DeCinces, R (9, PH) OBP: 0.290, SLG: 0.356										1	0	0	0	0	0	2
Dave Duncan, R (1, 2) OBP: 0.271, SLG: 0.262		F8			5-3		F8		FC4 1-3 2-H	3	0	0	0	0	0	1
Lee May, R (9, PH) OBP: 0.307, SLG: 0.447										1	0	1	1	0	0	0
Paul Blair, R (9, PR) OBP: 0.253, SLG: 0.274										0	0	0	0	0	0	0

	AB	34
	R	4
	H	9
	RBI	3
	BB	2
	SO	7
	LOB	10

Inning Stats	1	2	3	4	5	6	7	8	9
	R: 2 E: 0 K: 1 S: 7	R: 0 E: 0 K: 0 S: 4	R: 0 E: 0 K: 0 S: 3	R: 0 E: 0 K: 2 S: 8	R: 0 E: 0 K: 1 S: 5	R: 0 E: 0 K: 1 S: 6	R: 0 E: 0 K: 0 S: 3	R: 0 E: 0 K: 1 S: 5	R: 2 E: 0 K: 1 S: 8
	H: 3 LOB: 0 BB: 0 P: 7	H: 1 LOB: 1 BB: 0 P: 4	H: 0 LOB: 1 BB: 1 P: 7	H: 1 LOB: 1 BB: 0 P: 8	H: 0 LOB: 0 BB: 0 P: 5	H: 1 LOB: 1 BB: 0 P: 6	H: 0 LOB: 0 BB: 0 P: 3	H: 0 LOB: 0 BB: 0 P: 5	H: 3 LOB: 2 BB: 1 P: 12

1B: 8 SF: 0
2B: 1 SAC: 1
3B: 0 DP: 1
HR: 0 HBP: 0

WP: 0 PA: 37
PB: 0
SB: 2
CS: 0

PITCHER		IP	WLS	BF	H	R	ER	SO	BB	IBB	HBP	BLK	WP	HR	S	P	ERA	WHIP
Pat Dobson, R ERA: 3.53	(1, 1)	8.1	W	32	7	3	3	7	1	0	0	0	0	0	45	49	3.24	0.960
Jim Kern, R ERA: 2.45	(9, 1)	0.1		4	2	1	1	0	1	0	0	0	0	0	3	7	27.00	9.000
Dave LaRoche, L ERA: 2.27	(9, 1)	0.1	S	1	0	0	0	0	0	0	0	0	0	0	1	1	0.00	0.000

PITCHER	IP	WLS	BF	H	R	ER	SO	BB	IBB	HBP	BLK	WP	HR	S	P	ERA	WHIP

Batter	1	2	3	4	5	6	7	8	9	AB	R	H	RBI	BB	SO	LOB
Duane Kuiper, L (1, 4) OBP: 0.309, SLG: 0.317	4-3		G3		1B BB	1-2 2-H 1B		K		4	0	1	1	1	1	1
Rick Manning, L (1, 8) OBP: 0.335, SLG: 0.381	L3			1B 1B	1-3 1B	4-3		P6		5	1	2	0	0	0	3
Larvell Blanks, R (1, 6) OBP: 0.336, SLG: 0.409	BB			1-3 1B	5-3		F7			3	0	1	0	1	0	2
Frank Duffy, R (8, 6) OBP: 0.268, SLG: 0.273										0	0	0	0	0	0	0
Rico Carty, R (1, 10) OBP: 0.379, SLG: 0.447	F7			1-2 FC5-4 3-H 1B		HR BB	S 1B			3	1	2	1	1	0	1
Boog Powell, L (1, 3) OBP: 0.310, SLG: 0.347		P3		K		1-H HR	1-2 K			4	1	1	2	0	2	3
George Hendrick, R (1, 7) OBP: 0.329, SLG: 0.464		K		P4		F5	6-3			4	0	0	0	0	1	3
Buddy Bell, R (1, 5) OBP: 0.333, SLG: 0.369		5-3		1-2f FC5-4		F8		P6		4	0	0	0	0	0	2
Tommy Smith, L (1, 9) OBP: 0.252, SLG: 0.299			G4-3		1-3	BB 1B		HR		4	2	3	1	0	0	0
Ron Pruitt, R (9, 9) OBP: 0.370, SLG: 0.310			1B			1B				0	0	0	0	0	0	0
Alan Ashby, S (1, 2) OBP: 0.306, SLG: 0.314			G4-3		P5	1-2 1B BB		1B		2	0	0	0	1	0	1
Rick Waits, L (6, PR)			1-2f							0	0	0	0	0	0	0
Ray Fosse, R (7, 2) OBP: 0.348, SLG: 0.373										1	0	1	0	0	0	0
Inning Stats	R: 0 E: 0 K: 0 S: 3 H: 0 LOB: 1 BB: 1 P: 7	R: 0 E: 0 K: 1 S: 5 H: 0 LOB: 0 BB: 0 P: 5	R: 0 E: 0 K: 0 S: 3 H: 1 LOB: 0 BB: 0 P: 3	R: 1 E: 0 K: 1 S: 8 H: 3 LOB: 2 BB: 0 P: 8	R: 0 E: 0 K: 0 S: 4 H: 1 LOB: 2 BB: 1 P: 8	R: 3 E: 0 K: 0 S: 6 H: 3 LOB: 2 BB: 2 P: 14	R: 0 E: 0 K: 1 S: 6 H: 1 LOB: 1 BB: 0 P: 6	R: 1 E: 0 K: 1 S: 7 H: 2 LOB: 1 BB: 0 P: 7		1B: 9 2B: 0 3B: 0 HR: 2	SF: 0 SAC: 0 DP: 1 HBP: 0						

PITCHER		IP	WLS	BF	H	R	ER	SO	BB	IBB	HBP	BLK	WP	HR	S	P	ERA	WHIP
Wayne Garland, R ERA: 2.71	(1, 1)	7.1	L	36	11	5	5	3	4	0	0	0	0	2	38	54	6.14	2.045
Scott McGregor, L ERA:	(8, 1)	0.2		2	0	0	0	1	0	0	0	0	0	0	4	4	0.00	0.000

PITCHER	IP	WLS	BF	H	R	ER	SO	BB	IBB	HBP	BLK	WP	HR	S	P	ERA	WHIP

BOTTOM

Baltimore Orioles @ Cleveland Indians

Cleveland Municipal Stadium, Cleveland, OH

Sun Sep 19 1976, 3:33 AM EDT

Unknown

livebaseballscorecards.com

AB	34
R	5
H	11
RBI	5
BB	4
SO	4
LOB	16

Batter	1	2	3	4	5	6	7	8	9	10	11	12	13	AB	R	H	RBI	BB	SO	LOB
Al Bumbry, L (1, 8) OBP: 0.317, SLG: 0.385	0-3 K			0-0 4-3		0-0 6-3		0-0 6-3 3-H		0-3 K			0-0 1B	3	0	0	0	1	0	0
Lee May, R (8, PH) OBP: 0.306, SLG: 0.446														1	0	0	1	0	0	1
Dave Duncan, R (8, 2) OBP: 0.272, SLG: 0.264														2	0	1	0	0	1	1
Tom Shopay, L (1, 7) OBP: 0.250, SLG: 0.100	0-3 K			0-0 BB S 1B		0-0 F9		0-3 K			0-0 5-3		0-3 K	3	0	1	0	0	1	0
Bobby Grich, R (8, PH) OBP: 0.384, SLG: 0.420														1	0	0	0	0	1	1
Paul Blair, R (8, 8) OBP: 0.252, SLG: 0.272														2	0	0	0	0	1	1
Rich Dauer, R (1, 4) OBP: 0.136, SLG: 0.100	0-0 4-3			0-0 P4 1-2		0-0 6-3			0-0 6-3		0-0 F9		0-0 4-3	6	0	0	0	0	0	2
Reggie Jackson, L (1, 9) OBP: 0.356, SLG: 0.506		0-3 K		4-0 BB BB			0-3 K		0-0 P6		0-0 3-1			4	0	0	0	1	2	0
Ken Singleton, S (1, 10) OBP: 0.362, SLG: 0.394		0-0 F8		4-0 BB 1-2 2-3			0-0 F8		0-0 HR			0-0 FC4-6 1B		4	1	2	1	1	0	0
Tommy Harper, R (12, PR) OBP: 0.301, SLG: 0.292														0	0	0	0	0	0	0
Doug DeCinces, R (1, 5) OBP: 0.287, SLG: 0.352		0-0 6-3		0-0 P5			0-0 4-3		0-0 F6			0-0 FC4-6 FC6-5 WP 1-2f		5	0	0	0	0	0	4
Tony Muser, L (1, 3) OBP: 0.264, SLG: 0.265	0-3 K		0-3 K					0-0 SH1-4 BB 6-3 1B		0-3 K		0-0 FC6-5 1-3		5	1	1	0	0	3	1
Mark Belanger, R (1, 6) OBP: 0.332, SLG: 0.320	0-0 F7				0-0 CS 1B			4-0 SH1-4 1-2 BB		0-0 1B		0-0 P6		3	0	2	0	1	0	0
Terry Crowley, L (12, PH) OBP: 0.290, SLG: 0.217														1	0	0	0	0	0	1
Kiko Garcia, R (12, 6) OBP: 0.083, SLG: 0.083														0	0	0	0	0	0	0
Rick Dempsey, R (1, 2) OBP: 0.272, SLG: 0.211	0-3 K				0-0 P5 1-2			0-0 SH1-4 1-2 2-3		0-0 P5			0-0 F9	4	0	0	0	0	1	2
(8, 7)																				
Inning Stats	R: 0 E: 0 K: 2 S: 7 / H: 0 LOB: 0 BB: 0 P: 7	R: 0 E: 0 K: 1 S: 5 / H: 0 LOB: 0 BB: 0 P: 5	R: 0 E: 0 K: 2 S: 7 / H: 0 LOB: 0 BB: 0 P: 7	R: 0 E: 0 K: 0 S: 4 / H: 1 LOB: 3 BB: 2 P: 12	R: 0 E: 0 K: 1 S: 5 / H: 1 LOB: 0 BB: 0 P: 5	R: 0 E: 0 K: 0 S: 3 / H: 0 LOB: 0 BB: 0 P: 3	R: 0 E: 0 K: 1 S: 5 / H: 0 LOB: 0 BB: 0 P: 5	R: 1 E: 0 K: 1 S: 6 / H: 1 LOB: 1 BB: 1 P: 10	R: 1 E: 0 K: 0 S: 4 / H: 1 LOB: 0 BB: 0 P: 4	R: 0 E: 0 K: 2 S: 8 / H: 1 LOB: 1 BB: 0 P: 8	R: 0 E: 0 K: 0 S: 3 / H: 0 LOB: 0 BB: 0 P: 3	R: 0 E: 0 K: 0 S: 4 / H: 1 LOB: 1 BB: 0 P: 4	R: 0 E: 0 K: 1 S: 6 / H: 1 LOB: 1 BB: 0 P: 6	1B: 6 2B: 0 3B: 0 HR: 1	SF: 0 SAC: 1 DP: 0 HBP: 0	WP: 1 PB: 0 SB: 1 CS: 1	PA: 48			

PITCHER		IP	WLS	BF	H	R	ER	SO	BB	IBB	HBP	BLK	WP	HR	S	P	ERA	WHIP
Dennis Eckersley, R ERA: 3.69	(1, 1)	7.1		27	3	1	1	7	3	0	0	0	0	0	38	50	1.23	0.818
Dave LaRoche, L ERA: 2.3	(8, 1)	2.2		10	2	1	1	3	0	0	0	0	0	1	16	16	3.38	0.750
Jim Kern, R ERA: 2.39	(11, 1)	3.0	W	11	2	0	0	1	0	0	0	0	1	0	13	13	0.00	0.667

PITCHER	IP	WLS	BF	H	R	ER	SO	BB	IBB	HBP	BLK	WP	HR	S	P	ERA	WHIP

TOP

Baltimore Orioles @ Cleveland Indians

Cleveland Municipal Stadium, Cleveland, OH

Sun Sep 19 1976, 3:38 AM EDT

Att. 9,616 - Unknown

livebaseballscorecards.com

AB	44
R	2
H	7
RBI	2
BB	3
SO	11
LOB	14

Batter	1	2	3	4	5	6	7	8	9	10	11	12	13	AB	R	H	RBI	BB	SO	LOB
Frank Duffy, R (1, 6) OBP: 0.269, SLG: 0.270	BBB 4-0 FC5-4 BB		x 0-0 ③ FC5-4 1-2f		BBB 4-0 BLK 1B BB	x 0-0 ③ FC5-4 1-2f			x 0-0 ① FC3-6 WP 1-2f			x 0-0 ① F3		4	1	0	0	2	0	5
Buddy Bell, R (1, 5) OBP: 0.332, SLG: 0.366	x 0-0 ① FC5-4 CS 1-2f			x 0-0 ① F7	x 0-0 ① BB 1-H 1B		x 0-0 ① 5-3		x 0-0 ② F9 1-2			x 0-0 ② P4		6	0	1	1	0	0	2
Larvell Blanks, R (1, 4) OBP: 0.338, SLG: 0.408 Duane Kuiper, L (8, 4) OBP: 0.307, SLG: 0.315	SSS 0-3 ②③ K 1-2			x 0-0 BB 1B 1B	BBBB 4-0 1-2 BB		x 0-0 ② 5-3		x 0-0 ③ F8			x 0-0 ③ G3		3 2	1 0	1 0	0 0	1 0	1 0	1 1
Rico Carty, R (1, 10) OBP: 0.380, SLG: 0.447 Alfredo Griffin, S (13, PR) OBP: 0.250, SLG: 0.250		x 0-0 ① 6-3		BBB 4-0 1B 1-2 BB	x 0-0 ③ F8		x 0-0 1B			x 0-0 ① F9			x 0-0 G1-6-4 1B	5 0	0 0	2 0	0 0	1 0	0 0	2 0
George Hendrick, R (1, 8) OBP: 0.327, SLG: 0.460 (7, 7)		x 0-0 ② F3		x 0-0 1-3 2-H 1B	SSS 0-3 ① K	x 0-0 5-3				SSS 0-3 ② K			x 0-0 ①② G1-6-4 1-2f	6	0	1	1	0	2	2
Joe Lis, R (1, 3) OBP: 0.319, SLG: 0.429 Boog Powell, L (8, PH) OBP: 0.310, SLG: 0.344 (9, 3)		x 0-0 ③ L8		x 0-0 ② L6		BBBB 4-0 BB 1B BB	SSS 0-3 ① K			x 0-0 ③ F9			BBBB 4-0 1B 1B BB	2 2	0 1	0 0	0 1	1 1	0 0	2 0
Charlie Spikes, R (1, 9) OBP: 0.298, SLG: 0.334			BBBB 4-0 CS BB	x 0-0 ③ 1-3		x 0-0 ② L5	x 0-0 ② 6-3			SSS 0-3 ① K			x 0-0 1B 1-2 1B	5	0	1	0	1	1	3
Ray Fosse, R (1, 2) OBP: 0.351, SLG: 0.374			BBB 4-0 ① FC6-4 1-2 BB		SSS 0-3 ① K	x 0-0 BB 1-2 1B	x 0-0 ③ 6-3					x 0-0 ② 6-3	x 0-0 1-2 2-H 1B	5	0	2	1	1	1	0
Ron Pruitt, R (1, 7) OBP: 0.369, SLG: 0.302 Rick Manning, L (7, 8) OBP: 0.335, SLG: 0.382			x 0-0 ② FC6-4 FC5-4 1-2f		x 0-0 ② 4-3	BBBB 4-0 FC5-4 1-2 2-3 BB			x 0-0 FC3-6 1B			x 0-0 ③ P3		2 2	0 0	0 1	0 0	1 0	0 0	1 0
Inning Stats	R: 0 E: 0 K: 1 S: 4 H: 0 LOB: 0 BB: 1 P: 8	R: 0 E: 0 K: 0 S: 3 H: 0 LOB: 0 BB: 0 P: 3	R: 0 E: 0 K: 0 S: 2 H: 0 LOB: 1 BB: 2 P: 10	R: 1 E: 0 K: 0 S: 5 H: 2 LOB: 2 BB: 1 P: 9	R: 1 E: 0 K: 1 S: 6 H: 1 LOB: 2 BB: 2 P: 14	R: 0 E: 0 K: 1 S: 6 H: 1 LOB: 3 BB: 2 P: 14	R: 0 E: 0 K: 0 S: 4 H: 1 LOB: 1 BB: 0 P: 4	R: 0 E: 0 K: 1 S: 5 H: 0 LOB: 0 BB: 0 P: 5	R: 0 E: 0 K: 0 S: 4 H: 1 LOB: 1 BB: 0 P: 4	R: 0 E: 0 K: 1 S: 5 H: 0 LOB: 0 BB: 0 P: 5	R: 0 E: 0 K: 1 S: 5 H: 0 LOB: 0 BB: 0 P: 5	R: 0 E: 0 K: 0 S: 3 H: 0 LOB: 0 BB: 0 P: 3	R: 1 E: 0 K: 0 S: 4 H: 3 LOB: 2 BB: 1 P: 8	1B: 9 2B: 0 3B: 0 HR: 0	SF: 0 SAC: 0 DP: 1 HBP: 0	WP: 1 PB: 0 SB: 0 CS: 2	PA: 53						

PITCHER		IP	WLS	BF	H	R	ER	SO	BB	IBB	HBP	BLK	WP	HR	S	P	ERA	WHIP
Mike Flanagan, L ERA: 4.48	(1, 1)	5.2		27	4	2	2	3	8	0	0	1	0	0	25	57	3.18	2.118
Fred Holdsworth, R ERA: 1.19	(6, 1)	5.1		18	2	0	0	3	0	0	0	0	1	0	24	24	0.00	0.375
Dyar Miller, R ERA: 3.06	(12, 1)	1.2	L	8	3	1	1	0	1	0	0	0	0	0	7	11	5.40	2.400

PITCHER	IP	WLS	BF	H	R	ER	SO	BB	IBB	HBP	BLK	WP	HR	S	P	ERA	WHIP

BOTTOM

Baltimore Orioles @ Cleveland Indians

Cleveland Municipal Stadium, Cleveland, OH

Sun Sep 19 1976, 3:38 AM EDT

Att. 9,616 - Unknown

livebaseballscorecards.com

AB	44
R	3
H	9
RBI	3
BB	9
SO	6
LOB	19

Cleveland Indians @ Detroit Tigers

Tiger Stadium, Detroit, MI

Tue Sep 21 1976, 7:05 PM EDT

Att. 7,147 - Unknown

TOP

livebaseballscorecards.com

Batter	1	2	3	4	5	6	7	8	9	AB	R	H	RBI	BB	SO	LOB
Duane Kuiper, L (1, 4) OBP: 0.307, SLG: 0.313	1-3		G6-4-3 1-2f 2-3			K		1B FC6-4 1-2 2-3 BB		3	1	0	0	1	1	2
Rick Manning, L (1, 8) OBP: 0.335, SLG: 0.381	5-3		F8			4-3		FC6-4 1-3 2-H 3-H 1B		4	0	1	2	0	0	1
Larvell Blanks, R (1, 6) OBP: 0.334, SLG: 0.403	G3			5-3		6-3		FC6-4 G6-4-3 1-2f 3-H		4	0	0	1	0	0	1
Rico Carty, R (1, 10) OBP: 0.379, SLG: 0.445		4-3		5-3			WP G3 1B	G6-4-3 1-2f		4	0	1	0	0	0	1
Boog Powell, L (1, 3) OBP: 0.309, SLG: 0.343		F7		F7			G3 1-2		G4-6-3 1B	4	0	1	0	0	0	1
George Hendrick, R (1, 7) OBP: 0.328, SLG: 0.461		1B			1B 1B		5-3 2-3		G4-6-3 1-2f	4	0	2	0	0	0	2
Buddy Bell, R (1, 5) OBP: 0.330, SLG: 0.364		G1			F9		6-3		K	4	0	0	0	0	1	3
Tommy Smith, L (1, 9) OBP: 0.266, SLG: 0.313			G6-4-3 1B 1B		G4-3 1-2 1B			BB BB 1B 1B		3	1	3	0	0	0	0
Ray Fosse, R (1, 2) OBP: 0.355, SLG: 0.375			G6-4-3 1-2 1B		G4-3 1-2f			BB 1-2 1B BB		2	1	1	0	1	0	2

Inning Stats	R: 0 E: 0 K: 0 S: 3	H: 0 LOB: 0 BB: 0 P: 3	R: 0 E: 0 K: 0 S: 4	H: 1 LOB: 1 BB: 0 P: 4	R: 0 E: 0 K: 0 S: 4	H: 2 LOB: 1 BB: 0 P: 4	R: 0 E: 0 K: 0 S: 3	H: 0 LOB: 0 BB: 0 P: 3	R: 0 E: 0 K: 0 S: 4	H: 2 LOB: 1 BB: 0 P: 4	R: 0 E: 0 K: 1 S: 5	H: 0 LOB: 0 BB: 0 P: 5	R: 0 E: 0 K: 0 S: 4	H: 1 LOB: 1 BB: 0 P: 4	R: 3 E: 0 K: 0 S: 4	H: 2 LOB: 0 BB: 2 P: 12	R: 0 E: 0 K: 1 S: 5	H: 1 LOB: 0 BB: 0 P: 5	1B: 9 2B: 0 3B: 0 HR: 0	SF: 0 SAC: 0 DP: 4 HBP: 0	WP: 1 PB: 0 SB: 0 CS: 0	PA: 34

PITCHER	IP	WLS	BF	H	R	ER	SO	BB	IBB	HBP	BLK	WP	HR	S	P	ERA	WHIP
Mark Fidrych, R (1, 1) ERA: 2.48	9.0	W	34	9	3	3	2	2	0	0	0	1	0	36	44	3.00	1.222

PITCHER	IP	WLS	BF	H	R	ER	SO	BB	IBB	HBP	BLK	WP	HR	S	P	ERA	WHIP

AB	32
R	3
H	9
RBI	3
BB	2
SO	2
LOB	13

Cleveland Indians @ Detroit Tigers

Tiger Stadium, Detroit, MI

Tue Sep 21 1976, 7:05 PM EDT

Att. 7,147 - Unknown

livebaseballscorecards.com

Batter	1	2	3	4	5	6	7	8	9	AB	R	H	RBI	BB	SO	LOB
Chuck Scrivener, R (1, 4) OBP: 0.285, SLG: 0.265	S S S 0-3 ① K	x 0-0 ② F9			S S S 0-3 ① K		x 0-0 ② FC1-5-6 HR 2-3			4	1	0	0	0	2	3
Ben Oglivie, L (1, 3) OBP: 0.314, SLG: 0.500	x 0-0 BB 1B 1B	x 0-0 ③ G3			x 0-0 ② F8		x 0-0 1-H HR			4	1	2	2	0	0	2
Rusty Staub, L (1, 9) OBP: 0.387, SLG: 0.431	B B B B 4-0 1B 1-2 2B BB	x 0-0 G1-6-3 2B			x 0-0 ③ 5-3		x 0-0 ③ F5			3	1	1	0	1	0	0
Willie Horton, R (1, 10) OBP: 0.347, SLG: 0.404	x 0-0 ② 1-2 2-H 2B 1B	B B B B 4-0 G1-6-3 BB				x 0-0 ① F9		x 0-0 ① 6-3		3	1	1	0	1	0	0
Mickey Stanley, R (1, 8) OBP: 0.319, SLG: 0.454	x 0-0 1-H 2-H 2B	x 0-0 ① ② G1-6-3 1-2f 2-3				x 0-0 ② 4-3		x 0-0 ② 1-3		4	0	1	2	0	0	2
Marvin Lane, R (1, 7) OBP: 0.292, SLG: 0.190	S S S 0-3 ③ K	x 0-0 ③ G3				x 0-0 ③ 5-3		x 0-0 ③ 4-3		4	0	0	0	0	1	2
Phil Mankowski, L (1, 5) OBP: 0.319, SLG: 0.370		x 0-0 ① 4-3		x 0-0 ① F7			x 0-0 SH3-4 E 1B			3	1	1	0	0	0	0
Bruce Kimm, R (1, 2) OBP: 0.325, SLG: 0.336		x 0-0 E 1B		x 0-0 ② F8			x 0-0 ① SH3-4 1-2			2	0	1	0	0	0	0
Mark Wagner, R (1, 6) OBP: 0.277, SLG: 0.289		x 0-0 E3 1-2		x 0-0 ③ 1-3			x 0-0 E9 FC1-5-6 2-H 1B			3	0	1	0	0	0	1
Inning Stats	R: 2 E: 0 K: 2 S: 9 H: 3 LOB: 1 BB: 1 P: 13	R: 0 E: 1 K: 0 S: 5 H: 1 LOB: 2 BB: 0 P: 5	R: 0 E: 0 K: 0 S: 3 H: 1 LOB: 1 BB: 1 P: 7	R: 0 E: 0 K: 0 S: 3 H: 0 LOB: 0 BB: 0 P: 3	R: 0 E: 0 K: 1 S: 5 H: 0 LOB: 0 BB: 0 P: 5	R: 0 E: 0 K: 0 S: 3 H: 0 LOB: 0 BB: 0 P: 3	R: 3 E: 1 K: 0 S: 6 H: 3 LOB: 0 BB: 0 P: 6	R: 0 E: 0 K: 0 S: 3 H: 0 LOB: 0 BB: 0 P: 3		1B: 5 2B: 2 3B: 0 HR: 1 SF: 0 SAC: 1 DP: 1 HBP: 0						

PITCHER		IP	WLS	BF	H	R	ER	SO	BB	IBB	HBP	BLK	WP	HR	S	P	ERA	WHIP
Rick Waits, L ERA: 3.75	(1, 1)	7.0	L	30	8	5	5	3	2	0	0	0	0	1	34	42	6.43	1.429
Stan Thomas, R ERA: 2.18	(8, 1)	1.0		3	0	0	0	0	0	0	0	0	0	0	3	3	0.00	0.000

PITCHER	IP	WLS	BF	H	R	ER	SO	BB	IBB	HBP	BLK	WP	HR	S	P	ERA	WHIP

AB	30
R	5
H	8
RBI	4
BB	2
SO	3
LOB	10

WP: 0 PB: 0 SB: 0 CS: 0 PA: 33

Cleveland Indians @ Detroit Tigers

Tiger Stadium, Detroit, MI

Wed Sep 22 1976, 3:33 AM EDT

Att. 3,616 - Unknown - 54 F

TOP

livebaseballscorecards.com

Batter	1	2	3	4	5	6	7	8	9	AB	R	H	RBI	BB	SO	LOB
Duane Kuiper, L (1, 4) OBP: 0.306, SLG: 0.312	6-3	6-3		F7		1-3 2-H 1B			1-3	5	0	1	1	0	0	2
Rick Manning, L (1, 8) OBP: 0.332, SLG: 0.377	6-3		4-3		1-3	F7			F6	5	0	0	0	0	0	2
Larvell Blanks, R (1, 6) OBP: 0.336, SLG: 0.404	WP 2B 1B		2B 1B		E8		4-3			4	2	2	0	0	0	0
Frank Duffy, R (7, 6) OBP: 0.269, SLG: 0.270										0	0	0	0	0	0	0
Rico Carty, R (1, 10) OBP: 0.378, SLG: 0.446	1-H 2B		F9		6-3		G3			4	0	1	1	0	0	2
Boog Powell, L (1, 3) OBP: 0.312, SLG: 0.347	BBBB FC6-4 BB		1-H 2B		F7		F6			3	0	1	1	1	0	1
George Hendrick, R (1, 7) OBP: 0.326, SLG: 0.457	FC6-4 1-2f		6-3			F4		5-3		4	0	0	0	0	0	3
Buddy Bell, R (1, 5) OBP: 0.331, SLG: 0.365		FC6-4 1B		4-3		BB 1B 1B		6-3		4	1	2	0	0	0	0
Tommy Smith, L (1, 9) OBP: 0.272, SLG: 0.313		FC6-4 S 1-2f		6-3 S 1B		BBBB 4-0 1B 1-2 BB		F7		3	0	1	0	1	0	1
Ray Fosse, R (1, 2) OBP: 0.352, SLG: 0.372		F8 1-2		6-3 1-3		F3			1-3	2	0	0	0	0	0	2
Rick Cerone, R (5, 2) OBP: 0.125, SLG: 0.125										2	0	0	0	0	0	2

AB	36
R	3
H	8
RBI	3
BB	2
SO	0
LOB	15

Inning Stats	1	2	3	4	5	6	7	8	9
	R: 1 E: 0 K: 0 S: 5	H: 2 LOB: 2 BB: 1 P: 9	R: 0 E: 0 K: 0 S: 4	H: 1 LOB: 1 BB: 0 P: 4	R: 1 E: 0 K: 0 S: 5	H: 2 LOB: 1 BB: 0 P: 5	R: 0 E: 0 K: 0 S: 4	H: 1 LOB: 1 BB: 0 P: 4	R: 0 E: 1 K: 0 S: 4	H: 0 LOB: 1 BB: 0 P: 4	R: 1 E: 0 K: 0 S: 5	H: 2 LOB: 2 BB: 1 P: 9	R: 0 E: 0 K: 0 S: 3	H: 0 LOB: 0 BB: 0 P: 3	R: 0 E: 0 K: 0 S: 3	H: 0 LOB: 0 BB: 0 P: 3	R: 0 E: 0 K: 0 S: 3	H: 0 LOB: 0 BB: 0 P: 3

1B: 6	SF: 0	WP: 1	PA: 38
2B: 2	SAC: 0	PB: 0	
3B: 0	DP: 0	SB: 2	
HR: 0	HBP: 0	CS: 0	

PITCHER		IP	WLS	BF	H	R	ER	SO	BB	IBB	HBP	BLK	WP	HR	S	P	ERA	WHIP
Ray Bare, R ERA: 4.85	(1, 1)	7.0	L	32	8	3	3	0	2	0	0	0	1	0	30	38	3.86	1.429
Steve Grilli, R ERA: 4.82	(8, 1)	2.0		6	0	0	0	0	0	0	0	0	0	0	6	6	0.00	0.000

PITCHER	IP	WLS	BF	H	R	ER	SO	BB	IBB	HBP	BLK	WP	HR	S	P	ERA	WHIP

Batter	1	2	3	4	5	6	7	8	9	AB	R	H	RBI	BB	SO	LOB
Phil Mankowski, L (1, 5) OBP: 0.314, SLG: 0.347	BBBB 4-0 G5-4-3 BB		x 0-0 ②③ G1-6-3 1-2f			x 0-0 ② 5-3			x 0-0 ① F5	3	0	0	0	1	0	2
Dan Meyer, L (1, 3) OBP: 0.286, SLG: 0.323	x 0-0 ①② G5-4-3 1-2f			x 0-0 ① F8		x 0-0 ③ F7			x 0-0 ② F9	4	0	0	0	0	0	2
Rusty Staub, L (1, 9) OBP: 0.384, SLG: 0.428	x 0-0 ③ F8			x 0-0 ② F7			x 0-0 E6 G5-4-3		x 0-0 ③ FC6-4 1-2f	4	0	0	0	0	0	1
Willie Horton, R (1, 10) OBP: 0.347, SLG: 0.404		SSS 0-3 ① K		x 0-0 1B			x 0-0 ①② G5-4-3 1-2f			3	0	1	0	0	1	1
Ben Oglivie, L (1, 7) OBP: 0.314, SLG: 0.498		x 0-0 E S 1B		x 0-0 ③ 5-3			x 0-0 ③ F8			3	0	1	0	0	0	1
Mickey Stanley, R (1, 8) OBP: 0.314, SLG: 0.446		SSS 0-3 ② K 1-3			x 0-0 ① 5-3			x 0-0 ① F8		3	0	0	0	0	1	1
John Wockenfuss, R (1, 2) OBP: 0.304, SLG: 0.348		x 0-0 ③ F8			x 0-0 ② F5			x 0-0 ② F2		3	0	0	0	0	0	1
Chuck Scrivener, R (1, 4) OBP: 0.281, SLG: 0.260			x 0-0 ① F2		x 0-0 ③ F6			x 0-0 ③ F7		3	0	0	0	0	0	0
Mark Wagner, R (1, 6) OBP: 0.289, SLG: 0.293			BBBB 4-0 G1-6-3 BB			x 0-0 ① F8			x 0-0 FC6-4 1B	2	0	1	0	1	0	0
Inning Stats	R: 0 E: 0 K: 0 S: 2 H: 0 LOB: 0 BB: 1 P: 6	R: 0 E: 0 K: 2 S: 8 H: 1 LOB: 1 BB: 0 P: 8	R: 0 E: 0 K: 0 S: 2 H: 0 LOB: 0 BB: 1 P: 6	R: 0 E: 0 K: 0 S: 4 H: 1 LOB: 1 BB: 0 P: 4	R: 0 E: 0 K: 0 S: 3 H: 0 LOB: 0 BB: 0 P: 3	R: 0 E: 0 K: 0 S: 3 H: 0 LOB: 0 BB: 0 P: 3	R: 0 E: 1 K: 0 S: 3 H: 0 LOB: 0 BB: 0 P: 3	R: 0 E: 0 K: 0 S: 3 H: 0 LOB: 0 BB: 0 P: 3	R: 0 E: 0 K: 0 S: 4 H: 1 LOB: 1 BB: 0 P: 4	1B: 3 2B: 0 3B: 0 HR: 0	SF: 0 SAC: 0 DP: 3 HBP: 0						

PITCHER	IP	WLS	BF	H	R	ER	SO	BB	IBB	HBP	BLK	WP	HR	S	P	ERA	WHIP
Jim Bibby, R (1, 1) ERA: 3.11	9.0	W	30	3	0	0	2	2	0	0	0	0	0	32	40	0.00	0.556

PITCHER	IP	WLS	BF	H	R	ER	SO	BB	IBB	HBP	BLK	WP	HR	S	P	ERA	WHIP

Cleveland Indians @ Detroit Tigers

Tiger Stadium, Detroit, MI

Wed Sep 22 1976, 3:33 AM EDT

Att. 3,616 - Unknown - 54 F

BOTTOM

livebaseballscorecards.com

AB	28
R	0
H	3
RBI	0
BB	2
SO	2
LOB	9

PA: 30

WP: 0 PB: 0 SB: 1 CS: 0

Milwaukee Brewers @ Cleveland Indians

Cleveland Municipal Stadium, Cleveland, OH

Fri Sep 24 1976, 7:05 PM EDT
Att. 3,707 - Unknown - 54 F

livebaseballscorecards.com

Batter	1	2	3	4	5	6	7	8	9	AB	R	H	RBI	BB	SO	LOB
Von Joshua, L (1, 8) OBP: 0.294, SLG: 0.352	x 0-0 F6 ①		x 0-0 F8 ①		x 0-0 1-2 1B			x 0-0 1B 1B		4	0	2	0	0	0	0
Robin Yount, R (1, 6) OBP: 0.296, SLG: 0.306	x 0-0 S 1B		S S S 0-3 K ②		x 0-0 F6 ③			x 0-0 F9 ①		4	0	1	0	0	1	3
George Scott, R (1, 3) OBP: 0.338, SLG: 0.422	S S S 0-3 K ② 1-2		S S S 0-3 K ③			x 0-0 6-3 ①		x 0-0 1-3 1B ②		4	0	1	0	0	2	1
Mike Hegan, L (1, 10) OBP: 0.311, SLG: 0.355	S S S 0-3 K ③			x 0-0 F3 ①		S S S 0-3 K ②		x 0-0 G3 ③		4	0	0	0	0	2	2
Sixto Lezcano, R (1, 9) OBP: 0.354, SLG: 0.391		B B B B 4-0 WP HBP BB		x 0-0 6-3 ②		x 0-0 S 1B			x 0-0 E6 G3 1B	3	0	2	0	1	0	0
Darrell Porter, L (1, 2) OBP: 0.303, SLG: 0.292		x 0-0 F9 ①		x 0-0 G3 ③		S S S 0-3 K ③ 1-2			x 0-0 G3 ① 2-3	4	0	0	0	0	1	3
Dan Thomas, R (1, 7) OBP: 0.379, SLG: 0.438		H 1-0 WP 1-2 HBP			x 0-0 5-3 ①		S S S 0-3 K ①		S S S 0-3 K ②	3	0	0	0	0	2	1
Tim Johnson, L (1, 4) OBP: 0.326, SLG: 0.313		x 0-0 F8 ② 1-2 2-3			x 0-0 4-3 ②		S S S 0-3 K ②		x 0-0 4-3 ③	4	0	0	0	0	1	3
Jim Gantner, L (1, 5) OBP: 0.339, SLG: 0.283		S S S 0-3 K ③			x 0-0 1B 1B		x 0-0 F5 ③			3	0	1	0	0	1	2

Inning Stats	1	2	3	4	5	6	7	8	9		
	R: 0 H: 1	R: 0 H: 0	R: 0 H: 0	R: 0 H: 0	R: 0 H: 2	R: 0 H: 1	R: 0 H: 0	R: 0 H: 2	R: 0 H: 1	1B: 7 SF: 0	WP: 1 PA: 35
	E: 0 LOB: 1	E: 0 LOB: 2	E: 0 LOB: 0	E: 0 LOB: 0	E: 0 LOB: 2	E: 0 LOB: 1	E: 0 LOB: 0	E: 0 LOB: 1	E: 1 LOB: 1	2B: 0 SAC: 0	PB: 0
	K: 2 BB: 0	K: 1 BB: 1	K: 2 BB: 0	K: 0 BB: 0	K: 0 BB: 0	K: 2 BB: 0	K: 2 BB: 0	K: 0 BB: 0	K: 1 BB: 0	3B: 0 DP: 0	SB: 2
	S: 8 P: 8	S: 5 P: 10	S: 7 P: 7	S: 3 P: 3	S: 5 P: 5	S: 8 P: 8	S: 7 P: 7	S: 4 P: 4	S: 6 P: 6	HR: 0 HBP: 1	CS: 0

PITCHER	IP	WLS	BF	H	R	ER	SO	BB	IBB	HBP	BLK	WP	HR	S	P	ERA	WHIP
Dennis Eckersley, R (1, 1) ERA: 3.51	9.0	W	35	7	0	0	10	1	0	1	0	1	0	53	58	0.00	0.889

PITCHER	IP	WLS	BF	H	R	ER	SO	BB	IBB	HBP	BLK	WP	HR	S	P	ERA	WHIP

AB	33
R	0
H	7
RBI	0
BB	1
SO	10
LOB	15

Milwaukee Brewers @ Cleveland Indians

Cleveland Municipal Stadium, Cleveland, OH

Fri Sep 24 1976, 7:05 PM EDT

Att. 3,707 - Unknown - 54 F

livebaseballscorecards.com

BOTTOM

Batter	1	2	3	4	5	6	7	8	9	AB	R	H	RBI	BB	SO	LOB
Duane Kuiper, L (1, 4) OBP: 0.306, SLG: 0.313	4-3		SH3-4 1-3 3-H		SF8 3-H		F7 1B 1B			2	0	1	1	0	0	0
Rick Manning, L (1, 8) OBP: 0.331, SLG: 0.378	CS 2B		G3		FC3-6 BB 1-2f		F9			4	0	1	0	0	0	3
Larvell Blanks, R (1, 6) OBP: 0.338, SLG: 0.403	K 2-3		5-3		BBBB FC6-4 1-2 BB		1-2 1B			3	0	1	0	1	1	2
Rico Carty, R (1, 10) OBP: 0.377, SLG: 0.444		F9		FC1-6 1B	FC6-4 1-2f		F7 2-3			4	0	1	0	0	0	4
Boog Powell, L (1, 3) OBP: 0.314, SLG: 0.352		1B		F9		2B	6-3			4	0	2	0	0	0	3
George Hendrick, R (1, 7) OBP: 0.324, SLG: 0.454		K		FC1-6 1-2f		F2		5-3		4	0	0	0	0	1	3
Buddy Bell, R (1, 5) OBP: 0.330, SLG: 0.364		F8		F8		6-3		CS 3-1 1B		4	0	1	0	0	0	3
Tommy Smith, L (1, 9) OBP: 0.284, SLG: 0.320			1B WP 1B		1B SF8 1B	BBBB BB		3-1 1-2		3	2	2	0	1	0	1
Alan Ashby, S (1, 2) OBP: 0.310, SLG: 0.318			SH3-4 WP 1-3 1B		FC3-6 1-3 1B	G3		CS 2-3		3	0	2	0	0	0	2
Inning Stats	R: 0 H: 1 E: 0 LOB: 0 K: 1 BB: 0 S: 5 P: 5	R: 0 H: 1 E: 0 LOB: 1 K: 1 BB: 0 S: 6 P: 6	R: 1 H: 2 E: 0 LOB: 1 K: 0 BB: 0 S: 5 P: 5	R: 0 H: 1 E: 0 LOB: 1 K: 0 BB: 0 S: 4 P: 4	R: 1 H: 2 E: 0 LOB: 2 K: 0 BB: 1 S: 5 P: 9	R: 0 H: 1 E: 0 LOB: 2 K: 0 BB: 1 S: 4 P: 8	R: 0 H: 2 E: 0 LOB: 2 K: 0 BB: 0 S: 5 P: 5	R: 0 H: 1 E: 0 LOB: 0 K: 0 BB: 0 S: 3 P: 3		1B: 9 SF: 1 2B: 2 SAC: 1 3B: 0 DP: 0 HR: 0 HBP: 0						

PITCHER	IP	WLS	BF	H	R	ER	SO	BB	IBB	HBP	BLK	WP	HR	S	P	ERA	WHIP
Jim Slaton, R (1, 1) ERA: 3.46	8.0	L	35	11	2	2	2	2	0	0	0	1	0	37	45	2.25	1.625

PITCHER	IP	WLS	BF	H	R	ER	SO	BB	IBB	HBP	BLK	WP	HR	S	P	ERA	WHIP

AB	31
R	2
H	11
RBI	1
BB	2
SO	2
LOB	21

WP: 1 PA: 36
PB: 0
SB: 0
CS: 2

Batter	1	2	3	4	5	6	7	8	9	AB	R	H	RBI	BB	SO	LOB
Von Joshua, L (1, 8) OBP: 0.294, SLG: 0.351	F7		4-3 2-3			F9		S 1B		4	0	1	0	0	0	1
Robin Yount, R (1, 6) OBP: 0.296, SLG: 0.306	1-4-3		K			1B 1B 1B		F7 1-2		4	1	1	0	0	1	2
George Scott, R (1, 3) OBP: 0.339, SLG: 0.422	K			L6-4 1B		1-H 1B		5-3		4	0	2	1	0	1	1
Mike Hegan, L (1, 10) OBP: 0.318, SLG: 0.360		4-3 1B		1-2 1B		K			BBBB G3 BB	3	0	2	0	1	1	1
Sixto Lezcano, R (1, 9) OBP: 0.351, SLG: 0.388		K		L6-4 2-3		6-3			F3	4	0	0	0	0	1	5
Darrell Porter, L (1, 2) OBP: 0.300, SLG: 0.289		4-3 1-2		K			F9		G3 1-2	4	0	0	0	0	1	3
Dan Thomas, R (1, 7) OBP: 0.364, SLG: 0.417		K			K		K		F3	4	0	0	0	0	3	2
Tim Johnson, L (1, 4) OBP: 0.326, SLG: 0.313			4-3 SH1-4 1B		4-3		F8			3	0	1	0	0	0	0
Jim Gantner, L (1, 5) OBP: 0.328, SLG: 0.273			SH1-4 1-2		F6			3-1		2	0	0	0	0	0	0
Inning Stats	R: 0 E: 0 K: 1 S: 5 H: 0 LOB: 0 BB: 0 P: 5	R: 0 E: 0 K: 2 S: 8 H: 1 LOB: 1 BB: 0 P: 8	R: 0 E: 0 K: 1 S: 6 H: 1 LOB: 1 BB: 0 P: 6	R: 0 E: 0 K: 1 S: 6 H: 2 LOB: 1 BB: 0 P: 6	R: 0 E: 0 K: 1 S: 5 H: 0 LOB: 0 BB: 0 P: 5	R: 1 E: 0 K: 1 S: 7 H: 2 LOB: 1 BB: 0 P: 7	R: 0 E: 0 K: 1 S: 5 H: 0 LOB: 0 BB: 0 P: 5	R: 0 E: 0 K: 0 S: 4 H: 1 LOB: 1 BB: 0 P: 4	R: 0 E: 0 K: 0 S: 3 H: 0 LOB: 1 BB: 1 P: 7	1B: 7 2B: 1 3B: 0 HR: 0 SF: 0 SAC: 1 DP: 1 HBP: 0						

PITCHER	IP	WLS	BF	H	R	ER	SO	BB	IBB	HBP	BLK	WP	HR	S	P	ERA	WHIP
Pat Dobson, R (1, 1) ERA: 3.44	8.0	W	31	7	1	1	8	1	0	0	0	0	0	46	50	1.12	1.000
Jim Kern, R (9, 1) ERA: 2.37	1.0	S	3	0	0	0	0	0	0	0	0	0	0	3	3	0.00	0.000

PITCHER	IP	WLS	BF	H	R	ER	SO	BB	IBB	HBP	BLK	WP	HR	S	P	ERA	WHIP

TOP

Milwaukee Brewers @ Cleveland Indians

Cleveland Municipal Stadium, Cleveland, OH

Sat Sep 25 1976, 7:05 PM EDT
Att. 4,614 - Unknown - 60 F

livebaseballscorecards.com

AB	32
R	1
H	7
RBI	1
BB	1
SO	8
LOB	15

WP: 0 PA: 34
PB: 0
SB: 1
CS: 0

Batter	1	2	3	4	5	6	7	8	9	AB	R	H	RBI	BB	SO	LOB
Duane Kuiper, L (1, 4) OBP: 0.304, SLG: 0.310	4-3		4-3		4-3			F4		4	0	0	0	0	0	1
Rick Manning, L (1, 8) OBP: 0.330, SLG: 0.379	F9			WP 6-3 2B		4-3		K		4	1	1	0	0	1	0
Larvell Blanks, R (1, 6) OBP: 0.337, SLG: 0.399 Frank Duffy, R (9, 6) OBP: 0.269, SLG: 0.270	BB			6-3 2-H		F8		6-3		3 0	0 0	0 0	1 0	1 0	0 0	0 0
Rico Carty, R (1, 10) OBP: 0.377, SLG: 0.442	F9			5-3		BB				2	0	0	0	1	0	1
Boog Powell, L (1, 3) OBP: 0.311, SLG: 0.349		4-3		K		F9				3	0	0	0	0	1	1
George Hendrick, R (1, 7) OBP: 0.325, SLG: 0.454		G6-4-3 1B			K		BB 1B G6-3			2	1	1	0	1	1	0
Buddy Bell, R (1, 5) OBP: 0.332, SLG: 0.371		G6-4-3 1-2f			HR		G6-3 1B 1-3			3	1	2	1	0	0	1
Tommy Smith, L (1, 9) OBP: 0.285, SLG: 0.321			3-1		S 1B		G6-3 1-2f 3-H			3	0	1	0	0	0	1
Alan Ashby, S (1, 2) OBP: 0.306, SLG: 0.314			F8		K 1-2		L3			3	0	0	0	0	1	1
Inning Stats	R: 0 E: 0 K: 0 S: 3 H: 0 LOB: 1 BB: 1 P: 7	R: 0 E: 0 K: 0 S: 3 H: 1 LOB: 0 BB: 0 P: 3	R: 0 E: 0 K: 0 S: 3 H: 0 LOB: 0 BB: 0 P: 3	R: 1 E: 0 K: 1 S: 6 H: 1 LOB: 0 BB: 0 P: 6	R: 1 E: 0 K: 2 S: 9 H: 2 LOB: 1 BB: 0 P: 9	R: 0 E: 0 K: 0 S: 3 H: 0 LOB: 1 BB: 1 P: 7	R: 1 E: 0 K: 0 S: 3 H: 1 LOB: 0 BB: 1 P: 7	R: 0 E: 0 K: 1 S: 5 H: 0 LOB: 0 BB: 0 P: 5		1B: 3 2B: 1 3B: 0 HR: 1 SF: 0 SAC: 0 DP: 2 HBP: 0						

PITCHER	IP	WLS	BF	H	R	ER	SO	BB	IBB	HBP	BLK	WP	HR	S	P	ERA	WHIP
Gary Beare, R (1, 1) ERA: 2.73	8.0	L	30	5	3	3	4	3	0	0	0	1	1	35	47	3.38	1.000

PITCHER	IP	WLS	BF	H	R	ER	SO	BB	IBB	HBP	BLK	WP	HR	S	P	ERA	WHIP

BOTTOM

Milwaukee Brewers @ Cleveland Indians

Cleveland Municipal Stadium, Cleveland, OH

Sat Sep 25 1976, 7:05 PM EDT

Att. 4,614 - Unknown - 60 F

livebaseballscorecards.com

AB	27
R	3
H	5
RBI	2
BB	3
SO	4
LOB	6

Batter	1	2	3	4	5	6	7	8	9	AB	R	H	RBI	BB	SO	LOB
Phil Mankowski, L (1, 5) OBP: 0.284, SLG: 0.313	F7		1B		6-3		6-3		FC6-4 1-2f	5	0	1	0	0	0	1
Dan Meyer, L (1, 7) OBP: 0.291, SLG: 0.327	4-3		1-3 1B		S 1B		6-3			4	1	2	0	0	0	0
Rusty Staub, L (1, 9) OBP: 0.385, SLG: 0.429	K			F7	1-H 2B		F8			4	1	1	1	0	1	0
Willie Horton, R (1, 10) OBP: 0.347, SLG: 0.413		F2		HR	1-H 2B			5-3		4	1	2	2	0	0	0
Jason Thompson, L (1, 3) OBP: 0.334, SLG: 0.387		6-3		E8 1B	FC6-4 IBB			F8		3	1	1	0	1	0	0
Mickey Stanley, R (1, 8) OBP: 0.307, SLG: 0.427		BB		K	FC6-4 1-2f			6-3		3	0	0	0	1	1	3
Bruce Kimm, R (1, 2) OBP: 0.321, SLG: 0.331		1-3	2-H 1B			F7			5-3	4	0	1	1	0	0	1
Chuck Scrivener, R (1, 4) OBP: 0.284, SLG: 0.285			F8	5-3		F9			FC6-4 1B	4	0	1	0	0	0	1
Mark Wagner, R (1, 6) OBP: 0.291, SLG: 0.308			G3		6-3	6-3			FC6-4 1-2f FC6-4	4	0	0	0	0	0	1
Inning Stats	R: 0 E: 0 K: 1 S: 5 H: 0 LOB: 0 BB: 0 P: 5	R: 0 E: 0 K: 0 S: 3 H: 0 LOB: 1 BB: 1 P: 7	R: 0 E: 0 K: 0 S: 4 H: 2 LOB: 2 BB: 0 P: 4	R: 2 E: 1 K: 1 S: 8 H: 3 LOB: 1 BB: 0 P: 8	R: 2 E: 0 K: 0 S: 6 H: 3 LOB: 2 BB: 1 P: 10	R: 0 E: 0 K: 0 S: 3 H: 0 LOB: 0 BB: 0 P: 3	R: 0 E: 0 K: 0 S: 3 H: 0 LOB: 0 BB: 0 P: 3	R: 0 E: 0 K: 0 S: 3 H: 0 LOB: 0 BB: 0 P: 3	R: 0 E: 0 K: 0 S: 4 H: 1 LOB: 1 BB: 0 P: 4	1B: 7 2B: 1 3B: 0 HR: 1 SF: 0 SAC: 0 DP: 0 HBP: 0						

PITCHER	IP	WLS	BF	H	R	ER	SO	BB	IBB	HBP	BLK	WP	HR	S	P	ERA	WHIP
Jim Bibby, R (1, 1) ERA: 3.1	9.0	L	37	9	4	3	2	1	1	0	0	0	1	39	47	3.00	1.111

PITCHER	IP	WLS	BF	H	R	ER	SO	BB	IBB	HBP	BLK	WP	HR	S	P	ERA	WHIP

TOP

Detroit Tigers @ Cleveland Indians

Cleveland Municipal Stadium, Cleveland, OH

Tue Sep 28 1976, 7:05 PM EDT

Unknown - 57 F

livebaseballscorecards.com

AB	35
R	4
H	9
RBI	4
BB	2
SO	2
LOB	7

WP: 0 PA: 37
PB: 0
SB: 1
CS: 0

Detroit Tigers @ Cleveland Indians

Cleveland Municipal Stadium, Cleveland, OH

Tue Sep 28 1976, 7:05 PM EDT

Unknown - 57 F

Batter	1	2	3	4	5	6	7	8	9	AB	R	H	RBI	BB	SO	LOB
Duane Kuiper, L (1, 4) OBP: 0.301, SLG: 0.308	K		F2		1-3			5-3		4	0	0	0	0	1	2
Rick Manning, L (1, 8) OBP: 0.332, SLG: 0.380	6-3		F7			G6-3 1B 1B		1B		4	0	2	0	0	0	1
Larvell Blanks, R (1, 6) OBP: 0.339, SLG: 0.401	1B 1B		1-3			G6-3 1-2 1B		4-3		4	0	2	0	0	0	2
Rico Carty, R (1, 10) OBP: 0.376, SLG: 0.441	FC5-4 1-2 1B			4-3		G6-3 1-2f 2-3			1-3	4	0	1	0	0	0	2
Boog Powell, L (1, 3) OBP: 0.307, SLG: 0.344	FC5-4 1-2f			F8		5-3			1-3	4	0	0	0	0	0	3
George Hendrick, R (1, 7) OBP: 0.323, SLG: 0.450		K		F5			6-3		K	4	0	0	0	0	2	0
Buddy Bell, R (1, 5) OBP: 0.330, SLG: 0.369		1-3			F8		F8			3	0	0	0	0	0	0
Tommy Smith, L (1, 9) OBP: 0.280, SLG: 0.314		6-3			E6		1-3			3	0	0	0	0	0	0
Alan Ashby, S (1, 2) OBP: 0.307, SLG: 0.311			BB		L5			4-1		2	0	0	0	1	0	1

Inning Stats	1	2	3	4	5	6	7	8	9
	R: 0 H: 2	R: 0 H: 0	R: 0 H: 0	R: 0 H: 0	R: 0 H: 0	R: 0 H: 2	R: 0 H: 0	R: 0 H: 1	R: 0 H: 0
	E: 0 LOB: 2	E: 0 LOB: 0	E: 0 LOB: 1	E: 0 LOB: 0	E: 1 LOB: 1	E: 0 LOB: 1	E: 0 LOB: 0	E: 0 LOB: 1	E: 0 LOB: 0
	K: 1 BB: 0	K: 1 BB: 0	K: 0 BB: 1	K: 0 BB: 0	K: 0 BB: 0	K: 0 BB: 0	K: 0 BB: 0	K: 0 BB: 0	K: 1 BB: 0
	S: 7 P: 7	S: 5 P: 5	S: 3 P: 7	S: 3 P: 3	S: 4 P: 4	S: 4 P: 4	S: 3 P: 3	S: 4 P: 4	S: 5 P: 5

1B: 5	SF: 0
2B: 0	SAC: 0
3B: 0	DP: 1
HR: 0	HBP: 0

WP: 0 PA: 33
PB: 0
SB: 0
CS: 0

PITCHER	IP	WLS	BF	H	R	ER	SO	BB	IBB	HBP	BLK	WP	HR	S	P	ERA	WHIP
Mark Fidrych, R (1, 1) ERA: 2.39	9.0	W	33	5	0	0	3	1	0	0	0	0	0	38	42	0.00	0.667

PITCHER	IP	WLS	BF	H	R	ER	SO	BB	IBB	HBP	BLK	WP	HR	S	P	ERA	WHIP

livebaseballscorecards.com

AB	32
R	0
H	5
RBI	0
BB	1
SO	3
LOB	11

Batter	1	2	3	4	5	6	7	8	9	AB	R	H	RBI	BB	SO	LOB
Phil Mankowski, L (1, 5) OBP: 0.296, SLG: 0.358	F8		K		BB			HR		3	1	1	1	1	1	0
Dan Meyer, L (1, 7) OBP: 0.293, SLG: 0.330	P1		1B		F7			G4-6-3 1B		4	0	2	0	0	0	1
Rusty Staub, L (1, 9) OBP: 0.386, SLG: 0.430	1B		1-2 1B		4-3			G4-6-3 1-2f		4	0	2	0	0	0	2
Willie Horton, R (1, 10) OBP: 0.344, SLG: 0.409	K		K			F6		L6		4	0	0	0	0	2	3
Jason Thompson, L (1, 3) OBP: 0.331, SLG: 0.383		K		4-3		K			6-3	4	0	0	0	0	2	0
Mickey Stanley, R (1, 8) OBP: 0.306, SLG: 0.421		BB		K		F8			5-3	3	0	0	0	1	1	0
Bill Freehan, R (1, 2) OBP: 0.302, SLG: 0.392		K		1B			6-3		F9	4	0	1	0	0	1	1
Chuck Scrivener, R (1, 4) OBP: 0.281, SLG: 0.281		K		K			K			3	0	0	0	0	3	2
Mark Wagner, R (1, 6) OBP: 0.283, SLG: 0.299			F8		K		K			3	0	0	0	0	2	0
Inning Stats	R: 0 E: 0 K: 1 S: 6 H: 1 LOB: 1 BB: 0 P: 6	R: 0 E: 0 K: 3 S: 9 H: 0 LOB: 1 BB: 1 P: 13	R: 0 E: 0 K: 2 S: 9 H: 2 LOB: 2 BB: 0 P: 9	R: 0 E: 0 K: 2 S: 8 H: 1 LOB: 1 BB: 0 P: 8	R: 0 E: 0 K: 1 S: 5 H: 0 LOB: 1 BB: 1 P: 9	R: 0 E: 0 K: 1 S: 5 H: 0 LOB: 0 BB: 0 P: 5	R: 0 E: 0 K: 2 S: 7 H: 0 LOB: 0 BB: 0 P: 7	R: 1 E: 0 K: 0 S: 4 H: 2 LOB: 0 BB: 0 P: 4	R: 0 E: 0 K: 0 S: 3 H: 0 LOB: 0 BB: 0 P: 3	1B: 5 2B: 0 3B: 0 HR: 1	SF: 0 SAC: 0 DP: 1 HBP: 0						

TOP

Detroit Tigers @ Cleveland Indians

Cleveland Municipal Stadium, Cleveland, OH

Tue Sep 28 1976, 7:05 PM EDT

Att. 3,394 - Unknown

livebaseballscorecards.com

AB	32
R	1
H	6
RBI	1
BB	2
SO	12
LOB	9

WP: 0 PB: 0 SB: 0 CS: 0 PA: 34

PITCHER	IP	WLS	BF	H	R	ER	SO	BB	IBB	HBP	BLK	WP	HR	S	P	ERA	WHIP
Dennis Eckersley, R (1, 1) ERA: 3.39	9.0	W	34	6	1	1	12	2	0	0	0	0	1	56	64	1.00	0.889

PITCHER	IP	WLS	BF	H	R	ER	SO	BB	IBB	HBP	BLK	WP	HR	S	P	ERA	WHIP

Detroit Tigers @ Cleveland Indians

Cleveland Municipal Stadium, Cleveland, OH

Tue Sep 28 1976, 7:05 PM EDT

Att. 3,394 - Unknown

livebaseballscorecards.com

BOTTOM

Batter	1	2	3	4	5	6	7	8	9	AB	R	H	RBI	BB	SO	LOB
Rick Manning, L (1, 8) OBP: 0.334, SLG: 0.386	5-3 3B		1B 1B 1B 1B	G6-4-3 1B 1B		6-3				4	2	3	0	0	0	0
Buddy Bell, R (1, 5) OBP: 0.331, SLG: 0.370	5-3 3-H		1B 1-2 1B 1B	G6-4-3 1-2 1B		4-3				4	1	2	1	0	0	0
Larvell Blanks, R (1, 4) OBP: 0.341, SLG: 0.402	1B FC3-6 1B		1B 1-2 2-3 1B 1B	G6-4-3 1-2f 2-3			S S S K			4	2	2	0	0	1	2
Rico Carty, R (1, 10) OBP: 0.377, SLG: 0.441	FC3-6 1-3 1B		G3 1-3 2-H 3-H 1B 1B	4-3			5-3			4	1	2	2	0	0	1
George Hendrick, R (1, 7) OBP: 0.321, SLG: 0.447	FC3-6 1-2f 3-H		G3 1-2		F9		S S S K			4	0	0	1	0	1	3
Charlie Spikes, R (1, 9) OBP: 0.297, SLG: 0.331	F2		FC5-4 1B IBB		6-3			4-3		3	0	0	0	1	0	1
Joe Lis, R (1, 3) OBP: 0.353, SLG: 0.444		S S S K	FC5-4 1-2 2-H 3-H 1B		B B B BB			1B		3	0	2	2	1	1	0
Ray Fosse, R (1, 2) OBP: 0.347, SLG: 0.366		F5	FC5-4 1-2f 2-3		F4			F9		4	0	0	0	0	0	4
Frank Duffy, R (1, 6) OBP: 0.266, SLG: 0.267		1-3	6-3			1-4-3		4-3		4	0	0	0	0	0	3
Inning Stats	R: 2 E: 0 K: 0 S: 6 H: 3 LOB: 1 BB: 0 P: 6	R: 0 E: 0 K: 1 S: 5 H: 0 LOB: 0 BB: 0 P: 5	R: 4 E: 0 K: 0 S: 8 H: 5 LOB: 2 BB: 1 P: 12	R: 0 E: 0 K: 0 S: 4 H: 2 LOB: 1 BB: 0 P: 4	R: 0 E: 0 K: 0 S: 3 H: 0 LOB: 1 BB: 0 P: 7	R: 0 E: 0 K: 0 S: 3 H: 0 LOB: 0 BB: 0 P: 3	R: 0 E: 0 K: 2 S: 7 H: 0 LOB: 0 BB: 0 P: 7	R: 0 E: 0 K: 0 S: 4 H: 1 LOB: 1 BB: 0 P: 4		1B: 10 2B: 0 3B: 1 HR: 0 SF: 0 SAC: 0 DP: 1 HBP: 0						

	AB	34
	R	6
	H	11
	RBI	6
	BB	2
	SO	3
	LOB	14

WP: 0 PB: 0 SB: 0 CS: 0 PA: 36

PITCHER	IP	WLS	BF	H	R	ER	SO	BB	IBB	HBP	BLK	WP	HR	S	P	ERA	WHIP
Dave Roberts, L (1, 1) ERA: 4.11	2.0	L	13	7	6	6	1	0	0	0	0	0	0	15	15	27.00	3.500
Ray Bare, R (3, 1) ERA: 4.63	6.0		23	4	0	0	2	1	1	0	0	0	0	25	33	0.00	0.833

PITCHER	IP	WLS	BF	H	R	ER	SO	BB	IBB	HBP	BLK	WP	HR	S	P	ERA	WHIP

Batter	1	2	3	4	5	6	7	8	9	AB	R	H	RBI	BB	SO	LOB
Phil Mankowski, L (1, 5) OBP: 0.316, SLG: 0.380	1B 2B		BBB G4-6-3 BB	FC6 1B		G4-3 1-2f			SSS K	4	1	2	0	1	1	3
Dan Meyer, L (1, 7) OBP: 0.289, SLG: 0.325	F6		G4-6-3 1-2f	FC6 1-2f			E4 G4-6-3		SSS K	4	0	0	0	0	0	3
Marvin Lane, R (9, PH) OBP: 0.229, SLG: 0.129										1	0	0	0	0	1	0
Rusty Staub, L (1, 9) OBP: 0.386, SLG: 0.435	FC4-6 1B 2-H 1B		HR		G3		L9		F9	5	1	2	2	0	0	1
Willie Horton, R (1, 10) OBP: 0.348, SLG: 0.418	FC4-6 1-2 1B		BB 2B		L7-6 2B		G4-6-3 1-2f			4	0	3	0	0	0	1
Jason Thompson, L (1, 3) OBP: 0.331, SLG: 0.380	FC4-6 1-2f 2-3		IIII BB IBB		L7-6 2-3			4-3		3	0	0	0	1	0	3
Mickey Stanley, R (1, 8) OBP: 0.310, SLG: 0.419	SSS K		BBBB FC6-4 1-2 2-3 BB			1B E FC5-2 1B		4-3		3	0	1	0	1	1	2
Bill Freehan, R (1, 2) OBP: 0.301, SLG: 0.390		F8	FC6-4 1-2f			E4 FC5-2 1-2 1B		1B 1B		4	0	1	0	0	0	4
Bruce Kimm, R (8, PR) OBP: 0.321, SLG: 0.331										0	0	0	0	0	0	0
(8, 2)																
Pedro Garcia, R (1, 4) OBP: 0.232, SLG: 0.297		SSS K		5-3		FC5-2 1-2 2-3 1B		1B 1-2 1B		4	0	2	0	0	1	0
Mark Wagner, R (1, 6) OBP: 0.276, SLG: 0.291		SSS K		4-3		FC5-2 G4-3 1-2 2-3 3-Hf		1B 1-2 2-H 1B		3	0	0	0	0	1	3
Alex Johnson, R (8, PH) OBP: 0.299, SLG: 0.355										1	0	1	0	0	0	0
Jerry Manuel, S (8, 6) OBP: 0.233, SLG: 0.179										0	0	0	0	0	0	0
Inning Stats	R: 1 E: 0 K: 1 S: 8 H: 3 LOB: 2 BB: 0 P: 8	R: 0 E: 0 K: 2 S: 7 H: 0 LOB: 0 BB: 0 P: 7	R: 1 E: 0 K: 0 S: 4 H: 2 LOB: 3 BB: 3 P: 16	R: 0 E: 0 K: 0 S: 4 H: 1 LOB: 1 BB: 0 P: 4	R: 0 E: 0 K: 0 S: 3 H: 1 LOB: 0 BB: 0 P: 3	R: 0 E: 1 K: 0 S: 5 H: 2 LOB: 2 BB: 0 P: 5	R: 0 E: 1 K: 0 S: 3 H: 0 LOB: 0 BB: 0 P: 3	R: 0 E: 0 K: 0 S: 5 H: 3 LOB: 3 BB: 0 P: 5	R: 0 E: 0 K: 2 S: 7 H: 0 LOB: 0 BB: 0 P: 7	1B: 8 2B: 4 3B: 0 HR: 1	SF: 0 SAC: 0 DP: 4 HBP: 0						

PITCHER	IP	WLS	BF	H	R	ER	SO	BB	IBB	HBP	BLK	WP	HR	S	P	ERA	WHIP
Pat Dobson, R (1, 1) ERA: 3.48	2.2		15	5	2	2	3	2	1	0	0	0	1	18	30	6.75	2.625
Jackie Brown, R (3, 1) ERA: 4.25	2.2	W	12	4	0	0	0	0	0	0	0	0	0	12	12	0.00	1.500
Stan Thomas, R (6, 1) ERA: 2.12	2.2		9	3	0	0	0	0	0	0	0	0	0	9	9	0.00	1.125
Dave LaRoche, L (9, 1) ERA: 2.27	1.0	S	3	0	0	0	2	0	0	0	0	0	0	7	7	0.00	0.000

PITCHER	IP	WLS	BF	H	R	ER	SO	BB	IBB	HBP	BLK	WP	HR	S	P	ERA	WHIP

TOP

Detroit Tigers @ Cleveland Indians

Cleveland Municipal Stadium, Cleveland, OH

Wed Sep 29 1976, 7:05 PM EDT
Att. 2,867 - Unknown - 59 F

livebaseballscorecards.com

AB	36
R	2
H	12
RBI	2
BB	3
SO	5
LOB	20

1B: 8	SF: 0	WP: 0	PA: 39
2B: 4	SAC: 0	PB: 0	
3B: 0	DP: 4	SB: 0	
HR: 1	HBP: 0	CS: 0	

Batter	1	2	3	4	5	6	7	8	9	AB	R	H	RBI	BB	SO	LOB
Rick Manning, L (1, 8) OBP: 0.334, SLG: 0.387	L5		1B 2B 1-H	1-3			F7			4	1	1	1	0	0	2
Buddy Bell, R (1, 5) OBP: 0.332, SLG: 0.371	FC6-4 1B		G5-4-3 1B 2-H		F9		5-3			4	0	2	1	0	0	0
Larvell Blanks, R (1, 4) OBP: 0.337, SLG: 0.397	FC6-4 1B 1-2f		G5-4-3 1-2f		1-3		3-1			4	0	0	0	0	0	2
Duane Kuiper, L (8, 4) OBP: 0.301, SLG: 0.308										0	0	0	0	0	0	0
Rico Carty, R (1, 10) OBP: 0.376, SLG: 0.440	1-3 1B		F3		F9			6-3		4	0	1	0	0	0	0
George Hendrick, R (1, 7) OBP: 0.321, SLG: 0.447	5-3			1B 2B		5-3		K		4	1	1	0	0	1	2
Charlie Spikes, R (1, 9) OBP: 0.300, SLG: 0.333		3-1		G4-6-3 2-H		E S 1B		6-3		4	0	2	1	0	0	0
Joe Lis, R (1, 3) OBP: 0.346, SLG: 0.435		K		G4-6-3 1-2f		K 1-3				1	0	0	0	0	1	0
Boog Powell, L (4, PH) OBP: 0.306, SLG: 0.341 (5, 3)										2	0	0	0	0	1	2
Ray Fosse, R (1, 2) OBP: 0.351, SLG: 0.367		6-3		1B 1B		BB				2	0	1	0	1	0	0
Frank Duffy, R (1, 6) OBP: 0.269, SLG: 0.268			BB S 2B	1-3 1B		2-3				2	1	1	0	1	0	2
Inning Stats	R: 0 H: 2 E: 0 LOB: 2 K: 0 BB: 0 S: 5 P: 5	R: 0 H: 0 E: 0 LOB: 0 K: 1 BB: 0 S: 5 P: 5	R: 2 H: 2 E: 0 LOB: 0 K: 0 BB: 1 S: 4 P: 8	R: 1 H: 4 E: 0 LOB: 2 K: 0 BB: 0 S: 6 P: 6	R: 0 H: 0 E: 0 LOB: 0 K: 0 BB: 0 S: 3 P: 3	R: 0 H: 1 E: 0 LOB: 2 K: 1 BB: 1 S: 6 P: 10	R: 0 H: 0 E: 0 LOB: 0 K: 0 BB: 0 S: 3 P: 3	R: 0 H: 0 E: 0 LOB: 0 K: 1 BB: 0 S: 5 P: 5		1B: 7 SF: 0 2B: 2 SAC: 0 3B: 0 DP: 2 HR: 0 HBP: 0						

PITCHER		IP	WLS	BF	H	R	ER	SO	BB	IBB	HBP	BLK	WP	HR	S	P	ERA	WHIP
Jim Crawford, L ERA: 4.53	(1, 1)	3.0	L	15	6	3	3	1	1	0	0	0	0	0	16	20	9.00	2.333
Dave Lemanczyk, R ERA: 5.09	(4, 1)	5.0		18	3	0	0	2	1	0	0	0	0	0	21	25	0.00	0.800

PITCHER	IP	WLS	BF	H	R	ER	SO	BB	IBB	HBP	BLK	WP	HR	S	P	ERA	WHIP

BOTTOM

Detroit Tigers @ Cleveland Indians

Cleveland Municipal Stadium, Cleveland, OH

Wed Sep 29 1976, 7:05 PM EDT

Att. 2,867 - Unknown - 59 F

livebaseballscorecards.com

AB	31
R	3
H	9
RBI	3
BB	2
SO	3
LOB	10

Batter	1	2	3	4	5	6	7	8	9	AB	R	H	RBI	BB	SO	LOB
Mark Wagner, R (1, 6) OBP: 0.298, SLG: 0.330	BB BB 1B	1-2 2-3 1B		3-H 2B 1B 1B		6-3			SF8 3B	5	2	4	1	0	0	0
Marvin Lane, R (1, 7) OBP: 0.250, SLG: 0.147	B B B B	1-2 BB BB	2-3 L6-4	1-2 2B 1B		5-3			3-H SF8	3	1	1	1	1	0	3
Rusty Staub, L (1, 9) OBP: 0.388, SLG: 0.436	B B B B	1-2 2-3 BB	4-3	1-H 2-H 1B 2B			F8		CS BB	3	1	1	2	2	0	0
Willie Horton, R (1, 10) OBP: 0.346, SLG: 0.415	S S S	K	6-3	2-H 1B			6-3		F4	5	0	1	1	0	1	4
Jason Thompson, L (1, 3) OBP: 0.328, SLG: 0.376	S S S	K	4-3	G3			L8		CS 1-2	4	0	0	0	0	1	4
Mickey Stanley, R (1, 8) OBP: 0.304, SLG: 0.411	L9			F9	F3			F7		4	0	0	0	0	0	3
Bruce Kimm, R (1, 2) OBP: 0.319, SLG: 0.329		1B 1B 1B		F7	4-3			F8		4	0	1	0	0	0	0
Phil Mankowski, L (1, 5) OBP: 0.325, SLG: 0.387		F8		E 1B	L4			1B		4	1	2	0	0	0	1
Pedro Garcia, R (1, 4) OBP: 0.235, SLG: 0.302		L6-4 1B 1-2 1B		E2 1-H 1B 2B		6-3		5-3		4	1	2	1	0	0	1
Inning Stats	R: 0 H: 1 E: 0 LOB: 3 K: 2 BB: 2 S: 8 P: 16	R: 0 H: 3 E: 0 LOB: 2 K: 0 BB: 0 S: 5 P: 5	R: 0 H: 0 E: 0 LOB: 0 K: 0 BB: 0 S: 3 P: 3	R: 5 H: 6 E: 1 LOB: 1 K: 0 BB: 0 S: 9 P: 9	R: 0 H: 0 E: 0 LOB: 0 K: 0 BB: 0 S: 3 P: 3	R: 0 H: 0 E: 0 LOB: 0 K: 0 BB: 0 S: 3 P: 3	R: 0 H: 0 E: 0 LOB: 0 K: 0 BB: 0 S: 3 P: 3	R: 0 H: 1 E: 0 LOB: 1 K: 0 BB: 0 S: 4 P: 4	R: 1 H: 1 E: 0 LOB: 0 K: 0 BB: 1 S: 3 P: 7	1B: 9 SF: 1 2B: 3 SAC: 0 3B: 1 DP: 1 HR: 0 HBP: 0						

TOP

Detroit Tigers @ Cleveland Indians

Cleveland Municipal Stadium, Cleveland, OH

Thu Sep 30 1976, 7:05 PM EDT
Att. 4,083 - Unknown - 63 F

livebaseballscorecards.com

AB	36
R	6
H	12
RBI	6
BB	3
SO	2
LOB	16

WP: 0 PA: 41
PB: 0
SB: 0
CS: 1

PITCHER		IP	WLS	BF	H	R	ER	SO	BB	IBB	HBP	BLK	WP	HR	S	P	ERA	WHIP
Rick Waits, L ERA: 4.0	(1, 1)	3.2	L	21	9	5	5	2	2	0	0	0	0	0	23	31	12.27	3.000
Tom Buskey, R ERA: 3.56	(4, 1)	4.1		16	3	1	1	0	0	0	0	0	0	0	16	16	2.08	0.692
Dave LaRoche, L ERA: 2.25	(9, 1)	1.0		3	0	0	0	0	1	0	0	0	0	0	2	6	0.00	1.000

PITCHER	IP	WLS	BF	H	R	ER	SO	BB	IBB	HBP	BLK	WP	HR	S	P	ERA	WHIP

Detroit Tigers @ Cleveland Indians

Cleveland Municipal Stadium, Cleveland, OH

Thu Sep 30 1976, 7:05 PM EDT

Att. 4,083 - Unknown - 63 F

livebaseballscorecards.com

BOTTOM

Batter	1	2	3	4	5	6	7	8	9	AB	R	H	RBI	BB	SO	LOB
Rick Manning, L (1, 8) OBP: 0.334, SLG: 0.386	BBBB 4-0 SH S SF9 BB		x 0-0 FC6-4 1B		x 0-0 ② F3		x 0-0 ①② G3-6-3 1-2f		x 0-0 ② F7	4	1	1	0	1	0	1
Buddy Bell, R (1, 5)	BBBB 4-0 CS SH 1-2 BB		x 0-0 ① FC6-4 G6-4-3 1-2f		x 0-0 ③ F3		x 0-0 E6 1B 1B		x 0-0 E6 BB	4	1	0	0	1	0	1
Larvell Blanks, R (1, 4) OBP: 0.339, SLG: 0.396 (8, 6)	x 0-0 SH CS 1B 1-2 2-3		x 0-0 ②③ G6-4-3 1-2f			SSS 0-3 ① K	x 0-0 1B 1-2 1B		BBBB 4-0 FC6-4 1-2 BB	3	1	1	0	1	1	1
Rico Carty, R (1, 10) OBP: 0.378, SLG: 0.440	x 0-0 ① SF9 3-H			BBBB 4-0 FC6-4 BB		BBBB 4-0 1B 1B BB	x 0-0 1-3 2-H 1B		x 0-0 ③ FC6-4 1-2f	2	1	1	2	2	0	2
George Hendrick, R (1, 7) OBP: 0.322, SLG: 0.448	x 0-0 ② 1-H 2-3 1B			x 0-0 ① FC6-4 1B 1-2f		x 0-0 1B 1-2 1B	x 0-0 ③ F4			4	0	2	1	0	0	3
Charlie Spikes, R (1, 9) OBP: 0.297, SLG: 0.330 Tommy Smith, L (8, PH) OBP: 0.278, SLG: 0.313 (9, 9)	SSS 0-3 ③ K			x 0-0 ② F7		SSS 0-3 ② K		x 0-0 ① F7		3 1	0 0	0 0	0 0	0 0	2 0	4 0
Joe Lis, R (1, 3) OBP: 0.393, SLG: 0.458		BBBB 4-0 G6-4-3 BB		x 0-0 1-2 1B		x 0-0 1-3 2-H 1B		BBBB 4-0 G6-4-3 BB		2	0	2	1	2	0	0
Ray Fosse, R (1, 2) OBP: 0.346, SLG: 0.362		x 0-0 ① F8		SSS 0-3 ③ K		x 0-0 ③ F7		x 0-0 ②③ G6-4-3 1-2f		4	0	0	0	0	1	6
Frank Duffy, R (1, 6) OBP: 0.268, SLG: 0.267 Duane Kuiper, L (7, PH) OBP: 0.302, SLG: 0.307 (8, 4)		x 0-0 ②③ G6-4-3 1-2f			x 0-0 ① F7		H 1-0 G3-6-3 HBP		x 0-0 ① F7	2 1	0 0	0 0	0 0	0 0	0 0	1 0
Inning Stats	R: 2 H: 1 E: 0 LOB: 1 K: 1 BB: 2 S: 6 P: 14	R: 0 H: 0 E: 0 LOB: 0 K: 0 BB: 1 S: 2 P: 6	R: 0 H: 1 E: 0 LOB: 0 K: 0 BB: 0 S: 3 P: 3	R: 0 H: 1 E: 0 LOB: 2 K: 1 BB: 1 S: 6 P: 10	R: 0 H: 0 E: 0 LOB: 0 K: 0 BB: 0 S: 3 P: 3	R: 1 H: 2 E: 0 LOB: 2 K: 2 BB: 1 S: 9 P: 13	R: 1 H: 2 E: 1 LOB: 2 K: 0 BB: 0 S: 5 P: 6	R: 0 H: 0 E: 0 LOB: 0 K: 0 BB: 1 S: 2 P: 6	R: 0 H: 0 E: 1 LOB: 2 K: 0 BB: 1 S: 4 P: 8	1B: 7 SF: 1 2B: 0 SAC: 1 3B: 0 DP: 4 HR: 0 HBP: 1						

	AB	30
	R	4
	H	7
	RBI	4
	BB	7
	SO	4
	LOB	19

WP: 0 PB: 0 SB: 1 CS: 2 PA: 40

PITCHER		IP	WLS	BF	H	R	ER	SO	BB	IBB	HBP	BLK	WP	HR	S	P	ERA	WHIP
Ed Glynn, L ERA: 6.08	(1, 1)	5.2	W	25	5	3	3	4	5	0	0	0	0	0	28	48	4.76	1.765
Steve Grilli, R ERA: 4.64	(6, 1)	3.1	S	15	2	1	0	0	2	0	1	0	0	0	12	21	0.00	1.200

PITCHER	IP	WLS	BF	H	R	ER	SO	BB	IBB	HBP	BLK	WP	HR	S	P	ERA	WHIP

Cleveland Indians @ New York Yankees

Yankee Stadium, Bronx, NY

Sat Oct 02 1976, 3:33 AM EDT

Unknown

livebaseballscorecards.com

Batter	1	2	3	4	5	6	7	8	9	AB	R	H	RBI	BB	SO	LOB
Duane Kuiper, L (1, 4) OBP: 0.303, SLG: 0.312	4-3		1B 3B	F6			E E 1-3 1B		F8	5	1	2	0	0	0	2
Buddy Bell, R (1, 5) OBP: 0.330, SLG: 0.367	G3		FC5-4 BB 3-H 1B		6-3		SF9 1-2 3-H		F8	4	0	1	2	0	0	0
Rick Manning, L (1, 8) OBP: 0.335, SLG: 0.387	1-3		B B B B 4-0 FC5-4 1-2 BB		F7		F6 2-3		1B 2B	4	1	1	0	1	0	1
Rico Carty, R (1, 10) OBP: 0.378, SLG: 0.442		5-3	FC5-4 1-2f 2-3		2B		S S S 0-3 K		FC5-4 2-H 1B	5	0	2	1	0	1	3
Alfredo Griffin, S (9, PR) OBP: 0.250, SLG: 0.250										0	0	0	0	0	0	0
Boog Powell, L (1, 3) OBP: 0.305, SLG: 0.338		6-3	6-3		F8			B B B B 4-0 SH1-4 1B BB	FC5-4 1-2f	3	0	0	0	1	0	3
Larvell Blanks, R (9, PH) OBP: 0.338, SLG: 0.395										1	0	0	0	0	0	1
George Hendrick, R (1, 7) OBP: 0.323, SLG: 0.451		1B 2B		PB 1B		F7		SH1-4 1-2		3	1	2	0	0	0	0
Tommy Smith, L (1, 9) OBP: 0.289, SLG: 0.323		S 2-H 1B		1-2 1B		S S S 0-3 K		1B 2-H 1B		4	1	3	1	0	1	0
Ray Fosse, R (1, 2) OBP: 0.345, SLG: 0.360		4-3 1-2		F4		6-3		FC5-4 2-H 1B		4	0	1	1	0	0	3
Frank Duffy, R (1, 6) OBP: 0.268, SLG: 0.265			5-3	F9			B B B B 4-0 1B SF9 BB	FC5-4 1-2f		3	1	0	0	1	0	3

Inning Stats	1	2	3	4	5	6	7	8	9	AB	R	H	RBI	BB	SO	LOB
	R: 0 H: 0 E: 0 LOB: 0 K: 0 BB: 0 S: 3 P: 3	R: 1 H: 2 E: 0 LOB: 1 K: 0 BB: 0 S: 5 P: 5	R: 1 H: 2 E: 0 LOB: 2 K: 0 BB: 1 S: 5 P: 9	R: 0 H: 2 E: 0 LOB: 2 K: 0 BB: 0 S: 5 P: 5	R: 0 H: 1 E: 0 LOB: 1 K: 0 BB: 0 S: 4 P: 4	R: 0 H: 0 E: 0 LOB: 0 K: 1 BB: 0 S: 5 P: 5	R: 1 H: 1 E: 2 LOB: 1 K: 1 BB: 1 S: 6 P: 10	R: 1 H: 2 E: 0 LOB: 1 K: 0 BB: 1 S: 4 P: 8	R: 1 H: 2 E: 0 LOB: 1 K: 0 BB: 0 S: 5 P: 5	1B: 8 SF: 1 2B: 3 SAC: 1 3B: 1 DP: 0 HR: 0 HBP: 0					WP: 0 PA: 41 PB: 1 SB: 1 CS: 0

PITCHER		IP	WLS	BF	H	R	ER	SO	BB	IBB	HBP	BLK	WP	HR	S	P	ERA	WHIP
Dock Ellis, R ERA: 3.19	(1, 1)	8.2	W	40	12	5	5	2	3	0	0	0	0	0	41	53	5.19	1.731
Sparky Lyle, L ERA: 2.28	(9, 1)	0.1	S	1	0	0	0	0	0	0	0	0	0	0	1	1	0.00	0.000

PITCHER	IP	WLS	BF	H	R	ER	SO	BB	IBB	HBP	BLK	WP	HR	S	P	ERA	WHIP

Batter	1	2	3	4	5	6	7	8	9	AB	R	H	RBI	BB	SO	LOB
Gene Locklear, L (1, 10) OBP: 0.275, SLG: 0.274 Otto Velez, R (8, PH) OBP: 0.414, SLG: 0.398	S S S 0-3 K ①	S S S 0-3 K ③		B B B B 4-0 1-2 BB			x 0-0 6-3 ①	B B B B 4-0 BB 1-2 2-3 3-H BB		3 0 0 0 1 2 1 0 0 0 1 1 0 0						
Roy White, S (1, 8) OBP: 0.365, SLG: 0.409 (9, 7)	x 0-0 1-3 ②		x 0-0 F8 ①	x 0-0 3-1 ③			x 0-0 F8 ②	B B B B 4-0 1-2 2-3 3-H BB		4 0 0 1 1 0 3						
Thurman Munson, R (1, 2) OBP: 0.337, SLG: 0.432	x 0-0 4-3 ③		x 0-0 1-3 2B		x 0-0 FC4-6 1B 1B		x 0-0 F7 ③	S S S 0-3 K ③		5 0 2 0 0 1 3						
Chris Chambliss, L (1, 3) OBP: 0.324, SLG: 0.443		x 0-0 F9 ①	x 0-0 1-3 ② 2-3		x 0-0 FC4-6 1-2 1B			x 0-0 L7 ①		4 0 1 0 0 0 1						
Carlos May, L (1, 7) OBP: 0.338, SLG: 0.330 Mickey Rivers, L (9, 8) OBP: 0.326, SLG: 0.432		x 0-0 BB HR 1B	x 0-0 3-1 ③		x 0-0 FC4-6 ① 1-2f 2-3 CS			B B B B 4-0 2B BB		3 2 1 0 1 0 3 0 0 0 0 0 0 0						
Graig Nettles, L (1, 5) OBP: 0.327, SLG: 0.472	B B B B 4-0 1-2 HR BB			x 0-0 L4 ①	S S S 0-3 K ② ③ 1-2			x 0-0 3-1 1-H BB 2B		3 2 1 1 1 1 2						
Oscar Gamble, L (1, 9) OBP: 0.317, SLG: 0.427		x 0-0 1-H 2-H HR		B B B B 4-0 F8 1B BB		x 0-0 F7 ①		I I I I 4-0 BB 3-1 BB IBB		2 2 1 3 2 0 0						
Sandy Alomar Sr., S (1, 4) OBP: 0.295, SLG: 0.281		x 0-0 F8 ②		x 0-0 S 1-2 1B		x 0-0 1-3 ②		x 0-0 3-1 ② 1-2 2-3		4 0 1 0 0 0 2						
Jim Mason, L (1, 6) OBP: 0.210, SLG: 0.235 Lou Piniella, R (8, PH) OBP: 0.322, SLG: 0.394 Fred Stanley, R (9, 6) OBP: 0.329, SLG: 0.275		x 0-0 1B		x 0-0 F8 ② 2-3		x 0-0 4-3 ③		I I I 4-0 BB BB IBB		3 0 1 0 0 0 2 0 0 0 0 1 0 0 0 0 0 0 0 0 0						
Inning Stats	R: 0 E: 0 K: 1 S: 5 H: 0 LOB: 0 BB: 0 P: 5	R: 3 E: 0 K: 1 S: 8 H: 3 LOB: 1 BB: 1 P: 12	R: 0 E: 0 K: 0 S: 4 H: 1 LOB: 1 BB: 0 P: 4	R: 0 E: 0 K: 0 S: 4 H: 1 LOB: 3 BB: 2 P: 12	R: 0 E: 0 K: 1 S: 6 H: 2 LOB: 2 BB: 0 P: 6	R: 0 E: 0 K: 0 S: 3 H: 0 LOB: 0 BB: 0 P: 3	R: 0 E: 0 K: 0 S: 3 H: 0 LOB: 0 BB: 0 P: 3	R: 3 E: 0 K: 1 S: 6 H: 1 LOB: 3 BB: 5 P: 26		1B: 5 2B: 3 3B: 0 HR: 1 SF: 0 SAC: 0 DP: 1 HBP: 0						

PITCHER		IP	WLS	BF	H	R	ER	SO	BB	IBB	HBP	BLK	WP	HR	S	P	ERA	WHIP
Jim Bibby, R ERA: 3.2	(1, 1)	3.2		19	5	3	3	2	3	0	0	0	0	1	20	32	7.36	2.182
Stan Thomas, R ERA: 2.3	(4, 1)	4.0	L	16	3	3	3	1	1	1	0	0	0	0	16	24	6.75	1.000
Dave LaRoche, L ERA: 2.24	(8, 1)	0.1		4	0	0	0	1	2	1	0	0	0	0	3	15	0.00	6.000

PITCHER	IP	WLS	BF	H	R	ER	SO	BB	IBB	HBP	BLK	WP	HR	S	P	ERA	WHIP

BOTTOM

Cleveland Indians @ New York Yankees

Yankee Stadium, Bronx, NY

Sat Oct 02 1976, 3:33 AM EDT

Unknown

livebaseballscorecards.com

AB	31
R	6
H	8
RBI	6
BB	8
SO	4
LOB	17

WP: 0 PA: 39
PB: 0
SB: 1
CS: 1

Batter	1	2	3	4	5	6	7	8	9	AB	R	H	RBI	BB	SO	LOB
Rick Manning, L (1, 8) OBP: 0.337, SLG: 0.393	B B B B 4-0 6-3 BB		x 0-0 ② F5		x 0-0 S 1B 1B		x 0-0 HR		x 0-0 ① FC6-4 G5-4-3 1-2f 2-3	4	2	2	1	1	0	3
Buddy Bell, R (1, 5) OBP: 0.329, SLG: 0.366	x 0-0 ① F8		x 0-0 ③ FC5-4 1-2f		x 0-0 G4-3 1-H 1B		x 0-0 ② 4-3		x 0-0 ②③ G5-4-3 1-2f	5	0	1	1	0	0	4
Larvell Blanks, R (1, 4) OBP: 0.337, SLG: 0.393	x 0-0 ② 6-3 1-2			x 0-0 F9 1B 1B 1B	x 0-0 ②③ G4-3 1-2f		S S S 0-3 ③ K			4	1	1	0	0	1	2
Rico Carty, R (1, 10) OBP: 0.379, SLG: 0.442	x 0-0 ③ F9			x 0-0 1B 1-2 1B		x 0-0 FC2-5 BB 1B		x 0-0 ① 5-3		4	0	2	0	0	0	1
George Hendrick, R (1, 7) OBP: 0.323, SLG: 0.448		x 0-0 ① 6-3		x 0-0 ① F9 2-3		B B B B 4-0 FC2-5 1-2 1B BB		x 0-0 ② 5-3		3	0	0	0	1	0	2
Joe Lis, R (1, 3) OBP: 0.400, SLG: 0.451		x 0-0 ② 5-3		x 0-0 FC4 1-2 3-H 1B		x 0-0 ① FC2-5 1B 1-2 2-3f		B B B B 4-0 FC6-4 BB		3	0	1	1	1	0	2
Charlie Spikes, R (1, 9) OBP: 0.294, SLG: 0.326		x 0-0 ③ 1-3		x 0-0 ② F8		S S S 0-3 ② K		x 0-0 ③ FC6-4 1-2f		4	0	0	0	0	1	5
Frank Duffy, R (1, 6) Ron Pruitt, R (9, PH) OBP: 0.375, SLG: 0.302 Alfredo Griffin, S (9, PR) OBP: 0.250, SLG: 0.250			x 0-0 ① 5-3	x 0-0 ③ FC4 1-2f		x 0-0 ③ 1-2 2-H 1B			B B B B 4-0 FC6-4 1B BB	3 0 0	0 0 0	1 0 0	0 0 0	0 1 0	0 0 0	2 0 0
Alan Ashby, S (1, 2) OBP: 0.310, SLG: 0.316 Ray Fosse, R (9, PH) OBP: 0.347, SLG: 0.362			x 0-0 FC5-4 1B	S S S 0-3 ① K			x 0-0 ① 1B		x 0-0 FC6-4 1-2 1B	3 1	0 0	2 1	0 0	0 0	1 0	0 0
Inning Stats	R: 0 E: 0 K: 0 S: 3 H: 0 LOB: 1 BB: 1 P: 7	R: 0 E: 0 K: 0 S: 3 H: 0 LOB: 0 BB: 0 P: 3	R: 0 E: 0 K: 0 S: 4 H: 1 LOB: 1 BB: 0 P: 4	R: 1 E: 0 K: 0 S: 6 H: 3 LOB: 2 BB: 0 P: 6	R: 1 E: 0 K: 1 S: 6 H: 2 LOB: 0 BB: 0 P: 6	R: 0 E: 0 K: 1 S: 6 H: 2 LOB: 2 BB: 1 P: 10	R: 1 E: 0 K: 1 S: 6 H: 2 LOB: 0 BB: 0 P: 6	R: 0 E: 0 K: 0 S: 3 H: 0 LOB: 1 BB: 1 P: 7	R: 0 E: 0 K: 0 S: 3 H: 1 LOB: 2 BB: 1 P: 7	1B: 10 2B: 0 3B: 0 HR: 1 SF: 0 SAC: 0 DP: 2 HBP: 0						

PITCHER		IP	WLS	BF	H	R	ER	SO	BB	IBB	HBP	BLK	WP	HR	S	P	ERA	WHIP
Ken Holtzman, L ERA: 3.65	(1, 1)	7.0	W	30	10	3	3	3	2	0	0	0	0	1	34	42	3.86	1.714
Dick Tidrow, R ERA: 2.63	(8, 1)	1.0		4	0	0	0	0	1	0	0	0	0	0	3	7	0.00	1.000
Sparky Lyle, L ERA: 2.26	(9, 1)	1.0	S	4	1	0	0	0	1	0	0	0	0	0	3	7	0.00	2.000

PITCHER	IP	WLS	BF	H	R	ER	SO	BB	IBB	HBP	BLK	WP	HR	S	P	ERA	WHIP

TOP

Cleveland Indians @ New York Yankees

Yankee Stadium, Bronx, NY

Sat Oct 02 1976, 7:05 PM EDT

Att. 22,905 - Unknown

livebaseballscorecards.com

AB	34
R	3
H	11
RBI	3
BB	4
SO	3
LOB	21

WP: 0 PA: 38
PB: 0
SB: 1
CS: 0

Batter	1	2	3	4	5	6	7	8	9	AB	R	H	RBI	BB	SO	LOB
Gene Locklear, L (1, 10) OBP: 0.264, SLG: 0.263	1-3		K		K		1-3			4	0	0	0	0	2	1
Graig Nettles, L (1, 5) OBP: 0.328, SLG: 0.475	K		S 1B		F8		1B 3B			4	1	2	0	0	1	1
Carlos May, L (1, 7) OBP: 0.344, SLG: 0.333	BB		1-2 BB			1B 1B 1B	G5-4-3 3-H 1B			2	1	2	1	2	0	0
Chris Chambliss, L (1, 3) OBP: 0.323, SLG: 0.441	F9		F9			1-2 1B 1B	G5-4-3 1-2f			4	1	1	0	0	0	4
Oscar Gamble, L (1, 9) OBP: 0.317, SLG: 0.426 Otto Velez, R (8, PH) OBP: 0.410, SLG: 0.394 (9, 9)		FC6-4 1B		G3		F8		6-3		3 1	0 0	1 0	0 0	0 0	0 0	2 0
Elrod Hendricks, L (1, 2) OBP: 0.231, SLG: 0.280		K		4-3		F7		K		4	0	0	0	0	2	3
Larry Murray, S (1, 8) OBP: 0.182, SLG: 0.100		FC6-4 S 1-2f		K		1B S 1-2 2-H 1B		K		4	1	1	1	0	2	1
Sandy Alomar Sr., S (1, 4) OBP: 0.295, SLG: 0.282		K 1-2			K	S 1-3 2-H 1B				3	0	1	1	0	2	1
Fred Stanley, R (1, 6) OBP: 0.329, SLG: 0.273			K		BB	6-3 1-2 3-H				2	0	0	0	1	1	1
Inning Stats	R: 0 E: 0 K: 1 S: 5 H: 0 LOB: 1 BB: 1 P: 9	R: 0 E: 0 K: 2 S: 8 H: 1 LOB: 1 BB: 0 P: 8	R: 0 E: 0 K: 2 S: 8 H: 1 LOB: 2 BB: 1 P: 12	R: 0 E: 0 K: 1 S: 5 H: 0 LOB: 0 BB: 0 P: 5	R: 0 E: 0 K: 2 S: 7 H: 0 LOB: 1 BB: 0 P: 11	R: 3 E: 0 K: 0 S: 7 H: 4 LOB: 1 BB: 0 P: 7	R: 1 E: 0 K: 0 S: 4 H: 2 LOB: 0 BB: 0 P: 4	R: 0 E: 0 K: 2 S: 7 H: 0 LOB: 0 BB: 0 P: 7		1B: 7 2B: 0 3B: 1 HR: 0	SF: 0 SAC: 0 DP: 1 HBP: 0					

BOTTOM

Cleveland Indians @ New York Yankees

Yankee Stadium, Bronx, NY

Sat Oct 02 1976, 7:05 PM EDT

Att. 22,905 - Unknown

livebaseballscorecards.com

AB	31
R	4
H	8
RBI	3
BB	3
SO	10
LOB	14

WP: 0 PB: 0 SB: 4 CS: 0 PA: 34

PITCHER		IP	WLS	BF	H	R	ER	SO	BB	IBB	HBP	BLK	WP	HR	S	P	ERA	WHIP
Dennis Eckersley, R ERA: 3.43	(1, 1)	5.2		26	6	3	3	8	3	0	0	0	0	0	39	51	4.76	1.588
Tom Buskey, R ERA: 3.63	(6, 1)	0.2	L	3	1	1	1	0	0	0	0	0	0	0	3	3	13.50	1.500
Don Hood, L ERA: 4.87	(7, 1)	1.2		5	1	0	0	2	0	0	0	0	0	0	9	9	0.00	0.600

PITCHER	IP	WLS	BF	H	R	ER	SO	BB	IBB	HBP	BLK	WP	HR	S	P	ERA	WHIP