

# Cleveland Indians - 1976





Batter	1	2	3	4	5	6	7	8	9	AB	R	H	RBI	BB	SO	LOB	TOP										
<b>Rick Manning, L</b> OBP: 0.500, SLG: 0.375	0-3 K	0-0 FC6 1B		0-0 F2	0-0 5-3			0-0 FC1-6 1B		5	0	2	0	0	1	1											
<b>Duane Kuiper, L</b> OBP: 0.444, SLG: 0.167	4-0 1B BB	0-0 FC6		4-0 1B 2B BB			0-0 4-3	0-0 FC1-6		3	1	0	0	2	0	3											
<b>Buddy Bell, R</b> OBP: 0.778, SLG: 1.143	0-0 FC6-4 1B			0-0 HR	0-0 2B 1B		4-0 FC1-5 BB	0-0 F8		4	2	3	1	1	0	1											
<b>Boog Powell, L</b> OBP: 0.444, SLG: 0.167	0-0 L8			0-3 FC5-4 BB	0-3 K		4-0 FC1-5 BB	0-0 L8		3	0	0	0	2	1	5											
<b>George Hendrick, R</b> OBP: 0.111, SLG: 0.222	0-0 FC6-4			0-0 FC5-4 BB	0-0 2B		0-0 FC1-5	0-0 F8		5	0	1	2	0	0	5											
<b>Rico Carty, R</b> OBP: 0.333, SLG: 0.625		0-0 HR		4-0 BB FC9-6-5 BB	0-0 5-3		0-3 K	0-0 F8		4	1	1	1	1	1	3											
<b>Charlie Spikes, R</b> OBP: 0.429, SLG: 0.429		0-0 P7		0-0 FC9-6-5 BB			0-0 F2	0-0 F8		5	0	0	0	0	0	2											
<b>Ray Fosse, R</b> OBP: 0.429, SLG: 0.429		0-0 4-3		4-0 BB			4-0 CS BB	0-0 F9		1	0	0	0	0	0	0											
<b>Ron Pruitt, R</b> OBP: 0.429, SLG: 0.429		0-0 4-3		1-2 2-3 BB			0-0 BB	0-0 F9		1	0	0	0	2	0	0											
<b>Frank Duffy, R</b> OBP: 0.429, SLG: 0.429		0-0 1B		0-3 K			0-0 1B	0-3 K		4	0	2	0	0	2	3											
<b>Inning Stats</b>	R: 0 E: 0 K: 1 S: 6	H: 1 LOB: 2 BB: 1 P: 10	R: 1 E: 0 K: 0 S: 6	H: 3 LOB: 2 BB: 0 P: 6	R: 1 E: 0 K: 1 S: 6	H: 1 LOB: 3 BB: 3 P: 18	R: 2 E: 0 K: 1 S: 7	H: 2 LOB: 1 BB: 1 P: 11	R: 0 E: 0 K: 0 S: 3	H: 0 LOB: 2 BB: 2 P: 13	R: 0 E: 0 K: 1 S: 5	H: 0 LOB: 0 BB: 0 P: 5	R: 0 E: 0 K: 0 S: 4	H: 1 LOB: 1 BB: 0 P: 4	R: 0 E: 0 K: 0 S: 3	H: 0 LOB: 0 BB: 0 P: 3	1B: 6 2B: 1 3B: 0 HR: 2	SF: 0 SAC: 0 DP: 0 HBP: 0	WP: 0 PB: 0 SB: 1 CS: 1	PA: 43							
<b>PITCHER</b>	IP	WLS	BF	H	R	ER	SO	BB	IBB	HBP	BLK	WP	HR	S	P	ERA	WHIP										
<b>Bill Lee, L</b> ERA: 9.82	(1, 1)	3.2	23	7	4	4	3	5	0	0	0	0	2	24	44	9.82	3.273										
<b>Reggie Cleveland, R</b> ERA: 0.00	(4, 1)	5.1	W	20	2	0	0	2	3	0	0	0	0	21	33	0.00	0.938										

Cleveland Indians @ Boston Red Sox  
Fenway Park, Boston, MA  
Tue Apr 13 1976, 3:33 AM EST  
Att: 32,127 - Unknown - 57 F

AB 35  
R 4  
H 9  
RBI 4  
BB 8  
SO 5  
LOB 23



Batter	1	2	3	4	5	6	7	8	9	AB	R	H	RBI	BB	SO	LOB	BOTTOM										
<b>Bernie Carbo, L</b> OBP: 0.444, SLG: 0.286	0-0 4-3		0-3 K	0-0 2-3			0-3 K	0-3 K		4	0	0	0	0	2	1											
<b>Denny Doyle, L</b> OBP: 0.308, SLG: 0.462	0-0 F8		0-0 E6		0-0 1B 2B		0-0 F8			4	1	1	0	0	0	0											
<b>Fred Lynn, L</b> OBP: 0.444, SLG: 0.647	0-0 4-1		0-0 F6		0-0 G6-4-3 1B		0-0 F9			4	0	1	1	0	0	1											
<b>Jim Rice, R</b> OBP: 0.471, SLG: 0.500		0-0 E 3B		0-0 L9		0-0 G6-4-3 1B		0-0 E6 1B		4	2	2	0	0	0	2											
<b>Carl Yastrzemski, L</b> OBP: 0.188, SLG: 0.200		0-0 FC6 G6-4-3		4-0 2B BB		0-0 P7		0-0 F8		3	1	0	0	1	0	1											
<b>Carlton Fisk, R</b> OBP: 0.375, SLG: 0.571		0-0 G6-4-3		0-0 F9		0-0 HR		0-3 K		4	1	1	1	0	1	3											
<b>Dwight Evans, R</b> OBP: 0.250, SLG: 0.286		0-0 1B 2B		0-0 1B FC6-4 2B		0-3 K		0-0 E5 2B		4	2	2	1	0	1	0											
<b>Rico Petrocelli, R</b> OBP: 0.400, SLG: 0.385		0-0 1B		0-0 FC6-4 1B		0-0 P4		0-0 K		4	0	3	1	0	0	0											
<b>Rick Burleson, R</b> OBP: 0.250, SLG: 0.200		0-0 L5		0-0 FC6-4		0-3 K		4-0 BB		3	0	0	1	1	1	2											
<b>Inning Stats</b>	R: 0 E: 0 K: 0 S: 3	H: 0 LOB: 0 BB: 0 P: 3	R: 2 E: 1 K: 0 S: 6	H: 3 LOB: 1 BB: 0 P: 6	R: 0 E: 1 K: 1 S: 6	H: 0 LOB: 1 BB: 0 P: 6	R: 2 E: 0 K: 0 S: 5	H: 2 LOB: 1 BB: 1 P: 9	R: 1 E: 0 K: 0 S: 4	H: 2 LOB: 0 BB: 0 P: 4	R: 1 E: 0 K: 2 S: 8	H: 1 LOB: 0 BB: 0 P: 8	R: 0 E: 0 K: 1 S: 5	H: 0 LOB: 0 BB: 0 P: 5	R: 1 E: 3 K: 2 S: 10	H: 2 LOB: 3 BB: 1 P: 14	1B: 4 2B: 4 3B: 1 HR: 1	SF: 0 SAC: 0 DP: 2 HBP: 0	WP: 0 PB: 0 SB: 1 CS: 0	PA: 37							
<b>PITCHER</b>	IP	WLS	BF	H	R	ER	SO	BB	IBB	HBP	BLK	WP	HR	S	P	ERA	WHIP										
<b>Pat Dobson, R</b> ERA: 6.75	(1, 1)	4.0	L	21	7	5	3	1	0	0	0	0	1	22	26	6.75	2.000										
<b>Jackie Brown, R</b> ERA: 2.45	(5, 1)	3.2	15	3	2	1	4	1	0	0	0	0	0	3	3	2.46	1.091										
<b>Dave LaRoche, L</b> ERA: 0.00	(8, 1)	0.1	1	0	0	0	1	0	0	0	0	0	0	3	3	0.00	0.000										

Cleveland Indians @ Boston Red Sox  
Fenway Park, Boston, MA  
Tue Apr 13 1976, 3:33 AM EST  
Att: 32,127 - Unknown - 57 F

AB 35  
R 7  
H 10  
RBI 5  
BB 2  
SO 6  
LOB 13





Batter	1	2	3	4	5	6	7	8	9	AB	R	H	RBI	BB	SO	LOB	TOP					
Rick Manning, L OBP: 0.467, SLG: 0.462 (1, 8)										5	1	2	0	0	0	2						
Duane Kuiper, L OBP: 0.286, SLG: 0.167 (1, 4)										4	0	2	1	0	0	0						
Buddy Bell, R OBP: 0.538, SLG: 0.727 (1, 5)										4	1	0	0	0	0	3						
Boog Powell, L OBP: 0.462, SLG: 0.222 (1, 3)										3	1	1	0	1	0	0						
George Hendrick, R OBP: 0.231, SLG: 0.308 (1, 9)										4	1	2	1	0	0	1						
Rico Carty, R OBP: 0.308, SLG: 0.583 (1, 10)										4	1	1	1	0	1	2						
John Lowenstein, L (1, 7)										3	1	0	0	1	1	1						
Alan Ashby, S OBP: 0.333, SLG: 0.333 (1, 2)										4	0	2	2	0	2	0						
Frank Duffy, R OBP: 0.364, SLG: 0.300 (1, 6)										3	0	0	0	1	1	1						
<b>Inning Stats</b>	R: 0 E: 0 K: 0 S: 3	H: 0 LOB: 0 BB: 0 P: 3	R: 0 E: 0 K: 1 S: 6	H: 1 LOB: 1 BB: 0 P: 6	R: 0 E: 0 K: 2 S: 9	H: 2 LOB: 2 BB: 0 P: 9	R: 0 E: 0 K: 0 S: 3	H: 0 LOB: 0 BB: 0 P: 3	R: 0 E: 0 K: 0 S: 3	H: 1 LOB: 0 BB: 0 P: 3	R: 6 E: 0 K: 0 S: 7	H: 5 LOB: 1 BB: 3 P: 19	R: 0 E: 0 K: 0 S: 3	H: 0 LOB: 0 BB: 0 P: 3	R: 0 E: 0 K: 1 S: 5	H: 1 LOB: 0 BB: 0 P: 5	R: 0 E: 0 K: 1 S: 5	H: 0 LOB: 0 BB: 0 P: 5	1B: 8 2B: 2 3B: 0 HR: 0	SF: 0 SAC: 0 DP: 3 HBP: 0	WP: 0 PB: 0 SB: 0 CS: 0	PA: 37
<b>PITCHER</b>	IP	WLS	BF	H	R	ER	SO	BB	IBB	HBP	BLK	WP	HR	S	P	ERA	WHIP					
Fergie Jenkins, R ERA: 4.05 (1, 1)	5.1	L	26	9	6	6	3	1	1	0	1	0	0	30	38	10.12	1.875					
Tom House, L ERA: 6.75 (6, 1)	3.2		11	1	0	0	2	1	0	0	0	0	0	14	18	0.00	0.545					

Cleveland Indians @ Boston Red Sox  
Fenway Park, Boston, MA  
Wed Apr 14 1976, 3:33 AM EST  
Att: 14,315 - Unknown - 69 F

AB 34  
R 6  
H 10  
RBI 5  
BB 3  
SO 5  
LOB 10

Batter	1	2	3	4	5	6	7	8	9	AB	R	H	RBI	BB	SO	LOB	BOTTOM					
Bernie Carbo, L OBP: 0.167, SLG: 0.167 (1, 10)										2	0	1	0	0	1	0						
Deron Johnson, R OBP: 0.417, SLG: 0.222 (4, FH)										2	0	0	0	1	0	2						
Denny Doyle, L OBP: 0.333, SLG: 0.412 (1, 4)										4	0	1	1	1	0	3						
Rick Miller, L (9, FR)										0	0	0	0	0	0	0						
Fred Lynn, L OBP: 0.435, SLG: 0.591 (1, 8)										5	1	2	0	0	0	3						
Jim Rice, R OBP: 0.500, SLG: 0.647 (1, 7)										5	1	3	0	0	0	1						
Carl Yastrzemski, L OBP: 0.250, SLG: 0.222 (1, 3)										3	1	1	0	1	0	2						
Carlton Fisk, R OBP: 0.400, SLG: 0.556 (1, 2)										4	1	2	1	0	0	1						
Dwight Evans, R OBP: 0.200, SLG: 0.222 (1, 9)										4	0	0	0	0	3	5						
Rico Petrocelli, R OBP: 0.368, SLG: 0.412 (1, 5)										4	0	1	1	0	0	0						
Rick Burleson, R OBP: 0.350, SLG: 0.200 (1, 6)										0	1	0	1	3	0	0						
<b>Inning Stats</b>	R: 0 E: 0 K: 1 S: 6	H: 2 LOB: 2 BB: 0 P: 6	R: 0 E: 0 K: 1 S: 5	H: 0 LOB: 0 BB: 0 P: 5	R: 1 E: 0 K: 0 S: 4	H: 2 LOB: 1 BB: 1 P: 8	R: 3 E: 0 K: 0 S: 6	H: 3 LOB: 2 BB: 2 P: 14	R: 0 E: 0 K: 1 S: 7	H: 2 LOB: 2 BB: 0 P: 7	R: 0 E: 0 K: 0 S: 3	H: 0 LOB: 1 BB: 1 P: 7	R: 1 E: 0 K: 1 S: 7	H: 2 LOB: 1 BB: 0 P: 7	R: 0 E: 0 K: 0 S: 2	H: 0 LOB: 0 BB: 1 P: 6	R: 0 E: 0 K: 0 S: 2	H: 0 LOB: 1 BB: 1 P: 6	1B: 9 2B: 2 3B: 1 HR: 0	SF: 1 SAC: 0 DP: 2 HBP: 0	WP: 1 PB: 0 SB: 0 CS: 0	PA: 40
<b>PITCHER</b>	IP	WLS	BF	H	R	ER	SO	BB	IBB	HBP	BLK	WP	HR	S	P	ERA	WHIP					
Jim Bibby, R ERA: 9.82 (1, 1)	3.2		19	7	4	4	2	2	0	0	0	0	0	14	22	9.82	2.455					
Don Hood, L ERA: 3.39 (4, 1)	2.2	W	14	4	1	1	1	1	1	0	0	0	0	14	22	3.38	1.875					
Jim Kern, R ERA: (7, 1)	1.2		5	0	0	0	1	1	0	0	0	1	0	6	10	0.00	0.600					
Dave LaRoche, L ERA: (9, 1)	1.0	S	3	0	0	0	0	1	0	0	0	0	0	2	6	0.00	1.000					

Cleveland Indians @ Boston Red Sox  
Fenway Park, Boston, MA  
Wed Apr 14 1976, 3:33 AM EST  
Att: 14,315 - Unknown - 69 F


AB 33  
R 5  
H 11  
RBI 4  
BB 6  
SO 4  
LOB 17




Batter	1	2	3	4	5	6	7	8	9	AB	R	H	RBI	BB	SO	LOB	TOP										
Rick Manning, L OBP: 0.421, SLG: 0.412 (1, 8)	0-0 4-3		0-0 F4			0-0 G6-4-3 1B		0-3 K		4	0	1	0	0	1	0	<b>Cleveland Indians @ Kansas City Royals</b> Royals Stadium, Kansas City, MO Fri Apr 16 1976, 7:05 PM EST Att: 12,219 - Unknown - 72 F										
Duane Kuiper, L OBP: 0.222, SLG: 0.125 (1, 4)	0-0 6-3			0-0 F8		0-0 G6-4-3 1-2		0-0 4-3		4	0	0	0	0	0	1											
Buddy Bell, R OBP: 0.588, SLG: 0.714 (1, 5)	0-0 6-3			4-0 G4-6-3 BB			0-0 5-3 2B 1B		0-0 1B SF8 1B	3	2	2	0	1	0	0											
Boog Powell, L OBP: 0.412, SLG: 0.231 (1, 3)		0-0 6-3		0-0 G4-6-3 1-2			0-0 F5		0-0 BB 1B	4	0	1	0	0	0	2											
George Hendrick, R OBP: 0.176, SLG: 0.250 (1, 7)		0-3 K			0-0 6-3		0-0 5-3		0-0 SF8 1B	3	0	0	1	0	1	1											
Rico Carty, R OBP: 0.371, SLG: 0.714 Doug Howard, R (8, PR)		4-0 FC6 BB			0-0 FC5-4 1B		0-0 2B		4-0 3-H 1-2 BB	2	0	2	1	2	0	0											
Charlie Spikes, R (1, 9)		0-0 FC6 1-2			0-0 FC5-4 1-2		0-0 5-3		0-3 K	4	0	0	0	0	1	5											
Alan Ashby, S OBP: 0.300, SLG: 0.600 (1, 2)			0-0 4-3		0-0 4-3			0-0 HR	0-0 L6	4	1	1	1	0	0	3											
Frank Duffy, R OBP: 0.308, SLG: 0.250 John Lowenstein, L (8, PH)			0-0 F7			0-0 1-3		0-0 F7		2	0	0	0	0	0	0											
Larvell Blanks, R (8, 6)										0	0	0	0	0	0	0											
Inning Stats	R: 0 E: 0 K: 0 S: 3	H: 0 LOB: 0 BB: 0 P: 3	R: 0 E: 0 K: 1 S: 5	H: 0 LOB: 1 BB: 1 P: 9	R: 0 E: 0 K: 0 S: 3	H: 0 LOB: 0 BB: 0 P: 3	R: 0 E: 0 K: 0 S: 2	H: 0 LOB: 0 BB: 1 P: 6	R: 0 E: 0 K: 0 S: 4	H: 1 LOB: 1 BB: 0 P: 4	R: 0 E: 0 K: 0 S: 3	H: 1 LOB: 0 BB: 0 P: 3	R: 1 E: 0 K: 0 S: 5	H: 2 LOB: 1 BB: 0 P: 5	R: 1 E: 0 K: 1 S: 6	H: 1 LOB: 0 BB: 0 P: 6	R: 1 E: 0 K: 1 S: 7	H: 2 LOB: 2 BB: 1 P: 11	1B: 5 2B: 1 3B: 0 HR: 1	SF: 1 SAC: 0 DP: 2 HBP: 0	WP: 0 PB: 0 CS: 0	PA: 35					
PITCHER	IP	WLS	BF	H	R	ER	SO	BB	IBB	HBP	BLK	WP	HR	S	P	ERA	WHIP										
Doug Bird, R ERA: 2.92 (1, 1)	7.0		26	5	2	2	1	2	0	0	0	0	1	26	34	2.57	1.000										
Steve Mingori, L ERA: 9.0 (8, 1)	1.0	W	5	2	1	1	1	0	0	0	0	0	0	7	7	9.00	2.000										
Marty Pattin, R ERA: 4.15 (9, 1)	1.0	S	4	0	0	0	1	1	0	0	0	0	0	5	9	0.00	1.000										

Batter	1	2	3	4	5	6	7	8	9	AB	R	H	RBI	BB	SO	LOB	BOTTOM										
Jim Wohlford, R OBP: 0.182, SLG: 0.182 (1, 7)	0-0 4-3		0-0 5-3		0-0 F7			0-0 SH3		3	0	0	0	0	0	1	<b>Cleveland Indians @ Kansas City Royals</b> Royals Stadium, Kansas City, MO Fri Apr 16 1976, 7:05 PM EST Att: 12,219 - Unknown - 72 F										
Amos Otis, R OBP: 0.450, SLG: 0.400 (1, 8)	0-3 K		0-0 E5		0-0 6-3			4-0 1B BB		3	1	0	0	1	1	1											
George Brett, L OBP: 0.381, SLG: 0.400 (1, 5)	0-0 1B 2B		0-3 K			0-0 CS 1B		0-0 1B FC5-4 1B		4	2	3	0	0	1	1											
John Mayberry, L OBP: 0.429, SLG: 0.250 (1, 3)	0-0 2H 1B			0-0 F9		0-0 F9		0-0 FC5-4 1B		4	0	2	3	0	0	1											
Hal McRae, R OBP: 0.333, SLG: 0.450 (1, 10)	0-0 F3			0-0 F9		0-3 K		0-0 FC5-4 CS		4	0	0	1	0	1	3											
Al Cowens, R OBP: 0.150, SLG: 0.200 (1, 9)		0-0 6-3		0-0 6-3			0-0 F2	0-0 CS		3	0	0	0	0	0	0											
Buck Martinez, R OBP: 0.333, SLG: 1.333 (1, 2)		0-0 F2			0-0 HR		0-0 F4			3	1	1	1	0	0	0											
Freddie Patek, R OBP: 0.353, SLG: 0.375 (1, 6)		0-0 5-3			0-0 SH3-4 1B		0-0 F8			3	0	1	0	0	0	0											
Frank White, R OBP: 0.167, SLG: 0.250 Cookie Rojas, R (8, PH)			0-0 G3		0-0 SH3-4 1B			0-0 1B SH3 1B		1	0	0	0	0	0	0											
Inning Stats	R: 1 E: 0 K: 1 S: 7	H: 2 LOB: 1 BB: 0 P: 7	R: 0 E: 0 K: 0 S: 3	H: 0 LOB: 0 BB: 0 P: 3	R: 0 E: 1 K: 1 S: 6	H: 0 LOB: 1 BB: 0 P: 6	R: 0 E: 0 K: 0 S: 3	H: 0 LOB: 0 BB: 0 P: 3	R: 1 E: 0 K: 0 S: 5	H: 2 LOB: 1 BB: 0 P: 5	R: 0 E: 0 K: 1 S: 5	H: 1 LOB: 1 BB: 0 P: 5	R: 0 E: 0 K: 0 S: 3	H: 0 LOB: 0 BB: 0 P: 3	R: 3 E: 0 K: 0 S: 5	H: 3 LOB: 0 BB: 1 P: 9		1B: 6 2B: 2 3B: 0 HR: 1	SF: 0 SAC: 2 DP: 1 HBP: 0	WP: 0 PB: 0 CS: 2	PA: 33						
PITCHER	IP	WLS	BF	H	R	ER	SO	BB	IBB	HBP	BLK	WP	HR	S	P	ERA	WHIP										
Fritz Peterson, L ERA: 3.68 (1, 1)	7.1	L	28	6	3	3	3	0	0	0	0	0	1	34	34	3.68	0.818										
Stan Thomas, R ERA: (8, 1)	0.0		1	0	0	0	0	1	0	0	0	0	0	0	4	∞	∞										
Don Hood, L ERA: 5.4 (8, 1)	0.2		3	2	2	2	0	0	0	0	0	0	0	3	3	27.00	3.000										



Batter	1	2	3	4	5	6	7	8	9	AB	R	H	RBI	BB	SO	LOB	TOP	
<b>Rick Manning, L</b> OBP: 0.455, SLG: 0.450 (1, 8)	0-0 1-3		0-0 1B		0-0 1B SF8					3	1	2	0	0	0	0	<b>Cleveland Indians @ Kansas City Royals</b> Royals Stadium, Kansas City, MO Sat Apr 17 1976, 7:05 PM EST Att. 9,799 - Unknown - 62 F  <b>AB 22</b> <b>R 3</b> <b>H 8</b> <b>RBI 3</b> <b>BB 0</b> <b>SO 1</b> <b>LOB 8</b> 	
<b>Duane Kuiper, L</b> OBP: 0.286, SLG: 0.211 (1, 4)	0-0 1-3		0-0 1B		0-0 1B					3	0	2	1	0	0	0		
<b>Buddy Bell, R</b> OBP: 0.500, SLG: 0.588 (1, 5)	0-0 F9		0-0 F8		0-3 K					3	0	0	0	0	1	4		
<b>Boog Powell, L</b> OBP: 0.350, SLG: 0.200 (1, 3)		0-0 1-3		0-0 4-3	0-0 SF8					2	0	0	1	0	0	0		
<b>George Hendrick, R</b> OBP: 0.150, SLG: 0.211 (1, 7)		0-0 4-3		0-0 F4	0-0 F8					3	0	0	0	0	0	1		
<b>Rico Carty, R</b> OBP: 0.474, SLG: 0.688 (1, 10)		0-0 F7		0-0 1B						2	1	1	0	0	0	0		
<b>Charlie Spikes, R</b> OBP: 0.133, SLG: 0.071 (1, 9)			0-0 3-1	0-0 1B						2	0	1	0	0	0	0		
<b>Alan Ashby, S</b> OBP: 0.417, SLG: 0.667 (1, 2)			0-0 1B	0-0 1B						2	1	2	1	0	0	0		
<b>Frank Duffy, R</b> OBP: 0.267, SLG: 0.214 (1, 6)			0-0 F9	0-0 5-3						2	0	0	0	0	0	3		
<b>Inning Stats</b>	R: 0 E: 0 K: 0 S: 3	H: 0 LOB: 0 BB: 0 P: 3	R: 0 E: 0 K: 0 S: 3	H: 0 LOB: 0 BB: 0 P: 3	R: 1 E: 0 K: 0 S: 6	H: 3 LOB: 2 BB: 0 P: 6	R: 1 E: 0 K: 0 S: 6	H: 3 LOB: 2 BB: 0 P: 6	R: 1 E: 0 K: 1 S: 7	H: 2 LOB: 1 BB: 0 P: 7						1B: 8 2B: 0 3B: 0 HR: 0	SF: 1 SAC: 0 DP: 0 HBP: 0	WP: 0 PA: 23 CS: 0
<b>PITCHER</b> <b>A Fitzmorris, R</b> ERA: 4.5 (1, 1)	IP: 5.0 WLS: W BF: 23 H: 8 R: 3 ER: 3 SO: 1 BB: 0 IBB: 0 HBP: 0 BLK: 0 WP: 0 HR: 0 S: 25 P: 25 ERA: 5.40 WHIP: 1.600																	

Batter	1	2	3	4	5	6	7	8	9	AB	R	H	RBI	BB	SO	LOB	BOTTOM	
<b>Al Cowens, R</b> OBP: 0.217, SLG: 0.190 (1, 9)	0-0 BB		0-0 FC5							1	1	0	0	2	0	2	<b>Cleveland Indians @ Kansas City Royals</b> Royals Stadium, Kansas City, MO Sat Apr 17 1976, 7:05 PM EST Att. 9,799 - Unknown - 62 F  <b>AB 18</b> <b>R 5</b> <b>H 6</b> <b>RBI 5</b> <b>BB 5</b> <b>SO 1</b> <b>LOB 10</b> 	
<b>Amos Otis, R</b> OBP: 0.476, SLG: 0.412 (1, 8)	0-0 BB		0-0 F4		0-0 CS					2	1	1	0	1	0	3		
<b>George Brett, L</b> OBP: 0.375, SLG: 0.391 (1, 5)	0-0 1B	0-0 F7		0-0 F8						3	1	1	1	0	0	1		
<b>John Mayberry, L</b> OBP: 0.417, SLG: 0.222 (1, 3)	4-0 F7	0-0 G3		0-3 K						2	1	0	0	1	1	0		
<b>Hal McRae, R</b> OBP: 0.333, SLG: 0.435 (1, 7)	0-0 2B	0-0 5-3		0-0 4-3						3	1	1	2	0	0	0		
<b>Tony Solaita, L</b> (1, 10)	0-0 F7		0-0 F8							2	0	0	0	0	0	2		
<b>Bob Stinson, S</b> (1, 2)	4-0 2B		0-0 F2							1	0	0	0	1	0	0		
<b>Freddie Patek, R</b> OBP: 0.421, SLG: 0.500 (1, 6)	0-0 2B		0-0 FC5							2	0	2	2	0	0	0		
<b>Frank White, R</b> OBP: 0.214, SLG: 0.286 (1, 4)	0-0 F4		0-0 1B							2	0	1	0	0	0	2		
<b>Inning Stats</b>	R: 5 E: 0 K: 0 S: 6	H: 3 LOB: 3 BB: 5 P: 26	R: 0 E: 0 K: 0 S: 3	H: 0 LOB: 0 BB: 0 P: 3	R: 0 E: 0 K: 0 S: 5	H: 2 LOB: 2 BB: 0 P: 5	R: 0 E: 0 K: 1 S: 5	H: 1 LOB: 0 BB: 0 P: 5	R: 0 E: 0 K: 0 S: 1	H: 0 LOB: 0 BB: 0 P: 1						1B: 5 2B: 1 3B: 0 HR: 0	SF: 0 SAC: 0 DP: 0 HBP: 0	WP: 0 PA: 23 CS: 1
<b>PITCHER</b> <b>Dennis Eckersley, R</b> ERA: 23.63 <b>Rick Waits, L</b> ERA: (1, 1)	IP: 0.0 WLS: L BF: 5 H: 4 R: 0 ER: 0 SO: 1 BB: 3 IBB: 0 HBP: 0 BLK: 0 WP: 0 HR: 0 S: 18 P: 26 ERA: 0.00 WHIP: 1.385																	



Batter	1	2	3	4	5	6	7	8	9	AB	R	H	RBI	BB	SO	LOB	TOP											
<b>Rick Manning, L</b> OBP: 0.444, SLG: 0.391 (1, 8)	4-0 6-3 5-3 E BB	0-0 FC6-4		0-0 4-3			0-3 K		4-0 E BB	3	2	0	0	2	1	2	<b>Cleveland Indians @ Kansas City Royals</b> Royals Stadium, Kansas City, MO Sun Apr 18 1976, 4:33 AM EST Att: 10,466 - Unknown											
<b>Duane Kuiper, L</b> OBP: 0.269, SLG: 0.174 (1, 4)	0-0 5-3 1-2	0-3 K			0-0 G3		0-0 F7		4-0 FC6-4 1-H BB BB	4	0	0	0	1	1	3												
<b>Buddy Bell, R</b> OBP: 0.480, SLG: 0.524 (1, 5)	0-0 6-3 2-3			0-0 F4		4-0 CS BB		0-0 1B 3B 1B	0-3 K	4	1	1	0	1	1	2												
<b>Boog Powell, L</b> OBP: 0.360, SLG: 0.167 (1, 3)	4-0 E BB			0-0 G1		0-3 K		0-3 K	4-0 FC6-4 1-2 BB	3	0	0	0	2	2	2												
<b>John Lowenstein, L</b> <b>George Hendrick, R</b> (8, PH) OBP: 0.182, SLG: 0.238 (8, 7)	4-0 1-2 BB			4-0 1B BB		4-0 3-1 6-3 S BB		0-0 1-2 3B 1B	0-0 FC6-4 FC5-4 1-2 BB	0	1	0	0	3	0	0												
<b>Rico Carty, R</b> OBP: 0.417, SLG: 0.571 (1, 10)	0-0 F4 3-H			0-0 1B		0-0 6-3		0-0 F9	0-0 FC5-4 1-2	5	0	1	0	0	0	7												
<b>Alan Ashby, S</b> OBP: 0.436, SLG: 0.733 (1, 2)		4-0 1B BB		0-0 1-3		0-0 3-1		0-0 1-H 2-H 1B 3B		3	1	1	2	1	0	3												
<b>Charlie Spikes, R</b> OBP: 0.156, SLG: 0.111 (1, 9)		0-0 F7			0-0 F8		0-3 K		0-0 1B	4	0	1	1	0	1	1												
<b>Frank Duffy, R</b> OBP: 0.263, SLG: 0.222 (1, 6)		0-0 FC6-4 1B			0-0 6-3		0-0 4-3		0-3 K	4	0	1	0	0	1	1												
<b>Inning Stats</b>	R: 1 E: 1 K: 0 S: 3	H: 0 LOB: 2 BB: 3 P: 15	R: 0 E: 0 K: 1 S: 6	H: 1 LOB: 2 BB: 1 P: 10	R: 0 E: 0 K: 0 S: 4	H: 1 LOB: 0 BB: 1 P: 8	R: 0 E: 0 K: 0 S: 3	H: 0 LOB: 0 BB: 0 P: 3	R: 0 E: 0 K: 1 S: 4	H: 0 LOB: 1 BB: 1 P: 8	R: 0 E: 0 K: 0 S: 5	H: 0 LOB: 0 BB: 0 P: 9	R: 0 E: 0 K: 1 S: 5	H: 0 LOB: 0 BB: 0 P: 5	R: 3 E: 0 K: 2 S: 11	H: 4 LOB: 1 BB: 3 P: 11		R: 1 E: 0 K: 1 S: 5	H: 0 LOB: 2 BB: 3 P: 17	1B: 5 2B: 1 3B: 1 HR: 0	SF: 0 SAC: 0 DP: 1 HBP: 0	WP: 0 PB: 0 SB: 0 CS: 1	PA: 42					
<b>PITCHER</b>	IP	WLS	BF	H	R	ER	SO	BB	IBB	HBP	BLK	WP	HR	S	P	ERA	WHIP											
<b>Steve Busby, R</b> ERA: 1.5	(1, 1)	6.0	L	26	2	2	1	3	7	0	0	0	0	0	25	53	1.50	1.500										
<b>Paul Spittorff, L</b> ERA: 9.58	(7, 1)	1.2		9	4	3	3	2	0	0	0	0	0	0	13	13	16.20	2.400										
<b>Doug Bird, R</b> ERA: 2.84	(8, 1)	0.1		1	0	0	0	1	0	0	0	0	0	0	3	3	0.00	0.000										
<b>Bob McClure, L</b> ERA: 13.5	(9, 1)	0.0		2	0	1	1	0	2	0	0	0	0	0	8	∞	∞	∞										
<b>Mark Littell, R</b> ERA:	(9, 1)	1.0		4	0	0	0	1	1	0	0	0	0	0	5	9	0.00	1.000										
<b>Batter</b>	<b>1</b>	<b>2</b>	<b>3</b>	<b>4</b>	<b>5</b>	<b>6</b>	<b>7</b>	<b>8</b>	<b>9</b>	<b>AB</b>	<b>R</b>	<b>H</b>	<b>RBI</b>	<b>BB</b>	<b>SO</b>	<b>LOB</b>	<b>BOTTOM</b>											
<b>Al Cowens, R</b> OBP: 0.222, SLG: 0.167 (1, 9)	0-0 1-3		0-0 F8		0-0 L4-3			4-0 BB		3	0	0	0	1	0	2	<b>Cleveland Indians @ Kansas City Royals</b> Royals Stadium, Kansas City, MO Sun Apr 18 1976, 4:33 AM EST Att: 10,466 - Unknown											
<b>Amos Otis, R</b> OBP: 0.407, SLG: 0.333 (1, 8)	0-0 F9			0-0 F6		0-0 1-3		0-0 L7		4	0	0	0	0	0	1												
<b>George Brett, L</b> OBP: 0.357, SLG: 0.444 (1, 5)	0-0 3B			0-0 4-3		0-0 3-1		0-0 4-3		4	0	1	0	0	0	1												
<b>John Mayberry, L</b> OBP: 0.393, SLG: 0.227 (1, 3)	0-0 6-3			0-0 S 1B		0-0 1-3		0-0 4-1		4	0	1	0	0	0	1												
<b>Hal McRae, R</b> OBP: 0.393, SLG: 0.500 (1, 7)		0-0 1B		4-0 1-2 BB		0-0 2B		0-0 F9		3	0	2	0	1	0	0												
<b>Tony Solaita, L</b> (1, 10)		0-3 K		0-0 1-3		0-3 K		0-3 K		3	0	0	0	0	2	3												
<b>Jim Wohlford, R</b> OBP: 0.167, SLG: 0.167 (9, PH)				0-0 1-3				0-3 K		1	0	0	0	0	1	0												
<b>Buck Martinez, R</b> OBP: 0.400, SLG: 1.000 <b>Jamie Quirk, L</b> (7, PH) <b>Bob Stinson, S</b> (8, 2)		0-3 K			0-0 E SH3-4 1B		0-3 K			2	0	1	0	0	1	0												
<b>Freddie Patek, R</b> OBP: 0.381, SLG: 0.450 (1, 6)				0-0 F9		0-0 SH3-4		0-0 L1		2	0	0	0	0	0	1												
<b>Frank White, R</b> OBP: 0.188, SLG: 0.250 <b>Cookie Rojas, R</b> (8, PH) (9, 4)				0-3 K		0-0 E4 L4-3		0-0 6-3		2	0	0	0	0	1	1												
<b>Inning Stats</b>	R: 0 E: 0 K: 0 S: 4	H: 1 LOB: 1 BB: 0 P: 4	R: 0 E: 0 K: 2 S: 7	H: 1 LOB: 0 BB: 0 P: 7	R: 0 E: 0 K: 1 S: 5	H: 0 LOB: 0 BB: 0 P: 5	R: 0 E: 0 K: 0 S: 4	H: 1 LOB: 2 BB: 1 P: 8	R: 0 E: 0 K: 0 S: 3	H: 0 LOB: 0 BB: 0 P: 3	R: 0 E: 0 K: 2 S: 8	H: 1 LOB: 1 BB: 0 P: 8	R: 0 E: 0 K: 0 S: 3	H: 0 LOB: 1 BB: 1 P: 7	R: 0 E: 0 K: 1 S: 5	H: 0 LOB: 0 BB: 0 P: 5	1B: 3 2B: 2 3B: 1 HR: 0	SF: 0 SAC: 1 DP: 1 HBP: 0	WP: 0 PB: 0 SB: 1 CS: 0	PA: 33								
<b>PITCHER</b>	IP	WLS	BF	H	R	ER	SO	BB	IBB	HBP	BLK	WP	HR	S	P	ERA	WHIP											
<b>Pat Dobson, R</b> ERA: 2.25	(1, 1)	8.0	W	30	5	0	0	5	2	0	0	0	0	0	38	46	0.00	0.875										
<b>Dave LaRoche, L</b> ERA:	(9, 1)	1.0		3	0	0	0	1	0	0	0	0	0	5	5	0.00	0.000											



Batter	1	2	3	4	5	6	7	8	9	AB	R	H	RBI	BB	SO	LOB	TOP										
Lenny Randle, S (1.7) OBP: 0.233, SLG: 0.293										5	0	0	0	0	2	7											
Juan Beniquez, R (1.8) OBP: 0.285, SLG: 0.270										4	1	2	0	0	1	2											
Mike Hargrove, L (1.3) OBP: 0.343, SLG: 0.455										4	0	1	0	0	1	1											
Tom Grieve, R (1.10) OBP: 0.303, SLG: 0.375										4	0	2	1	0	1	0											
Jeff Burroughs, R (1.9) OBP: 0.268, SLG: 0.436										4	0	0	0	0	0	3											
Roy Howell, L (1.5) OBP: 0.256, SLG: 0.176										3	0	0	0	1	2	1											
Mike Cubbage, L (1.4) OBP: 0.444, SLG: 0.286										3	0	0	0	1	2	0											
Roy Smalley, S (1.6) OBP: 0.361, SLG: 0.300										3	0	2	0	1	1	2											
Jim Sundberg, R (1.2) OBP: 0.130, SLG: 0.227										2	0	0	0	0	0	3											
Dave Moates, L (7, PH) OBP: 0.400, SLG: 0.400										0	0	0	0	1	0	0											
<b>Inning Stats</b>	R: 0 E: 0 K: 1 S: 5	H: 1 LOB: 0 BB: 0 P: 5	R: 0 E: 0 K: 0 S: 3	H: 0 LOB: 0 BB: 0 P: 3	R: 0 E: 0 K: 1 S: 6	H: 1 LOB: 1 BB: 0 P: 6	R: 0 E: 0 K: 0 S: 4	H: 1 LOB: 1 BB: 0 P: 4	R: 0 E: 0 K: 1 S: 5	H: 0 LOB: 2 BB: 2 P: 13	R: 1 E: 0 K: 1 S: 7	H: 3 LOB: 1 BB: 0 P: 7	R: 0 E: 0 K: 3 S: 9	H: 0 LOB: 2 BB: 2 P: 17	R: 0 E: 0 K: 1 S: 7	H: 0 LOB: 2 BB: 0 P: 7	R: 0 E: 0 K: 1 S: 7	H: 2 LOB: 2 BB: 0 P: 7	1B: 8 2B: 1 3B: 0 HR: 0	SF: 0 SAC: 0 DP: 2 HBP: 0	WP: 0 PA: 37 PB: 0 SB: 0 CS: 0						
<b>PITCHER</b>	IP	WLS	BF	H	R	ER	SO	BB	IBB	HBP	BLK	WP	HR	S	P	ERA	WHIP										
Jim Bibby, R (1.1) ERA: 5.19	5.0	W	22	6	1	1	3	2	0	0	0	0	0	26	34	1.80	1.600										
Jim Kern, R (6.1) ERA:	4.0	S	15	2	0	0	7	2	0	0	1	0	0	27	35	0.00	1.000										

Texas Rangers @ Cleveland Indians  
Cleveland Municipal Stadium, Cleveland, OH  
Tue Apr 20 1976, 3:33 AM EST  
Att: 9,328 - Unknown

AB 33  
R 1  
H 8  
RBI 1  
BB 4  
SO 10  
LOB 19




Batter	1	2	3	4	5	6	7	8	9	AB	R	H	RBI	BB	SO	LOB	BOTTOM										
Rick Manning, L (1.8) OBP: 0.438, SLG: 0.370										4	1	1	0	1	0	1											
Duane Kuiper, L (1.4) OBP: 0.333, SLG: 0.231										3	1	2	0	1	0	0											
Buddy Bell, R (1.5) OBP: 0.500, SLG: 0.520										4	1	2	1	1	0	1											
Rico Carty, R (1.10) OBP: 0.393, SLG: 0.560										4	0	1	1	0	2	4											
Rick Waits, L (7, PR) OBP: 0.450, SLG: 0.737										0	1	0	0	0	0	0											
John Lowenstein, L (8, PH)										1	0	0	0	0	0	1											
George Hendrick, R (1.7) OBP: 0.185, SLG: 0.200										4	1	0	0	1	2	3											
Alan Ashby, S (1.2) OBP: 0.450, SLG: 0.737										4	2	2	2	0	1	0											
Charlie Spikes, R (1.9) OBP: 0.261, SLG: 0.273										4	2	3	2	0	0	0											
Doug Howard, R (1.3) OBP: 0.250, SLG: 0.250										4	0	1	0	0	1	3											
Frank Duffy, R (1.6) OBP: 0.304, SLG: 0.318										4	0	2	3	0	0	0											
<b>Inning Stats</b>	R: 0 E: 0 K: 0 S: 3	H: 0 LOB: 0 BB: 0 P: 3	R: 1 E: 0 K: 1 S: 7	H: 2 LOB: 1 BB: 0 P: 7	R: 0 E: 0 K: 1 S: 6	H: 1 LOB: 2 BB: 1 P: 10	R: 0 E: 0 K: 1 S: 7	H: 3 LOB: 2 BB: 0 P: 7	R: 0 E: 0 K: 2 S: 9	H: 2 LOB: 2 BB: 0 P: 9	R: 0 E: 0 K: 0 S: 3	H: 0 LOB: 0 BB: 0 P: 3	R: 7 E: 0 K: 0 S: 9	H: 6 LOB: 1 BB: 2 P: 17	R: 0 E: 0 K: 1 S: 5	H: 0 LOB: 1 BB: 1 P: 9	R: 0 E: 0 K: 1 S: 5	H: 0 LOB: 1 BB: 1 P: 9	1B: 10 2B: 4 3B: 0 HR: 0	SF: 0 SAC: 1 DP: 0 HBP: 0	WP: 1 PA: 41 PB: 0 SB: 1 CS: 0						
<b>PITCHER</b>	IP	WLS	BF	H	R	ER	SO	BB	IBB	HBP	BLK	WP	HR	S	P	ERA	WHIP										
Gaylord Perry, R (1.1) ERA: 3.08	6.1	L	31	11	6	6	5	2	0	0	0	0	0	39	47	8.53	2.053										
Joe Hoerner, L (7.1) ERA: 54.0	0.0		2	1	0	0	0	0	1	0	0	0	0	1	5	∞	∞										
Steve Hargan, R (7.1) ERA: 3.0	1.2		8	2	3	3	1	1	0	0	0	1	0	9	13	16.20	1.800										


Texas Rangers @ Cleveland Indians  
Cleveland Municipal Stadium, Cleveland, OH  
Tue Apr 20 1976, 3:33 AM EST  
Att: 9,328 - Unknown

AB 36  
R 9  
H 14  
RBI 9  
BB 4  
SO 6  
LOB 13





Batter	1	2	3	4	5	6	7	8	9	AB	R	H	RBI	BB	SO	LOB	TOP			
Bill North, S OBP: 0.365, SLG: 0.340 (1, 8)	0-0 4-3		0-0 L7			0-0 1-3			0-0 L8	4	0	0	0	0	0	0	<b>Oakland Athletics @ Cleveland Indians</b> Cleveland Municipal Stadium, Cleveland, OH Fri Apr 23 1976, 6:05 PM EST Att: 9,581 - Unknown - 48 F  livebaseballscores.com  <b>AB 29</b> <b>R 0</b> <b>H 2</b> <b>RBI 0</b> <b>BB 2</b> <b>SO 10</b> <b>LOB 6</b> 			
Claudell Washington, L OBP: 0.283, SLG: 0.224 (1, 9)	0-0 F9		0-0 F7			0-0 6-3			0-0 FC6-4 1B	4	0	1	0	0	0	0				
Joe Rudi, R OBP: 0.341, SLG: 0.436 (1, 7)	4-0 BB			0-3 K					0-0 L5	3	0	0	0	1	1	1				
Don Baylor, R OBP: 0.283, SLG: 0.250 (1, 3)	0-3 K			0-0 5-3					0-0 FC6-4	4	0	0	0	0	1	2				
Sal Bando, R OBP: 0.245, SLG: 0.364 Matt Alexander, S (7, PR) Ken McMullen, R OBP: 0.286, SLG: 0.167 (7, 5)		0-3 K		0-0 F3				4-0 S BB		2	0	0	0	1	1	0				
Billy Williams, L OBP: 0.288, SLG: 0.194 (1, 10)		0-0 1B			0-3 K				0-0 F8 1-2	3	0	1	0	0	1	1				
Bert Campaneris, R OBP: 0.224, SLG: 0.156 (1, 6)		0-3 K			0-3 K				0-0 5-3	3	0	0	0	0	2	1				
Phil Garner, R OBP: 0.295, SLG: 0.425 (1, 4)		0-3 K			0-0 3-1				0-3 K	3	0	0	0	0	2	1				
Larry Haney, R OBP: 0.222, SLG: 0.222 (1, 2)			0-0 F8			0-3 K			0-3 K	3	0	0	0	0	2	0				
<b>Inning Stats</b>	R: 0 E: 0 K: 1 S: 5	H: 0 LOB: 1 BB: 1 P: 9	R: 0 E: 0 K: 3 S: 10	H: 1 LOB: 1 BB: 0 P: 10	R: 0 E: 0 K: 0 S: 3	H: 0 LOB: 0 BB: 0 P: 3	R: 0 E: 0 K: 1 S: 5	H: 0 LOB: 0 BB: 0 P: 5	R: 0 E: 0 K: 2 S: 7	H: 0 LOB: 0 BB: 0 P: 7	R: 0 E: 0 K: 0 S: 3	H: 0 LOB: 2 BB: 1 P: 7	R: 0 E: 0 K: 0 S: 7	H: 0 LOB: 0 BB: 0 P: 7	R: 0 E: 0 K: 0 S: 4	H: 1 LOB: 1 BB: 0 P: 4		1B: 2 2B: 0 3B: 0 HR: 0	SF: 0 SAC: 0 DP: 0 HBP: 0	WP: 0 PB: 0 SB: 1 CS: 1
<b>PITCHER</b> Dennis Eckersley, R ERA: 5.4 (1, 1)	IP: 9.0 WLS: W BF: 31 H: 2 R: 0 ER: 0 SO: 10 BB: 2 IBB: 0 HBP: 0 BLK: 0 WP: 0 HR: 0 S: 49 P: 57 ERA: 0.00 WHIP: 0.444															<b>PITCHER</b>				

Batter	1	2	3	4	5	6	7	8	9	AB	R	H	RBI	BB	SO	LOB	BOTTOM			
Rick Manning, L OBP: 0.389, SLG: 0.323 (1, 8)	0-0 F5		0-0 4-3		0-3 K		0-0 L4			4	0	0	0	0	1	1	<b>Oakland Athletics @ Cleveland Indians</b> Cleveland Municipal Stadium, Cleveland, OH Fri Apr 23 1976, 6:05 PM EST Att: 9,581 - Unknown - 48 F  livebaseballscores.com  <b>AB 30</b> <b>R 3</b> <b>H 7</b> <b>RBI 3</b> <b>BB 0</b> <b>SO 5</b> <b>LOB 9</b> 			
Duane Kuiper, L OBP: 0.294, SLG: 0.200 (1, 4)	0-0 F6		0-3 K		0-0 F7			0-3 K		4	0	0	0	0	2	1				
Buddy Bell, R OBP: 0.500, SLG: 0.552 (1, 5)	0-0 1B		0-0 E9 3-H 2B		0-3 K2-3			0-0 4-3		4	0	2	1	0	1	0				
Rico Carty, R OBP: 0.375, SLG: 0.552 (1, 10)	0-0 6-3		0-0 L7			0-0 2B		0-0 4-3		4	0	1	0	0	0	2				
George Hendrick, R OBP: 0.200, SLG: 0.214 (1, 7)		0-0 L9		0-0 3B 1B		0-0 6-3			0-0 4-3	3	1	1	0	0	0	1				
Charlie Spikes, R OBP: 0.508, SLG: 0.400 (1, 9)		0-0 S 1B		0-0 1-H SF8 3B		0-0 4-3				3	1	2	1	0	0	1				
Doug Howard, R OBP: 0.143, SLG: 0.167 (1, 3)		0-3 K		0-0 SF8		0-0 F8				2	0	0	1	0	1	2				
Alan Ashby, S OBP: 0.391, SLG: 0.636 (1, 2)		0-0 F4		0-0 3-H F7			0-0 G3			3	0	0	0	0	0	1				
Frank Duffy, R OBP: 0.308, SLG: 0.320 (1, 6)			0-0 WP S E 1B		0-0 L8		0-0 F4			3	1	1	0	0	0	0				
<b>Inning Stats</b>	R: 0 E: 0 K: 0 S: 4	H: 1 LOB: 1 BB: 0 P: 4	R: 0 E: 0 K: 1 S: 6	H: 1 LOB: 1 BB: 0 P: 6	R: 1 E: 1 K: 1 S: 7	H: 2 LOB: 1 BB: 0 P: 7	R: 2 E: 0 K: 0 S: 5	H: 2 LOB: 0 BB: 0 P: 5	R: 0 E: 0 K: 2 S: 7	H: 0 LOB: 0 BB: 0 P: 7	R: 0 E: 0 K: 0 S: 4	H: 1 LOB: 1 BB: 0 P: 4	R: 0 E: 0 K: 0 S: 3	H: 0 LOB: 0 BB: 0 P: 3	R: 0 E: 0 K: 1 S: 5	H: 0 LOB: 0 BB: 0 P: 5		1B: 4 2B: 2 3B: 1 HR: 0	SF: 1 SAC: 0 DP: 0 HBP: 0	WP: 1 PB: 0 SB: 2 CS: 0
<b>PITCHER</b> Vida Blue, L ERA: 2.17 (1, 1)	IP: 8.0 WLS: L BF: 31 H: 7 R: 3 ER: 3 SO: 5 BB: 0 IBB: 0 HBP: 0 BLK: 0 WP: 1 HR: 0 S: 41 P: 41 ERA: 3.38 WHIP: 0.875															<b>PITCHER</b>				







Batter	1	2	3	4	5	6	7	8	9	AB R H RBI BB SO LOB	TOP									
Bill North, S OBP: 0.365, SLG: 0.333 (1, 8)										5 1 0 0 1 2 5	<b>Oakland Athletics @ Cleveland Indians</b> Cleveland Municipal Stadium, Cleveland, OH Sun Apr 25 1976, 3:33 AM EDT Att: 5,138 - Unknown - 51 F									
Claudell Washington, L OBP: 0.302, SLG: 0.299 (1, 9)										5 1 2 0 0 1 3										
Joe Rudi, R OBP: 0.407, SLG: 0.587 (1, 7)										3 2 2 2 2 1 0										
Don Baylor, R OBP: 0.302, SLG: 0.294 (1, 3)										3 2 0 0 1 1 4										
Sal Bando, R OBP: 0.241, SLG: 0.340 (1, 5)										5 1 2 1 0 0 6										
Billy Williams, L OBP: 0.286, SLG: 0.195 (1, 10)										3 1 0 1 1 1 2										
Bert Campaneris, R OBP: 0.255, SLG: 0.163 (1, 6)										2 1 1 0 0 0 1										
Tommy Sandt, R OBP: 0.500, SLG: 0.500 (6, 6)										2 0 1 0 0 0 0										
Phil Garner, R OBP: 0.321, SLG: 0.429 (1, 4)										5 0 2 2 0 1 1										
Larry Haney, R OBP: 0.353, SLG: 0.313 (1, 2)										5 0 2 1 0 0 3										
<b>Inning Stats</b>	R: 2 E: 0 K: 0 S: 4	H: 1 LOB: 0 BB: 1 P: 8	R: 2 E: 0 K: 1 S: 7	H: 3 LOB: 2 BB: 1 P: 11	R: 1 E: 0 K: 1 S: 6	H: 1 LOB: 1 BB: 1 P: 10	R: 0 E: 0 K: 1 S: 5	H: 0 LOB: 0 BB: 0 P: 5	R: 3 E: 2 K: 1 S: 6	H: 1 LOB: 1 BB: 1 P: 12	R: 0 E: 0 K: 0 S: 4	H: 0 LOB: 0 BB: 0 P: 4	R: 0 E: 0 K: 0 S: 4	H: 1 LOB: 1 BB: 0 P: 4	R: 1 E: 0 K: 2 S: 10	H: 3 LOB: 2 BB: 0 P: 10	1B: 9 2B: 3 3B: 0 HR: 1	SF: 1 SAC: 0 DP: 1 HBP: 2	WP: 1 PB: 0 SB: 4 CS: 1	PA: 46
<b>PITCHER</b>	IP WLS BF H R ER SO BB IBB HBP BLK WP HR S P ERA WHIP	IP WLS BF H R ER SO BB IBB HBP BLK WP HR S P ERA WHIP																		
Pat Dobson, R ERA: 4.85 (1, 1)	1.0 L 9 4 4 4 0 2 0 0 0 0 0 1 7 15 36.00 6.000																			
Jim Kern, R ERA: 1.29 (2, 1)	4.0 17 2 4 2 4 2 0 2 0 0 0 0 21 31 4.50 1.000																			
Stan Thomas, R ERA: 4.5 (6, 1)	2.0 10 2 0 0 1 0 1 0 0 0 0 0 11 15 0.00 1.000																			
Don Hood, L ERA: 4.76 (8, 1)	2.0 10 4 1 1 2 0 0 0 0 0 1 0 14 14 4.50 2.000																			

AB	38
R	9
H	12
RBI	7
BB	5
SO	7
LOB	25



Batter	1	2	3	4	5	6	7	8	9	AB R H RBI BB SO LOB	BOTTOM											
Rick Manning, L OBP: 0.362, SLG: 0.341 (1, 8)										5 0 0 0 0 2 3	<b>Oakland Athletics @ Cleveland Indians</b> Cleveland Municipal Stadium, Cleveland, OH Sun Apr 25 1976, 3:33 AM EDT Att: 5,138 - Unknown - 51 F											
Duane Kuiper, L OBP: 0.255, SLG: 0.256 (1, 4)										4 1 1 0 0 1 1												
Buddy Bell, R OBP: 0.500, SLG: 0.528 (1, 5)										2 0 1 0 1 0 0												
Ed Crosby, L OBP: 1.000, SLG: 1.000 (7, 5)										1 0 1 0 0 0 0												
Boog Powell, L OBP: 0.364, SLG: 0.208 (1, 3)										2 0 0 0 1 0 2												
Doug Howard, R OBP: 0.125, SLG: 0.143 (6, PR)										1 0 0 0 0 0 1												
Rico Carty, R OBP: 0.390, SLG: 0.515 (1, 10)										2 0 0 0 2 1 2												
George Hendrick, R OBP: 0.205, SLG: 0.243 (1, 7)										4 0 1 0 0 0 4												
Charlie Spikes, R OBP: 0.343, SLG: 0.375 (1, 9)										4 0 0 0 0 1 4												
Alan Ashby, S OBP: 0.323, SLG: 0.500 (1, 2)										4 0 1 0 0 0 2												
Frank Duffy, R OBP: 0.364, SLG: 0.355 (1, 6)										4 0 1 0 0 0 1												
<b>Inning Stats</b>	R: 0 E: 0 K: 1 S: 5	H: 0 LOB: 0 BB: 0 P: 5	R: 0 E: 0 K: 2 S: 8	H: 1 LOB: 1 BB: 1 P: 12	R: 0 E: 0 K: 1 S: 5	H: 0 LOB: 0 BB: 0 P: 5	R: 0 E: 0 K: 0 S: 3	H: 0 LOB: 1 BB: 1 P: 7	R: 0 E: 0 K: 0 S: 4	H: 1 LOB: 1 BB: 0 P: 4	R: 1 E: 0 K: 0 S: 5	H: 2 LOB: 2 BB: 1 P: 9	R: 0 E: 1 K: 0 S: 4	H: 0 LOB: 1 BB: 0 P: 4	R: 0 E: 0 K: 0 S: 3	H: 1 LOB: 1 BB: 1 P: 7	R: 0 E: 0 K: 1 S: 6	H: 1 LOB: 1 BB: 0 P: 6	1B: 4 2B: 1 3B: 1 HR: 0	SF: 0 SAC: 0 DP: 1 HBP: 0	WP: 1 PB: 0 SB: 0 CS: 0	PA: 37
<b>PITCHER</b>	IP WLS BF H R ER SO BB IBB HBP BLK WP HR S P ERA WHIP	IP WLS BF H R ER SO BB IBB HBP BLK WP HR S P ERA WHIP																				
Mike Torrez, R ERA: 3.69 (1, 1)	8.0 W 33 5 1 1 4 4 0 0 0 0 0 0 37 53 1.12 1.125																					
Glenn Abbott, R ERA: 10.9 (9, 1)	1.0 4 1 0 0 1 0 0 0 0 0 0 0 6 6 0.00 1.000																					

AB	33
R	1
H	6
RBI	0
BB	4
SO	5
LOB	20





Batter	1	2	3	4	5	6	7	8	9	AB	R	H	RBI	BB	SO	LOB	TOP					
<b>Rick Manning, L</b> OBP: 0.365, SLG: 0.378 (1, 8)	0-3 K2-3 ①		0-0 E 1B S 1B		0-0 L6 ②		0-0 SF7 ②		0-0 2B	4	1	2	2	0	1	0	<b>Cleveland Indians @ Minnesota Twins</b> Metropolitan Stadium, Bloomington, MI Tue Apr 27 1976, 4:33 AM EDT Att. 3,424 - Unknown - 52 F  <b>AB 32</b> <b>R 7</b> <b>H 9</b> <b>RBI 7</b> <b>BB 4</b> <b>SO 5</b> <b>LOB 8</b>					
<b>Duane Kuiper, L</b> OBP: 0.286, SLG: 0.250 (1, 4)	0-3 K ②		0-0 F7 ②		0-0 G3 ③		0-0 FC5-4 1B ③		0-0 F7 ③	5	0	1	1	0	1	2						
<b>Buddy Bell, R</b> OBP: 0.478, SLG: 0.500 (1, 5)	0-0 4-3 ③		0-0 FC5-4 1B ③		0-0 5-3 ①		0-0 FC5-4 ③		0-0 5-3 ③	4	0	1	1	0	0	1						
<b>Rico Carty, R</b> OBP: 0.356, SLG: 0.459 (1, 10)		0-3 K ①	0-0 FC5-4 ③		0-0 F8 ②		0-0 F9 ①		0-0 F9 ①	4	0	0	0	0	1	1						
<b>George Hendrick, R</b> OBP: 0.256, SLG: 0.425 (1, 7)		0-0 HR ②		0-0 HR ①		0-0 F2 ③		4-0 BB BB	3	2	2	2	1	0	0	0						
<b>Charlie Spikes, R</b> OBP: 0.359, SLG: 0.353 (1, 9)		0-0 F8 ②		0-3 K ①		4-0 1B BB		4-0 F9 BB	2	1	0	0	2	1	0	0						
<b>Alan Ashby, S</b> OBP: 0.343, SLG: 0.485 (1, 2)		0-0 3-1 ③		4-0 G5-4-3 BB		0-0 SH1-4 1B 1B		0-0 F9 ③	3	1	1	0	1	0	2	0						
<b>Doug Howard, R</b> OBP: 0.250, SLG: 0.273 (1, 3)			0-0 WP 1B S 1B		0-0 G5-4-3 ③		0-0 SH1-4 1B 1B		0-0 F4 ①	4	2	2	1	0	0	1						
<b>Frank Duffy, R</b> OBP: 0.333, SLG: 0.324 (1, 6)			0-3 K ①		0-0 F7 ①		0-0 SH1-4 ①		0-0 6-3 ②	3	0	0	0	0	1	1						
<b>Inning Stats</b>	R: 0 E: 0 K: 2 S: 7	H: 0 LOB: 0 BB: 0 P: 7	R: 1 E: 0 K: 1 S: 6	H: 1 LOB: 0 BB: 0 P: 6	R: 2 E: 0 K: 1 S: 8	H: 3 LOB: 1 BB: 0 P: 8	R: 1 E: 0 K: 1 S: 5	H: 1 LOB: 0 BB: 1 P: 9	R: 0 E: 0 K: 0 S: 3	H: 0 LOB: 0 BB: 0 P: 3	R: 3 E: 0 K: 0 S: 6	H: 3 LOB: 1 BB: 1 P: 10	R: 0 E: 0 K: 0 S: 2	H: 0 LOB: 1 BB: 2 P: 10	R: 0 E: 0 K: 0 S: 4	H: 1 LOB: 1 BB: 0 P: 4		1B: 6 2B: 1 3B: 0 HR: 2	SF: 1 SAC: 1 DP: 1 HBP: 0	WP: 1 PB: 0 SB: 2 CS: 0	PA: 38	
<b>PITCHER</b>	IP WLS BF H R ER SO BB IBB HBP BLK WP HR S P ERA WHIP	IP WLS BF H R ER SO BB IBB HBP BLK WP HR S P ERA WHIP	IP WLS BF H R ER SO BB IBB HBP BLK WP HR S P ERA WHIP	IP WLS BF H R ER SO BB IBB HBP BLK WP HR S P ERA WHIP	IP WLS BF H R ER SO BB IBB HBP BLK WP HR S P ERA WHIP	IP WLS BF H R ER SO BB IBB HBP BLK WP HR S P ERA WHIP	IP WLS BF H R ER SO BB IBB HBP BLK WP HR S P ERA WHIP	IP WLS BF H R ER SO BB IBB HBP BLK WP HR S P ERA WHIP	IP WLS BF H R ER SO BB IBB HBP BLK WP HR S P ERA WHIP	IP WLS BF H R ER SO BB IBB HBP BLK WP HR S P ERA WHIP	IP WLS BF H R ER SO BB IBB HBP BLK WP HR S P ERA WHIP	IP WLS BF H R ER SO BB IBB HBP BLK WP HR S P ERA WHIP	IP WLS BF H R ER SO BB IBB HBP BLK WP HR S P ERA WHIP	IP WLS BF H R ER SO BB IBB HBP BLK WP HR S P ERA WHIP	IP WLS BF H R ER SO BB IBB HBP BLK WP HR S P ERA WHIP	IP WLS BF H R ER SO BB IBB HBP BLK WP HR S P ERA WHIP	IP WLS BF H R ER SO BB IBB HBP BLK WP HR S P ERA WHIP	IP WLS BF H R ER SO BB IBB HBP BLK WP HR S P ERA WHIP	IP WLS BF H R ER SO BB IBB HBP BLK WP HR S P ERA WHIP	IP WLS BF H R ER SO BB IBB HBP BLK WP HR S P ERA WHIP	IP WLS BF H R ER SO BB IBB HBP BLK WP HR S P ERA WHIP	IP WLS BF H R ER SO BB IBB HBP BLK WP HR S P ERA WHIP
<b>Dave Goltz, R</b> ERA: 9.16 (1, 1)	6.0 L	26 7	7 7	7 7	5 5	2 2	0 0	0 0	0 0	1 1	2 2	34 34	42 42	10.50 10.50	1.500 1.500							
<b>Bill Campbell, R</b> ERA: 1.8 (7, 1)	3.0 S	12 2	0 0	0 0	0 0	2 2	0 0	0 0	0 0	0 0	0 0	10 10	18 18	0.00 0.00	1.333 1.333							

Batter	1	2	3	4	5	6	7	8	9	AB	R	H	RBI	BB	SO	LOB	BOTTOM					
<b>Lyman Bostock, L</b> OBP: 0.350, SLG: 0.405 (1, 8)	0-0 F7 ①		0-0 1B 2B 1B	0-0 E 1B 1B	0-3 K ③			0-0 L6 ①		4	1	2	1	0	1	2	<b>Cleveland Indians @ Minnesota Twins</b> Metropolitan Stadium, Bloomington, MI Tue Apr 27 1976, 4:33 AM EDT Att. 3,424 - Unknown - 52 F  <b>AB 38</b> <b>R 5</b> <b>H 12</b> <b>RBI 5</b> <b>BB 6</b> <b>SO 9</b> <b>LOB 20</b>					
<b>Steve Brye, R</b> OBP: 0.067, SLG: 0.071 (8, PH)	0-0 F7 ①		0-0 1B 2B 1B	0-0 E 1B 1B	0-3 K ③			0-0 L6 ①		1	0	0	0	0	0	0						
<b>Larry Hiele, R</b> OBP: 0.286, SLG: 0.308 (1, 7)	0-3 K ②		0-0 1B 2B 1B	0-0 E9 1B		0-3 K ①		0-0 2B		5	1	3	2	0	2	0						
<b>Rod Carew, L</b> OBP: 0.390, SLG: 0.490 (1, 3)	0-0 F7 ③		0-0 F7 ②	0-0 IBB		0-0 4-3 ②		0-0 F8 ②		4	0	0	0	1	0	3						
<b>Steve Braun, L</b> OBP: 0.326, SLG: 0.289 (8, PH)		0-0 CS 1B	0-0 1B 2B	0-3 K ②		0-0 F9 ③		4-0 BB		4	0	2	2	0	1	3						
<b>Craig Kusick, R</b> OBP: 0.316, SLG: 0.375 (8, FR)		0-0 CS 1B	0-0 1B 2B	0-3 K ②		0-0 F9 ③		4-0 BB		0	0	0	0	1	0	0						
<b>Jerry Terrell, R</b> OBP: 0.219, SLG: 0.200 (8, FR)		0-0 CS 1B	0-0 1B 2B	0-3 K ②		0-0 F9 ③		4-0 BB		0	0	0	0	0	0	0						
<b>Butch Wynegar, S</b> OBP: 0.327, SLG: 0.396 (1, 2)	0-0 1-2 3B		4-0 BB	0-3 K ③		0-0 4-3 ①		0-0 F9 ③		4	0	1	0	1	1	5						
<b>Dan Ford, R</b> OBP: 0.193, SLG: 0.302 (1, 9)	0-0 4-3 ②		0-0 3-1 ③		0-0 F8 ①		0-0 6-3 ②		0-0 F3 ①	5	0	0	0	0	0	3						
<b>Dave McKay, S</b> OBP: 0.260, SLG: 0.234 (1, 5)	0-3 K ③		0-0 4-1 1B 2B	0-0 K 2B	0-3 K ②		4-0 1B BB		0-3 K ②	4	1	1	0	1	3	1						
<b>Bob Randall, R</b> OBP: 0.333, SLG: 0.273 (1, 4)			0-0 1-3 ①	0-0 4-1 ①	0-0 1B 1B		0-0 1B 1B		0-3 K ③	5	0	2	0	0	1	1						
<b>Danny Thompson, R</b> OBP: 0.326, SLG: 0.326 (1, 6)			4-0 1B 1B BB	4-0 1B 1B BB	0-0 1-2 1B		0-0 F3 ③			2	2	1	0	2	0	2						
<b>Inning Stats</b>	R: 0 E: 0 K: 1 S: 5	H: 0 LOB: 0 BB: 0 P: 5	R: 0 E: 0 K: 1 S: 6	H: 2 LOB: 1 BB: 0 P: 6	R: 3 E: 0 K: 0 S: 6	H: 3 LOB: 2 BB: 2 P: 14	R: 2 E: 1 K: 2 S: 10	H: 3 LOB: 3 BB: 2 P: 18	R: 0 E: 0 K: 2 S: 9	H: 2 LOB: 2 BB: 0 P: 9	R: 0 E: 0 K: 1 S: 5	H: 0 LOB: 0 BB: 0 P: 5	R: 0 E: 0 K: 0 S: 4	H: 1 LOB: 2 BB: 1 P: 8	R: 0 E: 0 K: 0 S: 4	H: 1 LOB: 2 BB: 1 P: 8	R: 0 E: 0 K: 2 S: 7	H: 0 LOB: 0 BB: 0 P: 7	1B: 8 2B: 3 3B: 1 HR: 0	SF: 0 SAC: 0 DP: 0 HBP: 0	WP: 0 PB: 0 SB: 0 CS: 1	PA: 44
<b>PITCHER</b>	IP WLS BF H R ER SO BB IBB HBP BLK WP HR S P ERA WHIP	IP WLS BF H R ER SO BB IBB HBP BLK WP HR S P ERA WHIP	IP WLS BF H R ER SO BB IBB HBP BLK WP HR S P ERA WHIP	IP WLS BF H R ER SO BB IBB HBP BLK WP HR S P ERA WHIP	IP WLS BF H R ER SO BB IBB HBP BLK WP HR S P ERA WHIP	IP WLS BF H R ER SO BB IBB HBP BLK WP HR S P ERA WHIP	IP WLS BF H R ER SO BB IBB HBP BLK WP HR S P ERA WHIP	IP WLS BF H R ER SO BB IBB HBP BLK WP HR S P ERA WHIP	IP WLS BF H R ER SO BB IBB HBP BLK WP HR S P ERA WHIP	IP WLS BF H R ER SO BB IBB HBP BLK WP HR S P ERA WHIP	IP WLS BF H R ER SO BB IBB HBP BLK WP HR S P ERA WHIP	IP WLS BF H R ER SO BB IBB HBP BLK WP HR S P ERA WHIP	IP WLS BF H R ER SO BB IBB HBP BLK WP HR S P ERA WHIP	IP WLS BF H R ER SO BB IBB HBP BLK WP HR S P ERA WHIP	IP WLS BF H R ER SO BB IBB HBP BLK WP HR S P ERA WHIP	IP WLS BF H R ER SO BB IBB HBP BLK WP HR S P ERA WHIP	IP WLS BF H R ER SO BB IBB HBP BLK WP HR S P ERA WHIP	IP WLS BF H R ER SO BB IBB HBP BLK WP HR S P ERA WHIP	IP WLS BF H R ER SO BB IBB HBP BLK WP HR S P ERA WHIP	IP WLS BF H R ER SO BB IBB HBP BLK WP HR S P ERA WHIP	IP WLS BF H R ER SO BB IBB HBP BLK WP HR S P ERA WHIP	IP WLS BF H R ER SO BB IBB HBP BLK WP HR S P ERA WHIP
<b>Jim Bibby, R</b> ERA: 7.5 (1, 1)	3.1 W	19 4	5 0	5 0	2 5	3 1	0 1	0 0	0 0	0 0	25 25	33 33	0.00 0.00	1.364 1.364								
<b>Jackie Brown, R</b> ERA: 2.45 (4, 1)	3.2 S	17 8	4 1	0 0	5 2	1 1	0 0	0 0	0 0	0 0	25 11	33 15	0.00 0.00	1.000 1.000								
<b>Dave LaRoche, L</b> ERA: (8, 1)	2.0 S	8 1	0 0	0 0	2 2	1 1	0 0	0 0	0 0	0 0	11 11	15 15	0.00 0.00	1.000 1.000								





Batter	1	2	3	4	5	6	7	8	9	AB	R	H	RBI	BB	SO	LOB	TOP				
<b>Rick Manning, L</b> OBP: 0.404, SLG: 0.490 (1, 8)										4	3	3	3	1	0	0					
<b>Duane Kuiper, L</b> OBP: 0.296, SLG: 0.271 (1, 4)										4	0	1	2	1	2	1					
<b>Buddy Bell, R</b> OBP: 0.471, SLG: 0.477 (1, 5)										4	0	1	0	1	0	2					
<b>Rico Carty, R</b> OBP: 0.388, SLG: 0.488 <b>Larvell Blanks, R</b> OBP: 0.250, SLG: 0.250 (8, PH)										4	2	3	1	0	0	3					
<b>George Hendrick, R</b> OBP: 0.250, SLG: 0.444 (1, 7)										5	0	1	1	0	1	3					
<b>Charlie Spikes, R</b> OBP: 0.364, SLG: 0.359 (1, 9)										5	1	2	0	0	1	3					
<b>Alan Ashby, S</b> OBP: 0.375, SLG: 0.486 (1, 2)										4	2	2	0	1	0	1					
<b>Doug Howard, R</b> OBP: 0.235, SLG: 0.250 (1, 3)										5	1	1	1	0	0	2					
<b>Frank Duffy, R</b> OBP: 0.308, SLG: 0.297 (1, 6)										3	0	0	1	0	0	1					
<b>Inning Stats</b>	R: 2 E: 0 K: 0 S: 6	H: 3 LOB: 1 BB: 0 P: 6	R: 0 E: 0 K: 0 S: 3	H: 0 LOB: 0 BB: 0 P: 3	R: 1 E: 0 K: 3 S: 12	H: 3 LOB: 2 BB: 0 P: 12	R: 2 E: 0 K: 0 S: 5	H: 2 LOB: 1 BB: 1 P: 9	R: 4 E: 1 K: 0 S: 7	H: 4 LOB: 3 BB: 3 P: 19	R: 0 E: 0 K: 0 S: 3	H: 1 LOB: 0 BB: 0 P: 3	R: 0 E: 0 K: 1 S: 5	H: 0 LOB: 0 BB: 0 P: 5	R: 0 E: 0 K: 0 S: 4	H: 1 LOB: 1 BB: 0 P: 4	1B: 10 2B: 2 3B: 1 HR: 1	SF: 0 SAC: 1 DP: 1 HBP: 0	WP: 0 PB: 0 SB: 0 CS: 0	PA: 44	
<b>PITCHER</b>	IP	WLS	BF	H	R	ER	SO	BB	IBB	HBP	BLK	WP	HR	S	P	ERA	WHIP				
<b>Bert Blyleven, R</b> ERA: 3.76 (1, 1)	4.2	L	27	11	9	9	3	1	1	0	0	0	1	31	39	17.36	2.571				
<b>Tom Burgmeier, L</b> ERA: 1.42 (5, 1)	0.0		2	1	0	0	0	1	0	0	0	0	0	1	5	∞	∞				
<b>Steve Luebber, R</b> ERA: 7.3 (5, 1)	2.1		8	1	0	0	0	1	0	0	0	0	0	7	11	0.00	0.857				
<b>Jim Hughes, R</b> ERA: 14.73 (8, 1)	2.0		7	1	0	0	1	0	0	0	0	0	0	9	9	0.00	0.500				

Cleveland Indians @ Minnesota Twins  
Metropolitan Stadium, Bloomington, MI  
Wed Apr 28 1976, 4:33 AM EDT  
Att. 3,094 - Unknown - 51 F

AB 39  
R 9  
H 14  
RBI 9  
BB 4  
SO 4  
LOB 16



Batter	1	2	3	4	5	6	7	8	9	AB	R	H	RBI	BB	SO	LOB	BOTTOM				
<b>Lyman Bostock, L</b> OBP: 0.341, SLG: 0.390 (1, 8)										4	0	1	0	0	0	0					
<b>Larry Hisle, R</b> OBP: 0.283, SLG: 0.304 (1, 7)										4	0	1	0	0	1	1					
<b>Rod Carew, L</b> OBP: 0.387, SLG: 0.481 (1, 3)										3	0	1	0	0	2	2					
<b>Steve Braun, L</b> OBP: 0.304, SLG: 0.268 (1, 10)										3	0	0	0	0	0	3					
<b>Butch Wynegar, S</b> OBP: 0.310, SLG: 0.373 <b>Phil Roof, R</b> (8, 2)										3	0	0	0	0	0	1					
<b>Dan Ford, R</b> OBP: 0.200, SLG: 0.304 (1, 9)										3	0	1	0	0	2	0					
<b>Dave McKay, S</b> OBP: 0.245, SLG: 0.220 (1, 5)										3	0	0	0	0	1	1					
<b>Bob Randall, R</b> OBP: 0.267, SLG: 0.214 (1, 4)										3	0	0	0	0	1	1					
<b>Danny Thompson, R</b> OBP: 0.306, SLG: 0.304 (1, 6)										3	0	0	0	0	0	0					
<b>Inning Stats</b>	R: 0 E: 0 K: 2 S: 8	H: 1 LOB: 1 BB: 0 P: 8	R: 0 E: 0 K: 1 S: 5	H: 0 LOB: 0 BB: 0 P: 5	R: 0 E: 0 K: 1 S: 5	H: 0 LOB: 0 BB: 0 P: 5	R: 0 E: 0 K: 1 S: 6	H: 1 LOB: 1 BB: 0 P: 6	R: 0 E: 0 K: 0 S: 3	H: 0 LOB: 0 BB: 0 P: 3	R: 0 E: 0 K: 0 S: 3	H: 1 LOB: 0 BB: 0 P: 3	R: 0 E: 0 K: 1 S: 5	H: 1 LOB: 0 BB: 0 P: 5	R: 0 E: 0 K: 0 S: 3	H: 0 LOB: 0 BB: 0 P: 3	1B: 4 2B: 0 3B: 0 HR: 0	SF: 0 SAC: 0 DP: 1 HBP: 0	WP: 1 PB: 0 SB: 1 CS: 0	PA: 29	
<b>PITCHER</b>	IP	WLS	BF	H	R	ER	SO	BB	IBB	HBP	BLK	WP	HR	S	P	ERA	WHIP				
<b>Dennis Eckersley, R</b> ERA: 3.97 (1, 1)	6.0	W	20	2	0	0	6	0	0	0	0	0	0	11	11	0.00	0.333				
<b>Don Hood, L</b> ERA: 3.12 (7, 1)	3.0	S	9	2	0	0	1	0	0	0	0	0	0	11	11	0.00	0.667				

Cleveland Indians @ Minnesota Twins  
Metropolitan Stadium, Bloomington, MI  
Wed Apr 28 1976, 4:33 AM EDT  
Att. 3,094 - Unknown - 51 F

AB 29  
R 0  
H 4  
RBI 0  
BB 0  
SO 7  
LOB 9









Batter	1	2	3	4	5	6	7	8	9	AB	R	H	RBI	BB	SO	LOB	TOP				
<b>Rusty Torres, S</b> OBP: 0.246, SLG: 0.263 (1, 8)	5-3	G3				F9			1-3	5	0	1	1	0	0	0					
<b>Jerry Remy, L</b> OBP: 0.280, SLG: 0.250 (1, 4)	BB WP 1B		4-3	CS	5-3-6		1-3			4	1	2	0	0	0	0					
<b>Bobby Bonds, R</b> OBP: 0.447, SLG: 0.516 (1, 9)	WP BB 1B		K		5-3-6		6-3			4	1	1	0	0	1	1					
<b>Bill Melton, R</b> OBP: 0.311, SLG: 0.391 (1, 10)	WP 1B BB		4-3				F8			3	2	1	1	1	0	0					
<b>Bruce Bochte, L</b> OBP: 0.361, SLG: 0.364 (1, 3)	S 1B			1B FC6-4 BB	1B			G5-4-3 1B		3	1	3	2	1	0	0					
<b>Joe Lahoud, L</b> OBP: 0.281, SLG: 0.250 (1, 7)	K			F9	FC6-4 1B			G5-4-3 1B		4	0	1	0	0	1	3					
<b>Dave Chalk, R</b> OBP: 0.380, SLG: 0.413 (1, 5)	K			FC6-4 1B	FC6-4			K		4	1	1	0	0	2	3					
<b>Ed Herrmann, L</b> OBP: 0.212, SLG: 0.433 (1, 2)		4-3		FC6-4 IBB		G1		F7		3	0	0	0	1	0	0					
<b>Orlando Ramirez, R</b> OBP: 0.250, SLG: 0.239 (1, 6)	K			FC6-4 CS 1B		F8		F8		4	0	0	1	0	1	2					
<b>Inning Stats</b>	R: 3 E: 0 K: 2 S: 10	H: 3 LOB: 1 BB: 1 P: 14	R: 0 E: 0 K: 1 S: 5	H: 0 LOB: 0 BB: 0 P: 5	R: 0 E: 0 K: 1 S: 5	H: 0 LOB: 0 BB: 0 P: 5	R: 2 E: 0 K: 0 S: 4	H: 2 LOB: 1 BB: 2 P: 12	R: 1 E: 0 K: 0 S: 6	H: 4 LOB: 2 BB: 0 P: 6	R: 0 E: 0 K: 0 S: 3	H: 0 LOB: 0 BB: 0 P: 3	R: 0 E: 0 K: 1 S: 5	H: 1 LOB: 0 BB: 0 P: 5	R: 0 E: 0 K: 0 S: 3	H: 0 LOB: 0 BB: 0 P: 3	1B: 8 2B: 2 3B: 0 HR: 1	SF: 0 SAC: 0 DP: 2 HBP: 0	WP: 1 PB: 0 SB: 1 CS: 1	PA: 38	
<b>PITCHER</b>	IP	WLS	BF	H	R	ER	SO	BB	IBB	HBP	BLK	WP	HR	S	P	ERA	WHIP				
<b>Pat Dobson, R</b> ERA: 6.48 (1, 1)	3.2	L	19	5	5	5	4	2	1	0	0	1	0	24	36	12.27	1.909				
<b>Don Hood, L</b> ERA: 3.18 (4, 1)	2.2		10	4	1	1	0	0	0	0	0	0	1	10	10	3.38	1.500				
<b>Stan Thomas, R</b> ERA: 2.45 (7, 1)	1.2		5	1	0	0	1	0	0	0	0	0	0	7	7	0.00	0.600				
<b>Tom Buskey, R</b> ERA: 4.5 (9, 1)	1.0		3	0	0	0	0	0	0	0	0	0	0	3	3	0.00	0.000				

California Angels @ Cleveland Indians  
Cleveland Municipal Stadium, Cleveland, OH  
Sat May 01 1976, 3:33 AM EDT  
Att: 17,496 - Unknown

AB	34
R	6
H	10
RBI	5
BB	3
SO	5
LOB	9



Batter	1	2	3	4	5	6	7	8	9	AB	R	H	RBI	BB	SO	LOB	BOTTOM					
<b>Rick Manning, L</b> OBP: 0.439, SLG: 0.491 (1, 8)	1B BB		4-3		K			4-3		3	0	0	0	1	1	0						
<b>Duane Kuiper, L</b> OBP: 0.293, SLG: 0.255 (1, 4)	K				K			1-3		3	0	0	0	1	2	1						
<b>Buddy Bell, R</b> OBP: 0.483, SLG: 0.490 (1, 5)	G6-4-3 1B							6-3		4	0	2	0	0	1	1						
<b>Rico Carty, R</b> OBP: 0.362, SLG: 0.460 (1, 10)	G6-4-3			1B 6-3	2B	G4-6-3 1B		F8		4	1	1	0	0	0	3						
<b>George Hendrick, R</b> OBP: 0.263, SLG: 0.491 (1, 7)		E S BB		5-3		F9		K		3	0	0	0	1	1	1						
<b>John Lowenstein, L</b> OBP: 0.429, SLG: 0.111 (1, 3)	F9			S 1B		F7		FC5-4 BB		3	0	1	0	1	0	1						
<b>Charlie Spikes, R</b> OBP: 0.365, SLG: 0.348 (1, 9)	K			6-3		E 1B		FC5-4		4	0	1	1	0	1	3						
<b>Alan Ashby, S</b> OBP: 0.340, SLG: 0.419 (1, 2)	K			1-3		E4 G5-4-3				3	0	0	0	0	1	3						
<b>Frank Duffy, R</b> OBP: 0.311, SLG: 0.286 (1, 6)				F8		5-3		G5-4-3		3	0	0	0	0	0	2						
<b>Inning Stats</b>	R: 0 E: 0 K: 1 S: 5	H: 1 LOB: 1 BB: 1 P: 9	R: 0 E: 0 K: 2 S: 7	H: 0 LOB: 1 BB: 1 P: 11	R: 0 E: 0 K: 1 S: 5	H: 0 LOB: 1 BB: 1 P: 9	R: 1 E: 0 K: 0 S: 5	H: 2 LOB: 1 BB: 0 P: 5	R: 0 E: 0 K: 2 S: 7	H: 0 LOB: 0 BB: 0 P: 7	R: 0 E: 0 K: 0 S: 3	H: 1 LOB: 0 BB: 0 P: 3	R: 0 E: 1 K: 0 S: 4	H: 1 LOB: 1 BB: 0 P: 4	R: 0 E: 0 K: 0 S: 3	H: 0 LOB: 0 BB: 0 P: 3	R: 0 E: 0 K: 1 S: 5	H: 0 LOB: 1 BB: 1 P: 9	1B: 4 2B: 1 3B: 0 HR: 0	SF: 0 SAC: 0 DP: 3 HBP: 0	WP: 0 PB: 0 SB: 2 CS: 0	PA: 34
<b>PITCHER</b>	IP	WLS	BF	H	R	ER	SO	BB	IBB	HBP	BLK	WP	HR	S	P	ERA	WHIP					
<b>Nolan Ryan, R</b> ERA: 1.42 (1, 1)	5.0	W	20	3	1	1	6	3	0	0	0	0	0	29	41	1.80	1.200					
<b>Paul Hartzell, R</b> ERA: 1.62 (6, 1)	4.0	S	14	2	0	0	1	1	0	0	0	0	0	15	19	0.00	0.750					

California Angels @ Cleveland Indians  
Cleveland Municipal Stadium, Cleveland, OH  
Sat May 01 1976, 3:33 AM EDT  
Att: 17,496 - Unknown

AB	30
R	1
H	5
RBI	1
BB	4
SO	7
LOB	15













Batter	1	2	3	4	5	6	7	8	9	10	AB	R	H	RBI	BB	SO	LOB								
<b>Rick Manning, L</b> OBP: 0.395, SLG: 0.420 (1, 8)	3-4-1	F6		1B			FC1-8 BB		1B 1B		4	0	2	0	1	0	1								
<b>Duane Kuiper, L</b> OBP: 0.278, SLG: 0.234 (1, 4)	G3	6-3		1-3			FC1-6 S		1B 1B		5	0	1	1	0	0	3								
<b>Buddy Bell, R</b> OBP: 0.467, SLG: 0.523 (1, 5)	1B 1B			FC5 2B			1-3		1B K		5	1	2	0	0	1	3								
<b>Rico Carly, R</b> OBP: 0.408, SLG: 0.541 (1, 10)	1B 1B			FC5 2B			G1-6-3 BB		K		4	1	1	0	1	1	3								
<b>John Lowenstein, L</b> OBP: 0.321, SLG: 0.222 (1, 3)	1B S 1B			F8			G1-6-3		6-3		5	1	1	1	0	0	2								
<b>George Hendrick, R</b> OBP: 0.329, SLG: 0.585 (1, 7)	E S 1B			2B			5-3		E5 FC6-4		5	1	3	2	0	0	0								
<b>Charlie Spikes, R</b> OBP: 0.323, SLG: 0.281 (1, 9)	F9			K			G3		FC6-4		4	0	0	0	0	1	4								
<b>Alan Ashby, S</b> OBP: 0.383, SLG: 0.423 (1, 2)		K					4-3				5	1	2	0	0	1	0								
<b>Frank Duffy, R</b> OBP: 0.321, SLG: 0.340 (1, 6)		S 1B					5-3		4-3		4	0	1	0	0	0	2								
<b>Inning Stats</b>	R: 3 E: 0 K: 0 S: 7	H: 4 LOB: 1 BB: 0 P: 7	R: 0 E: 0 K: 1 S: 6	H: 1 LOB: 1 BB: 0 P: 6	R: 0 E: 0 K: 1 S: 7	H: 2 LOB: 2 BB: 0 P: 7	R: 0 E: 0 K: 0 S: 4	H: 1 LOB: 1 BB: 0 P: 4	R: 0 E: 0 K: 0 S: 3	H: 0 LOB: 0 BB: 0 P: 6	R: 0 E: 0 K: 0 S: 3	H: 0 LOB: 0 BB: 0 P: 3	R: 0 E: 0 K: 0 S: 3	H: 0 LOB: 1 BB: 0 P: 7	R: 0 E: 1 K: 0 S: 4	H: 0 LOB: 1 BB: 0 P: 4	R: 1 E: 0 K: 2 S: 10	H: 3 LOB: 2 BB: 0 P: 10	R: 1 E: 0 K: 0 S: 4	H: 2 LOB: 1 BB: 0 P: 5	1B: 10 2B: 2 3B: 0 HR: 1	SF: 0 SAC: 1 DP: 2 HBP: 1	WP: 0 PB: 0 SB: 4 CS: 0	PA: 45	
<b>PITCHER</b>	IP	WLS	BF	H	R	ER	SO	BB	IBB	HBP	BLK	WP	HR	S	P	ERA	WHIP								
<b>Dick Bosman, R</b> ERA: 3.6 (1, 1)	2.2		15	7	3	3	1	0	0	0	0	0	0	0	17	10.12	2.625								
<b>Mike Norris, R</b> ERA: 7.9 (3, 1)	0.1		1	0	0	0	1	0	0	0	0	0	0	3	3	0.00	0.000								
<b>Jim Todd, R</b> ERA: 2.3 (4, 1)	4.2		16	1	0	0	0	2	0	0	0	0	0	14	22	0.00	0.643								
<b>Rollie Fingers, R</b> ERA: 4.62 (8, 1)	2.1	L	13	5	2	2	2	0	0	1	0	0	0	1	16	7.71	2.143								

**TOP**

**Cleveland Indians @ Oakland Athletics**  
Oakland-Alameda County Coliseum, Oakland, CA

Mon May 03 1976, 7:05 PM PDT  
Att. 19,765 - Unknown

AB	41
R	5
H	13
RBI	4
BB	2
SO	4
LOB	18

Batter	1	2	3	4	5	6	7	8	9	10	AB	R	H	RBI	BB	SO	LOB								
<b>Bill North, S</b> OBP: 0.371, SLG: 0.338 (1, 8)	K			E6 HR 1B			L6		G3		5	1	2	0	0	1	2								
<b>Claudell Washington, L</b> OBP: 0.281, SLG: 0.275 (1, 9)	5-3			HR BB			K		6-3		4	1	0	0	1	2	3								
<b>Joe Rudi, R</b> OBP: 0.413, SLG: 0.597 (1, 7)	F8			HR			BB IBB				2	1	1	3	3	0	0								
<b>Larry Lintz, S</b> (10, PR)				HR			IBB				0	0	0	0	0	0	0								
<b>Don Baylor, R</b> OBP: 0.279, SLG: 0.264 (1, 3)							IBB				2	0	0	0	0	1	0								
<b>Cesar Tovar, R</b> OBP: 0.333, SLG: 0.167 (4, 7)				6-3			FC6-4 BB		F8		1	0	0	1	1	0	2								
<b>Sal Bando, R</b> OBP: 0.232, SLG: 0.342 (1, 5)	F3						FC6-4		1-3		4	0	0	0	0	0	5								
<b>Ken McMullen, R</b> OBP: 0.333, SLG: 0.250 (1, 10)							1-2 2-3 3-4				3	0	0	0	2	2	0								
<b>Bert Campaneris, R</b> OBP: 0.266, SLG: 0.183 (1, 6)							1-2 2-3				4	0	0	0	1	2	4								
<b>Phil Garner, R</b> OBP: 0.303, SLG: 0.357 (1, 4)							5-3 BB				4	0	0	0	1	2	4								
<b>Larry Haney, R</b> OBP: 0.286, SLG: 0.242 (1, 2)							SH BB BB				3	0	0	0	0	1	1								
<b>Inning Stats</b>	R: 0 E: 0 K: 1 S: 5	H: 0 LOB: 0 BB: 5 P: 5	R: 0 E: 0 K: 1 S: 5	H: 0 LOB: 1 BB: 1 P: 9	R: 3 E: 1 K: 1 S: 7	H: 2 LOB: 0 BB: 11 P: 11	R: 0 E: 0 K: 2 S: 7	H: 0 LOB: 0 BB: 7 P: 7	R: 1 E: 1 K: 1 S: 6	H: 0 LOB: 3 BB: 18 P: 18	R: 0 E: 0 K: 1 S: 5	H: 0 LOB: 1 BB: 3 P: 9	R: 0 E: 0 K: 1 S: 5	H: 1 LOB: 2 BB: 10 P: 10	R: 0 E: 0 K: 1 S: 5	H: 1 LOB: 0 BB: 5 P: 5	R: 0 E: 0 K: 0 S: 3	H: 0 LOB: 0 BB: 3 P: 3	R: 0 E: 0 K: 1 S: 5	H: 0 LOB: 3 BB: 2 P: 14	1B: 3 2B: 0 3B: 0 HR: 1	SF: 0 SAC: 2 DP: 0 HBP: 1	WP: 0 PB: 0 SB: 1 CS: 1	PA: 45	
<b>PITCHER</b>	IP	WLS	BF	H	R	ER	SO	BB	IBB	HBP	BLK	WP	HR	S	P	ERA	WHIP								
<b>Dennis Eckstein, R</b> ERA: 4.35 (1, 1)	3.0		13	2	3	3	3	2	0	0	0	0	1	17	25	9.00	1.333								
<b>Stan Thomas, R</b> ERA: 1.04 (4, 1)	5.0		22	2	1	0	6	3	2	0	0	0	0	29	49	0.00	1.000								
<b>Tom Buskey, R</b> ERA: 2.36 (9, 1)	1.0	W	5	0	0	0	0	1	0	1	0	0	0	3	8	0.00	1.000								
<b>Dave Laroche, L</b> ERA: (10, 1)	1.0	S	4	0	0	0	1	0	1	0	0	0	0	5	9	0.00	0.000								

**BOTTOM**

**Cleveland Indians @ Oakland Athletics**  
Oakland-Alameda County Coliseum, Oakland, CA

Mon May 03 1976, 7:05 PM PDT  
Att. 19,765 - Unknown

AB	32
R	4
H	4
RBI	4
BB	9
SO	10
LOB	21



Batter	1	2	3	4	5	6	7	8	9	AB	R	H	RBI	BB	SO	LOB	TOP								
<b>Rick Manning, L</b> OBP: 0.395, SLG: 0.425 (1, 8)	0-0 4-3		0-0 6-3		0-0 1B		0-0 1B		0-0 SF9	4	0	2	1	0	0	0	<b>Cleveland Indians @ Oakland Athletics</b> Oakland-Alameda County Coliseum, Oakland, CA Tue May 04 1976, 7:05 PM PDT Att: 2,628 - Unknown								
<b>Duane Kuiper, L</b> OBP: 0.276, SLG: 0.224 (1, 4) <b>Ray Fosse, R</b> (9, FH)	0-0 4-3		4-0 1B		0-0 L4		0-0 1-3		2-3 3-H 4-0 BB	3	1	0	0	1	0	2									
<b>Buddy Bell, R</b> OBP: 0.450, SLG: 0.493 (1, 5)	0-0 5-3		4-0 1B		0-0 F3				0-0 F7	4	0	0	0	1	0	3									
<b>Rico Carty, R</b> OBP: 0.427, SLG: 0.600 (1, 10)			0-0 1B		0-0 1B				0-0 6-3	4	1	3	2	0	0	0									
<b>John Lowenstein, L</b> OBP: 0.333, SLG: 0.182 (1, 3)			0-0 G6-3		0-3 K				0-0 4-3	4	0	0	0	0	1	3									
<b>George Hendrick, R</b> OBP: 0.324, SLG: 0.580 (1, 7)			0-0 E1		0-0 6-3				0-0 4-3	4	1	1	0	0	0	0									
<b>Charlie Spikes, R</b> OBP: 0.319, SLG: 0.267 (1, 9)			4-0 FC6-4		0-0 6-3				0-0 6-3	3	1	0	0	1	0	1									
<b>Alan Ashby, S</b> OBP: 0.359, SLG: 0.393 (1, 2)			0-0 FC6-4		0-0 1-5-3				0-0 F8	4	0	0	0	0	0	4									
<b>Frank Duffy, R</b> OBP: 0.298, SLG: 0.315 (1, 6)					0-0 F7				0-0 6-3	4	0	0	1	0	0	1									
<b>Inning Stats</b>	R: 0 E: 0 K: 0 S: 3	H: 0 LOB: 0 BB: 0 P: 3	R: 0 E: 1 K: 0 S: 4	H: 1 LOB: 2 BB: 1 P: 8	R: 1 E: 0 K: 1 S: 6	H: 1 LOB: 2 BB: 2 P: 14	R: 0 E: 0 K: 0 S: 3	H: 0 LOB: 0 BB: 0 P: 3	R: 0 E: 0 K: 0 S: 4	H: 1 LOB: 1 BB: 0 P: 4	R: 1 E: 0 K: 0 S: 4	H: 1 LOB: 1 BB: 0 P: 4	R: 0 E: 0 K: 0 S: 4	H: 1 LOB: 1 BB: 0 P: 4	R: 0 E: 0 K: 0 S: 3	H: 0 LOB: 0 BB: 0 P: 3	R: 2 E: 1 K: 0 S: 6	H: 1 LOB: 2 BB: 1 P: 10	1B: 4 2B: 1 3B: 0 HR: 1	SF: 1 SAC: 0 DP: 1 HBP: 0	WP: 0 PB: 0 SB: 2 CS: 0	PA: 39			
<b>PITCHER</b>	IP	WLS	BF	H	R	ER	SO	BB	IBB	HBP	BLK	WP	HR	S	P	ERA	WHIP								
<b>Mike Torrez, R</b> ERA: 2.94 (1, 1)	8.1	W	36	6	4	3	1	3	0	0	0	0	1	35	47	3.24	1.080								
<b>Paul Lindblad, L</b> ERA: 2.94 (9, 1)	0.1		2	0	0	0	0	1	0	0	0	0	0	1	5	0.00	3.000								
<b>Rollie Fingers, R</b> ERA: 3.94 (9, 1)	0.1	S	1	0	0	0	0	0	0	0	0	0	0	1	1	0.00	0.000								

AB 34  
R 4  
H 6  
RBI 4  
BB 4  
SO 1  
LOB 14



Batter	1	2	3	4	5	6	7	8	9	AB	R	H	RBI	BB	SO	LOB	BOTTOM								
<b>Bill North, S</b> OBP: 0.362, SLG: 0.329 (1, 8)	0-0 F9		0-0 5-3		0-0 G2				0-0 E1	5	2	1	0	0	0	2	<b>Cleveland Indians @ Oakland Athletics</b> Oakland-Alameda County Coliseum, Oakland, CA Tue May 04 1976, 7:05 PM PDT Att: 2,628 - Unknown								
<b>Claudell Washington, L</b> OBP: 0.297, SLG: 0.396 (1, 9)	0-0 6-3		0-0 FC		0-0 2B				0-0 FC4-2	5	3	2	0	0	1	3									
<b>Joe Rudi, R</b> OBP: 0.424, SLG: 0.625 (1, 7)	0-0 FC5-4		0-0 1B		0-0 1B				0-0 K	5	1	3	3	0	1	2									
<b>Don Baylor, R</b> OBP: 0.286, SLG: 0.273 (1, 3)	0-0 FC5-4		0-0 CS		0-0 P6				0-0 F7	5	0	2	2	0	0	3									
<b>Sal Bando, R</b> OBP: 0.244, SLG: 0.342 (1, 5)			0-0 L8		0-0 1B				0-0 4-3	3	1	1	1	1	0	1									
<b>Ken McMullen, R</b> OBP: 0.316, SLG: 0.250 (1, 10)			0-0 F4		0-0 F7				0-0 5-3	4	1	1	0	0	0	2									
<b>Bert Campaneris, R</b> OBP: 0.265, SLG: 0.176 (1, 6)			4-0 E		0-0 5-3				0-0 L3	3	0	0	0	1	0	1									
<b>Phil Garner, R</b> OBP: 0.300, SLG: 0.351 (1, 4)			0-0 E5		0-0 6-3				0-0 F4	4	0	1	1	0	0	1									
<b>Larry Haney, R</b> OBP: 0.308, SLG: 0.270 (1, 2)			0-3 K		0-0 1B				0-0 1-3	4	0	2	0	0	1	4									
<b>Inning Stats</b>	R: 0 E: 0 K: 0 S: 4	H: 1 LOB: 1 BB: 0 P: 4	R: 0 E: 1 K: 1 S: 6	H: 0 LOB: 2 BB: 1 P: 10	R: 2 E: 0 K: 0 S: 6	H: 3 LOB: 1 BB: 0 P: 6	R: 0 E: 0 K: 0 S: 4	H: 1 LOB: 1 BB: 0 P: 4	R: 0 E: 0 K: 0 S: 7	H: 2 LOB: 1 BB: 0 P: 7	R: 0 E: 0 K: 0 S: 3	H: 0 LOB: 0 BB: 0 P: 3	R: 2 E: 1 K: 1 S: 7	H: 2 LOB: 0 BB: 0 P: 7	R: 0 E: 0 K: 0 S: 3	H: 0 LOB: 0 BB: 0 P: 3	R: 2 E: 1 K: 1 S: 7	H: 2 LOB: 2 BB: 0 P: 7	1B: 10 2B: 2 3B: 1 HR: 0	SF: 0 SAC: 0 DP: 0 HBP: 0	WP: 0 PB: 0 SB: 4 CS: 2	PA: 41			
<b>PITCHER</b>	IP	WLS	BF	H	R	ER	SO	BB	IBB	HBP	BLK	WP	HR	S	P	ERA	WHIP								
<b>Fritz Peterson, L</b> ERA: 5.4 (1, 1)	4.2	L	24	8	5	3	1	2	0	0	0	0	0	10	10	6.75	2.250								
<b>Jim Kern, R</b> ERA: 1.96 (5, 1)	1.1		8	3	1	1	1	0	0	0	0	0	0	10	10	0.00	1.000								
<b>Jim Bibby, R</b> ERA: 7.63 (7, 1)	2.0		8	2	2	0	1	0	0	0	0	0	0	10	10	0.00	1.000								

AB 38  
R 8  
H 13  
RBI 7  
BB 2  
SO 3  
LOB 19





Batter	1	2	3	4	5	6	7	8	9	AB	R	H	RBI	BB	SO	LOB	TOP										
<b>Rick Manning, L</b> (1, 8) OBP: 0.378, SLG: 0.403										4	0	0	0	0	2	1	<b>Cleveland Indians @ Oakland Athletics</b> <b>Oakland-Alameda County Coliseum, Oakland, CA</b> Wed May 05 1976, 7:05 PM PDT Att: 2,100 - Unknown										
<b>Duane Kuiper, L</b> (1, 4) OBP: 0.300, SLG: 0.254										4	1	3	0	0	0	0											
<b>Buddy Bell, R</b> (1, 5) OBP: 0.429, SLG: 0.472										3	0	0	1	0	0	3											
<b>Rico Carty, R</b> (1, 10) OBP: 0.430, SLG: 0.588 <b>Ron Pruitt, R</b> (9, PR)										3	0	1	0	1	0	0											
<b>John Lowenstein, L</b> (1, 3) OBP: 0.323, SLG: 0.192 <b>Doug Howard, R</b> (9, 3)										4	0	1	0	0	0	2											
<b>George Hendrick, R</b> (1, 7) OBP: 0.321, SLG: 0.562										4	1	1	0	0	0	1											
<b>Charlie Spikes, R</b> (1, 9) OBP: 0.301, SLG: 0.250										4	0	0	0	0	0	3											
<b>Alan Ashby, S</b> (1, 2) OBP: 0.368, SLG: 0.400										4	0	2	2	0	1	0											
<b>Frank Duffy, R</b> (1, 6) OBP: 0.295, SLG: 0.310										4	0	1	0	0	1	2											
<b>Inning Stats</b>	R: 1 E: 0 K: 1 S: 7	H: 2 LOB: 1 BB: 0 P: 7	R: 0 E: 0 K: 1 S: 6	H: 1 LOB: 1 BB: 0 P: 6	R: 0 E: 0 K: 0 S: 3	H: 1 LOB: 1 BB: 0 P: 3	R: 0 E: 0 K: 0 S: 4	H: 1 LOB: 1 BB: 0 P: 4	R: 0 E: 0 K: 1 S: 5	H: 0 LOB: 0 BB: 0 P: 5	R: 0 E: 0 K: 0 S: 3	H: 0 LOB: 0 BB: 0 P: 3	R: 0 E: 0 K: 0 S: 3	H: 0 LOB: 0 BB: 0 P: 3	R: 0 E: 0 K: 1 S: 7	H: 2 LOB: 2 BB: 0 P: 7	R: 2 E: 0 K: 0 S: 5	H: 2 LOB: 1 BB: 1 P: 9	1B: 9 2B: 0 3B: 0 HR: 0	SF: 1 SAC: 0 DP: 1 HBP: 0	WP: 0 PB: 0 SB: 2 CS: 0	PA: 36					
<b>PITCHER</b>	IP	WLS	BF	H	R	ER	SO	BB	IBB	HBP	BLK	WP	HR	S	P	ERA	WHIP										
<b>Stan Bahnsen, R</b> (1, 1) ERA: 2.79	7.1		27	6	1	1	4	0	0	0	0	0	0	35	35	1.23	0.818										
<b>Paul Lindblad, L</b> (8, 1) ERA: 2.77	0.1		2	1	0	0	0	0	0	0	0	0	0	2	2	0.00	3.000										
<b>Rollie Fingers, R</b> (8, 1) ERA: 4.67	1.1	L	7	2	2	2	0	1	0	0	0	0	0	6	10	13.50	2.250										

Batter	1	2	3	4	5	6	7	8	9	AB	R	H	RBI	BB	SO	LOB	BOTTOM										
<b>Bill North, S</b> (1, 8) OBP: 0.367, SLG: 0.337										4	0	2	0	0	0	0	<b>Cleveland Indians @ Oakland Athletics</b> <b>Oakland-Alameda County Coliseum, Oakland, CA</b> Wed May 05 1976, 7:05 PM PDT Att: 2,100 - Unknown										
<b>Claudell Washington, L</b> (1, 9) OBP: 0.296, SLG: 0.315										4	0	2	1	0	0	1											
<b>Joe Rudi, R</b> (1, 7) OBP: 0.404, SLG: 0.592										4	0	0	0	0	1	3											
<b>Don Baylor, R</b> (1, 3) OBP: 0.274, SLG: 0.259										4	0	0	0	0	0	2											
<b>Sal Bando, R</b> (1, 5) OBP: 0.244, SLG: 0.337										4	0	1	0	0	0	0											
<b>Ken McMullen, R</b> (1, 10) OBP: 0.304, SLG: 0.211										3	0	0	0	1	0	1											
<b>Bert Campaneris, R</b> (1, 6) OBP: 0.267, SLG: 0.182										3	0	1	0	0	0	2											
<b>Phil Garner, R</b> (1, 4) OBP: 0.301, SLG: 0.351 <b>Matt Alexander, S</b> (7, PR)										3	0	1	0	0	0	0											
<b>Larry Haney, R</b> (1, 2) OBP: 0.293, SLG: 0.256 <b>Tim Hosley, R</b> (7, PH) (8, 2)										2	1	0	0	0	0	0											
<b>Inning Stats</b>	R: 0 E: 0 K: 0 S: 4	H: 1 LOB: 1 BB: 0 P: 4	R: 0 E: 0 K: 0 S: 4	H: 1 LOB: 1 BB: 0 P: 4	R: 1 E: 1 K: 0 S: 5	H: 2 LOB: 1 BB: 0 P: 5	R: 0 E: 0 K: 0 S: 2	H: 0 LOB: 0 BB: 1 P: 6	R: 0 E: 0 K: 0 S: 4	H: 1 LOB: 1 BB: 0 P: 4	R: 0 E: 0 K: 1 S: 5	H: 0 LOB: 0 BB: 0 P: 5	R: 0 E: 0 K: 0 S: 4	H: 2 LOB: 2 BB: 0 P: 4	R: 0 E: 0 K: 0 S: 3	H: 0 LOB: 0 BB: 0 P: 3	R: 0 E: 0 K: 0 S: 3	H: 0 LOB: 0 BB: 0 P: 3	1B: 7 2B: 0 3B: 0 HR: 0	SF: 0 SAC: 0 DP: 2 HBP: 0	WP: 1 PB: 0 SB: 1 CS: 1	PA: 33					
<b>PITCHER</b>	IP	WLS	BF	H	R	ER	SO	BB	IBB	HBP	BLK	WP	HR	S	P	ERA	WHIP										
<b>Pat Dobson, R</b> (1, 1) ERA: 4.21	9.0	W	33	7	1	0	1	1	0	0	0	1	0	34	38	0.00	0.889										





Batter	1	2	3	4	5	6	7	8	9	AB	R	H	RBI	BB	SO	LOB	TOP								
<b>Rick Manning, L</b> (1, 8) OBP: 0.368, SLG: 0.390	4-3	K			F7		E S 1B		P5	5	0	1	0	0	1	2	<b>Cleveland Indians @ California Angels</b> Anaheim Stadium, Anaheim, CA Fri May 07 1976, 10:05 PM EDT Att: 10,496 - Unknown								
<b>Duane Kuiper, L</b> (1, 4) OBP: 0.286, SLG: 0.240	K		1-4-3			5-3	K			4	0	0	0	0	2	2									
<b>Buddy Bell, R</b> (1, 5) OBP: 0.432, SLG: 0.473	1B		4-3			1B 2B BB	SF9			2	1	1	1	1	0	0									
<b>Rico Carty, R</b> (1, 10) OBP: 0.434, SLG: 0.583	1B		F8			2B 1B	F7			4	1	2	0	0	0	1									
<b>John Lowenstein, L</b> (1, 3) OBP: 0.314, SLG: 0.233 <b>Doug Howard, R</b> (8, 3) OBP: 0.292, SLG: 0.409	F8				F7	E 2B		3-1		4	1	1	1	0	0	2									
<b>George Hendrick, R</b> (1, 7) OBP: 0.299, SLG: 0.558		SH1-3 1B			F7	E8 1B		K		4	0	2	2	0	1	0									
<b>Charlie Spikes, R</b> (1, 9) OBP: 0.299, SLG: 0.250		SH1-3 1B			G3	F7		5-3		4	0	1	0	0	0	1									
<b>Alan Ashby, S</b> (1, 2) OBP: 0.352, SLG: 0.381		SH1-3			K	F5		K		3	0	0	0	0	2	1									
<b>Frank Duffy, R</b> (1, 6) OBP: 0.297, SLG: 0.311 <b>Frank Robinson, R</b> (9, PH)	K				6-3		1B SF9 1B		K	3	1	1	0	0	1	2									
<b>Inning Stats</b>	R: 0 E: 0 K: 1 S: 7	H: 2 LOB: 2 BB: 0 P: 7	R: 0 E: 0 K: 2 S: 9	H: 2 LOB: 2 BB: 0 P: 9	R: 0 E: 0 K: 0 S: 3	H: 0 LOB: 0 BB: 0 P: 3	R: 0 E: 0 K: 0 S: 3	H: 0 LOB: 0 BB: 0 P: 3	R: 0 E: 0 K: 1 S: 5	H: 0 LOB: 0 BB: 0 P: 5	R: 3 E: 1 K: 0 S: 6	H: 3 LOB: 1 BB: 1 P: 10	R: 1 E: 1 K: 1 S: 7	H: 2 LOB: 1 BB: 0 P: 7	R: 0 E: 0 K: 1 S: 5	H: 0 LOB: 0 BB: 0 P: 5		R: 0 E: 0 K: 2 S: 7	H: 0 LOB: 0 BB: 0 P: 7	1B: 8 2B: 1 3B: 0 HR: 0	SF: 1 SAC: 1 DP: 0 HBP: 0	WP: 0 PB: 0 SB: 1 CS: 0	PA: 37		
<b>PITCHER</b>	IP	WLS	BF	H	R	ER	SO	BB	IBB	HBP	BLK	WP	HR	S	P	ERA	WHIP								
<b>Don Kirkwood, R</b> (1, 1) ERA: 8.57	5.1		23	6	3	3	4	1	0	0	0	0	0	30	34	5.06	1.312								
<b>Dick Drago, R</b> (6, 1) ERA: 3.52	3.2	W	14	3	1	1	4	0	0	0	0	0	0	22	22	2.46	0.818								

Batter	1	2	3	4	5	6	7	8	9	AB	R	H	RBI	BB	SO	LOB	BOTTOM								
<b>Jerry Remy, L</b> (1, 4) OBP: 0.317, SLG: 0.270	4-3	1B			L1-3			BB HR 1B		4	1	2	1	0	0	1	<b>Cleveland Indians @ California Angels</b> Anaheim Stadium, Anaheim, CA Fri May 07 1976, 10:05 PM EDT Att: 10,496 - Unknown								
<b>Rusty Torres, S</b> (1, 8) OBP: 0.310, SLG: 0.364	2B	L3			P5		BB HR BB			3	1	1	0	1	0	2									
<b>Bobby Bonds, R</b> (1, 9) OBP: 0.444, SLG: 0.519	HBP				5-3		HR HR			3	1	1	3	0	1	0									
<b>Bill Melton, R</b> (1, 10) OBP: 0.293, SLG: 0.414	F9				F9	1-4-3	HR			4	1	1	1	0	0	2									
<b>Bruce Bochte, L</b> (1, 3) OBP: 0.381, SLG: 0.375	4-3				F9		F9			4	0	1	0	0	0	2									
<b>Leroy Stanton, R</b> (1, 7) OBP: 0.333, SLG: 0.354		1B FC5-2 BB			1B	K2-3	K			3	0	1	0	1	2	1									
<b>Dave Chalk, R</b> (1, 5) OBP: 0.330, SLG: 0.341		1B FC5-2 1B			P6		K			4	1	1	0	0	1	0									
<b>Andy Etchebarren, R</b> (1, 2) OBP: 0.271, SLG: 0.227 <b>Dave Collins, S</b> (7, PH) OBP: 0.406, SLG: 0.224 <b>Ron Jackson, R</b> (8, 5)		F9			6-3		K			2	0	0	0	0	0	2									
<b>Orlando Ramirez, R</b> (1, 6) OBP: 0.283, SLG: 0.236 <b>Adrian Garrett, L</b> (7, PH)		1B FC5-2			1B		F9			2	0	1	0	0	0	2									
<b>Inning Stats</b>	R: 0 E: 0 K: 0 S: 4	H: 1 LOB: 2 BB: 0 P: 5	R: 0 E: 0 K: 0 S: 5	H: 2 LOB: 2 BB: 1 P: 9	R: 0 E: 0 K: 0 S: 3	H: 0 LOB: 0 BB: 0 P: 3	R: 0 E: 0 K: 0 S: 3	H: 1 LOB: 0 BB: 0 P: 3	R: 0 E: 0 K: 2 S: 8	H: 1 LOB: 1 BB: 0 P: 8	R: 0 E: 0 K: 1 S: 5	H: 0 LOB: 0 BB: 0 P: 5	R: 4 E: 0 K: 2 S: 10	H: 3 LOB: 0 BB: 1 P: 14	1B: 6 2B: 2 3B: 0 HR: 2	SF: 0 SAC: 0 DP: 1 HBP: 1		WP: 0 PB: 0 SB: 0 CS: 0	PA: 34						
<b>PITCHER</b>	IP	WLS	BF	H	R	ER	SO	BB	IBB	HBP	BLK	WP	HR	S	P	ERA	WHIP								
<b>Jackie Brown, R</b> (1, 1) ERA: 4.07	7.0	L	31	9	5	5	3	2	0	1	0	0	2	34	43	6.43	1.571								
<b>Dave LaRoche, L</b> (8, 1) ERA:	1.0		3	0	0	0	2	0	0	0	0	0	0	7	7	0.00	0.000								



Batter	1	2	3	4	5	6	7	8	9	10	11	12	13	AB	R	H	RBI	BB	SO	LOB	TOP							
<b>Rick Manning, L</b> OBP: 0.356, SLG: 0.368 (1, 8)	4-3				P6		P6			3-1		3-1		5	0	0	0	1	0	2								
<b>Duane Kujper, L</b> OBP: 0.289, SLG: 0.247 (1, 4)	1-3		G3				K			5-3			6	0	2	1	0	1	1									
<b>Buddy Bell, R</b> OBP: 0.436, SLG: 0.462 (1, 5)	6-3									5-3		F7	4	1	1	0	2	0	1									
<b>Rico Carty, R</b> OBP: 0.404, SLG: 0.538 (1, 10)		6-3			F7		P4						6	0	0	0	0	0	4									
<b>George Hendrick, R</b> OBP: 0.341, SLG: 0.585 (1, 7)						6-3		6-3					5	1	2	2	1	1	0									
<b>Charlie Spikes, R</b> OBP: 0.301, SLG: 0.257 (1, 9)							F8			F9			6	0	2	0	0	0	1									
<b>Doug Howard, R</b> OBP: 0.241, SLG: 0.333 (1, 3)													5	0	0	0	0	0	4									
<b>Ray Fosse, R</b> OBP: 0.500, SLG: 0.200 (9, PR)													3	0	1	0	1	0	0									
<b>Alan Ashby, S</b> OBP: 0.351, SLG: 0.391 (9, 2)					4-3								1	1	1	0	0	0	0									
<b>Frank Duffy, R</b> OBP: 0.294, SLG: 0.308 (1, 6)													4	0	1	0	0	0	3									
<b>Inning Stats</b>	R: 0 E: 0 K: 0 S: 3	H: 0 LOB: 0 BB: 0 P: 3	R: 0 E: 0 K: 0 S: 3	H: 1 LOB: 1 BB: 1 P: 7	R: 0 E: 0 K: 1 S: 3	H: 0 LOB: 1 BB: 1 P: 7	R: 2 E: 0 K: 0 S: 4	H: 2 LOB: 3 BB: 1 P: 8	R: 0 E: 0 K: 0 S: 5	H: 2 LOB: 3 BB: 1 P: 9	R: 0 E: 1 K: 0 S: 4	H: 0 LOB: 0 BB: 0 P: 3	R: 0 E: 0 K: 0 S: 3	H: 1 LOB: 1 BB: 0 P: 3	R: 0 E: 0 K: 0 S: 3	H: 0 LOB: 0 BB: 0 P: 3	R: 0 E: 0 K: 1 S: 5	H: 2 LOB: 1 BB: 0 P: 5	R: 0 E: 0 K: 0 S: 5	H: 1 LOB: 1 BB: 0 P: 4	R: 1 E: 0 K: 0 S: 5	H: 2 LOB: 1 BB: 0 P: 5	R: 0 E: 0 K: 1 S: 5	H: 0 LOB: 0 BB: 0 P: 5	1B: 9 2B: 1 3B: 0 HR: 1	SF: 0 SAC: 1 DP: 2 HBP: 0	W/P: 0 PB: 0 SB: 1 CS: 1	PA: 51
<b>PITCHER</b>	IP	WLS	BF	H	R	ER	SO	BB	IBB	HBP	BLK	WP	HR	S	P	ERA	WHIP											
<b>Sid Monge, L</b> ERA: 2.45 (1, 1)	5.2		26	5	2	2	0	5	0	0	0	0	1	21	41	3.18	1.765											
<b>Paul Hartzell, R</b> ERA: 1.54 (6, 1)	5.2		19	4	1	1	1	0	0	0	0	0	0	21	21	1.59	0.706											
<b>Jim Brewer, L</b> ERA: 1.26 (12, 1)	1.2	W	6	1	0	0	1	0	0	0	0	0	0	8	8	0.00	0.600											

Cleveland Indians @ California Angels  
Anaheim Stadium, Anaheim, CA

Sat May 08 1976, 10:05 PM EDT  
Att. 25,541 - Unknown - 69 F

AB 45  
R 3  
H 10  
RBI 3  
BB 5  
SO 2  
LOB 16



Batter	1	2	3	4	5	6	7	8	9	10	11	12	13	AB	R	H	RBI	BB	SO	LOB	BOTTOM							
<b>Jerry Remy, L</b> OBP: 0.303, SLG: 0.263 (1, 4)	F8		F7		F8		F7			SH3-4		FC4-6		6	1	1	0	0	4									
<b>Rusty Torres, S</b> OBP: 0.312, SLG: 0.346 (1, 8)	F8													4	1	0	0	2	1	2								
<b>Bobby Bonds, R</b> OBP: 0.486, SLG: 0.554 (1, 9)														4	2	3	0	3	0	1								
<b>Bill Melton, R</b> OBP: 0.291, SLG: 0.400 (1, 10)														3	0	0	0	0	1	4								
<b>Dave Collins, S</b> OBP: 0.388, SLG: 0.212 (6, PR)														3	0	0	0	0	3	5								
<b>Bruce Bochte, L</b> OBP: 0.394, SLG: 0.376 (1, 3)														5	0	2	1	2	0	3								
<b>Leroy Stanton, R</b> OBP: 0.344, SLG: 0.340 (1, 7)														5	0	1	2	2	0	5								
<b>Dave Chalk, R</b> OBP: 0.330, SLG: 0.326 (8, 6)														4	0	0	0	2	1	4								
<b>Andy Etchebarren, R</b> OBP: 0.250, SLG: 0.208 (12, PH)														4	0	0	0	0	1	3								
<b>Ed Herrmann, L</b> OBP: 0.205, SLG: 0.371 (12, PH)														0	0	0	0	0	0	0								
<b>Paul Dade, R</b> ERA: 1.83 (12, PH)														0	0	0	0	1	0	0								
<b>Adrian Garrett, L</b> ERA: 3.38 (13, 2)														0	0	0	0	0	0	0								
<b>Orlando Ramirez, R</b> OBP: 0.306, SLG: 0.250 (1, 6)														1	0	1	0	1	0	0								
<b>Joe Lahoud, L</b> OBP: 0.250, SLG: 0.200 (7, PH)														0	0	0	0	0	0	0								
<b>Ron Jackson, R</b> OBP: 0.250, SLG: 0.143 (8, 9)														3	0	1	0	1	0	4								
<b>Inning Stats</b>	R: 0 E: 0 K: 0 S: 2	H: 0 LOB: 0 BB: 1 P: 6	R: 0 E: 0 K: 0 S: 2	H: 0 LOB: 0 BB: 1 P: 6	R: 0 E: 0 K: 1 S: 5	H: 0 LOB: 1 BB: 1 P: 9	R: 1 E: 0 K: 1 S: 6	H: 1 LOB: 1 BB: 1 P: 10	R: 0 E: 0 K: 0 S: 3	H: 0 LOB: 2 BB: 1 P: 8	R: 0 E: 0 K: 0 S: 3	H: 0 LOB: 1 BB: 0 P: 7	R: 1 E: 1 K: 0 S: 6	H: 2 LOB: 3 BB: 1 P: 10	R: 0 E: 0 K: 1 S: 5	H: 0 LOB: 2 BB: 2 P: 13	R: 0 E: 0 K: 1 S: 6	H: 1 LOB: 1 BB: 0 P: 3	R: 0 E: 0 K: 1 S: 6	H: 1 LOB: 1 BB: 0 P: 6	R: 1 E: 0 K: 1 S: 6	H: 1 LOB: 3 BB: 3 P: 18	R: 1 E: 0 K: 1 S: 6	H: 2 LOB: 3 BB: 2 P: 14	1B: 8 2B: 1 3B: 0 HR: 0	SF: 0 SAC: 3 DP: 0 HBP: 1	W/P: 2 PB: 0 SB: 5 CS: 2	PA: 62
<b>PITCHER</b>	IP	WLS	BF	H	R	ER	SO	BB	IBB	HBP	BLK	WP	HR	S	P	ERA	WHIP											
<b>Dennis Eckersley, R</b> ERA: 3.67 (1, 1)	6.1		26	2	1	1	3	6	0	1	0	0	0	25	50	1.42	1.263											
<b>Dave LaRoche, L</b> ERA: 0.63 (7, 1)	3.2		17	3	1	1	1	2	1	0	0	0	0	16	28	2.46	1.364											
<b>Jim Karm, R</b> ERA: 1.83 (11, 1)	1.2		9	2	1	1	2	1	1	0	0	0	0	11	19	5.40	1.800											
<b>Don Hood, L</b> ERA: 3.38 (12, 1)	0.0		1	0	0	0	0	1	0	0	0	0	0	4	4	∞	∞											
<b>Tom Buskey, R</b> ERA: 3.12 (12, 1)	1.0	L	7	2	1	1	1	0	2	0	0	0	0	7	15	9.00	2.000											

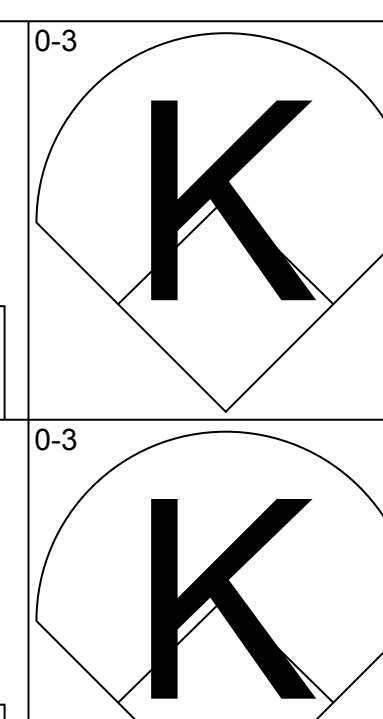
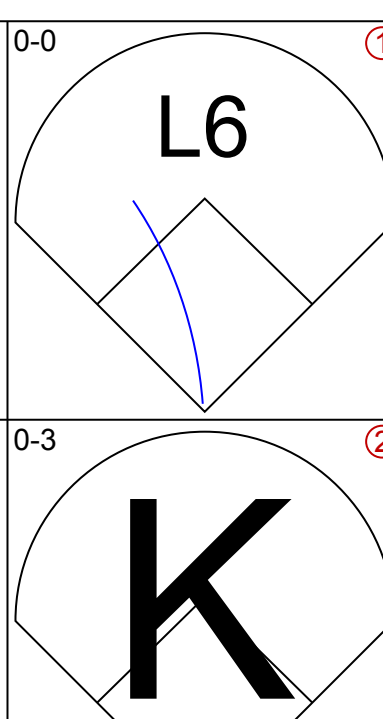
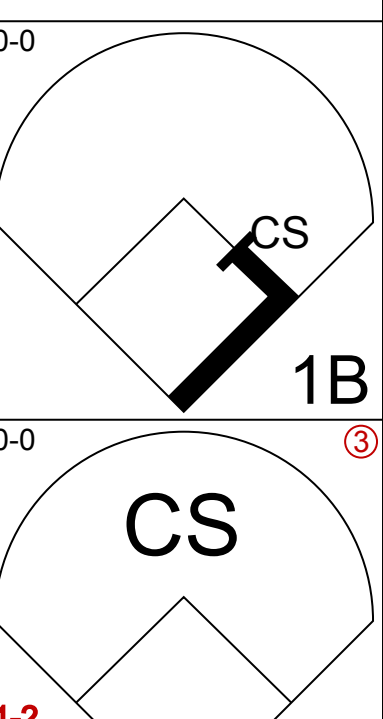
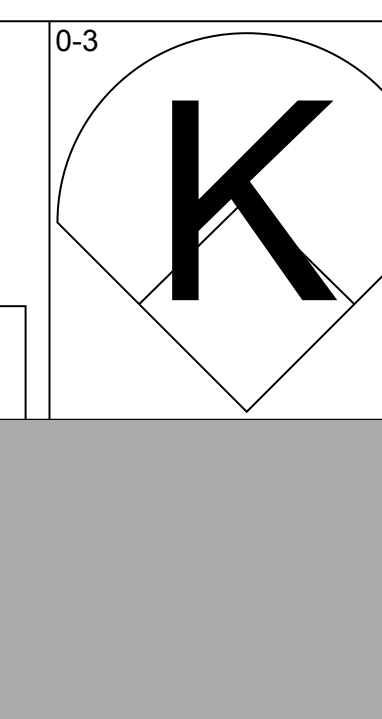
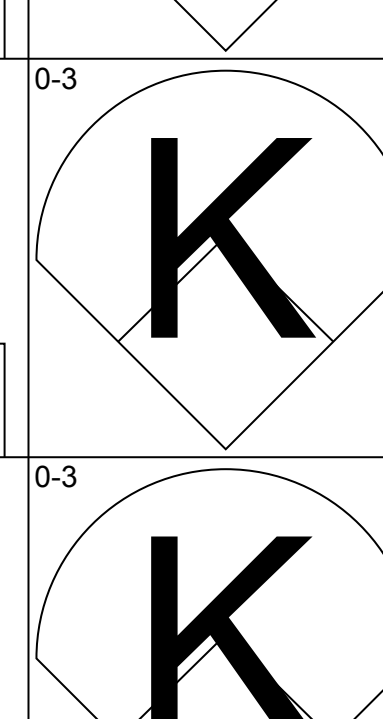
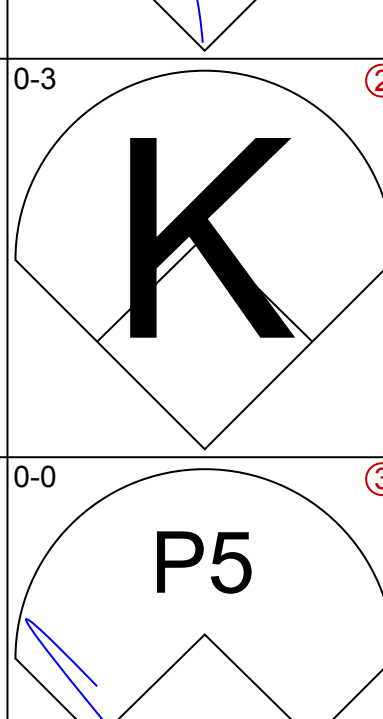
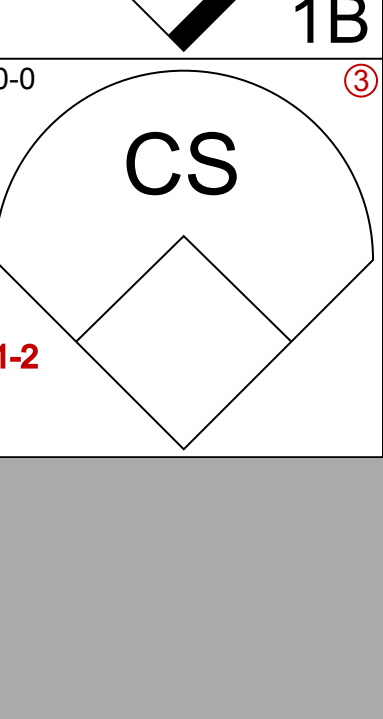
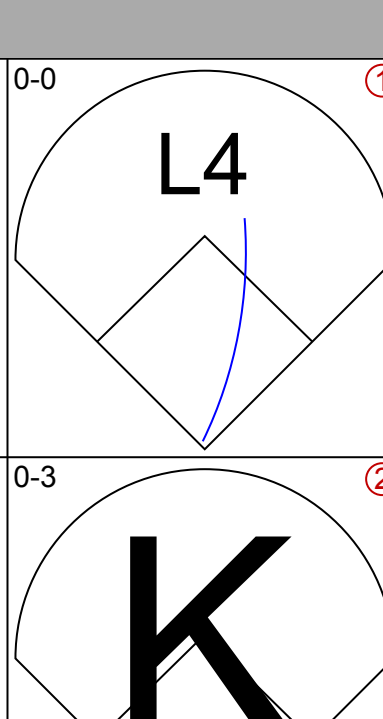
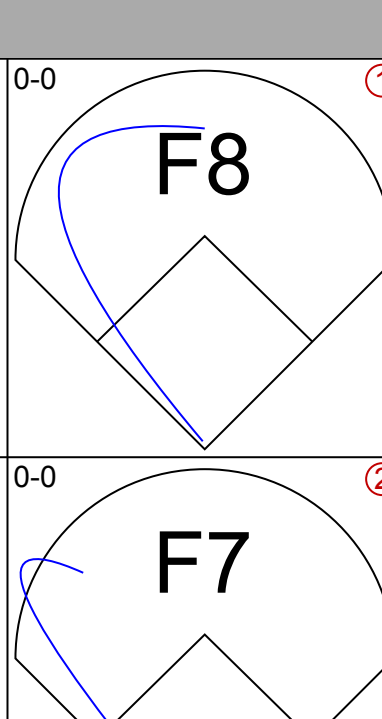
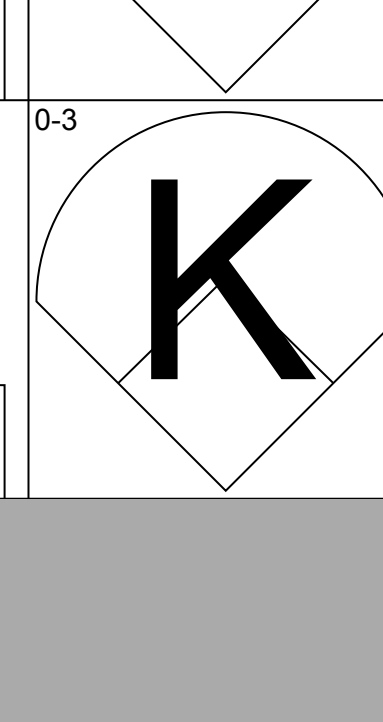
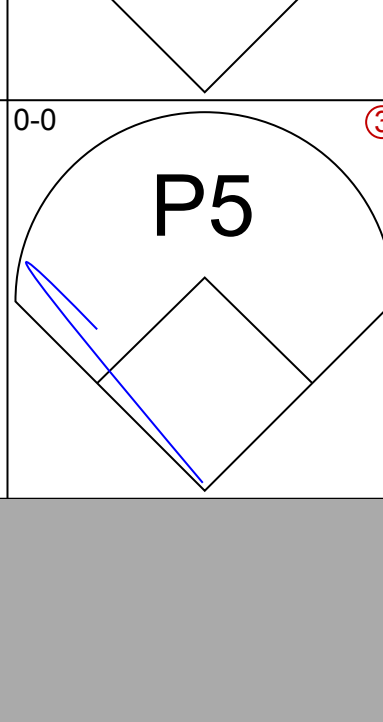
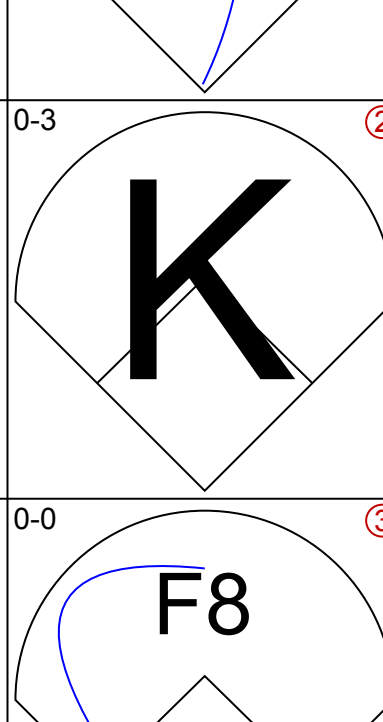
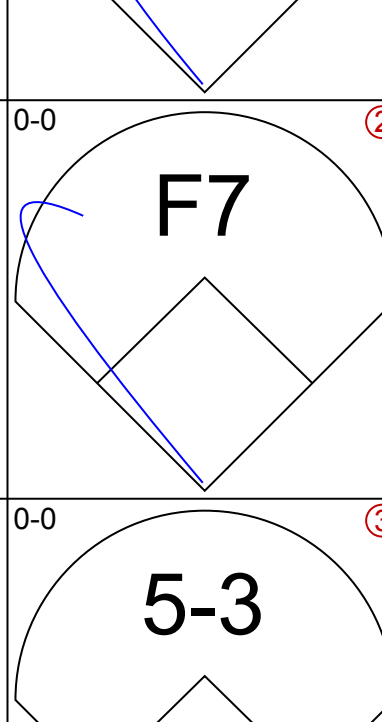
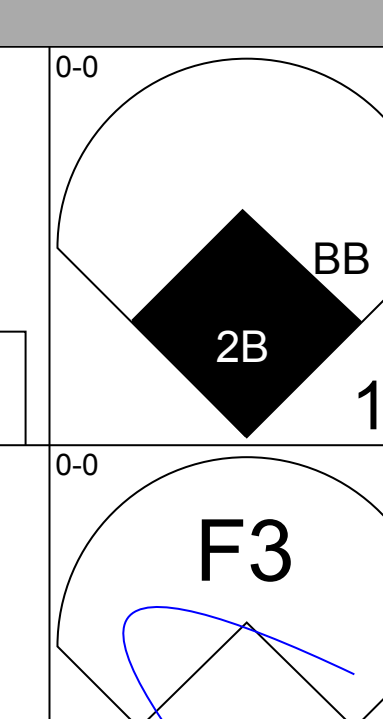
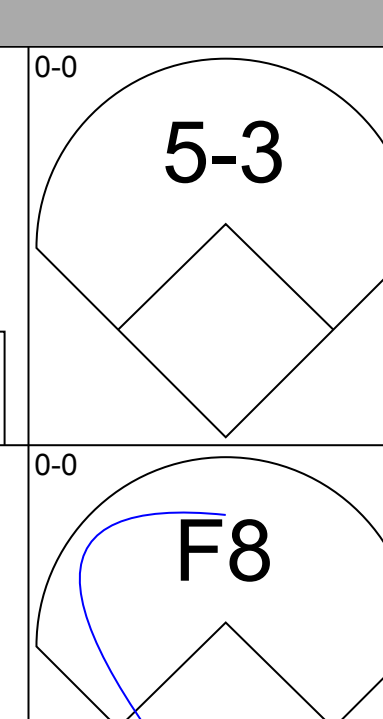
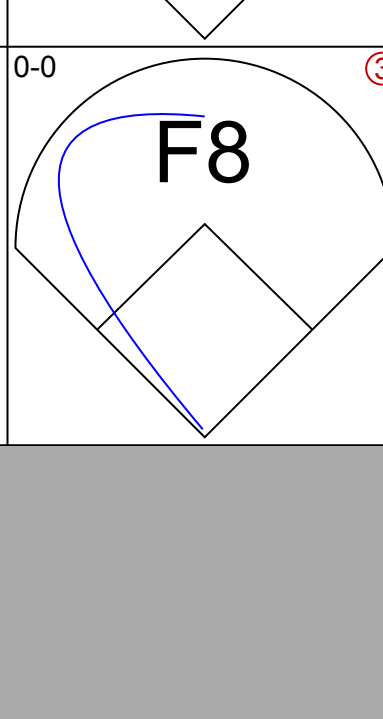
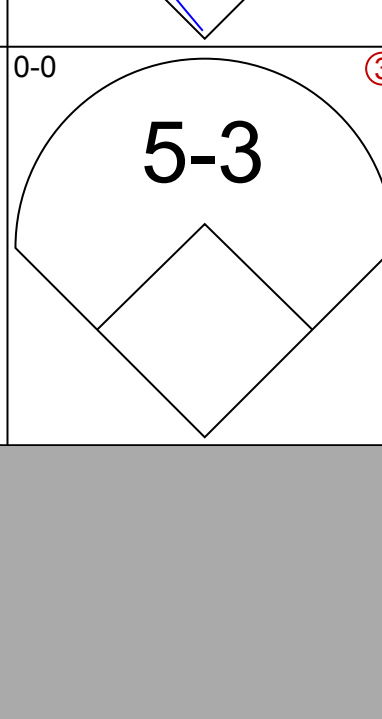
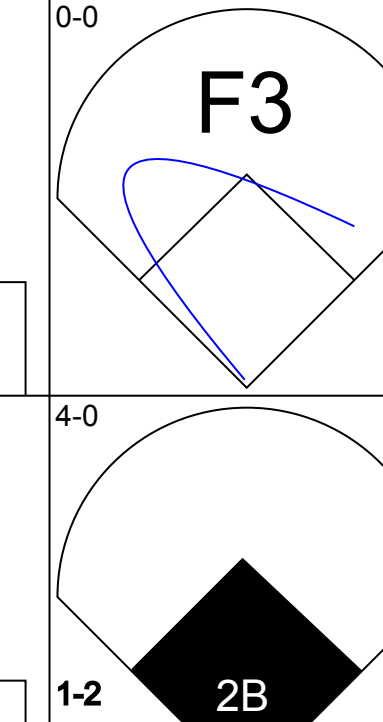
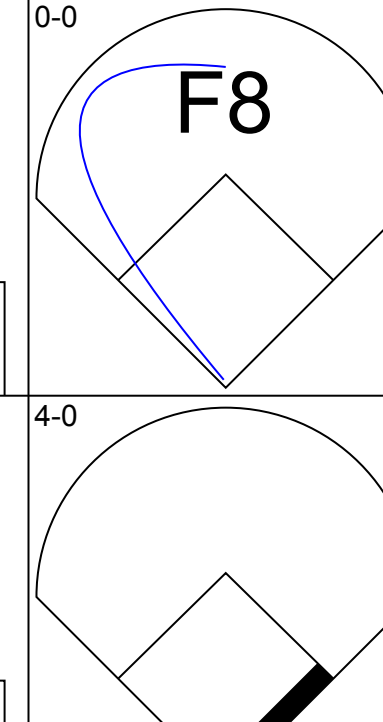
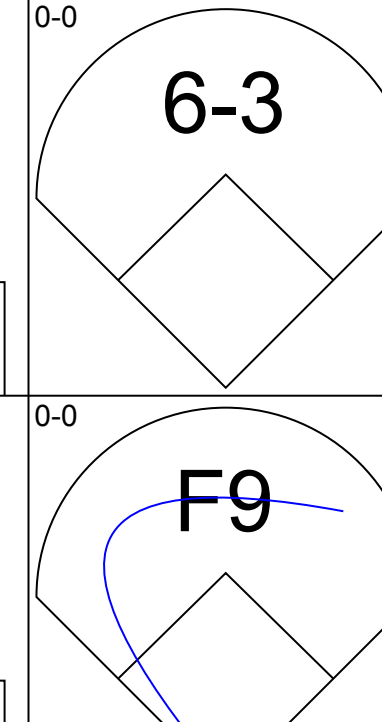
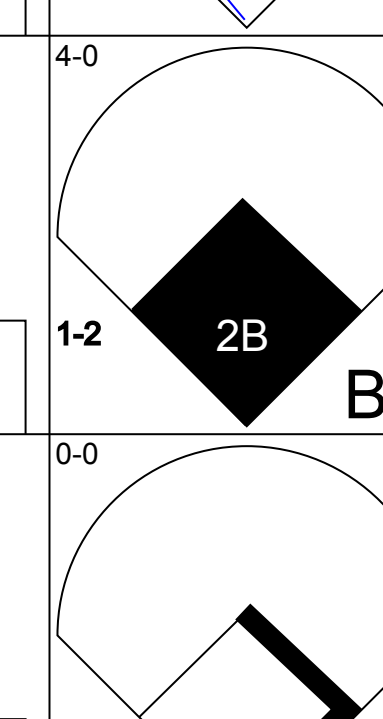
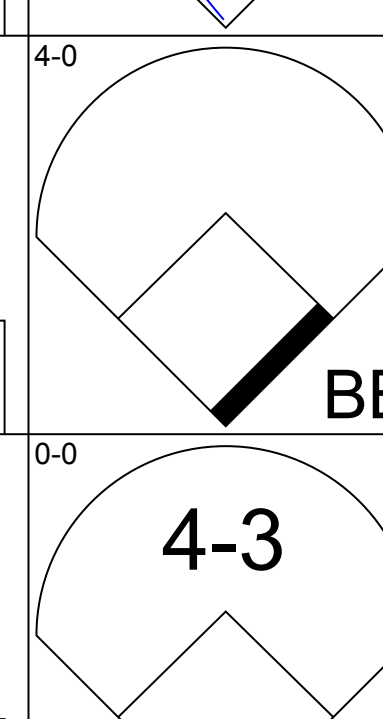
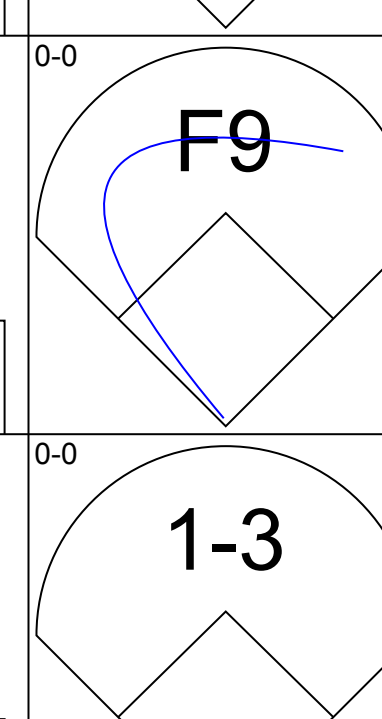
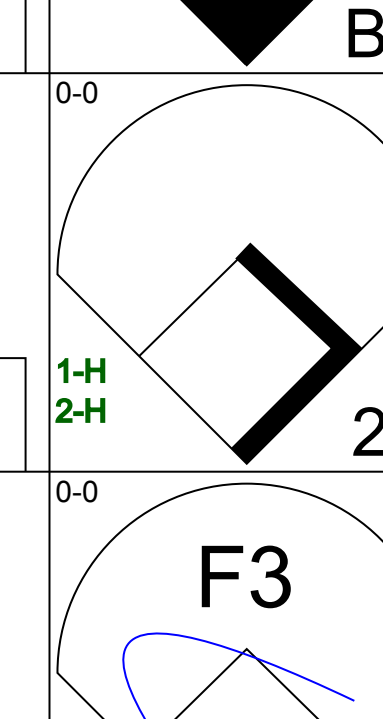
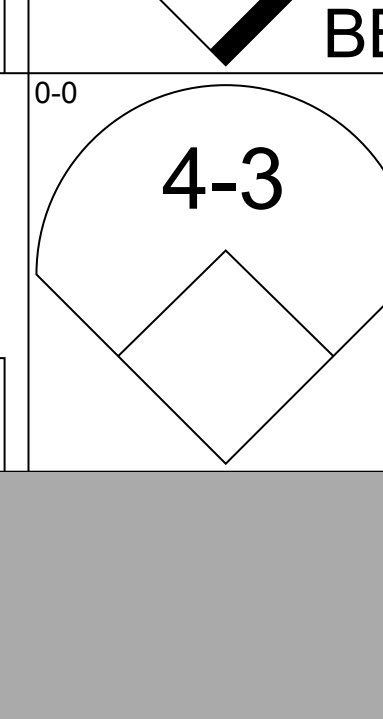
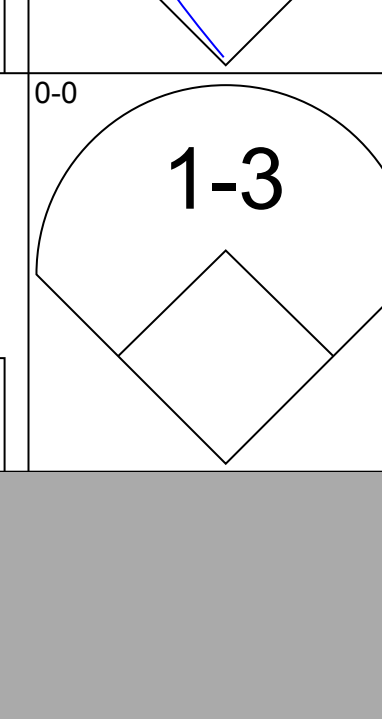
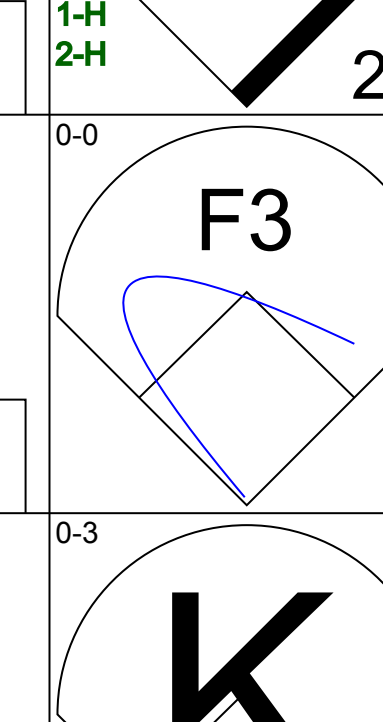
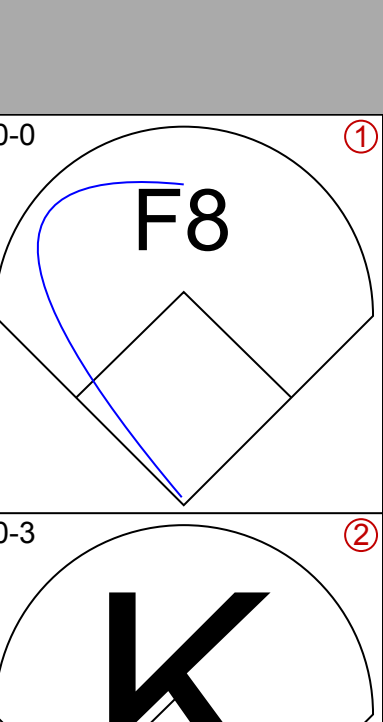
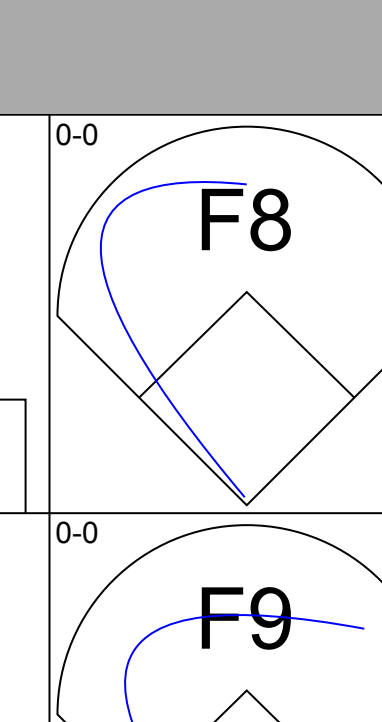

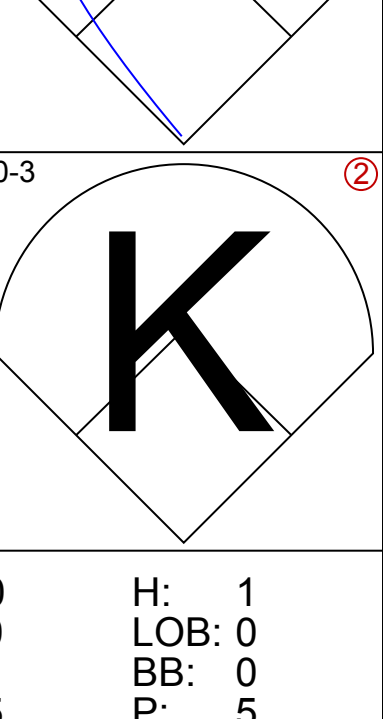
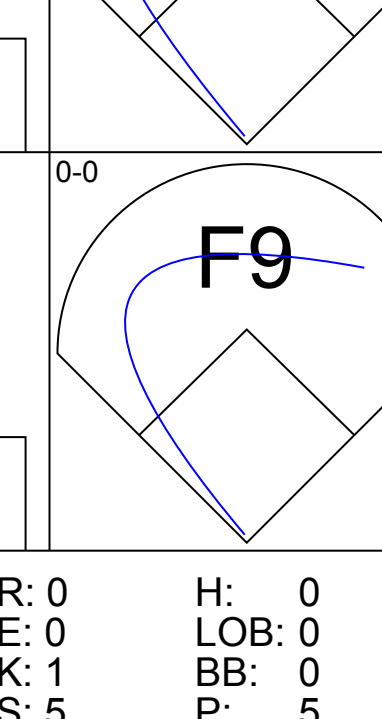
Cleveland Indians @ California Angels  
Anaheim Stadium, Anaheim, CA

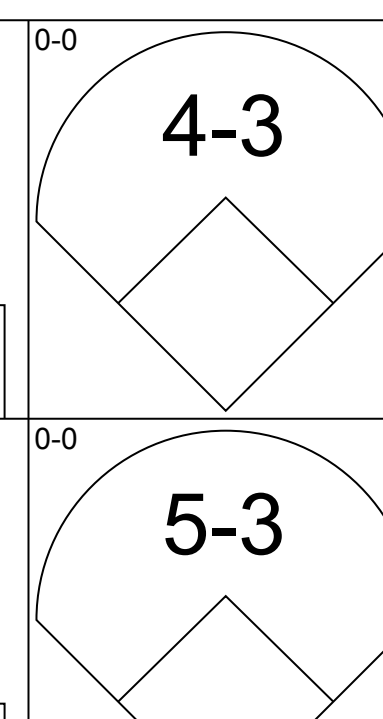
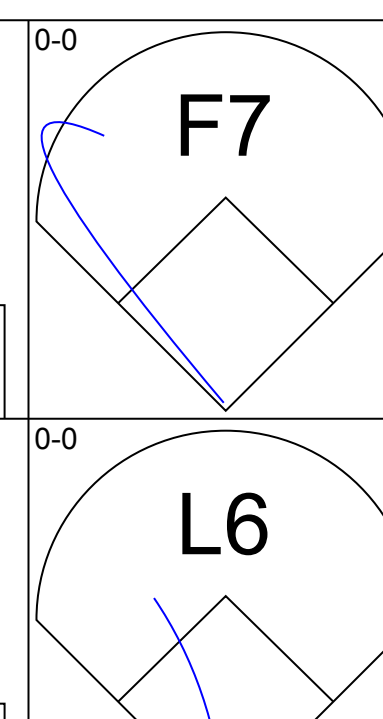
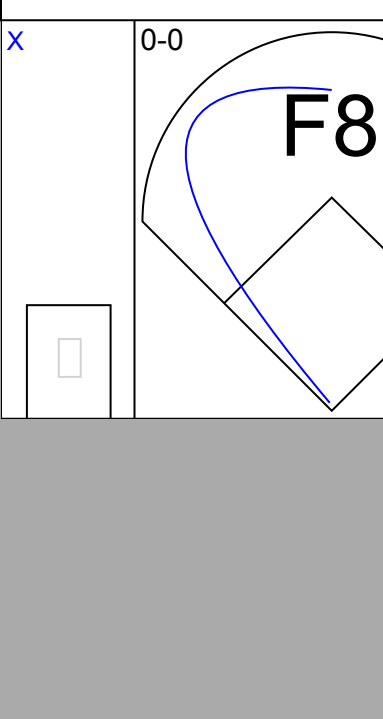
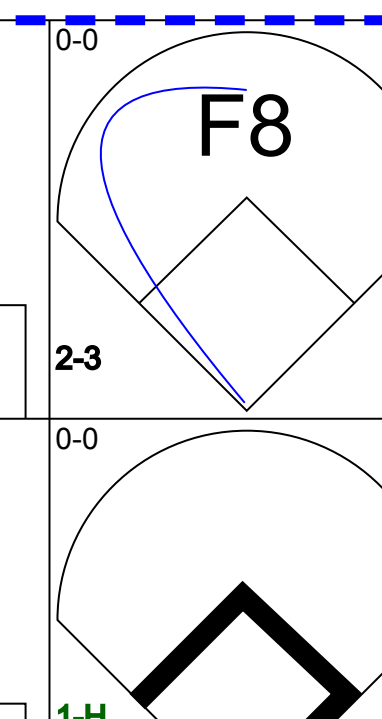
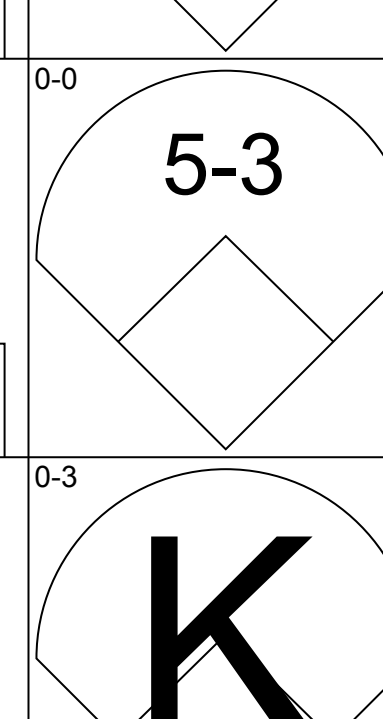
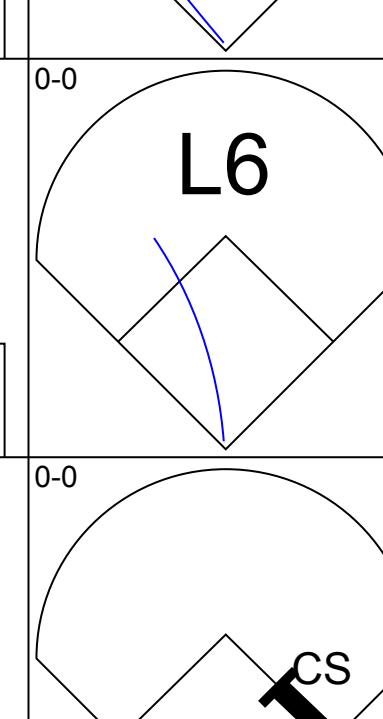
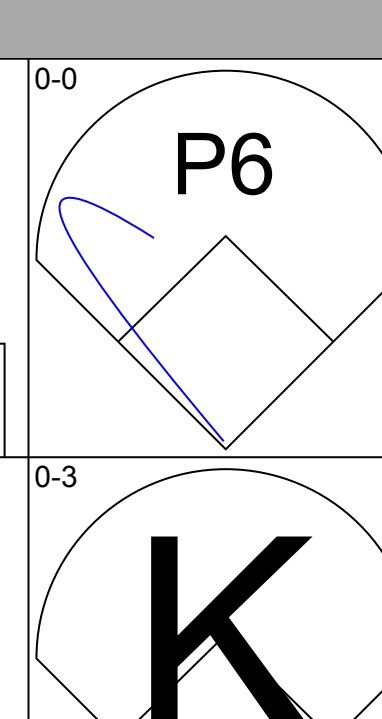
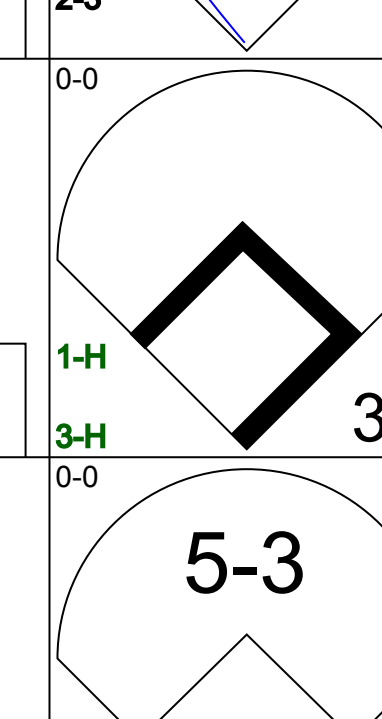
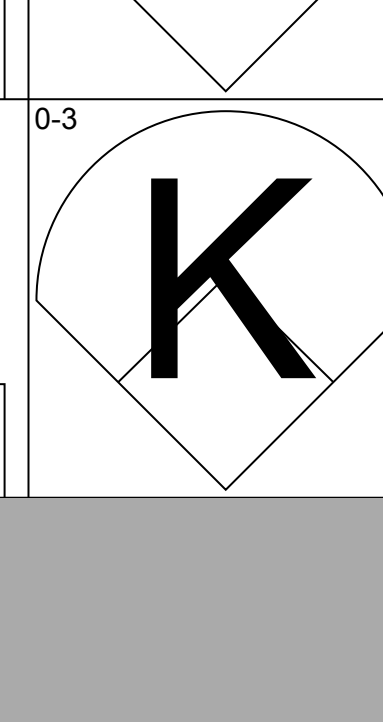
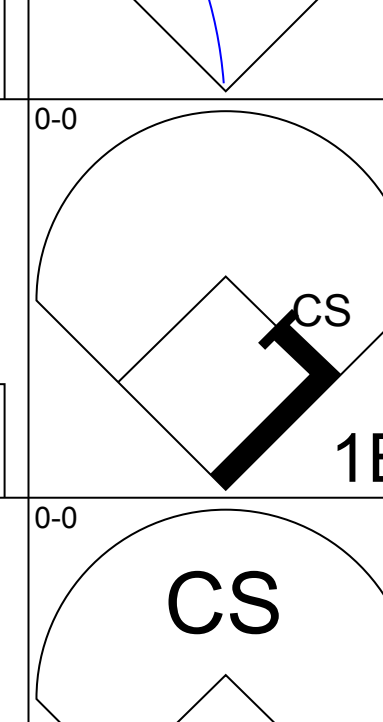
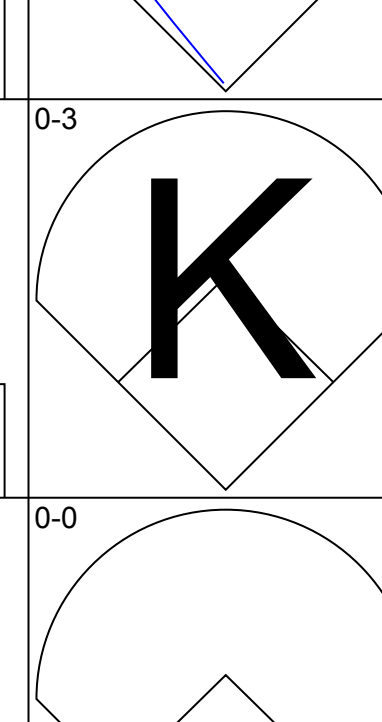
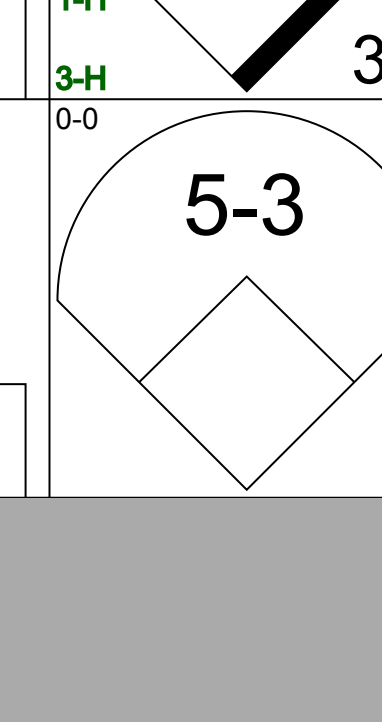
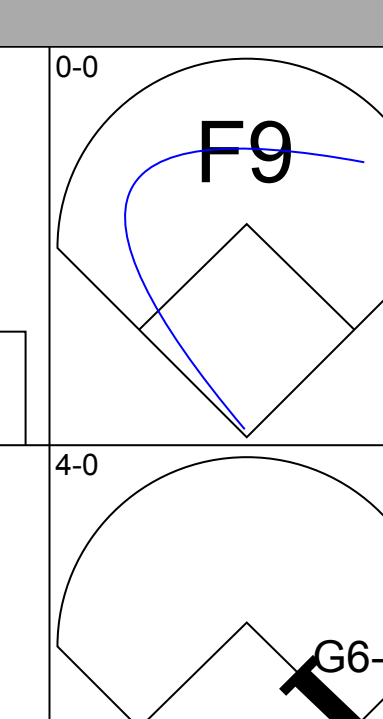
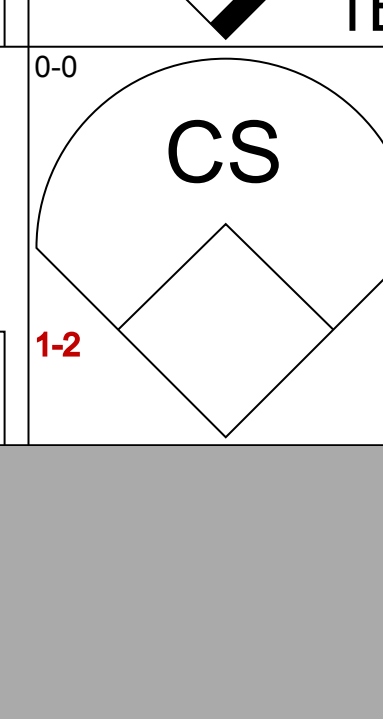
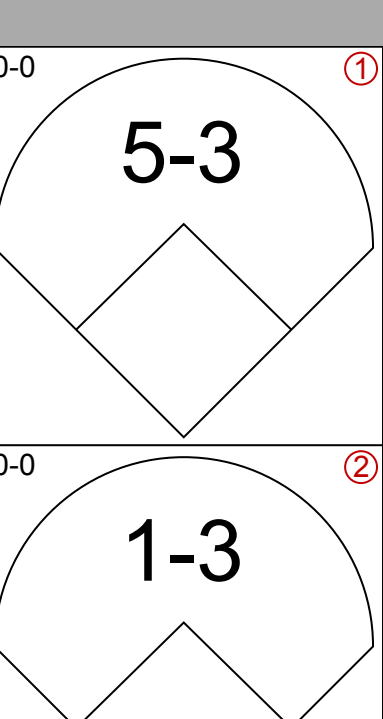
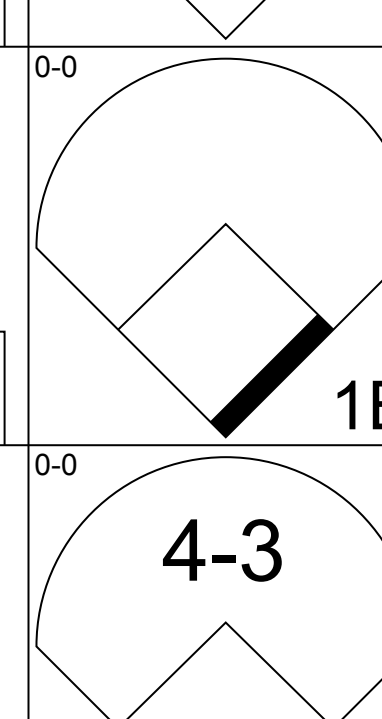
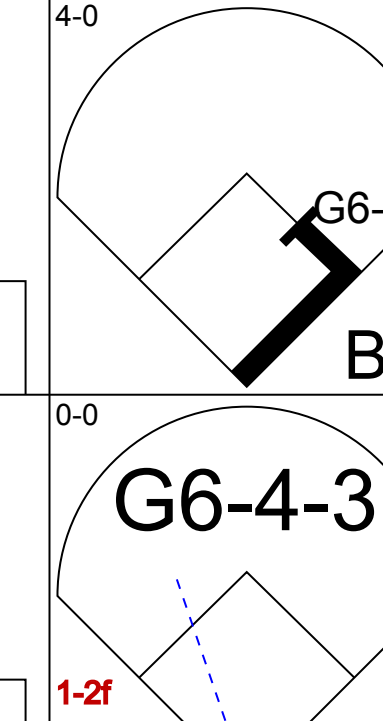
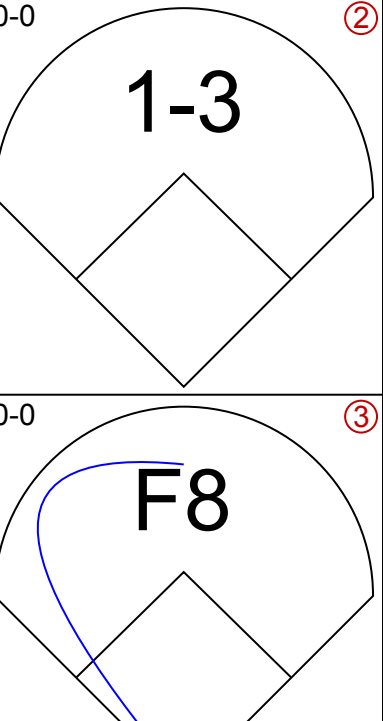
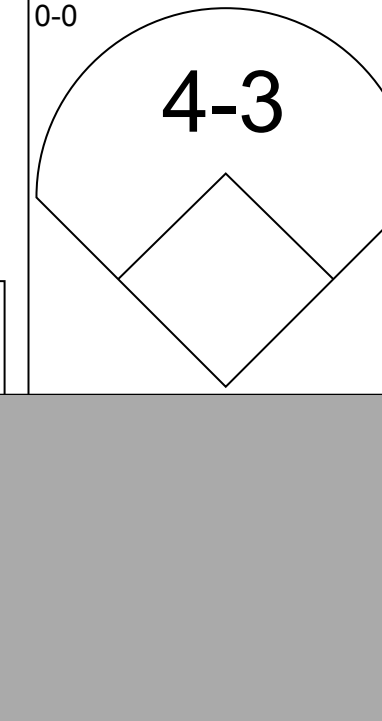
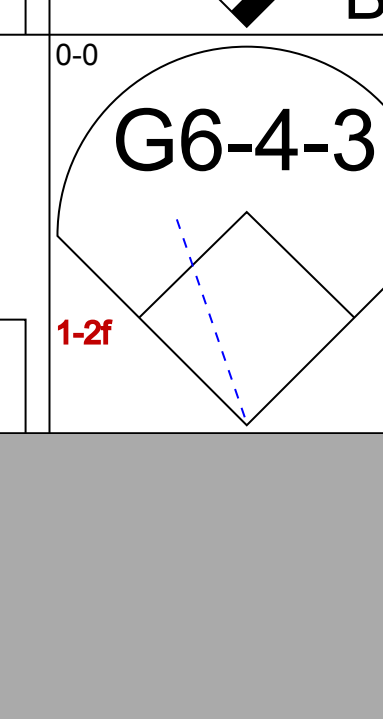
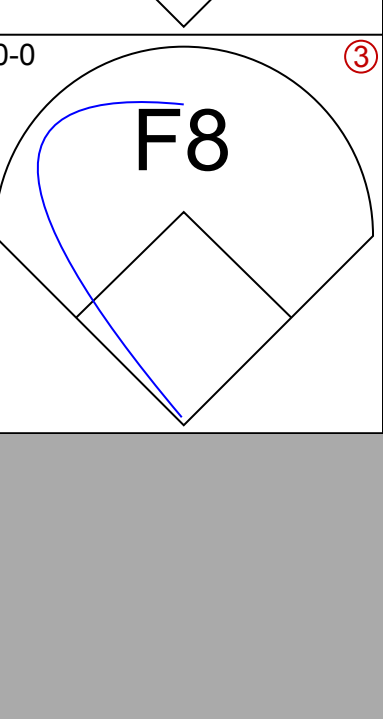
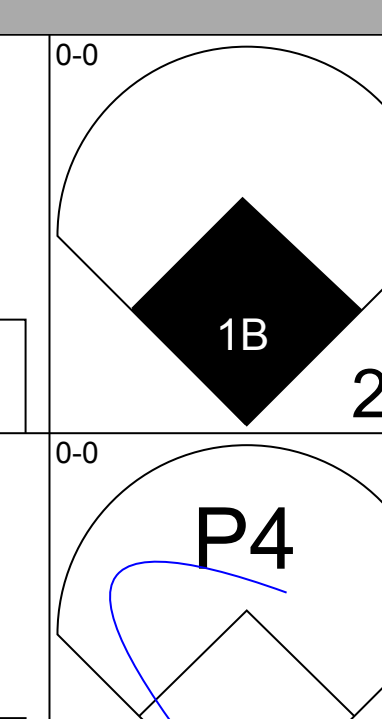
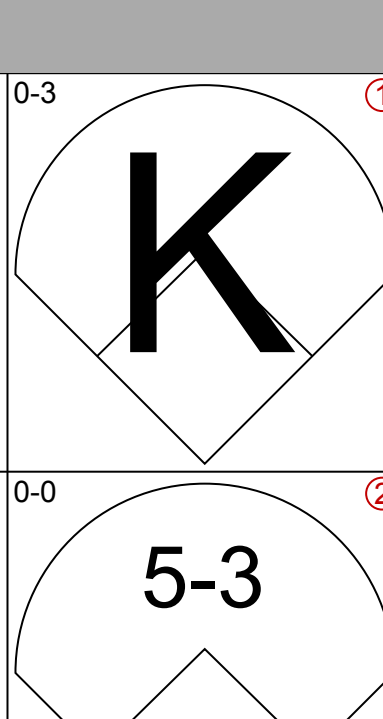
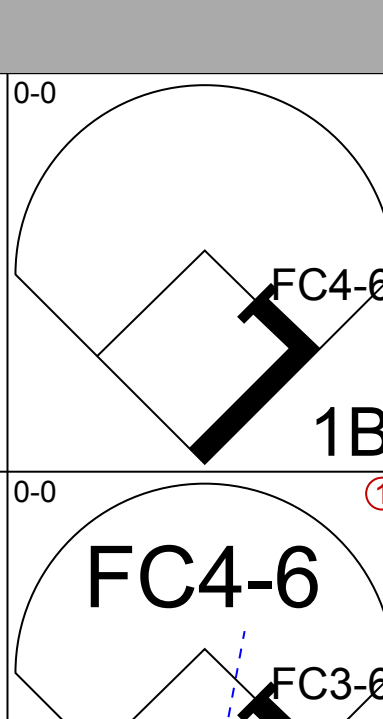
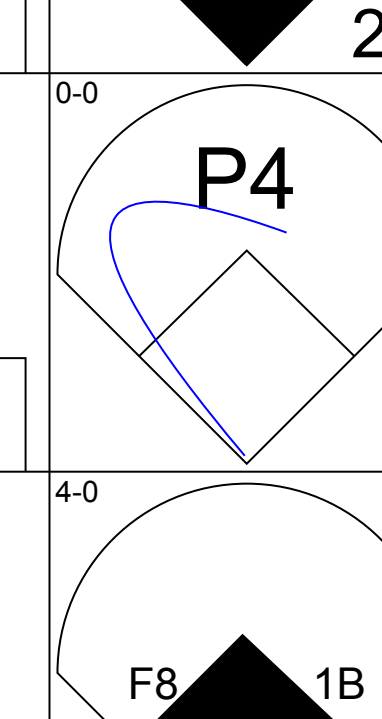
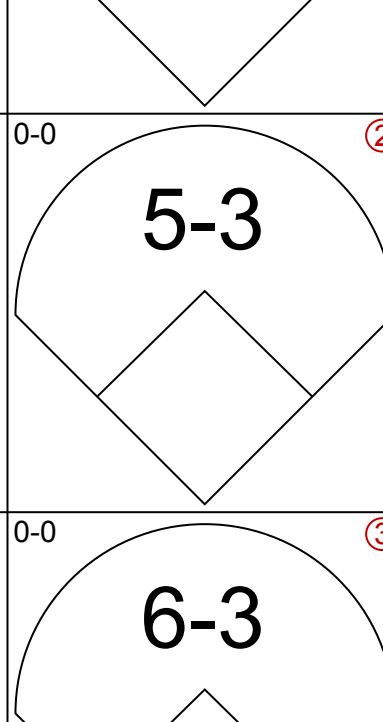
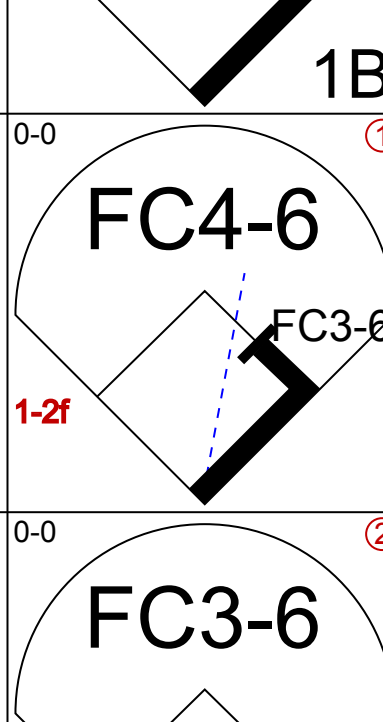
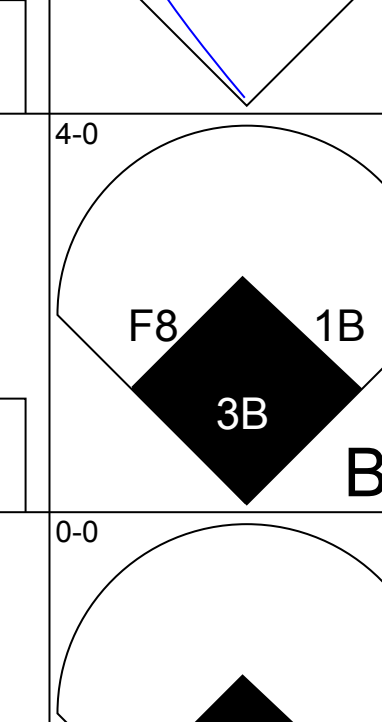
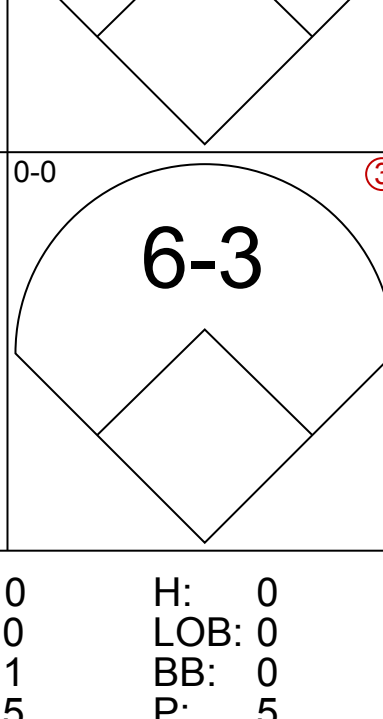
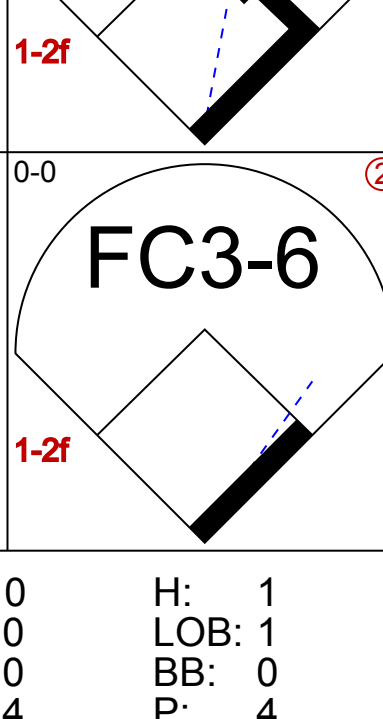
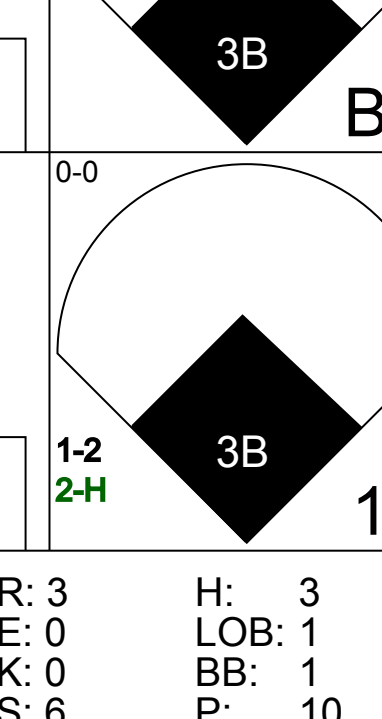
Sat May 08 1976, 10:05 PM EDT  
Att. 25,541 - Unknown - 69 F

AB 42  
R 4  
H 9  
RBI 3  
BB 14  
SO 7  
LOB 35





Batter	1	2	3	4	5	6	7	8	9	AB	R	H	RBI	BB	SO	LOB	TOP			
<b>Rick Manning, L</b> (1, 8) OBP: 0.352, SLG: 0.363										4	0	1	0	0	2	0	<b>Cleveland Indians @ California Angels</b> Anaheim Stadium, Anaheim, CA Sun May 09 1976, 6:33 AM EDT Att: 10,114 - Unknown - 59 F			
<b>Duane Kuiper, L</b> (1, 4) OBP: 0.280, SLG: 0.238 <b>Frank Robinson, R</b> (9, PH)										3	0	0	0	0	2	0				
<b>Buddy Bell, R</b> (1, 5) OBP: 0.418, SLG: 0.439										4	0	0	0	0	2	0				
<b>Rico Carty, R</b> (1, 10) OBP: 0.398, SLG: 0.524										4	1	1	0	0	0	0				
<b>George Hendrick, R</b> (1, 7) OBP: 0.330, SLG: 0.565										3	0	0	0	0	0	1				
<b>Charlie Spikes, R</b> (1, 9) OBP: 0.314, SLG: 0.253										1	1	0	0	2	0	0				
<b>Doug Howard, R</b> (1, 3) OBP: 0.250, SLG: 0.367										3	0	1	2	0	0	1				
<b>Ray Fosse, R</b> (1, 2) OBP: 0.364, SLG: 0.125										3	0	0	0	0	0	1				
<b>Frank Duffy, R</b> (1, 6) OBP: 0.282, SLG: 0.294										3	0	0	0	0	2	1				
<b>Inning Stats</b>	R: 0 E: 0 K: 3 S: 9	H: 0 LOB: 0 BB: 0 P: 9	R: 2 E: 0 K: 1 S: 7	H: 2 LOB: 1 BB: 1 P: 11	R: 0 E: 0 K: 1 S: 5	H: 0 LOB: 0 BB: 0 P: 5	R: 0 E: 0 K: 0 S: 3	H: 1 LOB: 0 BB: 0 P: 7	R: 0 E: 0 K: 1 S: 5	H: 0 LOB: 0 BB: 0 P: 5	R: 0 E: 0 K: 0 S: 3	H: 0 LOB: 0 BB: 0 P: 3	R: 0 E: 0 K: 1 S: 5	H: 0 LOB: 0 BB: 0 P: 5	R: 0 E: 0 K: 0 S: 3	H: 0 LOB: 0 BB: 0 P: 3		1B: 2 2B: 1 3B: 0 HR: 0	SF: 0 SAC: 0 DP: 0 HBP: 0	WP: 0 PB: 0 SB: 0 CS: 1
<b>PITCHER</b> <b>Frank Tanana, L</b> (1, 1) ERA: 3.22	IP: 9.0 WLS: W BF: 31 H: 3 R: 2 ER: 2 SO: 8 BB: 2 IBB: 0 HBP: 0 BLK: 0 WP: 0 HR: 0 S: 45 P: 53 ERA: 2.00 WHIP: 0.556																			

Batter	1	2	3	4	5	6	7	8	9	AB	R	H	RBI	BB	SO	LOB	BOTTOM			
<b>Jerry Remy, L</b> (1, 4) OBP: 0.297, SLG: 0.253										4	0	0	0	0	0	3	<b>Cleveland Indians @ California Angels</b> Anaheim Stadium, Anaheim, CA Sun May 09 1976, 6:33 AM EDT Att: 10,114 - Unknown - 59 F			
<b>Rusty Torres, S</b> (1, 8) OBP: 0.309, SLG: 0.365										4	0	1	2	0	0	0				
<b>Bobby Bonds, R</b> (1, 9) OBP: 0.473, SLG: 0.533										4	0	1	0	0	2	1				
<b>Bill Melton, R</b> (1, 10) OBP: 0.292, SLG: 0.398										3	0	1	0	0	0	0				
<b>Bruce Bochte, L</b> (1, 3) OBP: 0.393, SLG: 0.368										2	0	0	0	1	0	1				
<b>Leroy Stanton, R</b> (1, 7) OBP: 0.343, SLG: 0.357										3	1	1	0	0	0	1				
<b>Dave Chalk, R</b> (1, 5) OBP: 0.330, SLG: 0.326 (9, 6)										3	0	1	0	0	1	1				
<b>Andy Etchebarren, R</b> (1, 2) OBP: 0.241, SLG: 0.200 <b>Ron Jackson, R</b> (8, PH) OBP: 0.333, SLG: 0.143 (9, 5)										2	0	0	0	0	0	1				
<b>Orlando Ramirez, R</b> (1, 6) OBP: 0.297, SLG: 0.241 <b>Paul Dade, R</b> (8, PH) OBP: 0.400, SLG: 0.143 <b>Ed Herrmann, L</b> (9, 2) OBP: 0.205, SLG: 0.371										2	0	0	0	0	0	1				
<b>Inning Stats</b>	R: 0 E: 0 K: 1 S: 5	H: 0 LOB: 0 BB: 0 P: 5	R: 0 E: 0 K: 0 S: 2	H: 0 LOB: 0 BB: 1 P: 6	R: 0 E: 0 K: 1 S: 5	H: 0 LOB: 0 BB: 0 P: 5	R: 0 E: 0 K: 0 S: 3	H: 1 LOB: 0 BB: 0 P: 3	R: 0 E: 0 K: 0 S: 4	H: 1 LOB: 1 BB: 0 P: 4	R: 0 E: 0 K: 1 S: 6	H: 1 LOB: 1 BB: 0 P: 6	R: 3 E: 0 K: 0 S: 6	H: 3 LOB: 1 BB: 1 P: 10	R: 0 E: 0 K: 0 S: 6	H: 0 LOB: 0 BB: 0 P: 10		1B: 4 2B: 1 3B: 1 HR: 0	SF: 0 SAC: 0 DP: 1 HBP: 0	WP: 0 PB: 0 SB: 0 CS: 1
<b>PITCHER</b> <b>Fritz Peterson, L</b> (1, 1) ERA: 4.94 <b>Dave LaRoche, L</b> (8, 1) ERA: 0.6	IP: 7.1 WLS: L BF: 27 H: 5 R: 3 ER: 3 SO: 3 BB: 2 IBB: 0 HBP: 0 BLK: 0 WP: 0 HR: 0 S: 31 P: 39 ERA: 3.68 WHIP: 0.955																			



Batter	1	2	3	4	5	6	7	8	9	AB	R	H	RBI	BB	SO	LOB	TOP				
<b>Cecil Cooper, L</b> OBP: 0.111, SLG: 0.333 (1, 10) X	F7		F5		F6			F8		4	0	0	0	0	0	1	<b>Boston Red Sox @ Cleveland Indians</b> Cleveland Municipal Stadium, Cleveland, OH Tue May 11 1976, 7:05 PM EDT Att. 3,832 - Unknown - 51 F  livebaseballscores.com				
<b>Denny Doyle, L</b> OBP: 0.235, SLG: 0.279 (1, 4) X	E4 1B HR		1-3			F4		4-3		4	1	0	0	0	0	0					
<b>Fred Lynn, L</b> OBP: 0.486, SLG: 0.629 (1, 8) X	1-3 HR		F7			3-1			4-0 1B BB	3	1	1	0	1	0	0					
<b>Carlton Fisk, R</b> OBP: 0.322, SLG: 0.444 (1, 2) X	1-3 HR			F7			K		1-0 1B	4	1	2	3	0	1	0					
<b>Carl Yastrzemski, L</b> OBP: 0.358, SLG: 0.382 (1, 3) X	F9		1-3					P8	0-2 1B	4	0	1	0	0	0	2					
<b>Jim Rice, R</b> OBP: 0.287, SLG: 0.403 (1, 7) X	6-3			F6			K		0-3 K	4	0	0	0	0	2	3					
<b>Dwight Evans, R</b> OBP: 0.321, SLG: 0.467 (1, 9) S		0-3 K			5-3			F8	0-3 K	4	0	0	0	0	2	3					
<b>Steve Dillard, R</b> OBP: 0.619, SLG: 0.722 <b>Bob Heise, R</b> OBP: 0.200, SLG: 0.400 (7, 5)	F7							4-3		3	0	1	0	0	0	1					
<b>Rick Burleson, R</b> OBP: 0.280, SLG: 0.258 (1, 6) X	F9							F9	0-3 K	3	0	0	0	0	1	1					
<b>Inning Stats</b>	R: 3 E: 1 K: 0 S: 6	H: 2 LOB: 0 BB: 0 P: 6	R: 0 E: 0 K: 1 S: 5	H: 0 LOB: 0 BB: 0 P: 5	R: 0 E: 0 K: 0 S: 3	H: 0 LOB: 0 BB: 0 P: 3	R: 0 E: 0 K: 0 S: 3	H: 0 LOB: 0 BB: 0 P: 3	R: 0 E: 0 K: 1 S: 4	H: 1 LOB: 1 BB: 0 P: 4	R: 0 E: 0 K: 1 S: 5	H: 0 LOB: 1 BB: 0 P: 5	R: 0 E: 0 K: 1 S: 6	H: 1 LOB: 1 BB: 0 P: 6	R: 0 E: 0 K: 1 S: 5	H: 0 LOB: 2 BB: 1 P: 15		1B: 3 2B: 1 3B: 0 HR: 1	SF: 0 SAC: 0 DP: 0 HBP: 0	WP: 0 PB: 0 SB: 0 CS: 0	PA: 34
<b>PITCHER</b>	IP	WLS	BF	H	R	ER	SO	BB	IBB	HBP	BLK	WP	HR	S	P	ERA	WHIP				
<b>Pat Dobson, R</b> ERA: 3.74 <b>Stan Thomas, R</b> ERA: 0.93 (9, 1)	8.0	W	30	4	3	2	4	1	0	0	0	0	0	10	11	2.25	0.625				

Batter	1	2	3	4	5	6	7	8	9	AB	R	H	RBI	BB	SO	LOB	BOTTOM				
<b>Rick Manning, L</b> OBP: 0.339, SLG: 0.347 (1, 8) X	4-3		P9			F2		4-3		4	0	0	0	0	0	0	<b>Boston Red Sox @ Cleveland Indians</b> Cleveland Municipal Stadium, Cleveland, OH Tue May 11 1976, 7:05 PM EDT Att. 3,832 - Unknown - 51 F  livebaseballscores.com				
<b>Duane Kuiper, L</b> OBP: 0.289, SLG: 0.261 (1, 4) X	G3		5-3			2B		CS 1B		4	0	2	0	0	0	0					
<b>Buddy Bell, R</b> OBP: 0.412, SLG: 0.424 (1, 5) S	4-0 2B BB			0-3 K		6-3		1-2 K	0-3 K	3	1	0	0	1	2	2					
<b>Rico Carty, R</b> OBP: 0.406, SLG: 0.553 (1, 10) X	1-3 2B			6-3				HR 2B		3	1	2	1	0	0	0					
<b>John Lowenstein, L</b> OBP: 0.289, SLG: 0.212 <b>Doug Howard, R</b> OBP: 0.250, SLG: 0.367 (9, 3) X	4-3			4-3				G3		3	0	0	0	0	0	2					
<b>George Hendrick, R</b> OBP: 0.330, SLG: 0.557 (1, 7) S		0-3 K			0-0 F8			HR 1B		3	1	1	0	0	1	0					
<b>Charlie Spikes, R</b> OBP: 0.315, SLG: 0.256 (1, 9) X		0-0 1B			0-3 K			K		3	0	1	0	0	2	2					
<b>Alan Ashby, S</b> OBP: 0.360, SLG: 0.433 (1, 2) X		0-0 F6			0-0 L9			1-3 HR		3	1	1	3	0	0	0					
<b>Frank Duffy, R</b> OBP: 0.270, SLG: 0.282 (1, 6) X					0-0 F9			F3	6-3	3	0	0	0	0	0	0					
<b>Inning Stats</b>	R: 1 E: 0 K: 0 S: 4	H: 1 LOB: 1 BB: 1 P: 8	R: 0 E: 0 K: 1 S: 5	H: 1 LOB: 0 BB: 0 P: 5	R: 0 E: 0 K: 0 S: 3	H: 0 LOB: 0 BB: 0 P: 3	R: 0 E: 0 K: 1 S: 5	H: 0 LOB: 0 BB: 0 P: 5	R: 0 E: 0 K: 0 S: 6	H: 1 LOB: 1 BB: 0 P: 6	R: 3 E: 0 K: 1 S: 9	H: 3 LOB: 0 BB: 0 P: 9	R: 0 E: 0 K: 1 S: 5	H: 1 LOB: 0 BB: 0 P: 5	R: 0 E: 0 K: 1 S: 5	H: 1 LOB: 0 BB: 0 P: 5		1B: 3 2B: 3 3B: 0 HR: 1	SF: 0 SAC: 0 DP: 0 HBP: 0	WP: 0 PB: 0 SB: 0 CS: 1	PA: 30
<b>PITCHER</b>	IP	WLS	BF	H	R	ER	SO	BB	IBB	HBP	BLK	WP	HR	S	P	ERA	WHIP				
<b>Fergie Jenkins, R</b> ERA: 3.8 (1, 1)	8.0	L	30	7	4	4	5	1	0	0	0	0	1	42	46	4.50	1.000				











Batter	1	2	3	4	5	6	7	8	9	AB	R	H	RBI	BB	SO	LOB	TOP																					
John Lowenstein, L (1, 9) OBP: 0.280, SLG: 0.222 Charlie Spikes, R (6, PH) OBP: 0.316, SLG: 0.286 (6, 9)	1-3	L4-6		CS 1B		K		6-3		3	0	1	0	0	0	2	<b>Cleveland Indians @ Detroit Tigers</b> Tiger Stadium, Detroit, MI Fri May 14 1976, 7:05 PM EDT Att: 14,092 - Unknown																					
Buddy Bell, R (1, 5) OBP: 0.385, SLG: 0.384	F7		BB 1B WP BB	CS 1-2	FC1-6 1B	K		K		4	1	1	0	1	2	2																						
Rick Manning, L (1, 8) OBP: 0.344, SLG: 0.373	E		WP BB FC		FC1-6 2B			BB 1B FC3-2	1B	5	4	4	0	0	0	1																						
Rico Carty, R (1, 10) OBP: 0.450, SLG: 0.608 Don Hood, L (9, PR)	E7 1B		CS WP BB					FC3-2 BB 1B		4	1	4	3	1	0	0																						
George Hendrick, R (1, 7) OBP: 0.352, SLG: 0.566				FC				L5-4 FC3-2 BB	HBP 1B	3	0	2	2	2	0	1																						
Alan Ashby, S (1, 2) OBP: 0.341, SLG: 0.392	L6			1-2 2-H 3-H		K		FC3-2 BB		5	0	0	0	0	2	10																						
Doug Howard, R (1, 3) OBP: 0.333, SLG: 0.447		L4-6 1B		K		FC6-4 1B		L5-4		4	0	1	0	0	1	7																						
Duane Kuiper, L (1, 4) OBP: 0.268, SLG: 0.243		K			G3			1-3		5	0	0	0	0	1	4																						
Frank Duffy, R (1, 6) OBP: 0.306, SLG: 0.291				K					6-3 BB	3	0	2	0	1	1	0																						
<b>Inning Stats</b>	R: 2 E: 1 K: 0 S: 6	H: 3 LOB: 1 BB: 0 P: 6	R: 0 E: 0 K: 1 S: 6	H: 2 LOB: 1 BB: 0 P: 6	R: 2 E: 0 K: 2 S: 8	H: 1 LOB: 2 BB: 2 P: 16	R: 0 E: 0 K: 1 S: 5	H: 1 LOB: 0 BB: 0 P: 5	R: 1 E: 0 K: 1 S: 7	H: 2 LOB: 2 BB: 1 P: 11	R: 0 E: 0 K: 2 S: 8	H: 1 LOB: 1 BB: 0 P: 8	R: 0 E: 0 K: 0 S: 4	H: 2 LOB: 2 BB: 1 P: 8	R: 0 E: 0 K: 1 S: 5	H: 0 LOB: 1 BB: 1 P: 9		R: 1 E: 0 K: 0 S: 5	H: 3 LOB: 2 BB: 0 P: 6	1B: 12 2B: 6 3B: 1 HR: 0	SF: 0 SAC: 0 DP: 4 HBP: 1	WP: 1 PB: 0 SB: 0 CS: 2	PA: 45															
<b>PITCHER</b>	IP	WLS	BF	H	R	ER	SO	BB	IBB	HBP	BLK	WP	HR	S	P	ERA	WHIP	<b>PITCHER</b>				IP	WLS	BF	H	R	ER	SO	BB	IBB	HBP	BLK	WP	HR	S	P	ERA	WHIP
Joe Coleman, R (1, 1) ERA: 4.1	2.0	L	13	6	4	3	1	2	0	0	0	0	0	13	21	13.50	4.000																					
Jim Crawford, L (3, 1) ERA: 2.57	4.0		18	6	1	1	6	0	1	0	0	1	0	29	33	2.25	1.500																					
Steve Grilli, R (7, 1) ERA: 1.5	3.0		13	3	1	0	1	2	0	1	0	0	0	12	21	0.00	1.667																					

AB	38
R	6
H	15
RBI	5
BB	5
SO	8
LOB	29



Batter	1	2	3	4	5	6	7	8	9	AB	R	H	RBI	BB	SO	LOB	BOTTOM																					
Ron LeFlore, R (1, 8) OBP: 0.427, SLG: 0.500	FC6-4 1B		F8		FC3-6 1B		1B		5-3	5	0	3	0	0	0	0	<b>Cleveland Indians @ Detroit Tigers</b> Tiger Stadium, Detroit, MI Fri May 14 1976, 7:05 PM EDT Att: 14,092 - Unknown																					
Mickey Stanley, R (1, 7) OBP: 0.316, SLG: 0.389 Ben Oglivie, L (5, PH) OBP: 0.208, SLG: 0.318 (6, 7)	FC6-4 1B		6-3		FC3-6 1B		F9		K	2	0	0	0	0	0	1																						
Willie Horton, R (1, 10) OBP: 0.444, SLG: 0.595	G6-4-3		F9				1B			4	0	2	1	0	0	1																						
Rusty Staub, L (1, 9) OBP: 0.433, SLG: 0.543		1B 1B FC6-4 1B		4-3 6-3	F5		F5			4	2	2	0	0	0	4																						
Jason Thompson, L (1, 3) OBP: 0.344, SLG: 0.410		FC6-4 1B		4-3	F6			E3		4	0	1	0	0	0	3																						
Aurelio Rodriguez, R (1, 5) OBP: 0.281, SLG: 0.371		FC6-4 1B		6-3			F9		K	4	0	1	1	0	1	1																						
Tom Verzyer, R (1, 6) OBP: 0.281, SLG: 0.235		FC6-4 1B			1B		F7		F7	4	0	1	1	0	0	3																						
Gary Sutherland, R (1, 4) OBP: 0.243, SLG: 0.277		F5		F9			F9		F8	4	0	0	0	0	0	4																						
Bruce Kimm, R (1, 2) OBP: 0.429, SLG: 0.333 Dan Meyer, L (7, PH) OBP: 0.308, SLG: 0.212 John Wockenfuss, R (8, 2) OBP: 0.452, SLG: 0.417 Alex Johnson, R (9, PH) OBP: 0.267, SLG: 0.329		F4			FC3-6 1B		6-3		6-3	2	1	1	0	0	0	2																						
<b>Inning Stats</b>	R: 0 E: 0 K: 0 S: 3	H: 1 LOB: 0 BB: 0 P: 3	R: 1 E: 0 K: 0 S: 6	H: 3 LOB: 2 BB: 0 P: 6	R: 0 E: 0 K: 0 S: 3	H: 0 LOB: 0 BB: 0 P: 3	R: 1 E: 0 K: 0 S: 5	H: 2 LOB: 1 BB: 0 P: 5	R: 1 E: 0 K: 0 S: 6	H: 3 LOB: 2 BB: 0 P: 6	R: 0 E: 0 K: 0 S: 3	H: 0 LOB: 0 BB: 0 P: 3	R: 0 E: 0 K: 1 S: 6	H: 0 LOB: 1 BB: 0 P: 6	R: 0 E: 0 K: 1 S: 5	H: 0 LOB: 0 BB: 0 P: 5		R: 0 E: 0 K: 1 S: 5	H: 0 LOB: 0 BB: 0 P: 5	1B: 10 2B: 1 3B: 0 HR: 0	SF: 0 SAC: 0 DP: 1 HBP: 0	WP: 0 PB: 0 SB: 0 CS: 0	PA: 38															
<b>PITCHER</b>	IP	WLS	BF	H	R	ER	SO	BB	IBB	HBP	BLK	WP	HR	S	P	ERA	WHIP	<b>PITCHER</b>				IP	WLS	BF	H	R	ER	SO	BB	IBB	HBP	BLK	WP	HR	S	P	ERA	WHIP
Fritz Peterson, L (1, 1) ERA: 5.17	4.0		19	8	3	3	0	0	0	0	0	0	0	19	19	6.75	2.000																					
Tom Buskey, R (5, 1) ERA: 1.93	5.0	W	19	3	0	0	2	0	0	0	0	0	0	23	23	0.00	0.600																					





Batter	1	2	3	4	5	6	7	8	9	AB	R	H	RBI	BB	SO	LOB	TOP			
<b>John Lowenstein, L</b> (1, 9) OBP: 0.259, SLG: 0.204	0-3 K			0-3 K		0-0 G3			0-0 4-3	4	0	0	0	0	2	0	<b>Cleveland Indians @ Detroit Tigers</b> Tiger Stadium, Detroit, MI Sat May 15 1976, 3:33 AM EDT Att: 14,583 - Unknown			
<b>Buddy Bell, R</b> (1, 5) OBP: 0.380, SLG: 0.379	0-0 1-3			0-0 F8			0-0 1B 4-3 1B		0-0 6-3	4	1	1	0	0	0	0				
<b>Rick Manning, L</b> (1, 8) OBP: 0.341, SLG: 0.368	0-0 6-3			0-0 1-3			0-0 S 4-3 1-3 1B		0-3 K	4	0	1	0	0	1	0				
<b>Rico Carty, R</b> (1, 10) OBP: 0.438, SLG: 0.590		0-0 G3			0-0 6-3			0-0 4-3		3	0	0	1	0	0	1				
<b>George Hendrick, R</b> (1, 7) OBP: 0.342, SLG: 0.549		0-0 4-3			0-0 6-3			1-2 3-H 0-3 K		3	0	0	0	0	1	1				
<b>Alan Ashby, S</b> (1, 2) OBP: 0.341, SLG: 0.383		0-0 1-3			4-0 BB			2-3 0-0 F8		2	0	0	0	1	0	1				
<b>Doug Howard, R</b> (1, 3) OBP: 0.311, SLG: 0.415			0-0 L3		0-0 F8			0-3 K		3	0	0	0	0	1	1				
<b>Duane Kuiper, L</b> (1, 4) OBP: 0.261, SLG: 0.236			0-0 L1			0-0 F8		0-0 4-3		3	0	0	0	0	0	0				
<b>Frank Duffy, R</b> (1, 6) OBP: 0.295, SLG: 0.280			0-0 6-3			0-0 6-3		0-0 5-3		3	0	0	0	0	0	0				
<b>Inning Stats</b>	R: 0 E: 0 K: 1 S: 5	H: 0 LOB: 0 BB: 0 P: 5	R: 0 E: 0 K: 0 S: 3	H: 0 LOB: 0 BB: 0 P: 3	R: 0 E: 0 K: 0 S: 3	H: 0 LOB: 0 BB: 0 P: 3	R: 0 E: 0 K: 1 S: 5	H: 0 LOB: 0 BB: 0 P: 5	R: 0 E: 0 K: 0 S: 3	H: 0 LOB: 1 BB: 0 P: 7	R: 1 E: 0 K: 1 S: 7	H: 2 LOB: 1 BB: 0 P: 7	R: 0 E: 0 K: 1 S: 5	H: 0 LOB: 0 BB: 0 P: 5	R: 0 E: 0 K: 1 S: 5	H: 0 LOB: 0 BB: 0 P: 5	1B: 2 2B: 0 3B: 0 HR: 0	SF: 0 SAC: 0 DP: 0 HBP: 0	WP: 0 PB: 0 SB: 1 CS: 0	PA: 30
<b>PITCHER</b> <b>Mark Fidrych, R</b> (1, 1) ERA: 0.9	IP: 9.0 WLS: W BF: 30 H: 2 R: 1 ER: 1 SO: 5 BB: 1 IBB: 0 HBP: 0 BLK: 0 WP: 0 HR: 0 S: 39 P: 43 ERA: 1.00 WHIP: 0.333															<b>PITCHER</b>				

Batter	1	2	3	4	5	6	7	8	9	AB	R	H	RBI	BB	SO	LOB	BOTTOM			
<b>Ron LeFlore, R</b> (1, 8) OBP: 0.430, SLG: 0.500	0-0 1B SF7 1B	0-0 6-3			0-0 1B			0-0 F3		4	1	2	0	0	0	1	<b>Cleveland Indians @ Detroit Tigers</b> Tiger Stadium, Detroit, MI Sat May 15 1976, 3:33 AM EDT Att: 14,583 - Unknown			
<b>Alex Johnson, R</b> (1, 7) OBP: 0.286, SLG: 0.326	0-0 1B 1-3 1B		0-0 F8		0-3 K			0-0 F7		4	0	1	0	0	1	0				
<b>Willie Horton, R</b> (1, 10) OBP: 0.441, SLG: 0.593	0-0 SF7		0-0 G3-6-3 1B			0-0 5-3				2	0	1	1	0	0	0				
<b>Rusty Staub, L</b> (1, 9) OBP: 0.430, SLG: 0.536	0-0 1-2 1B		0-0 G3-6-3 1-2			0-0 F7				3	0	1	0	0	0	1				
<b>Jason Thompson, L</b> (1, 3) OBP: 0.343, SLG: 0.422	0-0 F5			0-0 SH1-3 SF9 2B		0-0 6-3				3	1	1	0	0	0	2				
<b>Aurelio Rodriguez, R</b> (1, 5) OBP: 0.276, SLG: 0.363	0-0 4-3			0-0 SH1-3 2-3			0-0 5-3			2	0	0	0	0	0	2				
<b>Tom Veryzer, R</b> (1, 6) OBP: 0.272, SLG: 0.229		0-0 E5 G4-6-3		0-0 SF9			0-0 F4			2	0	0	1	0	0	0				
<b>Gary Sutherland, R</b> (1, 4) OBP: 0.233, SLG: 0.265		0-0 G4-6-3 1-2		0-3 K			0-0 5-3			3	0	0	0	0	1	1				
<b>Bruce Kimm, R</b> (1, 2) OBP: 0.400, SLG: 0.333		0-0 S 1B			0-0 5-3			0-0 4-3		3	0	1	0	0	0	0				
<b>Inning Stats</b>	R: 1 E: 0 K: 0 S: 6	H: 3 LOB: 2 BB: 0 P: 6	R: 0 E: 1 K: 0 S: 4	H: 1 LOB: 1 BB: 0 P: 4	R: 0 E: 0 K: 0 S: 3	H: 1 LOB: 0 BB: 0 P: 3	R: 1 E: 0 K: 1 S: 6	H: 1 LOB: 0 BB: 0 P: 6	R: 0 E: 0 K: 1 S: 5	H: 1 LOB: 0 BB: 0 P: 5	R: 0 E: 0 K: 0 S: 3	H: 0 LOB: 0 BB: 0 P: 3	R: 0 E: 0 K: 0 S: 3	H: 0 LOB: 0 BB: 0 P: 3	R: 0 E: 0 K: 0 S: 3	H: 0 LOB: 0 BB: 0 P: 3	1B: 6 2B: 1 3B: 0 HR: 0	SF: 2 SAC: 1 DP: 2 HBP: 0	WP: 0 PB: 0 SB: 1 CS: 0	PA: 29
<b>PITCHER</b> <b>Pat Dobson, R</b> (1, 1) ERA: 3.46	IP: 8.0 WLS: L BF: 29 H: 7 R: 2 ER: 2 SO: 2 BB: 0 IBB: 0 HBP: 0 BLK: 0 WP: 0 HR: 0 S: 33 P: 33 ERA: 2.25 WHIP: 0.875															<b>PITCHER</b>				



Batter	1	2	3	4	5	6	7	8	9	AB	R	H	RBI	BB	SO	LOB	TOP					
Duane Kuiper, L (1,4) OBP: 0.258, SLG: 0.243										5	1	1	0	0	0	2	<b>Cleveland Indians @ Detroit Tigers</b> Tiger Stadium, Detroit, MI Sun May 16 1976, 3:33 AM EDT Att: 51,650 - Unknown					
Buddy Bell, R (1,5) OBP: 0.373, SLG: 0.370										5	1	1	0	0	0	2						
Rick Manning, L (1,8) OBP: 0.346, SLG: 0.381										4	1	2	1	0	2	1						
Rico Carty, R (1,10) OBP: 0.440, SLG: 0.583										3	1	1	0	1	0	1						
George Hendrick, R (1,7) OBP: 0.348, SLG: 0.538										2	0	0	0	2	1	3						
Alan Ashby, S (1,2) OBP: 0.340, SLG: 0.381										3	0	1	3	0	2	1						
Doug Howard, R (1,3) OBP: 0.286, SLG: 0.378										4	0	0	0	0	0	3						
Charlie Spikes, R (1,9) OBP: 0.313, SLG: 0.276										3	0	0	0	1	0	0						
Frank Duffy, R (1,6) OBP: 0.297, SLG: 0.282										3	0	1	0	0	1	0						
<b>Inning Stats</b>	R: 1 E: 0 K: 1 S: 7	H: 2 LOB: 1 BB: 0 P: 7	R: 0 E: 0 K: 1 S: 5	H: 0 LOB: 0 BB: 0 P: 5	R: 0 E: 0 K: 1 S: 5	H: 0 LOB: 0 BB: 0 P: 5	R: 0 E: 0 K: 2 S: 7	H: 0 LOB: 1 BB: 1 P: 11	R: 0 E: 0 K: 0 S: 4	H: 1 LOB: 1 BB: 0 P: 4	R: 1 E: 0 K: 1 S: 7	H: 2 LOB: 2 BB: 1 P: 11	R: 0 E: 0 K: 0 S: 3	H: 0 LOB: 0 BB: 0 P: 3	R: 2 E: 0 K: 0 S: 5	H: 2 LOB: 1 BB: 1 P: 9	R: 0 E: 0 K: 0 S: 3	H: 0 LOB: 1 BB: 1 P: 7	1B: 5 2B: 2 3B: 0 HR: 0	SF: 0 SAC: 2 DP: 0 HBP: 0	WP: 0 PB: 0 SB: 0 CS: 0	PA: 38
<b>PITCHER</b>	IP WLS BF H R ER SO BB IBB HBP BLK WP HR S P ERA WHIP																					
Ray Bare, R (1,1) ERA: 3.53	8.0 L 34 7 4 4 6 2 1 0 0 0 0 0 43 55 4.50 1.125																					
Steve Grilli, R (9,1) ERA: 1.38	1.0 4 0 0 0 0 1 0 0 0 0 0 0 3 7 0.00 1.000																					

Batter	1	2	3	4	5	6	7	8	9	AB	R	H	RBI	BB	SO	LOB	BOTTOM					
Ron LeFlore, R (1,8) OBP: 0.422, SLG: 0.488										4	0	1	0	0	0	0	<b>Cleveland Indians @ Detroit Tigers</b> Tiger Stadium, Detroit, MI Sun May 16 1976, 3:33 AM EDT Att: 51,650 - Unknown					
Alex Johnson, R (1,7) OBP: 0.255, SLG: 0.312										4	0	0	0	0	1	1						
Willie Horton, R (1,10) OBP: 0.425, SLG: 0.567										4	0	0	0	0	0	1						
Rusty Staub, L (1,9) OBP: 0.423, SLG: 0.523										4	0	1	0	0	1	1						
Jason Thompson, L (1,3) OBP: 0.329, SLG: 0.403										3	0	0	0	0	0	1						
Aurelio Rodriguez, R (1,5) OBP: 0.277, SLG: 0.362										3	0	1	0	0	0	1						
Tom Verzyer, R (1,6) OBP: 0.284, SLG: 0.235										2	0	1	0	1	1	0						
Gary Sutherland, R (1,4) OBP: 0.227, SLG: 0.257										2	0	0	0	0	0	2						
Ben Oglive, L (8, PH) OBP: 0.200, SLG: 0.304										1	0	0	0	0	0	1						
John Wockenfuss, R (9,2) OBP: 0.452, SLG: 0.417										0	0	0	0	0	0	0						
Bruce Kimm, R (1,2) OBP: 0.333, SLG: 0.273										2	0	0	0	0	1	0						
Dan Meyer, L (8, PH) OBP: 0.300, SLG: 0.206										1	0	0	0	0	0	0						
Jerry Manuel, S (9,4) OBP: 0.214, SLG: 0.231										0	0	0	0	0	0	0						
<b>Inning Stats</b>	R: 0 E: 0 K: 0 S: 3	H: 0 LOB: 0 BB: 0 P: 3	R: 0 E: 0 K: 0 S: 4	H: 1 LOB: 2 BB: 1 P: 8	R: 0 E: 0 K: 1 S: 5	H: 0 LOB: 0 BB: 0 P: 5	R: 0 E: 0 K: 0 S: 3	H: 0 LOB: 0 BB: 0 P: 3	R: 0 E: 0 K: 0 S: 5	H: 0 LOB: 0 BB: 0 P: 5	R: 0 E: 0 K: 0 S: 4	H: 1 LOB: 1 BB: 0 P: 4	R: 0 E: 0 K: 0 S: 3	H: 1 LOB: 0 BB: 0 P: 3	R: 0 E: 0 K: 0 S: 3	H: 1 LOB: 0 BB: 0 P: 3	R: 0 E: 1 K: 2 S: 8	H: 0 LOB: 1 BB: 0 P: 8	1B: 4 2B: 0 3B: 0 HR: 0	SF: 0 SAC: 0 DP: 2 HBP: 0	WP: 0 PB: 0 SB: 0 CS: 0	PA: 31
<b>PITCHER</b>	IP WLS BF H R ER SO BB IBB HBP BLK WP HR S P ERA WHIP																					
Jackie Brown, R (1,1) ERA: 2.93	9.0 W 31 4 0 0 4 1 0 0 0 0 0 0 38 42 0.00 0.556																					



Batter	1	2	3	4	5	6	7	8	9	10	11	12	13	14	15	16	AB	R	H	RBI	BB	SO	LOB	TOP								
Sandy Alomar Sr. R OBP: 0.333, SLG: 0.250 (1, 10)	F8				F9			G6-4-3 BB	BB 1B		6-3		F8			BB 5-3	7	1	2	2	2	0	2									
Roy White S OBP: 0.406, SLG: 0.426 (1, 8)	PB 2B		F9		1-3			G6-4-3 BB	1B BB		BB 1B		G3			BB FC6-2 1B	6	1	2	0	1	0	2									
Thurman Munson R OBP: 0.331, SLG: 0.483 (1, 2)	5-3		4-3		5-3						BB 1B					BB FC6-2 1B	7	1	2	2	1	0	4									
Chris Chambliss L OBP: 0.338, SLG: 0.476 (1, 3)	K		P6					P4	K		4-3					E SF9 1B BB	7	1	0	0	1	3	7									
Lou Piniella R OBP: 0.354, SLG: 0.486 (1, 7)		1-3			F9											SF9 E4 2B 1B	8	3	4	2	0	1	2									
Graig Nettles L OBP: 0.283, SLG: 0.324 (1, 5)	K		F8		F9			BB 1B	F9		F8					SF9	7	1	1	1	0	1	2									
Otto Velez R OBP: 0.302, SLG: 0.222 Oscar Gamble L OBP: 0.303, SLG: 0.302 (10, 9)	1B 1B		F8		5-3			BB 1B	K		L4		G6-4-3 IBB			2B PB IBB	4	0	2	1	0	1	2									
Willie Randolph R OBP: 0.389, SLG: 0.381 (1, 4)	1B		F8		1-3			BB 1B	K		K		G6-4-3			PB 2B	7	1	3	1	1	1	3									
Fred Stanley R OBP: 0.400, SLG: 0.400 Rick Dempsey R OBP: 0.200, SLG: 0.130 Jim Mason L OBP: 0.287, SLG: 0.345 (9, 6)	4-3		G3		4-3			BB 1B	BB		4-3		F5			K	3	0	0	0	0	0	3									
<b>Inning Stats</b>	R: 0 E: 0 K: 1 S: 6	H: 1 LOB: 1 BB: 0 P: 6	R: 0 E: 0 K: 1 S: 7	H: 2 LOB: 0 BB: 0 P: 7	R: 0 E: 0 K: 0 S: 4	H: 1 LOB: 1 BB: 0 P: 4	R: 1 E: 0 K: 0 S: 5	H: 2 LOB: 1 BB: 0 P: 5	R: 0 E: 0 K: 0 S: 3	H: 0 LOB: 0 BB: 0 P: 3	R: 0 E: 0 K: 0 S: 3	H: 0 LOB: 0 BB: 0 P: 3	R: 0 E: 0 K: 0 S: 3	H: 1 LOB: 1 BB: 1 P: 7	R: 5 E: 0 K: 2 S: 12	H: 5 LOB: 2 BB: 2 P: 20	R: 0 E: 0 K: 1 S: 5	H: 0 LOB: 0 BB: 0 P: 5	R: 0 E: 0 K: 0 S: 4	H: 1 LOB: 2 BB: 1 P: 8	R: 0 E: 0 K: 0 S: 3	H: 0 LOB: 0 BB: 0 P: 7	R: 0 E: 0 K: 2 S: 7	H: 0 LOB: 0 BB: 0 P: 7	R: 0 E: 0 K: 2 S: 7	H: 0 LOB: 0 BB: 0 P: 7	R: 5 E: 2 K: 1 S: 9	H: 2 LOB: 2 BB: 3 P: 21	1B: 11 2B: 5 3B: 0 HR: 0	SF: 1 SAC: 1 DP: 2 HBP: 0	WP: 0 PB: 2 SB: 1 CS: 0	PA: 73
<b>PITCHER</b>	IP 9.0	WLS 33	BF 9	H 3	R 3	ER 3	SO 20	BB 1	IBB 0	HBP 0	BLK 0	WP 0	HR 0	S 36	P 40	ERA 3.38	WHIP 1.250															
Fritz Peterson L ERA: 4.31 Dave LaRoche L ERA: 2.7 Tom Buskey R ERA: 1.45 Jim Kern R ERA: 2.97 (1, 1)	0.1	5	2	1	1	1	2	0	0	0	0	0	5	13	27.00	12.000																
(9, 1)	4.2	18	3	2	2	2	1	1	0	0	0	0	20	28	3.86	0.857																
(14, 1)	3.0	L	17	2	5	1	5	3	1	0	0	0	0	23	39	3.00	1.667															

**New York Yankees @ Cleveland Indians**  
Cleveland Municipal Stadium, Cleveland, OH  
Tue May 18 1976, 7:05 PM EDT  
Att. 3,895 - Unknown - 51 F

AB 62  
R 16  
H 10  
RBI 10  
BB 9  
SO 10  
LOB 29



Batter	1	2	3	4	5	6	7	8	9	10	11	12	13	14	15	16	AB	R	H	RBI	BB	SO	LOB	BOTTOM						
Duane Kuiper L OBP: 0.281, SLG: 0.289 (1, 4)	1B 1B	G3			CS 1B		5-3 1B		F7		1B			SH3-4 1B		4-3	8	1	5	0	0	0	0							
Buddy Bell R OBP: 0.368, SLG: 0.365 (1, 5)	BB 1B				F9		5-3			F7	F9			SH3-4 1B		K	7	1	2	1	0	1	3							
Rick Manning L OBP: 0.350, SLG: 0.379 (1, 8)	1B BB		6-3		1B		3-1			FC5 WP 1B		4-3		F8			6	1	2	0	1	0	2							
Rico Carty R OBP: 0.147, SLG: 0.574 (1, 10)	1B		HR 1B		1-3			F8		BB FC5 IBB		4-3		FC5-4 IBB			5	1	2	2	2	0	1							
George Hendrick R OBP: 0.344, SLG: 0.555 (1, 7)	SF6		HR					P6		FC5 BB		4-3		FC5-4			6	1	2	3	0	0	4							
Doug Howard R OBP: 0.288, SLG: 0.333 (1, 3)	K		K					F8		1-2 2-3 BB			P4		6-3		6	0	0	0	1	3	2							
Charlie Spikes R OBP: 0.292, SLG: 0.255 (1, 9)	K				K			F3		P4			L5		5-3		7	0	0	0	0	3	5							
Ray Fosse R OBP: 0.286, SLG: 0.091 Alan Ashby S OBP: 0.337, SLG: 0.368 (10, 2)		K			P4			F8		F9			FC5-4 BB		F8		3	0	0	0	0	1	0							
Frank Duffy R OBP: 0.298, SLG: 0.276 John Lowenstein L OBP: 0.295, SLG: 0.200 Larvell Blanks R OBP: 0.133, SLG: 0.133 (10, 6)		5-3			F7		1B 5-3 BB		F9		L6		FC5-4			K	2	1	0	0	1	0	0							
<b>Inning Stats</b>	R: 3 E: 0 K: 2 S: 10	H: 3 LOB: 1 BB: 1 P: 14	R: 0 E: 0 K: 1 S: 5	H: 0 LOB: 0 BB: 0 P: 5	R: 2 E: 0 K: 1 S: 7	H: 3 LOB: 0 BB: 0 P: 7	R: 0 E: 0 K: 1 S: 5	H: 0 LOB: 0 BB: 0 P: 5	R: 0 E: 0 K: 0 S: 4	H: 1 LOB: 1 BB: 1 P: 8	R: 0 E: 0 K: 2 S: 8	H: 1 LOB: 1 BB: 0 P: 8	R: 0 E: 0 K: 0 S: 3	H: 0 LOB: 0 BB: 0 P: 3	R: 0 E: 0 K: 0 S: 3	H: 1 LOB: 1 BB: 1 P: 7	R: 0 E: 0 K: 0 S: 4	H: 0 LOB: 2 BB: 1 P: 8	R: 0 E: 0 K: 0 S: 3	H: 0 LOB: 0 BB: 0 P: 3	R: 0 E: 0 K: 2 S: 7	H: 0 LOB: 0 BB: 0 P: 7	R: 0 E: 0 K: 2 S: 7	H: 0 LOB: 0 BB: 0 P: 7	R: 0 E: 0 K: 2 S: 7	H: 0 LOB: 0 BB: 0 P: 7	1B: 12 2B: 0 3B: 0 HR: 0	SF: 1 SAC: 1 DP: 0 HBP: 0	WP: 0 PB: 0 SB: 0 CS: 1	PA: 65
<b>PITCHER</b>	IP 9.0	WLS 37	BF 10	H 6	R 6	ER 6	SO 7	BB 2	IBB 0	HBP 0	BLK 0	WP 0	HR 1	S 49	P 57	ERA 6.00	WHIP 1.333													
Catfish Hunter R ERA: 1.67 Sparky Lyle L ERA: 1.67 Dick Tidrow R ERA: 2.16 (10, 1)	6.0	W	25	3	0	0	1	2	2	0	0	0	1	0	23	39	0.00	0.833												
(16, 1)	1.0		3	0	0	0	2	0	0	0	0	0	0	0	7	7	0.00	0.000												

**New York Yankees @ Cleveland Indians**  
Cleveland Municipal Stadium, Cleveland, OH  
Tue May 18 1976, 7:05 PM EDT  
Att. 3,895 - Unknown - 51 F

AB 57  
R 13  
H 6  
RBI 6  
BB 6  
SO 10  
LOB 18





Batter	1	2	3	4	5	6	7	8	9	AB	R	H	RBI	BB	SO	LOB	TOP				
<b>Sandy Alomar Sr. S</b> OBP: 0.345, SLG: 0.280 (1.4)	0-0 5-3		0-0 E 1B		0-0 6-3		0-0 FC5-4 1B		0-0 F8	5	0	2	0	0	0	0					
<b>Roy White S</b> OBP: 0.399, SLG: 0.412 (1.8)	0-0 5-3		4-0 BB		0-0 5-3		0-0 FC5-4 1B		0-0 F8	4	1	0	0	1	0	1					
<b>Thurman Munson R</b> OBP: 0.343, SLG: 0.472 (1.7)	0-0 S 1B		0-0 5-3		0-0 BLK 1B		0-0 1B 1-3 1B			4	0	3	0	0	0	2					
<b>Chris Chambliss L</b> OBP: 0.343, SLG: 0.492 (1.3)	0-0 6-3				0-0 K		0-0 1B			4	1	2	1	0	1	2					
<b>Lou Piniella R</b> OBP: 0.350, SLG: 0.477 (1.10)		0-0 5-3			0-0 2B 1B		0-0 F8		0-0 5-3	4	0	1	1	0	0	2					
<b>Graig Nettles L</b> OBP: 0.282, SLG: 0.330 (1.5)		0-0 P2			0-0 FC1-3 2B		0-0 F3		0-0 F8	4	0	1	0	0	0	0					
<b>Otto Velez R</b> OBP: 0.405, SLG: 0.345 (8, PH)					4-0 FC1-3 BB		0-0 HR		0-3 K	2	1	1	1	1	0	0					
<b>Oscar Gamble L</b> OBP: 0.299, SLG: 0.377 (8, 9)										1	0	0	0	0	1	0					
<b>Rick Dempsey R</b> OBP: 0.172, SLG: 0.111 (1.2)					0-0 F8		0-0 FC1-3		0-0 5-3	4	0	0	0	0	0	2					
<b>Fred Stanley R</b> OBP: 0.364, SLG: 0.359 (1.6)					0-0 1-3 F9				0-0 6-3	4	0	0	0	0	0	2					
<b>Inning Stats</b>	R: 0 E: 0 K: 0 S: 4	H: 1 LOB: 1 BB: 0 P: 4	R: 0 E: 0 K: 0 S: 3	H: 0 LOB: 0 BB: 0 P: 3	R: 0 E: 1 K: 0 S: 4	H: 1 LOB: 2 BB: 1 P: 8	R: 1 E: 0 K: 0 S: 5	H: 3 LOB: 2 BB: 1 P: 9	R: 0 E: 0 K: 1 S: 6	H: 1 LOB: 1 BB: 0 P: 6	R: 1 E: 0 K: 0 S: 6	H: 3 LOB: 2 BB: 0 P: 6	R: 0 E: 0 K: 1 S: 5	H: 0 LOB: 0 BB: 0 P: 5	R: 0 E: 0 K: 0 S: 3	H: 0 LOB: 0 BB: 0 P: 3	1B: 7 2B: 1 3B: 1 HR: 1	SF: 0 SAC: 0 DP: 0 HBP: 0	WP: 0 PB: 0 SB: 1 CS: 0	PA: 38	
<b>PITCHER</b>	IP	WLS	BF	H	R	ER	SO	BB	IBB	HBP	BLK	WP	HR	S	P	ERA	WHIP				
<b>Don Hood L</b> ERA: 3.54 (1.1)	6.2	L	31	10	3	3	1	2	0	0	1	0	1	31	39	4.05	1.800				
<b>Stan Thomas R</b> ERA: 1.93 (7.1)	2.1		7	0	0	0	1	0	0	0	0	0	0	9	9	0.00	0.000				

**New York Yankees @ Cleveland Indians**  
Cleveland Municipal Stadium, Cleveland, OH  
Wed May 19 1976, 7:05 PM EDT  
Att. 4,756 - Unknown - 56 F

AB 36  
R 3  
H 10  
RBI 3  
BB 2  
SO 2  
LOB 11



Batter	1	2	3	4	5	6	7	8	9	AB	R	H	RBI	BB	SO	LOB	BOTTOM				
<b>Rick Manning L</b> OBP: 0.347, SLG: 0.391 (1.8)	0-0 CS 3B		0-0 F8			0-0 6-3		0-0 4-3		4	0	1	0	0	0	0					
<b>Larvell Blanks R</b> OBP: 0.211, SLG: 0.333 (1.4)	4-0 CS BB				0-0 6-3		0-0 6-3		0-0 HR	3	1	1	1	1	0	0					
<b>Buddy Bell R</b> OBP: 0.380, SLG: 0.368 (1.5)	4-0 G4-3 BB				0-0 5-3		0-0 1B		4-0 2B BB	2	1	1	0	2	0	0					
<b>Rico Carty R</b> OBP: 0.449, SLG: 0.580 (1.10)	0-0 G4-3				0-0 1B		0-0 F8		0-0 CS 2B	4	0	2	1	0	0	3					
<b>Duane Kuiper L</b> OBP: 0.291, SLG: 0.269 (9, PR)	0-0 G4-3								1-0 CS 2B	0	0	0	0	0	0	0					
<b>George Hendrick R</b> OBP: 0.333, SLG: 0.535 (1.7)		0-3 K			0-3 K		0-0 F4		0-0 4-3	4	0	0	0	0	2	2					
<b>Doug Howard R</b> OBP: 0.254, SLG: 0.315 (1.3)		0-0 5-3				0-0 6-3		0-0 1-3		4-0 CS BB	3	0	0	0	0	0					
<b>Frank Robinson R</b> OBP: 0.255, SLG: 0.290 (9, PR)										0	0	0	0	1	0	0					
<b>John Lowenstein L</b> OBP: 0.295, SLG: 0.290 (9, PR)										0	0	0	0	0	0	0					
<b>Ron Pruitt R</b> OBP: 0.289, SLG: 0.267 (1.6)					0-3 K		0-0 6-3		0-3 K	4	0	0	0	0	2	2					
<b>Ray Fosse R</b> OBP: 0.294, SLG: 0.077 (1.2)					0-0 F8		4-0 BB		0-3 K	2	0	0	0	1	1	0					
<b>Frank Duffy R</b> OBP: 0.289, SLG: 0.267 (1.6)					0-0 6-3		0-3 K		0-0 F9	3	0	0	0	0	1	1					
<b>Inning Stats</b>	R: 0 E: 0 K: 0 S: 2	H: 1 LOB: 2 BB: 0 P: 10	R: 0 E: 0 K: 1 S: 5	H: 0 LOB: 0 BB: 0 P: 5	R: 0 E: 0 K: 1 S: 6	H: 1 LOB: 1 BB: 0 P: 6	R: 0 E: 0 K: 2 S: 7	H: 0 LOB: 1 BB: 1 P: 11	R: 0 E: 0 K: 0 S: 4	H: 1 LOB: 1 BB: 0 P: 4	R: 0 E: 0 K: 0 S: 3	H: 0 LOB: 0 BB: 0 P: 3	R: 0 E: 0 K: 1 S: 5	H: 0 LOB: 0 BB: 0 P: 5	R: 2 E: 0 K: 1 S: 6	H: 2 LOB: 2 BB: 2 P: 14	1B: 2 2B: 1 3B: 1 HR: 1	SF: 0 SAC: 0 DP: 1 HBP: 0	WP: 0 PB: 0 SB: 0 CS: 4	PA: 34	
<b>PITCHER</b>	IP	WLS	BF	H	R	ER	SO	BB	IBB	HBP	BLK	WP	HR	S	P	ERA	WHIP				
<b>Rudy May L</b> ERA: 3.83 (1.1)	8.0	W	29	4	1	1	5	3	0	0	0	0	1	36	48	1.12	0.875				
<b>Dick Tidrow R</b> ERA: 2.65 (9.1)	0.1		3	1	1	1	0	1	0	0	0	0	0	2	6	27.00	6.000				
<b>Tippy Martinez L</b> ERA: 0.93 (9.1)	0.2	S	2	0	0	0	1	1	0	0	0	0	0	3	7	0.00	1.500				

**New York Yankees @ Cleveland Indians**  
Cleveland Municipal Stadium, Cleveland, OH  
Wed May 19 1976, 7:05 PM EDT  
Att. 4,756 - Unknown - 56 F

AB 29  
R 2  
H 5  
RBI 2  
BB 5  
SO 6  
LOB 8





Batter	1	2	3	4	5	6	7	8	9	AB	R	H	RBI	BB	SO	LOB	TOP			
<b>Robin Yount, R</b> OBP: 0.396, SLG: 0.358 (1, 6)	F8		K		G6-3		CS			4	0	1	1	0	1	1	<b>Milwaukee Brewers @ Cleveland Indians</b> Cleveland Municipal Stadium, Cleveland, OH Fri May 21 1976, 7:05 PM EDT Att. 9,168 - Unknown - 62 F			
<b>Don Money, R</b> OBP: 0.336, SLG: 0.471 (1, 5)	K				F7		CS	6-3		3	0	0	0	1	1	0				
<b>George Scott, R</b> OBP: 0.289, SLG: 0.390 <b>Mike Hegan, L</b> (8, 3)	6-3		1-3			5-3		F8		4	0	0	0	0	0	1				
<b>Bob Hansen, L</b> OBP: 0.208, SLG: 0.136 (1, 10)		L3			3-1					3	0	0	0	1	1	0				
<b>Darrell Porter, L</b> OBP: 0.361, SLG: 0.263 (1, 2)		HR			K			1-3		4	1	1	0	0	1	1				
<b>Sixto Lezcano, R</b> OBP: 0.352, SLG: 0.422 (1, 7)		HR					4-3			4	1	2	2	0	0	0				
<b>Bobby Darwin, R</b> OBP: 0.288, SLG: 0.361 (1, 9)		5-3					E6			3	1	0	0	1	0	0				
<b>Gorman Thomas, R</b> OBP: 0.300, SLG: 0.389 <b>Bill Sharp, L</b> OBP: 0.260, SLG: 0.196 (7, PH) (7, 8)	5-3				FC6-4		1B			2	0	0	0	0	0	2				
<b>Tim Johnson, L</b> OBP: 0.333, SLG: 0.273 (1, 4)				4-3						3	0	2	1	0	0	0				
<b>Inning Stats</b>	R: 0 E: 0 K: 1 S: 5	H: 0 LOB: 0 BB: 0 P: 5	R: 2 E: 0 K: 0 S: 5	H: 2 LOB: 0 BB: 0 P: 5	R: 0 E: 0 K: 1 S: 5	H: 0 LOB: 1 BB: 1 P: 9	R: 0 E: 0 K: 1 S: 6	H: 1 LOB: 2 BB: 1 P: 10	R: 0 E: 0 K: 0 S: 3	H: 0 LOB: 0 BB: 0 P: 5	R: 2 E: 1 K: 0 S: 5	H: 3 LOB: 0 BB: 0 P: 5	R: 0 E: 0 K: 0 S: 3	H: 0 LOB: 1 BB: 1 P: 7	R: 0 E: 0 K: 1 S: 5	H: 0 LOB: 0 BB: 0 P: 5		1B: 6 2B: 0 3B: 0 HR: 1	SF: 0 SAC: 0 DP: 1 HBP: 0	WP: 0 PB: 0 CS: 1
<b>PITCHER</b> <b>Pat Dobson, R</b> ERA: 3.2 (1, 1)	IP: 9.0 WLS: L BF: 35 H: 7 R: 4 ER: 2 SO: 5 BB: 3 IBB: 0 HBP: 0 BLK: 0 WP: 0 HR: 1 S: 42 P: 54 ERA: 2.00 WHIP: 1.111																			

Batter	1	2	3	4	5	6	7	8	9	AB	R	H	RBI	BB	SO	LOB	BOTTOM			
<b>Rick Manning, L</b> OBP: 0.345, SLG: 0.382 (1, 8)	F8		P3				5-3			3	0	0	0	1	0	1	<b>Milwaukee Brewers @ Cleveland Indians</b> Cleveland Municipal Stadium, Cleveland, OH Fri May 21 1976, 7:05 PM EDT Att. 9,168 - Unknown - 62 F			
<b>Larvell Blanks, R</b> OBP: 0.281, SLG: 0.333 (1, 4)	BB		F8		FC5-4					3	1	1	1	1	0	1				
<b>Buddy Bell, R</b> OBP: 0.376, SLG: 0.358 (1, 5)	BB		6-3		F8		4-3			3	0	0	0	1	0	2				
<b>Rico Carty, R</b> OBP: 0.438, SLG: 0.565 <b>Frank Robinson, R</b> (8, PH)	E4				K		F7			3	0	0	0	0	1	2				
<b>George Hendrick, R</b> OBP: 0.331, SLG: 0.525 (1, 7)	G1-6-3				HBP		P6			4	1	1	0	0	0	2				
<b>Boog Powell, L</b> OBP: 0.324, SLG: 0.179 (1, 3)		4-3			F7		4-3			4	0	0	0	0	1	1				
<b>Charlie Spikes, R</b> OBP: 0.291, SLG: 0.247 (1, 9)		5-3			1B		6-3			3	0	0	0	0	1	0				
<b>Ray Fosse, R</b> OBP: 0.350, SLG: 0.133 <b>Ron Pruitt, R</b> (9, PH)							F8			2	0	1	1	1	0	0				
<b>Frank Duffy, R</b> OBP: 0.290, SLG: 0.269 <b>Doug Howard, R</b> OBP: 0.250, SLG: 0.309 (9, PH)					F7					3	1	1	0	0	1	3				
<b>Inning Stats</b>	R: 1 E: 1 K: 0 S: 3	H: 0 LOB: 1 BB: 2 P: 11	R: 0 E: 0 K: 1 S: 5	H: 0 LOB: 1 BB: 1 P: 9	R: 0 E: 0 K: 0 S: 3	H: 0 LOB: 0 BB: 0 P: 3	R: 1 E: 0 K: 1 S: 7	H: 2 LOB: 2 BB: 0 P: 8	R: 0 E: 0 K: 0 S: 3	H: 0 LOB: 0 BB: 0 P: 3	R: 1 E: 0 K: 0 S: 5	H: 2 LOB: 1 BB: 0 P: 5	R: 0 E: 0 K: 1 S: 5	H: 0 LOB: 0 BB: 0 P: 5	R: 0 E: 0 K: 3 S: 9	H: 0 LOB: 0 BB: 0 P: 9		1B: 4 2B: 0 3B: 0 HR: 0	SF: 0 SAC: 0 DP: 1 HBP: 1	WP: 0 PB: 0 CS: 0
<b>PITCHER</b> <b>Bill Travers, L</b> ERA: 2.3 (1, 1)	IP: 9.0 WLS: W BF: 36 H: 4 R: 3 ER: 2 SO: 6 BB: 4 IBB: 0 HBP: 1 BLK: 0 WP: 0 HR: 0 S: 43 P: 60 ERA: 2.00 WHIP: 0.889																			







Batter	1	2	3	4	5	6	7	8	9	AB	R	H	RBI	BB	SO	LOB	TOP		
<b>Bill Sharp, L</b> OBP: 0.317, SLG: 0.268 (1, 8)	0-0 1-3			0-0 G5-4-3 1B		0-0 4-3 SH1-3 1B		0-0 F9	0-0 4-3	5	0	2	0	0	0	3			
<b>Don Money, R</b> OBP: 0.346, SLG: 0.468 (1, 5)	4-0 G4-3 BB			0-0 G5-4-3 1-2		0-0 SH1-3 1-2		0-0 6-3		2	0	0	0	1	0	1			
<b>George Scott, R</b> OBP: 0.288, SLG: 0.385 (1, 3)	0-0 G4-3 1-2			0-0 1B 1B		0-0 4-3 2-3		0-3 K		4	0	1	0	0	1	2			
<b>Darrell Porter, L</b> OBP: 0.368, SLG: 0.292 (1, 2)		0-0 F9		0-0 1-2 1B		0-0 4-3			0-0 1B 2B	4	1	2	0	0	0	1			
<b>Bob Hansen, L</b> OBP: 0.214, SLG: 0.154 (1, 10)		0-0 4-3		0-0 4-3			0-0 4-3		0-0 FC1-6 1B	4	0	1	1	0	0	2			
<b>Charlie Moore, R</b> OBP: 0.349, SLG: 0.323 (9, PR)									0-0 2H FC1-6 1B	0	0	0	0	0	0	0			
<b>Sixto Lezcano, R</b> OBP: 0.347, SLG: 0.444 (1, 7)									0-0 FC1-6 1B	3	0	1	0	0	2	0			
<b>Mike Hegan, L</b> OBP: 0.143, SLG: 0.143 (9, PH)									0-0 FC1-6 1B	0	0	0	0	0	0	0			
<b>Kurt Bevacqua, R</b> OBP: 0.143, SLG: 0.143 (9, PH)									0-0 FC1-6 1B	1	0	0	0	0	0	1			
<b>Robin Yount, R</b> OBP: 0.395, SLG: 0.347 (1, 6)			0-0 F7		0-0 F3		0-0 FC6-4 1B		4-0 HBP BB	3	0	1	0	1	0	0			
<b>Bobby Darwin, R</b> OBP: 0.300, SLG: 0.349 (1, 9)			0-3 K		4-0 FC4-6 BB		0-0 FC6-4 1B		1-0 HBP	2	0	0	0	1	1	2			
<b>Tim Johnson, L</b> OBP: 0.222, SLG: 0.176 (1, 4)			0-0 3-1		0-0 FC4-6 1-2		0-0 F7		0-3 K	2	0	0	0	0	0	1			
<b>Hank Aaron, R</b> OBP: 0.310, SLG: 0.358 (7, PH)										1	0	0	0	0	0	2			
<b>Pedro Garcia, R</b> OBP: 0.239, SLG: 0.328 (7, 4)										1	0	0	0	0	1	3			
<b>Inning Stats</b>	R: 0 E: 0 K: 0 S: 2	H: 0 LOB: 0 BB: 1 P: 6	R: 0 E: 0 K: 1 S: 5	H: 0 LOB: 0 BB: 0 P: 5	R: 0 E: 0 K: 1 S: 5	H: 3 LOB: 2 BB: 0 P: 5	R: 0 E: 0 K: 0 S: 5	H: 0 LOB: 1 BB: 1 P: 9	R: 0 E: 0 K: 0 S: 4	H: 1 LOB: 1 BB: 0 P: 4	R: 0 E: 0 K: 0 S: 5	H: 2 LOB: 2 BB: 0 P: 5	R: 0 E: 0 K: 1 S: 5	H: 0 LOB: 0 BB: 0 P: 5	R: 1 E: 0 K: 1 S: 7	H: 2 LOB: 3 BB: 1 P: 12	1B: 7 2B: 1 3B: 0 HR: 0	SF: 0 SAC: 1 DP: 2 HBP: 1	WP: 0 PA: 37 CS: 0
<b>PITCHER</b>	IP	WLS	BF	H	R	ER	SO	BB	IBB	HBP	BLK	WP	HR	S	P	ERA	WHIP		
<b>Jackie Brown, R</b> ERA: 2.63 (1, 1)	8.0	W	32	8	1	1	4	2	0	0	0	0	0	38	46	1.12	1.250		
<b>Dave LaRoche, L</b> ERA: 2.99 (9, 1)	0.1		2	0	0	0	0	1	0	0	0	0	0	1	5	0.00	3.000		
<b>Jim Kern, R</b> ERA: 2.81 (9, 1)	0.2	S	3	0	0	0	1	0	0	1	0	0	0	4	5	0.00	0.000		

Milwaukee Brewers @ Cleveland Indians  
Cleveland Municipal Stadium, Cleveland, OH  
Sun May 23 1976, 3:33 AM EDT  
Unknown - 54 F

AB 32  
R 1  
H 8  
RBI 1  
BB 3  
SO 5  
LOB 18



Batter	1	2	3	4	5	6	7	8	9	AB	R	H	RBI	BB	SO	LOB	BOTTOM		
<b>Duane Kuiper, L</b> OBP: 0.285, SLG: 0.278 (1, 4)	0-3 K		0-0 6-3			0-0 F7	0-0 F8			4	0	0	0	0	1	2			
<b>Buddy Bell, R</b> OBP: 0.397, SLG: 0.344 (1, 5)	0-0 6-3			0-0 6-3		0-0 6-3		0-0 L5		4	0	0	0	0	0	0			
<b>Rick Manning, L</b> OBP: 0.333, SLG: 0.370 (1, 8)	0-0 F7			0-0 F8		0-0 CS 1B		0-0 P5		4	0	1	0	0	0	0			
<b>Boog Powell, L</b> OBP: 0.289, SLG: 0.167 (1, 3)		0-0 4-3		0-0 BB 1B		0-0 CS 1-2	0-0 3-1	0-0 1-3		4	0	1	0	0	0	0			
<b>George Hendrick, R</b> OBP: 0.350, SLG: 0.556 (1, 7)				4-0 BB 1B		1-2 BB		E SF9 1B		2	1	2	0	1	0	0			
<b>John Lowenstein, L</b> OBP: 0.279, SLG: 0.218 (1, 10)		0-0 F8		0-0 F9		0-0 F9		E9 SF9 WP 1B		3	1	1	0	0	0	3			
<b>Alan Ashby, S</b> OBP: 0.343, SLG: 0.366 (1, 2)		0-0 G3			0-0 F9		4-0 WP SF9 IBB			2	0	0	0	1	0	1			
<b>Charlie Spikes, R</b> OBP: 0.291, SLG: 0.252 (1, 9)			0-0 6-3		0-0 L3 1B		0-0 SF9			2	0	1	1	0	0	0			
<b>Frank Duffy, R</b> OBP: 0.292, SLG: 0.265 (1, 6)			0-0 1-3		0-0 L3 1-2		4-0 BB			2	0	0	0	1	0	1			
<b>Inning Stats</b>	R: 0 E: 0 K: 1 S: 5	H: 0 LOB: 0 BB: 0 P: 5	R: 0 E: 0 K: 0 S: 4	H: 1 LOB: 0 BB: 0 P: 4	R: 0 E: 0 K: 0 S: 3	H: 0 LOB: 0 BB: 0 P: 3	R: 0 E: 0 K: 0 S: 4	H: 1 LOB: 2 BB: 1 P: 8	R: 0 E: 0 K: 0 S: 3	H: 1 LOB: 0 BB: 0 P: 3	R: 2 E: 1 K: 0 S: 5	H: 2 LOB: 2 BB: 2 P: 13	R: 0 E: 0 K: 0 S: 3	H: 0 LOB: 0 BB: 0 P: 3	1B: 6 2B: 1 3B: 0 HR: 0	SF: 1 SAC: 0 DP: 1 HBP: 0	WP: 1 PA: 32 CS: 1		
<b>PITCHER</b>	IP	WLS	BF	H	R	ER	SO	BB	IBB	HBP	BLK	WP	HR	S	P	ERA	WHIP		
<b>Pete Broberg, R</b> ERA: 4.44 (1, 1)	6.2	L	27	6	2	2	1	2	1	0	0	0	0	26	38	2.70	1.200		
<b>Eduardo Rodriguez, R</b> ERA: 4.79 (7, 1)	1.1		4	0	0	0	0	0	0	0	0	0	0	4	4	0.00	0.000		

Milwaukee Brewers @ Cleveland Indians  
Cleveland Municipal Stadium, Cleveland, OH  
Sun May 23 1976, 3:33 AM EDT  
Unknown - 54 F

AB 27  
R 2  
H 6  
RBI 1  
BB 3  
SO 1  
LOB 7





Batter	1	2	3	4	5	6	7	8	9	AB	R	H	RBI	BB	SO	LOB	TOP										
<b>Robin Yount, R</b> OBP: 0.398, SLG: 0.362 (1, 6)	0-0 6-3	0-0 2B		0-0 1B			0-0 FC6-4			4	0	2	3	0	0	1											
<b>Don Money, R</b> OBP: 0.346, SLG: 0.456 (1, 5)	4-0 BB	0-0 F3		0-0 6-3			0-0 P4			3	0	0	0	1	0	2											
<b>George Scott, R</b> OBP: 0.279, SLG: 0.372 (1, 3)	0-3 K			0-3 K			0-0 FC4			4	0	0	0	0	3	2											
<b>Hank Aaron, R</b> OBP: 0.308, SLG: 0.353 (1, 10)	0-0 1-3			0-0 F2			0-0 G6-4-3			4	0	1	0	0	0	1											
<b>Bobby Darwin, R</b> OBP: 0.311, SLG: 0.348 (1, 9)		4-0 1B SF7 BB		0-0 1B			0-0 G6-4-3			3	1	1	0	1	1	1											
<b>Darrell Porter, L</b> OBP: 0.355, SLG: 0.280 (1, 2)		0-0 F8		0-3 K			0-0 F7			4	0	0	0	0	1	2											
<b>Charlie Moore, R</b> OBP: 0.356, SLG: 0.333 (1, 7)		0-0 SF7 BB 2B		0-0 2B			0-0 F8			4	2	2	0	0	1	0											
<b>Gorman Thomas, R</b> OBP: 0.311, SLG: 0.400 (1, 8)		4-0 SF7 2B BB		0-0 1B			0-0 P4			3	2	1	1	1	0	0											
<b>Pedro Garcia, R</b> OBP: 0.233, SLG: 0.324 (1, 4)		0-0 SF7		0-0 1-3			4-0 FC6-4 BB			1	0	0	1	0	0	1											
<b>Bill Sharp, L</b> OBP: 0.328, SLG: 0.268 (7, PH)		0-0 SF7		0-0 1-3						0	0	0	0	1	0	0											
<b>Tim Johnson, L</b> OBP: 0.222, SLG: 0.176 (7, 4)		0-0 SF7		0-0 1-3						0	0	0	0	0	0	0											
<b>Bob Hansen, L</b> OBP: 0.207, SLG: 0.148 (9, PH)		1-2 2-3 3-H		0-0 1-3						1	0	0	0	0	0	0											
<b>Inning Stats</b>	R: 0 E: 0 K: 1 S: 5	H: 0 LOB: 1 BB: 1 P: 9	R: 3 E: 0 K: 0 S: 5	H: 2 LOB: 1 BB: 2 P: 13	R: 0 E: 0 K: 2 S: 8	H: 1 LOB: 1 BB: 0 P: 8	R: 2 E: 0 K: 0 S: 5	H: 3 LOB: 0 BB: 0 P: 5	R: 0 E: 0 K: 1 S: 3	H: 0 LOB: 0 BB: 1 P: 3	R: 0 E: 0 K: 0 S: 3	H: 0 LOB: 1 BB: 7 P: 7	R: 0 E: 0 K: 1 S: 5	H: 0 LOB: 0 BB: 0 P: 5	R: 0 E: 0 K: 1 S: 5	H: 0 LOB: 0 BB: 0 P: 5	1B: 5 2B: 2 3B: 0 HR: 0	SF: 1 SAC: 0 DP: 1 HBP: 0	WP: 0 PB: 0 CS: 0	PA: 36							
<b>PITCHER</b>	IP	WLS	BF	H	R	ER	SO	BB	IBB	HBP	BLK	WP	HR	S	P	ERA	WHIP										
<b>Fritz Peterson, L</b> ERA: 5.53 (1, 1)	3.0		17	5	5	5	3	3	0	0	0	0	0	20	32	15.00	2.667										
<b>Jim Kern, R</b> ERA: 2.37 (4, 1)	6.0	W	19	2	0	0	3	1	0	0	0	0	0	24	28	0.00	0.500										

Milwaukee Brewers @ Cleveland Indians  
Cleveland Municipal Stadium, Cleveland, OH  
Sun May 23 1976, 3:38 AM EDT  
Att: 27,751 - Unknown - 54 F

AB 31  
R 5  
H 7  
RBI 5  
BB 4  
SO 6  
LOB 10



Batter	1	2	3	4	5	6	7	8	9	AB	R	H	RBI	BB	SO	LOB	BOTTOM										
<b>Duane Kuiper, L</b> OBP: 0.282, SLG: 0.269 (1, 4)	0-0 5-3		4-0 FC6-4 BB	0-0 1-3	0-0 G3		0-0 6-3			4	0	0	0	1	0	1											
<b>Buddy Bell, R</b> OBP: 0.368, SLG: 0.346 (1, 5)	0-0 1B		0-0 FC6-4 BB 2B	0-0 1B	0-0 F9			0-3 K		5	2	2	0	0	1	3											
<b>Rick Manning, L</b> OBP: 0.342, SLG: 0.378 (1, 8)	0-0 1-2		0-0 2B	0-0 1B		0-0 6-3		0-3 K		5	2	3	1	0	1	0											
<b>George Hendrick, R</b> OBP: 0.352, SLG: 0.555 (1, 7)	0-0 P4		4-0 2B BB	0-0 P3		0-0 1B		0-3 K		4	2	1	0	1	1	4											
<b>John Lowenstein, L</b> OBP: 0.308, SLG: 0.259 (1, 10)	0-0 F8		0-0 1B	0-0 1B		4-0 CS 1B				3	1	2	4	1	0	2											
<b>Doug Howard, R</b> OBP: 0.282, SLG: 0.317 (1, 3)		0-0 P5	0-0 FC6-4 1B	0-0 1B	0-0 1B		0-0 F7			4	0	2	2	0	0	2											
<b>Charlie Spikes, R</b> OBP: 0.289, SLG: 0.252 (1, 9)		0-0 6-3	0-0 FC6-4 1B	0-0 F8			0-0 1B			4	0	1	1	0	0	3											
<b>Ray Fosse, R</b> OBP: 0.350, SLG: 0.133 (1, 2)		0-0 G3			4-0 WP SH1-4 BB		0-0 CS			0	0	0	0	0	0	0											
<b>Alan Ashby, S</b> OBP: 0.349, SLG: 0.365 (2, 2)			0-0 1-3							3	0	1	0	1	0	0											
<b>Larvell Blanks, R</b> OBP: 0.269, SLG: 0.333 (1, 6)			0-0 FC6-4 1B		0-0 SH1-4					3	1	1	0	0	0	2											
<b>Inning Stats</b>	R: 0 E: 0 K: 0 S: 5	H: 2 LOB: 2 BB: 0 P: 5	R: 0 E: 0 K: 0 S: 3	H: 0 LOB: 0 BB: 0 P: 3	R: 5 E: 0 K: 0 S: 8	H: 5 LOB: 2 BB: 2 P: 16	R: 2 E: 0 K: 0 S: 7	H: 4 LOB: 2 BB: 0 P: 7	R: 0 E: 0 K: 0 S: 3	H: 0 LOB: 1 BB: 1 P: 7	R: 1 E: 0 K: 0 S: 4	H: 2 LOB: 1 BB: 1 P: 8	R: 0 E: 0 K: 3 S: 9	H: 0 LOB: 0 BB: 0 P: 9	R: 0 E: 0 K: 1 S: 9	H: 0 LOB: 0 BB: 0 P: 9	1B: 11 2B: 2 3B: 0 HR: 0	SF: 0 SAC: 1 DP: 0 HBP: 0	WP: 1 PB: 0 CS: 1	PA: 41							
<b>PITCHER</b>	IP	WLS	BF	H	R	ER	SO	BB	IBB	HBP	BLK	WP	HR	S	P	ERA	WHIP										
<b>Bill Champion, R</b> ERA: 5.63 (1, 1)	2.1		12	4	3	3	0	1	0	0	0	0	0	4	8	11.57	2.143										
<b>Tom Murphy, R</b> ERA: 7.53 (3, 1)	0.1		5	3	2	2	0	1	0	0	0	0	0	4	8	54.00	12.000										
<b>Ed Sprague, R</b> ERA: 9.0 (3, 1)	3.0	L	17	6	3	3	0	1	1	0	0	1	0	15	23	9.00	2.333										
<b>Jerry Augustine, L</b> ERA: 3.24 (6, 1)	2.1		6	0	0	0	3	0	0	0	0	0	0	12	12	0.00	0.000										

Milwaukee Brewers @ Cleveland Indians  
Cleveland Municipal Stadium, Cleveland, OH  
Sun May 23 1976, 3:38 AM EDT  
Att: 27,751 - Unknown - 54 F

AB 35  
R 8  
H 13  
RBI 8  
BB 4  
SO 3  
LOB 17





Batter	1	2	3	4	5	6	7	8	9	AB	R	H	RBI	BB	SO	LOB	TOP										
<b>Duane Kuiper, L</b> (1, 4) OBP: 0.283, SLG: 0.271										3	1	1	1	0	1	0	<b>Cleveland Indians @ Baltimore Orioles</b> <b>Memorial Stadium, Baltimore, MD</b> Mon May 24 1976, 7:05 PM EDT Att: 7,835 - Unknown										
<b>Buddy Bell, R</b> (1, 5) OBP: 0.377, SLG: 0.358										4	1	3	0	0	0	0											
<b>Rick Manning, L</b> (1, 8) OBP: 0.345, SLG: 0.381										4	0	2	1	0	2	2											
<b>Rico Carty, R</b> (1, 10) OBP: 0.433, SLG: 0.551										3	0	0	0	1	0	2											
<b>Boog Powell, L</b> (1, 3) OBP: 0.265, SLG: 0.154										3	0	0	1	0	1	0											
<b>George Hendrick, R</b> (1, 7) OBP: 0.349, SLG: 0.545										4	0	1	0	0	0	2											
<b>Charlie Spikes, R</b> (1, 9) OBP: 0.296, SLG: 0.255										3	1	1	0	1	1	1											
<b>Alan Ashby, S</b> (1, 2) OBP: 0.339, SLG: 0.354										3	0	0	0	0	2	1											
<b>Frank Duffy, R</b> (1, 6) OBP: 0.294, SLG: 0.287										3	1	1	1	0	1	0											
<b>Inning Stats</b>	R: 2 E: 0 K: 0 S: 5	H: 3 LOB: 1 BB: 1 P: 9	R: 2 E: 0 K: 1 S: 8	H: 3 LOB: 1 BB: 0 P: 8	R: 0 E: 0 K: 0 S: 4	H: 1 LOB: 1 BB: 0 P: 4	R: 0 E: 0 K: 2 S: 7	H: 0 LOB: 0 BB: 0 P: 7	R: 0 E: 0 K: 0 S: 3	H: 1 LOB: 0 BB: 0 P: 3	R: 0 E: 0 K: 1 S: 5	H: 0 LOB: 0 BB: 0 P: 5	R: 0 E: 0 K: 1 S: 5	H: 1 LOB: 0 BB: 0 P: 5	R: 0 E: 0 K: 2 S: 7	H: 0 LOB: 1 BB: 1 P: 11	1B: 8 2B: 0 3B: 1 HR: 0	SF: 1 SAC: 2 DP: 3 HBP: 0	WP: 0 PB: 0 SB: 0 CS: 0	PA: 35							
<b>PITCHER</b>	IP	WLS	BF	H	R	ER	SO	BB	IBB	HBP	BLK	WP	HR	S	P	ERA	WHIP										
<b>Mike Cuellar, L</b> (1, 1) ERA: 7.83	1.2	L	11	6	4	4	0	0	0	0	0	0	0	10	14	21.60	3.600										
<b>Grant Jackson, L</b> (2, 1) ERA: 3.0	4.1		14	2	0	0	4	0	0	0	0	0	0	22	22	0.00	0.462										
<b>Dyar Miller, R</b> (7, 1) ERA: 5.17	2.0		6	1	0	0	2	0	0	0	0	0	0	10	10	0.00	0.500										
<b>Ross Grimsley, L</b> (9, 1) ERA: 3.0	1.0		4	0	0	0	2	1	0	0	0	0	0	7	11	0.00	1.000										

Batter	1	2	3	4	5	6	7	8	9	AB	R	H	RBI	BB	SO	LOB	BOTTOM										
<b>Al Bumby, L</b> (1, 7) OBP: 0.346, SLG: 0.396										3	0	1	0	1	0	0	<b>Cleveland Indians @ Baltimore Orioles</b> <b>Memorial Stadium, Baltimore, MD</b> Mon May 24 1976, 7:05 PM EDT Att: 7,835 - Unknown										
<b>Mark Belanger, R</b> (1, 6) OBP: 0.352, SLG: 0.377										2	0	0	0	2	2	0											
<b>Reggie Jackson, L</b> (1, 8) OBP: 0.318, SLG: 0.446										4	0	0	0	0	2	4											
<b>Lee May, R</b> (1, 10) OBP: 0.314, SLG: 0.438										4	0	0	0	0	2	4											
<b>Tony Muser, L</b> (1, 3) OBP: 0.333, SLG: 0.282										3	0	0	0	1	2	4											
<b>Ken Singleton, S</b> (1, 9) OBP: 0.286, SLG: 0.250										2	0	0	0	1	1	1											
<b>Bobby Grich, R</b> (1, 4) OBP: 0.358, SLG: 0.325										3	0	0	0	0	0	1											
<b>Doug DeCinces, R</b> (1, 5) OBP: 0.313, SLG: 0.395										3	0	0	0	0	0	1											
<b>Eliot Hendricks, L</b> (1, 2) OBP: 0.203, SLG: 0.215										3	0	0	0	0	1	1											
<b>Inning Stats</b>	R: 0 E: 0 K: 1 S: 6	H: 1 LOB: 2 BB: 1 P: 10	R: 0 E: 0 K: 1 S: 5	H: 0 LOB: 0 BB: 0 P: 5	R: 0 E: 0 K: 1 S: 5	H: 0 LOB: 0 BB: 0 P: 5	R: 0 E: 0 K: 1 S: 5	H: 0 LOB: 0 BB: 0 P: 5	R: 0 E: 0 K: 1 S: 4	H: 0 LOB: 0 BB: 1 P: 8	R: 0 E: 0 K: 1 S: 5	H: 0 LOB: 0 BB: 0 P: 5	R: 0 E: 0 K: 3 S: 9	H: 0 LOB: 2 BB: 2 P: 17	1B: 1 2B: 0 3B: 0 HR: 0	SF: 0 SAC: 0 DP: 1 HBP: 0	WP: 0 PB: 0 SB: 0 CS: 0	PA: 32									
<b>PITCHER</b>	IP	WLS	BF	H	R	ER	SO	BB	IBB	HBP	BLK	WP	HR	S	P	ERA	WHIP										
<b>Dennis Eckersley, R</b> (1, 1) ERA: 3.44	8.0	W	28	1	0	0	7	4	0	0	0	0	0	38	54	0.00	0.625										
<b>Stan Thomas, R</b> (9, 1) ERA: 1.8	1.0		4	0	0	0	3	1	0	0	0	0	0	9	13	0.00	1.000										



Batter	1	2	3	4	5	6	7	8	9	AB	R	H	RBI	BB	SO	LOB	TOP			
<b>Duane Kuiper, L</b> (1, 4) OBP: 0.289, SLG: 0.272	0-0 G4-3 1B	4-0 1-2 2-3 BB		0-0 1-3			0-0 F7			3	0	1	0	1	0	2	<b>Cleveland Indians @ Baltimore Orioles</b> Memorial Stadium, Baltimore, MD Tue May 25 1976, 7:05 PM EDT Att: 7,543 - Unknown			
<b>Buddy Bell, R</b> (1, 5) OBP: 0.374, SLG: 0.355	0-0 G4-3	0-0 F8			0-0 E6 SH1-3 SF8 1B		0-0 F8			4	1	1	0	0	0	4				
<b>Rick Manning, L</b> (1, 8) OBP: 0.339, SLG: 0.373	0-0 6-3		0-0 4-3		0-0 SH1-3			0-0 3-1		3	0	0	0	0	0	0				
<b>Rico Carty, R</b> (1, 10) OBP: 0.420, SLG: 0.537		0-0 F7	0-0 F8		0-0 SF8			0-0 6-3		3	0	0	1	0	0	0				
<b>Boog Powell, L</b> (1, 3) OBP: 0.264, SLG: 0.143		4-0 FC4 1B BB	0-0 F8		0-0 4-3			0-0 5-3		3	1	0	0	1	0	0				
<b>George Hendrick, R</b> (1, 7) OBP: 0.347, SLG: 0.537		0-0 FC4 1B		0-0 6-3		0-0 1-3			0-0 6-3	4	0	1	0	0	0	0				
<b>Charlie Spikes, R</b> (1, 9) OBP: 0.295, SLG: 0.254		0-0 FC4 1B 1-2 2-3		0-0 BB 1B		0-3 K			0-0 F8	4	1	1	0	0	1	2				
<b>Alan Ashby, S</b> (1, 2) OBP: 0.345, SLG: 0.353		0-0 BB 1B 1-3 3-H		0-0 F7		0-0 F8			4-0 BB	3	0	1	1	1	0	1				
<b>Frank Duffy, R</b> (1, 6) OBP: 0.301, SLG: 0.288		0-0 BB 1B 1-2 3-H		4-0 1-2 BB					0-0 F9	3	0	1	1	1	0	1				
<b>Inning Stats</b>	R: 0 E: 0 K: 0 S: 3	H: 1 LOB: 0 BB: 0 P: 3	R: 2 E: 0 K: 0 S: 6	H: 3 LOB: 3 BB: 2 P: 14	R: 0 E: 0 K: 0 S: 3	H: 0 LOB: 0 BB: 0 P: 3	R: 0 E: 0 K: 0 S: 4	H: 1 LOB: 2 BB: 1 P: 8	R: 1 E: 1 K: 0 S: 4	H: 1 LOB: 0 BB: 0 P: 4	R: 0 E: 0 K: 1 S: 5	H: 0 LOB: 0 BB: 0 P: 5	R: 0 E: 0 K: 0 S: 3	H: 0 LOB: 0 BB: 0 P: 3	R: 0 E: 0 K: 0 S: 3	H: 0 LOB: 1 BB: 1 P: 7		1B: 6 2B: 0 3B: 0 HR: 0	SF: 1 SAC: 1 DP: 1 HBP: 0	WP: 0 PB: 0 SB: 0 CS: 0
<b>PITCHER</b> <b>Jim Palmer, R</b> (1, 1) ERA: 3.65	IP: 9.0 WLS: L BF: 36	H: 6 R: 3 ER: 2 SO: 1	BB: 4 IBB: 0 HBP: 0 BLK: 0	WP: 0 HR: 0 S: 34 P: 50	ERA: 2.00 WHIP: 1.111											ERA: 2.00 WHIP: 1.111				

AB	30
R	3
H	6
RBI	3
BB	4
SO	1
LOB	10



Batter	1	2	3	4	5	6	7	8	9	AB	R	H	RBI	BB	SO	LOB	BOTTOM					
<b>Al Bumbry, L</b> (1, 7) OBP: 0.360, SLG: 0.404	4-0 G6-4-3 BB		0-0 1B 1-2 1B		0-3 K			0-0 1B 1B		3	0	2	0	1	1	1	<b>Cleveland Indians @ Baltimore Orioles</b> Memorial Stadium, Baltimore, MD Tue May 25 1976, 7:05 PM EDT Att: 7,543 - Unknown					
<b>Mark Belanger, R</b> (1, 6) OBP: 0.341, SLG: 0.364	0-0 G6-4-3		0-0 F2		0-3 K			0-0 F7		4	0	0	0	0	1	5						
<b>Bobby Grich, R</b> (1, 4) OBP: 0.364, SLG: 0.333	0-0 4-3		0-0 1-3 2-H 1B		0-3 K			0-0 G4-6-3 1B		4	0	2	1	0	1	0						
<b>Reggie Jackson, L</b> (1, 8) OBP: 0.300, SLG: 0.417		0-0 6-3	0-0 5-3		0-0 4-3			0-0 G4-6-3	1-2	4	0	0	0	0	0	4						
<b>Lee May, R</b> (1, 10) OBP: 0.311, SLG: 0.430		0-0 1B 1B		0-3 K		0-3 K			0-3 K	4	0	1	0	0	3	0						
<b>Tony Muser, L</b> (1, 3) OBP: 0.341, SLG: 0.284		0-0 G4-6-3 1B		0-0 F9				0-0 6-3		3	0	1	0	1	0	0						
<b>Ken Singleton, S</b> (1, 9) OBP: 0.278, SLG: 0.242		0-0 G4-6-3		0-0 G3				0-0 4-3		4	0	0	0	0	0	3						
<b>Doug DeCinces, R</b> (1, 5) OBP: 0.314, SLG: 0.392			0-0 F9		0-0 F9			0-0 FC4 1B		3	0	1	0	0	0	0						
<b>Dave Duncan, R</b> (1, 2) OBP: 0.299, SLG: 0.270			0-0 1B 1B		0-0 1B			0-0 FC4	1-2	3	1	2	0	0	0	1						
<b>Inning Stats</b>	R: 0 E: 0 K: 0 S: 2	H: 0 LOB: 0 BB: 1 P: 6	R: 0 E: 0 K: 0 S: 4	H: 2 LOB: 1 BB: 0 P: 4	R: 1 E: 0 K: 0 S: 6	H: 3 LOB: 2 BB: 0 P: 6	R: 0 E: 0 K: 1 S: 5	H: 0 LOB: 0 BB: 0 P: 5	R: 0 E: 0 K: 2 S: 8	H: 1 LOB: 1 BB: 0 P: 8	R: 0 E: 0 K: 2 S: 7	H: 0 LOB: 0 BB: 0 P: 7	R: 0 E: 0 K: 0 S: 4	H: 1 LOB: 1 BB: 0 P: 4	R: 0 E: 0 K: 0 S: 4	H: 2 LOB: 1 BB: 0 P: 4		R: 0 E: 0 K: 1 S: 4	H: 0 LOB: 0 BB: 1 P: 8	1B: 9 2B: 0 3B: 0 HR: 0	SF: 0 SAC: 0 DP: 4 HBP: 0	WP: 0 PB: 0 SB: 0 CS: 0
<b>PITCHER</b> <b>Pat Dobson, R</b> (1, 1) ERA: 2.87	IP: 9.0 WLS: W BF: 34	H: 9 R: 1 ER: 1 SO: 6	BB: 2 IBB: 0 HBP: 0 BLK: 0	WP: 0 HR: 0 S: 44 P: 52	ERA: 1.00 WHIP: 1.222											ERA: 1.00 WHIP: 1.222						

AB	32
R	1
H	9
RBI	1
BB	2
SO	6
LOB	14



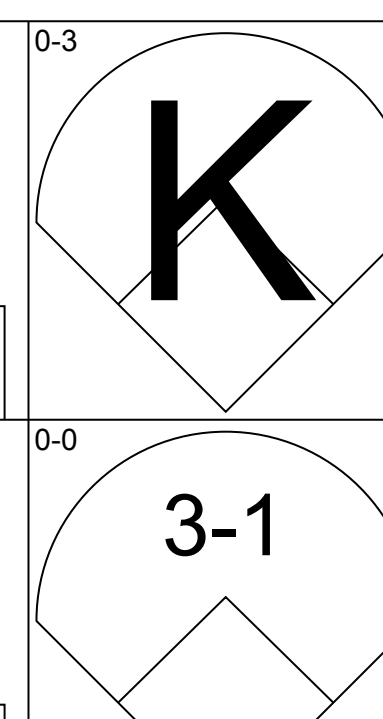
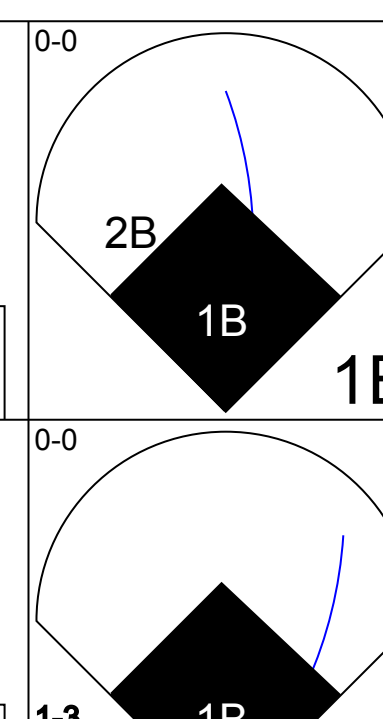
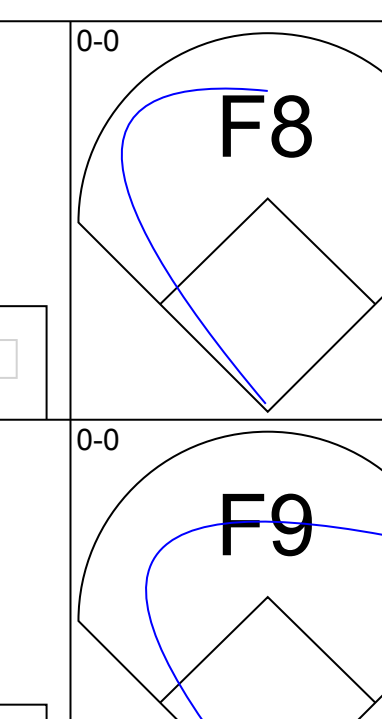
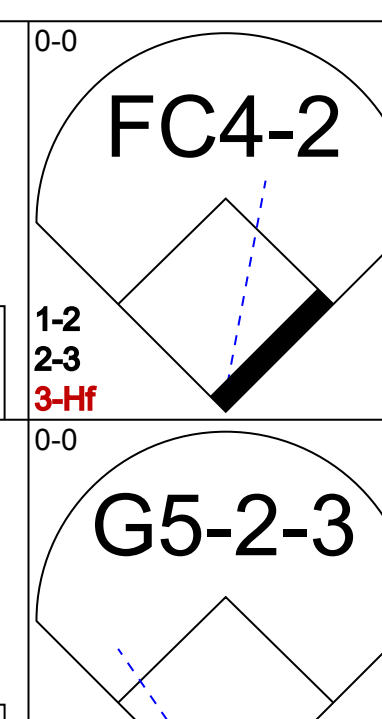
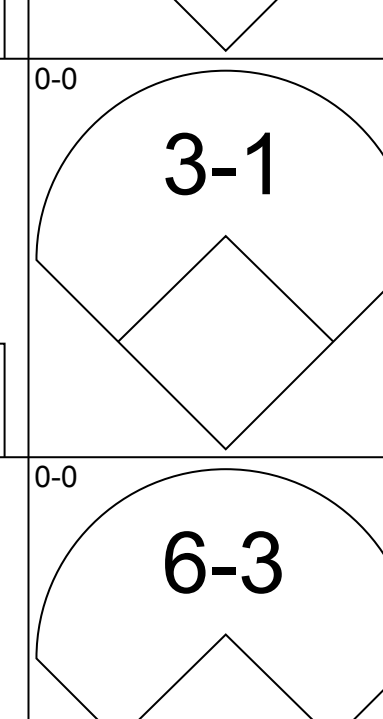
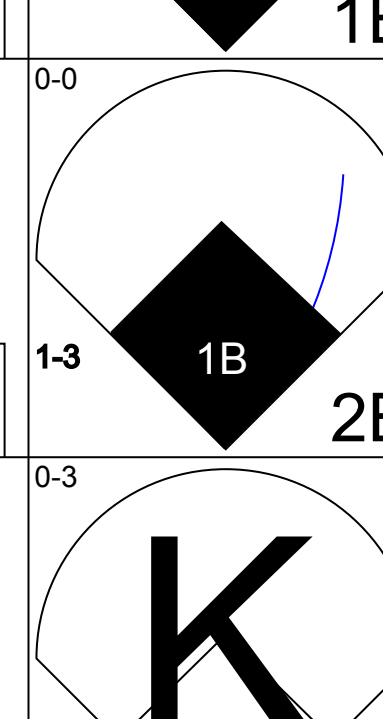
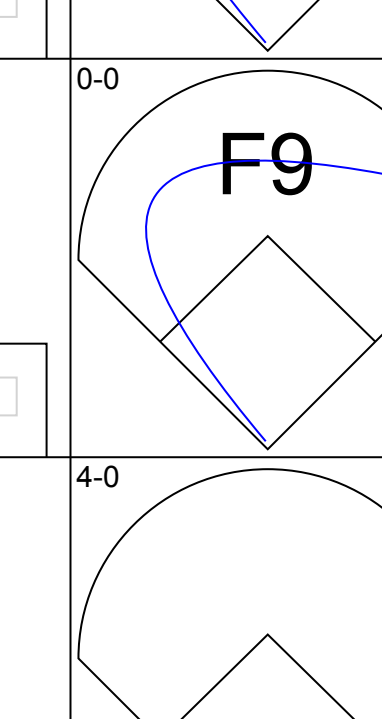
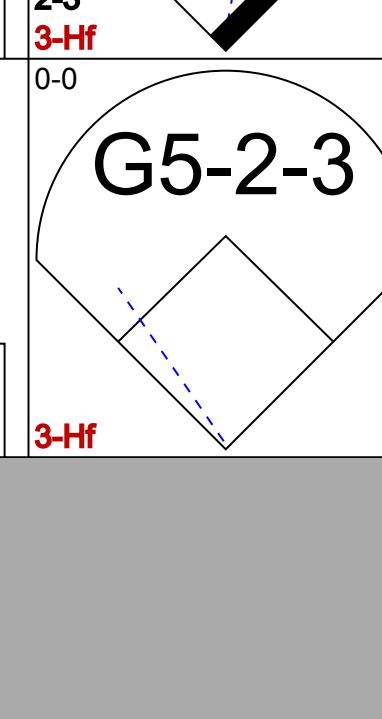
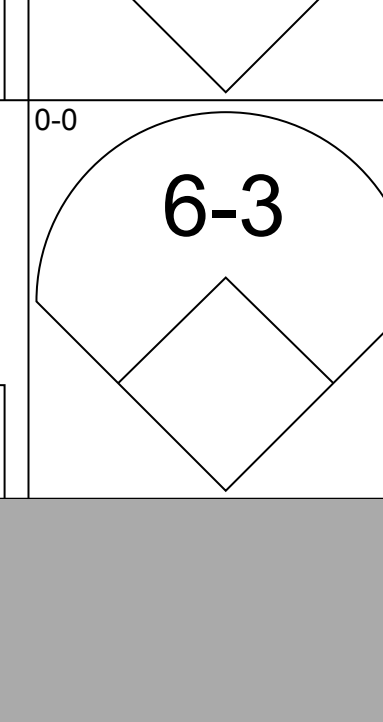
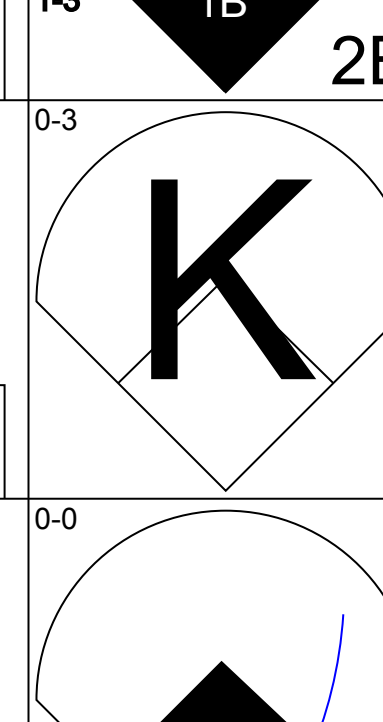
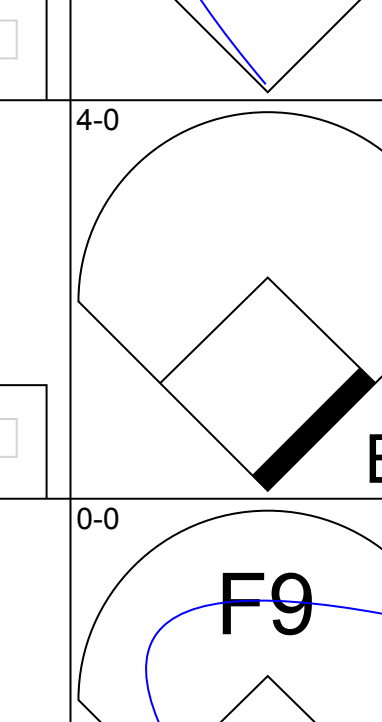
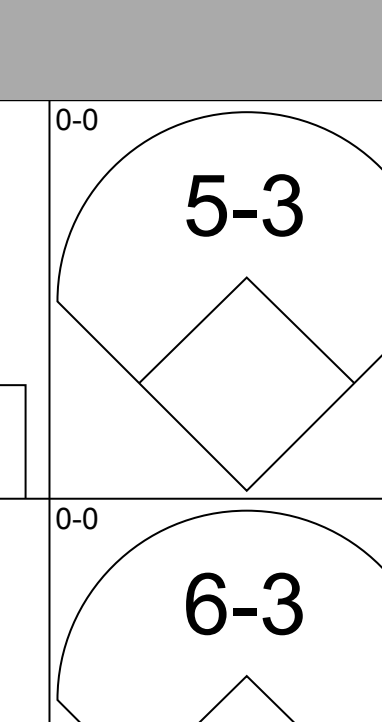
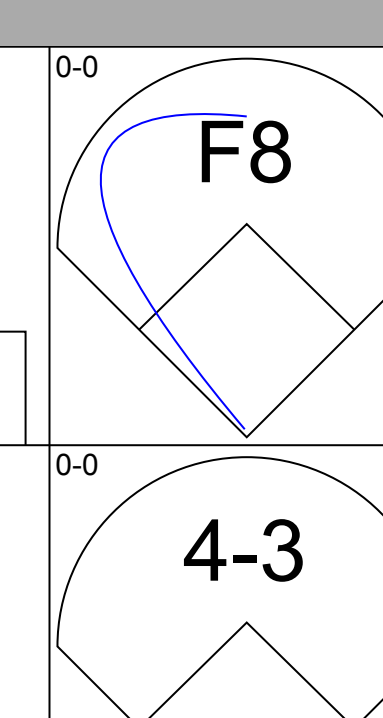
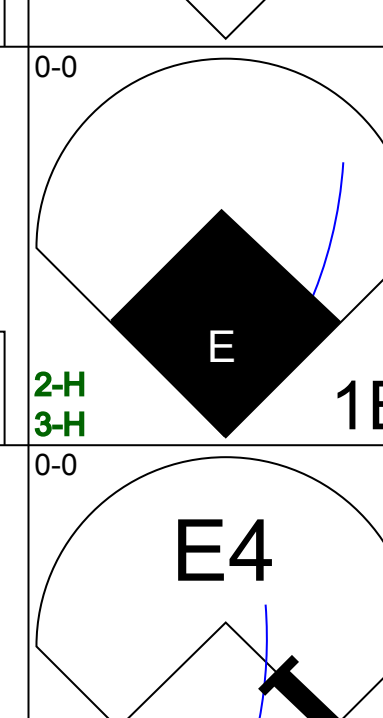
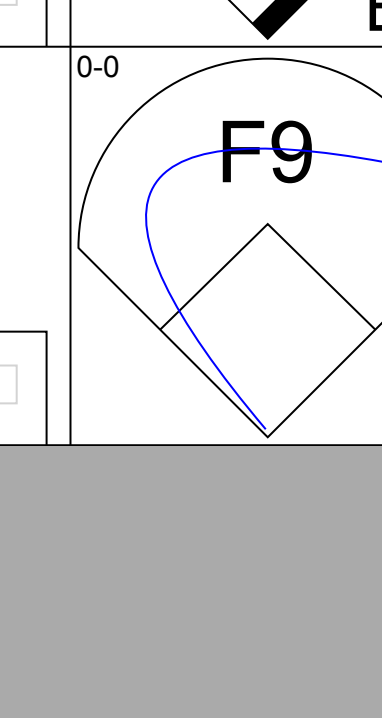
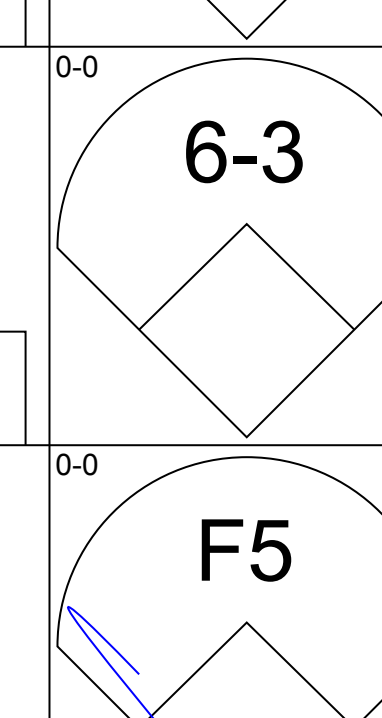
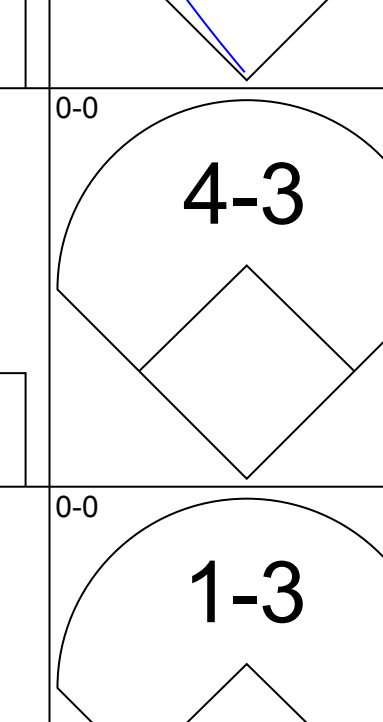
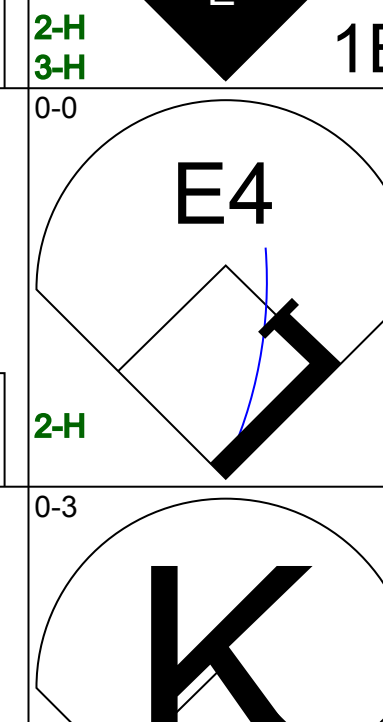
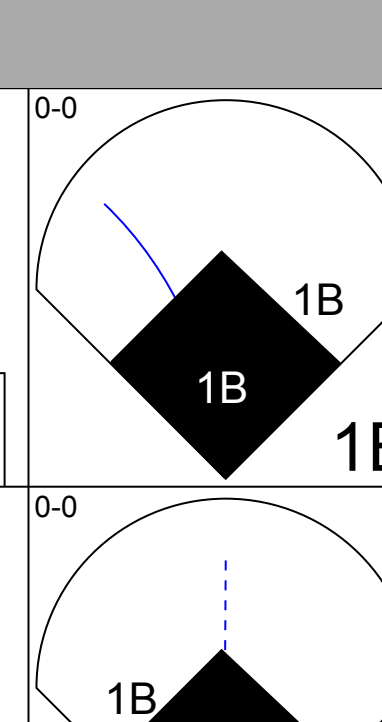
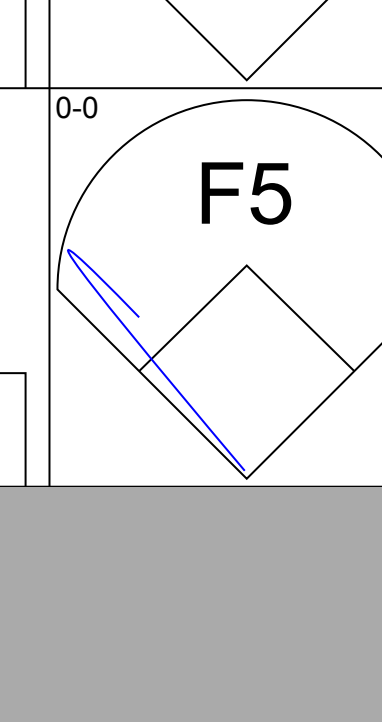
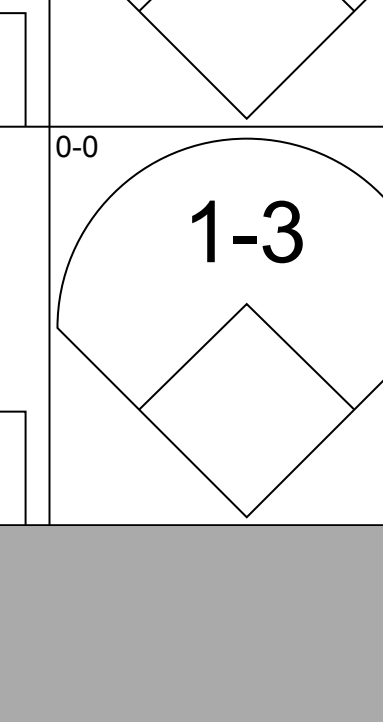
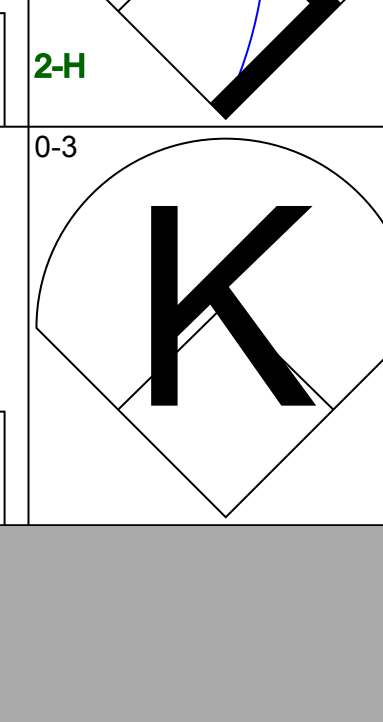
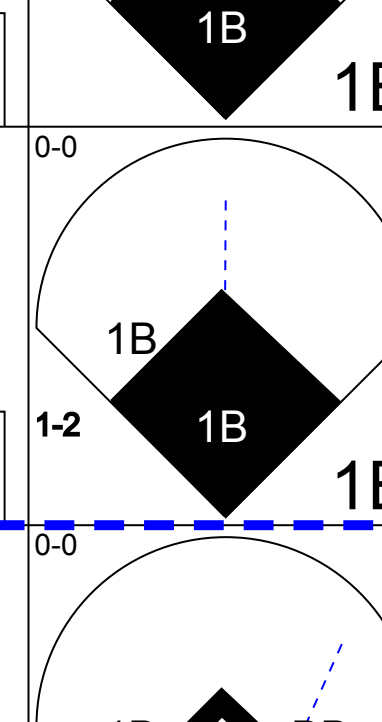
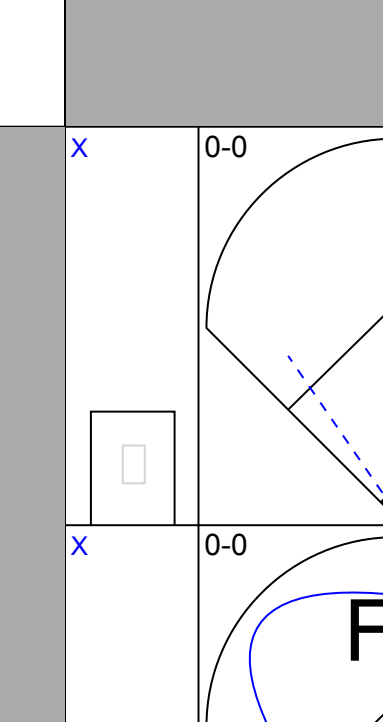
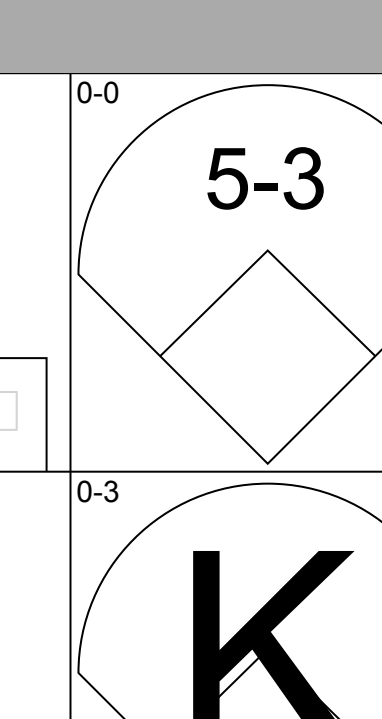
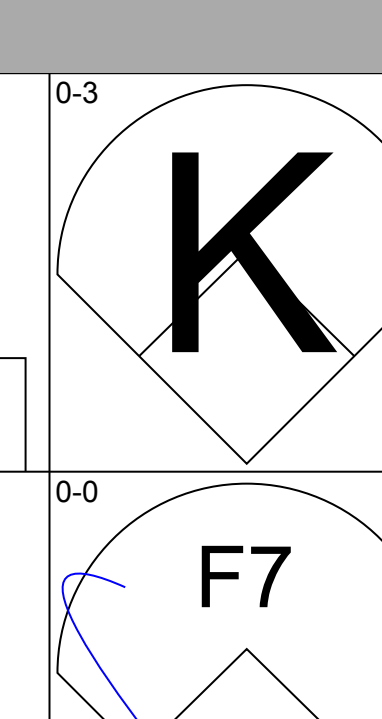
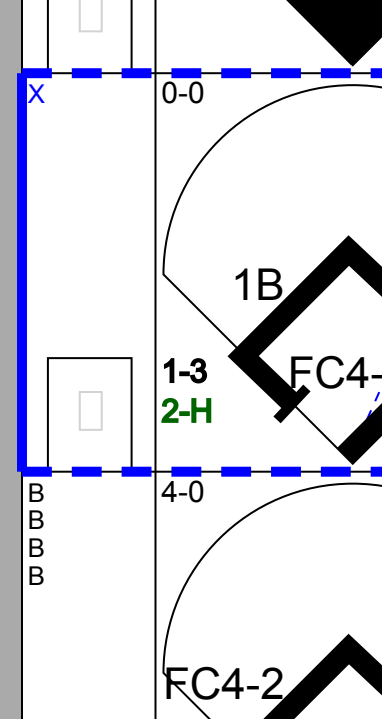
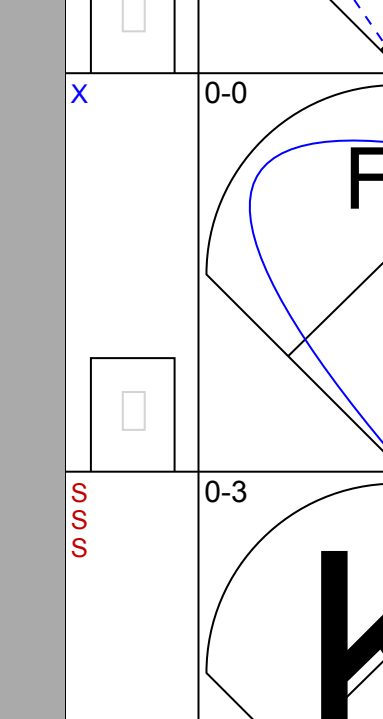
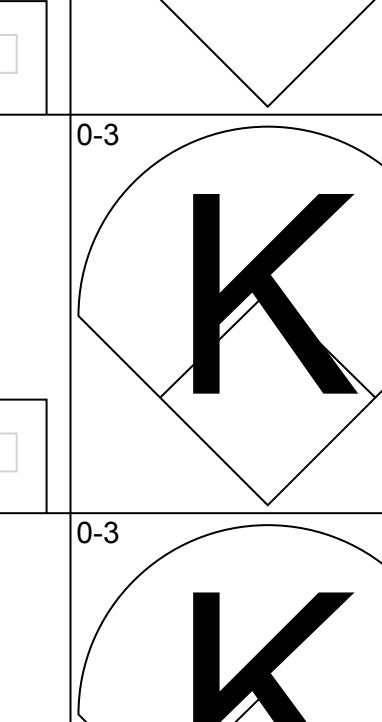
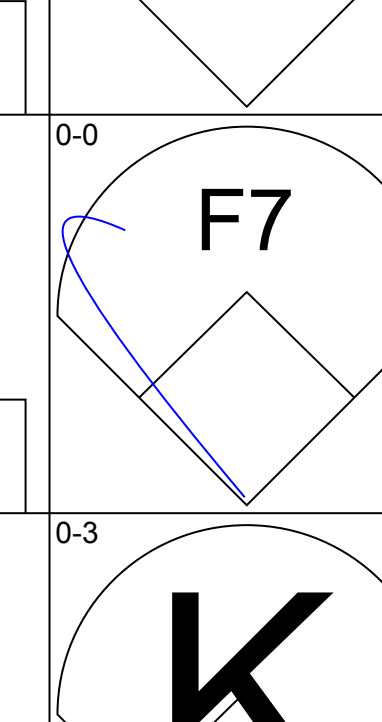
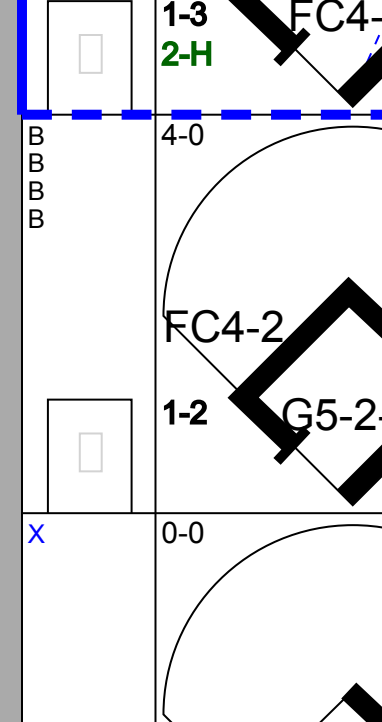
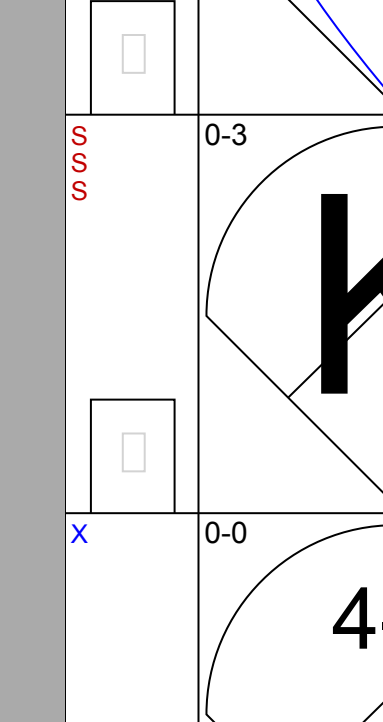
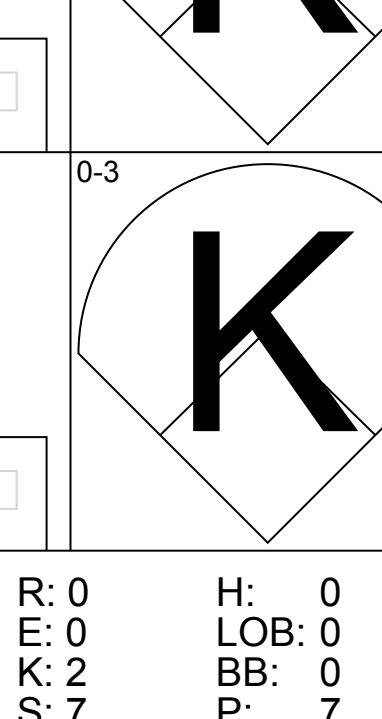
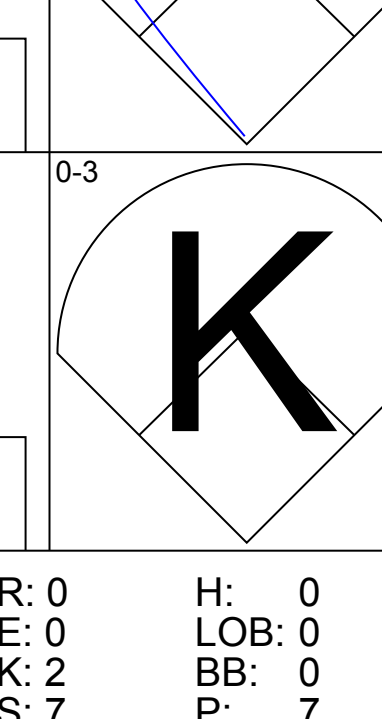
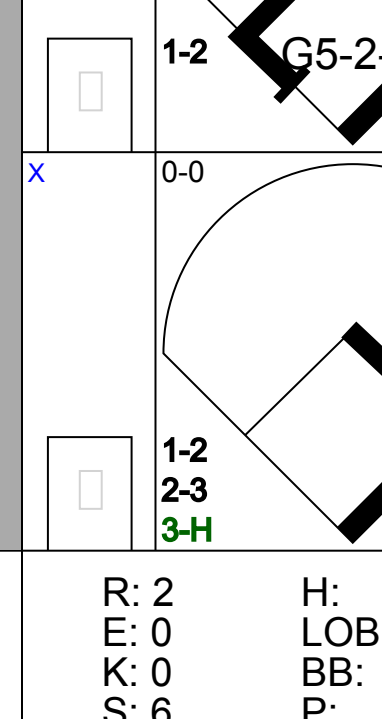
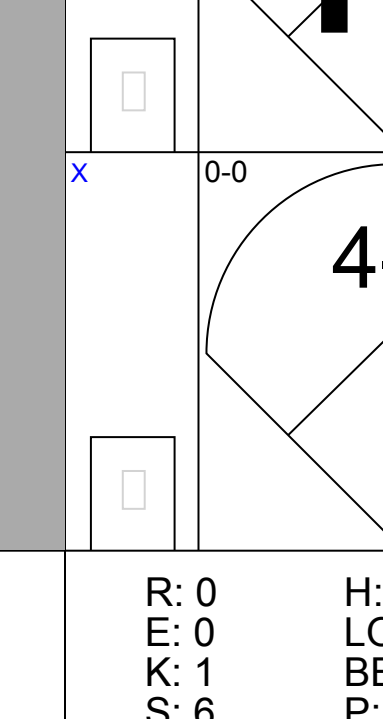


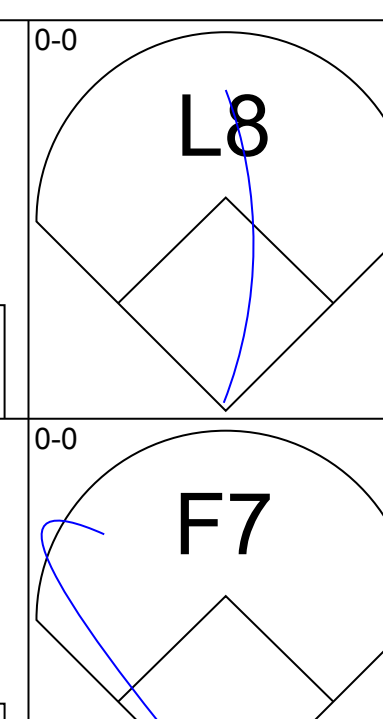
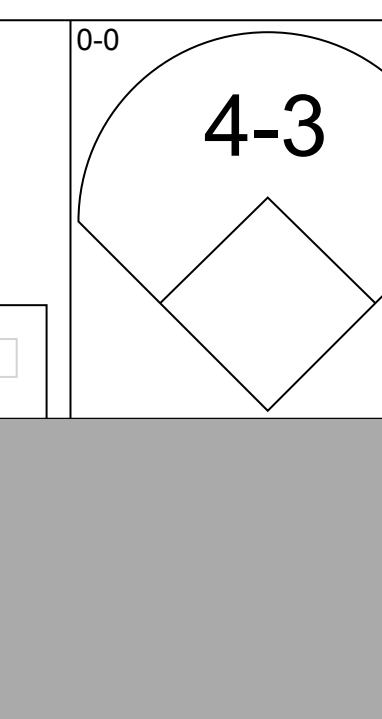
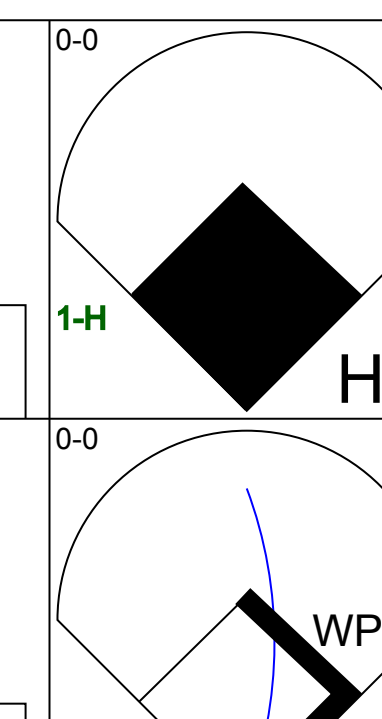
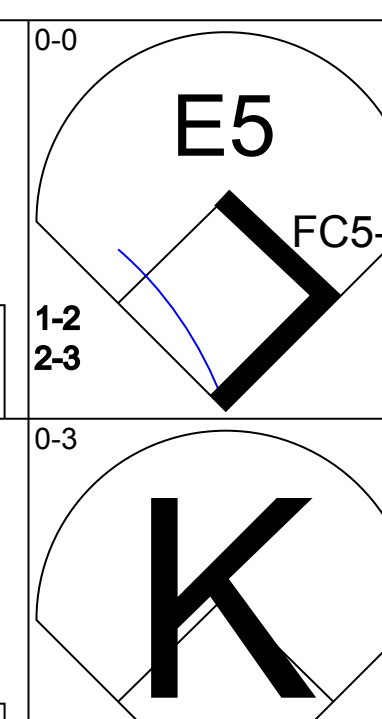
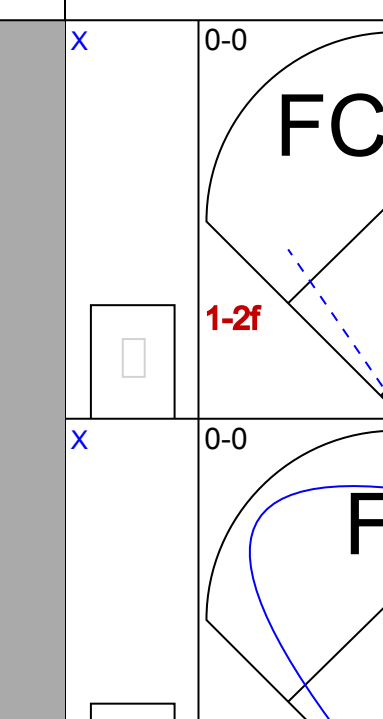
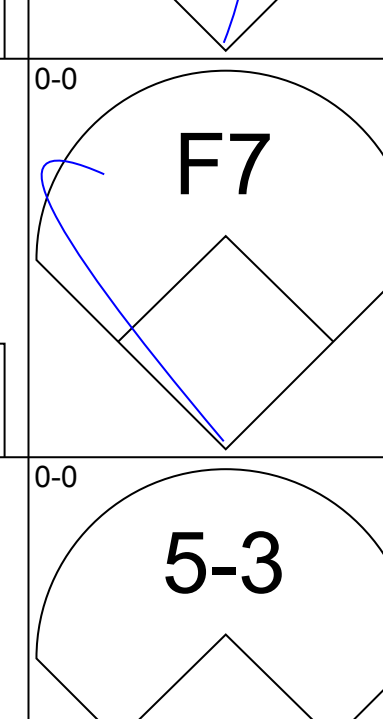
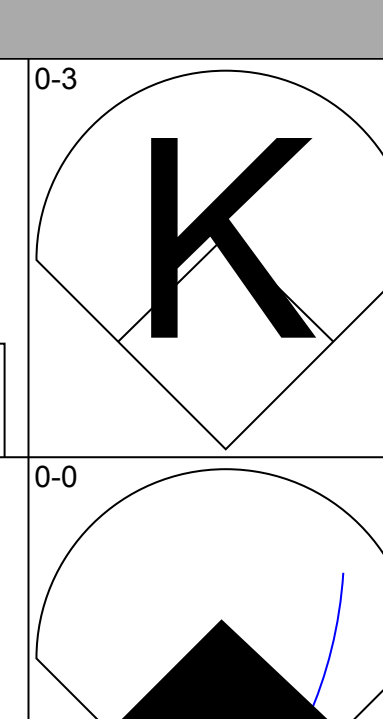
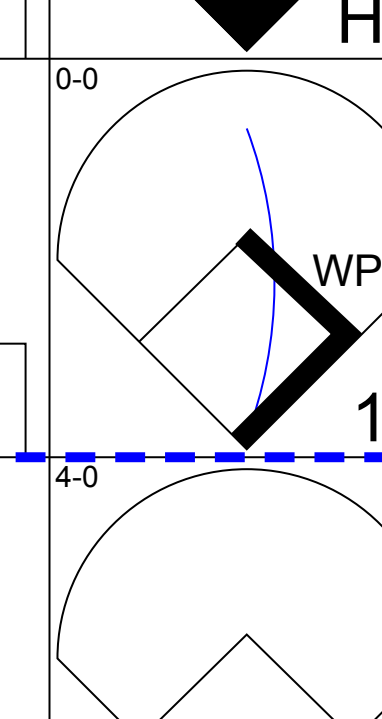
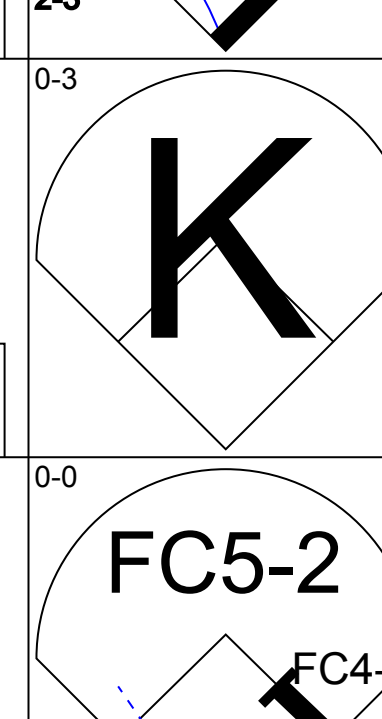
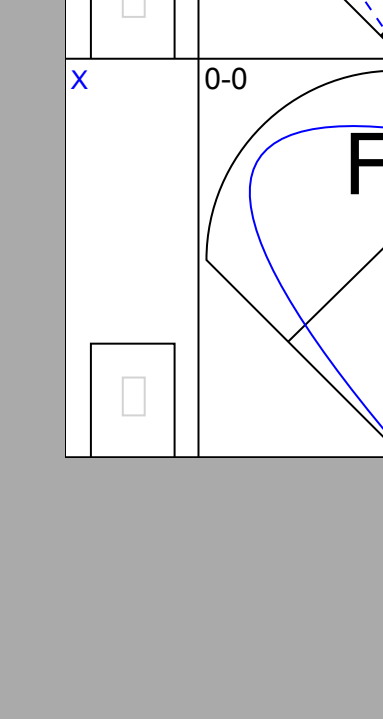
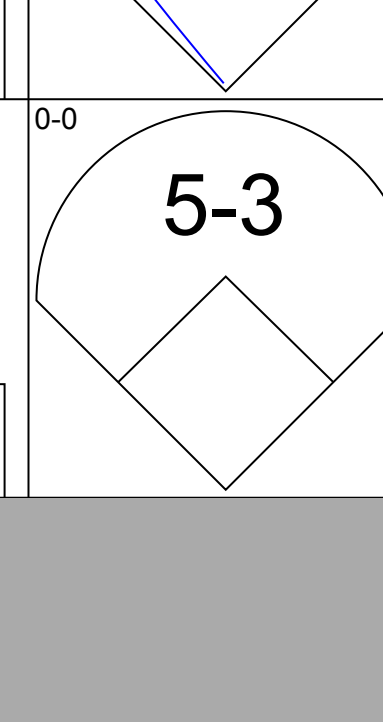
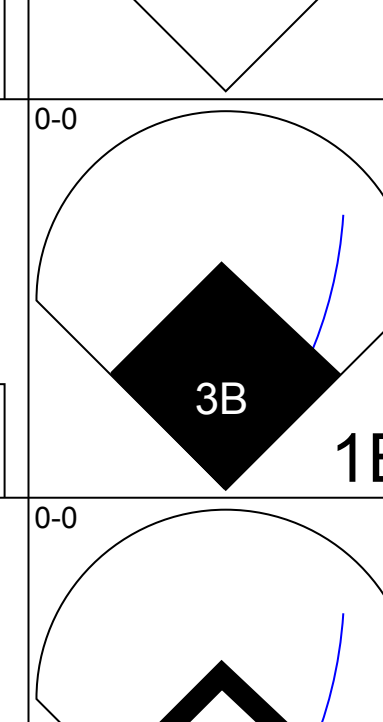
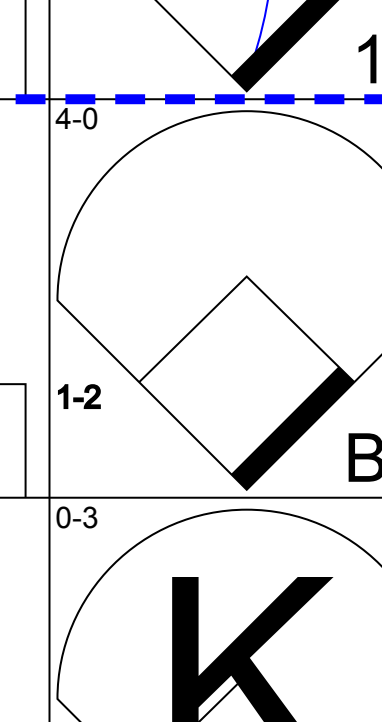
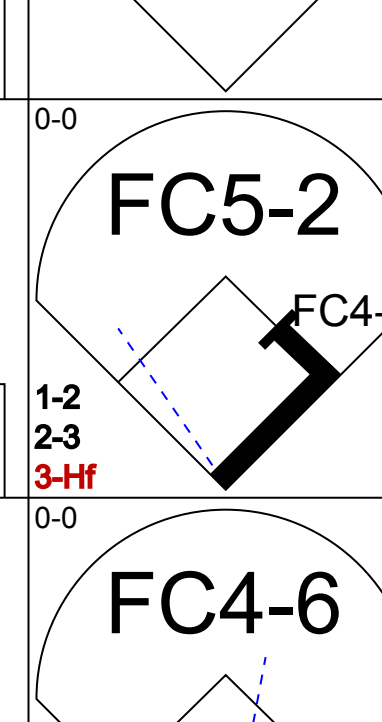
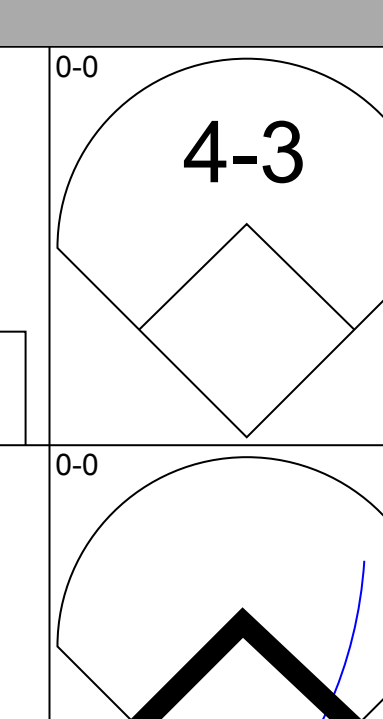
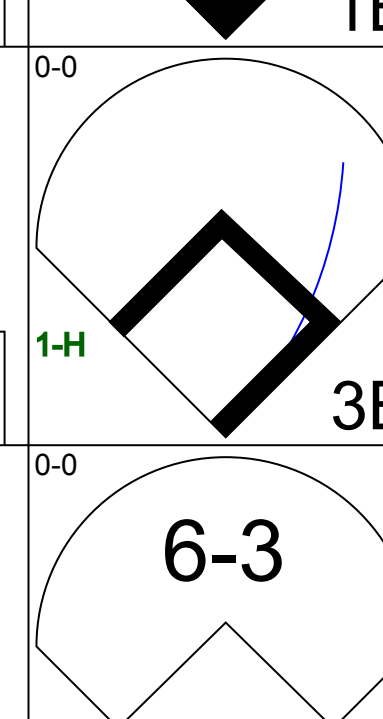
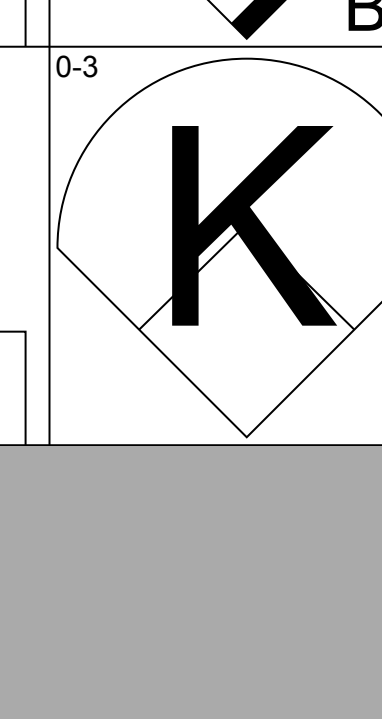
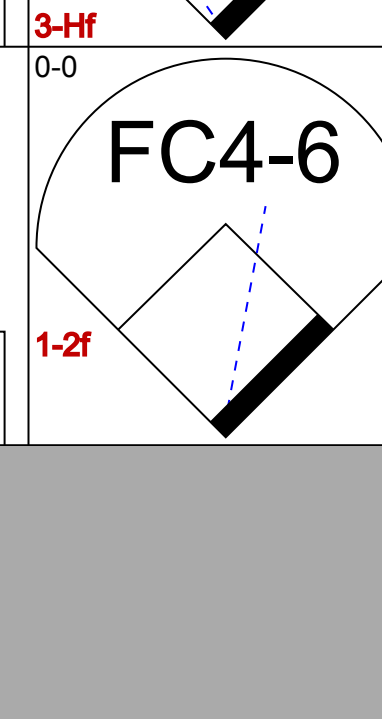
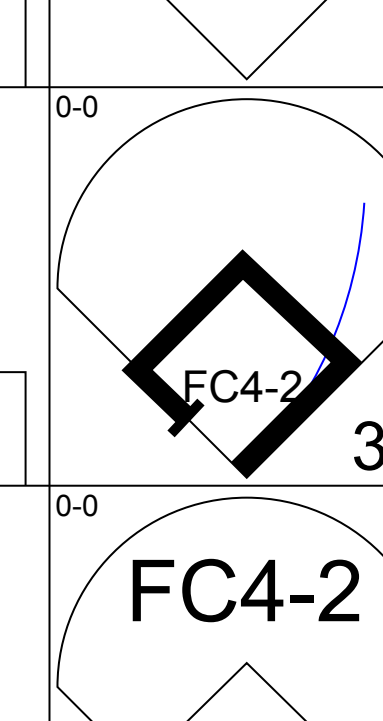
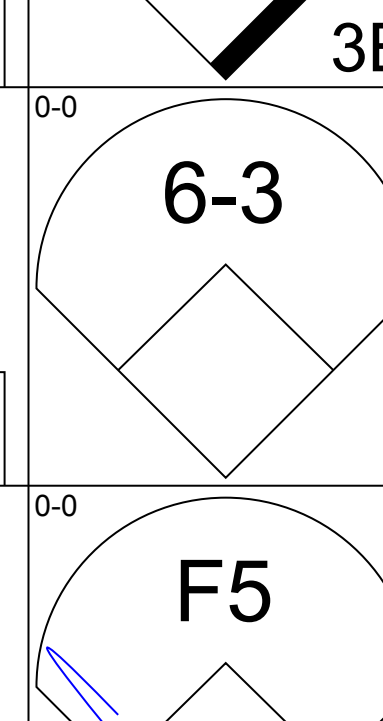
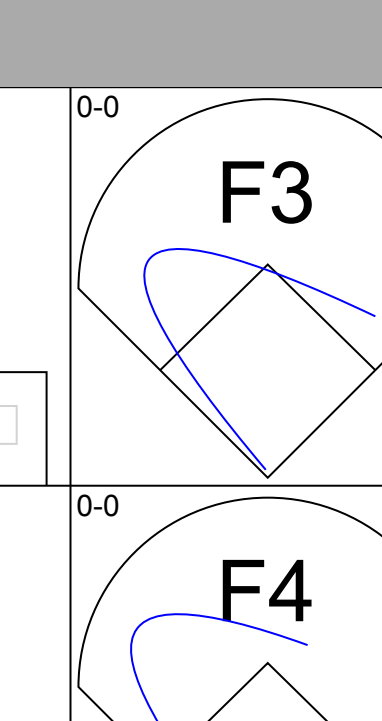
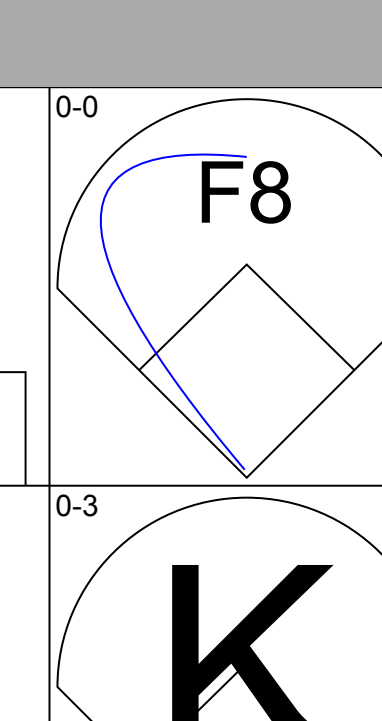
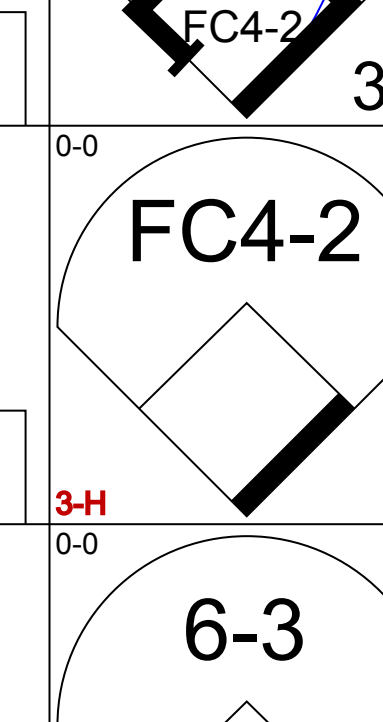
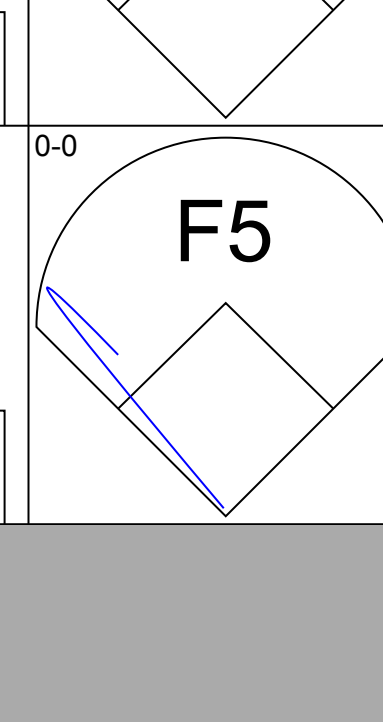
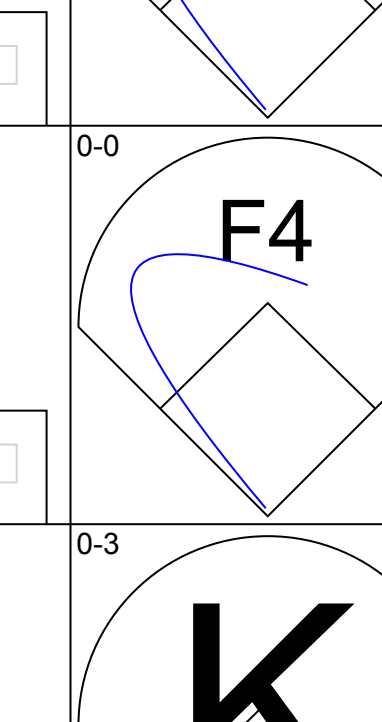
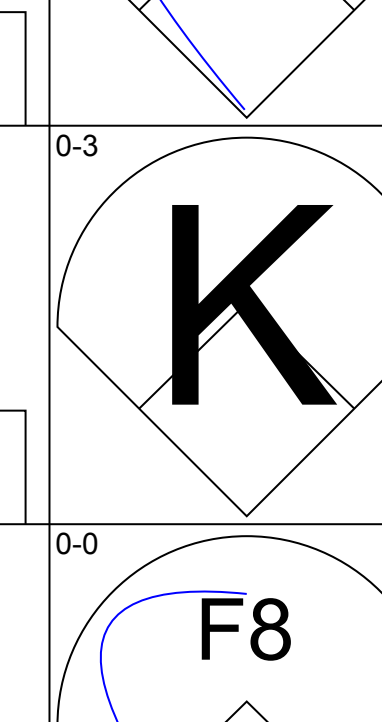
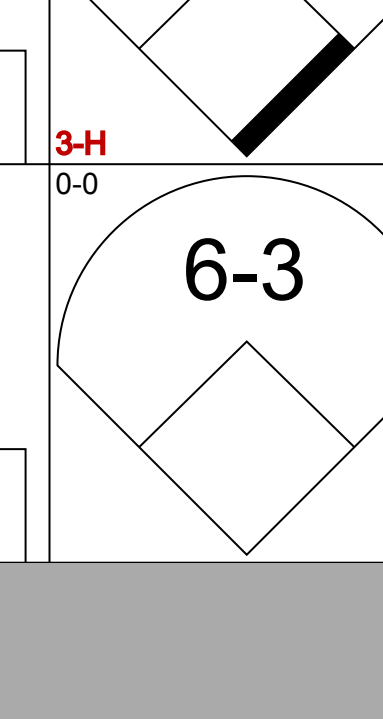
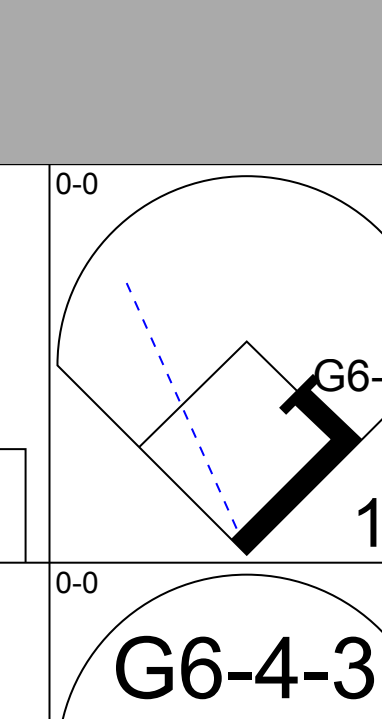
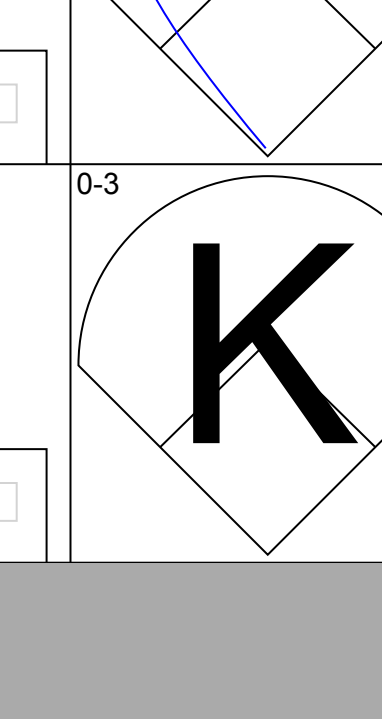
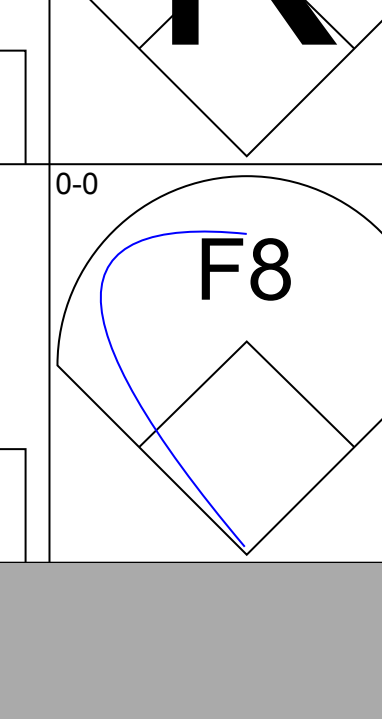
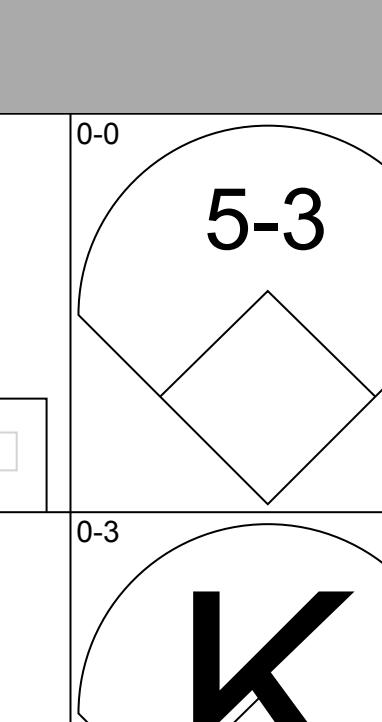
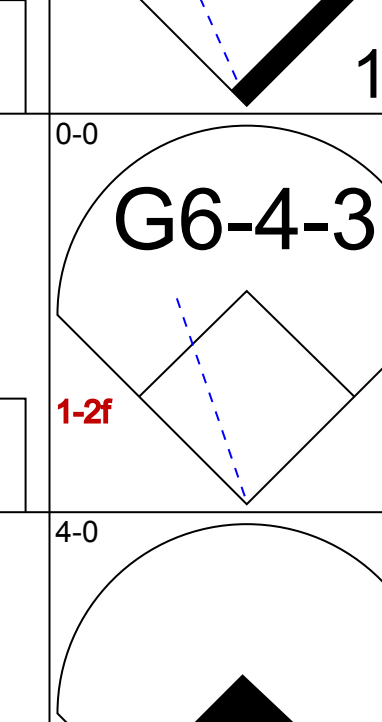
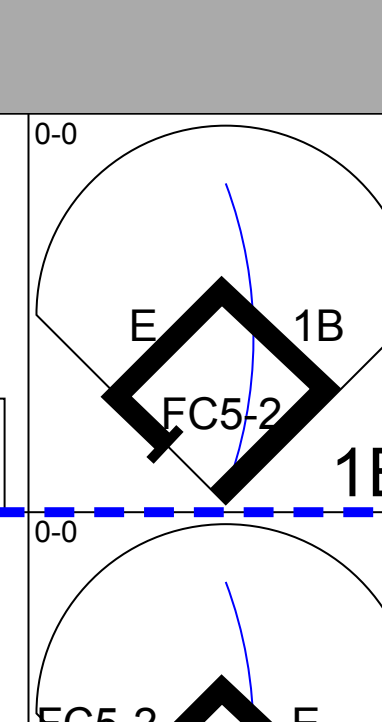
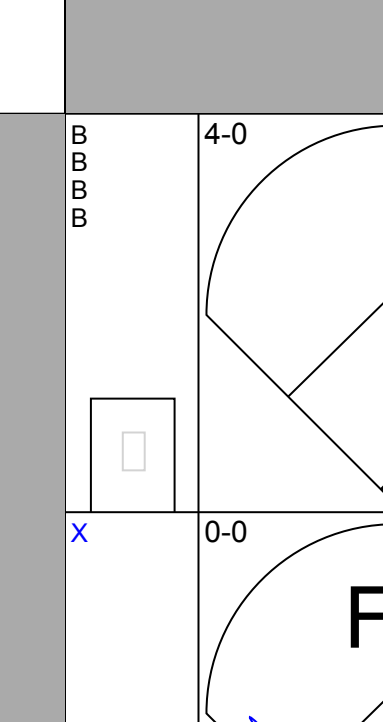
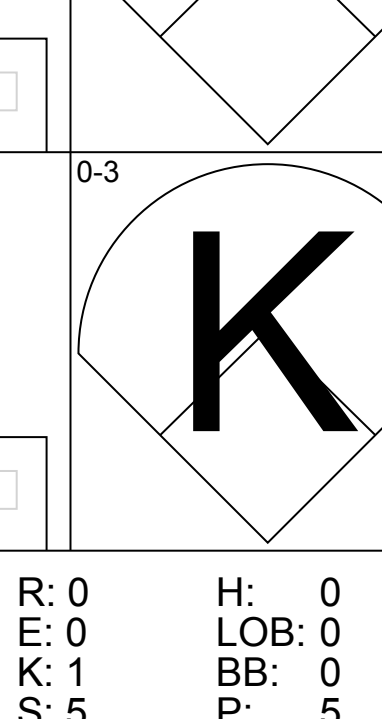
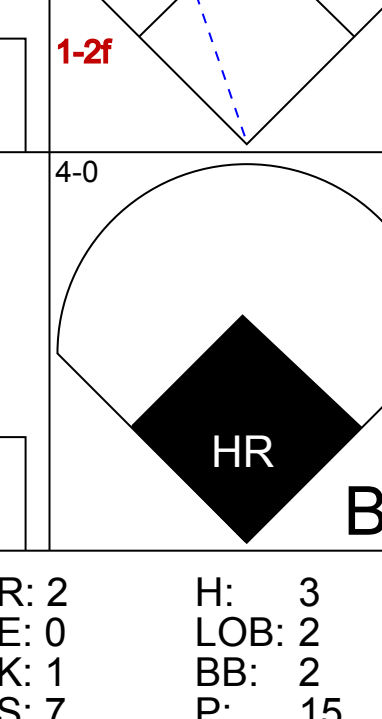
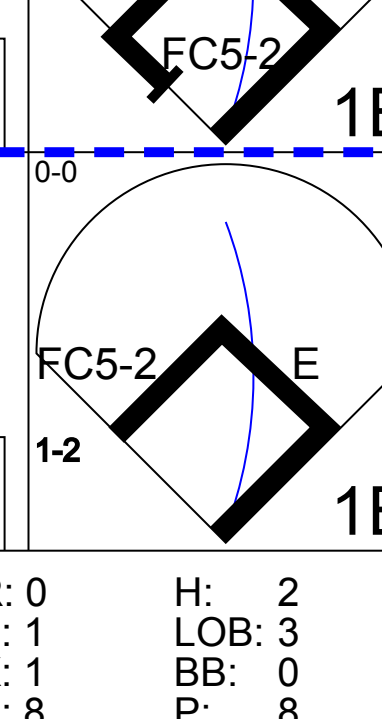
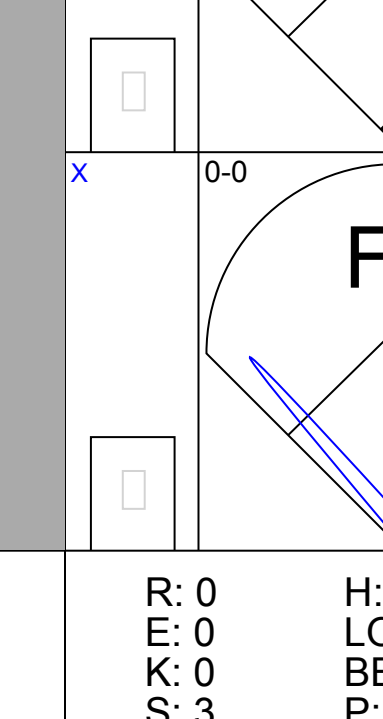
Batter	1	2	3	4	5	6	7	8	9	AB	R	H	RBI	BB	SO	LOB	TOP			
<b>Duane Kuiper, L</b> (1, 4) OBP: 0.288, SLG: 0.271	G3		F7			F7		FC3-6 1B		4	0	1	0	0	0	0	<b>Cleveland Indians @ New York Yankees</b> Yankee Stadium, Bronx, NY Wed May 26 1976, 7:05 PM EDT Att: 13,369 - Unknown - 57 F			
<b>Buddy Bell, R</b> (1, 5) OBP: 0.365, SLG: 0.345	F8			F4		6-3		FC3-6 1-2		4	0	0	0	0	0	1				
<b>Rick Manning, L</b> (1, 8) OBP: 0.337, SLG: 0.377				K		1-3		F9		4	0	1	0	0	1	1				
<b>Rico Carty, R</b> (1, 10) OBP: 0.415, SLG: 0.536	F9			F3			HR	F3		4	1	1	0	0	0	2				
<b>Boog Powell, L</b> (1, 3) OBP: 0.281, SLG: 0.261		G3			E				K	4	1	2	2	0	1	0				
<b>George Hendrick, R</b> (1, 7) OBP: 0.338, SLG: 0.521		4-3			E5 BB		2H	HR	K	4	0	0	0	0	2	1				
<b>John Lowenstein, L</b> (1, 9) OBP: 0.303, SLG: 0.254										1	0	0	0	0	1	0				
<b>Doug Howard, R</b> (2, 9) OBP: 0.250, SLG: 0.302				K					F9	3	0	0	0	0	1	2				
<b>Alan Ashby, S</b> (1, 2) OBP: 0.353, SLG: 0.385										2	1	1	1	1	0	0				
<b>Frank Duffy, R</b> (1, 6) OBP: 0.293, SLG: 0.280										3	0	0	0	0	0	3				
<b>Inning Stats</b>	R: 0 E: 0 K: 0 S: 4	H: 1 LOB: 1 BB: 0 P: 4	R: 0 E: 0 K: 1 S: 5	H: 0 LOB: 0 BB: 0 P: 5	R: 0 E: 0 K: 0 S: 3	H: 0 LOB: 0 BB: 0 P: 3	R: 0 E: 0 K: 1 S: 5	H: 0 LOB: 0 BB: 0 P: 5	R: 0 E: 1 K: 1 S: 6	H: 1 LOB: 2 BB: 1 P: 10	R: 3 E: 0 K: 1 S: 8	H: 3 LOB: 0 BB: 0 P: 8	R: 0 E: 0 K: 0 S: 4	H: 1 LOB: 1 BB: 0 P: 4	R: 0 E: 0 K: 2 S: 7	H: 0 LOB: 0 BB: 0 P: 7	1B: 1 2B: 3 3B: 0 HR: 2	SF: 0 SAC: 0 DP: 1 HBP: 0	WP: 0 PB: 0 CS: 0	PA: 34
<b>PITCHER</b> <b>Catfish Hunter, R</b> (1, 1) ERA: 3.47	IP: 9.0 WLS: W BF: 34 H: 6 R: 3 ER: 3 SO: 6 BB: 1 IBB: 0 HBP: 0 BLK: 0 WP: 0 HR: 2 S: 45 P: 49 ERA: 3.00 WHIP: 0.778																			

Batter	1	2	3	4	5	6	7	8	9	AB	R	H	RBI	BB	SO	LOB	BOTTOM			
<b>Mickey Rivers, L</b> (1, 8) OBP: 0.311, SLG: 0.394			2-3			F8	6-3			4	0	1	0	0	0	3	<b>Cleveland Indians @ New York Yankees</b> Yankee Stadium, Bronx, NY Wed May 26 1976, 7:05 PM EDT Att: 13,369 - Unknown - 57 F			
<b>Roy White, S</b> (1, 7) OBP: 0.373, SLG: 0.397					F4	5-3		F3		4	0	0	0	0	0	1				
<b>Thurman Munson, R</b> (1, 2) OBP: 0.337, SLG: 0.445					4-3			6-3		4	0	0	0	0	0	0				
<b>Chris Chambliss, L</b> (1, 3) OBP: 0.321, SLG: 0.443				4-3						3	0	1	0	0	0	0				
<b>Lou Piniella, R</b> (1, 10) OBP: 0.349, SLG: 0.475		G6-4-3				F8 BLK	HR	F8		4	2	2	0	0	0	2				
<b>Graig Nettles, L</b> (1, 5) OBP: 0.303, SLG: 0.364		G3				F8				3	1	1	2	0	0	1				
<b>Otto Velez, R</b> (1, 9) OBP: 0.404, SLG: 0.351										2	0	0	0	0	1	1				
<b>Rick Dempsey, R</b> (7, 9) OBP: 0.235, SLG: 0.133										0	0	0	0	0	1	0				
<b>Sandy Alomar Sr., S</b> (7, PH) OBP: 0.324, SLG: 0.267										0	1	0	0	0	0	0				
<b>Jim Mason, L</b> (8, 6) OBP: 0.232, SLG: 0.302										0	0	0	0	0	0	0				
<b>Willie Randolph, R</b> (1, 4) OBP: 0.393, SLG: 0.377										2	0	1	0	1	0	1				
<b>Fred Stanley, R</b> (1, 6) OBP: 0.309, SLG: 0.300										2	0	0	0	0	0	2				
<b>Oscar Gamble, L</b> (7, PH) OBP: 0.312, SLG: 0.427										1	0	1	1	0	0	0				
<b>Inning Stats</b>	R: 0 E: 0 K: 0 S: 3	H: 1 LOB: 0 BB: 0 P: 3	R: 0 E: 0 K: 0 S: 2	H: 0 LOB: 0 BB: 0 P: 3	R: 0 E: 0 K: 0 S: 4	H: 1 LOB: 1 BB: 0 P: 4	R: 0 E: 0 K: 0 S: 3	H: 0 LOB: 0 BB: 0 P: 3	R: 0 E: 0 K: 1 S: 6	H: 1 LOB: 1 BB: 1 P: 10	R: 3 E: 1 K: 0 S: 6	H: 3 LOB: 2 BB: 1 P: 10	R: 0 E: 0 K: 0 S: 4	H: 1 LOB: 1 BB: 0 P: 4	R: 0 E: 0 K: 0 S: 4	H: 0 LOB: 0 BB: 0 P: 4	1B: 5 2B: 1 3B: 0 HR: 1	SF: 0 SAC: 0 DP: 1 HBP: 1	WP: 0 PB: 0 CS: 1	PA: 32
<b>PITCHER</b> <b>Don Hood, L</b> (1, 1) ERA: 4.05	IP: 6.1 WLS: L BF: 25 H: 5 R: 4 ER: 4 SO: 4 BB: 1 IBB: 1 HBP: 1 BLK: 1 WP: 0 HR: 1 S: 24 P: 33 ERA: 5.68 WHIP: 0.947																			
<b>Tom Buskey, R</b> (7, 1) ERA: 1.14	IP: 1.2 WLS: 7 BF: 7 H: 2 R: 0 ER: 0 SO: 0 BB: 0 IBB: 0 HBP: 0 BLK: 0 WP: 0 HR: 0 S: 7 P: 7 ERA: 0.00 WHIP: 1.200																			





Batter	1	2	3	4	5	6	7	8	9	AB	R	H	RBI	BB	SO	LOB	TOP			
Rick Manning, L OBP: 0.335, SLG: 0.373 (1, 8)										4	1	1	0	0	1	3	<b>Cleveland Indians @ New York Yankees</b> Yankee Stadium, Bronx, NY Thu May 27 1976, 7:05 PM EDT Att: 14,025 - Unknown - 68 F			
Larvell Blanks, R OBP: 0.267, SLG: 0.357 (1, 4)										4	1	1	0	0	0	3				
Buddy Bell, R Ron Pruitt, R (1, 5) (4, 5)										2	0	0	0	0	1	2				
Rico Carty, R OBP: 0.411, SLG: 0.527 (1, 10)										4	1	1	2	0	0	1				
George Hendrick, R OBP: 0.335, SLG: 0.514 (1, 7)										4	1	1	0	0	0	0				
Charlie Spikes, R OBP: 0.301, SLG: 0.263 (1, 9)										4	1	2	0	0	1	0				
Doug Howard, R Boog Powell, L (1, 3) (7, PH) (7, 3)										2	0	0	0	0	1	0				
Alan Ashby, S OBP: 0.350, SLG: 0.374 (1, 2)										3	0	0	0	1	2	1				
Frank Duffy, R OBP: 0.292, SLG: 0.279 (1, 6)										4	0	1	1	0	2	1				
<b>Inning Stats</b>	R: 0 E: 0 K: 1 S: 5	H: 0 LOB: 0 BB: 0 P: 5	R: 0 E: 0 K: 0 S: 3	H: 0 LOB: 0 BB: 0 P: 3	R: 0 E: 0 K: 2 S: 7	H: 0 LOB: 0 BB: 0 P: 7	R: 3 E: 1 K: 2 S: 10	H: 3 LOB: 0 BB: 0 P: 10	R: 0 E: 0 K: 0 S: 3	H: 0 LOB: 1 BB: 1 P: 7	R: 2 E: 0 K: 0 S: 6	H: 4 LOB: 2 BB: 1 P: 10	R: 0 E: 0 K: 0 S: 3	H: 0 LOB: 0 BB: 0 P: 3	R: 0 E: 0 K: 1 S: 6	H: 1 LOB: 1 BB: 0 P: 6		1B: 7 2B: 1 3B: 0 HR: 0	SF: 0 SAC: 0 DP: 1 HBP: 0	WP: 0 PB: 0 CS: 0
<b>PITCHER</b>	IP WLS BF H R ER SO BB IBB HBP BLK WP HR S P ERA WHIP																			
Rudy May, L ERA: 4.25 (1, 1)	6.0 L 24 5 5 4 7 1 0 0 0 0 0 0 37 41 6.00 1.000																			
Dick Tidrow, R ERA: 2.45 (7, 1)	0.0 1 1 0 0 0 0 0 0 0 0 0 0 1 1 ∞ ∞																			
Sparky Lyle, L ERA: 2.15 (7, 1)	3.0 11 2 0 0 1 1 0 0 0 0 0 0 12 16 0.00 1.000																			

Batter	1	2	3	4	5	6	7	8	9	AB	R	H	RBI	BB	SO	LOB	BOTTOM					
Mickey Rivers, L OBP: 0.307, SLG: 0.409 (1, 8)										5	1	1	2	0	0	3	<b>Cleveland Indians @ New York Yankees</b> Yankee Stadium, Bronx, NY Thu May 27 1976, 7:05 PM EDT Att: 14,025 - Unknown - 68 F					
Roy White, S OBP: 0.368, SLG: 0.391 (1, 7)										5	0	1	0	0	2	4						
Thurman Munson, R OBP: 0.341, SLG: 0.443 (1, 2)										3	1	1	0	1	0	3						
Chris Chambliss, L OBP: 0.320, SLG: 0.451 (1, 3)										4	0	1	1	0	1	5						
Lou Piniella, R OBP: 0.346, SLG: 0.484 (1, 10)										4	0	1	0	0	0	1						
Graig Nettles, L OBP: 0.295, SLG: 0.353 (1, 5)										4	0	0	0	0	1	2						
Rick Dempsey, R OBP: 0.237, SLG: 0.147 (1, 9)										4	0	1	0	0	1	1						
Willie Randolph, R OBP: 0.396, SLG: 0.376 (1, 4)										3	0	1	0	1	0	1						
Fred Stanley, R Oscar Gamble, L Sandy Alomar Sr., S (1, 6) (7, PH) (8, 6)										1	1	0	0	1	1	0						
<b>Inning Stats</b>	R: 0 E: 0 K: 0 S: 3	H: 0 LOB: 0 BB: 0 P: 3	R: 0 E: 0 K: 0 S: 4	H: 1 LOB: 1 BB: 0 P: 4	R: 0 E: 0 K: 1 S: 5	H: 0 LOB: 0 BB: 0 P: 5	R: 1 E: 0 K: 1 S: 7	H: 2 LOB: 1 BB: 0 P: 7	R: 2 E: 0 K: 1 S: 7	H: 3 LOB: 2 BB: 2 P: 15	R: 0 E: 0 K: 1 S: 5	H: 0 LOB: 0 BB: 0 P: 5	R: 0 E: 1 K: 1 S: 8	H: 2 LOB: 3 BB: 0 P: 8	R: 0 E: 0 K: 1 S: 5	H: 0 LOB: 0 BB: 0 P: 5		R: 0 E: 0 K: 0 S: 3	H: 0 LOB: 1 BB: 1 P: 7	1B: 5 2B: 0 3B: 2 HR: 1	SF: 0 SAC: 0 DP: 1 HBP: 0	WP: 1 PB: 0 CS: 0
<b>PITCHER</b>	IP WLS BF H R ER SO BB IBB HBP BLK WP HR S P ERA WHIP																					
Fritz Peterson, L ERA: 5.55 (1, 1)	4.2 W 6 1 0 0 2 1 0 0 0 1 0 9 13 0.00 1.500																					
Jim Bibby, R ERA: 6.35 (5, 1)	1.1 6 1 0 0 2 1 0 0 0 1 0 9 13 0.00 1.500																					
Dave LaRoche, L ERA: 2.31 (7, 1)	3.0 S 12 1 0 0 2 1 0 0 0 0 0 15 19 0.00 0.667																					



Batter	1	2	3	4	5	6	7	8	9	10	AB	R	H	RBI	BB	SO	LOB	TOP	
<b>Duane Kuiper, L</b> OBP: 0.285, SLG: 0.269 (1.4)	F8		F8			4-3		6-3		HR	5	1	1	2	0	0	0	<b>Cleveland Indians @ Milwaukee Brewers</b> Milwaukee County Stadium, Milwaukee, WI Sat May 29 1976, 4:33 AM EDT Att: 8,460 - Unknown - 57 F  <b>AB 36</b> <b>R 6</b> <b>H 9</b> <b>RBI 6</b> <b>BB 3</b> <b>SO 5</b> <b>LOB 11</b>	
<b>Buddy Bell, R</b> OBP: 0.356, SLG: 0.331 (1.5)	6-3			F3		6-3		4-3		HR	4	1	0	0	0	0			
<b>Rick Manning, L</b> OBP: 0.331, SLG: 0.387 (1.8)	6-3			G3		4-3		K		HR	5	1	1	4	0	1			
<b>Rico Carty, R</b> OBP: 0.404, SLG: 0.511 (1.10)		F8		1B	BB			F8		K	4	0	0	0	1	1			
<b>Boog Powell, L</b> OBP: 0.317, SLG: 0.294 (1.3)		K									3	0	2	0	1	1			
<b>Doug Howard, R</b> OBP: 0.243, SLG: 0.292 (10, PR)											0	1	0	0	0	0			
<b>George Hendrick, R</b> OBP: 0.340, SLG: 0.514 (1.7)					1B						4	0	2	0	0	0			
<b>Charlie Spikes, R</b> OBP: 0.299, SLG: 0.262 (1.9)											4	0	1	0	0	2			
<b>Alan Ashby, S</b> OBP: 0.354, SLG: 0.373 (1.2)											3	1	1	0	1	0			
<b>Frank Duffy, R</b> OBP: 0.285, SLG: 0.272 (1.6)											3	0	0	0	0	0			
<b>John Lowenstein, L</b> OBP: 0.313, SLG: 0.267 (10, PH)											1	1	1	0	0	0			
<b>Larvell Blanks, R</b> OBP: 0.267, SLG: 0.357 (10.6)											0	0	0	0	0	0			
<b>Inning Stats</b>	R: 0 E: 0 K: 0 S: 3	H: 0 LOB: 0 BB: 0 P: 3	R: 0 E: 0 K: 2 S: 8	H: 1 LOB: 1 BB: 0 P: 8	R: 0 E: 0 K: 0 S: 4	H: 1 LOB: 2 BB: 1 P: 8	R: 0 E: 0 K: 0 S: 3	H: 0 LOB: 0 BB: 0 P: 3	R: 0 E: 0 K: 0 S: 4	H: 2 LOB: 1 BB: 0 P: 4	R: 0 E: 0 K: 1 S: 5	H: 0 LOB: 0 BB: 0 P: 5	R: 6 E: 0 K: 2 S: 10	H: 3 LOB: 1 BB: 2 P: 19	1B: 8 2B: 1 3B: 0 HR: 1	SF: 0 SAC: 0 DP: 3 HBP: 1	WP: 0 PA: 40 PB: 0 SB: 0 CS: 0		
<b>PITCHER</b>	IP WLS BF H R ER SO BB IBB HBP BLK WP HR S P ERA WHIP	IP WLS BF H R ER SO BB IBB HBP BLK WP HR S P ERA WHIP																	
<b>Jim Colborn, R</b> ERA: 4.34 (1.1)	9.2	36	7	3	3	4	2	1	0	0	0	0	0	0	0	1	1	2.79	0.931
<b>Jerry Augustine, L</b> ERA: 2.57 (10.1)	0.0	1	1	0	0	0	0	0	0	0	0	0	0	0	1	1	∞	∞	
<b>Tom Murphy, R</b> ERA: 6.59 (10.1)	0.1	3	1	3	3	1	0	0	1	0	0	0	1	4	5	81.00	3.000		


Batter	1	2	3	4	5	6	7	8	9	10	AB	R	H	RBI	BB	SO	LOB	BOTTOM	
<b>Bill Sharp, L</b> OBP: 0.329, SLG: 0.303 (1.9)	G4-6-3			4-3	F8			F8			4	0	1	0	0	0	2	<b>Cleveland Indians @ Milwaukee Brewers</b> Milwaukee County Stadium, Milwaukee, WI Sat May 29 1976, 4:33 AM EDT Att: 8,460 - Unknown - 57 F  <b>AB 34</b> <b>R 0</b> <b>H 5</b> <b>RBI 0</b> <b>BB 1</b> <b>SO 4</b> <b>LOB 8</b>	
<b>Don Money, R</b> OBP: 0.351, SLG: 0.452 (1.5)	G4-6-3					K		5-3			4	0	1	0	0	1			
<b>George Scott, R</b> OBP: 0.284, SLG: 0.375 (1.3)	1-3			5-3		F6		F8			4	0	0	0	0	1			
<b>Darrell Porter, L</b> OBP: 0.331, SLG: 0.285 (1.2)		F8		FC6	BB			F8			3	0	0	0	1	0			
<b>Bob Hansen, L</b> OBP: 0.196, SLG: 0.182 (1.10)		F7		FC6				F9		4-3	4	0	0	0	0	2			
<b>Sixto Lezcano, R</b> OBP: 0.318, SLG: 0.402 (1.7)								F4		F8	4	0	0	0	0	0			
<b>Robin Yount, R</b> OBP: 0.370, SLG: 0.331 (1.6)				6-3						F9	4	0	2	0	0	0			
<b>Gorman Thomas, R</b> OBP: 0.270, SLG: 0.368 (1.8)				1-3				F8			4	0	0	0	0	1			
<b>Pedro Garcia, R</b> OBP: 0.224, SLG: 0.313 (1.4)				K							3	0	1	0	0	2			
<b>Inning Stats</b>	R: 0 E: 0 K: 0 S: 3	H: 1 LOB: 0 BB: 0 P: 3	R: 0 E: 0 K: 0 S: 3	H: 0 LOB: 0 BB: 0 P: 3	R: 0 E: 0 K: 1 S: 5	H: 0 LOB: 0 BB: 5	R: 0 E: 0 K: 0 S: 5	H: 0 LOB: 0 BB: 0 P: 5	R: 0 E: 0 K: 0 S: 5	H: 1 LOB: 1 BB: 0 P: 4	R: 0 E: 0 K: 1 S: 5	H: 0 LOB: 0 BB: 0 P: 5	R: 0 E: 0 K: 0 S: 3	H: 0 LOB: 0 BB: 0 P: 3	R: 0 E: 0 K: 1 S: 5	H: 0 LOB: 0 BB: 0 P: 5	1B: 3 2B: 2 3B: 0 HR: 0		SF: 0 SAC: 0 DP: 1 HBP: 0
<b>PITCHER</b>	IP WLS BF H R ER SO BB IBB HBP BLK WP HR S P ERA WHIP	IP WLS BF H R ER SO BB IBB HBP BLK WP HR S P ERA WHIP																	
<b>Jackie Brown, R</b> ERA: 2.17 (1.1)	10.0	35	5	0	0	4	1	0	0	0	0	0	0	42	46	0.00	0.600		



Batter	1	2	3	4	5	6	7	8	9	AB	R	H	RBI	BB	SO	LOB	TOP					
<b>Rick Manning, L</b> OBP: 0.333, SLG: 0.387 (1, 8)										5	1	2	0	0	0	0						
<b>Larvell Blanks, R</b> OBP: 0.314, SLG: 0.455 (1, 4)										5	1	3	0	0	0	2						
<b>Buddy Bell, R</b> OBP: 0.369, SLG: 0.338 (1, 5)										3	0	2	0	2	0	1						
<b>Rico Carty, R</b> OBP: 0.404, SLG: 0.504 (1, 10)										4	1	1	0	1	1	4						
<b>George Hendrick, R</b> OBP: 0.341, SLG: 0.507 (1, 7)										4	0	1	1	1	1	4						
<b>Charlie Spikes, R</b> OBP: 0.291, SLG: 0.254 (1, 9)										4	0	0	0	0	2	5						
<b>Doug Howard, R</b> OBP: 0.230, SLG: 0.275 (1, 3)										4	0	0	0	0	0	5						
<b>Alan Ashby, S</b> OBP: 0.351, SLG: 0.363 (1, 2)										3	0	0	0	1	2	2						
<b>Frank Duffy, R</b> OBP: 0.283, SLG: 0.280 (1, 6)										4	1	1	0	0	0	1						
<b>Inning Stats</b>	R: 2 E: 0 K: 1 S: 7	H: 3 LOB: 1 BB: 1 P: 11	R: 0 E: 0 K: 0 S: 4	H: 1 LOB: 2 BB: 1 P: 8	R: 1 E: 1 K: 1 S: 7	H: 1 LOB: 2 BB: 1 P: 11	R: 0 E: 0 K: 0 S: 4	H: 1 LOB: 1 BB: 1 P: 4	R: 0 E: 0 K: 2 S: 7	H: 0 LOB: 1 BB: 1 P: 11	R: 1 E: 1 K: 1 S: 6	H: 1 LOB: 0 BB: 0 P: 6	R: 0 E: 0 K: 0 S: 4	H: 1 LOB: 2 BB: 1 P: 8	R: 0 E: 0 K: 0 S: 3	H: 0 LOB: 0 BB: 0 P: 3	R: 0 E: 0 K: 1 S: 6	H: 2 LOB: 1 BB: 0 P: 6	1B: 8 2B: 1 3B: 1 HR: 0	SF: 0 SAC: 0 DP: 1 HBP: 0	WP: 0 PB: 0 SB: 0 CS: 0	PA: 41
<b>PITCHER</b>	IP	WLS	BF	H	R	ER	SO	BB	IBB	HBP	BLK	WP	HR	S	P	ERA	WHIP					
<b>Bill Travers, L</b> ERA: 1.84 (1, 1)	8.1	W	38	9	4	2	5	4	1	0	0	0	0	43	63	2.16	1.560					
<b>Eduardo Rodriguez, R</b> ERA: 4.3 (9, 1)	0.2	S	3	1	0	0	1	0	0	0	0	0	0	5	5	0.00	1.500					

**Cleveland Indians @ Milwaukee Brewers**  
Milwaukee County Stadium, Milwaukee, WI  
Sun May 30 1976, 4:33 AM EDT  
Att: 36,119 - Unknown - 60 F

AB 36  
R 4  
H 10  
RBI 1  
BB 5  
SO 6  
LOB 24



Batter	1	2	3	4	5	6	7	8	9	AB	R	H	RBI	BB	SO	LOB	BOTTOM				
<b>Robin Yount, R</b> OBP: 0.366, SLG: 0.323 (1, 6)										3	1	0	0	1	0	1					
<b>Don Money, R</b> OBP: 0.342, SLG: 0.439 (1, 5)										4	0	0	0	0	1	2					
<b>Darrell Porter, L</b> OBP: 0.328, SLG: 0.293 (1, 2)										4	0	1	0	0	0	0					
<b>Hank Aaron, R</b> OBP: 0.303, SLG: 0.337 (1, 10)										4	1	1	1	0	0	0					
<b>George Scott, R</b> OBP: 0.290, SLG: 0.379 (1, 3)										4	1	2	0	0	2	2					
<b>Kurt Bevacqua, R</b> OBP: 0.143, SLG: 0.143 (8, PR)										0	1	0	0	0	0	0					
<b>Bobby Darwin, R</b> OBP: 0.307, SLG: 0.343 (9, 9)										0	0	0	0	0	0	0					
<b>Bill Sharp, L</b> OBP: 0.349, SLG: 0.316 (1, 9)										3	1	2	0	1	0	2					
<b>Charlie Moore, R</b> OBP: 0.350, SLG: 0.372 ERA: 3.45 (1, 7)										3	0	1	2	0	0	4					
<b>Bob Hansen, L</b> OBP: 0.213, SLG: 0.182 (6, PH) (9, 3)										0	0	0	0	1	0	0					
<b>Gorman Thomas, R</b> OBP: 0.269, SLG: 0.361 (1, 8)										4	0	1	2	0	0	1					
<b>Pedro Garcia, R</b> OBP: 0.230, SLG: 0.329 (1, 4)										2	0	1	0	0	1	0					
<b>Mike Hegan, L</b> OBP: 0.111, SLG: 0.111 (7, PH)										1	0	0	0	0	1	0					
<b>Tim Johnson, L</b> OBP: 0.211, SLG: 0.167 (8, 4)										1	0	0	0	0	0	2					
<b>Inning Stats</b>	R: 1 E: 0 K: 1 S: 7	H: 2 LOB: 3 BB: 2 P: 15	R: 0 E: 0 K: 1 S: 6	H: 1 LOB: 1 BB: 0 P: 6	R: 2 E: 1 K: 0 S: 6	H: 2 LOB: 1 BB: 0 P: 6	R: 0 E: 0 K: 1 S: 5	H: 0 LOB: 0 BB: 0 P: 5	R: 0 E: 0 K: 0 S: 3	H: 1 LOB: 0 BB: 0 P: 3	R: 0 E: 0 K: 1 S: 5	H: 0 LOB: 0 BB: 0 P: 5	R: 0 E: 0 K: 0 S: 6	H: 3 LOB: 2 BB: 1 P: 10	R: 2 E: 0 K: 0 S: 6	H: 3 LOB: 2 BB: 1 P: 10	1B: 7 2B: 2 3B: 0 HR: 0	SF: 0 SAC: 0 DP: 1 HBP: 0	WP: 0 PB: 0 SB: 1 CS: 0	PA: 36	
<b>PITCHER</b>	IP	WLS	BF	H	R	ER	SO	BB	IBB	HBP	BLK	WP	HR	S	P	ERA	WHIP				
<b>Dennis Eckersley, R</b> ERA: 1.76 (1, 1)	7.2	L	34	8	5	3	5	3	0	0	0	0	0	41	53	3.52	1.435				
<b>Stan Thomas, R</b> ERA: 1.76 (8, 1)	0.1		2	1	0	0	0	0	0	0	0	0	0	2	2	0.00	3.000				

**Cleveland Indians @ Milwaukee Brewers**  
Milwaukee County Stadium, Milwaukee, WI  
Sun May 30 1976, 4:33 AM EDT  
Att: 36,119 - Unknown - 60 F

AB 33  
R 5  
H 9  
RBI 5  
BB 3  
SO 5  
LOB 14





Batter	1	2	3	4	5	6	7	8	9	AB	R	H	RBI	BB	SO	LOB	TOP										
<b>Al Bumbry, L</b> OBP: 0.350, SLG: 0.387 (1, 7)										4	1	3	0	0	0	2	<b>Baltimore Orioles @ Cleveland Indians</b> Cleveland Municipal Stadium, Cleveland, OH Mon May 31 1976, 7:05 PM EDT Unknown										
<b>Mark Belanger, R</b> OBP: 0.370, SLG: 0.394 (1, 6)										4	0	4	0	0	0	0											
<b>Bobby Grich, R</b> OBP: 0.375, SLG: 0.393 (1, 4)										3	0	0	0	1	1	4											
<b>Reggie Jackson, L</b> OBP: 0.303, SLG: 0.375 (1, 8)										4	0	0	0	0	1	3											
<b>Lee May, R</b> OBP: 0.298, SLG: 0.405 (1, 10)										4	0	1	0	0	1	2											
<b>Tony Muser, L</b> OBP: 0.316, SLG: 0.260 (1, 3)											4	0	0	0	0	1											
<b>Ken Singleton, S</b> OBP: 0.276, SLG: 0.250 (1, 9)										3	0	0	0	1	1												
<b>Brooks Robinson, R</b> OBP: 0.182, SLG: 0.231 (1, 5)										3	0	0	0	0	1	1											
<b>Royce Stilman, L</b> OBP: 0.198, SLG: 0.071 (9, PH)										1	0	0	0	0	0	0											
<b>Dave Duncan, R</b> OBP: 0.318, SLG: 0.280 (1, 2)										3	0	1	0	0	0	0											
<b>Tommy Harper, R</b> OBP: 0.370, SLG: 0.364 (7, PR)										0	0	0	0	0	0	0											
<b>Elrod Hendricks, L</b> OBP: 0.208, SLG: 0.209 (7, 2)										0	0	0	0	0	0	0											
<b>Inning Stats</b>	R: 0 E: 0 K: 1 S: 5	H: 2 LOB: 1 BB: 0 P: 5	R: 0 E: 0 K: 3 S: 10	H: 1 LOB: 1 BB: 0 P: 10	R: 0 E: 0 K: 0 S: 5	H: 2 LOB: 2 BB: 0 P: 5	R: 0 E: 0 K: 0 S: 3	H: 0 LOB: 0 BB: 0 P: 3	R: 0 E: 0 K: 1 S: 5	H: 0 LOB: 0 BB: 0 P: 5	R: 1 E: 0 K: 1 S: 6	H: 2 LOB: 1 BB: 1 P: 10	R: 0 E: 0 K: 0 S: 4	H: 1 LOB: 2 BB: 1 P: 8	R: 0 E: 0 K: 0 S: 4	H: 1 LOB: 1 BB: 0 P: 4	R: 0 E: 0 K: 0 S: 3	H: 0 LOB: 0 BB: 0 P: 3	1B: 9 2B: 1 3B: 0 HR: 0	SF: 0 SAC: 0 DP: 2 HBP: 0	WP: 0 PB: 1 SB: 0 CS: 1	PA: 35					
<b>PITCHER</b>	IP	WLS	BF	H	R	ER	SO	BB	IBB	HBP	BLK	WP	HR	S	P	ERA	WHIP										
<b>Jim Kern, R</b> ERA: 2.2 (1, 1)	7.0	W	29	9	1	1	6	2	0	0	0	0	0	39	47	1.29	1.571										
<b>Stan Thomas, R</b> ERA: 1.56 (8, 1)	2.0	S	6	0	0	0	0	0	0	0	0	0	0	6	6	0.00	0.000										

Batter	1	2	3	4	5	6	7	8	9	AB	R	H	RBI	BB	SO	LOB	BOTTOM										
<b>Rick Manning, L</b> OBP: 0.340, SLG: 0.410 (1, 8)										5	2	3	1	0	0	2	<b>Baltimore Orioles @ Cleveland Indians</b> Cleveland Municipal Stadium, Cleveland, OH Mon May 31 1976, 7:05 PM EDT Unknown										
<b>Larvell Blanks, R</b> OBP: 0.400, SLG: 0.568 (1, 4)										4	0	4	2	1	0	0											
<b>Buddy Bell, R</b> OBP: 0.375, SLG: 0.342 (1, 5)										4	0	2	0	1	0	2											
<b>Rico Carty, R</b> OBP: 0.400, SLG: 0.493 (1, 10)										3	0	0	0	1	1	4											
<b>George Hendrick, R</b> OBP: 0.333, SLG: 0.494 (1, 7)										4	0	0	0	0	0	5											
<b>John Lowenstein, L</b> OBP: 0.313, SLG: 0.267 (9, 7)										0	0	0	0	0	0	0											
<b>Charlie Spikes, R</b> OBP: 0.297, SLG: 0.277 (1, 9)										4	1	2	0	0	0	2											
<b>Doug Howard, R</b> OBP: 0.231, SLG: 0.274 (1, 3)										4	0	1	1	0	0	2											
<b>Ray Fosse, R</b> OBP: 0.375, SLG: 0.167 (1, 2)										3	1	1	0	1	0	1											
<b>Frank Duffy, R</b> OBP: 0.275, SLG: 0.270 (1, 6)										4	0	0	0	0	0	3											
<b>Inning Stats</b>	R: 0 E: 0 K: 1 S: 5	H: 0 LOB: 2 BB: 2 P: 13	R: 0 E: 1 K: 0 S: 5	H: 1 LOB: 2 BB: 0 P: 5	R: 0 E: 0 K: 0 S: 4	H: 2 LOB: 1 BB: 1 P: 8	R: 2 E: 0 K: 0 S: 5	H: 2 LOB: 1 BB: 1 P: 9	R: 0 E: 0 K: 0 S: 4	H: 1 LOB: 1 BB: 0 P: 4	R: 1 E: 0 K: 0 S: 6	H: 3 LOB: 2 BB: 0 P: 6	R: 1 E: 0 K: 0 S: 4	H: 2 LOB: 0 BB: 0 P: 4	R: 0 E: 0 K: 0 S: 4	H: 2 LOB: 1 BB: 0 P: 4	1B: 10 2B: 1 3B: 2 HR: 1	SF: 0 SAC: 0 DP: 2 HBP: 0	WP: 0 PB: 0 SB: 0 CS: 1	PA: 39							
<b>PITCHER</b>	IP	WLS	BF	H	R	ER	SO	BB	IBB	HBP	BLK	WP	HR	S	P	ERA	WHIP										
<b>Ken Holtzman, L</b> ERA: 3.05 (1, 1)	8.0	L	39	13	4	4	1	4	0	0	0	0	1	37	53	4.50	2.125										



Batter	1	2	3	4	5	6	7	8	9	AB	R	H	RBI	BB	SO	LOB	TOP		
<b>Al Bumbry, L</b> OBP: 0.339, SLG: 0.373 <b>Tommy Harper, R</b> (9, PH) OBP: 0.393, SLG: 0.391	0-0 5-3		0-0 P6		0-3 K		0-3 K		0-0 1B	4	0	0	0	0	2	2	<b>Baltimore Orioles @ Cleveland Indians</b> Cleveland Municipal Stadium, Cleveland, OH Mon May 31 1976, 7:05 PM EDT Att: 17,931 - Unknown <a href="http://livebaseballscorecards.com">livebaseballscorecards.com</a>		
<b>Mark Belanger, R</b> (1, 6)	0-0 P5		0-0 F9			0-0 3B 1B	0-0 4-3			4	1	1	0	0	0	2			
<b>Reggie Jackson, L</b> (1, 9) OBP: 0.320, SLG: 0.418	4-0 BB			0-0 2B		0-0 3B 1B		0-0 F7		3	0	2	1	1	0	0			
<b>Lee May, R</b> (1, 3)	0-0 6-3 1-2			0-0 6-3		0-0 5-3		0-0 F7		4	0	0	0	0	0	3			
<b>Andres Mora, R</b> (1, 10)		0-0 4-3		0-0 F8		0-3 K		0-0 P5		4	0	0	0	0	1	2			
<b>Bobby Grich, R</b> (1, 4) OBP: 0.386, SLG: 0.400		0-0 G6-4-3 1B		0-0 P4		4-0 IBB			0-0 1B SF7 1B	3	1	2	0	1	0	1			
<b>Paul Blair, R</b> OBP: 0.259, SLG: 0.250 <b>Tony Muser, L</b> (9, PH) OBP: 0.324, SLG: 0.268		0-0 G6-4-3 1-2		0-0 F8		0-0 5-3			0-0 1B 1-3 1B	3	0	0	0	0	0	3			
<b>Doug DeCinces, R</b> (1, 5) OBP: 0.277, SLG: 0.346			0-0 F9		0-3 K		0-3 K		0-0 SF7	3	0	0	1	0	2	0			
<b>Dave Duncan, R</b> (1, 2) OBP: 0.337, SLG: 0.321			4-0 BB		0-0 HR		4-0 BB		0-3 K	2	1	1	1	2	1	1			
<b>Inning Stats</b>	R: 0 E: 0 K: 0 S: 3	H: 0 LOB: 1 BB: 1 P: 7	R: 0 E: 0 K: 0 S: 3	H: 1 LOB: 0 BB: 0 P: 3	R: 0 E: 0 K: 0 S: 3	H: 0 LOB: 1 BB: 1 P: 7	R: 0 E: 0 K: 0 S: 4	H: 1 LOB: 1 BB: 0 P: 4	R: 1 E: 0 K: 1 S: 7	H: 2 LOB: 2 BB: 1 P: 11	R: 0 E: 0 K: 2 S: 7	H: 0 LOB: 1 BB: 1 P: 11	R: 0 E: 0 K: 0 S: 3	H: 0 LOB: 0 BB: 0 P: 3	R: 1 E: 0 K: 1 S: 7	H: 3 LOB: 2 BB: 0 P: 7	1B: 5 2B: 1 3B: 1 HR: 1	SF: 1 SAC: 0 DP: 1 HBP: 0	WP: 0 PA: 37 PB: 0 SB: 1 CS: 0
<b>PITCHER</b>	IP	WLS	BF	H	R	ER	SO	BB	IBB	HBP	BLK	WP	HR	S	P	ERA	WHIP		
<b>Pat Dobson, R</b> (1, 1) ERA: 2.79	8.0	W	32	5	2	2	5	3	1	0	0	0	1	38	54	2.25	1.000		
<b>Stan Thomas, R</b> (9, 1) ERA: 2.09	0.0		2	2	1	1	0	0	0	0	0	0	0	2	2	∞	∞		
<b>Dave LaRoche, L</b> (9, 1) ERA: 2.22	1.0	S	3	1	0	0	1	0	0	0	0	0	0	5	5	0.00	1.000		

Batter	1	2	3	4	5	6	7	8	9	AB	R	H	RBI	BB	SO	LOB	BOTTOM		
<b>Rick Manning, L</b> (1, 8) OBP: 0.338, SLG: 0.407	0-0 SH5-3 1B		0-0 F8		0-0 1-3		0-0 FC1-6 HR			4	1	1	0	0	0	1	<b>Baltimore Orioles @ Cleveland Indians</b> Cleveland Municipal Stadium, Cleveland, OH Mon May 31 1976, 7:05 PM EDT Att: 17,931 - Unknown <a href="http://livebaseballscorecards.com">livebaseballscorecards.com</a>		
<b>Larvell Blanks, R</b> (1, 6) OBP: 0.395, SLG: 0.625	0-0 SH5-3 1-2		0-0 F7			0-0 F8 1-H HR				3	1	1	2	0	0	0			
<b>Buddy Bell, R</b> (1, 5) OBP: 0.372, SLG: 0.340	0-0 5-3			0-0 6-3		0-0 FC5-4 1B	0-0 F3			4	0	1	0	0	0	1			
<b>Rico Carty, R</b> OBP: 0.402, SLG: 0.490 <b>Doug Howard, R</b> (8, PR) OBP: 0.231, SLG: 0.274	0-0 L5			4-0 4-3 BB		0-0 FC5-4 1-2 BB		0-0 SH3-4 1B 1B		3	0	1	0	1	0	2			
<b>Boog Powell, L</b> (1, 3) OBP: 0.318, SLG: 0.283		0-0 L1		0-0 4-3 1-2		4-0 1-2 BB		0-0 SH3-4		2	0	0	0	1	0	1			
<b>George Hendrick, R</b> OBP: 0.343, SLG: 0.490 <b>John Lowenstein, L</b> (8, PR) OBP: 0.313, SLG: 0.267		4-0 BB		4-0 BB		0-0 F8		4-0 1B IBB		1	0	0	0	3	0	2			
<b>Charlie Spikes, R</b> (1, 9) OBP: 0.295, SLG: 0.284		0-0 F9		0-0 F8			0-0 1B FC6-4 2B	0-0 F7		4	1	1	0	0	0	5			
<b>Ray Fosse, R</b> OBP: 0.346, SLG: 0.150 <b>Alan Ashby, S</b> (6, 2) OBP: 0.351, SLG: 0.374		0-0 F8			0-0 4-3		0-0 4-3 FC6-4 1B	0-0 1B 1-3 2H 1B		2	0	0	0	0	0	1			
<b>Duane Kuiper, L</b> (1, 4) OBP: 0.278, SLG: 0.262			0-0 4-3		0-0 1-3		0-0 FC6-4 1-2 FC1-6 3H	0-3 K		4	0	0	1	0	1	4			
<b>Inning Stats</b>	R: 0 E: 0 K: 0 S: 4	H: 1 LOB: 1 BB: 0 P: 4	R: 0 E: 0 K: 0 S: 3	H: 0 LOB: 1 BB: 1 P: 7	R: 0 E: 0 K: 0 S: 3	H: 0 LOB: 0 BB: 0 P: 3	R: 0 E: 0 K: 0 S: 3	H: 0 LOB: 2 BB: 2 P: 11	R: 0 E: 0 K: 0 S: 4	H: 1 LOB: 2 BB: 1 P: 8	R: 3 E: 0 K: 0 S: 6	H: 3 LOB: 0 BB: 0 P: 6	R: 1 E: 0 K: 1 S: 7	H: 2 LOB: 3 BB: 1 P: 11	1B: 5 2B: 1 3B: 0 HR: 1	SF: 0 SAC: 2 DP: 0 HBP: 0	WP: 0 PA: 36 PB: 0 SB: 0 CS: 0		
<b>PITCHER</b>	IP	WLS	BF	H	R	ER	SO	BB	IBB	HBP	BLK	WP	HR	S	P	ERA	WHIP		
<b>Mike Cuellar, L</b> (1, 1) ERA: 7.24	7.2	L	35	7	4	4	0	4	1	0	0	0	0	30	50	4.70	1.435		
<b>Grant Jackson, L</b> (8, 1) ERA: 2.84	0.1		1	0	0	0	1	0	0	0	0	0	0	3	3	0.00	0.000		



Batter	1	2	3	4	5	6	7	8	9	10	11	12	13	14	AB	R	H	RBI	BB	SO	LOB	TOP						
<b>Al Bumbry, L</b> OBP: 0.331, SLG: 0.362 (1, 7)	4-3		F7			K			5-3 1B		K		1-5-3		6	0	1	0	0	2	1							
<b>Mark Belanger, R</b> OBP: 0.354, SLG: 0.375 (1, 6)	P4			6-3		4-3			5-3		G3		6-3		6	0	0	0	0	0	2							
<b>Bobby Grich, R</b> OBP: 0.381, SLG: 0.395 (1, 4)				5-3					CS BB		F3				4	0	1	0	1	0	0							
<b>Reggie Jackson, L</b> OBP: 0.312, SLG: 0.402 (10, 9)	P6 1B			F8					F7		4-3				6	1	1	0	0	0	4							
<b>Lee May, R</b> OBP: 0.291, SLG: 0.408 (1, 10)		5-3				F8			F7		K				5	1	1	2	1	1	0							
<b>Tony Muser, L</b> OBP: 0.319, SLG: 0.257 (1, 3)		4-3				L3			F9		BB BB		SH1-4		4	0	0	0	1	0	0							
<b>Ken Singleton, S</b> OBP: 0.276, SLG: 0.245 (10, PH)						F7			K		BB BB		SH1-4		3	0	0	0	1	1	0							
<b>Paul Blair, R</b> OBP: 0.243, SLG: 0.248 (10, 8)	3-1								K		1-2 BB				1	0	0	0	1	0	0							
<b>Doug DeCinces, R</b> OBP: 0.278, SLG: 0.340 (10, PH)			K			S BB			F8		F7		K		2	0	0	0	1	1	0							
<b>Royce Stillman, L</b> OBP: 0.188, SLG: 0.071 (10, PH)									F8						0	0	0	0	0	0	0							
<b>Tommy Harper, R</b> OBP: 0.271, SLG: 0.375 (10, PH)															1	0	0	0	0	0	2							
<b>Brooks Robinson, R</b> OBP: 0.180, SLG: 0.229 (10, 5)											BB				1	0	0	0	0	1	2							
<b>Dave Duncan, R</b> OBP: 0.320, SLG: 0.303 (1, 2)			K			F9					P6		K		5	0	0	0	0	2	3							
<b>Inning Stats</b>	R: 0 E: 0 K: 0 S: 4	H: 1 LOB: 1 BB: 0 P: 4	R: 0 E: 0 K: 0 S: 3	H: 0 LOB: 0 BB: 0 P: 3	R: 0 E: 0 K: 2 S: 7	H: 0 LOB: 0 BB: 0 P: 7	R: 0 E: 0 K: 0 S: 3	H: 0 LOB: 0 BB: 0 P: 3	R: 0 E: 0 K: 1 S: 5	H: 0 LOB: 0 BB: 1 P: 9	R: 0 E: 0 K: 0 S: 2	H: 0 LOB: 0 BB: 1 P: 6	R: 0 E: 0 K: 1 S: 5	H: 0 LOB: 0 BB: 0 P: 5	R: 0 E: 0 K: 1 S: 5	H: 0 LOB: 2 BB: 0 P: 5	R: 0 E: 0 K: 1 S: 5	H: 0 LOB: 2 BB: 0 P: 5	R: 0 E: 0 K: 1 S: 5	H: 0 LOB: 2 BB: 0 P: 13	R: 0 E: 0 K: 0 S: 3	H: 0 LOB: 0 BB: 0 P: 3	R: 2 E: 0 K: 0 S: 5	H: 2 LOB: 0 BB: 0 P: 5	1B: 3 2B: 0 3B: 0 HR: 1	SF: 0 SAC: 1 DP: 0 HBP: 1	WP: 0 PB: 0 SB: 2 CS: 1	PA: 52
<b>PITCHER</b>	IP	WLS	BF	H	R	ER	SO	BB	IBB	HBP	BLK	WP	HR	S	P	ERA	WHIP											
<b>Jackie Brown, R</b> ERA: 1.87 (1, 1)	9.1		34	2	0	0	5	4	0	0	0	0	0	39	56	0.00	0.643											
<b>Dave LaRoche, L</b> ERA: 2.0 (10, 1)	2.2		10	0	0	0	3	1	1	0	0	0	0	14	22	0.00	0.375											
<b>Tom Buskey, R</b> ERA: 1.75 (13, 1)	2.0	L	8	2	2	2	0	0	0	0	0	0	1	8	8	9.00	1.000											

Baltimore Orioles @ Cleveland Indians  
Cleveland Municipal Stadium, Cleveland, OH  
Wed Jun 02 1976, 7:05 PM EDT  
Att: 7,447 - Unknown

AB	44
R	2
H	4
RBI	2
BB	6
SO	8
LOB	14



Batter	1	2	3	4	5	6	7	8	9	10	11	12	13	14	AB	R	H	RBI	BB	SO	LOB	BOTTOM								
<b>Duane Kuiper, L</b> OBP: 0.274, SLG: 0.258 (1, 4)	F7		6-3			1-3			5-3		4-3 SH3-4 1B		K		6	0	1	0	0	1	0									
<b>Buddy Bell, R</b> OBP: 0.378, SLG: 0.353 (1, 5)				F5		P4					SH3-4				5	0	3	0	0	0	0									
<b>Rick Manning, L</b> OBP: 0.338, SLG: 0.398 (1, 8)						F8			1B		4-3		1B		4	0	0	0	2	0	3									
<b>Rico Carty, R</b> OBP: 0.384, SLG: 0.473 (1, 10)	G1-4-3					4-3			F5		2-3		6-3		4	0	0	0	2	0	3									
<b>Rico Carty, R</b> OBP: 0.384, SLG: 0.473 (1, 10)	G1-4-3					4-3			F9		BB				5	0	0	0	1	1	3									
<b>Boog Powell, L</b> OBP: 0.319, SLG: 0.288 (1, 3)		P4				3-1			S 1B		4-3		6-3		6	0	2	0	0	0	2									
<b>George Hendrick, R</b> OBP: 0.331, SLG: 0.472 (1, 7)		K				K			F9		5-3		P6		6	0	0	0	0	2	2									
<b>John Lowenstein, L</b> OBP: 0.315, SLG: 0.262 (1, 9)				F8					K				4-3		5	0	1	0	1	2	1									
<b>Alan Ashby, S</b> OBP: 0.353, SLG: 0.364 (1, 2)						P6			F7				6-3		6	0	1	0	0	0	3									
<b>Frank Duffy, R</b> OBP: 0.271, SLG: 0.266 (8, PH)									1B		BB				2	0	0	0	0	0	2									
<b>Larvell Blanks, R</b> OBP: 0.370, SLG: 0.581 (9, 6)				F7		5-3			6-3				6-3		3	0	0	0	0	1	0									
<b>Inning Stats</b>	R: 0 E: 0 K: 0 S: 3	H: 1 LOB: 1 BB: 1 P: 7	R: 0 E: 0 K: 1 S: 5	H: 0 LOB: 0 BB: 0 P: 5	R: 0 E: 0 K: 0 S: 3	H: 0 LOB: 0 BB: 0 P: 3	R: 0 E: 0 K: 0 S: 3	H: 0 LOB: 0 BB: 0 P: 3	R: 0 E: 0 K: 1 S: 6	H: 1 LOB: 2 BB: 1 P: 10	R: 0 E: 0 K: 0 S: 3	H: 0 LOB: 1 BB: 1 P: 7	R: 0 E: 0 K: 1 S: 6	H: 1 LOB: 1 BB: 0 P: 6	R: 0 E: 0 K: 1 S: 5	H: 0 LOB: 0 BB: 0 P: 5	R: 0 E: 0 K: 1 S: 5	H: 0 LOB: 0 BB: 0 P: 5	R: 0 E: 0 K: 1 S: 4	H: 1 LOB: 2 BB: 1 P: 8	R: 0 E: 0 K: 0 S: 3	H: 0 LOB: 0 BB: 0 P: 3	R: 0 E: 0 K: 1 S: 6	H: 1 LOB: 1 BB: 0 P: 6	R: 0 E: 0 K: 0 S: 5	H: 2 LOB: 2 BB: 0 P: 5	1B: 7 2B: 1 3B: 0 HR: 0	SF: 0 SAC: 1 DP: 1 HBP: 0	WP: 0 PB: 0 SB: 1 CS: 0	PA: 53
<b>PITCHER</b>	IP	WLS	BF	H	R	ER	SO	BB	IBB	HBP	BLK	WP	HR	S	P	ERA	WHIP													
<b>Jim Palmer, R</b> ERA: 3.11 (1, 1)	11.0		41	5	0	0	6	4	0	0	0	0	0	49	65	0.00	0.818													
<b>Wayne Garland, R</b> ERA: 1.66 (12, 1)	3.0	W	12	3	0	0	1	0	0	0	0	0	0	14	14	0.00	1.000													

Baltimore Orioles @ Cleveland Indians  
Cleveland Municipal Stadium, Cleveland, OH  
Wed Jun 02 1976, 7:05 PM EDT  
Att: 7,447 - Unknown

AB	48
R	0
H	8
RBI	0
BB	4
SO	7
LOB	16





Batter	1	2	3	4	5	6	7	8	9	AB	R	H	RBI	BB	SO	LOB	TOP			
<b>Duane Kuiper, L</b> OBP: 0.277, SLG: 0.263 (1, 4)	3-1		1-3		1B		1B		F7	5	0	2	0	0	0	1				
<b>Buddy Bell, R</b> OBP: 0.381, SLG: 0.357 (1, 5)	1B		4-3		1B		F7			4	0	2	1	0	0	2				
<b>Rick Manning, L</b> OBP: 0.337, SLG: 0.395 (1, 8)	1B		5-3		F6		4-3			4	0	1	0	0	0	4				
<b>Boog Powell, L</b> OBP: 0.303, SLG: 0.270 (1, 3)	F9				F7		K		4-3	4	0	0	0	0	1	4				
<b>John Lowenstein, L</b> OBP: 0.312, SLG: 0.261 (1, 7)	4-3		1-3		5-3		K		4-3	4	0	1	0	0	1	2				
<b>Rico Carty, R</b> OBP: 0.397, SLG: 0.470 (1, 10)		4-3			F8		1B		1B	3	0	1	0	1	0	1				
<b>Charlie Spikes, R</b> OBP: 0.288, SLG: 0.275 (1, 9)		3-1			L1		5-3		4-3	4	0	0	0	0	0	3				
<b>Alan Ashby, S</b> OBP: 0.343, SLG: 0.352 (1, 2)		4-3			6-3		4-3		F2	4	0	0	0	0	0	1				
<b>Frank Duffy, R</b> OBP: 0.277, SLG: 0.281 (1, 6)				4-3	1B		K		F5	4	1	2	0	0	1	0				
<b>Inning Stats</b>	R: 0 E: 0 K: 0 S: 5	H: 2 LOB: 2 BB: 0 P: 5	R: 0 E: 0 K: 0 S: 3	H: 0 LOB: 0 BB: 0 P: 3	R: 0 E: 0 K: 0 S: 4	H: 1 LOB: 1 BB: 0 P: 4	R: 0 E: 0 K: 0 S: 3	H: 0 LOB: 1 BB: 1 P: 7	R: 1 E: 0 K: 1 S: 8	H: 3 LOB: 2 BB: 0 P: 8	R: 0 E: 0 K: 0 S: 4	H: 1 LOB: 1 BB: 0 P: 4	R: 0 E: 0 K: 1 S: 6	H: 1 LOB: 1 BB: 0 P: 6	R: 0 E: 0 K: 0 S: 3	H: 0 LOB: 0 BB: 0 P: 3	1B: 8 2B: 1 3B: 0 HR: 0	SF: 0 SAC: 0 DP: 0 HBP: 0	WP: 1 PB: 0 SB: 1 CS: 0	PA: 37
<b>PITCHER</b> <b>Rich Gossage, R</b> ERA: 2.37 (1, 1)	IP: 9.0 WLS: W BF: 37 H: 9 R: 1 ER: 1 SO: 3 BB: 1 IBB: 0 HBP: 0 BLK: 0 WP: 1 HR: 0 S: 42 P: 46 ERA: 1.00 WHIP: 1.111															<b>PITCHER</b>				

**Cleveland Indians @ Chicago White Sox**  
Comiskey Park, Chicago, IL  
Fri Jun 04 1976, 8:05 PM EDT  
Att: 25,883 - Unknown - 61 F

AB 36  
R 1  
H 9  
RBI 1  
BB 1  
SO 3  
LOB 18



Batter	1	2	3	4	5	6	7	8	9	AB	R	H	RBI	BB	SO	LOB	BOTTOM			
<b>Pat Kelly, L</b> OBP: 0.333, SLG: 0.423 (1, 10)	S	G3			S	5-3				3	2	1	0	1	0	3				
<b>Nyls Nyman, L</b> (1, 7)	BB				1B					3	0	0	0	0	1	2				
<b>Chet Lemon, R</b> OBP: 0.340, SLG: 0.351 (7, PH) (8, 8)	L6		F8		K		K			1	0	0	0	0	1	0				
<b>Ralph Garr, L</b> OBP: 0.320, SLG: 0.496 (1, 8)	E2		F9		E3		1B			4	2	3	1	0	0	0				
<b>Buddy Bradford, R</b> OBP: 0.301, SLG: 0.301 (8, 9)	2B				3B		1B			0	0	0	0	0	0	0				
<b>Jorge Orta, L</b> OBP: 0.279, SLG: 0.404 (1, 5)	2B				FC5-2		F8			3	0	2	2	1	0	1				
<b>Jim Spencer, L</b> OBP: 0.311, SLG: 0.324 (1, 3)	K		F5		FC5-2		K			4	0	0	0	0	2	4				
<b>Bucky Dent, R</b> OBP: 0.343, SLG: 0.364 (1, 6)	K				F7		CS		F7	4	0	0	0	0	1	1				
<b>Jack Brohamer, L</b> OBP: 0.274, SLG: 0.336 (1, 4)		F8		4-3		E7		F5		4	0	0	0	0	0	0				
<b>Rich Coggins, L</b> OBP: 0.281, SLG: 0.245 (1, 9) (8, 7)		2B			1B		1-3			3	0	2	0	1	0	0				
<b>Jim Essian, R</b> OBP: 0.419, SLG: 0.407 (1, 2)		K			F8		F7			3	0	0	0	0	1	4				
<b>Inning Stats</b>	R: 2 E: 1 K: 2 S: 9	H: 2 LOB: 1 BB: 1 P: 13	R: 0 E: 0 K: 1 S: 6	H: 1 LOB: 1 BB: 0 P: 6	R: 0 E: 0 K: 0 S: 3	H: 0 LOB: 1 BB: 1 P: 7	R: 0 E: 0 K: 0 S: 4	H: 1 LOB: 1 BB: 0 P: 4	R: 2 E: 1 K: 1 S: 7	H: 3 LOB: 0 BB: 0 P: 7	R: 0 E: 0 K: 0 S: 4	H: 0 LOB: 2 BB: 1 P: 8	R: 0 E: 0 K: 2 S: 8	H: 1 LOB: 1 BB: 0 P: 8	R: 0 E: 0 K: 0 S: 3	H: 0 LOB: 0 BB: 0 P: 3	1B: 5 2B: 2 3B: 1 HR: 0	SF: 0 SAC: 0 DP: 0 HBP: 0	WP: 0 PB: 0 SB: 2 CS: 1	PA: 36
<b>PITCHER</b> <b>Dennis Eckersley, R</b> ERA: 3.88 (1, 1)	IP: 4.1 WLS: L BF: 22 H: 7 R: 4 ER: 4 SO: 4 BB: 2 IBB: 0 HBP: 0 BLK: 0 WP: 0 HR: 0 S: 13 P: 17 ERA: 8.31 WHIP: 2.077															<b>PITCHER</b>				
<b>Rick Waits, L</b> ERA: (5, 1)	IP: 2.2 WLS: BF: 10 H: 1 R: 0 ER: 0 SO: 2 BB: 1 IBB: 0 HBP: 0 BLK: 0 WP: 0 HR: 0 S: 13 P: 17 ERA: 0.00 WHIP: 0.750															<b>PITCHER</b>				
<b>Stan Thomas, R</b> ERA: 1.96 (8, 1)	IP: 1.0 WLS: BF: 3 H: 0 R: 0 ER: 0 SO: 0 BB: 0 IBB: 0 HBP: 0 BLK: 0 WP: 0 HR: 0 S: 3 P: 3 ERA: 0.00 WHIP: 0.000															<b>PITCHER</b>				

**Cleveland Indians @ Chicago White Sox**  
Comiskey Park, Chicago, IL  
Fri Jun 04 1976, 8:05 PM EDT  
Att: 25,883 - Unknown - 61 F

AB 32  
R 4  
H 8  
RBI 3  
BB 3  
SO 6  
LOB 15





Batter	1	2	3	4	5	6	7	8	9	10	AB	R	H	RBI	BB	SO	LOB	TOP	
Rick Manning, L OBP: 0.333, SLG: 0.389 (1, 8)	K		K		K	K			6-3		5	0	1	1	0	3	0	<b>Cleveland Indians @ Chicago White Sox</b> Comiskey Park, Chicago, IL Sat Jun 05 1976, 4:33 AM EDT Att: 13,744 - Unknown - 64 F	
Larvell Blanks, R OBP: 0.353, SLG: 0.542 (1, 4)	F9		5-3 1B		L6	F2			L5		5	0	1	0	0	2			
Buddy Bell, R OBP: 0.361, SLG: 0.351 (1, 5)	BB		5-3		5-3			F9		3B BB	3	1	0	0	2	0	1		
George Hendrick, R OBP: 0.335, SLG: 0.470 John Lowenstein, L OBP: 0.321, SLG: 0.300 (1, 7) (8, 7)	FC4-6 BB		1-3			2B 1B		F8		3B BB	3	1	1	0	1	0	1		
Rico Carty, R OBP: 0.355, SLG: 0.471 Doug Howard, R OBP: 0.228, SLG: 0.270 (1, 3) (7, 3)	FC4-6				5-3	1B		F3		1-3	4	1	1	1	0	0	2		
Frank Robinson, R OBP: 0.300, SLG: 0.222 Duane Kuiper, L OBP: 0.280, SLG: 0.265 (1, 10) (8, PH)					F7	2-3		4-3		1B 1B	3	0	1	0	0	0	1		
Charlie Spikes, R OBP: 0.297, SLG: 0.282 (1, 9)	F8				1B BB	5-3 1B		L4-3 1B		K	4	1	2	1	1	1	2		
Ray Fosse, R OBP: 0.355, SLG: 0.200 (1, 2)	6-3				FC5-4 1B	5-3		L4-3			5	0	2	0	0	0	3		
Frank Duffy, R OBP: 0.275, SLG: 0.273 (1, 6)	5-3				FC5-4 1B	1B BB				K	4	0	0	0	1	1	5		
<b>Inning Stats</b>	R: 0 E: 0 K: 1 S: 5	H: 0 LOB: 2 BB: 2 P: 13	R: 0 E: 0 K: 0 S: 4	H: 1 LOB: 1 BB: 0 P: 4	R: 0 E: 0 K: 1 S: 6	H: 1 LOB: 1 BB: 0 P: 6	R: 0 E: 0 K: 0 S: 4	H: 0 LOB: 0 BB: 0 P: 5	R: 3 E: 0 K: 0 S: 7	H: 4 LOB: 2 BB: 1 P: 11	R: 0 E: 0 K: 0 S: 3	H: 0 LOB: 0 BB: 0 P: 3	R: 0 E: 0 K: 1 S: 5	H: 0 LOB: 0 BB: 0 P: 5	R: 2 E: 0 K: 1 S: 8	H: 3 LOB: 2 BB: 1 P: 12	1B: 9 2B: 2 3B: 1 HR: 0		SF: 0 SAC: 0 DP: 1 HBP: 0
<b>PITCHER</b>	IP WLS BF H R ER SO ERA WHIP	IP WLS BF H R ER SO ERA WHIP	IP WLS BF H R ER SO ERA WHIP	IP WLS BF H R ER SO ERA WHIP	IP WLS BF H R ER SO ERA WHIP	IP WLS BF H R ER SO ERA WHIP	IP WLS BF H R ER SO ERA WHIP	IP WLS BF H R ER SO ERA WHIP	IP WLS BF H R ER SO ERA WHIP	IP WLS BF H R ER SO ERA WHIP	IP WLS BF H R ER SO ERA WHIP	IP WLS BF H R ER SO ERA WHIP	IP WLS BF H R ER SO ERA WHIP	IP WLS BF H R ER SO ERA WHIP	IP WLS BF H R ER SO ERA WHIP	IP WLS BF H R ER SO ERA WHIP	IP WLS BF H R ER SO ERA WHIP	IP WLS BF H R ER SO ERA WHIP	
Terry Forster, L ERA: 3.94 Clay Carroll, R ERA: 1.97 Francisco Barrios, R ERA: 6.11 (1, 1) (8, 1) (10, 1)	5.2 L 0.1	28 16 1	7 4 0	3 2 0	3 2 0	3 2 0	3 2 0	3 2 0	3 2 0	3 2 0	46 23 1	4.76 4.50 0.00	1.941 1.250 0.000						
<b>Batter</b>	<b>1</b>	<b>2</b>	<b>3</b>	<b>4</b>	<b>5</b>	<b>6</b>	<b>7</b>	<b>8</b>	<b>9</b>	<b>10</b>	<b>AB</b>	<b>R</b>	<b>H</b>	<b>RBI</b>	<b>BB</b>	<b>SO</b>	<b>LOB</b>	<b>BOTTOM</b>	
Pat Kelly, L OBP: 0.336, SLG: 0.416 (1, 10)	F8		5-3					6-3			4	0	1	1	1	0	0	<b>Cleveland Indians @ Chicago White Sox</b> Comiskey Park, Chicago, IL Sat Jun 05 1976, 4:33 AM EDT Att: 13,744 - Unknown - 64 F	
Nyls Nyman, L OBP: 0.143, SLG: 0.143 Alan Bannister, R (9, PH) (10, 7)	K				F6	L4		2B 1B		K	4	1	1	0	0	1	2		
Chet Lemon, R OBP: 0.351, SLG: 0.366 (1, 8)	F8				K			S 1B			4	0	2	1	1	1	0		
Jorge Orta, L OBP: 0.277, SLG: 0.388 (1, 5)								S 1B			5	0	1	0	0	1	3		
Jim Spencer, L OBP: 0.311, SLG: 0.345 Lamar Johnson, R OBP: 0.302, SLG: 0.357 (1, 3) (8, PH) (9, 3)					4-3	1B		K		K	3	1	1	1	0	1	2		
Brian Downing, R OBP: 0.354, SLG: 0.364 (1, 2)					4-3			K		K	2	0	0	0	0	1	1		
Rich Coggins, L OBP: 0.283, SLG: 0.236 Buddy Bradford, R OBP: 0.308, SLG: 0.301 (1, 9) (9, PH) (10, 9)								S 1B		G6-4-3 BB	4	1	1	0	0	2	1		
Bucky Dent, R OBP: 0.335, SLG: 0.355 (1, 6)								1B BB			2	0	0	0	1	0	0		
Jack Brohamer, L OBP: 0.267, SLG: 0.327 Bill Stein, R OBP: 0.254, SLG: 0.220 (1, 4) (9, PH) (10, 4)								1B BB			3	0	0	0	0	1	2		
<b>Inning Stats</b>	R: 0 E: 0 K: 1 S: 5	H: 0 LOB: 0 BB: 0 P: 5	R: 1 E: 0 K: 1 S: 6	H: 1 LOB: 0 BB: 0 P: 6	R: 0 E: 0 K: 1 S: 5	H: 0 LOB: 0 BB: 0 P: 5	R: 0 E: 0 K: 1 S: 6	H: 1 LOB: 1 BB: 0 P: 6	R: 1 E: 0 K: 2 S: 9	H: 2 LOB: 1 BB: 0 P: 9	R: 0 E: 0 K: 2 S: 8	H: 1 LOB: 3 BB: 2 P: 16	R: 0 E: 0 K: 0 S: 2	H: 0 LOB: 0 BB: 1 P: 6	1B: 6 2B: 1 3B: 0 HR: 1	SF: 0 SAC: 0 DP: 1 HBP: 0	WP: 0 PA: 41		
<b>PITCHER</b>	IP WLS BF H R ER SO ERA WHIP	IP WLS BF H R ER SO ERA WHIP	IP WLS BF H R ER SO ERA WHIP	IP WLS BF H R ER SO ERA WHIP	IP WLS BF H R ER SO ERA WHIP	IP WLS BF H R ER SO ERA WHIP	IP WLS BF H R ER SO ERA WHIP	IP WLS BF H R ER SO ERA WHIP	IP WLS BF H R ER SO ERA WHIP	IP WLS BF H R ER SO ERA WHIP	IP WLS BF H R ER SO ERA WHIP	IP WLS BF H R ER SO ERA WHIP	IP WLS BF H R ER SO ERA WHIP	IP WLS BF H R ER SO ERA WHIP	IP WLS BF H R ER SO ERA WHIP	IP WLS BF H R ER SO ERA WHIP	IP WLS BF H R ER SO ERA WHIP		
Pat Dobson, R ERA: 2.88 Dave LaRoche, L ERA: 1.91 Jim Kern, R ERA: 2.14 (1, 1) (8, 1) (9, 1)	7.1 1.1 1.1	30 7 4	3 1 0	3 0 0	3 2 0	3 2 0	3 2 0	3 2 0	3 2 0	3 2 0	45 19 9	3.68 0.00 0.00	1.091 2.250 0.750						



Batter	1	2	3	4	5	6	7	8	9	AB	R	H	RBI	BB	SO	LOB	TOP			
Duane Kuiper, L (1,4) OBP: 0.289, SLG: 0.283	F8		1-3														4 1 2 1 1 0 0			
Buddy Bell, R (1,5) OBP: 0.377, SLG: 0.346	BB 1B		5-3				F6		B3								5 0 1 0 0 0 3			
Rick Manning, L (1,8) OBP: 0.330, SLG: 0.387	K			CS 1B			SF7		G6-4-3								4 0 1 1 0 1 3			
Boog Powell, L (1,3) OBP: 0.321, SLG: 0.281																	1 0 1 0 1 0 0			
Rico Carty, R (4,3) OBP: 0.394, SLG: 0.471	1B BB		CS		F9 1B												2 0 1 0 0 0 0			
John Lowenstein, L (1,10) OBP: 0.333, SLG: 0.315																	3 0 2 0 0 0 1			
Doug Howard, R (8,PH) OBP: 0.238, SLG: 0.280	1-2 1B				HBP 1B		F8										1 0 1 0 0 0 0			
George Hendrick, R (1,7) OBP: 0.333, SLG: 0.465																	4 0 1 0 0 0 4			
Charlie Spikes, R (1,9) OBP: 0.311, SLG: 0.287																	1 0 1 0 1 0 0			
Alan Ashby, S (1,2) OBP: 0.336, SLG: 0.344																	3 0 0 0 0 1 6			
Frank Robinson, R (8,PH) OBP: 0.394, SLG: 0.300																	1 0 1 0 0 0 0			
Ray Fosse, R (8,2) OBP: 0.355, SLG: 0.200																	0 0 0 0 0 0 0			
Larvell Blanks, R (1,6) OBP: 0.345, SLG: 0.510																	3 1 0 0 1 0 3			
<b>Inning Stats</b>	R: 0 E: 0 K: 1 S: 6	H: 2 LOB: 2 BB: 1 P: 10	R: 0 E: 0 K: 0 S: 4	H: 1 LOB: 1 BB: 0 P: 4	R: 0 E: 0 K: 0 S: 3	H: 1 LOB: 0 BB: 0 P: 3	R: 0 E: 0 K: 0 S: 4	H: 2 LOB: 2 BB: 0 P: 5	R: 0 E: 0 K: 1 S: 7	H: 1 LOB: 1 BB: 0 P: 7	R: 2 E: 0 K: 0 S: 4	H: 1 LOB: 0 BB: 1 P: 8	R: 0 E: 0 K: 0 S: 4	H: 2 LOB: 2 BB: 1 P: 8	R: 0 E: 0 K: 0 S: 2	H: 0 LOB: 0 BB: 1 P: 6	1B: 11 2B: 1 3B: 1 HR: 0	SF: 1 SAC: 1 DP: 3 HBP: 1	WP: 0 PB: 0 SB: 0 CS: 1	PA: 40
<b>PITCHER</b>	IP WLS BF H R ER SO BB IBB HBP BLK WP HR S P ERA WHIP																			
Pete Vuckovich, R (1,1) ERA: 4.05	6.0 W 28 10 2 2 2 2 2 0 1 0 0 0 0 29 38 3.00 2.000																			
Dave Hamilton, L (7,1) ERA: 3.38	2.0 9 2 0 0 0 2 0 0 0 0 0 0 0 7 15 0.00 2.000																			
Francisco Barmos, R (9,1) ERA: 5.79	1.0 S 2 0 0 0 0 0 0 0 0 0 0 0 0 2 2 0.00 0.000																			

Cleveland Indians @ Chicago White Sox  
Comiskey Park, Chicago, IL  
Sun Jun 06 1976, 4:33 AM EDT  
Unknown - 65 F


AB 32  
R 2  
H 12  
RBI 2  
BB 4  
SO 2  
LOB 20



Batter	1	2	3	4	5	6	7	8	9	AB	R	H	RBI	BB	SO	LOB	BOTTOM			
Pat Kelly, L (1,10) OBP: 0.333, SLG: 0.404	4-3			L6													3 0 0 0 1 0 2			
Rich Coggins, L (1,9) OBP: 0.266, SLG: 0.220	F8																4 0 0 0 0 0 2			
Chet Lemon, R (1,8) OBP: 0.348, SLG: 0.362																	4 0 1 0 0 2 0			
Jorge Orta, L (1,5) OBP: 0.276, SLG: 0.394	4-3			L6													4 0 1 0 0 0 1			
Jim Spencer, L (1,3) OBP: 0.315, SLG: 0.349																	4 1 2 0 0 0 0			
Bucky Dent, R (1,6) OBP: 0.333, SLG: 0.364																	4 1 1 0 0 0 3			
Nyls Nyman, L (1,7) OBP: 0.200, SLG: 0.300																	3 1 1 1 0 0 1			
Jack Brohamer, L (1,4) OBP: 0.276, SLG: 0.339																	2 0 1 1 1 0 0			
Jim Essian, R (1,2) OBP: 0.412, SLG: 0.400																	3 0 1 1 0 0 1			
<b>Inning Stats</b>	R: 0 E: 0 K: 0 S: 4	H: 1 LOB: 1 BB: 0 P: 4	R: 2 E: 0 K: 0 S: 6	H: 3 LOB: 2 BB: 1 P: 10	R: 0 E: 0 K: 0 S: 3	H: 0 LOB: 0 BB: 0 P: 3	R: 1 E: 0 K: 0 S: 4	H: 2 LOB: 1 BB: 1 P: 8	R: 0 E: 0 K: 1 S: 5	H: 0 LOB: 0 BB: 0 P: 5	R: 0 E: 0 K: 0 S: 3	H: 0 LOB: 0 BB: 0 P: 3	R: 0 E: 0 K: 1 S: 7	H: 2 LOB: 2 BB: 0 P: 7	R: 0 E: 0 K: 0 S: 2	H: 0 LOB: 0 BB: 1 P: 6	1B: 5 2B: 3 3B: 1 HR: 0	SF: 0 SAC: 0 DP: 1 HBP: 0	WP: 0 PB: 0 SB: 1 CS: 0	PA: 33
<b>PITCHER</b>	IP WLS BF H R ER SO BB IBB HBP BLK WP HR S P ERA WHIP																			
Jackie Brown, R (1,1) ERA: 2.17	3.1 L 18 6 3 3 0 1 0 0 0 0 0 0 0 16 24 8.10 2.100																			
Jim Bibby, R (4,1) ERA: 5.27	4.2 15 2 0 0 2 0 0 0 0 0 0 0 0 19 19 0.00 0.429																			

Cleveland Indians @ Chicago White Sox  
Comiskey Park, Chicago, IL  
Sun Jun 06 1976, 4:33 AM EDT  
Unknown - 65 F

AB 31  
R 3  
H 8  
RBI 3  
BB 2  
SO 2  
LOB 10





Batter	1	2	3	4	5	6	7	8	9	AB	R	H	RBI	BB	SO	LOB	TOP								
<b>Rick Manning, L</b> (1, 8) OBP: 0.329, SLG: 0.384										4	0	1	0	0	0	3	<b>Cleveland Indians @ Chicago White Sox</b> Comiskey Park, Chicago, IL Sun Jun 06 1976, 4:38 AM EDT Att: 24,413 - Unknown								
<b>Larvell Blanks, R</b> (1, 4) OBP: 0.339, SLG: 0.481										3	0	0	0	1	0	1									
<b>Buddy Bell, R</b> (1, 5) OBP: 0.374, SLG: 0.344										4	0	1	0	0	0	2									
<b>Frank Robinson, R</b> (1, 10) OBP: 0.429, SLG: 0.273										1	0	0	0	2	0	1									
<b>John Lowenstein, L</b> (8, PH) OBP: 0.329, SLG: 0.311											1	0	0	0	0	0		1							
<b>Rico Carty, R</b> (1, 3) OBP: 0.391, SLG: 0.463										3	0	0	0	1	1	4									
<b>George Hendrick, R</b> (1, 7) OBP: 0.326, SLG: 0.454										4	0	0	0	0	1	3									
<b>Charlie Spikes, R</b> (1, 9) OBP: 0.303, SLG: 0.279										4	0	0	0	0	0	0									
<b>Ray Fosse, R</b> (1, 2) OBP: 0.353, SLG: 0.214										3	0	1	0	0	0	0									
<b>Duane Kuiper, L</b> (9, PH) OBP: 0.297, SLG: 0.281											1	0	0	0	0	0		0							
<b>Frank Duffy, R</b> (1, 6) OBP: 0.276, SLG: 0.269										2	0	0	0	1	1	1									
<b>Alan Ashby, S</b> (9, PH) OBP: 0.333, SLG: 0.341										1	0	0	0	0	1	0									
<b>Inning Stats</b>	R: 0 E: 0 K: 0 S: 4	H: 1 LOB: 2 BB: 1 P: 8	R: 0 E: 0 K: 0 S: 3	H: 0 LOB: 0 BB: 0 P: 3	R: 0 E: 0 K: 0 S: 3	H: 0 LOB: 0 BB: 0 P: 3	R: 0 E: 0 K: 2 S: 7	H: 0 LOB: 1 BB: 1 P: 11	R: 0 E: 0 K: 1 S: 6	H: 1 LOB: 1 BB: 0 P: 6	R: 0 E: 0 K: 0 S: 3	H: 0 LOB: 1 BB: 1 P: 7	R: 0 E: 1 K: 0 S: 4	H: 0 LOB: 2 BB: 1 P: 8	R: 0 E: 0 K: 0 S: 4	H: 0 LOB: 2 BB: 2 P: 8	R: 0 E: 0 K: 1 S: 5	H: 0 LOB: 0 BB: 0 P: 5	1B: 3 2B: 0 3B: 0 HR: 0	SF: 0 SAC: 0 DP: 0 HBP: 0	WP: 0 PB: 0 SB: 0 CS: 0	PA: 36			
<b>PITCHER</b>	IP	WLS	BF	H	R	ER	SO	BB	IBB	HBP	BLK	WP	HR	S	P	ERA	WHIP								
<b>Ken Brett, L</b> (1, 1) ERA: 1.59	7.0	W	28	2	0	0	3	4	0	0	0	0	0	30	46	0.00	0.857								
<b>Jesse Jefferson, R</b> (8, 1) ERA: 5.75	2.0		8	1	0	0	1	1	0	0	0	0	0	9	13	0.00	1.000								

Batter	1	2	3	4	5	6	7	8	9	AB	R	H	RBI	BB	SO	LOB	BOTTOM								
<b>Bucky Dent, R</b> (1, 6) OBP: 0.326, SLG: 0.356										4	0	0	0	0	0	2	<b>Cleveland Indians @ Chicago White Sox</b> Comiskey Park, Chicago, IL Sun Jun 06 1976, 4:38 AM EDT Att: 24,413 - Unknown								
<b>Chat Lemon, R</b> (1, 8) OBP: 0.345, SLG: 0.358										4	0	1	0	0	0	1									
<b>Lamar Johnson, R</b> (1, 10) OBP: 0.340, SLG: 0.391										4	2	3	0	0	0	1									
<b>Jorge Orta, L</b> (1, 5) OBP: 0.281, SLG: 0.413										4	0	2	1	0	0	1									
<b>Jim Spencer, L</b> (1, 3) OBP: 0.314, SLG: 0.342										3	0	0	0	1	0	2									
<b>Brian Downing, R</b> (1, 2) OBP: 0.359, SLG: 0.366										2	1	1	1	1	0	1									
<b>Bill Stein, R</b> (1, 4) OBP: 0.250, SLG: 0.217										1	1	0	0	0	0	0									
<b>Pat Kelly, L</b> (7, PH) OBP: 0.339, SLG: 0.404										0	0	0	0	1	0	0									
<b>Jack Brohamer, L</b> (8, 4) OBP: 0.282, SLG: 0.339										0	0	0	0	1	0	0									
<b>Buddy Bradford, R</b> (1, 9) OBP: 0.306, SLG: 0.330										4	1	1	1	0	0	5									
<b>Alan Bannister, R</b> (1, 7) OBP: 0.333, SLG: 0.333										2	0	1	1	0	1	0									
<b>Rich Coggins, L</b> (7, PH) OBP: 0.262, SLG: 0.217										1	0	0	0	0	1	0									
<b>Nyls Nyman, L</b> (8, 7) OBP: 0.200, SLG: 0.300										0	0	0	0	0	0	0									
<b>Inning Stats</b>	R: 0 E: 0 K: 0 S: 3	H: 1 LOB: 0 BB: 0 P: 3	R: 0 E: 0 K: 0 S: 2	H: 0 LOB: 0 BB: 1 P: 6	R: 0 E: 0 K: 1 S: 5	H: 0 LOB: 0 BB: 0 P: 5	R: 1 E: 0 K: 0 S: 5	H: 2 LOB: 1 BB: 0 P: 5	R: 2 E: 0 K: 0 S: 6	H: 2 LOB: 1 BB: 0 P: 6	R: 0 E: 0 K: 0 S: 4	H: 1 LOB: 1 BB: 0 P: 4	R: 1 E: 0 K: 1 S: 5	H: 1 LOB: 0 BB: 1 P: 9	R: 1 E: 0 K: 0 S: 5	H: 2 LOB: 2 BB: 2 P: 13	R: 1 E: 0 K: 1 S: 5	H: 2 LOB: 3 BB: 2 P: 13	1B: 6 2B: 1 3B: 1 HR: 1	SF: 1 SAC: 1 DP: 1 HBP: 0	WP: 0 PB: 0 SB: 1 CS: 0	PA: 36			
<b>PITCHER</b>	IP	WLS	BF	H	R	ER	SO	BB	IBB	HBP	BLK	WP	HR	S	P	ERA	WHIP								
<b>Don Hood, L</b> (1, 1) ERA: 4.06	4.1	L	18	5	3	2	1	1	0	0	0	0	0	19	23	4.15	1.385								
<b>Tom Buskey, R</b> (5, 1) ERA: 2.2	3.0		14	4	2	2	1	1	1	0	0	0	1	14	22	6.00	1.667								
<b>Jim Kern, R</b> (8, 1) ERA: 2.11	0.2		3	0	0	0	0	1	0	0	0	0	0	2	6	0.00	1.500								



Batter	1	2	3	4	5	6	7	8	9	AB	R	H	RBI	BB	SO	LOB	TOP							
Steve Brye, R OBP: 0.275, SLG: 0.297	4-0 FC3-6 BB	0-0 FC4-6			0-0 2B 1B		0-0 F8	0-0 F8		4	1	1	0	1	0	4	<b>Minnesota Twins @ Cleveland Indians</b> Cleveland Municipal Stadium, Cleveland, OH Mon Jun 07 1976, 7:05 PM EDT Att: 5,919 - Unknown - 82 F							
Jerry Terrell, R OBP: 0.222, SLG: 0.256	0-0 FC3-6 FC5-4 BB	0-0 CS	0-0 4-3		0-0 1B E 2B		0-0 6-3	0-0 F8		5	1	1	1	0	0	3								
Rod Carew, L OBP: 0.401, SLG: 0.410	4-0 FC5-4 BB		4-0 WP 1B BB		0-0 E 1B		0-0 1-5-3		0-0 4-3	3	2	1	0	2	0	0								
Larry Hisle, R OBP: 0.341, SLG: 0.389	0-0 FC5-4 S		0-0 F9		0-0 E7 L1-6-3 1B			0-3 K	0-0 5-3	5	0	1	2	0	1	3								
Dan Ford, R OBP: 0.311, SLG: 0.439	4-0 BB		4-0 CS 1B		4-0 L1-6-3 BB			0-0 HR 1B	0-0 F9	3	1	2	1	2	0	0								
Butch Wynegar, S OBP: 0.378, SLG: 0.450	0-0 F9		0-0 CS 1B	0-3 K	0-0 L1-6-3			0-0 HR		4	1	1	2	0	1	5								
Craig Kusick, R OBP: 0.354, SLG: 0.557		0-0 6-3			0-0 2B		0-0 F9		0-0 HR	4	1	2	1	0	0	0								
Dave McKay, S OBP: 0.288, SLG: 0.230		0-0 FC4-6 CS 1B		0-0 5-3		0-0 5-3		1-0 HBP HBP		3	0	1	0	0	0	1								
Bob Randall, R OBP: 0.308, SLG: 0.290	1-2 FC4-6 1B		0-0 4-3		0-0 F7			1-2 HBP		3	0	1	0	0	0	1								
<b>Inning Stats</b>	R: 0 E: 0 K: 0 S: 3	H: 0 LOB: 3 BB: 3 P: 15	R: 0 E: 0 K: 0 S: 4	H: 2 LOB: 1 BB: 0 P: 4	R: 1 E: 0 K: 0 S: 3	H: 1 LOB: 0 BB: 1 P: 7	R: 0 E: 0 K: 1 S: 6	H: 1 LOB: 1 BB: 0 P: 6	R: 3 E: 1 K: 0 S: 5	H: 4 LOB: 0 BB: 1 P: 9	R: 0 E: 0 K: 0 S: 3	H: 0 LOB: 0 BB: 0 P: 3	R: 0 E: 0 K: 0 S: 3	H: 0 LOB: 0 BB: 0 P: 3	R: 0 E: 0 K: 1 S: 8	H: 0 LOB: 2 BB: 0 P: 10	R: 0 E: 0 K: 0 S: 3	H: 0 LOB: 0 BB: 0 P: 3	1B: 7 2B: 2 3B: 1 HR: 2	SF: 0 SAC: 0 DP: 0 HBP: 2	WP: 1 PB: 0 SB: 2 CS: 2	PA: 43		
<b>PITCHER</b>	IP WLS BF H R ER SO BB IBB HBP BLK WP HR S P ERA WHIP	4.0 L 21 7 4 4 1 4 0 0 0 1 0 19 35 9.00 2.750	5.0 20 4 3 3 1 1 0 2 0 0 2 19 25 5.40 1.000																					

AB	34
R	7
H	11
RBI	7
BB	5
SO	2
LOB	17



Batter	1	2	3	4	5	6	7	8	9	AB	R	H	RBI	BB	SO	LOB	BOTTOM
Buddy Bell, R OBP: 0.380, SLG: 0.348	0-0 1B 6-3 1B	4-0 FC6 BB		0-0 G5-4-3			0-0 E5 G4-6-3 1B		0-0 4-3	4	0	2	0	1	0	4	<b>Minnesota Twins @ Cleveland Indians</b> Cleveland Municipal Stadium, Cleveland, OH Mon Jun 07 1976, 7:05 PM EDT Att: 5,919 - Unknown - 82 F
Duane Kuiper, L OBP: 0.280, SLG: 0.275	0-0 6-3	0-0 FC6			0-0 6-3		0-0 SF7		0-0 4-3	4	0	0	1	0	0	6	
Rick Manning, L OBP: 0.336, SLG: 0.406	0-0 S 1B		0-0 HR		0-0 PB 6-3 1B		0-0 G4-6-3			4	1	3	1	0	0	1	
George Hendrick, R OBP: 0.320, SLG: 0.444	0-0 5-3		0-3 K		0-0 6-3			0-3 K		4	0	0	0	0	2	3	
Rico Carty, R OBP: 0.383, SLG: 0.451	0-0 6-3		0-0 F9		0-0 5-3			0-0 5-3		4	0	0	0	0	0	3	
Alan Ashby, S OBP: 0.325, SLG: 0.331		0-0 F8	0-0 F7		0-0 G1			0-3 K		4	0	0	0	0	1	0	
Doug Howard, R OBP: 0.238, SLG: 0.278		0-0 BB HBP 1B		0-0 4-3		0-0 1-3			0-0 E6 4-3 1B	4	0	1	0	0	0	0	
Charlie Spikes, R OBP: 0.302, SLG: 0.285		0-0 F9		0-0 2B		0-0 3-1			0-3 K	4	0	1	0	0	1	2	
Frank Duffy, R OBP: 0.284, SLG: 0.272		1-0 BB HBP		0-0 E5 G5-4-3			0-0 E 1B SF7 1B		0-0 4-3 1B	2	1	1	0	0	0	1	
Orlando Gonzalez, L OBP: 1.000, SLG: 1.000										1	0	1	0	0	0	0	
<b>Inning Stats</b>	R: 0 E: 0 K: 0 S: 5	H: 2 LOB: 2 BB: 0 P: 5	R: 0 E: 0 K: 0 S: 4	H: 1 LOB: 3 BB: 1 P: 9	R: 1 E: 0 K: 1 S: 6	H: 1 LOB: 0 BB: 0 P: 6	R: 0 E: 0 K: 0 S: 4	H: 1 LOB: 1 BB: 0 P: 4	R: 0 E: 0 K: 2 S: 7	H: 0 LOB: 0 BB: 0 P: 7	R: 0 E: 1 K: 1 S: 7	H: 1 LOB: 2 BB: 0 P: 7	1B: 7 2B: 1 3B: 0 HR: 1	SF: 1 SAC: 0 DP: 2 HBP: 1	WP: 0 PB: 1 SB: 1 CS: 0	PA: 38	
<b>PITCHER</b>	IP WLS BF H R ER SO BB IBB HBP BLK WP HR S P ERA WHIP	9.0 W 38 9 2 1 4 1 0 1 0 0 1 44 49 1.00 1.111															

AB	35
R	2
H	9
RBI	2
BB	1
SO	4
LOB	20





Batter	1	2	3	4	5	6	7	8	9	AB	R	H	RBI	BB	SO	LOB	TOP					
<b>Lyman Bostock, L</b> (1, 8) OBP: 0.373, SLG: 0.444 <b>Steve Brye, R</b> (4, 8) OBP: 0.282, SLG: 0.303	0-0 6-3	0-0 4-3		0-0 4-3			0-3 K		0-0 1B	3	0	0	0	0	0	3	<b>Minnesota Twins @ Cleveland Indians</b> Cleveland Municipal Stadium, Cleveland, OH Tue Jun 08 1976, 7:05 PM EDT Att: 6,581 - Unknown - 85 F					
<b>Jerry Terrell, R</b> (1, 6) OBP: 0.200, SLG: 0.229	0-0 L8		0-3 K		0-0 F5		0-0 F9		0-0 4-3	5	0	0	0	0	1							
<b>Rod Carew, L</b> (1, 3) OBP: 0.407, SLG: 0.417	0-0 1B		0-0 1B		0-0 F8			0-0 6-3 1B		4	2	3	0	0	0							
<b>Butch Wynegar, S</b> (1, 2) OBP: 0.376, SLG: 0.445	0-0 1B		0-3 K2-3		0-0 F9			0-3 K		4	0	1	1	0	2							
<b>Larry Hisle, R</b> (1, 7) OBP: 0.335, SLG: 0.381	0-3 K		0-0 4-3			0-0 F2		0-0 6-3		4	0	0	0	0	1							
<b>Steve Braun, L</b> (1, 10)		4-0 FC5-4 BB		0-0 3B		0-3 K		0-0 1B		3	1	2	1	1	1							
<b>Dan Ford, R</b> (1, 9) OBP: 0.310, SLG: 0.432		0-0 FC5-4 1B		0-0 F8		4-0 1B BB		0-0 F9		3	0	0	0	1	0							
<b>Mike Cubbage, L</b> (1, 5) OBP: 0.379, SLG: 0.306		0-0 F8		0-0 1-H 3B		0-0 1-2 1B			0-0 F8	4	0	2	1	0	0							
<b>Bob Randall, R</b> (1, 4) OBP: 0.306, SLG: 0.289		0-0 1-2 1B		0-0 F2			0-0 F2		0-0 F5	4	0	1	0	0	0							
<b>Inning Stats</b>	R: 1 E: 0 K: 1 S: 7	H: 2 LOB: 1 BB: 0 P: 7	R: 0 E: 0 K: 0 S: 4	H: 1 LOB: 2 BB: 1 P: 8	R: 0 E: 0 K: 2 S: 8	H: 1 LOB: 1 BB: 0 P: 8	R: 1 E: 0 K: 0 S: 5	H: 2 LOB: 1 BB: 0 P: 5	R: 0 E: 0 K: 0 S: 3	H: 0 LOB: 0 BB: 0 P: 3	R: 0 E: 0 K: 1 S: 5	H: 1 LOB: 0 BB: 1 P: 9	R: 0 E: 0 K: 1 S: 5	H: 0 LOB: 0 BB: 0 P: 5	R: 1 E: 0 K: 0 S: 7	H: 2 LOB: 1 BB: 0 P: 7	R: 0 E: 0 K: 0 S: 4	H: 1 LOB: 1 BB: 0 P: 4	1B: 9 2B: 0 3B: 1 HR: 0	SF: 0 SAC: 0 DP: 0 HBP: 0	WP: 0 PB: 0 SB: 3 CS: 0	PA: 38
<b>PITCHER</b> <b>Dennis Eckersley, R</b> (1, 1) ERA: 3.75	IP: 9.0 WLS: L BF: 38 H: 10 R: 3 ER: 3 SO: 6 BB: 2 IBB: 0 HBP: 0 BLK: 0 WP: 0 HR: 0 S: 48 P: 56 ERA: 3.00 WHIP: 1.333																					

AB	36
R	3
H	10
RBI	3
BB	2
SO	6
LOB	14



Batter	1	2	3	4	5	6	7	8	9	AB	R	H	RBI	BB	SO	LOB	BOTTOM					
<b>Duane Kuiper, L</b> (1, 4) OBP: 0.274, SLG: 0.269	0-0 B1-3		0-0 FC4-6 CS		0-0 L6			0-0 G6-3		4	0	0	0	0	0	2	<b>Minnesota Twins @ Cleveland Indians</b> Cleveland Municipal Stadium, Cleveland, OH Tue Jun 08 1976, 7:05 PM EDT Att: 6,581 - Unknown - 85 F					
<b>Orlando Gonzalez, L</b> (1, 9) OBP: 0.400, SLG: 0.400	0-0 1B		0-0 CS	0-0 6-3		0-0 F6		0-0 F8		4	0	1	0	0	0							
<b>Rick Manning, L</b> (1, 8) OBP: 0.330, SLG: 0.398	0-0 1-2 1B			0-0 F8		0-0 F7			0-0 F9	4	0	0	0	0	0							
<b>John Lowenstein, L</b> (1, 7) OBP: 0.337, SLG: 0.303	0-0 F8			4-0 1B BB		4-0 BB			0-3 K	2	1	0	0	2	1							
<b>Rico Carty, R</b> (1, 10) OBP: 0.380, SLG: 0.443		0-0 F9		4-0 1B BB		0-0 L9			0-0 4-3	3	0	0	0	1	0							
<b>Alan Ashby, S</b> (1, 2) OBP: 0.325, SLG: 0.331		0-0 3-1		0-0 1-3 2-H 1B		0-3 K				3	0	1	1	0	1							
<b>Doug Howard, R</b> (1, 3) OBP: 0.230, SLG: 0.268		0-3 K		0-0 1-3		0-0 6-3				3	0	0	0	0	1							
<b>Buddy Bell, R</b> (1, 5) OBP: 0.379, SLG: 0.347			0-0 CS 1B		0-0 1-3		0-0 F8			3	0	1	0	0	0							
<b>Frank Duffy, R</b> (1, 6) OBP: 0.287, SLG: 0.275 <b>Larvell Blanks, R</b> (8, PH) OBP: 0.350, SLG: 0.491			0-0 FC4-6 1B		0-3 K			0-0 G6-3 1B		2	0	1	0	0	1							
<b>Inning Stats</b>	R: 0 E: 0 K: 0 S: 4	H: 1 LOB: 1 BB: 0 P: 4	R: 0 E: 0 K: 1 S: 5	H: 0 LOB: 0 BB: 0 P: 5	R: 0 E: 0 K: 0 S: 3	H: 2 LOB: 0 BB: 0 P: 3	R: 1 E: 0 K: 0 S: 4	H: 1 LOB: 2 BB: 2 P: 12	R: 0 E: 0 K: 1 S: 5	H: 0 LOB: 0 BB: 0 P: 5	R: 0 E: 0 K: 0 S: 3	H: 0 LOB: 1 BB: 1 P: 7	R: 0 E: 0 K: 1 S: 5	H: 0 LOB: 0 BB: 0 P: 5	R: 0 E: 0 K: 0 S: 3	H: 1 LOB: 0 BB: 0 P: 3	R: 0 E: 0 K: 1 S: 5	H: 0 LOB: 0 BB: 0 P: 5	1B: 5 2B: 0 3B: 0 HR: 0	SF: 0 SAC: 0 DP: 1 HBP: 0	WP: 0 PB: 0 SB: 0 CS: 2	PA: 33
<b>PITCHER</b> <b>Pete Redfern, R</b> (1, 1) ERA: 7.71 <b>Bill Campbell, R</b> (4, 1) ERA: 2.7	IP: 3.2 WLS: W BF: 17 H: 1 R: 0 ER: 0 SO: 3 BB: 1 IBB: 0 HBP: 0 BLK: 0 WP: 0 HR: 0 S: 15 P: 23 ERA: 2.46 WHIP: 1.636																					





Batter	1	2	3	4	5	6	7	8	9	AB	R	H	RBI	BB	SO	LOB	TOP
Larry Hisle, R OBP: 0.329, SLG: 0.373										4	0	0	0	0	3	0	<b>Minnesota Twins @ Cleveland Indians</b> Cleveland Municipal Stadium, Cleveland, OH Wed Jun 09 1976, 7:05 PM EDT Alt. 5,361 - Unknown - 84 F  <b>AB 30</b> <b>R 1</b> <b>H 4</b> <b>RBI 1</b> <b>BB 1</b> <b>SO 6</b> <b>LOB 7</b> 
Steve Braun, L OBP: 0.327, SLG: 0.316										3	1	1	1	1	0	0	
Rod Carew, L OBP: 0.404, SLG: 0.413										4	0	1	0	0	0	0	
Butch Wynegar, S OBP: 0.373, SLG: 0.440										4	0	1	0	0	1	2	
Mike Cabbage, L OBP: 0.361, SLG: 0.288										3	0	0	0	0	0	3	
Dan Ford, R OBP: 0.306, SLG: 0.426										3	0	0	0	0	1	0	
Steve Brye, R OBP: 0.284, SLG: 0.304										3	0	1	0	0	1	0	
Jerry Terrell, R OBP: 0.189, SLG: 0.216										3	0	0	0	0	0	1	
Bob Randall, R OBP: 0.302, SLG: 0.285										2	0	0	0	0	0	0	
Tony Oliva, L OBP: 0.250, SLG: 0.214										1	0	0	0	0	0	1	
Dave McKay, S OBP: 0.288, SLG: 0.230										0	0	0	0	0	0	0	
<b>Inning Stats</b>	R: 0 E: 0 K: 1 S: 5	H: 0 LOB: 0 BB: 0 P: 5	R: 0 E: 0 K: 0 S: 3	H: 1 LOB: 0 BB: 0 P: 3	R: 0 E: 0 K: 0 S: 3	H: 0 LOB: 0 BB: 0 P: 3	R: 0 E: 0 K: 1 S: 5	H: 0 LOB: 0 BB: 0 P: 5	R: 0 E: 0 K: 1 S: 6	H: 1 LOB: 2 BB: 1 P: 10	R: 0 E: 0 K: 0 S: 4	H: 1 LOB: 1 BB: 0 P: 4	R: 1 E: 0 K: 1 S: 6	H: 1 LOB: 0 BB: 0 P: 6	1B: 3 2B: 0 3B: 0 HR: 1	SF: 0 SAC: 0 DP: 1 HBP: 0	WP: 0 PA: 31 PB: 0 SB: 1 CS: 0
<b>PITCHER</b> Pat Dobson, R ERA: 2.68	IP: 9.0 WLS: W BF: 31 H: 4 R: 1 ER: 1 SO: 6 BB: 1 IBB: 0 HBP: 0 BLK: 0 WP: 0 HR: 1 S: 42 P: 46 ERA: 1.00 WHIP: 0.556																

Batter	1	2	3	4	5	6	7	8	9	AB	R	H	RBI	BB	SO	LOB	BOTTOM
Duane Kuiper, L OBP: 0.275, SLG: 0.266										2	0	0	0	1	0	3	<b>Minnesota Twins @ Cleveland Indians</b> Cleveland Municipal Stadium, Cleveland, OH Wed Jun 09 1976, 7:05 PM EDT Alt. 5,361 - Unknown - 84 F  <b>AB 26</b> <b>R 4</b> <b>H 5</b> <b>RBI 4</b> <b>BB 8</b> <b>SO 2</b> <b>LOB 19</b> 
Orlando Gonzalez, L OBP: 0.250, SLG: 0.250										3	0	0	0	0	1	1	
Rico Carty, R OBP: 0.383, SLG: 0.443										0	0	0	0	1	0	0	
Rick Waits, L										0	1	0	0	0	0	0	
Charlie Spikes, R OBP: 0.302, SLG: 0.285										0	0	0	0	0	0	0	
Rick Manning, L OBP: 0.329, SLG: 0.392										3	1	0	0	1	0	3	
John Lowenstein, L OBP: 0.348, SLG: 0.308										2	1	1	0	1	0	1	
Buddy Bell, R OBP: 0.382, SLG: 0.356										1	0	1	2	0	0	0	
Frank Robinson, R OBP: 0.353, SLG: 0.214										3	0	0	0	0	0	3	
Doug Howard, R OBP: 0.227, SLG: 0.265										1	0	0	0	0	0	2	
George Hendrick, R OBP: 0.318, SLG: 0.439										2	0	0	1	1	0	0	
Alan Ashby, S OBP: 0.329, SLG: 0.336										4	0	2	1	0	1	0	
Larry Blanks, R OBP: 0.359, SLG: 0.474										2	0	0	0	2	0	4	
Ron Pruitt, R OBP: 0.313, SLG: 0.091										3	1	1	0	1	0	2	
<b>Inning Stats</b>	R: 0 E: 0 K: 1 S: 5	H: 0 LOB: 1 BB: 1 P: 9	R: 0 E: 0 K: 1 S: 5	H: 0 LOB: 0 BB: 0 P: 5	R: 0 E: 0 K: 0 S: 2	H: 0 LOB: 1 BB: 1 P: 6	R: 0 E: 0 K: 0 S: 4	H: 1 LOB: 1 BB: 0 P: 4	R: 0 E: 0 K: 0 S: 4	H: 1 LOB: 2 BB: 2 P: 8	R: 2 E: 1 K: 0 S: 5	H: 1 LOB: 2 BB: 2 P: 13	R: 2 E: 0 K: 0 S: 4	H: 1 LOB: 1 BB: 1 P: 7	1B: 4 2B: 1 3B: 0 HR: 0	SF: 1 SAC: 1 DP: 1 HBP: 0	WP: 0 PA: 36 PB: 0 SB: 0 CS: 2
<b>PITCHER</b> Joe Decker, R ERA: 4.61	IP: 6.0 WLS: L BF: 27 H: 3 R: 3 ER: 1 SO: 2 BB: 6 IBB: 0 HBP: 0 BLK: 0 WP: 0 HR: 0 S: 25 P: 49 ERA: 1.50 WHIP: 1.500																
Tom Burgmeier, L ERA: 0.98	IP: 0.2 WLS: L BF: 3 H: 0 R: 0 ER: 0 SO: 0 BB: 0 IBB: 1 HBP: 0 BLK: 0 WP: 0 HR: 0 S: 2 P: 6 ERA: 0.00 WHIP: 0.000																
Steve Luebber, R ERA: 5.31	IP: 1.1 WLS: L BF: 6 H: 2 R: 1 ER: 1 SO: 0 BB: 1 IBB: 0 HBP: 0 BLK: 0 WP: 0 HR: 0 S: 5 P: 9 ERA: 6.75 WHIP: 2.250																



Batter	1	2	3	4	5	6	7	8	9	10	11	12	13	AB R H RBI BB SO LOB	TOP
Pat Kelly, L OBP: 0.341, SLG: 0.416 (1, 10)	F7		K			F9		4-3			K		F6	6 0 0 0 0 2 2	<b>Chicago White Sox @ Cleveland Indians</b> Cleveland Municipal Stadium, Cleveland, OH Fri Jun 11 1976, 7:05 PM EDT Att: 11,984 - Unknown - 84 F
Ralph Garr, L OBP: 0.312, SLG: 0.392 (1, 8) (5, 7)	6-3		F8			1-3		1-3			K		K	6 0 0 0 0 2 2 0 0 0 0 0 0 0	
Nyls Nyman, L OBP: 0.133, SLG: 0.200 (13, 7)													K	5 1 2 1 1 2 0	
Buddy Bradford, R OBP: 0.333, SLG: 0.413 (1, 9)	F8			K					HR				1B IBB	4 0 0 0 0 0 0 2 0 1 1 0 1 1	
Jorge Orta, L OBP: 0.277, SLG: 0.395 Bill Stein, R OBP: 0.227, SLG: 0.197 (9, 5) (13, 4)		F7		F6			3-1		F5					5 0 1 0 1 1 2	
Jim Spencer, L OBP: 0.326, SLG: 0.363 (1, 3)							F7		K			F2	3-1	5 2 2 1 0 0 2	
Brian Downing, R OBP: 0.365, SLG: 0.402 (1, 2)									L4					3 0 0 0 0 0 0 2 0 0 0 0 1 1	
Rich Coggins, L OBP: 0.250, SLG: 0.206 (5, 8) (8, 8)														5 0 1 0 0 2 2	
Chet Lemon, R OBP: 0.323, SLG: 0.352 (8, 8)		E1					G3							3 0 0 0 0 0 0 0 1 0 0 0 0 0	
Bucky Dent, R OBP: 0.314, SLG: 0.337 (1, 6)														5 0 1 0 0 2 2	
Jack Brohamer, L OBP: 0.282, SLG: 0.325 Alan Bannister, R OBP: 0.273, SLG: 0.364 (13, PR) (13, 5)														3 0 0 0 0 0 0 0 1 0 0 0 0 0	
														1B: 4 SF: 0 2B: 1 SAC: 1 3B: 0 DP: 0 HR: 2 HBP: 1	
<b>Inning Stats</b>	R: 0 H: 0 E: 0 LOB: 0 K: 0 BB: 0 S: 3 P: 3	R: 1 H: 1 E: 1 LOB: 1 K: 0 BB: 0 S: 5 P: 5	R: 0 H: 0 E: 0 LOB: 0 K: 1 BB: 0 S: 5 P: 5	R: 0 H: 0 E: 0 LOB: 1 K: 1 BB: 1 S: 5 P: 9	R: 0 H: 0 E: 0 LOB: 0 K: 1 BB: 0 S: 5 P: 5	R: 0 H: 0 E: 0 LOB: 0 K: 1 BB: 0 S: 5 P: 5	R: 1 H: 1 E: 0 LOB: 0 K: 0 BB: 0 S: 4 P: 4	R: 0 H: 1 E: 0 LOB: 1 K: 0 BB: 0 S: 4 P: 4	R: 1 H: 1 E: 0 LOB: 0 K: 1 BB: 0 S: 6 P: 6	R: 0 H: 0 E: 0 LOB: 0 K: 1 BB: 0 S: 5 P: 5	R: 0 H: 1 E: 0 LOB: 1 K: 3 BB: 0 S: 10 P: 10	R: 0 H: 1 E: 0 LOB: 1 K: 1 BB: 0 S: 6 P: 6	R: 1 H: 1 E: 0 LOB: 2 K: 1 BB: 1 S: 6 P: 11	1B: 4 SF: 0 2B: 1 SAC: 1 3B: 0 DP: 0 HR: 2 HBP: 1	
<b>PITCHER</b>	IP WLS BF H R ER SO BB IBB HBP BLK WP HR S P ERA WHIP	<b>PITCHER</b>													
Jackie Brown, R ERA: 2.17 Dave LaRoche, L ERA: 1.71 Jim Kern, R ERA: 2.22	8.0 30 4 3 2 4 1 0 0 0 0 2 37 41 2.25 0.625														

Batter	1	2	3	4	5	6	7	8	9	10	11	12	13	AB R H RBI BB SO LOB	BOTTOM	
Rick Manning, L OBP: 0.326, SLG: 0.386 (1, 8)	K	F8				F7		F8			4-3			6 0 1 0 0 1 0	<b>Chicago White Sox @ Cleveland Indians</b> Cleveland Municipal Stadium, Cleveland, OH Fri Jun 11 1976, 7:05 PM EDT Att: 11,984 - Unknown - 84 F	
Larvell Blanks, R OBP: 0.386, SLG: 0.524 (1, 4)														6 2 4 0 0 0 0		
Ron Pruitt, R OBP: 0.263, SLG: 0.071 Doug Howard, R OBP: 0.222, SLG: 0.259 (1, 3) (7, 3)														3 0 0 0 0 0 2 2 0 0 0 0 0 1		
George Hendrick, R OBP: 0.319, SLG: 0.441 (1, 7)														6 1 2 1 0 0 2		
Rico Carty, R OBP: 0.386, SLG: 0.441 Rick Waits, L (9, PR) Orlando Gonzalez, L OBP: 0.333, SLG: 0.333 Frank Robinson, R OBP: 0.389, SLG: 0.467 (11, PH) (13, PH)														3 0 1 0 1 1 0 0 0 0 0 0 0 0 1 0 1 0 0 0 0 1 1 1 2 0 0 0		
Buddy Bell, R OBP: 0.387, SLG: 0.378 (1, 5)														5 1 3 2 0 0 3		
Charlie Spikes, R OBP: 0.302, SLG: 0.286 John Lowenstein, L OBP: 0.341, SLG: 0.300 (9, PH) (10, 9)														3 0 1 0 0 1 3 2 0 0 0 0 1 3		
Ray Fosse, R OBP: 0.324, SLG: 0.194 Alan Ashby, S OBP: 0.353, SLG: 0.331 (9, PH) (10, 2)														3 0 0 0 0 0 1 2 0 0 0 0 2 3		
Frank Duffy, R OBP: 0.277, SLG: 0.266 (1, 6)														5 0 0 0 0 1 1		
														1B: 10 SF: 0 2B: 1 SAC: 1 3B: 1 DP: 1 HR: 2 HBP: 0		
<b>Inning Stats</b>	R: 2 H: 4 E: 0 LOB: 2 K: 2 BB: 0 S: 11 P: 11	R: 0 H: 0 E: 0 LOB: 0 K: 0 BB: 0 S: 3 P: 3	R: 0 H: 1 E: 0 LOB: 0 K: 0 BB: 0 S: 3 P: 3	R: 0 H: 1 E: 0 LOB: 0 K: 0 BB: 0 S: 3 P: 3	R: 0 H: 0 E: 0 LOB: 0 K: 0 BB: 0 S: 3 P: 3	R: 0 H: 0 E: 0 LOB: 0 K: 0 BB: 0 S: 3 P: 3	R: 1 H: 2 E: 0 LOB: 1 K: 1 BB: 0 S: 7 P: 7	R: 0 H: 0 E: 0 LOB: 0 K: 0 BB: 0 S: 3 P: 3	R: 0 H: 1 E: 0 LOB: 3 K: 1 BB: 0 S: 6 P: 10	R: 0 H: 1 E: 0 LOB: 1 K: 1 BB: 0 S: 6 P: 6	R: 0 H: 1 E: 0 LOB: 1 K: 1 BB: 0 S: 6 P: 6	R: 0 H: 1 E: 0 LOB: 1 K: 1 BB: 0 S: 6 P: 6	R: 0 H: 1 E: 0 LOB: 1 K: 1 BB: 0 S: 5 P: 5	R: 2 H: 2 E: 0 LOB: 0 K: 0 BB: 0 S: 4 P: 4		WIP: 0 PA: 51 PB: 0 SB: 0 CS: 1
<b>PITCHER</b>	IP WLS BF H R ER SO BB IBB HBP BLK WP HR S P ERA WHIP	<b>PITCHER</b>														
Ken Brett, L ERA: 1.98 Clay Carroll, R ERA: 1.79 Terry Forster, L ERA: 4.15	8.0 30 8 3 3 3 0 0 0 0 0 1 36 36 3.38 1.000															

**AB 46**  
**R 4**  
**H 7**  
**RBI 3**  
**BB 2**  
**SO 11**  
**LOB 12**



**AB 48**  
**R 5**  
**H 14**  
**RBI 5**  
**BB 1**  
**SO 7**  
**LOB 19**





Batter	1	2	3	4	5	6	7	8	9	AB	R	H	RBI	BB	SO	LOB	TOP			
<b>Bucky Dent, R</b> OBP: 0.326, SLG: 0.342 (1, 6)	4-0 FC3-6 BB		4-0 G6-4-3 BB		0-0 1B		0-0 1-2 1B		0-3 K	3	0	2	0	2	1	2	<b>Chicago White Sox @ Cleveland Indians</b> Cleveland Municipal Stadium, Cleveland, OH Sat Jun 12 1976, 3:33 AM EDT Att: 17,456 - Unknown - 73 F <a href="http://livebaseballscorecards.com">livebaseballscorecards.com</a>			
<b>Ralph Garr, L</b> OBP: 0.311, SLG: 0.389 (1, 7)	0-0 FC3-6 1-2		0-3 K		0-0 1-2 1B		0-0 F8			4	0	1	0	0	1	4				
<b>Chet Lemon, R</b> OBP: 0.321, SLG: 0.349 (1, 8)	0-3 K		0-0 G6-4-3 1-2		0-0 G5-4-3 1-2			0-0 1B		4	0	1	0	0	1	4				
<b>Jorge Orta, L</b> OBP: 0.272, SLG: 0.387 (1, 5)	0-3 K			0-0 4-3		0-0 F8		0-3 K		4	0	0	0	0	2	1				
<b>Buddy Bradford, R</b> OBP: 0.323, SLG: 0.398 (1, 9)		0-0 F8		0-0 F9		0-0 F8		0-0 5-3		4	0	0	0	0	0	0				
<b>Jim Spencer, L</b> OBP: 0.330, SLG: 0.366 (1, 3)		0-0 1B		0-0 1B		0-3 K			0-0 4-3	4	0	2	0	0	1	0				
<b>Brian Downing, R</b> OBP: 0.218, SLG: 0.412 (9, PR)		0-0 FC4-6 1B		0-0 1B			0-0 F7		0-0 1B	4	0	3	0	0	0	0				
<b>Alan Bannister, R</b> OBP: 0.273, SLG: 0.364 (9, PH)		0-3 K		0-0 L1			0-0 F5		0-0 F6	3	0	0	0	0	1	4				
<b>Bill Stein, R</b> OBP: 0.218, SLG: 0.189 (9, PH)		0-0 FC4-6 1B					0-0 F8		0-0 1B	3	0	1	0	0	0	2				
<b>Pat Kelly, L</b> OBP: 0.346, SLG: 0.421 (9, PH)		0-0 FC4-6 1-2					0-0 1B		0-0 1B	1	0	1	0	0	0	0				
<b>Inning Stats</b>	R: 0 E: 0 K: 2 S: 7	H: 0 LOB: 1 BB: 1 P: 11	R: 0 E: 0 K: 1 S: 7	H: 2 LOB: 2 BB: 0 P: 7	R: 0 E: 0 K: 1 S: 4	H: 0 LOB: 0 BB: 1 P: 8	R: 0 E: 0 K: 0 S: 5	H: 2 LOB: 1 BB: 0 P: 5	R: 0 E: 0 K: 0 S: 4	H: 0 LOB: 0 BB: 0 P: 4	R: 0 E: 0 K: 0 S: 5	H: 2 LOB: 2 BB: 0 P: 5	R: 0 E: 0 K: 0 S: 5	H: 1 LOB: 0 BB: 0 P: 5	R: 0 E: 0 K: 1 S: 7	H: 2 LOB: 2 BB: 0 P: 7	1B: 11 2B: 0 3B: 0 HR: 0	SF: 0 SAC: 0 DP: 2 HBP: 0	WP: 0 PB: 0 CS: 0	PA: 37
<b>PITCHER</b>	IP WLS BF H R ER SO	IP WLS BF H R ER SO	IP WLS BF H R ER SO	IP WLS BF H R ER SO	IP WLS BF H R ER SO	IP WLS BF H R ER SO	IP WLS BF H R ER SO	IP WLS BF H R ER SO	IP WLS BF H R ER SO	IP WLS BF H R ER SO	IP WLS BF H R ER SO	IP WLS BF H R ER SO	IP WLS BF H R ER SO	IP WLS BF H R ER SO	IP WLS BF H R ER SO	IP WLS BF H R ER SO	ERA WHIP	ERA WHIP		
<b>Rick Waits, L</b> ERA: 2.12 (1, 1)	6.0 W 24	6.0 L 27	6.0 W 24	6.0 L 27	6.0 W 24	6.0 L 27	6.0 L 27	6.0 L 27	6.0 L 27	6.0 L 27	6.0 L 27	6.0 L 27	6.0 L 27	6.0 L 27	6.0 L 27	6.0 L 27	0.00 1.333	0.00 1.333		
<b>Jim Bibby, R</b> ERA: 4.75 (7, 1)	3.0 S 13	3.0 S 13	3.0 S 13	3.0 S 13	3.0 S 13	3.0 S 13	3.0 S 13	3.0 S 13	3.0 S 13	3.0 S 13	3.0 S 13	3.0 S 13	3.0 S 13	3.0 S 13	3.0 S 13	3.0 S 13	0.00 1.667	0.00 1.667		

Batter	1	2	3	4	5	6	7	8	9	AB	R	H	RBI	BB	SO	LOB	BOTTOM			
<b>Duane Kuiper, L</b> OBP: 0.274, SLG: 0.265 (1, 4)	0-0 4-3	0-0 F9		0-0 E 1B			0-0 5-3			4	0	1	1	0	0	2	<b>Chicago White Sox @ Cleveland Indians</b> Cleveland Municipal Stadium, Cleveland, OH Sat Jun 12 1976, 3:33 AM EDT Att: 17,456 - Unknown - 73 F <a href="http://livebaseballscorecards.com">livebaseballscorecards.com</a>			
<b>Rick Manning, L</b> OBP: 0.332, SLG: 0.393 (1, 8)	0-0 1B		0-0 6-3 1B	0-0 E7 1-3 1B			0-0 F8			4	0	3	0	0	0	0				
<b>George Hendrick, R</b> OBP: 0.313, SLG: 0.432 (1, 7)	0-0 F9		0-0 6-3 1-2 1B	0-3 K			0-0 1-3			4	0	0	0	0	1	4				
<b>Rico Carty, R</b> OBP: 0.383, SLG: 0.437 (1, 10)	0-0 F7		0-0 F5		0-0 G6-4-3 1B			0-3 K		4	0	1	0	0	1	2				
<b>Alan Ashby, S</b> OBP: 0.317, SLG: 0.322 (1, 2)		0-0 F9	0-0 F8		0-0 G6-4-3 1-2			0-3 K		4	0	0	0	0	1	2				
<b>Buddy Bell, R</b> OBP: 0.393, SLG: 0.387 (1, 5)		0-0 FC6-5 HBP 1B		0-0 1B SF7 2B			0-0 F8	4-0 BB		3	1	2	0	1	0	0				
<b>Charlie Spikes, R</b> OBP: 0.306, SLG: 0.286 (1, 9)		1-0 BLK FC6-5 HBP 1B		0-0 SF7 5-3 1B			0-0 L3		0-0 G3	0	1	0	0	0	0	0				
<b>John Lowenstein, L</b> OBP: 0.340, SLG: 0.301 (3, 9)		1-2 BLK FC6-5 HBP 1B		2-3 SF7 5-3 1B						3	1	1	0	0	0	1				
<b>Doug Howard, R</b> OBP: 0.215, SLG: 0.250 (1, 3)	0-0 FC6-5 1B BLK		0-0 5-3	0-0 5-3			0-0 F8			3	0	0	0	0	0	4				
<b>Frank Duffy, R</b> OBP: 0.278, SLG: 0.269 (1, 6)	0-0 1-3 2H 1B		0-0 SF7		0-0 6-3					2	0	1	2	0	0	0				
<b>Inning Stats</b>	R: 0 E: 0 K: 0 S: 4	H: 1 LOB: 1 BB: 0 P: 4	R: 1 E: 0 K: 0 S: 5	H: 2 LOB: 2 BB: 0 P: 6	R: 0 E: 0 K: 0 S: 4	H: 1 LOB: 1 BB: 0 P: 4	R: 2 E: 1 K: 1 S: 9	H: 4 LOB: 2 BB: 0 P: 9	R: 0 E: 0 K: 0 S: 3	H: 0 LOB: 0 BB: 0 P: 3	R: 0 E: 0 K: 0 S: 3	H: 0 LOB: 0 BB: 0 P: 3	R: 0 E: 0 K: 2 S: 7	H: 0 LOB: 1 BB: 1 P: 11	R: 0 E: 0 K: 1 S: 7	H: 0 LOB: 2 BB: 0 P: 7	1B: 8 2B: 1 3B: 0 HR: 0	SF: 1 SAC: 0 DP: 1 HBP: 1	WP: 0 PB: 0 CS: 0	PA: 34
<b>PITCHER</b>	IP WLS BF H R ER SO	IP WLS BF H R ER SO	IP WLS BF H R ER SO	IP WLS BF H R ER SO	IP WLS BF H R ER SO	IP WLS BF H R ER SO	IP WLS BF H R ER SO	IP WLS BF H R ER SO	IP WLS BF H R ER SO	IP WLS BF H R ER SO	IP WLS BF H R ER SO	IP WLS BF H R ER SO	IP WLS BF H R ER SO	IP WLS BF H R ER SO	IP WLS BF H R ER SO	IP WLS BF H R ER SO	ERA WHIP	ERA WHIP		
<b>Pete Vuckovich, R</b> ERA: 4.11 (1, 1)	6.0 L 27	6.0 L 27	6.0 L 27	6.0 L 27	6.0 L 27	6.0 L 27	6.0 L 27	6.0 L 27	6.0 L 27	6.0 L 27	6.0 L 27	6.0 L 27	6.0 L 27	6.0 L 27	6.0 L 27	6.0 L 27	4.50 1.500	4.50 1.500		
<b>Dave Hamilton, L</b> ERA: 3.16 (7, 1)	2.0 7	2.0 7	2.0 7	2.0 7	2.0 7	2.0 7	2.0 7	2.0 7	2.0 7	2.0 7	2.0 7	2.0 7	2.0 7	2.0 7	2.0 7	2.0 7	0.00 0.500	0.00 0.500		







Batter	1	2	3	4	5	6	7	8	9	AB	R	H	RBI	BB	SO	LOB	TOP				
<b>Rich Coggins, L</b> OBP: 0.253, SLG: 0.203 (1, 9)										4	1	0	0	1	0	2					
<b>Ralph Garr, L</b> OBP: 0.315, SLG: 0.390 (1, 7)										5	3	3	1	0	0	0					
<b>Chet Lemon, R</b> OBP: 0.331, SLG: 0.353 (1, 8)										4	0	2	0	0	2	1					
<b>Pat Kelly, L</b> OBP: 0.370, SLG: 0.480 (1, 10)										4	1	4	2	0	0	0					
<b>Jim Spencer, L</b> OBP: 0.340, SLG: 0.385 (1, 3)										4	1	2	2	1	0	3					
<b>Brian Downing, R</b> OBP: 0.354, SLG: 0.386 (1, 2)										5	0	0	1	0	1	7					
<b>Jorge Orta, L</b> OBP: 0.274, SLG: 0.394 (1, 5)										5	0	2	0	0	1	3					
<b>Bucky Dent, R</b> OBP: 0.323, SLG: 0.348 (1, 6)										4	1	1	0	0	0	4					
<b>Bill Stein, R</b> OBP: 0.210, SLG: 0.182 (1, 4)										3	0	0	1	0	1	2					
<b>Inning Stats</b>	R: 2 E: 1 K: 0 S: 5	H: 2 LOB: 1 BB: 1 P: 9	R: 0 E: 0 K: 1 S: 6	H: 1 LOB: 1 P: 6	R: 2 E: 0 K: 2 S: 9	H: 2 LOB: 0 BB: 0 P: 9	R: 0 E: 0 K: 0 S: 4	H: 1 LOB: 1 BB: 0 P: 4	R: 0 E: 0 K: 0 S: 5	H: 2 LOB: 2 BB: 0 P: 5	R: 0 E: 0 K: 0 S: 3	H: 0 LOB: 0 BB: 0 P: 3	R: 1 E: 0 K: 0 S: 5	H: 2 LOB: 2 BB: 1 P: 9	R: 1 E: 0 K: 0 S: 4	H: 1 LOB: 3 BB: 0 P: 4	R: 1 E: 1 K: 2 S: 11	H: 3 LOB: 3 BB: 0 P: 11	1B: 10 2B: 1 3B: 2 HR: 1	SF: 1 SAC: 3 DP: 0 HBP: 0	WP: 0 PA: 44 CS: 0
<b>PITCHER</b>	IP WLS BF H R ER SO BB IBB HBP BLK WP HR S P ERA WHIP																				
<b>Dennis Eckersley, R</b> ERA: 4.15	(1, 1)	3.0	15	5	4	4	3	1	0	0	0	0	0	1	20	24	12.00	2.000			
<b>Jim Kern, R</b> ERA: 2.52	(4, 1)	5.0	W	23	7	3	3	0	1	0	0	0	0	0	22	26	5.40	1.400			
<b>Stan Thomas, R</b> ERA: 2.66	(9, 1)	0.1	S	1	0	0	0	0	0	0	0	0	0	0	3	3	0.00	0.000			
<b>Dave LaRoche, L</b> ERA: 1.62	(9, 1)	0.2	S	5	2	0	0	1	0	0	0	0	0	0	7	7	0.00	3.000			

Chicago White Sox @ Cleveland Indians  
Cleveland Municipal Stadium, Cleveland, OH  
Sun Jun 13 1976, 3:38 AM EDT  
Att: 33,599 - Unknown

AB 38  
R 7  
H 14  
RBI 7  
BB 2  
SO 5  
LOB 22



Batter	1	2	3	4	5	6	7	8	9	AB	R	H	RBI	BB	SO	LOB	BOTTOM					
<b>Larvell Blanks, R</b> OBP: 0.373, SLG: 0.529 (1, 6)										5	1	1	2	0	0	3						
<b>Orlando Gonzalez, L</b> OBP: 0.353, SLG: 0.267 (1, 3)										3	0	0	0	0	0	0						
<b>Doug Howard, R</b> OBP: 0.221, SLG: 0.256 (7, PH)										2	0	1	1	0	0	0						
<b>Rick Manning, L</b> OBP: 0.327, SLG: 0.384 (1, 8)										5	0	1	0	0	1	0						
<b>Frank Robinson, R</b> OBP: 0.435, SLG: 0.444 (1, 10)										3	0	1	0	2	1	3						
<b>George Hendrick, R</b> OBP: 0.311, SLG: 0.424 (1, 7)										4	1	0	0	0	1	3						
<b>John Lowenstein, L</b> OBP: 0.356, SLG: 0.318 (1, 9)										4	2	2	0	0	1	0						
<b>Buddy Bell, R</b> OBP: 0.392, SLG: 0.383 (1, 5)										4	2	1	0	0	0	2						
<b>Ray Fosse, R</b> OBP: 0.375, SLG: 0.265 (8, PH)										3	1	3	1	0	0	0						
<b>Rico Carty, R</b> OBP: 0.393, SLG: 0.475 (8, PH)										1	0	1	3	0	0	0						
<b>Alan Ashby, S</b> OBP: 0.310, SLG: 0.318 (9, 2)										0	1	0	0	0	0	0						
<b>Duane Kuiper, L</b> OBP: 0.275, SLG: 0.277 (8, PH)										3	0	2	2	0	0	1						
<b>Frank Duffy, R</b> OBP: 0.288, SLG: 0.295 (9, 6)										0	1	0	0	1	0	0						
<b>Inning Stats</b>	R: 0 E: 0 K: 0 S: 3	H: 0 LOB: 0 BB: 0 P: 3	R: 2 E: 0 K: 0 S: 6	H: 3 LOB: 2 BB: 1 P: 10	R: 0 E: 0 K: 1 S: 6	H: 1 LOB: 1 BB: 0 P: 6	R: 1 E: 0 K: 1 S: 7	H: 2 LOB: 1 BB: 0 P: 7	R: 0 E: 0 K: 1 S: 5	H: 0 LOB: 1 BB: 1 P: 9	R: 0 E: 0 K: 0 S: 4	H: 1 LOB: 0 BB: 0 P: 4	R: 0 E: 0 K: 0 S: 3	H: 0 LOB: 0 BB: 0 P: 3	R: 6 E: 2 K: 1 S: 11	H: 6 LOB: 3 BB: 1 P: 15	1B: 9 2B: 3 3B: 2 HR: 0	SF: 0 SAC: 0 DP: 1 HBP: 0	WP: 1 PA: 40 CS: 1			
<b>PITCHER</b>	IP WLS BF H R ER SO BB IBB HBP BLK WP HR S P ERA WHIP																					
<b>Jesse Jefferson, R</b> ERA: 6.14	(1, 1)	1.2	9	3	2	2	0	0	0	0	0	0	0	0	0	0	10.80	2.400				
<b>Dave Hamilton, L</b> ERA: 2.95	(2, 1)	5.1	W	21	4	1	1	3	1	0	0	0	0	0	26	30	1.69	0.938				
<b>Clay Carroll, R</b> ERA: 2.31	(8, 1)	0.1	L	5	3	4	3	0	0	0	0	0	0	0	5	5	81.00	9.000				
<b>Terry Forster, L</b> ERA: 4.47	(8, 1)	0.2	S	5	3	2	2	1	0	1	0	0	0	1	0	6	10	27.00	4.500			

Chicago White Sox @ Cleveland Indians  
Cleveland Municipal Stadium, Cleveland, OH  
Sun Jun 13 1976, 3:38 AM EDT  
Att: 33,599 - Unknown

AB 37  
R 9  
H 13  
RBI 9  
BB 3  
SO 4  
LOB 12






Batter	1	2	3	4	5	6	7	8	9	AB	R	H	RBI	BB	SO	LOB	TOP			
Duane Kuiper, L (1,4) OBP: 0.269, SLG: 0.271	F2	6-3			4-3			G3		4	0	0	0	0	0	2				
Orlando Gonzalez, L (1,3) OBP: 0.333, SLG: 0.263	1B		L7			1-3		F8		4	1	1	0	0	0	1				
Rick Manning, L (1,8) OBP: 0.325, SLG: 0.382	FC5		K			K		E6		4	0	1	0	0	2	0				
Rico Carty, R (1,10) OBP: 0.386, SLG: 0.464	6-3		4-3			L7		K		4	0	0	1	0	1	2				
John Lowenstein, L (1,9) OBP: 0.362, SLG: 0.330				4-3			K		L7	3	0	1	0	1	1	1				
George Hendrick, R (1,7) OBP: 0.305, SLG: 0.416	FC5		4-3			K		L7		4	0	0	0	0	1	4				
Buddy Bell, R (1,5) OBP: 0.392, SLG: 0.388		G3		5-3			F8			3	1	1	0	0	0	1				
Alan Ashby, S (1,2) OBP: 0.310, SLG: 0.318		G3				K		G3		3	0	1	0	0	1	1				
Frank Duffy, R (1,6) OBP: 0.289, SLG: 0.296			L3				4-3			3	0	1	1	0	0	1				
<b>Inning Stats</b>	R: 1 E: 0 K: 0 S: 5	H: 2 LOB: 2 BB: 1 P: 9	R: 1 E: 0 K: 0 S: 4	H: 2 LOB: 0 BB: 0 P: 4	R: 0 E: 0 K: 1 S: 5	H: 0 LOB: 0 BB: 0 P: 5	R: 0 E: 0 K: 0 S: 3	H: 1 LOB: 0 BB: 0 P: 3	R: 0 E: 0 K: 1 S: 5	H: 0 LOB: 0 BB: 0 P: 5	R: 0 E: 0 K: 2 S: 7	H: 0 LOB: 0 BB: 0 P: 7	R: 0 E: 0 K: 0 S: 4	H: 1 LOB: 1 BB: 0 P: 4	R: 0 E: 1 K: 1 S: 6	H: 0 LOB: 1 BB: 0 P: 6	1B: 4 2B: 2 3B: 0 HR: 0	SF: 0 SAC: 0 DP: 0 HBP: 0	WP: 0 PB: 0 SB: 0 CS: 1	PA: 33
<b>PITCHER</b> Gaylord Perry, R (1,1) ERA: 3.21	IP: 9.0 WLS: W BF: 33 H: 6 R: 2 ER: 2 SO: 6 BB: 1 IBB: 0 HBP: 0 BLK: 0 WP: 0 HR: 0 S: 44 P: 48 ERA: 2.00 WHIP: 0.778															<b>PITCHER</b>				

Cleveland Indians @ Texas Rangers  
Arlington Stadium, Arlington, TX  
Tue Jun 15 1976, 8:05 PM EDT  
Att: 18,466 - Unknown - 76 F


AB 32  
R 2  
H 6  
RBI 2  
BB 1  
SO 6  
LOB 13



Batter	1	2	3	4	5	6	7	8	9	AB	R	H	RBI	BB	SO	LOB	BOTTOM			
Gene Clines, R (1,7) OBP: 0.325, SLG: 0.342	1B		1B	L8		L8				4	2	2	0	0	0	3				
Lenny Randle, S (1,4) OBP: 0.318, SLG: 0.319	5-3		1B			CS		K		3	0	1	0	1	1	1				
Mike Hargrove, L (1,3) OBP: 0.309, SLG: 0.444	2B		G6-4-3			F8		K		4	1	2	2	0	1	1				
Toby Harrah, R (1,6) OBP: 0.396, SLG: 0.403	1B		F4			F8		K		3	0	1	1	1	0	2				
Jeff Burroughs, R (1,9) OBP: 0.301, SLG: 0.406	K		G6-4-3			BB		6-3		3	0	0	0	1	1	3				
Roy Howell, L (1,5) OBP: 0.316, SLG: 0.395	K			K		K		K		4	0	0	0	0	4	3				
Tom Grieve, R (1,10) OBP: 0.295, SLG: 0.431		6-3		1B		K		F9		4	0	1	0	0	1	0				
Juan Beniquez, R (1,8) OBP: 0.279, SLG: 0.279		5-3		1B		4-3				3	0	1	0	0	0	0				
Jim Sundberg, R (1,2) OBP: 0.297, SLG: 0.342	L7			1B						3	0	2	0	0	0	0				
<b>Inning Stats</b>	R: 2 E: 0 K: 2 S: 10	H: 3 LOB: 1 BB: 0 P: 10	R: 0 E: 0 K: 0 S: 3	H: 0 LOB: 0 BB: 0 P: 3	R: 1 E: 0 K: 0 S: 4	H: 2 LOB: 1 BB: 1 P: 8	R: 0 E: 0 K: 1 S: 7	H: 3 LOB: 2 BB: 0 P: 7	R: 0 E: 0 K: 1 S: 5	H: 1 LOB: 2 BB: 2 P: 13	R: 0 E: 0 K: 1 S: 6	H: 1 LOB: 1 BB: 0 P: 6	R: 0 E: 0 K: 2 S: 7	H: 0 LOB: 0 BB: 0 P: 7	R: 0 E: 0 K: 1 S: 5	H: 0 LOB: 0 BB: 0 P: 5	1B: 7 2B: 3 3B: 0 HR: 0	SF: 0 SAC: 0 DP: 1 HBP: 0	WP: 0 PB: 0 SB: 0 CS: 1	PA: 34
<b>PITCHER</b> Jim Bibby, R (1,1) ERA: 4.98 Don Hood, L (5,1) ERA: 3.6	IP: 4.0 WLS: L BF: 20 H: 9 R: 3 ER: 3 SO: 3 BB: 1 IBB: 0 HBP: 0 BLK: 0 WP: 0 HR: 0 S: 25 P: 29 ERA: 6.75 WHIP: 2.500															<b>PITCHER</b>				

Cleveland Indians @ Texas Rangers  
Arlington Stadium, Arlington, TX  
Tue Jun 15 1976, 8:05 PM EDT  
Att: 18,466 - Unknown - 76 F

AB 31  
R 3  
H 10  
RBI 3  
BB 3  
SO 8  
LOB 13





Batter	1	2	3	4	5	6	7	8	9	AB	R	H	RBI	BB	SO	LOB	TOP																				
Orlando Gonzalez, L OBP: 0.280, SLG: 0.217 (1, 3)										4	0	0	0	0	1	3																					
Rick Manning, L OBP: 0.327, SLG: 0.387 (1, 8)										5	2	2	0	0	1	2																					
John Lowenstein, L OBP: 0.358, SLG: 0.319 Doug Howard, R OBP: 0.228, SLG: 0.256 (9, PH) (9, 9)										3	1	0	0	1	1	1																					
Rico Carty, R OBP: 0.377, SLG: 0.455 (1, 10)										4	0	0	1	0	2	3																					
George Hendrick, R OBP: 0.307, SLG: 0.432 (1, 7)										4	2	2	3	0	1	2																					
Alan Ashby, S OBP: 0.308, SLG: 0.312 (1, 2)										3	1	0	0	1	0	1																					
Buddy Bell, R OBP: 0.398, SLG: 0.418 (1, 5)										4	2	3	4	0	0	0																					
Frank Duffy, R OBP: 0.288, SLG: 0.295 (1, 6)										4	0	1	1	0	1	1																					
Duane Kuiper, L OBP: 0.274, SLG: 0.276 (1, 4)										4	1	2	0	0	1	1																					
<b>Inning Stats</b>	R: 0 E: 0 K: 3 S: 9	H: 0 LOB: 0 BB: 0 P: 9	R: 2 E: 1 K: 1 S: 9	H: 4 LOB: 2 BB: 0 P: 9	R: 2 E: 0 K: 1 S: 7	H: 2 LOB: 0 BB: 0 P: 7	R: 0 E: 0 K: 1 S: 5	H: 0 LOB: 0 BB: 0 P: 5	R: 0 E: 0 K: 0 S: 3	H: 0 LOB: 0 BB: 0 P: 3	R: 0 E: 0 K: 1 S: 4	H: 1 LOB: 1 BB: 0 P: 4	R: 4 E: 0 K: 1 S: 7	H: 2 LOB: 0 BB: 2 P: 15	R: 1 E: 0 K: 0 S: 5	H: 1 LOB: 2 BB: 1 P: 9	1B: 6 2B: 1 3B: 1 HR: 2	SF: 2 SAC: 1 DP: 0 HBP: 0	WP: 2 PB: 2 SB: 0 CS: 0	PA: 41																	
<b>PITCHER</b>	IP	WLS	BF	H	R	ER	SO	BB	IBB	HBP	BLK	WP	HR	S	P	ERA	WHIP	<b>PITCHER</b>			IP	WLS	BF	H	R	ER	SO	BB	IBB	HBP	BLK	WP	HR	S	P	ERA	WHIP
Bert Blyleven, R ERA: 3.62 (1, 1)	7.2	L	33	8	7	7	7	2	0	0	0	2	1	45	53	8.22	1.304																				
Steve Foucault, R ERA: 1.57 (8, 1)	0.1		2	1	1	1	1	0	0	0	0	0	1	4	4	27.00	3.000																				
Joe Hoerner, L ERA: 1.84 (9, 1)	1.0		6	1	1	0	0	0	1	0	0	0	0	5	9	0.00	1.000																				

Cleveland Indians @ Texas Rangers  
Arlington Stadium, Arlington, TX  
Wed Jun 16 1976, 8:05 PM EDT  
Att: 18,006 - Unknown

AB	35
R	9
H	10
RBI	9
BB	3
SO	8
LOB	14

Batter	1	2	3	4	5	6	7	8	9	AB	R	H	RBI	BB	SO	LOB	BOTTOM																				
Gene Clines, R OBP: 0.341, SLG: 0.351 (1, 7)										4	0	2	1	1	0	0																					
Lenny Randle, S OBP: 0.320, SLG: 0.317 (1, 4)										4	0	1	0	1	1	1																					
Mike Hargrove, L OBP: 0.304, SLG: 0.443 (1, 3)										5	0	1	0	0	2	7																					
Toby Harrah, R OBP: 0.392, SLG: 0.398 (1, 6)										5	0	1	0	0	0	5																					
Jeff Burroughs, R OBP: 0.296, SLG: 0.398 (1, 9)										4	0	0	0	0	1	1																					
Roy Howell, L OBP: 0.324, SLG: 0.399 (1, 5)										3	2	2	0	1	0	1																					
Tom Grieve, R OBP: 0.295, SLG: 0.442 (1, 10)										4	1	1	2	0	2	2																					
Juan Beniquez, R OBP: 0.283, SLG: 0.284 (1, 8)										4	1	2	0	0	1	0																					
Jim Sundberg, R OBP: 0.302, SLG: 0.342 (1, 2)										3	0	1	1	1	1	2																					
<b>Inning Stats</b>	R: 0 E: 0 K: 1 S: 6	H: 1 LOB: 1 BB: 0 P: 6	R: 0 E: 0 K: 3 S: 11	H: 2 LOB: 2 BB: 0 P: 11	R: 0 E: 0 K: 1 S: 6	H: 1 LOB: 1 BB: 0 P: 6	R: 2 E: 0 K: 1 S: 8	H: 3 LOB: 3 BB: 2 P: 16	R: 0 E: 0 K: 0 S: 3	H: 0 LOB: 0 BB: 0 P: 3	R: 0 E: 0 K: 1 S: 5	H: 0 LOB: 0 BB: 0 P: 5	R: 0 E: 0 K: 0 S: 3	H: 0 LOB: 0 BB: 0 P: 3	R: 2 E: 0 K: 0 S: 5	H: 2 LOB: 0 BB: 0 P: 5	R: 0 E: 0 K: 1 S: 5	H: 1 LOB: 2 BB: 2 P: 13	1B: 9 2B: 2 3B: 0 HR: 1	SF: 0 SAC: 0 DP: 2 HBP: 0	WP: 1 PB: 0 SB: 1 CS: 0	PA: 40															
<b>PITCHER</b>	IP	WLS	BF	H	R	ER	SO	BB	IBB	HBP	BLK	WP	HR	S	P	ERA	WHIP	<b>PITCHER</b>			IP	WLS	BF	H	R	ER	SO	BB	IBB	HBP	BLK	WP	HR	S	P	ERA	WHIP
Jackie Brown, R ERA: 2.39 (1, 1)	8.0	W	35	10	4	4	7	2	0	0	0	1	1	47	55	4.50	1.500																				
Stan Thomas, R ERA: 2.66 (9, 1)	0.0		2	0	0	0	0	2	0	0	0	0	0	0	8	∞	∞																				
Dave LaRoche, L ERA: 1.57 (9, 1)	1.0		3	1	0	0	1	0	0	0	0	0	0	5	5	0.00	1.000																				

Cleveland Indians @ Texas Rangers  
Arlington Stadium, Arlington, TX  
Wed Jun 16 1976, 8:05 PM EDT  
Att: 18,006 - Unknown

AB	36
R	4
H	11
RBI	4
BB	4
SO	8
LOB	19



Batter	1	2	3	4	5	6	7	8	9	AB	R	H	RBI	BB	SO	LOB	TOP																
Davey Nelson, R OBP: 0.400, SLG: 0.447 (1, 4)										4	1	1	0	1	0	3	<b>Kansas City Royals @ Cleveland Indians</b> Cleveland Municipal Stadium, Cleveland, OH Fri Jun 18 1976, 3:33 AM EDT Att: 14,170 - Unknown - 80 F <a href="http://livebaseballscorecards.com">livebaseballscorecards.com</a>																
Amos Otis, R OBP: 0.364, SLG: 0.524 (1, 8)										5	1	1	0	0	2	3																	
George Brett, L OBP: 0.393, SLG: 0.481 (1, 6)										4	0	0	0	0	0	2																	
John Mayberry, L OBP: 0.333, SLG: 0.394 (1, 3)										4	0	1	1	0	0	0																	
Hal McRae, R OBP: 0.419, SLG: 0.489 (1, 10)										2	1	1	0	2	0	0																	
Al Cowens, R OBP: 0.291, SLG: 0.314 (1, 9)										4	0	1	0	0	0	3																	
Jim Wohlford, R OBP: 0.269, SLG: 0.284 (7, PH)										2	0	0	0	0	0	2																	
Tom Poquette, L OBP: 0.384, SLG: 0.519 (7, 7)										2	2	2	0	0	0	0																	
Cookie Rojas, R OBP: 0.350, SLG: 0.346 (1, 5)										3	0	2	3	0	0	0																	
Buck Martinez, R OBP: 0.321, SLG: 0.519 (1, 2)										4	0	0	0	0	1	3																	
<b>Inning Stats</b>	R: 1 E: 0 K: 1 S: 6	H: 1 LOB: 0 BB: 0 P: 6	R: 1 E: 1 K: 1 S: 8	H: 3 LOB: 2 BB: 0 P: 8	R: 1 E: 0 K: 0 S: 4	H: 1 LOB: 0 BB: 0 P: 4	R: 0 E: 0 K: 0 S: 3	H: 0 LOB: 0 BB: 0 P: 3	R: 0 E: 0 K: 0 S: 3	H: 0 LOB: 1 BB: 1 P: 7	R: 1 E: 0 K: 0 S: 5	H: 2 LOB: 1 BB: 0 P: 5	R: 0 E: 0 K: 0 S: 3	H: 1 LOB: 1 BB: 1 P: 7	R: 1 E: 0 K: 1 S: 6	H: 1 LOB: 1 BB: 1 P: 10	1B: 5 2B: 3 3B: 1 HR: 0	SF: 1 SAC: 0 DP: 1 HBP: 0	WP: 0 PB: 0 SB: 0 CS: 0	PA: 38													
<b>PITCHER</b>	IP WLS BF H R ER SO BB IBB HBP BLK WP HR S P ERA WHIP																																
Rick Waits, L ERA: 3.15 (1, 1)	3.0		14	5	3	3	2	0	0	0	1	0	0	18	18	9.00	1.667																
Stan Thomas, R ERA: 2.57 (4, 1)	4.1	L	18	3	1	1	0	2	0	0	0	0	0	16	24	2.08	1.154																
Jim Kern, R ERA: 2.6 (8, 1)	1.2		6	1	1	1	1	1	0	0	0	0	0	7	11	5.40	1.200																

Batter	1	2	3	4	5	6	7	8	9	AB	R	H	RBI	BB	SO	LOB	BOTTOM																
Orlando Gonzalez, L OBP: 0.310, SLG: 0.231 (1, 3)										3	1	1	0	1	1	2	<b>Kansas City Royals @ Cleveland Indians</b> Cleveland Municipal Stadium, Cleveland, OH Fri Jun 18 1976, 3:33 AM EDT Att: 14,170 - Unknown - 80 F <a href="http://livebaseballscorecards.com">livebaseballscorecards.com</a>																
Rick Manning, L OBP: 0.328, SLG: 0.387 (1, 8)										5	0	2	2	0	2	3																	
John Lowenstein, L OBP: 0.363, SLG: 0.327 (1, 9)										4	0	2	0	0	1	2																	
Rico Carty, R OBP: 0.379, SLG: 0.453 (1, 10)										3	0	1	1	1	1	3																	
Ron Pruitt, R OBP: 0.263, SLG: 0.071 (8, PR)										0	0	0	0	0	0	0																	
George Hendrick, R OBP: 0.306, SLG: 0.429 (1, 7)										4	0	1	0	0	1	3																	
Alan Ashby, S OBP: 0.307, SLG: 0.310 (1, 2)										4	0	1	0	0	2	1																	
Buddy Bell, R OBP: 0.395, SLG: 0.415 (1, 5)										4	0	1	0	0	0	2																	
Frank Duffy, R OBP: 0.289, SLG: 0.296 (9, PH)										3	0	1	0	0	0	1																	
Larvell Blanks, R OBP: 0.368, SLG: 0.522 (9, PH)										1	0	0	0	0	1	0																	
Duane Kuiper, L OBP: 0.282, SLG: 0.285 (1, 4)										4	2	3	0	0	0	1																	
<b>Inning Stats</b>	R: 0 E: 1 K: 2 S: 8	H: 2 LOB: 1 BB: 0 P: 8	R: 0 E: 0 K: 0 S: 4	H: 2 LOB: 1 BB: 0 P: 4	R: 2 E: 1 K: 1 S: 8	H: 3 LOB: 1 BB: 0 P: 8	R: 0 E: 0 K: 1 S: 5	H: 0 LOB: 0 BB: 0 P: 5	R: 1 E: 0 K: 0 S: 5	H: 3 LOB: 1 BB: 0 P: 5	R: 0 E: 0 K: 2 S: 7	H: 0 LOB: 0 BB: 0 P: 7	R: 0 E: 0 K: 1 S: 5	H: 1 LOB: 1 BB: 1 P: 9	R: 0 E: 0 K: 0 S: 4	H: 1 LOB: 2 BB: 1 P: 8	R: 0 E: 0 K: 2 S: 8	H: 1 LOB: 1 BB: 0 P: 8	1B: 13 2B: 0 3B: 0 HR: 0	SF: 0 SAC: 1 DP: 1 HBP: 0	WP: 0 PB: 0 SB: 0 CS: 4	PA: 38											
<b>PITCHER</b>	IP WLS BF H R ER SO BB IBB HBP BLK WP HR S P ERA WHIP																																
Dennis Leonard, R ERA: 2.75 (1, 1)	9.0	W	38	13	3	1	9	2	0	0	0	0	0	54	62	1.00	1.667																



Batter	1	2	3	4	5	6	7	8	9	AB	R	H	RBI	BB	SO	LOB	TOP										
Davey Nelson, R OBP: 0.373, SLG: 0.412 (1, 4)	6-3		K			6-3			F8	4	0	0	0	0	1	0	<b>Kansas City Royals @ Cleveland Indians</b> Cleveland Municipal Stadium, Cleveland, OH Sat Jun 19 1976, 7:05 PM EDT Att: 17,389 - Unknown - 60 F <a href="http://livebaseballscorecards.com">livebaseballscorecards.com</a>										
Amos Otis, R OBP: 0.363, SLG: 0.519 (1, 8)	6-3			K			2-3		1B	4	0	1	0	0	1	0											
George Brett, L OBP: 0.387, SLG: 0.474 (1, 5)	F9			4-3			K		F7	4	0	0	0	0	1	1											
John Mayberry, L OBP: 0.328, SLG: 0.387 (1, 3)		K		F8			F7		G3	4	0	0	0	0	1	1											
Hal McRae, R OBP: 0.418, SLG: 0.484 (1, 10)		F9			L7			1B BB		2	0	0	0	1	0	0											
Al Cowens, R OBP: 0.292, SLG: 0.314 (1, 9)					6-3			K		3	0	1	0	0	1	1											
Tom Poquette, L OBP: 0.376, SLG: 0.507 (1, 7)						F5			F7	3	0	0	0	0	0	2											
Buck Martinez, R OBP: 0.313, SLG: 0.506 (8, PH)			L8			6-3				2	0	0	0	0	0	0											
Tony Solaja, L OBP: 0.277, SLG: 0.356 (8, PH)										1	0	1	0	0	0	0											
John Wathan, R OBP: 0.375, SLG: 0.333 (8, 2)									1B	0	0	0	0	0	0	0											
Frank White, R OBP: 0.275, SLG: 0.304 (8, PH)			L7			6-3				2	0	0	0	0	0	0											
Jamie Quirk, L OBP: 0.313, SLG: 0.438 (8, 6)									4-3	1	0	0	0	0	0	2											
<b>Inning Stats</b>	R: 0 E: 0 K: 1 S: 3	H: 0 LOB: 0 BB: 0 P: 3	R: 0 E: 0 K: 1 S: 6	H: 1 LOB: 1 BB: 0 P: 6	R: 0 E: 0 K: 1 S: 5	H: 0 LOB: 0 BB: 0 P: 5	R: 0 E: 0 K: 1 S: 5	H: 0 LOB: 0 BB: 0 P: 5	R: 0 E: 0 K: 0 S: 3	H: 0 LOB: 0 BB: 0 P: 3	R: 0 E: 0 K: 1 S: 5	H: 0 LOB: 0 BB: 0 P: 5	R: 0 E: 0 K: 1 S: 6	H: 1 LOB: 2 BB: 1 P: 10	R: 0 E: 0 K: 0 S: 4	H: 1 LOB: 1 BB: 0 P: 4	1B: 3 2B: 0 3B: 0 HR: 0	SF: 0 SAC: 0 DP: 0 HBP: 0	WP: 0 PB: 0 SB: 0 CS: 0	PA: 31							
<b>PITCHER</b>	IP	WLS	BF	H	R	ER	SO	BB	IBB	HBP	BLK	WP	HR	S	P	ERA	WHIP										
Pat Dobson, R ERA: 2.41 (1, 1)	7.0	W	22	1	0	0	4	0	0	0	0	0	0	30	30	0.00	0.143										
Jim Kern, R ERA: 2.51 (8, 1)	2.0	S	9	2	0	0	1	1	0	0	0	0	0	10	14	0.00	1.500										

Batter	1	2	3	4	5	6	7	8	9	AB	R	H	RBI	BB	SO	LOB	BOTTOM										
Orlando Gonzalez, L OBP: 0.313, SLG: 0.241 (7, PH)	G3		G6-3			G3 SH1-4 1B	FC5-2 IBB			3	1	1	0	0	0	1	<b>Kansas City Royals @ Cleveland Indians</b> Cleveland Municipal Stadium, Cleveland, OH Sat Jun 19 1976, 7:05 PM EDT Att: 17,389 - Unknown - 60 F <a href="http://livebaseballscorecards.com">livebaseballscorecards.com</a>										
Doug Howard, R OBP: 0.237, SLG: 0.256 (8, 3)										0	0	0	0	1	0	0											
Rick Manning, L OBP: 0.328, SLG: 0.386 (1, 8)	1-3			6-3 G3 1B		SH1-4	FC5-2			3	0	1	0	0	0	3											
John Lowenstein, L OBP: 0.353, SLG: 0.317 (7, PH)					G3					3	0	0	0	0	1	2											
Frank Robinson, R OBP: 0.417, SLG: 0.421 (8, 9)										1	0	0	0	0	1	3											
Charlie Spikes, R OBP: 0.306, SLG: 0.286 (8, 9)										0	0	0	0	0	0	0											
Rico Carty, R OBP: 0.381, SLG: 0.451 (1, 10)		6-3							F7	3	0	1	1	1	0	0											
George Hendrick, R OBP: 0.305, SLG: 0.425 (1, 7)					6-3				5-3	4	0	1	0	0	0	3											
Alan Ashby, S OBP: 0.306, SLG: 0.304 (1, 2)			G4-6-3 1B							3	1	0	0	1	0	3											
Buddy Bell, R OBP: 0.398, SLG: 0.423 (1, 5)										3	1	2	0	0	0	0											
Frank Duffy, R OBP: 0.295, SLG: 0.302 (1, 6)			E5 FC4-6 1B							3	0	2	0	0	0	2											
Duane Kuiper, L OBP: 0.279, SLG: 0.281 (1, 4)			FC4-6 G6-3							3	0	0	1	0	0	3											
<b>Inning Stats</b>	R: 0 E: 0 K: 1 S: 5	H: 0 LOB: 0 BB: 0 P: 5	R: 0 E: 0 K: 0 S: 3	H: 1 LOB: 0 BB: 0 P: 3	R: 1 E: 1 K: 0 S: 4	H: 2 LOB: 0 BB: 0 P: 4	R: 0 E: 0 K: 0 S: 4	H: 1 LOB: 2 BB: 1 P: 8	R: 0 E: 0 K: 0 S: 3	H: 1 LOB: 0 BB: 0 P: 3	R: 1 E: 0 K: 0 S: 5	H: 2 LOB: 1 BB: 0 P: 5	R: 1 E: 1 K: 1 S: 7	H: 1 LOB: 3 BB: 2 P: 15	R: 0 E: 0 K: 0 S: 3	H: 0 LOB: 0 BB: 0 P: 3	1B: 7 2B: 1 3B: 0 HR: 0	SF: 0 SAC: 1 DP: 3 HBP: 0	WP: 0 PB: 0 SB: 0 CS: 0	PA: 33							
<b>PITCHER</b>	IP	WLS	BF	H	R	ER	SO	BB	IBB	HBP	BLK	WP	HR	S	P	ERA	WHIP										
Al Fitzmorris, R ERA: 3.5 (1, 1)	6.1	L	27	8	3	3	1	2	0	0	0	0	0	27	35	4.26	1.579										
Steve Mingo, L ERA: 2.3 (7, 1)	0.1		2	0	0	0	0	0	1	0	0	0	0	1	5	0.00	0.000										
Marty Pattin, R ERA: 3.12 (7, 1)	1.1		4	0	0	0	1	0	0	0	0	0	0	6	6	0.00	0.000										







Batter	1	2	3	4	5	6	7	8	9	AB	R	H	RBI	BB	SO	LOB	TOP			
Orlando Gonzalez, L (1,3)	F7		6-3			3-1			BB	3	0	0	0	1	0	0	<b>Cleveland Indians @ New York Yankees</b> Yankee Stadium, Bronx, NY Mon Jun 21 1976, 7:05 PM EDT Att: 19,685 - Unknown			
Rick Manning, L (1,8)	5-3		K			5-3			BB	3	0	0	0	1	1	0				
John Lowenstein, L (1,9)	K			K		F8			BB	4	0	0	0	0	2	2				
Rico Carty, R (1,10)		6-3		K		F9			BB	4	0	0	0	0	2	2				
George Hendrick, R (1,7)		E S 1B		F9		6-3			BB	4	0	1	0	0	0	2				
Buddy Bell, R (1,5)		K			6-3				BB	3	0	0	0	0	1	1				
Ray Fosse, R (1,2)		K				FC6-4 1B		F8	BB	3	0	1	0	0	1	1				
Frank Duffy, R (1,6)		5-3				FC6-4 FC6 1B			BB	3	0	1	0	0	0	3				
Duane Kuiper, L (1,4)			5-3			FC6		G6-4-3 1B	BB	3	0	0	0	0	0	2				
<b>Inning Stats</b>	R: 0 E: 0 K: 1 S: 5	H: 0 LOB: 0 BB: 0 P: 5	R: 0 E: 0 K: 2 S: 9	H: 1 LOB: 2 BB: 0 P: 9	R: 0 E: 0 K: 1 S: 5	H: 0 LOB: 0 BB: 0 P: 5	R: 0 E: 0 K: 2 S: 7	H: 0 LOB: 0 BB: 0 P: 7	R: 0 E: 0 K: 0 S: 4	H: 1 LOB: 1 BB: 0 P: 4	R: 0 E: 0 K: 0 S: 3	H: 0 LOB: 0 BB: 0 P: 3	R: 0 E: 0 K: 0 S: 3	H: 0 LOB: 0 BB: 0 P: 3	R: 0 E: 0 K: 0 S: 3	H: 1 LOB: 0 BB: 2 P: 13	1B: 3 2B: 0 3B: 0 HR: 0	SF: 0 SAC: 0 DP: 1 HBP: 0	WP: 1 PB: 0 SB: 1 CS: 0	PA: 32
<b>PITCHER</b> Ed Figueroa, R (1,1) ERA: 3.24	IP: 9.0 WLS: W BF: 32 H: 3 R: 0 ER: 0 SO: 7 BB: 2 IBB: 0 HBP: 0 BLK: 0 WP: 1 HR: 0 S: 44 P: 52 ERA: 0.00 WHIP: 0.556																			

Batter	1	2	3	4	5	6	7	8	9	AB	R	H	RBI	BB	SO	LOB	BOTTOM	
Mickey Rivers, L (1,8)	F1		F3			F9				4	1	1	1	0	0	1	<b>Cleveland Indians @ New York Yankees</b> Yankee Stadium, Bronx, NY Mon Jun 21 1976, 7:05 PM EDT Att: 19,685 - Unknown	
Roy White, S (1,7)	4-3					F9			BB	3	0	1	1	1	0	0		
Thurman Munson, R (1,2)	F7		K			F6			BB	4	0	0	0	0	1	2		
Chris Chambliss, L (1,3)		1B 3B		F7					BB	3	2	2	0	1	0	0		
Carlos May, L (1,10)		G3		F7		FC4-6			BB	4	0	0	0	0	0	3		
Graig Nettles, L (1,5)		CS 1B				F2			BB	4	1	3	2	0	0	1		
Oscar Gamble, L (1,9)		F4				F4			BB	3	1	0	0	1	0	3		
Willie Randolph, R (1,4)									BB	2	0	1	2	1	0	0		
Jim Mason, L (1,6)			F2		4-3				BB	3	1	1	0	0	0	2		
<b>Inning Stats</b>	R: 0 E: 0 K: 0 S: 3	H: 0 LOB: 0 BB: 0 P: 3	R: 1 E: 0 K: 0 S: 4	H: 2 LOB: 0 BB: 0 P: 4	R: 0 E: 0 K: 1 S: 5	H: 0 LOB: 2 BB: 2 P: 13	R: 2 E: 0 K: 0 S: 5	H: 2 LOB: 1 BB: 1 P: 9	R: 0 E: 0 K: 0 S: 3	H: 0 LOB: 0 BB: 0 P: 3	R: 2 E: 0 K: 0 S: 5	H: 3 LOB: 0 BB: 0 P: 5	R: 1 E: 0 K: 0 S: 4	H: 2 LOB: 0 BB: 0 P: 4	1B: 5 2B: 2 3B: 2 HR: 0	SF: 0 SAC: 0 DP: 1 HBP: 0	WP: 1 PB: 0 SB: 1 CS: 1	PA: 34
<b>PITCHER</b> Dennis Eckersley, R (1,1) ERA: 4.39 Tom Buskey, R (8,1) ERA: 3.13	IP: 7.0 WLS: L BF: 30 H: 7 R: 5 ER: 5 SO: 1 BB: 4 IBB: 0 HBP: 0 BLK: 0 WP: 0 HR: 0 S: 28 P: 44 ERA: 6.43 WHIP: 1.571																	



Batter	1	2	3	4	5	6	7	8	9	AB	R	H	RBI	BB	SO	LOB	TOP				
<b>Duane Kuiper, L</b> (1, 4) OBP: 0.284, SLG: 0.286	F5							BB 1B		4	0	3	0	0	0	0	<b>Cleveland Indians @ New York Yankees</b> Yankee Stadium, Bronx, NY Tue Jun 22 1976, 7:05 PM EDT Att: 22,265 - Unknown				
<b>Rick Manning, L</b> (1, 8) OBP: 0.324, SLG: 0.377	S BB				5-3			F7		3	0	0	0	1	1	4					
<b>George Hendrick, R</b> (1, 7) OBP: 0.305, SLG: 0.416	F3			5-3				F8		4	0	0	0	0	0	2					
<b>Rico Carty, R</b> (1, 10) OBP: 0.377, SLG: 0.461	F9			F8				F9		4	0	1	0	0	0	1					
<b>Boog Powell, L</b> (1, 3) OBP: 0.329, SLG: 0.273		SH1 1B SF7 BB		F8				F8		2	1	0	0	2	0	0					
<b>Buddy Bell, R</b> (1, 5) OBP: 0.395, SLG: 0.420		SF7 SH1 1B		5-3				F3		4	1	1	0	0	0	3					
<b>Alan Ashby, S</b> (1, 2) OBP: 0.301, SLG: 0.299		SH1		5-3				F4		3	0	0	0	0	0	0					
<b>Charlie Spikes, R</b> (1, 9) OBP: 0.302, SLG: 0.302		SF7		K				HR		3	1	1	2	0	1	0					
<b>Frank Duffy, R</b> (1, 6) OBP: 0.296, SLG: 0.302		1B 3H		K				F8		4	0	1	1	0	1	0					
<b>Inning Stats</b>	R: 0 E: 0 K: 0 S: 3	H: 0 LOB: 1 BB: 1 P: 7	R: 2 E: 0 K: 1 S: 8	H: 3 LOB: 2 BB: 1 P: 12	R: 0 E: 0 K: 0 S: 3	H: 0 LOB: 0 BB: 0 P: 3	R: 0 E: 0 K: 1 S: 5	H: 0 LOB: 0 BB: 0 P: 5	R: 0 E: 0 K: 0 S: 3	H: 0 LOB: 0 BB: 0 P: 3	R: 1 E: 0 K: 0 S: 4	H: 1 LOB: 0 BB: 0 P: 4	R: 0 E: 0 K: 0 S: 5	H: 2 LOB: 3 BB: 1 P: 9	R: 0 E: 0 K: 0 S: 3	H: 0 LOB: 0 BB: 0 P: 3	1B: 6 2B: 0 3B: 0 HR: 1	SF: 1 SAC: 1 DP: 0 HBP: 0	WP: 0 PB: 0 SB: 1 CS: 1	PA: 36	
<b>PITCHER</b>	IP	WLS	BF	H	R	ER	SO	BB	IBB	HBP	BLK	WP	HR	S	P	ERA	WHIP				
<b>Caffish Hunter, R</b> (1, 1) ERA: 3.63	7.2	L	32	7	3	3	3	3	0	0	0	0	1	35	47	3.52	1.304				
<b>Sparky Lyle, L</b> (8, 1) ERA: 1.73	1.1		4	0	0	0	0	0	0	0	0	0	0	4	4	0.00	0.000				

Batter	1	2	3	4	5	6	7	8	9	AB	R	H	RBI	BB	SO	LOB	BOTTOM					
<b>Mickey Rivers, L</b> (1, 8) OBP: 0.331, SLG: 0.435	G5-4-3 1B									4	0	4	1	0	0	0	<b>Cleveland Indians @ New York Yankees</b> Yankee Stadium, Bronx, NY Tue Jun 22 1976, 7:05 PM EDT Att: 22,265 - Unknown					
<b>Roy White, S</b> (1, 7) OBP: 0.365, SLG: 0.422	G5-4-3 1-2				2B			E1 FC5-4		3	0	0	0	1	1	3						
<b>Thurman Munson, R</b> (1, 9) OBP: 0.344, SLG: 0.463	1-3				1-3			FC5-4 G3-6-3		4	0	0	0	0	0	3						
<b>Lou Piniella, R</b> (1, 10) OBP: 0.329, SLG: 0.442		K			1B FC1-6			G3-6-3		4	0	1	0	0	1	1						
<b>Chris Chambliss, L</b> (1, 3) OBP: 0.330, SLG: 0.436		4-3			2B FC1-6			F6		4	1	1	0	0	0	1						
<b>Graig Nettles, L</b> (1, 5) OBP: 0.300, SLG: 0.377		G3			2B 1H			F8		4	0	1	1	0	0	1						
<b>Fran Healy, R</b> (1, 2) OBP: 0.304, SLG: 0.208					4-3			4-3		3	0	0	0	1	0	2						
<b>Willie Randolph, R</b> (1, 4) OBP: 0.361, SLG: 0.329					1B BB			G5-4-3		3	0	0	0	1	0	2						
<b>Fred Stanley, R</b> (1, 6) OBP: 0.321, SLG: 0.284								G5-4-3		2	0	0	0	0	1	1						
<b>Elliott Maddox, R</b> (7, PH) OBP: 1.000, SLG: 2.000								F9		1	1	1	0	0	0	0						
<b>Jim Mason, L</b> (8, 6) OBP: 0.181, SLG: 0.220								1B 2B		0	0	0	0	0	0	0						
<b>Inning Stats</b>	R: 0 E: 0 K: 0 S: 3	H: 1 LOB: 0 BB: 0 P: 3	R: 0 E: 0 K: 1 S: 5	H: 0 LOB: 0 BB: 0 P: 5	R: 0 E: 1 K: 2 S: 8	H: 1 LOB: 2 BB: 1 P: 12	R: 1 E: 0 K: 0 S: 5	H: 2 LOB: 1 BB: 0 P: 5	R: 0 E: 0 K: 0 S: 4	H: 0 LOB: 0 BB: 0 P: 8	R: 0 E: 0 K: 0 S: 3	H: 0 LOB: 0 BB: 0 P: 3	R: 1 E: 1 K: 0 S: 3	H: 2 LOB: 1 BB: 1 P: 7	R: 0 E: 0 K: 0 S: 3	H: 0 LOB: 0 BB: 0 P: 3	R: 0 E: 0 K: 0 S: 4	H: 1 LOB: 1 BB: 0 P: 4	1B: 4 2B: 4 3B: 0 HR: 0	SF: 0 SAC: 0 DP: 3 HBP: 0	WP: 0 PB: 0 SB: 1 CS: 0	PA: 35
<b>PITCHER</b>	IP	WLS	BF	H	R	ER	SO	BB	IBB	HBP	BLK	WP	HR	S	P	ERA	WHIP					
<b>Rick Waits, L</b> (1, 1) ERA: 2.89	8.0	W	32	8	2	2	3	3	0	0	0	0	0	35	47	2.25	1.375					
<b>Dave LaRoche, L</b> (9, 1) ERA: 1.53	1.0	S	3	0	0	0	0	0	0	0	0	0	0	3	3	0.00	0.000					



Batter	1	2	3	4	5	6	7	8	9	AB	R	H	RBI	BB	SO	LOB	TOP			
Rick Manning, L (1, 8) OBP: 0.323, SLG: 0.375										4	1	1	0	0	0	0	<b>Cleveland Indians @ New York Yankees</b> Yankee Stadium, Bronx, NY Wed Jun 23 1976, 7:05 PM EDT Att: 26,117 - Unknown - 79 F			
Larvell Blanks, R (1, 4) OBP: 0.363, SLG: 0.534										4	1	1	1	0	0	0				
George Hendrick, R (1, 7) OBP: 0.304, SLG: 0.413										4	0	1	1	0	1	0				
Rico Carty, R (1, 10) OBP: 0.375, SLG: 0.457										4	1	1	0	0	0	1				
Buddy Bell, R (1, 5) OBP: 0.393, SLG: 0.417										4	1	1	0	0	0	1				
Boog Powell, L (1, 3) OBP: 0.318, SLG: 0.261										3	0	0	0	0	2	3				
Charlie Spikes, R (1, 9) OBP: 0.308, SLG: 0.315										3	0	2	2	0	0	0				
Ray Fosse, R (1, 2) OBP: 0.360, SLG: 0.273										3	0	0	0	0	0	2				
Frank Duffy, R (1, 6) OBP: 0.291, SLG: 0.297										3	0	0	0	0	0	1				
<b>Inning Stats</b>	R: 2 E: 0 K: 1 S: 8	H: 3 LOB: 1 BB: 0 P: 8	R: 0 E: 0 K: 0 S: 3	H: 1 LOB: 0 BB: 0 P: 3	R: 0 E: 0 K: 1 S: 5	H: 0 LOB: 0 BB: 0 P: 5	R: 2 E: 0 K: 0 S: 5	H: 3 LOB: 0 BB: 0 P: 5	R: 0 E: 0 K: 0 S: 3	H: 0 LOB: 0 BB: 0 P: 3	R: 0 E: 0 K: 1 S: 5	H: 0 LOB: 0 BB: 0 P: 5	R: 0 E: 0 K: 0 S: 3	H: 0 LOB: 0 BB: 0 P: 3	R: 0 E: 0 K: 0 S: 3	H: 0 LOB: 0 BB: 0 P: 3	1B: 5 2B: 3 3B: 1 HR: 0	SF: 0 SAC: 0 DP: 2 HBP: 0	WP: 1 PB: 0 CS: 1	PA: 32
<b>PITCHER</b> Ken Holtzman, L (1, 1) ERA: 2.92	IP: 9.0 WLS: L BF: 32 H: 7 R: 4 ER: 4 SO: 3 BB: 0 IBB: 0 HBP: 0 BLK: 0 WP: 1 HR: 0 S: 38 P: 38 ERA: 4.00 WHIP: 0.778															<b>PITCHER</b>				

Batter	1	2	3	4	5	6	7	8	9	AB	R	H	RBI	BB	SO	LOB	BOTTOM			
Mickey Rivers, L (1, 8) OBP: 0.329, SLG: 0.440										4	1	1	0	0	0	1	<b>Cleveland Indians @ New York Yankees</b> Yankee Stadium, Bronx, NY Wed Jun 23 1976, 7:05 PM EDT Att: 26,117 - Unknown - 79 F			
Roy White, S (1, 7) OBP: 0.364, SLG: 0.419										4	0	1	0	0	0	1				
Thurman Munson, R (1, 2) OBP: 0.344, SLG: 0.462										3	0	1	0	0	1	1				
Sandy Alomar Sr., S (8, 6)										1	0	0	0	0	0	0				
Lou Piniella, R (1, 10) OBP: 0.327, SLG: 0.437										4	0	1	0	0	1	2				
Chris Chambliss, L (1, 3) OBP: 0.329, SLG: 0.431										3	0	0	0	1	1	1				
Graig Nettles, L (1, 5) OBP: 0.295, SLG: 0.371										4	0	0	0	0	1	1				
Elliott Maddox, R (1, 9) OBP: 0.333, SLG: 0.667										2	0	0	0	0	0	0				
Fran Healy, R (5, 2) OBP: 0.310, SLG: 0.220										2	0	1	0	0	0	1				
Willie Randolph, R (1, 4) OBP: 0.361, SLG: 0.325										2	0	0	0	1	0	0				
Fred Stanley, R (1, 6) OBP: 0.326, SLG: 0.289										2	0	1	0	0	0	0				
Otto Velez, R (7, PH) OBP: 0.368, SLG: 0.304										1	0	0	0	0	1	2				
<b>Inning Stats</b>	R: 1 E: 1 K: 1 S: 7	H: 2 LOB: 1 BB: 0 P: 7	R: 0 E: 0 K: 1 S: 5	H: 0 LOB: 0 BB: 0 P: 5	R: 0 E: 0 K: 1 S: 7	H: 2 LOB: 2 BB: 0 P: 7	R: 0 E: 0 K: 0 S: 3	H: 0 LOB: 0 BB: 0 P: 3	R: 0 E: 0 K: 0 S: 3	H: 1 LOB: 0 BB: 0 P: 3	R: 0 E: 0 K: 2 S: 8	H: 1 LOB: 2 BB: 1 P: 12	R: 0 E: 0 K: 0 S: 3	H: 0 LOB: 0 BB: 0 P: 3	R: 0 E: 0 K: 0 S: 3	H: 0 LOB: 1 BB: 1 P: 7	1B: 5 2B: 0 3B: 1 HR: 0	SF: 0 SAC: 0 DP: 1 HBP: 0	WP: 0 PB: 0 CS: 0	PA: 34
<b>PITCHER</b> Don Hood, L (1, 1) ERA: 3.07	IP: 8.0 WLS: W BF: 30 H: 6 R: 1 ER: 1 SO: 5 BB: 1 IBB: 0 HBP: 0 BLK: 0 WP: 0 HR: 0 S: 39 P: 43 ERA: 1.12 WHIP: 0.875															<b>PITCHER</b> Dave LaRoche, L (9, 1) ERA: 1.49				



Batter	1	2	3	4	5	6	7	8	9	AB	R	H	RBI	BB	SO	LOB	TOP										
<b>Duane Kuiper, L</b> (1, 4) <small>OBP: 0.280, SLG: 0.282</small> <b>Frank Duffy, R</b> (8, PH) <small>OBP: 0.289, SLG: 0.295</small>	L1			1-3			L7	K		3	0	0	0	0	0	0	<b>Cleveland Indians @ New York Yankees</b> Yankee Stadium, Bronx, NY Thu Jun 24 1976, 7:05 PM EDT Att: 20,981 - Unknown										
<b>Larvell Blanks, R</b> (1, 6) <small>OBP: 0.345, SLG: 0.506</small>	F3			4-3			F9		K	4	0	0	0	0	1	0											
<b>Rick Manning, L</b> (1, 8) <small>OBP: 0.327, SLG: 0.373</small> <b>John Lowenstein, L</b> (5, 8) <small>OBP: 0.339, SLG: 0.296</small> <b>Frank Robinson, R</b> (9, PH) <small>OBP: 0.400, SLG: 0.400</small> <b>Orlando Gonzalez, L</b> (9, 7) <small>OBP: 0.341, SLG: 0.297</small>	G3			F6			4-3		F8	2	0	0	0	0	0	0											
<b>Rico Carty, R</b> (1, 10) <small>OBP: 0.377, SLG: 0.472</small>		4-3					F8	BLK 1B		4	2	2	1	0	0	0											
<b>Boog Powell, L</b> (1, 3) <small>OBP: 0.326, SLG: 0.274</small>		F8					F7	SF9 1B	HR	4	1	2	0	0	0	0											
<b>Buddy Bell, R</b> (1, 5) <small>OBP: 0.389, SLG: 0.414</small>		6-3					F8	SF9 1B		2	0	0	1	0	0	0											
<b>George Hendrick, R</b> (1, 7) <small>OBP: 0.301, SLG: 0.408</small>			5-3				6-3		L4	3	0	0	0	0	0	1											
<b>Charlie Spikes, R</b> (1, 9) <small>OBP: 0.308, SLG: 0.321</small>			F2				4-3		HR	3	1	1	1	0	0	0											
<b>Alan Ashby, S</b> (1, 2) <small>OBP: 0.302, SLG: 0.317</small>							F8		HR	3	1	1	2	0	1	0											
<b>Inning Stats</b>	R: 0 E: 0 K: 0 S: 3	H: 0 LOB: 0 BB: 0 P: 3	R: 0 E: 0 K: 0 S: 3	H: 0 LOB: 0 BB: 0 P: 3	R: 0 E: 0 K: 1 S: 5	H: 0 LOB: 0 BB: 0 P: 5	R: 0 E: 0 K: 0 S: 3	H: 0 LOB: 0 BB: 0 P: 3	R: 0 E: 0 K: 0 S: 3	H: 0 LOB: 0 BB: 0 P: 3	R: 0 E: 0 K: 0 S: 3	H: 0 LOB: 0 BB: 0 P: 3	R: 4 E: 0 K: 1 S: 9	H: 4 LOB: 0 BB: 0 P: 9	R: 1 E: 0 K: 1 S: 6	H: 2 LOB: 1 BB: 0 P: 6		1B: 3 2B: 1 3B: 0 HR: 2	SF: 1 SAC: 0 DP: 0 HBP: 0	WP: 0 PB: 0 CS: 0	PA: 32						
<b>PITCHER</b> <b>Doyle Alexander, R</b> (1, 1) <small>ERA: 3.47</small> <b>Sparky Lyle, L</b> (8, 1) <small>ERA: 1.94</small>	IP	WLS	BF	H	R	ER	SO	BB	IBB	HBP	BLK	WP	HR	S	P	ERA	WHIP										


Batter	1	2	3	4	5	6	7	8	9	AB	R	H	RBI	BB	SO	LOB	BOTTOM										
<b>Mickey Rivers, L</b> (1, 8) <small>OBP: 0.337, SLG: 0.446</small>	F9 4-3	F7		BB 2H		L9		1B		6	1	4	2	0	0	3	<b>Cleveland Indians @ New York Yankees</b> Yankee Stadium, Bronx, NY Thu Jun 24 1976, 7:05 PM EDT Att: 20,981 - Unknown										
<b>Roy White, S</b> (1, 7) <small>OBP: 0.364, SLG: 0.419</small>	F9 1-3		WP HR	G3		F8		S 1B		5	1	2	0	0	1	3											
<b>Carlos May, L</b> (1, 10) <small>OBP: 0.318, SLG: 0.272</small>	4-3 3H		G3					K 1B		4	0	1	1	1	1	3											
<b>Chris Chambliss, L</b> (1, 3) <small>OBP: 0.326, SLG: 0.424</small>	4-3		K			F8		F7		4	0	0	0	1	1	5											
<b>Graig Nettles, L</b> (1, 5) <small>OBP: 0.297, SLG: 0.381</small>		G3		HR		F9		3-1		4	1	1	2	1	0	3											
<b>Oscar Gamble, L</b> (1, 9) <small>OBP: 0.345, SLG: 0.467</small>		1B SF8		S		F7		4-3		5	2	2	0	0	0	1											
<b>Willie Randolph, R</b> (1, 4) <small>OBP: 0.366, SLG: 0.330</small>		SF8 1B		K		F3		S		3	0	1	0	2	1	1											
<b>Eliot Maddox, R</b> (9, PH) <small>OBP: 0.500, SLG: 0.667</small> <b>Sandy Alomar Sr., S</b> (9, PR) <small>OBP: 0.289, SLG: 0.235</small>						L3		F8		4	1	2	0	0	0	1											
<b>Jim Mason, L</b> (1, 6) <small>OBP: 0.185, SLG: 0.218</small> <b>Lou Piniella, R</b> (9, PH) <small>OBP: 0.325, SLG: 0.434</small>		SF8 1B		SH2-4						1	0	0	1	1	1	0											
<b>Inning Stats</b>	R: 1 E: 0 K: 0 S: 4	H: 1 LOB: 0 BB: 0 P: 4	R: 2 E: 0 K: 2 S: 10	H: 3 LOB: 1 BB: 0 P: 10	R: 1 E: 0 K: 1 S: 7	H: 2 LOB: 3 BB: 2 P: 15	R: 0 E: 0 K: 0 S: 3	H: 0 LOB: 0 BB: 0 P: 3	R: 0 E: 0 K: 0 S: 4	H: 1 LOB: 2 BB: 1 P: 8	R: 0 E: 0 K: 0 S: 3	H: 0 LOB: 1 BB: 1 P: 7	R: 0 E: 0 K: 2 S: 9	H: 2 LOB: 3 BB: 0 P: 9	R: 1 E: 0 K: 1 S: 6	H: 2 LOB: 3 BB: 2 P: 14		1B: 11 2B: 1 3B: 0 HR: 1	SF: 1 SAC: 1 DP: 0 HBP: 0	WP: 1 PB: 0 CS: 0	PA: 46						
<b>PITCHER</b> <b>Pat Dobson, R</b> (1, 1) <small>ERA: 2.7</small> <b>Jim Bibby, R</b> (4, 1) <small>ERA: 4.35</small> <b>Stan Thomas, R</b> (7, 1) <small>ERA: 2.37</small> <b>Dave LaRoche, L</b> (8, 1) <small>ERA: 1.89</small> <b>Jim Kern, R</b> (9, 1) <small>ERA: 2.5</small>	IP	WLS	BF	H	R	ER	SO	BB	IBB	HBP	BLK	WP	HR	S	P	ERA	WHIP										



Batter	1	2	3	4	5	6	7	8	9	AB	R	H	RBI	BB	SO	LOB	TOP										
<b>Rick Manning, L</b> OBP: 0.322, SLG: 0.373 (1, 8)										5	1	2	0	0	0	0											
<b>Larvell Blanks, R</b> OBP: 0.360, SLG: 0.506 (1, 4)										2	3	1	1	2	0	1											
<b>Frank Robinson, R</b> OBP: 0.367, SLG: 0.360 (1, 10)										5	0	1	0	0	1	2											
<b>Rico Carty, R</b> OBP: 0.390, SLG: 0.474 (9, PR)										1	1	1	1	4	0	0											
<b>George Hendrick, R</b> OBP: 0.303, SLG: 0.405 (1, 7)										4	0	1	1	1	2	5											
<b>Buddy Bell, R</b> OBP: 0.389, SLG: 0.415 (1, 5)										4	0	2	1	0	0	4											
<b>Charlie Spikes, R</b> OBP: 0.312, SLG: 0.343 (1, 9)										4	1	2	1	0	0	4											
<b>Ray Fosse, R</b> OBP: 0.340, SLG: 0.261 (8, PH)										2	0	0	1	0	0	0											
<b>Alan Ashby, S</b> OBP: 0.304, SLG: 0.315 (8, 2)										1	0	0	0	0	0	0											
<b>Frank Duffy, R</b> OBP: 0.284, SLG: 0.289 (1, 6)										4	0	0	0	0	1	2											
<b>Inning Stats</b>	R: 0 E: 0 K: 1 S: 5	H: 1 LOB: 0 BB: 0 P: 5	R: 1 E: 0 K: 0 S: 5	H: 2 LOB: 2 BB: 1 P: 9	R: 1 E: 1 K: 0 S: 4	H: 1 LOB: 2 BB: 2 P: 12	R: 1 E: 0 K: 1 S: 6	H: 1 LOB: 0 BB: 0 P: 6	R: 1 E: 0 K: 1 S: 6	H: 1 LOB: 2 BB: 2 P: 14	R: 0 E: 0 K: 0 S: 3	H: 0 LOB: 0 BB: 0 P: 3	R: 1 E: 0 K: 1 S: 7	H: 2 LOB: 1 BB: 1 P: 11	R: 0 E: 0 K: 0 S: 3	H: 0 LOB: 0 BB: 0 P: 3	R: 1 E: 0 K: 0 S: 4	H: 2 LOB: 2 BB: 1 P: 8	1B: 9 2B: 0 3B: 0 HR: 1	SF: 3 SAC: 0 DP: 2 HBP: 0	WP: 1 PB: 0 SB: 0 CS: 0	PA: 42					
<b>PITCHER</b>	IP	WLS	BF	H	R	ER	SO	BB	IBB	HBP	BLK	WP	HR	S	P	ERA	WHIP										
<b>Mike Cuellar, L</b> ERA: 5.2 (1, 1)	2.2		14	4	2	1	1	3	0	0	0	0	0	13	25	3.38	2.625										
<b>Dave Pagan, R</b> ERA: 3.13 (3, 1)	5.1	L	24	5	4	4	3	3	0	0	0	1	1	27	39	6.75	1.500										
<b>Dyar Miller, R</b> ERA: 2.97 (9, 1)	1.0		4	1	0	0	0	0	1	0	0	0	0	3	7	0.00	1.000										

Cleveland Indians @ Baltimore Orioles  
Memorial Stadium, Baltimore, MD  
Fri Jun 25 1976, 7:05 PM EDT  
Att: 16,069 - Unknown


AB 32  
R 6  
H 10  
RBI 6  
BB 7  
SO 4  
LOB 18



Batter	1	2	3	4	5	6	7	8	9	AB	R	H	RBI	BB	SO	LOB	BOTTOM										
<b>Al Bumbry, L</b> OBP: 0.330, SLG: 0.368 (1, 7)										4	0	0	0	0	1	3											
<b>Paul Blair, R</b> OBP: 0.262, SLG: 0.269 (1, 8)										4	1	1	0	0	1	2											
<b>Bobby Grich, R</b> OBP: 0.389, SLG: 0.423 (1, 4)										3	1	1	0	1	1	0											
<b>Reggie Jackson, L</b> OBP: 0.317, SLG: 0.455 (1, 9)										3	2	2	3	1	0	0											
<b>Lee May, R</b> OBP: 0.293, SLG: 0.456 (1, 3)										4	0	0	0	0	1	3											
<b>Ken Singleton, S</b> OBP: 0.326, SLG: 0.307 (1, 10)										4	0	1	0	0	1	1											
<b>Mark Belanger, R</b> OBP: 0.345, SLG: 0.355 (1, 6)										4	1	1	1	0	0	1											
<b>Brooks Robinson, R</b> OBP: 0.213, SLG: 0.308 (1, 5)										3	0	1	0	0	0	0											
<b>Dave Duncan, R</b> OBP: 0.321, SLG: 0.299 (1, 2)										4	0	2	1	0	1	1											
<b>Inning Stats</b>	R: 0 E: 0 K: 0 S: 3	H: 0 LOB: 0 BB: 0 P: 3	R: 0 E: 0 K: 1 S: 5	H: 0 LOB: 0 BB: 0 P: 5	R: 0 E: 0 K: 1 S: 6	H: 1 LOB: 1 BB: 0 P: 6	R: 3 E: 0 K: 1 S: 8	H: 4 LOB: 0 BB: 0 P: 8	R: 0 E: 0 K: 1 S: 6	H: 1 LOB: 1 BB: 1 P: 6	R: 1 E: 0 K: 0 S: 5	H: 2 LOB: 1 BB: 0 P: 5	R: 0 E: 0 K: 0 S: 2	H: 0 LOB: 1 BB: 2 P: 10	R: 0 E: 0 K: 1 S: 5	H: 0 LOB: 0 BB: 0 P: 5	1B: 6 2B: 2 3B: 1 HR: 1	SF: 0 SAC: 1 DP: 1 HBP: 0	WP: 0 PB: 0 SB: 1 CS: 1	PA: 37							
<b>PITCHER</b>	IP	WLS	BF	H	R	ER	SO	BB	IBB	HBP	BLK	WP	HR	S	P	ERA	WHIP										
<b>Jackie Brown, R</b> ERA: 3.0 (1, 1)	3.1		15	5	3	3	3	0	0	0	0	0	0	21	21	8.10	1.500										
<b>Tom Buskey, R</b> ERA: 3.41 (4, 1)	2.2		10	3	2	2	2	0	0	0	0	0	1	14	14	6.75	1.125										
<b>Stan Thomas, R</b> ERA: 2.16 (7, 1)	3.0	W	11	1	0	0	1	2	0	0	0	0	0	11	19	0.00	1.000										

Cleveland Indians @ Baltimore Orioles  
Memorial Stadium, Baltimore, MD  
Fri Jun 25 1976, 7:05 PM EDT  
Att: 16,069 - Unknown

AB 33  
R 5  
H 9  
RBI 5  
BB 2  
SO 6  
LOB 11





Batter	1	2	3	4	5	6	7	8	9	AB	R	H	RBI	BB	SO	LOB	TOP			
<b>Duane Kuiper, L</b> OBP: 0.280, SLG: 0.282 (1, 4)										4	0	1	0	0	1	0	<b>Cleveland Indians @ Baltimore Orioles</b> Memorial Stadium, Baltimore, MD Sat Jun 26 1976, 3:33 AM EDT Att: 21,431 - Unknown			
<b>Larvell Blanks, R</b> OBP: 0.355, SLG: 0.494 (1, 6)										4	0	1	0	0	0	1				
<b>Rick Manning, L</b> OBP: 0.328, SLG: 0.379 (1, 8)										4	1	3	0	0	0	0				
<b>Rico Carty, R</b> OBP: 0.383, SLG: 0.466 (1, 10)										4	0	0	0	0	0	4				
<b>John Lowenstein, L</b> OBP: 0.336, SLG: 0.304 (1, 7)										4	0	1	0	0	0	2				
<b>Buddy Bell, R</b> OBP: 0.384, SLG: 0.408 (1, 5)										4	0	0	1	0	0	1				
<b>Orlando Gonzalez, L</b> OBP: 0.370, SLG: 0.325 (1, 3)										3	0	2	0	1	0	0				
<b>Charlie Spikes, R</b> OBP: 0.307, SLG: 0.337 (9, PH)										3	0	0	0	0	0	3				
<b>Boog Powell, L</b> OBP: 0.322, SLG: 0.270 (9, PH)										1	0	0	0	0	1	1				
<b>Alan Ashby, S</b> OBP: 0.295, SLG: 0.310 (1, 2)										3	0	0	0	0	2	1				
<b>Inning Stats</b>	R: 0 E: 0 K: 0 S: 5	H: 2 LOB: 2 BB: 0 P: 5	R: 0 E: 0 K: 1 S: 6	H: 1 LOB: 1 BB: 0 P: 6	R: 0 E: 0 K: 0 S: 4	H: 1 LOB: 0 BB: 0 P: 4	R: 0 E: 0 K: 0 S: 3	H: 0 LOB: 0 BB: 0 P: 3	R: 0 E: 0 K: 0 S: 4	H: 1 LOB: 1 BB: 0 P: 4	R: 1 E: 0 K: 0 S: 5	H: 2 LOB: 2 BB: 1 P: 9	R: 0 E: 0 K: 0 S: 7	H: 0 LOB: 0 BB: 0 P: 7	R: 0 E: 0 K: 0 S: 3	H: 1 LOB: 1 BB: 0 P: 5	1B: 7 2B: 2 3B: 0 HR: 0	SF: 0 SAC: 0 DP: 1 HBP: 0	WP: 0 PB: 1 SB: 1 CS: 1	PA: 35
<b>PITCHER</b> <b>Wayne Garland, R</b> ERA: 1.82 (1, 1)	IP: 9.0 WLS: W BF: 35 H: 8 R: 1 ER: 1 SO: 4 BB: 1 IBB: 0 HBP: 0 BLK: 0 WP: 0 HR: 0 S: 42 P: 46 ERA: 1.00 WHIP: 1.000															<b>PITCHER</b>				

Batter	1	2	3	4	5	6	7	8	9	AB	R	H	RBI	BB	SO	LOB	BOTTOM			
<b>Al Bumbry, L</b> OBP: 0.328, SLG: 0.365 (1, 7)										4	1	1	0	0	2	1	<b>Cleveland Indians @ Baltimore Orioles</b> Memorial Stadium, Baltimore, MD Sat Jun 26 1976, 3:33 AM EDT Att: 21,431 - Unknown			
<b>Paul Blair, R</b> OBP: 0.282, SLG: 0.265 (1, 8)										3	1	0	0	1	0	0				
<b>Bobby Grich, R</b> OBP: 0.382, SLG: 0.415 (1, 4)										4	0	0	0	0	2	2				
<b>Reggie Jackson, L</b> OBP: 0.317, SLG: 0.458 (1, 9)										3	0	1	1	0	1	1				
<b>Lee May, R</b> OBP: 0.298, SLG: 0.456 (1, 3)										2	0	1	1	1	0	0				
<b>Tony Muser, L</b> OBP: 0.303, SLG: 0.258 (8, 3)										0	0	0	0	0	0	0				
<b>Ken Singleton, S</b> OBP: 0.326, SLG: 0.307 (1, 10)										3	0	1	0	0	0	1				
<b>Mark Belanger, R</b> OBP: 0.342, SLG: 0.352 (1, 6)										2	0	0	0	0	0	0				
<b>Doug DeCinces, R</b> OBP: 0.263, SLG: 0.340 (1, 5)										3	0	0	0	0	1	2				
<b>Rick Dempsey, R</b> OBP: 0.208, SLG: 0.146 (1, 2)										3	0	1	0	0	1	2				
<b>Inning Stats</b>	R: 2 E: 0 K: 1 S: 7	H: 2 LOB: 1 BB: 1 P: 11	R: 0 E: 0 K: 0 S: 4	H: 1 LOB: 0 BB: 0 P: 4	R: 0 E: 0 K: 1 S: 5	H: 0 LOB: 0 BB: 0 P: 5	R: 0 E: 0 K: 1 S: 6	H: 1 LOB: 2 BB: 1 P: 10	R: 0 E: 0 K: 1 S: 5	H: 0 LOB: 0 BB: 0 P: 5	R: 0 E: 0 K: 0 S: 3	H: 1 LOB: 0 BB: 0 P: 3	R: 0 E: 0 K: 1 S: 5	H: 0 LOB: 0 BB: 0 P: 5	R: 0 E: 0 K: 2 S: 7	H: 0 LOB: 0 BB: 0 P: 7	1B: 3 2B: 2 3B: 0 HR: 0	SF: 0 SAC: 1 DP: 0 HBP: 0	WP: 0 PB: 0 SB: 3 CS: 0	PA: 30
<b>PITCHER</b> <b>Dennis Eckersley, R</b> ERA: 4.4 <b>Jim Bibby, R</b> ERA: 3.97 (5, 1)	IP: 4.0 WLS: L BF: 18 H: 4 R: 2 ER: 2 SO: 3 BB: 2 IBB: 0 HBP: 0 BLK: 0 WP: 0 HR: 0 S: 22 P: 30 ERA: 4.50 WHIP: 1.500															<b>PITCHER</b>				



Batter	1	2	3	4	5	6	7	8	9	AB	R	H	RBI	BB	SO	LOB	TOP										
<b>Rick Manning, L</b> OBP: 0.332, SLG: 0.380 (1, 8)	 E7 2B	 1B BB		 BB 1B		 6-3		 G3 1-2		4	1	2	0	1	0	1	<b>Cleveland Indians @ Baltimore Orioles</b> Memorial Stadium, Baltimore, MD Sun Jun 27 1976, 3:33 AM EDT Unknown										
<b>Larvell Blanks, R</b> OBP: 0.357, SLG: 0.494 (1, 4)	 1B 2B 2-H	 F9		 G6-4-3 BB 1-2			 F7 1-2	 K 0-3		4	1	1	1	1	1	2											
<b>Frank Robinson, R</b> OBP: 0.371, SLG: 0.345 (1, 10)	 1B BB	 FC5-4 1-3 1B		 G6-4-3 1-2			 F3 1-2		 6-3	4	1	1	0	1	0	2											
<b>Rico Carty, R</b> OBP: 0.381, SLG: 0.459 <b>Otlando González, L</b> OBP: 0.370, SLG: 0.317 (1, 3) (7, 3)	 F7 1-2	 FC5-4 1-2			 L7 1-2			 2B 1B BB	 4-3	3	1	0	0	1	0	4											
<b>George Hendrick, R</b> OBP: 0.316, SLG: 0.432 (1, 7)	 1B 1-3 2-H		 CS BB		 HR			 1B 2B	 1B	4	2	4	2	1	0	0											
<b>Buddy Bell, R</b> OBP: 0.387, SLG: 0.412 (1, 5)	 FC2-4 1-2 3-H 1B		 FC6-4 1-2 1B		 F7 1-2			 1B 2-H 3-H 1B	 F9 1-2	5	0	3	3	0	0	1											
<b>Charlie Spikes, R</b> OBP: 0.301, SLG: 0.330 (1, 9)	 F2 1-2		 K 0-3		 F4 0-3			 F3 2-H 3-H 1B		4	0	0	0	0	1	4											
<b>Ray Fosse, R</b> OBP: 0.316, SLG: 0.240 (1, 2)	 FC2-4 1-2 1B		 FC6-4 1-2 1B			 F7 1-2		 5-3		4	0	0	0	0	0	3											
<b>Frank Duffy, R</b> OBP: 0.283, SLG: 0.284 (1, 6)		 5-3		 K 0-3		 5-3		 G3 BB		3	0	0	0	1	1	0											
<b>Inning Stats</b>	R: 3 E: 1 K: 0 S: 7	H: 4 LOB: 2 BB: 1 P: 11	R: 0 E: 0 K: 0 S: 4	H: 1 LOB: 2 BB: 1 P: 8	R: 0 E: 0 K: 1 S: 5	H: 1 LOB: 1 BB: 1 P: 9	R: 0 E: 0 K: 1 S: 5	H: 1 LOB: 1 BB: 0 P: 9	R: 1 E: 0 K: 0 S: 4	H: 1 LOB: 0 BB: 0 P: 4	R: 0 E: 0 K: 0 S: 3	H: 0 LOB: 0 BB: 0 P: 3	R: 2 E: 0 K: 0 S: 5	H: 2 LOB: 1 BB: 1 P: 9	R: 0 E: 0 K: 1 S: 5	H: 0 LOB: 1 BB: 1 P: 9		R: 0 E: 0 K: 0 S: 4	H: 1 LOB: 0 BB: 0 P: 4	1B: 8 2B: 2 3B: 0 HR: 1	SF: 0 SAC: 0 DP: 1 HBP: 0	WP: 0 PB: 0 SB: 0 CS: 1	PA: 42				
<b>PITCHER</b>	IP	WLS	BF	H	R	ER	SO	BB	IBB	HBP	BLK	WP	HR	S	P	ERA	WHIP										
<b>Rudy May, L</b> ERA: 4.23 (1, 1)	0.1	L	6	4	3	3	0	1	0	0	0	0	0	5	9	81.00	15.000										
<b>Dyar Miller, R</b> ERA: 3.19 (1, 1)	6.1		27	6	3	3	2	4	0	0	0	0	1	27	43	4.26	1.579										
<b>Mike Flanagan, L</b> ERA: 4.76 (7, 1)	2.1		9	1	0	0	1	1	0	0	0	0	0	10	14	0.00	0.857										

Batter	1	2	3	4	5	6	7	8	9	AB	R	H	RBI	BB	SO	LOB	BOTTOM										
<b>Al Bumby, L</b> OBP: 0.335, SLG: 0.388 (1, 7) (8, 8)	 HR		 4-3		 1B 1-2 2-3		 G4-3 1B 1-2 2-H		 K 0-3	5	1	3	2	0	1	1	<b>Cleveland Indians @ Baltimore Orioles</b> Memorial Stadium, Baltimore, MD Sun Jun 27 1976, 3:33 AM EDT Unknown										
<b>Paul Blair, R</b> OBP: 0.288, SLG: 0.261 <b>Terry Crowley, L</b> (7, PH)	 L4 1-2		 L6 1-2		 F9 1-2		 F7 1-2 2-H		 1B 1-2	3	0	0	0	0	0	3											
<b>Mark Belanger, R</b> OBP: 0.345, SLG: 0.355 (8, 6)					 F9 1-2		 G4-3 1B 1-2 2-H		 1B 1-2	1	0	1	0	0	0	0											
<b>Bobby Grich, R</b> OBP: 0.379, SLG: 0.407 (1, 4)	 F6 1-2		 BB 4-0		 G1-2-3 3-H 1-2		 G4-3 1-2		 K 0-3	4	0	0	0	1	1	7											
<b>Reggie Jackson, L</b> OBP: 0.311, SLG: 0.448 (1, 9)	 F7 1-2		 K 0-3			 K 0-3		 K 0-3		4	0	0	0	0	3	1											
<b>Tony Muser, L</b> OBP: 0.295, SLG: 0.250 (1, 3)		 L6 1-2		 4-3		 5-3		 6-3		4	0	0	0	0	0	0											
<b>Ken Singleton, S</b> OBP: 0.332, SLG: 0.325 (1, 10)		 HR 4-0		 K 0-3		 1B 4-0		 BB 4-0		3	1	2	1	1	1	0											
<b>Dave Duncan, R</b> OBP: 0.313, SLG: 0.291 (1, 2)		 5-3		 K 0-3		 G3 0-3		 F9 1-2		4	0	0	0	0	1	2											
<b>Brooks Robinson, R</b> OBP: 0.236, SLG: 0.326 (1, 5)		 FC6-4 BB		 1B BB G1-2-3 HBP			 1B 2B 4-0		 1B 1B	2	1	2	0	1	0	0											
<b>Tim Nordbrook, R</b> OBP: 0.286, SLG: 0.167 <b>Andres Mora, R</b> (7, PH) (8, 7)		 FC6-4 1-2		 1B BB 1-2			 1B BB 4-0		 K 0-3	1	0	0	0	1	0	1											
<b>Inning Stats</b>	R: 1 E: 0 K: 0 S: 4	H: 1 LOB: 0 BB: 0 P: 4	R: 1 E: 0 K: 0 S: 4	H: 1 LOB: 1 BB: 1 P: 8	R: 0 E: 0 K: 1 S: 5	H: 0 LOB: 0 BB: 1 P: 9	R: 0 E: 0 K: 2 S: 7	H: 0 LOB: 0 BB: 0 P: 7	R: 0 E: 0 K: 0 S: 3	H: 1 LOB: 2 BB: 1 P: 8	R: 0 E: 0 K: 1 S: 6	H: 1 LOB: 1 BB: 0 P: 6	R: 1 E: 0 K: 0 S: 4	H: 2 LOB: 1 BB: 1 P: 8	R: 0 E: 0 K: 1 S: 5	H: 0 LOB: 1 BB: 1 P: 9	R: 0 E: 0 K: 3 S: 11	H: 2 LOB: 2 BB: 0 P: 11	1B: 5 2B: 1 3B: 0 HR: 2	SF: 0 SAC: 0 DP: 2 HBP: 1	WP: 0 PB: 0 SB: 0 CS: 0	PA: 39					
<b>PITCHER</b>	IP	WLS	BF	H	R	ER	SO	BB	IBB	HBP	BLK	WP	HR	S	P	ERA	WHIP										
<b>Pat Dobson, R</b> ERA: 2.8 (1, 1)	6.0	W	26	5	3	3	4	3	0	1	0	0	2	30	43	4.50	1.333										
<b>Tom Buskey, R</b> ERA: 3.41 (7, 1)	0.0		2	1	0	0	0	1	0	0	0	0	0	1	5	∞	∞										
<b>Jim Kern, R</b> ERA: 2.37 (7, 1)	3.0	S	11	2	0	0	4	1	0	0	0	0	0	18	22	0.00	1.000										





Batter	1	2	3	4	5	6	7	8	9	AB	R	H	RBI	BB	SO	LOB	TOP								
Rick Manning, L OBP: 0.330, SLG: 0.377 (1, 8)	4-3		K				F7		K	5	0	1	0	0	2	3	<b>Cleveland Indians @ Baltimore Orioles</b> <b>Memorial Stadium, Baltimore, MD</b> Sun Jun 27 1976, 7:05 PM EDT Att: 27,313 - Unknown								
Larvell Blanks, R OBP: 0.353, SLG: 0.484 (1, 4)	4-3		WP 1B				F9		5-3	4	0	1	0	0	0	1									
Frank Robinson, R OBP: 0.385, SLG: 0.455 (1, 10)	HR		WP 1B				F3		1-3	4	1	2	1	0	0	1									
Rico Carty, R OBP: 0.375, SLG: 0.451 (1, 3)	F9		F3				6-3		F9	4	0	0	0	0	0	2									
George Hendrick, R OBP: 0.311, SLG: 0.424 (1, 7)		K	K				F7		E5 FC5-4	4	0	0	0	0	2	2									
Buddy Bell, R OBP: 0.382, SLG: 0.406 (1, 5)		5-3			5-3		F6		F9	4	0	0	0	0	0	1									
Charlie Spikes, R OBP: 0.305, SLG: 0.339 (1, 9)		1B					F6		FC5-4 1B BB	4	1	2	0	0	0	1									
Ray Fosse, R OBP: 0.328, SLG: 0.245 (1, 2)							F7		F8	3	0	1	0	1	0	1									
Frank Duffy, R OBP: 0.282, SLG: 0.283 (1, 6)							F8		1-3	4	0	1	0	0	1	3									
<b>Inning Stats</b>	R: 1 E: 0 K: 0 S: 4	H: 1 LOB: 0 BB: 0 P: 4	R: 0 E: 0 K: 2 S: 9	H: 2 LOB: 2 BB: 0 P: 9	R: 0 E: 0 K: 2 S: 9	H: 2 LOB: 2 BB: 0 P: 9	R: 0 E: 0 K: 0 S: 3	H: 0 LOB: 0 BB: 0 P: 3	R: 0 E: 0 K: 0 S: 4	H: 1 LOB: 1 BB: 0 P: 4	R: 0 E: 0 K: 0 S: 3	H: 0 LOB: 0 BB: 0 P: 3	R: 0 E: 0 K: 0 S: 4	H: 1 LOB: 1 BB: 0 P: 4	R: 0 E: 0 K: 0 S: 3	H: 0 LOB: 0 BB: 0 P: 3	R: 0 E: 0 K: 0 S: 3	H: 0 LOB: 0 BB: 0 P: 3	R: 1 E: 2 K: 1 S: 7	H: 1 LOB: 2 BB: 1 P: 11	1B: 6 2B: 1 3B: 0 HR: 1	SF: 0 SAC: 0 DP: 0 HBP: 0	WP: 1 PB: 0 SB: 0 CS: 0	PA: 37	
<b>PITCHER</b>	IP	WLS	BF	H	R	ER	SO	BB	IBB	HBP	BLK	WP	HR	S	P	ERA	WHIP	<b>PITCHER</b>							
Ross Grimsley, L ERA: 3.43 (1, 1)	8.2	W	36	8	2	1	4	1	0	0	0	1	1	43	47	1.04	1.038								
Tippy Martinez, L ERA: 1.67 (9, 1)	0.1	S	1	0	0	0	1	0	0	0	0	0	0	3	3	0.00	0.000								

Batter	1	2	3	4	5	6	7	8	9	AB	R	H	RBI	BB	SO	LOB	BOTTOM								
Tommy Harper, R OBP: 0.333, SLG: 0.286 (1, 10)	2B	F6		G5-4-3			WP			2	1	0	0	2	0	1	<b>Cleveland Indians @ Baltimore Orioles</b> <b>Memorial Stadium, Baltimore, MD</b> Sun Jun 27 1976, 7:05 PM EDT Att: 27,313 - Unknown								
Bobby Grich, R OBP: 0.385, SLG: 0.415 (1, 4)	1B					S	F5			3	1	2	1	1	0	1									
Reggie Jackson, L OBP: 0.305, SLG: 0.438 (1, 9)	5-3	K				BB	F7		L7	4	0	0	0	0	1	4									
Lee May, R OBP: 0.297, SLG: 0.452 Tony Muser, L OBP: 0.295, SLG: 0.250 (8, 3)	FC1-4		1-3			BB	F5		F4	4	0	1	1	0	0	2									
Andres Mora, R OBP: 0.286, SLG: 0.458 (1, 7)	FC1-4						K			0	0	0	0	0	0	0									
Paul Blair, R OBP: 0.283, SLG: 0.256 (1, 8)	K		K							4	2	2	1	0	1	2									
Mark Belanger, R OBP: 0.351, SLG: 0.359 (1, 6)		E		5-3						4	0	0	0	0	2	2									
Doug DeCinces, R OBP: 0.268, SLG: 0.349 (1, 5)		E9					1-3		F8	4	1	2	1	0	0	2									
Rick Dempsey, R OBP: 0.211, SLG: 0.154 (1, 2)		1B		F4			1-3		F9	4	0	1	1	0	0	3									
<b>Inning Stats</b>	R: 2 E: 0 K: 1 S: 7	H: 2 LOB: 1 BB: 1 P: 11	R: 2 E: 1 K: 1 S: 7	H: 3 LOB: 1 BB: 1 P: 11	R: 1 E: 0 K: 1 S: 6	H: 1 LOB: 0 BB: 0 P: 6	R: 0 E: 0 K: 0 S: 3	H: 1 LOB: 0 BB: 0 P: 3	R: 0 E: 0 K: 1 S: 5	H: 0 LOB: 1 BB: 1 P: 9	R: 0 E: 0 K: 0 S: 4	H: 1 LOB: 1 BB: 0 P: 4	R: 0 E: 0 K: 0 S: 3	H: 0 LOB: 1 BB: 1 P: 7	R: 1 E: 0 K: 0 S: 5	H: 2 LOB: 1 BB: 0 P: 5	1B: 6 2B: 3 3B: 0 HR: 1	SF: 0 SAC: 0 DP: 1 HBP: 0	WP: 1 PB: 0 SB: 1 CS: 0	PA: 36					
<b>PITCHER</b>	IP	WLS	BF	H	R	ER	SO	BB	IBB	HBP	BLK	WP	HR	S	P	ERA	WHIP	<b>PITCHER</b>							
Rick Waits, L ERA: 3.99 (1, 1)	1.1	L	9	4	4	4	1	2	0	0	0	1	1	26	34	1.59	1.059								
Stan Thomas, R ERA: 2.09 (2, 1)	5.2		22	4	1	1	3	2	0	0	0	0	0	5	5	9.00	2.000								
Tom Buskey, R ERA: 3.57 (8, 1)	1.0		5	2	1	1	0	0	0	0	0	0	0	5	5	9.00	2.000								





Batter	1	2	3	4	5	6	7	8	9	AB	R	H	RBI	BB	SO	LOB	TOP
Von Joshua, L (1, 8) OBP: 0.275, SLG: 0.331										4	1	1	0	0	0	2	<b>Milwaukee Brewers @ Cleveland Indians</b> Cleveland Municipal Stadium, Cleveland, OH Mon Jun 28 1976, 7:05 PM EDT Att: 8,289 - Unknown - 78 F <a href="http://livebaseballscorecards.com">livebaseballscorecards.com</a>
Don Money, R (1, 5) OBP: 0.365, SLG: 0.492										4	1	2	2	0	0	2	
George Scott, R (1, 3) OBP: 0.303, SLG: 0.390										4	0	1	0	0	0	3	
Hank Aaron, R (1, 10) OBP: 0.321, SLG: 0.411										4	0	2	0	0	0	1	
Sixto Lezcano, R (1, 7) OBP: 0.338, SLG: 0.371										3	0	0	0	1	0	1	
Robin Yount, R (1, 6) OBP: 0.326, SLG: 0.345										4	0	0	0	0	1	3	
Gorman Thomas, R (1, 9) Bernie Carbo, L (6, PH) OBP: 0.353, SLG: 0.451										2	0	0	0	0	0	2	
Jack Heidemann, R (1, 4) Bill Sharp, L (7, PH) Tim Johnson, L (7, 4) OBP: 0.286, SLG: 0.277										1	1	0	0	1	1	0	
Art Kusnyer, R (1, 2) Darrell Porter, L (7, PH) OBP: 0.308, SLG: 0.273										1	0	0	0	0	0	0	
<b>Inning Stats</b>	R: 2 E: 1 K: 0 S: 6	H: 3 LOB: 2 BB: 1 P: 10	R: 1 E: 0 K: 0 S: 4	H: 1 LOB: 1 BB: 1 P: 8	R: 0 E: 0 K: 0 S: 3	H: 1 LOB: 0 BB: 0 P: 3	R: 0 E: 0 K: 1 S: 5	H: 0 LOB: 1 BB: 0 P: 5	R: 0 E: 1 K: 0 S: 4	H: 0 LOB: 2 BB: 0 P: 8	R: 0 E: 0 K: 0 S: 3	H: 0 LOB: 0 BB: 0 P: 3	R: 0 E: 0 K: 2 S: 7	H: 0 LOB: 0 BB: 0 P: 7	1B: 5 2B: 1 3B: 1 HR: 0	SF: 0 SAC: 0 DP: 2 HBP: 0	
<b>PITCHER</b>	IP WLS BF H R ER SO BB IBB HBP BLK WP HR S P ERA WHIP																
Don Hood, L (1, 1) ERA: 3.55	1.2	11	4	3	3	0	2	0	0	0	0	2	0	9	17	16.20	3.600
Jim Bibby, R (2, 1) ERA: 3.48	6.1	W	22	2	0	0	2	1	0	0	0	0	0	25	29	0.00	0.474
Dave LaRoche, L (9, 1) ERA: 1.64	1.0	S	3	0	0	0	2	0	0	0	0	0	0	7	7	0.00	0.000

Batter	1	2	3	4	5	6	7	8	9	AB	R	H	RBI	BB	SO	LOB	BOTTOM		
Duane Kuiper, L (1, 4) OBP: 0.275, SLG: 0.278										3	0	0	1	0	0	1	<b>Milwaukee Brewers @ Cleveland Indians</b> Cleveland Municipal Stadium, Cleveland, OH Mon Jun 28 1976, 7:05 PM EDT Att: 8,289 - Unknown - 78 F <a href="http://livebaseballscorecards.com">livebaseballscorecards.com</a>		
Rick Manning, L (1, 8) OBP: 0.332, SLG: 0.379										4	1	2	0	0	0	0			
John Lowenstein, L (1, 9) OBP: 0.348, SLG: 0.345										4	1	3	2	0	0	0			
Rico Carty, R (1, 10) OBP: 0.377, SLG: 0.461										4	0	2	0	0	0	2			
Boog Powell, L (1, 3) OBP: 0.319, SLG: 0.269										4	0	1	0	0	0	1			
George Hendrick, R (1, 7) OBP: 0.318, SLG: 0.440										3	1	2	1	1	1	0			
Buddy Bell, R (1, 5) OBP: 0.377, SLG: 0.399										4	0	0	0	0	0	4			
Alan Ashby, S (1, 2) OBP: 0.299, SLG: 0.316										3	1	1	0	1	1	1			
Frank Duffy, R (1, 6) OBP: 0.278, SLG: 0.279										3	1	0	0	0	1	2			
<b>Inning Stats</b>	R: 1 E: 0 K: 0 S: 6	H: 3 LOB: 3 BB: 1 P: 10	R: 1 E: 1 K: 0 S: 6	H: 3 LOB: 2 BB: 0 P: 6	R: 0 E: 0 K: 1 S: 5	H: 0 LOB: 0 BB: 0 P: 5	R: 2 E: 1 K: 0 S: 4	H: 2 LOB: 1 BB: 1 P: 8	R: 1 E: 0 K: 0 S: 4	H: 1 LOB: 0 BB: 0 P: 4	R: 0 E: 0 K: 1 S: 5	H: 0 LOB: 0 BB: 0 P: 5	R: 0 E: 0 K: 0 S: 4	H: 1 LOB: 1 BB: 0 P: 4	R: 0 E: 0 K: 1 S: 6	H: 1 LOB: 1 BB: 0 P: 6		1B: 6 2B: 3 3B: 0 HR: 2	SF: 1 SAC: 1 DP: 0 HBP: 0
<b>PITCHER</b>	IP WLS BF H R ER SO BB IBB HBP BLK WP HR S P ERA WHIP																		
Jim Colborn, R (1, 1) ERA: 4.4	6.2	L	31	10	5	5	2	0	0	0	0	2	33	41	6.75	1.800			
Ray Sadecki, L (7, 1) ERA: 4.78	0.1		1	0	0	0	0	0	0	0	0	0	1	1	0.00	0.000			
Danny Frisella, R (8, 1) ERA: 2.78	1.0		4	1	0	0	1	0	0	0	0	0	6	6	0.00	1.000			







Batter	1	2	3	4	5	6	7	8	9	AB	R	H	RBI	BB	SO	LOB	TOP											
Mickey Rivers, L (1,8) OBP: 0.340, SLG: 0.461	G3		K		4-3		F4		CS 1B	5	0	1	0	0	1	4	<b>New York Yankees @ Cleveland Indians</b> Cleveland Municipal Stadium, Cleveland, OH Thu Jul 01 1976, 7:05 PM EDT Att: 23,467 - Unknown - 69 F  <b>AB 32</b> <b>R 2</b> <b>H 7</b> <b>RBI 2</b> <b>BB 7</b> <b>SO 7</b> <b>LOB 21</b> 											
Roy White, S (1,7) OBP: 0.372, SLG: 0.415	1-3		1B BB			F7	F9		BB BB	3	0	0	0	2	0	3												
Carlos May, L (1,10) OBP: 0.335, SLG: 0.302		BB							BB 1B	4	1	2	1	1	0	1												
Chris Chambliss, L (1,3) OBP: 0.335, SLG: 0.455	G3		1-3						BB 1B	4	0	1	0	0	1	4												
Graig Nettles, L (1,5) OBP: 0.310, SLG: 0.402		K			K				FC3-6 1B BB	2	0	0	0	2	2	0												
Oscar Gamble, L (1,9) OBP: 0.330, SLG: 0.429		CS BB			K				FC3-6 1B	3	0	1	1	1	1	2												
Eliot Hendricks, L (1,2) OBP: 0.229, SLG: 0.268 Sandy Alomar Sr., S (7,PH) OBP: 0.289, SLG: 0.235 Fran Healy, R (7,2) OBP: 0.343, SLG: 0.279	G3		1-3				6-3 1B		FC3-6 1B	3	0	1	0	0	0	1												
Willie Randolph, R (1,4) OBP: 0.362, SLG: 0.323					F7				1-2 2-3 K	3	0	0	0	1	1	2												
Jim Mason, L (1,6) OBP: 0.185, SLG: 0.215 Thurman Munson, R (7,PH) OBP: 0.352, SLG: 0.470 Fred Stanley, R (7,6) OBP: 0.305, SLG: 0.262 Lou Piniella, R (9,PH) OBP: 0.317, SLG: 0.414			BB 1B		4-3		6-3 1B		K	2	1	1	0	0	0	0												
<b>Inning Stats</b>	R: 0 E: 0 K: 0 S: 3	H: 0 LOB: 1 BB: 1 P: 7	R: 0 E: 0 K: 1 S: 4	H: 0 LOB: 0 BB: 1 P: 8	R: 1 E: 0 K: 1 S: 7	H: 2 LOB: 2 BB: 1 P: 11	R: 0 E: 0 K: 2 S: 7	H: 0 LOB: 0 BB: 0 P: 7	R: 0 E: 0 K: 0 S: 3	H: 0 LOB: 0 BB: 0 P: 3	R: 0 E: 0 K: 0 S: 4	H: 1 LOB: 2 BB: 1 P: 8	R: 0 E: 0 K: 0 S: 4	H: 1 LOB: 3 BB: 1 P: 8	R: 1 E: 0 K: 2 S: 9	H: 2 LOB: 2 BB: 1 P: 13		R: 0 E: 0 K: 1 S: 5	H: 1 LOB: 1 BB: 1 P: 9	1B: 6 2B: 1 3B: 0 HR: 0	SF: 0 SAC: 0 DP: 0 HBP: 0	WP: 0 PB: 0 SB: 1 CS: 2	PA: 39					
<b>PITCHER</b>	IP	WLS	BF	H	R	ER	SO	BB	IBB	HBP	BLK	WP	HR	S	P	ERA		WHIP	<b>PITCHER</b>									
Pat Dobson, R (1,1) ERA: 2.79	7.0	W	30	5	2	2	4	5	0	0	0	0	0	33	53	2.57		1.429										
Dave LaRoche, L (8,1) ERA: 1.53	0.1		3	1	0	0	1	1	0	0	0	0	0	4	8	0.00		6.000										
Jim Kern, R (8,1) ERA: 2.24	1.2	S	6	1	0	0	2	1	0	0	0	0	0	9	13	0.00		1.200										
<b>Batter</b>	<b>1</b>	<b>2</b>	<b>3</b>	<b>4</b>	<b>5</b>	<b>6</b>	<b>7</b>	<b>8</b>	<b>9</b>	<b>AB</b>	<b>R</b>	<b>H</b>	<b>RBI</b>	<b>BB</b>	<b>SO</b>	<b>LOB</b>		<b>BOTTOM</b>										
Duane Kuiper, L (1,4) OBP: 0.279, SLG: 0.286	4-3				1-3					4	1	2	0	0	0	0	<b>New York Yankees @ Cleveland Indians</b> Cleveland Municipal Stadium, Cleveland, OH Thu Jul 01 1976, 7:05 PM EDT Att: 23,467 - Unknown - 69 F  <b>AB 30</b> <b>R 3</b> <b>H 11</b> <b>RBI 3</b> <b>BB 4</b> <b>SO 4</b> <b>LOB 17</b> 											
Larvell Blanks, R (1,6) OBP: 0.345, SLG: 0.490 Frank Duffy, R (8,6) OBP: 0.274, SLG: 0.275		FC5-4 1B				F9	F5		3B 2B	3	0	0	0	1	0	3												
Rick Manning, L (1,8) OBP: 0.343, SLG: 0.392		BB BB							2H 3B	3	0	2	1	1	0	0												
Rico Carty, R (1,10) OBP: 0.377, SLG: 0.456	F3				F9		L5			4	0	0	0	0	0	4												
Boog Powell, L (1,3) OBP: 0.337, SLG: 0.284		1-2 2-3 BB							1B 1B	3	1	2	0	1	0	1												
George Hendrick, R (1,7) OBP: 0.323, SLG: 0.451	K				K				1B SF7 1B	4	1	2	0	0	2	5												
Buddy Bell, R (1,5) OBP: 0.377, SLG: 0.402					5-3				G5-4-3 1B	4	0	2	1	0	0	1												
John Lowenstein, L (1,9) OBP: 0.348, SLG: 0.339 Frank Robinson, R (8,PH) OBP: 0.349, SLG: 0.417 Orlando Gonzalez, L (7,9) OBP: 0.362, SLG: 0.310		K							1-3 2H 1B	1	0	0	0	1	1	1												
Alan Ashby, S (1,2) OBP: 0.300, SLG: 0.316									4-3	0	0	0	1	0	0	0												
<b>Inning Stats</b>	R: 0 E: 0 K: 1 S: 5	H: 0 LOB: 3 BB: 3 P: 17	R: 0 E: 0 K: 1 S: 7	H: 3 LOB: 2 BB: 0 P: 7	R: 0 E: 0 K: 1 S: 6	H: 2 LOB: 2 BB: 0 P: 6	R: 0 E: 0 K: 1 S: 4	H: 0 LOB: 1 BB: 1 P: 8	R: 0 E: 0 K: 0 S: 3	H: 0 LOB: 0 BB: 0 P: 3	R: 2 E: 0 K: 0 S: 6	H: 3 LOB: 1 BB: 0 P: 6	R: 1 E: 0 K: 0 S: 5	H: 2 LOB: 1 BB: 0 P: 5	R: 0 E: 0 K: 0 S: 3	H: 1 LOB: 0 BB: 0 P: 3		1B: 9 2B: 3 3B: 1 HR: 0	SF: 1 SAC: 0 DP: 3 HBP: 0	WP: 0 PB: 0 SB: 0 CS: 3	PA: 35							
<b>PITCHER</b>	IP	WLS	BF	H	R	ER	SO	BB	IBB	HBP	BLK	WP	HR	S	P	ERA		WHIP	<b>PITCHER</b>									
Ed Figueroa, R (1,1) ERA: 3.18	5.1	L	25	8	2	2	4	4	0	0	0	0	0	29	45	3.38		2.250										
Grant Jackson, L (6,1) ERA: 4.53	1.0		5	2	1	1	0	0	0	0	0	0	0	5	5	9.00		2.000										
Dick Tidrow, R (7,1) ERA: 2.73	0.1		1	0	0	0	0	0	0	0	0	0	0	1	1	0.00		0.000										
Sparky Lyle, L (7,1) ERA: 2.07	1.1		4	1	0	0	0	0	0	0	0	0	0	4	4	0.00		0.750										







Batter	1	2	3	4	5	6	7	8	9	AB	R	H	RBI	BB	SO	LOB	TOP				
Mickey Rivers, L OBP: 0.340, SLG: 0.471	F1		HR	HR		F9			FC6-4	5	2	2	1	0	0	2					
Roy White, S OBP: 0.369, SLG: 0.420	5-3		1B WP	HR			4-3		F5	4	2	1	2	1	0	2					
Thurman Munson, R OBP: 0.360, SLG: 0.473	F7		1B BB	K			F7		E4	5	1	1	0	0	1	1					
Lou Piniella, R OBP: 0.311, SLG: 0.419		6-3	BB 1B	L4			6-3		K	5	1	1	1	0	1	2					
Chris Chambliss, L OBP: 0.335, SLG: 0.462	G3		G6-4-3			K			4-3	4	0	1	0	0	1	0					
Graig Nettles, L OBP: 0.315, SLG: 0.402	BB BB		G6-4-3	L4-3			F8			2	0	1	1	2	0	0					
Fran Healy, R OBP: 0.333, SLG: 0.265	BB BB		G6-4-3	L4-3			5-3			3	0	0	0	1	0	3					
Willie Randolph, R OBP: 0.366, SLG: 0.328	BB BB		F7			F9			SH E	3	1	1	0	1	0	1					
Jim Mason, L OBP: 0.182, SLG: 0.211	G1			K		4-3			SH FC6-4	3	0	0	0	0	1	3					
<b>Inning Stats</b>	R: 0 E: 0 K: 0 S: 3	H: 0 LOB: 0 BB: 0 P: 3	R: 0 E: 0 K: 0 S: 4	H: 1 LOB: 3 BB: 2 P: 12	R: 4 E: 0 K: 0 S: 6	H: 4 LOB: 1 BB: 2 P: 14	R: 2 E: 0 K: 2 S: 9	H: 2 LOB: 0 BB: 0 P: 9	R: 0 E: 0 K: 0 S: 4	H: 0 LOB: 0 BB: 0 P: 8	R: 0 E: 0 K: 0 S: 3	H: 0 LOB: 0 BB: 0 P: 3	R: 0 E: 0 K: 0 S: 3	H: 0 LOB: 0 BB: 0 P: 3	R: 1 E: 1 K: 1 S: 8	H: 1 LOB: 2 BB: 0 P: 8	1B: 5 2B: 2 3B: 0 HR: 2	SF: 0 SAC: 1 DP: 2 HBP: 0	WP: 1 PB: 0 SB: 0 CS: 0	PA: 40	
<b>PITCHER</b>	IP	WLS	BF	H	R	ER	SO	BB	IBB	HBP	BLK	WP	HR	S	P	ERA	WHIP				
Don Hood, L ERA: 4.15	2.0	L	14	5	4	4	0	3	0	0	0	1	1	11	23	18.00	4.000				
Jim Bibby, R ERA: 3.49	5.0		17	2	2	2	3	2	0	0	0	0	1	21	29	3.60	0.800				
Rick Waits, L ERA: 4.94	1.1		6	1	1	0	0	0	0	0	0	0	0	6	6	0.00	0.750				
Jim Kern, R ERA: 2.22	0.2		3	0	0	0	1	0	0	0	0	0	0	5	5	0.00	0.000				

New York Yankees @ Cleveland Indians  
Cleveland Municipal Stadium, Cleveland, OH

AB 34  
R 7  
H 8  
RBI 5  
BB 5  
SO 4  
LOB 14



Sat Jul 03 1976, 7:05 PM EDT  
Att: 64,529 - Unknown - 70 F

Batter	1	2	3	4	5	6	7	8	9	AB	R	H	RBI	BB	SO	LOB	BOTTOM					
Rick Manning, L OBP: 0.346, SLG: 0.393	3-1	1-3			1B				6-3	5	0	2	0	0	0	3						
Larvell Blanks, R OBP: 0.339, SLG: 0.476	FC4-6		6-3		1-3		F8		F4	5	0	1	0	0	0	4						
Frank Robinson, R OBP: 0.354, SLG: 0.415	K		F4			G6-4-3			K	5	1	2	0	0	2	2						
Rico Carty, R OBP: 0.374, SLG: 0.449	FC4-6		L3			1B			F4	4	0	1	0	0	0	2						
George Hendrick, R OBP: 0.323, SLG: 0.471		K			5-3		G6-4-3		K	4	1	1	2	0	1	2						
Buddy Bell, R OBP: 0.371, SLG: 0.396		4-3			F8		6-3		E	4	0	1	0	0	0	1						
Charlie Spikes, R OBP: 0.300, SLG: 0.342					L6				F8	3	1	1	0	0	0	0						
Tommy Smith, L OBP: 0.371, SLG: 0.396									E4	1	0	0	0	0	0	1						
Ron Pruitt, R OBP: 0.217, SLG: 0.056									G3-6-1	3	0	0	0	0	0	0						
Boog Powell, L OBP: 0.330, SLG: 0.271		E3								1	0	0	0	0	0	2						
Alan Ashby, S OBP: 0.305, SLG: 0.318		1B								0	0	0	0	0	0	0						
Frank Duffy, R OBP: 0.279, SLG: 0.273					1-3				WP	2	0	1	0	2	0	0						
<b>Inning Stats</b>	R: 0 E: 0 K: 1 S: 6	H: 1 LOB: 1 BB: 0 P: 6	R: 1 E: 1 K: 1 S: 8	H: 2 LOB: 2 BB: 0 P: 8	R: 0 E: 0 K: 0 S: 3	H: 0 LOB: 0 BB: 0 P: 3	R: 0 E: 0 K: 0 S: 3	H: 0 LOB: 0 BB: 0 P: 3	R: 0 E: 0 K: 0 S: 4	H: 1 LOB: 1 BB: 0 P: 4	R: 0 E: 0 K: 0 S: 4	H: 2 LOB: 1 BB: 0 P: 4	R: 0 E: 0 K: 0 S: 4	H: 1 LOB: 2 BB: 1 P: 8	R: 2 E: 1 K: 0 S: 6	H: 3 LOB: 1 BB: 0 P: 6	R: 0 E: 0 K: 1 S: 5	H: 0 LOB: 1 BB: 1 P: 9	1B: 8 2B: 0 3B: 1 HR: 1	SF: 0 SAC: 0 DP: 2 HBP: 0	WP: 1 PB: 0 SB: 0 CS: 0	PA: 39
<b>PITCHER</b>	IP	WLS	BF	H	R	ER	SO	BB	IBB	HBP	BLK	WP	HR	S	P	ERA	WHIP					
Ken Holtzman, L ERA: 3.06	7.1	W	33	10	3	2	2	1	0	0	0	0	1	36	40	2.46	1.500					
Dick Tidrow, R ERA: 2.73	0.0		1	0	0	0	0	0	0	0	0	0	0	1	1	∞	∞					
Sparky Lyle, L ERA: 2.01	1.2	S	5	0	0	0	1	1	0	0	0	1	0	6	10	0.00	0.600					

New York Yankees @ Cleveland Indians  
Cleveland Municipal Stadium, Cleveland, OH

AB 37  
R 3  
H 10  
RBI 2  
BB 2  
SO 3  
LOB 17



Sat Jul 03 1976, 7:05 PM EDT  
Att: 64,529 - Unknown - 70 F



Batter	1	2	3	4	5	6	7	8	9	AB	R	H	RBI	BB	SO	LOB	TOP					
Mickey Rivers, L (1, 8) OBP: 0.336, SLG: 0.464	G3	K			F9		F7			4	0	0	0	0	1	1						
Roy White, S (1, 7) OBP: 0.365, SLG: 0.414	4-3		L4		F7			L4		4	0	0	0	0	0	0						
Thurman Munson, R (1, 10) OBP: 0.362, SLG: 0.477	5-3		F4			SF7 2B		S 1B		4	1	2	0	0	0	0						
Chris Chambliss, L (1, 3) OBP: 0.331, SLG: 0.456		F8	F8		4-3			F8		4	0	0	0	0	0	2						
Graig Nettles, L (1, 5) OBP: 0.315, SLG: 0.402		4-3 1B		F7		SF7		3-1		3	1	1	1	0	0	1						
Oscar Gamble, L (1, 9) OBP: 0.326, SLG: 0.425		4-3 1B		F7		E3		F5		4	1	1	0	0	0	0						
Eliot Hendricks, L (1, 2) OBP: 0.227, SLG: 0.277 Fran Healy, R (9, 2) OBP: 0.333, SLG: 0.265	4-3				4-3			F7		4	0	1	0	0	0	3						
Willie Randolph, R (1, 4) OBP: 0.367, SLG: 0.331		S 1B		K2-3			5-3			4	1	2	2	0	1	1						
Jim Mason, L (1, 6) OBP: 0.184, SLG: 0.212		2H 3H 1H 1B		4-3			F6		F8	4	0	1	1	0	0	1						
<b>Inning Stats</b>	R: 0 E: 0 K: 0 S: 3	H: 0 LOB: 0 BB: 0 P: 3	R: 3 E: 0 K: 1 S: 9	H: 4 LOB: 1 BB: 0 P: 9	R: 0 E: 0 K: 0 S: 3	H: 0 LOB: 0 BB: 0 P: 3	R: 0 E: 0 K: 1 S: 6	H: 1 LOB: 1 BB: 0 P: 6	R: 0 E: 0 K: 0 S: 3	H: 0 LOB: 0 BB: 0 P: 3	R: 1 E: 1 K: 0 S: 5	H: 1 LOB: 1 BB: 0 P: 5	R: 0 E: 0 K: 0 S: 3	H: 0 LOB: 0 BB: 0 P: 3	R: 0 E: 0 K: 0 S: 4	H: 1 LOB: 1 BB: 0 P: 4	R: 0 E: 0 K: 0 S: 4	H: 1 LOB: 1 BB: 0 P: 4	1B: 6 2B: 2 3B: 0 HR: 0	SF: 1 SAC: 0 DP: 0 HBP: 0	WP: 0 PB: 0 SB: 2 CS: 0	PA: 36
<b>PITCHER</b> Jackie Brown, R (1, 1) ERA: 2.97	IP: 9.0 WLS: L BF: 36 H: 8 R: 4 ER: 4 SO: 2 BB: 0 IBB: 0 HBP: 0 BLK: 0 WP: 0 HR: 0 S: 40 P: 40 ERA: 4.00 WHIP: 0.889															<b>PITCHER</b>						

New York Yankees @ Cleveland Indians  
Cleveland Municipal Stadium, Cleveland, OH  
Sun Jul 04 1976, 7:05 PM EDT  
Att: 62,504 - Unknown - 72 F

AB 35  
R 4  
H 8  
RBI 4  
BB 0  
SO 2  
LOB 9



Batter	1	2	3	4	5	6	7	8	9	AB	R	H	RBI	BB	SO	LOB	BOTTOM					
Duane Kuiper, L (1, 4) OBP: 0.278, SLG: 0.285	6-3		2B 1B		F9			F5		4	0	1	0	0	0	0						
Rick Manning, L (1, 8) OBP: 0.347, SLG: 0.396	K		1-3 2B		4-3			BB		3	0	1	0	1	1	0						
Tommy Smith, L (1, 9) OBP: 0.379, SLG: 0.478	6-3		L8		F7			4-3		4	0	0	0	0	0	3						
Rico Carty, R (1, 10) OBP: 0.379, SLG: 0.478		G6-3 1B		F4		HR		HR		4	2	3	2	0	0	0						
Boog Powell, L (1, 3) OBP: 0.321, SLG: 0.261 Charlie Spikes, R (9, PH) OBP: 0.298, SLG: 0.340	G6-3		6-3		4-3			F7		3	0	0	0	0	0	1						
George Hendrick, R (1, 7) OBP: 0.325, SLG: 0.483		HR		6-3			5-3		4-3	4	1	2	1	0	0	0						
Buddy Bell, R (1, 5) OBP: 0.370, SLG: 0.391		F4		F4			6-3		FC6-4 BB	3	0	0	0	1	0	1						
Alan Ashby, S (1, 2) OBP: 0.301, SLG: 0.313 Frank Robinson, R (9, PH) OBP: 0.347, SLG: 0.405			4-3		F5		4-3		FC6-4	3	0	0	0	0	0	0						
Frank Duffy, R (1, 6) OBP: 0.276, SLG: 0.270 Orlando Gonzalez, L (8, PH) OBP: 0.354, SLG: 0.302 Larvell Blanks, R (9, 6) OBP: 0.339, SLG: 0.476			F9		K			5-3		2	0	0	0	0	1	0						
<b>Inning Stats</b>	R: 0 E: 0 K: 1 S: 5	H: 0 LOB: 0 BB: 0 P: 5	R: 1 E: 0 K: 0 S: 4	H: 2 LOB: 0 BB: 0 P: 4	R: 0 E: 0 K: 0 S: 5	H: 2 LOB: 2 BB: 0 P: 5	R: 0 E: 0 K: 0 S: 4	H: 1 LOB: 1 BB: 0 P: 4	R: 0 E: 0 K: 1 S: 5	H: 0 LOB: 0 BB: 0 P: 5	R: 1 E: 0 K: 0 S: 4	H: 1 LOB: 0 BB: 0 P: 4	R: 0 E: 0 K: 0 S: 3	H: 0 LOB: 0 BB: 0 P: 3	R: 0 E: 0 K: 0 S: 3	H: 0 LOB: 1 BB: 1 P: 7	R: 1 E: 0 K: 0 S: 4	H: 1 LOB: 1 BB: 1 P: 8	1B: 3 2B: 1 3B: 0 HR: 3	SF: 0 SAC: 0 DP: 1 HBP: 0	WP: 0 PB: 0 SB: 0 CS: 0	PA: 35
<b>PITCHER</b> Dock Ellis, R (1, 1) ERA: 3.4 Sparky Lyle, L (9, 1) ERA: 1.99	IP: 8.0 WLS: W BF: 31 H: 7 R: 3 ER: 3 SO: 3 BB: 1 IBB: 0 HBP: 0 BLK: 0 WP: 0 HR: 3 S: 34 P: 38 ERA: 3.38 WHIP: 1.000															<b>PITCHER</b>						

New York Yankees @ Cleveland Indians  
Cleveland Municipal Stadium, Cleveland, OH  
Sun Jul 04 1976, 7:05 PM EDT  
Att: 62,504 - Unknown - 72 F

AB 33  
R 3  
H 7  
RBI 3  
BB 2  
SO 2  
LOB 6





Batter	1	2	3	4	5	6	7	8	9	AB	R	H	RBI	BB	SO	LOB	TOP		
<b>Duane Kuiper, L</b> (1,4) OBP: 0.277, SLG: 0.285	3-1		FC6-4		4-3			G4-6-3 1B		4	0	1	0	0	0	1			
<b>Rick Manning, L</b> (1,8) OBP: 0.347, SLG: 0.395	4-3					F7		G4-6-3 1B		3	1	1	0	0	0	0			
<b>John Lowenstein, L</b> (6,8) OBP: 0.336, SLG: 0.325	4-3			BB SF8 1B				G4-6-3 1B		1	0	0	0	0	0	2			
<b>Tommy Smith, L</b> (1,9) OBP: 0.091, SLG: 0.091	5-3			BB 1-2 1B		4-3			G3	4	0	1	0	0	0	0			
<b>Rico Carty, R</b> (1,10) OBP: 0.375, SLG: 0.472		6-3								3	0	0	0	0	0	2			
<b>Charlie Spikes, R</b> (9,PH) OBP: 0.297, SLG: 0.339		6-3		F3		F9			K	1	0	0	0	0	1	0			
<b>George Hendrick, R</b> (1,7) OBP: 0.325, SLG: 0.479		6-3						F9		2	0	0	0	1	0	0			
<b>Orlando Gonzalez, L</b> (7,7) OBP: 0.347, SLG: 0.295		6-3		BB 1-2 2-3 BB				F9		1	0	0	0	0	0	0			
<b>Boog Powell, L</b> (1,3) OBP: 0.312, SLG: 0.256		6-3		SF8				F4		2	0	0	1	0	0	0			
<b>Buddy Bell, R</b> (1,5) OBP: 0.366, SLG: 0.387			6-3					F8		3	0	0	0	0	1	2			
<b>Larryl Blanks, R</b> (7,5) OBP: 0.339, SLG: 0.476			6-3		K			F8		0	0	0	0	0	0	0			
<b>Alan Ashby, S</b> (1,2) OBP: 0.301, SLG: 0.314							F8		F9	3	0	1	0	0	0	0			
<b>Frank Duffy, R</b> (1,6) OBP: 0.277, SLG: 0.276				FC6-4 1B			F7			3	0	1	0	0	1	1			
<b>Inning Stats</b>	R: 0 E: 0 K: 0 S: 3	H: 0 LOB: 0 BB: 0 P: 3	R: 0 E: 0 K: 0 S: 3	H: 0 LOB: 0 BB: 0 P: 3	R: 0 E: 0 K: 0 S: 4	H: 1 LOB: 1 BB: 0 P: 4	R: 1 E: 0 K: 1 S: 7	H: 2 LOB: 2 BB: 1 P: 11	R: 0 E: 0 K: 0 S: 5	H: 0 LOB: 0 BB: 0 P: 5	R: 0 E: 0 K: 0 S: 3	H: 0 LOB: 0 BB: 0 P: 3	R: 0 E: 0 K: 0 S: 4	H: 2 LOB: 1 BB: 0 P: 4	R: 0 E: 0 K: 1 S: 5	H: 0 LOB: 0 BB: 0 P: 5	1B: 4 2B: 1 3B: 0 HR: 0	SF: 1 SAC: 0 DP: 1 HBP: 0	WP: 0 PA: 32 PB: 0 SB: 0 CS: 0
<b>PITCHER</b> <b>Gary Ross, R</b> (1,1) ERA: 3.08	IP: 9.0 WLS: W BF: 32 H: 5 R: 1 ER: 1 SO: 3 BB: 1 IBB: 0 HBP: 0 BLK: 0 WP: 0 HR: 0 S: 37 P: 41 ERA: 1.00 WHIP: 0.667															<b>PITCHER</b>			

Cleveland Indians @ California Angels  
Anaheim Stadium, Anaheim, CA  
Mon Jul 05 1976, 10:05 PM EDT  
Att: 20,240 - Unknown

AB 30  
R 1  
H 5  
RBI 1  
BB 1  
SO 3  
LOB 8



Batter	1	2	3	4	5	6	7	8	9	AB	R	H	RBI	BB	SO	LOB	BOTTOM
<b>Mario Guerrero, R</b> (1,4) OBP: 0.299, SLG: 0.289	5-3	F9	F9		1-2 1B		F7			5	0	1	0	0	0	3	
<b>Dan Briggs, L</b> (1,8) OBP: 0.277, SLG: 0.359	F9			1B BB 2B	1B G6-4-3 1B		F7	FC5-4 1B		5	2	3	0	0	0	2	
<b>Bobby Bonds, R</b> (1,9) OBP: 0.346, SLG: 0.405			BB G3 1B	1-3 G6-4-3 1B			K	F8		5	1	3	0	0	1	3	
<b>Tommy Davis, R</b> (1,10) OBP: 0.306, SLG: 0.330	K		G3	G6-4-3		6-3		FC5-4 1B		5	0	1	0	0	1	4	
<b>Bill Melton, R</b> (1,3) OBP: 0.295, SLG: 0.310		1-3	K	BB BB	BB BB	1-3	1-3	FC5-4 FC4-6		4	0	0	0	1	1	4	
<b>Bruce Bochte, L</b> (1,7) OBP: 0.365, SLG: 0.304		1B 1B	BB BB	BB BB	1-2 BB		1-3	FC4-6		3	2	1	0	2	0	2	
<b>Ron Jackson, R</b> (1,5) OBP: 0.303, SLG: 0.380		1B SH3-4 1B	BB BB	BB BB	1-2 2-3 3H K			E9 2B		3	2	2	1	1	1	2	
<b>Dave Chalk, R</b> (1,6) OBP: 0.306, SLG: 0.270		SH3-4 1B				F9		F9		4	1	2	3	0	0	1	
<b>Andy Etchebarren, R</b> (1,2) OBP: 0.299, SLG: 0.257		SH3-4			1B			K		3	0	2	3	0	1	1	
<b>Inning Stats</b>	R: 0 E: 0 K: 1 S: 6	H: 1 LOB: 1 BB: 0 P: 6	R: 2 E: 0 K: 0 S: 6	H: 3 LOB: 1 BB: 0 P: 6	R: 5 E: 0 K: 1 S: 9	H: 4 LOB: 1 BB: 2 P: 17	R: 1 E: 0 K: 1 S: 6	H: 2 LOB: 2 BB: 2 P: 14	R: 0 E: 0 K: 0 S: 3	H: 0 LOB: 0 BB: 0 P: 3	R: 0 E: 1 K: 1 S: 6	H: 1 LOB: 1 BB: 0 P: 6	R: 0 E: 0 K: 0 S: 5	H: 2 LOB: 2 BB: 0 P: 5	1B: 12 2B: 3 3B: 0 HR: 0	SF: 0 SAC: 1 DP: 1 HBP: 0	WP: 0 PA: 42 PB: 0 SB: 0 CS: 0
<b>PITCHER</b> <b>Pat Dobson, R</b> (1,1) ERA: 3.27	IP: 2.2 WLS: L BF: 17 H: 7 R: 7 ER: 7 SO: 2 BB: 2 IBB: 0 HBP: 0 BLK: 0 WP: 0 HR: 0 S: 19 P: 27 ERA: 23.62 WHIP: 3.375															<b>PITCHER</b>	
<b>Jim Bibby, R</b> (3,1) ERA: 3.51	2.1 13 5 1 1 2 2 0 0 0 0 0 15 23 3.86 3.000																
<b>Tom Buskey, R</b> (6,1) ERA: 3.27	3.0 12 3 0 0 1 0 0 0 0 0 14 14 0.00 1.000																

Cleveland Indians @ California Angels  
Anaheim Stadium, Anaheim, CA  
Mon Jul 05 1976, 10:05 PM EDT  
Att: 20,240 - Unknown

AB 37  
R 8  
H 15  
RBI 7  
BB 4  
SO 5  
LOB 22





Batter	1	2	3	4	5	6	7	8	9	AB	R	H	RBI	BB	SO	LOB	TOP				
<b>Rick Manning, L</b> OBP: 0.348, SLG: 0.399										5	3	2	0	0	1	2	<b>Cleveland Indians @ California Angels</b> Anaheim Stadium, Anaheim, CA Tue Jul 06 1976, 10:05 PM EDT Att: 9,831 - Unknown				
<b>Larvell Blanks, R</b> OBP: 0.350, SLG: 0.481										5	1	3	1	0	0	0					
<b>Frank Robinson, R</b> OBP: 0.379, SLG: 0.475 <b>Orlando Gonzalez, L</b> OBP: 0.346, SLG: 0.298										2	1	2	2	0	0	0					
<b>Rico Carty, R</b> OBP: 0.379, SLG: 0.500 <b>Boog Powell, L</b> OBP: 0.312, SLG: 0.256										3	0	1	0	2	1	1					
<b>George Hendrick, R</b> OBP: 0.320, SLG: 0.471										5	0	0	0	0	0	7					
<b>Buddy Bell, R</b> OBP: 0.364, SLG: 0.382											4	0	0	0	1	1		0			
<b>Charlie Spikes, R</b> OBP: 0.294, SLG: 0.335											5	1	1	0	0	0		3			
<b>Ron Pruitt, R</b> OBP: 0.286, SLG: 0.261										5	1	3	1	0	0	0					
<b>Frank Duffy, R</b> OBP: 0.277, SLG: 0.272										3	0	0	0	1	0	2					
<b>Inning Stats</b>	R: 1 E: 1 K: 1 S: 7	H: 1 LOB: 3 BB: 2 P: 15	R: 2 E: 1 K: 0 S: 6	H: 3 LOB: 2 BB: 1 P: 10	R: 2 E: 1 K: 1 S: 7	H: 3 LOB: 0 BB: 0 P: 7	R: 0 E: 0 K: 0 S: 3	H: 0 LOB: 0 BB: 0 P: 3	R: 0 E: 0 K: 0 S: 4	H: 1 LOB: 1 BB: 0 P: 4	R: 1 E: 0 K: 1 S: 7	H: 2 LOB: 1 BB: 0 P: 7	R: 0 E: 0 K: 0 S: 3	H: 0 LOB: 0 BB: 0 P: 3	1B: 9 2B: 2 3B: 1 HR: 1	SF: 0 SAC: 0 DP: 0 HBP: 0	WP: 1 PA: 45 PB: 0 SB: 0 CS: 1				
<b>PITCHER</b>	IP WLS BF H R ER SO BB IBB HBP BLK WP HR S P ERA WHIP	2.1 L 17 6 5 5 2 3 0 0 0 0 1 18 30 19.29 3.857	3.1 14 4 1 1 0 1 0 0 0 1 0 13 17 2.70 1.500	6.1 13 3 1 1 1 0 0 0 0 0 0 15 15 2.70 0.900	<b>PITCHER</b>													IP WLS BF H R ER SO BB IBB HBP BLK WP HR S P ERA WHIP			
<b>Sid Monge, L</b> ERA: 3.51														4	0	1	1	0	0	0	
<b>Don Kirkwood, R</b> ERA: 4.5														5	0	0	0	0	2	3	
<b>John Verhoeven, R</b> ERA: 2.7														3	1	1	0	1	0	0	
<b>Tommy Davis, R</b> OBP: 0.313, SLG: 0.361										4	1	2	2	0	0	1					
<b>Bill Melton, R</b> OBP: 0.291, SLG: 0.304										4	0	0	0	0	2	2					
<b>Bruce Bochte, L</b> OBP: 0.370, SLG: 0.308										3	1	2	0	1	0	1					
<b>Ron Jackson, R</b> OBP: 0.302, SLG: 0.374										3	0	0	0	0	2	3					
<b>Dave Chalk, R</b> OBP: 0.309, SLG: 0.268										2	0	0	0	2	0	2					
<b>Andy Etchebarren, R</b> OBP: 0.302, SLG: 0.256 <b>Bob Jones, L</b> OBP: 0.259, SLG: 0.366 <b>Terry Humphrey, R</b> OBP: 0.222, SLG: 0.353										1	0	0	0	1	0	0					
<b>Inning Stats</b>	R: 0 E: 0 K: 0 S: 3	H: 0 LOB: 0 BB: 0 P: 3	R: 0 E: 0 K: 2 S: 8	H: 1 LOB: 1 BB: 0 P: 8	R: 0 E: 0 K: 0 S: 3	H: 0 LOB: 0 BB: 0 P: 3	R: 0 E: 0 K: 1 S: 5	H: 0 LOB: 1 BB: 1 P: 9	R: 1 E: 0 K: 1 S: 6	H: 1 LOB: 2 BB: 2 P: 14	R: 2 E: 0 K: 1 S: 6	H: 2 LOB: 2 BB: 2 P: 15	R: 0 E: 0 K: 0 S: 3	H: 1 LOB: 0 BB: 0 P: 3	R: 0 E: 0 K: 0 S: 5	H: 1 LOB: 2 BB: 0 P: 5	R: 0 E: 0 K: 1 S: 5	H: 0 LOB: 0 BB: 0 P: 5	1B: 5 2B: 0 3B: 0 HR: 1	SF: 1 SAC: 0 DP: 2 HBP: 1	WP: 0 PA: 38 PB: 0 SB: 1 CS: 0
<b>PITCHER</b>	IP WLS BF H R ER SO BB IBB HBP BLK WP HR S P ERA WHIP	5.1 W 25 4 3 3 5 4 0 1 0 0 0 30 47 5.06 1.500	6.1 13 2 0 0 1 1 0 0 0 0 0 14 18 0.00 0.818	<b>PITCHER</b>													IP WLS BF H R ER SO BB IBB HBP BLK WP HR S P ERA WHIP				
<b>Dennis Eckersley, R</b> ERA: 4.38														1	0	0	0	0	0	3	
<b>Stan Thomas, R</b> ERA: 2.01														1	0	0	0	0	0	0	
<b>Mario Guerrero, R</b> OBP: 0.293, SLG: 0.287											4	0	1	1	0	0	0				
<b>Dan Briggs, L</b> OBP: 0.281, SLG: 0.337										5	0	0	0	0	2	3					
<b>Bobby Bonds, R</b> OBP: 0.348, SLG: 0.404										3	1	1	0	1	0	0					
<b>Tommy Davis, R</b> OBP: 0.313, SLG: 0.361										4	1	2	2	0	0	1					
<b>Bill Melton, R</b> OBP: 0.291, SLG: 0.304										4	0	0	0	0	2	2					
<b>Bruce Bochte, L</b> OBP: 0.370, SLG: 0.308										3	1	2	0	1	0	1					
<b>Ron Jackson, R</b> OBP: 0.302, SLG: 0.374										3	0	0	0	0	2	3					
<b>Dave Chalk, R</b> OBP: 0.309, SLG: 0.268										2	0	0	0	2	0	2					
<b>Andy Etchebarren, R</b> OBP: 0.302, SLG: 0.256 <b>Bob Jones, L</b> OBP: 0.259, SLG: 0.366 <b>Terry Humphrey, R</b> OBP: 0.222, SLG: 0.353										1	0	0	0	1	0	0					
<b>Inning Stats</b>	R: 0 E: 0 K: 0 S: 3	H: 0 LOB: 0 BB: 0 P: 3	R: 0 E: 0 K: 2 S: 8	H: 1 LOB: 1 BB: 0 P: 8	R: 0 E: 0 K: 0 S: 3	H: 0 LOB: 0 BB: 0 P: 3	R: 0 E: 0 K: 1 S: 5	H: 0 LOB: 1 BB: 1 P: 9	R: 1 E: 0 K: 1 S: 6	H: 1 LOB: 2 BB: 2 P: 14	R: 2 E: 0 K: 1 S: 6	H: 2 LOB: 2 BB: 2 P: 15	R: 0 E: 0 K: 0 S: 3	H: 1 LOB: 0 BB: 0 P: 3	R: 0 E: 0 K: 0 S: 5	H: 1 LOB: 2 BB: 0 P: 5	R: 0 E: 0 K: 1 S: 5	H: 0 LOB: 0 BB: 0 P: 5	1B: 5 2B: 0 3B: 0 HR: 1	SF: 1 SAC: 0 DP: 2 HBP: 1	WP: 0 PA: 38 PB: 0 SB: 1 CS: 0
<b>PITCHER</b>	IP WLS BF H R ER SO BB IBB HBP BLK WP HR S P ERA WHIP	5.1 W 25 4 3 3 5 4 0 1 0 0 0 30 47 5.06 1.500	6.1 13 2 0 0 1 1 0 0 0 0 0 14 18 0.00 0.818	<b>PITCHER</b>													IP WLS BF H R ER SO BB IBB HBP BLK WP HR S P ERA WHIP				
<b>Dennis Eckersley, R</b> ERA: 4.38														1	0	0	0	0	0	3	
<b>Stan Thomas, R</b> ERA: 2.01														1	0	0	0	0	0	0	



Batter	1	2	3	4	5	6	7	8	9	AB	R	H	RBI	BB	SO	LOB	TOP			
Tommy Smith, L (1, 9) OBP: 0.188, SLG: 0.250	F7		F6						4-3	5	0	2	0	0	0	1	<b>Cleveland Indians @ California Angels</b> Anaheim Stadium, Anaheim, CA Wed Jul 07 1976, 10:05 PM EDT Att: 10,868 - Unknown			
Larvell Blanks, R (1, 6) OBP: 0.355, SLG: 0.473	BB		BB			2B				2	0	0	0	2	2					
Rick Manning, L (1, 8) OBP: 0.347, SLG: 0.395	F5		4-3							3	0	0	0	1	1					
Rico Carty, R (1, 10) OBP: 0.374, SLG: 0.467	P4									4	0	0	0	0	1					
George Hendrick, R (1, 7) OBP: 0.319, SLG: 0.467			K							4	0	1	0	0	2					
Boog Powell, L (1, 3) OBP: 0.319, SLG: 0.269			4-3							3	0	1	0	1	0					
Buddy Bell, R (1, 5) OBP: 0.362, SLG: 0.378			K							3	0	0	0	1	1					
Alan Ashby, S (1, 2) OBP: 0.297, SLG: 0.309 Otiendo Gonzalez, L (9, PH) OBP: 0.340, SLG: 0.292			G3							3	0	0	0	0	0					
Duane Kuiper, L (1, 4) OBP: 0.277, SLG: 0.288										4	0	1	0	0	2					
<b>Inning Stats</b>	R: 0 E: 0 K: 0 S: 3	H: 0 LOB: 1 BB: 1 P: 7	R: 0 E: 0 K: 2 S: 7	H: 0 LOB: 0 BB: 0 P: 7	R: 0 E: 0 K: 0 S: 4	H: 1 LOB: 2 BB: 1 P: 8	R: 0 E: 0 K: 0 S: 4	H: 1 LOB: 1 BB: 0 P: 4	R: 0 E: 0 K: 1 S: 6	H: 1 LOB: 3 BB: 2 P: 14	R: 0 E: 0 K: 3 S: 10	H: 1 LOB: 0 BB: 0 P: 10	R: 0 E: 0 K: 1 S: 5	H: 0 LOB: 1 BB: 1 P: 9	R: 0 E: 0 K: 2 S: 7	H: 0 LOB: 0 BB: 0 P: 7	1B: 2 2B: 3 3B: 0 HR: 0	SF: 0 SAC: 0 DP: 0 HBP: 0	WP: 0 PB: 0 SB: 0 CS: 0	PA: 37
<b>PITCHER</b> Nolan Ryan, R (1, 1) ERA: 3.88	IP: 9.0 WLS: W BF: 37 H: 5 R: 0 ER: 0 SO: 10 BB: 5 IBB: 0 HBP: 0 BLK: 0 WP: 0 HR: 0 S: 52 P: 72 ERA: 0.00 WHIP: 1.111															<b>PITCHER</b>				

Batter	1	2	3	4	5	6	7	8	9	AB	R	H	RBI	BB	SO	LOB	BOTTOM			
Dave Collins, S (1, 7) OBP: 0.383, SLG: 0.315 Rusty Torres, S (4, 8) OBP: 0.300, SLG: 0.294	F9		1-3							2	0	0	0	0	0	0	<b>Cleveland Indians @ California Angels</b> Anaheim Stadium, Anaheim, CA Wed Jul 07 1976, 10:05 PM EDT Att: 10,868 - Unknown			
Mario Guerrero, R (1, 4) OBP: 0.292, SLG: 0.286	F9		2B							4	1	1	0	0	0					
Bobby Bonds, R (1, 9) OBP: 0.353, SLG: 0.421	HR		1B							3	1	2	2	1	0					
Tommy Davis, R (1, 10) OBP: 0.303, SLG: 0.350	5-3		2B							4	0	0	0	0	4					
Ron Jackson, R (1, 5) OBP: 0.306, SLG: 0.377			5-3							4	0	2	0	0	1					
Leroy Stanton, R (1, 8) OBP: 0.262, SLG: 0.260			K							3	0	0	0	1	2					
Dan Briggs, L (1, 3) OBP: 0.250, SLG: 0.322			P6							4	0	0	0	0	1					
Dave Chalk, R (1, 6) OBP: 0.313, SLG: 0.270										2	0	1	0	1	0					
Andy Etchebarren, R (1, 2) OBP: 0.297, SLG: 0.251			2-3							3	0	0	0	0	1					
<b>Inning Stats</b>	R: 1 E: 0 K: 0 S: 4	H: 1 LOB: 0 BB: 0 P: 4	R: 0 E: 0 K: 1 S: 6	H: 1 LOB: 1 BB: 1 P: 10	R: 1 E: 0 K: 0 S: 5	H: 2 LOB: 1 BB: 0 P: 5	R: 0 E: 0 K: 1 S: 5	H: 0 LOB: 0 BB: 0 P: 5	R: 0 E: 0 K: 0 S: 3	H: 0 LOB: 0 BB: 0 P: 3	R: 0 E: 0 K: 0 S: 4	H: 1 LOB: 2 BB: 1 P: 8	R: 0 E: 0 K: 1 S: 6	H: 1 LOB: 3 BB: 2 P: 14	R: 0 E: 0 K: 1 S: 5	H: 0 LOB: 0 BB: 0 P: 5	1B: 4 2B: 1 3B: 0 HR: 1	SF: 0 SAC: 0 DP: 0 HBP: 0	WP: 1 PB: 1 SB: 0 CS: 0	PA: 34
<b>PITCHER</b> Rick Waits, L (1, 1) ERA: 4.58 Dave LaRoche, L (7, 1) ERA: 1.96	IP: 6.1 WLS: L BF: 28 H: 6 R: 2 ER: 2 SO: 3 BB: 3 IBB: 0 HBP: 0 BLK: 0 WP: 1 HR: 1 S: 31 P: 43 ERA: 2.84 WHIP: 1.421															<b>PITCHER</b>				



Batter	1	2	3	4	5	6	7	8	9	AB	R	H	RBI	BB	SO	LOB	TOP		
<b>Duane Kuiper, L</b> OBP: 0.277, SLG: 0.287 (1, 4)	F7		4-3		1-3			FC4-6 1B		4	0	1	0	0	0	0	<b>Cleveland Indians @ Oakland Athletics</b> Oakland-Alameda County Coliseum, Oakland, CA Fri Jul 09 1976, 7:05 PM PDT Att. 4,480 - Unknown - 62 F		
<b>Tommy Smith, L</b> OBP: 0.200, SLG: 0.250 (1, 9)	F9		SH1-3 1B		F7			FC4-6 FC4 1-2		4	0	1	0	0	0	1			
<b>Rick Manning, L</b> OBP: 0.350, SLG: 0.397 (1, 8)	BB 1B		SH1-3 1-2		G6-3 1B			FC4 1-2		3	0	2	0	0	0	1			
<b>Rico Carty, R</b> OBP: 0.372, SLG: 0.462 (1, 10)	1-2 BB		5-3		G6-3 1-2			F4		3	0	0	0	1	0	2			
<b>George Hendrick, R</b> OBP: 0.318, SLG: 0.475 (1, 7)	F7			HR	1-3			5-3		4	1	1	1	0	0	2			
<b>Boog Powell, L</b> OBP: 0.316, SLG: 0.260 (1, 3)		FC6-5 5-3 BB		1-3				E4 G6-4-3		3	0	0	0	1	1	0			
<b>Buddy Bell, R</b> OBP: 0.359, SLG: 0.374 (1, 5)	5-3 1-2		F3		G6-4-3 1-2			K		3	0	0	0	0	0	2			
<b>Alan Ashby, S</b> OBP: 0.293, SLG: 0.304 (1, 2)	FC6-5 2-3		F6		G3					3	0	0	0	0	0	1			
<b>Frank Duffy, R</b> OBP: 0.274, SLG: 0.269 (1, 6) <b>Larvell Blanks, R</b> OBP: 0.352, SLG: 0.468 (8, 6)	L5				L7			K		2	0	0	0	0	0	1			
<b>Inning Stats</b>	R: 0 E: 0 K: 0 S: 4	H: 1 LOB: 2 BB: 1 P: 8	R: 0 E: 0 K: 0 S: 3	H: 0 LOB: 1 BB: 1 P: 7	R: 0 E: 0 K: 0 S: 4	H: 1 LOB: 0 BB: 0 P: 4	R: 1 E: 0 K: 0 S: 4	H: 1 LOB: 0 BB: 0 P: 4	R: 0 E: 0 K: 0 S: 3	H: 0 LOB: 0 BB: 0 P: 3	R: 0 E: 0 K: 0 S: 3	H: 0 LOB: 0 BB: 0 P: 3	R: 0 E: 1 K: 1 S: 6	H: 1 LOB: 1 BB: 0 P: 6	R: 0 E: 0 K: 1 S: 5	H: 0 LOB: 0 BB: 0 P: 5	1B: 4 2B: 0 3B: 0 HR: 1	SF: 0 SAC: 1 DP: 2 HBP: 0	WP: 0 PA: 33 PB: 0 SB: 0 CS: 0
<b>PITCHER</b> <b>Mike Torrez, R</b> ERA: 3.52 (1, 1)	IP: 9.0 WLS: W BF: 33 H: 5 R: 1 ER: 1 SO: 2 BB: 2 IBB: 0 HBP: 0 BLK: 0 WP: 0 HR: 1 S: 35 P: 43 ERA: 1.00 WHIP: 0.778															<b>PITCHER</b>			

Batter	1	2	3	4	5	6	7	8	9	AB	R	H	RBI	BB	SO	LOB	BOTTOM		
<b>Bill North, S</b> OBP: 0.345, SLG: 0.328 (1, 8)	S 5-3 BB		S BB		K			K		2	0	0	0	2	2	0	<b>Cleveland Indians @ Oakland Athletics</b> Oakland-Alameda County Coliseum, Oakland, CA Fri Jul 09 1976, 7:05 PM PDT Att. 4,480 - Unknown - 62 F		
<b>Bert Campaneris, R</b> OBP: 0.321, SLG: 0.279 (1, 6)	5-3 1-2		F7		K			L8		4	0	0	0	0	1	2			
<b>Don Baylor, R</b> OBP: 0.319, SLG: 0.374 (1, 10)	1-3 2-3		K		1-3			5-3		4	0	0	0	0	1	2			
<b>Joe Rudi, R</b> OBP: 0.317, SLG: 0.425 (1, 7)	5-3			F8				L8		3	0	0	0	0	0	1			
<b>Sal Bando, R</b> OBP: 0.347, SLG: 0.472 (1, 5)		5-3		S E BB				F9		2	1	0	0	1	0	0			
<b>Gene Tenace, R</b> OBP: 0.375, SLG: 0.414 (1, 3)		6-3		E5 1B				L6		3	1	0	0	0	0	0			
<b>Claudell Washington, L</b> OBP: 0.266, SLG: 0.316 (1, 9)					G6-4-3 1B			3-1		3	0	2	1	0	0	0			
<b>Phil Garner, R</b> OBP: 0.303, SLG: 0.402 (1, 4)					G6-4-3 1-2			1B		3	0	1	0	0	0	2			
<b>Jeff Newman, R</b> OBP: 0.200, SLG: 0.211 (1, 2)			K		5-3			5-3		3	0	0	0	0	1	1			
<b>Inning Stats</b>	R: 0 E: 0 K: 0 S: 3	H: 0 LOB: 1 BB: 1 P: 7	R: 0 E: 0 K: 2 S: 7	H: 1 LOB: 1 BB: 0 P: 4	R: 0 E: 0 K: 0 S: 4	H: 0 LOB: 1 BB: 1 P: 11	R: 2 E: 1 K: 0 S: 4	H: 1 LOB: 0 BB: 1 P: 8	R: 0 E: 0 K: 2 S: 7	H: 0 LOB: 0 BB: 0 P: 7	R: 0 E: 0 K: 0 S: 3	H: 0 LOB: 0 BB: 0 P: 3	R: 0 E: 0 K: 0 S: 4	H: 1 LOB: 1 BB: 0 P: 4	R: 0 E: 0 K: 1 S: 5	H: 0 LOB: 0 BB: 0 P: 5	1B: 3 2B: 0 3B: 0 HR: 0	SF: 0 SAC: 0 DP: 1 HBP: 0	WP: 0 PA: 30 PB: 0 SB: 4 CS: 0
<b>PITCHER</b> <b>Jackie Brown, R</b> ERA: 2.85 (1, 1)	IP: 8.0 WLS: L BF: 30 H: 3 R: 2 ER: 1 SO: 5 BB: 3 IBB: 0 HBP: 0 BLK: 0 WP: 0 HR: 0 S: 37 P: 49 ERA: 1.12 WHIP: 0.750															<b>PITCHER</b>			

AB 30  
R 1  
H 5  
RBI 1  
BB 2  
SO 2  
LOB 10

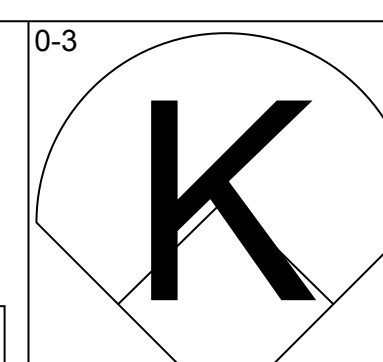
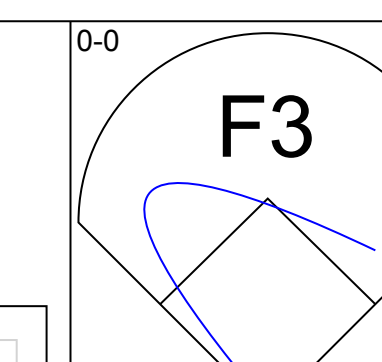
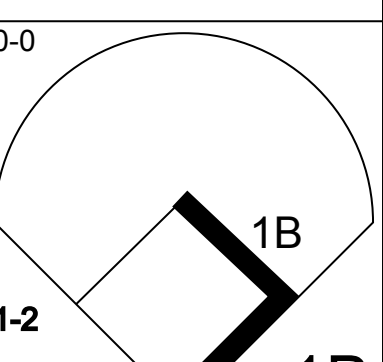
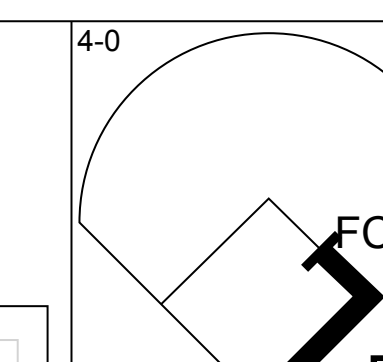
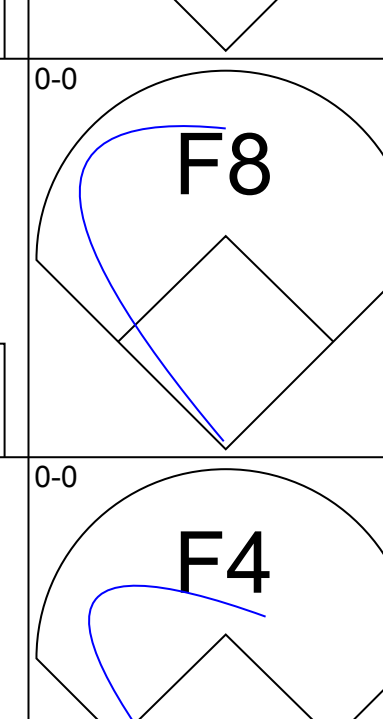
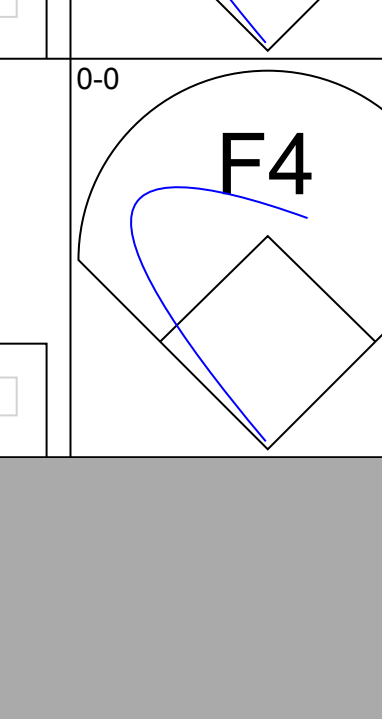
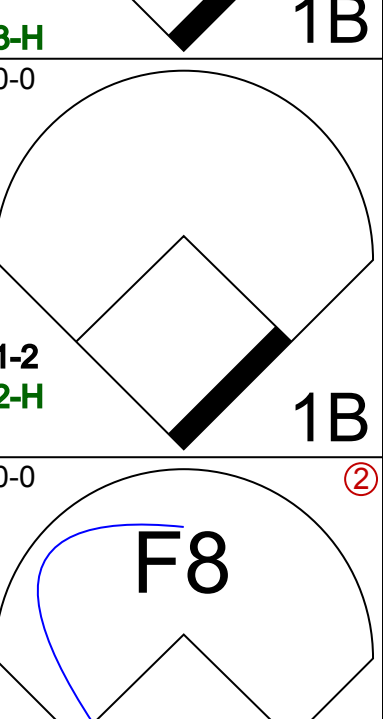
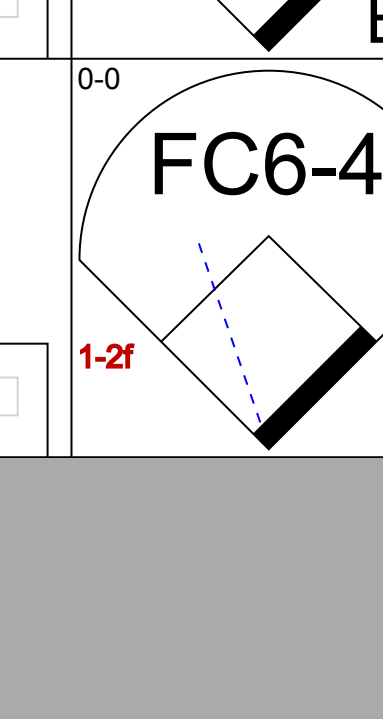
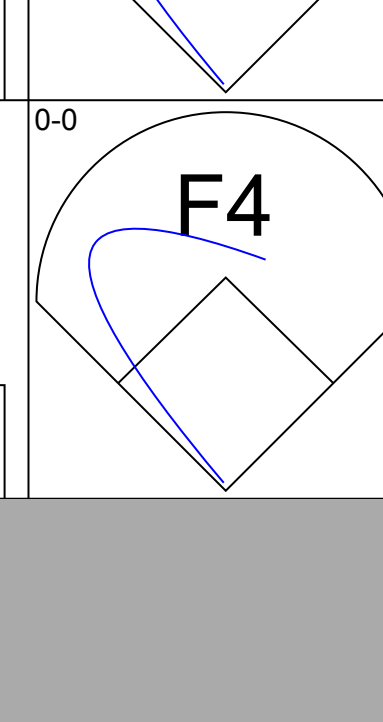
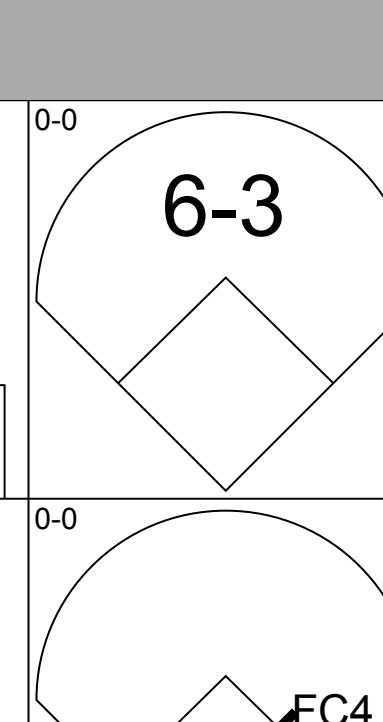
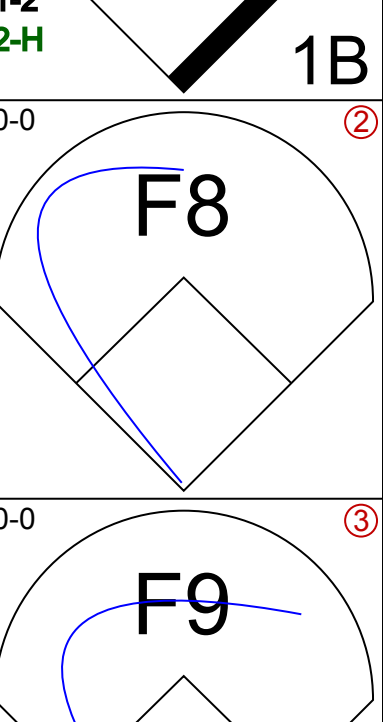
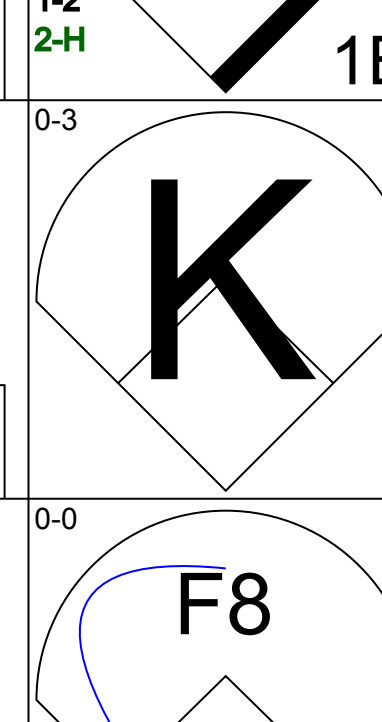
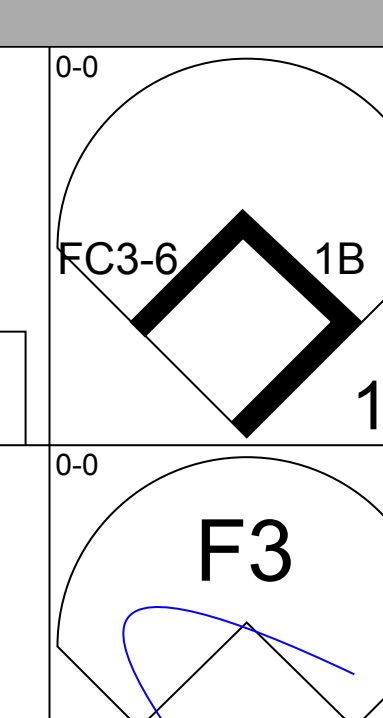
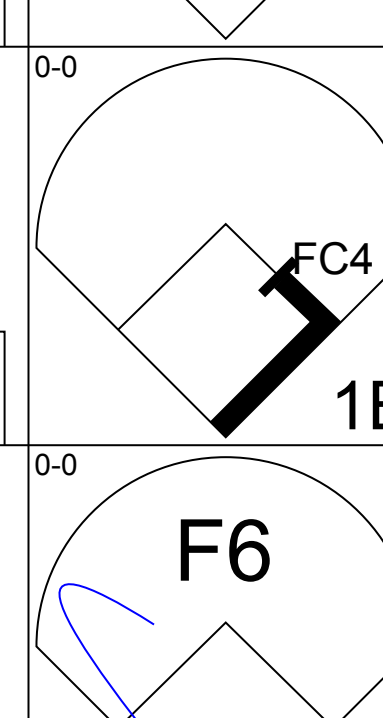
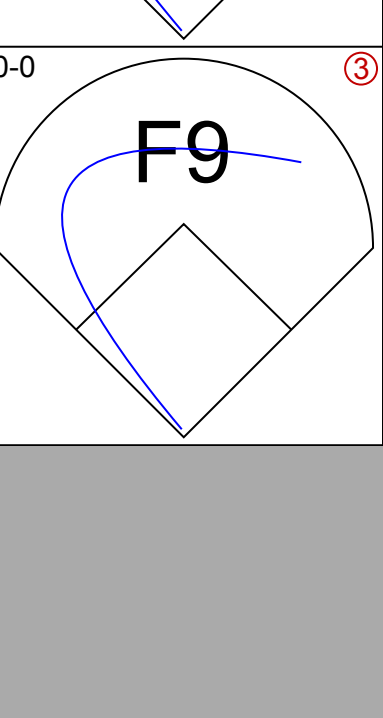
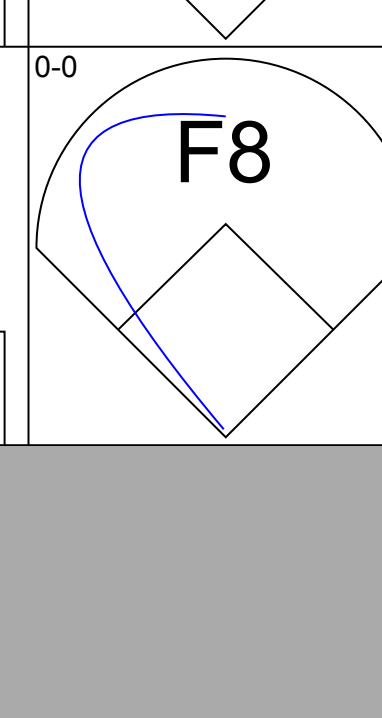
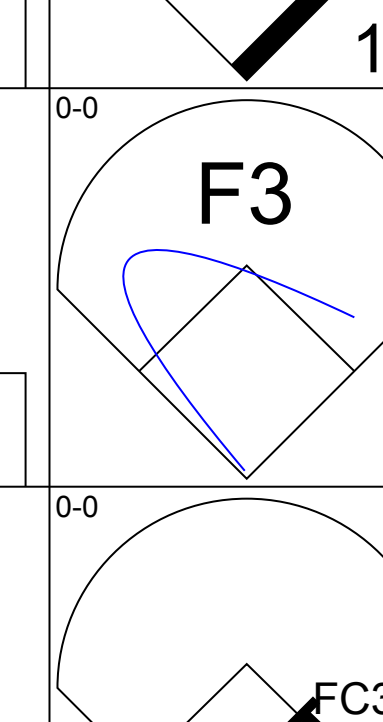
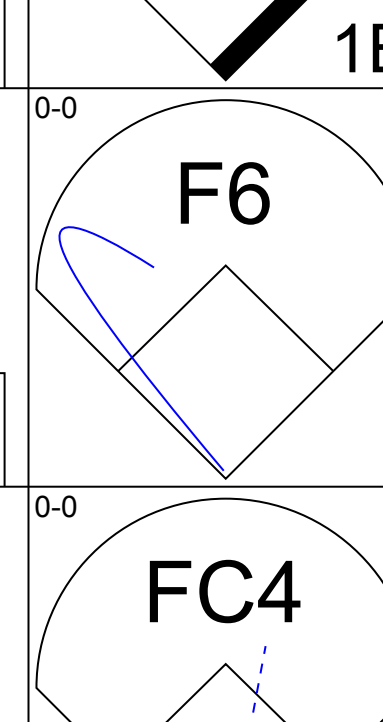
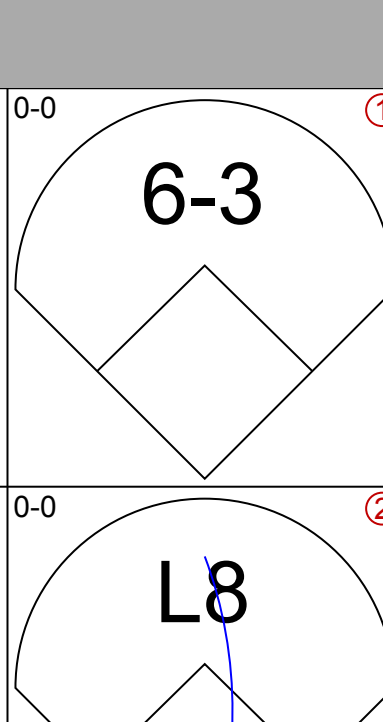
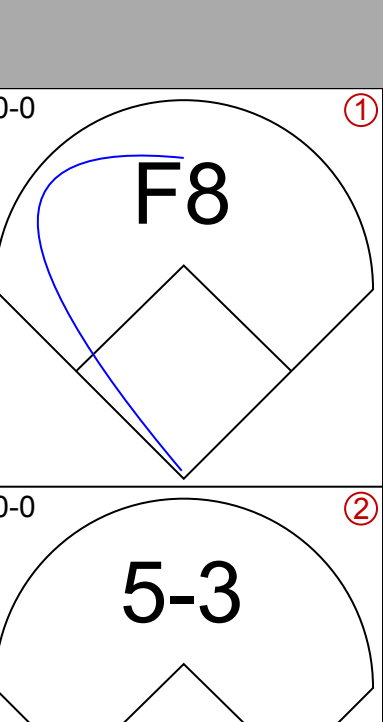
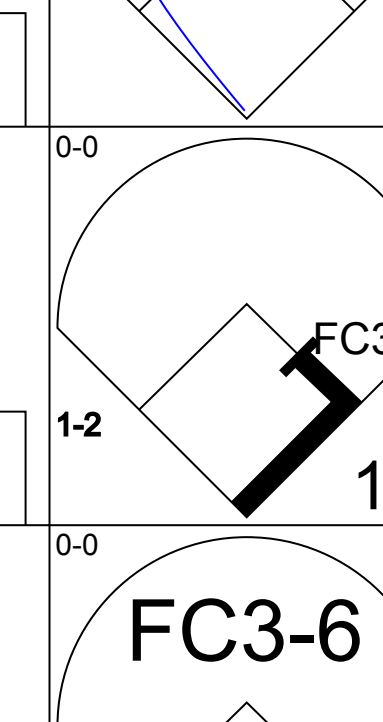
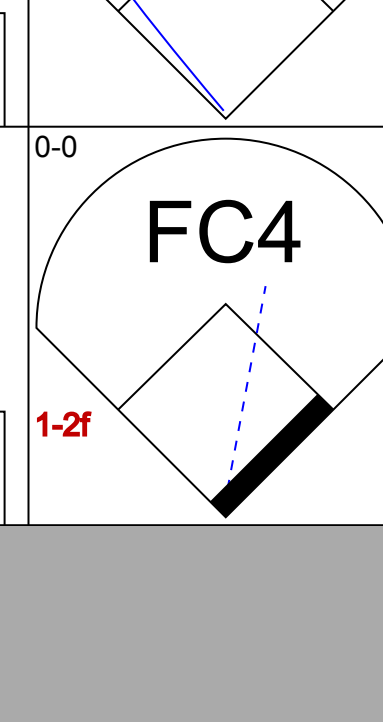
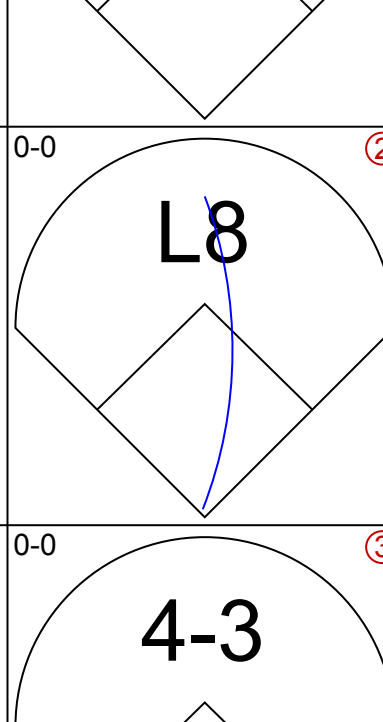
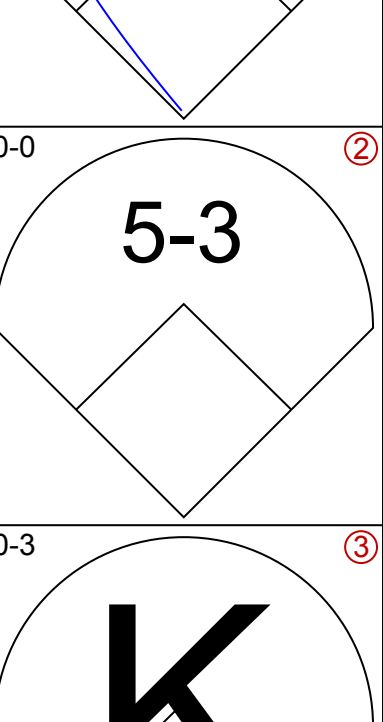
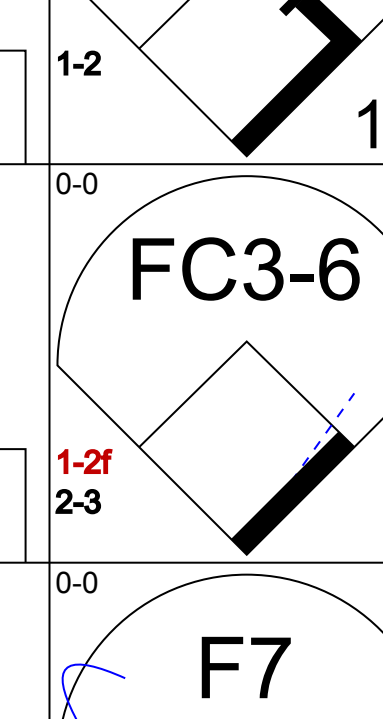
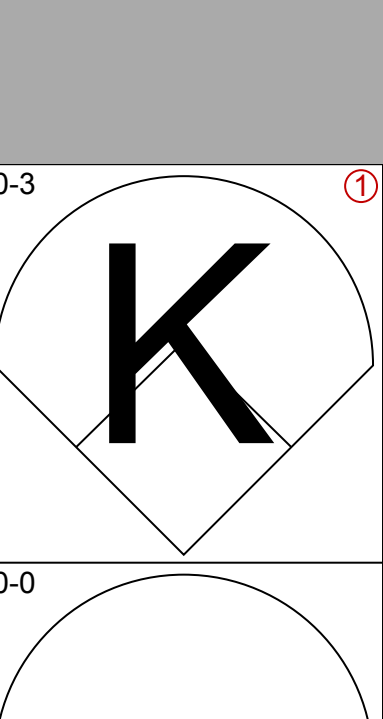
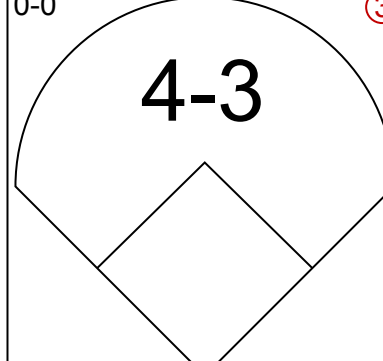
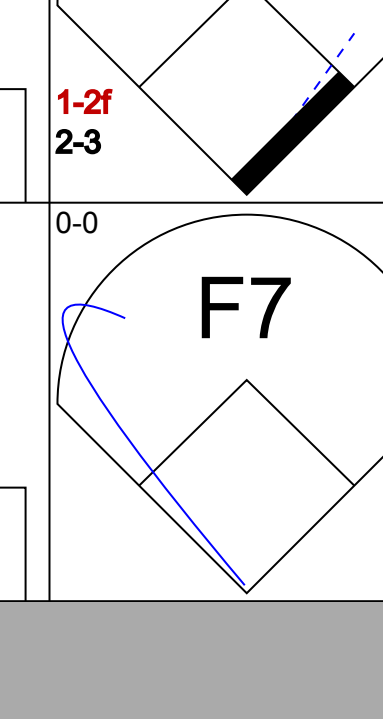
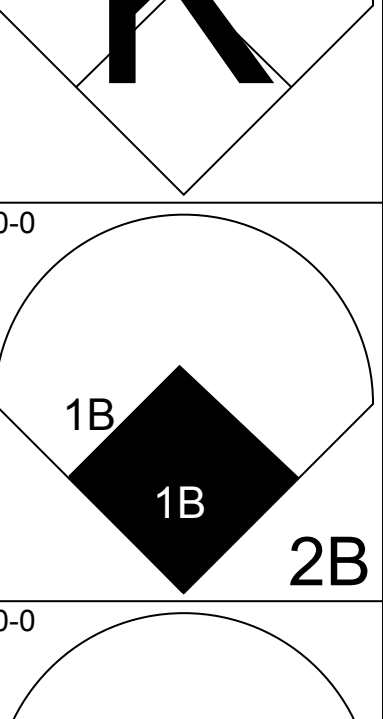
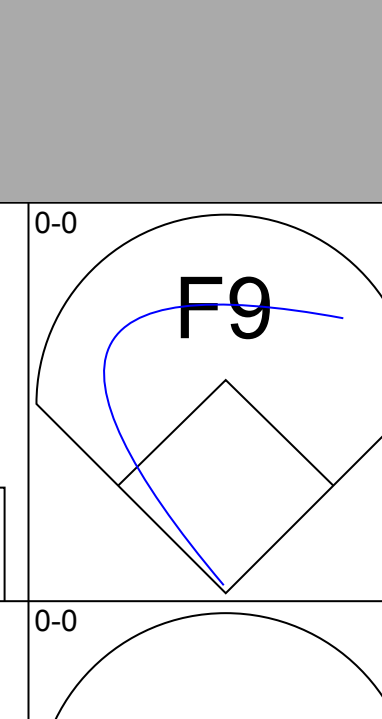
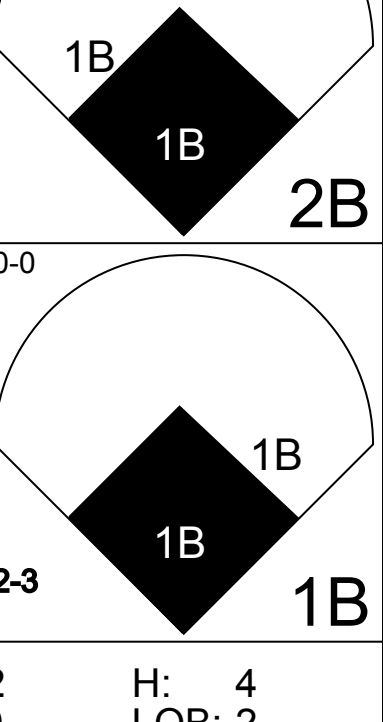

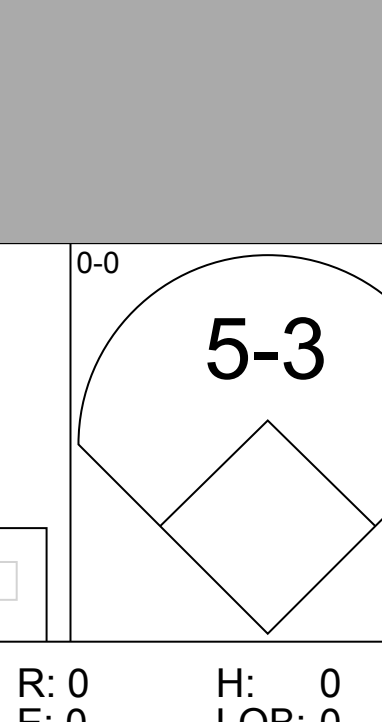

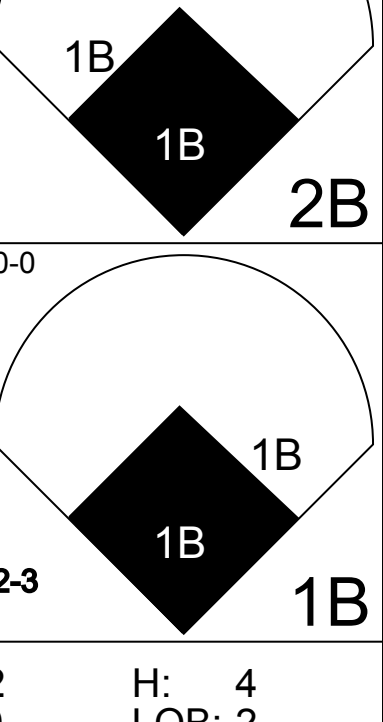
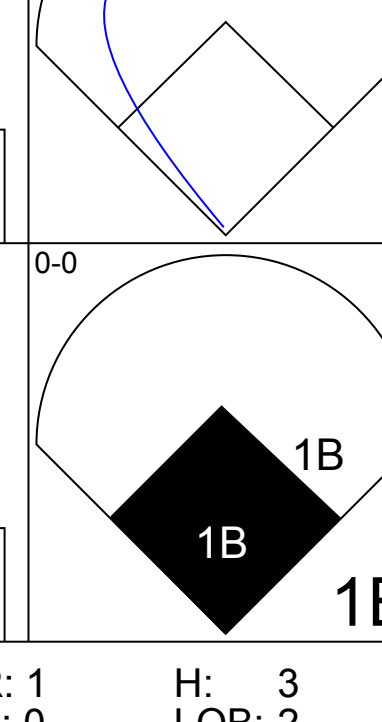



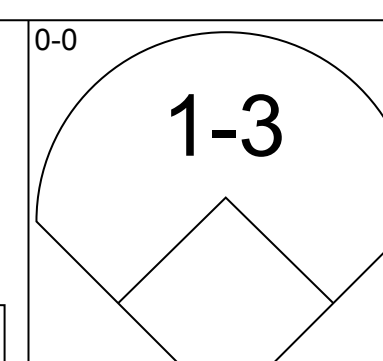
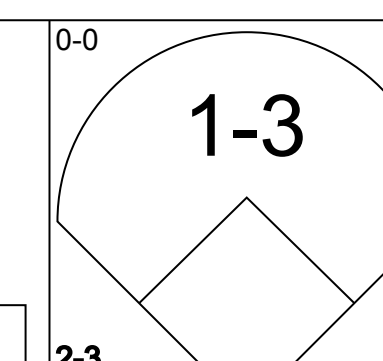
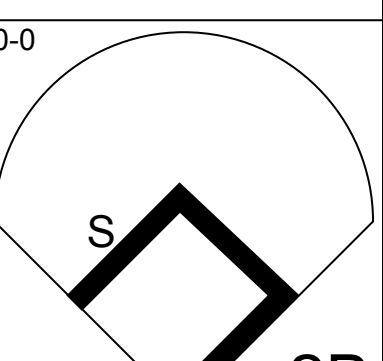
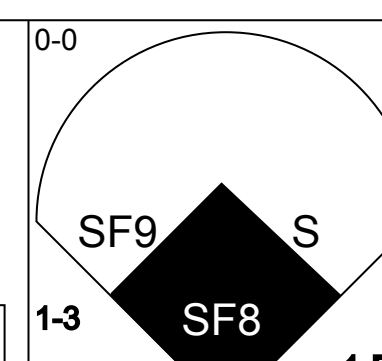
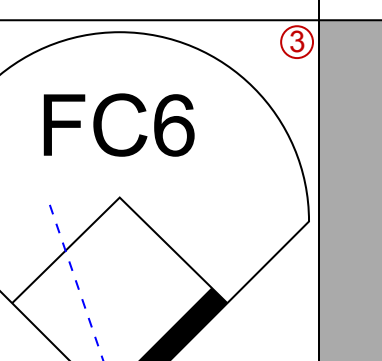
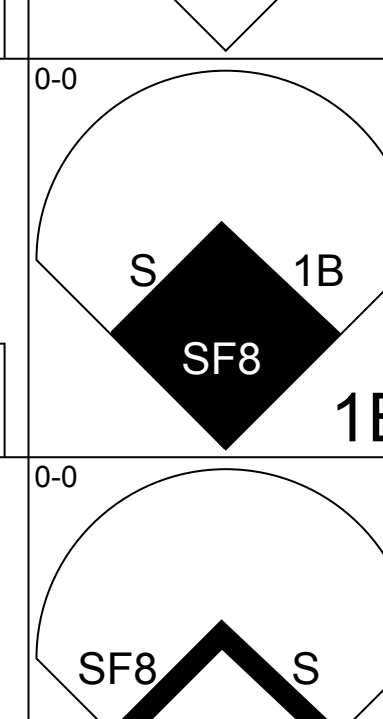
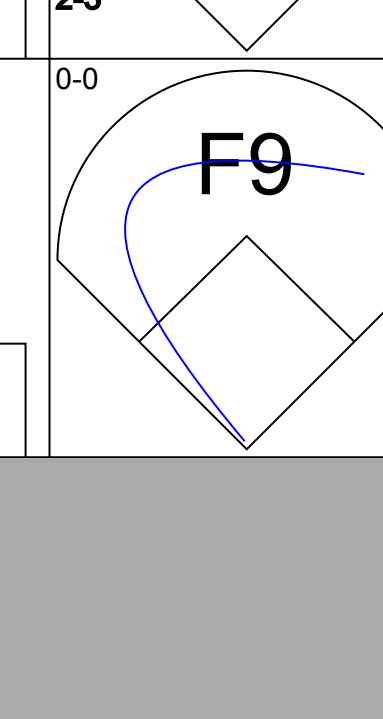
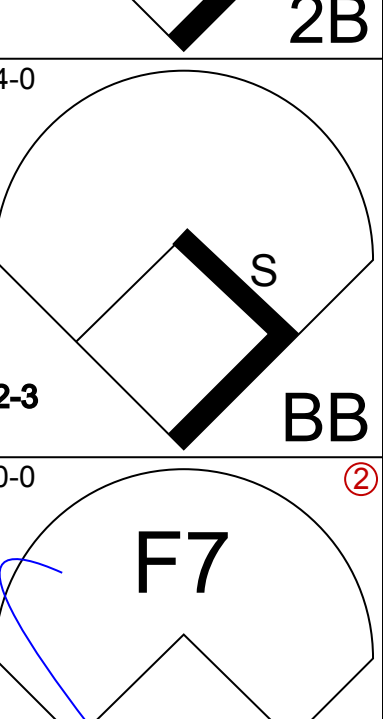
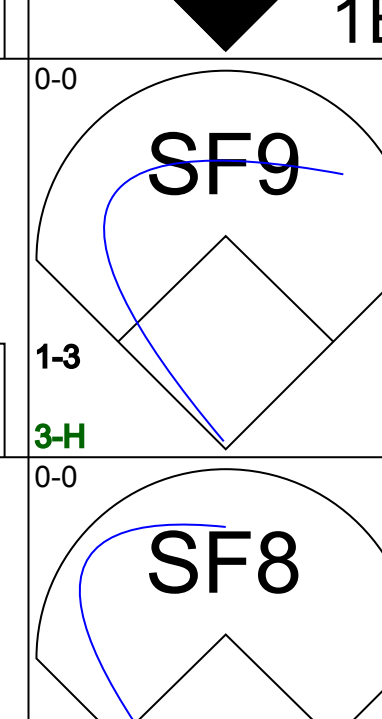
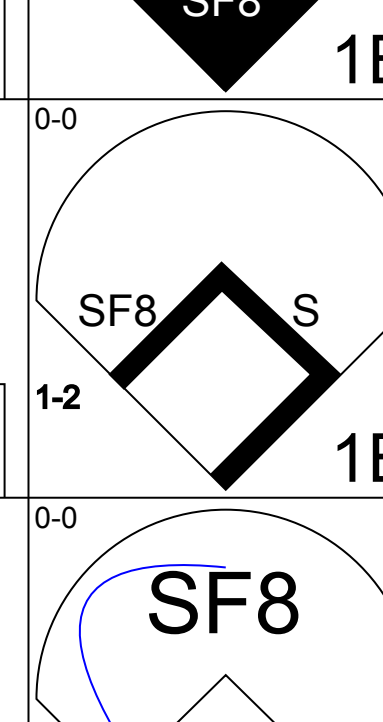
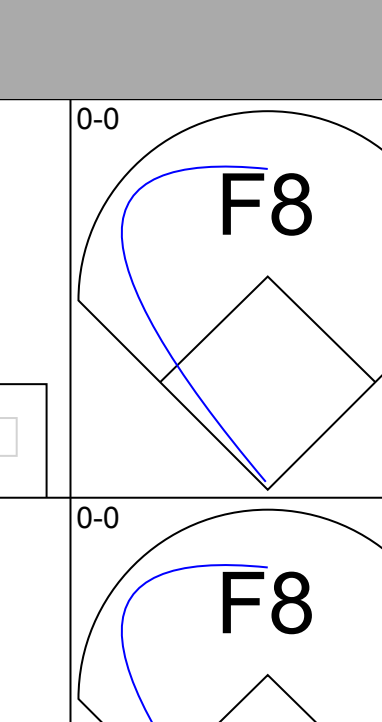
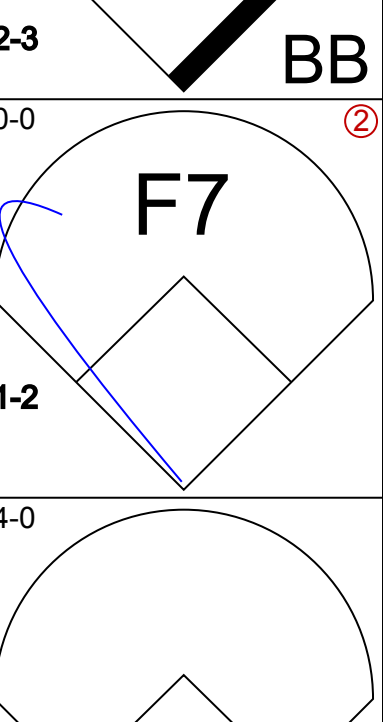
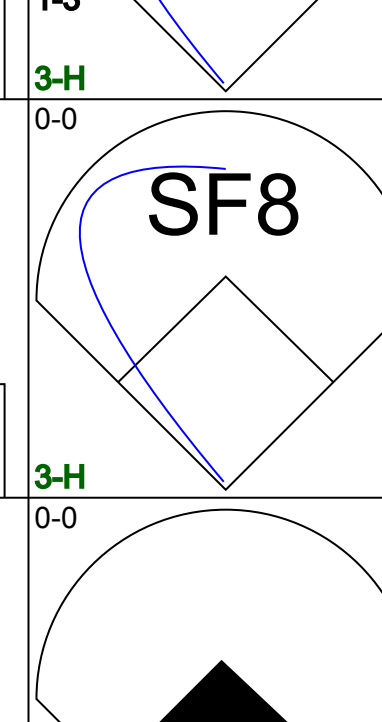
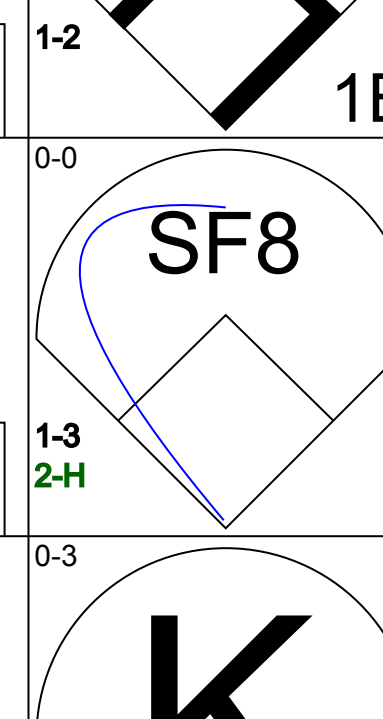
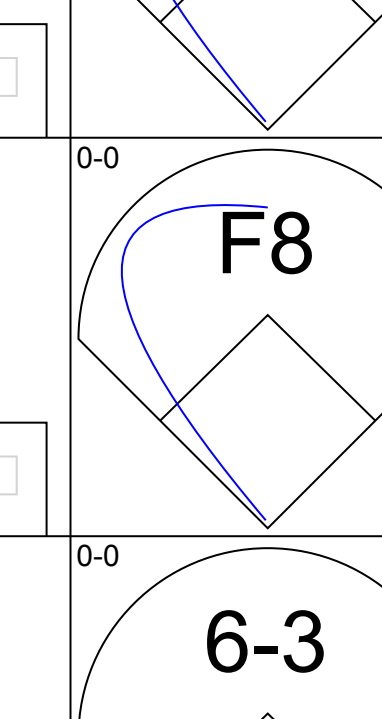
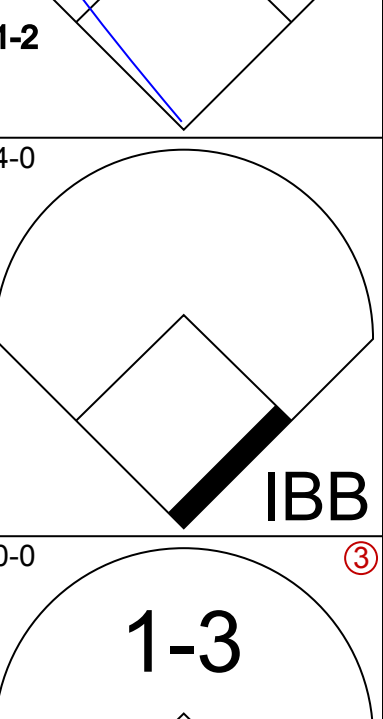
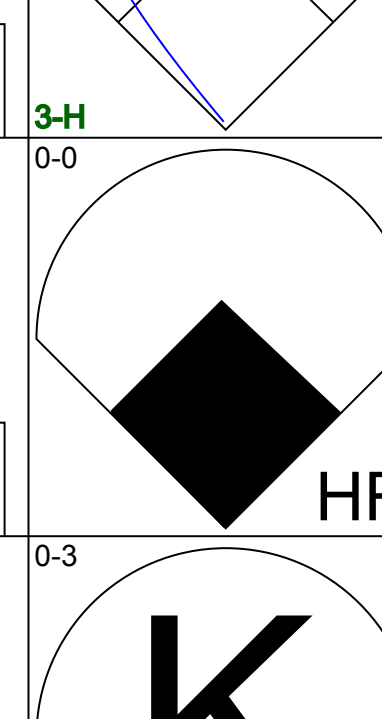
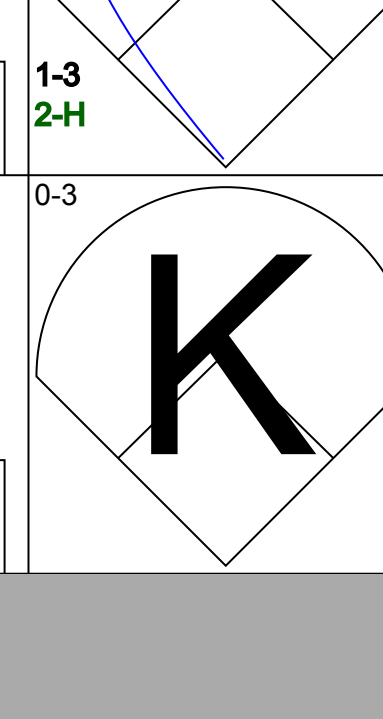
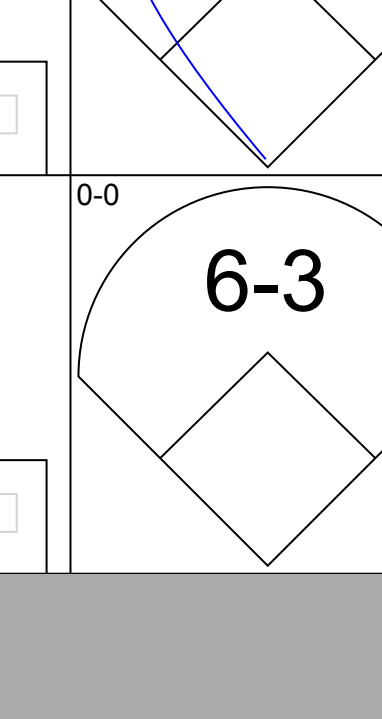
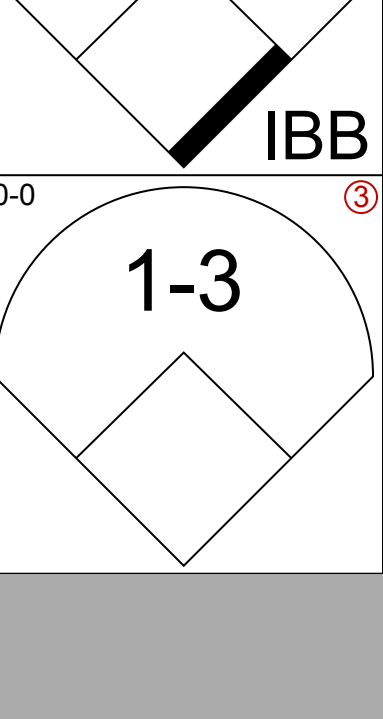
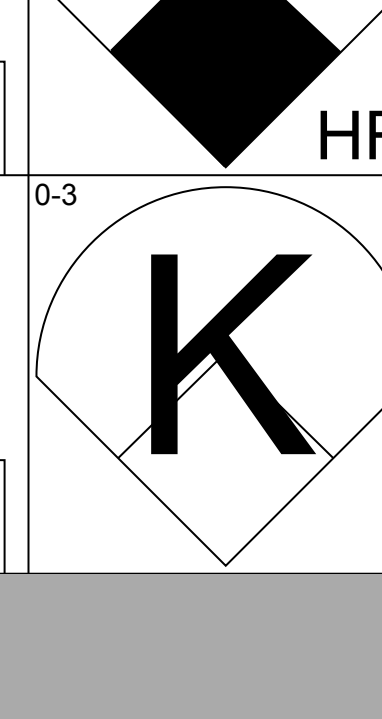
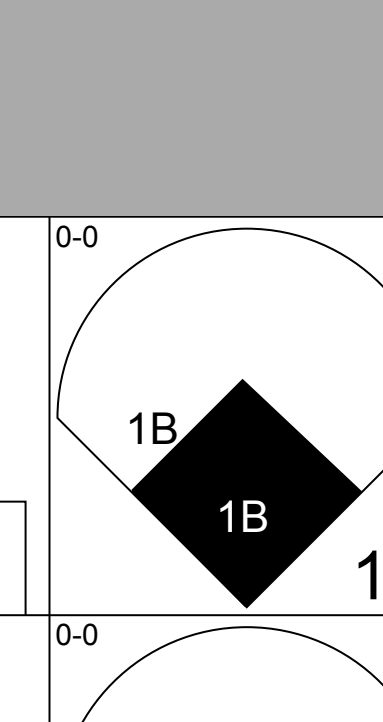
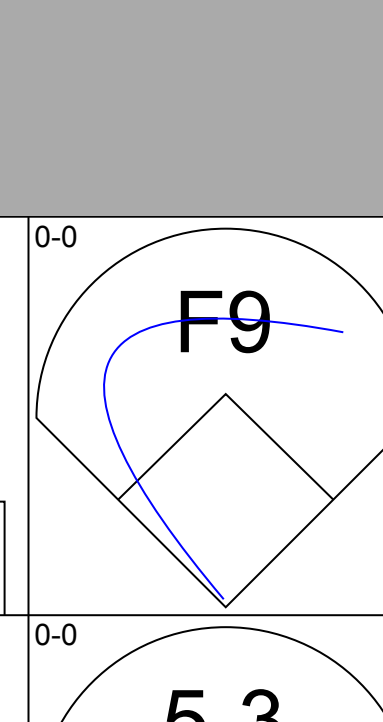
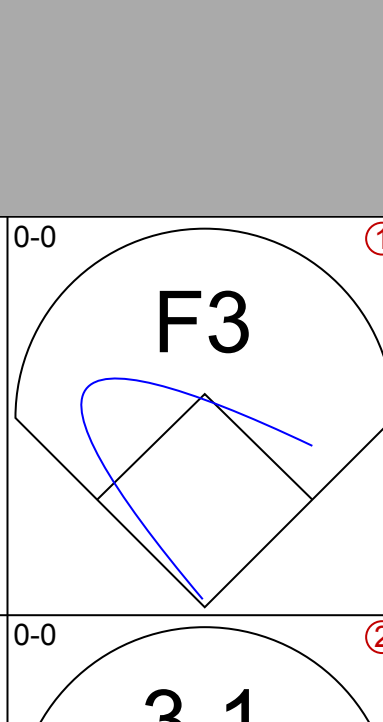
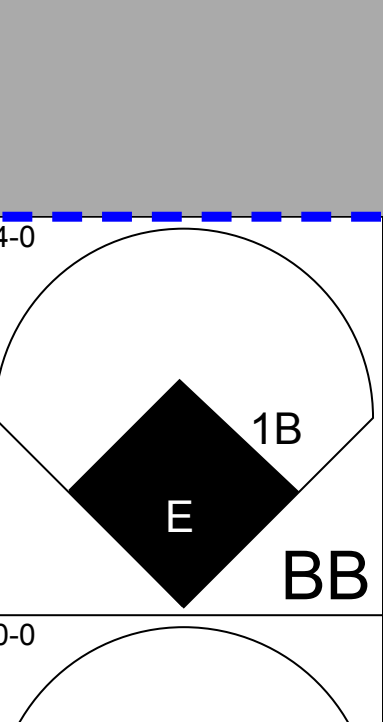
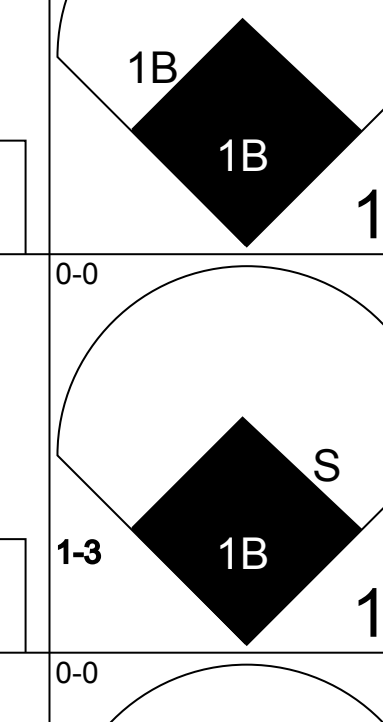
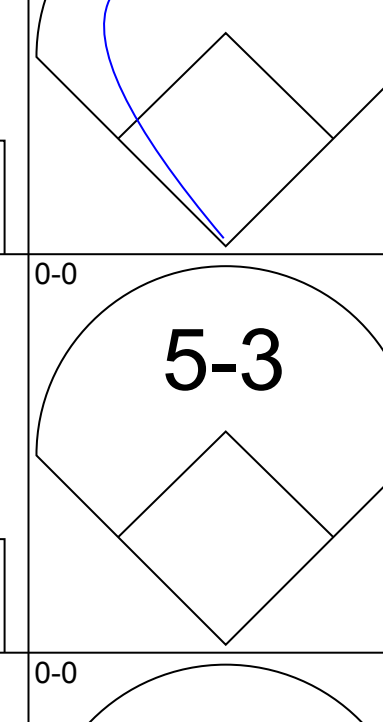
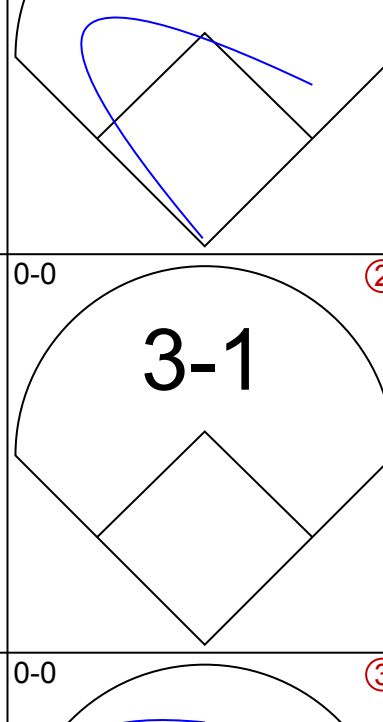
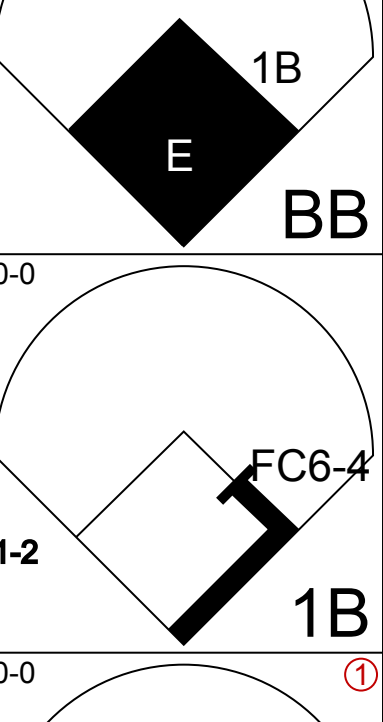
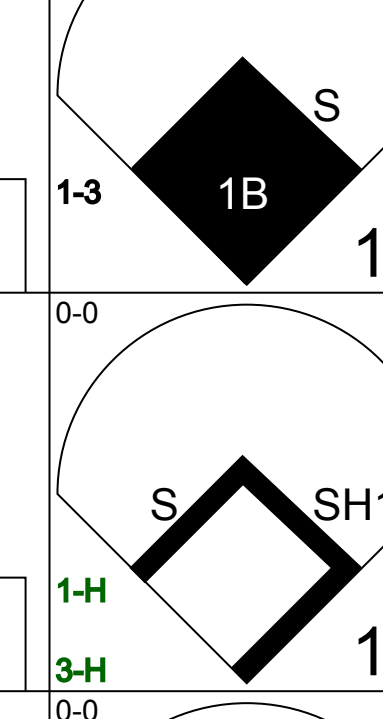
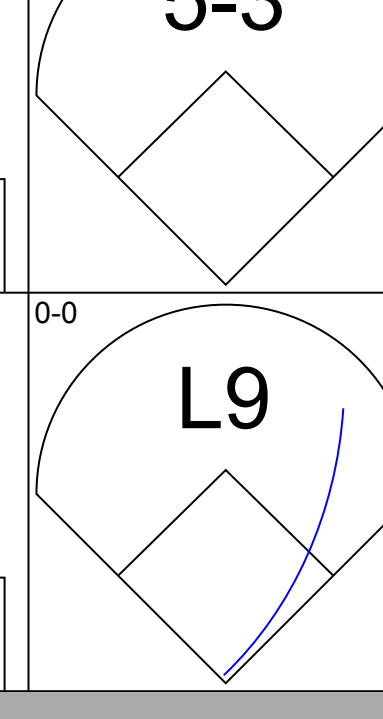
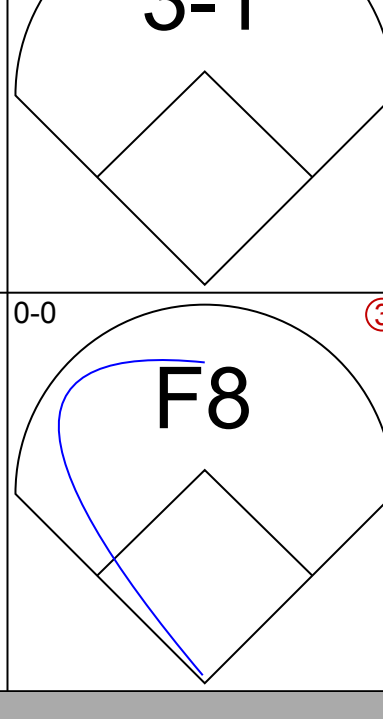
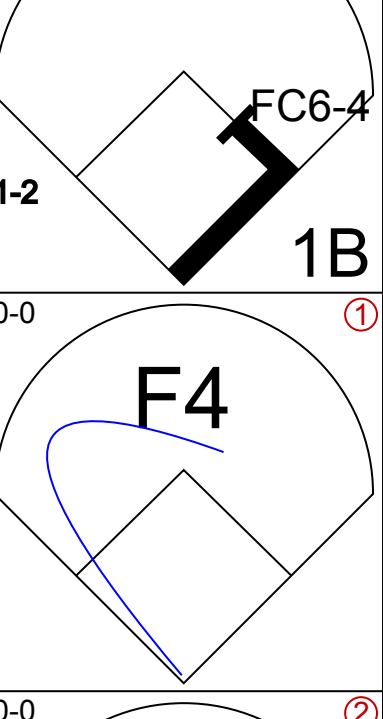
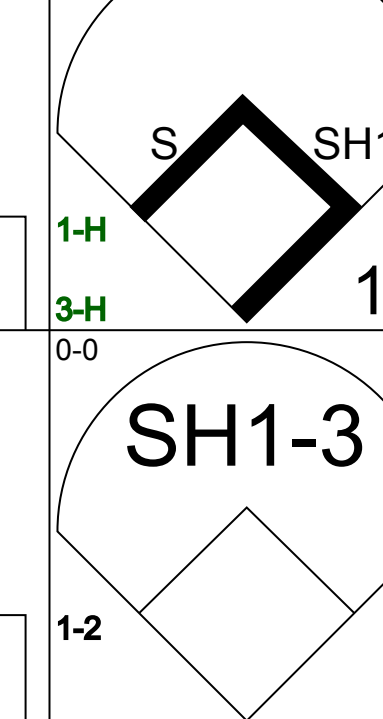
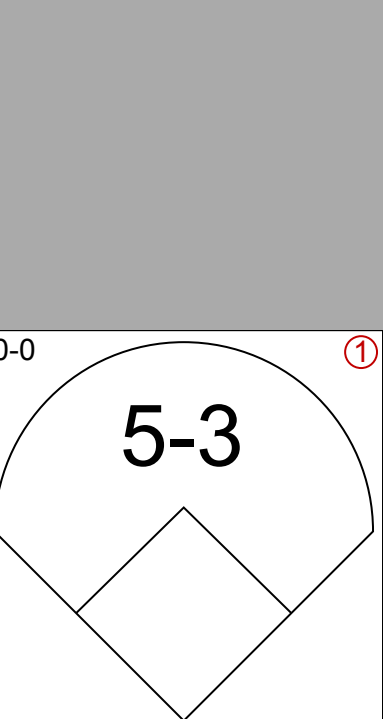
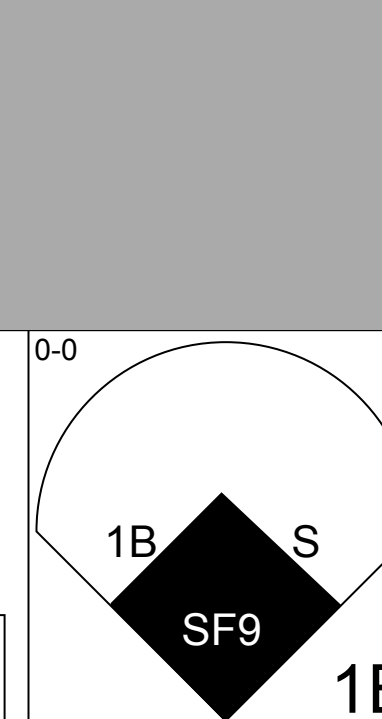
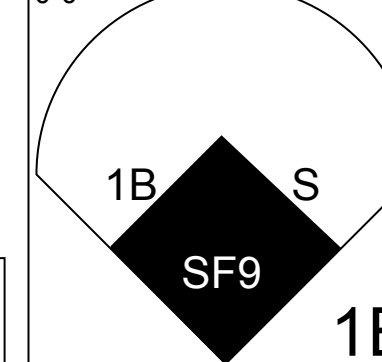
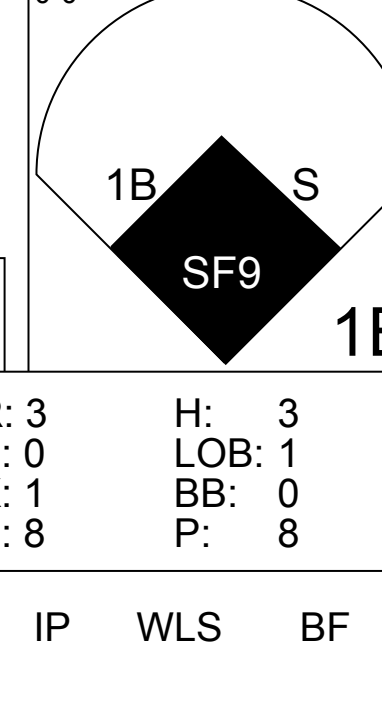
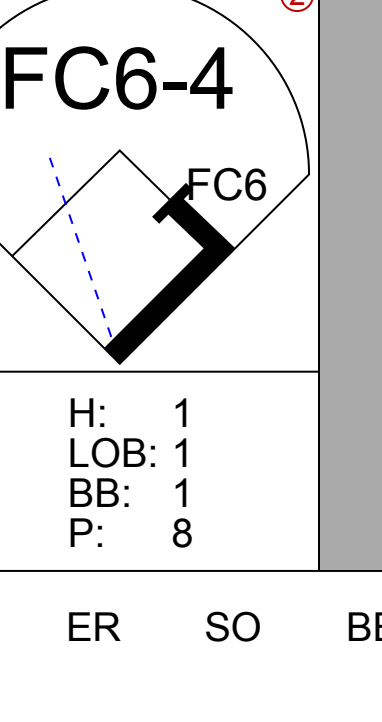
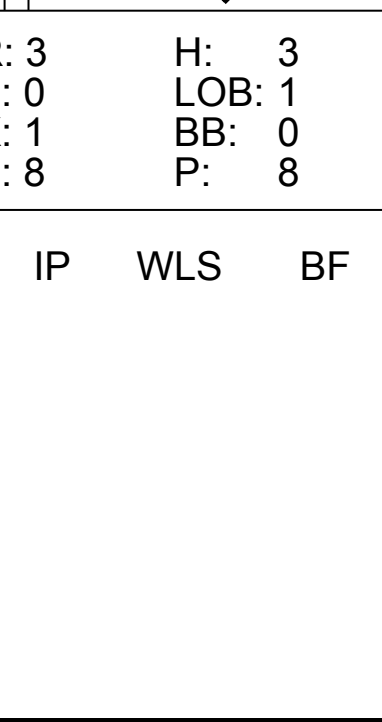
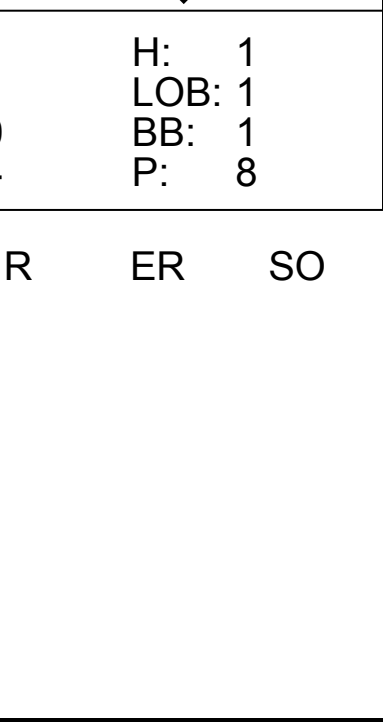
AB 27  
R 2  
H 3  
RBI 1  
BB 3  
SO 5  
LOB 8



WP: 0  
PA: 30  
PB: 0  
SB: 4  
CS: 0



Batter	1	2	3	4	5	6	7	8	9	AB	R	H	RBI	BB	SO	LOB	TOP								
<b>Rick Manning, L</b> OBP: 0.353, SLG: 0.399 (1, 8)										4	0	2	1	1	1	0	<b>Cleveland Indians @ Oakland Athletics</b> Oakland-Alameda County Coliseum, Oakland, CA Sat Jul 10 1976, 3:33 AM PDT Att: 22,149 - Unknown								
<b>Larvell Blanks, R</b> OBP: 0.354, SLG: 0.466 (1, 4)										5	0	2	2	0	0	1									
<b>Frank Robinson, R</b> OBP: 0.345, SLG: 0.458 (1, 10)										4	0	0	0	0	1	4									
<b>Rico Carty, R</b> OBP: 0.374, SLG: 0.462 (1, 3)									4	0	2	0	0	0	4										
<b>George Hendrick, R</b> OBP: 0.314, SLG: 0.468 (1, 7)									4	0	0	0	0	0	2										
<b>Buddy Bell, R</b> OBP: 0.356, SLG: 0.372 (1, 5)									4	0	1	0	0	0	1										
<b>Charlie Spikes, R</b> OBP: 0.289, SLG: 0.328 (1, 9)									4	0	0	0	0	2	2										
<b>Ron Pruitt, R</b> OBP: 0.290, SLG: 0.308 (9, PH)									3	1	1	0	0	0	2										
<b>Duane Kuiper, L</b> OBP: 0.275, SLG: 0.286 (9, PH)									1	0	0	0	0	0	0										
<b>Frank Duffy, R</b> OBP: 0.279, SLG: 0.275 (1, 6)									3	2	2	0	0	0	0										
<b>Orlando Gonzalez, L</b> OBP: 0.333, SLG: 0.256 (9, PH)									1	0	0	0	0	0	0										
<b>Inning Stats</b>	R: 0 E: 0 K: 1 S: 5	H: 0 LOB: 0 BB: 0 P: 5	R: 0 E: 0 K: 0 S: 5	H: 2 LOB: 2 BB: 0 P: 6	R: 0 E: 0 K: 0 S: 3	H: 0 LOB: 0 BB: 0 P: 3	R: 0 E: 0 K: 0 S: 4	H: 1 LOB: 1 BB: 0 P: 4	R: 2 E: 0 K: 1 S: 9	H: 4 LOB: 2 BB: 0 P: 9	R: 0 E: 0 K: 0 S: 3	H: 0 LOB: 0 BB: 0 P: 3	R: 1 E: 0 K: 1 S: 8	H: 3 LOB: 2 BB: 0 P: 8	R: 0 E: 0 K: 1 S: 5	H: 0 LOB: 0 BB: 0 P: 5	R: 0 E: 0 K: 0 S: 3	H: 0 LOB: 1 BB: 1 P: 7	1B: 9 2B: 1 3B: 0 HR: 0	SF: 0 SAC: 0 DP: 0 HBP: 0	WP: 0 PB: 0 SB: 0 CS: 0	PA: 38			
<b>PITCHER</b>	IP	WLS	BF	H	R	ER	SO	BB	IBB	HBP	BLK	WP	HR	S	P	ERA	WHIP								
<b>Vida Blue, L</b> ERA: 3.23 (1, 1)	6.1		28	9	3	3	2	0	0	0	0	0	0	32	32	4.26	1.421								
<b>Rollie Fingers, R</b> ERA: 2.62 (7, 1)	2.2	W	10	1	0	0	2	1	0	0	0	0	0	13	17	0.00	0.750								

Batter	1	2	3	4	5	6	7	8	9	AB	R	H	RBI	BB	SO	LOB	BOTTOM								
<b>Bill North, S</b> OBP: 0.346, SLG: 0.332 (1, 8)										5	1	2	0	0	0	2	<b>Cleveland Indians @ Oakland Athletics</b> Oakland-Alameda County Coliseum, Oakland, CA Sat Jul 10 1976, 3:33 AM PDT Att: 22,149 - Unknown								
<b>Bert Campaneris, R</b> OBP: 0.324, SLG: 0.281 (1, 6)									2	1	1	1	1	0	1										
<b>Don Baylor, R</b> OBP: 0.318, SLG: 0.373 (1, 10)									3	0	1	1	0	0	2										
<b>Joe Rudi, R</b> OBP: 0.320, SLG: 0.439 (1, 7)									2	1	1	2	1	0	0										
<b>Sal Bando, R</b> OBP: 0.343, SLG: 0.465 (1, 5)									4	0	0	0	0	2	5										
<b>Gene Tenace, R</b> OBP: 0.378, SLG: 0.413 (1, 3)									3	2	1	0	1	0	0										
<b>Claudell Washington, L</b> OBP: 0.269, SLG: 0.316 (1, 9)									4	1	2	0	0	0	0										
<b>Phil Garner, R</b> OBP: 0.303, SLG: 0.400 (1, 4)									4	0	1	2	0	0	2										
<b>Jeff Newman, R</b> OBP: 0.190, SLG: 0.200 (1, 2)									1	0	0	0	0	0	0										
<b>Billy Williams, L</b> OBP: 0.317, SLG: 0.340 (7, PH)									1	0	1	0	0	0	0										
<b>Larry Lintz, S</b> OBP: 0.275, SLG: 0.229 (8, 2)									0	1	0	0	0	0	1										
<b>Inning Stats</b>	R: 1 E: 0 K: 1 S: 7	H: 2 LOB: 1 BB: 0 P: 7	R: 2 E: 0 K: 0 S: 6	H: 3 LOB: 1 BB: 0 P: 6	R: 0 E: 0 K: 0 S: 3	H: 0 LOB: 0 BB: 0 P: 3	R: 0 E: 0 K: 0 S: 3	H: 0 LOB: 0 BB: 0 P: 3	R: 0 E: 0 K: 0 S: 3	H: 0 LOB: 0 BB: 0 P: 3	R: 3 E: 0 K: 1 S: 8	H: 3 LOB: 1 BB: 0 P: 8	R: 1 E: 1 K: 0 S: 4	H: 1 LOB: 1 BB: 1 P: 8	R: 0 E: 0 K: 0 S: 4	H: 0 LOB: 1 BB: 1 P: 8	1B: 8 2B: 1 3B: 0 HR: 1	SF: 3 SAC: 1 DP: 0 HBP: 0	WP: 0 PB: 0 SB: 0 CS: 0	PA: 37					
<b>PITCHER</b>	IP	WLS	BF	H	R	ER	SO	BB	IBB	HBP	BLK	WP	HR	S	P	ERA	WHIP								
<b>Pat Dobson, R</b> ERA: 3.52 (1, 1)	7.0	L	32	9	6	6	2	1	0	0	0	0	0	34	42	7.71	1.429								
<b>Tom Buskey, R</b> ERA: 3.2 (8, 1)	1.0		5	1	1	0	0	1	0	0	0	0	0	4	8	0.00	2.000								





Batter	1	2	3	4	5	6	7	8	9	AB	R	H	RBI	BB	SO	LOB	TOP				
<b>Duane Kuiper, L</b> OBP: 0.271, SLG: 0.282 (1, 4)										4	0	0	0	0	1	1	<b>Cleveland Indians @ Oakland Athletics</b> <b>Oakland-Alameda County Coliseum, Oakland, CA</b> Sun Jul 11 1976, 3:33 AM PDT Att: 7,156 - Unknown				
<b>Tommy Smith, L</b> OBP: 0.174, SLG: 0.217 <b>Charlie Spikes, R</b> OBP: 0.288, SLG: 0.327 (8, PH) (8, 9)										3	0	0	0	0	1	1					
<b>Rick Manning, L</b> OBP: 0.352, SLG: 0.395 (1, 8)										3	0	0	0	1	0	0					
<b>Rico Carty, R</b> OBP: 0.372, SLG: 0.459 (1, 10)										4	0	1	0	0	0	1					
<b>George Hendrick, R</b> OBP: 0.313, SLG: 0.476 (1, 7)										4	1	1	1	0	0	1					
<b>Boog Powell, L</b> OBP: 0.306, SLG: 0.250 (1, 3)										4	0	0	0	0	0	2					
<b>Buddy Bell, R</b> OBP: 0.356, SLG: 0.370 (1, 5)										4	0	1	0	0	0	2					
<b>Alan Ashby, S</b> OBP: 0.297, SLG: 0.304 (1, 2)										3	1	1	0	1	0	0					
<b>Frank Duffy, R</b> OBP: 0.283, SLG: 0.293 (1, 6)										4	1	2	2	0	0	2					
<b>Inning Stats</b>	R: 0 E: 0 K: 1 S: 5	H: 0 LOB: 1 BB: 1 P: 9	R: 0 E: 0 K: 0 S: 3	H: 0 LOB: 0 BB: 0 P: 3	R: 0 E: 0 K: 0 S: 4	H: 1 LOB: 1 BB: 0 P: 4	R: 0 E: 1 K: 0 S: 5	H: 1 LOB: 2 BB: 0 P: 5	R: 2 E: 0 K: 1 S: 7	H: 2 LOB: 0 BB: 0 P: 7	R: 1 E: 0 K: 0 S: 4	H: 1 LOB: 0 BB: 0 P: 4	R: 0 E: 0 K: 0 S: 3	H: 0 LOB: 0 BB: 0 P: 3	R: 0 E: 0 K: 0 S: 4	H: 1 LOB: 2 BB: 1 P: 8		1B: 4 2B: 0 3B: 0 HR: 2	SF: 0 SAC: 0 DP: 0 HBP: 0	WP: 0 PB: 0 SB: 0 CS: 0	PA: 36
<b>PITCHER</b>	IP	WLS	BF	H	R	ER	SO	BB	IBB	HBP	BLK	WP	HR	S	P	ERA	WHIP				
<b>Paul Mitchell, R</b> ERA: 5.05 (1, 1)	5.1	W	23	5	3	3	2	1	0	0	0	0	2	26	30	5.06	1.125				
<b>Paul Lindblad, L</b> ERA: 2.66 (6, 1)	3.2	S	13	1	0	0	0	1	0	0	0	0	0	12	16	0.00	0.545				

Batter	1	2	3	4	5	6	7	8	9	AB	R	H	RBI	BB	SO	LOB	BOTTOM				
<b>Bill North, S</b> OBP: 0.354, SLG: 0.334 <b>Matt Alexander, S</b> OBP: 0.043, SLG: 0.043 (8, PH) (9, 9)										1	3	1	2	3	0	0	<b>Cleveland Indians @ Oakland Athletics</b> <b>Oakland-Alameda County Coliseum, Oakland, CA</b> Sun Jul 11 1976, 3:33 AM PDT Att: 7,156 - Unknown				
<b>Bert Campaneris, R</b> OBP: 0.328, SLG: 0.286 <b>Billy Williams, L</b> OBP: 0.320, SLG: 0.348 <b>Tommy Sandt, R</b> OBP: 0.190, SLG: 0.200 (8, PH) (8, 6)										2	1	2	1	1	0	0					
<b>Don Baylor, R</b> OBP: 0.319, SLG: 0.374 (1, 10)										2	1	1	2	1	1	1					
<b>Joe Rudi, R</b> OBP: 0.322, SLG: 0.436 (1, 7)										4	1	1	1	1	0	4					
<b>Sal Bando, R</b> OBP: 0.342, SLG: 0.462 <b>Ken McMullen, R</b> OBP: 0.337, SLG: 0.459 (1, 5) (7, 5)										4	0	1	1	0	0	2					
<b>Gene Tenace, R</b> OBP: 0.375, SLG: 0.407 (1, 3)										2	1	0	1	1	0	0					
<b>Claudell Washington, L</b> OBP: 0.276, SLG: 0.322 (1, 9) (9, 8)										2	1	2	1	2	0	0					
<b>Phil Garner, R</b> OBP: 0.300, SLG: 0.396 (1, 4)										3	0	0	0	0	1	4					
<b>Jeff Newman, R</b> OBP: 0.200, SLG: 0.250 (1, 2)										4	1	1	0	0	1	4					
<b>Inning Stats</b>	R: 1 E: 0 K: 1 S: 6	H: 1 LOB: 1 BB: 1 P: 10	R: 2 E: 0 K: 0 S: 4	H: 2 LOB: 1 BB: 1 P: 8	R: 3 E: 0 K: 2 S: 10	H: 3 LOB: 2 BB: 2 P: 18	R: 1 E: 0 K: 0 S: 3	H: 1 LOB: 0 BB: 1 P: 7	R: 0 E: 0 K: 0 S: 3	H: 0 LOB: 1 BB: 1 P: 7	R: 2 E: 1 K: 0 S: 5	H: 2 LOB: 1 BB: 1 P: 9	R: 0 E: 0 K: 0 S: 2	H: 0 LOB: 0 BB: 1 P: 6	R: 0 E: 0 K: 0 S: 4	H: 1 LOB: 2 BB: 1 P: 8		1B: 8 2B: 3 3B: 0 HR: 0	SF: 3 SAC: 2 DP: 2 HBP: 0	WP: 0 PB: 0 SB: 2 CS: 0	PA: 40
<b>PITCHER</b>	IP	WLS	BF	H	R	ER	SO	BB	IBB	HBP	BLK	WP	HR	S	P	ERA	WHIP				
<b>Dennis Eckersley, R</b> ERA: 4.95 (1, 1)	2.0	L	13	4	6	6	1	4	0	0	0	0	0	11	27	27.00	4.000				
<b>Jim Bibby, R</b> ERA: 3.54 (3, 1)	2.0		9	3	1	1	2	1	0	0	0	0	0	12	16	4.50	2.000				
<b>Don Hood, L</b> ERA: 4.44 (5, 1)	1.0		7	2	2	2	0	2	0	0	0	0	0	5	13	18.00	4.000				
<b>Tom Buskey, R</b> ERA: 3.0 (6, 1)	3.0		11	1	0	0	0	2	0	0	0	0	0	9	17	0.00	1.000				





Batter	1	2	3	4	5	6	7	8	9	AB	R	H	RBI	BB	SO	LOB	TOP										
<b>Rick Manning, L</b> OBP: 0.391, SLG: 0.393 (1, 8)	0-0 4-3		0-0 4-3			0-0 E1 F8 SF9 1B		0-0 6-3		4	1	1	0	0	0	1											
<b>Larvell Blanks, R</b> OBP: 0.351, SLG: 0.467 (1, 5)	0-0 5-3			0-0 2B		0-0 F8		0-3 K		4	0	1	0	0	1	1											
<b>Ron Pruitt, R</b> OBP: 0.286, SLG: 0.310 (1, 2)	0-0 1B			0-0 F8		0-0 SF9		0-0 5-3		3	0	1	1	0	0	1											
<b>Rico Carty, R</b> OBP: 0.374, SLG: 0.462 (1, 10)	0-0 CS 1-2	0-0 F7		4-0 BB		0-0 F9			0-0 2B	3	0	1	0	1	0	0											
<b>George Hendrick, R</b> OBP: 0.313, SLG: 0.476 (1, 7)		0-0 F3		0-0 L5			0-0 E 2B	0-0 5-3		4	1	1	0	0	0	3											
<b>Buddy Bell, R</b> OBP: 0.352, SLG: 0.365 (1, 3)		0-0 F8		0-0 5-3			0-0 L7	0-0 F4		4	0	0	0	0	0	4											
<b>Charlie Spikes, R</b> OBP: 0.291, SLG: 0.330 (1, 9)			0-0 F5		0-0 G4-6-3 1B		0-0 E8 S 2H 1B	0-0 4-3		4	0	2	1	0	0	1	AB 30										
<b>Duane Kuiper, L</b> OBP: 0.276, SLG: 0.281 (1, 4)			4-0 BB		0-0 G4-6-3 1-2 BB		4-0 CS 2-3 BB			1	0	0	0	2	0	1	R 2										
<b>Frank Duffy, R</b> OBP: 0.280, SLG: 0.289 (1, 6)			0-0 F6		0-0 5-3		0-3 K 1-2			3	0	0	0	0	1	3	H 7										
<b>Inning Stats</b>	R: 0 E: 0 K: 0 S: 3	H: 1 LOB: 0 BB: 0 P: 3	R: 0 E: 0 K: 0 S: 3	H: 0 LOB: 1 BB: 1 P: 3	R: 0 E: 0 K: 0 S: 3	H: 0 LOB: 1 BB: 1 P: 7	R: 0 E: 0 K: 0 S: 4	H: 1 LOB: 0 BB: 0 P: 8	R: 0 E: 0 K: 0 S: 3	H: 1 LOB: 0 BB: 0 P: 3	R: 1 E: 1 K: 1 S: 6	H: 2 LOB: 2 BB: 1 P: 10	R: 0 E: 0 K: 1 S: 5	H: 0 LOB: 0 BB: 0 P: 5	R: 0 E: 0 K: 0 S: 4	H: 1 LOB: 1 BB: 0 P: 4	1B: 4 2B: 4 3B: 0 HR: 0	SF: 1 SAC: 0 DP: 2 HBP: 0	WP: 0 PB: 0 SB: 1 CS: 2	PA: 35							
<b>PITCHER</b>	IP	WLS	BF	H	R	ER	SO	BB	IBB	HBP	BLK	WP	HR	S	P	ERA	WHIP										
<b>Eddie Bane, L</b> ERA: 1.98 (1, 1)	7.1	W	28	6	2	1	1	3	0	0	0	0	0	27	39	1.23	1.227										
<b>Bill Campbell, R</b> ERA: 3.13 (8, 1)	1.2	S	6	1	0	0	1	0	0	0	0	0	0	8	8	0.00	0.600										

Cleveland Indians @ Minnesota Twins  
Metropolitan Stadium, Bloomington, MI  
Thu Jul 15 1976, 8:05 PM EDT  
Att: 7,791 - Unknown

AB 30  
R 2  
H 7  
RBI 2  
BB 3  
SO 2  
LOB 15



Batter	1	2	3	4	5	6	7	8	9	AB	R	H	RBI	BB	SO	LOB	BOTTOM										
<b>Steve Braun, L</b> OBP: 0.350, SLG: 0.329 (1, 7)	0-3 K	0-0 FC4-2 3B		0-0 1B WP SF8 1B		0-0 L8				4	2	1	0	0	1	3											
<b>Roy Smalley, S</b> OBP: 0.335, SLG: 0.285 (1, 6)	0-0 BB BB 1B	0-0 1H 3H 3B		0-0 1-3 2H 3H 1B		0-0 BB				3	0	3	3	1	0	0											
<b>Rod Carew, L</b> OBP: 0.389, SLG: 0.452 (1, 3)	0-0 F9	0-0 F6		0-0 SF8		0-0 F8				3	0	0	1	0	0	4											
<b>Butch Wynegar, S</b> OBP: 0.400, SLG: 0.422 (1, 2)	4-0 BB 1-2 BB		0-3 K	0-0 CS 1-2	0-0 L7		0-0 4-3			3	0	0	0	1	1	0											
<b>Lyman Bostock, L</b> OBP: 0.378, SLG: 0.434 (1, 8)	4-0 FC6-4 1-2 2-3 BB		0-0 4-3		0-0 4-3		0-0 CS 1B			3	0	1	0	1	0	0											
<b>Larry Hise, R</b> OBP: 0.331, SLG: 0.361 (1, 9)	0-0 FC6-4 1-2		0-0 6-3		0-0 1B		0-3 K 1-2			4	0	1	0	0	1	4											
<b>Mike Cubbage, L</b> OBP: 0.321, SLG: 0.313 (1, 5)		0-0 SH1-4 FC4-2 1B		0-0 F8		0-3 K		0-3 K		4	0	1	0	0	2	1	AB 31										
<b>Craig Kusick, R</b> OBP: 0.383, SLG: 0.549 (1, 10)		0-0 FC4-2 SH1-4 3B 1B		0-0 1B WP 1B		0-0 L6		0-3 K		4	2	2	0	0	1	0	R 5										
<b>Bob Randall, R</b> OBP: 0.323, SLG: 0.319 (1, 4)		0-0 SH1-4		0-0 WP 1B 1B		0-0 WP 1B		0-0 F7		3	1	2	0	0	0	0	H 11										
<b>Inning Stats</b>	R: 0 E: 0 K: 1 S: 6	H: 1 LOB: 3 BB: 2 P: 14	R: 2 E: 0 K: 0 S: 6	H: 3 LOB: 1 BB: 0 P: 6	R: 0 E: 0 K: 1 S: 5	H: 0 LOB: 0 BB: 0 P: 5	R: 3 E: 0 K: 0 S: 6	H: 4 LOB: 0 BB: 0 P: 6	R: 0 E: 0 K: 1 S: 6	H: 1 LOB: 1 BB: 0 P: 6	R: 0 E: 0 K: 0 S: 4	H: 1 LOB: 2 BB: 1 P: 8	R: 0 E: 0 K: 1 S: 5	H: 0 LOB: 0 BB: 0 P: 5	R: 0 E: 0 K: 2 S: 7	H: 0 LOB: 0 BB: 0 P: 7	1B: 10 2B: 1 3B: 1 HR: 0	SF: 1 SAC: 1 DP: 1 HBP: 0	WP: 2 PB: 0 SB: 0 CS: 2	PA: 37							
<b>PITCHER</b>	IP	WLS	BF	H	R	ER	SO	BB	IBB	HBP	BLK	WP	HR	S	P	ERA	WHIP										
<b>Jackie Brown, R</b> ERA: 3.02 (1, 1)	8.0	L	36	11	5	5	6	3	0	0	0	2	0	45	57	5.62	1.750										

Cleveland Indians @ Minnesota Twins  
Metropolitan Stadium, Bloomington, MI  
Thu Jul 15 1976, 8:05 PM EDT  
Att: 7,791 - Unknown

AB 31  
R 5  
H 11  
RBI 4  
BB 3  
SO 6  
LOB 12





Batter	1	2	3	4	5	6	7	8	9	AB	R	H	RBI	BB	SO	LOB	TOP		
<b>Duane Kuiper, L</b> (1,4) OBP: 0.278, SLG: 0.283	0-0 CS 1B		0-0 F8		0-0 F7		0-0 F8		0-0 G3-1 1B	5	1	2	0	0	0	2			
<b>Frank Duffy, R</b> (1,6) OBP: 0.282, SLG: 0.285	4-0 1-2 BB		4-0 FC3-2 1B BB		0-0 L7		0-0 4-3		0-0 FC5 G3-1 1-2 3-H 0-0	3	1	0	0	2	0	1			
<b>Rick Manning, L</b> (1,8) OBP: 0.346, SLG: 0.387	0-3 K		0-0 FC3-2 1B		0-0 F7		0-0 1-3		0-0 G3-1	5	0	0	1	0	1	5			
<b>Rico Carty, R</b> (1,10) OBP: 0.377, SLG: 0.462 <b>John Lowenstein, L</b> (6, PR) OBP: 0.336, SLG: 0.325 <b>Larvell Blanks, R</b> (8, PH) OBP: 0.353, SLG: 0.467	0-0 6-3		0-0 1B		4-0 BB 1B BB		0-0 CS 1B		0-0 F7	2	0	1	2	1	0	1			
<b>George Hendrick, R</b> (1,7) OBP: 0.312, SLG: 0.473		0-0 6-3	0-0 K		0-0 BB 1B		0-3 K			4	1	1	0	0	2	3			
<b>Boog Powell, L</b> (1,3) OBP: 0.304, SLG: 0.243	0-0 F7			0-0 G3		4-0 1B BB		0-0 1-3		3	0	0	0	1	0	0			
<b>Buddy Bell, R</b> (1,5) OBP: 0.354, SLG: 0.367	0-0 F9			0-0 F7		0-0 1B			0-0 1B 1B	4	1	2	2	0	0	0			
<b>Charlie Spikes, R</b> (1,9) OBP: 0.295, SLG: 0.333			0-0 BB FC3-2 1B		0-0 6-3		0-0 K		0-0 1B 1B	4	0	2	0	0	1	2			
<b>Alan Ashby, S</b> (1,2) OBP: 0.300, SLG: 0.305			4-0 FC3-2 1B BB		0-0 F8		0-0 F6		0-0 1B E 1B	3	2	1	1	1	0	2			
<b>Inning Stats</b>	R: 0 E: 0 K: 1 S: 5	H: 1 LOB: 1 BB: 1 P: 9	R: 0 E: 0 K: 0 S: 3	H: 0 LOB: 0 BB: 0 P: 3	R: 2 E: 0 K: 1 S: 7	H: 2 LOB: 2 BB: 2 P: 15	R: 0 E: 0 K: 0 S: 3	H: 0 LOB: 0 BB: 0 P: 3	R: 0 E: 0 K: 0 S: 3	H: 0 LOB: 0 BB: 0 P: 3	R: 0 E: 0 K: 0 S: 3	H: 1 LOB: 0 BB: 0 P: 5	R: 3 E: 1 K: 0 S: 7	H: 4 LOB: 1 BB: 0 P: 7	1B: 10 2B: 1 3B: 0 HR: 0	SF: 0 SAC: 0 DP: 1 HBP: 0	WP: 0 PA: 40		
<b>PITCHER</b>	IP	WLS	BF	H	R	ER	SO	BB	IBB	HBP	BLK	WP	HR	S	P	ERA	WHIP		
<b>Bill Singer, R</b> (1,1) ERA: 3.9	5.2	L	26	5	4	4	3	5	0	0	0	0	0	27	47	6.35	1.765		
<b>Tom Burgmeier, L</b> (6,1) ERA: 2.22	2.1		7	1	0	0	1	0	0	0	0	0	0	9	9	0.00	0.429		
<b>Bill Campbell, R</b> (9,1) ERA: 3.2	1.0		7	4	3	1	0	0	0	0	0	0	0	7	7	9.00	4.000		

Cleveland Indians @ Minnesota Twins  
Metropolitan Stadium, Bloomington, MI

AB 35  
R 7  
H 10  
RBI 6  
BB 5  
SO 4  
LOB 17



WP: 0 PA: 40  
PB: 0  
SB: 0  
CS: 2

Cleveland Indians @ Minnesota Twins  
Metropolitan Stadium, Bloomington, MI

AB 38  
R 6  
H 12  
RBI 6  
BB 5  
SO 9  
LOB 20



WP: 0 PA: 43  
PB: 0  
SB: 0  
CS: 1

Batter	1	2	3	4	5	6	7	8	9	AB	R	H	RBI	BB	SO	LOB	BOTTOM		
<b>Steve Braun, L</b> (1,7) OBP: 0.345, SLG: 0.323 <b>Steve Brye, R</b> (9, PH) OBP: 0.311, SLG: 0.304	0-0 F7		0-0 F8		0-0 F9		0-3 K		0-3 K	4	0	0	0	0	1	4			
<b>Roy Smalley, S</b> (1,6) OBP: 0.335, SLG: 0.287	0-0 F8		0-3 K			0-0 1B 1B	0-0 L7		0-0 BB HR 1B	5	1	2	0	0	1	2			
<b>Rod Carew, L</b> (1,3) OBP: 0.395, SLG: 0.453	4-0 BB			0-0 CS 1B		0-0 F8		4-0 2B 1B BB	4-0 1-2 HR BB	2	2	1	0	3	0	1			
<b>Butch Wynegar, S</b> (1,2) OBP: 0.403, SLG: 0.439	0-0 4-3			0-3 K		0-0 G3-6-1 1B	0-0 1B	0-0 1B 2B	0-0 HR	5	2	3	3	0	1	2			
<b>Lyman Bostock, L</b> (1,8) OBP: 0.374, SLG: 0.433		0-0 4-3		0-0 6-3		0-0 G3-6-1 1B	0-0 K	0-3 K	0-0 2B	5	0	1	0	0	1	4			
<b>Larry Hisle, R</b> (1,9) OBP: 0.334, SLG: 0.363	0-0 4-3				0-0 F7		0-0 S 1B	0-0 1B 2-H 3-H	4-0 IBB	4	1	2	2	1	0	0			
<b>Mike Cuddeback, L</b> (1,5) OBP: 0.327, SLG: 0.320 <b>Dan Ford, R</b> (6, PH) OBP: 0.299, SLG: 0.397 <b>Luis Gomez, R</b> (9,4) OBP: 0.294, SLG: 0.281 <b>Phil Roof, R</b> (9, PH) OBP: 0.250, SLG: 0.283	0-0 1B				0-0 F5		0-0 BB 1B	0-3 K	0-3 K	3	0	2	1	0	0	0			
<b>Craig Kusick, R</b> (1,10) OBP: 0.380, SLG: 0.537	0-0 5-3				0-0 E5 1B		0-0 1-2 BB	0-0 1-3		3	0	0	0	1	0	2			
<b>Bob Randall, R</b> (1,4) OBP: 0.324, SLG: 0.320 <b>Tony Oliva, L</b> (7, PH) OBP: 0.176, SLG: 0.204 <b>Jerry Terrell, R</b> (8,4) OBP: 0.248, SLG: 0.240		0-0 5-3			0-0 1-2 1B		0-3 K		0-3 K	2	0	1	0	0	0	0			
<b>Inning Stats</b>	R: 0 E: 0 K: 0 S: 3	H: 0 LOB: 1 BB: 1 P: 7	R: 0 E: 0 K: 0 S: 4	H: 1 LOB: 0 BB: 0 P: 4	R: 0 E: 0 K: 1 S: 5	H: 0 LOB: 0 BB: 0 P: 5	R: 0 E: 0 K: 1 S: 5	H: 1 LOB: 2 BB: 0 P: 5	R: 0 E: 0 K: 0 S: 4	H: 2 LOB: 1 BB: 0 P: 4	R: 1 E: 0 K: 2 S: 9	H: 2 LOB: 2 BB: 1 P: 13	R: 2 E: 0 K: 2 S: 9	H: 2 LOB: 1 BB: 1 P: 13	R: 3 E: 0 K: 3 S: 12	H: 3 LOB: 2 BB: 2 P: 20	1B: 9 2B: 2 3B: 0 HR: 1	SF: 0 SAC: 0 DP: 1 HBP: 0	WP: 0 PA: 43 PB: 0 SB: 0 CS: 1
<b>PITCHER</b>	IP	WLS	BF	H	R	ER	SO	BB	IBB	HBP	BLK	WP	HR	S	P	ERA	WHIP		
<b>Pat Dobson, R</b> (1,1) ERA: 3.43	6.0	W	25	7	1	1	2	1	0	0	0	0	0	28	32	1.50	1.333		
<b>Jim Kern, R</b> (7,1) ERA: 2.45	1.0		6	1	2	2	2	2	0	0	0	0	0	8	16	18.00	3.000		
<b>Dave LaRoche, L</b> (8,1) ERA: 2.14	1.2		10	4	3	3	4	1	0	0	0	0	1	17	21	16.20	3.000		
<b>Dennis Eckersley, R</b> (9,1) ERA: 4.93	0.1	S	2	0	0	0	1	0	1	0	0	0	0	3	7	0.00	0.000		

WP: 0 PA: 43  
PB: 0  
SB: 0  
CS: 1



Batter	1	2	3	4	5	6	7	8	9	AB R H RBI BB SO LOB	TOP											
Duane Kuiper, L (1,4) OBP: 0.281, SLG: 0.284	4-0 1B G6-4-3 BB		0-0 4-3		0-0 SH1-4		0-0 FC4-6 1B		0-0 F9	3 1 1 0 1 0 0	<b>Cleveland Indians @ Minnesota Twins</b> Metropolitan Stadium, Bloomington, MI Sat Jul 17 1976, 8:05 PM EDT Att: 22,290 - Unknown - 81 F											
Frank Duffy, R (1,6) OBP: 0.293, SLG: 0.293	0-0 G6-4-3 1B		0-0 G6-4-3 1B		0-0 BB 1B		0-0 FC4-6 1B		4-0 E BB	4 1 3 0 1 0 1												
Rick Manning, L (1,8) OBP: 0.350, SLG: 0.395	4-0 G6-4-3 1B		0-0 G6-4-3 1B		0-3 K		0-0 L3 1B		0-0 E9 3B	4 1 2 1 1 1 3												
Rico Carty, R (1,10) OBP: 0.377, SLG: 0.457	0-0 G6-4-3			4-0 1B E BB	4-0 BB 1B		0-0 L3		0-0 F9	3 1 0 0 2 0 4												
George Hendrick, R (1,7) OBP: 0.316, SLG: 0.480	0-0 6-3			0-0 FC4-6 1B	0-0 F8		4-0 5-3 BB		0-0 3B	4 0 2 0 1 0 4												
Boog Powell, L (1,3)		0-0 F8		0-0 FC4-6 1B		0-0 4-3		0-0 F8	0-0 1-3	5 0 0 0 0 0 3												
Buddy Bell, R (1,5) OBP: 0.353, SLG: 0.366		0-0 F5		0-0 F4		0-0 1B		0-0 5-3		4 0 1 0 0 0 2												
Charlie Spikes, R (1,9) OBP: 0.299, SLG: 0.333		0-0 1B		0-0 F7		0-0 F9		4-0 IBB		3 0 1 0 1 0 2												
Alan Ashby, S (1,2) OBP: 0.300, SLG: 0.303		0-0 1-3			0-0 1B SH1-4 1B	0-0 4-3		0-0 G3		4 0 1 0 0 0 4												
<b>Inning Stats</b>	R: 1 E: 0 K: 0 S: 3	H: 1 LOB: 1 BB: 2 P: 11	R: 0 E: 0 K: 0 S: 4	H: 1 LOB: 1 BB: 0 P: 4	R: 0 E: 0 K: 0 S: 3	H: 1 LOB: 0 BB: 0 P: 3	R: 1 E: 1 K: 0 S: 4	H: 1 LOB: 1 BB: 1 P: 8	R: 0 E: 0 K: 1 S: 7	H: 2 LOB: 3 BB: 1 P: 11	R: 0 E: 0 K: 0 S: 4	H: 1 LOB: 1 BB: 0 P: 4	R: 0 E: 0 K: 0 S: 4	H: 2 LOB: 1 BB: 0 P: 4	R: 0 E: 0 K: 0 S: 3	H: 0 LOB: 2 BB: 2 P: 11	R: 2 E: 1 K: 0 S: 5	H: 2 LOB: 1 BB: 1 P: 9	1B: 9 2B: 1 3B: 2 HR: 0	SF: 0 SAC: 1 DP: 3 HBP: 0	WP: 0 PB: 0 SB: 0 CS: 0	PA: 42
<b>PITCHER</b>	IP WLS BF H R ER SO BB IBB HBP BLK WP HR S P ERA WHIP																					
Pete Redfern, R (1,1) ERA: 4.82	4.0 L 18 5 2 1 0 3 0 0 0 0 0 15 27 2.25 2.000																					
Vic Albury, L (5,1) ERA: 3.39	4.1 21 5 2 2 1 3 1 0 0 0 0 19 35 4.15 1.846																					
Steve Luebber, R (9,1) ERA: 4.56	0.2 3 1 0 0 0 0 0 0 0 0 0 3 3 0.00 1.500																					

Batter	1	2	3	4	5	6	7	8	9	AB R H RBI BB SO LOB	BOTTOM											
Lyman Bostock, L (1,8) OBP: 0.377, SLG: 0.432	0-0 L8		0-0 5-3			4-0 BB			0-0 FC1-6 1B	3 0 1 0 1 0 0	<b>Cleveland Indians @ Minnesota Twins</b> Metropolitan Stadium, Bloomington, MI Sat Jul 17 1976, 8:05 PM EDT Att: 22,290 - Unknown - 81 F											
Roy Smalley, S (1,6) OBP: 0.335, SLG: 0.283	4-0 BB		0-3 K			0-0 L1-6			0-3 K	3 0 0 0 1 2 3												
Rod Carew, L (1,3) OBP: 0.390, SLG: 0.447	0-0 F6			0-3 K		0-0 F8			0-0 FC1-6 1B	4 0 0 0 0 1 3												
Larry Hisle, R (1,7) OBP: 0.331, SLG: 0.358	0-0 F9			0-0 6-3			0-3 K		0-0 F4	4 0 0 0 0 1 2												
Craig Kusick, R (1,10) OBP: 0.379, SLG: 0.533		0-0 G6-4-3 1B		0-0 6-3			0-3 K			3 0 1 0 0 1 0												
Butch Wynegar, S (1,2) OBP: 0.402, SLG: 0.436		0-0 G6-4-3			4-0 FC4-6 BB		0-0 F8			2 0 0 0 1 0 1												
Dan Ford, R (1,9) OBP: 0.299, SLG: 0.404		0-0 3B			0-0 FC4-6 CS		0-3 K			3 0 1 0 0 1 1												
Mike Cabbage, L (1,5) OBP: 0.328, SLG: 0.320		0-0 G3			0-3 K			0-0 G5-4-3 1B		3 0 1 0 0 1 2												
Bob Randall, R (1,4) OBP: 0.324, SLG: 0.318			0-3 K			4-0 L1-6 BB		0-0 G5-4-3		2 0 0 0 1 1 1												
<b>Inning Stats</b>	R: 0 E: 0 K: 0 S: 3	H: 0 LOB: 1 BB: 1 P: 7	R: 0 E: 0 K: 0 S: 4	H: 2 LOB: 1 BB: 0 P: 4	R: 0 E: 0 K: 2 S: 7	H: 0 LOB: 0 BB: 0 P: 7	R: 0 E: 0 K: 1 S: 5	H: 0 LOB: 0 BB: 0 P: 5	R: 0 E: 0 K: 1 S: 4	H: 0 LOB: 1 BB: 1 P: 8	R: 0 E: 0 K: 0 S: 2	H: 0 LOB: 1 BB: 2 P: 10	R: 0 E: 0 K: 2 S: 7	H: 0 LOB: 0 BB: 0 P: 7	R: 0 E: 0 K: 1 S: 5	H: 1 LOB: 0 BB: 0 P: 5	R: 0 E: 0 K: 1 S: 6	H: 1 LOB: 1 BB: 0 P: 6	1B: 3 2B: 1 3B: 1 HR: 0	SF: 0 SAC: 0 DP: 3 HBP: 0	WP: 0 PB: 0 SB: 0 CS: 1	PA: 31
<b>PITCHER</b>	IP WLS BF H R ER SO BB IBB HBP BLK WP HR S P ERA WHIP																					
Rick Waits, L (1,1) ERA: 3.69	9.0 W 31 4 0 0 8 4 0 0 0 0 0 43 59 0.00 0.889																					



Batter	1	2	3	4	5	6	7	8	9	AB	R	H	RBI	BB	SO	LOB	TOP								
Duane Kuiper, L (1,4) OBP: 0.283, SLG: 0.283	4-0 1B BB		0-0 6-3 SH5-3 HR 1B	0-3 K		0-0 1-3			0-0 1-3	4	1	0	1	1	1										
Frank Duffy, R (1,6) OBP: 0.292, SLG: 0.293	0-0 F8		0-0 SH5-3 1-2	0-0 5-3			0-0 S 4-3 1B		0-0 E5 G4-6-3	4	0	1	0	0	0	2									
Rick Manning, L (1,8) OBP: 0.348, SLG: 0.392	0-3 K		0-0 6-3 2-3		0-0 HR 1B		0-0 4-3		0-0 G4-6-3 1-2	5	1	1	0	0	1	4									
Rico Carty, R (1,10) OBP: 0.382, SLG: 0.482	0-0 FC5-4 1B		0-0 HR		0-0 HR		0-3 K			4	2	3	4	0	1	1									
George Hendrick, R (1,7) OBP: 0.315, SLG: 0.477	0-0 FC5-4 1-2		0-0 1B		0-0 6-3		0-0 1-3			4	0	1	0	0	0	3									
Boog Powell, L (1,3) OBP: 0.284, SLG: 0.223		0-3 K	0-0 G3		0-0 L7			0-0 F8		4	0	0	0	0	1	1									
Buddy Bell, R (1,5) OBP: 0.351, SLG: 0.362	4-0 1B BB			0-3 K	0-0 F8			0-0 F9		3	1	0	0	1	1	0									
Charlie Spikes, R (1,9) OBP: 0.306, SLG: 0.335	0-0 1B		0-0 1B	4-0 2B BB		0-0 L9		4-0 BB		2	1	1	0	2	0	0									
Alan Ashby, S (1,2) OBP: 0.303, SLG: 0.312	0-0 1B		0-0 1B	0-0 BLK 1-H 2B		0-0 F1		0-0 4-3		4	0	2	2	0	0	1									
<b>Inning Stats</b>	R: 0 E: 0 K: 1 S: 6	H: 1 LOB: 2 BB: 1 P: 10	R: 1 E: 0 K: 0 S: 5	H: 2 LOB: 1 BB: 1 P: 9	R: 2 E: 0 K: 0 S: 6	H: 3 LOB: 1 BB: 0 P: 6	R: 1 E: 0 K: 2 S: 8	H: 1 LOB: 1 BB: 1 P: 12	R: 2 E: 0 K: 0 S: 5	H: 2 LOB: 0 BB: 0 P: 5	R: 0 E: 0 K: 1 S: 3	H: 0 LOB: 0 BB: 0 P: 3	R: 0 E: 0 K: 1 S: 6	H: 1 LOB: 1 BB: 0 P: 6	R: 0 E: 0 K: 0 S: 3	H: 0 LOB: 1 BB: 1 P: 7	R: 0 E: 1 K: 0 S: 3	H: 0 LOB: 0 BB: 0 P: 3	1B: 7 2B: 1 3B: 0 HR: 2	SF: 0 SAC: 1 DP: 1 HBP: 0	WP: 0 PB: 0 SB: 1 CS: 0	PA: 39			
<b>PITCHER</b>	IP	WLS	BF	H	R	ER	SO	BB	IBB	HBP	BLK	WP	HR	S	P	ERA	WHIP								
Jim Hughes, R (1,1) ERA: 5.76	3.1	L	18	7	4	4	3	3	0	0	0	0	1	21	33	10.80	3.000								
Tom Burgmeier, L (4,1) ERA: 2.31	5.2		21	3	2	2	2	1	0	0	1	0	1	24	28	3.18	0.706								

Cleveland Indians @ Minnesota Twins  
Metropolitan Stadium, Bloomington, MI

AB 34  
R 6  
H 10  
RBI 6  
BB 4  
SO 5  
LOB 13



WP: 0 PA: 39  
PB: 0  
SB: 1  
CS: 0

Batter	1	2	3	4	5	6	7	8	9	AB	R	H	RBI	BB	SO	LOB	BOTTOM								
Steve Braun, L (1,7) OBP: 0.346, SLG: 0.322	0-0 6-3		4-0 BB		0-0 G3		0-0 1B		0-0 3-1	4	0	1	0	1	0	1									
Roy Smalley, S (1,6) OBP: 0.337, SLG: 0.283	0-0 4-3		0-3 K		0-0 1B		0-3 K			4	0	1	1	0	2	2									
Rod Carew, L (1,3) OBP: 0.392, SLG: 0.448	0-0 1B		0-0 L7		0-0 1B			0-0 4-3		4	0	2	0	0	0	1									
Butch Wynegar, S (1,2) OBP: 0.401, SLG: 0.434	0-0 1B			0-0 6-3	0-3 K			0-0 F9		4	0	1	0	0	1	2									
Lyman Bostock, L (1,8) OBP: 0.379, SLG: 0.431	0-3 K			4-0 BB		0-3 K		0-0 1B		3	0	1	0	1	2	2									
Larry Hisle, R (1,9) OBP: 0.330, SLG: 0.357		0-0 F6		0-0 L7		0-0 5-3		0-0 1B		4	0	1	0	0	0	1									
Mike Cubbage, L (1,5) OBP: 0.320, SLG: 0.312		0-0 F7		0-0 4-3		0-0 1-3		0-0 F7		4	0	0	0	0	0	3									
Craig Kusick, R (1,10) OBP: 0.370, SLG: 0.519		0-0 4-3			0-0 5-3		0-3 K		0-0 L7	4	0	0	0	0	1	0									
Bob Randall, R (1,4) OBP: 0.324, SLG: 0.322			0-3 K		0-0 G3 1B 2B			0-0 F4		3	1	1	0	0	1	0									
Tony Oliva, L (8,PH) OBP: 0.173, SLG: 0.200									0-0 6-3	1	0	0	0	0	0	0									
<b>Inning Stats</b>	R: 0 E: 0 K: 1 S: 7	H: 2 LOB: 0 BB: 0 P: 7	R: 0 E: 0 K: 0 S: 3	H: 0 LOB: 0 BB: 0 P: 3	R: 0 E: 0 K: 2 S: 7	H: 0 LOB: 1 BB: 1 P: 11	R: 0 E: 0 K: 0 S: 3	H: 0 LOB: 1 BB: 1 P: 7	R: 1 E: 0 K: 1 S: 8	H: 3 LOB: 2 BB: 0 P: 8	R: 0 E: 0 K: 1 S: 5	H: 0 LOB: 0 BB: 0 P: 5	R: 0 E: 0 K: 2 S: 8	H: 1 LOB: 1 BB: 0 P: 8	R: 0 E: 0 K: 0 S: 5	H: 2 LOB: 2 BB: 0 P: 5	R: 0 E: 0 K: 0 S: 3	H: 0 LOB: 0 BB: 0 P: 3	1B: 7 2B: 1 3B: 0 HR: 0	SF: 0 SAC: 0 DP: 0 HBP: 0	WP: 0 PB: 0 SB: 0 CS: 0	PA: 37			
<b>PITCHER</b>	IP	WLS	BF	H	R	ER	SO	BB	IBB	HBP	BLK	WP	HR	S	P	ERA	WHIP								
Stan Thomas, R (1,1) ERA: 1.84	9.0	W	37	8	1	1	7	2	0	0	0	0	0	49	57	1.00	1.111								

Cleveland Indians @ Minnesota Twins  
Metropolitan Stadium, Bloomington, MI

AB 35  
R 1  
H 8  
RBI 1  
BB 2  
SO 7  
LOB 12



WP: 0 PA: 37  
PB: 0  
SB: 0  
CS: 0



Batter	1	2	3	4	5	6	7	8	9	AB	R	H	RBI	BB	SO	LOB	TOP								
<b>Bill North, S</b> OBP: 0.359, SLG: 0.339 (1, 8)										4	0	1	0	0	0	1	<b>Oakland Athletics @ Cleveland Indians</b> Cleveland Municipal Stadium, Cleveland, OH Mon Jul 19 1976, 7:05 PM EDT Unknown - 83 F								
<b>Claudell Washington, L</b> OBP: 0.262, SLG: 0.251 (1, 10)										4	0	0	0	0	2	4									
<b>Don Baylor, R</b> OBP: 0.321, SLG: 0.378 (1, 9)										4	1	2	1	0	1	0									
<b>Joe Rudi, R</b> OBP: 0.332, SLG: 0.448 (1, 7)										3	0	1	1	1	0	0									
<b>Sal Bando, R</b> OBP: 0.331, SLG: 0.442 (7, 6)										3	0	0	0	1	0	3									
<b>Gene Tenace, R</b> OBP: 0.376, SLG: 0.442 (1, 3)										4	0	1	0	0	2	1									
<b>Phil Garner, R</b> OBP: 0.293, SLG: 0.378 (1, 4)										4	0	0	0	0	1	1									
<b>Tommy Sandt, R</b> OBP: 0.171, SLG: 0.152 (7, PH)										2	0	0	0	0	0	0									
<b>Ken McMullen, R</b> OBP: 0.330, SLG: 0.436 (7, 5)										2	0	0	0	0	2	0									
<b>Jeff Newman, R</b> OBP: 0.200, SLG: 0.241 (1, 2)										2	0	1	0	0	0	0									
<b>Billy Williams, L</b> OBP: 0.321, SLG: 0.340 (8, PH)										0	0	0	0	1	0	0									
<b>Larry Lintz, S</b> OBP: 0.279, SLG: 0.241 (8, 2)										0	0	0	0	0	0	0									
<b>Inning Stats</b>	R: 0 E: 0 K: 2 S: 7	H: 0 LOB: 0 BB: 0 P: 7	R: 0 E: 0 K: 1 S: 6	H: 1 LOB: 1 BB: 0 P: 6	R: 0 E: 0 K: 0 S: 4	H: 2 LOB: 1 BB: 0 P: 4	R: 0 E: 0 K: 0 S: 3	H: 0 LOB: 1 BB: 1 P: 7	R: 0 E: 0 K: 0 S: 3	H: 0 LOB: 0 BB: 0 P: 3	R: 1 E: 0 K: 1 S: 7	H: 2 LOB: 1 BB: 0 P: 7	R: 0 E: 0 K: 2 S: 7	H: 0 LOB: 0 BB: 0 P: 7	R: 1 E: 0 K: 0 S: 4	H: 1 LOB: 2 BB: 2 P: 12	R: 0 E: 0 K: 2 S: 7	H: 0 LOB: 0 BB: 0 P: 7	1B: 3 2B: 3 HR: 0	SF: 0 SAC: 0 HBP: 0	WP: 0 PB: 0 SB: 1 CS: 0	PA: 35			
<b>PITCHER</b>	IP	WLS	BF	H	R	ER	SO	BB	IBB	HBP	BLK	WP	HR	S	P	ERA	WHIP								
<b>Jim Bibby, R</b> ERA: 3.41 (1, 1)	7.2	W	30	6	2	2	6	2	0	0	0	0	0	40	48	2.35	1.043								
<b>Jim Kern, R</b> ERA: 2.41 (8, 1)	1.1	S	5	0	0	0	2	0	1	0	0	0	0	8	12	0.00	0.000								

AB	32
R	2
H	6
RBI	2
BB	3
SO	8
LOB	10



Batter	1	2	3	4	5	6	7	8	9	AB	R	H	RBI	BB	SO	LOB	BOTTOM								
<b>Rick Manning, L</b> OBP: 0.347, SLG: 0.390 (1, 8)										4	0	1	0	0	2	1	<b>Oakland Athletics @ Cleveland Indians</b> Cleveland Municipal Stadium, Cleveland, OH Mon Jul 19 1976, 7:05 PM EDT Unknown - 83 F								
<b>Frank Duffy, R</b> OBP: 0.255, SLG: 0.296 (1, 6)										4	1	2	1	0	0	0									
<b>Larvell Blanks, R</b> OBP: 0.350, SLG: 0.460 (1, 4)										4	0	1	1	0	0	2									
<b>Duane Kuiper, L</b> OBP: 0.283, SLG: 0.283 (8, 4)										0	0	0	0	0	0	0									
<b>Rico Carty, R</b> OBP: 0.380, SLG: 0.479 (1, 10)										4	0	1	1	0	0	0									
<b>George Hendrick, R</b> OBP: 0.318, SLG: 0.477 (1, 7)										4	0	2	0	0	0	2									
<b>Buddy Bell, R</b> OBP: 0.347, SLG: 0.358 (1, 5)										4	0	0	0	0	1	2									
<b>Charlie Spikes, R</b> OBP: 0.303, SLG: 0.330 (1, 9)										3	0	0	0	0	1	1									
<b>Boog Powell, L</b> OBP: 0.277, SLG: 0.217 (1, 3)										3	0	0	0	0	2	0									
<b>Ray Fosse, R</b> OBP: 0.328, SLG: 0.271 (1, 2)										3	2	2	0	0	0	0									
<b>Inning Stats</b>	R: 0 E: 0 K: 0 S: 3	H: 0 LOB: 0 BB: 0 P: 3	R: 0 E: 0 K: 0 S: 4	H: 1 LOB: 1 BB: 0 P: 4	R: 2 E: 0 K: 2 S: 11	H: 4 LOB: 2 BB: 0 P: 11	R: 0 E: 0 K: 2 S: 7	H: 0 LOB: 0 BB: 0 P: 7	R: 0 E: 0 K: 1 S: 5	H: 0 LOB: 0 BB: 0 P: 5	R: 0 E: 0 K: 0 S: 4	H: 1 LOB: 1 BB: 0 P: 4	R: 1 E: 0 K: 1 S: 8	H: 3 LOB: 2 BB: 0 P: 8	R: 0 E: 0 K: 0 S: 3	H: 0 LOB: 0 BB: 0 P: 3	1B: 8 2B: 1 HR: 0	SF: 0 SAC: 0 HBP: 0	WP: 0 PB: 0 SB: 0 CS: 0	PA: 33					
<b>PITCHER</b>	IP	WLS	BF	H	R	ER	SO	BB	IBB	HBP	BLK	WP	HR	S	P	ERA	WHIP								
<b>Vida Blue, L</b> ERA: 3.02 (1, 1)	8.0	L	33	9	3	3	6	0	0	0	0	0	0	45	45	3.38	1.125								

AB	33
R	3
H	9
RBI	3
BB	0
SO	6
LOB	8





Batter	1	2	3	4	5	6	7	8	9	AB	R	H	RBI	BB	SO	LOB	TOP										
Bill North, S OBP: 0.360, SLG: 0.342 Matt Alexander, S OBP: 0.038, SLG: 0.038 (7, PH)	L8	2B	CS		G4-6-3		E6		K	3	1	2	1	0	1		<b>Oakland Athletics @ Cleveland Indians</b> Cleveland Municipal Stadium, Cleveland, OH Mon Jul 19 1976, 7:05 PM EDT Att: 24,682 - Unknown - 80 F										
Don Baylor, R OBP: 0.326, SLG: 0.384	HR	2B	6-3			1B	1B		6-3	5	1	3	3	0	0	1											
Joe Rudi, R OBP: 0.337, SLG: 0.450	L9	HBP			SF8		L8			3	1	1	0	1	0	2											
Billy Williams, L OBP: 0.327, SLG: 0.353	HR	BB			E		K		F6	3	2	1	2	2	1	4											
Sal Bando, R OBP: 0.332, SLG: 0.443 Ken McMullen, R OBP: 0.326, SLG: 0.430	S	F3			5-3		FC5		F3	4	0	2	0	0	0	5											
Gene Tenace, R OBP: 0.372, SLG: 0.435	5-3				SF8				F8	3	0	0	1	1	0	1											
Phil Garner, R OBP: 0.297, SLG: 0.391		S	G3		F6		FC5			5	2	3	0	0	0	3											
Tommy Sandt, R OBP: 0.200, SLG: 0.162		G3			4-3				K	4	2	1	1	1	1	2											
Larry Haney, R OBP: 0.282, SLG: 0.241	K						5-3		F3	4	1	1	0	0	1	2											
<b>Inning Stats</b>	R: 2 E: 0 K: 0 S: 5	H: 2 LOB: 1 BB: 0 P: 6	R: 2 E: 0 K: 1 S: 7	H: 2 LOB: 3 BB: 2 P: 16	R: 3 E: 0 K: 0 S: 6	H: 4 LOB: 0 BB: 0 P: 6	R: 2 E: 1 K: 0 S: 4	H: 1 LOB: 0 BB: 1 P: 8	R: 0 E: 0 K: 0 S: 2	H: 0 LOB: 0 BB: 0 P: 3	R: 0 E: 0 K: 1 S: 7	H: 2 LOB: 3 BB: 1 P: 11	R: 1 E: 1 K: 0 S: 4	H: 1 LOB: 2 BB: 2 P: 12	R: 0 E: 0 K: 1 S: 6	H: 1 LOB: 0 BB: 0 P: 6		R: 0 E: 0 K: 1 S: 5	H: 0 LOB: 0 BB: 0 P: 5	1B: 7 2B: 4 3B: 1 HR: 1	SF: 1 SAC: 0 DP: 1 HBP: 3	WP: 0 PB: 0 SB: 2 CS: 1	PA: 47				
<b>PITCHER</b>	IP	WLS	BF	H	R	ER	SO	BB	IBB	HBP	BLK	WP	HR	S	P	ERA	WHIP										
Jackie Brown, R ERA: 3.27	1.2	L	11	4	4	4	1	1	0	1	0	0	1	11	16	21.60	3.000										
Don Hood, L ERA: 4.44	0.0		2	0	0	0	0	1	0	1	0	0	0	0	5												
Tom Buskey, R ERA: 3.54	5.1		27	8	6	5	1	4	0	1	0	0	0	24	41	8.44	2.250										
Dennis Eckersley, R ERA: 4.87	1.0		4	1	0	0	1	0	0	0	0	0	0	6	6	0.00	1.000										
Dave LaRoche, L ERA: 2.08	1.0		3	0	0	0	1	0	0	0	0	0	0	5	5	0.00	0.000										

AB	37
R	10
H	13
RBI	9
BB	6
SO	4
LOB	22



Batter	1	2	3	4	5	6	7	8	9	AB	R	H	RBI	BB	SO	LOB	BOTTOM										
Duane Kuiper, L OBP: 0.286, SLG: 0.290	PB		4-3		G4-3					4	1	2	0	0	0	2	<b>Oakland Athletics @ Cleveland Indians</b> Cleveland Municipal Stadium, Cleveland, OH Mon Jul 19 1976, 7:05 PM EDT Att: 24,682 - Unknown - 80 F										
Frank Duffy, R OBP: 0.291, SLG: 0.291	K		F7				K		F3	4	0	0	0	0	2	2											
Rick Manning, L OBP: 0.345, SLG: 0.388 John Lowenstein, L OBP: 0.331, SLG: 0.320	F7		4-3				F8		3-1	2	0	0	0	0	0	1											
Rico Carty, R OBP: 0.383, SLG: 0.479 Ray Fosse, R OBP: 0.324, SLG: 0.267	2B						5-3		5-3	2	1	1	1	1	0	0											
George Hendrick, R OBP: 0.319, SLG: 0.477 Tommy Smith, L OBP: 0.200, SLG: 0.240	1B						F9			2	0	1	1	0	0	1											
Boggy Powell, L OBP: 0.270, SLG: 0.210	1B						F9		1B	2	0	1	0	0	0	0											
Buddy Bell, R OBP: 0.346, SLG: 0.355 Ron Pruitt, R OBP: 0.297, SLG: 0.323	4-3						L3		BB	4	0	0	0	0	0	3											
Charlie Spikes, R OBP: 0.306, SLG: 0.342	6-3						L4			2	0	0	0	0	0	0											
Alan Ashby, S OBP: 0.303, SLG: 0.313	6-3						F8		5-3	2	0	0	0	0	0	0											
	F9								1B	4	1	2	0	0	0	2											
	F9								FC6	4	1	2	0	0	0	2											
	1-3								1B	3	0	1	1	0	0	0											
	4-3								4-3	3	0	1	1	0	0	0											
<b>Inning Stats</b>	R: 2 E: 0 K: 1 S: 8	H: 3 LOB: 1 BB: 0 P: 8	R: 0 E: 0 K: 0 S: 3	H: 0 LOB: 0 BB: 0 P: 3	R: 0 E: 0 K: 0 S: 3	H: 0 LOB: 0 BB: 0 P: 3	R: 0 E: 0 K: 0 S: 2	H: 0 LOB: 1 BB: 1 P: 6	R: 0 E: 0 K: 0 S: 4	H: 2 LOB: 1 BB: 0 P: 4	R: 0 E: 0 K: 1 S: 5	H: 0 LOB: 0 BB: 0 P: 5	R: 0 E: 0 K: 0 S: 3	H: 0 LOB: 0 BB: 0 P: 3	R: 0 E: 0 K: 0 S: 5	H: 2 LOB: 1 BB: 0 P: 5	R: 0 E: 0 K: 0 S: 5	H: 2 LOB: 2 BB: 0 P: 5	1B: 7 2B: 2 3B: 1 HR: 0	SF: 0 SAC: 0 DP: 2 HBP: 0	WP: 0 PB: 1 SB: 0 CS: 0	PA: 35					
<b>PITCHER</b>	IP	WLS	BF	H	R	ER	SO	BB	IBB	HBP	BLK	WP	HR	S	P	ERA	WHIP										
Dick Bosman, R ERA: 3.2	8.0	W	30	7	3	2	2	1	0	0	0	0	0	33	37	2.25	1.000										
Jim Todd, R ERA: 4.02	1.0		5	2	0	0	0	0	0	0	0	0	0	5	5	0.00	2.000										

AB	34
R	3
H	9
RBI	3
BB	1
SO	2
LOB	12






Batter	1	2	3	4	5	6	7	8	9	AB	R	H	RBI	BB	SO	LOB	TOP										
Bill North, S OBP: 0.363, SLG: 0.340 (1, 8)	6-3		BB			K			SH1-3 FC3-2 BB	2	0	0	0	3	1	1	<b>Oakland Athletics @ Cleveland Indians</b> Cleveland Municipal Stadium, Cleveland, OH Tue Jul 20 1976, 7:05 PM EDT Att: 11,315 - Unknown - 83 F <a href="http://livebaseballscorecards.com">livebaseballscorecards.com</a>										
Don Baylor, R OBP: 0.327, SLG: 0.384 (1, 9) (6, 3)	1B		F4			K			FC3-2 SH1-3 1B	5	1	2	0	0	1	4											
Joe Rudi, R OBP: 0.336, SLG: 0.447 (1, 7)	K		F8						SH1-3	4	0	1	1	0	1	3											
Billy Williams, L OBP: 0.328, SLG: 0.365 Matt Alexander, S OBP: 0.036, SLG: 0.038 (9, PR)	6-3					K			FC3-2 1B 3B	4	1	1	1	1	1	5											
Sal Bando, R OBP: 0.331, SLG: 0.439 (6, 6)		5-3							1-3 3-H 3B 1B	5	1	1	1	0	0	3											
Gene Tenace, R OBP: 0.377, SLG: 0.439 Larry Haney, R OBP: 0.282, SLG: 0.241 (9, 2)	F9					E5 SH5-4 1B 6-3			1-2 3B BB	3	2	1	0	2	0	0											
Phil Garner, R OBP: 0.299, SLG: 0.397 (1, 4)	5-3					2B			1-2 SH5-4 1B	5	0	2	3	0	1	3											
Ken McMullen, R OBP: 0.323, SLG: 0.415 (6, 5)			1-3			K			SH5-4 L4	3	0	0	0	1	1	3											
Tommy Sandt, R OBP: 0.214, SLG: 0.179 Claudell Washington, L OBP: 0.280, SLG: 0.319 (6, PH) (6, 9)	BB 1B					E5 BB 1B			G6-4-3 IBB 1-2	2	1	1	0	0	0	0											
<b>Inning Stats</b>	R: 0 E: 0 K: 1 S: 6	H: 1 LOB: 1 BB: 0 P: 6	R: 0 E: 0 K: 0 S: 3	H: 0 LOB: 0 BB: 0 P: 3	R: 0 E: 0 K: 0 S: 4	H: 1 LOB: 2 BB: 1 P: 8	R: 0 E: 0 K: 1 S: 6	H: 1 LOB: 2 BB: 1 P: 10	R: 1 E: 1 K: 2 S: 9	H: 1 LOB: 1 BB: 1 P: 13	R: 1 E: 0 K: 0 S: 4	H: 1 LOB: 0 BB: 0 P: 4	R: 0 E: 0 K: 1 S: 4	H: 0 LOB: 1 BB: 2 P: 12	R: 4 E: 0 K: 0 S: 6	H: 3 LOB: 1 BB: 2 P: 14		1B: 6 2B: 1 3B: 1 HR: 1	SF: 0 SAC: 2 DP: 1 HBP: 0	WP: 0 PB: 0 SB: 3 CS: 0	PA: 44						
<b>PITCHER</b>	IP	WLS	BF	H	R	ER	SO	BB	IBB	HBP	BLK	WP	HR	S	P	ERA	WHIP										
Pat Dobson, R ERA: 3.32 (1, 1)	7.0		33	6	3	1	5	4	0	0	0	0	1	39	55	1.29	1.429										
Dave LaRoche, L ERA: 2.92 (8, 1)	1.2	L	9	2	4	4	1	2	1	0	0	0	0	8	20	21.60	2.400										
Jim Kern, R ERA: 2.39 (9, 1)	0.1		2	1	0	0	0	0	0	0	0	0	0	2	2	0.00	3.000										


Batter	1	2	3	4	5	6	7	8	9	AB	R	H	RBI	BB	SO	LOB	BOTTOM										
Duane Kuiper, L OBP: 0.288, SLG: 0.289 (1, 4)	G3		F8	F7					FC6-4 1B	4	1	1	0	1	0	2	<b>Oakland Athletics @ Cleveland Indians</b> Cleveland Municipal Stadium, Cleveland, OH Tue Jul 20 1976, 7:05 PM EDT Att: 11,315 - Unknown - 83 F <a href="http://livebaseballscorecards.com">livebaseballscorecards.com</a>										
Frank Duffy, R OBP: 0.293, SLG: 0.293 (1, 6)	F5		S 1B	1-2 2-H 1B					K	5	1	2	0	0	2	3											
Rick Manning, L OBP: 0.343, SLG: 0.385 (1, 8)	L5		1-H BB 1B						FC6-4 S 1-2 2-3	5	0	1	1	0	0	3											
Rico Carty, R OBP: 0.389, SLG: 0.481 (1, 10)			FC4-6 1B	1-2 BB					F4	3	0	2	0	2	0	2											
George Hendrick, R OBP: 0.320, SLG: 0.479 (1, 7)	FC4-6 1B 1-2		K						G6-4-3 BB	5	2	2	1	0	1	4											
Boog Powell, L OBP: 0.276, SLG: 0.228 John Lowenstein, L OBP: 0.331, SLG: 0.320 Ron Pruitt, R OBP: 0.289, SLG: 0.313 (1, 3) (8, PR) (9, 5)	1B		F5						E4 2B 1B	4	0	2	1	0	1	2											
Buddy Bell, R OBP: 0.344, SLG: 0.354 (9, 3)	K								1-3 2-H 2B	0	0	0	0	0	0	0											
Charlie Spikes, R OBP: 0.305, SLG: 0.341 (1, 9)			1B						F3	1	0	0	0	0	0	2											
Ray Fosse, R OBP: 0.324, SLG: 0.270 Tommy Smith, L OBP: 0.200, SLG: 0.240 Alan Ashby, S OBP: 0.302, SLG: 0.311 (1, 2) (7, PR) (8, 2)	K								E5 FC6-4 1B	3	0	1	0	0	1	2											
<b>Inning Stats</b>	R: 0 E: 0 K: 0 S: 3	H: 0 LOB: 0 BB: 0 P: 3	R: 1 E: 0 K: 2 S: 10	H: 3 LOB: 2 BB: 0 P: 10	R: 1 E: 0 K: 1 S: 7	H: 2 LOB: 2 BB: 1 P: 11	R: 0 E: 0 K: 0 S: 5	H: 3 LOB: 2 BB: 0 P: 5	R: 0 E: 0 K: 1 S: 2	H: 0 LOB: 0 BB: 1 P: 6	R: 0 E: 0 K: 1 S: 5	H: 0 LOB: 3 BB: 0 P: 5	R: 0 E: 1 K: 1 S: 7	H: 1 LOB: 3 BB: 0 P: 7	R: 1 E: 1 K: 1 S: 7	H: 2 LOB: 1 BB: 0 P: 7		R: 1 E: 0 K: 1 S: 7	H: 2 LOB: 2 BB: 1 P: 11	1B: 11 2B: 2 3B: 0 HR: 0	SF: 0 SAC: 0 DP: 1 HBP: 0	WP: 0 PB: 0 SB: 2 CS: 0	PA: 42				
<b>PITCHER</b>	IP	WLS	BF	H	R	ER	SO	BB	IBB	HBP	BLK	WP	HR	S	P	ERA	WHIP										
Glenn Abbott, R ERA: 5.36 Jim Todd, R ERA: 3.9 Rollie Fingers, R ERA: 2.58 (1, 1) (5, 1) (7, 1)	4.1		22	8	2	2	3	2	0	0	0	0	0	8	8	0.00	0.600										
	3.0	W	14	4	2	1	3	1	0	0	0	0	0	19	23	3.00	1.667										




Batter	1	2	3	4	5	6	7	8	9	AB	R	H	RBI	BB	SO	LOB	TOP			
Dave Collins, S OBP: 0.386, SLG: 0.319 (1, 8)	6-3		1B E 1B		F8			K		4	1	1	0	0	1	1	<b>California Angels @ Cleveland Indians</b> Cleveland Municipal Stadium, Cleveland, OH Wed Jul 21 1976, 7:05 PM EDT Att: 4,790 - Unknown <a href="http://livebaseballscorecards.com">livebaseballscorecards.com</a>			
Jerry Remy, L OBP: 0.322, SLG: 0.310 (1, 4)	6-3		E 1B		FC4-6			4-3		4	0	1	1	0	0	1				
Bobby Bonds, R OBP: 0.335, SLG: 0.394 (1, 9)	F9		1-3 2-H 1B		CS			5-3		4	0	1	1	0	0	0				
Tommy Davis, R OBP: 0.298, SLG: 0.322 (1, 10)			2-3 3-H 1B		CS					2	0	1	0	2	0	0				
Ron Jackson, R OBP: 0.301, SLG: 0.355 (1, 5)			G4-6-3 IBB		F9			G5-4-3 BB		4	0	0	0	0	0	5				
Bruce Bochte, L OBP: 0.355, SLG: 0.294 (1, 7)			1-2		F9			F9		3	0	0	0	1	1	1				
Dan Briggs, L OBP: 0.273, SLG: 0.347 (1, 3)			BB		F8					3	0	1	0	0	0	1				
Dave Chalk, R OBP: 0.306, SLG: 0.252 (1, 6)			F7		G5-4-3 1B			3-1		3	0	0	0	0	0	1				
Terry Humphrey, R OBP: 0.333, SLG: 0.433 (1, 2)			6-3		G5-4-3			5-3		3	0	0	0	0	0	1				
			1B 1B		1-2			6-3		3	1	2	0	0	0	0				
<b>Inning Stats</b>	R: 0 E: 0 K: 0 S: 3	H: 0 LOB: 0 BB: 0 P: 3	R: 0 E: 0 K: 0 S: 3	H: 0 LOB: 1 BB: 1 P: 7	R: 2 E: 1 K: 0 S: 6	H: 4 LOB: 2 BB: 1 P: 10	R: 0 E: 0 K: 0 S: 3	H: 1 LOB: 0 BB: 0 P: 3	R: 0 E: 0 K: 1 S: 6	H: 1 LOB: 1 BB: 0 P: 6	R: 0 E: 0 K: 0 S: 3	H: 0 LOB: 0 BB: 0 P: 3	R: 0 E: 0 K: 1 S: 5	H: 0 LOB: 0 BB: 1 P: 5	R: 0 E: 0 K: 0 S: 2	H: 0 LOB: 0 BB: 1 P: 6	1B: 7 2B: 0 3B: 0 HR: 0	SF: 0 SAC: 0 DP: 3 HBP: 0	WP: 0 PB: 0 SB: 0 CS: 1	PA: 34
<b>PITCHER</b> Rick Waits, L ERA: 3.42 (1, 1)	IP: 9.0 WLS: W BF: 33	H: 7 R: 2 ER: 2 SO: 2	BB: 2 IBB: 1 HBP: 0 BLK: 0	WP: 0 HR: 0 S: 34 P: 46	ERA: 2.00 WHIP: 1.000	<b>PITCHER</b>														

Batter	1	2	3	4	5	6	7	8	9	AB	R	H	RBI	BB	SO	LOB	BOTTOM			
Duane Kuiper, L OBP: 0.290, SLG: 0.289 (1, 4)	CS BB		E6 FC6-4		E4 4-3 2B 1B	F8		4-3		4	1	1	0	1	0	6	<b>California Angels @ Cleveland Indians</b> Cleveland Municipal Stadium, Cleveland, OH Wed Jul 21 1976, 7:05 PM EDT Att: 4,790 - Unknown <a href="http://livebaseballscorecards.com">livebaseballscorecards.com</a>			
Frank Duffy, R OBP: 0.291, SLG: 0.289 (1, 6)	F7		FC6-4		4-3			K		4	0	0	1	1	1	4				
Rick Manning, L OBP: 0.338, SLG: 0.380 (1, 8)	K		1-3		K			IBB		5	0	0	0	0	3	6				
Rico Carty, R OBP: 0.387, SLG: 0.481 (1, 10)			2-3		F9			F8		4	0	1	1	0	0	0				
George Hendrick, R OBP: 0.316, SLG: 0.473 (1, 7)			6-3		K			4-3		4	0	0	0	0	1	1				
Boog Powell, L OBP: 0.282, SLG: 0.224 (1, 3)			P3		2B 1B BB			P2		2	2	0	0	2	0	0				
Buddy Bell, R OBP: 0.346, SLG: 0.359 (1, 5)			5-3		1B 2B			F9		4	2	2	0	0	0	0				
Charlie Spikes, R OBP: 0.316, SLG: 0.350 (1, 9)			E FC6-4 1B		1B 2B			1B BB		3	1	3	3	1	0	0				
Alan Ashby, S OBP: 0.302, SLG: 0.311 Ray Fosse, R OBP: 0.347, SLG: 0.288 (1, 2) (3, 2)			FC6-4 E 1B		2-H 3-H 1B			P4		0	0	0	0	0	0	0				
			1B		P4			4-3 1B		3	0	2	1	1	0	1				
<b>Inning Stats</b>	R: 0 E: 0 K: 1 S: 4	H: 0 LOB: 1 BB: 1 P: 8	R: 1 E: 1 K: 0 S: 6	H: 2 LOB: 2 BB: 0 P: 6	R: 2 E: 0 K: 1 S: 7	H: 2 LOB: 1 BB: 1 P: 11	R: 1 E: 1 K: 1 S: 7	H: 2 LOB: 1 BB: 0 P: 7	R: 0 E: 0 K: 0 S: 3	H: 0 LOB: 2 BB: 2 P: 11	R: 0 E: 0 K: 1 S: 5	H: 0 LOB: 0 BB: 0 P: 5	R: 2 E: 0 K: 1 S: 8	H: 3 LOB: 3 BB: 2 P: 16	R: 0 E: 0 K: 0 S: 2	H: 0 LOB: 0 BB: 0 P: 6	1B: 7 2B: 2 3B: 0 HR: 0	SF: 0 SAC: 0 DP: 0 HBP: 0	WP: 0 PB: 0 SB: 0 CS: 1	PA: 39
<b>PITCHER</b> Nolan Ryan, R ERA: 3.71 John Verhoeven, R ERA: 3.39 Mickey Scott, L ERA: 3.33 (1, 1) (7, 1) (8, 1)	IP: 6.0 WLS: L BF: 28	H: 6 R: 4 ER: 3 SO: 3	BB: 4 IBB: 0 HBP: 0 BLK: 0	WP: 0 HR: 0 S: 30 P: 46	ERA: 4.50 WHIP: 1.667	<b>PITCHER</b>														



Batter	1	2	3	4	5	6	7	8	9	AB	R	H	RBI	BB	SO	LOB	TOP																	
Dave Collins, S OBP: 0.379, SLG: 0.315 (1, 8)	0-0 6-3	0-0 3-1		0-0 G3-6-3			0-0 F9		0-0 1B	5	0	1	1	0	0	3	<b>California Angels @ Cleveland Indians</b> Cleveland Municipal Stadium, Cleveland, OH Thu Jul 22 1976, 7:05 PM EDT Att: 5,050 - Unknown - 78 F  <b>AB 38</b> <b>R 5</b> <b>H 12</b> <b>RBI 5</b> <b>BB 1</b> <b>SO 7</b> <b>LOB 18</b> 																	
Jerry Remy, L OBP: 0.324, SLG: 0.313 Bill Melton, R OBP: 0.290, SLG: 0.310 (1, 4)	0-0 1B	0-0 G3			0-0 FC3-6 1B		0-0 F8		0-3 K	4	1	2	0	0	0	1																		
Bruce Bochte, L OBP: 0.359, SLG: 0.299 (1, 7)	0-0 1B		0-0 4-3		0-0 FC3-6 1B		0-0 HR 1B		0-0 F9	5	1	3	0	0	0	1																		
Tony Solaita, L OBP: 0.305, SLG: 0.369 (1, 10)	0-3 K		0-3 K		0-0 FC3-6 FC4-6		0-0 HR			4	1	1	2	0	2	4																		
Leroy Stanton, R OBP: 0.265, SLG: 0.259 (1, 9)	0-0 1B		0-3 K		0-3 K		0-0 F9			4	0	1	1	0	2	2																		
Dan Briggs, L OBP: 0.285, SLG: 0.336 (1, 3)	0-0 4-3			0-0 F8	0-0 FC4-6				0-0 F9	4	0	0	0	0	0	4																		
Ron Jackson, R OBP: 0.304, SLG: 0.355 (1, 5)		0-0 F9 1B 3-1 1B		4-0 2B BB		0-3 K		0-0 F8		3	2	1	0	1	1	0																		
Dave Chalk, R OBP: 0.309, SLG: 0.260 Mario Guerrero, R OBP: 0.293, SLG: 0.289 (7, 6)		0-0 3-1 1B		0-0 1B 1-H 2B		0-0 F3		0-0 F8		3	0	2	1	0	0	0																		
Andy Etchebarren, R OBP: 0.297, SLG: 0.245 Bob Jones, L OBP: 0.259, SLG: 0.338 (9, PH)		0-0 F9		0-0 G3-6-3 1B		0-0 2-3		0-3 K		3	0	1	0	0	0	2																		
<b>Inning Stats</b>	R: 1 E: 0 K: 1 S: 8	H: 3 LOB: 2 BB: 0 P: 8	R: 1 E: 0 K: 0 S: 5	H: 2 LOB: 1 BB: 0 P: 5	R: 0 E: 0 K: 2 S: 7	H: 0 LOB: 0 BB: 0 P: 7	R: 1 E: 0 K: 0 S: 4	H: 2 LOB: 1 BB: 1 P: 8	R: 0 E: 0 K: 1 S: 7	H: 0 LOB: 2 BB: 0 P: 7	R: 0 E: 0 K: 0 S: 5	H: 0 LOB: 0 BB: 0 P: 5	R: 2 E: 0 K: 0 S: 5	H: 2 LOB: 0 BB: 0 P: 5	R: 0 E: 0 K: 0 S: 3	H: 0 LOB: 0 BB: 0 P: 3		R: 0 E: 0 K: 2 S: 8	H: 1 LOB: 1 BB: 0 P: 8	1B: 10 2B: 1 3B: 0 HR: 1	SF: 0 SAC: 0 DP: 1 HBP: 0	WP: 0 PB: 0 SB: 0 CS: 0	PA: 39											
<b>PITCHER</b>	IP WLS BF H R ER SO BB IBB HBP BLK WP HR S P ERA WHIP	IP WLS BF H R ER SO BB IBB HBP BLK WP HR S P ERA WHIP																																
Stan Thomas, R ERA: 2.18 Dennis Eckersley, R ERA: 4.8 (1, 1)	4.0	21	9	3	3	3	1	0	0	0	0	0	0	0	26	30	6.75	2.500																
(5, 1)	5.0	W	18	3	2	2	4	0	0	0	0	0	0	1	26	26	3.60	0.600																

Batter	1	2	3	4	5	6	7	8	9	AB	R	H	RBI	BB	SO	LOB	BOTTOM																	
Rick Manning, L OBP: 0.335, SLG: 0.376 (1, 8)	0-0 5-3	0-3 K		0-0 1-3			0-3 K			4	0	0	0	0	2	2	<b>California Angels @ Cleveland Indians</b> Cleveland Municipal Stadium, Cleveland, OH Thu Jul 22 1976, 7:05 PM EDT Att: 5,050 - Unknown - 78 F  <b>AB 30</b> <b>R 7</b> <b>H 10</b> <b>RBI 7</b> <b>BB 4</b> <b>SO 5</b> <b>LOB 11</b> 																	
Frank Duffy, R OBP: 0.290, SLG: 0.285 (1, 6)	0-0 F7	0-0 5-3			4-0 S SH1 2B BB		0-0 F7			3	1	0	0	1	0	0																		
Larvell Blanks, R OBP: 0.357, SLG: 0.461 (1, 4)	4-0 1B 1B BB		0-0 F8		0-0 SH1		0-0 BB 1B			2	1	1	0	1	0	0																		
Rico Carty, R OBP: 0.390, SLG: 0.483 Frank Robinson, R OBP: 0.357, SLG: 0.458 (7, PH)	0-0 BB HR 1B		0-0 FC6-4 1B		0-3 K		4-0 G5-4-3 BB			3	1	2	0	0	1	1																		
George Hendrick, R OBP: 0.318, SLG: 0.477 (1, 7)	0-0 HR 1B		0-0 FC6-4 FC6-4		0-0 K		0-0 G5-4-3			4	1	2	2	0	0	3																		
Buddy Bell, R OBP: 0.345, SLG: 0.356 (1, 5)	4-0 HR BB		0-0 FC6-4		0-3 K				0-0 5-3	3	1	0	0	1	1	2																		
Charlie Spikes, R OBP: 0.323, SLG: 0.370 (1, 9)	0-0 HR		0-0 5-3		0-0 FC5-6 1B		0-0 G4-6-3 1B			4	1	3	4	0	0	0																		
Boog Powell, L OBP: 0.281, SLG: 0.248 (1, 3)	0-3 K		0-0 HR		0-0 FC5-6		0-0 G4-6-3			4	1	1	1	0	1	2																		
Ray Fosse, R OBP: 0.346, SLG: 0.290 (1, 2)		0-0 CS 1B		0-0 F4		0-0 F8				3	0	1	0	0	0	1																		
<b>Inning Stats</b>	R: 5 E: 0 K: 1 S: 8	H: 3 LOB: 0 BB: 2 P: 16	R: 0 E: 0 K: 1 S: 5	H: 1 LOB: 0 BB: 0 P: 5	R: 0 E: 0 K: 0 S: 4	H: 1 LOB: 0 BB: 0 P: 4	R: 1 E: 0 K: 0 S: 4	H: 1 LOB: 0 BB: 0 P: 4	R: 1 E: 0 K: 2 S: 8	H: 1 LOB: 1 BB: 1 P: 12	R: 0 E: 0 K: 1 S: 6	H: 1 LOB: 0 BB: 0 P: 6	R: 0 E: 0 K: 0 S: 3	H: 1 LOB: 0 BB: 0 P: 7	R: 0 E: 0 K: 0 S: 3	H: 1 LOB: 0 BB: 0 P: 3		R: 0 E: 0 K: 0 S: 3	H: 1 LOB: 0 BB: 0 P: 3	1B: 7 2B: 1 3B: 0 HR: 2	SF: 0 SAC: 1 DP: 2 HBP: 0	WP: 0 PB: 0 SB: 1 CS: 1	PA: 35											
<b>PITCHER</b>	IP WLS BF H R ER SO BB IBB HBP BLK WP HR S P ERA WHIP	IP WLS BF H R ER SO BB IBB HBP BLK WP HR S P ERA WHIP																																
Frank Tanana, L ERA: 3.23 Sid Monge, L ERA: 3.46 John Verhoeven, R ERA: 2.79 (1, 1)	4.2	L	23	7	7	3	3	0	0	0	0	0	0	0	26	38	13.50	2.143																
(5, 1)	1.2		8	2	0	0	2	1	0	0	0	0	0	11	15	0.00	1.800																	
(7, 1)	1.2		4	1	0	0	0	0	0	0	0	0	0	4	4	0.00	0.600																	



Batter	1	2	3	4	5	6	7	8	9	AB	R	H	RBI	BB	SO	LOB	TOP										
Ron LeFlore, R (1, 8) OBP: 0.384, SLG: 0.434	G3		1B	1-3			FC4-6 BB	6-3		4	0	1	0	1	0	4											
Tom Verzyer, R (1, 6) OBP: 0.286, SLG: 0.243 Dan Meyer, L (9, PH) OBP: 0.294, SLG: 0.338	5-3		K		5-3		FC4-6 HR	F7		4	1	0	0	0	1	2											
Rusty Staub, L (1, 9) OBP: 0.392, SLG: 0.434	F8		F7		4-3 WP 1B		F7			5	0	1	0	0	0	2											
Willie Horton, R (1, 10) OBP: 0.370, SLG: 0.464		F9	F9		4-3		HR			5	1	2	2	0	0	2											
Jason Thompson, L (1, 3) OBP: 0.329, SLG: 0.410		1B SF9 2B		BB 1B	K		5-3			5	2	2	0	0	1	2											
Alex Johnson, R (1, 7) OBP: 0.292, SLG: 0.367		1B		1B BB	6-3			4-3		3	0	1	0	1	0	0											
Aurelio Rodriguez, R (1, 5) OBP: 0.269, SLG: 0.330 Chuck Scrivener, R (6, 5) OBP: 0.286, SLG: 0.277		SF9		F8	4-3			FC5-4 1B		2	0	0	1	0	0	2											
John Wockenfuss, R (1, 2) OBP: 0.389, SLG: 0.468		3H						FC5-4 1B		4	0	3	1	0	0	1											
Pedro Garcia, R (1, 4) OBP: 0.247, SLG: 0.322	F4			F6	F3			1B		4	0	1	0	0	0	5											
<b>Inning Stats</b>	R: 0 E: 0 K: 0 S: 3	H: 0 LOB: 0 BB: 0 P: 3	R: 1 E: 0 K: 0 S: 6	H: 3 LOB: 2 BB: 0 P: 6	R: 0 E: 0 K: 1 S: 6	H: 1 LOB: 1 BB: 0 P: 6	R: 1 E: 0 K: 0 S: 5	H: 2 LOB: 2 BB: 1 P: 9	R: 0 E: 0 K: 0 S: 6	H: 1 LOB: 1 BB: 0 P: 6	R: 0 E: 0 K: 0 S: 4	H: 1 LOB: 1 BB: 0 P: 4	R: 2 E: 0 K: 0 S: 4	H: 1 LOB: 0 BB: 1 P: 8	R: 0 E: 0 K: 0 S: 5	H: 2 LOB: 2 BB: 0 P: 5	R: 0 E: 0 K: 0 S: 4	H: 1 LOB: 1 BB: 0 P: 4	1B: 9 2B: 2 3B: 0 HR: 1	SF: 1 SAC: 0 DP: 0 HBP: 0	WP: 1 PA: 41 PB: 0 SB: 1 CS: 0						
<b>PITCHER</b>	IP	WLS	BF	H	R	ER	SO	BB	IBB	HBP	BLK	WP	HR	S	P	ERA	WHIP										
Jim Bibby, R (1, 1) ERA: 3.38	6.0	W	27	8	2	2	2	1	0	0	0	1	0	30	34	3.00	1.500										
Tom Buskey, R (7, 1) ERA: 3.67	3.0	S	14	4	2	2	0	1	0	0	0	0	1	13	17	6.00	1.667										

Detroit Tigers @ Cleveland Indians  
Cleveland Municipal Stadium, Cleveland, OH

AB 38  
R 4  
H 12  
RBI 4  
BB 2  
SO 2  
LOB 20



WP: 1 PA: 41  
PB: 0 SB: 1 CS: 0

Detroit Tigers @ Cleveland Indians  
Cleveland Municipal Stadium, Cleveland, OH

AB 36  
R 9  
H 13  
RBI 8  
BB 5  
SO 0  
LOB 18



WP: 0 PA: 42  
PB: 0 SB: 1 CS: 0

Batter	1	2	3	4	5	6	7	8	9	AB	R	H	RBI	BB	SO	LOB	BOTTOM										
Rick Manning, L (1, 8) OBP: 0.333, SLG: 0.373	F5		F9		FC6-4 2B		F2			5	1	1	1	0	0	4											
Frank Duffy, R (1, 6) OBP: 0.289, SLG: 0.287	F8	G5-3		F7				5-3		5	0	1	2	0	0	2											
Larvell Blanks, R (1, 4) OBP: 0.372, SLG: 0.492	1B E		HR	1B BB	F7			1B BB		4	2	3	1	1	0	1											
Rico Carty, R (1, 10) OBP: 0.395, SLG: 0.497	E8 1B		HR	1B			F9	FC5-4 BB		4	2	3	1	1	0	0											
George Hendrick, R (1, 7) OBP: 0.317, SLG: 0.474 Tommy Smith, L (6, PR) OBP: 0.192, SLG: 0.231			6-3	F6			E6 L3	F7		4	0	1	1	0	0	2											
Charlie Spikes, R (1, 9) OBP: 0.317, SLG: 0.362	FC3-6		F2	F4			L3	FC5-4		5	0	0	0	0	0	6											
Buddy Bell, R (1, 5) OBP: 0.347, SLG: 0.358		E 1B SH5-3 BB	1B 2B		F9			5-3		3	2	1	0	1	0	0											
Boog Powell, L (1, 3) OBP: 0.288, SLG: 0.252		SH5-3		3B 1B	FC6-4 1B 2B BB			F8		2	2	1	1	1	0	0											
Ray Fosse, R (1, 2) OBP: 0.366, SLG: 0.333		E6 G5-3 1B		3B	FC6-4 1B					3	0	2	1	1	0	1											
<b>Inning Stats</b>	R: 2 E: 1 K: 0 S: 6	H: 3 LOB: 1 BB: 0 P: 6	R: 1 E: 1 K: 0 S: 4	H: 1 LOB: 1 BB: 1 P: 8	R: 4 E: 0 K: 0 S: 8	H: 5 LOB: 1 BB: 0 P: 8	R: 0 E: 0 K: 0 S: 4	H: 1 LOB: 2 BB: 1 P: 8	R: 2 E: 0 K: 0 S: 5	H: 2 LOB: 1 BB: 1 P: 9	R: 0 E: 1 K: 0 S: 3	H: 0 LOB: 1 BB: 0 P: 3	R: 0 E: 0 K: 0 S: 3	H: 0 LOB: 1 BB: 1 P: 7	R: 0 E: 0 K: 0 S: 4	H: 1 LOB: 2 BB: 1 P: 8	1B: 8 2B: 3 3B: 1 HR: 2	SF: 0 SAC: 1 DP: 2 HBP: 0	WP: 0 PA: 42 PB: 0 SB: 1 CS: 0								
<b>PITCHER</b>	IP	WLS	BF	H	R	ER	SO	BB	IBB	HBP	BLK	WP	HR	S	P	ERA	WHIP										
Dave Roberts, L (1, 1) ERA: 4.04	2.2	L	17	8	7	6	0	1	0	0	0	0	0	11	19	7.71	2.571										
Bill Laxton, L (3, 1) ERA: 4.7	2.1		13	4	2	2	0	2	0	0	0	0	0	6	10	0.00	0.500										
Steve Grilli, R (6, 1) ERA: 6.74	2.0		7	0	0	0	0	1	0	0	0	0	0	4	8	0.00	2.000										
Frank MacCormack, R (8, 1) ERA: 5.29	1.0		5	1	0	0	0	1	0	0	0	0	0	4	8	0.00	2.000										

WP: 0 PA: 42  
PB: 0 SB: 1 CS: 0



Batter	1	2	3	4	5	6	7	8	9	AB	R	H	RBI	BB	SO	LOB	TOP										
Ron LeFlore, R OBP: 0.384, SLG: 0.431 (1, 8)	5-3	FC6-4 1B		E 1B BB		G6-4-3 BB		G3		3	2	0	0	2	0	2											
Tom Verzyer, R OBP: 0.272, SLG: 0.250 (1, 6)	2B 1B	1B		E5 1B 1B		G6-4-3 1-2		K	5	1	3	1	0	1	2												
Rusty Staub, L OBP: 0.394, SLG: 0.433 (1, 9)	2B 1-2 BB	5-3		FC5-4 1B 3-H		F7		G6-4-3 BB	3	0	1	1	2	0	1												
Willie Horton, R OBP: 0.368, SLG: 0.465 Alex Johnson, R OBP: 0.299, SLG: 0.366 (9, PH)	FC5 2B 1-3 2-H		5-3	FC5-4 1-2		K		G6-4-3	4	0	1	1	0	1	2												
Jason Thompson, L OBP: 0.328, SLG: 0.419 (1, 3)	5-3		HR		6-3		K		4	1	1	1	0	1	2												
Ben Oglivie, L OBP: 0.291, SLG: 0.469 (1, 7)	IBB		4-3		F8		HR		3	1	1	1	1	0	0												
Aurelio Rodriguez, R OBP: 0.265, SLG: 0.327 (1, 5)	FC5 2-3		F7		G3		K		4	0	0	0	0	1	3												
Pedro Garcia, R OBP: 0.247, SLG: 0.318 (1, 4)		F8		F6		SH3-4 BB		5-3	3	0	0	0	1	0	0												
Bruce Kimm, R OBP: 0.308, SLG: 0.309 (1, 2)	FC6-4 1B		K		SH3-4 1-2		1B		3	0	2	0	0	1	0												
<b>Inning Stats</b>	R: 1 E: 0 K: 0 S: 5	H: 2 LOB: 3 BB: 2 P: 13	R: 1 E: 0 K: 0 S: 5	H: 2 LOB: 1 BB: 0 P: 5	R: 1 E: 0 K: 0 S: 4	H: 1 LOB: 0 BB: 0 P: 4	R: 1 E: 1 K: 1 S: 7	H: 2 LOB: 2 BB: 1 P: 11	R: 0 E: 0 K: 0 S: 3	H: 0 LOB: 0 BB: 0 P: 3	R: 0 E: 0 K: 2 S: 7	H: 0 LOB: 1 BB: 2 P: 10	R: 0 E: 0 K: 1 S: 7	H: 2 LOB: 1 BB: 0 P: 7	R: 0 E: 0 K: 1 S: 4	H: 0 LOB: 0 BB: 1 P: 8	1B: 6 2B: 1 3B: 0 HR: 2	SF: 0 SAC: 1 DP: 2 HBP: 0	WP: 0 PB: 0 SB: 1 CS: 0	PA: 40							
<b>PITCHER</b>	IP	WLS	BF	H	R	ER	SO	BB	IBB	HBP	BLK	WP	HR	S	P	ERA	WHIP										
Jackie Brown, R ERA: 3.44 (1, 1)	4.0		22	7	4	4	1	2	1	0	0	0	1	21	33	9.00	2.250										
Don Hood, L ERA: 4.32 (5, 1)	1.1	5	0	0	0	0	0	1	0	0	0	0	0	4	8	0.00	0.750										
Jim Kern, R ERA: 2.42 (6, 1)	3.0	L	12	2	1	1	4	2	0	0	0	0	0	1	18	3.00	1.333										
Dave LaRoche, L ERA: 2.78 (9, 1)	0.2		1	0	0	0	0	0	0	0	0	0	0	1	1	0.00	0.000										

Detroit Tigers @ Cleveland Indians  
Cleveland Municipal Stadium, Cleveland, OH

AB 33  
R 5  
H 9  
RBI 5  
BB 6  
SO 5  
LOB 13



WP: 0 PA: 40  
PB: 0  
SB: 1  
CS: 0

Detroit Tigers @ Cleveland Indians  
Cleveland Municipal Stadium, Cleveland, OH

AB 38  
R 4  
H 14  
RBI 2  
BB 2  
SO 4  
LOB 18



WP: 0 PA: 40  
PB: 0  
SB: 1  
CS: 1

Batter	1	2	3	4	5	6	7	8	9	AB	R	H	RBI	BB	SO	LOB	BOTTOM										
John Lowenstein, L OBP: 0.331, SLG: 0.320 Charlie Spikes, R OBP: 0.314, SLG: 0.359 (6, PH) (7, 9)	4-3		FC4-6 5-3 1-2		2B 1B 1B	K		F7	3	1	1	0	0	0	1												
Frank Duffy, R OBP: 0.284, SLG: 0.282 (1, 6)	K		5-3 1-2		F8		F7		5	0	0	0	0	2	2												
Rick Manning, L OBP: 0.334, SLG: 0.376 (1, 8)	S 1B		L8		1B 2B		5-3		5	1	2	0	0	0	1												
Rico Carty, R OBP: 0.398, SLG: 0.497 (1, 10)	5-3 1-2			E 1B	1B 1B		BB 1B		4	1	2	0	1	0	1												
George Hendrick, R OBP: 0.322, SLG: 0.476 (1, 7)		F4		E9 1B	G5-3 1B		BB BB		3	1	2	2	1	0	0												
Boog Powell, L OBP: 0.300, SLG: 0.267 (1, 3)			FC6 1B		5-3 1B		BB 1B		4	0	3	0	0	0	2												
Buddy Bell, R OBP: 0.346, SLG: 0.357 (1, 5)		F8		5-3 1-2	G5-3 2-3		1B		4	0	1	0	0	0	5												
Ray Fosse, R OBP: 0.360, SLG: 0.329 Tommy Smith, L OBP: 0.192, SLG: 0.231 Alan Ashby, S OBP: 0.302, SLG: 0.311 (8, PR) (9, 2)	FC6 1-2			F6 1B		6-3		FC6-4 1B	4	0	1	0	0	0	2												
Duane Kuiper, L OBP: 0.294, SLG: 0.293 Larvell Blanks, R OBP: 0.369, SLG: 0.489 (8, PH) (9, 4)			FC4-6 1B	K		CS 1B		FC6-4 1-2	3	0	2	0	0	1	1												
<b>Inning Stats</b>	R: 0 E: 0 K: 1 S: 6	H: 1 LOB: 1 BB: 0 P: 6	R: 0 E: 0 K: 0 S: 4	H: 1 LOB: 1 BB: 0 P: 4	R: 0 E: 0 K: 0 S: 4	H: 1 LOB: 1 BB: 0 P: 4	R: 2 E: 1 K: 1 S: 8	H: 3 LOB: 1 BB: 0 P: 8	R: 2 E: 0 K: 0 S: 6	H: 4 LOB: 2 BB: 1 P: 10	R: 0 E: 0 K: 1 S: 5	H: 1 LOB: 1 BB: 0 P: 5	R: 0 E: 0 K: 0 S: 4	H: 2 LOB: 1 BB: 0 P: 4	R: 0 E: 0 K: 1 S: 5	H: 0 LOB: 0 BB: 0 P: 5	1B: 13 2B: 2 3B: 0 HR: 0	SF: 0 SAC: 0 DP: 2 HBP: 0	WP: 0 PB: 0 SB: 1 CS: 1	PA: 40							
<b>PITCHER</b>	IP	WLS	BF	H	R	ER	SO	BB	IBB	HBP	BLK	WP	HR	S	P	ERA	WHIP										
Mark Fidrych, R ERA: 1.93 (1, 1)	4.1		23	9	4	4	2	1	0	0	0	0	0	20	24	0.00	1.286										
John Hiller, L ERA: 2.64 (5, 1)	4.2	W	17	5	0	0	2	1	0	0	0	0	0	20	24	0.00	1.286										

WP: 0 PA: 40  
PB: 0  
SB: 1  
CS: 1



Batter	1	2	3	4	5	6	7	8	9	AB	R	H	RBI	BB	SO	LOB	TOP								
<b>Tom Verzyer, R</b> OBP: 0.273, SLG: 0.252 (1, 6)										6	0	2	1	0	0	0	<b>Detroit Tigers @ Cleveland Indians</b> Cleveland Municipal Stadium, Cleveland, OH Sun Jul 25 1976, 3:33 AM EDT Unknown - 75 F								
<b>Dan Meyer, L</b> OBP: 0.286, SLG: 0.340 (1, 7)										5	0	2	0	0	0	2									
<b>Rusty Staub, L</b> OBP: 0.399, SLG: 0.438 (1, 9)										5	1	4	0	0	0	2									
<b>Willie Horton, R</b> OBP: 0.364, SLG: 0.459 (1, 10)										5	1	1	0	0	1	5									
<b>Jason Thompson, L</b> OBP: 0.335, SLG: 0.429 (1, 3)										3	2	2	0	2	0	0									
<b>Ben Oglivie, L</b> OBP: 0.296, SLG: 0.477 <b>Mickey Stanley, R</b> OBP: 0.322, SLG: 0.395 (7, PH) (7, 8)										2	1	1	1	1	0	2									
<b>Aurelio Rodriguez, R</b> OBP: 0.264, SLG: 0.326 (1, 5)										4	1	1	2	0	0	4									
<b>John Wockenfuss, R</b> OBP: 0.389, SLG: 0.500 (1, 2)										5	1	2	2	0	0	4									
<b>Pedro Garcia, R</b> OBP: 0.246, SLG: 0.328 (1, 4)										5	1	1	2	0	0	4									
<b>Inning Stats</b>	R: 0 E: 0 K: 0 S: 4	H: 2 LOB: 1 BB: 0 P: 4	R: 3 E: 1 K: 0 S: 7	H: 4 LOB: 1 BB: 0 P: 7	R: 0 E: 0 K: 0 S: 4	H: 1 LOB: 2 BB: 1 P: 8	R: 1 E: 0 K: 1 S: 8	H: 3 LOB: 2 BB: 0 P: 8	R: 0 E: 0 K: 0 S: 3	H: 0 LOB: 1 BB: 1 P: 7	R: 0 E: 0 K: 0 S: 3	H: 0 LOB: 0 BB: 0 P: 3	R: 2 E: 1 K: 1 S: 8	H: 3 LOB: 2 BB: 1 P: 12	R: 0 E: 0 K: 0 S: 4	H: 1 LOB: 1 BB: 0 P: 4		R: 3 E: 0 K: 0 S: 6	H: 3 LOB: 0 BB: 0 P: 6	1B: 11 2B: 4 3B: 0 HR: 2	SF: 0 SAC: 1 DP: 2 HBP: 0	WP: 0 PB: 0 SB: 2 CS: 0	PA: 46		
<b>PITCHER</b>	IP	WLS	BF	H	R	ER	SO	BB	IBB	HBP	BLK	WP	HR	S	P	ERA	WHIP								
<b>Pat Dobson, R</b> ERA: 3.42 (1, 1)	1.1	L	10	6	3	2	0	0	0	0	0	0	0	10	10	13.50	4.500								
<b>Dennis Eckersley, R</b> ERA: 4.85 (2, 1)	4.2		21	6	3	3	1	2	0	0	0	0	1	21	29	5.79	1.714								
<b>Dave LaRoche, L</b> ERA: 2.65 (7, 1)	2.0		9	2	0	0	1	1	0	0	0	0	0	10	14	0.00	1.500								
<b>Don Hood, L</b> ERA: 4.76 (9, 1)	1.0		6	3	3	3	0	0	0	0	0	0	1	6	6	27.00	3.000								

Batter	1	2	3	4	5	6	7	8	9	AB	R	H	RBI	BB	SO	LOB	BOTTOM								
<b>Duane Kuiper, L</b> OBP: 0.295, SLG: 0.292 (1, 4)										4	0	1	0	1	0	0	<b>Detroit Tigers @ Cleveland Indians</b> Cleveland Municipal Stadium, Cleveland, OH Sun Jul 25 1976, 3:33 AM EDT Unknown - 75 F								
<b>Frank Duffy, R</b> OBP: 0.287, SLG: 0.289 (1, 6)										4	1	2	0	0	0	3									
<b>Rick Manning, L</b> OBP: 0.331, SLG: 0.372 (1, 8)										4	0	0	0	0	1	7									
<b>Rico Carty, R</b> OBP: 0.399, SLG: 0.497 (1, 10)										4	0	2	0	0	0	0									
<b>George Hendrick, R</b> OBP: 0.320, SLG: 0.471 (1, 7)										3	0	0	0	0	0	1									
<b>Boog Powell, L</b> OBP: 0.293, SLG: 0.259 (1, 3)										4	0	0	0	0	1	4									
<b>Buddy Bell, R</b> OBP: 0.350, SLG: 0.362 (1, 5)										4	0	3	1	0	0	1									
<b>Charlie Spikes, R</b> OBP: 0.309, SLG: 0.353 (1, 9)										4	0	0	0	0	1	2									
<b>Ray Fosse, R</b> OBP: 0.356, SLG: 0.325 (1, 2)										4	0	1	0	0	0	1									
<b>Inning Stats</b>	R: 0 E: 0 K: 0 S: 3	H: 0 LOB: 0 BB: 0 P: 3	R: 0 E: 0 K: 0 S: 3	H: 0 LOB: 0 BB: 0 P: 3	R: 0 E: 0 K: 1 S: 5	H: 2 LOB: 3 BB: 1 P: 9	R: 0 E: 0 K: 1 S: 5	H: 0 LOB: 0 BB: 0 P: 5	R: 0 E: 0 K: 2 S: 10	H: 3 LOB: 3 BB: 0 P: 10	R: 0 E: 0 K: 0 S: 4	H: 1 LOB: 1 BB: 0 P: 4	R: 0 E: 0 K: 0 S: 3	H: 0 LOB: 0 BB: 0 P: 3	R: 1 E: 1 K: 0 S: 6	H: 3 LOB: 2 BB: 0 P: 6		R: 0 E: 0 K: 0 S: 3	H: 0 LOB: 0 BB: 0 P: 3	1B: 8 2B: 1 3B: 0 HR: 0	SF: 0 SAC: 0 DP: 0 HBP: 0	WP: 0 PB: 0 SB: 0 CS: 0	PA: 37		
<b>PITCHER</b>	IP	WLS	BF	H	R	ER	SO	BB	IBB	HBP	BLK	WP	HR	S	P	ERA	WHIP								
<b>Vern Ruhle, R</b> ERA: 3.5 (1, 1)	7.1	W	32	8	1	0	3	1	0	0	0	0	0	37	41	0.00	1.227								
<b>John Hiller, L</b> ERA: 2.77 (8, 1)	1.2		5	1	0	0	0	0	0	0	0	0	0	5	5	0.00	0.600								



Batter	1	2	3	4	5	6	7	8	9	AB	R	H	RBI	BB	SO	LOB	TOP
Ron LeFlore, R OBP: 0.384, SLG: 0.431 (1, 8)										4	1	1	0	1	0	1	<b>Detroit Tigers @ Cleveland Indians</b> Cleveland Municipal Stadium, Cleveland, OH Sun Jul 25 1976, 3:38 AM EDT Att: 34,604 - Unknown
Mickey Stanley, R OBP: 0.315, SLG: 0.384 (1, 3)										5	0	1	2	0	0	2	
Rusty Staub, L OBP: 0.399, SLG: 0.438 (1, 9)										5	1	2	0	0	1	2	
Willie Horton, R OBP: 0.373, SLG: 0.467 (1, 10)										5	1	4	0	0	0	0	
Alex Johnson, R OBP: 0.291, SLG: 0.366 (1, 7)										5	0	2	1	0	1	5	
Aurelio Rodriguez, R OBP: 0.270, SLG: 0.330 (1, 5)										4	1	3	0	0	0	1	
Bill Freehan, R OBP: 0.315, SLG: 0.383 (1, 2)										4	0	0	0	0	3	6	
Pedro Garcia, R OBP: 0.250, SLG: 0.339 (1, 4)										4	0	2	2	0	1	3	
Chuck Scrivener, R OBP: 0.295, SLG: 0.287 (1, 6)										4	1	2	0	0	1	2	
<b>Inning Stats</b>	R: 0 H: 2 E: 0 LOB: 2 K: 0 BB: 1 S: 4 P: 8	R: 0 H: 1 E: 0 LOB: 0 K: 2 BB: 0 S: 7 P: 7	R: 3 H: 6 E: 0 LOB: 3 K: 1 BB: 0 S: 11 P: 11	R: 0 H: 1 E: 0 LOB: 1 K: 1 BB: 0 S: 6 P: 6	R: 2 H: 3 E: 0 LOB: 1 K: 2 BB: 0 S: 10 P: 10	R: 0 H: 0 E: 0 LOB: 0 K: 0 BB: 0 S: 3 P: 3	R: 0 H: 1 E: 0 LOB: 1 K: 0 BB: 0 S: 3 P: 3	R: 0 H: 1 E: 0 LOB: 1 K: 1 BB: 0 S: 5 P: 5	R: 0 H: 2 E: 0 LOB: 2 K: 0 BB: 0 S: 5 P: 5	1B: 15 SF: 0 2B: 3 SAC: 0 3B: 1 DP: 3 HR: 0 HBP: 0	WP: 0 PA: 41 PB: 1 SB: 2 CS: 2						
<b>PITCHER</b>	IP WLS BF H R ER SO BB IBB HBP BLK WP HR S P ERA WHIP																
Rick Waits, L ERA: 3.75 (1, 1)	2.1 L 15 9 3 3 2 1 0 0 0 0 0 0 18 22 11.57 4.286																
Jim Kern, R ERA: 2.51 (3, 1)	4.2 18 5 2 2 4 0 0 0 0 0 0 0 26 26 3.86 1.071																
Dave LaRoche, L ERA: 2.55 (8, 1)	2.0 8 3 0 0 1 0 0 0 0 0 0 0 10 10 0.00 1.500																

Batter	1	2	3	4	5	6	7	8	9	AB	R	H	RBI	BB	SO	LOB	BOTTOM
Duane Kuiper, L OBP: 0.297, SLG: 0.294 (1, 4)										5	0	2	1	0	1	0	<b>Detroit Tigers @ Cleveland Indians</b> Cleveland Municipal Stadium, Cleveland, OH Sun Jul 25 1976, 3:38 AM EDT Att: 34,604 - Unknown
John Lowenstein, L OBP: 0.331, SLG: 0.315 (1, 8)										2	0	0	0	1	0	0	
Frank Robinson, R OBP: 0.368, SLG: 0.458 (7, PH)										0	0	0	1	1	0	0	
Rick Manning, L OBP: 0.333, SLG: 0.377 (8, 8)										1	0	1	0	0	0	0	
Larvell Blanks, R OBP: 0.362, SLG: 0.478 (1, 6)										3	0	0	0	0	0	1	
Frank Duffy, R OBP: 0.285, SLG: 0.287 (7, 6)										2	0	0	0	0	1	5	
Rico Carty, R OBP: 0.395, SLG: 0.490 (1, 10)										4	0	0	0	0	0	4	
Booq Powell, L OBP: 0.298, SLG: 0.255 (1, 3)										2	2	0	0	2	2	0	
Charlie Spikes, R OBP: 0.312, SLG: 0.359 (1, 9)										4	1	2	0	0	0	0	
Buddy Bell, R OBP: 0.349, SLG: 0.360 (1, 5)										4	0	1	1	0	0	3	
Tommy Smith, L OBP: 0.241, SLG: 0.276 (1, 7)										3	1	2	1	0	1	0	
Ray Fosse, R OBP: 0.352, SLG: 0.321 (8, 2)										1	0	0	0	0	0	0	
Alan Ashby, S OBP: 0.300, SLG: 0.308 (1, 2)										2	0	0	0	0	1	2	
George Hendrick, R OBP: 0.321, SLG: 0.470 (7, PH)										1	0	0	0	1	1	0	
<b>Inning Stats</b>	R: 0 H: 0 E: 0 LOB: 0 K: 0 BB: 0 S: 3 P: 3	R: 0 H: 0 E: 0 LOB: 0 K: 1 BB: 0 S: 5 P: 5	R: 0 H: 0 E: 0 LOB: 0 K: 2 BB: 0 S: 7 P: 7	R: 0 H: 0 E: 0 LOB: 0 K: 1 BB: 0 S: 5 P: 5	R: 1 H: 2 E: 0 LOB: 2 K: 0 BB: 1 S: 5 P: 9	R: 0 H: 0 E: 0 LOB: 1 K: 0 BB: 1 S: 3 P: 7	R: 3 H: 3 E: 0 LOB: 3 K: 1 BB: 3 S: 8 P: 20	R: 0 H: 1 E: 0 LOB: 0 K: 1 BB: 0 S: 5 P: 5	R: 0 H: 2 E: 0 LOB: 2 K: 1 BB: 0 S: 7 P: 7	1B: 6 SF: 0 2B: 2 SAC: 0 3B: 0 DP: 0 HR: 0 HBP: 0	WP: 0 PA: 40 PB: 0 SB: 0 CS: 1						
<b>PITCHER</b>	IP WLS BF H R ER SO BB IBB HBP BLK WP HR S P ERA WHIP																
Dave Lemanczyk, R ERA: 4.02 (1, 1)	6.1 W 26 4 4 4 4 3 0 0 0 0 0 0 31 43 5.68 1.105																
John Hiller, L ERA: 2.69 (7, 1)	2.2 S 13 4 0 0 3 2 0 0 0 0 0 0 17 25 0.00 2.250																



Batter	1	2	3	4	5	6	7	8	9	AB	R	H	RBI	BB	SO	LOB	TOP					
Duane Kuiper, L (1, 4) OBP: 0.302, SLG: 0.299										5	2	3	1	0	0	1	<b>Cleveland Indians @ Boston Red Sox</b> Fenway Park, Boston, MA Mon Jul 26 1976, 7:05 PM EDT Att: 21,897 - Unknown					
Frank Duffy, R (1, 6) OBP: 0.283, SLG: 0.285										5	1	1	0	0	1	3						
Rick Manning, L (1, 8) OBP: 0.333, SLG: 0.386										4	2	2	2	0	1	2						
Rico Carty, R (1, 10) OBP: 0.398, SLG: 0.498										5	1	3	4	0	0	1						
Tommy Smith, L (9, PR) OBP: 0.241, SLG: 0.276										0	0	0	0	0	0	0						
George Hendrick, R (1, 7) OBP: 0.322, SLG: 0.472										5	0	2	1	0	1	1						
Boog Powell, L (1, 3) OBP: 0.297, SLG: 0.255										4	0	1	0	0	0	1						
Alan Ashby, S (8, 3) OBP: 0.288, SLG: 0.307										1	0	0	0	0	0	2						
Buddy Bell, R (1, 5) OBP: 0.351, SLG: 0.365										4	1	2	0	0	1	2						
Charlie Spikes, R (1, 9) OBP: 0.311, SLG: 0.361										4	1	1	1	0	1	1						
Ray Fosse, R (1, 2) OBP: 0.362, SLG: 0.333										3	1	2	0	0	0	0						
<b>Inning Stats</b>	R: 2 E: 0 K: 1 S: 8	H: 3 LOB: 1 BB: 0 P: 8	R: 3 E: 0 K: 0 S: 7	H: 4 LOB: 1 BB: 0 P: 7	R: 0 E: 0 K: 0 S: 4	H: 1 LOB: 1 BB: 0 P: 4	R: 0 E: 0 K: 0 S: 3	H: 1 LOB: 0 BB: 0 P: 3	R: 0 E: 0 K: 1 S: 5	H: 0 LOB: 0 BB: 0 P: 3	R: 0 E: 0 K: 0 S: 3	H: 0 LOB: 0 BB: 0 P: 3	R: 3 E: 0 K: 3 S: 14	H: 5 LOB: 2 BB: 0 P: 14	R: 0 E: 0 K: 0 S: 3	H: 0 LOB: 0 BB: 0 P: 3		R: 1 E: 0 K: 0 S: 5	H: 3 LOB: 2 BB: 0 P: 5	1B: 11 2B: 5 3B: 0 HR: 1	SF: 1 SAC: 1 DP: 2 HBP: 0	WP: 0 PB: 0 SB: 1 CS: 0
<b>PITCHER</b>	IP WLS BF H R ER SO BB IBB HBP BLK WP HR S P ERA WHIP																					
Luis Tiant, R (1, 1) ERA: 3.37	1.1 L 11 7 5 5 1 0 0 0 0 0 0 0 13 13 33.75 5.250																					
Reggie Cleveland, R (2, 1) ERA: 4.24	5.1 20 5 3 3 3 0 0 0 0 0 0 0 26 26 5.06 0.938																					
Jim Willoughby, R (7, 1) ERA: 2.65	2.1 11 5 1 1 1 1 0 0 0 0 0 0 1 13 13 3.86 2.143																					

AB 40  
R 9  
H 17  
RBI 9  
BB 0  
SO 5  
LOB 14



Batter	1	2	3	4	5	6	7	8	9	AB	R	H	RBI	BB	SO	LOB	BOTTOM					
Denny Doyle, L (1, 4) OBP: 0.276, SLG: 0.285										4	0	0	0	1	1	2	<b>Cleveland Indians @ Boston Red Sox</b> Fenway Park, Boston, MA Mon Jul 26 1976, 7:05 PM EDT Att: 21,897 - Unknown					
Carlton Fisk, R (1, 2) OBP: 0.329, SLG: 0.374										4	0	2	0	0	0	1						
Fred Lynn, L (1, 8) OBP: 0.384, SLG: 0.443										4	1	1	0	0	0	4						
Carl Yastrzemski, L (1, 3) OBP: 0.351, SLG: 0.458										4	0	1	1	0	2	2						
Jim Rice, R (1, 7) OBP: 0.299, SLG: 0.467										4	0	0	0	0	0	2						
Cecil Cooper, L (1, 10) OBP: 0.292, SLG: 0.454										4	1	1	0	0	1	0						
Dwight Evans, R (1, 9) OBP: 0.331, SLG: 0.426										4	2	2	2	0	0	0						
Rick Burleson, R (1, 6) OBP: 0.332, SLG: 0.336										4	0	2	0	0	1	0						
Bob Heise, R (1, 5) OBP: 0.323, SLG: 0.333										2	0	0	1	0	0	2						
Rick Miller, L (7, PH) OBP: 0.351, SLG: 0.358										1	0	1	0	0	0	0						
Steve Dillard, R (8, 5) OBP: 0.343, SLG: 0.344										1	0	0	0	0	0	0						
<b>Inning Stats</b>	R: 1 E: 0 K: 0 S: 5	H: 2 LOB: 1 BB: 0 P: 5	R: 0 E: 0 K: 0 S: 4	H: 1 LOB: 1 BB: 0 P: 4	R: 0 E: 0 K: 1 S: 5	H: 1 LOB: 1 BB: 1 P: 9	R: 2 E: 0 K: 0 S: 6	H: 3 LOB: 1 BB: 0 P: 6	R: 0 E: 0 K: 1 S: 6	H: 1 LOB: 1 BB: 0 P: 6	R: 0 E: 0 K: 2 S: 7	H: 0 LOB: 0 BB: 0 P: 7	R: 0 E: 0 K: 0 S: 4	H: 1 LOB: 1 BB: 0 P: 4	R: 0 E: 0 K: 0 S: 3	H: 0 LOB: 0 BB: 0 P: 3		R: 1 E: 0 K: 1 S: 6	H: 1 LOB: 0 BB: 0 P: 6	1B: 6 2B: 3 3B: 1 HR: 1	SF: 0 SAC: 0 DP: 1 HBP: 0	WP: 0 PB: 0 SB: 0 CS: 0
<b>PITCHER</b>	IP WLS BF H R ER SO BB IBB HBP BLK WP HR S P ERA WHIP																					
Stan Thomas, R (1, 1) ERA: 2.48	4.0 W 17 2 1 1 4 0 0 0 0 0 0 1 25 25 1.80 0.400																					
Tom Buskey, R (5, 1) ERA: 3.52																						

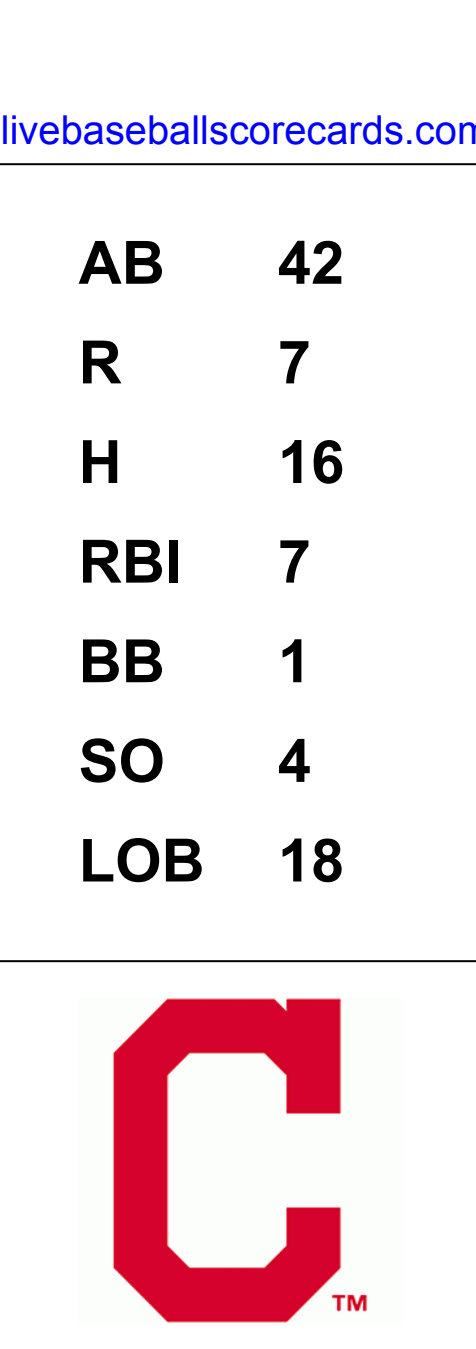
AB 36  
R 4  
H 10  
RBI 4  
BB 1  
SO 5  
LOB 13





Batter	1	2	3	4	5	6	7	8	9	AB	R	H	RBI	BB	SO	LOB	TOP										
Duane Kuiper, L (1,4) OBP: 0.304, SLG: 0.302 Larvell Blanks, R (8,PH) OBP: 0.366, SLG: 0.482	0-0 1B	0-0 FC3-2 E		0-0 1B		0-0 F8		0-0 G4-6-3 1B		4	1	2	0	0	0	3											
Frank Duffy, R (1,6) OBP: 0.282, SLG: 0.287	0-0 L7	0-0 E7 2B		0-0 F4			0-0 F7	0-0 G4-6-3 1B		5	0	1	2	0	0	4											
Rick Manning, L (1,8) OBP: 0.332, SLG: 0.383	0-0 1B	0-0 L6			0-0 6-3		0-0 G3	0-0 G2		5	0	1	0	0	0	1											
Rico Carty, R (1,10) OBP: 0.398, SLG: 0.497 John Lowenstein, L (9,PR) OBP: 0.331, SLG: 0.315	0-0 F3		0-0 F9		0-0 F8		0-0 BB 1B	0-0 FC4-6 1B		5	1	2	0	0	0	2											
George Hendrick, R (1,7) OBP: 0.323, SLG: 0.478	0-3 K		0-0 F7		0-0 HR		4-0 BB 1B	0-0 FC4-6 1B		4	1	1	1	1	1	3											
Boog Powell, L (1,3) OBP: 0.299, SLG: 0.260		0-0 2B 1B	0-0 4-3		0-0 4-3		0-0 1B	0-0 F8		5	1	2	1	0	0	1											
Buddy Bell, R (1,5) OBP: 0.349, SLG: 0.365		0-0 1B FC3-2 2B		0-3 K		0-0 F8	0-3 K	0-3 K		5	0	1	1	0	3	3	AB 42 R 7 H 16 RBI 7 BB 1 SO 4 LOB 18										
Charlie Spikes, R (1,9) OBP: 0.310, SLG: 0.360		0-0 1-3		0-0 F9		0-0 F9		0-0 2B 1B 1B		4	1	1	0	0	0	1											
Ray Fosse, R (1,2) OBP: 0.388, SLG: 0.386		0-0 FC3-2 E 1B		0-0 1B		0-0 2B		0-0 1-3 2B		4	2	4	0	0	0	0											
<b>Inning Stats</b>	R: 0 E: 0 K: 1 S: 7	H: 2 LOB: 2 BB: 0 P: 7	R: 3 E: 1 K: 0 S: 7	H: 4 LOB: 1 BB: 0 P: 7	R: 0 E: 0 K: 0 S: 3	H: 0 LOB: 0 BB: 0 P: 3	R: 0 E: 0 K: 1 S: 7	H: 2 LOB: 2 BB: 0 P: 7	R: 1 E: 0 K: 0 S: 4	H: 1 LOB: 0 BB: 0 P: 4	R: 0 E: 0 K: 0 S: 4	H: 1 LOB: 1 BB: 0 P: 4	R: 1 E: 0 K: 1 S: 7	H: 2 LOB: 2 BB: 1 P: 11	R: 2 E: 0 K: 0 S: 5	H: 3 LOB: 0 BB: 0 P: 5	R: 0 E: 0 K: 1 S: 6	H: 1 LOB: 1 BB: 0 P: 6	1B: 11 2B: 4 3B: 0 HR: 1	SF: 0 SAC: 0 DP: 1 HBP: 0	WP: 0 PB: 0 SB: 0 CS: 0	PA: 43					
<b>PITCHER</b>	IP	WLS	BF	H	R	ER	SO	BB	IBB	HBP	BLK	WP	HR	S	P	ERA	WHIP										
Fergie Jenkins, R (1,1) ERA: 3.39	7.0	W	36	14	7	7	3	1	0	0	0	0	1	41	45	9.00	2.143										
Bill Lee, L (8,1) ERA: 7.52	1.0		3	1	0	0	0	0	0	0	0	0	0	3	3	0.00	1.000										
Tom Murphy, R (9,1) ERA: 4.22	1.0	S	4	1	0	0	1	0	0	0	0	0	0	6	6	0.00	1.000										

Cleveland Indians @ Boston Red Sox  
Fenway Park, Boston, MA  
Tue Jul 27 1976, 7:05 PM EDT  
Att: 20,969 - Unknown



Batter	1	2	3	4	5	6	7	8	9	AB	R	H	RBI	BB	SO	LOB	BOTTOM										
Denny Doyle, L (1,4) OBP: 0.270, SLG: 0.279	0-3 K	0-0 4-3	0-0 F2		0-0 4-3			0-3 K		5	0	0	0	0	2	4											
Carlton Fisk, R (1,2) OBP: 0.328, SLG: 0.382	0-0 HR	0-0 F6		0-0 F4		0-3 K				4	1	1	1	0	1	2											
Fred Lynn, L (1,8) OBP: 0.389, SLG: 0.448 Rick Miller, L (7,8) OBP: 0.351, SLG: 0.358	4-0 1B FC6-4 BB	0-0 1B		0-0 1B FC6-4 2B		0-0 1-3				3	3	2	2	1	0	0											
Carl Yastrzemski, L (1,7) OBP: 0.355, SLG: 0.461	0-0 FC6-4 1B	0-0 1B		0-0 FC6-4 1B		0-0 F8				4	0	3	1	0	0	0											
Jim Rice, R (1,10) OBP: 0.298, SLG: 0.464	0-0 FC6-4 1B	0-0 1B		0-0 FC6-4 1B		0-3 K				4	1	1	2	0	1	2											
Cecil Cooper, L (1,3) OBP: 0.292, SLG: 0.451	0-0 1B	0-0 4-3		0-0 L9		0-3 K				4	0	1	1	0	1	3											
Dwight Evans, R (1,9) OBP: 0.331, SLG: 0.427	0-3 K		0-0 F8 FC 2B		0-0 F2		0-3 K			4	1	1	0	0	2	1	AB 35 R 8 H 11 RBI 8 BB 2 SO 7 LOB 13										
Rick Burleson, R (1,6) OBP: 0.331, SLG: 0.332		4-0 4-3 1B BB	0-0 F8		0-0 6-3			0-0 L4		3	1	0	0	1	0	1											
Steve Dillard, R (1,5) OBP: 0.349, SLG: 0.361		0-0 4-3 1B	0-0 FC		0-0 E 2B			0-0 F4		4	1	2	1	0	0	0											
<b>Inning Stats</b>	R: 3 E: 0 K: 2 S: 10	H: 3 LOB: 1 BB: 1 P: 14	R: 3 E: 0 K: 0 S: 7	H: 4 LOB: 2 BB: 1 P: 11	R: 1 E: 0 K: 0 S: 4	H: 1 LOB: 0 BB: 0 P: 4	R: 0 E: 0 K: 1 S: 5	H: 0 LOB: 0 BB: 0 P: 5	R: 0 E: 0 K: 1 S: 5	H: 0 LOB: 0 BB: 0 P: 5	R: 0 E: 0 K: 3 S: 9	H: 0 LOB: 0 BB: 0 P: 9	R: 0 E: 0 K: 1 S: 5	H: 0 LOB: 0 BB: 0 P: 5	R: 0 E: 0 K: 1 S: 5	H: 0 LOB: 0 BB: 0 P: 5	1B: 7 2B: 3 3B: 0 HR: 1	SF: 0 SAC: 0 DP: 0 HBP: 0	WP: 0 PB: 0 SB: 2 CS: 1	PA: 37							
<b>PITCHER</b>	IP	WLS	BF	H	R	ER	SO	BB	IBB	HBP	BLK	WP	HR	S	P	ERA	WHIP										
Jim Bibby, R (1,1) ERA: 4.01	1.2	L	12	5	6	6	2	2	0	0	0	0	1	14	22	32.40	4.200										
Don Hood, L (2,1) ERA: 4.8	3.1		16	6	2	2	0	0	0	0	0	0	0	16	16	5.40	1.800										
Dennis Eckersley, R (6,1) ERA: 4.74	2.0		6	0	0	0	4	0	0	0	0	0	0	14	14	0.00	0.000										
Dave LaRoche, L (8,1) ERA: 2.5	1.0		3	0	0	0	1	0	0	0	0	0	0	5	5	0.00	0.000										

Cleveland Indians @ Boston Red Sox  
Fenway Park, Boston, MA  
Tue Jul 27 1976, 7:05 PM EDT  
Att: 20,969 - Unknown





Batter	1	2	3	4	5	6	7	8	9	AB	R	H	RBI	BB	SO	LOB	TOP																									
<b>Rick Manning, L</b> OBP: 0.333, SLG: 0.382 (1, 8)										4	1	1	1	1	0	5	<b>Cleveland Indians @ Boston Red Sox</b> Fenway Park, Boston, MA Wed Jul 28 1976, 7:05 PM EDT Att: 22,246 - Unknown																									
<b>Frank Duffy, R</b> OBP: 0.281, SLG: 0.290 (1, 6)										4	0	1	0	0	1	4																										
<b>John Lowenstein, L</b> OBP: 0.336, SLG: 0.315 (8, PH)										0	0	0	0	1	0	0																										
<b>Duane Kuiper, L</b> OBP: 0.304, SLG: 0.302 (8, 4)										0	0	0	0	0	0	0																										
<b>Larvell Blanks, R</b> OBP: 0.373, SLG: 0.514 (1, 4)										5	2	3	2	0	0	2																										
<b>Rico Carty, R</b> OBP: 0.395, SLG: 0.502 (1, 10)										5	1	1	2	0	0	4																										
<b>George Hendrick, R</b> OBP: 0.318, SLG: 0.471 (1, 7)										5	0	0	0	0	0	0																										
<b>Charlie Spikes, R</b> OBP: 0.309, SLG: 0.354 (1, 9)										4	1	0	0	1	0	0																										
<b>Buddy Bell, R</b> OBP: 0.352, SLG: 0.375 (1, 5)										4	2	2	2	1	0	0																										
<b>Boog Powell, L</b> OBP: 0.304, SLG: 0.266 (1, 3)										4	0	2	0	0	1	0																										
<b>Ray Fosse, R</b> OBP: 0.402, SLG: 0.396 (1, 2)										3	0	2	0	1	0	3																										
<b>Inning Stats</b>	R: 0 E: 0 K: 1 S: 5	H: 1 LOB: 0 BB: 0 P: 5	R: 2 E: 1 K: 1 S: 7	H: 1 LOB: 0 BB: 0 P: 7	R: 0 E: 0 K: 0 S: 5	H: 2 LOB: 2 BB: 0 P: 5	R: 0 E: 0 K: 0 S: 5	H: 2 LOB: 3 BB: 1 P: 9	R: 1 E: 0 K: 0 S: 4	H: 1 LOB: 0 BB: 0 P: 4	R: 1 E: 0 K: 0 S: 3	H: 1 LOB: 2 BB: 3 P: 15	R: 2 E: 0 K: 0 S: 5	H: 2 LOB: 0 BB: 0 P: 5	R: 1 E: 0 K: 0 S: 5	H: 2 LOB: 2 BB: 1 P: 9	R: 0 E: 0 K: 0 S: 3	H: 0 LOB: 0 BB: 0 P: 3	1B: 7 2B: 3 3B: 0 HR: 3	SF: 0 SAC: 0 DP: 1 HBP: 0	WP: 0 PB: 0 SB: 1 CS: 1	PA: 43																				
<b>PITCHER</b>	IP	WLS	BF	H	R	ER	SO	BB	IBB	HBP	BLK	WP	HR	S	P	ERA	WHIP	<b>PITCHER</b>								IP	WLS	BF	H	R	ER	SO	BB	IBB	HBP	BLK	WP	HR	S	P	ERA	WHIP
<b>Rick Jones, L</b> ERA: 2.53 (1, 1)	5.0		26	8	4	1	2	3	0	0	0	0	2	27	39	1.80	2.200																									
<b>Jim Willoughby, R</b> ERA: 3.0 (6, 1)	2.1	L	10	3	3	3	0	1	0	0	0	0	1	9	13	11.57	1.714																									
<b>Tom Murphy, R</b> ERA: 4.09 (8, 1)	1.2		7	1	0	0	0	0	1	0	0	0	0	6	10	0.00	0.600																									

AB	38
R	7
H	12
RBI	7
BB	5
SO	2
LOB	18



Batter	1	2	3	4	5	6	7	8	9	AB	R	H	RBI	BB	SO	LOB	BOTTOM																									
<b>Denny Doyle, L</b> OBP: 0.277, SLG: 0.282 (1, 4)										4	2	2	0	1	0	1	<b>Cleveland Indians @ Boston Red Sox</b> Fenway Park, Boston, MA Wed Jul 28 1976, 7:05 PM EDT Att: 22,246 - Unknown																									
<b>Carlton Fisk, R</b> OBP: 0.329, SLG: 0.381 (1, 2)										4	0	1	0	1	2	2																										
<b>Doug Griffin, R</b> OBP: 0.262, SLG: 0.214 (8, FR)										0	0	0	0	0	0	0																										
<b>Bob Montgomery, R</b> OBP: 0.268, SLG: 0.289 (9, 2)										0	0	0	0	0	0	0																										
<b>Fred Lynn, L</b> OBP: 0.366, SLG: 0.444 (1, 8)										5	2	1	0	0	1	5																										
<b>Carl Yastrzemski, L</b> OBP: 0.356, SLG: 0.459 (1, 7)										4	2	1	1	1	2	1																										
<b>Jim Rice, R</b> OBP: 0.299, SLG: 0.462 (1, 10)										4	0	1	1	0	2	0																										
<b>Cecil Cooper, L</b> OBP: 0.295, SLG: 0.451 (1, 3)										4	0	2	4	0	0	0																										
<b>Bobby Darwin, R</b> OBP: 0.287, SLG: 0.398 (9, PH)										1	0	0	0	0	1	0																										
<b>Dwight Evans, R</b> OBP: 0.332, SLG: 0.424 (1, 9)										2	0	0	0	1	1	2																										
<b>Rick Burleson, R</b> OBP: 0.333, SLG: 0.334 (1, 6)										4	0	2	0	0	0	3																										
<b>Steve Dillard, R</b> OBP: 0.339, SLG: 0.350 (1, 5)										3	0	0	0	0	0	2																										
<b>Rick Miller, L</b> OBP: 0.351, SLG: 0.358 (8, PH)										0	0	0	0	0	0	0																										
<b>Rico Petrocelli, R</b> OBP: 0.296, SLG: 0.288 (9, 5)										0	0	0	0	0	0	0																										
<b>Inning Stats</b>	R: 3 E: 2 K: 0 S: 7	H: 4 LOB: 2 BB: 0 P: 8	R: 3 E: 0 K: 1 S: 7	H: 2 LOB: 2 BB: 2 P: 16	R: 0 E: 0 K: 0 S: 3	H: 0 LOB: 0 BB: 0 P: 3	R: 0 E: 0 K: 1 S: 5	H: 0 LOB: 0 BB: 0 P: 5	R: 0 E: 0 K: 1 S: 6	H: 1 LOB: 1 BB: 1 P: 10	R: 0 E: 0 K: 2 S: 8	H: 2 LOB: 0 BB: 0 P: 8	R: 0 E: 0 K: 0 S: 3	H: 0 LOB: 0 BB: 0 P: 3	R: 0 E: 0 K: 1 S: 6	H: 1 LOB: 2 BB: 1 P: 10	R: 0 E: 0 K: 3 S: 9	H: 0 LOB: 0 BB: 0 P: 9	1B: 10 2B: 0 3B: 0 HR: 0	SF: 0 SAC: 1 DP: 1 HBP: 2	WP: 0 PB: 0 SB: 2 CS: 1	PA: 42																				
<b>PITCHER</b>	IP	WLS	BF	H	R	ER	SO	BB	IBB	HBP	BLK	WP	HR	S	P	ERA	WHIP	<b>PITCHER</b>								IP	WLS	BF	H	R	ER	SO	BB	IBB	HBP	BLK	WP	HR	S	P	ERA	WHIP
<b>Jackie Brown, R</b> ERA: 3.74 (1, 1)	1.2		14	5	6	5	0	2	0	0	0	0	0	10	20	27.00	4.200																									
<b>Jim Kern, R</b> ERA: 2.32 (2, 1)	6.0	W	24	5	0	0	5	2	0	0	0	0	0	32	40	0.00	1.167																									
<b>Dave LaRoche, L</b> ERA: 2.44 (8, 1)	1.1	S	4	0	0	0	4	0	0	0	0	0	0	12	12	0.00	0.000																									

AB	35
R	6
H	10
RBI	6
BB	4
SO	9
LOB	16









Batter	1	2	3	4	5	6	7	8	9	AB	R	H	RBI	BB	SO	LOB	TOP
Duane Kuiper, L (1, 4) OBP: 0.307, SLG: 0.308	E3 E 1B SF7	3-1						F7		5	2	2	2	0	0	1	<b>Cleveland Indians @ Milwaukee Brewers</b> Milwaukee County Stadium, Milwaukee, WI Fri Jul 30 1976, 8:05 PM EDT Att: 27,165 - Unknown - 80 F <a href="http://livebaseballscorecards.com">livebaseballscorecards.com</a>
Larvell Blanks, R (1, 6) OBP: 0.369, SLG: 0.497	E7 SF7 E 1B		F7	F8				F9		4	1	1	0	1	0	2	
Rick Manning, L (1, 8) OBP: 0.334, SLG: 0.388	K		G3							5	0	2	2	0	2	5	
Rico Carty, R (1, 10) OBP: 0.394, SLG: 0.497	SF7									2	0	0	1	1	1	4	
John Lowenstein, L (1, 9) OBP: 0.323, SLG: 0.301	E4		4-3							4	0	0	0	0	1	4	
Boog Powell, L (1, 3) OBP: 0.305, SLG: 0.275	4-3									2	0	0	0	0	0	1	
Ray Fosse, R (4, 3) OBP: 0.389, SLG: 0.381	4-3									2	0	0	0	0	0	0	
Buddy Bell, R (1, 5) OBP: 0.352, SLG: 0.376										3	1	1	0	1	0	0	
Tommy Smith, L (1, 7) OBP: 0.303, SLG: 0.333										4	2	3	1	0	0	1	
Alan Ashby, S (1, 2) OBP: 0.302, SLG: 0.310	G3									4	1	2	0	0	1	2	
<b>Inning Stats</b>	R: 2 E: 3 K: 1 S: 8	H: 1 LOB: 1 BB: 0 P: 8	R: 0 E: 0 K: 0 S: 4	H: 1 LOB: 1 BB: 0 P: 4	R: 0 E: 0 K: 0 S: 3	H: 0 LOB: 1 BB: 1 P: 7	R: 4 E: 0 K: 1 S: 10	H: 5 LOB: 1 BB: 0 P: 10	R: 0 E: 0 K: 0 S: 3	H: 0 LOB: 0 BB: 0 P: 3	R: 1 E: 0 K: 2 S: 10	H: 3 LOB: 3 BB: 1 P: 14	R: 0 E: 1 K: 1 S: 5	H: 0 LOB: 1 BB: 1 P: 9	R: 0 E: 0 K: 0 S: 3	H: 1 LOB: 1 BB: 0 P: 3	1B: 7 2B: 4 3B: 0 HR: 0 SF: 1 SAC: 0 DP: 0 HBP: 0 WP: 0 PA: 39 CS: 1
<b>PITCHER</b>	IP WLS BF H R ER SO BB IBB HBP BLK WP HR S P ERA WHIP																
Eduardo Rodriguez, R (1, 1) ERA: 3.84	3.2 L 21 7 6 4 1 1 0 0 0 0 0 0 22 26 9.82 2.182																
Ray Sadecki, L (4, 1) ERA: 4.18	2.1 11 3 1 1 3 1 0 0 0 0 0 0 16 20 3.86 1.714																
Pete Broberg, R (7, 1) ERA: 4.64	1.2 7 1 0 0 1 1 0 0 0 0 0 0 8 12 0.00 1.200																

Batter	1	2	3	4	5	6	7	8	9	AB	R	H	RBI	BB	SO	LOB	BOTTOM
Von Joshua, L (1, 8) OBP: 0.276, SLG: 0.331	4-3									4	0	1	0	0	2	0	<b>Cleveland Indians @ Milwaukee Brewers</b> Milwaukee County Stadium, Milwaukee, WI Fri Jul 30 1976, 8:05 PM EDT Att: 27,165 - Unknown - 80 F <a href="http://livebaseballscorecards.com">livebaseballscorecards.com</a>
Sixto Lezcano, R (1, 7) OBP: 0.348, SLG: 0.391	F3									3	0	0	0	0	1	1	
George Scott, R (1, 3) OBP: 0.328, SLG: 0.398	4-3									2	0	0	0	1	1	0	
Don Money, R (1, 5) OBP: 0.336, SLG: 0.425										3	1	1	0	0	2	1	
Mike Hegan, L (1, 9) OBP: 0.326, SLG: 0.421										3	1	2	2	0	0	0	
Robin Yount, R (1, 6) OBP: 0.324, SLG: 0.341										3	0	1	0	0	1	2	
Bernie Carbo, L (1, 10) OBP: 0.346, SLG: 0.379										3	0	1	0	0	1	2	
Charlie Moore, R (1, 2) OBP: 0.364, SLG: 0.345										3	0	0	0	0	3	2	
Jack Heidemann, R (8, 4) OBP: 0.222, SLG: 0.238										0	0	0	0	0	0	0	
Gary Sutherland, R (1, 4) OBP: 0.266, SLG: 0.296										2	0	0	0	0	0	0	
Bill Sharp, L (7, PH) OBP: 0.294, SLG: 0.279										1	0	0	0	0	1	0	
Art Kusnyer, R (8, 2) OBP: 0.156, SLG: 0.133										0	0	0	0	0	0	0	
<b>Inning Stats</b>	R: 0 E: 0 K: 0 S: 3	H: 0 LOB: 0 BB: 0 P: 3	R: 0 E: 0 K: 2 S: 9	H: 2 LOB: 2 BB: 0 P: 9	R: 0 E: 0 K: 2 S: 7	H: 0 LOB: 0 BB: 0 P: 7	R: 0 E: 0 K: 2 S: 8	H: 1 LOB: 2 BB: 1 P: 12	R: 0 E: 0 K: 1 S: 6	H: 1 LOB: 1 BB: 0 P: 6	R: 2 E: 0 K: 2 S: 9	H: 2 LOB: 0 BB: 0 P: 9	R: 0 E: 0 K: 3 S: 9	H: 0 LOB: 0 BB: 0 P: 9	R: 0 E: 0 K: 0 S: 3	H: 0 LOB: 0 BB: 0 P: 9	1B: 5 2B: 0 3B: 0 HR: 1 SF: 0 SAC: 0 DP: 0 HBP: 0 WP: 0 PA: 28 CS: 0
<b>PITCHER</b>	IP WLS BF H R ER SO BB IBB HBP BLK WP HR S P ERA WHIP																
Dennis Eckersley, R (1, 1) ERA: 4.59	7.0 W 28 6 2 2 12 1 0 0 0 0 1 51 55 2.57 1.000																



Batter	1	2	3	4	5	6	7	8	9	AB	R	H	RBI	BB	SO	LOB	TOP										
<b>Rick Manning, L</b> OBP: 0.333, SLG: 0.386 (1, 8)	6-3		E1		4-3			SH1-4 PB 1B		4	1	1	0	0	0	0	<b>Cleveland Indians @ Milwaukee Brewers</b> Milwaukee County Stadium, Milwaukee, WI Sat Jul 31 1976, 8:05 PM EDT Unknown - 69 F										
<b>Larvell Blanks, R</b> OBP: 0.363, SLG: 0.487 (1, 4)	F9		F9		6-3			SH1-4 1-2		3	0	0	0	0	0	1											
<b>Frank Robinson, R</b> OBP: 0.377, SLG: 0.440 (1, 10)			E7		K2-3			4-0 G5-4-3 2-H BB		2	0	0	0	2	1	1											
<b>Rico Carty, R</b> OBP: 0.390, SLG: 0.491 (1, 3)	F9		F4					0-0 G5-4-3 1-2		4	0	0	0	0	0	3											
<b>Duane Kuiper, L</b> OBP: 0.307, SLG: 0.308 (8, 3)										0	0	0	0	0	0	0											
<b>George Hendrick, R</b> OBP: 0.322, SLG: 0.470 (1, 7)		6-3		K		F9		4-0 FC6-8-5 1B BB		3	0	0	0	1	1	0											
<b>Buddy Bell, R</b> OBP: 0.354, SLG: 0.376 (1, 5)	6-3			S 1B BB		1-3		0-0 FC5 FC6-8-5 1-2 1B		3	1	1	0	1	0	0											
<b>Ray Fosse, R</b> OBP: 0.384, SLG: 0.370 (1, 2)		1B BB		F3			1-3	0-0 FC6-8-5 1-2 2-3f		3	0	0	0	1	0	3											
<b>Ron Pruitt, R</b> OBP: 0.310, SLG: 0.314 (9, PH)				1B BB		F9		0-0 F7		2	0	1	0	1	0	0											
<b>John Lowenstein, L</b> OBP: 0.321, SLG: 0.299 (9, 9)				1B BB				0-0 F7		1	0	0	0	0	0	2											
<b>Frank Duffy, R</b> OBP: 0.281, SLG: 0.290 (1, 6)		FC5-4					5-3	0-0 FC5 2-3f		4	0	1	1	0	0	4											
<b>Inning Stats</b>	R: 0 E: 0 K: 0 S: 3	H: 0 LOB: 1 BB: 1 P: 7	R: 0 E: 0 K: 0 S: 4	H: 1 LOB: 2 BB: 1 P: 8	R: 0 E: 2 K: 0 S: 4	H: 0 LOB: 1 BB: 0 P: 4	R: 1 E: 0 K: 1 S: 5	H: 1 LOB: 2 BB: 2 P: 13	R: 0 E: 0 K: 0 S: 3	H: 0 LOB: 0 BB: 0 P: 3	R: 0 E: 0 K: 0 S: 3	H: 0 LOB: 0 BB: 0 P: 3	R: 1 E: 0 K: 0 S: 3	H: 1 LOB: 0 BB: 1 P: 7	R: 0 E: 0 K: 0 S: 4	H: 1 LOB: 2 BB: 1 P: 8	1B: 4 2B: 0 3B: 0 HR: 0	SF: 0 SAC: 1 DP: 1 HBP: 0	WP: 0 PB: 2 SB: 1 CS: 0	PA: 36							
<b>PITCHER</b>	IP	WLS	BF	H	R	ER	SO	BB	IBB	HBP	BLK	WP	HR	S	P	ERA	WHIP										
<b>Bill Travers, L</b> ERA: 2.12 (1, 1)	8.0	L	33	4	2	1	2	6	0	0	0	0	0	31	55	1.12	1.250										
<b>Bill Castro, R</b> ERA: 3.59 (9, 1)	1.0	S	3	0	0	0	0	0	0	0	0	0	0	3	3	0.00	0.000										

Batter	1	2	3	4	5	6	7	8	9	AB	R	H	RBI	BB	SO	LOB	BOTTOM										
<b>Von Joshua, L</b> OBP: 0.276, SLG: 0.330 (1, 8)	5-3		FC6-4 1B			F8		F7		4	0	1	0	0	0	0	<b>Cleveland Indians @ Milwaukee Brewers</b> Milwaukee County Stadium, Milwaukee, WI Sat Jul 31 1976, 8:05 PM EDT Unknown - 69 F										
<b>Sixto Lezcano, R</b> OBP: 0.347, SLG: 0.389 (1, 7)	F9		FC6-4 S 1-2f			1-3 1B		F6		4	0	1	0	0	0	1											
<b>George Scott, R</b> OBP: 0.325, SLG: 0.394 (1, 3)			5-3			1-3		F8		4	0	0	0	0	1	2											
<b>Don Money, R</b> OBP: 0.335, SLG: 0.423 (1, 5)			F3		6-3			F8		4	0	1	0	0	0	1											
<b>Mike Hegan, L</b> OBP: 0.333, SLG: 0.418 (1, 9)		1B BB			F8			F7		3	0	1	0	1	0	0											
<b>Robin Yount, R</b> OBP: 0.323, SLG: 0.340 (1, 6)					F8			F9		4	0	1	0	0	0	2											
<b>Bernie Carbo, L</b> OBP: 0.344, SLG: 0.376 (1, 10)			K			4-3		1B		4	0	1	0	0	1	4											
<b>Charlie Moore, R</b> OBP: 0.358, SLG: 0.338 (1, 2)			K			5-3		6-3		3	0	0	0	0	1	3											
<b>Gary Sutherland, R</b> OBP: 0.263, SLG: 0.293 (1, 4)						6-3				2	0	0	0	0	0	0											
<b>Bill Sharp, L</b> OBP: 0.293, SLG: 0.277 (8, PH)			6-3			5-3		6-3		1	0	0	0	0	0	0											
<b>Jack Heidemann, R</b> OBP: 0.222, SLG: 0.238 (9, 4)										0	0	0	0	0	0	0											
<b>Inning Stats</b>	R: 0 E: 0 K: 1 S: 5	H: 0 LOB: 0 BB: 0 P: 5	R: 0 E: 0 K: 2 S: 8	H: 1 LOB: 2 BB: 1 P: 12	R: 0 E: 0 K: 0 S: 4	H: 0 LOB: 0 BB: 0 P: 4	R: 0 E: 0 K: 0 S: 3	H: 0 LOB: 0 BB: 0 P: 3	R: 0 E: 0 K: 0 S: 4	H: 1 LOB: 1 BB: 0 P: 4	R: 0 E: 0 K: 0 S: 4	H: 1 LOB: 1 BB: 0 P: 4	R: 0 E: 0 K: 0 S: 3	H: 0 LOB: 0 BB: 0 P: 3	R: 0 E: 0 K: 0 S: 5	H: 2 LOB: 2 BB: 0 P: 5	1B: 6 2B: 0 3B: 0 HR: 0	SF: 0 SAC: 0 DP: 0 HBP: 0	WP: 0 PB: 0 SB: 1 CS: 0	PA: 34							
<b>PITCHER</b>	IP	WLS	BF	H	R	ER	SO	BB	IBB	HBP	BLK	WP	HR	S	P	ERA	WHIP										
<b>Jim Bibby, R</b> ERA: 3.61 (1, 1)	8.1	W	32	6	0	0	3	1	0	0	0	0	0	37	41	0.00	0.840										
<b>Jim Kern, R</b> ERA: 2.3 (9, 1)	0.2	S	2	0	0	0	0	0	0	0	0	0	0	2	2	0.00	0.000										











Batter	1	2	3	4	5	6	7	8	9	AB	R	H	RBI	BB	SO	LOB	TOP			
<b>Rick Burleson, R</b> OBP: 0.345, SLG: 0.347 (1, 6)	0-0 6-3		0-0 FC5-6 1B 1-2 CS		4-0 BB	0-0 F4		0-0 F8	4 0 0 0 1 0 2								<b>Boston Red Sox @ Cleveland Indians</b> <b>Cleveland Municipal Stadium, Cleveland, OH</b> Mon Aug 02 1976, 7:05 PM EDT Att: 12,182 - Unknown - 74 F			
<b>Denny Doyle, L</b> OBP: 0.300, SLG: 0.305 (1, 4)	4-0 F 1B BB		0-0	0-0 1-3 1B	0-0 F8	0-0 SF8 1B		0-0 1B	4 2 3 0 1 0 2											
<b>Cecil Cooper, L</b> OBP: 0.292, SLG: 0.451 (1, 10)	0-0 E3 1B 1-3		0-3 K	0-0 F7	0-0 G3 1B	0-0 E8 1B 1-3 2-H		0-0 F2	5 0 2 1 0 1 4											
<b>Carl Yastrzemski, L</b> OBP: 0.349, SLG: 0.442 (1, 3)	0-0 G5-4-3 1B 1-2 3-H		0-0 K	0-0 F7	0-0 F9	0-0 SF8		0-3 K	4 0 1 2 0 1 2											
<b>Jim Rice, R</b> OBP: 0.316, SLG: 0.468 (1, 7)	0-0 G5-4-3 1-2		0-0 K	0-0 F7	0-0 G3 1B	0-0 F7			4 0 1 0 0 1 3											
<b>Rick Miller, L</b> OBP: 0.346, SLG: 0.358 (1, 8)		0-0 3-1		0-0 F7	0-0 G3			0-0 F8	4 0 0 0 0 0 2											
<b>Dwight Evans, R</b> OBP: 0.336, SLG: 0.423 (1, 9)		0-0 5-3		4-0 BB BB	4-0 IBB			0-0 F4	2 0 0 0 2 0 0											
<b>Butch Hobson, R</b> OBP: 0.273, SLG: 0.322 (1, 5)		0-0 F4		0-3 K	0-3 K			0-0 FC5 2B	4 0 1 0 0 2 4											
<b>Bob Montgomery, R</b> OBP: 0.297, SLG: 0.377 (1, 2)			0-0 FC5-6 1B	0-3 K		0-0 E 1B		0-0 FC5	4 1 2 0 0 1 2											
<b>Inning Stats</b>	R: 1 E: 1 K: 0 S: 4	H: 1 LOB: 1 BB: 1 P: 8	R: 0 E: 0 K: 0 S: 3	H: 0 LOB: 0 BB: 0 P: 3	R: 0 E: 0 K: 1 S: 6	H: 2 LOB: 2 BB: 0 P: 6	R: 0 E: 0 K: 1 S: 5	H: 0 LOB: 0 BB: 0 P: 5	R: 0 E: 0 K: 1 S: 7	H: 2 LOB: 3 BB: 1 P: 11	R: 2 E: 1 K: 0 S: 6	H: 3 LOB: 1 BB: 0 P: 6	R: 0 E: 0 K: 0 S: 4	H: 1 LOB: 1 BB: 0 P: 4	R: 0 E: 0 K: 1 S: 6	H: 1 LOB: 1 BB: 0 P: 6	1B: 9 2B: 2 3B: 0 HR: 0	SF: 1 SAC: 0 DP: 2 HBP: 0	WP: 0 PB: 0 SB: 0 CS: 1	PA: 40
<b>PITCHER</b> <b>Pat Dobson, R</b> ERA: 3.47 (1, 1)	IP: 9.0 WLS: L BF: 40 H: 10 R: 3 ER: 2 SO: 6 BB: 3 IBB: 1 HBP: 0 BLK: 0 WP: 0 HR: 0 S: 48 P: 64 ERA: 2.00 WHIP: 1.444															<b>PITCHER</b>				

Batter	1	2	3	4	5	6	7	8	9	AB	R	H	RBI	BB	SO	LOB	BOTTOM					
<b>Duane Kuiper, L</b> OBP: 0.320, SLG: 0.321 (1, 3) (9, 4)	0-0 F7		0-0 F8			4-0 BB		0-0 SF9 1-3 2B	3 0 1 0 1 0 1								<b>Boston Red Sox @ Cleveland Indians</b> <b>Cleveland Municipal Stadium, Cleveland, OH</b> Mon Aug 02 1976, 7:05 PM EDT Att: 12,182 - Unknown - 74 F					
<b>Larvell Blanks, R</b> OBP: 0.360, SLG: 0.494 (1, 4) (9, 6)	0-0 5-3		0-3 K			0-0 F9		0-0 SF9	3 0 0 1 0 1 2													
<b>Rick Manning, L</b> OBP: 0.333, SLG: 0.383 (1, 8)	0-0 E6 FC6-4			0-0 G5-4-3 1B		0-3 K		0-0 F7	4 0 1 0 0 1 2													
<b>Rico Carty, R</b> OBP: 0.390, SLG: 0.486 (1, 10)	0-0 FC6-4 1-2			0-0 G5-4-3 1-2		0-0 G3 1B		0-0 1B	4 0 2 0 0 0 2													
<b>John Lowenstein, L</b> OBP: 0.313, SLG: 0.293 (1, 9)		0-3 K		0-0 4-3		0-0 G3		0-0 F7	4 0 0 0 0 1 2													
<b>Buddy Bell, R</b> OBP: 0.354, SLG: 0.374 (1, 5)		0-0 F9		4-0 G6-3 BB		0-3 K		0-0 F8	3 0 0 0 1 1 2													
<b>Tommy Smith, L</b> OBP: 0.273, SLG: 0.295 (1, 7)		0-0 F7			0-0 F7		0-0 F9	0-0 F6	4 0 0 0 0 0 3													
<b>Ray Fosse, R</b> OBP: 0.384, SLG: 0.375 (1, 2)			0-0 SH1-3 1B		0-0 G6-3 1-2		0-0 E6 2B SF9		3 1 1 0 0 0 1													
<b>Frank Duffy, R</b> OBP: 0.277, SLG: 0.285 (1, 6)			0-0 SH1-3			0-0 F2		0-0 F8	1 0 0 0 0 0 0													
<b>Boog Powell, L</b> OBP: 0.303, SLG: 0.273 (8, PH) (9, 3)			1-2						1 0 0 0 0 0 1													
<b>Inning Stats</b>	R: 0 E: 1 K: 0 S: 4	H: 0 LOB: 0 BB: 0 P: 4	R: 0 E: 0 K: 1 S: 5	H: 0 LOB: 0 BB: 0 P: 5	R: 0 E: 0 K: 1 S: 6	H: 1 LOB: 1 BB: 0 P: 6	R: 0 E: 0 K: 0 S: 3	H: 1 LOB: 0 BB: 0 P: 3	R: 0 E: 0 K: 0 S: 2	H: 0 LOB: 0 BB: 1 P: 6	R: 0 E: 0 K: 1 S: 5	H: 0 LOB: 1 BB: 1 P: 9	R: 0 E: 0 K: 1 S: 6	H: 1 LOB: 0 BB: 0 P: 6	R: 1 E: 1 K: 0 S: 5	H: 1 LOB: 1 BB: 0 P: 5	R: 0 E: 0 K: 0 S: 4	H: 1 LOB: 1 BB: 0 P: 4	1B: 4 2B: 1 3B: 0 HR: 0	SF: 1 SAC: 1 DP: 2 HBP: 0	WP: 0 PB: 0 SB: 0 CS: 0	PA: 34
<b>PITCHER</b> <b>Rick Wise, R</b> ERA: 3.8 (1, 1)	IP: 9.0 WLS: W BF: 34 H: 5 R: 1 ER: 0 SO: 4 BB: 2 IBB: 0 HBP: 0 BLK: 0 WP: 0 HR: 0 S: 40 P: 48 ERA: 0.00 WHIP: 0.778															<b>PITCHER</b>						



Batter	1	2	3	4	5	6	7	8	9	10	AB	R	H	RBI	BB	SO	LOB	TOP			
<b>Rick Burleson, R</b> OBP: 0.344, SLG: 0.344 (1, 6)	F7		F4			CS BB			F6		3	0	0	0	1	0	0	<b>Boston Red Sox @ Cleveland Indians</b> Cleveland Municipal Stadium, Cleveland, OH Tue Aug 03 1976, 7:05 PM EDT Att: 10,187 - Unknown - 73 F			
<b>Denny Doyle, L</b> OBP: 0.299, SLG: 0.304 (1, 4)	K			4-3		CS			4-3		4	0	1	0	0	1	0				
<b>Cecil Cooper, L</b> OBP: 0.288, SLG: 0.444 (1, 10)	F5			K					F8		4	0	0	0	0	2	1				
<b>Carl Yastrzemski, L</b> OBP: 0.345, SLG: 0.438 (1, 3)		F6		3-1					F5	CS BB	3	0	0	0	1	0	1				
<b>Jim Rice, R</b> OBP: 0.318, SLG: 0.469 (1, 7)									F9		4	0	2	0	0	1	2				
<b>Rick Miller, L</b> OBP: 0.343, SLG: 0.354 (1, 8)	FC6-4 1B					CS SH1-4 1B					2	0	0	0	0	0	1				
<b>Dwight Evans, R</b> OBP: 0.333, SLG: 0.419 (1, 9)						SH1-4			F8		3	0	0	0	0	1	2				
<b>Butch Hobson, R</b> OBP: 0.261, SLG: 0.306 (1, 5)				5-3					F8		3	0	0	0	0	0	0				
<b>Bob Montgomery, R</b> OBP: 0.284, SLG: 0.359 (1, 2)				F7					F8		3	0	0	0	0	1	0				
<b>Inning Stats</b>	R: 0 E: 0 K: 1 S: 5	H: 0 LOB: 0 BB: 0 P: 5	R: 0 E: 0 K: 0 S: 4	H: 1 LOB: 1 BB: 0 P: 4	R: 0 E: 0 K: 0 S: 3	H: 0 LOB: 0 BB: 0 P: 3	R: 0 E: 0 K: 1 S: 5	H: 0 LOB: 0 BB: 1 P: 8	R: 0 E: 0 K: 0 S: 3	H: 1 LOB: 1 BB: 0 P: 4	R: 0 E: 0 K: 0 S: 3	H: 0 LOB: 0 BB: 0 P: 3	R: 0 E: 0 K: 2 S: 6	H: 0 LOB: 0 BB: 1 P: 10	1B: 3 2B: 1 3B: 0 HR: 0	SF: 0 SAC: 1 DP: 1 HBP: 0	WP: 0 PB: 0 SB: 0 CS: 3		PA: 33		
<b>PITCHER</b> <b>Dennis Eckenstey, R</b> ERA: 4.17 (1, 1)	IP: 10.0 WLS: W BF: 32 H: 3 R: 0 ER: 0 SO: 6 BB: 2 IBB: 0 HBP: 0 BLK: 0 WP: 0 HR: 0 S: 42 P: 50 ERA: 0.00 WHIP: 0.500																				

Batter	1	2	3	4	5	6	7	8	9	10	AB	R	H	RBI	BB	SO	LOB	BOTTOM			
<b>Duane Kuiper, L</b> OBP: 0.317, SLG: 0.318 (1, 4)	6-3			F6		4-3			SH3		3	0	0	0	0	0	0	<b>Boston Red Sox @ Cleveland Indians</b> Cleveland Municipal Stadium, Cleveland, OH Tue Aug 03 1976, 7:05 PM EDT Att: 10,187 - Unknown - 73 F			
<b>Rick Manning, L</b> OBP: 0.332, SLG: 0.384 (1, 8)	K			F8 2B		F7			6-3		4	0	1	0	0	1	1				
<b>John Lowenstein, L</b> OBP: 0.306, SLG: 0.285 (1, 7)	F8			F8					L4		4	0	0	0	0	0	2				
<b>Rico Carty, R</b> OBP: 0.391, SLG: 0.485 (1, 10)		F9				F9					3	0	1	0	1	0	0				
<b>Rick Waits, L</b> (10, PR)											0	0	0	0	0	0	0				
<b>Boog Powell, L</b> OBP: 0.308, SLG: 0.267 (1, 3)						BB				FC4-6 1B	4	0	0	0	0	1	3				
<b>Ron Pruitt, R</b> OBP: 0.319, SLG: 0.308 (10, PR)		K		4-1					FC4-6 1B SF8		0	1	0	0	0	0	0				
<b>Buddy Bell, R</b> OBP: 0.355, SLG: 0.375 (1, 5)											4	0	2	0	0	0	0				
<b>Charlie Spikes, R</b> OBP: 0.308, SLG: 0.350 (1, 9)										1B	3	0	0	0	0	1	1				
<b>Tommy Smith, L</b> OBP: 0.267, SLG: 0.295 (10, PH)				4-3		K			SF8		0	0	0	1	0	0	0				
<b>Alan Ashby, S</b> OBP: 0.288, SLG: 0.306 (1, 2)				F7		F5					3	0	0	0	0	0	0				
<b>Frank Duffy, R</b> OBP: 0.277, SLG: 0.285 (1, 6)											3	0	1	0	0	0	0				
<b>Inning Stats</b>	R: 0 E: 0 K: 1 S: 5	H: 0 LOB: 0 BB: 0 P: 5	R: 0 E: 0 K: 1 S: 5	H: 0 LOB: 0 BB: 0 P: 5	R: 0 E: 0 K: 0 S: 3	H: 0 LOB: 2 BB: 1 P: 8	R: 0 E: 0 K: 0 S: 4	H: 1 LOB: 0 BB: 0 P: 3	R: 0 E: 0 K: 0 S: 3	H: 0 LOB: 0 BB: 0 P: 3	R: 0 E: 0 K: 0 S: 3	H: 0 LOB: 0 BB: 0 P: 3	R: 0 E: 0 K: 0 S: 4	H: 1 LOB: 1 BB: 0 P: 4	R: 1 E: 0 K: 0 S: 4	H: 2 LOB: 2 BB: 0 P: 4	1B: 4 2B: 2 3B: 0 HR: 0	SF: 1 SAC: 1 DP: 1 HBP: 0	WP: 0 PB: 0 SB: 0 CS: 1	PA: 34	
<b>PITCHER</b> <b>Luis Tiant, R</b> ERA: 3.35 (1, 1)	IP: 9.0 WLS: L BF: 30 H: 3 R: 0 ER: 0 SO: 3 BB: 1 IBB: 0 HBP: 0 BLK: 0 WP: 0 HR: 0 S: 35 P: 39 ERA: 0.00 WHIP: 0.444																				
<b>PITCHER</b> <b>Tom Murphy, R</b> ERA: 4.08 (10, 1)	IP: 0.2 WLS: L BF: 4 H: 2 R: 1 ER: 1 SO: 0 BB: 0 IBB: 0 HBP: 0 BLK: 0 WP: 0 HR: 0 S: 4 P: 4 ERA: 13.50 WHIP: 3.000																				



Batter	1	2	3	4	5	6	7	8	9	AB	R	H	RBI	BB	SO	LOB	TOP			
Ken Singleton, S OBP: 0.340, SLG: 0.344	K		F9				K			4	0	1	0	0	2	2	<b>Baltimore Orioles @ Cleveland Indians</b> Cleveland Municipal Stadium, Cleveland, OH Wed Aug 04 1976, 7:05 PM EDT Att: 8,316 - Unknown			
Bobby Grich, R OBP: 0.388, SLG: 0.435	P6		BB					P4		3	0	1	0	1	0	0				
Reggie Jackson, L OBP: 0.342, SLG: 0.503	F8		K					F7		4	0	0	0	0	1	5				
Lee May, R OBP: 0.299, SLG: 0.446		3-1						K		4	0	1	0	0	1	0				
Andres Mora, R OBP: 0.243, SLG: 0.343		F9						K		3	0	0	0	1	1	1				
Paul Blair, R OBP: 0.261, SLG: 0.282	K							L4		4	0	2	0	0	1	1				
Doug DeCinces, R OBP: 0.261, SLG: 0.339										4	0	2	0	0	0	3				
Rick Dempsey, R OBP: 0.200, SLG: 0.149								L4		4	0	1	0	0	0	3				
Tim Nordbrook, R OBP: 0.353, SLG: 0.214										2	0	0	0	1	0	1				
<b>Inning Stats</b>	R: 0 E: 0 K: 1 S: 5	H: 0 LOB: 0 BB: 0 P: 5	R: 0 E: 0 K: 1 S: 5	H: 0 LOB: 0 BB: 0 P: 5	R: 0 E: 0 K: 1 S: 6	H: 1 LOB: 3 BB: 2 P: 14	R: 0 E: 0 K: 0 S: 3	H: 0 LOB: 1 BB: 1 P: 7	R: 0 E: 0 K: 0 S: 5	H: 3 LOB: 2 BB: 0 P: 5	R: 0 E: 0 K: 0 S: 4	H: 2 LOB: 1 BB: 0 P: 4	R: 0 E: 0 K: 1 S: 5	H: 0 LOB: 0 BB: 0 P: 5	R: 0 E: 0 K: 1 S: 6	H: 2 LOB: 1 BB: 0 P: 6	1B: 8 2B: 1 3B: 0 HR: 0	SF: 0 SAC: 0 DP: 3 HBP: 0	WP: 0 PB: 0 SB: 0 CS: 0	PA: 35
<b>PITCHER</b> Rick Waits, L ERA: 3.25	IP: 9.0 WLS: W BF: 35 H: 8 R: 0 ER: 0 SO: 6 BB: 3 IBB: 0 HBP: 0 BLK: 0 WP: 0 HR: 0 S: 44 P: 56 ERA: 0.00 WHIP: 1.222															<b>PITCHER</b>				

Batter	1	2	3	4	5	6	7	8	9	AB	R	H	RBI	BB	SO	LOB	BOTTOM			
Duane Kuiper, L OBP: 0.325, SLG: 0.332	BB		4-3				4-3			4	2	4	0	0	0	0	<b>Baltimore Orioles @ Cleveland Indians</b> Cleveland Municipal Stadium, Cleveland, OH Wed Aug 04 1976, 7:05 PM EDT Att: 8,316 - Unknown			
Rick Manning, L OBP: 0.334, SLG: 0.385	E		4-3				SH5-3			2	1	1	1	1	0	0				
John Lowenstein, L OBP: 0.301, SLG: 0.279	K		6-3				4-3			3	0	0	0	0	1	3				
Rico Carty, R OBP: 0.395, SLG: 0.485	E9									2	0	1	1	2	0	0				
Boog Powell, L OBP: 0.296, SLG: 0.274	SF9		F9							3	0	1	1	0	0	4				
George Hendrick, R OBP: 0.318, SLG: 0.463	F7									4	0	0	0	0	1	5				
Buddy Bell, R OBP: 0.354, SLG: 0.374			F3							4	0	1	0	0	0	1				
Ray Fosse, R OBP: 0.375, SLG: 0.365			P3							3	0	0	0	0	0	1				
Frank Duffy, R OBP: 0.274, SLG: 0.282			6-3							3	0	0	0	0	2	1				
<b>Inning Stats</b>	R: 2 E: 1 K: 1 S: 7	H: 2 LOB: 1 BB: 1 P: 11	R: 0 E: 0 K: 0 S: 3	H: 0 LOB: 0 BB: 0 P: 3	R: 1 E: 0 K: 0 S: 4	H: 1 LOB: 1 BB: 1 P: 8	R: 0 E: 0 K: 1 S: 6	H: 1 LOB: 1 BB: 0 P: 6	R: 0 E: 0 K: 0 S: 5	H: 2 LOB: 3 BB: 1 P: 9	R: 0 E: 0 K: 1 S: 5	H: 0 LOB: 0 BB: 0 P: 5	R: 0 E: 0 K: 0 S: 3	H: 1 LOB: 0 BB: 0 P: 3	R: 0 E: 0 K: 1 S: 6	H: 1 LOB: 1 BB: 0 P: 6	1B: 6 2B: 1 3B: 1 HR: 0	SF: 1 SAC: 2 DP: 0 HBP: 0	WP: 0 PB: 0 SB: 0 CS: 0	PA: 34
<b>PITCHER</b> Jim Palmer, R ERA: 2.81	IP: 8.0 WLS: L BF: 34 H: 8 R: 3 ER: 2 SO: 4 BB: 2 IBB: 1 HBP: 0 BLK: 0 WP: 0 HR: 0 S: 39 P: 51 ERA: 2.25 WHIP: 1.250															<b>PITCHER</b>				



Batter	1	2	3	4	5	6	7	8	9	AB	R	H	RBI	BB	SO	LOB	TOP											
<b>Al Bumby, L</b> OBP: 0.325, SLG: 0.394 <b>Paul Blair, R</b> OBP: 0.260, SLG: 0.281	0-0 4-3		0-0 F8		0-0 F7		0-0 6-3		0-0 6-3	4	0	0	0	0	0	4	<b>Baltimore Orioles @ Cleveland Indians</b> Cleveland Municipal Stadium, Cleveland, OH Thu Aug 05 1976, 7:05 PM EDT Att: 7,521 - Unknown											
<b>Bobby Grich, R</b> OBP: 0.383, SLG: 0.428	0-0 6-3		0-0 6-3		0-0 F9		0-0 5-3		0-0 5-3	5	0	0	0	0	0	4												
<b>Reggie Jackson, L</b> OBP: 0.341, SLG: 0.500	0-3 K			0-0 F8		0-0 1B 2B 1B		0-0 4-3		4	1	1	0	0	1	0												
<b>Lee May, R</b> OBP: 0.304, SLG: 0.453		0-0 G6-3 1B		0-0 5-3		0-0 2B 1B		0-0 3B 2B		4	2	3	0	0	0	0												
<b>Ken Singleton, S</b> OBP: 0.339, SLG: 0.346		0-0 G6-3 1-2		0-0 4-3		0-0 F9 WP 2B		0-0 F8		4	1	1	2	0	0	2												
<b>Tony Muser, L</b> OBP: 0.281, SLG: 0.254		0-0 F9			0-0 SH3 1B		0-0 F9		4-0 3B IBB	3	1	1	0	1	0	1												
<b>Doug DeCinces, R</b> OBP: 0.288, SLG: 0.364			0-0 HR		0-0 SH3 1B		0-0 6-3		0-0 3B 1-H 2-H	4	1	3	3	0	0	0												
<b>Dave Duncan, R</b> OBP: 0.267, SLG: 0.251			0-0 F9		0-0 SH3		0-0 1-3		0-0 3-1	3	0	0	0	0	0	1												
<b>Mark Belanger, R</b> OBP: 0.333, SLG: 0.321			0-0 F8 S 1B		4-0 BB		0-0 P4		0-0 F8	3	0	1	0	1	0	0												
<b>Inning Stats</b>	R: 0 E: 0 K: 1 S: 5	H: 0 LOB: 0 BB: 0 P: 5	R: 0 E: 0 K: 0 S: 3	H: 1 LOB: 0 BB: 0 P: 3	R: 1 E: 0 K: 0 S: 5	H: 2 LOB: 1 BB: 0 P: 5	R: 0 E: 0 K: 0 S: 3	H: 0 LOB: 0 BB: 0 P: 3	R: 0 E: 0 K: 0 S: 5	H: 2 LOB: 3 BB: 1 P: 9	R: 3 E: 0 K: 0 S: 6	H: 3 LOB: 0 BB: 0 P: 6	R: 0 E: 0 K: 0 S: 3	H: 0 LOB: 0 BB: 0 P: 3	R: 2 E: 0 K: 0 S: 5	H: 2 LOB: 1 BB: 0 P: 9		R: 0 E: 0 K: 0 S: 3	H: 0 LOB: 0 BB: 0 P: 3	1B: 6 2B: 2 3B: 1 HR: 1	SF: 0 SAC: 1 DP: 1 HBP: 0	WP: 1 PA: 38 PB: 0 SB: 1 CS: 0						
<b>PITCHER</b>	IP	WLS	BF	H	R	ER	SO	BB	IBB	HBP	BLK	WP	HR	S	P	ERA	WHIP											
<b>Jim Bibby, R</b> ERA: 3.81	(1, 1)	5.0	L	23	8	4	4	1	1	0	0	0	1	24	28	7.20	1.800											
<b>Tom Buskey, R</b> ERA: 3.28	(6, 1)	4.0		15	2	2	2	0	0	1	0	0	1	0	14	18	4.50	0.500										

AB	35
R	6
H	10
RBI	5
BB	2
SO	1
LOB	12



Batter	1	2	3	4	5	6	7	8	9	AB	R	H	RBI	BB	SO	LOB	BOTTOM										
<b>Duane Kuiper, L</b> OBP: 0.324, SLG: 0.331	0-0 4-3		0-0 S 1B		0-0 4-3		0-0 1-3			4	0	1	0	0	0	0	<b>Baltimore Orioles @ Cleveland Indians</b> Cleveland Municipal Stadium, Cleveland, OH Thu Aug 05 1976, 7:05 PM EDT Att: 7,521 - Unknown										
<b>Rick Manning, L</b> OBP: 0.333, SLG: 0.386	0-0 G3		0-3 K		0-0 2B		0-0 4-3			4	1	1	0	0	1	1											
<b>Tommy Smith, L</b> OBP: 0.286, SLG: 0.333	0-0 1B		0-0 4-3		0-0 2B			0-0 4-3		4	0	2	1	0	0	1											
<b>Rico Carty, R</b> OBP: 0.393, SLG: 0.482	0-0 1-3 1B			0-3 K	0-0 F8			0-0 6-3		4	0	1	0	0	1	0											
<b>Boog Powell, L</b> OBP: 0.295, SLG: 0.279	0-0 F8			0-0 1B 2B		0-0 3-1		0-0 F8		4	1	1	0	0	0	2											
<b>George Hendrick, R</b> OBP: 0.318, SLG: 0.460		0-3 K		0-0 2-3 1B		0-0 5-3		0-3 K		4	0	1	0	0	2	0											
<b>Buddy Bell, R</b> OBP: 0.353, SLG: 0.372	0-0 6-3			0-0 F9		0-0 1B		0-0 G1		4	0	1	0	0	0	2											
<b>Ray Fosse, R</b> OBP: 0.379, SLG: 0.370	0-3 K			0-0 1-2 1B		0-0 F7		0-0 1B		4	0	2	1	0	1	1											
<b>Frank Duffy, R</b> OBP: 0.271, SLG: 0.279			0-0 5-3		0-0 F8		0-0 5-3		0-0 1-3	4	0	0	0	0	0	3											
<b>Inning Stats</b>	R: 0 E: 0 K: 0 S: 5	H: 2 LOB: 2 BB: 0 P: 5	R: 0 E: 0 K: 2 S: 7	H: 0 LOB: 0 BB: 0 P: 7	R: 0 E: 0 K: 1 S: 6	H: 1 LOB: 1 BB: 0 P: 6	R: 1 E: 0 K: 1 S: 8	H: 3 LOB: 2 BB: 0 P: 8	R: 1 E: 0 K: 0 S: 4	H: 2 LOB: 0 BB: 0 P: 4	R: 0 E: 0 K: 0 S: 4	H: 1 LOB: 1 BB: 0 P: 4	R: 0 E: 0 K: 0 S: 3	H: 0 LOB: 0 BB: 0 P: 3	R: 0 E: 0 K: 0 S: 3	H: 0 LOB: 0 BB: 0 P: 3		R: 0 E: 0 K: 1 S: 6	H: 1 LOB: 1 BB: 0 P: 6	1B: 7 2B: 3 3B: 0 HR: 0	SF: 0 SAC: 0 DP: 0 HBP: 0	WP: 0 PA: 36 PB: 0 SB: 1 CS: 0					
<b>PITCHER</b>	IP	WLS	BF	H	R	ER	SO	BB	IBB	HBP	BLK	WP	HR	S	P	ERA	WHIP										
<b>Wayne Garland, R</b> ERA: 2.59	(1, 1)	9.0	W	36	10	2	2	5	0	0	0	0	0	46	46	2.00	1.111										





Batter	1	2	3	4	5	6	7	8	9	AB	R	H	RBI	BB	SO	LOB	TOP					
<b>Duane Kuiper, L</b> (1,4) OBP: 0.323, SLG: 0.330	L4			CS 1B		G3		K		4	0	1	0	0	1	4	<b>Cleveland Indians @ Detroit Tigers</b> Tiger Stadium, Detroit, MI Fri Aug 06 1976, 7:05 PM EDT Att: 19,079 - Unknown - 66 F					
<b>Larvell Blanks, R</b> (1,6) OBP: 0.353, SLG: 0.483	K			1-3			6-3	E4		4	0	0	0	0	1	3						
<b>Rick Manning, L</b> (1,8) OBP: 0.333, SLG: 0.385	4-3			1-3			FC6-4 1B	F2		4	0	1	0	0	0	3						
<b>Rico Carty, R</b> (1,10) OBP: 0.392, SLG: 0.480		F8				F9		L6		4	0	1	0	0	0	1						
<b>George Hendrick, R</b> (1,7) OBP: 0.314, SLG: 0.456		G3				6-3		FC6-4		4	0	0	0	0	0	2						
<b>Buddy Bell, R</b> (1,5) OBP: 0.352, SLG: 0.371		F8				6-3				4	0	1	0	0	0	0						
<b>Boog Powell, L</b> (1,3) OBP: 0.296, SLG: 0.280				4-3				FC4-6 1B		3	1	1	0	0	0	1						
<b>Charlie Spikes, R</b> (1,9) OBP: 0.308, SLG: 0.350				4-3		K		E 1B		3	0	1	0	0	1	1						
<b>Ray Fosse, R</b> (1,2) OBP: 0.378, SLG: 0.369				F7		FC3-4		E 1B		3	0	1	0	0	0	1						
<b>Inning Stats</b>	R: 0 E: 0 K: 1 S: 5	H: 0 LOB: 0 BB: 0 P: 5	R: 0 E: 0 K: 0 S: 3	H: 0 LOB: 0 BB: 0 P: 3	R: 0 E: 0 K: 0 S: 3	H: 0 LOB: 0 BB: 0 P: 3	R: 0 E: 0 K: 0 S: 3	H: 1 LOB: 0 BB: 0 P: 3	R: 0 E: 0 K: 0 S: 3	H: 0 LOB: 0 BB: 0 P: 3	R: 0 E: 0 K: 1 S: 6	H: 1 LOB: 1 BB: 0 P: 6	R: 0 E: 0 K: 0 S: 4	H: 1 LOB: 1 BB: 0 P: 4	R: 1 E: 1 K: 1 S: 9	H: 3 LOB: 3 BB: 0 P: 9	R: 0 E: 0 K: 0 S: 3	H: 1 LOB: 0 BB: 0 P: 3	1B: 7 2B: 0 3B: 0 HR: 0	SF: 0 SAC: 0 DP: 1 HBP: 0	WP: 0 PB: 0 SB: 0 CS: 1	PA: 33
<b>PITCHER</b> <b>Dave Roberts, L</b> (1,1) ERA: 3.48	IP: 9.0 WLS: W BF: 33 H: 7 R: 1 ER: 0 SO: 3 BB: 0 IBB: 0 HBP: 0 BLK: 0 WP: 0 HR: 0 S: 39 P: 39 ERA: 0.00 WHIP: 0.778																					

Batter	1	2	3	4	5	6	7	8	9	AB	R	H	RBI	BB	SO	LOB	BOTTOM						
<b>Ron LeFlore, R</b> (1,8) OBP: 0.385, SLG: 0.419	2B BB		4-3			K				3	0	1	1	1	1	0	<b>Cleveland Indians @ Detroit Tigers</b> Tiger Stadium, Detroit, MI Fri Aug 06 1976, 7:05 PM EDT Att: 19,079 - Unknown - 66 F						
<b>Dan Meyer, L</b> (1,7) OBP: 0.297, SLG: 0.333	F8		4-0							2	0	1	0	1	0	1							
<b>Mickey Stanley, R</b> (7, PH) OBP: 0.317, SLG: 0.436			S BB					F3		1	0	0	0	0	0	1							
<b>Ben Oglivie, L</b> (1,9) OBP: 0.293, SLG: 0.448			4-3			L7		4-3		4	0	1	0	0	0	2							
<b>Rusty Staub, L</b> (1,10) OBP: 0.392, SLG: 0.442	F4		1-3			F8		4-3		4	1	1	1	0	0	3							
<b>Jason Thompson, L</b> (1,3) OBP: 0.333, SLG: 0.430	K		F8			FC6-4 IBB		2B BB		2	1	0	0	2	1	2							
<b>Aurelio Rodriguez, R</b> (1,5) OBP: 0.274, SLG: 0.348			F4			FC6-4				4	0	1	1	0	0	2							
<b>John Wockenfuss, R</b> (1,2) OBP: 0.349, SLG: 0.438			F9			F8		F9		4	0	0	0	0	0	1							
<b>Tom Verzyer, R</b> (1,6) OBP: 0.284, SLG: 0.269			F7			L4		S 1B		3	1	1	0	0	0	0							
<b>Pedro Garcia, R</b> (1,4) OBP: 0.235, SLG: 0.308			K			K		K		3	0	0	0	0	3	1							
<b>Inning Stats</b>	R: 0 E: 0 K: 1 S: 6	H: 1 LOB: 2 BB: 1 P: 10	R: 0 E: 0 K: 0 S: 3	H: 0 LOB: 0 BB: 0 P: 3	R: 0 E: 0 K: 1 S: 5	H: 0 LOB: 1 BB: 1 P: 9	R: 1 E: 0 K: 0 S: 4	H: 1 LOB: 0 BB: 0 P: 4	R: 0 E: 0 K: 2 S: 7	H: 0 LOB: 0 BB: 0 P: 7	R: 0 E: 0 K: 0 S: 4	H: 1 LOB: 2 BB: 1 P: 8	R: 1 E: 0 K: 1 S: 7	H: 2 LOB: 1 BB: 0 P: 7	R: 1 E: 0 K: 0 S: 4	H: 1 LOB: 1 BB: 1 P: 8		R: 0 E: 0 K: 0 S: 3	H: 1 LOB: 0 BB: 0 P: 3	1B: 3 2B: 2 3B: 0 HR: 1	SF: 0 SAC: 0 DP: 0 HBP: 0	WP: 0 PB: 0 SB: 3 CS: 0	PA: 34
<b>PITCHER</b> <b>Jackie Brown, R</b> (1,1) ERA: 3.57	IP: 6.2 WLS: L BF: 28 H: 5 R: 2 ER: 2 SO: 5 BB: 2 IBB: 1 HBP: 0 BLK: 0 WP: 0 HR: 1 S: 35 P: 47 ERA: 2.70 WHIP: 1.050																						
<b>Don Hood, L</b> (7,1) ERA: 4.73	IP: 1.1 WLS: L BF: 6 H: 1 R: 1 ER: 1 SO: 0 BB: 1 IBB: 0 HBP: 0 BLK: 0 WP: 0 HR: 0 S: 5 P: 9 ERA: 6.75 WHIP: 1.500																						



Batter	1	2	3	4	5	6	7	8	9	AB	R	H	RBI	BB	SO	LOB	TOP		
<b>Duane Kuiper, L</b> (1, 4) OBP: 0.322, SLG: 0.329	0-0 4-3			0-0 6-3		0-0 1-3		0-0 FC4-6 1B		4	0	1	0	0	0	0	<b>Cleveland Indians @ Detroit Tigers</b> Tiger Stadium, Detroit, MI Sat Aug 07 1976, 3:33 AM EDT Att: 35,395 - Unknown		
<b>Tommy Smith, L</b> (1, 7) OBP: 0.284, SLG: 0.308	0-0 F8			0-0 4-3		0-0 4-3		0-0 FC4-6		4	0	0	0	0	0	2			
<b>John Lowenstein, L</b> (1, 8) OBP: 0.294, SLG: 0.272	0-0 F7			0-0 3-1			0-0 F9	0-0 F9		4	0	0	0	0	0	2			
<b>Rico Carty, R</b> (1, 10) OBP: 0.391, SLG: 0.476		0-0 F8			4-0 FC1-6 1B BB		0-0 E6 1B		0-0 4-3	3	1	0	0	1	0	0			
<b>Boog Powell, L</b> (1, 3) OBP: 0.295, SLG: 0.279		0-3 K			0-0 F6		0-0 1-2 1B		0-0 3-1	4	0	1	0	0	1	1			
<b>Buddy Bell, R</b> (1, 5) OBP: 0.354, SLG: 0.373		0-0 6-3			0-0 FC1-6 1B		0-0 F7		0-0 FC4 1B	4	0	2	0	0	0	2			
<b>Charlie Spikes, R</b> (1, 9) OBP: 0.304, SLG: 0.345			0-0 6-3		0-0 FC1-6 1B		0-3 K		0-0 FC4	4	0	0	0	0	1	5			
<b>Alan Ashby, S</b> (1, 2) OBP: 0.298, SLG: 0.306			0-0 4-3		0-0 1-3 3-H 1B			0-0 4-3		3	0	1	1	0	0	0			
<b>Frank Duffy, R</b> (1, 6) OBP: 0.269, SLG: 0.277			0-3 K			0-0 F2		0-0 FC4-6 1B 1B		2	0	0	0	0	1	0			
<b>Rick Manning, L</b> (8, PH) OBP: 0.334, SLG: 0.386										1	0	1	0	0	0	0			
<b>Larry Blanks, R</b> (8, PR) OBP: 0.353, SLG: 0.483										0	0	0	0	0	0	0			
<b>Inning Stats</b>	R: 0 E: 0 K: 0 S: 3	H: 0 LOB: 0 BB: 0 P: 3	R: 0 E: 0 K: 1 S: 5	H: 0 LOB: 0 BB: 0 P: 5	R: 0 E: 0 K: 1 S: 5	H: 0 LOB: 0 BB: 0 P: 5	R: 1 E: 0 K: 0 S: 4	H: 2 LOB: 2 BB: 1 P: 8	R: 0 E: 0 K: 1 S: 3	H: 0 LOB: 0 BB: 0 P: 3	R: 0 E: 1 K: 1 S: 7	H: 1 LOB: 2 BB: 0 P: 7	R: 0 E: 0 K: 0 S: 5	H: 2 LOB: 2 BB: 0 P: 5	R: 0 E: 0 K: 0 S: 4	H: 1 LOB: 1 BB: 0 P: 4	1B: 6 2B: 0 3B: 0 HR: 0	SF: 0 SAC: 0 DP: 0 HBP: 0	WP: 0 PA: 34 CS: 0
<b>PITCHER</b> <b>Mark Fidrych, R</b> (1, 1) ERA: 1.91	IP: 9.0 WLS: W BF: 34 H: 6 R: 1 ER: 1 SO: 3 BB: 1 IBB: 0 HBP: 0 BLK: 0 WP: 0 HR: 0 S: 39 P: 43 ERA: 1.00 WHIP: 0.778															<b>PITCHER</b>			

Batter	1	2	3	4	5	6	7	8	9	AB	R	H	RBI	BB	SO	LOB	BOTTOM		
<b>Ron LeFlore, R</b> (1, 8) OBP: 0.388, SLG: 0.420	0-0 FC6-4 1B	0-0 PO	0-0 F8		0-0 1B 2-H	4-0 BB 1B IBB		0-3 K		4	2	2	1	1	1	0	<b>Cleveland Indians @ Detroit Tigers</b> Tiger Stadium, Detroit, MI Sat Aug 07 1976, 3:33 AM EDT Att: 35,395 - Unknown		
<b>Dan Meyer, L</b> (1, 7) OBP: 0.300, SLG: 0.331	0-0 FC6-4 1B SF8		0-0 F8		0-0 1B 2-H	4-0 1B 1-2 2-3 BB		0-0 G3		4	2	1	1	1	0	1			
<b>Ben Oglivie, L</b> (1, 9) OBP: 0.304, SLG: 0.456	0-0 1-3 1B		0-0 G3		0-0 1B 1-3	0-0 1B 1-3 2-H 3-H				4	0	3	2	0	0	0			
<b>Rusty Staub, L</b> (1, 10) OBP: 0.391, SLG: 0.439	0-0 SF8			0-0 3-1	0-0 F4	1-0 1B HBP				2	0	0	1	0	0	2			
<b>Jason Thompson, L</b> (1, 3) OBP: 0.335, SLG: 0.431	0-0 F6			0-0 1B	0-0 1B 1-2 3-H	0-0 4-3				4	0	2	1	0	0	4			
<b>Aurelio Rodriguez, R</b> (1, 5) OBP: 0.271, SLG: 0.344		0-0 6-3		0-0 F7	0-0 F7		0-0 F6			4	0	0	0	0	0	3			
<b>Tom Veryzer, R</b> (1, 6) OBP: 0.281, SLG: 0.266		0-0 F9		0-0 F8		0-0 F8	0-0 F4			4	0	0	0	0	0	1			
<b>Chuck Scrivener, R</b> (1, 4) OBP: 0.303, SLG: 0.289		0-0 PO 1B			4-0 SH3-4 1B BB	0-3 K	0-0 L8			3	1	1	0	1	1	0			
<b>Bruce Kimm, R</b> (1, 2) OBP: 0.315, SLG: 0.320		0-0 1-2 1B			0-0 SH3-4	0-0 BB 1B 2B		0-0 5-3		3	1	2	0	0	0	0			
<b>Inning Stats</b>	R: 1 E: 0 K: 0 S: 5	H: 2 LOB: 1 BB: 0 P: 5	R: 0 E: 0 K: 0 S: 4	H: 2 LOB: 1 BB: 0 P: 4	R: 0 E: 0 K: 0 S: 3	H: 0 LOB: 0 BB: 0 P: 3	R: 0 E: 0 K: 0 S: 4	H: 1 LOB: 1 BB: 0 P: 4	R: 3 E: 0 K: 0 S: 7	H: 4 LOB: 2 BB: 1 P: 11	R: 2 E: 0 K: 1 S: 7	H: 2 LOB: 3 BB: 2 P: 16	R: 0 E: 0 K: 0 S: 3	H: 0 LOB: 0 BB: 0 P: 3	R: 0 E: 0 K: 1 S: 5	H: 0 LOB: 0 BB: 0 P: 5		1B: 10 2B: 1 3B: 0 HR: 0	SF: 1 SAC: 1 DP: 0 HBP: 1
<b>PITCHER</b> <b>Pat Dobson, R</b> (1, 1) ERA: 3.6	IP: 4.1 WLS: L BF: 21 H: 8 R: 4 ER: 4 SO: 24 BB: 1 IBB: 0 HBP: 0 BLK: 0 WP: 0 HR: 0 S: 20 P: 24 ERA: 8.31 WHIP: 2.077															<b>PITCHER</b>			
<b>Dave LaRoche, L</b> (5, 1) ERA: 2.95	IP: 1.2 WLS: 11 BF: 3 H: 2 R: 2 ER: 2 SO: 1 BB: 1 IBB: 1 HBP: 1 BLK: 0 WP: 0 HR: 0 S: 10 P: 19 ERA: 10.80 WHIP: 2.400															<b>PITCHER</b>			
<b>Stan Thomas, R</b> (7, 1) ERA: 2.4	IP: 2.0 WLS: 6 BF: 0 H: 0 R: 0 ER: 0 SO: 1 BB: 0 IBB: 0 HBP: 0 BLK: 0 WP: 0 HR: 0 S: 8 P: 8 ERA: 0.00 WHIP: 0.000															<b>PITCHER</b>			

AB	33
R	1
H	6
RBI	1
BB	1
SO	3
LOB	12



AB	32
R	6
H	11
RBI	6
BB	3
SO	2
LOB	11





Batter	1	2	3	4	5	6	7	8	9	AB	R	H	RBI	BB	SO	LOB	TOP			
<b>Duane Kuiper, L</b> OBP: 0.322, SLG: 0.328 (1, 4)	4-3		F8			FC6-4 1B		SH1-4	K	4	0	1	0	0	1	3				
<b>Ray Fosse, R</b> OBP: 0.374, SLG: 0.365 (1, 2) (9, 3)	G1 1B			F3		FC6-4 2B		5-3		4	1	1	0	0	0	2				
<b>John Lowenstein, L</b> OBP: 0.287, SLG: 0.265 (1, 8)	G1			L9		L9		E4		4	0	0	0	0	0	3				
<b>Rico Carty, R</b> OBP: 0.389, SLG: 0.476 (1, 10)	5-3			6-3		1-H 2B		L6		4	0	1	1	0	0	3				
<b>Boog Powell, L</b> OBP: 0.294, SLG: 0.279 <b>Ron Pruitt, R</b> OBP: 0.319, SLG: 0.308 (9, 9)		4-3			4-3	F7			BB S 1B	4	0	1	0	0	0	1				
<b>George Hendrick, R</b> OBP: 0.311, SLG: 0.451 (1, 7)		5-3			5-3		5-3	F4		4	0	0	0	0	0	1				
<b>Buddy Bell, R</b> OBP: 0.355, SLG: 0.372 (1, 5)			F8		1B 1B		F8		BB IBB	3	0	1	0	1	0	0				
<b>Charlie Spikes, R</b> OBP: 0.304, SLG: 0.344 <b>Rick Manning, L</b> OBP: 0.333, SLG: 0.385 <b>Alan Ashby, S</b> OBP: 0.288, SLG: 0.306 (9, 2)			F5		FC5-4 1B		6-3	K		3	0	1	0	0	0	0				
<b>Frank Duffy, R</b> OBP: 0.270, SLG: 0.277 <b>Larvell Blanks, R</b> OBP: 0.356, SLG: 0.483 (9, 6)			F6		FC5-4 1-2			E SH1-4 1B		3	0	1	0	0	0	2				
<b>Inning Stats</b>	R: 0 E: 0 K: 0 S: 4	H: 1 LOB: 1 BB: 0 P: 4	R: 0 E: 0 K: 0 S: 3	H: 0 LOB: 0 BB: 0 P: 3	R: 0 E: 0 K: 0 S: 3	H: 0 LOB: 0 BB: 0 P: 3	R: 0 E: 0 K: 0 S: 5	H: 2 LOB: 2 BB: 0 P: 5	R: 1 E: 0 K: 0 S: 5	H: 2 LOB: 1 BB: 0 P: 5	R: 0 E: 0 K: 0 S: 3	H: 0 LOB: 0 BB: 0 P: 3	R: 0 E: 1 K: 0 S: 5	H: 1 LOB: 2 BB: 0 P: 5	R: 0 E: 0 K: 2 S: 8	H: 1 LOB: 3 BB: 2 P: 16	1B: 6 2B: 1 3B: 0 HR: 0	SF: 0 SAC: 1 DP: 0 HBP: 0	WP: 0 PB: 0 SB: 1 CS: 0	PA: 37
<b>PITCHER</b>	IP	WLS	BF	H	R	ER	SO	BB	IBB	HBP	BLK	WP	HR	S	P	ERA	WHIP			
<b>Vern Ruhle, R</b> ERA: 3.76 <b>John Hiller, L</b> ERA: 2.49	(1, 1) (9, 1)	8.1 0.2	34 3	7 0	1 0	1 0	0 2	0 1	1 0	0 0	0 0	0 0	0 0	33 6	37 10	1.08 0.00	0.840 1.500			

Cleveland Indians @ Detroit Tigers  
Tiger Stadium, Detroit, MI  
Sun Aug 08 1976, 3:33 AM EDT  
Unknown

AB 34  
R 1  
H 7  
RBI 1  
BB 2  
SO 2  
LOB 17



Batter	1	2	3	4	5	6	7	8	9	AB	R	H	RBI	BB	SO	LOB	BOTTOM			
<b>Ron LeFlore, R</b> OBP: 0.389, SLG: 0.423 (1, 8)	K			F9			4-3 SH1-3 1B	CS	SH 2B	4	2	2	0	0	1	0				
<b>Dan Meyer, L</b> OBP: 0.297, SLG: 0.327 (1, 7)	K			K			SH1-3		SH	2	0	0	0	0	2	0				
<b>Ben Oglivie, L</b> OBP: 0.299, SLG: 0.447 (1, 9)	F8			F8			4-3			3	0	0	0	0	0	1				
<b>Rusty Staub, L</b> OBP: 0.393, SLG: 0.440 (1, 10)		G6-4-3 BB				K	1B			2	0	1	1	1	1	0				
<b>Jason Thompson, L</b> OBP: 0.335, SLG: 0.430 (1, 3)		K		F8			1B			3	0	1	0	0	1	1				
<b>Aurelio Rodriguez, R</b> OBP: 0.289, SLG: 0.342 (1, 5)		G6-4-3				K				3	0	0	0	0	2	3				
<b>John Wockenfuss, R</b> OBP: 0.339, SLG: 0.424 (1, 2)			5-3			F8		K		3	0	0	0	0	1	0				
<b>Tom Veryzer, R</b> OBP: 0.279, SLG: 0.264 <b>Alex Johnson, R</b> OBP: 0.293, SLG: 0.358 <b>Chuck Scrivener, R</b> OBP: 0.303, SLG: 0.289 (9, 6)				K					CS 1B	2	0	0	0	0	2	0				
<b>Pedro Garcia, R</b> OBP: 0.233, SLG: 0.306 <b>Willie Horton, R</b> OBP: 0.360, SLG: 0.426 <b>Jerry Manuel, S</b> OBP: 0.250, SLG: 0.194 (9, 4)				K				K		2	0	0	0	0	2	0				
<b>Inning Stats</b>	R: 0 E: 0 K: 2 S: 7	H: 0 LOB: 0 BB: 0 P: 7	R: 0 E: 0 K: 1 S: 4	H: 0 LOB: 0 BB: 1 P: 8	R: 0 E: 0 K: 2 S: 7	H: 0 LOB: 0 BB: 0 P: 7	R: 0 E: 0 K: 1 S: 5	H: 0 LOB: 0 BB: 0 P: 5	R: 0 E: 0 K: 2 S: 7	H: 0 LOB: 0 BB: 0 P: 7	R: 1 E: 0 K: 1 S: 8	H: 3 LOB: 2 BB: 0 P: 8	R: 0 E: 0 K: 2 S: 7	H: 1 LOB: 0 BB: 0 P: 7	R: 1 E: 1 K: 0 S: 2	H: 1 LOB: 1 BB: 0 P: 2	1B: 4 2B: 1 3B: 0 HR: 0	SF: 0 SAC: 2 DP: 1 HBP: 0	WP: 0 PB: 0 SB: 0 CS: 1	PA: 30
<b>PITCHER</b>	IP	WLS	BF	H	R	ER	SO	BB	IBB	HBP	BLK	WP	HR	S	P	ERA	WHIP			
<b>Dennis Eckersley, R</b> ERA: 3.97 <b>Dave LaRoche, L</b> ERA: 2.65	(1, 1) (9, 1)	8.0 0.0	28 1	5 0	2 0	1 0	13 0	1 0	0 0	0 0	0 0	0 0	0 0	53 1	57 1	1.12 0.750				

Cleveland Indians @ Detroit Tigers  
Tiger Stadium, Detroit, MI  
Sun Aug 08 1976, 3:33 AM EDT  
Unknown

AB 26  
R 2  
H 5  
RBI 1  
BB 1  
SO 13  
LOB 6

















Batter	1	2	3	4	5	6	7	8	9	AB	R	H	RBI	BB	SO	LOB	TOP				
<b>Gene Clines, R</b> OBP: 0.291, SLG: 0.294 (1, 7)	L8	L4-3			K		L6-3			4	0	0	0	0	1	3	<b>Texas Rangers @ Cleveland Indians</b> Cleveland Municipal Stadium, Cleveland, OH Thu Aug 12 1976, 7:05 PM EDT Att: 3,786 - Unknown - 80 F				
<b>Toby Harrah, R</b> OBP: 0.368, SLG: 0.373 (1, 6)	BB		4-3			FC3-6	F4			2	0	0	0	2	0	1					
<b>Joe Lahoud, L</b> OBP: 0.321, SLG: 0.279 (1, 10)	F5		G3-6			FC3-6		FC1-6		2	1	0	0	2	0	2					
<b>Mike Hargrove, L</b> OBP: 0.305, SLG: 0.399 (1, 3)	F9		G3-6-1			E		FC1-6		3	1	0	0	1	0	3					
<b>Tom Grieve, R</b> OBP: 0.299, SLG: 0.392 (1, 9)		4-3		K		E1		K		4	1	1	0	0	2	2					
<b>Roy Howell, L</b> OBP: 0.304, SLG: 0.371 (1, 5)	4-3			F5		SF9		K		3	0	0	1	0	1	2					
<b>Lenny Randle, S</b> OBP: 0.288, SLG: 0.273 (1, 4)		1B		G3		F9			F8	4	1	1	1	0	0	1					
<b>Juan Beniquez, R</b> OBP: 0.321, SLG: 0.292 (1, 8)		1B			K		K		K	4	0	1	0	0	3	0					
<b>Jim Sundberg, R</b> OBP: 0.277, SLG: 0.292 (1, 2)				F8			L6-3		5-3	4	0	2	1	0	0	0					
<b>Inning Stats</b>	R: 0 E: 0 K: 0 S: 3	H: 0 LOB: 1 BB: 1 P: 7	R: 2 E: 0 K: 0 S: 6	H: 4 LOB: 1 BB: 0 P: 6	R: 0 E: 0 K: 1 S: 2	H: 0 LOB: 0 BB: 1 P: 6	R: 0 E: 0 K: 1 S: 5	H: 0 LOB: 0 BB: 0 P: 5	R: 0 E: 0 K: 2 S: 7	H: 0 LOB: 1 BB: 2 P: 12	R: 0 E: 0 K: 1 S: 6	H: 1 LOB: 1 BB: 0 P: 6	R: 0 E: 0 K: 2 S: 7	H: 0 LOB: 1 BB: 1 P: 11	R: 0 E: 0 K: 1 S: 5	H: 0 LOB: 0 BB: 0 P: 5	1B: 4 2B: 1 3B: 0 HR: 0	SF: 1 SAC: 0 DP: 2 HBP: 0	WP: 0 PB: 0 SB: 2 CS: 0	PA: 36	
<b>PITCHER</b>	IP	WLS	BF	H	R	ER	SO	BB	IBB	HBP	BLK	WP	HR	S	P	ERA	WHIP				
<b>Pat Dobson, R</b> ERA: 3.56 (1, 1)	7.0		30	5	4	2	4	5	0	0	0	0	0	33	53	2.57	1.429				
<b>Dave LaRoche, L</b> ERA: 2.51 (8, 1)	2.0	W	6	0	0	0	3	0	0	0	0	0	0	12	12	0.00	0.000				

AB	30
R	4
H	5
RBI	3
BB	5
SO	7
LOB	14



Batter	1	2	3	4	5	6	7	8	9	AB	R	H	RBI	BB	SO	LOB	BOTTOM				
<b>Duane Kuiper, L</b> OBP: 0.322, SLG: 0.330 (1, 4)	1B		4-3		L7		FC5-4		4-3	5	0	2	0	0	0	1	<b>Texas Rangers @ Cleveland Indians</b> Cleveland Municipal Stadium, Cleveland, OH Thu Aug 12 1976, 7:05 PM EDT Att: 3,786 - Unknown - 80 F				
<b>Larvell Blanks, R</b> OBP: 0.368, SLG: 0.476 (1, 6)	F9		6-3		F8		L7		2B	5	1	1	1	0	0	3					
<b>Rick Manning, L</b> OBP: 0.337, SLG: 0.395 (1, 8)	FC5-2		1B		3-1		FC5-4		1B	5	1	3	0	0	0	2					
<b>Rico Carty, R</b> OBP: 0.389, SLG: 0.470 (1, 10)	FC5-2		HR				F8		1B	4	1	1	0	1	0	4					
<b>Boog Powell, L</b> OBP: 0.294, SLG: 0.284 (1, 3)	F6		HR				F8		1B	2	1	1	3	2	0	2					
<b>Frank Duffy, R</b> OBP: 0.272, SLG: 0.277 (8, PR)										0	0	0	0	0	0	0					
<b>Frank Robinson, R</b> OBP: 0.373, SLG: 0.418 (8, PH)									1B	1	0	1	1	0	0	0					
<b>George Hendrick, R</b> OBP: 0.320, SLG: 0.460 (1, 7)		K		F8			F9		G5-3	4	0	1	0	0	1	1					
<b>Buddy Bell, R</b> OBP: 0.353, SLG: 0.368 (1, 5)		6-3			5-3		E5		FC1-5	4	0	0	0	0	0	3					
<b>Tommy Smith, L</b> OBP: 0.317, SLG: 0.426 (1, 9)							L7		G5-3	3	0	1	0	1	0	4					
<b>Ray Fosse, R</b> OBP: 0.375, SLG: 0.365 (1, 2)										3	0	1	0	0	0	2					
<b>John Lowenstein, L</b> OBP: 0.288, SLG: 0.273 (8, PH)					G5-4-3				4-3	1	1	1	0	0	0	0					
<b>Inning Stats</b>	R: 0 E: 0 K: 0 S: 5	H: 2 LOB: 2 BB: 0 P: 5	R: 0 E: 0 K: 1 S: 5	H: 0 LOB: 1 BB: 1 P: 9	R: 3 E: 0 K: 0 S: 6	H: 3 LOB: 0 BB: 0 P: 6	R: 0 E: 0 K: 0 S: 3	H: 1 LOB: 0 BB: 0 P: 3	R: 0 E: 0 K: 0 S: 4	H: 0 LOB: 2 BB: 1 P: 8	R: 0 E: 0 K: 0 S: 5	H: 2 LOB: 2 BB: 0 P: 5	R: 0 E: 0 K: 0 S: 3	H: 1 LOB: 1 BB: 1 P: 7	R: 2 E: 0 K: 0 S: 5	H: 4 LOB: 3 BB: 1 P: 9	1B: 9 2B: 3 3B: 0 HR: 1	SF: 0 SAC: 0 DP: 2 HBP: 0	WP: 0 PB: 0 SB: 0 CS: 0	PA: 41	
<b>PITCHER</b>	IP	WLS	BF	H	R	ER	SO	BB	IBB	HBP	BLK	WP	HR	S	P	ERA	WHIP				
<b>Tommy Boggs, R</b> ERA: 4.84 (1, 1)	6.0		28	8	3	3	1	2	0	0	0	0	0	1	1	0.00	0.000				
<b>Steve Foucault, R</b> ERA: 3.14 (7, 1)	0.1		1	0	0	0	0	0	0	0	0	0	0	1	1	0.00	0.000				
<b>Craig Skok, L</b> ERA: (7, 1)	0.1		1	0	0	0	0	0	0	0	0	0	0	1	1	0.00	0.000				
<b>Jeff Terpko, R</b> ERA: 2.53 (7, 1)	1.2	L	9	4	2	2	0	1	0	0	0	0	0	8	12	10.80	3.000				
<b>Mike Baculik, R</b> ERA: 3.55 (9, 1)	0.0		2	1	0	0	0	0	1	0	0	0	0	1	5	∞	∞				

AB	37
R	5
H	13
RBI	5
BB	4
SO	1
LOB	22





Batter	1	2	3	4	5	6	7	8	9	AB	R	H	RBI	BB	SO	LOB	TOP		
Gene Clines, R OBP: 0.288, SLG: 0.290	L4-3		SH3		L8		F2		FC4	4	0	0	0	0	0	3	Texas Rangers @ Cleveland Indians Cleveland Municipal Stadium, Cleveland, OH Fri Aug 13 1976, 7:05 PM EDT Att: 11,954 - Unknown - 70 F		
Toby Harrah, R OBP: 0.396, SLG: 0.372	K		FC5-2-6 BB		E5 1B		B1-3		SF9	4	0	1	1	0	1	2			
Mike Hargrove, L OBP: 0.307, SLG: 0.399	BB		BB		K		1B		4-3	3	0	1	0	2	1	3			
Jeff Burroughs, R OBP: 0.297, SLG: 0.357	K		K				F7		F4	4	0	0	0	0	2	5			
Roy Howell, L OBP: 0.303, SLG: 0.370		K			K		K			4	0	1	0	0	3	0			
Tom Grieve, R OBP: 0.298, SLG: 0.393	K				F6		WP 2B		K	4	0	1	0	0	2	2			
Lenny Randle, S OBP: 0.285, SLG: 0.270	F8				F5		K			4	0	0	0	0	2	1			
Juan Beniquez, R OBP: 0.326, SLG: 0.294			SH3 BB FC5-2-6 BB		S E BB		K		FC4 1B SF9 1B	2	2	1	0	2	1	0			
Jim Sundberg, R OBP: 0.280, SLG: 0.292			FC5-2-6 SH3 BB		K		K		FC4 1B	3	0	1	0	1	2	1			
<b>Inning Stats</b>	R: 0 E: 0 K: 2 S: 7	H: 0 LOB: 1 BB: 1 P: 11	R: 0 E: 0 K: 2 S: 7	H: 0 LOB: 0 BB: 0 P: 7	R: 0 E: 0 K: 1 S: 5	H: 0 LOB: 3 BB: 3 P: 17	R: 0 E: 0 K: 1 S: 5	H: 0 LOB: 0 BB: 0 P: 5	R: 1 E: 1 K: 2 S: 8	H: 1 LOB: 1 BB: 1 P: 12	R: 0 E: 0 K: 2 S: 8	H: 0 LOB: 0 BB: 0 P: 8	R: 0 E: 0 K: 1 S: 7	H: 2 LOB: 2 BB: 0 P: 7	R: 1 E: 0 K: 1 S: 8	H: 2 LOB: 2 BB: 0 P: 8	1B: 5 2B: 1 3B: 0 HR: 0	SF: 1 SAC: 1 DP: 0 HBP: 0	WP: 1 PA: 39 PB: 0 SB: 1 CS: 0
<b>PITCHER</b> Dennis Eckersley, R ERA: 3.76	IP: 9.0 WLS: L BF: 39 H: 6 R: 2 ER: 1 SO: 14 BB: 5 IBB: 0 HBP: 0 BLK: 0 WP: 1 HR: 0 S: 62 P: 82 ERA: 1.00 WHIP: 1.222															<b>PITCHER</b>			

Batter	1	2	3	4	5	6	7	8	9	AB	R	H	RBI	BB	SO	LOB	BOTTOM		
Rick Manning, L OBP: 0.339, SLG: 0.396	CS 1B		1B			SH1-4		6-3		3	0	2	0	0	0	0	Texas Rangers @ Cleveland Indians Cleveland Municipal Stadium, Cleveland, OH Fri Aug 13 1976, 7:05 PM EDT Att: 11,954 - Unknown - 70 F		
Larvell Blanks, R OBP: 0.371, SLG: 0.474	FC4-6 BB		L6			BB E 1B		K		3	0	1	0	1	1	1			
Frank Robinson, R OBP: 0.352, SLG: 0.390	K				F3		FC6 BB		F8	4	0	0	0	0	1	3			
Rico Carty, R OBP: 0.386, SLG: 0.466	FC4-6				5-3		F8		F9	4	0	0	0	0	0	4			
George Hendrick, R OBP: 0.322, SLG: 0.459	F3				6-3					3	0	1	1	1	0	0			
John Lowenstein, L OBP: 0.288, SLG: 0.273							1-2 2-3 3-H BB		2B 1B	0	0	0	0	0	0	0			
Buddy Bell, R OBP: 0.352, SLG: 0.370	E5 G5-4-3					F9		K		4	0	1	0	0	1	3			
Charlie Spikes, R OBP: 0.306, SLG: 0.346	G5-4-3					CS 1B		F9		3	0	1	0	1	0	1			
Ray Fosse, R OBP: 0.372, SLG: 0.362			K			F4		G4-3 1B		4	0	1	0	0	1	4			
Frank Duffy, R OBP: 0.272, SLG: 0.277			5-3			FC6 BB SH1-4 1B		G4-3		4	1	1	0	0	0	4			
<b>Inning Stats</b>	R: 0 E: 0 K: 1 S: 5	H: 1 LOB: 1 BB: 1 P: 9	R: 0 E: 1 K: 0 S: 3	H: 0 LOB: 0 BB: 0 P: 3	R: 0 E: 0 K: 1 S: 6	H: 1 LOB: 1 BB: 0 P: 6	R: 0 E: 0 K: 0 S: 3	H: 0 LOB: 0 BB: 0 P: 3	R: 0 E: 1 K: 1 S: 8	H: 2 LOB: 3 BB: 1 P: 12	R: 0 E: 0 K: 0 S: 3	H: 1 LOB: 0 BB: 0 P: 3	R: 0 E: 0 K: 1 S: 5	H: 0 LOB: 0 BB: 0 P: 5	R: 0 E: 0 K: 0 S: 5	H: 2 LOB: 3 BB: 1 P: 9	1B: 7 2B: 1 3B: 0 HR: 0	SF: 0 SAC: 1 DP: 2 HBP: 0	WP: 0 PA: 36 PB: 0 SB: 0 CS: 2
<b>PITCHER</b> Jim Umberger, L ERA: 2.97	IP: 9.0 WLS: W BF: 36 H: 8 R: 1 ER: 0 SO: 4 BB: 2 IBB: 1 HBP: 0 BLK: 0 WP: 0 HR: 0 S: 41 P: 53 ERA: 0.00 WHIP: 1.111															<b>PITCHER</b>			







Batter	1	2	3	4	5	6	7	8	9	AB	R	H	RBI	BB	SO	LOB	TOP										
Dave Moates, L (1, 7) OBP: 0.304, SLG: 0.316 Tom Grieve, R (7, PH) OBP: 0.296, SLG: 0.391 (7, 7)	1-3		BB 1B		4-3		F9	G6-4-3		3	0	1	0	0	0	0											
Toby Harrah, R (1, 6) OBP: 0.371, SLG: 0.381	6-3		BB 1B				BB 1-2		4-3	3	1	1	1	2	0	0											
Mike Hargrove, L (1, 3) OBP: 0.309, SLG: 0.401							BB 1-2			3	1	3	0	2	0	0											
Jeff Burroughs, R (1, 9) OBP: 0.303, SLG: 0.375	5-3		F4		FC5-4		BB 1-2	4-3		5	1	1	2	0	0	7											
Joe Lahoud, L (1, 10) OBP: 0.323, SLG: 0.281 Jim Fregosi, R (6, PH) OBP: 0.358, SLG: 0.333			FC5-4 1B		F6			F8		2	0	1	0	0	0	2											
Roy Howell, L (1, 5) OBP: 0.302, SLG: 0.367			FC5-4 1B		4-3			K		5	0	1	0	0	1	1											
Lenny Randle, S (1, 4) OBP: 0.288, SLG: 0.270			K		4-3			K		4	0	1	0	0	2	2											
Juan Beniquez, R (1, 8) OBP: 0.323, SLG: 0.290			FC5-4		K			FC4-6 BB		3	0	1	1	1	1	2											
Jim Sundberg, R (1, 2) OBP: 0.277, SLG: 0.287 Gene Clines, R (8, PH) OBP: 0.285, SLG: 0.286 Bill Fahey, L (8, 2) OBP: 0.339, SLG: 0.320			K					FC4-6 BB		3	0	0	0	0	1	3											
<b>Inning Stats</b>	R: 0 E: 0 K: 0 S: 4	H: 1 LOB: 1 BB: 0 P: 4	R: 0 E: 0 K: 2 S: 9	H: 2 LOB: 2 BB: 1 P: 9	R: 0 E: 0 K: 1 S: 4	H: 2 LOB: 2 BB: 1 P: 8	R: 0 E: 0 K: 1 S: 5	H: 0 LOB: 0 BB: 0 P: 5	R: 1 E: 0 K: 0 S: 4	H: 1 LOB: 1 BB: 1 P: 8	R: 0 E: 0 K: 2 S: 7	H: 0 LOB: 0 BB: 0 P: 7	R: 0 E: 0 K: 0 S: 3	H: 0 LOB: 3 BB: 3 P: 15	R: 1 E: 0 K: 0 S: 5	H: 3 LOB: 2 BB: 1 P: 9	R: 2 E: 0 K: 1 S: 7	H: 2 LOB: 0 BB: 0 P: 7	1B: 8 2B: 1 3B: 0 HR: 2	SF: 0 SAC: 0 DP: 1 HBP: 0	WP: 0 PB: 0 SB: 0 CS: 0	PA: 42					
<b>PITCHER</b>	IP	WLS	BF	H	R	ER	SO	BB	IBB	HBP	BLK	WP	HR	S	P	ERA	WHIP										
Stan Thomas, R (1, 1) ERA: 2.36	5.0	W	22	6	1	1	3	2	0	0	0	0	1	26	34	1.80	1.600										
Dave LaRoche, L (6, 1) ERA: 2.56	2.1		14	3	1	1	2	4	0	0	0	0	0	14	30	3.86	3.000										
Jim Kern, R (8, 1) ERA: 2.72	1.2	S	6	2	2	2	1	0	0	0	0	0	1	8	8	10.80	1.200										

Texas Rangers @ Cleveland Indians  
Cleveland Municipal Stadium, Cleveland, OH  
Sun Aug 15 1976, 3:33 AM EDT  
Unknown - 65 F

AB	36
R	4
H	11
RBI	4
BB	6
SO	6
LOB	21



Batter	1	2	3	4	5	6	7	8	9	AB	R	H	RBI	BB	SO	LOB	BOTTOM										
Duane Kuiper, L (1, 4) OBP: 0.325, SLG: 0.338	G3	F7								4	1	2	0	0	0	0											
Larvell Blanks, R (1, 6) OBP: 0.373, SLG: 0.474	BB SF7 1B	F2			G6-3					4	1	2	2	0	0	1											
Rick Manning, L (1, 8) OBP: 0.345, SLG: 0.403	BB 1B 1-2		F7							3	2	1	0	1	1	0											
Boog Powell, L (1, 3) OBP: 0.304, SLG: 0.307	BB E 1B		6-3							4	1	3	0	0	0	0											
George Hendrick, R (1, 10) OBP: 0.324, SLG: 0.460	SF7		5-3							3	0	0	1	0	1	3											
John Lowenstein, L (1, 9) OBP: 0.295, SLG: 0.281	3H E 1B				F7					4	0	2	2	0	0	1											
Buddy Bell, R (1, 5) OBP: 0.347, SLG: 0.367	1-3 2H E5				6-3					4	0	1	0	0	0	3											
Tommy Smith, L (1, 7) OBP: 0.290, SLG: 0.388	3H 5-3				K					4	0	0	0	0	2	5											
Ray Fosse, R (1, 2) OBP: 0.368, SLG: 0.365		5-3								3	1	0	0	0	0	1											
<b>Inning Stats</b>	R: 3 E: 1 K: 0 S: 7	H: 3 LOB: 2 BB: 1 P: 11	R: 0 E: 0 K: 0 S: 3	H: 0 LOB: 0 BB: 0 P: 3	R: 0 E: 0 K: 1 S: 5	H: 0 LOB: 0 BB: 0 P: 5	R: 0 E: 0 K: 0 S: 3	H: 1 LOB: 0 BB: 0 P: 3	R: 0 E: 0 K: 1 S: 6	H: 1 LOB: 1 BB: 0 P: 6	R: 2 E: 0 K: 1 S: 7	H: 3 LOB: 1 BB: 0 P: 7	R: 1 E: 0 K: 1 S: 8	H: 3 LOB: 2 BB: 0 P: 8	1B: 9 2B: 2 3B: 0 HR: 0	SF: 1 SAC: 0 DP: 1 HBP: 0	WP: 0 PB: 0 SB: 0 CS: 0	PA: 35									
<b>PITCHER</b>	IP	WLS	BF	H	R	ER	SO	BB	IBB	HBP	BLK	WP	HR	S	P	ERA	WHIP										
Bert Blyleven, R (1, 1) ERA: 2.95	7.1	L	33	11	6	5	4	1	0	0	0	0	0	40	44	6.14	1.636										
Jeff Terpko, R (8, 1) ERA: 2.49	0.2		2	0	0	0	0	0	0	0	0	0	0	2	2	0.00	0.000										

Texas Rangers @ Cleveland Indians  
Cleveland Municipal Stadium, Cleveland, OH  
Sun Aug 15 1976, 3:33 AM EDT  
Unknown - 65 F

AB	33
R	6
H	11
RBI	5
BB	1
SO	4
LOB	14





Batter	1	2	3	4	5	6	7	8	9	AB	R	H	RBI	BB	SO	LOB	TOP					
Danny Thompson, R (1, 5) OBP: 0.275, SLG: 0.274 Roy Howell, L (8, PH) OBP: 0.301, SLG: 0.366 (8, 5)	F9	6-3			4-3			K		3	0	0	0	0	0	3						
Toby Harrah, R (1, 6) OBP: 0.370, SLG: 0.379	K		6-3			F4		F8 1B		4	0	1	0	0	1	0						
Mike Hargrove, L (1, 10) OBP: 0.310, SLG: 0.399	FC6-4 BB		G6-4-3 BB			L4		F8 1-2 2-3		2	0	0	0	2	0	2						
Jeff Burroughs, R (1, 9) OBP: 0.300, SLG: 0.371	FC6-4 1-2		G6-4-3 1-2			6-3		F7		4	0	0	0	0	0	4						
Jim Fregosi, R (1, 3) OBP: 0.348, SLG: 0.323 Joe Lahoud, L (9, PH) OBP: 0.321, SLG: 0.280		K			F9			6-3	G3	3	0	0	0	0	1	0						
Tom Griever, R (1, 7) OBP: 0.295, SLG: 0.388		1B WP BB			F7			6-3	4-3	3	0	0	0	1	0	0						
Lenny Randle, S (1, 4) OBP: 0.290, SLG: 0.271		1B BB			F8			E3 FC6-4	FC6-4 1B	3	0	1	0	1	0	0						
Juan Beniquez, R (1, 8) OBP: 0.322, SLG: 0.289						K		FC6-4 1-2	FC6-4	4	0	1	0	0	1	2						
Bill Fahey, L (1, 2) OBP: 0.339, SLG: 0.321		K			4-3			F8 1B		3	0	1	0	0	1	3						
<b>Inning Stats</b>	R: 0 E: 0 K: 1 S: 5	H: 0 LOB: 1 BB: 1 P: 9	R: 0 E: 0 K: 2 S: 8	H: 1 LOB: 3 BB: 2 P: 16	R: 0 E: 0 K: 0 S: 2	H: 0 LOB: 0 BB: 1 P: 6	R: 0 E: 0 K: 0 S: 3	H: 0 LOB: 0 BB: 0 P: 3	R: 0 E: 0 K: 1 S: 5	H: 0 LOB: 0 BB: 0 P: 5	R: 0 E: 0 K: 0 S: 3	H: 0 LOB: 0 BB: 0 P: 3	R: 0 E: 0 K: 0 S: 4	H: 0 LOB: 1 BB: 0 P: 4	R: 0 E: 0 K: 1 S: 7	H: 2 LOB: 2 BB: 0 P: 7	R: 0 E: 0 K: 0 S: 4	H: 1 LOB: 1 BB: 0 P: 4	1B: 4 2B: 0 3B: 0 HR: 0	SF: 0 SAC: 0 DP: 1 HBP: 0	WP: 1 PB: 0 SB: 0 CS: 0	PA: 35
<b>PITCHER</b> Jim Bibby, R (1, 1) ERA: 3.39	IP: 9.0 WLS: W BF: 35 H: 4 R: 0 ER: 0 SO: 5 BB: 4 IBB: 0 HBP: 0 BLK: 0 WP: 1 HR: 0 S: 41 P: 57 ERA: 0.00 WHIP: 0.889															<b>PITCHER</b>						

Texas Rangers @ Cleveland Indians  
Cleveland Municipal Stadium, Cleveland, OH  
Sun Aug 15 1976, 3:38 AM EDT  
Att: 23,790 - Unknown - 70 F

AB	31
R	0
H	4
RBI	0
BB	4
SO	5
LOB	15



Batter	1	2	3	4	5	6	7	8	9	AB	R	H	RBI	BB	SO	LOB	BOTTOM			
Duane Kuiper, L (1, 4) OBP: 0.322, SLG: 0.335	4-3		G6-3 1-2			1-3		SH3-4		3	0	0	0	0	0	1				
Rick Manning, L (1, 8) OBP: 0.348, SLG: 0.407					F8		SH3-4 1B 2B	BLK 1B		3	1	2	1	1	0	0				
John Lowenstein, L (1, 7) OBP: 0.290, SLG: 0.276					F7		SH3-4 2-3	F7 1-2		3	0	0	0	0	0	2				
Boog Powell, L (1, 3) OBP: 0.303, SLG: 0.303					F9		2-3	F7 1-2		3	1	0	0	1	0	2				
George Hendrick, R (1, 10) OBP: 0.324, SLG: 0.458					F7					2	0	0	0	1	1	0				
Buddy Bell, R (1, 5) OBP: 0.347, SLG: 0.366					F8					3	0	1	2	0	0	0				
Charlie Spikes, R (1, 9) OBP: 0.300, SLG: 0.339					F8					3	0	0	0	0	1	2				
Rick Cerone, R (1, 2) OBP: 0.269, SLG: 0.274					F8					3	0	0	0	0	0	2				
Frank Duffy, R (1, 6) OBP: 0.269, SLG: 0.274					E1 G6-3					3	1	1	0	0	0	0				
<b>Inning Stats</b>	R: 0 E: 0 K: 0 S: 3	H: 0 LOB: 1 BB: 1 P: 7	R: 0 E: 0 K: 0 S: 3	H: 0 LOB: 0 BB: 0 P: 3	R: 0 E: 1 K: 0 S: 3	H: 0 LOB: 0 BB: 0 P: 3	R: 0 E: 0 K: 0 S: 3	H: 0 LOB: 0 BB: 0 P: 3	R: 0 E: 0 K: 1 S: 5	H: 0 LOB: 0 BB: 0 P: 5	R: 2 E: 0 K: 1 S: 7	H: 2 LOB: 2 BB: 2 P: 15	R: 1 E: 0 K: 0 S: 5	H: 2 LOB: 1 BB: 0 P: 5	R: 0 E: 0 K: 0 S: 5	H: 2 LOB: 1 BB: 0 P: 5	1B: 3 2B: 1 3B: 0 HR: 0	SF: 0 SAC: 2 DP: 1 HBP: 0	WP: 0 PB: 0 SB: 0 CS: 0	PA: 31
<b>PITCHER</b> Steve Hargan, R (1, 1) ERA: 3.15 Joe Hoerner, L (8, 1) ERA: 4.7	IP: 7.1 WLS: L BF: 29 H: 4 R: 3 ER: 3 SO: 2 BB: 2 IBB: 1 HBP: 0 BLK: 0 WP: 0 HR: 0 S: 30 P: 42 ERA: 3.68 WHIP: 0.818															<b>PITCHER</b>				

Texas Rangers @ Cleveland Indians  
Cleveland Municipal Stadium, Cleveland, OH  
Sun Aug 15 1976, 3:38 AM EDT  
Att: 23,790 - Unknown - 70 F

AB	26
R	3
H	4
RBI	3
BB	3
SO	2
LOB	9





Batter	1	2	3	4	5	6	7	8	9	AB	R	H	RBI	BB	SO	LOB	TOP			
Duane Kuiper, L (1,4) OBP: 0.319, SLG: 0.332	0-0 4-3		0-0 3-1			0-0 4-3			0-0 F8	4	0	0	0	0	0	0				
Rick Manning, L (1,8) OBP: 0.347, SLG: 0.405	0-0 1B		0-0 P4			0-0 G3			0-0 4-3	4	0	1	0	0	0	0				
Tommy Smith, L (1,9) OBP: 0.292, SLG: 0.386	0-0 F6			0-0 G4-6-3 1B					0-0 P6	3	0	1	0	0	0	1				
Rico Carty, R (1,10) OBP: 0.383, SLG: 0.462	0-0 F8			0-0 G4-6-3 1-2					0-0 L8	3	0	0	0	0	0	2				
Boog Powell, L (1,3) OBP: 0.299, SLG: 0.299		0-0 4-3		0-0 4-3					0-0 6-3	3	0	0	0	0	0	0				
George Hendrick, R (1,7) OBP: 0.324, SLG: 0.464		0-0 HR			0-0 5-3				0-0 F8	3	1	1	1	0	0	0				
Buddy Bell, R (1,5) OBP: 0.345, SLG: 0.364		0-0 6-3			0-0 6-3				0-0 F9	3	0	0	0	0	0	0				
Ray Fosse, R (1,2) OBP: 0.361, SLG: 0.358		0-0 L8			0-0 F2				0-0 F8	3	0	0	0	0	0	0				
Frank Duffy, R (1,6) OBP: 0.267, SLG: 0.271			0-0 F5			0-0 5-3			0-0 F8	3	0	0	0	0	0	0				
<b>Inning Stats</b>	R: 0 E: 0 K: 0 S: 4	H: 1 LOB: 1 BB: 0 P: 4	R: 1 E: 0 K: 0 S: 4	H: 1 LOB: 0 BB: 0 P: 4	R: 0 E: 0 K: 0 S: 3	H: 0 LOB: 0 BB: 0 P: 3	R: 0 E: 0 K: 0 S: 3	H: 1 LOB: 0 BB: 0 P: 3	R: 0 E: 0 K: 0 S: 3	H: 0 LOB: 0 BB: 0 P: 3	R: 0 E: 0 K: 0 S: 3	H: 0 LOB: 0 BB: 0 P: 3	R: 0 E: 0 K: 0 S: 3	H: 0 LOB: 0 BB: 0 P: 3	R: 0 E: 0 K: 0 S: 3	H: 0 LOB: 0 BB: 0 P: 3	1B: 2 2B: 0 3B: 0 HR: 1	SF: 0 SAC: 0 DP: 1 HBP: 0	WP: 0 PB: 0 CS: 0	PA: 29
<b>PITCHER</b> Marty Pattin, R (1,1) ERA: 2.53	IP: 9.0 WLS: W BF: 29 H: 3 R: 1 ER: 1 SO: 0 BB: 0 IBB: 0 HBP: 0 BLK: 0 WP: 0 HR: 1 S: 29 P: 29 ERA: 1.00 WHIP: 0.333																			

Cleveland Indians @ Kansas City Royals  
 Royals Stadium, Kansas City, MO  
 Mon Aug 16 1976, 8:05 PM EDT  
 Att: 18,797 - Unknown - 87 F

AB	29
R	1
H	3
RBI	1
BB	0
SO	0
LOB	3



Batter	1	2	3	4	5	6	7	8	9	AB	R	H	RBI	BB	SO	LOB	BOTTOM			
Al Cowens, R (1,9) OBP: 0.313, SLG: 0.344	4-0 HR S BB	0-0 FC4-2 S		0-0 F8		0-0 1-2 1B				3	1	1	0	1	0	2				
Amos Otis, R (1,8) OBP: 0.355, SLG: 0.478	0-0 HR 1-H	0-3 K 1-2		4-0 WP BB		0-0 F9				3	1	1	2	1	1	3				
George Brett, L (1,5) OBP: 0.384, SLG: 0.481	0-0 F9		0-0 6-3	0-0 4-3 1-2 2-3					0-0 G1	4	0	0	0	0	0	2				
John Mayberry, L (1,3) OBP: 0.329, SLG: 0.378	0-0 6-3		0-0 1-3		0-0 P4				4-0 1B BB	3	0	0	0	1	0	0				
Hal McRae, R (1,10) Davey Nelson, R (7, PR) OBP: 0.428, SLG: 0.501 OBP: 0.291, SLG: 0.310	0-0 HR 1B		0-0 F8		4-0 G4-6-3 BB				0-0 G4-6-3 1-2 1B	3	1	2	0	1	0	0				
Tom Pogue, L (1,7) Jim Wohlford, R (7, PH) OBP: 0.386, SLG: 0.480 OBP: 0.296, SLG: 0.290	0-0 HR 1-H			4-0 SH1-4 FC4 BB	0-0 G4-6-3 1-2				0-0 G4-6-3 1-2	2	2	1	2	1	0	1				
Buck Martinez, R (1,2) OBP: 0.271, SLG: 0.388	0-0 L6			0-0 SH1-4 E 1B		0-0 6-3			0-0 4-3	4	1	1	0	0	0	0				
Freddie Patek, R (1,6) OBP: 0.331, SLG: 0.313		0-0 SH1-3 FC4-2 2B		0-0 SH1-4 1-2 2-3		0-0 K			0-0 6-3	3	0	1	0	0	1	0				
Frank White, R (1,4) OBP: 0.259, SLG: 0.291		0-0 SH1-3 2-3		0-0 FC4 WP		4-0 1B BB			0-0 F9	2	0	0	1	1	0	0				
<b>Inning Stats</b>	R: 4 E: 0 K: 0 S: 6	H: 3 LOB: 0 BB: 1 P: 10	R: 0 E: 0 K: 1 S: 6	H: 1 LOB: 1 BB: 0 P: 6	R: 0 E: 0 K: 0 S: 3	H: 0 LOB: 0 BB: 0 P: 3	R: 2 E: 1 K: 0 S: 5	H: 1 LOB: 2 BB: 2 P: 13	R: 0 E: 0 K: 0 S: 2	H: 0 LOB: 0 BB: 1 P: 6	R: 0 E: 0 K: 1 S: 6	H: 1 LOB: 1 BB: 1 P: 10	R: 0 E: 0 K: 0 S: 3	H: 1 LOB: 2 BB: 1 P: 7	R: 0 E: 0 K: 0 S: 3	H: 0 LOB: 0 BB: 0 P: 3	1B: 4 2B: 1 3B: 0 HR: 2	SF: 0 SAC: 2 DP: 2 HBP: 0	WP: 1 PB: 0 SB: 0 CS: 0	PA: 36
<b>PITCHER</b> Jackie Brown, R (1,1) ERA: 3.8 Don Hood, L (4,1) ERA: 4.39 Tom Buskey, R (8,1) ERA: 3.84	IP: 3.2 WLS: L BF: 20 H: 5 R: 6 ER: 6 SO: 1 BB: 3 IBB: 0 HBP: 0 BLK: 0 WP: 0 HR: 2 S: 19 P: 31 ERA: 14.73 WHIP: 2.182																			

Cleveland Indians @ Kansas City Royals  
 Royals Stadium, Kansas City, MO  
 Mon Aug 16 1976, 8:05 PM EDT  
 Att: 18,797 - Unknown - 87 F

AB	28
R	6
H	7
RBI	5
BB	6
SO	2
LOB	10





Batter	1	2	3	4	5	6	7	8	9	10	AB	R	H	RBI	BB	SO	LOB	TOP	
<b>Duane Kuiper, L</b> OBP: 0.315, SLG: 0.327 (1.4)	6-3		G3			F9		G3-6-3		F8	5	0	0	0	0	0	2		
<b>Rick Manning, L</b> OBP: 0.344, SLG: 0.401 (1.8)	F9		1-3			4-3			F8	K	5	0	0	0	0	1	1		
<b>Tommy Smith, L</b> OBP: 0.316, SLG: 0.389 (1.9)	P4					1B			FC6	BB	2	1	1	0	2	0	0		
<b>Rico Carty, R</b> OBP: 0.334, SLG: 0.463 (1.10)						F4					4	0	2	0	0	0	2		
<b>Rick Waits, L</b> (9, PR)						6-3				FC6	0	1	0	0	0	0	0		
<b>Boog Powell, L</b> OBP: 0.300, SLG: 0.289 (1.3)										1B	3	0	1	0	0	0	1		
<b>Larvell Blanks, R</b> OBP: 0.372, SLG: 0.472 (9, PH)	G6-3									1B	1	0	0	0	0	0	1		
<b>George Hendrick, R</b> OBP: 0.324, SLG: 0.462 (1.7)											4	0	1	1	0	0	2		
<b>Buddy Bell, R</b> OBP: 0.344, SLG: 0.365 (1.5)											4	1	1	0	0	1	2		
<b>Ray Fosse, R</b> OBP: 0.355, SLG: 0.351 (1.2)											3	0	0	0	0	2	1		
<b>John Lowenstein, L</b> OBP: 0.289, SLG: 0.274 (9, PH)											1	0	0	0	0	0	2		
<b>Rick Cerone, R</b> (9.2)											0	0	0	0	0	0	0		
<b>Frank Duffy, R</b> OBP: 0.269, SLG: 0.275 (1.6)											3	0	1	1	1	0	0		
<b>Inning Stats</b>	R: 0 E: 0 K: 0 S: 3	H: 0 LOB: 0 BB: 0 P: 3	R: 0 E: 0 K: 0 S: 3	H: 1 LOB: 0 BB: 0 P: 3	R: 1 E: 0 K: 1 S: 7	H: 2 LOB: 1 BB: 0 P: 7	R: 0 E: 0 K: 0 S: 3	H: 1 LOB: 1 BB: 0 P: 4	R: 0 E: 0 K: 0 S: 3	H: 0 LOB: 0 BB: 0 P: 3	R: 0 E: 0 K: 1 S: 4	H: 0 LOB: 0 BB: 1 P: 8	R: 2 E: 1 K: 1 S: 8	H: 2 LOB: 2 BB: 12 P: 12	R: 0 E: 0 K: 1 S: 5	H: 0 LOB: 0 BB: 0 P: 5	1B: 5 2B: 2 3B: 0 HR: 0	SF: 0 SAC: 0 DP: 3 HBP: 0	WP: 0 PA: 38 PB: 0 SB: 1 CS: 0
<b>PITCHER</b>	IP	WLS	BF	H	R	ER	SO	BB	IBB	HBP	BLK	WP	HR	S	P	ERA	WHIP		
<b>Doug Bird, R</b> ERA: 3.33 (1.1)	8.1		31	6	3	2	2	3	0	0	0	0	0	32	44	2.16	1.080		
<b>Steve Mingori, L</b> ERA: 2.36 (9.1)	0.0		1	0	0	0	0	0	0	0	0	0	0	1	1	∞	∞		
<b>Mark Littell, R</b> ERA: 1.96 (9.1)	1.2	W	6	1	0	0	2	0	0	0	0	0	0	10	10	0.00	0.600		

**Cleveland Indians @ Kansas City Royals**  
**Royals Stadium, Kansas City, MO**  
 Tue Aug 17 1976, 8:05 PM EDT  
 Att: 14,836 - Unknown - 91 F

AB 35  
 R 3  
 H 7  
 RBI 2  
 BB 3  
 SO 4  
 LOB 14

**C**

Batter	1	2	3	4	5	6	7	8	9	10	AB	R	H	RBI	BB	SO	LOB	BOTTOM	
<b>Al Cowens, R</b> OBP: 0.309, SLG: 0.340 (1.9)	6-3		P5								5	0	0	0	0	1	3		
<b>Amos Otis, R</b> OBP: 0.354, SLG: 0.475 (1.8)	5-3		5-3								5	0	1	1	0	0	1		
<b>George Brett, L</b> OBP: 0.367, SLG: 0.484 (1.5)	5-3										5	2	3	0	0	0	1		
<b>John Mayberry, L</b> OBP: 0.327, SLG: 0.376 (1.3)											5	0	1	0	0	1	2		
<b>Hal McRae, R</b> OBP: 0.431, SLG: 0.505 (1.10)											3	0	2	1	1	1	0		
<b>Davey Nelson, R</b> OBP: 0.291, SLG: 0.310 (8, PR)											1	0	0	0	0	0	0		
<b>Tom Poquette, L</b> OBP: 0.393, SLG: 0.480 (1.7)											0	0	0	0	3	0	0		
<b>Jim Wohlford, R</b> OBP: 0.295, SLG: 0.289 (9.7)											1	0	0	0	0	1	1		
<b>Buck Martinez, R</b> OBP: 0.271, SLG: 0.386 (1.2)											4	1	1	0	0	0	5		
<b>Freddie Patek, R</b> OBP: 0.332, SLG: 0.315 (1.6)											4	1	2	0	0	1	2		
<b>Frank White, R</b> OBP: 0.260, SLG: 0.292 (1.4)											3	0	1	1	0	0	0		
<b>Inning Stats</b>	R: 0 E: 0 K: 0 S: 3	H: 0 LOB: 0 BB: 0 P: 3	R: 0 E: 0 K: 1 S: 4	H: 0 LOB: 0 BB: 1 P: 8	R: 1 E: 0 K: 0 S: 5	H: 3 LOB: 1 BB: 0 P: 5	R: 1 E: 0 K: 1 S: 7	H: 3 LOB: 2 BB: 1 P: 11	R: 0 E: 0 K: 0 S: 3	H: 1 LOB: 1 BB: 0 P: 5	R: 0 E: 0 K: 1 S: 6	H: 1 LOB: 1 BB: 0 P: 6	R: 0 E: 0 K: 0 S: 3	H: 0 LOB: 0 BB: 3 P: 3	R: 1 E: 0 K: 1 S: 5	H: 1 LOB: 0 BB: 0 P: 5	1B: 9 2B: 2 3B: 0 HR: 0	SF: 0 SAC: 1 DP: 0 HBP: 0	WP: 2 PA: 42 PB: 0 SB: 2 CS: 3
<b>PITCHER</b>	IP	WLS	BF	H	R	ER	SO	BB	IBB	HBP	BLK	WP	HR	S	P	ERA	WHIP		
<b>Pat Dobson, R</b> ERA: 3.58 (1.1)	6.2		29	9	3	3	3	3	1	0	0	2	0	31	47	4.05	1.800		
<b>Dave LaRoche, L</b> ERA: 2.44 (7.1)	3.0	L	12	2	1	0	2	0	0	0	0	0	0	15	15	0.00	0.667		

**Cleveland Indians @ Kansas City Royals**  
**Royals Stadium, Kansas City, MO**  
 Tue Aug 17 1976, 8:05 PM EDT  
 Att: 14,836 - Unknown - 91 F

AB 36  
 R 4  
 H 11  
 RBI 3  
 BB 4  
 SO 5  
 LOB 15

**Royals**



Batter	1	2	3	4	5	6	7	8	9	AB	R	H	RBI	BB	SO	LOB	TOP				
<b>Duane Kuiper, L</b> (1,4) OBP: 0.314, SLG: 0.326	F7			F7		4-3	F7			5	0	1	0	0	0	3	<b>Cleveland Indians @ Kansas City Royals</b> Royals Stadium, Kansas City, MO Wed Aug 18 1976, 8:05 PM EDT Att: 15,095 - Unknown - 90 F <a href="http://livebaseballscorecards.com">livebaseballscorecards.com</a>				
<b>Rick Manning, L</b> (1,8) OBP: 0.343, SLG: 0.399	P5			K			4-3	1B FC5-2	K	5	0	1	0	0	2	1					
<b>John Lowenstein, L</b> (1,7) OBP: 0.283, SLG: 0.268	4-3			F7			4-3	F8		4	0	0	0	0	0	1					
<b>Rico Carty, R</b> (1,10) OBP: 0.385, SLG: 0.465		L7			5-3			1B FC5-2		4	1	2	0	0	0	0					
<b>Boog Powell, L</b> (1,3) OBP: 0.303, SLG: 0.300					6-3			1B FC5-2		3	1	1	0	1	0	2					
<b>Larvell Blanks, R</b> (1,6) OBP: 0.374, SLG: 0.472								1B IBB		4	1	2	1	0	0	1					
<b>Frank Duffy, R</b> (8,6) OBP: 0.269, SLG: 0.275					5-3			1B		0	0	0	0	0	0	0					
<b>Buddy Bell, R</b> (1,5) OBP: 0.346, SLG: 0.366				K				1B		4	1	2	1	0	1	3					
<b>Tommy Smith, L</b> (1,9) OBP: 0.313, SLG: 0.373				F8			F8	1B IBB		3	0	0	0	1	0	1					
<b>Ray Fosse, R</b> (1,2) OBP: 0.353, SLG: 0.348				F9			K	1B		4	0	1	2	0	1	1					
<b>Inning Stats</b>	R: 0 E: 0 K: 0 S: 3	H: 0 LOB: 0 BB: 0 P: 3	R: 0 E: 0 K: 0 S: 3	H: 1 LOB: 0 BB: 0 P: 3	R: 0 E: 0 K: 1 S: 5	H: 0 LOB: 0 BB: 0 P: 5	R: 0 E: 0 K: 1 S: 5	H: 0 LOB: 0 BB: 0 P: 5	R: 0 E: 0 K: 0 S: 6	H: 1 LOB: 1 BB: 0 P: 6	R: 4 E: 0 K: 0 S: 7	H: 4 LOB: 2 BB: 2 P: 15	R: 0 E: 0 K: 0 S: 6	H: 3 LOB: 3 BB: 0 P: 6	R: 0 E: 0 K: 1 S: 6	H: 1 LOB: 1 BB: 0 P: 6	1B: 9 2B: 1 3B: 0 HR: 0	SF: 0 SAC: 0 DP: 1 HBP: 0	WP: 0 PB: 0 SB: 1 CS: 0	PA: 38	
<b>PITCHER</b>	IP	WLS	BF	H	R	ER	SO	BB	IBB	HBP	BLK	WP	HR	S	P	ERA	WHIP				
<b>Al Fitzmorris, R</b> (1,1) ERA: 2.94	6.2	L	27	6	4	4	3	0	2	0	0	0	0	31	39	5.40	0.900				
<b>Larry Gura, L</b> (7,1) ERA: 3.09	1.0		6	3	0	0	0	0	0	0	0	0	0	6	6	0.00	3.000				
<b>Tom Bruno, R</b> (8,1) ERA: 2.16	1.1		5	1	0	0	1	0	0	0	0	0	0	7	7	0.00	0.750				

Batter	1	2	3	4	5	6	7	8	9	AB	R	H	RBI	BB	SO	LOB	BOTTOM				
<b>Al Cowens, R</b> (1,9) OBP: 0.309, SLG: 0.339	K			F9				4-3		4	0	1	1	0	1	2	<b>Cleveland Indians @ Kansas City Royals</b> Royals Stadium, Kansas City, MO Wed Aug 18 1976, 8:05 PM EDT Att: 15,095 - Unknown - 90 F <a href="http://livebaseballscorecards.com">livebaseballscorecards.com</a>				
<b>Cookie Rojas, R</b> (9,4) OBP: 0.250, SLG: 0.240							1B			0	0	0	0	0	0	0					
<b>Amos Otis, R</b> (1,8) OBP: 0.351, SLG: 0.470	K			5-3			F7	K		4	0	0	0	0	2	3					
<b>George Brett, L</b> (1,5) OBP: 0.384, SLG: 0.480	G3			3-1			K			4	0	0	0	0	1	0					
<b>John Mayberry, L</b> (1,3) OBP: 0.327, SLG: 0.375		6-3			G3		F8			4	0	1	0	0	0	0					
<b>Hal McRae, R</b> (1,10) OBP: 0.430, SLG: 0.503					F8		F8			4	0	1	0	0	1	0					
<b>Tom Hall, L</b> (9, PR)		K						1B		0	0	0	0	0	0	0					
<b>Tom Pogue, L</b> (1,7) OBP: 0.394, SLG: 0.484				F5						4	1	2	0	0	1	2					
<b>Bob Stinson, S</b> (1,2) OBP: 0.329, SLG: 0.322				4-3			F9	1B 4-3	L6	3	0	0	0	1	0	3					
<b>Freddie Patek, R</b> (1,6) OBP: 0.331, SLG: 0.313				L8				BB		2	0	0	0	0	1	0					
<b>Ruppert Jones, L</b> (8, PH) OBP: 0.319, SLG: 0.400							K			1	0	1	0	0	0	0					
<b>Frank White, R</b> (1,4) OBP: 0.258, SLG: 0.290				F7			F5			2	0	0	0	0	0	0					
<b>Jamie Quirk, L</b> (8, PH) OBP: 0.253, SLG: 0.353								K		1	0	0	0	0	1	3					
<b>Inning Stats</b>	R: 0 E: 0 K: 2 S: 7	H: 0 LOB: 0 BB: 0 P: 7	R: 0 E: 0 K: 1 S: 5	H: 0 LOB: 0 BB: 0 P: 5	R: 0 E: 0 K: 0 S: 3	H: 0 LOB: 0 BB: 0 P: 3	R: 0 E: 0 K: 0 S: 3	H: 0 LOB: 0 BB: 0 P: 3	R: 0 E: 0 K: 1 S: 6	H: 1 LOB: 1 BB: 0 P: 6	R: 0 E: 0 K: 1 S: 5	H: 0 LOB: 0 BB: 0 P: 5	R: 1 E: 0 K: 2 S: 9	H: 2 LOB: 2 BB: 1 P: 13	R: 0 E: 0 K: 1 S: 7	H: 2 LOB: 2 BB: 0 P: 7	1B: 5 2B: 1 3B: 0 HR: 0	SF: 0 SAC: 0 DP: 0 HBP: 0	WP: 0 PB: 0 SB: 0 CS: 0	PA: 34	
<b>PITCHER</b>	IP	WLS	BF	H	R	ER	SO	BB	IBB	HBP	BLK	WP	HR	S	P	ERA	WHIP				
<b>Dennis Eckersley, R</b> (1,1) ERA: 3.63	7.0	W	26	4	1	1	5	1	0	0	0	0	0	35	39	1.29	0.714				
<b>Jim Kern, R</b> (8,1) ERA: 2.66	2.0	S	8	2	0	0	3	0	0	0	0	0	0	14	14	0.00	1.000				



Batter	1	2	3	4	5	6	7	8	9	AB	R	H	RBI	BB	SO	LOB	TOP				
<b>Duane Kuiper, L</b> (1, 4) OBP: 0.310, SLG: 0.321	5-3		FC6-4	FC6-2			K	L7		5	0	0	0	0	1	6					
<b>Larvell Blanks, R</b> (1, 6) OBP: 0.366, SLG: 0.461	1-3		F8	1-3			F9		L7	5	0	0	0	0	0	3					
<b>Rick Manning, L</b> (1, 8) OBP: 0.343, SLG: 0.397			L7	G3			F8		1B	4	1	1	0	1	0	3					
<b>Rico Carty, R</b> (1, 10) OBP: 0.386, SLG: 0.463	L7			HR				HR	1B	2	1	0	0	2	0	1					
<b>Charlie Spikes, R</b> (8, PR) OBP: 0.309, SLG: 0.339				BB				BB	1B	0	1	0	0	0	0	0					
<b>Ron Pruitt, R</b> (9, PH) OBP: 0.309, SLG: 0.283									1B	1	0	1	0	0	0	0					
<b>Booq Powell, L</b> (1, 3) OBP: 0.309, SLG: 0.333		6-3		HR				HR	BB	5	2	3	5	0	0	0					
<b>George Hendrick, R</b> (1, 7) OBP: 0.329, SLG: 0.463	5-3			BB				HR	1B	3	1	2	0	2	0	0					
<b>Buddy Bell, R</b> (1, 5) OBP: 0.348, SLG: 0.370				BB				HR	BB	4	1	2	0	0	1	3					
<b>Tommy Smith, L</b> (1, 9) OBP: 0.310, SLG: 0.359				1B				HR	BB	3	0	0	0	1	0	3					
<b>Ray Fosse, R</b> (1, 2) OBP: 0.356, SLG: 0.352				1B				HR	BB	4	0	2	2	0	0	2					
<b>Inning Stats</b>	R: 0 E: 0 K: 0 S: 4	H: 1 LOB: 1 BB: 0 P: 4	R: 0 E: 0 K: 0 S: 3	H: 0 LOB: 1 BB: 0 P: 4	R: 0 E: 0 K: 0 S: 4	H: 1 LOB: 1 BB: 0 P: 4	R: 4 E: 0 K: 0 S: 6	H: 3 LOB: 2 BB: 3 P: 18	R: 0 E: 0 K: 0 S: 3	H: 1 LOB: 0 BB: 0 P: 3	R: 0 E: 0 K: 1 S: 5	H: 0 LOB: 0 BB: 0 P: 5	R: 2 E: 1 K: 0 S: 6	H: 2 LOB: 3 BB: 1 P: 10	R: 1 E: 0 K: 1 S: 6	H: 2 LOB: 2 BB: 2 P: 14	1B: 8 2B: 1 3B: 0 HR: 2	SF: 0 SAC: 0 DP: 1 HBP: 1	WP: 0 PB: 0 SB: 1 CS: 1	PA: 44	
<b>PITCHER</b>	IP	WLS	BF	H	R	ER	SO	BB	IBB	HBP	BLK	WP	HR	S	P	ERA	WHIP				
<b>Nelson Briles, R</b> (1, 1) ERA: 3.6	3.0		16	4	4	4	0	2	0	1	0	0	0	1	13	23	12.00	2.000			
<b>Mike Bacsik, R</b> (4, 1) ERA: 3.41	4.0	15	3	1	1	1	1	1	1	0	0	0	0	0	15	23	2.25	1.000			
<b>Craig Skok, L</b> (8, 1) ERA: 5.4	0.0	L	2	2	1	1	0	0	0	0	0	0	0	1	2	∞	∞				
<b>Steve Foucault, R</b> (8, 1) ERA: 2.96	0.2	3	0	0	0	0	0	0	0	0	0	0	0	3	3	0.00	0.000				
<b>Joe Hoerner, L</b> (8, 1) ERA: 4.78	1.0	6	2	1	1	0	0	2	0	0	0	0	0	4	12	9.00	4.000				
<b>PITCHER</b>	IP	WLS	BF	H	R	ER	SO	BB	IBB	HBP	BLK	WP	HR	S	P	ERA	WHIP				
<b>Jeff Terpko, R</b> (9, 1) ERA: 2.45	0.1		1	0	0	0	1	0	0	0	0	0	0	0	3	3	0.00	0.000			

Cleveland Indians @ Texas Rangers  
Arlington Stadium, Arlington, TX  
Thu Aug 19 1976, 8:05 PM EDT  
Att: 20,076 - Unknown

AB 36  
R 7  
H 11  
RBI 7  
BB 6  
SO 2  
LOB 21



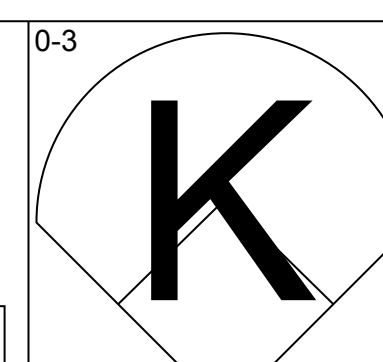
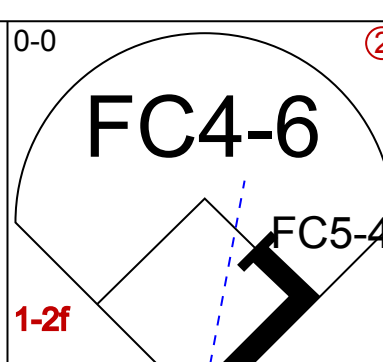
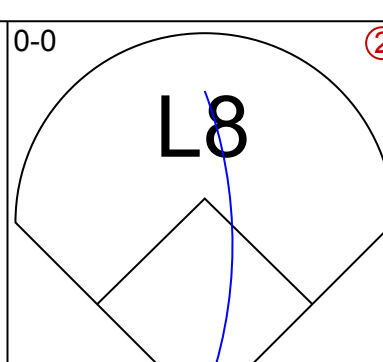
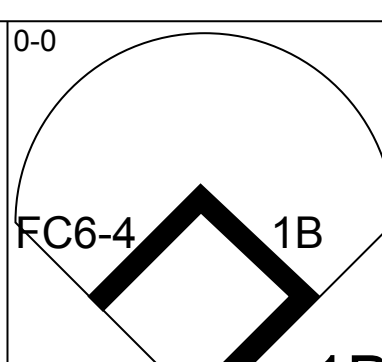
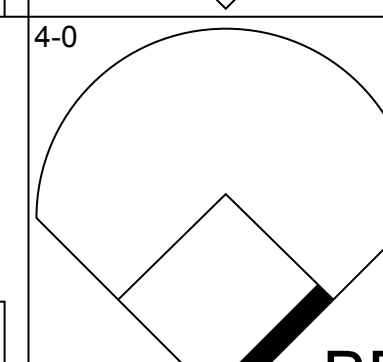
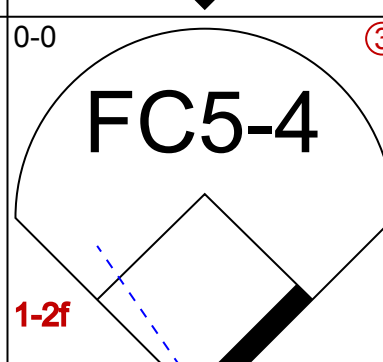
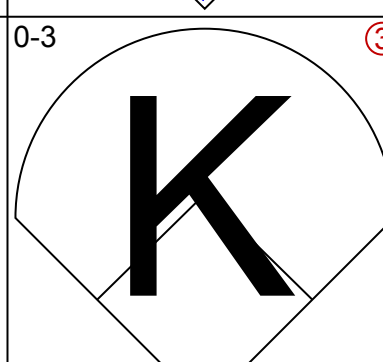
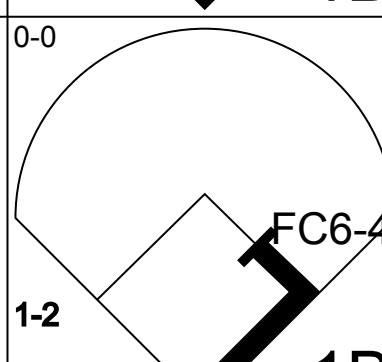
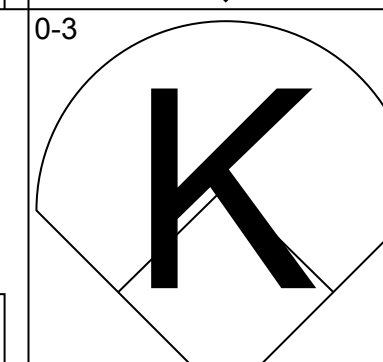
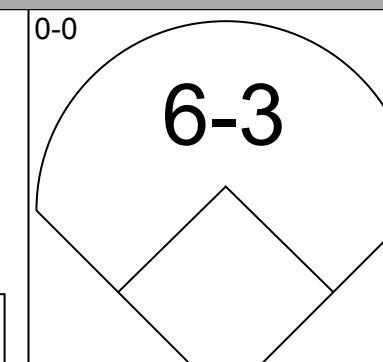
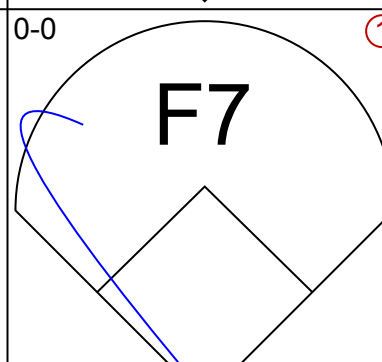
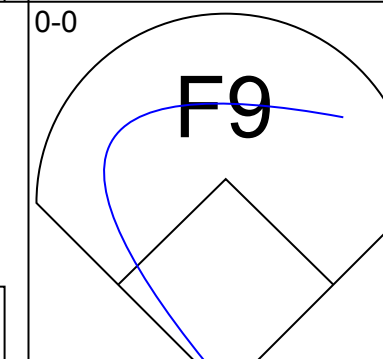
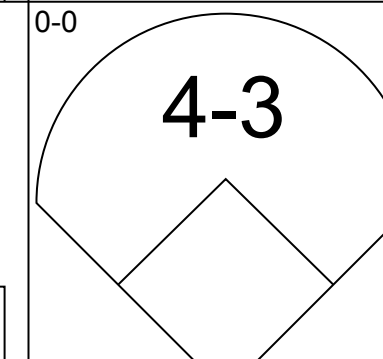
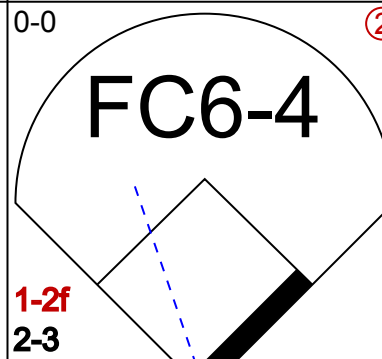
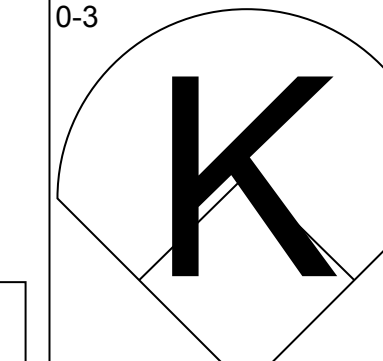
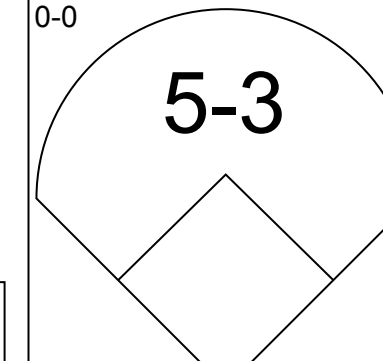
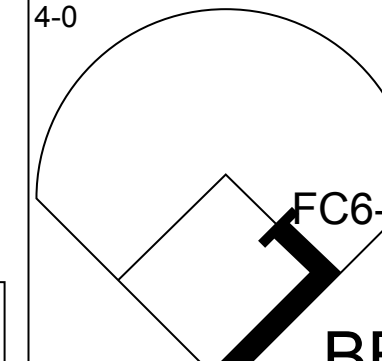
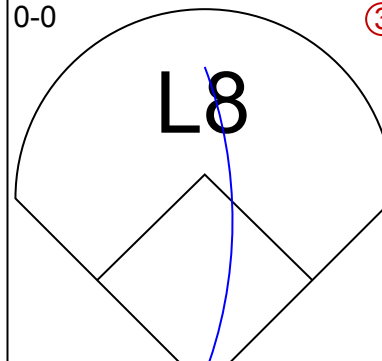
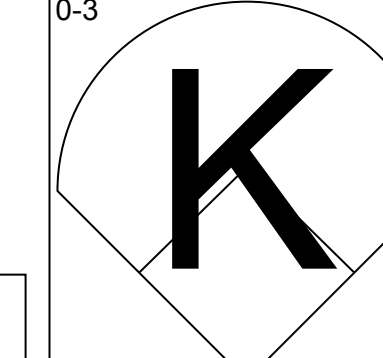
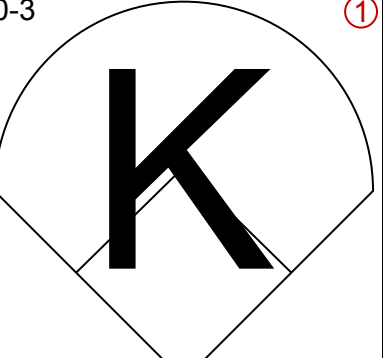
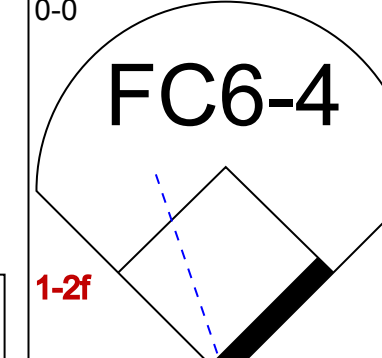
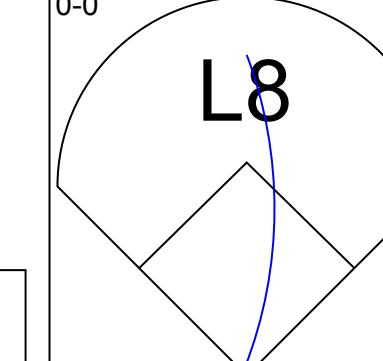
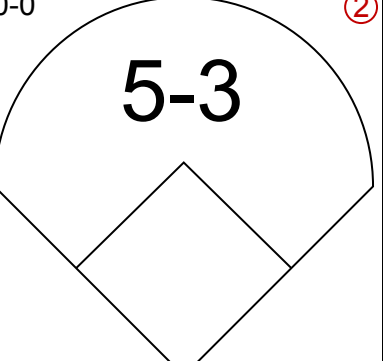
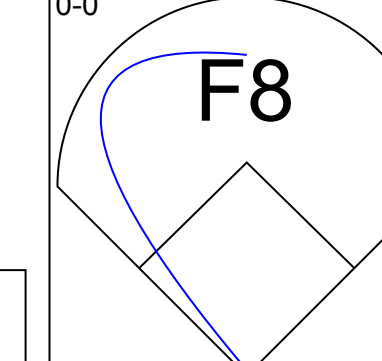
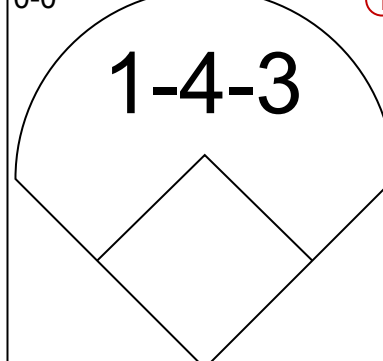
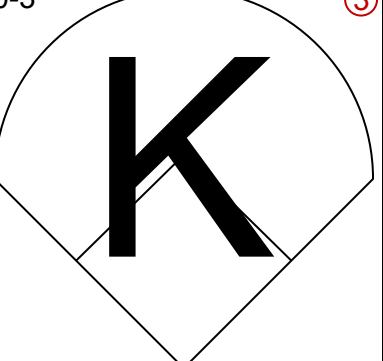
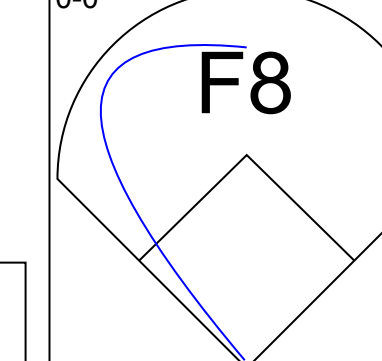
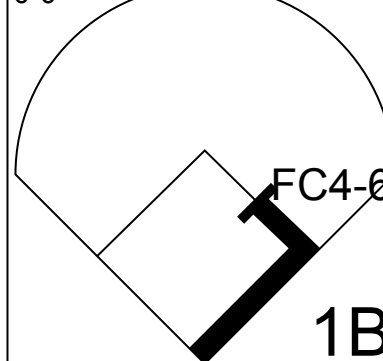
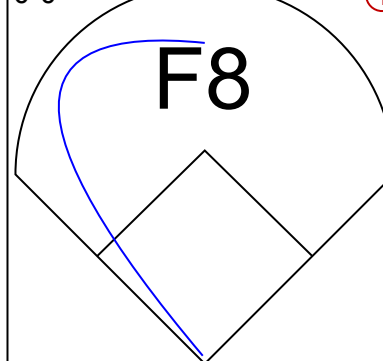
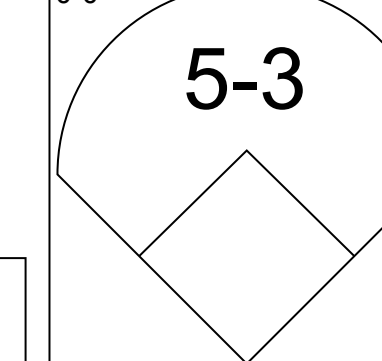
Batter	1	2	3	4	5	6	7	8	9	AB	R	H	RBI	BB	SO	LOB	BOTTOM			
<b>Gene Clines, R</b> (1, 7) OBP: 0.292, SLG: 0.296	L6-3		E		SH3-4		SH2-4		L9	3	1	1	0	1	0	0				
<b>Toby Harrah, R</b> (1, 6) OBP: 0.366, SLG: 0.374	F9		F8		SF9		SH2-4		F4	3	0	0	1	0	0	1				
<b>Mike Hargrove, L</b> (1, 3) OBP: 0.315, SLG: 0.409	4-3				F7		K		E1	4	0	0	0	1	1	1				
<b>Jeff Burroughs, R</b> (1, 9) OBP: 0.306, SLG: 0.382		SH1-3		HR			L8		FC4-6	5	2	3	1	0	0	3				
<b>Tom Grieve, R</b> (1, 10) OBP: 0.295, SLG: 0.383		SH1-3		K			SH5-3		FC6-4	2	0	1	1	0	1	0				
<b>Juan Beniquez, R</b> (1, 8) OBP: 0.324, SLG: 0.290		6-3		K			1B		FC6-4	3	0	0	0	1	1	3				
<b>Danny Thompson, R</b> (1, 4) OBP: 0.273, SLG: 0.269							1B		1-3	4	1	2	1	0	1	1				
<b>Roy Howell, L</b> (1, 5) OBP: 0.298, SLG: 0.362							1B		5-3	3	1	1	0	0	1	2				
<b>Jim Fregosi, R</b> (8, PH) OBP: 0.333, SLG: 0.306							SH3-4			1	0	0	0	0	0	0				
<b>Lenny Randle, S</b> (9, 4) OBP: 0.285, SLG: 0.264							K			0	0	0	0	0	0	0				
<b>Jim Sundberg, R</b> (1, 2) OBP: 0.275, SLG: 0.293							SH3-4		F8	4	0	1	1	0	0	2				
<b>Inning Stats</b>	R: 0 E: 0 K: 0 S: 3	H: 0 LOB: 0 BB: 0 P: 3	R: 0 E: 0 K: 1 S: 6	H: 1 LOB: 1 BB: 0 P: 6	R: 0 E: 0 K: 0 S: 3	H: 0 LOB: 1 BB: 1 P: 7	R: 1 E: 0 K: 2 S: 8	H: 1 LOB: 0 BB: 0 P: 8	R: 2 E: 0 K: 1 S: 8	H: 3 LOB: 1 BB: 0 P: 8	R: 1 E: 0 K: 0 S: 5	H: 2 LOB: 2 BB: 1 P: 11	R: 1 E: 0 K: 0 S: 3	H: 0 LOB: 0 BB: 0 P: 3	R: 0 E: 1 K: 0 S: 4	H: 0 LOB: 1 BB: 0 P: 4	1B: 6 2B: 2 3B: 0 HR: 1	SF: 1 SAC: 4 DP: 0 HBP: 0	WP: 0 PB: 0 SB: 1 CS: 0	PA: 40
<b>PITCHER</b>	IP	WLS	BF	H	R	ER	SO	BB	IBB	HBP	BLK	WP	HR	S	P	ERA	WHIP			
<b>Rick Waits, L</b> (1, 1) ERA: 3.94	4.0	18	5	3	3	3	0	1	0	0	0	0	0	17	25	6.75	1.500			
<b>Tom Buskey, R</b> (5, 1) ERA: 3.92	3.0	W	15	4	2	2	2	1	1	0	0	0	0	7	7	6.00	1.667			
<b>Dave LaRoche, L</b> (8, 1) ERA: 2.37	2.0	S	7	0	0	0	0	0	0	0	0	0	0	7	7	0.00	0.000			
<b>PITCHER</b>	IP	WLS	BF	H	R	ER	SO	BB	IBB	HBP	BLK	WP	HR	S	P	ERA	WHIP			

Cleveland Indians @ Texas Rangers  
Arlington Stadium, Arlington, TX  
Thu Aug 19 1976, 8:05 PM EDT  
Att: 20,076 - Unknown

AB 32  
R 5  
H 9  
RBI 5  
BB 3  
SO 5  
LOB 13



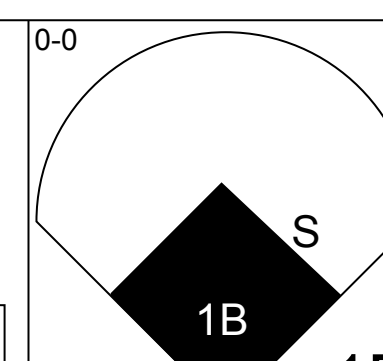
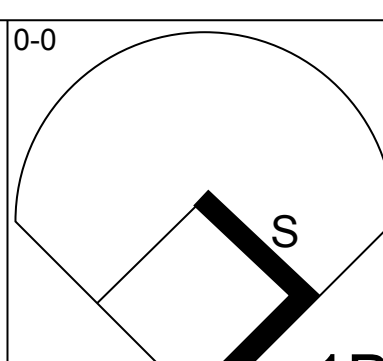
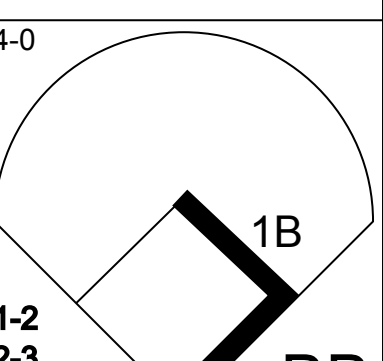
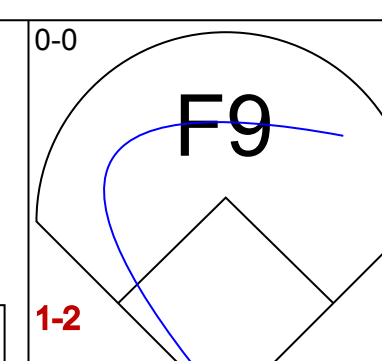
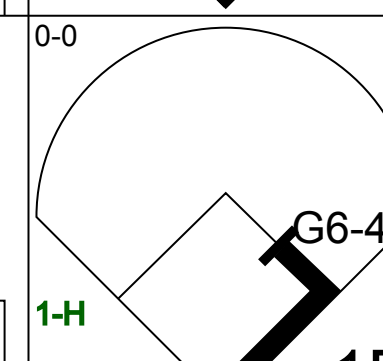
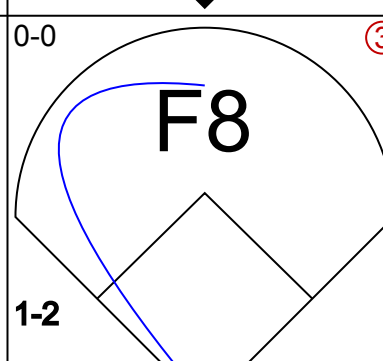
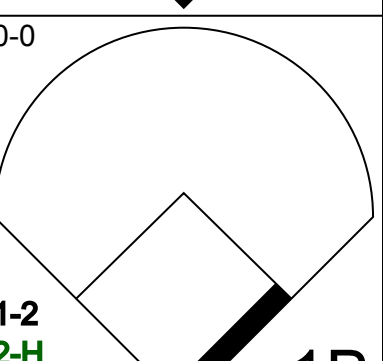
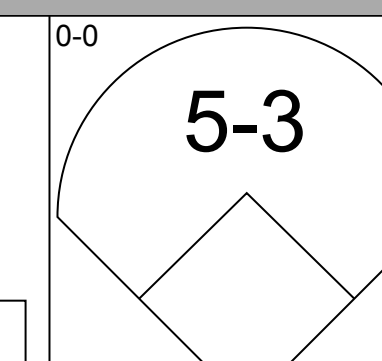
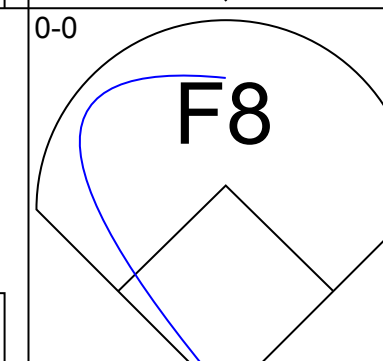
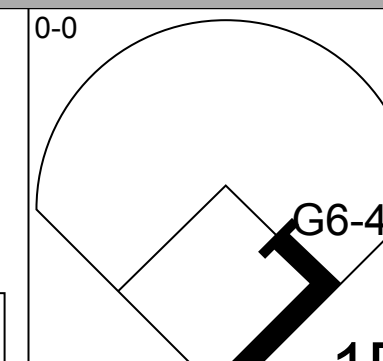
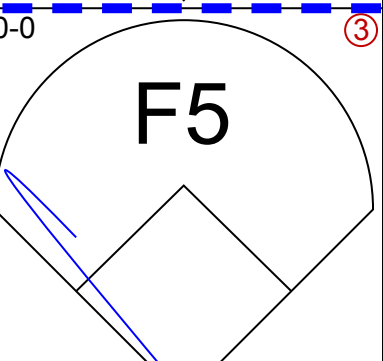
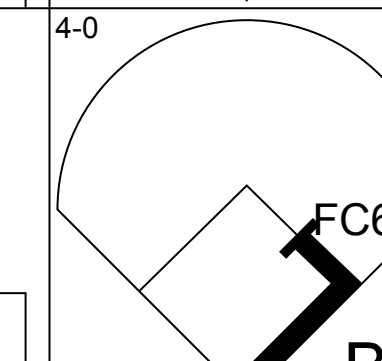
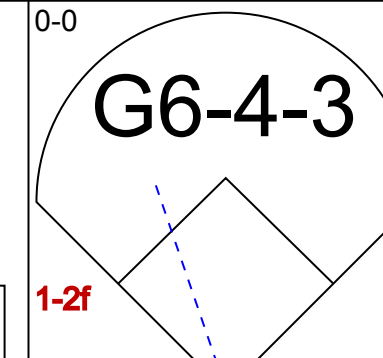
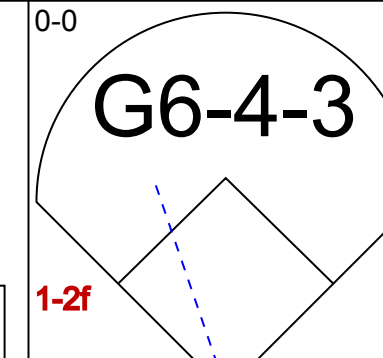
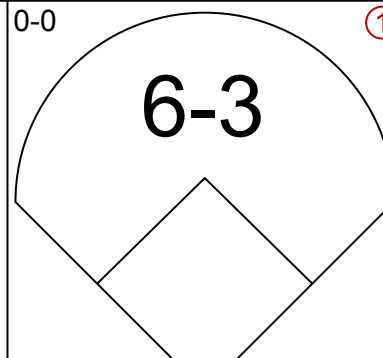
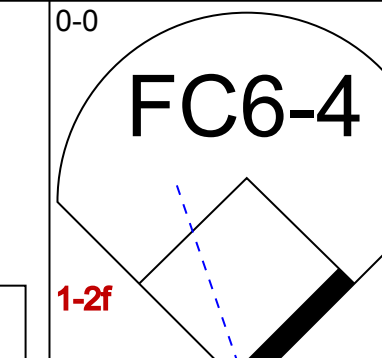
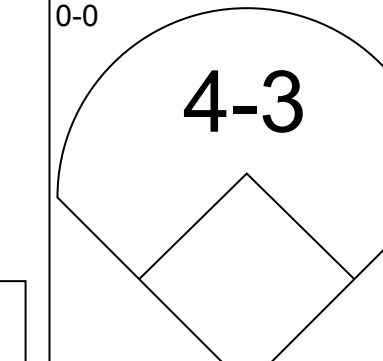
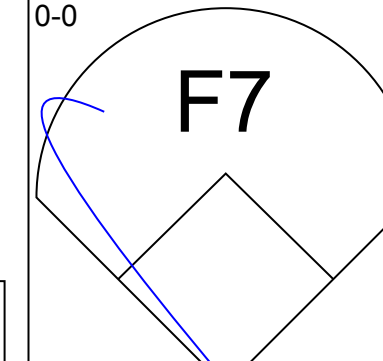
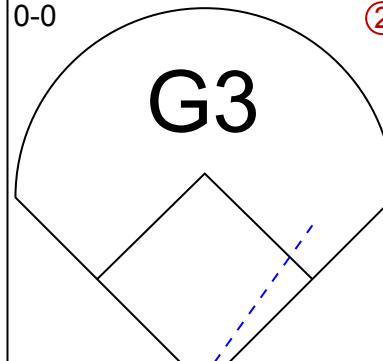
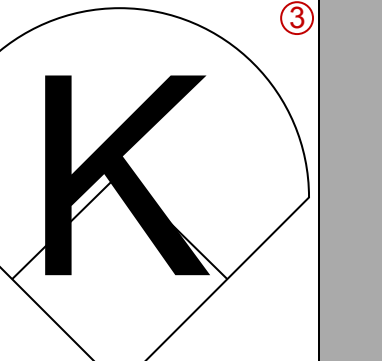
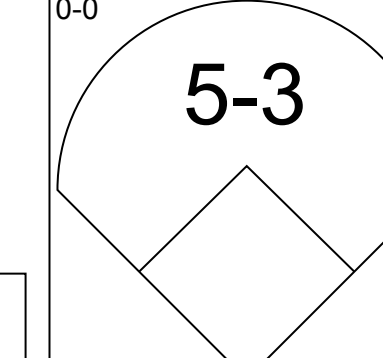
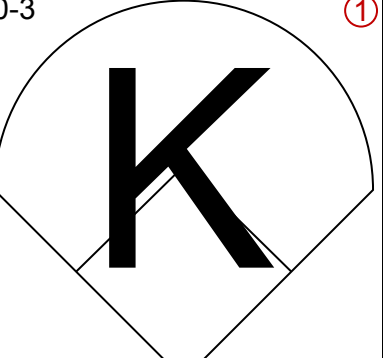
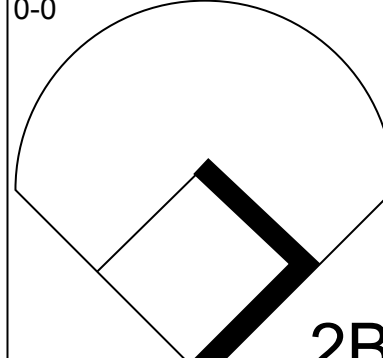
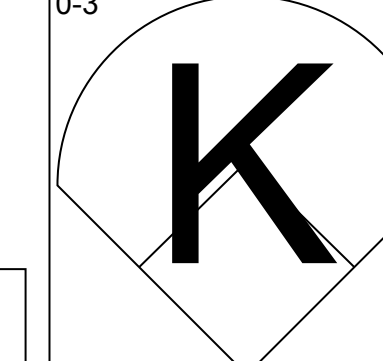
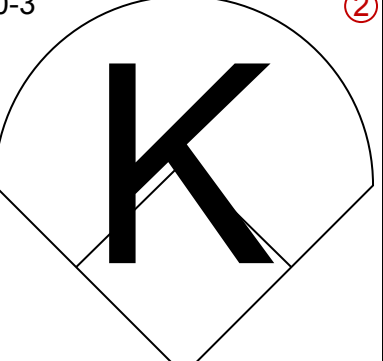
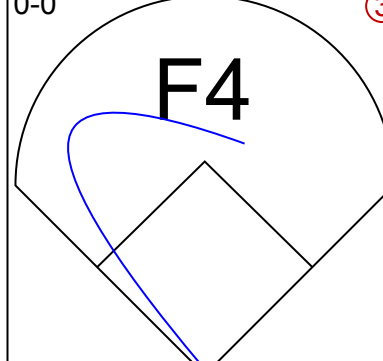
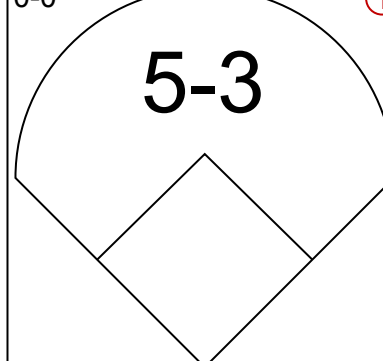
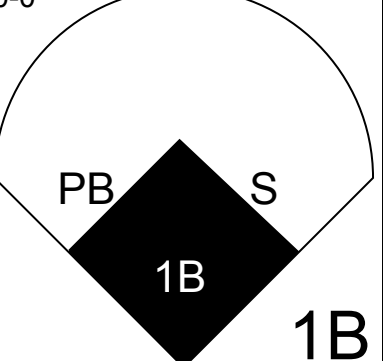
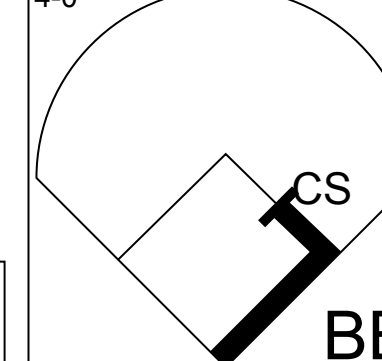
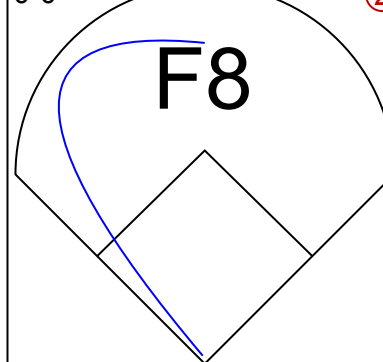
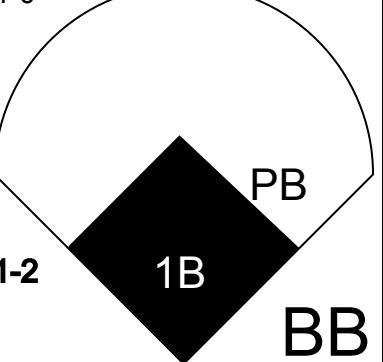
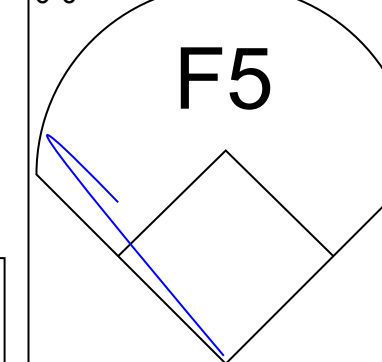


Batter	1	2	3	4	5	6	7	8	9	AB	R	H	RBI	BB	SO	LOB	TOP			
Duane Kuiper, L (1,4) OBP: 0.310, SLG: 0.321										4	0	1	0	0	1	1				
Larvell Blanks, R (1,6) OBP: 0.368, SLG: 0.459										3	0	1	0	1	1	1				
Rick Manning, L (1,8) OBP: 0.340, SLG: 0.394										4	0	0	0	0	2	3				
Rico Carty, R (1,10)										4	0	0	0	0	0	3				
Boog Powell, L (1,3) OBP: 0.308, SLG: 0.329										3	0	0	0	1	1	2				
George Hendrick, R (1,7) OBP: 0.327, SLG: 0.460										3	0	0	0	0	2	1				
Buddy Bell, R (1,5) OBP: 0.346, SLG: 0.367										3	0	0	0	0	0	0				
Tommy Smith, L (1,9) OBP: 0.299, SLG: 0.346										3	0	0	0	0	1	0				
Ray Fosse, R (1,2) OBP: 0.356, SLG: 0.352										3	0	1	0	0	0	0				
<b>Inning Stats</b>	R: 0 E: 0 K: 2 S: 7	H: 0 LOB: 1 BB: 1 P: 11	R: 0 E: 0 K: 2 S: 7	H: 0 LOB: 0 BB: 0 P: 7	R: 0 E: 0 K: 0 S: 4	H: 1 LOB: 1 BB: 0 P: 4	R: 0 E: 0 K: 0 S: 3	H: 0 LOB: 0 BB: 0 P: 3	R: 0 E: 0 K: 2 S: 7	H: 0 LOB: 2 BB: 0 P: 7	R: 0 E: 0 K: 1 S: 5	H: 0 LOB: 1 BB: 1 P: 9	R: 0 E: 0 K: 0 S: 3	H: 0 LOB: 0 BB: 0 P: 3	R: 0 E: 0 K: 0 S: 5	H: 2 LOB: 2 BB: 0 P: 5	1B: 3 2B: 0 3B: 0 HR: 0	SF: 0 SAC: 0 DP: 0 HBP: 0	WP: 0 PB: 0 SB: 0 CS: 0	PA: 32
<b>PITCHER</b> Bert Blyleven, R (1,1) ERA: 2.83	IP: 9.0 WLS: W BF: 32	H: 3 R: 0 ER: 0 SO: 8	BB: 2 IBB: 0 HBP: 0 BLK: 0	WP: 0 HR: 0 S: 46 P: 54	ERA: 0.00 WHIP: 0.556															

Cleveland Indians @ Texas Rangers  
Arlington Stadium, Arlington, TX  
Fri Aug 20 1976, 8:05 PM EDT  
Att: 7,964 - Unknown

AB 30  
R 0  
H 3  
RBI 0  
BB 2  
SO 8  
LOB 11



Batter	1	2	3	4	5	6	7	8	9	AB	R	H	RBI	BB	SO	LOB	BOTTOM			
Danny Thompson, R (1,4) OBP: 0.280, SLG: 0.273										3	1	2	0	1	0	1				
Toby Harrah, R (1,6) OBP: 0.397, SLG: 0.375										4	0	2	3	0	0	1				
Mike Hargrove, L (1,3) OBP: 0.316, SLG: 0.408										3	0	1	0	1	0	3				
Jeff Burroughs, R (1,9) OBP: 0.303, SLG: 0.379										4	0	0	0	0	0	3				
Roy Howell, L (1,5) OBP: 0.295, SLG: 0.358										4	0	0	0	0	1	1				
Tom Grieve, R (1,7) OBP: 0.295, SLG: 0.385										3	0	1	0	0	1	0				
Joe Lahoud, L (1,10) OBP: 0.310, SLG: 0.269										3	0	0	0	0	2	1				
Juan Beniquez, R (1,8) OBP: 0.327, SLG: 0.292										2	1	1	0	1	0	0				
Bill Fahey, L (1,2) OBP: 0.338, SLG: 0.309										2	1	0	0	1	0	1				
<b>Inning Stats</b>	R: 1 E: 0 K: 0 S: 4	H: 2 LOB: 0 BB: 0 P: 4	R: 0 E: 0 K: 1 S: 5	H: 0 LOB: 0 BB: 0 P: 5	R: 0 E: 0 K: 0 S: 4	H: 1 LOB: 1 BB: 0 P: 4	R: 0 E: 0 K: 0 S: 3	H: 1 LOB: 0 BB: 0 P: 3	R: 2 E: 0 K: 2 S: 9	H: 2 LOB: 2 BB: 2 P: 17	R: 0 E: 0 K: 0 S: 4	H: 1 LOB: 1 BB: 0 P: 4	R: 0 E: 0 K: 0 S: 2	H: 0 LOB: 0 BB: 1 P: 6	R: 0 E: 0 K: 1 S: 5	H: 0 LOB: 1 BB: 1 P: 9	1B: 6 2B: 1 3B: 0 HR: 0	SF: 0 SAC: 0 DP: 2 HBP: 0	WP: 0 PB: 1 SB: 3 CS: 1	PA: 32
<b>PITCHER</b> Jim Bibby, R (1,1) ERA: 3.49 Don Hood, L (5,1) ERA: 4.17	IP: 4.2 WLS: L BF: 20	H: 6 R: 3 ER: 3 SO: 3	BB: 2 IBB: 0 HBP: 0 BLK: 0	WP: 0 HR: 0 S: 24 P: 32	ERA: 5.79 WHIP: 1.714															

Cleveland Indians @ Texas Rangers  
Arlington Stadium, Arlington, TX  
Fri Aug 20 1976, 8:05 PM EDT  
Att: 7,964 - Unknown

AB 28  
R 3  
H 7  
RBI 3  
BB 4  
SO 4  
LOB 11





Batter	1	2	3	4	5	6	7	8	9	AB	R	H	RBI	BB	SO	LOB	TOP			
<b>Duane Kuiper, L</b> OBP: 0.307, SLG: 0.317	F7	FC6-5			4-3		4-3			4	0	0	0	0	0	2				
<b>Rick Manning, L</b> OBP: 0.340, SLG: 0.393	1B BB G4-3	F7			K			F6		4	1	1	0	0	1	1				
<b>John Lowenstein, L</b> OBP: 0.282, SLG: 0.264	1B G4-3		F7			F6		3-1		3	1	0	0	1	0	0				
<b>Rico Carty, R</b> OBP: 0.384, SLG: 0.459	G4-3 1-2 2-3 1B		F9			G6-3 1B		F3		4	0	2	0	0	0	0				
<b>Larvell Blanks, R</b> OBP: 0.362, SLG: 0.450	G4-3 1-2 2-H 3-H		4-3			G6-3		F6		4	0	0	2	0	0	2				
<b>Boog Powell, L</b> OBP: 0.311, SLG: 0.342	BB			K				4-3		3	1	1	1	1	1	0				
<b>Buddy Bell, R</b> OBP: 0.345, SLG: 0.366	K			5-3			F8			4	0	1	0	0	1	2				
<b>Tommy Smith, L</b> OBP: 0.297, SLG: 0.341		FC6-5 SH3-4 1B		4-3			4-3			4	0	1	0	0	0	1				
<b>Ray Fosse, R</b> OBP: 0.357, SLG: 0.353		SH3-4			F4					2	0	1	0	0	0	0				
<b>Inning Stats</b>	R: 2 E: 0 K: 1 S: 7	H: 2 LOB: 2 BB: 2 P: 15	R: 0 E: 0 K: 0 S: 4	H: 1 LOB: 1 BB: 0 P: 4	R: 0 E: 0 K: 0 S: 3	H: 0 LOB: 0 BB: 0 P: 3	R: 0 E: 0 K: 1 S: 5	H: 0 LOB: 0 BB: 0 P: 5	R: 0 E: 0 K: 0 S: 3	H: 1 LOB: 0 BB: 0 P: 3	R: 1 E: 0 K: 0 S: 5	H: 2 LOB: 1 BB: 0 P: 5	R: 0 E: 0 K: 0 S: 3	H: 0 LOB: 0 BB: 0 P: 3	R: 0 E: 0 K: 0 S: 4	H: 1 LOB: 1 BB: 0 P: 4	1B: 6 2B: 0 3B: 0 HR: 1	SF: 0 SAC: 1 DP: 1 HBP: 0	WP: 0 PB: 0 SB: 0 CS: 0	PA: 35
<b>PITCHER</b> <b>Gaylord Perry, R</b> ERA: 3.45	IP: 9.0 WLS: W BF: 35 H: 7 R: 3 ER: 3 SO: 3 BB: 2 IBB: 0 HBP: 0 BLK: 0 WP: 0 HR: 1 S: 39 P: 47 ERA: 3.00 WHIP: 1.000																			

Cleveland Indians @ Texas Rangers  
Arlington Stadium, Arlington, TX  
Sat Aug 21 1976, 8:05 PM EDT  
Att: 12,696 - Unknown

AB	32
R	3
H	7
RBI	3
BB	2
SO	3
LOB	8



Batter	1	2	3	4	5	6	7	8	9	AB	R	H	RBI	BB	SO	LOB	BOTTOM			
<b>Danny Thompson, R</b> OBP: 0.280, SLG: 0.273	BB 1B		4-3		F2		5-3			4	1	1	0	0	0	0				
<b>Toby Harrah, R</b> OBP: 0.373, SLG: 0.382	1B SF7 BB						4-3 1B			3	1	3	0	1	0	0				
<b>Mike Hargrove, L</b> OBP: 0.315, SLG: 0.407	1-3 2-H 1B		K		5-3		4-3			4	0	1	1	0	1	3				
<b>Jeff Burroughs, R</b> OBP: 0.301, SLG: 0.376	F9		F8			5-3	K			4	0	0	0	0	1	4				
<b>Roy Howell, L</b> OBP: 0.292, SLG: 0.355	SF7			6-3		5-3		1-3		3	0	0	1	0	0	0				
<b>Jim Fregosi, R</b> OBP: 0.339, SLG: 0.314	K			5-3		3B 1B		G6-4-3 1B		4	1	2	0	0	1	1				
<b>Tom Grieve, R</b> OBP: 0.297, SLG: 0.392		FC6-4 1B		6-3		1-H 2B 3B		G6-4-3		4	1	2	1	0	0	1				
<b>Juan Beniquez, R</b> OBP: 0.330, SLG: 0.301		FC6-4 G5-4-3			1B 2B					3	1	2	1	0	0	1				
<b>Jim Sundberg, R</b> OBP: 0.275, SLG: 0.293		G5-4-3			2-H 1B		F9			3	0	1	1	0	0	2				
<b>Inning Stats</b>	R: 2 E: 0 K: 1 S: 7	H: 2 LOB: 1 BB: 1 P: 11	R: 0 E: 0 K: 0 S: 3	H: 1 LOB: 0 BB: 0 P: 3	R: 0 E: 0 K: 1 S: 6	H: 1 LOB: 1 BB: 0 P: 6	R: 0 E: 0 K: 0 S: 3	H: 0 LOB: 0 BB: 0 P: 3	R: 1 E: 0 K: 0 S: 5	H: 3 LOB: 1 BB: 0 P: 5	R: 2 E: 0 K: 0 S: 6	H: 3 LOB: 1 BB: 0 P: 6	R: 0 E: 0 K: 1 S: 6	H: 1 LOB: 0 BB: 0 P: 6	R: 0 E: 0 K: 0 S: 3	H: 1 LOB: 0 BB: 0 P: 3	1B: 8 2B: 3 3B: 1 HR: 0	SF: 1 SAC: 0 DP: 2 HBP: 0	WP: 0 PB: 0 SB: 0 CS: 0	PA: 34
<b>PITCHER</b> <b>Jackie Brown, R</b> ERA: 3.94	IP: 5.2 WLS: L BF: 26 H: 10 R: 5 ER: 5 SO: 2 BB: 1 IBB: 0 HBP: 0 BLK: 0 WP: 0 HR: 0 S: 29 P: 33 ERA: 7.94 WHIP: 1.941																			
<b>Tom Buskey, R</b> ERA: 3.81	IP: 2.1 WLS: L BF: 8 H: 2 R: 0 ER: 0 SO: 1 BB: 0 IBB: 0 HBP: 0 BLK: 0 WP: 0 HR: 0 S: 10 P: 10 ERA: 0.00 WHIP: 0.857																			

Cleveland Indians @ Texas Rangers  
Arlington Stadium, Arlington, TX  
Sat Aug 21 1976, 8:05 PM EDT  
Att: 12,696 - Unknown

AB	32
R	5
H	12
RBI	5
BB	1
SO	3
LOB	12





Batter	1	2	3	4	5	6	7	8	9	AB	R	H	RBI	BB	SO	LOB	TOP					
<b>Duane Kuiper, L</b> (1, 4) OBP: 0.306, SLG: 0.318										3	0	1	1	0	1	2						
<b>Tommy Smith, L</b> (1, 9) OBP: 0.281, SLG: 0.322										5	0	0	1	0	0	6						
<b>Rick Manning, L</b> (1, 8) OBP: 0.341, SLG: 0.393										3	1	1	0	1	0	0						
<b>Rico Carty, R</b> (1, 10) <b>Rick Waits, L</b> (8, PR)										4	0	1	0	0	0	2						
<b>Boog Powell, L</b> (1, 3) OBP: 0.306, SLG: 0.336										4	0	0	0	0	1	2						
<b>George Hendrick, R</b> (1, 7) OBP: 0.326, SLG: 0.458										4	0	1	0	0	0	1						
<b>Buddy Bell, R</b> (1, 5) OBP: 0.344, SLG: 0.365										4	0	1	1	0	1	0						
<b>Ray Fosse, R</b> (1, 2) OBP: 0.355, SLG: 0.357										4	1	1	0	0	0	2						
<b>Frank Duffy, R</b> (1, 6) OBP: 0.275, SLG: 0.281										3	1	2	0	1	0	1						
<b>Inning Stats</b>	R: 0 E: 0 K: 1 S: 5	H: 0 LOB: 0 BB: 0 P: 5	R: 0 E: 0 K: 1 S: 5	H: 0 LOB: 0 BB: 0 P: 5	R: 0 E: 1 K: 1 S: 7	H: 1 LOB: 2 BB: 0 P: 7	R: 1 E: 0 K: 0 S: 6	H: 3 LOB: 1 BB: 0 P: 6	R: 1 E: 0 K: 0 S: 4	H: 1 LOB: 1 BB: 1 P: 8	R: 0 E: 0 K: 0 S: 3	H: 0 LOB: 0 BB: 0 P: 3	R: 0 E: 0 K: 0 S: 3	H: 1 LOB: 1 BB: 1 P: 7	R: 0 E: 0 K: 0 S: 4	H: 1 LOB: 0 BB: 0 P: 4	R: 0 E: 0 K: 0 S: 5	H: 1 LOB: 1 BB: 0 P: 5	1B: 6 2B: 2 HR: 0	SF: 1 SAC: 1 DP: 1 HBP: 0	WP: 0 PB: 0 SB: 0 CS: 1	PA: 38
<b>PITCHER</b> <b>Tommy Boggs, R</b> (1, 1) ERA: 3.66	IP: 9.0 WLS: L BF: 38 H: 8 R: 3 ER: 2 SO: 3 BB: 2 IBB: 0 HBP: 0 BLK: 0 WP: 0 HR: 0 S: 42 P: 50 ERA: 2.00 WHIP: 1.111															<b>PITCHER</b>						

Cleveland Indians @ Texas Rangers  
Arlington Stadium, Arlington, TX  
Sun Aug 22 1976, 8:05 PM EDT  
Att: 5,654 - Unknown

AB	34
R	3
H	8
RBI	3
BB	2
SO	3
LOB	16



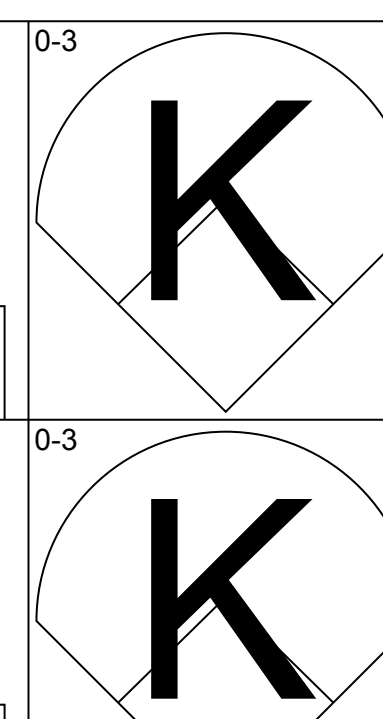
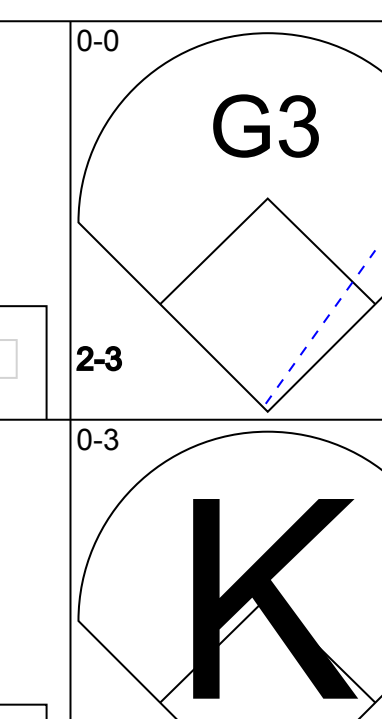
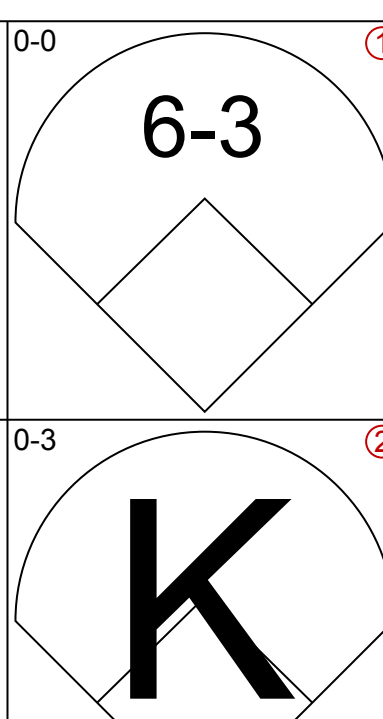
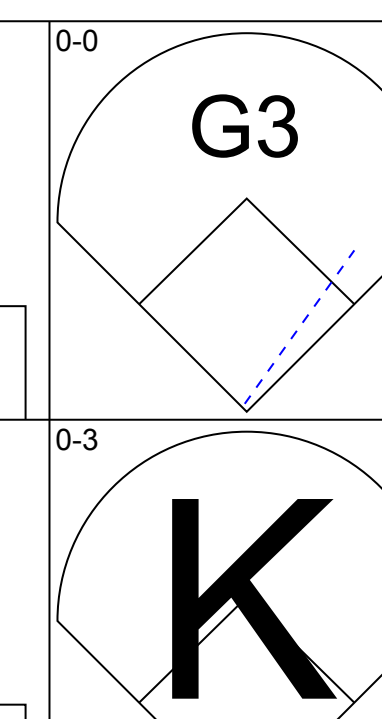
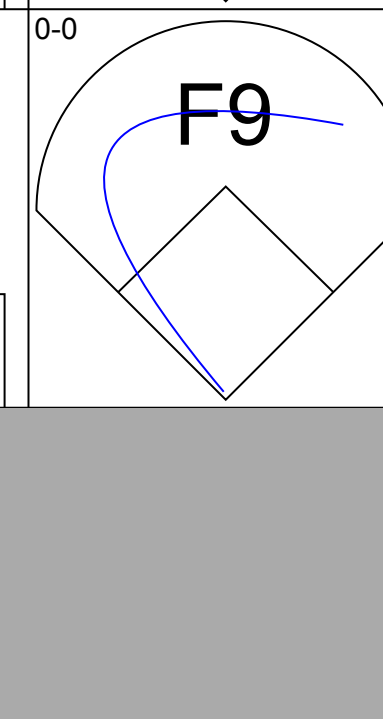

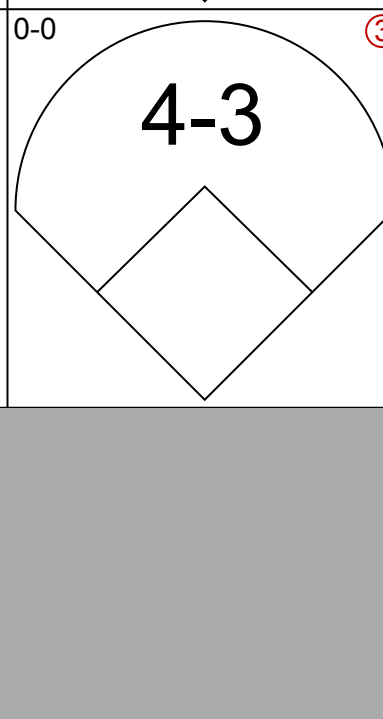
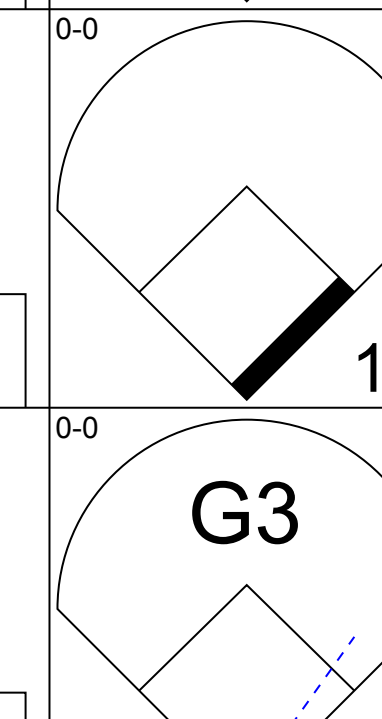

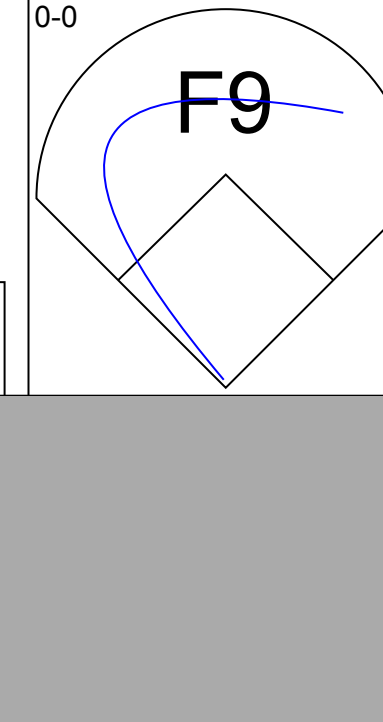


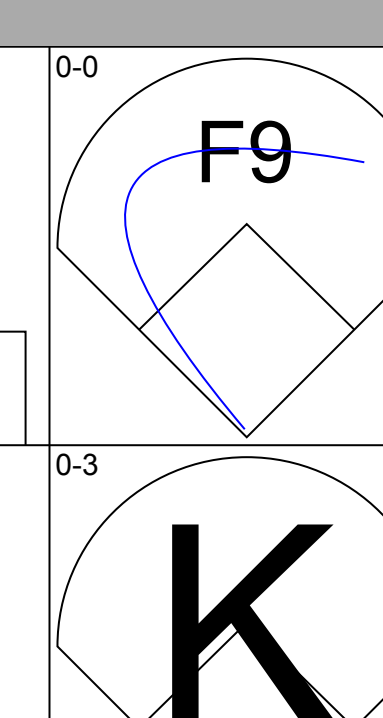
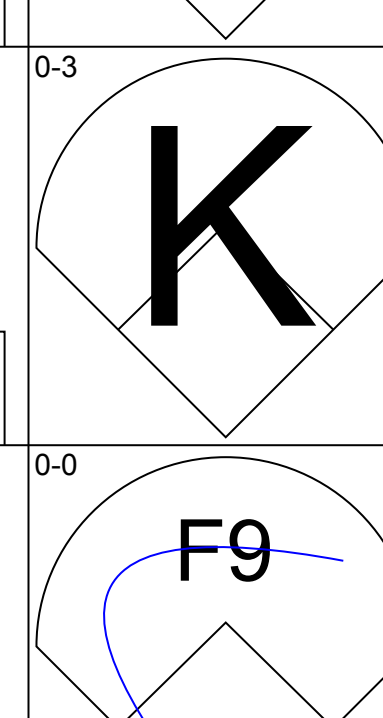
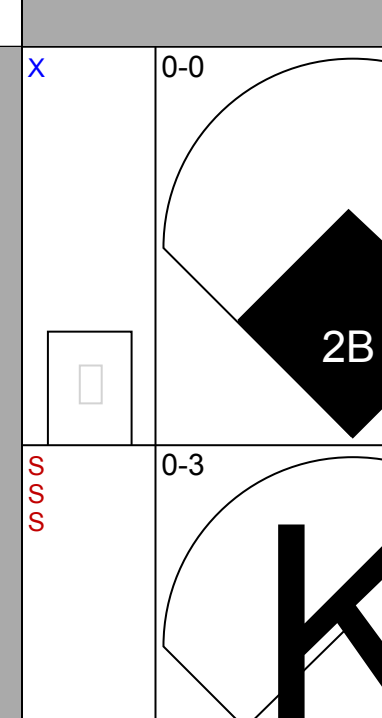
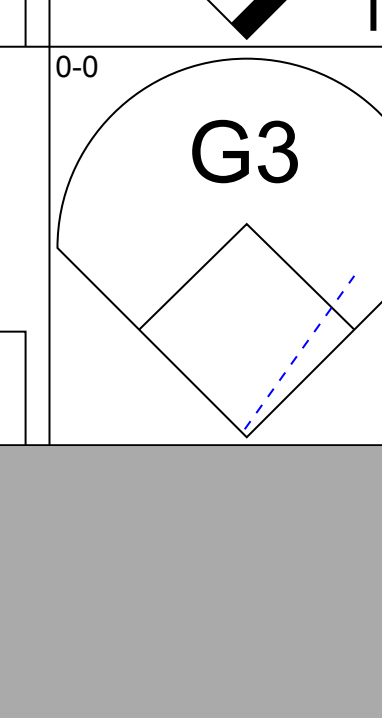
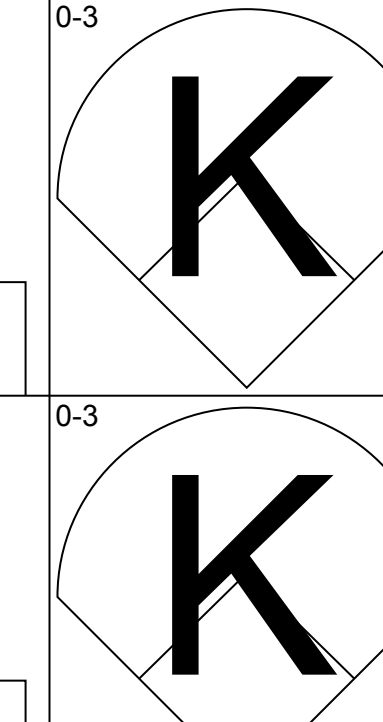
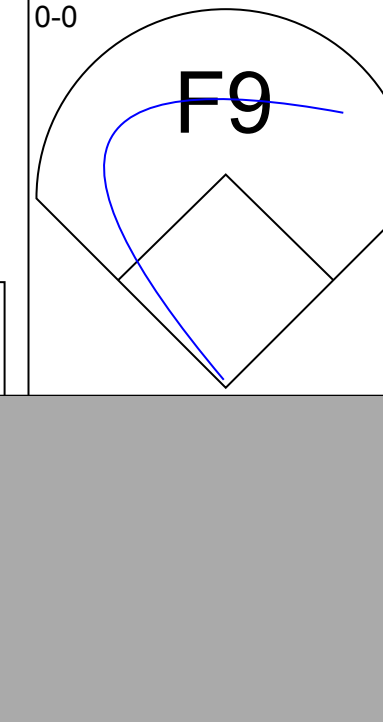
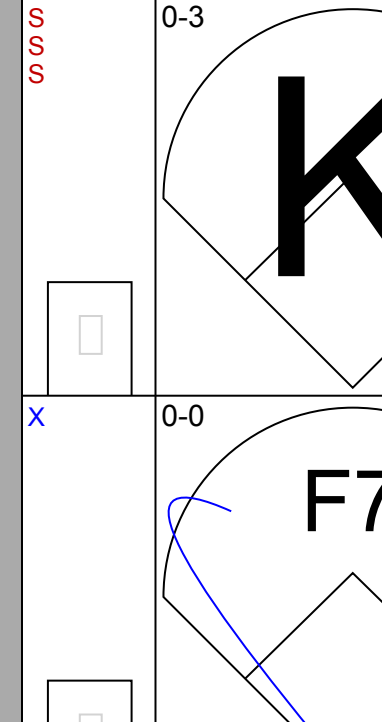
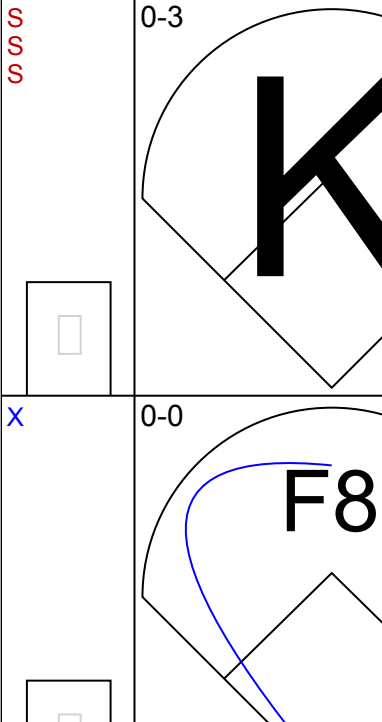
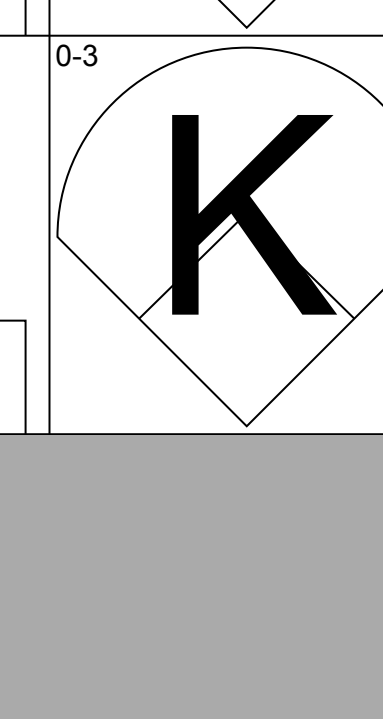
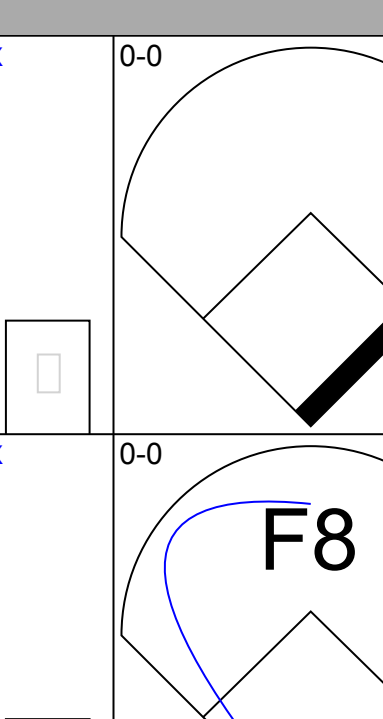
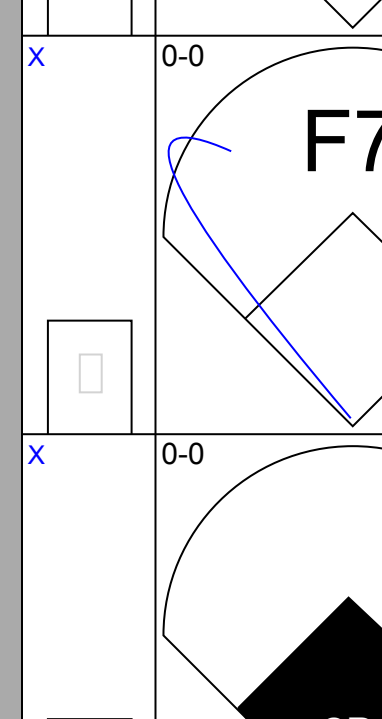
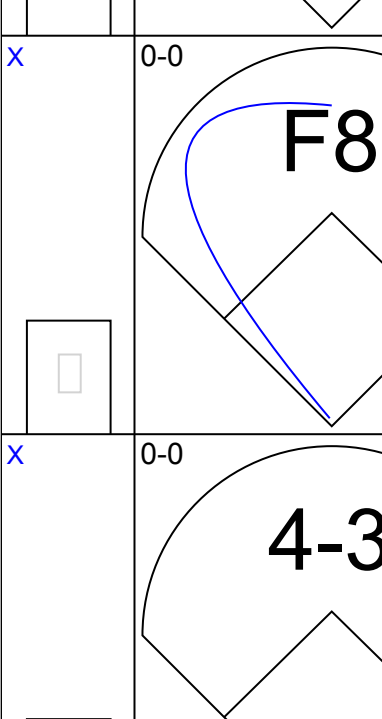
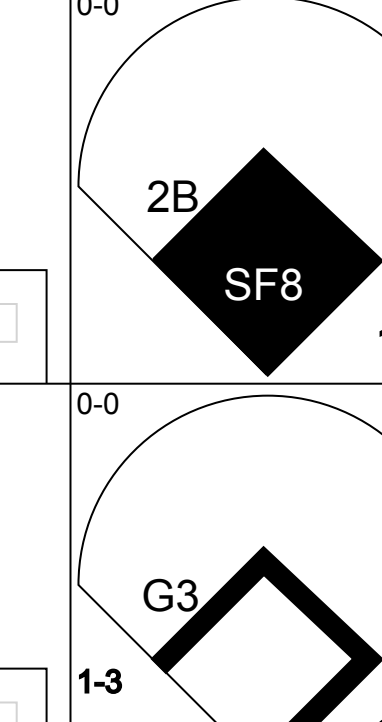
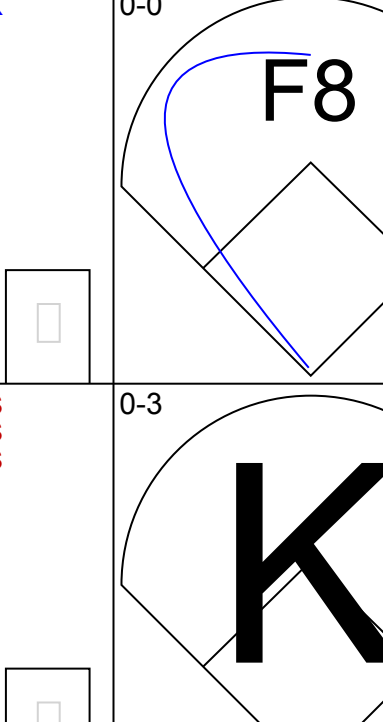
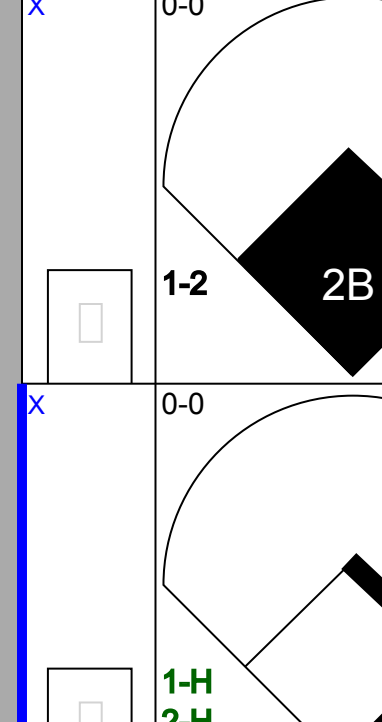
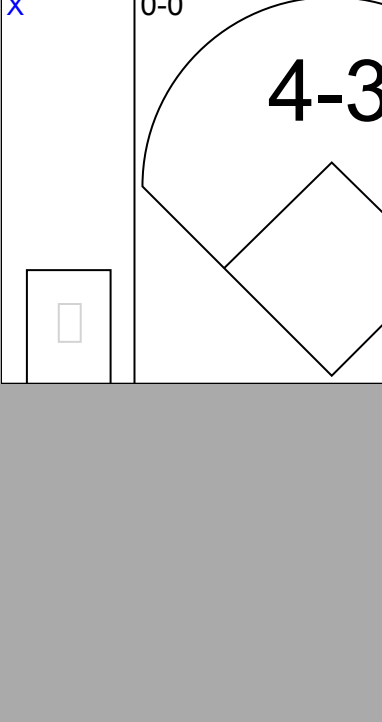
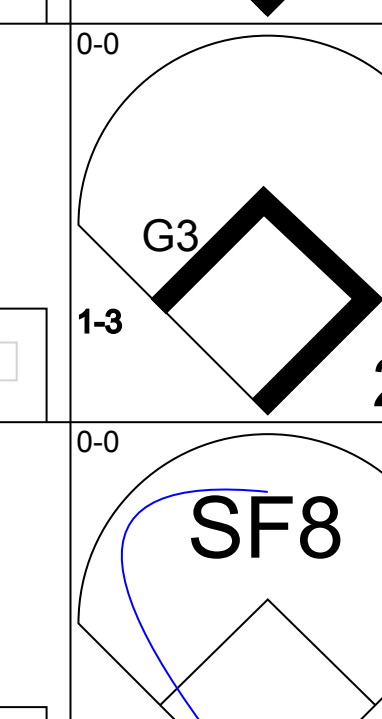
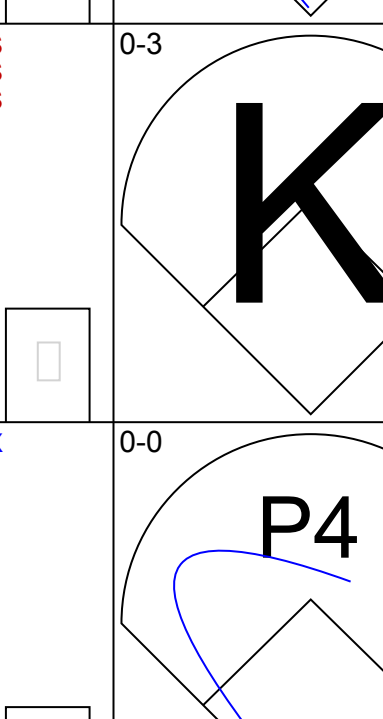
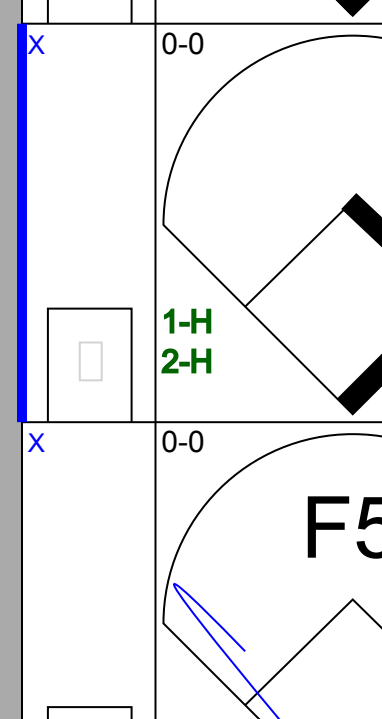
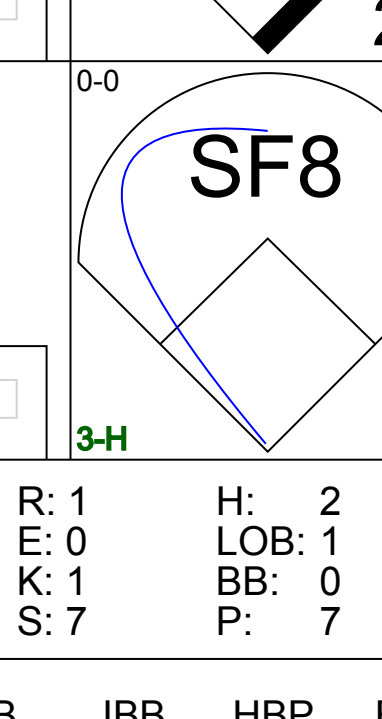
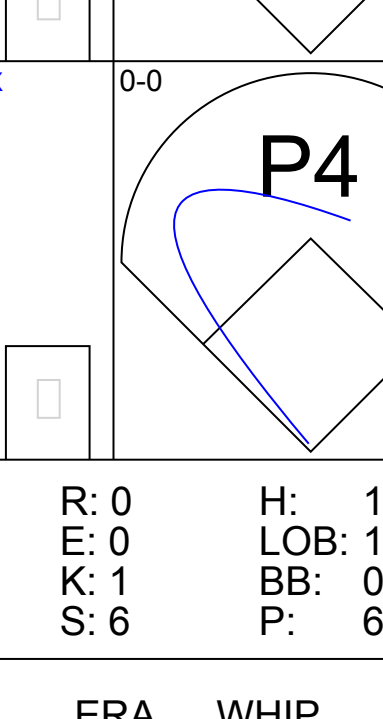
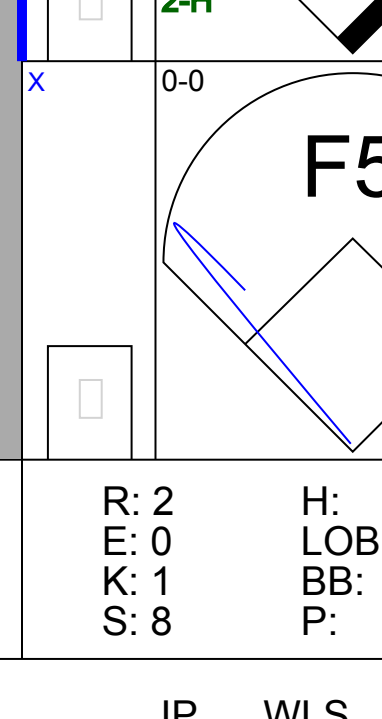
Batter	1	2	3	4	5	6	7	8	9	AB	R	H	RBI	BB	SO	LOB	BOTTOM					
<b>Danny Thompson, R</b> (1, 4) OBP: 0.279, SLG: 0.273										4	0	1	0	0	0	3						
<b>Toby Harrah, R</b> (1, 6) OBP: 0.370, SLG: 0.379										4	0	0	0	0	1	1						
<b>Mike Hargrove, L</b> (1, 10) OBP: 0.312, SLG: 0.403										4	0	0	0	0	0	0						
<b>Jeff Burroughs, R</b> (1, 9) OBP: 0.300, SLG: 0.375										4	0	1	0	0	2	1						
<b>Roy Howell, L</b> (1, 5) <b>Gene Clines, R</b> (9, PH) OBP: 0.291, SLG: 0.295										3	0	2	0	0	0	0						
<b>Jim Fregosi, R</b> (1, 3) OBP: 0.336, SLG: 0.311										4	1	1	0	0	2	2						
<b>Tom Grieve, R</b> (1, 7) OBP: 0.294, SLG: 0.388										4	0	0	0	0	0	2						
<b>Juan Beniquez, R</b> (1, 8) OBP: 0.332, SLG: 0.307										3	0	2	1	0	0	0						
<b>Jim Sundberg, R</b> (1, 2) OBP: 0.273, SLG: 0.290										3	0	0	0	0	1	3						
<b>Inning Stats</b>	R: 0 E: 0 K: 0 S: 3	H: 0 LOB: 0 BB: 0 P: 3	R: 0 E: 0 K: 2 S: 7	H: 0 LOB: 0 BB: 0 P: 7	R: 0 E: 0 K: 1 S: 5	H: 0 LOB: 0 BB: 0 P: 5	R: 0 E: 1 K: 1 S: 6	H: 1 LOB: 1 BB: 0 P: 6	R: 1 E: 0 K: 0 S: 6	H: 3 LOB: 2 BB: 0 P: 6	R: 0 E: 0 K: 0 S: 5	H: 2 LOB: 2 BB: 0 P: 5	R: 0 E: 0 K: 0 S: 4	H: 1 LOB: 1 BB: 0 P: 4	R: 0 E: 0 K: 1 S: 5	H: 0 LOB: 0 BB: 0 P: 5	R: 0 E: 0 K: 2 S: 7	H: 0 LOB: 0 BB: 0 P: 7	1B: 5 2B: 3 3B: 0 HR: 0	SF: 0 SAC: 0 DP: 1 HBP: 0	WP: 0 PB: 0 SB: 0 CS: 1	PA: 34
<b>PITCHER</b> <b>Pat Dobson, R</b> (1, 1) ERA: 3.47 <b>Dave LaRoche, L</b> (9, 1) ERA: 2.34	IP: 8.0 WLS: W BF: 31 H: 7 R: 1 ER: 1 SO: 5 BB: 0 IBB: 0 HBP: 0 BLK: 0 WP: 0 HR: 0 S: 41 P: 41 ERA: 1.12 WHIP: 0.875															<b>PITCHER</b>						

Cleveland Indians @ Texas Rangers  
Arlington Stadium, Arlington, TX  
Sun Aug 22 1976, 8:05 PM EDT  
Att: 5,654 - Unknown

AB	34
R	1
H	7
RBI	1
BB	0
SO	7
LOB	12

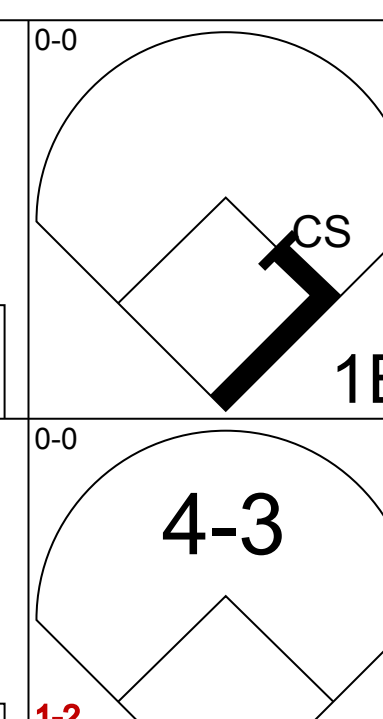
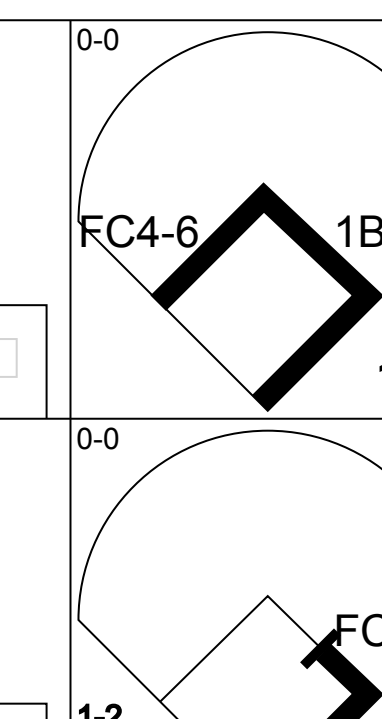
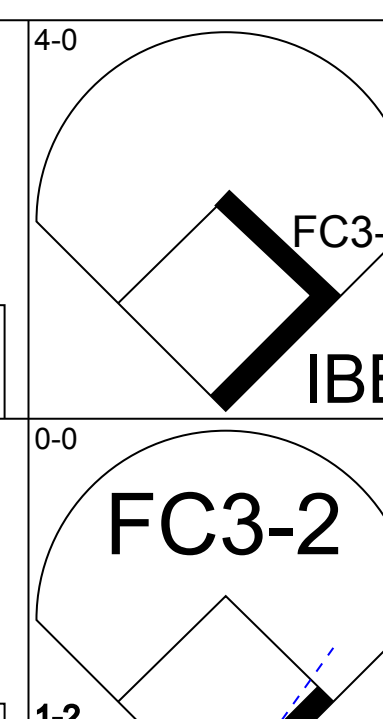
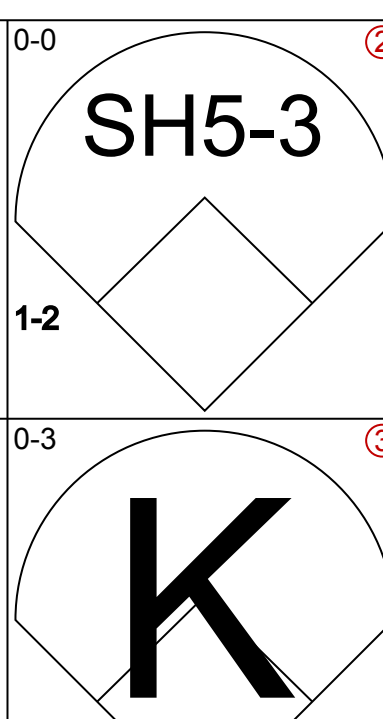
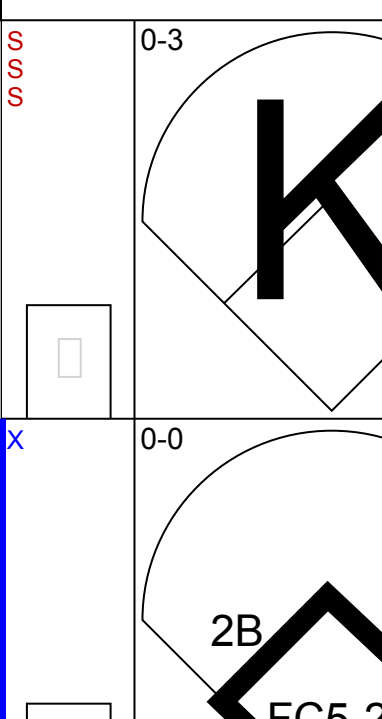
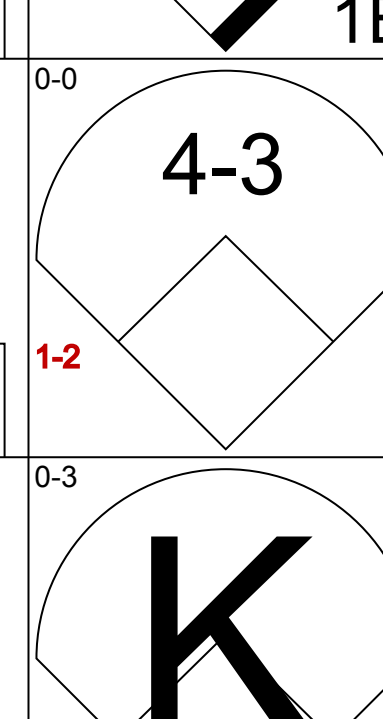
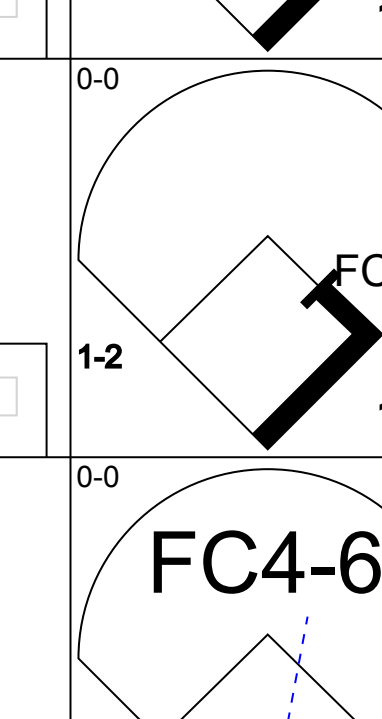
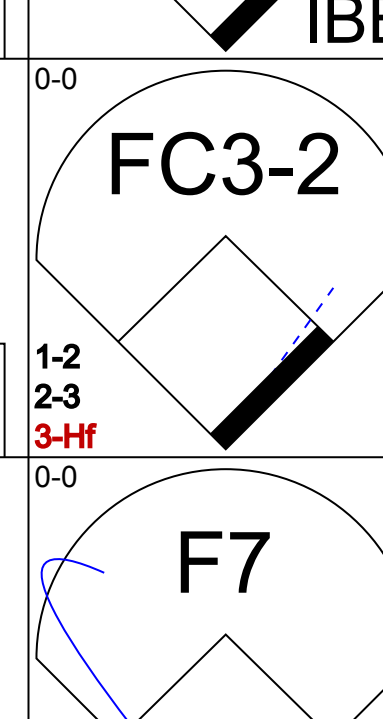

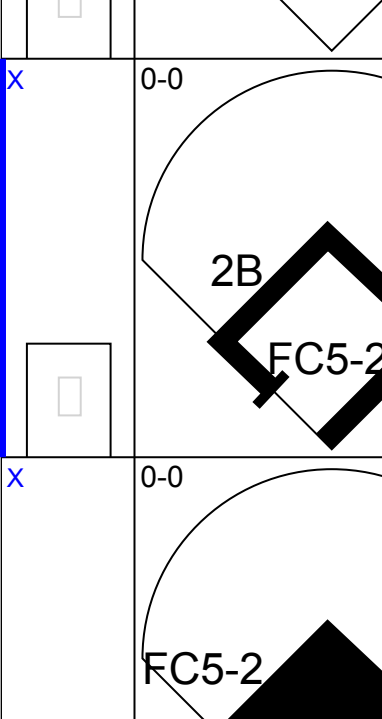
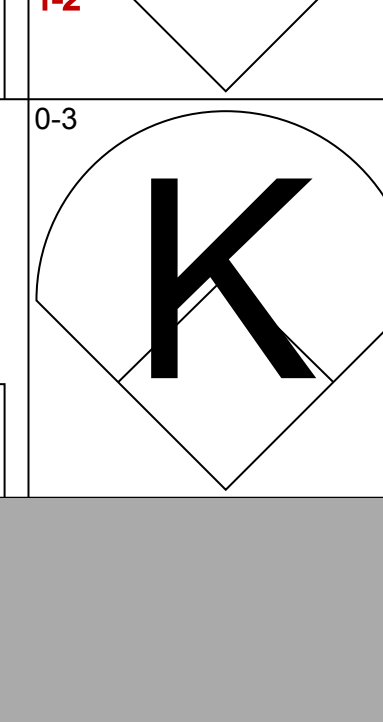
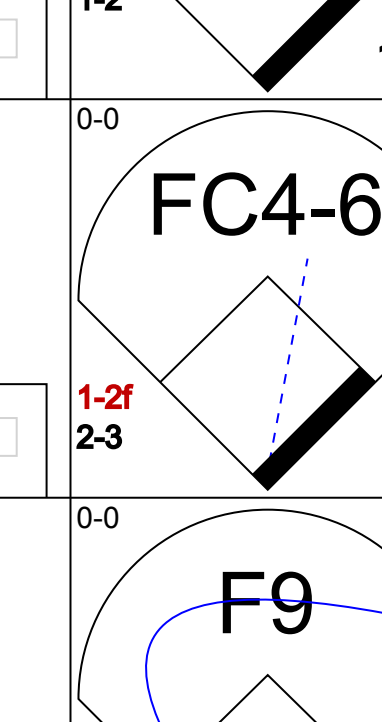
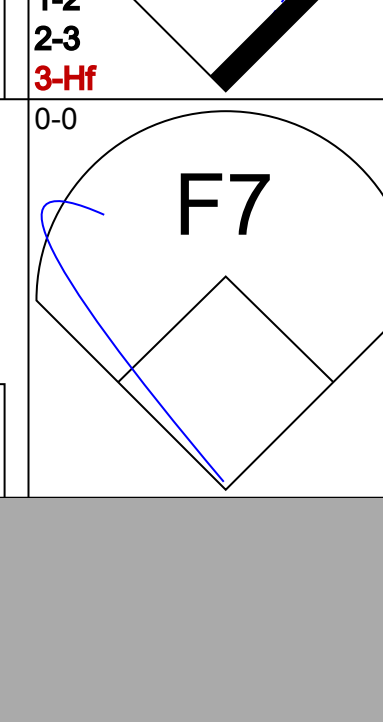
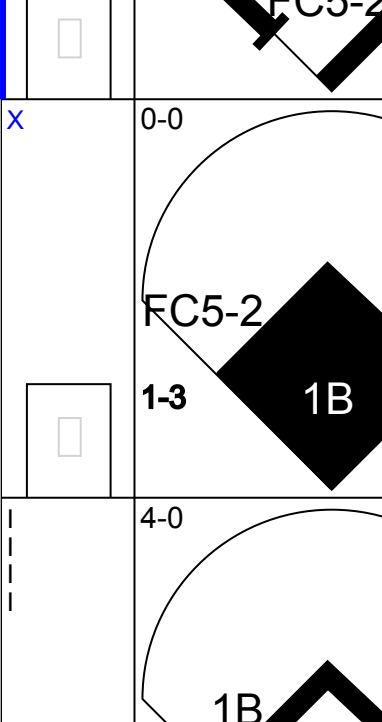
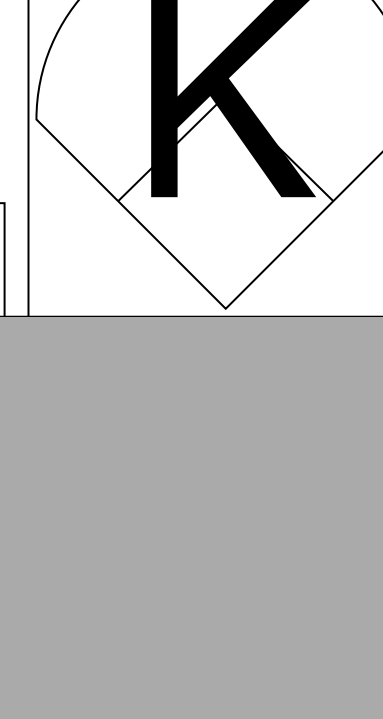
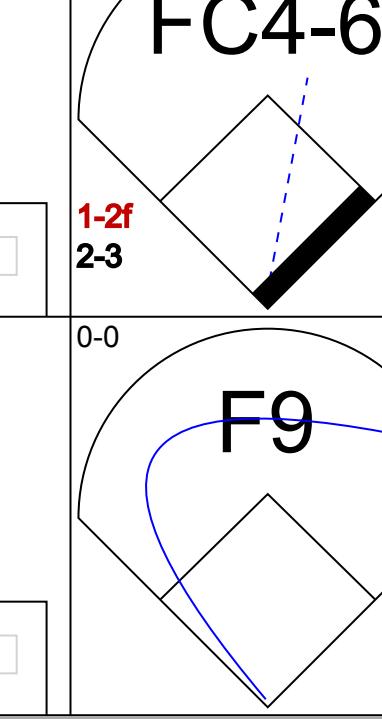
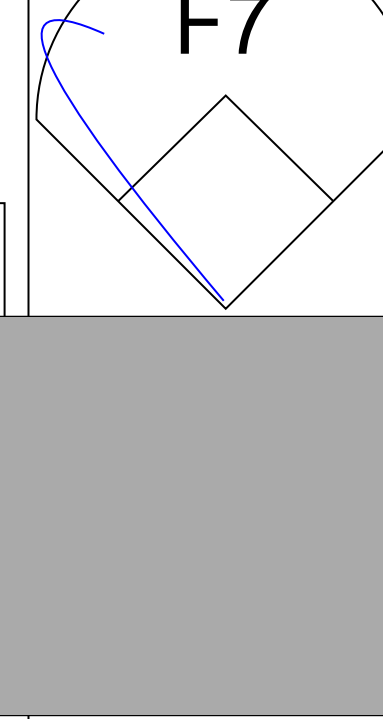
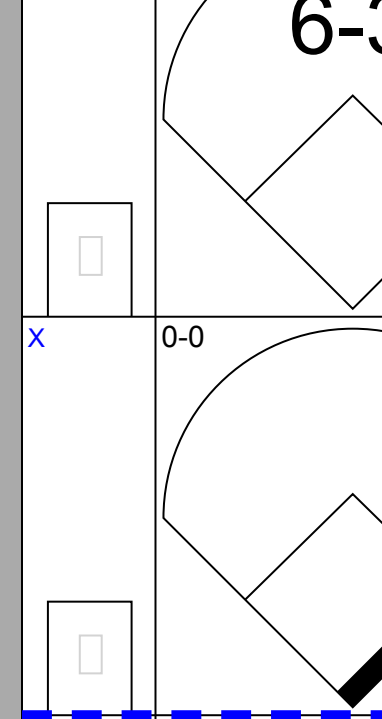
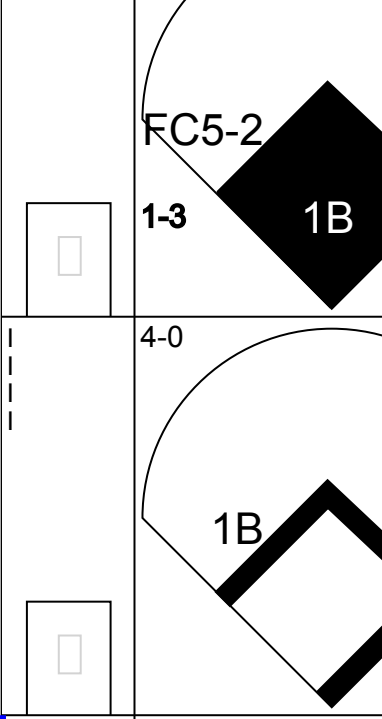
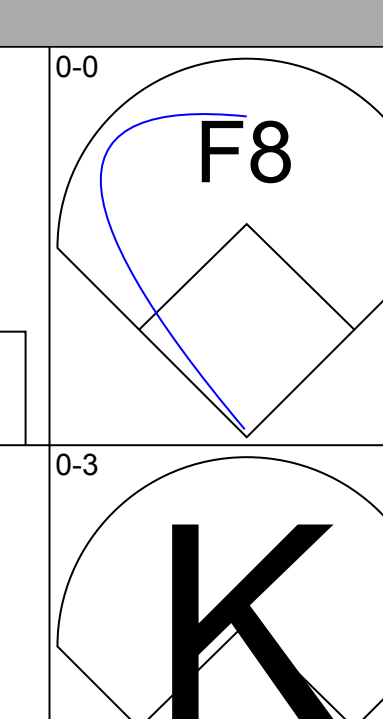
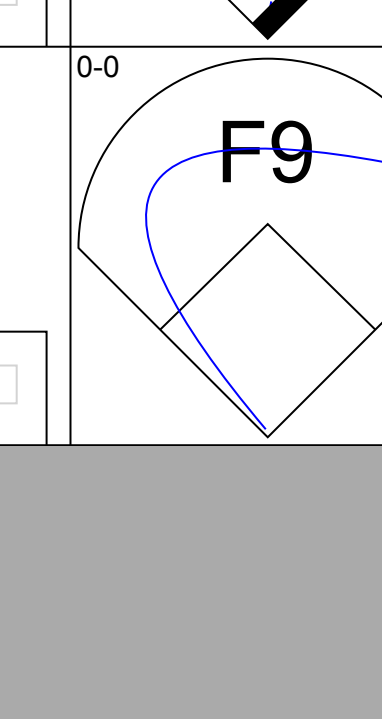
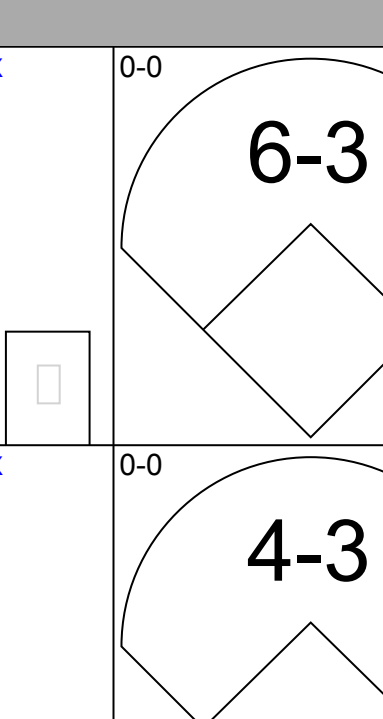
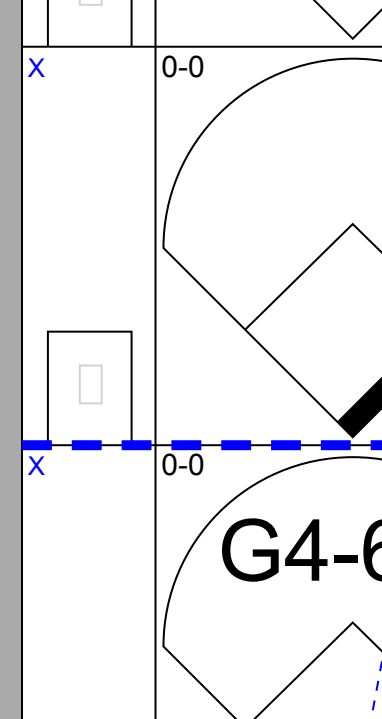
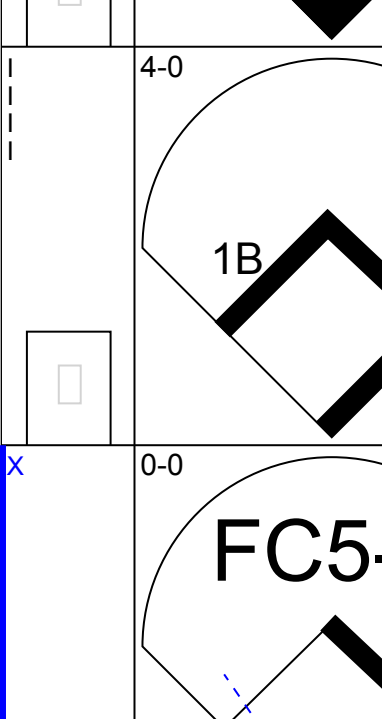
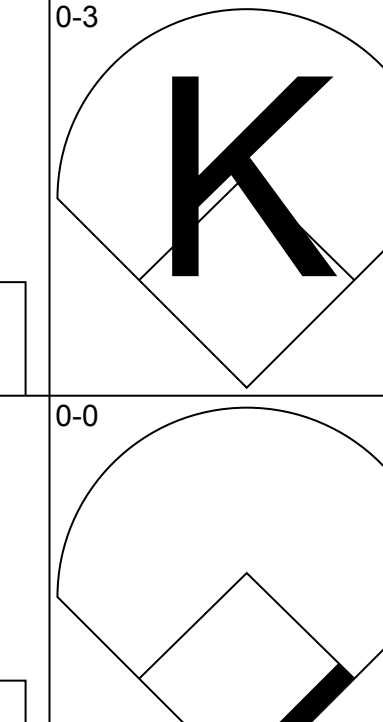
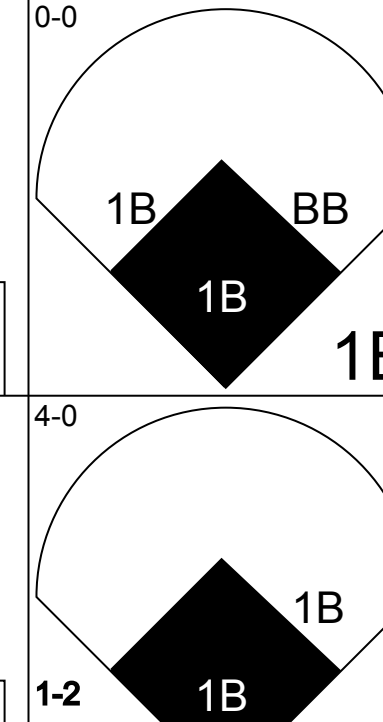
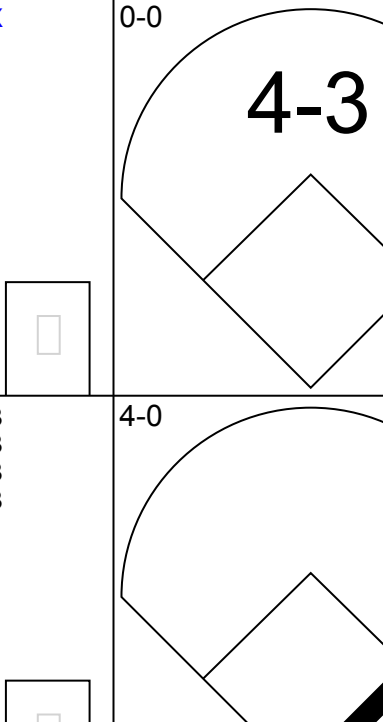
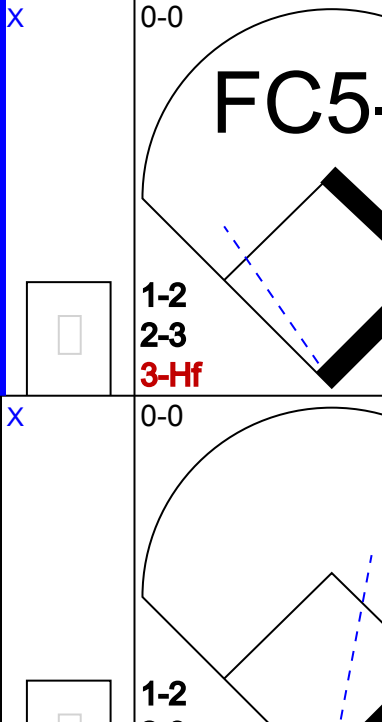
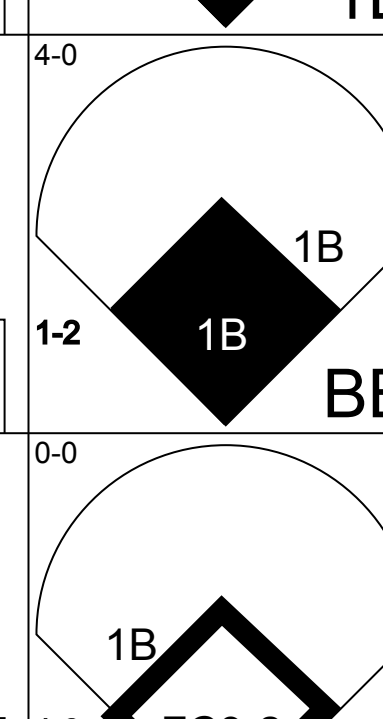

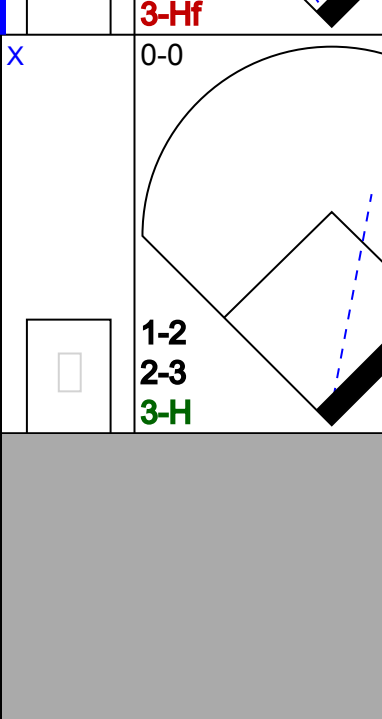
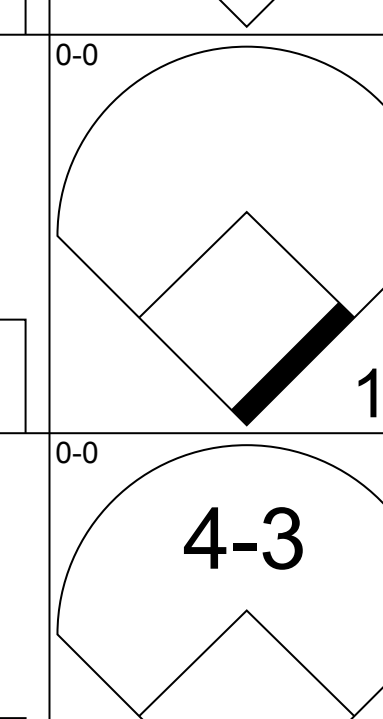
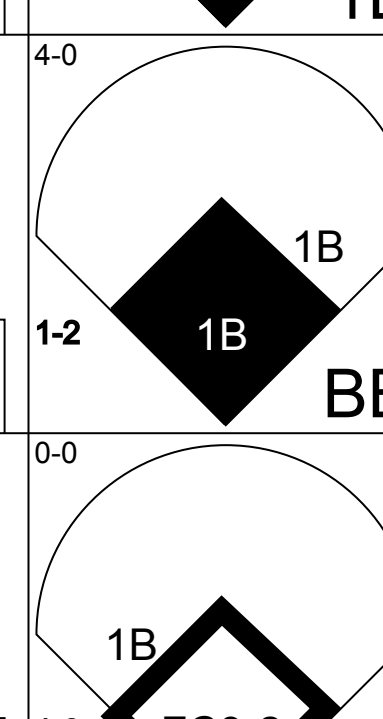
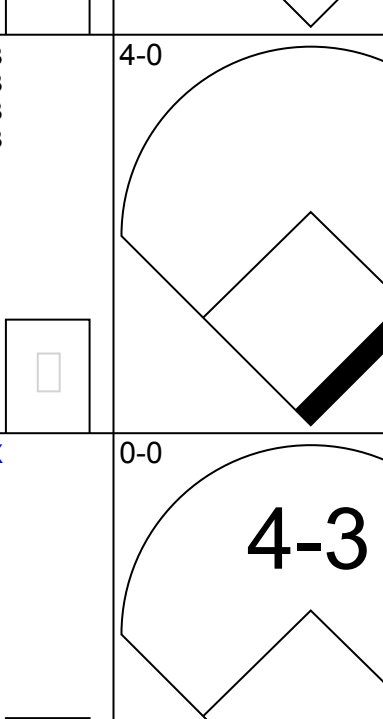
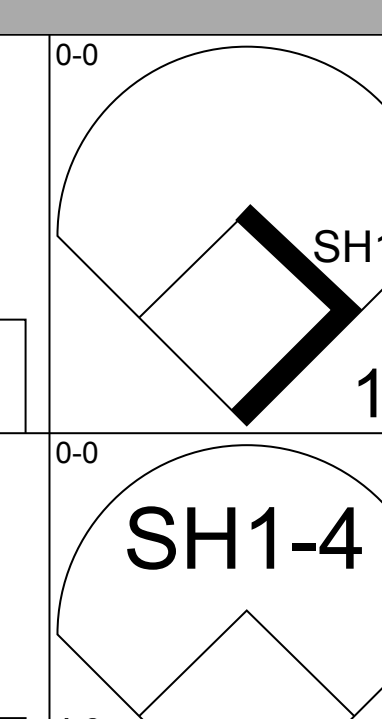
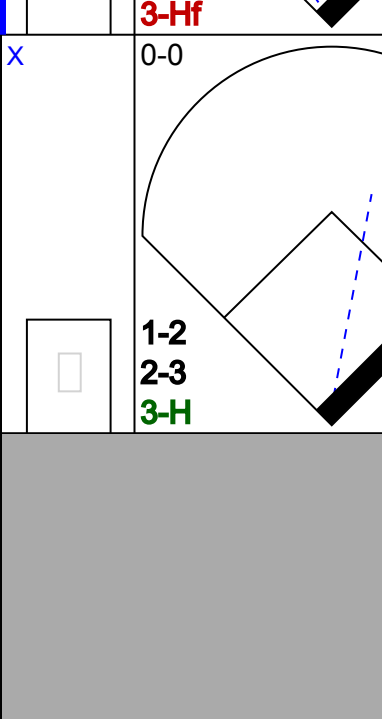
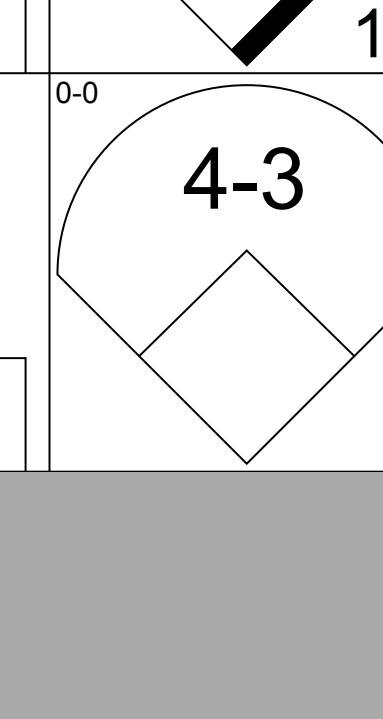
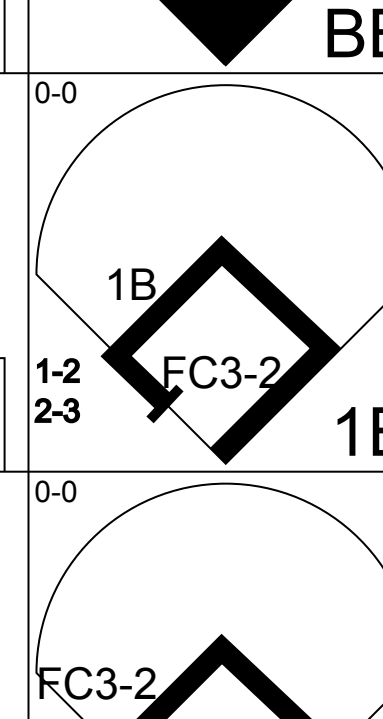
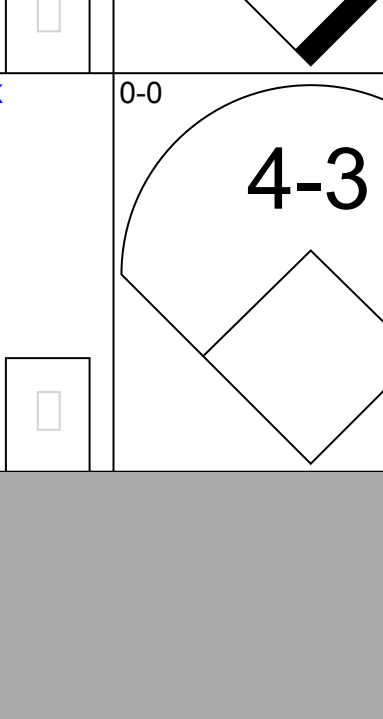
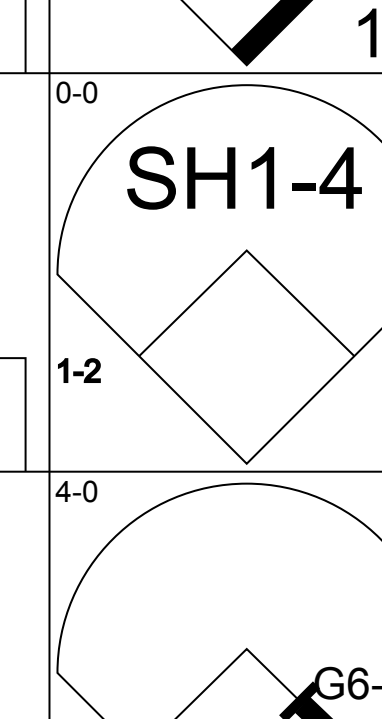
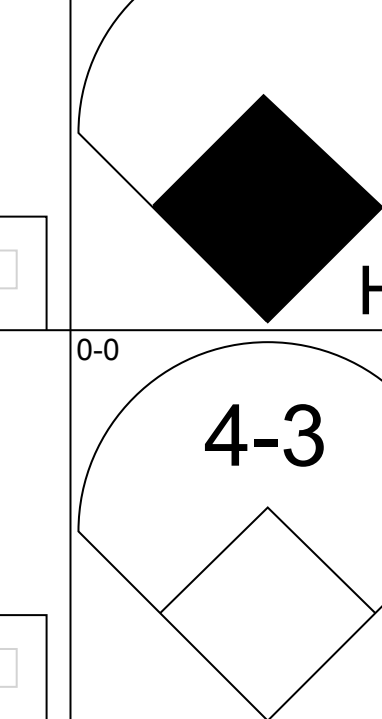
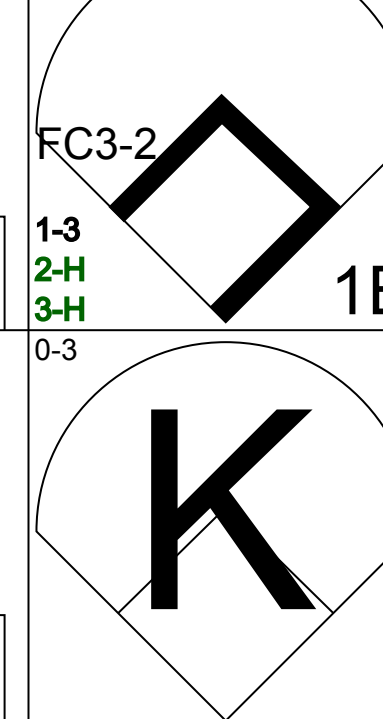
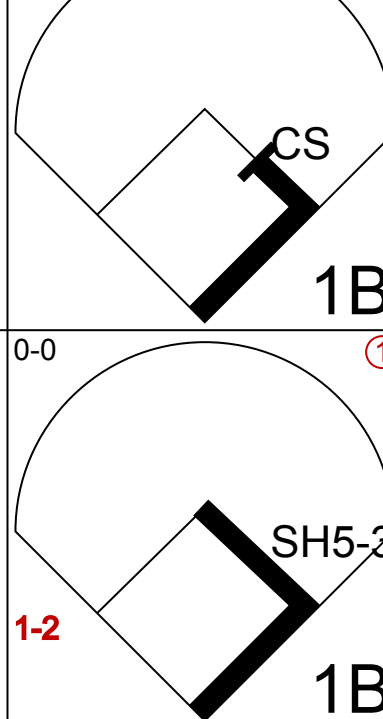
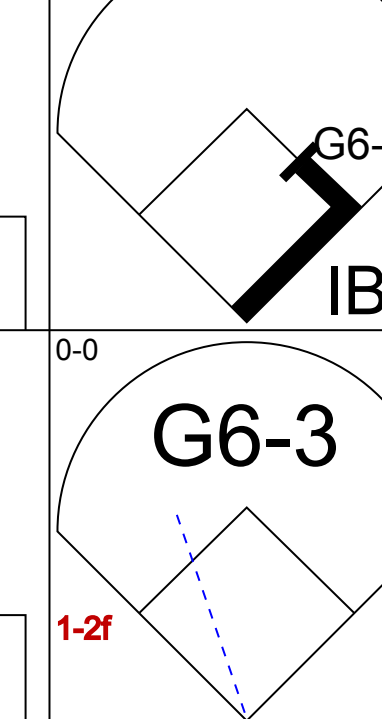
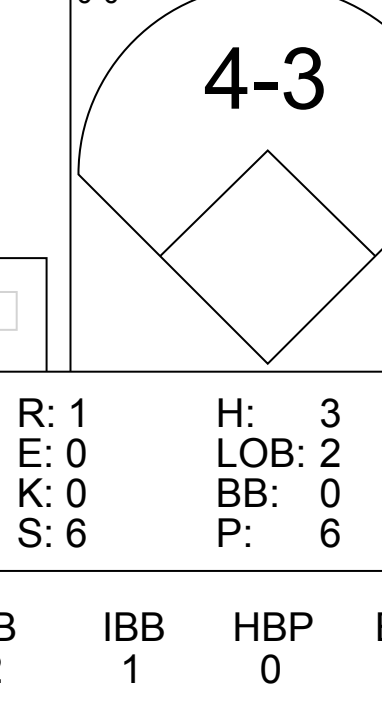
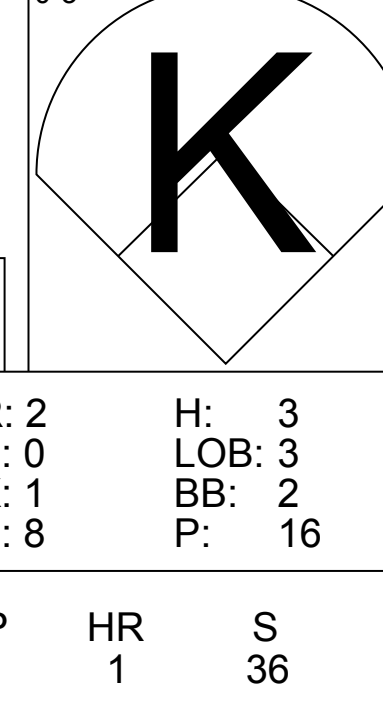
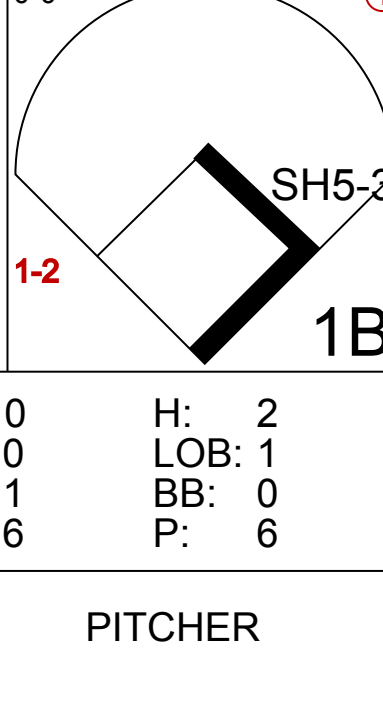
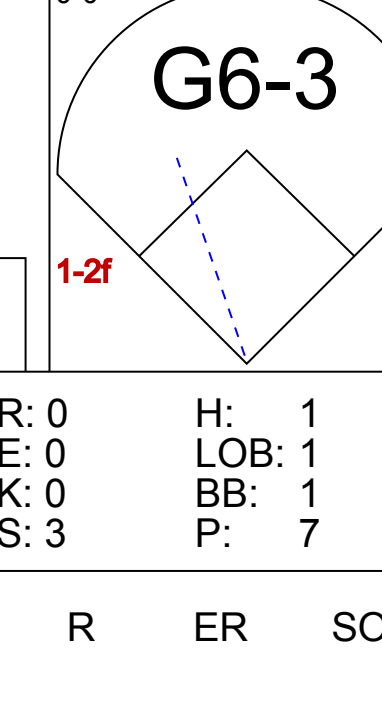
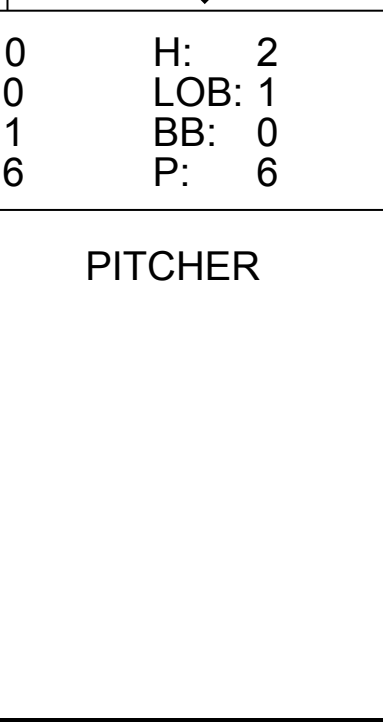




Batter	1	2	3	4	5	6	7	8	9	AB	R	H	RBI	BB	SO	LOB	TOP				
Ruppert Jones, L (1, 9) OBP: 0.270, SLG: 0.314										4	0	0	0	0	1	1	<b>Kansas City Royals @ Cleveland Indians</b> Cleveland Municipal Stadium, Cleveland, OH Mon Aug 23 1976, 7:05 PM EDT Att: 9,581 - Unknown - 79 F				
Amos Otis, R (1, 8) OBP: 0.353, SLG: 0.472										4	0	0	0	0	4	1					
George Brett, L (1, 5) OBP: 0.386, SLG: 0.481										4	0	1	0	0	1	0					
John Mayberry, L (1, 3) OBP: 0.326, SLG: 0.374										4	1	1	0	0	1	1					
Hal McRae, R (1, 10) OBP: 0.430, SLG: 0.495										4	0	0	0	0	3	1					
Tom Pogue, L (1, 7) OBP: 0.386, SLG: 0.471										4	0	1	0	0	1	1					
Bob Stinson, S (1, 2) OBP: 0.339, SLG: 0.325										4	2	2	0	0	0	1					
Freddie Patek, R (1, 6) OBP: 0.326, SLG: 0.309										2	0	1	0	0	1	1					
Jamie Quirk, L (7, PH) OBP: 0.294, SLG: 0.364										1	0	1	2	0	0	0					
Cookie Rojas, R (7, 4) OBP: 0.250, SLG: 0.240										0	0	0	0	0	0	0					
Frank White, R (1, 4) OBP: 0.259, SLG: 0.291 (7, 6)										2	0	0	1	0	0	2					
<b>Inning Stats</b>	R: 0 E: 0 K: 2 S: 7	H: 0 LOB: 0 BB: 7	R: 0 E: 0 K: 2 S: 7	H: 0 LOB: 0 BB: 7	R: 1 E: 0 K: 1 S: 7	H: 2 LOB: 1 BB: 7	R: 0 E: 0 K: 2 S: 7	H: 0 LOB: 0 BB: 7	R: 0 E: 0 K: 1 S: 6	H: 1 LOB: 1 BB: 6	R: 0 E: 0 K: 1 S: 5	H: 0 LOB: 0 BB: 5	R: 2 E: 0 K: 1 S: 8	H: 3 LOB: 1 BB: 8	R: 0 E: 0 K: 1 S: 6	H: 1 LOB: 1 BB: 6	R: 0 E: 0 K: 1 S: 5	H: 0 LOB: 0 BB: 5	1B: 5 2B: 2 3B: 0 HR: 0	SF: 1 SAC: 0 DP: 0 HBP: 0	WP: 0 PA: 34 PB: 0 SB: 0 CS: 0
<b>PITCHER</b> Dennis Eckersley, R (1, 1) ERA: 3.59	IP: 9.0 WLS: W BF: 34 H: 7 R: 3 ER: 3 SO: 12 BB: 0 IBB: 0 HBP: 0 BLK: 0 WP: 0 HR: 0 S: 58 P: 58 ERA: 3.00 WHIP: 0.778															<b>PITCHER</b>					

AB	33
R	3
H	7
RBI	3
BB	0
SO	12
LOB	9



Batter	1	2	3	4	5	6	7	8	9	AB	R	H	RBI	BB	SO	LOB	BOTTOM				
Duane Kuiper, L (1, 4) OBP: 0.310, SLG: 0.320										3	0	2	0	1	1	0	<b>Kansas City Royals @ Cleveland Indians</b> Cleveland Municipal Stadium, Cleveland, OH Mon Aug 23 1976, 7:05 PM EDT Att: 9,581 - Unknown - 79 F				
Tommy Smith, L (1, 9) OBP: 0.280, SLG: 0.319										4	0	1	0	0	1	5					
Ron Pruitt, R (9, PH) OBP: 0.321, SLG: 0.298										1	0	1	0	0	0	0					
Rick Manning, L (1, 8) OBP: 0.340, SLG: 0.393										5	1	1	0	0	1	5					
Rico Carty, R (1, 10) OBP: 0.383, SLG: 0.455										4	0	1	0	1	0	2					
Boog Powell, L (1, 3) OBP: 0.305, SLG: 0.335										4	1	1	0	0	1	1					
Frank Robinson, R (9, PH) OBP: 0.333, SLG: 0.365										1	0	0	0	0	0	3					
George Hendrick, R (1, 7) OBP: 0.333, SLG: 0.462										3	1	3	1	2	0	0					
Buddy Bell, R (1, 5) OBP: 0.344, SLG: 0.365										3	0	1	0	0	0	2					
Ray Fosse, R (1, 2) OBP: 0.368, SLG: 0.385										3	1	3	3	1	0	0					
Frank Duffy, R (1, 6) OBP: 0.275, SLG: 0.282										3	0	1	0	0	1	2					
Larvell Blanks, R (9, PH) OBP: 0.360, SLG: 0.448										1	0	0	0	0	0	2					
<b>Inning Stats</b>	R: 0 E: 0 K: 1 S: 5	H: 1 LOB: 0 BB: 5	R: 0 E: 0 K: 1 S: 6	H: 1 LOB: 0 BB: 6	R: 1 E: 0 K: 0 S: 6	H: 3 LOB: 2 BB: 6	R: 2 E: 0 K: 1 S: 8	H: 3 LOB: 2 BB: 16	R: 0 E: 0 K: 1 S: 3	H: 0 LOB: 1 BB: 7	R: 0 E: 0 K: 1 S: 6	H: 2 LOB: 1 BB: 6	R: 0 E: 0 K: 0 S: 3	H: 1 LOB: 1 BB: 3	R: 0 E: 0 K: 0 S: 3	H: 1 LOB: 1 BB: 7	R: 1 E: 0 K: 1 S: 7	H: 3 LOB: 3 BB: 11	1B: 13 2B: 1 3B: 0 HR: 1	SF: 0 SAC: 2 DP: 2 HBP: 0	WP: 0 PA: 42 PB: 0 SB: 0 CS: 2
<b>PITCHER</b> Al Fitzmorris, R (1, 1) ERA: 2.98	IP: 6.1 WLS: L BF: 31 H: 11 R: 3 ER: 3 SO: 4 BB: 2 IBB: 1 HBP: 0 BLK: 0 WP: 0 HR: 1 S: 36 P: 48 ERA: 4.26 WHIP: 2.053															<b>PITCHER</b>					
<b>PITCHER</b> Steve Mingo, L (7, 1) ERA: 2.32	IP: 2.1 WLS: L BF: 11 H: 4 R: 1 ER: 1 SO: 1 BB: 0 IBB: 2 HBP: 0 BLK: 0 WP: 0 HR: 0 S: 11 P: 19 ERA: 3.86 WHIP: 1.714															<b>PITCHER</b>					

AB	35
R	4
H	15
RBI	4
BB	5
SO	5
LOB	22





Batter	1	2	3	4	5	6	7	8	9	AB	R	H	RBI	BB	SO	LOB	TOP			
Jim Wohlford, R OBP: 0.303, SLG: 0.284 (1, 7)	4-0 5-3 1B BB		0-0 F8		0-0 F8			4-0 G6-3 BB		2	1	0	0	2	0	0	<b>Kansas City Royals @ Cleveland Indians</b> Cleveland Municipal Stadium, Cleveland, OH Tue Aug 24 1976, 7:05 PM EDT Att. 6,615 - Unknown - 76 F			
Amos Otis, R OBP: 0.350, SLG: 0.468 (1, 8)	0-0 5-3 1-2		0-0 4-3		0-0 F8			0-0 F8		4	0	0	0	0	0	2				
George Brett, L OBP: 0.384, SLG: 0.477 (1, 5)	0-0 F5		0-0 F8					0-0 G6-3 1-2		4	0	0	0	0	0	2				
Hal McRae, R OBP: 0.430, SLG: 0.495 Davey Nelson, R OBP: 0.291, SLG: 0.310 (1, 10)	0-0 2H 1B			0-0 P6				0-0 F7		4	0	2	1	0	0	0				
John Mayberry, L OBP: 0.326, SLG: 0.371 (1, 3)	0-0 F7			0-0 F7				0-0 F7 1B		3	0	0	0	1	0	2				
Al Cowens, R OBP: 0.304, SLG: 0.336 (1, 9)		0-0 1-3		0-0 BB 1B				0-0 F8 1-2		4	0	1	0	0	0	2				
Buck Martinez, R OBP: 0.273, SLG: 0.377 (1, 2)		4-0 BB		4-0 1-2 BB				0-0 F8		2	0	0	0	2	0	2				
Freddie Patek, R OBP: 0.323, SLG: 0.307 (1, 6)		0-0 F9		0-0 F8				0-3 K		3	0	0	0	0	1	3				
Frank White, R OBP: 0.257, SLG: 0.288 (1, 4)		0-3 K			0-0 4-3			0-0 F9		3	0	0	0	0	1	1				
<b>Inning Stats</b>	R: 1 E: 0 K: 0 S: 4	H: 1 LOB: 1 BB: 1 P: 8	R: 0 E: 0 K: 1 S: 5	H: 0 LOB: 1 BB: 1 P: 9	R: 0 E: 0 K: 0 S: 3	H: 0 LOB: 0 BB: 0 P: 3	R: 0 E: 0 K: 0 S: 4	H: 1 LOB: 2 BB: 1 P: 8	R: 0 E: 0 K: 0 S: 3	H: 0 LOB: 0 BB: 0 P: 3	R: 0 E: 0 K: 0 S: 5	H: 0 LOB: 0 BB: 0 P: 5	R: 0 E: 0 K: 1 S: 2	H: 0 LOB: 0 BB: 1 P: 6	R: 0 E: 1 K: 0 S: 4	H: 1 LOB: 2 BB: 0 P: 4	1B: 3 2B: 0 3B: 0 HR: 0	SF: 0 SAC: 0 DP: 1 HBP: 0	WP: 0 PB: 0 SB: 0 CS: 0	PA: 34
<b>PITCHER</b> Rick Waits, L ERA: 3.64 (1, 1)	IP: 9.0 WLS: W BF: 34 H: 3 R: 1 ER: 1 SO: 2 BB: 5 IBB: 0 HBP: 0 BLK: 0 WP: 0 HR: 0 S: 33 P: 53 ERA: 1.00 WHIP: 0.889																			


Batter	1	2	3	4	5	6	7	8	9	AB	R	H	RBI	BB	SO	LOB	BOTTOM			
Duane Kuiper, L OBP: 0.310, SLG: 0.319 (1, 4)	0-0 BB BLK SF7 1B		0-0 4-1					0-0 F7		4	1	1	0	0	0	1	<b>Kansas City Royals @ Cleveland Indians</b> Cleveland Municipal Stadium, Cleveland, OH Tue Aug 24 1976, 7:05 PM EDT Att. 6,615 - Unknown - 76 F			
John Lowenstein, L OBP: 0.282, SLG: 0.259 (1, 9)	0-3 K		4-0 CS BB		0-0 4-3			0-0 B1		3	0	0	0	1	1	1				
Rick Manning, L OBP: 0.339, SLG: 0.390 (1, 8)	4-0 BB		0-0 1-4-3 1-2		0-0 4-3			0-0 3-1		3	0	0	0	1	0	1				
Rico Carty, R OBP: 0.383, SLG: 0.453 (1, 10)	4-0 1-2 2-3 BB		0-0 6-3			0-3 K				2	0	0	0	1	1	0				
Boog Powell, L OBP: 0.305, SLG: 0.333 (1, 3)	0-0 SF7			4-0 FC6-5 1B BB		0-0 4-3				1	0	0	1	1	0	0				
George Hendrick, R OBP: 0.333, SLG: 0.461 (1, 7)	0-0 L4			0-0 FC6-5 1B 1B		0-0 4-3				3	1	1	0	0	0	2				
Buddy Bell, R OBP: 0.344, SLG: 0.367 (1, 5)		0-0		0-0 FC6-5 1B 1-2 2-3f				0-0 4-3		3	0	1	0	0	0	2				
Ray Fosse, R OBP: 0.368, SLG: 0.384 (1, 2)		0-0 F9		0-0 G6-4-3 1B 1-2 2H				0-0 5-3		3	0	1	1	0	0	1				
Frank Duffy, R OBP: 0.273, SLG: 0.279 (1, 6)		0-0 1-3		0-0 G6-4-3 1-2f				0-0 5-3		3	0	0	0	0	0	3				
<b>Inning Stats</b>	R: 1 E: 0 K: 1 S: 6	H: 1 LOB: 2 BB: 2 P: 14	R: 0 E: 0 K: 0 S: 4	H: 1 LOB: 0 BB: 0 P: 4	R: 0 E: 0 K: 0 S: 2	H: 0 LOB: 0 BB: 1 P: 6	R: 1 E: 0 K: 0 S: 4	H: 2 LOB: 1 BB: 1 P: 8	R: 0 E: 0 K: 0 S: 3	H: 0 LOB: 0 BB: 0 P: 3	R: 0 E: 0 K: 1 S: 5	H: 0 LOB: 0 BB: 0 P: 5	R: 0 E: 0 K: 0 S: 3	H: 0 LOB: 0 BB: 0 P: 3	R: 0 E: 0 K: 0 S: 3	H: 0 LOB: 0 BB: 0 P: 3	1B: 3 2B: 1 3B: 0 HR: 0	SF: 1 SAC: 0 DP: 1 HBP: 0	WP: 0 PB: 0 SB: 0 CS: 1	PA: 30
<b>PITCHER</b> Dennis Leonard, R ERA: 3.26 (1, 1)	IP: 8.0 WLS: L BF: 30 H: 4 R: 2 ER: 2 SO: 2 BB: 4 IBB: 0 HBP: 0 BLK: 1 WP: 0 HR: 0 S: 30 P: 46 ERA: 2.25 WHIP: 1.000																			



Batter	1	2	3	4	5	6	7	8	9	AB	R	H	RBI	BB	SO	LOB	TOP								
<b>Al Cowens, R</b> OBP: 0.305, SLG: 0.336 (1, 9)	5-3	L8							F9	5	1	2	0	0	0	3	<b>Kansas City Royals @ Cleveland Indians</b> Cleveland Municipal Stadium, Cleveland, OH Wed Aug 25 1976, 7:05 PM EDT Att: 7,113 - Unknown - 77 F <a href="http://livebaseballscorecards.com">livebaseballscorecards.com</a>								
<b>Amos Otis, R</b> OBP: 0.353, SLG: 0.471 (1, 8)	F8 BB		6-3 S							3	0	2	0	1	1	0									
<b>George Brett, L</b> OBP: 0.381, SLG: 0.474 (1, 5)	F8 1-3		F9 1-2							3	0	0	1	0	0	2									
<b>John Mayberry, L</b> OBP: 0.323, SLG: 0.368 (1, 3)	F8		6-3							4	0	0	0	0	1	3									
<b>Hal McRae, R</b> OBP: 0.433, SLG: 0.495 <b>Ruppert Jones, L</b> OBP: 0.270, SLG: 0.314 (8, PR)		BB SF9 BB	FC6-4 BB							2	1	1	0	2	0	1									
<b>Tom Pickett, L</b> OBP: 0.382, SLG: 0.466 <b>Davey Nelson, R</b> OBP: 0.289, SLG: 0.308 <b>Jim Wohlford, R</b> OBP: 0.303, SLG: 0.284 (8, 7)		K	FC6-4 1-2							3	0	0	0	0	1	3									
<b>Buck Martinez, R</b> OBP: 0.277, SLG: 0.374 (1, 2)		SF9 BB 1-2								2	0	0	0	2	2	0									
<b>Freddie Patek, R</b> OBP: 0.326, SLG: 0.306 (1, 6)		SF9 BB 1-2 2-3								1	0	0	0	2	1	0									
<b>Frank White, R</b> OBP: 0.254, SLG: 0.286 (1, 4)		SF9 1-2 2-3 3-H								3	0	0	1	0	0	1									
<b>Inning Stats</b>	R: 0 E: 0 K: 0 S: 3	H: 0 LOB: 1 BB: 1 P: 7	R: 1 E: 0 K: 1 S: 5	H: 0 LOB: 2 BB: 3 P: 17	R: 0 E: 0 K: 0 S: 4	H: 1 LOB: 2 BB: 1 P: 8	R: 0 E: 0 K: 2 S: 7	H: 0 LOB: 0 BB: 0 P: 7	R: 1 E: 0 K: 1 S: 7	H: 2 LOB: 1 BB: 0 P: 7	R: 0 E: 0 K: 1 S: 4	H: 0 LOB: 0 BB: 1 P: 8	R: 0 E: 0 K: 1 S: 5	H: 1 LOB: 0 BB: 0 P: 5	R: 0 E: 1 K: 1 S: 6	H: 1 LOB: 1 BB: 1 P: 6		R: 0 E: 0 K: 0 S: 3	H: 0 LOB: 1 BB: 1 P: 7	1B: 4 2B: 1 3B: 0 HR: 0	SF: 2 SAC: 1 DP: 0 HBP: 0	WP: 0 PB: 0 SB: 2 CS: 1	PA: 38		
<b>PITCHER</b>	IP	WLS	BF	H	R	ER	SO	BB	IBB	HBP	BLK	WP	HR	S	P	ERA	WHIP								
<b>Jim Bibby, R</b> ERA: 3.53 (1, 1)	1.1		8	0	1	1	1	4	0	0	0	0	0	6	22	6.75	3.000								
<b>Jim Kern, R</b> ERA: 2.5 (2, 1)	5.2	L	21	4	1	1	5	2	0	0	0	0	0	29	37	1.59	1.059								
<b>Dave LaRoche, L</b> ERA: 2.27 (8, 1)	2.0		8	1	0	0	1	1	0	0	0	0	0	9	13	0.00	1.000								

Batter	1	2	3	4	5	6	7	8	9	AB	R	H	RBI	BB	SO	LOB	BOTTOM								
<b>Rick Manning, L</b> OBP: 0.340, SLG: 0.389 <b>Tommy Smith, L</b> OBP: 0.275, SLG: 0.313 (5, 7)	1-3 4-3 BB		4-1							1	1	0	0	1	0	0	<b>Kansas City Royals @ Cleveland Indians</b> Cleveland Municipal Stadium, Cleveland, OH Wed Aug 25 1976, 7:05 PM EDT Att: 7,113 - Unknown - 77 F <a href="http://livebaseballscorecards.com">livebaseballscorecards.com</a>								
<b>Ray Fosse, R</b> OBP: 0.371, SLG: 0.387 (1, 2)	4-3 1-2 BB		FC6-4 BB							4	0	2	0	0	1	1									
<b>Larvell Blanks, R</b> OBP: 0.354, SLG: 0.440 (1, 4)	1-3		FC6-4 1-2 2-3							4	0	0	0	0	0	3									
<b>Rico Carty, R</b> OBP: 0.380, SLG: 0.449 (1, 10)	4-3									4	0	0	1	0	2	1									
<b>George Hendrick, R</b> OBP: 0.331, SLG: 0.457 (5, 8)	5-3									4	0	0	0	0	0	1									
<b>Buddy Bell, R</b> OBP: 0.344, SLG: 0.367 <b>John Lowenstein, L</b> OBP: 0.280, SLG: 0.258 (8, FH)										3	0	1	0	0	0	0									
<b>Boog Powell, L</b> OBP: 0.305, SLG: 0.329 (1, 3)										3	0	0	0	1	1	1									
<b>Ron Pruitt, R</b> OBP: 0.339, SLG: 0.320 (1, 9)										3	0	2	0	0	0	0									
<b>Frank Duffy, R</b> OBP: 0.271, SLG: 0.277 (1, 6)										3	0	0	0	0	0	3									
<b>Inning Stats</b>	R: 1 E: 0 K: 0 S: 4	H: 1 LOB: 1 BB: 1 P: 8	R: 0 E: 0 K: 0 S: 3	H: 0 LOB: 0 BB: 0 P: 3	R: 0 E: 0 K: 0 S: 4	H: 1 LOB: 1 BB: 0 P: 4	R: 0 E: 0 K: 1 S: 6	H: 1 LOB: 1 BB: 0 P: 6	R: 0 E: 0 K: 0 S: 4	H: 1 LOB: 2 BB: 1 P: 8	R: 0 E: 0 K: 2 S: 7	H: 0 LOB: 0 BB: 0 P: 7	R: 0 E: 0 K: 0 S: 3	H: 0 LOB: 0 BB: 0 P: 3	1B: 5 2B: 0 3B: 0 HR: 0	SF: 0 SAC: 0 DP: 0 HBP: 0		WP: 0 PB: 0 SB: 0 CS: 0	PA: 34						
<b>PITCHER</b>	IP	WLS	BF	H	R	ER	SO	BB	IBB	HBP	BLK	WP	HR	S	P	ERA	WHIP								
<b>Andy Hassler, L</b> ERA: 3.46 (1, 1)	7.0		28	5	1	1	2	2	0	0	0	0	0	30	38	1.29	1.000								
<b>Mark Littell, R</b> ERA: 1.85 (8, 1)	2.0	S	6	0	0	0	2	0	0	0	0	0	0	10	10	0.00	0.000								



Batter	1	2	3	4	5	6	7	8	9	AB	R	H	RBI	BB	SO	LOB	TOP					
Steve Braun, L (1,7) OBP: 0.361, SLG: 0.345 Dan Ford, R (6,PH) OBP: 0.311, SLG: 0.417 (6,9)	0-0 SH1-3 1B SF7 1B		0-0 F9	0-0 4-3		4-0 BB BB		0-0 L5	3 1 1 0 0 0 3 1 0 0 0 1 0 0													
Roy Smalley, S (1,6) OBP: 0.357, SLG: 0.323	0-0 SF7 SH1-3 1-2 1B		0-0 1B		0-0 G3-6-1 1B	1-2 2-3 BB		0-0 L4	4 1 3 0 1 0 0													
Rod Carew, L (1,3) OBP: 0.388, SLG: 0.444	0-0 SH1-3 1-2 2-3		0-3 K		0-0 G3-6-1 1B	1-2 1B		0-0 1B 1B	4 0 2 0 0 1 5													
Lyman Bostock, L (1,8) OBP: 0.362, SLG: 0.413	0-0 SF7 2-3 3-H		0-0 FC6 1-2 2-H 1B		0-0 G3-6-1 1-2 2-3 1B			0-0 FC6 1-3 1B	4 0 2 2 0 0 2													
Mike Cabbage, L (1,5) OBP: 0.332, SLG: 0.324	0-0 F7		0-0 FC6 1-2		0-0 1B			0-0 FC6 1-2	5 0 1 1 0 1 5													
Larry Hisle, R (1,9) OBP: 0.326, SLG: 0.372 (6,7)		0-3 K		0-0 6-3	0-0 F9			0-0 5-3	4 0 0 0 0 1 1													
Tony Oliva, L (1,10) OBP: 0.253, SLG: 0.287 Craig Kusick, R (6,PH) OBP: 0.331, SLG: 0.427		0-0 4-3		0-3 K		0-0 F2		0-0 6-3	2 0 0 0 0 1 0 2 0 0 0 0 0 0								AB 37 R 3 H 13 RBI 3 BB 2 SO 4 LOB 16					
Bob Randall, R (1,4) OBP: 0.324, SLG: 0.326		0-0 5-3		0-0 1B 1B		0-0 4-3		0-0 6-3	4 0 1 0 0 0 0													
Glenn Borgmann, R (1,2) OBP: 0.485, SLG: 0.500			0-0 1B 1B		0-0 1B		0-0 BB WP 1B	0-0 F7	4 1 3 0 0 0 0													
<b>Inning Stats</b>	R: 1 E: 0 K: 0 S: 5	H: 2 LOB: 1 BB: 0 P: 5	R: 0 E: 0 K: 1 S: 5	H: 0 LOB: 0 BB: 0 P: 5	R: 1 E: 0 K: 1 S: 8	H: 3 LOB: 2 BB: 0 P: 8	R: 0 E: 0 K: 1 S: 7	H: 2 LOB: 1 BB: 0 P: 7	R: 1 E: 0 K: 0 S: 5	H: 3 LOB: 1 BB: 0 P: 5	R: 0 E: 0 K: 0 S: 4	H: 1 LOB: 3 BB: 2 P: 12	R: 0 E: 0 K: 1 S: 5	H: 0 LOB: 0 BB: 0 P: 5	R: 0 E: 0 K: 0 S: 3	H: 0 LOB: 0 BB: 0 P: 3	R: 0 E: 0 K: 0 S: 5	H: 2 LOB: 2 BB: 0 P: 5	1B: 13 2B: 0 3B: 0 HR: 0	SF: 1 SAC: 1 DP: 1 HBP: 0	WP: 1 PB: 0 SB: 0 CS: 0	PA: 41
<b>PITCHER</b>	IP WLS BF H R ER SO BB IBB HBP BLK WP HR S P ERA WHIP																	<b>PITCHER</b>	IP WLS BF H R ER SO BB IBB HBP BLK WP HR S P ERA WHIP			
Jackie Brown, R (1,1) ERA: 3.99	5.0 W 24 10 3 3 3 0 0 0 0 0 0 0 30 30 5.40 2.000																					
Don Hood, L (6,1) ERA: 4.13	0.2 5 1 0 0 0 2 0 0 0 1 0 3 11 0.00 4.500																					
Stan Thomas, R (6,1) ERA: 2.25	3.1 S 12 2 0 0 1 0 0 0 0 0 0 14 14 0.00 0.600																					

Minnesota Twins @ Cleveland Indians  
Cleveland Municipal Stadium, Cleveland, OH  
Fri Aug 27 1976, 7:05 PM EDT  
Att. 7,439 - Unknown - 84 F

livebaseballscores.com



Batter	1	2	3	4	5	6	7	8	9	AB	R	H	RBI	BB	SO	LOB	BOTTOM			
Duane Kuiper, L (1,4) OBP: 0.311, SLG: 0.319	0-0 4-3	0-0 4-3		0-0 E 1B		4-0 IBB		0-0 E4	4 0 1 0 1 0 1											
Larvell Blanks, R (1,6) OBP: 0.347, SLG: 0.432 Frank Duffy, R (9,6) OBP: 0.271, SLG: 0.277	0-3 K	0-0 4-3		0-0 F4 1-2		0-0 SF7 2-3 3-H		0-0 F3 1-3	4 0 0 1 0 1 3 0 0 0 0 0 0 0											
John Lowenstein, L (1,8) OBP: 0.274, SLG: 0.251	0-0 4-3		0-0 F7	0-0 3-1		0-0 F7		0-0 L3	5 0 0 0 0 0 4											
Rico Carty, R (1,10) OBP: 0.383, SLG: 0.452		0-0 BB 1B	0-0 BB 5-3 2B		0-0 F3		4-0 2B G6-4-3 BB		3 3 2 0 1 0 0											
Boog Powell, L (1,3) OBP: 0.311, SLG: 0.335		4-0 1B 1-2 BB	4-0 5-3 BB BB		0-3 K		0-0 G6-4-3 1-3 2B		2 1 1 0 2 1 0											
George Hendrick, R (1,7) OBP: 0.334, SLG: 0.457		0-0 1B 1-2 2-H FC1-2-5 1B	4-0 5-3 BB		0-0 6-3		4-0 G6-4-3 BB		2 0 1 1 2 0 0											
Buddy Bell, R (1,5) OBP: 0.345, SLG: 0.368		0-0 FC1-2-5 1-3 2-H 2B 1B	0-0 5-3		0-0 5-3		0-0 FC2-6 1B	0-0 G6-4-3 1-2 2-3 3-H	4 1 2 2 0 0 4											
Tommy Smith, L (1,9) OBP: 0.264, SLG: 0.300		0-0 FC1-2-5 1-3 2B	0-0 3-1		0-0 3-1		0-0 FC2-6 E SF7	0-0 4-3	4 2 0 0 0 0 6											
Ray Fosse, R (1,2) OBP: 0.368, SLG: 0.389		0-0 4-3 2-H 3-H 2B		0-0 6-3		0-0 E5 SF7 1-3		0-0 F3	4 0 1 2 0 0 1											
<b>Inning Stats</b>	R: 0 E: 0 K: 1 S: 5	H: 0 LOB: 0 BB: 0 P: 5	R: 4 E: 0 K: 0 S: 7	H: 4 LOB: 1 BB: 1 P: 11	R: 1 E: 0 K: 0 S: 4	H: 1 LOB: 2 BB: 2 P: 12	R: 0 E: 1 K: 0 S: 4	H: 1 LOB: 1 BB: 0 P: 4	R: 0 E: 0 K: 1 S: 5	H: 0 LOB: 0 BB: 0 P: 5	R: 1 E: 1 K: 0 S: 5	H: 1 LOB: 2 BB: 1 P: 9	R: 1 E: 0 K: 0 S: 3	H: 1 LOB: 1 BB: 2 P: 11	R: 0 E: 1 K: 0 S: 4	H: 0 LOB: 1 BB: 0 P: 4	1B: 5 2B: 3 3B: 0 HR: 0	SF: 1 SAC: 0 DP: 1 HBP: 0	WP: 0 PB: 0 SB: 0 CS: 0	PA: 39
<b>PITCHER</b>	IP WLS BF H R ER SO BB IBB HBP BLK WP HR S P ERA WHIP																	<b>PITCHER</b>	IP WLS BF H R ER SO BB IBB HBP BLK WP HR S P ERA WHIP	
Dave Goltz, R (1,1) ERA: 3.67	7.0 L 35 8 0 6 2 5 0 0 0 0 0 0 33 57 7.71 1.857																			
Vic Albury, L (8,1) ERA: 4.0	1.0 4 0 0 0 0 0 0 0 0 0 0 4 4 0.00 0.000																			

Minnesota Twins @ Cleveland Indians  
Cleveland Municipal Stadium, Cleveland, OH  
Fri Aug 27 1976, 7:05 PM EDT  
Att. 7,439 - Unknown - 84 F


livebaseballscores.com









Batter	1	2	3	4	5	6	7	8	9	AB	R	H	RBI	BB	SO	LOB	TOP										
Steve Braun, L (1,7) OBP: 0.366, SLG: 0.345	4-0 BB 1B BB		4-0 WP SF8 BB	0-0 G3			4-0 BB		0-0 4-3	2	2	0	0	3	0	2	<b>Minnesota Twins @ Cleveland Indians</b> Cleveland Municipal Stadium, Cleveland, OH Sun Aug 29 1976, 3:33 AM EDT Att: 10,415 - Unknown - 68 F  <b>AB 30</b> <b>R 4</b> <b>H 4</b> <b>RBI 3</b> <b>BB 6</b> <b>SO 9</b> <b>LOB 17</b>										
Roy Smalley, S (1,6) OBP: 0.355, SLG: 0.322	4-0 1B BB		0-3 K		0-3 K		0-3 K			3	0	0	0	1	3	2											
Rod Carew, L (1,3) OBP: 0.389, SLG: 0.445	0-3 K		0-0 SF8		0-0 F9		0-0 4-3			3	0	0	1	0	1	3											
Lyman Bostock, L (1,8) OBP: 0.361, SLG: 0.414	0-0 F7		0-3 K		0-0 BLK 3B			0-0 4-3		4	1	1	0	0	1	2											
Butch Wynegar, S (1,2) OBP: 0.363, SLG: 0.372	0-0 1B			0-0 PB E 2B		0-0 F8		4-0 PB BB		3	1	2	1	1	0	0											
Mike Cubbage, L (1,5) OBP: 0.336, SLG: 0.325	0-0 F2			0-0 L3		4-0 FC4-6 BB		0-3 K		3	0	0	0	1	1	4											
Tony Oliva, L (1,10) OBP: 0.245, SLG: 0.277		0-0 4-3		0-0 E4 1B		0-0 FC4-6 G6-4-3		0-0 4-3		4	0	0	1	0	0	2											
Steve Brye, R (1,9) OBP: 0.313, SLG: 0.329		0-0 F3		0-3 K		0-0 G6-4-3		0-0 5-3		4	0	0	0	0	1	2											
Bob Randall, R (1,4) OBP: 0.323, SLG: 0.325		0-0 F7		1-2 1B		0-3 K		0-3 K		4	0	1	0	0	2	0											
<b>Inning Stats</b>	R: 1 E: 0 K: 1 S: 6	H: 1 LOB: 2 BB: 2 P: 14	R: 0 E: 0 K: 0 S: 3	H: 0 LOB: 0 BB: 0 P: 3	R: 1 E: 0 K: 2 S: 7	H: 0 LOB: 0 BB: 1 P: 11	R: 1 E: 0 K: 1 S: 8	H: 2 LOB: 3 BB: 0 P: 8	R: 1 E: 0 K: 1 S: 6	H: 1 LOB: 0 BB: 0 P: 6	R: 0 E: 0 K: 0 S: 2	H: 0 LOB: 1 BB: 1 P: 6	R: 0 E: 0 K: 1 S: 7	H: 0 LOB: 1 BB: 1 P: 11	R: 0 E: 0 K: 1 S: 5	H: 0 LOB: 1 BB: 1 P: 9		R: 0 E: 0 K: 1 S: 5	H: 0 LOB: 0 BB: 0 P: 5	1B: 2 2B: 1 3B: 1 HR: 0	SF: 1 SAC: 0 DP: 1 HBP: 0	WP: 1 PB: 2 SB: 1 CS: 0	PA: 37				
<b>PITCHER</b>	IP	WLS	BF	H	R	ER	SO	BB	IBB	HBP	BLK	WP	HR	S	P	ERA	WHIP										
Dennis Eckersley, R (1,1) ERA: 3.65	5.0	W	24	4	4	3	5	4	0	0	1	1	0	30	46	5.40	1.600										
Stan Thomas, R (6,1) ERA: 2.13	4.0	S	13	0	0	0	4	2	0	0	0	0	0	19	27	0.00	0.500										

Batter	1	2	3	4	5	6	7	8	9	AB	R	H	RBI	BB	SO	LOB	BOTTOM										
Frank Duffy, R (1,6) OBP: 0.273, SLG: 0.279	0-0 G6-4-3 1B		0-0 G6-4-3 1B	0-0 FC5-2 1B		0-0 F7		0-0 2B		4	1	2	0	0	0	3	<b>Minnesota Twins @ Cleveland Indians</b> Cleveland Municipal Stadium, Cleveland, OH Sun Aug 29 1976, 3:33 AM EDT Att: 10,415 - Unknown - 68 F  <b>AB 35</b> <b>R 7</b> <b>H 14</b> <b>RBI 7</b> <b>BB 3</b> <b>SO 3</b> <b>LOB 19</b>										
Duane Kuiper, L (7,4) OBP: 0.312, SLG: 0.322			0-0 G6-4-3 1B	1-2 2-3 3-H 1B		4-0 BB		0-0 F8		4	0	1	1	1	0	3											
Ray Fosse, R (1,3) OBP: 0.363, SLG: 0.379	0-0 F4		0-0 G6-4-3 1B	1-2 2-3 3-H 1B		0-0 F2		0-0 F8		4	1	2	2	0	0	2											
Larvell Blanks, R (1,4) OBP: 0.344, SLG: 0.424	0-0 G6-4-3 1B		0-0 WP HR 1B	1-2 2-3 3-H 1B		0-0 F7		0-0 F8		4	1	2	0	0	0	1											
Rico Carty, R (1,10) OBP: 0.382, SLG: 0.450		0-0 4-3	0-0 WP HR 1B	1-2 2-3 1B		0-0 F7		0-0 F8		4	2	2	3	0	0	3											
George Hendrick, R (1,7) OBP: 0.333, SLG: 0.464		0-0 E4 F8 1B 1B	0-0 1H 2-H HR	0-0 F5		0-0 6-3		0-0 F8		4	0	0	0	0	0	4											
Buddy Bell, R (1,5) OBP: 0.340, SLG: 0.362		0-0 F8	0-0 F9	0-0 F8		0-0 F9		0-3 K		3	0	2	0	1	0	0											
Ron Pruitt, R (1,9) OBP: 0.373, SLG: 0.339		4-0 1B BB		0-0 E FC5-2 1B		0-0 F7		0-3 K		4	1	2	1	0	1	1											
Rick Cerone, R (1,2) OBP: 0.200, SLG: 0.200		0-0 1B		0-0 E7 FC5-2 1B		0-0 F7		0-3 K		3	1	0	0	1	2	2											
John Lowenstein, L (1,8) OBP: 0.274, SLG: 0.249		0-0 G3		4-0 1B FC5-2 1B		0-3 K		0-3 K		3	1	0	0	1	2	2											
<b>Inning Stats</b>	R: 0 E: 0 K: 0 S: 3	H: 1 LOB: 0 BB: 0 P: 3	R: 1 E: 1 K: 0 S: 5	H: 2 LOB: 2 BB: 1 P: 9	R: 3 E: 0 K: 0 S: 6	H: 4 LOB: 0 BB: 0 P: 6	R: 3 E: 1 K: 0 S: 8	H: 5 LOB: 3 BB: 1 P: 12	R: 0 E: 0 K: 1 S: 5	H: 1 LOB: 0 BB: 0 P: 5	R: 0 E: 0 K: 0 S: 3	H: 0 LOB: 1 BB: 1 P: 7	R: 0 E: 0 K: 0 S: 3	H: 0 LOB: 0 BB: 0 P: 3	R: 0 E: 0 K: 2 S: 8	H: 1 LOB: 1 BB: 0 P: 8	1B: 12 2B: 1 3B: 0 HR: 1	SF: 0 SAC: 0 DP: 2 HBP: 0	WP: 1 PB: 0 SB: 0 CS: 1	PA: 38							
<b>PITCHER</b>	IP	WLS	BF	H	R	ER	SO	BB	IBB	HBP	BLK	WP	HR	S	P	ERA	WHIP										
Eddie Bane, L (1,1) ERA: 4.98	3.0	L	18	9	7	6	0	2	0	0	0	0	0	16	24	18.00	3.667										
Steve Luebber, R (4,1) ERA: 4.29	5.0		20	5	0	0	3	1	0	0	0	0	0	25	29	0.00	1.200										



Batter	1	2	3	4	5	6	7	8	9	10	AB	R	H	RBI	BB	SO	LOB	TOP				
<b>Duane Kuiper, L</b> OBP: 0.317, SLG: 0.328 (1, 4)	6-3		CS 1B		1-H 1B		1B			BB BB 1B	5	1	4	1	0	0	0	<b>Cleveland Indians @ Chicago White Sox</b> Comiskey Park, Chicago, IL Tue Aug 31 1976, 8:05 PM EDT Att: 10,852 - Unknown <a href="http://livebaseballscorecards.com">livebaseballscorecards.com</a>				
<b>Larvell Blanks, R</b> OBP: 0.341, SLG: 0.419 (1, 6)	6-3		K		F8		F4			BB BB 1B	5	1	1	0	0	1	3					
<b>John Lowenstein, L</b> OBP: 0.278, SLG: 0.250 <b>Ron Pruitt, R</b> OBP: 0.382, SLG: 0.339 (10, PH) (10, 7)	1B BB		F9		S 1B		F9			1B BB SF9 BB	3	0	1	0	1	0	0					
<b>Rico Carty, R</b> OBP: 0.332, SLG: 0.448 <b>Frank Robinson, R</b> OBP: 0.333, SLG: 0.365 (10, PR)	1B		F9		F9		6-3			SF9 1B BB	4	0	1	1	1	0	1					
<b>Boog Powell, L</b> OBP: 0.315, SLG: 0.332 (1, 3)	K		F9		G5-4-3 BB		F7			SF9 1B	3	0	1	1	2	1	2					
<b>George Hendrick, R</b> OBP: 0.329, SLG: 0.459 (1, 7) (10, 8)	F8		G5-4-3		K		K			SF9	4	0	0	1	0	1	3					
<b>Buddy Bell, R</b> OBP: 0.339, SLG: 0.360 (1, 5)	1B		F9		1-3		1-3			K	5	0	1	0	0	1	5					
<b>Tommy Smith, L</b> OBP: 0.256, SLG: 0.288 (1, 9)	F8		6-3		F8		F8			K	4	0	0	0	0	1	1					
<b>Ray Fosse, R</b> OBP: 0.361, SLG: 0.377 (1, 2)	5-3		S 1B		F7		F7			4-3	4	1	1	0	0	0	1					
<b>Inning Stats</b>	R: 0 E: 0 K: 1 S: 6	H: 1 LOB: 2 BB: 1 P: 10	R: 0 E: 0 K: 0 S: 4	H: 1 LOB: 1 BB: 0 P: 4	R: 0 E: 0 K: 1 S: 5	H: 1 LOB: 0 BB: 1 P: 5	R: 0 E: 0 K: 0 S: 2	H: 0 LOB: 0 BB: 1 P: 6	R: 1 E: 0 K: 0 S: 5	H: 2 LOB: 1 BB: 0 P: 5	R: 0 E: 0 K: 1 S: 6	H: 1 LOB: 2 BB: 1 P: 10	R: 0 E: 0 K: 0 S: 3	H: 0 LOB: 0 BB: 0 P: 3	R: 0 E: 0 K: 1 S: 5	H: 0 LOB: 0 BB: 0 P: 5	R: 3 E: 0 K: 1 S: 8		H: 3 LOB: 3 BB: 2 P: 16	1B: 10 2B: 1 3B: 0 HR: 0	SF: 1 SAC: 0 DP: 2 HBP: 0	WP: 0 PB: 0 SB: 2 CS: 1
<b>PITCHER</b>	IP	WLS	BF	H	R	ER	SO	BB	IBB	HBP	BLK	WP	HR	S	P	ERA	WHIP					
<b>Bart Johnson, R</b> ERA: 4.41 (1, 1)	9.0	L	35	7	1	4	4	3	0	0	0	0	0	40	52	1.00	1.111					
<b>Dave Hamilton, L</b> ERA: 3.47 (10, 1)	0.1	L	6	3	3	0	0	2	0	0	0	0	0	4	12	81.00	15.000					
<b>Pete Vuckovich, R</b> ERA: 4.35 (10, 1)	0.2	L	2	0	0	1	0	0	0	0	0	0	0	4	4	0.00	0.000					

Batter	1	2	3	4	5	6	7	8	9	10	AB	R	H	RBI	BB	SO	LOB	BOTTOM				
<b>Jerry Hairston, S</b> OBP: 0.386, SLG: 0.314 (1, 9)	CS BB		F9		F9		F9		5-3	CS	3	1	0	0	2	0	1	<b>Cleveland Indians @ Chicago White Sox</b> Comiskey Park, Chicago, IL Tue Aug 31 1976, 8:05 PM EDT Att: 10,852 - Unknown <a href="http://livebaseballscorecards.com">livebaseballscorecards.com</a>				
<b>Jorge Orta, L</b> OBP: 0.323, SLG: 0.422 (1, 7)	K		F9		F6		F6		1B 2B	BB 1B	5	1	3	0	0	1	1					
<b>Lamar Johnson, R</b> OBP: 0.374, SLG: 0.436 <b>Ralph Garr, L</b> OBP: 0.331, SLG: 0.410 (8, PR)	4-3		F9		F9		4-3-6 1B		1B 2B	1B	4	0	2	0	0	0	2					
<b>Jim Spencer, L</b> OBP: 0.320, SLG: 0.367 (1, 3)	4-3		F9		F9		4-3-6 1B		1B 2B	1B	1	0	0	0	0	1	2					
<b>Brian Downing, R</b> OBP: 0.339, SLG: 0.336 (1, 2)	F1		F9		F9		4-3-6 1B		1B 2B	1B	4	0	1	1	1	1	3					
<b>Bill Stein, R</b> OBP: 0.319, SLG: 0.363 (1, 5)	FC4-6 1B		F9		F9		4-3-6 1B		1B 2B	1B	5	0	2	1	0	1	4					
<b>Chet Lemon, R</b> OBP: 0.292, SLG: 0.312 (1, 8)	FC4-6 1B		F9		F9		4-3-6 1B		1B 2B	1B	5	0	0	0	0	1	7					
<b>Jack Brohamer, L</b> OBP: 0.336, SLG: 0.382 <b>Alan Bannister, R</b> OBP: 0.296, SLG: 0.308 (9, PR) (10, 4)	FC4-6 1B		F9		F9		4-3-6 1B		1B 2B	1B	4	0	1	0	0	0	3					
<b>Bucky Dent, R</b> OBP: 0.294, SLG: 0.301 (1, 6)	FC4-6 1B		F9		F9		4-3-6 1B		1B 2B	1B	0	0	0	0	0	0	0					
<b>Inning Stats</b>	R: 0 E: 0 K: 1 S: 4	H: 0 LOB: 0 BB: 1 P: 8	R: 0 E: 0 K: 1 S: 6	H: 1 LOB: 1 BB: 0 P: 6	R: 0 E: 0 K: 0 S: 5	H: 2 LOB: 2 BB: 1 P: 5	R: 0 E: 1 K: 2 S: 8	H: 0 LOB: 2 BB: 1 P: 12	R: 0 E: 0 K: 0 S: 3	H: 1 LOB: 0 BB: 0 P: 3	R: 0 E: 0 K: 0 S: 3	H: 1 LOB: 1 BB: 0 P: 4	R: 1 E: 0 K: 1 S: 8	H: 3 LOB: 2 BB: 0 P: 8	R: 0 E: 0 K: 0 S: 3	H: 1 LOB: 1 BB: 0 P: 3	R: 1 E: 0 K: 2 S: 9		H: 2 LOB: 2 BB: 1 P: 13	1B: 8 2B: 5 3B: 0 HR: 0	SF: 0 SAC: 0 DP: 2 HBP: 0	WP: 0 PB: 0 SB: 0 CS: 2
<b>PITCHER</b>	IP	WLS	BF	H	R	ER	SO	BB	IBB	HBP	BLK	WP	HR	S	P	ERA	WHIP					
<b>Rick Waits, L</b> ERA: 3.46 (1, 1)	7.1	L	31	8	1	1	4	2	0	0	0	0	0	37	45	1.23	1.364					
<b>Jim Kern, R</b> ERA: 2.54 (8, 1)	1.2	W	7	2	1	1	1	1	0	0	0	0	0	8	12	5.40	1.800					
<b>Dave LaRoche, L</b> ERA: 2.13 (10, 1)	1.0	S	4	1	0	0	2	0	0	0	0	0	0	8	8	0.00	1.000					



Batter	1	2	3	4	5	6	7	8	9	AB	R	H	RBI	BB	SO	LOB	TOP			
<b>Duane Kuiper, L</b> (1, 4) OBP: 0.314, SLG: 0.324	F7		F5		F5			F8	6-3	5	0	0	0	0	0	2				
<b>Ray Fosse, R</b> (1, 2) OBP: 0.359, SLG: 0.389	F9			HR		F8		K		4	1	1	1	0	1	0				
<b>Larvell Blanks, R</b> (1, 10) OBP: 0.343, SLG: 0.418	K			K		FC6-4 BB			1B	3	0	1	0	1	2	0				
<b>Rico Carty, R</b> (1, 7) OBP: 0.379, SLG: 0.444 <b>John Lowenstein, L</b> (8, 8) OBP: 0.276, SLG: 0.250	F8			4-3		F7		F5		4	0	0	0	0	0	2				
<b>George Hendrick, R</b> (1, 8) OBP: 0.333, SLG: 0.462		BB				FC6-4			2B	2	1	1	0	2	0	1				
<b>Buddy Bell, R</b> (1, 5) OBP: 0.340, SLG: 0.362	F3	BB			2B				BB	3	1	1	1	1	1	2				
<b>Joe Lis, R</b> (1, 3)	F7						FC5-4 BB		2B	4	0	0	0	0	0	3				
<b>Ron Pruitt, R</b> (1, 9) OBP: 0.389, SLG: 0.328			K				F9		1B	2	0	0	0	2	1	1				
<b>Frank Duffy, R</b> (1, 6) OBP: 0.273, SLG: 0.279	F7				F3				BB	4	0	1	1	0	0	2				
<b>Inning Stats</b>	R: 0 E: 0 K: 1 S: 5	H: 0 LOB: 0 BB: 0 P: 5	R: 0 E: 0 K: 0 S: 3	H: 0 LOB: 1 BB: 1 P: 7	R: 0 E: 0 K: 1 S: 5	H: 0 LOB: 0 BB: 0 P: 5	R: 1 E: 0 K: 2 S: 9	H: 2 LOB: 1 BB: 0 P: 9	R: 0 E: 0 K: 0 S: 3	H: 0 LOB: 1 BB: 1 P: 7	R: 0 E: 0 K: 0 S: 3	H: 0 LOB: 1 BB: 1 P: 7	R: 0 E: 0 K: 1 S: 6	H: 1 LOB: 0 BB: 0 P: 6	R: 2 E: 0 K: 0 S: 4	H: 2 LOB: 1 BB: 2 P: 12	1B: 2 2B: 2 3B: 0 HR: 1	SF: 0 SAC: 0 DP: 0 HBP: 0	WP: 0 PB: 0 CS: 0	PA: 37
<b>PITCHER</b> <b>Ken Kravec, L</b> (1, 1) ERA: 2.81	IP: 9.0 WLS: L BF: 37	H: 5 R: 3 ER: 3 SO: 5	BB: 6 IBB: 0 HBP: 0 BLK: 0	WP: 0 HR: 1 S: 41 P: 65	ERA: 3.00 WHIP: 1.222	<b>PITCHER</b>	IP: 9.0 WLS: W BF: 32	H: 5 R: 0 ER: 0 SO: 4	BB: 1 IBB: 0 HBP: 0 BLK: 0	WP: 0 HR: 0 S: 39 P: 43	ERA: 0.00 WHIP: 0.667									

**Cleveland Indians @ Chicago White Sox**  
Comiskey Park, Chicago, IL  
Wed Sep 01 1976, 8:05 PM EDT  
Alt. 6,225 - Unknown - 62 F

AB 31  
R 3  
H 5  
RBI 3  
BB 6  
SO 5  
LOB 13



Batter	1	2	3	4	5	6	7	8	9	AB	R	H	RBI	BB	SO	LOB	BOTTOM			
<b>Jerry Hairston, S</b> (1, 9) OBP: 0.374, SLG: 0.302	F8		K		G3			K		4	0	0	0	0	2	3				
<b>Ralph Garr, L</b> (1, 8) OBP: 0.330, SLG: 0.409	L6			1B		F7		F7		4	0	1	0	0	0	0				
<b>Jorge Orta, L</b> (1, 7) OBP: 0.323, SLG: 0.421	4-3			F9		G3-6-4 1B		F9		4	0	1	0	0	0	1				
<b>Jim Spencer, L</b> (1, 3) OBP: 0.317, SLG: 0.364	F8			F8		G3-6-1 1-2		1-3		4	0	0	0	0	0	2				
<b>Lamar Johnson, R</b> (1, 10) OBP: 0.374, SLG: 0.431 <b>Alan Bannister, R</b> (7, PR) OBP: 0.296, SLG: 0.308 <b>Pat Kelly, L</b> (9, PH) OBP: 0.347, SLG: 0.388	4-3			F9		SH3-4 BB		F8		2	0	0	0	1	0	1				
<b>Brian Downing, R</b> (1, 2) OBP: 0.337, SLG: 0.333	K				5-3			SH3-4		2	0	0	0	0	1	0				
<b>Bill Stein, R</b> (1, 5) OBP: 0.319, SLG: 0.363				1-6-3 SH1-4 1B		6-3		K		3	0	1	0	0	1	2				
<b>Jack Brohamer, L</b> (1, 4) OBP: 0.337, SLG: 0.383				SH1-4		1B		F7		2	0	1	0	0	0	2				
<b>Bucky Dent, R</b> (1, 6) OBP: 0.294, SLG: 0.301	1-6-3			1-2		1B		1-3		3	0	1	0	0	0	1				
<b>Inning Stats</b>	R: 0 E: 0 K: 0 S: 3	H: 0 LOB: 0 BB: 0 P: 3	R: 0 E: 0 K: 1 S: 5	H: 0 LOB: 0 BB: 0 P: 5	R: 0 E: 0 K: 1 S: 6	H: 1 LOB: 1 BB: 0 P: 6	R: 0 E: 0 K: 0 S: 4	H: 1 LOB: 1 BB: 0 P: 4	R: 0 E: 0 K: 0 S: 5	H: 2 LOB: 2 BB: 0 P: 5	R: 0 E: 0 K: 0 S: 3	H: 1 LOB: 0 BB: 0 P: 3	R: 0 E: 0 K: 1 S: 5	H: 0 LOB: 0 BB: 0 P: 5	R: 0 E: 0 K: 0 S: 3	H: 0 LOB: 0 BB: 0 P: 3	1B: 5 2B: 0 3B: 0 HR: 0	SF: 0 SAC: 2 DP: 1 HBP: 0	WP: 0 PB: 0 CS: 0	PA: 32
<b>PITCHER</b> <b>Jim Bibby, R</b> (1, 1) ERA: 3.26	IP: 9.0 WLS: W BF: 32	H: 5 R: 0 ER: 0 SO: 4	BB: 1 IBB: 0 HBP: 0 BLK: 0	WP: 0 HR: 0 S: 39 P: 43	ERA: 0.00 WHIP: 0.667	<b>PITCHER</b>	IP: 9.0 WLS: W BF: 32	H: 5 R: 0 ER: 0 SO: 4	BB: 1 IBB: 0 HBP: 0 BLK: 0	WP: 0 HR: 0 S: 39 P: 43	ERA: 0.00 WHIP: 0.667									

**Cleveland Indians @ Chicago White Sox**  
Comiskey Park, Chicago, IL  
Wed Sep 01 1976, 8:05 PM EDT  
Alt. 6,225 - Unknown - 62 F

AB 29  
R 0  
H 5  
RBI 0  
BB 1  
SO 4  
LOB 12





Batter	1	2	3	4	5	6	7	8	9	AB	R	H	RBI	BB	SO	LOB	TOP										
<b>Butch Hobson, R</b> OBP: 0.258, SLG: 0.354 (1, 5)										4	1	1	0	0	1	1	<b>Boston Red Sox @ Cleveland Indians</b> Cleveland Municipal Stadium, Cleveland, OH Fri Sep 03 1976, 7:05 PM EDT Att. 7,280 - Unknown - 74 F										
<b>Denny Doyle, L</b> OBP: 0.290, SLG: 0.309 (1, 4)										4	1	1	0	0	0	1											
<b>Fred Lynn, L</b> OBP: 0.368, SLG: 0.475 (1, 8)										2	1	0	1	1	1	0											
<b>Carl Yastrzemski, L</b> OBP: 0.356, SLG: 0.442 (1, 7)										3	1	1	1	0	1	0											
<b>Carlton Fisk, R</b> OBP: 0.341, SLG: 0.400 (1, 2)										4	1	2	2	0	0	0											
<b>Cecil Cooper, L</b> OBP: 0.311, SLG: 0.466 (1, 3)										4	0	1	1	0	1	1											
<b>Jim Rice, R</b> OBP: 0.304, SLG: 0.447 (1, 10)										4	0	0	0	0	3	2											
<b>Dwight Evans, R</b> OBP: 0.317, SLG: 0.411 (1, 9)										4	0	0	0	0	1	0											
<b>Bob Heise, R</b> OBP: 0.289, SLG: 0.318 (1, 6)										3	0	1	0	0	0	0											
<b>Inning Stats</b>	R: 3 E: 0 K: 1 S: 9	H: 4 LOB: 1 BB: 0 P: 9	R: 0 E: 0 K: 1 S: 5	H: 0 LOB: 0 BB: 0 P: 5	R: 2 E: 0 K: 1 S: 7	H: 2 LOB: 1 BB: 1 P: 11	R: 0 E: 0 K: 0 S: 4	H: 1 LOB: 1 BB: 0 P: 4	R: 0 E: 0 K: 0 S: 3	H: 0 LOB: 0 BB: 0 P: 3	R: 0 E: 0 K: 0 S: 3	H: 0 LOB: 0 BB: 0 P: 3	R: 0 E: 0 K: 2 S: 7	H: 0 LOB: 0 BB: 0 P: 7	R: 0 E: 0 K: 3 S: 9	H: 0 LOB: 0 BB: 0 P: 9	1B: 4 2B: 3 3B: 0 HR: 0	SF: 2 SAC: 0 DP: 0 HBP: 0	WP: 0 PB: 0 SB: 0 CS: 0	PA: 35							
<b>PITCHER</b>	IP	WLS	BF	H	R	ER	SO	BB	IBB	HBP	BLK	WP	HR	S	P	ERA	WHIP										
<b>Jackie Brown, R</b> ERA: 4.18 (1, 1)	3.0	L	16	6	5	5	3	1	0	0	0	0	0	21	25	15.00	2.333										
<b>Stan Thomas, R</b> ERA: 2.03 (4, 1)	4.0		13	1	0	0	0	0	0	0	0	0	0	13	13	0.00	0.250										
<b>Dave LaRoche, L</b> ERA: 2.08 (8, 1)	2.0		6	0	0	0	5	0	0	0	0	0	0	16	16	0.00	0.000										

Batter	1	2	3	4	5	6	7	8	9	AB	R	H	RBI	BB	SO	LOB	BOTTOM										
<b>Duane Kuiper, L</b> OBP: 0.317, SLG: 0.328 (1, 4)										4	0	2	1	1	0	0	<b>Boston Red Sox @ Cleveland Indians</b> Cleveland Municipal Stadium, Cleveland, OH Fri Sep 03 1976, 7:05 PM EDT Att. 7,280 - Unknown - 74 F										
<b>Tommy Smith, L</b> OBP: 0.246, SLG: 0.276 (1, 9)										5	0	0	0	0	0	5											
<b>John Lowenstein, L</b> OBP: 0.282, SLG: 0.270 (1, 8)										4	2	2	1	0	1	0											
<b>Rico Carty, R</b> OBP: 0.380, SLG: 0.445 (1, 10)										4	0	2	0	0	0	1											
<b>Boog Powell, L</b> OBP: 0.312, SLG: 0.328 (1, 3)										3	0	0	0	0	1	2											
<b>Alan Ashby, S</b> OBP: 0.296, SLG: 0.304 (8, PH) (9, 3)										1	0	0	0	0	0	1											
<b>George Hendrick, R</b> OBP: 0.334, SLG: 0.462 (1, 7)										4	0	2	1	0	0	0											
<b>Buddy Bell, R</b> OBP: 0.341, SLG: 0.363 (1, 5)										4	1	2	0	0	0	2											
<b>Ray Fosse, R</b> OBP: 0.357, SLG: 0.386 (1, 2)										4	0	1	0	0	0	2											
<b>Frank Duffy, R</b> OBP: 0.272, SLG: 0.277 (1, 6)										2	0	0	0	0	0	1											
<b>Joe Lis, R</b> (8, PH)										1	0	0	0	0	0	2											
<b>Inning Stats</b>	R: 0 E: 0 K: 0 S: 3	H: 0 LOB: 0 BB: 0 P: 3	R: 0 E: 0 K: 0 S: 3	H: 0 LOB: 0 BB: 0 P: 3	R: 1 E: 0 K: 0 S: 5	H: 2 LOB: 1 BB: 0 P: 5	R: 1 E: 0 K: 1 S: 7	H: 2 LOB: 1 BB: 0 P: 7	R: 0 E: 0 K: 0 S: 3	H: 0 LOB: 1 BB: 1 P: 7	R: 0 E: 0 K: 1 S: 5	H: 1 LOB: 0 BB: 0 P: 5	R: 0 E: 0 K: 0 S: 4	H: 1 LOB: 1 BB: 0 P: 4	R: 1 E: 0 K: 0 S: 5	H: 2 LOB: 3 BB: 0 P: 5	R: 0 E: 0 K: 0 S: 6	H: 3 LOB: 3 BB: 0 P: 6	1B: 9 2B: 1 3B: 0 HR: 1	SF: 0 SAC: 1 DP: 1 HBP: 0	WP: 0 PB: 0 SB: 2 CS: 0	PA: 38					
<b>PITCHER</b>	IP	WLS	BF	H	R	ER	SO	BB	IBB	HBP	BLK	WP	HR	S	P	ERA	WHIP										
<b>Luis Tiant, R</b> ERA: 3.05 (1, 1)	9.0	W	38	11	3	3	2	1	0	0	0	0	1	41	45	3.00	1.333										




Batter	1	2	3	4	5	6	7	8	9	AB	R	H	RBI	BB	SO	LOB	TOP								
<b>Butch Hobson, R</b> OBP: 0.291, SLG: 0.343 (1, 5)	F6		K		1-3		F7		F9	5	0	0	0	0	1	3	<b>Boston Red Sox @ Cleveland Indians</b> Cleveland Municipal Stadium, Cleveland, OH Sat Sep 04 1976, 7:05 PM EDT Unknown - 80 F								
<b>Denny Doyle, L</b> OBP: 0.286, SLG: 0.305 (1, 4)	4-3		F6		3-1		K		F3	5	0	0	0	0	1	3									
<b>Fred Lynn, L</b> OBP: 0.367, SLG: 0.473 (1, 8)	F8		4-3			E5 1B	G3			4	1	1	0	0	0	2									
<b>Carl Yastrzemski, L</b> OBP: 0.357, SLG: 0.442 (1, 7)		F7			F9					4	2	2	1	0	0	0									
<b>Carlton Fisk, R</b> OBP: 0.340, SLG: 0.403 (1, 2)		F2			F7					4	1	1	1	0	0	1									
<b>Cecil Cooper, L</b> OBP: 0.316, SLG: 0.478 (1, 3)										2	2	2	2	1	0	0									
<b>Jim Rice, R</b> OBP: 0.302, SLG: 0.443 (1, 10)										4	0	0	0	0	0	3									
<b>Dwight Evans, R</b> OBP: 0.321, SLG: 0.419 (1, 9)										2	1	1	3	2	0	0									
<b>Bob Heise, R</b> OBP: 0.298, SLG: 0.311 <b>Rick Burleson, R</b> OBP: 0.352, SLG: 0.364 (6, 6)										1	0	0	0	1	0	0									
<b>Inning Stats</b>	R: 0 E: 0 K: 0 S: 3	H: 0 LOB: 0 BB: 0 P: 3	R: 1 E: 0 K: 0 S: 4	H: 1 LOB: 0 BB: 0 P: 4	R: 0 E: 0 K: 1 S: 5	H: 0 LOB: 2 BB: 2 P: 13	R: 0 E: 0 K: 0 S: 4	H: 1 LOB: 1 BB: 0 P: 4	R: 0 E: 0 K: 0 S: 3	H: 0 LOB: 1 BB: 1 P: 7	R: 4 E: 1 K: 0 S: 6	H: 3 LOB: 0 BB: 1 P: 10	R: 0 E: 0 K: 1 S: 5	H: 0 LOB: 0 BB: 0 P: 5	R: 2 E: 0 K: 0 S: 5	H: 2 LOB: 2 BB: 0 P: 5		R: 0 E: 0 K: 1 S: 5	H: 0 LOB: 0 BB: 0 P: 5	1B: 4 2B: 0 3B: 1 HR: 2	SF: 1 SAC: 1 DP: 0 HBP: 0	WP: 0 PB: 0 SB: 1 CS: 0	PA: 38		
<b>PITCHER</b>	IP	WLS	BF	H	R	ER	SO	BB	IBB	HBP	BLK	WP	HR	S	P	ERA	WHIP								
<b>Dennis Eckersley, R</b> ERA: 3.8 (1, 1)	6.0	L	27	5	5	5	1	3	1	0	0	0	2	25	41	7.50	1.333								
<b>Don Hood, L</b> ERA: 4.27 (7, 1)	2.0		8	2	2	2	1	0	0	0	0	0	0	10	10	9.00	1.000								
<b>Harry Parker, R</b> ERA: (9, 1)	1.0		3	0	0	0	1	0	0	0	0	0	0	5	5	0.00	0.000								

AB	32
R	7
H	7
RBI	7
BB	4
SO	3
LOB	12





Batter	1	2	3	4	5	6	7	8	9	AB	R	H	RBI	BB	SO	LOB	BOTTOM								
<b>Duane Kuiper, L</b> OBP: 0.316, SLG: 0.326 (1, 4)	1-3									5	0	1	0	0	0	3	<b>Boston Red Sox @ Cleveland Indians</b> Cleveland Municipal Stadium, Cleveland, OH Sat Sep 04 1976, 7:05 PM EDT Unknown - 80 F								
<b>Orlando Gonzalez, L</b> OBP: 0.310, SLG: 0.264 (1, 3)	F7									4	0	0	0	0	1	3									
<b>John Lowenstein, L</b> OBP: 0.277, SLG: 0.264 (1, 8)	4-3									4	1	0	0	0	0	0									
<b>Rico Carty, R</b> OBP: 0.377, SLG: 0.441 (1, 10)										4	1	0	0	0	0	1									
<b>George Hendrick, R</b> OBP: 0.335, SLG: 0.469 (1, 7)										4	1	2	2	0	0	1									
<b>Buddy Bell, R</b> OBP: 0.341, SLG: 0.362 (1, 5)										4	1	1	1	0	0	1									
<b>Ray Fosse, R</b> OBP: 0.355, SLG: 0.384 (1, 2)										4	1	1	0	0	0	0									
<b>Tommy Smith, L</b> OBP: 0.264, SLG: 0.283 (1, 9)										4	1	2	1	0	0	0									
<b>Frank Duffy, R</b> OBP: 0.270, SLG: 0.276 <b>Joe Lis, R</b> ERA: 4.04 (8, PH)										2	0	0	0	0	0	0									
<b>Alfredo Griffin, S</b> (9, PR)										0	0	0	0	0	0	0									
<b>Larvell Blanks, R</b> OBP: 0.346, SLG: 0.425 (9, PH)										1	0	1	2	0	0	0									
<b>Inning Stats</b>	R: 0 E: 0 K: 0 S: 3	H: 0 LOB: 0 BB: 0 P: 3	R: 0 E: 0 K: 0 S: 3	H: 0 LOB: 0 BB: 0 P: 3	R: 0 E: 0 K: 0 S: 3	H: 0 LOB: 0 BB: 0 P: 3	R: 2 E: 1 K: 0 S: 5	H: 1 LOB: 0 BB: 0 P: 5	R: 0 E: 0 K: 0 S: 4	H: 1 LOB: 1 BB: 0 P: 4	R: 0 E: 0 K: 1 S: 6	H: 1 LOB: 2 BB: 1 P: 10	R: 0 E: 1 K: 0 S: 8	H: 4 LOB: 1 BB: 0 P: 8	R: 4 E: 1 K: 0 S: 8	H: 4 LOB: 1 BB: 0 P: 8	1B: 6 2B: 1 3B: 0 HR: 1	SF: 0 SAC: 0 DP: 0 HBP: 0	WP: 0 PB: 0 SB: 0 CS: 1	PA: 37					
<b>PITCHER</b>	IP	WLS	BF	H	R	ER	SO	BB	IBB	HBP	BLK	WP	HR	S	P	ERA	WHIP								
<b>Rick Wise, R</b> ERA: 3.85 (1, 1)	8.2	W	35	7	6	1	1	1	0	0	0	0	1	36	40	1.04	0.923								
<b>Tom Murphy, R</b> ERA: 4.04 (9, 1)	0.0		1	1	0	0	0	0	0	0	0	0	0	1	1	∞	∞								
<b>Tom House, L</b> ERA: 4.61 (9, 1)	0.1	S	1	0	0	0	0	0	0	0	0	0	0	1	1	0.00	0.000								

AB	36
R	6
H	8
RBI	6
BB	1
SO	1
LOB	9





Batter	1	2	3	4	5	6	7	8	9	AB	R	H	RBI	BB	SO	LOB	TOP			
Rick Burleson, R OBP: 0.350, SLG: 0.362 (1, 6)	0-0 1B 1B		0-3 K			0-0 F8		0-0 L5	0-0 G3	5	0	1	0	0	1	2	<b>Boston Red Sox @ Cleveland Indians</b> Cleveland Municipal Stadium, Cleveland, OH Sat Sep 04 1976, 7:05 PM EDT Att: 25,793 - Unknown - 74 F  <b>AB 35</b> <b>R 0</b> <b>H 8</b> <b>RBI 0</b> <b>BB 2</b> <b>SO 8</b> <b>LOB 24</b> 			
Denny Doyle, L OBP: 0.291, SLG: 0.312 (1, 4)	0-0 1B G4-6-3		0-0 G3			0-0 5-3 2B		0-0 1B 1B		4	0	3	0	0	0	0				
Fred Lynn, L OBP: 0.368, SLG: 0.472 (1, 8)	0-0 F4		0-0 F6			4-0 5-3 BB		0-0 1B 1-2 1B		3	0	1	0	1	0	2				
Carl Yastrzemski, L OBP: 0.355, SLG: 0.438 (1, 10)	0-0 G4-6-3			0-0 F4		0-0 5-3		0-3 K K		4	0	0	0	0	1	6				
Cecil Cooper, L OBP: 0.313, SLG: 0.473 (1, 3)		0-0 6-3		0-0 5-3		0-0 F9		0-3 K K		4	0	0	0	0	1	4				
Rick Miller, L OBP: 0.346, SLG: 0.352 (1, 7)		4-0 S FC BB		0-0 6-3			0-0 F9		0-0 1B 1B	3	0	1	0	1	0	0				
Dwight Evans, R OBP: 0.320, SLG: 0.418 (1, 9)		0-0 FC S			0-0 F7		0-0 F4		0-0 1-2 1B	4	0	1	0	0	0	1				
Bob Montgomery, R OBP: 0.280, SLG: 0.371 (1, 2)		0-3 K		0-3 K		0-3 K		0-3 K K	4	0	1	0	0	3	4					
Butch Hobson, R OBP: 0.246, SLG: 0.335 (1, 5)		0-0 F9			0-0 F7		0-3 K		0-3 K	4	0	0	0	0	2	5				
<b>Inning Stats</b>	R: 0 E: 0 K: 0 S: 4	H: 2 LOB: 1 BB: 0 P: 4	R: 0 E: 0 K: 1 S: 6	H: 0 LOB: 2 BB: 1 P: 10	R: 0 E: 0 K: 1 S: 5	H: 0 LOB: 0 BB: 0 P: 5	R: 0 E: 0 K: 0 S: 3	H: 0 LOB: 0 BB: 0 P: 3	R: 0 E: 0 K: 1 S: 5	H: 1 LOB: 2 BB: 1 P: 8	R: 0 E: 0 K: 1 S: 6	H: 1 LOB: 1 BB: 0 P: 6	R: 0 E: 0 K: 2 S: 9	H: 2 LOB: 2 BB: 0 P: 9	R: 0 E: 0 K: 2 S: 9	H: 2 LOB: 2 BB: 0 P: 9	1B: 7 2B: 1 3B: 0 HR: 0	SF: 0 SAC: 0 DP: 1 HBP: 0	WP: 0 PB: 0 SB: 2 CS: 0	PA: 37
<b>PITCHER</b>	IP WLS BF H R ER SO BB IBB HBP BLK WP HR S P ERA WHIP	IP WLS BF H R ER SO BB IBB HBP BLK WP HR S P ERA WHIP																		
Pat Dobson, R ERA: 3.33 (1, 1)	8.0 W 34 8 0 0 6 2 0 0 0 0 0 44 52 0.00 1.250																			
Jim Kern, R ERA: 2.52 (9, 1)	1.0 S 3 0 0 0 2 0 0 0 0 0 0 7 7 0.00 0.000																			

Batter	1	2	3	4	5	6	7	8	9	AB	R	H	RBI	BB	SO	LOB	BOTTOM			
Frank Duffy, R OBP: 0.270, SLG: 0.276 (1, 6)	0-0 4-3		0-0 5-3			0-0 G6-4-3				4	1	1	0	0	0	3	<b>Boston Red Sox @ Cleveland Indians</b> Cleveland Municipal Stadium, Cleveland, OH Sat Sep 04 1976, 7:05 PM EDT Att: 25,793 - Unknown - 74 F  <b>AB 33</b> <b>R 4</b> <b>H 10</b> <b>RBI 3</b> <b>BB 2</b> <b>SO 2</b> <b>LOB 14</b> 			
Ray Fosse, R OBP: 0.392, SLG: 0.391 (1, 2)	0-0 1B 1B		0-0 G5-4-3 1B		0-0 E 1B		0-0 6-3			4	2	3	1	0	0	0				
Larvell Blanks, R OBP: 0.344, SLG: 0.422 (1, 4)	0-0 1B 1-2 1B		0-0 G5-4-3 1-2 1B		0-0 E6 1-1 1B		0-0 5-3			4	0	1	0	0	0	1				
George Hendrick, R OBP: 0.339, SLG: 0.469 (1, 8)	0-0 1-3 2H 1B		0-0 1-3		4-0 FC6-4 BB		4-0 BB BB			2	0	1	1	2	0	0				
Frank Robinson, R OBP: 0.321, SLG: 0.348 John Lowenstein, L OBP: 0.276, SLG: 0.263 (1, 10) (7, PH)	0-0 L3			0-0 F4	0-0 FC6-4		0-3 K			3	0	0	0	0	0	4				
Buddy Bell, R OBP: 0.340, SLG: 0.363 (1, 5)	0-0 5-3			0-0 F6		0-0 1B 2B		0-0 5-3		4	1	1	0	0	0	2				
Joe Lis, R OBP: 0.200, SLG: 0.111 (1, 3)			0-0 FC3-6 1B		0-0 1-3		0-0 F7		0-3 K	4	0	1	0	0	1	1				
Ron Pruitt, R OBP: 0.382, SLG: 0.323 (1, 7)		0-0 L7			0-0 F9		0-0 1B 1B		0-0 4-3	4	0	1	0	0	0	1				
Charlie Spikes, R OBP: 0.301, SLG: 0.339 Tommy Smith, L OBP: 0.254, SLG: 0.283 (1, 9) (6, PR) (7, 9)	0-0 FC3-6				0-0 4-3		0-0 G6-4-3 1-2 1B			3	0	1	1	0	0	1				
<b>Inning Stats</b>	R: 1 E: 0 K: 0 S: 6	H: 3 LOB: 2 BB: 0 P: 6	R: 0 E: 0 K: 0 S: 4	H: 1 LOB: 1 BB: 0 P: 4	R: 0 E: 0 K: 0 S: 3	H: 1 LOB: 0 BB: 0 P: 3	R: 0 E: 0 K: 0 S: 3	H: 0 LOB: 0 BB: 0 P: 3	R: 2 E: 0 K: 0 S: 6	H: 2 LOB: 2 BB: 1 P: 10	R: 1 E: 0 K: 0 S: 5	H: 3 LOB: 3 BB: 0 P: 5	R: 0 E: 0 K: 1 S: 5	H: 0 LOB: 1 BB: 0 P: 9	R: 0 E: 0 K: 1 S: 5	H: 0 LOB: 0 BB: 0 P: 5	1B: 9 2B: 1 3B: 0 HR: 0	SF: 0 SAC: 0 DP: 2 HBP: 0	WP: 0 PB: 0 SB: 0 CS: 0	PA: 35
<b>PITCHER</b>	IP WLS BF H R ER SO BB IBB HBP BLK WP HR S P ERA WHIP	IP WLS BF H R ER SO BB IBB HBP BLK WP HR S P ERA WHIP																		
Bill Lee, L ERA: 6.2 (1, 1)	5.1 L 27 10 4 3 0 2 1 0 0 0 0 0 26 30 5.06 2.062																			
Dick Pole, R ERA: 4.62 (6, 1)	2.2 8 0 0 0 0 2 1 0 0 0 0 0 11 15 0.00 0.375																			



Batter	1	2	3	4	5	6	7	8	9	AB	R	H	RBI	BB	SO	LOB	TOP			
<b>Rick Burleson, R</b> OBP: 0.353, SLG: 0.374 (1, 6)	0-0 SH1-3 CS 2B		0-0 6-3		0-0 HR		0-0 1B SF8		0-0 4-3	5	2	3	1	0	0	0	<b>Boston Red Sox @ Cleveland Indians</b> Cleveland Municipal Stadium, Cleveland, OH Sun Sep 05 1976, 3:33 AM EDT Att: 10,124 - Unknown - 65 F			
<b>Doug Griffin, R</b> OBP: 0.256, SLG: 0.211 (1, 4)	0-0 SH1-3		4-0 1B BB		0-0 1B		0-0 1-3 1B			2	0	2	0	1	0	0				
<b>Fred Lynn, L</b> OBP: 0.369, SLG: 0.472 (1, 8)	4-0 CS BB		0-0 1-3 1B		0-3 K		0-0 SF8			2	0	1	1	1	1	1				
<b>Carl Yastrzemski, L</b> OBP: 0.352, SLG: 0.435 (1, 3)	0-0 G1		0-3 K		0-3 K		0-0 F9			4	0	0	0	0	2	6				
<b>Carlton Fisk, R</b> OBP: 0.340, SLG: 0.402 <b>Bob Montgomery, R</b> OBP: 0.277, SLG: 0.367 (8, 2)		0-0 5-3 3B 1B	0-0 F9		0-3 K			0-3 K		3	1	1	0	0	1	3				
<b>Jim Rice, R</b> OBP: 0.302, SLG: 0.443 (1, 7)		0-0 5-3		0-0 2B		0-0 4-3		0-3 K		4	0	1	0	0	1	1				
<b>Dwight Evans, R</b> OBP: 0.320, SLG: 0.421 (1, 9)		0-0 2H 3B		0-0 F4		0-0 4-3		0-0 F9		4	0	1	1	0	0	1				
<b>Bobby Darwin, R</b> OBP: 0.262, SLG: 0.350 (1, 10)		0-3 K		0-0 F7		0-0 F7		0-0 F9		4	0	0	0	0	1	2				
<b>Butch Hobson, R</b> OBP: 0.241, SLG: 0.328 (1, 5)		0-0 F4		0-0 F4		0-0 F2		0-0 F9		4	0	0	0	0	0	2				
<b>Inning Stats</b>	R: 0 E: 0 K: 0 S: 3	H: 1 LOB: 1 BB: 1 P: 7	R: 1 E: 0 K: 1 S: 7	H: 2 LOB: 1 BB: 0 P: 7	R: 0 E: 0 K: 1 S: 6	H: 1 LOB: 2 BB: 1 P: 10	R: 0 E: 0 K: 0 S: 4	H: 1 LOB: 1 BB: 0 P: 4	R: 1 E: 0 K: 3 S: 11	H: 2 LOB: 1 BB: 0 P: 11	R: 0 E: 0 K: 0 S: 3	R: 1 E: 0 K: 2 S: 5	H: 2 LOB: 1 BB: 0 P: 5	R: 0 E: 0 K: 0 S: 7	H: 0 LOB: 0 BB: 0 P: 7	R: 0 E: 0 K: 0 S: 3		H: 0 LOB: 0 BB: 0 P: 3	1B: 5 2B: 2 3B: 1 HR: 1	SF: 1 SAC: 1 DP: 0 HBP: 0
<b>PITCHER</b>	IP WLS BF H R ER SO BB IBB HBP BLK WP HR S P ERA WHIP	IP WLS BF H R ER SO BB IBB HBP BLK WP HR S P ERA WHIP																		
<b>Rick Waits, L</b> ERA: 3.51 (1, 1)	6.1 W 29 9 3 3 5	2.2 S 8 0 0 0 2																		
<b>Dave LaRoche, L</b> ERA: 2.01 (7, 1)	2.2 S 8 0 0 0 2																			

Batter	1	2	3	4	5	6	7	8	9	AB	R	H	RBI	BB	SO	LOB	BOTTOM		
<b>Duane Kuiper, L</b> OBP: 0.316, SLG: 0.327 (1, 4)	0-0 5-3 1B		0-0 CS 1B		0-0 E1 G6-3	0-0 6-3		0-0 1-3		5	2	2	0	0	0	3	<b>Boston Red Sox @ Cleveland Indians</b> Cleveland Municipal Stadium, Cleveland, OH Sun Sep 05 1976, 3:33 AM EDT Att: 10,124 - Unknown - 65 F		
<b>Orlando Gonzalez, L</b> OBP: 0.311, SLG: 0.268 <b>Joe Lis, R</b> OBP: 0.182, SLG: 0.100 (7, 3)	0-0 5-3		0-0 FC6-4 1B		0-0 G6-3		0-0 E6 FC1-6			3	0	1	1	0	0	2			
<b>Larvell Blanks, R</b> OBP: 0.347, SLG: 0.427 (1, 6)	0-0 2H 1B		0-3 K		0-0 FC1-6		0-0 BB 1B 2B		0-0 FC1-6	4	1	2	1	0	1	2			
<b>Rico Carty, R</b> OBP: 0.375, SLG: 0.437 (1, 10)	0-0 5-3		0-0 FC6-4		0-0 5-3		0-3 K		0-0 K	4	0	0	0	0	1	4			
<b>George Hendrick, R</b> OBP: 0.338, SLG: 0.466 (1, 7)	0-0 6-3		0-0 F8		0-0 BB 1B BB		0-3 K		0-0 K	3	1	0	0	1	1	2			
<b>John Lowenstein, L</b> OBP: 0.275, SLG: 0.259 (1, 8)		0-0 1-3		0-0 F7		0-0 1B 1B FC6-4 BB		0-0 F6		3	1	0	0	1	0	0			
<b>Buddy Bell, R</b> OBP: 0.341, SLG: 0.364 (1, 5)		0-0 F8		0-0 1B		0-0 FC6-4 1B E 1B		0-0 5-3		4	1	2	2	0	0	0			
<b>Tommy Smith, L</b> OBP: 0.250, SLG: 0.279 <b>Ron Pruitt, R</b> OBP: 0.397, SLG: 0.344 (6, 9)		0-0 4-3		0-0 4-3		0-0 FC6-4 1B		0-0 1B 1B		2	0	0	0	0	0	1			
<b>Alan Ashby, S</b> OBP: 0.288, SLG: 0.302 <b>Ray Fosse, R</b> OBP: 0.363, SLG: 0.392 (7, 2)			4-0 CS 1B BB		0-0 F6		0-0 FC6-4 E		0-0 1-2 2-3 3H 1B	1	0	0	0	1	0	0			
<b>Inning Stats</b>	R: 1 E: 0 K: 0 S: 5	H: 2 LOB: 0 BB: 0 P: 5	R: 0 E: 0 K: 0 S: 3	H: 0 LOB: 0 BB: 0 P: 3	R: 1 E: 0 K: 1 S: 6	H: 2 LOB: 1 BB: 1 P: 10	R: 0 E: 0 K: 0 S: 4	H: 1 LOB: 1 BB: 0 P: 4	R: 0 E: 1 K: 0 S: 3	H: 0 LOB: 0 BB: 0 P: 3	R: 4 E: 1 K: 0 S: 6	H: 3 LOB: 1 BB: 2 P: 14	R: 0 E: 1 K: 2 S: 8	H: 0 LOB: 1 BB: 0 P: 8	R: 0 E: 0 K: 0 S: 5	H: 2 LOB: 2 BB: 0 P: 5		1B: 9 2B: 1 3B: 0 HR: 0	SF: 0 SAC: 0 DP: 1 HBP: 0
<b>PITCHER</b>	IP WLS BF H R ER SO BB IBB HBP BLK WP HR S P ERA WHIP	IP WLS BF H R ER SO BB IBB HBP BLK WP HR S P ERA WHIP																	
<b>Reggie Cleveland, R</b> ERA: 3.55 (1, 1)	5.1 L 25 7 6 5 1	1.2 7 1 0 0 2																	
<b>Tom House, L</b> ERA: 4.43 (6, 1)	1.2 7 1 0 0 2																		
<b>Jim Willoughby, R</b> ERA: 2.92 (8, 1)	1.0 5 2 0 0 0																		



Batter	1	2	3	4	5	6	7	8	9	AB	R	H	RBI	BB	SO	LOB	TOP										
<b>Duane Kuiper, L</b> (1, 4) OBP: 0.316, SLG: 0.327	0-0 G3	0-0 1B			0-0 4-3		0-0 SH1-3		0-0 4-3	4	0	1	0	0	0	1	<b>Cleveland Indians @ Milwaukee Brewers</b> Milwaukee County Stadium, Milwaukee, WI Mon Sep 06 1976, 4:33AM EDT Unknown - 73 F										
<b>Orlando Gonzalez, L</b> (1, 3) OBP: 0.308, SLG: 0.267	0-0 1B	0-0 F8			0-0 F8		0-0 F3			4	0	1	0	0	0	2											
<b>John Lowenstein, L</b> (1, 8) OBP: 0.275, SLG: 0.259	0-0 F8			0-0 4-3	0-0 FC6-4 1B		0-0 F9			4	0	1	0	0	0	2											
<b>Rico Carty, R</b> (1, 10) OBP: 0.377, SLG: 0.439 <b>Rick Waits, L</b> (8, PR)	0-0 1B			4-0 BB	0-0 FC6-4			0-0 CS 1B		3	0	2	0	1	0	1											
<b>George Hendrick, R</b> (1, 7) OBP: 0.337, SLG: 0.463	0-0 F6			0-3 K		4-0 BB		0-3 K		3	0	0	0	1	2	4											
<b>Buddy Bell, R</b> (1, 5) OBP: 0.340, SLG: 0.363		0-0 1B 2B		0-0 F9		0-0 F9		0-0 F8		4	1	1	0	0	0	3											
<b>Ray Fosse, R</b> (1, 2) OBP: 0.366, SLG: 0.394		0-0 2B 1B		0-0 6-3		0-0 F9		0-0 FC4-6 1B		4	1	2	0	0	0	1											
<b>Tommy Smith, L</b> (1, 9) OBP: 0.250, SLG: 0.286		0-0 2B		0-0 F7		0-0 1-3		0-0 FC4-6		4	0	1	1	0	0	2											
<b>Frank Duffy, R</b> (1, 6) OBP: 0.270, SLG: 0.280 <b>Boog Powell, L</b> (9, PH) <b>Alfredo Griffin, S</b> (9, 6)		0-0 SF8-2-5		0-0 F9			0-0 SH1-3 2B		0-3 K	2	0	1	1	0	0	0											
<b>Inning Stats</b>	R: 0 E: 0 K: 0 S: 5	H: 2 LOB: 2 BB: 0 P: 5	R: 2 E: 0 K: 0 S: 6	H: 4 LOB: 1 BB: 0 P: 6	R: 0 E: 0 K: 1 S: 5	H: 0 LOB: 0 BB: 1 P: 9	R: 0 E: 0 K: 0 S: 3	H: 0 LOB: 0 BB: 0 P: 3	R: 0 E: 0 K: 0 S: 4	H: 1 LOB: 1 BB: 1 P: 4	R: 0 E: 0 K: 0 S: 3	H: 0 LOB: 1 BB: 1 P: 7	R: 0 E: 0 K: 0 S: 4	H: 1 LOB: 1 BB: 0 P: 4	R: 0 E: 0 K: 1 S: 5	H: 1 LOB: 1 BB: 0 P: 5		R: 0 E: 0 K: 1 S: 6	H: 1 LOB: 1 BB: 0 P: 6	1B: 8 2B: 4 3B: 0 HR: 0	SF: 1 SAC: 1 DP: 2 HBP: 0	WP: 0 PB: 0 SB: 1 CS: 1	PA: 37				
<b>PITCHER</b>	IP	WLS	BF	H	R	ER	SO	BB	IBB	HBP	BLK	WP	HR	S	P	ERA	WHIP										
<b>Jim Colborn, R</b> (1, 1) ERA: 3.7	8.0		33	9	2	2	2	2	0	0	0	0	0	35	43	2.25	1.375										
<b>Bill Castro, R</b> (9, 1) ERA: 3.05	1.0	W	4	1	0	0	1	0	0	0	0	0	0	6	6	0.00	1.000										

Batter	1	2	3	4	5	6	7	8	9	AB	R	H	RBI	BB	SO	LOB	BOTTOM										
<b>Von Joshua, L</b> (1, 8) OBP: 0.290, SLG: 0.344	0-0 6-3		0-0 4-3		0-0 1B		0-0 F6			4	0	1	0	0	0	0	<b>Cleveland Indians @ Milwaukee Brewers</b> Milwaukee County Stadium, Milwaukee, WI Mon Sep 06 1976, 4:33AM EDT Unknown - 73 F										
<b>Robin Yount, R</b> (1, 6) OBP: 0.305, SLG: 0.314	0-0 5-3		0-0 5-3		0-0 F8			0-0 FC4-6 1B		4	0	1	0	0	0	1											
<b>Sixto Lezcano, R</b> (1, 9) OBP: 0.363, SLG: 0.414	4-0 BB		4-0 4-3 G3 1B BB		0-0 E 1B FC3-6 1B			0-3 K		2	2	1	0	2	1	1											
<b>Bernie Carbo, L</b> (1, 10) OBP: 0.350, SLG: 0.355	0-3 K		0-0 G3		0-0 E8 FC3-6 1B			0-0 FC4-6 CS		4	0	1	0	0	1	3											
<b>Mike Hegan, L</b> (1, 3) OBP: 0.330, SLG: 0.404		0-0 G3		0-0 4-3		0-0 FC3-6		0-0 CS		4	0	0	1	0	1	2											
<b>Darrell Porter, L</b> (1, 2) OBP: 0.313, SLG: 0.307		4-0 FC6-4 BB		0-0 1B		0-3 K		4-0 2B BB		2	1	1	1	2	1	1											
<b>Dan Thomas, R</b> (1, 7) OBP: 0.462, SLG: 0.636		0-3 K		0-0 F9		0-0 F8		0-0 2B		4	0	1	1	0	1	3											
<b>Jim Gantner, L</b> (1, 5) OBP: 0.438, SLG: 0.357		0-0 FC6-4		0-0 4-3		0-3 K				3	0	0	0	0	1	1											
<b>Tim Johnson, L</b> (1, 4) OBP: 0.318, SLG: 0.297			0-0 4-3		0-0 4-3		0-3 K			3	0	0	0	0	1	0											
<b>Inning Stats</b>	R: 0 E: 0 K: 1 S: 5	H: 0 LOB: 1 BB: 1 P: 9	R: 0 E: 0 K: 1 S: 5	H: 0 LOB: 1 BB: 1 P: 9	R: 0 E: 0 K: 0 S: 3	H: 0 LOB: 0 BB: 0 P: 3	R: 1 E: 0 K: 0 S: 4	H: 1 LOB: 1 BB: 1 P: 8	R: 0 E: 0 K: 0 S: 4	H: 1 LOB: 1 BB: 0 P: 4	R: 1 E: 1 K: 2 S: 7	H: 2 LOB: 1 BB: 0 P: 7	R: 0 E: 0 K: 2 S: 7	H: 0 LOB: 0 BB: 0 P: 7	R: 0 E: 0 K: 1 S: 5	H: 1 LOB: 0 BB: 0 P: 5		R: 1 E: 0 K: 1 S: 4	H: 1 LOB: 1 BB: 1 P: 8	1B: 5 2B: 1 3B: 0 HR: 0	SF: 0 SAC: 0 DP: 0 HBP: 0	WP: 0 PB: 0 SB: 0 CS: 1	PA: 35				
<b>PITCHER</b>	IP	WLS	BF	H	R	ER	SO	BB	IBB	HBP	BLK	WP	HR	S	P	ERA	WHIP										
<b>Stan Thomas, R</b> (1, 1) ERA: 2.04	8.1	L	34	6	3	2	7	4	0	0	0	0	0	44	60	2.16	1.200										



Batter	1	2	3	4	5	6	7	8	9	AB	R	H	RBI	BB	SO	LOB	TOP					
<b>Duane Kuiper, L</b> (1, 4) OBP: 0.315, SLG: 0.325	1-3		3-1		F7-3				F7	5	0	1	0	0	0	2	<b>Cleveland Indians @ Milwaukee Brewers</b> <b>Milwaukee County Stadium, Milwaukee, WI</b> Mon Sep 06 1976, 4:38 AM EDT Att: 10,627 - Unknown - 79 F					
<b>John Lowenstein, L</b> (1, 8) OBP: 0.279, SLG: 0.265			K2-3							3	2	1	0	1	2	1						
<b>Larvell Blanks, R</b> (1, 6) OBP: 0.345, SLG: 0.425	E7				E2					4	0	1	1	0	1	1						
<b>Rico Carty, R</b> (1, 10) OBP: 0.376, SLG: 0.436 <b>Alfredo Griffin, S</b> (8, PR)	4-3				FC6-4					3	0	0	0	1	0	2						
<b>George Hendrick, R</b> (1, 7) OBP: 0.335, SLG: 0.459										0	0	0	0	0	0	0						
<b>Buddy Bell, R</b> (1, 5) OBP: 0.342, SLG: 0.366										4	0	0	0	0	1	2						
<b>Joe Lis, R</b> (1, 3) OBP: 0.333, SLG: 0.462										4	0	2	0	0	1	1						
<b>Ray Fosse, R</b> (1, 2) OBP: 0.360, SLG: 0.387										3	1	2	1	1	1	1						
<b>Tommy Smith, L</b> (1, 9) OBP: 0.250, SLG: 0.285										4	0	1	0	0	0	1						
<b>Inning Stats</b>	R: 1 E: 1 K: 1 S: 6	H: 1 LOB: 1 BB: 1 P: 10	R: 1 E: 0 K: 1 S: 6	H: 1 LOB: 0 BB: 0 P: 6	R: 0 E: 0 K: 2 S: 7	H: 0 LOB: 0 BB: 0 P: 7	R: 0 E: 0 K: 1 S: 6	H: 1 LOB: 2 BB: 1 P: 10	R: 1 E: 1 K: 0 S: 5	H: 2 LOB: 1 BB: 0 P: 5	R: 0 E: 0 K: 1 S: 6	H: 1 LOB: 1 BB: 0 P: 6	R: 0 E: 0 K: 1 S: 6	H: 1 LOB: 1 BB: 0 P: 6	R: 0 E: 0 K: 0 S: 2	H: 0 LOB: 1 BB: 1 P: 6	R: 0 E: 0 K: 0 S: 4	H: 1 LOB: 1 BB: 0 P: 4	1B: 5 2B: 4 3B: 0 HR: 1	SF: 0 SAC: 0 DP: 2 HBP: 0	WP: 0 PB: 0 CS: 0	PA: 37
<b>PITCHER</b> <b>Eduardo Rodriguez, R</b> (1, 1) ERA: 3.41	IP: 9.0 WLS: L BF: 37 H: 8 R: 3 ER: 2 SO: 7 BB: 3 IBB: 0 HBP: 0 BLK: 0 WP: 0 HR: 1 S: 48 P: 60 ERA: 2.00 WHIP: 1.222																					

Batter	1	2	3	4	5	6	7	8	9	AB	R	H	RBI	BB	SO	LOB	BOTTOM			
<b>Von Joshua, L</b> (1, 8) OBP: 0.293, SLG: 0.351										4	1	3	0	0	0	2	<b>Cleveland Indians @ Milwaukee Brewers</b> <b>Milwaukee County Stadium, Milwaukee, WI</b> Mon Sep 06 1976, 4:38 AM EDT Att: 10,627 - Unknown - 79 F			
<b>Robin Yount, R</b> (1, 6) OBP: 0.305, SLG: 0.316										3	1	1	1	0	2	3				
<b>Sixto Lezcano, R</b> (1, 9) OBP: 0.362, SLG: 0.412										4	0	1	1	0	1	1				
<b>Bernie Carbo, L</b> (1, 10) OBP: 0.346, SLG: 0.351										3	0	0	0	0	3	1				
<b>Mike Hegan, L</b> (1, 3) OBP: 0.323, SLG: 0.394										4	0	0	0	0	2	1				
<b>Dan Thomas, R</b> (1, 7) OBP: 0.353, SLG: 0.467										4	0	0	0	0	3	1				
<b>Charlie Moore, R</b> (1, 2) OBP: 0.333, SLG: 0.312 <b>Darrell Porter, L</b> (9, PH) OBP: 0.314, SLG: 0.309										3	0	1	0	0	0	0				
<b>Jim Gantner, L</b> (1, 5) OBP: 0.400, SLG: 0.294										3	0	0	0	1	1	2				
<b>Tim Johnson, L</b> (1, 4) OBP: 0.320, SLG: 0.299 <b>Don Money, R</b> (9, PH) OBP: 0.337, SLG: 0.417										2	0	1	0	0	0	1				
<b>Inning Stats</b>	R: 2 E: 0 K: 2 S: 10	H: 3 LOB: 1 BB: 0 P: 10	R: 0 E: 0 K: 1 S: 6	H: 1 LOB: 2 BB: 1 P: 10	R: 0 E: 0 K: 2 S: 7	H: 0 LOB: 0 BB: 0 P: 7	R: 0 E: 0 K: 1 S: 6	H: 1 LOB: 1 BB: 0 P: 6	R: 0 E: 0 K: 0 S: 3	H: 0 LOB: 0 BB: 0 P: 3	R: 0 E: 1 K: 1 S: 6	H: 1 LOB: 1 BB: 0 P: 6	R: 0 E: 0 K: 2 S: 7	H: 0 LOB: 0 BB: 0 P: 7	R: 0 E: 0 K: 3 S: 10	H: 1 LOB: 1 BB: 0 P: 10	1B: 6 2B: 1 3B: 1 HR: 0	SF: 0 SAC: 3 DP: 0 HBP: 0	WP: 1 PB: 0 CS: 0	PA: 36
<b>PITCHER</b> <b>Jim Bibby, R</b> (1, 1) ERA: 3.23 <b>Jim Kern, R</b> (7, 1) ERA: 2.46	IP: 6.2 WLS: W BF: 28 H: 7 R: 2 ER: 2 SO: 7 BB: 1 IBB: 0 HBP: 0 BLK: 0 WP: 0 HR: 0 S: 41 P: 45 ERA: 2.70 WHIP: 1.200																			



Batter	1	2	3	4	5	6	7	8	9	AB	R	H	RBI	BB	SO	LOB	TOP						
<b>Duane Kuiper, L</b> OBP: 0.314, SLG: 0.324 (1, 4)	0-3 K		0-0 F9		0-0 G3		0-0 1B 1B		0-0 F6	5	0	1	1	0	1	1	<b>Cleveland Indians @ Milwaukee Brewers</b> Milwaukee County Stadium, Milwaukee, WI Tue Sep 07 1976, 8:05 PM EDT Att. 4,980 - Unknown - 79 F						
<b>John Lowenstein, L</b> OBP: 0.291, SLG: 0.272 (1, 8)	0-3 K		0-3 K		0-3 K		0-0 1B		0-0 5-3	5	0	2	1	0	3	1							
<b>Larvell Blanks, R</b> OBP: 0.376, SLG: 0.421 <b>Alfredo Griffin, S</b> OBP: 0.500, SLG: 0.500 (6, 6)	4-0 BB		0-3 K		0-0 5-3		0-0 1B		0-0 5-3	2	0	0	0	1	1	1							
<b>Rico Carty, R</b> OBP: 0.345, SLG: 0.435 <b>Rick Cerone, R</b> OBP: 0.187, SLG: 0.167 (7, PH)	0-3 K				0-0 G4-6-3 1B		0-0 F3		0-0 F7	3	0	1	0	0	1	1							
<b>George Hendrick, R</b> OBP: 0.333, SLG: 0.457 <b>Orlando Gonzalez, L</b> OBP: 0.310, SLG: 0.274 (5, 7)			0-0 F8		0-0 G4-6-3 1B		0-0 1B E 1B		0-3 K	2	0	0	0	0	0	1							
<b>Buddy Bell, R</b> OBP: 0.342, SLG: 0.367 <b>Ron Pruitt, R</b> OBP: 0.388, SLG: 0.333 (5, 5)			0-0 PB 1B		0-0 5-3		0-0 F7		0-0 5-3	2	0	1	0	0	0	0							
<b>Joe Lis, R</b> OBP: 0.421, SLG: 0.706 (1, 3)			0-0 PB 1B				0-0 HR		0-0 1-3	4	1	3	1	0	0	0							
<b>Tommy Smith, L</b> OBP: 0.250, SLG: 0.278 (1, 9)			0-0 F6				4-0 2B G3 BB		0-0 G3	3	1	0	0	1	0	3							
<b>Alan Ashby, S</b> OBP: 0.301, SLG: 0.310 (1, 2)			0-0 3-1				0-0 G3 2B		0-0 F9	4	1	2	0	0	0	2							
<b>Inning Stats</b>	R: 0 E: 0 K: 3 S: 9	H: 0 LOB: 1 BB: 1 P: 13	R: 0 E: 0 K: 0 S: 5	H: 2 LOB: 2 BB: 0 P: 5	R: 0 E: 0 K: 2 S: 7	H: 0 LOB: 0 BB: 0 P: 7	R: 0 E: 0 K: 0 S: 3	H: 1 LOB: 0 BB: 0 P: 3	R: 2 E: 0 K: 1 S: 7	H: 2 LOB: 1 BB: 1 P: 11	R: 1 E: 1 K: 0 S: 5	H: 2 LOB: 1 BB: 0 P: 5	R: 1 E: 0 K: 1 S: 9	H: 4 LOB: 3 BB: 0 P: 9	R: 0 E: 0 K: 0 S: 3	H: 0 LOB: 0 BB: 0 P: 3		R: 0 E: 0 K: 1 S: 6	H: 1 LOB: 1 BB: 0 P: 6	1B: 9 2B: 2 3B: 0 HR: 1	SF: 0 SAC: 0 DP: 1 HBP: 0	WP: 0 PB: 1 SB: 0 CS: 0	PA: 40
<b>PITCHER</b> <b>Gary Beare, R</b> ERA: 3.0 (1, 1)	IP: 9.0 WLS: W BF: 40 H: 12 R: 4 ER: 3 SO: 8 BB: 2 IBB: 0 HBP: 0 BLK: 0 WP: 0 HR: 1 S: 54 P: 62 ERA: 3.00 WHIP: 1.556															<b>PITCHER</b>							

Batter	1	2	3	4	5	6	7	8	9	AB	R	H	RBI	BB	SO	LOB	BOTTOM				
<b>Von Joshua, L</b> OBP: 0.296, SLG: 0.353 <b>Steve Bowling, R</b> OBP: 1.000, SLG: 1.333 (6, 8)	0-0 HR 1B		0-0 G1-2-3							3	1	2	1	0	0	3	<b>Cleveland Indians @ Milwaukee Brewers</b> Milwaukee County Stadium, Milwaukee, WI Tue Sep 07 1976, 8:05 PM EDT Att. 4,980 - Unknown - 79 F				
<b>Robin Yount, R</b> OBP: 0.307, SLG: 0.316 (1, 6)	0-0 HR 1B				0-0 1B 2B		0-0 E6		0-0 1B 2B	5	3	2	0	1	1	6					
<b>George Scott, R</b> OBP: 0.332, SLG: 0.409 <b>Gary Sutherland, R</b> OBP: 0.266, SLG: 0.283 (7, 3)	0-0 1B HR		0-0 F9		0-0 1B 2B		0-0 6-3		0-0 F8	4	2	2	4	1	0	2					
<b>Mike Hegan, L</b> OBP: 0.327, SLG: 0.393 <b>Don Money, R</b> OBP: 0.336, SLG: 0.420 (7, PH)	4-0 2B BB		0-0 F8		0-0 1B 2B		0-0 FC3-6		0-0 2B 1B	3	2	1	1	1	0	1					
<b>Sixto Lezcano, R</b> OBP: 0.361, SLG: 0.411 <b>Bernie Carbo, L</b> OBP: 0.347, SLG: 0.349 (6, 9)	0-0 2B 1B		0-0 F8		0-3 K		0-0 5-3		0-3 K	4	1	1	0	0	1	3					
<b>Darrell Porter, L</b> OBP: 0.316, SLG: 0.317 <b>Charlie Moore, R</b> OBP: 0.335, SLG: 0.314 (8, 2)	0-0 1B 2B		0-0 FC4-2 2B		0-0 1-3 2B		0-3 K		0-3 K	4	1	2	1	0	1	2					
<b>Dan Thomas, R</b> OBP: 0.455, SLG: 0.556 (1, 7)	0-0 1B		0-0 FC4-2 1B		4-0 2B E IBB		0-0 HBP 1B 2B		0-0 F9	3	2	2	1	2	0	2					
<b>Jim Gantner, L</b> OBP: 0.440, SLG: 0.381 (1, 5)	0-3 K		0-0 FC4-2 1B		0-0 E6		4-0 1B HBP E BB		0-0 1-3	4	2	2	2	1	1	4					
<b>Tim Johnson, L</b> OBP: 0.321, SLG: 0.295 (1, 4)	0-3 K		0-0 FC4-2		0-3 K		1-0 E HBP		4-0 1B 1B 2B BB	3	1	0	0	1	2	5					
<b>Inning Stats</b>	R: 6 E: 0 K: 3 S: 16	H: 7 LOB: 2 BB: 1 P: 20	R: 0 E: 0 K: 0 S: 3	H: 0 LOB: 0 BB: 0 P: 3	R: 0 E: 0 K: 0 S: 4	H: 2 LOB: 1 BB: 1 P: 8	R: 5 E: 1 K: 2 S: 9	H: 2 LOB: 0 BB: 3 P: 21	R: 1 E: 0 K: 0 S: 5	H: 3 LOB: 1 BB: 0 P: 5	R: 2 E: 1 K: 1 S: 7	H: 2 LOB: 2 BB: 1 P: 12	R: 0 E: 0 K: 0 S: 4	H: 1 LOB: 2 BB: 1 P: 8	R: 3 E: 0 K: 2 S: 10	H: 3 LOB: 1 BB: 1 P: 14		1B: 13 2B: 6 3B: 0 HR: 1	SF: 0 SAC: 0 DP: 1 HBP: 1	WP: 0 PB: 0 SB: 0 CS: 0	PA: 51
<b>PITCHER</b> <b>Jackie Brown, R</b> ERA: 4.44 <b>Jim Kern, R</b> ERA: 2.59 <b>Don Hood, L</b> ERA: 4.7 <b>Rick Waits, L</b> ERA: 3.47 <b>Dave LaRoche, L</b> ERA: 2.31	IP: 0.0 WLS: L BF: 5 H: 4 R: 5 ER: 5 SO: 0 BB: 1 IBB: 0 HBP: 0 BLK: 0 WP: 0 HR: 1 S: 4 P: 8 ERA: ∞ WHIP: ∞															<b>PITCHER</b>					

AB	38
R	4
H	12
RBI	3
BB	2
SO	8
LOB	22





Batter	1	2	3	4	5	6	7	8	9	AB	R	H	RBI	BB	SO	LOB	TOP				
<b>Duane Kuiper, L</b> (1,4) OBP: 0.313, SLG: 0.323	E5 CS		3-1			6-3		1-2 1B		4	0	1	0	0	0	0	<b>Cleveland Indians @ Baltimore Orioles</b> <b>Memorial Stadium, Baltimore, MD</b> Wed Sep 08 1976, 7:05 PM EDT Att: 4,547 - Unknown				
<b>John Lowenstein, L</b> (1,8) OBP: 0.295, SLG: 0.285	1-2 SF9 3B			3-1		CS 4-3 1B		F8		4	1	2	0	0	0	2					
<b>Larvell Blanks, R</b> (1,6) OBP: 0.340, SLG: 0.416	SF9			K		4-3 1-2			K	3	0	0	1	0	2	1					
<b>Rico Carty, R</b> (1,10) OBP: 0.377, SLG: 0.435	3H 1B				4-0 BB	CS 2-3	F8	F9	F9	3	0	1	0	1	0	0					
<b>George Hendrick, R</b> (1,7) OBP: 0.333, SLG: 0.456		4-3		F8			F8			4	0	1	0	0	0	1					
<b>Buddy Bell, R</b> (1,5) OBP: 0.340, SLG: 0.364		6-3			6-3		F3	F3		4	0	0	0	0	0	1					
<b>Joe Lis, R</b> (1,3) OBP: 0.409, SLG: 0.650		K			F9			FC5-4 1B		3	0	1	0	0	1	0					
<b>Ray Fosse, R</b> (1,2) OBP: 0.359, SLG: 0.386			6-3					FC5-4 1B 1-2		3	0	1	0	0	0	1					
<b>Tommy Smith, L</b> (1,9) OBP: 0.246, SLG: 0.274			6-3			F8		F8		2	0	0	0	0	0	1					
<b>Boog Powell, L</b> (8,PH) OBP: 0.310, SLG: 0.325										1	0	0	0	0	0	1					
<b>Ron Pruitt, R</b> (8,9) OBP: 0.388, SLG: 0.333										0	0	0	0	0	0	0					
<b>Inning Stats</b>	R: 1 E: 1 K: 0 S: 4	H: 2 LOB: 1 BB: 0 P: 4	R: 0 E: 0 K: 1 S: 5	H: 0 LOB: 0 BB: 0 P: 5	R: 0 E: 0 K: 1 S: 3	H: 0 LOB: 1 BB: 1 P: 3	R: 0 E: 0 K: 1 S: 5	H: 1 LOB: 0 BB: 0 P: 9	R: 0 E: 0 K: 0 S: 4	H: 1 LOB: 1 BB: 0 P: 4	R: 0 E: 0 K: 0 S: 3	H: 0 LOB: 0 BB: 0 P: 3	R: 0 E: 0 K: 0 S: 3	R: 0 E: 0 K: 0 S: 5	H: 2 LOB: 2 BB: 0 P: 5	R: 0 E: 0 K: 1 S: 6	H: 1 LOB: 1 BB: 0 P: 6	1B: 6 2B: 0 3B: 1 HR: 0	SF: 1 SAC: 0 DP: 0 HBP: 0	WP: 0 PB: 0 SB: 0 CS: 2	PA: 34
<b>PITCHER</b> <b>Jim Palmer, R</b> (1,1) ERA: 2.88	IP: 9.0 WLS: W BF: 33 H: 7 R: 1 ER: 1 SO: 3 BB: 1 IBB: 0 HBP: 0 BLK: 0 WP: 0 HR: 0 S: 38 P: 42 ERA: 1.00 WHIP: 0.889																				

Batter	1	2	3	4	5	6	7	8	9	AB	R	H	RBI	BB	SO	LOB	BOTTOM			
<b>Al Bumbry, L</b> (1,8) OBP: 0.322, SLG: 0.402	S 1B		K							3	1	2	1	1	1	1	<b>Cleveland Indians @ Baltimore Orioles</b> <b>Memorial Stadium, Baltimore, MD</b> Wed Sep 08 1976, 7:05 PM EDT Att: 4,547 - Unknown			
<b>Bobby Grich, R</b> (1,4) OBP: 0.392, SLG: 0.428	L1-3 BB		K		2H 1B					3	0	0	0	1	2	3				
<b>Reggie Jackson, L</b> (1,9) OBP: 0.352, SLG: 0.508	L1-3		F5			HR		F5		4	1	1	1	0	0	3				
<b>Lee May, R</b> (1,10) OBP: 0.294, SLG: 0.442	2H 1B			6-3		F9		K		4	0	1	1	0	1	0				
<b>Ken Singleton, S</b> (1,7) OBP: 0.350, SLG: 0.377	K			K						2	0	0	0	1	2	1				
<b>Paul Blair, R</b> (6,PR) OBP: 0.255, SLG: 0.270	K			K						0	0	0	0	0	0	0				
<b>Tony Muser, L</b> (1,3) OBP: 0.264, SLG: 0.258		4-3		K		F8		K		4	0	0	0	0	2	2				
<b>Doug DeCinces, R</b> (1,5) OBP: 0.290, SLG: 0.355		1-3			K	K				3	0	0	0	0	2	1				
<b>Mark Belanger, R</b> (1,6) OBP: 0.328, SLG: 0.315		K			S 1B BB			F8		2	1	0	0	1	1	0				
<b>Rick Dempsey, R</b> (1,2) OBP: 0.272, SLG: 0.210				WP 1B		K		K		3	0	1	0	0	2	1				
<b>Inning Stats</b>	R: 1 E: 0 K: 1 S: 6	H: 2 LOB: 1 BB: 1 P: 10	R: 0 E: 0 K: 1 S: 5	H: 0 LOB: 0 BB: 0 P: 5	R: 0 E: 0 K: 2 S: 8	H: 1 LOB: 1 BB: 0 P: 8	R: 0 E: 0 K: 2 S: 7	H: 0 LOB: 0 BB: 0 P: 7	R: 1 E: 0 K: 1 S: 8	H: 1 LOB: 1 BB: 1 P: 12	R: 1 E: 0 K: 1 S: 6	H: 1 LOB: 1 BB: 1 P: 10	R: 0 E: 0 K: 2 S: 7	H: 0 LOB: 1 BB: 1 P: 11	R: 0 E: 0 K: 2 S: 7	H: 0 LOB: 1 BB: 0 P: 8	1B: 4 2B: 1 3B: 0 HR: 1	SF: 0 SAC: 0 DP: 1 HBP: 1	WP: 1 PB: 0 SB: 4 CS: 0	PA: 33
<b>PITCHER</b> <b>Dennis Eckersley, R</b> (1,1) ERA: 3.78	IP: 8.0 WLS: L BF: 33 H: 5 R: 3 ER: 3 SO: 13 BB: 4 IBB: 0 HBP: 1 BLK: 0 WP: 1 HR: 1 S: 54 P: 71 ERA: 3.38 WHIP: 1.125																			



Batter	1	2	3	4	5	6	7	8	9	AB	R	H	RBI	BB	SO	LOB	TOP			
Frank Duffy, R OBP: 0.270, SLG: 0.279										4	1	1	0	0	0	0	<b>Cleveland Indians @ Baltimore Orioles</b> Memorial Stadium, Baltimore, MD Thu Sep 09 1976, 7:05 PM EDT Att: 4,622 - Unknown			
Buddy Bell, R OBP: 0.343, SLG: 0.371										3	2	2	1	1	0	0				
Larvell Blanks, R OBP: 0.337, SLG: 0.412										3	0	0	0	0	0	1				
Rico Carty, R OBP: 0.378, SLG: 0.434										3	0	1	2	1	1	0				
Alfredo Griffin, S OBP: 0.500, SLG: 0.500										0	0	0	0	0	0	0				
George Hendrick, R OBP: 0.334, SLG: 0.462										4	1	2	1	0	1	1				
Ray Fosse, R OBP: 0.353, SLG: 0.379										4	0	0	0	0	0	3				
Joe Lis, R OBP: 0.360, SLG: 0.565										3	0	0	0	0	1	0				
Charlie Spikes, R OBP: 0.301, SLG: 0.339										3	0	1	0	0	0	0				
Ron Pruitt, R OBP: 0.373, SLG: 0.319										3	0	0	0	0	0	1				
<b>Inning Stats</b>	R: 2 E: 0 K: 0 S: 5	H: 3 LOB: 1 BB: 1 P: 9	R: 0 E: 0 K: 1 S: 5	H: 1 LOB: 0 BB: 0 P: 5	R: 1 E: 0 K: 1 S: 6	H: 1 LOB: 0 BB: 0 P: 6	R: 0 E: 0 K: 0 S: 3	H: 0 LOB: 0 BB: 0 P: 3	R: 0 E: 0 K: 0 S: 3	H: 0 LOB: 0 BB: 0 P: 3	R: 1 E: 0 K: 0 S: 4	H: 1 LOB: 0 BB: 0 P: 4	R: 0 E: 0 K: 1 S: 4	H: 1 LOB: 1 BB: 0 P: 4	R: 0 E: 0 K: 1 S: 4	H: 0 LOB: 1 BB: 1 P: 8	1B: 5 2B: 1 3B: 0 HR: 2	SF: 0 SAC: 1 DP: 3 HBP: 0	WP: 0 PB: 0 SB: 1 CS: 1	PA: 33
<b>PITCHER</b>	IP WLS BF H R ER SO BB IBB HBP BLK WP HR S P ERA WHIP																			
Rudy May, L ERA: 3.84	(1, 1) 8.0 L 30 7 4 4 2 1 0 0 0 0 2 33 37 4.50 1.000																			
Fred Holsworth, R ERA: 1.55	(9, 1) 1.0 3 0 0 0 1 1 0 0 0 0 0 4 8 0.00 1.000																			

Batter	1	2	3	4	5	6	7	8	9	AB	R	H	RBI	BB	SO	LOB	BOTTOM			
Al Bumbry, L OBP: 0.321, SLG: 0.400										4	0	1	0	0	0	1	<b>Cleveland Indians @ Baltimore Orioles</b> Memorial Stadium, Baltimore, MD Thu Sep 09 1976, 7:05 PM EDT Att: 4,622 - Unknown			
Bobby Grich, R OBP: 0.391, SLG: 0.426										4	1	1	0	0	2	3				
Reggie Jackson, L OBP: 0.351, SLG: 0.506										4	1	1	0	0	0	0				
Lee May, R OBP: 0.291, SLG: 0.438										4	0	0	0	0	0	2				
Ken Singleton, S OBP: 0.352, SLG: 0.383										3	1	1	3	1	1	0				
Tony Muser, L OBP: 0.285, SLG: 0.259										3	0	1	0	0	0	1				
Andres Mora, R OBP: 0.242, SLG: 0.332										0	0	0	0	1	0	0				
Tommy Harper, R OBP: 0.301, SLG: 0.292										0	0	0	0	0	0	0				
Doug DeCinces, R OBP: 0.293, SLG: 0.357										3	0	2	0	0	0	1				
Mark Belanger, R OBP: 0.326, SLG: 0.313										3	0	0	0	0	0	2				
Rick Dempsey, R OBP: 0.271, SLG: 0.211										4	0	1	0	0	0	3				
<b>Inning Stats</b>	R: 0 E: 0 K: 0 S: 3	H: 0 LOB: 0 BB: 0 P: 3	R: 0 E: 0 K: 0 S: 4	H: 1 LOB: 0 BB: 0 P: 4	R: 0 E: 0 K: 0 S: 3	H: 0 LOB: 0 BB: 0 P: 3	R: 3 E: 0 K: 0 S: 6	H: 4 LOB: 1 BB: 0 P: 6	R: 0 E: 0 K: 1 S: 6	H: 1 LOB: 1 BB: 0 P: 6	R: 0 E: 0 K: 0 S: 3	H: 2 LOB: 2 BB: 0 P: 7	R: 0 E: 0 K: 1 S: 5	H: 0 LOB: 0 BB: 0 P: 5	R: 0 E: 0 K: 0 S: 3	H: 0 LOB: 2 BB: 1 P: 7	1B: 7 2B: 0 3B: 0 HR: 1	SF: 0 SAC: 2 DP: 0 HBP: 0	WP: 0 PB: 0 SB: 1 CS: 0	PA: 36
<b>PITCHER</b>	IP WLS BF H R ER SO BB IBB HBP BLK WP HR S P ERA WHIP																			
Pat Dobson, R ERA: 3.35	(1, 1) 6.2 W 27 7 3 3 1 1 0 0 0 0 28 32 4.05 1.200																			
Dave LaRoche, L ERA: 2.25	(7, 1) 2.1 S 9 1 0 0 2 1 0 0 0 0 0 12 16 0.00 0.857																			





Batter	1	2	3	4	5	6	7	8	9	AB	R	H	RBI	BB	SO	LOB	TOP								
Frank Duffy, R (1, 6) OBP: 0.268, SLG: 0.277 Duane Kuiper, L (9, PH) OBP: 0.312, SLG: 0.323	0-0 5-3		0-0 F7		0-0 F3		0-0 SH1-3		0-0 FC6-4	3	0	0	1	0	0	2									
Buddy Bell, R (1, 5) OBP: 0.340, SLG: 0.369	0-0 6-3			0-0 F5	0-0 1-3		0-0 6-3			4	0	0	0	0	0	2									
Larvell Blanks, R (1, 4) OBP: 0.339, SLG: 0.411	0-0 5-3			4-0 1B BB		0-0 5-3		0-0 1B		3	1	1	0	1	0	0									
Rico Carty, R (1, 10) OBP: 0.377, SLG: 0.432		0-0 6-3		0-0 1B	0-0 1B	0-0 F7		0-0 L9		4	0	1	0	0	0	1									
George Hendrick, R (1, 8) OBP: 0.333, SLG: 0.460		0-0 6-3		0-0 1B	0-0 1B	0-0 5-3		0-0 L7		4	0	1	1	0	0	1									
Ray Fosse, R (1, 2) OBP: 0.352, SLG: 0.381		0-0 F9		0-0 F4			0-0 1B 2B	0-0 F8		4	1	1	0	0	0	3									
Joe Lis, R (1, 3) John Lowenstein, L (9, PH) OBP: 0.283, SLG: 0.284			0-0 F7	0-0 F7		0-0 F4		0-0 F7		3	0	0	0	0	0	3	AB 35 R 3 H 8 RBI 3 BB 1 SO 0 LOB 13								
Charlie Spikes, R (1, 9) OBP: 0.300, SLG: 0.338			0-0 1-3		0-0 F4		0-0 1B SH1-3 1B	0-0 4-3		4	1	1	0	0	0	0									
Ron Pruitt, R (1, 7) Boog Powell, L (9, PH) Alfredo Griffin, S (9, PR) OBP: 0.500, SLG: 0.500			0-0 E5			0-0 1B		0-0 FC6-4 1B		3	0	2	1	0	0	0									
<b>Inning Stats</b>	R: 0 E: 0 K: 0 S: 3	H: 0 LOB: 0 BB: 0 P: 3	R: 0 E: 0 K: 0 S: 3	H: 0 LOB: 0 BB: 0 P: 3	R: 0 E: 1 K: 0 S: 4	H: 0 LOB: 1 BB: 0 P: 4	R: 1 E: 0 K: 0 S: 5	H: 2 LOB: 2 BB: 1 P: 9	R: 0 E: 0 K: 0 S: 4	H: 1 LOB: 1 BB: 0 P: 4	R: 0 E: 0 K: 0 S: 3	H: 0 LOB: 0 BB: 0 P: 3	R: 2 E: 0 K: 0 S: 6	H: 3 LOB: 1 BB: 0 P: 6	R: 0 E: 0 K: 0 S: 4	H: 1 LOB: 1 BB: 0 P: 4	R: 0 E: 0 K: 0 S: 4	H: 1 LOB: 1 BB: 0 P: 4	1B: 7 2B: 1 3B: 0 HR: 0	SF: 0 SAC: 1 DP: 0 HBP: 0	WP: 0 PB: 0 SB: 0 CS: 0	PA: 37			
<b>PITCHER</b>	IP	WLS	BF	H	R	ER	SO	BB	IBB	HBP	BLK	WP	HR	S	P	ERA	WHIP								
Ross Grimsley, L (1, 1) ERA: 3.78	7.0	W	29	6	3	3	0	1	0	0	0	0	0	28	32	3.86	1.000								
Dyar Miller, R (8, 1) ERA: 3.01	2.0	S	8	2	0	0	0	0	0	0	0	0	0	8	8	0.00	1.000								

Cleveland Indians @ Baltimore Orioles  
Memorial Stadium, Baltimore, MD  
Fri Sep 10 1976, 7:05 PM EDT  
Att: 7,081 - Unknown

livebaseballscores.com



Batter	1	2	3	4	5	6	7	8	9	AB	R	H	RBI	BB	SO	LOB	BOTTOM								
Mark Belanger, R (1, 6) OBP: 0.326, SLG: 0.312	0-0 6-3	0-0 5-3		0-0 S E 1B		0-0 FC7-2				4	1	1	0	0	0	4									
Bobby Grich, R (1, 4) OBP: 0.390, SLG: 0.425	0-0 F9			0-0 E5		0-0 FC6-4				4	0	1	2	0	0	1									
Reggie Jackson, L (1, 9) OBP: 0.351, SLG: 0.503	0-0 1B 1B	0-0 K		0-0 3-1			0-0 L7			4	1	1	0	0	1	2									
Lee May, R (1, 3) Tony Muser, L (8, 3) OBP: 0.293, SLG: 0.437 OBP: 0.295, SLG: 0.259	0-0 1B 1B		0-0 K		4-0 FC5-4 BB		0-0 5-3			3	0	1	0	1	1	0									
Ken Singleton, S (1, 7) OBP: 0.355, SLG: 0.384	0-0 1B		4-0 FC6-4 BB		0-0 FC5-4 FC5-4		4-0 BB			2	0	1	1	2	0	1									
Doug DeCinces, R (1, 5) OBP: 0.290, SLG: 0.354	0-0 4-3		0-0 FC6-4		0-0 FC5-4 FC6-4		0-0 K			4	0	0	0	0	1	5									
Andres Mora, R (1, 10) Terry Crowley, L (8, PH) Tommy Harper, R (8, PR) OBP: 0.332 OBP: 0.276, SLG: 0.200 OBP: 0.301, SLG: 0.292		0-0 2B 1B	0-0 K		0-0 FC6-4		4-0 CS SH3-4 BB			3	1	1	0	0	1	2	AB 31 R 4 H 9 RBI 3 BB 4 SO 4 LOB 19								
Paul Blair, R (1, 8) OBP: 0.258, SLG: 0.277	0-0 1B 2B		0-0 4-3		0-0 FC7-2 1B		0-0 SH3-4			3	1	2	0	0	0	0									
Rick Dempsey, R (1, 2) OBP: 0.271, SLG: 0.211	0-0 4-3		0-0 F8		0-0 FC6-4 1B		0-0 6-3			4	0	1	0	0	0	4									
<b>Inning Stats</b>	R: 1 E: 0 K: 0 S: 6	H: 3 LOB: 2 BB: 0 P: 6	R: 2 E: 0 K: 1 S: 8	H: 3 LOB: 1 BB: 0 P: 8	R: 0 E: 0 K: 2 S: 7	H: 0 LOB: 1 BB: 1 P: 11	R: 1 E: 1 K: 0 S: 5	H: 1 LOB: 1 BB: 0 P: 5	R: 0 E: 0 K: 0 S: 3	H: 0 LOB: 1 BB: 1 P: 7	R: 0 E: 0 K: 0 S: 4	H: 2 LOB: 1 BB: 0 P: 4	R: 0 E: 0 K: 1 S: 5	H: 0 LOB: 1 BB: 1 P: 9	R: 0 E: 0 K: 0 S: 2	H: 0 LOB: 1 BB: 1 P: 6	1B: 8 2B: 2 3B: 0 HR: 0	SF: 0 SAC: 1 DP: 1 HBP: 0	WP: 0 PB: 0 SB: 2 CS: 1	PA: 36					
<b>PITCHER</b>	IP	WLS	BF	H	R	ER	SO	BB	IBB	HBP	BLK	WP	HR	S	P	ERA	WHIP								
Rick Waits, L (1, 1) ERA: 3.66	2.0	L	12	6	3	3	1	0	0	0	0	0	0	14	14	13.50	3.000								
Jackie Brown, R (3, 1) ERA: 4.31	5.0		22	3	1	0	3	4	0	0	0	0	0	24	40	0.00	1.400								
Jim Kern, R (8, 1) ERA: 2.45	1.0		2	0	0	0	0	0	0	0	0	0	0	2	2	0.00	0.000								

Cleveland Indians @ Baltimore Orioles  
Memorial Stadium, Baltimore, MD  
Fri Sep 10 1976, 7:05 PM EDT  
Att: 7,081 - Unknown

livebaseballscores.com





Batter	1	2	3	4	5	6	7	8	9	AB	R	H	RBI	BB	SO	LOB	TOP					
Frank Duffy, R OBP: 0.267, SLG: 0.276 (1, 6)										5	1	1	0	0	0	2						
Buddy Bell, R OBP: 0.341, SLG: 0.371 (1, 5)										5	2	2	1	0	0	2						
Larvell Blanks, R OBP: 0.337, SLG: 0.407 (1, 4)										5	0	1	0	0	0	2						
Rico Carty, R OBP: 0.377, SLG: 0.440 (1, 10)										5	1	2	2	0	0	2						
George Hendrick, R OBP: 0.335, SLG: 0.465 (1, 8)										4	1	2	1	0	0	1						
Ray Fosse, R OBP: 0.346, SLG: 0.375 (1, 2)										4	0	0	0	0	0	2						
Joe Lis, R OBP: 0.344, SLG: 0.517 (1, 3)										3	1	1	0	1	1	0	AB 38					
Charlie Spikes, R OBP: 0.303, SLG: 0.338 (1, 9)										3	0	1	0	1	1	1	R 6					
Ron Pruitt, R OBP: 0.375, SLG: 0.324 (1, 7)										2	0	0	0	0	0	1	H 11					
Boog Powell, L OBP: 0.315, SLG: 0.331 (6, PH)										2	0	0	0	0	0	1	RBI 6					
Tommy Smith, L OBP: 0.245, SLG: 0.272 (6, 7)										1	0	1	2	0	0	0	BB 2					
										1	0	0	0	0	0	1	SO 2					
																	LOB 14					
<b>Inning Stats</b>	R: 2 E: 0 K: 0 S: 6	H: 3 LOB: 1 BB: 0 P: 6	R: 0 E: 0 K: 2 S: 7	H: 0 LOB: 0 BB: 0 P: 7	R: 1 E: 0 K: 0 S: 5	H: 2 LOB: 1 BB: 0 P: 5	R: 0 E: 0 K: 0 S: 4	H: 1 LOB: 0 BB: 0 P: 4	R: 0 E: 0 K: 0 S: 3	H: 0 LOB: 0 BB: 0 P: 3	R: 3 E: 1 K: 0 S: 7	H: 4 LOB: 2 BB: 1 P: 11	R: 0 E: 0 K: 0 S: 3	H: 0 LOB: 0 BB: 0 P: 3	R: 0 E: 0 K: 0 S: 3	H: 0 LOB: 1 BB: 1 P: 7	R: 0 E: 0 K: 0 S: 4	H: 1 LOB: 1 BB: 0 P: 4	1B: 5 2B: 5 3B: 0 HR: 1	SF: 0 SAC: 0 DP: 0 HBP: 0	WP: 0 PB: 0 SB: 0 CS: 0	PA: 40
<b>PITCHER</b>	IP WLS BF H R ER SO BB IBB HBP BLK WP HR S P ERA WHIP																					
Rick Jones, L ERA: 3.24 (1, 1)	0.2 L 5 3 2 2 0 0 0 0 0 0 0 5 5 27.00 4.500																					
Tom Murphy, R ERA: 4.43 (1, 1)	4.2 21 6 4 4 2 1 0 0 0 0 1 24 28 7.71 1.500																					
Dick Pole, R ERA: 4.47 (6, 1)	3.2 14 2 0 0 0 1 0 0 0 0 0 13 17 0.00 0.818																					

Cleveland Indians @ Boston Red Sox  
Fenway Park, Boston, MA  
Sat Sep 11 1976, 7:05 PM EDT  
Att: 21,421 - Unknown

AB	38
R	6
H	11
RBI	6
BB	2
SO	2
LOB	14



Batter	1	2	3	4	5	6	7	8	9	AB	R	H	RBI	BB	SO	LOB	BOTTOM					
Rick Burleson, R OBP: 0.346, SLG: 0.372 (1, 6)										4	0	0	0	0	0	2						
Steve Dillard, R OBP: 0.370, SLG: 0.404 (1, 4)										4	2	4	0	0	0	0						
Fred Lynn, L OBP: 0.370, SLG: 0.474 (1, 8)										4	2	2	2	0	0	2						
Carl Yastrzemski, L OBP: 0.355, SLG: 0.444 (1, 7)										3	0	1	0	0	0	2						
Rick Miller, L OBP: 0.347, SLG: 0.350 (6, PH)										0	0	0	0	0	0	0						
Jack Baker, R OBP: 0.262, SLG: 0.350 (9, 7)										1	0	0	0	0	0	1						
Bobby Darwin, R OBP: 0.262, SLG: 0.350 (9, 7)										0	0	0	0	0	0	0						
Carlton Fisk, R OBP: 0.335, SLG: 0.401 (1, 2)										2	0	0	2	0	1	1						
Cecil Cooper, L OBP: 0.315, SLG: 0.479 (1, 3)										4	1	2	1	0	0	0						
Jim Rice, R OBP: 0.300, SLG: 0.441 (1, 10)										4	0	1	2	1	0	0						
Dwight Evans, R OBP: 0.312, SLG: 0.408 (1, 9)										4	0	0	0	0	1	0	AB 34					
Butch Hobson, R OBP: 0.260, SLG: 0.345 (1, 5)										4	0	0	0	0	1	0	R 5					
										4	0	2	0	0	1	0	H 11					
										4	0	2	0	0	1	0	RBI 5					
										4	0	2	0	0	1	0	BB 0					
																	SO 4					
																	LOB 8					
<b>Inning Stats</b>	R: 0 E: 0 K: 0 S: 4	H: 1 LOB: 1 BB: 0 P: 4	R: 0 E: 0 K: 0 S: 3	H: 0 LOB: 0 BB: 0 P: 3	R: 0 E: 0 K: 1 S: 5	H: 1 LOB: 0 BB: 0 P: 5	R: 1 E: 0 K: 0 S: 5	H: 3 LOB: 2 BB: 0 P: 5	R: 0 E: 0 K: 1 S: 5	H: 0 LOB: 0 BB: 0 P: 5	R: 1 E: 0 K: 0 S: 7	H: 2 LOB: 1 BB: 0 P: 7	R: 1 E: 0 K: 0 S: 5	H: 2 LOB: 1 BB: 0 P: 5	R: 2 E: 0 K: 0 S: 5	H: 2 LOB: 0 BB: 0 P: 5	R: 0 E: 0 K: 1 S: 5	H: 0 LOB: 0 BB: 0 P: 5	1B: 6 2B: 3 3B: 1 HR: 1	SF: 2 SAC: 0 DP: 1 HBP: 0	WP: 0 PB: 0 SB: 0 CS: 0	PA: 36
<b>PITCHER</b>	IP WLS BF H R ER SO BB IBB HBP BLK WP HR S P ERA WHIP																					
Jim Bibby, R ERA: 3.27 (1, 1)	7.0 W 28 9 3 3 3 0 0 0 0 0 1 34 34 3.86 1.286																					
Dave LaRoche, L ERA: 2.41 (8, 1)	2.0 S 8 2 2 2 1 0 0 0 0 0 0 10 10 9.00 1.000																					

Cleveland Indians @ Boston Red Sox  
Fenway Park, Boston, MA  
Sat Sep 11 1976, 7:05 PM EDT  
Att: 21,421 - Unknown

AB	34
R	5
H	11
RBI	5
BB	0
SO	4
LOB	8





Batter	1	2	3	4	5	6	7	8	9	AB	R	H	RBI	BB	SO	LOB	TOP					
<b>Duane Kuiper, L</b> (1,4) OBP: 0.310, SLG: 0.320	1-3		F8		G3			4-3		4	0	0	0	0	0	2	<b>Cleveland Indians @ Boston Red Sox</b> Fenway Park, Boston, MA Sun Sep 12 1976, 3:33 AM EDT Att: 24,819 - Unknown					
<b>Buddy Bell, R</b> (1,5) OBP: 0.340, SLG: 0.369	K		F8				5-3	BB		2	0	0	0	0	1	0						
<b>Ron Pruitt, R</b> (5,5) OBP: 0.378, SLG: 0.320										1	0	0	0	1	0	0						
<b>Larvell Blanks, R</b> (1,6) OBP: 0.333, SLG: 0.402	4-3				L7			K		3	0	0	0	0	0	0						
<b>Alfredo Griffin, S</b> (6,6) OBP: 0.333, SLG: 0.333							6-3			1	0	0	0	0	1	2						
<b>Rico Carty, R</b> (1,10) OBP: 0.378, SLG: 0.441										2	1	1	0	0	1	0						
<b>Joe Lis, R</b> (6,PH) OBP: 0.324, SLG: 0.484										2	0	0	0	0	1	2						
<b>George Hendrick, R</b> (1,8) OBP: 0.336, SLG: 0.477		3B 1B			K					4	2	2	2	0	1	1						
		F4			HR			HR														
<b>Tommy Smith, L</b> (1,7) OBP: 0.238, SLG: 0.264					F5			F7		4	0	0	0	0	0	1						
<b>Charlie Spikes, R</b> (1,9) OBP: 0.302, SLG: 0.343								F8		4	0	1	1	0	1	0						
		1-H 3B						K														
<b>Alan Ashby, S</b> (1,2) OBP: 0.301, SLG: 0.310					F9			F7		3	0	1	0	0	0	1						
<b>Orlando Gonzalez, L</b> (1,3) OBP: 0.314, SLG: 0.292					F3			F6		3	0	1	0	0	0	1						
								4-3 2B														
<b>Inning Stats</b>	R: 0 E: 0 K: 1 S: 5	H: 0 LOB: 0 BB: 0 P: 5	R: 1 E: 0 K: 0 S: 5	H: 2 LOB: 1 BB: 0 P: 5	R: 0 E: 0 K: 0 S: 3	H: 0 LOB: 0 BB: 0 P: 3	R: 1 E: 0 K: 1 S: 6	H: 1 LOB: 0 BB: 0 P: 6	R: 0 E: 0 K: 0 S: 4	H: 1 LOB: 1 BB: 0 P: 4	R: 0 E: 0 K: 0 S: 3	H: 0 LOB: 0 BB: 0 P: 3	R: 1 E: 0 K: 1 S: 6	H: 1 LOB: 0 BB: 0 P: 6	R: 0 E: 0 K: 2 S: 8	H: 1 LOB: 2 BB: 1 P: 12	R: 0 E: 0 K: 1 S: 5	H: 0 LOB: 0 BB: 0 P: 5	1B: 2 2B: 1 3B: 1 HR: 2	SF: 0 SAC: 0 DP: 0 HBP: 0	WP: 0 PB: 0 SB: 0 CS: 0	PA: 34
<b>PITCHER</b>	IP WLS BF H R ER SO BB IBB HBP BLK WP HR S P ERA WHIP																					
<b>Luis Tiant, R</b> (1,1) ERA: 3.1	9.0 W 34 6 3 3 6 1 0 0 0 0 2 45 49 3.00 0.778																					

Batter	1	2	3	4	5	6	7	8	9	AB	R	H	RBI	BB	SO	LOB	BOTTOM			
<b>Rick Burleson, R</b> (1,6) OBP: 0.347, SLG: 0.374	6-3		SH3-4 1-H 2-H 1B 2B	1B 2B	5-3			1-3		5	2	2	2	0	0	0	<b>Cleveland Indians @ Boston Red Sox</b> Fenway Park, Boston, MA Sun Sep 12 1976, 3:33 AM EDT Att: 24,819 - Unknown			
<b>Steve Dillard, R</b> (1,4) OBP: 0.365, SLG: 0.402	6-3		SH3-4	2B 1B			F5			3	1	1	0	0	0	0				
<b>Fred Lynn, L</b> (1,8) OBP: 0.371, SLG: 0.476	F8		2-3	1B 2B			K			4	2	2	2	0	1	0				
<b>Carl Yastrzemski, L</b> (1,7) OBP: 0.357, SLG: 0.448			3-H	1B 2B			K			3	0	2	2	0	0	0				
<b>Rick Miller, L</b> (4,PH) OBP: 0.346, SLG: 0.349			FC6-4	1B 2B			K			1	1	0	0	0	1	0				
<b>Carlton Fisk, R</b> (1,2) OBP: 0.337, SLG: 0.414			FC6-4	1B 2B						3	2	2	3	0	0	1				
<b>Ernie Whitt, L</b> (7,PH) (8,2)			1-2 3-H	1B 2B			4-3			1	0	0	0	0	0	0				
<b>Cecil Cooper, L</b> (1,3) OBP: 0.315, SLG: 0.478			1-2 3-H	1B 2B			F3			3	0	1	1	0	0	2				
<b>Jack Baker, R</b> (7,PH) (8,3)			1-H	1B			F7			1	0	0	0	0	0	0				
<b>Jim Rice, R</b> (1,10) OBP: 0.300, SLG: 0.445										4	1	1	1	0	0	1				
<b>Dwight Evans, R</b> (1,9) OBP: 0.311, SLG: 0.406										3	1	0	0	1	0	0				
<b>Butch Hobson, R</b> (1,5) OBP: 0.256, SLG: 0.340										3	1	0	0	0	1	0				
<b>Inning Stats</b>	R: 0 E: 0 K: 0 S: 3	H: 0 LOB: 0 BB: 0 P: 3	R: 1 E: 0 K: 0 S: 4	H: 1 LOB: 0 BB: 0 P: 4	R: 5 E: 1 K: 0 S: 8	H: 4 LOB: 1 BB: 1 P: 12	R: 4 E: 0 K: 1 S: 10	H: 5 LOB: 2 BB: 0 P: 10	R: 1 E: 0 K: 0 S: 4	H: 1 LOB: 0 BB: 0 P: 4	R: 0 E: 0 K: 2 S: 7	H: 0 LOB: 0 BB: 0 P: 7	R: 0 E: 0 K: 0 S: 3	H: 0 LOB: 0 BB: 0 P: 3	R: 0 E: 0 K: 0 S: 3	H: 0 LOB: 0 BB: 0 P: 3	1B: 5 2B: 3 3B: 1 HR: 2	SF: 0 SAC: 2 DP: 0 HBP: 0	WP: 0 PB: 0 SB: 1 CS: 0	PA: 37
<b>PITCHER</b>	IP WLS BF H R ER SO BB IBB HBP BLK WP HR S P ERA WHIP																			
<b>Stan Thomas, R</b> (1,1) ERA: 2.28	2.1 L 13 4 6 3 0 1 0 0 0 0 0 1 17 17 11.57 2.143																			
<b>Eric Reisch, R</b> (3,1) ERA: 16.88	2.2 15 7 5 5 1 0 0 0 0 0 0 1 17 17 16.88 2.625																			
<b>Harry Parker, R</b> (6,1) ERA:	3.0 9 0 0 0 2 0 0 0 0 0 0 0 13 13 0.00 0.000																			



Batter	1	2	3	4	5	6	7	8	9	AB	R	H	RBI	BB	SO	LOB	TOP			
Frank Duffy, R OBP: 0.266, SLG: 0.274 (1, 6)										3	1	0	0	2	0	2	<b>Cleveland Indians @ Boston Red Sox</b> Fenway Park, Boston, MA Mon Sep 13 1976, 7:05 PM EDT Att: 12,101 - Unknown - 76 F			
Buddy Bell, R OBP: 0.340, SLG: 0.373 (1, 5)										5	2	2	0	0	0	2				
Larvell Blanks, R OBP: 0.331, SLG: 0.399 Duane Kuiper, L OBP: 0.311, SLG: 0.321 (1, 4) (6, 4)										2	0	0	1	0	0	1				
Rico Carty, R OBP: 0.381, SLG: 0.448 (1, 10)										5	2	4	1	0	1	1				
George Hendrick, R OBP: 0.336, SLG: 0.477 (1, 8)										3	0	1	1	1	1	2				
Charlie Spikes, R OBP: 0.301, SLG: 0.341 (1, 9)										5	1	1	1	0	0	4				
Ray Fosse, R OBP: 0.349, SLG: 0.377 (1, 2)										4	1	2	1	0	0	2				
Joe Lis, R OBP: 0.316, SLG: 0.471 (1, 3)										3	0	1	1	0	0	3				
Ron Pruitt, R OBP: 0.372, SLG: 0.316 (1, 7)										4	0	1	1	0	1	2				
<b>Inning Stats</b>	R: 1 E: 1 K: 1 S: 6	H: 0 LOB: 1 BB: 1 P: 10	R: 0 E: 0 K: 1 S: 6	H: 1 LOB: 1 BB: 0 P: 6	R: 0 E: 0 K: 0 S: 3	H: 0 LOB: 0 BB: 0 P: 3	R: 3 E: 0 K: 0 S: 7	H: 4 LOB: 1 BB: 0 P: 7	R: 2 E: 0 K: 0 S: 6	H: 3 LOB: 2 BB: 1 P: 10	R: 0 E: 0 K: 1 S: 6	H: 1 LOB: 1 BB: 0 P: 6	R: 0 E: 0 K: 0 S: 4	H: 1 LOB: 1 BB: 0 P: 4	R: 2 E: 0 K: 0 S: 5	H: 3 LOB: 0 BB: 0 P: 5		1B: 9 2B: 4 3B: 0 HR: 0	SF: 2 SAC: 1 DP: 2 HBP: 0	WP: 1 PB: 0 SB: 1 CS: 0
<b>PITCHER</b>	IP WLS BF H R ER SO BB IBB HBP BLK WP HR S P ERA WHIP	4.1 L 22 7 6 5 2 1 0 0 0 0 0 25 29 10.38 1.846	0.2 4 1 0 0 0 1 0 0 0 0 0 3 7 0.00 3.000	4.0 16 5 2 2 1 1 0 0 0 0 0 17 21 4.50 1.500																

Batter	1	2	3	4	5	6	7	8	9	AB	R	H	RBI	BB	SO	LOB	BOTTOM	
Rick Burleson, R OBP: 0.348, SLG: 0.374 (1, 6)										3	0	1	0	0	0	0	<b>Cleveland Indians @ Boston Red Sox</b> Fenway Park, Boston, MA Mon Sep 13 1976, 7:05 PM EDT Att: 12,101 - Unknown - 76 F	
Steve Dillard, R OBP: 0.381, SLG: 0.417 (1, 4)										3	0	2	1	1	0	0		
Fred Lynn, L OBP: 0.370, SLG: 0.475 (1, 8)										4	0	1	0	0	2	5		
Carl Yastrzemski, L OBP: 0.354, SLG: 0.444 (1, 7)										4	0	0	0	0	2	4		
Carlton Fisk, R OBP: 0.334, SLG: 0.411 (1, 2)										4	0	0	0	0	1	0		
Cecil Cooper, L OBP: 0.315, SLG: 0.474 (1, 3)										3	1	0	0	1	0	0		
Jim Rice, R OBP: 0.298, SLG: 0.442 (1, 10)										4	0	0	0	0	2	1		
Dwight Evans, R OBP: 0.315, SLG: 0.416 (1, 9)										3	2	2	2	1	1	0		
Butch Hobson, R OBP: 0.251, SLG: 0.333 (1, 5)										4	0	0	0	0	4	2		
<b>Inning Stats</b>	R: 0 E: 0 K: 2 S: 7	H: 0 LOB: 1 BB: 1 P: 11	R: 1 E: 0 K: 3 S: 10	H: 1 LOB: 1 BB: 1 P: 14	R: 0 E: 0 K: 0 S: 4	H: 1 LOB: 0 BB: 0 P: 4	R: 0 E: 0 K: 0 S: 3	H: 0 LOB: 0 BB: 0 P: 3	R: 1 E: 0 K: 1 S: 7	H: 3 LOB: 1 BB: 0 P: 7	R: 0 E: 0 K: 0 S: 3	H: 0 LOB: 0 BB: 0 P: 3	R: 0 E: 0 K: 3 S: 9	H: 0 LOB: 0 BB: 0 P: 9	1B: 3 2B: 2 3B: 0 HR: 1	SF: 0 SAC: 0 DP: 1 HBP: 1		WP: 0 PB: 0 SB: 3 CS: 0
<b>PITCHER</b>	IP WLS BF H R ER SO BB IBB HBP BLK WP HR S P ERA WHIP	6.1 W 29 6 3 3 9 3 0 1 0 0 0 43 56 4.26 1.421	2.2 S 7 0 0 0 3 0 0 0 0 0 0 0 13 13 0.00 0.000															







Batter	1	2	3	4	5	6	7	8	9	AB	R	H	RBI	BB	SO	LOB	TOP			
Mickey Rivers, L (1,8) OBP: 0.327, SLG: 0.435	1-3		F6		FC2-6			FC6-4		4	0	1	0	0	0	2	<b>New York Yankees @ Cleveland Indians</b> Cleveland Municipal Stadium, Cleveland, OH Wed Sep 15 1976, 7:05 PM EDT Att. 7,942 - Unknown - 73 F			
Roy White, S (1,7) OBP: 0.360, SLG: 0.412	L1		1B		G6-4-3			FC6-4		4	0	1	0	0	0	3				
Thurman Munson, R (1,2) OBP: 0.344, SLG: 0.433	2B		1B				F9	6-3		4	1	2	1	0	0	1				
Lou Piniella, R (1,10) OBP: 0.318, SLG: 0.388	1B		1B				K	K		3	0	1	1	1	2	1				
Chris Chambliss, L (1,3) OBP: 0.323, SLG: 0.443	K		F5				F8			4	0	0	0	0	2	4				
Graig Nettles, L (1,5) OBP: 0.321, SLG: 0.440		L3			F8			F4		3	0	0	0	1	0	0				
Elliott Maddox, R (1,9) OBP: 0.281, SLG: 0.300		F3			6-3			F8		4	0	0	0	0	0	1				
Willie Randolph, R (1,4) OBP: 0.352, SLG: 0.327		6-3			K			F8		4	0	0	0	0	1	1				
Fred Stanley, R (1,6) OBP: 0.333, SLG: 0.285			1B		1B			FC6-4		1	1	1	0	2	0	0				
<b>Inning Stats</b>	R: 1 E: 0 K: 1 S: 7	H: 2 LOB: 1 BB: 7 P: 7	R: 0 E: 0 K: 0 S: 3	H: 0 LOB: 0 BB: 0 P: 3	R: 0 E: 0 K: 0 S: 4	H: 2 LOB: 3 BB: 2 P: 12	R: 0 E: 0 K: 1 S: 5	H: 0 LOB: 0 BB: 0 P: 5	R: 0 E: 0 K: 0 S: 3	H: 0 LOB: 0 BB: 0 P: 5	R: 0 E: 0 K: 0 S: 3	H: 0 LOB: 0 BB: 0 P: 3	R: 1 E: 0 K: 1 S: 6	H: 1 LOB: 1 BB: 1 P: 10	R: 0 E: 0 K: 1 S: 5	H: 0 LOB: 1 BB: 1 P: 9	1B: 5 2B: 1 3B: 0 HR: 0	SF: 0 SAC: 0 DP: 1 HBP: 0	WP: 0 PB: 0 SB: 1 CS: 0	PA: 35
<b>PITCHER</b>	IP WLS BF H R ER SO BB IBB HBP BLK WP HR S P ERA WHIP																			
Rick Waits, L (1,1) ERA: 3.58	7.1 L 29 6 2 2 3 2 1 0 0 0 0 0 32 44 2.46 1.091																			
Jim Kern, R (8,1) ERA: 2.42	1.2 6 0 0 0 2 1 0 0 0 0 0 0 9 13 0.00 0.600																			

Batter	1	2	3	4	5	6	7	8	9	AB	R	H	RBI	BB	SO	LOB	BOTTOM			
Duane Kuiper, L (1,4) OBP: 0.308, SLG: 0.318	3-1			4-3		FC2-6		F7		4	0	0	0	0	0	2	<b>New York Yankees @ Cleveland Indians</b> Cleveland Municipal Stadium, Cleveland, OH Wed Sep 15 1976, 7:05 PM EDT Att. 7,942 - Unknown - 73 F			
Rick Manning, L (1,8) OBP: 0.339, SLG: 0.387	F6			F8		L4		4-3		3	0	0	0	1	0	0				
Larvell Blanks, R (1,6) OBP: 0.332, SLG: 0.399	F9			1B		L4		F7		4	0	1	0	0	0	2				
Rico Carty, R (1,10) OBP: 0.381, SLG: 0.451		F3		1B				F8		4	0	2	0	0	0	0				
George Hendrick, R (1,7) OBP: 0.332, SLG: 0.469		4-3		1-3				F8		4	0	0	0	0	0	3				
Boog Powell, L (1,3) OBP: 0.311, SLG: 0.327			K			F8		4-3		3	0	0	0	0	1	0				
Buddy Bell, R (1,5) OBP: 0.338, SLG: 0.370				F9		F3		F8		3	0	0	0	0	0	0				
Charlie Spikes, R (1,9) OBP: 0.297, SLG: 0.337				5-3		F9		F6		3	0	0	0	0	0	0				
Ray Fosse, R (1,2) OBP: 0.350, SLG: 0.375			K2-3			FC2-6				2	0	1	0	1	1	0				
<b>Inning Stats</b>	R: 0 E: 0 K: 0 S: 3	H: 0 LOB: 0 BB: 0 P: 3	R: 0 E: 0 K: 1 S: 5	H: 0 LOB: 0 BB: 0 P: 5	R: 0 E: 0 K: 0 S: 5	H: 2 LOB: 2 BB: 0 P: 5	R: 0 E: 0 K: 0 S: 3	H: 0 LOB: 0 BB: 0 P: 3	R: 0 E: 0 K: 0 S: 3	H: 1 LOB: 1 BB: 1 P: 7	R: 0 E: 0 K: 0 S: 3	H: 0 LOB: 0 BB: 0 P: 3	R: 0 E: 0 K: 0 S: 3	H: 0 LOB: 1 BB: 1 P: 7	R: 0 E: 0 K: 0 S: 4	H: 1 LOB: 1 BB: 0 P: 4	1B: 3 2B: 2 3B: 0 HR: 0	SF: 0 SAC: 0 DP: 1 HBP: 0	WP: 0 PB: 0 SB: 0 CS: 0	PA: 32
<b>PITCHER</b>	IP WLS BF H R ER SO BB IBB HBP BLK WP HR S P ERA WHIP																			
Doyle Alexander, R (1,1) ERA: 3.09	9.0 W 32 4 0 0 2 2 0 0 0 0 0 0 34 42 0.00 0.667																			



Batter	1	2	3	4	5	6	7	8	9	AB	R	H	RBI	BB	SO	LOB	TOP										
<b>Al Bumby, L</b> OBP: 0.316, SLG: 0.386 (1, 8)	0-0 1-3	0-0 1-3			0-0 4-3			0-0 4-3	0-3 K	5	0	0	0	0	1	3											
<b>Bobby Grich, R</b> OBP: 0.385, SLG: 0.423 (1, 4)	0-0 3-1		0-0 F9		0-0 F9			0-0 1B		4	1	1	0	0	0	0											
<b>Reggie Jackson, L</b> OBP: 0.363, SLG: 0.520 (1, 10)	0-0 1B		0-0 G6-4-3		0-0 G6-4-3	4-0 BB		0-0 1B		3	0	3	0	1	0	0											
<b>Lee May, R</b> OBP: 0.306, SLG: 0.446 (1, 3)	0-0 1B		0-0 G6-4-3		0-0 G6-4-3	0-0 BB		0-0 1B		4	0	2	1	0	0	2											
<b>Ken Singleton, S</b> OBP: 0.358, SLG: 0.385 (1, 9)	0-0 F7			0-0 2B		0-0 1B		0-3 K		4	0	2	0	0	1	4											
<b>Andres Mora, R</b> OBP: 0.248, SLG: 0.338 (8, PH)		4-0 BB		0-0 5-3		0-3 K		0-3 K		2	0	0	0	1	1	2											
<b>Tony Muser, L</b> OBP: 0.262, SLG: 0.265 (8, 7)		BB								1	0	0	0	0	1	2											
<b>Doug DeCinces, R</b> OBP: 0.291, SLG: 0.357 (1, 5)	0-0 F8		0-0 F8		0-0 F8		0-3 K		0-0 5-3	4	0	0	0	0	1	2											
<b>Rick Dempsey, R</b> OBP: 0.278, SLG: 0.216 (9, PH)	4-0 BB		0-0 1-3		0-0 1-3		0-0 F8		0-3 K	2	0	0	0	1	0	1											
<b>Tom Shopay, L</b> OBP: 0.269, SLG: 0.274 (9, PH)	1-2 BB									1	0	0	0	0	1	0											
<b>Kiko Garcia, R</b> OBP: 0.083, SLG: 0.083 (1, 6)	0-3 K				0-0 6-3		0-0 F8		0-0 1B	3	0	0	0	0	1	2											
<b>Terry Crowley, L</b> OBP: 0.281, SLG: 0.200 (9, PH)										1	0	1	0	0	0	0											
<b>Inning Stats</b>	R: 0 E: 0 K: 0 S: 5	H: 2 LOB: 2 BB: 0 P: 5	R: 0 E: 0 K: 1 S: 5	H: 0 LOB: 2 BB: 2 P: 13	R: 0 E: 0 K: 0 S: 3	H: 1 LOB: 0 BB: 0 P: 3	R: 0 E: 0 K: 0 S: 4	H: 1 LOB: 1 BB: 0 P: 4	R: 0 E: 0 K: 1 S: 5	H: 0 LOB: 0 BB: 0 P: 3	R: 0 E: 0 K: 1 S: 5	H: 1 LOB: 1 BB: 1 P: 9	R: 0 E: 0 K: 1 S: 5	H: 0 LOB: 0 BB: 0 P: 5	R: 1 E: 0 K: 2 S: 10	H: 3 LOB: 2 BB: 0 P: 10	R: 0 E: 0 K: 2 S: 8	H: 1 LOB: 1 BB: 0 P: 8	1B: 8 2B: 1 3B: 0 HR: 0	SF: 0 SAC: 0 DP: 2 HBP: 0	WP: 0 PB: 0 SB: 0 CS: 0	PA: 37					
<b>PITCHER</b>	IP	WLS	BF	H	R	ER	SO	BB	IBB	HBP	BLK	WP	HR	S	P	ERA	WHIP										
<b>Stan Thomas, R</b> ERA: 2.2 (1, 1)	7.1	W	31	8	1	1	3	3	0	0	0	0	0	34	46	1.23	1.500										
<b>Jim Kern, R</b> ERA: 2.38 (8, 1)	1.2	S	6	1	0	0	4	0	0	0	0	0	0	14	14	0.00	0.600										

Baltimore Orioles @ Cleveland Indians  
Cleveland Municipal Stadium, Cleveland, OH  
Sat Sep 18 1976, 3:33 AM EDT  
Unknown

AB 34  
R 1  
H 9  
RBI 1  
BB 3  
SO 7  
LOB 18



Batter	1	2	3	4	5	6	7	8	9	AB	R	H	RBI	BB	SO	LOB	BOTTOM										
<b>Duane Kuiper, L</b> OBP: 0.308, SLG: 0.317 (1, 4)	0-0 3-1		0-0 SH FC	0-3 K			0-0 1-3			4	1	1	0	0	1	1											
<b>Rick Manning, L</b> OBP: 0.336, SLG: 0.384 (1, 8)	0-0 1-3		0-0 FC		0-0 5-3			0-0 F9		4	1	0	1	0	0	1											
<b>Larvell Blanks, R</b> OBP: 0.335, SLG: 0.412 (1, 6)	0-0 1-2		0-0 SH		0-0 4-3			0-0 1B		3	1	2	0	0	0	0											
<b>Frank Duffy, R</b> OBP: 0.269, SLG: 0.274 (9, 6)	0-0 2B		0-0 SH		0-0 4-3			0-0 3B		0	0	0	0	0	0	0											
<b>Rico Carty, R</b> OBP: 0.379, SLG: 0.448 (1, 10)	0-0 F8		0-0 SF9		0-3 K			0-0 6-3		3	0	0	1	0	1	2											
<b>George Hendrick, R</b> OBP: 0.331, SLG: 0.468 (1, 7)		0-0 5-3	0-0 SF9		0-0 5-3			0-0 1B		3	0	1	2	0	0	0											
<b>Boog Powell, L</b> OBP: 0.311, SLG: 0.337 (1, 3)		0-0 HR	0-0 L4		0-0 F2			0-0 4-3		4	1	1	1	0	0	2											
<b>Buddy Bell, R</b> OBP: 0.336, SLG: 0.368 (1, 5)	0-0 6-3			0-0 F7		0-3 K				3	0	0	0	0	1	0											
<b>Orlando Gonzalez, L</b> OBP: 0.301, SLG: 0.279 (1, 9)	0-0 4-3			0-0 P5				0-0 F3		3	0	0	0	0	0	0											
<b>Ron Pruitt, R</b> OBP: 0.371, SLG: 0.317 (8, 9)										0	0	0	0	0	0	0											
<b>Alan Ashby, S</b> OBP: 0.305, SLG: 0.316 (1, 2)			0-0 1B	0-0 BB				0-0 G3		2	1	1	0	1	0	0											
<b>Inning Stats</b>	R: 0 E: 0 K: 0 S: 4	H: 1 LOB: 1 BB: 0 P: 4	R: 1 E: 0 K: 0 S: 4	H: 1 LOB: 0 BB: 0 P: 4	R: 3 E: 1 K: 0 S: 7	H: 2 LOB: 1 BB: 0 P: 7	R: 0 E: 0 K: 1 S: 5	H: 0 LOB: 0 BB: 1 P: 9	R: 0 E: 0 K: 1 S: 5	H: 0 LOB: 0 BB: 0 P: 5	R: 0 E: 0 K: 1 S: 5	H: 0 LOB: 0 BB: 0 P: 5	R: 0 E: 0 K: 1 S: 3	H: 0 LOB: 0 BB: 0 P: 3	R: 1 E: 0 K: 0 S: 5	H: 2 LOB: 1 BB: 0 P: 5	R: 0 E: 0 K: 0 S: 5	H: 0 LOB: 1 BB: 0 P: 5	1B: 2 2B: 2 3B: 1 HR: 1	SF: 2 SAC: 1 DP: 0 HBP: 0	WP: 0 PB: 0 SB: 0 CS: 0	PA: 33					
<b>PITCHER</b>	IP	WLS	BF	H	R	ER	SO	BB	IBB	HBP	BLK	WP	HR	S	P	ERA	WHIP										
<b>Jim Palmer, R</b> ERA: 2.59 (1, 1)	8.0	L	33	6	5	4	3	1	0	0	0	0	1	38	42	4.50	0.875										

Baltimore Orioles @ Cleveland Indians  
Cleveland Municipal Stadium, Cleveland, OH  
Sat Sep 18 1976, 3:33 AM EDT  
Unknown

AB 29  
R 5  
H 6  
RBI 5  
BB 1  
SO 3  
LOB 6





Batter	1	2	3	4	5	6	7	8	9	AB	R	H	RBI	BB	SO	LOB	TOP					
Tom Shopay, L (1,7) Paul Blair, R (7,8) OBP: 0.253, SLG: 0.274	0-0 6-3		0-0 G3		0-0 P6		4-0 1B SF9 BB		0-0 P3	3	1	0	0	1	0	0	<b>Baltimore Orioles @ Cleveland Indians</b> Cleveland Municipal Stadium, Cleveland, OH Sat Sep 18 1976, 3:38 AM EDT Att: 7,714 - Unknown					
Al Bumbry, L (1,8) OBP: 0.320, SLG: 0.389	0-0 6-3 S 1B		0-0 S 1B		0-0 F7		0-0 SF9 1-3 2-H 1B		0-3 K	5	0	3	1	0	1	0						
Rich Dauer, R (1,4) OBP: 0.200, SLG: 0.154	0-0 6-3 1-3		0-3 K		0-0 6-3		0-0 SF9 2-3 3-H 1B			3	0	0	1	0	1	2						
Reggie Jackson, L (1,9) OBP: 0.360, SLG: 0.515	0-3 K				0-0 F9		0-0 F7		0-0 K	4	0	0	0	0	2	2						
Ken Singleton, S (1,10) OBP: 0.359, SLG: 0.384		0-0 F8		0-0 1B 1B		4-0 4-3 BB		0-0 F9	3	1	1	0	1	0	0	0						
Tony Muser, L (1,3) OBP: 0.282, SLG: 0.265		0-0 G1		0-0 1B 1-3 1B		0-0 4-3 1-2		0-3 K	4	0	1	0	0	1	1							
Mark Belanger, R (1,6) OBP: 0.328, SLG: 0.317		0-0 S 1B		0-0 1-2 3-H 1B		0-0 G2		0-0 1B	4	0	3	1	0	0	1							
Brooks Robinson, R (1,5) OBP: 0.246, SLG: 0.321		0-0 6-3 1-2		0-0 F9			0-0 SH1-4 1B		0-3 K	4	1	1	0	0	1	4						
Dave Duncan, R (1,2) OBP: 0.273, SLG: 0.265			0-3 K		0-3 K		0-0 SH1-4 1-2		0-0 F8	3	0	0	0	0	2	2						
<b>Inning Stats</b>	R: 0 E: 0 K: 1 S: 6	H: 1 LOB: 1 BB: 0 P: 6	R: 0 E: 0 K: 0 S: 4	H: 1 LOB: 1 BB: 0 P: 4	R: 0 E: 0 K: 2 S: 8	H: 1 LOB: 1 BB: 0 P: 8	R: 1 E: 0 K: 1 S: 8	H: 3 LOB: 2 BB: 0 P: 8	R: 0 E: 0 K: 0 S: 3	H: 0 LOB: 0 BB: 0 P: 3	R: 0 E: 0 K: 0 S: 3	H: 0 LOB: 1 BB: 1 P: 7	R: 2 E: 0 K: 1 S: 7	H: 2 LOB: 1 BB: 1 P: 11	R: 0 E: 0 K: 2 S: 8	H: 1 LOB: 1 BB: 0 P: 8		R: 0 E: 0 K: 1 S: 5	H: 0 LOB: 0 BB: 0 P: 5	1B: 9 2B: 0 3B: 0 HR: 0	SF: 1 SAC: 1 DP: 0 HBP: 0	WP: 0 PB: 0 SB: 3 CS: 0
<b>PITCHER</b>	IP WLS BF H R ER SO BB IBB HBP BLK WP HR S P ERA WHIP	IP WLS BF H R ER SO BB IBB HBP BLK WP HR S P ERA WHIP																				
Jim Bibby, R (1,1) ERA: 3.3	6.2 L 30 8 3 3 4 2 0 0 0 0 0 0 36 44 4.05 1.500	2.1 8 1 0 0 4 0 0 0 0 0 0 0 0 16 16 0.00 0.429																				
Dave LaRoche, L (7,1) ERA: 2.27																						

AB	34
R	3
H	9
RBI	3
BB	2
SO	8
LOB	12



Batter	1	2	3	4	5	6	7	8	9	AB	R	H	RBI	BB	SO	LOB	BOTTOM			
Rick Manning, L (1,8) OBP: 0.334, SLG: 0.381	0-0 P3			0-0 F9		0-0 F8		0-0 G1-6-3 1-2		4	0	0	0	0	0	2	<b>Baltimore Orioles @ Cleveland Indians</b> Cleveland Municipal Stadium, Cleveland, OH Sat Sep 18 1976, 3:38 AM EDT Att: 7,714 - Unknown			
Buddy Bell, R (1,5) OBP: 0.336, SLG: 0.371	0-0 F9			0-0 6-3			0-0 SF9 3B		0-3 K	4	1	1	0	0	1	0				
Larvell Blanks, R (1,4) OBP: 0.334, SLG: 0.410	0-0 F9			0-0 4-3			0-3 K		0-0 G4-6-3 1B	4	0	1	0	0	1	1				
Rico Carty, R (1,10) OBP: 0.376, SLG: 0.446		0-0 4-3			0-0 4-3		0-0 SF9		0-0 G4-6-3 1-2	3	0	0	1	0	0	1				
George Hendrick, R (1,7) OBP: 0.331, SLG: 0.467		0-0 5-3			0-0 L6-4 1B		0-0 F3			3	0	1	0	0	0	0				
Joe Lis, R (1,3) OBP: 0.318, SLG: 0.450		0-0 G3			0-0 1-2 1B			0-0 BB 1B		3	1	2	0	0	0	0				
Ray Fosse, R (1,2) OBP: 0.346, SLG: 0.371			0-0 L4		0-0 L6-4 2-3			0-0 F8		3	0	0	0	0	0	3				
Ron Pruitt, R (1,9) OBP: 0.370, SLG: 0.310			0-0 6-3			0-0 F8		4-0 1B 1-2 BB		2	0	0	0	1	0	0				
Frank Duffy, R (1,6) OBP: 0.268, SLG: 0.273				0-0 4-1			0-0 L6		0-0 G1-6-3 1-2 2-H 1B	2	0	0	0	0	0	0				
Frank Robinson, R (8,PH) OBP: 0.329, SLG: 0.358										1	0	1	1	0	0	0				
Alfredo Griffin, S (6,PR) OBP: 0.250, SLG: 0.250										0	0	0	0	0	0	0				
<b>Inning Stats</b>	R: 0 E: 0 K: 0 S: 3	H: 0 LOB: 0 BB: 0 P: 3	R: 0 E: 0 K: 0 S: 3	H: 0 LOB: 0 BB: 0 P: 3	R: 0 E: 0 K: 0 S: 3	H: 0 LOB: 0 BB: 0 P: 3	R: 0 E: 0 K: 0 S: 4	H: 2 LOB: 1 BB: 0 P: 4	R: 0 E: 0 K: 0 S: 3	H: 0 LOB: 0 BB: 0 P: 3	R: 1 E: 0 K: 1 S: 6	H: 1 LOB: 0 BB: 0 P: 6	R: 1 E: 0 K: 0 S: 4	H: 2 LOB: 2 BB: 1 P: 8	R: 0 E: 0 K: 1 S: 5	H: 1 LOB: 0 BB: 0 P: 5	1B: 5 2B: 1 3B: 1 HR: 0	SF: 1 SAC: 0 DP: 3 HBP: 0	WP: 0 PB: 0 SB: 0 CS: 0	PA: 31
<b>PITCHER</b>	IP WLS BF H R ER SO BB IBB HBP BLK WP HR S P ERA WHIP	IP WLS BF H R ER SO BB IBB HBP BLK WP HR S P ERA WHIP																		
Rudy May, L (1,1) ERA: 3.79	7.1 W 27 5 2 2 1 1 0 0 0 0 0 0 28 32 2.46 0.818	1.2 S 4 1 0 0 1 0 0 0 0 0 0 0 6 6 0.00 0.600																		
Tippy Martinez, L (8,1) ERA: 2.14																				





Batter	1	2	3	4	5	6	7	8	9	AB	R	H	RBI	BB	SO	LOB	TOP										
<b>Al Bumbry, L</b> OBP: 0.319, SLG: 0.388 <b>Rich Dauer, R</b> OBP: 0.188, SLG: 0.143	0-0 1B S 1B		0-0 P6		0-0 F9			0-3 K	0-0 FC4	4	1	1	0	0	1	0											
<b>Bobby Grich, R</b> OBP: 0.384, SLG: 0.421	0-0 1B G4-6-3 1B		0-0 L5		0-3 K			0-0 5-3		4	1	1	0	0	1	0											
<b>Tony Muser, L</b> OBP: 0.265, SLG: 0.266	0-0 1B G4-6-3 1B		4-0 BB		0-0 G3			0-0 F9		3	0	1	1	1	0	0											
<b>Reggie Jackson, L</b> OBP: 0.357, SLG: 0.511	0-0 G4-6-3		0-0 4-3		0-3 K			0-3 K		4	0	0	0	0	2	2											
<b>Ken Singleton, S</b> OBP: 0.360, SLG: 0.387	0-3 K			0-3 K				0-0 1B	0-0 1B 2B	4	1	2	0	0	2	0											
<b>Terry Crowley, L</b> OBP: 0.294, SLG: 0.220 <b>Bob Bailor, R</b>		0-0 4-3 SH5-3 1B		0-0 F9				0-0 F7	0-0 BB 1B	4	0	2	1	0	0	1											
<b>Mark Belanger, R</b> OBP: 0.329, SLG: 0.318 <b>Andres Mora, R</b> OBP: 0.251, SLG: 0.338 <b>Tommy Harper, R</b> OBP: 0.301, SLG: 0.292		0-0 SH5-3		0-0 S 1B				0-0 F9	4-0 1B 1-2 BB	2	0	1	0	0	0	0											
<b>Brooks Robinson, R</b> OBP: 0.243, SLG: 0.317 <b>Doug DeCinces, R</b> OBP: 0.200, SLG: 0.356		0-0 4-3		0-3 K				0-0 1-3	0-0 F8	3	0	0	0	0	1	2											
<b>Dave Duncan, R</b> OBP: 0.271, SLG: 0.262 <b>Lee May, R</b> OBP: 0.307, SLG: 0.447 <b>Paul Blair, R</b> OBP: 0.253, SLG: 0.274		0-0 F8		0-0 5-3				0-0 F8	0-0 FC4 1B	3	0	0	0	0	0	1											
<b>Inning Stats</b>	R: 2 E: 0 K: 1 S: 7	H: 3 LOB: 0 BB: 0 P: 7	R: 0 E: 0 K: 0 S: 4	H: 1 LOB: 1 BB: 0 P: 4	R: 0 E: 0 K: 0 S: 3	H: 0 LOB: 1 BB: 1 P: 7	R: 0 E: 0 K: 2 S: 8	H: 1 LOB: 0 BB: 0 P: 8	R: 0 E: 0 K: 1 S: 5	H: 1 LOB: 1 BB: 0 P: 6	R: 0 E: 0 K: 0 S: 3	H: 0 LOB: 0 BB: 0 P: 3	R: 0 E: 0 K: 1 S: 5	H: 0 LOB: 0 BB: 1 P: 5	R: 2 E: 0 K: 1 S: 8	H: 3 LOB: 2 BB: 1 P: 12	1B: 8 2B: 1 3B: 0 HR: 0	SF: 0 SAC: 1 DP: 1 HBP: 0	WP: 0 PB: 0 SB: 2 CS: 0	PA: 37							
<b>PITCHER</b>	IP	WLS	BF	H	R	ER	SO	BB	IBB	HBP	BLK	WP	HR	S	P	ERA	WHIP										
<b>Pat Dobson, R</b> ERA: 3.53	(1, 1)	8.1	W	32	7	3	3	7	1	0	0	0	0	45	49	3.24	0.960										
<b>Jim Kern, R</b> ERA: 2.45	(9, 1)	0.1		4	2	1	1	0	1	0	0	0	0	3	7	27.00	9.000										
<b>Dave LaRoche, L</b> ERA: 2.27	(9, 1)	0.1	S	1	0	0	0	0	0	0	0	0	0	1	1	0.00	0.000										

Baltimore Orioles @ Cleveland Indians  
Cleveland Municipal Stadium, Cleveland, OH  
Sun Sep 19 1976, 3:33 AM EDT  
Unknown

AB 34  
R 4  
H 9  
RBI 3  
BB 2  
SO 7  
LOB 10



Batter	1	2	3	4	5	6	7	8	9	AB	R	H	RBI	BB	SO	LOB	BOTTOM											
<b>Duane Kuiper, L</b> OBP: 0.309, SLG: 0.317	0-0 4-3		0-0 G3		4-0 1B BB	0-0 1-2 2-H 1B		0-3 K		4	0	1	1	1	1	1												
<b>Rick Manning, L</b> OBP: 0.335, SLG: 0.381	0-0 L3			0-0 1B 1B	0-0 1-3 1B			0-0 P6		5	1	2	0	0	0	3												
<b>Larvell Blanks, R</b> OBP: 0.336, SLG: 0.409 <b>Frank Duffy, R</b> OBP: 0.266, SLG: 0.273		4-0 BB		0-0 1B 1-3 1B	0-0 5-3			0-0 F7		3	0	1	0	1	0	2												
<b>Rico Carty, R</b> OBP: 0.379, SLG: 0.447	0-0 F7			0-0 FC5-4 1B	4-0 HR BB	0-0 S 1B				3	1	2	1	1	0	1												
<b>Boog Powell, L</b> OBP: 0.310, SLG: 0.347		0-0 P3		0-3 K	0-0 1-H HR	0-3 K		0-0 F5	0-0 6-3	4	1	1	2	0	2	3												
<b>George Hendrick, R</b> OBP: 0.329, SLG: 0.464		0-3 K		0-0 P4	0-0 F5	0-0 6-3				4	0	0	0	0	1	3												
<b>Buddy Bell, R</b> OBP: 0.333, SLG: 0.369		0-0 5-3		0-0 FC5-4	0-0 F8			0-0 P6		4	0	0	0	0	0	2												
<b>Tommy Smith, L</b> OBP: 0.252, SLG: 0.299 <b>Ron Pruitt, R</b> OBP: 0.370, SLG: 0.310				0-0 G4-3 1B	0-0 1-3	0-0 BB 1B		0-0 HR		4	2	3	1	0	0	0												
<b>Alan Ashby, S</b> OBP: 0.306, SLG: 0.314 <b>Rick Waits, L</b> <b>Ray Fosse, R</b> OBP: 0.348, SLG: 0.373				0-0 G4-3	0-0 P5	4-0 1B 1-2 BB		0-0 1B		2	0	0	0	1	0	1												
<b>Inning Stats</b>	R: 0 E: 0 K: 0 S: 3	H: 0 LOB: 1 BB: 1 P: 7	R: 0 E: 0 K: 1 S: 5	H: 0 LOB: 0 BB: 0 P: 5	R: 0 E: 0 K: 0 S: 3	H: 1 LOB: 0 BB: 0 P: 3	R: 1 E: 0 K: 1 S: 8	H: 3 LOB: 2 BB: 0 P: 8	R: 0 E: 0 K: 0 S: 4	H: 1 LOB: 2 BB: 1 P: 8	R: 3 E: 0 K: 0 S: 6	H: 3 LOB: 2 BB: 2 P: 14	R: 0 E: 0 K: 1 S: 6	H: 1 LOB: 1 BB: 0 P: 6	R: 1 E: 0 K: 1 S: 7	H: 2 LOB: 1 BB: 0 P: 7	1B: 9 2B: 0 3B: 0 HR: 2	SF: 0 SAC: 0 DP: 1 HBP: 0	WP: 0 PB: 0 SB: 1 CS: 0	PA: 38								
<b>PITCHER</b>	IP	WLS	BF	H	R	ER	SO	BB	IBB	HBP	BLK	WP	HR	S	P	ERA	WHIP											
<b>Wayne Garland, R</b> ERA: 2.71	(1, 1)	7.1	L	36	11	5	5	3	4	0	0	0	0	2	38	54	6.14	2.045										
<b>Scott McGregor, L</b> ERA:	(8, 1)	0.2		2	0	0	0	1	0	0	0	0	0	4	4	0.00	0.000											

Baltimore Orioles @ Cleveland Indians  
Cleveland Municipal Stadium, Cleveland, OH  
Sun Sep 19 1976, 3:33 AM EDT  
Unknown

AB 34  
R 5  
H 11  
RBI 5  
BB 4  
SO 4  
LOB 16





Batter	1	2	3	4	5	6	7	8	9	10	11	12	13	AB R H RBI BB SO LOB	TOP															
Al Bumby, L (1, 8) OBP: 0.385 SLG: 0.385	K			4-3		6-3		6-3		K				3 0 0 0 0 1 0	<b>Baltimore Orioles @ Cleveland Indians</b> Cleveland Municipal Stadium, Cleveland, OH Sun Sep 19 1976, 3:38 AM EDT Att: 9,616 - Unknown															
Lee May, R (8, PH) OBP: 0.306 SLG: 0.446	K													1 0 0 1 0 0 1																
Dave Duncan, R (8, 2) OBP: 0.272 SLG: 0.264	K													2 0 1 0 0 1 1																
Tom Shopay, L (1, 7) OBP: 0.250 SLG: 0.100	K													3 0 1 0 0 0 1 0																
Bobby Grich, R (8, PH) OBP: 0.384 SLG: 0.420	K			BB		F9		K						1 0 0 0 0 1 1																
Paul Blair, R (8, 8) OBP: 0.252 SLG: 0.272	K			1B										2 0 0 0 0 1 1																
Rich Dauer, R (1, 4) OBP: 0.136 SLG: 0.100	4-3			P4		6-3								6 0 0 0 0 0 2																
Reggie Jackson, L (1, 9) OBP: 0.356 SLG: 0.506		K												4 0 0 0 0 1 2 0																
Ken Singleton, S (1, 10) OBP: 0.362 SLG: 0.394														4 1 2 1 1 0 0																
Tommy Harper, R (12, PR) OBP: 0.301 SLG: 0.292	F8													0 0 0 0 0 0 0 0																
Doug DeCinces, R (1, 5) OBP: 0.287 SLG: 0.352														5 0 0 0 0 0 0 4																
Tony Muser, L (1, 3) OBP: 0.264 SLG: 0.265														5 1 1 0 0 0 3 1																
Mark Belanger, R (1, 6) OBP: 0.332 SLG: 0.320														3 0 2 0 1 0 0 0																
Terry Crowley, L (12, PH) OBP: 0.290 SLG: 0.217	F7													1 0 0 0 0 0 0 1																
Kiko Garcia, R (12, 6) OBP: 0.083 SLG: 0.083														0 0 0 0 0 0 0 0																
Rick Dempsey, R (1, 2) OBP: 0.272 SLG: 0.211	K													4 0 0 0 0 1 2																
<b>Inning Stats</b>	R: 0 E: 0 K: 2 S: 7	H: 0 LOB: 0 BB: 0 P: 7	R: 0 E: 0 K: 1 S: 5	H: 0 LOB: 0 BB: 0 P: 5	R: 0 E: 0 K: 2 S: 7	H: 1 LOB: 3 BB: 2 P: 12	R: 0 E: 0 K: 1 S: 3	H: 0 LOB: 0 BB: 0 P: 3	R: 0 E: 0 K: 1 S: 5	H: 0 LOB: 0 BB: 0 P: 5	R: 1 E: 0 K: 0 S: 4	H: 1 LOB: 0 BB: 0 P: 4	R: 0 E: 0 K: 2 S: 8	H: 0 LOB: 0 BB: 0 P: 3	R: 0 E: 0 K: 0 S: 4	H: 1 LOB: 1 BB: 1 P: 4	R: 0 E: 0 K: 1 S: 6	H: 1 LOB: 1 BB: 0 P: 6	1B: 6 2B: 0 3B: 0 HR: 1	SF: 0 SAC: 1 DP: 0 HBP: 0	WP: 1 PB: 0 SB: 1 CS: 1	PA: 48								
<b>PITCHER</b>	IP WLS BF H R ER SO BB IBB HBP BLK WP HR S P ERA WHIP																													
Dennis Eckersley, R ERA: 3.69	7.1	27	3	1	1	7	3	0	0	0	0	0	0	0	1.23	0.818														
Dave Larroche, L ERA: 2.3	2.2	10	2	1	1	3	0	0	0	0	0	1	16	16	3.38	0.750														
Jim Kaat, R ERA: 2.39	3.0	W 11	2	0	0	1	0	0	0	0	0	1	0	13	13	0.00	0.667													

Batter	1	2	3	4	5	6	7	8	9	10	11	12	13	AB R H RBI BB SO LOB	BOTTOM														
Frank Duffy, R (1, 6) OBP: 0.269 SLG: 0.270	FC5-4					FC5-4								4 1 0 0 2 0 5	<b>Baltimore Orioles @ Cleveland Indians</b> Cleveland Municipal Stadium, Cleveland, OH Sun Sep 19 1976, 3:38 AM EDT Att: 9,616 - Unknown														
Buddy Bell, R (1, 5) OBP: 0.332 SLG: 0.366	FC5-4													6 0 1 1 0 0 2															
Larvell Blanks, R (1, 4) OBP: 0.336 SLG: 0.408	FC5-4													3 1 1 0 1 1 1 1															
Duane Kuiper, L (8, 4) OBP: 0.307 SLG: 0.315	K													2 0 0 0 0 0 1															
Rico Carty, R (1, 10) OBP: 0.360 SLG: 0.447														5 0 2 0 1 0 2															
Alfredo Griffin, S (13, PR) OBP: 0.250 SLG: 0.250														0 0 0 0 0 0 0 0															
George Hendrick, R (1, 8) OBP: 0.327 SLG: 0.460	F3													6 0 1 1 0 2 2															
Joe Lis, R (1, 3) OBP: 0.319 SLG: 0.429														2 0 0 0 1 0 2															
Boog Powell, L (8, PH) OBP: 0.310 SLG: 0.344	L8													2 1 0 0 1 1 0															
Charlie Spikes, R (1, 9) OBP: 0.298 SLG: 0.334														5 0 1 0 1 1 3															
Ray Fosse, R (1, 2) OBP: 0.351 SLG: 0.374														5 0 2 1 1 1 0															
Ron Pruitt, R (1, 7) OBP: 0.369 SLG: 0.302														2 0 0 0 1 0 1															
Rick Manning, L (7, 8) OBP: 0.336 SLG: 0.382	FC6-4													2 0 1 0 0 0 0															
<b>Inning Stats</b>	R: 0 E: 0 K: 1 S: 4	H: 0 LOB: 0 BB: 1 P: 8	R: 0 E: 0 K: 0 S: 3	H: 0 LOB: 0 BB: 0 P: 3	R: 0 E: 0 K: 0 S: 2	H: 2 LOB: 2 BB: 1 P: 9	R: 1 E: 0 K: 1 S: 6	H: 1 LOB: 2 BB: 2 P: 14	R: 0 E: 0 K: 1 S: 5	H: 0 LOB: 0 BB: 0 P: 5	R: 0 E: 0 K: 0 S: 4	H: 1 LOB: 1 BB: 0 P: 4	R: 0 E: 0 K: 1 S: 5	H: 0 LOB: 0 BB: 0 P: 5	R: 0 E: 0 K: 1 S: 5	H: 0 LOB: 0 BB: 0 P: 5	R: 0 E: 0 K: 0 S: 3	H: 0 LOB: 0 BB: 0 P: 3	R: 1 E: 0 K: 0 S: 4	H: 3 LOB: 2 BB: 1 P: 8	1B: 9 2B: 0 3B: 0 HR: 0	SF: 0 SAC: 0 DP: 1 HBP: 0	WP: 1 PB: 0 SB: 0 CS: 2	PA: 53					
<b>PITCHER</b>	IP WLS BF H R ER SO BB IBB HBP BLK WP HR S P ERA WHIP																												
Mike Flanagan, L ERA: 4.48	5.2	27	4	2	2	3	8	0	0	0	1	0	25	57	3.18	2.118													
Fred Holdsworth, R ERA: 1.19	5.1	18	2	0	0	3	0	0	0	0	1	0	24	24	0.00	0.375													
Dyar Miller, R ERA: 3.06	1.2	L 8	3	1	1	0	1	0	0	0	0	0	7	11	5.40	2.400													






Batter	1	2	3	4	5	6	7	8	9	AB	R	H	RBI	BB	SO	LOB	TOP			
<b>Duane Kuiper, L</b> OBP: 0.307, SLG: 0.313 (1, 4)	0-0 1-3		0-0 G6-4-3			0-3 K		4-0 1B FC6-4 BB		3	1	0	0	1	1	2				
<b>Rick Manning, L</b> OBP: 0.335, SLG: 0.381 (1, 8)	0-0 5-3		0-0 F8			0-0 4-3		0-0 FC6-4 1B		4	0	1	2	0	0	1				
<b>Larvell Blanks, R</b> OBP: 0.334, SLG: 0.403 (1, 6)	0-0 G3			0-0 5-3		0-0 6-3		0-0 FC6-4 G6-4-3 1-2 3-H		4	0	0	1	0	0	1				
<b>Rico Carty, R</b> OBP: 0.379, SLG: 0.445 (1, 10)		0-0 4-3		0-0 5-3			0-0 WP G3 1B	0-0 G6-4-3 1-2		4	0	1	0	0	0	1				
<b>Boog Powell, L</b> OBP: 0.309, SLG: 0.343 (1, 3)		0-0 F7		0-0 F7			0-0 G3 1-2		0-0 G4-6-3 1B	4	0	1	0	0	0	1				
<b>George Hendrick, R</b> OBP: 0.328, SLG: 0.461 (1, 7)		0-0 1B			0-0 1B		0-0 5-3 2-3		0-0 G4-6-3 1-2	4	0	2	0	0	0	2				
<b>Buddy Bell, R</b> OBP: 0.330, SLG: 0.364 (1, 5)		0-0 G1			0-0 F9		0-0 6-3		0-3 K	4	0	0	0	0	1	3				
<b>Tommy Smith, L</b> OBP: 0.266, SLG: 0.313 (1, 9)			0-0 G6-4-3 1B		0-0 G4-3 1B			0-0 BB 1B 1B		3	1	3	0	0	0	0				
<b>Ray Fosse, R</b> OBP: 0.355, SLG: 0.375 (1, 2)			0-0 G6-4-3 1B		0-0 G4-3			4-0 BB 1-2 1B BB		2	1	1	0	1	0	2				
<b>Inning Stats</b>	R: 0 E: 0 K: 0 S: 3	H: 0 LOB: 0 BB: 0 P: 3	R: 0 E: 0 K: 0 S: 4	H: 1 LOB: 1 BB: 0 P: 4	R: 0 E: 0 K: 0 S: 4	H: 2 LOB: 1 BB: 0 P: 4	R: 0 E: 0 K: 0 S: 3	H: 0 LOB: 0 BB: 0 P: 3	R: 0 E: 0 K: 1 S: 5	H: 2 LOB: 1 BB: 0 P: 4	R: 0 E: 0 K: 0 S: 4	H: 1 LOB: 1 BB: 0 P: 4	R: 3 E: 0 K: 0 S: 4	H: 2 LOB: 0 BB: 2 P: 12	R: 0 E: 0 K: 1 S: 5	H: 1 LOB: 0 BB: 0 P: 5	1B: 9 2B: 0 3B: 0 HR: 0	SF: 0 SAC: 0 DP: 4 HBP: 0	WP: 1 PA: 34 PB: 0 SB: 0 CS: 0	
<b>PITCHER</b> <b>Mark Fidrych, R</b> ERA: 2.48 (1, 1)	IP 9.0	WLS W	BF 34	H 9	R 3	ER 3	SO 2	BB 2	IBB 0	HBP 0	BLK 0	WP 1	HR 0	S 36	P 44	ERA 3.00	WHIP 1.222			

**Cleveland Indians @ Detroit Tigers**  
Tiger Stadium, Detroit, MI  
Tue Sep 21 1976, 7:05 PM EDT  
Att: 7,147 - Unknown


**AB 32**  
**R 3**  
**H 9**  
**RBI 3**  
**BB 2**  
**SO 2**  
**LOB 13**



Batter	1	2	3	4	5	6	7	8	9	AB	R	H	RBI	BB	SO	LOB	BOTTOM			
<b>Chuck Scrivener, R</b> OBP: 0.285, SLG: 0.265 (1, 4)	0-3 K		0-0 F9			0-3 K		0-0 FC1-5-6 HR		4	1	0	0	0	2	3				
<b>Ben Oglivie, L</b> OBP: 0.314, SLG: 0.500 (1, 3)	0-0 BB 1B		0-0 G3		0-0 F8		0-0 1-H HR			4	1	2	2	0	0	2				
<b>Rusty Staub, L</b> OBP: 0.387, SLG: 0.431 (1, 9)	4-0 1-2 2B BB		0-0 G1-6-3 2B		0-0 5-3		0-0 F5			3	1	1	0	1	0	0				
<b>Willie Horton, R</b> OBP: 0.347, SLG: 0.404 (1, 10)	0-0 1-2 2-H 2B 1B		4-0 G1-6-3 BB		0-0 F9			0-0 6-3		3	1	1	0	1	0	0				
<b>Mickey Stanley, R</b> OBP: 0.319, SLG: 0.454 (1, 8)	0-0 1-H 2-H 2B		0-0 G1-6-3		0-0 4-3			0-0 1-3		4	0	1	2	0	0	2				
<b>Marvin Lane, R</b> OBP: 0.292, SLG: 0.190 (1, 7)	0-3 K		0-0 G3		0-0 5-3			0-0 4-3		4	0	0	0	0	1	2				
<b>Phil Mankowski, L</b> OBP: 0.319, SLG: 0.370 (1, 5)		0-0 4-3			0-0 F7		0-0 SH3-4 E 1B			3	1	1	0	0	0	0				
<b>Bruce Kimm, R</b> OBP: 0.325, SLG: 0.336 (1, 2)		0-0 E 1B			0-0 F8		0-0 SH3-4 1-2			2	0	1	0	0	0	0				
<b>Mark Wagner, R</b> OBP: 0.277, SLG: 0.289 (1, 6)		0-0 E3			0-0 1-3		0-0 FC1-5-6 E9 2-H 1B			3	0	1	0	0	0	1				
<b>Inning Stats</b>	R: 2 E: 0 K: 2 S: 9	H: 3 LOB: 1 BB: 1 P: 13	R: 0 E: 1 K: 0 S: 5	H: 1 LOB: 2 BB: 0 P: 5	R: 0 E: 0 K: 0 S: 3	H: 1 LOB: 1 BB: 1 P: 7	R: 0 E: 0 K: 0 S: 3	H: 0 LOB: 0 BB: 0 P: 3	R: 0 E: 0 K: 0 S: 3	H: 0 LOB: 0 BB: 0 P: 3	R: 3 E: 1 K: 0 S: 6	H: 3 LOB: 0 BB: 0 P: 6	R: 0 E: 0 K: 0 S: 3	H: 0 LOB: 0 BB: 0 P: 3	R: 0 E: 0 K: 0 S: 3	H: 0 LOB: 0 BB: 0 P: 3	1B: 5 2B: 2 3B: 0 HR: 1	SF: 0 SAC: 1 DP: 1 HBP: 0	WP: 0 PA: 33 PB: 0 SB: 0 CS: 0	
<b>PITCHER</b> <b>Rick Waits, L</b> ERA: 3.75 <b>Stan Thomas, R</b> ERA: 2.19 (8, 1)	IP 7.0 1.0	WLS L	BF 30 3	H 8 0	R 5 0	ER 5 0	SO 3 0	BB 2 0	IBB 0 0	HBP 0 0	BLK 0 0	WP 0 0	HR 1 0	S 34 3	P 42 3	ERA 6.43 0.00	WHIP 1.429 0.000			

**Cleveland Indians @ Detroit Tigers**  
Tiger Stadium, Detroit, MI  
Tue Sep 21 1976, 7:05 PM EDT  
Att: 7,147 - Unknown

**AB 30**  
**R 5**  
**H 8**  
**RBI 4**  
**BB 2**  
**SO 3**  
**LOB 10**





Batter	1	2	3	4	5	6	7	8	9	AB	R	H	RBI	BB	SO	LOB	TOP		
<b>Duane Kuiper, L</b> OBP: 0.306, SLG: 0.312 (1, 4)	6-3	6-3		F7					1-3	5	0	1	1	0	0	2	<b>Cleveland Indians @ Detroit Tigers</b> Tiger Stadium, Detroit, MI Wed Sep 22 1976, 3:33 AM EDT Att. 3,616 - Unknown - 54 F		
<b>Rick Manning, L</b> OBP: 0.332, SLG: 0.377 (1, 8)	6-3		4-3		1-3	F7			F6	5	0	0	0	0	0	2			
<b>Larvell Blanks, R</b> OBP: 0.336, SLG: 0.404 <b>Frank Duffy, R</b> OBP: 0.266, SLG: 0.270 (7, 6)	WP 2B		2B		E8				4-3	4	2	2	0	0	0	0			
<b>Rico Carty, R</b> OBP: 0.378, SLG: 0.446 (1, 10)			F9		6-3				G3	4	0	1	1	0	0	2			
<b>Boog Powell, L</b> OBP: 0.312, SLG: 0.347 (1, 3)	1-H 2B				F7				F6	3	0	1	1	1	0	1			
<b>George Hendrick, R</b> OBP: 0.326, SLG: 0.457 (1, 7)	FC6-4 1-2		6-3			F4			5-3	4	0	0	0	0	0	3			
<b>Buddy Bell, R</b> OBP: 0.331, SLG: 0.365 (1, 5)					4-3				6-3	4	1	2	0	0	0	0			
<b>Tommy Smith, L</b> OBP: 0.272, SLG: 0.313 (1, 9)		FC6-4 1-2		6-3		1B			F7	3	0	1	0	1	0	1			
<b>Ray Fosse, R</b> OBP: 0.352, SLG: 0.372 <b>Rick Cerone, R</b> OBP: 0.125, SLG: 0.125 (5, 2)			F8		6-3				1-3	2	0	0	0	0	0	2			
<b>Inning Stats</b>	R: 1 E: 0 K: 0 S: 5	H: 2 LOB: 2 BB: 1 P: 9	R: 0 E: 0 K: 0 S: 4	H: 1 LOB: 1 BB: 0 P: 4	R: 1 E: 0 K: 0 S: 5	H: 2 LOB: 1 BB: 0 P: 5	R: 0 E: 0 K: 0 S: 4	H: 1 LOB: 1 BB: 0 P: 4	R: 0 E: 1 K: 0 S: 4	H: 0 LOB: 1 BB: 0 P: 4	R: 0 E: 0 K: 0 S: 3	H: 0 LOB: 0 BB: 0 P: 3	R: 0 E: 0 K: 0 S: 3	H: 0 LOB: 0 BB: 0 P: 3	R: 0 E: 0 K: 0 S: 3	H: 0 LOB: 0 BB: 0 P: 3		1B: 6 2B: 2 3B: 0 HR: 0	SF: 0 SAC: 0 DP: 0 HBP: 0
<b>PITCHER</b>	IP	WLS	BF	H	R	ER	SO	BB	IBB	HBP	BLK	WP	HR	S	P	ERA	WHIP		
<b>Ray Bare, R</b> ERA: 4.85 (1, 1)	7.0	L	32	8	3	3	0	2	0	0	0	1	0	30	38	3.86	1.429		
<b>Steve Grilli, R</b> ERA: 4.92 (8, 1)	2.0		6	0	0	0	0	0	0	0	0	0	0	6	6	0.00	0.000		

AB	36
R	3
H	8
RBI	3
BB	2
SO	0
LOB	15



Batter	1	2	3	4	5	6	7	8	9	AB	R	H	RBI	BB	SO	LOB	BOTTOM		
<b>Phil Mankowski, L</b> OBP: 0.314, SLG: 0.347 (1, 5)	G5-4-3 BB		G1-6-3 1-2			5-3			F5	3	0	0	0	1	0	2	<b>Cleveland Indians @ Detroit Tigers</b> Tiger Stadium, Detroit, MI Wed Sep 22 1976, 3:33 AM EDT Att. 3,616 - Unknown - 54 F		
<b>Dan Meyer, L</b> OBP: 0.286, SLG: 0.323 (1, 3)	G5-4-3 1-2				F8				F9	4	0	0	0	0	0	2			
<b>Rusty Staub, L</b> OBP: 0.384, SLG: 0.428 (1, 9)	F8				F7				E6	4	0	0	0	0	0	1			
<b>Willie Horton, R</b> OBP: 0.347, SLG: 0.404 (1, 10)						G5-4-3 1-2			FC6-4 1-2	3	0	1	0	0	1	1			
<b>Ben Oglivie, L</b> OBP: 0.314, SLG: 0.498 (1, 7)					5-3				F8	3	0	1	0	0	0	1			
<b>Mickey Stanley, R</b> OBP: 0.314, SLG: 0.446 (1, 8)						5-3			F8	3	0	0	0	0	1	1			
<b>John Wockenfuss, R</b> OBP: 0.304, SLG: 0.348 (1, 2)						F8			F2	3	0	0	0	0	0	1			
<b>Chuck Scrivener, R</b> OBP: 0.281, SLG: 0.260 (1, 4)						F2			F7	3	0	0	0	0	0	0			
<b>Mark Wagner, R</b> OBP: 0.289, SLG: 0.293 (1, 6)						F8			FC6-4 1B	2	0	1	0	1	0	0			
<b>Inning Stats</b>	R: 0 E: 0 K: 0 S: 2	H: 0 LOB: 0 BB: 1 P: 6	R: 0 E: 0 K: 2 S: 8	H: 1 LOB: 1 BB: 0 P: 8	R: 0 E: 0 K: 0 S: 2	H: 0 LOB: 0 BB: 1 P: 6	R: 0 E: 0 K: 0 S: 4	H: 1 LOB: 1 BB: 0 P: 4	R: 0 E: 0 K: 0 S: 3	H: 0 LOB: 0 BB: 0 P: 3	R: 0 E: 1 K: 0 S: 3	H: 0 LOB: 0 BB: 0 P: 3	R: 0 E: 0 K: 0 S: 3	H: 0 LOB: 0 BB: 0 P: 3	R: 0 E: 0 K: 0 S: 4	H: 1 LOB: 1 BB: 0 P: 4		1B: 3 2B: 0 3B: 0 HR: 0	SF: 0 SAC: 0 DP: 3 HBP: 0
<b>PITCHER</b>	IP	WLS	BF	H	R	ER	SO	BB	IBB	HBP	BLK	WP	HR	S	P	ERA	WHIP		
<b>Jim Bibby, R</b> ERA: 3.11 (1, 1)	9.0	W	30	3	0	0	2	2	0	0	0	0	0	32	40	0.00	0.556		

AB	28
R	0
H	3
RBI	0
BB	2
SO	2
LOB	9





Batter	1	2	3	4	5	6	7	8	9	AB	R	H	RBI	BB	SO	LOB	TOP				
Von Joshua, L (1, 8) OBP: 0.294, SLG: 0.352	F6		F8					1B									4 0 2 0 0 0 0				
Robin Yount, R (1, 6) OBP: 0.296, SLG: 0.306	1B		K				F6	F9									4 0 1 0 0 1 3				
George Scott, R (1, 3) OBP: 0.338, SLG: 0.422	K		K				6-3	1B									4 0 1 0 0 2 1				
Mike Hegan, L (1, 10) OBP: 0.311, SLG: 0.355	K				F3		K	G3									4 0 0 0 0 2 2				
Sixto Lezcano, R (1, 9) OBP: 0.354, SLG: 0.391		WP HBP BB			6-3		S 1B										3 0 2 0 1 0 0				
Darrell Porter, L (1, 2) OBP: 0.303, SLG: 0.292	F9		G3				K	G3									4 0 0 0 0 1 3				
Dan Thomas, R (1, 7) OBP: 0.379, SLG: 0.438		WP HBP			5-3		K	K									3 0 0 0 0 2 1				
Tim Johnson, L (1, 4) OBP: 0.326, SLG: 0.313	F8				4-3		K	4-3									4 0 0 0 0 1 3				
Jim Gantner, L (1, 5) OBP: 0.339, SLG: 0.283	K						F5										3 0 1 0 0 1 2				
<b>Inning Stats</b>	R: 0 E: 0 K: 2 S: 8	H: 1 LOB: 1 BB: 0 P: 8	R: 0 E: 0 K: 1 S: 5	H: 0 LOB: 2 BB: 1 P: 10	R: 0 E: 0 K: 2 S: 7	H: 0 LOB: 0 BB: 0 P: 7	R: 0 E: 0 K: 0 S: 3	H: 0 LOB: 0 BB: 0 P: 3	R: 0 E: 0 K: 0 S: 5	H: 2 LOB: 2 BB: 0 P: 5	R: 0 E: 0 K: 2 S: 8	H: 1 LOB: 1 BB: 0 P: 8	R: 0 E: 0 K: 2 S: 7	H: 0 LOB: 0 BB: 0 P: 7	R: 0 E: 0 K: 0 S: 4	H: 2 LOB: 1 BB: 0 P: 4	R: 0 E: 1 K: 1 S: 6	H: 1 LOB: 1 BB: 0 P: 6	1B: 7 2B: 0 3B: 0 HR: 0	SF: 0 SAC: 0 DP: 0 HBP: 1	WP: 1 PA: 35 CS: 2
<b>PITCHER</b> Dennis Eckersley, R (1, 1) ERA: 3.51	IP: 9.0 WLS: W BF: 35 H: 7 R: 0 ER: 0 SO: 10 BB: 1 IBB: 0 HBP: 1 BLK: 0 WP: 1 HR: 0 S: 53 P: 58 ERA: 0.00 WHIP: 0.889															<b>PITCHER</b>					

Milwaukee Brewers @ Cleveland Indians  
Cleveland Municipal Stadium, Cleveland, OH

AB 33  
R 0  
H 7  
RBI 0  
BB 1  
SO 10  
LOB 15



WP: 1 PA: 35  
SB: 0  
CS: 2

Fri Sep 24 1976, 7:05 PM EDT  
Att. 3,707 - Unknown - 54 F

Batter	1	2	3	4	5	6	7	8	9	AB	R	H	RBI	BB	SO	LOB	BOTTOM		
Duane Kuiper, L (1, 4) OBP: 0.306, SLG: 0.313	4-3		SH3-4					F7 1B									2 0 1 1 0 0 0		
Rick Manning, L (1, 8) OBP: 0.331, SLG: 0.378	CS 2B		G3				FC3-6 BB	F9									4 0 1 0 0 0 3		
Larvell Blanks, R (1, 6) OBP: 0.338, SLG: 0.403	K		5-3				FC6-4 BB	1B									3 0 1 0 1 1 2		
Rico Carty, R (1, 10) OBP: 0.377, SLG: 0.444							FC6-4	F7									4 0 1 0 0 0 4		
Boog Powell, L (1, 3) OBP: 0.314, SLG: 0.352							F9										4 0 2 0 0 0 3		
George Hendrick, R (1, 7) OBP: 0.324, SLG: 0.454			K				FC1-6	F2									4 0 0 0 0 1 3		
Buddy Bell, R (1, 5) OBP: 0.330, SLG: 0.364			F8				F8	6-3									4 0 1 0 0 0 3		
Tommy Smith, L (1, 9) OBP: 0.284, SLG: 0.320							1B WP	1B SF8									3 2 2 0 1 0 1		
Alan Ashby, S (1, 2) OBP: 0.310, SLG: 0.318			SH3-4 WP				1B FC3-6	G3									3 0 2 0 0 0 2		
<b>Inning Stats</b>	R: 0 E: 0 K: 1 S: 5	H: 1 LOB: 0 BB: 0 P: 5	R: 0 E: 0 K: 1 S: 6	H: 1 LOB: 1 BB: 0 P: 6	R: 1 E: 0 K: 0 S: 5	H: 2 LOB: 1 BB: 0 P: 5	R: 0 E: 0 K: 0 S: 4	H: 1 LOB: 1 BB: 0 P: 4	R: 1 E: 0 K: 0 S: 5	H: 2 LOB: 2 BB: 1 P: 9	R: 0 E: 0 K: 0 S: 4	H: 1 LOB: 2 BB: 1 P: 8	R: 0 E: 0 K: 0 S: 5	H: 2 LOB: 0 BB: 0 P: 5	R: 0 E: 0 K: 0 S: 3	H: 1 LOB: 0 BB: 0 P: 3	1B: 9 2B: 2 3B: 0 HR: 0	SF: 1 SAC: 1 DP: 0 HBP: 0	WP: 1 PA: 36 CS: 2
<b>PITCHER</b> Jim Slaton, R (1, 1) ERA: 3.46	IP: 8.0 WLS: L BF: 35 H: 11 R: 2 ER: 2 SO: 2 BB: 2 IBB: 0 HBP: 0 BLK: 0 WP: 1 HR: 0 S: 37 P: 45 ERA: 2.25 WHIP: 1.625															<b>PITCHER</b>			

Milwaukee Brewers @ Cleveland Indians  
Cleveland Municipal Stadium, Cleveland, OH

AB 31  
R 2  
H 11  
RBI 1  
BB 2  
SO 2  
LOB 21



WP: 1 PA: 36  
SB: 0  
CS: 2

Fri Sep 24 1976, 7:05 PM EDT  
Att. 3,707 - Unknown - 54 F



Batter	1	2	3	4	5	6	7	8	9	AB	R	H	RBI	BB	SO	LOB	TOP										
Von Joshua, L OBP: 0.294, SLG: 0.351	F7		4-3			F9				4	0	1	0	0	0	1	<b>Milwaukee Brewers @ Cleveland Indians</b> Cleveland Municipal Stadium, Cleveland, OH Sat Sep 25 1976, 7:05 PM EDT Att. 4,614 - Unknown - 60 F										
Robin Yount, R OBP: 0.296, SLG: 0.306	1-4-3		K					F7		4	1	1	0	0	1	2											
George Scott, R OBP: 0.339, SLG: 0.422	K							5-3		4	0	2	1	0	1	1											
Mike Hegan, L OBP: 0.318, SLG: 0.360										3	0	2	0	1	1	1											
Sixto Lezcano, R OBP: 0.351, SLG: 0.388										4	0	0	0	0	1	5											
Darrell Porter, L OBP: 0.300, SLG: 0.289										4	0	0	0	0	1	3											
Dan Thomas, R OBP: 0.364, SLG: 0.417										4	0	0	0	0	3	2											
Tim Johnson, L OBP: 0.326, SLG: 0.313										3	0	1	0	0	0	0											
Jim Gantner, L OBP: 0.328, SLG: 0.273										2	0	0	0	0	0	0											
<b>Inning Stats</b>	R: 0 E: 0 K: 1 S: 5	H: 0 LOB: 0 BB: 0 P: 5	R: 0 E: 0 K: 2 S: 8	H: 1 LOB: 1 BB: 0 P: 8	R: 0 E: 0 K: 1 S: 6	H: 1 LOB: 1 BB: 0 P: 6	R: 0 E: 0 K: 1 S: 6	H: 2 LOB: 1 BB: 0 P: 6	R: 0 E: 0 K: 1 S: 5	H: 0 LOB: 0 BB: 0 P: 5	R: 1 E: 0 K: 1 S: 7	H: 2 LOB: 1 BB: 0 P: 7	R: 0 E: 0 K: 1 S: 5	H: 0 LOB: 0 BB: 0 P: 5	R: 0 E: 0 K: 0 S: 4	H: 1 LOB: 1 BB: 1 P: 4	R: 0 E: 0 K: 0 S: 3	H: 0 LOB: 1 BB: 1 P: 7	1B: 7 2B: 1 3B: 0 HR: 0	SF: 0 SAC: 1 DP: 1 HBP: 0	WP: 0 PB: 0 CS: 1	PA: 34					
<b>PITCHER</b>	IP	WLS	BF	H	R	ER	SO	BB	IBB	HBP	BLK	WP	HR	S	P	ERA	WHIP										
Pat Dobson, R ERA: 3.44	(1, 1)	8.0	W	31	7	1	1	8	1	0	0	0	0	46	50	1.12	1.000										
Jim Kern, R ERA: 2.37	(9, 1)	1.0	S	3	0	0	0	0	0	0	0	0	0	3	3	0.00	0.000										

Batter	1	2	3	4	5	6	7	8	9	AB	R	H	RBI	BB	SO	LOB	BOTTOM											
Duane Kuiper, L OBP: 0.304, SLG: 0.310	4-3		4-3		4-3			F4		4	0	0	0	0	0	1	<b>Milwaukee Brewers @ Cleveland Indians</b> Cleveland Municipal Stadium, Cleveland, OH Sat Sep 25 1976, 7:05 PM EDT Att. 4,614 - Unknown - 60 F											
Rick Manning, L OBP: 0.330, SLG: 0.379	F9							K		4	1	1	0	0	1	0												
Larvell Blanks, R OBP: 0.337, SLG: 0.399										3	0	0	1	1	0	0												
Frank Duffy, R OBP: 0.269, SLG: 0.270										0	0	0	0	0	0	0												
Rico Carty, R OBP: 0.377, SLG: 0.442	F9									2	0	0	0	1	0	1												
Boog Powell, L OBP: 0.311, SLG: 0.349										3	0	0	0	0	1	1												
George Hendrick, R OBP: 0.325, SLG: 0.454										2	1	1	0	1	1	0												
Buddy Bell, R OBP: 0.332, SLG: 0.371										3	1	2	1	0	0	1												
Tommy Smith, L OBP: 0.285, SLG: 0.321										3	0	1	0	0	0	1												
Alan Ashby, S OBP: 0.306, SLG: 0.314										3	0	0	0	0	1	1												
<b>Inning Stats</b>	R: 0 E: 0 K: 0 S: 3	H: 0 LOB: 1 BB: 1 P: 7	R: 0 E: 0 K: 0 S: 3	H: 1 LOB: 0 BB: 0 P: 3	R: 0 E: 0 K: 0 S: 3	H: 0 LOB: 0 BB: 0 P: 3	R: 1 E: 0 K: 1 S: 6	H: 1 LOB: 0 BB: 0 P: 6	R: 1 E: 0 K: 2 S: 9	H: 2 LOB: 1 BB: 0 P: 9	R: 0 E: 0 K: 0 S: 3	H: 0 LOB: 1 BB: 1 P: 7	R: 1 E: 0 K: 0 S: 3	H: 1 LOB: 0 BB: 1 P: 7	R: 0 E: 0 K: 1 S: 5	H: 0 LOB: 0 BB: 0 P: 5	R: 0 E: 0 K: 1 S: 5	H: 0 LOB: 0 BB: 0 P: 5	1B: 3 2B: 1 3B: 0 HR: 1	SF: 0 SAC: 0 DP: 2 HBP: 0	WP: 1 PB: 0 CS: 0	PA: 30						
<b>PITCHER</b>	IP	WLS	BF	H	R	ER	SO	BB	IBB	HBP	BLK	WP	HR	S	P	ERA	WHIP											
Gary Beare, R ERA: 2.73	(1, 1)	8.0	L	30	5	3	3	4	3	0	0	0	1	1	35	47	3.38	1.000										



Batter	1	2	3	4	5	6	7	8	9	AB	R	H	RBI	BB	SO	LOB	TOP			
Phil Mankowski, L (1.5) OBP: 0.284, SLG: 0.313	F7		1B		6-3		6-3		FC6-4	5	0	1	0	0	0	1				
Dan Meyer, L (1.7) OBP: 0.291, SLG: 0.327	4-3		1B		1B		6-3			4	1	2	0	0	0	0				
Rusty Staub, L (1.9) OBP: 0.385, SLG: 0.429	K				2B		F8			4	1	1	1	0	1	0				
Willie Horton, R (1.10) OBP: 0.347, SLG: 0.413		F2		HR					5-3	4	1	2	2	0	0	0				
Jason Thompson, L (1.3) OBP: 0.334, SLG: 0.387		6-3		1B					F8	3	1	1	0	1	0	0				
Mickey Stanley, R (1.8) OBP: 0.307, SLG: 0.427				K					6-3	3	0	0	0	1	1	3				
Bruce Kimm, R (1.2) OBP: 0.321, SLG: 0.331		1-3							5-3	4	0	1	1	0	0	1				
Chuck Scrivener, R (1.4) OBP: 0.284, SLG: 0.285				F8						4	0	1	0	0	0	1				
Mark Wagner, R (1.6) OBP: 0.291, SLG: 0.308				G3					FC6-4	4	0	0	0	0	0	1				
<b>Inning Stats</b>	R: 0 E: 0 K: 1 S: 5	H: 0 LOB: 0 BB: 0 P: 5	R: 0 E: 0 K: 0 S: 3	H: 0 LOB: 1 BB: 1 P: 7	R: 0 E: 0 K: 0 S: 4	H: 2 LOB: 2 BB: 0 P: 4	R: 2 E: 1 K: 1 S: 8	H: 3 LOB: 1 BB: 0 P: 8	R: 2 E: 0 K: 0 S: 6	H: 3 LOB: 2 BB: 1 P: 10	R: 0 E: 0 K: 0 S: 3	H: 0 LOB: 0 BB: 0 P: 3	R: 0 E: 0 K: 0 S: 3	H: 0 LOB: 0 BB: 0 P: 3	R: 0 E: 0 K: 0 S: 4	H: 1 LOB: 1 BB: 0 P: 4	1B: 7 2B: 1 3B: 0 HR: 1	SF: 0 SAC: 0 DP: 0 HBP: 0	WP: 0 PB: 0 SB: 1 CS: 0	PA: 37
<b>PITCHER</b> Jim Bibby, R (1.1) ERA: 3.1	IP: 9.0 WLS: L BF: 37 H: 9 R: 4 ER: 3 SO: 2 BB: 1 IBB: 1 HBP: 0 BLK: 0 WP: 0 HR: 1 S: 39 P: 47 ERA: 3.00 WHIP: 1.111															<b>PITCHER</b>				

Detroit Tigers @ Cleveland Indians  
Cleveland Municipal Stadium, Cleveland, OH  
Tue Sep 28 1976, 7:05 PM EDT  
Unknown - 57 F

AB 35  
R 4  
H 9  
RBI 4  
BB 2  
SO 2  
LOB 7



Batter	1	2	3	4	5	6	7	8	9	AB	R	H	RBI	BB	SO	LOB	BOTTOM					
Duane Kuiper, L (1.4) OBP: 0.301, SLG: 0.308	K		F2		1-3				5-3	4	0	0	0	0	1	2						
Rick Manning, L (1.8) OBP: 0.332, SLG: 0.380	6-3		F7							4	0	2	0	0	0	1						
Larvell Blanks, R (1.6) OBP: 0.339, SLG: 0.401			1B		1-3					4	0	2	0	0	0	2						
Rico Carty, R (1.10) OBP: 0.376, SLG: 0.441					4-3				1-3	4	0	1	0	0	0	2						
Boog Powell, L (1.3) OBP: 0.307, SLG: 0.344			FC5-4		F8				1-3	4	0	0	0	0	0	3						
George Hendrick, R (1.7) OBP: 0.323, SLG: 0.450			K		F5				K	4	0	0	0	0	2	0						
Buddy Bell, R (1.5) OBP: 0.330, SLG: 0.369			1-3							3	0	0	0	0	0	0						
Tommy Smith, L (1.9) OBP: 0.280, SLG: 0.314			6-3							3	0	0	0	0	0	0						
Alan Ashby, S (1.2) OBP: 0.307, SLG: 0.311					L5				4-1	2	0	0	0	1	0	1						
<b>Inning Stats</b>	R: 0 E: 0 K: 1 S: 7	H: 2 LOB: 2 BB: 0 P: 7	R: 0 E: 0 K: 1 S: 5	H: 0 LOB: 0 BB: 0 P: 5	R: 0 E: 0 K: 0 S: 3	H: 0 LOB: 1 BB: 1 P: 7	R: 0 E: 0 K: 0 S: 3	H: 0 LOB: 0 BB: 0 P: 3	R: 0 E: 1 K: 0 S: 4	H: 0 LOB: 1 BB: 0 P: 4	R: 0 E: 0 K: 0 S: 4	H: 2 LOB: 1 BB: 0 P: 4	R: 0 E: 0 K: 0 S: 3	H: 0 LOB: 0 BB: 0 P: 3	R: 0 E: 0 K: 0 S: 4	H: 1 LOB: 1 BB: 0 P: 4	R: 0 E: 0 K: 1 S: 5	H: 0 LOB: 0 BB: 0 P: 5	1B: 5 2B: 0 3B: 0 HR: 0	SF: 0 SAC: 0 DP: 1 HBP: 0	WP: 0 PB: 0 SB: 0 CS: 0	PA: 33
<b>PITCHER</b> Mark Fidych, R (1.1) ERA: 2.39	IP: 9.0 WLS: W BF: 33 H: 5 R: 0 ER: 0 SO: 3 BB: 1 IBB: 0 HBP: 0 BLK: 0 WP: 0 HR: 0 S: 38 P: 42 ERA: 0.00 WHIP: 0.667															<b>PITCHER</b>						

Detroit Tigers @ Cleveland Indians  
Cleveland Municipal Stadium, Cleveland, OH  
Tue Sep 28 1976, 7:05 PM EDT  
Unknown - 57 F

AB 32  
R 0  
H 5  
RBI 0  
BB 1  
SO 3  
LOB 11





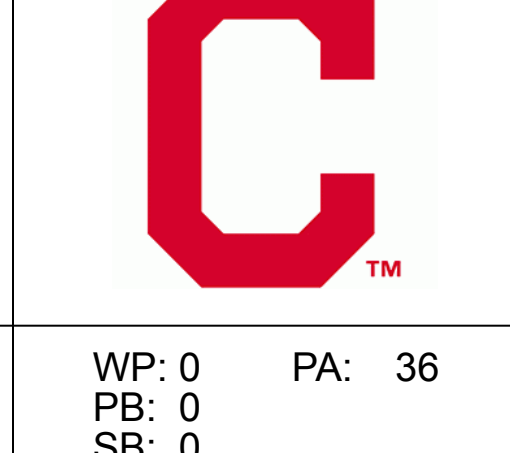
Batter	1	2	3	4	5	6	7	8	9	AB	R	H	RBI	BB	SO	LOB	TOP					
<b>Phil Mankowski, L</b> (1, 5) OBP: 0.296, SLG: 0.358	F8		K					HR		3	1	1	1	1	1	0	<b>Detroit Tigers @ Cleveland Indians</b> Cleveland Municipal Stadium, Cleveland, OH Tue Sep 28 1976, 7:05 PM EDT Att: 3,394 - Unknown					
<b>Dan Meyer, L</b> (1, 7) OBP: 0.293, SLG: 0.330	P1		1B				F7	G4-6-3 1B		4	0	2	0	0	0	1						
<b>Rusty Staub, L</b> (1, 9) OBP: 0.386, SLG: 0.430	1B		1B				4-3	G4-6-3 1-2		4	0	2	0	0	0	2						
<b>Willie Horton, R</b> (1, 10) OBP: 0.344, SLG: 0.409	K		K				F6	L6		4	0	0	0	0	2	3						
<b>Jason Thompson, L</b> (1, 3) OBP: 0.331, SLG: 0.383		K			4-3		K		6-3	4	0	0	0	0	2	0						
<b>Mickey Stanley, R</b> (1, 8) OBP: 0.306, SLG: 0.421		BB			K		F8		5-3	3	0	0	0	1	1	0						
<b>Bill Freehan, R</b> (1, 2) OBP: 0.302, SLG: 0.392		K			1B				F9	4	0	1	0	0	1	1						
<b>Chuck Scrivener, R</b> (1, 4) OBP: 0.281, SLG: 0.281		K			K					3	0	0	0	0	3	2						
<b>Mark Wagner, R</b> (1, 6) OBP: 0.283, SLG: 0.299			F8				K			3	0	0	0	0	2	0						
<b>Inning Stats</b>	R: 0 E: 0 K: 1 S: 6	H: 1 LOB: 1 BB: 6	R: 0 E: 0 K: 3 S: 9	H: 0 LOB: 1 BB: 13	R: 0 E: 0 K: 2 S: 9	H: 2 LOB: 2 BB: 9	R: 0 E: 0 K: 2 S: 8	H: 1 LOB: 1 BB: 8	R: 0 E: 0 K: 1 S: 5	H: 0 LOB: 1 BB: 1 P: 9	R: 0 E: 0 K: 2 S: 7	H: 0 LOB: 0 BB: 7	R: 0 E: 0 K: 0 S: 4	H: 0 LOB: 0 BB: 0	R: 1 E: 0 K: 0 S: 4	H: 2 LOB: 0 BB: 4	R: 0 E: 0 K: 0 S: 3	H: 0 LOB: 0 BB: 3	1B: 5 2B: 0 3B: 0 HR: 1	SF: 0 SAC: 0 DP: 1 HBP: 0	WP: 0 PB: 0 SB: 0 CS: 0	PA: 34
<b>PITCHER</b> <b>Dennis Eckersley, R</b> (1, 1) ERA: 3.39	IP: 9.0 WLS: W BF: 34 H: 6 R: 1 ER: 1 SO: 12 BB: 2 IBB: 0 HBP: 0 BLK: 0 WP: 0 HR: 1 S: 56 P: 64 ERA: 1.00 WHIP: 0.889															<b>PITCHER</b>						

Batter	1	2	3	4	5	6	7	8	9	AB	R	H	RBI	BB	SO	LOB	BOTTOM			
<b>Rick Manning, L</b> (1, 8) OBP: 0.334, SLG: 0.386	5-3 3B		1B 1B 1B	G6-4-3 1B		6-3				4	2	3	0	0	0	0	<b>Detroit Tigers @ Cleveland Indians</b> Cleveland Municipal Stadium, Cleveland, OH Tue Sep 28 1976, 7:05 PM EDT Att: 3,394 - Unknown			
<b>Buddy Bell, R</b> (1, 5) OBP: 0.331, SLG: 0.370	5-3		1B 1B	G6-4-3 1B		4-3				4	1	2	1	0	0	0				
<b>Larvell Blanks, R</b> (1, 4) OBP: 0.341, SLG: 0.402	3H 1B FC3-6		1B 1B	G6-4-3 1-2 2-3		K				4	2	2	0	0	1	2				
<b>Rico Carty, R</b> (1, 10) OBP: 0.377, SLG: 0.441	1B FC3-6		1B 1B	G3 1B		5-3				4	1	2	2	0	0	1				
<b>George Hendrick, R</b> (1, 7) OBP: 0.321, SLG: 0.447	FC3-6 1-2 3H		G3 1B			F9				4	0	0	1	0	1	3				
<b>Charlie Spikes, R</b> (1, 9) OBP: 0.297, SLG: 0.331	F2		FC5-4 1B IBB			6-3				3	0	0	0	1	0	1				
<b>Joe Lis, R</b> (1, 3) OBP: 0.353, SLG: 0.444		K	FC5-4 1B			BB 1B				3	0	2	2	1	1	0				
<b>Ray Fosse, R</b> (1, 2) OBP: 0.347, SLG: 0.366	F5		FC5-4 1-2 2-3			F4				4	0	0	0	0	0	4				
<b>Frank Duffy, R</b> (1, 6) OBP: 0.266, SLG: 0.267	1-3		6-3			1-4-3				4	0	0	0	0	0	3				
<b>Inning Stats</b>	R: 2 E: 0 K: 0 S: 6	H: 3 LOB: 1 BB: 0 P: 6	R: 0 E: 0 K: 1 S: 5	H: 0 LOB: 0 BB: 0 P: 5	R: 4 E: 0 K: 0 S: 8	H: 5 LOB: 2 BB: 1 P: 12	R: 0 E: 0 K: 0 S: 4	H: 2 LOB: 1 BB: 0 P: 4	R: 0 E: 0 K: 0 S: 3	H: 0 LOB: 0 BB: 1 P: 7	R: 0 E: 0 K: 2 S: 7	H: 0 LOB: 0 BB: 0 P: 7	R: 0 E: 0 K: 0 S: 4	H: 1 LOB: 1 BB: 0 P: 4	R: 0 E: 0 K: 0 S: 4	H: 0 LOB: 0 BB: 0	1B: 10 2B: 0 3B: 1 HR: 0	SF: 0 SAC: 0 DP: 1 HBP: 0	WP: 0 PB: 0 SB: 0 CS: 0	PA: 36
<b>PITCHER</b> <b>Dave Roberts, L</b> (1, 1) ERA: 4.11 <b>Ray Bare, R</b> (3, 1) ERA: 4.63	IP: 2.0 WLS: L BF: 13 H: 7 R: 6 ER: 6 SO: 1 BB: 0 IBB: 0 HBP: 0 BLK: 0 WP: 0 HR: 0 S: 15 P: 15 ERA: 27.00 WHIP: 3.500															<b>PITCHER</b>				

AB	32
R	1
H	6
RBI	1
BB	2
SO	12
LOB	9



AB	34
R	6
H	11
RBI	6
BB	2
SO	3
LOB	14





Batter	1	2	3	4	5	6	7	8	9	AB	R	H	RBI	BB	SO	LOB	TOP					
<b>Phil Mankowski, L</b> OBP: 0.316, SLG: 0.380 (1, 5)										4	1	2	0	1	1	3	<b>Detroit Tigers @ Cleveland Indians</b> Cleveland Municipal Stadium, Cleveland, OH Wed Sep 29 1976, 7:05 PM EDT Att: 2,867 - Unknown - 59 F					
<b>Dan Meyer, L</b> OBP: 0.289, SLG: 0.325 (1, 7)										4	0	0	0	0	0	3						
<b>Marvin Lane, R</b> OBP: 0.229, SLG: 0.129 (9, PH)										1	0	0	0	0	1	0						
<b>Rusty Staub, L</b> OBP: 0.386, SLG: 0.435 (1, 9)										5	1	2	2	0	0	1						
<b>Willie Horton, R</b> OBP: 0.348, SLG: 0.418 (1, 10)										4	0	3	0	0	0	1						
<b>Jason Thompson, L</b> OBP: 0.331, SLG: 0.380 (1, 3)										3	0	0	0	1	0	3						
<b>Mickey Stanley, R</b> OBP: 0.310, SLG: 0.419 (1, 8)										3	0	1	0	1	1	2						
<b>Bill Freehan, R</b> OBP: 0.301, SLG: 0.390 (1, 2)										4	0	1	0	0	0	4						
<b>Bruce Kimm, R</b> OBP: 0.321, SLG: 0.331 (8, PR) (8, 2)										0	0	0	0	0	0	0						
<b>Pedro Garcia, R</b> OBP: 0.232, SLG: 0.297 (1, 4)										4	0	2	0	0	1	0						
<b>Mark Wagner, R</b> OBP: 0.276, SLG: 0.291 (1, 6)										3	0	0	0	0	1	3						
<b>Alex Johnson, R</b> OBP: 0.299, SLG: 0.355 (8, PH)										1	0	1	0	0	0	0						
<b>Jerry Manuel, S</b> OBP: 0.233, SLG: 0.179 (8, 6)										0	0	0	0	0	0	0						
<b>Inning Stats</b>	R: 1 E: 0 K: 1 S: 8	H: 3 LOB: 2 BB: 0 P: 8	R: 0 E: 0 K: 2 S: 7	H: 0 LOB: 0 BB: 0 P: 7	R: 1 E: 0 K: 0 S: 4	H: 2 LOB: 3 BB: 3 P: 16	R: 0 E: 0 K: 0 S: 4	H: 1 LOB: 1 BB: 0 P: 4	R: 0 E: 0 K: 0 S: 3	H: 1 LOB: 0 BB: 0 P: 3	R: 0 E: 1 K: 0 S: 5	H: 2 LOB: 2 BB: 0 P: 5	R: 0 E: 1 K: 0 S: 3	H: 0 LOB: 0 BB: 0 P: 3	R: 0 E: 0 K: 0 S: 5	H: 3 LOB: 3 BB: 0 P: 5	R: 0 E: 0 K: 2 S: 7	H: 0 LOB: 0 BB: 0 P: 7	1B: 8 2B: 4 3B: 0 HR: 1	SF: 0 SAC: 0 DP: 4 HBP: 0	WP: 0 PB: 0 SB: 2 CS: 0	PA: 39
<b>PITCHER</b>	IP	WLS	BF	H	R	ER	SO	BB	IBB	HBP	BLK	WP	HR	S	P	ERA	WHIP					
<b>Pat Dobson, R</b> ERA: 3.48 (1, 1)	2.2		15	5	2	2	3	2	1	0	0	0	1	18	30	6.75	2.625					
<b>Jackie Brown, R</b> ERA: 4.25 (3, 1)	2.2	W	12	4	0	0	0	0	0	0	0	0	0	12	12	0.00	1.500					
<b>Stan Thomas, R</b> ERA: 2.12 (6, 1)	2.2		9	3	0	0	0	0	0	0	0	0	0	9	9	0.00	1.125					
<b>Dave LaRoche, L</b> ERA: 2.27 (9, 1)	1.0	S	3	0	0	0	2	0	0	0	0	0	0	7	7	0.00	0.000					

Batter	1	2	3	4	5	6	7	8	9	AB	R	H	RBI	BB	SO	LOB	BOTTOM					
<b>Rick Manning, L</b> OBP: 0.334, SLG: 0.387 (1, 8)										4	1	1	1	0	0	2	<b>Detroit Tigers @ Cleveland Indians</b> Cleveland Municipal Stadium, Cleveland, OH Wed Sep 29 1976, 7:05 PM EDT Att: 2,867 - Unknown - 59 F					
<b>Buddy Bell, R</b> OBP: 0.332, SLG: 0.371 (1, 5)										4	0	2	1	0	0	0						
<b>Larvell Blanks, R</b> OBP: 0.337, SLG: 0.397 (1, 4)										4	0	0	0	0	0	2						
<b>Duane Kuiper, L</b> OBP: 0.301, SLG: 0.308 (8, 4)										0	0	0	0	0	0	0						
<b>Rico Carty, R</b> OBP: 0.376, SLG: 0.440 (1, 10)										4	0	1	0	0	0	0						
<b>George Hendrick, R</b> OBP: 0.321, SLG: 0.447 (1, 7)										4	1	1	0	0	1	2						
<b>Charlie Spikes, R</b> OBP: 0.500, SLG: 0.333 (1, 9)										4	0	2	1	0	0	0						
<b>Joe Lis, R</b> OBP: 0.346, SLG: 0.435 (1, 3)										1	0	0	0	0	1	0						
<b>Boog Powell, L</b> OBP: 0.306, SLG: 0.341 (4, PH) (5, 3)										2	0	0	0	0	1	2						
<b>Ray Fosse, R</b> OBP: 0.351, SLG: 0.367 (1, 2)										2	0	1	0	1	0	0						
<b>Frank Duffy, R</b> OBP: 0.269, SLG: 0.268 (1, 6)										2	1	1	0	1	0	2						
<b>Inning Stats</b>	R: 0 E: 0 K: 0 S: 5	H: 2 LOB: 2 BB: 0 P: 5	R: 0 E: 0 K: 1 S: 5	H: 0 LOB: 0 BB: 0 P: 5	R: 2 E: 0 K: 0 S: 4	H: 2 LOB: 1 BB: 1 P: 8	R: 1 E: 0 K: 0 S: 6	H: 4 LOB: 2 BB: 0 P: 6	R: 0 E: 0 K: 0 S: 3	H: 0 LOB: 0 BB: 0 P: 3	R: 0 E: 0 K: 1 S: 6	H: 1 LOB: 2 BB: 1 P: 10	R: 0 E: 0 K: 0 S: 3	H: 0 LOB: 0 BB: 0 P: 3	R: 0 E: 0 K: 1 S: 5	H: 0 LOB: 0 BB: 0 P: 5	R: 0 E: 0 K: 2 S: 7	H: 0 LOB: 0 BB: 0 P: 7	1B: 7 2B: 2 3B: 0 HR: 0	SF: 0 SAC: 0 DP: 2 HBP: 0	WP: 0 PB: 0 SB: 2 CS: 0	PA: 33
<b>PITCHER</b>	IP	WLS	BF	H	R	ER	SO	BB	IBB	HBP	BLK	WP	HR	S	P	ERA	WHIP					
<b>Jim Crawford, L</b> ERA: 4.53 (1, 1)	3.0	L	15	6	3	3	1	1	0	0	0	0	0	16	20	9.00	2.333					
<b>Dave Lemanczyk, R</b> ERA: 5.09 (4, 1)	5.0		18	3	0	0	2	1	0	0	0	0	0	21	25	0.00	0.800					

AB	36
R	2
H	12
RBI	2
BB	3
SO	5
LOB	20



AB	31
R	3
H	9
RBI	3
BB	2
SO	3
LOB	10







Batter	1	2	3	4	5	6	7	8	9	AB	R	H	RBI	BB	SO	LOB	TOP										
Mark Wagner, R OBP: 0.298, SLG: 0.330										5	2	4	1	0	0	0	<b>Detroit Tigers @ Cleveland Indians</b> Cleveland Municipal Stadium, Cleveland, OH Thu Sep 30 1976, 7:05 PM EDT Att. 4,083 - Unknown - 63 F										
Marvin Lane, R OBP: 0.250, SLG: 0.147										3	1	1	1	1	0	3											
Rusty Staub, L OBP: 0.388, SLG: 0.436										3	1	1	2	2	0	0											
Willie Horton, R OBP: 0.346, SLG: 0.415										5	0	1	1	0	1	4											
Jason Thompson, L OBP: 0.328, SLG: 0.376										4	0	0	0	0	1	4											
Mickey Stanley, R OBP: 0.304, SLG: 0.411										4	0	0	0	0	0	3											
Bruce Kimm, R OBP: 0.319, SLG: 0.329										4	0	1	0	0	0	0											
Phil Mankowski, L OBP: 0.325, SLG: 0.387										4	1	2	0	0	0	1											
Pedro Garcia, R OBP: 0.235, SLG: 0.302										4	1	2	1	0	0	1											
<b>Inning Stats</b>	R: 0 E: 0 K: 2 S: 8	H: 1 LOB: 3 BB: 2 P: 16	R: 0 E: 0 K: 0 S: 5	H: 3 LOB: 2 BB: 0 P: 5	R: 0 E: 0 K: 0 S: 3	H: 0 LOB: 0 BB: 0 P: 3	R: 5 E: 1 K: 0 S: 9	H: 6 LOB: 1 BB: 0 P: 9	R: 0 E: 0 K: 0 S: 3	H: 0 LOB: 0 BB: 0 P: 3	R: 0 E: 0 K: 0 S: 3	H: 0 LOB: 0 BB: 0 P: 3	R: 0 E: 0 K: 0 S: 4	H: 1 LOB: 1 BB: 0 P: 4	R: 1 E: 0 K: 0 S: 3	H: 1 LOB: 0 BB: 1 P: 7	1B: 9 2B: 3 3B: 1 HR: 0	SF: 1 SAC: 0 DP: 1 HBP: 0	WP: 0 PB: 0 SB: 0 CS: 1	PA: 41							
<b>PITCHER</b>	IP	WLS	BF	H	R	ER	SO	BB	IBB	HBP	BLK	WP	HR	S	P	ERA	WHIP										
Rick Waits, L ERA: 4.0	3.2	L	21	9	5	5	2	2	0	0	0	0	0	23	31	12.27	3.000										
Tom Buskey, R ERA: 3.55	4.1		16	3	1	1	0	0	0	0	0	0	0	16	16	2.08	0.692										
Dave LaRoche, L ERA: 2.25	1.0		3	0	0	0	0	1	0	0	0	0	0	2	6	0.00	1.000										

Batter	1	2	3	4	5	6	7	8	9	AB	R	H	RBI	BB	SO	LOB	BOTTOM										
Rick Manning, L OBP: 0.334, SLG: 0.386										4	1	1	0	1	0	1	<b>Detroit Tigers @ Cleveland Indians</b> Cleveland Municipal Stadium, Cleveland, OH Thu Sep 30 1976, 7:05 PM EDT Att. 4,083 - Unknown - 63 F										
Buddy Bell, R OBP: 0.331, SLG: 0.368										4	1	0	0	1	0	1											
Larvell Blanks, R OBP: 0.339, SLG: 0.396										3	1	1	0	1	1	1											
Rico Carty, R OBP: 0.378, SLG: 0.440										2	1	1	2	2	0	2											
George Hendrick, R OBP: 0.322, SLG: 0.448										4	0	2	1	0	0	3											
Charlie Spikes, R OBP: 0.297, SLG: 0.330										3	0	0	0	0	2	4											
Tommy Smith, L OBP: 0.278, SLG: 0.313										1	0	0	0	0	0	0											
Joe Lis, R OBP: 0.393, SLG: 0.458										2	0	2	1	2	0	0											
Ray Fosse, R OBP: 0.346, SLG: 0.362										4	0	0	0	0	1	6											
Frank Duffy, R OBP: 0.268, SLG: 0.267										2	0	0	0	0	0	1											
Duane Kuiper, L OBP: 0.302, SLG: 0.307										1	0	0	0	0	0	0											
<b>Inning Stats</b>	R: 2 E: 0 K: 1 S: 6	H: 1 LOB: 1 BB: 2 P: 14	R: 0 E: 0 K: 0 S: 2	H: 0 LOB: 0 BB: 1 P: 6	R: 0 E: 0 K: 0 S: 3	H: 1 LOB: 0 BB: 0 P: 3	R: 0 E: 0 K: 1 S: 6	H: 1 LOB: 2 BB: 1 P: 10	R: 0 E: 0 K: 0 S: 3	H: 0 LOB: 0 BB: 0 P: 3	R: 1 E: 0 K: 2 S: 9	H: 2 LOB: 2 BB: 1 P: 13	R: 1 E: 1 K: 0 S: 5	H: 2 LOB: 2 BB: 0 P: 6	R: 0 E: 0 K: 0 S: 2	H: 0 LOB: 0 BB: 1 P: 6	R: 0 E: 1 K: 0 S: 4	H: 0 LOB: 2 BB: 1 P: 8	1B: 7 2B: 0 3B: 0 HR: 0	SF: 1 SAC: 1 DP: 4 HBP: 1	WP: 0 PB: 0 SB: 1 CS: 2	PA: 40					
<b>PITCHER</b>	IP	WLS	BF	H	R	ER	SO	BB	IBB	HBP	BLK	WP	HR	S	P	ERA	WHIP										
Ed Glynn, L ERA: 6.08	5.2	W	25	5	3	3	4	5	0	0	0	0	0	28	48	4.76	1.765										
Steve Grilli, R ERA: 4.64	3.1	S	15	2	1	0	0	2	0	1	0	0	0	12	21	0.00	1.200										



Batter	1	2	3	4	5	6	7	8	9	AB	R	H	RBI	BB	SO	LOB	TOP			
Duane Kuiper, L (1,4) OBP: 0.303, SLG: 0.312	4-3		F6				F8			5	1	2	0	0	0	2	<p>Cleveland Indians @ New York Yankees Yankee Stadium, Bronx, NY Sat Oct 02 1976, 3:33 AM EDT Unknown</p> <p>livebaseballscores.com</p> <p>AB 36 R 5 H 12 RBI 5 BB 3 SO 2 LOB 16</p> 			
Buddy Bell, R (1,5) OBP: 0.330, SLG: 0.367	G3		FC5-4 BB		6-3		SF9		F8	4	0	1	2	0	0	0				
Rick Manning, L (1,8) OBP: 0.335, SLG: 0.387	1-3		FC5-4 BB		F7		F6		1B	4	1	1	0	1	0	1				
Rico Carty, R (1,10) Alfredo Griffin, S (9, PR) OBP: 0.378, SLG: 0.442 OBP: 0.250, SLG: 0.250		5-3	FC5-4				K		FC5-4	5	0	2	1	0	1	3				
Boog Powell, L (1,3) Larvell Blanks, R (9, PH) OBP: 0.305, SLG: 0.338 OBP: 0.338, SLG: 0.395		6-3	6-3						FC5-4	3	0	0	0	1	0	3				
George Hendrick, R (1,7) OBP: 0.323, SLG: 0.451		1B					F7		SH1-4	3	1	2	0	0	0	0				
Tommy Smith, L (1,9) OBP: 0.289, SLG: 0.323		2B					K		1B	4	1	3	1	0	1	0				
Ray Fosse, R (1,2) OBP: 0.345, SLG: 0.360		1B							1B	4	0	1	1	0	0	3				
Frank Duffy, R (1,6) OBP: 0.268, SLG: 0.265		4-3					6-3		FC5-4	3	1	0	0	1	0	3				
			5-3						FC5-4	3	1	0	0	1	0	3				
<b>Inning Stats</b>	R: 0 E: 0 K: 0 S: 3	H: 0 LOB: 0 BB: 0 P: 3	R: 1 E: 0 K: 0 S: 5	H: 2 LOB: 1 BB: 0 P: 5	R: 1 E: 0 K: 0 S: 5	H: 2 LOB: 2 BB: 1 P: 9	R: 0 E: 0 K: 0 S: 5	H: 2 LOB: 2 BB: 0 P: 5	R: 0 E: 0 K: 1 S: 4	H: 0 LOB: 0 BB: 0 P: 5	R: 1 E: 2 K: 1 S: 6	H: 1 LOB: 1 BB: 1 P: 10	R: 1 E: 0 K: 0 S: 4	H: 2 LOB: 1 BB: 1 P: 8	R: 1 E: 0 K: 0 S: 5	H: 2 LOB: 1 BB: 0 P: 5	1B: 8 2B: 3 3B: 1 HR: 0	SF: 1 SAC: 1 DP: 0 HBP: 0	WP: 0 PB: 1 SB: 1 CS: 0	PA: 41
<b>PITCHER</b>	IP WLS BF H R ER SO BB IBB HBP BLK WP HR S P ERA WHIP	8.2 W 40 12 5 5 2 3 0 0 0 0 0 0 1 1 5.19 1.731	0.1 S 1 0 0 0 0 0 0 0 0 0 0 0 0 1 0.00 0.000																	

Batter	1	2	3	4	5	6	7	8	9	AB	R	H	RBI	BB	SO	LOB	BOTTOM			
Gene Locklear, L (1,10) Otto Velez, R (8, PH) OBP: 0.275, SLG: 0.274 OBP: 0.414, SLG: 0.398	K	K					6-3			3	0	0	0	1	2	1	<p>Cleveland Indians @ New York Yankees Yankee Stadium, Bronx, NY Sat Oct 02 1976, 3:33 AM EDT Unknown</p> <p>livebaseballscores.com</p> <p>AB 31 R 6 H 8 RBI 6 BB 8 SO 4 LOB 17</p> 			
Roy White, S (1,8) OBP: 0.365, SLG: 0.409	1-3		F8		3-1		F8		BB	4	0	0	1	1	0	3				
Thurman Munson, R (1,2) OBP: 0.337, SLG: 0.432	4-3		F8				F7		BB	5	0	2	0	0	1	3				
Chris Chambliss, L (1,3) OBP: 0.324, SLG: 0.443		F9	1-3				L7		1B	4	0	1	0	0	0	1				
Carlos May, L (1,7) Mickey Rivers, L (9,8) OBP: 0.338, SLG: 0.330 OBP: 0.326, SLG: 0.432		HR	3-1				FC4-6		BB	3	2	1	0	1	0	3				
Graig Nettles, L (1,5) OBP: 0.327, SLG: 0.472		HR					K		BB	3	2	1	1	1	1	2				
Oscar Gamble, L (1,9) OBP: 0.317, SLG: 0.427		HR					F7		BB	2	2	1	3	2	0	0				
Sandy Alomar Sr., S (1,4) OBP: 0.295, SLG: 0.281		F8					1-3		3-1	4	0	1	0	0	0	2				
Jim Mason, L (1,6) Lou Piniella, R (8, PH) Fred Stanley, R (9,6) OBP: 0.210, SLG: 0.235 OBP: 0.322, SLG: 0.394 OBP: 0.328, SLG: 0.275							4-3		BB	3	0	1	0	0	0	2				
									BB	0	0	0	0	1	0	0				
<b>Inning Stats</b>	R: 0 E: 0 K: 1 S: 5	H: 3 LOB: 0 BB: 1 P: 5	R: 3 E: 0 K: 1 S: 8	H: 3 LOB: 1 BB: 1 P: 12	R: 0 E: 0 K: 0 S: 4	H: 1 LOB: 1 BB: 0 P: 4	R: 0 E: 0 K: 0 S: 4	H: 1 LOB: 3 BB: 2 P: 12	R: 0 E: 0 K: 1 S: 6	H: 2 LOB: 2 BB: 0 P: 6	R: 0 E: 0 K: 0 S: 3	H: 0 LOB: 0 BB: 0 P: 3	R: 0 E: 0 K: 1 S: 6	H: 1 LOB: 3 BB: 5 P: 26	R: 3 E: 0 K: 1 S: 6	H: 1 LOB: 3 BB: 5 P: 26	1B: 5 2B: 3 3B: 0 HR: 1	SF: 0 SAC: 0 DP: 1 HBP: 0	WP: 0 PB: 0 SB: 1 CS: 1	PA: 39
<b>PITCHER</b>	IP WLS BF H R ER SO BB IBB HBP BLK WP HR S P ERA WHIP	3.2 L 16 3 3 3 1 1 1 0 0 0 0 0 16 6.75 1.000	0.1 4 0 0 0 0 1 2 1 0 0 0 0 0 3 0.00 6.000																	



Batter	1	2	3	4	5	6	7	8	9	AB	R	H	RBI	BB	SO	LOB	TOP																					
<b>Rick Manning, L</b> (1, 8) OBP: 0.337, SLG: 0.393	4-0 BB		F5				HR		FC6-4	4	2	1	1	0	3		<b>Cleveland Indians @ New York Yankees</b> Yankee Stadium, Bronx, NY Sat Oct 02 1976, 7:05 PM EDT Att: 22,905 - Unknown																					
<b>Buddy Bell, R</b> (1, 5) OBP: 0.329, SLG: 0.366	F8		FC5-4				4-3		G5-4-3	5	0	1	1	0	4																							
<b>Larvell Blanks, R</b> (1, 4) OBP: 0.337, SLG: 0.393	6-3						K			4	1	1	0	0	1																							
<b>Rico Carty, R</b> (1, 10) OBP: 0.379, SLG: 0.442	F9								5-3	4	0	2	0	0	1																							
<b>George Hendrick, R</b> (1, 7) OBP: 0.323, SLG: 0.448	6-3								5-3	3	0	0	0	1	0																							
<b>Joe Lis, R</b> (1, 3) OBP: 0.400, SLG: 0.451	5-3									3	0	1	1	1	0																							
<b>Charlie Spikes, R</b> (1, 9) OBP: 0.294, SLG: 0.326	1-3								FC6-4	4	0	0	0	0	1																							
<b>Frank Duffy, R</b> (1, 6) OBP: 0.268, SLG: 0.265			5-3						FC6-4	3	0	1	0	0	0																							
<b>Ron Pruitt, R</b> (9, PH) OBP: 0.375, SLG: 0.302									FC6-4	0	0	0	0	1	0																							
<b>Alfredo Griffin, S</b> (9, PH) OBP: 0.250, SLG: 0.250									BB	0	0	0	0	0	0																							
<b>Alan Ashby, S</b> (1, 2) OBP: 0.310, SLG: 0.316									FC6-4	3	0	2	0	0	1																							
<b>Ray Fosse, R</b> (9, PH) OBP: 0.347, SLG: 0.362									FC6-4	1	0	1	0	0	0																							
<b>Inning Stats</b>	R: 0 E: 0 K: 0 S: 3	H: 0 LOB: 1 BB: 1 P: 7	R: 0 E: 0 K: 0 S: 3	H: 0 LOB: 0 BB: 0 P: 3	R: 0 E: 0 K: 0 S: 4	H: 1 LOB: 1 BB: 0 P: 4	R: 1 E: 0 K: 0 S: 6	H: 3 LOB: 2 BB: 0 P: 6	R: 1 E: 0 K: 1 S: 6	H: 2 LOB: 0 BB: 1 P: 10	R: 1 E: 0 K: 1 S: 6	H: 2 LOB: 0 BB: 0 P: 6	R: 0 E: 0 K: 0 S: 3	H: 0 LOB: 1 BB: 1 P: 7	R: 0 E: 0 K: 0 S: 3	H: 1 LOB: 2 BB: 1 P: 7	1B: 10 2B: 0 3B: 0 HR: 1	SF: 0 SAC: 0 DP: 2 HBP: 0	WP: 0 PB: 0 SB: 1 CS: 0	PA: 38																		
<b>PITCHER</b>	IP	WLS	BF	H	R	ER	SO	BB	IBB	HBP	BLK	WP	HR	S	P	ERA	WHIP	<b>PITCHER</b>				IP	WLS	BF	H	R	ER	SO	BB	IBB	HBP	BLK	WP	HR	S	P	ERA	WHIP
<b>Ken Holtzman, L</b> (1, 1) ERA: 3.65	7.0	W	30	10	3	3	3	2	0	0	0	0	1	34	42	3.86	1.714																					
<b>Dick Tidrow, R</b> (8, 1) ERA: 2.53	1.0		4	0	0	0	0	1	0	0	0	0	0	3	7	0.00	1.000																					
<b>Sparky Lyle, L</b> (9, 1) ERA: 2.26	1.0	S	4	1	0	0	0	1	0	0	0	0	0	3	7	0.00	2.000																					

AB	34
R	3
H	11
RBI	3
BB	4
SO	3
LOB	21



Batter	1	2	3	4	5	6	7	8	9	AB	R	H	RBI	BB	SO	LOB	BOTTOM																					
<b>Gene Locklear, L</b> (1, 10) OBP: 0.264, SLG: 0.263	1-3		K				1-3			4	0	0	0	0	2	1	<b>Cleveland Indians @ New York Yankees</b> Yankee Stadium, Bronx, NY Sat Oct 02 1976, 7:05 PM EDT Att: 22,905 - Unknown																					
<b>Graig Nettles, L</b> (1, 5) OBP: 0.328, SLG: 0.475	K		S				1B			4	1	2	0	0	1																							
<b>Carlos May, L</b> (1, 7) OBP: 0.344, SLG: 0.333							3B			2	1	2	1	2	0																							
<b>Chris Chambliss, L</b> (1, 3) OBP: 0.323, SLG: 0.441	F9		F9				G5-4-3			4	1	1	0	0	4																							
<b>Oscar Gamble, L</b> (1, 9) OBP: 0.317, SLG: 0.426										3	0	1	0	0	0																							
<b>Otto Velez, R</b> (8, PH) OBP: 0.410, SLG: 0.394										1	0	0	0	0	0																							
<b>Eliot Hendricks, L</b> (1, 2) OBP: 0.231, SLG: 0.280	K									4	0	0	0	0	2																							
<b>Larry Murray, S</b> (1, 8) OBP: 0.182, SLG: 0.100	FC6-4									4	1	1	1	0	2																							
<b>Sandy Alomar Sr., S</b> (1, 4) OBP: 0.295, SLG: 0.282	K									3	0	1	1	0	2																							
<b>Fred Stanley, R</b> (1, 6) OBP: 0.329, SLG: 0.273										2	0	0	0	1	1																							
<b>Inning Stats</b>	R: 0 E: 0 K: 1 S: 5	H: 0 LOB: 1 BB: 1 P: 9	R: 0 E: 0 K: 2 S: 8	H: 1 LOB: 1 BB: 0 P: 8	R: 0 E: 0 K: 2 S: 8	H: 1 LOB: 1 BB: 1 P: 12	R: 0 E: 0 K: 1 S: 5	H: 0 LOB: 0 BB: 0 P: 5	R: 0 E: 0 K: 2 S: 7	H: 0 LOB: 1 BB: 1 P: 11	R: 3 E: 0 K: 0 S: 7	H: 4 LOB: 1 BB: 0 P: 7	R: 1 E: 0 K: 0 S: 4	H: 2 LOB: 0 BB: 0 P: 4	R: 0 E: 0 K: 2 S: 7	H: 0 LOB: 0 BB: 0 P: 7	1B: 7 2B: 0 3B: 1 HR: 0	SF: 0 SAC: 0 DP: 1 HBP: 0	WP: 0 PB: 0 SB: 4 CS: 0	PA: 34																		
<b>PITCHER</b>	IP	WLS	BF	H	R	ER	SO	BB	IBB	HBP	BLK	WP	HR	S	P	ERA	WHIP	<b>PITCHER</b>				IP	WLS	BF	H	R	ER	SO	BB	IBB	HBP	BLK	WP	HR	S	P	ERA	WHIP
<b>Dennis Eckersley, R</b> (1, 1) ERA: 3.43	5.2		26	6	3	3	8	3	0	0	0	0	0	39	51	4.76	1.588																					
<b>Tom Buskey, R</b> (6, 1) ERA: 3.63	0.2	L	3	1	1	1	0	0	0	0	0	0	0	3	3	13.50	1.500																					
<b>Don Hood, L</b> (7, 1) ERA: 4.87	1.2		5	1	0	0	2	0	0	0	0	0	0	9	9	0.00	0.600																					

AB	31
R	4
H	8
RBI	3
BB	3
SO	10
LOB	14

