

Cleveland Indians - 1977

Batter	1	2	3	4	5	6	7	8	9	10	11	AB R H RBI BB SO LOB	TOP	
Rick Manning, L OBP: 0.333, SLG: 0.500 (1, 8)	F7		F7		CS	4-3		SH1-3 1B 2B	6-3		FC3 1B	6 1 2 0 0 0 2	Cleveland Indians @ Boston Red Sox Fenway Park, Boston, MA Thu Apr 07 1977, 3:33 AM EST Att. 34,790 - Unknown	
Duane Kuiper, L (1, 4)	F7		L1			F8		SH1-3	K		FC3 G6-3	5 0 0 1 0 1 3		
Jim Norris, L OBP: 0.333, SLG: 0.333 (1, 9)			6-3			FC5-4 1B		F7		3-1	G6-3	6 0 2 0 0 0 3		
Rico Carty, R OBP: 0.250, SLG: 0.250 Paul Dade, R (8, PR)	F9				F8	FC5-4 1B						4 0 1 1 0 0 2 0 0 0 0 1 0 0		
Andre Thornton, R OBP: 0.200, SLG: 0.200 (1, 3)					F7			K	F4		E6 1B	5 0 1 0 0 1 2		
Bill Melton, R OBP: 0.600, SLG: 0.600 (1, 5)			F6		F9			E7 1B		HR	G5-4-3 1B	5 2 3 0 0 0 1		
Buddy Bell, R OBP: 0.600, SLG: 1.200 (1, 7)					6-3						G5-4-3	5 1 3 2 0 0 3		
Ray Fosse, R John Lowenstein, L (9, PR) Fred Kendall, R (9, 2)			F7		6-3			1-3			E6 SH1	4 0 0 0 0 0 3 0 0 0 0 0 0 0 1 0 0 0 0 0 0		
Frank Duffy, R (1, 6)			F3			CS BB		F5			SH1	2 1 0 0 2 0 3		
Inning Stats	R: 0 H: 1 E: 0 LOB: 1 K: 0 BB: 0 S: 4 P: 4	R: 0 H: 2 E: 0 LOB: 2 K: 0 BB: 0 S: 5 P: 5	R: 0 H: 0 E: 0 LOB: 0 K: 0 BB: 0 S: 3 P: 3	R: 0 H: 0 E: 0 LOB: 0 K: 0 BB: 0 S: 3 P: 3	R: 0 H: 0 E: 0 LOB: 0 K: 0 BB: 1 S: 2 P: 6	R: 0 H: 1 E: 0 LOB: 1 K: 0 BB: 0 S: 4 P: 4	R: 1 H: 2 E: 1 LOB: 1 K: 1 BB: 0 S: 7 P: 7	R: 1 H: 2 E: 0 LOB: 1 K: 0 BB: 0 S: 5 P: 5	R: 2 H: 2 E: 1 LOB: 2 K: 1 BB: 0 S: 8 P: 8	R: 0 H: 1 E: 1 LOB: 2 K: 0 BB: 1 S: 4 P: 8	R: 1 H: 1 E: 0 LOB: 1 K: 0 BB: 1 S: 4 P: 8	1B: 10 SF: 0 2B: 1 SAC: 2 3B: 0 DP: 2 HR: 1 HBP: 0		WP: 0 PA: 49 PB: 0 SB: 0 CS: 1
PITCHER	IP WLS BF H R ER SO BB IBB HBP BLK WP HR S P ERA WHIP													
Fergie Jenkins, R ERA: 1.17 Bill Campbell, R ERA: 8.1	(1, 1) 7.2 31 8 2 1 1 1 1 0 0 0 0 0 32 36 1.17 1.174													
(8, 1) 3.1 L 17 4 3 3 1 2 0 0 0 0 0 1 17 25 8.10 1.800														

livebaseballscorecards.com

AB	43
R	5
H	12
RBI	4
BB	3
SO	2
LOB	22



Batter	1	2	3	4	5	6	7	8	9	10	11	AB R H RBI BB SO LOB
Rick Burleson, R (1, 6)	5-3	6-3			SH1-3 BB		F8		F9		F8	5 0 0 0 1 0 1
Denny Doyle, L (1, 4) Doug Griffin, R (11, PH)	F9		F6		SH1-3		K		F7		F2	4 0 0 0 0 1 0 1 0 0 0 0 0 1
Jim Rice, R (1, 7) OBP: 0.200, SLG: 0.200	1B		K		6-3		K		6-3			5 1 1 0 0 2 1
Carl Yastrzemski, L (1, 9) OBP: 1.000, SLG: 1.000 Rick Miller, L (3, PR) OBP: 0.333, SLG: 0.333	1B		HBP		F5			2B 1B			K	1 0 1 1 0 0 0 3 1 1 0 0 1 1
George Scott, R (1, 3) OBP: 0.200, SLG: 0.200	F8		F8			F8		L8			FC4-6 1B	5 0 1 0 0 0 3
Bernie Carbo, L (1, 10) OBP: 0.800, SLG: 1.750		HR			2B		S 1B	2B IBB			K	4 1 3 1 1 1 1
Dwight Evans, R (1, 8) OBP: 0.200, SLG: 0.800		HR			K		K	K			FC4-6	5 1 1 1 0 3 5
Carlton Fisk, R (1, 2) OBP: 0.800, SLG: 1.000			L4-3 BB		K		IBB	2B			1B	3 0 2 1 2 1 1
Butch Hobson, R (1, 5)		L4-3			K		F9	K			F9	5 0 0 0 0 2 7

Inning Stats	R: 1	H: 2	E: 0	LOB: 1	K: 0	BB: 0	S: 5	P: 5	R: 2	H: 2	E: 0	LOB: 0	K: 0	BB: 1	S: 4	P: 8	R: 0	H: 0	E: 0	LOB: 1	K: 1	BB: 0	S: 5	P: 6	R: 0	H: 1	E: 0	LOB: 1	K: 3	BB: 0	S: 10	P: 10	R: 0	H: 0	E: 0	LOB: 1	K: 0	BB: 1	S: 3	P: 7	R: 0	H: 1	E: 0	LOB: 2	K: 1	BB: 1	S: 6	P: 10	R: 0	H: 0	E: 0	LOB: 0	K: 2	BB: 0	S: 7	P: 7	R: 1	H: 2	E: 0	LOB: 2	K: 2	BB: 1	S: 9	P: 13	R: 0	H: 0	E: 0	LOB: 0	K: 0	BB: 0	S: 3	P: 3	R: 0	H: 1	E: 0	LOB: 1	K: 2	BB: 0	S: 8	P: 8	R: 0	H: 1	E: 0	LOB: 1	K: 0	BB: 0	S: 4	P: 4
1B: 6	SF: 0	2B: 3	SAC: 1	3B: 0	DP: 1	HR: 2	HBP: 1	WP: 0	PA: 47																																																																															

PITCHER	IP	WLS	BF	H	R	ER	SO	BB	IBB	HBP	BLK	WP	HR	S	P	ERA	WHIP
Dennis Eckersley, R (1, 1) ERA: 4.0	9.0		39	8	4	4	9	2	2	1	0	0	2	52	69	4.00	1.111
Dave LaRoche, L (10, 1) ERA:	2.0	W	8	2	0	0	2	0	0	0	0	0	0	12	12	0.00	1.000

BOTTOM

Cleveland Indians @ Boston Red Sox
 Fenway Park, Boston, MA
 Thu Apr 07 1977, 3:33 AM EST
 Att. 34,790 - Unknown

livebaseballscores.com

AB	41
R	4
H	10
RBI	4
BB	4
SO	11
LOB	21



Batter	1	2	3	4	5	6	7	8	9	AB R H RBI BB SO LOB	TOP																									
Rick Manning, L (1, 8) OBP: 0.333, SLG: 0.583	0-0 6-3			0-0 HR 1B	0-0 1-3			0-0 1B 3B	0-0 F8	6 2 2 0 0 0 5																										
Duane Kuiper, L (1, 4) OBP: 0.273, SLG: 0.364	0-0 6-3			0-0 L9		0-3 K		0-0 1B 1B	0-0 E 1B	6 3 3 3 0 1 1																										
Jim Norris, L (1, 9) (8, 3)	0-0 E3			0-0 HR		0-0 S 1B		0-0 SH1-4 1B 2B	0-0 E3 2B 1B	5 3 4 3 0 0 0																										
Rico Carty, R (1, 10) OBP: 0.250, SLG: 0.143 Ron Pruitt, R (8, PR) OBP: 1.000, SLG: 2.000	0-0 CS 1-2	0-3 K		0-0 6-3		0-3 K 1-2		0-0 1B 1BB 2B BB	0-0 2B 2B	3 0 0 0 1 2 1 1 2 1 1 1 0 0																										
Andre Thornton, R (1, 3) OBP: 0.125, SLG: 0.125 John Lowenstein, L (8, PH) OBP: 1.000, SLG: 1.000 Charlie Spikes, R (8, PH) OBP: 0.500, SLG: 0.500		0-0 6-3		0-0 G3		0-0 F2		0-0 1B 1B 2B 2B 1B	0-3 K	3 0 0 0 0 0 1 1 1 1 1 0 0 0 2 1 1 1 0 0 1																										
Bill Melton, R (1, 5) OBP: 0.500, SLG: 0.625 Paul Dade, R (7, PR) OBP: 0.750, SLG: 1.000		0-0 F8						0-0 SH SF7 2B	0-0 F8	3 0 1 0 0 0 0 3 3 2 2 0 0 1																										
Buddy Bell, R (1, 7) OBP: 0.667, SLG: 1.111			0-0 F7					0-0 SH CS 1B		4 1 3 3 0 0 0																										
Ray Fosse, R (1, 2) OBP: 0.111, SLG: 0.125			0-0 4-3					0-0 SF7 E6 BB 2B F7		4 1 1 1 0 0 3																										
Frank Duffy, R (1, 6) Larvell Blanks, R (8, 6)			0-3 K					0-3 K 1-2 2B BB	4-0 1B 1B E BB	2 1 0 0 2 2 2 0 1 0 0 1 0 0																										
Inning Stats	R: 0 E: 1 K: 0 S: 3	H: 0 LOB: 0 BB: 0 P: 3	R: 0 E: 0 K: 1 S: 5	H: 0 LOB: 0 BB: 0 P: 5	R: 0 E: 0 K: 1 S: 5	H: 0 LOB: 0 BB: 0 P: 5	R: 2 E: 0 K: 0 S: 5	H: 2 LOB: 0 BB: 0 P: 5	R: 0 E: 0 K: 0 S: 4	H: 2 LOB: 2 BB: 1 P: 8	R: 0 E: 0 K: 2 S: 8	H: 1 LOB: 1 BB: 0 P: 8	R: 1 E: 0 K: 1 S: 6	H: 1 LOB: 2 BB: 0 P: 6	R: 13 E: 1 K: 0 S: 14	H: 10 LOB: 2 BB: 3 P: 26	R: 3 E: 1 K: 1 S: 8	H: 3 LOB: 1 BB: 1 P: 12	1B: 11 2B: 7 3B: 1 HR: 1	SF: 1 SAC: 2 DP: 1 HBP: 0	WP: 0 PB: 0 SB: 1 CS: 3	PA: 52														
PITCHER	IP WLS BF H R ER SO BB IBB HBP BLK WP HR S P ERA WHIP																																			
Reggie Cleveland, R (1, 1) ERA: 3.86	7.0		27	6	3	3	5	1	0	0	0	0	1	36	40	3.86	1.000																			
Bill Campbell, R (8, 1) ERA: 17.18	0.1	L	5	3	4	4	0	0	1	0	0	0	0	4	8	108.00	9.000																			
Jim Willoughby, R (8, 1) ERA:	0.0		4	2	2	2	0	1	0	0	0	0	0	3	7	∞	∞																			
Tom House, L (8, 1) ERA: 135.0	0.1		7	5	7	6	0	1	0	0	0	0	0	6	10	162.00	18.000																			
Tom Murphy, R (8, 1) ERA: 13.5	1.1		8	3	3	2	1	1	0	0	0	0	0	9	13	13.50	3.000																			

Cleveland Indians @ Boston Red Sox
Fenway Park, Boston, MA
 Sun Apr 10 1977, 3:33 AM EST
 Att. 14,931 - Unknown - 50 F

livebaseballscorecards.com

AB	43
R	19
H	19
RBI	15
BB	5
SO	6
LOB	15



Batter	1	2	3	4	5	6	7	8	9	AB	R	H	RBI	BB	SO	LOB
Rick Burleson, R OBP: 0.273, SLG: 0.111 (1, 6)	4-0 S 1B BB		0-3 K		0-0 L7		0-0 4-3	0-0 2B 4-3 1B		4	2	1	1	1	1	1
Denny Doyle, L OBP: 0.222, SLG: 0.333 (1, 4)	0-0 F8		0-0 4-3		0-0 1-3		0-0 BB 1B	0-0 4-3 2B		5	0	2	3	0	0	1
Jim Rice, R OBP: 0.200, SLG: 0.111 (1, 7)	0-3 K 1-2		0-3 K			0-0 6-3	4-0 1-2 BB	0-0 F7		4	0	0	0	1	2	3
Carl Yastrzemski, L OBP: 0.571, SLG: 0.500 (1, 9)	0-0 S 1B			0-0 FC6-4 1B		0-0 4-3	0-0 P5	0-0 4-3		5	0	2	2	0	0	3
George Scott, R OBP: 0.300, SLG: 0.222 (1, 3)	0-3 K 1-2			0-0 FC6-4 1B		4-0 BB		WP BB 1B		4	1	1	0	1	1	3
Bernie Carbo, L OBP: 0.500, SLG: 0.875 (1, 10)		0-3 K		0-0 F7		0-3 K		4-0 BB WP 1B BB	0-0 F5	4	1	0	0	1	2	2
Dwight Evans, R OBP: 0.500, SLG: 0.778 (1, 8)		0-0 1B		0-0 1B			0-0 E PB SF9 1B	4-0 1B BB 1B BB	0-0 F5	4	2	3	0	1	0	0
Carlton Fisk, R OBP: 0.625, SLG: 0.600 Bob Montgomery, R OBP: 1.000, SLG: 1.000 (8, PH) (9, 2)		0-0 L9		0-0 P2			4-0 SF9 E 1B BB	4-0 1B 1B 2B BB	0-0 1B	2	1	0	0	1	0	3
Butch Hobson, R OBP: 0.100, SLG: 0.111 (1, 5)		0-0 F6			0-0 5-3		0-0 SF9	0-0 1B 2B 1B	0-0 6-3	1	1	1	2	0	0	2

Inning Stats	R: 1	H: 1	E: 0	K: 2	S: 8	LOB: 1	BB: 1	P: 12	R: 0	H: 1	E: 0	K: 1	S: 6	LOB: 1	BB: 0	P: 6	R: 0	H: 0	E: 0	K: 2	S: 7	LOB: 0	BB: 0	P: 7	R: 0	H: 2	E: 0	K: 0	S: 5	LOB: 2	BB: 0	P: 5	R: 0	H: 0	E: 0	K: 0	S: 3	LOB: 0	BB: 0	P: 3	R: 0	H: 0	E: 0	K: 1	S: 5	LOB: 1	BB: 1	P: 9	R: 2	H: 2	E: 1	K: 0	S: 5	LOB: 2	BB: 2	P: 13	R: 6	H: 4	E: 0	K: 0	S: 7	LOB: 1	BB: 3	P: 19	R: 0	H: 1	E: 0	K: 0	S: 4	LOB: 1	BB: 0	P: 4	1B: 10	SF: 1	2B: 1	3B: 0	HR: 0	SAC: 0	DP: 0	HBP: 0	WP: 1	PA: 45
--------------	------	------	------	------	------	--------	-------	-------	------	------	------	------	------	--------	-------	------	------	------	------	------	------	--------	-------	------	------	------	------	------	------	--------	-------	------	------	------	------	------	------	--------	-------	------	------	------	------	------	------	--------	-------	------	------	------	------	------	------	--------	-------	-------	------	------	------	------	------	--------	-------	-------	------	------	------	------	------	--------	-------	------	--------	-------	-------	-------	-------	--------	-------	--------	-------	--------

PITCHER	IP	WLS	BF	H	R	ER	SO	BB	IBB	HBP	BLK	WP	HR	S	P	ERA	WHIP
Al Fitzmorris, R ERA: 3.0 (1, 1)	6.0		25	5	2	2	6	2	0	0	0	0	0	35	43	3.00	1.167
Jim Kern, R ERA: (7, 1)	0.2		5	1	1	0	0	2	0	0	0	0	0	3	11	0.00	4.500
Dave LaRoche, L ERA: 11.57 (7, 1)	0.1	W	4	1	3	3	0	2	0	0	0	1	0	2	10	81.00	9.000
Tom Buskey, R ERA: 13.5 (8, 1)	2.0		11	4	3	3	0	1	0	0	0	0	0	10	14	13.50	2.500

BOTTOM

Cleveland Indians @ Boston Red Sox
Fenway Park, Boston, MA
Sun Apr 10 1977, 3:33 AM EST
Att: 14,931 - Unknown - 50 F

AB	37
R	9
H	11
RBI	9
BB	7
SO	6
LOB	18



WP	PA
1	45

livebaseballscorecards.com

Batter	1	2	3	4	5	6	7	8	9	10	AB	R	H	RBI	BB	SO	LOB	TOP						
Rick Manning, L (1, 8) OBP: 0.353, SLG: 0.500	0-3 K			0-0 SH2-3 1B		0-0 F7		4-0 1B S BB		0-3 K	4	0	1	0	1	2	1							
Duane Kuiper, L (1, 4) OBP: 0.267, SLG: 0.333	0-0 6-3			0-0 SH2-3		0-3 K		0-0 1B		0-0 1-3	4	0	1	0	0	1	1							
Jim Norris, L (1, 9) OBP: 0.467, SLG: 0.733	0-0 4-3			0-0 F7			0-0 6-3		0-0 FC1-5 S 1B									4 0 1 0 0 0 1						
Rico Carty, R (1, 10) OBP: 0.273, SLG: 0.200		0-3 K		0-0 6-3			0-0 FC5-4 1B		4-0 FC1-5 1B BB		3	0	1	0	0	1	1							
Ron Pruitt, R (7, PR) OBP: 1.000, SLG: 2.000									1-2 FC1-5 BB		0	0	0	0	0	0	0							
John Lowenstein, L (9, PH) OBP: 1.000, SLG: 1.000									1-2 FC1-5 BB		0	1	0	0	1	0	0							
Andre Thornton, R (1, 3) OBP: 0.083, SLG: 0.083		0-3 K			0-0 F5		0-0 FC5-4 1B		0-0 FC1-5 1B		4	0	0	0	0	1	3							
Bill Melton, R (1, 5) OBP: 0.417, SLG: 0.500					0-3 K		0-0 1-2f		0-0 1-2 2-3f		4	0	1	1	0	1	1							
Paul Dade, R (9, PH) OBP: 0.750, SLG: 1.000		0-0 L5					0-0 F8		0-0 1-3 2-H 1B		0	0	0	0	0	0	0							
Buddy Bell, R (1, 7) OBP: 0.462, SLG: 0.769			0-0 4-3		0-0 6-3			0-0 E9 SH3-4 SF9		0-3 K	4	1	0	0	0	1	2							
Ray Fosse, R (1, 2) OBP: 0.083, SLG: 0.091			0-3 K			0-0 L7		0-0 SH3-4		0-0 L7	3	0	0	0	0	1	2							
Frank Duffy, R (1, 6) OBP: 0.083, SLG: 0.091			0-3 K			4-0 S BB		0-0 SF9		0-0 5-3	1	0	0	0	1	1	0							
Larvell Blanks, R (8, PH) OBP: 0.083, SLG: 0.091			0-3 K					3-H			1	0	0	1	0	0	0							
Inning Stats	R: 0 E: 0 K: 1 S: 5	H: 0 LOB: 0 BB: 0 P: 5	R: 0 E: 0 K: 2 S: 7	H: 0 LOB: 0 BB: 0 P: 7	R: 0 E: 0 K: 2 S: 7	H: 0 LOB: 0 BB: 0 P: 7	R: 0 E: 0 K: 0 S: 4	H: 1 LOB: 1 BB: 0 P: 4	R: 0 E: 0 K: 1 S: 5	H: 0 LOB: 0 BB: 0 P: 5	R: 0 E: 0 K: 0 S: 4	H: 1 LOB: 1 BB: 0 P: 4	R: 1 E: 1 K: 0 S: 4	H: 1 LOB: 2 BB: 1 P: 8	R: 1 E: 0 K: 1 S: 7	H: 2 LOB: 2 BB: 1 P: 11	R: 0 E: 0 K: 1 S: 5	H: 0 LOB: 0 BB: 0 P: 5	1B: 5 2B: 0 3B: 0 HR: 0	SF: 1 SAC: 2 DP: 0 HBP: 0	WP: 0 PB: 0 SB: 3 CS: 0	PA: 38		
PITCHER	IP WLS BF H R ER SO BB IBB HBP BLK WP HR S P ERA WHIP																							
Bert Blyleven, R (1, 1) ERA: 0.95	9.0																							
Adrian Devine, R (10, 1) ERA:	1.0	W	3	0	0	0	1	0	0	0	0	0	0	0	0	0	0	0	0	0	0	0	0	0

Cleveland Indians @ Texas Rangers
Arlington Stadium, Arlington, TX
Mon Apr 11 1977, 7:05 PM EST
Att. 25,208 - Unknown

AB	32
R	2
H	5
RBI	2
BB	3
SO	9
LOB	12



livebaseballscorecards.com

Batter	1	2	3	4	5	6	7	8	9	10
Bert Campaneris, R (1, 6) OBP: 0.211, SLG: 0.263	0-0 P6	0-0 FC6-4			0-3 K		0-0 6-3		0-0 S 1B	
Bump Wills, S (1, 4) OBP: 0.316, SLG: 0.294	0-0 E 1B 1B				0-0 CS 1B			0-0 G3	0-0 SF9	
Claudell Washington, L (1, 7) OBP: 0.421, SLG: 0.444	0-0 E 1B			0-0 4-3	0-0 CS	0-3 K		0-0 E FC6-2 1B	4-0 IBB	
Mike Hargrove, L (1, 3) OBP: 0.313, SLG: 0.214	0-0 F6 1-2 2-3			0-0 F7	0-0 FC5-4 1B	0-0 FC5-4 1B		0-0 E5 FC6-2 1B	0-3 K	
Ken Henderson, S (1, 9) OBP: 0.400, SLG: 0.250	0-3 K			0-0 F7	0-0 FC5-4 1B	0-0 FC5-4 1B		4-0 FC6-2 IBB	0-3 K	
Toby Harrah, R (1, 5) OBP: 0.353, SLG: 0.563		4-0 BB		0-0 F7	0-0 FC5-4	0-0 FC5-4		0-0 FC6-2	0-0 IHR	
Tom Grieve, R (1, 10) OBP: 0.375, SLG: 0.714		0-3 K		0-0 HR	0-3 K	0-3 K		0-0 6-3		
Jim Sundberg, R (1, 2) OBP: 0.200, SLG: 0.231		0-0 6-3		0-0 F8			0-0 5-3		0-0 SH2-4 SF9 1B	
John Ellis, R (9, PH) OBP: 0.200, SLG: 0.200										
Sandy Alomar Sr., S (9, PR)										
Bill Fahey, L (10, 2)										
Juan Beniquez, R (1, 8) OBP: 0.533, SLG: 0.545		4-0 FC6-4 BB			0-0 CS 1B		0-0 5-3		0-0 SH2-4	

AB R H RBI BB SO LOB

5 0 1 0 0 1 3

4 0 2 1 0 1 0

4 0 2 0 1 1 0

5 0 2 0 0 1 4

4 0 1 0 1 2 2

4 1 1 1 1 0 5

4 1 1 1 0 2 6

3 0 0 0 0 0 1

1 0 1 0 0 0 0

0 1 0 0 0 0 0

0 0 0 0 0 0 0

2 0 1 0 1 0 0

BOTTOM

Cleveland Indians @ Texas Rangers
Arlington Stadium, Arlington, TX
Mon Apr 11 1977, 7:05 PM EST
Att: 25,208 - Unknown

livebaseballscores.com

AB	36
R	3
H	12
RBI	3
BB	4
SO	8
LOB	21



Inning Stats	R: 0	H: 2	E: 1	K: 1	S: 7	P: 7	R: 0	H: 0	E: 0	K: 1	S: 5	P: 13	R: 0	H: 0	E: 0	K: 1	S: 5	R: 1	H: 1	E: 0	K: 0	S: 4	P: 4	R: 0	H: 2	E: 0	K: 1	S: 5	R: 0	H: 2	E: 0	K: 2	S: 9	R: 0	H: 0	E: 0	K: 0	S: 3	R: 0	H: 2	E: 1	K: 0	S: 5	R: 1	H: 2	E: 0	K: 1	S: 7	R: 0	H: 1	E: 0	K: 1	S: 4	1B: 10	SF: 1	2B: 0	SAC: 1	3B: 0	DP: 0	HR: 2	HBP: 0	WP: 0	PA: 43
Pat Dobson, R (1, 1) ERA: 1.23	IP	WLS	BF	H	R	ER	SO	BB	IBB	HBP	BLK	WP	HR	S	P	ERA	WHIP																																														
Jim Kern, R (8, 1) ERA:	0.2		2	0	0	0	0	0	0	0	0	0	0	2	2	0.00	0.000																																														
Dave LaRoche, L (9, 1) ERA: 12.27	1.1	L	8	3	2	2	2	0	1	0	0	0	0	11	15	13.50	2.250																																														

Batter	1	2	3	4	5	6	7	8	9	AB R H RBI BB SO LOB	TOP									
Rick Manning, L (1, 8) OBP: 0.455, SLG: 0.526	4-0 FC6-4 E 1B BB		0-0 6-3		0-0 1B FC1-6 1B		0-0 SH5-3 1B 1B	4-0 HBP BB		3 3 2 0 2 0 0										
Duane Kuiper, L (1, 4) OBP: 0.400, SLG: 0.421	0-0 FC6-4 1-2 1B		0-0 S 1B		0-0 1-3 FC1-6 1B		0-0 F8	1-0 HBP		4 0 3 1 0 0 1										
Jim Norris, L (1, 9) OBP: 0.368, SLG: 0.579	0-0 FC6-4 E 1B 1-2f 2-3		0-3 K		0-0 1-2f 3-H S FC1-6 S 1B		0-0 1-2 SH5-3	0-0 L7		4 0 0 1 0 1 7										
Rico Carty, R (1, 10) OBP: 0.313, SLG: 0.267	0-0 E6 1B 1-2 3-H		0-3 K		0-0 1-2 S 1B		0-0 2-H 1B		0-0 F9	5 0 2 2 0 1 2										
Andre Thornton, R (1, 3) OBP: 0.176, SLG: 0.125	0-0 1-3 2-H 1B			4-0 BB FC4-6 BB		0-3 S K			0-0 F3	4 0 1 0 1 2 3										
Bill Melton, R (1, 5) OBP: 0.313, SLG: 0.375		0-0 F7		0-0 BB FC4-6 1B 1-2f		0-0 1-2 2-3 1-3		0-0 5-3	0-0 F3	4 1 0 0 0 0 3										
Paul Dade, R (8, 5) OBP: 0.600, SLG: 0.750									0-0 2-3	1 0 0 0 0 0 0										
Buddy Bell, R (1, 7) OBP: 0.412, SLG: 0.647		0-3 K		0-0 1-2 4-3		0-0 6-3		0-0 BB HBP BB 1B		4 1 1 0 0 1 1										
Ray Fosse, R (1, 2) OBP: 0.250, SLG: 0.214		0-0 1B		0-0 2-H 1B		4-0 BB CS BB		0-0 F3		3 0 2 1 1 0 1										
Frank Duffy, R (1, 6) OBP: 0.250, SLG: 0.214		0-3 K		0-0 1-2f FC6-4		0-0 1-2 5-3		4-0 HBP BB BB		3 0 0 0 1 1 3										
Inning Stats	R: 1 E: 1 K: 0 S: 4	H: 2 LOB: 2 BB: 1 P: 8	R: 0 E: 0 K: 2 S: 8	H: 1 LOB: 1 BB: 0 P: 8	R: 0 E: 0 K: 2 S: 8	H: 1 LOB: 1 BB: 1 P: 8	R: 1 E: 0 K: 1 S: 8	H: 3 LOB: 2 BB: 0 P: 8	R: 0 E: 0 K: 0 S: 2	H: 0 LOB: 0 BB: 1 P: 6	R: 1 E: 0 K: 1 S: 7	H: 2 LOB: 1 BB: 0 P: 7	R: 1 E: 0 K: 0 S: 4	H: 1 LOB: 3 BB: 2 P: 13	R: 0 E: 0 K: 0 S: 3	H: 0 LOB: 0 BB: 0 P: 3	1B: 11 2B: 0 3B: 0 HR: 0	SF: 0 SAC: 1 DP: 0 HBP: 1	WP: 0 PB: 0 SB: 3 CS: 1	PA: 42
PITCHER	IP WLS BF H R ER SO BB IBB HBP BLK WP HR S P ERA WHIP																			
Tommy Boggs, R (1, 1) ERA: 6.23	4.1 L 22 8 3 3 4 2 0 0 0 0 0 0 28 36 6.23 2.308																			
Nelson Briles, R (5, 1) ERA:	0.2 2 0 0 0 1 0 0 0 0 0 0 0 4 4 0.00 0.000																			
Mike Wallace, L (6, 1) ERA: 6.75	2.2 13 3 2 2 1 3 0 0 0 0 0 0 12 24 6.75 2.250																			
Paul Lindblad, L (8, 1) ERA:	1.1 5 0 0 0 0 0 0 0 1 0 0 0 4 5 0.00 0.000																			

Cleveland Indians @ Texas Rangers
Arlington Stadium, Arlington, TX
Wed Apr 13 1977, 7:05 PM EST
Att. 12,260 - Unknown

livebaseballscorecards.com

AB	35
R	5
H	11
RBI	5
BB	5
SO	6
LOB	21



Batter	1	2	3	4	5	6	7	8	9	AB	R	H	RBI	BB	SO	LOB
Bert Campaneris, R OBP: 0.174, SLG: 0.217 (1, 6)	0-3 K		0-0 P4		0-0 F9			0-0 F8		4	0	0	0	0	1	0
Bump Wills, S OBP: 0.261, SLG: 0.238 (1, 4)	0-0 F8		0-0 4-3			0-0 G3			0-3 K	4	0	0	0	0	1	0
Claudell Washington, L OBP: 0.478, SLG: 0.500 (1, 7)	0-0 1B		0-0 S 1B			0-0 F8			0-0 1B HR 1B	4	1	3	0	0	0	0
Mike Hargrove, L OBP: 0.350, SLG: 0.278 (1, 3)	0-0 1-3 1B		0-0 F8 1-2			0-0 4-3			0-0 1-2 HR 1B	4	1	2	0	0	0	1
Ken Henderson, S OBP: 0.333, SLG: 0.250 (1, 9)	0-3 K			0-0 F7			0-0 FC5-4 1B		0-0 F9	4	0	1	0	0	1	4
Toby Harrah, R OBP: 0.333, SLG: 0.650 (1, 5)		0-0 F7		0-0 P6			0-0 FC5-4 G4-6-3		0-0 HR	4	1	1	3	0	0	1
Tom Grieve, R OBP: 0.316, SLG: 0.588 Dave May, L OBP: 0.600, SLG: 0.500 (9, PH)		0-3 K		0-0 L7			0-0 G4-6-3		4-0 BB	3	0	0	0	0	1	1
Jim Sundberg, R OBP: 0.222, SLG: 0.250 Roy Howell, L (9, PH)		0-0 1B			0-0 F9			0-0 P4	0-0 4-3	3	0	1	0	0	0	0
Juan Beniquez, R OBP: 0.444, SLG: 0.429 (1, 8)		0-3 K			0-0 F8			0-0 F8		3	0	0	0	0	1	1

Inning Stats	R: 0	H: 2	E: 0	K: 2	S: 9	LOB: 2	BB: 0	P: 9	R: 0	H: 1	E: 0	K: 2	S: 8	LOB: 1	BB: 0	P: 8	R: 0	H: 1	E: 0	K: 0	S: 4	LOB: 1	BB: 0	P: 4	R: 0	H: 0	E: 0	K: 0	S: 3	LOB: 0	BB: 0	P: 3	R: 0	H: 0	E: 0	K: 0	S: 3	LOB: 0	BB: 0	P: 3	R: 0	H: 1	E: 0	K: 0	S: 3	LOB: 0	BB: 0	P: 3	R: 0	H: 0	E: 0	K: 0	S: 3	LOB: 0	BB: 0	P: 3	R: 0	H: 0	E: 0	K: 0	S: 3	LOB: 0	BB: 0	P: 3	R: 3	H: 3	E: 0	K: 1	S: 8	LOB: 1	BB: 1	P: 12	1B: 7	2B: 0	3B: 0	HR: 1	SF: 0	SAC: 0	DP: 1	HBP: 0	WP: 0	PA: 35
PITCHER Dennis Eckersley, R ERA: 3.5 (1, 1)	IP	WLS	BF	H	R	ER	SO	BB	IBB	HBP	BLK	WP	HR	S	P	ERA	WHIP																																																																	
	9.0	W	35	8	3	3	5	1	0	0	0	0	1	44	48	3.00	1.000																																																																	
																		PITCHER	IP	WLS	BF	H	R	ER	SO	BB	IBB	HBP	BLK	WP	HR	S	P	ERA	WHIP																																															

BOTTOM

Cleveland Indians @ Texas Rangers
Arlington Stadium, Arlington, TX

Wed Apr 13 1977, 7:05 PM EST
Att. 12,260 - Unknown

livebaseballscores.com

AB	34
R	3
H	8
RBI	3
BB	1
SO	5
LOB	9



Batter	1	2	3	4	5	6	7	8	9	AB R H RBI BB SO LOB	TOP											
Rick Burleson, R (1, 6) OBP: 0.440, SLG: 0.478	0-0 WP 3B 1B		0-0 1B		0-0 2B 1B	0-0 F7		0-3 K		5 2 3 0 0 1 1												
Denny Doyle, L (1, 4) OBP: 0.235, SLG: 0.294	0-0 WP 3B 1B		0-3 K		0-0 2B 1B	0-0 F7		0-0 F6		5 1 2 1 0 1 1												
Jim Rice, R (1, 10) OBP: 0.333, SLG: 0.333	0-0 1-H 2-H FC4-5-2 3B		0-0 F4		0-0 F7		0-0 HR 1B		0-0 L4	5 1 2 2 0 0 2												
Carl Yastrzemski, L (1, 7) OBP: 0.500, SLG: 0.737	0-0 G3			0-0 2-3	0-0 2B		0-0 1-H HR		0-0 4-3	5 1 2 3 0 0 1												
George Scott, R (1, 3) OBP: 0.304, SLG: 0.286	0-0 FC4-5-2			0-0 F3	4-0 IBB		0-0 5-3		0-0 5-3	4 0 0 0 1 0 1												
Carlton Fisk, R (1, 2) OBP: 0.353, SLG: 0.357	0-0 3-H 6-3			0-0 2B	0-3 K		0-3 K			4 0 1 0 0 2 4												
Dwight Evans, R (1, 9) OBP: 0.455, SLG: 0.810		0-0 1-3		0-0 6-3		0-0 SH1-4 1B		0-0 HR		4 2 2 1 0 0 1												
Butch Hobson, R (1, 5) OBP: 0.143, SLG: 0.150		0-0 4-3			0-0 L7	0-0 SH1-4		0-0 6-3		3 0 0 0 0 0 0												
Rick Miller, L (1, 8) OBP: 0.375, SLG: 0.286		0-0 4-3			4-0 1B BB	0-0 1B		0-3 K		3 1 1 1 1 1 0												
Inning Stats	R: 2 E: 0 K: 0 S: 6	H: 3 LOB: 1 BB: 0 P: 6	R: 0 E: 0 K: 0 S: 3	H: 0 LOB: 0 BB: 0 P: 3	R: 0 E: 0 K: 1 S: 5	H: 1 LOB: 0 BB: 0 P: 5	R: 0 E: 0 K: 0 S: 4	H: 1 LOB: 1 BB: 0 P: 4	R: 2 E: 0 K: 1 S: 8	H: 3 LOB: 3 BB: 2 P: 16	R: 1 E: 0 K: 0 S: 5	H: 2 LOB: 1 BB: 0 P: 5	R: 3 E: 0 K: 1 S: 8	H: 3 LOB: 0 BB: 0 P: 8	R: 0 E: 0 K: 2 S: 7	H: 0 LOB: 0 BB: 0 P: 7	R: 0 E: 0 K: 0 S: 3	H: 0 LOB: 0 BB: 0 P: 3	1B: 8 2B: 2 3B: 1 HR: 2	SF: 0 SAC: 1 DP: 0 HBP: 0	WP: 1 PB: 0 SB: 0 CS: 0	PA: 41
PITCHER	IP WLS BF H R ER SO BB IBB HBP BLK WP HR S P ERA WHIP																					
Wayne Garland, R (1, 1) ERA: 7.71	4.2 L 23 8 4 4 1 1 1 0 0 1 0 23 31 7.71 1.929																					
Tom Buskey, R (5, 1) ERA: 14.54	2.1 12 5 4 4 2 0 0 0 0 0 2 16 16 15.43 2.143																					
Don Hood, L (8, 1) ERA:	2.0 6 0 0 0 2 0 0 0 0 0 0 10 10 0.00 0.000																					

Boston Red Sox @ Cleveland Indians
Cleveland Municipal Stadium, Cleveland, OH
 Sat Apr 16 1977, 3:33 AM EST
 Att: 51,165 - Unknown

livebaseballscorecards.com

AB 38
R 8
H 13
RBI 8
BB 2
SO 5
LOB 11



BOTTOM

Boston Red Sox @ Cleveland Indians
Cleveland Municipal Stadium, Cleveland, OH

Sat Apr 16 1977, 3:33 AM EST
Att. 51,165 - Unknown

livebaseballscorecards.com

AB	34
R	4
H	7
RBI	2
BB	5
SO	4
LOB	14



WP:	0	PA:	40
PB:	0		
SB:	1		
CS:	1		

AB R H RBI BB SO LOB

5	1	1	0	0	0	1
3	0	2	1	2	0	0
3	0	0	1	2	0	3
4	0	0	0	0	0	4
4	0	0	0	0	3	0
4	0	0	0	0	0	1
3	1	2	0	1	0	0
3	1	1	0	0	0	2
1	0	0	0	0	0	2
0	0	0	0	0	0	0
3	1	1	0	0	0	1
1	0	0	0	0	1	0

Batter	1	2	3	4	5	6	7	8	9
Rick Manning, L (1, 8) OBP: 0.407, SLG: 0.458	0-0 F7		0-0 6-3		0-0 BB BB 1B		0-0 E1 1B G4-6-3		0-0 5-3
Duane Kuiper, L (1, 4) OBP: 0.480, SLG: 0.455	0-0 F7		0-0 1B		4-0 BB 1B		0-0 G4-6-3 1B		4-0 BB
Jim Norris, L (1, 9) OBP: 0.375, SLG: 0.500	4-0 S BB		0-0 F7		4-0 BB		0-0 G4-6-3 1-2f 3-H		0-0 L8
Rico Carty, R (1, 10) OBP: 0.250, SLG: 0.211	0-0 F8 1-2			0-0 F7	0-0 F3		0-0 F3		
Andre Thornton, R (1, 3) OBP: 0.143, SLG: 0.100		0-3 K		0-3 K		0-3 K		0-0 E5 FC6-4	
Bill Melton, R (1, 5) OBP: 0.250, SLG: 0.300		0-0 5-3		0-0 F9		0-0 F9		0-0 FC6-4 2B 1-2f FC6-2	
Buddy Bell, R (1, 7) OBP: 0.476, SLG: 0.700		4-0 BB			0-0 1B BB 1B	0-0 F9		0-0 FC6-2 1-3 2B	
Ray Fosse, R (1, 2) OBP: 0.263, SLG: 0.235					0-0 F7		0-0 E 1B 1B	0-0 FC6-2 CS	
John Lowenstein, L (8, PH) OBP: 0.667, SLG: 0.500								2-3 3-H	
Fred Kendall, R (9, 2)								0-0 CS	
Frank Duffy, R (1, 6) OBP: 0.412, SLG: 0.091			0-0 P9		0-0 F3		0-0 E 1B 1B	0-0 CS	0-3 K
Larvell Blanks, R (8, PH)								1-2	

Inning Stats	R: 0	H: 0	E: 0	K: 0	S: 3	R: 0	H: 0	E: 0	K: 1	S: 5	R: 0	H: 1	E: 0	K: 0	S: 4	R: 0	H: 0	E: 0	K: 1	S: 5	R: 1	H: 2	E: 0	K: 0	S: 5	R: 0	H: 0	E: 0	K: 1	S: 5	R: 3	H: 3	E: 1	K: 0	S: 6	R: 0	H: 1	E: 1	K: 0	S: 4	R: 0	H: 0	E: 0	K: 1	S: 5	R: 0	H: 0	E: 0	K: 1	S: 9	1B: 6	SF: 0	2B: 1	SAC: 0	3B: 0	DP: 1	HR: 0	HBP: 0	WP: 0	PA: 40
--------------	------	------	------	------	------	------	------	------	------	------	------	------	------	------	------	------	------	------	------	------	------	------	------	------	------	------	------	------	------	------	------	------	------	------	------	------	------	------	------	------	------	------	------	------	------	------	------	------	------	------	-------	-------	-------	--------	-------	-------	-------	--------	-------	--------

PITCHER	IP	WLS	BF	H	R	ER	SO	BB	IBB	HBP	BLK	WP	HR	S	P	ERA	WHIP
Luis Tiant, R (1, 1) ERA: 1.8	5.0	W	22	3	1	1	2	4	0	0	0	0	0	22	38	1.80	1.400
Bob Stanley, R (6, 1) ERA: 2.25	4.0	S	17	4	3	1	2	1	0	0	0	0	0	20	24	2.25	1.250

Batter	1	2	3	4	5	6	7	8	9	AB R H RBI BB SO LOB	TOP							
Rick Burleson, R (1, 6) OBP: 0.433, SLG: 0.481	0-0 2B		0-0 F5		0-0 5-3	0-0 1-3		4-0 BB		4 0 1 0 1 0 2	Boston Red Sox @ Cleveland Indians Cleveland Municipal Stadium, Cleveland, OH Sun Apr 17 1977, 3:33 AM EST Unknown - 67 F							
Denny Doyle, L (1, 4) OBP: 0.318, SLG: 0.455	0-0 F6		0-0 1B		0-0 1B 3B		0-0 E 1B	0-0 1-3		5 2 3 0 0 0 2								
Jim Rice, R (1, 10) OBP: 0.345, SLG: 0.346	0-0 5-3		0-0 F7		0-0 1B		0-0 L8		0-0 G4-3 1B	5 0 2 1 0 0 3								
Carl Yastrzemski, L (1, 7) OBP: 0.480, SLG: 0.696	4-0 IBB		0-0 F6		0-0 F5		0-0 E7 1B 2B		0-0 G4-3 1-2f	4 1 1 1 1 0 3								
George Scott, R (1, 3) OBP: 0.321, SLG: 0.280	0-3 K			0-3 K		4-0 1B 1B SF8 BB	0-3 K		0-0 HBP 1B	4 1 1 0 1 3 3								
Carlton Fisk, R (1, 2) OBP: 0.455, SLG: 0.412		4-0 5-3 BB		0-3 K		0-0 SF8 1B 1B	0-0 1B		1-0 1-2 HBP	3 0 2 1 1 1 0								
Dwight Evans, R (1, 9) OBP: 0.444, SLG: 0.731		0-0 5-3 1-2		0-0 S 1B		0-0 SF8 1B	0-0 G3		0-3 K	5 0 2 0 0 1 4								
Butch Hobson, R (1, 5) OBP: 0.120, SLG: 0.130		0-0 5-3		0-3 K 1-2		0-0 SF8		0-0 F8		3 0 0 1 0 1 2								
Rick Miller, L (1, 8) OBP: 0.250, SLG: 0.182		0-0 P7			0-0 L9	0-0 6-3		0-3 K		4 0 0 0 0 1 3								
Inning Stats	R: 0 H: 1 E: 0 K: 1 S: 6	H: 1 LOB: 2 BB: 1 P: 10	R: 0 H: 0 E: 0 K: 0 S: 3	H: 0 LOB: 1 BB: 1 P: 7	R: 0 H: 1 E: 0 K: 3 S: 4	H: 1 LOB: 1 BB: 0 P: 10	R: 1 H: 2 E: 0 K: 0 S: 5	H: 2 LOB: 1 BB: 0 P: 5	R: 1 H: 2 E: 0 K: 1 S: 5	H: 2 LOB: 2 BB: 1 P: 9	R: 2 H: 3 E: 1 K: 1 S: 8	H: 3 LOB: 1 BB: 0 P: 8	R: 0 H: 0 E: 0 K: 1 S: 5	H: 0 LOB: 1 BB: 1 P: 9	R: 0 H: 2 E: 0 K: 1 S: 6	H: 2 LOB: 2 BB: 0 P: 7	1B: 9 SF: 1 2B: 2 SAC: 0 3B: 1 DP: 1 HR: 0 HBP: 1	WP: 0 PA: 43 PB: 0 SB: 1 CS: 0
PITCHER	IP WLS BF H R ER SO BB IBB HBP BLK WP HR S P ERA WHIP																	
Al Fitzmorris, R (1, 1) ERA: 3.65	6.1 L 30 8 3 3 4 2 1 0 0 0 0 35 47 4.26 1.579																	
Rick Waits, L (7, 1) ERA:	0.0 1 1 0 0 0 0 0 0 0 0 0 1 1 ∞ ∞																	
Jim Kern, R (7, 1) ERA:	2.2 12 3 1 1 3 1 0 1 0 0 0 16 21 3.38 1.500																	

livebaseballscorecards.com

AB	37
R	4
H	12
RBI	4
BB	4
SO	7
LOB	22



Batter	1	2	3	4	5	6	7	8	9	AB R H RBI BB SO LOB
--------	---	---	---	---	---	---	---	---	---	----------------------

Rick Manning, L (1, 8) <small>OBP: 0.387, SLG: 0.429</small>	0-0 6-3 		0-0 		0-0 4-3 			0-0 F7 		4 0 1 0 0 0 1
Duane Kuiper, L (1, 4) <small>OBP: 0.483, SLG: 0.440</small>	0-0 L6 		0-0 			4-0 			0-0 6-3 	3 0 1 0 1 0 0
Jim Norris, L (1, 9) <small>OBP: 0.321, SLG: 0.423</small>	0-0 4-3 		0-0 F8 			0-0 G3-6-3 			0-0 G3 	4 0 0 0 0 0 3
Rico Carty, R (1, 10) <small>OBP: 0.208, SLG: 0.174</small>		0-3 K 		0-0 5-3 		0-0 G3 			0-3 K 	4 0 0 0 0 2 0
Buddy Bell, R (1, 7) <small>OBP: 0.458, SLG: 0.636</small>		4-0 		0-0 6-3 			0-3 K 			2 0 0 0 1 1 0
Bill Melton, R (1, 5) <small>OBP: 0.227, SLG: 0.273</small> Paul Dade, R (7, PH) <small>OBP: 0.500, SLG: 0.600</small> (8, 5)		0-0 G6-4-3 		0-0 F5 			0-0 4-3 			2 0 0 0 0 0 1 1 0 0 0 0 0 0
Andre Thornton, R (1, 3) <small>OBP: 0.208, SLG: 0.391</small>			0-0 		0-0 			0-0 L6 		3 1 2 1 0 0 0
Larvell Blanks, R (1, 6)			0-0 L8 		0-3 K 			0-0 F9 		3 0 0 0 0 1 1
Ray Fosse, R (1, 2) <small>OBP: 0.227, SLG: 0.200</small>			0-0 F9 		0-0 6-3 			0-0 F7 		3 0 0 0 0 0 1

Inning Stats	R: 0 H: 0 E: 0 K: 0 S: 3	H: 0 LOB: 0 BB: 0 P: 3	R: 0 H: 0 E: 0 K: 1 S: 4	H: 0 LOB: 0 BB: 1 P: 8	R: 1 H: 3 E: 0 K: 0 S: 6	H: 3 LOB: 2 BB: 0 P: 6	R: 0 H: 0 E: 0 K: 0 S: 3	H: 0 LOB: 0 BB: 0 P: 3	R: 0 H: 1 E: 0 K: 1 S: 6	H: 1 LOB: 1 BB: 0 P: 6	R: 0 H: 0 E: 0 K: 0 S: 2	H: 0 LOB: 0 BB: 1 P: 6	R: 0 H: 0 E: 0 K: 1 S: 5	H: 0 LOB: 0 BB: 0 P: 5	R: 0 H: 0 E: 0 K: 0 S: 3	H: 0 LOB: 0 BB: 0 P: 3	R: 0 H: 0 E: 0 K: 1 S: 5	H: 0 LOB: 0 BB: 0 P: 5	1B: 2 2B: 0 3B: 1 HR: 1	SF: 0 SAC: 0 DP: 2 HBP: 0	WP: 0 PB: 0 SB: 0 CS: 0	PA: 31
--------------	--------------------------	------------------------	--------------------------	------------------------	--------------------------	------------------------	--------------------------	------------------------	--------------------------	------------------------	--------------------------	------------------------	--------------------------	------------------------	--------------------------	------------------------	--------------------------	------------------------	-------------------------	---------------------------	-------------------------	--------

PITCHER	Reggie Cleveland, R (1, 1) <small>ERA: 2.25</small>	IP: 9.0 WLS: W BF: 31 H: 4 R: 1 ER: 1 SO: 4 BB: 2 IBB: 0 HBP: 0 BLK: 0 WP: 0 HR: 1 S: 37 P: 45 ERA: 1.00 WHIP: 0.667	PITCHER		IP: WLS: BF: H: R: ER: SO: BB: IBB: HBP: BLK: WP: HR: S: P: ERA: WHIP
---------	---	--	---------	--	---

BOTTOM

Boston Red Sox @ Cleveland Indians
 Cleveland Municipal Stadium, Cleveland, OH
 Sun Apr 17 1977, 3:33 AM EST
 Unknown - 67 F

AB	29
R	1
H	4
RBI	1
BB	2
SO	4
LOB	7



WP: 0	PA: 31
PB: 0	
SB: 0	
CS: 0	

Boston Red Sox @ Cleveland Indians
Cleveland Municipal Stadium, Cleveland, OH

Sun Apr 17 1977, 3:38 AM EST
 Att: 15,439 - Unknown

livebaseballscorecards.com

AB	34
R	5
H	9
RBI	5
BB	0
SO	7
LOB	7



Batter	1	2	3	4	5	6	7	8	9	AB	R	H	RBI	BB	SO	LOB
Rick Burleson, R (1, 6) OBP: 0.382, SLG: 0.419	0-0 L1		0-0 F9-3		0-0 6-3		0-0 6-3			4	0	0	0	0	0	1
Denny Doyle, L (1, 4) OBP: 0.308, SLG: 0.423	0-0 F8			0-0 1-3	0-0 WP 1B			0-3 K		4	0	1	0	0	1	0
Jim Rice, R (1, 10) OBP: 0.394, SLG: 0.433	0-0 2B			0-0 1B 1B	0-3 K 1B			0-0 G4-6-3 1B		4	1	3	0	0	1	1
Carl Yastrzemski, L (1, 7) OBP: 0.448, SLG: 0.630	0-0 F9			0-0 1B 1B	0-0 1-3 1B			0-0 G4-6-3 1-2f		4	1	1	0	0	0	3
George Scott, R (1, 3) OBP: 0.313, SLG: 0.276		0-0 6-3		0-0 1B HR 1B		0-0 6-3			0-0 4-3	4	1	1	1	0	0	0
Carlton Fisk, R (1, 2) OBP: 0.423, SLG: 0.381		0-0 F6		0-0 1-2 3-H HR 1B		0-0 F7			0-0 F4	4	1	1	1	0	0	0
Dwight Evans, R (1, 9) OBP: 0.387, SLG: 0.633 (7, 8)		0-0 F9		0-3 K		0-0 1-3			0-0 F5	4	0	0	0	0	1	2
Butch Hobson, R (1, 5) OBP: 0.143, SLG: 0.269			0-3 K	0-0 1-H 2-H HR			0-3 K			3	1	1	3	0	2	0
Rick Miller, L (1, 8) OBP: 0.286, SLG: 0.231 Bobby Darwin, R (7, PH) (7, 9)			0-0 F9-3 1B	0-3 K			0-3 K			2	0	1	0	0	1	0
										1	0	0	0	0	1	0

Inning	1	2	3	4	5	6	7	8	9	1B	2B	3B	HR	SF	SAC	DP	HBP	WP	PA
1	R: 0 H: 1 E: 0 LOB: 1 K: 0 BB: 0 S: 4 P: 4	R: 0 H: 0 E: 0 LOB: 0 K: 0 BB: 0 S: 3 P: 3	R: 0 H: 1 E: 0 LOB: 0 K: 1 BB: 0 S: 5 P: 5	R: 5 H: 5 E: 0 LOB: 0 K: 2 BB: 0 S: 12 P: 12	R: 0 H: 1 E: 0 LOB: 1 K: 1 BB: 0 S: 6 P: 6	R: 0 H: 0 E: 0 LOB: 0 K: 0 BB: 0 S: 3 P: 3	R: 0 H: 0 E: 0 LOB: 0 K: 2 BB: 0 S: 7 P: 7	R: 0 H: 1 E: 0 LOB: 0 K: 1 BB: 0 S: 5 P: 5	R: 0 H: 0 E: 0 LOB: 0 K: 0 BB: 0 S: 3 P: 3	7	2	0	1	0	0	2	0	1	34

PITCHER	IP	WLS	BF	H	R	ER	SO	BB	IBB	HBP	BLK	WP	HR	S	P	ERA	WHIP
Jim Bibby, R (1, 1) ERA: 7.5	6.0	W	25	8	5	5	4	0	0	0	0	1	1	33	33	7.50	1.333
Dave LaRoche, L (7, 1) ERA: 6.75	3.0	S	9	1	0	0	3	0	0	0	0	0	0	15	15	0.00	0.333

Batter	1	2	3	4	5	6	7	8	9
Rick Manning, L OBP: 0.389, SLG: 0.424 (1, 8)	0-0 1B 1B	0-0 6-3		0-0 1B		0-0 B3-1		0-0 6-3	
Duane Kuiper, L OBP: 0.471, SLG: 0.414 (1, 4)	0-0 1B 1B	4-0 BB		0-0 4-3		0-0 4-3		0-0 F8	
Jim Norris, L OBP: 0.344, SLG: 0.448 Charlie Spikes, R OBP: 0.333, SLG: 0.333 (8, PH) (9, 9)	4-0 1B 1B	0-0 1-3			0-0 L8		0-0 E 2B	0-0 6-3	
John Lowenstein, L OBP: 0.714, SLG: 0.833 (1, 10)	0-0 SH1-3 1B 1B		0-0 L4		0-0 2B 2B		0-0 E 1B 1B		
Paul Dade, R OBP: 0.500, SLG: 0.667 (1, 5)	0-0 SH1-3 1B 1B		0-3 K		0-0 2B		0-0 F9		
Buddy Bell, R OBP: 0.444, SLG: 0.600 (1, 7)	0-0 SH1-3 1B 1B		0-0 L1-3		0-0 F7		0-0 E9 1B 1B		
Andre Thornton, R OBP: 0.250, SLG: 0.385 (1, 3)	0-0 G6-3 1B 1B			0-0 F3	4-0 BB		0-0 F5		
Fred Kendall, R OBP: 0.400, SLG: 1.000 (1, 2)	0-0 G6-3 1B 1B			0-0 HR	0-3 K		4-0 BB		
Frank Duffy, R OBP: 0.333, SLG: 0.067 (1, 6)		0-0 5-3		0-0 5-3		0-3 K	0-0 1-3		

Inning Stats	R: 5 E: 0 K: 0 S: 7	H: 5 LOB: 0 BB: 1 P: 11	R: 0 E: 0 K: 0 S: 3	H: 0 LOB: 1 BB: 1 P: 7	R: 0 E: 0 K: 1 S: 5	H: 0 LOB: 0 BB: 0 P: 5	R: 1 E: 0 K: 0 S: 5	H: 2 LOB: 1 BB: 0 P: 5	R: 1 E: 0 K: 1 S: 7	H: 2 LOB: 2 BB: 1 P: 11	R: 0 E: 0 K: 1 S: 5	H: 0 LOB: 0 BB: 0 P: 5	R: 3 E: 2 K: 0 S: 6	H: 3 LOB: 1 BB: 1 P: 10	R: 0 E: 0 K: 0 S: 3	H: 0 LOB: 0 BB: 0 P: 3
--------------	------------------------------	----------------------------------	------------------------------	---------------------------------	------------------------------	---------------------------------	------------------------------	---------------------------------	------------------------------	----------------------------------	------------------------------	---------------------------------	------------------------------	----------------------------------	------------------------------	---------------------------------

PITCHER	IP	WLS	BF	H	R	ER	SO	BB	IBB	HBP	BLK	WP	HR	S	P	ERA	WHIP
Rick Wise, R ERA: 54.0 (1, 1)	0.1		7	5	5	5	0	1	0	0	0	0	0	6	10	135.00	18.000
Tom Murphy, R ERA: 3.18 (1, 1)	4.1	L	18	4	2	2	1	2	0	0	0	0	1	18	26	4.15	1.385
Bill Campbell, R ERA: 12.0 (5, 1)	2.1		11	3	3	1	2	1	0	0	0	0	0	14	18	3.86	1.714
Tom House, L ERA: 33.75 (8, 1)	1.0		3	0	0	0	0	0	0	0	0	0	0	3	3	0.00	0.000

BOTTOM

Boston Red Sox @ Cleveland Indians
Cleveland Municipal Stadium, Cleveland, OH

Sun Apr 17 1977, 3:38 AM EST
Att. 15,439 - Unknown

AB	R	H	RBI	BB	SO	LOB
5	1	2	0	0	0	0
4	1	1	0	1	0	1
3	2	1	0	1	0	1
1	0	0	0	0	0	0
4	3	3	1	0	0	0
4	1	2	3	0	1	1
3	1	1	0	0	0	1
3	0	1	2	1	0	0
3	1	1	1	1	1	3
4	0	0	0	0	1	1

AB	34
R	10
H	12
RBI	7
BB	4
SO	3
LOB	8

livebaseballscorecards.com

C

WP: 0	PA: 39
PB: 0	
SB: 1	
CS: 0	

Batter	1	2	3	4	5	6	7	8	9	AB R H RBI BB SO LOB	TOP
Rick Manning, L (1, 8) OBP: 0.400, SLG: 0.400	4-0 1B SF9 BB		x 0-0 F7			x 4-0 1B CS BB		x 0-0 F3		2 2 0 0 2 0 1	
Duane Kuiper, L (1, 4) OBP: 0.447, SLG: 0.394	0-0 1-3 G4-6-3 1B		x 0-0 F8			x 0-0 F8		x 0-0 4-3		4 0 1 0 0 0 2	
Paul Dade, R (1, 5) OBP: 0.500, SLG: 0.750	0-0 SF9			x 0-0 CS 2B		x 0-0 CS 1B			x 0-0 F8	3 0 2 1 0 0 0	
Rico Carty, R (1, 10) OBP: 0.214, SLG: 0.222	0-0 G4-6-3 1-2f			x 0-0 5-3 2-3		x 0-0 5-3 1-2 3-H			x 0-0 1B 2B	4 1 1 0 0 0 3	
Buddy Bell, R (1, 7) OBP: 0.419, SLG: 0.536		0-3 K		x 0-0 6-3			x 0-0 F9		x 4-0 1B BB	3 0 0 0 1 1 0	
Andre Thornton, R (1, 3) OBP: 0.226, SLG: 0.345		0-0 5-3			x 0-0 F7		x 0-0 5-3		x 0-0 P6	3 0 0 0 0 0 0	
John Lowenstein, L (9, PH) OBP: 0.625, SLG: 0.714										1 0 0 0 0 0 2	
Charlie Spikes, R (1, 9) OBP: 0.500, SLG: 0.500		0-0 CS 1B			x 0-0 2-3		x 0-0 FC5-4 1B		x 0-0 1-3 2-H 1B	3 0 2 0 0 0 0	
Jim Norris, L (9, PH) OBP: 0.364, SLG: 0.467										1 0 1 1 0 0 0	
Ray Fosse, R (1, 2) OBP: 0.231, SLG: 0.208		0-0 CS 1-2	x 0-0 1B		x 0-3 K		x 0-0 FC5-4 1-2f		x 0-0 F3	4 0 1 0 0 1 3	
Frank Duffy, R (1, 6) OBP: 0.304, SLG: 0.059			x 0-0 F8			x 0-0 6-3		x 0-0 F3		2 0 0 0 0 0 1	
Larvell Blanks, R (8, PH) (8, 6)										1 0 0 0 0 0 0	
Inning Stats	R: 1 H: 1 E: 0 LOB: 0 K: 0 BB: 1 S: 3 P: 7	R: 0 H: 1 E: 0 LOB: 0 K: 1 BB: 0 S: 5 P: 5	R: 0 H: 1 E: 0 LOB: 1 K: 0 BB: 0 S: 4 P: 4	R: 0 H: 1 E: 0 LOB: 0 K: 0 BB: 0 S: 3 P: 3	R: 0 H: 0 E: 0 LOB: 0 K: 1 BB: 0 S: 5 P: 5	R: 1 H: 1 E: 0 LOB: 1 K: 0 BB: 1 S: 4 P: 8	R: 0 H: 1 E: 0 LOB: 1 K: 0 BB: 0 S: 4 P: 4	R: 0 H: 0 E: 0 LOB: 0 K: 0 BB: 0 S: 3 P: 3	R: 1 H: 2 E: 0 LOB: 2 K: 0 BB: 1 S: 5 P: 9	1B: 6 SF: 1 2B: 2 SAC: 0 3B: 0 DP: 1 HR: 0 HBP: 0	WP: 0 PA: 36 PB: 0 SB: 1 CS: 4
PITCHER	IP WLS BF H R ER SO BB IBB HBP BLK WP HR S P ERA WHIP										
Rudy May, L (1, 1) ERA: 3.2	8.0 W 29 6 2 1 2 2 0 0 0 0 0 0 31 39 1.12 1.000										
Fred Holdsworth, R (9, 1) ERA: 9.0	0.1 3 1 1 1 0 1 0 0 0 0 0 0 2 6 27.00 6.000										
Dyar Miller, R (9, 1) ERA:	0.2 S 3 1 0 0 0 0 0 0 0 0 0 0 3 3 0.00 1.500										

Cleveland Indians @ Baltimore Orioles
Memorial Stadium, Baltimore, MD
 Mon Apr 18 1977, 6:05 PM EST
 Att. 6,466 - Unknown

livebaseballscorecards.com

AB	31
R	3
H	8
RBI	2
BB	3
SO	2
LOB	12



Batter	1	2	3	4	5	6	7	8	9
Al Bumbry, L OBP: 0.344, SLG: 0.448 (1, 7) X	0-0 4-3 ①		0-0 HR ②		0-0 1-3 ②		4-0 SH3 BB ③	0-3 K ③	
Billy Smith, S OBP: 0.571, SLG: 0.769 (1, 4) S S S	0-3 K2-3 ②		0-0 G3 ②		0-0 4-3 ③		0-0 SH3 1-2 ①		
Ken Singleton, S OBP: 0.471, SLG: 0.423 (1, 9) X	0-0 F5 ③		0-0 4-3 ③			4-0 HR BB ③	0-3 K ②		
Doug DeCinces, R OBP: 0.364, SLG: 0.536 (1, 5)		0-0 F7 ①		0-0 4-3 ①		0-0 HR 1-H ①	4-0 IBB ③		
Eddie Murray, S OBP: 0.303, SLG: 0.387 (1, 10) X		0-0 FC4-6 1B ②		0-0 5-3 1B ②		0-0 HR ①	0-3 K ③		
Lee May, R OBP: 0.185, SLG: 0.120 (1, 3)		0-0 FC4-6 FC5 1B 1-2f ②		0-0 5-3 1-2 ②		0-0 F9 ①		0-0 F9 ①	
Tony Muser, L OBP: 0.400, SLG: 0.600 (9, 3)									
Larry Harlow, L OBP: 0.333, SLG: 0.500 (1, 8) X		0-0 1-2 1B ②		0-0 4-3 ③		0-0 S 1B ②		0-0 CS S 1B ②	
Rick Dempsey, R OBP: 0.259, SLG: 0.280 (1, 2) X		0-0 FC5 2-3f ③			0-0 5-3 ①	0-0 F7 1-2 ②		0-0 HBP 1B ②	
Mark Belanger, R OBP: 0.292, SLG: 0.150 (1, 6) X			0-0 6-3 ①		0-0 1-3 S 1B ①	0-3 K ③		1-0 HBP ③	

Inning Stats	R: 0	H: 0	E: 0	K: 1	S: 5	L: 0	LOB: 0	BB: 0	P: 5	R: 0	H: 2	E: 0	K: 0	S: 5	R: 1	H: 1	E: 0	K: 0	S: 4	R: 0	H: 1	E: 0	K: 0	S: 4	R: 0	H: 1	E: 0	K: 0	S: 4	R: 3	H: 3	E: 0	K: 1	S: 8	R: 0	H: 0	E: 0	K: 2	S: 7	R: 0	H: 2	E: 0	K: 1	S: 6
	0	0	0	1	5	0	0	0	5	0	2	0	0	5	1	1	0	0	4	0	1	3	0	0	4	0	3	0	3	0	12	0	0	0	15	0	2	0	0	7	0	2	0	7

AB	R	H	RBI	BB	SO	LOB
4	1	1	1	1	1	3
3	0	0	0	0	1	1
3	1	0	0	1	1	1
3	1	1	2	1	0	0
4	1	3	1	0	1	2
4	0	0	0	0	0	2
0	0	0	0	0	0	0
4	0	3	0	0	0	1
4	0	1	0	0	0	3
3	0	1	0	0	1	1

WP	HR	S	P	ERA	WHIP
0	3	24	28	7.20	1.600
0	0	6	10	0.00	2.000
0	0	9	13	0.00	0.750
0	0	4	5	0.00	1.500

BOTTOM

Cleveland Indians @ Baltimore Orioles
Memorial Stadium, Baltimore, MD

Mon Apr 18 1977, 6:05 PM EST
Att. 6,466 - Unknown

livebaseballscorecards.com

AB	32
R	4
H	10
RBI	4
BB	3
SO	5
LOB	14



PITCHER	IP	WLS	BF	H	R	ER	SO	BB	IBB	HBP	BLK	WP	HR	S	P	ERA	WHIP
Pat Dobson, R ERA: 3.65 (1, 1)	5.0	L	23	7	4	4	1	1	0	0	0	0	3	24	28	7.20	1.600
Tom Buskey, R ERA: 11.81 (6, 1)	1.0		5	1	0	0	1	1	0	0	0	0	0	6	10	0.00	2.000
Rick Waits, L ERA: 6.75 (7, 1)	1.1		6	1	0	0	2	0	1	0	0	0	0	9	13	0.00	0.750
Jim Kern, R ERA: (8, 1)	0.2		3	1	0	0	1	0	0	1	0	0	0	4	5	0.00	1.500

Batter	1	2	3	4	5	6	7	8	9	10	AB R H RBI BB SO LOB	TOP															
Rick Manning, L (1, 8) OBP: 0.400, SLG: 0.385	0-3 K		0-0 1-3 1B		0-0 F5			0-3 K		4-0 BB 1B BB	4 1 1 0 1 2 2	Cleveland Indians @ Baltimore Orioles Memorial Stadium, Baltimore, MD Tue Apr 19 1977, 6:05 PM EST Att: 4,826 - Unknown															
Duane Kuiper, L (1, 4) OBP: 0.415, SLG: 0.361 Larvell Blanks, R (10, PH) OBP: 0.222, SLG: 0.143	0-0 4-3		0-0 1-3		0-0 SH5-3			0-0 4-3		0-0 1B BB 1B	3 0 0 1 0 0 1 1 0 1 1 0 0 0																
Paul Dade, R (1, 5) OBP: 0.389, SLG: 0.563 Jim Norris, L (10, PH) OBP: 0.382, SLG: 0.467	0-0 F9		0-3 K		0-0 F3			0-0 5-3		4-0 1-2 2-3 BB 1B	4 0 0 0 0 1 2 0 0 0 0 1 0 0																
Rico Carty, R (1, 10) OBP: 0.212, SLG: 0.219		0-3 K		0-3 K		0-0 4-3		0-3 K		0-0 1-2 2-3 3-H 1B	5 0 1 1 0 3 0																
Buddy Bell, R (1, 7) OBP: 0.444, SLG: 0.516		4-0 1-3 BB		0-0 FC5-4 1B		0-0 F3		4-0 FC5-4 BB		0-3 K	3 0 1 0 2 1 3																
Andre Thornton, R (1, 3) OBP: 0.194, SLG: 0.294		0-0 1-3		0-0 FC5-4 FC4-6		0-0 L7		0-0 FC5-4 CS		0-3 K	5 0 0 0 0 1 6																
Charlie Spikes, R (1, 9) OBP: 0.400, SLG: 0.500		0-0 4-3		0-0 FC4-6		0-0 L6		0-0 CS		0-0 3B 2B	4 1 1 0 0 0 2																
Ray Fosse, R (1, 2) OBP: 0.267, SLG: 0.357			0-0 HR		0-0 1B SH5-3 1B		0-0 F9		0-0 5-3		4 2 2 1 0 0 1																
Frank Duffy, R (1, 6) OBP: 0.333, SLG: 0.238			0-0 1-3		0-0 1-3 SH5-3 1B		0-0 F8		0-0 1B 3B		4 1 2 1 0 0 0																
Inning Stats	R: 0 E: 0 K: 1 S: 5	H: 0 LOB: 0 BB: 0 P: 5	R: 0 E: 0 K: 1 S: 5	H: 0 LOB: 1 BB: 1 P: 9	R: 1 E: 0 K: 1 S: 7	H: 2 LOB: 1 BB: 0 P: 7	R: 0 E: 0 K: 1 S: 6	H: 1 LOB: 1 BB: 0 P: 6	R: 1 E: 0 K: 0 S: 5	H: 2 LOB: 1 BB: 0 P: 5	R: 0 E: 0 K: 0 S: 3		H: 0 LOB: 0 BB: 0 P: 3	R: 0 E: 0 K: 0 S: 5	H: 0 LOB: 0 BB: 0 P: 5	R: 0 E: 0 K: 1 S: 4	H: 0 LOB: 0 BB: 1 P: 8	R: 3 E: 0 K: 2 S: 11	H: 4 LOB: 3 BB: 2 P: 19	1B: 6 2B: 1 3B: 1 HR: 1	SF: 0 SAC: 1 DP: 0 HBP: 0	WP: 0 PB: 0 SB: 0 CS: 1	PA: 43				
PITCHER	IP WLS BF H R ER SO BB IBB HBP BLK WP HR S P ERA WHIP																										
Mike Flanagan, L (1, 1) ERA: 2.0	9.0																										
Tippy Martinez, L (10, 1) ERA: 81.0	0.1	W	5	3	3	0	1	0	0	0	0	0	4	8	81.00	12.000											
Dyar Miller, R (10, 1) ERA:	0.2		4	1	0	0	2	1	0	0	0	0	7	11	0.00	3.000											

livebaseballscorecards.com

AB	37
R	5
H	9
RBI	5
BB	4
SO	8
LOB	17



Batter	1	2	3	4	5	6	7	8	9	AB R H RBI BB SO LOB	TOP									
Rick Manning, L (1, 8) OBP: 0.388, SLG: 0.372	0-0 4-3		0-0 F6			0-0 F9		0-0 1B 1B		4 1 1 0 0 0 0										
Duane Kuiper, L (1, 4) OBP: 0.378, SLG: 0.325	0-0 4-3			0-0 F6		0-0 4-3		0-0 L7		4 0 0 0 0 0 1										
Paul Dade, R (1, 5) OBP: 0.409, SLG: 0.526	0-0 F9			0-0 F9		4-0 BB		0-0 1B 1-2 SF9 1B		3 1 1 0 1 0 0										
Rico Carty, R (1, 10) OBP: 0.243, SLG: 0.250		0-0 1B		0-0 5-3		0-3 K		0-0 1-3 2-H 1B		4 0 2 1 0 1 1										
Buddy Bell, R (1, 7) OBP: 0.425, SLG: 0.500		0-3 K			0-0 E 1B		0-0 F8	0-0 SF9		3 0 1 1 0 1 1										
Andre Thornton, R (1, 3) OBP: 0.200, SLG: 0.289		0-0 F7			0-0 F8		0-0 FC5 1B 1B	0-0 3-1		4 0 1 0 0 0 3										
Charlie Spikes, R (1, 9) OBP: 0.385, SLG: 0.462		0-0 F6			0-0 E6		0-0 1-2 1B		0-3 K	3 0 1 0 0 0 2 1 0 0 0 0 1 0	AB 34									
Jim Norris, L (9, PH) OBP: 0.371, SLG: 0.452					1-2						R 2									
Ray Fosse, R (1, 2) OBP: 0.242, SLG: 0.323			0-0 F8		0-0 F9		0-3 K		0-0 F8	3 0 0 0 0 1 4 1 0 0 0 0 0 0	H 7									
John Lowenstein, L (9, PH) OBP: 0.556, SLG: 0.625											RBI 2									
Frank Duffy, R (1, 6) OBP: 0.310, SLG: 0.217			0-0 F9		0-0 F2		0-0 FC5		0-0 5-3	2 0 0 0 0 0 2 2 0 0 0 0 0 2	BB 1									
Larvell Blanks, R (7, PH) OBP: 0.182, SLG: 0.111							2-3f				SO 4									
											LOB 16									
Inning Stats	R: 0 E: 0 K: 0 S: 3	H: 0 LOB: 0 BB: 0 P: 3	R: 0 E: 0 K: 1 S: 6	H: 1 LOB: 1 BB: 0 P: 6	R: 0 E: 0 K: 0 S: 3	H: 0 LOB: 0 BB: 0 P: 3	R: 0 E: 1 K: 0 S: 5	H: 1 LOB: 2 BB: 0 P: 5	R: 0 E: 0 K: 1 S: 5	H: 0 LOB: 1 BB: 1 P: 9	R: 0 E: 0 K: 1 S: 7	H: 2 LOB: 2 BB: 0 P: 7	R: 2 E: 0 K: 0 S: 6	H: 3 LOB: 1 BB: 0 P: 6	R: 0 E: 0 K: 1 S: 5	H: 0 LOB: 0 BB: 0 P: 5	1B: 7 2B: 0 3B: 0 HR: 0	SF: 1 SAC: 0 DP: 0 HBP: 0	WP: 0 PB: 0 SB: 0 CS: 0	PA: 36
PITCHER	IP WLS BF H R ER SO BB IBB HBP BLK WP HR S P ERA WHIP																			
Scott McGregor, L (1, 1) ERA: 2.45	7.1 W 31 7 2 2 3 1 0 0 0 0 0 0 36 40 2.46 1.091																			
Dennis Martinez, R (8, 1) ERA: 1.29	1.2 5 0 0 0 1 0 0 0 0 0 0 0 7 7 0.00 0.000																			

Cleveland Indians @ Baltimore Orioles
Memorial Stadium, Baltimore, MD
 Wed Apr 20 1977, 6:05 PM EST
 Att. 6,439 - Unknown

livebaseballscorecards.com



Batter	1	2	3	4	5	6	7	8	9	AB	R	H	RBI	BB	SO	LOB
Al Bumbry, L OBP: 0.310, SLG: 0.368 (1, 7)	L6		4-3	4-0 BB		0-0 1B		F8		4	0	1	2	1	0	1
Billy Smith, S OBP: 0.522, SLG: 0.667 (1, 4) Kiko Garcia, R OBP: 0.250, SLG: 0.250 (9, 4)	G3		1-3	4-3		0-0 FC5		3-1		5	0	0	0	0	0	6
Ken Singleton, S OBP: 0.535, SLG: 0.469 (1, 9) Tom Shopay, L (8, 9)	HR			1B				HR		2	2	1	1	2	1	0
Doug DeCinces, R OBP: 0.333, SLG: 0.528 (1, 5)	HR		F4					F9		4	1	1	2	0	1	2
Eddie Murray, S OBP: 0.310, SLG: 0.436 (1, 10)	K			FC5-4 BB		G3		HR		3	1	1	2	1	1	0
Lee May, R OBP: 0.250, SLG: 0.294 (1, 3) Tony Muser, L OBP: 0.400, SLG: 0.600 (8, 3)			K	FC5-4 BB				K		4	1	1	0	0	2	1
Larry Harlow, L OBP: 0.450, SLG: 0.500 (1, 8)			F8	BB 1B						3	1	2	0	1	0	0
Rick Dempsey, R OBP: 0.235, SLG: 0.258 (1, 2)			F7	BB 1B				F8		4	0	1	0	0	0	3
Mark Belanger, R OBP: 0.281, SLG: 0.148 (1, 6)			1-3 4-3 1B	F9				F8		3	1	1	0	1	0	3

Inning Stats	R: 2	H: 1	E: 0	K: 1	S: 6	LOB: 0	BB: 1	P: 10	R: 0	H: 0	E: 0	K: 1	S: 5	LOB: 0	BB: 0	P: 5	R: 1	H: 2	E: 0	K: 0	S: 5	LOB: 1	BB: 0	P: 5	R: 1	H: 2	E: 0	K: 0	S: 5	LOB: 3	BB: 2	P: 13	R: 0	H: 0	E: 0	K: 2	S: 7	LOB: 0	BB: 0	P: 7	R: 1	H: 2	E: 0	K: 0	S: 4	LOB: 2	BB: 2	P: 12	R: 2	H: 2	E: 0	K: 1	S: 7	LOB: 1	BB: 1	P: 11	R: 0	H: 0	E: 0	K: 0	S: 3	LOB: 0	BB: 0	P: 3
--------------	------	------	------	------	------	--------	-------	-------	------	------	------	------	------	--------	-------	------	------	------	------	------	------	--------	-------	------	------	------	------	------	------	--------	-------	-------	------	------	------	------	------	--------	-------	------	------	------	------	------	------	--------	-------	-------	------	------	------	------	------	--------	-------	-------	------	------	------	------	------	--------	-------	------

PITCHER	IP	WLS	BF	H	R	ER	SO	BB	IBB	HBP	BLK	WP	HR	S	P	ERA	WHIP
Wayne Garland, R ERA: 9.0 (1, 1)	3.1	L	17	5	4	4	2	2	0	0	0	0	1	19	27	10.80	2.100
Don Hood, L ERA: 4.76 (4, 1)	3.2		18	4	3	3	3	3	1	0	0	0	1	20	36	7.36	1.909
Tom Buskey, R ERA: 9.95 (8, 1)	1.0		3	0	0	0	0	0	0	0	0	0	0	3	3	0.00	0.000

BOTTOM

Cleveland Indians @ Baltimore Orioles
Memorial Stadium, Baltimore, MD
 Wed Apr 20 1977, 6:05 PM EST
 Att. 6,439 - Unknown

AB	32
R	7
H	9
RBI	7
BB	6
SO	5
LOB	16

WP: 0 PA: 38
 PB: 0
 SB: 0
 CS: 2



livebaseballscorecards.com

New York Yankees @ Cleveland Indians
Cleveland Municipal Stadium, Cleveland, OH

Sat Apr 23 1977, 3:33 AM EST
 Att. 16,334 - Unknown - 51 F

AB	42
R	9
H	13
RBI	6
BB	3
SO	4
LOB	19



Batter	1	2	3	4	5	6	7	8	9	AB R H RBI BB SO LOB	TOP											
Willie Randolph, R OBP: 0.340, SLG: 0.469 (1, 4)	0-0 6-3		0-0 1B 1B	0-0 1-3		0-0 1B 1B		0-0 1B 1B		5 2 3 0 0 0 0												
Thurman Munson, R OBP: 0.316, SLG: 0.308 (1, 2)	0-3 K		0-0 6-3 1B 1B	0-0		0-0 FC4-6 1B		0-0 2B 1B		5 0 3 3 0 1 2												
Reggie Jackson, L OBP: 0.347, SLG: 0.372 (1, 9)	0-0 FC6 1B		4-0 FC3-6 1B E IBB	0-0 4-3		0-0 FC4-6 1-2f		0-3 K		4 1 1 0 1 1 5												
Graig Nettles, L OBP: 0.281, SLG: 0.245 (1, 5)	0-0 FC6 1-2f		0-0 FC3-6 1B		0-0 6-3		0-0 4-3	0-0 F8		5 0 1 2 0 0 3												
Mickey Rivers, L OBP: 0.300, SLG: 0.393 (1, 8)		0-0 F7	0-0 FC3-6 E 1-2f 2-3		0-0 G3		0-0 2B	0-0 2B 1-3 2-H		5 1 2 1 0 0 2												
Carlos May, L OBP: 0.423, SLG: 0.391 (1, 10)		0-0 4-3	0-0 1B E 1B 1-H 3-H		0-0 F6		0-3 K	0-0 5-3		5 1 1 0 0 1 3												
Roy White, S OBP: 0.345, SLG: 0.280 (1, 7)		0-3 K	0-0 E8 1B 1-H			0-0 6-3 BB BB	4-0		0-0 F5	4 0 1 0 1 1 0												
Chris Chambliss, L OBP: 0.255, SLG: 0.388 (1, 3)			0-0 E BB L6			0-0 4-3	0-0 F8		0-0 F9	4 1 0 0 1 0 3												
Bucky Dent, R OBP: 0.318, SLG: 0.325 (1, 6)			0-0 E4 6-3 1B 1-2	0-0 6-3		0-0 1B 1B		0-0 E5 1B	0-0 F9	5 3 1 0 0 0 1												
Inning Stats	R: 0 E: 0 K: 1 S: 6	H: 1 LOB: 1 BB: 0 P: 6	R: 0 E: 0 K: 1 S: 5	H: 0 LOB: 0 BB: 0 P: 5	R: 6 E: 2 K: 0 S: 8	H: 4 LOB: 1 BB: 2 P: 16	R: 0 E: 0 K: 0 S: 4	H: 1 LOB: 1 BB: 0 P: 4	R: 0 E: 0 K: 0 S: 3	H: 0 LOB: 0 BB: 0 P: 3	R: 1 E: 0 K: 0 S: 6	H: 3 LOB: 2 BB: 0 P: 6	R: 0 E: 0 K: 1 S: 6	H: 1 LOB: 2 BB: 1 P: 10	R: 2 E: 1 K: 1 S: 9	H: 3 LOB: 2 BB: 0 P: 9	R: 0 E: 0 K: 0 S: 3	H: 0 LOB: 0 BB: 0 P: 3	1B: 11 2B: 2 3B: 0 HR: 0	SF: 0 SAC: 0 DP: 0 HBP: 0	WP: 0 PB: 0 SB: 1 CS: 0	PA: 45
PITCHER	IP WLS BF H R ER SO BB IBB HBP BLK WP HR S P ERA WHIP																					
Al Fitzmorris, R ERA: 4.2 (1, 1)	2.2 L 16 5 6 2 2 1 1 0 0 0 0 0 18 26 6.75 2.250																					
Rick Waits, L ERA: 3.86 (3, 1)	3.1 14 4 1 1 0 0 0 0 0 0 0 0 14 14 2.70 1.200																					
Tom Buskey, R ERA: 6.75 (7, 1)	3.0 15 4 2 0 2 1 0 0 0 0 0 0 18 22 0.00 1.667																					

livebaseballscorecards.com

Batter	1	2	3	4	5	6	7	8	9	AB R H RBI BB SO LOB	TOP		
Willie Randolph, R (1, 4) OBP: 0.328, SLG: 0.434	0-0 F6		0-0 F9	0-0 F4		4-0 1B 1B BB		0-0 G4-6-3		4 1 0 0 1 0 3			
Thurman Munson, R (1, 2) Elrod Hendricks, L (7, 2) OBP: 0.311, SLG: 0.304 OBP: 0.333, SLG: 0.333	0-0 4-3		0-0 4-3		0-3 K	0-0 1B 1B		0-0 F8		4 1 1 1 0 1 1 1 0 0 0 0 0 0			
Reggie Jackson, L (1, 9) OBP: 0.370, SLG: 0.383	0-0 1-3			0-0 1B S 1B	0-0 4-3	0-0 2H 3H 1B		4-0 FC4-6 BB		4 1 2 2 1 0 0			
Graig Nettles, L (1, 5) OBP: 0.274, SLG: 0.226		0-3 K		4-0 1B 1B 2B BB	0-3 K	0-0 F6		0-0 F4		4 1 0 0 1 2 2			
Mickey Rivers, L (1, 8) OBP: 0.308, SLG: 0.393		0-0 E2 1B		0-0 1B 2B 1B		0-0 F8		0-0 F5		5 1 2 0 0 0 2			
Carlos May, L (1, 10) OBP: 0.419, SLG: 0.393		0-0 6-3		0-0 1B 2B 1B		0-0 F9		0-0 FC4-6		5 2 2 1 0 0 2			
Roy White, S (1, 7) OBP: 0.339, SLG: 0.278		0-0 F9		0-3 K		0-0 HR 1B	0-3 K			4 1 1 0 0 2 4			
Chris Chambliss, L (1, 3) OBP: 0.291, SLG: 0.491			0-0 1B	0-0 1H 2H 3H 2B		0-0 HR	0-0 3-1			4 1 3 6 0 0 0			
Bucky Dent, R (1, 6) Fred Stanley, R (7, 6) OBP: 0.319, SLG: 0.310 OBP: 1.000, SLG: 1.000			0-0 F7	0-3 K		4-0 1B BB		0-0 G4-6-3 1B		2 1 0 0 1 1 2 1 0 1 0 0 0 0			
Inning Stats	R: 0 H: 0 E: 0 LOB: 0 K: 0 BB: 0 S: 3 P: 3	R: 0 H: 1 E: 1 LOB: 1 K: 1 BB: 0 S: 6 P: 6	R: 0 H: 1 E: 0 LOB: 1 K: 0 BB: 0 S: 4 P: 4	R: 4 H: 4 E: 0 LOB: 1 K: 2 BB: 1 S: 11 P: 15	R: 0 H: 0 E: 0 LOB: 0 K: 2 BB: 0 S: 7 P: 7	R: 6 H: 5 E: 0 LOB: 1 K: 0 BB: 2 S: 8 P: 16	R: 0 H: 0 E: 0 LOB: 0 K: 1 BB: 0 S: 5 P: 5	R: 0 H: 1 E: 0 LOB: 0 K: 0 BB: 0 S: 3 P: 3	R: 0 H: 0 E: 0 LOB: 1 K: 0 BB: 1 S: 3 P: 7	1B: 10 SF: 0 2B: 1 SAC: 0 3B: 0 DP: 1 HR: 1 HBP: 0	WP: 0 PA: 42 PB: 0 SB: 1 CS: 0		
PITCHER	IP WLS BF H R ER SO BB IBB HBP BLK WP HR S P ERA WHIP											PITCHER	IP WLS BF H R ER SO BB IBB HBP BLK WP HR S P ERA WHIP
Dennis Eckersley, R (1, 1) ERA: 4.6	5.1 L 27 9 8 8 5 2 0 0 0 0 1 35 43 13.50 2.062												
Jim Bibby, R (6, 1) ERA: 6.52	3.2 15 3 2 2 1 2 0 0 0 0 0 15 23 4.91 1.364												

New York Yankees @ Cleveland Indians
Cleveland Municipal Stadium, Cleveland, OH

AB	38
R	10
H	12
RBI	10
BB	4
SO	6
LOB	16



Sun Apr 24 1977, 3:33 AM EDT
Unknown - 44 F

livebaseballscorecards.com

Batter	1	2	3	4	5	6	7	8	9	AB R H RBI BB SO LOB
Rick Manning, L OBP: 0.373, SLG: 0.385 (1, 8) X	0-0 5-3 BBB	4-0 BB 1-2 2-3		0-0 G4-6-3 1-2f		0-3 K		0-0 FC6-4 1-2f		4 0 0 0 1 1 2
Duane Kuiper, L OBP: 0.382, SLG: 0.340 (1, 4) X	0-0 F7	0-0 F7		0-0 1B			0-0 1-3		0-0 FC4-6 1B	5 0 2 0 0 0 3
Jim Norris, L OBP: 0.444, SLG: 0.474 (1, 9) BBB	4-0 S BB		4-0 BB 1B	0-0 1-3 1B			0-0 1B		0-0 FC4-6 1-2f	3 0 2 0 2 0 1
John Lowenstein, L OBP: 0.429, SLG: 0.417 (1, 7) BBB Paul Dade, R OBP: 0.365, SLG: 0.455 (9, PH) BBB	4-0 1-2 BB		0-0 F8	0-0 4-3			0-0 F8		0-3 K	3 0 0 0 1 0 4 1 0 0 0 0 1 1
Johnny Grubb, L OBP: 0.333, SLG: 0.200 (1, 10) SSS	0-3 K		0-0 BB 1B		0-0 G3		0-3 K		0-3 K	5 0 1 0 0 3 4
Buddy Bell, R OBP: 0.438, SLG: 0.512 (1, 5) X		0-0 F7	4-0 1-2 2-3 BB		0-0 G6-4-3 1B			0-0 1B 1B		3 1 2 0 1 0 0
Andre Thornton, R OBP: 0.208, SLG: 0.250 (1, 3) BBB		4-0 BB 1B BB	0-3 K		0-0 G6-4-3 1-2f			0-3 K		3 0 0 0 1 2 5
Larvell Blanks, R OBP: 0.176, SLG: 0.133 (1, 6) SSS		0-3 K	0-0 1-3			0-0 G3		0-0 1B 1B		4 0 1 0 0 1 4
Fred Kendall, R OBP: 0.500, SLG: 0.778 (1, 2) X		0-0 BB 1B		0-0 G4-6-3 1B		0-0 6-3		0-0 FC6-4 1B		4 0 3 1 0 0 0

Inning Stats	R: 0 E: 0 K: 1 S: 5	H: 0 LOB: 2 BB: 2 P: 13	R: 0 E: 0 K: 1 S: 6	H: 1 LOB: 3 BB: 2 P: 14	R: 0 E: 0 K: 1 S: 6	H: 1 LOB: 3 BB: 2 P: 14	R: 0 E: 0 K: 0 S: 5	H: 3 LOB: 2 BB: 0 P: 5	R: 0 E: 0 K: 0 S: 3	H: 1 LOB: 0 BB: 0 P: 3	R: 0 E: 0 K: 1 S: 5	H: 0 LOB: 0 BB: 0 P: 5	R: 0 E: 0 K: 1 S: 6	H: 1 LOB: 1 BB: 0 P: 6	R: 1 E: 0 K: 1 S: 7	H: 3 LOB: 1 BB: 0 P: 7	R: 0 E: 0 K: 2 S: 8	H: 1 LOB: 1 BB: 0 P: 8	1B: 11 2B: 0 3B: 0 HR: 0	SF: 0 SAC: 0 DP: 2 HBP: 0	WP: 0 PB: 0 SB: 1 CS: 0	PA: 41
--------------	------------------------------	----------------------------------	------------------------------	----------------------------------	------------------------------	----------------------------------	------------------------------	---------------------------------	------------------------------	---------------------------------	------------------------------	---------------------------------	------------------------------	---------------------------------	------------------------------	---------------------------------	------------------------------	---------------------------------	-----------------------------------	------------------------------------	----------------------------------	--------


PITCHER	IP	WLS	BF	H	R	ER	SO	BB	IBB	HBP	BLK	WP	HR	S	P	ERA	WHIP
Gil Patterson, R ERA: 6.35 (1, 1)	2.1		15	2	0	0	2	6	0	0	0	0	0	13	37	0.00	3.429
Dick Tidrow, R ERA: 1.96 (3, 1)	3.2	W	13	4	0	0	2	0	0	0	0	0	0	17	17	0.00	1.091
Ron Guidry, L ERA: 3.86 (7, 1)	3.0	S	13	5	1	1	4	0	0	0	0	0	0	21	21	3.00	1.667

BOTTOM

New York Yankees @ Cleveland Indians
Cleveland Municipal Stadium, Cleveland, OH

Sun Apr 24 1977, 3:33 AM EDT
Unknown - 44 F

AB	35
R	1
H	11
RBI	1
BB	6
SO	8
LOB	24



WP	HR	S	P	ERA	WHIP
0	0	0	0	0.00	1.091
0	0	0	0	3.00	1.667

Batter	1	2	3	4	5	6	7	8	9	AB R H RBI BB SO LOB	TOP											
Willie Randolph, R (1, 4) OBP: 0.333, SLG: 0.448	0-0 F3		0-0 5-3			0-0 2B	0-0 G5-4-3 1B		0-0 E4 1B	5 1 2 2 0 0 0												
Thurman Munson, R (1, 2) OBP: 0.303, SLG: 0.295	0-0 5-3			0-0 E5 CS		0-0 6-3	0-0 G5-4-3 1-2		0-0 F7 1B	5 1 1 0 0 0 3												
Reggie Jackson, L (1, 9) OBP: 0.356, SLG: 0.385	0-0 3-1			0-0 F7 1-2		0-0 G1			0-0 F7	5 1 1 0 0 0 4												
Graig Nettles, L (1, 5) OBP: 0.284, SLG: 0.241		0-3 K		0-0 1B		0-0 G3		0-3 K	0-0 1B	5 0 2 2 0 2 2												
Mickey Rivers, L (1, 8) OBP: 0.314, SLG: 0.394		0-0 G3		0-0 F8			0-0 E 1B	0-0 1B	0-0 4-3	5 1 2 1 0 0 2												
Carlos May, L (1, 10) OBP: 0.412, SLG: 0.367		4-0 BB			0-0 L3		0-0 4-3 1-3		0-0 5-3	2 0 0 0 1 0 1												
Jimmy Wynn, R (8, PH) OBP: 0.471, SLG: 0.556										1 0 0 0 0 0 1												
Roy White, S (1, 7) OBP: 0.364, SLG: 0.351		0-0 F9			0-0 HR		0-0 E5 2B 1B	4-0 IBB		3 2 2 1 1 0 1												
Chris Chambliss, L (1, 3) OBP: 0.288, SLG: 0.491			0-0 G3		0-0 6-3		0-0 1B 2B	0-0 F7		4 1 1 0 0 0 2												
Bucky Dent, R (1, 6) OBP: 0.314, SLG: 0.289			0-0 5-3		0-0 G3		4-0 1B BB		0-0 6-3	3 0 0 0 1 0 0												
Inning Stats	R: 0 E: 0 K: 0 S: 3	H: 0 LOB: 0 BB: 0 P: 3	R: 0 E: 0 K: 1 S: 5	H: 0 LOB: 1 BB: 1 P: 9	R: 0 E: 0 K: 0 S: 3	H: 0 LOB: 0 BB: 0 P: 3	R: 0 E: 1 K: 0 S: 4	H: 1 LOB: 1 BB: 0 P: 4	R: 1 E: 0 K: 0 S: 4	H: 1 LOB: 0 BB: 0 P: 4	R: 0 E: 0 K: 0 S: 4	H: 1 LOB: 1 BB: 0 P: 4	R: 3 E: 1 K: 0 S: 6	H: 4 LOB: 1 BB: 1 P: 10	R: 1 E: 0 K: 1 S: 7	H: 2 LOB: 2 BB: 1 P: 11	R: 2 E: 1 K: 0 S: 6	H: 2 LOB: 1 BB: 0 P: 6	1B: 7 2B: 3 3B: 0 HR: 1	SF: 0 SAC: 0 DP: 1 HBP: 0	WP: 0 PB: 0 SB: 1 CS: 1	PA: 41
PITCHER	IP WLS BF H R ER SO BB IBB HBP BLK WP HR S P ERA WHIP																					
Pat Dobson, R (1, 1) ERA: 4.34	6.1 L 26 6 4 4 1 1 0 0 0 0 0 1 27 31 5.68 1.105																					
Jim Kern, R (7, 1) ERA: 1.69	0.2 4 2 1 1 0 1 0 0 0 0 0 0 3 7 13.50 4.500																					
Don Hood, L (8, 1) ERA: 4.5	0.1 2 1 0 0 1 0 0 0 0 0 0 0 4 4 0.00 3.000																					
Tom Buskey, R (8, 1) ERA: 6.52	0.1 2 0 0 0 0 0 0 1 0 0 0 0 1 5 0.00 0.000																					
Dave LaRoche, L (8, 1) ERA: 8.68	1.1 7 2 2 0 0 0 0 0 0 0 0 0 7 7 0.00 1.500																					

New York Yankees @ Cleveland Indians
Cleveland Municipal Stadium, Cleveland, OH

Sun Apr 24 1977, 3:38 AM EDT
 Att. 29,260 - Unknown - 44 F

livebaseballscorecards.com

AB	38
R	7
H	11
RBI	6
BB	3
SO	2
LOB	16



Batter	1	2	3	4	5	6	7	8	9	AB	R	H	RBI	BB	SO	LOB
Rick Manning, L OBP: 0.349, SLG: 0.357 (1, 8) X	0-0 G3 ①		0-0 G6-4-3 ② ③		0-0 6-3 ③			0-0 F5 ②		4	0	0	0	0	0	1
Duane Kuiper, L OBP: 0.356, SLG: 0.315 (1, 4) X	0-0 6-3 ②			0-0 F7 ①		0-0 F5 ①		0-3 K ③		4	0	0	0	0	1	0
Jim Norris, L OBP: 0.429, SLG: 0.452 (1, 9) S S S	0-3 K ③			0-0 1B S ①		0-3 K ②			0-0 F6 ①	4	1	1	0	0	2	0
Johnny Crubb, L OBP: 0.300, SLG: 0.222 (1, 10) X		0-0 6-3 ①		0-0 1B ①		0-0 F8 ③			0-0 4-3 ②	4	0	1	1	0	0	0
John Lowenstein, L OBP: 0.444, SLG: 0.500 (1, 7) X		0-0 1B CS ①		0-0 2B ①		0-3 K ①			0-0 F9 ③	4	0	2	0	0	1	0
Buddy Bell, R OBP: 0.451, SLG: 0.500 (1, 5) B B B		4-0 1B FC4 BB ②		4-0 2B IBB ②		0-0 F4 ②				1	0	0	0	2	0	0
Bill Melton, R OBP: 0.240, SLG: 0.280 (1, 3) X		0-0 1B FC4 ③		0-0 1B G4-6-3 IBB ② ③		0-0 1B ③				3	0	1	0	0	0	4
Fred Kendall, R OBP: 0.462, SLG: 0.667 (1, 2) X			0-0 1-3 ①		0-0 1B L4-3 ①		0-0 6-3 ③			3	0	1	0	0	0	1
Frank Duffy, R OBP: 0.294, SLG: 0.185 (1, 6) B B B			4-0 1B G6-4-3 BB ① ②		0-0 1B L4-3 ① ②			0-0 F7 ①		2	0	0	0	1	0	1


Inning Stats	R: 0	H: 0	E: 0	K: 1	S: 5	R: 0	H: 1	E: 0	K: 0	S: 3	R: 0	H: 0	E: 0	K: 0	S: 2	R: 1	H: 3	E: 0	K: 0	S: 5	R: 0	H: 1	E: 0	K: 0	S: 3	R: 0	H: 0	E: 0	K: 1	S: 5	R: 0	H: 1	E: 0	K: 1	S: 6	R: 0	H: 0	E: 0	K: 1	S: 5	R: 0	H: 0	E: 0	K: 0	S: 3
Ed Figueroa, R ERA: 1.78 (1, 1)	IP: 9.0	WLS: W	BF: 32	H: 6	R: 1	ER: 1	SO: 4	BB: 2	IBB: 1	HBP: 0	BLK: 0	WP: 0	HR: 0	S: 37	P: 49	ERA: 1.00	WHIP: 0.889																												
PITCHER	IP	WLS	BF	H	R	ER	SO	BB	IBB	HBP	BLK	WP	HR	S	P	ERA	WHIP	PITCHER	IP	WLS	BF	H	R	ER	SO	BB	IBB	HBP	BLK	WP	HR	S	P	ERA	WHIP										

BOTTOM

New York Yankees @ Cleveland Indians
Cleveland Municipal Stadium, Cleveland, OH

Sun Apr 24 1977, 3:38 AM EDT
Att: 29,260 - Unknown - 44 F

AB	29
R	1
H	6
RBI	1
BB	3
SO	4
LOB	7



livebaseballscorecards.com

Batter	1	2	3	4	5	6	7	8	9	10	11	12	AB R H RBI BB SO LOB	TOP												
Bob Bailor, R OBP: 0.317, SLG: 0.482 (1, 8)	0-0 HR	0-0 1B		0-0 5-3			0-0 F9			0-0 F7		0-0 CS 1B	6 1 3 2 0 0 0	Toronto Blue Jays @ Cleveland Indians Cleveland Municipal Stadium, Cleveland, OH Wed Apr 27 1977, 7:05 PM EDT Att: 3,639 - Unknown - 68 F												
Jim Mason, L OBP: 0.179, SLG: 0.135 Hector Torres, R OBP: 0.357, SLG: 0.308 (1, 6) (10, PH) (10, 6)	0-0 G3	0-0 P2					0-0 P6			0-3 K		0-0 P5	3 0 0 0 1 0 2 2 0 0 0 0 1 1													
Al Woods, L OBP: 0.297, SLG: 0.500 (1, 7)	0-0 F8	0-0 4-1								0-0 P6			5 0 0 0 0 1 3													
Ron Fairly, L OBP: 0.375, SLG: 0.425 (1, 10)	4-0 HR BB									0-0 HR		0-0 G3	4 2 2 1 1 0 0													
Otto Velez, R OBP: 0.538, SLG: 0.929 Steve Bowling, R OBP: 0.321, SLG: 0.136 Sam Ewing, L OBP: 0.500, SLG: 0.357 (1, 9) (8, 9) (11, PH) (11, 9)	4-0 HR BB									0-0 F8		0-0 E S 1B	3 1 1 0 1 1 1 0 0 0 0 0 0 0 1 0 1 0 0 0 0													
Doug Ault, R OBP: 0.446, SLG: 0.667 (1, 3)	0-0 HR									0-0 F8		0-0 P4	4 1 2 3 0 0 1													
Dave McKay, S OBP: 0.224, SLG: 0.227 (1, 5)	0-3 K									0-0 4-3		0-0 3-1	5 0 0 0 0 1 3													
Alan Ashby, S OBP: 0.296, SLG: 0.271 (1, 2)										0-0 F8		4-0 SH1-4 1B BB	4 1 1 0 1 0 1													
Pedro Garcia, R OBP: 0.243, SLG: 0.271 (1, 4)										0-3 K		0-0 SH1-4	4 0 0 0 0 1 1													
Inning Stats	R: 4 E: 0 K: 1 S: 7	H: 2 LOB: 0 BB: 2 P: 15	R: 0 E: 0 K: 0 S: 5	H: 2 LOB: 2 BB: 0 P: 5	R: 0 E: 0 K: 1 S: 6	H: 2 LOB: 1 BB: 0 P: 6	R: 0 E: 0 K: 0 S: 3	H: 0 LOB: 0 BB: 0 P: 3	R: 0 E: 0 K: 0 S: 2	H: 0 LOB: 1 BB: 0 P: 4	R: 0 E: 0 K: 1 S: 6	H: 1 LOB: 0 BB: 0 P: 6	R: 0 E: 0 K: 1 S: 5		H: 0 LOB: 0 BB: 0 P: 5	R: 0 E: 0 K: 0 S: 4	H: 1 LOB: 1 BB: 0 P: 4	R: 0 E: 0 K: 0 S: 3	H: 1 LOB: 0 BB: 1 P: 7	1B: 6 2B: 2 3B: 0 HR: 3	SF: 0 SAC: 2 DP: 2 HBP: 0	WP: 0 PB: 0 SB: 1 CS: 2	PA: 47			
PITCHER	IP WLS BF H R ER SO BB IBB HBP BLK WP HR S P ERA WHIP																									
Wayne Garland, R ERA: 11.57 (1, 1)	1.1	10	4	4	4	1	2	0	0	0	0	0	0		0	0	0	0	0	0	0	0	0	0	0	27.00
Don Hood, L ERA: 2.31 (2, 1)	5.2	19	3	0	0	1	1	0	0	0	0	0	0	0	0	0	0	0	0	0	0	0	0	0	0.00	0.706
Dave LaRoche, L ERA: 7.3 (8, 1)	3.0	10	1	1	1	3	0	0	0	0	0	0	0	0	0	0	0	0	0	0	0	0	0	0	3.00	0.333
Jim Kern, R ERA: 2.45 (11, 1)	2.0	L 8	2	1	1	0	1	0	0	0	0	0	0	0	0	0	0	0	0	0	0	0	0	0	4.50	1.500

AB	41
R	6
H	10
RBI	6
BB	4
SO	5
LOB	13



Batter	1	2	3	4	5	6	7	8	9	10	11	12	AB	R	H	RBI	BB	SO	LOB
Rick Manning, L OBP: 0.348, SLG: 0.344 (1, 8) X	0-0 4-3		0-0 1-2 1B		0-3 K		0-0 6-3		4-0 2B BB		0-0 4-3		5	1	1	1	1	1	2
Duane Kuiper, L OBP: 0.349, SLG: 0.310 (1, 4) X	0-0 4-3		0-0 4-3			0-0 1B		0-0 4-3	0-0 1B		0-0 F8		4	0	1	0	0	0	2
Bill Melton, R OBP: 0.289, SLG: 0.346 (9, PH)	0-0 4-3												1	0	1	3	0	0	0
Ron Pruitt, R OBP: 0.667, SLG: 1.000 (10, 9)													1	0	0	0	0	0	0
Jim Norris, L OBP: 0.415, SLG: 0.435 (1, 9) X	0-0 4-3			0-0 6-3		0-0 1B		0-3 K	4-0 FC6 IBB			0-3 K	4	0	1	0	0	1	0
Paul Dade, R OBP: 0.393, SLG: 0.435 (10, 4)													1	0	0	0	1	1	0
Johnny Grubb, L OBP: 0.200, SLG: 0.143 (1, 7) X		0-0 5-3		0-0 F7		0-0 F9		0-0 F8	0-0 FC6			0-0 4-3	5	0	0	0	0	0	4
John Lowenstein, L OBP: 0.421, SLG: 0.471 (10, 7)													1	0	0	0	0	0	0
Rico Carty, R OBP: 0.213, SLG: 0.217 (1, 10) X	0-0 F2			0-0 1-3		0-3 K			0-0 1B			0-3 K	6	0	1	0	0	2	2
Buddy Bell, R OBP: 0.411, SLG: 0.447 (1, 5) X	0-0 1-3												5	0	0	0	0	0	3
Andre Thornton, R OBP: 0.283, SLG: 0.333 (1, 3) X			4-0 FC5-4 BB		4-0 WP BB		0-0 HR		4-0 BB 1B BB		4-0 FC6-4 BB		1	2	1	1	4	0	0
Fred Kendall, R OBP: 0.389, SLG: 0.529 (1, 2) X			0-0 F9		0-0 F2		0-0 F2		0-0 BB BB 1B		0-0 FC6-4		5	1	1	0	0	0	3
Frank Duffy, R OBP: 0.297, SLG: 0.172 (1, 6) X			0-0 FC5-4 1B		4-0 BB		0-0 F7		4-0 BB BB		0-0 F8		2	0	0	0	1	0	1
Larvell Blanks, R OBP: 0.211, SLG: 0.125 (10, 6) X													1	1	0	0	1	0	0


Inning Stats	R: 0	H: 0	E: 0	K: 0	S: 3	R: 0	H: 0	E: 0	K: 0	S: 3	R: 0	H: 1	E: 0	K: 0	S: 4	R: 0	H: 0	E: 0	K: 1	S: 5	R: 0	H: 2	E: 0	K: 1	S: 7	R: 1	H: 1	E: 0	K: 0	S: 4	R: 0	H: 0	E: 0	K: 1	S: 5	R: 0	H: 0	E: 0	K: 0	S: 5	R: 4	H: 3	E: 0	K: 0	S: 5	R: 0	H: 0	E: 0	K: 0	S: 3	R: 0	H: 0	E: 0	K: 2	S: 7	R: 0	H: 0	E: 0	K: 2	S: 7	1B: 5	2B: 1	3B: 0	HR: 1	SF: 0	SAC: 0	DP: 1	HBP: 0	WP: 1	PA: 50
--------------	------	------	------	------	------	------	------	------	------	------	------	------	------	------	------	------	------	------	------	------	------	------	------	------	------	------	------	------	------	------	------	------	------	------	------	------	------	------	------	------	------	------	------	------	------	------	------	------	------	------	------	------	------	------	------	------	------	------	------	------	-------	-------	-------	-------	-------	--------	-------	--------	-------	--------

PITCHER	IP	WLS	BF	H	R	ER	SO	BB	IBB	HBP	BLK	WP	HR	S	P	ERA	WHIP
Steve Hargan, R ERA: 5.87 (1, 1)	7.0		28	4	1	1	2	3	0	0	0	1	1	29	41	1.29	1.000
Pete Vuckovich, R ERA: 5.59 (8, 1)	1.2		9	2	4	4	1	3	0	0	0	0	0	8	20	21.60	3.000
Mike Willis, L ERA: (9, 1)	3.1	W	13	1	0	0	2	1	1	0	0	0	0	15	23	0.00	0.600

Toronto Blue Jays @ Cleveland Indians
Cleveland Municipal Stadium, Cleveland, OH
 Wed Apr 27 1977, 7:05 PM EDT
 Att. 3,639 - Unknown - 68 F

livebaseballscorecards.com

AB	42
R	5
H	7
RBI	5
BB	8
SO	5
LOB	17




Batter	1	2	3	4	5	6	7	8	9	AB R H RBI BB SO LOB	TOP	
Bob Bailor, R (1, 8) <small>OBP: 0.313, SLG: 0.467</small> (8, 6)	0-0 1B	0-0 F8			0-0 P4		0-0 G3			4 1 1 0 0 0 1		
Jim Mason, L (1, 6) <small>OBP: 0.186, SLG: 0.130</small> Gary Woods, R (8, PH) <small>OBP: 0.259, SLG: 0.273</small> (8, 8)	0-0 F7		0-0 F8			4-0 2B BB		0-0 FC4-5 S 1B		2 1 0 0 1 0 1 1 0 1 0 0 0 0		
Al Woods, L (1, 7) <small>OBP: 0.293, SLG: 0.500</small>	0-3 K 1-3		0-0 F9			0-0 2B 1-H		0-0 FC4-5 1-3		4 1 1 1 0 1 2		
Otto Velez, R (1, 9) <small>OBP: 0.536, SLG: 0.911</small>	4-0 1B BB		0-0 5-3			0-0 2B G5-3		0-0 F9		3 0 1 1 1 0 1		
Ron Fairly, L (1, 10) <small>OBP: 0.365, SLG: 0.409</small>	0-0 1-2 3-H 1B			0-0 6-3		0-0 P4		0-3 K		4 0 1 1 0 1 2		
Doug Ault, R (1, 3) <small>OBP: 0.436, SLG: 0.638</small>	0-0 F9			0-3 K		4-0 IBB		0-0 P6		3 0 0 0 1 1 2		
Alan Ashby, S (1, 2) <small>OBP: 0.293, SLG: 0.269</small>		0-0 G3		0-0 4-3		0-0 G5-3 2-3f		0-0 1B		4 0 1 0 0 0 2		
Dave McKay, S (1, 5) <small>OBP: 0.211, SLG: 0.214</small>		0-3 K			0-3 K		0-3 K		0-3 K	4 0 0 0 0 4 1		
Pedro Garcia, R (1, 4) <small>OBP: 0.244, SLG: 0.284</small>		0-0 2B			0-0 F8		0-0 6-3		0-0 5-3	4 0 1 0 0 0 1		
Inning Stats	R: 1 H: 2 E: 0 LOB: 2 K: 1 BB: 1 S: 7 P: 11	R: 0 H: 1 E: 0 LOB: 1 K: 1 BB: 0 S: 6 P: 6	R: 0 H: 0 E: 0 LOB: 0 K: 0 BB: 0 S: 3 P: 3	R: 0 H: 0 E: 0 LOB: 0 K: 1 BB: 0 S: 5 P: 5	R: 0 H: 0 E: 0 LOB: 0 K: 1 BB: 0 S: 5 P: 5	R: 2 H: 2 E: 0 LOB: 1 K: 0 BB: 2 S: 4 P: 12	R: 0 H: 0 E: 0 LOB: 0 K: 1 BB: 0 S: 5 P: 5	R: 0 H: 1 E: 0 LOB: 1 K: 1 BB: 0 S: 6 P: 6	R: 0 H: 1 E: 0 LOB: 1 K: 1 BB: 0 S: 6 P: 6	1B: 4 SF: 0 2B: 3 SAC: 0 3B: 0 DP: 1 HR: 0 HBP: 0	WP: 0 PA: 36 PB: 0 SB: 2 CS: 0	
PITCHER Al Fitzmorris, R (1, 1) <small>ERA: 4.5</small> Rick Waits, L (6, 1) <small>ERA: 2.08</small>	IP WLS BF H R ER SO BB IBB HBP BLK WP HR S P ERA WHIP											PITCHER IP WLS BF H R ER SO BB IBB HBP BLK WP HR S P ERA WHIP

Toronto Blue Jays @ Cleveland Indians
 Cleveland Municipal Stadium, Cleveland, OH
 Thu Apr 28 1977, 7:05 PM EDT
 Att. 2,724 - Unknown - 39 F

AB	33
R	3
H	7
RBI	3
BB	3
SO	7
LOB	13



Batter	1	2	3	4	5	6	7	8	9	AB R H RBI BB SO LOB	TOP											
Buddy Bell, R (1, 5) OBP: 0.431, SLG: 0.455	0-0 6-3			0-0 SF9 1B	0-0 F9		0-3 K		0-0 F7	5 1 1 0 0 1 2	Cleveland Indians @ Milwaukee Brewers Milwaukee County Stadium, Milwaukee, WI Fri Apr 29 1977, 8:05 PM EDT Att. 10,511 - Unknown livebaseballscorecards.com											
Frank Duffy, R (1, 6) OBP: 0.279, SLG: 0.171	0-0 6-3			0-0 F8		0-0 F6	0-3 K			4 0 0 0 0 1 1												
Rico Carty, R (1, 10) OBP: 0.255, SLG: 0.245	0-0 6-3			0-0 1-3 1B		0-0 6-3		0-0 2B 6-3 1B		4 1 2 0 0 0 0												
Larvell Blanks, R (1, 4) OBP: 0.217, SLG: 0.158		0-0 F8		0-0 SF9		0-0 HBP 2B 1B		0-0 F8		3 1 1 1 0 0 1												
Andre Thornton, R (1, 3) OBP: 0.295, SLG: 0.346		0-0 F7		0-0 F4		1-0 2B HBP		0-0 6-3 1-3 2B		3 1 1 0 0 0 1												
Johnny Grubb, L (1, 7) OBP: 0.296, SLG: 0.222		0-3 K			1-0 1B HBP	0-0 WP 1B 2B		0-0 6-3 2-3 3-H		2 1 1 2 0 1 0												
Bill Melton, R (8, PH) OBP: 0.259, SLG: 0.333						1-H 2-H				1 0 0 1 0 0 1												
Ron Pruitt, R (8, 7) OBP: 0.667, SLG: 1.000										0 0 0 0 0 0 0												
Fred Kendall, R (1, 2) OBP: 0.400, SLG: 0.478			0-0 3-1		0-0 1-2 1B	4-0 1B CS BB		0-3 K		3 0 1 0 1 1 1	AB 33 R 5 H 9 RBI 5 BB 1 SO 5 LOB 12											
Paul Dade, R (1, 9) OBP: 0.406, SLG: 0.444			0-0 1-3		0-0 P3	0-0 1-3 3-H 1B			0-0 G3 1B	4 0 2 1 0 0 2												
Rick Manning, L (1, 8) OBP: 0.329, SLG: 0.324			0-0 1-3		0-3 K	0-0 CS 3-H	0-0 F8		0-0 G3 1-2	4 0 0 0 0 1 3												
Inning Stats	R: 0 E: 0 K: 0 S: 3	H: 0 LOB: 0 BB: 0 P: 3	R: 0 E: 0 K: 1 S: 5	H: 0 LOB: 0 BB: 0 P: 5	R: 0 E: 0 K: 0 S: 3	H: 0 LOB: 0 BB: 0 P: 3	R: 1 E: 0 K: 0 S: 5	H: 2 LOB: 1 BB: 0 P: 5	R: 0 E: 0 K: 1 S: 6	H: 1 LOB: 2 BB: 0 P: 7	R: 3 E: 0 K: 0 S: 5	H: 3 LOB: 1 BB: 1 P: 10	R: 0 E: 0 K: 2 S: 7	H: 0 LOB: 0 BB: 0 P: 7	R: 1 E: 0 K: 1 S: 7	H: 2 LOB: 1 BB: 0 P: 7	R: 0 E: 0 K: 0 S: 3	H: 1 LOB: 0 BB: 0 P: 3	1B: 7 2B: 2 3B: 0 HR: 0	SF: 1 SAC: 0 DP: 0 HBP: 2	WP: 1 PB: 0 SB: 0 CS: 1	PA: 38
PITCHER	IP WLS BF H R ER SO BB IBB HBP BLK WP HR S P ERA WHIP																					
Bill Travers, L (1, 1) ERA: 2.15	6.0 W 26 6 4 4 2 1 0 2 0 1 0 27 33 6.00 1.167																					
Barry Cort, R (7, 1) ERA: 6.23	1.1 6 2 1 1 2 0 0 0 0 0 0 10 10 6.75 1.500																					
Bob McClure, L (8, 1) ERA:	1.2 S 5 1 0 0 1 0 0 0 0 0 0 7 7 0.00 0.600																					

Batter	1	2	3	4	5	6	7	8	9
Von Joshua, L (1, 8) OBP: 0.271, SLG: 0.291 Ken McMullen, R (8, PH) Larry Haney, R (9, 2)	0-0 1B	0-0 6-3		0-0 2B			0-0 4-3	0-0 F7	
Robin Yount, R (1, 6) OBP: 0.364, SLG: 0.377	0-0 SH1-3 1B		0-0 4-3	0-0 F6			0-0 F8		
Cecil Cooper, L (1, 3) OBP: 0.328, SLG: 0.483	0-0 1-3 SH1-3 1B		0-0 G3		0-0 S 1B		0-0 HR		
Don Money, R (1, 4) OBP: 0.344, SLG: 0.377	0-0 SH1-3		0-0 F2		0-0 F7		0-0 1B		
Sal Bando, R (1, 5) OBP: 0.286, SLG: 0.259	0-0 1-3			0-0 F8	0-0 F8		0-0 F4		
Sixto Lezcano, R (1, 9) OBP: 0.270, SLG: 0.379	0-0 BB			0-0 4-3 1B	0-0 F9		0-0 WP 2B		
Jamie Quirk, L (1, 10) OBP: 0.222, SLG: 0.371	0-0 F8			0-0 4-3		0-0 F8		0-0 G3	
Jim Wohlford, R (1, 7) OBP: 0.250, SLG: 0.250			0-0 6-3	0-0 S 1B		0-0 6-3		0-0 5-3	
Charlie Moore, R (1, 2) OBP: 0.250, SLG: 0.357 Mike Hegan, L (8, PH) Tim Johnson, L (8, PR) Steve Brye, R (9, 8) OBP: 0.385, SLG: 0.364		0-3 K		0-0 2B 1B		0-0 6-3		4-0 BB	

Inning Stats	R: 2	H: 3	E: 0	LOB: 2	K: 0	BB: 1	S: 6	P: 10	R: 0	H: 0	E: 0	LOB: 0	K: 1	BB: 0	S: 5	P: 5	R: 0	H: 0	E: 0	LOB: 0	K: 0	BB: 0	S: 3	P: 3	R: 3	H: 4	E: 0	LOB: 1	K: 0	BB: 0	S: 7	P: 7	R: 0	H: 1	E: 0	LOB: 1	K: 0	BB: 0	S: 4	P: 4	R: 0	H: 0	E: 0	LOB: 0	K: 0	BB: 0	S: 3	P: 3	R: 1	H: 2	E: 0	LOB: 1	K: 0	BB: 0	S: 5	P: 5	R: 0	H: 1	E: 0	LOB: 2	K: 0	BB: 1	S: 4	P: 8
--------------	------	------	------	--------	------	-------	------	-------	------	------	------	--------	------	-------	------	------	------	------	------	--------	------	-------	------	------	------	------	------	--------	------	-------	------	------	------	------	------	--------	------	-------	------	------	------	------	------	--------	------	-------	------	------	------	------	------	--------	------	-------	------	------	------	------	------	--------	------	-------	------	------

AB	R	H	RBI	BB	SO	LOB	
4	1	2	1	0	0	0	
1	0	0	0	0	0	2	
0	0	0	0	0	0	0	
4	1	1	1	0	0	1	
4	1	3	1	0	0	0	
3	0	1	0	0	0	1	
4	0	0	1	0	0	3	
3	1	2	0	1	0	1	
4	0	0	0	0	0	4	
4	1	1	1	0	0	1	
3	1	1	1	0	1	0	
0	0	0	0	1	0	0	
0	0	0	0	0	0	0	
0	0	0	0	0	0	0	
1B: 8	SF: 0	2B: 2	SAC: 1	3B: 0	DP: 0	HR: 1	HBP: 0

BOTTOM

Cleveland Indians @ Milwaukee Brewers
Milwaukee County Stadium, Milwaukee, WI

Fri Apr 29 1977, 8:05 PM EDT
Att. 10,511 - Unknown

livebaseballscores.com

AB	34
R	6
H	11
RBI	6
BB	2
SO	1
LOB	13



WP: 1	PA: 37
PB: 0	
SB: 3	
CS: 0	

PITCHER	IP	WLS	BF	H	R	ER	SO	BB	IBB	HBP	BLK	WP	HR	S	P	ERA	WHIP
Pat Dobson, R (1, 1) ERA: 5.64	3.2	L	19	7	5	5	1	1	0	0	0	0	0	20	24	12.27	2.182
Tom Buskey, R (4, 1) ERA: 5.68	3.0		12	3	1	1	0	0	0	0	0	0	1	12	12	3.00	1.000
Jim Kern, R (7, 1) ERA: 2.16	1.0		5	1	0	0	0	1	0	0	0	1	0	4	8	0.00	2.000
Dave LaRoche, L (8, 1) ERA: 7.11	0.1		1	0	0	0	0	0	0	0	0	0	0	1	1	0.00	0.000

Batter	1	2	3	4	5	6	7	8	9	10	11	12	AB	R	H	RBI	BB	SO	LOB	TOP													
Rick Manning, L OBP: 0.317, SLG: 0.311 (1, 8)	0-0 3-1		0-0 1-3 1B		0-3 K 1-2		0-0 1-3			0-3 K		0-0 7-2 3-H	6	0	1	0	0	2	5														
Duane Kuiper, L OBP: 0.319, SLG: 0.284 (1, 4)	0-0 4-3		0-0 F8			0-0 L4		0-0 FC5 SH3-4 1B		0-0 4-3			5	0	1	0	0	0	2														
Jim Norris, L OBP: 0.414, SLG: 0.420 (1, 9) (9, 3)	0-0 F7			0-0 F8		0-0 CS BB 1B		0-0 SH3-4		0-0 G3			4	0	1	0	0	0	0														
Johnny Grubb, L OBP: 0.346, SLG: 0.238 (1, 7)		0-0 6-3		0-0 1-3		4-0 CS 1-2 BB		4-0 IBB			0-0 G6-4-3 1B		3	0	1	0	2	0	0														
Rico Carty, R OBP: 0.250, SLG: 0.241 (1, 10)	0-0 F7			0-0 FC6-4 1B		0-0 5-3 1-2 2-3		0-0 F7			0-0 G6-4-3 1-2f		5	0	1	0	0	0	5														
Buddy Bell, R OBP: 0.400, SLG: 0.417 (1, 5)	0-0 1-3			0-0 FC6-4 1-2f		0-0 5-3		0-0 FC5 2-3f			0-0 1-3		5	0	0	0	0	0	3														
Andre Thornton, R OBP: 0.281, SLG: 0.327 John Lowenstein, L OBP: 0.391, SLG: 0.429 (1, 3) (9, PH) (9, 9)			0-0 1-3		0-3 K		0-3 K			0-3 K		0-0 SH SF8 1B	3	0	0	0	0	1	0														
Larvell Blanks, R OBP: 0.296, SLG: 0.227 Frank Duffy, R OBP: 0.279, SLG: 0.171 (1, 6) (12, PR) (12, 6)			4-0 1B BB		0-0 S		0-0 1B		0-0 6-3		0-0 SH SF8 7-2		3	0	2	0	1	0	0														
Fred Kendall, R OBP: 0.367, SLG: 0.444 (1, 2)			0-0 F8		0-0 F7		0-0 1-3 1B		0-0 6-3		0-0 SF8		4	0	1	1	0	0	2														
Inning Stats	R: 0 E: 0 K: 0 S: 3	H: 0 LOB: 0 BB: 0 P: 3	R: 0 E: 0 K: 0 S: 3	H: 0 LOB: 0 BB: 0 P: 3	R: 0 E: 0 K: 0 S: 4	H: 1 LOB: 1 BB: 0 P: 4	R: 0 E: 0 K: 1 S: 6	H: 1 LOB: 1 BB: 0 P: 6	R: 0 E: 0 K: 0 S: 3	H: 1 LOB: 2 BB: 0 P: 7	R: 0 E: 0 K: 1 S: 5	H: 0 LOB: 0 BB: 0 P: 5	R: 0 E: 0 K: 1 S: 5	H: 1 LOB: 0 BB: 0 P: 3	R: 1 E: 1 K: 0 S: 4	H: 1 LOB: 1 BB: 0 P: 4	1B: 9 2B: 1 3B: 0 HR: 0	SF: 1 SAC: 2 DP: 2 HBP: 0	WP: 0 PB: 0 SB: 1 CS: 2	PA: 46													
PITCHER Jim Slaton, R ERA: 1.54 Bob McClure, L ERA:	IP 11.1	WLS L	BF 45	H 9	R 1	ER 0	SO 4	BB 2	IBB 1	HBP 0	BLK 0	WP 0	HR 0	S 50	P 62	ERA 0.00	WHIP 0.971																
												PITCHER	IP	WLS	BF	H	R	ER	SO	BB	IBB	HBP	BLK	WP	HR	S	P	ERA	WHIP				

Cleveland Indians @ Milwaukee Brewers
 Milwaukee County Stadium, Milwaukee, WI
 Sat Apr 30 1977, 4:33 AM EDT
 Att. 12,324 - Unknown - 69 F

AB	40
R	1
H	9
RBI	1
BB	3
SO	4
LOB	17



livebaseballscorecards.com

Batter	1	2	3	4	5	6	7	8	9	10	11	12	AB	R	H	RBI	BB	SO	LOB	
Von Joshua, L OBP: 0.250, SLG: 0.267 (1, 8) X	0-0 4-3		0-0 F9			0-0 F5			0-0 F5		0-0 F8		5	0	0	0	0	0	1	
Robin Yount, R OBP: 0.352, SLG: 0.364 (1, 6) S	0-3 K			0-0 F7		0-0 F8			0-3 K		0-0 1B		5	0	1	0	0	2	0	
Cecil Cooper, L OBP: 0.319, SLG: 0.452 (1, 3) S	0-3 K			0-0 6-3		0-0 F8			0-0 F8		4-0 1B		4	0	0	0	1	1	0	
Don Money, R OBP: 0.333, SLG: 0.351 (1, 4)		0-0 F2		0-0 F9			0-0 1-3			H 1-0 SH3 HBP	0-0 F8		4	0	0	0	0	0	2	
Sal Bando, R OBP: 0.284, SLG: 0.293 (1, 5)		0-0 5-3			0-3 K		0-0 F7			X 0-0 SH3		X 0-0 G1-2-3 3B	4	0	1	0	0	1	0	
Sixto Lezcano, R OBP: 0.279, SLG: 0.371 (1, 9)		0-0 F3			0-0 1B		0-0 F8			X 0-0 1-3		B B B B 4-0 G1-2-3 BB	4	0	1	0	1	0	1	
Jamie Quirk, L OBP: 0.225, SLG: 0.342 Jack Heidemann, R (12, PH)			0-3 K		0-0 F9		0-3 K			X 4-0 FC6-4 IBB		B B B B 4-0 G1-2-3 BB	3	0	0	0	1	2	1	
Jim Wohlford, R OBP: 0.259, SLG: 0.245 Mike Hegan, L (8, PH)			0-0 F9		4-0 BB		0-3 K			X 0-0 FC6-4		X 0-0 G1-2-3	1	0	0	0	1	0	0	
Steve Brye, R OBP: 0.333, SLG: 0.308 (9, 7)												1-2 2-3 3+H	2	0	0	0	0	0	5	
Charlie Moore, R OBP: 0.255, SLG: 0.356 Ken McMullen, R (11, PH)			0-0 1B		0-0 F7		0-0 P3				X 0-0 F8		R 0 E 0 K 1 S 5	3	0	1	0	0	0	2
Larry Haney, R (12, 2)													R 0 E 0 K 1 S 5	1	0	0	0	0	0	0
													R 0 E 0 K 1 S 5	1	0	0	0	1	2	

Inning Stats	R: 0	H: 0	E: 0	K: 2	S: 7	R: 0	H: 0	E: 0	K: 0	S: 3	R: 0	H: 1	E: 0	K: 1	S: 6	R: 0	H: 0	E: 0	K: 0	S: 3	R: 0	H: 0	E: 0	K: 0	S: 3	R: 0	H: 0	E: 0	K: 2	S: 7	R: 0	H: 0	E: 0	K: 1	S: 5	R: 0	H: 1	E: 0	K: 0	S: 4	R: 0	H: 1	E: 0	K: 1	S: 5
	LOB: 0	BB: 7	LOB: 0	BB: 0		LOB: 1	BB: 6	LOB: 0	BB: 0		LOB: 2	BB: 10	LOB: 0	BB: 0		LOB: 0	BB: 7	LOB: 0	BB: 0		LOB: 2	BB: 8	LOB: 2	BB: 1		LOB: 2	BB: 13	LOB: 2	BB: 2		LOB: 0	SAC: 1	DP: 1	HBP: 1	1B: 3	2B: 0	3B: 1	HR: 0	SF: 0	WP: 0	PA: 45				

PITCHER	IP	WLS	BF	H	R	ER	SO	BB	IBB	HBP	BLK	WP	HR	S	P	ERA	WHIP
Dennis Eckersley, R (1, 1)	11.0	W	40	3	0	0	7	1	2	1	0	0	0	50	63	0.00	0.364
Jim Kern, R (12, 1)	0.0		2	1	0	0	0	1	0	0	0	0	0	1	5	∞	∞
Dave LaRoche, L (12, 1)	1.0	S	3	0	0	0	1	1	0	0	0	0	0	4	8	0.00	1.000


BOTTOM

Cleveland Indians @ Milwaukee Brewers
 Milwaukee County Stadium, Milwaukee, WI

Sat Apr 30 1977, 4:33 AM EDT
 Att: 12,324 - Unknown - 69 F

livebaseballscorecards.com

AB	38
R	0
H	4
RBI	0
BB	5
SO	8
LOB	14



Batter	1	2	3	4	5	6	7	8	9	AB R H RBI BB SO LOB	TOP											
Rick Manning, L (1, 8) OBP: 0.302, SLG: 0.295	0-0 5-3	0-0 G3			0-0 5-3		0-0 F8			4 0 0 0 0 0 3	Cleveland Indians @ Milwaukee Brewers Milwaukee County Stadium, Milwaukee, WI Sun May 01 1977, 4:33 AM EDT Att. 26,336 - Unknown - 72 F livebaseballscorecards.com											
Larvell Blanks, R (1, 4) OBP: 0.258, SLG: 0.192	0-0 6-3		0-0 F9		0-0 6-3		0-0 F9			4 0 0 0 0 0 0												
Rico Carty, R (1, 10) OBP: 0.250, SLG: 0.242	0-0 1B 1B		0-0 4-3		0-0 1-4-3		0-0 6-3			4 0 1 0 0 0 0												
Bill Melton, R (1, 3) OBP: 0.290, SLG: 0.355	0-0 1-2 1B		0-0 6-3		0-0 6-3		0-0 1B			4 0 2 0 0 0 0												
Buddy Bell, R (1, 5) OBP: 0.378, SLG: 0.391	0-0 F9			0-0 F8		0-0 F9		0-0 F2		4 0 0 0 0 0 3												
Paul Dade, R (1, 9) OBP: 0.417, SLG: 0.484		0-0 1B 1B		0-0 4-3		0-0 1B SF7 2B		0-0 4-3		4 1 2 0 0 0 0												
Johnny Grubb, L (1, 7) OBP: 0.400, SLG: 0.520		0-0 F7		0-0 HR		0-0 2-3 1B		0-0 5-3 3B		4 2 3 1 0 0 1												
Fred Kendall, R (1, 2) OBP: 0.353, SLG: 0.419		0-0 1-2 1B		0-0 6-3		0-0 F9		0-0 5-3		4 0 1 1 0 0 2												
Frank Duffy, R (1, 6) OBP: 0.255, SLG: 0.158		0-0 F7			0-0 F9		0-0 3-H SF7		0-0 3-H F8	3 0 0 1 0 0 2												
Inning Stats	R: 0 E: 0 K: 0 S: 5	H: 2 LOB: 2 BB: 0 P: 5	R: 0 E: 0 K: 0 S: 5	H: 2 LOB: 2 BB: 0 P: 5	R: 0 E: 0 K: 0 S: 3	H: 0 LOB: 0 BB: 0 P: 3	R: 1 E: 0 K: 0 S: 4	H: 1 LOB: 0 BB: 0 P: 4	R: 0 E: 0 K: 0 S: 3	H: 0 LOB: 0 BB: 0 P: 3	R: 0 E: 0 K: 0 S: 3	H: 0 LOB: 0 BB: 0 P: 3	R: 1 E: 0 K: 0 S: 5	H: 2 LOB: 1 BB: 0 P: 5	R: 0 E: 0 K: 0 S: 4	H: 1 LOB: 1 BB: 0 P: 4	R: 1 E: 0 K: 0 S: 4	H: 1 LOB: 0 BB: 0 P: 4	1B: 6 2B: 1 3B: 1 HR: 1	SF: 1 SAC: 0 DP: 0 HBP: 0	WP: 0 PB: 0 SB: 0 CS: 0	PA: 36
PITCHER Jerry Augustine, L (1, 1) ERA: 3.4	IP 9.0	WLS W	BF 36	H 9	R 3	ER 3	SO 0	BB 0	IBB 0	HBP 0	BLK 0	WP 0	HR 1	S 36	P 36	ERA 3.00	WHIP 1.000					



Batter	1	2	3	4	5	6	7	8	9	AB R H RBI BB SO LOB	BOTTOM																								
Von Joshua, L OBP: 0.265, SLG: 0.281 (1, 8)	0-0 S 3B 1B	0-0 1-2 HR 1B		0-3 K			0-0 F7			4 2 2 0 0 1 0	Cleveland Indians @ Milwaukee Brewers Milwaukee County Stadium, Milwaukee, WI Sun May 01 1977, 4:33 AM EDT Att: 26,336 - Unknown - 72 F																								
Robin Yount, R OBP: 0.360, SLG: 0.429 (1, 6)	0-0 F4 1-2	0-0 1-H 2-H HR		0-0 2B			0-0 F7			4 1 2 3 0 0 1																									
Cecil Cooper, L OBP: 0.329, SLG: 0.477 (1, 3)	0-0 2-H SF9 3B	4-0 FC5-4 BB		0-0 6-3			0-0 4-3			3 1 1 1 1 0 1																									
Dan Thomas, R OBP: 0.318, SLG: 0.450 (1, 10)	0-0 3-H SF9	0-0 FC5-4 G6-4-3 1-2f		0-0 F3			0-0 1B 1B			3 1 1 1 0 0 1																									
Don Money, R OBP: 0.343, SLG: 0.350 (1, 4)	4-0 BB 1B BB	0-0 G6-4-3 1-2f		0-0 L7			0-0 F8 1B 1-3			3 1 1 0 1 0 1																									
Sixto Lezcano, R OBP: 0.292, SLG: 0.369 (1, 9)	4-0 1B BB		0-0 F8		0-0 6-3		0-0 F8 1B 1-2 3-H			3 0 1 1 1 0 0																									
Sal Bando, R OBP: 0.282, SLG: 0.290 (1, 5)	0-0 1-2 2-H 1B		0-0 4-3			0-0 F8	0-0 F5			4 0 1 1 0 0 2																									
Jim Wohlford, R OBP: 0.246, SLG: 0.232 (1, 7)	0-3 K		0-3 K			0-3 K	0-0 F8			3 0 0 0 0 3 2																									
Mike Hegan, L (8, PH)										1 0 0 0 0 0 2																									
Steve Brye, R OBP: 0.333, SLG: 0.308 (9, 7)							1-2 2-3			0 0 0 0 0 0 0																									
Charlie Moore, R OBP: 0.255, SLG: 0.347 (1, 2)		0-0 1B HR 1B		0-0 6-3			0-0 F6			4 1 1 0 0 0 2																									
Inning Stats	R: 3 E: 0 K: 1 S: 8	H: 3 LOB: 2 BB: 2 P: 16	R: 3 E: 0 K: 0 S: 5	H: 3 LOB: 0 BB: 1 P: 9	R: 0 E: 0 K: 1 S: 5	H: 0 LOB: 0 BB: 0 P: 5	R: 0 E: 0 K: 1 S: 6	H: 0 LOB: 0 BB: 0 P: 3	R: 0 E: 0 K: 0 S: 3	H: 0 LOB: 0 BB: 0 P: 3		R: 0 E: 0 K: 0 S: 3	R: 1 E: 0 K: 0 S: 6	H: 3 LOB: 2 BB: 0 P: 6	1B: 7 2B: 1 3B: 1 HR: 1	SF: 1 SAC: 0 DP: 1 HBP: 0	WP: 0 PB: 0 SB: 1 CS: 0	PA: 36																	
PITCHER Wayne Garland, R ERA: 9.87 (1, 1)	IP 8.0	WLS L	BF 36	H 10	R 7	ER 7	SO 4	BB 3	IBB 0	HBP 0	BLK 0	WP 0	HR 1	S 41	P 53	ERA 7.88	WHIP 1.625	PITCHER	IP 9.0	WLS L	BF 36	H 10	R 7	ER 7	SO 4	BB 3	IBB 0	HBP 0	BLK 0	WP 0	HR 1	S 41	P 53	ERA 7.88	WHIP 1.625

AB	32
R	7
H	10
RBI	7
BB	3
SO	4
LOB	12



WP: 0	PA: 36
PB: 0	
SB: 1	
CS: 0	

livebaseballscores.com

Batter	1	2	3	4	5	6	7	8	9	AB	R	H	RBI	BB	SO	LOB
--------	---	---	---	---	---	---	---	---	---	----	---	---	-----	----	----	-----

Duane Kuiper, L <small>OBP: 0.325, SLG: 0.292</small> (1, 4) ^x	0-0 F7	0-0 3B 1B		0-0 4-3 1B	0-0 4-3			0-0 FC1-6 CS		5	1	2	1	0	0	3
Buddy Bell, R <small>OBP: 0.354, SLG: 0.362</small> (1, 5) ^x	0-0 L6	0-0 4-3		0-0 4-3				0-3 K		5	0	0	0	0	1	4
Jim Norris, L <small>OBP: 0.429, SLG: 0.415</small> (1, 9) ^{B B B}	4-0 S BB	4-0 3B BB		0-0 F8				0-0 F9		3	1	1	0	2	0	1
Johnny Grubb, L <small>OBP: 0.429, SLG: 0.571</small> (1, 7) ^x	0-0 L4	0-0 3B			0-0 6-3			4-0 FC4-6 BB		3	0	1	3	2	0	1
Bill Melton, R <small>OBP: 0.278, SLG: 0.333</small> (1, 3)		K			0-0 FC6-4 1B			0-0 FC4-6 FC6-4		5	1	1	0	0	1	4
Rick Manning, L <small>OBP: 0.308, SLG: 0.301</small> (1, 8)		0-0 1B S 1B		0-0 F7				0-0 FC6-4 1B		5	1	2	0	0	0	1
Paul Dade, R <small>OBP: 0.410, SLG: 0.455</small> John Lowenstein, L (7, PH) <small>OBP: 0.375, SLG: 0.409</small>		4-0 1B BB		0-0 5-3				0-3 K		2	2	0	0	1	0	2
Larvell Blanks, R <small>OBP: 0.286, SLG: 0.233</small> (1, 6)		0-0 1B 1B		0-0 F7				0-0 5-3		4	1	2	1	0	0	0
Ray Fosse, R <small>OBP: 0.256, SLG: 0.351</small> (1, 2)		0-0 1B 3B 1B		0-0 F4				0-0 E8 FC1-6		4	1	2	3	0	0	0

Inning Stats	R: 0 E: 0 K: 0 S: 3	H: 0 LOB: 1 BB: 1 P: 7	R: 6 E: 0 K: 1 S: 10	H: 5 LOB: 1 BB: 2 P: 18	R: 0 E: 0 K: 0 S: 3	H: 0 LOB: 0 BB: 0 P: 3	R: 0 E: 0 K: 0 S: 4	H: 1 LOB: 1 BB: 0 P: 4	R: 2 E: 0 K: 0 S: 7	H: 4 LOB: 2 BB: 0 P: 7	R: 0 E: 0 K: 1 S: 5	H: 1 LOB: 1 BB: 1 P: 7	R: 0 E: 0 K: 1 S: 5	H: 0 LOB: 0 BB: 0 P: 5	R: 0 E: 1 K: 1 S: 5	H: 0 LOB: 1 BB: 0 P: 5	R: 0 E: 0 K: 0 S: 3	H: 0 LOB: 1 BB: 1 P: 7	1B: 9 2B: 2 3B: 1 HR: 0	SF: 0 SAC: 0 DP: 2 HBP: 0	WP: 0 PB: 0 SB: 5 CS: 1	PA: 42
--------------	------------------------------	---------------------------------	-------------------------------	----------------------------------	------------------------------	---------------------------------	------------------------------	---------------------------------	------------------------------	---------------------------------	------------------------------	---------------------------------	------------------------------	---------------------------------	------------------------------	---------------------------------	------------------------------	---------------------------------	----------------------------------	------------------------------------	----------------------------------	--------

PITCHER	IP	WLS	BF	H	R	ER	SO	BB	IBB	HBP	BLK	WP	HR	S	P	ERA	WHIP
Gary Beare, R <small>ERA: 14.29</small> (1, 1)	1.2	L	13	5	6	6	1	3	0	0	0	0	0	12	24	32.40	4.800
Eduardo Rodriguez, R <small>ERA: 2.57</small> (2, 1)	6.1		25	6	2	2	2	0	1	0	0	0	0	28	32	2.84	0.947
Bob McClure, L <small>ERA:</small> (9, 1)	1.0		4	0	0	0	0	1	0	0	0	0	0	3	7	0.00	1.000

TOP

Cleveland Indians @ Milwaukee Brewers

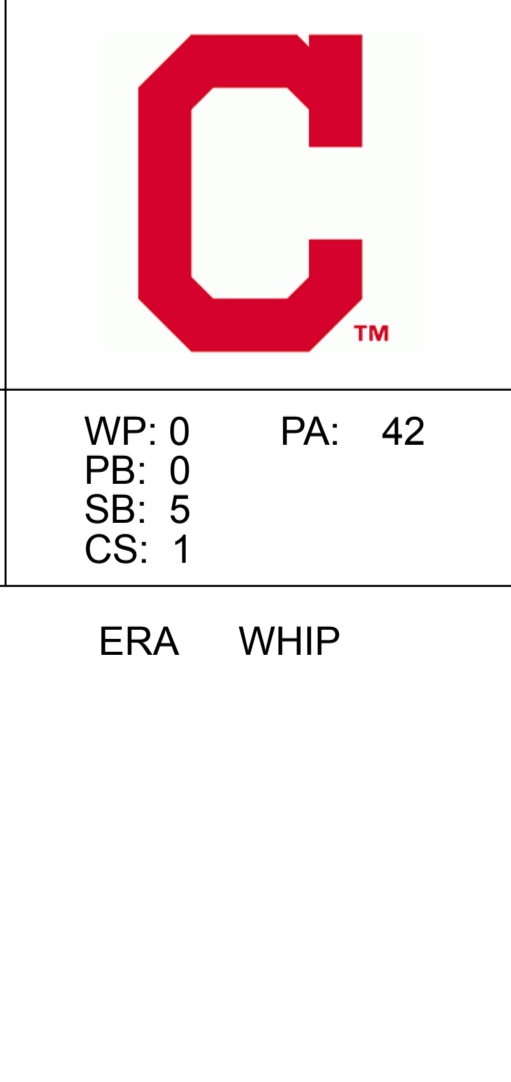
Milwaukee County Stadium, Milwaukee, WI

Sun May 01 1977, 4:38 AM EDT

Att. 26,336 - Unknown - 72 F

livebaseballscorecards.com

AB	37
R	8
H	11
RBI	8
BB	5
SO	3
LOB	16



BOTTOM

Cleveland Indians @ Milwaukee Brewers
Milwaukee County Stadium, Milwaukee, WI

Sun May 01 1977, 4:38 AM EDT
Att: 26,336 - Unknown - 72 F

livebaseballscorecards.com

AB 38
R 5
H 10
RBI 5
BB 2
SO 7
LOB 21



WP: 0 PA: 41
PB: 0
SB: 1
CS: 0

AB R H RBI BB SO LOB

4	1	2	2	1	0	0
5	1	2	1	0	1	2
5	0	3	1	0	1	5
4	0	0	1	1	0	6
5	0	0	0	0	2	5
4	0	1	0	0	1	1
4	0	0	0	0	0	1
3	0	0	0	0	1	1
0	0	0	0	0	0	0
0	1	0	0	0	0	0
2	1	1	0	0	1	0
1	0	0	0	0	0	0
1	1	1	0	0	0	0

Batter	1	2	3	4	5	6	7	8	9
Von Joshua, L OBP: 0.288, SLG: 0.338 (1, 8)	0-0 4-3 1B		0-0 1B		0-0 HR		0-0 F7		4-0 FC3-6 BB
Robin Yount, R OBP: 0.363, SLG: 0.440 (1, 6)	0-0 F9		0-0 1B		0-0 2B		0-3 K		0-0 E5 FC3-6
Cecil Cooper, L OBP: 0.346, SLG: 0.500 (1, 3)	0-0 2B		0-0 F5		0-0 1B		0-0 1B		0-3 K
Dan Thomas, R OBP: 0.296, SLG: 0.375 (1, 10)	4-0 BB		0-0 F9		0-0 F9		0-0 F3		0-0 FC3-6
Don Money, R OBP: 0.320, SLG: 0.323 (1, 4)	0-0 5-3			0-0 5-3	0-0 F9			0-3 K	0-3 K
Sixto Lezcano, R OBP: 0.289, SLG: 0.362 (1, 9)		0-0 5-3		0-0 1B	0-0 6-3			0-3 K	
Sal Bando, R OBP: 0.267, SLG: 0.273 (1, 5)		0-0 F9		0-0 F8		0-0 F5		0-0 F9	
Steve Brye, R OBP: 0.278, SLG: 0.250 (1, 7)		0-0 P3		0-3 K		0-0 5-3			1-0 BB 1B E HBP
Mike Hegan, L (9, PH)									
Jim Wohlford, R OBP: 0.246, SLG: 0.232 (9, PR)									
Larry Haney, R OBP: 0.250, SLG: 0.250 (1, 2)			0-3 K		0-0 HR 1B		0-0 4-3		0-0 E BB FC3-6 1B
Jamie Quirk, L OBP: 0.220, SLG: 0.333 (6, PH)									
Charlie Moore, R OBP: 0.269, SLG: 0.360 (7, 2)									

Inning Stats	R: 0	H: 1	E: 0	LOB: 2	K: 0	BB: 1	S: 4	P: 8
	R: 0	H: 0	E: 0	LOB: 0	K: 0	BB: 0	S: 3	P: 3
	R: 0	H: 2	E: 0	LOB: 2	K: 1	BB: 0	S: 7	P: 7
	R: 0	H: 1	E: 0	LOB: 1	K: 1	BB: 0	S: 6	P: 6
	R: 3	H: 4	E: 0	LOB: 1	K: 0	BB: 0	S: 7	P: 7
	R: 0	H: 0	E: 0	LOB: 0	K: 0	BB: 0	S: 3	P: 3
	R: 0	H: 1	E: 0	LOB: 1	K: 1	BB: 0	S: 6	P: 6
	R: 2	H: 1	E: 1	LOB: 2	K: 2	BB: 1	S: 9	P: 14
	R: 2	H: 1	E: 1	LOB: 2	K: 2	BB: 1	S: 9	P: 14

PITCHER	IP	WLS	BF	H	R	ER	SO	BB	IBB	HBP	BLK	WP	HR	S	P	ERA	WHIP
Jim Bibby, R ERA: 6.59 (1, 1)	4.0		21	8	3	3	2	1	0	0	0	0	1	24	28	6.75	2.250
Al Fitzmorris, R ERA: 4.29 (5, 1)	1.0	W	3	0	0	0	0	0	0	0	0	0	0	3	3	0.00	0.000
Tom Buskey, R ERA: 5.17 (6, 1)	3.0		12	2	2	1	3	0	0	1	0	0	0	17	18	3.00	0.667
Don Hood, L ERA: 2.25 (9, 1)	0.1		3	0	0	0	1	1	0	0	0	0	0	4	8	0.00	3.000
Jim Kern, R ERA: 2.0 (9, 1)	0.2	S	2	0	0	0	1	0	0	0	0	0	0	4	4	0.00	0.000

Batter	1	2	3	4	5	6	7	8	9	10	AB R H RBI BB SO LOB	TOP														
Rich Chiles, L OBP: 0.429, SLG: 0.333 (1, 10)	4-0 G3 2B BB	0-0 G3			0-0 L8 1-2		0-0 BB 1B		0-3 K		4 1 1 0 1 1 1															
Roy Smalley, S OBP: 0.318, SLG: 0.292 (1, 6)	0-0 G3 1-2	0-0 F7			0-0 F7		4-0 BB 1B		0-3 K		4 0 0 0 1 1 2															
Rod Carew, L OBP: 0.407, SLG: 0.495 (1, 3)	0-0 1B 2B				0-0 4-3		0-0 F8		0-3 K		5 1 1 1 0 1 4															
Lyman Bostock, L OBP: 0.396, SLG: 0.506 (1, 8)	0-0 2B 1B				0-0 G3-6-1 1B		0-0 F9		0-3 K		5 1 3 1 0 1 0															
Butch Wynegar, S OBP: 0.368, SLG: 0.574 (1, 2)	0-0 2B				0-0 G3-6-1 1-2f		0-0 L4		0-0 HR		5 1 3 1 0 0 1															
Mike Cubbage, L OBP: 0.411, SLG: 0.423 (1, 5)	4-0 FC6-4 IBB				0-0 4-3		0-0 6-3		4-0 1B BB		2 0 0 1 2 0 0															
Larry Hise, R OBP: 0.347, SLG: 0.495 (1, 7)	0-3 K				0-0 P6		0-3 K		0-3 K		5 0 0 0 0 3 5															
Dan Ford, R OBP: 0.305, SLG: 0.310 (1, 9)	0-0 FC6-4 1-2f				0-0 L6		0-0 1B 1B		0-0 1B		5 0 2 0 0 1 4															
Rob Wilfong, L OBP: 0.405, SLG: 0.462 (1, 4)		0-0 F8			0-0 S 1B		0-0 F2		0-3 K		4 0 1 0 0 1 3															
Inning Stats	R: 2 E: 0 K: 1 S: 8	H: 3 LOB: 3 BB: 2 P: 16	R: 0 E: 0 K: 0 S: 3	H: 0 LOB: 0 BB: 0 P: 3	R: 0 E: 0 K: 0 S: 3	H: 1 LOB: 0 BB: 0 P: 3	R: 0 E: 0 K: 0 S: 3	H: 0 LOB: 0 BB: 0 P: 3	R: 0 E: 0 K: 1 S: 7	H: 2 LOB: 3 BB: 1 P: 11	R: 1 E: 0 K: 3 S: 11	H: 2 LOB: 2 BB: 1 P: 15	R: 0 E: 0 K: 3 S: 9	H: 0 LOB: 0 BB: 0 P: 9	R: 1 E: 1 K: 1 S: 7	H: 2 LOB: 1 BB: 0 P: 7	1B: 8 2B: 2 3B: 0 HR: 1	SF: 1 SAC: 0 DP: 1 HBP: 0	WP: 0 PB: 0 SB: 2 CS: 0	PA: 44						
PITCHER	IP WLS BF H R ER SO BB IBB HBP BLK WP HR S P ERA WHIP																									
Al Fitzmorris, R ERA: 3.86 (1, 1)	7.0	30	7	2	2	2	2	2	0	0	0	0	0	0	0	0	0	0	0	0	0	0	0	0	2.57	1.286
Rick Waits, L ERA: 3.0 (8, 1)	0.1	3	1	1	1	1	1	0	0	0	0	0	1	4	8	27.00	6.000									
Jim Kern, R ERA: 2.31 (8, 1)	2.2	L 11	3	1	1	6	0	0	0	0	0	0	0	23	23	3.38	1.125									

Minnesota Twins @ Cleveland Indians
Cleveland Municipal Stadium, Cleveland, OH
Tue May 03 1977, 7:05 PM EDT
Att. 4,363 - Unknown - 55 F

livebaseballscorecards.com

AB 39
R 4
H 11
RBI 4
BB 4
SO 9
LOB 20



Batter	1	2	3	4	5	6	7	8	9	10	AB	R	H	RBI	BB	SO	LOB
Duane Kuiper, L (1, 4) OBP: 0.317, SLG: 0.276	0-3 K	0-0 F7			0-0 5-3		4-0 1B SF8 BB		0-0 6-3		4	1	0	0	1	1	2
Buddy Bell, R (1, 5) OBP: 0.345, SLG: 0.351	0-0 5-3	0-0 F7			0-0 1-3		0-0 1-3 SF8 1B		0-0 F7		5	0	1	0	0	0	2
Jim Norris, L (1, 9) OBP: 0.424, SLG: 0.411 Paul Dade, R (7, PH) OBP: 0.390, SLG: 0.441	0-0 1B S 1B				0-0 F7		0-0 SF8			0-0 F3	3	1	1	0	0	0	0
Johnny Grubb, L (1, 7) OBP: 0.450, SLG: 0.576	0-0 1-H 1B				0-0 5-3		0-0 6-3 SH 1B			0-0 WP 1B	5	0	3	1	0	0	1
Rick Manning, L (1, 8) OBP: 0.295, SLG: 0.287	0-0 F9				0-0 F9		0-0 SH 6-3			0-3 K	4	0	0	0	0	1	2
Rico Carty, R (1, 10) OBP: 0.279, SLG: 0.262 John Lowenstein, L (8, PR) OBP: 0.375, SLG: 0.409 Andre Thornton, R (10, PH) OBP: 0.277, SLG: 0.321		0-0 2B 1B 1B			0-0 1B		0-3 K		4-0 BB	0-0 F7	3	1	2	0	1	1	2
Bill Melton, R (1, 3) OBP: 0.275, SLG: 0.350		0-0 1B FC5-2 2B			0-0 P6		0-0 6-3		0-0 F7		4	0	1	0	0	0	4
Larvell Blanks, R (1, 6) OBP: 0.282, SLG: 0.235		0-0 FC5-2 1B			0-0 L9		0-0 5-3		0-0 P4		4	0	1	1	0	0	4
Fred Kendall, R (1, 2) OBP: 0.316, SLG: 0.371		0-0 FC5-2			0-0 F7		0-0 L7		0-0 F8		4	0	0	0	0	0	3


Inning Stats	R: 1	H: 2	E: 0	K: 1	S: 7	H: 1	LOB: 1	BB: 0	P: 7	R: 0	H: 0	E: 0	K: 0	S: 3	R: 0	H: 0	E: 0	K: 0	S: 3	R: 0	H: 1	E: 0	K: 1	S: 7	R: 1	H: 1	E: 0	K: 0	S: 4	R: 0	H: 1	E: 0	K: 0	S: 3	R: 0	H: 0	E: 0	K: 0	S: 3	R: 0	H: 0	E: 0	K: 0	S: 3	R: 0	H: 1	E: 0	K: 1	S: 6	R: 0	H: 3	E: 0	K: 0	S: 6	R: 0	H: 1	E: 0	K: 1	S: 6	R: 0	H: 1	E: 0	K: 1	S: 6	R: 0	H: 1	E: 0	K: 1	S: 6	R: 0	H: 1	E: 0	K: 1	S: 6	R: 0	H: 1	E: 0	K: 1	S: 6	R: 0	H: 1	E: 0	K: 1	S: 6
--------------	------	------	------	------	------	------	--------	-------	------	------	------	------	------	------	------	------	------	------	------	------	------	------	------	------	------	------	------	------	------	------	------	------	------	------	------	------	------	------	------	------	------	------	------	------	------	------	------	------	------	------	------	------	------	------	------	------	------	------	------	------	------	------	------	------	------	------	------	------	------	------	------	------	------	------	------	------	------	------	------	------	------	------	------	------

PITCHER	IP	WLS	BF	H	R	ER	SO	BB	IBB	HBP	BLK	WP	HR	S	P	ERA	WHIP
Dave Goltz, R (1, 1) ERA: 3.86	6.1		29	8	3	3	2	1	0	0	0	0	0	32	36	4.26	1.421
Tom Burgmeier, L (7, 1) ERA: 2.05	3.1	W	12	1	0	0	1	1	0	0	0	0	0	13	17	0.00	0.600
Tom Johnson, R (10, 1) ERA: 0.96	0.1	S	1	0	0	0	0	0	0	0	0	1	0	1	1	0.00	0.000

MINNESOTA TWINS @ CLEVELAND INDIANS
Cleveland Municipal Stadium, Cleveland, OH

Tue May 03 1977, 7:05 PM EDT
 Att: 4,363 - Unknown - 55 F

AB 38
 R 3
 H 9
 RBI 3
 BB 2
 SO 3
 LOB 21



Batter	1	2	3	4	5	6	7	8	9	AB R H RBI BB SO LOB	TOP																									
Rich Chiles, L (1, 10) <small>OBP: 0.415, SLG: 0.326</small> Craig Kusick, R (8, PH) <small>OBP: 0.327, SLG: 0.468</small>	0-0 F8		0-0 L9	0-0 P5		0-0 1B		0-3 K		4 0 1 1 0 0 1 1 0 0 0 0 1 2																										
Roy Smalley, S (1, 6) <small>OBP: 0.300, SLG: 0.273</small>	0-0 G3		0-0 6-3		0-0 F9	0-0 F9			0-0 F8	5 0 0 0 0 0 1																										
Rod Carew, L (1, 3) <small>OBP: 0.416, SLG: 0.525</small>	0-0 F8		0-0 BLK BB 1B		0-0 HR		0-3 K		4-0 G4-6-3 BB	4 1 2 1 1 1 0																										
Lyman Bostock, L (1, 8) <small>OBP: 0.396, SLG: 0.506</small>		0-0 HR 2B	4-0 BLK BB		0-0 F7		0-0 5-3		0-0 G4-6-3 1-2f	4 1 1 0 1 0 1																										
Butch Wynegar, S (1, 2) <small>OBP: 0.375, SLG: 0.556</small>		0-0 F5	4-0 BB		4-0 BB		0-0 P4			2 0 0 0 2 0 1																										
Mike Cabbage, L (1, 5) Bob Gorinski, R (8, PH) Jerry Terrell, R (8, PR) <small>OBP: 0.289, SLG: 0.314</small> (8, 5)		4-0 HR IBB	0-0 4-3		0-0 4-3			4-0 4-3 SH1-4 BB		2 1 0 0 1 0 4 0 0 0 0 1 0 0 0 0 0 0 0 0 0																										
Larry Hisle, R (1, 7) <small>OBP: 0.356, SLG: 0.527</small>		0-0 HR		0-0 L7		4-0 4-3 S 1B BB		0-0 SH1-4		2 2 1 3 1 0 0																										
Dan Ford, R (1, 9) <small>OBP: 0.303, SLG: 0.318</small>		0-0 6-3		0-0 2B		0-0 4-3		0-0 4-3		4 0 1 0 0 0 3																										
Rob Wilfong, L (1, 4) <small>OBP: 0.391, SLG: 0.429</small>		0-0 G3		0-0 1-3		0-0 4-3		4-0 BB		3 0 0 0 1 0 2																										
Inning Stats	R: 0 E: 0 K: 0 S: 3	H: 0 LOB: 0 BB: 0 P: 3	R: 3 E: 0 K: 0 S: 5	H: 2 LOB: 0 BB: 1 P: 9	R: 0 E: 0 K: 0 S: 4	H: 1 LOB: 3 BB: 2 P: 12	R: 0 E: 0 K: 0 S: 4	H: 1 LOB: 1 BB: 0 P: 4	R: 1 E: 0 K: 0 S: 4	H: 1 LOB: 1 BB: 1 P: 8	R: 0 E: 0 K: 1 S: 5	H: 0 LOB: 0 BB: 0 P: 5	R: 0 E: 0 K: 1 S: 5	H: 0 LOB: 2 BB: 2 P: 13	R: 0 E: 0 K: 0 S: 2	H: 0 LOB: 0 BB: 1 P: 6	1B: 2 2B: 2 3B: 0 HR: 2	SF: 0 SAC: 1 DP: 1 HBP: 0	WP: 0 PB: 0 SB: 1 CS: 0	PA: 40																
PITCHER	IP WLS BF H R ER SO BB IBB HBP BLK WP HR S P ERA WHIP																																			
Pat Dobson, R (1, 1) <small>ERA: 6.11</small> Don Hood, L (6, 1) <small>ERA: 2.03</small> Jim Kern, R (8, 1) <small>ERA: 2.19</small> Dave LaRoche, L (8, 1) <small>ERA: 6.0</small>	5.2		28	6	5	5	0	4	1	0	1	0	2	23	43	7.94	1.765																			
	1.1	W	5	0	0	0	1	1	0	0	0	0	0	6	10	0.00	0.750																			
	0.2		3	0	0	0	0	1	0	0	0	0	0	2	6	0.00	1.500																			
	1.1	S	4	0	0	0	1	1	0	0	0	0	0	5	9	0.00	0.750																			

Minnesota Twins @ Cleveland Indians
 Cleveland Municipal Stadium, Cleveland, OH

Wed May 04 1977, 3:33 AM EDT
 Att: 3,353 - Unknown - 51 F

livebaseballscorecards.com

AB	31
R	5
H	6
RBI	5
BB	8
SO	2
LOB	15



Batter	1	2	3	4	5	6	7	8	9	AB	R	H	RBI	BB	SO	LOB
Duane Kuiper, L (1, 4) OBP: 0.326, SLG: 0.288	0-0 G3-6-3 1B		0-0 FC5-6 1B S 1-2f		0-0 4-3		0-0 E7 1B FC4-2 1B			4	1	2	0	0	0	1
Buddy Bell, R (1, 5) OBP: 0.341, SLG: 0.346	0-0 G3-6-3 1-2f		0-3 K 1-2		0-3 K		0-0 FC4-2 1-3 3-H 1B			4	0	1	1	0	2	2
Jim Norris, L (1, 9) OBP: 0.414, SLG: 0.400	0-0 F7		0-0 1B 2-3			0-0 L3	0-0 FC4-2 2-3 3-H			4	1	1	0	0	0	2
Johnny Grubb, L (1, 7) OBP: 0.455, SLG: 0.568		0-0 3-1	0-0 1B 2-H 3-H			0-0 CS 1B	0-0 G3			4	0	2	2	0	0	2
Rick Manning, L (1, 8) OBP: 0.303, SLG: 0.311		0-0 4-3 3B	0-0 4-3			4-0 2B 1-2 BB		0-0 F8		3	2	1	0	1	0	1
Rico Carty, R (1, 10) OBP: 0.278, SLG: 0.275		0-0 4-3		0-0 6-3		0-0 2B 1-H		0-0 6-3		4	0	1	2	0	0	0
Bill Melton, R (1, 3) OBP: 0.250, SLG: 0.318	0-0 F5			0-0 F2		0-0 F9		0-3 K		4	0	0	0	0	1	1
Frank Duffy, R (9, 6) OBP: 0.255, SLG: 0.158										0	0	0	0	0	0	0
Larvell Blanks, R (1, 6) OBP: 0.286, SLG: 0.270			0-0 1B 2B		0-3 K		0-0 F8			3	1	1	0	0	1	0
Andre Thornton, R (9, 3) OBP: 0.277, SLG: 0.321										0	0	0	0	0	0	0
Fred Kendall, R (1, 2) OBP: 0.341, SLG: 0.378			0-0 FC5-6 1B 2-H			0-0 F8	4-0 E 1B 1B BB			2	1	1	1	1	0	0

Inning Stats	R: 0	H: 1	R: 1	H: 1	R: 3	H: 4	R: 0	H: 0	R: 1	H: 2	R: 0	H: 0	R: 0	H: 0	R: 0	H: 0
	E: 0	LOB: 0	E: 0	LOB: 0	E: 0	LOB: 1	E: 0	LOB: 0	E: 1	LOB: 1	E: 1	LOB: 2	E: 0	LOB: 0	E: 0	LOB: 0
	K: 0	BB: 0	K: 0	BB: 0	K: 1	BB: 0	K: 1	BB: 0	K: 0	BB: 1	K: 0	BB: 1	K: 1	BB: 0	K: 1	BB: 0
	S: 3	P: 3	S: 4	P: 4	S: 9	P: 9	S: 5	P: 5	S: 4	P: 8	S: 5	P: 5	S: 5	P: 5	S: 5	P: 5


PITCHER	IP	WLS	BF	H	R	ER	SO	BB	IBB	HBP	BLK	WP	HR	S	P	ERA	WHIP
Pete Redfern, R (1, 1) ERA: 6.3	2.2		13	6	4	4	1	0	0	0	0	0	0	15	15	13.50	2.250
Jeff Holly, L (3, 1) ERA: 0.9	3.0		11	2	1	1	2	1	0	0	0	0	0	14	18	3.00	1.000
Tom Johnson, R (6, 1) ERA: 1.29	2.1	L	10	2	1	1	1	1	0	0	0	0	0	11	15	3.86	1.286

BOTTOM

Minnesota Twins @ Cleveland Indians
Cleveland Municipal Stadium, Cleveland, OH

Wed May 04 1977, 3:33 AM EDT
Att. 3,353 - Unknown - 51 F

AB	32
R	6
H	10
RBI	6
BB	2
SO	4
LOB	9



WP	HR	S	P	ERA	WHIP
0	0	0	0	0	0

Batter	1	2	3	4	5	6	7	8	9	AB R H RBI BB SO LOB	TOP		
Ralph Garr, L (1, 7) OBP: 0.349, SLG: 0.451 Jerry Hairston, S (9, PH) OBP: 0.412, SLG: 0.231 (9, 7)	0-0 SF8 3B		0-0 1B 1B	4-0 1B IBB		0-0 1-3			0-3 K	3 3 2 0 1 0 0 1 0 0 0 0 1 0			
Alan Bannister, R (1, 6) OBP: 0.393, SLG: 0.400	0-0 SF8		4-0 1B BB	0-0 1B 2-3		0-0 F9			0-0 1B 1B	3 1 1 1 1 0 2			
Jorge Orta, L (1, 4) OBP: 0.343, SLG: 0.432 Jack Brohamer, L (9, PR) OBP: 0.421, SLG: 0.357 (9, 4)	0-0 F5		0-0 F5	0-0 1B			4-0 G4-6-3 BB		1-0 1B HBP	3 0 1 2 1 0 2 0 1 0 0 0 0 0			
Richie Zisk, R (1, 9) OBP: 0.375, SLG: 0.634	0-0 HR		0-0 F8	0-0 F4			0-0 G4-6-3		0-0 1B 1B	5 1 2 2 0 0 5			
Jim Spencer, L (1, 3) OBP: 0.290, SLG: 0.366	0-0 F9		0-0 1B		0-0 3-1		0-3 K		0-0 1B 1B	5 0 2 2 0 1 0			
Oscar Gamble, L (1, 10) OBP: 0.404, SLG: 0.532 Lamar Johnson, R (8, PH) OBP: 0.160, SLG: 0.250		0-0 2B	0-0 F9		4-0 BB BB			0-0 6-3	0-3 K	2 0 1 0 1 0 2 2 0 0 0 0 1 2			
Eric Soderholm, R (1, 5) OBP: 0.391, SLG: 0.617		0-3 K		0-0 F9	4-0 BB BB			0-0 4-3		3 0 0 0 1 1 1			
Chet Lemon, R (1, 8) OBP: 0.343, SLG: 0.512		0-3 K		0-3 K	0-0 G5-4-3			0-0 5-3		4 0 0 0 0 2 3			
Jim Essian, R (1, 2) OBP: 0.432, SLG: 0.500		0-3 K		0-0 1B 2B		0-0 4-3		0-0 5-3		4 1 1 0 0 1 1			
Inning Stats	R: 2 H: 2 E: 0 LOB: 0 K: 0 BB: 0 S: 5 P: 5	R: 0 H: 1 E: 0 LOB: 1 K: 3 BB: 0 S: 10 P: 10	R: 1 H: 2 E: 0 LOB: 2 K: 0 BB: 1 S: 5 P: 9	R: 2 H: 2 E: 1 LOB: 2 K: 1 BB: 1 S: 8 P: 12	R: 0 H: 0 E: 0 LOB: 1 K: 0 BB: 2 S: 2 P: 10	R: 0 H: 0 E: 0 LOB: 0 K: 0 BB: 0 S: 3 P: 3	R: 0 H: 0 E: 0 LOB: 0 K: 1 BB: 1 S: 4 P: 8	R: 0 H: 0 E: 0 LOB: 0 K: 0 BB: 0 S: 3 P: 3	R: 2 H: 3 E: 1 LOB: 2 K: 2 BB: 0 S: 10 P: 11	1B: 6 SF: 1 2B: 2 SAC: 0 3B: 1 DP: 2 HR: 1 HBP: 1	WP: 0 PA: 42 PB: 0 SB: 1 CS: 0		
PITCHER	IP WLS BF H R ER SO BB IBB HBP BLK WP HR S P ERA WHIP											PITCHER	IP WLS BF H R ER SO BB IBB HBP BLK WP HR S P ERA WHIP
Dennis Eckersley, R (1, 1) ERA: 3.69	4.0 L 22 7 5 3 4 1 1 0 0 0 1 28 36 6.75 2.000												
Rick Waits, L (5, 1) ERA: 3.29	4.2 17 1 2 2 2 3 0 1 0 0 0 17 30 3.86 0.857												
Jim Bibby, R (9, 1) ERA: 6.59	0.0 1 1 0 0 0 0 0 0 0 0 0 1 1 ∞ ∞												
Dave LaRoche, L (9, 1) ERA: 5.87	0.1 2 1 0 0 1 0 0 0 0 0 0 0 4 4 0.00 3.000												

Chicago White Sox @ Cleveland Indians
Cleveland Municipal Stadium, Cleveland, OH

Fri May 06 1977, 7:05 PM EDT
Att: 7,825 - Unknown - 67 F

AB	35
R	7
H	10
RBI	7
BB	5
SO	7
LOB	18



livebaseballscorecards.com

Batter	1	2	3	4	5	6	7	8	9	AB R H RBI BB SO LOB	TOP	
Ralph Garr, L (1, 7) OBP: 0.352, SLG: 0.460	0-0 1B 2B		0-0 6-3		0-0 1-3 3-H 1B		0-0 1-2 L6		0-0 F7	5 1 2 1 0 0 1		
Alan Bannister, R (1, 6) OBP: 0.405, SLG: 0.414	0-0 3-6-3 2-H 1B		0-0 FC5-4 1B		0-0 1-2 F3			0-0 HR 1B		4 1 3 1 0 0 2		
Richie Zisk, R (1, 9) OBP: 0.379, SLG: 0.654	4-0 3-6-3 1-2 BB		0-0 FC5-4 1-2f		0-0 L6			0-0 1-H HR		3 1 1 2 1 0 3		
Jim Spencer, L (1, 3) OBP: 0.288, SLG: 0.356	0-0 G3-6-3 1-2f 2-3			0-0 4-3	0-0 4-3			4-0 G6-4-3 BB		3 0 0 0 1 0 4		
Oscar Gamble, L (1, 10) OBP: 0.417, SLG: 0.540 Lamar Johnson, R (8, PH) OBP: 0.154, SLG: 0.240	0-0 6-3			0-0 1B 1B		0-0 L4-3 1B		0-0 F2		3 0 2 0 0 0 1 1 0 0 0 0 0 1		
Eric Soderholm, R (1, 5) OBP: 0.385, SLG: 0.600		0-0 5-3		0-0 1-3 1B		0-0 1-2 L4-3		0-0 G6-4-3 1-2f		4 0 1 0 0 0 2		
Chet Lemon, R (1, 8) OBP: 0.340, SLG: 0.511		0-3 K		0-0 5-3		0-0 5-3			0-0 SH1 SF8 2B	4 1 1 0 0 1 1		
Jack Brohamer, L (1, 4) OBP: 0.409, SLG: 0.353		0-0 F5			0-0 1B 1B		0-0 6-3		0-0 SH1 2-3	3 1 1 0 0 0 0		
Brian Downing, R (1, 2) OBP: 0.481, SLG: 0.300 Jim Essian, R (7, 2) OBP: 0.427, SLG: 0.500			0-0 6-3		0-0 1-3 1B 1B		0-0 E6 CS		0-0 SF8 3-H	3 0 1 0 0 0 0 0 0 0 1 0 0 0		
Inning Stats	R: 1 E: 0 K: 0 S: 4 H: 2 LOB: 1 BB: 1 P: 8	R: 0 E: 0 K: 1 S: 5 H: 0 LOB: 0 BB: 0 P: 5	R: 0 E: 0 K: 0 S: 4 H: 1 LOB: 1 BB: 0 P: 4	R: 0 E: 0 K: 0 S: 4 H: 2 LOB: 1 BB: 0 P: 4	R: 1 E: 0 K: 0 S: 6 H: 3 LOB: 2 BB: 0 P: 6	R: 0 E: 0 K: 0 S: 3 H: 1 LOB: 0 BB: 0 P: 3	R: 0 E: 1 K: 0 S: 3 H: 0 LOB: 0 BB: 0 P: 3	R: 2 E: 0 K: 0 S: 4 H: 2 LOB: 0 BB: 1 P: 8	R: 1 E: 0 K: 0 S: 4 H: 1 LOB: 0 BB: 0 P: 4	1B: 9 2B: 3 3B: 0 HR: 1 SF: 1 SAC: 1 DP: 3 HBP: 0	WP: 0 PB: 0 SB: 1 CS: 1 PA: 37	
PITCHER Wayne Garland, R (1, 1) ERA: 8.51 Dave LaRoche, L (8, 1) ERA: 5.71	IP 7.0 WLS L BF 30 H 11 R 4 ER 4 SO 1 BB 1 IBB 0 HBP 0 BLK 0 WP 0 HR 1 S 31 P 35 ERA 5.14 WHIP 1.714	IP 2.0 WLS L BF 7 H 1 R 1 ER 1 SO 0 BB 1 IBB 0 HBP 0 BLK 0 WP 0 HR 0 S 6 P 10 ERA 4.50 WHIP 1.000	PITCHER IP WLS BF H R ER SO BB IBB HBP BLK WP HR S P ERA WHIP									

Chicago White Sox @ Cleveland Indians
Cleveland Municipal Stadium, Cleveland, OH

Sat May 07 1977, 3:33 AM EDT
Att. 15,026 - Unknown - 55 F

livebaseballscorecards.com

AB	33
R	5
H	12
RBI	5
BB	2
SO	1
LOB	15




Batter	1	2	3	4	5	6	7	8	9	AB R H RBI BB SO LOB	TOP			
Ralph Garr, L (1, 7) OBP: 0.340, SLG: 0.441	0-0 G3	0-0 4-3		0-0 L8		0-0 E8 1B		0-0 F7	0-0 1B	6 1 1 1 0 0 4				
Alan Bannister, R (1, 6) OBP: 0.393, SLG: 0.400	0-0 F8		0-0 4-3		0-0 P6	0-0 FC5-4 1B		0-3 K	0-3 K	6 0 1 1 0 2 2				
Richie Zisk, R (1, 9) OBP: 0.372, SLG: 0.633	0-3 K		0-0 5-3		0-0 P4	0-0 FC5-4 1B		0-0 1B		5 0 1 0 0 1 1				
Jim Spencer, L (1, 3) OBP: 0.310, SLG: 0.364		0-0 1B BB 1B	4-0 HR BB		4-0 1B BB	0-0 1B		0-0 F8		3 3 2 0 2 0 1				
Oscar Gamble, L (1, 10) OBP: 0.438, SLG: 0.596 Lamar Johnson, R (9, PH) OBP: 0.148, SLG: 0.231		4-0 BB 1B 1-2 BB	0-0 HR		4-0 1B BB	0-0 L7			0-0 6-3	2 2 1 2 2 0 2 1 0 0 0 0 0 0				
Eric Soderholm, R (1, 5) OBP: 0.376, SLG: 0.578		0-3 K	0-0 6-3		0-0 1B 1-3 2-H		0-0 F9		0-0 6-3	5 0 1 1 0 1 2				
Chet Lemon, R (1, 8) OBP: 0.370, SLG: 0.558		0-0 BB 1-2 2-3 1B		0-0 CS 1B	0-0 1B 1-2 3-H		0-0 PB 2B		0-0 1B 2B	5 1 5 1 0 0 0				
Jack Brohamer, L (1, 4) OBP: 0.444, SLG: 0.350		4-0 BB 1-2 2-3 3-H		0-0 FC5-4 1B	0-0 F9		0-0 P6		4-0 1B 1B IBB	3 1 1 1 2 0 3				
Jim Essian, R (1, 2) OBP: 0.413, SLG: 0.477		0-0 P6		0-0 FC5-4 1-2f		0-0 5-3	0-0 P4		0-0 1B 1-3 2-H	5 0 1 1 0 0 5				
Inning Stats	R: 0 E: 0 K: 1 S: 5 H: 0 LOB: 0 BB: 0 P: 5	R: 1 E: 0 K: 1 S: 7 H: 2 LOB: 3 BB: 2 P: 15	R: 2 E: 0 K: 0 S: 4 H: 1 LOB: 0 BB: 1 P: 8	R: 0 E: 0 K: 0 S: 4 H: 2 LOB: 1 BB: 0 P: 4	R: 2 E: 0 K: 0 S: 5 H: 2 LOB: 2 BB: 2 P: 13	R: 1 E: 1 K: 0 S: 6 H: 2 LOB: 2 BB: 0 P: 6	R: 0 E: 0 K: 0 S: 4 H: 1 LOB: 1 BB: 0 P: 4	R: 0 E: 0 K: 1 S: 6 H: 1 LOB: 1 BB: 0 P: 6	R: 2 E: 0 K: 1 S: 8 H: 3 LOB: 2 BB: 1 P: 12	1B: 11 2B: 2 3B: 0 HR: 1 SF: 0 SAC: 0 DP: 0 HBP: 0	WP: 0 PB: 1 SB: 0 CS: 1 PA: 47			
PITCHER	IP WLS BF H R ER SO BB IBB HBP BLK WP HR S P ERA WHIP												PITCHER	IP WLS BF H R ER SO BB IBB HBP BLK WP HR S P ERA WHIP
Al Fitzmorris, R (1, 1) ERA: 4.68	4.2 L 24 6 5 5 2 5 0 0 0 0 0 1 23 43 9.64 2.357													
Tom Buskey, R (5, 1) ERA: 4.5	2.1 12 4 1 0 0 0 0 0 0 0 0 0 12 12 0.00 1.714													
Don Hood, L (8, 1) ERA: 1.88	1.0 4 1 0 0 1 0 0 0 0 0 0 0 6 6 0.00 1.000													
Pat Dobson, R (9, 1) ERA: 6.52	1.0 7 3 2 2 1 0 1 0 0 0 0 0 8 12 18.00 3.000													

Chicago White Sox @ Cleveland Indians
Cleveland Municipal Stadium, Cleveland, OH

Sun May 08 1977, 3:33 AM EDT
Att. 13,145 - Unknown - 62 F

AB	41
R	8
H	14
RBI	8
BB	6
SO	4
LOB	20



Batter	1	2	3	4	5	6	7	8	9	AB R H RBI BB SO LOB	BOTTOM
Jim Norris, L OBP: 0.405, SLG: 0.408 (1, 9) S S	0-3 K ①		x 0-0 SH1-3 1B		x 0-0 E 1B		x 0-0 4-3 ①		x 0-0 SF7 ①	4 1 2 1 0 1 0	Chicago White Sox @ Cleveland Indians Cleveland Municipal Stadium, Cleveland, OH Sun May 08 1977, 3:33 AM EDT Att: 13,145 - Unknown - 62 F livebaseballscorecards.com AB 34 R 3 H 9 RBI 3 BB 3 SO 7 LOB 17 
Larvell Blanks, R OBP: 0.283, SLG: 0.333 (1, 6) X	0-0 1B		x 0-0 SH1-3 ①		x 0-0 E5 1B		x 0-0 F9 ②		x 0-3 K ②	4 0 1 0 0 1 2	
Rick Manning, L OBP: 0.304, SLG: 0.304 (1, 8) X	0-0 F9 ②		x 0-0 F7 ②		x 0-0 1B ②		x 0-0 4-1 ③		x 0-3 K ③	5 0 1 1 0 1 3	
Rico Carty, R OBP: 0.271, SLG: 0.241 (1, 10) X	0-0 F8 ③		x 0-0 F8 ③		x 0-0 F8 ③				x 0-0 P5 ①	4 0 0 0 0 0 4	
Johnny Grubb, L OBP: 0.474, SLG: 0.587 (1, 7) B B B B		4-0 BB		B B B B 4-0 BB		S S S S 0-3 K ①		x 0-0 FC5-4 1B		2 0 1 0 2 1 0	
Fred Kendall, R OBP: 0.321, SLG: 0.408 (1, 2) X	0-0 P6 ①		x 0-0 G6-3 ① ②		x 0-0 1-3 ②		x 0-3 K ②		x 0-3 K ②	4 0 0 0 0 1 3	
Buddy Bell, R OBP: 0.347, SLG: 0.393 (1, 5) X	0-0 P4 ②		x 0-0 F8 ③		x 0-0 1B ①		x 0-0 FC5-4 ③		x 0-0 FC5-4 ③	4 0 1 0 0 0 2	
Duane Kuiper, L OBP: 0.320, SLG: 0.272 (1, 4) X	0-0 4-3 ③				x 0-0 F8 ①		x 0-0 1B ①		B B B B 4-0 1B SF7 BB	3 1 1 0 1 0 1	
Andre Thornton, R OBP: 0.284, SLG: 0.359 (1, 3) X			x 0-0 HR		S S S S 0-3 K ②		S S S S 0-3 K ③		x 0-0 1B ①	4 1 2 1 0 2 2	
Inning Stats	R: 0 H: 1 E: 0 LOB: 1 K: 1 BB: 0 S: 6 P: 6	R: 0 H: 0 E: 0 LOB: 1 K: 0 BB: 1 S: 3 P: 7	R: 1 H: 2 E: 0 LOB: 1 K: 0 BB: 0 S: 5 P: 5	R: 0 H: 0 E: 0 LOB: 0 K: 0 BB: 1 S: 2 P: 6	R: 1 H: 2 E: 1 LOB: 2 K: 1 BB: 0 S: 8 P: 8	R: 0 H: 2 E: 0 LOB: 2 K: 2 BB: 0 S: 9 P: 9	R: 0 H: 0 E: 0 LOB: 0 K: 0 BB: 0 S: 3 P: 3	R: 0 H: 1 E: 0 LOB: 1 K: 1 BB: 0 S: 6 P: 6	R: 1 H: 1 E: 0 LOB: 1 K: 2 BB: 1 S: 8 P: 12	1B: 8 SF: 1 2B: 0 SAC: 1 3B: 0 DP: 1 HR: 1 HBP: 0	
PITCHER Steve Stone, R ERA: 1.99 (1, 1)	IP 9.0 WLS W BF 39 H 9 R 3 ER 2 SO 7 BB 3 IBB 0 HBP 0 BLK 0 WP 0 HR 1 S 50 P 62 ERA 2.00 WHIP 1.333					PITCHER	IP WLS BF H R ER SO BB IBB HBP BLK WP HR S P ERA WHIP				

Batter	1	2	3	4	5	6	7	8	9	AB R H RBI BB SO LOB	TOP							
Von Joshua, L (1, 8) OBP: 0.255, SLG: 0.265	0-3 K			0-0 F8		0-3 K		0-0 L8		4 0 0 0 0 2 2	Milwaukee Brewers @ Cleveland Indians Cleveland Municipal Stadium, Cleveland, OH Tue May 10 1977, 7:05 PM EDT Unknown - 52 F livebaseballscorecards.com							
Robin Yount, R (1, 6) OBP: 0.325, SLG: 0.387	0-0 F9			0-3 K		0-0 F7		0-3 K	4 0 0 0 0 2 2									
Don Money, R (1, 4) OBP: 0.315, SLG: 0.351	0-3 K			0-0 5-3			0-0 F3	0-0 FC4-6 HBP 1B	4 0 1 0 0 1 0									
Sal Bando, R (1, 5) OBP: 0.306, SLG: 0.351		0-0 F2			0-0 6-3		0-0 6-3	1-0 FC4-6 1B	3 0 0 0 0 0 0									
Dan Thomas, R (1, 7) OBP: 0.340, SLG: 0.468		0-0 CS 1B			0-0 F8		0-0 1B 1B	0-0 FC4-6 1-2f 2-3	4 0 2 0 0 0 2									
Sixto Lezcano, R (1, 9) OBP: 0.321, SLG: 0.429		0-0 L7 1-2			0-0 G3		0-0 1B 1B	0-0 L9	4 0 1 0 0 0 3									
Mike Hegan, L (1, 3) OBP: 0.333, SLG: 0.167			0-3 K		0-3 K		0-0 F8		3 0 0 0 0 2 2									
Jamie Quirk, L (1, 10) OBP: 0.208, SLG: 0.280			0-0 6-3		4-0 1B BB		0-0 P6		2 0 0 0 1 0 0									
Charlie Moore, R (1, 2) OBP: 0.309, SLG: 0.385			0-0 P4		0-0 1B		0-0 F8		3 0 1 0 0 0 0									
Inning Stats	R: 0 E: 0 K: 2 S: 7	H: 0 LOB: 0 BB: 0 P: 7	R: 0 E: 0 K: 0 S: 3	H: 1 LOB: 0 BB: 0 P: 3	R: 0 E: 0 K: 1 S: 5	H: 0 LOB: 0 BB: 0 P: 5	R: 0 E: 0 K: 1 S: 5	H: 0 LOB: 0 BB: 0 P: 5	R: 0 E: 0 K: 0 S: 5	H: 2 LOB: 2 BB: 0 P: 5		R: 0 E: 0 K: 0 S: 3	H: 0 LOB: 0 BB: 0 P: 3	R: 0 E: 0 K: 1 S: 6	H: 1 LOB: 2 BB: 0 P: 7	1B: 5 2B: 0 3B: 0 HR: 0	SF: 0 SAC: 0 DP: 0 HBP: 1	WP: 0 PB: 0 SB: 0 CS: 1
PITCHER Jim Bibby, R (1, 1) ERA: 3.97	IP: 9.0 WLS: W BF: 33 H: 5 R: 0 ER: 0 SO: 7 BB: 1 IBB: 0 HBP: 1 BLK: 0 WP: 0 HR: 0 S: 45 P: 50 ERA: 0.00 WHIP: 0.667	PITCHER										IP: WLS: BF: H: R: ER: SO: BB: IBB: HBP: BLK: WP: HR: S: P: ERA: WHIP						



Batter	1	2	3	4	5	6	7	8	9	AB	R	H	RBI	BB	SO	LOB
Jim Norris, L OBP: 0.398, SLG: 0.392 (1, 9) X	0-0 4-3 ①		4-0 BB ②			0-0 1-3 ①		0-3 K ①		3	0	0	0	1	1	0
Duane Kuiper, L OBP: 0.317, SLG: 0.271 (1, 4) X	0-0 4-3 ②		0-3 K ③			0-0 1-3 ②		0-0 1B ②		4	0	1	0	0	1	1
Rick Manning, L OBP: 0.319, SLG: 0.321 (1, 8) X	0-0 1B ③					0-0 FC3-6 1B ①		0-0 F8 ②		4	0	3	0	0	0	1
Johnny Crubb, L OBP: 0.459, SLG: 0.551 (1, 7) X	0-0 F7 ③					0-0 FC3-6 BB ①		0-0 3-1 ③		3	0	0	0	1	0	3
John Lowenstein, L OBP: 0.379, SLG: 0.360 (1, 10)		4-0 CS BB ①				4-0 1-2 BB ②		0-0 4-3 ③		2	0	0	0	2	0	2
Larvell Blanks, R OBP: 0.281, SLG: 0.385 (1, 6)		0-3 K ①				0-0 F9 ③		0-0 F2 ①		4	1	1	1	0	1	2
Buddy Bell, R OBP: 0.337, SLG: 0.380 (1, 5)		0-0 6-3 ② ③				0-0 L7 ①		0-0 5-3 ②		3	0	0	0	0	0	1
Fred Kendall, R OBP: 0.321, SLG: 0.392 (1, 2)			0-0 L7 ①			0-3 K ②		4-0 BB ③		2	0	0	0	1	1	0
Andre Thornton, R OBP: 0.273, SLG: 0.343 (1, 3)			0-0 F9 ②			0-0 P6 ③		0-0 5-3 ③		3	0	0	0	0	0	1

Inning Stats	R: 0	H: 1	E: 0	LOB: 1	K: 0	BB: 0	S: 4	R: 0	H: 0	E: 0	LOB: 0	K: 1	BB: 1	S: 4	R: 0	H: 0	E: 0	LOB: 1	K: 1	BB: 1	S: 5	R: 0	H: 1	E: 0	LOB: 1	K: 0	BB: 1	S: 3	R: 0	H: 0	E: 0	LOB: 0	K: 1	BB: 0	S: 5	R: 0	H: 1	E: 0	LOB: 2	K: 0	BB: 1	S: 4	R: 0	H: 0	E: 0	LOB: 1	K: 0	BB: 1	S: 3	R: 0	H: 1	E: 0	LOB: 1	K: 1	BB: 0	S: 6	R: 1	H: 1	E: 0	LOB: 0	K: 0	BB: 0	S: 2	1B: 4	SF: 0	2B: 0	SAC: 0	3B: 0	DP: 0	HR: 1	HBP: 0	WP: 0	PA: 33
PITCHER Jim Staton, R ERA: 1.76 (1, 1)	IP	WLS	BF	H	R	ER	SO	BB	IBB	HBP	BLK	WP	HR	S	P	ERA	WHIP																																																								
	8.1	L	33	5	1	1	4	5	0	0	0	0	1	36	56	1.08	1.200																																																								

BOTTOM

Milwaukee Brewers @ Cleveland Indians
Cleveland Municipal Stadium, Cleveland, OH

Tue May 10 1977, 7:05 PM EDT
Unknown - 52 F

livebaseballscorecards.com

AB	28
R	1
H	5
RBI	1
BB	5
SO	4
LOB	11



Batter	1	2	3	4	5	6	7	8	9	AB R H RBI BB SO LOB	TOP														
Tim Johnson, L (1, 4) <small>OBP: 0.318, SLG: 0.354</small> (7, 4)	0-3 K		0-0 E1		0-0 6-3		0-0 FC6-4 1B		0-3 K	3 0 0 0 0 1 0 2 0 1 2 0 1 0															
Robin Yount, R (1, 6) <small>OBP: 0.314, SLG: 0.374</small>	0-0 6-3		0-3 K			0-3 K	0-0 FC6-4 1-2f			4 0 0 0 0 2 3															
Sixto Lezcano, R (1, 9) <small>OBP: 0.327, SLG: 0.455</small>	0-0 5-3			0-0 HR		0-3 K		4-0 6-3 BB		3 1 1 1 1 1 0															
Dan Thomas, R (1, 7) <small>OBP: 0.351, SLG: 0.529</small>		0-0 HR		0-0 G6-4-3 BB 1B		0-0 L8		0-0 6-3		4 1 2 1 0 0 1															
Sal Bando, R (1, 5) <small>OBP: 0.313, SLG: 0.343</small>		4-0 L3-4 BB		4-0 G6-4-3 BB			0-0 F9	0-0 6-3		2 0 0 0 2 0 1															
Ken McMullen, R (1, 3) <small>OBP: 0.208, SLG: 0.261</small>		0-3 K		0-0 G6-4-3 1-2f 2-3			0-0 F9	4-0 BB		3 0 0 0 1 1 3															
Steve Bnye, R (1, 8) <small>OBP: 0.250, SLG: 0.385</small> Von Joshua, L (8, PH) <small>OBP: 0.255, SLG: 0.265</small> Jim Wohlford, R (8, PH) <small>OBP: 0.224, SLG: 0.210</small> (8, 8)		0-0 L3-4		0-0 4-3			0-0 WP 1B 2B	0-3 K		3 1 1 0 0 0 2 0 0 0 0 0 0 0 1 0 0 0 0 1 2															
Mike Hegan, L (1, 10) <small>OBP: 0.389, SLG: 0.214</small> Jack Heidemann, R (9, PH)			0-0 G1-6-3 1B		0-0 F8		4-0 BB 1B BB 2-3	0-0 F8		2 1 1 0 1 0 0 1 0 0 0 0 0 0															
Larry Haney, R (1, 2) <small>OBP: 0.167, SLG: 0.167</small> Cecil Cooper, L (7, PH) <small>OBP: 0.376, SLG: 0.540</small> Charlie Moore, R (7, PR) <small>OBP: 0.305, SLG: 0.380</small> (7, 2)			0-0 G1-6-3		0-0 6-3		4-0 1B BB	0-0 F3		2 0 0 0 0 0 1 0 0 0 0 1 0 0 1 0 0 0 0 0 0															
Inning Stats	R: 0 E: 0 K: 1 S: 5	H: 0 LOB: 0 BB: 0 P: 5	R: 1 E: 0 K: 1 S: 5	H: 1 LOB: 0 BB: 1 P: 9	R: 0 E: 1 K: 1 S: 6	H: 1 LOB: 1 BB: 0 P: 6	R: 1 E: 0 K: 0 S: 4	H: 2 LOB: 1 BB: 1 P: 8	R: 0 E: 0 K: 0 S: 3	H: 0 LOB: 0 BB: 0 P: 3	R: 0 E: 0 K: 2 S: 7	H: 0 LOB: 0 BB: 0 P: 7	R: 2 E: 0 K: 0 S: 5	H: 2 LOB: 2 BB: 2 P: 13	R: 0 E: 0 K: 1 S: 5	H: 0 LOB: 2 BB: 2 P: 13	R: 0 E: 0 K: 1 S: 5	H: 0 LOB: 0 BB: 0 P: 5	1B: 3 2B: 2 3B: 0 HR: 2	SF: 0 SAC: 0 DP: 3 HBP: 0	WP: 1 PB: 0 SB: 0 CS: 0	PA: 37			
PITCHER	IP	WLS	BF	H	R	ER	SO	BB	IBB	HBP	BLK	WP	HR	S	P	ERA	WHIP								
Dennis Eckersley, R (1, 1) <small>ERA: 3.83</small>	3.0		14	4	2	2	3	2	0	0	0	0	2	18	26	6.00	2.000								
Jim Kern, R (4, 1) <small>ERA: 2.81</small>	3.2	W	12	1	2	2	2	1	0	0	0	1	0	15	19	4.91	0.545								
Rick Waits, L (7, 1) <small>ERA: 3.29</small>	0.0		2	1	0	0	0	1	0	0	0	0	0	1	5	∞	∞								
Pat Dobson, R (7, 1) <small>ERA: 6.3</small>	1.0		5	0	0	0	0	2	0	0	0	0	0	3	11	0.00	2.000								
Dave LaRoche, L (8, 1) <small>ERA: 5.3</small>	1.1	S	4	0	0	0	2	0	0	0	0	0	0	8	8	0.00	0.000								
PITCHER	IP	WLS	BF	H	R	ER	SO	BB	IBB	HBP	BLK	WP	HR	S	P	ERA	WHIP								
Dave LaRoche, L (9, 1) <small>ERA: 5.3</small>	1.1	S	4	0	0	0	2	0	0	0	0	0	0	8	8	0.00	0.000								

Milwaukee Brewers @ Cleveland Indians
 Cleveland Municipal Stadium, Cleveland, OH
 Tue May 10 1977, 7:05 PM EDT
 Att. 4,259 - Unknown - 50 F

AB	31
R	4
H	6
RBI	4
BB	6
SO	7
LOB	13



Batter	1	2	3	4	5	6	7	8	9	AB	R	H	RBI	BB	SO	LOB
Jim Norris, L OBP: 0.409, SLG: 0.397 (1, 9)	0-0 WP 1B 3B 1B	0-0 F9		4-0 FC6-4 BB		0-0 F9		0-0 1B S 1B		4	1	2	0	1	0	1
Duane Kuiper, L OBP: 0.330, SLG: 0.287 (1, 4)	0-0 WP 1B 3B 1B		0-0 1-3	0-0 FC6-4 1-2f		0-0 2-H 1B		0-0 1-3 1B		5	1	3	0	0	0	2
Larvell Blanks, R OBP: 0.274, SLG: 0.357 (1, 10) (9, 6)	0-0 2-3 1-2 2-3		0-0 5-3		4-0 HR BB		0-0 F8	0-3 K		4	1	0	0	1	1	4
Rico Carty, R OBP: 0.292, SLG: 0.284 (1, 3)	4-0 3B BB		4-0 BB BB		0-0 HR		0-0 L6			2	2	1	2	2	0	0
Andre Thornton, R OBP: 0.273, SLG: 0.343 (8, 3)										0	0	0	0	0	0	0
Johnny Grubb, L OBP: 0.446, SLG: 0.519 (1, 7)	0-0 F8		4-0 BB		0-0 L7		0-0 4-3			3	0	0	0	1	0	3
John Lowenstein, L OBP: 0.375, SLG: 0.429 (1, 8)	0-0 3B		0-3 K		0-3 K			4-0 2B BB		3	0	1	3	0	2	2
Paul Dade, R OBP: 0.405, SLG: 0.441 (8, PH)										0	1	0	0	1	0	0
Dave LaRoche, L (9, 1)										0	0	0	0	0	0	0
Buddy Bell, R OBP: 0.333, SLG: 0.385 (1, 5)	0-0 F8			0-0 E5 3-1		0-0 F8		0-0 1-H SF9 2B		4	1	1	1	0	0	1
Ray Fosse, R OBP: 0.233, SLG: 0.317 (1, 2)		0-0 P6		0-0 3-1 1-2		0-0 P4		0-0 4-3 2-3		4	0	0	0	0	0	2
Frank Duffy, R OBP: 0.260, SLG: 0.195 (1, 6)			0-0 P6		0-3 K		0-0 1B 2B	0-0 SF9 3-H		3	0	1	0	0	1	1
Rick Manning, L OBP: 0.316, SLG: 0.321 (8, PH) (9, 8)										0	0	0	1	0	0	0

Inning Stats	R: 3	H: 3	E: 0	K: 0	S: 6	LOB: 1	BB: 1	P: 10	R: 0	H: 0	E: 0	K: 0	S: 3	LOB: 0	BB: 0	P: 3	R: 0	H: 0	E: 0	K: 1	S: 5	LOB: 2	BB: 2	P: 13	R: 0	H: 0	E: 1	K: 1	S: 6	LOB: 2	BB: 1	P: 10	R: 2	H: 1	E: 0	K: 1	S: 6	LOB: 0	BB: 1	P: 10	R: 0	H: 2	E: 0	K: 0	S: 4	LOB: 2	BB: 0	P: 4	R: 0	H: 0	E: 0	K: 0	S: 3	LOB: 0	BB: 0	P: 3	R: 2	H: 3	E: 1	K: 1	S: 8	LOB: 2	BB: 1	P: 12
--------------	------	------	------	------	------	--------	-------	-------	------	------	------	------	------	--------	-------	------	------	------	------	------	------	--------	-------	-------	------	------	------	------	------	--------	-------	-------	------	------	------	------	------	--------	-------	-------	------	------	------	------	------	--------	-------	------	------	------	------	------	------	--------	-------	------	------	------	------	------	------	--------	-------	-------


PITCHER	IP	WLS	BF	H	R	ER	SO	BB	IBB	HBP	BLK	WP	HR	S	P	ERA	WHIP
Gary Beare, R ERA: 10.8 (1, 1)	5.1	L	27	5	5	5	3	5	0	0	0	1	1	28	48	8.44	1.875
Bob McClure, L ERA: 1.38 (6, 1)	1.2		7	2	2	2	0	1	0	0	0	0	0	6	10	10.80	1.800
Bill Castro, R ERA: 5.28 (8, 1)	1.0		5	2	0	0	1	0	0	0	0	0	0	7	7	0.00	2.000

BOTTOM

Milwaukee Brewers @ Cleveland Indians
Cleveland Municipal Stadium, Cleveland, OH

Tue May 10 1977, 7:05 PM EDT
 Att. 4,259 - Unknown - 50 F

AB	32
R	7
H	9
RBI	7
BB	6
SO	4
LOB	16



WP	PA	3B	DP	CS	ERA	WHIP
1	39	1	0	0		

Milwaukee Brewers @ Cleveland Indians
 Cleveland Municipal Stadium, Cleveland, OH

Wed May 11 1977, 7:05 PM EDT
 Att: 3,541 - Unknown - 58 F

AB	33
R	3
H	9
RBI	3
BB	1
SO	3
LOB	12



Batter	1	2	3	4	5	6	7	8	9	AB R H RBI BB SO LOB	TOP											
Von Joshua, L (1, 8) OBP: 0.263, SLG: 0.302	0-0 WP 1B		0-0 F7			0-0 HR		0-0 4-3		4 2 2 1 0 0 0												
Robin Yount, R (1, 6) OBP: 0.304, SLG: 0.361	0-0 F9			0-0 F9		0-0 F8		0-0 F9		4 0 0 0 0 0 1												
Sixto Lezcano, R (1, 9) OBP: 0.333, SLG: 0.457	0-0 F3			0-0 FC6-4 1B		0-0 F8		0-0 1B		4 0 2 0 0 0 1												
Dan Thomas, R (1, 10) OBP: 0.361, SLG: 0.527	0-0 CS 1-H 1B			0-0 F9		0-0 1B 1B		0-0 P6		4 1 2 1 0 0 2												
Sal Bando, R (1, 5) OBP: 0.310, SLG: 0.340	0-0 CS 1-2	0-3 K		0-0 FC6-4 1-2f		0-0 SH1-3 1B		0-0 F9		4 0 1 1 0 1 1												
Don Money, R (1, 4) OBP: 0.319, SLG: 0.354		0-0 L7			0-0 F8		0-0 SH1-3		0-0 1B	3 0 1 0 0 0 0												
Mike Hegan, L (1, 3) OBP: 0.409, SLG: 0.235		0-0 F3			0-0 G4-6-3 1B		4-0 FC6-4 IBB		0-0 F8	3 0 1 0 1 0 1												
Jim Wohlford, R (1, 7) OBP: 0.217, SLG: 0.203			0-0 G3		0-0 G4-6-3		0-3 K		0-3 K	2 0 0 0 0 0 1												
Jamie Quirk, L (7, PH) OBP: 0.204, SLG: 0.275					0-0 G4-6-3					1 0 0 0 0 1 2												
Steve Brye, R (7, 7) OBP: 0.250, SLG: 0.385					0-0 G4-6-3					0 0 0 0 0 0 0												
Cecil Cooper, L (9, PH) OBP: 0.373, SLG: 0.535					0-0 G4-6-3					1 0 0 0 0 1 1												
Charlie Moore, R (1, 2) OBP: 0.294, SLG: 0.366			0-0 5-3			0-0 L7		0-0 FC6-4		3 0 0 0 0 0 2												
Inning Stats	R: 1 E: 0 K: 0 S: 4	H: 2 LOB: 0 BB: 0 P: 4	R: 0 E: 0 K: 1 S: 5	H: 0 LOB: 0 BB: 0 P: 5	R: 0 E: 0 K: 0 S: 3	H: 0 LOB: 0 BB: 0 P: 3	R: 0 E: 0 K: 0 S: 4	H: 1 LOB: 1 BB: 0 P: 4	R: 0 E: 0 K: 0 S: 3	H: 1 LOB: 0 BB: 0 P: 3	R: 1 E: 0 K: 0 S: 4	H: 1 LOB: 0 BB: 0 P: 4	R: 1 E: 0 K: 1 S: 7	H: 2 LOB: 2 BB: 1 P: 11	R: 0 E: 0 K: 0 S: 4	H: 1 LOB: 1 BB: 0 P: 4	R: 0 E: 0 K: 1 S: 6	H: 1 LOB: 1 BB: 0 P: 6	1B: 8 2B: 0 3B: 0 HR: 1	SF: 0 SAC: 1 DP: 1 HBP: 0	WP: 1 PB: 0 SB: 0 CS: 1	PA: 36
PITCHER	IP WLS BF H R ER SO BB IBB HBP BLK WP HR S P ERA WHIP																					
Wayne Garland, R (1, 1) ERA: 7.24	8.0 W 31 8 3 3 2 0 1 0 0 1 1 34 38 3.38 1.000																					
Jim Kern, R (9, 1) ERA: 2.65	1.0 S 4 1 0 0 1 0 0 0 0 0 0 6 6 0.00 1.000																					

livebaseballscorecards.com

Batter	1	2	3	4	5	6	7	8	9
Buddy Bell, R OBP: 0.321, SLG: 0.370 (1, 5)	0-3 K	0-0 F9			0-0 6-3			0-0 L9	
Frank Duffy, R OBP: 0.278, SLG: 0.222 (1, 6)	0-0 4-3		0-0 6-3			0-0 CS 1B		0-0 SF8 1B	
Paul Dade, R OBP: 0.370, SLG: 0.405 (1, 9)	0-0 4-3		0-0 L9			0-0 F7		0-0 SF8 1-H	
Rico Carty, R OBP: 0.301, SLG: 0.286 (1, 10)		4-0 SF9 1B BB	0-0 6-3			0-0 1-2 1B		0-0 F9	
Larvell Blanks, R OBP: 0.277, SLG: 0.356 (1, 4)		0-0 SF9 4-3 E 1-2 1B		0-0 F8		0-0 L7			
Ray Fosse, R OBP: 0.239, SLG: 0.318 (1, 2)		0-0 4-3 1-2 2-3		0-0 F7		0-0 FC6-4 1B			
Andre Thornton, R OBP: 0.275, SLG: 0.333 (1, 3)		4-0 E E IBB		0-0 F7		0-0 F2			
Ron Pruitt, R OBP: 0.333, SLG: 0.500 (1, 7)		0-0 SF9 1-2 2-3 3-H			0-0 5-3		0-3 K		
Rick Manning, L OBP: 0.308, SLG: 0.312 (1, 8)		0-0 E5 2-H 3-H			0-3 K		0-0 FC6-4 1-2f		

Inning Stats	R: 0	H: 0	E: 0	K: 1	S: 5	R: 3	H: 1	E: 2	K: 0	S: 5	R: 0	H: 0	E: 0	K: 0	S: 3	R: 0	H: 0	E: 2	K: 0	S: 3	R: 0	H: 2	E: 0	K: 0	S: 4	R: 0	H: 1	E: 0	K: 1	S: 6	R: 1	H: 1	E: 0	K: 0	S: 4
	LOB: 0	BB: 0	BB: 0	BB: 0	BB: 0	LOB: 1	BB: 2	LOB: 0	BB: 0	LOB: 0	LOB: 1	LOB: 0	LOB: 0	LOB: 0	LOB: 0	LOB: 1	LOB: 1	LOB: 1	LOB: 0	LOB: 0	LOB: 0	LOB: 1	LOB: 1	LOB: 1	LOB: 0	LOB: 0	LOB: 0	LOB: 0	LOB: 0	LOB: 0	LOB: 0	LOB: 0	LOB: 0	LOB: 0	

PITCHER	IP	WLS	BF	H	R	ER	SO	BB	IBB	HBP	BLK	WP	HR	S	P	ERA	WHIP
Jerry Augustine, L ERA: 3.4 (1, 1)	8.0	L	31	5	4	1	3	1	1	0	0	0	0	35	43	1.12	0.750

BOTTOM

AB	R	H	RBI	BB	SO	LOB
4	0	0	0	0	1	1
4	1	2	0	0	0	0
3	0	0	1	0	0	1
3	1	1	0	1	0	0
3	1	1	0	0	0	1
3	0	1	0	0	0	2
2	1	0	0	1	0	1
2	0	0	1	0	1	1
3	0	0	0	0	1	1

AB	27
R	4
H	5
RBI	2
BB	2
SO	3
LOB	8



WP	PA
0	31

Milwaukee Brewers @ Cleveland Indians
Cleveland Municipal Stadium, Cleveland, OH
 Wed May 11 1977, 7:05 PM EDT
 Att. 3,541 - Unknown - 58 F

livebaseballscorecards.com

Batter	1	2	3	4	5	6	7	8	9	AB R H RBI BB SO LOB	TOP											
Jim Norris, L (1, 9) OBP: 0.408, SLG: 0.398	0-0 F8	0-0 1B			0-0 L7		0-0 G3		0-0 FC4-6 1B	5 0 2 2 0 0 1												
Duane Kuiper, L (1, 4) OBP: 0.325, SLG: 0.276	4-0 BB	0-0 1-3			0-0 F7		0-0 F8		0-0 FC4-6 1-2f	4 0 0 0 1 0 4												
Rick Manning, L (1, 8) OBP: 0.304, SLG: 0.301	0-0 F3				0-3 K			4-0 1B 1B BB	0-0 4-3	4 1 0 0 1 1 2												
Rico Carty, R (1, 10) OBP: 0.299, SLG: 0.295	0-0 F9				0-0 6-3		0-0 1B 2B		0-3 K	4 0 1 0 0 1 2												
Johnny Grubb, L (1, 7) OBP: 0.478, SLG: 0.554		0-0 FC3-6 1B			0-0 1B		0-0 2-3 1B		0-0 1-3 1B	4 0 4 0 0 0 0												
Bruce Bochte, L (1, 3) OBP: 0.333, SLG: 0.385		0-0 FC3-6 1B 1-2f			0-0 P6		0-0 F5		0-0 1-2 3-H 1B	4 1 1 1 0 0 4												
Buddy Bell, R (1, 5) OBP: 0.319, SLG: 0.365		0-0 1B 1-2 1B			0-0 F7		0-0 G6-4-3 1-2f		0-0 F8	4 1 1 0 0 0 4												
Larvell Blanks, R (1, 6) OBP: 0.275, SLG: 0.381		0-0 F8			0-0 F8				0-0 F8	4 0 1 0 0 0 4												
Ray Fosse, R (1, 2) OBP: 0.245, SLG: 0.319		0-0 1B 1-2 2-3 1B			0-0 F2				0-3 K	3 0 1 0 0 0 1												
John Lowenstein, L (9, PH) OBP: 0.364, SLG: 0.414										1 0 0 0 0 1 0												
Inning Stats	R: 0 E: 0 K: 0 S: 3	H: 0 LOB: 1 BB: 1 P: 7	R: 2 E: 0 K: 0 S: 7	H: 4 LOB: 2 BB: 0 P: 7	R: 0 E: 0 K: 0 S: 4	H: 1 LOB: 1 BB: 0 P: 4	R: 0 E: 0 K: 0 S: 3	H: 0 LOB: 0 BB: 0 P: 3	R: 0 E: 0 K: 1 S: 5	H: 0 LOB: 0 BB: 0 P: 5	R: 0 E: 0 K: 0 S: 4	H: 2 LOB: 1 BB: 0 P: 4	R: 0 E: 0 K: 0 S: 4	H: 1 LOB: 1 BB: 0 P: 4	R: 1 E: 0 K: 1 S: 7	H: 2 LOB: 2 BB: 1 P: 11	R: 0 E: 0 K: 1 S: 6	H: 1 LOB: 1 BB: 0 P: 6	1B: 9 2B: 1 3B: 1 HR: 0	SF: 0 SAC: 0 DP: 1 HBP: 0	WP: 0 PB: 0 SB: 0 CS: 0	PA: 39
PITCHER	IP WLS BF H R ER SO BB IBB HBP BLK WP HR S P ERA WHIP																					
Steve Stone, R (1, 1) ERA: 2.22	7.1 W 33 10 3 3 2 2 0 0 0 0 0 0 35 43 3.68 1.636																					
Lerrin LaGrow, R (8, 1) ERA: 1.11	1.2 S 6 1 0 0 1 0 0 0 0 0 0 0 8 8 0.00 0.600																					

Cleveland Indians @ Chicago White Sox
Comiskey Park, Chicago, IL

Fri May 13 1977, 8:05 PM EDT
Att. 27,130 - Unknown - 80 F

livebaseballscorecards.com

AB	37
R	3
H	11
RBI	3
BB	2
SO	3
LOB	22



Batter	1	2	3	4	5	6	7	8	9
Ralph Garr, L (1, 7) OBP: 0.319, SLG: 0.396	0-0 6-3		0-0 F7		0-0 1B		0-3 K	0-3 K	
Alan Bannister, R (1, 6) OBP: 0.397, SLG: 0.393	0-0 F2		0-0 F7		0-0 1B		0-0 3B	0-3 K	
Jorge Orta, L (1, 4) OBP: 0.368, SLG: 0.471	0-0 1B		0-0 2B		0-0 BB		0-3 K		
Richie Zisk, R (1, 9) OBP: 0.360, SLG: 0.603	0-0 F8		0-0 F3		0-3 K		0-0 1B	0-3 3B	
Jim Spencer, L (1, 3) OBP: 0.316, SLG: 0.390		0-0 1B		0-0 F8	0-0 P5		0-0 FC5-4	0-0 1B	
Oscar Gamble, L (1, 10) Lamar Johnson, R (5, PH) OBP: 0.400, SLG: 0.524 OBP: 0.212, SLG: 0.267		0-0 1B		0-0 F9	0-0 F8		0-0 FC5-4		
Chet Lemon, R (1, 8) OBP: 0.376, SLG: 0.559		0-0 F3		0-0 F9		0-0 F9		0-0 F8	
Eric Soderholm, R (1, 5) OBP: 0.368, SLG: 0.529		0-0 5-3			0-0 1B	0-3 K		0-0 1B	
Jim Essian, R (1, 2) OBP: 0.394, SLG: 0.449			4-0 2B		0-0 1B	0-0 6-3		0-0 1B	

Inning Stats	R: 0 E: 0 K: 0 S: 4	H: 1 LOB: 1 BB: 0 P: 4	R: 0 E: 0 K: 0 S: 4	H: 2 LOB: 1 BB: 0 P: 4	R: 0 E: 0 K: 0 S: 4	H: 1 LOB: 2 BB: 1 P: 8	R: 0 E: 0 K: 0 S: 3	H: 0 LOB: 0 BB: 0 P: 3	R: 3 E: 0 K: 1 S: 9	H: 4 LOB: 2 BB: 1 P: 13	R: 0 E: 0 K: 1 S: 5	H: 0 LOB: 0 BB: 0 P: 5	R: 2 E: 0 K: 2 S: 10	H: 3 LOB: 1 BB: 0 P: 10	R: 0 E: 0 K: 2 S: 9	H: 2 LOB: 2 BB: 0 P: 9
1B: 11 2B: 1 3B: 1 HR: 0	SF: 0 SAC: 0 DP: 0 HBP: 0	WP: 1 PB: 0 SB: 1 CS: 0	PA: 38													

PITCHER	IP	WLS	BF	H	R	ER	SO	BB	IBB	HBP	BLK	WP	HR	S	P	ERA	WHIP
Al Fitzmorris, R (1, 1) ERA: 4.91	4.0	L	20	8	3	3	0	1	0	0	0	0	0	19	23	6.75	2.250
Don Hood, L (5, 1) ERA: 2.65	2.2		12	3	2	2	4	1	0	0	0	1	0	19	23	6.75	1.500
Tom Buskey, R (7, 1) ERA: 4.34	0.2		4	2	0	0	0	0	0	0	0	0	0	4	4	0.00	3.000
Sid Monge, L (8, 1) ERA: 3.55	0.1		1	0	0	0	1	0	0	0	0	0	0	3	3	0.00	0.000
Jim Kern, R (8, 1) ERA: 2.6	0.1		1	0	0	0	1	0	0	0	0	0	0	3	3	0.00	0.000

BOTTOM

Cleveland Indians @ Chicago White Sox
Comiskey Park, Chicago, IL
Fri May 13 1977, 8:05 PM EDT
Att: 27,130 - Unknown - 80 F

AB	36
R	5
H	13
RBI	5
BB	2
SO	6
LOB	19



WP	HR	S	P	ERA	WHIP
1	0	0	0	6.75	2.250

Batter	1	2	3	4	5	6	7	8	9	AB R H RBI BB SO LOB	TOP
Bruce Bochte, L (1, 8) OBP: 0.339, SLG: 0.389	0-0 B1-6-3 1B		0-0 4-3		0-0 F8			0-0 1B		4 0 2 0 0 0 0	Cleveland Indians @ Chicago White Sox Comiskey Park, Chicago, IL Sat May 14 1977, 4:33 AM EDT Att. 13,923 - Unknown - 76 F
Frank Duffy, R (1, 6) OBP: 0.276, SLG: 0.224	0-0 B1-6-3 1-2f		0-0 5-3			0-0 E1 1B		0-0 F3		4 0 1 0 0 0 2	
Larvell Blanks, R (1, 4) OBP: 0.288, SLG: 0.388	0-0 1B 1B			0-0 G6-3 1B		0-0 4-3		0-0 F8		4 0 2 0 0 0 2	
Rico Carty, R (1, 10) OBP: 0.303, SLG: 0.300 Andre Thornton, R (6, PH) OBP: 0.268, SLG: 0.324	0-0 1-3 1B			0-0 F8		0-0 F2		0-3 K	2 0 1 0 0 0 1 2 0 0 0 0 1 1		
Johnny Grubb, L (1, 7) OBP: 0.471, SLG: 0.544 Jim Norris, L (3, 9) OBP: 0.396, SLG: 0.384	0-3 K			0-0 G6-3 1-2f		0-0 P6		0-0 G3	1 0 0 0 0 1 2 3 0 0 0 0 0 2		
Paul Dade, R (1, 9) OBP: 0.360, SLG: 0.390 (3, 7)		0-0 G5-4-3 1B			0-3 K		0-0 F7	0-0 5-3	4 0 1 0 0 1 0		
Buddy Bell, R (1, 5) OBP: 0.311, SLG: 0.355		0-0 G5-4-3 1-2f			0-0 5-3		0-3 K		3 0 0 0 0 1 1		
Bill Melton, R (1, 3) OBP: 0.260, SLG: 0.306		0-3 K			0-0 HR 1B		0-0 5-3		3 1 1 0 0 1 0		
Fred Kendall, R (1, 2) OBP: 0.322, SLG: 0.444			0-3 K		0-0 HR		0-0 F9		3 1 1 2 0 1 0		
Inning Stats	R: 0 H: 3 E: 0 LOB: 2 K: 1 BB: 0 S: 7 P: 7	R: 0 H: 1 E: 0 LOB: 0 K: 1 BB: 0 S: 5 P: 5	R: 0 H: 0 E: 0 LOB: 0 K: 1 BB: 0 S: 5 P: 5	R: 0 H: 1 E: 0 LOB: 0 K: 0 BB: 0 S: 3 P: 3	R: 2 H: 2 E: 0 LOB: 0 K: 1 BB: 0 S: 7 P: 7	R: 0 H: 1 E: 1 LOB: 1 K: 0 BB: 0 S: 4 P: 4	R: 0 H: 0 E: 0 LOB: 0 K: 1 BB: 0 S: 5 P: 5	R: 0 H: 1 E: 0 LOB: 1 K: 0 BB: 0 S: 4 P: 4	R: 0 H: 0 E: 0 LOB: 0 K: 1 BB: 0 S: 5 P: 5	1B: 8 SF: 0 2B: 0 SAC: 0 3B: 0 DP: 3 HR: 1 HBP: 0	
PITCHER	IP WLS BF H R ER SO BB IBB HBP BLK WP HR S P ERA WHIP										
Ken Brett, L (1, 1) ERA: 4.68	8.0 W 30 9 2 2 5 0 0 0 0 0 0 1 40 40 2.25 1.125										
Wilbur Wood, L (9, 1) ERA: 12.0	1.0 3 0 0 0 1 0 0 0 0 0 0 0 5 5 0.00 0.000										

livebaseballscorecards.com

AB	33
R	2
H	9
RBI	2
BB	0
SO	6
LOB	11



Batter	1	2	3	4	5	6	7	8	9
Ralph Garr, L (1, 7) OBP: 0.336, SLG: 0.407 Jerry Hairston, S (5, 7) OBP: 0.450, SLG: 0.375	0-0 CS 1B	4-0 SF9 1B BB 3-H		0-0 HR 1B	0-0 F9		0-0 BB 1B	0-0 2B	
Alan Bannister, R (1, 6) OBP: 0.396, SLG: 0.387 Tim Nordbrook, R (6, 6) OBP: 0.529, SLG: 0.300	0-0 F3 1-2	4-0 1B BB 1-2 2-3		0-3 K		0-0 F9	0-0 F7	0-0 SF9 3-H	
Jorge Orta, L (1, 4) OBP: 0.374, SLG: 0.467	0-0 4-3	0-0 SF9 2-3 3-H		4-0 HR BB 1-2 2-3		0-0 3B 1B	4-0 BB	0-0 4-3	
Richie Zisk, R (1, 9) OBP: 0.369, SLG: 0.622 Wayne Nordhagen, R (4, 9) OBP: 0.333, SLG: 1.000		0-0 HR 3B 1B CS IBB		0-3 K		0-0 3B FC4-2-5 1-H	0-0 P5		
Jim Spencer, L (1, 3) OBP: 0.331, SLG: 0.452 Lamar Johnson, R (5, 3) OBP: 0.229, SLG: 0.281		0-0 HR 1B		0-0 HR		0-0 FC4-2-5		0-0 1B BB 1B	
Oscar Gamble, L (1, 10) OBP: 0.390, SLG: 0.508 Royle Stillman, L (4, PH) OBP: 0.275, SLG: 0.417		4-3 CS		0-3 K		0-3 K		4-0 BB 1B 1-2 2B BB	
Chet Lemon, R (1, 8) OBP: 0.377, SLG: 0.557		0-0 1B 2B		0-0 4-3		0-0 5-3		0-3 K	
Jack Brohamer, L (1, 5) OBP: 0.500, SLG: 0.480		0-0 1B WP 1B 2-H		0-0 4-3		0-0 1B		0-0 4-3 1B 2B 1-H	
Brian Downing, R (1, 2) OBP: 0.485, SLG: 0.292		0-0 BB WP SF9 1B 1-3		4-0 BB HR 1B BB		0-0 F8		0-0 4-3 2B 1-2 2-3 3-H	

Inning Stats	R: 0 E: 0 K: 0 S: 3	H: 1 LOB: 0 BB: 0 P: 3	R: 7 E: 0 K: 0 S: 8	H: 6 LOB: 1 BB: 3 P: 20	R: 0 E: 0 K: 1 S: 5	H: 0 LOB: 0 BB: 0 P: 5	R: 4 E: 0 K: 3 S: 11	H: 2 LOB: 0 BB: 2 P: 19	R: 0 E: 0 K: 0 S: 4	H: 1 LOB: 1 BB: 0 P: 4	R: 1 E: 0 K: 1 S: 7	H: 2 LOB: 1 BB: 0 P: 7	R: 2 E: 0 K: 0 S: 5	H: 2 LOB: 2 BB: 2 P: 13	R: 4 E: 0 K: 1 S: 8	H: 3 LOB: 1 BB: 2 P: 16
--------------	------------------------------	---------------------------------	------------------------------	----------------------------------	------------------------------	---------------------------------	-------------------------------	----------------------------------	------------------------------	---------------------------------	------------------------------	---------------------------------	------------------------------	----------------------------------	------------------------------	----------------------------------

PITCHER	IP	WLS	BF	H	R	ER	SO	BB	IBB	HBP	BLK	WP	HR	S	P	ERA	WHIP
Jim Bibby, R (1, 1) ERA: 5.63	1.1	L	9	6	5	5	0	0	0	0	0	0	1	9	9	33.75	4.500
Sid Monge, L (2, 1) ERA: 4.4	1.2		8	1	2	2	1	2	1	0	0	1	0	7	19	10.80	1.800
Pat Dobson, R (4, 1) ERA: 7.03	2.0		11	3	4	4	3	2	0	0	0	0	1	15	23	18.00	2.500
Tom Buskey, R (6, 1) ERA: 5.23	2.0		12	4	3	3	1	2	0	0	0	0	0	12	20	13.50	3.000
Rick Waits, L (8, 1) ERA: 5.52	1.0		8	3	4	4	1	2	0	0	0	0	0	8	16	36.00	5.000

BOTTOM

AB	R	H	RBI	BB	SO	LOB
2	2	2	0	1	0	0
3	0	2	3	0	0	1
2	1	0	0	1	1	3
2	0	0	1	0	0	1
3	2	1	1	2	0	1
1	1	1	0	1	0	0
3	0	1	1	0	1	5
3	2	3	8	0	0	0
2	1	1	0	0	0	1
2	0	0	0	0	1	0
2	1	0	0	1	2	1
4	2	1	0	1	1	2
5	3	4	2	0	0	0
3	3	1	1	2	0	2

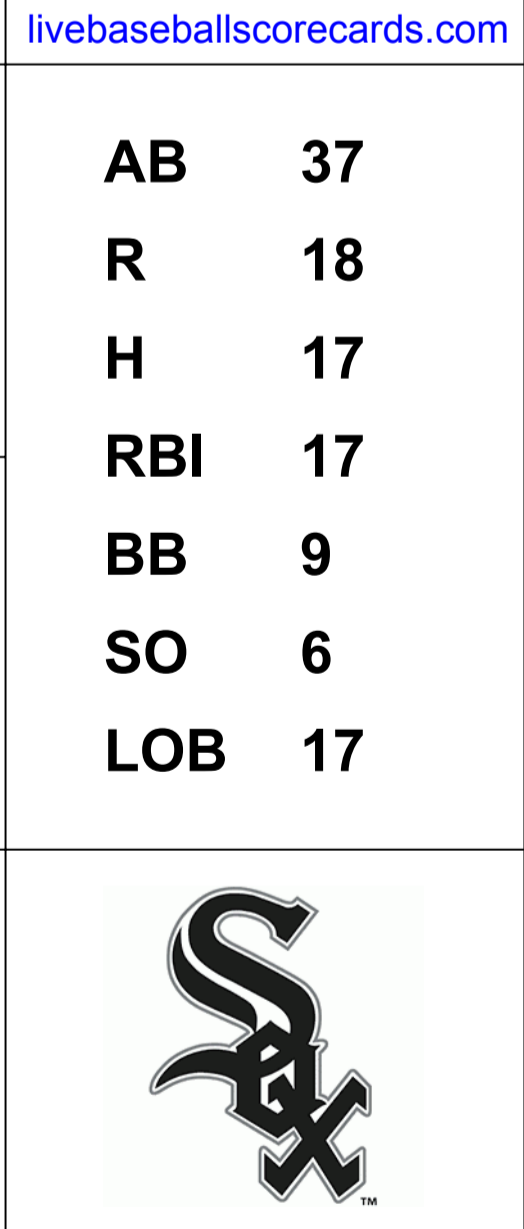
AB 37
R 18
H 17
RBI 17
BB 9
SO 6
LOB 17

WP: 1 **PA: 49**
PB: 0
SB: 0
CS: 2

1B: 10 **SF: 2**
2B: 3 **SAC: 0**
3B: 2 **DP: 0**
HR: 2 **HBP: 0**

WP: 1 **PA: 49**
PB: 0
SB: 0
CS: 2

Cleveland Indians @ Chicago White Sox
Comiskey Park, Chicago, IL
Sat May 14 1977, 4:33 AM EDT
Att: 13,923 - Unknown - 76 F



livebaseballscorecards.com

Batter	1	2	3	4	5	6	7	8	9	AB R H RBI BB SO LOB	TOP									
Jim Norris, L (1, 9) OBP: 0.396, SLG: 0.385	0-0 1B	0-0 CS 2-H 1B		0-0 F9		0-0 4-3			0-0 F7	5 0 2 1 0 0 3										
Duane Kuiper, L (1, 4) OBP: 0.328, SLG: 0.282	0-0 CS 1-3 1B	0-0 CS 1-2 1B	0-0 1B		0-0 4-3			0-0 F8	0-0 G3	5 0 2 0 0 0 0										
Rick Manning, L (1, 8) OBP: 0.292, SLG: 0.288	0-3 K 1-2		0-3 K		0-3 K			0-3 K	0-3 K	5 0 0 0 0 5 3										
Rico Carty, R (1, 10) OBP: 0.301, SLG: 0.298	0-0 F8		0-0 F8		0-0 1B			0-0 P4		4 0 1 0 0 0 2										
Johnny Grubb, L (1, 7) OBP: 0.486, SLG: 0.590 Paul Dade, R (8, PR) OBP: 0.360, SLG: 0.390		0-0 1B E 1B	0-0 F8		0-0 1B			0-0 1B 3B		4 1 3 0 0 0 1 0 1 0 0 0 0 0										
Larvell Blanks, R (1, 6) OBP: 0.286, SLG: 0.380 Frank Duffy, R (8, 6) OBP: 0.276, SLG: 0.224		0-3 K		0-0 FC4-6 1B	0-0 F9			0-0 6-3		4 0 1 0 0 1 4 0 0 0 0 0 0 0										
Bruce Bochte, L (1, 3) OBP: 0.336, SLG: 0.384		0-0 E 6-3 1B		0-0 L6				0-0 F8	0-3 K	4 1 1 0 0 1 2										
Buddy Bell, R (1, 5) OBP: 0.317, SLG: 0.360		0-0 E6 1B		0-0 FC4-6 1B				0-0 L6	0-0 1B	4 1 2 1 0 0 1										
Fred Kendall, R (1, 2) OBP: 0.317, SLG: 0.431		0-0 6-3		0-0 FC4-6				0-0 1B	0-0 1-3	4 0 1 1 0 0 5										
Inning Stats	R: 0 E: 0 K: 1 S: 6	H: 2 LOB: 1 BB: 0 P: 6	R: 3 E: 1 K: 1 S: 8	H: 3 LOB: 0 BB: 0 P: 8	R: 0 E: 0 K: 1 S: 6	H: 1 LOB: 1 BB: 0 P: 6	R: 0 E: 0 K: 0 S: 5	H: 2 LOB: 2 BB: 0 P: 5	R: 0 E: 0 K: 0 S: 4	H: 1 LOB: 1 BB: 0 P: 4	R: 0 E: 0 K: 1 S: 5	H: 0 LOB: 0 BB: 0 P: 5	R: 1 E: 0 K: 1 S: 7	H: 2 LOB: 2 BB: 0 P: 7	R: 0 E: 0 K: 1 S: 5	H: 0 LOB: 0 BB: 0 P: 5	1B: 12 2B: 0 3B: 1 HR: 0	SF: 0 SAC: 0 DP: 0 HBP: 0	WP: 0 PB: 0 SB: 0 CS: 2	PA: 40
PITCHER	IP WLS BF H R ER SO BB IBB HBP BLK WP HR S P ERA WHIP																			
Francisco Barrios, R (1, 1) ERA: 3.46	8.0 L 36 13 4 1 6 0 0 0 0 0 0 0 48 48 1.12 1.625																			
Dave Hamilton, L (9, 1) ERA: 5.14	1.0 3 0 0 0 1 0 0 0 0 0 0 0 5 5 0.00 0.000																			

Cleveland Indians @ Chicago White Sox
 Comiskey Park, Chicago, IL
 Sun May 15 1977, 4:33 AM EDT
 Att. 16,046 - Unknown - 71 F

AB	39
R	4
H	13
RBI	3
BB	0
SO	7
LOB	21



WP: 0	PA: 40
-------	--------

Batter	1	2	3	4	5	6	7	8	9	AB	R	H	RBI	BB	SO	LOB
Ralph Garr, L (1, 7) OBP: 0.323, SLG: 0.390	0-0 P4		0-0 F8		0-0 F5		0-0 6-3		0-0 4-3	5	0	0	0	0	0	3
Alan Bannister, R (1, 6) OBP: 0.396, SLG: 0.383	0-0 1-3			0-0 3B	4-0 1B		0-0 F8		0-0 6-3	4	1	1	0	1	0	1
Jorge Orta, L (1, 4) OBP: 0.370, SLG: 0.459	0-0 F8			0-0 P5	0-0 BB		0-0 F7			4	0	1	1	0	0	1
Richie Zisk, R (1, 9) OBP: 0.372, SLG: 0.631		0-3 K		0-0 3B	4-0 BB		0-0 F7			3	0	1	1	1	1	0
Jim Spencer, L (1, 3) OBP: 0.321, SLG: 0.438		0-0 F8		0-0 P5	0-0 F8		0-0 P4			4	0	0	0	0	0	4
Oscar Gamble, L (1, 10) OBP: 0.400, SLG: 0.507 Lamar Johnson, R (8, PH) OBP: 0.250, SLG: 0.394		0-0 F9		4-0 BB		0-0 FC3-6		0-0 HR		2	0	1	0	1	0	0
Chet Lemon, R (1, 8) OBP: 0.366, SLG: 0.538			0-0 F3	0-0 F7		0-0 F7		0-0 4-3		4	0	0	0	0	0	3
Jack Brohamer, L (1, 5) OBP: 0.500, SLG: 0.500			0-0 2B		4-0 BB	0-0 FC3-6		0-0 F7		3	1	1	0	1	0	1
Jim Essian, R (1, 2) OBP: 0.381, SLG: 0.432 Royle Stillman, L (9, PH) OBP: 0.293, SLG: 0.417		0-3 K		0-0 F8	0-0 P6			4-0 BB		3	0	0	0	0	1	3

Inning Stats	R: 0	H: 0	E: 0	LOB: 0	K: 0	BB: 0	S: 3	P: 3	R: 0	H: 0	E: 0	LOB: 0	K: 1	BB: 0	S: 5	P: 5	R: 0	H: 1	E: 0	LOB: 1	K: 1	BB: 0	S: 6	P: 6	R: 1	H: 2	E: 0	LOB: 2	K: 0	BB: 1	S: 5	P: 9	R: 1	H: 1	E: 0	LOB: 3	K: 0	BB: 3	S: 4	P: 16	R: 0	H: 1	E: 0	LOB: 1	K: 0	BB: 0	S: 4	P: 4	R: 0	H: 0	E: 0	LOB: 0	K: 0	BB: 0	S: 3	P: 3	R: 1	H: 1	E: 0	LOB: 0	K: 0	BB: 0	S: 4	P: 4	R: 0	H: 0	E: 0	LOB: 0	K: 0	BB: 0	S: 3	P: 3	R: 0	H: 0	E: 0	LOB: 1	K: 0	BB: 1	S: 3	P: 7	1B: 3	SF: 0	2B: 1	SAC: 0	3B: 1	DP: 0	HR: 1	HBP: 0
--------------	------	------	------	--------	------	-------	------	------	------	------	------	--------	------	-------	------	------	------	------	------	--------	------	-------	------	------	------	------	------	--------	------	-------	------	------	------	------	------	--------	------	-------	------	-------	------	------	------	--------	------	-------	------	------	------	------	------	--------	------	-------	------	------	------	------	------	--------	------	-------	------	------	------	------	------	--------	------	-------	------	------	------	------	------	--------	------	-------	------	------	-------	-------	-------	--------	-------	-------	-------	--------

PITCHER	IP	WLS	BF	H	R	ER	SO	BB	IBB	HBP	BLK	WP	HR	S	P	ERA	WHIP
Dennis Eckersley, R (1, 1) ERA: 3.81	5.0	W	23	4	2	2	2	4	0	0	0	0	0	23	39	3.60	1.600
Don Hood, L (6, 1) ERA: 2.75	2.2		10	2	1	1	0	0	0	0	0	0	1	10	10	3.38	0.750
Jim Kern, R (8, 1) ERA: 2.41	1.1	S	5	0	0	0	0	1	0	0	0	0	0	4	8	0.00	0.750

BOTTOM

Cleveland Indians @ Chicago White Sox
Comiskey Park, Chicago, IL

Sun May 15 1977, 4:33 AM EDT
Att: 16,046 - Unknown - 71 F

livebaseballscorecards.com

AB	33
R	3
H	6
RBI	3
BB	5
SO	2
LOB	16



WP	HR	S	P	ERA	WHIP
0	0	0	38		

Batter	1	2	3	4	5	6	7	8	9	AB R H RBI BB SO LOB	TOP
Rick Manning, L (1, 8) OBP: 0.299, SLG: 0.320	0-0 HR		0-0 1B		0-0 1-2			0-0 5-3		4 1 2 1 0 0 1	
Frank Duffy, R (1, 6) OBP: 0.290, SLG: 0.245	0-0 6-3		0-0 1-3 E6			0-0 5-3 1B		0-0 1B		4 0 2 0 0 0 1	
Paul Dade, R (1, 9) OBP: 0.333, SLG: 0.356	0-0 5-3		0-0 F9			0-0 5-3 1-2		0-0 F9		4 0 0 0 0 0 4	
Rico Carty, R (1, 10) OBP: 0.299, SLG: 0.289	0-0 6-3		0-0 F8			4-0 BB G4-6-3			0-3 K	3 0 0 0 1 1 2	
Johnny Grubb, L (1, 7) OBP: 0.462, SLG: 0.554		0-3 K		0-3 K		0-0 G4-6-3 1-2f			0-0 F8	4 0 0 0 0 2 2	
Larvell Blanks, R (1, 4) OBP: 0.272, SLG: 0.360		0-0 L4		0-0 F9			0-0 F2		0-0 6-3	4 0 0 0 0 0 0	
Buddy Bell, R (1, 5) OBP: 0.325, SLG: 0.377		0-0 1B		0-0 F8			0-0 L1-6 2B			3 0 2 0 0 0 0	
Bruce Bochte, L (1, 3) OBP: 0.336, SLG: 0.383		0-0 F9			0-0 L5-3 1B		0-0 L1-6 2-3			3 0 1 0 0 0 2	
Ray Fosse, R (1, 2) OBP: 0.231, SLG: 0.300			0-0 5-3		0-0 F7			0-3 K		3 0 0 0 0 1 1	
Inning Stats	R: 1 E: 0 K: 0 S: 4 H: 1 LOB: 0 BB: 0 P: 4	R: 0 E: 0 K: 1 S: 6 H: 1 LOB: 1 BB: 0 P: 6	R: 0 E: 1 K: 0 S: 5 H: 1 LOB: 2 BB: 0 P: 5	R: 0 E: 0 K: 1 S: 5 H: 0 LOB: 0 BB: 0 P: 5	R: 0 E: 0 K: 0 S: 3 H: 1 LOB: 0 BB: 0 P: 3	R: 0 E: 0 K: 0 S: 3 H: 1 LOB: 1 BB: 1 P: 7	R: 0 E: 0 K: 0 S: 3 H: 1 LOB: 0 BB: 0 P: 3	R: 0 E: 0 K: 1 S: 6 H: 1 LOB: 1 BB: 0 P: 6	R: 0 E: 0 K: 1 S: 5 H: 0 LOB: 0 BB: 0 P: 5	1B: 5 2B: 3 3B: 0 HR: 1 SF: 0 SAC: 0 DP: 3 HBP: 0	WP: 0 PB: 0 SB: 1 CS: 0 PA: 33
PITCHER Geoff Zahn, L (1, 1) ERA: 3.46	IP: 9.0 WLS: W BF: 33 H: 7 R: 1 ER: 1 SO: 4 BB: 1 IBB: 0 HBP: 0 BLK: 0 WP: 0 HR: 1 S: 40 P: 44 ERA: 1.00 WHIP: 0.889										

Cleveland Indians @ Minnesota Twins
Metropolitan Stadium, Bloomington, MI

Mon May 16 1977, 8:05 PM EDT
Att: 5,451 - Unknown - 76 F

livebaseballscorecards.com

AB 32
R 1
H 7
RBI 1
BB 1
SO 4
LOB 13



Batter	1	2	3	4	5	6	7	8	9
Lyman Bostock, L OBP: 0.410, SLG: 0.500 (1, 8)	0-0 4-3 1B 2B	0-0 F8		0-0 BB 1-2 2-H 1B		0-0 F7		0-0 6-3	
Roy Smalley, S OBP: 0.321, SLG: 0.292 (1, 6)	0-0 4-3 2-3	0-3 K		4-0 BB 1-2 2-3 BB		0-0 F9		0-0 E S 2B 1B	
Rod Carew, L OBP: 0.436, SLG: 0.558 (1, 3)	0-0 CS 3-H 1B		0-0 G3 SH1 1B	0-3 K		0-0 P5		0-0 1-H 1B 2B	
Butch Wynegar, S OBP: 0.407, SLG: 0.533 (1, 2)	4-0 1-2 BB		0-0 SH1 1-2	0-3 K		0-0 F7		0-0 2-H 1B	
Rich Chiles, L OBP: 0.392, SLG: 0.344 (1, 10)	0-0 G3		0-0 G3 2-3		0-0 F9		0-0 F8	0-0 F8	
Bob Gorinski, R OBP: 0.238, SLG: 0.200 (5, PH)									
Larry Hisle, R OBP: 0.364, SLG: 0.555 (1, 7)		0-0 E 1B 1B	0-3 K		4-0 E SF8 BB		0-3 K		
Mike Cubbage, L OBP: 0.371, SLG: 0.370 (1, 5)		0-0 FC 1B 1-2 1B		0-0 6-3	0-0 E3 1-3			4-0 1B SF9 BB	
Dan Ford, R OBP: 0.321, SLG: 0.369 (1, 9)		0-0 E 1B 1-3 2-H 1B		0-0 E6 BB 1B	0-0 SF8 3-H			0-0 6-3 1B 1B	
Rob Wilfong, L OBP: 0.364, SLG: 0.367 (1, 4)		0-0 E 1B 1-2 3-H 1B		4-0 BB 1B 1-2 BB	0-3 K			0-0 SF9 3-H	
Jerry Terrell, R OBP: 0.271, SLG: 0.295 (8, PH)									
Jerry Terrell, R OBP: 0.271, SLG: 0.295 (9, 4)									

Inning Stats	R: 1	H: 2	E: 0	K: 0	S: 4	LOB: 1	BB: 1	P: 8	R: 1	H: 3	E: 1	K: 1	S: 8	LOB: 2	BB: 0	P: 8	R: 0	H: 1	E: 0	K: 1	S: 6	LOB: 1	BB: 0	P: 6	R: 1	H: 1	E: 1	K: 2	S: 9	LOB: 3	BB: 2	P: 17	R: 1	H: 0	E: 0	K: 1	S: 6	LOB: 1	BB: 1	P: 10	R: 0	H: 0	E: 0	K: 0	S: 3	LOB: 0	BB: 0	P: 3	R: 0	H: 0	E: 0	K: 1	S: 5	LOB: 0	BB: 0	P: 5	R: 4	H: 4	E: 0	K: 0	S: 7	LOB: 1	BB: 1	P: 11
--------------	------	------	------	------	------	--------	-------	------	------	------	------	------	------	--------	-------	------	------	------	------	------	------	--------	-------	------	------	------	------	------	------	--------	-------	-------	------	------	------	------	------	--------	-------	-------	------	------	------	------	------	--------	-------	------	------	------	------	------	------	--------	-------	------	------	------	------	------	------	--------	-------	-------

PITCHER	IP	WLS	BF	H	R	ER	SO	BB	IBB	HBP	BLK	WP	HR	S	P	ERA	WHIP
Wayne Garland, R ERA: 7.07 (1, 1)	3.1	L	20	7	3	2	2	3	0	0	0	0	0	21	33	5.40	3.000
Sid Monge, L ERA: 5.3 (4, 1)	4.1		19	3	5	4	4	2	0	0	0	0	0	25	33	8.31	1.154
Rick Waits, L ERA: 5.4 (8, 1)	0.1		2	1	0	0	0	0	0	0	0	0	0	2	2	0.00	3.000

AB R H RBI BB SO LOB

5	1	2	1	0	0	3
4	1	1	1	1	1	3
5	1	3	2	0	1	3
3	0	1	1	1	1	3
2	0	0	0	0	0	2
3	0	0	0	0	0	1
3	1	1	0	1	2	1
3	2	0	0	1	0	2
3	2	2	1	0	0	0
2	0	1	1	1	1	1
0	0	0	1	0	0	0

1B: 9	SF: 2	WP: 0	PA: 41
2B: 2	SAC: 1	PB: 0	
3B: 0	DP: 0	SB: 1	
HR: 0	HBP: 0	CS: 1	

AB	33
R	8
H	11
RBI	8
BB	5
SO	6
LOB	19



Cleveland Indians @ Minnesota Twins
 Metropolitan Stadium, Bloomington, MI
 Mon May 16 1977, 8:05 PM EDT
 Att. 5,451 - Unknown - 76 F

livebaseballscores.com

Batter	1	2	3	4	5	6	7	8	9	AB R H RBI BB SO LOB	TOP																
Rick Manning, L OBP: 0.295, SLG: 0.310 (1, 8) X	0-0 4-3		0-0 3-1	4-0 BB			0-0 F3		0-0 F9	4 0 0 0 1 0 1																	
Duane Kuiper, L OBP: 0.331, SLG: 0.287 (1, 4) X	0-0 BB 1B 2B 1B		0-0 1B	0-0 L9			0-3 K		0-0 6-3	5 1 2 0 0 1 3																	
Paul Dade, R OBP: 0.345, SLG: 0.367 (1, 9) X	0-0 BB 1-2 2B 1B		0-0 G4-3 1B				0-0 6-3			4 1 2 0 0 0 0																	
Rico Carty, R OBP: 0.306, SLG: 0.290 (1, 10) S S S	0-3 K		0-0 G4-3 1B				0-0 2B F9 1B		4-0 G4-6-3 BB	3 0 1 0 1 1 4																	
Johnny Grubb, L OBP: 0.476, SLG: 0.567 (1, 7) B B B	4-0 1-2 2-3 2B BB			4-0 SH5-4 1B BB			0-0 F9 2B		0-0 G4-6-3 1-2f	2 1 1 0 2 0 1																	
Buddy Bell, R OBP: 0.333, SLG: 0.393 (1, 5) X	0-0 1-1 2-H 3-H 2B			0-0 1-2 1B			0-0 F9		0-0 3B	3 1 2 2 0 0 2 1 0 1 0 0 0 0																	
Larvell Blanks, R OBP: 0.280, SLG: 0.395 (5, 5)																											
Ray Fosse, R OBP: 0.218, SLG: 0.283 (1, 2) X		0-0 F8		0-0 SH5-4			0-0 F9		0-0 6-3	3 0 0 0 0 0 1																	
Bruce Bochte, L OBP: 0.341, SLG: 0.387 (1, 3) X		0-0 F2		0-0 WP 1B			0-0 P6		0-0 1-3 1B	4 0 2 2 0 0 0																	
Frank Duffy, R OBP: 0.273, SLG: 0.228 (1, 6) X		0-0 6-3		0-0 F3			0-0 F7		0-0 1-3	4 0 0 0 0 0 2																	
Inning Stats	R: 2 E: 0 K: 1 S: 7	H: 3 LOB: 2 BB: 1 P: 11	R: 0 E: 0 K: 0 S: 3	H: 0 LOB: 0 BB: 0 P: 3	R: 0 E: 0 K: 0 S: 4	H: 2 LOB: 1 BB: 0 P: 4	R: 2 E: 0 K: 0 S: 5	H: 2 LOB: 2 BB: 2 P: 13	R: 0 E: 0 K: 0 S: 4	H: 2 LOB: 2 BB: 0 P: 4	R: 0 E: 0 K: 1 S: 5	H: 0 LOB: 0 BB: 0 P: 3	R: 0 E: 0 K: 1 S: 5	H: 0 LOB: 0 BB: 0 P: 5	R: 0 E: 0 K: 0 S: 3	H: 1 LOB: 1 BB: 1 P: 7	R: 0 E: 0 K: 0 S: 4	H: 1 LOB: 1 BB: 0 P: 4	1B: 8 2B: 2 3B: 1 HR: 0	SF: 0 SAC: 1 DP: 2 HBP: 0	WP: 1 PB: 0 SB: 0 CS: 0	PA: 38					
PITCHER	IP WLS BF H R ER SO BB IBB HBP BLK WP HR S P ERA WHIP																										
Jeff Holly, L ERA: 4.12 (1, 1)	3.1	W	17	7	4	4	1	2	0	0	0	0	0	17	25	10.80	2.700										
Tom Burgmeier, L ERA: 2.25 (4, 1)	5.2	W	21	4	0	0	1	2	0	0	0	1	0	21	29	0.00	1.059										

Cleveland Indians @ Minnesota Twins
 Metropolitan Stadium, Bloomington, MI
 Tue May 17 1977, 8:05 PM EDT
 Att: 7,831 - Unknown - 81 F

AB	33
R	4
H	11
RBI	4
BB	4
SO	2
LOB	14



Batter	1	2	3	4	5	6	7	8	9
Rich Chiles, L (1, 10) OBP: 0.382, SLG: 0.333 Craig Kusick, R (6, PH) OBP: 0.343, SLG: 0.467	0-0 F8		0-0 F7		0-0 SH3-4	0-0 1B		0-0 2B	
Rod Carew, L (1, 3) OBP: 0.435, SLG: 0.570	0-0 4-3		0-0 HR		4-0 1B IBB	0-0 4-3		0-0 1-3	
Lyman Bostock, L (1, 8) OBP: 0.406, SLG: 0.492	0-0 G3		0-0 F5		0-3 K		0-0 FC4-6 1B		
Larry Hisle, R (1, 7) OBP: 0.374, SLG: 0.573		0-0 2B		0-0 2B	4-0 1B BB		0-0 FC4-6		
Butch Wynegar, S (1, 2) OBP: 0.411, SLG: 0.543		0-0 1B 2B		0-0 3-1	0-0 1B BB		0-0 FC4-6		
Mike Cabbage, L (1, 5) OBP: 0.367, SLG: 0.375		0-0 G3		0-0 2B	0-0 F8		0-0 4-3		
Dan Ford, R (1, 9) OBP: 0.329, SLG: 0.376 Glenn Adams, L (8, PH) OBP: 0.286, SLG: 0.308 Willie Norwood, R (9, 9) OBP: 0.154, SLG: 0.167		0-0 CS 1B		0-3 K		0-0 2B 1B		0-0 F8	
Roy Smalley, S (1, 6) OBP: 0.311, SLG: 0.282		0-0 F9		0-0 F8		0-0 F2		0-0 4-3	
Rob Wilfong, L (1, 4) OBP: 0.368, SLG: 0.371 Jerry Terrell, R (6, PH) OBP: 0.300, SLG: 0.348			0-0 F9		0-0 WP SH3-4 1B	0-0 1B 2B		0-0 2B 1B	

AB	R	H	RBI	BB	SO	LOB
2	0	0	0	0	0	0
2	0	2	2	0	0	0
4	2	1	1	1	0	1
4	0	1	0	0	1	2
3	3	2	0	1	0	1
4	1	2	4	0	0	2
4	0	1	1	0	0	3
3	1	2	1	0	1	1
1	0	0	0	0	0	0
0	0	0	0	0	0	0
4	0	0	0	0	0	3
2	1	1	0	0	0	0
2	2	2	1	0	0	0


BOTTOM

Cleveland Indians @ Minnesota Twins
Metropolitan Stadium, Bloomington, MI

Tue May 17 1977, 8:05 PM EDT
Att. 7,831 - Unknown - 81 F

livebaseballscorecards.com

AB	35
R	10
H	14
RBI	10
BB	2
SO	2
LOB	13



Inning Stats	R: 0	H: 0	E: 0	K: 0	S: 3	LOB: 0	BB: 0	P: 3
R: 2	H: 3	E: 0	K: 0	S: 5	LOB: 0	BB: 0	P: 5	
R: 1	H: 1	E: 0	K: 0	S: 4	LOB: 0	BB: 0	P: 4	
R: 1	H: 2	E: 0	K: 1	S: 7	LOB: 1	BB: 0	P: 7	
R: 3	H: 2	E: 0	K: 1	S: 7	LOB: 1	BB: 2	P: 15	
R: 2	H: 3	E: 0	K: 0	S: 5	LOB: 0	BB: 0	P: 5	
R: 0	H: 1	E: 0	K: 0	S: 4	LOB: 1	BB: 0	P: 4	
R: 1	H: 2	E: 0	K: 0	S: 5	LOB: 1	BB: 0	P: 5	

PITCHER	IP	WLS	BF	H	R	ER	SO	BB	IBB	HBP	BLK	WP	HR	S	P	ERA	WHIP
Pat Dobson, R (1, 1) ERA: 7.85	4.2	L	22	7	7	7	2	1	1	0	0	1	1	24	32	13.50	1.714
Rick Waits, L (5, 1) ERA: 5.71	2.1		11	5	2	2	0	0	0	0	0	0	0	11	11	7.71	2.143
Al Fitzmorris, R (8, 1) ERA: 5.02	1.0		5	2	1	1	0	0	0	0	0	0	0	5	5	9.00	2.000

WP	HR	S	P	ERA	WHIP
1	1	0	38		
0	0	0			
0	0	0			
1	1	0			

Batter	1	2	3	4	5	6	7	8	9	AB R H RBI BB SO LOB	TOP	
Rick Manning, L OBP: 0.294, SLG: 0.308 (1, 8)	0-0 FC1-6 1B		0-0 4-3		0-0 P4			0-0 4-3		4 0 1 0 0 0 0	<p>Cleveland Indians @ Kansas City Royals Royals Stadium, Kansas City, MO</p> <p>Fri May 20 1977, 8:05 PM EDT Att. 17,532 - Unknown - 75 F</p>	
Duane Kuiper, L OBP: 0.328, SLG: 0.294 (1, 4)	0-0 FC1-6 FC6-4 1-2f		0-0 2B			0-0 1-3		0-0 F7		4 0 1 0 0 0 1		
Jim Norris, L OBP: 0.391, SLG: 0.379 (1, 9)	0-0 FC6-4 1B 1-2f		0-0 F7			0-0 6-3		0-0 1B		4 0 1 0 0 0 2		
Paul Dade, R OBP: 0.371, SLG: 0.396 (1, 10)	0-0 1-2 1B			0-0 S 1B		0-0 1B		0-0 P4		4 0 3 0 0 0 1		
Johnny Grubb, L OBP: 0.465, SLG: 0.563 (1, 7)	0-0 L9			0-3 K		0-0 1-3			0-0 2B	4 0 1 0 0 1 4		
Buddy Bell, R OBP: 0.331, SLG: 0.383 (1, 5)		0-0 F8		4-0 BB BB BB	1-2 G5-4-3 BB		0-0 6-3		0-0 5-3	3 0 0 0 1 0 1		
Fred Kendall, R OBP: 0.313, SLG: 0.419 (1, 2)		0-0 F8		0-0 G5-4-3 1-2f			0-0 1B		0-0 L6	4 0 1 0 0 0 3		
Bruce Bochte, L OBP: 0.331, SLG: 0.374 (1, 3)		0-0 1-3				0-0 F7		0-0 F8		4 0 0 0 0 0 2		
Frank Duffy, R OBP: 0.265, SLG: 0.220 Larvell Blanks, R OBP: 0.277, SLG: 0.390 (7, PH) (7, 6)			0-0 5-3		0-0 5-3		0-0 F8			2 0 0 0 0 0 0 1 0 0 0 0 0 1		
Inning Stats	R: 0 E: 0 K: 0 S: 5 H: 2 LOB: 2 BB: 0 P: 5	R: 0 E: 0 K: 0 S: 3 H: 0 LOB: 0 BB: 0 P: 3	R: 0 E: 0 K: 0 S: 4 H: 1 LOB: 1 BB: 0 P: 4	R: 0 E: 0 K: 1 S: 5 H: 1 LOB: 1 BB: 1 P: 9	R: 0 E: 0 K: 0 S: 3 H: 0 LOB: 0 BB: 0 P: 3	R: 0 E: 0 K: 0 S: 4 H: 1 LOB: 1 BB: 0 P: 4	R: 0 E: 0 K: 0 S: 4 H: 1 LOB: 1 BB: 0 P: 4	R: 0 E: 0 K: 0 S: 4 H: 1 LOB: 1 BB: 0 P: 4	R: 0 E: 0 K: 0 S: 4 H: 1 LOB: 1 BB: 0 P: 4	1B: 6 SF: 0 2B: 2 SAC: 0 3B: 0 DP: 1 HR: 0 HBP: 0	WP: 0 PA: 35 PB: 0 SB: 1 CS: 0	
PITCHER Paul Splittorff, L ERA: 4.06 (1, 1)	IP WLS BF H R ER SO BB IBB HBP BLK WP HR S P ERA WHIP	PITCHER IP WLS BF H R ER SO BB IBB HBP BLK WP HR S P ERA WHIP										

AB	34
R	0
H	8
RBI	0
BB	1
SO	1
LOB	15



Batter	1	2	3	4	5	6	7	8	9	AB	R	H	RBI	BB	SO	LOB
Tom Poquette, L (1, 9) OBP: 0.337, SLG: 0.400 Joe Zdeb, R (8, PH) OBP: 0.438, SLG: 0.385 (9, 9)	0-0 F7 ①		0-0 F5 ②		0-0 G3 ②		0-0 SH3-4 1B ①	0-0 S 1B ①		4	0	1	0	0	0	0
Hal McRae, R (1, 7) OBP: 0.372, SLG: 0.421	0-0 F5 ②		0-0 2B ③		0-0 F9 ③		0-0 SH3-4 1-2 ①	0-0 F9 1-2 ③		4	0	1	0	0	0	2
John Mayberry, L (1, 3) OBP: 0.322, SLG: 0.350	0-0 P6 ③		0-0 F9 ③				0-0 F9 ①	4-0 1B IBB ①		3	0	0	0	1	0	1
Al Cowens, R (1, 8) OBP: 0.315, SLG: 0.510		0-0 F2 ①		0-0 6-3 3B ①		0-0 F8 ②	0-0 FC6 1-2 2-3 1B ②			4	1	2	0	0	0	0
Darrell Porter, L (1, 2) OBP: 0.365, SLG: 0.475		0-0 F7 ②		0-0 6-3 ①		0-0 1B BB 1B ②	0-3 K ②			4	1	1	1	0	1	3
Ralph LaCock, L (1, 10) OBP: 0.310, SLG: 0.415		0-0 1B 1B ①		0-0 6-3 ②		4-0 1B BB 1-2 1B ②	0-0 FC6 1-2f ③			3	1	1	0	1	0	3
Cookie Rojas, R (1, 5) OBP: 0.322, SLG: 0.436 Bob Heise, R (8, PR) OBP: 0.200, SLG: 0.200 (9, 5)		0-0 1-2 1B ①		0-0 1B ①		0-0 1B 1-2 2-3 1B ①		0-0 1B 3B ①		4	0	4	0	0	0	0
Freddie Patek, R (1, 6) OBP: 0.336, SLG: 0.387		0-0 6-3 ③		0-0 F5 ③		0-0 1B ①		0-0 F8 ①		4	0	1	2	0	0	4
Frank White, R (1, 4) OBP: 0.243, SLG: 0.276			0-0 F8 ①		0-0 F7 ①	0-0 F8 ③		0-0 6-3 ②		4	0	0	0	0	0	3

Inning Stats	R: 0	H: 0	E: 0	K: 0	S: 3	H: 0	LOB: 0	BB: 0	P: 3	R: 0	H: 2	E: 0	K: 0	S: 5	H: 2	LOB: 2	BB: 0	P: 5	R: 0	H: 1	E: 0	K: 0	S: 4	H: 1	LOB: 1	BB: 0	P: 4	R: 1	H: 2	E: 0	K: 0	S: 5	H: 2	LOB: 1	BB: 0	P: 5	R: 0	H: 0	E: 0	K: 0	S: 3	H: 3	LOB: 2	BB: 1	P: 10	R: 0	H: 2	E: 0	K: 1	S: 7	H: 2	LOB: 3	BB: 1	P: 11	R: 1	H: 2	E: 0	K: 0	S: 5	H: 2	LOB: 2	BB: 0	P: 5
1B: 9	SF: 0	2B: 1	SAC: 1	3B: 2	DP: 0	HR: 0	HBP: 0	WP: 0	PA: 38																																																						

PITCHER	IP	WLS	BF	H	R	ER	SO	BB	IBB	HBP	BLK	WP	HR	S	P	ERA	WHIP
Dennis Eckersley, R (1, 1) ERA: 3.86	6.1	L	31	10	3	3	0	1	1	0	0	0	0	29	37	4.26	1.737
Sid Monge, L (7, 1) ERA: 5.4	1.1		5	1	1	1	1	0	0	0	0	0	0	7	7	6.75	0.750
Jim Kern, R (8, 1) ERA: 2.37	0.1		2	1	0	0	0	0	0	0	0	0	0	2	2	0.00	3.000

BOTTOM

Cleveland Indians @ Kansas City Royals
Royals Stadium, Kansas City, MO
 Fri May 20 1977, 8:05 PM EDT
 Att: 17,532 - Unknown - 75 F

AB	35
R	4
H	12
RBI	4
BB	2
SO	1
LOB	16



PITCHER	IP	WLS	BF	H	R	ER	SO	BB	IBB	HBP	BLK	WP	HR	S	P	ERA	WHIP
Dennis Eckersley, R (1, 1) ERA: 3.86	6.1	L	31	10	3	3	0	1	1	0	0	0	0	29	37	4.26	1.737
Sid Monge, L (7, 1) ERA: 5.4	1.1		5	1	1	1	1	0	0	0	0	0	0	7	7	6.75	0.750
Jim Kern, R (8, 1) ERA: 2.37	0.1		2	1	0	0	0	0	0	0	0	0	0	2	2	0.00	3.000

Batter	1	2	3	4	5	6	7	8	9	10	11	12	AB R H RBI BB SO LOB	TOP												
Rick Manning, L OBP: 0.300, SLG: 0.346 (1, 8)	F7		4-3	HR			F8	K			CS	L4	6 2 2 3 1 1 2													
Duane Kuiper, L OBP: 0.328, SLG: 0.290 (1, 4)	F7		4-3	3-1			1B				CS	SF7	5 1 1 1 1 1 0													
Jim Norris, L OBP: 0.405, SLG: 0.394 (1, 9)	K		1B				1B				CS	SF7	4 0 3 1 1 1 0													
Paul Dade, R OBP: 0.368, SLG: 0.390 (1, 10)		F9	1B				G6-4-3				CS	1B	6 1 2 0 0 0 4													
Bruce Bochte, L OBP: 0.331, SLG: 0.380 (1, 3)		K	L8				F8					1B	6 2 2 0 0 1 2													
John Lowenstein, L OBP: 0.410, SLG: 0.441 (1, 7)							P6				F8	1B	5 2 3 0 1 0 0													
Larvell Blanks, R OBP: 0.284, SLG: 0.370 Frank Duffy, R OBP: 0.271, SLG: 0.230 (1, 6) (8, 6)							5-3					2B	4 0 0 0 0 0 4													
Buddy Bell, R OBP: 0.345, SLG: 0.424 (1, 5)			SH1-3				SF9						5 2 4 4 0 0 0													
Fred Kendall, R OBP: 0.319, SLG: 0.424 (1, 2)			SH1-3				PO					K	4 1 1 1 1 1 1													
Inning Stats	R: 0 E: 0 K: 1 S: 5	H: 0 LOB: 0 BB: 0 P: 5	R: 0 E: 0 K: 1 S: 6	H: 1 LOB: 1 BB: 0 P: 6	R: 2 E: 0 K: 0 S: 7	H: 4 LOB: 2 BB: 0 P: 7	R: 3 E: 0 K: 0 S: 5	H: 2 LOB: 0 BB: 1 P: 9	R: 0 E: 0 K: 0 S: 3	H: 1 LOB: 0 BB: 0 P: 3	R: 0 E: 0 K: 0 S: 5	H: 2 LOB: 2 BB: 0 P: 5	R: 2 E: 0 K: 1 S: 8	H: 4 LOB: 1 BB: 0 P: 8	R: 0 E: 0 K: 1 S: 4	H: 0 LOB: 0 BB: 1 P: 8	R: 0 E: 0 K: 0 S: 2	H: 0 LOB: 0 BB: 1 P: 6	R: 5 E: 0 K: 1 S: 9	H: 4 LOB: 1 BB: 2 P: 17	1B: 12 2B: 5 3B: 1 HR: 1	SF: 2 SAC: 1 DP: 1 HBP: 0	WP: 0 PA: 57 PB: 1 SB: 3 CS: 3			
PITCHER	IP WLS BF H R ER SO BB IBB HBP BLK WP HR S P ERA WHIP																									
Doug Bird, R ERA: 5.0 (1, 1)	3.2		19	7	5	5	2	1	0	0	0	0	0	0	0	0	0	0	0	0	0	0	0	0	12.27	2.182
Steve Mingori, L ERA: 3.88 (4, 1)	3.0		11	4	0	0	0	0	0	0	0	0	0	0	0	0	0	0	0	0	0	0	0	0	0.00	1.333
Marty Pattin, R ERA: 5.09 (7, 1)	1.0		6	4	2	2	0	0	0	0	0	0	0	0	0	0	0	0	0	0	0	0	0	0	18.00	4.000
Tom Hall, L ERA: 3.52 (8, 1)	1.1		4	0	0	0	2	1	0	0	0	0	0	0	0	0	0	0	0	0	0	0	0	0	0.00	0.750
Mark Littell, R ERA: 3.38 (10, 1)	3.0	L	15	4	5	5	2	2	1	0	0	0	0	0	0	0	0	0	0	0	0	0	0	0	15.00	2.000

Cleveland Indians @ Kansas City Royals
Royals Stadium, Kansas City, MO
 Sat May 21 1977, 8:05 PM EDT
 Att. 20,114 - Unknown - 75 F

AB	47
R	12
H	19
RBI	12
BB	5
SO	6
LOB	13



livebaseballscorecards.com

Batter	1	2	3	4	5	6	7	8	9	10	11	12
Tom Poquette, L (1, 7) Davey Nelson, R (9, PH) Mark Littell, L (10, 1)	0-0 F7			0-0 1B		0-0 G6-4-3		4-0 HR	0-0 3B	0-3 K		
Hal McRae, R (1, 10) OBP: 0.376, SLG: 0.460	0-0 5-3			0-0 L5			0-0 HR	0-0 HR	4-0 IBB		0-0 F8	
Amos Otis, R (1, 8) OBP: 0.279, SLG: 0.415	0-0 5-3			0-0 G6-4-3 1B			0-0 F9	0-3 K	4-0 IBB		0-0 L4	
Al Cowens, R (1, 9) OBP: 0.307, SLG: 0.497 Bob Heise, R (9, 4) OBP: 0.143, SLG: 0.143		0-0 L8		0-0 G6-4-3			0-0 5-3	0-0 F2	0-0 F8		0-0 F8	
John Mayberry, L (1, 3) OBP: 0.329, SLG: 0.346		4-0 L4 BB					0-0 K		0-0 4-3	0-0 F9		4-0 G5-4-3 1B BB
Cookie Rojas, R (1, 5) OBP: 0.323, SLG: 0.417		0-0 L4					0-0 6-3		4-0 4-3	0-0 6-3		0-0 G5-4-3 1B
Freddie Patek, R (1, 6) OBP: 0.336, SLG: 0.392			0-0 G3				0-0 P4		0-0 4-3	0-0 IBB		0-0 G5-4-3
Buck Martinez, R (1, 2) OBP: 0.217, SLG: 0.261 Darrell Porter, L (8, PH) OBP: 0.362, SLG: 0.470			0-0 F9				0-0 F9		0-0 F9	4-0 1B		0-0 4-3
Joe Zdeb, R (9, PH) OBP: 0.474, SLG: 0.357									1-2 3B	4-0 IBB		
Frank White, R (1, 4) OBP: 0.248, SLG: 0.280 Ralph LaCock, L (8, PH) OBP: 0.322, SLG: 0.444			0-0 F8						0-0 3B	4-0 IBB		
John Wathan, R (9, PH) OBP: 0.500, SLG: 0.455							0-0 G6-4-3 1B	4-0 HR	1-3 2-H 3B	1-2 2-3 IBB		

Inning Stats	R: 0	H: 0	E: 0	K: 0	S: 3	LOB: 0	BB: 0	P: 3
1	0	0	0	0	3	0	0	3
2	0	0	0	0	2	0	1	6
3	0	0	0	0	3	0	0	3
4	0	2	0	0	4	1	0	4
5	0	0	0	0	5	0	0	5
6	0	1	0	0	3	0	0	3
7	1	2	0	1	7	2	1	11
8	3	2	0	1	7	0	1	11
9	3	3	0	3	6	3	3	18
10	0	1	0	1	6	0	2	14
11	0	0	0	0	3	0	0	3
12	0	1	0	0	3	1	1	7

1B: 7	SF: 0
2B: 3	SAC: 0
3B: 1	DP: 4
HR: 2	HBP: 0


BOTTOM

Cleveland Indians @ Kansas City Royals
 Royals Stadium, Kansas City, MO

Sat May 21 1977, 8:05 PM EDT
 Att: 20,114 - Unknown - 75 F

AB	44
R	7
H	12
RBI	7
BB	9
SO	4
LOB	16

WP: 0 PA: 53
 PB: 0
 SB: 1
 CS: 0



PITCHER	IP	WLS	BF	H	R	ER	SO	BB	IBB	HBP	BLK	WP	HR	S	P	ERA	WHIP
Wayne Garland, R (1, 1) ERA: 6.17	6.2		24	5	1	1	1	2	0	0	1	0	1	24	32	1.35	1.050
Jim Kern, R (7, 1) ERA: 3.86	2.0		10	3	4	4	2	1	0	0	0	0	1	13	17	18.00	2.000
Sid Monge, L (9, 1) ERA: 5.85	0.0		1	0	0	0	0	1	0	0	0	0	0	0	4	∞	∞
Tom Buskey, R (9, 1) ERA: 5.66	0.0		1	1	0	0	0	0	0	0	0	0	0	1	1	∞	∞
Don Hood, L (9, 1) ERA: 2.75	0.0		3	1	2	2	0	0	2	0	0	0	0	1	9	∞	∞

PITCHER	IP	WLS	BF	H	R	ER	SO	BB	IBB	HBP	BLK	WP	HR	S	P	ERA	WHIP
Al Fitzmorris, R (9, 1) ERA: 4.97	0.1		1	0	0	0	0	0	0	0	0	0	0	1	1	0.00	0.000
Rick Waits, L (10, 1) ERA: 4.87	3.0	W	13	2	0	0	1	1	2	0	0	0	0	12	24	0.00	1.000

Batter	1	2	3	4	5	6	7	8	9	AB R H RBI BB SO LOB	TOP
Rick Manning, L (1, 8) OBP: 0.297, SLG: 0.362	0-3 K		0-0 HR		0-0 F8	0-0 G4-6-3		0-0 F8		5 1 1 1 0 1 3	
Duane Kuiper, L (1, 4) OBP: 0.331, SLG: 0.295	0-0 4-3		0-0 1B		0-0 1B	0-0 4-3		0-0 G3		5 1 2 0 0 0 0	
Jim Norris, L (1, 9) OBP: 0.405, SLG: 0.382	4-0 CS BB		0-0 L8		4-0 1B E BB		0-0 L8		0-0 6-3	3 1 0 0 2 0 1	
Paul Dade, R (1, 7) OBP: 0.356, SLG: 0.375	0-0 CS	0-0 4-3		0-0 5-3	0-0 SF8 1B		0-0 F9		0-0 6-3	5 1 1 2 0 0 0	
Bruce Bochte, L (1, 3) OBP: 0.329, SLG: 0.379				0-0 1B 1B	0-0 SF8 1B		0-0 P6			3 0 1 1 0 0 0	
Rico Carty, R (1, 10) OBP: 0.304, SLG: 0.288				0-0 F8	0-0 1B 1B			0-0 4-3		4 0 1 0 0 0 1	
Buddy Bell, R (1, 5) OBP: 0.364, SLG: 0.465			0-0 SH1 1B	0-0 1B	0-0 1B			0-0 HR		4 2 4 1 0 0 0	
Fred Kendall, R (1, 2) OBP: 0.320, SLG: 0.435			0-0 SH1	0-0 4-3	0-0 F7			0-0 2B		3 0 1 0 0 0 4	
Frank Duffy, R (1, 6) OBP: 0.284, SLG: 0.234			0-0 HR 1B		0-0 E6 1B	4-0 G4-6-3 BB		0-0 P4		3 1 1 1 1 0 1	
Inning Stats	R: 0 E: 0 K: 1 S: 4 H: 0 LOB: 0 BB: 1 P: 8	R: 0 E: 0 K: 0 S: 3 H: 0 LOB: 0 BB: 0 P: 3	R: 2 E: 0 K: 0 S: 6 H: 4 LOB: 1 BB: 0 P: 6	R: 0 E: 0 K: 0 S: 5 H: 2 LOB: 2 BB: 0 P: 5	R: 4 E: 1 K: 0 S: 8 H: 4 LOB: 2 BB: 1 P: 12	R: 0 E: 0 K: 0 S: 2 H: 0 LOB: 0 BB: 1 P: 6	R: 0 E: 0 K: 0 S: 3 H: 0 LOB: 0 BB: 0 P: 3	R: 1 E: 0 K: 0 S: 5 H: 2 LOB: 1 BB: 0 P: 5	R: 0 E: 0 K: 0 S: 3 H: 0 LOB: 0 BB: 0 P: 3	1B: 9 2B: 1 3B: 0 HR: 2 SF: 1 SAC: 1 DP: 1 HBP: 0	WP: 0 PB: 0 SB: 2 CS: 1 PA: 41
PITCHER Dennis Leonard, R (1, 1) ERA: 4.24 Larry Gura, L (5, 1) ERA: 2.48	IP WLS BF H R ER SO BB IBB HBP BLK WP HR S P ERA WHIP	4.1 L 21 7 5 4 1 2 0 0 0 0 1 21 29 8.31 2.077	4.2 19 5 2 1 0 0 1 0 0 0 0 1 18 22 1.93 1.286								

Cleveland Indians @ Kansas City Royals
Royals Stadium, Kansas City, MO
 Sun May 22 1977, 4:33 AM EDT
 Att. 31,059 - Unknown - 75 F

AB	35
R	7
H	12
RBI	6
BB	3
SO	1
LOB	10



livebaseballscorecards.com

Batter	1	2	3	4	5	6	7	8	9	AB	R	H	RBI	BB	SO	LOB
Tom Poquette, L (1, 7) OBP: 0.339, SLG: 0.392	0-0 4-3		0-0 1-2 S 1B		0-0 F8			0-0 F8		4	0	1	0	0	0	3
Hal McRae, R (1, 10) OBP: 0.374, SLG: 0.464	0-0 2B		0-0 1-2 2-H SF8		0-3 K			0-0 1-2f G6-4-3		3	0	1	1	0	1	3
Amos Otis, R (1, 8) OBP: 0.271, SLG: 0.402	0-3 K		0-0 F8					0-0 4-3		4	0	0	0	0	1	2
Al Cowens, R (1, 9) OBP: 0.306, SLG: 0.497	0-0 F9			0-0 L4				0-0 6-3		4	0	1	0	0	0	1
John Mayberry, L (1, 3) OBP: 0.320, SLG: 0.336		0-0 F8		0-0 F8				0-0 4-3		4	0	0	0	0	0	1
Darrell Porter, L (1, 2) OBP: 0.350, SLG: 0.452		0-3 K		0-0 4-3				0-0 F8		4	0	0	0	0	1	1
Cookie Rojas, R (1, 5) OBP: 0.324, SLG: 0.429		0-0 P3			0-0 1B 2B			0-0 6-3		3	0	1	0	0	0	0
Freddie Patek, R (1, 6) OBP: 0.336, SLG: 0.391			0-0 4-3		0-0 6-3 1B			0-0 F9		3	0	1	0	0	0	0
Frank White, R (1, 4) OBP: 0.252, SLG: 0.284 Ralph LaCock, L (8, PH) OBP: 0.333, SLG: 0.455 Bob Heise, R (9, 4) OBP: 0.143, SLG: 0.143			0-0 S 1B SF8 1B		0-0 6-3 1-2			0-0 G6-4-3 1B		2	1	1	0	0	0	2

Inning Stats	R: 0	H: 1	E: 0	LOB: 1	K: 1	BB: 0	S: 6	P: 6
	R: 0	H: 0	E: 0	LOB: 0	K: 1	BB: 0	S: 5	P: 5
	R: 1	H: 2	E: 0	LOB: 1	K: 0	BB: 0	S: 5	P: 5
	R: 0	H: 0	E: 0	LOB: 0	K: 0	BB: 0	S: 3	P: 3
	R: 0	H: 2	E: 0	LOB: 2	K: 1	BB: 0	S: 7	P: 7
	R: 0	H: 0	E: 0	LOB: 0	K: 0	BB: 0	S: 3	P: 3
	R: 0	H: 0	E: 0	LOB: 0	K: 0	BB: 0	S: 3	P: 3
	R: 0	H: 1	E: 0	LOB: 0	K: 0	BB: 0	S: 3	P: 3
	R: 0	H: 1	E: 0	LOB: 1	K: 0	BB: 0	S: 4	P: 4

PITCHER	IP	WLS	BF	H	R	ER	SO	BB	IBB	HBP	BLK	WP	HR	S	P	ERA	WHIP
Jim Bibby, R (1, 1) ERA: 4.36	9.0	W	33	7	1	1	3	0	0	0	0	0	0	39	39	1.00	0.778

BOTTOM

Cleveland Indians @ Kansas City Royals
Royals Stadium, Kansas City, MO
 Sun May 22 1977, 4:33 AM EDT
 Att: 31,059 - Unknown - 75 F

AB	32
R	1
H	7
RBI	1
BB	0
SO	3
LOB	13



WP	PA	ERA	WHIP
0	33		

Batter	1	2	3	4	5	6	7	8	9	AB R H RBI BB SO LOB	TOP																
Dave Collins, S (1, 10) OBP: 0.307, SLG: 0.213	0-0 6-3		4-0 BLK S 1B BB		0-0 F8 S 1B	0-0 5-3			0-0 5-3	4 2 1 0 1 0 1																	
Ruppert Jones, L (1, 8) OBP: 0.320, SLG: 0.449	0-0 HR		0-0 G3		4-0 1B BB	0-0 F4			0-3 K	4 2 1 1 1 1 2																	
Steve Braun, L (1, 7) OBP: 0.386, SLG: 0.314	0-0 F9		4-0 CS 1B BB		0-0 F8				0-0 K	4 0 1 0 1 1 2																	
Leroy Stanton, R (1, 9) OBP: 0.362, SLG: 0.553	0-0 1B		0-0 1B		4-0 1B BB				0-3 K	4 1 2 1 1 1 1																	
Dan Meyer, L (1, 3) OBP: 0.331, SLG: 0.431	0-0 F9		0-3 K		0-0 1B CS 1B				4-0 BB	3 0 1 2 1 1 3																	
Bill Stein, R (1, 5) OBP: 0.331, SLG: 0.450					0-0 FC4-6 1B				0-0 4-3	4 0 2 1 0 1 1																	
Bob Stinson, S (1, 2) OBP: 0.393, SLG: 0.424					0-0 FC4-6				0-3 K	3 0 1 0 0 0 3																	
Carlos Lopez, R (8, PH) OBP: 0.356, SLG: 0.433					1-2 1B					1 0 0 0 0 1 0																	
Jose Báez, R (8, 4) OBP: 0.356, SLG: 0.343					3-H 1B					0 0 0 0 0 0 0																	
Craig Reynolds, L (1, 6) OBP: 0.295, SLG: 0.349					0-0 F9				0-0 6-3	3 0 1 0 0 0 2																	
Juan Bernhardt, R (8, PH) OBP: 0.317, SLG: 0.484					0-0 F9				0-0 6-3	1 0 0 0 0 0 0																	
Skip Jutze, R (8, 2) OBP: 0.250, SLG: 0.478					0-0 SH4 1B				0-0 6-3	0 0 0 0 0 0 0																	
Larry Milbourne, S (1, 4) OBP: 0.214, SLG: 0.228					0-0 4-3				0-0 F8	3 0 0 0 0 0 2																	
Inning Stats	R: 1 E: 0 K: 0 S: 5	H: 2 LOB: 1 BB: 0 P: 5	R: 0 E: 0 K: 1 S: 6	H: 1 LOB: 1 BB: 0 P: 6	R: 1 E: 0 K: 1 S: 5	H: 1 LOB: 2 BB: 2 P: 13	R: 0 E: 0 K: 0 S: 4	H: 1 LOB: 1 BB: 0 P: 4	R: 3 E: 0 K: 0 S: 5	H: 3 LOB: 1 BB: 2 P: 13	R: 0 E: 0 K: 1 S: 4	H: 1 LOB: 1 BB: 0 P: 4	R: 0 E: 0 K: 1 S: 5	H: 0 LOB: 1 BB: 1 P: 9	R: 0 E: 0 K: 1 S: 5	H: 0 LOB: 0 BB: 0 P: 5	R: 0 E: 0 K: 2 S: 8	H: 1 LOB: 1 BB: 0 P: 8	1B: 7 2B: 3 3B: 0 HR: 1	SF: 0 SAC: 1 DP: 1 HBP: 0	WP: 0 PB: 0 SB: 2 CS: 2	PA: 40					
PITCHER	IP WLS BF H R ER SO BB IBB HBP BLK WP HR S P ERA WHIP																										
Pat Dobson, R (1, 1) ERA: 8.12	4.1		22	6	5	5	2	4	0	0	1	0	1	22	38	10.38	2.308										
Rick Waits, L (5, 1) ERA: 4.01	4.1	W	17	4	0	0	3	1	0	0	0	0	0	22	26	0.00	1.154										
Jim Kern, R (9, 1) ERA: 3.8	0.1	S	1	0	0	0	1	0	0	0	0	0	0	3	3	0.00	0.000										

Seattle Mariners @ Cleveland Indians
Cleveland Municipal Stadium, Cleveland, OH

Tue May 24 1977, 7:05 PM EDT
Att: 5,576 - Unknown - 72 F

livebaseballscorecards.com

AB	34
R	5
H	10
RBI	5
BB	5
SO	6
LOB	17



Batter	1	2	3	4	5	6	7	8	9
Rick Manning, L (1, 8) OBP: 0.288, SLG: 0.349	0-3 K	0-3 K			0-0 F7	0-3 K		0-3 K	
Duane Kuiper, L (1, 4) OBP: 0.333, SLG: 0.299	0-0 4-3		0-0 4-3		0-0 1B		0-0 F7	0-0 1B	
Jim Norris, L (1, 9) OBP: 0.405, SLG: 0.396	4-0 BB		0-0 SF9 3B		0-0 6-3		0-0 F6	0-3 K	
Paul Dade, R (1, 7) OBP: 0.351, SLG: 0.364	0-0 5-3		0-0 SF9			4-0 2B BB	0-3 K		
Bruce Bochte, L (1, 3) OBP: 0.340, SLG: 0.404		0-0 1B 2B	0-0 6-3			0-0 2B 2B		0-0 FC5-8 1B	
Rico Carty, R (1, 10) OBP: 0.311, SLG: 0.306 Andre Thornton, R (8, PR) OBP: 0.268, SLG: 0.324		0-0 1B 1B		0-3 K		0-0 SH1-3 1B 2B		0-0 FC5-6 1B	
Buddy Bell, R (1, 5) OBP: 0.363, SLG: 0.458		0-0 F8		0-0 4-3		0-0 SH1-3		4-0 1B 1B IBB	
Ray Fosse, R (1, 2) OBP: 0.237, SLG: 0.298		0-0 1B		0-0 1-3		0-0 1B		0-0 E6	
Frank Duffy, R (1, 6) OBP: 0.282, SLG: 0.235		0-3 K			0-3 K	0-0 F8		0-0 1B 1B	

AB	R	H	RBI	BB	SO	LOB
5	0	0	0	0	4	6
5	0	2	1	0	0	0
4	1	1	0	1	1	4
2	1	0	1	1	1	1
4	2	3	1	0	0	0
4	1	2	2	0	1	1
0	1	0	0	0	0	0
2	1	0	0	1	0	1
4	0	2	1	0	0	2
4	0	1	1	0	2	3

BOTTOM	
WP: 0	PA: 39
PB: 0	SB: 1
CS: 0	

Seattle Mariners @ Cleveland Indians
Cleveland Municipal Stadium, Cleveland, OH
 Tue May 24 1977, 7:05 PM EDT
 Att. 5,576 - Unknown - 72 F

AB	34
R	7
H	11
RBI	7
BB	3
SO	9
LOB	18



Inning Stats	R: 0	H: 0	E: 0	K: 1	S: 5	H: 0	LOB: 1	BB: 1	P: 9	R: 1	H: 3	E: 0	K: 2	S: 10	R: 0	H: 1	E: 0	K: 0	S: 4	R: 0	H: 0	E: 0	K: 1	S: 5	R: 0	H: 1	E: 0	K: 1	S: 6	R: 3	H: 3	E: 0	K: 1	S: 8	R: 0	H: 0	E: 0	K: 1	S: 5	R: 2	H: 3	E: 1	K: 2	S: 11	H: 3	LOB: 3	BB: 1	P: 15
PITCHER	IP	WLS	BF	H	R	ER	SO	BB	IBB	HBP	BLK	WP	HR	S	P	ERA	WHIP																															
Dave Pagan, R (1, 1) ERA: 4.57	5.0		23	6	4	4	5	2	0	0	0	0	0	31	39	7.20	1.600																															
Enrique Romo, R (6, 1) ERA: 2.43	2.1	L	13	4	3	2	2	0	1	0	0	0	0	16	20	7.71	1.714																															
Mike Kekich, L (8, 1) ERA: 1.17	0.2		3	1	0	0	2	0	0	0	0	0	0	7	7	0.00	1.500																															

Batter	1	2	3	4	5	6	7	8	9	10	11	12	AB R H RBI BB SO LOB	TOP							
Dave Collins, S (1, 10) OBP: 0.292, SLG: 0.202	0-0 F8		0-3 K		0-0 F7			0-3 K			0-0 1-3		5 0 0 0 0 2 3	Seattle Mariners @ Cleveland Indians Cleveland Municipal Stadium, Cleveland, OH Wed May 25 1977, 7:05 PM EDT Att: 4,516 - Unknown - 72 F							
Ruppert Jones, L (1, 8) OBP: 0.317, SLG: 0.438	0-0 4-3		0-0 F9		0-0 F8			4-0 CS BB			0-0 F2		4 0 0 0 1 0 3								
Steve Braun, L (1, 7) OBP: 0.376, SLG: 0.304	0-3 K			0-0 F7		0-0 F5		0-0 CS 1-2	0-0 F8		0-0 G3		5 0 0 0 0 1 0								
Leroy Stanton, R (1, 9) OBP: 0.343, SLG: 0.522		0-0 F7		0-0 F5		0-3 K			0-0 5-3		0-3 K		5 0 0 0 0 2 0								
Dan Meyer, L (1, 3) OBP: 0.328, SLG: 0.430		0-0 F8		0-0 2B		0-0 4-3			0-0 F8		0-0 F9		5 0 1 0 0 0 0								
Bill Stein, R (1, 5) OBP: 0.324, SLG: 0.439		0-0 F9		0-0 F8			0-0 6-3			0-0 6-3			4 0 0 0 0 0 1								
Bob Stinson, S (1, 2) OBP: 0.397, SLG: 0.427			0-0 4-3 2B 1B		0-0 1B		0-0 4-3		0-0 G3		0-0 G3		4 1 2 0 0 0 0								
Craig Reynolds, L (1, 6) OBP: 0.288, SLG: 0.340			0-0 4-3 1-2		0-0 F9		0-0 4-3		0-0 F8				4 0 0 0 0 0 2								
Larry Milbourne, S (1, 4) OBP: 0.222, SLG: 0.244			0-0 2-H 2B		0-0 1B		0-0 4-3			0-0 5-3			4 0 2 1 0 0 0								
Inning Stats	R: 0 E: 0 K: 1 S: 5	H: 0 LOB: 0 BB: 0 P: 5	R: 0 E: 0 K: 0 S: 3	H: 0 LOB: 0 BB: 0 P: 3	R: 1 E: 0 K: 1 S: 7	H: 2 LOB: 1 BB: 0 P: 7	R: 0 E: 0 K: 0 S: 4	H: 1 LOB: 1 BB: 0 P: 4	R: 0 E: 0 K: 0 S: 5	H: 2 LOB: 2 BB: 0 P: 5	R: 0 E: 0 K: 1 S: 3	H: 0 LOB: 0 BB: 0 P: 3	R: 0 E: 0 K: 0 S: 3		H: 0 LOB: 0 BB: 0 P: 3	R: 0 E: 0 K: 1 S: 5	H: 0 LOB: 0 BB: 0 P: 5	1B: 3 2B: 2 3B: 0 HR: 0	SF: 0 SAC: 0 DP: 0 HBP: 0	WP: 0 PB: 0 SB: 0 CS: 1	PA: 42
PITCHER Dennis Ekersley, R (1, 1) ERA: 3.34	IP: 12.0 WLS: W BF: 41 H: 5 R: 1 ER: 1 SO: 5 BB: 1 IBB: 0 HBP: 0 BLK: 0 WP: 0 HR: 0 S: 50 P: 54 ERA: 0.75 WHIP: 0.500																				

AB	40
R	1
H	5
RBI	1
BB	1
SO	5
LOB	9



Batter	1	2	3	4	5	6	7	8	9	10	11	12	AB	R	H	RBI	BB	SO	LOB
Rick Manning, L (1, 8) OBP: 0.289, SLG: 0.340	0-0 4-3		4-0 1B WP 5-3 BB		4-0 FC5 3-1 1-2 BB		0-0 4-3		0-0 F8		0-0 4-3		4	1	0	0	2	0	2
Duane Kuiper, L (1, 4) OBP: 0.340, SLG: 0.321	0-0 6-3 1B		0-0 5-3 1B		0-0 3-1		0-0 3B		0-0 6-3		0-0 F7		6	0	3	0	0	0	4
Jim Norris, L (1, 9) OBP: 0.417, SLG: 0.400	0-0 6-3 1B		0-0 5-3		4-0 BB		4-0 S IBB		0-0 4-3			0-0 S 1B	4	1	2	1	2	0	1
Paul Dade, R (1, 7) OBP: 0.337, SLG: 0.338	0-0 6-3		0-0 4-3		0-0 FC5		4-0 BB		0-0 6-3			0-0 F2	5	0	0	0	1	0	7
Bruce Bochte, L (1, 3) OBP: 0.340, SLG: 0.401	0-0 L8			0-0 4-3		0-0 S 1B		0-0 F8		0-3 K		0-0 1B	6	0	2	1	0	1	5
Rico Carty, R (1, 10) OBP: 0.306, SLG: 0.295		0-0 F8		0-0 F7		0-0 F9		0-3 K		4-0 CS BB			4	0	0	0	1	1	1
John Lowenstein, L (10, PR) OBP: 0.410, SLG: 0.441													0	0	0	0	0	0	0
Buddy Bell, R (1, 5) OBP: 0.364, SLG: 0.456		0-3 K		0-0 F8		0-3 K		0-0 1B		0-0 CS		0-0 SH1-4 1B	5	0	2	0	0	2	1
Ray Fosse, R (1, 2) OBP: 0.222, SLG: 0.279		0-0 G3			0-0 F9		0-0 1-4-3		0-0 F3		0-0 SH1-4		4	0	0	0	0	0	2
Frank Duffy, R (1, 6) OBP: 0.280, SLG: 0.236			0-0 5-3					0-0 F7		0-3 K		4-0 4-3 IBB	4	0	1	0	0	1	1
Larvell Blanks, R (11, PH) OBP: 0.273, SLG: 0.370					0-0 3-1 S 1B								0	0	0	0	1	0	0

Inning Stats	R: 0	H: 2	E: 0	LOB: 2	K: 0	BB: 0	S: 5	R: 0	H: 0	E: 0	LOB: 0	K: 1	BB: 0	S: 5	R: 1	H: 1	E: 0	LOB: 1	K: 0	BB: 1	S: 4	R: 0	H: 0	E: 0	LOB: 0	K: 0	BB: 0	S: 3	R: 0	H: 1	E: 0	LOB: 1	K: 1	BB: 0	S: 6	R: 0	H: 1	E: 0	LOB: 3	K: 0	BB: 2	S: 4	R: 0	H: 1	E: 0	LOB: 1	K: 2	BB: 0	S: 8	R: 0	H: 0	E: 0	LOB: 0	K: 1	BB: 1	S: 4	R: 0	H: 1	E: 0	LOB: 2	K: 0	BB: 1	S: 4	R: 1	H: 2	E: 0	LOB: 1	K: 0	BB: 0	S: 3	1B: 9	2B: 0	3B: 1	HR: 0	SF: 0	SAC: 1	DP: 0	HBP: 0	WP: 1	PA: 51
--------------	------	------	------	--------	------	-------	------	------	------	------	--------	------	-------	------	------	------	------	--------	------	-------	------	------	------	------	--------	------	-------	------	------	------	------	--------	------	-------	------	------	------	------	--------	------	-------	------	------	------	------	--------	------	-------	------	------	------	------	--------	------	-------	------	------	------	------	--------	------	-------	------	------	------	------	--------	------	-------	------	-------	-------	-------	-------	-------	--------	-------	--------	-------	--------


PITCHER	IP	WLS	BF	H	R	ER	SO	BB	IBB	HBP	BLK	WP	HR	S	P	ERA	WHIP
John Montague, R (1, 1) ERA: 4.18	6.2		31	6	1	1	2	4	1	0	0	1	0	30	50	1.35	1.500
Bill Laxton, L (7, 1) ERA: 3.82	4.2	L	19	4	1	1	3	1	1	0	0	0	0	23	31	1.93	1.071

Seattle Mariners @ Cleveland Indians
Cleveland Municipal Stadium, Cleveland, OH

Wed May 25 1977, 7:05 PM EDT
 Att. 4,516 - Unknown - 72 F

livebaseballscorecards.com

AB	42
R	2
H	10
RBI	2
BB	7
SO	5
LOB	24



Batter	1	2	3	4	5	6	7	8	9	AB R H RBI BB SO LOB	TOP	
Matt Alexander, S (1, 6) <small>OBP: 0.333, SLG: 0.200</small> Rob Picciolo, R (1, 6) <small>OBP: 0.224, SLG: 0.211</small> Larry Murray, S (6, PH) <small>OBP: 0.258, SLG: 0.267</small> Rodney Scott, S (6, 6) <small>OBP: 0.370, SLG: 0.321</small>	0-0 			0-0 		0-3 			0-0 	1 0 0 0 0 0 0 1 0 0 0 0 0 0 1 0 0 0 0 1 1 1 0 0 0 0 0 0	Oakland Athletics @ Cleveland Indians Cleveland Municipal Stadium, Cleveland, OH Fri May 27 1977, 7:05 PM EDT Att. 16,557 - Unknown - 66 F AB 30 R 1 H 4 RBI 1 BB 0 SO 4 LOB 5 	
Manny Sanguillen, R (1, 10) <small>OBP: 0.328, SLG: 0.389</small>	0-0 			0-0 		0-0 			0-0 	4 0 0 0 0 0 1		
Mitchell Page, L (1, 7) <small>OBP: 0.368, SLG: 0.561</small>	0-3 			0-0 			0-0 		0-3 	4 0 0 0 0 2 0		
Dick Allen, R (1, 3) <small>OBP: 0.364, SLG: 0.403</small>		0-0 			0-0 			0-0 		3 0 0 0 0 0 0		
Wayne Gross, L (1, 5) <small>OBP: 0.388, SLG: 0.564</small>		0-0 			0-0 			0-0 		3 0 1 0 0 0 0		
Earl Williams, R (1, 2) <small>OBP: 0.320, SLG: 0.536</small>		0-3 			0-0 			0-0 		3 0 0 0 0 1 1		
Mike Jorgensen, L (1, 9) <small>OBP: 0.300, SLG: 0.231</small>			0-0 			0-0 		0-0 		3 1 1 0 0 0 0		
Tony Armas, R (1, 8) <small>OBP: 0.273, SLG: 0.338</small>			0-0 			0-0 		0-0 		3 0 1 0 0 0 1		
Marty Perez, R (1, 4) <small>OBP: 0.229, SLG: 0.234</small> Rich McKinney, R (8, PH) <small>OBP: 0.227, SLG: 0.413</small> Larry Lintz, S (8, 4) <small>OBP: 0.324, SLG: 0.143</small>			0-0 			0-0 		0-0 		2 0 1 1 0 0 0 1 0 0 0 0 0 1 0 0 0 0 0 0 0		
Inning Stats	R: 0 H: 0 E: 0 LOB: 0 K: 1 BB: 0 S: 5 P: 5	R: 0 H: 0 E: 0 LOB: 0 K: 1 BB: 0 S: 5 P: 5	R: 0 H: 0 E: 0 LOB: 0 K: 0 BB: 0 S: 3 P: 3	R: 0 H: 0 E: 0 LOB: 0 K: 0 BB: 0 S: 3 P: 3	R: 0 H: 1 E: 0 LOB: 0 K: 0 BB: 0 S: 3 P: 3	R: 1 H: 2 E: 0 LOB: 1 K: 1 BB: 0 S: 7 P: 7	R: 0 H: 0 E: 0 LOB: 0 K: 0 BB: 0 S: 3 P: 3	R: 0 H: 1 E: 0 LOB: 1 K: 0 BB: 0 S: 4 P: 4	R: 0 H: 0 E: 0 LOB: 0 K: 1 BB: 0 S: 5 P: 5	1B: 3 SF: 0 2B: 1 SAC: 0 3B: 0 DP: 1 HR: 0 HBP: 0	WP: 0 PA: 30 PB: 0 SB: 0 CS: 0	
PITCHER Wayne Garland, R (1, 1) <small>ERA: 5.26</small>	IP 9.0 WLS W BF 30 H 4 R 1 ER 1 SO 4 BB 0 IBB 0 HBP 0 BLK 0 WP 0 HR 0 S 38 P 38 ERA 1.00 WHIP 0.444											PITCHER IP WLS BF H R ER SO BB IBB HBP BLK WP HR S P ERA WHIP

Batter	1	2	3	4	5	6	7	8	9
Rick Manning, L OBP: 0.282, SLG: 0.331 (1, 8) X	0-0 L8		0-0 F7		0-3 K		0-0 4-3		
Duane Kuiper, L OBP: 0.357, SLG: 0.326 (1, 4) H	1-0 1B HBP		0-0 FC4-6 1B		4-0 S BB			4-0 WP SH3-4 BB	
Jim Norris, L OBP: 0.415, SLG: 0.398 (1, 9) X	0-0 FC6-4 1B		0-0 FC4-6 1B CS		0-0 4-3			0-0 SH3-4	
Paul Dade, R OBP: 0.345, SLG: 0.338 (1, 7) X	0-0 FC6-4		0-0 1B		0-0 F9			4-0 WP IBB	
Bruce Bochte, L OBP: 0.344, SLG: 0.396 (1, 3) B B B B		4-0 2B BB	0-0 CS	0-0 4-3	4-0 1B FC4-6 BB			0-0 L6	
Rico Carty, R OBP: 0.328, SLG: 0.322 (1, 10) X		0-0 1B G6-4-3 2B		0-0 FC6-4 1B		0-0 FC4-6 1B		4-0 IBB	
John Lowenstein, L OBP: 0.410, SLG: 0.441 (8, PR)									
Buddy Bell, R OBP: 0.361, SLG: 0.450 (1, 5) X		0-0 G6-4-3 1B		0-0 F7		0-0 FC4-6 CS		0-3 K	
Fred Kendall, R OBP: 0.308, SLG: 0.417 (1, 2) X		0-0 G6-4-3		0-0 FC6-4		0-0 CS	0-0 4-3		
Frank Duffy, R OBP: 0.271, SLG: 0.227 (1, 6) X		0-0 L6			0-0 6-3		0-0 F9		

Inning Stats	R: 0	H: 1	E: 0	K: 0	S: 3	R: 2	H: 2	E: 0	K: 0	S: 4	R: 0	H: 2	E: 0	K: 0	S: 4	R: 0	H: 1	E: 0	K: 0	S: 4	R: 0	H: 0	E: 0	K: 1	S: 5	R: 1	H: 1	E: 0	K: 0	S: 3	R: 0	H: 0	E: 0	K: 0	S: 3	R: 0	H: 0	E: 0	K: 1	S: 5
	LOB: 1	BB: 0	P: 4	LOB: 0	BB: 1	P: 8	LOB: 1	BB: 0	P: 4	LOB: 1	BB: 0	P: 4	LOB: 1	BB: 0	P: 4	LOB: 1	BB: 1	P: 9	LOB: 0	BB: 1	P: 7	LOB: 0	BB: 0	P: 3	LOB: 3	BB: 3	P: 17	LOB: 0	BB: 0	P: 3	LOB: 3	BB: 3	P: 17	LOB: 0	BB: 0	P: 17	LOB: 3	BB: 3	P: 17	

PITCHER	IP	WLS	BF	H	R	ER	SO	BB	IBB	HBP	BLK	WP	HR	S	P	ERA	WHIP	PITCHER	IP	WLS	BF	H	R	ER	SO	BB	IBB	HBP	BLK	WP	HR	S	P	ERA	WHIP						
Vida Blue, L ERA: 3.87 (1, 1)	8.0	L	34	7	3	3	2	4	2	1	0	1	0	31	56	3.38	1.375																								

BOTTOM

Oakland Athletics @ Cleveland Indians
Cleveland Municipal Stadium, Cleveland, OH

Fri May 27 1977, 7:05 PM EDT
Att: 16,557 - Unknown - 66 F

AB	26
R	3
H	7
RBI	2
BB	6
SO	2
LOB	12



1B: 6	SF: 0	WP: 1	PA: 36
2B: 1	SAC: 1	PB: 0	
3B: 0	DP: 1	SB: 1	
HR: 0	HBP: 1	CS: 2	

Batter	1	2	3	4	5	6	7	8	9	AB R H RBI BB SO LOB	TOP											
Matt Alexander, S (1, 6) OBP: 0.429, SLG: 0.333 Rob Picciolo, R (1, 6) OBP: 0.225, SLG: 0.213	0-0 S S 1B	0-0 4-3		0-0 G6-4-3 1B		0-0 L5		0-0 5-3		1 1 1 0 0 0 0 4 0 1 1 0 0 2												
Mike Jorgensen, L (1, 9) OBP: 0.371, SLG: 0.222 (7, 3)	4-0 1B S 1B BB		4-0 BB	0-0 G6-4-3 1B			4-0 FC6-4 1B BB	4-0 FC4-6 BB		1 2 0 0 4 0 3												
Wayne Gross, L (1, 5) OBP: 0.382, SLG: 0.552	0-3 K		0-0 F3		0-0 E9 2B		0-0 FC6-4 1B	0-0 FC4-6		5 1 1 0 0 1 5												
Dick Allen, R (1, 3) OBP: 0.367, SLG: 0.414 Larry Murray, S (7, PR) OBP: 0.250, SLG: 0.258 (7, 8)	0-0 1B 1-3 2-H 1B		0-0 F9		0-0 5-3-6 2B		0-0 FC6-4 E 4-3		0-0 F6	4 0 2 2 0 0 3 1 0 0 0 0 0 0												
Manny Sanguillen, R (1, 2) OBP: 0.324, SLG: 0.386 Jeff Newman, R (7, 2) OBP: 0.167, SLG: 0.176	0-0 2-3 3-H 1B		0-0 5-3		0-0 5-3-6		0-0 4-3		0-3 K	4 0 1 2 0 0 3 1 0 0 0 0 1 0												
Mitchell Page, L (1, 7) OBP: 0.369, SLG: 0.554	0-3 K			0-0 BB 1B 1B		0-0 B5-3		4-0 2-3 BB	0-0 4-3	4 1 1 0 1 1 2												
Earl Williams, R (1, 10) OBP: 0.312, SLG: 0.521	0-3 K			0-0 F8		0-0 5-3		0-0 F9		4 0 0 0 0 1 5												
Tony Armas, R (1, 8) OBP: 0.283, SLG: 0.345 (7, 9)		0-0 6-3		0-0 1B BB 1B		0-3 K		0-0 SH3-4 1B		4 0 2 0 0 1 0												
Marty Perez, R (1, 4) OBP: 0.244, SLG: 0.241		0-0 6-3		4-0 1B BB		0-0 1B		0-0 SH3-4		2 0 1 0 1 0 0												
Inning Stats	R: 2 E: 0 K: 3 S: 12	H: 3 LOB: 2 BB: 1 P: 16	R: 0 E: 0 K: 0 S: 3	H: 0 LOB: 0 BB: 0 P: 3	R: 0 E: 0 K: 0 S: 3	H: 0 LOB: 1 BB: 1 P: 7	R: 1 E: 0 K: 0 S: 5	H: 3 LOB: 2 BB: 1 P: 9	R: 1 E: 1 K: 0 S: 4	H: 1 LOB: 0 BB: 0 P: 4	R: 0 E: 0 K: 1 S: 6	H: 1 LOB: 1 BB: 0 P: 6	R: 1 E: 1 K: 0 S: 4	H: 1 LOB: 2 BB: 2 P: 12	R: 0 E: 0 K: 0 S: 4	H: 1 LOB: 2 BB: 1 P: 8	R: 0 E: 0 K: 1 S: 5	H: 0 LOB: 0 BB: 0 P: 5	1B: 9 2B: 2 3B: 0 HR: 0	SF: 0 SAC: 1 DP: 2 HBP: 0	WP: 0 PB: 0 SB: 3 CS: 0	PA: 42
PITCHER	IP WLS BF H R ER SO BB IBB HBP BLK WP HR S P ERA WHIP	IP WLS BF H R ER SO BB IBB HBP BLK WP HR S P ERA WHIP																				
Jim Bibby, R (1, 1) ERA: 4.71 Don Hood, L (4, 1) ERA: 2.82 Jim Kern, R (7, 1) ERA: 3.47 Sid Monge, L (9, 1) ERA: 5.57	3.1 L 19 6 3 3 3 3 0 0 0 0 0 22 34 8.10 2.700	2.2 11 3 2 1 1 1 1 0 0 0 0 0 12 16 3.38 1.500																				

Oakland Athletics @ Cleveland Indians
 Cleveland Municipal Stadium, Cleveland, OH
 Sat May 28 1977, 7:05 PM EDT
 Att. 15,482 - Unknown - 75 F

livebaseballscorecards.com

AB	35
R	5
H	10
RBI	5
BB	6
SO	5
LOB	23



Batter	1	2	3	4	5	6	7	8	9	AB	R	H	RBI	BB	SO	LOB
Rick Manning, L OBP: 0.282, SLG: 0.335 (1, 8)	0-0 SH4-3 2B		0-0 F8		0-0 F7		0-0 G3			4	1	1	0	0	0	3
Duane Kuiper, L OBP: 0.357, SLG: 0.322 (1, 4)	0-0 SH4-3 2-3		0-0 F6			0-0 6-3		4-0 FC6-4 BB		2	0	0	0	1	0	0
Jim Norris, L OBP: 0.410, SLG: 0.402 (1, 9)	0-0 2B			0-0 L5		0-0 F8		0-0 F9		4	0	1	1	0	0	1
Paul Dade, R OBP: 0.330, SLG: 0.321 (1, 7)	0-3 K			0-0 F9		0-0 4-3		0-0 FC6-4 1-2f		4	0	0	0	0	1	2
Bruce Bochte, L OBP: 0.348, SLG: 0.395 (1, 3)	0-0 4-3			4-0 BB BB		0-0 1B BB		0-3 K		3	0	1	0	1	1	2
Rico Carty, R OBP: 0.333, SLG: 0.316 (1, 10)		0-0 5-3		4-0 1-2 BB		4-0 1B BB		0-3 K		2	0	0	0	2	1	0
Buddy Bell, R OBP: 0.358, SLG: 0.444 (1, 5)		0-3 K2-3		0-0 F8		0-0 1B 2-3		0-0 5-3		4	0	1	0	0	1	2
Fred Kendall, R OBP: 0.300, SLG: 0.405 (1, 2)		0-0 1-3			0-0 6-3		0-0 F7		0-0 F9	2	0	0	0	0	0	0
Larvell Blanks, R OBP: 0.267, SLG: 0.361 (7, PH) (8, 6)										2	0	0	0	0	0	3
Frank Duffy, R OBP: 0.264, SLG: 0.221 (1, 6)			0-0 F4		0-0 F4		0-3 K			2	0	0	0	0	0	0
Andre Thornton, R OBP: 0.265, SLG: 0.319 (7, PH)										1	0	0	0	0	1	3
Ray Fosse, R OBP: 0.222, SLG: 0.279 (8, 2)										0	0	0	0	0	0	0

Inning Stats	R: 1	H: 2	E: 0	K: 1	S: 7	LOB: 1	BB: 0	P: 7	R: 0	H: 0	E: 0	K: 1	S: 5	LOB: 0	BB: 0	P: 5	R: 0	H: 0	E: 0	K: 0	S: 3	LOB: 0	BB: 0	P: 3	R: 0	H: 0	E: 0	K: 0	S: 3	LOB: 2	BB: 2	P: 11	R: 0	H: 0	E: 0	K: 0	S: 3	LOB: 0	BB: 0	P: 3	R: 0	H: 2	E: 0	K: 1	S: 7	LOB: 3	BB: 1	P: 11	R: 0	H: 0	E: 0	K: 1	S: 5	LOB: 1	BB: 1	P: 9	R: 0	H: 0	E: 0	K: 1	S: 5	LOB: 0	BB: 0	P: 5	1B: 2	2B: 2	3B: 0	HR: 0	SF: 0	SAC: 1	DP: 0	HBP: 0	WP: 0	PB: 0	SB: 0	CS: 0	PA: 35
PITCHER	IP	WLS	BF	H	R	ER	SO	BB	IBB	HBP	BLK	WP	HR	S	P	ERA	WHIP																																																												
Doc Medich, R ERA: 4.5 (1, 1)	6.0	W	24	3	1	1	2	3	0	0	0	0	0	25	37	1.50	1.000																																																												
Bob Lacey, L ERA: 0.79 (7, 1)	3.0	S	11	1	0	0	3	1	0	0	0	0	0	16	20	0.00	0.667																																																												

BOTTOM

Oakland Athletics @ Cleveland Indians
Cleveland Municipal Stadium, Cleveland, OH

Sat May 28 1977, 7:05 PM EDT
Att: 15,482 - Unknown - 75 F

livebaseballscorecards.com

AB	30
R	1
H	4
RBI	1
BB	4
SO	5
LOB	16



Batter	1	2	3	4	5	6	7	8	9	AB R H RBI BB SO LOB	TOP												
Matt Alexander, S (1, 6) OBP: 0.500, SLG: 0.429 Rob Picciolo, R (1, 6) OBP: 0.229, SLG: 0.216 Rich McKinney, R (9, PH) OBP: 0.239, SLG: 0.413 (9, 4)	0-0 4-3 S 1B	0-3 K		0-0 G4-6-3 1B		0-3 K 1-2			4-0 BB 1B 1-2 BB	1 0 1 0 0 0 0 3 0 1 0 0 2 2 0 0 0 0 1 0 0													
Mike Jorgensen, L (1, 9) OBP: 0.385, SLG: 0.233 Jim Tyrone, R (9, PH) OBP: 0.393, SLG: 0.391 Larry Murray, S (9, 8) OBP: 0.250, SLG: 0.258	0-0 4-3 1-3	4-0 BB		0-0 G4-6-3 1-2f		0-0 G4-6-3 1B		0-0 BB 1B	0-0 BB 1B	3 0 1 0 1 0 2 1 0 1 0 0 0 0 0 0 0 0 0 0 0													
Wayne Gross, L (1, 5) OBP: 0.383, SLG: 0.550	0-0 G3	0-0 1-3		0-0 2B		0-0 F2		0-0 BB BB	4-0 BB	4 0 1 1 1 0 4													
Dick Allen, R (1, 3) OBP: 0.356, SLG: 0.399 Jeff Newman, R (9, 2) OBP: 0.167, SLG: 0.176	0-3 K		0-0 E6 1B BB	0-0 6-3		0-0 G4-6-3 1-2f		0-0 G4-6-3 BB	0-0 F9	5 0 0 0 0 1 6 0 0 0 0 0 0 0													
Manny Sanguillen, R (1, 10) OBP: 0.320, SLG: 0.380		0-0 1B 2B 1B	0-0 F2		0-0 F8		0-0 6-3	0-0 4-3		5 1 1 0 0 0 4													
Earl Williams, R (1, 2) OBP: 0.316, SLG: 0.517 (9, 3)		0-0 2B 1B 1B	4-0 1B BB		0-0 5-3		0-0 F8			3 1 1 0 1 0 0													
Mitchell Page, L (1, 7) OBP: 0.366, SLG: 0.552		0-0 1B 2B	0-0 F3		0-0 F5		0-0 F7			4 1 1 1 0 0 2													
Tony Armas, R (1, 8) OBP: 0.292, SLG: 0.352 (9, 9)		0-0 6-3 1B	0-0 1B		0-3 K		0-3 K		0-3 K	4 0 2 2 0 2 0													
Marty Perez, R (1, 4) OBP: 0.247, SLG: 0.244 Larry Lintz, S (6, PR) OBP: 0.324, SLG: 0.143 (6, 4) Rodney Scott, S (9, PH) OBP: 0.376, SLG: 0.329 (9, 6)		0-0 6-3 2-3	0-0 F4		0-0 CS 1B		0-0 BB 1B		0-0 BB 1B	3 0 1 0 0 0 4 0 0 0 0 0 0 0 1 1 1 0 0 0 0													
Inning Stats	R: 0 E: 0 K: 1 S: 6	H: 1 LOB: 1 BB: 0 P: 6	R: 3 E: 0 K: 1 S: 9	H: 4 LOB: 2 BB: 1 P: 13	R: 0 E: 1 K: 0 S: 5	H: 1 LOB: 3 BB: 1 P: 9	R: 0 E: 0 K: 0 S: 4	H: 2 LOB: 1 BB: 0 P: 4	R: 0 E: 0 K: 0 S: 3	H: 0 LOB: 0 BB: 0 P: 3	R: 0 E: 0 K: 2 S: 7	H: 1 LOB: 1 BB: 0 P: 7	R: 0 E: 0 K: 0 S: 3	H: 1 LOB: 0 BB: 0 P: 3	R: 0 E: 0 K: 0 S: 3	H: 0 LOB: 0 BB: 0 P: 3	R: 1 E: 0 K: 1 S: 7	H: 2 LOB: 3 BB: 2 P: 15	1B: 10 2B: 2 3B: 0 HR: 0	SF: 0 SAC: 0 DP: 2 HBP: 0	WP: 0 PB: 0 SB: 2 CS: 1	PA: 41	
PITCHER	IP WLS BF H R ER SO BB IBB HBP BLK WP HR S P ERA WHIP																						
Pat Dobson, R (1, 1) ERA: 7.48 Jim Kern, R (9, 1) ERA: 3.47 Sid Monge, L (9, 1) ERA: 5.4	8.1 0.0 0.2	WLS 1 W	BF 36 4	H 11 1	R 4 0	ER 4 0	SO 5 0	BB 2 1	IBB 0 0	HBP 0 0	BLK 0 0	WP 0 0	HR 0 0	S 44 4	P 52 4	ERA 4.32 ∞	WHIP 1.560 ∞					0.00	3.000

Oakland Athletics @ Cleveland Indians
 Cleveland Municipal Stadium, Cleveland, OH
 Sun May 29 1977, 3:33 AM EDT
 Att. 25,476 - Unknown - 55 F

AB	37
R	4
H	12
RBI	4
BB	4
SO	5
LOB	24



Batter	1	2	3	4	5	6	7	8	9	AB	R	H	RBI	BB	SO	LOB
Rick Manning, L OBP: 0.291, SLG: 0.350 (1, 8)	0-0 4-3 SF8 2B	0-0 1-3			0-0 3-1		0-0 1-2 1B		0-0 1-2 2-H 1B 1B	5	1	3	1	0	0	2
Duane Kuiper, L OBP: 0.352, SLG: 0.318 (1, 4)	0-0 4-3 2-3		0-0 4-3			0-0 6-3	0-3 K		0-0 1-2 2-H 1B	5	0	1	1	0	1	3
Jim Norris, L OBP: 0.406, SLG: 0.395 (1, 9)	0-0 SF8		0-0 F7			4-0 1B FC1-6 BB		0-0 F6		2	1	0	1	1	0	0
Bruce Bochte, L OBP: 0.346, SLG: 0.391 (1, 3)	0-0 F7		0-0 G1			0-0 1-3 FC1-6 1B		0-0 4-3		4	0	1	0	0	0	0
Rico Carty, R OBP: 0.331, SLG: 0.314 (1, 10)		0-0 1B 1B		0-0 F7		0-0 FC1-6		0-0 G3		4	1	1	1	0	0	1
John Lowenstein, L OBP: 0.405, SLG: 0.432 (1, 7)		0-0 1B		0-0 6-3		0-0 G3		0-0 6-3		3	0	1	0	0	0	1
Paul Dade, R OBP: 0.326, SLG: 0.316 (9, PH)		1-3 1B								1	0	0	0	0	0	0
Buddy Bell, R OBP: 0.362, SLG: 0.442 (1, 5)		0-0 F4		0-3 K			4-0 CS BB		0-0 1B 1B	3	1	1	0	1	1	2
Larvell Blanks, R OBP: 0.277, SLG: 0.368 (1, 6)		0-0 1-2 3-H 1B		0-0 6-3		0-3 K	1-2		0-0 1-2 1B 1B	4	1	2	1	0	1	1
Ray Fosse, R OBP: 0.224, SLG: 0.277 (1, 2)		0-0 F6		0-0 4-3		0-0 1B 1B		0-0 F9		4	0	1	0	0	0	4

Inning Stats	R: 1	H: 1	E: 0	K: 0	S: 4	LOB: 0	BB: 4	P: 4	R: 1	H: 3	E: 0	K: 0	S: 6	LOB: 2	BB: 0	P: 6	R: 0	H: 0	E: 0	K: 0	S: 3	LOB: 0	BB: 0	P: 3	R: 0	H: 0	E: 0	K: 1	S: 5	LOB: 0	BB: 0	P: 5	R: 0	H: 0	E: 0	K: 0	S: 3	LOB: 0	BB: 0	P: 3	R: 1	H: 1	E: 0	K: 0	S: 4	LOB: 1	BB: 1	P: 8	R: 0	H: 2	E: 0	K: 2	S: 8	LOB: 2	BB: 1	P: 12	R: 0	H: 0	E: 0	K: 0	S: 3	LOB: 0	BB: 0	P: 3	R: 2	H: 4	E: 0	K: 0	S: 6	LOB: 2	BB: 0	P: 6	1B: 10	SF: 1	2B: 1	SAC: 0	3B: 0	DP: 0	HR: 0	HBP: 0	WP: 0	PA: 38
--------------	------	------	------	------	------	--------	-------	------	------	------	------	------	------	--------	-------	------	------	------	------	------	------	--------	-------	------	------	------	------	------	------	--------	-------	------	------	------	------	------	------	--------	-------	------	------	------	------	------	------	--------	-------	------	------	------	------	------	------	--------	-------	-------	------	------	------	------	------	--------	-------	------	------	------	------	------	------	--------	-------	------	--------	-------	-------	--------	-------	-------	-------	--------	-------	--------

PITCHER	IP	WLS	BF	H	R	ER	SO	BB	IBB	HBP	BLK	WP	HR	S	P	ERA	WHIP
Rick Langford, R ERA: 2.45 (1, 1)	6.2		28	7	3	3	2	2	0	0	0	0	0	30	38	4.05	1.350
Bob Lacey, L ERA: 1.48 (7, 1)	1.2	L	7	2	2	2	1	0	0	0	0	0	0	9	9	10.80	1.200
Dave Giusti, R ERA: 2.73 (9, 1)	0.1		3	2	0	0	0	0	0	0	0	0	0	3	3	0.00	6.000

BOTTOM

Oakland Athletics @ Cleveland Indians
Cleveland Municipal Stadium, Cleveland, OH

Sun May 29 1977, 3:33 AM EDT
Att: 25,476 - Unknown - 55 F

livebaseballscorecards.com

AB	35
R	5
H	11
RBI	5
BB	2
SO	3
LOB	14



Batter	1	2	3	4	5	6	7	8	9	AB R H RBI BB SO LOB	TOP										
Gil Flores, R OBP: 0.393, SLG: 0.469 (1, 8) X	0-0 1-3 ①		0-0 F8 ③			0-0 F9 ③			0-3 K ③	4 0 0 0 0 1 0											
Jerry Remy, L OBP: 0.350, SLG: 0.368 (1, 4) S S S	0-3 K ②				0-3 K ①		0-0 F8 ①			3 0 0 0 0 2 0											
Tony Solaita, L OBP: 0.330, SLG: 0.345 (1, 3) B B B	4-0 BB			0-0 F4 ②			0-3 K ②			2 0 0 0 1 1 0											
Joe Rudi, R OBP: 0.324, SLG: 0.485 (1, 7) X	0-0 F8 ③			0-0 F7 ③			0-0 F7 ③			3 0 0 0 0 0 1											
Bobby Bonds, R OBP: 0.350, SLG: 0.503 (1, 9) S S S		0-3 K ①			0-0 6-3 ①			0-3 K G6-4-3 ①		3 0 0 0 0 2 0											
Don Baylor, R OBP: 0.314, SLG: 0.391 (1, 10) X		0-0 F9 ②			0-3 K ②			0-0 G6-4-3 ① ②		3 0 0 0 0 1 1											
Dave Chalk, R OBP: 0.392, SLG: 0.397 (1, 5) X		0-0 F8 ③			0-0 F4 ③			0-3 K ③		3 0 0 0 0 1 0											
Bobby Grich, R OBP: 0.347, SLG: 0.392 (1, 6) X			0-0 1-3 ①			0-3 K ①			0-3 K ①	3 0 0 0 0 2 0											
Terry Humphrey, R OBP: 0.299, SLG: 0.262 (1, 2) S S S			0-3 K ②			0-3 K ②			0-0 F7 ②	2 0 0 0 0 2 0											
Willie Aikens, L OBP: 0.444, SLG: 0.438 (9, PH)										1 0 0 0 0 0 0											
Inning Stats	R: 0 E: 0 K: 1 S: 5	H: 0 LOB: 1 BB: 1 P: 9	R: 0 E: 0 K: 1 S: 5	H: 0 LOB: 0 BB: 0 P: 5	R: 0 E: 0 K: 1 S: 5	H: 0 LOB: 0 BB: 0 P: 5	R: 0 E: 0 K: 1 S: 5	H: 0 LOB: 0 BB: 0 P: 5	R: 0 E: 0 K: 2 S: 7	H: 0 LOB: 0 BB: 0 P: 7	R: 0 E: 0 K: 1 S: 5	H: 0 LOB: 0 BB: 0 P: 5	R: 0 E: 0 K: 2 S: 7	H: 0 LOB: 0 BB: 0 P: 7	R: 0 E: 0 K: 2 S: 7	H: 0 LOB: 0 BB: 0 P: 7	1B: 0 2B: 0 3B: 0 HR: 0	SF: 0 SAC: 0 DP: 1 HBP: 0	WP: 1 PB: 0 SB: 0 CS: 0	PA: 28	
PITCHER Dennis Eckersley, R ERA: 2.98 (1, 1)	IP: 9.0 WLS: W BF: 28 H: 0 R: 0 ER: 0 SO: 12 BB: 1 IBB: 0 HBP: 0 BLK: 0 WP: 1 HR: 0 S: 51 P: 55 ERA: 0.00 WHIP: 0.111																				

California Angels @ Cleveland Indians
Cleveland Municipal Stadium, Cleveland, OH
Mon May 30 1977, 7:05 PM EDT
Att. 13,400 - Unknown - 56 F

livebaseballscorecards.com

AB	27
R	0
H	0
RBI	0
BB	1
SO	12
LOB	2



Batter	1	2	3	4	5	6	7	8	9	AB	R	H	RBI	BB	SO	LOB
Rick Manning, L OBP: 0.286, SLG: 0.343 (1, 8) S S	0-3 K		0-0 4-3			0-0 G1				3	0	0	0	0	1	0
Duane Kuiper, L OBP: 0.352, SLG: 0.331 (1, 4) X	0-0 SH1 3B		0-0 4-3			0-0 F7				3	1	1	0	0	0	0
Jim Norris, L OBP: 0.400, SLG: 0.388 (1, 9) X	0-0 SH1		0-3 K			0-0 F7				2	0	0	1	0	1	0
Rico Carty, R OBP: 0.338, SLG: 0.331 (1, 10) X	0-0 3-H 2B			0-0 G1-6 1B				0-3 K		3	0	2	0	0	1	0
Bruce Bochte, L OBP: 0.345, SLG: 0.390 (1, 3) S S	0-3 K			0-0 G1-6 1-2f				0-0 1B		3	0	1	0	0	1	2
Larvell Blanks, R OBP: 0.268, SLG: 0.356 (1, 6) Frank Duffy, R OBP: 0.264, SLG: 0.221 (8, 6)		0-3 K		0-0 G5-4-3 1-				0-0 G5-4-3 1-		3	0	0	0	0	1	2
Buddy Bell, R OBP: 0.361, SLG: 0.436 (1, 5) B B B B		4-0 1B BB			0-0 5-3			0-0 F8		2	0	0	0	1	0	0
Paul Dade, R OBP: 0.326, SLG: 0.317 (1, 7) X		0-0 G5-4-3 1-2 1B			0-0 4-3			0-3 K		3	0	1	0	0	1	0
Ray Fosse, R OBP: 0.214, SLG: 0.265 (1, 2) X		0-0 G5-4-3 1-2f			0-0 5-3			0-0 F7		3	0	0	0	0	0	2
Inning Stats	R: 1 E: 0 K: 2 S: 9	H: 2 LOB: 1 BB: 0 P: 9	R: 0 E: 0 K: 1 S: 5	H: 1 LOB: 1 BB: 1 P: 9	R: 0 E: 0 K: 1 S: 5	H: 0 LOB: 0 BB: 0 P: 5	R: 0 E: 0 K: 0 S: 3	H: 1 LOB: 0 BB: 0 P: 3	R: 0 E: 0 K: 1 S: 5	H: 0 LOB: 0 BB: 0 P: 3	R: 0 E: 0 K: 1 S: 5	H: 0 LOB: 0 BB: 0 P: 5	R: 0 E: 0 K: 1 S: 5	H: 0 LOB: 0 BB: 0 P: 5	R: 0 E: 0 K: 1 S: 5	H: 0 LOB: 0 BB: 0 P: 5

BOTTOM

California Angels @ Cleveland Indians
Cleveland Municipal Stadium, Cleveland, OH

Mon May 30 1977, 7:05 PM EDT
Att: 13,400 - Unknown - 56 F

livebaseballscorecards.com

AB	25
R	1
H	5
RBI	1
BB	1
SO	6
LOB	6



PITCHER	IP	WLS	BF	H	R	ER	SO	BB	IBB	HBP	BLK	WP	HR	S	P	ERA	WHIP
Frank Tanana, L ERA: 2.08 (1, 1)	8.0	L	27	5	1	1	6	1	0	0	0	0	0	38	42	1.12	0.750

WP: 0	PA: 27
PB: 0	SB: 0
CS: 0	

Batter	1	2	3	4	5	6	7	8	9	10	AB	R	H	RBI	BB	SO	LOB	TOP									
Bobby Grich, R (1, 6) OBP: 0.342, SLG: 0.385 Mario Guerrero, R (5, 6) Orlando Ramirez, R (8, 6)	0-0 E6 WP 1B	0-0 E3 1-3 1B		0-0 6-3		0-0 SH3-4 1-2		0-3 K		0-3 K	3	0	0	0	0	0	1										
Jerry Remy, L (1, 4) OBP: 0.364, SLG: 0.383	0-0 WP 1B 1-2	0-0 1-2 1B 3-H			0-0 2B 1B 1B	0-0 1-3		0-0 CS 1B		0-0 2-H 1B	6	1	5	2	0	0	1										
Tony Solaita, L (1, 3) OBP: 0.321, SLG: 0.344	0-0 F7	0-0 4-3			0-0 1-3 1B 2B	0-3 K		0-3 K 1-2		0-0 4-3	6	1	1	0	0	2	8										
Joe Rudi, R (1, 7) OBP: 0.321, SLG: 0.477	0-3 K 1-2 2-3		0-0 6-3		0-0 2B 1B 1B		0-0 F9		0-0 F4		5	1	1	2	0	1	2										
Bobby Bonds, R (1, 9) OBP: 0.356, SLG: 0.525	4-0 BB		0-0 5-3		0-0 1B SF8 2B		0-0 HR		0-0 6-3		4	2	2	1	1	0	0										
Don Baylor, R (1, 8) OBP: 0.326, SLG: 0.400 Rusty Torres, S (10, 8)	0-0 6-3		1-0 HBP		0-0 CS 1B 2-3 3-H		0-0 WP S 1B		0-0 1B		4	0	3	1	0	0	3										
Dave Chalk, R (1, 5) OBP: 0.380, SLG: 0.387		0-0 F9	0-0 F8		0-0 SF8 1-2 3-H		0-3 K		0-3 K		4	0	0	1	0	2	3										
Willie Aikens, L (1, 10) OBP: 0.435, SLG: 0.450 Gil Flores, R (10, PR) OBP: 0.393, SLG: 0.469		0-0 F8		0-3 K	0-0 3-1		4-0 IBB			0-0 1B 2B	4	0	1	0	1	1	0										
Terry Humphrey, R (1, 2) OBP: 0.295, SLG: 0.259		0-0 E6 1B		0-0 4-3		0-0 SH3-4 1B		0-0 5-3		0-0 B2	5	1	1	0	0	0	3										
Inning Stats	R: 0 E: 1 K: 1 S: 7	H: 1 LOB: 3 BB: 1 P: 11	R: 1 E: 2 K: 0 S: 6	H: 1 LOB: 2 BB: 0 P: 6	R: 0 E: 0 K: 0 S: 3	H: 0 LOB: 1 BB: 0 P: 4	R: 0 E: 0 K: 1 S: 5	H: 0 LOB: 0 BB: 0 P: 5	R: 4 E: 0 K: 0 S: 7	H: 5 LOB: 0 BB: 0 P: 7	R: 0 E: 0 K: 1 S: 6	H: 1 LOB: 1 BB: 0 P: 6	R: 1 E: 0 K: 1 S: 7	H: 2 LOB: 2 BB: 1 P: 11	R: 0 E: 0 K: 2 S: 7	H: 1 LOB: 0 BB: 0 P: 7	R: 0 E: 0 K: 1 S: 6	H: 1 LOB: 1 BB: 0 P: 6	R: 1 E: 0 K: 1 S: 7	H: 2 LOB: 2 BB: 0 P: 7	1B: 10 2B: 3 3B: 0 HR: 1	SF: 1 SAC: 1 DP: 0 HBP: 1	WP: 2 PB: 0 SB: 1 CS: 2	PA: 48			
PITCHER	IP	WLS	BF	H	R	ER	SO	BB	IBB	HBP	BLK	WP	HR	S	P	ERA	WHIP										
Wayne Garland, R (1, 1) ERA: 5.53	4.0		24	7	5	4	2	1	0	1	0	1	0	26	31	9.00	2.000										
Tom Buskey, R (5, 1) ERA: 5.4	1.0		2	0	0	0	0	0	0	0	0	0	0	2	2	0.00	0.000										
Al Fitzmorris, R (6, 1) ERA: 5.03	1.1		7	3	1	1	1	0	0	0	0	0	1	9	9	6.75	2.250										
Jim Kern, R (7, 1) ERA: 3.33	3.2	L	15	4	1	1	5	0	1	0	0	1	0	24	28	2.46	1.091										

California Angels @ Cleveland Indians
Cleveland Municipal Stadium, Cleveland, OH

Tue May 31 1977, 7:05 PM EDT
Att. 5,174 - Unknown - 83 F

livebaseballscorecards.com

AB 43
R 7
H 14
RBI 7
BB 2
SO 8
LOB 22



BOTTOM

California Angels @ Cleveland Indians
Cleveland Municipal Stadium, Cleveland, OH

Tue May 31 1977, 7:05 PM EDT
Att. 5,174 - Unknown - 83 F

livebaseballscorecards.com

AB	39
R	5
H	12
RBI	6
BB	2
SO	5
LOB	17



WP	0	PA	44
PB	0		
SB	2		
CS	1		

AB R H RBI BB SO LOB

4 1 2 1 0 0 3

4 0 0 0 0 1 3

5 1 2 1 0 0 1

5 1 2 2 0 0 2

5 0 1 0 0 0 1

5 1 2 1 0 1 1

3 0 2 1 1 1 1

1 0 0 0 0 0 1

1B: 8 SF: 1
2B: 3 SAC: 2
3B: 0 DP: 0
HR: 1 HBP: 0

Batter	1	2	3	4	5	6	7	8	9	10
Rick Manning, L OBP: 0.289, SLG: 0.347 (1, 8)	0-0 FC5 G3 1B		0-0 6-3		0-0 SH3-1 S 6-3 1B	0-0 SF8		0-0 F6		
Duane Kuiper, L OBP: 0.343, SLG: 0.323 (1, 4)	0-0 G3		0-0 G3		0-0 SH3-1 1-3	0-3 K			0-0 F8	
Jim Norris, L OBP: 0.400, SLG: 0.397 (1, 9)	0-0 F7			0-0 HR 1B	0-0 6-3		0-0 CS 2B		0-0 F8	
Rico Carty, R OBP: 0.340, SLG: 0.357 (1, 10)	0-0 FC5			0-0 HR	0-0 1B		0-0 F6		0-0 6-3	
Bruce Bochte, L OBP: 0.341, SLG: 0.390 (1, 3)		0-0 4-3		0-0 2B	0-0 F8		0-0 F3			0-0 4-3
John Lowenstein, L OBP: 0.395, SLG: 0.421 (1, 7)		0-0 F7		0-0 SH FC6-4		0-0 1B 1B		0-0 F3		0-0 1-3
Paul Dade, R OBP: 0.327, SLG: 0.318 (6, PH)				0-0 2-3		0-0 1B 1B				
Buddy Bell, R OBP: 0.363, SLG: 0.435 (1, 5)		0-3 K		0-0 FC6-4		0-0 1B SF8 1B		0-0 L5		0-0 1B
Larvell Blanks, R OBP: 0.287, SLG: 0.376 (1, 6)			4-0 S BB		0-3 K		0-0 1-3 1B		0-0 2B	
Frank Duffy, R OBP: 0.261, SLG: 0.218 (8, PR)					0-3 K		0-3 3-H 1B			0-0 F7
Ray Fosse, R OBP: 0.216, SLG: 0.254 (1, 2)			0-3 K		0-0 F8		0-3 K			

Inning Stats	R: 0	H: 1	E: 0	LOB: 1	K: 0	S: 4	P: 4	R: 0	H: 0	E: 0	LOB: 0	K: 1	S: 5	P: 5	R: 0	H: 0	E: 0	LOB: 1	K: 1	S: 5	P: 9	R: 3	H: 3	E: 1	LOB: 1	K: 1	S: 9	P: 9	R: 1	H: 2	E: 0	LOB: 1	K: 0	S: 5	P: 5	R: 2	H: 3	E: 0	LOB: 1	K: 2	S: 10	P: 10	R: 0	H: 1	E: 0	LOB: 0	K: 0	S: 3	P: 3	R: 0	H: 1	E: 0	LOB: 2	K: 0	S: 4	P: 8	R: 0	H: 0	E: 0	LOB: 0	K: 0	S: 3	P: 3	R: 0	H: 1	E: 0	LOB: 1	K: 0	S: 4	P: 4	R: 0	H: 1	E: 0	LOB: 1	K: 0	S: 4	P: 4	1B: 8	SF: 1	2B: 3	SAC: 2	3B: 0	DP: 0	HR: 1	HBP: 0	WP: 0	PA: 44
--------------	------	------	------	--------	------	------	------	------	------	------	--------	------	------	------	------	------	------	--------	------	------	------	------	------	------	--------	------	------	------	------	------	------	--------	------	------	------	------	------	------	--------	------	-------	-------	------	------	------	--------	------	------	------	------	------	------	--------	------	------	------	------	------	------	--------	------	------	------	------	------	------	--------	------	------	------	------	------	------	--------	------	------	------	-------	-------	-------	--------	-------	-------	-------	--------	-------	--------

PITCHER	IP	WLS	BF	H	R	ER	SO	BB	IBB	HBP	BLK	WP	HR	S	P	ERA	WHIP
Paul Hartzell, R ERA: 3.2 (1, 1)	4.2		22	6	4	4	3	1	0	0	0	0	1	27	31	7.71	1.500
Mickey Scott, L ERA: 5.27 (5, 1)	0.1		3	2	2	2	0	0	0	0	0	0	0	3	3	54.00	6.000
Don Kirkwood, R ERA: 5.63 (6, 1)	0.1		2	1	0	0	1	0	0	0	0	0	0	4	4	0.00	3.000
Dave LaRoche, L ERA: 3.86 (6, 1)	3.2	W	13	2	0	0	1	0	1	0	0	0	0	14	18	0.00	0.545
Dick Drago, R ERA: 3.38 (10, 1)	1.0	S	4	1	0	0	0	0	0	0	0	0	0	4	4	0.00	1.000

Batter	1	2	3	4	5	6	7	8	9	AB R H RBI BB SO LOB	TOP											
Rick Manning, L (1, 8) OBP: 0.288, SLG: 0.345	0-0 3-1		0-0 FC6-4 1B		0-0 1B		0-0 F7			4 2 1 0 0 0 2												
Duane Kuiper, L (1, 4) OBP: 0.347, SLG: 0.327	0-0 6-3		0-0 1B		0-0 1B		0-0 4-3			4 0 2 3 0 0 0												
Jim Norris, L (1, 9) OBP: 0.396, SLG: 0.400	0-0 L5			0-0 SH2-3 1B 2B	0-3 K			0-0 G3		4 1 1 0 0 1 1												
Bruce Bochte, L (1, 3) OBP: 0.335, SLG: 0.383		0-0 4-3		0-0 SH2-3 2-3		0-0 4-3		0-3 K		3 0 0 0 0 1 0												
Rico Carty, R (1, 10) OBP: 0.354, SLG: 0.366		4-0 BB		0-0 1B		0-0 1B 1B		0-0 5-3		2 1 2 1 1 0 0												
Bill Melton, R (8, PH) OBP: 0.255, SLG: 0.300				3-H 1B						1 0 0 0 0 0 0												
John Lowenstein, L (1, 7) OBP: 0.370, SLG: 0.390				0-0 F8		0-0 F8				3 0 0 0 0 0 3												
Paul Dade, R (9, PH) OBP: 0.333, SLG: 0.326				0-0 F8						1 1 1 0 0 0 0												
Buddy Bell, R (1, 5) OBP: 0.366, SLG: 0.433			4-0 1B FC5-2 BB	0-0 F5		0-0 1B 1B		0-0 F9		3 0 1 0 1 0 2												
Ray Fosse, R (1, 2) OBP: 0.247, SLG: 0.284			0-0 FC6-4 1B FC5-2		0-0 SH3-4 1B 1B		0-0 1B			3 1 3 2 0 0 0												
Frank Duffy, R (1, 6) OBP: 0.253, SLG: 0.210			0-0 FC5-2 FC6-4		0-0 SH3-4		0-3 K		0-0 5-3	3 0 0 0 0 1 2												
Inning Stats	R: 0 E: 0 K: 0 S: 3	H: 0 LOB: 0 BB: 0 P: 3	R: 0 E: 0 K: 0 S: 2	H: 0 LOB: 0 BB: 1 P: 6	R: 2 E: 0 K: 0 S: 4	H: 2 LOB: 1 BB: 1 P: 8	R: 1 E: 0 K: 0 S: 5	H: 2 LOB: 1 BB: 0 P: 5	R: 1 E: 0 K: 1 S: 7	H: 3 LOB: 1 BB: 0 P: 7	R: 1 E: 0 K: 0 S: 5	H: 3 LOB: 2 BB: 0 P: 5	R: 0 E: 0 K: 1 S: 5	H: 0 LOB: 0 BB: 0 P: 5	R: 0 E: 0 K: 1 S: 5	H: 0 LOB: 0 BB: 0 P: 5	R: 1 E: 0 K: 0 S: 4	H: 1 LOB: 0 BB: 0 P: 4	1B: 10 2B: 1 3B: 0 HR: 0	SF: 0 SAC: 3 DP: 1 HBP: 0	WP: 0 PB: 0 SB: 3 CS: 0	PA: 36
PITCHER	IP WLS BF H R ER SO BB IBB HBP BLK WP HR S P ERA WHIP																					
Mark Fidrych, R (1, 1) ERA: 3.6	6.0 L 26 10 5 5 1 2 0 0 0 0 0 0 26 34 7.50 2.000																					
Bob Sykes, L (7, 1) ERA: 4.45	2.1 8 1 1 1 2 0 0 0 0 0 0 0 12 12 3.86 0.429																					
Steve Grilli, R (9, 1) ERA: 8.59	0.2 2 0 0 0 0 0 0 0 0 0 0 0 2 2 0.00 0.000																					

Cleveland Indians @ Detroit Tigers
Tiger Stadium, Detroit, MI
Wed Jun 01 1977, 7:05 PM EDT
Att. 17,718 - Unknown

livebaseballscorecards.com

AB	31
R	6
H	11
RBI	6
BB	2
SO	3
LOB	10



Batter	1	2	3	4	5	6	7	8	9	AB	R	H	RBI	BB	SO	LOB	BOTTOM					
Ron LeFlore, R OBP: 0.269, SLG: 0.331 (1, 8)	0-0 E 1B	0-0 CS 2-H 1B			0-3 K			0-0 E5 G3 BB 1B		4	2	2	1	0	1	1	Cleveland Indians @ Detroit Tigers Tiger Stadium, Detroit, MI Wed Jun 01 1977, 7:05 PM EDT Att. 17,718 - Unknown					
Tito Fuentes, S OBP: 0.332, SLG: 0.371 (1, 4)	0-0 BB 1-H 1B	0-0 CS 1-2 1B	0-0 G4-3 1B		0-0 4-3			4-0 G3 1-2 1B BB		3	1	2	1	1	0	1						
Rusty Staub, L OBP: 0.309, SLG: 0.392 (1, 10)	4-0 1-2 BB		0-0 G4-3 1-2f			0-0 L4		0-0 G3 1-2 2-3		3	0	0	0	1	0	3						
Steve Kemp, L OBP: 0.339, SLG: 0.468 (1, 7)	0-3 K		0-0 F6			0-0 L9		4-0 1B BB		3	0	0	0	1	1	2						
Jason Thompson, L OBP: 0.369, SLG: 0.453 (1, 3)	0-3 K			0-0 F7		0-0 F6		0-0 1-3 2-H 3-H 1B		4	0	1	2	0	1	2						
Ben Oglivie, L OBP: 0.320, SLG: 0.442 (1, 9)	0-3 K			0-3 K			0-3 K	0-0 F6		4	0	0	0	0	3	4						
Milt May, L OBP: 0.313, SLG: 0.421 (1, 2)		0-0 PB 1B 1B		0-3 K			0-0 F5		0-0 4-3	4	1	1	0	0	1	0						
Phil Mankowski, L OBP: 0.361, SLG: 0.352 (1, 5)		0-0 F2 1-2			4-0 BB		0-3 K		0-0 4-3	3	0	0	0	1	1	1						
Tom Verzyer, R OBP: 0.198, SLG: 0.264 (1, 6)		0-3 K			0-0 F9			0-0 F3		2	0	0	0	0	1	2						
Tim Corcoran, L OBP: 0.289, SLG: 0.324 (8, PH)									0-0 6-3	1	0	0	0	0	0	0						
Chuck Scrivener, R OBP: 0.600, SLG: 0.333 (9, 6)										0	0	0	0	0	0	0						
Mickey Stanley, R OBP: 0.314, SLG: 0.547 (9, PH)										1	0	0	0	0	0	0						
Inning Stats	R: 1 E: 1 K: 3 S: 11	H: 2 LOB: 2 BB: 1 P: 15	R: 1 E: 0 K: 1 S: 6	H: 2 LOB: 0 BB: 0 P: 6	R: 0 E: 0 K: 0 S: 3	H: 1 LOB: 0 BB: 0 P: 3	R: 0 E: 0 K: 2 S: 7	H: 0 LOB: 0 BB: 0 P: 7	R: 0 E: 0 K: 1 S: 5	H: 0 LOB: 1 BB: 1 P: 9	R: 0 E: 0 K: 0 S: 3	H: 0 LOB: 0 BB: 0 P: 3	R: 0 E: 0 K: 2 S: 7	H: 0 LOB: 0 BB: 0 P: 7	R: 2 E: 1 K: 0 S: 5	H: 1 LOB: 2 BB: 2 P: 13	R: 0 E: 0 K: 0 S: 3	H: 0 LOB: 0 BB: 0 P: 3	1B: 6 2B: 0 3B: 0 HR: 0	SF: 0 SAC: 0 DP: 1 HBP: 0	WP: 0 PB: 1 SB: 0 CS: 1	PA: 37
PITCHER	IP WLS BF H R ER SO	IP WLS BF H R ER SO	IP WLS BF H R ER SO	IP WLS BF H R ER SO	IP WLS BF H R ER SO	IP WLS BF H R ER SO	IP WLS BF H R ER SO	IP WLS BF H R ER SO	IP WLS BF H R ER SO	IP WLS BF H R ER SO	IP WLS BF H R ER SO	IP WLS BF H R ER SO	IP WLS BF H R ER SO	IP WLS BF H R ER SO	IP WLS BF H R ER SO	IP WLS BF H R ER SO	ERA WHIP	ERA WHIP				
Jim Bibby, R ERA: 3.92 (1, 1)	7.1	W	29	5	4	0	9	3	0	0	0	0	0	0	0	0	0.00	1.091				
Sid Monge, L ERA: 5.01 (8, 1)	1.2	S	7	1	0	0	0	1	0	0	0	0	0	0	0	0	0.00	1.200				



Batter	1	2	3	4	5	6	7	8	9	AB R H RBI BB SO LOB	TOP									
Rick Manning, L (1, 8) OBP: 0.282, SLG: 0.337	0-0 E3 CS SH		0-0 G3			0-0 4-3		0-0 F3		4 0 0 0 0 0 1										
Duane Kuiper, L (1, 4) OBP: 0.347, SLG: 0.323	0-0 SH CS 1-2			4-0 FC3-6 BB		0-0 4-3		0-0 4-3		2 0 0 0 1 0 1										
Jim Norris, L (1, 9) OBP: 0.399, SLG: 0.403	0-3 K 1-2 2-3			0-0 FC3-6 CS 1-2f			0-0 1B 1B		0-0 4-3 1B	4 1 2 0 0 1 3										
Bruce Bochte, L (1, 3) OBP: 0.333, SLG: 0.380	0-0 F9			0-0 G3 1-2			0-0 1B G4-6-3		0-0 4-3	4 0 1 0 0 0 3										
Paul Dade, R (1, 7) OBP: 0.340, SLG: 0.333		0-0 F7			0-0 SH5-4 CS 1B 1B		0-3 K		0-0 G4-6-3 1B	4 0 2 1 0 1 2										
John Lowenstein, L (1, 10) OBP: 0.380, SLG: 0.400		0-0 CS 1B			0-0 SH5-4 1B		0-0 G4-6-3 1-2f		0-0 G4-6-3	4 0 2 0 0 0 3										
Buddy Bell, R (1, 5) OBP: 0.362, SLG: 0.428		0-0 F8 1-2			0-0 SH5-4			0-3 K		2 0 0 0 0 1 1										
Ray Fosse, R (1, 2) OBP: 0.250, SLG: 0.325			0-0 5-3		0-0 5-3 3-H			0-0 HR		3 1 1 1 0 0 2										
Frank Duffy, R (1, 6) OBP: 0.255, SLG: 0.205			0-0 5-3		0-0 6-3			4-0 BB		2 0 0 0 1 0 0										
Inning Stats	R: 0 E: 2 K: 1 S: 6	H: 0 LOB: 1 BB: 0 P: 6	R: 0 E: 0 K: 0 S: 3	H: 1 LOB: 0 BB: 0 P: 3	R: 0 E: 0 K: 0 S: 3	H: 0 LOB: 0 BB: 0 P: 3	R: 0 E: 0 K: 0 S: 2	H: 0 LOB: 0 BB: 1 P: 6	R: 0 E: 0 K: 0 S: 4	H: 2 LOB: 1 BB: 0 P: 4	R: 0 E: 0 K: 1 S: 6	H: 2 LOB: 1 BB: 0 P: 6	R: 1 E: 0 K: 1 S: 6	H: 1 LOB: 1 BB: 1 P: 10	R: 1 E: 0 K: 0 S: 4	H: 2 LOB: 0 BB: 0 P: 4	1B: 7 2B: 0 3B: 0 HR: 1	SF: 0 SAC: 2 DP: 2 HBP: 0	WP: 0 PB: 0 SB: 0 CS: 5	PA: 33
PITCHER	IP WLS BF H R ER SO BB IBB HBP BLK WP HR S P ERA WHIP																			
Dave Rozema, R (1, 1) ERA: 2.82	8.1 W 32 8 2 2 3 2 0 0 0 0 1 36 44 2.16 1.200																			
Steve Foucault, R (9, 1) ERA: 2.22	0.2 S 1 0 0 0 0 0 0 0 0 0 0 0 1 1 0.00 0.000																			

Cleveland Indians @ Detroit Tigers
 Tiger Stadium, Detroit, MI
 Thu Jun 02 1977, 7:05 PM EDT
 Att. 7,274 - Unknown

AB	29
R	2
H	8
RBI	2
BB	2
SO	3
LOB	16



livebaseballscorecards.com


Batter	1	2	3	4	5	6	7	8	9	AB	R	H	RBI	BB	SO	LOB
Ron LeFlore, R OBP: 0.269, SLG: 0.330 (1, 8)	0-3 K		0-0 FC5-4 CS		0-0 1B		0-3 K			4	0	1	0	0	2	1
Tito Fuentes, S OBP: 0.335, SLG: 0.390 (1, 4)	0-0 HR		0-0 G3		0-3 K			0-0 SH5-3 2B 1B		4	2	2	1	0	1	3
Rusty Staub, L OBP: 0.309, SLG: 0.387 (1, 10)	0-3 K			0-0 4-3		4-0 3B S BB		0-0 SH5-3		2	1	0	0	1	1	0
Steve Kemp, L OBP: 0.343, SLG: 0.481 (1, 7)	0-0 2B			0-0 F8		0-3 K		0-0 1B 2B		4	0	2	1	0	1	1
Jason Thompson, L OBP: 0.372, SLG: 0.467 (1, 3)	0-0 4-3			0-0 4-3		0-0 3B		0-0 1B		4	0	2	1	0	0	1
Ben Oglivie, L OBP: 0.318, SLG: 0.444 (1, 9)		0-0 F8			0-0 1B 2B		0-0 F5		0-0 F8		4	1	1	0	0	2
Milt May, L OBP: 0.307, SLG: 0.413 (1, 2)		0-0 F7			0-0 F5		0-0 4-3				3	0	0	0	0	2
Phil Mankowski, L OBP: 0.361, SLG: 0.351 (1, 5)		0-0 6-3			0-0 1B 1B		0-3 K				3	0	1	1	0	0
Tom Verzyer, R OBP: 0.202, SLG: 0.266 (1, 6)			0-0 FC5-4 1B		0-3 K		0-0 5-3				3	0	1	0	0	1

Inning Stats		R: 1	H: 2	R: 0	H: 0	R: 0	H: 1	R: 0	H: 0	R: 1	H: 3	R: 0	H: 0	R: 1	H: 1	R: 0	H: 0	R: 1	H: 3
		E: 0	LOB: 1	E: 0	LOB: 0	E: 0	LOB: 0	E: 0	LOB: 0	E: 0	LOB: 2	E: 0	LOB: 0	E: 0	LOB: 1	E: 0	LOB: 0	E: 0	LOB: 1
		K: 2	BB: 0	K: 0	BB: 0	K: 0	BB: 0	K: 0	BB: 0	K: 2	BB: 0	K: 2	BB: 0	K: 1	BB: 1	K: 2	BB: 0	K: 0	BB: 0
		S: 9	P: 9	S: 3	P: 3	S: 3	P: 3	S: 3	P: 3	S: 10	P: 10	S: 7	P: 7	S: 6	P: 10	S: 7	P: 7	S: 5	P: 5

BOTTOM

Cleveland Indians @ Detroit Tigers
Tiger Stadium, Detroit, MI
Thu Jun 02 1977, 7:05 PM EDT
Att. 7,274 - Unknown

AB	31
R	4
H	10
RBI	4
BB	1
SO	7
LOB	11



1B: 5	SF: 0	WP: 0	PA: 33
2B: 3	SAC: 1	PB: 0	
3B: 1	DP: 0	SB: 1	
HR: 1	HBP: 0	CS: 1	

PITCHER		IP	WLS	BF	H	R	ER	SO	BB	IBB	HBP	BLK	WP	HR	S	P	ERA	WHIP
Pat Dobson, R	(1, 1)	5.1	L	23	7	3	3	5	1	0	0	0	0	0	32	36	5.06	1.500
Don Hood, L	(6, 1)	2.2		10	3	1	1	2	0	0	0	0	0	0	14	14	3.38	1.125

Batter	1	2	3	4	5	6	7	8	9	AB R H RBI BB SO LOB	TOP											
Rick Manning, L (1, 8) OBP: 0.280, SLG: 0.333	0-0 F7	0-0 4-3		0-0 4-3		0-0 F6		0-0 1B		5 0 1 0 0 0 1												
Duane Kuiper, L (1, 4) OBP: 0.343, SLG: 0.319	0-0 5-3		0-0 4-3		0-0 4-3	0-0 F7			0-0 BB 1B	5 1 1 0 0 0 0												
Jim Norris, L (1, 9) OBP: 0.411, SLG: 0.428	0-0 S 1B		0-0 S 3B		0-0 S HR 1B		4-0 S BB		0-0 F6	4 1 3 0 1 0 1												
Bill Melton, R (1, 10) OBP: 0.268, SLG: 0.283	4-0 FC6 1-2 BB		0-0 F7		0-0 F7		0-0 6-3		4-0 1B 7-2 BB	3 0 0 0 2 0 3												
Bruce Bochte, L (1, 3) OBP: 0.335, SLG: 0.376	0-0 FC6 1-2f		0-0 F8		4-0 HR BB		0-3 K		0-0 1-3 2-H 1B	4 1 1 1 1 1 4												
Buddy Bell, R (1, 5) OBP: 0.363, SLG: 0.445		0-0 CS 1B 2B 1B		0-3 K		0-0 1-H 2-H HR		0-0 F7	0-0 7-2	5 2 2 3 0 1 3												
Paul Dade, R (1, 7) OBP: 0.346, SLG: 0.326		0-0 F8		4-0 S HR BB		1-0 HBP		0-0 F8		2 1 0 0 1 0 1												
Ray Fosse, R (1, 2) OBP: 0.274, SLG: 0.383		0-0 1-2 1B		0-0 1-H HR		0-0 5-3		0-0 1B		0 1 0 0 0 0 0												
Frank Duffy, R (1, 6) OBP: 0.255, SLG: 0.218		0-0 1-2 2-H 2B		0-0 5-3		0-0 5-3		0-0 F8		4 0 1 1 0 0 1												
Inning Stats	R: 0 E: 0 K: 0 S: 4	H: 1 LOB: 2 BB: 1 P: 8	R: 1 E: 0 K: 0 S: 5	H: 3 LOB: 1 BB: 0 P: 5	R: 0 E: 0 K: 0 S: 4	H: 1 LOB: 1 BB: 0 P: 4	R: 2 E: 0 K: 1 S: 6	H: 1 LOB: 0 BB: 1 P: 10	R: 3 E: 0 K: 0 S: 5	H: 2 LOB: 1 BB: 1 P: 10	R: 0 E: 0 K: 0 S: 3	H: 0 LOB: 0 BB: 0 P: 3	R: 0 E: 0 K: 1 S: 5	H: 0 LOB: 1 BB: 1 P: 9	R: 0 E: 0 K: 0 S: 4	H: 2 LOB: 2 BB: 0 P: 4	R: 1 E: 0 K: 0 S: 4	H: 2 LOB: 1 BB: 1 P: 8	1B: 8 2B: 2 3B: 1 HR: 2	SF: 0 SAC: 0 DP: 1 HBP: 1	WP: 0 PB: 0 SB: 4 CS: 2	PA: 42
PITCHER	IP WLS BF H R ER SO BB IBB HBP BLK WP HR S P ERA WHIP																					
Rick Jones, L (1, 1) ERA: 9.64	3.1 L 17 6 3 3 1 2 0 0 0 0 0 1 17 25 8.10 2.400																					
Stan Thomas, R (4, 1) ERA: 5.49	1.2 9 2 3 3 0 1 0 1 0 0 0 1 7 12 16.20 1.800																					
Tom House, L (6, 1) ERA: 9.49	3.1 15 4 1 1 1 2 0 0 0 0 0 0 15 23 2.70 1.800																					
Enrique Romo, R (9, 1) ERA: 2.17	0.2 1 0 0 0 0 0 0 0 0 0 0 0 0 1 1 0.00 0.000																					

Cleveland Indians @ Seattle Mariners
The Kingdome, Seattle, WA
Fri Jun 03 1977, 10:05 PM EDT
Att. 19,438 - Dome

livebaseballscorecards.com

AB	32
R	7
H	9
RBI	5
BB	5
SO	2
LOB	14



Batter	1	2	3	4	5	6	7	8	9	AB	R	H	RBI	BB	SO	LOB
Dave Collins, S (1, 10) OBP: 0.305, SLG: 0.274 S S S	0-3 K ①			B B B B 4-0 F8 S BB		X 0-0 F8 ①		X 0-0 F3 ③		3	0	0	0	1	1	0
Steve Braun, L (1, 7) OBP: 0.371, SLG: 0.312 X	0-0 F8 ②			S S S 0-3 K ① 1-2		X 0-0 F7 ②			H 1-0 FC3-6 HBP	3	0	0	0	0	1	1
Ruppert Jones, L (1, 8) OBP: 0.307, SLG: 0.436 S S S	0-3 K ③			B B B B 4-0 BB		X 0-0 HR			X 0-0 F6 ①	3	1	1	1	1	1	1
Carlos Lopez, R (1, 9) OBP: 0.361, SLG: 0.486 X		X 0-0 F4 ①		X 0-0 F8 ② 2-3		X 0-0 F8 ③			X 0-0 FC3-6 ② 1-2f	4	0	0	0	0	0	3
Bob Stinson, S (1, 2) OBP: 0.403, SLG: 0.408 Tommy Smith, L (9, PH) OBP: 0.333, SLG: 0.476		X 0-0 6-3 ②		X 0-0 F8 ③			X 0-0 1-3 ①		S S S 0-3 K ③	3	0	0	0	0	0	2
Bill Stein, R (1, 5) OBP: 0.318, SLG: 0.439		X 0-0 L1 ③			X 0-0 5-3 ①			S S S 0-3 K ②		3	0	0	0	0	1	0
Dan Meyer, L (1, 3) OBP: 0.300, SLG: 0.381			X 0-0 6-3 ①		X 0-0 F8 ②			X 0-0 F9 ③		3	0	0	0	0	0	0
Craig Reynolds, L (1, 6) OBP: 0.270, SLG: 0.320			X 0-0 6-3 ②		X 0-0 E4 ①			X 0-0 F3 ①		3	0	0	0	0	0	0
Larry Milbourne, S (1, 4) OBP: 0.225, SLG: 0.259			X 0-0 4-3 ③		X 0-0 F9 ③			S S S 0-3 K ②		3	0	0	0	0	1	1

Inning Stats																	1B:	SF:	WP:	PA:	
R: 0	H: 0	R: 0	H: 0	R: 0	H: 0	R: 0	H: 0	R: 0	H: 0	R: 0	H: 0	R: 0	H: 0	R: 0	H: 0	R: 0	H: 0	0	0	0	32
E: 0	LOB: 0	E: 0	LOB: 0	E: 0	LOB: 0	E: 1	LOB: 1	E: 0	LOB: 0	E: 0	LOB: 0	E: 0	LOB: 0	E: 0	LOB: 1	E: 0	LOB: 1	0	0	0	0
K: 2	BB: 0	K: 0	BB: 0	K: 0	BB: 0	K: 0	BB: 0	K: 1	BB: 0	K: 1	BB: 0	K: 1	BB: 0	K: 1	BB: 0	K: 1	BB: 0	0	0	0	1
S: 7	P: 7	S: 3	P: 3	S: 3	P: 3	S: 4	P: 4	S: 5	P: 5	S: 4	P: 4	S: 5	P: 5	S: 5	P: 6	S: 5	P: 6	1	0	0	0
PITCHER Dennis Eckersley, R (1, 1) ERA: 2.87 Jim Kern, R (7, 1) ERA: 3.0																	PITCHER IP WLS BF H R ER SO BB IBB HBP BLK WP HR S P ERA WHIP				
IP WLS BF H R ER SO BB IBB HBP BLK WP HR S P ERA WHIP 6.0 W 22 1 1 1 3 2 0 0 0 0 0 0 1 26 34 1.50 0.500 3.0 S 10 0 0 0 3 0 0 1 0 0 0 0 15 16 0.00 0.000																					

BOTTOM

Cleveland Indians @ Seattle Mariners
 The Kingdom, Seattle, WA
 Fri Jun 03 1977, 10:05 PM EDT
 Att. 19,438 - Dome

livebaseballscorecards.com

AB	29
R	1
H	1
RBI	1
BB	2
SO	6
LOB	9



Batter	1	2	3	4	5	6	7	8	9	AB R H RBI BB SO LOB	TOP																	
Rick Manning, L (1, 8) OBP: 0.285, SLG: 0.350	0-0 L6		0-0 SH1-4		0-0 F7		0-3 K		0-0 F5	4 0 0 0 0 1 2																		
Duane Kuiper, L (1, 4) OBP: 0.335, SLG: 0.320	0-0 1B 3B		0-0 5-3		0-0 1-3			0-0 SH5-4 1B		4 2 2 0 0 0 1																		
Jim Norris, L (1, 9) OBP: 0.392, SLG: 0.404	0-0 1-3		0-0 6-3		0-0 5-3			0-0 FC1 1B		4 1 0 0 0 0 3																		
Bruce Bochte, L (1, 3) OBP: 0.325, SLG: 0.363	0-0 1B			0-0 4-3		0-0 G3		0-0 SH5-4		3 0 1 1 0 0 0																		
Buddy Bell, R (1, 5) OBP: 0.374, SLG: 0.443	0-0 5-3			0-0 1B		0-3 K		4-0 K 1B IBB		3 0 1 0 1 1 1																		
John Lowenstein, L (1, 10) OBP: 0.373, SLG: 0.353		4-0 BB		0-0 FC5		0-0 E7		0-0 1B		2 0 0 0 1 0 1																		
Larvell Blanks, R (8, PH) OBP: 0.294, SLG: 0.383		4-0 BB		1-2 BB		0-0 SH		1-2 2-H 3-H		1 0 1 2 0 0 0																		
Paul Dade, R (1, 7) OBP: 0.370, SLG: 0.350		4-0 BB		0-3 K		0-0 SH		0-3 K		2 0 0 0 1 2 4																		
Ray Fosse, R (1, 2) OBP: 0.289, SLG: 0.387		0-0 5-3		0-0 F4		0-3 K			0-0 1B	4 0 1 0 0 1 5																		
Frank Duffy, R (1, 6) OBP: 0.257, SLG: 0.255			0-0 SH1-4 1B		0-0 5-3		0-0 F5		0-0 F6	4 0 1 0 0 0 2																		
Inning Stats	R: 1 E: 0 K: 0 S: 5	H: 2 LOB: 1 BB: 0 P: 5	R: 0 E: 0 K: 0 S: 1	H: 0 LOB: 0 BB: 2 P: 9	R: 0 E: 0 K: 0 S: 4	H: 1 LOB: 1 BB: 0 P: 4	R: 0 E: 1 K: 1 S: 7	H: 1 LOB: 2 BB: 0 P: 7	R: 0 E: 0 K: 0 S: 3	H: 0 LOB: 0 BB: 0 P: 3	R: 0 E: 0 K: 1 S: 5	H: 0 LOB: 0 BB: 0 P: 5	R: 0 E: 1 K: 2 S: 9	H: 0 LOB: 2 BB: 0 P: 9	R: 2 E: 1 K: 1 S: 7	H: 2 LOB: 1 BB: 1 P: 11	R: 0 E: 0 K: 0 S: 3	H: 1 LOB: 0 BB: 0 P: 3	1B: 6 2B: 0 3B: 1 HR: 0	SF: 0 SAC: 3 DP: 0 HBP: 0	WP: 0 PB: 0 SB: 0 CS: 2	PA: 37						
PITCHER	IP WLS BF H R ER SO BB IBB HBP BLK WP HR S P ERA WHIP																											
Doc Medich, R (1, 1) ERA: 4.0	6.2		27	4	1	1	3	2	0	0	0	0	0	0	31	39	1.35	0.900										
Bob Lacey, L (7, 1) ERA: 2.03	0.2	L	5	1	2	1	1	0	1	0	0	0	0	0	6	10	13.50	1.500										
Dave Giusti, R (8, 1) ERA: 2.48	1.2		5	2	0	0	1	0	0	0	0	0	0	0	7	7	0.00	1.200										

Cleveland Indians @ Oakland Athletics
Oakland-Alameda County Coliseum, Oakland, CA

Mon Jun 06 1977, 7:05 PM PDT
Att. 13,264 - Unknown

livebaseballscorecards.com

AB	31
R	3
H	7
RBI	3
BB	3
SO	5
LOB	19



Batter	1	2	3	4	5	6	7	8	9
Marty Perez, R OBP: 0.291, SLG: 0.385 Larry Lintz, S OBP: 0.324, SLG: 0.143 (1, 4) (8, PR) (9, 4)	0-0 6-3 1B		0-3 K			0-0 F6		0-0 G3 1B	
Mike Jorgensen, L OBP: 0.381, SLG: 0.280 (1, 3)	0-0 S 1B		0-0 CS 1B			0-0 G3		0-0 G3 1-2	
Mitchell Page, L OBP: 0.375, SLG: 0.548 (1, 7)	0-0 G3 1-2		0-0 CS 1-2	0-0 2-3 S 1B		4-0 S BB		4-0 BB	
Earl Williams, R OBP: 0.284, SLG: 0.463 (1, 2)	0-3 K		0-3 K			0-3 K 1-2		0-3 K	
Wayne Gross, L OBP: 0.369, SLG: 0.511 (1, 5)		0-0 G3		0-0 2-3 1-3		0-0 F9		4-0 BB	
Tony Armas, R OBP: 0.323, SLG: 0.431 (1, 8)		0-0 6-3 1B		0-0 5-3		0-0 HR		0-3 K	
Rich McKinney, R OBP: 0.224, SLG: 0.358 (1, 10)		0-0 6-3 1-2		0-0 1-3		0-3 K		0-0 F8	
Jim Tyrone, R OBP: 0.346, SLG: 0.426 (1, 9)		0-0 6-3		0-0 L5		0-0 6-3		0-0 F3	
Rob Picciolo, R OBP: 0.231, SLG: 0.213 Rodney Scott, S OBP: 0.363, SLG: 0.307 (1, 6) (8, PH) (9, 6)			0-3 K		0-3 K			0-0 F8	

Inning Stats	R: 0 E: 0 K: 1 S: 6	H: 1 LOB: 1 BB: 0 P: 6	R: 0 E: 0 K: 0 S: 4	H: 1 LOB: 1 BB: 0 P: 4	R: 0 E: 0 K: 2 S: 7	H: 1 LOB: 0 BB: 0 P: 7	R: 0 E: 0 K: 1 S: 6	H: 1 LOB: 1 BB: 0 P: 6	R: 0 E: 0 K: 1 S: 5	H: 0 LOB: 0 BB: 0 P: 5	R: 0 E: 0 K: 1 S: 5	H: 0 LOB: 1 BB: 1 P: 9	R: 1 E: 0 K: 1 S: 6	H: 1 LOB: 0 BB: 0 P: 6	R: 0 E: 0 K: 1 S: 6	H: 1 LOB: 2 BB: 1 P: 10	R: 0 E: 0 K: 1 S: 5	H: 0 LOB: 1 BB: 1 P: 9
--------------	------------------------------	---------------------------------	------------------------------	---------------------------------	------------------------------	---------------------------------	------------------------------	---------------------------------	------------------------------	---------------------------------	------------------------------	---------------------------------	------------------------------	---------------------------------	------------------------------	----------------------------------	------------------------------	---------------------------------

PITCHER	IP	WLS	BF	H	R	ER	SO	BB	IBB	HBP	BLK	WP	HR	S	P	ERA	WHIP
Pat Dobson, R ERA: 6.53 (1, 1)	7.1	W	28	6	1	1	7	1	0	0	0	0	1	41	45	1.23	0.955
Sid Monge, L ERA: 4.56 (8, 1)	0.1		2	0	0	0	0	1	0	0	0	0	0	1	5	0.00	3.000
Jim Kern, R ERA: 2.87 (8, 1)	1.1	S	5	0	0	0	2	1	0	0	0	0	0	8	12	0.00	0.750

BOTTOM


AB	R	H	RBI	BB	SO	LOB
4	0	1	0	0	1	0
0	0	0	0	0	0	0
4	0	2	0	0	0	1
2	0	1	0	2	0	1
4	0	0	0	0	4	5
3	0	0	0	1	0	1
4	1	2	1	0	1	2
4	0	0	0	0	1	2
4	0	0	0	0	0	2
2	0	0	0	0	2	0
1	0	0	0	0	0	0

AB 32
R 1
H 6
RBI 1
BB 3
SO 9
LOB 14

WP: 0 PA: 36
PB: 0
SB: 3
CS: 1

Cleveland Indians @ Oakland Athletics
Oakland-Alameda County Coliseum, Oakland, CA

Mon Jun 06 1977, 7:05 PM PDT
Att. 13,264 - Unknown



livebaseballscorecards.com

Batter	1	2	3	4	5	6	7	8	9	AB R H RBI BB SO LOB	TOP						
Rick Manning, L (1, 8) OBP: 0.284, SLG: 0.348	0-0 6-3		0-0 FC1-6 1B	0-0 4-3			0-0 3-1		0-0 SH1-4	4 0 1 0 0 0 1							
Duane Kuiper, L (1, 4) OBP: 0.328, SLG: 0.313 Bill Melton, R (9, PH) OBP: 0.283, SLG: 0.286	0-0 1-3		0-0 FC1-6 WP 1B BB		0-0 F3		0-0 4-3		0-3 K	4 1 0 0 0 0 1 1 0 0 0 0 1 1							
Jim Norris, L (1, 9) OBP: 0.398, SLG: 0.403	4-0 CS BB		0-0 BB WP 1B		4-0 1B BB		0-0 F9		0-3 K	3 0 1 0 2 1 1							
Bruce Bochte, L (1, 3) OBP: 0.328, SLG: 0.359	0-0 CS	4-0 SH1-3 BB SF8 BB	4-0 BB IBB		0-0 F7		0-0 4-3		0-0 4-3	2 1 0 0 2 0 1							
Buddy Bell, R (1, 5) OBP: 0.382, SLG: 0.443		4-0 SF8 SH1-3 BB	4-0 BB		0-0 1B		0-0 F3		0-0 F3	2 0 1 1 2 0 0							
John Lowenstein, L (1, 10) OBP: 0.373, SLG: 0.353 Larvell Blanks, R (3, PH) OBP: 0.295, SLG: 0.375		0-0 SH1-3	0-0 F7		0-0 1-3 1B		0-0 1-3 1B		4-0 1B BB	0 0 0 0 0 0 0 2 0 0 0 1 0 5							
Paul Dade, R (1, 7) OBP: 0.366, SLG: 0.349		0-0 SF8		0-0 1-3		0-0 6-3		0-0 1-2 1B		3 0 1 1 0 0 0	AB 28 R 2 H 5 RBI 2 BB 8 SO 2 LOB 13						
Ray Fosse, R (1, 2) OBP: 0.277, SLG: 0.371		0-0 4-3		0-0 5-3		0-0 L4		0-0 F5		4 0 0 0 0 0 3							
Frank Duffy, R (1, 6) OBP: 0.265, SLG: 0.257			0-0 F5	4-0 BB		0-0 L4		0-0 SH1-4 BLK 1B		3 0 1 0 1 0 0							
Inning Stats	R: 0 E: 0 K: 0 S: 2 H: 0 LOB: 0 BB: 1 P: 6	R: 1 E: 0 K: 0 S: 3 H: 0 LOB: 1 BB: 2 P: 11	R: 1 E: 0 K: 0 S: 5 H: 2 LOB: 3 BB: 2 P: 13	R: 0 E: 0 K: 0 S: 3 H: 0 LOB: 1 BB: 1 P: 7	R: 0 E: 0 K: 0 S: 4 H: 1 LOB: 2 BB: 1 P: 8	R: 0 E: 0 K: 0 S: 3 H: 0 LOB: 0 BB: 0 P: 3	R: 0 E: 0 K: 0 S: 3 H: 0 LOB: 0 BB: 0 P: 3	R: 0 E: 0 K: 0 S: 4 H: 1 LOB: 2 BB: 1 P: 8	R: 0 E: 0 K: 2 S: 8 H: 1 LOB: 1 BB: 0 P: 8	1B: 5 2B: 0 3B: 0 HR: 0 SF: 1 SAC: 2 DP: 0 HBP: 0	WP: 1 PB: 0 SB: 0 CS: 1 PA: 40						
PITCHER	IP WLS BF H R ER SO BB IBB HBP BLK WP HR S P ERA WHIP	PITCHER IP WLS BF H R ER SO BB IBB HBP BLK WP HR S P ERA WHIP															
Mike Norris, R (1, 1) ERA: 3.16	2.2	14	2	2	2	0	4	1	0	0	0	1	0	9	29	6.75	2.250
Pablo Torrealba, L (3, 1) ERA: 0.48	5.0	W	20	2	0	0	0	3	0	0	0	0	0	17	29	0.00	1.000
Joe Coleman, R (8, 1) ERA: 2.3	0.1		2	1	0	0	0	0	0	0	0	0	0	2	2	0.00	3.000
Bob Lacey, L (9, 1) ERA: 1.97	1.0	S	3	0	0	0	2	0	0	0	1	0	0	7	7	0.00	0.000

Cleveland Indians @ Oakland Athletics
Oakland-Alameda County Coliseum, Oakland, CA

Wed Jun 08 1977, 3:33 AM PDT
Att. 7,828 - Unknown

livebaseballscorecards.com



Batter	1	2	3	4	5	6	7	8	9
Marty Perez, R OBP: 0.289, SLG: 0.381 (1, 4)	0-0 F9		0-0 F8		0-3 K		0-0		
Mike Jorgensen, L OBP: 0.388, SLG: 0.315 (1, 10)	0-3 K		0-0 G3			0-0 BB	0-0		
Mitchell Page, L OBP: 0.373, SLG: 0.540 (1, 7)	4-0 BB		0-0 L6			0-0 F6	0-0 F3		
Dick Allen, R OBP: 0.342, SLG: 0.368 (1, 3)	0-3 K			0-0 E4		0-0 L8		0-0 SH5-3	
Wayne Gross, L OBP: 0.373, SLG: 0.528 (1, 5)		0-0 HR		0-0 F7		4-0 BB		0-0 SH5-3	
Earl Williams, R OBP: 0.278, SLG: 0.453 (1, 2)		0-0 F8		0-0 4-3		0-3 K		0-0 F9	
Jeff Newman, R OBP: 0.167, SLG: 0.176 (9, 2)									
Tony Armas, R OBP: 0.323, SLG: 0.424 (1, 8)		0-3 K					4-0	4-0	
Larry Murray, S OBP: 0.265, SLG: 0.250 (7, PR)							1B	2B	
Jim Tyrone, R OBP: 0.345, SLG: 0.420 (1, 9)		0-0			0-0 F8		0-0 SH3-4	0-0 4-3	
Rob Picciolo, R OBP: 0.227, SLG: 0.209 (1, 6)		0-0					0-3 K		
Rich McKinney, R OBP: 0.221, SLG: 0.354 (7, PH)		0-0 F8			0-0 5-3				
Rodney Scott, S OBP: 0.363, SLG: 0.307 (8, 6)		1-2							

Inning Stats	R: 0	H: 0	E: 0	K: 2	S: 7	R: 1	H: 2	E: 0	K: 1	S: 7	R: 0	H: 0	E: 0	K: 0	S: 3	R: 0	H: 0	E: 1	K: 1	S: 6	R: 0	H: 0	E: 0	K: 1	S: 5	R: 0	H: 1	E: 0	K: 1	S: 6	R: 2	H: 2	E: 0	K: 1	S: 7	R: 0	H: 1	E: 0	K: 0	S: 4
	LOB: 1	BB: 1	BB: 1	BB: 1	BB: 1	LOB: 1	BB: 0	LOB: 1	BB: 0	LOB: 1	LOB: 0	BB: 0	LOB: 0	BB: 0	P: 3	LOB: 1	BB: 0	LOB: 2	BB: 1	P: 10	LOB: 2	BB: 1	LOB: 2	BB: 1	P: 8	LOB: 2	BB: 1	LOB: 2	BB: 1	P: 8	LOB: 2	BB: 1	LOB: 2	BB: 1	P: 8	LOB: 2	BB: 1	LOB: 2	BB: 1	P: 8

PITCHER	IP	WLS	BF	H	R	ER	SO	BB	IBB	HBP	BLK	WP	HR	S	P	ERA	WHIP
Dennis Eckersley, R ERA: 2.96 (1, 1)	6.2	L	28	4	3	3	7	3	0	0	0	0	1	39	51	4.05	1.050
Rick Waits, L ERA: 3.72 (7, 1)	0.2		4	2	0	0	0	0	0	0	0	0	0	4	4	0.00	3.000
Jim Kern, R ERA: 2.81 (8, 1)	0.2		3	0	0	0	0	0	1	0	0	0	0	2	6	0.00	0.000

BOTTOM

Cleveland Indians @ Oakland Athletics
Oakland-Alameda County Coliseum, Oakland, CA

Wed Jun 08 1977, 3:33 AM PDT
Att. 7,828 - Unknown

livebaseballscores.com

AB	29
R	3
H	6
RBI	3
BB	4
SO	7
LOB	16



WP	HR	S	P	ERA	WHIP
0	0	0	35	0.00	0.000

Batter	1	2	3	4	5	6	7	8	9	AB R H RBI BB SO LOB	TOP
Duane Kuiper, L (1, 4) OBP: 0.328, SLG: 0.310 Larvell Blanks, R (9, PH) OBP: 0.292, SLG: 0.371	4-0 G3 BB			X 0-0 5-3		X 0-3 K			X 0-3 K	2 0 0 0 1 1 1 1 0 0 0 0 1 1	
Paul Dade, R (1, 9) OBP: 0.362, SLG: 0.339	0-0 G3 1-2f		X 0-0 L5		X 0-0 F9			X 4-0 BB BB BB BB BB BB		3 0 0 0 1 0 1	
Jim Norris, L (1, 8) OBP: 0.391, SLG: 0.395 Andre Thornton, R (9, PH) OBP: 0.262, SLG: 0.315	0-0 G3		X 0-3 K		X 0-3 K			X 0-0 F9		3 0 0 0 0 2 0 1 0 0 0 0 0 2	
Bill Melton, R (1, 3) OBP: 0.270, SLG: 0.271		X 0-3 K		X 0-0 L9		X 0-3 K				3 0 0 0 0 2 0	
Buddy Bell, R (1, 5) OBP: 0.381, SLG: 0.447		X 0-0 6-3		X 0-0 2B		X 0-0 F4				3 0 1 0 0 0 0	
Fred Kendall, R (1, 10) OBP: 0.269, SLG: 0.390		X 0-3 K		X 0-0 6-3		X 0-0 F8				3 0 0 0 0 1 0	
Ray Fosse, R (1, 2) OBP: 0.269, SLG: 0.360			X 0-0 F6		X 0-0 F7			X 0-0 F8		3 0 0 0 0 0 0	
Ron Pruitt, R (1, 7) OBP: 0.333, SLG: 0.571			X 0-0 6-3		X 0-0 F7			X 0-0 SH1-4 2B		3 0 1 0 0 0 0	
Frank Duffy, R (1, 6) OBP: 0.261, SLG: 0.252			X 0-0 F9		X 0-0 E6			X 0-0 SH1-4 2-3		2 0 0 0 0 0 0	
Inning Stats	R: 0 H: 0 E: 0 LOB: 0 K: 0 BB: 1 S: 2 P: 6	R: 0 H: 0 E: 0 LOB: 0 K: 2 BB: 0 S: 7 P: 7	R: 0 H: 0 E: 0 LOB: 0 K: 0 BB: 0 S: 3 P: 3	R: 0 H: 0 E: 0 LOB: 0 K: 1 BB: 0 S: 5 P: 5	R: 0 H: 1 E: 0 LOB: 0 K: 0 BB: 0 S: 3 P: 3	R: 0 H: 0 E: 1 LOB: 1 K: 1 BB: 0 S: 6 P: 6	R: 0 H: 0 E: 0 LOB: 0 K: 2 BB: 0 S: 7 P: 7	R: 0 H: 0 E: 0 LOB: 0 K: 0 BB: 0 S: 3 P: 3	R: 0 H: 1 E: 0 LOB: 2 K: 1 BB: 1 S: 6 P: 10	1B: 0 SF: 0 2B: 2 SAC: 1 3B: 0 DP: 1 HR: 0 HBP: 0	WP: 0 PA: 30 PB: 0 SB: 0 CS: 0
PITCHER Frank Tanana, L (1, 1) ERA: 1.84	IP WLS BF H R ER SO BB IBB HBP BLK WP HR S P ERA WHIP	9.0 W 30 2 0 0 7 2 0 0 0 0 0 0 42 50 0.00 0.444									
PITCHER	IP WLS BF H R ER SO BB IBB HBP BLK WP HR S P ERA WHIP										

Cleveland Indians @ California Angels
Anaheim Stadium, Anaheim, CA
Fri Jun 10 1977, 10:05 PM EDT
Att. 20,000 - Unknown

livebaseballscorecards.com

AB 27
R 0
H 2
RBI 0
BB 2
SO 7
LOB 5



Batter	1	2	3	4	5	6	7	8	9	AB	R	H	RBI	BB	SO	LOB					
Rusty Torres, S OBP: 0.100, SLG: 0.100 (1, 8)	0-0 4-3		0-0 5-3		0-0 4-3			0-0 SH1-3		3	0	0	0	0	0	0					
Jerry Remy, L OBP: 0.360, SLG: 0.373 (1, 4)	0-0 4-3		0-0 WP S 1B			0-0 F7		0-0 G3		4	0	1	0	0	0	1					
Joe Rudi, R OBP: 0.321, SLG: 0.459 (1, 7)	0-0 1B		4-0 WP BB			0-3 K		0-0 5-3		3	0	1	0	1	1	1					
Don Baylor, R OBP: 0.312, SLG: 0.377 (1, 3)	0-0 F4		0-0 F3			0-0 6-3				3	0	0	0	0	0	3					
Bobby Bonds, R OBP: 0.362, SLG: 0.540 (1, 9)		0-0 HR		0-0 5-3			0-0 6-3			3	1	1	1	0	0	0					
Dave Chalk, R OBP: 0.372, SLG: 0.369 (1, 5)		0-0 L4		0-0 F9		4-0 BB BB				2	0	0	0	1	0	0					
Willie Aikens, L OBP: 0.368, SLG: 0.353 (1, 10)		0-0 F9		0-3 K		4-0 BB BB		4-0 G4-6-3 BB		2	0	0	0	1	1	0					
Mario Guerrero, R (1, 6)		0-0 1-3			0-0 F7		0-0 G4-6-3			3	0	0	0	0	0	2					
Terry Humphrey, R OBP: 0.302, SLG: 0.266 (1, 2)			0-0 L5		0-0 F9			0-0 G3 SH1-3 1B		3	0	1	0	0	0	0					
Inning Stats	R: 0 E: 0 K: 0 S: 4	H: 1 LOB: 1 BB: 0 P: 4	R: 1 E: 0 K: 0 S: 4	H: 1 LOB: 0 BB: 0 P: 4	R: 0 E: 0 K: 0 S: 4	H: 1 LOB: 2 BB: 1 P: 8	R: 0 E: 0 K: 1 S: 5	H: 0 LOB: 0 BB: 0 P: 5	R: 0 E: 0 K: 0 S: 3	H: 0 LOB: 0 BB: 0 P: 3	R: 0 E: 0 K: 1 S: 5	H: 0 LOB: 0 BB: 0 P: 5	R: 0 E: 0 K: 0 S: 2	H: 0 LOB: 1 BB: 2 P: 10	R: 0 E: 0 K: 0 S: 4	H: 1 LOB: 1 BB: 0 P: 4	1B: 3 2B: 0 3B: 0 HR: 1	SF: 0 SAC: 1 DP: 1 HBP: 0	WP: 1 PB: 0 SB: 1 CS: 0	PA: 30	
PITCHER Wayne Garland, R ERA: 5.0 (1, 1)	IP 8.0	WLS L	BF 30	H 4	R 1	ER 1	SO 2	BB 3	IBB 0	HBP 0	BLK 0	WP 1	HR 1	S 31	P 43	ERA 1.12	WHIP 0.875				
PITCHER	IP	WLS	BF	H	R	ER	SO	BB	IBB	HBP	BLK	WP	HR	S	P	ERA	WHIP				

BOTTOM

Cleveland Indians @ California Angels
Anaheim Stadium, Anaheim, CA

Fri Jun 10 1977, 10:05 PM EDT
Att. 20,000 - Unknown

livebaseballscorecards.com

AB	26
R	1
H	4
RBI	1
BB	3
SO	2
LOB	7



Batter	1	2	3	4	5	6	7	8	9	AB R H RBI BB SO LOB	TOP											
Duane Kuiper, L (1, 4) OBP: 0.325, SLG: 0.312	0-0 3-1 2B	0-0 G4-6-3		0-0 F8			0-0 1-6-3		0-0 FC4-2	5 0 1 0 0 0 4												
Paul Dade, R (1, 9) OBP: 0.371, SLG: 0.345	0-0 F8	0-0 4-3			0-0 CS 1B		0-0 1B		1-3 4-0 IBB	4 0 2 0 1 0 1												
Jim Norris, L (1, 8) OBP: 0.386, SLG: 0.389	0-0 3-1 2-3		0-0 4-3 4-3 1B		0-0 1-3 1-2		0-3 K 2-3		0-3 K	5 0 1 0 0 2 7												
Bill Melton, R (1, 10) OBP: 0.284, SLG: 0.262	1-0 HBP		0-0 4-3 1-2		4-0 BB			0-3 K		2 0 0 0 1 1 1												
Bruce Bochte, L (1, 3) OBP: 0.322, SLG: 0.351	0-0 F8		0-0 4-3 2-3		0-0 F7			0-0 F8		0 0 0 0 0 0 0												
Buddy Bell, R (1, 5) OBP: 0.383, SLG: 0.462		0-0 HR	4-0 BB		0-3 K			0-0 F9		3 1 1 1 1 1 0												
John Lowenstein, L (1, 7) OBP: 0.381, SLG: 0.364		0-0 1B 1B 1B	0-0 4-3		0-0 F7			0-0 SH1-4 FC4-2 1B		4 1 2 0 0 0 2 0 0 0 0 0 0 0												
Ron Pruitt, R (9, 7) OBP: 0.333, SLG: 0.571																						
Ray Fosse, R (1, 2) OBP: 0.271, SLG: 0.359		0-0 1B G4-6-3 1B		0-0 F7		0-0 5-3			0-0 SH1-4	3 1 1 0 0 0 0												
Frank Duffy, R (1, 6) OBP: 0.277, SLG: 0.271		0-0 G4-6-3 1B		0-0 3-1			0-0 CS 1-6-3 1B		0-0 FC4-2 1B	4 0 3 1 0 0 0												
Inning Stats	R: 0 E: 0 K: 0 S: 4	H: 1 LOB: 2 BB: 0 P: 5	R: 3 E: 0 K: 0 S: 6	H: 4 LOB: 0 BB: 0 P: 6	R: 0 E: 0 K: 0 S: 4	H: 1 LOB: 2 BB: 1 P: 8	R: 0 E: 0 K: 0 S: 3	H: 0 LOB: 0 BB: 0 P: 3	R: 0 E: 0 K: 1 S: 5	H: 0 LOB: 0 BB: 0 P: 5	R: 0 E: 0 K: 1 S: 6	H: 2 LOB: 2 BB: 0 P: 6	R: 0 E: 0 K: 1 S: 5	H: 0 LOB: 0 BB: 0 P: 5	R: 0 E: 0 K: 1 S: 7	H: 2 LOB: 3 BB: 1 P: 11	1B: 9 2B: 2 3B: 0 HR: 1	SF: 0 SAC: 1 DP: 2 HBP: 1	WP: 0 PB: 0 SB: 2 CS: 2	PA: 39		
PITCHER	IP WLS BF H R ER SO BB IBB HBP BLK WP HR S P ERA WHIP																				PITCHER	IP WLS BF H R ER SO BB IBB HBP BLK WP HR S P ERA WHIP
Gary Ross, R (1, 1) ERA: 5.44	1.0 L 9 5 3 3 0 0 0 0 0 0 1 8 9 27.00 5.000																					
Wayne Simpson, R (2, 1) ERA: 5.08	5.1 20 4 0 0 1 2 0 0 0 0 0 0 20 28 0.00 1.125																					
Don Kirkwood, R (7, 1) ERA: 5.09	0.2 1 0 0 0 1 0 0 0 0 0 0 0 3 3 0.00 0.000																					
Dick Drago, R (8, 1) ERA: 3.0	1.1 6 2 0 0 1 0 0 0 0 0 0 0 8 8 0.00 1.500																					
Dave LaRoche, L (9, 1) ERA: 3.44	0.2 3 0 0 0 1 0 0 1 0 0 0 0 4 8 0.00 0.000																					

Cleveland Indians @ California Angels
 Anaheim Stadium, Anaheim, CA
 Sat Jun 11 1977, 10:05 PM EDT
 Att. 16,247 - Unknown

livebaseballscorecards.com

AB	30
R	3
H	11
RBI	2
BB	3
SO	4
LOB	15



Batter	1	2	3	4	5	6	7	8	9	AB	R	H	RBI	BB	SO	LOB
Rusty Torres, S (1, 8) OBP: 0.143, SLG: 0.143	0-0 FC5-4 1B		0-3 K		0-0 G3			0-3 K		4	0	1	0	0	2	2
Jerry Remy, L (1, 4) OBP: 0.353, SLG: 0.366	0-0 FC5-4 F9 1-2f		0-0 FC4-6 1-2f			0-0 4-3		0-0 F7		4	0	0	0	0	0	2
Joe Rudi, R (1, 7) OBP: 0.315, SLG: 0.450	0-0 F9 1-3			0-0 5-3		0-0 F9		0-0 6-3		4	0	0	0	0	0	1
Don Baylor, R (1, 3) OBP: 0.311, SLG: 0.371	0-0 F8			0-0 6-3		0-0 6-3			4-0 BB BB	3	0	0	0	1	0	1
Bobby Bonds, R (1, 9) OBP: 0.364, SLG: 0.551		0-0 F6		4-0 S BB		0-0 HR		0-3 K	0-3 K	3	1	1	1	1	1	1
Dave Chalk, R (1, 5) OBP: 0.364, SLG: 0.360		0-0 4-3		0-3 K 1-2		0-3 K		0-0 F9		4	0	0	0	0	2	2
Willie Aikens, L (1, 10) OBP: 0.357, SLG: 0.324 Gil Flores, R (9, PR) OBP: 0.385, SLG: 0.436		0-3 K		0-3 K		0-3 K		0-0 F4	4-0 BB BB BB	3	0	0	0	1	2	0
Mario Guerrero, R (1, 6) OBP: 0.167, SLG: 0.167			0-0 FC4-6 1B		0-0 5-3		0-0 1B	0-0 F8		4	0	2	0	0	0	2
Terry Humphrey, R (1, 2) OBP: 0.305, SLG: 0.270 Tony Solaita, L (7, PH) OBP: 0.306, SLG: 0.326 Andy Etchebarren, R (8, 2) OBP: 0.333, SLG: 0.241			0-0 F8		0-0 1B		0-3 K			2	0	1	0	0	0	1
										1	0	0	0	0	1	1
										0	0	0	0	0	0	0

Inning Stats	R: 0	H: 1	E: 0	K: 0	S: 4	R: 0	H: 0	E: 0	K: 1	S: 5	R: 0	H: 1	E: 0	K: 1	S: 6	R: 0	H: 0	E: 0	K: 1	S: 5	R: 0	H: 1	E: 0	K: 1	S: 6	R: 1	H: 2	E: 0	K: 2	S: 9	R: 0	H: 0	E: 0	K: 1	S: 5	R: 0	H: 0	E: 0	K: 1	S: 5		
	0	1	0	0	4	0	0	0	1	5	0	1	0	1	6	0	0	0	1	9	0	1	0	1	6	1	2	0	0	9	0	0	0	5	0	0	0	5	0	0	0	5
	0	1	0	0	4	0	0	0	1	5	0	1	0	1	6	0	0	0	1	9	0	1	0	1	6	1	2	0	0	9	0	0	0	5	0	0	0	5	0	0	0	5

BOTTOM

Cleveland Indians @ California Angels
Anaheim Stadium, Anaheim, CA

Sat Jun 11 1977, 10:05 PM EDT
Att. 16,247 - Unknown

AB	32
R	1
H	5
RBI	1
BB	3
SO	8
LOB	13



WP	HR	S	P	ERA	WHIP
0	0	0	0	0.00	2.000

Batter	1	2	3	4	5	6	7	8	9	AB R H RBI BB SO LOB	TOP											
Duane Kuiper, L (1, 4) OBP: 0.336, SLG: 0.314	4-0 SH1 BB	1-0 HBP			0-3 K		0-0 BB 1-3 1B		4-0 BB 1B 2B BB	2 1 1 0 2 1 0	Cleveland Indians @ California Angels Anaheim Stadium, Anaheim, CA Sun Jun 12 1977, 6:33 AM EDT Att. 23,926 - Unknown											
Paul Dade, R (1, 9) OBP: 0.368, SLG: 0.342	0-0 SH1	0-0 L1			0-3 K		0-0 1-3	0-0 BB 2B 1B	4 1 1 0 0 1 4													
Jim Norris, L (1, 8) OBP: 0.392, SLG: 0.388	4-0 BB		0-0 3-1			0-0 BB BB E 1B	4-0 BB	0-0 F7	3 1 1 0 2 0 2													
Bill Melton, R (1, 10) OBP: 0.292, SLG: 0.250	0-0 P4		0-0 F9			4-0 BB E BB 1B	0-3 K	4-0 2B BB	3 1 0 0 2 1 4													
Bruce Bochte, L (1, 3) OBP: 0.329, SLG: 0.356	0-3 K		0-3 K			4-0 BB 1-2 2-3	4-0 BB 1-2 2-3	0-0 2B	0 0 0 0 0 0 0													
Buddy Bell, R (1, 5) OBP: 0.379, SLG: 0.452		0-3 K		4-0 BB G4-6-3		0-3 K	0-0 P4	0-0 L6	4 0 0 0 1 2 8													
John Lowenstein, L (1, 7) OBP: 0.364, SLG: 0.345		0-3 K		0-0 BB G4-6-3		0-3 K		0-0 F7	3 0 0 0 0 2 4													
Ron Pruitt, R (8, PH) OBP: 0.364, SLG: 0.500				0-0 BB 1-2				4-0 BB	1 0 0 0 1 0 0													
Fred Kendall, R (1, 2) OBP: 0.284, SLG: 0.378		0-0 HBP BB 1B		0-0 F7		0-0 E5		0-0 F8	5 0 1 0 0 0 4													
Frank Duffy, R (1, 6) OBP: 0.276, SLG: 0.264		4-0 HBP BB			0-3 K	0-0 P3		0-3 K	3 0 0 0 1 2 2													
Inning Stats	R: 0 E: 0 K: 1 S: 5	H: 0 LOB: 2 BB: 2 P: 13	R: 0 E: 0 K: 2 S: 8	H: 1 LOB: 3 BB: 1 P: 13	R: 0 E: 0 K: 1 S: 5	H: 0 LOB: 0 BB: 0 P: 5	R: 0 E: 0 K: 0 S: 2	H: 0 LOB: 0 BB: 1 P: 6	R: 0 E: 0 K: 3 S: 9	H: 0 LOB: 0 BB: 0 P: 9	R: 2 E: 1 K: 2 S: 9	H: 1 LOB: 2 BB: 2 P: 17	R: 0 E: 0 K: 1 S: 6	H: 1 LOB: 3 BB: 2 P: 14	R: 0 E: 0 K: 1 S: 5	H: 0 LOB: 0 BB: 0 P: 5	R: 2 E: 0 K: 0 S: 5	H: 2 LOB: 3 BB: 3 P: 17	1B: 4 2B: 1 3B: 0 HR: 0	SF: 0 SAC: 1 DP: 1 HBP: 1	WP: 0 PB: 0 SB: 0 CS: 0	PA: 44
PITCHER	IP WLS BF H R ER SO BB IBB HBP BLK WP HR S P ERA WHIP																					
Nolan Ryan, R (1, 1) ERA: 2.31	6.2 W 31 3 2 0 10 7 0 1 0 0 0 43 72 0.00 1.500																					
Dave LaRoche, L (7, 1) ERA: 3.69	2.1 S 13 2 2 2 1 4 0 0 0 0 0 11 27 7.71 2.571																					

livebaseballscorecards.com

AB	28
R	4
H	4
RBI	0
BB	9
SO	9
LOB	28



Batter	1	2	3	4	5	6	7	8	9	AB R H RBI BB SO LOB	BOTTOM
Don Baylor, R OBP: 0.317, SLG: 0.389 (1, 10)	0-3 K		0-0 F7		0-0 HR	0-0 1B		4-0 HR		4 2 2 1 1 1 0	Cleveland Indians @ California Angels Anaheim Stadium, Anaheim, CA Sun Jun 12 1977, 6:33 AM EDT Att. 23,926 - Unknown
Jerry Remy, L OBP: 0.363, SLG: 0.373 (1, 4)	0-0 F7		4-0 2B		0-0 HR	0-0 1B		0-0 HR		4 3 3 1 1 0 0	
Joe Rudi, R OBP: 0.322, SLG: 0.480 (1, 7)	4-0 2B		0-0 F7		0-0 HR	0-0 P6		0-0 HR		4 3 2 5 1 0 3	
Tony Solaita, L OBP: 0.319, SLG: 0.337 (1, 3)	4-0 2B		0-0 2B		4-0 BB	0-0 F9		0-0 P5		3 0 1 1 2 0 2	
Bobby Bonds, R OBP: 0.365, SLG: 0.552 (1, 9)	0-0 2B		0-0 5-3		0-3 K	0-0 F3		0-0 HR		5 1 2 1 0 1 4	
Dave Chalk, R OBP: 0.375, SLG: 0.386 (1, 5)	0-3 K			0-0 1B	4-0 BB		0-0 1B	0-0 HR		4 1 3 2 1 1 2	
Mario Guerrero, R OBP: 0.176, SLG: 0.176 (1, 6)		0-0 F7		0-0 6-3	0-0 F9		0-0 1B	0-0 6-3		5 0 1 0 0 0 3	
Rusty Torres, S OBP: 0.158, SLG: 0.111 (1, 8)		0-0 F8		4-0 1B	0-0 P6		0-0 F7	0-0 F8		4 0 0 0 1 0 3	
Andy Etchebarren, R OBP: 0.351, SLG: 0.273 (1, 2)		0-0 F8		0-0 1B		0-0 1B	0-0 FC6-4			4 1 2 0 0 0 1	
Inning Stats	R: 1 H: 1 E: 0 LOB: 2 K: 2 BB: 2 S: 8 P: 16	R: 0 H: 0 E: 0 LOB: 0 K: 0 BB: 0 S: 3 P: 3	R: 1 H: 1 E: 0 LOB: 1 K: 0 BB: 1 S: 4 P: 8	R: 0 H: 2 E: 0 LOB: 2 K: 0 BB: 1 S: 3 P: 7	R: 3 H: 3 E: 0 LOB: 2 K: 1 BB: 2 S: 8 P: 16	R: 1 H: 3 E: 0 LOB: 2 K: 0 BB: 0 S: 6 P: 6	R: 0 H: 2 E: 0 LOB: 1 K: 0 BB: 0 S: 4 P: 4	R: 5 H: 4 E: 0 LOB: 0 K: 0 BB: 1 S: 7 P: 11	1B: 10 SF: 0 2B: 2 SAC: 0 3B: 0 DP: 0 HR: 4 HBP: 0	WP: 0 PA: 44 PB: 0 SB: 1 CS: 1	
PITCHER	IP WLS BF H R ER SO BB IBB HBP BLK WP HR S P ERA WHIP										
Pat Dobson, R ERA: 6.82 (1, 1)	4.0 L 21 7 5 5 2 4 0 0 0 0 0 2 21 37 11.25 2.750										
Al Fitzmorris, R ERA: 5.01 (5, 1)	2.0 11 3 1 1 1 2 0 0 0 0 0 11 19 4.50 2.500										
Don Hood, L ERA: 3.21 (7, 1)	1.0 4 2 0 0 0 0 0 0 0 0 0 4 4 0.00 2.000										
Sid Monge, L ERA: 6.08 (8, 1)	1.0 8 4 5 5 0 1 0 0 0 0 0 2 7 11 45.00 5.000										

livebaseballscorecards.com

AB	37
R	11
H	16
RBI	11
BB	7
SO	3
LOB	18



Batter	1	2	3	4	5	6	7	8	9	AB R H RBI BB SO LOB	TOP											
Bump Wills, S (1, 4) OBP: 0.390, SLG: 0.440	0-3 K			0-0 F6		0-0 2B 1B		0-3 K		4 1 1 0 0 2 0												
Juan Beniquez, R (1, 8) OBP: 0.346, SLG: 0.438	0-0 6-3			0-0 HR		0-0 4-3		0-0 2B		4 1 2 1 0 0 1												
Dave May, L (1, 9) OBP: 0.293, SLG: 0.330	0-0 4-3			0-0 L9		0-0 2B		0-0 G3		4 0 1 1 0 0 1												
Willie Horton, R (1, 10) OBP: 0.326, SLG: 0.480		0-3 K		0-0 1-6-3		0-0 F7			0-3 K	4 0 0 0 0 2 1												
Toby Harrah, R (1, 5) OBP: 0.387, SLG: 0.495		0-3 K			0-0 F7		4-0 BB		0-0 L6	3 0 0 0 1 1 0												
Mike Hargrove, L (1, 3) OBP: 0.394, SLG: 0.407		0-0 F3			0-0 F9		0-0 F7		0-0 1B	4 0 1 0 0 0 1												
Tom Grieve, R (1, 7) OBP: 0.228, SLG: 0.306			0-0 F7		0-0 F7		0-0 F7		0-0 5-3	4 0 0 0 0 0 2												
Bert Campaneris, R (1, 6) OBP: 0.328, SLG: 0.376			0-0 B3-4			0-0 HR		0-0 F8		3 1 1 1 0 0 1												
Jim Sundberg, R (1, 2) OBP: 0.275, SLG: 0.299			0-3 K			0-3 K		0-0 F4		3 0 0 0 0 2 0												
Inning Stats	R: 0 E: 0 K: 1 S: 5	H: 0 LOB: 0 BB: 0 P: 5	R: 0 E: 0 K: 2 S: 7	H: 0 LOB: 0 BB: 0 P: 7	R: 0 E: 0 K: 1 S: 5	H: 0 LOB: 0 BB: 0 P: 5	R: 1 E: 0 K: 0 S: 4	H: 1 LOB: 0 BB: 0 P: 4	R: 0 E: 0 K: 0 S: 3	H: 0 LOB: 0 BB: 0 P: 3	R: 2 E: 0 K: 1 S: 8	H: 3 LOB: 1 BB: 0 P: 8	R: 0 E: 0 K: 0 S: 3	H: 0 LOB: 1 BB: 1 P: 7	R: 0 E: 0 K: 1 S: 6	H: 1 LOB: 1 BB: 0 P: 6	R: 0 E: 0 K: 1 S: 6	H: 1 LOB: 1 BB: 0 P: 6	1B: 2 2B: 2 3B: 0 HR: 2	SF: 0 SAC: 0 DP: 0 HBP: 0	WP: 0 PB: 0 SB: 0 CS: 0	PA: 34
PITCHER	IP WLS BF H R ER SO BB IBB HBP BLK WP HR S P ERA WHIP																					
Dennis Eckersley, R (1, 1) ERA: 3.0	7.2 L 29 5 3 3 6 1 0 0 0 0 2 40 44 3.52 0.783																					
Sid Monge, L (8, 1) ERA: 6.0	0.1 1 0 0 0 0 0 0 0 0 0 0 1 1 0.00 0.000																					
Jim Kern, R (9, 1) ERA: 2.65	1.0 4 1 0 0 1 0 0 0 0 0 0 6 6 0.00 1.000																					

Texas Rangers @ Cleveland Indians
Cleveland Municipal Stadium, Cleveland, OH

Mon Jun 13 1977, 7:05 PM EDT
Att: 9,811 - Unknown - 66 F

livebaseballscorecards.com

AB	33
R	3
H	6
RBI	3
BB	1
SO	7
LOB	7



Batter	1	2	3	4	5	6	7	8	9	AB R H RBI BB SO LOB
--------	---	---	---	---	---	---	---	---	---	----------------------

Rick Manning, L (1, 8) <small>OBP: 0.283, SLG: 0.347</small> Ron Pruitt, R (3, PH) <small>OBP: 0.357, SLG: 0.455</small> (4, 7)	0-3 		0-0 5-3 			0-0 G5-4-3 			0-0 	1 0 0 0 0 1 0 3 0 1 0 0 0 1
Duane Kuiper, L (1, 4) <small>OBP: 0.330, SLG: 0.308</small>	0-0 G1 			0-0 B1-3 			0-0 F8 		0-3 	4 0 0 0 0 1 1
Jim Norris, L (1, 9) <small>OBP: 0.384, SLG: 0.379</small> (4, 8)	0-3 			0-0 6-3 			0-0 4-3 		0-0 4-3 	4 0 0 0 0 1 1
Bruce Bochte, L (1, 3) <small>OBP: 0.324, SLG: 0.351</small>		0-0 5-3 		0-3 			0-0 L5 			3 0 0 0 0 1 0
Buddy Bell, R (1, 5) <small>OBP: 0.374, SLG: 0.444</small>					0-0 4-3 			0-3 		3 0 0 0 0 1 0
John Lowenstein, L (1, 10) <small>OBP: 0.391, SLG: 0.367</small>		4-0 			0-0 			0-0 		2 0 2 0 1 0 0
Paul Dade, R (1, 7) <small>OBP: 0.360, SLG: 0.333</small> (4, 9)		0-0 FC6-4 			0-0 G4-6-3 			0-0 FC5-4 		3 0 0 0 0 0 3
Ray Fosse, R (1, 2) <small>OBP: 0.264, SLG: 0.349</small>			0-3 			0-0 6-3 		0-0 FC5-4 		3 0 0 0 0 1 1
Frank Duffy, R (1, 6) <small>OBP: 0.278, SLG: 0.265</small>			0-0 F3 			0-0 			0-0 5-3 	3 0 1 0 0 0 0

Inning Stats	R: 0	H: 0	R: 0	H: 0	R: 0	H: 0	R: 0	H: 1	R: 0	H: 1	R: 0	H: 1	R: 0	H: 1	R: 0	H: 1	1B: 4	SF: 0	WP: 0	PA: 30
	E: 0	LOB: 0	E: 0	LOB: 1	E: 0	LOB: 0	E: 0	LOB: 0	E: 0	LOB: 0	E: 0	LOB: 1	E: 0	LOB: 1	E: 0	LOB: 1	2B: 0	SAC: 0	PB: 0	
	K: 2	BB: 0	K: 0	BB: 1	K: 1	BB: 0	K: 0	BB: 0	K: 0	BB: 0	K: 1	BB: 0	K: 0	BB: 0	K: 1	BB: 0	3B: 0	DP: 2	SB: 0	
	S: 7	P: 7	S: 3	P: 7	S: 5	P: 5	S: 5	P: 5	S: 3	P: 3	S: 3	P: 3	S: 6	P: 6	S: 6	P: 6	HR: 0	HBP: 0	CS: 0	

PITCHER	IP	WLS	BF	H	R	ER	SO	BB	IBB	HBP	BLK	WP	HR	S	P	ERA	WHIP												
Bert Blyleven, R (1, 1) <small>ERA: 2.07</small>	9.0	W	30	4	0	0	6	1	0	0	0	0	0	41	45	0.00	0.556												

BOTTOM

Texas Rangers @ Cleveland Indians
 Cleveland Municipal Stadium, Cleveland, OH

Mon Jun 13 1977, 7:05 PM EDT
 Att. 9,811 - Unknown - 66 F

livebaseballscorecards.com

AB	29
R	0
H	4
RBI	0
BB	1
SO	6
LOB	7



Batter	1	2	3	4	5	6	7	8	9	AB R H RBI BB SO LOB	TOP											
Bump Wills, S (1, 4) OBP: 0.390, SLG: 0.439	0-0 4-3		0-0 HR 1B	0-0 5-3		0-0 1B		0-0 F7		5 1 2 0 0 0 1												
Juan Beniquez, R (1, 8) OBP: 0.342, SLG: 0.428	0-0 6-3		0-0 L6		4-0 2B BB	0-0 F8		0-0 5-3	4 1 0 0 1 0 4													
Dave May, L (1, 9) OBP: 0.308, SLG: 0.368	0-0 F8		0-0 HR 1-H 2-H		0-0 4-3		4-0 FC4-6 BB	0-0 1B	4 1 2 3 1 0 1													
Willie Horton, R (1, 10) OBP: 0.328, SLG: 0.483		0-0 6-3	0-0 FC5-4 1B		0-0 2B 2-H	0-0 F6		0-3 K	5 0 2 1 0 1 2													
Toby Harrah, R (1, 5) OBP: 0.388, SLG: 0.495		0-0 HR 2B	0-0 FC5-4 1B 1-2f		4-0 G6-4-3 IBB	0-0 F6		0-0 3-1	4 2 1 0 1 0 3													
Mike Hargrove, L (1, 3) OBP: 0.392, SLG: 0.403	0-0 3-1		0-0 1B 1-H		0-0 G6-4-3 1-2f	0-0 FC4-6 1-2f			4 0 1 1 0 0 4													
Tom Grieve, R (1, 7) OBP: 0.229, SLG: 0.330	0-0 HR 3-H		0-0 4-3		0-0 6-3		0-0 F5		4 1 1 2 0 0 1													
Bert Campaneris, R (1, 6) OBP: 0.327, SLG: 0.373	0-0 G3		0-3 K		0-0 5-3		0-0 FC6-4 1B		4 0 1 0 0 1 0													
Jim Sundberg, R (1, 2) OBP: 0.280, SLG: 0.305			0-0 HR 1B		0-0 1-3		0-0 FC6-4 1-2f		4 1 2 0 0 0 1													
Inning Stats	R: 0 E: 0 K: 0 S: 3	H: 0 LOB: 0 BB: 0 P: 3	R: 2 E: 0 K: 0 S: 5	H: 2 LOB: 0 BB: 0 P: 5	R: 4 E: 0 K: 0 S: 8	H: 5 LOB: 1 BB: 0 P: 8	R: 0 E: 0 K: 1 S: 5	H: 0 LOB: 0 BB: 0 P: 5	R: 1 E: 0 K: 0 S: 3	H: 1 LOB: 1 BB: 2 P: 11	R: 0 E: 0 K: 0 S: 5	H: 2 LOB: 2 BB: 0 P: 5	R: 0 E: 0 K: 0 S: 3	H: 0 LOB: 1 BB: 1 P: 7	R: 0 E: 0 K: 0 S: 4	H: 1 LOB: 1 BB: 0 P: 4	R: 0 E: 0 K: 1 S: 6	H: 1 LOB: 1 BB: 0 P: 6	1B: 8 2B: 2 3B: 0 HR: 2	SF: 0 SAC: 0 DP: 1 HBP: 0	WP: 0 PB: 0 SB: 0 CS: 0	PA: 41
PITCHER	IP WLS BF H R ER SO BB IBB HBP BLK WP HR S P ERA WHIP																					
Wayne Garland, R (1, 1) ERA: 5.6	2.1 L 13 6 6 6 0 0 0 0 0 0 0 2 13 13 23.14 2.571																					
Don Hood, L (3, 1) ERA: 3.23	2.2 11 2 1 1 1 1 1 0 0 0 0 0 11 19 3.38 1.125																					
Al Fitzmorris, R (6, 1) ERA: 4.78	2.0 9 2 0 0 0 0 1 0 0 0 0 0 8 12 0.00 1.500																					
Tom Buskey, R (8, 1) ERA: 4.94	2.0 8 2 0 0 0 1 0 0 0 0 0 0 10 10 0.00 1.000																					

Texas Rangers @ Cleveland Indians
Cleveland Municipal Stadium, Cleveland, OH

Tue Jun 14 1977, 7:05 PM EDT
Att: 9,248 - Unknown - 71 F

livebaseballscorecards.com

AB	38
R	7
H	12
RBI	7
BB	3
SO	2
LOB	17



Batter	1	2	3	4	5	6	7	8	9	AB R H RBI BB SO LOB
Duane Kuiper, L (1, 4) OBP: 0.327, SLG: 0.305	0-0 4-3		0-0 G3 WP 1B		0-3 K		0-0 6-3		0-0 G4-6-3 1-2f	5 0 1 0 0 1 2
Buddy Bell, R (1, 5) OBP: 0.372, SLG: 0.440	0-0 1B		0-0 F8 1-2		0-3 K		0-0 L5			4 0 1 0 0 1 2
Jim Norris, L (1, 8) OBP: 0.381, SLG: 0.372	0-0 F8		0-0 G3 2-3		0-0 F6		4-0 HR BB			3 1 0 0 1 0 2
Bruce Bochte, L (1, 3) OBP: 0.322, SLG: 0.348	0-0 F7		0-0 F2		0-0 BB 1B 1B		0-0 F8			4 0 1 0 0 0 3
Andre Thornton, R (1, 10) OBP: 0.273, SLG: 0.364		0-0 5-3		0-3 K		0-0 BB 1B		0-0 HR		4 1 2 2 0 1 0
John Lowenstein, L (1, 7) OBP: 0.389, SLG: 0.355		0-0 4-3		0-0 F7		4-0 BB 1B		0-0 6-3		2 0 0 0 1 0 0
Ron Pruitt, R (8, PH) OBP: 0.333, SLG: 0.417 (9, 7)						1-2 2-3 BB				1 0 0 0 0 0 0
Paul Dade, R (1, 9) OBP: 0.362, SLG: 0.336		0-0 BB 1B		0-0 F1		0-3 K		0-3 K		2 0 1 0 0 0 0
Johnny Grubb, L (6, PH) OBP: 0.455, SLG: 0.548 (7, 9)										2 0 0 0 0 2 3
Ray Fosse, R (1, 2) OBP: 0.277, SLG: 0.364		4-0 BB		0-0 2B		0-3 K				1 0 1 0 1 0 0
Fred Kendall, R (6, 2) OBP: 0.278, SLG: 0.369		1-2 BB								2 0 0 0 0 1 3
Frank Duffy, R (1, 6) OBP: 0.277, SLG: 0.265		0-0 F3		0-3 K		0-3 K			0-0 G4-6-3 1B	4 0 1 0 0 2 3

Inning Stats	R: 0 E: 0 K: 0 S: 4	H: 1 LOB: 1 BB: 0 P: 4	R: 0 E: 0 K: 0 S: 4	H: 1 LOB: 2 BB: 1 P: 8	R: 0 E: 0 K: 0 S: 4	H: 1 LOB: 1 BB: 0 P: 4	R: 0 E: 0 K: 1 S: 5	H: 0 LOB: 0 BB: 0 P: 5	R: 0 E: 0 K: 3 S: 10	H: 1 LOB: 1 BB: 0 P: 10	R: 0 E: 0 K: 2 S: 9	H: 2 LOB: 3 BB: 1 P: 13	R: 0 E: 0 K: 1 S: 5	H: 0 LOB: 0 BB: 0 P: 5	R: 2 E: 0 K: 1 S: 6	H: 1 LOB: 0 BB: 1 P: 10	R: 0 E: 0 K: 0 S: 3	H: 1 LOB: 0 BB: 0 P: 3	1B: 6 2B: 1 3B: 0 HR: 1	SF: 0 SAC: 0 DP: 1 HBP: 0
--------------	------------------------------	---------------------------------	------------------------------	---------------------------------	------------------------------	---------------------------------	------------------------------	---------------------------------	-------------------------------	----------------------------------	------------------------------	----------------------------------	------------------------------	---------------------------------	------------------------------	----------------------------------	------------------------------	---------------------------------	----------------------------------	------------------------------------

PITCHER	IP	WLS	BF	H	R	ER	SO	BB	IBB	HBP	BLK	WP	HR	S	P	ERA	WHIP
Gaylord Perry, R (1, 1) ERA: 4.55	7.1	W	32	7	2	2	7	3	0	0	0	1	1	43	55	2.46	1.364
Paul Lindblad, L (8, 1) ERA: 2.9	1.2		5	1	0	0	1	0	0	0	0	0	0	7	7	0.00	0.600

BOTTOM

Texas Rangers @ Cleveland Indians
Cleveland Municipal Stadium, Cleveland, OH

Tue Jun 14 1977, 7:05 PM EDT
Att. 9,248 - Unknown - 71 F

livebaseballscorecards.com

AB	34
R	2
H	8
RBI	2
BB	3
SO	8
LOB	18

C

WP: 1	PA: 37
PB: 0	
SB: 0	
CS: 0	

Batter	1	2	3	4	5	6	7	8	9	AB R H RBI BB SO LOB	TOP											
Bump Wills, S (1, 4) OBP: 0.390, SLG: 0.432	0-0 F8		4-0 BLK 2B BB		0-0 F9		0-0 4-3		4-0 G1-6-3 BB	3 1 0 0 2 0 0												
Juan Beniquez, R (1, 8) OBP: 0.333, SLG: 0.416	0-0 F7		0-0 L3			0-0 E5 1B		0-0 F8	0-0 G1-6-3	5 1 0 0 0 0 3												
Dave May, L (1, 9) OBP: 0.315, SLG: 0.384	0-0 5-3		0-0 L6-4 2B			0-0 K 1B		0-3 K		4 0 2 2 0 1 0												
Willie Horton, R (1, 10) OBP: 0.332, SLG: 0.484 Claudell Washington, L (8, PR) OBP: 0.373, SLG: 0.463		0-0 1B 2B 1B	0-0 L6-4			0-3 K 1-2		0-0 K 1B		4 1 2 0 0 1 2 0 0 0 0 0 0 0												
Toby Harrah, R (1, 5) OBP: 0.385, SLG: 0.487		0-0 F8		0-0 5-3		4-0 BB BB		0-0 5-3		3 0 0 0 1 0 2												
Mike Hargrove, L (1, 3) OBP: 0.398, SLG: 0.404		0-0 2B SF9 1B		0-0 F8		4-0 BB BB		1-0 SH3-4 1B HBP		2 2 1 0 1 0 0												
Tom Grieve, R (1, 7) OBP: 0.238, SLG: 0.345		0-0 SF9 2B		0-0 5-3		0-3 K		0-0 SH3-4 3B 1B		4 1 2 1 0 1 2												
Bert Campaneris, R (1, 6) OBP: 0.323, SLG: 0.370		0-0 SF9			0-0 5-3		0-0 6-3		0-0 SH3-4	2 0 0 1 0 0 0												
Jim Sundberg, R (1, 2) OBP: 0.280, SLG: 0.316		0-0 6-3			0-0 5-3		0-0 F7		0-0 3B	4 0 1 2 0 0 1												
Inning Stats	R: 0 E: 0 K: 0 S: 3	H: 0 LOB: 0 BB: 0 P: 3	R: 2 E: 0 K: 0 S: 6	H: 3 LOB: 1 BB: 0 P: 6	R: 1 E: 0 K: 0 S: 3	H: 1 LOB: 0 BB: 1 P: 7	R: 0 E: 0 K: 0 S: 3	H: 0 LOB: 0 BB: 0 P: 3	R: 0 E: 0 K: 0 S: 3	H: 0 LOB: 0 BB: 0 P: 3	R: 1 E: 1 K: 2 S: 8	H: 1 LOB: 2 BB: 2 P: 16	R: 0 E: 0 K: 0 S: 3	H: 0 LOB: 0 BB: 0 P: 3	R: 0 E: 0 K: 1 S: 6	H: 1 LOB: 1 BB: 0 P: 6	R: 2 E: 0 K: 0 S: 4	H: 2 LOB: 1 BB: 1 P: 9	1B: 5 2B: 3 3B: 1 HR: 0	SF: 1 SAC: 1 DP: 2 HBP: 1	WP: 0 PB: 0 SB: 1 CS: 0	PA: 38
PITCHER	IP WLS BF H R ER SO BB IBB HBP BLK WP HR S P ERA WHIP																					
Jim Bibby, R (1, 1) ERA: 3.94	5.2 L 23 5 4 3 1 2 0 0 0 1 0 0 23 31 4.76 1.235																					
Don Hood, L (6, 1) ERA: 3.0	2.1 9 1 0 0 2 1 0 0 0 0 0 0 12 16 0.00 0.857																					
Jim Kern, R (9, 1) ERA: 3.09	1.0 6 2 2 2 0 1 0 1 0 0 0 0 4 9 18.00 3.000																					

Texas Rangers @ Cleveland Indians
Cleveland Municipal Stadium, Cleveland, OH

Wed Jun 15 1977, 7:05 PM EDT
Att. 5,883 - Unknown - 70 F

livebaseballscorecards.com

AB	31
R	6
H	8
RBI	6
BB	4
SO	3
LOB	10



Batter	1	2	3	4	5	6	7	8	9	AB R H RBI BB SO LOB
Duane Kuiper, L (1, 4) OBP: 0.330, SLG: 0.305	0-0 SH1-3 1B		0-0 3-1			4-0 BB BB		0-0 4-3		3 0 1 0 1 0 0
Paul Dade, R (1, 5) OBP: 0.375, SLG: 0.363	0-0 SH1-3 1-2		0-0 3B			4-0 G1-6-3 BB		0-0 1B		2 0 2 0 1 0 0
Jim Norris, L (1, 8) OBP: 0.374, SLG: 0.364	0-0 F8 2-3		0-0 F8			0-3 K		0-0 4-3		4 0 0 0 0 1 5
Bruce Bochte, L (1, 3) OBP: 0.321, SLG: 0.343	4-0 BB			0-0 G3		0-0 G1-6-3 1-2f		0-0 3-1		3 0 0 0 1 0 2
Andre Thornton, R (1, 10) OBP: 0.272, SLG: 0.350	0-0 F6			1-0 HBP		0-0 F7		0-0 5-3		3 0 0 0 0 0 2
Johnny Grubb, L (1, 7) OBP: 0.435, SLG: 0.519		0-0 G3		0-0 G4-6-3 1-2f		0-0 6-3		0-0 1-3		4 0 0 0 0 0 1
Ron Pruitt, R (1, 9) OBP: 0.333, SLG: 0.400		0-0 1-3			0-0 F6		0-0 FC6-4 1B			3 0 1 0 0 0 0
Ray Fosse, R (1, 2) OBP: 0.270, SLG: 0.355		0-0 F5			0-0 L4		0-0 FC6-4 1-2f			3 0 0 0 0 0 1
Frank Duffy, R (1, 6) OBP: 0.271, SLG: 0.258			0-0 6-3		0-0 5-3		0-3 K			3 0 0 0 0 1 0

Inning Stats	R: 0 E: 1 K: 0 S: 4	H: 1 LOB: 2 BB: 1 P: 8	R: 0 E: 0 K: 0 S: 3	H: 0 LOB: 0 BB: 0 P: 3	R: 0 E: 0 K: 0 S: 4	H: 1 LOB: 1 BB: 0 P: 4	R: 0 E: 0 K: 0 S: 2	H: 0 LOB: 0 BB: 0 P: 3	R: 0 E: 0 K: 0 S: 3	H: 0 LOB: 0 BB: 0 P: 3	R: 0 E: 0 K: 1 S: 4	H: 0 LOB: 1 BB: 2 P: 12	R: 0 E: 0 K: 0 S: 4	H: 1 LOB: 1 BB: 0 P: 4	R: 0 E: 0 K: 1 S: 6	H: 1 LOB: 1 BB: 0 P: 6	R: 0 E: 0 K: 0 S: 3	H: 0 LOB: 0 BB: 0 P: 3	1B: 3 2B: 0 3B: 1 HR: 0	SF: 0 SAC: 1 DP: 2 HBP: 1	WP: 0 PB: 0 SB: 0 CS: 0	PA: 33
--------------	------------------------------	---------------------------------	------------------------------	---------------------------------	------------------------------	---------------------------------	------------------------------	---------------------------------	------------------------------	---------------------------------	------------------------------	----------------------------------	------------------------------	---------------------------------	------------------------------	---------------------------------	------------------------------	---------------------------------	----------------------------------	------------------------------------	----------------------------------	--------

PITCHER	IP	WLS	BF	H	R	ER	SO	BB	IBB	HBP	BLK	WP	HR	S	P	ERA	WHIP
Mike Marshall, R (1, 1) ERA: 4.97	7.0	W	26	3	0	0	1	3	0	1	0	0	0	24	37	0.00	0.857
Adrian Devine, R (8, 1) ERA: 1.95	1.0		4	1	0	0	1	0	0	0	0	0	0	6	6	0.00	1.000
Darold Knowles, L (9, 1) ERA: 1.4	1.0		3	0	0	0	0	0	0	0	0	0	0	3	3	0.00	0.000

TEXAS RANGERS @ CLEVELAND INDIANS
Cleveland Municipal Stadium, Cleveland, OH

Wed Jun 15 1977, 7:05 PM EDT
 Att. 5,883 - Unknown - 70 F

AB	28
R	0
H	4
RBI	0
BB	3
SO	2
LOB	11



Batter	1	2	3	4	5	6	7	8	9	10	11	12	AB R H RBI BB SO LOB	TOP							
Ron LeFlore, R OBP: 0.307, SLG: 0.396 (1, 8)	4-0 FC1-6 BB	0-0 HR			0-0 2B 3B		0-0 F8			0-3 K		0-3 K	5 2 2 2 1 2 0								
Tito Fuentes, S OBP: 0.337, SLG: 0.388 (1, 4)	0-0 FC1-6 F8 2B	0-0 5-3			0-0 F8		0-3 K			0-0 6-3			5 1 0 0 0 1 2								
Rusty Staub, L OBP: 0.288, SLG: 0.362 (1, 10)	0-0 F8		0-0 3-1		0-0 4-3 2B			0-0 4-3			0-0 F5		5 0 1 1 0 0 1								
Steve Kemp, L OBP: 0.339, SLG: 0.442 (1, 7)	0-0 1B 2B		0-0 6-3		0-0 4-3 2B			0-3 K			0-0 1B		5 1 2 1 0 1 1								
Jason Thompson, L OBP: 0.366, SLG: 0.488 (1, 3)	0-0 1B		0-0 F7		0-0 F7			0-0 3-1			0-0 F8		5 0 1 1 0 0 2								
Ben Oglivie, L OBP: 0.311, SLG: 0.459 (1, 9)	0-0 1B			0-0 4-3		0-3 K			0-0 F8		4-0 1B		4 0 1 0 1 1 0								
Milt May, L OBP: 0.306, SLG: 0.427 (1, 2)	0-0 F7		0-0 F7		0-0 4-3			0-0 4-3		0-0 4-3	0-3 IBB		5 0 0 0 0 1 4								
Aurelio Rodriguez, R OBP: 0.270, SLG: 0.304 Phil Mankowski, L OBP: 0.338, SLG: 0.331 (12, PH) (12, 5)		0-0 F9		0-0 1-3		0-3 K			0-0 5-3			0-0 F7	4 0 0 0 0 0 1 0 1 0 0 0 0 0 0 0								
Chuck Scrivener, R OBP: 0.278, SLG: 0.188 Tim Corcoran, L OBP: 0.275, SLG: 0.348 Tom Verzyer, R OBP: 0.231, SLG: 0.272 (1, 6) (10, PH) (10, 6)		0-0 F8			0-0 E5 3B		0-0 F9			0-0 F5		0-0 6-3	3 1 0 0 0 0 0 0 1 0 0 0 0 0 0 0 1 0 0 0 0 0 0 0								
Inning Stats	R: 2 E: 0 K: 0 S: 6	H: 3 LOB: 2 BB: 1 P: 10	R: 1 E: 0 K: 0 S: 4	H: 1 LOB: 0 BB: 0 P: 4	R: 0 E: 0 K: 0 S: 3	H: 0 LOB: 0 BB: 0 P: 3	R: 0 E: 0 K: 2 S: 7	H: 0 LOB: 0 BB: 0 P: 7	R: 0 E: 0 K: 1 S: 5	H: 0 LOB: 0 BB: 0 P: 5	R: 0 E: 0 K: 1 S: 3	H: 0 LOB: 0 BB: 0 P: 3	R: 0 E: 0 K: 1 S: 5	H: 1 LOB: 2 BB: 1 P: 10	R: 0 E: 0 K: 1 S: 5	H: 0 LOB: 0 BB: 0 P: 5	1B: 3 2B: 2 3B: 1 HR: 1	SF: 0 SAC: 0 DP: 0 HBP: 0	WP: 0 PB: 0 SB: 1 CS: 0	PA: 46	
PITCHER	IP WLS BF H R ER SO P ERA WHIP																				
Rick Waits, L ERA: 4.32 (1, 1)	4.1		21	6	5	4	0	0	0	0	0	0	8.31	1.615							
Don Hood, L ERA: 2.63 (5, 1)	4.2		14	0	0	0	4	0	0	0	0	0	0.00	0.000							
Jim Kern, R ERA: 2.84 (10, 1)	3.0	W	11	1	0	0	3	0	1	0	0	0	0.00	0.333							

Detroit Tigers @ Cleveland Indians
 Cleveland Municipal Stadium, Cleveland, OH
 Fri Jun 17 1977, 7:05 PM EDT
 Att. 21,452 - Unknown - 75 F

livebaseballscorecards.com

AB	44
R	5
H	7
RBI	5
BB	2
SO	7
LOB	10



Batter	1	2	3	4	5	6	7	8	9	10	11	12	AB R H RBI BB SO LOB
Jim Norris, L (1, 8) OBP: 0.376, SLG: 0.372 Buddy Bell, R (9, PH) OBP: 0.373, SLG: 0.438 (10, 5)	0-0 1B 1B 1B		0-0 SH1-3 SF7 2B		0-0 4-3		0-3 K		0-0 1-3			4-0 FC3-5 1B BB	4 1 2 0 0 1 2 1 0 0 0 1 0 0
Duane Kuiper, L (1, 4) OBP: 0.332, SLG: 0.308	0-0 1B 1-2 1B		0-0 SH1-3 2-3			0-0 F7	0-0 G3		0-0 1-3			0-0 FC3-5 HR 1B	5 1 2 0 0 0 2
Paul Dade, R (1, 5) OBP: 0.367, SLG: 0.357 (10, 9)	0-0 1B G5-4-3 1-2 2-3 1B		0-0 SF7 3-H			0-0 5-3		0-0 F8	0-0 6-3			0-0 FC3-5 HR	5 1 1 1 0 0 2
Bruce Bochte, L (1, 3) OBP: 0.324, SLG: 0.348 Fred Kendall, R (10, PH) OBP: 0.272, SLG: 0.360 (11, 2)	0-3 K		0-0 G3			0-0 1B 2B		4-0 HR BB		0-0 6-3		0-0 F9	3 2 1 0 1 1 3 2 0 0 0 0 0 2
Andre Thornton, R (1, 10) OBP: 0.286, SLG: 0.430	0-0 G5-4-3 1-2			0-0 F5		0-0 1B		0-0 HR		0-3 K		0-0 HR	6 2 3 6 0 1 3
Johnny Grubb, L (1, 7) OBP: 0.417, SLG: 0.494 Ron Pruitt, R (10, PH) OBP: 0.316, SLG: 0.375 (11, 7)		0-0 G3		0-0 4-3		0-0 F7		0-3 K		0-0 F4			4 0 0 0 0 1 1 1 0 0 0 0 0 0
John Lowenstein, L (1, 9) OBP: 0.390, SLG: 0.403 (10, 8)		0-0 4-3		0-0 F8				0-0 1B 1B HR		0-3 K			5 1 2 1 0 1 0
Ray Fosse, R (1, 2) OBP: 0.283, SLG: 0.365 (11, 3)		0-0 1B			0-3 K			0-0 FC5-4 1B 1B		0-0 1-3			5 0 3 0 0 1 0
Frank Duffy, R (1, 6) OBP: 0.261, SLG: 0.248		0-0 6-3			0-0 F7			0-0 F7 FC5-4		0-0 F7			5 0 0 0 0 0 4

Inning Stats	R: 0	H: 3	E: 0	LOB: 2	K: 1	BB: 0	S: 7	R: 0	H: 1	E: 0	LOB: 1	K: 0	BB: 0	S: 4	R: 1	H: 1	E: 0	LOB: 0	K: 0	BB: 0	S: 4	R: 0	H: 0	E: 0	LOB: 0	K: 0	BB: 0	S: 3	R: 0	H: 0	E: 0	LOB: 0	K: 1	BB: 0	S: 5	R: 1	H: 2	E: 0	LOB: 1	K: 0	BB: 0	S: 5	R: 0	H: 2	E: 0	LOB: 2	K: 1	BB: 0	S: 7	R: 3	H: 3	E: 0	LOB: 1	K: 1	BB: 1	S: 8	R: 0	H: 0	E: 0	LOB: 0	K: 0	BB: 0	S: 3	R: 0	H: 0	E: 0	LOB: 0	K: 1	BB: 0	S: 5	R: 0	H: 0	E: 0	LOB: 0	K: 1	BB: 0	S: 5	R: 3	H: 2	E: 0	LOB: 0	K: 0	BB: 1	S: 4	1B: 9	SF: 1	2B: 2	SAC: 1	3B: 0	DP: 1	HR: 3	HBP: 0	WP: 0	PA: 50
--------------	------	------	------	--------	------	-------	------	------	------	------	--------	------	-------	------	------	------	------	--------	------	-------	------	------	------	------	--------	------	-------	------	------	------	------	--------	------	-------	------	------	------	------	--------	------	-------	------	------	------	------	--------	------	-------	------	------	------	------	--------	------	-------	------	------	------	------	--------	------	-------	------	------	------	------	--------	------	-------	------	------	------	------	--------	------	-------	------	------	------	------	--------	------	-------	------	-------	-------	-------	--------	-------	-------	-------	--------	-------	--------

PITCHER	IP	WLS	BF	H	R	ER	SO	BB	IBB	HBP	BLK	WP	HR	S	P	ERA	WHIP
Dave Rozema, R (1, 1) ERA: 2.89	6.0		26	9	2	2	2	0	0	0	0	0	0	30	30	3.00	1.500
Steve Foucault, R (7, 1) ERA: 2.93	2.0		10	3	3	3	2	1	0	0	0	0	2	13	17	13.50	2.000
Jim Crawford, L (9, 1) ERA: 4.65	3.0	L	11	1	2	2	2	1	0	0	0	0	0	14	18	6.00	0.667
Steve Grilli, R (12, 1) ERA: 6.35	0.2		3	1	1	1	0	0	0	0	0	0	1	3	3	13.50	1.500


BOTTOM

Detroit Tigers @ Cleveland Indians
 Cleveland Municipal Stadium, Cleveland, OH

Fri Jun 17 1977, 7:05 PM EDT
 Att: 21,452 - Unknown - 75 F

livebaseballscorecards.com

AB	46
R	8
H	14
RBI	8
BB	2
SO	6
LOB	19



Batter	1	2	3	4	5	6	7	8	9	AB R H RBI BB SO LOB	TOP									
Ron LeFlore, R OBP: 0.306, SLG: 0.394 (1, 8)	0-3 K		0-0 S 1B		0-0 5-3		0-0 5-3			4 1 1 0 0 1 1	Detroit Tigers @ Cleveland Indians Cleveland Municipal Stadium, Cleveland, OH Sat Jun 18 1977, 3:33 AM EDT Att. 16,062 - Unknown - 80 F									
Tito Fuentes, S OBP: 0.336, SLG: 0.386 (1, 4)	0-0 1B SF8 1B		0-0 F8		0-0 F6		0-0 6-3			4 1 1 0 0 0 2										
Rusty Staub, L OBP: 0.288, SLG: 0.360 (1, 10)	0-0 1-3 1B		0-0 F4		0-0 4-3			0-0 F9		4 0 1 0 0 0 1										
Steve Kemp, L OBP: 0.342, SLG: 0.446 (1, 7)	0-0 SF8		0-0 HR 1B		0-0 4-3			0-0 1B		3 1 2 2 0 0 0										
Jason Thompson, L OBP: 0.364, SLG: 0.498 (1, 3)	0-0 F8		0-0 HR		0-3 K			0-0 F7		4 1 1 2 0 1 1										
Ben Oglivie, L OBP: 0.310, SLG: 0.460 (1, 9)		0-0 F9	0-3 K		0-0 2B			0-0 F5		4 0 1 0 0 1 0										
Milt May, L OBP: 0.299, SLG: 0.417 (1, 2)		0-0 F5		0-0 G3		0-0 G3		0-3 K		4 0 0 0 0 1 1										
Phil Mankowski, L OBP: 0.342, SLG: 0.342 (1, 5)		0-0 2B		0-3 K			0-0 SH3-4 1B		0-0 L6	4 0 2 0 0 1 0										
Tom Verzyer, R OBP: 0.228, SLG: 0.268 (1, 6)		0-0 6-3		0-0 F8			0-0 SH3-4			2 0 0 0 0 0 1										
Inning Stats	R: 1 E: 0 K: 1 S: 7	H: 2 LOB: 1 BB: 0 P: 7	R: 0 E: 0 K: 0 S: 4	H: 1 LOB: 1 BB: 0 P: 4	R: 3 E: 0 K: 1 S: 8	H: 3 LOB: 0 BB: 0 P: 8	R: 0 E: 0 K: 1 S: 5	H: 0 LOB: 0 BB: 0 P: 5	R: 0 E: 0 K: 1 S: 6	H: 1 LOB: 1 BB: 0 P: 6	R: 0 E: 0 K: 0 S: 4	H: 1 LOB: 1 BB: 0 P: 4	R: 0 E: 0 K: 0 S: 3	H: 1 LOB: 0 BB: 0 P: 3	R: 0 E: 0 K: 1 S: 5	H: 0 LOB: 0 BB: 0 P: 5	1B: 6 2B: 2 3B: 0 HR: 1	SF: 1 SAC: 1 DP: 0 HBP: 0	WP: 0 PB: 0 SB: 1 CS: 0	PA: 35
PITCHER Dennis Eckersley, R ERA: 3.08 (1, 1)	IP: 9.0 WLS: W BF: 35 H: 9 R: 4 ER: 4 SO: 5 BB: 0 IBB: 0 HBP: 0 BLK: 0 WP: 0 HR: 1 S: 45 P: 45 ERA: 4.00 WHIP: 1.000																			

AB	33
R	4
H	9
RBI	4
BB	0
SO	5
LOB	7



livebaseballscorecards.com

Batter	1	2	3	4	5	6	7	8	9
Duane Kuiper, L (1, 4) OBP: 0.338, SLG: 0.308	0-0 4-3	0-0 F7			4-0 1B BB		4-0 FC5-4 BB	0-0 E2 1B	
Paul Dade, R (1, 9) OBP: 0.370, SLG: 0.368 John Lowenstein, L (8, PH) OBP: 0.397, SLG: 0.403	0-0 BB 1B 2B		0-0 F9		0-0 1-2 1B		0-0 FC5-4 1B	4-0 1B BB	
Jim Norris, L (1, 8) OBP: 0.372, SLG: 0.368	0-0 F6		0-0 F8		0-0 F9		0-0 F9	0-0 1-3 2-H 1B	
Andre Thornton, R (1, 3) OBP: 0.294, SLG: 0.427	4-0 BB 1B BB		0-0 F7		0-0 F7		0-0 1B 1-2 1B		
Buddy Bell, R (1, 5) OBP: 0.379, SLG: 0.442	4-0 1B 1-2 2-3 BB			0-0 F8		0-0 FC4-6 1B	0-0 1-3 2-H 1B		
Fred Kendall, R (1, 2) OBP: 0.281, SLG: 0.378	0-0 1-3 2-H 3-H 1B			0-0 2B		0-0 F7	0-0 F9		
Ray Fosse, R (1, 10) OBP: 0.276, SLG: 0.356 Bruce Bochte, L (8, PH) OBP: 0.323, SLG: 0.346	0-3 K2-3			0-0 6-3		0-0 FC4-6 1B		0-3 K	
Ron Pruitt, R (1, 7) OBP: 0.348, SLG: 0.400		0-3 K		0-0 1-3		0-0 1-2 1B		0-0 4-3 E 1B	
Frank Duffy, R (1, 6) OBP: 0.257, SLG: 0.244 Larvell Blanks, R (6, PH) OBP: 0.287, SLG: 0.364		0-0 5-3			0-0 F8	0-0 F8		0-0 4-3	

Inning Stats	R: 2 E: 0 K: 1 S: 7	H: 2 LOB: 2 BB: 2 P: 15	R: 0 E: 0 K: 1 S: 5	H: 0 LOB: 0 BB: 0 P: 5	R: 0 E: 0 K: 0 S: 3	H: 0 LOB: 0 BB: 0 P: 3	R: 0 E: 0 K: 0 S: 4	H: 1 LOB: 1 BB: 0 P: 4	R: 0 E: 0 K: 0 S: 4	H: 1 LOB: 2 BB: 1 P: 8	R: 0 E: 0 K: 0 S: 5	H: 2 LOB: 2 BB: 0 P: 5	R: 1 E: 0 K: 0 S: 5	H: 2 LOB: 2 BB: 1 P: 9	R: 2 E: 1 K: 1 S: 7	H: 3 LOB: 2 BB: 1 P: 11
1B: 9 2B: 2 3B: 0 HR: 0	SF: 0 SAC: 0 DP: 0 HBP: 0	WP: 0 PB: 0 SB: 0 CS: 0	PA: 39													

PITCHER	IP	WLS	BF	H	R	ER	SO	BB	IBB	HBP	BLK	WP	HR	S	P	ERA	WHIP
Dave Roberts, L (1, 1) ERA: 4.71	6.0		28	6	3	3	2	4	0	0	0	0	0	28	44	4.50	1.667
Steve Foucault, R (7, 1) ERA: 3.34	1.2	L	9	4	2	2	1	0	0	0	0	0	0	11	11	10.80	2.400
Bob Sykes, L (8, 1) ERA: 4.11	0.1		2	1	0	0	0	1	0	0	0	0	0	1	5	0.00	6.000

BOTTOM

AB	R	H	RBI	BB	SO	LOB
3	1	1	1	2	0	0
4	2	2	0	0	0	1
0	0	0	0	1	0	0
5	0	1	1	0	0	4
3	1	1	0	1	0	2
3	0	2	1	1	0	0
4	0	2	2	0	0	3
3	0	0	0	0	1	4
1	0	0	0	0	1	0
4	1	2	0	0	1	1
2	0	0	0	0	0	0
2	0	0	0	0	0	3

AB	34
R	5
H	11
RBI	5
BB	5
SO	3
LOB	18



WP	HR	S	P	ERA	WHIP
0	0	0	0	0	0

Detroit Tigers @ Cleveland Indians
Cleveland Municipal Stadium, Cleveland, OH
 Sat Jun 18 1977, 3:33 AM EDT
 Att: 16,062 - Unknown - 80 F

livebaseballscores.com

Batter	1	2	3	4	5	6	7	8	9	AB R H RBI BB SO LOB	TOP
Ron LeFlore, R OBP: 0.305, SLG: 0.391 (1, 8) X	0-0 5-3		0-0 E9 1B		0-0 5-3			0-0 F9		4 0 1 0 0 0 2	<p>Detroit Tigers @ Cleveland Indians Cleveland Municipal Stadium, Cleveland, OH</p> <p>Sun Jun 19 1977, 3:33 AM EDT Unknown - 74 F</p>
Tito Fuentes, S OBP: 0.335, SLG: 0.384 (1, 4) X	0-0 4-3		0-3 K			0-0 CS 1B		0-0 F8		4 0 1 0 0 1 2	
Rusty Staub, L OBP: 0.291, SLG: 0.385 (1, 10) X	0-0 3B		0-0 G3			0-0 3-1 1-2		0-0 1-H HR		4 1 2 2 0 0 2	
Steve Kemp, L OBP: 0.341, SLG: 0.439 (1, 7) B B B	4-0 BB			0-0 F9		0-0 G3		0-0 F9		3 0 0 0 1 0 0	
Jason Thompson, L OBP: 0.362, SLG: 0.490 (1, 3) X	0-0 F5			0-0 F7			4-0 1B BB		0-0 F8	3 0 0 0 1 0 2	
Ben Oglivie, L OBP: 0.313, SLG: 0.461 (1, 9) X		0-0 F7		0-0 CS 1B		0-0 1-2 G6-4-3 1B		0-0 F7		4 0 2 0 0 0 0	
Milt May, L OBP: 0.298, SLG: 0.413 (1, 2) X		0-0 G4-6-3 1B		0-0 CS 1-2	0-0 L4		0-3 K		0-0 1-3	4 0 1 0 0 1 2	
Phil Mankowski, L OBP: 0.341, SLG: 0.338 (1, 5) X		0-0 G4-6-3 1-2f			4-0 BB BB BB	0-0 G6-4-3		0-0 G6-4-3 1-2f		2 0 0 0 1 0 3	
Tom Veryzer, R OBP: 0.225, SLG: 0.264 (1, 6) X			0-0 5-3		0-0 F7			0-0 HR 1B		2 0 0 0 0 0 1	
Tim Corcoran, L OBP: 0.288, SLG: 0.362 (8, PH)										1 1 1 0 0 0 0	
Chuck Scrivener, R OBP: 0.278, SLG: 0.188 (8, 6)										0 0 0 0 0 0 0	
Inning Stats	R: 0 H: 1 E: 0 LOB: 2 K: 0 BB: 1 S: 4 P: 8	R: 0 H: 1 E: 0 LOB: 0 K: 0 BB: 0 S: 3 P: 3	R: 0 H: 1 E: 1 LOB: 1 K: 1 BB: 0 S: 6 P: 6	R: 0 H: 1 E: 0 LOB: 0 K: 0 BB: 0 S: 3 P: 3	R: 0 H: 0 E: 0 LOB: 1 K: 0 BB: 1 S: 3 P: 7	R: 0 H: 1 E: 0 LOB: 0 K: 0 BB: 0 S: 3 P: 3	R: 0 H: 1 E: 0 LOB: 1 K: 1 BB: 1 S: 5 P: 9	R: 2 H: 2 E: 0 LOB: 0 K: 0 BB: 0 S: 5 P: 5	R: 0 H: 0 E: 0 LOB: 0 K: 0 BB: 0 S: 3 P: 3	1B: 6 SF: 0 2B: 0 SAC: 0 3B: 1 DP: 2 HR: 1 HBP: 0	WP: 0 PA: 35 PB: 0 SB: 0 CS: 2
PITCHER Wayne Garland, R ERA: 5.2 (1, 1)	IP WLS BF H R ER SO BB IBB HBP BLK WP HR S P ERA WHIP										

livebaseballscorecards.com

AB	31
R	2
H	8
RBI	2
BB	3
SO	2
LOB	14



BOTTOM

Detroit Tigers @ Cleveland Indians
Cleveland Municipal Stadium, Cleveland, OH

livebaseballscorecards.com

AB	33
R	4
H	9
RBI	4
BB	2
SO	5
LOB	10



WP: 1	PA: 35
PB: 0	
SB: 1	
CS: 0	

Sun Jun 19 1977, 3:33 AM EDT
Unknown - 74 F

AB R H RBI BB SO LOB

3	0	0	0	1	0	0
4	1	3	1	0	0	0
4	0	1	0	0	1	3
3	1	2	2	1	0	1
4	0	0	0	0	1	5
4	1	1	1	0	0	0
4	0	1	0	0	1	0
4	0	0	0	0	1	1
3	1	1	0	0	1	0

1B: 6	SF: 0
2B: 1	SAC: 0
3B: 0	DP: 0
HR: 2	HBP: 0

Batter	1	2	3	4	5	6	7	8	9								
Duane Kuiper, L (1, 4) OBP: 0.336, SLG: 0.304	0-0 4-3		0-0 L6		4-0 1B BB		0-0 F8										
Paul Dade, R (1, 7) OBP: 0.380, SLG: 0.380	0-0 FC6-4 1B		0-0 F8		0-0 1B		0-0 1B 1B										
Jim Norris, L (1, 8) OBP: 0.370, SLG: 0.365	0-0 FC6-4 S 1-2f			0-3 K	0-0 4-3		0-0 1B 1B										
Andre Thornton, R (1, 3) OBP: 0.311, SLG: 0.467	0-0 F7 1-2			0-0 HR	4-0 BB		0-0 1B 1B										
Buddy Bell, R (1, 5) OBP: 0.373, SLG: 0.433		0-0 L5		0-3 K	0-0 F8		0-0 1-3										
Larvell Blanks, R (1, 10) OBP: 0.286, SLG: 0.388		0-0 6-3		0-0 HR		0-0 5-3		0-0 F4									
Fred Kendall, R (1, 2) OBP: 0.280, SLG: 0.383		0-0 2B		0-3 K		0-0 F6		0-0 F6									
Ron Pruitt, R (1, 9) OBP: 0.296, SLG: 0.333		0-0 F5			0-3 K	0-0 F7		0-0 F3									
Frank Duffy, R (1, 6) OBP: 0.259, SLG: 0.246			0-3 K		0-0 1B WP 1B		0-0 B5-3										
Inning Stats	R: 0 E: 0 K: 0 S: 4	H: 1 LOB: 1 BB: 0 P: 4	R: 0 E: 0 K: 0 S: 4	H: 1 LOB: 1 BB: 0 P: 4	R: 0 E: 0 K: 1 S: 5	H: 0 LOB: 0 BB: 0 P: 5	R: 2 E: 0 K: 3 S: 11	H: 2 LOB: 0 BB: 0 P: 11	R: 1 E: 0 K: 1 S: 7	H: 2 LOB: 3 BB: 2 P: 15	R: 0 E: 0 K: 0 S: 3	H: 0 LOB: 0 BB: 0 P: 3	R: 1 E: 0 K: 0 S: 6	H: 3 LOB: 2 BB: 0 P: 6	R: 0 E: 0 K: 0 S: 3	H: 0 LOB: 0 BB: 0 P: 3	
PITCHER	IP WLS BF H R ER SO	IP WLS BF H R ER SO	IP WLS BF H R ER SO	IP WLS BF H R ER SO	IP WLS BF H R ER SO	IP WLS BF H R ER SO	IP WLS BF H R ER SO	IP WLS BF H R ER SO	IP WLS BF H R ER SO	IP WLS BF H R ER SO	IP WLS BF H R ER SO	IP WLS BF H R ER SO	IP WLS BF H R ER SO	IP WLS BF H R ER SO	IP WLS BF H R ER SO	IP WLS BF H R ER SO	
John Hiller, L (1, 1) ERA: 3.49	7.0 L	32 L	9 4	4 4	4 4	5 5	2 2	0 0	0 0	0 0	0 0	0 0	0 0	0 0	0 0	0 0	0 0
Steve Grilli, R (8, 1) ERA: 5.84	1.0	3	0	0	0	0	0	0	0	0	0	0	0	0	0	0	0

ERA WHIP

ERA WHIP

Batter	1	2	3	4	5	6	7	8	9	AB R H RBI BB SO LOB	TOP
Ron LeFlore, R OBP: 0.311, SLG: 0.391 (1, 8) X	0-0 SH3-1 1B		0-3 K	0-0 FC6		4-0 BB		4-0 BB	4-0 G4-3 BB	3 0 1 0 2 1 2	
Tito Fuentes, S OBP: 0.333, SLG: 0.382 (1, 4) X	0-0 SH3-1 1-2		0-0 WP 1B		0-0 5-3	0-0 4-3			0-0 G4-3 1-2f	4 0 1 0 0 0 3	
Rusty Staub, L OBP: 0.294, SLG: 0.385 (1, 10) B B B	4-0 BB		0-0 WP 1B		0-0 4-3			0-0 6-3		3 0 1 0 1 0 0	
Steve Kemp, L OBP: 0.343, SLG: 0.435 (1, 7) S S S	0-3 K		4-0 BB		4-0 BB			0-0 G3		2 0 0 0 2 1 2	
Jason Thompson, L OBP: 0.360, SLG: 0.483 (1, 3) X	0-0 4-3		0-0 F2		4-0 BB			0-3 K		3 0 0 0 1 1 5	
Tim Corcoran, L OBP: 0.286, SLG: 0.353 (1, 9) X		0-0 4-3		0-0 F8	0-0 F8			0-0 G6-4-3 1B		4 0 1 0 0 0 2	
John Wockenfuss, R OBP: 0.327, SLG: 0.531 (1, 2) X		0-0 F8		0-0 F3		0-0 5-3		0-0 F9		4 0 0 0 0 0 1	
Aurelio Rodriguez, R OBP: 0.282, SLG: 0.296 (1, 5) X		0-0 F8		4-0 BB		4-0 BB		0-0 G6-4-3 1-2f		2 0 0 0 2 0 1	
Chuck Scrivener, R OBP: 0.286, SLG: 0.167 (1, 6) X			0-0 F5		4-0 FC6				0-0 F7	2 0 0 0 1 1 1	
Ben Oglivie, L OBP: 0.312, SLG: 0.459 (9, PH) X			1-2 BB			0-3 K				1 0 0 0 0 0 0	
Inning Stats	R: 0 E: 0 K: 1 S: 6 H: 1 LOB: 2 BB: 1 P: 10	R: 0 E: 0 K: 0 S: 3 H: 0 LOB: 0 BB: 0 P: 3	R: 0 E: 0 K: 1 S: 7 H: 2 LOB: 3 BB: 1 P: 11	R: 0 E: 0 K: 0 S: 3 H: 0 LOB: 2 BB: 2 P: 11	R: 0 E: 0 K: 0 S: 3 H: 0 LOB: 2 BB: 2 P: 11	R: 0 E: 0 K: 1 S: 5 H: 0 LOB: 2 BB: 2 P: 13	R: 0 E: 0 K: 1 S: 5 H: 0 LOB: 0 BB: 0 P: 5	R: 0 E: 0 K: 0 S: 3 H: 1 LOB: 0 BB: 0 P: 3	R: 0 E: 0 K: 0 S: 2 H: 0 LOB: 0 BB: 1 P: 6	1B: 4 2B: 0 3B: 0 HR: 0 SF: 0 SAC: 1 DP: 2 HBP: 0	WP: 1 PB: 0 SB: 0 CS: 0 PA: 38
PITCHER Jim Bibby, R ERA: 3.44 (1, 1)	IP: 9.0 WLS: W BF: 38 H: 4 R: 0 ER: 0 SO: 4 BB: 9 IBB: 0 HBP: 0 BLK: 0 WP: 1 HR: 0 S: 37 P: 73 ERA: 0.00 WHIP: 1.444	PITCHER IP WLS BF H R ER SO BB IBB HBP BLK WP HR S P ERA WHIP									

Detroit Tigers @ Cleveland Indians
Cleveland Municipal Stadium, Cleveland, OH

Sun Jun 19 1977, 3:38 AM EDT
Att: 33,243 - Unknown

livebaseballscorecards.com

AB	28
R	0
H	4
RBI	0
BB	9
SO	4
LOB	17



Batter	1	2	3	4	5	6	7	8	9
Duane Kuiper, L (1, 4) OBP: 0.339, SLG: 0.307	0-0 F8 1B		0-0 L4		0-0 FC 1B			0-0 CS 1B	
John Lowenstein, L (1, 9) OBP: 0.390, SLG: 0.394	0-0 L6			0-0 G3	0-0 G4-6-3 1B			0-3 K	
Jim Norris, L (1, 8) OBP: 0.363, SLG: 0.358	0-0 F8 1-2			0-0 1-3	0-0 G4-6-3 1-2f			0-3 K 1-2	
Andre Thornton, R (1, 10) OBP: 0.303, SLG: 0.453	0-0 5-3			0-0 F7				0-0 5-3	
Buddy Bell, R (1, 5) OBP: 0.372, SLG: 0.436		0-0 F2			0-0 G3 2B			0-3 K	
Bruce Bochte, L (1, 3) OBP: 0.319, SLG: 0.341		0-3 K			0-0 G3 2-3			0-0 1-3	
Johnny Grubb, L (1, 7) OBP: 0.418, SLG: 0.488 Paul Dade, R (7, PH) OBP: 0.377, SLG: 0.377 (8, 7)		0-0 B1-3			4-0 2B FC BB			0-0 F9	
Ray Fosse, R (1, 2) OBP: 0.286, SLG: 0.372			0-0 G6-3 1B		0-0 FC FC 2B			0-0 6-3	
Frank Duffy, R (1, 6) OBP: 0.253, SLG: 0.241			0-0 G6-3 1-2f		0-0 FC FC 1B			0-0 4-3	

Inning Stats	R: 0	H: 1	E: 0	LOB: 1	K: 0	S: 4	P: 4	R: 0	H: 0	E: 0	LOB: 0	K: 1	S: 5	P: 5	R: 0	H: 1	E: 0	LOB: 0	K: 0	S: 3	R: 0	H: 0	E: 0	LOB: 0	K: 0	S: 3	R: 4	H: 3	E: 0	LOB: 1	K: 0	S: 7	P: 11	R: 0	H: 0	E: 0	LOB: 0	K: 1	S: 5	P: 5	R: 0	H: 0	E: 0	LOB: 0	K: 0	S: 3	R: 0	H: 1	E: 0	LOB: 0	K: 2	S: 7	P: 7
	1B: 4	SF: 0	2B: 2	SAC: 0	3B: 0	DP: 2	HR: 0	HBP: 0	WP: 0	PA: 30	1B: 4	SF: 0	2B: 2	SAC: 0	3B: 0	DP: 2	HR: 0	HBP: 0	WP: 0	PA: 30	1B: 4	SF: 0	2B: 2	SAC: 0	3B: 0	DP: 2	HR: 0	HBP: 0	WP: 0	PA: 30	1B: 4	SF: 0	2B: 2	SAC: 0	3B: 0	DP: 2	HR: 0	HBP: 0	WP: 0	PA: 30	1B: 4	SF: 0	2B: 2	SAC: 0	3B: 0	DP: 2	HR: 0	HBP: 0	WP: 0	PA: 30			

PITCHER	IP	WLS	BF	H	R	ER	SO	BB	IBB	HBP	BLK	WP	HR	S	P	ERA	WHIP
Fernando Arroyo, R (1, 1) ERA: 3.12	4.1	L	20	5	4	4	1	1	0	0	0	0	0	21	25	8.31	1.385
Jim Crawford, L (5, 1) ERA: 4.15	3.2		10	1	0	0	3	0	0	0	0	0	0	16	16	0.00	0.273

BOTTOM

AB	R	H	RBI	BB	SO	LOB
4	0	2	1	0	0	1
4	0	1	1	0	1	2
4	0	0	0	0	1	4
3	0	0	0	0	0	1
3	1	1	0	0	1	0
3	0	0	0	0	1	1
1	1	0	0	1	0	0
1	0	0	0	0	0	0
3	1	2	1	0	0	0
3	1	0	1	0	0	2

AB	29
R	4
H	6
RBI	4
BB	1
SO	4
LOB	11



WP	PA	ERA	WHIP
0	30		

Detroit Tigers @ Cleveland Indians
Cleveland Municipal Stadium, Cleveland, OH
 Sun Jun 19 1977, 3:38 AM EDT
 Att. 33,243 - Unknown

livebaseballscorecards.com

Batter	1	2	3	4	5	6	7	8	9	10	11	AB R H RBI BB SO LOB	TOP				
Duane Kuiper, L (1.4) OBP: 0.395, SLG: 0.304	0-0 1-3		0-0 G3		0-0 6-3	0-0 1B		0-0 F8		0-0 L5		6 0 1 1 0 0 2					
Paul Dade, R (1.7) OBP: 0.382, SLG: 0.385 (9, 9)	0-3 K		0-0 6-3		0-0 1B 2B	0-0 1B		4-0 BB		0-0 F9		5 1 2 1 1 1 1					
Jim Norris, L (1.8) OBP: 0.371, SLG: 0.364	0-3 K		0-0 1B		0-0 BB 1B		4-0 SH1-4 BB	0-0 F8			0-0 BB WP 3B 1B	5 2 3 1 1 1 1					
Andre Thornton, R (1.3) OBP: 0.304, SLG: 0.434		0-3 K	0-3 K		4-0 1-2 BB		4-0 FC6-5 SH1-4 BB		0-0 F7		0-0 6-3	4 0 0 0 2 2 2					
Buddy Bell, R (1.5) OBP: 0.373, SLG: 0.433		0-0 F9		0-0 6-3	0-0 F4		0-0 SH1-4		0-0 1B		4-0 BB 3B IBB	4 1 1 0 1 0 2					
Larvell Blanks, R (1.10) OBP: 0.297, SLG: 0.393		0-0 BB 2B		0-0 F3		4-0 1B BB	0-0 FC6-5		0-0 F7		4-0 1-2 2-3 3B BB	4 2 1 1 2 0 2					
John Lowenstein, L (1.9) OBP: 0.395, SLG: 0.384 Bill Melton, R (9, PH) OBP: 0.288, SLG: 0.246 Johnny Grubb, L (9, 7) OBP: 0.414, SLG: 0.482		4-0 FC5 BB BB		0-0 5-3		4-0 1-2 1B BB	0-0 F7		0-0 F7		0-3 K	2 0 0 0 2 0 1 1 0 0 0 0 0 1 1 0 0 0 0 1 3	AB 43 R 8 H 12 RBI 8 BB 10 SO 8 LOB 24				
Ray Fosse, R (1.2) OBP: 0.295, SLG: 0.389		4-0 1-2 2-3 BB		0-0 6-3 1-3 2B 1B		0-3 K		0-3 K		0-0 F8	0-0 1-2 2-3 3H 3B	5 1 2 3 1 2 2					
Frank Duffy, R (1.6) OBP: 0.257, SLG: 0.273		0-0 FC5		0-0 1-3	0-0 F5			0-0 HR		0-0 2B	0-3 K	6 1 2 1 0 1 7					
Inning Stats	R: 0 H: 0 E: 0 K: 2 S: 7 LOB: 0 BB: 0 P: 7	R: 0 H: 1 E: 0 K: 1 S: 6 LOB: 3 BB: 2 P: 14	R: 0 H: 1 E: 0 K: 1 S: 6 LOB: 1 BB: 0 P: 6	R: 0 H: 0 E: 0 K: 0 S: 3 LOB: 0 BB: 0 P: 3	R: 2 H: 3 E: 0 K: 0 S: 6 LOB: 2 BB: 1 P: 10	R: 1 H: 2 E: 0 K: 1 S: 6 LOB: 2 BB: 2 P: 14	R: 1 H: 0 E: 0 K: 0 S: 3 LOB: 1 BB: 2 P: 11	R: 1 H: 1 E: 0 K: 1 S: 6 LOB: 1 BB: 1 P: 10	R: 0 H: 1 E: 0 K: 0 S: 4 LOB: 1 BB: 0 P: 4	R: 0 H: 1 E: 0 K: 0 S: 4 LOB: 1 BB: 0 P: 4	R: 3 H: 2 E: 0 K: 2 S: 9 LOB: 1 BB: 2 P: 17	1B: 7 SF: 0 2B: 3 SAC: 1 3B: 1 DP: 0 HR: 1 HBP: 0	WP: 1 PA: 54 PB: 0 SB: 0 CS: 0				
PITCHER	IP WLS BF H R ER SO BB IBB HBP BLK WP HR S P ERA WHIP																
Jeff Byrd, R (1, 1) ERA: 5.4	5.0		5	3	3	4	5	0	0	0	0	0	0	28	48	5.40	2.000
Jerry Johnson, R (6, 1) ERA: 2.7	1.0		6	2	1	1	2	0	0	0	0	0	0	6	14	9.00	4.000
Mike Willis, L (7, 1) ERA: 2.83	5.0	L	23	5	4	4	3	2	1	0	0	1	1	26	38	7.20	1.400

Cleveland Indians @ Toronto Blue Jays
Exhibition Stadium, Toronto, ON
Mon Jun 20 1977, 7:05 PM EDT
Att: 24,568 - Unknown - 68 F

livebaseballscorecards.com



Batter	1	2	3	4	5	6	7	8	9	10	11	AB R H RBI BB SO LOB	BOTTOM
--------	---	---	---	---	---	---	---	---	---	----	----	----------------------	--------

John Scott, R <small>(1, 8) OBP: 0.274, SLG: 0.336</small>												6 0 0 0 0 2 3	
Bob Bailor, R <small>(1, 6) OBP: 0.348, SLG: 0.440</small>												5 0 1 0 0 1 0	
Roy Howell, L <small>(1, 5) OBP: 0.369, SLG: 0.377</small>												4 0 0 0 1 2 0	
Ron Fairly, L <small>(1, 9) OBP: 0.415, SLG: 0.508</small>												5 2 4 0 0 0 2	
Al Woods, L <small>(1, 7) OBP: 0.381, SLG: 0.497</small> Sam Ewing, L <small>(4, PR) OBP: 0.370, SLG: 0.385 (5, 7)</small>												2 1 2 0 0 0 0 3 1 0 0 0 1 4	
Doug Rader, R <small>(1, 10) OBP: 0.373, SLG: 0.437</small>												3 1 1 1 1 0 0	
Doug Ault, R <small>(1, 3) OBP: 0.329, SLG: 0.406</small>												5 0 3 1 0 1 1	
Alan Ashby, S <small>(1, 2) OBP: 0.281, SLG: 0.306</small>												4 0 1 1 1 0 3	
Dave McKay, S <small>(1, 4) OBP: 0.209, SLG: 0.268</small> Ernie Whitt, L <small>(11, PH)</small>												4 0 1 0 0 1 4 1 0 0 0 0 1 2	

Inning Stats	R: 0	H: 0	E: 0	K: 2	S: 7	P: 7	R: 2	H: 4	E: 0	K: 0	S: 6	P: 6	R: 0	H: 0	E: 0	K: 2	S: 7	P: 7	R: 2	H: 4	E: 0	K: 1	S: 8	P: 8	R: 0	H: 1	E: 0	K: 1	S: 6	P: 10	R: 1	H: 1	E: 1	K: 2	S: 8	P: 12	R: 0	H: 1	E: 0	K: 0	S: 4	P: 4	R: 0	H: 0	E: 0	K: 0	S: 3	P: 3	R: 0	H: 0	E: 0	K: 0	S: 3	P: 3	R: 0	H: 1	E: 0	K: 0	S: 3	P: 3	R: 0	H: 1	E: 1	K: 1	S: 6	P: 10	1B: 12	SF: 0	2B: 1	SAC: 1	3B: 0	DP: 3	HR: 0	HBP: 0	WP: 0	PA: 46
--------------	------	------	------	------	------	------	------	------	------	------	------	------	------	------	------	------	------	------	------	------	------	------	------	------	------	------	------	------	------	-------	------	------	------	------	------	-------	------	------	------	------	------	------	------	------	------	------	------	------	------	------	------	------	------	------	------	------	------	------	------	------	------	------	------	------	------	-------	--------	-------	-------	--------	-------	-------	-------	--------	-------	--------

PITCHER	IP	WLS	BF	H	R	ER	SO	BB	IBB	HBP	BLK	WP	HR	S	P	ERA	WHIP
Al Fitzmorris, R <small>(1, 1) ERA: 5.24</small>	3.0		15	7	4	4	4	0	0	0	0	0	0	23	23	12.00	2.333
Pat Dobson, R <small>(4, 1) ERA: 6.14</small>	7.1	W	29	6	1	0	4	3	0	0	0	0	0	34	46	0.00	1.227
Jim Kern, R <small>(11, 1) ERA: 2.79</small>	0.2	S	2	0	0	0	1	0	0	0	0	0	0	4	4	0.00	0.000

Cleveland Indians @ Toronto Blue Jays
 Exhibition Stadium, Toronto, ON
 Mon Jun 20 1977, 7:05 PM EDT
 Att: 24,568 - Unknown - 68 F

livebaseballscores.com

AB	42
R	5
H	13
RBI	3
BB	3
SO	9
LOB	19



Cleveland Indians @ Toronto Blue Jays
Exhibition Stadium, Toronto, ON

Tue Jun 21 1977, 7:05 PM EDT
Att. 18,039 - Unknown - 68 F

AB	35
R	4
H	12
RBI	3
BB	7
SO	4
LOB	20



WP	1	PA	44
PB	1		
SB	0		
CS	0		

AB R H RBI BB SO LOB

5	0	1	0	0	0	1
3	2	2	1	1	0	0
5	0	2	1	0	1	4
3	0	1	1	1	1	2
1	0	0	0	0	0	0
4	1	2	0	1	1	2
3	0	1	0	2	1	2
3	0	1	0	1	0	2
4	1	1	0	1	0	4
4	0	1	0	0	0	3
1B	9	SF	1			
2B	3	SAC	1			
3B	0	DP	2			
HR	0	HBP	0			

Batter	1	2	3	4	5	6	7	8	9
Duane Kuiper, L (1, 4) OBP: 0.332, SLG: 0.301	0-0 4-3		0-0 6-3		0-0 G4-6-3		0-0 F9	0-0 1B	
Paul Dade, R (1, 9) OBP: 0.388, SLG: 0.390	0-0 FC4-6 1B		0-0 F8		0-0 PB 2B 1B		4-0 2B BB	0-0 SF8	
Jim Norris, L (1, 8) OBP: 0.372, SLG: 0.369	0-0 FC4-6 FC6-4 1-2f		0-0 1B		0-0 WP 1-H 2B		0-0 F8	0-3 K	
Rico Carty, R (1, 10) OBP: 0.358, SLG: 0.373 John Lowenstein, L (7, PR) OBP: 0.391, SLG: 0.378	0-0 FC6-4 1-2f		0-3 K		4-0 2-3 BB		0-0 1-H 2B	0-0 F7	
Andre Thornton, R (1, 3) OBP: 0.317, SLG: 0.437		0-0 E BB G6-4-3 1B		0-0 L5	0-3 K		4-0 BB	0-0 1B 1B	
Buddy Bell, R (1, 5) OBP: 0.378, SLG: 0.431		4-0 G6-4-3 E 1-2 BB		0-3 K		4-0 SH1-4 BB	0-0 F7	0-0 1B 1B	
Fred Kendall, R (1, 2) OBP: 0.288, SLG: 0.392		4-0 G6-4-3 1-2 2-3 BB		0-0 2B		0-0 SH1-4		0-0 F4	0-0 F9
Ron Pruitt, R (1, 7) OBP: 0.313, SLG: 0.321		0-0 G6-4-3 1-2f 2-3 3-H		0-0 6-3		0-0 F8		4-0 1B E SF8 BB	0-0 1-2 2-H 1B
Frank Duffy, R (1, 6) OBP: 0.256, SLG: 0.273		0-0 F9		0-0 1B	0-0 G4-6-3 1B	0-0 F8		0-0 FC SF8 1B	

Inning Stats	R: 0	H: 1	E: 0	K: 0	S: 4	P: 4	R: 1	H: 1	E: 1	K: 0	S: 3	P: 11	R: 0	H: 1	E: 0	K: 1	S: 6	P: 6	R: 1	H: 3	E: 0	K: 1	S: 7	P: 11	R: 0	H: 0	E: 0	K: 0	S: 3	P: 7	R: 1	H: 1	E: 1	K: 1	S: 4	P: 12	R: 1	H: 1	E: 1	K: 1	S: 7	P: 11	R: 0	H: 3	E: 0	K: 0	S: 5	P: 5
--------------	------	------	------	------	------	------	------	------	------	------	------	-------	------	------	------	------	------	------	------	------	------	------	------	-------	------	------	------	------	------	------	------	------	------	------	------	-------	------	------	------	------	------	-------	------	------	------	------	------	------

PITCHER	IP	WLS	BF	H	R	ER	SO	BB	IBB	HBP	BLK	WP	HR	S	P	ERA	WHIP
Jerry Garvin, L (1, 1) ERA: 3.66	6.2	L	31	8	3	3	3	5	0	0	0	1	0	32	52	4.05	1.950
Tom Bruno, R (7, 1) ERA: 7.71	1.0		7	1	1	0	0	2	0	0	0	0	0	5	13	0.00	3.000
Dennis DeBarr, L (8, 1) ERA: 3.86	1.1		6	3	0	0	1	0	0	0	0	0	0	8	8	0.00	2.250

PITCHER	IP	WLS	BF	H	R	ER	SO	BB	IBB	HBP	BLK	WP	HR	S	P	ERA	WHIP
---------	----	-----	----	---	---	----	----	----	-----	-----	-----	----	----	---	---	-----	------

BOTTOM

Cleveland Indians @ Toronto Blue Jays
Exhibition Stadium, Toronto, ON
Tue Jun 21 1977, 7:05 PM EDT
Att: 18,039 - Unknown - 68 F

livebaseballscorecards.com

AB	32
R	0
H	6
RBI	0
BB	5
SO	6
LOB	17



WP:	0	PA:	38
PB:	0		
SB:	0		
CS:	0		

AB R H RBI BB SO LOB

5	0	0	0	0	0	3
4	0	0	0	1	1	1
4	0	3	0	0	0	0
4	0	1	0	0	1	4
3	0	0	0	0	0	2
3	0	1	0	1	1	1
3	0	0	0	1	1	4
2	0	0	0	1	0	2
1	0	0	0	0	1	0
2	0	0	0	1	1	0
1	0	1	0	0	0	0

Batter	1	2	3	4	5	6	7	8	9
John Scott, R OBP: 0.262, SLG: 0.322 (1, 8)	0-0 6-3		0-0 4-3		0-0 L4		0-0 F8		0-0 L6
Roy Howell, L OBP: 0.364, SLG: 0.366 (1, 5)	0-0 L5		4-0 1B BB			0-0 4-3		0-0 F5	0-3 K
Bob Bailor, R OBP: 0.356, SLG: 0.446 (1, 6)	0-0 5-3		0-0 1B			0-0 1B		0-0 BB HBP 1B	
Doug Rader, R OBP: 0.371, SLG: 0.433 (1, 10)		0-0 4-3 1B	0-0 F7			0-3 K		0-0 F8	
Ron Fairly, L OBP: 0.411, SLG: 0.500 (1, 9)		0-0 4-3 1-2		0-0 F8		0-0 F7		1-0 BB HBP	
Doug Ault, R OBP: 0.332, SLG: 0.405 (1, 3)		0-3 K		0-0 G5-4-3 1B			0-0 5-3	4-0 1-2 2-3 BB	
Alan Ashby, S OBP: 0.290, SLG: 0.302 (1, 2)		4-0 FC1-4 BB		0-0 G5-4-3 1-2f			0-0 5-3	0-3 K	
Dave McKay, S OBP: 0.211, SLG: 0.264 Ernie Whitt, L (9, PH)		0-0 FC1-4 1-2f			0-0 6-3		4-0 BB BB	0-3 K	
Steve Bowling, R OBP: 0.274, SLG: 0.157 Sam Ewing, L OBP: 0.378, SLG: 0.394 (9, PH)			0-0 6-3			0-3 K		0-0 1B	

Inning Stats	R: 0	H: 0	E: 0	K: 0	S: 3	LOB: 0	BB: 0	P: 3
	R: 0	H: 1	E: 0	K: 1	S: 6	LOB: 2	BB: 1	P: 10
	R: 0	H: 1	E: 0	K: 0	S: 4	LOB: 2	BB: 1	P: 8
	R: 0	H: 1	E: 0	K: 0	S: 3	LOB: 0	BB: 0	P: 3
	R: 0	H: 0	E: 0	K: 1	S: 5	LOB: 0	BB: 0	P: 5
	R: 0	H: 1	E: 0	K: 1	S: 6	LOB: 1	BB: 0	P: 6
	R: 0	H: 0	E: 0	K: 0	S: 3	LOB: 2	BB: 2	P: 11
	R: 0	H: 1	E: 0	K: 1	S: 6	LOB: 3	BB: 1	P: 11
	R: 0	H: 1	E: 0	K: 2	S: 8	LOB: 1	BB: 0	P: 8
	R: 0	H: 0	E: 0	K: 0	S: 3	LOB: 0	BB: 0	P: 8

PITCHER	IP	WLS	BF	H	R	ER	SO	BB	IBB	HBP	BLK	WP	HR	S	P	ERA	WHIP
Rick Waits, L ERA: 3.6 (1, 1)	6.2	W	27	4	0	0	3	4	0	0	0	0	0	29	45	0.00	1.200
Don Hood, L ERA: 2.56 (7, 1)	1.0		6	1	0	0	0	1	0	1	0	0	0	4	9	0.00	2.000
Jim Kern, R ERA: 2.7 (8, 1)	1.1	S	5	1	0	0	3	0	0	0	0	0	0	11	11	0.00	0.750

1B:	6	SF:	0
2B:	0	SAC:	0
3B:	0	DP:	1
HR:	0	HBP:	1

WP:	PA:	ERA:	WHIP:
0	38		

Batter	1	2	3	4	5	6	7	8	9	10	11	12	AB R H RBI BB SO LOB	TOP												
Duane Kuiper, L (1, 4) OBP: 0.333, SLG: 0.303	0-0 4-3		0-0 1B		0-0 1B		0-3 K		0-0 G5-3			0-0 SH1-3	5 0 2 1 0 1 3	Cleveland Indians @ Toronto Blue Jays Exhibition Stadium, Toronto, ON Wed Jun 22 1977, 7:05 PM EDT Att. 29,750 - Unknown - 78 F												
Paul Dade, R (1, 9) OBP: 0.392, SLG: 0.414	0-3 K		0-0 F8		0-0 G4-3			0-0 HR		0-0 1B		0-0 1B BB	6 2 3 1 0 1 3													
Jim Norris, L (1, 8) OBP: 0.363, SLG: 0.361	0-3 K			0-0 E6	0-0 6-3			0-0 F7		0-0 G4-6-3		0-0 SF7	5 0 0 1 0 1 1													
Rico Carty, R (1, 10) OBP: 0.357, SLG: 0.371		0-0 5-3		0-0 FC5-4		0-0 1B		0-3 K		0-0 6-3		0-0 BB BB	6 0 2 0 0 1 1													
Ron Pruitt, R (12, PR) OBP: 0.313, SLG: 0.321												1-3 1B	0 0 0 0 0 0 0													
Andre Thornton, R (1, 3) OBP: 0.304, SLG: 0.417	0-3 K			0-3 K		0-3 K		0-0 L5			0-3 K	4-0 BB BB	5 0 0 0 0 4 2													
Johnny Grubb, L (12, PH) OBP: 0.420, SLG: 0.482												1-2 BB	0 0 0 0 1 0 0													
Bill Melton, R (12, 3) OBP: 0.288, SLG: 0.246												1-2 BB	0 0 0 0 0 0 0													
Buddy Bell, R (1, 5) OBP: 0.381, SLG: 0.431	0-0 1B			0-3 K		0-0 G6-4-3			0-3 K		0-0 1B	4-0 BB	5 0 2 1 1 2 2													
John Lowenstein, L (1, 7) OBP: 0.387, SLG: 0.380	0-0 5-3					4-0 SH 1B BB		0-0 4-3		0-0 1B 2B	0-3 K	0-0 F7	5 2 1 0 1 1 5													
Ray Fosse, R (1, 2) OBP: 0.299, SLG: 0.389			0-0 6-3		0-0 1B SH		0-0 6-3		0-0 G5-3 1B		0-0 F8		5 1 2 0 0 0 1													
Frank Duffy, R (1, 6) OBP: 0.269, SLG: 0.281			0-0 F8		0-0 SH G4-3 1B WP		0-0 1B		0-0 1B			4-0 1B SH1-3 BB	3 2 2 1 1 0 0													
Inning Stats	R: 0 E: 0 K: 2 S: 7	H: 0 LOB: 0 BB: 0 P: 7	R: 0 E: 0 K: 1 S: 6	H: 1 LOB: 1 BB: 0 P: 6	R: 0 E: 0 K: 0 S: 4	H: 1 LOB: 1 BB: 0 P: 4	R: 0 E: 1 K: 2 S: 8	H: 0 LOB: 1 BB: 0 P: 8	R: 3 E: 1 K: 0 S: 5	H: 2 LOB: 0 BB: 1 P: 9	R: 0 E: 0 K: 1 S: 5	H: 1 LOB: 1 BB: 0 P: 6	R: 1 E: 0 K: 1 S: 6	H: 1 LOB: 0 BB: 0 P: 6	R: 1 E: 0 K: 1 S: 7	H: 3 LOB: 1 BB: 0 P: 7	R: 0 E: 0 K: 2 S: 3	H: 1 LOB: 0 BB: 0 P: 3	R: 0 E: 0 K: 2 S: 8	H: 1 LOB: 1 BB: 0 P: 8	R: 2 E: 0 K: 0 S: 5	H: 2 LOB: 3 BB: 3 P: 17	1B: 12 2B: 1 3B: 0 HR: 1	SF: 1 SAC: 2 DP: 4 HBP: 0	WP: 1 PB: 0 SB: 0 CS: 0	PA: 52
PITCHER	IP WLS BF H R ER SO BB IBB HBP BLK WP HR S P ERA WHIP																									
Pete Vuckovich, R (1, 1) ERA: 3.15	8.1		36	10	5	3	9	1	0	0	0	0	1	1	53	57	3.24	1.320								
Mike Willis, L (9, 1) ERA: 2.66	2.2		8	2	0	0	2	0	0	0	0	0	0	0	12	12	0.00	0.750								
Jerry Johnson, R (12, 1) ERA: 3.07	0.2	L	6	2	2	2	0	2	0	0	0	0	0	0	4	12	27.00	6.000								
Tom Bruno, R (12, 1) ERA: 7.53	0.1		2	0	0	0	0	1	0	0	0	0	0	0	1	5	0.00	3.000								

AB	45
R	7
H	14
RBI	5
BB	4
SO	11
LOB	18



Batter	1	2	3	4	5	6	7	8	9	10	11	12	AB	R	H	RBI	BB	SO	LOB
Bob Bailor, R OBP: 0.351, SLG: 0.438 (1, 6)	F7		F5		1B		F4		FC6-4		G1-6-3		6	2	1	0	0	0	2
Roy Howell, L OBP: 0.374, SLG: 0.385 (1, 5)	1B		2B		1B		F8		1B			K	6	1	4	0	0	1	0
Al Woods, L OBP: 0.385, SLG: 0.494 (1, 7)	F7		F2		1B		BB		1B			6-3	5	0	2	2	1	0	2
Ron Fairly, L OBP: 0.409, SLG: 0.492 (1, 3)	F3			1B	1B		F4		6-3			K	5	1	1	1	1	1	4
Sam Ewing, L OBP: 0.367, SLG: 0.380 (1, 9)		F7		SF8	F8			1-3		6-3			5	1	1	0	0	0	1
Doug Rader, R OBP: 0.364, SLG: 0.425 (1, 10)	1-3		SF8	1B	K			F8		6-3			4	0	0	1	0	1	1
John Scott, R OBP: 0.266, SLG: 0.328 (1, 8)	BB		2B			K		K		K			4	0	1	1	1	3	0
Alan Ashby, S OBP: 0.284, SLG: 0.294 (1, 2)	F8		F8		F8			F8			6-3		5	0	0	0	0	0	2
Dave McKay, S OBP: 0.207, SLG: 0.259 (1, 4)			K										3	0	0	0	0	2	1
Ernie Whitt, L OBP: 0.167, SLG: 0.167 (9, PH)													1	0	1	0	0	0	0
Steve Bowling, R OBP: 0.274, SLG: 0.157 (9, PR)													0	0	0	0	0	0	0
Hector Torres, R OBP: 0.292, SLG: 0.337 (10, 4)													1	0	1	0	0	0	0

Inning Stats	R: 0	H: 1	E: 0	K: 0	S: 4	R: 0	H: 0	E: 0	K: 0	S: 3	R: 0	H: 1	E: 0	K: 1	S: 6	R: 2	H: 2	E: 0	K: 1	S: 7	R: 2	H: 4	E: 0	K: 1	S: 8	R: 0	H: 0	E: 0	K: 1	S: 5	R: 0	H: 0	E: 0	K: 0	S: 3	R: 0	H: 0	E: 0	K: 1	S: 5	R: 1	H: 3	E: 0	K: 0	S: 6	R: 0	H: 0	E: 0	K: 1	S: 5	R: 0	H: 1	E: 0	K: 0	S: 3	R: 0	H: 0	E: 0	K: 2	S: 7	1B: 10	2B: 2	3B: 0	HR: 0	SF: 1	SAC: 0	DP: 1	HBP: 0	WP: 0	PA: 49
--------------	------	------	------	------	------	------	------	------	------	------	------	------	------	------	------	------	------	------	------	------	------	------	------	------	------	------	------	------	------	------	------	------	------	------	------	------	------	------	------	------	------	------	------	------	------	------	------	------	------	------	------	------	------	------	------	------	------	------	------	------	--------	-------	-------	-------	-------	--------	-------	--------	-------	--------

PITCHER	IP	WLS	BF	H	R	ER	SO	BB	IBB	HBP	BLK	WP	HR	S	P	ERA	WHIP
Dennis Eckersley, R ERA: 3.24 (1, 1)	8.1		36	9	5	5	5	3	0	0	0	0	0	43	55	5.40	1.440
Jim Kern, R ERA: 2.53 (9, 1)	2.2	W	10	3	0	0	1	0	0	0	0	0	0	12	12	0.00	1.125
Sid Monge, L ERA: 5.79 (12, 1)	1.0	S	3	0	0	0	2	0	0	0	0	0	0	7	7	0.00	0.000

BOTTOM

Cleveland Indians @ Toronto Blue Jays
Exhibition Stadium, Toronto, ON

Wed Jun 22 1977, 7:05 PM EDT
Att: 29,750 - Unknown - 78 F

AB	45
R	5
H	12
RBI	5
BB	3
SO	8
LOB	13



Batter	1	2	3	4	5	6	7	8	9	AB R H RBI BB SO LOB	TOP													
Duane Kuiper, L (1, 4) OBP: 0.332, SLG: 0.303	0-0 2B 1B		0-0 G3		0-0 4-3		0-0 1-3			4 1 1 0 0 0 0														
Paul Dade, R (1, 9) OBP: 0.389, SLG: 0.410	0-0 F8		0-0 F9		0-0 1B			0-0 F7		4 0 1 0 0 0 1														
Jim Norris, L (1, 8) OBP: 0.361, SLG: 0.363	0-0 1B 1-H 2B		0-3 K		0-0 F7			0-0 4-3		4 0 1 1 0 1 1														
Rico Carty, R (1, 10) OBP: 0.360, SLG: 0.396	0-0 6-3			0-0 HR 1B		0-0 HR		0-0 6-3		4 2 2 1 0 0 1														
Andre Thornton, R (1, 3) OBP: 0.302, SLG: 0.411	0-0 FC5-4 2-3 1B		0-3 K		0-0 5-3			0-0 F9		4 0 1 0 0 1 1														
Buddy Bell, R (1, 5) OBP: 0.378, SLG: 0.441	0-0 FC5-4 1-2f		0-0 HR		0-0 5-3			0-0 F9		4 1 1 2 0 0 2														
Johnny Grubb, L (1, 7) OBP: 0.413, SLG: 0.465		BB 4-0 G5-4-3 BB		0-0 6-3		0-3 K		0-0 3-1		3 0 0 0 1 1 0														
Fred Kendall, R (1, 2) OBP: 0.280, SLG: 0.380			0-0 F9		0-0 F8			0-0 F8		3 0 0 0 0 0 1														
Frank Duffy, R (1, 6) OBP: 0.264, SLG: 0.275			0-0 G5-4-3 1-2f		0-3 K			0-0 5-3		3 0 0 0 0 1 1														
Inning Stats	R: 1 E: 0 K: 0 S: 6	H: 3 LOB: 2 BB: 0 P: 6	R: 0 E: 0 K: 0 S: 2	H: 0 LOB: 0 BB: 1 P: 6	R: 0 E: 0 K: 1 S: 5	H: 0 LOB: 0 BB: 0 P: 5	R: 2 E: 0 K: 1 S: 7	H: 2 LOB: 0 BB: 0 P: 7	R: 0 E: 0 K: 1 S: 6	H: 1 LOB: 1 BB: 0 P: 6	R: 1 E: 0 K: 1 S: 6	H: 1 LOB: 0 BB: 0 P: 6	R: 0 E: 0 K: 0 S: 3	H: 0 LOB: 0 BB: 0 P: 3	R: 0 E: 0 K: 0 S: 3	H: 0 LOB: 0 BB: 0 P: 3	R: 0 E: 0 K: 0 S: 3	H: 0 LOB: 0 BB: 0 P: 3	R: 0 E: 0 K: 0 S: 3	H: 0 LOB: 0 BB: 0 P: 3	1B: 4 2B: 1 3B: 0 HR: 2	SF: 0 SAC: 0 DP: 1 HBP: 0	WP: 0 PB: 0 SB: 0 CS: 0	PA: 34
PITCHER Jesse Jefferson, R (1, 1) ERA: 4.29	IP: 9.0 WLS: L BF: 34 H: 7 R: 4 ER: 4 SO: 4 BB: 1 IBB: 0 HBP: 0 BLK: 0 WP: 0 HR: 2 S: 41 P: 45 ERA: 4.00 WHIP: 0.889											PITCHER IP: 9.0 WLS: L BF: 34 H: 7 R: 4 ER: 4 SO: 4 BB: 1 IBB: 0 HBP: 0 BLK: 0 WP: 0 HR: 2 S: 41 P: 45 ERA: 4.00 WHIP: 0.889												

Cleveland Indians @ Toronto Blue Jays
 Exhibition Stadium, Toronto, ON
 Thu Jun 23 1977, 7:05 PM EDT
 Att. 16,747 - Unknown - 75 F

AB	33
R	4
H	7
RBI	4
BB	1
SO	4
LOB	8



Batter	1	2	3	4	5	6	7	8	9	AB	R	H	RBI	BB	SO	LOB
John Scott, R (1, 8) OBP: 0.267, SLG: 0.325	0-0 6-3		0-0 5-3		0-0 FC6-4			0-0 E8		4	0	1	0	0	0	3
Bob Bailor, R (1, 6) OBP: 0.344, SLG: 0.429	0-0 6-3			0-0 4-3				0-0 6-3		4	0	0	0	0	0	1
Roy Howell, L (1, 5) OBP: 0.366, SLG: 0.375	0-0 6-3			0-0 6-3				0-0 L5		4	0	0	0	0	0	1
Ron Fairly, L (1, 9) OBP: 0.402, SLG: 0.481		0-0 4-3		0-0 F7				0-0 F8		4	0	0	0	0	0	0
Doug Rader, R (1, 10) OBP: 0.362, SLG: 0.422		0-0 6-3			0-0 FC5-4			0-0 F8		4	0	1	0	0	0	0
Sam Ewing, L (1, 7) OBP: 0.386, SLG: 0.392		4-0 BB			0-0 FC5-4			0-0 FC6-4		3	0	2	0	1	1	0
Doug Ault, R (1, 3) OBP: 0.328, SLG: 0.399		0-0 5-3			0-0 F9			0-0 F8		3	0	0	0	0	0	4
Hector Torres, R (1, 4) OBP: 0.283, SLG: 0.326			0-0 5-3		0-0 FC5-4			0-0 FC6-4		3	0	0	0	0	0	3
Alan Ashby, S (1, 2) OBP: 0.284, SLG: 0.291			0-0 G3		0-0 FC6-4			0-0 3-1		2	0	0	0	1	0	0

Inning Stats	R: 0	H: 0	R: 0	H: 0	R: 0	H: 0	R: 0	H: 2	R: 0	H: 1	R: 0	H: 1	R: 0	H: 0	R: 0	H: 0	1B: 4	SF: 0
	E: 0	LOB: 0	E: 0	LOB: 1	E: 0	LOB: 0	E: 0	LOB: 3	E: 0	LOB: 1	E: 1	LOB: 1	E: 0	LOB: 0	E: 0	LOB: 0	2B: 0	SAC: 0
	K: 0	BB: 0	K: 0	BB: 1	K: 0	BB: 0	K: 0	BB: 1	K: 0	BB: 0	K: 0	BB: 0	K: 1	BB: 0	K: 1	BB: 0	3B: 0	DP: 0
	S: 3	P: 3	S: 3	P: 7	S: 3	P: 3	S: 5	P: 9	S: 3	P: 3	S: 4	P: 4	S: 5	P: 5	S: 5	P: 5	HR: 0	HBP: 0

PITCHER	IP	WLS	BF	H	R	ER	SO	BB	IBB	HBP	BLK	WP	HR	S	P	ERA	WHIP	PITCHER	IP	WLS	BF	H	R	ER	SO	BB	IBB	HBP	BLK	WP	HR	S	P	ERA	WHIP	
Wayne Garland, R (1, 1) ERA: 4.67	9.0	W	33	4	0	0	1	2	0	0	0	0	0	33	41	0.00	0.667																			


BOTTOM

Cleveland Indians @ Toronto Blue Jays
Exhibition Stadium, Toronto, ON

Thu Jun 23 1977, 7:05 PM EDT
Att: 16,747 - Unknown - 75 F

livebaseballscorecards.com

AB	31
R	0
H	4
RBI	0
BB	2
SO	1
LOB	12



Batter	1	2	3	4	5	6	7	8	9	AB R H RBI BB SO LOB	TOP											
Duane Kuiper, L (1, 4) OBP: 0.327, SLG: 0.298	0-0 5-3		0-0 F7			0-0 6-3		0-0 4-3		4 0 0 0 0 0 0												
Paul Dade, R (1, 9) OBP: 0.380, SLG: 0.400	0-0 5-3			0-0 6-3		0-0 F8		0-0 6-3		4 0 0 0 0 0 0												
Jim Norris, L (1, 8) OBP: 0.359, SLG: 0.358	0-0 4-3			4-0 1B SF8 BB		0-0 4-3			0-0 4-3	3 1 0 0 1 0 0												
Rico Carty, R (1, 10) OBP: 0.364, SLG: 0.399		0-0 5-3		0-0 SF8 1B			0-0 HR 1B		0-0 6-3	4 1 2 0 0 0 0												
Andre Thornton, R (1, 3) OBP: 0.308, SLG: 0.470		0-0 HR		0-0 SF8 1-2 3-H			0-0 HR		0-0 F2	3 2 2 4 0 0 0												
Buddy Bell, R (1, 5) OBP: 0.374, SLG: 0.435		0-3 K		0-0 1-3			0-0 F9			3 0 0 0 0 1 1												
Johnny Grubb, L (1, 7) OBP: 0.411, SLG: 0.461		0-0 4-3			0-0 CS 1B		0-0 L4			3 0 1 0 0 0 0												
Ray Fosse, R (1, 2) OBP: 0.293, SLG: 0.381			0-0 F4		0-0 F9		0-0 6-3			3 0 0 0 0 0 1												
Frank Duffy, R (1, 6) OBP: 0.259, SLG: 0.270			0-0 6-3		0-0 F7 1-2			0-0 6-3		3 0 0 0 0 0 1												
Inning Stats	R: 0 E: 0 K: 0 S: 3	H: 0 LOB: 0 BB: 0 P: 3	R: 1 E: 0 K: 1 S: 6	H: 1 LOB: 0 BB: 0 P: 6	R: 0 E: 0 K: 0 S: 3	H: 0 LOB: 0 BB: 0 P: 3	R: 1 E: 0 K: 0 S: 4	H: 1 LOB: 1 BB: 1 P: 8	R: 0 E: 0 K: 0 S: 3	H: 1 LOB: 0 BB: 0 P: 3	R: 0 E: 0 K: 0 S: 3	H: 0 LOB: 0 BB: 0 P: 3	R: 2 E: 0 K: 0 S: 5	H: 2 LOB: 0 BB: 0 P: 5	R: 0 E: 0 K: 0 S: 3	H: 0 LOB: 0 BB: 0 P: 3	R: 0 E: 0 K: 0 S: 3	H: 0 LOB: 0 BB: 0 P: 3	1B: 3 2B: 0 3B: 0 HR: 2	SF: 1 SAC: 0 DP: 0 HBP: 0	WP: 0 PB: 0 SB: 0 CS: 1	PA: 32
PITCHER Fernando Arroyo, R (1, 1) ERA: 3.21	IP 9.0	WLS L	BF 32	H 5	R 4	ER 4	SO 1	BB 1	IBB 0	HBP 0	BLK 0	WP 0	HR 2	S 33	P 37	ERA 4.00	WHIP 0.667					

Cleveland Indians @ Detroit Tigers
Tiger Stadium, Detroit, MI
Fri Jun 24 1977, 7:05 PM EDT
Att: 22,533 - Unknown

livebaseballscorecards.com

AB	30
R	4
H	5
RBI	4
BB	1
SO	1
LOB	3




Batter	1	2	3	4	5	6	7	8	9	AB R H RBI BB SO LOB
Ron LeFlore, R OBP: 0.305, SLG: 0.384 (1, 8)	0-0 4-3		0-3 K		0-0 6-3		0-0 G4-3 1B		0-0 5-3	5 0 1 0 0 1 1
Tito Fuentes, S OBP: 0.331, SLG: 0.385 (1, 4)	0-0 5-3		0-0 F7		4-0 FC3-6 BB		0-0 G4-3 1-2f			3 0 0 0 1 0 2
Rusty Staub, L OBP: 0.291, SLG: 0.376 (1, 10)	0-0 F3		4-0 BB		0-0 FC3-6 BB 1-2f		0-0 1B			3 0 1 0 1 0 1
Steve Kemp, L OBP: 0.349, SLG: 0.475 (1, 7)		0-0 HR	0-3 K		4-0 BB		0-0 4-3			3 1 1 1 1 1 3
Jason Thompson, L OBP: 0.354, SLG: 0.478 (1, 3)		0-0 F7		0-0 F5		0-0 F8		0-0 F8		4 0 0 0 0 0 2
Ben Oglivie, L OBP: 0.309, SLG: 0.452 (1, 9)		0-0 E 1B		0-0 4-3		0-0 F8		0-0 F8		4 0 1 0 0 0 0
Phil Mankowski, L OBP: 0.351, SLG: 0.386 (1, 5)		0-3 K		0-0 1B 1B		0-0 HR		0-0 F9		4 1 2 1 0 1 1
John Wockenfuss, R OBP: 0.355, SLG: 0.600 (1, 2)		0-0 4-3		0-0 FC6 1B		0-0 6-3		0-0 6-3		4 0 1 0 0 0 1
Tom Verzyer, R OBP: 0.242, SLG: 0.286 (1, 6)			0-0 BB 1B		0-0 FC6		0-0 F8		0-0 F2	3 0 1 0 0 0 2
Tim Corcoran, L OBP: 0.281, SLG: 0.346 (9, PH)					1-2f					1 0 0 0 0 0 0

Inning Stats	R: 0 H: 0 E: 0 LOB: 0 K: 0 BB: 0 S: 3 P: 3	R: 1 H: 2 E: 1 LOB: 1 K: 1 BB: 0 S: 7 P: 7	R: 0 H: 1 E: 0 LOB: 2 K: 2 BB: 1 S: 8 P: 12	R: 0 H: 2 E: 0 LOB: 2 K: 0 BB: 0 S: 5 P: 5	R: 0 H: 0 E: 0 LOB: 2 K: 0 BB: 2 S: 3 P: 11	R: 1 H: 1 E: 0 LOB: 0 K: 0 BB: 0 S: 4 P: 4	R: 0 H: 2 E: 0 LOB: 1 K: 0 BB: 0 S: 4 P: 4	R: 0 H: 0 E: 0 LOB: 0 K: 0 BB: 0 S: 3 P: 3	R: 0 H: 0 E: 0 LOB: 0 K: 0 BB: 0 S: 3 P: 3	1B: 6 SF: 0 2B: 0 SAC: 0 3B: 0 DP: 1 HR: 2 HBP: 0
PITCHER Jim Bibby, R ERA: 3.28 (1, 1)	IP 9.0 WLS W BF 37 H 8 R 2 ER 2 SO 3 BB 3 IBB 0 HBP 0 BLK 0 WP 0 HR 2 S 40 P 52 ERA 2.00 WHIP 1.222									
PITCHER	IP WLS BF H R ER SO BB IBB HBP BLK WP HR S P ERA WHIP									

BOTTOM

Cleveland Indians @ Detroit Tigers
Tiger Stadium, Detroit, MI
Fri Jun 24 1977, 7:05 PM EDT
Att. 22,533 - Unknown

AB	34
R	2
H	8
RBI	2
BB	3
SO	3
LOB	13



WP: 0 PA: 37
PB: 0
SB: 0
CS: 0

livebaseballscorecards.com

Batter	1	2	3	4	5	6	7	8	9	AB R H RBI BB SO LOB	TOP
Duane Kuiper, L (1, 4) OBP: 0.328, SLG: 0.308	0-0 F8		0-0 2B		0-0 F7		0-0 FC1-6-5 2B		0-0 F7	5 0 2 1 0 0 2	
Paul Dade, R (1, 9) OBP: 0.376, SLG: 0.394	0-0 G4-6-3 1B		0-3 K		0-0 FC4-6		0-0 FC1-6-5 E		0-0 F9	5 1 1 0 0 1 5	
Jim Norris, L (1, 8) OBP: 0.361, SLG: 0.361	0-0 G4-6-3 1-2f			0-0 G4 1B		0-0 1B SF8 1B		0-0 E4 CS		4 1 2 0 0 0 1	
Rico Carty, R (1, 10) OBP: 0.361, SLG: 0.395		0-3 K		0-0 G4 1-2f		0-0 1B 1B		0-0 6-3		4 0 1 0 0 1 2	
Andre Thornton, R (1, 3) OBP: 0.299, SLG: 0.454		0-3 K		0-0 5-3		0-3 K		0-3 K		4 0 0 0 0 3 2	
Buddy Bell, R (1, 5) OBP: 0.368, SLG: 0.429		0-0 F5			0-0 F7		0-0 SF8		0-3 K	3 0 0 1 0 1 0	
Johnny Grubb, L (1, 7) OBP: 0.432, SLG: 0.473			0-0 FC5-4 1B		4-0 1B BB		0-0 1B		4-0 FC5-4 BB	2 1 2 0 2 0 0	
Fred Kendall, R (1, 2) OBP: 0.279, SLG: 0.375			0-0 FC5-4 2B		0-0 1B 1-2f		0-0 F9		0-0 FC5-4	4 0 1 0 0 0 4	
Frank Duffy, R (1, 6) OBP: 0.265, SLG: 0.282			0-0 F4		0-0 FC4-6 1B		0-0 2B		0-0 F7	4 1 2 1 0 0 1	
Inning Stats	R: 0 E: 0 K: 0 S: 3 H: 1 LOB: 0 BB: 0 P: 3	R: 0 E: 0 K: 2 S: 7 H: 0 LOB: 0 BB: 0 P: 7	R: 0 E: 0 K: 1 S: 7 H: 2 LOB: 2 BB: 0 P: 7	R: 0 E: 0 K: 0 S: 3 H: 1 LOB: 0 BB: 0 P: 3	R: 1 E: 0 K: 0 S: 5 H: 2 LOB: 2 BB: 1 P: 9	R: 1 E: 0 K: 1 S: 8 H: 3 LOB: 2 BB: 0 P: 8	R: 2 E: 1 K: 0 S: 5 H: 2 LOB: 0 BB: 0 P: 5	R: 0 E: 0 K: 2 S: 7 H: 0 LOB: 1 BB: 1 P: 11	R: 0 E: 0 K: 0 S: 3 H: 0 LOB: 0 BB: 0 P: 3	1B: 8 2B: 3 3B: 0 HR: 0 SF: 1 SAC: 0 DP: 2 HBP: 0	WP: 0 PB: 0 SB: 0 CS: 1 PA: 38
PITCHER Mark Fidrych, R (1, 1) ERA: 1.8	IP 9.0 WLS W BF 38 H 11 R 4 ER 3 SO 6 BB 2 IBB 0 HBP 0 BLK 0 WP 0 HR 0 S 48 P 56 ERA 3.00 WHIP 1.444										

Cleveland Indians @ Detroit Tigers
Tiger Stadium, Detroit, MI
Sat Jun 25 1977, 3:33 AM EDT
Att. 37,279 - Unknown - 87 F

livebaseballscorecards.com

AB	35
R	4
H	11
RBI	3
BB	2
SO	6
LOB	17



BOTTOM

Cleveland Indians @ Detroit Tigers

Tiger Stadium, Detroit, MI

Sat Jun 25 1977, 3:33 AM EDT
Att: 37,279 - Unknown - 87 F

livebaseballscorecards.com

AB	33
R	6
H	10
RBI	6
BB	1
SO	4
LOB	9



WP:	0	PA:	34
PB:	0	CS:	0

AB	R	H	RBI	BB	SO	LOB	
4	1	3	0	0	0	0	
4	1	1	0	0	1	1	
4	1	2	3	0	0	1	
0	1	0	0	0	0	0	
3	1	0	0	1	1	0	
4	0	1	2	0	0	0	
4	1	3	1	0	0	2	
4	0	0	0	0	1	4	
2	0	0	0	0	0	1	
1	0	0	0	0	0	0	
0	0	0	0	0	0	0	
3	0	0	0	0	1	0	
1B:	5	SF:	0	WP:	0	PA:	34
2B:	1	SAC:	0	PB:	0		
3B:	2	DP:	0	SB:	1		
HR:	2	HBP:	0	CS:	0		

Batter	1	2	3	4	5	6	7	8	9
Ron LeFlore, R OBP: 0.311, SLG: 0.394 (1, 8)	0-0 1B HR 1B	0-0 F7			0-0 4-3 1B		0-0 2B		
Tito Fuentes, S OBP: 0.330, SLG: 0.383 (1, 4)	0-0 1-3 HR 1B		0-3 K		0-0 4-3			0-0 L8	
Rusty Staub, L OBP: 0.294, SLG: 0.390 (1, 10)	0-0 1-H 3-H HR		0-0 G3		0-0 F9			0-0 3B 1B	
Mickey Stanley, R OBP: 0.326, SLG: 0.549 (8, PR)									
Steve Kemp, L OBP: 0.348, SLG: 0.469 (1, 7)	0-0 F9		0-3 K			0-0 G3		4-0 1-2 3B BB	
Jason Thompson, L OBP: 0.352, SLG: 0.483 (1, 3)	0-0 F9			0-0 F8		0-0 1-3		0-0 1-H 2-H FC3-2 3B	
Ben Oglivie, L OBP: 0.317, SLG: 0.483 (1, 9)	0-0 S 1B			0-0 3B		0-0 HR		0-0 FC3-2	
Phil Mankowski, L OBP: 0.343, SLG: 0.377 (1, 5)	0-0 1-2 F8		0-3 K		0-0 4-3		0-0 F4		
Tom Veryzer, R OBP: 0.238, SLG: 0.282 (1, 6)		0-0 F6		0-0 6-3			0-0 F8		
Tim Corcoran, L OBP: 0.276, SLG: 0.340 (7, PH)									
Chuck Scrivener, R OBP: 0.261, SLG: 0.150 (8, 6)									
Bruce Kimm, R (1, 2)		0-0 F7			0-0 5-3		0-3 K		

Inning	R	H	E	K	S	H	LOB	BB	P
1	3	4	0	2	7	0	1	0	7
2	0	0	0	0	3	0	0	0	3
3	0	0	0	2	6	0	0	0	6
4	0	1	0	1	6	0	1	0	6
5	0	1	0	0	4	0	0	0	4
6	1	1	0	0	4	0	0	0	4
7	0	1	0	1	5	0	1	0	5
8	2	2	0	1	9	0	2	1	9

PITCHER	IP	WLS	BF	H	R	ER	SO	BB	IBB	HBP	BLK	WP	HR	S	P	ERA	WHIP
Pat Dobson, R ERA: 6.25 (1, 1)	7.1	L	31	9	6	6	4	1	0	0	0	0	2	38	42	7.36	1.364
Sid Monge, L ERA: 5.65 (8, 1)	0.2		3	1	0	0	0	0	0	0	0	0	0	3	3	0.00	1.500

Batter	1	2	3	4	5	6	7	8	9	AB R H RBI BB SO LOB	TOP
Jim Norris, L (1, 8) OBP: 0.366, SLG: 0.360 	0-3 	4-0 		0-3 			4-0 		0-0 	3 1 1 0 2 2 0	Cleveland Indians @ Detroit Tigers Tiger Stadium, Detroit, MI Sun Jun 26 1977, 3:33 AM EDT Unknown livebaseballscorecards.com AB 33 R 5 H 11 RBI 5 BB 6 SO 11 LOB 19
Duane Kuiper, L (1, 4) OBP: 0.327, SLG: 0.307 	0-0 	0-0 		0-0 			0-0 	0-0 	0-0 	4 0 1 0 0 0 4	
Paul Dade, R (1, 9) OBP: 0.387, SLG: 0.426 	0-0 		0-3 		0-0 		0-0 	4-0 	4-0 	4 1 3 2 1 1 0	
Rico Carty, R (1, 10) OBP: 0.362, SLG: 0.387 	4-0 		4-0 		0-0 		0-3 	0-0 	0-0 	3 1 0 0 2 1 2	
Andre Thornton, R (1, 3) OBP: 0.298, SLG: 0.443 	0-0 		4-0 		0-3 		0-0 			3 1 0 0 1 1 4	
Buddy Bell, R (1, 5) OBP: 0.374, SLG: 0.448 		0-0 	0-0 		0-3 			0-0 		4 1 3 3 0 1 1	
Ray Fosse, R (1, 2) OBP: 0.292, SLG: 0.377 		0-0 	0-3 			0-0 		0-0 	0-0 	4 0 1 0 0 1 2	
Ron Pruitt, R (1, 7) OBP: 0.333, SLG: 0.344 		0-0 	0-0 			0-3 		0-0 	0-0 	4 0 2 0 0 1 1	
Frank Duffy, R (1, 6) OBP: 0.259, SLG: 0.275 	0-0 			0-3 		0-3 		0-3 	0-3 	4 0 0 0 0 3 5	
Inning Stats	R: 0 H: 2 E: 0 LOB: 2 K: 1 BB: 1 S: 6 P: 10	R: 0 H: 2 E: 0 LOB: 3 K: 0 BB: 1 S: 5 P: 9	R: 3 H: 1 E: 0 LOB: 0 K: 2 BB: 2 S: 8 P: 16	R: 0 H: 0 E: 0 LOB: 0 K: 2 BB: 0 S: 7 P: 7	R: 0 H: 1 E: 0 LOB: 1 K: 2 BB: 0 S: 8 P: 8	R: 0 H: 1 E: 0 LOB: 0 K: 2 BB: 0 S: 7 P: 7	R: 2 H: 1 E: 0 LOB: 0 K: 1 BB: 1 S: 6 P: 10	R: 0 H: 2 E: 0 LOB: 1 K: 1 BB: 0 S: 6 P: 6	R: 0 H: 1 E: 0 LOB: 1 K: 0 BB: 1 S: 3 P: 7	1B: 8 SF: 0 2B: 1 SAC: 1 3B: 0 DP: 1 HR: 2 HBP: 0	WP: 0 PA: 40 PB: 0 SB: 0 CS: 4
PITCHER	John Hiller, L (1, 1) ERA: 4.08 Milt Wilcox, R (3, 1) ERA: 2.7	IP WLS BF H R ER SO BB IBB HBP BLK WP HR S P ERA WHIP	IP WLS BF H R ER SO BB IBB HBP BLK WP HR S P ERA WHIP								

Batter	1	2	3	4	5	6	7	8	9	AB R H RBI BB SO LOB
Ron LeFlore, R (1, 8) OBP: 0.313, SLG: 0.394	0-0 1B		0-3 K		0-0 1B		0-0 4-3		0-3 K	5 0 2 0 0 2 1
Tom Verzyer, R (1, 6) Milt May, L (9, PH) OBP: 0.288, SLG: 0.398	0-0 F5		0-0 L8		4-0 1-2 BB		0-3 K		0-0 F5	3 0 0 0 1 1 1 1 0 0 0 0 0 1
Rusty Staub, L (1, 10) OBP: 0.293, SLG: 0.385	0-3 K			0-0 1B SF7	0-0 F8			4-0 1B BB		3 1 0 0 1 1 3
Steve Kemp, L (1, 7) OBP: 0.346, SLG: 0.465	0-0 F8			0-0 1-3 SF7 1B		0-0 L4		0-0 F5		4 0 1 0 0 0 2
Jason Thompson, L (1, 3) OBP: 0.354, SLG: 0.498		0-0 HR		0-0 1-2 3-H SF7		0-3 K		0-0 1-2 1B		3 1 2 2 0 1 0
Mickey Stanley, R (1, 9) OBP: 0.323, SLG: 0.535		0-0 6-3		0-0 6-3		0-0 1B 1B		0-3 K		4 0 1 0 0 1 3
John Wockenfuss, R (1, 2) Ben Oglivie, L (8, PH) Bruce Kimm, R (9, 2) OBP: 0.316, SLG: 0.480		0-3 K		0-0 F8		0-0 1-2 1B		0-0 L6		3 0 1 0 0 1 1 1 0 0 0 0 0 2 0 0 0 0 0 0 0
Aurelio Rodriguez, R (1, 5) Phil Mankowski, L (9, PH) OBP: 0.347, SLG: 0.380		0-0 4-3			0-3 K	0-0 5-3			0-0 1B	3 0 0 0 0 1 2 1 0 1 0 0 0 0
Chuck Scrivener, R (1, 4) Tim Corcoran, L (9, PH) OBP: 0.271, SLG: 0.333			0-0 5-3		0-0 6-3		0-0 F9		0-0 F7	3 0 0 0 0 0 0 1 0 0 0 0 0 1


Inning Stats	R: 0 E: 0 K: 1 S: 6	H: 1 LOB: 1 BB: 0 P: 6	R: 1 E: 0 K: 1 S: 6	H: 1 LOB: 0 BB: 0 P: 6	R: 0 E: 0 K: 1 S: 5	H: 0 LOB: 0 BB: 0 P: 5	R: 1 E: 1 K: 0 S: 5	H: 1 LOB: 1 BB: 0 P: 5	R: 0 E: 0 K: 1 S: 6	H: 1 LOB: 2 BB: 1 P: 10	R: 0 E: 0 K: 1 S: 7	H: 2 LOB: 2 BB: 0 P: 7	R: 0 E: 0 K: 1 S: 5	H: 0 LOB: 0 BB: 0 P: 5	R: 0 E: 0 K: 1 S: 6	H: 1 LOB: 2 BB: 1 P: 10	R: 0 E: 0 K: 1 S: 6	H: 1 LOB: 1 BB: 0 P: 6	1B: 7 2B: 0 3B: 0 HR: 1	SF: 1 SAC: 0 DP: 0 HBP: 0
--------------	------------------------------	---------------------------------	------------------------------	---------------------------------	------------------------------	---------------------------------	------------------------------	---------------------------------	------------------------------	----------------------------------	------------------------------	---------------------------------	------------------------------	---------------------------------	------------------------------	----------------------------------	------------------------------	---------------------------------	----------------------------------	------------------------------------

PITCHER	IP	WLS	BF	H	R	ER	SO	BB	IBB	HBP	BLK	WP	HR	S	P	ERA	WHIP
Rick Waits, L (1, 1) ERA: 3.26	7.0	W	30	6	2	1	6	2	0	0	0	0	1	40	48	1.29	1.143
Jim Kern, R (8, 1) ERA: 2.42	2.0	S	8	2	0	0	2	0	0	0	0	0	0	12	12	0.00	1.000

BOTTOM

Cleveland Indians @ Detroit Tigers
Tiger Stadium, Detroit, MI
Sun Jun 26 1977, 3:33 AM EDT
Unknown

AB	35
R	2
H	8
RBI	2
BB	2
SO	8
LOB	17



WP	HR	S	P	ERA	WHIP
0	0	0	0	0	0

livebaseballscorecards.com

Batter	1	2	3	4	5	6	7	8	9	AB R H RBI BB SO LOB	TOP	
Jim Norris, L (1, 8) OBP: 0.359, SLG: 0.352	0-0 4-3		0-0 F9		0-0 G3			0-0 6-3	0-0 4-3	5 0 0 0 0 0 2		
Duane Kuiper, L (1, 4) OBP: 0.326, SLG: 0.306	0-0 1-3		0-0 4-3			0-3 K		0-0 1B		4 0 1 0 0 0 1 0		
Paul Dade, R (1, 9) OBP: 0.389, SLG: 0.428	0-0 BB 1B 1B		0-0 1B			0-0 F8		0-0 F9		4 0 2 0 0 0 1		
Rico Carty, R (1, 10) OBP: 0.360, SLG: 0.384	0-0 1-2 BB 1B		0-0 F6			0-0 F8			0-0 L8	4 0 1 0 0 0 1		
Andre Thornton, R (1, 3) OBP: 0.310, SLG: 0.444	4-0 1-2 2-3 BB			0-0 F7			0-0 SH1-4 1B		4-0 E 1B 1B BB	2 0 1 0 2 0 0 0 1 0 0 0 0 0 0 0 0 0 0 0 0		
John Lowenstein, L (9, PR) OBP: 0.387, SLG: 0.380												
Bruce Bochte, L (9, 3) OBP: 0.319, SLG: 0.341												
Buddy Bell, R (1, 5) OBP: 0.374, SLG: 0.446	0-0 F8			0-0 5-3			0-0 SH1-4		0-0 E 1B	3 1 1 0 0 0 3		
Larvell Blanks, R (1, 6) OBP: 0.287, SLG: 0.378		0-0 L8		0-0 6-3			0-0 F7		0-0 E5 1B	4 0 0 0 0 0 3		
Fred Kendall, R (1, 2) OBP: 0.270, SLG: 0.361			0-0 F5		0-0 5-3		0-0 F8		0-3 K	4 0 0 0 0 0 1 4		
Ron Pruitt, R (1, 7) OBP: 0.325, SLG: 0.333			0-0 5-3		0-0 F8			0-0 F3	0-0 1-3 2-H 3-H 1B	4 0 1 2 0 0 0		
Inning Stats	R: 0 H: 2 E: 0 LOB: 3 K: 0 BB: 1 S: 5 P: 9	R: 0 H: 0 E: 0 LOB: 0 K: 0 BB: 0 S: 3 P: 3	R: 0 H: 1 E: 0 LOB: 1 K: 0 BB: 0 S: 4 P: 4	R: 0 H: 0 E: 0 LOB: 0 K: 0 BB: 0 S: 3 P: 3	R: 0 H: 0 E: 0 LOB: 0 K: 0 BB: 0 S: 3 P: 3	R: 0 H: 0 E: 0 LOB: 0 K: 1 BB: 0 S: 5 P: 5	R: 0 H: 1 E: 0 LOB: 1 K: 0 BB: 0 S: 4 P: 4	R: 0 H: 1 E: 0 LOB: 1 K: 0 BB: 0 S: 4 P: 4	R: 2 H: 2 E: 1 LOB: 2 K: 1 BB: 1 S: 8 P: 12	1B: 7 SF: 0 2B: 0 SAC: 1 3B: 0 DP: 0 HR: 0 HBP: 0	WP: 0 PA: 37 PB: 0 SB: 0 CS: 0	
PITCHER Bob Sykes, L (1, 1) ERA: 3.18	IP WLS BF H R ER SO BB IBB HBP BLK WP HR S P ERA WHIP	9.0 W 37 7 2 0 2 2 0 0 0 0 0 0 39 47 0.00 1.000										
PITCHER	IP WLS BF H R ER SO BB IBB HBP BLK WP HR S P ERA WHIP											

Cleveland Indians @ Detroit Tigers
Tiger Stadium, Detroit, MI
Sun Jun 26 1977, 3:38 AM EDT
Att. 30,582 - Unknown

AB	34
R	2
H	7
RBI	2
BB	2
SO	2
LOB	14



Batter	1	2	3	4	5	6	7	8	9	AB	R	H	RBI	BB	SO	LOB
Phil Mankowski, L (1, 5) OBP: 0.356, SLG: 0.382	4-0 1B SF8 BB		0-0 1-3			4-0 FC6-4 BB		0-0 1B		2	1	1	0	2	0	0
Tim Corcoran, L (1, 8) OBP: 0.254, SLG: 0.310	0-0 F7		0-0 1-3			0-0 FC6-4 BB 1-2f		0-0 L7		4	0	0	0	0	0	3
Rusty Staub, L (1, 10) OBP: 0.296, SLG: 0.385	0-0 1-3 1B				0-0 F8	4-0 1-2 BB			0-3 K	3	0	1	0	1	1	0
Steve Kemp, L (1, 7) OBP: 0.341, SLG: 0.459	0-0 SF8				0-3 K	0-3 K			0-3 K	3	0	0	1	0	3	2
Jason Thompson, L (1, 3) OBP: 0.353, SLG: 0.494	0-0 F5				0-0 4-3				0-0 2B 1B	4	1	1	0	0	0	1
Ben Oglivie, L (1, 9) OBP: 0.319, SLG: 0.486		0-0 L5-4 4-3 1B			0-3 K				0-0 1B 2B	4	1	2	1	0	1	0
Milt May, L (1, 2) OBP: 0.287, SLG: 0.395		0-0 4-3 1-2			0-0 F4				0-0 1B	4	0	1	1	0	1	1
Tom Veryzer, R (1, 6) OBP: 0.234, SLG: 0.270		0-0 L5-4			0-0 6-3				0-0 L7	3	0	0	0	0	0	1
Chuck Scrivener, R (1, 4) OBP: 0.207, SLG: 0.115			0-0 F7			0-0 F7			0-0 F6	3	0	0	0	0	0	0


Inning Stats	R: 1	H: 1	E: 0	LOB: 1	K: 0	BB: 1	S: 4	P: 8	R: 0	H: 1	E: 0	LOB: 0	K: 0	BB: 0	S: 3	P: 3	R: 0	H: 0	E: 0	LOB: 0	K: 0	BB: 0	S: 3	P: 3	R: 0	H: 0	E: 0	LOB: 0	K: 1	BB: 0	S: 5	P: 5	R: 0	H: 0	E: 0	LOB: 2	K: 1	BB: 2	S: 5	P: 13	R: 0	H: 0	E: 0	LOB: 0	K: 1	BB: 0	S: 5	P: 5	R: 0	H: 1	E: 0	LOB: 1	K: 0	BB: 0	S: 4	P: 4	R: 2	H: 3	E: 0	LOB: 1	K: 2	BB: 0	S: 9	P: 9	1B: 5	SF: 1	2B: 2	SAC: 0	3B: 0	DP: 1	HR: 0	HBP: 0	WP: 0	PA: 34
--------------	------	------	------	--------	------	-------	------	------	------	------	------	--------	------	-------	------	------	------	------	------	--------	------	-------	------	------	------	------	------	--------	------	-------	------	------	------	------	------	--------	------	-------	------	-------	------	------	------	--------	------	-------	------	------	------	------	------	--------	------	-------	------	------	------	------	------	--------	------	-------	------	------	-------	-------	-------	--------	-------	-------	-------	--------	-------	--------

PITCHER	IP	WLS	BF	H	R	ER	SO	BB	IBB	HBP	BLK	WP	HR	S	P	ERA	WHIP
Wayne Garland, R (1, 1) ERA: 4.53	8.2	L	33	5	3	3	6	3	0	0	0	0	0	42	54	3.12	0.923
Jim Kern, R (9, 1) ERA: 2.42	0.0		1	1	0	0	0	0	0	0	0	0	0	1	1	∞	∞

BOTTOM

Cleveland Indians @ Detroit Tigers
Tiger Stadium, Detroit, MI
Sun Jun 26 1977, 3:38 AM EDT
Att. 30,582 - Unknown

AB	30
R	3
H	6
RBI	3
BB	3
SO	6
LOB	8



PITCHER	IP	WLS	BF	H	R	ER	SO	BB	IBB	HBP	BLK	WP	HR	S	P	ERA	WHIP
---------	----	-----	----	---	---	----	----	----	-----	-----	-----	----	----	---	---	-----	------

Batter	1	2	3	4	5	6	7	8	9	AB R H RBI BB SO LOB	TOP
Al Bumbry, L (1, 8) OBP: 0.339, SLG: 0.365 Tom Shopay, L (3, PR) OBP: 0.297, SLG: 0.313 (3, 8)	0-3 		1-0 	0-0 			0-0 	0-0 		1 0 0 0 0 1 0 2 1 0 1 0 0 3	
Billy Smith, S (1, 4) OBP: 0.326, SLG: 0.340 (1, 4)	0-0 		0-3 		0-0 		0-0 	0-0 		5 1 2 4 0 1 1	
Pat Kelly, L (1, 7) OBP: 0.381, SLG: 0.459 (1, 7)	0-0 		0-0 	0-0 	0-0 		0-0 	0-3 		5 0 2 1 0 1 1	
Ken Singleton, S (1, 9) OBP: 0.441, SLG: 0.511 (1, 9)		0-0 	0-0 		0-0 		0-0 		0-0 	5 0 2 0 0 0 1	
Eddie Murray, S (1, 3) OBP: 0.318, SLG: 0.400 Tony Muser, L (8, 3) OBP: 0.333, SLG: 0.333 (8, 3)		0-0 	0-0 		0-3 			0-0 	0-0 	4 0 1 0 0 1 3 1 1 1 0 0 0 0	
Lee May, R (1, 10) OBP: 0.291, SLG: 0.404 (1, 10)		0-3 		0-3 		0-0 		4-0 	0-0 	4 1 0 0 1 2 3	
Rich Dauer, R (1, 5) OBP: 0.267, SLG: 0.312 (1, 5)		0-0 		0-0 		0-0 		0-0 	0-0 	5 1 3 1 0 0 2	
Kiko Garcia, R (1, 6) OBP: 0.283, SLG: 0.308 Andres Mora, R (8, PH) OBP: 0.206, SLG: 0.529 Mark Belanger, R (8, PR) OBP: 0.285, SLG: 0.265 (8, 6)		0-3 		0-0 		0-0 		0-0 	4-0 	3 1 1 0 0 1 2 1 0 1 0 0 0 0 0 1 0 0 1 0 0	
Rick Dempsey, R (1, 2) OBP: 0.291, SLG: 0.300 (1, 2)			0-0 	0-0 			0-0 	0-0 	0-3 	5 2 3 2 0 1 2	
Inning Stats	R: 0 H: 0 E: 0 LOB: 0 K: 1 BB: 0 S: 5 P: 5	R: 0 H: 2 E: 0 LOB: 2 K: 2 BB: 0 S: 9 P: 9	R: 1 H: 2 E: 0 LOB: 2 K: 1 BB: 0 S: 7 P: 8	R: 1 H: 3 E: 0 LOB: 1 K: 1 BB: 0 S: 7 P: 7	R: 0 H: 1 E: 0 LOB: 1 K: 1 BB: 0 S: 6 P: 6	R: 0 H: 0 E: 0 LOB: 0 K: 0 BB: 0 S: 3 P: 3	R: 2 H: 2 E: 0 LOB: 0 K: 0 BB: 0 S: 5 P: 5	R: 4 H: 4 E: 0 LOB: 1 K: 1 BB: 1 S: 9 P: 13	R: 1 H: 2 E: 0 LOB: 2 K: 1 BB: 1 S: 7 P: 11	1B: 13 SF: 0 2B: 2 SAC: 1 3B: 0 DP: 0 HR: 1 HBP: 1	WP: 0 PA: 45 PB: 0 SB: 2 CS: 0
PITCHER Dennis Eckersley, R (1, 1) ERA: 3.37 Don Hood, L (7, 1) ERA: 3.35 Tom Buskey, R (9, 1) ERA: 5.11	IP WLS BF H R ER SO BB IBB HBP BLK WP HR S P ERA WHIP 6.1 L 29 10 4 4 6 0 0 1 0 0 0 1 40 41 5.68 1.579 1.2 10 4 4 4 1 1 0 0 0 0 0 0 11 15 21.60 3.000 1.0 6 2 1 1 1 1 0 0 0 0 0 0 7 11 9.00 3.000	PITCHER IP WLS BF H R ER SO BB IBB HBP BLK WP HR S P ERA WHIP									

Baltimore Orioles @ Cleveland Indians
 Cleveland Municipal Stadium, Cleveland, OH
 Mon Jun 27 1977, 7:05 PM EDT
 Att. 19,320 - Unknown - 77 F

livebaseballscorecards.com

AB	41
R	9
H	16
RBI	9
BB	2
SO	8
LOB	18



Batter	1	2	3	4	5	6	7	8	9	AB R H RBI BB SO LOB
Jim Norris, L (1, 8) OBP: 0.357, SLG: 0.351	0-0 6-3			0-0 FC5-6 1B		0-3 K		0-0 F7		4 0 1 0 0 1 1
Duane Kuiper, L (1, 4) OBP: 0.323, SLG: 0.302 Bill Melton, R (9, PH) OBP: 0.297, SLG: 0.273	0-3 K			0-0 FC5-6 G1-6-3 1-2		0-0 6-3			0-0 2B 2B	3 0 0 0 0 1 2 1 1 1 0 0 0 0
Paul Dade, R (1, 9) OBP: 0.386, SLG: 0.424	0-0 5-3			0-0 G1-6-3 1-2f			0-0 F9		0-0 2B 1B	4 1 1 0 0 0 1
Rico Carty, R (1, 10) OBP: 0.363, SLG: 0.399 Rick Waits, L (9, PR)			0-0 4-3		0-0 F8		0-0 2B		0-0 2B 1-H 2-H	4 0 2 2 0 0 0 0 0 0 0 0 0 0
Andre Thornton, R (1, 3) OBP: 0.302, SLG: 0.430			0-3 K		0-0 2-3		0-3 K		0-0 6-3	4 0 0 0 0 2 2
Buddy Bell, R (1, 5) OBP: 0.375, SLG: 0.445			0-0 6-3		0-0 1B		4-0 BB		0-0 5-3	3 0 1 0 1 0 1
Ron Pruitt, R (1, 7) OBP: 0.318, SLG: 0.325				0-0 G5-4-3 1B		0-0 F9		0-0 F7		4 0 1 0 0 0 4
Ray Fosse, R (1, 2) OBP: 0.286, SLG: 0.369				0-0 G5-4-3 1-2f		0-0 L8		0-0 F7		3 0 0 0 0 0 1
Frank Duffy, R (1, 6) OBP: 0.260, SLG: 0.276				0-0 5-3		0-0 1B		0-0 6-3		3 0 1 0 0 0 0

Inning Stats	R: 0	H: 0	E: 0	K: 1	S: 5	LOB: 0	BB: 0	P: 5	R: 0	H: 0	E: 0	K: 1	S: 5	LOB: 0	BB: 0	P: 5	R: 0	H: 1	E: 0	K: 0	S: 3	LOB: 0	BB: 0	P: 3	R: 0	H: 1	E: 0	K: 0	S: 3	LOB: 1	BB: 0	P: 4	R: 0	H: 1	E: 0	K: 1	S: 6	LOB: 1	BB: 0	P: 6	R: 0	H: 1	E: 0	K: 1	S: 6	LOB: 2	BB: 1	P: 10	R: 0	H: 0	E: 0	K: 0	S: 3	LOB: 0	BB: 0	P: 3	R: 2	H: 3	E: 0	K: 0	S: 6	LOB: 1	BB: 0	P: 6	1B: 5	SF: 0	2B: 3	SAC: 0	3B: 0	DP: 2	HR: 0	HBP: 0	WP: 0	PA: 34
PITCHER Mike Flanagan, L (1, 1) ERA: 4.41	IP	WLS	BF	H	R	ER	SO	BB	IBB	HBP	BLK	WP	HR	S	P	ERA	WHIP																			PITCHER	IP	WLS	BF	H	R	ER	SO	BB	IBB	HBP	BLK	WP	HR	S	P	ERA	WHIP																					

BOTTOM

Baltimore Orioles @ Cleveland Indians
Cleveland Municipal Stadium, Cleveland, OH

Mon Jun 27 1977, 7:05 PM EDT
Att: 19,320 - Unknown - 77 F

livebaseballscorecards.com

AB	33
R	2
H	8
RBI	2
BB	1
SO	4
LOB	12



Batter	1	2	3	4	5	6	7	8	9	AB R H RBI BB SO LOB	TOP											
Tom Shopay, L (1, 8) <small>OBP: 0.317, SLG: 0.343</small> Rich Dauer, R (8, PH) <small>OBP: 0.275, SLG: 0.330</small> Pat Kelly, L (8, 8) <small>OBP: 0.381, SLG: 0.459</small>	0-0 F8	4-0 BB			0-0 2B		0-0 F5	0-0 2B		3 0 1 0 1 0 1 1 0 1 1 0 0 0 0 0 0 0 0 0 0												
Mark Belanger, R (1, 6) <small>OBP: 0.283, SLG: 0.264</small>	0-3 K	0-0 F9			0-0 F3		0-0 1B	0-0 F9		5 1 1 0 0 1 5												
Tony Muser, L (1, 3) <small>OBP: 0.313, SLG: 0.311</small> Eddie Murray, S (9, PH) <small>OBP: 0.320, SLG: 0.400</small>	0-3 K		0-0 6-3		0-0 4-3		0-0 1-3		4 0 0 1 0 1 3 0 0 0 0 1 0 0													
Ken Singleton, S (1, 9) <small>OBP: 0.440, SLG: 0.509</small>		0-0 1B WP 1B	0-3 K		0-0 4-3		0-0 1B	0-0 G6-4-3 BB	5 1 2 2 0 1 2													
Lee May, R (1, 10) <small>OBP: 0.290, SLG: 0.400</small>		0-3 K	0-0 6-3			0-0 FC5-4 1B	0-0 F8	0-3 K	5 0 1 0 0 2 2													
Andres Mora, R (1, 7) <small>OBP: 0.237, SLG: 0.605</small>		0-0 WP 1B 1B		0-0 5-3		0-0 FC5-4 WP		0-0 HR	4 2 2 1 0 0 1													
Doug DeCinces, R (1, 5) <small>OBP: 0.324, SLG: 0.402</small>		0-0 1B E 1B		0-0 L8		0-0 F6		0-3 K	4 1 1 0 0 1 1													
Billy Smith, S (1, 4) <small>OBP: 0.321, SLG: 0.333</small>		0-3 K		0-0 F8		0-3 K		0-3 K	4 0 0 0 0 3 3													
Rick Dempsey, R (1, 2) <small>OBP: 0.302, SLG: 0.303</small>		0-0 BB 1B			4-0 2B 4-3 BB		4-0 1B 1B BB	4-0 WP 2B BB	1 3 1 2 3 0 0													
Inning Stats	R: 0 E: 0 K: 2 S: 7	H: 0 LOB: 0 BB: 0 P: 7	R: 3 E: 0 K: 2 S: 11	H: 4 LOB: 2 BB: 1 P: 15	R: 0 E: 0 K: 1 S: 5	H: 0 LOB: 0 BB: 0 P: 5	R: 0 E: 0 K: 0 S: 3	H: 0 LOB: 0 BB: 0 P: 3	R: 1 E: 0 K: 0 S: 4	H: 1 LOB: 1 BB: 1 P: 8	R: 0 E: 0 K: 1 S: 6	H: 1 LOB: 1 BB: 0 P: 6	R: 2 E: 0 K: 0 S: 5	H: 2 LOB: 1 BB: 1 P: 9	R: 2 E: 0 K: 2 S: 9	H: 2 LOB: 1 BB: 1 P: 13	R: 0 E: 0 K: 1 S: 4	H: 0 LOB: 0 BB: 1 P: 8	1B: 7 2B: 2 3B: 0 HR: 1	SF: 0 SAC: 0 DP: 1 HBP: 0	WP: 3 PB: 0 SB: 0 CS: 0	PA: 41
PITCHER	IP WLS BF H R ER SO BB IBB HBP BLK WP HR S P ERA WHIP																					
Jim Bibby, R (1, 1) <small>ERA: 3.34</small> Sid Monge, L (7, 1) <small>ERA: 6.0</small> Jim Kern, R (9, 1) <small>ERA: 2.36</small>	6.2 W 31 8 6 3 6 3 0 0 0 2 0 40 52 4.05 1.650																					
	1.1 8 2 2 2 2 2 0 0 0 1 1 10 18 13.50 3.000																					
	1.0 S 2 0 0 0 1 0 0 0 0 0 0 4 4 0.00 0.000																					

Baltimore Orioles @ Cleveland Indians
Cleveland Municipal Stadium, Cleveland, OH
 Wed Jun 29 1977, 7:05 PM EDT
 Att. 23,286 - Unknown - 75 F

livebaseballscorecards.com

AB	36
R	8
H	10
RBI	7
BB	5
SO	9
LOB	18



Batter	1	2	3	4	5	6	7	8	9
Duane Kuiper, L (1, 4) OBP: 0.328, SLG: 0.308	0-0 5-3		0-0 BB 2B 1B	0-3 K	0-0 1B 1B		0-0 1B 1B		
Jim Norris, L (1, 8) OBP: 0.354, SLG: 0.345	0-3 K		4-0 2B BB BB	0-0 L5	0-0 F9		0-0 F7		
Paul Dade, R (1, 9) OBP: 0.391, SLG: 0.425	0-0 4-3		0-0 F7	4-0 HR BB	0-0 1B 1B		0-0 1B 1B		
Rico Carly, R (1, 10) OBP: 0.371, SLG: 0.431 Johnny Grubb, L (5, PR) OBP: 0.429, SLG: 0.467		0-0 1-3	0-0 BB 1B 2B	0-0 HR	0-0 1B		0-3 K		
Andre Thornton, R (1, 3) OBP: 0.312, SLG: 0.423		4-0 3B BB	4-0 BB 1B BB	4-0 BB	0-0 F3		0-3 K		
Buddy Bell, R (1, 5) OBP: 0.377, SLG: 0.452 Bill Melton, R (7, 5) OBP: 0.307, SLG: 0.284		0-0 FC6-2 3B	4-0 FC5 1B BB	0-0 F9		0-0 6-3		0-0 CS 1B	
Ron Pruitt, R (1, 7) OBP: 0.347, SLG: 0.341		0-0 FC6-2	0-0 1B 1B		4-0 1B 1B BB	0-3 K		0-0 FC6-4 1B	
Ray Fosse, R (1, 2) OBP: 0.283, SLG: 0.363		0-0 1-3	0-0 F8		0-0 1B 1B	0-0 4-3		0-0 FC6-4	
Frank Duffy, R (1, 6) OBP: 0.260, SLG: 0.271					0-0 F2		0-0 F7		

Inning Stats	R: 0 E: 0 K: 1 S: 5	H: 0 LOB: 0 BB: 0 P: 5	R: 1 E: 0 K: 0 S: 4	H: 1 LOB: 1 BB: 1 P: 8	R: 5 E: 0 K: 0 S: 6	H: 3 LOB: 2 BB: 4 P: 22	R: 2 E: 0 K: 1 S: 6	H: 1 LOB: 1 BB: 2 P: 14	R: 3 E: 0 K: 0 S: 7	H: 4 LOB: 2 BB: 1 P: 11	R: 0 E: 0 K: 1 S: 5	H: 0 LOB: 0 BB: 0 P: 5	R: 0 E: 0 K: 1 S: 7	H: 2 LOB: 2 BB: 0 P: 7	R: 0 E: 0 K: 1 S: 6	H: 2 LOB: 1 BB: 0 P: 6
--------------	------------------------------	---------------------------------	------------------------------	---------------------------------	------------------------------	----------------------------------	------------------------------	----------------------------------	------------------------------	----------------------------------	------------------------------	---------------------------------	------------------------------	---------------------------------	------------------------------	---------------------------------

PITCHER	IP	WLS	BF	H	R	ER	SO	BB	IBB	HBP	BLK	WP	HR	S	P	ERA	WHIP
Rudy May, L (1, 1) ERA: 3.61	2.1	L	13	3	5	5	1	3	0	0	0	0	0	12	24	19.29	2.571
Fred Holdsworth, R (3, 1) ERA: 6.28	0.0		2	0	0	0	0	2	0	0	0	0	0	0	8	∞	∞
Scott McGregor, L (3, 1) ERA: 4.41	2.1		16	6	6	6	1	3	0	0	0	0	1	15	27	23.14	3.857
Tippy Martinez, L (5, 1) ERA: 2.25	3.1		13	4	0	0	3	0	0	0	0	0	0	19	19	0.00	1.200

BOTTOM


Baltimore Orioles @ Cleveland Indians
Cleveland Municipal Stadium, Cleveland, OH

Wed Jun 29 1977, 7:05 PM EDT
Att: 23,286 - Unknown - 75 F

AB	R	H	RBI	BB	SO	LOB
5	2	3	1	0	1	0
4	1	0	0	1	1	3
4	1	2	1	1	0	3
4	2	3	5	0	0	0
1	0	0	0	0	1	2
2	2	0	0	3	1	2
3	0	1	2	1	0	1
1	0	1	0	0	0	0
4	1	2	2	1	1	1
5	1	1	0	0	0	4
3	1	0	0	1	0	4

AB	36
R	11
H	13
RBI	11
BB	8
SO	5
LOB	20

WP: 0 PA: 44
PB: 0
SB: 0
CS: 1



livebaseballscores.com

Batter	1	2	3	4	5	6	7	8	9	10	AB R H RBI BB SO LOB	TOP											
Tom Shopay, L (1, 8) OBP: 0.304, SLG: 0.350	0-0 F7	0-0 3-1		0-0 F9		0-0 G3			0-0 2B		5 0 1 1 0 0 3												
Rich Dauer, R (1, 4) OBP: 0.280, SLG: 0.320	0-0 5-3	4-0 BB		0-0 1-3		0-0 6-3			4-0 BB		3 0 0 0 2 0 1												
Pat Kelly, L (1, 7) OBP: 0.381, SLG: 0.452	4-0 1B	0-0 F7			4-0 BB	0-0 4-3			0-0 G4-6-3		3 1 0 0 2 0 4												
Ken Singleton, S (1, 9) OBP: 0.436, SLG: 0.500	4-0 1B		0-0 F7		0-0 F8	0-0 6-3				0-3 K	4 0 0 0 1 1 1												
Eddie Murray, S (1, 10) OBP: 0.328, SLG: 0.421	0-0 1B		0-0 FC1-6		0-0 HR			0-0 4-3		0-0 1B	5 2 4 2 0 0 0												
Tony Muser, L (1, 3) OBP: 0.319, SLG: 0.308	0-0 1B		0-0 FC1-6		0-0 6-3			0-0 G3		4-0 1B	4 0 1 0 1 0 1												
Doug DeCinces, R (1, 5) OBP: 0.325, SLG: 0.399	0-3 K		0-3 K			4-0 BB		0-0 5-3		0-0 1B	4 1 1 1 1 2 4												
Kiko Garcia, R (1, 6) OBP: 0.298, SLG: 0.327		0-0 F9		0-0 F9		0-0 G6-4-3			4-0 2B		3 1 1 0 1 0 1												
Mark Belanger, R (9, 6) OBP: 0.286, SLG: 0.267									0-0 BB		1 0 1 1 0 0 0												
Dave Skaggs, R (1, 2) OBP: 0.381, SLG: 0.474		0-0 3-1		0-0 F8		0-0 1B			0-0 SH1-4		3 0 2 0 0 0 1												
Andres Mora, R (10, PH) OBP: 0.231, SLG: 0.590									0-3 K		1 0 0 0 0 1 1												
Rick Dempsey, R (10, 2) OBP: 0.302, SLG: 0.303											0 0 0 0 0 0 0												
Inning Stats	R: 1 E: 0 K: 1 S: 7	H: 2 LOB: 3 BB: 2 P: 15	R: 0 E: 0 K: 0 S: 4	H: 1 LOB: 2 BB: 1 P: 8	R: 0 E: 0 K: 1 S: 6	H: 1 LOB: 1 BB: 0 P: 6	R: 0 E: 0 K: 0 S: 4	H: 1 LOB: 1 BB: 0 P: 4	R: 1 E: 0 K: 0 S: 3	H: 0 LOB: 0 BB: 0 P: 7	R: 0 E: 0 K: 0 S: 3	H: 0 LOB: 0 BB: 0 P: 3	R: 0 E: 0 K: 0 S: 3	H: 0 LOB: 0 BB: 0 P: 3	R: 1 E: 0 K: 0 S: 3	H: 1 LOB: 1 BB: 2 P: 11	R: 2 E: 0 K: 2 S: 9	H: 3 LOB: 1 BB: 1 P: 13	1B: 7 2B: 3 3B: 0 HR: 1	SF: 0 SAC: 1 DP: 2 HBP: 0	WP: 1 PB: 0 SB: 1 CS: 3	PA: 45	
PITCHER Pat Dobson, R (1, 1) ERA: 5.97	IP: 8.1 WLS: L BF: 37 H: 8 R: 3 ER: 3 SO: 2 BB: 6 IBB: 0 HBP: 0 BLK: 0 WP: 0 HR: 1 S: 35 P: 59 ERA: 3.24 WHIP: 1.680																						
PITCHER Jim Kern, R (9, 1) ERA: 2.66	IP: 1.2 WLS: L BF: 8 H: 3 R: 2 ER: 2 SO: 2 BB: 1 IBB: 1 HBP: 0 BLK: 0 WP: 1 HR: 0 S: 10 P: 18 ERA: 10.80 WHIP: 2.400																						

livebaseballscores.com

AB	36
R	5
H	11
RBI	5
BB	8
SO	4
LOB	17



BOTTOM

Baltimore Orioles @ Cleveland Indians
 Cleveland Municipal Stadium, Cleveland, OH

Wed Jun 29 1977, 7:05 PM EDT
 Att. 23,286 - Unknown

livebaseballscorecards.com

AB	38
R	3
H	12
RBI	2
BB	5
SO	3
LOB	17



WP:	0	PA:	44
PB:	0		
SB:	0		
CS:	0		

AB	R	H	RBI	BB	SO	LOB
5	1	4	2	0	0	0
4	0	2	0	1	0	3
5	0	3	0	0	0	3
3	0	0	0	2	1	3
1	0	0	0	0	0	0
4	0	1	0	0	1	5
4	0	0	0	1	1	1
5	1	1	0	0	0	2
5	1	1	0	0	0	0
1	0	0	0	1	0	0
1	0	0	0	0	0	0
0	0	0	0	0	0	0

Batter	1	2	3	4	5	6	7	8	9	10								
Duane Kuiper, L OBP: 0.336, SLG: 0.321 (1, 4)	F8				G4-6-3 1B		1-3 1B		1B E 1B									
Jim Norris, L OBP: 0.359, SLG: 0.347 (1, 8)	1B 1B				G4-6-3 1-2f		4-3		E 1-3 1B									
Paul Dade, R OBP: 0.396, SLG: 0.435 (1, 9)	G6-3 1-3 1B							G6-4-3 1B	E4 1-3 3-H IBB									
Rico Carty, R OBP: 0.372, SLG: 0.424 (1, 10)	G6-3 1-2f			K			G6-4-3 1-2f	G6-4-3 BB	1-2 IBB									
Johnny Grubb, L OBP: 0.425, SLG: 0.462 (1, 7)								G6-4-3	1-3									
Bill Melton, R OBP: 0.304, SLG: 0.296 (4, 3)				K				1-2f 2-3										
Buddy Bell, R OBP: 0.374, SLG: 0.444 (1, 5)								BB										
Bruce Bochte, L OBP: 0.316, SLG: 0.338 (1, 3)																		
Larvell Blanks, R OBP: 0.283, SLG: 0.371 (1, 6)																		
Fred Kendall, R OBP: 0.274, SLG: 0.358 (1, 2)																		
John Lowenstein, L OBP: 0.383, SLG: 0.375 (9, PH)																		
Ray Fosse, R OBP: 0.283, SLG: 0.363 (10, 2)																		
Inning Stats	R: 0 E: 0 K: 0 S: 4	H: 2 LOB: 1 BB: 0 P: 4	R: 0 E: 0 K: 0 S: 3	H: 0 LOB: 0 BB: 0 P: 3	R: 0 E: 0 K: 2 S: 7	H: 0 LOB: 0 BB: 0 P: 7	R: 2 E: 0 K: 0 S: 5	H: 3 LOB: 0 BB: 0 P: 5	R: 0 E: 0 K: 0 S: 4	H: 2 LOB: 1 BB: 0 P: 4	R: 0 E: 0 K: 0 S: 3	H: 1 LOB: 2 BB: 2 P: 11	R: 1 E: 1 K: 0 S: 6	H: 2 LOB: 3 BB: 1 P: 10	R: 0 E: 0 K: 1 S: 5	H: 0 LOB: 0 BB: 0 P: 5	1B: 9 2B: 3 3B: 0 HR: 0	SF: 0 SAC: 1 DP: 4 HBP: 0

PITCHER	IP	WLS	BF	H	R	ER	SO	BB	IBB	HBP	BLK	WP	HR	S	P	ERA	WHIP
Dennis Martinez, R ERA: 2.84 (1, 1)	8.2		38	12	3	2	2	4	0	0	0	0	0	38	54	2.08	1.846
Dick Drago, R ERA: 2.6 (9, 1)	1.1	W	6	0	0	0	1	0	1	0	0	0	0	7	11	0.00	0.000

Batter	1	2	3	4	5	6	7	8	9	AB R H RBI BB SO LOB	TOP
Al Bumbry, L (1, 8) OBP: 0.339, SLG: 0.365	0-0 F4		0-0 1B		0-0 6-3					3 0 1 0 0 0 0	Baltimore Orioles @ Cleveland Indians Cleveland Municipal Stadium, Cleveland, OH Thu Jun 30 1977, 7:05 PM EDT Att. 6,793 - Overcast - 77 F
Billy Smith, S (1, 4) OBP: 0.321, SLG: 0.333	0-0 BB 2B 1B		0-3 K		0-0 F8					3 1 1 0 0 1 1	
Pat Kelly, L (1, 7) OBP: 0.380, SLG: 0.448	4-0 2B 1-2 BB		0-3 K		0-0 3-1					2 0 0 0 1 1 1	
Ken Singleton, S (1, 9) OBP: 0.435, SLG: 0.502	0-0 1-3 2-H 2B		0-0 4-3		0-0 G3					3 0 1 1 0 0 1	
Eddie Murray, S (1, 3) OBP: 0.328, SLG: 0.424	0-0 F8			0-0 1B 2B	0-3 K					3 1 1 0 0 1 2	
Andres Mora, R (1, 10) OBP: 0.214, SLG: 0.548	0-3 K			0-0 5-3	0-0 5-3					3 0 0 0 0 1 3	
Doug DeCinces, R (1, 5) OBP: 0.326, SLG: 0.398		0-0 5-3		0-0 2-H 1B		0-0 F9				3 0 1 1 0 0 0	
Rick Dempsey, R (1, 2) OBP: 0.299, SLG: 0.299		0-0 3-1		0-0 F8		0-0 L6				3 0 0 0 0 0 1	
Mark Belanger, R (1, 6) OBP: 0.283, SLG: 0.263		0-0 5-3		0-0 F8		0-0 F9				3 0 0 0 0 0 1	
Inning Stats	R: 1 H: 2 E: 0 LOB: 2 K: 1 BB: 1 S: 7 P: 11	R: 0 H: 0 E: 0 LOB: 0 K: 0 BB: 0 S: 3 P: 3	R: 0 H: 1 E: 0 LOB: 1 K: 2 BB: 0 S: 8 P: 8	R: 1 H: 2 E: 0 LOB: 1 K: 0 BB: 0 S: 5 P: 5	R: 0 H: 0 E: 0 LOB: 0 K: 0 BB: 0 S: 3 P: 3	R: 0 H: 0 E: 0 LOB: 0 K: 1 BB: 0 S: 5 P: 5	R: 0 H: 0 E: 0 LOB: 0 K: 0 BB: 0 S: 3 P: 3			1B: 3 SF: 0 2B: 2 SAC: 0 3B: 0 DP: 0 HR: 0 HBP: 0	
PITCHER Wayne Garland, R (1, 1) ERA: 4.4	IP WLS BF H R ER SO BB IBB HBP BLK WP HR S P ERA WHIP	7.0 W 27 5 2 2 4 1 0 0 0 0 0 0 34 38 2.57 0.857									

AB	26
R	2
H	5
RBI	2
BB	1
SO	4
LOB	10



Batter	1	2	3	4	5	6	7	8	9	AB R H RBI BB SO LOB
Duane Kuiper, L (1, 4) OBP: 0.332, SLG: 0.317	0-0 4-3		0-0 4-3		0-0 1-3					3 0 0 0 0 0 0
Jim Norris, L (1, 8) OBP: 0.358, SLG: 0.347	0-0 F7		0-0 4-3		0-0 6-3 1B					3 0 1 0 0 0 0
Paul Dade, R (1, 9) OBP: 0.395, SLG: 0.434	0-0 5-3			0-0 1B 1B	0-0 6-3					3 1 1 0 0 0 1
Rico Carty, R (1, 10) OBP: 0.366, SLG: 0.416		0-0 1-3		0-0 F7	0-0 4-3					3 0 0 0 0 0 2
Andre Thornton, R (1, 3) OBP: 0.312, SLG: 0.421		0-0 F9		0-0 F6		0-0 3 1B				3 0 1 0 0 0 1
Buddy Bell, R (1, 5) OBP: 0.377, SLG: 0.447		0-0 1B		0-0 1B 2B		0-0 3 1-2f				3 1 2 0 0 0 1
Ron Pruitt, R (1, 7) OBP: 0.346, SLG: 0.340		0-0 6-3		0-0 1B 2B		0-0 F7				3 0 1 1 0 0 1
Fred Kendall, R (1, 2) OBP: 0.277, SLG: 0.369			0-0 4-3	0-0 1-H 2-H 2B						2 0 1 1 0 0 0
Frank Duffy, R (1, 6) OBP: 0.268, SLG: 0.315			0-0 HR		0-0 HR					2 2 2 2 0 0 0

Inning Stats	R: 0	H: 0	E: 0	LOB: 0	K: 0	BB: 0	S: 3	P: 3	R: 0	H: 1	E: 0	LOB: 1	K: 0	BB: 0	S: 4	P: 4	R: 1	H: 1	E: 0	LOB: 0	K: 0	BB: 0	S: 4	P: 4	R: 2	H: 4	E: 0	LOB: 2	K: 0	BB: 0	S: 6	P: 6	R: 1	H: 2	E: 0	LOB: 1	K: 0	BB: 0	S: 5	P: 5	R: 0	H: 1	E: 0	LOB: 0	K: 0	BB: 0	S: 3	P: 3	
1B: 6	SF: 0	2B: 2	SAC: 0	3B: 0	DP: 1	HR: 2	HBP: 0	WP: 0	PA: 25	WP: 0	PA: 25	WP: 0	PA: 25	WP: 0	PA: 25	WP: 0	PA: 25	WP: 0	PA: 25	WP: 0	PA: 25	WP: 0	PA: 25	WP: 0	PA: 25	WP: 0	PA: 25	WP: 0	PA: 25	WP: 0	PA: 25	WP: 0	PA: 25	WP: 0	PA: 25	WP: 0	PA: 25	WP: 0	PA: 25	WP: 0	PA: 25	WP: 0	PA: 25	WP: 0	PA: 25	WP: 0	PA: 25	WP: 0	PA: 25

PITCHER	IP	WLS	BF	H	R	ER	SO	BB	IBB	HBP	BLK	WP	HR	S	P	ERA	WHIP	PITCHER	IP	WLS	BF	H	R	ER	SO	BB	IBB	HBP	BLK	WP	HR	S	P	ERA	WHIP															
Ross Grimsley, L (1, 1) ERA: 3.94	6.0	L	25	9	4	4	0	0	0	0	0	0	2	25	25	6.00	1.500																																	

BOTTOM

Baltimore Orioles @ Cleveland Indians
Cleveland Municipal Stadium, Cleveland, OH

Thu Jun 30 1977, 7:05 PM EDT
 Att. 6,793 - Overcast - 77 F

livebaseballscorecards.com

AB	25
R	4
H	9
RBI	4
BB	0
SO	0
LOB	6



Kansas City Royals @ Cleveland Indians
 Cleveland Municipal Stadium, Cleveland, OH

Fri Jul 01 1977, 7:05 PM EDT
 Att. 16,460 - Unknown - 77 F

AB	42
R	12
H	18
RBI	12
BB	3
SO	2
LOB	16



WP:	0	PA:	46
PB:	0		
SB:	2		
CS:	0		

AB R H RBI BB SO LOB

6	1	0	1	0	1	3
4	2	2	1	1	0	1
5	3	3	3	0	0	1
2	0	0	1	2	0	0
0	0	0	0	0	0	0
5	2	2	1	0	0	3
5	1	5	4	0	0	0
4	0	1	0	0	0	3
1	1	1	0	0	0	0
5	1	1	0	0	1	4
5	1	3	1	0	0	1

Batter	1	2	3	4	5	6	7	8	9
Freddie Patek, R (1, 6) OBP: 0.310, SLG: 0.359	0-0 L9		0-0 L9		0-0 6-3	0-0 FC6 1B	0-0 F9		0-3 K
Hal McRae, R (1, 10) OBP: 0.364, SLG: 0.488	0-0 G6-4-3 1B		0-0 F8		0-0 2B 1B	4-0 1B SF7 BB	0-0 F7		
Amos Otis, R (1, 8) OBP: 0.337, SLG: 0.432	0-0 G6-4-3 1-2f			0-0 HR	0-0 FC6-4 1-H HR 2B	0-0 1B 2B 1B		0-0 1-3	
Al Cowens, R (1, 9) OBP: 0.344, SLG: 0.524		0-0 6-3		4-0 G6-3 BB	4-0 FC6-4 BB	0-0 SF7		0-0 F2	
Tom Poquette, L (8, 9) OBP: 0.362, SLG: 0.432				0-0 G6-3 1-2f	0-0 FC6-4 1-2f 2-3 HR	0-0 2B 1B		0-0 F7	
John Mayberry, L (1, 3) OBP: 0.348, SLG: 0.416				0-0 HR		1-3 2B 1B			
Joe Zdeb, R (1, 7) OBP: 0.397, SLG: 0.478		0-0 1B		0-0 1B 1B	1-H 3-H HR	1-3 2B		0-0 2B	
Cookie Rojas, R (1, 5) OBP: 0.326, SLG: 0.398			0-0 F9		0-0 5-3 1B	0-0 5-3		0-0 4-3 2B 2B	
Bob Heise, R (6, 5) OBP: 0.176, SLG: 0.235				1-2 1B					
Darrell Porter, L (1, 2) OBP: 0.359, SLG: 0.479		0-0 4-1		0-0 G3		0-0 F9 FC6 2B		0-3 K	
Frank White, R (1, 4) OBP: 0.281, SLG: 0.308			0-0 F8		0-0 E S 1B 1B	0-0 F9		0-0 2B	

Inning Stats	R: 0	H: 1	R: 1	H: 2	R: 0	H: 0	R: 1	H: 3	R: 5	H: 4	R: 4	H: 4	R: 0	H: 1	R: 0	H: 0	R: 1	H: 3
	E: 0	LOB: 0	E: 0	LOB: 1	E: 0	LOB: 0	E: 0	LOB: 2	E: 0	LOB: 0	E: 1	LOB: 2	E: 0	LOB: 0	E: 0	LOB: 0	E: 0	LOB: 1
	K: 0	BB: 0	K: 0	BB: 0	K: 0	BB: 0	K: 0	BB: 1	K: 0	BB: 1	K: 0	BB: 1	K: 1	BB: 0	K: 0	BB: 0	K: 1	BB: 0
	S: 3	P: 3	S: 5	P: 5	S: 3	P: 3	S: 5	P: 9	S: 7	P: 11	S: 8	P: 12	S: 6	P: 6	S: 3	P: 3	S: 7	P: 7

PITCHER	IP	WLS	BF	H	R	ER	SO	BB	IBB	HBP	BLK	WP	HR	S	P	ERA	WHIP
Rick Waits, L (1, 1) ERA: 3.86	4.1	L	21	9	5	5	0	1	0	0	0	0	2	20	24	10.38	2.308
Al Fitzmorris, R (5, 1) ERA: 6.23	1.1		10	3	6	6	0	2	0	0	0	0	1	8	16	40.50	3.750
Don Hood, L (6, 1) ERA: 3.24	1.1		7	3	0	0	1	0	0	0	0	0	0	9	9	0.00	2.250
Tom Buskey, R (8, 1) ERA: 4.91	1.0		3	0	0	0	0	0	0	0	0	0	0	3	3	0.00	0.000
Sid Monge, L (9, 1) ERA: 6.1	1.0		5	3	1	1	1	0	0	0	0	0	0	7	7	9.00	3.000

Batter	1	2	3	4	5	6	7	8	9	AB	R	H	RBI	BB	SO	LOB
Duane Kuiper, L (1, 4) OBP: 0.336, SLG: 0.321 Larvell Blanks, R (8, 4) OBP: 0.281, SLG: 0.368	0-0 1B BB 1B		0-0 G6-3 1B		0-0 1-3			0-0 L8		3	1	2	0	0	0	0
Jim Norris, L (1, 8) OBP: 0.360, SLG: 0.351	4-0 1B 1-2 1B BB		0-0 G6-3 1-2f			0-0 F8 2B		0-0 F8		3	1	1	0	1	0	1
Paul Dade, R (1, 9) OBP: 0.397, SLG: 0.435	0-0 G4-3 1-2 2-3 1B		0-0 F9			0-0 5-3			0-0 FC4-6 1B	4	0	2	0	0	0	1
Rico Carty, R (1, 10) OBP: 0.364, SLG: 0.412	0-0 G4-3 1-2 2-H 3-H 1B			0-0 F9		0-0 F8 2-3		0-0 F9		4	0	1	2	0	0	2
Buddy Bell, R (1, 5) OBP: 0.375, SLG: 0.442	0-0 G4-3 1-2f 2-3			4-0 BB		0-0 6-3			0-0 FC4-6 1-2f	3	0	0	0	1	0	4
Andre Thornton, R (1, 3) OBP: 0.308, SLG: 0.415 John Lowenstein, L (7, PH) OBP: 0.375, SLG: 0.366	0-0 F7			0-0 F8			0-0 F9		0-3 K	2	0	0	0	0	0	2
Ron Pruitt, R (1, 7) OBP: 0.333, SLG: 0.327 Bruce Bochte, L (7, 7) OBP: 0.315, SLG: 0.336		0-0 6-3		0-3 K			0-0 F5			2	0	0	0	0	1	1
Ray Fosse, R (1, 2) OBP: 0.277, SLG: 0.356		0-0 L7			0-0 P4		0-0 F3			3	0	0	0	0	0	0
Frank Duffy, R (1, 6) OBP: 0.263, SLG: 0.310		0-0 F8			0-3 K			0-0 F9		3	0	0	0	0	1	0

Inning Stats	R: 2	H: 3	E: 0	LOB: 1	K: 0	S: 5	P: 9	R: 0	H: 0	E: 0	LOB: 0	K: 0	S: 3	R: 0	H: 1	E: 0	LOB: 0	K: 0	S: 3	R: 0	H: 0	E: 0	LOB: 1	K: 1	S: 5	R: 0	H: 0	E: 0	LOB: 0	K: 1	S: 5	R: 0	H: 1	E: 0	LOB: 1	K: 0	S: 4	R: 0	H: 0	E: 0	LOB: 0	K: 0	S: 3	R: 0	H: 0	E: 0	LOB: 0	K: 0	S: 3	R: 0	H: 1	E: 0	LOB: 1	K: 1	S: 6
--------------	------	------	------	--------	------	------	------	------	------	------	--------	------	------	------	------	------	--------	------	------	------	------	------	--------	------	------	------	------	------	--------	------	------	------	------	------	--------	------	------	------	------	------	--------	------	------	------	------	------	--------	------	------	------	------	------	--------	------	------

PITCHER	IP	WLS	BF	H	R	ER	SO	BB	IBB	HBP	BLK	WP	HR	S	P	ERA	WHIP
Paul Splittorf, L (1, 1) ERA: 4.6	0.0		4	3	2	2	0	1	0	0	0	0	0	3	7	∞	∞
Marty Pattin, R (1, 1) ERA: 4.91	9.0	W	29	3	0	0	3	1	0	0	0	0	0	34	38	0.00	0.444

BOTTOM

Kansas City Royals @ Cleveland Indians
Cleveland Municipal Stadium, Cleveland, OH
 Fri Jul 01 1977, 7:05 PM EDT
 Att: 16,460 - Unknown - 77 F

AB	31
R	2
H	6
RBI	2
BB	2
SO	3
LOB	12



WP: 0	PA: 33
PB: 0	
SB: 0	
CS: 0	

livebaseballscorecards.com

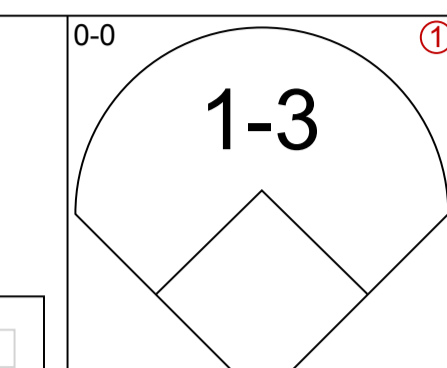
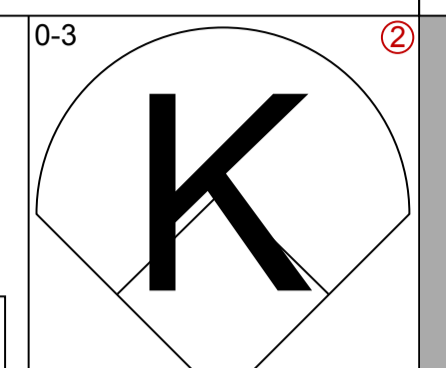
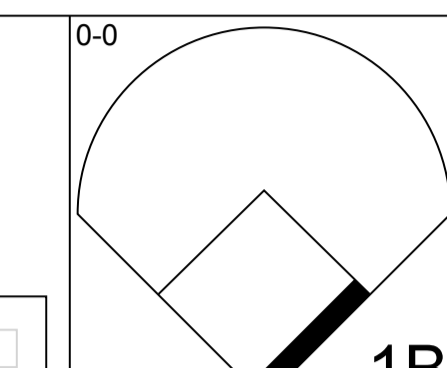
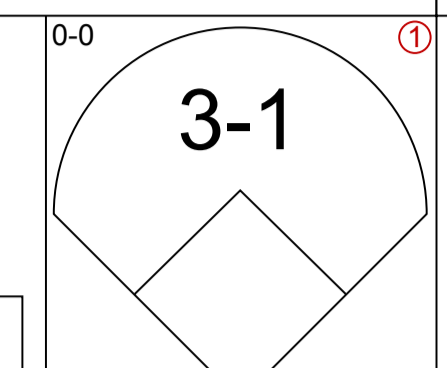
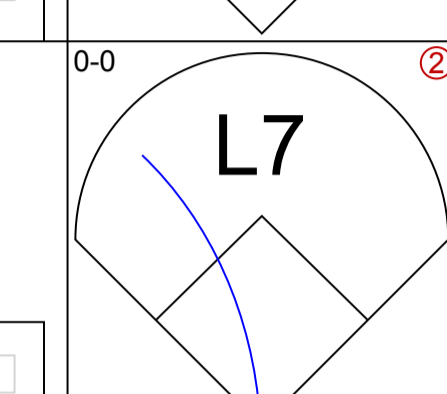
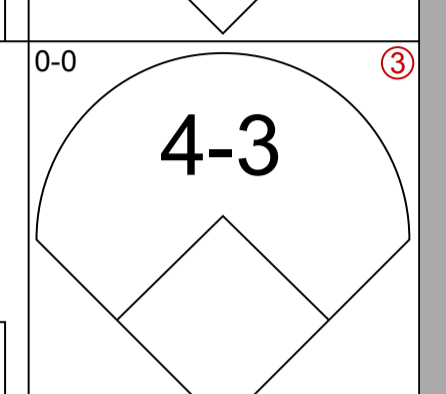
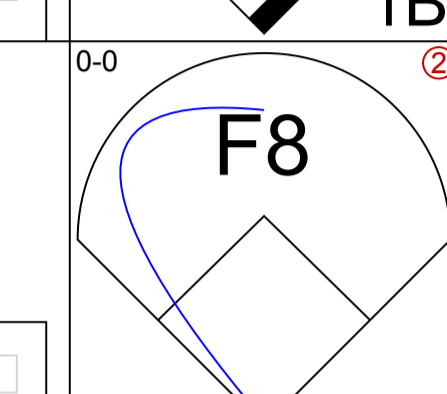
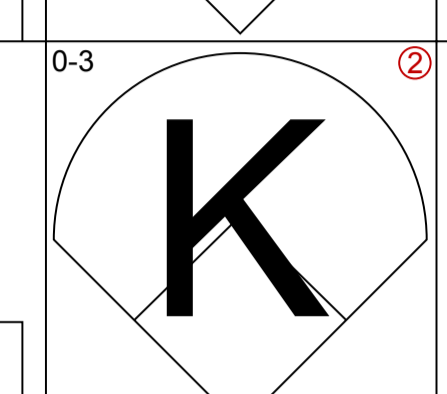
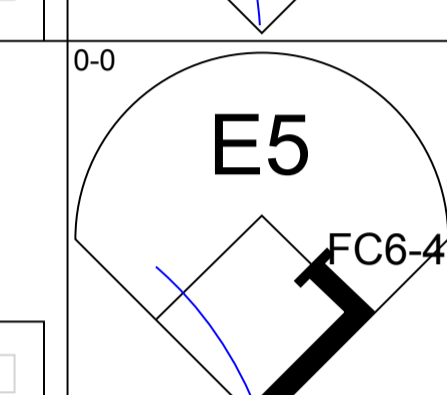
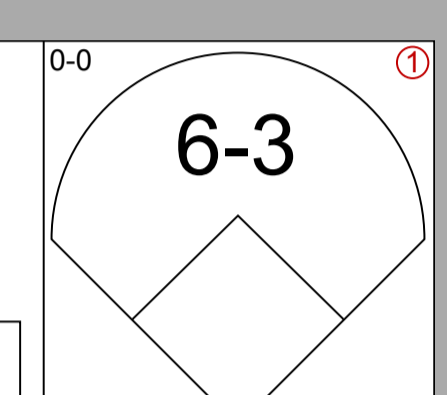
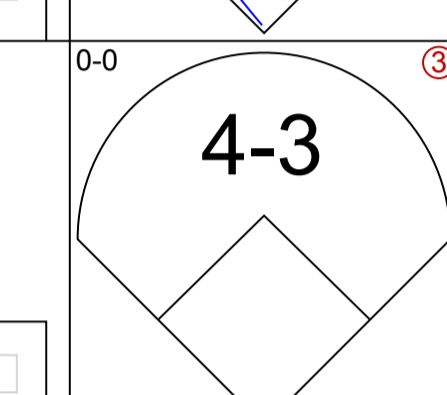
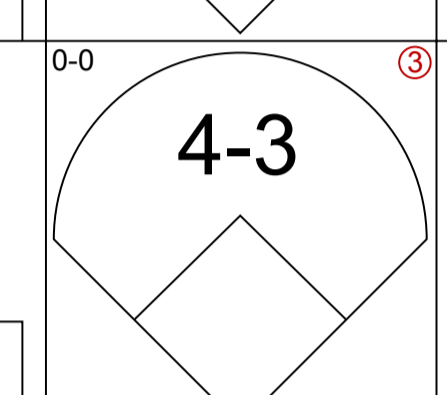
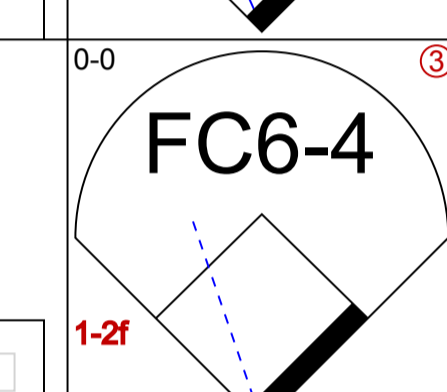
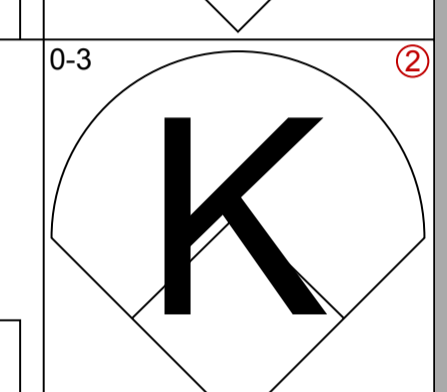
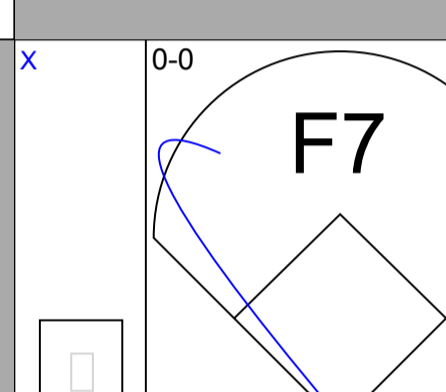
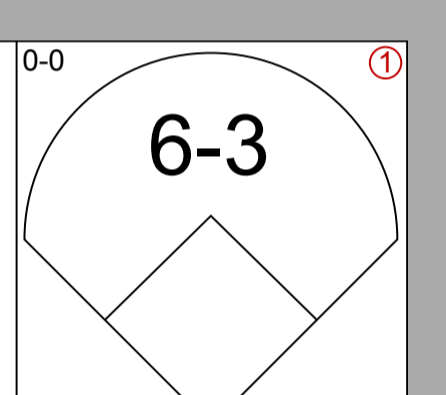
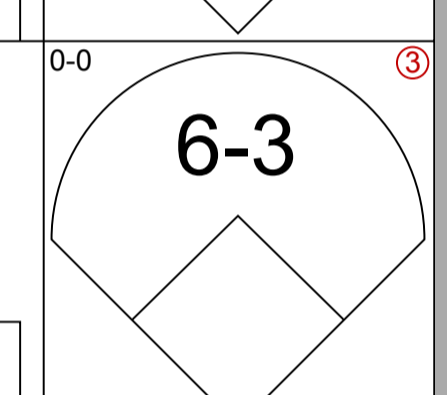
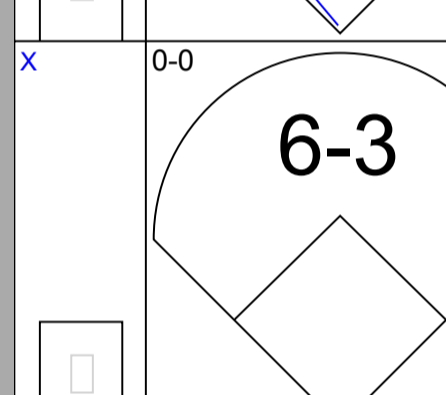
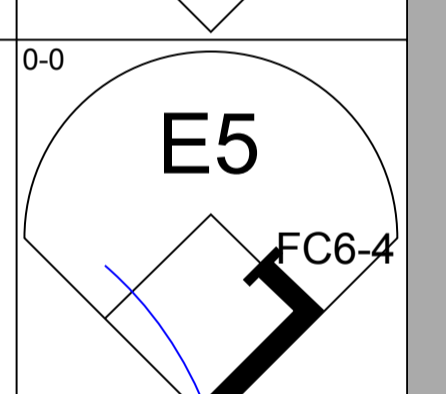
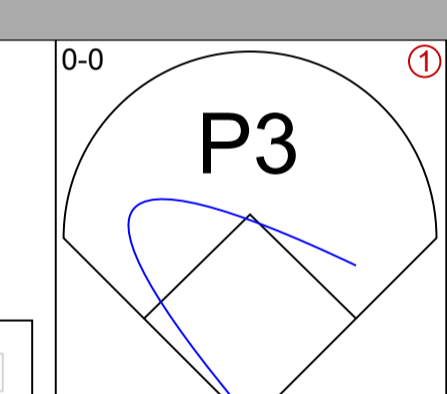
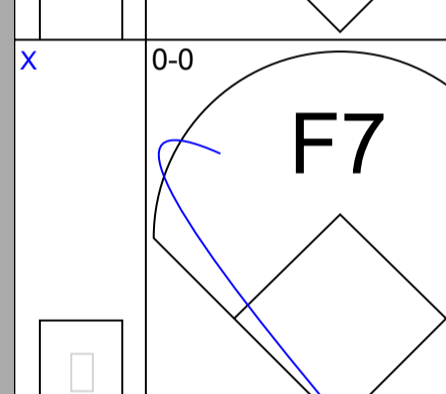
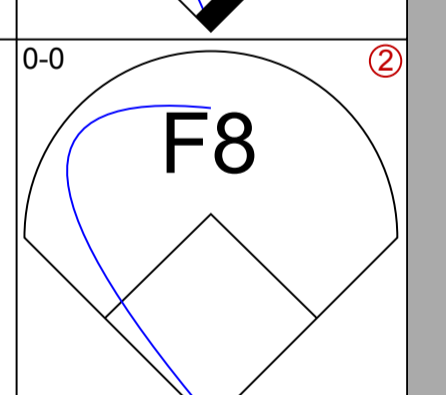
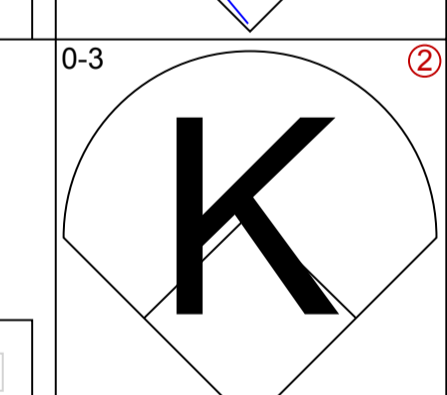
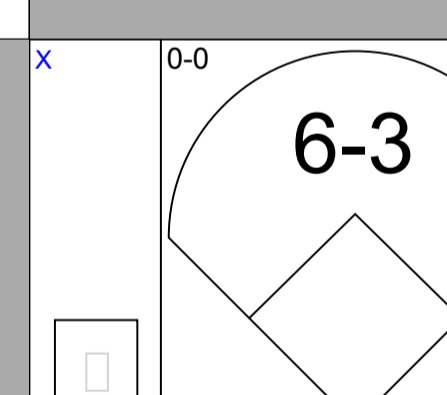
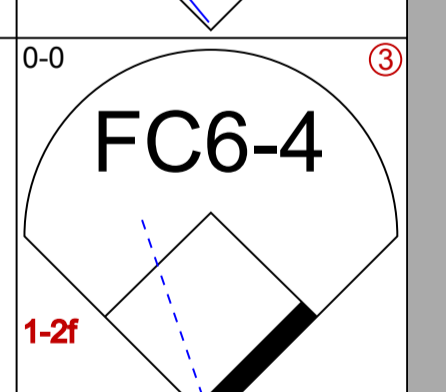
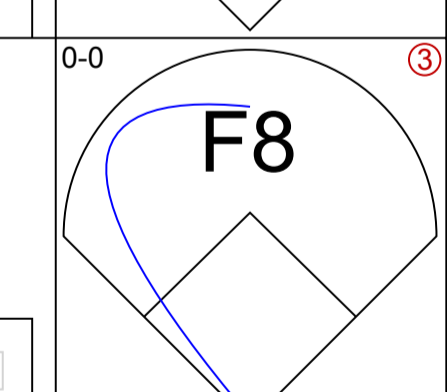
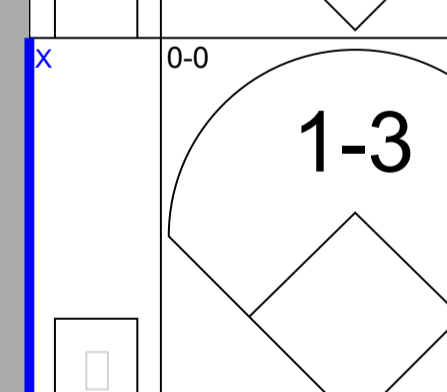
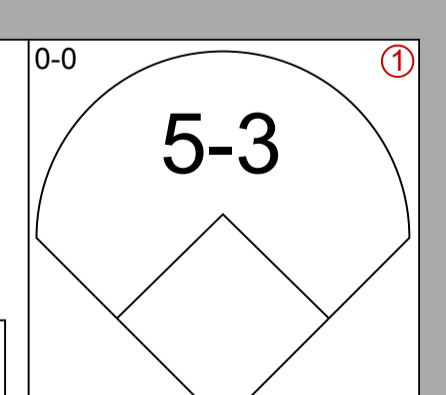
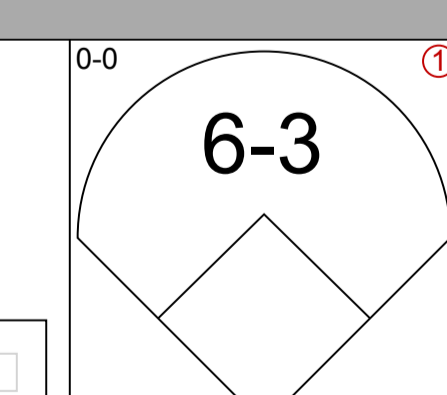
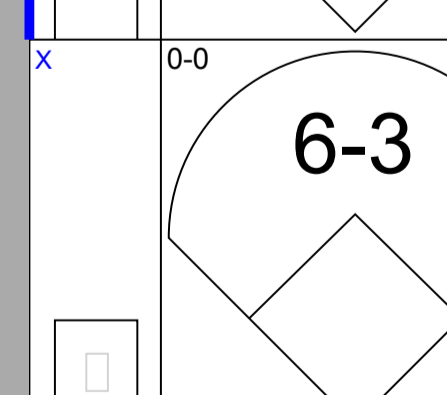
Batter	1	2	3	4	5	6	7	8	9	AB R H RBI BB SO LOB	TOP	
Tom Poquette, L (1, 9) OBP: 0.355, SLG: 0.423	0-0 P4		0-3 K			0-0 G3		0-0 F9		4 0 0 0 0 1 1	Kansas City Royals @ Cleveland Indians Cleveland Municipal Stadium, Cleveland, OH Sat Jul 02 1977, 7:05 PM EDT Att. 16,227 - Unknown - 87 F livebaseballscorecards.com	
Hal McRae, R (1, 7) Freddie Patek, R (8, 6) OBP: 0.362, SLG: 0.489 OBP: 0.310, SLG: 0.359	0-0 1-3		0-3 K			0-0 1B 2B		0-0 F8		4 1 1 0 0 1 1 0 0 0 0 0 0 0		
Ralph LaCock, L (1, 10) OBP: 0.420, SLG: 0.591	0-0 F8				0-0 2B	0-0 2B 1B		0-0 F5		4 0 2 1 0 0 0		
John Mayberry, L (1, 3) OBP: 0.343, SLG: 0.409		0-0 F5		0-0 F2		0-0 P6		0-3 K		4 0 0 0 0 1 1		
Al Cowens, R (1, 8) OBP: 0.346, SLG: 0.524		0-0 1B		0-0 F7			0-0 F8	0-0 1B		4 0 2 0 0 0 1		
Darrell Porter, L (1, 2) OBP: 0.353, SLG: 0.469		0-3 K		0-0 F9			0-0 F8	0-3 K		4 0 0 0 0 2 3		
Cookie Rojas, R (1, 5) OBP: 0.326, SLG: 0.388		4-0 IBB			0-0 F7		0-0 L7			2 0 0 0 1 0 0		
Bob Heise, R (1, 6) John Wathan, R (8, PH) Joe Zdeb, R (8, 7) OBP: 0.158, SLG: 0.211 OBP: 0.366, SLG: 0.368 OBP: 0.397, SLG: 0.478	0-0 P4				0-0 F5			0-3 K		2 0 0 0 0 0 2 1 0 0 0 0 1 0 0 0 0 0 0 0 0		
Frank White, R (1, 4) OBP: 0.277, SLG: 0.304			0-3 K		0-3 K			0-0 E5		3 0 0 0 0 2 0		
Inning Stats	R: 0 H: 0 E: 0 LOB: 0 K: 0 BB: 0 S: 3 P: 3	R: 0 H: 1 E: 0 LOB: 2 K: 1 BB: 1 S: 6 P: 10	R: 0 H: 0 E: 0 LOB: 0 K: 3 BB: 0 S: 9 P: 9	R: 0 H: 1 E: 0 LOB: 1 K: 0 BB: 0 S: 4 P: 4	R: 0 H: 0 E: 0 LOB: 0 K: 1 BB: 0 S: 5 P: 5	R: 1 H: 2 E: 0 LOB: 0 K: 0 BB: 0 S: 4 P: 4	R: 0 H: 0 E: 0 LOB: 0 K: 0 BB: 0 S: 3 P: 3	R: 0 H: 0 E: 1 LOB: 1 K: 1 BB: 0 S: 6 P: 6	R: 0 H: 1 E: 0 LOB: 1 K: 2 BB: 0 S: 8 P: 8	1B: 3 SF: 0 2B: 2 SAC: 0 3B: 0 DP: 0 HR: 0 HBP: 0	WP: 0 PA: 33 PB: 0 SB: 2 CS: 0	
PITCHER Dennis Eckersley, R (1, 1) ERA: 3.21	IP WLS BF H R ER SO BB IBB HBP BLK WP HR S P ERA WHIP	9.0 L 33 5 1 1 8 0 1 0 0 0 0 0 48 52 1.00 0.556										

Kansas City Royals @ Cleveland Indians
Cleveland Municipal Stadium, Cleveland, OH

AB	32
R	1
H	5
RBI	1
BB	1
SO	8
LOB	9



Batter	1	2	3	4	5	6	7	8	9	AB R H RBI BB SO LOB
--------	---	---	---	---	---	---	---	---	---	----------------------

Duane Kuiper, L <small>OBP: 0.334, SLG: 0.320</small> (1, 4) X 										4 0 1 0 0 1 0
Jim Norris, L <small>OBP: 0.355, SLG: 0.345</small> (1, 8) X 										4 0 0 0 0 1 1
Paul Dade, R <small>OBP: 0.390, SLG: 0.426</small> (1, 9) X 										4 0 0 0 0 0 1
Rico Carty, R <small>OBP: 0.358, SLG: 0.406</small> (1, 10) X 										3 0 0 0 0 1 1
Buddy Bell, R <small>OBP: 0.372, SLG: 0.437</small> (1, 5) X 										3 0 0 0 0 0 0
Andre Thornton, R <small>OBP: 0.302, SLG: 0.406</small> (1, 3) X 										3 0 0 0 0 0 0
Ron Pruitt, R <small>OBP: 0.316, SLG: 0.308</small> (1, 7) X 										3 0 0 0 0 1 1
Fred Kendall, R <small>OBP: 0.273, SLG: 0.363</small> Larvell Blanks, R <small>OBP: 0.279, SLG: 0.364</small> (8, PH) Ray Fosse, R <small>OBP: 0.277, SLG: 0.356</small> (9, 2) X 										2 0 0 0 0 0 1 1 0 0 0 0 0 0 0 0 0 0 0 0 0
Frank Duffy, R <small>OBP: 0.259, SLG: 0.305</small> (1, 6) X 										3 0 0 0 0 0 0

Inning Stats	R: 0 E: 1 K: 0 S: 4	H: 0 LOB: 1 BB: 0 P: 4	R: 0 E: 1 K: 0 S: 4	H: 0 LOB: 1 BB: 0 P: 4	R: 0 E: 0 K: 1 S: 5	H: 0 LOB: 0 BB: 0 P: 5	R: 0 E: 0 K: 1 S: 5	H: 0 LOB: 0 BB: 0 P: 5	R: 0 E: 0 K: 1 S: 5	H: 0 LOB: 0 BB: 0 P: 5	R: 0 E: 0 K: 0 S: 4	H: 1 LOB: 1 BB: 0 P: 4	R: 0 E: 0 K: 0 S: 3	H: 0 LOB: 0 BB: 0 P: 3	R: 0 E: 0 K: 1 S: 5	H: 0 LOB: 0 BB: 0 P: 5	1B: 1 2B: 0 3B: 0 HR: 0	SF: 0 SAC: 0 DP: 0 HBP: 0	WP: 0 PB: 0 SB: 0 CS: 0	PA: 30												
PITCHER Andy Hassler, L <small>ERA: 3.45</small> (1, 1)	IP 9.0	WLS W	BF 30	H 1	R 0	ER 0	SO 4	BB 0	IBB 0	HBP 0	BLK 0	WP 0	HR 0	S 38	P 38	ERA 0.00	WHIP 0.111															
											PITCHER	IP 9.0	WLS W	BF 30	H 1	R 0	ER 0	SO 4	BB 0	IBB 0	HBP 0	BLK 0	WP 0	HR 0	S 38	P 38	ERA 0.00	WHIP 0.111				

BOTTOM

Kansas City Royals @ Cleveland Indians
 Cleveland Municipal Stadium, Cleveland, OH

Sat Jul 02 1977, 7:05 PM EDT
 Att: 16,227 - Unknown - 87 F

livebaseballscorecards.com

AB	30
R	0
H	1
RBI	0
BB	0
SO	4
LOB	5



Batter	1	2	3	4	5	6	7	8	9	AB R H RBI BB SO LOB	TOP		
Tom Poquette, L (1, 9) OBP: 0.349, SLG: 0.417	0-0 F3	0-0 SF9			0-0 1-3		0-0 4-3			3 0 0 1 0 0 0	Kansas City Royals @ Cleveland Indians Cleveland Municipal Stadium, Cleveland, OH Sun Jul 03 1977, 7:05 PM EDT Att. 54,690 - Unknown - 79 F		
Hal McRae, R (1, 7) OBP: 0.358, SLG: 0.482	0-0 F3	0-0 F7			0-0 L4		0-0 L4			4 0 0 0 0 0 1			
Ralph LaCock, L (1, 10) OBP: 0.413, SLG: 0.573	4-0 S 2B BB				0-0 F7			0-3 K		3 1 0 0 1 1 0			
John Mayberry, L (1, 3) OBP: 0.348, SLG: 0.416	0-0 1-H 2B				0-0 G6-4-3 1B	4-0 CS BB		0-0 3-1		3 0 2 1 1 0 0			
Al Cowens, R (1, 8) OBP: 0.342, SLG: 0.517	0-0 1-3				0-0 G6-4-3 1-2f	0-3 K 1-2		0-0 F9		4 0 0 0 0 1 3			
Darrell Porter, L (1, 2) OBP: 0.364, SLG: 0.492					0-0 6-3 1B	0-0 1B 1B		4-0 G4-3 BB		3 1 3 1 1 0 0			
Cookie Rojas, R (1, 5) OBP: 0.323, SLG: 0.382					0-3 K	0-0 FC6 1B		0-3 K		4 0 1 0 0 3 2			
Bob Heise, R (1, 6) OBP: 0.190, SLG: 0.238 Davey Nelson, R (6, PH) OBP: 0.279, SLG: 0.308 (6, 4)					0-0 1B SF9 1B	0-0 6-3 1-2	0-0 FC6 1-2f	0-0 G4-3 1-2f		2 1 1 0 0 0 1 2 0 0 0 0 0 3			
Frank White, R (1, 4) OBP: 0.279, SLG: 0.306 (6, 6) Joe Zdeb, R (7, PH) OBP: 0.392, SLG: 0.471 Freddie Patek, R (7, 6) OBP: 0.310, SLG: 0.359					0-0 SF9 1B	0-3 K	0-3 K			2 0 1 0 0 1 1 1 0 0 0 0 1 0 0 0 0 0 0 0 0			
Inning Stats	R: 1 H: 1 E: 0 LOB: 1 K: 0 BB: 1 S: 4 P: 8	R: 2 H: 3 E: 0 LOB: 1 K: 1 BB: 0 S: 8 P: 8	R: 0 H: 1 E: 0 LOB: 0 K: 0 BB: 0 S: 3 P: 3	R: 0 H: 1 E: 0 LOB: 1 K: 2 BB: 0 S: 8 P: 8	R: 0 H: 0 E: 0 LOB: 0 K: 0 BB: 0 S: 3 P: 3	R: 0 H: 2 E: 0 LOB: 2 K: 1 BB: 1 S: 6 P: 10	R: 0 H: 0 E: 0 LOB: 0 K: 1 BB: 0 S: 5 P: 5	R: 0 H: 0 E: 0 LOB: 0 K: 1 BB: 1 S: 4 P: 8	R: 0 H: 0 E: 0 LOB: 0 K: 1 BB: 1 S: 4 P: 8	1B: 6 SF: 1 2B: 2 SAC: 0 3B: 0 DP: 3 HR: 1 HBP: 0	WP: 0 PA: 35 PB: 0 SB: 1 CS: 1		
PITCHER	IP WLS BF H R ER SO BB IBB HBP BLK WP HR S P ERA WHIP											PITCHER	IP WLS BF H R ER SO BB IBB HBP BLK WP HR S P ERA WHIP
Pat Dobson, R (1, 1) ERA: 5.89	5.2 W 25 8 3 3 4 2 0 0 0 0 1 31 39 4.76 1.765												
Jim Bibby, R (6, 1) ERA: 3.32	0.1 1 0 0 0 0 0 0 0 0 0 0 1 1 0.00 0.000												
Jim Kern, R (7, 1) ERA: 2.5	3.0 S 9 0 0 0 3 1 0 0 0 0 0 0 14 18 0.00 0.333												

livebaseballscorecards.com

AB	31
R	3
H	8
RBI	3
BB	3
SO	7
LOB	11



Batter	1	2	3	4	5	6	7	8	9	AB R H RBI BB SO LOB
Duane Kuiper, L OBP: 0.337, SLG: 0.320 (1, 4)	0-0 G3	1-0 1B HBP		0-0 4-3			0-0 1B 1B			3 1 1 1 0 0 1
Jim Norris, L OBP: 0.354, SLG: 0.344 (1, 8)	0-0 P5	0-0 1B			0-0 F7		0-0 P6			4 0 1 1 0 0 1
Paul Dade, R OBP: 0.368, SLG: 0.423 (1, 9)	0-0 5-3				0-0 F8		0-0 1B 1B			4 0 1 0 0 0 0
Rico Carty, R OBP: 0.361, SLG: 0.424 (1, 10)		0-0 L9	0-0 HR		0-3 K		0-0 1B 1B			4 1 2 2 0 1 0
Buddy Bell, R OBP: 0.370, SLG: 0.438 (1, 5)		0-0 1B 2B	0-3 K		0-0 5-3		0-3 K			4 1 1 0 0 2 2
John Lowenstein, L OBP: 0.380, SLG: 0.365 (1, 7)		0-0 1B 1B	4-0 CS BB		0-3 K		0-0 F8			3 1 1 0 1 1 0
Bruce Bochte, L OBP: 0.318, SLG: 0.336 (1, 3)		0-0 HBP 1B 1B	0-0 CS	0-3 K		0-0 4-3	4-0 WP BB			3 1 1 1 1 1 0
Ray Fosse, R OBP: 0.283, SLG: 0.366 (1, 2)		0-0 P4		0-0 1B			0-0 SH5-4 1B 2B	0-0 P6		4 1 2 0 0 0 3
Frank Duffy, R OBP: 0.260, SLG: 0.305 (1, 6)		0-0 HBP 1B 1B		0-0 P3			0-0 SH5-4	0-0 P5		3 0 1 1 0 0 2

Inning Stats	R: 0	H: 0	E: 0	K: 0	S: 3	R: 3	H: 5	E: 0	K: 0	S: 7	R: 1	H: 1	E: 0	K: 1	S: 5	R: 0	H: 0	E: 0	K: 1	S: 5	R: 0	H: 0	E: 0	K: 1	S: 5	R: 2	H: 4	E: 0	K: 1	S: 9	R: 0	H: 0	E: 0	K: 0	S: 3	1B: 8	SF: 0	2B: 2	SAC: 1	3B: 0	DP: 0	HR: 1	HBP: 1	WP: 1	PA: 37
--------------	------	------	------	------	------	------	------	------	------	------	------	------	------	------	------	------	------	------	------	------	------	------	------	------	------	------	------	------	------	------	------	------	------	------	------	-------	-------	-------	--------	-------	-------	-------	--------	-------	--------

PITCHER	IP	WLS	BF	H	R	ER	SO	BB	IBB	HBP	BLK	WP	HR	S	P	ERA	WHIP
Dennis Leonard, R ERA: 3.9 (1, 1)	6.1	L	27	8	5	5	4	1	0	1	0	0	1	33	38	7.11	1.421
Larry Gura, L ERA: 3.1 (7, 1)	0.1		3	2	0	0	0	0	0	0	0	0	0	3	3	0.00	6.000
Mark Littell, R ERA: 2.94 (7, 1)	1.1		6	1	1	1	1	1	0	0	0	1	0	7	11	6.75	1.500

BOTTOM

Kansas City Royals @ Cleveland Indians
Cleveland Municipal Stadium, Cleveland, OH

AB	32
R	6
H	11
RBI	6
BB	2
SO	5
LOB	9



WP: 1	PA: 37
PB: 0	
SB: 0	
CS: 1	

Sun Jul 03 1977, 7:05 PM EDT
Att: 54,690 - Unknown - 79 F

livebaseballscores.com

Batter	1	2	3	4	5	6	7	8	9	AB R H RBI BB SO LOB	TOP											
Duane Kuiper, L (1, 4) OBP: 0.334, SLG: 0.316	0-0 4-3		0-0 4-3		0-3 K		0-0 F7		4-0 1B BB	4 1 0 0 1 1 6												
Jim Norris, L (1, 8) OBP: 0.355, SLG: 0.342	0-0 4-3			0-0 4-3		4-0 G5-4-3 1B BB	0-0 FC3-6		0-0 F9 1B 1B	4 0 1 1 1 0 2												
Paul Dade, R (1, 9) OBP: 0.388, SLG: 0.422	0-3 K			0-0 F8		0-0 G5-4-3 1B	0-0 L6		0-0 G5-4-3 1B	5 0 2 2 0 1 2												
Rico Carty, R (1, 10) OBP: 0.352, SLG: 0.413		0-0 5-3		0-0 6-3		0-0 G5-4-3		0-0 F6	0-0 F9	5 0 0 0 0 0 4												
Buddy Bell, R (1, 5) OBP: 0.370, SLG: 0.438		0-3 K			0-0 BB 2B	0-0 F9		4-0 1B BB	0-0 G5-4-3	4 1 1 0 1 1 3												
John Lowenstein, L (1, 7) OBP: 0.394, SLG: 0.368		4-0 1B BB		0-0 6-3			0-0 1B 1B	4-0 1B BB		2 1 1 0 2 0 1												
Bruce Bochte, L (1, 3) OBP: 0.329, SLG: 0.345		0-0 1B		0-0 BB BB		4-0 BB BB	0-0 SH FC3-6 1B	0-0 FC6-4 1B		3 1 3 1 1 0 0												
Fred Kendall, R (1, 2) OBP: 0.272, SLG: 0.359			0-0 F8		0-0 F6		0-0 FC3-6 SH 1B	0-0 FC6-4		4 0 1 1 0 0 3												
Frank Duffy, R (1, 6) OBP: 0.267, SLG: 0.313			0-0 F7		4-0 1B BB		0-0 SH FC3-6	0-0 1B 2B		2 1 1 0 1 0 0												
Inning Stats	R: 0 E: 0 K: 1 S: 5	H: 0 LOB: 0 BB: 0 P: 5	R: 0 E: 0 K: 1 S: 5	H: 1 LOB: 2 BB: 1 P: 9	R: 0 E: 0 K: 0 S: 3	H: 0 LOB: 0 BB: 0 P: 3	R: 0 E: 0 K: 0 S: 3	H: 0 LOB: 0 BB: 0 P: 3	R: 0 E: 0 K: 1 S: 6	H: 1 LOB: 3 BB: 2 P: 14	R: 0 E: 0 K: 0 S: 3	H: 1 LOB: 1 BB: 1 P: 7	R: 2 E: 0 K: 0 S: 7	H: 3 LOB: 2 BB: 0 P: 7	R: 1 E: 0 K: 0 S: 3	H: 1 LOB: 1 BB: 2 P: 11	R: 2 E: 0 K: 0 S: 5	H: 3 LOB: 1 BB: 1 P: 9	1B: 8 2B: 2 3B: 0 HR: 0	SF: 0 SAC: 1 DP: 2 HBP: 0	WP: 0 PB: 0 SB: 0 CS: 0	PA: 41
PITCHER	IP WLS BF H R ER SO BB IBB HBP BLK WP HR S P ERA WHIP																					
Ed Figueroa, R (1, 1) ERA: 3.03	7.1 W 32 6 3 3 3 5 0 0 0 0 0 0 33 53 3.68 1.500																					
Ken Clay, R (8, 1) ERA: 4.43	1.2 9 4 2 2 0 2 0 0 0 0 0 0 7 15 10.80 3.600																					

Cleveland Indians @ New York Yankees
 Yankee Stadium, Bronx, NY
 Mon Jul 04 1977, 7:05 PM EDT
 Att. 15,920 - Unknown

AB	33
R	5
H	10
RBI	5
BB	7
SO	3
LOB	21



WP: 0	PA: 41
PB: 0	
SB: 0	
CS: 0	

Batter	1	2	3	4	5	6	7	8	9
Mickey Rivers, L (1, 8) OBP: 0.340, SLG: 0.399	0-0 4-3		0-0 F9		0-0 E3		4-0 1B IBB		
Willie Randolph, R (1, 4) OBP: 0.369, SLG: 0.429	0-0 F9		0-0 1-3		0-0 F8		4-0 1B BB		
Thurman Munson, R (1, 2) OBP: 0.360, SLG: 0.507	0-0 F9		0-0 2B		0-0 5-3		0-0 1B 1B		
Chris Chambliss, L (1, 3) OBP: 0.337, SLG: 0.442		0-0 HR	0-0 1-3		0-0 6-3		0-0 1B		
Reggie Jackson, L (1, 9) OBP: 0.354, SLG: 0.513		0-3 K		0-3 K		0-0 F8	0-0 F5		
Roy White, S (1, 7) OBP: 0.361, SLG: 0.436		0-0 HR		0-0 1B		0-0 F8		0-0 F7	
Lou Piniella, R (1, 10) OBP: 0.378, SLG: 0.521		0-3 K		0-0 F8			0-0 F8	0-0 HR	
Graig Nettles, L (1, 5) OBP: 0.304, SLG: 0.431		0-0 HR		0-0 4-3			0-0 BB 1B SH3-4	0-0 G3	
Bucky Dent, R (1, 6) OBP: 0.330, SLG: 0.392		0-0 5-3			0-0 F7		0-0 SH3-4	0-0 F7	
Fred Stanley, R (7, 6) OBP: 0.235, SLG: 0.412									


AB	R	H	RBI	BB	SO	LOB
3	1	0	0	1	0	0
3	1	0	0	1	0	1
4	0	2	2	0	0	1
4	1	2	2	0	0	1
4	0	0	0	0	2	2
4	1	2	1	0	0	0
4	1	1	1	0	1	1
4	2	2	1	0	0	1
2	0	0	0	0	0	0
1	0	0	0	0	0	0

BOTTOM

Cleveland Indians @ New York Yankees
 Yankee Stadium, Bronx, NY
 Mon Jul 04 1977, 7:05 PM EDT
 Att. 15,920 - Unknown

livebaseballscorecards.com

AB	33
R	7
H	9
RBI	7
BB	2
SO	3
LOB	7



Inning Stats		R	H	E	K	S	Pitcher																																										
R: 0	H: 0	E: 0	K: 0	S: 3	R: 3	H: 3	E: 0	K: 2	S: 10	R: 0	H: 1	E: 0	K: 0	S: 4	R: 0	H: 1	E: 0	K: 1	S: 6	R: 0	H: 0	E: 1	K: 0	S: 4	R: 0	H: 0	E: 0	K: 0	S: 3	R: 3	H: 3	E: 0	K: 0	S: 6	R: 1	H: 1	E: 0	K: 0	S: 4	R: 0	H: 0	E: 0	K: 0	S: 0	R: 0	H: 0	E: 0	K: 0	S: 0

PITCHER		IP	WLS	BF	H	R	ER	SO	BB	IBB	HBP	BLK	WP	HR	S	P	ERA	WHIP
Wayne Garland, R	(1, 1)	6.2	L	31	8	6	6	3	1	1	0	0	0	3	35	43	8.10	1.350
Sid Monge, L	(7, 1)	1.1		5	1	1	1	0	0	0	0	0	0	1	5	5	6.75	0.750

Batter	1	2	3	4	5	6	7	8	9	AB R H RBI BB SO LOB	TOP																
Duane Kuiper, L (1, 4) OBP: 0.335, SLG: 0.317	0-0 FC4-6 1B	0-0 G5-4-3		0-0 6-3		0-0 4-3			0-0 1B	5 0 2 0 0 0 2																	
Jim Norris, L (1, 8) OBP: 0.350, SLG: 0.337 Larvell Blanks, R (9, PH) OBP: 0.277, SLG: 0.361	0-3 K		0-0 F7	0-0 5-3		0-0 G3			0-0 F2	4 0 0 0 0 1 1 1 0 0 0 0 0 1																	
Paul Dade, R (1, 9) OBP: 0.390, SLG: 0.429	0-0 FC4-6 2B 1B		0-0 PB 1B		0-0 F9 SF8 2B			0-0 F9		4 3 2 0 0 0 1																	
Rico Carty, R (1, 10) OBP: 0.350, SLG: 0.415	0-0 1B 2B		0-0 F8		0-0 F9			0-0 6-3		4 0 1 0 0 0 2																	
Buddy Bell, R (1, 5) OBP: 0.372, SLG: 0.441	0-0 2-3 3-H 1B		0-0 1B E 1B		0-0 SF8			0-0 F6		3 1 2 3 0 0 0																	
John Lowenstein, L (1, 7) OBP: 0.402, SLG: 0.389 Bill Melton, R (8, PH) OBP: 0.300, SLG: 0.292 (8, 3)	0-0 4-3		0-0 E 1B		0-0 2B			0-0 6-3		3 0 2 0 0 0 2 1 0 0 0 0 0 0																	
Bruce Bochte, L (1, 3) OBP: 0.333, SLG: 0.347 Andre Thornton, R (8, PH) OBP: 0.301, SLG: 0.403 Ron Pruitt, R (8, 7) OBP: 0.316, SLG: 0.308		4-0 1B 1-3 BB	0-0 E6 1B		0-0 G3			0-0 6-3		2 0 1 1 1 0 1 1 0 0 0 0 0 0 0 0 0 0 0 0 0	AB 36 R 4 H 11 RBI 4 BB 1 SO 1 LOB 13																
Ray Fosse, R (1, 2) OBP: 0.276, SLG: 0.357		0-0 1-3	0-0 6-3		0-0 5-3			0-0 4-3		4 0 0 0 0 0 3																	
Frank Duffy, R (1, 6) OBP: 0.266, SLG: 0.311		0-0 G5-4-3 2-3 1B		0-0 1-3		0-0 F6		0-0 5-3		4 0 1 0 0 0 0																	
Inning Stats	R: 1 H: 3 E: 0 LOB: 2 K: 1 BB: 0 S: 8 P: 8	R: 0 H: 1 E: 0 LOB: 1 K: 0 BB: 1 S: 3 P: 7	R: 2 H: 4 E: 1 LOB: 2 K: 0 BB: 0 S: 7 P: 7	R: 0 H: 0 E: 0 LOB: 0 K: 0 BB: 0 S: 3 P: 3	R: 1 H: 2 E: 0 LOB: 1 K: 0 BB: 0 S: 5 P: 5	R: 0 H: 0 E: 0 LOB: 0 K: 0 BB: 0 S: 3 P: 3	R: 0 H: 0 E: 0 LOB: 0 K: 0 BB: 0 S: 3 P: 3	R: 0 H: 0 E: 0 LOB: 0 K: 0 BB: 0 S: 3 P: 3	R: 0 H: 1 E: 0 LOB: 1 K: 0 BB: 0 S: 4 P: 4	1B: 8 SF: 1 2B: 3 SAC: 0 3B: 0 DP: 1 HR: 0 HBP: 0	WP: 0 PA: 38 PB: 1 SB: 0 CS: 0																
PITCHER	IP WLS BF H R ER SO BB IBB HBP BLK WP HR S P ERA WHIP											PITCHER	IP WLS BF H R ER SO BB IBB HBP BLK WP HR S P ERA WHIP														
Mike Torrez, R (1, 1) ERA: 4.92	2.2	16	8	3	3	1	1	0	0	0	0	0	0	17	21	10.12	3.375										
Dick Tidrow, R (3, 1) ERA: 3.2	2.0	8	2	1	1	0	0	0	0	0	0	0	0	8	8	4.50	1.000										
Sparky Lyle, L (5, 1) ERA: 1.8	4.1	W	14	1	0	0	0	0	0	0	0	0	0	14	14	0.00	0.231										

Cleveland Indians @ New York Yankees
 Yankee Stadium, Bronx, NY
 Tue Jul 05 1977, 7:05 PM EDT
 Att. 16,053 - Unknown

livebaseballscorecards.com



Batter	1	2	3	4	5	6	7	8	9
Mickey Rivers, L OBP: 0.336, SLG: 0.394 (1, 8)	0-0 F2	0-3 K			0-0 F8	0-3 K			
Willie Randolph, R OBP: 0.374, SLG: 0.432 (1, 4)	4-0 BLK 1B BB		0-0 1B		0-0 S 1B		0-3 K		
Thurman Munson, R OBP: 0.361, SLG: 0.507 Cliff Johnson, R OBP: 0.402, SLG: 0.578 (5, 2)	0-0 2-6 1B		0-0 F3		0-3 K		0-3 K		
Chris Chambliss, L OBP: 0.339, SLG: 0.446 (1, 3)	0-0 F7		0-3 K			0-0 2B BB 1B	0-0 2B 2B		
Reggie Jackson, L OBP: 0.359, SLG: 0.524 (1, 9)	0-0 2-6	0-0 1B SF7 1B	0-0 F8		0-0 BB 2B	0-0 2B	0-0 2B		
Roy White, S OBP: 0.359, SLG: 0.431 (1, 7)		0-0 F7		0-0 F8	4-0 BB IBB	0-0 F7			
Graig Nettles, L OBP: 0.306, SLG: 0.430 (1, 5)		0-0 1-3 3B 1B		0-3 K	0-0 BB		0-0 F9		
Carlos May, L OBP: 0.311, SLG: 0.345 (1, 10)		0-0 SF7		0-0 F8	0-0 F5		0-0 3-1		
Bucky Dent, R OBP: 0.328, SLG: 0.398 (1, 6)		0-0 1-H 3B			0-0 F4	0-0 F4		0-0 6-3	

AB	R	H	RBI	BB	SO	LOB
4	0	0	0	0	2	4
3	1	2	0	1	1	0
2	0	1	1	0	0	1
2	0	0	0	0	2	1
4	2	2	0	0	1	2
4	1	3	1	0	0	1
3	0	0	0	1	0	2
3	1	1	1	1	1	0
3	0	0	1	0	0	3
4	0	1	1	0	0	3

AB	R	H	RBI	BB	SO	LOB
32	5	10	5	3	7	17

Inning Stats	R: 1	H: 1	E: 0	K: 0	S: 3	LOB: 1	BB: 1	P: 7
R: 2	H: 3	E: 0	K: 1	S: 8	LOB: 1	BB: 0	P: 8	
R: 0	H: 1	E: 0	K: 1	S: 6	LOB: 1	BB: 0	P: 6	
R: 0	H: 0	E: 0	K: 1	S: 5	LOB: 0	BB: 0	P: 5	
R: 0	H: 1	E: 0	K: 1	S: 6	LOB: 1	BB: 0	P: 6	
R: 1	H: 2	E: 0	K: 1	S: 7	LOB: 3	BB: 2	P: 15	
R: 1	H: 2	E: 0	K: 2	S: 9	LOB: 1	BB: 0	P: 9	
R: 0	H: 0	E: 0	K: 0	S: 3	LOB: 0	BB: 0	P: 3	

WP	HR	S	P	ERA	WHIP
0	0	47	59	5.62	1.500

BOTTOM

Cleveland Indians @ New York Yankees
Yankee Stadium, Bronx, NY
 Tue Jul 05 1977, 7:05 PM EDT
 Att. 16,053 - Unknown

livebaseballscorecards.com

AB	32
R	5
H	10
RBI	5
BB	3
SO	7
LOB	17



PITCHER	IP	WLS	BF	H	R	ER	SO	BB	IBB	HBP	BLK	WP	HR	S	P	ERA	WHIP
Jim Bibby, R ERA: 3.52 (1, 1)	8.0	L	37	10	5	5	7	2	1	0	1	0	0	47	59	5.62	1.500

Batter	1	2	3	4	5	6	7	8	9	AB R H RBI BB SO LOB	TOP	
Duane Kuiper, L (1, 4) OBP: 0.334, SLG: 0.320	0-0 6-3		0-0 F8			0-0 F8		0-0 2-H 2B		4 0 1 1 0 0 0		
John Lowenstein, L (1, 7) OBP: 0.387, SLG: 0.372	0-0 3-1		0-0 4-3			0-0 F9		0-0 F3		4 0 0 0 0 0 1		
Paul Dade, R (1, 9) Andre Thornton, R (5, 3) OBP: 0.353, SLG: 0.425 OBP: 0.297, SLG: 0.397	0-0 6-3			0-0 F9			0-0 F7		0-3 K	2 0 0 0 0 0 0 2 0 0 0 0 1 0		
Rico Carty, R (1, 10) Johnny Grubb, L (9, PR) OBP: 0.353, SLG: 0.410 OBP: 0.425, SLG: 0.462		4-0 BLK BB		0-0 F9			0-0 6-3		4-0 BB	2 0 0 0 2 0 0 0 0 0 0 0 0 0		
Buddy Bell, R (1, 5) OBP: 0.370, SLG: 0.438		0-3 K 1-2		0-0 F7			0-0 1B		0-0 F8	4 0 1 0 0 1 2		
Bruce Bochte, L (1, 3) OBP: 0.328, SLG: 0.341		0-0 F7			0-0 F8		0-0 F5		0-0 F7	4 0 0 0 0 0 3		
Jim Norris, L (1, 8) OBP: 0.350, SLG: 0.341		0-0 4-3			0-0 1-3				0-0 2B 2B	3 1 1 0 0 0 1		
Ray Fosse, R (1, 2) OBP: 0.277, SLG: 0.375			0-0 HR		0-0 F7				0-0 F9	3 1 1 1 0 0 1		
Frank Duffy, R (1, 6) OBP: 0.262, SLG: 0.306			0-0 F7			0-3 K			0-0 L5	3 0 0 0 0 1 1		
Inning Stats	R: 0 H: 0 E: 0 LOB: 0 K: 0 BB: 0 S: 3 P: 3	R: 0 H: 0 E: 0 LOB: 1 K: 1 BB: 1 S: 5 P: 9	R: 1 H: 1 E: 0 LOB: 0 K: 0 BB: 0 S: 4 P: 4	R: 0 H: 0 E: 0 LOB: 0 K: 0 BB: 0 S: 3 P: 3	R: 0 H: 0 E: 0 LOB: 0 K: 0 BB: 0 S: 3 P: 3	R: 0 H: 0 E: 0 LOB: 0 K: 1 BB: 0 S: 5 P: 5	R: 0 H: 1 E: 0 LOB: 1 K: 0 BB: 0 S: 4 P: 4	R: 1 H: 2 E: 0 LOB: 1 K: 0 BB: 0 S: 5 P: 5	R: 0 H: 0 E: 0 LOB: 1 K: 1 BB: 1 S: 5 P: 9	1B: 1 SF: 0 2B: 2 SAC: 0 3B: 0 DP: 0 HR: 1 HBP: 0	WP: 0 PA: 33 PB: 0 SB: 0 CS: 0	
PITCHER Catfish Hunter, R (1, 1) ERA: 4.91	IP WLS BF H R ER SO BB IBB HBP BLK WP HR S P ERA WHIP	9.0 W 33 4 2 2 3 2 0 0 0 1 0 1 37 45 2.00 0.667										

Cleveland Indians @ New York Yankees
Yankee Stadium, Bronx, NY
Thu Jul 07 1977, 7:05 PM EDT
Att: 21,419 - Unknown

livebaseballscorecards.com

AB 31
R 2
H 4
RBI 2
BB 2
SO 3
LOB 9



Batter	1	2	3	4	5	6	7	8	9
Willie Randolph, R (1, 4) OBP: 0.375, SLG: 0.435	0-0 F9		0-0 1-4-3 2B		0-0 E3	0-0 6-3		0-3 K	
Paul Blair, R (1, 8) OBP: 0.344, SLG: 0.422	0-0 6-3		0-0 1-4-3		0-0 HR		0-0 F7	0-0 F7	
Thurman Munson, R (1, 2) OBP: 0.359, SLG: 0.507	0-0 F9		0-0 2B		0-0 5-3		0-0 F9		
Cliff Johnson, R (1, 3) OBP: 0.398, SLG: 0.571 Chris Chambliss, L (5, PH) OBP: 0.337, SLG: 0.443 (6, 3)		0-0 5-3	0-0 F9		0-3 K		0-0 5-3		
Lou Piniella, R (1, 10) OBP: 0.382, SLG: 0.554		0-0 6-3	0-0 F4		0-0 HR			0-0 1B	
Reggie Jackson, L (1, 9) OBP: 0.361, SLG: 0.524		0-0 1B		0-3 K	0-3 K			0-0 1B	
Roy White, S (1, 7) OBP: 0.364, SLG: 0.429		4-0 1B		0-0 F3		4-0 BB		4-0 FC5-4	
Graig Nettles, L (1, 5) OBP: 0.308, SLG: 0.431		0-0 BB		0-0 F8		0-0 BB		0-0 FC5-4	
Bucky Dent, R (1, 6) OBP: 0.327, SLG: 0.400		0-0 F8			0-0 E	0-0 F6		0-0 FC5-4	

Inning Stats	R: 0	H: 0	E: 0	K: 0	S: 3	LOB: 0	BB: 0	P: 3
	R: 1	H: 2	E: 0	K: 0	S: 5	LOB: 2	BB: 1	P: 9
	R: 1	H: 2	E: 0	K: 0	S: 5	LOB: 1	BB: 0	P: 5
	R: 0	H: 0	E: 0	K: 1	S: 5	LOB: 0	BB: 0	P: 5
	R: 4	H: 4	E: 1	K: 2	S: 11	LOB: 0	BB: 0	P: 11
	R: 0	H: 0	E: 0	K: 0	S: 3	LOB: 1	BB: 1	P: 7
	R: 0	H: 0	E: 0	K: 0	S: 3	LOB: 0	BB: 0	P: 3
	R: 2	H: 3	E: 0	K: 1	S: 8	LOB: 2	BB: 1	P: 12

PITCHER	IP	WLS	BF	H	R	ER	SO	BB	IBB	HBP	BLK	WP	HR	S	P	ERA	WHIP
Rick Waits, L (1, 1) ERA: 4.39	4.0	L	20	7	5	5	1	1	0	0	0	0	0	21	25	11.25	2.000
Pat Dobson, R (5, 1) ERA: 5.93	1.0		4	1	1	1	2	0	0	0	0	0	1	8	8	9.00	1.000
Don Hood, L (6, 1) ERA: 3.5	2.0		11	3	2	2	0	2	0	0	0	0	0	9	17	9.00	2.500
Tom Buskey, R (8, 1) ERA: 4.73	1.0		3	0	0	0	1	0	0	0	0	0	0	5	5	0.00	0.000

AB R H RBI BB SO LOB

5	2	2	0	0	1	3
5	1	1	2	0	0	3
4	0	1	1	0	0	1
2	0	0	0	0	0	1
2	0	0	0	0	1	1
4	2	2	2	0	0	1
4	2	2	1	0	2	0
1	0	0	0	3	0	0
4	0	2	2	0	0	1
4	1	1	0	0	0	5

1B: 5	SF: 0	WP: 0	PA: 38
2B: 4	SAC: 0	PB: 0	
3B: 1	DP: 0	SB: 1	
HR: 1	HBP: 0	CS: 0	

ERA	WHIP

Cleveland Indians @ New York Yankees
 Yankee Stadium, Bronx, NY
 Thu Jul 07 1977, 7:05 PM EDT
 Att. 21,419 - Unknown

livebaseballscorecards.com

AB	35
R	8
H	11
RBI	8
BB	3
SO	4
LOB	16



Batter	1	2	3	4	5	6	7	8	9	AB R H RBI BB SO LOB	TOP
Steve Staggs, R (1, 4) OBP: 0.289, SLG: 0.361	0-0 F6		0-0 6-3			0-0 L4		0-0 F3		4 0 0 0 0 0 1	
Bob Bailor, R (1, 6) OBP: 0.341, SLG: 0.411	0-3 K				0-3 K	0-0 F4		0-0 5-3		4 0 0 0 0 2 0	
Ron Fairly, L (1, 3) OBP: 0.416, SLG: 0.531	0-0 F4				0-3 K		4-0 BB 1B BB		0-0 G3	3 1 0 0 1 1 0	
Otto Velez, R (1, 9) OBP: 0.369, SLG: 0.513		0-3 K			0-3 K		4-0 BB BB BB FC6-4 1B 1-2 SF8 BB		0-0 F2	3 1 0 0 1 2 0	
Sam Ewing, L (1, 10) OBP: 0.364, SLG: 0.404		0-0 F7			0-0 6-3		0-0 FC6-4 1B 1-2 2-H		0-0 HR	4 1 2 2 0 0 0	
Doug Rader, R (1, 5) OBP: 0.362, SLG: 0.448		0-3 K			4-0 BB		0-0 FC6-4 1B 1-2f 2-3		0-0 HR 1B	3 1 1 0 1 1 2	
Al Woods, L (1, 7) OBP: 0.342, SLG: 0.427			0-0 F6		0-0 F8		0-0 SF8		0-0 HR 1-H	3 1 1 3 0 0 1	
John Scott, R (1, 8) OBP: 0.263, SLG: 0.308			0-0 G3		0-3 K		0-3 K		0-0 1B	4 0 1 0 0 2 2	
Alan Ashby, S (1, 2) OBP: 0.301, SLG: 0.296			0-0 3B		0-0 4-3			0-0 L3	0-3 K	4 0 1 0 0 1 1	
Inning Stats	R: 0 E: 0 K: 1 S: 5 H: 0 LOB: 0 BB: 0 P: 5	R: 0 E: 0 K: 2 S: 7 H: 0 LOB: 0 BB: 0 P: 7	R: 0 E: 0 K: 0 S: 4 H: 1 LOB: 1 BB: 0 P: 4	R: 0 E: 0 K: 3 S: 9 H: 0 LOB: 0 BB: 0 P: 9	R: 0 E: 0 K: 1 S: 5 H: 0 LOB: 1 BB: 1 P: 9	R: 0 E: 0 K: 0 S: 3 H: 0 LOB: 0 BB: 0 P: 3	R: 2 E: 0 K: 1 S: 6 H: 1 LOB: 1 BB: 2 P: 14	R: 0 E: 0 K: 0 S: 3 H: 0 LOB: 0 BB: 0 P: 3	R: 3 E: 0 K: 1 S: 9 H: 4 LOB: 1 BB: 0 P: 9	1B: 3 2B: 0 3B: 1 HR: 2 SF: 1 SAC: 0 DP: 0 HBP: 0	WP: 0 PB: 0 SB: 0 CS: 0 PA: 36
PITCHER Dennis Eckersley, R (1, 1) ERA: 3.32	IP: 9.0 WLS: W BF: 36 H: 6 R: 5 ER: 5 SO: 9 BB: 3 IBB: 0 HBP: 0 BLK: 0 WP: 0 HR: 2 S: 51 P: 63 ERA: 5.00 WHIP: 1.000										

Toronto Blue Jays @ Cleveland Indians
Cleveland Municipal Stadium, Cleveland, OH

AB	32
R	5
H	6
RBI	5
BB	3
SO	9
LOB	7



Fri Jul 08 1977, 7:05 PM EDT
Att. 12,719 - Unknown - 74 F

livebaseballscorecards.com

Batter	1	2	3	4	5	6	7	8	9	AB	R	H	RBI	BB	SO	LOB
Duane Kuiper, L (1, 4) OBP: 0.332, SLG: 0.318	0-0 G4-3 1B	0-0 F8			K		0-0 FC4			5	0	1	0	0	1	5
Buddy Bell, R (1, 5) OBP: 0.371, SLG: 0.435	0-0 G4-3 1-2f		0-0 WP 1B		4-0 BB FC6-4 BB	0-0 F8		0-0 1-3		4	1	1	0	1	0	1
Paul Dade, R (1, 7) OBP: 0.387, SLG: 0.424	0-0 1-3		0-0 F9		0-0 FC6-4 1-2 1B	0-0 L4		0-0 WP SF7 BB 1B		5	2	2	0	0	0	1
Rico Carty, R (1, 10) OBP: 0.354, SLG: 0.404		0-0 1-3	0-0 6-3		4-0 1-2 2-3 BB	0-0 6-3		4-0 BB WP BB		3	1	0	0	2	0	1
Bruce Bochte, L (1, 3) OBP: 0.329, SLG: 0.343		0-0 WP 1B	0-0 F7		0-0 FC6-4 1-2f 2-3 3-H HR		0-0 HR	0-0 SF7		4	3	2	2	0	0	3
Charlie Spikes, R (1, 9) OBP: 0.444, SLG: 0.471		0-0 FC6 1B		0-0 6-3	0-0 1-2 3-H HR		0-3 K	4-0 BB BB		4	1	2	2	1	1	1
Larvell Blanks, R (1, 6) OBP: 0.296, SLG: 0.423		0-0 FC6 1-2f 1B		0-0 BB 1B	0-0 1-1 2-H HR		0-0 1-H HR	4-0 1-2 2-3 BB		4	3	3	5	1	0	1
Jim Norris, L (1, 8) OBP: 0.360, SLG: 0.341		4-0 1B 1-2 BB		4-0 G6-4-3 1-2 BB	4-0 1B		4-0 FC4 BB	4-0 1-2 2-3 3-H BB		0	0	0	1	5	0	0
Fred Kendall, R (1, 2) OBP: 0.277, SLG: 0.361		0-0 1-3 2-H 1B		0-0 G6-4-3 1-2f	0-0 1-2 1B		0-0 FC4	0-3 K		5	0	2	1	0	1	6

Inning Stats	R: 0	H: 1	E: 0	K: 0	S: 3	R: 2	H: 3	E: 0	K: 0	S: 6	R: 0	H: 1	E: 0	K: 0	S: 4	R: 0	H: 1	E: 0	K: 0	S: 3	R: 5	H: 4	E: 0	K: 1	S: 9	R: 0	H: 0	E: 0	K: 0	S: 3	R: 2	H: 2	E: 0	K: 1	S: 7	R: 2	H: 1	E: 0	K: 1	S: 6
	LOB: 0	BB: 0	P: 3	LOB: 2	BB: 1	P: 10	LOB: 1	BB: 0	P: 4	LOB: 1	BB: 1	P: 7	LOB: 2	BB: 3	P: 21	LOB: 0	BB: 0	P: 3	LOB: 1	BB: 1	P: 11	LOB: 3	BB: 4	P: 22	LOB: 0	BB: 0	P: 0	LOB: 0	BB: 0	P: 0	LOB: 0	SAC: 0	DP: 2	HBP: 0	WP: 3	HR: 2	S: 3	P: 3	ERA: 0.00	WHIP: 0.000

PITCHER	IP	WLS	BF	H	R	ER	SO	BB	IBB	HBP	BLK	WP	HR	S	P	ERA	WHIP
Dave Lemanczyk, R (1, 1) ERA: 4.23	4.2	L	24	8	6	6	1	4	0	0	0	2	0	22	38	11.57	2.571
Jerry Johnson, R (5, 1) ERA: 4.58	0.0		3	2	1	1	0	1	0	0	0	0	1	2	6	∞	∞
Dennis DeBarr, L (5, 1) ERA: 3.75	1.1		4	0	0	0	0	0	0	0	0	0	0	4	4	0.00	0.000
Chuck Hartenstein, R (7, 1) ERA: 7.78	1.0		6	2	2	2	1	1	0	0	0	0	1	7	11	18.00	3.000
Tom Bruno, R (8, 1) ERA: 7.85	0.2		7	1	2	2	0	4	0	0	0	1	0	3	19	27.00	7.500

BOTTOM

Toronto Blue Jays @ Cleveland Indians
Cleveland Municipal Stadium, Cleveland, OH

Fri Jul 08 1977, 7:05 PM EDT
Att: 12,719 - Unknown - 74 F

AB	34
R	11
H	13
RBI	11
BB	10
SO	3
LOB	19

livebaseballscorecards.com

C

1B: 11	SF: 1	WP: 3	PA: 45
2B: 0	SAC: 0	PB: 0	
3B: 0	DP: 2	SB: 0	
HR: 2	HBP: 0	CS: 0	

Batter	1	2	3	4	5	6	7	8	9	AB R H RBI BB SO LOB	TOP									
Steve Staggs, R (1, 4) x OBP: 0.302, SLG: 0.350	0-0 ① 1-3		x 0-0 ② 4-3		BBB 4-0 1-2 BB		x 0-0 ② 1-3		x 0-0 SH1-4 1B	4 0 1 0 1 0 0										
Bob Bailor, R (1, 6) x OBP: 0.351, SLG: 0.427	0-0 4-3 1B		x 0-0 3B		x 0-0 1-2 2-3 1B		x 0-0 2B 1B		x 0-0 ① SH1-4 1-2	4 1 4 0 0 0 0										
Ron Fairly, L (1, 3) x OBP: 0.416, SLG: 0.530	0-0 ② 4-3 1-2		x 0-0 ③ 1-3		x 0-0 ③ 4-3		x 0-0 1-H 2B		4-0 IBB	4 0 1 1 1 0 5										
Otto Velez, R (1, 9) x OBP: 0.370, SLG: 0.509	0-0 ③ 6-3		x 0-0 ① G3		x 0-0 1B 1B		4-0 BB BB		x 0-0 ② F7	4 0 1 0 1 0 3										
Sam Ewing, L (1, 10) x OBP: 0.350, SLG: 0.386		x 0-0 ① F3		x 0-0 ② G3		SSS 0-3 ① K		x 0-0 ③ 1-3	x 0-0 ③ F7	5 0 0 0 0 1 5										
Doug Rader, R (1, 5) x OBP: 0.361, SLG: 0.456		x 0-0 ② F8		SSS 0-3 ③ K		x 0-0 ② F8		x 0-0 HR		4 1 1 1 0 1 1										
Al Woods, L (1, 7) x OBP: 0.345, SLG: 0.429		x 0-0 1B		x 0-0 ① 4-3		x 0-0 1-3 1B		x 0-0 ① F8		4 0 2 0 0 0 0										
John Scott, R (1, 8) x OBP: 0.257, SLG: 0.301		x 0-0 ③ F9		SSS 0-3 ② K		x 0-0 ③ F9		SSS 0-3 ② K		4 0 0 0 0 2 3										
Alan Ashby, S (1, 2) x OBP: 0.300, SLG: 0.296			x 0-0 ① 3-1		x 0-0 1B BB 1B		x 0-0 ① G3		x 0-0 ③ F9	4 0 1 0 0 0 0										
Inning Stats	R: 0 E: 0 K: 0 S: 4	H: 1 LOB: 1 BB: 0 P: 4	R: 0 E: 0 K: 0 S: 4	H: 1 LOB: 1 BB: 0 P: 4	R: 0 E: 0 K: 0 S: 4	H: 0 LOB: 0 BB: 0 P: 5	R: 0 E: 0 K: 1 S: 7	H: 2 LOB: 3 BB: 1 P: 11	R: 0 E: 0 K: 1 S: 7	H: 2 LOB: 2 BB: 0 P: 7	R: 1 E: 0 K: 0 S: 5	H: 2 LOB: 2 BB: 1 P: 9	R: 1 E: 0 K: 1 S: 6	H: 1 LOB: 0 BB: 0 P: 6	R: 0 E: 0 K: 0 S: 4	H: 1 LOB: 2 BB: 1 P: 8	1B: 8 2B: 1 3B: 1 HR: 1	SF: 0 SAC: 1 DP: 0 HBP: 0	WP: 0 PB: 0 SB: 0 CS: 0	PA: 41
PITCHER Wayne Garland, R (1, 1) ERA: 4.43	IP 9.0 WLS W BF 41 H 11 R 2 ER 2 SO 4 BB 2 IBB 1 HBP 0 BLK 0 WP 0 HR 1 S 46 P 58 ERA 2.00 WHIP 1.444											PITCHER	IP WLS BF H R ER SO BB IBB HBP BLK WP HR S P ERA WHIP							

Toronto Blue Jays @ Cleveland Indians
Cleveland Municipal Stadium, Cleveland, OH
Sat Jul 09 1977, 7:05 PM EDT
Att. 19,594 - Unknown - 78 F

livebaseballscorecards.com

AB	37
R	2
H	11
RBI	2
BB	3
SO	4
LOB	17



Batter	1	2	3	4	5	6	7	8	9	AB	R	H	RBI	BB	SO	LOB
Buddy Bell, R OBP: 0.369, SLG: 0.440 (1, 5)	0-0 6-3 ①		0-0 1B 3B		0-3 K ②			0-3 K ①		4	1	1	0	0	2	0
Paul Dade, R OBP: 0.389, SLG: 0.423 (1, 8) (7, 9)	0-3 K ②		4-0 CS 1B BB		0-3 K ③			0-0 1B		3	0	1	0	1	2	0
Larvell Blanks, R OBP: 0.302, SLG: 0.425 (1, 4)	0-0 1B		0-0 CS 1B 1-2 3-H		0-0 L8 ①			0-0 F5 ②		4	0	2	1	0	0	1
Rico Carty, R OBP: 0.352, SLG: 0.401 (1, 10)	0-0 G3 ③		0-0 6-3 ② ③ 1-2 2-3		0-0 FC5-4 1B			0-0 F3 ③		4	0	1	0	0	0	4
Charlie Spikes, R OBP: 0.381, SLG: 0.400 Jim Norris, L OBP: 0.359, SLG: 0.340 (1, 9) (7, 8)		0-0 F9 ①		0-0 F4 ①		0-0 FC5-4 CS 1-2f ②		0-0 F9 ①		3	0	0	0	0	0	1
Bill Melton, R OBP: 0.321, SLG: 0.297 John Lowenstein, L OBP: 0.387, SLG: 0.372 (1, 3) (9, PR)		0-0 1B		4-0 1-3 BB BB BB BB		0-0 CS 1-2 ③	0-0 F7 ①		4-0 HR BB BB BB BB	2	0	1	0	2	0	0
Ron Pruitt, R OBP: 0.311, SLG: 0.291 (1, 7)		0-0 F7 ②		0-0 1-3 BB 1-2		0-0 1-3 BB BB BB BB	0-0 F7 ①		0-3 K ②	3	0	0	0	1	1	3
Fred Kendall, R OBP: 0.271, SLG: 0.352 Andre Thornton, R OBP: 0.301, SLG: 0.423 (1, 2) (9, PH)		0-0 F7 ③		0-0 F8 ③		0-0 F7 ②		0-0 F7 ②		3	0	0	0	0	0	3
Frank Duffy, R OBP: 0.259, SLG: 0.302 (1, 6)			0-0 F9 ①		0-3 K ①		0-3 K ③		0-0 HR 1-H	1	1	1	2	0	0	0

Inning Stats	R: 0	H: 1	E: 0	K: 1	S: 6	LOB: 1	BB: 0	P: 6	R: 0	H: 1	E: 0	K: 0	S: 4	LOB: 1	BB: 0	P: 4	R: 1	H: 2	E: 0	K: 0	S: 4	LOB: 1	BB: 1	P: 8	R: 0	H: 0	E: 0	K: 0	S: 3	LOB: 1	BB: 1	P: 7	R: 0	H: 0	E: 0	K: 3	S: 9	LOB: 0	BB: 0	P: 9	R: 0	H: 1	E: 0	K: 0	S: 3	LOB: 0	BB: 0	P: 3	R: 0	H: 0	E: 0	K: 1	S: 5	LOB: 1	BB: 1	P: 9	R: 0	H: 1	E: 0	K: 1	S: 6	LOB: 1	BB: 0	P: 6	R: 2	H: 1	E: 0	K: 1	S: 5	LOB: 1	BB: 1	P: 9	1B: 5	2B: 0	3B: 1	SF: 0	SAC: 0	DP: 0	HBP: 0	WP: 0	PB: 0	SB: 0	CS: 3	PA: 36
PITCHER Jerry Garvin, L ERA: 3.82 (1, 1)	IP	WLS	BF	H	R	ER	SO	BB	IBB	HBP	BLK	WP	HR	S	P	ERA	WHIP	IP	WLS	BF	H	R	ER	SO	BB	IBB	HBP	BLK	WP	HR	S	P	ERA	WHIP																																																		

BOTTOM

Toronto Blue Jays @ Cleveland Indians
Cleveland Municipal Stadium, Cleveland, OH

Sat Jul 09 1977, 7:05 PM EDT
Att: 19,594 - Unknown - 78 F

AB	31
R	3
H	7
RBI	3
BB	4
SO	7
LOB	13



WP: 0	PA: 36
PB: 0	
SB: 0	
CS: 3	

livebaseballscores.com

Batter	1	2	3	4	5	6	7	8	9	AB R H RBI BB SO LOB	TOP											
Steve Staggs, R (1, 4) OBP: 0.319, SLG: 0.364	0-0 F8		0-0 CS 1B		0-3 K		0-0 1B			4 0 2 2 0 1 1												
Bob Bailor, R (1, 6) OBP: 0.349, SLG: 0.424	0-0 G6-3 1B		0-3 K			0-0 4-3	0-0 1-3			4 0 1 0 0 1 3												
Ron Fairly, L (1, 3) OBP: 0.410, SLG: 0.522	0-0 G6-3 1-2f		0-0 CS	0-0 4-3		0-0 4-3		0-3 K		4 0 0 0 0 1 1												
Otto Velez, R (1, 9) OBP: 0.368, SLG: 0.504		0-0 HR 1B		0-3 K		0-0 4-3		0-3 K		4 1 1 0 0 2 0												
Al Woods, L (1, 7) OBP: 0.343, SLG: 0.425		0-0 F7		0-0 3-1			0-0 WP SH1-3 1B	0-0 6-3		4 1 1 0 0 0 1												
Doug Rader, R (1, 5) OBP: 0.366, SLG: 0.468		0-0 HR			4-0 1B SH1-3 WP BB		0-0 SH1-3	4-0 6-3 SH5-3 BB		1 2 1 2 2 0 0												
Sam Ewing, L (1, 10) OBP: 0.349, SLG: 0.379		0-0 4-3			0-0 F8		4-0 WP 1B IBB	0-0 SH5-3		2 1 0 0 1 0 1												
John Scott, R (1, 8) OBP: 0.253, SLG: 0.295		0-3 K			0-0 SH1-3		0-3 K	0-0 6-3		3 0 0 0 0 2 3												
Alan Ashby, S (1, 2) OBP: 0.303, SLG: 0.296			0-3 K		0-0 WP 1B		4-0 1B IBB	0-3 K		3 0 1 0 1 2 1												
Inning Stats	R: 0 E: 0 K: 0 S: 3	H: 1 LOB: 0 BB: 0 P: 3	R: 2 E: 0 K: 1 S: 7	H: 2 LOB: 0 BB: 0 P: 7	R: 0 E: 0 K: 2 S: 7	H: 1 LOB: 0 BB: 0 P: 7	R: 0 E: 0 K: 1 S: 5	H: 0 LOB: 0 BB: 0 P: 5	R: 1 E: 0 K: 1 S: 6	H: 1 LOB: 1 BB: 1 P: 10	R: 0 E: 0 K: 0 S: 3	H: 0 LOB: 0 BB: 0 P: 3	R: 2 E: 0 K: 1 S: 7	H: 2 LOB: 2 BB: 2 P: 15	R: 0 E: 0 K: 2 S: 7	H: 0 LOB: 0 BB: 0 P: 7	R: 0 E: 0 K: 1 S: 5	H: 0 LOB: 1 BB: 1 P: 9	1B: 6 2B: 0 3B: 0 HR: 1	SF: 0 SAC: 3 DP: 1 HBP: 0	WP: 2 PB: 0 SB: 0 CS: 1	PA: 37
PITCHER	IP WLS BF H R ER SO BB IBB HBP BLK WP HR S P ERA WHIP																					
Pat Dobson, R (1, 1) ERA: 5.98	6.2 L 26 6 5 5 6 1 1 0 0 2 1 36 44 6.75 1.050																					
Jim Kern, R (7, 1) ERA: 2.39	2.1 10 1 0 0 3 1 1 0 0 0 0 14 22 0.00 0.857																					

Toronto Blue Jays @ Cleveland Indians
Cleveland Municipal Stadium, Cleveland, OH
Sun Jul 10 1977, 3:33 AM EDT
Att. 12,935 - Unknown - 75 F

livebaseballscorecards.com

AB	29
R	5
H	7
RBI	4
BB	4
SO	9
LOB	11



Batter	1	2	3	4	5	6	7	8	9	AB R H RBI BB SO LOB
Duane Kuiper, L (1, 4) OBP: 0.333, SLG: 0.319	0-0 F8		0-0 1B		0-0 FC5-6 1B		0-0 FC1-2 BB		0-3 K	5 0 2 0 0 1 3
Buddy Bell, R (1, 5) OBP: 0.370, SLG: 0.439	0-0 G6-4-3 1B		0-0 SF8		0-0 FC5-6 CS		4-0 BB		0-0 6-3	3 0 1 2 1 0 1
Paul Dade, R (1, 9) OBP: 0.386, SLG: 0.417	0-0 G6-4-3 1-2f		4-0 BB		0-0 CS	0-0 4-3	0-0 F9			3 0 0 0 1 0 4
Rico Carty, R (1, 3) OBP: 0.346, SLG: 0.393		0-0 F8	0-0 F8		0-0 4-3			0-0 F8		4 0 0 0 0 0 2
Larvell Blanks, R (1, 10) OBP: 0.294, SLG: 0.412		0-0 F9		0-0 F8		0-0 6-3		0-3 K		4 0 0 0 0 1 0
Bruce Bochte, L (1, 7) OBP: 0.332, SLG: 0.343		0-0 4-3		0-0 3-1			4-0 1B WP FC5-2 BB	0-0 1B		3 0 1 0 1 0 0
Jim Norris, L (1, 8) OBP: 0.364, SLG: 0.343			0-0 4-3	0-0 1B			4-0 FC5-2 1B FC1-2 BB	0-0 FC5-4 1B		3 0 2 0 1 0 0
Ray Fosse, R (1, 2) OBP: 0.282, SLG: 0.396			0-0 HR	0-3 K			0-0 FC1-2 FC5-2 BB 1B	0-0 FC5-4 1-2f		4 2 2 1 0 1 3
Frank Duffy, R (1, 6) OBP: 0.260, SLG: 0.298			4-0 1B SF8 BB		0-0 5-3		0-0 FC5-2 BB FC1-2		0-3 K	2 1 0 0 1 0 3 1 0 0 0 0 1 0
John Lowenstein, L (9, PH) OBP: 0.384, SLG: 0.368										

Inning Stats	R: 0	H: 1	E: 0	LOB: 0	K: 0	S: 3	P: 3	R: 0	H: 0	E: 0	LOB: 0	K: 0	S: 3	R: 0	H: 2	E: 0	LOB: 2	K: 0	S: 5	R: 0	H: 1	E: 0	LOB: 1	K: 1	S: 6	R: 0	H: 1	E: 0	LOB: 0	K: 0	S: 3	R: 0	H: 0	E: 0	LOB: 0	K: 0	S: 3	R: 1	H: 1	E: 0	LOB: 3	K: 0	S: 4	R: 0	H: 2	E: 0	LOB: 2	K: 1	S: 7	R: 0	H: 0	E: 0	LOB: 0	K: 2	S: 7	1B: 7	SF: 1	2B: 0	SAC: 0	3B: 0	DP: 1	HR: 1	HBP: 0	WP: 1	PA: 39
--------------	------	------	------	--------	------	------	------	------	------	------	--------	------	------	------	------	------	--------	------	------	------	------	------	--------	------	------	------	------	------	--------	------	------	------	------	------	--------	------	------	------	------	------	--------	------	------	------	------	------	--------	------	------	------	------	------	--------	------	------	-------	-------	-------	--------	-------	-------	-------	--------	-------	--------

PITCHER	IP	WLS	BF	H	R	ER	SO	BB	IBB	HBP	BLK	WP	HR	S	P	ERA	WHIP
Jeff Byrd, R (1, 1) ERA: 6.85	6.0	W	25	5	3	3	1	4	0	0	0	1	1	23	39	4.50	1.500
Pete Vuckovich, R (7, 1) ERA: 3.5	3.0	S	13	3	0	0	3	1	0	0	0	0	0	18	22	0.00	1.333

BOTTOM

Toronto Blue Jays @ Cleveland Indians
Cleveland Municipal Stadium, Cleveland, OH

Sun Jul 10 1977, 3:33 AM EDT
Att: 12,935 - Unknown - 75 F

livebaseballscorecards.com

AB	32
R	3
H	8
RBI	3
BB	5
SO	4
LOB	16



Batter	1	2	3	4	5	6	7	8	9	AB R H RBI BB SO LOB	TOP
Rick Burleson, R (1, 6) OBP: 0.363, SLG: 0.413	0-0 F4		0-3 K		0-0 F8			0-0 1B		4 0 1 0 0 1 0	Boston Red Sox @ Cleveland Indians Cleveland Municipal Stadium, Cleveland, OH Mon Jul 11 1977, 7:05 PM EDT Att. 12,573 - Unknown - 75 F
Fred Lynn, L (1, 8) OBP: 0.316, SLG: 0.458	0-0 F6		0-0 F7		0-0 G3			0-0 P7		4 0 0 0 0 0 1	
Jim Rice, R (1, 10) OBP: 0.371, SLG: 0.592	0-0 1B		1-0 CS HBP		0-0 1-3			0-0 L9		3 0 1 0 0 0 1	
Carl Yastrzemski, L (1, 7) OBP: 0.378, SLG: 0.520	0-0 P7		0-0 CS		0-0 1B 1B			0-0 4-3		4 1 1 0 0 0 2	
Carlton Fisk, R (1, 2) OBP: 0.421, SLG: 0.547		0-3 K		0-0 SH1-3 1-2 1B 1B			0-0 6-3	0-3 K		4 0 1 0 0 2 0	
George Scott, R (1, 3) OBP: 0.342, SLG: 0.572		0-3 K		0-0 SH1-3 1-2 2-H 1B			0-3 K	0-0 6-3		4 0 1 1 0 2 0	
Butch Hobson, R (1, 5) OBP: 0.294, SLG: 0.470		0-0 1B 2B		0-0 SH1-3 1-2 2-3			0-3 K	0-3 K		3 1 1 0 0 2 0	
Denny Doyle, L (1, 4) OBP: 0.312, SLG: 0.348	0-0 E2 2-H 1B		0-0 4-3		0-0 4-3			0-0 6-3		3 0 1 1 0 0 2	
Rick Miller, L (1, 9) OBP: 0.321, SLG: 0.284	0-0 4-3		0-0 5-3		0-0 L7					3 0 0 0 0 0 3	
Inning Stats	R: 0 H: 1 E: 0 LOB: 1 K: 0 BB: 0 S: 4 P: 4	R: 1 H: 2 E: 1 LOB: 1 K: 2 BB: 0 S: 9 P: 9	R: 0 H: 0 E: 0 LOB: 0 K: 1 BB: 0 S: 4 P: 5	R: 1 H: 3 E: 0 LOB: 2 K: 0 BB: 0 S: 6 P: 6	R: 0 H: 0 E: 0 LOB: 0 K: 0 BB: 0 S: 3 P: 3	R: 0 H: 0 E: 0 LOB: 0 K: 1 BB: 0 S: 5 P: 5	R: 0 H: 0 E: 0 LOB: 0 K: 1 BB: 0 S: 5 P: 5	R: 0 H: 1 E: 0 LOB: 1 K: 0 BB: 0 S: 4 P: 4	R: 0 H: 0 E: 0 LOB: 0 K: 2 BB: 0 S: 7 P: 7	1B: 6 SF: 0 2B: 1 SAC: 1 3B: 0 DP: 0 HR: 0 HBP: 1	WP: 0 PA: 35 PB: 0 SB: 0 CS: 1
PITCHER Jim Bibby, R (1, 1) ERA: 3.39	IP WLS BF H R ER SO BB IBB HBP BLK WP HR S P ERA WHIP										

AB	32
R	2
H	7
RBI	2
BB	0
SO	7
LOB	9



Batter	1	2	3	4	5	6	7	8	9	AB	R	H	RBI	BB	SO	LOB
Duane Kuiper, L OBP: 0.332, SLG: 0.318 (1, 4)	0-0 1B 1B		0-0 F7			0-0 4-3		0-0 4-3		4	0	1	0	0	0	0
Jim Norris, L OBP: 0.366, SLG: 0.343 (1, 8)	0-0 1-2 1B		0-0 4-3			4-0 1B BB			0-0 4-3	3	0	1	0	1	0	0
Paul Dade, R OBP: 0.364, SLG: 0.414 (1, 7)	0-0 F6			0-0 6-3		0-0 1-3 1B			0-0 F4	4	0	1	0	0	0	2
Rico Carty, R OBP: 0.345, SLG: 0.388 (1, 10)	0-0 F4			4-0 BB G6-4-3		0-0 6-3			0-0 F8	3	0	0	0	1	0	3
Buddy Bell, R OBP: 0.366, SLG: 0.434 (1, 5)	0-0 F8			0-0 BB G6-4-3 1-2f			0-0 6-3			3	0	0	0	0	0	3
Andre Thornton, R OBP: 0.302, SLG: 0.441 (1, 3)		0-3 K			0-0 HR		0-0 F6			3	1	1	1	0	1	0
Charlie Spikes, R OBP: 0.375, SLG: 0.391 (1, 9)		0-0 6-3			0-0 G6-4-3 1B		0-0 6-3			3	0	1	0	0	0	0
Ray Fosse, R OBP: 0.277, SLG: 0.389 (1, 2)		0-3 K			0-3 K			0-0 1-3		3	0	0	0	0	2	1
Frank Duffy, R OBP: 0.257, SLG: 0.295 Larvell Blanks, R OBP: 0.292, SLG: 0.409 (8, PH) (9, 6)			0-3 K		0-0 G6-4-3 1-2f			0-0 4-3		2	0	0	0	0	1	1
										1	0	0	0	0	0	0

Inning Stats	R: 0	H: 2	E: 0	LOB: 2	K: 0	BB: 0	S: 5	P: 5	R: 0	H: 0	E: 0	LOB: 0	K: 2	BB: 0	S: 7	P: 7	R: 0	H: 0	E: 0	LOB: 0	K: 1	BB: 0	S: 5	P: 5	R: 0	H: 0	E: 0	LOB: 0	K: 0	BB: 1	S: 2	P: 6	R: 1	H: 2	E: 0	LOB: 0	K: 1	BB: 0	S: 6	P: 6	R: 0	H: 1	E: 0	LOB: 1	K: 0	BB: 1	S: 3	P: 7	R: 0	H: 0	E: 0	LOB: 0	K: 0	BB: 0	S: 3	P: 3	R: 0	H: 0	E: 0	LOB: 0	K: 0	BB: 0	S: 3	P: 3	R: 0	H: 0	E: 0	LOB: 0	K: 0	BB: 0	S: 3	P: 3	R: 0	H: 0	E: 0	LOB: 0	K: 0	BB: 0	S: 3	P: 3
WP: 0	PA: 31	1B: 4	SF: 0	PB: 0	SAC: 0	3B: 0	DP: 2	HR: 1	HBP: 0	CS: 0	WP: 0	PA: 31	ERA: 3.8	WHIP: 0.778	ERA: 1.00	WHIP: 0.778																																																																

BOTTOM


Boston Red Sox @ Cleveland Indians
Cleveland Municipal Stadium, Cleveland, OH

Mon Jul 11 1977, 7:05 PM EDT
Att: 12,573 - Unknown - 75 F

livebaseballscorecards.com

AB	29
R	1
H	5
RBI	1
BB	2
SO	4
LOB	10



Batter	1	2	3	4	5	6	7	8	9	AB R H RBI BB SO LOB	TOP											
Rick Burleson, R (1, 6) OBP: 0.361, SLG: 0.408	0-0 F8		0-3 K		4-0 BB		0-0 FC5-4		0-3 K	4 0 0 0 1 2 3												
Fred Lynn, L (1, 8) OBP: 0.311, SLG: 0.450	0-3 K			0-0 6-3	0-0 L9		0-3 K			4 0 0 0 0 2 4												
Jim Rice, R (1, 10) OBP: 0.370, SLG: 0.588	0-3 K			0-0 1B		0-3 K	0-3 K			4 0 1 0 0 3 2												
Carl Yastrzemski, L (1, 7) OBP: 0.374, SLG: 0.513		0-0 3-1		0-0 F8		0-0 F7		0-0 L8		4 0 0 0 0 0 1												
Carlton Fisk, R (1, 2) OBP: 0.422, SLG: 0.545		0-3 K		0-0 FC6-4	1-3 1B	4-0 BB		0-0 F8		3 0 1 0 1 1 0												
George Scott, R (1, 3) OBP: 0.341, SLG: 0.568		0-0 1B		0-0 FC6-4	1-2f	0-0 G1		0-0 F8		4 0 1 0 0 0 3												
Butch Hobson, R (1, 5) OBP: 0.300, SLG: 0.483		0-3 K			0-0 BB		0-0 HR		0-0 FC4	4 1 3 1 0 1 1	AB 35 R 1 H 8 RBI 1 BB 2 SO 12 LOB 18											
Denny Doyle, L (1, 4) OBP: 0.313, SLG: 0.348 Steve Dillard, R (9, PH) OBP: 0.295, SLG: 0.356			0-3 K		0-0 F8		0-0 FC5-4		0-0 FC4	3 0 1 0 0 1 1 1 0 0 0 0 0 1												
Rick Miller, L (1, 9) OBP: 0.322, SLG: 0.286 Dwight Evans, R (9, PH) OBP: 0.362, SLG: 0.537			0-0 L7		0-3 K		0-0 FC5-4		0-3 K	3 0 1 0 0 1 1 1 0 0 0 0 1 1												
Inning Stats	R: 0 E: 0 K: 2 S: 7	H: 0 LOB: 0 BB: 0 P: 7	R: 0 E: 0 K: 2 S: 8	H: 1 LOB: 1 BB: 0 P: 8	R: 0 E: 0 K: 2 S: 7	H: 0 LOB: 0 BB: 0 P: 7	R: 0 E: 0 K: 0 S: 5	H: 2 LOB: 2 BB: 0 P: 5	R: 0 E: 0 K: 1 S: 6	H: 1 LOB: 2 BB: 1 P: 10	R: 0 E: 0 K: 1 S: 5	H: 0 LOB: 1 BB: 1 P: 9	R: 1 E: 0 K: 2 S: 10	H: 3 LOB: 2 BB: 0 P: 10	R: 0 E: 0 K: 0 S: 3	H: 0 LOB: 0 BB: 0 P: 3	R: 0 E: 0 K: 2 S: 8	H: 1 LOB: 1 BB: 0 P: 8	1B: 7 2B: 0 3B: 0 HR: 1	SF: 0 SAC: 0 DP: 0 HBP: 0	WP: 0 PB: 0 SB: 0 CS: 0	PA: 37
PITCHER	IP WLS BF H R ER SO BB IBB HBP BLK WP HR S P ERA WHIP												PITCHER	IP WLS BF H R ER SO BB IBB HBP BLK WP HR S P ERA WHIP								
Dennis Eckerley, R (1, 1) ERA: 3.24	6.1 W 28 7 1 1 8 2 0 0 0 0 1 42 50 1.42 1.421																					
Rick Waits, L (7, 1) ERA: 4.19	2.2 9 1 0 0 4 0 0 0 0 0 0 17 17 0.00 0.375																					

Boston Red Sox @ Cleveland Indians
Cleveland Municipal Stadium, Cleveland, OH

Tue Jul 12 1977, 7:05 PM EDT
Att. 14,425 - Unknown - 85 F

livebaseballscorecards.com

Batter	1	2	3	4	5	6	7	8	9	AB	R	H	RBI	BB	SO	LOB
Jim Norris, L (1, 8) OBP: 0.361, SLG: 0.338	0-0 L4		0-0 F7	0-0 3-1		0-0 F9				4	0	0	0	0	0	2
Duane Kuiper, L (1, 4) OBP: 0.331, SLG: 0.324	0-0 4-3		0-0 3B		0-0 G3		0-0 6-3			4	0	1	0	0	0	0
Paul Dade, R (1, 7) OBP: 0.378, SLG: 0.407	0-0 1-3		0-3 K		0-0 F8		0-0 F9			4	0	0	0	0	1	1
Rico Carty, R (1, 10) OBP: 0.343, SLG: 0.385		0-0 F8		0-0 1B 3B 1B	0-0 4-3		0-0 F7			4	1	1	0	0	0	0
Buddy Bell, R (1, 5) OBP: 0.374, SLG: 0.453		0-0 HR		0-0 1-2 3B 1B		0-0 1B 1B		0-0 G5-4-3 1B 1B		4	4	4	1	0	0	0
Andre Thornton, R (1, 3) OBP: 0.312, SLG: 0.470		0-0 2B		0-0 1-H 2-H HR 3B		0-0 F4		0-0 G5-4-3 1-2 1B		4	1	3	2	0	0	1
Charlie Spikes, R (1, 9) OBP: 0.393, SLG: 0.519		0-0 F8		0-0 3-H HR 1B		0-0 1B 1B		0-0 G5-4-3 1-2 2-3 1B		4	1	2	2	0	0	3
Fred Kendall, R (1, 2) OBP: 0.277, SLG: 0.357		0-0 4-3		0-0 L9		0-0 1-2 2-H 1B		0-0 3-H 1B		4	0	2	2	0	0	1
Frank Duffy, R (1, 6) OBP: 0.252, SLG: 0.289			0-0 F7	0-0 F2		0-0 F6		0-0 5-3		4	0	0	0	0	0	3

Inning Stats	R: 0	H: 0	E: 0	K: 0	S: 3	R: 1	H: 2	E: 0	K: 0	S: 5	R: 0	H: 1	E: 0	K: 1	S: 6	R: 4	H: 4	E: 0	K: 0	S: 7	R: 0	H: 0	E: 0	K: 0	S: 3	R: 1	H: 3	E: 0	K: 0	S: 6	R: 0	H: 0	E: 0	K: 0	S: 3	R: 1	H: 3	E: 0	K: 0	S: 5	1B: 8	SF: 0	2B: 1	SAC: 0	3B: 2	DP: 1	HR: 2	HBP: 0	WP: 0	PA: 36	
	0	0	0	0	3	1	2	0	0	5	0	1	0	1	6	4	4	0	0	7	0	0	0	0	0	3	1	3	0	2	0	0	3	0	0	3	0	0	5	8	0	1	0	2	0	0	0	0	0	0	36

PITCHER	IP	WLS	BF	H	R	ER	SO	BB	IBB	HBP	BLK	WP	HR	S	P	ERA	WHIP
Reggie Cleveland, R (1, 1) ERA: 3.87	5.1	L	26	10	6	6	1	0	0	0	0	0	2	28	28	10.12	1.875
Tom Murphy, R (6, 1) ERA: 6.59	2.2		10	3	1	1	0	0	0	0	0	0	0	10	10	3.38	1.125

BOTTOM

Boston Red Sox @ Cleveland Indians
Cleveland Municipal Stadium, Cleveland, OH

Tue Jul 12 1977, 7:05 PM EDT
Att: 14,425 - Unknown - 85 F

livebaseballscorecards.com

AB	36
R	7
H	13
RBI	7
BB	0
SO	1
LOB	11



Batter	1	2	3	4	5	6	7	8	9	10	AB R H RBI BB SO LOB	TOP													
Rick Burluson, R (1, 6) OBP: 0.359, SLG: 0.405	0-0 FC4-6 1B		0-0 5-3		0-0 6-3		0-0 4-3	0-0 CS	0-3 K		5 0 1 0 0 1 0														
Fred Lynn, L (1, 8) OBP: 0.313, SLG: 0.446	0-0 FC4-6 1-2f HR		0-3 K		0-0 HR 1B		0-0 G1	3-H	4-0 G4-6-3 BB		4 2 1 0 1 1 1														
Jim Rice, R (1, 10) OBP: 0.373, SLG: 0.605	0-0 1-H HR		0-0 5-3		0-0 HR		0-0 PB 1B		0-0 G4-6-3		5 3 3 4 0 0 1														
Carl Yastrzemski, L (1, 7) OBP: 0.374, SLG: 0.510	0-3 K			0-0 WP FC5 SF8 1B	0-0 G3		4-0 PB BB			0-3 K	4 1 1 0 1 2 0														
Carlton Fisk, R (1, 2) OBP: 0.419, SLG: 0.539	0-0 F4			0-0 FC5 CS 1B	0-0 1B		0-0 F4			0-0 F6	5 0 1 0 0 0 2														
George Scott, R (1, 3) OBP: 0.339, SLG: 0.564		0-0 6-3		0-0 SF8 2-H	0-0 L9			0-3 K		0-0 1B S HR 1B	4 1 1 1 0 1 1														
Dwight Evans, R (1, 9) OBP: 0.370, SLG: 0.536		4-0 5-3 BB		4-0 1B 1-2 BB		0-0 5-3		0-0 FC3-6 CS 1B		0-0 HR 1B	2 0 1 0 2 0 0														
Rick Miller, L (8, PR) OBP: 0.330, SLG: 0.295											1 1 1 0 0 0 0														
Butch Hobson, R (1, 5) OBP: 0.308, SLG: 0.498		0-0 5-3 1-2		0-0 1B 1-3		0-0 G4-6-3 1B		0-0 FC3-6 1B		0-0 HR	5 1 4 3 0 0 1														
Denny Doyle, L (1, 4) OBP: 0.307, SLG: 0.340		0-0 G3		0-0 G3		0-0 G4-6-3 1-2f		0-0 FC3-6 1-2f 2-3		0-3 K	5 0 0 0 0 1 6														
Inning Stats	R: 2 E: 0 K: 1 S: 7	H: 2 LOB: 0 BB: 0 P: 7	R: 0 E: 0 K: 0 S: 3	H: 0 LOB: 1 BB: 1 P: 7	R: 0 E: 0 K: 1 S: 5	H: 0 LOB: 0 BB: 0 P: 5	R: 1 E: 0 K: 0 S: 5	H: 2 LOB: 2 BB: 1 P: 9	R: 2 E: 0 K: 0 S: 6	H: 3 LOB: 1 BB: 0 P: 6	R: 0 E: 0 K: 0 S: 3	H: 1 LOB: 0 BB: 0 P: 3	R: 1 E: 0 K: 0 S: 4	H: 1 LOB: 1 BB: 1 P: 8	R: 0 E: 0 K: 1 S: 6	H: 2 LOB: 1 BB: 0 P: 6	R: 0 E: 0 K: 1 S: 4	H: 0 LOB: 0 BB: 1 P: 8	R: 3 E: 0 K: 2 S: 10	H: 3 LOB: 0 BB: 0 P: 10	1B: 11 2B: 0 3B: 0 HR: 3	SF: 1 SAC: 0 DP: 2 HBP: 0	WP: 1 PB: 2 SB: 1 CS: 2	PA: 46	
PITCHER	IP WLS BF H R ER SO BB IBB HBP BLK WP HR S P ERA WHIP																								
Wayne Garland, R (1, 1) ERA: 4.55	6.2																								
Sid Monge, L (7, 1) ERA: 5.94	1.0	L	5	2	0	0	1	0	0	0	0	0	0	7	7	0.00	2.000								
Jim Kern, R (8, 1) ERA: 2.78	2.1		9	3	3	3	3	1	0	0	0	0	1	14	18	11.57	1.714								

Boston Red Sox @ Cleveland Indians
 Cleveland Municipal Stadium, Cleveland, OH
 Wed Jul 13 1977, 7:05 PM EDT
 Att. 18,524 - Unknown - 79 F

livebaseballscorecards.com

AB	40
R	9
H	14
RBI	8
BB	4
SO	6
LOB	12



BOTTOM

Boston Red Sox @ Cleveland Indians
Cleveland Municipal Stadium, Cleveland, OH

Wed Jul 13 1977, 7:05 PM EDT
Att. 18,524 - Unknown - 79 F

livebaseballscorecards.com

AB	39
R	7
H	13
RBI	7
BB	6
SO	6
LOB	20



WP	0	PA	47
PB	0		
SB	0		
CS	1		

AB	5	R	1	H	2	RBI	1	BB	0	SO	0	LOB	1
	0	0	0	0	1	0	0	0	0	0	0	0	0

6	0	3	2	0	1	2							
---	---	---	---	---	---	---	--	--	--	--	--	--	--

4	0	1	0	1	1	3							
---	---	---	---	---	---	---	--	--	--	--	--	--	--

3	0	0	0	1	0	1							
1	0	0	0	0	1	3							

3	1	0	1	1	2	1							
---	---	---	---	---	---	---	--	--	--	--	--	--	--

3	1	1	2	2	0	3							
---	---	---	---	---	---	---	--	--	--	--	--	--	--

4	0	1	0	0	0	3							
1	0	0	0	0	0	0							

3	1	2	0	0	0	1							
1	0	0	0	0	1	0							
1	1	1	0	0	0	0							


2	0	0	0	0	0	2							
2	2	2	0	1	0	0							

1B	10	SF	1	ER									
2B	2	SAC	0										
3B	0	DP	1										
HR	1	HBP	1										

Batter	1	2	3	4	5	6	7	8	9	10
Jim Norris, L (1, 8) OBP: 0.362, SLG: 0.339 Bill Melton, R (10, PH) OBP: 0.318, SLG: 0.297	F7		6-3		F7				BB 1B 1-3 HBP 1B	SF9
Duane Kuiper, L (1, 4) OBP: 0.334, SLG: 0.327	3-1								HBP BB 1-2 1B	G3
Buddy Bell, R (1, 5) OBP: 0.375, SLG: 0.450			F9		5-3				FC5 HBP 1-2 BB 2-3	
Rico Carty, R (1, 10) OBP: 0.342, SLG: 0.380 John Lowenstein, L (8, PR) OBP: 0.381, SLG: 0.365	F9			5-3		4-3		BB BB	K	
Andre Thornton, R (1, 3) OBP: 0.315, SLG: 0.461			F7			K		K		
Charlie Spikes, R (1, 9) OBP: 0.424, SLG: 0.600			L7						1-2 HBP 2-3 3-H	
Bruce Bochte, L (1, 7) OBP: 0.331, SLG: 0.342 Ron Pruitt, R (10, PH) OBP: 0.306, SLG: 0.286			L8			F7		G6-3 BB	FC5	
Fred Kendall, R (1, 2) OBP: 0.286, SLG: 0.371 Paul Dade, R (9, PH) OBP: 0.377, SLG: 0.405 Ray Fosse, R (10, 2) OBP: 0.282, SLG: 0.399										F9
Frank Duffy, R (1, 6) OBP: 0.250, SLG: 0.286 Larvell Blanks, R (7, PH) OBP: 0.306, SLG: 0.418 (8, 6)										

Inning Stats	R: 0	H: 1	R: 0	H: 0	R: 1	H: 2	R: 2	H: 2	R: 0	H: 1	R: 0	H: 0	R: 1	H: 3	R: 0	H: 0	R: 2	H: 2	R: 1	H: 2	
E: 0	LOB: 1	E: 0	LOB: 0	E: 0	LOB: 1	E: 0	LOB: 2	E: 0	LOB: 1	E: 0	LOB: 0	E: 0	LOB: 1	E: 0	LOB: 1	E: 0	LOB: 3	E: 0	LOB: 3	E: 0	LOB: 1
K: 0	BB: 0	K: 0	BB: 0	K: 0	BB: 0	K: 0	BB: 1	K: 0	BB: 1	K: 1	BB: 0	K: 2	BB: 1	K: 2	BB: 0	K: 1	BB: 2	K: 2	BB: 2	K: 0	BB: 0
S: 4	P: 4	S: 3	P: 3	S: 5	P: 5	S: 5	P: 9	S: 5	P: 9	S: 5	P: 9	S: 5	P: 9	S: 9	P: 9	S: 4	P: 12	S: 9	P: 18	S: 5	P: 5

PITCHER	IP	WLS	BF	H	R	ER	SO	BB	IBB	HBP	BLK	WP	HR	S	P	ERA	WHIP
Fergie Jenkins, R (1, 1) ERA: 3.29	4.0		18	5	3	3	0	1	0	0	0	0	1	17	21	6.75	1.500
Mike Paxton, R (5, 1) ERA: 7.3	2.1		10	4	1	1	1	1	0	0	0	0	0	11	15	3.86	2.143
Bill Campbell, R (7, 1) ERA: 2.61	2.2	W	14	2	2	2	5	4	0	1	0	0	0	19	36	6.75	2.250
Bill Lee, L (10, 1) ERA: 5.67	1.0	S	5	2	1	1	0	0	0	0	0	0	0	5	5	9.00	2.000

Batter	1	2	3	4	5	6	7	8	9	AB R H RBI BB SO LOB	TOP		
Rick Burleson, R (1, 6) OBP: 0.354, SLG: 0.399	0-0 F8		0-0 L7	0-0 F4		0-0 F4		0-0 6-3		5 0 0 0 0 0 2	Boston Red Sox @ Cleveland Indians Cleveland Municipal Stadium, Cleveland, OH Thu Jul 14 1977, 7:05 PM EDT Att. 15,451 - Unknown - 80 F AB 38 R 7 H 12 RBI 7 BB 3 SO 3 LOB 14 		
Fred Lynn, L (1, 8) OBP: 0.319, SLG: 0.454	0-0 5-3 1B		0-0 2B		0-0 P7	0-0 BB 1B 1-3 4-3 1B		0-0 F8		5 1 3 0 0 0 0			
Jim Rice, R (1, 10) OBP: 0.370, SLG: 0.599	0-0 5-3 1-2		0-0 5-3		0-3 K	0-0 4-3 BB 1-2 1B 3-H		0-0 5-3		5 0 1 1 0 1 2			
Carl Yastrzemski, L (1, 7) OBP: 0.380, SLG: 0.521	4-0 FC5-4 BB			0-0 HR	0-0 1B 1B	4-0 1-2 2-3 4-3 BB		0-0 G3		3 2 2 1 2 0 0			
Carlton Fisk, R (1, 2) OBP: 0.418, SLG: 0.540	0-0 FC5-4 1-2f			0-0 1B 2B	0-0 1B 1B	0-0 4-3 1-2 2-3 3-H		0-0 5-3		5 1 2 1 0 0 4			
George Scott, R (1, 3) OBP: 0.340, SLG: 0.561		0-3 K		0-0 F8 SF9 2-H 1B	0-0 1-2 1B 3-H	0-3 K		0-0 1-3		5 1 2 2 0 2 2			
Dwight Evans, R (1, 9) OBP: 0.369, SLG: 0.530		0-0 6-3		4-0 BB	0-0 6-3		0-0 6-3			2 0 0 0 1 0 2			
Rick Miller, L (6, 9) OBP: 0.326, SLG: 0.291										1 0 0 0 0 0 0			
Butch Hobson, R (1, 5) OBP: 0.307, SLG: 0.505		0-0 F4		0-0 F8		0-0 HR		0-0 F9		4 1 1 1 0 0 2			
Denny Doyle, L (1, 4) OBP: 0.306, SLG: 0.340			0-0 L7	0-0 SF9		0-0 1B 1B		0-0 G3		3 1 1 1 0 0 0			
Inning Stats	R: 0 H: 1 E: 0 LOB: 2 K: 0 BB: 1 S: 4 P: 8	R: 0 H: 0 E: 0 LOB: 0 K: 1 BB: 0 S: 5 P: 5	R: 0 H: 1 E: 0 LOB: 1 K: 0 BB: 0 S: 4 P: 4	R: 3 H: 3 E: 0 LOB: 1 K: 0 BB: 1 S: 6 P: 10	R: 1 H: 3 E: 0 LOB: 2 K: 1 BB: 0 S: 8 P: 8	R: 3 H: 4 E: 0 LOB: 2 K: 1 BB: 1 S: 9 P: 13	R: 0 H: 0 E: 0 LOB: 0 K: 0 BB: 0 S: 3 P: 3	R: 0 H: 0 E: 0 LOB: 0 K: 0 BB: 0 S: 3 P: 3	R: 0 H: 0 E: 0 LOB: 0 K: 0 BB: 0 S: 3 P: 3	1B: 8 SF: 1 2B: 2 SAC: 0 3B: 0 DP: 0 HR: 2 HBP: 0	WP: 0 PA: 42 PB: 0 SB: 0 CS: 0		
PITCHER	IP WLS BF H R ER SO BB IBB HBP BLK WP HR S P ERA WHIP											PITCHER	IP WLS BF H R ER SO BB IBB HBP BLK WP HR S P ERA WHIP
Al Fitzmorris, R (1, 1) ERA: 6.62	5.1 L 28 10 6 6 2 2 0 0 0 0 2 30 38 10.12 2.250												
Don Hood, L (6, 1) ERA: 3.42	3.2 14 2 1 1 1 1 0 0 0 0 0 15 19 2.46 0.818												

Batter	1	2	3	4	5	6	7	8	9	AB	R	H	RBI	BB	SO	LOB
Jim Norris, L (1, 8) OBP: 0.358, SLG: 0.335 Paul Dade, R (8, PH) OBP: 0.375, SLG: 0.403 (9, 8)	0-0 4-3	0-3 K		0-0 F6		0-0 6-3		0-3 K		4	0	0	0	0	1	4
Duane Kuiper, L (1, 4) OBP: 0.335, SLG: 0.326	0-0 P7		0-0 F8	0-0 1B			0-0 4-3		1-0 FC6-4 HBP	4	0	1	1	0	0	0
Buddy Bell, R (1, 5) OBP: 0.372, SLG: 0.449	0-0 1B 2B		0-0 6-3	0-0 5-3			0-3 K		0-3 K	5	1	1	0	0	2	3
Rico Carty, R (1, 10) OBP: 0.351, SLG: 0.407	0-0 1B		0-0 HR		0-0 2B		0-0 1B		0-0 F9	5	1	4	2	0	0	1
Charlie Spikes, R (1, 9) OBP: 0.368, SLG: 0.514	0-0 F4		0-0 4-3		0-3 K		0-0 F8		0-0 FC6-4	5	0	0	0	0	1	4
Larvell Blanks, R (1, 6) OBP: 0.305, SLG: 0.413		0-0 FC5 BB 1B		0-0 F8	0-0 P8			0-3 K		4	0	1	0	0	1	1
Andre Thornton, R (1, 3) OBP: 0.324, SLG: 0.484		4-0 FC5 BB		0-0 HR	0-3 K			0-0 1-3 1B 1B		3	1	2	1	1	1	1
Bruce Bochte, L (1, 7) OBP: 0.333, SLG: 0.344		0-0 FC5		0-0 1B 1B		0-0 4-3		0-0 1-3 1B 1B		4	1	2	0	0	0	2
Ray Fosse, R (1, 2) OBP: 0.281, SLG: 0.395		0-0 F8		0-0 1B 1B		0-0 6-3		0-0 1-3		4	0	1	0	0	0	4

Inning Stats	R: 1	H: 2	E: 0	K: 0	S: 5	R: 0	H: 1	E: 0	K: 1	S: 6	R: 0	H: 1	E: 0	K: 0	S: 4	R: 2	H: 4	E: 0	K: 0	S: 7	R: 0	H: 1	E: 0	K: 2	S: 8	R: 0	H: 0	E: 0	K: 1	S: 3	R: 0	H: 2	E: 0	K: 2	S: 9	R: 0	H: 0	E: 0	K: 1	S: 5	1B: 8	SF: 0	2B: 2	SAC: 0	3B: 0	DP: 0	HR: 2	HBP: 1	WP: 0	PA: 41
--------------	------	------	------	------	------	------	------	------	------	------	------	------	------	------	------	------	------	------	------	------	------	------	------	------	------	------	------	------	------	------	------	------	------	------	------	------	------	------	------	------	-------	-------	-------	--------	-------	-------	-------	--------	-------	--------

PITCHER	IP	WLS	BF	H	R	ER	SO	BB	IBB	HBP	BLK	WP	HR	S	P	ERA	WHIP
Luis Tiant, R (1, 1) ERA: 5.35	3.2		20	8	4	4	1	1	0	0	0	0	2	21	25	9.82	2.455
Mike Paxton, R (4, 1) ERA: 6.28	4.0	W	16	4	0	0	4	0	0	0	0	0	0	24	24	0.00	1.000
Ramon Hernandez, L (8, 1) ERA: 6.75	1.1	S	5	0	0	0	2	0	0	1	0	0	0	8	9	0.00	0.000

BOTTOM

Boston Red Sox @ Cleveland Indians
 Cleveland Municipal Stadium, Cleveland, OH

Thu Jul 14 1977, 7:05 PM EDT
 Att: 15,451 - Unknown - 80 F

livebaseballscorecards.com

AB	39
R	4
H	12
RBI	4
BB	1
SO	7
LOB	22



Batter	1	2	3	4	5	6	7	8	9	AB R H RBI BB SO LOB	TOP											
Jim Norris, L (1, 8) OBP: 0.359, SLG: 0.347	0-0 4-3		0-3 K		0-0 1-2 2-3 1B		0-0 1-H HR			4 1 2 2 0 1 2	Cleveland Indians @ Texas Rangers Arlington Stadium, Arlington, TX Fri Jul 15 1977, 8:05 PM EDT Unknown											
Duane Kuiper, L (1, 4) OBP: 0.331, SLG: 0.323	0-0 F7		0-0 F7		0-0 SF8		0-3 K			3 0 0 1 0 1 2												
Buddy Bell, R (1, 5) OBP: 0.368, SLG: 0.443	0-0 F9			0-0 6-3	0-0 F8			0-0 F9		4 0 0 0 0 0 2												
Rico Carty, R (1, 10) OBP: 0.353, SLG: 0.409		0-0 F8		0-0 1B 1B		0-0 FC4-6 1B		0-3 K		4 0 2 0 0 1 0												
Charlie Spikes, R (1, 9) OBP: 0.357, SLG: 0.487		0-3 K		0-0 G5-4-3 1-2 1B		0-0 FC4-6 L4-3 1-2f		0-0 5-3		4 0 1 0 0 1 1												
Larvell Blanks, R (1, 6) OBP: 0.297, SLG: 0.401		0-0 6-3		0-0 G5-4-3 1-2f		0-0 L4-3 1-2		0-0 6-3		4 0 0 0 0 0 3												
Andre Thornton, R (1, 3) OBP: 0.339, SLG: 0.484			4-0 1B BB		4-0 1B HBP SF8 BB		4-0 HR BB		4-0 G6-3 BB	0 2 0 0 4 0 0												
Bruce Bochte, L (1, 7) OBP: 0.328, SLG: 0.339		0-0 F9		0-0 K		0-3 K		0-0 F7		4 0 0 0 0 1 4												
Ray Fosse, R (1, 2) OBP: 0.287, SLG: 0.397			0-0 K		1-0 SF8 1B HBP		0-0 F7			2 0 1 0 0 0 1												
Ron Pruitt, R (7, 2) OBP: 0.306, SLG: 0.286										0 0 0 0 0 0 0												
Inning Stats	R: 0 E: 0 K: 0 S: 3	H: 0 LOB: 0 BB: 0 P: 3	R: 0 E: 0 K: 1 S: 5	H: 0 LOB: 0 BB: 0 P: 5	R: 0 E: 0 K: 1 S: 6	H: 1 LOB: 2 BB: 1 P: 10	R: 0 E: 0 K: 0 S: 4	H: 2 LOB: 1 BB: 0 P: 4	R: 1 E: 0 K: 1 S: 6	H: 1 LOB: 2 BB: 1 P: 11	R: 0 E: 0 K: 0 S: 3	H: 1 LOB: 0 BB: 0 P: 3	R: 2 E: 0 K: 1 S: 6	H: 1 LOB: 0 BB: 1 P: 10	R: 0 E: 0 K: 1 S: 5	H: 0 LOB: 0 BB: 0 P: 5	R: 0 E: 0 K: 0 S: 2	H: 0 LOB: 0 BB: 1 P: 6	1B: 5 2B: 1 3B: 0 HR: 1	SF: 1 SAC: 0 DP: 3 HBP: 1	WP: 0 PB: 0 SB: 0 CS: 0	PA: 35
PITCHER Bert Blyleven, R (1, 1) ERA: 2.61	IP: 9.0 WLS: W BF: 35 H: 6 R: 3 ER: 3 SO: 5 BB: 4 IBB: 0 HBP: 1 BLK: 0 WP: 0 HR: 1 S: 40 P: 57 ERA: 3.00 WHIP: 1.111											PITCHER	IP: WLS: BF: H: R: ER: SO: BB: IBB: HBP: BLK: WP: HR: S: P: ERA: WHIP:									

AB	29
R	3
H	6
RBI	3
BB	4
SO	5
LOB	15



Batter	1	2	3	4	5	6	7	8	9	AB	R	H	RBI	BB	SO	LOB
Mike Hargrove, L (1, 3) OBP: 0.395, SLG: 0.390	0-0 4-3	0-0 F7			0-3 K	0-0 E4				4	0	0	0	0	1	2
Claudell Washington, L (1, 7) OBP: 0.327, SLG: 0.415	0-0 4-3		0-0 G6-4-3 1B		0-0 S 1B	0-3 K				4	1	2	1	0	1	2
Dave May, L (1, 9) OBP: 0.324, SLG: 0.377	0-0 E 2B		0-0 F9		0-0 1B		0-0 4-3			4	1	2	1	0	0	1
Willie Horton, R (1, 10) OBP: 0.333, SLG: 0.428	0-0 E7 WP 2B 1B		0-0 G6-4-3		0-0 CS	0-0 BB 1B	0-0 4-3			4	2	2	1	0	0	1
Toby Harrah, R (1, 5) Sandy Alomar Sr., S (8, 5) OBP: 0.391, SLG: 0.478 OBP: 0.351, SLG: 0.347	4-0 S 2B BB			0-0 6-3		4-0 BB 1B BB	0-3 K			2	2	0	0	2	1	0
Juan Beniquez, R (1, 8) OBP: 0.352, SLG: 0.439	0-0 2B		0-0 F4		0-0 F9			0-0 S 2B		4	0	2	2	0	0	2
Bump Wills, S (1, 4) OBP: 0.361, SLG: 0.408	0-0 5-3		0-0 F7		4-0 BB 1B BB	1-2 FC6-2 BB		0-0 F5		3	0	0	0	1	0	2
Bill Fahey, L (1, 2) Jim Sundberg, R (6, PH) OBP: 0.196, SLG: 0.200 OBP: 0.311, SLG: 0.312		0-0 L6			0-0 SH1-4 1B	0-0 FC6-2 E 1B		0-3 K		2	1	1	0	0	0	0
Jim Mason, L (1, 6) OBP: 0.243, SLG: 0.222		0-3 K			0-0 SH1-4	0-0 FC6-2 E		0-0 3-1		2	1	1	2	0	1	1
					0-0 SH1-4	0-0 FC6-2 E				3	0	0	0	0	1	3

Inning Stats	R: 3	H: 3	LOB: 1	K: 0	S: 6	R: 0	H: 0	LOB: 0	K: 1	S: 5	R: 0	H: 1	LOB: 0	K: 0	S: 3	R: 0	H: 0	LOB: 0	K: 0	S: 3	R: 2	H: 3	LOB: 0	K: 1	S: 7	R: 3	H: 2	LOB: 2	K: 1	S: 8	R: 0	H: 0	LOB: 0	K: 1	S: 5	R: 0	H: 1	LOB: 1	K: 1	S: 6	1B: 7	2B: 3	3B: 0	HR: 0	SF: 0	SAC: 1	DP: 1	HBP: 0	WP: 1	PB: 0	SB: 3	CS: 1	PA: 37
--------------	------	------	--------	------	------	------	------	--------	------	------	------	------	--------	------	------	------	------	--------	------	------	------	------	--------	------	------	------	------	--------	------	------	------	------	--------	------	------	------	------	--------	------	------	-------	-------	-------	-------	-------	--------	-------	--------	-------	-------	-------	-------	--------


PITCHER	IP	WLS	BF	H	R	ER	SO	BB	IBB	HBP	BLK	WP	HR	S	P	ERA	WHIP
Jim Bibby, R (1, 1) ERA: 3.81	5.0	L	23	8	7	7	2	2	0	0	0	1	0	25	33	12.60	2.000
Don Hood, L (6, 1) ERA: 3.35	1.0		6	1	1	0	1	1	0	0	0	0	0	7	11	0.00	2.000
Tom Buskey, R (7, 1) ERA: 4.4	2.0		7	1	0	0	2	0	0	0	0	0	0	11	11	0.00	0.500

BOTTOM

Cleveland Indians @ Texas Rangers
Arlington Stadium, Arlington, TX

Fri Jul 15 1977, 8:05 PM EDT
Unknown

AB	32
R	8
H	10
RBI	7
BB	3
SO	5
LOB	14



PITCHER	IP	WLS	BF	H	R	ER	SO	BB	IBB	HBP	BLK	WP	HR	S	P	ERA	WHIP
---------	----	-----	----	---	---	----	----	----	-----	-----	-----	----	----	---	---	-----	------

Batter	1	2	3	4	5	6	7	8	9	AB R H RBI BB SO LOB	TOP									
Duane Kuiper, L (1, 4) OBP: 0.331, SLG: 0.320	4-0 BB	0-3 K			0-0 5-3		0-0 4-3			3 0 0 0 1 1 3										
Jim Norris, L (1, 8) OBP: 0.358, SLG: 0.353	0-3 K		0-3 K		0-3 K			0-0 5-3-2 3B		4 0 1 0 0 3 2										
Paul Dade, R (1, 7) OBP: 0.377, SLG: 0.409	0-3 K		0-0 CS 1B			0-0 2B		0-0 5-3-2		4 0 2 0 0 1 2										
Rico Carty, R (1, 10) OBP: 0.352, SLG: 0.404	0-0 4-3		0-0 F9 1-2			4-0 BB		0-0 F8 3-H		3 0 0 0 1 0 2										
Andre Thornton, R (1, 3) OBP: 0.332, SLG: 0.472		0-0 F8		0-0 F3		0-0 L6		0-0 6-3		4 0 0 0 0 0 2										
Buddy Bell, R (1, 5) OBP: 0.363, SLG: 0.437		0-3 K		0-0 L9		0-3 K		0-0 F8		4 0 0 0 0 2 2										
Charlie Spikes, R (1, 9) OBP: 0.348, SLG: 0.465		0-0 1B 1B 1B		0-3 K		0-0 F8		0-3 K		4 1 1 0 0 2 2										
Fred Kendall, R (1, 2) OBP: 0.294, SLG: 0.378		0-0 1B 1B			0-0 SH1-4 1B		0-0 F8			3 0 2 0 0 0 0										
Ron Pruitt, R (7, 2) OBP: 0.306, SLG: 0.286		1-3 1B 1B								0 0 0 0 0 0 0										
Frank Duffy, R (1, 6) OBP: 0.252, SLG: 0.289		0-0 1B		0-0 SH1-4		0-0 L5				2 0 1 1 0 0 0										
Inning Stats	R: 0 E: 0 K: 2 S: 7	H: 0 LOB: 1 BB: 1 P: 11	R: 1 E: 0 K: 2 S: 10	H: 3 LOB: 2 BB: 0 P: 10	R: 0 E: 0 K: 1 S: 5	H: 1 LOB: 0 BB: 0 P: 5	R: 0 E: 0 K: 1 S: 5	H: 0 LOB: 0 BB: 0 P: 5	R: 0 E: 0 K: 1 S: 6	H: 1 LOB: 2 BB: 1 P: 10	R: 0 E: 0 K: 0 S: 3	H: 0 LOB: 0 BB: 0 P: 3	R: 0 E: 0 K: 0 S: 3	H: 1 LOB: 0 BB: 0 P: 3	R: 0 E: 0 K: 1 S: 5	H: 0 LOB: 0 BB: 0 P: 5	1B: 5 2B: 2 3B: 1 HR: 0	SF: 0 SAC: 1 DP: 1 HBP: 0	WP: 0 PB: 0 SB: 0 CS: 1	PA: 34
PITCHER	IP WLS BF H R ER SO BB IBB HBP BLK WP HR S P ERA WHIP																			
Len Barker, R (1, 1) ERA: 5.74	5.0 W 22 6 1 1 7 2 0 0 0 0 0 0 34 42 1.80 1.600																			
Nelson Briles, R (6, 1) ERA: 4.05	4.0 S 12 1 0 0 2 0 0 0 0 0 0 0 16 16 0.00 0.250																			

Cleveland Indians @ Texas Rangers
Arlington Stadium, Arlington, TX
Fri Jul 15 1977, 8:05 PM EDT
Att. 15,946 - Unknown

livebaseballscorecards.com

AB	31
R	1
H	7
RBI	1
BB	2
SO	9
LOB	15



Batter	1	2	3	4	5	6	7	8	9
Mike Hargrove, L (1, 3) OBP: 0.396, SLG: 0.393	0-0 SH1-3 SF8 2B		0-0 4-3		0-3 K		4-0 SH1-3 BB		
Bert Campaneris, R (1, 6) OBP: 0.321, SLG: 0.360	0-0 SH1-3 2-3		0-0 F8		0-0 SH1-4		0-0 SH1-3 1-2		
Claudell Washington, L (1, 7) OBP: 0.322, SLG: 0.410	0-0 SF8 3-H			0-3 K	0-0 F7		0-0 F8		
John Ellis, R (1, 10) OBP: 0.295, SLG: 0.371 Bump Wills, S (8, PR) OBP: 0.361, SLG: 0.408	0-0 1B			4-0 BB		0-3 K		0-0 HR 2B	
Ken Henderson, S (1, 9) OBP: 0.290, SLG: 0.370	0-3 K			0-3 K		0-0 HR 2B		0-3 K	
Toby Harrah, R (1, 5) OBP: 0.392, SLG: 0.498		0-0 L3		0-0 F7		0-0 HR 2-H		0-0 HR 2-H	
Juan Beniquez, R (1, 8) OBP: 0.350, SLG: 0.436		0-0 5-3			0-0 1B E 1B	0-3 K		0-0 5-3	
Jim Sundberg, R (1, 2) OBP: 0.310, SLG: 0.311		0-0 6-3			0-0 E9 E 1B 1-H	0-0 F9		0-0 5-3	
Sandy Alomar Sr., S (1, 4) OBP: 0.350, SLG: 0.346			0-0 L9		0-0 E5 SH1-4 1B 2-H		0-0 F8		

Inning Stats	R: 1	H: 2	E: 0	K: 1	S: 7	LOB: 1	BB: 0	P: 7
	R: 0	H: 0	E: 0	K: 0	S: 3 <td>LOB: 0</td> <td>BB: 0</td> <td>P: 3 </td>	LOB: 0	BB: 0	P: 3
	R: 0	H: 0	E: 0	K: 0	S: 3 <td>LOB: 0</td> <td>BB: 0</td> <td>P: 3 </td>	LOB: 0	BB: 0	P: 3
	R: 0	H: 0	E: 0	K: 2	S: 7 <td>LOB: 1</td> <td>BB: 1</td> <td>P: 11 </td>	LOB: 1	BB: 1	P: 11
	R: 3	H: 3	E: 2	K: 1	S: 8 <td>LOB: 0</td> <td>BB: 0</td> <td>P: 8 </td>	LOB: 0	BB: 0	P: 8
	R: 2	H: 2	E: 0	K: 2	S: 9 <td>LOB: 0</td> <td>BB: 0</td> <td>P: 9 </td>	LOB: 0	BB: 0	P: 9
	R: 0	H: 0	E: 0	K: 0	S: 3 <td>LOB: 1</td> <td>BB: 1</td> <td>P: 7 </td>	LOB: 1	BB: 1	P: 7
	R: 2	H: 2	E: 0	K: 1	S: 7 <td>LOB: 1</td> <td>BB: 0</td> <td>P: 7 </td>	LOB: 1	BB: 0	P: 7


PITCHER	IP	WLS	BF	H	R	ER	SO	BB	IBB	HBP	BLK	WP	HR	S	P	ERA	WHIP
Pat Dobson, R (1, 1) ERA: 5.98	6.0	L	26	7	6	4	6	1	0	0	0	0	1	37	41	6.00	1.333
Tom Buskey, R (7, 1) ERA: 4.7	2.0		9	2	2	2	1	1	0	0	0	0	1	10	14	9.00	1.500

BOTTOM

AB	R	H	RBI	BB	SO	LOB
3	1	1	0	1	1	1
1	0	0	1	0	0	0
3	0	0	1	0	1	1
3	0	2	0	1	1	0
0	1	0	0	0	0	0
4	1	1	0	0	3	3
4	2	2	4	0	0	1
4	1	1	0	0	1	1
4	1	1	0	0	0	1
3	1	1	0	0	0	0

AB 29
R 8
H 9
RBI 6
BB 2
SO 7
LOB 8

WP: 0 **PA: 35**
PB: 0
SB: 0
CS: 0



Cleveland Indians @ Texas Rangers
Arlington Stadium, Arlington, TX
Fri Jul 15 1977, 8:05 PM EDT
Att. 15,946 - Unknown

livebaseballscorecards.com

Batter	1	2	3	4	5	6	7	8	9	AB R H RBI BB SO LOB	TOP
Duane Kuiper, L (1, 4) OBP: 0.332, SLG: 0.328	0-0 1B F9-3-6-2 1B	0-0 2-H 3B			0-0 4-3		0-3 K			4 0 2 1 0 1 0	
Buddy Bell, R (1, 5) OBP: 0.362, SLG: 0.435	0-0 1-3 1B	0-0 6-3			0-0 F7		0-3 K			4 0 1 0 0 1 1	
Paul Dade, R (1, 7) OBP: 0.372, SLG: 0.402	0-0 F9-3-6-2 1-2 3-H			0-0 F8		0-0 4-3		0-0 F9		4 0 0 0 0 0 2	
Rico Carty, R (1, 10) OBP: 0.346, SLG: 0.397	0-0 5-3			0-0 F8		0-0 4-3		0-0 F2		4 0 0 0 0 0 1	
Charlie Spikes, R (1, 9) OBP: 0.340, SLG: 0.447		0-0 F7		0-0 5-3		0-0 E3		0-0 FC5-4 1B		4 0 1 0 0 0 0	
Andre Thornton, R (1, 3) OBP: 0.330, SLG: 0.485		0-0 5-3			0-0 HR	0-3 K		0-0 FC5-4 BB		4 1 1 1 0 1 2	
Jim Norris, L (1, 8) OBP: 0.360, SLG: 0.350		4-0 BB 2B BB		0-0 F8		0-0 F7		4-0 BB FC6-4 1-2 BB		2 1 0 0 2 0 1	
Fred Kendall, R (1, 2) OBP: 0.295, SLG: 0.372 Bruce Bochte, L (9, PH) OBP: 0.328, SLG: 0.339 Larvell Blanks, R (9, PH) OBP: 0.295, SLG: 0.399		4-0 BB 2B BB		0-0 4-3		0-0 F9		0-0 F8		2 1 0 0 1 0 0 0 0 0 0 0 0 0 1 0 0 0 0 0 2	
Frank Duffy, R (1, 6) OBP: 0.253, SLG: 0.294 Bill Melton, R (9, PH) OBP: 0.314, SLG: 0.293		0-0 1-H 2-H 3B 2B		0-0 F7		0-3 K		0-0 FC6-4 1-2		3 1 1 2 0 1 0 1 0 0 0 0 0 2	

Inning Stats	R: 0 E: 0 K: 0 S: 4	H: 2 LOB: 1 BB: 0 P: 4	R: 3 E: 0 K: 0 S: 5	H: 2 LOB: 1 BB: 2 P: 13	R: 0 E: 0 K: 0 S: 3	H: 0 LOB: 0 BB: 0 P: 3	R: 1 E: 0 K: 0 S: 4	H: 1 LOB: 0 BB: 0 P: 4	R: 0 E: 0 K: 0 S: 3	H: 0 LOB: 0 BB: 0 P: 3	R: 0 E: 1 K: 1 S: 6	H: 0 LOB: 1 BB: 0 P: 6	R: 0 E: 0 K: 2 S: 7	H: 0 LOB: 0 BB: 0 P: 7	R: 0 E: 0 K: 1 S: 5	H: 0 LOB: 0 BB: 0 P: 5	R: 0 E: 0 K: 0 S: 4	H: 1 LOB: 2 BB: 1 P: 8	1B: 3 2B: 2 3B: 1 HR: 1	SF: 0 SAC: 0 DP: 1 HBP: 0	WP: 0 PB: 0 SB: 0 CS: 0	PA: 36
--------------	------------------------------	---------------------------------	------------------------------	----------------------------------	------------------------------	---------------------------------	------------------------------	---------------------------------	------------------------------	---------------------------------	------------------------------	---------------------------------	------------------------------	---------------------------------	------------------------------	---------------------------------	------------------------------	---------------------------------	----------------------------------	------------------------------------	----------------------------------	--------

PITCHER	IP	WLS	BF	H	R	ER	SO	BB	IBB	HBP	BLK	WP	HR	S	P	ERA	WHIP																				
Doyle Alexander, R (1, 1) ERA: 3.91	8.1	W	34	6	4	4	4	3	0	0	0	0	1	39	51	4.32	1.080																				
Darold Knowles, L (9, 1) ERA: 2.83	0.1		1	0	0	0	0	0	0	0	0	0	0	1	1	0.00	0.000																				
Adrian Devine, R (9, 1) ERA: 2.36	0.1	S	1	0	0	0	0	0	0	0	0	0	0	1	1	0.00	0.000																				

Cleveland Indians @ Texas Rangers
Arlington Stadium, Arlington, TX
Sat Jul 16 1977, 8:05 PM EDT
Att. 19,884 - Unknown

livebaseballscorecards.com

AB	33
R	4
H	6
RBI	4
BB	3
SO	4
LOB	11



Batter	1	2	3	4	5	6	7	8	9	AB R H RBI BB SO LOB	TOP
Duane Kuiper, L (1, 4) OBP: 0.329, SLG: 0.324 Larvell Blanks, R (8, 4) OBP: 0.299, SLG: 0.403	0-0 1-3	0-0 FC4			0-0 1-3			0-0 6-3	0-0	4 0 0 0 0 0 2 1 0 1 1 0 0 0	
Buddy Bell, R (1, 5) OBP: 0.360, SLG: 0.429	4-0 2B BB	0-3 K			0-0 4-3			0-0 5-3	0-0 F9	4 1 0 0 1 1 5	
Paul Dade, R (1, 8) OBP: 0.369, SLG: 0.402	0-0 1-H 2B				0-0 4-3			0-0 4-3	0-0 1-3	5 0 1 1 0 1 3	
Andre Thornton, R (1, 3) OBP: 0.328, SLG: 0.479	0-3 K				0-0 F4			0-0 5-3	0-0 1B 2B 1B	4 1 1 0 0 1 1	
Rico Carty, R (1, 10) OBP: 0.345, SLG: 0.394	0-0 4-3				0-0 F7			0-0 F9	0-0 2B 1B 1B	4 1 1 0 0 0 1	
Charlie Spikes, R (1, 9) OBP: 0.352, SLG: 0.471 Jim Norris, L (9, PR) OBP: 0.360, SLG: 0.350		0-0 1B 1B			0-0 L4			0-0 6-3	0-0 1B 6-3 2B	4 1 2 1 0 0 0 0 1 0 0 0 0 0	
Bruce Bochte, L (1, 7) OBP: 0.335, SLG: 0.340		0-0 FC4 1B 1B			0-0 G3			4-0 G5-4-3 BB	4-0 6-3 1B 1B	2 1 1 0 2 0 0	
Fred Kendall, R (1, 2) OBP: 0.307, SLG: 0.383		0-0 FC4 1B			0-0			0-0 F9	0-0 1B 6-3 1B	4 0 3 2 0 0 1	
Frank Duffy, R (1, 6) OBP: 0.249, SLG: 0.288		0-3 K			0-3 K			0-0 G5-4-3	0-0 6-3	4 0 0 1 0 2 6	
Inning Stats	R: 1 H: 1 E: 0 LOB: 1 K: 1 BB: 1 S: 6 P: 10	R: 1 H: 3 E: 0 LOB: 2 K: 2 BB: 0 S: 10 P: 10	R: 0 H: 0 E: 0 LOB: 0 K: 1 BB: 0 S: 5 P: 5	R: 0 H: 1 E: 0 LOB: 1 K: 1 BB: 0 S: 6 P: 6	R: 0 H: 0 E: 0 LOB: 0 K: 0 BB: 0 S: 3 P: 3	R: 0 H: 0 E: 0 LOB: 0 K: 0 BB: 0 S: 3 P: 3	R: 0 H: 0 E: 0 LOB: 0 K: 0 BB: 1 S: 2 P: 6	R: 0 H: 0 E: 0 LOB: 0 K: 0 BB: 0 S: 3 P: 3	R: 4 H: 5 E: 0 LOB: 3 K: 0 BB: 1 S: 8 P: 12	1B: 8 SF: 0 2B: 2 SAC: 0 3B: 0 DP: 1 HR: 0 HBP: 0	WP: 0 PA: 39 PB: 0 SB: 0 CS: 0
PITCHER	IP WLS BF H R ER SO BB IBB HBP BLK WP HR S P ERA WHIP										
Dock Ellis, R (1, 1) ERA: 4.37	8.0 L 33 8 5 5 5 2 0 0 0 0 0 0 41 49 5.62 1.250										
Adrian Devine, R (9, 1) ERA: 2.49	0.1 4 2 1 1 0 0 0 1 0 0 0 0 3 7 27.00 6.000										
Nelson Briles, R (9, 1) ERA: 4.01	0.2 2 0 0 0 0 0 0 0 0 0 0 0 2 2 0.00 0.000										

Cleveland Indians @ Texas Rangers
Arlington Stadium, Arlington, TX
Sun Jul 17 1977, 8:05 PM EDT
Att. 13,192 - Unknown

livebaseballscorecards.com

AB	36
R	6
H	10
RBI	6
BB	3
SO	5
LOB	19



Batter	1	2	3	4	5	6	7	8	9	AB R H RBI BB SO LOB
Mike Hargrove, L (1, 3) OBP: 0.401, SLG: 0.394	0-0 3-1		0-0 E 1B		4-0 1-2 BB		0-0 F8			3 0 1 0 1 0 2
Bert Campaneris, R (1, 6) OBP: 0.317, SLG: 0.352	0-0 6-3		0-0 E5 1-2		0-0 F9			0-3 K		4 0 0 0 0 1 3
Claudell Washington, L (1, 7) OBP: 0.324, SLG: 0.417	0-0 1-3		0-0 4-3			0-3 K		0-0 B2-3		4 0 0 0 0 1 2
Willie Horton, R (1, 10) OBP: 0.332, SLG: 0.432		0-0 4-3 3B		0-0 5-3		0-0 6-3		0-0 6-3		4 1 1 0 0 0 0
Dave May, L (1, 9) OBP: 0.316, SLG: 0.361		0-0 4-3		0-0 4-3		0-0 4-3			4-0 FC6-4 1B BB	3 0 0 1 1 0 0
Toby Harrah, R (1, 5) OBP: 0.397, SLG: 0.498		3-H 4-0 G5-4-3 BB		0-3 K		0-0 S 1B			0-0 FC6-4 1-2 1B	3 0 2 0 1 1 0
Juan Beniquez, R (1, 8) OBP: 0.342, SLG: 0.425		0-0 G5-4-3 1-2f			0-0 F2		0-0 F3		0-0 FC6-4 1-2f 2-3	4 0 0 0 0 0 4
Bump Wills, S (1, 4) OBP: 0.359, SLG: 0.404			0-3 K		0-0 G3		0-3 K		0-0 F8	4 0 0 0 0 2 3
Jim Sundberg, R (1, 2) OBP: 0.318, SLG: 0.316			0-0 F8		0-0 BB 1B		4-0 BB BB		0-0 FC6-4 1-2f	3 0 1 0 1 0 2

Inning Stats	R: 0 E: 0 K: 0 S: 3	H: 0 LOB: 0 BB: 0 P: 3	R: 1 E: 0 K: 0 S: 3	H: 1 LOB: 0 BB: 1 P: 7	R: 0 E: 1 K: 1 S: 7	H: 1 LOB: 2 BB: 0 P: 7	R: 0 E: 0 K: 1 S: 5	H: 0 LOB: 0 BB: 0 P: 5	R: 0 E: 0 K: 0 S: 4	H: 1 LOB: 2 BB: 1 P: 8	R: 0 E: 0 K: 1 S: 5	H: 0 LOB: 0 BB: 0 P: 5	R: 0 E: 0 K: 1 S: 6	H: 1 LOB: 2 BB: 1 P: 10	R: 0 E: 0 K: 1 S: 5	H: 0 LOB: 0 BB: 0 P: 5	R: 0 E: 0 K: 0 S: 4	H: 1 LOB: 2 BB: 1 P: 8	1B: 4 2B: 0 3B: 1 HR: 0	SF: 0 SAC: 0 DP: 1 HBP: 0	WP: 0 PB: 0 SB: 1 CS: 0	PA: 36
--------------	------------------------------	---------------------------------	------------------------------	---------------------------------	------------------------------	---------------------------------	------------------------------	---------------------------------	------------------------------	---------------------------------	------------------------------	---------------------------------	------------------------------	----------------------------------	------------------------------	---------------------------------	------------------------------	---------------------------------	----------------------------------	------------------------------------	----------------------------------	--------


PITCHER	IP	WLS	BF	H	R	ER	SO	BB	IBB	HBP	BLK	WP	HR	S	P	ERA	WHIP	PITCHER	IP	WLS	BF	H	R	ER	SO	BB	IBB	HBP	BLK	WP	HR	S	P	ERA	WHIP		
Wayne Garland, R (1, 1) ERA: 4.31	9.0	W	36	5	1	1	5	4	0	0	0	0	0	42	58	1.00	1.000																				


BOTTOM

Cleveland Indians @ Texas Rangers
Arlington Stadium, Arlington, TX

Sun Jul 17 1977, 8:05 PM EDT
Att. 13,192 - Unknown

AB	32
R	1
H	5
RBI	1
BB	4
SO	5
LOB	16



Batter	1	2	3	4	5	6	7	8	9	AB R H RBI BB SO LOB	TOP											
Duane Kuiper, L (1, 4) OBP: 0.332, SLG: 0.334	0-0 4-3		0-0 2B		0-0 4-3		0-0 CS 1B		0-0 2B	5 0 3 1 0 0 0												
Buddy Bell, R (1, 5) OBP: 0.355, SLG: 0.422	0-3 K		0-3 K			0-0 5-3	0-0 CS 1-2	0-3 K	0-0 F3	5 0 0 0 0 3 2												
Paul Dade, R (1, 7) OBP: 0.365, SLG: 0.398 John Lowenstein, L (8, PH) OBP: 0.377, SLG: 0.361	0-3 K		0-3 K			0-3 K		0-0 G3		3 0 0 0 0 3 1 1 0 0 0 0 0 0												
Andre Thornton, R (1, 3) OBP: 0.337, SLG: 0.503		0-0 SF7 3B	0-3 K			0-0 2B		0-0 1B 1B		4 1 3 0 0 1 1												
Rico Carty, R (1, 10) OBP: 0.343, SLG: 0.392		0-3 K		0-3 K		0-0 F7		0-0 FC6-4 1B		4 0 1 0 0 2 2												
Charlie Spikes, R (1, 9) OBP: 0.362, SLG: 0.462		0-0 SF7		4-0 L9-3 BB			4-0 F8 SH1 HR BB	0-0 FC6-4		1 1 0 1 2 0 2												
Jim Norris, L (1, 8) OBP: 0.362, SLG: 0.357		0-0 1B 2B		0-0 L9-3			0-0 SH1		0-0 5-3 2B 1B	3 1 2 0 0 0 1	AB 34 R 4 H 11 RBI 4 BB 2 SO 10 LOB 14											
Fred Kendall, R (1, 2) OBP: 0.305, SLG: 0.379		0-0 2B 1B				0-0 6-3		0-0 F8	0-0 5-3	4 0 1 0 0 0 2												
Frank Duffy, R (1, 6) OBP: 0.247, SLG: 0.286 Larvell Blanks, R (7, PH) OBP: 0.302, SLG: 0.425		0-0 F7				0-0 F6		0-0 HR	0-3 K	2 0 0 0 0 0 2 2 1 1 2 0 1 1												
Inning Stats	R: 0 E: 0 K: 2 S: 7	H: 0 LOB: 0 BB: 0 P: 7	R: 1 E: 0 K: 1 S: 8	H: 3 LOB: 2 BB: 0 P: 8	R: 0 E: 0 K: 3 S: 10	H: 1 LOB: 1 BB: 0 P: 10	R: 0 E: 0 K: 1 S: 4	H: 0 LOB: 0 BB: 1 P: 8	R: 0 E: 0 K: 0 S: 3	H: 0 LOB: 0 BB: 0 P: 3	R: 0 E: 0 K: 1 S: 6	H: 1 LOB: 1 BB: 0 P: 6	R: 2 E: 0 K: 0 S: 4	H: 2 LOB: 0 BB: 1 P: 8	R: 0 E: 0 K: 1 S: 7	H: 2 LOB: 2 BB: 0 P: 7	R: 1 E: 0 K: 1 S: 7	H: 2 LOB: 1 BB: 0 P: 7	1B: 5 2B: 5 3B: 1 HR: 1	SF: 1 SAC: 1 DP: 1 HBP: 0	WP: 0 PB: 0 SB: 0 CS: 1	PA: 39
PITCHER	IP WLS BF H R ER SO BB IBB HBP BLK WP HR S P ERA WHIP												PITCHER	IP WLS BF H R ER SO BB IBB HBP BLK WP HR S P ERA WHIP								
Luis Tiant, R (1, 1) ERA: 5.26	7.0 W 28 7 3 3 8 2 0 0 0 0 0 1 42 50 3.86 1.286																					
Mike Paxton, R (8, 1) ERA: 6.16	2.0 10 4 1 1 2 0 0 0 0 0 0 0 14 14 4.50 2.000																					

Cleveland Indians @ Boston Red Sox
 Fenway Park, Boston, MA
 Thu Jul 21 1977, 3:33 AM EDT
 Att: 20,173 - Unknown - 100 F

livebaseballscorecards.com

Batter	1	2	3	4	5	6	7	8	9
Rick Burleson, R OBP: 0.353, SLG: 0.393 (1, 6)	0-0 6-3		0-0 G6-4-3 1B		0-0 P7-4-3		0-0 1-3	0-0 F3	
Fred Lynn, L OBP: 0.312, SLG: 0.443 (1, 8)	0-0 F9		0-0 F5		0-3 K		0-0 BB 2B	0-0 F3	
Jim Rice, R OBP: 0.371, SLG: 0.592 (1, 7)	0-0 F3		0-0 G6-4-3			0-0 L8	4-0 BB 1B IBB	0-0 1-3 1B	
Carl Yastrzemski, L OBP: 0.384, SLG: 0.526 (1, 10)		0-3 K		0-0 G6-4-3 1B 1B		0-0 G3	4-0 1-2 2-3 1B BB	0-0 F4	
Steve Dillard, R OBP: 0.296, SLG: 0.366 (7, PR)									
Carlton Fisk, R OBP: 0.408, SLG: 0.523 (1, 2)		0-3 K		0-0 G6-4-3 1B		0-0 5-3	4-0 1-2 2-3 3-H 1B HR BB		
Bob Montgomery, R OBP: 0.350, SLG: 0.235 (8, 2)									
George Scott, R OBP: 0.339, SLG: 0.547 (1, 3)		4-0 BB		0-0 G6-4-3			0-0 2B SF8 1B		
Butch Hobson, R OBP: 0.310, SLG: 0.520 (1, 5)		0-0 F3		0-0 S 1B			0-0 1B 2B		
Denny Doyle, L OBP: 0.299, SLG: 0.332 (1, 4)			0-0 2B 1B 1B		0-0 4-3		0-0 SF8		
Rick Miller, L OBP: 0.350, SLG: 0.326 (1, 9)					0-0 P7-4-3 1B		0-0 2B 1B	0-0 1B WP 1B	

Inning Stats	R: 0	H: 0	E: 0	LOB: 0	K: 0	P: 3	R: 0	H: 0	E: 0	LOB: 1	K: 2	P: 7	R: 1	H: 3	E: 0	LOB: 1	K: 0	P: 5	R: 0	H: 1	E: 0	LOB: 0	K: 1	P: 5	R: 0	H: 0	E: 0	LOB: 0	K: 0	P: 3	R: 9	H: 6	E: 0	LOB: 1	K: 0	P: 21	R: 0	H: 2	E: 0	LOB: 2	K: 0	P: 5
	3	3	7	3	11		3	1	5	1	11		5	3	5	1	5		5	3	3	5		5		3	3	5	3	3	9	6	5	1	3	21	5	2	5	3	5	

PITCHER	IP	WLS	BF	H	R	ER	SO	BB	IBB	HBP	BLK	WP	HR	S	P	ERA	WHIP
Wayne Garland, R ERA: 4.49 (1, 1)	6.2	L	29	11	6	6	3	1	0	0	0	0	0	34	38	8.10	1.800
Rick Waits, L ERA: 4.81 (7, 1)	0.0		4	1	2	2	0	2	1	0	0	0	0	1	13	∞	∞
Tom Buskey, R ERA: 4.78 (7, 1)	1.1		7	3	3	3	0	0	0	0	0	1	1	7	7	20.25	2.250


BOTTOM

Cleveland Indians @ Boston Red Sox
Fenway Park, Boston, MA

Thu Jul 21 1977, 3:33 AM EDT
Att. 20,173 - Unknown - 100 F

AB	R	H	RBI	BB	SO	LOB
5	0	1	1	0	0	3
5	1	1	1	0	1	3
4	1	1	0	1	0	2
3	1	1	0	1	1	0
1	1	0	0	0	0	2
3	1	1	1	1	1	0
0	0	0	0	0	0	0
3	2	2	2	1	0	2
4	2	3	4	0	0	1
3	1	1	1	0	0	2
4	1	4	1	0	0	0

AB	35
R	11
H	15
RBI	11
BB	4
SO	3
LOB	15



1B	2B	3B	HR	SF	SAC	DP	HBP	WP	PA
11	4	0	1	1	0	3	0	1	40

PITCHER	IP	WLS	BF	H	R	ER	SO	BB	IBB	HBP	BLK	WP	HR	S	P	ERA	WHIP
Wayne Garland, R ERA: 4.49 (1, 1)	6.2	L	29	11	6	6	3	1	0	0	0	0	0	34	38	8.10	1.800
Rick Waits, L ERA: 4.81 (7, 1)	0.0		4	1	2	2	0	2	1	0	0	0	0	1	13	∞	∞
Tom Buskey, R ERA: 4.78 (7, 1)	1.1		7	3	3	3	0	0	0	0	0	1	1	7	7	20.25	2.250

livebaseballscorecards.com

Batter	1	2	3	4	5	6	7	8	9	AB R H RBI BB SO LOB	TOP											
Duane Kuiper, L (1, 4) OBP: 0.328, SLG: 0.329	0-0 4-3	0-0 L7			0-0 L6		0-0 4-3	0-0 P7		5 0 0 0 0 0 3												
Buddy Bell, R (1, 5) OBP: 0.355, SLG: 0.425	0-0 FC6-4 1B		0-0 5-3		0-0 1-5-3		0-0 2B	0-0 FC1-2		5 0 2 0 0 0 3												
Larvell Blanks, R (1, 6) OBP: 0.293, SLG: 0.411	0-0 FC6-4 HR		0-0 5-3		0-0 6-3		0-0 6-3	0-0 4-3		5 1 0 0 0 0 5												
Andre Thornton, R (1, 10) OBP: 0.348, SLG: 0.531	0-0 HR		0-0 BB 1B		0-0 F7		0-0 2B	4-0 BB 2B	0-0 E 1B 2B	4 3 3 2 1 0 0												
Bill Melton, R (1, 3) OBP: 0.330, SLG: 0.308	0-0 E5		4-0 BB 1-2 BB		0-3 K		0-0 1B 2B	0-0 BB 1B E BB	4-0 BB 1B E BB	3 1 1 1 2 1 0												
Bruce Bochte, L (1, 7) OBP: 0.336, SLG: 0.353	0-0 G3		0-0 1-3		0-0 HR		0-0 1B 1B 1B	0-0 FC4	0-0 1-2 2-3	5 2 2 1 0 0 5												
Ron Pruitt, R (1, 9) OBP: 0.328, SLG: 0.311		0-0 6-3		0-0 5-3		0-0 1B	0-0 1B FC1-2 1B	0-0 1B 1B 1B	0-0 2-3 3-H 1B	5 0 3 2 0 0 0												
John Lowenstein, L (1, 8) OBP: 0.378, SLG: 0.392		0-0 HR		0-0 4-3		0-0 F8	0-0 FC1-2 1B 1B	0-0 F8	0-0 1-2 2-3 3-H 1B	5 1 2 1 0 0 2												
Ray Fosse, R (1, 2) OBP: 0.286, SLG: 0.393		0-3 K		0-0 L5		0-0 F9	0-0 FC1-2 1B			4 0 1 1 0 1 0												
Inning Stats	R: 2 E: 1 K: 0 S: 6	H: 2 LOB: 1 BB: 0 P: 6	R: 1 E: 0 K: 1 S: 6	H: 1 LOB: 0 BB: 0 P: 6	R: 0 E: 0 K: 0 S: 4	H: 1 LOB: 2 BB: 1 P: 8	R: 0 E: 0 K: 0 S: 3	H: 0 LOB: 0 BB: 0 P: 3	R: 0 E: 0 K: 0 S: 3	H: 0 LOB: 0 BB: 0 P: 3	R: 1 E: 0 K: 1 S: 7	H: 2 LOB: 1 BB: 0 P: 7	R: 0 E: 0 K: 0 S: 4	H: 1 LOB: 1 BB: 0 P: 4	R: 3 E: 0 K: 0 S: 8	H: 5 LOB: 3 BB: 1 P: 12	R: 1 E: 1 K: 0 S: 4	H: 2 LOB: 1 BB: 1 P: 8	1B: 8 2B: 3 3B: 0 HR: 3	SF: 0 SAC: 0 DP: 0 HBP: 0	WP: 0 PB: 0 SB: 0 CS: 0	PA: 44
PITCHER	IP WLS BF H R ER SO BB IBB HBP BLK WP HR S P ERA WHIP																					
Bob Stanley, R (1, 1) ERA: 4.22	6.0 L 26 6 4 4 2 1 0 0 0 0 3 29 33 6.00 1.167																					
Tom Murphy, R (7, 1) ERA: 6.75	1.0 6 2 2 2 0 1 0 0 0 0 0 5 9 18.00 3.000																					
Bill Lee, L (8, 1) ERA: 6.08	0.0 4 4 1 1 0 0 0 0 0 0 0 4 4 ∞ ∞																					
Ramon Hernandez, L (8, 1) ERA: 6.38	2.0 8 2 1 1 0 1 0 0 0 0 0 7 11 4.50 1.500																					

Cleveland Indians @ Boston Red Sox
 Fenway Park, Boston, MA
 Thu Jul 21 1977, 7:05 PM EDT
 Att. 29,059 - Unknown - 82 F

AB	41
R	8
H	14
RBI	8
BB	3
SO	2
LOB	18



livebaseballscores.com
 WP: 0 PA: 44
 PB: 0
 SB: 0
 CS: 0

Batter	1	2	3	4	5	6	7	8	9	AB	R	H	RBI	BB	SO	LOB
Rick Burleson, R OBP: 0.351, SLG: 0.394 (1, 6)	0-0 L8			0-0 5-3		0-0 L9 2B		0-0 4-3		4	0	1	0	0	0	0
Bernie Carbo, L OBP: 0.405, SLG: 0.486 (1, 9)	0-0 1B			0-3 K		0-0 L9 2-3		0-3 K		4	0	1	0	0	2	1
Jim Rice, R OBP: 0.370, SLG: 0.597 (1, 7)	0-0 6-3			0-0 HR		0-0 5-3		0-0 L9		4	1	1	1	0	0	1
Carl Yastrzemski, L OBP: 0.362, SLG: 0.522 (1, 10)		0-0 F5		0-0 3-1		0-0 G3			4-0 FC5-4 BB	3	0	0	0	1	0	1
George Scott, R OBP: 0.336, SLG: 0.547 (1, 3)		0-0 F5			0-0 5-3				0-0 FC5-4 G6-4-3	4	1	1	0	0	0	1
Butch Hobson, R OBP: 0.309, SLG: 0.517 (1, 5)		0-0 F2			0-0 BB 1B				0-0 G6-4-3	4	0	1	0	0	1	2
Denny Doyle, L OBP: 0.299, SLG: 0.332 (1, 4)			0-0 F4		0-0 F8					3	0	1	1	0	0	1
Rick Miller, L OBP: 0.356, SLG: 0.323 (1, 8)			0-0 L7		4-0 1-2 BB					1	0	0	0	2	0	0
Bob Montgomery, R OBP: 0.318, SLG: 0.211 (1, 2)			0-0 6-3		0-3 K					2	0	0	0	0	1	2
Carlton Fisk, R OBP: 0.407, SLG: 0.521 (7, PH)										1	0	0	0	0	0	2

Inning Stats	R: 0	H: 1	E: 0	LOB: 0	K: 0	BB: 0	S: 3	P: 3	R: 0	H: 0	E: 0	LOB: 0	K: 0	BB: 0	S: 3	P: 3	R: 0	H: 0	E: 0	LOB: 0	K: 0	BB: 0	S: 3	P: 3	R: 1	H: 1	E: 0	LOB: 0	K: 1	BB: 0	S: 6	P: 6	R: 0	H: 1	E: 0	LOB: 2	K: 1	BB: 1	S: 6	P: 10	R: 0	H: 1	E: 0	LOB: 1	K: 0	BB: 0	S: 4	P: 4	R: 1	H: 2	E: 0	LOB: 1	K: 1	BB: 1	S: 6	P: 10	R: 0	H: 0	E: 0	LOB: 0	K: 1	BB: 0	S: 5	P: 5	R: 0	H: 0	E: 0	LOB: 0	K: 0	BB: 1	S: 2	P: 6	1B: 3	SF: 0	2B: 2	SAC: 0	3B: 0	DP: 2	HR: 1	HBP: 0	WP: 0	PA: 33
--------------	------	------	------	--------	------	-------	------	------	------	------	------	--------	------	-------	------	------	------	------	------	--------	------	-------	------	------	------	------	------	--------	------	-------	------	------	------	------	------	--------	------	-------	------	-------	------	------	------	--------	------	-------	------	------	------	------	------	--------	------	-------	------	-------	------	------	------	--------	------	-------	------	------	------	------	------	--------	------	-------	------	------	-------	-------	-------	--------	-------	-------	-------	--------	-------	--------

PITCHER	IP	WLS	BF	H	R	ER	SO	BB	IBB	HBP	BLK	WP	HR	S	P	ERA	WHIP
Jim Bibby, R ERA: 3.76 (1, 1)	6.1	W	26	6	2	2	3	2	0	0	0	0	1	30	38	2.84	1.263
Jim Kern, R ERA: 2.83 (7, 1)	2.2	S	7	0	0	0	1	1	0	0	0	0	0	8	12	0.00	0.375

BOTTOM

Cleveland Indians @ Boston Red Sox
Fenway Park, Boston, MA
 Thu Jul 21 1977, 7:05 PM EDT
 Att: 29,059 - Unknown - 82 F

AB	30
R	2
H	6
RBI	2
BB	3
SO	4
LOB	11



WP	HR	S	P	ERA	WHIP
0	0	0	0	0	0

Batter	1	2	3	4	5	6	7	8	9	AB R H RBI BB SO LOB	TOP
Duane Kuiper, L (1, 4) OBP: 0.324, SLG: 0.325	0-0 G3		0-0 F7		0-3 K		0-0 4-3		0-0 F9	5 0 0 0 0 1 3	
Buddy Bell, R (1, 5) OBP: 0.354, SLG: 0.423	0-0 5-3			0-0 F7		0-0 1B 1B		0-0 E4 FC6-4 BB		4 0 1 0 0 0 0	
Charlie Spikes, R (1, 9) OBP: 0.339, SLG: 0.429	0-0 4-3			0-0 F9		0-0 F9		0-0 F4		4 0 0 0 0 0 2	
Andre Thornton, R (1, 3) OBP: 0.355, SLG: 0.531		0-0 4-3		4-0 1B BB		0-0 1-2 1B		4-0 1-2 FC6-4 BB		2 0 1 0 2 0 0	
Rico Carty, R (1, 10) OBP: 0.342, SLG: 0.389		0-0 4-3		0-0 1-2 1B		0-0 F7		0-0 FC6-4		4 0 1 0 0 0 4	
Bruce Bochte, L (1, 7) OBP: 0.335, SLG: 0.352		0-0 1B		0-0 F5		0-0 F7		0-0 L6		4 0 1 0 0 0 6	
Jim Norris, L (1, 8) OBP: 0.358, SLG: 0.352		0-0 F8			0-0 F8		0-3 K		0-0 F7	4 0 0 0 0 1 1	
Ray Fosse, R (1, 2) OBP: 0.291, SLG: 0.396			0-0 5-3		0-0 6-3		0-0 1B		0-0 1B	4 0 2 0 0 0 0	
Frank Duffy, R (1, 6) OBP: 0.248, SLG: 0.286			0-3 K		0-0 1B		0-0 F5		0-0 F8	3 0 1 0 0 1 1	
Larvell Blanks, R (9, PH) OBP: 0.291, SLG: 0.408									0-0 F8	1 0 0 0 0 0 1	
Inning Stats	R: 0 E: 0 K: 0 S: 3 H: 0 LOB: 0 BB: 0 P: 3	R: 0 E: 0 K: 0 S: 4 H: 1 LOB: 1 BB: 0 P: 4	R: 0 E: 0 K: 1 S: 5 H: 0 LOB: 0 BB: 0 P: 5	R: 0 E: 0 K: 0 S: 4 H: 1 LOB: 2 BB: 1 P: 8	R: 0 E: 0 K: 1 S: 6 H: 1 LOB: 1 BB: 0 P: 6	R: 0 E: 0 K: 0 S: 5 H: 2 LOB: 2 BB: 0 P: 5	R: 0 E: 0 K: 1 S: 6 H: 1 LOB: 1 BB: 0 P: 6	R: 0 E: 1 K: 0 S: 4 H: 0 LOB: 2 BB: 1 P: 8	R: 0 E: 0 K: 0 S: 4 H: 1 LOB: 1 BB: 0 P: 4	1B: 7 2B: 0 3B: 0 HR: 0 SF: 0 SAC: 0 DP: 0 HBP: 0	WP: 0 PB: 0 SB: 0 CS: 0 PA: 37
PITCHER Rick Wise, R (1, 1) ERA: 4.68	IP: 9.0 WLS: W BF: 37 H: 7 R: 0 ER: 0 SO: 3 BB: 2 IBB: 0 HBP: 0 BLK: 0 WP: 0 HR: 0 S: 41 P: 49 ERA: 0.00 WHIP: 1.000										

Cleveland Indians @ Boston Red Sox
 Fenway Park, Boston, MA
 Fri Jul 22 1977, 7:05 PM EDT
 Att. 34,030 - Unknown - 68 F

livebaseballscorecards.com

AB 35
R 0
H 7
RBI 0
BB 2
SO 3
LOB 18



Batter	1	2	3	4	5	6	7	8	9
Rick Burleson, R OBP: 0.353, SLG: 0.395 (1, 6)	0-0 G3 1B	0-0 FC5-4 1B		0-0 F4			0-0 5-3		
Fred Lynn, L OBP: 0.311, SLG: 0.440 (1, 8)	0-0 G3 1-2	0-0 L8			0-0 6-3		0-0 FC5-4 1B		
Jim Rice, R OBP: 0.367, SLG: 0.590 (1, 10)	0-0 F7	0-0 FC5-4 1-2f			0-3 K		0-0 FC5-4 1-2f		
Carl Yastrzemski, L OBP: 0.384, SLG: 0.518 (1, 7)	4-0 BB 2B 1B BB		0-0 4-3		4-0 BB		0-0 G3		
Carlton Fisk, R OBP: 0.405, SLG: 0.518 (1, 2)	0-0 BB 2B 1B		0-0 5-3		0-0 F3		0-0 4-3		
George Scott, R OBP: 0.345, SLG: 0.548 (1, 3)	4-0 2B 1-2 2-3 BB		4-0 BB		0-0 1B		4-0 BB		
Butch Hobson, R OBP: 0.309, SLG: 0.517 (1, 5)	0-0 1-3 2-H 3-H 2B		0-3 K		0-3 K		0-3 K		
Denny Doyle, L OBP: 0.295, SLG: 0.327 (1, 4)	0-3 K			0-0 F9		0-3 K	0-3 K		
Rick Miller, L OBP: 0.349, SLG: 0.313 (1, 9)		0-0 1-3		0-0 F9		0-0 L1-6			

Inning Stats	R: 3	H: 3	E: 0	K: 1	S: 8	LOB: 2	BB: 2	P: 16	R: 0	H: 1	E: 0	K: 0	S: 4	LOB: 1	BB: 0	P: 4	R: 0	H: 0	E: 0	K: 1	S: 5	LOB: 0	BB: 1	P: 9	R: 0	H: 0	E: 0	K: 1	S: 5	LOB: 1	BB: 1	P: 9	R: 0	H: 1	E: 0	K: 2	S: 8	LOB: 1	BB: 0	P: 8	R: 0	H: 1	E: 0	K: 0	S: 4	LOB: 1	BB: 0	P: 4	R: 0	H: 0	E: 0	K: 2	S: 7	LOB: 1	BB: 1	P: 11
--------------	------	------	------	------	------	--------	-------	-------	------	------	------	------	------	--------	-------	------	------	------	------	------	------	--------	-------	------	------	------	------	------	------	--------	-------	------	------	------	------	------	------	--------	-------	------	------	------	------	------	------	--------	-------	------	------	------	------	------	------	--------	-------	-------

PITCHER	IP	WLS	BF	H	R	ER	SO	BB	IBB	HBP	BLK	WP	HR	S	P	ERA	WHIP
Al Fitzmorris, R ERA: 6.34 (1, 1)	6.2	L	30	6	3	3	5	4	0	0	0	0	0	36	52	4.05	1.500
Don Hood, L ERA: 3.26 (7, 1)	1.1		5	0	0	0	2	1	0	0	0	0	0	8	12	0.00	0.750

AB R H RBI BB SO LOB

4	1	2	0	0	0	0
4	0	1	0	0	0	2
4	0	0	0	0	1	3
2	1	0	0	2	0	1
4	1	1	1	0	0	1
1	0	1	0	3	0	0
4	0	1	2	0	3	3
4	0	0	0	0	3	4
3	0	0	0	0	0	1

1B: 5	SF: 0	WP: 0	PA: 35
2B: 1	SAC: 0	PB: 0	
3B: 0	DP: 0	SB: 0	
HR: 0	HBP: 0	CS: 0	

Cleveland Indians @ Boston Red Sox
Fenway Park, Boston, MA
Fri Jul 22 1977, 7:05 PM EDT
Att: 34,030 - Unknown - 68 F

AB	30
R	3
H	6
RBI	3
BB	5
SO	7
LOB	15



WP	HR	S	P	ERA	WHIP
0	0	0	0	0.00	0.750

Batter	1	2	3	4	5	6	7	8	9	AB R H RBI BB SO LOB	TOP																
Duane Kuiper, L (1, 4) OBP: 0.322, SLG: 0.323	0-0 3B 1B	0-3 K			0-0 6-3	0-3 K		0-0 FC1-6 5-3		5 1 1 0 0 2 1																	
Buddy Bell, R (1, 5) OBP: 0.355, SLG: 0.429	0-0 2B 3B		0-0 F3		0-0 1B 1B		0-0 6-3	0-0 5-3		5 2 2 1 0 0 1																	
Larvell Blanks, R (1, 6) OBP: 0.294, SLG: 0.414	0-0 HR 2B		0-0 4-3		0-0 1B 1B		0-0 6-3	0-0 1-3		5 2 2 1 0 0 1																	
Andre Thornton, R (1, 3) OBP: 0.361, SLG: 0.547	0-0 HR		0-3 K		0-0 1B 1B		4-0 HR BB		0-0 5-3	4 3 2 2 1 1 0																	
Rico Carty, R (1, 10) OBP: 0.343, SLG: 0.402	0-0 1-3			0-0 F2	0-0 1B 1B		0-0 HR		0-0 6-3	5 1 2 4 0 0 0																	
Bruce Bochte, L (1, 7) OBP: 0.339, SLG: 0.360	0-0 P7			0-0 2B	0-0 1B		0-0 BB 1B		0-0 L9	5 0 3 1 0 0 0																	
Charlie Spikes, R (1, 9) OBP: 0.333, SLG: 0.407	0-0 F4			0-0 F7	0-0 FC6-4		4-0 BB			3 0 0 0 1 0 3																	
Jim Norris, L (7, 9) OBP: 0.358, SLG: 0.352				0-0 F7	0-0 FC6-4		1-2 BB			0 0 0 0 0 0 0																	
John Lowenstein, L (1, 8) OBP: 0.366, SLG: 0.377		0-3 K		0-0 6-3		0-3 K	0-0 F8			4 0 0 0 0 2 3																	
Fred Kendall, R (1, 2) OBP: 0.304, SLG: 0.376		0-0 F8			0-3 K	0-0 F8		0-0 FC1-6 1B		4 0 1 0 0 1 0																	
Inning Stats	R: 4 E: 0 K: 0 S: 7	H: 4 LOB: 0 BB: 0 P: 7	R: 0 E: 0 K: 2 S: 7	H: 0 LOB: 0 BB: 0 P: 7	R: 0 E: 0 K: 1 S: 5	H: 0 LOB: 0 BB: 0 P: 5	R: 0 E: 0 K: 0 S: 4	H: 1 LOB: 1 BB: 0 P: 4	R: 3 E: 0 K: 1 S: 10	H: 5 LOB: 2 BB: 0 P: 10	R: 0 E: 0 K: 2 S: 7	H: 0 LOB: 0 BB: 0 P: 7	R: 2 E: 0 K: 0 S: 5	H: 2 LOB: 2 BB: 2 P: 13	R: 0 E: 0 K: 0 S: 4	H: 1 LOB: 1 BB: 0 P: 4	R: 0 E: 0 K: 0 S: 3	H: 0 LOB: 0 BB: 0 P: 3	1B: 8 2B: 2 3B: 1 HR: 2	SF: 0 SAC: 0 DP: 0 HBP: 0	WP: 0 PB: 0 SB: 0 CS: 0	PA: 42					
PITCHER	IP WLS BF H R ER SO BB IBB HBP BLK WP HR S P ERA WHIP																										
Reggie Cleveland, R (1, 1) ERA: 4.16	0.0		4	4	4	4	0	0	0	0	0	0	1	4	4	∞	∞										
Mike Paxton, R (1, 1) ERA: 6.11	4.2		19	5	3	3	4	0	0	0	0	0	0	27	27	5.79	1.071										
Ramon Hernandez, L (5, 1) ERA: 5.95	1.1		5	1	0	0	2	0	0	0	0	0	0	9	9	0.00	0.750										
Bill Campbell, R (7, 1) ERA: 2.7	1.0	L	7	2	2	2	0	2	0	0	0	0	1	5	13	18.00	4.000										
Bob Stanley, R (8, 1) ERA: 4.14	2.0		7	1	0	0	0	0	0	0	0	0	0	7	7	0.00	0.500										

Cleveland Indians @ Boston Red Sox
 Fenway Park, Boston, MA
 Sat Jul 23 1977, 3:33 AM EDT
 Att. 35,592 - Unknown - 73 F

AB	40
R	9
H	13
RBI	9
BB	2
SO	6
LOB	9



livebaseballscorecards.com

Batter	1	2	3	4	5	6	7	8	9	AB	R	H	RBI	BB	SO	LOB
Rick Burleson, R OBP: 0.354, SLG: 0.403 (1, 6)	0-3 K		0-0 1-H HR 2B		0-0 HR 3B	0-3 K	0-0 G3			5	2	2	1	0	2	4
Fred Lynn, L OBP: 0.317, SLG: 0.464 (1, 8)	0-3 K		0-0 2-H HR		0-0 3-H HR	4-0 BB BB BB BB		0-3 K		4	2	2	4	1	2	0
Jim Rice, R OBP: 0.369, SLG: 0.589 (1, 10)	0-3 K		0-0 1B		0-0 F8	4-0 BB BB BB BB	1-2 2-3 3-H BB BB	0-0 G3 1B		4	0	2	1	1	1	0
Carl Yastrzemski, L OBP: 0.384, SLG: 0.518 (1, 7)		0-0 F8	0-0 F2		0-0 2B	4-0 BB BB BB BB	1-2 2-3 3-H BB	0-0 G3		4	0	1	1	1	0	2
Carlton Fisk, R OBP: 0.403, SLG: 0.522 (1, 2)		0-0 HR	0-0 F4		0-0 F8	0-0 F2		0-0 F2		5	1	1	1	0	0	6
George Scott, R OBP: 0.345, SLG: 0.550 (1, 3)	0-3 K			0-0 3B	0-0 6-3		BB BB BB BB	4-0 BB BB		4	0	1	0	1	2	1
Butch Hobson, R OBP: 0.307, SLG: 0.515 (1, 5)	0-3 K			0-3 K		0-0 SH5-4 BB 2B		0-0 F9		5	1	1	0	0	2	2
Denny Doyle, L OBP: 0.295, SLG: 0.324 (1, 4)			0-0 G3	0-0 F5		4-0 BB SH5-4 BB BB		0-3 K		2	1	0	0	1	0	1
Bernie Carbo, L OBP: 0.402, SLG: 0.483 (7, PH)									0-3 K	1	0	0	0	0	1	1
Steve Dillard, R OBP: 0.296, SLG: 0.366 (8, 4)										0	0	0	0	0	0	0
Dwight Evans, R OBP: 0.368, SLG: 0.527 (9, PH)										1	0	0	0	0	1	0
Rick Miller, L OBP: 0.357, SLG: 0.309 (1, 9)			4-0 S 2B BB	0-0 F8		0-0 SH5-4	1-2 2-3 BB	4-0 BB		1	1	0	0	2	0	1


Inning Stats	R: 0	H: 0	E: 0	K: 3	S: 9	H: 0	LOB: 0	BB: 0	P: 9	R: 1	H: 1	E: 0	K: 2	S: 8	H: 1	LOB: 0	BB: 0	P: 8	R: 3	H: 3	E: 0	K: 0	S: 6	H: 3	LOB: 1	BB: 1	P: 10	R: 0	H: 1	E: 0	K: 1	S: 6	H: 3	LOB: 1	BB: 0	P: 6	R: 2	H: 3	E: 0	K: 0	S: 6	H: 1	LOB: 3	BB: 4	P: 22	R: 0	H: 0	E: 0	K: 1	S: 5	H: 1	LOB: 2	BB: 2	P: 13	R: 0	H: 1	E: 0	K: 1	S: 6	H: 0	LOB: 1	BB: 0	P: 6	R: 0	H: 0	E: 0	K: 2	S: 7	H: 0	LOB: 0	BB: 0	P: 7	1B: 2	SF: 0	2B: 3	SAC: 1	3B: 2	DP: 0	HR: 3	HBP: 0	WP: 0	PA: 44
PITCHER	IP	WLS	BF	H	R	ER	SO	BB	IBB	HBP	BLK	WP	HR	S	P	ERA	WHIP																																																																	
Dennis Eckersley, R ERA: 3.59 (1, 1)	5.0		25	9	7	7	6	1	0	0	0	0	0	3	36	40	12.60	2.000																																																																
Rick Waits, L ERA: 4.94 (6, 1)	0.1		2	0	0	0	0	1	0	0	0	0	0	1	5	0.00	3.000																																																																	
Jim Kern, R ERA: 2.67 (6, 1)	3.2	W	17	1	1	1	5	5	0	0	0	0	0	22	42	2.46	1.636																																																																	

BOTTOM

Cleveland Indians @ Boston Red Sox
Fenway Park, Boston, MA
Sat Jul 23 1977, 3:33 AM EDT
Att: 35,592 - Unknown - 73 F

livebaseballscorecards.com

AB	36
R	8
H	10
RBI	8
BB	7
SO	11
LOB	18



Batter	1	2	3	4	5	6	7	8	9	AB R H RBI BB SO LOB	TOP
Mike Hargrove, L (1, 3) OBP: 0.402, SLG: 0.398	4-0 BB			0-0 4-6-3	0-0 F7		0-0 G3		0-0 G3	4 0 0 0 1 0 4	
Bert Campaneris, R (1, 6) OBP: 0.316, SLG: 0.348	0-0 6-3 1-2			0-3 K		0-0 1B 1B	0-3 K		0-0 5-3	5 1 1 0 0 2 2	
Claudell Washington, L (1, 8) OBP: 0.325, SLG: 0.415	0-0 L8			0-0 FC6-4 1B		0-0 1B FC4-6 1B		0-0 4-3		4 1 2 0 0 0 0	
Willie Horton, R (1, 10) OBP: 0.333, SLG: 0.428		0-0 FC1-6 1B		0-0 FC6-4 1-2f		0-0 FC4-6 BB 1B		0-0 F9		4 0 2 1 0 0 1	
Toby Harrah, R (1, 5) OBP: 0.395, SLG: 0.497		0-0 FC1-6 G6-4-3 1-2f			0-0 S 1B	4-0 FC4-6 BB		0-0 F9		3 0 1 0 1 0 1	
Ken Henderson, S (1, 9) OBP: 0.269, SLG: 0.369		0-0 G6-4-3 1-2f			0-0 S 1B	0-0 FC4-6			0-0 2B 1B	4 1 2 1 0 0 3	
Dave May, L (1, 7) OBP: 0.299, SLG: 0.341			0-0 E4 CS		0-0 F4	0-3 K		0-0 F8		4 0 0 0 0 1 5	
Bump Wills, S (1, 4) OBP: 0.360, SLG: 0.408			0-0 F7		0-3 K	0-0 2-3		0-0 FC5 2B		4 1 1 1 0 1 5	
Jim Sundberg, R (1, 2) OBP: 0.317, SLG: 0.310			0-0 F8 1-2		4-0 BB		0-0 F9		0-0 FC5 G3	3 0 0 1 1 0 1	
Inning Stats	R: 0 E: 0 K: 0 S: 2 H: 0 LOB: 0 BB: 1 P: 6	R: 0 E: 0 K: 0 S: 3 H: 1 LOB: 0 BB: 0 P: 3	R: 0 E: 1 K: 0 S: 3 H: 0 LOB: 0 BB: 0 P: 3	R: 0 E: 0 K: 1 S: 6 H: 1 LOB: 1 BB: 0 P: 6	R: 0 E: 0 K: 1 S: 7 H: 2 LOB: 3 BB: 1 P: 11	R: 2 E: 0 K: 1 S: 8 H: 3 LOB: 2 BB: 1 P: 12	R: 0 E: 0 K: 1 S: 5 H: 0 LOB: 0 BB: 0 P: 5	R: 0 E: 0 K: 0 S: 3 H: 0 LOB: 0 BB: 0 P: 3	R: 2 E: 0 K: 0 S: 6 H: 2 LOB: 1 BB: 0 P: 6	1B: 8 2B: 1 3B: 0 HR: 0 SF: 0 SAC: 0 DP: 1 HBP: 0	WP: 0 PB: 0 SB: 2 CS: 1 PA: 38
PITCHER Wayne Garland, R (1, 1) ERA: 4.46	IP: 9.0 WLS: L BF: 38 H: 9 R: 4 ER: 4 SO: 4 BB: 3 IBB: 0 HBP: 0 BLK: 0 WP: 0 HR: 0 S: 43 P: 55 ERA: 4.00 WHIP: 1.333										

Texas Rangers @ Cleveland Indians
Cleveland Municipal Stadium, Cleveland, OH

Sun Jul 24 1977, 3:33 AM EDT
Att. 14,177 - Unknown - 82 F

livebaseballscorecards.com

AB 35
R 4
H 9
RBI 4
BB 3
SO 4
LOB 22



Batter	1	2	3	4	5	6	7	8	9	AB R H RBI BB SO LOB
Duane Kuiper, L (1, 4) OBP: 0.321, SLG: 0.322	0-0 4-3		0-3 K2-3			0-0 1B FC3-2-5		0-0 3-1		4 0 1 0 0 1 2
Buddy Bell, R (1, 5) OBP: 0.359, SLG: 0.432	0-0 1B			0-0 1B CS		0-0 1B FC3-2-5		0-0 L4		4 0 3 0 0 0 2
Bruce Bochte, L (1, 7) OBP: 0.334, SLG: 0.355	0-0 F7			0-0 1-2 6-3		0-0 1-2 FC3-2-5			0-0 6-3	4 0 0 0 0 0 4
Andre Thornton, R (1, 3) OBP: 0.355, SLG: 0.535	0-0 F8		0-3 K			0-0 1-3			0-0 5-3	4 0 0 0 0 1 3
Rico Carty, R (1, 10) OBP: 0.345, SLG: 0.419		0-0 6-3			0-0 HR		0-0 6-3		0-0 2B	4 1 2 1 0 0 0
Paul Dade, R (1, 9) OBP: 0.359, SLG: 0.391		0-0 F8		0-3 K		0-0 F8		0-0 F9		4 0 0 0 0 1 1
Jim Norris, L (1, 8) OBP: 0.355, SLG: 0.349		0-0 F8			0-0 F8		0-0 4-3			3 0 0 0 0 0 0
Fred Kendall, R (1, 2) OBP: 0.304, SLG: 0.375			0-0 F8		0-0 F7			0-0 3-1 SH1-4 1B		3 0 1 0 0 0 0
John Lowenstein, L (8, PR) OBP: 0.366, SLG: 0.377										0 0 0 0 0 0 0
Ray Fosse, R (9, 2) OBP: 0.291, SLG: 0.396										0 0 0 0 0 0 0
Frank Duffy, R (1, 6) OBP: 0.246, SLG: 0.284			0-0 F7			0-0 6-3		0-0 SH1-4		2 0 0 0 0 0 0

Inning Stats	R: 0 E: 0 K: 0 S: 4	H: 1 LOB: 1 BB: 0 P: 4	R: 0 E: 0 K: 0 S: 3	H: 0 LOB: 0 BB: 0 P: 3	R: 0 E: 0 K: 1 S: 5	H: 0 LOB: 0 BB: 0 P: 5	R: 0 E: 0 K: 1 S: 5	H: 1 LOB: 0 BB: 0 P: 5	R: 1 E: 0 K: 1 S: 6	H: 1 LOB: 0 BB: 0 P: 6	R: 0 E: 0 K: 0 S: 5	H: 2 LOB: 2 BB: 0 P: 5	R: 0 E: 0 K: 0 S: 3	H: 0 LOB: 0 BB: 0 P: 3	R: 0 E: 0 K: 0 S: 4	H: 1 LOB: 2 BB: 0 P: 4	R: 0 E: 0 K: 0 S: 4	H: 1 LOB: 1 BB: 0 P: 4	1B: 5 2B: 1 3B: 0 HR: 1	SF: 0 SAC: 1 DP: 0 HBP: 0	WP: 0 PB: 0 SB: 0 CS: 1	PA: 33
--------------	------------------------------	---------------------------------	------------------------------	---------------------------------	------------------------------	---------------------------------	------------------------------	---------------------------------	------------------------------	---------------------------------	------------------------------	---------------------------------	------------------------------	---------------------------------	------------------------------	---------------------------------	------------------------------	---------------------------------	----------------------------------	------------------------------------	----------------------------------	--------

PITCHER	IP	WLS	BF	H	R	ER	SO	BB	IBB	HBP	BLK	WP	HR	S	P	ERA	WHIP	PITCHER	IP	WLS	BF	H	R	ER	SO	BB	IBB	HBP	BLK	WP	HR	S	P	ERA	WHIP		
Doyle Alexander, R (1, 1) ERA: 3.72	9.0	W	33	7	1	1	3	0	0	0	0	0	1	39	39	1.00	0.778																				

BOTTOM

Texas Rangers @ Cleveland Indians
Cleveland Municipal Stadium, Cleveland, OH

Sun Jul 24 1977, 3:33 AM EDT
Att: 14,177 - Unknown - 82 F

livebaseballscorecards.com

AB	32
R	1
H	7
RBI	1
BB	0
SO	3
LOB	12



Batter	1	2	3	4	5	6	7	8	9	AB R H RBI BB SO LOB	TOP																	
Mike Hargrove, L (1, 3) OBP: 0.405, SLG: 0.399	0-0 F5		0-0 F7		0-0 1B		0-0 FC2-6 1B		4-0 E 1B BB	4 1 2 0 1 0 1	<p>Texas Rangers @ Cleveland Indians Cleveland Municipal Stadium, Cleveland, OH</p> <p>Mon Jul 25 1977, 7:05 PM EDT Att. 10,752 - Unknown - 73 F</p>																	
Bert Campaneris, R (1, 6) OBP: 0.314, SLG: 0.346	0-0 F4		0-3 K		0-0 F4		0-0 FC2-6 FC6-4 1-2f		0-0 E8 1B	5 1 1 1 0 1 4																		
Claudell Washington, L (1, 8) OBP: 0.330, SLG: 0.419	0-0 PO 1B			0-0 S WP SF8 1B	0-3 K		0-0 F7		0-0 FC6-4 PB 1B	5 1 3 2 0 1 3																		
Willie Horton, R (1, 10) OBP: 0.275, SLG: 0.424	0-0 PO 1-2	4-0 BB		0-3 K 1-2	0-3 K		0-0 FC6-4 1-2f		4-0 FC6-4 BB	3 0 0 0 2 2 4																		
Toby Harrah, R (1, 5) OBP: 0.392, SLG: 0.494		0-0 F8		0-0 SF8 2-H		0-3 K		0-0 E7 FC4-2 1B	0-0 FC6-4 G5-4-3 1-2f 2-3	4 0 1 1 0 1 3																		
Ed Kirkpatrick, L (1, 7) Kurt Bevacqua, R (9, PH) (9, 7)		0-3 K		0-3 K		0-0 1B S 1B		0-3 K	0-0 G5-4-3 1-2f	4 0 1 0 0 3 2 1 0 0 0 0 0 2																		
Dave May, L (1, 9) OBP: 0.299, SLG: 0.339		0-0 4-3			0-0 2B 1B 1B	0-3 K 1-2		0-0 FC4-2		4 1 1 0 0 1 3																		
Bump Wills, S (1, 4) OBP: 0.364, SLG: 0.414			4-0 E BB		0-0 1B 2B	0-0 S 1B		0-0 4-3		3 1 2 0 1 0 1																		
Jim Sundberg, R (1, 2) Sandy Alomar Sr., S (9, PR) Bill Fahey, L (9, 2) OBP: 0.196, SLG: 0.200			0-0 F5 1-3		0-0 1B 1B	0-0 F5		4-0 BB E BB		3 0 1 2 1 0 3 0 1 0 0 0 0 0 0 0 0 0 0 0 0																		
Inning Stats	R: 0 E: 0 K: 0 S: 3	H: 1 LOB: 0 BB: 0 P: 3	R: 0 E: 0 K: 1 S: 5	H: 0 LOB: 1 BB: 1 P: 9	R: 0 E: 1 K: 1 S: 5	H: 0 LOB: 1 BB: 1 P: 9	R: 1 E: 0 K: 2 S: 8	H: 1 LOB: 0 BB: 0 P: 8	R: 2 E: 0 K: 2 S: 11	H: 4 LOB: 2 BB: 0 P: 11		R: 0 E: 0 K: 2 S: 9	H: 2 LOB: 2 BB: 0 P: 9	R: 0 E: 0 K: 0 S: 4	H: 1 LOB: 1 BB: 0 P: 4	R: 0 E: 1 K: 1 S: 6	H: 1 LOB: 1 BB: 0 P: 6	R: 3 E: 1 K: 0 S: 4	H: 2 LOB: 2 BB: 3 P: 16	1B: 11 2B: 1 3B: 0 HR: 0	SF: 1 SAC: 0 DP: 1 HBP: 0	WP: 1 PB: 1 SB: 3 CS: 0	PA: 43					
PITCHER	IP WLS BF H R ER SO BB IBB HBP BLK WP HR S P ERA WHIP												IP WLS BF H R ER SO BB IBB HBP BLK WP HR S P ERA WHIP															
Jim Bibby, R (1, 1) ERA: 3.76	7.0		32	10	3	3	8	2	0	0	0	1	0	46	54	3.86	1.714											
Jim Kern, R (8, 1) ERA: 3.05	1.0	L	7	2	3	3	1	2	0	0	0	0	0	7	15	27.00	4.000											
Don Hood, L (9, 1) ERA: 3.2	1.0		3	0	0	0	0	1	0	0	0	0	0	2	6	0.00	1.000											

livebaseballscorecards.com

AB	36
R	6
H	12
RBI	6
BB	5
SO	9
LOB	26



Batter	1	2	3	4	5	6	7	8	9	AB	R	H	RBI	BB	SO	LOB						
Duane Kuiper, L OBP: 0.322, SLG: 0.323 (1, 4)	0-0 F9		0-0 L4			0-0 1B			0-0 CS 1B							5	0	2	1	0	0	3
Buddy Bell, R OBP: 0.354, SLG: 0.426 (1, 5)	0-0 6-3			0-0 6-3		0-0 F6			0-0 F7							5	0	0	0	0	0	5
Larvell Blanks, R OBP: 0.305, SLG: 0.435 (1, 6)	0-0 PB 3B				0-0 1B				0-0 6-3							4	2	3	0	0	0	0
Andre Thornton, R OBP: 0.353, SLG: 0.529 (1, 3)	0-0 5-3			0-3 K		0-3 K			0-0 FC5-4 1B							4	0	1	0	0	2	2
Rico Carty, R OBP: 0.340, SLG: 0.412 (1, 10)		0-3 K		0-0 F7		0-0 E1			0-0 FC5-4							4	0	0	0	0	1	3
Bruce Bochte, L OBP: 0.333, SLG: 0.354 (1, 7)		0-0 G4-3 1B			0-0 F7		0-0 SF8		0-0 L5							3	0	1	1	0	0	1
Charlie Spikes, R OBP: 0.314, SLG: 0.381 (1, 9)		0-0 G4-3			0-0 F2		0-0 L6									4	0	0	0	0	1	2
Jim Norris, L OBP: 0.357, SLG: 0.349 (1, 8)			0-0 6-3		4-0 S 1B BB				0-0 F7							3	1	1	0	1	0	0
Ray Fosse, R OBP: 0.306, SLG: 0.422 John Lowenstein, L (9, PR) OBP: 0.366, SLG: 0.377			0-0 CS 1B		4-0 1B BB				0-0 HR							3	1	3	1	1	0	0
																0	0	0	0	0	0	0

Inning Stats	R: 1	H: 1	E: 0	LOB: 0	K: 0	S: 4	R: 0	H: 1	E: 0	LOB: 0	K: 1	S: 5	R: 0	H: 1	E: 0	LOB: 0	K: 0	S: 3	R: 0	H: 1	E: 0	LOB: 1	K: 1	S: 6	R: 1	H: 1	E: 0	LOB: 2	K: 0	S: 4	R: 1	H: 1	E: 1	LOB: 1	K: 1	S: 7	R: 1	H: 2	E: 0	LOB: 0	K: 0	S: 4	R: 0	H: 1	E: 0	LOB: 1	K: 0	S: 4	R: 0	H: 2	E: 0	LOB: 2	K: 1	S: 7	1B: 9	SF: 1	2B: 0	SAC: 0	3B: 1	DP: 1	HR: 1	HBP: 0
--------------	------	------	------	--------	------	------	------	------	------	--------	------	------	------	------	------	--------	------	------	------	------	------	--------	------	------	------	------	------	--------	------	------	------	------	------	--------	------	------	------	------	------	--------	------	------	------	------	------	--------	------	------	------	------	------	--------	------	------	-------	-------	-------	--------	-------	-------	-------	--------

PITCHER	IP	WLS	BF	H	R	ER	SO	BB	IBB	HBP	BLK	WP	HR	S	P	ERA	WHIP
Dock Ellis, R ERA: 4.21	(1, 1)	6.0	25	6	3	1	3	2	0	0	0	0	0	29	37	1.50	1.333
Nelson Briles, R ERA: 4.0	(7, 1)	2.1	10	4	1	1	1	0	0	0	0	0	1	12	12	3.86	1.714
Adrian Devine, R ERA: 2.32	(9, 1)	0.2	3	1	0	0	0	0	0	0	0	0	0	3	3	0.00	1.500

BOTTOM

Texas Rangers @ Cleveland Indians
Cleveland Municipal Stadium, Cleveland, OH

Mon Jul 25 1977, 7:05 PM EDT
Att: 10,752 - Unknown - 73 F

AB	35
R	4
H	11
RBI	3
BB	2
SO	4
LOB	16



WP	PA	ERA	WHIP
0	38		

Batter	1	2	3	4	5	6	7	8	9	10	11	AB R H RBI BB SO LOB	TOP																		
Duane Kuiper, L (1, 4) OBP: 0.321, SLG: 0.322	0-0 4-3 1B		0-0 F7		0-0 SF9		0-0 G3		0-0 P6			4 0 1 1 0 0 1																			
Buddy Bell, R (1, 5) OBP: 0.352, SLG: 0.423	0-0 4-3 1-2		0-0 L9		0-0 1B 1-2		0-0 F9		0-0 5-3			5 0 1 0 0 0 1																			
Larvell Blanks, R (1, 6) OBP: 0.307, SLG: 0.434	0-3 K			0-0 5-3	0-0 1-3 2-H 1B		0-0 6-3			0-0 G6-3 1B		5 0 2 1 0 1 1																			
Andre Thornton, R (1, 3) OBP: 0.354, SLG: 0.536	0-0 F8			0-0 2B	0-3 K			0-0 WP 2B		0-3 K		5 0 2 0 0 2 4																			
Rico Carty, R (1, 10) OBP: 0.338, SLG: 0.406		0-3 K		0-0 6-3	0-0 3-1			4-0 G6-4-3 BB		0-0 G6-3		4 0 0 0 1 1 4																			
John Lowenstein, L (1, 9) OBP: 0.365, SLG: 0.370 Paul Dade, R (8, PH) OBP: 0.357, SLG: 0.388		0-0 P5		4-0 BB		0-0 4-3		0-0 F7			0-0 F3	2 0 0 0 1 0 0 2 0 0 0 0 0 2																			
Bruce Bochte, L (1, 7) OBP: 0.334, SLG: 0.359		0-0 WP E 2B		0-0 4-3		0-0 F7		0-0 G6-4-3			0-0 1B	5 1 2 0 0 0 4																			
Jim Norris, L (1, 8) OBP: 0.360, SLG: 0.359		0-0 5-3 2-H			0-0 1B SF9 1B	0-0 S 1B			0-0 1B 3B		0-0 L7	5 2 3 0 0 0 1																			
Ray Fosse, R (1, 2) OBP: 0.308, SLG: 0.421 Fred Kendall, R (11, 2) OBP: 0.304, SLG: 0.375			0-0 5-3		0-0 1-3 1B 1B	0-3 K			0-0 3-H CS 1B		0-3 K	5 1 2 1 0 2 2 0 0 0 0 0 0 0																			
Inning Stats	R: 0 E: 0 K: 1 S: 6	H: 1 LOB: 1 BB: 0 P: 6	R: 1 E: 1 K: 1 S: 6	H: 1 LOB: 0 BB: 0 P: 6	R: 0 E: 0 K: 0 S: 3	H: 0 LOB: 0 BB: 0 P: 3	R: 0 E: 0 K: 0 S: 4	H: 1 LOB: 2 BB: 1 P: 8	R: 2 E: 0 K: 1 S: 9	H: 4 LOB: 2 BB: 0 P: 9	R: 0 E: 0 K: 1 S: 6	H: 1 LOB: 1 BB: 0 P: 6	R: 0 E: 0 K: 0 S: 3	H: 0 LOB: 0 BB: 0 P: 3	R: 0 E: 0 K: 0 S: 3	H: 1 LOB: 1 BB: 1 P: 7	R: 1 E: 0 K: 0 S: 4	H: 2 LOB: 0 BB: 0 P: 4	R: 0 E: 0 K: 1 S: 5	H: 1 LOB: 0 BB: 0 P: 5	R: 0 E: 0 K: 1 S: 6	H: 1 LOB: 1 BB: 0 P: 6	1B: 9 2B: 3 3B: 1 HR: 0	SF: 1 SAC: 0 DP: 2 HBP: 0	WP: 2 PB: 0 SB: 1 CS: 1	PA: 45					
PITCHER	IP WLS BF H R ER SO BB IBB HBP BLK WP HR S P ERA WHIP																														
Dennis Leonard, R (1, 1) ERA: 3.31	7.0		32	9	3	2	4	2	0	0	0	0	2	0	38	46	2.57	1.571													
Steve Mingori, L (8, 1) ERA: 2.89	2.0		6	2	1	1	0	0	0	0	0	0	0	0	6	6	4.50	1.000													
Steve Mingori, L (9, 1) ERA: 2.89	2.0		6	2	1	1	0	0	0	0	0	0	0	0	6	6	4.50	1.000													
Doug Bird, R (10, 1) ERA: 5.09	2.0	W	7	2	0	0	2	0	0	0	0	0	0	0	11	11	0.00	1.000													

Cleveland Indians @ Kansas City Royals
Royals Stadium, Kansas City, MO
 Wed Jul 27 1977, 8:05 PM EDT
 Att: 23,818 - Unknown - 81 F

livebaseballscorecards.com

AB	42
R	4
H	13
RBI	3
BB	2
SO	6
LOB	20




Batter	1	2	3	4	5	6	7	8	9	10	11	AB R H RBI BB SO LOB	BOTTOM				
George Brett, L (1, 5) OBP: 0.352, SLG: 0.429	6-3	F8			F9			FC1				5 0 1 1 1 0 3	Cleveland Indians @ Kansas City Royals Royals Stadium, Kansas City, MO Wed Jul 27 1977, 8:05 PM EDT Att: 23,818 - Unknown - 81 F				
Hal McRae, R (1, 7) OBP: 0.352, SLG: 0.484	4-3		F5					FC4-6				4 0 1 1 0 0 0 2					
Steve Mingori, L (9, 1) Buck Martinez, R (9, PH) Doug Bird, R (10, 1)	4-3							CS 1B	K			0 0 0 0 0 0 0 0 1 0 0 0 0 0 1 2 0 0 0 0 0 0 0 0					
Ralph LaCock, L (1, 10) Cookie Rojas, R (8, PH)	4-3		4-3					K				3 0 0 0 0 0 0 1 1 0 0 0 0 1 1 2					
Al Cowens, R (1, 9) OBP: 0.347, SLG: 0.538			6-3					FC5-4				5 1 2 0 0 0 0 2					
John Mayberry, L (1, 3) OBP: 0.357, SLG: 0.422		F8			L6							5 1 2 0 0 0 0 3					
Amos Otis, R (1, 8) OBP: 0.339, SLG: 0.453		F9			5-3			FC6-4				5 1 1 1 0 0 0 4					
Darrell Porter, L (1, 2) John Wathan, R (9, PH)			6-3		6-3			CS 1-2f BB				2 1 1 1 1 0 0 0 2 0 0 0 0 0 0 3					
Freddie Patek, R (1, 6) Joe Lahoud, L (7, PH) Bob Heise, R (8, 6) OBP: 0.261, SLG: 0.304					5-3			F9				1 0 0 0 1 0 0 0 1 0 0 0 0 0 0 1 2 1 2 1 0 0 0 0					
Frank White, R (1, 4) Tom Poquette, L (8, PH) Joe Zdeb, R (8, PH)			6-3		6-3			FC4-6 BB				2 0 1 1 0 0 0 0 0 0 0 0 0 0 0 0 2 0 1 0 1 0 0 1					
Inning Stats	R: 0 H: 0 E: 0 LOB: 0 K: 0 BB: 0 S: 3 P: 3	R: 2 H: 3 E: 0 LOB: 2 K: 0 BB: 1 S: 6 P: 10	R: 0 H: 0 E: 0 LOB: 0 K: 0 BB: 0 S: 3 P: 3	R: 0 H: 0 E: 0 LOB: 0 K: 0 BB: 0 S: 3 P: 3	R: 0 H: 0 E: 0 LOB: 0 K: 0 BB: 0 S: 3 P: 3	R: 0 H: 1 E: 0 LOB: 0 K: 0 BB: 0 S: 3 P: 3	R: 0 H: 1 E: 0 LOB: 1 K: 0 BB: 1 S: 3 P: 7	R: 0 H: 0 E: 1 LOB: 2 K: 1 BB: 1 S: 6 P: 10	R: 2 H: 3 E: 0 LOB: 2 K: 1 BB: 1 S: 8 P: 12	R: 0 H: 1 E: 0 LOB: 2 K: 0 BB: 1 S: 4 P: 8	R: 1 H: 3 E: 0 LOB: 2 K: 0 BB: 0 S: 3 P: 3	1B: 10 SF: 0 2B: 1 SAC: 0 3B: 1 DP: 0 HR: 0 HBP: 0		WP: 0 PA: 46 PB: 0 SB: 1 CS: 2			
PITCHER	IP WLS BF H R ER SO BB IBB HBP BLK WP HR S P ERA WHIP																
Al Fitzmorris, R (1, 1) ERA: 5.94	7.0	26	5	2	2	0	2	2	0	0	0	0	0	24	32	2.57	1.000
Don Hood, L (8, 1) ERA: 3.48	1.0	7	2	2	2	1	1	0	0	0	0	0	0	8	12	18.00	3.000
Jim Kern, R (9, 1) ERA: 3.0	1.0	5	1	0	0	1	1	0	0	0	0	0	0	6	10	0.00	2.000
Rick Waits, L (10, 1) ERA: 5.01	1.0	L 8	4	1	1	0	1	0	0	0	0	0	0	7	11	9.00	5.000

livebaseballscores.com

AB	41
R	5
H	12
RBI	5
BB	5
SO	2
LOB	24



Batter	1	2	3	4	5	6	7	8	9	10	11	AB R H RBI BB SO LOB	TOP														
Duane Kuiper, L OBP: 0.324, SLG: 0.326 (1, 4)	X 0-0 HBP 1B		X 0-0 HBP 1B G1-2-3	X 0-0 3-1			X 0-0 2B 1B		X 0-0 SH1-3		S S 0-3 K	5 1 3 0 0 1 2	Cleveland Indians @ Kansas City Royals Royals Stadium, Kansas City, MO Thu Jul 28 1977, 8:05 PM EDT Att: 25,211 - Unknown - 83 F livebaseballscorecards.com <table border="1"> <tr><td>AB</td><td>42</td></tr> <tr><td>R</td><td>4</td></tr> <tr><td>H</td><td>13</td></tr> <tr><td>RBI</td><td>4</td></tr> <tr><td>BB</td><td>1</td></tr> <tr><td>SO</td><td>5</td></tr> <tr><td>LOB</td><td>23</td></tr> </table> 	AB	42	R	4	H	13	RBI	4	BB	1	SO	5	LOB	23
AB	42																										
R	4																										
H	13																										
RBI	4																										
BB	1																										
SO	5																										
LOB	23																										
Buddy Bell, R OBP: 0.353, SLG: 0.425 (1, 5)	X 0-0 F3		X 0-0 HBP 1B 1-2		X 0-0 5-3		X 0-0 2B 1B 1-H		X 0-0 F2			5 0 2 1 0 0 3															
Larvell Blanks, R OBP: 0.304, SLG: 0.424 Ray Fosse, R OBP: 0.308, SLG: 0.421 (1, 6) (9, 2)	H 1-0 1-2 HBP		X 0-0 F9		X 0-0 1-4-3		X 0-0 F7		S S 0-3 K			4 0 0 0 0 1 5 0 0 0 0 0 0 0															
Andre Thornton, R OBP: 0.355, SLG: 0.530 (1, 3)	X 0-0 P6		H 1-0 1-2 2-3 HBP		X 0-0 F9		X 0-0 3B 1B		S S 0-3 K			4 1 1 0 0 1 2															
Rico Carty, R OBP: 0.336, SLG: 0.402 (1, 10)	X 0-0 L8		X 0-0 G1-2-3		X 0-0 L9		X 0-0 F8		S S 0-0 G4-6-3 1B			5 0 1 0 0 0 6															
Bruce Bochte, L OBP: 0.332, SLG: 0.354 (1, 7)		X 0-0 L8		X 0-0 F7		X 0-0 4-3		B B B 4-0 1-2 3B BB		S S 0-0 G4-6-3		4 1 0 0 1 0 1															
Jim Norris, L OBP: 0.357, SLG: 0.356 Charlie Spikes, R OBP: 0.306, SLG: 0.369 (1, 8) (8, PH) (8, 9)		X 0-0 G3		X 0-0 4-3		X 0-0 P6		X 0-0 F7		S S 0-3 K		3 0 0 0 0 0 0 2 0 0 0 0 1 2															
Ron Pruitt, R OBP: 0.361, SLG: 0.394 (1, 9) (8, 8)		X 0-0 1B		X 0-0 2B 2B			X 0-0 L7		X 0-0 3B 1-H 2-H			5 1 4 2 0 0 0															
Fred Kendall, R OBP: 0.309, SLG: 0.385 Frank Duffy, R OBP: 0.245, SLG: 0.282 (1, 2) (9, PR) (9, 6)		X 0-0 F9		X 0-0 2B			X 0-0 G3		X 0-0 SH1-3 1B		S S 0-3 K	4 0 2 1 0 0 1 1 0 0 0 0 1 1															
Inning Stats	R: 0 E: 0 K: 0 S: 4	H: 1 LOB: 2 BB: 0 P: 5	R: 0 E: 0 K: 0 S: 4	H: 1 LOB: 1 BB: 0 P: 4	R: 0 E: 0 K: 0 S: 4	H: 2 LOB: 2 BB: 0 P: 5	R: 1 E: 0 K: 0 S: 5	H: 2 LOB: 1 BB: 0 P: 5	R: 0 E: 0 K: 0 S: 3	H: 0 LOB: 0 BB: 0 P: 3	R: 0 E: 0 K: 0 S: 3	H: 0 LOB: 0 BB: 0 P: 3	R: 1 E: 0 K: 0 S: 5	H: 2 LOB: 1 BB: 0 P: 5	R: 2 E: 0 K: 0 S: 4	H: 2 LOB: 1 BB: 1 P: 8	R: 0 E: 0 K: 1 S: 6	H: 1 LOB: 2 BB: 0 P: 6	R: 0 E: 0 K: 1 S: 5	H: 1 LOB: 0 BB: 0 P: 5	R: 0 E: 0 K: 3 S: 10	H: 1 LOB: 1 BB: 0 P: 10	1B: 9 2B: 3 3B: 1 HR: 0	SF: 0 SAC: 1 DP: 2 HBP: 2	WP: 0 PB: 0 SB: 0 CS: 0	PA: 46	
PITCHER	IP	WLS	BF	H	R	ER	SO	BB	IBB	HBP	BLK	WP	HR	S	P	ERA	WHIP										
Jim Colborn, R ERA: 3.55 (1, 1)	7.1		33	9	4	4	0	1	0	2	0	0	0	30	36	4.91	1.364										
Larry Gura, L ERA: 3.49 (8, 1)	1.0		4	2	0	0	0	0	0	0	0	0	0	4	4	0.00	2.000										
Doug Bird, R ERA: 4.88 (9, 1)	2.2	W	9	2	0	0	5	0	0	0	0	0	0	19	19	0.00	0.750										

Batter	1	2	3	4	5	6	7	8	9	10	11	AB R H RBI BB SO LOB
George Brett, L (1, 5) OBP: 0.356, SLG: 0.442	0-0 F7 ①		0-0 HR		0-0 2B		4-0 IBB		0-0 F5 ③			4 1 2 3 1 0 0
Hal McRae, R (1, 7) OBP: 0.351, SLG: 0.490	0-0 F7 ②		0-0 HR		0-0 L8		0-0 L7 ③			0-0 6-3 ①		4 1 1 1 0 0 3
Amos Otis, R (8, 8) OBP: 0.338, SLG: 0.451	0-0 F7		0-0 HR		0-0 L8		1-2 2-3					1 0 0 0 0 0 0
Ralph LaCock, L (1, 10) OBP: 0.411, SLG: 0.526	0-0 3-1		0-0 1B		0-0 1-3			4-0 F8 1B FC6-2 BB		0-0 6-3 ②		4 0 1 0 1 0 1
Al Cowens, R (1, 8) OBP: 0.345, SLG: 0.534		0-0 G3 ①	0-0 F8 ③		0-0 F8 ①		0-0 F8 ①	1-2 FC6-2 1B		0-0 P3 ③		5 0 1 0 0 0 1
John Mayberry, L (1, 3) OBP: 0.352, SLG: 0.416		0-0 F8 ②		0-0 P5 ①		0-0 F7 ②		0-0 F8 ①			0-0 G3 ①	5 0 0 0 0 0 2
Darrell Porter, L (1, 2) OBP: 0.355, SLG: 0.471		0-3 K ③		0-0 P6 ②		0-0 P4 ③		0-0 FC6-2 ②			0-3 K ②	5 0 0 0 0 2 2
Tom Poquette, L (1, 9) OBP: 0.332, SLG: 0.405			0-0 HR 1B		0-0 L8 ③		0-0 L7 ①	0-0 P4 ③			0-0 1B 3B	5 2 2 0 0 0 2
Freddie Patek, R (1, 6) OBP: 0.311, SLG: 0.348			0-0 P5 ①		0-0 SH1-4 2B 2B		0-0 S S 1B		0-0 P4 ①		4-0 1B DI IBB	4 1 2 0 1 0 1
Frank White, R (1, 4) OBP: 0.292, SLG: 0.345			0-3 K ②		0-0 SH1-4 ①		0-0 P4 ②		0-0 L5 ②		0-0 1B	3 0 0 0 0 1 2
Joe Lahoud, L (11, PH) OBP: 0.333, SLG: 0.200			0-3 K		2-3		1-2				1-3 3-H	1 0 1 1 0 0 0

Inning Stats	R: 0	H: 0	R: 0	H: 0	R: 3	H: 4	R: 0	H: 0	R: 1	H: 2	R: 0	H: 0	R: 0	H: 1	R: 0	H: 0	R: 0	H: 0	R: 1	H: 2	1B: 5	SF: 0	WP: 0	PA: 45								
E: 0	LOB: 0	E: 0	LOB: 0	E: 1	LOB: 1	E: 0	LOB: 0	E: 0	LOB: 1	E: 0	LOB: 2	E: 0	LOB: 0	E: 0	LOB: 2	E: 0	LOB: 0	E: 0	LOB: 0	E: 0	LOB: 2	2B: 2	SAC: 1	PB: 0								
K: 0	BB: 0	K: 1	BB: 0	K: 1	BB: 0	K: 0	BB: 0	K: 0	BB: 0	K: 0	BB: 1	K: 0	BB: 0	K: 0	BB: 1	K: 0	BB: 0	K: 0	BB: 0	K: 1	BB: 1	3B: 1	DP: 0	SB: 3								
S: 3	P: 3	S: 5	P: 5	S: 9	P: 9	S: 3	P: 3	S: 5	P: 5	S: 3	P: 3	S: 4	P: 8	S: 4	P: 8	S: 3	P: 3	S: 3	P: 3	S: 6	P: 10	HR: 2	HBP: 0	CS: 0								
PITCHER Dennis Eckersley, R (1, 1) ERA: 3.63	IP: 10.2	WLS: L	BF: 45	H: 10	R: 5	ER: 5	SO: 3	BB: 1	IBB: 2	HBP: 0	BLK: 0	WP: 0	HR: 2	S: 48	P: 60	ERA: 4.22	WHIP: 1.031															

BOTTOM

Cleveland Indians @ Kansas City Royals
 Royals Stadium, Kansas City, MO
 Thu Jul 28 1977, 8:05 PM EDT
 Att. 25,211 - Unknown - 83 F

livebaseballscores.com

AB	41
R	5
H	10
RBI	5
BB	3
SO	3
LOB	14



Batter	1	2	3	4	5	6	7	8	9	AB R H RBI BB SO LOB	TOP											
Lyman Bostock, L (1, 7) OBP: 0.399, SLG: 0.511	0-0 3-1 SH1-3 1B		0-0 6-3		0-3 K		0-0 G6-4-3 1B		0-3 K	5 0 2 0 0 2 1	Minnesota Twins @ Cleveland Indians Cleveland Municipal Stadium, Cleveland, OH Fri Jul 29 1977, 7:05 PM EDT Att: 8,576 - Unknown - 72 F											
Roy Smalley, S (1, 6) OBP: 0.331, SLG: 0.336	0-0 SH1-3		0-0 F7		0-3 K		0-0 G6-4-3			3 0 0 0 0 1 2												
Rod Carew, L (1, 3) OBP: 0.452, SLG: 0.582	0-0 3-1		4-0 1B IBB		0-0 L5		0-3 K			3 0 0 0 1 1 1												
Butch Wynegar, S (1, 2) OBP: 0.362, SLG: 0.396	0-0 F8		0-0 1-3 2-H 1B		4-0 1B BB		0-0 S 1B			3 1 2 1 1 0 1												
Glenn Adams, L (1, 10) OBP: 0.393, SLG: 0.449		0-0 G1-6-3 1B 1B	0-0 4-3		0-3 K		0-0 F7			4 0 1 0 0 1 4												
Larry Hisle, R (1, 8) OBP: 0.364, SLG: 0.545		0-0 G1-6-3 1-2 1B		0-3 K		0-0 1B 1-2 1B		0-3 K		4 0 2 0 0 2 1												
Mike Cabbage, L (1, 5) OBP: 0.336, SLG: 0.387		0-0 G1-6-3 1-2 2-3		0-3 K		0-0 1-3 2-H 1B		0-0 1-3		4 0 1 1 0 1 2												
Dan Ford, R (1, 9) OBP: 0.339, SLG: 0.443		0-0 4-3		0-0 F9		0-3 K		0-0 HR		4 1 1 1 0 1 3												
Bob Randall, R (1, 4) OBP: 0.268, SLG: 0.261			0-0 6-3 1B 1B		0-0 4-3		0-0 F9		0-0 4-3	4 1 1 0 0 0 0												
Inning Stats	R: 0 E: 0 K: 0 S: 4	H: 1 LOB: 1 BB: 0 P: 4	R: 0 E: 0 K: 0 S: 4	H: 2 LOB: 1 BB: 0 P: 4	R: 1 E: 0 K: 0 S: 5	H: 2 LOB: 2 BB: 1 P: 9	R: 0 E: 0 K: 2 S: 7	H: 0 LOB: 0 BB: 0 P: 7	R: 0 E: 0 K: 2 S: 7	H: 0 LOB: 0 BB: 0 P: 7	R: 1 E: 0 K: 2 S: 9	H: 2 LOB: 2 BB: 1 P: 13	R: 0 E: 0 K: 0 S: 3	H: 1 LOB: 0 BB: 0 P: 3	R: 0 E: 0 K: 2 S: 8	H: 1 LOB: 1 BB: 0 P: 8	R: 1 E: 0 K: 1 S: 6	H: 1 LOB: 0 BB: 0 P: 6	1B: 9 2B: 0 3B: 0 HR: 1	SF: 0 SAC: 1 DP: 2 HBP: 0	WP: 0 PB: 0 SB: 1 CS: 0	PA: 37
PITCHER Wayne Garland, R (1, 1) ERA: 4.38	IP: 9.0 WLS: L BF: 37 H: 10 R: 3 ER: 3 SO: 9 BB: 1 IBB: 1 HBP: 0 BLK: 0 WP: 0 HR: 1 S: 53 P: 61 ERA: 3.00 WHIP: 1.222											PITCHER	IP: 9.0 WLS: L BF: 37 H: 10 R: 3 ER: 3 SO: 9 BB: 1 IBB: 1 HBP: 0 BLK: 0 WP: 0 HR: 1 S: 53 P: 61 ERA: 3.00 WHIP: 1.222									

livebaseballscorecards.com

AB 34
R 3
H 10
RBI 3
BB 2
SO 9
LOB 15



Batter	1	2	3	4	5	6	7	8	9	AB R H RBI BB SO LOB	BOTTOM	
Jim Norris, L (1, 8) OBP: 0.363, SLG: 0.362	0-0 3-1 		4-0 6-3 BB 		4-0 1B BB 		0-0 4-3 2B 		0-0 S 1B 	3 0 2 0 2 0 0	Minnesota Twins @ Cleveland Indians Cleveland Municipal Stadium, Cleveland, OH Fri Jul 29 1977, 7:05 PM EDT Att. 8,576 - Unknown - 72 F	
Duane Kuiper, L (1, 4) OBP: 0.323, SLG: 0.325	0-0 5-3 		0-0 6-3 		0-0 1B 1B 		0-0 4-3 		0-0 F7 	5 0 1 0 0 0 4		
Buddy Bell, R (1, 5) OBP: 0.351, SLG: 0.422	0-0 P4 		0-0 5-3 		0-0 G5-4-3 1B 		0-0 F7 		0-0 F3 	5 0 1 0 0 0 4		
Andre Thornton, R (1, 3) OBP: 0.357, SLG: 0.535		0-0 F8 2B 		0-0 1B FC5-2 1B 		0-0 G5-4-3 		0-0 F6 		4 0 2 0 0 0 2		
Rico Carty, R (1, 10) OBP: 0.334, SLG: 0.400		0-0 F8 		0-0 FC5-2 1B 		0-0 L6 		0-0 G3 		4 0 1 0 0 0 1		
Bruce Bochte, L (1, 7) OBP: 0.338, SLG: 0.355		0-0 G3 		0-0 FC5-2 2B 1B 		4-0 BB 		4-0 PB BB 		2 1 1 0 2 0 1		
Ron Pruitt, R (1, 9) OBP: 0.355, SLG: 0.377		0-3 K 		0-0 FC5-2 2B 		0-0 F9 		4-0 BB 		3 0 0 0 1 1 5		
Fred Kendall, R (1, 2) OBP: 0.314, SLG: 0.394			0-0 FC3-6 1B 		0-0 1-3 2-H 2B 		0-0 F8 		0-0 4-3 			4 0 2 1 0 0 3
Frank Duffy, R (1, 6) OBP: 0.242, SLG: 0.279 John Lowenstein, L (9, PH) OBP: 0.362, SLG: 0.367			0-0 FC3-6 6-3 S 		0-0 F7 		0-0 6-3 		0-0 F7 	3 0 0 0 0 0 3 1 0 0 0 0 0 0		
Inning Stats	R: 0 H: 0 E: 0 LOB: 0 K: 0 BB: 0 S: 3 P: 3	R: 0 H: 1 E: 0 LOB: 1 K: 1 BB: 0 S: 6 P: 6	R: 0 H: 1 E: 0 LOB: 2 K: 0 BB: 1 S: 4 P: 8	R: 1 H: 4 E: 0 LOB: 2 K: 0 BB: 0 S: 6 P: 6	R: 0 H: 2 E: 0 LOB: 1 K: 0 BB: 1 S: 3 P: 7	R: 0 H: 0 E: 0 LOB: 1 K: 0 BB: 1 S: 3 P: 7	R: 0 H: 1 E: 0 LOB: 1 K: 0 BB: 0 S: 4 P: 4	R: 0 H: 0 E: 0 LOB: 2 K: 0 BB: 2 S: 3 P: 11	R: 0 H: 1 E: 0 LOB: 1 K: 0 BB: 0 S: 4 P: 4	1B: 7 SF: 0 2B: 3 SAC: 0 3B: 0 DP: 2 HR: 0 HBP: 0	WP: 0 PA: 39 PB: 1 SB: 2 CS: 0	
PITCHER Paul Thordogsgard, R (1, 1) ERA: 4.02 Tom Burgmeier, L (7, 1) ERA: 4.24 Tom Johnson, R (7, 1) ERA: 2.84	IP WLS BF H R ER SO 6.1 W 28 9 1 1 1	IP WLS BF H R ER SO 0.1 1 0 0 0 0	IP WLS BF H R ER SO 2.1 S 10 1 0 0 0	IP WLS BF H R ER SO 0.0 0 0 0 0 0	IP WLS BF H R ER SO 0.0 0 0 0 0 0	IP WLS BF H R ER SO 0.0 0 0 0 0 0	IP WLS BF H R ER SO 0.0 0 0 0 0 0	IP WLS BF H R ER SO 0.0 0 0 0 0 0	IP WLS BF H R ER SO 0.0 0 0 0 0 0	ERA WHIP 1.42 1.895 0.00 0.000 0.00 1.286	ERA WHIP 0.00 0.000 0.00 1.286	

livebaseballscorecards.com

AB	34
R	1
H	10
RBI	1
BB	5
SO	1
LOB	23



Batter	1	2	3	4	5	6	7	8	9	10	11	12	13	14	AB	R	H	RBI	BB	SO	LOB	TOP										
Lyman Bostock, L OBP: 0.395, SLG: 0.504 (1, 7)	0-0 4-3			0-0 G3	0-0 G3		0-0 5-3		0-0 4-3			0-0 3-1	0-0 4-3		7	0	1	0	0	0	4											
Roy Smalley, S OBP: 0.330, SLG: 0.341 (1, 6)	0-0 L6			0-0 P6		0-0 4-3	0-0 F8		0-0 G3			4-0 FC6-4 BB		0-0 HR	6	1	1	1	1	0	1											
Rod Carew, L OBP: 0.456, SLG: 0.592 (1, 3)	0-0 F7			4-0 BB		0-0 HR	0-0 F9					4-0 FC6-4 BB		0-0 2B	4	1	2	1	3	0	0											
Butch Wynegar, S OBP: 0.363, SLG: 0.392 (1, 2)		0-0 G3		4-0 BB		4-0 E 1B BB		4-0 SH1 BB		0-0 F9		0-0 FC6-4		0-0 F8	4	1	0	0	3	0	4											
Glenn Adams, L OBP: 0.392, SLG: 0.447 Bob Gorinski, R OBP: 0.172, SLG: 0.226 (8, PH)	0-0 F7		0-0 F7	0-0 F2		0-0 E 1B		0-0 SH1		0-0 1-3		0-3 K		0-0 F3	3	1	1	0	0	0	2											
Larry Hiele, R OBP: 0.363, SLG: 0.542 (1, 8)	0-0 6-3					0-0 E5 1B		0-0 5-3				0-0 5-3		0-0 6-3	6	0	1	0	1	0	3											
Mike Cabbage, L OBP: 0.330, SLG: 0.384 Craig Kuschick, R OBP: 0.289, SLG: 0.425 Jerry Terrell, R OBP: 0.256, SLG: 0.258 (8, PH)			0-3 K		0-0 P4	0-0 E 1B		4-0 IBB		0-3 K		0-3 K		4-0 FC6-4 1B BB	2	0	0	0	0	1	1											
Rich Chiles, L OBP: 0.323, SLG: 0.339 Luis Gomez, R OBP: 0.311, SLG: 0.462 (8, PH)				1-2 2-H 3-H		1-2 2-3		0-0 IBB		0-3 K		4-0 FC6-4 1B		0-0 K	0	0	0	0	1	0	0											
Dan Ford, R OBP: 0.339, SLG: 0.439 (1, 9)			0-0 F8		0-0 5-3	0-0 F9				0-0 K		4-0 BB		0-0 1B	5	0	1	0	1	1	5											
Bob Randall, R OBP: 0.264, SLG: 0.252 (1, 4)			0-0 F7		4-0 BB	0-0 P6			0-0 5-3			0-0 4-3		0-0 FC6-4	5	0	0	0	1	0	5											
Inning Stats	R: 0 E: 0 K: 0 S: 3	H: 0 LOB: 0 BB: 0 P: 3	R: 0 E: 0 K: 0 S: 3	H: 0 LOB: 0 BB: 0 P: 3	R: 0 E: 0 K: 1 S: 5	H: 0 LOB: 0 BB: 0 P: 5	R: 0 E: 0 K: 0 S: 3	H: 1 LOB: 2 BB: 2 P: 11	R: 0 E: 0 K: 0 S: 4	H: 1 LOB: 2 BB: 1 P: 8	R: 3 E: 1 K: 0 S: 7	H: 3 LOB: 2 BB: 1 P: 11	R: 0 E: 0 K: 1 S: 5	H: 0 LOB: 2 BB: 2 P: 13	R: 0 E: 0 K: 0 S: 3	H: 0 LOB: 0 BB: 0 P: 3	R: 0 E: 0 K: 0 S: 2	H: 0 LOB: 0 BB: 1 P: 6	R: 0 E: 0 K: 1 S: 5	H: 0 LOB: 2 BB: 2 P: 13	R: 0 E: 0 K: 0 S: 4	H: 1 LOB: 2 BB: 1 P: 8	R: 1 E: 0 K: 1 S: 7	H: 2 LOB: 2 BB: 1 P: 11	1B: 4 2B: 2 3B: 0 HR: 2	SF: 0 SAC: 1 DP: 0 HBP: 0	WP: 0 PB: 0 SB: 1 CS: 2	PA: 61				
PITCHER	IP WLS BF H R ER SO BB IBB HBP BLK WP HR S P ERA WHIP	IP WLS BF H R ER SO BB IBB HBP BLK WP HR S P ERA WHIP	IP WLS BF H R ER SO BB IBB HBP BLK WP HR S P ERA WHIP	IP WLS BF H R ER SO BB IBB HBP BLK WP HR S P ERA WHIP	IP WLS BF H R ER SO BB IBB HBP BLK WP HR S P ERA WHIP	IP WLS BF H R ER SO BB IBB HBP BLK WP HR S P ERA WHIP	IP WLS BF H R ER SO BB IBB HBP BLK WP HR S P ERA WHIP	IP WLS BF H R ER SO BB IBB HBP BLK WP HR S P ERA WHIP	IP WLS BF H R ER SO BB IBB HBP BLK WP HR S P ERA WHIP	IP WLS BF H R ER SO BB IBB HBP BLK WP HR S P ERA WHIP	IP WLS BF H R ER SO BB IBB HBP BLK WP HR S P ERA WHIP	IP WLS BF H R ER SO BB IBB HBP BLK WP HR S P ERA WHIP	IP WLS BF H R ER SO BB IBB HBP BLK WP HR S P ERA WHIP	IP WLS BF H R ER SO BB IBB HBP BLK WP HR S P ERA WHIP	IP WLS BF H R ER SO BB IBB HBP BLK WP HR S P ERA WHIP	IP WLS BF H R ER SO BB IBB HBP BLK WP HR S P ERA WHIP	IP WLS BF H R ER SO BB IBB HBP BLK WP HR S P ERA WHIP	IP WLS BF H R ER SO BB IBB HBP BLK WP HR S P ERA WHIP	IP WLS BF H R ER SO BB IBB HBP BLK WP HR S P ERA WHIP	IP WLS BF H R ER SO BB IBB HBP BLK WP HR S P ERA WHIP	IP WLS BF H R ER SO BB IBB HBP BLK WP HR S P ERA WHIP	IP WLS BF H R ER SO BB IBB HBP BLK WP HR S P ERA WHIP	IP WLS BF H R ER SO BB IBB HBP BLK WP HR S P ERA WHIP	IP WLS BF H R ER SO BB IBB HBP BLK WP HR S P ERA WHIP	IP WLS BF H R ER SO BB IBB HBP BLK WP HR S P ERA WHIP	IP WLS BF H R ER SO BB IBB HBP BLK WP HR S P ERA WHIP	IP WLS BF H R ER SO BB IBB HBP BLK WP HR S P ERA WHIP	IP WLS BF H R ER SO BB IBB HBP BLK WP HR S P ERA WHIP	IP WLS BF H R ER SO BB IBB HBP BLK WP HR S P ERA WHIP	IP WLS BF H R ER SO BB IBB HBP BLK WP HR S P ERA WHIP	IP WLS BF H R ER SO BB IBB HBP BLK WP HR S P ERA WHIP	IP WLS BF H R ER SO BB IBB HBP BLK WP HR S P ERA WHIP

Minnesota Twins @ Cleveland Indians
Cleveland Municipal Stadium, Cleveland, OH

Sat Jul 30 1977, 3:33 AM EDT
Att: 18,051 - Unknown - 77 F

livebaseballscorecards.com

AB	48
R	4
H	8
RBI	4
BB	12
SO	5
LOB	30



Batter	1	2	3	4	5	6	7	8	9	10	11	12	13	14	AB	R	H	RBI	BB	SO	LOB
Jim Norris, L (1, 8) OBP: 0.360, SLG: 0.358	4-3	4-3			CS 1B		K		F7			F8			6	0	1	0	0	1	1
Duane Kuiper, L (1, 4) OBP: 0.325, SLG: 0.332	2B 3B		G3		F8 1-2		1-3			FC1-6 1B		G4-3 1B			6	1	3	0	0	0	1
Buddy Bell, R (1, 5) OBP: 0.351, SLG: 0.422	WP 2B		6-3		2B BB			F9		FC1-6 BB 1-2f		G4-3			5	1	1	1	1	0	2
Andre Thornton, R (1, 3) OBP: 0.361, SLG: 0.553	K				1B					P5			P4		6	1	3	2	0	1	2
Rico Carty, R (1, 10) OBP: 0.338, SLG: 0.396	WP BB		5-4-3		2B			HR		FC3-6 BB			4-3		3	0	0	0	3	0	1
Bruce Bochte, L (1, 7) OBP: 0.337, SLG: 0.353	F7				FC1-6 1B					FC3-6					4	0	1	0	0	0	3
Paul Dade, R (8, PR) OBP: 0.354, SLG: 0.385	1-2 2-3						4-3		FC3-6 1-2f						2	0	0	0	0	1	2
Ron Pruitt, R (1, 9) OBP: 0.341, SLG: 0.387		4-3			FC1-6 1-2f				6-3			F9			6	0	1	0	0	0	2
Ray Fosse, R (1, 2) OBP: 0.300, SLG: 0.410															5	0	0	0	0	2	2
John Lowenstein, L (14, PH) OBP: 0.359, SLG: 0.364	K				K				F7			F8			1	0	0	0	0	0	0
Frank Duffy, R (1, 6) OBP: 0.241, SLG: 0.277															5	0	1	0	0	0	1
Larvell Blanks, R (14, PH) OBP: 0.303, SLG: 0.421					4-3				F7			F7			1	0	0	0	0	0	0

Inning Stats	R: 1	H: 2	E: 0	LOB: 2	K: 1	BB: 1	S: 7	P: 11	R: 0	H: 1	E: 0	LOB: 1	K: 1	BB: 0	S: 6	P: 6	R: 0	H: 1	E: 0	LOB: 1	K: 0	BB: 0	S: 4	P: 4	R: 0	H: 1	E: 0	LOB: 1	K: 0	BB: 0	S: 3	P: 7	R: 0	H: 0	E: 0	LOB: 0	K: 1	BB: 0	S: 5	P: 5	R: 1	H: 1	E: 0	LOB: 1	K: 0	BB: 1	S: 4	P: 8	R: 0	H: 0	E: 0	LOB: 0	K: 0	BB: 0	S: 3	P: 3	R: 0	H: 1	E: 0	LOB: 2	K: 0	BB: 1	S: 4	P: 8	R: 0	H: 0	E: 0	LOB: 0	K: 0	BB: 0	S: 3	P: 3	R: 0	H: 1	E: 0	LOB: 0	K: 1	BB: 0	S: 5	P: 5	R: 0	H: 0	E: 0	LOB: 0	K: 1	BB: 0	S: 3	P: 3	R: 0	H: 0	E: 0	LOB: 0	K: 0	BB: 0	S: 3	P: 3
--------------	------	------	------	--------	------	-------	------	-------	------	------	------	--------	------	-------	------	------	------	------	------	--------	------	-------	------	------	------	------	------	--------	------	-------	------	------	------	------	------	--------	------	-------	------	------	------	------	------	--------	------	-------	------	------	------	------	------	--------	------	-------	------	------	------	------	------	--------	------	-------	------	------	------	------	------	--------	------	-------	------	------	------	------	------	--------	------	-------	------	------	------	------	------	--------	------	-------	------	------	------	------	------	--------	------	-------	------	------

PITCHER	IP	WLS	BF	H	R	ER	SO	BB	IBB	HBP	BLK	WP	HR	S	P	ERA	WHIP
Ron Schueler, R (1, 1) ERA: 5.06	6.1		27	8	2	2	3	2	0	0	0	1	0	31	39	2.84	1.579
Tom Burgmeier, L (7, 1) ERA: 4.19	3.0		12	2	1	1	1	1	0	0	0	0	1	13	17	3.00	1.000
Tom Johnson, R (10, 1) ERA: 2.71	4.2	W	15	1	0	0	1	1	0	0	0	0	0	16	20	0.00	0.429


PITCHER	IP	WLS	BF	H	R	ER	SO	BB	IBB	HBP	BLK	WP	HR	S	P	ERA	WHIP

BOTTOM

Minnesota Twins @ Cleveland Indians
Cleveland Municipal Stadium, Cleveland, OH

Sat Jul 30 1977, 3:33 AM EDT
Att. 18,051 - Unknown - 77 F

AB	50
R	3
H	11
RBI	3
BB	4
SO	5
LOB	17



WP: 1	PA: 54
PB: 0	
SB: 0	
CS: 1	

Batter	1	2	3	4	5	6	7	8	9	AB R H RBI BB SO LOB										
Lyman Bostock, L (1, 7) OBP: 0.393, SLG: 0.501	0-0 4-3		0-0 E8 FC1-6 1B	0-0 F9			0-0 L1			4 1 1 0 0 0 0										
Roy Smalley, S (1, 6) OBP: 0.327, SLG: 0.338	0-0 F8		0-0 G3			0-0 G3	0-0 4-3			4 0 0 0 0 0 1										
Rod Carew, L (1, 3) OBP: 0.457, SLG: 0.590	0-0 F8		4-0 FC1-6 BB			0-0 4-3 WP 1B	0-0 F8			3 0 1 0 1 0 0										
Butch Wynegar, S (1, 2) OBP: 0.359, SLG: 0.387		0-0 4-3	0-0 FC1-6 2B			0-0 4-3	0-0 4-3			4 1 0 1 0 0 2										
Glenn Adams, L (1, 9) OBP: 0.389, SLG: 0.448		0-0 4-3	0-0 2B			0-0 F5	0-0 1-3			4 0 1 1 0 0 1										
Larry Hisle, R (1, 8) OBP: 0.364, SLG: 0.540		0-0 E 1B	4-0 BB			0-0 4-3	0-0 6-3			3 0 1 0 1 0 0										
Rich Chiles, L (1, 10) OBP: 0.322, SLG: 0.337		0-0 E3 PB	0-0 4-3			0-0 1B		0-0 F7		4 0 1 0 0 0 3										
Mike Cabbage, L (1, 5) OBP: 0.332, SLG: 0.380		4-0 1-2 IBB		0-0 F7		0-0 F8		0-0 4-3		3 0 0 0 1 0 1										
Bob Randall, R (1, 4) OBP: 0.258, SLG: 0.245		0-0 3-1		0-0 P4		0-0 4-3		0-0 4-3		4 0 0 0 0 0 4										
Inning Stats	R: 0 E: 0 K: 0 S: 3	H: 0 LOB: 0 BB: 0 P: 3	R: 0 E: 2 K: 0 S: 5	H: 1 LOB: 3 BB: 1 P: 9	R: 2 E: 2 K: 0 S: 5	H: 2 LOB: 2 BB: 2 P: 13	R: 0 E: 0 K: 0 S: 3	H: 0 LOB: 0 BB: 0 P: 3	R: 0 E: 2 K: 0 S: 3	H: 0 LOB: 1 BB: 0 P: 4	R: 0 E: 0 K: 0 S: 4	H: 1 LOB: 1 BB: 0 P: 4	R: 0 E: 0 K: 0 S: 3	H: 0 LOB: 0 BB: 0 P: 3	R: 0 E: 0 K: 0 S: 3	H: 0 LOB: 0 BB: 0 P: 3	1B: 4 2B: 1 3B: 0 HR: 0	SF: 0 SAC: 0 DP: 0 HBP: 0	WP: 1 PB: 1 SB: 0 CS: 0	PA: 36

Minnesota Twins @ Cleveland Indians
Cleveland Municipal Stadium, Cleveland, OH
Sun Jul 31 1977, 3:33 AM EDT
Unknown - 84 F

livebaseballscorecards.com

AB	33
R	2
H	5
RBI	2
BB	3
SO	0
LOB	12



PITCHER	IP	WLS	BF	H	R	ER	SO	BB	IBB	HBP	BLK	WP	HR	S	P	ERA	WHIP
Al Fitzmorris, R (1, 1) ERA: 5.35	9.0	W	36	5	2	1	0	2	1	0	0	1	0	33	45	1.00	0.778

Batter	1	2	3	4	5	6	7	8	9
Jim Norris, L (1, 8) OBP: 0.361, SLG: 0.358 BB 	4-0 	0-0 			0-0 	0-0 		0-0 	
Duane Kuiper, L (1, 4) OBP: 0.324, SLG: 0.332 S 	0-3 	0-0 			0-0 	0-0 		0-0 	
Buddy Bell, R (1, 5) Paul Dade, R (7, 5) OBP: 0.352, SLG: 0.421 OBP: 0.353, SLG: 0.384 X 	0-0 	0-0 			0-0 	0-0 		0-0 	
Andre Thornton, R (1, 3) OBP: 0.367, SLG: 0.567 BB 		0-0 	4-0 		1-0 	0-0 			
Rico Carty, R (1, 10) OBP: 0.340, SLG: 0.395 BB 		4-0 	0-0 		0-0 		0-0 		
Larvell Blanks, R (1, 6) OBP: 0.307, SLG: 0.425 BB 		4-0 	0-0 		0-0 		0-0 		
Bruce Bochte, L (1, 7) OBP: 0.339, SLG: 0.369 X 		0-0 		0-0 		0-0 	0-0 		
John Lowenstein, L (1, 9) OBP: 0.364, SLG: 0.357 BB 		4-0 	0-3 		4-0 	0-0 		0-0 	
Ray Fosse, R (1, 2) OBP: 0.304, SLG: 0.406 H 		1-0 	0-0 		1-0 	0-0 		0-0 	

Inning Stats	R: 0 E: 0 K: 4	H: 0 LOB: 0 BB: 1 P: 8	R: 4 E: 0 K: 0 S: 5	H: 2 LOB: 2 BB: 3 P: 18	R: 0 E: 0 K: 0 S: 2	H: 0 LOB: 0 BB: 1 P: 6	R: 0 E: 0 K: 1 S: 5	H: 0 LOB: 0 BB: 0 P: 5	R: 1 E: 0 K: 0 S: 5	H: 2 LOB: 2 BB: 0 P: 6	R: 3 E: 0 K: 0 S: 4	H: 2 LOB: 1 BB: 2 P: 13	R: 1 E: 0 K: 0 S: 5	H: 2 LOB: 1 BB: 0 P: 5	R: 0 E: 0 K: 0 S: 3	H: 0 LOB: 0 BB: 0 P: 3
1B: 4 2B: 3 3B: 0 HR: 2	SF: 1 SAC: 1 DP: 2 HBP: 3	WP: 1 PB: 0 SB: 0 CS: 2	PA: 39													

PITCHER	IP	WLS	BF	H	R	ER	SO	BB	IBB	HBP	BLK	WP	HR	S	P	ERA	WHIP
Pete Redfern, R (1, 1) ERA: 4.73	1.1	L	10	2	4	4	1	4	0	0	0	0	1	7	24	27.00	4.500
Tom Burgmeier, L (2, 1) ERA: 4.16	0.1		1	0	0	0	0	0	0	0	0	0	0	1	1	0.00	0.000
Gary Serum, R (2, 1) ERA: 3.97	3.2		18	4	4	4	1	2	0	2	0	1	1	16	26	9.82	1.636
Don Carrithers, R (6, 1) ERA: 10.29	2.2		10	2	1	1	0	1	0	0	0	0	0	9	13	3.38	1.125

MINNESOTA TWINS @ CLEVELAND INDIANS
 CLEVELAND MUNICIPAL STADIUM, CLEVELAND, OH

Sun Jul 31 1977, 3:33 AM EDT
 Unknown - 84 F

AB	27
R	9
H	8
RBI	9
BB	7
SO	2
LOB	12

AB	R	H	RBI	BB	SO	LOB
3	0	1	1	1	0	0
4	0	1	3	0	1	1
3	1	1	0	1	0	2
1	0	0	0	0	0	0
2	1	1	1	1	0	2
3	1	1	1	1	0	1
3	2	1	0	1	0	2
4	1	2	2	0	0	2
2	2	0	0	2	1	1
2	1	0	1	0	0	1

Batter	1	2	3	4	5	6	7	8	9	AB R H RBI BB SO LOB	TOP	
Lyman Bostock, L (1, 7) <small>OBP: 0.395, SLG: 0.501</small>	0-0 	0-0 4-3			0-0 4-3	0-0 		0-0 5-3	0-0 	6 2 3 1 0 0 0		
Dan Ford, R (1, 9) <small>OBP: 0.343, SLG: 0.442</small>	0-0 		0-0 6-3		0-0 5-3	0-0 		0-0 	0-0 	5 1 3 1 0 0 0		
Rod Carew, L (1, 3) <small>OBP: 0.456, SLG: 0.586</small>	0-3 		0-0 5-3		4-0 	0-0 		0-0 		4 2 1 0 1 1 3		
Larry Hisle, R (1, 8) Bob Gorinski, R (7, 7) <small>OBP: 0.365, SLG: 0.541</small> <small>OBP: 0.169, SLG: 0.222</small>	0-0 		0-0 		4-0 		0-0 	0-3 		3 3 1 0 1 0 2 1 0 0 0 0 1 2		
Craig Kusick, R (1, 10) <small>OBP: 0.374, SLG: 0.429</small>	4-0 		0-0 5-3		4-0 		0-3 	0-0 		3 0 1 2 2 1 2		
Roy Smalley, S (1, 6) <small>OBP: 0.330, SLG: 0.339</small>	0-0 			4-0 	0-0 		0-0 5-3	0-0 		4 0 2 3 1 0 2		
Bud Bulling, R (1, 2) <small>OBP: 0.353, SLG: 0.154</small>	0-0 1-3		0-0 		0-0 		0-0 		4-0 	3 1 1 1 1 0 4		
Jerry Terrell, R (1, 5) <small>OBP: 0.255, SLG: 0.258</small>		0-0 1-3		0-0 4-3		0-0 5-3		0-0 	0-0 	4 0 1 0 0 0 1		
Bob Randall, R (1, 4) <small>OBP: 0.250, SLG: 0.237</small>		0-3 		0-0 6-3		0-0 6-3		0-0 	0-0 	5 0 0 0 0 1 4		
Inning Stats	R: 2 H: 3 E: 0 LOB: 2 K: 1 BB: 1 S: 8 P: 12	R: 0 H: 0 E: 0 LOB: 0 K: 1 BB: 0 S: 5 P: 5	R: 0 H: 1 E: 0 LOB: 1 K: 0 BB: 1 S: 4 P: 4	R: 0 H: 0 E: 0 LOB: 1 K: 0 BB: 1 S: 3 P: 7	R: 2 H: 1 E: 0 LOB: 2 K: 0 BB: 3 S: 4 P: 16	R: 1 H: 2 E: 1 LOB: 1 K: 0 BB: 0 S: 5 P: 5	R: 1 H: 2 E: 1 LOB: 2 K: 1 BB: 0 S: 8 P: 8	R: 2 H: 3 E: 0 LOB: 1 K: 1 BB: 0 S: 8 P: 8	R: 1 H: 1 E: 0 LOB: 0 K: 0 BB: 1 S: 3 P: 7	1B: 11 SF: 0 2B: 2 SAC: 2 3B: 0 DP: 0 HR: 0 HBP: 0	WP: 0 PA: 47 PB: 0 SB: 3 CS: 1	
PITCHER	IP WLS BF H R ER SO BB IBB HBP BLK WP HR S P ERA WHIP Rick Waits, L (1, 1) <small>ERA: 4.98</small> Don Hood, L (6, 1) <small>ERA: 3.54</small> Sid Monge, L (9, 1) <small>ERA: 5.84</small>											IP WLS BF H R ER SO BB IBB HBP BLK WP HR S P ERA WHIP PITCHER

Minnesota Twins @ Cleveland Indians
 Cleveland Municipal Stadium, Cleveland, OH
 Sun Jul 31 1977, 3:38 AM EDT
 Att: 33,968 - Unknown

livebaseballscorecards.com



BOTTOM

Minnesota Twins @ Cleveland Indians
Cleveland Municipal Stadium, Cleveland, OH

Sun Jul 31 1977, 3:38 AM EDT
Att. 33,968 - Unknown

livebaseballscorecards.com

AB	35
R	4
H	10
RBI	4
BB	3
SO	3
LOB	20



WP:	0	PA:	40
PB:	0	SB:	0
CS:	0		

AB R H RBI BB SO LOB

5	0	1	0	0	0	0
5	0	2	1	0	1	2
4	0	1	0	0	1	3
1	0	0	0	0	0	1
5	0	0	0	0	1	4
3	1	1	0	1	0	0
2	2	2	1	1	0	0
3	0	0	0	0	0	3
2	0	0	1	0	0	4
1	1	1	0	0	0	0
0	0	0	0	1	0	0
0	0	0	0	0	0	0
2	0	1	1	0	0	2
2	0	1	0	0	0	1

1B:	8	SF:	0
2B:	1	SAC:	0
3B:	0	DP:	1
HR:	1	HBP:	2

WP:	0	PA:	40
PB:	0	SB:	0
CS:	0		

1B:	8	SF:	0
2B:	1	SAC:	0
3B:	0	DP:	1
HR:	1	HBP:	2

Batter	1	2	3	4	5	6	7	8	9
Duane Kuiper, L (1, 4) OBP: 0.322, SLG: 0.330	0-0 6-3		0-0 G3		0-0 F8		0-0 FC6-4 1B		0-0 F9
Buddy Bell, R (1, 5) OBP: 0.353, SLG: 0.423	0-0 P4		0-0 G1-6-3 1B		0-3 K		0-0 FC6-4		0-0 2B
Paul Dade, R (1, 8) OBP: 0.352, SLG: 0.382	0-0 1B		0-0 G1-6-3		0-0 F9		0-3 K		0-0 F9
Ray Fosse, R (8, 2) OBP: 0.303, SLG: 0.404									
Andre Thornton, R (1, 10) OBP: 0.360, SLG: 0.553	0-0 F5			0-0 1-3		0-0 F7		0-3 K	0-0 P6
Bill Melton, R (1, 3) OBP: 0.337, SLG: 0.309		0-0 FC3-5 1B		4-0 HBP 5-3 BB		0-0 P4		0-0 6-3	
Charlie Spikes, R (1, 9) OBP: 0.342, SLG: 0.433		0-0 FC3-5 1B		1-0 5-3 HBP		4-0 FC5-4 BB		0-0 HR	
Ron Pruitt, R (1, 7) OBP: 0.337, SLG: 0.372		0-0 FC3-5 1B		1-0 5-3 HBP		0-0 FC5-4		0-0 F7	
Fred Kendall, R (1, 2) OBP: 0.310, SLG: 0.389		0-0 F9		0-0 5-3		0-0 FC6-4 1B		4-0 BB	
Jim Norris, L (7, PH) OBP: 0.363, SLG: 0.360									
Rico Carty, R (8, PH) OBP: 0.342, SLG: 0.395									
John Lowenstein, L (8, PR) OBP: 0.364, SLG: 0.357									
Frank Duffy, R (1, 6) OBP: 0.243, SLG: 0.279	0-0 1B			0-0 P3		0-0 FC6-4 1B		0-0 P6	
Larvell Blanks, R (7, PH) OBP: 0.309, SLG: 0.426									

Inning Stats	R: 0	H: 1	E: 0	LOB: 1	K: 0	P: 4	R: 1	H: 3	E: 0	LOB: 2	K: 0	P: 5	R: 0	H: 0	E: 0	LOB: 0	K: 0	P: 3	R: 1	H: 0	E: 0	LOB: 2	K: 0	P: 9	R: 0	H: 0	E: 0	LOB: 0	K: 1	P: 5	R: 0	H: 0	E: 0	LOB: 1	K: 0	P: 7	R: 1	H: 3	E: 0	LOB: 2	K: 2	P: 10	R: 1	H: 1	E: 0	LOB: 1	K: 0	P: 8	R: 0	H: 1	E: 0	LOB: 1	K: 0	P: 4
--------------	------	------	------	--------	------	------	------	------	------	--------	------	------	------	------	------	--------	------	------	------	------	------	--------	------	------	------	------	------	--------	------	------	------	------	------	--------	------	------	------	------	------	--------	------	-------	------	------	------	--------	------	------	------	------	------	--------	------	------

PITCHER	IP	WLS	BF	H	R	ER	SO	BB	IBB	HBP	BLK	WP	HR	S	P	ERA	WHIP
Dave Johnson, R (1, 1) ERA: 4.31	6.0	W	27	7	3	3	1	2	0	2	0	0	0	25	35	4.50	1.500
Tom Burgmeier, L (7, 1) ERA: 4.11	3.0	S	13	3	1	1	2	1	0	0	0	0	1	16	20	3.00	1.333

PITCHER	IP	WLS	BF	H	R	ER	SO	BB	IBB	HBP	BLK	WP	HR	S	P	ERA	WHIP
---------	----	-----	----	---	---	----	----	----	-----	-----	-----	----	----	---	---	-----	------

Batter	1	2	3	4	5	6	7	8	9	AB R H RBI BB SO LOB	TOP											
Duane Kuiper, L (1, 4) OBP: 0.323, SLG: 0.331	0-0 F8		0-0 1B	0-0 FC5-4 1B		0-3 K			0-0 1B 2B	5 2 2 1 0 1 2												
Buddy Bell, R (1, 5) OBP: 0.358, SLG: 0.429	0-0 G4-6-3 1B		0-0 1B	0-0 1B		0-0 L9			0-0 2B 1B	5 1 4 2 0 0 0												
Rico Carty, R (1, 10) OBP: 0.343, SLG: 0.399	0-0 G4-6-3 1-2f		0-0 1B	0-0 F8					0-0 2B 2B	5 1 2 2 0 1 3												
Andre Thornton, R (1, 3) OBP: 0.360, SLG: 0.568		0-0 5-3	0-3 K		0-0 HR				0-0 2B	5 1 2 2 0 1 2												
Charlie Spikes, R (1, 9) OBP: 0.346, SLG: 0.423		0-0 6-3		0-0 SH1-4 1B	1-0 L6-4 BB HBP				0-0 5-3	4 1 1 0 0 0 1												
Paul Dade, R (1, 8) OBP: 0.346, SLG: 0.375		0-0 6-3		0-0 E6 SH1-4 1B	0-0 F9				0-3 K	5 1 0 0 0 1 3												
Bruce Bochte, L (1, 7) OBP: 0.342, SLG: 0.370			0-0 FC5-4 1B	0-0 SH1-4	4-0 BB					2 0 1 0 1 1 0												
Ray Fosse, R (1, 2) OBP: 0.302, SLG: 0.398			0-0 FC5-4 1B	4-0 FC5-4 1B IBB	0-0 L6-4					3 2 0 0 1 1 3												
Frank Duffy, R (1, 6) OBP: 0.243, SLG: 0.278			0-0 6-3	0-0 FC5-4 1B		0-3 K			0-0 F9	4 0 1 2 0 1 1												
Inning Stats	R: 0 E: 0 K: 0 S: 3	H: 1 LOB: 0 BB: 0 P: 3	R: 0 E: 0 K: 0 S: 3	H: 0 LOB: 0 BB: 0 P: 3	R: 2 E: 0 K: 1 S: 9	H: 4 LOB: 2 BB: 0 P: 9	R: 3 E: 1 K: 0 S: 7	H: 3 LOB: 2 BB: 1 P: 11	R: 1 E: 0 K: 0 S: 3	H: 1 LOB: 1 BB: 1 P: 8	R: 0 E: 0 K: 2 S: 7	H: 0 LOB: 0 BB: 0 P: 7	R: 0 E: 0 K: 1 S: 5	H: 0 LOB: 0 BB: 0 P: 5	R: 0 E: 0 K: 2 S: 7	H: 0 LOB: 0 BB: 0 P: 7	R: 3 E: 0 K: 1 S: 9	H: 4 LOB: 1 BB: 0 P: 9	1B: 10 2B: 3 3B: 0 HR: 1	SF: 0 SAC: 1 DP: 2 HBP: 1	WP: 0 PB: 0 SB: 0 CS: 0	PA: 42
PITCHER	IP WLS BF H R ER SO BB IBB HBP BLK WP HR S P ERA WHIP																					
Mike Caldwell, L (1, 1) ERA: 4.54	3.2 L 20 8 5 3 1 0 0 0 0 0 0 0 21 25 7.36 2.182																					
Sam Hinds, R (4, 1) ERA: 3.88	5.1 22 5 4 4 6 1 0 1 0 0 0 1 32 37 6.75 1.125																					

Cleveland Indians @ Milwaukee Brewers
Milwaukee County Stadium, Milwaukee, WI
Tue Aug 02 1977, 8:05 PM EDT
Unknown - 66 F

AB	38
R	9
H	13
RBI	9
BB	2
SO	7
LOB	15



livebaseballscorecards.com

Batter	1	2	3	4	5	6	7	8	9	AB	R	H	RBI	BB	SO	LOB
Robin Yount, R OBP: 0.349, SLG: 0.387 (1, 6)	0-0 S 1B		0-0 F9		0-0 WP 1B			0-0 6-3		4	0	2	0	0	0	0
Von Joshua, L OBP: 0.287, SLG: 0.364 (1, 8)	0-3 K 1-2		0-0 S 1B		0-3 K 1-2			0-0 4-3		4	0	1	0	0	2	2
Cecil Cooper, L OBP: 0.330, SLG: 0.450 (1, 3)	0-0 L7		0-0 5-3		0-0 G3			0-0 E7 1B		4	0	1	0	0	0	3
Don Money, R OBP: 0.360, SLG: 0.486 (1, 10)	0-0 F7		4-0 BB		0-0 L7			0-3 K		3	0	0	0	1	1	2
Jimmy Wynn, R OBP: 0.288, SLG: 0.236 (1, 9)		0-3 K	0-3 K		0-3 K			0-3 K		4	0	0	0	0	4	2
Sal Bando, R OBP: 0.333, SLG: 0.393 (1, 5)		0-0 F7		0-0 F7		0-0 F3		0-0 HR		4	1	1	1	0	0	0
Steve Brye, R OBP: 0.272, SLG: 0.379 (1, 7)		0-0 1B 2B		0-0 F6		0-3 K		4-0 FC3-6 BB		3	1	1	0	1	1	0
Lenn Sakata, R OBP: 0.196, SLG: 0.208 (1, 4)		0-0 2-H 1B		0-0 F9		0-0 F9		0-0 FC3-6 WP		2	0	1	1	0	0	0
Tim Johnson, L OBP: 0.111, SLG: 0.083 (7, PH) (8, 4)								1-2f		2	0	0	0	0	0	1
Larry Haney, R OBP: 0.265, SLG: 0.263 (1, 2)		0-3 K			0-0 6-3			0-3 K		3	0	0	0	0	1	1
Jamie Quirk, L OBP: 0.247, SLG: 0.335 (9, PH)								1-2		1	0	0	0	0	1	1


BOTTOM

Cleveland Indians @ Milwaukee Brewers
Milwaukee County Stadium, Milwaukee, WI

Tue Aug 02 1977, 8:05 PM EDT
Unknown - 66 F

AB	34
R	2
H	7
RBI	2
BB	2
SO	10
LOB	12

livebaseballscorecards.com



Inning Stats	R: 0	H: 1	E: 0	LOB: 1	K: 1	BB: 0	S: 6	P: 6
R: 1	H: 2	E: 0	LOB: 1	K: 2	BB: 0	S: 9	P: 9	
R: 0	H: 1	E: 0	LOB: 2	K: 1	BB: 1	S: 6	P: 10	
R: 0	H: 0	E: 0	LOB: 0	K: 0	BB: 0	S: 3	P: 3	
R: 0	H: 1	E: 0	LOB: 1	K: 1	BB: 0	S: 6	P: 6	
R: 0	H: 0	E: 0	LOB: 0	K: 1	BB: 0	S: 5	P: 5	
R: 0	H: 0	E: 0	LOB: 0	K: 1	BB: 0	S: 5	P: 5	
R: 0	H: 1	E: 1	LOB: 1	K: 1	BB: 0	S: 6	P: 6	
R: 1	H: 1	E: 0	LOB: 1	K: 2	BB: 1	S: 8	P: 12	
R: 3	H: 0	E: 0	LOB: 0	K: 1	BB: 0	S: 3	P: 3	
R: 1	H: 1	E: 0	LOB: 1	K: 2	BB: 1	S: 8	P: 12	

PITCHER	IP	WLS	BF	H	R	ER	SO	BB	IBB	HBP	BLK	WP	HR	S	P	ERA	WHIP
Dennis Eckersley, R ERA: 3.55 (1, 1)	9.0	W	36	7	2	2	10	2	0	0	0	2	1	54	62	2.00	1.000

WP	PA
2	36
0	
2	
0	
0	

Batter	1	2	3	4	5	6	7	8	9	AB R H RBI BB SO LOB	TOP														
Duane Kuiper, L (1, 4) OBP: 0.324, SLG: 0.334	0-0 6-3		0-3 K		0-0 1B		0-0 SH2-3 1B 2B	0-0 4-3		5 1 2 0 0 1 0	Cleveland Indians @ Milwaukee Brewers Milwaukee County Stadium, Milwaukee, WI Tue Aug 02 1977, 8:05 PM EDT Att: 12,658 - Unknown livebaseballscorecards.com														
Buddy Bell, R (1, 5) OBP: 0.360, SLG: 0.429	0-0 BB 1B		0-0 1B		0-0 F7		0-0 SH2-3 2-3	0-3 K		4 1 2 0 0 1 1															
Larvell Blanks, R (1, 6) OBP: 0.316, SLG: 0.428	4-0 1B 1-2 BB		0-0 F9		0-0 F8		0-0 1B FC6-4 3-H	0-0 2B SF7 1B		4 2 2 1 1 0 1															
Andre Thornton, R (1, 3) OBP: 0.361, SLG: 0.569	0-0 F9			0-3 K	0-0 F8		0-0 FC6-4 1-3 1B	0-0 SF7 1-3 2B		5 0 2 0 0 1 3															
Bill Melton, R (1, 10) OBP: 0.350, SLG: 0.353	0-0 1-2 2-H 1B			0-0 L9 1B 2B		0-0 1B 2B	0-0 FC6-4 1B 1-2f 3-H	0-0 SF7 2-3 3-H		4 3 3 3 0 0 1															
Paul Dade, R (1, 9) OBP: 0.347, SLG: 0.375	0-3 K2-3			0-0 L9 2-3		0-0 SH3-4 2-H 1B	0-0 1B 1-3 1B	0-0 G3		5 0 2 1 0 1 4															
Ron Pruitt, R (1, 7) OBP: 0.344, SLG: 0.370		0-0 F7		4-0 1B BB		0-0 SH3-4 1-2 1B	0-0 FC5-4 1-3 3-H 1B	0-3 K		3 0 1 1 1 1 1															
Jim Norris, L (1, 8) OBP: 0.362, SLG: 0.358		0-3 K		0-0 K 1-2 3-H 1B		0-3 K	0-0 FC5-4 1-2f			4 0 1 1 0 2 3															
Fred Kendall, R (1, 2) OBP: 0.303, SLG: 0.380		0-0 F8		0-0 F7		0-0 6-3		0-0 F7		4 0 0 0 0 0 3															
Inning Stats	R: 1 E: 0 K: 1 S: 7	H: 2 LOB: 2 BB: 1 P: 11	R: 0 E: 0 K: 1 S: 5	H: 0 LOB: 0 BB: 0 P: 5	R: 0 E: 0 K: 1 S: 5	H: 1 LOB: 0 BB: 1 P: 5	R: 1 E: 0 K: 1 S: 7	H: 2 LOB: 2 BB: 1 P: 11	R: 0 E: 0 K: 0 S: 4	H: 1 LOB: 1 BB: 0 P: 4	R: 1 E: 0 K: 1 S: 7	H: 2 LOB: 1 BB: 0 P: 7	R: 3 E: 0 K: 0 S: 8	H: 5 LOB: 2 BB: 0 P: 8	R: 0 E: 0 K: 1 S: 5	H: 0 LOB: 0 BB: 0 P: 5	R: 1 E: 0 K: 1 S: 7	H: 2 LOB: 1 BB: 0 P: 7	1B: 11 2B: 4 3B: 0 HR: 0	SF: 1 SAC: 2 DP: 0 HBP: 0	WP: 0 PB: 0 SB: 0 CS: 0	PA: 43			
PITCHER	IP WLS BF H R ER SO BB IBB HBP BLK WP HR S P ERA WHIP																								
Bill Travers, L (1, 1) ERA: 3.27	6.0		27	8	3	3	5	2	0	0	0	0	0	35	43	4.50	1.667								
Bill Castro, R (7, 1) ERA: 5.06	0.2	L	6	4	3	3	0	0	0	0	0	0	0	6	6	40.50	6.000								
Eduardo Rodriguez, R (7, 1) ERA: 5.51	2.1		10	3	1	1	2	0	0	0	0	0	0	14	14	3.86	1.286								

Cleveland Indians @ Milwaukee Brewers
 Milwaukee County Stadium, Milwaukee, WI
 Tue Aug 02 1977, 8:05 PM EDT
 Att: 12,658 - Unknown

AB	38
R	7
H	15
RBI	7
BB	2
SO	7
LOB	17



Batter	1	2	3	4	5	6	7	8	9	AB R H RBI BB SO LOB
Robin Yount, R (1, 6) OBP: 0.349, SLG: 0.387	0-0 1B 1B	0-0 4-3		0-0 G5-4-3 1-2f		0-0 G6-4-3 1B		0-3 K		5 1 2 0 0 1 4
Steve Brye, R (1, 9) OBP: 0.275, SLG: 0.390	0-0 F8	0-0 3-H 1B			0-0 3B	0-0 G6-4-3 1-2f		0-3 K		5 0 2 1 0 1 4
Cecil Cooper, L (1, 3) OBP: 0.328, SLG: 0.447	0-0 1B 1-3 1B	0-0 L1			0-3 K		0-0 4-3	0-0 G3		5 1 1 0 0 1 2
Don Money, R (1, 10) OBP: 0.360, SLG: 0.484	0-0 1-2 3-H 1B 1B		0-0 5-3		1-0 HBP		0-0 F8	0-3 K		4 0 1 1 0 1 0
Sal Bando, R (1, 5) OBP: 0.335, SLG: 0.394	0-0 1-2 2-H 1B		0-0 G1-6-3 1B		0-3 K		0-3 K			4 0 2 1 0 2 2
Von Joshua, L (1, 8) OBP: 0.284, SLG: 0.359	0-0 F7		0-0 G1-6-3 1-2f		0-0 F7			0-0 4-3		4 0 0 0 0 0 5
Jamie Quirk, L (1, 7) OBP: 0.247, SLG: 0.333	0-0 4-3			0-0 SH1-4 1B 1B		0-0 2-3		0-3 K		4 1 1 0 0 1 2
Tim Johnson, L (1, 4) OBP: 0.200, SLG: 0.083		4-0 BB BB BB 4-3 1B 4-3 BB		0-0 SH1-4 1-2		4-0 BB BB BB 1B 1B BB		4-0 BB BB BB 1B 1B BB		0 1 0 0 3 0 0
Charlie Moore, R (1, 2) OBP: 0.289, SLG: 0.333		0-0 4-3		0-0 G5-4-3 1B		0-0 1B 1B		0-0 1B		3 0 2 1 0 0 1
Jimmy Wynn, R (8, PH) OBP: 0.294, SLG: 0.243				2-H		1-2		1-3		1 0 1 0 0 0 0
Larry Haney, R (9, 2) OBP: 0.265, SLG: 0.263										0 0 0 0 0 0 0

Inning Stats	R: 2	H: 4	E: 0	LOB: 2	K: 0	BB: 0	S: 7	P: 7	R: 1	H: 1	E: 0	LOB: 1	K: 0	BB: 1	S: 4	P: 8	R: 0	H: 1	E: 0	LOB: 0	K: 0	BB: 0	S: 3	P: 3	R: 1	H: 2	E: 0	LOB: 0	K: 0	BB: 0	S: 4	P: 4	R: 0	H: 1	E: 0	LOB: 2	K: 2	BB: 0	S: 8	P: 9	R: 0	H: 2	E: 0	LOB: 2	K: 0	BB: 1	S: 4	P: 8	R: 0	H: 0	E: 0	LOB: 0	K: 1	BB: 0	S: 5	P: 5	R: 0	H: 1	E: 0	LOB: 2	K: 2	BB: 1	S: 8	P: 12	R: 0	H: 0	E: 0	LOB: 0	K: 2	BB: 0	S: 7	P: 7	1B: 11	SF: 0	2B: 0	SAC: 1	3B: 1	DP: 3	HR: 0	HBP: 1	WP: 0	PA: 40
PITCHER Wayne Garland, R (1, 1) ERA: 4.36	IP	WLS	BF	H	R	ER	SO	BB	IBB	HBP	BLK	WP	HR	S	P	ERA	WHIP	IP	WLS	BF	H	R	ER	SO	BB	IBB	HBP	BLK	WP	HR	S	P	ERA	WHIP	IP	WLS	BF	H	R	ER	SO	BB	IBB	HBP	BLK	WP	HR	S	P	ERA	WHIP																															

BOTTOM

Cleveland Indians @ Milwaukee Brewers
Milwaukee County Stadium, Milwaukee, WI

Tue Aug 02 1977, 8:05 PM EDT
Att. 12,658 - Unknown

livebaseballscorecards.com

AB	35
R	4
H	12
RBI	4
BB	3
SO	7
LOB	20



Batter	1	2	3	4	5	6	7	8	9	AB R H RBI BB SO LOB	TOP													
Duane Kuiper, L (1, 4) OBP: 0.325, SLG: 0.333	0-0 4-3		0-0 G4-6-3			0-0 1B SF8	4-0 BB		0-3 K	4 1 1 0 1 1 2														
Buddy Bell, R (1, 5) OBP: 0.358, SLG: 0.426	0-0 4-1			0-0 6-3		0-0 1B S	0-3 K		0-0 G6-4-3	5 1 1 1 0 1 3														
Larvell Blanks, R (1, 6) OBP: 0.310, SLG: 0.421	0-0 E6			0-0 F9		0-0 SF8	0-3 K			3 0 0 1 0 1 2														
Andre Thornton, R (1, 3) OBP: 0.360, SLG: 0.561	0-0 L7			4-0 BB		0-3 K		0-0 6-3		3 0 0 0 1 1 2														
Rico Carty, R (1, 10) OBP: 0.345, SLG: 0.408		0-3 K		0-3 K		4-0 1B BB		0-0 HR		3 1 1 1 1 2 1														
Bruce Bochte, L (1, 7) OBP: 0.341, SLG: 0.369		0-0 F8			0-0 F8			0-0 E5		4 0 1 1 0 0 0														
John Lowenstein, L (1, 9) OBP: 0.366, SLG: 0.360		0-0 F7			0-0 G1-4-3			0-3 K		2 0 1 0 0 0 0														
Paul Dade, R (6, PH) OBP: 0.344, SLG: 0.372					0-0 1B					2 0 0 0 0 1 3														
Ray Fosse, R (1, 2) OBP: 0.302, SLG: 0.397			0-0 F7						0-0 F4	3 0 1 0 0 0 1														
Charlie Spikes, R (8, PH) OBP: 0.341, SLG: 0.417					0-0 G1-4-3					1 0 0 0 0 0 1														
Fred Kendall, R (8, 2) OBP: 0.303, SLG: 0.380					0-0 1B					0 0 0 0 0 0 0														
Jim Norris, L (1, 8) OBP: 0.367, SLG: 0.367			0-0 G4-6-3			0-0 1B 2B			0-0 G6-4-3	3 1 3 0 0 0 0														
Inning Stats	R: 0 E: 1 K: 0 S: 4	H: 0 LOB: 1 BB: 0 P: 4	R: 0 E: 0 K: 1 S: 5	H: 0 LOB: 0 BB: 0 P: 5	R: 0 E: 0 K: 0 S: 3	H: 1 LOB: 0 BB: 0 P: 3	R: 0 E: 0 K: 1 S: 5	H: 0 LOB: 1 BB: 1 P: 9	R: 0 E: 0 K: 0 S: 3	H: 1 LOB: 0 BB: 0 P: 3	R: 3 E: 0 K: 1 S: 9	H: 4 LOB: 2 BB: 1 P: 13	R: 0 E: 0 K: 2 S: 8	H: 1 LOB: 2 BB: 1 P: 12	R: 1 E: 1 K: 1 S: 7	H: 1 LOB: 1 BB: 0 P: 7	R: 0 E: 0 K: 1 S: 5	H: 1 LOB: 0 BB: 0 P: 5	1B: 7 2B: 1 3B: 0 HR: 1	SF: 1 SAC: 1 DP: 3 HBP: 0	WP: 0 PB: 0 SB: 1 CS: 0	PA: 38		
PITCHER	IP WLS BF H R ER SO BB IBB HBP BLK WP HR S P ERA WHIP																							
Moose Haas, R (1, 1) ERA: 4.2	5.2		24	6	3	3	3	2	0	0	0	0	0	28	36	4.76	1.412							
Bob McClure, L (6, 1) ERA: 2.81	0.2		4	1	0	0	0	1	0	0	0	0	0	3	7	0.00	3.000							
Eduardo Rodriguez, R (7, 1) ERA: 5.44	2.2	W	10	2	1	1	4	0	0	0	0	0	1	18	18	3.38	0.750							

Cleveland Indians @ Milwaukee Brewers
Milwaukee County Stadium, Milwaukee, WI

Wed Aug 03 1977, 8:05 PM EDT
Att: 8,570 - Unknown - 71 F

livebaseballscorecards.com

AB	33
R	4
H	9
RBI	4
BB	3
SO	7
LOB	15



Batter	1	2	3	4	5	6	7	8	9	AB	R	H	RBI	BB	SO	LOB
Robin Yount, R OBP: 0.351, SLG: 0.388 (1, 6)	0-0 FC4 1B 1B	0-0 F9			0-0 4-3		0-0 FC6-4 SH3-4 BB 1B	0-0 SH3		4	2	2	0	0	0	0
Von Joshua, L OBP: 0.283, SLG: 0.358 (1, 8)	0-0 FC4 1-2 1B		0-0 4-3		0-0 4-3		0-0 SH3-4 1-2	0-3 K 4-3		4	0	1	0	0	1	1
Cecil Cooper, L OBP: 0.329, SLG: 0.445 (1, 3)	0-0 FC4 1-2f 2-3 1B		0-0 CS 1B		0-0 F4		4-0 FC6-4 IBB	0-0 4-3 1-2 3-H		4	1	1	1	1	0	3
Don Money, R OBP: 0.359, SLG: 0.480 (1, 10)	0-0 F9 1-3 3-H 1B		0-0 F2 1-2			0-0 F7	0-0 FC6-4 BB 1B	0-0 5-3		5	1	1	1	0	0	4
Jimmy Wynn, R OBP: 0.308, SLG: 0.248 (1, 9)	0-0 1-2 1B			0-3 K		4-0 2B BB	4-0 1B BB			2	2	1	1	2	1	0
Steve Brye, R OBP: 0.275, SLG: 0.390 (8, 9)										0	0	0	0	0	0	0
Sal Bando, R OBP: 0.339, SLG: 0.397 (1, 5)	0-0 F9 2-3		4-0 1B BB		0-0 2B	0-0 1-H 2B	4-0 FC5 1B 1-2 2-3 3-H BB			2	0	1	2	2	0	2
Jim Wohlford, R OBP: 0.266, SLG: 0.288 (1, 7)	0-0 G1		0-0 1-2 1B		0-3 K	0-0 1-2 2-H 3-H 1B	0-0 1B			4	0	2	2	0	1	3
Lenn Sakata, R OBP: 0.200, SLG: 0.196 (1, 4)		0-0 F9		0-0 F4		4-0 BB	0-0 FC5 2-3f			3	0	0	0	1	0	4
Charlie Moore, R OBP: 0.288, SLG: 0.332 (1, 2)		0-0 5-3		0-0 F8		0-3 K		0-0 PB SH3 4-3 1B		4	1	1	0	0	1	4

Inning Stats	R: 2	H: 4	E: 0	K: 0	S: 7	H: 4	LOB: 2	BB: 0	P: 7	R: 0	H: 0	E: 0	K: 0	S: 3	H: 0	LOB: 0	BB: 0	P: 3	R: 0	H: 1	E: 0	K: 1	S: 6	H: 1	LOB: 2	BB: 1	P: 10	R: 0	H: 0	E: 0	K: 0	S: 3	H: 1	LOB: 2	BB: 2	P: 16	R: 3	H: 2	E: 0	K: 0	S: 5	H: 2	LOB: 2	BB: 3	P: 17	R: 1	H: 1	E: 0	K: 1	S: 7	H: 1	LOB: 1	BB: 0	P: 7
--------------	------	------	------	------	------	------	--------	-------	------	------	------	------	------	------	------	--------	-------	------	------	------	------	------	------	------	--------	-------	-------	------	------	------	------	------	------	--------	-------	-------	------	------	------	------	------	------	--------	-------	-------	------	------	------	------	------	------	--------	-------	------

PITCHER	IP	WLS	BF	H	R	ER	SO	BB	IBB	HBP	BLK	WP	HR	S	P	ERA	WHIP
Jim Bibby, R ERA: 3.8 (1, 1)	5.1		24	7	3	3	1	2	0	0	0	0	0	24	32	5.06	1.688
Pat Dobson, R ERA: 5.92 (6, 1)	1.2	L	11	2	3	3	2	3	1	0	0	0	0	11	27	16.20	3.000
Larry Andersen, R ERA: (8, 1)	1.0		5	1	1	0	1	0	0	0	0	0	0	7	7	0.00	1.000

BOTTOM

Cleveland Indians @ Milwaukee Brewers
Milwaukee County Stadium, Milwaukee, WI

Wed Aug 03 1977, 8:05 PM EDT
 Att. 8,570 - Unknown - 71 F

AB	32
R	7
H	10
RBI	7
BB	6
SO	4
LOB	21

WP: 0 PA: 40
 PB: 1
 SB: 0
 CS: 1



PITCHER	IP	WLS	BF	H	R	ER	SO	BB	IBB	HBP	BLK	WP	HR	S	P	ERA	WHIP
---------	----	-----	----	---	---	----	----	----	-----	-----	-----	----	----	---	---	-----	------

Batter	1	2	3	4	5	6	7	8	9	AB R H RBI BB SO LOB	TOP																									
Jim Norris, L (1, 8) OBP: 0.367, SLG: 0.369	4-0 FC6-4 BB	0-0 FC1-5 2B	0-0 FC3-6 S		0-0 6-3			0-0 4-3		4 0 1 0 1 0 1																										
Duane Kuiper, L (1, 4) OBP: 0.324, SLG: 0.331 Larvell Blanks, R (8, PH) OBP: 0.308, SLG: 0.418 (8, 4)	0-0 FC6-4 1-3 E	0-0 FC1-5 BB 1B BB	4-0 BB			0-0 6-3		0-3 K		3 2 0 0 1 0 2 1 0 0 0 0 1 0																										
Buddy Bell, R (1, 5) OBP: 0.356, SLG: 0.423	0-0 1-3 1-2	0-0 BB BB E 1B	0-3 K			0-0 5-3		0-3 K		5 1 1 0 0 2 3																										
Andre Thornton, R (1, 3) OBP: 0.364, SLG: 0.565	0-0 E3 BB 2B 2-H	4-0 E BB 1-2 2-3 BB		0-0 F8		0-0 F7		0-0 1B 2B G6-4-3		4 2 2 1 1 0 0																										
Rico Carty, R (1, 10) OBP: 0.355, SLG: 0.413 Paul Dade, R (9, PR) OBP: 0.344, SLG: 0.372	4-0 BB 2B BB	4-0 E BB 1-2 2-3 3-H BB		0-0 1B		4-0 2B SF8 BB		0-0 G6-4-3 1B		2 2 2 1 3 0 0 0 0 0 0 0 0 0																										
Bruce Bochte, L (1, 7) OBP: 0.341, SLG: 0.370	4-0 2B BB 1-2 2-3	0-0 E6 G5-4-3 1-2 2-3 3-H BB		0-0 L7		0-0 SF8 SF9 2B		0-0 G6-4-3 1-2 3-H		4 2 1 1 1 0 4																										
Ron Pruitt, R (1, 9) OBP: 0.337, SLG: 0.376	0-0 3B 2B 1-H 2-H 3-H	0-0 G5-4-3 1-2		0-3 K		0-0 SF8 2-3 3-H		0-0 F9		4 1 1 4 0 1 5																										
Fred Kendall, R (1, 2) OBP: 0.307, SLG: 0.396	0-0 3B 2-H		0-0 1B		0-0 F8		0-0 SF9			3 0 2 2 0 0 0																										
Frank Duffy, R (1, 6) OBP: 0.243, SLG: 0.278	0-3 K		0-0 FC3-6 1B		0-0 6-3		0-0 6-3			4 0 1 0 0 1 1																										
Inning Stats	R: 5 E: 1 K: 1 S: 8	H: 3 LOB: 1 BB: 3 P: 20	R: 2 E: 1 K: 0 S: 5	H: 2 LOB: 2 BB: 2 P: 13	R: 0 E: 0 K: 1 S: 6	H: 2 LOB: 2 BB: 1 P: 10	R: 0 E: 0 K: 1 S: 6	H: 1 LOB: 1 BB: 0 P: 6	R: 0 E: 0 K: 0 S: 3	H: 0 LOB: 0 BB: 0 P: 3	R: 2 E: 0 K: 0 S: 4	H: 1 LOB: 0 BB: 1 P: 8	R: 0 E: 0 K: 2 S: 7	H: 0 LOB: 0 BB: 0 P: 7	R: 1 E: 0 K: 0 S: 4	H: 2 LOB: 1 BB: 0 P: 4	1B: 6 2B: 4 3B: 1 HR: 0	SF: 2 SAC: 0 DP: 2 HBP: 0	WP: 0 PB: 0 SB: 1 CS: 0	PA: 43																
PITCHER	IP WLS BF H R ER SO BB IBB HBP BLK WP HR S P ERA WHIP																																			
Ron Schueler, R (1, 1) ERA: 5.11	1.0	9	3	5	1	1	3	0	0	0	0	0	0	8	20	9.00	6.000																			
Geoff Zahn, L (2, 1) ERA: 4.85	6.1	28	6	4	4	2	4	0	0	0	0	0	0	28	44	5.68	1.579																			
Tom Johnson, R (8, 1) ERA: 2.62	1.2	6	2	1	1	2	0	0	0	0	0	0	0	10	10	5.40	1.200																			

Cleveland Indians @ Minnesota Twins
Metropolitan Stadium, Bloomington, MI

Fri Aug 05 1977, 8:05 PM EDT
Att. 14,178 - Unknown - 70 F

AB	34
R	10
H	11
RBI	9
BB	7
SO	5
LOB	16



WP: 0	PA: 43
-------	--------

ERA	WHIP
-----	------

BOTTOM

Cleveland Indians @ Minnesota Twins
Metropolitan Stadium, Bloomington, MI

Fri Aug 05 1977, 8:05 PM EDT
Att: 14,178 - Unknown - 70 F

livebaseballscorecards.com

AB	36
R	14
H	14
RBI	14
BB	6
SO	2
LOB	19



WP:	0	PA:	44
PB:	0	SB:	1
CS:	0		

AB R H RBI BB SO LOB

5 1 2 1 0 1 2

3 2 2 0 2 0 1

4 2 2 1 1 0 2

3 1 0 2 1 0 3

4 2 1 2 1 0 3

4 1 2 1 0 0 2

1 0 1 2 0 0 0

3 2 1 0 1 1 1

5 2 3 5 0 0 2

4 1 0 0 0 0 3

1B:	6	SF:	0
2B:	6	SAC:	1
3B:	1	DP:	2
HR:	2	HBP:	1

Batter	1	2	3	4	5	6	7	8	9
Lyman Bostock, L OBP: 0.398, SLG: 0.510 (1, 8)	0-0 4-3 X	0-0 F8 X		BB 2B X			0-0 5-3-5 1B X		
Roy Smalley, S OBP: 0.334, SLG: 0.337 (1, 6)	0-0 2B 4-3 1B X		BB BB 4-0 FC4-6 BB X	BB BB 4-0 2B BB X	0-0 3-1 2B X		0-0 5-3-5 1-3f X		
Rod Carew, L OBP: 0.457, SLG: 0.583 (1, 3)	0-0 4-3 1-3 2B X		BB BB 0-0 FC4-6 F8 S 1-2f X	BB BB 4-0 2B BB 1-2 2-3 3-H X	0-0 3-1 2-3 X		0-0 SH3-4 1B X		
Butch Wynegar, S OBP: 0.370, SLG: 0.401 (1, 2)	0-0 4-3 2-3 3-H X		BB BB 0-0 F8 1-3 X	BB BB 4-0 2B HR BB 1-2 2-3 3-H X	0-0 1-3 X		0-0 SH3-4 1-2 X		
Dan Ford, R OBP: 0.346, SLG: 0.457 (1, 9)	0-0 F7 X		BB BB 0-0 L9 1-3 2-H 3-H X	BB BB 0-0 HR 2B 1-3 2-H 3-H X	0-0 5-3 X		4-0 3B BB BB BB X		
Glenn Adams, L OBP: 0.392, SLG: 0.478 Bob Gorinski, R OBP: 0.203, SLG: 0.292 (1, 7) (7, 7)		X		HR P4 X		0-0 3-1 X		0-0 3B 1-H 2-H X	
Craig Kusick, R OBP: 0.388, SLG: 0.435 (1, 10)		0-0 K X		1B 2B HR HBP X		0-0 F7 X		4-0 BB G6-3 X	
Mike Cabbage, L OBP: 0.330, SLG: 0.385 (1, 5)		0-0 1-2 1B X		1B HR X		0-0 F7 X		0-0 G6-3 1-2f X	
Bob Randall, R OBP: 0.258, SLG: 0.249 (1, 4)		0-0 P5 X		E4 2B BB 5-3 X		0-0 F4 X			

Inning Stats	R: 1	H: 2	E: 0	LOB: 1	K: 0	BB: 0	S: 5	R: 0	H: 2	E: 0	LOB: 2	K: 1	BB: 0	S: 7	R: 0	H: 0	E: 0	LOB: 1	K: 0	BB: 1	S: 3	R: 11	H: 6	E: 1	LOB: 0	K: 1	BB: 3	S: 12	R: 0	H: 1	E: 0	LOB: 1	K: 0	BB: 0	S: 4	R: 0	H: 0	E: 0	LOB: 0	K: 0	BB: 0	S: 3	R: 0	H: 1	E: 0	LOB: 0	K: 0	BB: 0	S: 3	R: 2	H: 2	E: 0	LOB: 1	K: 0	BB: 2	S: 4	P: 12
--------------	------	------	------	--------	------	-------	------	------	------	------	--------	------	-------	------	------	------	------	--------	------	-------	------	-------	------	------	--------	------	-------	-------	------	------	------	--------	------	-------	------	------	------	------	--------	------	-------	------	------	------	------	--------	------	-------	------	------	------	------	--------	------	-------	------	-------

PITCHER	IP	WLS	BF	H	R	ER	SO	BB	IBB	HBP	BLK	WP	HR	S	P	ERA	WHIP
Al Fitzmorris, R ERA: 5.83 (1, 1)	3.0		20	8	7	7	1	2	0	0	0	0	0	20	28	21.00	3.333
Sid Monge, L ERA: 6.32 (4, 1)	0.0	L	2	0	0	0	0	2	0	0	0	0	0	0	8	∞	∞
Pat Dobson, R ERA: 6.0 (4, 1)	3.0		13	3	5	4	1	0	0	1	0	0	1	14	15	12.00	1.000
Don Hood, L ERA: 3.47 (7, 1)	1.0		3	1	0	0	0	0	0	0	0	0	0	3	3	0.00	1.000
Rick Waits, L ERA: 5.18 (8, 1)	1.0		6	2	2	2	0	2	0	0	0	0	0	4	12	18.00	4.000

PITCHER	IP	WLS	BF	H	R	ER	SO	BB	IBB	HBP	BLK	WP	HR	S	P	ERA	WHIP
---------	----	-----	----	---	---	----	----	----	-----	-----	-----	----	----	---	---	-----	------

Batter	1	2	3	4	5	6	7	8	9	AB R H RBI BB SO LOB
Jim Norris, L (1, 8) OBP: 0.365, SLG: 0.369	0-3 K		0-0 4-3	0-0 4-3			0-0 E6 1B FC4-6	0-0 2B		5 1 1 0 0 1 3
Duane Kuiper, L (1, 4) OBP: 0.327, SLG: 0.341	0-3 K		0-0 3B		0-0 2B		0-0 FC4-6 1B	0-0 4-3		5 0 3 1 0 1 1
Buddy Bell, R (1, 5) OBP: 0.356, SLG: 0.422	4-0 PB BB		0-0 P4		0-0 6-3		0-0 FC4-6 1B		0-0 4-3	4 0 1 0 1 0 2
Andre Thornton, R (1, 3) OBP: 0.361, SLG: 0.561	0-3 K		0-0 F8		0-0 5-3		0-0 L5		0-0 2B	5 0 1 0 0 1 6
Rico Carty, R (1, 10) OBP: 0.353, SLG: 0.407		0-0 G3		4-0 1B BB		0-0 G3	0-0 FC4-6		0-0 F8	4 1 0 1 1 0 4
Bruce Bochte, L (1, 7) OBP: 0.342, SLG: 0.371		0-0 2B 4-3 1B		0-0 FC1-5 1B		0-0 F7	0-3 K		0-0 L9	5 1 2 0 0 1 3
Ron Pruitt, R (1, 9) OBP: 0.354, SLG: 0.438		0-0 4-3 2B		0-0 F8 FC1-5 1B		0-0 L8		0-0 HR		4 1 3 2 0 0 0
Fred Kendall, R (1, 2) OBP: 0.301, SLG: 0.387		0-0 4-3		0-0 FC1-5		0-0 F7		0-0 5-3		4 0 0 1 0 0 3
Frank Duffy, R (1, 6) OBP: 0.243, SLG: 0.274		0-0 P3		0-0 F8		4-0 E 1B BB		0-0 P5		3 1 0 0 1 0 3

Cleveland Indians @ Minnesota Twins
Metropolitan Stadium, Bloomington, MI

Sat Aug 06 1977, 4:33 AM EDT
Att. 16,209 - Unknown - 74 F

livebaseballscorecards.com

AB	39
R	5
H	11
RBI	5
BB	3
SO	4
LOB	25



Inning Stats	R: 0	H: 0	E: 0	K: 3	S: 9	P: 13	R: 1	H: 2	E: 0	K: 0	S: 5	P: 5	R: 0	H: 1	E: 0	K: 0	S: 4	P: 4	R: 1	H: 2	E: 0	K: 0	S: 5	P: 9	R: 0	H: 1	E: 0	K: 0	S: 4	P: 4	R: 0	H: 0	E: 0	K: 0	S: 3	P: 3	R: 2	H: 2	E: 1	K: 1	S: 8	P: 12	R: 1	H: 2	E: 0	K: 0	S: 5	P: 5	R: 0	H: 1	E: 0	K: 0	S: 4	P: 4	1B: 5	2B: 4	3B: 1	HR: 1	SF: 0	SAC: 0	DP: 0	HBP: 0	WP: 0	PA: 42
--------------	------	------	------	------	------	-------	------	------	------	------	------	------	------	------	------	------	------	------	------	------	------	------	------	------	------	------	------	------	------	------	------	------	------	------	------	------	------	------	------	------	------	-------	------	------	------	------	------	------	------	------	------	------	------	------	-------	-------	-------	-------	-------	--------	-------	--------	-------	--------

PITCHER	IP	WLS	BF	H	R	ER	SO	BB	IBB	HBP	BLK	WP	HR	S	P	ERA	WHIP
Dave Johnson, R (1, 1) ERA: 4.17	6.0		27	6	3	2	3	3	0	0	0	0	0	30	42	3.00	1.500
Tom Burgmeier, L (7, 1) ERA: 4.05	2.0		11	4	2	1	1	0	0	0	0	0	1	13	13	4.50	2.000
Tom Johnson, R (9, 1) ERA: 2.62	0.1		2	1	0	0	0	0	0	0	0	0	0	2	2	0.00	3.000
Pete Redfern, R (9, 1) ERA: 4.74	0.2	W	2	0	0	0	0	0	0	0	0	0	0	2	2	0.00	0.000

BOTTOM

Cleveland Indians @ Minnesota Twins
Metropolitan Stadium, Bloomington, MI

Sat Aug 06 1977, 4:33 AM EDT
Att: 16,209 - Unknown - 74 F

livebaseballscorecards.com

AB	33
R	6
H	7
RBI	5
BB	6
SO	3
LOB	15



WP	1	PA	40
PB	0		
SB	2		
CS	1		

AB R H RBI BB SO LOB

4	1	2	0	1	0	3
4	1	1	1	1	1	3
3	1	0	1	2	0	1
5	0	2	2	0	0	3
4	0	0	0	0	0	2
4	0	0	0	0	0	1
3	0	0	0	1	0	0
3	1	0	0	1	1	1
0	1	0	0	0	0	0
3	1	2	1	0	1	1

Batter	1	2	3	4	5	6	7	8	9
Roy Smalley, S OBP: 0.337, SLG: 0.339 (1, 6)	4-0 CS BB	0-0 1-2 1B		0-0 F7			0-0 1-3 4-3 1B		0-0 3-1
Rod Carew, L OBP: 0.457, SLG: 0.580 (1, 3)	0-0 1-2 2B 1B	0-0 4-3			0-3 K		0-0 1-3 4-3		4-0 2-3 IBB
Butch Wynegar, S OBP: 0.371, SLG: 0.397 (1, 2)	4-0 1-2 2B IBB		0-0 F7		0-0 G3		0-0 3-H 4-3		4-0 1-2 BB
Lyman Bostock, L OBP: 0.399, SLG: 0.512 (1, 8)	0-0 1-H 2-H 3-1 2B		0-0 L4-3 1B		0-0 4-3		0-0 3-H G3		0-0 3-H WP
Glenn Adams, L OBP: 0.383, SLG: 0.466 (1, 7)	0-0 2-3 3-1		0-0 1-2 L4-3			0-0 G3		0-0 3-1	
Mike Cabbage, L OBP: 0.326, SLG: 0.380 (1, 5)	0-0 4-3			0-0 4-3		0-0 1-3		0-0 L7	
Dan Ford, R OBP: 0.345, SLG: 0.453 (1, 9)				0-0 4-3		0-0 F8		0-0 5-3	
Craig Kusick, R OBP: 0.386, SLG: 0.428 (1, 10)		0-3 K		4-0 2B BB			0-0 6-3		0-0 3-1 E5 SH1-4 WP
Jerry Terrell, R OBP: 0.260, SLG: 0.265 (9, PR)		0-3 K		0-0 1-H 2B			0-0 1B E 1B		0-0 1-2 SH1-4
Bob Randall, R OBP: 0.264, SLG: 0.261 (1, 4)									

Inning Stats	R: 2 E: 0 K: 0 S: 4	H: 2 LOB: 1 BB: 2 P: 12	R: 0 E: 0 K: 2 S: 8	H: 1 LOB: 2 BB: 1 P: 12	R: 0 E: 0 K: 0 S: 3	H: 1 LOB: 0 BB: 0 P: 3	R: 1 E: 0 K: 0 S: 4	H: 1 LOB: 1 BB: 1 P: 8	R: 0 E: 0 K: 1 S: 5	H: 0 LOB: 0 BB: 0 P: 5	R: 0 E: 0 K: 0 S: 3	H: 0 LOB: 0 BB: 0 P: 3	R: 2 E: 1 K: 0 S: 6	H: 2 LOB: 1 BB: 0 P: 6	R: 0 E: 0 K: 0 S: 3	H: 0 LOB: 0 BB: 0 P: 3	R: 1 E: 1 K: 0 S: 3	H: 0 LOB: 2 BB: 2 P: 11	1B: 5 2B: 3 3B: 0 HR: 0	SF: 0 SAC: 1 DP: 1 HBP: 0	WP: 1 PB: 0 SB: 2 CS: 1	PA: 40
--------------	------------------------------	----------------------------------	------------------------------	----------------------------------	------------------------------	---------------------------------	------------------------------	---------------------------------	------------------------------	---------------------------------	------------------------------	---------------------------------	------------------------------	---------------------------------	------------------------------	---------------------------------	------------------------------	----------------------------------	----------------------------------	------------------------------------	----------------------------------	--------

PITCHER	IP	WLS	BF	H	R	ER	SO	BB	IBB	HBP	BLK	WP	HR	S	P	ERA	WHIP
Wayne Garland, R ERA: 4.35 (1, 1)	8.2	L	40	7	6	4	3	4	2	0	0	1	0	39	63	4.15	1.269

Batter	1	2	3	4	5	6	7	8	9	AB R H RBI BB SO LOB	TOP											
Jim Norris, L (1, 8) OBP: 0.364, SLG: 0.374	0-3 K		0-0 3B		0-0 4-3			0-3 K		4 0 1 0 0 2 3												
Duane Kuiper, L (1, 4) OBP: 0.327, SLG: 0.343	0-0 6-3		0-0 6-3			0-0 G3		0-0 2B		4 0 1 1 0 0 1												
Buddy Bell, R (1, 5) OBP: 0.353, SLG: 0.417	0-0 P5			0-0 6-3		0-0 6-3		0-0 P4		4 0 0 0 0 0 1												
Andre Thornton, R (1, 3) OBP: 0.363, SLG: 0.558		0-0 L5		1-0 HBP		0-0 6-3			0-0 1B	3 0 1 0 0 0 0												
Bruce Bochte, L (1, 7) OBP: 0.341, SLG: 0.367		4-0 BB		0-0 G6-4-3			0-3 K		0-0 G4-6-3	3 0 0 0 1 1 2												
Bill Melton, R (1, 10) OBP: 0.346, SLG: 0.348		0-3 K			0-0 FC1-5 1B		0-0 F8		0-0 P4	4 0 1 0 0 1 1												
Ron Pruitt, R (1, 9) OBP: 0.353, SLG: 0.429		0-0 FC6-4			4-0 FC1-5 BB		0-3 K			2 0 0 0 1 1 1												
Fred Kendall, R (1, 2) OBP: 0.301, SLG: 0.386			0-3 K		0-0 FC1-5			0-0 WP 2B 1B		3 1 1 0 0 1 2												
Frank Duffy, R (1, 6) OBP: 0.241, SLG: 0.272			0-3 K		0-0 F8			0-0 F9		2 0 0 0 0 1 2												
Larvell Blanks, R (8, PH) OBP: 0.307, SLG: 0.416 (8, 6)										1 0 0 0 0 0 1												
Inning Stats	R: 0 E: 0 K: 1 S: 5	H: 0 LOB: 0 BB: 0 P: 5	R: 0 E: 0 K: 1 S: 5	H: 0 LOB: 1 BB: 1 P: 9	R: 0 E: 0 K: 2 S: 8	H: 1 LOB: 1 BB: 0 P: 8	R: 0 E: 0 K: 0 S: 2	H: 0 LOB: 0 BB: 0 P: 3	R: 0 E: 0 K: 2 S: 4	H: 1 LOB: 2 BB: 1 P: 8	R: 0 E: 0 K: 0 S: 3	H: 0 LOB: 0 BB: 0 P: 3	R: 0 E: 0 K: 2 S: 7	H: 0 LOB: 0 BB: 0 P: 7	R: 1 E: 0 K: 1 S: 7	H: 2 LOB: 1 BB: 0 P: 7	R: 0 E: 0 K: 0 S: 3	H: 1 LOB: 0 BB: 0 P: 3	1B: 3 2B: 1 3B: 1 HR: 0	SF: 0 SAC: 0 DP: 2 HBP: 1	WP: 1 PB: 0 SB: 0 CS: 0	PA: 33
PITCHER Dave Goltz, R (1, 1) ERA: 3.25	IP 9.0 WLS W BF 33 H 5 R 1 ER 1 SO 7 BB 2 IBB 0 HBP 1 BLK 0 WP 1 HR 0 S 44 P 53 ERA 1.00 WHIP 0.778											PITCHER	IP WLS BF H R ER SO BB IBB HBP BLK WP HR S P ERA WHIP									

Cleveland Indians @ Minnesota Twins
 Metropolitan Stadium, Bloomington, MI
 Sun Aug 07 1977, 4:33 AM EDT
 Att: 21,801 - Unknown

livebaseballscorecards.com

AB	30
R	1
H	5
RBI	1
BB	2
SO	7
LOB	14



Batter	1	2	3	4	5	6	7	8	9	AB	R	H	RBI	BB	SO	LOB
Roy Smalley, S OBP: 0.335, SLG: 0.337 (1, 6)	0-3 K		0-0 F7		0-0 F7	0-0 F8		0-0 2B 1B		5	1	1	0	0	1	0
Rod Carew, L OBP: 0.460, SLG: 0.590 (1, 3)	0-0 F8		0-0 1B 2B		0-0 S 1B 1B		0-0 SH1-3 2B 2B	0-0 1-H 2B 2B		5	4	4	1	0	0	0
Butch Wynegar, S OBP: 0.371, SLG: 0.396 (1, 2)	0-0 P4		0-0 2-H 1B		0-0 F7	0-0 1-2 F7	0-0 SH1-3 2B	4-0 2B 1B BB		4	2	1	1	1	0	2
Lyman Bostock, L OBP: 0.400, SLG: 0.514 (1, 8)		0-0 P6	0-0 L7		0-0 2-H S 1B	0-0 2-H S 1B	0-0 SH1-3	0-0 1B 2B		4	0	2	2	0	0	1
Glenn Adams, L OBP: 0.388, SLG: 0.466 Bob Gorinski, R OBP: 0.211, SLG: 0.297 (7, PH) (8, 7)		0-0 HR 1B		0-0 P6	4-0 1-2 BB	0-0 1-2 BB	0-0 F9	0-0 2-3 3-H 1B		2	1	1	0	1	0	0
Rich Chiles, L OBP: 0.319, SLG: 0.330 Craig Kusick, R OBP: 0.387, SLG: 0.426 (7, PH) (1, 10)		0-0 F2		0-0 HBP 1B	0-0 F2	0-0 F2	4-0 2B IBB	0-3 K		3	0	1	0	0	0	3
Mike Cabbage, L OBP: 0.330, SLG: 0.404 (1, 5)		0-0 1-H HR		0-0 F7		0-0 SF7 3B	0-0 1-H 2-H 3-H 2B	0-3 K		5	2	3	5	0	1	3
Dan Ford, R OBP: 0.344, SLG: 0.451 (1, 9)		0-0 F2		1-0 1-2 HBP	0-0 SF7	0-0 5-3				2	0	0	1	0	0	1
Bob Randall, R OBP: 0.259, SLG: 0.255 (1, 4)			0-0 F7	0-3 K		0-0 P5		0-0 G3		4	0	0	0	0	1	2

Inning Stats		R: 0	H: 0	R: 2	H: 2	R: 1	H: 2	R: 0	H: 1	R: 1	H: 2	R: 1	H: 1	R: 3	H: 2	R: 3	H: 4		
E: 0		LOB: 0		E: 0		LOB: 0		E: 0		LOB: 2		E: 0		LOB: 1		E: 0		LOB: 2	
K: 1		BB: 0		K: 0		BB: 0		K: 1		BB: 0		K: 0		BB: 1		K: 2		BB: 1	
S: 5		P: 5		S: 5		P: 5		S: 5		P: 7		S: 6		P: 9		S: 11		P: 15	
1B: 7		SF: 1		2B: 5		SAC: 1		3B: 1		DP: 0		HR: 1		HBP: 1		WP: 0		PA: 43	
CS: 0																			
PITCHER																			
IP	WLS	BF	H	R	ER	SO	BB	IBB	HBP	BLK	WP	HR	S	P	ERA	WHIP			
Dennis Eckersley, R ERA: 3.68 (1, 1)	6.0	L	28	8	5	5	2	1	0	0	0	1	30	35	7.50	1.500			
Sid Monge, L ERA: 6.16 (7, 1)	1.0		7	2	3	0	0	0	1	0	0	0	6	10	0.00	2.000			
Jim Kern, R ERA: 3.36 (8, 1)	1.0		8	4	3	3	2	1	0	0	0	0	11	15	27.00	5.000			

BOTTOM

Cleveland Indians @ Minnesota Twins
Metropolitan Stadium, Bloomington, MI
Sun Aug 07 1977, 4:33 AM EDT
Att. 21,801 - Unknown

livebaseballscores.com

AB	37
R	11
H	14
RBI	11
BB	3
SO	4
LOB	16



Batter	1	2	3	4	5	6	7	8	9	AB R H RBI BB SO LOB	TOP	
Duane Kuiper, L (1, 4) OBP: 0.328, SLG: 0.342	0-0 G6-4-3 1B		0-3 K		0-0 F7	4-0 BB		0-0 G6-3 1-2f		4 0 1 0 1 1 2		
Paul Dade, R (1, 8) OBP: 0.342, SLG: 0.369	0-0 G6-4-3 1-2f		0-3 K		0-0 2B 1B	0-0 F3			0-0 L4	5 0 1 0 0 1 4		
Larvell Blanks, R (1, 6) OBP: 0.324, SLG: 0.447	0-0 1B			0-0 4-3 2B	0-0 1-3 2-H 2B		0-0 2B 2B		0-0 G5-4-3 1B	5 1 5 1 0 0 0		
Andre Thornton, R (1, 3) OBP: 0.360, SLG: 0.549	0-0 F3			0-0 F2	4-0 BB		0-3 K		0-0 G5-4-3 1-2f	4 0 0 0 1 1 4		
Rico Carty, R (1, 10) OBP: 0.351, SLG: 0.408		0-0 4-3		0-0 4-3	0-0 F8		0-0 2B			4 0 1 1 0 0 4		
Bill Melton, R (1, 5) OBP: 0.352, SLG: 0.359		4-0 1-5-3 BB		0-0 F2		0-0 S 2B		0-0 L7		3 0 1 0 1 0 2		
Ron Pruitt, R (1, 7) OBP: 0.358, SLG: 0.436		0-0 1-5-3 1-2			0-0 1B 2B	4-0 S BB	0-3 K			3 1 1 0 1 1 2		
Charlie Spikes, R (1, 9) OBP: 0.329, SLG: 0.400		0-3 K		0-3 K	0-3 K			0-3 K		3 0 0 0 0 3 4		
John Lowenstein, L (8, PH) OBP: 0.363, SLG: 0.357 (8, 9)					1-2 2-3 K					1 0 0 0 0 1 0		
Ray Fosse, R (1, 2) OBP: 0.303, SLG: 0.396			0-0 F8		0-0 2B 1B	0-0 5-3		4-0 G6-3 BB		3 1 1 1 0 0 2		
Bruce Bochte, L (8, PH) OBP: 0.343, SLG: 0.367										0 0 0 0 1 0 0		
Fred Kendall, R (8, 2) OBP: 0.301, SLG: 0.386										0 0 0 0 0 0 0		
Inning Stats	R: 0 H: 2 E: 0 LOB: 1 K: 0 BB: 0 S: 4 P: 4	R: 0 H: 0 E: 0 LOB: 1 K: 1 BB: 1 S: 5 P: 9	R: 0 H: 0 E: 0 LOB: 0 K: 2 BB: 0 S: 7 P: 7	R: 0 H: 1 E: 0 LOB: 1 K: 0 BB: 0 S: 4 P: 4	R: 2 H: 4 E: 0 LOB: 3 K: 1 BB: 1 S: 9 P: 13	R: 0 H: 1 E: 0 LOB: 3 K: 1 BB: 2 S: 6 P: 14	R: 1 H: 2 E: 0 LOB: 1 K: 2 BB: 0 S: 9 P: 9	R: 0 H: 0 E: 0 LOB: 0 K: 1 BB: 1 S: 4 P: 8	R: 0 H: 1 E: 0 LOB: 0 K: 0 BB: 0 S: 3 P: 3	1B: 5 SF: 0 2B: 6 SAC: 0 3B: 0 DP: 3 HR: 0 HBP: 0	WP: 0 PA: 40 PB: 0 SB: 2 CS: 0	
PITCHER Mike Flanagan, L (1, 1) ERA: 3.65	IP WLS BF H R ER SO BB IBB HBP BLK WP HR S P ERA WHIP	4.2 21 7 2 2 4 1 0 0 0 0 0 28 32 3.86 1.714										
Dennis Martinez, R (5, 1) ERA: 3.38	IP WLS BF H R ER SO BB IBB HBP BLK WP HR S P ERA WHIP	4.1 19 4 1 1 4 4 0 0 0 0 0 23 39 2.08 1.846										

Cleveland Indians @ Baltimore Orioles
 Memorial Stadium, Baltimore, MD
 Mon Aug 08 1977, 7:05 PM EDT
 Att: 11,431 - Unknown

livebaseballscorecards.com

AB	35
R	3
H	11
RBI	3
BB	5
SO	8
LOB	24



Batter	1	2	3	4	5	6	7	8	9
Billy Smith, S OBP: 0.298, SLG: 0.338 (1, 4)	0-0 E 1-3 1B	0-3 K		0-0 F8		0-0 F8			
Elliott Maddox, R OBP: 0.345, SLG: 0.292 (1, 8)	0-0 1-3 1-2		1-0 WP 1B HBP	0-0 6-3			0-0 1-3		
Ken Singleton, S OBP: 0.435, SLG: 0.497 (1, 9)	4-0 E BB		0-0 1-3 1-2	0-3 K			0-0 L7		
Lee May, R OBP: 0.282, SLG: 0.402 (1, 3)	0-0 E1		0-0 2B 1B		0-0 F8		0-3 K		
Tony Muser, L OBP: 0.324, SLG: 0.296 (8, 3)									
Eddie Murray, S OBP: 0.327, SLG: 0.451 (1, 10)	0-3 K		0-0 WP 1B 2B		0-0 3-1			0-0 1-3	
Doug DeCinces, R OBP: 0.340, SLG: 0.413 (1, 5)	0-0 6-3		0-0 5-3 2-3		0-0 F8			0-3 K	
Andres Mora, R OBP: 0.250, SLG: 0.524 (1, 7)			0-0 F8	4-0 1B BB		0-0 HR		0-3 K	
Tom Shopay, L OBP: 0.267, SLG: 0.279 (9, 7)									
Mark Belanger, R OBP: 0.256, SLG: 0.237 (1, 6)			4-0 S BB	0-0 1-2 3-H 1B		0-0 F6			
Ken Rudolph, R OBP: 0.217, SLG: 0.182 (1, 2)			0-3 K	0-0 F9		0-3 K			

Inning Stats	R: 2	H: 1	E: 1	LOB: 1	K: 1	BB: 1	S: 7	P: 11
	R: 0	H: 0	E: 0	LOB: 1	K: 2	BB: 1	S: 7	P: 11
	R: 3	H: 3	E: 0	LOB: 2	K: 0	BB: 1	S: 6	P: 11
	R: 0	H: 0	E: 0	LOB: 0	K: 1	BB: 0	S: 5	P: 5
	R: 0	H: 0	E: 0	LOB: 0	K: 0	BB: 0	S: 3	P: 3
	R: 1	H: 1	E: 0	LOB: 0	K: 1	BB: 0	S: 6	P: 6
	R: 0	H: 0	E: 0	LOB: 0	K: 1	BB: 0	S: 5	P: 5
	R: 0	H: 0	E: 0	LOB: 0	K: 2	BB: 0	S: 7	P: 7

PITCHER	IP	WLS	BF	H	R	ER	SO	BB	IBB	HBP	BLK	WP	HR	S	P	ERA	WHIP
Jim Bibby, R ERA: 3.84 (1, 1)	8.0	L	34	5	6	4	8	3	0	1	0	2	1	46	59	4.50	1.000

BOTTOM

AB	R	H	RBI	BB	SO	LOB
4	1	1	0	0	1	1
3	1	0	0	0	0	1
3	1	0	0	1	1	1
4	1	1	1	0	1	0
0	0	0	0	0	0	0
4	1	1	1	0	1	1
4	0	0	0	0	1	2
3	1	1	1	1	1	0
0	0	0	0	0	0	0
2	0	1	1	1	0	0
3	0	0	0	0	2	3

AB	30
R	6
H	5
RBI	4
BB	3
SO	8
LOB	9



WP	HR	S	P	ERA	WHIP
2	1	46	59	4.50	1.000

Cleveland Indians @ Baltimore Orioles
Memorial Stadium, Baltimore, MD
 Mon Aug 08 1977, 7:05 PM EDT
 Att. 11,431 - Unknown

livebaseballscorecards.com

Batter	1	2	3	4	5	6	7	8	9	AB R H RBI BB SO LOB	TOP	
Duane Kuiper, L (1, 4) OBP: 0.325, SLG: 0.339	0-0 6-3		0-0 F8			0-0 F8		0-0 L4		4 0 0 0 0 0 1		
Paul Dade, R (1, 8) OBP: 0.338, SLG: 0.364	0-3 K		0-0 F4			0-0 5-3			0-0 4-3	4 0 0 0 0 1 1		
Larvell Blanks, R (1, 6) OBP: 0.327, SLG: 0.446	4-0 BB			0-0 6-3			0-0 FC5-4 1B		0-0 F9	3 0 1 0 1 0 0		
Andre Thornton, R (1, 3) OBP: 0.359, SLG: 0.544	0-0 F9			0-0 G4-6-3 1B			0-0 FC5-4 1B WP		0-0 F5	4 1 1 0 0 0 2		
Rico Carty, R (1, 10) OBP: 0.348, SLG: 0.404		0-0 4-3		0-0 G4-6-3 1-2f			0-0 5-3 1-2			3 0 0 0 0 0 2		
Bill Melton, R (1, 5) OBP: 0.360, SLG: 0.362		4-0 CS BB			0-0 F6		0-0 FC5-4 1B 2-H			2 0 1 1 1 0 0		
Ron Pruitt, R (1, 9) OBP: 0.349, SLG: 0.423		0-0 F6 1-2			0-0 F8		0-0 FC5-4 1-2f			3 0 0 0 0 0 2		
Bruce Bochte, L (1, 7) OBP: 0.343, SLG: 0.367			0-0 SH1-4 1B		0-0 F7			0-0 4-3		3 0 1 0 0 0 0		
Ray Fosse, R (1, 2) OBP: 0.300, SLG: 0.392			0-0 SH1-4 1-2			0-0 6-3		0-0 1-3		2 0 0 0 0 0 0		
Inning Stats	R: 0 H: 0 E: 0 LOB: 1 K: 1 BB: 1 S: 5 P: 9	R: 0 H: 0 E: 0 LOB: 0 K: 0 BB: 1 S: 2 P: 6	R: 0 H: 1 E: 0 LOB: 1 K: 0 BB: 0 S: 4 P: 4	R: 0 H: 1 E: 0 LOB: 0 K: 0 BB: 0 S: 3 P: 3	R: 0 H: 0 E: 0 LOB: 0 K: 0 BB: 0 S: 3 P: 3	R: 0 H: 0 E: 0 LOB: 0 K: 0 BB: 0 S: 3 P: 3	R: 1 H: 2 E: 0 LOB: 1 K: 0 BB: 0 S: 5 P: 5	R: 0 H: 0 E: 0 LOB: 0 K: 0 BB: 0 S: 3 P: 3	R: 0 H: 0 E: 0 LOB: 0 K: 0 BB: 0 S: 3 P: 3	1B: 4 SF: 0 2B: 0 SAC: 1 3B: 0 DP: 1 HR: 0 HBP: 0	WP: 1 PA: 31 PB: 0 SB: 0 CS: 1	
PITCHER Ross Grimsley, L (1, 1) ERA: 3.57	IP WLS BF H R ER SO BB IBB HBP BLK WP HR S P ERA WHIP	9.0 W 31 4 1 1 1 1 2 0 0 0 1 0 31 39 1.00 0.667										
	PITCHER IP WLS BF H R ER SO BB IBB HBP BLK WP HR S P ERA WHIP											

Cleveland Indians @ Baltimore Orioles
 Memorial Stadium, Baltimore, MD
 Tue Aug 09 1977, 7:05 PM EDT
 Att: 8,797 - Unknown - 80 F

livebaseballscorecards.com

AB	28
R	1
H	4
RBI	1
BB	2
SO	1
LOB	8



Batter	1	2	3	4	5	6	7	8	9
Billy Smith, S (1, 4) OBP: 0.300, SLG: 0.340	0-0 1-3		0-0 F9			0-0 SH1-3 1B		0-0 1B 1B	
Elliott Maddox, R (1, 8) OBP: 0.344, SLG: 0.294	0-0 F7			0-0 F9		0-0 SH1-3		0-0 CS 1B	
Ken Singleton, S (1, 9) OBP: 0.433, SLG: 0.494	0-0 F4			0-0 F6		0-0 G5-4-3 1B		0-3 K 1-2	
Lee May, R (1, 3) OBP: 0.282, SLG: 0.400 Tom Shopay, L (8, PR) OBP: 0.267, SLG: 0.279 (9, 7)		0-3 K		0-0 F8		0-0 G5-4-3 1-2f		0-0 CS 1B	
Eddie Murray, S (1, 10) OBP: 0.327, SLG: 0.449		0-0 1-3			4-0 BB BB		0-0 4-3	0-0 CS 1-2	
Andres Mora, R (1, 7) OBP: 0.264, SLG: 0.529 Ken Rudolph, R (9, 2) OBP: 0.217, SLG: 0.182		0-0 1B			0-0 1-2 1B		0-0 6-3		
Doug DeCinces, R (1, 5) OBP: 0.340, SLG: 0.413		0-3 K			0-0 F8		0-0 1B 1B		
Mark Belanger, R (1, 6) OBP: 0.256, SLG: 0.235 Pat Kelly, L (7, PH) OBP: 0.355, SLG: 0.386 Kiko Garcia, R (8, 6) OBP: 0.258, SLG: 0.326			0-0 5-3		0-0 F3		0-0 1-3 1B		
Dave Skaggs, R (1, 2) OBP: 0.320, SLG: 0.289 Tony Muser, L (8, PH) OBP: 0.330, SLG: 0.313 (9, 3)			0-0 4-3		0-3 K			0-0 1B 1B 2B	

Inning Stats	R: 0	H: 0	E: 0	K: 0	S: 3	R: 0	H: 1	E: 0	K: 2	S: 8	R: 0	H: 0	E: 0	K: 0	S: 3	R: 0	H: 0	E: 0	K: 0	S: 3	R: 0	H: 1	E: 0	K: 1	S: 6	R: 1	H: 2	E: 0	K: 0	S: 4	R: 0	H: 2	E: 0	K: 0	S: 4	R: 2	H: 4	E: 0	K: 1	S: 7
	LOB: 0	BB: 0	P: 3	LOB: 1	BB: 0	P: 8	LOB: 0	BB: 0	P: 3	LOB: 0	BB: 0	P: 3	LOB: 2	BB: 1	P: 10	LOB: 0	BB: 0	P: 4	LOB: 2	BB: 0	P: 4	LOB: 1	BB: 0	P: 7	LOB: 0	BB: 0	P: 7	SF: 0	SAC: 1	DP: 2	HBP: 0	1B: 9	2B: 2	3B: 0	HR: 0	SF: 0	SAC: 1	DP: 2	HBP: 0	

PITCHER	IP	WLS	BF	H	R	ER	SO	BB	IBB	HBP	BLK	WP	HR	S	P	ERA	WHIP
Al Fitzmorris, R (1, 1) ERA: 5.57	7.0	L	27	7	2	2	3	1	0	0	0	0	0	32	36	2.57	1.143
Jim Kern, R (8, 1) ERA: 3.44	1.0		4	3	1	1	1	0	0	0	0	0	0	6	6	9.00	3.000


BOTTOM

Cleveland Indians @ Baltimore Orioles
Memorial Stadium, Baltimore, MD

Tue Aug 09 1977, 7:05 PM EDT
 Att. 8,797 - Unknown - 80 F

livebaseballscorecards.com

AB	29
R	3
H	10
RBI	3
BB	1
SO	4
LOB	10



WP: 0	PA: 32
PB: 0	
SB: 0	
CS: 2	

Batter	1	2	3	4	5	6	7	8	9	AB R H RBI BB SO LOB	TOP											
Duane Kuiper, L (1, 4) OBP: 0.325, SLG: 0.340	0-0 4-3 1B	0-0 1B		0-3 K	0-0 SF7		0-0 G3			4 1 2 1 0 1 0												
Buddy Bell, R (1, 5) OBP: 0.354, SLG: 0.422	0-0 1-3 1B	0-0 F6		0-0 4-3 2B	0-0 1-3 2B			0-0 L4		5 0 2 0 0 0 2												
Larvell Blanks, R (1, 6) OBP: 0.319, SLG: 0.434	0-0 4-3 2-3 1B		0-0 5-3	0-0 4-3 2-3	0-0 F3			0-0 6-3		5 0 0 0 0 0 4												
Andre Thornton, R (1, 3) OBP: 0.363, SLG: 0.542	0-0 BB 3-H 1B		4-0 S 1B BB	1-0 HBP	0-3 K			0-0 F2		3 1 1 1 1 1 2												
Bill Melton, R (1, 10) OBP: 0.371, SLG: 0.374	0-0 BB 1-2 1B		0-0 F8 1-H 1B 1B	0-0 F8		0-3 K			0-0 G5-4-3 1B	5 1 3 1 0 1 2												
Ron Pruitt, R (1, 7) OBP: 0.360, SLG: 0.420	4-0 1-2 2-3 BB		0-0 1B 1-2 1B		4-0 1B S 1B BB	0-3 K			0-0 G5-4-3 1-2f	3 1 1 0 2 1 1												
Charlie Spikes, R (1, 9) OBP: 0.333, SLG: 0.392	0-3 K		0-0 F8 2-3		4-0 1B 1-2 1B BB	0-3 K			0-0 FC5-4 1B	4 1 1 0 1 2 5												
Paul Dade, R (1, 8) OBP: 0.339, SLG: 0.365		0-0 6-3	0-0 1-3 3-H 1B		0-0 1B 1-2 2-3 SF7 1B		0-0 6-3		0-0 FC5-4 1-2f	5 1 2 1 0 0 1												
Fred Kendall, R (1, 2) OBP: 0.300, SLG: 0.383		0-0 L3	0-0 5-3		0-0 2B 1-3 2-H 3-H 1B		0-0 F9			4 0 1 2 0 0 2												
Inning Stats	R: 1 E: 0 K: 1 S: 8	H: 3 LOB: 3 BB: 1 P: 12	R: 0 E: 0 K: 0 S: 4	H: 1 LOB: 1 BB: 0 P: 4	R: 2 E: 0 K: 0 S: 6	H: 3 LOB: 2 BB: 1 P: 10	R: 0 E: 0 K: 1 S: 6	H: 1 LOB: 2 BB: 0 P: 7	R: 3 E: 0 K: 1 S: 8	H: 3 LOB: 2 BB: 2 P: 16	R: 0 E: 0 K: 3 S: 9	H: 0 LOB: 0 BB: 0 P: 9	R: 0 E: 0 K: 0 S: 3	H: 0 LOB: 0 BB: 0 P: 3	R: 0 E: 0 K: 0 S: 3	H: 0 LOB: 0 BB: 0 P: 3	R: 0 E: 0 K: 0 S: 4	H: 2 LOB: 1 BB: 0 P: 4	1B: 11 2B: 2 3B: 0 HR: 0	SF: 1 SAC: 0 DP: 1 HBP: 1	WP: 0 PB: 0 SB: 2 CS: 0	PA: 44
PITCHER	IP WLS BF H R ER SO BB IBB HBP BLK WP HR S P ERA WHIP																					
Wilbur Wood, L (1, 1) ERA: 4.55	4.0 L 26 9 6 6 2 4 0 1 0 0 0 0 25 42 13.50 3.250																					
Jack Kucek, R (5, 1) ERA: 2.57	5.0 18 4 0 0 4 0 0 0 0 0 0 0 26 26 0.00 0.800																					

Cleveland Indians @ Chicago White Sox
 Comiskey Park, Chicago, IL
 Wed Aug 10 1977, 8:05 PM EDT
 Att: 28,180 - Unknown

AB	38
R	6
H	13
RBI	6
BB	4
SO	6
LOB	19



livebaseballscorecards.com

Batter	1	2	3	4	5	6	7	8	9	AB	R	H	RBI	BB	SO	LOB
Ralph Garr, L (1, 7) OBP: 0.330, SLG: 0.444	0-0 6-3		0-0 1B 2B			0-0 G3		0-3 K		4	1	1	0	0	1	0
Alan Bannister, R (1, 6) OBP: 0.365, SLG: 0.371	0-0 6-3		0-0 2-H 1B			0-0 L5		0-0 L4		4	0	1	1	0	0	0
Richie Zisk, R (1, 9) OBP: 0.374, SLG: 0.539	0-0 2B		0-0 5-3			0-0 F4			0-0 6-3	4	0	1	0	0	0	1
Lamar Johnson, R (1, 3) OBP: 0.340, SLG: 0.538	0-0 6-3				0-0 F4			0-0 5-3		4	0	1	0	0	0	1
Oscar Gamble, L (1, 10) OBP: 0.366, SLG: 0.566		0-0 G3			0-0 F6		4-0 WP BB		4-0 1B BB	2	0	0	0	2	0	0
Chet Lemon, R (1, 8) OBP: 0.356, SLG: 0.489		0-0 F3			0-0 5-3		0-0 5-3		0-3 K	4	0	0	0	0	1	3
Eric Soderholm, R (1, 5) OBP: 0.360, SLG: 0.505		0-0 F7				0-0 5-3		4-0 BB		3	0	1	0	1	0	0
Jack Brohamer, L (1, 4) OBP: 0.358, SLG: 0.375			0-0 4-3			0-0 F8		0-0 F8		3	0	0	0	0	0	2
Jorge Orta, L (9, PH) OBP: 0.345, SLG: 0.431								0-0 F7		1	0	0	0	0	0	3
Brian Downing, R (1, 2) OBP: 0.409, SLG: 0.404			0-0 5-3			0-0 5-3			0-0 F3	3	0	0	0	0	0	0

Inning Stats	R: 0	H: 1	E: 0	LOB: 1	K: 0	BB: 0	S: 4	P: 4	R: 0	H: 0	E: 0	LOB: 0	K: 0	BB: 0	S: 3	P: 3	R: 1	H: 2	E: 0	LOB: 1	K: 0	BB: 0	S: 5	P: 5	R: 0	H: 0	E: 0	LOB: 0	K: 0	BB: 0	S: 3	P: 3	R: 0	H: 0	E: 0	LOB: 0	K: 0	BB: 0	S: 3	P: 3	R: 0	H: 0	E: 0	LOB: 2	K: 0	BB: 2	S: 3	P: 11	R: 0	H: 0	E: 0	LOB: 0	K: 1	BB: 0	S: 5	P: 5	R: 0	H: 2	E: 0	LOB: 3	K: 1	BB: 1	S: 7	P: 11	1B: 3	SF: 0	2B: 2	SAC: 0	3B: 0	DP: 0	HR: 0	HBP: 0	WP: 1	PA: 35
PITCHER Wayne Garland, R (1, 1) ERA: 4.19	IP	WLS	BF	H	R	ER	SO	BB	IBB	HBP	BLK	WP	HR	S	P	ERA	WHIP	IP	WLS	BF	H	R	ER	SO	BB	IBB	HBP	BLK	WP	HR	S	P	ERA	WHIP	IP	WLS	BF	H	R	ER	SO	BB	IBB	HBP	BLK	WP	HR	S	P	ERA	WHIP																							

BOTTOM

Cleveland Indians @ Chicago White Sox
Comiskey Park, Chicago, IL
Wed Aug 10 1977, 8:05 PM EDT
Att. 28,180 - Unknown

livebaseballscorecards.com

AB	32
R	1
H	5
RBI	1
BB	3
SO	2
LOB	10



Batter	1	2	3	4	5	6	7	8	9	AB R H RBI BB SO LOB	TOP
Duane Kuiper, L (1, 4) OBP: 0.322, SLG: 0.336	0-0 1-3		0-0 F2		0-0 E6		0-0 6-3		0-0 F9	5 0 0 0 0 0 3	
Buddy Bell, R (1, 5) OBP: 0.355, SLG: 0.429	4-0 G5-4-3 BB		0-0 HR		0-0 FC3-6		0-0 F8			3 1 1 2 1 0 2	
Bill Melton, R (1, 10) OBP: 0.367, SLG: 0.363	0-0 G5-4-3		0-0 5-3		0-0 F3			4-0 SH3-4 BB		3 0 0 0 1 0 2	
Andre Thornton, R (1, 3) OBP: 0.359, SLG: 0.535		0-0 E9 1B	0-0 5-3			0-3 K		0-0 SH3-4		3 1 0 0 0 1 0	
Ron Pruitt, R (1, 9) OBP: 0.356, SLG: 0.413		0-0 5-3		0-0 SH 1B		0-0 6-3		0-0 F9		4 0 1 0 0 0 2	
Bruce Bochte, L (1, 7) OBP: 0.343, SLG: 0.367		0-0 1-3		0-0 SH 1B		0-0 1B		0-0 G3		3 0 1 0 0 0 2	
Paul Dade, R (1, 8) OBP: 0.338, SLG: 0.363		0-0 FC6-4 1B		0-0 FC1-5-6		0-3 K		0-0 F2		4 0 1 1 0 1 3	
Fred Kendall, R (1, 2) OBP: 0.294, SLG: 0.375		0-0 FC6-4		0-0 F8			0-0 5-3		0-0 F4	4 0 0 0 0 0 2	
Frank Duffy, R (1, 6) OBP: 0.249, SLG: 0.281			0-0 HR 2B		0-0 F4		4-0 6-3 BB		0-0 WP S 1B	3 1 2 0 1 0 0	
Inning Stats	R: 0 E: 0 K: 0 S: 2 H: 0 LOB: 0 BB: 1 P: 6	R: 1 E: 1 K: 0 S: 5 H: 1 LOB: 1 BB: 0 P: 5	R: 2 E: 0 K: 0 S: 5 H: 2 LOB: 0 BB: 0 P: 5	R: 0 E: 0 K: 0 S: 4 H: 1 LOB: 1 BB: 0 P: 4	R: 0 E: 1 K: 0 S: 4 H: 0 LOB: 1 BB: 0 P: 4	R: 0 E: 0 K: 2 S: 8 H: 1 LOB: 1 BB: 0 P: 8	R: 0 E: 0 K: 0 S: 3 H: 0 LOB: 1 BB: 1 P: 7	R: 0 E: 0 K: 0 S: 3 H: 0 LOB: 1 BB: 1 P: 7	R: 0 E: 0 K: 0 S: 4 H: 1 LOB: 1 BB: 0 P: 4	1B: 4 2B: 1 3B: 0 HR: 1 SF: 0 SAC: 2 DP: 2 HBP: 0	WP: 1 PB: 0 SB: 1 CS: 0 PA: 37
PITCHER Ken Kravec, L (1, 1) ERA: 3.96	IP: 9.0 WLS: L BF: 37 H: 6 R: 3 ER: 2 SO: 2 BB: 3 IBB: 0 HBP: 0 BLK: 0 WP: 1 HR: 1 S: 38 P: 50 ERA: 2.00 WHIP: 1.000										

Cleveland Indians @ Chicago White Sox
Comiskey Park, Chicago, IL
Thu Aug 11 1977, 8:05 PM EDT
Att: 19,017 - Unknown

livebaseballscorecards.com

AB	32
R	3
H	6
RBI	3
BB	3
SO	2
LOB	16



Batter	1	2	3	4	5	6	7	8	9	AB R H RBI BB SO LOB
Ralph Garr, L OBP: 0.329, SLG: 0.440 (1, 7)	0-0 5-3 ①		4-0 FC4-6 BB BBB			0-0 6-3 ①		0-0 4-3 ② 1-2		3 0 0 0 1 0 1
Alan Bannister, R OBP: 0.362, SLG: 0.367 (1, 6)	0-0 5-3 ②		0-0 FC4-6 ③ 1-2f			0-0 4-3 ②		0-0 6-3 ③		4 0 0 0 0 0 2
Jorge Orta, L OBP: 0.346, SLG: 0.432 (1, 4)	0-0 F7 ③				0-0 1B	0-0 1B			0-0 F5 ①	4 0 2 0 0 0 0
Richie Zisk, R OBP: 0.375, SLG: 0.539 (1, 10)		0-0 1B		0-3 K ①		0-3 K ③			0-0 E7 1B 1B	4 1 2 0 0 2 2
Lamar Johnson, R OBP: 0.335, SLG: 0.529 (1, 3)		0-0 F8 ①		0-3 K ②			0-0 4-3 ①		0-3 K ②	4 0 0 0 0 2 3
Chet Lemon, R OBP: 0.355, SLG: 0.487 (1, 8)		0-3 K ②		0-3 K ③			0-0 5-3 ②		0-0 1B ②-H	4 0 1 1 0 2 2
Wayne Nordhagen, R OBP: 0.305, SLG: 0.414 Oscar Gamble, L OBP: 0.365, SLG: 0.564 (9, PH)		0-0 5-3 ③			0-0 4-3 ①		0-0 4-3 ③		0-0 F7 ③	3 0 0 0 0 0 1 1 0 0 0 0 0 1
Eric Soderholm, R OBP: 0.359, SLG: 0.502 (1, 5)			0-0 F9 ①		0-0 5-3 ②			4-0 4-3 BB BBB		2 0 0 0 1 0 0
Jim Essian, R OBP: 0.371, SLG: 0.440 (1, 2)			0-0 5-3 ②		0-0 F9 ③			0-0 F7 ①		3 0 0 0 0 0 1

Inning Stats	R: 0	H: 0	E: 0	K: 0	S: 3	H: 0	LOB: 0	BB: 0	P: 3	R: 0	H: 1	E: 0	K: 1	S: 6	H: 1	LOB: 1	BB: 0	P: 6	R: 0	H: 0	E: 0	K: 0	S: 3	H: 0	LOB: 0	BB: 0	P: 3	R: 0	H: 1	E: 0	K: 1	S: 6	H: 0	LOB: 1	BB: 0	P: 6	R: 0	H: 0	E: 0	K: 0	S: 3	H: 0	LOB: 0	BB: 0	P: 3	R: 0	H: 1	E: 0	K: 1	S: 6	H: 0	LOB: 0	BB: 0	P: 3	R: 0	H: 0	E: 1	K: 1	S: 7	H: 2	LOB: 1	BB: 0	P: 7	R: 1	H: 2	E: 1	K: 1	S: 7	1B: 5	2B: 0	3B: 0	HR: 0	SF: 0	SAC: 0	DP: 0	HBP: 0	WP: 0	PB: 0	SB: 0	CS: 0	PA: 34
--------------	------	------	------	------	------	------	--------	-------	------	------	------	------	------	------	------	--------	-------	------	------	------	------	------	------	------	--------	-------	------	------	------	------	------	------	------	--------	-------	------	------	------	------	------	------	------	--------	-------	------	------	------	------	------	------	------	--------	-------	------	------	------	------	------	------	------	--------	-------	------	------	------	------	------	------	-------	-------	-------	-------	-------	--------	-------	--------	-------	-------	-------	-------	--------

PITCHER	IP	WLS	BF	H	R	ER	SO	BB	IBB	HBP	BLK	WP	HR	S	P	ERA	WHIP
Rick Waits, L ERA: 4.58 (1, 1)	8.2	W	33	5	1	0	6	2	0	0	0	0	0	43	51	0.00	0.808
Jim Kern, R ERA: 3.42 (9, 1)	0.1	S	1	0	0	0	0	0	0	0	0	0	0	1	1	0.00	0.000

BOTTOM

Cleveland Indians @ Chicago White Sox
Comiskey Park, Chicago, IL
Thu Aug 11 1977, 8:05 PM EDT
Att. 19,017 - Unknown

AB	32
R	1
H	5
RBI	1
BB	2
SO	6
LOB	13



PITCHER	IP	WLS	BF	H	R	ER	SO	BB	IBB	HBP	BLK	WP	HR	S	P	ERA	WHIP
---------	----	-----	----	---	---	----	----	----	-----	-----	-----	----	----	---	---	-----	------

Batter	1	2	3	4	5	6	7	8	9	AB R H RBI BB SO LOB	TOP											
Robin Yount, R (1, 6) OBP: 0.350, SLG: 0.389	0-3 K		0-0 1-3			0-0 B5-3			0-3 K	4 0 0 0 0 2 0	Milwaukee Brewers @ Cleveland Indians Cleveland Municipal Stadium, Cleveland, OH Fri Aug 12 1977, 7:05 PM EDT Unknown - 71 F livebaseballscorecards.com											
Von Joshua, L (1, 8) OBP: 0.285, SLG: 0.371	0-3 K		0-0 F7			0-0 4-3			0-0 L4	4 0 0 0 0 1 0												
Cecil Cooper, L (1, 3) OBP: 0.326, SLG: 0.450	0-0 3B				0-0 F5				0-0 F2	3 0 1 0 0 0 0												
Don Money, R (1, 4) OBP: 0.354, SLG: 0.456	0-3 K				0-0 F7				0-3 K	3 0 0 0 0 2 1												
Jimmy Wynn, R (1, 10) OBP: 0.288, SLG: 0.237					0-3 K				0-0 F2	3 0 0 0 0 1 0												
Sal Bando, R (1, 5) OBP: 0.337, SLG: 0.390									0-0 FC4-6	3 0 0 0 0 0 1												
Jim Wohlford, R (1, 9) OBP: 0.286, SLG: 0.310									0-0 F7	3 0 0 0 0 1 1												
Jamie Quirk, L (1, 7) OBP: 0.237, SLG: 0.317									0-0 1-3	3 0 0 0 0 1 1												
Larry Haney, R (1, 2) OBP: 0.250, SLG: 0.239									0-0 L8	3 0 0 0 0 0 1												
Tim Johnson, L (9, PH) OBP: 0.194, SLG: 0.100									0-0 F7	2 0 0 0 0 1 0 1 0 0 0 0 0 0												
Inning Stats	R: 0 E: 0 K: 3 S: 10	H: 1 LOB: 1 BB: 0 P: 10	R: 0 E: 1 K: 1 S: 6	H: 0 LOB: 1 BB: 0 P: 6	R: 0 E: 0 K: 1 S: 5	H: 0 LOB: 0 BB: 0 P: 5	R: 0 E: 0 K: 1 S: 5	H: 0 LOB: 0 BB: 0 P: 5	R: 0 E: 0 K: 0 S: 3	H: 0 LOB: 0 BB: 0 P: 3	R: 0 E: 0 K: 1 S: 5	H: 0 LOB: 0 BB: 0 P: 5	R: 0 E: 0 K: 0 S: 3	H: 0 LOB: 0 BB: 0 P: 3	R: 0 E: 0 K: 1 S: 5	H: 0 LOB: 0 BB: 0 P: 5	R: 0 E: 0 K: 1 S: 5	H: 0 LOB: 0 BB: 0 P: 5	1B: 0 2B: 0 3B: 1 HR: 0	SF: 0 SAC: 0 DP: 0 HBP: 0	WP: 0 PB: 0 SB: 0 CS: 0	PA: 29
PITCHER Dennis Eckersley, R (1, 1) ERA: 3.51	IP: 9.0 WLS: W BF: 29 H: 1 R: 0 ER: 0 SO: 8 BB: 0 IBB: 0 HBP: 0 BLK: 0 WP: 0 HR: 0 S: 45 P: 45 ERA: 0.00 WHIP: 0.111											PITCHER	IP: 9.0 WLS: W BF: 29 H: 1 R: 0 ER: 0 SO: 8 BB: 0 IBB: 0 HBP: 0 BLK: 0 WP: 0 HR: 0 S: 45 P: 45 ERA: 0.00 WHIP: 0.111									



Batter	1	2	3	4	5	6	7	8	9
Jim Norris, L OBP: 0.365, SLG: 0.378 (1, 8)	0-0 6-3		0-0 1B			0-0 SH1 2B		0-0 5-3	
Duane Kuiper, L OBP: 0.322, SLG: 0.339 (1, 4)	0-0 2B		0-0 4-3			0-0 SH1 2-3		0-0 F7	
Buddy Bell, R OBP: 0.358, SLG: 0.431 (1, 5)	0-0 F8			0-0 FC6-4 1B		4-0 2B IBB		0-0 CS 1B	
Andre Thornton, R OBP: 0.359, SLG: 0.537 (1, 3)	0-3 K			0-0 FC6-4 G6-4-3 1-2f		0-0 2B		0-0 CS 1-2	
Rico Carty, R OBP: 0.345, SLG: 0.400 (1, 10)		0-0 F8		0-0 G6-4-3 1-2f		0-0 F7			
Bruce Bochte, L OBP: 0.343, SLG: 0.366 (1, 7)		0-0 5-3			0-0 G5-4-3 1B	0-0 4-3			
John Lowenstein, L OBP: 0.362, SLG: 0.356 (1, 9)		0-0 4-3			0-0 G5-4-3 1B 1-2		0-3 K		
Fred Kendall, R OBP: 0.289, SLG: 0.369 (1, 2)			0-0 5-3		0-0 G5-4-3 1-2f 2-3		0-0 5-3		
Frank Duffy, R OBP: 0.246, SLG: 0.278 (1, 6)			0-0 4-3		0-0 F4		0-3 K		

AB	R	H	RBI	BB	SO	LOB
4	1	2	0	0	0	0
3	0	1	0	0	0	1
3	1	2	0	1	0	1
3	0	1	2	0	1	2
3	0	0	0	0	0	2
3	0	1	0	0	0	1
3	0	1	0	0	1	0
3	0	0	0	0	0	2
3	0	0	0	0	1	1

BOTTOM

Milwaukee Brewers @ Cleveland Indians
Cleveland Municipal Stadium, Cleveland, OH

Fri Aug 12 1977, 7:05 PM EDT
Unknown - 71 F

livebaseballscorecards.com


AB	28
R	2
H	8
RBI	2
BB	1
SO	3
LOB	10



Inning Stats	R: 0	H: 1	E: 0	LOB: 1	K: 1	P: 6	R: 0	H: 0	E: 0	LOB: 0	K: 0	P: 3	R: 0	H: 1	E: 0	LOB: 1	K: 0	P: 4	R: 0	H: 1	E: 0	LOB: 0	K: 0	P: 3	R: 0	H: 2	E: 0	LOB: 1	K: 0	P: 4	R: 2	H: 2	E: 0	LOB: 1	K: 0	P: 9	R: 0	H: 0	E: 0	LOB: 0	K: 2	P: 7	R: 0	H: 1	E: 0	LOB: 0	K: 0	P: 3		

PITCHER	IP	WLS	BF	H	R	ER	SO	BB	IBB	HBP	BLK	WP	HR	S	P	ERA	WHIP	PITCHER	IP	WLS	BF	H	R	ER	SO	BB	IBB	HBP	BLK	WP	HR	S	P	ERA	WHIP													
Lary Sorensen, R ERA: 4.29 (1, 1)	8.0	L	30	8	2	2	3	0	1	0	0	0	0	35	39	2.25	1.000																															

WP	PA
0	31

Batter	1	2	3	4	5	6	7	8	9	AB R H RBI BB SO LOB	TOP	
Robin Yount, R (1, 6) OBP: 0.349, SLG: 0.387	0-3 K		0-0 F9			0-0 F3	0-0 1B		0-0 SH5-4	4 0 1 1 0 1 0		
Steve Brye, R (1, 8) OBP: 0.288, SLG: 0.436 Tim Johnson, L (7, 4) OBP: 0.189, SLG: 0.097	0-0 5-3		0-0 F9			0-0 5-3	0-3 K		0-3 K	4 0 0 0 0 1 3 1 0 0 0 0 1 1		
Cecil Cooper, L (1, 3) OBP: 0.325, SLG: 0.448	0-3 K				0-0 F6	0-0 1B		0-3 K		4 0 1 0 0 2 0		
Don Money, R (1, 7) OBP: 0.353, SLG: 0.452		4-0 1B 2B BB		0-0 F4		0-0 F9		0-0 5-3		3 1 0 0 1 0 1		
Jimmy Wynn, R (1, 10) OBP: 0.305, SLG: 0.248		0-0 1B BB		4-0 S BB			4-0 BB 1B BB	0-0 1B		2 1 2 0 2 0 0		
Sal Bando, R (1, 5) OBP: 0.336, SLG: 0.389		0-0 G5-4-3		0-0 F9			0-0 1B BB 1B	0-0 F9		4 0 1 0 0 0 4		
Jim Wohlford, R (1, 9) OBP: 0.296, SLG: 0.323		0-0 2B		0-0 CS 1B			4-0 1B BB		0-0 SH 1B	3 1 3 1 1 0 0	AB 32 R 4 H 9 RBI 2 BB 4 SO 8 LOB 18	
Lenn Sakata, R (1, 4) OBP: 0.262, SLG: 0.256 Von Joshua, L (7, PH) OBP: 0.286, SLG: 0.372	0-3 K		0-3 K		0-0 B3		0-3 K		0-0 SH 1B	2 0 0 0 0 1 2 2 1 1 0 0 1 3		
Charlie Moore, R (1, 2) OBP: 0.292, SLG: 0.330			0-0 4-3		0-3 K		0-0 L3		0-0 SH CS	3 0 0 0 0 1 4		
Inning Stats	R: 0 E: 0 K: 2 S: 7 H: 0 LOB: 0 BB: 0 P: 7	R: 1 E: 0 K: 1 S: 6 H: 2 LOB: 1 BB: 1 P: 10	R: 0 E: 0 K: 0 S: 3 H: 0 LOB: 0 BB: 0 P: 3	R: 0 E: 0 K: 0 S: 3 H: 0 LOB: 1 BB: 1 P: 7	R: 0 E: 0 K: 1 S: 5 H: 1 LOB: 0 BB: 0 P: 5	R: 0 E: 0 K: 0 S: 4 H: 1 LOB: 1 BB: 0 P: 4	R: 1 E: 0 K: 2 S: 9 H: 2 LOB: 3 BB: 2 P: 17	R: 0 E: 0 K: 1 S: 6 H: 1 LOB: 1 BB: 0 P: 6	R: 2 E: 1 K: 1 S: 7 H: 2 LOB: 0 BB: 0 P: 7	1B: 8 2B: 1 3B: 0 HR: 0 SF: 0 SAC: 2 DP: 1 HBP: 0	WP: 0 PB: 0 SB: 1 CS: 2 PA: 38	
PITCHER Don Hood, L (1, 1) ERA: 3.43 Jim Kern, R (7, 1) ERA: 3.28	IP WLS BF H R ER SO BB IBB HBP BLK WP HR S P ERA WHIP	6.0 24 5 2 2 4 3 0 0 0 0 0 0 29 41 3.00 1.333	3.0 14 4 2 0 4 1 0 0 0 0 0 0 21 25 0.00 1.667	PITCHER IP WLS BF H R ER SO BB IBB HBP BLK WP HR S P ERA WHIP								

Milwaukee Brewers @ Cleveland Indians
Cleveland Municipal Stadium, Cleveland, OH
Fri Aug 12 1977, 7:05 PM EDT
Att. 16,168 - Unknown

livebaseballscorecards.com

Batter	1	2	3	4	5	6	7	8	9	AB	R	H	RBI	BB	SO	LOB
Jim Norris, L OBP: 0.365, SLG: 0.380 (1, 8)	0-0 SH1-3 1B 2B		0-0 SH2-4 1-2		0-3 K		0-0 6-3			3	1	1	0	0	1	0
Duane Kuiper, L OBP: 0.320, SLG: 0.336 (1, 4)	0-0 SH1-3 2-3		0-0 4-3 2-3			0-0 F6		0-3 K		3	0	0	0	0	1	1
Buddy Bell, R OBP: 0.357, SLG: 0.429 (1, 5)	0-0 FC6-4 1B		0-0 F9			0-0 F5		0-0 5-3		4	0	1	1	0	0	1
Andre Thornton, R OBP: 0.361, SLG: 0.546 (1, 3)	0-0 F8			0-0 HR		4-0 1B 1B BB		0-0 F3		3	2	1	1	1	0	1
Bruce Bochte, L OBP: 0.342, SLG: 0.365 (1, 7)	0-0 FC6-4 1-2f			0-0 F7		0-0 1B 1B		0-0 L4		4	1	1	0	0	0	1
Bill Melton, R OBP: 0.371, SLG: 0.362 (1, 10)		0-3 K		0-0 F8		0-0 1B		4-0 1B 2B BB		3	0	1	1	1	1	0
Paul Dade, R OBP: 0.338, SLG: 0.363 (9, PR)						2-H 1B				0	1	0	0	0	0	0
Larvell Blanks, R OBP: 0.315, SLG: 0.428 (1, 6)		0-0 F3		0-0 F7		0-3 K		0-0 2B 1-2 1B		3	0	0	0	0	1	1
Frank Duffy, R OBP: 0.249, SLG: 0.280 (8, 6)										1	0	1	0	0	0	0
John Lowenstein, L OBP: 0.355, SLG: 0.347 (1, 9)		0-0 F4				0-0 3-1		0-0 G3		3	0	0	0	0	0	0
Rico Carty, R OBP: 0.347, SLG: 0.405 (9, PH)								1-3 2-H 2B		1	0	1	1	0	0	0
Ray Fosse, R OBP: 0.300, SLG: 0.392 (1, 2)			0-0 4-3 SH2-4 1B		0-0 F7		0-0 F8			3	0	1	0	0	0	0

Inning Stats	R: 1	H: 2	E: 0	K: 0	S: 5	R: 0	H: 0	E: 0	K: 1	S: 5	R: 0	H: 1	E: 0	K: 0	S: 4	R: 1	H: 1	E: 0	K: 0	S: 4	R: 0	H: 0	E: 0	K: 1	S: 5	R: 2	H: 2	E: 0	K: 1	S: 7	R: 0	H: 0	E: 0	K: 0	S: 3	R: 0	H: 0	E: 0	K: 1	S: 5	R: 1	H: 2	E: 0	K: 0	S: 3	1B: 5	SF: 0	3B: 0	HR: 1
--------------	------	------	------	------	------	------	------	------	------	------	------	------	------	------	------	------	------	------	------	------	------	------	------	------	------	------	------	------	------	------	------	------	------	------	------	------	------	------	------	------	------	------	------	------	------	-------	-------	-------	-------

PITCHER	IP	WLS	BF	H	R	ER	SO	BB	IBB	HBP	BLK	WP	HR	S	P	ERA	WHIP
Eduardo Rodriguez, R ERA: 5.06 (1, 1)	6.0		25	6	4	4	3	1	0	0	0	0	1	30	34	6.00	1.167
Bob McClure, L ERA: 2.59 (7, 1)	2.1	L	9	1	1	1	1	1	0	0	0	0	0	10	14	3.86	0.857
Bill Castro, R ERA: 5.01 (9, 1)	0.0		1	1	0	0	0	0	0	0	0	0	0	1	1	∞	∞

BOTTOM

Milwaukee Brewers @ Cleveland Indians
Cleveland Municipal Stadium, Cleveland, OH
 Fri Aug 12 1977, 7:05 PM EDT
 Att. 16,168 - Unknown

AB	31
R	5
H	8
RBI	4
BB	2
SO	4
LOB	5



WP: 0	PA: 35
PB: 0	SB: 0
CS: 0	

Batter	1	2	3	4	5	6	7	8	9	AB R H RBI BB SO LOB	TOP											
Von Joshua, L (1, 8) OBP: 0.283, SLG: 0.367	0-3 K		0-0 F3		0-0 F7		0-0 6-3		0-0 G4-6-3	5 0 0 0 0 1 1												
Jim Wohlford, R (1, 9) OBP: 0.298, SLG: 0.325	0-0 F9			0-0 HR 2B	0-0 F9		4-0 E S BB		0-3 K	4 1 1 0 1 1 0												
Jimmy Wynn, R (1, 10) OBP: 0.298, SLG: 0.241	0-0 F7			0-3 K		0-0 F7	0-3 K			4 0 0 0 0 2 2												
Cecil Cooper, L (1, 3) OBP: 0.325, SLG: 0.453		0-3 K2-3		0-0 HR		0-0 3-1		0-0 F7		4 1 1 2 0 1 0												
Don Money, R (1, 7) OBP: 0.356, SLG: 0.473		0-0 HR		0-0 HR		0-0 E6 1B		0-0 1B 2B		4 4 3 2 0 0 0												
Steve Brye, R (8, 9) OBP: 0.288, SLG: 0.436										0 0 0 0 0 0 0												
Sal Bando, R (1, 5) OBP: 0.337, SLG: 0.390		0-0 6-3		0-0 6-3		0-0 1B 1B		0-0 1B		4 0 2 1 0 0 0												
Robin Yount, R (1, 6) OBP: 0.350, SLG: 0.388		0-3 K		0-0 1B		0-0 1B 1B		0-3 K		4 0 2 1 0 2 1												
Lenn Sakata, R (1, 4) OBP: 0.250, SLG: 0.244			0-0 6-3	0-0 4-3		0-0 6-3		0-0 F4		4 0 0 0 0 0 4												
Charlie Moore, R (1, 2) OBP: 0.291, SLG: 0.326			0-0 6-3		0-0 5-3		0-0 1-3		4-0 G4-6-3 BB	3 0 0 0 1 0 0												
Inning Stats	R: 0 E: 0 K: 1 S: 5	H: 0 LOB: 0 BB: 0 P: 5	R: 1 E: 0 K: 2 S: 8	H: 1 LOB: 0 BB: 0 P: 8	R: 0 E: 0 K: 0 S: 3	H: 0 LOB: 0 BB: 0 P: 3	R: 3 E: 0 K: 1 S: 9	H: 4 LOB: 1 BB: 0 P: 9	R: 0 E: 0 K: 0 S: 3	H: 0 LOB: 0 BB: 0 P: 3	R: 1 E: 1 K: 0 S: 6	H: 2 LOB: 2 BB: 0 P: 6	R: 0 E: 0 K: 1 S: 5	H: 0 LOB: 1 BB: 1 P: 9	R: 1 E: 0 K: 1 S: 7	H: 2 LOB: 1 BB: 0 P: 7	R: 0 E: 0 K: 1 S: 4	H: 0 LOB: 0 BB: 1 P: 8	1B: 4 2B: 2 3B: 0 HR: 3	SF: 0 SAC: 0 DP: 1 HBP: 0	WP: 0 PB: 0 SB: 1 CS: 0	PA: 38
PITCHER	IP WLS BF H R ER SO BB IBB HBP BLK WP HR S P ERA WHIP																					
Jim Bibby, R (1, 1) ERA: 3.94	5.2 L 25 7 5 4 4 0 0 0 0 0 3 33 33 6.35 1.235																					
Larry Andersen, R (6, 1) ERA: 2.7	2.1 10 2 1 1 2 1 0 0 0 0 0 13 17 3.86 1.286																					
Sid Monge, L (9, 1) ERA: 6.0	1.0 3 0 0 0 1 1 0 0 0 0 0 4 8 0.00 1.000																					

Milwaukee Brewers @ Cleveland Indians
Cleveland Municipal Stadium, Cleveland, OH
Sat Aug 13 1977, 3:33 AM EDT
Att. 12,137 - Unknown - 73 F

AB	36
R	6
H	9
RBI	6
BB	2
SO	7
LOB	8



Batter	1	2	3	4	5	6	7	8	9	AB	R	H	RBI	BB	SO	LOB
Duane Kuiper, L (1, 4) OBP: 0.322, SLG: 0.336	0-0 4-3		0-0 5-3			0-0 G5-4-3 1B			1-0 G6-4-3 1B HBP	3	0	1	0	0	0	0
Buddy Bell, R (1, 5) OBP: 0.359, SLG: 0.428	0-0 5-3			4-0 FC6-4 BB		0-0 G5-4-3			0-0 G6-4-3 1B	3	0	1	1	1	0	1
Ron Pruitt, R (1, 9) OBP: 0.344, SLG: 0.398	0-0 1-3			0-0 F8			0-0 F9		0-0 G6-4-3	4	0	0	0	0	0	3
Andre Thornton, R (1, 3) OBP: 0.359, SLG: 0.542		0-3 K		0-3 K			0-0 G6-4-3 1B		0-3 K	4	0	1	0	0	3	2
Bill Melton, R (1, 10) OBP: 0.362, SLG: 0.352		0-3 K		0-0 FC6-4			0-0 G6-4-3			3	0	0	0	0	1	2
Bruce Bochte, L (1, 7) OBP: 0.342, SLG: 0.364		0-0 1B		0-0 F8		0-0 F8		0-0 G3		3	0	1	0	0	0	0
Paul Dade, R (1, 8) OBP: 0.334, SLG: 0.359		0-0 1-3		0-0 1-3		0-0 1-3		0-0 F8		3	0	0	0	0	0	1
Ray Fosse, R (1, 2) OBP: 0.296, SLG: 0.386			0-0 5-3		0-0 6-3		0-0 F7			3	0	0	0	0	0	0
Frank Duffy, R (1, 6) OBP: 0.250, SLG: 0.278			0-0 5-3			0-0 5-3			4-0 HBP 1B BB	2	1	0	0	1	0	0

Inning Stats	R: 0	H: 0	E: 0	K: 0	S: 3	H: 0	LOB: 0	BB: 0	P: 3	R: 0	H: 1	E: 0	K: 2	S: 8	H: 0	LOB: 1	BB: 0	P: 8	R: 0	H: 0	E: 0	K: 0	S: 3	H: 0	LOB: 0	BB: 0	P: 3	R: 0	H: 0	E: 0	K: 1	S: 5	R: 0	H: 1	E: 0	K: 0	S: 3	H: 1	LOB: 0	BB: 0	P: 3	R: 0	H: 1	E: 0	K: 0	S: 3	H: 0	LOB: 0	BB: 0	P: 3	R: 0	H: 0	E: 0	K: 0	S: 3	R: 1	H: 1	E: 0	K: 1	S: 5	H: 1	LOB: 1	BB: 1	P: 10	1B: 4	SF: 0	2B: 0	SAC: 0	3B: 0	DP: 3	HR: 0	HBP: 1	WP: 0	PA: 31
--------------	------	------	------	------	------	------	--------	-------	------	------	------	------	------	------	------	--------	-------	------	------	------	------	------	------	------	--------	-------	------	------	------	------	------	------	------	------	------	------	------	------	--------	-------	------	------	------	------	------	------	------	--------	-------	------	------	------	------	------	------	------	------	------	------	------	------	--------	-------	-------	-------	-------	-------	--------	-------	-------	-------	--------	-------	--------

PITCHER	IP	WLS	BF	H	R	ER	SO	BB	IBB	HBP	BLK	WP	HR	S	P	ERA	WHIP
Mike Caldwell, L (1, 1) ERA: 4.66	8.0		29	4	1	1	3	2	0	1	0	0	0	32	41	1.12	0.750
Sam Hinds, R (9, 1) ERA: 3.76	1.0		2	0	0	0	1	0	0	0	0	0	0	4	4	0.00	0.000

BOTTOM

Milwaukee Brewers @ Cleveland Indians
Cleveland Municipal Stadium, Cleveland, OH

Sat Aug 13 1977, 3:33 AM EDT
Att: 12,137 - Unknown - 73 F

livebaseballscorecards.com

AB	28
R	1
H	4
RBI	1
BB	2
SO	4
LOB	9



Batter	1	2	3	4	5	6	7	8	9	AB R H RBI BB SO LOB	TOP	
Von Joshua, L (1, 8) OBP: 0.283, SLG: 0.369	0-0 1-3		0-0 4-3			0-0 F7		0-0 2B		4 1 1 0 0 0 1	Milwaukee Brewers @ Cleveland Indians Cleveland Municipal Stadium, Cleveland, OH Sun Aug 14 1977, 3:33 AM EDT Unknown - 72 F	
Jim Wohlford, R (1, 9) OBP: 0.301, SLG: 0.332	0-0 4-3			0-3 K		0-0 2B 1B		0-0 F7 1B 2B		4 1 2 1 0 1 0		
Jimmy Wynn, R (1, 10) OBP: 0.303, SLG: 0.250	0-0 L5			4-0 BB		0-0 1-3 2B		0-0 F7 2-3		3 0 1 0 1 0 1		
Cecil Cooper, L (1, 3) OBP: 0.323, SLG: 0.450 Ken McMullen, R (6, 3) OBP: 0.306, SLG: 0.375		0-0 B1-3		0-0 G3-6-1 BB		0-3 K		0-0 WP 1B		3 0 0 0 0 1 3 1 0 1 1 0 0 0		
Don Money, R (1, 7) OBP: 0.353, SLG: 0.468		0-0 F8			0-0 5-3	0-0 F8		0-0 F8		4 0 0 0 0 0 3		
Sal Bando, R (1, 5) OBP: 0.335, SLG: 0.387 Jamie Quirk, L (7, 5) OBP: 0.236, SLG: 0.316		0-3 K			0-0 E5 1B		0-0 F4		0-0 F8			3 1 0 0 0 1 0 1 0 0 0 0 0 0
Robin Yount, R (1, 6) OBP: 0.350, SLG: 0.390 Tim Johnson, L (7, 6) OBP: 0.184, SLG: 0.094			0-0 F8 2B		0-0 F7		0-0 F8		0-3 K			3 0 1 0 0 0 1 1 0 0 0 0 1 0
Lenn Sakata, R (1, 4) OBP: 0.261, SLG: 0.291			0-0 F8		0-0 1B 1B		0-0 5-3		0-0 HR			4 1 2 1 0 0 1
Charlie Moore, R (1, 2) OBP: 0.290, SLG: 0.325 Larry Haney, R (3, 2) OBP: 0.253, SLG: 0.242			0-0 6-3		0-0 1-3 2-H 1B			0-0 L1	0-0 5-3			1 0 0 0 0 0 1 3 0 1 1 0 0 0
Inning Stats	R: 0 H: 0 E: 0 LOB: 0 K: 0 BB: 0 S: 3 P: 3	R: 0 H: 0 E: 0 LOB: 0 K: 1 BB: 0 S: 5 P: 5	R: 0 H: 1 E: 0 LOB: 1 K: 0 BB: 0 S: 4 P: 4	R: 0 H: 0 E: 0 LOB: 0 K: 1 BB: 1 S: 4 P: 8	R: 1 H: 2 E: 1 LOB: 2 K: 0 BB: 0 S: 5 P: 5	R: 0 H: 2 E: 0 LOB: 2 K: 1 BB: 0 S: 7 P: 7	R: 0 H: 0 E: 0 LOB: 0 K: 0 BB: 0 S: 3 P: 3	R: 2 H: 3 E: 0 LOB: 1 K: 0 BB: 0 S: 6 P: 6	R: 1 H: 1 E: 0 LOB: 0 K: 1 BB: 0 S: 6 P: 6	1B: 4 SF: 0 2B: 4 SAC: 0 3B: 0 DP: 1 HR: 1 HBP: 0		WP: 1 PA: 36 PB: 0 SB: 0 CS: 0
PITCHER Wayne Garland, R (1, 1) ERA: 4.13	IP WLS BF H R ER SO BB IBB HBP BLK WP HR S P ERA WHIP	9.0 W 36 9 4 3 4 1 0 0 0 1 1 43 47 3.00 1.111										

livebaseballscores.com

AB	35
R	4
H	9
RBI	4
BB	1
SO	4
LOB	11



Batter	1	2	3	4	5	6	7	8	9	AB	R	H	RBI	BB	SO	LOB
Jim Norris, L OBP: 0.366, SLG: 0.379 (1, 8)	0-0 1B G5-4-3 1B		0-0 4-3	0-0 6-3	4-0 1B 1B 1B	0-0 1-3				4	2	1	0	1	0	2
Duane Kuiper, L OBP: 0.325, SLG: 0.339 (1, 4) Frank Duffy, R OBP: 0.249, SLG: 0.277 (6, PH) (7, 6)	0-0 1-3 1B G5-4-3		1-0 1B 2B HBP	0-0 4-3	0-0 1-2 2-3 3-H 1B 1B	0-0 6-3				3	2	2	1	0	0	1
Buddy Bell, R OBP: 0.359, SLG: 0.435 (1, 5)	0-0 G5-4-3 1-2f 3-H		0-0 2B BB 1B		0-0 HR K		0-0 6-3			5	2	2	1	0	1	4
Andre Thornton, R OBP: 0.361, SLG: 0.545 (1, 3) Bill Melton, R OBP: 0.359, SLG: 0.349 (6, 3)	0-0 L5		0-0 BB 1-3 2B 3-H		0-0 F7 1B 1B		0-0 4-3			4	1	2	2	0	0	0
Rico Carty, R OBP: 0.354, SLG: 0.410 (1, 10)		0-0 1B	0-0 BB BB		4-0 1B 1B		0-0 6-3			4	1	3	2	1	0	0
Bruce Bochte, L OBP: 0.348, SLG: 0.372 (1, 7)		0-3 K	4-0 FC6-4 BB		0-0 1B 1B			0-0 G6-4-3 2B		4	1	3	2	1	1	1
Larvell Blanks, R OBP: 0.317, SLG: 0.424 (1, 6) (7, 4)		0-3 K	0-0 FC6-4 1-2f		0-0 1B 2B 1B F9			4-0 G6-4-3 BB		4	1	1	1	1	1	6
John Lowenstein, L OBP: 0.356, SLG: 0.357 (1, 9)		0-0 F9		0-0 2B	0-0 1-3 3-H 2B 1B	0-0 E1 4-3		0-0 G6-4-3 1-2f 2-3		5	1	2	1	0	0	3
Fred Kendall, R OBP: 0.287, SLG: 0.370 (1, 2)			0-0 6-3	0-0 F8	0-0 1-3 3-H 1B 2B	0-0 4-3		0-0 6-3		5	1	1	1	0	0	3

Inning Stats	R: 1	H: 2	E: 0	K: 0	S: 4	LOB: 0	BB: 0	P: 4	R: 0	H: 1	E: 0	K: 2	S: 8	LOB: 1	BB: 0	P: 8	R: 2	H: 2	E: 0	K: 0	S: 5	LOB: 3	BB: 2	P: 14	R: 0	H: 1	E: 0	K: 0	S: 4	LOB: 1	BB: 0	P: 4	R: 9	H: 10	E: 0	K: 1	S: 15	LOB: 2	BB: 1	P: 19	R: 0	H: 0	E: 1	K: 0	S: 4	LOB: 1	BB: 0	P: 4	R: 0	H: 0	E: 0	K: 0	S: 3	LOB: 0	BB: 0	P: 3	R: 0	H: 1	E: 0	K: 0	S: 3	LOB: 1	BB: 1	P: 7
--------------	------	------	------	------	------	--------	-------	------	------	------	------	------	------	--------	-------	------	------	------	------	------	------	--------	-------	-------	------	------	------	------	------	--------	-------	------	------	-------	------	------	-------	--------	-------	-------	------	------	------	------	------	--------	-------	------	------	------	------	------	------	--------	-------	------	------	------	------	------	------	--------	-------	------

PITCHER	IP	WLS	BF	H	R	ER	SO	BB	IBB	HBP	BLK	WP	HR	S	P	ERA	WHIP
Jim Slaton, R ERA: 3.55 (1, 1)	4.1	L	26	11	8	8	2	2	0	1	0	0	1	27	36	16.61	3.000
Bill Castro, R ERA: 5.33 (5, 1)	3.2		19	6	4	4	1	2	0	0	0	0	0	19	27	9.82	2.182

BOTTOM

Milwaukee Brewers @ Cleveland Indians
Cleveland Municipal Stadium, Cleveland, OH

Sun Aug 14 1977, 3:33 AM EDT
Unknown - 72 F

AB	40
R	12
H	17
RBI	11
BB	4
SO	3
LOB	21

WP: 0 PA: 45
PB: 0
SB: 0
CS: 0



livebaseballscorecards.com

Batter	1	2	3	4	5	6	7	8	9	AB R H RBI BB SO LOB	TOP																															
Von Joshua, L (1, 8) OBP: 0.282, SLG: 0.369	0-0 2-3		0-0 1-3 2B		0-0 F7		0-3 K		0-0 G6-3	5 0 1 0 0 1 4																																
Jim Wohlford, R (1, 9) OBP: 0.303, SLG: 0.338	0-0 B1-3		0-0 SF7			0-0 G6-4-3 1B		0-3 K	0-0 2B	4 0 2 2 0 1 0																																
Jimmy Wynn, R (1, 10) OBP: 0.300, SLG: 0.243	0-0 F5		0-3 K			0-0 G6-4-3 1-2f		4-0 1B BB	0-0 F8	4 0 0 0 1 1 3																																
Cecil Cooper, L (1, 3) OBP: 0.324, SLG: 0.450		0-0 FC5-4 1B		0-3 K		0-0 5-3		0-0 1-2 1B		4 0 2 0 0 1 0																																
Don Money, R (1, 7) OBP: 0.354, SLG: 0.476		0-3 K		0-0 G5-4-3 1B			0-0 HR	0-3 K		4 1 2 1 0 2 3																																
Sal Bando, R (1, 5) OBP: 0.335, SLG: 0.386		0-0 FC5-4 1-2f		0-0 G5-4-3 1-2f			0-0 2B 1B	0-0 F8		4 0 1 0 0 0 4																																
Robin Yount, R (1, 6) OBP: 0.351, SLG: 0.391		0-0 5-3			0-0 1B G6-4-3 1B		0-0 F9		0-0 BB BB G6-3 1B	4 2 2 0 0 0 2	AB 34 R 5 H 12 RBI 3 BB 3 SO 6 LOB 18																															
Lenn Sakata, R (1, 4) OBP: 0.271, SLG: 0.292			0-0 F7		0-0 G6-4-3 1-3 1B		0-0 F9		4-0 G6-3 BB 2B BB	3 1 1 0 1 0 1																																
Charlie Moore, R (1, 2) OBP: 0.296, SLG: 0.330			1-0 2B SF7 HBP		0-0 G6-4-3 1-2f 3-H		0-0 2B		4-0 G6-3 1-2 2-3 BB	2 1 1 0 1 0 1																																
Inning Stats	R: 0 E: 0 K: 0 S: 3	H: 0 LOB: 0 BB: 0 P: 3	R: 0 E: 0 K: 1 S: 6	H: 1 LOB: 1 BB: 0 P: 6	R: 1 E: 0 K: 1 S: 6	H: 1 LOB: 1 BB: 0 P: 7	R: 0 E: 0 K: 1 S: 5	H: 1 LOB: 0 BB: 0 P: 5	R: 1 E: 0 K: 0 S: 4	H: 2 LOB: 0 BB: 0 P: 4	R: 0 E: 0 K: 0 S: 3	H: 1 LOB: 0 BB: 0 P: 3	R: 1 E: 0 K: 1 S: 8	H: 3 LOB: 2 BB: 0 P: 8	R: 0 E: 0 K: 2 S: 8	H: 1 LOB: 2 BB: 1 P: 12	R: 2 E: 0 K: 0 S: 4	H: 2 LOB: 1 BB: 2 P: 12	1B: 8 2B: 3 3B: 0 HR: 1	SF: 1 SAC: 0 DP: 4 HBP: 1	WP: 0 PB: 0 SB: 0 CS: 0	PA: 39																				
PITCHER	IP	WLS	BF	H	R	ER	SO	BB	IBB	HBP	BLK	WP	HR	S	P	ERA	WHIP	PITCHER								IP	WLS	BF	H	R	ER	SO	BB	IBB	HBP	BLK	WP	HR	S	P	ERA	WHIP
Al Fitzmorris, R (1, 1) ERA: 5.46	6.2	W	27	9	3	3	3	0	0	1	0	0	1	32	33	4.05	1.350																									
Pat Dobson, R (7, 1) ERA: 6.03	2.1		12	3	2	2	3	3	0	0	0	0	0	15	27	7.71	2.571																									

Milwaukee Brewers @ Cleveland Indians
Cleveland Municipal Stadium, Cleveland, OH
Sun Aug 14 1977, 3:38 AM EDT
Att: 16,590 - Unknown

livebaseballscorecards.com



Batter	1	2	3	4	5	6	7	8	9	AB	R	H	RBI	BB	SO	LOB	BOTTOM			
Duane Kuiper, L OBP: 0.325, SLG: 0.338 (1, 4)	0-0 6-3	0-0 F8		0-0 1B 2B 1B		0-0 F8		0-0 BB 1B 1B 4-3		6	2	2	0	0	0	3	Milwaukee Brewers @ Cleveland Indians Cleveland Municipal Stadium, Cleveland, OH Sun Aug 14 1977, 3:38 AM EDT Att. 16,590 - Unknown livebaseballscorecards.com			
Buddy Bell, R OBP: 0.364, SLG: 0.438 (1, 5)	4-0 WP HR BB	0-0 1B 3B 1B		0-0 1-2 2B 1B		0-0 F9		0-0 BB BB 1-2 2B 1B		4	3	3	1	1	0	0				
Bill Melton, R OBP: 0.368, SLG: 0.377 (1, 10)	0-0 F7	0-0 3B 1B		0-0 1-1-H 2-H 1B 2B		0-0 PB 2B		0-3 K		5	2	3	1	0	1	3				
Andre Thornton, R OBP: 0.365, SLG: 0.563 (1, 3)	0-0 2-H HR	0-0 1-1-H 2-H 3B		0-0 5-3		0-0 L5		4-0 BB 1-2 2-3 2B BB		4	2	2	4	1	0	2				
Ron Pruitt, R OBP: 0.362, SLG: 0.405 (1, 7)	0-0 F9	1-0 HBP		0-0 3-H 1B		0-0 F8		4-0 BB BB BB 1-2 2-3 3-H 2B 1B BB		3	1	2	2	1	0	0				
Paul Dade, R OBP: 0.338, SLG: 0.377 (1, 8)		0-0 HR K		0-0 F8		0-0 FC6-4 1B		0-0 1-3 2-H 3-H 1B 2B		5	2	3	3	0	1	3				
Charlie Spikes, R OBP: 0.326, SLG: 0.373 (1, 9)		4-0 BB BB 1B 4-3 BB	0-0 5-3		0-0 F3		0-0 F8	0-3 K		4	1	0	0	1	1	4				
Ray Fosse, R OBP: 0.294, SLG: 0.382 (1, 2)		0-0 1-2 4-3	0-0 6-3		0-0 F7		0-3 K	0-0 2B 1B		5	0	1	2	0	1	3				
Frank Duffy, R OBP: 0.252, SLG: 0.283 (1, 6)		0-0 2-H WP 1B 1B	0-0 F9		0-0 6-3		0-0 FC6-4 1-2f	0-0 1-3 2B		5	1	2	1	0	0	2				
Inning Stats	R: 2 E: 0 K: 0 S: 4	H: 1 LOB: 0 BB: 1 P: 8	R: 5 E: 0 K: 1 S: 10	H: 5 LOB: 2 BB: 1 P: 15	R: 0 E: 0 K: 0 S: 3	H: 0 LOB: 0 BB: 0 P: 3	R: 2 E: 0 K: 0 S: 6	H: 4 LOB: 1 BB: 0 P: 6	R: 0 E: 0 K: 0 S: 3	H: 0 LOB: 0 BB: 0 P: 3	R: 0 E: 0 K: 0 S: 4	H: 1 LOB: 1 BB: 0 P: 4	R: 0 E: 0 K: 1 S: 7	H: 2 LOB: 2 BB: 0 P: 7	R: 5 E: 0 K: 2 S: 12	H: 5 LOB: 2 BB: 2 P: 20		1B: 11 2B: 4 3B: 1 HR: 2	SF: 0 SAC: 0 DP: 0 HBP: 1	WP: 2 PB: 1 SB: 0 CS: 0
PITCHER	IP WLS BF H R ER SO BB IBB HBP BLK WP HR S P ERA WHIP	IP WLS BF H R ER SO BB IBB HBP BLK WP HR S P ERA WHIP	IP WLS BF H R ER SO BB IBB HBP BLK WP HR S P ERA WHIP	IP WLS BF H R ER SO BB IBB HBP BLK WP HR S P ERA WHIP	IP WLS BF H R ER SO BB IBB HBP BLK WP HR S P ERA WHIP	IP WLS BF H R ER SO BB IBB HBP BLK WP HR S P ERA WHIP	IP WLS BF H R ER SO BB IBB HBP BLK WP HR S P ERA WHIP	IP WLS BF H R ER SO BB IBB HBP BLK WP HR S P ERA WHIP	IP WLS BF H R ER SO BB IBB HBP BLK WP HR S P ERA WHIP	IP WLS BF H R ER SO BB IBB HBP BLK WP HR S P ERA WHIP	IP WLS BF H R ER SO BB IBB HBP BLK WP HR S P ERA WHIP	IP WLS BF H R ER SO BB IBB HBP BLK WP HR S P ERA WHIP	IP WLS BF H R ER SO BB IBB HBP BLK WP HR S P ERA WHIP	IP WLS BF H R ER SO BB IBB HBP BLK WP HR S P ERA WHIP	IP WLS BF H R ER SO BB IBB HBP BLK WP HR S P ERA WHIP	IP WLS BF H R ER SO BB IBB HBP BLK WP HR S P ERA WHIP	IP WLS BF H R ER SO BB IBB HBP BLK WP HR S P ERA WHIP	IP WLS BF H R ER SO BB IBB HBP BLK WP HR S P ERA WHIP		

AB	41
R	14
H	18
RBI	14
BB	4
SO	4
LOB	20



Batter	1	2	3	4	5	6	7	8	9	AB R H RBI BB SO LOB	TOP											
Rodney Scott, S (1, 4) OBP: 0.332, SLG: 0.290	0-0 5-3		4-0 1B BB			0-0 F3	0-0 F4			3 0 0 0 1 0 1												
Marty Perez, R (1, 5) OBP: 0.305, SLG: 0.338	0-0 4-3		0-0 1B			4-0 BB BB		0-0 G6-4-3 1B		3 0 2 1 1 0 0												
Mitchell Page, L (1, 7) OBP: 0.377, SLG: 0.493	4-0 CS BB		0-0 4-3			4-0 BB BB		0-0 G6-4-3 1B		2 0 1 0 2 0 2												
Jim Tyrone, R (1, 9) OBP: 0.305, SLG: 0.302	0-0 CS 1-2	0-0 6-3		0-0 G5-4-3 1B		4-0 G5-4-3 BB		0-0 G6-4-3 1-2f 2-3		3 0 1 0 1 0 2												
Manny Sanguillen, R (1, 2) OBP: 0.281, SLG: 0.322		0-0 6-3		0-0 G5-4-3 1-2f		0-0 G5-4-3 1-2f		0-0 F9		3 0 0 0 0 0 4												
Jeff Newman, R (6, 2) OBP: 0.259, SLG: 0.346										1 0 0 0 0 0 1												
Jerry Tabb, L (1, 3) OBP: 0.281, SLG: 0.308		0-0 4-3		0-0 F4			0-0 G3		0-0 2B	4 0 1 0 0 0 0												
Tim Hosley, R (1, 10) OBP: 0.333, SLG: 0.306			4-0 FC6-4 BB		0-0 F8		0-0 F8		0-0 F9	3 0 0 0 1 0 1												
Sheldon Mallory, L (1, 8) OBP: 0.315, SLG: 0.296			0-0 F7		0-0 6-3		0-0 E 3B		0-3 K	4 1 1 0 0 1 2												
Rob Picciolo, R (1, 6) OBP: 0.198, SLG: 0.218			0-0 FC6-4 BB 1B		0-0 6-3		0-0 E9 3-H		0-0 F3	4 1 0 0 0 0 2												
Inning Stats	R: 0 E: 0 K: 0 S: 2	H: 0 LOB: 0 BB: 1 P: 6	R: 0 E: 0 K: 0 S: 3	H: 0 LOB: 0 BB: 0 P: 3	R: 1 E: 0 K: 0 S: 4	H: 1 LOB: 2 BB: 2 P: 12	R: 0 E: 0 K: 0 S: 3	H: 1 LOB: 0 BB: 0 P: 3	R: 0 E: 0 K: 0 S: 3	H: 0 LOB: 0 BB: 0 P: 3	R: 0 E: 0 K: 0 S: 2	H: 0 LOB: 2 BB: 3 P: 14	R: 1 E: 1 K: 0 S: 5	H: 1 LOB: 1 BB: 0 P: 5	R: 0 E: 0 K: 0 S: 4	H: 2 LOB: 1 BB: 0 P: 4	R: 0 E: 0 K: 1 S: 6	H: 1 LOB: 1 BB: 0 P: 6	1B: 4 2B: 1 3B: 1 HR: 0	SF: 0 SAC: 0 DP: 3 HBP: 0	WP: 0 PB: 0 SB: 0 CS: 1	PA: 37
PITCHER	IP WLS BF H R ER SO BB IBB HBP BLK WP HR S P ERA WHIP																					
Rick Waits, L (1, 1) ERA: 4.39	5.1 W 22 2 1 1 0 6 0 0 0 0 0 0 16 40 1.69 1.500																					
Don Hood, L (6, 1) ERA: 3.34	1.2 6 1 1 0 0 0 0 0 0 0 0 0 6 6 0.00 0.600																					
Sid Monge, L (8, 1) ERA: 5.71	2.0 8 3 0 0 0 1 0 0 0 0 0 0 10 10 0.00 1.500																					

Oakland Athletics @ Cleveland Indians
Cleveland Municipal Stadium, Cleveland, OH

AB	30
R	2
H	6
RBI	1
BB	6
SO	1
LOB	15



Mon Aug 15 1977, 7:05 PM EDT
Att: 7,186 - Unknown - 73 F

livebaseballscorecards.com

Batter	1	2	3	4	5	6	7	8	9	AB	R	H	RBI	BB	SO	LOB
Duane Kuiper, L OBP: 0.327, SLG: 0.338 (1, 4) X	0-0 2B 1B		0-3 K	0-0 4-3			4-0 FC6-4 BB			3	1	1	0	1	1	1
Buddy Bell, R OBP: 0.361, SLG: 0.434 (1, 5) X	0-0 F9		0-0 F9	0-0 6-3			0-0 FC6-4 1-2f			4	0	0	0	0	0	3
Bruce Bochte, L OBP: 0.347, SLG: 0.374 (1, 7) X	0-0 1-H 2B		0-3 K		0-0 G3		0-0 L5			4	0	1	1	0	1	1
Andre Thornton, R OBP: 0.366, SLG: 0.558 (1, 3) X	0-0 F3			4-0 E BB	4-0 G6-4-3 BB			0-0 F9		2	1	0	0	2	0	0
Bill Melton, R OBP: 0.365, SLG: 0.368 (1, 10) X		4-0 2B SF8 BB		0-0 FC6 WP 1B	0-0 G6-4-3 1-2f			0-3 K		3	2	0	0	1	1	2
Ron Pruitt, R OBP: 0.366, SLG: 0.417 (1, 9) X		0-0 SF8 2B		0-0 1B 1B		0-0 F7		0-0 F4		4	2	2	1	0	0	0
Paul Dade, R OBP: 0.341, SLG: 0.381 (1, 8) X		0-0 SF8		0-0 1B 4-3 1B		0-0 G4-6-3 1B				2	1	2	1	0	0	0
Fred Kendall, R OBP: 0.288, SLG: 0.371 (1, 2) X		0-0 SF8		0-0 WP 4-3 1B		0-0 G4-6-3 1-2f				2	0	1	2	0	0	1
Frank Duffy, R OBP: 0.249, SLG: 0.280 (1, 6) X		0-0 G3		0-0 4-3		0-0 F8				3	0	0	1	0	0	1

Inning Stats	R: 1	H: 2	E: 0	K: 0	S: 4	LOB: 0	BB: 0	P: 4	R: 2	H: 1	E: 0	K: 0	S: 4	LOB: 0	BB: 1	P: 8	R: 0	H: 0	E: 0	K: 2	S: 7	LOB: 0	BB: 0	P: 7	R: 4	H: 3	E: 2	K: 0	S: 7	LOB: 1	BB: 1	P: 11	R: 0	H: 0	E: 0	K: 0	S: 2	LOB: 0	BB: 1	P: 6	R: 0	H: 1	E: 0	K: 0	S: 3	LOB: 0	BB: 0	P: 3	R: 0	H: 0	E: 0	K: 0	S: 3	LOB: 1	BB: 1	P: 7	R: 0	H: 0	E: 0	K: 1	S: 5	LOB: 0	BB: 0	P: 5
AB	27																																																															
R	7																																																															
H	7																																																															
RBI	6																																																															
BB	4																																																															
SO	3																																																															
LOB	9																																																															
1B: 5	SF: 2	WP: 2	PA: 33																																																													
2B: 2	SAC: 0	PB: 0	CS: 0																																																													
3B: 0	DP: 2	SB: 0																																																														
HR: 0	HBP: 0																																																															

BOTTOM

Oakland Athletics @ Cleveland Indians
Cleveland Municipal Stadium, Cleveland, OH

Mon Aug 15 1977, 7:05 PM EDT
 Att. 7,186 - Unknown - 73 F

livebaseballscorecards.com



Batter	1	2	3	4	5	6	7	8	9	AB R H RBI BB SO LOB	TOP											
Rodney Scott, S (1, 4) OBP: 0.329, SLG: 0.284	0-3 K		0-0 F7	0-0 4-3			4-0 B1-6-4 BB		0-0 4-3	4 0 0 0 1 1 3												
Marty Perez, R (1, 5) OBP: 0.304, SLG: 0.336	0-3 K		0-0 6-3		0-0 F8		0-0 B1-6-4		0-0 1B	5 0 1 1 0 1 1												
Mitchell Page, L (1, 7) Matt Alexander, S (7, PR) OBP: 0.325, SLG: 0.250	0-0 B5-3		0-0 F6		0-0 5-3 3B		0-0 1B 1B		0-0 F8	4 1 2 0 0 0 0 1 1 0 0 0 0 1												
Jerry Tabb, L (1, 3) OBP: 0.323, SLG: 0.436		0-0 HR		0-0 HR	4-0 5-3 BB		4-0 1B 1-2 IBB		0-0 4-3	3 2 2 2 2 0 1												
Manny Sanguillen, R (1, 2) OBP: 0.286, SLG: 0.333		0-0 HR		0-0 1B 1B	0-0 5-3		0-0 1B			4 2 3 3 0 0 1												
Willie Crawford, L (1, 9) OBP: 0.308, SLG: 0.297		0-0 F9 2B		0-0 F2	0-0 6-3			0-0 F4		4 0 1 0 0 0 2												
Tim Hosley, R (1, 10) OBP: 0.326, SLG: 0.300		0-0 F9		0-0 1B 1B		0-0 1-3		0-3 K		4 0 1 0 0 1 1												
Larry Murray, S (1, 8) OBP: 0.241, SLG: 0.266		0-3 K		0-0 1B		0-0 1-3		0-3 K		4 0 1 1 0 2 1												
Rob Picciolo, R (1, 6) OBP: 0.199, SLG: 0.219		0-0 F3		0-3 K		0-0 1-3			0-0 4-3 1B	4 1 1 0 0 1 3												
Inning Stats	R: 0 E: 0 K: 2 S: 7	H: 0 LOB: 0 BB: 0 P: 7	R: 2 E: 0 K: 1 S: 8	H: 3 LOB: 1 BB: 0 P: 8	R: 0 E: 0 K: 0 S: 3	H: 0 LOB: 0 BB: 0 P: 3	R: 2 E: 0 K: 1 S: 9	H: 4 LOB: 2 BB: 0 P: 9	R: 1 E: 0 K: 0 S: 4	H: 1 LOB: 1 BB: 1 P: 8	R: 0 E: 0 K: 0 S: 3	H: 0 LOB: 0 BB: 0 P: 3	R: 1 E: 0 K: 0 S: 3	H: 2 LOB: 2 BB: 2 P: 11	R: 0 E: 0 K: 2 S: 7	H: 0 LOB: 0 BB: 0 P: 7	R: 1 E: 0 K: 0 S: 5	H: 2 LOB: 1 BB: 0 P: 5	1B: 7 2B: 1 3B: 1 HR: 3	SF: 0 SAC: 0 DP: 1 HBP: 0	WP: 0 PB: 0 SB: 1 CS: 0	PA: 40
PITCHER	IP WLS BF H R ER SO BB IBB HBP BLK WP HR S P ERA WHIP																					
Dennis Ekersley, R (1, 1) ERA: 3.66	4.1 L 21 8 5 5 4 0 0 0 0 0 0 3 29 29 10.38 1.846																					
Sid Monge, L (5, 1) ERA: 5.71	0.0 1 0 0 0 0 1 0 0 0 0 0 0 0 4 ∞ ∞																					
Larry Andersen, R (5, 1) ERA: 3.0	2.2 10 2 1 1 0 1 1 0 0 0 0 0 8 16 3.38 1.125																					
Don Hood, L (8, 1) ERA: 3.29	1.0 3 0 0 0 2 0 0 0 0 0 0 0 7 7 0.00 0.000																					
Jim Kern, R (9, 1) ERA: 3.36	1.0 5 2 1 1 0 0 0 0 0 0 0 0 5 5 9.00 2.000																					

Oakland Athletics @ Cleveland Indians
Cleveland Municipal Stadium, Cleveland, OH

AB	37
R	7
H	12
RBI	7
BB	3
SO	6
LOB	14



Tue Aug 16 1977, 7:05 PM EDT
Att: 8,863 - Unknown - 81 F

livebaseballscorecards.com

Batter	1	2	3	4	5	6	7	8	9	AB R H RBI BB SO LOB
Duane Kuiper, L OBP: 0.327, SLG: 0.338 (1, 4) BBB	4-0 1B BB		0-3 K		0-0 6-3		0-0 1B		0-3 K	4 0 1 0 1 2 0
Buddy Bell, R OBP: 0.362, SLG: 0.435 (1, 5) X	0-0 F9		0-0 1B 1B		0-0 SH1-3 HR 1B		0-0 F9			4 1 2 0 0 0 2
Bruce Bochte, L OBP: 0.347, SLG: 0.373 (1, 7) SSS	0-3 K		0-0 FC5-4 1B		0-0 SH1-3		0-0 F6			3 0 1 0 0 1 2
Andre Thornton, R OBP: 0.368, SLG: 0.568 (1, 3) X	0-0 1B		0-0 FC5-4		0-0 HR		0-0 F7			4 1 2 2 0 0 2
Rico Carty, R OBP: 0.352, SLG: 0.408 (1, 10) SSS	0-3 K			0-3 K	0-0 1-3			0-0 1B		4 0 1 0 0 2 2
Ron Pruitt, R OBP: 0.363, SLG: 0.412 (1, 9)		0-0 L3		0-0 E7 1B 1B		0-0 5-3		0-0 F7		4 1 1 0 0 0 1
Paul Dade, R OBP: 0.340, SLG: 0.379 (1, 8)		0-3 K		0-0 1B		0-0 F9		0-0 F9		4 0 1 1 0 1 1
Fred Kendall, R OBP: 0.282, SLG: 0.364 (1, 2)		0-0 6-3		0-0 L9		0-0 F7			0-0 4-3	4 0 0 0 0 0 1
Frank Duffy, R OBP: 0.247, SLG: 0.278 Larvell Blanks, R OBP: 0.314, SLG: 0.420 (7, PH) (8, 6)			0-0 F5	0-0 L7		0-0 F9			0-0 F3	2 0 0 0 0 0 1 2 0 0 0 0 0 0

Inning Stats	R: 0	H: 1	E: 0	K: 2	S: 8	LOB: 2	BB: 1	P: 12	R: 0	H: 0	E: 0	K: 1	S: 5	LOB: 0	BB: 0	P: 5	R: 0	H: 2	E: 0	K: 1	S: 7	LOB: 2	BB: 0	P: 7	R: 1	H: 2	E: 1	K: 1	S: 7	LOB: 1	BB: 0	P: 7	R: 2	H: 2	E: 0	K: 0	S: 5	LOB: 0	BB: 0	P: 5	R: 0	H: 0	E: 0	K: 0	S: 3	LOB: 0	BB: 0	P: 3	R: 0	H: 1	E: 0	K: 0	S: 4	LOB: 1	BB: 0	P: 4	R: 0	H: 1	E: 0	K: 0	S: 4	LOB: 1	BB: 0	P: 4	R: 0	H: 0	E: 0	K: 1	S: 5	LOB: 0	BB: 0	P: 5	1B: 8	2B: 0	3B: 0	HR: 1	SF: 0	SAC: 1	DP: 0	HBP: 0	WP: 0	PB: 0	SB: 0	CS: 0	PA: 37
PITCHER Vida Blue, L ERA: 4.0 (1, 1)	IP	WLS	BF	H	R	ER	SO	BB	IBB	HBP	BLK	WP	HR	S	P	ERA	WHIP																																																																				
										PITCHER	IP	WLS	BF	H	R	ER	SO	BB	IBB	HBP	BLK	WP	HR	S	P	ERA	WHIP																																																										

BOTTOM

Oakland Athletics @ Cleveland Indians
Cleveland Municipal Stadium, Cleveland, OH

Tue Aug 16 1977, 7:05 PM EDT
Att. 8,863 - Unknown - 81 F

livebaseballscorecards.com

AB	35
R	3
H	9
RBI	3
BB	1
SO	6
LOB	12



Batter	1	2	3	4	5	6	7	8	9	AB R H RBI BB SO LOB	TOP		
Tom Poquette, L (1, 8) OBP: 0.315, SLG: 0.394 Amos Otis, R (8, PR) OBP: 0.335, SLG: 0.438 (8, 8)	0-0 1-3		0-0 4-3			0-0 G3		0-0 E S 1B		4 0 1 0 0 0 0 0 1 0 0 0 0 0			
Hal McRae, R (1, 7) OBP: 0.352, SLG: 0.495 Joe Zdeb, R (9, 7) OBP: 0.359, SLG: 0.421	1-0 CS HBP		0-0 2-3			0-0 6-3		0-0 1-H S 1B		3 1 1 1 0 0 0 0 0 0 0 0 0 0			
Ralph LaCock, L (1, 10) OBP: 0.355, SLG: 0.431	0-0 E6 1-2 BB HR		0-0 2-3			0-0 5-3		0-0 1-H 1B		4 1 1 1 0 0 1			
Joe Lahoud, L (1, 9) OBP: 0.393, SLG: 0.304 Al Cowens, R (9, PH) OBP: 0.341, SLG: 0.498 (9, 9)	4-0 1-2 HR BB			0-3 K		0-0 4-3 1B		0-0 6-3		2 1 1 0 1 1 0 1 0 0 0 0 0 0			
John Mayberry, L (1, 3) OBP: 0.353, SLG: 0.427	0-0 1-H 2-H HR			0-3 K		0-0 F8		0-3 K		4 1 1 3 0 2 1			
Darrell Porter, L (1, 2) OBP: 0.356, SLG: 0.462	0-0 4-3			0-0 F5		0-0 4-3 1-2		0-0 F9		4 0 0 0 0 0 1			
Cookie Rojas, R (1, 5) OBP: 0.290, SLG: 0.325					0-0 6-3		0-0 F7			3 0 0 0 0 1 1			
Freddie Patek, R (1, 6) OBP: 0.320, SLG: 0.364					0-0 4-3			0-3 K		3 0 0 0 0 2 0			
Frank White, R (1, 4) OBP: 0.289, SLG: 0.350					0-0 6-3			0-0 5-3		3 0 0 0 0 1 0			
Inning Stats	R: 3 H: 1 E: 1 LOB: 0 K: 0 BB: 1 S: 4 P: 9	R: 0 H: 0 E: 0 LOB: 0 K: 3 BB: 0 S: 9 P: 9	R: 0 H: 0 E: 0 LOB: 0 K: 2 BB: 0 S: 7 P: 7	R: 0 H: 0 E: 0 LOB: 0 K: 2 BB: 0 S: 7 P: 7	R: 0 H: 0 E: 0 LOB: 0 K: 0 BB: 0 S: 3 P: 3	R: 0 H: 0 E: 0 LOB: 0 K: 0 BB: 0 S: 3 P: 3	R: 0 H: 1 E: 0 LOB: 1 K: 0 BB: 0 S: 4 P: 4	R: 2 H: 3 E: 0 LOB: 1 K: 1 BB: 0 S: 7 P: 7	R: 0 H: 0 E: 0 LOB: 0 K: 1 BB: 0 S: 5 P: 5	1B: 4 SF: 0 2B: 0 SAC: 0 3B: 0 DP: 0 HR: 1 HBP: 1	WP: 0 PA: 33 PB: 0 SB: 2 CS: 1		
PITCHER	IP WLS BF H R ER SO BB IBB HBP BLK WP HR S P ERA WHIP											PITCHER	IP WLS BF H R ER SO BB IBB HBP BLK WP HR S P ERA WHIP
Jim Bibby, R (1, 1) ERA: 3.85 Don Hood, L (9, 1) ERA: 3.24	8.0 L 30 5 5 2 6 1 0 1 0 0 0 1 40 45 2.25 0.750												

Kansas City Royals @ Cleveland Indians
 Cleveland Municipal Stadium, Cleveland, OH
 Wed Aug 17 1977, 7:05 PM EDT
 Att: 5,921 - Unknown - 71 F

AB	31
R	5
H	5
RBI	5
BB	1
SO	7
LOB	4



Batter	1	2	3	4	5	6	7	8	9	AB R H RBI BB SO LOB
Duane Kuiper, L (1, 4) OBP: 0.330, SLG: 0.339	0-0 FC5 1B 1B	0-0 3-1 1-2 2-3 3-H		0-3 K		0-0 1B			4-0 FC1-6 BB BB	4 0 2 1 1 1 4
Buddy Bell, R (1, 5) OBP: 0.360, SLG: 0.431	0-0 L7	0-3 K		0-0 F8		0-0 F7			4-0 FC1-6 BB 1-2	4 0 0 0 1 1 6
Paul Dade, R (1, 8) OBP: 0.339, SLG: 0.377	0-0 F9		0-0 1B 1B		0-3 K		0-0 5-3		0-0 FC1-6 1-2f 2-3	4 0 1 0 0 1 1 1 0 0 0 0 0 2
John Lowenstein, L (9, PH) OBP: 0.354, SLG: 0.354										
Andre Thornton, R (1, 3) OBP: 0.372, SLG: 0.580	0-0 1-2 1B		0-0 L5		0-0 1B		0-0 HR		0-0 F3	5 1 3 1 0 0 3
Rico Carty, R (1, 10) OBP: 0.350, SLG: 0.404	0-0 FC5 2-3f		0-0 G4-6-3 1B		0-0 P4		0-0 5-3		0-0 F7	5 0 1 0 0 0 5
Bruce Bochte, L (1, 7) OBP: 0.346, SLG: 0.372		0-0 SH1-3 BB 3-1 1B	0-0 G4-6-3		0-0 4-3		0-0 4-3			4 1 1 0 0 0 3
Ron Pruitt, R (1, 9) OBP: 0.365, SLG: 0.408		4-0 3-1 SH1-3 1-2 BB		0-0 L6		0-0 SH3 SF8 2B		0-0 6-3		1 0 0 0 1 0 0 2 1 1 0 0 0 0
Jim Norris, L (6, PH) OBP: 0.366, SLG: 0.382										
Ray Fosse, R (1, 2) OBP: 0.296, SLG: 0.383		0-0 SH1-3 1-2 2-3		0-0 1B 1B		0-0 SH3 2-3		0-0 6-3		2 0 1 0 0 0 0
Frank Duffy, R (1, 6) OBP: 0.253, SLG: 0.281		4-0 3-1 BB		0-0 1B		0-0 SF8 3-H		0-0 F8		1 0 1 0 1 0 0 1 0 0 1 0 0 0
Larvell Blanks, R (6, PH) OBP: 0.311, SLG: 0.418										

Inning Stats	R: 0	H: 2	E: 0	K: 0	S: 5	LOB: 2	BB: 0	P: 5	R: 1	H: 1	E: 0	K: 1	S: 6	LOB: 2	BB: 2	P: 14	R: 0	H: 2	E: 0	K: 0	S: 4	LOB: 1	BB: 0	P: 4	R: 0	H: 2	E: 0	K: 1	S: 7	LOB: 2	BB: 0	P: 7	R: 0	H: 1	E: 0	K: 1	S: 6	LOB: 1	BB: 0	P: 6	R: 1	H: 1	E: 0	K: 0	S: 4	LOB: 0	BB: 0	P: 4	R: 0	H: 0	E: 0	K: 0	S: 3	LOB: 0	BB: 0	P: 3	R: 0	H: 0	E: 0	K: 0	S: 3	LOB: 2	BB: 2	P: 11	1B: 9	SF: 1	2B: 1	SAC: 2	3B: 0	DP: 1	HR: 1	HBP: 0	WP: 0	PA: 41
--------------	------	------	------	------	------	--------	-------	------	------	------	------	------	------	--------	-------	-------	------	------	------	------	------	--------	-------	------	------	------	------	------	------	--------	-------	------	------	------	------	------	------	--------	-------	------	------	------	------	------	------	--------	-------	------	------	------	------	------	------	--------	-------	------	------	------	------	------	------	--------	-------	-------	-------	-------	-------	--------	-------	-------	-------	--------	-------	--------

PITCHER	IP	WLS	BF	H	R	ER	SO	BB	IBB	HBP	BLK	WP	HR	S	P	ERA	WHIP
Paul Splittorf, L (1, 1) ERA: 4.2	3.2		19	7	1	1	2	2	0	0	0	0	0	21	29	2.46	2.455
Marty Pattin, R (4, 1) ERA: 4.15	4.1	W	19	4	2	2	1	2	0	0	0	0	1	19	27	4.15	1.385
Doug Bird, R (9, 1) ERA: 5.01	1.0	S	3	0	0	0	0	0	0	0	0	0	0	3	3	0.00	0.000

BOTTOM

Kansas City Royals @ Cleveland Indians
Cleveland Municipal Stadium, Cleveland, OH

Wed Aug 17 1977, 7:05 PM EDT
Att. 5,921 - Unknown - 71 F

livebaseballscorecards.com

AB	34
R	3
H	11
RBI	3
BB	4
SO	3
LOB	24



Batter	1	2	3	4	5	6	7	8	9	AB R H RBI BB SO LOB	TOP
Tom Poquette, L OBP: 0.320, SLG: 0.402 (1, 9) (9, 7)	0-0 E 2B	0-0 FC 1-2 2-H		0-0 F7			0-0 FC5-4 1B		0-0 1B	5 1 3 0 0 0 2	
Hal McRae, R OBP: 0.352, SLG: 0.500 Al Cowens, R OBP: 0.341, SLG: 0.498 (1, 7) (9, 9)	0-0 E6 3B 2-H	0-0 L9		0-0 2B 1-H			0-0 FC5-4 1-2f S		0-0 L3	5 1 2 1 0 0 4 0 0 0 0 0 0 0	
Joe Lahoud, L OBP: 0.375, SLG: 0.333 (1, 10)	0-0 5-3	0-3 K			0-0 2B L9-4-5		0-0 F9 1-2			4 0 1 0 0 1 3	
John Mayberry, L OBP: 0.352, SLG: 0.425 (1, 3)	0-0 3-1			0-0 1B L3		0-0 L9-4-5 2-3		0-0 G3		4 0 1 0 0 0 2	
Darrell Porter, L OBP: 0.355, SLG: 0.457 (1, 2)	4-0 BB			0-0 F7		0-0 G3		0-0 F8		3 0 0 0 1 0 1	
Amos Otis, R OBP: 0.332, SLG: 0.433 (1, 8)	0-3 K			0-0 L3 1-2		0-3 K		0-0 P4		4 0 0 0 0 2 2	
Cookie Rojas, R OBP: 0.289, SLG: 0.323 (1, 5)		0-3 K		0-0 F8		0-0 1B		0-0 F8		4 0 1 0 0 1 0	
Frank White, R OBP: 0.292, SLG: 0.352 (1, 4)		4-0 FC E BB		0-0 1B 2B		0-3 K		0-0 F3		3 2 1 0 1 1 1	
Bob Heise, R OBP: 0.292, SLG: 0.304 (1, 6)		0-0 FC E 1-2		0-0 2B 1B 2-H		0-3 K		0-0 4-3		4 0 1 1 0 1 2	
Inning Stats	R: 2 E: 1 K: 1 S: 7 H: 2 LOB: 1 BB: 1 P: 11	R: 1 E: 1 K: 2 S: 9 H: 0 LOB: 2 BB: 1 P: 13	R: 0 E: 0 K: 0 S: 3 H: 1 LOB: 0 BB: 0 P: 3	R: 1 E: 0 K: 0 S: 5 H: 3 LOB: 2 BB: 0 P: 5	R: 0 E: 0 K: 0 S: 3 H: 1 LOB: 0 BB: 0 P: 3	R: 0 E: 0 K: 3 S: 10 H: 1 LOB: 1 BB: 0 P: 10	R: 0 E: 0 K: 0 S: 4 H: 1 LOB: 1 BB: 0 P: 4	R: 0 E: 0 K: 0 S: 3 H: 0 LOB: 0 BB: 0 P: 3	R: 0 E: 0 K: 0 S: 4 H: 1 LOB: 1 BB: 0 P: 4	1B: 5 2B: 6 3B: 1 HR: 0 SF: 0 SAC: 0 DP: 2 HBP: 0	WP: 0 PB: 0 SB: 1 CS: 0 PA: 38
PITCHER Wayne Garland, R ERA: 4.08 (1, 1)	IP 9.0 WLS L BF 38 H 10 R 4 ER 3 SO 6 BB 2 IBB 0 HBP 0 BLK 0 WP 0 HR 0 S 48 P 56 ERA 3.00 WHIP 1.333										

Kansas City Royals @ Cleveland Indians
Cleveland Municipal Stadium, Cleveland, OH

Thu Aug 18 1977, 7:05 PM EDT
Att: 6,692 - Unknown - 66 F

AB	36
R	4
H	10
RBI	2
BB	2
SO	6
LOB	17



Batter	1	2	3	4	5	6	7	8	9	AB R H RBI BB SO LOB
--------	---	---	---	---	---	---	---	---	---	----------------------

Jim Norris, L <small>(1, 8)</small> <small>OBP: 0.363, SLG: 0.378</small>	0-3 			0-0 		0-0 1-2 			0-0 	4 0 0 0 0 1 1
Duane Kuiper, L <small>(1, 4)</small> <small>OBP: 0.327, SLG: 0.336</small>	0-0 			0-3 		0-0 			0-0 	4 0 0 0 0 1 1
Buddy Bell, R <small>(1, 5)</small> <small>OBP: 0.357, SLG: 0.427</small>	0-0 			0-0 			0-3 		0-0 	4 0 0 0 0 1 0
Andre Thornton, R <small>(1, 3)</small> <small>OBP: 0.368, SLG: 0.573</small>		0-0 			0-0 			0-0 		3 0 0 0 0 0 0
Rico Carty, R <small>(1, 10)</small> <small>OBP: 0.353, SLG: 0.410</small>		0-0 			0-0 			0-0 		3 0 2 0 0 0 0
Bruce Bochte, L <small>(1, 7)</small> <small>OBP: 0.346, SLG: 0.370</small>		0-0 		4-0 			0-0 			2 0 0 0 1 0 2
Larvell Blanks, R <small>(1, 6)</small> <small>OBP: 0.307, SLG: 0.412</small>			0-3 		0-0 			0-3 		3 0 0 0 0 2 1
Charlie Spikes, R <small>(1, 9)</small> <small>OBP: 0.327, SLG: 0.372</small>			0-3 			0-0 		0-0 		3 0 1 0 0 1 0
Fred Kendall, R <small>(1, 2)</small> <small>OBP: 0.283, SLG: 0.363</small>			0-0 			0-0 		0-0 		3 0 1 0 0 0 1

Inning Stats	R: 0	H: 0	E: 0	K: 1	S: 5	R: 0	H: 1	E: 0	K: 0	S: 3	R: 0	H: 0	E: 0	K: 2	S: 7	R: 0	H: 0	E: 0	K: 1	S: 5	R: 0	H: 0	E: 0	K: 0	S: 3	R: 0	H: 1	E: 0	K: 1	S: 4	R: 0	H: 1	E: 0	K: 1	S: 6	R: 0	H: 1	E: 0	K: 1	S: 5	R: 0	H: 0	E: 0	K: 0	S: 3	1B: 3	SF: 0	2B: 2	SAC: 0	3B: 0	DP: 2	HR: 0	HBP: 0	WP: 0	PA: 30
--------------	------	------	------	------	------	------	------	------	------	------	------	------	------	------	------	------	------	------	------	------	------	------	------	------	------	------	------	------	------	------	------	------	------	------	------	------	------	------	------	------	------	------	------	------	------	-------	-------	-------	--------	-------	-------	-------	--------	-------	--------

PITCHER	IP	WLS	BF	H	R	ER	SO	BB	IBB	HBP	BLK	WP	HR	S	P	ERA	WHIP	PITCHER	IP	WLS	BF	H	R	ER	SO	BB	IBB	HBP	BLK	WP	HR	S	P	ERA	WHIP														
Dennis Leonard, R <small>(1, 1)</small> <small>ERA: 3.26</small>	9.0	W	30	4	0	0	6	1	0	0	0	0	0	41	45	0.00	0.556																																

BOTTOM

Kansas City Royals @ Cleveland Indians
 Cleveland Municipal Stadium, Cleveland, OH


Thu Aug 18 1977, 7:05 PM EDT
 Att. 6,692 - Unknown - 66 F

AB	29
R	0
H	4
RBI	0
BB	1
SO	6
LOB	6



WP: 0	PA: 30
PB: 1	SB: 0
CS: 0	

livebaseballscorecards.com

Batter	1	2	3	4	5	6	7	8	9	AB R H RBI BB SO LOB	TOP														
Jim Norris, L (1, 8) OBP: 0.362, SLG: 0.375	0-0 G3		0-0 4-3		0-0 1-3			4-0 F9 SH BB		3 0 0 0 1 0 0	<p>Cleveland Indians @ Oakland Athletics Oakland-Alameda County Coliseum, Oakland, CA</p> <p>Fri Aug 19 1977, 7:05 PM PDT Att. 2,704 - Unknown</p> <p>livebaseballscorecards.com</p> <table border="1"> <tr><td>AB</td><td>29</td></tr> <tr><td>R</td><td>2</td></tr> <tr><td>H</td><td>6</td></tr> <tr><td>RBI</td><td>1</td></tr> <tr><td>BB</td><td>4</td></tr> <tr><td>SO</td><td>1</td></tr> <tr><td>LOB</td><td>16</td></tr> </table> 	AB	29	R	2	H	6	RBI	1	BB	4	SO	1	LOB	16
AB	29																								
R	2																								
H	6																								
RBI	1																								
BB	4																								
SO	1																								
LOB	16																								
Duane Kuiper, L (1, 4) OBP: 0.327, SLG: 0.335	0-0 F5		4-0 CS BB		0-0 6-3			0-0 SH G5-4-3		2 0 0 0 1 0 0															
Buddy Bell, R (1, 5) OBP: 0.354, SLG: 0.423	0-0 F6		0-0 F9 1-2		0-0 6-3			0-0 F9 2-3		4 0 0 0 0 0 3															
Andre Thornton, R (1, 3) OBP: 0.373, SLG: 0.574		0-0 1B G5-4-3 1B		0-0 E 5-3 1B		4-0 BB G6-4-3		0-0 G5-4-3 1-2f		3 1 2 0 1 0 2															
Bruce Bochte, L (1, 7) OBP: 0.347, SLG: 0.370		0-0 1B G5-4-3 1B		0-0 5-3 1-2		0-0 G6-4-3 1-2f		4-0 BB G6-4-3		3 0 1 0 1 0 2															
Bill Melton, R (1, 10) OBP: 0.355, SLG: 0.355		0-0 G5-4-3 1-2f 3-H		0-0 E4 2-3		0-0 F4		0-0 G6-4-3 1-2f		4 0 0 0 0 0 3															
Paul Dade, R (1, 9) OBP: 0.338, SLG: 0.376		0-0 S 1B 1B		0-0 F3		0-0 F8		0-0 1-3		4 1 1 0 0 0 2															
Ray Fosse, R (1, 2) OBP: 0.301, SLG: 0.387		0-0 1B 1B		0-0 L6		0-0 FC5-4 1B				3 0 2 1 0 0 2															
Fred Kendall, R (9, 2) OBP: 0.283, SLG: 0.363		0-0 1B 1B								0 0 0 0 0 0 0															
Frank Duffy, R (1, 6) OBP: 0.250, SLG: 0.278		0-3 K		0-0 4-3		0-0 FC5-4 1-2f				3 0 0 0 0 1 2															
Inning Stats	R: 0 E: 0 K: 0 S: 3	H: 0 LOB: 0 BB: 0 P: 3	R: 2 E: 0 K: 1 S: 8	H: 4 LOB: 1 BB: 0 P: 8	R: 0 E: 0 K: 0 S: 2	H: 0 LOB: 0 BB: 1 P: 6	R: 0 E: 0 K: 0 S: 5	H: 1 LOB: 2 BB: 0 P: 5	R: 0 E: 0 K: 0 S: 3	H: 0 LOB: 0 BB: 0 P: 3	R: 0 E: 0 K: 0 S: 2	H: 0 LOB: 0 BB: 1 P: 6	R: 0 E: 1 K: 0 S: 4	H: 1 LOB: 1 BB: 0 P: 4	R: 0 E: 1 K: 0 S: 3	H: 0 LOB: 1 BB: 1 P: 7	R: 0 E: 0 K: 0 S: 2	H: 0 LOB: 0 BB: 1 P: 6	1B: 6 2B: 0 3B: 0 HR: 0	SF: 0 SAC: 1 DP: 4 HBP: 0	WP: 0 PB: 0 SB: 1 CS: 1	PA: 34			
PITCHER	IP WLS BF H R ER SO BB IBB HBP BLK WP HR S P ERA WHIP																								
Joe Coleman, R (1, 1) ERA: 2.63	7.0 L 27 6 2 2 1 2 0 0 0 0 0 0 27 35 2.57 1.143																								
Bob Lacey, L (8, 1) ERA: 3.03	2.0 7 0 0 0 0 2 0 0 0 0 0 0 5 13 0.00 1.000																								

Batter	1	2	3	4	5	6	7	8	9	AB	R	H	RBI	BB	SO	LOB
Rodney Scott, S OBP: 0.324, SLG: 0.279 (1, 4) (9, 6)	0-0 F7 ①		0-0 4-3 ①		0-0 4-3 ③			0-0 3-1 ③		4	0	0	0	0	0	1
Marty Perez, R OBP: 0.306, SLG: 0.338 (1, 5) (9, 4)	0-0 1B FC1-2 1B		0-0 6-3 ②			0-3 K ①		0-0 FC3-2 1B	0-0 E S FC3-2 1B	4	0	2	0	0	1	0
Matt Alexander, S OBP: 0.325, SLG: 0.250 (9, PR)										0	0	0	0	0	0	0
Mitchell Page, L OBP: 0.361, SLG: 0.500 (1, 7)	0-0 FC1-2 1B 1-3		0-3 K ③			0-0 1B ②			4-0 FC3-2 BB 1-3	3	1	2	0	1	1	0
Jerry Tabb, L OBP: 0.303, SLG: 0.407 (1, 3)	0-0 FC1-2 1B 1-2 3-H			0-0 3-1 ①		0-0 F8 ③			0-0 FC3-2 ① 1-2	4	0	0	0	0	0	4
Manny Sanguillen, R OBP: 0.285, SLG: 0.333 (1, 2)	0-0 1B 1-3 2-H			0-3 K ②				0-0 1-3 ①	0-0 F9 ② 3-H	4	0	1	1	0	1	2
Willie Crawford, L OBP: 0.303, SLG: 0.292 (1, 10)	0-0 F7 ③			0-0 F8 ③				0-0 3-1 ②	0-3 K ③	4	0	0	0	0	1	4
Sheldon Mallory, L OBP: 0.307, SLG: 0.287 (1, 9) (9, 8)		0-0 1-3 ①			0-0 4-3 ①			0-0 4-3 ③		3	0	0	0	0	0	0
Larry Murray, S OBP: 0.244, SLG: 0.264 (1, 8)						4-0 F8 S BB			0-0 F7 ①	1	0	0	0	1	0	0
Jim Tyrone, R OBP: 0.303, SLG: 0.300 (8, PH) (9, 9)										1	0	0	0	0	0	0
Rob Picciolo, R OBP: 0.197, SLG: 0.217 (1, 6)									0-0 F7 ②	2	0	0	0	0	0	1
Rich McKinney, R OBP: 0.239, SLG: 0.320 (8, PH) (9, 5)						0-0 F8 ② 1-3			0-0 F7	1	0	0	0	0	0	0

Inning Stats	R: 1	H: 3	E: 0	K: 0	S: 6	H: 3	LOB: 2	BB: 0	P: 6	R: 0	H: 0	E: 0	K: 0	S: 3	R: 0	H: 0	E: 0	K: 1	S: 5	R: 0	H: 0	E: 0	K: 1	S: 5	R: 0	H: 0	E: 0	K: 0	S: 3	R: 0	H: 1	E: 0	K: 1	S: 5	R: 0	H: 0	E: 0	K: 0	S: 3	R: 0	H: 0	E: 0	K: 0	S: 3	R: 0	H: 0	E: 0	K: 1	S: 6	R: 0	H: 1	E: 0	K: 1	S: 6	R: 0	H: 0	E: 0	K: 0	S: 3	R: 0	H: 0	E: 0	K: 0	S: 3	R: 0	H: 1	E: 0	K: 1	S: 6
--------------	------	------	------	------	------	------	--------	-------	------	------	------	------	------	------	------	------	------	------	------	------	------	------	------	------	------	------	------	------	------	------	------	------	------	------	------	------	------	------	------	------	------	------	------	------	------	------	------	------	------	------	------	------	------	------	------	------	------	------	------	------	------	------	------	------	------	------	------	------	------

PITCHER	IP	WLS	BF	H	R	ER	SO	BB	IBB	HBP	BLK	WP	HR	S	P	ERA	WHIP
Al Fitzmorris, R ERA: 5.11 (1, 1)	8.0	W	29	5	1	1	3	1	0	0	0	0	0	34	38	1.12	0.750
Don Hood, L ERA: 3.22 (9, 1)	0.1		2	0	0	0	0	1	0	0	0	0	0	1	5	0.00	3.000
Jim Kern, R ERA: 3.33 (9, 1)	0.2	S	2	0	0	0	1	0	0	0	0	0	0	4	4	0.00	0.000

BOTTOM

Cleveland Indians @ Oakland Athletics
Oakland-Alameda County Coliseum, Oakland, CA

Fri Aug 19 1977, 7:05 PM PDT
Att. 2,704 - Unknown

AB	31
R	1
H	5
RBI	1
BB	2
SO	4
LOB	12

livebaseballscores.com



WP	PA	ERA	WHIP
0	33		

Batter	1	2	3	4	5	6	7	8	9	10	11	12	AB R H RBI BB SO LOB	TOP												
Paul Dade, R OBP: 0.338, SLG: 0.375 (1, 8)	F9	1B		E5		F9		1-3			G5-3		6 0 2 0 0 0 3	Cleveland Indians @ Oakland Athletics Oakland-Alameda County Coliseum, Oakland, CA Sat Aug 20 1977, 3:33 AM PDT Att: 5,022 - Unknown												
Buddy Bell, R OBP: 0.356, SLG: 0.423 Bill Melton, R OBP: 0.350, SLG: 0.350 (1, 5) (7, 5)		1B		F8		F9			1-3		E5		4 0 2 2 0 0 4 2 0 0 0 0 0 1													
Larvell Blanks, R OBP: 0.300, SLG: 0.401 (1, 4)	K	K		4-3				5-3	1-4-3		G5-3		6 0 0 0 0 2 8													
Andre Thornton, R OBP: 0.376, SLG: 0.582 (1, 3)	F9			F4				1B SF8				HR	3 2 1 1 3 0 1													
Rico Carty, R OBP: 0.353, SLG: 0.407 (1, 10)		G3		F9					4-3			F3	5 0 1 0 1 0 1													
Bruce Bochte, L OBP: 0.342, SLG: 0.364 (1, 7)		K		4-3				SF8				1-3	5 0 0 1 0 1 1													
Ron Pruitt, R OBP: 0.364, SLG: 0.408 (1, 9)		1B				FC1-5		F8			L5		5 1 1 0 1 0 2													
Fred Kendall, R OBP: 0.281, SLG: 0.359 (1, 2)		1B		FC1-5				F3			F8		5 1 1 0 0 0 1													
Frank Duffy, R OBP: 0.256, SLG: 0.284 (1, 6)		1B						F9			F5		5 1 3 1 0 0 0													
Inning Stats	R: 0 E: 0 K: 1 S: 6	H: 1 LOB: 1 BB: 0 P: 6	R: 3 E: 0 K: 2 S: 11	H: 4 LOB: 2 BB: 1 P: 15	R: 0 E: 0 K: 0 S: 3	H: 0 LOB: 0 BB: 0 P: 3	R: 0 E: 0 K: 0 S: 6	H: 0 LOB: 1 BB: 0 P: 6	R: 0 E: 1 K: 0 S: 4	H: 1 LOB: 1 BB: 1 P: 8	R: 0 E: 0 K: 0 S: 3	H: 0 LOB: 0 BB: 0 P: 3	R: 0 E: 0 K: 0 S: 3	H: 0 LOB: 0 BB: 0 P: 7	R: 0 E: 0 K: 0 S: 3	H: 0 LOB: 0 BB: 0 P: 3	R: 0 E: 1 K: 0 S: 4	H: 1 LOB: 1 BB: 0 P: 4	R: 1 E: 0 K: 0 S: 4	H: 1 LOB: 0 BB: 0 P: 4	1B: 9 2B: 1 3B: 0 HR: 1	SF: 1 SAC: 0 DP: 1 HBP: 0	WP: 0 PB: 0 SB: 1 CS: 1	PA: 52		
PITCHER	IP WLS BF H R ER SO BB IBB HBP BLK WP HR S P ERA WHIP																									
Vida Blue, L ERA: 3.96 (1, 1)	11.0																									
Doug Bair, R ERA: 4.39 (12, 1)	1.0	L	4	1	1	1	0	0	0	0	0	0	0	0	0	0	0	0	0	0	0	0	0	0	0	0

AB	46
R	5
H	11
RBI	5
BB	5
SO	3
LOB	22



Batter	1	2	3	4	5	6	7	8	9	10	11	12
Rodney Scott, S OBP: 0.324, SLG: 0.278 (1, 4) (9, 6)	0-0 1-3			0-3 K			4-0 G3 4-3 1B BB	0-3 K		0-0 CS 1B		0-0 L6-4
Marty Perez, R OBP: 0.304, SLG: 0.342 (1, 5) (9, 4)	0-0 F7			0-0 G3			0-0 4-3		0-0 E8 1B	0-0 CS 1-2	0-0 3B	
Mitchell Page, L OBP: 0.382, SLG: 0.497 (1, 7) (9, 5)	0-0 F7			0-0 4-3			0-0 G3		0-0 FC5-4 1B 2-H		4-0 5-3 IBB	
Manny Sanguillen, R OBP: 0.285, SLG: 0.332 Matt Alexander, S OBP: 0.317, SLG: 0.243 (1, 10) (9, PR)		0-0 5-3			0-0 F5		0-0 1B 3-H		0-0 FC5-4 HR 1-2		0-0 5-3 1-2	
Jim Tyrone, R OBP: 0.306, SLG: 0.319 (1, 9) (9, 5)		0-0 F4			0-0 5-3		0-0 F7		0-0 HR 1-H		4-0 IBB	
Rich McKinney, R OBP: 0.233, SLG: 0.312 (1, 3) (9, 5)		0-0 5-3			0-0 5-3			0-0 6-3	0-3 K		0-3 K	
Jeff Newman, R OBP: 0.261, SLG: 0.346 Sheldon Mallory, L OBP: 0.307, SLG: 0.287 (1, 2) (8, PR) (9, 3)			0-0 6-3			0-0 5-3		0-0 BB 1B	0-3 K		0-3 K	
Jerry Tabb, L OBP: 0.294, SLG: 0.393 (9, PH) (10, 3)												
Larry Murray, S OBP: 0.243, SLG: 0.262 (1, 8) (9, 5)			0-0 5-3			0-0 F8		0-0 F3		0-0 F5		0-0 L6-4 S 1B
Rob Picciolo, R OBP: 0.196, SLG: 0.215 Tim Hosley, R OBP: 0.327, SLG: 0.286 (1, 6) (8, PH) (9, 2)			0-3 K			0-0 1-3		4-0 BB 1-2	0-3 K			0-0 F7 1-2

Inning Stats	R: 0	H: 0	E: 0	LOB: 0	K: 0	BB: 0	S: 3	R: 0	H: 0	E: 0	LOB: 0	K: 0	BB: 0	S: 3	R: 0	H: 0	E: 0	LOB: 0	K: 0	BB: 0	S: 3	R: 0	H: 0	E: 0	LOB: 0	K: 0	BB: 0	S: 3	R: 0	H: 0	E: 0	LOB: 0	K: 0	BB: 0	S: 3	R: 1	H: 1	E: 0	LOB: 1	K: 0	BB: 1	S: 4	R: 0	H: 1	E: 0	LOB: 2	K: 1	BB: 1	S: 6	R: 3	H: 2	E: 1	LOB: 1	K: 2	BB: 0	S: 10	R: 0	H: 1	E: 0	LOB: 0	K: 1	BB: 0	S: 5	R: 0	H: 1	E: 0	LOB: 3	K: 2	BB: 2	S: 8	R: 0	H: 1	E: 0	LOB: 0	K: 0	BB: 0	S: 3	R: 0	H: 1	E: 0	LOB: 0	K: 0	BB: 0	S: 3	1B: 5	SF: 0	2B: 1	SAC: 0	3B: 1	DP: 1	HR: 1	HBP: 0	WP: 0	PA: 47
--------------	------	------	------	--------	------	-------	------	------	------	------	--------	------	-------	------	------	------	------	--------	------	-------	------	------	------	------	--------	------	-------	------	------	------	------	--------	------	-------	------	------	------	------	--------	------	-------	------	------	------	------	--------	------	-------	------	------	------	------	--------	------	-------	-------	------	------	------	--------	------	-------	------	------	------	------	--------	------	-------	------	------	------	------	--------	------	-------	------	------	------	------	--------	------	-------	------	-------	-------	-------	--------	-------	-------	-------	--------	-------	--------

PITCHER	IP	WLS	BF	H	R	ER	SO	BB	IBB	HBP	BLK	WP	HR	S	P	ERA	WHIP
Rick Waits, L ERA: 4.28 (1, 1)	8.1		32	4	4	3	3	2	0	0	0	0	1	36	44	3.24	0.720
Jim Kern, R ERA: 3.17 (9, 1)	3.2	W	14	3	0	0	5	0	2	0	0	0	0	22	30	0.00	0.818


BOTTOM

Cleveland Indians @ Oakland Athletics
Oakland-Alameda County Coliseum, Oakland, CA

Sat Aug 20 1977, 3:33 AM PDT
Att. 5,022 - Unknown

livebaseballscorecards.com

AB	42
R	4
H	7
RBI	4
BB	4
SO	8
LOB	19



Batter	1	2	3	4	5	6	7	8	9	AB R H RBI BB SO LOB	TOP									
Paul Dade, R (1, 5) OBP: 0.337, SLG: 0.372	4-0 BB		4-3 2-3		0-0 F9			0-0 F8		3 0 0 0 1 0 1										
Duane Kuiper, L (1, 4) OBP: 0.325, SLG: 0.332	0-0 F7		0-0 G3			0-0 6-3		0-0 F8		4 0 0 1 0 0 1										
Bruce Bochte, L (1, 7) OBP: 0.341, SLG: 0.363	0-0 4-3		0-0 E4			0-0 CS 1B			0-0 4-3	4 0 1 0 0 0 1										
Andre Thornton, R (1, 3) OBP: 0.376, SLG: 0.576	4-0 BB		0-0 F7			0-3 K 1-2			0-0 E5 2B	3 1 0 0 1 1 2										
Rico Carty, R (1, 10) OBP: 0.351, SLG: 0.408 John Lowenstein, L (9, PR) OBP: 0.354, SLG: 0.354	0-3 K			0-0 5-3			0-0 5-3		0-0 1B 2B	4 0 1 1 0 1 2 0 1 0 0 0 0 0										
Jim Norris, L (1, 8) OBP: 0.363, SLG: 0.375		0-0 F5		0-0 F9			0-0 1B SF7 1B		4-0 1B IBB	3 1 1 0 1 0 0										
Ron Pruitt, R (1, 9) OBP: 0.367, SLG: 0.411		0-3 K		0-0 6-3			0-0 CS 1B		0-0 G6-4-3 1B	4 0 2 1 0 1 0										
Fred Kendall, R (1, 2) OBP: 0.276, SLG: 0.354		0-3 K			0-0 F6		0-0 SF7		0-0 G6-4-3	3 0 0 1 0 1 2										
Frank Duffy, R (1, 6) OBP: 0.257, SLG: 0.288			0-0 4-3 G3 2B		0-0 F7		0-0 CS 1-2	0-0 5-3		3 1 1 0 0 0 0										
Inning Stats	R: 0 E: 0 K: 1 S: 5	H: 0 LOB: 2 BB: 2 P: 13	R: 0 E: 0 K: 2 S: 7	H: 0 LOB: 0 BB: 0 P: 7	R: 1 E: 1 K: 0 S: 5	H: 1 LOB: 1 BB: 0 P: 5	R: 0 E: 0 K: 0 S: 3	H: 0 LOB: 0 BB: 0 P: 3	R: 0 E: 0 K: 1 S: 5	H: 1 LOB: 1 BB: 0 P: 5	R: 1 E: 0 K: 0 S: 4	H: 2 LOB: 0 BB: 0 P: 4	R: 0 E: 0 K: 0 S: 3	H: 0 LOB: 0 BB: 0 P: 3	R: 2 E: 1 K: 0 S: 5	H: 2 LOB: 1 BB: 1 P: 9	1B: 4 2B: 3 3B: 0 HR: 0	SF: 1 SAC: 0 DP: 2 HBP: 0	WP: 0 PB: 0 SB: 1 CS: 2	PA: 36
PITCHER	IP WLS BF H R ER SO BB IBB HBP BLK WP HR S P ERA WHIP																			
Rick Langford, R (1, 1) ERA: 3.58	8.1 L 32 5 4 3 4 2 0 0 0 0 0 0 38 46 3.24 0.840																			
Doug Bair, R (9, 1) ERA: 4.33	0.2 3 1 0 0 0 0 0 1 0 0 0 0 2 6 0.00 1.500																			

Cleveland Indians @ Oakland Athletics
Oakland-Alameda County Coliseum, Oakland, CA
Sun Aug 21 1977, 3:33 AM PDT
Att. 2,702 - Unknown

livebaseballscorecards.com

AB	31
R	4
H	6
RBI	4
BB	3
SO	4
LOB	9



Batter	1	2	3	4	5	6	7	8	9	AB	R	H	RBI	BB	SO	LOB
Rodney Scott, S (1, 4) OBP: 0.320, SLG: 0.273	0-0 F7		0-0 1-3		0-0 F7			0-0 1-3		4	0	0	0	0	0	0
Marty Perez, R (1, 5) OBP: 0.301, SLG: 0.338	0-3 K		0-0 F9		0-0 F8			0-0 F7		4	0	0	0	0	1	0
Mitchell Page, L (1, 10) OBP: 0.383, SLG: 0.496	4-0 S BB		0-0 G3			0-0 6-3 S 1B		0-0 4-3		3	0	1	0	1	0	0
Jerry Tabb, L (1, 3) OBP: 0.278, SLG: 0.369	0-3 K 1-2			0-0 G3		0-0 F8		0-0 F7		4	0	0	0	0	1	2
Manny Sanguillen, R (1, 2) OBP: 0.285, SLG: 0.329		0-0 5-3		1-0 BB HBP		0-0 6-3		0-3 K		3	0	0	0	0	1	1
Jim Tyrone, R (1, 9) OBP: 0.305, SLG: 0.313		0-3 K		4-0 BB 1-2		0-0 F8		0-0 E5 FC6-4		3	0	0	0	1	1	1
Sheldon Mallory, L (1, 7) OBP: 0.305, SLG: 0.286		0-0 S 2B 1B		0-0 F7			0-0 F8	0-0 FC6-4 1-2f		4	1	1	0	0	0	3
Larry Murray, S (1, 8) OBP: 0.245, SLG: 0.271		0-0 1-H 2B		0-0 4-3			0-0 F5			3	0	1	1	0	0	2
Rob Picciolo, R (1, 6) OBP: 0.193, SLG: 0.213		0-0 F3			0-0 5-3		0-0 F3			3	0	0	0	0	0	1

Inning Stats	R: 0	H: 0	E: 0	K: 2	S: 7	LOB: 1	BB: 1	P: 11	R: 1	H: 2	E: 0	K: 1	S: 7	LOB: 1	BB: 0	P: 7	R: 0	H: 0	E: 0	K: 0	S: 3	LOB: 0	BB: 0	P: 3	R: 0	H: 0	E: 0	K: 0	S: 3	LOB: 0	BB: 0	P: 3	R: 0	H: 1	E: 0	K: 0	S: 4	LOB: 1	BB: 0	P: 4	R: 0	H: 0	E: 0	K: 0	S: 3	LOB: 0	BB: 0	P: 3	R: 0	H: 0	E: 0	K: 0	S: 3	LOB: 0	BB: 0	P: 3	R: 0	H: 0	E: 1	K: 1	S: 6	LOB: 1	BB: 0	P: 6	1B: 2	2B: 1	3B: 0	HR: 0	SF: 0	SAC: 0	DP: 0	HBP: 1	WP: 0	PB: 0	SB: 3	CS: 0	PA: 34
PITCHER Dennis Eckersley, R (1, 1) ERA: 3.54	IP	WLS	BF	H	R	ER	SO	BB	IBB	HBP	BLK	WP	HR	S	P	ERA	WHIP																																																												

BOTTOM

Cleveland Indians @ Oakland Athletics
Oakland-Alameda County Coliseum, Oakland, CA

Sun Aug 21 1977, 3:33 AM PDT
Att. 2,702 - Unknown

livebaseballscorecards.com

AB	31
R	1
H	3
RBI	1
BB	2
SO	4
LOB	10



Batter	1	2	3	4	5	6	7	8	9	AB R H RBI BB SO LOB	TOP											
Paul Dade, R (1, 9) X OBP: 0.341, SLG: 0.375 Ron Pruitt, R (7, 9) OBP: 0.372, SLG: 0.415	0-0 HBP 1B 1B	0-0 5-3		0-0 S 1B	0-0 1-2 2-3 1B		0-0 F8		0-0 HR 1B	5 1 3 0 0 0 0 1 1 1 0 0 0 0												
Duane Kuiper, L (1, 4) X OBP: 0.323, SLG: 0.330	0-0 1-2 HBP 1B 1B		0-3 K	0-0 4-3	0-0 F8		0-0 F7		0-3 K	6 1 1 0 0 2 5												
Bruce Bochte, L (1, 7) X OBP: 0.344, SLG: 0.375	0-0 F5		0-0 6-3		4-0 HR BB	0-0 E3 HR	0-0 2B	0-0 HR	0-0 HR	5 3 2 2 1 0 2												
Andre Thornton, R (1, 3) H OBP: 0.384, SLG: 0.584 John Lowenstein, L (7, PH) OBP: 0.349, SLG: 0.349 (7, 3)	1-0 1-2 2-3 HBP 1B		0-0 1B		0-0 1-2 HR 1B	0-0 1-3 HR 2B	0-3 K		0-3 K	3 2 3 0 0 0 0 2 0 0 0 0 2 1												
Rico Carty, R (1, 10) X OBP: 0.358, SLG: 0.422 Charlie Spikes, R (8, PH) OBP: 0.330, SLG: 0.375	0-0 1-2 2-H 3-H 1B		0-0 1-2 1B		0-0 1-H 2-H 3-H HR	4-0 HR IBB		0-0 F8	0-0 1B	3 2 3 5 1 0 0 2 0 1 0 0 0 0												
Buddy Bell, R (1, 5) X OBP: 0.355, SLG: 0.429 Bill Melton, R (6, 5) OBP: 0.352, SLG: 0.347	0-0 F7		0-0 F3		0-0 4-6-3	0-0 1-H 2-H 3-H HR		4-0 E BB	0-3 K	4 1 1 4 0 0 4 1 0 0 0 1 1 1												
Jim Norris, L (1, 8) X OBP: 0.361, SLG: 0.372	0-0 1-3			0-0 FC S G6-4-3 1B	0-0 F7	0-0 6-3		0-0 FC4		5 1 1 0 0 0 3												
Ray Fosse, R (1, 2) X OBP: 0.299, SLG: 0.383		0-0 F9		0-0 FC	0-0 1-3 1B	0-0 F7		0-0 F5		0 0 0 0 0 0 0												
Frank Duffy, R (1, 6) X OBP: 0.256, SLG: 0.286		0-0 F4		0-0 G6-4-3	0-0 1-2 1B	0-3 K		0-0 5-3		5 0 1 0 0 1 3												
Inning Stats	R: 2 E: 0 K: 0 S: 6	H: 3 LOB: 2 BB: 0 P: 7	R: 0 E: 0 K: 0 S: 3	H: 0 LOB: 0 BB: 0 P: 3	R: 0 E: 0 K: 1 S: 7	H: 2 LOB: 2 BB: 0 P: 7	R: 1 E: 0 K: 0 S: 5	H: 2 LOB: 1 BB: 0 P: 5	R: 3 E: 0 K: 0 S: 8	H: 5 LOB: 3 BB: 1 P: 12	R: 4 E: 1 K: 1 S: 8	H: 2 LOB: 0 BB: 1 P: 12	R: 0 E: 0 K: 1 S: 6	H: 1 LOB: 1 BB: 0 P: 6	R: 0 E: 1 K: 0 S: 4	H: 0 LOB: 2 BB: 1 P: 8	R: 2 E: 0 K: 3 S: 12	H: 3 LOB: 1 BB: 0 P: 12	1B: 13 2B: 2 3B: 0 HR: 3	SF: 0 SAC: 0 DP: 1 HBP: 1	WP: 0 PB: 0 SB: 2 CS: 0	PA: 51
PITCHER	IP WLS BF H R ER SO BB IBB HBP BLK WP HR S P ERA WHIP																					
Bob Galasso, R (1, 1) ERA: 8.36 Bill Laxton, L (5, 1) ERA: 4.74 Diego Segui, R (8, 1) ERA: 5.46	4.2 L 27 11 6 6 1 1 0 1 0 0 0 1 27 32 11.57 2.571																					
	2.1 13 4 4 3 2 0 1 0 0 0 0 1 16 20 11.57 1.714																					
	2.0 11 3 2 2 3 1 0 0 0 0 0 1 16 20 9.00 2.000																					

Cleveland Indians @ Seattle Mariners
 The Kingdome, Seattle, WA
 Mon Aug 22 1977, 10:05 PM EDT
 Dome

AB	42
R	12
H	17
RBI	11
BB	3
SO	6
LOB	19



livebaseballscorecards.com

Batter	1	2	3	4	5	6	7	8	9	AB	R	H	RBI	BB	SO	LOB
Dave Collins, S (1, 7) OBP: 0.293, SLG: 0.312	0-0 F8 ①		0-0 3-1 ②			0-0 L4-3 1B		0-0 F8 ③		4	0	1	0	0	0	1
Larry Milbourne, S (1, 6) OBP: 0.248, SLG: 0.297	0-0 F7 ②		0-3 K ③			0-0 L4-3 ①②③			0-0 F8 ①	4	0	0	0	0	1	1
Dan Meyer, L (1, 3) OBP: 0.332, SLG: 0.461	0-0 F5 ③				0-0 F8 ①				0-0 HR	4	1	1	1	0	1	0
Leroy Stanton, R (1, 9) OBP: 0.329, SLG: 0.494		0-3 K ①		4-0 BB		0-3 K ①			0-0 F9 ②	2	0	0	0	1	2	0
Carlos Lopez, R (8, 9) OBP: 0.300, SLG: 0.411										1	0	0	0	0	0	0
Ruppert Jones, L (1, 8) OBP: 0.324, SLG: 0.478		4-0 BB		4-0 BB		0-3 K ②			0-0 F5 ③	2	0	0	0	2	1	0
Bill Stein, R (1, 5) OBP: 0.291, SLG: 0.408				1-2 BB												
Juan Bernhardt, R (8, 5) OBP: 0.271, SLG: 0.362		0-0 F9 ②		0-0 G6-4-3 ②③		0-0 6-3 ③				3	0	0	0	0	0	3
Steve Braun, L (1, 10) OBP: 0.338, SLG: 0.297		4-0 BB		1-2 BB					0-3 K ①	2	0	0	0	1	1	0
Bob Stinson, S (1, 2) OBP: 0.371, SLG: 0.406		0-3 K ③				0-0 3-1 ②			4-0 BB	2	0	0	0	1	1	2
Julio Cruz, S (1, 4) OBP: 0.304, SLG: 0.293			0-3 K ①			0-0 F9 ③			0-0 F8 ②	3	0	0	0	0	1	1

Inning Stats	R: 0	H: 0	E: 0	LOB: 0	K: 0	BB: 0	S: 3	P: 3
	R: 0	H: 0	E: 0	LOB: 2	K: 2	BB: 2	S: 7	P: 15
	R: 0	H: 0	E: 0	LOB: 0	K: 2	BB: 0	S: 7	P: 7
	R: 0	H: 0	E: 0	LOB: 1	K: 0	BB: 2	S: 2	P: 10
	R: 0	H: 0	E: 0	LOB: 0	K: 0	BB: 0	S: 3	P: 3
	R: 0	H: 1	E: 0	LOB: 0	K: 1	BB: 0	S: 5	P: 5
	R: 0	H: 0	E: 0	LOB: 0	K: 2	BB: 0	S: 7	P: 7
	R: 0	H: 0	E: 0	LOB: 1	K: 1	BB: 1	S: 5	P: 9
	R: 1	H: 1	E: 0	LOB: 0	K: 0	BB: 0	S: 4	P: 4

PITCHER	IP	WLS	BF	H	R	ER	SO	BB	IBB	HBP	BLK	WP	HR	S	P	ERA	WHIP
Jim Bibby, R (1, 1) ERA: 3.69	9.0	W	32	2	1	1	8	5	0	0	0	0	1	43	63	1.00	0.778

BOTTOM

Cleveland Indians @ Seattle Mariners
 The Kingdome, Seattle, WA
 Mon Aug 22 1977, 10:05 PM EDT
 Dome

AB	27
R	1
H	2
RBI	1
BB	5
SO	8
LOB	8



WP	PA	ERA	WHIP
0	32		

Batter	1	2	3	4	5	6	7	8	9	AB R H RBI BB SO LOB	TOP											
Paul Dade, R (1, 9) OBP: 0.339, SLG: 0.375	0-0 1-3		0-0 F9		0-0 1B 1B 2B		0-0 F9		0-3 K	5 1 1 0 0 1 1	Cleveland Indians @ Seattle Mariners The Kingdome, Seattle, WA Mon Aug 22 1977, 10:05 PM EDT Att. 12,347 - Dome livebaseballscorecards.com											
Duane Kuiper, L (1, 4) OBP: 0.324, SLG: 0.330	0-0 1B 1B		4-0 HR BB		0-0 6-3		0-0 4-3			3 1 1 0 1 0 1												
Bruce Bochte, L (1, 7) OBP: 0.345, SLG: 0.384	0-0 F8		0-0 1-H HR		0-0 2-3 1B 1B		0-0 F7			4 1 2 2 0 0 1												
Andre Thornton, R (1, 3) OBP: 0.382, SLG: 0.579	0-0 1-2 1B		0-3 K		0-3 K		0-0 L5			4 0 1 0 0 2 2												
Rico Carty, R (1, 10) OBP: 0.357, SLG: 0.420	0-0 4-3		0-0 4-3		0-0 1-2 3-H 1B		0-0 1-3			4 0 1 1 0 0 2												
Jim Norris, L (1, 8) OBP: 0.358, SLG: 0.368		0-0 F7		0-0 6-3		0-3 K		0-0 4-3		4 0 0 0 0 1 2												
Bill Melton, R (1, 5) OBP: 0.342, SLG: 0.336		0-0 6-3		0-0 F8		0-3 K		0-0 F3		4 0 0 0 0 1 0												
Larvell Blanks, R (1, 6) OBP: 0.303, SLG: 0.403		0-0 1B		0-0 1B		0-0 F8		0-0 F3		4 0 2 0 0 0 0												
Fred Kendall, R (1, 2) OBP: 0.272, SLG: 0.349		0-0 F2		0-0 5-3		0-0 5-3		0-0 2B		3 0 0 0 0 0 2												
Buddy Bell, R (9, PH) OBP: 0.356, SLG: 0.432										1 0 1 0 0 0 0												
Frank Duffy, R (9, PR) OBP: 0.256, SLG: 0.286										0 0 0 0 0 0 0												
Inning Stats	R: 0 E: 0 K: 0 S: 5	H: 2 LOB: 2 BB: 0 P: 5	R: 0 E: 0 K: 0 S: 4	H: 1 LOB: 1 BB: 0 P: 4	R: 2 E: 0 K: 1 S: 6	H: 1 LOB: 0 BB: 1 P: 10	R: 0 E: 0 K: 0 S: 4	H: 1 LOB: 1 BB: 0 P: 4	R: 1 E: 0 K: 2 S: 10	H: 3 LOB: 2 BB: 0 P: 10	R: 0 E: 0 K: 1 S: 5	H: 0 LOB: 0 BB: 0 P: 5	R: 0 E: 0 K: 0 S: 3	H: 0 LOB: 0 BB: 0 P: 3	R: 0 E: 0 K: 0 S: 3	H: 0 LOB: 0 BB: 0 P: 3	R: 0 E: 0 K: 1 S: 6	H: 1 LOB: 1 BB: 0 P: 6	1B: 6 2B: 2 3B: 0 HR: 1	SF: 0 SAC: 0 DP: 0 HBP: 0	WP: 0 PB: 0 SB: 0 CS: 0	PA: 37
PITCHER John Montague, R (1, 1) ERA: 4.46	IP: 9.0 WLS: W BF: 37 H: 9 R: 3 ER: 3 SO: 5 BB: 1 IBB: 0 HBP: 0 BLK: 0 WP: 0 HR: 1 S: 46 P: 50 ERA: 3.00 WHIP: 1.111											PITCHER	IP: 9.0 WLS: W BF: 37 H: 9 R: 3 ER: 3 SO: 5 BB: 1 IBB: 0 HBP: 0 BLK: 0 WP: 0 HR: 1 S: 46 P: 50 ERA: 3.00 WHIP: 1.111									



Batter	1	2	3	4	5	6	7	8	9	AB	R	H	RBI	BB	SO	LOB
Dave Collins, S OBP: 0.292, SLG: 0.309 (1, 7)	0-3 K	0-0 CS	0-0 F7		4-0 BB 1B BB		0-3 K			3	1	0	0	1	2	0
Jose Báez, R OBP: 0.323, SLG: 0.338 (1, 4)	0-0 6-3		0-0 G6-3 1B		0-0 BB BB WP 1B		4-0 1B BB			3	1	2	0	1	0	0
Dan Meyer, L OBP: 0.335, SLG: 0.464 (1, 3)	0-0 2B		0-0 G6-3 1-2f		4-0 WP BB 9-2 BB		0-0 1-3 1B			3	0	2	0	1	0	1
Ruppert Jones, L OBP: 0.326, SLG: 0.475 (1, 8)	4-0 FC6-4 BB			0-0 F8	4-0 WP BB		0-0 F6			2	0	0	1	2	0	2
Bill Stein, R OBP: 0.288, SLG: 0.404 (1, 10)	0-0 FC6-4 1-2f			0-0 F8	0-0 9-2		0-0 F9			4	0	0	0	0	0	4
Juan Bernhardt, R OBP: 0.270, SLG: 0.360 (1, 5)		0-0 6-3		0-0 1B		0-0 F8		0-0 4-3		4	0	1	0	0	0	0
Carlos Lopez, R OBP: 0.300, SLG: 0.412 (1, 9)		0-0 S 1B 2B		0-0 F9		0-0 6-3		0-0 E5 S		4	1	1	0	0	0	1
Larry Cox, R OBP: 0.308, SLG: 0.419 (1, 2)		0-3 K 2-3			0-0 HR		0-3 K		0-0 5-3 1-2	4	1	1	1	0	2	2
Craig Reynolds, L OBP: 0.260, SLG: 0.285 (1, 6)		0-0 CS 1B 3-H			0-0 4-3		0-0 F8			3	0	1	1	0	0	0

Inning Stats	R: 0	H: 1	E: 0	K: 1	S: 6	R: 1	H: 2	E: 0	K: 1	S: 6	R: 0	H: 1	E: 0	K: 0	S: 3	R: 0	H: 1	E: 0	K: 0	S: 4	R: 3	H: 2	E: 0	K: 0	S: 4	R: 0	H: 0	E: 0	K: 1	S: 5	R: 0	H: 1	E: 1	K: 0	S: 4	R: 0	H: 0	E: 0	K: 0	S: 4	1B: 5	2B: 3	3B: 0	HR: 1	SF: 0	SAC: 0	DP: 2	HBP: 0	WP: 1	PB: 0	SB: 2	CS: 1	PA: 36
--------------	------	------	------	------	------	------	------	------	------	------	------	------	------	------	------	------	------	------	------	------	------	------	------	------	------	------	------	------	------	------	------	------	------	------	------	------	------	------	------	------	-------	-------	-------	-------	-------	--------	-------	--------	-------	-------	-------	-------	--------

PITCHER	IP	WLS	BF	H	R	ER	SO	BB	IBB	HBP	BLK	WP	HR	S	P	ERA	WHIP
Wayne Garland, R ERA: 4.12 (1, 1)	6.2	L	30	8	4	4	4	5	0	0	0	1	1	33	53	5.40	1.950
Jim Kern, R ERA: 3.12 (7, 1)	1.1		5	0	0	0	0	0	0	0	0	0	0	5	5	0.00	0.000

BOTTOM

Cleveland Indians @ Seattle Mariners
The Kingdome, Seattle, WA
Mon Aug 22 1977, 10:05 PM EDT
Att. 12,347 - Dome

livebaseballscorecards.com

AB	30
R	4
H	8
RBI	3
BB	5
SO	4
LOB	10



Batter	1	2	3	4	5	6	7	8	9	AB R H RBI BB SO LOB	TOP											
Paul Dade, R (1, 9) OBP: 0.340, SLG: 0.374	0-3 K		4-0 SH3-4 S 2B BB		0-0 FC3-6 SF7 1B	0-3 K			0-0 F3	4 2 1 0 1 2 0	Cleveland Indians @ California Angels Anaheim Stadium, Anaheim, CA Wed Aug 24 1977, 10:05 PM EDT Unknown											
Duane Kuiper, L (1, 4) OBP: 0.324, SLG: 0.329	0-3 K		0-0 SH3-4		0-0 FC3-6 1B	0-0 F7			0-0 1-3	4 0 1 0 0 1 0												
Buddy Bell, R (1, 5) OBP: 0.355, SLG: 0.433	0-0 F3		0-0 2B		0-0 FC3-6 SF7 E				0-0 5-3	4 1 1 1 0 0 2												
Andre Thornton, R (1, 3) OBP: 0.381, SLG: 0.576		4-0 1B BB	0-3 K		0-0 SF7				0-0 F7	2 1 0 1 1 1 1												
Rico Carty, R (1, 10) OBP: 0.356, SLG: 0.418		0-0 1B 1B	0-0 F8		0-0 E4 1B				0-0 P4	4 1 1 0 0 0 1												
Bruce Bochte, L (1, 7) OBP: 0.344, SLG: 0.383		0-3 K		0-3 K					0-0 G3	0 0 0 0 0 0 0												
Larvell Blanks, R (1, 6) OBP: 0.306, SLG: 0.404		0-3 K		0-0 1B					0-3 K	4 0 2 1 0 2 2												
Jim Norris, L (1, 8) OBP: 0.357, SLG: 0.367		0-0 1B		0-0 F8					0-0 F7	4 0 1 1 0 0 3												
Ray Fosse, R (1, 2) OBP: 0.294, SLG: 0.376		0-0 1-3		0-0 F8		0-3 K			0-3 K	4 0 0 0 0 2 3												
Inning Stats	R: 0 E: 0 K: 2 S: 7	H: 0 LOB: 0 BB: 0 P: 7	R: 1 E: 0 K: 2 S: 9	H: 2 LOB: 2 BB: 1 P: 13	R: 1 E: 0 K: 1 S: 6	H: 1 LOB: 1 BB: 1 P: 10	R: 0 E: 0 K: 1 S: 6	H: 1 LOB: 1 BB: 0 P: 6	R: 3 E: 1 K: 0 S: 8	H: 4 LOB: 2 BB: 0 P: 8	R: 0 E: 0 K: 2 S: 7	H: 0 LOB: 0 BB: 0 P: 7	R: 0 E: 0 K: 0 S: 3	H: 0 LOB: 0 BB: 0 P: 3	R: 0 E: 0 K: 1 S: 5	H: 0 LOB: 0 BB: 0 P: 5	R: 0 E: 0 K: 1 S: 5	H: 0 LOB: 0 BB: 0 P: 5	1B: 7 2B: 1 3B: 0 HR: 0	SF: 1 SAC: 1 DP: 0 HBP: 0	WP: 0 PB: 0 SB: 1 CS: 0	PA: 38
PITCHER Nolan Ryan, R (1, 1) ERA: 2.68	IP: 9.0 WLS: L BF: 38 H: 8 R: 5 ER: 3 SO: 10 BB: 2 IBB: 0 HBP: 0 BLK: 0 WP: 0 HR: 0 S: 56 P: 64 ERA: 3.00 WHIP: 1.111											PITCHER	IP: WLS: BF: H: R: ER: SO: BB: IBB: HBP: BLK: WP: HR: S: P: ERA: WHIP:									

livebaseballscorecards.com

AB	30
R	5
H	7
RBI	4
BB	2
SO	8
LOB	12



BOTTOM

Cleveland Indians @ California Angels
Anaheim Stadium, Anaheim, CA
Wed Aug 24 1977, 10:05 PM EDT
Unknown

livebaseballscorecards.com

AB 29
R 3
H 8
RBI 3
BB 5
SO 3
LOB 15



WP: 0 PA: 36
PB: 0
SB: 1
CS: 3

AB R H RBI BB SO LOB

4 0 2 0 0 0 0

4 0 0 0 0 0 2

2 0 0 0 2 0 1

4 1 2 0 0 0 0

0 0 0 0 0 0 0

2 1 1 0 2 0 1

3 1 0 0 1 1 5

4 0 1 1 0 2 4

3 0 2 2 0 0 0

2 0 0 0 0 0 2

1 0 0 0 0 0 0

0 0 0 0 0 0 0

1B: 6 SF: 0
2B: 2 SAC: 0
3B: 0 DP: 2
HR: 0 HBP: 0

Batter	1	2	3	4	5	6	7	8	9
Gil Flores, R (1, 7) OBP: 0.335, SLG: 0.373	0-0 2-3		0-0 L5		0-0 2B			0-0 G6-4-3 1B	
Jerry Remy, L (1, 4) OBP: 0.324, SLG: 0.344	0-0 1-3		0-0 5-3		0-0 6-3			0-0 F7	
Bobby Bonds, R (1, 9) OBP: 0.347, SLG: 0.548	4-0 PO BB		4-0 CS BB			0-0 F9		0-0 G6-4-3 1-2f	
Tony Solaita, L (1, 3) OBP: 0.339, SLG: 0.407 Dan Briggs, L (9, PR) OBP: 0.247, SLG: 0.236	0-0 PO 1-2	0-0 2B 1B 1B	0-0 CS 1-2	0-0 F7		0-0 G3		0-0 1-3 1B	
Don Baylor, R (1, 10) OBP: 0.329, SLG: 0.415		0-0 1-3 1B 2B		4-0 CS BLK BB		4-0 BB BB		0-0 1-3 1-2	
Rance Mulliniks, L (1, 6) OBP: 0.327, SLG: 0.374		0-0 5-3		4-0 1-2 CS BB		0-0 4-3		0-3 K	
Dave Chalk, R (1, 5) OBP: 0.341, SLG: 0.351		0-3 K		0-0 1-H 2-3 1B			0-0 5-3	0-3 K	
Thad Bosley, L (1, 8) OBP: 0.385, SLG: 0.414		0-0 2-H 3-H 1B		0-0 G5-4-3 1B			0-0 4-3		
Terry Humphrey, R (1, 2) OBP: 0.292, SLG: 0.300 Danny Goodwin, L (7, PH) OBP: 0.274, SLG: 0.354 Andy Etchebarren, R (8, 2) OBP: 0.306, SLG: 0.289		0-0 5-3 1-2		0-0 G5-4-3 1-2f			0-0 F8		

Inning Stats	R: 0	H: 0	E: 0	K: 0	S: 2	R: 2	H: 3	E: 0	K: 1	S: 8	R: 0	H: 0	E: 0	K: 0	S: 2	R: 1	H: 1	E: 0	K: 0	S: 2	R: 0	H: 2	E: 0	K: 0	S: 4	R: 0	H: 0	E: 0	K: 0	S: 3	R: 0	H: 1	E: 0	K: 0	S: 3	R: 0	H: 1	E: 0	K: 2	S: 8	1B: 6	SF: 0	2B: 2	SAC: 0	3B: 0	DP: 2	HR: 0	HBP: 0	WP: 0	PA: 36
--------------	------	------	------	------	------	------	------	------	------	------	------	------	------	------	------	------	------	------	------	------	------	------	------	------	------	------	------	------	------	------	------	------	------	------	------	------	------	------	------	------	-------	-------	-------	--------	-------	-------	-------	--------	-------	--------

PITCHER	IP	WLS	BF	H	R	ER	SO	BB	IBB	HBP	BLK	WP	HR	S	P	ERA	WHIP
Al Fitzmorris, R (1, 1) ERA: 4.98	8.0	W	31	8	3	3	1	5	0	0	1	0	0	28	48	3.38	1.625
Jim Kern, R (9, 1) ERA: 3.08	1.0	S	3	0	0	0	2	0	0	0	0	0	0	7	7	0.00	0.000

Batter	1	2	3	4	5	6	7	8	9
Gil Flores, R OBP: 0.333, SLG: 0.375 (1, 7)	0-0 1-3		0-0 6-3		0-0 1B 2B	0-0 FC6-4			
Jerry Remy, L OBP: 0.325, SLG: 0.348 (1, 4)	0-0 2B		0-0 F7		0-0 1B 1B		0-0 F9		
Bobby Bonds, R OBP: 0.348, SLG: 0.547 (1, 9)	0-0 5-3			0-0 1B 1B	0-0 1B BB		0-0 5-3		
Ron Jackson, R OBP: 0.297, SLG: 0.354 (1, 3)	0-0 6-3			0-0 1B 1B	0-0 1B		0-0 F7		
Tony Solaita, L OBP: 0.340, SLG: 0.407 (5, PH)									
Dan Briggs, L OBP: 0.247, SLG: 0.236 (8, 3)									
Don Baylor, R OBP: 0.330, SLG: 0.418 (1, 10)		0-0 G3		0-0 1B 1B	0-0 G6-4-3			0-0 1B 2B	
Mario Guerrero, R OBP: 0.329, SLG: 0.399 (1, 6)		0-0 E7 1B		0-0 1B 1B		0-0 F7		0-0 F8	
Dave Chalk, R OBP: 0.343, SLG: 0.352 (1, 5)		0-0 5-3		0-0 1B		0-0 F7		0-0 1B	
Thad Bosley, L OBP: 0.376, SLG: 0.419 (1, 8)		0-0 6-3		0-0 G4-6-3		0-0 2B		0-0 F4	
Andy Etchebarren, R OBP: 0.310, SLG: 0.286 (1, 2)			0-0 5-3		4-0 2B BB	4-0 BB BB			
Terry Humphrey, R OBP: 0.294, SLG: 0.300 (6, 2)									

AB	R	H	RBI	BB	SO	LOB
4	1	1	0	0	0	2
4	1	2	1	0	0	0
3	0	1	0	1	0	1
2	1	1	0	0	0	1
2	0	1	1	0	0	0
0	0	0	0	0	0	0
4	2	2	0	0	0	2
4	0	2	0	0	0	1
4	0	2	3	0	0	1
4	0	1	0	0	0	3
1	0	0	0	1	0	0
0	0	0	0	1	0	0

BOTTOM

Cleveland Indians @ California Angels
Anaheim Stadium, Anaheim, CA

Wed Aug 24 1977, 10:05 PM EDT
Att. 16,394 - Unknown

livebaseballscorecards.com

AB	32
R	5
H	13
RBI	5
BB	3
SO	0
LOB	11



Inning Stats	R: 0	H: 1	E: 0	LOB: 1	K: 0	BB: 0	S: 4	P: 4									
Rick Waits, L ERA: 4.47 (1, 1)	IP: 4.1	WLS: L	BF: 20	H: 9	R: 4	ER: 4	SO: 0	BB: 1	IBB: 0	HBP: 0	BLK: 0	WP: 0	HR: 0	S: 19	P: 23	ERA: 8.31	WHIP: 2.308
Pat Dobson, R ERA: 5.93 (5, 1)	IP: 3.2	WLS: L	BF: 15	H: 4	R: 1	ER: 1	SO: 0	BB: 2	IBB: 0	HBP: 0	BLK: 0	WP: 0	HR: 0	S: 13	P: 21	ERA: 2.46	WHIP: 1.636

WP: 0	PA: 35
1B: 9	SF: 0
2B: 4	SAC: 0
3B: 0	DP: 2
HR: 0	HBP: 0
PB: 0	CS: 1
SB: 1	

Batter	1	2	3	4	5	6	7	8	9	AB R H RBI BB SO LOB	TOP																									
Steve Braun, L (1, 7) OBP: 0.338, SLG: 0.301	0-0 B1			4-0 SH1-4 BB	0-0 F8			0-0 F8	0-0 2B	4 0 1 1 1 0 4																										
Jose Báez, R (1, 4) OBP: 0.326, SLG: 0.338	0-0 F9			0-0 SH1-4 1-2				0-0 1B 2-H	0-0 F3	4 0 1 1 0 0 1																										
Dan Meyer, L (1, 3) OBP: 0.329, SLG: 0.455	0-0 F9			0-0 F7				0-0 1B 1-3		4 0 1 0 0 0 1																										
Leroy Stanton, R (1, 10) OBP: 0.329, SLG: 0.494				0-0 F8				0-0 FC6-4 1-2f		4 0 0 0 0 0 3																										
Ruppert Jones, L (1, 8) OBP: 0.324, SLG: 0.470				0-0 3-1					0-0 1B 1-3	4 1 1 0 0 2 0																										
Bill Stein, R (1, 5) OBP: 0.288, SLG: 0.400				0-0 F9					0-0 1-3 1-2	3 0 0 0 1 0 1																										
Carlos Lopez, R (1, 9) OBP: 0.302, SLG: 0.411				0-0 B1-3					0-0 1B 2-H	4 1 1 1 0 1 1																										
Larry Cox, R (1, 2) OBP: 0.310, SLG: 0.413				0-0 5-3					0-3 K	3 0 1 0 0 0 0																										
Bob Stinson, S (9, PH) OBP: 0.371, SLG: 0.404				0-0 3-1					0-3 K	1 0 0 0 0 1 1																										
Craig Reynolds, L (1, 6) OBP: 0.265, SLG: 0.291				0-0 3-1					0-0 2B 2-H	3 2 2 1 1 0 0																										
Inning Stats	R: 0 E: 0 K: 0 S: 3	H: 0 LOB: 0 BB: 0 P: 3	R: 0 E: 0 K: 0 S: 3	H: 0 LOB: 0 BB: 0 P: 3	R: 0 E: 0 K: 0 S: 3	H: 0 LOB: 1 BB: 1 P: 7	R: 0 E: 1 K: 1 S: 6	H: 1 LOB: 3 BB: 2 P: 14	R: 0 E: 0 K: 2 S: 7	H: 0 LOB: 0 BB: 0 P: 3	R: 0 E: 0 K: 2 S: 7	H: 0 LOB: 0 BB: 0 P: 7	R: 1 E: 0 K: 0 S: 6	H: 3 LOB: 2 BB: 0 P: 6	R: 3 E: 0 K: 1 S: 9	H: 4 LOB: 1 BB: 0 P: 9	1B: 6 2B: 2 3B: 0 HR: 0	SF: 0 SAC: 1 DP: 0 HBP: 0	WP: 0 PB: 0 SB: 2 CS: 0	PA: 38																
PITCHER	IP WLS BF H R ER SO BB IBB HBP BLK WP HR S P ERA WHIP																																			
Wayne Garland, R (1, 1) ERA: 4.06	8.0	32	5	2	2	3	3	0	0	0	0	0	0	35	47	2.25	1.000																			
Jim Kern, R (9, 1) ERA: 3.26	1.0	L	6	3	2	1	0	0	0	0	0	0	0	8	8	18.00	3.000																			

Seattle Mariners @ Cleveland Indians
Cleveland Municipal Stadium, Cleveland, OH

Fri Aug 26 1977, 7:05 PM EDT
Att: 6,707 - Unknown - 75 F

livebaseballscorecards.com

AB	34
R	4
H	8
RBI	4
BB	3
SO	4
LOB	12



BOTTOM

Seattle Mariners @ Cleveland Indians
Cleveland Municipal Stadium, Cleveland, OH

Fri Aug 26 1977, 7:05 PM EDT
Att. 6,707 - Unknown - 75 F

livebaseballscorecards.com

AB	33
R	2
H	9
RBI	2
BB	7
SO	1
LOB	24



WP:	1	PA:	42
PB:	0		
SB:	1		
CS:	1		

AB R H RBI BB SO LOB

4 0 2 0 1 0 2

5 1 2 0 0 0 3

3 0 2 0 2 0 0

3 0 0 0 1 0 3

5 1 2 1 0 0 6

1 0 0 0 3 0 0

4 0 0 0 0 1 8

4 0 0 0 0 0 2

4 0 1 1 0 0 0

1B: 7 SF: 0

2B: 2 SAC: 0

3B: 0 DP: 2

HR: 0 HBP: 1

Batter	1	2	3	4	5	6	7	8	9
Paul Dade, R OBP: 0.340, SLG: 0.374 (1, 9) X	0-0 5-3 1B	0-0 2B			X 0-0 1B	X 0-0 FC6-4 1-2f		B 4-0 BB	
Duane Kuiper, L OBP: 0.324, SLG: 0.329 (1, 4) X	0-0 BB WP FC6-5 1B	0-0 3-1			X 0-0 F8		X 0-0 HBP BB G6-2-3 1B	X 0-0 F7 1-2	
Bruce Bochte, L OBP: 0.351, SLG: 0.386 (1, 7) B B B B	4-0 FC6-5 BB 1-2 BB		X 0-0 4-3		X 0-0 1B		B 4-0 G6-2-3 HBP 1-2 BB	X 0-0 G4-6-3 1B	
Andre Thornton, R OBP: 0.382, SLG: 0.579 (1, 3) B B B B	4-0 BB FC6-5 1-2 2-3 BB		X 0-0 F8		X 0-0 F4		H 1-0 FC5 G6-2-3 1-2 2-3 HBP	X 0-0 F7	
Rico Carty, R OBP: 0.358, SLG: 0.422 (1, 10) X	0-0 FC6-5 BB 1-2 2-3 3-H		X 0-0 CS 1B		X 0-0 1B 2B		X 0-0 G6-2-3 1-2 2-3 3-Hf	X 0-0 G4-6-3 1-2f	
Jim Norris, L OBP: 0.360, SLG: 0.366 (1, 8) B B B B	4-0 1-2 2-3 BB		0-0 CS	0-0 4-3	B 4-0 1B BB		I 4-0 IBB		
Bill Melton, R OBP: 0.333, SLG: 0.326 (1, 5) X	0-0 F4		0-0 CS	0-3 K	X 0-0 F8		X 0-0 FC5 2-3f		
Fred Kendall, R OBP: 0.264, SLG: 0.338 (1, 2) X		0-0 F6		0-0 L8	X 0-0 F9		X 0-0 5-3		
Frank Duffy, R OBP: 0.257, SLG: 0.290 (1, 6) X		0-0 F8			X 0-0 F6	X 0-0 FC6-4 1-3 2-H 1B		X 0-0 B2-3	

Inning Stats	R: 1 H: 1 E: 0 K: 0 S: 4	H: 1 LOB: 3 BB: 3 P: 16	R: 0 H: 1 E: 0 K: 0 S: 4	L: 1 LOB: 1 BB: 0 P: 4	R: 0 H: 1 E: 0 K: 0 S: 3	H: 1 LOB: 0 BB: 0 P: 3	R: 0 H: 0 E: 0 K: 1 S: 5	H: 0 LOB: 0 BB: 0 P: 5	R: 0 H: 2 E: 0 K: 0 S: 5	H: 2 LOB: 2 BB: 0 P: 5	R: 1 H: 2 E: 0 K: 0 S: 5	H: 2 LOB: 2 BB: 1 P: 9	R: 0 H: 1 E: 0 K: 0 S: 3	H: 1 LOB: 3 BB: 2 P: 12	R: 0 H: 0 E: 0 K: 0 S: 3	H: 0 LOB: 1 BB: 1 P: 7	R: 0 H: 1 E: 0 K: 0 S: 3	H: 1 LOB: 0 BB: 0 P: 3
--------------	--------------------------	-------------------------	--------------------------	------------------------	--------------------------	------------------------	--------------------------	------------------------	--------------------------	------------------------	--------------------------	------------------------	--------------------------	-------------------------	--------------------------	------------------------	--------------------------	------------------------

PITCHER	IP	WLS	BF	H	R	ER	SO	BB	IBB	HBP	BLK	WP	HR	S	P	ERA	WHIP
Paul Mitchell, R ERA: 9.22 (1, 1)	0.2		6	1	1	1	0	3	0	0	0	1	0	3	15	13.50	6.000
John Montague, R ERA: 4.36 (1, 1)	5.1		24	7	1	1	1	2	0	0	0	0	0	24	32	1.69	1.688
Enrique Romo, R ERA: 3.01 (7, 1)	3.0	W	11	1	0	0	0	1	1	1	0	0	0	8	17	0.00	0.667

Batter	1	2	3	4	5	6	7	8	9	AB R H RBI BB SO LOB	TOP							
Steve Braun, L (1, 7) OBP: 0.335, SLG: 0.298	0-3 K			0-0 F5		0-0 L3			0-0 4-3	4 0 0 0 0 1 0								
Jose Báez, R (1, 4) OBP: 0.324, SLG: 0.335 Julio Cruz, S (5, 4) OBP: 0.299, SLG: 0.288	0-3 K			0-0 6-3				0-3 K	0-0 F8	2 0 0 0 0 1 0 2 0 0 0 0 1 0								
Dan Meyer, L (1, 3) OBP: 0.327, SLG: 0.452 Larry Milbourne, S (8, 5) OBP: 0.245, SLG: 0.293	0-0 F7			0-0 G3				0-0 4-3		3 0 0 0 0 0 0 0 0 0 0 0 0 0								
Leroy Stanton, R (1, 10) OBP: 0.329, SLG: 0.493			0-0 G4-6-3 1B		0-0 5-3			0-0 3-1		3 0 1 0 0 0 0								
Ruppert Jones, L (1, 8) OBP: 0.324, SLG: 0.471			0-3 K		0-0 4-3 2B			0-3 K		3 0 1 0 0 2 1								
Bill Stein, R (1, 5) OBP: 0.287, SLG: 0.399 Juan Bernhardt, R (7, 5) OBP: 0.265, SLG: 0.353			0-0 G4-6-3 1-2f		0-0 4-3 2-3			0-0 F7		2 0 0 0 0 0 2 1 0 0 0 0 0 0								
Carlos Lopez, R (1, 9) OBP: 0.302, SLG: 0.414				0-0 F9		0-0 F7		0-0 2B		3 0 1 0 0 0 1								
Craig Reynolds, L (1, 6) OBP: 0.266, SLG: 0.291				0-0 G6-4-3 1B		0-0 F9		0-0 F6		3 0 1 0 0 0 1								
Larry Cox, R (1, 2) OBP: 0.299, SLG: 0.398				0-0 G6-4-3 1-2f		0-0 6-3			0-0 1-3	3 0 0 0 0 0 1								
Inning Stats	R: 0 E: 0 K: 2 S: 7	H: 0 LOB: 0 BB: 0 P: 7	R: 0 E: 0 K: 1 S: 5	H: 1 LOB: 0 BB: 0 P: 5	R: 0 E: 0 K: 0 S: 3	H: 1 LOB: 0 BB: 0 P: 3	R: 0 E: 0 K: 0 S: 3	H: 0 LOB: 0 BB: 0 P: 3	R: 0 E: 0 K: 1 S: 5	H: 0 LOB: 0 BB: 0 P: 5	R: 0 E: 0 K: 1 S: 6	H: 1 LOB: 1 BB: 0 P: 6	R: 0 E: 0 K: 0 S: 3	H: 0 LOB: 0 BB: 0 P: 3	1B: 2 2B: 2 3B: 0 HR: 0	SF: 0 SAC: 0 DP: 2 HBP: 0	WP: 0 PB: 0 SB: 0 CS: 0	PA: 29
PITCHER Dennis Eckersley, R (1, 1) ERA: 3.4	IP: 9.0 WLS: W BF: 29 H: 4 R: 0 ER: 0 SO: 5 BB: 0 IBB: 0 HBP: 0 BLK: 0 WP: 0 HR: 0 S: 39 P: 39 ERA: 0.00 WHIP: 0.444											PITCHER	IP: WLS: BF: H: R: ER: SO: BB: IBB: HBP: BLK: WP: HR: S: P: ERA: WHIP:					

Seattle Mariners @ Cleveland Indians
Cleveland Municipal Stadium, Cleveland, OH

Sat Aug 27 1977, 7:05 PM EDT
Att: 7,876 - Unknown - 86 F

livebaseballscorecards.com

AB	29
R	0
H	4
RBI	0
BB	0
SO	5
LOB	6



Batter	1	2	3	4	5	6	7	8	9	AB	R	H	RBI	BB	SO	LOB
Paul Dade, R OBP: 0.338, SLG: 0.371 (1, 5) X	0-0 FC6-4 1B	0-0 6-3		0-0 F9		0-0 4-3		0-0 G6-4-3 1-2f		5	1	1	0	0	0	1
Duane Kuiper, L OBP: 0.325, SLG: 0.330 (1, 4) X	0-0 FC6-4 1B	0-0 6-3			0-0 2B	0-0 4-3		0-0 4-3		5	2	2	0	0	0	0
Ron Pruitt, R OBP: 0.385, SLG: 0.431 (1, 9) X	0-0 FC6-4 1B	0-0 F8			0-0 2B		0-0 E			4	2	3	0	0	0	0
Andre Thornton, R OBP: 0.386, SLG: 0.584 (1, 3) X	0-0 FC6-4 PB		0-0 1B		0-0 FC4-6 2B		0-0 E7 SF7			4	3	3	3	0	0	2
Bruce Bochte, L OBP: 0.353, SLG: 0.386 (1, 7) X	0-0 FC4-6 1B		0-0 F5		0-0 G3		4-0 BB			3	0	1	1	1	0	2
Rico Carty, R OBP: 0.357, SLG: 0.420 (1, 10) X	0-0 FC4-6 PB		0-0 F9		4-0 FC4-6 IBB		0-0 SF7			2	1	0	1	1	0	3
Jim Norris, L OBP: 0.359, SLG: 0.363 (1, 8) B B B	4-0 PB 1B		0-3 K		0-0 FC4-6 FC6-4		0-0 F7			3	1	0	1	1	1	3
Fred Kendall, R OBP: 0.264, SLG: 0.336 (1, 2) X	0-0 1B		0-3 K		0-0 FC6-4		0-0 F7			4	0	1	2	0	1	2
Frank Duffy, R OBP: 0.253, SLG: 0.286 (1, 6) X	0-0 F2		0-0 F8			0-0 5-3		0-0 E5 G6-4-3		4	0	0	0	0	0	1

Inning Stats	R: 5	H: 5	E: 0	LOB: 1	K: 0	BB: 1	S: 8	P: 12	R: 0	H: 0	E: 0	LOB: 0	K: 0	BB: 0	S: 3	P: 3	R: 0	H: 1	E: 0	LOB: 1	K: 1	BB: 0	S: 6	P: 6	R: 0	H: 0	E: 0	LOB: 0	K: 1	BB: 0	S: 5	P: 5	R: 3	H: 3	E: 0	LOB: 1	K: 0	BB: 1	S: 6	P: 10	R: 0	H: 0	E: 0	LOB: 0	K: 0	BB: 0	S: 3	P: 3	R: 2	H: 2	E: 1	LOB: 1	K: 0	BB: 1	S: 5	P: 9	R: 0	H: 0	E: 1	LOB: 0	K: 0	BB: 0	S: 3	P: 3
--------------	------	------	------	--------	------	-------	------	-------	------	------	------	--------	------	-------	------	------	------	------	------	--------	------	-------	------	------	------	------	------	--------	------	-------	------	------	------	------	------	--------	------	-------	------	-------	------	------	------	--------	------	-------	------	------	------	------	------	--------	------	-------	------	------	------	------	------	--------	------	-------	------	------

PITCHER	IP	WLS	BF	H	R	ER	SO	BB	IBB	HBP	BLK	WP	HR	S	P	ERA	WHIP
Bob Galasso, R ERA: 9.42 (1, 1)	0.2	L	8	5	5	4	0	0	1	0	0	0	0	7	11	54.00	9.000
Diego Segui, R ERA: 5.6 (1, 1)	3.1		14	4	3	3	2	0	0	0	0	0	0	18	18	8.10	1.200
Rick Honeycutt, L ERA: 1.5 (5, 1)	4.0		16	2	2	1	0	1	1	0	0	0	0	14	22	2.25	0.750

BOTTOM

Seattle Mariners @ Cleveland Indians
Cleveland Municipal Stadium, Cleveland, OH

AB	34
R	10
H	11
RBI	8
BB	3
SO	2
LOB	14



WP	PA	ERA	WHIP
0	38		

Sat Aug 27 1977, 7:05 PM EDT
Att. 7,876 - Unknown - 86 F

livebaseballscorecards.com

Batter	1	2	3	4	5	6	7	8	9	AB R H RBI BB SO LOB	TOP											
Steve Braun, L (1, 7) OBP: 0.332, SLG: 0.295	0-0 F7		0-0 SH5-3	0-0 G4-6-3		0-0 F3		0-0 3-1		4 0 0 0 0 0 6												
Julio Cruz, S (1, 4) OBP: 0.308, SLG: 0.289	4-0 S BB		0-0 S 1B		0-3 K		4-0 1B BB	0-0 4-3		3 1 1 0 2 1 2												
Dan Meyer, L (1, 3) OBP: 0.328, SLG: 0.451	0-0 F7		0-3 K		0-0 S 1B		0-0 F2		0-0 BB BB 1B	5 2 2 0 0 1 4												
Leroy Stanton, R (1, 10) OBP: 0.330, SLG: 0.490	0-3 K		0-0 1-4-3		0-3 K		0-0 1B		4-0 BB 1B BB	4 1 1 0 1 2 4												
Ruppert Jones, L (1, 8) OBP: 0.327, SLG: 0.471		0-0 F7		0-0 5-3		0-0 1B		0-0 F7-4 1B	4-0 1B FC4-6 BB	4 1 2 2 1 0 0												
Bill Stein, R (1, 5) OBP: 0.288, SLG: 0.398		0-0 F8		4-0 1B BB		0-0 5-3		0-0 F7-4 1B	0-0 FC4-6 1B	4 1 1 2 1 0 3												
Carlos Lopez, R (1, 9) OBP: 0.309, SLG: 0.420		0-0 S 1B		0-0 1B		0-0 FC5-4 1B		4-0 3-1 BB BB	0-0 FC4-6	3 0 3 0 0 0 0												
Dave Collins, S (7, 9) OBP: 0.290, SLG: 0.304				1-3 1B					1-2 3-H	1 0 0 1 1 0 1												
Craig Reynolds, L (1, 6) OBP: 0.266, SLG: 0.292		0-0 F8		0-0 BB 1B		0-0 F4		0-3 K	0-0 F9	3 0 1 1 0 0 2												
Larry Milbourne, S (8, PH) OBP: 0.243, SLG: 0.291				1-3 3-H 1B						2 0 0 0 0 1 2												
Larry Cox, R (1, 2) OBP: 0.319, SLG: 0.393			4-0 1B SH5-3 BB		4-0 1B G4-6-3 BB		0-0 FC5-4 1-2f		0-0 F8	1 0 0 0 3 0 1												
Juan Bernhardt, R (9, PH) OBP: 0.264, SLG: 0.351				1-2 BB				4-0 3-1 BB		1 0 0 0 0 0 1												
Inning Stats	R: 0 E: 0 K: 1 S: 5	H: 0 LOB: 1 BB: 1 P: 9	R: 0 E: 0 K: 0 S: 4	H: 1 LOB: 1 BB: 0 P: 4	R: 0 E: 0 K: 1 S: 6	H: 1 LOB: 2 BB: 1 P: 10	R: 1 E: 0 K: 0 S: 4	H: 2 LOB: 2 BB: 2 P: 12	R: 1 E: 0 K: 2 S: 9	H: 2 LOB: 1 BB: 0 P: 9	R: 0 E: 0 K: 0 S: 4	H: 1 LOB: 1 BB: 0 P: 4	R: 1 E: 0 K: 0 S: 4	H: 2 LOB: 1 BB: 1 P: 8	R: 0 E: 0 K: 1 S: 5	H: 0 LOB: 2 BB: 2 P: 13	R: 3 E: 0 K: 0 S: 5	H: 2 LOB: 1 BB: 2 P: 13	1B: 11 2B: 1 3B: 0 HR: 0	SF: 0 SAC: 1 DP: 2 HBP: 0	WP: 0 PB: 0 SB: 4 CS: 0	PA: 45
PITCHER	IP WLS BF H R ER SO BB IBB HBP BLK WP HR S P ERA WHIP																					
Jim Bibby, R (1, 1) ERA: 3.69	5.0 W 25 7 2 2 4 4 0 0 0 0 0 0 29 45 3.60 2.200																					
Sid Monge, L (6, 1) ERA: 5.65	2.0 8 2 1 1 0 1 0 0 0 0 0 0 7 11 4.50 1.500																					
Larry Andersen, R (8, 1) ERA: 2.57	1.0 5 0 0 0 1 2 0 0 0 0 0 0 5 13 0.00 2.000																					
Don Hood, L (9, 1) ERA: 3.57	1.0 7 2 3 3 0 2 0 0 0 0 0 0 5 13 27.00 4.000																					

Seattle Mariners @ Cleveland Indians
Cleveland Municipal Stadium, Cleveland, OH

Sun Aug 28 1977, 3:33 AM EDT
Att: 9,599 - Unknown - 87 F

livebaseballscorecards.com

AB	35
R	6
H	11
RBI	6
BB	9
SO	5
LOB	26



BOTTOM

Seattle Mariners @ Cleveland Indians
 Cleveland Municipal Stadium, Cleveland, OH

Sun Aug 28 1977, 3:33 AM EDT
 Att. 9,599 - Unknown - 87 F

livebaseballscorecards.com

AB	33
R	10
H	11
RBI	10
BB	7
SO	1
LOB	11



WP: 2	PA: 40
PB: 0	SB: 0
CS: 0	

AB R H RBI BB SO LOB

4 1 0 0 1 1 1

4 2 3 1 1 0 0

4 1 1 0 1 0 4

3 2 1 1 1 0 1

3 2 3 5 1 0 0

3 0 0 0 1 0 1

4 1 1 0 0 0 2

4 0 0 0 0 0 1

1B: 6	SF: 0
2B: 3	SAC: 0
3B: 1	DP: 2
HR: 3	HBP: 0

Batter	1	2	3	4	5	6	7	8	9
Paul Dade, R OBP: 0.336, SLG: 0.367 (1, 5) X	0-0 L9 ① sus	0-3 K ②			4-0 1B HR BB	0-0 F9 ②		0-0 4-3 ② 2-3	
Duane Kuiper, L OBP: 0.329, SLG: 0.333 (1, 4) B B B	4-0 1B BB	0-0 4-3 ③			0-0 1B HR 1B	0-0 WP 1B		0-0 1B 1B 3-H	
Ron Pruitt, R OBP: 0.391, SLG: 0.454 (1, 9) X	0-0 F9 ②		0-0 F3 ①		0-0 1B HR 1-H 3-H	4-0 FC6-4 BB 1-3		0-0 1B 1B 1-2	
Andre Thornton, R OBP: 0.386, SLG: 0.580 (1, 3) X	0-0 1B 3B 1B 1-3		4-0 L3 BB		0-0 1-3	0-0 FC6-4 ③ 1-2		0-0 F7 ③	
Bruce Bochte, L OBP: 0.354, SLG: 0.386 (1, 7) X	0-0 3B 1B 1-2 3-H		0-0 L3 ② ③ 1-2		4-0 1B HR BB		0-0 6-3 ①		
Rico Carty, R OBP: 0.364, SLG: 0.447 (1, 10) X	0-0 3B 1-H 2-H			0-0 HR	0-0 HR 1-H	4-0 L6-3 BB			
Jim Norris, L OBP: 0.358, SLG: 0.361 (1, 8) B B B	4-0 BB			0-0 6-3 ①	0-0 F9 ②	0-0 L6-3 ② ③ 1-2			
Fred Kendall, R OBP: 0.264, SLG: 0.339 (1, 2) X	0-0 F8 ③			0-0 G3 ②	0-0 4-3 ③			0-0 4-3 1B 2B	
Frank Duffy, R OBP: 0.250, SLG: 0.282 (1, 6) X		0-0 4-3 ①		0-0 F5 ③		0-0 5-3 ①		0-0 F3 ①	

Inning Stats	R: 3	H: 3	E: 0	K: 0	S: 6	LOB: 2	BB: 2	P: 14	R: 0	H: 0	E: 0	K: 1	S: 5	LOB: 0	BB: 0	P: 5	R: 0	H: 0	E: 0	K: 0	S: 2	LOB: 0	BB: 1	P: 6	R: 1	H: 1	E: 0	K: 0	S: 4	LOB: 2	BB: 1	P: 8	R: 0	H: 0	E: 0	K: 0	S: 2	LOB: 0	BB: 1	P: 6	R: 1	H: 3	E: 0	K: 0	S: 6	LOB: 2	BB: 0	P: 6
--------------	------	------	------	------	------	--------	-------	-------	------	------	------	------	------	--------	-------	------	------	------	------	------	------	--------	-------	------	------	------	------	------	------	--------	-------	------	------	------	------	------	------	--------	-------	------	------	------	------	------	------	--------	-------	------

PITCHER	IP	WLS	BF	H	R	ER	SO	BB	IBB	HBP	BLK	WP	HR	S	P	ERA	WHIP
Glenn Abbott, R ERA: 4.43 (1, 1)	4.0	L	21	6	7	7	1	4	0	0	0	0	2	19	35	15.75	2.500
Bill Laxton, L ERA: 4.77 (5, 1)	1.0		5	1	2	2	0	1	0	0	0	0	1	4	8	18.00	2.000
Mike Kekich, L ERA: 5.35 (6, 1)	3.0		14	4	1	1	0	2	0	0	0	1	0	12	20	3.00	2.000

Batter	1	2	3	4	5	6	7	8	9	AB R H RBI BB SO LOB	TOP											
Don Kessinger, S (1, 6) OBP: 0.291, SLG: 0.252	0-0 5-3		0-0 5-3			0-0 G4-6-3 1-2f		0-0 5-3		4 0 0 0 0 0 1	Chicago White Sox @ Cleveland Indians Cleveland Municipal Stadium, Cleveland, OH Mon Aug 29 1977, 7:05 PM EDT Att: 6,236 - Unknown - 71 F livebaseballscorecards.com											
Chet Lemon, R (1, 8) OBP: 0.352, SLG: 0.476	0-3 K			0-3 K		0-0 5-3		0-0 1B 2B	4 1 1 0 0 2 0													
Jorge Orta, L (1, 4) OBP: 0.335, SLG: 0.418	0-0 4-3			0-0 F8			0-0 4-3	0-0 F8	4 0 0 0 0 0 1													
Richie Zisk, R (1, 7) OBP: 0.375, SLG: 0.543		0-0 6-3		0-0 1-3			0-0 1B 1B	4-0 1B BB	3 0 1 0 1 0 0													
Lamar Johnson, R (1, 10) OBP: 0.355, SLG: 0.545		0-3 K			0-0 5-3		0-3 K	0-0 L8	4 0 0 0 0 2 3													
Eric Soderholm, R (1, 5) OBP: 0.356, SLG: 0.520		0-0 1B			0-0 HR		0-0 1-2 1B	0-0 1-2 2-H 1B	4 1 4 2 0 0 0													
Wayne Nordhagen, R (1, 9) OBP: 0.307, SLG: 0.486		0-0 4-3			0-3 K		0-3 K	0-0 4-3	4 0 0 0 0 2 5													
Jim Spencer, L (1, 3) OBP: 0.298, SLG: 0.419			0-3 K		0-0 6-3			0-0 G3	3 0 0 0 0 1 0													
Brian Downing, R (1, 2) OBP: 0.405, SLG: 0.437			0-3 K			4-0 G4-6-3 BB		0-0 6-3	2 0 0 0 1 1 0													
Inning Stats	R: 0 E: 0 K: 1 S: 5	H: 0 LOB: 0 BB: 0 P: 5	R: 0 E: 0 K: 1 S: 6	H: 1 LOB: 1 BB: 0 P: 6	R: 0 E: 0 K: 2 S: 7	H: 0 LOB: 0 BB: 0 P: 7	R: 0 E: 0 K: 1 S: 5	H: 0 LOB: 0 BB: 0 P: 5	R: 1 E: 0 K: 1 S: 6	H: 1 LOB: 0 BB: 0 P: 6	R: 0 E: 0 K: 0 S: 2	H: 0 LOB: 0 BB: 1 P: 6	R: 0 E: 0 K: 2 S: 9	H: 2 LOB: 2 BB: 0 P: 9	R: 0 E: 0 K: 0 S: 3	H: 0 LOB: 0 BB: 0 P: 3	R: 1 E: 0 K: 0 S: 5	H: 2 LOB: 2 BB: 1 P: 9	1B: 4 2B: 1 3B: 0 HR: 1	SF: 0 SAC: 0 DP: 1 HBP: 0	WP: 0 PB: 0 SB: 0 CS: 0	PA: 34
PITCHER Rick Waits, L (1, 1) ERA: 4.25	IP 9.0 WLS W BF 34 H 6 R 2 ER 2 SO 8 BB 2 IBB 0 HBP 0 BLK 0 WP 0 HR 1 S 48 P 56 ERA 2.00 WHIP 0.889											PITCHER	IP WLS BF H R ER SO BB IBB HBP BLK WP HR S P ERA WHIP									

Chicago White Sox @ Cleveland Indians
 Cleveland Municipal Stadium, Cleveland, OH
 Mon Aug 29 1977, 7:05 PM EDT
 Att: 6,236 - Unknown - 71 F

AB	32
R	2
H	6
RBI	2
BB	2
SO	8
LOB	10



Batter	1	2	3	4	5	6	7	8	9
Paul Dade, R OBP: 0.337, SLG: 0.368 (1, 8)	0-3 K	0-0 1B		0-0 FC5-4 E		0-0 1B		0-3 K	
Duane Kuiper, L OBP: 0.330, SLG: 0.340 (1, 4)	0-0 HR	0-0 F8		0-0 F7		0-0 6-3		0-0 1B	
Buddy Bell, R OBP: 0.351, SLG: 0.427 (1, 5)	0-0 F8	0-3 K			0-3 K		0-0 F8	0-0 E6 BB	
Andre Thornton, R OBP: 0.389, SLG: 0.598 (1, 3)	0-0 IHR	0-3 K			0-0 F8		0-0 HR	0-0 BB	
Bruce Bochte, L OBP: 0.357, SLG: 0.396 (1, 7)	0-0 HR		0-0 CS 1B		0-0 5-3		0-0 5-3 1B	0-0 G4-6-3 BB	
Rico Carty, R OBP: 0.363, SLG: 0.445 (1, 10)	0-0 1B		0-0 F8		0-3 K		0-0 5-3		
Ron Pruitt, R OBP: 0.394, SLG: 0.455 (1, 9)	0-0 E7 1B		0-0 F8		0-0 1B 1B		0-0 F8		
Fred Kendall, R OBP: 0.267, SLG: 0.342 (1, 2)	0-0 F3		0-0 CS	0-0 FC5-4 1B		0-3 K		0-0 BB 1B	
Frank Duffy, R OBP: 0.256, SLG: 0.289 (1, 6)		0-0 1B 2B		0-3 K		0-0 1B 1B		0-0 1B BB	

AB	R	H	RBI	BB	SO	LOB
5	1	2	2	0	2	3
5	1	2	2	0	0	3
5	0	0	1	0	2	2
4	2	2	2	1	1	1
5	1	3	1	0	0	3
4	0	1	0	0	1	2
4	1	2	0	0	0	2
4	1	2	0	0	1	3
3	2	2	0	1	1	1


AB	R	H	RBI	BB	SO	LOB
39	9	16	8	2	8	20

Inning	1	2	3	4	5	6	7	8	9
R: 3	R: 1	R: 0	R: 1	R: 0	R: 1	R: 1	R: 1	R: 2	R: 1
E: 1	E: 0	E: 0	E: 0	E: 0	E: 0	E: 0	E: 0	E: 1	E: 0
K: 1	K: 2	K: 0	K: 1	K: 1	K: 1	K: 2	K: 0	K: 1	K: 1
S: 10	S: 9	S: 9	S: 6	S: 5	S: 5	S: 10	S: 5	S: 7	S: 5
H: 5	H: 2	H: 1	H: 1	H: 0	H: 3	H: 2	H: 2	H: 2	H: 2
LOB: 2	LOB: 1	LOB: 0	LOB: 0	LOB: 0	LOB: 2	LOB: 1	LOB: 2	LOB: 2	LOB: 2
BB: 0	BB: 0	BB: 0	BB: 0	BB: 0	BB: 0	BB: 0	BB: 0	BB: 2	BB: 2
P: 10	P: 9	P: 3	P: 6	P: 5	P: 10	P: 5	P: 15	P: 15	P: 15


PITCHER	IP	WLS	BF	H	R	ER	SO	BB	IBB	HBP	BLK	WP	HR	S	P	ERA	WHIP
Steve Stone, R ERA: 4.48 (1, 1)	5.2	L	28	12	6	5	7	0	0	0	0	0	2	42	42	7.94	2.118
Silvio Martinez, R ERA: 9.35 (6, 1)	1.2		11	4	3	3	1	1	0	0	0	0	1	12	16	16.20	3.000
Don Kirkwood, R ERA: 5.68 (8, 1)	0.2		2	0	0	0	0	1	0	0	0	0	0	1	5	0.00	1.500

Chicago White Sox @ Cleveland Indians
Cleveland Municipal Stadium, Cleveland, OH
 Mon Aug 29 1977, 7:05 PM EDT
 Att. 6,236 - Unknown - 71 F

WP: 0 PA: 42
 PB: 0
 SB: 1
 CS: 1



livebaseballscorecards.com

Batter	1	2	3	4	5	6	7	8	9	AB R H RBI BB SO LOB	TOP											
Ralph Garr, L (1, 7) OBP: 0.322, SLG: 0.428	0-0 F7		0-0 E 1B		0-0 F9		0-0 F9			4 1 1 0 0 0 2												
Chet Lemon, R (1, 8) OBP: 0.351, SLG: 0.474	0-0 5-3		0-0 FC 1B		0-0 1B		0-0 CS 1-2	0-3 K		4 0 1 1 0 1 2												
Jorge Orta, L (1, 4) OBP: 0.333, SLG: 0.414	0-0 4-3		0-3 K		0-0 F8			0-0 L4		4 0 0 0 0 1 5												
Lamar Johnson, R (1, 10) OBP: 0.354, SLG: 0.541		0-0 F7	0-0 1B		0-0 F8			0-0 F7		4 0 1 2 0 0 2												
Oscar Gamble, L (1, 9) OBP: 0.369, SLG: 0.578		4-0 BB G5-4-3	0-0 L4		0-0 F9			0-0 4-3		3 0 0 0 1 0 2												
Eric Soderholm, R (1, 5) OBP: 0.357, SLG: 0.522		0-0 G5-4-3 1-2f		0-0 G4-6-3 1B		0-0 F9		0-0 2B		4 0 2 0 0 0 1												
Jim Spencer, L (1, 3) OBP: 0.297, SLG: 0.416			0-0 F8	0-0 G4-6-3 1-2f		0-0 3-1		4-0 IBB G4-6-3		3 0 0 0 1 0 1	AB 31 R 3 H 6 RBI 3 BB 4 SO 2 LOB 17											
Don Kessinger, S (1, 6) OBP: 0.291, SLG: 0.247			4-0 1B FC BB	0-0 E6			0-0 F7	0-0 G4-6-3 1-2f		3 1 0 0 1 0 2												
Brian Downing, R (1, 2) OBP: 0.409, SLG: 0.438			0-0 FC 1B 1-3		0-0 E6 1B		4-0 CS BB			2 1 1 0 1 0 0												
Inning Stats	R: 0 E: 0 K: 0 S: 3	H: 0 LOB: 0 BB: 0 P: 3	R: 0 E: 0 K: 0 S: 2	H: 0 LOB: 0 BB: 1 P: 6	R: 3 E: 1 K: 1 S: 9	H: 3 LOB: 2 BB: 1 P: 13	R: 0 E: 1 K: 0 S: 3	H: 1 LOB: 1 BB: 0 P: 3	R: 0 E: 1 K: 0 S: 5	H: 1 LOB: 2 BB: 0 P: 5	R: 0 E: 0 K: 0 S: 3	H: 0 LOB: 0 BB: 0 P: 3	R: 0 E: 0 K: 1 S: 2	H: 0 LOB: 0 BB: 1 P: 6	R: 0 E: 0 K: 1 S: 5	H: 0 LOB: 0 BB: 0 P: 5	R: 0 E: 0 K: 0 S: 3	H: 1 LOB: 1 BB: 1 P: 7	1B: 5 2B: 1 3B: 0 HR: 0	SF: 0 SAC: 0 DP: 3 HBP: 0	WP: 0 PB: 0 SB: 0 CS: 1	PA: 36
PITCHER Wayne Garland, R (1, 1) ERA: 3.94	IP 9.0 WLS L BF 35 H 6 R 3 ER 1 SO 2 BB 3 IBB 1 HBP 0 BLK 0 WP 0 HR 0 S 35 P 51 ERA 1.00 WHIP 1.000											PITCHER	IP WLS BF H R ER SO BB IBB HBP BLK WP HR S P ERA WHIP									

Chicago White Sox @ Cleveland Indians
Cleveland Municipal Stadium, Cleveland, OH

Tue Aug 30 1977, 7:05 PM EDT
Att. 7,662 - Unknown - 74 F

livebaseballscorecards.com

Batter	1	2	3	4	5	6	7	8	9	AB	R	H	RBI	BB	SO	LOB
Paul Dade, R (1, 8) OBP: 0.333, SLG: 0.364	0-3 K			0-0 5-3		0-3 K		0-0 5-3		4	0	0	0	0	2	1
Duane Kuiper, L (1, 4) OBP: 0.329, SLG: 0.339	0-0 CS 1B			0-0 F8		0-0 4-3			0-3 K	4	0	1	0	0	1	0
Buddy Bell, R (1, 5) OBP: 0.354, SLG: 0.430	0-0 5-3 1-2			0-0 BB 1B			0-0 1B		0-0 BB 1B	4	1	3	0	0	0	1
Andre Thornton, R (1, 3) OBP: 0.390, SLG: 0.594		0-0 F7		4-0 1-2 BB		0-3 K			4-0 1B BB	2	0	0	0	2	1	1
Ron Pruitt, R (1, 9) OBP: 0.385, SLG: 0.443		0-0 F7		0-3 K		0-0 F6			0-0 F6	4	0	0	0	0	1	5
Rico Carty, R (1, 10) OBP: 0.361, SLG: 0.443		0-0 F8			0-0 F8		0-0 4-3		0-0 1B	4	0	1	1	0	0	1
John Lowenstein, L (9, PR) OBP: 0.349, SLG: 0.349									1-2 2-H 1B	0	0	0	0	0	0	0
Bruce Bochte, L (1, 7) OBP: 0.356, SLG: 0.395			0-3 K		0-0 L4-3 1B			0-0 4-1	0-3 K	4	0	1	0	0	2	2
Fred Kendall, R (1, 2) OBP: 0.265, SLG: 0.339		0-0 6-3			0-0 L4-3			0-0 1B		2	0	0	0	0	0	1
Larvell Blanks, R (8, PH) OBP: 0.309, SLG: 0.407					1-2					1	0	1	0	0	0	0
Frank Duffy, R (1, 6) OBP: 0.255, SLG: 0.287		0-0 F8				0-0 F7		0-3 K		2	0	0	0	0	0	0
Bill Melton, R (8, PH) OBP: 0.331, SLG: 0.323										1	0	0	0	0	1	1
Ray Fosse, R (9, 2) OBP: 0.294, SLG: 0.376										0	0	0	0	0	0	0

Inning Stats	R: 0	H: 1	E: 0	K: 1	S: 5	LOB: 0	BB: 0	P: 5	R: 0	H: 0	E: 0	K: 0	S: 3	LOB: 0	BB: 0	P: 3	R: 0	H: 1	E: 0	K: 1	S: 6	LOB: 2	BB: 1	P: 10	R: 0	H: 1	E: 0	K: 0	S: 3	LOB: 0	BB: 0	P: 3	R: 0	H: 0	E: 0	K: 1	S: 5	LOB: 0	BB: 0	P: 5	R: 0	H: 1	E: 0	K: 1	S: 6	LOB: 1	BB: 0	P: 6	R: 0	H: 1	E: 0	K: 1	S: 6	LOB: 1	BB: 0	P: 6	R: 1	H: 2	E: 0	K: 2	S: 9	LOB: 2	BB: 1	P: 13	1B: 7	2B: 1	3B: 0	HR: 0	SF: 0	SAC: 0	DP: 1	HBP: 0	WP: 0	PB: 0	SB: 0	CS: 1	PA: 34
--------------	------	------	------	------	------	--------	-------	------	------	------	------	------	------	--------	-------	------	------	------	------	------	------	--------	-------	-------	------	------	------	------	------	--------	-------	------	------	------	------	------	------	--------	-------	------	------	------	------	------	------	--------	-------	------	------	------	------	------	------	--------	-------	------	------	------	------	------	------	--------	-------	-------	-------	-------	-------	-------	-------	--------	-------	--------	-------	-------	-------	-------	--------

PITCHER	IP	WLS	BF	H	R	ER	SO	BB	IBB	HBP	BLK	WP	HR	S	P	ERA	WHIP
Ken Kravec, L (1, 1) ERA: 4.21	8.2	W	32	6	1	1	7	2	0	0	0	0	0	44	52	1.04	0.923
Lerrin LaGrow, R (9, 1) ERA: 2.6	0.0		1	1	0	0	0	0	0	0	0	0	0	1	1	∞	∞
Dave Hamilton, L (9, 1) ERA: 4.38	0.1	S	1	0	0	0	1	0	0	0	0	0	0	3	3	0.00	0.000

BOTTOM

Chicago White Sox @ Cleveland Indians
Cleveland Municipal Stadium, Cleveland, OH

Tue Aug 30 1977, 7:05 PM EDT
Att. 7,662 - Unknown - 74 F

AB	32
R	1
H	7
RBI	1
BB	2
SO	8
LOB	13



WP	HR	S	P	ERA	WHIP
0	0	0	0	0	0

livebaseballscorecards.com

Batter	1	2	3	4	5	6	7	8	9	AB R H RBI BB SO LOB	TOP																									
Paul Dade, R (1, 8) OBP: 0.333, SLG: 0.362	0-0 CS 1B		0-0 F7			0-0 6-3	0-0 6-3			4 0 1 0 0 0 1	Cleveland Indians @ Boston Red Sox Fenway Park, Boston, MA Wed Aug 31 1977, 7:05 PM EDT Att. 29,226 - Unknown - 64 F																									
Duane Kuiper, L (1, 4) OBP: 0.327, SLG: 0.337	0-0 G3 1-2		0-0 6-3			0-0 4-3		0-0 4-3		4 0 0 0 0 0 1																										
Buddy Bell, R (1, 5) OBP: 0.351, SLG: 0.426	0-3 K			0-0 6-3		0-0 F8		0-0 6-3		4 0 0 0 0 1 0																										
Andre Thornton, R (1, 3) OBP: 0.389, SLG: 0.590		0-0 5-3		0-0 F8		0-0 1B 2B 1B		0-0 F9		4 1 1 0 0 0 0																										
Bruce Bochte, L (1, 7) OBP: 0.357, SLG: 0.396		0-0 1B 1B		0-3 K		0-0 2B 1B		0-0 6-3		4 1 2 0 0 1 0																										
Rico Carly, R (1, 10) OBP: 0.383, SLG: 0.446		0-3 K			0-3 K	0-0 2B 1B		0-0 BB 2B 1B		4 1 2 1 0 2 1 0 1 0 0 0 0 0																										
John Lowenstein, L (9, PR) OBP: 0.349, SLG: 0.349						1-3 2B 2B																														
Ron Pruitt, R (1, 9) OBP: 0.399, SLG: 0.461		0-0 1-2 1B		0-0 FC5-4 1B		0-0 4-3 2B		4-0 2B FC5-3 BB		3 0 3 2 1 0 0																										
Fred Kendall, R (1, 2) OBP: 0.262, SLG: 0.335		0-3 K		0-0 FC5-4 1B		0-0 4-3		0-0 1-3 2B		3 0 0 0 0 1 4 1 0 1 1 0 0 0 0 0 0 0 0 0 0																										
Jim Norris, L (9, PH) OBP: 0.360, SLG: 0.365				1-2f		2-3		1-3 2B																												
Ray Fosse, R (9, 2) OBP: 0.294, SLG: 0.376						0-3 K		0-0 FC5-3		4 0 0 0 0 1 5																										
Frank Duffy, R (1, 6) OBP: 0.252, SLG: 0.283			0-0 1-3		0-0 5-3			0-0 3-H																												
Inning Stats	R: 0 E: 0 K: 1 S: 5	H: 1 LOB: 0 BB: 0 P: 5	R: 0 E: 0 K: 2 S: 9	H: 2 LOB: 2 BB: 0 P: 9	R: 0 E: 0 K: 0 S: 3	H: 0 LOB: 0 BB: 0 P: 3	R: 0 E: 0 K: 1 S: 6	H: 1 LOB: 1 BB: 0 P: 6	R: 0 E: 0 K: 0 S: 3	H: 0 LOB: 0 BB: 0 P: 3	R: 3 E: 0 K: 1 S: 9	H: 4 LOB: 1 BB: 0 P: 9	R: 0 E: 0 K: 0 S: 3	H: 0 LOB: 0 BB: 0 P: 3	R: 1 E: 0 K: 0 S: 4	H: 2 LOB: 2 BB: 1 P: 8	1B: 7 2B: 4 3B: 0 HR: 0	SF: 0 SAC: 0 DP: 1 HBP: 0	WP: 0 PB: 0 SB: 0 CS: 1	PA: 36																
PITCHER	IP WLS BF H R ER SO BB IBB HBP BLK WP HR S P ERA WHIP																																			
Don Aase, R (1, 1) ERA: 3.23	6.0		24	7	3	3	5	0	0	0	0	0	0	34	34	4.50	1.167																			
Bob Stanley, R (7, 1) ERA: 4.11	2.1	L	11	3	1	1	1	1	0	0	0	0	0	12	16	3.86	1.714																			
Jim Willoughby, R (9, 1) ERA: 4.17	0.2		1	0	0	0	0	0	0	0	0	0	0	1	1	0.00	0.000																			

livebaseballscorecards.com

AB	35
R	4
H	10
RBI	4
BB	1
SO	6
LOB	12



Batter	1	2	3	4	5	6	7	8	9	AB R H RBI BB SO LOB
Rick Burleson, R OBP: 0.343, SLG: 0.377 (1, 6) X	0-0 5-3		0-0 F3		0-0 SH5-4		0-0 F9		0-0 F9	4 0 0 0 0 0 1
Denny Doyle, L OBP: 0.296, SLG: 0.329 (1, 4) X	0-0 G4-3 1B		4-0 CS BB		4-0 BB		0-0 1-3		0-3 K	3 0 1 0 2 1 1
Fred Lynn, L OBP: 0.319, SLG: 0.455 (1, 8) X	0-0 G4-3 1-2f		0-0 CS 1-2	4-0 FC4-6 BB	0-3 K 3-H			4-0 S BB		2 0 0 0 2 1 4
Carl Yastrzemski, L OBP: 0.378, SLG: 0.499 (1, 7) X		0-0 G3 2B		0-0 FC4-6 1B 1-2f		0-0 1B 2B		0-0 F7		4 2 2 0 0 0 2
Jim Rice, R OBP: 0.373, SLG: 0.599 (1, 10) X		0-0 G3 2-3		0-0 1B 1-H		0-0 F8 1B 2-H		0-3 K		4 0 2 2 0 1 2
George Scott, R OBP: 0.341, SLG: 0.528 (1, 3) X		0-0 6-3		0-0 L7		0-0 F8 2-3		1-0 HBP		3 0 0 0 0 0 3
Butch Hobson, R OBP: 0.293, SLG: 0.500 (1, 5) X		0-0 5-3		0-0 F9		0-3 K		0-3 K		4 0 0 0 0 2 5
Carlton Fisk, R OBP: 0.398, SLG: 0.485 (1, 2) X			0-0 HR		0-0 SH5-4 CS 1B		0-0 F7		0-0 2B	4 1 3 1 0 0 1
Rick Miller, L OBP: 0.350, SLG: 0.338 (1, 9) X			0-0 4-3		0-0 SH5-4 1B		0-0 L8		0-3 K	4 0 1 0 0 1 1

Inning Stats	R: 0 E: 0 K: 0 S: 3	H: 1 LOB: 0 BB: 0 P: 3	R: 0 E: 0 K: 0 S: 4	H: 1 LOB: 1 BB: 0 P: 4	R: 1 E: 0 K: 0 S: 3	H: 1 LOB: 0 BB: 1 P: 7	R: 1 E: 0 K: 0 S: 4	H: 1 LOB: 1 BB: 1 P: 8	R: 0 E: 0 K: 1 S: 6	H: 2 LOB: 3 BB: 1 P: 10	R: 1 E: 0 K: 1 S: 7	H: 2 LOB: 1 BB: 0 P: 7	R: 0 E: 0 K: 0 S: 3	H: 0 LOB: 0 BB: 0 P: 3	R: 0 E: 0 K: 2 S: 7	H: 0 LOB: 2 BB: 1 P: 12	R: 0 E: 0 K: 2 S: 8	H: 1 LOB: 1 BB: 0 P: 8	1B: 5 2B: 4 3B: 0 HR: 1	SF: 0 SAC: 1 DP: 2 HBP: 1	WP: 1 PB: 0 SB: 1 CS: 2	PA: 39
--------------	------------------------------	---------------------------------	------------------------------	---------------------------------	------------------------------	---------------------------------	------------------------------	---------------------------------	------------------------------	----------------------------------	------------------------------	---------------------------------	------------------------------	---------------------------------	------------------------------	----------------------------------	------------------------------	---------------------------------	----------------------------------	------------------------------------	----------------------------------	--------

PITCHER	IP	WLS	BF	H	R	ER	SO	BB	IBB	HBP	BLK	WP	HR	S	P	ERA	WHIP
Al Fitzmorris, R ERA: 5.0 (1, 1)	5.0		23	8	3	3	1	3	0	0	0	1	1	22	34	5.40	2.200
Pat Dobson, R ERA: 5.83 (6, 1)	2.0		6	0	0	0	1	0	0	0	0	0	0	8	8	0.00	0.000
Jim Kern, R ERA: 3.18 (8, 1)	2.0	W	9	1	0	0	4	1	0	1	0	0	0	15	20	0.00	1.000

BOTTOM

Cleveland Indians @ Boston Red Sox
Fenway Park, Boston, MA
 Wed Aug 31 1977, 7:05 PM EDT
 Att: 29,226 - Unknown - 64 F

livebaseballscorecards.com

AB	32
R	3
H	9
RBI	3
BB	4
SO	6
LOB	20



Batter	1	2	3	4	5	6	7	8	9	AB R H RBI BB SO LOB	TOP									
Paul Dade, R OBP: 0.329, SLG: 0.358 (1, 8) (7, 7)	0-0 F3		0-0 F9			0-0 FC6-4		0-0 4-3		4 0 0 0 0 0 1										
Duane Kuiper, L OBP: 0.326, SLG: 0.336 (1, 4)	0-0 4-3			0-0 F5		0-0 G4-6-3		0-0 1B		4 0 1 0 0 0 1										
Buddy Bell, R OBP: 0.352, SLG: 0.427 (1, 5)	0-0 F9			0-0 1B			0-0 1B FC4 SF8 1B	0-0 P8		4 1 2 0 0 0 1										
Andre Thornton, R OBP: 0.390, SLG: 0.587 (1, 3)		0-3 K		0-0 1B			0-0 FC4 1B		4-0 BB	3 0 1 0 1 1 1										
Ron Pruitt, R OBP: 0.401, SLG: 0.462 (1, 9)		0-0 1B		0-0 F4			0-0 FC6-4 1B	0-0 G1-6-3		4 0 2 0 0 0 2										
Rico Carty, R OBP: 0.362, SLG: 0.445 (1, 10)		0-0 F9			0-0 1B		0-0 SF8	0-0 F6		3 0 1 1 0 0 1										
Bruce Bochte, L OBP: 0.356, SLG: 0.394 Larvell Blanks, R OBP: 0.308, SLG: 0.405 (7, PH) (7, 6)		0-0 1-3			0-0 G4-6-3		0-0 F9			2 0 0 0 0 0 2 1 0 0 0 0 0 2										
Fred Kendall, R OBP: 0.259, SLG: 0.331 (1, 2)			0-0 F4		0-0 L5		0-0 FC6-4			3 0 0 0 0 0 2										
Frank Duffy, R OBP: 0.253, SLG: 0.285 Rick Manning, L OBP: 0.282, SLG: 0.345 (1, 6) (7, 8)			0-0 6-3			0-0 1B		0-0 F9		2 0 1 0 0 0 0 1 0 0 0 0 0 0										
Inning Stats	R: 0 E: 0 K: 0 S: 3	H: 0 LOB: 0 BB: 0 P: 3	R: 0 E: 0 K: 1 S: 6	H: 1 LOB: 1 BB: 0 P: 6	R: 0 E: 0 K: 0 S: 3	H: 0 LOB: 0 BB: 0 P: 3	R: 0 E: 0 K: 0 S: 4	H: 2 LOB: 1 BB: 0 P: 4	R: 0 E: 0 K: 0 S: 3	H: 1 LOB: 0 BB: 0 P: 3	R: 1 E: 0 K: 0 S: 6	H: 2 LOB: 2 BB: 0 P: 6	R: 0 E: 0 K: 0 S: 4	H: 1 LOB: 1 BB: 0 P: 4	R: 0 E: 0 K: 0 S: 2	H: 0 LOB: 0 BB: 1 P: 6	1B: 8 2B: 0 3B: 0 HR: 0	SF: 1 SAC: 0 DP: 3 HBP: 0	WP: 0 PB: 0 SB: 0 CS: 0	PA: 33
PITCHER	IP WLS BF H R ER SO BB IBB HBP BLK WP HR S P ERA WHIP																			
Bill Lee, L ERA: 5.04 (1, 1)	7.2 W 29 8 1 1 1 0 0 0 0 0 0 0 31 31 1.17 1.043																			
Jim Willoughby, R ERA: 4.14 (8, 1)	0.1 2 0 0 0 0 1 0 0 0 0 0 0 1 5 0.00 3.000																			
Reggie Cleveland, R ERA: 4.33 (9, 1)	1.0 S 2 0 0 0 0 0 0 0 0 0 0 0 2 2 0.00 0.000																			

Cleveland Indians @ Boston Red Sox
Fenway Park, Boston, MA
 Thu Sep 01 1977, 3:33 AM EDT
 Att. 31,736 - Unknown - 85 F

livebaseballscorecards.com

AB 31
R 1
H 8
RBI 1
BB 1
SO 1
LOB 13



Batter	1	2	3	4	5	6	7	8	9	AB	R	H	RBI	BB	SO	LOB				
Rick Burleson, R OBP: 0.343, SLG: 0.378 (1, 6)	0-3 K	0-0 F2		0-0 F8						4	0	1	0	0	1	3				
Bernie Carbo, L OBP: 0.396, SLG: 0.526 (1, 9)	0-0 2B	0-0 F8								4	1	2	0	0	0	3				
Fred Lynn, L OBP: 0.319, SLG: 0.456 (1, 8)	0-0 1B									4	1	1	1	0	1	2				
Carl Yastrzemski, L OBP: 0.361, SLG: 0.503 (1, 7)	0-0 1B									4	1	3	1	0	0	1				
Jim Rice, R OBP: 0.372, SLG: 0.600 (1, 10)	0-3 K									4	0	1	1	0	3	3				
George Scott, R OBP: 0.339, SLG: 0.524 (1, 3)	0-0 F8									4	0	0	0	0	2	3				
Carlton Fisk, R OBP: 0.398, SLG: 0.484 (1, 2)										3	0	1	0	0	1	1				
Butch Hobson, R OBP: 0.293, SLG: 0.498 (1, 5)										4	0	1	0	0	0	2				
Denny Doyle, L OBP: 0.297, SLG: 0.328 (1, 4)										1	0	0	0	1	0	0				
Inning Stats	R: 2 E: 0 K: 2 S: 10	H: 3 LOB: 1 BB: 0 P: 10	R: 0 E: 0 K: 0 S: 5	H: 2 LOB: 2 BB: 0 P: 5	R: 0 E: 0 K: 2 S: 8	H: 1 LOB: 1 BB: 0 P: 8	R: 0 E: 0 K: 1 S: 5	H: 0 LOB: 1 BB: 1 P: 9	R: 0 E: 0 K: 1 S: 6	H: 1 LOB: 1 BB: 0 P: 6	R: 0 E: 0 K: 1 S: 2	H: 0 LOB: 0 BB: 0 P: 3	R: 0 E: 0 K: 1 S: 6	H: 1 LOB: 1 BB: 0 P: 6	R: 1 E: 0 K: 1 S: 7	H: 2 LOB: 1 BB: 0 P: 7	1B: 4 2B: 5 3B: 1 HR: 0	SF: 0 SAC: 1 DP: 1 HBP: 1	WP: 0 PB: 0 SB: 1 CS: 0	PA: 35
PITCHER Dennis Eckersley, R ERA: 3.39 (1, 1)	IP 8.0	WLS L	BF 35	H 10	R 3	ER 3	SO 8	BB 1	IBB 0	HBP 1	BLK 0	WP 0	HR 0	S 49	P 54	ERA 3.38	WHIP 1.375			
PITCHER	IP	WLS	BF	H	R	ER	SO	BB	IBB	HBP	BLK	WP	HR	S	P	ERA	WHIP			

BOTTOM

Cleveland Indians @ Boston Red Sox
Fenway Park, Boston, MA
 Thu Sep 01 1977, 3:33 AM EDT
 Att: 31,736 - Unknown - 85 F

livebaseballscorecards.com

AB	32
R	3
H	10
RBI	3
BB	1
SO	8
LOB	18



Batter	1	2	3	4	5	6	7	8	9	AB R H RBI BB SO LOB	TOP									
Thad Bosley, L (1, 8) OBP: 0.413, SLG: 0.448	0-3 K		0-0 CS 2B		4-0 BB BB BB FC6-4		4-0 BB BB 1-2 BB		0-0 G3 1B	3 1 2 0 2 1 0										
Jerry Remy, L (1, 4) OBP: 0.326, SLG: 0.366	4-0 CS BB		0-0 B1		0-3 K		0-0 1-2 2-3 1B		0-0 G3	4 0 1 0 1 1 3										
Bobby Bonds, R (1, 9) OBP: 0.351, SLG: 0.550	4-0 BB S 1-2 BB		4-0 BB		0-0 FC6-4 1-2f		0-3 K		0-0 2-H 1B	3 0 1 1 2 1 4										
Tony Solaita, L (1, 3) OBP: 0.349, SLG: 0.409	4-0 BB 1-2 BB		0-3 K			4-0 BB FC5-4	0-3 K		0-0 F7	3 0 0 0 2 2 6										
Don Baylor, R (1, 10) OBP: 0.330, SLG: 0.412	4-0 BB 1-2 2-3 BB			0-0 G3 S 1B		0-0 FC5-4 1-2f	0-3 K			3 0 1 0 1 1 4										
Rance Mulliniks, L (1, 6) OBP: 0.325, SLG: 0.366	0-0 F4			0-0 G3		4-0 BB 1-2 BB		0-0 6-3		3 0 0 0 1 0 4										
Dave Chalk, R (1, 5) OBP: 0.339, SLG: 0.343		0-0 F3		0-0 L5		0-0 F7		4-0 BB G4-6-3		3 0 0 0 1 0 3										
Gil Flores, R (1, 7) OBP: 0.322, SLG: 0.365		0-0 F9		0-3 K		0-0 F9		0-0 G4-6-3 1-2f		4 0 0 0 0 1 4										
Terry Humphrey, R (1, 2) OBP: 0.301, SLG: 0.299		0-0 F9			0-0 6-3		0-0 1B BB 1B		0-3 K	3 0 1 0 0 0 0										
Dan Briggs, L (7, PR) OBP: 0.244, SLG: 0.233										0 0 0 0 0 0 0										
Andy Etchebarren, R (7, 2) OBP: 0.320, SLG: 0.301										0 0 0 0 0 0 0										
Mario Guerrero, R (9, PH) OBP: 0.323, SLG: 0.394										1 0 0 0 0 1 0										
Inning Stats	R: 0 E: 0 K: 1 S: 4	H: 0 LOB: 3 BB: 4 P: 20	R: 0 E: 0 K: 0 S: 3	H: 0 LOB: 0 BB: 0 P: 3	R: 0 E: 0 K: 1 S: 5	H: 1 LOB: 2 BB: 1 P: 9	R: 0 E: 0 K: 1 S: 6	H: 1 LOB: 1 BB: 0 P: 6	R: 0 E: 0 K: 0 S: 3	H: 0 LOB: 2 BB: 2 P: 11	R: 0 E: 0 K: 3 S: 11	H: 2 LOB: 3 BB: 1 P: 15	R: 0 E: 0 K: 0 S: 2	H: 0 LOB: 0 BB: 1 P: 6	R: 1 E: 0 K: 1 S: 7	H: 2 LOB: 1 BB: 0 P: 7	1B: 5 2B: 2 3B: 0 HR: 0	SF: 0 SAC: 0 DP: 2 HBP: 0	WP: 0 PB: 0 SB: 3 CS: 2	PA: 40
PITCHER	IP WLS BF H R ER SO BB IBB HBP BLK WP HR S P ERA WHIP																			
Jim Bibby, R (1, 1) ERA: 3.56	6.0 W 27 3 0 0 4 8 0 0 0 0 0 0 27 59 0.00 1.833																			
Don Hood, L (7, 1) ERA: 3.57	0.0 2 1 0 0 0 1 0 0 0 0 0 0 1 5 ∞ ∞																			
Pat Dobson, R (7, 1) ERA: 3.57	0.1 1 0 0 0 1 0 0 0 0 0 0 0 3 3 0.00 0.000																			
Jim Kern, R (7, 1) ERA: 5.82	2.2 S 10 2 1 1 3 1 0 0 0 0 0 0 15 19 3.38 1.125																			

California Angels @ Cleveland Indians
Cleveland Municipal Stadium, Cleveland, OH

Fri Sep 02 1977, 7:05 PM EDT
Att: 5,349 - Unknown - 83 F

livebaseballscorecards.com

AB	30
R	1
H	6
RBI	1
BB	10
SO	8
LOB	28



Batter	1	2	3	4	5	6	7	8	9
Paul Dade, R <small>(1, 8)</small> <small>(8, 9)</small> <small>OBP: 0.331, SLG: 0.363</small>	0-0 <small>6-3 HR 2B</small>		0-0 <small>F8</small>		0-0 <small>4-3 1B</small>		0-0 <small>4-3</small>		
Duane Kuiper, L <small>(1, 4)</small> <small>OBP: 0.326, SLG: 0.335</small>	0-0 <small>6-3</small>		0-0 <small>1-3</small>		0-0 <small>4-3 1B</small>			0-0 <small>4-3 1B</small>	
Buddy Bell, R <small>(1, 5)</small> <small>OBP: 0.350, SLG: 0.423</small>	0-0 <small>6-3 2-3</small>		0-0 <small>F3</small>		0-0 <small>6-3</small>			0-0 <small>4-3 1-2</small>	
Andre Thornton, R <small>(1, 3)</small> <small>OBP: 0.391, SLG: 0.595</small>	0-0 <small>HR 3-H</small>			0-0 <small>F6</small>		0-0 <small>SH1 1B</small>		0-0 <small>6-3</small>	
Bruce Bochte, L <small>(1, 7)</small> <small>OBP: 0.356, SLG: 0.397</small> Rick Manning, L <small>(8, 8)</small> <small>OBP: 0.285, SLG: 0.348</small>	0-0 <small>4-3</small>			0-0 <small>2B</small>		0-0 <small>SH1 1-2</small>		0-0 <small>FC4-6 2-H 1B</small>	
Rico Carty, R <small>(1, 10)</small> <small>OBP: 0.361, SLG: 0.442</small>		0-0 <small>6-3</small>		4-0 <small>FC1-6 BB</small>		0-3 <small>K</small>		0-0 <small>FC4-6 1-2f</small>	
Ron Pruitt, R <small>(1, 9)</small> <small>(8, 7)</small> <small>OBP: 0.394, SLG: 0.453</small>		0-0 <small>L5</small>		0-0 <small>FC1-6 1-2f 2-3</small>		0-3 <small>K</small>			
Larvell Blanks, R <small>(1, 6)</small> <small>OBP: 0.308, SLG: 0.404</small> Frank Duffy, R <small>(8, 6)</small> <small>OBP: 0.253, SLG: 0.285</small>		0-0 <small>1B</small>		0-3 <small>K</small>			0-0 <small>F9</small>		
Fred Kendall, R <small>(1, 2)</small> <small>OBP: 0.256, SLG: 0.326</small>		0-0 <small>1-3</small>			0-3 <small>K</small>		0-0 <small>5-3</small>		


Inning Stats	R: 2	H: 2	E: 0	LOB: 0	K: 0	S: 5	P: 5	R: 0	H: 1	E: 0	LOB: 1	K: 0	S: 4	R: 0	H: 0	E: 0	LOB: 0	K: 0	S: 3	R: 0	H: 1	E: 0	LOB: 2	K: 1	S: 6	R: 0	H: 1	E: 0	LOB: 1	K: 1	S: 6	R: 0	H: 1	E: 0	LOB: 1	K: 2	S: 8	R: 0	H: 0	E: 0	LOB: 0	K: 0	S: 3	R: 1	H: 2	E: 0	LOB: 1	K: 0	S: 5	R: 0	H: 2	E: 0	LOB: 1	K: 0	S: 5
--------------	------	------	------	--------	------	------	------	------	------	------	--------	------	------	------	------	------	--------	------	------	------	------	------	--------	------	------	------	------	------	--------	------	------	------	------	------	--------	------	------	------	------	------	--------	------	------	------	------	------	--------	------	------	------	------	------	--------	------	------

PITCHER	IP	WLS	BF	H	R	ER	SO	BB	IBB	HBP	BLK	WP	HR	S	P	ERA	WHIP
Paul Hartzell, R <small>(1, 1)</small> <small>ERA: 3.54</small>	8.0	L	33	8	3	3	4	1	0	0	0	0	1	40	44	3.38	1.125

BOTTOM

AB	R	H	RBI	BB	SO	LOB
4	1	2	0	0	0	0
4	1	1	0	0	0	2
4	0	0	0	0	0	3
4	1	2	2	0	0	1
2	0	1	0	0	0	0
1	0	1	1	0	0	0
3	0	0	0	1	1	2
3	0	0	0	0	1	3
3	0	1	0	0	1	2
0	0	0	0	0	0	0
3	0	0	0	0	1	1

AB 31
R 3
H 8
RBI 3
BB 1
SO 4
LOB 14



WP	PA
0	33

WP: 0
PA: 33
PB: 0
SB: 0
CS: 0

1B: 5 **SF: 0**
2B: 2 **SAC: 1**
3B: 0 **DP: 0**
HR: 1 **HBP: 0**

WP: 0 **PA: 33**
ERA **WHIP**

California Angels @ Cleveland Indians
 Cleveland Municipal Stadium, Cleveland, OH
 Fri Sep 02 1977, 7:05 PM EDT
 Att. 5,349 - Unknown - 83 F

livebaseballscorecards.com

Batter	1	2	3	4	5	6	7	8	9	AB R H RBI BB SO LOB	TOP											
Thad Bosley, L (1, 8) OBP: 0.412, SLG: 0.446	0-0 1-5-3		0-0 E 1B		0-0 G5-3 1B		0-0 FC6-4 1B E		0-0 5-3	5 1 2 0 0 0 2												
Jerry Remy, L (1, 4) OBP: 0.328, SLG: 0.367	0-0 F8		0-0 F8		0-0 1B		0-0 S 1B			4 0 2 1 0 0 1												
Bobby Bonds, R (1, 9) OBP: 0.348, SLG: 0.545	0-0 F9		0-0 L1		0-0 G5-3		0-3 K			4 0 0 0 0 1 5												
Tony Solaita, L (1, 3) OBP: 0.350, SLG: 0.408		0-0 4-3		0-0 CS 1B		4-0 G5-4-3 BB		0-0 F8		3 0 1 0 1 0 0												
Dan Briggs, L (9, 3) OBP: 0.244, SLG: 0.233										0 0 0 0 0 0 0												
Don Baylor, R (1, 10) OBP: 0.331, SLG: 0.415		0-0 1B FC1-2 2B		0-0 FC4-6 1B		0-0 G5-4-3 1-2f		0-0 5-3		4 0 2 0 0 0 1												
Rance Mulliniks, L (1, 6) OBP: 0.323, SLG: 0.364		0-0 FC1-2 1B		0-0 FC4-6 1-2f 2-3		0-0 F8		0-0 6-3		4 0 1 0 0 0 2												
Dave Chalk, R (1, 5) OBP: 0.338, SLG: 0.344		0-0 FC1-2		0-3 K			0-0 5-3		0-0 SH3-4 SF8 2B	4 1 1 0 0 1 3	AB 34 R 3 H 12 RBI 2 BB 1 SO 2 LOB 17											
Gil Flores, R (1, 7) OBP: 0.325, SLG: 0.368		0-0 5-3			0-0 FC4-6 1B		0-0 FC6-4 1B		0-0 SH3-4 2-3	3 1 2 0 0 0 2												
Terry Humphrey, R (1, 2) OBP: 0.289, SLG: 0.297			0-0 P4		0-0 FC4-6 1B		0-0 FC6-4 1B		0-0 SF8 3-H	2 0 0 0 0 0 1												
Mario Guerrero, R (7, PH) OBP: 0.327, SLG: 0.398										1 0 1 0 0 0 0												
Andy Etchebarren, R (7, 2) OBP: 0.317, SLG: 0.301										0 0 0 1 0 0 0												
Inning Stats	R: 0 E: 0 K: 0 S: 3	H: 0 LOB: 0 BB: 0 P: 3	R: 0 E: 0 K: 0 S: 5	H: 2 LOB: 2 BB: 0 P: 5	R: 0 E: 1 K: 0 S: 4	H: 1 LOB: 1 BB: 0 P: 4	R: 0 E: 0 K: 1 S: 6	H: 2 LOB: 1 BB: 0 P: 6	R: 0 E: 0 K: 0 S: 5	H: 3 LOB: 2 BB: 0 P: 5	R: 0 E: 0 K: 0 S: 2	H: 0 LOB: 0 BB: 1 P: 6	R: 2 E: 0 K: 1 S: 8	H: 3 LOB: 1 BB: 0 P: 8	R: 0 E: 0 K: 0 S: 3	H: 0 LOB: 0 BB: 0 P: 3	R: 1 E: 0 K: 0 S: 4	H: 1 LOB: 0 BB: 0 P: 4	1B: 10 2B: 2 3B: 0 HR: 0	SF: 1 SAC: 1 DP: 2 HBP: 0	WP: 0 PB: 0 SB: 1 CS: 1	PA: 37
PITCHER Wayne Garland, R (1, 1) ERA: 3.86	IP 9.0 WLS L BF 37 H 12 R 3 ER 2 SO 2 BB 1 IBB 0 HBP 0 BLK 0 WP 0 HR 0 S 40 P 44 ERA 2.00 WHIP 1.444											PITCHER	IP WLS BF H R ER SO BB IBB HBP BLK WP HR S P ERA WHIP									

California Angels @ Cleveland Indians
Cleveland Municipal Stadium, Cleveland, OH
Sat Sep 03 1977, 7:05 PM EDT
Att: 11,054 - Unknown

livebaseballscorecards.com



Batter	1	2	3	4	5	6	7	8	9	AB R H RBI BB SO LOB
Paul Dade, R OBP: 0.332, SLG: 0.360 (1, 8) BBB (7, 9)	4-0 SH1 S BB	4-0 CS BB			0-3 K		0-0 1-6-3		0-3 K	3 0 0 0 2 2 3
Duane Kuiper, L OBP: 0.325, SLG: 0.333 (1, 4) BBB	4-0 SH1 1-2 BB	0-0 CS 1-2	0-0 4-3		0-0 FC5-4 1-2f			0-0 F7		3 0 0 0 1 0 1
Buddy Bell, R OBP: 0.352, SLG: 0.427 (1, 5) X	0-0 SH1 1-2 2-3		0-0 1B 1B		0-0 5-3			0-0 2B		3 0 2 0 0 0 1
Andre Thornton, R OBP: 0.387, SLG: 0.588 (1, 3) X	0-0 F9		0-3 K			0-0 L7		0-0 F3		4 0 0 0 0 1 4
Bruce Bochte, L OBP: 0.356, SLG: 0.396 Rick Manning, L OBP: 0.288, SLG: 0.348 (1, 7) (7, 8) X	0-0 4-3		0-0 1B 1-1-3			0-3 K		4-0 FC5-4 BB		3 0 1 0 0 1 2 0 0 0 0 1 0 0
Rico Carty, R OBP: 0.357, SLG: 0.437 (1, 10) X		0-0 F8		0-3 K		0-0 F8		0-0 FC5-4 1-2f		4 0 0 0 0 1 2
Ron Pruitt, R OBP: 0.397, SLG: 0.451 (1, 9) (7, 7) X		0-0 E8 1B 1B		0-0 F6			0-0 4-3		4-0 FC1-6 BB	3 1 1 0 1 0 0
Larvell Blanks, R OBP: 0.308, SLG: 0.403 Frank Duffy, R OBP: 0.252, SLG: 0.284 (1, 6) (8, 6) X		0-0 E S SF7 1B 3-H		0-0 5-3			0-3 K		0-0 FC1-6 1-2f	3 1 1 1 0 1 0 1 0 0 0 0 0 1
Fred Kendall, R OBP: 0.261, SLG: 0.329 Jim Norris, L OBP: 0.359, SLG: 0.364 (1, 2) (9, PH) X		0-0 SF7 1-H			0-0 FC5-4 1B		4-0 BB		0-3 K 1-2	1 0 1 1 1 0 0 1 0 0 0 0 1 1

Inning Stats	R: 0 E: 0 K: 0 S: 3	H: 0 LOB: 2 BB: 2 P: 11	R: 2 E: 1 K: 0 S: 4	H: 2 LOB: 0 BB: 1 P: 8	R: 0 E: 0 K: 1 S: 6	H: 2 LOB: 2 BB: 0 P: 6	R: 0 E: 0 K: 1 S: 5	H: 0 LOB: 0 BB: 0 P: 5	R: 0 E: 0 K: 1 S: 6	H: 1 LOB: 1 BB: 0 P: 6	R: 0 E: 0 K: 1 S: 5	H: 0 LOB: 0 BB: 0 P: 5	R: 0 E: 0 K: 1 S: 5	H: 0 LOB: 1 BB: 1 P: 9	R: 0 E: 0 K: 0 S: 4	H: 1 LOB: 2 BB: 1 P: 8	R: 0 E: 0 K: 2 S: 7	H: 0 LOB: 1 BB: 1 P: 11	1B: 5 2B: 1 3B: 0 HR: 0	SF: 1 SAC: 1 DP: 0 HBP: 0	WP: 0 PB: 0 SB: 3 CS: 1	PA: 38
--------------	------------------------------	----------------------------------	------------------------------	---------------------------------	------------------------------	---------------------------------	------------------------------	---------------------------------	------------------------------	---------------------------------	------------------------------	---------------------------------	------------------------------	---------------------------------	------------------------------	---------------------------------	------------------------------	----------------------------------	----------------------------------	------------------------------------	----------------------------------	--------

PITCHER	IP	WLS	BF	H	R	ER	SO	BB	IBB	HBP	BLK	WP	HR	S	P	ERA	WHIP
Nolan Ryan, R ERA: 2.69 (1, 1)	9.0	W	37	6	2	0	7	6	0	0	0	0	0	45	69	0.00	1.333


BOTTOM


California Angels @ Cleveland Indians
Cleveland Municipal Stadium, Cleveland, OH

Sat Sep 03 1977, 7:05 PM EDT
Att. 11,054 - Unknown

livebaseballscorecards.com

AB	29
R	2
H	6
RBI	2
BB	6
SO	7
LOB	15



Batter	1	2	3	4	5	6	7	8	9	AB R H RBI BB SO LOB	TOP											
Thad Bosley, L (1, 8) OBP: 0.417, SLG: 0.443	0-0 1-3		0-0 5-3 1-3 2-H 1B	0-0 2-3 1B		4-0 2B S BB		0-3 K	0-3 K	5 1 2 1 1 2 2												
Jerry Remy, L (1, 4) OBP: 0.330, SLG: 0.366	0-0 4-3		0-0 5-3	0-0 1-2 1B		4-0 2B BB		0-3 K	4-0 BB	4 0 1 1 2 1 1												
Bobby Bonds, R (1, 9) OBP: 0.350, SLG: 0.546	0-3 K		4-0 BB	0-3 K		0-0 2B 1-H 2-H		0-0 1B	0-3 K	5 0 2 1 1 3 6												
Tony Solaita, L (1, 3) OBP: 0.349, SLG: 0.404		0-0 F7	0-0 G3		0-0 F9		4-0 HR BB	0-0 BB		3 1 0 0 1 0 2												
Ron Jackson, R (8, PH) OBP: 0.296, SLG: 0.366								1-3 1B		1 0 1 0 0 0 0												
Dan Briggs, L (8, 3) OBP: 0.244, SLG: 0.233										0 0 0 0 0 0 0												
Don Baylor, R (1, 10) OBP: 0.334, SLG: 0.422	0-0 6-3			0-0 F2	0-0 S 1B		0-0 HR 1-H	4-0 BB	1-2 BB	4 1 2 2 1 0 0												
Rance Mulliniks, L (1, 6) OBP: 0.325, SLG: 0.362	0-0 4-3			0-0 1B 2B 1B	4-0 BB G6-4-3		0-0 F8	0-0 G3		4 1 1 0 1 0 3												
Dave Chalk, R (1, 5) OBP: 0.341, SLG: 0.347			0-0 E5 1B 1B	0-0 F7	0-0 G6-4-3		0-0 1B		0-0 SH1-4 1B 1B	5 1 3 0 0 0 3	AB 40 R 7 H 16 RBI 7 BB 7 SO 9 LOB 21											
Gil Flores, R (1, 7) OBP: 0.329, SLG: 0.371			0-0 1B 5-3 1B	0-0 2B 1B		0-0 F8	0-3 K		0-0 SH1-4 1B	5 2 3 0 0 1 1												
Terry Humphrey, R (1, 2) OBP: 0.298, SLG: 0.300			0-3 K	0-0 1B 2B		0-3 K	0-0 F7		0-0 SH1-4	4 0 1 2 0 2 3												
Inning Stats	R: 0 E: 0 K: 1 S: 5	H: 0 LOB: 0 BB: 0 P: 5	R: 0 E: 0 K: 0 S: 3	H: 0 LOB: 0 BB: 0 P: 3	R: 2 E: 1 K: 1 S: 8	H: 3 LOB: 2 BB: 1 P: 12	R: 2 E: 0 K: 1 S: 10	H: 5 LOB: 3 BB: 0 P: 10	R: 0 E: 0 K: 0 S: 3	H: 1 LOB: 1 BB: 1 P: 7	R: 1 E: 0 K: 1 S: 5	H: 1 LOB: 2 BB: 2 P: 13	R: 2 E: 0 K: 1 S: 7	H: 2 LOB: 1 BB: 1 P: 11	R: 0 E: 0 K: 2 S: 9	H: 2 LOB: 3 BB: 1 P: 13	R: 0 E: 0 K: 2 S: 9	H: 2 LOB: 3 BB: 1 P: 13	1B: 13 2B: 2 3B: 0 HR: 1	SF: 0 SAC: 1 DP: 1 HBP: 0	WP: 0 PB: 0 SB: 2 CS: 0	PA: 48
PITCHER	IP WLS BF H R ER SO BB IBB HBP BLK WP HR S P ERA WHIP																					
Al Fitzmorris, R (1, 1) ERA: 5.15	3.2 L 20 8 4 4 2 1 0 0 0 0 0 0 23 27 9.82 2.455																					
Pat Dobson, R (4, 1) ERA: 5.88	3.1 16 4 3 3 3 4 0 0 0 0 0 1 18 34 8.10 2.400																					
Sid Monge, L (8, 1) ERA: 5.52	0.0 0 0 0 0 0 0 0 0 0 0 0 0 0 0 ∞ ∞																					
Larry Andersen, R (9, 1) ERA: 2.25	1.0 6 2 0 0 2 1 0 0 0 0 0 0 9 13 0.00 3.000																					

California Angels @ Cleveland Indians
Cleveland Municipal Stadium, Cleveland, OH
Sun Sep 04 1977, 3:33 AM EDT
Att: 7,580 - Unknown - 74 F

livebaseballscorecards.com

Batter	1	2	3	4	5	6	7	8	9	AB	R	H	RBI	BB	SO	LOB
--------	---	---	---	---	---	---	---	---	---	----	---	---	-----	----	----	-----

Paul Dade, R <small>(1, 8)</small> <small>(3, 5)</small> <small>OBP: 0.331, SLG: 0.359</small>	0-0 G1 <small>①</small>		0-0 F8 <small>①</small>	0-0 FC3 1B			0-0 F7 <small>①</small>			4	0	1	0	0	0	0	
Duane Kuiper, L <small>(1, 4)</small> <small>OBP: 0.325, SLG: 0.333</small>	0-0 6-3 <small>②</small>		0-0 1B 1B	0-0 FC3 <small>1-2f</small> <small>③</small>			0-0 4-3 <small>②</small>			4	1	1	0	0	0	1	
Buddy Bell, R <small>(1, 5)</small> <small>OBP: 0.351, SLG: 0.426</small> Rick Manning, L <small>(3, 8)</small> <small>OBP: 0.284, SLG: 0.343</small>	0-0 1-3 <small>③</small>		0-0 F9 <small>②</small>				0-0 F8 <small>①</small>			1	0	0	0	0	0	0	
Andre Thornton, R <small>(1, 3)</small> <small>OBP: 0.386, SLG: 0.584</small>		0-0 F9 <small>①</small>	0-0 BB 1B 1B <small>1-2</small>				0-0 F8 <small>②</small>			4	0	1	0	0	0	0	
Ron Pruitt, R <small>(1, 9)</small> <small>OBP: 0.399, SLG: 0.448</small>		4-0 BB 2B BB <small>BB</small>	0-0 BB 1B <small>1-2</small> <small>2-H</small>				0-0 B1-3 <small>③</small>			3	1	1	1	1	0	0	
Rico Carty, R <small>(1, 10)</small> <small>OBP: 0.361, SLG: 0.436</small>		4-0 BB 2B <small>1-2</small> <small>BB</small>	4-0 G3-6 BB <small>1-2</small> <small>2-3</small>				4-0 BB <small>BB</small>			1	1	0	0	3	0	0	
Bruce Bochte, L <small>(1, 7)</small> <small>OBP: 0.355, SLG: 0.395</small>		0-0 F7 <small>②</small>	0-0 G3-6 <small>1-2f</small> <small>③</small>				0-0 F9 <small>①</small>			4	0	1	0	0	0	6	
Fred Kendall, R <small>(1, 2)</small> <small>OBP: 0.265, SLG: 0.335</small> Jim Norris, L <small>(9, PH)</small> <small>OBP: 0.358, SLG: 0.363</small>		0-0 1-H 2-H 2B <small>③</small>		4-0 B1-4 BB <small>BB</small>				0-0 F9 <small>②</small>			2	0	1	2	1	0	1
Frank Duffy, R <small>(1, 6)</small> <small>OBP: 0.250, SLG: 0.281</small> John Lowenstein, L <small>(9, PH)</small> <small>OBP: 0.347, SLG: 0.346</small>		0-3 K <small>③</small>		0-0 B1-4 <small>1-2f</small> <small>①</small> <small>②</small>				0-0 F7 <small>③</small>			3	0	0	0	0	1	3

Inning Stats	R: 0	H: 0	E: 0	K: 0	S: 3	R: 2	H: 1	E: 0	K: 1	S: 6	R: 1	H: 3	E: 0	K: 0	S: 6	R: 0	H: 1	E: 0	K: 0	S: 3	R: 0	H: 0	E: 0	K: 0	S: 3	R: 0	H: 0	E: 0	K: 0	S: 3	R: 0	H: 0	E: 0	K: 0	S: 3	R: 0	H: 1	E: 0	K: 0	S: 3	R: 0	H: 0	E: 0	K: 0	S: 3	1B: 5	SF: 0	3B: 0	HR: 0	WP: 0	PA: 36
--------------	------	------	------	------	------	------	------	------	------	------	------	------	------	------	------	------	------	------	------	------	------	------	------	------	------	------	------	------	------	------	------	------	------	------	------	------	------	------	------	------	------	------	------	------	------	-------	-------	-------	-------	-------	--------

PITCHER	IP	WLS	BF	H	R	ER	SO	BB	IBB	HBP	BLK	WP	HR	S	P	ERA	WHIP
Ken Brett, L <small>(1, 1)</small> <small>ERA: 4.5</small>	7.0	W	30	5	3	3	1	5	0	0	0	0	0	27	47	3.86	1.429
Dyar Miller, R <small>(8, 1)</small> <small>ERA: 4.0</small>	2.0		6	1	0	0	0	0	0	0	0	0	0	6	6	0.00	0.500

BOTTOM

California Angels @ Cleveland Indians
 Cleveland Municipal Stadium, Cleveland, OH
 Sun Sep 04 1977, 3:33 AM EDT
 Att. 7,580 - Unknown - 74 F

livebaseballscorecards.com

AB	31
R	3
H	6
RBI	3
BB	5
SO	1
LOB	13



Batter	1	2	3	4	5	6	7	8	9	AB R H RBI BB SO LOB	TOP																										
Mickey Rivers, L (1, 8) OBP: 0.350, SLG: 0.439	0-0 F7			0-0 6-3		0-3 K		0-0 E WP 1B		4 1 1 0 0 1 1																											
Graig Nettles, L (1, 5) OBP: 0.330, SLG: 0.503	0-0 F6			0-3 K		0-0 4-3		0-0 SF9		3 0 0 1 0 1 1																											
Thurman Munson, R (1, 10) OBP: 0.340, SLG: 0.437	0-0 4-3			0-0 6-3			0-0 1B	0-0 E6 WP 1-3 3-H		4 0 1 1 0 0 1																											
Reggie Jackson, L (1, 9) OBP: 0.366, SLG: 0.523		4-0 BB BB BB BB		0-0 F8 G4-3 BB		0-0 F8		0-0 F8 K		3 0 0 0 1 1 3																											
Cliff Johnson, R (1, 2) OBP: 0.403, SLG: 0.570		0-0 F8		0-0 1B 1B		0-0 1B 1B		0-0 F4 WP 1-3 3-H		5 0 1 0 0 1 3																											
Chris Chambliss, L (1, 3) OBP: 0.346, SLG: 0.471		0-0 G4-3 1-2f		0-0 L1-3 1B		0-0 L1-3 1B		0-0 F9 K		4 0 2 0 0 0 2																											
Roy White, S (1, 7) OBP: 0.370, SLG: 0.425				0-3 K		0-0 L1-3		4-0 BB 1B BB		3 1 0 0 1 1 3																											
Willie Randolph, R (1, 4) OBP: 0.360, SLG: 0.417				0-3 K		0-0 SH1-4 1B		4-0 1B SF9 BB		3 1 1 0 1 1 1																											
Bucky Dent, R (1, 6) OBP: 0.303, SLG: 0.365				0-0 G3		0-0 SH1-4		0-0 SF9 1B E 1B		1 0 0 0 0 0 0																											
Lou Piniella, R (8, PH) OBP: 0.371, SLG: 0.512								0-0 2-3		1 0 1 1 0 0 0																											
Dell Alston, L (8, PR) OBP: 0.424, SLG: 0.552										0 1 0 0 0 0 0																											
Fred Stanley, R (8, 6) OBP: 0.333, SLG: 0.289										0 0 0 0 0 0 0																											
Inning Stats	R: 0 E: 0 K: 0 S: 3	H: 0 LOB: 0 BB: 0 P: 3	R: 0 E: 0 K: 0 S: 2	H: 0 LOB: 0 BB: 1 P: 6	R: 0 E: 0 K: 2 S: 7	H: 0 LOB: 0 BB: 0 P: 7	R: 0 E: 0 K: 1 S: 5	H: 0 LOB: 0 BB: 0 P: 5	R: 0 E: 0 K: 0 S: 4	H: 2 LOB: 1 BB: 0 P: 4	R: 0 E: 0 K: 1 S: 6	H: 1 LOB: 1 BB: 0 P: 6	R: 0 E: 0 K: 0 S: 4	H: 1 LOB: 1 BB: 0 P: 4	R: 4 E: 1 K: 1 S: 7	H: 2 LOB: 1 BB: 2 P: 15	R: 0 E: 0 K: 1 S: 6	H: 1 LOB: 1 BB: 0 P: 6	1B: 7 2B: 1 3B: 0 HR: 0	SF: 1 SAC: 1 DP: 2 HBP: 0	WP: 1 PB: 0 SB: 0 CS: 0	PA: 36															
PITCHER	IP WLS BF H R ER SO BB IBB HBP BLK WP HR S P ERA WHIP																																				
Rick Waits, L (1, 1) ERA: 4.14	7.0		26	4	2	2	4	3	0	0	0	0	0	31	43	2.57	1.000																				
Jim Kern, R (8, 1) ERA: 3.29	1.0	W	6	2	2	1	1	0	0	0	0	1	0	7	7	9.00	2.000																				
Jim Bibby, R (9, 1) ERA: 3.54	1.0	S	4	1	0	0	1	0	0	0	0	0	0	6	6	0.00	1.000																				

New York Yankees @ Cleveland Indians
Cleveland Municipal Stadium, Cleveland, OH

Mon Sep 05 1977, 7:05 PM EDT
 Att: 28,184 - Unknown

livebaseballscorecards.com

AB	31
R	4
H	7
RBI	3
BB	3
SO	6
LOB	15



Batter	1	2	3	4	5	6	7	8	9	AB	R	H	RBI	BB	SO	LOB
--------	---	---	---	---	---	---	---	---	---	----	---	---	-----	----	----	-----

Paul Dade, R (1, 5) <small>OBP: 0.333, SLG: 0.357</small> Ron Pruitt, R (8, PR) <small>OBP: 0.396, SLG: 0.444</small> (9, 5)	0-0 4-3		0-0 F9			0-0 G4-3		0-0 SH3-4 2B 1B		4	0	1	0	0	0	2
Duane Kuiper, L (1, 4) <small>OBP: 0.324, SLG: 0.331</small>	0-0 6-3			0-3 K			0-0 F7	0-0 SH3-4		3	0	0	0	0	1	0
Larvell Blanks, R (1, 6) <small>OBP: 0.313, SLG: 0.408</small> Frank Duffy, R (8, 6) <small>OBP: 0.249, SLG: 0.280</small>	0-0 4-3			0-0 5-3			4-0 1B 2B BB	0-0 F9		2	1	0	0	1	0	0
Andre Thornton, R (1, 3) <small>OBP: 0.390, SLG: 0.591</small>		0-0 F9		0-0 5-3			0-0 2B 1B	0-0 1B 2B		4	1	2	1	0	0	0
Bruce Bochte, L (1, 7) <small>OBP: 0.358, SLG: 0.400</small>		0-0 F7			0-0 L6		0-0 1B 2B	0-0 1B		4	1	2	2	0	0	0
Rico Carty, R (1, 10) <small>OBP: 0.360, SLG: 0.432</small>		0-0 F9			0-0 F9		0-0 1B			3	0	1	1	0	0	0
Jim Norris, L (1, 9) <small>OBP: 0.358, SLG: 0.363</small>			0-0 F8		0-0 CS 1B		0-0 F6			3	0	1	0	0	0	1
Rick Manning, L (1, 8) <small>OBP: 0.281, SLG: 0.338</small>			0-3 K		0-0 CS	0-0 B3-1	0-0 F5			3	0	0	0	0	1	1
Fred Kendall, R (1, 2) <small>OBP: 0.271, SLG: 0.337</small> John Lowenstein, L (8, PH) <small>OBP: 0.351, SLG: 0.374</small> Ray Fosse, R (9, 2) <small>OBP: 0.293, SLG: 0.378</small>			0-0 1B			4-0 G4-3 BB		0-0 HR		1	0	1	0	1	0	0

Inning Stats R: 0 H: 0 E: 0 K: 0 S: 3 H: 0 LOB: 0 BB: 0 P: 3	R: 0 H: 0 E: 0 K: 1 S: 6 H: 1 LOB: 1 BB: 0 P: 6	R: 0 H: 0 E: 0 K: 0 S: 3 H: 0 LOB: 0 BB: 0 P: 3	R: 0 H: 0 E: 0 K: 1 S: 6 H: 0 LOB: 0 BB: 0 P: 5	R: 0 H: 1 E: 0 K: 0 S: 3 H: 1 LOB: 0 BB: 0 P: 3	R: 0 H: 0 E: 0 K: 0 S: 2 H: 0 LOB: 0 BB: 1 P: 6	R: 3 H: 3 E: 0 K: 0 S: 6 H: 3 LOB: 1 BB: 1 P: 10	R: 2 H: 4 E: 0 K: 0 S: 6 H: 4 LOB: 2 BB: 0 P: 6
---	--	--	--	--	--	---	--

WP: 0 PA: 33 PB: 0 SB: 0 CS: 1	AB 29 R 5 H 9 RBI 5 BB 2 SO 2 LOB 5
---	--


PITCHER Mike Torrez, R (1, 1) <small>ERA: 4.04</small>	IP 8.0 WLS L BF 32 H 9 R 5 ER 5 SO 2 BB 2 IBB 0 HBP 0 BLK 0 WP 0 HR 1 S 34 P 42 ERA 5.62 WHIP 1.375	PITCHER IP WLS BF H R ER SO BB IBB HBP BLK WP HR S P ERA WHIP
--	---	---

BOTTOM

New York Yankees @ Cleveland Indians
Cleveland Municipal Stadium, Cleveland, OH
 Mon Sep 05 1977, 7:05 PM EDT
 Att. 28,184 - Unknown

livebaseballscorecards.com

AB	29
R	5
H	9
RBI	5
BB	2
SO	2
LOB	5



Batter	1	2	3	4	5	6	7	8	9	AB R H RBI BB SO LOB	TOP	
Mickey Rivers, L (1, 8) OBP: 0.351, SLG: 0.438	0-0 1B		0-3 K		0-0 F8		0-0 F8	0-0 E 1B		5 0 2 1 0 1 2		
Graig Nettles, L (1, 5) OBP: 0.329, SLG: 0.499	0-3 K		0-0 G3		0-3 K		4-0 1B HR IBB	0-0 F5		4 1 0 0 1 2 2		
Thurman Munson, R (1, 2) OBP: 0.340, SLG: 0.438	0-3 K		0-0 2B		0-3 K		0-0 HR 1B		0-0 6-3	5 2 2 1 0 2 1		
Reggie Jackson, L (1, 9) OBP: 0.367, SLG: 0.530 Paul Blair, R (9, 9) OBP: 0.338, SLG: 0.437	0-3 K		0-0 2B		0-0 F9		0-0 HR		0-0 F9	5 1 2 4 0 1 1 0 0 0 0 0 0 0		
Chris Chambliss, L (1, 3) OBP: 0.345, SLG: 0.468		0-0 F8	0-0 L4		0-0 4-3		0-0 FC5-4 1B		0-0 F7	5 0 1 0 0 0 1		
Lou Piniella, R (1, 10) OBP: 0.369, SLG: 0.519		0-3 K		0-0 F7		0-0 HR	0-0 FC5-4			4 1 1 1 0 1 1		
Roy White, S (1, 7) OBP: 0.373, SLG: 0.425		0-0 S 2B 1B		4-0 S BB		0-0 F8		4-0 6-3 E 1B BB		2 2 1 0 2 0 0		
George Zeber, S (1, 4) OBP: 0.409, SLG: 0.526 Willie Randolph, R (7, PR) OBP: 0.360, SLG: 0.416 (7, 4)		0-0 1B 2B		0-0 F7			0-0 SH3-4 1B 1B	0-0 6-3		3 0 2 1 0 0 1 1 1 0 0 0 0 1		
Bucky Dent, R (1, 6) OBP: 0.303, SLG: 0.364		0-0 1B		0-0 F7			0-0 SH3-4	0-0 F5		3 0 1 0 0 0 2		
Inning Stats	R: 0 H: 1 E: 0 LOB: 1 K: 3 BB: 0 S: 10 P: 10	R: 1 H: 3 E: 0 LOB: 2 K: 1 BB: 0 S: 7 P: 7	R: 1 H: 2 E: 0 LOB: 1 K: 1 BB: 0 S: 7 P: 7	R: 0 H: 0 E: 0 LOB: 1 K: 0 BB: 1 S: 3 P: 7	R: 0 H: 0 E: 0 LOB: 0 K: 2 BB: 0 S: 7 P: 7	R: 1 H: 1 E: 0 LOB: 0 K: 0 BB: 0 S: 4 P: 4	R: 4 H: 4 E: 0 LOB: 1 K: 0 BB: 1 S: 7 P: 11	R: 1 H: 1 E: 2 LOB: 1 K: 0 BB: 1 S: 4 P: 8	R: 0 H: 0 E: 0 LOB: 0 K: 0 BB: 0 S: 3 P: 3	1B: 7 SF: 0 2B: 3 SAC: 1 3B: 0 DP: 0 HR: 2 HBP: 0	WP: 0 PA: 41 PB: 0 SB: 2 CS: 0	
PITCHER	IP WLS BF H R ER SO BB IBB HBP BLK WP HR S P ERA WHIP											
Dennis Eckersley, R (1, 1) ERA: 3.57	6.2 L 32 11 7 7 7 7 1 1 0 0 0 2 44 52 9.45 1.800											
Pat Dobson, R (7, 1) ERA: 5.86	0.1 1 0 0 0 0 0 0 0 0 0 0 0 1 1 0.00 0.000											
Larry Andersen, R (8, 1) ERA: 1.8	2.0 8 1 1 0 0 1 0 0 0 0 0 0 7 11 0.00 1.000											

New York Yankees @ Cleveland Indians
Cleveland Municipal Stadium, Cleveland, OH

Tue Sep 06 1977, 7:05 PM EDT
Att: 8,123 - Unknown - 69 F

livebaseballscorecards.com

AB	37
R	8
H	12
RBI	8
BB	3
SO	7
LOB	12



Batter	1	2	3	4	5	6	7	8	9	AB	R	H	RBI	BB	SO	LOB
Paul Dade, R OBP: 0.336, SLG: 0.364 (1, 5)	0-0 L4-6 SH3 1B		0-0 4-3		0-0 5-3		0-0 6-3 3B	4-0 1B BB		4	1	2	0	1	0	1
Duane Kuiper, L OBP: 0.325, SLG: 0.333 (1, 4)	0-0 SH3 1-2		0-0 5-3		0-0 1B 2-H		0-0 6-3	0-0 1B 1-3		4	0	2	2	0	0	0
Larvell Blanks, R OBP: 0.318, SLG: 0.409 (1, 6)	0-0 L4-6 2-3			0-0 PB BB G6-4-3 1B	4-0 BB		0-0 BB 1B 1B	0-0 F9		4	1	2	0	1	0	3
Andre Thornton, R OBP: 0.393, SLG: 0.590 (1, 3)		0-0 6-3		4-0 G6-4-3 BB 1-3 BB	0-0 F7		0-0 BB 1B		0-0 1B 1-3 1B	4	0	2	0	1	0	2
Bruce Bochte, L OBP: 0.358, SLG: 0.398 (1, 7)		0-0 F8		4-0 G6-4-3 BB 1-2 BB		0-0 F7	4-0 1-2 BB 2-3 BB		0-0 1-3	3	0	0	0	2	0	1
Rico Carty, R OBP: 0.362, SLG: 0.432 (1, 10)		0-0 BB 1B		0-0 G6-4-3 1-2f 2-3 3-H		4-0 BB BB	0-0 F4		0-0 G5-4-3 1B	4	0	2	0	1	0	5
Ron Pruitt, R OBP: 0.396, SLG: 0.436 (1, 9)		4-0 1-2 BB		0-0 F6		4-0 1-2 BB	0-3 K		0-0 G5-4-3 1-2f	3	0	0	0	2	1	6
Rick Manning, L OBP: 0.277, SLG: 0.332 (1, 8)		0-0 F7			0-0 F7	0-3 K		0-0 G3		4	0	0	0	0	1	4
Fred Kendall, R OBP: 0.271, SLG: 0.336 (1, 2)			0-3 K		0-0 5-3 1B	0-0 F2		0-0 L5		4	1	1	0	0	1	2

Inning Stats	R: 0	H: 1	E: 0	LOB: 0	K: 0	BB: 0	S: 3	P: 3	R: 0	H: 1	E: 0	LOB: 2	K: 0	BB: 1	S: 4	P: 8	R: 0	H: 0	E: 0	LOB: 0	K: 1	BB: 0	S: 5	P: 5	R: 1	H: 1	E: 0	LOB: 1	K: 0	BB: 2	S: 3	P: 11	R: 1	H: 2	E: 0	LOB: 2	K: 0	BB: 1	S: 5	P: 9	R: 0	H: 0	E: 0	LOB: 2	K: 1	BB: 2	S: 5	P: 13	R: 1	H: 3	E: 0	LOB: 3	K: 1	BB: 1	S: 8	P: 12	R: 0	H: 1	E: 0	LOB: 2	K: 0	BB: 1	S: 4	P: 8	R: 0	H: 2	E: 0	LOB: 1	K: 0	BB: 0	S: 4	P: 4	1B: 10	SF: 0	2B: 1	SAC: 1	3B: 1	DP: 3	HR: 0	HBP: 0	WP: 0	PA: 43
--------------	------	------	------	--------	------	-------	------	------	------	------	------	--------	------	-------	------	------	------	------	------	--------	------	-------	------	------	------	------	------	--------	------	-------	------	-------	------	------	------	--------	------	-------	------	------	------	------	------	--------	------	-------	------	-------	------	------	------	--------	------	-------	------	-------	------	------	------	--------	------	-------	------	------	------	------	------	--------	------	-------	------	------	--------	-------	-------	--------	-------	-------	-------	--------	-------	--------


PITCHER	IP	WLS	BF	H	R	ER	SO	BB	IBB	HBP	BLK	WP	HR	S	P	ERA	WHIP
Dick Tidrow, R ERA: 3.36 (1, 1)	5.1	W	25	5	2	2	1	6	0	0	0	0	0	21	45	3.38	2.062
Sparky Lyle, L ERA: 1.73 (6, 1)	3.2	S	18	6	1	1	2	2	0	0	0	0	0	20	28	2.46	2.182


BOTTOM

New York Yankees @ Cleveland Indians
Cleveland Municipal Stadium, Cleveland, OH

Tue Sep 06 1977, 7:05 PM EDT
Att. 8,123 - Unknown - 69 F

AB	34
R	3
H	11
RBI	2
BB	8
SO	3
LOB	24



Batter	1	2	3	4	5	6	7	8	9	10	AB R H RBI BB SO LOB	TOP														
Mickey Rivers, L (1, 8) OBP: 0.349, SLG: 0.436	0-0 G3		0-0 F8		0-3 K2-3		0-3 K		0-0 1B		5 0 1 2 0 2 3	<p>New York Yankees @ Cleveland Indians Cleveland Municipal Stadium, Cleveland, OH</p> <p>Wed Sep 07 1977, 7:05 PM EDT Att. 7,924 - Unknown - 70 F</p> <p>livebaseballscorecards.com</p> <table border="1"> <tr><td>AB</td><td>40</td></tr> <tr><td>R</td><td>4</td></tr> <tr><td>H</td><td>11</td></tr> <tr><td>RBI</td><td>3</td></tr> <tr><td>BB</td><td>4</td></tr> <tr><td>SO</td><td>4</td></tr> <tr><td>LOB</td><td>21</td></tr> </table> 	AB	40	R	4	H	11	RBI	3	BB	4	SO	4	LOB	21
AB	40																									
R	4																									
H	11																									
RBI	3																									
BB	4																									
SO	4																									
LOB	21																									
Graig Nettles, L (1, 5) OBP: 0.328, SLG: 0.495	4-0 5-3 BB		0-3 K			0-0 L8		0-0 1-3	0-0 F3		4 0 0 0 1 1 1															
Thurman Munson, R (1, 2) OBP: 0.341, SLG: 0.438	0-0 5-3 1-2		0-0 6-3			0-0 FC3-6 1B		0-0 F3		0-0 1B E 1B	5 1 2 0 0 0 1															
Reggie Jackson, L (1, 9) OBP: 0.367, SLG: 0.528	0-0 3-1			4-0 G4-6-3 BB		0-0 FC3-6 1-2f		0-0 4-3		0-0 E7 1B 1-H	4 0 1 0 1 0 2															
Chris Chambliss, L (1, 3) OBP: 0.344, SLG: 0.466		0-0 L7		0-0 G4-6-3 1-2f		0-0 4-3			0-0 1B E 1B 1B	0-0 4-3	5 1 1 0 0 0 3															
Lou Piniella, R (1, 10) OBP: 0.363, SLG: 0.509		0-3 K		0-0 F5			0-0 G3		0-0 F6 1-2	0-0 5-3	5 0 0 0 0 1 2															
Roy White, S (1, 7) OBP: 0.379, SLG: 0.429		0-0 1B 1B			0-0 FC6-4 1B		4-0 1B BB		0-0 G3 1B 1B 2-3	4-0 IBB	3 1 3 0 2 0 0															
Willie Randolph, R (1, 4) OBP: 0.360, SLG: 0.416		0-0 1B 1-3			0-0 FC6-4 1-2f		0-0 F9		0-0 1B G3 1B 1-2 3-H	0-0 F4	5 1 2 1 0 0 4															
Bucky Dent, R (1, 6) OBP: 0.303, SLG: 0.364		0-0 5-3			0-0 F7		0-0 1B 1-3		0-0 G3 1-2 2-3		3 0 1 0 0 0 3															
Dell Alston, L (9, PH) OBP: 0.412, SLG: 0.533											1 0 0 0 0 0 2															
Fred Stanley, R (9, 6) OBP: 0.333, SLG: 0.289											0 0 0 0 0 0 0															
Inning Stats	R: 0 E: 0 K: 0 S: 3	H: 0 LOB: 1 BB: 1 P: 7	R: 0 E: 0 K: 1 S: 7	H: 2 LOB: 2 BB: 0 P: 7	R: 0 E: 0 K: 1 S: 5	H: 0 LOB: 0 BB: 0 P: 5	R: 0 E: 0 K: 0 S: 2	H: 0 LOB: 0 BB: 1 P: 6	R: 0 E: 0 K: 1 S: 6	H: 1 LOB: 1 BB: 0 P: 6	R: 0 E: 0 K: 0 S: 4	H: 1 LOB: 1 BB: 0 P: 4	R: 0 E: 0 K: 0 S: 3	H: 0 LOB: 0 BB: 0 P: 3	R: 3 E: 1 K: 0 S: 7	H: 4 LOB: 1 BB: 0 P: 7	R: 1 E: 1 K: 0 S: 5	H: 2 LOB: 2 BB: 1 P: 9	1B: 11 2B: 0 3B: 0 HR: 0	SF: 0 SAC: 0 DP: 1 HBP: 0	WP: 0 PB: 0 SB: 0 CS: 0	PA: 44				
PITCHER	IP WLS BF L	H R ER S	R ER SO 4	BB IBB HBP 0	BLK WP HR 0	S P ERA 44 56 3.00 1.444	WHIP 1.000	PITCHER														IP WLS BF H R ER SO BB IBB HBP BLK WP HR S P ERA WHIP				
Wayne Garland, R (1, 1) ERA: 3.83	9.0	4	3	3	0	0	1.444																			
Jim Kern, R (10, 1) ERA: 3.25	1.0	0	0	0	1	0	1.000																			

BOTTOM

New York Yankees @ Cleveland Indians
Cleveland Municipal Stadium, Cleveland, OH

Wed Sep 07 1977, 7:05 PM EDT
Att: 7,924 - Unknown - 70 F

livebaseballscorecards.com

AB	38
R	3
H	10
RBI	3
BB	4
SO	5
LOB	23



AB R H RBI BB SO LOB

4 1 1 1 0 1 2

5 0 2 0 0 0 3

3 1 0 0 1 0 2

1 0 0 0 0 0 0

3 0 0 0 2 0 1

4 0 0 0 1 1 6

5 1 2 2 0 0 1

5 0 3 0 0 0 3

3 0 0 0 0 2 3

1 0 0 0 0 1 1

4 0 2 0 0 0 1

1B:	10	SF:	1
2B:	0	SAC:	0
3B:	0	DP:	1
HR:	0	HBP:	0


WP: 0 PA: 43

PB: 0

SB: 0

CS: 0

Batter	1	2	3	4	5	6	7	8	9	10	
Paul Dade, R OBP: 0.335, SLG: 0.363 (1, 5)	0-0 BB 1B 1B	0-0 L1		0-0 SF8 2-3 3-H		0-0 FC6-4 1-2f			0-3 K 1		
Duane Kuiper, L OBP: 0.326, SLG: 0.333 (1, 4)	0-0 F8		0-0 G5-3 BB 1B	0-0 F8 2			0-0 E9 1B		0-0 1-3 2		
Larvell Blanks, R OBP: 0.317, SLG: 0.404 (1, 6) Frank Duffy, R OBP: 0.248, SLG: 0.279 (8, 6)	4-0 BB 1-2 1B BB		0-0 F9 1		0-0 F9 1		0-0 6-3 1		0-0 6-3 3		
Andre Thornton, R OBP: 0.393, SLG: 0.585 (1, 3)	4-0 1B 1-2 2-3 BB		4-0 BB 1-2 BB		0-0 5-3 2		0-0 F9 2			0-0 F7 1	
Ron Pruitt, R OBP: 0.391, SLG: 0.426 (1, 9)	0-3 K 2		0-0 G5-3 2 3 2-3f		0-0 6-3 3		0-0 6-3 3			4-0 BB BBB	
Rico Carty, R OBP: 0.363, SLG: 0.432 (1, 10)	0-0 1-2 2-H 3-H 1B			0-0 1B 1B SF8 1B		0-0 F9 1		0-0 6-3 1		0-0 F8 2	
Bruce Bochte, L OBP: 0.361, SLG: 0.400 (1, 7)	0-0 3-1 3			0-0 SF8 1B 1-2 1B		0-0 1B 1B		0-0 1B		0-0 F7 3	
Jim Norris, L OBP: 0.356, SLG: 0.360 (1, 8) Rick Manning, L OBP: 0.275, SLG: 0.330 (7, 8)		0-3 K 1		0-0 B1 1		0-3 K 2		0-3 K 2			
Fred Kendall, R OBP: 0.274, SLG: 0.339 (1, 2)		0-0 F8 2		0-0 1-2 2-3 1B		0-0 FC6-4 1-2 1B		0-0 F6 3			
Inning Stats	R: 2 H: 2 E: 0 LOB: 2 K: 1 BB: 2 S: 7 P: 15	R: 0 H: 0 E: 0 LOB: 0 K: 1 BB: 0 S: 5 P: 5	R: 0 H: 1 E: 0 LOB: 1 K: 0 BB: 1 S: 3 P: 7	R: 1 H: 3 E: 0 LOB: 2 K: 0 BB: 0 S: 6 P: 6	R: 0 H: 0 E: 0 LOB: 0 K: 0 BB: 0 S: 3 P: 3	R: 0 H: 2 E: 0 LOB: 2 K: 1 BB: 0 S: 7 P: 7	R: 0 H: 1 E: 1 LOB: 1 K: 0 BB: 0 S: 4 P: 4	R: 0 H: 1 E: 0 LOB: 1 K: 1 BB: 0 S: 6 P: 6	R: 0 H: 0 E: 0 LOB: 0 K: 1 BB: 0 S: 5 P: 5	R: 0 H: 0 E: 0 LOB: 1 K: 0 BB: 1 S: 3 P: 7	1B: 10 SF: 1 2B: 0 SAC: 0 3B: 0 DP: 1 HR: 0 HBP: 0
PITCHER Ron Guidry, L ERA: 2.94 (1, 1)	IP WLS BF H R ER SO BB IBB HBP BLK WP HR S P ERA WHIP										
	10.0 W 43 10 3 3 5 4 0 0 0 0 0 49 65 2.70 1.400										

Batter	1	2	3	4	5	6	7	8	9	AB R H RBI BB SO LOB	TOP														
Mickey Rivers, L (1, 8) OBP: 0.350, SLG: 0.436	0-0 F7		0-0 F8		0-0 1B SF8 1B		0-0 F8 1B		0-0 F5	5 1 2 0 0 0 0	<p>New York Yankees @ Cleveland Indians Cleveland Municipal Stadium, Cleveland, OH</p> <p>Thu Sep 08 1977, 7:05 PM EDT Att: 4,930 - Unknown - 73 F</p> <p>livebaseballscorecards.com</p> <table border="1"> <tr><td>AB</td><td>36</td></tr> <tr><td>R</td><td>4</td></tr> <tr><td>H</td><td>9</td></tr> <tr><td>RBI</td><td>4</td></tr> <tr><td>BB</td><td>1</td></tr> <tr><td>SO</td><td>3</td></tr> <tr><td>LOB</td><td>16</td></tr> </table> 	AB	36	R	4	H	9	RBI	4	BB	1	SO	3	LOB	16
AB	36																								
R	4																								
H	9																								
RBI	4																								
BB	1																								
SO	3																								
LOB	16																								
Graig Nettles, L (1, 5) OBP: 0.327, SLG: 0.493	0-0 F7		0-0 L9		0-0 SF9		0-0 F8 1B		0-0 4-3	4 0 1 1 0 0 0															
Thurman Munson, R (1, 2) OBP: 0.339, SLG: 0.436	0-0 F8		0-0 L9		0-0 1B		0-0 F8		0-0 5-3	5 0 1 1 0 0 2															
Reggie Jackson, L (1, 9) OBP: 0.370, SLG: 0.531 Paul Blair, R (9, 9) OBP: 0.338, SLG: 0.437		0-0 FC6-5 2B		0-0 1B	4-0 BB		0-0 F4			3 0 2 0 1 0 2 0 0 0 0 0 0 0															
Chris Chambliss, L (1, 3) OBP: 0.343, SLG: 0.465		0-0 FC6-5 1B		0-0 1B	0-0 SF8		0-0 F6			3 1 1 1 0 0 3															
Lou Piniella, R (1, 10) OBP: 0.358, SLG: 0.502		0-3 K		0-3 K	0-0 G3			0-0 F8		4 0 0 0 0 2 4															
Roy White, S (1, 7) OBP: 0.376, SLG: 0.425		0-0 E8 1B		0-0 F9		0-3 K		0-0 F9		4 0 0 0 0 1 2															
Willie Randolph, R (1, 4) OBP: 0.359, SLG: 0.414		0-0 1B			0-0 E6 1B SF9 1B		0-0 4-3		0-0 E6	4 1 1 1 0 0 0															
Bucky Dent, R (1, 6) OBP: 0.303, SLG: 0.363		0-0 5-3			0-0 1B 1B		0-0 F8		0-0 F4	4 1 1 0 0 0 3															
Inning Stats	R: 0 E: 0 K: 0 S: 3 H: 0 LOB: 0 BB: 0 P: 3	R: 1 E: 1 K: 1 S: 8 H: 2 LOB: 2 BB: 0 P: 8	R: 0 E: 0 K: 0 S: 3 H: 0 LOB: 0 BB: 0 P: 3	R: 0 E: 0 K: 1 S: 6 H: 2 LOB: 1 BB: 0 P: 6	R: 3 E: 1 K: 0 S: 7 H: 3 LOB: 2 BB: 1 P: 11	R: 0 E: 0 K: 1 S: 5 H: 0 LOB: 0 BB: 0 P: 5	R: 0 E: 0 K: 0 S: 5 H: 2 LOB: 2 BB: 0 P: 5	R: 0 E: 1 K: 0 S: 4 H: 0 LOB: 1 BB: 0 P: 4	R: 0 E: 0 K: 0 S: 3 H: 0 LOB: 0 BB: 0 P: 3	1B: 8 2B: 1 3B: 0 HR: 0 SF: 2 SAC: 0 DP: 0 HBP: 0	WP: 0 PB: 0 SB: 1 CS: 0 PA: 39														
PITCHER Jim Bibby, R (1, 1) ERA: 3.42	IP WLS BF H R ER SO BB IBB HBP BLK WP HR S P ERA WHIP											IP WLS BF H R ER SO BB IBB HBP BLK WP HR S P ERA WHIP													
	9.0 L 39 9 4 1 3 1 0 0 0 0 0 0 44 48 1.00 1.111																								

Batter	1	2	3	4	5	6	7	8	9	AB	R	H	RBI	BB	SO	LOB
Paul Dade, R OBP: 0.334, SLG: 0.362 (1, 5)	0-0 1B S G4-6-3 1B		0-0 F8		0-0 F8			0-0 4-3		4	1	1	0	0	0	1
Duane Kuiper, L OBP: 0.327, SLG: 0.336 (1, 4)	0-0 G4-6-3 1-3 1B		0-0 4-3			0-0 3B 2B		0-0 B1-3		4	1	2	0	0	0	0
Larvell Blanks, R OBP: 0.324, SLG: 0.422 (1, 6)	0-0 G4-6-3 1-2f 3-H			0-0 PB 1B		0-0 6-3 3B		0-0 2B		4	1	3	1	0	0	1
Andre Thornton, R OBP: 0.389, SLG: 0.579 (1, 3)	0-0 F6			0-0 F6 1-2		0-0 6-3		0-0 5-3		4	0	0	1	0	0	2
Bruce Bochte, L OBP: 0.360, SLG: 0.399 (1, 7)		0-0 F2		0-3 K		0-0 3-1		0-0 1B		4	0	1	0	0	1	1
Rico Carty, R OBP: 0.362, SLG: 0.430 (1, 10)		0-0 FC6 1B		0-0 4-3		0-0 F9		0-0 F8		4	0	1	0	0	0	1
John Lowenstein, L OBP: 0.342, SLG: 0.363 (1, 9)		0-3 K			0-0 6-3		0-0 F8		0-0 F8	4	0	0	0	0	1	1
Fred Kendall, R OBP: 0.271, SLG: 0.335 (1, 2)		0-0 FC6 1-2f		0-0 E8 4-3		0-0 5-3				3	0	0	0	0	0	1
Jim Norris, L OBP: 0.353, SLG: 0.357 (1, 8)			0-0 F9		0-0 4-3 2-3		0-0 F6			3	0	0	0	0	0	1

Inning Stats	R: 1 E: 0 K: 0 S: 4	H: 2 LOB: 0 BB: 0 P: 4	R: 0 E: 0 K: 1 S: 6	H: 1 LOB: 1 BB: 0 P: 6	R: 0 E: 0 K: 0 S: 3	H: 0 LOB: 0 BB: 0 P: 3	R: 0 E: 0 K: 1 S: 6	H: 1 LOB: 1 BB: 0 P: 6	R: 0 E: 1 K: 0 S: 4	H: 0 LOB: 1 BB: 0 P: 4	R: 2 E: 0 K: 0 S: 5	H: 2 LOB: 0 BB: 0 P: 5	R: 0 E: 0 K: 0 S: 3	H: 0 LOB: 0 BB: 0 P: 3	R: 0 E: 0 K: 0 S: 4	H: 1 LOB: 1 BB: 0 P: 4	R: 0 E: 0 K: 0 S: 3	H: 1 LOB: 0 BB: 0 P: 3	1B: 5 2B: 2 3B: 1 HR: 0	SF: 0 SAC: 0 DP: 1 HBP: 0	WP: 0 PB: 1 SB: 1 CS: 0	PA: 34
PITCHER Ed Figueroa, R ERA: 3.72 (1, 1)	IP 9.0	WLS W	BF 34	H 8	R 3	ER 3	SO 2	BB 0	IBB 0	HBP 0	BLK 0	WP 0	HR 0	S 38	P 38	ERA 3.00	WHIP 0.889					

BOTTOM

New York Yankees @ Cleveland Indians
Cleveland Municipal Stadium, Cleveland, OH

Thu Sep 08 1977, 7:05 PM EDT
Att. 4,930 - Unknown - 73 F

AB	34
R	3
H	8
RBI	2
BB	0
SO	2
LOB	9



Batter	1	2	3	4	5	6	7	8	9	AB R H RBI BB SO LOB	TOP	
Paul Dade, R (1, 8) OBP: 0.331, SLG: 0.358	0-0 6-3		0-0 5-3			0-0 F8			0-0 E5	4 0 0 0 0 0 1	Cleveland Indians @ Baltimore Orioles Memorial Stadium, Baltimore, MD Fri Sep 09 1977, 7:05 PM EDT Att. 5,930 - Unknown - 68 F	
Duane Kuiper, L (1, 4) OBP: 0.325, SLG: 0.335 Charlie Spikes, R (9, PH) OBP: 0.317, SLG: 0.359	0-0 4-3		0-0 1-4-3			0-0 F4			0-0 G6-4-3	3 0 0 0 0 0 1 1 0 0 0 0 0 1		
Ron Pruitt, R (1, 9) OBP: 0.385, SLG: 0.419	0-0 5-3				0-0 L4				0-0 F7	3 0 0 0 0 0 0		
Andre Thornton, R (1, 3) OBP: 0.387, SLG: 0.574		0-0 F8			0-0 L9				0-0 F7	3 0 0 0 0 0 0		
Larvell Blanks, R (1, 5) OBP: 0.320, SLG: 0.417		0-0 6-3			0-0 3-1				0-0 F8	3 0 0 0 0 0 0		
Rico Carty, R (1, 10) OBP: 0.359, SLG: 0.427		0-0 F9			0-0 F9				0-0 1-3	3 0 0 0 0 0 0		
Bruce Bochte, L (1, 7) OBP: 0.360, SLG: 0.400			0-0 1B 2B		0-0 4-3				0-0 4-3	3 1 1 0 0 0 0		
Fred Kendall, R (1, 2) OBP: 0.268, SLG: 0.331			0-0 F4		0-0 6-3				0-0 F8	3 0 0 0 0 0 1		
Frank Duffy, R (1, 6) OBP: 0.249, SLG: 0.280			0-0 2-H 1B			0-0 F7			0-0 5-3	3 0 1 1 0 0 0		
Inning Stats	R: 0 H: 0 E: 0 LOB: 0 K: 0 BB: 0 S: 3 P: 3	R: 0 H: 0 E: 0 LOB: 0 K: 0 BB: 0 S: 3 P: 3	R: 1 H: 2 E: 0 LOB: 1 K: 0 BB: 0 S: 5 P: 5	R: 0 H: 0 E: 0 LOB: 0 K: 0 BB: 0 S: 3 P: 3	R: 0 H: 0 E: 0 LOB: 0 K: 0 BB: 0 S: 3 P: 3	R: 0 H: 0 E: 0 LOB: 0 K: 0 BB: 0 S: 3 P: 3	R: 0 H: 0 E: 0 LOB: 0 K: 0 BB: 0 S: 3 P: 3	R: 0 H: 0 E: 0 LOB: 0 K: 0 BB: 0 S: 3 P: 3	R: 0 H: 0 E: 1 LOB: 0 K: 0 BB: 0 S: 3 P: 3	1B: 1 SF: 0 2B: 1 SAC: 0 3B: 0 DP: 1 HR: 0 HBP: 0	WP: 0 PA: 29 PB: 0 SB: 0 CS: 0	
PITCHER Rudy May, L (1, 1) ERA: 3.66	IP WLS BF H R ER SO BB IBB HBP BLK WP HR S P ERA WHIP	9.0 W 29 2 1 1 0 0 0 0 0 0 0 0 29 29 1.00 0.222										

AB	29
R	1
H	2
RBI	1
BB	0
SO	0
LOB	4



livebaseballscorecards.com

Batter	1	2	3	4	5	6	7	8	9
Al Bumbry, L (1, 8) <small>OBP: 0.362, SLG: 0.396</small>									
Rich Dauer, R (1, 4) <small>OBP: 0.288, SLG: 0.307</small> Terry Crowley, L (8, PH) <small>OBP: 0.353, SLG: 0.588</small> Billy Smith, S (9, 4) <small>OBP: 0.285, SLG: 0.311</small>									
Pat Kelly, L (1, 7) <small>OBP: 0.350, SLG: 0.378</small> Larry Harlow, L (8, 8) <small>OBP: 0.283, SLG: 0.250</small>									
Ken Singleton, S (1, 9) <small>OBP: 0.446, SLG: 0.525</small> Mike Dimmel, R (8, 9)									
Eddie Murray, S (1, 10) <small>OBP: 0.322, SLG: 0.436</small>									
Lee May, R (1, 3) <small>OBP: 0.288, SLG: 0.407</small> Tony Muser, L (9, 3) <small>OBP: 0.310, SLG: 0.295</small>									
Doug DeCinces, R (1, 5) <small>OBP: 0.346, SLG: 0.435</small>									
Mark Belanger, R (1, 6) <small>OBP: 0.285, SLG: 0.268</small>									
Dave Skaggs, R (1, 2) <small>OBP: 0.346, SLG: 0.357</small>									

Inning Stats	R: 1	H: 3	E: 0	K: 5	S: 5	LOB: 2	BB: 1	P: 9	R: 0	H: 1	E: 0	K: 0	S: 4	LOB: 1	BB: 0	P: 4	R: 1	H: 2	E: 0	K: 0	S: 5	LOB: 2	BB: 1	P: 9	R: 0	H: 0	E: 0	K: 2	S: 7	LOB: 0	BB: 0	P: 7	R: 0	H: 0	E: 0	K: 1	S: 5	LOB: 1	BB: 1	P: 9	R: 0	H: 2	E: 0	K: 1	S: 7	LOB: 2	BB: 0	P: 7	R: 5	H: 3	E: 0	K: 0	S: 6	LOB: 0	BB: 2	P: 14
--------------	------	------	------	------	------	--------	-------	------	------	------	------	------	------	--------	-------	------	------	------	------	------	------	--------	-------	------	------	------	------	------	------	--------	-------	------	------	------	------	------	------	--------	-------	------	------	------	------	------	------	--------	-------	------	------	------	------	------	------	--------	-------	-------

PITCHER	IP	WLS	BF	H	R	ER	SO	BB	IBB	HBP	BLK	WP	HR	S	P	ERA	WHIP
Al Fitzmorris, R (1, 1) <small>ERA: 5.2</small>	7.2	L	36	10	5	5	4	4	0	0	0	1	1	40	56	5.87	1.826
Larry Andersen, R (8, 1) <small>ERA: 3.48</small>	0.1		3	1	2	2	0	0	1	0	0	0	1	2	6	54.00	3.000

PITCHER	IP	WLS	BF	H	R	ER	SO	BB	IBB	HBP	BLK	WP	HR	S	P	ERA	WHIP
Al Fitzmorris, R (1, 1) <small>ERA: 5.2</small>	7.2	L	36	10	5	5	4	4	0	0	0	1	1	40	56	5.87	1.826
Larry Andersen, R (8, 1) <small>ERA: 3.48</small>	0.1		3	1	2	2	0	0	1	0	0	0	1	2	6	54.00	3.000

AB R H RBI BB SO LOB

4	1	2	0	1	0	1
4	1	1	0	0	1	3
1	1	1	4	0	0	0
0	0	0	0	0	0	0
3	1	1	0	1	0	2
1	0	0	0	0	0	0
4	0	1	1	0	2	3
0	0	0	0	0	0	0
3	0	1	1	1	0	0
4	1	1	1	0	1	4
0	0	0	0	0	0	0
3	1	1	0	1	0	2
3	1	1	0	1	0	1
4	0	1	0	0	0	3

AB 34
R 7
H 11
RBI 7
BB 5
SO 4
LOB 19

WP: 1 PA: 39
PB: 0
SB: 2
CS: 0

Cleveland Indians @ Baltimore Orioles
Memorial Stadium, Baltimore, MD
 Fri Sep 09 1977, 7:05 PM EDT
 Att. 5,930 - Unknown - 68 F

livebaseballscorecards.com

Batter	1	2	3	4	5	6	7	8	9	10	11	AB R H RBI BB SO LOB	TOP																
Paul Dade, R OBP: 0.329, SLG: 0.355 (1, 8)	0-0 4-3		0-0 1-3 1B			0-0 1-3		0-0 F8	0-0 FC4-6		0-0 6-3	6 0 1 1 0 0 4	Cleveland Indians @ Baltimore Orioles Memorial Stadium, Baltimore, MD Sat Sep 10 1977, 7:05 PM EDT Att. 8,748 - Unknown - 85 F																
Duane Kuiper, L OBP: 0.324, SLG: 0.333 (1, 4)	0-0 F8		0-0 F7			0-0 1B 1B		0-0 L7	0-0 5-3			5 0 1 0 0 0 5																	
Ron Pruitt, R OBP: 0.386, SLG: 0.418 (1, 9) (9, 2)	0-0 6-3					0-0 1-2 1B			0-0 1B 1B	0-0 5-3		5 1 2 0 0 0 0																	
Andre Thornton, R OBP: 0.384, SLG: 0.569 (1, 3)		0-0 4-3				0-0 F8			0-0 1B 1B	0-0 F5		5 1 1 0 0 0 2																	
Larvell Blanks, R OBP: 0.318, SLG: 0.412 (1, 5)		0-0 F8				0-0 F8			0-0 1-2 SF9 1B	0-3 K		5 1 1 1 0 1 0																	
Rico Carty, R OBP: 0.358, SLG: 0.425 (1, 10)		0-3 K				0-0 CS 1B			0-0 1-3 2-H SF9 1B		0-0 6-3	4 0 1 1 0 2 0																	
Bruce Bochte, L OBP: 0.359, SLG: 0.398 Alfredo Griffin, S (9, PR) (9, 6)			0-3 K			0-3 K			BB BB BB 4-0 1-2 FC4-6 BB		0-3 K	3 0 0 0 1 2 1 1 1 0 0 0 1 0																	
Fred Kendall, R OBP: 0.269, SLG: 0.331 John Lowenstein, L OBP: 0.350, SLG: 0.401 (9, PH) (9, 9)			0-0 F9			0-3 K			0-0 FC4-6 1-3 2-H 2B		0-0 HR	3 0 1 0 0 1 0 2 1 2 2 0 0 0																	
Frank Duffy, R OBP: 0.247, SLG: 0.277 Jim Norris, L OBP: 0.356, SLG: 0.361 (9, PH) (9, 7)			0-0 E3 1B			0-0 5-3			0-0 F4		0-0 FC4-6 IBB 2B	3 0 0 0 0 0 1 1 0 1 0 1 0 0																	
Inning Stats	R: 0 E: 0 K: 3 S: 3	H: 0 LOB: 0 BB: 0 P: 3	R: 0 E: 0 K: 1 S: 5	H: 0 LOB: 0 BB: 0 P: 5	R: 0 E: 1 K: 1 S: 7	H: 1 LOB: 2 BB: 0 P: 7	R: 0 E: 0 K: 2 S: 3	H: 0 LOB: 0 BB: 0 P: 3	R: 0 E: 0 K: 2 S: 7	H: 1 LOB: 0 BB: 0 P: 7	R: 0 E: 0 K: 1 S: 5	H: 0 LOB: 0 BB: 0 P: 5		R: 0 E: 0 K: 1 S: 4	H: 1 LOB: 1 BB: 0 P: 4	R: 4 E: 0 K: 0 S: 7	H: 4 LOB: 2 BB: 2 P: 15	R: 0 E: 0 K: 1 S: 5	H: 0 LOB: 0 BB: 0 P: 5	R: 1 E: 0 K: 1 S: 7	H: 2 LOB: 1 BB: 0 P: 7	1B: 8 2B: 2 3B: 0 HR: 1	SF: 1 SAC: 0 DP: 0 HBP: 0	WP: 0 PB: 0 SB: 0 CS: 1	PA: 46				
PITCHER	IP WLS BF H R ER SO BB IBB HBP BLK WP HR S P ERA WHIP													IP WLS BF H R ER SO BB IBB HBP BLK WP HR S P ERA WHIP															
Mike Flanagan, L ERA: 3.61 (1, 1)	8.0	32	8	3	3	5	0	0	0	0	0	0	0	0	42	42	3.38	1.000											
Dick Drago, R ERA: 3.16 (9, 1)	0.1	2	0	0	0	0	1	0	0	0	0	0	0	0	1	5	0.00	3.000											
Dennis Martinez, R ERA: 3.67 (9, 1)	2.2	W	12	3	2	2	2	0	1	0	0	0	0	1	15	19	6.75	1.125											

livebaseballscorecards.com

AB	43
R	5
H	11
RBI	5
BB	2
SO	7
LOB	13



Batter	1	2	3	4	5	6	7	8	9	10	11	AB R H RBI BB SO LOB
Elliott Maddox, R (1, 8) OBP: 0.348, SLG: 0.385	0-0 FC6-4 1B		0-0 G5-4-3 1-2f 2-3			4-0 SH3 BB	0-0 F9			0-0 F9 1-2		4 0 1 0 1 0 3
Rich Dauer, R (1, 4) OBP: 0.285, SLG: 0.303	0-0 FC6-4 1-2f		0-0 4-3			0-0 SH3 1-2			0-0 6-3		0-0 SH1-4 BB 1B	3 0 0 0 0 0 2 1 1 1 0 0 0 0
Pat Kelly, L (11, PH) OBP: 0.352, SLG: 0.380												
Ken Singleton, S (1, 9) OBP: 0.446, SLG: 0.523	0-0 G6-4-3 1-2f					4-0 G6-4-3 BB	4-0 G6-4-3 IBB		0-0 6-3		4-0 1B SH1-4 BB	2 0 0 0 2 0 1 0 1 0 0 1 0 0
Tony Muser, L (9, 3) OBP: 0.315, SLG: 0.295												
Lee May, R (1, 3) OBP: 0.286, SLG: 0.404		0-0 5-3				0-0 G6-4-3 1-2f	0-0 G6-4-3 1-2f		0-3 K		0-0 SH1-4	4 0 0 0 0 1 3 0 0 0 0 0 0 0
Mike Dimmel, R (9, 9) OBP: 0.322, SLG: 0.436												
Eddie Murray, S (1, 10) OBP: 0.348, SLG: 0.435		0-0 5-3				0-0 6-3				0-3 K	0-0 1B HR 1B	5 1 2 1 0 1 0
Doug DeCinces, R (1, 5) OBP: 0.348, SLG: 0.435											0-0 1B 3-H	4 2 2 1 1 0 0
Andres Mora, R (1, 7) OBP: 0.273, SLG: 0.500											0-0 1B	
Al Bumbry, L (9, 7) OBP: 0.361, SLG: 0.396		0-0 FC6-4 1-2f									0-0 1B 3-H	3 1 2 3 0 0 1 1 0 0 0 0 1 0
Mark Belanger, R (1, 6) OBP: 0.285, SLG: 0.266											0-0 1B	
Dave Skaggs, R (1, 2) OBP: 0.348, SLG: 0.353											0-0 1B	
Tom Shopay, L (10, PH) OBP: 0.273, SLG: 0.275											0-0 1B	
Rick Dempsey, R (11, 2) OBP: 0.314, SLG: 0.323											0-0 1B	

Inning Stats	R: 0	H: 1	R: 0	H: 0	R: 0	H: 0	R: 0	H: 0	R: 1	H: 1	R: 0	H: 0	R: 3	H: 3	R: 0	H: 0	R: 0	H: 0	R: 0	H: 0	R: 2	H: 3
E: 0	LOB: 0	E: 0	LOB: 1	E: 0	LOB: 1	E: 0	LOB: 0	E: 1	LOB: 0	E: 0	LOB: 1	E: 0	LOB: 0	E: 0	LOB: 0	E: 0	LOB: 0	E: 0	LOB: 0	E: 0	LOB: 2	
K: 0	BB: 0	K: 0	BB: 1	K: 0	BB: 2	K: 0	BB: 0	K: 0	BB: 0	K: 0	BB: 2	K: 0	BB: 0	K: 1	BB: 0	K: 2	BB: 0	K: 0	BB: 1	K: 0	BB: 1	
S: 3	P: 3	S: 3	P: 7	S: 2	P: 10	S: 2	P: 6	S: 4	P: 4	S: 2	P: 10	S: 6	P: 6	S: 5	P: 5	S: 7	P: 7	S: 2	P: 6	S: 4	P: 8	

AB	R	H	RBI	BB	SO	LOB
32	6	8	5	8	3	13

WP	PA
0	42

BOTTOM

Cleveland Indians @ Baltimore Orioles
Memorial Stadium, Baltimore, MD
 Sat Sep 10 1977, 7:05 PM EDT
 Att. 8,748 - Unknown - 85 F

livebaseballscores.com

AB	R	H	RBI	BB	SO	LOB
32	6	8	5	8	3	13



WP	PA
0	42

Batter	1	2	3	4	5	6	7	8	9	AB R H RBI BB SO LOB	TOP									
Paul Dade, R (1, 8) OBP: 0.330, SLG: 0.356	0-0 G4-3 1B		0-0 L5		0-0 4-3		0-0 1B		0-0 F9	5 0 2 1 0 0 1										
Duane Kuiper, L (1, 4) OBP: 0.322, SLG: 0.331	0-0 G4-3 1-2f		0-0 G3		0-0 F7		0-0 F8			4 0 0 0 0 0 3										
Ron Pruitt, R (1, 9) OBP: 0.388, SLG: 0.417	0-0 1B 1B			0-0 G3		0-0 4-3		4-0 1B SF9 BB		3 1 1 0 1 0 0										
Andre Thornton, R (1, 3) OBP: 0.385, SLG: 0.571	0-0 1-2 1B		0-3 K		0-0 HR 2B		0-0 F7			4 1 2 0 0 1 1										
Larvell Blanks, R (1, 5) OBP: 0.317, SLG: 0.410	0-3 K			0-0 F8		0-0 6-3		0-0 1-3 1B		4 0 1 0 0 1 3										
Rico Carty, R (1, 10) OBP: 0.359, SLG: 0.433		0-0 4-3			4-0 FC6-4 1B 2B BB		0-0 HR	0-0 SF9		2 2 1 3 1 0 0										
Bruce Bochte, L (1, 7) OBP: 0.358, SLG: 0.396		0-0 G3			0-0 FC6-4 1-2 1B		0-0 F9	0-3 K		4 0 1 0 0 1 1										
Fred Kendall, R (1, 2) OBP: 0.270, SLG: 0.328		0-0 6-3			0-0 FC6-4 2B 4-3 1-2f 2-3			4-0 G6-4-3 BB		2 1 0 0 1 0 2										
Jim Norris, L (9, PH) OBP: 0.355, SLG: 0.360									0-0 L9	1 0 0 0 0 0 0										
Frank Duffy, R (1, 6) OBP: 0.248, SLG: 0.281			0-0 4-3						0-0 5-3	3 0 1 1 0 0 1										
John Lowenstein, L (9, PH) OBP: 0.348, SLG: 0.399					0-0 4-3 1-3 3-H 2B		0-0 G6-4-3 1-2f			1 0 0 0 0 0 0										
Inning Stats	R: 0 E: 0 K: 1 S: 7	H: 3 LOB: 2 BB: 0 P: 7	R: 0 E: 0 K: 0 S: 3	H: 0 LOB: 0 BB: 0 P: 3	R: 0 E: 0 K: 0 S: 3	H: 0 LOB: 0 BB: 0 P: 3	R: 0 E: 0 K: 1 S: 5	H: 0 LOB: 0 BB: 0 P: 5	R: 2 E: 0 K: 0 S: 5	H: 2 LOB: 0 BB: 0 P: 5	R: 0 E: 0 K: 0 S: 3	H: 1 LOB: 1 BB: 1 P: 7	R: 1 E: 0 K: 1 S: 6	H: 1 LOB: 1 BB: 1 P: 10	R: 0 E: 0 K: 0 S: 3	H: 0 LOB: 0 BB: 0 P: 3	1B: 6 2B: 2 3B: 0 HR: 1	SF: 1 SAC: 0 DP: 2 HBP: 0	WP: 0 PB: 0 SB: 0 CS: 0	PA: 37
PITCHER	IP WLS BF H R ER SO BB IBB HBP BLK WP HR S P ERA WHIP																			
Ross Grimsley, L (1, 1) ERA: 3.94	7.0 W 30 8 5 5 2 3 0 0 0 0 0 1 31 43 6.43 1.571																			
Dick Drago, R (8, 1) ERA: 3.05	2.0 7 1 0 0 1 0 0 0 0 0 0 0 9 9 0.00 0.500																			

Cleveland Indians @ Baltimore Orioles
 Memorial Stadium, Baltimore, MD
 Sun Sep 11 1977, 3:33 AM EDT
 Att. 12,540 - Unknown - 74 F

livebaseballscorecards.com

AB	33
R	5
H	9
RBI	5
BB	3
SO	3
LOB	12



Batter	1	2	3	4	5	6	7	8	9
Al Bumbry, L OBP: 0.363, SLG: 0.396 (1, 8) (7, 7)	0-0 2B 1B	0-0 FC3-5-2-5 1B		0-0 6-3 1B	0-0 1B			4-0 SH3-4 BB	
Billy Smith, S OBP: 0.285, SLG: 0.313 (1, 4)	0-0 F5 1-2	0-0 L3		0-0 1B 2B	0-0 4-3			0-0 SH3-4 1-2	
Pat Kelly, L OBP: 0.356, SLG: 0.381 Elliott Maddox, R OBP: 0.344, SLG: 0.380 (1, 7) (7, 8)	4-0 2B 1B BB	4-0 1B BB		0-0 6-3 1B 2-H	0-3 K			0-3 K	
Ken Singleton, S OBP: 0.448, SLG: 0.525 Mike Dimmel, R (1, 9) (8, PR) (9, 9)	0-0 1B 2B 1-3 2-H	0-0 1B 1-3 2-H 3-H		0-0 6-3 1-2	0-3 K			4-0 IBB	
Eddie Murray, S OBP: 0.321, SLG: 0.434 Tony Muser, L OBP: 0.315, SLG: 0.295 (1, 3) (9, 3)	0-3 K		0-0 L8	0-0 4-3	0-0 1B			0-0 G3	
Doug DeCinces, R OBP: 0.351, SLG: 0.443 (1, 5)	0-0 1B 2-H 3-H		4-0 2B BB		0-0 HR			0-0 F7	
Andres Mora, R OBP: 0.273, SLG: 0.500 (1, 10)	0-3 K		0-3 K 1-2		0-0 4-3 SF7 2B			0-0 F7	
Mark Belanger, R OBP: 0.287, SLG: 0.274 (1, 6)		0-0 1B FC3-5-2-5 2B	0-0 2B 2-H		0-0 4-3 2-3			0-3 K	
Dave Skaggs, R OBP: 0.344, SLG: 0.353 (1, 2)		0-0 1B FC3-5-2-5 1B 2-3	0-0 4-3		0-0 SF7 3-H			0-3 K	

Inning Stats	R: 3	H: 3	E: 0	LOB: 1	K: 2	BB: 1	S: 10	R: 2	H: 3	E: 0	LOB: 2	K: 0	BB: 1	S: 5	R: 1	H: 1	E: 0	LOB: 1	K: 1	BB: 1	S: 6	R: 1	H: 2	E: 0	LOB: 1	K: 0	BB: 0	S: 5	R: 2	H: 3	E: 0	LOB: 1	K: 0	BB: 0	S: 6	R: 0	H: 1	E: 0	LOB: 1	K: 2	BB: 0	S: 8	R: 0	H: 0	E: 0	LOB: 0	K: 2	BB: 0	S: 7	R: 0	H: 0	E: 0	LOB: 2	K: 1	BB: 2	S: 5	P: 13
--------------	------	------	------	--------	------	-------	-------	------	------	------	--------	------	-------	------	------	------	------	--------	------	-------	------	------	------	------	--------	------	-------	------	------	------	------	--------	------	-------	------	------	------	------	--------	------	-------	------	------	------	------	--------	------	-------	------	------	------	------	--------	------	-------	------	-------

PITCHER	IP	WLS	BF	H	R	ER	SO	BB	IBB	HBP	BLK	WP	HR	S	P	ERA	WHIP
Pat Dobson, R ERA: 6.14 (1, 1)	3.0	L	18	7	6	6	3	3	0	0	0	0	0	21	33	18.00	3.333
Tom Buskey, R ERA: 5.29 (4, 1)	2.0		11	5	3	3	0	0	0	0	0	0	1	11	11	13.50	2.500
Sid Monge, L ERA: 5.4 (6, 1)	1.0		4	1	0	0	2	0	0	0	0	0	0	8	8	0.00	1.000
Cardell Camper, R ERA: (7, 1)	2.0		8	0	0	0	3	1	1	0	0	0	0	12	20	0.00	0.500

BOTTOM


Cleveland Indians @ Baltimore Orioles
Memorial Stadium, Baltimore, MD

Sun Sep 11 1977, 3:33 AM EDT
Att: 12,540 - Unknown - 74 F

AB	R	H	RBI	BB	SO	LOB
4	2	2	0	1	0	2
4	1	1	0	0	0	4
2	1	1	1	2	1	0
1	0	0	0	0	1	1
4	1	2	3	1	1	1
0	0	0	0	0	0	0
5	0	1	0	0	1	5
0	0	0	0	0	0	0
3	2	2	3	1	0	1
4	1	1	0	0	2	2
4	0	2	1	0	1	1
3	1	1	1	0	1	1

AB	34
R	9
H	13
RBI	9
BB	5
SO	8
LOB	18

WP: 0 PA: 41
PB: 0
SB: 2
CS: 0



PITCHER	IP	WLS	BF	H	R	ER	SO	BB	IBB	HBP	BLK	WP	HR	S	P	ERA	WHIP
---------	----	-----	----	---	---	----	----	----	-----	-----	-----	----	----	---	---	-----	------

Batter	1	2	3	4	5	6	7	8	9	AB R H RBI BB SO LOB	TOP	
Ron LeFlore, R OBP: 0.362, SLG: 0.479 (1, 8) X	0-0 1B SF8 2B		0-0 G3 2B		0-0 FC5-4 1-2f			0-0 1-2 1B		4 1 3 0 0 0 1		
Lou Whitaker, L OBP: 0.462, SLG: 0.538 (1, 4) X	0-0 CS 1B		0-0 G3 2-3			0-0 1-3		0-3 K		4 0 1 0 0 1 3		
Rusty Staub, L OBP: 0.338, SLG: 0.449 (1, 10) S S S	0-3 K		0-0 4-3			0-0 1-3		0-0 L5		4 0 0 0 0 1 5		
Steve Kemp, L OBP: 0.345, SLG: 0.434 (1, 7) X	0-0 SF8 3-H			0-0 6-3		0-0 3-1		0-0 4-3		3 0 0 1 0 0 2		
Jason Thompson, L OBP: 0.348, SLG: 0.483 (1, 3) X	0-0 CS 1-2	0-0 4-3		0-3 K			0-0 F8		0-0 F9	4 0 0 0 0 1 0		
Ben Oglivie, L OBP: 0.309, SLG: 0.439 (1, 9) B B B B		4-0 WP BB		0-0 G3			0-0 F9		0-0 3-1	3 0 0 0 1 0 0		
Milt May, L OBP: 0.300, SLG: 0.399 (1, 2) X		0-0 F7 1-2			0-0 F7		4-0 FC6-4 BB		0-0 F8	3 0 0 0 1 0 1		
Aurelio Rodriguez, R OBP: 0.264, SLG: 0.388 (1, 5) S S S		0-3 K			0-0 FC5-4 1B		0-0 FC6-4 1-2f			3 0 1 0 0 1 2		
Alan Trammell, R OBP: 0.500, SLG: 0.444 (1, 6) S S S			0-3 K		0-0 F9			0-0 1B 1B		3 0 1 0 0 1 1		
Inning Stats	R: 1 H: 2 E: 0 LOB: 0 K: 1 BB: 0 S: 6 P: 6	R: 0 H: 0 E: 0 LOB: 1 K: 1 BB: 1 S: 5 P: 9	R: 0 H: 1 E: 0 LOB: 1 K: 1 BB: 0 S: 6 P: 6	R: 0 H: 0 E: 0 LOB: 0 K: 1 BB: 0 S: 5 P: 5	R: 0 H: 1 E: 0 LOB: 1 K: 0 BB: 0 S: 4 P: 4	R: 0 H: 0 E: 0 LOB: 0 K: 0 BB: 0 S: 3 P: 3	R: 0 H: 0 E: 0 LOB: 1 K: 0 BB: 1 S: 3 P: 7	R: 0 H: 2 E: 0 LOB: 2 K: 1 BB: 0 S: 7 P: 7	R: 0 H: 0 E: 0 LOB: 0 K: 0 BB: 0 S: 3 P: 3	1B: 4 SF: 1 2B: 2 SAC: 0 3B: 0 DP: 0 HR: 0 HBP: 0	WP: 1 PA: 35 PB: 0 SB: 0 CS: 1	
PITCHER Wayne Garland, R ERA: 3.73 (1, 1)	IP WLS BF H R ER SO BB IBB HBP BLK WP HR S P ERA WHIP	9.0 W 34 6 1 1 5 2 0 0 0 1 0 42 50 1.00 0.889										

Detroit Tigers @ Cleveland Indians
Cleveland Municipal Stadium, Cleveland, OH

Mon Sep 12 1977, 7:05 PM EDT
Att: 3,032 - Unknown - 69 F

AB	31
R	1
H	6
RBI	1
BB	2
SO	5
LOB	15




Batter	1	2	3	4	5	6	7	8	9	AB R H RBI BB SO LOB
Paul Dade, R (1, 8) OBP: 0.334, SLG: 0.357	0-0 4-3 1B	0-3 K	0-0 1-3 2-H 3-H 1B		4-0 FC6-4 BB	4-0 1-2 2-3 3-H BB		0-0 F8		4 1 2 3 2 1 5
Duane Kuiper, L (1, 4) OBP: 0.319, SLG: 0.328	0-0 4-3 1-2	0-0 FC4-6 BB 1-2f 2-3 3-H	0-0 F7		0-0 FC6-4 FC5-4 1-2f 2-3	0-0 F8		0-0 F9		6 0 0 1 0 0 12
Ron Pruitt, R (1, 9) OBP: 0.384, SLG: 0.408	0-0 6-3	4-0 1-2 BB		0-0 F4	0-0 FC5-4 1-2f		0-3 K			4 0 0 0 1 1 3
Andre Thornton, R (1, 3) OBP: 0.390, SLG: 0.571	0-0 1B 2-H 1B	0-0 F9		4-0 FC5-4 BB		4-0 1B BB	4-0 G6-4-3 BB			2 1 1 1 3 0 3
Larvell Blanks, R (1, 5) OBP: 0.318, SLG: 0.410	0-0 1-2 1B		0-0 5-3	0-0 FC5-4 2B 1-2f		0-0 SH1-3 1-3 BB 1B	0-0 G6-4-3 1-2f			5 2 2 0 0 0 2
Rico Carty, R (1, 10) OBP: 0.364, SLG: 0.440	0-3 K		0-0 2B FC5-2 1B	0-0 1-H 2B		0-0 BB SH1-3 1-2 3-H 1B	0-0 1B 2B 1B			5 0 4 2 0 1 2 0 1 0 0 0 0 0
Alfredo Griffin, S (8, PR)										
Bruce Bochte, L (1, 7) OBP: 0.361, SLG: 0.400		4-0 SH 1B FC4-6 BB	0-0 FC5-2 1-3 1B 2B	0-0 G3		0-0 SH1-3 1-2 2-3	0-0 2B 1-2 1B			3 2 2 0 1 0 1
Fred Kendall, R (1, 2) OBP: 0.279, SLG: 0.336		0-0 FC4-6 SH 1-2 1B	4-0 FC5-2 1B BB		0-0 FC6-4 2B	4-0 BB IBB	0-0 F7			3 1 2 0 2 0 2
Frank Duffy, R (1, 6) OBP: 0.248, SLG: 0.283		0-0 SH FC4-6 1-2 2-3	0-0 FC5-2 1B 1-2 2-3 3-Hf		0-0 1-3	0-3 K	0-0 2B			4 0 1 1 0 1 7

Inning Stats	R: 1 H: 3 E: 0 LOB: 2 K: 1 BB: 0 S: 8	R: 1 H: 1 E: 0 LOB: 3 K: 1 BB: 2 S: 7	R: 2 H: 3 E: 0 LOB: 2 K: 0 BB: 1 S: 6	R: 1 H: 1 E: 0 LOB: 1 K: 0 BB: 1 S: 4	R: 0 H: 1 E: 0 LOB: 2 K: 0 BB: 1 S: 4	R: 2 H: 2 E: 0 LOB: 3 K: 1 BB: 3 S: 7	R: 0 H: 0 E: 0 LOB: 0 K: 1 BB: 1 P: 8	R: 1 H: 3 E: 0 LOB: 2 K: 0 BB: 0 S: 6	1B: 10 SF: 0 2B: 4 SAC: 2 3B: 0 DP: 1 HR: 0 HBP: 0
PITCHER	IP WLS BF H R ER SO BB IBB HBP BLK WP HR S P ERA WHIP	IP WLS BF H R ER SO BB IBB HBP BLK WP HR S P ERA WHIP	IP WLS BF H R ER SO BB IBB HBP BLK WP HR S P ERA WHIP	IP WLS BF H R ER SO BB IBB HBP BLK WP HR S P ERA WHIP	IP WLS BF H R ER SO BB IBB HBP BLK WP HR S P ERA WHIP	IP WLS BF H R ER SO BB IBB HBP BLK WP HR S P ERA WHIP	IP WLS BF H R ER SO BB IBB HBP BLK WP HR S P ERA WHIP	IP WLS BF H R ER SO BB IBB HBP BLK WP HR S P ERA WHIP	WP: 0 PA: 47 PB: 0 SB: 0 CS: 0
Jim Crawford, L (1, 1) ERA: 4.25	4.0 L 25 8 5 5 2 4 0 0 0 0 0 25 41 11.25 3.000	4.0 L 22 6 3 3 2 4 1 0 0 0 0 21 41 6.75 2.500							
Steve Grilli, R (5, 1) ERA: 4.83									

DETROIT TIGERS @ CLEVELAND INDIANS
Cleveland Municipal Stadium, Cleveland, OH
 Mon Sep 12 1977, 7:05 PM EDT
 Att. 3,032 - Unknown - 69 F

AB	36
R	8
H	14
RBI	8
BB	9
SO	4
LOB	37



Batter	1	2	3	4	5	6	7	8	9	AB R H RBI BB SO LOB	TOP		
Ron LeFlore, R (1, 8) OBP: 0.364, SLG: 0.480	0-0 F8		0-0 BLK E S 1B	0-0 FC1-6 S		0-0 S 1B		0-0 1-2 1B		5 1 3 0 0 0 0	Detroit Tigers @ Cleveland Indians Cleveland Municipal Stadium, Cleveland, OH Wed Sep 14 1977, 7:05 PM EDT Unknown - 63 F		
Lou Whitaker, L (1, 4) OBP: 0.389, SLG: 0.412	0-3 K		4-0 BLK E BB 1-2	0-0 FC1-6 S 1-3		0-3 K 1-2		0-0 F8		4 1 0 0 1 2 4			
Rusty Staub, L (1, 10) OBP: 0.335, SLG: 0.445	0-0 F7		0-0 F5 1-2 2-3	0-0 4-3 1-2		0-0 6-3		0-0 4-3		5 0 0 0 0 0 6			
Jason Thompson, L (1, 3) OBP: 0.348, SLG: 0.482		0-0 2B 2B 1B	0-0 E3 1B 1B 2-H 3-H		0-0 F7		0-3 K		0-0 SH3-4 1B	5 1 2 1 0 1 0			
Ben Oglivie, L (1, 9) OBP: 0.315, SLG: 0.455		0-0 2B 2B 1-3	0-0 1B 1B 1-2		0-0 G3 1B		0-0 HR		0-0 SH3-4 1-2	4 2 4 1 0 0 0			
Tim Corcoran, L (1, 7) OBP: 0.278, SLG: 0.348		0-0 3-1 2B 2-H 3-H	0-0 F8		0-0 G3 1-2		0-0 G4-6-3 1B		4-0 FC6-4 IBB	4 0 2 2 1 0 3			
Milt May, L (1, 2) OBP: 0.302, SLG: 0.398		0-0 3-1 2-3	0-0 1B 1-2 2-3		4-0 FC4-6 BB		0-0 G4-6-3 1-2f		0-0 F7	4 0 1 0 1 0 4			
Phil Mankowski, L (1, 5) OBP: 0.313, SLG: 0.344		0-3 K	0-0 F8		0-0 FC4-6 1-2f			0-0 1B 1B	0-0 FC6-4 1-2f	5 0 1 0 0 1 8			
Alan Trammell, R (1, 6) OBP: 0.357, SLG: 0.308		0-3 K		0-0 5-3		0-0 5-3		0-0 B3		4 0 0 0 0 1 2			
Inning Stats	R: 0 H: 0 E: 0 LOB: 0 K: 1 BB: 0 S: 5 P: 5	R: 2 H: 3 E: 0 LOB: 1 K: 2 BB: 0 S: 10 P: 10	R: 2 H: 3 E: 1 LOB: 3 K: 0 BB: 1 S: 7 P: 11	R: 0 H: 0 E: 1 LOB: 1 K: 0 BB: 0 S: 4 P: 4	R: 0 H: 1 E: 0 LOB: 2 K: 0 BB: 1 S: 4 P: 8	R: 0 H: 1 E: 0 LOB: 1 K: 1 BB: 0 S: 6 P: 6	R: 1 H: 2 E: 0 LOB: 0 K: 1 BB: 0 S: 6 P: 6	R: 0 H: 2 E: 0 LOB: 2 K: 0 BB: 0 S: 5 P: 5	R: 0 H: 1 E: 0 LOB: 2 K: 0 BB: 1 S: 4 P: 8	1B: 10 SF: 0 2B: 2 SAC: 1 3B: 0 DP: 1 HR: 1 HBP: 0	WP: 0 PA: 44 PB: 0 SB: 4 CS: 0		
PITCHER	IP WLS BF H R ER SO BB IBB HBP BLK WP HR S P ERA WHIP											PITCHER	IP WLS BF H R ER SO BB IBB HBP BLK WP HR S P ERA WHIP
Jim Bibby, R (1, 1) ERA: 3.54	6.1 L 33 10 5 5 5 2 0 0 0 1 0 1 41 49 7.11 1.895												
Sid Monge, L (7, 1) ERA: 5.1	2.2 11 3 0 0 0 0 0 1 0 0 0 0 10 14 0.00 1.125												

livebaseballscorecards.com

AB 40
R 5
H 13
RBI 4
BB 3
SO 5
LOB 27



Batter	1	2	3	4	5	6	7	8	9	AB R H RBI BB SO LOB
Paul Dade, R OBP: 0.335, SLG: 0.358 (1, 8)	0-0 SH5-4 SH 1B	0-0 S E 1B		0-0 CS 1-2	0-0 5-3		0-0 L4			4 2 2 1 0 0 0
Duane Kuiper, L OBP: 0.319, SLG: 0.328 (1, 4)	0-0 SH 1B SH5-4 1-2 G1-2-3	0-0 E6 1-H			0-0 1B			0-0 F5		3 0 1 0 0 0 0
Larvell Blanks, R OBP: 0.318, SLG: 0.409 (1, 5)	0-0 SH5-4 1-2 2-3	0-0 F9			0-0 F9			0-0 1B		3 0 1 0 0 0 2
Andre Thornton, R OBP: 0.389, SLG: 0.567 (1, 3)	0-0 BB 1B 2-3 3-H		0-0 6-3		0-0 F9			0-3 K		4 0 1 1 0 1 2
Rico Carty, R OBP: 0.363, SLG: 0.437 (1, 10)	4-0 BB 1-2		0-0 F9		0-0 F9			0-3 K		3 0 0 0 1 1 1
Bruce Bochte, L OBP: 0.358, SLG: 0.397 (1, 7)	0-0 G1-2-3 3-H		0-0 F9		0-0 F7			0-0 F7		4 0 0 0 0 0 3
Ron Pruitt, R OBP: 0.386, SLG: 0.407 (1, 9)		4-0 SH1-3 SH5-4 1B BB		0-0 CS 1B		0-0 F9		0-0 F2		3 1 1 0 1 0 0
Fred Kendall, R OBP: 0.277, SLG: 0.333 (1, 2)		0-0 SH5-4 1-2		0-3 K			0-0 F8		0-0 F7	2 0 0 0 0 1 1
John Lowenstein, L (9, PH) OBP: 0.346, SLG: 0.396				0-3 K						1 0 0 0 0 0 0
Frank Duffy, R OBP: 0.246, SLG: 0.282 (1, 6)		0-0 SH1-3 2-3		0-3 K			0-0 4-3			2 0 0 0 0 1 1

Inning Stats	R: 1	H: 2	E: 0	K: 0	S: 5	LOB: 2	BB: 1	P: 9	R: 2	H: 1	E: 1	K: 0	S: 5	LOB: 1	BB: 1	P: 9	R: 0	H: 0	E: 0	K: 0	S: 3	LOB: 0	BB: 0	P: 3	R: 0	H: 1	E: 0	K: 0	S: 4	LOB: 1	BB: 0	P: 4	R: 0	H: 0	E: 0	K: 0	S: 3	LOB: 0	BB: 0	P: 3	R: 0	H: 1	E: 0	K: 2	S: 8	LOB: 1	BB: 0	P: 8	R: 0	H: 0	E: 0	K: 0	S: 3	LOB: 0	BB: 0	P: 3	R: 0	H: 0	E: 0	K: 0	S: 3	LOB: 0	BB: 0	P: 3
PITCHER	IP	WLS	BF	H	R	ER	SO	BB	IBB	HBP	BLK	WP	HR	S	P	ERA	WHIP																																															
Bob Sykes, L ERA: 4.02 (1, 1)	7.1	W	30	6	3	2	2	2	0	0	0	0	0	32	40	2.46	1.091																																															
Bruce Taylor, R ERA: 3.0 (8, 1)	1.2	S	5	0	0	0	2	0	0	0	0	0	0	9	9	0.00	0.000																																															

BOTTOM

Detroit Tigers @ Cleveland Indians
Cleveland Municipal Stadium, Cleveland, OH

Wed Sep 14 1977, 7:05 PM EDT
Unknown - 63 F

AB	29
R	3
H	6
RBI	2
BB	2
SO	4
LOB	10

livebaseballscorecards.com

AB 29
R 3
H 6
RBI 2
BB 2
SO 4
LOB 10

C

WP: 0	PA: 36
PB: 0	
SB: 1	
CS: 1	
1B: 6	SF: 0
2B: 0	SAC: 4
3B: 0	DP: 1
HR: 0	HBP: 0

Batter	1	2	3	4	5	6	7	8	9	10	AB R H RBI BB SO LOB	TOP												
Ron LeFlore, R (1, 8) OBP: 0.363, SLG: 0.478	0-0 6-3		0-0 FC6			0-0 F9		0-0 1B		0-0 SF9	4 1 1 1 0 0 1													
Tito Fuentes, S (1, 4) OBP: 0.348, SLG: 0.395	0-0 F4		0-0 F7			0-0 2B		0-0 1B		0-0 FC6-4 BB	4 0 2 1 1 0 1													
Rusty Staub, L (1, 10) OBP: 0.334, SLG: 0.442	0-0 1-6-3			0-0 4-3		4-0 BB		0-3 K		0-0 FC6-4	4 0 0 0 1 1 3													
Jason Thompson, L (1, 3) OBP: 0.346, SLG: 0.478		0-0 6-3		0-0 F2		0-0 F8			0-3 K		4 0 0 0 0 1 2													
Lance Parrish, R (1, 2) OBP: 0.455, SLG: 0.632		0-0 2B		0-3 K			0-0 4-3		0-3 K		4 0 1 0 0 2 0													
Milt May, L (10, 2) OBP: 0.302, SLG: 0.398											0 0 0 0 0 0 0													
Mickey Stanley, R (1, 9) OBP: 0.286, SLG: 0.399		0-3 K		0-0 1-3			0-3 K		0-0 5-3		4 0 0 0 0 2 1													
John Wockenfuss, R (1, 7) OBP: 0.321, SLG: 0.500		0-0 F7		0-0 5-3			0-0 F8				3 0 0 0 0 0 1													
Tim Corcoran, L (10, PH) OBP: 0.286, SLG: 0.356											1 1 1 0 0 0 0													
Aurelio Rodriguez, R (1, 5) OBP: 0.261, SLG: 0.383			0-0 F3		0-0 F6			0-0 F9		0-3 K	4 0 0 0 0 1 1													
Chuck Scrivener, R (1, 6) OBP: 0.167, SLG: 0.098			0-0 E5			0-3 K		0-3 K		0-0 1B SF9	2 0 0 0 0 1 0													
Bob Adams, R (8, PH) OBP: 0.238, SLG: 0.524										1-3 1B	1 0 0 0 0 1 0													
Alan Trammell, R (8, 6) OBP: 0.357, SLG: 0.308											0 0 0 0 0 0 0													
Ben Oglivie, L (10, PH) OBP: 0.317, SLG: 0.456											1 0 1 0 0 0 0													
Phil Mankowski, L (10, 5) OBP: 0.313, SLG: 0.344											0 0 0 0 0 0 0													
Inning Stats	R: 0 E: 0 K: 0 S: 3	H: 0 LOB: 0 BB: 0 P: 3	R: 0 E: 0 K: 1 S: 6	H: 1 LOB: 1 BB: 0 P: 6	R: 0 E: 1 K: 0 S: 4	H: 0 LOB: 1 BB: 0 P: 4	R: 0 E: 0 K: 1 S: 5	H: 0 LOB: 0 BB: 0 P: 5	R: 0 E: 0 K: 0 S: 3	H: 0 LOB: 0 BB: 0 P: 3	R: 0 E: 0 K: 1 S: 6	H: 1 LOB: 2 BB: 1 P: 10	R: 0 E: 0 K: 1 S: 5	H: 0 LOB: 0 BB: 0 P: 5	R: 0 E: 0 K: 2 S: 9	H: 2 LOB: 1 BB: 0 P: 9	R: 0 E: 0 K: 2 S: 7	H: 0 LOB: 0 BB: 0 P: 7	R: 1 E: 0 K: 1 S: 7	H: 2 LOB: 2 BB: 1 P: 11	1B: 4 2B: 2 3B: 0 HR: 0	SF: 1 SAC: 0 DP: 0 HBP: 0	WP: 0 PB: 0 SB: 1 CS: 0	PA: 39
PITCHER	IP WLS BF H R ER SO BB IBB HBP BLK WP HR S P ERA WHIP	IP WLS BF H R ER SO BB IBB HBP BLK WP HR S P ERA WHIP	IP WLS BF H R ER SO BB IBB HBP BLK WP HR S P ERA WHIP	IP WLS BF H R ER SO BB IBB HBP BLK WP HR S P ERA WHIP	IP WLS BF H R ER SO BB IBB HBP BLK WP HR S P ERA WHIP	IP WLS BF H R ER SO BB IBB HBP BLK WP HR S P ERA WHIP	IP WLS BF H R ER SO BB IBB HBP BLK WP HR S P ERA WHIP	IP WLS BF H R ER SO BB IBB HBP BLK WP HR S P ERA WHIP	IP WLS BF H R ER SO BB IBB HBP BLK WP HR S P ERA WHIP	IP WLS BF H R ER SO BB IBB HBP BLK WP HR S P ERA WHIP	IP WLS BF H R ER SO BB IBB HBP BLK WP HR S P ERA WHIP	IP WLS BF H R ER SO BB IBB HBP BLK WP HR S P ERA WHIP	IP WLS BF H R ER SO BB IBB HBP BLK WP HR S P ERA WHIP	IP WLS BF H R ER SO BB IBB HBP BLK WP HR S P ERA WHIP	IP WLS BF H R ER SO BB IBB HBP BLK WP HR S P ERA WHIP	IP WLS BF H R ER SO BB IBB HBP BLK WP HR S P ERA WHIP	IP WLS BF H R ER SO BB IBB HBP BLK WP HR S P ERA WHIP	IP WLS BF H R ER SO BB IBB HBP BLK WP HR S P ERA WHIP	IP WLS BF H R ER SO BB IBB HBP BLK WP HR S P ERA WHIP	IP WLS BF H R ER SO BB IBB HBP BLK WP HR S P ERA WHIP	IP WLS BF H R ER SO BB IBB HBP BLK WP HR S P ERA WHIP	IP WLS BF H R ER SO BB IBB HBP BLK WP HR S P ERA WHIP	IP WLS BF H R ER SO BB IBB HBP BLK WP HR S P ERA WHIP	IP WLS BF H R ER SO BB IBB HBP BLK WP HR S P ERA WHIP
Don Hood, L (1, 1) ERA: 3.21	9.0																							
Jim Kern, R (10, 1) ERA: 3.42	1.0	L	6	2	1	1	1	1	0	0	0													

Detroit Tigers @ Cleveland Indians
 Cleveland Municipal Stadium, Cleveland, OH
 Wed Sep 14 1977, 7:05 PM EDT
 Att: 4,151 - Unknown

livebaseballscorecards.com

AB 36
R 2
H 6
RBI 2
BB 2
SO 9
LOB 10



Batter	1	2	3	4	5	6	7	8	9	10	AB	R	H	RBI	BB	SO	LOB
Paul Dade, R OBP: 0.336, SLG: 0.359 (1, 5) (7, 9)	0-0 5-3		0-0 G3		0-3 K			0-0 BB S 1B		0-0 SH5-4 1B	5	0	2	0	0	1	0
Duane Kuiper, L OBP: 0.320, SLG: 0.329 (1, 4) (7, 9)	0-0 F8			0-0 BB 1B		0-0 CS BB 1B		0-3 K 1-2		0-0 SH5-4 1-2	4	1	2	0	0	1	1
Larvell Blanks, R OBP: 0.313, SLG: 0.401 (1, 6) (7, 5)	0-3 K			0-0 F8		0-0 L4		0-0 F2		0-0 F8	5	0	0	0	0	1	4
Andre Thornton, R OBP: 0.391, SLG: 0.564 (1, 3)		0-0 F4		4-0 PB 1B BB		4-0 CS BB		4-0 BB BB		0-0 F9	2	0	0	0	3	0	1
Bruce Bochte, L OBP: 0.363, SLG: 0.402 (1, 7)		0-0 2B		0-0 PB 1B		4-0 BB BB		4-0 BB BB			2	0	2	1	2	0	0
Rico Carty, R OBP: 0.360, SLG: 0.432 (1, 10)		0-0 6-3		0-3 K 1-2 2-3		0-3 K		0-0 F8			4	0	0	0	0	2	8
Jim Norris, L OBP: 0.354, SLG: 0.359 Frank Duffy, R OBP: 0.245, SLG: 0.280 (1, 9) (7, 6)		0-0 4-3		0-0 F8			0-0 5-3			0-0 G3	2	0	0	0	0	0	3
Rick Manning, L OBP: 0.271, SLG: 0.324 (1, 8)			0-0 F8		0-0 4-3		0-0 F9			0-0 F7	4	0	0	0	0	0	0
Fred Kendall, R OBP: 0.273, SLG: 0.328 (1, 2)			0-0 F9		0-0 B1-3		0-0 6-3			0-0 F3	4	0	0	0	0	0	0

BOTTOM

Detroit Tigers @ Cleveland Indians
Cleveland Municipal Stadium, Cleveland, OH
Wed Sep 14 1977, 7:05 PM EDT
Att. 4,151 - Unknown

livebaseballscorecards.com

AB	34
R	1
H	6
RBI	1
BB	5
SO	5
LOB	17



Inning Stats	R: 0	H: 0	E: 0	K: 1	S: 5	R: 0	H: 1	E: 0	K: 0	S: 4	R: 0	H: 0	E: 0	K: 0	S: 3	R: 1	H: 2	E: 0	K: 1	S: 7	R: 0	H: 0	E: 0	K: 1	S: 5	R: 0	H: 1	E: 0	K: 0	S: 3	R: 0	H: 0	E: 0	K: 1	S: 6	R: 0	H: 0	E: 0	K: 0	S: 3	R: 0	H: 1	E: 0	K: 1	S: 4	R: 0	H: 1	E: 0	K: 0	S: 4	1B: 5	SF: 0	2B: 1	SAC: 1	3B: 0	DP: 0	HR: 0	HBP: 0	WP: 0	PA: 40
PITCHER	IP	WLS	BF	H	R	ER	SO	BB	IBB	HBP	BLK	WP	HR	S	P	ERA	WHIP																																											
Milt Wilcox, R ERA: 3.3 (1, 1)	7.1		29	5	1	1	5	3	0	0	0	0	0	36	48	1.23	1.091																																											
Bruce Taylor, R ERA: 2.93 (8, 1)	0.1		2	0	0	0	0	1	0	0	0	0	0	1	5	0.00	3.000																																											
John Hiller, L ERA: 3.74 (8, 1)	1.2	W	7	1	0	0	0	1	0	0	0	0	0	6	10	0.00	1.200																																											
Steve Foucault, R ERA: 3.25 (10, 1)	0.2	S	2	0	0	0	0	0	0	0	0	0	0	2	2	0.00	0.000																																											

Batter	1	2	3	4	5	6	7	8	9	AB R H RBI BB SO LOB	TOP									
Gary Woods, R (1, 8) OBP: 0.250, SLG: 0.259	0-0 F7		0-0 L4-3 1B		0-0 F7			0-0 F9	0-3 K	5 0 1 0 0 1 3										
Al Woods, L (1, 7) John Scott, R (5, 7) OBP: 0.338, SLG: 0.387 OBP: 0.262, SLG: 0.297	0-0 HR		0-0 F9		0-0 F9	0-3 K		0-0 F8		2 1 1 1 0 0 1 2 0 0 0 0 1 0										
Roy Howell, L (1, 5) OBP: 0.370, SLG: 0.412	0-0 G3-6-3 1B		0-0 L4-3		0-0 L3 1B			0-0 6-3		4 0 2 0 0 0 1										
Ron Fairly, L (1, 3) OBP: 0.366, SLG: 0.473	0-0 G3-6-3			0-0 F5	0-0 L3			0-0 F5		4 0 0 0 0 0 2										
Doug Rader, R (1, 10) OBP: 0.349, SLG: 0.441		1-0 SH3 1B HBP		0-0 5-3		0-3 K		4-0 1B BB 1B BB		2 1 0 0 1 1 0										
Steve Bowling, R (1, 9) OBP: 0.355, SLG: 0.309		0-0 SH3 1-2 1B		0-0 F8		0-0 2B		4-0 1-2 1B BB		3 1 2 0 1 0 0										
Alan Ashby, S (1, 2) OBP: 0.302, SLG: 0.286		0-0 SH3		0-0 3-1		4-0 BB		0-0 FC1-6 1B 1-2 2-3 1B		2 0 1 0 1 0 0										
Tim Nordbrook, R (1, 6) Doug Ault, R (9, PH) OBP: 0.323, SLG: 0.204 OBP: 0.318, SLG: 0.393		0-0 F3		0-0 5-6-3		0-3 K		0-0 FC1-6 1B 1-2 2-H 3-H 1B		3 0 0 0 0 0 1 4 1 0 1 2 0 0 0										
Dave McKay, S (1, 4) Sam Ewing, L (9, PH) OBP: 0.209, SLG: 0.253 OBP: 0.339, SLG: 0.378		0-0 4-3		0-0 1B		0-0 F9		0-0 FC1-6 1-2 2-3		3 0 1 0 0 0 4 1 0 0 0 0 0 2										
Inning Stats	R: 1 E: 0 K: 0 S: 4	H: 2 LOB: 0 BB: 0 P: 4	R: 0 E: 0 K: 0 S: 4	H: 1 LOB: 2 BB: 0 P: 5	R: 0 E: 0 K: 0 S: 3	H: 1 LOB: 0 BB: 0 P: 3	R: 0 E: 0 K: 0 S: 4	H: 1 LOB: 1 BB: 0 P: 4	R: 0 E: 0 K: 1 S: 5	H: 1 LOB: 0 BB: 0 P: 5	R: 0 E: 0 K: 2 S: 8	H: 1 LOB: 2 BB: 1 P: 12	R: 0 E: 0 K: 0 S: 3	H: 0 LOB: 0 BB: 0 P: 3	R: 2 E: 0 K: 1 S: 7	H: 2 LOB: 2 BB: 2 P: 15	1B: 7 2B: 3 3B: 0 HR: 1	SF: 0 SAC: 1 DP: 3 HBP: 1	WP: 0 PB: 0 SB: 0 CS: 0	PA: 37
PITCHER	IP WLS BF H R ER SO BB IBB HBP BLK WP HR S P ERA WHIP																			
Dennis Eckersley, R (1, 1) ERA: 3.5	7.0 W 27 7 1 1 3 1 0 1 0 0 1 31 36 1.29 1.143																			
Sid Monge, L (8, 1) ERA: 5.33	1.1 8 2 2 2 0 2 0 0 0 0 0 6 14 13.50 3.000																			
Pat Dobson, R (9, 1) ERA: 6.11	0.2 S 2 0 0 0 1 0 0 0 0 0 0 4 4 0.00 0.000																			

Toronto Blue Jays @ Cleveland Indians
Cleveland Municipal Stadium, Cleveland, OH

AB	32
R	3
H	9
RBI	3
BB	3
SO	4
LOB	17



Sat Sep 17 1977, 3:33 AM EDT
Unknown - 73 F

livebaseballscorecards.com

Batter	1	2	3	4	5	6	7	8	9
Paul Dade, R OBP: 0.339, SLG: 0.362 (1, 5)	0-0 G1 1B		0-0 FC4-6 1B	0-0 S 1B		0-3 K		0-0 F9	
Duane Kuiper, L OBP: 0.321, SLG: 0.332 (1, 4)	0-0 G1 1-2		0-0 FC4-6 1B	4-0 3-H 1-2 BB		0-0 SF8 3B		0-0 4-3	
Ron Pruitt, R OBP: 0.383, SLG: 0.406 (1, 9)	0-0 6-3		0-0 1B 1-H 1B	0-0 F6		0-0 SF8			
Andre Thornton, R OBP: 0.390, SLG: 0.561 (1, 3)	0-0 3B 2-H 1B		0-0 F8		0-0 F4	0-0 3-H F8			
Bruce Bochte, L OBP: 0.367, SLG: 0.410 (1, 7)	0-0 1-H 3B		0-0 1B 1-3		0-0 BB 1B 1B		0-0 4-3		
Rico Carty, R OBP: 0.361, SLG: 0.435 (1, 10)	0-0 4-3			0-0 F3	0-0 1B BB G1-2-3 1B		0-0 4-3 2B		
Jim Norris, L OBP: 0.355, SLG: 0.357 (1, 8)		0-0 1-3		4-0 F9 S 1B BB	4-0 1-2 2-3 BB		0-0 4-3		
Fred Kendall, R OBP: 0.276, SLG: 0.331 (1, 2)		0-0 5-3		0-0 1B 1-2 1B	0-0 1-2 2-3 3-H 1B		0-0 4-3		
Frank Duffy, R OBP: 0.242, SLG: 0.277 (1, 6)		0-0 F6		0-0 F9	0-0 G1-2-3		0-0 F4		

Inning Stats	R: 2	H: 3	E: 0	LOB: 1	K: 0	S: 6	P: 6	R: 0	H: 0	E: 0	LOB: 0	K: 0	S: 3	R: 1	H: 3	E: 0	LOB: 2	K: 0	S: 5	R: 1	H: 2	E: 0	LOB: 3	K: 0	S: 5	R: 1	H: 3	E: 0	LOB: 2	K: 0	S: 5	R: 1	H: 1	E: 0	LOB: 0	K: 1	S: 6	R: 0	H: 1	E: 0	LOB: 1	K: 0	S: 4	R: 0	H: 0	E: 0	LOB: 0	K: 0	S: 3
--------------	------	------	------	--------	------	------	------	------	------	------	--------	------	------	------	------	------	--------	------	------	------	------	------	--------	------	------	------	------	------	--------	------	------	------	------	------	--------	------	------	------	------	------	--------	------	------	------	------	------	--------	------	------

PITCHER	IP	WLS	BF	H	R	ER	SO	BB	IBB	HBP	BLK	WP	HR	S	P	ERA	WHIP
Jeff Byrd, R ERA: 5.83 (1, 1)	3.2	L	19	8	4	4	0	1	0	0	0	0	0	18	22	9.82	2.455
Jerry Johnson, R ERA: 4.38 (4, 1)	4.1		19	5	2	2	1	2	0	0	0	0	0	19	27	4.15	1.615

BOTTOM

AB R H RBI BB SO LOB

5 1 3 1 0 1 0

4 2 1 0 1 0 2

3 0 1 2 0 0 4

4 1 1 1 0 0 1

4 1 3 1 0 0 0

4 0 2 0 0 0 1

2 1 0 0 2 0 1

4 0 2 1 0 0 1

4 0 0 0 0 0 5

AB 34
R 6
H 13
RBI 6
BB 3
SO 1
LOB 15



WP: 0 PA: 38
PB: 0
SB: 3
CS: 0

Toronto Blue Jays @ Cleveland Indians
Cleveland Municipal Stadium, Cleveland, OH

Sat Sep 17 1977, 3:33 AM EDT
Unknown - 73 F

livebaseballscorecards.com

Batter	1	2	3	4	5	6	7	8	9	AB R H RBI BB SO LOB	TOP											
John Scott, R (1, 7) <small>OBP: 0.266, SLG: 0.305</small> Ron Fairly, L (8, 7) <small>OBP: 0.366, SLG: 0.473</small>	0-3 K	0-0 PB SH1-3 1B		0-0 2-H 2B		0-0 SH2-4 1-2 2B		0-0 L7		4 1 2 2 0 1 0 0 0 0 0 0 0 0												
Gary Woods, R (1, 8) <small>OBP: 0.256, SLG: 0.276</small>	0-0 2B	0-0 SH1-3		0-3 K		0-0 6-3 2B		0-0 6-3		4 1 2 2 0 1 1												
Roy Howell, L (1, 10) <small>OBP: 0.370, SLG: 0.410</small>	4-0 2B 1B	0-0 1B		0-0 4-3		0-0 6-3			0-0 F8	4 1 1 0 1 0 2												
Doug Rader, R (1, 5) <small>OBP: 0.351, SLG: 0.449</small>	0-0 1B 2B	0-0 F4			0-0 6-3 2B		0-0 6-3		0-0 4-3 2B	5 0 3 1 0 0 2												
Doug Ault, R (1, 3) <small>OBP: 0.316, SLG: 0.391</small>	0-0 BB 1B		0-0 5-3		0-0 6-3		0-0 F4		0-0 4-3	5 0 1 1 0 0 2												
Steve Bowling, R (1, 9) <small>OBP: 0.356, SLG: 0.303</small>	4-0 BB 1B		0-0 F8		4-0 BB		0-3 K		0-0 F8	3 0 0 0 2 1 1												
Rick Cerone, R (1, 2) <small>OBP: 0.225, SLG: 0.263</small>	0-0 G6-4-3 1-2r		0-0 5-3		0-0 F3		0-0 E6			4 0 0 0 0 0 5												
Hector Torres, R (1, 6) <small>OBP: 0.290, SLG: 0.359</small>		0-0 SH1 1B		0-0 SH2-4 2B 1B		0-0 F7		0-0 F8		4 2 2 0 0 0 3												
Dave McKay, S (1, 4) <small>OBP: 0.212, SLG: 0.256</small>		0-0 SH1		0-0 SH2-4		0-0 S SH2-4 2B 1B		0-0 F2		2 1 1 0 0 0 0												
Inning Stats	R: 2 E: 0 K: 1 S: 7	H: 3 LOB: 2 BB: 2 P: 15	R: 2 E: 0 K: 0 S: 6	H: 3 LOB: 1 BB: 0 P: 6	R: 0 E: 0 K: 0 S: 3	H: 0 LOB: 0 BB: 0 P: 3	R: 1 E: 0 K: 1 S: 7	H: 2 LOB: 1 BB: 0 P: 7	R: 0 E: 0 K: 0 S: 4	H: 1 LOB: 2 BB: 1 P: 8	R: 1 E: 0 K: 0 S: 5	H: 2 LOB: 1 BB: 0 P: 5	R: 0 E: 1 K: 1 S: 6	H: 0 LOB: 1 BB: 0 P: 6	R: 0 E: 0 K: 0 S: 3	H: 0 LOB: 0 BB: 0 P: 3	R: 0 E: 0 K: 0 S: 4	H: 1 LOB: 1 BB: 0 P: 4	1B: 6 2B: 6 3B: 0 HR: 0	SF: 0 SAC: 4 DP: 1 HBP: 0	WP: 0 PB: 1 SB: 1 CS: 0	PA: 42
PITCHER	IP WLS BF H R ER SO BB IBB HBP BLK WP HR S P ERA WHIP																					
Rick Waits, L (1, 1) <small>ERA: 4.37</small> Al Fitzmorris, R (2, 1) <small>ERA: 5.16</small> Cardell Camper, R (7, 1) <small>ERA:</small> Bill Laxton, L (9, 1) <small>ERA: 4.89</small>	1.2 L 12 6 4 4 1 2 0 0 0 0 0 0 12 20 21.60 4.800																					
	4.1 19 5 2 2 1 1 0 0 0 0 0 0 20 24 4.15 1.385																					
	2.0 7 0 0 0 1 0 0 0 0 0 0 0 9 9 0.00 0.000																					
	1.0 4 1 0 0 0 0 0 0 0 0 0 0 4 4 0.00 1.000																					

Toronto Blue Jays @ Cleveland Indians
Cleveland Municipal Stadium, Cleveland, OH

AB	35
R	6
H	12
RBI	6
BB	3
SO	3
LOB	16



Sat Sep 17 1977, 3:38 AM EDT
Att. 5,593 - Unknown

livebaseballscorecards.com

BOTTOM

Toronto Blue Jays @ Cleveland Indians
Cleveland Municipal Stadium, Cleveland, OH

Sat Sep 17 1977, 3:38 AM EDT
Att. 5,593 - Unknown

livebaseballscorecards.com

AB	41
R	5
H	13
RBI	5
BB	3
SO	4
LOB	23



WP:	0	PA:	44
PB:	0		
SB:	0		
CS:	0		

AB R H RBI BB SO LOB

5	0	0	0	0	1	6
5	0	2	0	0	0	2
4	1	0	0	1	1	2
4	0	1	0	1	0	1
5	2	1	0	0	1	4
4	2	2	2	1	0	0
0	0	0	0	0	0	0
5	0	3	2	0	0	1
4	0	3	1	0	0	1
1	0	0	0	0	1	2
4	0	1	0	0	0	4

Batter	1	2	3	4	5	6	7	8	9
Paul Dade, R OBP: 0.335, SLG: 0.358 (1, 5)	0-0 4-3		0-3 K	0-0 F3		0-0 G6-4-3		0-0 F9	
Duane Kuiper, L OBP: 0.321, SLG: 0.332 (1, 4)	0-0 1B		0-0 E1	0-0 1-3			0-0 1-3		0-0 F8
Ron Pruitt, R OBP: 0.379, SLG: 0.398 (1, 9)	0-0 F8		0-0 6-3		0-0 F7		0-3 K		4-0 BB
Andre Thornton, R OBP: 0.390, SLG: 0.558 (1, 3)	0-0 1-2		4-0 BB		0-0 5-3		0-0 F7		0-0 F7
Bruce Bochte, L OBP: 0.365, SLG: 0.407 (1, 7)	0-0 G3		0-3 K		0-0 6-3			0-0 E3	0-0 1-2
Rico Carty, R OBP: 0.363, SLG: 0.443 (1, 10)		0-0 F9		0-0 E7		0-0 1B		0-0 HR	4-0 1-2
Don Hood, L (9, PR)				1B		1B		1-H	BB
Jim Norris, L OBP: 0.358, SLG: 0.362 (1, 8)		0-0 F8		0-0 FC1-5		0-0 F6		0-0 G3	0-0 1-2
Fred Kendall, R OBP: 0.282, SLG: 0.337 (1, 2)				1B		1B		2B	0-3
John Lowenstein, L OBP: 0.344, SLG: 0.393 (9, PH)		0-0 1B		0-0 FC1-5		0-0 1B		0-0 F7	0-3 K
Alfredo Griffin, S OBP: 0.200, SLG: 0.200 (1, 6)				1-2		0-0 FC1-5		0-0 G3	
				2-3f		1-2		2-3	

Inning Stats	R: 0 E: 0 K: 0 S: 5	H: 2 LOB: 2 BB: 0 P: 5	R: 0 E: 0 K: 0 S: 4	H: 1 LOB: 1 BB: 0 P: 4	R: 0 E: 1 K: 2 S: 8	H: 1 LOB: 2 BB: 1 P: 12	R: 1 E: 1 K: 0 S: 6	H: 2 LOB: 2 BB: 0 P: 6	R: 0 E: 0 K: 0 S: 3	H: 0 LOB: 0 BB: 0 P: 3	R: 0 E: 0 K: 1 S: 5	H: 3 LOB: 2 BB: 0 P: 5	R: 0 E: 0 K: 1 S: 5	H: 0 LOB: 0 BB: 0 P: 5	R: 2 E: 1 K: 0 S: 6	H: 2 LOB: 1 BB: 0 P: 6	R: 2 E: 0 K: 1 S: 7	H: 2 LOB: 2 BB: 2 P: 15	1B: 11 2B: 1 3B: 0 HR: 1	SF: 0 SAC: 0 DP: 1 HBP: 0
---------------------	------------------------------	---------------------------------	------------------------------	---------------------------------	------------------------------	----------------------------------	------------------------------	---------------------------------	------------------------------	---------------------------------	------------------------------	---------------------------------	------------------------------	---------------------------------	------------------------------	---------------------------------	------------------------------	----------------------------------	-----------------------------------	------------------------------------

PITCHER	IP	WLS	BF	H	R	ER	SO	BB	IBB	HBP	BLK	WP	HR	S	P	ERA	WHIP
Dave Lemanczyk, R ERA: 4.3 (1, 1)	8.2	W	41	12	5	3	3	2	0	0	0	0	1	45	53	3.12	1.615
Tom Murphy, R ERA: 5.11 (9, 1)	0.1	S	3	1	0	0	1	1	0	0	0	0	0	4	8	0.00	6.000

Batter	1	2	3	4	5	6	7	8	9	AB R H RBI BB SO LOB	TOP																					
Gary Woods, R (1, 8) OBP: 0.255, SLG: 0.275	0-0 F8		0-0 1B		0-0 E6 1B		0-0 6-3		0-0 SH1-4	4 1 1 1 0 0 1																						
Bob Bailor, R (1, 10) OBP: 0.347, SLG: 0.420 John Scott, R (9, PR) OBP: 0.266, SLG: 0.305	0-0 6-3		0-0 F7		0-0 E 4-3 1B		0-3 K		0-0 K S 1B	5 1 2 2 0 1 1 0 0 0 0 0 0 0																						
Roy Howell, L (1, 5) OBP: 0.370, SLG: 0.418	0-0 HR			0-0 4-3	0-0 E4 4-3 1B		0-0 1B		0-3 K 1B	5 1 2 2 0 1 2																						
Ron Fairly, L (1, 9) OBP: 0.363, SLG: 0.469	0-0 6-3			0-0 F5	0-0 4-3		0-0 G3			4 0 0 1 0 0 2																						
Doug Rader, R (1, 3) OBP: 0.349, SLG: 0.445		0-3 K		0-0 F3	0-0 6-3			0-0 F8		4 0 0 0 0 1 1																						
Steve Bowling, R (1, 7) OBP: 0.354, SLG: 0.302		0-3 K			0-0 F4	0-0 5-3 1B		0-0 5-3		4 0 1 0 0 1 0																						
Alan Ashby, S (1, 2) OBP: 0.301, SLG: 0.284		0-3 K			0-0 E1 WP E	0-0 F7		4-0 BB BB BB		3 1 0 0 1 1 1																						
Dave McKay, S (1, 4) OBP: 0.208, SLG: 0.251			0-0 B1-3		0-0 E6 1B 1-H E	0-0 5-3		0-0 F7		4 1 0 0 0 0 2																						
Tim Nordbrook, R (1, 6) OBP: 0.333, SLG: 0.211			0-0 F9		0-0 E 1B 1B	0-0 5-3		4-0 BB BB BB	4-0 SH1-4 1B BB	3 2 1 0 1 0 1																						
Inning Stats	R: 1 E: 0 K: 0 S: 4	H: 1 LOB: 0 BB: 0 P: 4	R: 0 E: 0 K: 3 S: 9	H: 0 LOB: 0 BB: 0 P: 9	R: 0 E: 0 K: 0 S: 4	H: 1 LOB: 1 BB: 0 P: 4	R: 0 E: 0 K: 0 S: 3	H: 0 LOB: 0 BB: 0 P: 3	R: 5 E: 4 K: 0 S: 9	H: 2 LOB: 1 BB: 0 P: 9	R: 0 E: 0 K: 0 S: 4	H: 1 LOB: 1 BB: 0 P: 4	R: 0 E: 0 K: 1 S: 6	H: 1 LOB: 1 BB: 0 P: 6	R: 0 E: 0 K: 0 S: 3	H: 0 LOB: 1 BB: 1 P: 7	R: 1 E: 0 K: 1 S: 5	H: 1 LOB: 1 BB: 1 P: 9	1B: 6 2B: 0 3B: 0 HR: 1	SF: 0 SAC: 1 DP: 0 HBP: 0	WP: 1 PB: 0 SB: 1 CS: 0	PA: 39										
PITCHER Wayne Garland, R (1, 1) ERA: 3.67	IP 9.0	WLS L	BF 39	H 7	R 7	ER 2	SO 5	BB 2	IBB 0	HBP 0	BLK 0	WP 1	HR 1	S 47	P 55	ERA 2.00	WHIP 1.000															
											PITCHER	IP	WLS	BF	H	R	ER	SO	BB	IBB	HBP	BLK	WP	HR	S	P	ERA	WHIP				

Toronto Blue Jays @ Cleveland Indians
Cleveland Municipal Stadium, Cleveland, OH

livebaseballscorecards.com

AB	36
R	7
H	7
RBI	6
BB	2
SO	5
LOB	11



Sun Sep 18 1977, 3:33 AM EDT
Att: 4,376 - Unknown - 79 F

Batter	1	2	3	4	5	6	7	8	9	AB R H RBI BB SO LOB
Paul Dade, R OBP: 0.336, SLG: 0.357 (1, 5)	0-0 E4 E	0-0 1-3			0-0 5-3 1-2		0-0 1B		4-0 BB BB	4 1 1 0 1 0 2
Duane Kuiper, L OBP: 0.322, SLG: 0.333 (1, 4)	0-0 4-3 1-H		0-0 4-3		0-0 2B		0-0 L8		4-0 BB BB	4 0 1 1 1 0 1
John Lowenstein, L OBP: 0.339, SLG: 0.382 (1, 9)	0-0 F4		0-0 3-1		4-0 BB		0-3 K		0-0 4-3	4 0 0 0 1 1 3
Andre Thornton, R OBP: 0.387, SLG: 0.552 (1, 3)	0-0 F8		0-0 5-3		0-0 F6		0-0 G3			4 0 0 0 0 0 3
Bruce Bochte, L OBP: 0.364, SLG: 0.406 (1, 7)		0-0 1B FC6-4 1B		0-0 F8	0-0 4-3			0-3 K		4 1 1 0 0 1 2
Rico Carty, R OBP: 0.362, SLG: 0.441 (1, 10)		0-0 FC6-4 1B		0-0 6-3		0-0 F9		0-0 F8		4 0 1 0 0 0 0
Jim Norris, L OBP: 0.357, SLG: 0.360 (1, 8)		0-0 FC6-4 5-3 1-2f 3B		4-0 E BB		0-0 F6		0-0 L6		3 1 0 1 1 0 1
Fred Kendall, R OBP: 0.282, SLG: 0.336 (1, 2)		0-0 5-3 1-2		0-0 5-3 1-2		0-0 FC4-6 1B			0-0 F2	4 0 1 0 0 0 2
Frank Duffy, R OBP: 0.245, SLG: 0.285 (1, 6)		0-0 3B			0-0 5-3 2B 1B		0-0 FC4-6		0-0 F8	4 1 2 1 0 0 1

Inning Stats	R: 1	H: 0	E: 2	LOB: 0	K: 0	BB: 0	S: 4	P: 4	R: 2	H: 3	E: 0	LOB: 1	K: 0	BB: 0	S: 6	P: 6	R: 0	H: 0	E: 0	LOB: 0	K: 0	BB: 0	S: 3	P: 3	R: 0	H: 0	E: 1	LOB: 1	K: 0	BB: 1	S: 3	P: 7	R: 1	H: 2	E: 0	LOB: 2	K: 0	BB: 1	S: 5	P: 9	R: 0	H: 1	E: 0	LOB: 1	K: 1	BB: 0	S: 6	P: 6	R: 0	H: 0	E: 0	LOB: 0	K: 1	BB: 0	S: 5	P: 5	R: 0	H: 0	E: 0	LOB: 2	K: 0	BB: 2	S: 3	P: 11	1B: 5	SF: 0	2B: 1	SAC: 0	3B: 1	DP: 0	HR: 0	HBP: 0	WP: 0	PA: 39
--------------	------	------	------	--------	------	-------	------	------	------	------	------	--------	------	-------	------	------	------	------	------	--------	------	-------	------	------	------	------	------	--------	------	-------	------	------	------	------	------	--------	------	-------	------	------	------	------	------	--------	------	-------	------	------	------	------	------	--------	------	-------	------	------	------	------	------	--------	------	-------	------	-------	-------	-------	-------	--------	-------	-------	-------	--------	-------	--------

PITCHER	IP	WLS	BF	H	R	ER	SO	BB	IBB	HBP	BLK	WP	HR	S	P	ERA	WHIP
Jesse Jefferson, R ERA: 4.31 (1, 1)	8.2	W	38	7	4	3	2	4	0	0	0	0	0	38	54	3.12	1.269
Pete Vuckovich, R ERA: 3.61 (9, 1)	0.1	S	1	0	0	0	0	0	0	0	0	0	0	1	1	0.00	0.000

BOTTOM

Toronto Blue Jays @ Cleveland Indians
Cleveland Municipal Stadium, Cleveland, OH

Sun Sep 18 1977, 3:33 AM EDT
Att. 4,376 - Unknown - 79 F

livebaseballscorecards.com

AB	35
R	4
H	7
RBI	3
BB	4
SO	2
LOB	15



Cleveland Indians @ Detroit Tigers
 Tiger Stadium, Detroit, MI
 Mon Sep 19 1977, 7:05 PM EDT
 Att. 5,843 - Unknown

Batter	1	2	3	4	5	6	7	8	9	AB R H RBI BB SO LOB	TOP					
Paul Dade, R (1, 9) X OBP: 0.333, SLG: 0.353	0-0 F9 ①		0-3 K ①		0-0 F3 ①		0-0 5-3 ①		0-0 5-3 ①	5 0 0 0 0 1 0						
Duane Kuiper, L (1, 4) X OBP: 0.324, SLG: 0.334	0-0 HR 1B		0-0 5-3 ②		0-0 CS 1B ②		0-0 F7 ②	4-0 FC6-4 BB	4 1 2 0 1 0 0							
Larvell Blanks, R (1, 5) X OBP: 0.311, SLG: 0.398	0-0 F7 ②		0-0 F9 ③		0-0 1-2 1B ②		0-0 5-3 ③	0-0 F9 ②	5 0 1 0 0 0 2							
Andre Thornton, R (1, 3) X OBP: 0.387, SLG: 0.560	0-0 1-H HR			0-0 1B SF7 2B	0-0 F4 ③			0-0 F6 ①	0-0 FC6-4 ③	5 2 2 2 0 0 2						
Bruce Bochte, L (1, 7) X OBP: 0.367, SLG: 0.409	0-0 F5 ③			0-0 BB 1B 2-3	0-0 S 1B 1B			0-0 BB BB 1B		4 1 3 0 0 0 0						
Rico Carty, R (1, 10) X OBP: 0.361, SLG: 0.438		0-0 4-3 ①		0-0 BB 1-2	0-3 K ① 1-2			0-0 F7 ②		3 0 0 0 1 1 2						
Rick Manning, L (1, 8) X OBP: 0.270, SLG: 0.321		0-0 3-1 ②		0-0 SF7 ① 3-H	0-0 F9 ②			4-0 BB BB 1-2		2 0 0 1 1 0 1						
Fred Kendall, R (1, 2) X OBP: 0.288, SLG: 0.337		4-0 BB		0-3 K ②	0-0 BB 1B 2-H			4-0 FC4-6 BB 1-2 2-3		2 0 1 1 2 1 2						
Alfredo Griffin, S (1, 6) X OBP: 0.111, SLG: 0.111		0-0 F9 ③		0-0 4-3 ③	0-0 P1 ③			0-0 FC4-6 ③ 1-2f		4 0 0 0 0 0 7						
Inning Stats	R: 2 H: 2 E: 0 LOB: 0 K: 0 BB: 0 S: 5 P: 5	R: 0 H: 0 E: 0 LOB: 1 K: 0 BB: 1 P: 7	R: 0 H: 0 E: 0 LOB: 0 K: 1 BB: 0 P: 5	R: 1 H: 2 E: 0 LOB: 2 K: 1 BB: 1 P: 11	R: 0 H: 2 E: 0 LOB: 1 K: 0 BB: 0 P: 4	R: 1 H: 2 E: 0 LOB: 1 K: 1 BB: 0 P: 7	R: 0 H: 0 E: 0 LOB: 0 K: 0 BB: 0 P: 3	R: 0 H: 1 E: 0 LOB: 3 K: 0 BB: 2 P: 12	R: 0 H: 0 E: 0 LOB: 1 K: 0 BB: 1 P: 7	1B: 7 SF: 1 2B: 1 SAC: 0 3B: 0 DP: 0 HR: 1 HBP: 0	WP: 0 PA: 40 PB: 0 SB: 1 CS: 1					
PITCHER	IP WLS BF H R ER SO BB IBB HBP BLK WP HR S P ERA WHIP															
Milt Wilcox, R (1, 1) ERA: 3.48	5.2	26	8	4	4	3	2	0	0	0	0	1	30	38	6.35	1.765
John Hiller, L (6, 1) ERA: 3.68	2.0	9	1	0	0	0	2	0	0	0	0	0	7	15	0.00	1.500
Steve Foucault, R (8, 1) ERA: 3.18	1.1	W	5	0	0	0	1	0	0	0	0	0	4	8	0.00	0.750

livebaseballscorecards.com

AB	34
R	4
H	9
RBI	4
BB	5
SO	3
LOB	16



Batter	1	2	3	4	5	6	7	8	9
Ron LeFlore, R OBP: 0.359, SLG: 0.475 (1, 8)	0-0 4-3		0-3 K2-3			0-0 F9	0-0 1-3		
Lou Whitaker, L OBP: 0.320, SLG: 0.333 (1, 4) Tito Fuentes, S OBP: 0.344, SLG: 0.390 (7, PH) (8, 4)	0-0 F8			0-0 4-3		0-0 4-3	0-0 3-1		
Rusty Staub, L OBP: 0.337, SLG: 0.458 (1, 10) Tim Corcoran, L OBP: 0.284, SLG: 0.362 (8, PR)	0-0 F8			0-0 F8			0-0 HR	0-0 FC1-6 1B	
Steve Kemp, L OBP: 0.344, SLG: 0.432 (1, 7)		0-3 K		0-0 F6		0-0 1B	0-0 1B	0-0 FC1-6 WP 1B	
Jason Thompson, L OBP: 0.344, SLG: 0.476 (1, 3)		0-3 K		0-0 F8		0-0 1B	0-0 1B	4-0 WP 1B	
Ben Oglivie, L OBP: 0.322, SLG: 0.457 (1, 9)				4-0 FC5-4 BB		0-0 1B	0-0 WP S 1B		
Milt May, L OBP: 0.296, SLG: 0.389 (1, 2)		0-0 1B		0-0 F7		0-0 SH5-3	0-0 K		
Aurelio Rodriguez, R OBP: 0.268, SLG: 0.385 (1, 5)			0-3 K		0-0 FC5-4	0-0 1B	0-0 1B	4-0 BB	
Alan Trammell, R OBP: 0.263, SLG: 0.222 (1, 6) Mickey Stanley, R OBP: 0.292, SLG: 0.408 (7, PH) Chuck Scrivener, R OBP: 0.153, SLG: 0.090 (8, 6)			0-3 K			0-0 1-3	0-0 1-3	0-0 5-3	

Inning Stats	R: 0 E: 0 K: 0 S: 3	H: 0 LOB: 0 BB: 0 P: 3	R: 0 E: 0 K: 2 S: 8	H: 1 LOB: 1 BB: 0 P: 8	R: 0 E: 0 K: 3 S: 9	H: 0 LOB: 0 BB: 0 P: 9	R: 0 E: 0 K: 0 S: 3	H: 0 LOB: 0 BB: 0 P: 3	R: 0 E: 0 K: 0 S: 3	H: 0 LOB: 1 BB: 1 P: 7	R: 0 E: 0 K: 0 S: 3	H: 0 LOB: 0 BB: 0 P: 3	R: 4 E: 0 K: 0 S: 9	H: 6 LOB: 2 BB: 0 P: 9	R: 2 E: 0 K: 1 S: 7	H: 2 LOB: 2 BB: 2 P: 15
1B: 8 2B: 0 3B: 0 HR: 1	SF: 0 SAC: 1 DP: 0 HBP: 0	WP: 2 PB: 0 SB: 1 CS: 0	PA: 36													

PITCHER	IP	WLS	BF	H	R	ER	SO	BB	IBB	HBP	BLK	WP	HR	S	P	ERA	WHIP
Jim Bibby, R ERA: 3.62 (1, 1)	6.0		24	5	4	4	5	1	0	0	0	0	1	33	37	6.00	1.000
Sid Monge, L ERA: 5.29 (7, 1)	0.1		2	1	0	0	0	0	0	0	0	0	0	2	2	0.00	3.000
Pat Dobson, R ERA: 6.14 (7, 1)	0.2	L	4	2	1	1	0	0	0	0	0	0	0	4	4	13.50	3.000
Bill Laxton, L ERA: 4.96 (8, 1)	0.2		5	1	1	1	1	2	0	0	0	2	0	5	13	13.50	4.500
Larry Andersen, R ERA: 3.09 (8, 1)	0.1		1	0	0	0	0	0	0	0	0	0	0	1	1	0.00	0.000

BOTTOM


Cleveland Indians @ Detroit Tigers

Tiger Stadium, Detroit, MI

Mon Sep 19 1977, 7:05 PM EDT
Att. 5,843 - Unknown

AB	R	H	RBI	BB	SO	LOB
4	0	0	0	0	1	2
3	0	0	0	0	0	0
1	0	0	0	0	0	2
4	1	2	1	0	0	0
0	0	0	0	0	0	0
4	2	1	0	0	1	1
3	2	1	0	1	1	0
3	1	3	3	1	0	0
3	0	0	0	0	1	3
3	0	1	2	1	1	1
2	0	0	0	0	1	0
1	0	1	0	0	0	0
1	0	0	0	0	0	2

AB	32
R	6
H	9
RBI	6
BB	3
SO	6
LOB	11



livebaseballscores.com

Batter	1	2	3	4	5	6	7	8	9	10	AB R H RBI BB SO LOB	TOP														
Paul Dade, R (1, 8) OBP: 0.332, SLG: 0.356	0-0 1B 3B		0-0 1-4-3		0-0 6-3		0-0 F9			0-0 SH1-4	4 1 1 0 0 0 1	Cleveland Indians @ Detroit Tigers Tiger Stadium, Detroit, MI Tue Sep 20 1977, 7:05 PM EDT Att: 5,557 - Unknown														
Duane Kuiper, L (1, 4) OBP: 0.326, SLG: 0.336	0-0 G6-4-3 1B		0-0 F7			0-0 1B 1B	0-0 F7			4-0 HBP FC5-2 IBB	4 1 2 1 1 0 1															
Larvell Blanks, R (1, 5) OBP: 0.313, SLG: 0.398	0-0 G6-4-3 1-2f			0-0 F8		0-0 1B 1B		0-0 F8		0-0 FC5-2 HBP 1B	5 0 2 1 0 0 1															
Andre Thornton, R (1, 3) OBP: 0.385, SLG: 0.555	0-0 F8			0-0 E5 BB		0-0 F3		0-3 K		1-0 FC5-2 HBP	4 0 0 0 0 1 2															
Rico Carty, R (1, 10) OBP: 0.362, SLG: 0.436		0-0 5-3		4-0 FC6-4 1-2 BB		0-0 G4-6-3 1B		0-0 F8		0-0 FC5-2	4 0 1 1 1 0 3															
Bruce Bochte, L (1, 7) OBP: 0.365, SLG: 0.405		4-0 BB		0-0 F8		0-0 G4-6-3 1-2f			0-0 F8	0-0 F8	4 0 0 0 1 0 7															
Ron Pruitt, R (1, 9) OBP: 0.377, SLG: 0.392		0-0 F7		0-0 FC6-4 1-2f			4-0 SH5-4 1B BB		0-0 F5		3 1 0 0 1 0 3															
Fred Kendall, R (1, 2) OBP: 0.285, SLG: 0.333		0-0 F7			0-0 F9		0-0 SH5-4 1-2		0-0 5-3		3 0 0 0 0 0 1															
Alfredo Griffin, S (1, 6) OBP: 0.091, SLG: 0.091			0-0 6-3				0-0 F8			0-0 SH1-4 1B 1B	2 0 0 0 0 0 0 1 0 1 1 0 0 0 1 1 1 0 0 0 0															
Jim Norris, L (7, PH) OBP: 0.358, SLG: 0.361													C													
Frank Duffy, R (7, 6) OBP: 0.247, SLG: 0.287																										
Inning Stats	R: 1 E: 0 K: 0 S: 4	H: 2 LOB: 0 BB: 0 P: 4	R: 0 E: 0 K: 0 S: 3	H: 0 LOB: 1 BB: 1 P: 7	R: 0 E: 0 K: 0 S: 3	H: 0 LOB: 0 BB: 0 P: 3	R: 0 E: 1 K: 0 S: 4	H: 0 LOB: 2 BB: 1 P: 8	R: 0 E: 0 K: 0 S: 3	H: 0 LOB: 0 BB: 0 P: 3	R: 1 E: 0 K: 0 S: 5	H: 3 LOB: 1 BB: 0 P: 5		R: 1 E: 0 K: 0 S: 4	H: 1 LOB: 1 BB: 1 P: 8	R: 0 E: 0 K: 1 S: 5	H: 0 LOB: 0 BB: 0 P: 5	R: 0 E: 0 K: 0 S: 3	H: 0 LOB: 0 BB: 0 P: 3	R: 1 E: 0 K: 0 S: 5	H: 2 LOB: 3 BB: 1 P: 10	1B: 7 2B: 0 3B: 1 HR: 0	SF: 0 SAC: 2 DP: 2 HBP: 1	WP: 0 PB: 0 SB: 0 CS: 0	PA: 42	
PITCHER	IP WLS BF H R ER SO BB IBB HBP BLK WP HR S P ERA WHIP																									
Ed Glynn, L (1, 1) ERA: 3.54	5.0																									
Bruce Taylor, R (6, 1) ERA: 3.43	4.1	19	4	2	2	1	1	1	1	0	0	0	18	27	4.15	1.154										
Steve Foucault, R (10, 1) ERA: 3.15	0.2	W	2	0	0	0	0	0	0	0	0	0	2	2	0.00	0.000										

AB	35
R	4
H	8
RBI	4
BB	4
SO	1
LOB	19



BOTTOM

Cleveland Indians @ Detroit Tigers
Tiger Stadium, Detroit, MI
Tue Sep 20 1977, 7:05 PM EDT
Att. 5,557 - Unknown

livebaseballscorecards.com

AB	36
R	5
H	11
RBI	5
BB	6
SO	3
LOB	13



WP:	0	PA:	44
PB:	0		
SB:	0		
CS:	2		

AB R H RBI BB SO LOB

4	1	2	1	1	1	0
4	0	2	0	1	0	1
3	0	1	1	2	0	1
5	1	2	1	0	0	4
4	2	0	0	1	0	3
4	0	1	0	0	1	1
4	0	1	1	1	1	1
4	0	1	0	0	0	2
0	1	0	0	0	0	0
0	0	0	0	0	0	0
1	0	1	1	0	0	0
3	0	0	0	0	0	0

1B:	8	SF:	0
2B:	2	SAC:	2
3B:	0	DP:	1
HR:	1	HBP:	0

Batter	1	2	3	4	5	6	7	8	9	10
Ron LeFlore, R OBP: 0.361, SLG: 0.476 (1, 8)	0-3 K		4-0 CS 1B 1B BB		0-0 F8		0-0 BB 2B		0-0 2-H 1B	
Tito Fuentes, S OBP: 0.346, SLG: 0.392 (1, 4)	0-0 F9		0-0 CS 1-2 1B		0-0 1B 2B		4-0 BB IBB		0-0 F7	
Rusty Staub, L OBP: 0.339, SLG: 0.457 (1, 10)	0-0 G3		0-0 1-2 2-H 1B		4-0 1B BB		4-0 1-2 2-3 G4-6-3 BB		0-0 F8	
Jason Thompson, L OBP: 0.344, SLG: 0.481 (1, 3)		0-0 F5	0-0 L7		0-0 1-2 2-3 1B		0-0 1-2f G4-6-3			0-0 HR
Lance Parrish, R OBP: 0.387, SLG: 0.462 (1, 2)		0-0 E6 1B 5-3		0-0 F8	0-0 F9			0-0 5-3		4-0 SH1-4 1B BB
Mickey Stanley, R OBP: 0.291, SLG: 0.405 (1, 7)		0-0 5-3		0-0 1B		0-0 5-3		0-3 K		0-0 SH1-4
Ben Oglivie, L OBP: 0.323, SLG: 0.455 (1, 9)		0-0 2-H 1B		0-3 K		0-0 F7		0-0 4-3		4-0 1B IBB
Aurelio Rodriguez, R OBP: 0.268, SLG: 0.383 Lou Whitaker, L OBP: 0.320, SLG: 0.333 Phil Mankowski, L OBP: 0.313, SLG: 0.344 John Wockenfuss, R OBP: 0.328, SLG: 0.500 (1, 5) (9, PR) (10, 5) (10, PH)		0-0 5-3		0-0 5-3		0-0 F9			0-0 SH1-4 1B	0-0 1-2 2-H 1B
Chuck Scrivener, R OBP: 0.147, SLG: 0.086 (1, 6)			0-0 F6		0-0 F7		0-0 L7		0-0 SH1-4	

Inning Stats	R: 0	H: 0	E: 0	K: 1	S: 5	R: 1	H: 1	E: 1	K: 0	S: 5	R: 1	H: 2	E: 0	K: 0	S: 4	R: 0	H: 1	E: 0	K: 1	S: 6	R: 0	H: 2	E: 0	K: 0	S: 5	R: 0	H: 0	E: 0	K: 0	S: 3	R: 0	H: 1	E: 0	K: 0	S: 3	R: 0	H: 0	E: 0	K: 1	S: 5	R: 1	H: 2	E: 0	K: 0	S: 5	R: 2	H: 2	E: 0	K: 0	S: 3	1B: 8	SF: 0
--------------	------	------	------	------	------	------	------	------	------	------	------	------	------	------	------	------	------	------	------	------	------	------	------	------	------	------	------	------	------	------	------	------	------	------	------	------	------	------	------	------	------	------	------	------	------	------	------	------	------	------	-------	-------

PITCHER	IP	WLS	BF	H	R	ER	SO	BB	IBB	HBP	BLK	WP	HR	S	P	ERA	WHIP
Don Hood, L ERA: 3.19 (1, 1)	9.0		40	10	4	3	3	3	1	0	0	0	1	42	58	3.00	1.444
Rick Waits, L ERA: 4.44 (10, 1)	0.1	L	4	1	1	1	0	1	1	0	0	0	0	2	10	27.00	6.000

Batter	1	2	3	4	5	6	7	8	9	AB R H RBI BB SO LOB	TOP	
Elliott Maddox, R (1, 8) OBP: 0.398, SLG: 0.436	0-0 F9 2B		0-0 6-3			0-0 F8		4-0 BB		3 0 1 0 1 0 0		
Rich Dauer, R (1, 4) OBP: 0.289, SLG: 0.332	0-0 5-3			0-0 4-3		0-0 F8		0-0 F7		4 0 0 0 0 0 4		
Ken Singleton, S (1, 9) OBP: 0.442, SLG: 0.506 Mike Dimmel, R (9, PR)	0-0 F9 2-3			0-0 5-3			0-3 K		4-0 1B BB 2B BB	3 0 0 0 1 1 1 0 1 0 0 0 0 0		
Lee May, R (1, 10) OBP: 0.290, SLG: 0.421 Tom Shopay, L (9, PR)	0-0 5-3			0-0 1B			0-3 K		4-0 1B BB 2B BB	3 0 1 0 1 1 1 0 1 0 0 0 0 0		
Eddie Murray, S (1, 3) OBP: 0.326, SLG: 0.448 Kiko Garcia, R (9, PR)		0-0 5-3		0-3 K			0-3 K		0-0 2B 1-2 2-3 1B	4 0 1 0 0 2 1 0 0 0 0 0 0 0		
Andres Mora, R (1, 7) OBP: 0.270, SLG: 0.482		0-0 6-3			0-0 6-3			0-0 5-3	0-3 K	4 0 0 0 0 1 3		
Doug DeCinces, R (1, 5) OBP: 0.342, SLG: 0.429		0-0 5-3			0-0 6-3			0-0 BB 1B 1B	0-3 K	4 0 1 0 0 1 3		
Mark Belanger, R (1, 6) OBP: 0.291, SLG: 0.274 Al Bumbry, L (9, PH)			0-0 P4		0-0 F5			0-3 K	0-0 2B 1-3 2-H 3-H	3 0 0 0 0 1 1 1 0 1 2 0 0 0		
Dave Skaggs, R (1, 2) OBP: 0.339, SLG: 0.341 Larry Harlow, L (8, PR) Rick Dempsey, R (8, 2) Terry Crowley, L (9, PH)			0-0 5-3			0-0 P4		0-0 BB 1-2 1B	0-3 K	3 0 1 0 0 0 0 0 0 0 0 0 0 0 0 0 0 0 0 0 0 1 0 0 0 0 1 3		
Inning Stats	R: 0 H: 1 E: 0 LOB: 1 K: 0 BB: 0 S: 4 P: 4	R: 0 H: 0 E: 0 LOB: 0 K: 0 BB: 0 S: 3 P: 3	R: 0 H: 0 E: 0 LOB: 0 K: 0 BB: 0 S: 3 P: 3	R: 0 H: 1 E: 0 LOB: 1 K: 1 BB: 0 S: 6 P: 6	R: 0 H: 0 E: 0 LOB: 0 K: 0 BB: 0 S: 3 P: 3	R: 0 H: 0 E: 0 LOB: 0 K: 0 BB: 0 S: 3 P: 3	R: 0 H: 0 E: 0 LOB: 0 K: 3 BB: 0 S: 9 P: 9	R: 0 H: 2 E: 0 LOB: 3 K: 1 BB: 1 S: 7 P: 11	R: 2 H: 2 E: 0 LOB: 3 K: 3 BB: 2 S: 11 P: 19	1B: 4 SF: 0 2B: 2 SAC: 0 3B: 0 DP: 0 HR: 0 HBP: 0	WP: 0 PA: 36 PB: 0 SB: 0 CS: 0	
PITCHER	IP WLS BF H R ER SO BB IBB HBP BLK WP HR S P ERA WHIP											
Rick Waits, L (1, 1) ERA: 4.23	8.0 W 30 4 1 1 5 2 0 0 0 0 0 0 38 46 1.12 0.750											
Jim Bibby, R (9, 1) ERA: 3.64	1.0 S 6 2 1 1 3 1 0 0 0 0 0 0 11 15 9.00 3.000											

Baltimore Orioles @ Cleveland Indians
Cleveland Municipal Stadium, Cleveland, OH

Fri Sep 23 1977, 7:05 PM EDT
Att. 4,787 - Unknown

livebaseballscorecards.com

AB	33
R	2
H	6
RBI	2
BB	3
SO	8
LOB	17



Batter	1	2	3	4	5	6	7	8	9	AB R H RBI BB SO LOB
--------	---	---	---	---	---	---	---	---	---	----------------------

BOTTOM

<p>Paul Dade, R (1, 9) S S OBP: 0.331, SLG: 0.355</p>			<p>1B</p>	<p>1-3</p>						<p>4 0 1 0 0 2 1</p>
<p>Duane Kuiper, L (1, 4) X OBP: 0.324, SLG: 0.333</p>			<p>1-3</p>							<p>4 0 0 0 0 0 1</p>
<p>Larvell Blanks, R (1, 5) X OBP: 0.315, SLG: 0.399</p> <p>1B</p>			<p>2</p>		<p>2</p>			<p>1B</p>		<p>4 1 2 0 0 1 1</p>
<p>Andre Thornton, R (1, 3) X OBP: 0.386, SLG: 0.553</p> <p>1B</p>			<p>3</p>		<p>3</p>			<p>1B</p>		<p>3 0 1 0 1 0 1</p>
<p>Rico Carty, R (1, 10) X OBP: 0.363, SLG: 0.437</p> <p>2-3f</p>				<p>1B</p>		<p>1</p>		<p>2-H</p>		<p>4 1 2 1 0 0 2</p>
<p>Bruce Bochte, L (1, 7) X OBP: 0.365, SLG: 0.404</p> <p>1</p>				<p>1B</p>		<p>2</p>		<p>2-3f</p>		<p>4 1 1 0 0 0 2</p>
<p>Fred Kendall, R (1, 2) X OBP: 0.283, SLG: 0.330</p> <p>2</p>				<p>1-2</p>		<p>3</p>				<p>3 0 0 0 0 1 2</p>
<p>Rick Manning, L (1, 8) B B B B OBP: 0.271, SLG: 0.320</p> <p>BB</p>				<p>3-H</p>			<p>1</p>			<p>1 0 0 1 1 0 0</p>
<p>Alfredo Griffin, S (1, 6) X OBP: 0.143, SLG: 0.143</p> <p>1-2f</p>				<p>2-H</p>			<p>2</p>			<p>3 0 1 1 0 0 1</p>

Baltimore Orioles @ Cleveland Indians
Cleveland Municipal Stadium, Cleveland, OH
Fri Sep 23 1977, 7:05 PM EDT
Att: 4,787 - Unknown

AB	30
R	3
H	8
RBI	3
BB	2
SO	4
LOB	11



Inning Stats	R: 0	H: 2	E: 0	K: 1	S: 7	P: 7	R: 0	H: 0	E: 0	K: 0	S: 3	R: 0	H: 1	E: 0	K: 1	S: 6	R: 2	H: 3	E: 0	K: 1	S: 8	R: 0	H: 0	E: 0	K: 0	S: 3	R: 0	H: 0	E: 0	K: 1	S: 5	R: 0	H: 0	E: 0	K: 0	S: 3	R: 1	H: 2	E: 0	K: 0	S: 4	1B: 8	2B: 0	3B: 0	HR: 0	SF: 1	SAC: 0	DP: 1	HBP: 0	WP: 0	PB: 0	SB: 2	CS: 0	PA: 33	ERA	WHIP
Rudy May, L (1, 1)	7.1	7	L	31	3	3	3	4	2	0	0	2	0	0	0	0	0	0	0	0	0	0	0	0	0	0	0	0	3.63	1.227																										
Dick Drago, R (8, 1)	0.0	1		1	0	0	0	0	0	0	0	0	0	0	0	0	0	0	0	0	0	0	0	0	0	0	0																													
Tippy Martinez, L (8, 1)	0.2	0		1	0	0	0	0	0	0	0	0	0	0	0	0	0	0	0	0	0	0	0	0	0	0	0	0.00	0.000																											

PITCHER	IP	WLS	BF	H	R	ER	SO	BB	IBB	HBP	BLK	WP	HR	S	P	ERA	WHIP
Rudy May, L	7.1	3	31	7	3	3	4	2	0	0	0	2	0	37	45	3.63	1.227
Dick Drago, R	0.0	0	1	1	0	0	0	0	0	0	0	0	0	1	1	∞	∞
Tippy Martinez, L	0.2	0	1	0	0	0	0	0	0	0	0	0	0	1	1	0.00	0.000

Batter	1	2	3	4	5	6	7	8	9	AB R H RBI BB SO LOB	TOP																										
Al Bumbry, L OBP: 0.368, SLG: 0.408 (1, 8) (9, 7)	0-0 4-3		0-0 2B			0-0 1B 1-2 1B		0-0 G3		4 0 2 0 0 0 0																											
Billy Smith, S OBP: 0.281, SLG: 0.304 (1, 4) SS	0-3 K		0-0 F8			0-0 F7		0-3 K		4 0 0 0 0 2 3																											
Pat Kelly, L OBP: 0.349, SLG: 0.366 Elliott Maddox, R OBP: 0.398, SLG: 0.436 (1, 7) (9, 8)	0-0 F9					0-0 G4-3 1B 1-3 2-H		0-0 G3		4 0 1 1 0 1 0 0 0 0 0 0 0 0																											
Ken Singleton, S OBP: 0.441, SLG: 0.510 Tony Muser, L OBP: 0.308, SLG: 0.287 (1, 9) (9, 3)		0-0 F7				0-0 F8		0-0 G4-3 1B 1-2f		4 1 1 1 0 0 2 0 0 0 0 0 0 0																											
Eddie Murray, S OBP: 0.327, SLG: 0.454 Mike Dimmel, R (1, 3) (9, 9)		0-0 1B				0-3 K		0-0 F7		4 1 2 1 0 1 0 0 0 0 0 0 0 0																											
Lee May, R OBP: 0.291, SLG: 0.421 Tom Shopay, L OBP: 0.273, SLG: 0.275 (1, 10) (9, PR)		0-0 P4				0-3 K		0-0 1B		4 0 2 0 0 1 1 0 1 0 0 0 0 0																											
Doug DeCinces, R OBP: 0.342, SLG: 0.427 (1, 5)		0-3 K				0-0 P3		0-3 K		4 0 1 0 0 2 2																											
Mark Belanger, R OBP: 0.288, SLG: 0.272 (1, 6)			0-3 K			0-3 K		0-3 K		4 0 0 0 0 3 3																											
Dave Skaggs, R OBP: 0.338, SLG: 0.337 (1, 2)			0-3 K			4-0 1B 1B BB		0-3 K		3 1 0 0 1 2 1																											
Inning Stats	R: 0 E: 0 K: 1 S: 5	H: 0 LOB: 0 BB: 0 P: 5	R: 0 E: 0 K: 1 S: 6	H: 1 LOB: 1 BB: 0 P: 6	R: 0 E: 0 K: 2 S: 8	H: 1 LOB: 1 BB: 0 P: 8	R: 0 E: 0 K: 2 S: 7	H: 0 LOB: 0 BB: 0 P: 7	R: 0 E: 0 K: 2 S: 7	H: 0 LOB: 0 BB: 0 P: 7	R: 1 E: 0 K: 0 S: 4	H: 2 LOB: 1 BB: 1 P: 8	R: 0 E: 0 K: 2 S: 8	H: 1 LOB: 1 BB: 0 P: 8	R: 0 E: 0 K: 2 S: 7	H: 0 LOB: 0 BB: 0 P: 7	R: 3 E: 0 K: 0 S: 7	H: 4 LOB: 2 BB: 0 P: 7	1B: 6 2B: 1 3B: 0 HR: 2	SF: 0 SAC: 0 DP: 1 HBP: 0	WP: 0 PB: 0 SB: 0 CS: 0	PA: 36															
PITCHER	IP WLS BF H R ER SO BB IBB HBP BLK WP HR S P ERA WHIP																																				
Dennis Eckersley, R ERA: 3.53 Jim Bibby, R ERA: 3.63	(1, 1) (9, 1)	8.1 L	33 3	8 1	4 0	4 0	12 0	1 0	0 0	0 0	0 1	0 0	2 3	56 3	60 3	4.32 0.00	1.080 1.500																				

Baltimore Orioles @ Cleveland Indians
Cleveland Municipal Stadium, Cleveland, OH

AB	35
R	4
H	9
RBI	3
BB	1
SO	12
LOB	12



Sat Sep 24 1977, 7:05 PM EDT
Att. 4,098 - Unknown

livebaseballscorecards.com

Batter	1	2	3	4	5	6	7	8	9	AB R H RBI BB SO LOB	TOP													
Al Bumby, L (1, 7) OBP: 0.367, SLG: 0.406	0-3 K		0-0 G5-4-3 1B		0-0 G6-4-3		0-0 3-1			4 0 1 0 0 1 1	Baltimore Orioles @ Cleveland Indians Cleveland Municipal Stadium, Cleveland, OH Sun Sep 25 1977, 3:33 AM EDT Att. 6,291 - Unknown livebaseballscorecards.com													
Rich Dauer, R (1, 4) OBP: 0.291, SLG: 0.334	0-0 1B HR 1B		0-0 G5-4-3		0-0 1B		0-0 F2			4 1 2 0 0 0 1														
Elliott Maddox, R (1, 8) OBP: 0.385, SLG: 0.418	0-3 K		0-0 F9		0-0 4-3		0-3 K			4 0 0 0 0 2 2														
Ken Singleton, S (1, 9) OBP: 0.439, SLG: 0.508	0-0 1-3 HR 1B			0-0 F8		0-0 F5		0-0 4-3		4 1 1 0 0 0 0														
Eddie Murray, S (1, 3) OBP: 0.330, SLG: 0.460	0-0 1-H 3-H HR			4-0 BB		0-0 1B		0-0 L6		3 1 2 3 1 0 0														
Doug DeCinces, R (1, 5) OBP: 0.340, SLG: 0.425	0-0 P4			0-3 K		0-0 P5		0-0 F2		3 0 0 0 0 1 2														
Tony Muser, L (9, PH) OBP: 0.305, SLG: 0.284										1 0 0 0 0 0 0														
Andres Mora, R (1, 10) OBP: 0.265, SLG: 0.473		0-0 F9		0-0 F7		0-3 K		0-0 5-3		4 0 0 0 0 1 2														
Mark Belanger, R (1, 6) OBP: 0.288, SLG: 0.277		0-0 F4			0-0 G6-4-3 3B		0-0 6-3			3 1 1 0 0 0 0														
Dave Skaggs, R (1, 2) OBP: 0.338, SLG: 0.336		0-0 G3			0-0 G6-4-3 1B		0-0 5-3			3 0 1 0 0 0 0														
Inning Stats	R: 3 E: 0 K: 2 S: 10	H: 3 LOB: 0 BB: 0 P: 10	R: 0 E: 0 K: 0 S: 3	H: 0 LOB: 0 BB: 0 P: 3	R: 0 E: 0 K: 0 S: 3	H: 1 LOB: 0 BB: 0 P: 3	R: 0 E: 0 K: 1 S: 5	H: 0 LOB: 1 BB: 1 P: 9	R: 1 E: 0 K: 0 S: 5	H: 3 LOB: 1 BB: 0 P: 5	R: 0 E: 0 K: 1 S: 6	H: 1 LOB: 1 BB: 0 P: 6	R: 0 E: 0 K: 0 S: 3	H: 0 LOB: 0 BB: 0 P: 3	R: 0 E: 0 K: 1 S: 5	H: 0 LOB: 0 BB: 0 P: 5	R: 0 E: 0 K: 0 S: 3	H: 0 LOB: 0 BB: 0 P: 3	R: 0 E: 0 K: 0 S: 3	H: 0 LOB: 0 BB: 0 P: 3	1B: 6 2B: 0 3B: 1 HR: 1	SF: 0 SAC: 0 DP: 2 HBP: 0	WP: 0 PB: 0 SB: 0 CS: 0	PA: 34
PITCHER Wayne Garland, R (1, 1) ERA: 3.68	IP: 9.0 WLS: W BF: 34 H: 8 R: 4 ER: 4 SO: 5 BB: 1 IBB: 0 HBP: 0 BLK: 0 WP: 0 HR: 1 S: 43 P: 47 ERA: 4.00 WHIP: 1.000											PITCHER	IP: WLS: BF: H: R: ER: SO: BB: IBB: HBP: BLK: WP: HR: S: P: ERA: WHIP:											

AB	33
R	4
H	8
RBI	3
BB	1
SO	5
LOB	8



Batter	1	2	3	4	5	6	7	8	9
Paul Dade, R (1, 9) OBP: 0.333, SLG: 0.356 Ron Pruitt, R (5, 9) OBP: 0.381, SLG: 0.396	0-0 G3		0-0 4-3		0-0 1B 2-H		0-0 P4	0-0 1B 1-2	
Duane Kuiper, L (1, 4) OBP: 0.324, SLG: 0.333 Dave Oliver, L (5, PH) (6, 4)	0-0 6-3			0-0 F8	0-0 E7 1-2		4-0 1B BB	0-0 L6	
Larvell Blanks, R (1, 5) OBP: 0.316, SLG: 0.397	0-0 G3			0-0 F8	0-0 1B 1-2 2-H		0-0 PB 1B HR 1-3	0-0 F8	
Andre Thornton, R (1, 3) OBP: 0.384, SLG: 0.547		0-0 5-3		0-0 F5	0-0 F8		0-0 PB HR 1-2		
Rico Carty, R (1, 10) OBP: 0.361, SLG: 0.440		0-0 5-3			E6 1B		0-0 HR 1-H 2-H		
Bruce Bochte, L (1, 7) OBP: 0.365, SLG: 0.403		0-0 F7			0-0 F7	0-0 SH3-4 1B	0-0 1B		
Fred Kendall, R (1, 2) OBP: 0.287, SLG: 0.333			0-0 FC4-6 1B		0-0 E7 2B 2-H	0-0 SH3-4 1-2	0-0 P6		
Rick Manning, L (1, 8) OBP: 0.271, SLG: 0.319			0-0 FC4-6 B1-3 1-2f		0-0 2B 1-3	0-3 K	0-0 F2		
Alfredo Griffin, S (1, 6) OBP: 0.182, SLG: 0.227			0-0 B1-3		0-0 E 1B 2-H 3-H	0-3 K		0-0 CS 1B	

Inning Stats	R: 0 E: 0 K: 0 S: 3	H: 0 LOB: 0 BB: 0 P: 3	R: 0 E: 0 K: 0 S: 3	H: 0 LOB: 0 BB: 0 P: 3	R: 0 E: 0 K: 0 S: 4	H: 1 LOB: 1 BB: 0 P: 4	R: 0 E: 0 K: 0 S: 3	H: 0 LOB: 0 BB: 0 P: 3	R: 5 E: 4 K: 0 S: 10	H: 6 LOB: 2 BB: 0 P: 10	R: 0 E: 0 K: 2 S: 8	H: 1 LOB: 1 BB: 0 P: 8	R: 4 E: 0 K: 0 S: 7	H: 4 LOB: 1 BB: 1 P: 11	R: 0 E: 0 K: 0 S: 4	H: 2 LOB: 1 BB: 0 P: 4
1B: 11 2B: 2 3B: 0 HR: 1	SF: 0 SAC: 1 DP: 0 HBP: 0	WP: 0 PB: 2 SB: 0 CS: 1	PA: 39													

PITCHER	IP	WLS	BF	H	R	ER	SO	BB	IBB	HBP	BLK	WP	HR	S	P	ERA	WHIP
Ross Grimsley, L (1, 1) ERA: 3.96	4.1	L	19	6	5	4	0	0	0	0	0	0	0	19	19	8.31	1.385
Dennis Martinez, R (5, 1) ERA: 3.86	2.0		12	4	3	3	2	1	0	0	0	0	0	15	19	13.50	2.500
Nelson Briles, R (7, 1) ERA: 4.29	0.2		4	2	1	1	0	0	0	0	0	0	1	4	4	13.50	3.000
Mike Parrott, R (8, 1) ERA: 2.08	1.0		4	2	0	0	0	0	0	0	0	0	0	4	4	0.00	2.000


BOTTOM

AB	R	H	RBI	BB	SO	LOB
2	0	0	0	0	0	1
3	1	2	1	0	0	0
2	0	0	0	0	0	0
2	1	0	0	1	0	2
5	1	2	1	0	0	1
4	1	1	1	0	0	2
4	2	2	3	0	0	2
4	0	2	0	0	0	1
3	1	2	0	0	0	1
4	1	1	0	0	1	3
4	1	2	2	0	1	2

Baltimore Orioles @ Cleveland Indians
Cleveland Municipal Stadium, Cleveland, OH

Sun Sep 25 1977, 3:33 AM EDT
 Att. 6,291 - Unknown

AB 37
 R 9
 H 14
 RBI 8
 BB 1
 SO 2
 LOB 15



livebaseballscorecards.com

Batter	1	2	3	4	5	6	7	8	9	AB R H RBI BB SO LOB	TOP	
Jim Norris, L (1, 9) <small>OBP: 0.358, SLG: 0.363</small> (8, 8)	0-0 	0-0 4-3			0-0 		0-0 4-3		0-0 4-3	5 2 2 0 0 0 1		
Dave Oliver, L (1, 4) <small>OBP: 0.500, SLG: 0.250</small> Charlie Spikes, R (9, PH) <small>OBP: 0.314, SLG: 0.355</small>	0-0 SH1-3 1-2		0-0 4-3		0-0 		4-0 		0-0 F4	2 0 1 1 1 0 0 1 0 0 0 0 0 0		
Larvell Blanks, R (1, 5) <small>OBP: 0.321, SLG: 0.402</small>	0-0 		0-0 		0-0 		0-0 4-3 1-2			4 0 3 0 0 0 1		
Andre Thornton, R (1, 3) <small>OBP: 0.383, SLG: 0.543</small>	4-0 		0-0 G6-4-3 1-2f		0-0 FC6-4 1-2f		0-0 F4			3 0 0 0 1 0 4		
Bruce Bochte, L (1, 7) <small>OBP: 0.364, SLG: 0.401</small>	0-0 3-1 1-2 2-3 3-H			0-0 F8		4-0 		0-0 5-3		3 0 0 1 1 0 2		
Rico Carty, R (1, 10) <small>OBP: 0.362, SLG: 0.442</small>	0-0 6-3			0-0 6-3		4-0 		0-0 		3 0 1 0 1 0 2		
Rick Manning, L (1, 8) <small>OBP: 0.288, SLG: 0.316</small> Ron Pruitt, R (8, PH) <small>OBP: 0.379, SLG: 0.394</small> (8, 9)		0-0 G3		0-0 F8		0-0 SH1-4 1-2 2-3		0-0 F3		2 0 0 0 0 0 0 1 0 0 0 0 0 1		
Fred Kendall, R (1, 2) <small>OBP: 0.283, SLG: 0.329</small>		0-0 5-3			0-0 F3	0-0 5-3		0-3 K		4 0 0 0 0 1 3		
Alfredo Griffin, S (1, 6) <small>OBP: 0.192, SLG: 0.200</small>		4-0 			0-0 6-3	0-3 K		0-0 F9		3 0 0 0 1 1 2		
Inning Stats	R: 1 H: 2 E: 0 LOB: 2 K: 0 BB: 1 S: 5 P: 9	R: 0 H: 0 E: 0 LOB: 1 K: 0 BB: 1 S: 3 P: 7	R: 0 H: 1 E: 0 LOB: 0 K: 0 BB: 0 S: 3 P: 3	R: 0 H: 0 E: 0 LOB: 0 K: 0 BB: 0 S: 3 P: 3	R: 1 H: 3 E: 0 LOB: 2 K: 0 BB: 0 S: 6 P: 6	R: 0 H: 0 E: 0 LOB: 2 K: 1 BB: 2 S: 5 P: 13	R: 0 H: 0 E: 0 LOB: 1 K: 0 BB: 1 S: 3 P: 7	R: 0 H: 1 E: 0 LOB: 1 K: 1 BB: 0 S: 6 P: 6	R: 0 H: 0 E: 0 LOB: 0 K: 0 BB: 0 S: 3 P: 3	1B: 5 SF: 0 2B: 2 SAC: 2 3B: 0 DP: 1 HR: 0 HBP: 0	WP: 0 PA: 38 PB: 0 SB: 0 CS: 0	
PITCHER Mike Torrez, R (1, 1) <small>ERA: 3.78</small> Sparky Lyle, L (7, 1) <small>ERA: 2.23</small>	IP WLS BF H R ER SO BB IBB HBP BLK WP HR S P ERA WHIP 6.0 W 27 6 2 2 1 4 0 0 0 0 0 0 25 41 3.00 1.667 3.0 S 11 1 0 0 1 1 0 0 0 0 0 0 12 16 0.00 0.667											PITCHER IP WLS BF H R ER SO BB IBB HBP BLK WP HR S P ERA WHIP

Cleveland Indians @ New York Yankees
 Yankee Stadium, Bronx, NY
 Mon Sep 26 1977, 7:05 PM EDT
 Att: 12,356 - Unknown

AB	31
R	2
H	7
RBI	2
BB	5
SO	2
LOB	16



WP: 0 PA: 38
PB: 0
SB: 0
CS: 0

Batter	1	2	3	4	5	6	7	8	9
Willie Randolph, R OBP: 0.347, SLG: 0.392 (1, 4)	0-0 E BB HBP 1B	0-0 1B		0-3 K 1-2		0-0 1B		0-0 F4	
Graig Nettles, L OBP: 0.330, SLG: 0.489 (1, 5)	0-0 F9	0-0 1-3		0-3 K		0-0 F7		1-0 1B HBP	
Thurman Munson, R OBP: 0.346, SLG: 0.450 (1, 2)	4-0 HBP E 1-2 BB BB	0-0 4-3		0-0 FC6 2-H 1B		0-0 F9		0-0 1-2 1B	
Reggie Jackson, L OBP: 0.374, SLG: 0.552 (1, 9)	0-3 K		0-3 K	0-0 FC6 1-2f		0-0 BB 1B 1B		0-3 K	
Lou Piniella, R OBP: 0.371, SLG: 0.515 (1, 7)	0-0 E5 BB HBP 1-2 2-3		0-0 BB 1B		0-0 1B		4-0 1B 1-2 BB	0-0 1-3	
Dave Kingman, R OBP: 0.276, SLG: 0.446 (1, 10)	1-0 BB HBP 1-2 2-3 3-H		0-3 K		0-3 K		0-0 F6		
Cliff Johnson, R OBP: 0.401, SLG: 0.589 (1, 3)	4-0 BB		4-0 FC5-4 1-2 BB		0-0 F8		0-0 F8		
Chris Chambliss, L OBP: 0.339, SLG: 0.454 (8, 3)	1-2 2-3 3-H BB		0-0 FC5-4 1-2f		0-0 1-3		0-0 1-3 2-H 1B		
Paul Blair, R OBP: 0.312, SLG: 0.409 (1, 8)	0-0 F7		0-0 FC5-4		0-0 1-3		0-0 1B		
Bucky Dent, R OBP: 0.305, SLG: 0.357 (1, 6)		0-0 F9		0-0 S 1B 1B		0-0 5-3		0-0 5-3	

Inning Stats	R: 2	H: 1	E: 1	LOB: 3	K: 1	BB: 2	S: 7	P: 16
	R: 0	H: 1	E: 0	LOB: 1	K: 0	BB: 0	S: 4	P: 4
	R: 0	H: 1	E: 0	LOB: 2	K: 2	BB: 1	S: 8	P: 12
	R: 1	H: 2	E: 0	LOB: 1	K: 2	BB: 0	S: 9	P: 9
	R: 0	H: 1	E: 0	LOB: 1	K: 1	BB: 0	S: 6	P: 6
	R: 0	H: 1	E: 0	LOB: 1	K: 0	BB: 0	S: 4	P: 4
	R: 1	H: 2	E: 0	LOB: 2	K: 0	BB: 1	S: 5	P: 9
	R: 0	H: 1	E: 0	LOB: 2	K: 1	BB: 0	S: 6	P: 7

PITCHER	IP	WLS	BF	H	R	ER	SO	BB	IBB	HBP	BLK	WP	HR	S	P	ERA	WHIP
Don Hood, L ERA: 3.12 (1, 1)	8.0	L	41	10	4	2	7	4	0	2	0	0	0	49	67	2.25	1.750

AB R H RBI BB SO LOB

5	1	3	0	0	1	1
4	0	0	0	0	1	4
4	1	2	1	1	0	2
5	1	1	0	0	3	5
4	0	2	0	1	0	4
3	0	0	1	0	2	4
2	0	0	1	2	0	3
0	0	0	0	0	0	0
4	0	1	1	0	0	6
4	1	1	0	0	0	2

AB	35
R	4
H	10
RBI	4
BB	4
SO	7
LOB	31



WP	PA	ERA	WHIP
0	41		

Cleveland Indians @ New York Yankees
Yankee Stadium, Bronx, NY
 Mon Sep 26 1977, 7:05 PM EDT
 Att. 12,356 - Unknown

livebaseballscorecards.com

Batter	1	2	3	4	5	6	7	8	9	AB R H RBI BB SO LOB	TOP	
Jim Norris, L (1, 9) OBP: 0.358, SLG: 0.363 Ron Pruitt, R (8, PH) OBP: 0.382, SLG: 0.397 (8, 9)	0-3 		0-0 CS 1-2	0-0 E1 1B		0-0 5-3		0-0 FC6 1-2 3-H 1B		3 0 1 0 0 1 0 1 0 1 1 0 0 0	Cleveland Indians @ New York Yankees Yankee Stadium, Bronx, NY Tue Sep 27 1977, 7:05 PM EDT Att. 14,138 - Unknown	
Dave Oliver, L (1, 4) OBP: 0.500, SLG: 0.286	0-0 F8			0-0 G5-4-3 1B		1-0 HBP		0-0 F4		3 0 1 0 0 0 2		
Larvell Blanks, R (1, 5) OBP: 0.317, SLG: 0.397	0-0 4-3			0-3 K		0-0 F9		0-0 FC6 1-2f		4 0 0 0 0 1 5		
Andre Thornton, R (1, 3) OBP: 0.382, SLG: 0.539		0-0 F7		0-0 G5-4-3 1-2f		4-0 G6-4-3 BB		0-0 5-3		3 0 0 0 1 0 2		
Rico Carty, R (1, 10) OBP: 0.359, SLG: 0.438		0-0 F3			0-0 5-3		0-0 F9		0-0 F8	4 0 0 0 0 0 1		
Bruce Bochte, L (1, 7) OBP: 0.361, SLG: 0.397		0-0 G3			0-0 4-3		0-0 G6-4-3 1-2f		0-0 1-3	4 0 0 0 0 0 1		
Rick Manning, L (1, 8) OBP: 0.273, SLG: 0.321			0-0 FC3-6 1B		0-0 E S 1B		0-0 4-3			3 0 2 0 0 0 0		
Fred Kendall, R (1, 2) OBP: 0.284, SLG: 0.329			0-3 K		0-3 K 1-3		0-0 1B 1B 1B			3 1 1 0 0 2 2		
Alfredo Griffin, S (1, 6) OBP: 0.179, SLG: 0.185 John Lowenstein, L (8, PH) OBP: 0.343, SLG: 0.386 Frank Duffy, R (8, 6) OBP: 0.247, SLG: 0.287			0-0 FC3-6 CS 1-2f		0-0 B5-3		0-0 1B 1B			2 0 0 0 0 0 1 1 0 1 0 0 0 0 0 0 0 0 0 0 0		
Inning Stats	R: 0 H: 0 E: 0 LOB: 0 K: 1 BB: 0 S: 5 P: 5	R: 0 H: 0 E: 0 LOB: 0 K: 0 BB: 0 S: 3 P: 3	R: 0 H: 1 E: 0 LOB: 0 K: 1 BB: 0 S: 5 P: 5	R: 0 H: 2 E: 1 LOB: 1 K: 1 BB: 0 S: 6 P: 6	R: 0 H: 1 E: 0 LOB: 1 K: 1 BB: 0 S: 6 P: 6	R: 0 H: 0 E: 0 LOB: 1 K: 0 BB: 0 S: 3 P: 4	R: 0 H: 0 E: 0 LOB: 0 K: 0 BB: 1 S: 2 P: 6	R: 1 H: 3 E: 0 LOB: 2 K: 0 BB: 0 S: 6 P: 6	R: 0 H: 0 E: 0 LOB: 0 K: 0 BB: 0 S: 3 P: 3	1B: 7 SF: 0 2B: 0 SAC: 0 3B: 0 DP: 2 HR: 0 HBP: 1	WP: 0 PA: 34 PB: 0 SB: 1 CS: 1	
PITCHER Dick Tidrow, R (1, 1) ERA: 3.18 Sparky Lyle, L (8, 1) ERA: 2.21	IP WLS BF H R ER SO BB IBB HBP BLK WP HR S P ERA WHIP 7.1 26 5 1 1 4 1 0 1 0 0 0 0 32 37 1.23 0.818											PITCHER IP WLS BF H R ER SO BB IBB HBP BLK WP HR S P ERA WHIP 1.2 7 2 0 0 0 0 0 0 0 0 0 0 7 7 0.00 1.200

AB	31
R	1
H	7
RBI	1
BB	1
SO	4
LOB	14



livebaseballscorecards.com

Batter	1	2	3	4	5	6	7	8	9	AB	R	H	RBI	BB	SO	LOB
Willie Randolph, R (1, 4) OBP: 0.346, SLG: 0.390	0-0 1-3			0-0 B2-3		4-0 G6-4-3 BB		0-3 K		3	0	0	0	1	1	0
Graig Nettles, L (1, 5) OBP: 0.328, SLG: 0.486	0-0 4-3			0-0 F9		0-0 G6-4-3 1-2f		0-0 F9		4	0	0	0	0	0	1
Thurman Munson, R (1, 2) OBP: 0.346, SLG: 0.449	0-0 F6			0-0 6-3		0-0 F7			0-0 SH1-4 WP 1B	4	1	1	0	0	0	0
Reggie Jackson, L (1, 9) OBP: 0.375, SLG: 0.551		0-0 4-3			0-3 K		0-0 WP 1B		4-0 SH1-4 1B	3	0	1	0	1	1	0
Lou Piniella, R (1, 7) OBP: 0.373, SLG: 0.517		0-0 6-3			0-0 2B 1B		0-0 WP 1B		0-0 SH1-4 1B	3	1	2	0	0	0	0
Dave Kingman, R (1, 10) OBP: 0.276, SLG: 0.447		0-0 L6			0-0 1B 2B		0-3 K		0-0 WP	4	0	1	0	0	1	3
Cliff Johnson, R (1, 3) OBP: 0.404, SLG: 0.590			0-0 G6-4-3 1B		0-0 FC5-4 1B		0-3 K			3	0	2	1	0	1	2
Chris Chambliss, L (8, 3) OBP: 0.339, SLG: 0.454					0-3 K		0-0 F8			0	0	0	0	0	0	0
Paul Blair, R (1, 8) OBP: 0.309, SLG: 0.404			0-3 K		0-3 K					2	0	0	0	0	2	3
Mickey Rivers, L (7, PH) (8, 8) OBP: 0.350, SLG: 0.432					0-3 K					1	0	0	0	0	0	2
Bucky Dent, R (1, 6) OBP: 0.304, SLG: 0.355			0-0 G6-4-3		0-0 FC5-4			0-0 1-3		3	0	0	0	0	0	3

Inning Stats	R: 0	H: 0	E: 0	K: 0	S: 3	P: 3	R: 0	H: 0	E: 0	K: 0	S: 3	P: 3	R: 0	H: 1	E: 0	K: 1	S: 5	R: 1	H: 3	E: 0	K: 2	S: 10	P: 10	R: 0	H: 0	E: 0	K: 0	S: 2	R: 0	H: 2	E: 0	K: 2	S: 9	R: 0	H: 0	E: 0	K: 1	S: 5	R: 1	H: 1	E: 0	K: 0	S: 2	1B: 6	SF: 0	2B: 1	SAC: 1	3B: 0	DP: 2	HR: 0	HBP: 0	WP: 3	PA: 33
--------------	------	------	------	------	------	------	------	------	------	------	------	------	------	------	------	------	------	------	------	------	------	-------	-------	------	------	------	------	------	------	------	------	------	------	------	------	------	------	------	------	------	------	------	------	-------	-------	-------	--------	-------	-------	-------	--------	-------	--------

PITCHER	IP	WLS	BF	H	R	ER	SO	BB	IBB	HBP	BLK	WP	HR	S	P	ERA	WHIP
Rick Waits, L (1, 1) ERA: 4.1	6.0		23	6	1	1	3	1	0	0	0	0	0	28	32	1.50	1.167
Jim Bibby, R (7, 1) ERA: 3.63	2.1	L	10	1	1	1	3	0	1	0	0	3	0	14	18	3.86	0.429

BOTTOM

Cleveland Indians @ New York Yankees
 Yankee Stadium, Bronx, NY
 Tue Sep 27 1977, 7:05 PM EDT
 Att. 14,138 - Unknown

AB	30
R	2
H	7
RBI	1
BB	2
SO	6
LOB	14



PITCHER	IP	WLS	BF	H	R	ER	SO	BB	IBB	HBP	BLK	WP	HR	S	P	ERA	WHIP
---------	----	-----	----	---	---	----	----	----	-----	-----	-----	----	----	---	---	-----	------

Batter	1	2	3	4	5	6	7	8	9	AB R H RBI BB SO LOB	TOP
Larvell Blanks, R (1, 5) OBP: 0.316, SLG: 0.395	0-3 K		0-0 1B		0-0 6-3		0-0 F9			4 0 1 0 0 1 1	
Dave Oliver, L (1, 4) OBP: 0.571, SLG: 0.400	0-0 1B		0-0 1B		4-0 BB			0-0 G3		3 0 2 0 1 0 0	
Ron Pruitt, R (1, 9) OBP: 0.376, SLG: 0.390	0-0 F9		0-0 F8		0-0 F7			0-0 5-3		4 0 0 0 0 0 4	
Andre Thornton, R (1, 3) OBP: 0.380, SLG: 0.536	0-3 K			4-0 1B 1B BB		0-3 K		0-0 F9		3 0 0 0 1 2 1	
Rico Carty, R (1, 10) OBP: 0.359, SLG: 0.436		0-0 5-3		0-0 1B 1B		0-0 F7		0-0 F9		4 0 1 0 0 0 0	
Bruce Bochte, L (1, 7) OBP: 0.358, SLG: 0.394		0-3 K		0-3 K		0-0 F8		0-0 F7		4 0 0 0 0 2 2	
Fred Kendall, R (1, 2) OBP: 0.284, SLG: 0.329			0-0 F9		0-0 G6-4-3 1B		0-0 F7		4-0 BB BB	3 0 1 0 0 0 0 0 0 0 0 1 0 0	
Jim Norris, L (9, PH) OBP: 0.359, SLG: 0.363					1-2 2-3						
Rick Manning, L (1, 8) OBP: 0.273, SLG: 0.317			0-0 F9	0-0 G6-4-3			0-0 3-1		4-0 BB	3 0 0 0 1 0 3	
Alfredo Griffin, S (1, 6) OBP: 0.188, SLG: 0.167			0-3 K		0-0 F8		4-0 BB		0-0 F8	3 0 0 0 1 1 2	
Inning Stats	R: 0 H: 1 E: 0 LOB: 1 K: 2 BB: 0 S: 8 P: 8	R: 0 H: 0 E: 0 LOB: 0 K: 1 BB: 0 S: 5 P: 5	R: 0 H: 2 E: 0 LOB: 2 K: 1 BB: 0 S: 7 P: 7	R: 0 H: 2 E: 0 LOB: 2 K: 1 BB: 1 S: 6 P: 10	R: 0 H: 0 E: 0 LOB: 1 K: 0 BB: 1 S: 3 P: 7	R: 0 H: 0 E: 0 LOB: 0 K: 1 BB: 0 S: 5 P: 5	R: 0 H: 0 E: 0 LOB: 1 K: 0 BB: 1 S: 3 P: 7	R: 0 H: 0 E: 0 LOB: 0 K: 0 BB: 0 S: 3 P: 3	R: 0 H: 0 E: 0 LOB: 2 K: 0 BB: 2 S: 3 P: 11	1B: 5 SF: 0 2B: 0 SAC: 0 3B: 0 DP: 1 HR: 0 HBP: 0	WP: 0 PA: 36 PB: 0 SB: 0 CS: 0
PITCHER	IP WLS BF H R ER SO BB IBB HBP BLK WP HR S P ERA WHIP										
Don Gullett, L (1, 1) ERA: 3.58	7.0 W 28 5 0 0 6 3 0 0 0 0 0 0 37 49 0.00 1.143										
Ken Clay, R (8, 1) ERA: 4.57	2.0 8 0 0 0 0 2 0 0 0 0 0 0 6 14 0.00 1.000										

Cleveland Indians @ New York Yankees
 Yankee Stadium, Bronx, NY
 Wed Sep 28 1977, 7:05 PM EDT
 Att. 18,430 - Unknown

livebaseballscorecards.com

AB	31
R	0
H	5
RBI	0
BB	5
SO	6
LOB	13



Batter	1	2	3	4	5	6	7	8	9
Mickey Rivers, L OBP: 0.350, SLG: 0.438 (1, 8)	0-0 E5 SH HR	0-0 4-3		0-0 1-H HR		0-0 2B 1B		0-0 FC4-6 4-3 1-2f	
Roy White, S OBP: 0.360, SLG: 0.407 (1, 7)	0-0 SH 1B HR	0-0 4-3		0-0 3-1		0-0 F8		0-0 4-3 1-2	
Thurman Munson, R OBP: 0.348, SLG: 0.458 (1, 2)	0-0 1-2 HR 1B	0-0 4-3				0-0 HR		0-3 K	
Dell Alton, L OBP: 0.405, SLG: 0.545 (6, PR)						4-3 1-H 2B			
Cliff Johnson, R OBP: 0.402, SLG: 0.588 (7, 2)									
Reggie Jackson, L OBP: 0.374, SLG: 0.554 (1, 9)	0-0 1-H 2-H 3-H HR		0-3 K		0-0 F6	0-0 4-3		0-0 2-3	
Paul Blair, R OBP: 0.309, SLG: 0.404 (7, 9)									
Chris Chambliss, L OBP: 0.339, SLG: 0.452 (1, 3)	0-0 F7		0-0 F8		0-0 2B 1B	0-3 K		0-3 K	
Graig Nettles, L OBP: 0.329, SLG: 0.493 (1, 5)	0-0 HR		0-0 F6		0-0 1-H 2B	0-0 F8		0-0 F8	
Lou Piniella, R OBP: 0.369, SLG: 0.511 (1, 10)	0-0 F9		0-0 6-3		0-0 F8	0-0 G1		0-0 G1	
Willie Randolph, R OBP: 0.347, SLG: 0.390 (1, 4)	0-0 1B		0-3 K		4-0 BB	0-0 F8		0-0 F8	
Bucky Dent, R OBP: 0.303, SLG: 0.354 (1, 6)	0-0 F7		0-0 HR 1B		0-0 F9	0-0 E4 FC4-8			

Inning Stats	R: 5	H: 4	E: 1	K: 0	S: 9	L: 20	BF: 20	H: 6	R: 7	ER: 6	SO: 2	BB: 0	IBB: 0	HBP: 0	BLK: 0	WP: 0	HR: 3	S: 24	P: 24	ERA: 13.50	WHIP: 1.500
	R: 0	H: 0	E: 0	K: 0	S: 3	L: 0	BF: 0	H: 0	R: 0	ER: 0	SO: 0	BB: 0	IBB: 0	HBP: 0	BLK: 0	WP: 0	HR: 0	S: 0	P: 0	ERA: 0.00	WHIP: 0.000
	R: 2	H: 2	E: 0	K: 1	S: 7	L: 0	BF: 0	H: 0	R: 0	ER: 0	SO: 0	BB: 0	IBB: 0	HBP: 0	BLK: 0	WP: 0	HR: 1	S: 13	P: 17	ERA: 13.50	WHIP: 3.000
	R: 2	H: 3	E: 0	K: 0	S: 6	L: 0	BF: 0	H: 0	R: 0	ER: 0	SO: 0	BB: 1	IBB: 0	HBP: 0	BLK: 0	WP: 0	HR: 0	S: 9	P: 9	ERA: 0.00	WHIP: 0.000
	R: 1	H: 2	E: 0	K: 1	S: 7	L: 0	BF: 0	H: 0	R: 0	ER: 0	SO: 0	BB: 0	IBB: 0	HBP: 0	BLK: 0	WP: 0	HR: 0	S: 7	P: 7	ERA: 13.50	WHIP: 1.500
	R: 0	H: 0	E: 0	K: 0	S: 3	L: 0	BF: 0	H: 0	R: 0	ER: 0	SO: 0	BB: 0	IBB: 0	HBP: 0	BLK: 0	WP: 0	HR: 0	S: 3	P: 3	ERA: 0.00	WHIP: 0.000
	R: 0	H: 0	E: 1	K: 1	S: 6	L: 0	BF: 0	H: 0	R: 0	ER: 1	SO: 0	BB: 0	IBB: 0	HBP: 0	BLK: 0	WP: 0	HR: 0	S: 6	P: 6	ERA: 13.50	WHIP: 1.500

PITCHER	IP	WLS	BF	H	R	ER	SO	BB	IBB	HBP	BLK	WP	HR	S	P	ERA	WHIP
Al Fitzmorris, R ERA: 5.41 (1, 1)	4.0	L	20	6	7	6	2	0	0	0	0	0	3	24	24	13.50	1.500
Sid Monge, L ERA: 5.61 (5, 1)	2.0		12	5	3	3	1	1	0	0	0	0	1	13	17	13.50	3.000
Larry Andersen, R ERA: 2.63 (7, 1)	2.0		7	0	0	0	1	0	0	0	0	0	0	9	9	0.00	0.000

BOTTOM

Cleveland Indians @ New York Yankees
 Yankee Stadium, Bronx, NY

Wed Sep 28 1977, 7:05 PM EDT
 Att. 18,430 - Unknown

AB	R	H	RBI	BB	SO	LOB
5	3	2	2	0	0	1
4	1	0	0	0	0	2
4	2	3	2	0	0	0
0	0	0	0	0	0	0
1	0	0	0	0	1	1
4	1	1	4	0	1	1
0	0	0	0	0	0	0
4	1	1	0	0	1	2
4	1	2	2	0	0	0
4	0	0	0	0	0	1
3	0	1	0	1	1	0
4	1	1	0	0	0	3

AB	37
R	10
H	11
RBI	10
BB	1
SO	4
LOB	11

WP: 0 PA: 39
 PB: 0
 SB: 0
 CS: 0



1B	2B	3B	HR	SF	SAC	DP	HBP
5	2	0	4	0	1	0	0

Batter	1	2	3	4	5	6	7	8	9	AB R H RBI BB SO LOB	TOP	
Jim Norris, L (1, 9) OBP: 0.359, SLG: 0.362	0-0 F7		0-3 K		4-0 CS BB		0-0 S E 1B		0-0 L4	4 1 1 0 1 1 1		
Dave Oliver, L (1, 4) OBP: 0.556, SLG: 0.429	0-0 1-3		0-0 FC4-6 1B		0-0 BB 1B		0-0 F8			4 0 2 1 0 0 1		
Larvell Blanks, R (1, 5) OBP: 0.318, SLG: 0.394	0-0 1B		0-0 FC4-6 FC6-4 1-2f		4-0 BB 1B		0-0 E6 2-H			3 0 1 1 1 0 1		
Andre Thornton, R (1, 3) OBP: 0.377, SLG: 0.531	0-0 F3		0-0 FC6-4 1-2f		0-3 K		0-3 K			4 0 0 0 0 2 5		
Rico Carty, R (1, 10) OBP: 0.356, SLG: 0.433		0-0 3-1		0-0 F8		0-0 4-3		0-0 5-3		4 0 0 0 0 0 2		
Bruce Bochte, L (1, 7) OBP: 0.358, SLG: 0.393		0-0 S 1B 1B		0-0 F7		0-0 4-3		0-0 F7		4 0 1 0 0 0 0		
Rick Manning, L (1, 8) OBP: 0.272, SLG: 0.328		0-3 K		0-0 HR		0-0 6-3		0-0 4-3		4 1 1 1 0 1 1		
Fred Kendall, R (1, 2) OBP: 0.284, SLG: 0.328		0-0 2-H 1B		0-0 5-3		0-0 5-3			0-0 5-3	4 0 1 0 0 0 0		
Alfredo Griffin, S (1, 6) OBP: 0.222, SLG: 0.182			4-0 1B S FC4-6 BB		0-0 CS BB 1B		0-0 F8		0-0 5-3	3 2 1 0 1 0 0		
Inning Stats	R: 0 E: 0 K: 0 S: 4 H: 1 LOB: 1 BB: 0 P: 4	R: 0 E: 0 K: 1 S: 6 H: 2 LOB: 2 BB: 0 P: 6	R: 1 E: 0 K: 1 S: 6 H: 1 LOB: 1 BB: 1 P: 10	R: 1 E: 0 K: 0 S: 4 H: 1 LOB: 0 BB: 0 P: 4	R: 1 E: 0 K: 1 S: 6 H: 2 LOB: 2 BB: 2 P: 14	R: 0 E: 0 K: 0 S: 3 H: 0 LOB: 0 BB: 0 P: 3	R: 1 E: 1 K: 1 S: 7 H: 1 LOB: 1 BB: 0 P: 7	R: 0 E: 0 K: 0 S: 3 H: 0 LOB: 0 BB: 0 P: 3	R: 0 E: 0 K: 0 S: 3 H: 0 LOB: 0 BB: 0 P: 3	1B: 7 2B: 0 3B: 0 HR: 1 SF: 0 SAC: 0 DP: 0 HBP: 0	WP: 0 PB: 0 SB: 3 CS: 2 PA: 37	
PITCHER	IP WLS BF H R ER SO BB IBB HBP BLK WP HR S P ERA WHIP											
Ed Figueroa, R (1, 1) ERA: 3.57	2.2 L 12 4 1 1 2 1 0 0 0 0 0 0 15 19 3.38 1.875											
Ken Clay, R (3, 1) ERA: 4.35	6.1 25 4 3 2 2 2 0 0 0 0 0 1 27 35 2.84 0.947											

Cleveland Indians @ New York Yankees
 Yankee Stadium, Bronx, NY
 Thu Sep 29 1977, 7:05 PM EDT
 Att. 15,793 - Unknown

AB	34
R	4
H	8
RBI	3
BB	3
SO	4
LOB	11



WP: 0	PA: 37
-------	--------

Batter	1	2	3	4	5	6	7	8	9	AB	R	H	RBI	BB	SO	LOB
Mickey Rivers, L (1, 8) OBP: 0.348, SLG: 0.434	0-0 F8		0-0 F3		0-0 G3			0-0 F2-3		4	0	0	0	0	0	0
Roy White, S (1, 7) OBP: 0.361, SLG: 0.407	0-0 1B		0-0 E4		0-0 1-3			4-0 WP 2B BB		3	1	1	0	1	0	0
Thurman Munson, R (1, 2) OBP: 0.348, SLG: 0.457	0-0 F6 1B		0-0 6-3		0-0 F8			0-0 F7		4	0	1	0	0	0	2
Reggie Jackson, L (1, 9) OBP: 0.375, SLG: 0.555	0-0 F6		0-0 1-2	4-0 FC6-5 S BB	0-0 4-3			0-0 1-H 2B		3	0	1	1	1	0	2
Chris Chambliss, L (1, 3) OBP: 0.338, SLG: 0.450	0-0 G3		0-0 1-2	4-0 BB	0-0 5-3			0-3 K		3	0	0	0	1	1	3
Graig Nettles, L (1, 5) OBP: 0.330, SLG: 0.493		0-0 G6-4-3 1B		0-0 F7				0-0 F4		4	0	2	0	0	0	2
Lou Piniella, R (1, 10) OBP: 0.365, SLG: 0.504		0-0 G6-4-3 1-2f		0-0 F5				0-0 L6		4	0	0	0	0	0	4
Willie Randolph, R (1, 4) OBP: 0.347, SLG: 0.389		0-0 6-3		0-0 FC6-5 2-3f				0-0 1B		4	0	1	0	0	0	3
Bucky Dent, R (1, 6) OBP: 0.301, SLG: 0.352			0-0 5-3		0-0 F9			0-0 F7		3	0	0	0	0	0	1
Elrod Hendricks, L (9, PH) OBP: 0.167, SLG: 0.167									0-0 G3	1	0	0	0	0	0	1

BOTTOM

Cleveland Indians @ New York Yankees

Yankee Stadium, Bronx, NY

Thu Sep 29 1977, 7:05 PM EDT

Att. 15,793 - Unknown

livebaseballscores.com

AB	33
R	1
H	6
RBI	1
BB	3
SO	1
LOB	18



Inning Stats	R: 0 H: 2 E: 0 K: 0 S: 5	H: 1 LOB: 2 BB: 0 P: 5	R: 0 H: 1 E: 0 K: 0 S: 3	H: 1 LOB: 0 BB: 0 P: 3	R: 0 H: 0 E: 1 K: 0 S: 4	H: 0 LOB: 1 BB: 0 P: 4	R: 0 H: 0 E: 0 K: 0 S: 3	H: 0 LOB: 2 BB: 2 P: 11	R: 0 H: 0 E: 0 K: 0 S: 3	H: 0 LOB: 0 BB: 0 P: 3	R: 0 H: 0 E: 0 K: 0 S: 3	H: 0 LOB: 0 BB: 0 P: 3	R: 0 H: 1 E: 0 K: 0 S: 4	H: 1 LOB: 1 BB: 0 P: 4	R: 1 H: 1 E: 0 K: 1 S: 6	H: 1 LOB: 1 BB: 1 P: 10	R: 0 H: 1 E: 0 K: 0 S: 4	H: 1 LOB: 1 BB: 0 P: 4	1B: 5 2B: 1 3B: 0 HR: 0	SF: 0 SAC: 0 DP: 1 HBP: 0	WP: 1 PB: 0 SB: 2 CS: 0	PA: 36
--------------	--------------------------	------------------------	--------------------------	------------------------	--------------------------	------------------------	--------------------------	-------------------------	--------------------------	------------------------	--------------------------	------------------------	--------------------------	------------------------	--------------------------	-------------------------	--------------------------	------------------------	-------------------------	---------------------------	-------------------------	--------

PITCHER	Wayne Garland, R (1, 1) ERA: 3.6	IP: 9.0 WLS: W BF: 36 H: 6 R: 1 ER: 1 SO: 1 BB: 3 IBB: 0 HBP: 0 BLK: 0 WP: 1 HR: 0 S: 35 P: 47 ERA: 1.00 WHIP: 1.000	PITCHER		IP: WLS: BF: H: R: ER: SO: BB: IBB: HBP: BLK: WP: HR: S: P: ERA: WHIP:
---------	-------------------------------------	--	---------	--	--

Batter	1	2	3	4	5	6	7	8	9	10	11	AB R H RBI BB SO LOB	TOP
Jim Norris, L OBP: 0.360, SLG: 0.362 (1, 9)	0-0 3-1		0-3 K			0-0 3B 1B		0-0 1-3		0-0 F7		5 1 2 0 0 1 2	
Dave Oliver, L OBP: 0.478, SLG: 0.474 (1, 4)	0-0 6-3		0-0 G3			0-0 3B		0-0 1-3			0-0 4-3	5 0 1 1 0 0 2	
Larvell Blanks, R OBP: 0.320, SLG: 0.394 (1, 5)	0-0 FC5-4 1B				0-3 K	0-0 1-3			0-0 1B		0-0 6-3	5 0 2 0 0 1 1	
Andre Thornton, R OBP: 0.378, SLG: 0.529 (1, 3)	0-0 FC5-4				0-0 F8	0-3 K			0-0 F8		0-0 2B	5 0 1 0 0 1 3	
Bruce Bochte, L OBP: 0.358, SLG: 0.392 (1, 7)		0-0 G4-6-3 1B			0-3 K		0-0 6-3		0-0 F6		4-0 FC5-4 IBB	4 0 1 0 1 1 1	
John Lowenstein, L OBP: 0.335, SLG: 0.376 (1, 10)		0-0 G4-6-3			0-3 K		0-3 K		0-3 K		0-0 FC5-4	4 0 0 0 0 3 2	
Rico Carty, R OBP: 0.355, SLG: 0.432 (11, PH)		0-0 1-2f									0-0 1-2f	1 0 0 0 0 0 2	
Ron Pruitt, R OBP: 0.369, SLG: 0.382 (1, 2)		0-0 6-3			0-0 5-3		0-0 F8			0-0 5-3		4 0 0 0 0 0 0	AB 41 R 1 H 11 RBI 1 BB 1 SO 7 LOB 16
Rick Manning, L OBP: 0.283, SLG: 0.343 (1, 8)			0-0 G3 2B		0-0 CS 1B			0-0 1B 1B		0-0 6-3 1B		4 0 4 0 0 0 0	
Alfredo Griffin, S OBP: 0.200, SLG: 0.162 (1, 6)			0-0 G3		0-0 CS	0-0 4-3		0-0 F9		0-0 6-3		4 0 0 0 0 0 3	
Inning Stats	R: 0 H: 1 E: 0 LOB: 1 K: 0 BB: 0 S: 4 P: 4	R: 0 H: 1 E: 0 LOB: 0 K: 0 BB: 0 S: 3 P: 3	R: 0 H: 1 E: 0 LOB: 1 K: 1 BB: 0 S: 6 P: 6	R: 0 H: 0 E: 0 LOB: 0 K: 2 BB: 0 S: 7 P: 7	R: 0 H: 1 E: 0 LOB: 0 K: 1 BB: 0 S: 5 P: 5	R: 1 H: 2 E: 0 LOB: 1 K: 1 BB: 0 S: 7 P: 7	R: 0 H: 0 E: 0 LOB: 0 K: 1 BB: 0 S: 5 P: 5	R: 0 H: 2 E: 0 LOB: 1 K: 0 BB: 0 S: 4 P: 4	R: 0 H: 1 E: 0 LOB: 1 K: 1 BB: 0 S: 6 P: 6	R: 0 H: 1 E: 0 LOB: 1 K: 0 BB: 1 S: 4 P: 4	R: 0 H: 1 E: 0 LOB: 2 K: 0 BB: 1 S: 4 P: 8	1B: 8 SF: 0 2B: 2 SAC: 0 3B: 1 DP: 1 HR: 0 HBP: 0	WP: 0 PA: 43 PB: 0 SB: 1 CS: 1
PITCHER Dave Lemanczyk, R ERA: 4.25 (1, 1)	IP 11.0 WLS W BF 42 H 11 R 1 ER 1 SO 7 BB 0 IBB 1 HBP 0 BLK 0 WP 0 HR 0 S 55 P 59 ERA 0.82 WHIP 1.000												

Cleveland Indians @ Toronto Blue Jays
Exhibition Stadium, Toronto, ON
Sun Oct 02 1977, 3:33 AM EDT
Unknown - 49 F

livebaseballscorecards.com



Batter	1	2	3	4	5	6	7	8	9	10	11	AB R H RBI BB SO LOB	BOTTOM									
Gary Woods, R OBP: 0.251, SLG: 0.270 (1, 8)	0-0 F7			0-0 5-3		0-0 L4-3 1B		4-0 BB			0-0 FC6-4 SH2-4 WP 1B	4 1 2 1 1 0 0	Cleveland Indians @ Toronto Blue Jays Exhibition Stadium, Toronto, ON Sun Oct 02 1977, 3:33 AM EDT Unknown - 49 F livebaseballscorecards.com									
Bob Bailor, R OBP: 0.336, SLG: 0.405 (1, 7)	0-0 5-3			0-0 5-3		0-0 L4-3 1-2		0-0 5-3			0-0 SH2-4 1-2	4 0 0 0 0 0 2										
Roy Howell, L OBP: 0.375, SLG: 0.430 (1, 5)	0-0 6-3			0-0 F4			4-0 F9 SH1-4 BB		4-0 SH2-4 BB		4-0 FC6-4 IBB	2 0 0 0 3 0 0										
Ron Fairly, L OBP: 0.362, SLG: 0.465 (1, 3)		0-0 F9			4-0 SH2-4 BB		0-0 SH1-4 1-2		0-0 SH2-4 1-2		0-0 FC6-4 1-2f 2-3	2 0 0 0 1 0 2										
Sam Ewing, L OBP: 0.338, SLG: 0.386 (1, 10)		0-3 K			0-0 SH2-4 1-2		0-0 F9 2-3		4-0 G5-4-3 IBB		0-0 WP 3-H	1 0 0 0 0 1 0 2 0 0 0 1 0 2										
Doug Rader, R OBP: 0.347, SLG: 0.437 (7, PH)																						
Steve Bowling, R OBP: 0.328, SLG: 0.263 (1, 9)		0-0 F9			0-3 K 1-2		4-0 BB		0-0 G5-4-3 1-2f			3 0 0 0 1 1 3										
Dave McKay, S OBP: 0.214, SLG: 0.262 (1, 4)			0-3 K		0-0 F7		0-0 F6			0-0 5-3		4 0 0 0 0 1 3										
Alan Ashby, S OBP: 0.301, SLG: 0.280 (1, 2)			0-0 5-3			4-0 F9 1B BB		0-0 F3		0-0 F4		3 1 0 0 1 0 0										
Tim Nordbrook, R OBP: 0.290, SLG: 0.222 (1, 6)			0-3 K			0-0 F9 1-3		0-3 K		0-0 F8		2 0 0 0 0 1 1 1 0 0 0 0 1 0 1 0 0 0 0 0 0										
Otto Velez, R OBP: 0.367, SLG: 0.460 (8, PH)																						
Hector Torres, R OBP: 0.283, SLG: 0.347 (9, 6)																						
Inning Stats	R: 0 E: 0 K: 0 S: 3	H: 0 LOB: 0 BB: 0 P: 3	R: 0 E: 0 K: 1 S: 5	H: 0 LOB: 0 BB: 0 P: 5	R: 0 E: 0 K: 2 S: 7	H: 0 LOB: 0 BB: 0 P: 7	R: 0 E: 0 K: 1 S: 5	H: 0 LOB: 1 BB: 1 P: 9	R: 1 E: 1 K: 0 S: 3	H: 1 LOB: 0 BB: 1 P: 7	R: 0 E: 0 K: 1 S: 5	H: 0 LOB: 1 BB: 1 P: 9	R: 0 E: 0 K: 0 S: 2	H: 0 LOB: 1 BB: 2 P: 10	R: 0 E: 0 K: 0 S: 3	H: 0 LOB: 0 BB: 0 P: 3	R: 1 E: 0 K: 0 S: 3	H: 1 LOB: 1 BB: 1 P: 7	1B: 2 2B: 1 3B: 0 HR: 0	SF: 0 SAC: 4 DP: 2 HBP: 0	WP: 1 PB: 0 SB: 0 CS: 0	PA: 41
PITCHER	IP WLS BF H R ER SO BB IBB HBP BLK WP HR S P ERA WHIP																					
Jim Bibby, R ERA: 3.53 (1, 1)	6.0	20	1	1	0	4	2	0	0	0	0	0	0	26	34	0.00	0.500					
Don Hood, L ERA: 3.0 (7, 1)	4.0	16	0	0	0	1	4	1	0	0	0	0	0	13	33	0.00	1.000					
Larry Andersen, R ERA: 3.14 (11, 1)	0.2	L 5	1	1	1	0	0	1	0	0	1	0	0	3	7	13.50	1.500					



Batter	1	2	3	4	5	6	7	8	9	AB R H RBI BB SO LOB	TOP									
Jim Norris, L (1, 9) OBP: 0.360, SLG: 0.364	0-0 SH1-4-3 1B 2B	4-0 WP BB BB		0-0 F4		0-0 F8		0-0 F9		4 1 1 0 1 0 4										
Dave Oliver, L (1, 4) OBP: 0.444, SLG: 0.409	0-0 SH1-4-3 2-3	4-0 WP 1B BB			0-0 F5		0-0 4-3	0-0 4-3		3 1 0 0 1 0 2										
Larvell Blanks, R (1, 5) OBP: 0.324, SLG: 0.398	0-0 WP E 1B	0-0 1-H 2-3 1B			0-0 F9		0-0 BB 1B		0-0 F9	5 1 3 2 0 0 0										
Andre Thornton, R (1, 3) OBP: 0.378, SLG: 0.527	4-0 1-2 E BB	0-0 1-3			4-0 BB		0-0 F9		H 1-0 S HBP	2 1 0 0 2 0 2										
Bruce Bochte, L (1, 7) OBP: 0.358, SLG: 0.394	0-0 E1 FC6 2B		0-0 2-3		0-3 K		4-0 BB		0-0 5-3	2 1 1 2 0 0 0 2 0 0 0 1 1 2										
Ron Pruitt, R (5, PH) OBP: 0.369, SLG: 0.379																				
Rick Manning, L (1, 8) OBP: 0.282, SLG: 0.337	4-0 FC6 BB		0-0 F8			0-0 F8		0-3 K	0-0 F8	4 0 0 0 1 1 3										
Charlie Spikes, R (1, 10) OBP: 0.321, SLG: 0.347	0-0 FC6 1-2f 3-H		0-3 K			4-0 FC6-4 BB		4-0 FC6-5 HBP BB		2 0 0 1 2 1 1	AB 31 R 5 H 6 RBI 5 BB 8 SO 4 LOB 18									
Fred Kendall, R (1, 2) OBP: 0.283, SLG: 0.325	0-0 5-3			0-3 K		0-0 FC6-4 1B		H 1-0 FC6-5 HBP		3 0 0 0 0 1 2										
Alfredo Griffin, S (1, 6) OBP: 0.205, SLG: 0.171		0-0 F9		0-0 L5		0-0 1B		0-0 FC6-5		4 0 1 0 0 0 2										
Inning Stats	R: 4 E: 1 K: 0 S: 6	H: 3 LOB: 1 BB: 2 P: 14	R: 1 E: 0 K: 0 S: 3	H: 1 LOB: 1 BB: 2 P: 11	R: 0 E: 0 K: 1 S: 5	H: 0 LOB: 0 BB: 0 P: 5	R: 0 E: 0 K: 1 S: 5	H: 0 LOB: 1 BB: 1 P: 9	R: 0 E: 0 K: 0 S: 4	H: 1 LOB: 2 BB: 1 P: 8	R: 0 E: 0 K: 1 S: 6	H: 1 LOB: 2 BB: 1 P: 10	R: 0 E: 0 K: 0 S: 3	H: 0 LOB: 2 BB: 1 P: 8	R: 0 E: 0 K: 0 S: 3	H: 0 LOB: 1 BB: 0 P: 4	1B: 4 2B: 2 3B: 0 HR: 0	SF: 0 SAC: 1 DP: 0 HBP: 2	WP: 2 PB: 0 SB: 1 CS: 0	PA: 42
PITCHER	IP WLS BF H R ER SO BB IBB HBP BLK WP HR S P ERA WHIP																			
Jim Clancy, R (1, 1) ERA: 5.05	1.1 L 11 3 5 4 0 4 0 0 0 1 0 7 23 27.00 5.250																			
Mike Willis, L (2, 1) ERA: 3.94	5.2 22 3 0 0 4 3 0 0 0 1 0 27 39 0.00 1.059																			
Pete Vuckovich, R (8, 1) ERA: 3.47	2.0 9 0 0 0 0 1 0 2 0 0 0 6 12 0.00 0.500																			

Cleveland Indians @ Toronto Blue Jays
Exhibition Stadium, Toronto, ON
Sun Oct 02 1977, 3:38 AM EDT
Att: 27,789 - Unknown

livebaseballscorecards.com



