

Cleveland Indians - 1977

Batter	1	2	3	4	5	6	7	8	9	10	11	AB	R	H	RBI	BB	SO	LOB									
Rick Manning, L OBP: 0.333, SLG: 0.500 (1, 8)	F7		F7		CS	4-3		SH1-3 1B	6-3		FC3 1B	6	1	2	0	0	0	2									
Duane Kuiper, L (1, 4)	F7		L1			F8		SH1-3	K		FC3 G6-3	5	0	0	1	0	1	3									
Jim Norris, L OBP: 0.333, SLG: 0.333 (1, 9)			6-3			FC5-4 1B		F7		3-1	G6-3	6	0	2	0	0	0	3									
Rico Carty, R OBP: 0.250, SLG: 0.250 Paul Dade, R (8, PR)	F9				F8	FC5-4 1-2						4	0	1	1	0	0	2									
Andre Thornton, R OBP: 0.200, SLG: 0.200 (1, 3)					F7							4	0	1	1	0	0	2									
Bill Melton, R OBP: 0.600, SLG: 0.600 (1, 5)					F9							0	0	0	0	1	0	0									
Buddy Bell, R OBP: 0.600, SLG: 1.200 (1, 7)					6-3							5	1	3	2	0	0	3									
Ray Fosse, R John Lowenstein, L Fred Kendall, R (9, PR) (9, 2)	F7				6-3							4	0	0	0	0	0	3									
Frank Duffy, R (1, 6)	F3											2	1	0	0	2	0	3									
Inning Stats	R: 0 E: 0 K: 0 S: 4	H: 1 LOB: 1 BB: 0 P: 4	R: 0 E: 0 K: 0 S: 5	H: 2 LOB: 2 BB: 0 P: 5	R: 0 E: 0 K: 0 S: 3	H: 0 LOB: 0 BB: 0 P: 3	R: 0 E: 0 K: 0 S: 3	H: 0 LOB: 0 BB: 0 P: 3	R: 0 E: 0 K: 0 S: 4	H: 1 LOB: 1 BB: 0 P: 4	R: 1 E: 1 K: 1 S: 7	H: 2 LOB: 1 BB: 0 P: 7	R: 1 E: 0 K: 0 S: 5	H: 2 LOB: 1 BB: 0 P: 5	R: 2 E: 1 K: 1 S: 8	H: 2 LOB: 2 BB: 0 P: 8	R: 0 E: 1 K: 0 S: 4	H: 1 LOB: 2 BB: 1 P: 8	R: 1 E: 0 K: 0 S: 4	H: 1 LOB: 1 BB: 1 P: 8	1B: 10 2B: 1 3B: 0 HR: 1	SF: 0 SAC: 2 DP: 2 HBP: 0	WP: 0 PB: 0 SB: 0 CS: 1	PA: 49			
PITCHER	IP ERA: 1.17	WLS L	BF 17	H 4	R 3	ER 3	SO 1	BB 2	IBB 0	HBP 0	BLK 0	WP 0	HR 1	S 32	P 36	ERA 8.10	WHIP 1.800										

TOP

Cleveland Indians @ Boston Red Sox
Fenway Park, Boston, MA
Thu Apr 07 1977, 3:33 AM EST
Att: 34,790 - Unknown

AB 43
R 5
H 12
RBI 4
BB 3
SO 2
LOB 22




Batter	1	2	3	4	5	6	7	8	9	10	11	AB	R	H	RBI	BB	SO	LOB								
Rick Burleson, R (1, 6)	5-3	6-3			SH1-3 BB		F8		F9		F8	5	0	0	0	1	0	1								
Denny Doyle, L Doug Griffin, R (11, PH)	F9				SH1-3		K		F7		F2	4	0	0	0	0	1	0								
Jim Rice, R OBP: 0.200, SLG: 0.200 (1, 7)					6-3		K		6-3			5	1	1	0	0	2	1								
Carl Yastrzemski, L OBP: 1.000, SLG: 1.000 Rick Miller, L OBP: 0.333, SLG: 0.333 (3, PR) (4, 8)					F5							1	0	1	1	0	0	0								
George Scott, R OBP: 0.200, SLG: 0.200 (1, 3)	F8						F8		L8			5	0	1	0	0	0	3								
Bernie Carbo, L OBP: 0.800, SLG: 1.750 (1, 10)												4	1	3	1	1	1	1								
Dwight Evans, R OBP: 0.200, SLG: 0.800 (4, 9)												5	1	1	1	0	3	5								
Carlton Fisk, R OBP: 0.800, SLG: 1.000 (1, 2)												3	0	2	1	2	1	1								
Butch Hobson, R (1, 5)												5	0	0	0	0	2	7								
Inning Stats	R: 1 E: 0 K: 0 S: 5	H: 2 LOB: 1 BB: 0 P: 5	R: 2 E: 0 K: 0 S: 4	H: 2 LOB: 0 BB: 1 P: 8	R: 0 E: 0 K: 1 S: 5	H: 0 LOB: 1 BB: 0 P: 6	R: 0 E: 0 K: 3 S: 10	H: 1 LOB: 1 BB: 0 P: 10	R: 0 E: 0 K: 1 S: 6	H: 0 LOB: 2 BB: 0 P: 7	R: 1 E: 0 K: 2 S: 9	H: 2 LOB: 2 BB: 1 P: 13	R: 0 E: 0 K: 0 S: 3	H: 0 LOB: 0 BB: 0 P: 3	R: 0 E: 0 K: 2 S: 8	H: 1 LOB: 1 BB: 0 P: 8	R: 0 E: 0 K: 0 S: 4	H: 1 LOB: 1 BB: 0 P: 4	1B: 6 2B: 3 3B: 0 HR: 2	SF: 0 SAC: 1 DP: 1 HBP: 1	WP: 0 PB: 0 SB: 4 CS: 0	PA: 47				
PITCHER	IP ERA: 4.0	WLS W	BF 8	H 2	R 0	ER 0	SO 2	BB 0	IBB 0	HBP 0	BLK 0	WP 0	HR 0	S 20	P 22	ERA 0.00	WHIP 1.000									

BOTTOM

Cleveland Indians @ Boston Red Sox
Fenway Park, Boston, MA
Thu Apr 07 1977, 3:33 AM EST
Att: 34,790 - Unknown

AB 41
R 4
H 10
RBI 4
BB 4
SO 11
LOB 21



Batter	1	2	3	4	5	6	7	8	9	AB	R	H	RBI	BB	SO	LOB	TOP				
Rick Manning, L (1, 8) OBP: 0.333, SLG: 0.583	6-3			HR	1-3			F6	F8	6	2	2	0	0	0	5					
Duane Kuiper, L (1, 4) OBP: 0.273, SLG: 0.364	6-3			L9			K	F6	E	6	3	3	3	0	1	1					
Jim Norris, L (1, 9) OBP: 0.545, SLG: 0.909	E3			HR			S	SH1-4	E3	5	3	4	3	0	0	0					
Rico Carty, R (1, 10) OBP: 0.250, SLG: 0.143	CS			6-3			K	1B		3	0	0	0	1	2	1					
Ron Pruitt, R (8, PR) OBP: 1.000, SLG: 2.000	1-2			6-3			K	1B		1	2	1	1	1	0	0					
Andre Thornton, R (1, 3) OBP: 0.125, SLG: 0.125				6-3						3	0	0	0	0	0	1					
John Lowenstein, L (8, PH) OBP: 1.000, SLG: 1.000				G3			F2			1	1	1	1	0	0	0					
Charlie Spikes, R (8, PH) OBP: 0.500, SLG: 0.500										2	1	1	1	0	1	1					
Bill Melton, R (1, 5) OBP: 0.500, SLG: 0.625							F8			3	0	1	0	0	0	0					
Paul Dade, R (7, PR) OBP: 0.750, SLG: 1.000							F8			3	3	2	2	0	0	1					
Buddy Bell, R (1, 7) OBP: 0.667, SLG: 1.111				F7			CS	SH		4	1	3	3	0	0	0					
Ray Fosse, R (1, 2) OBP: 0.111, SLG: 0.125				4-3			1B	CS		4	1	1	1	0	0	3					
Frank Duffy, R (1, 6) OBP: 0.111, SLG: 0.125				4-3			BB	SF7		4	1	1	1	0	0	3					
Larvell Blanks, R (8, 6)				K			1-2	3-H		2	1	0	0	2	2	2					
Inning Stats	R: 0 E: 1 K: 0 S: 3	H: 0 LOB: 0 BB: 0 P: 3	R: 0 E: 0 K: 1 S: 5	H: 0 LOB: 0 BB: 0 P: 5	R: 0 E: 0 K: 1 S: 5	H: 0 LOB: 0 BB: 0 P: 5	R: 2 E: 0 K: 0 S: 5	H: 2 LOB: 0 BB: 0 P: 5	R: 0 E: 0 K: 2 S: 4	H: 1 LOB: 1 BB: 0 P: 8	R: 1 E: 0 K: 1 S: 6	H: 1 LOB: 2 BB: 0 P: 6	R: 13 E: 1 K: 0 S: 14	H: 10 LOB: 2 BB: 3 P: 26	R: 3 E: 1 K: 1 S: 8	H: 3 LOB: 1 BB: 1 P: 12	1B: 11 2B: 7 3B: 1 HR: 1	SF: 1 SAC: 2 DP: 1 HBP: 0	WP: 0 PB: 0 SB: 1 CS: 3	PA: 52	
PITCHER	IP	WLS	BF	H	R	ER	SO	BB	IBB	HBP	BLK	WP	HR	S	P	ERA	WHIP				
Reggie Cleveland, R (1, 1) ERA: 3.86	7.0		27	6	3	3	5	1	0	0	0	0	1	36	40	3.86	1.000				
Bill Campbell, R (8, 1) ERA: 17.18	0.1	L	5	3	4	4	0	0	1	0	0	0	0	4	8	108.00	9.000				
Jim Willoughby, R (8, 1) ERA: 135.0	0.0		4	2	2	2	0	1	0	0	0	0	0	3	7	∞	∞				
Tom House, L (8, 1) ERA: 135.0	0.1		7	5	7	6	0	1	0	0	0	0	0	6	10	162.00	18.000				
Tom Murphy, R (8, 1) ERA: 13.5	1.1		8	3	3	2	1	1	0	0	0	0	0	9	13	13.50	3.000				

Cleveland Indians @ Boston Red Sox
Fenway Park, Boston, MA
Sun Apr 10 1977, 3:33 AM EST
Att: 14,931 - Unknown - 50 F


AB 43
R 19
H 19
RBI 15
BB 5
SO 6
LOB 15





Batter	1	2	3	4	5	6	7	8	9	AB	R	H	RBI	BB	SO	LOB	BOTTOM				
Rick Burleson, R (1, 6) OBP: 0.273, SLG: 0.111	S			K			L7			4	2	1	1	1	1	1					
Denny Doyle, L (1, 4) OBP: 0.222, SLG: 0.333	F8			4-3			1-3			5	0	2	3	0	0	1					
Jim Rice, R (1, 7) OBP: 0.200, SLG: 0.111	K			K						4	0	0	0	1	2	3					
Carl Yastrzemski, L (1, 9) OBP: 0.571, SLG: 0.500	S			FC6-4			4-3			5	0	2	2	0	0	3					
George Scott, R (1, 3) OBP: 0.300, SLG: 0.222	K			FC6-4						4	1	1	0	1	1	3					
Bernie Carbo, L (1, 10) OBP: 0.500, SLG: 0.875				F7			K			4	1	0	0	1	2	2					
Dwight Evans, R (1, 8) OBP: 0.500, SLG: 0.778										4	2	3	0	1	0	0					
Carlton Fisk, R (1, 2) OBP: 0.625, SLG: 0.600										2	1	0	0	1	0	3					
Bob Montgomery, R (8, PH) OBP: 1.000, SLG: 1.000	L9			P2						1	1	1	1	1	0	0					
Butch Hobson, R (1, 5) OBP: 0.100, SLG: 0.111	F6									4	1	1	2	0	0	2					
Inning Stats	R: 1 E: 0 K: 2 S: 8	H: 1 LOB: 1 BB: 1 P: 12	R: 0 E: 0 K: 1 S: 6	H: 1 LOB: 0 BB: 0 P: 6	R: 0 E: 0 K: 2 S: 7	H: 0 LOB: 0 BB: 0 P: 7	R: 0 E: 0 K: 0 S: 5	H: 2 LOB: 2 BB: 0 P: 5	R: 0 E: 0 K: 1 S: 5	H: 0 LOB: 1 BB: 1 P: 9	R: 2 E: 1 K: 0 S: 5	H: 2 LOB: 2 BB: 2 P: 13	R: 6 E: 0 K: 0 S: 7	H: 4 LOB: 1 BB: 3 P: 19	R: 0 E: 0 K: 0 S: 4	H: 1 LOB: 1 BB: 0 P: 4	1B: 10 2B: 1 3B: 0 HR: 0	SF: 1 SAC: 0 DP: 0 HBP: 0	WP: 1 PB: 1 SB: 2 CS: 0	PA: 45	
PITCHER	IP	WLS	BF	H	R	ER	SO	BB	IBB	HBP	BLK	WP	HR	S	P	ERA	WHIP				
Al Fitzmorris, R (1, 1) ERA: 3.0	6.0		25	5	2	2	6	2	0	0	0	0	0	35	43	3.00	1.167				
Jim Kern, R (7, 1) ERA: 11.57	0.2		5	1	1	0	0	2	0	0	0	0	0	3	11	0.00	4.500				
Dave LaRoche, L (7, 1) ERA: 11.57	0.1	W	4	1	3	3	0	2	0	0	0	1	0	2	10	81.00	9.000				
Tom Buskey, R (8, 1) ERA: 13.5	2.0		11	4	3	3	0	1	0	0	0	0	0	10	14	13.50	2.500				

Cleveland Indians @ Boston Red Sox
Fenway Park, Boston, MA
Sun Apr 10 1977, 3:33 AM EST
Att: 14,931 - Unknown - 50 F

AB 37
R 9
H 11
RBI 9
BB 7
SO 6
LOB 18



Batter	1	2	3	4	5	6	7	8	9	10	AB	R	H	RBI	BB	SO	LOB	TOP				
Rick Manning, L OBP: 0.353, SLG: 0.500 (1, 8)	K			SH2-3 1B		F7		1B S BB		K	4	0	1	0	1	2	1	<p>Cleveland Indians @ Texas Rangers Arlington Stadium, Arlington, TX Mon Apr 11 1977, 7:05 PM EST Att: 25,208 - Unknown</p> <p>AB 32 R 2 H 5 RBI 2 BB 3 SO 9 LOB 12</p> 				
Duane Kuiper, L OBP: 0.267, SLG: 0.333 (1, 4)	6-3			SH2-3		K		1B		1-3	4	0	1	0	0	1	1					
Jim Norris, L OBP: 0.467, SLG: 0.733 (1, 9)	4-3			F7			6-3		FC1-5 S 1B		4	0	1	0	0	0	1					
Rico Carly, R OBP: 0.273, SLG: 0.200 Ron Pruitt, R OBP: 1.000, SLG: 2.000 John Lowenstein, L OBP: 1.000, SLG: 1.500 (9, PH)	K			6-3			FC5-4 1B		FC1-5 1B BB		3	0	1	0	0	1	1					
Andre Thornton, R OBP: 0.083, SLG: 0.083 (1, 3)	K				F5		FC5-4 1B		FC1-5 1B		4	0	0	0	0	1	3					
Bill Melton, R OBP: 0.417, SLG: 0.500 Paul Dade, R OBP: 0.750, SLG: 1.000 (9, PR) (9, 5)	L5				K		F8			1-3 2-H 1B	4	0	1	1	0	1	1					
Buddy Bell, R OBP: 0.462, SLG: 0.769 (1, 7)			4-3		6-3			E9 SH3-4 SF9		K	4	1	0	0	0	1	2					
Ray Fosse, R OBP: 0.083, SLG: 0.091 (1, 2)			K			L7		SH3-4		L7	3	0	0	0	0	1	2					
Frank Duffy, R Larvell Blanks, R (8, PH) (8, 6)			K				S BB	SF9 3-H		5-3	1	0	0	0	1	1	0					
											1	0	0	1	0	0	0					
Inning Stats	R: 0 E: 0 K: 1 S: 5	H: 0 LOB: 0 BB: 0 P: 5	R: 0 E: 0 K: 2 S: 7	H: 0 LOB: 0 BB: 0 P: 7	R: 0 E: 0 K: 1 S: 7	H: 0 LOB: 0 BB: 0 P: 7	R: 0 E: 0 K: 0 S: 4	H: 1 LOB: 1 BB: 0 P: 4	R: 0 E: 0 K: 1 S: 5	H: 0 LOB: 0 BB: 0 P: 5	R: 0 E: 0 K: 0 S: 5	H: 1 LOB: 1 BB: 1 P: 9	R: 0 E: 0 K: 0 S: 4	H: 1 LOB: 1 BB: 1 P: 4	R: 1 E: 0 K: 1 S: 7	H: 2 LOB: 2 BB: 1 P: 11	R: 0 E: 0 K: 1 S: 5	H: 0 LOB: 0 BB: 0 P: 5	1B: 5 2B: 0 3B: 0 HR: 0	SF: 1 SAC: 2 DP: 0 HBP: 0	WP: 0 PA: 38	
PITCHER	IP 9.0	WLS 35	BF 5	H 2	R 1	ER 8	SO 8	BB 3	IBB 0	HBP 0	BLK 0	WP 0	HR 0	S 48	P 60	ERA 1.00	WHIP 0.889					
Bert Blyleven, R ERA: 0.95 Adrian Devine, R ERA:	(1, 1)	1.0	W	3	0	0	0	1	0	0	0	0	0	0	5	5	0.00	0.000				

Batter	1	2	3	4	5	6	7	8	9	10	AB	R	H	RBI	BB	SO	LOB	BOTTOM				
Bert Campaneris, R OBP: 0.211, SLG: 0.263 (1, 6)	P6	FC6-4			K		6-3				5	0	1	0	0	1	3	<p>Cleveland Indians @ Texas Rangers Arlington Stadium, Arlington, TX Mon Apr 11 1977, 7:05 PM EST Att: 25,208 - Unknown</p> <p>AB 36 R 3 H 12 RBI 3 BB 4 SO 8 LOB 21</p> 				
Bump Wills, S OBP: 0.316, SLG: 0.294 (1, 4)	E 1B 1B		K		CS 1B			G3	SF9		4	0	2	1	0	1	0					
Claudell Washington, L OBP: 0.421, SLG: 0.444 (1, 7)	E 1B		4-3		CS		K		E 1B FC6-2 1B		4	0	2	0	1	1	0					
Mike Hargrove, L OBP: 0.313, SLG: 0.214 (1, 3)	F6		F7				FC5-4 1B 1B		E5 FC6-2 1B		5	0	2	0	0	1	4					
Ken Henderson, S OBP: 0.400, SLG: 0.250 (1, 9)	K			F7			FC5-4 1B		FC6-2 IBB		4	0	1	0	1	2	2					
Toby Harrah, R OBP: 0.353, SLG: 0.563 (1, 5)		6-3 BB		F7			FC5-4 1B		FC6-2 IBB		4	1	1	1	1	0	5					
Tom Grieve, R OBP: 0.375, SLG: 0.714 (1, 10)		K			HR		K		6-3		4	1	1	1	0	2	6					
Jim Sundberg, R OBP: 0.200, SLG: 0.231 John Ellis, R OBP: 0.200, SLG: 0.200 Sandy Alomar Sr., S Bill Fahey, L (10, 2)		6-3			F8					1B SH2-4 SF9 1B	3	0	0	0	0	0	1					
Juan Beniquez, R OBP: 0.533, SLG: 0.545 (1, 8)		FC6-4 BB					CS 1B			SH2-4	2	0	1	0	1	0	0					
Inning Stats	R: 0 E: 1 K: 1 S: 7	H: 2 LOB: 2 BB: 0 P: 7	R: 0 E: 0 K: 1 S: 5	H: 0 LOB: 2 BB: 2 P: 13	R: 0 E: 0 K: 1 S: 5	H: 0 LOB: 0 BB: 0 P: 5	R: 1 E: 0 K: 0 S: 4	H: 1 LOB: 0 BB: 0 P: 4	R: 0 E: 0 K: 1 S: 5	H: 2 LOB: 2 BB: 0 P: 9	R: 0 E: 0 K: 0 S: 3	H: 0 LOB: 0 BB: 0 P: 3	R: 0 E: 1 K: 0 S: 5	H: 2 LOB: 3 BB: 1 P: 9	R: 1 E: 0 K: 1 S: 7	H: 2 LOB: 2 BB: 1 P: 11	R: 1 E: 0 K: 1 S: 4	H: 1 LOB: 0 BB: 0 P: 4	1B: 10 2B: 0 3B: 0 HR: 2	SF: 1 SAC: 1 DP: 0 HBP: 0	WP: 0 PA: 43	
PITCHER	IP 7.1	WLS 32	BF 9	H 1	R 1	ER 0	SO 6	BB 2	IBB 0	HBP 0	BLK 0	WP 0	HR 1	S 41	P 53	ERA 1.23	WHIP 1.500					
Pat Dobson, R ERA: 1.23 Jim Kern, R ERA: Dave LaRoche, L ERA: 12.27	(1, 1)	0.2	2	0	0	0	0	0	0	0	0	0	0	2	2	0.00	0.000					
	(8, 1)	1.1	L	8	3	2	2	2	0	1	0	0	0	0	11	15	13.50	2.250				

Batter	1	2	3	4	5	6	7	8	9	AB	R	H	RBI	BB	SO	LOB	TOP		
Rick Manning, L OBP: 0.455, SLG: 0.526 (1, 8)	4-0 FC6-4 E BB		0-0 6-3		0-0 1B FC1-6 1B		0-0 SH5-3 1B 1B	4-0 HBP BB		3	3	2	0	2	0	0			
Duane Kuiper, L OBP: 0.400, SLG: 0.421 (1, 4)	0-0 FC6-4 1B		0-0 S 1B		0-0 FC1-6 1B		0-0 F8	1-0 HBP		4	0	3	1	0	0	1			
Jim Norris, L OBP: 0.388, SLG: 0.579 (1, 9)	0-0 FC6-4 E 1B		0-3 K		0-0 FC1-6 S 1B		0-0 SH5-3	0-0 L7		4	0	0	1	0	1	7			
Rico Carty, R OBP: 0.313, SLG: 0.267 (1, 10)	0-0 E6 1B		0-3 K		0-0 S 1B		0-0 2H 1B		0-0 F9	5	0	2	2	0	1	2			
Andre Thornton, R OBP: 0.176, SLG: 0.125 (1, 3)	0-0 1B			4-0 FC4-6 BB	0-3 K		0-3 K		0-0 F3	4	0	1	0	1	2	3			
Bill Melton, R OBP: 0.313, SLG: 0.375 Paul Dade, R OBP: 0.600, SLG: 0.750 (1, 5) (8, 5)		0-0 F7		0-0 FC4-6 1B	0-0 1-3			0-0 5-3	0-0 2-3	4	1	0	0	0	0	3			
Buddy Bell, R OBP: 0.412, SLG: 0.647 (1, 7)		0-3 K		0-0 4-3	0-0 1-2 2-3	0-0 6-3		0-0 BB HBP 1B		4	1	1	0	0	1	1			
Ray Fosse, R OBP: 0.250, SLG: 0.214 (1, 2)		0-0 1B		0-0 FC6-4 1B	4-0 CS BB		0-0 F3			3	0	2	1	1	0	1			
Frank Duffy, R (1, 6)		0-3 K		0-0 FC6-4	0-0 5-3		0-0 HBP BB BB			3	0	0	0	1	1	3			
Inning Stats	R: 1 E: 1 K: 0 S: 4	H: 2 LOB: 2 BB: 1 P: 8	R: 0 E: 0 K: 2 S: 8	H: 1 LOB: 1 BB: 0 P: 8	R: 0 E: 0 K: 2 S: 8	H: 1 LOB: 1 BB: 1 P: 8	R: 1 E: 0 K: 0 S: 2	H: 3 LOB: 2 BB: 1 P: 6	R: 1 E: 0 K: 1 S: 7	H: 2 LOB: 1 BB: 0 P: 7	R: 1 E: 0 K: 0 S: 4	H: 1 LOB: 3 BB: 2 P: 13	R: 0 E: 0 K: 0 S: 3	H: 0 LOB: 0 BB: 0 P: 3	1B: 11 2B: 0 3B: 0 HR: 0	SF: 0 SAC: 1 DP: 0 HBP: 1	WP: 0 PA: 42 PB: 0 SB: 3 CS: 1		
PITCHER	IP	WLS	BF	H	R	ER	SO	BB	IBB	HBP	BLK	WP	HR	S	P	ERA	WHIP		
Tommy Boggs, R ERA: 6.23 (1, 1)	4.1	L	22	8	3	3	4	2	0	0	0	0	0	28	36	6.23	2.308		
Nelson Briles, R ERA: (5, 1)	0.2		2	0	0	0	1	0	0	0	0	0	0	4	4	0.00	0.000		
Mike Wallace, L ERA: 6.75 (6, 1)	2.2		13	3	2	2	1	3	0	0	0	0	0	12	24	6.75	2.250		
Paul Lindblad, L ERA: (8, 1)	1.1		5	0	0	0	0	0	0	1	0	0	0	4	5	0.00	0.000		

Cleveland Indians @ Texas Rangers
Arlington Stadium, Arlington, TX
Wed Apr 13 1977, 7:05 PM EST
Att: 12,260 - Unknown

AB 35
R 5
H 11
RBI 5
BB 5
SO 6
LOB 21





Batter	1	2	3	4	5	6	7	8	9	AB	R	H	RBI	BB	SO	LOB	BOTTOM		
Bert Campaneris, R OBP: 0.174, SLG: 0.217 (1, 6)	0-3 K		0-0 P4		0-0 F9			0-0 F8		4	0	0	0	0	1	0			
Bump Wills, S OBP: 0.281, SLG: 0.238 (1, 4)	0-0 F8		0-0 4-3		0-0 G3			0-0 K	0-3 K	4	0	0	0	0	1	0			
Claudell Washington, L OBP: 0.478, SLG: 0.590 (1, 7)	0-0 1B		0-0 S 1B		0-0 F8		0-0 F8		0-0 1B HR 1B	4	1	3	0	0	0	0			
Mike Hargrove, L OBP: 0.350, SLG: 0.278 (1, 3)	0-0 1B		0-0 F8		0-0 4-3			0-0 HR 1B		4	1	2	0	0	0	1			
Ken Henderson, S OBP: 0.333, SLG: 0.250 (1, 9)	0-3 K		0-0 F7		0-0 P6		0-0 FC5-4 1B	0-0 F9		4	0	1	0	0	1	4			
Toby Harrah, R OBP: 0.333, SLG: 0.650 (1, 5)		0-0 F7		0-0 P6		0-0 FC5-4 G4-6-3	0-0 FC5-4 1B	0-0 HR		4	1	1	3	0	0	1			
Tom Grieve, R OBP: 0.316, SLG: 0.588 Dave May, L OBP: 0.600, SLG: 0.500 (9, PH) (9, PH)		0-3 K		0-0 L7		0-0 G4-6-3	0-0 G4-6-3	4-0 BB		3	0	0	0	0	1	1			
Jim Sundberg, R OBP: 0.222, SLG: 0.250 Roy Howell, L (9, PH) (9, PH)		0-0 1B		0-0 F9		0-0 F9		0-0 P4	0-0 4-3	3	0	1	0	0	0	0			
Juan Beniquez, R OBP: 0.444, SLG: 0.429 (1, 8)		0-3 K		0-0 F8			0-0 F8			3	0	0	0	0	1	1			
Inning Stats	R: 0 E: 0 K: 2 S: 9	H: 2 LOB: 2 BB: 0 P: 9	R: 0 E: 0 K: 2 S: 8	H: 1 LOB: 1 BB: 0 P: 8	R: 0 E: 0 K: 0 S: 3	H: 0 LOB: 0 BB: 0 P: 3	R: 0 E: 0 K: 0 S: 3	H: 0 LOB: 0 BB: 0 P: 3	R: 0 E: 0 K: 0 S: 3	H: 1 LOB: 0 BB: 0 P: 3	R: 0 E: 0 K: 0 S: 3	H: 0 LOB: 0 BB: 0 P: 3	R: 3 E: 0 K: 1 S: 8	H: 3 LOB: 1 BB: 1 P: 12	1B: 7 2B: 0 3B: 0 HR: 1	SF: 0 SAC: 0 DP: 1 HBP: 0	WP: 0 PA: 35 PB: 0 SB: 1 CS: 0		
PITCHER	IP	WLS	BF	H	R	ER	SO	BB	IBB	HBP	BLK	WP	HR	S	P	ERA	WHIP		
Dennis Eckersley, R ERA: 3.5 (1, 1)	9.0	W	35	8	3	3	5	1	0	0	0	0	1	44	48	3.00	1.000		

Cleveland Indians @ Texas Rangers
Arlington Stadium, Arlington, TX
Wed Apr 13 1977, 7:05 PM EST
Att: 12,260 - Unknown

AB 34
R 3
H 8
RBI 3
BB 1
SO 5
LOB 9



Batter	1	2	3	4	5	6	7	8	9	AB	R	H	RBI	BB	SO	LOB	TOP					
Rick Burleson, R OBP: 0.440, SLG: 0.478 (1, 6)	0-0 WP 1B 3B 1B		0-0 1B		0-0 1-3 2B 1B	0-0 F7		0-3 K		5	2	3	0	0	1	1	Boston Red Sox @ Cleveland Indians Cleveland Municipal Stadium, Cleveland, OH Sat Apr 16 1977, 3:33 AM EST Att: 51,165 - Unknown AB 38 R 8 H 13 RBI 8 BB 2 SO 5 LOB 11 					
Denny Doyle, L OBP: 0.235, SLG: 0.294 (1, 4)	0-0 WP 3B 1B		0-3 K		0-0 2B 1B	0-0 F7		0-0 F6		5	1	2	1	0	1	1						
Jim Rice, R OBP: 0.333, SLG: 0.333 (1, 10)	0-0 1H 2H FC4-5-2 3B		0-0 F4		0-0 F7		0-0 HR 1B		0-0 L4		5	1	2	2	0	2						
Carl Yastrzemski, L OBP: 0.500, SLG: 0.737 (1, 7)	0-0 G3			0-0 2-3	0-0 1-3 2H 2B		0-0 1H HR		0-0 4-3		5	1	2	3	0	1						
George Scott, R OBP: 0.304, SLG: 0.286 (1, 3)	0-0 FC4-5-2			0-0 F3	0-0 IBB		0-0 5-3		0-0 5-3		4	0	0	0	1	0						
Carlton Fisk, R OBP: 0.353, SLG: 0.357 (1, 2)	0-0 3H 6-3			0-0 2B	0-3 K		0-3 K				4	0	1	0	0	2						
Dwight Evans, R OBP: 0.455, SLG: 0.810 (1, 9)		0-0 1-3		0-0 6-3		0-0 SH1-4 1B		0-0 HR		4	2	2	1	0	0	1						
Butch Hobson, R OBP: 0.143, SLG: 0.150 (1, 5)		0-0 4-3			0-0 L7	0-0 SH1-4		0-0 6-3		3	0	0	0	0	0	0						
Rick Miller, L OBP: 0.375, SLG: 0.286 (1, 8)		0-0 4-3			0-0 1B 1B BB	0-0 2H 1B		0-3 K		3	1	1	1	1	1	0						
Inning Stats	R: 2 E: 0 K: 0 S: 6	H: 3 LOB: 1 BB: 0 P: 6	R: 0 E: 0 K: 0 S: 3	H: 0 LOB: 0 BB: 0 P: 3	R: 0 E: 0 K: 1 S: 5	H: 1 LOB: 1 BB: 0 P: 5	R: 0 E: 0 K: 0 S: 4	H: 1 LOB: 1 BB: 0 P: 4	R: 2 E: 0 K: 1 S: 8	H: 3 LOB: 3 BB: 2 P: 16	R: 1 E: 0 K: 0 S: 5	H: 2 LOB: 1 BB: 0 P: 5	R: 3 E: 0 K: 1 S: 8	H: 3 LOB: 0 BB: 0 P: 8	R: 0 E: 0 K: 2 S: 7	H: 0 LOB: 0 BB: 0 P: 7	R: 0 E: 0 K: 0 S: 3	H: 0 LOB: 0 BB: 0 P: 3	1B: 8 2B: 2 3B: 1 HR: 2	SF: 0 SAC: 1 DP: 0 HBP: 0	WP: 1 PB: 0 SB: 0 CS: 0	PA: 41
PITCHER	IP WLS BF H R ER SO BB IBB HBP BLK WP HR S P ERA WHIP	IP WLS BF H R ER SO BB IBB HBP BLK WP HR S P ERA WHIP																				
Wayne Garland, R ERA: 7.71 (1, 1)	4.2 L 23 8 4 4 1 1 1 0 0 0 1 0 23 31 7.71 1.929																					
Tom Buskey, R ERA: 14.54 (5, 1)	2.1 12 5 4 4 2 0 0 0 0 0 0 0 2 16 16 15.43 2.143																					
Don Hood, L ERA: (8, 1)	2.0 6 0 0 0 2 0 0 0 0 0 0 0 0 10 10 0.00 0.000																					

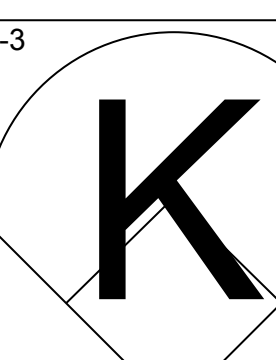
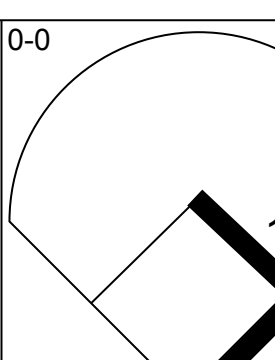
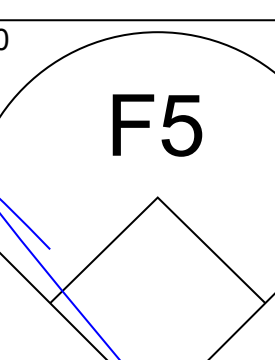
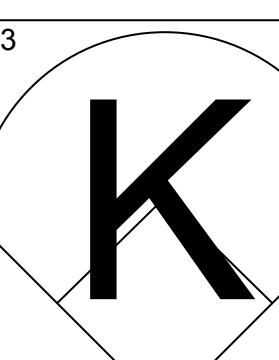
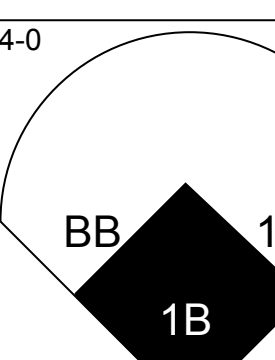
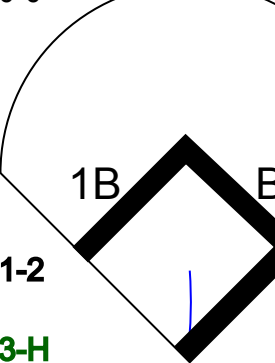
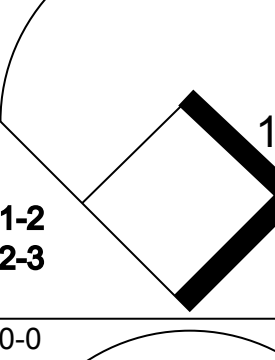
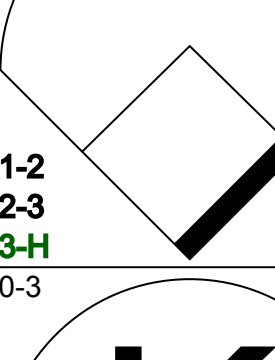
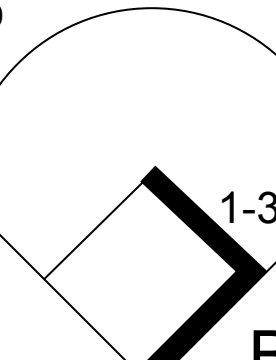
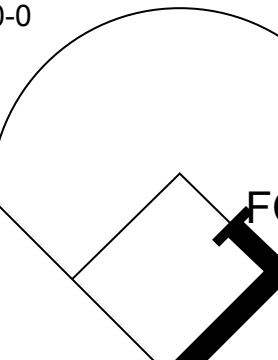
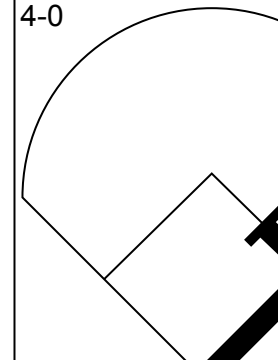
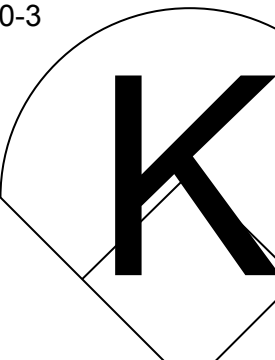
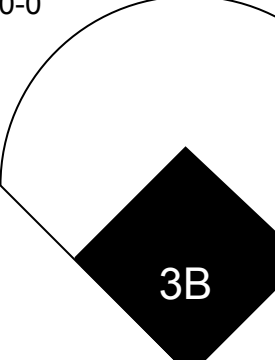
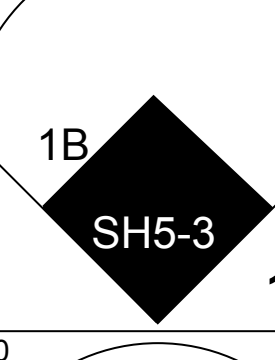
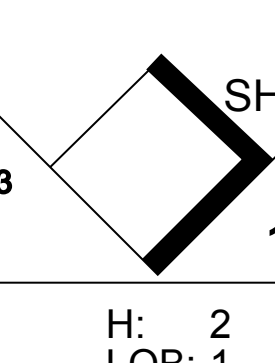
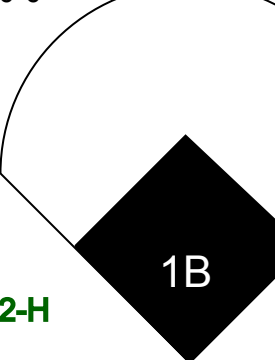
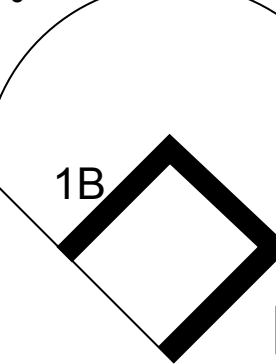
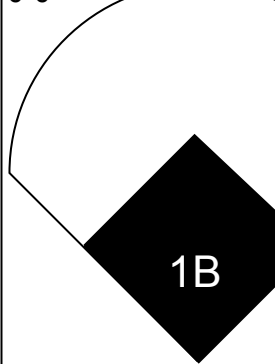
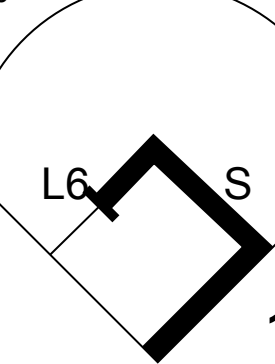
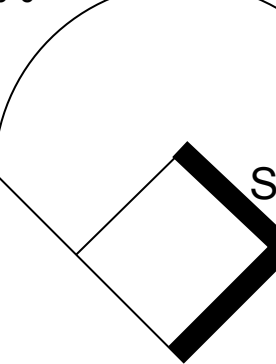
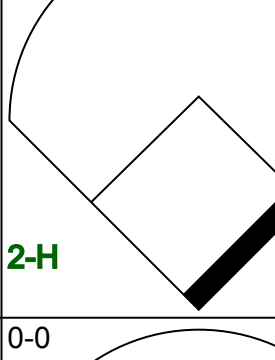
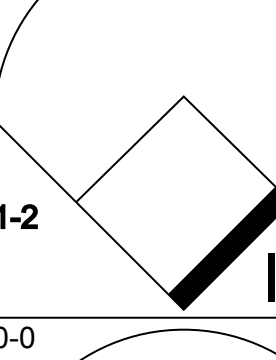

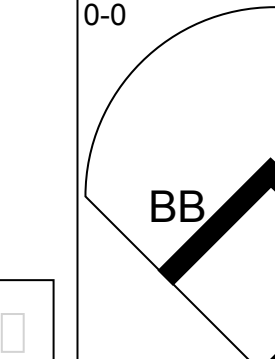
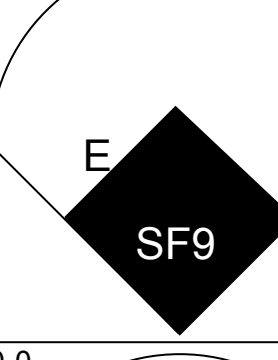
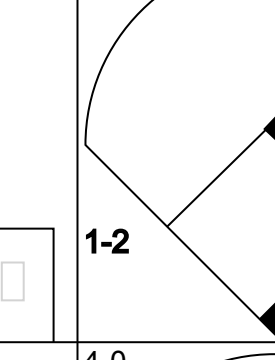
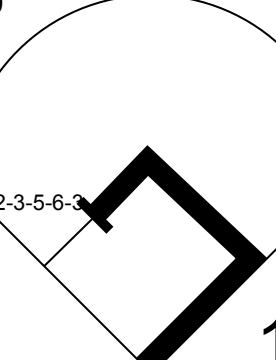
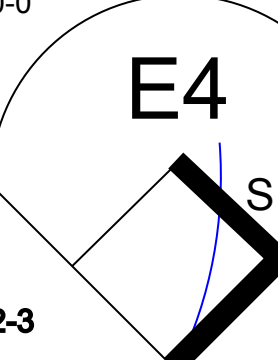
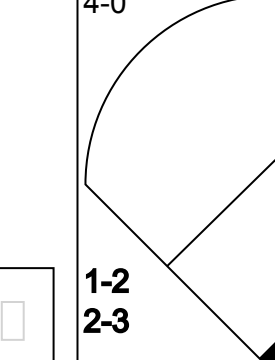
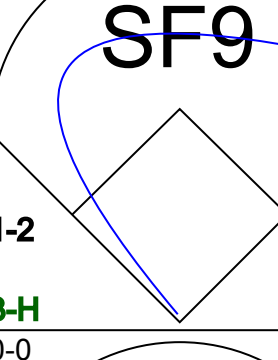
Batter	1	2	3	4	5	6	7	8	9	AB	R	H	RBI	BB	SO	LOB	BOTTOM	
Rick Manning, L OBP: 0.407, SLG: 0.458 (1, 8)	0-0 F7		0-0 6-3		0-0 BB BB 1B		0-0 E1 1B		0-0 5-3		5	1	1	0	0	1	Boston Red Sox @ Cleveland Indians Cleveland Municipal Stadium, Cleveland, OH Sat Apr 16 1977, 3:33 AM EST Att: 51,165 - Unknown AB 34 R 4 H 7 RBI 2 BB 5 SO 4 LOB 14 	
Duane Kuiper, L OBP: 0.480, SLG: 0.455 (1, 4)	0-0 F7				4-0 BB BB		0-0 G4-6-3 1B		4-0 BB		3	0	2	1	2	0		
Jim Norris, L OBP: 0.375, SLG: 0.500 (1, 9)	4-0 S BB		0-0 F7		4-0 1-2 2-3 3H BB		0-0 G4-6-3 1B		0-0 L8		3	0	0	1	2	0		
Rico Carty, R OBP: 0.250, SLG: 0.211 (1, 10)	0-0 F8			0-0 F7	0-0 F3		0-0 F3				4	0	0	0	0	4		
Andre Thornton, R OBP: 0.143, SLG: 0.100 (1, 3)		0-3 K		0-3 K		0-3 K		0-0 E5 FC6-4		4	0	0	0	0	3	0		
Bill Melton, R OBP: 0.250, SLG: 0.300 (1, 5)		0-0 5-3		0-0 F9		0-0 F9		0-0 FC6-4 2B FC6-2		4	0	0	0	0	0	1		
Buddy Bell, R OBP: 0.476, SLG: 0.700 (1, 7)		4-0 BB			0-0 1B BB 1B		0-0 F9		0-0 FC6-2 2B		3	1	2	0	1	0		
Ray Fosse, R OBP: 0.263, SLG: 0.235 (1, 2)		0-0 F3			0-0 F7		0-0 E 1B		0-0 FC6-2 CS		3	1	1	0	0	2		
John Lowenstein, L OBP: 0.697, SLG: 0.500 (8, PH)							0-0 E 1B		2-3 3H		1	0	0	0	0	2		
Fred Kendall, R (9, 2)							0-0 E 1B		0-0 CS		0	0	0	0	0	0		
Frank Duffy, R OBP: 0.412, SLG: 0.091 (1, 6)			0-0 P9		0-0 F3		0-0 E 1B		0-3 K		3	1	1	0	0	1		
Larvell Blanks, R (8, PH) (9, 6)							1-2 1B				1	0	0	0	0	1		
Inning Stats	R: 0 E: 0 K: 0 S: 3	H: 0 LOB: 1 BB: 1 P: 7	R: 0 E: 0 K: 1 S: 5	H: 0 LOB: 1 BB: 1 P: 9	R: 0 E: 0 K: 1 S: 4	H: 0 LOB: 0 BB: 0 P: 4	R: 0 E: 0 K: 1 S: 5	H: 0 LOB: 0 BB: 0 P: 5	R: 3 E: 1 K: 0 S: 6	H: 3 LOB: 0 BB: 0 P: 6	R: 0 E: 0 K: 0 S: 4	H: 1 LOB: 1 BB: 0 P: 4	R: 0 E: 0 K: 1 S: 5	H: 0 LOB: 1 BB: 1 P: 9	1B: 6 2B: 1 3B: 0 HR: 0	SF: 0 SAC: 0 DP: 1 HBP: 0		WP: 0 PB: 0 SB: 1 CS: 1
PITCHER	IP WLS BF H R ER SO BB IBB HBP BLK WP HR S P ERA WHIP	IP WLS BF H R ER SO BB IBB HBP BLK WP HR S P ERA WHIP																
Luis Tiant, R ERA: 1.8 (1, 1)	5.0 W 22 3 1 1 2 4 0 0 0 0 0 22 38 1.80 1.400																	
Bob Stanley, R ERA: 2.25 (6, 1)	4.0 S 17 4 3 1 2 1 0 0 0 0 0 20 24 2.25 1.250																	

Batter	1	2	3	4	5	6	7	8	9	AB	R	H	RBI	BB	SO	LOB	TOP		
Rick Burleson, R OBP: 0.433, SLG: 0.481 (1, 6)										4	0	1	0	1	0	2	Boston Red Sox @ Cleveland Indians Cleveland Municipal Stadium, Cleveland, OH Sun Apr 17 1977, 3:33 AM EST Unknown - 67 F		
Denny Doyle, L OBP: 0.318, SLG: 0.455 (1, 4)										5	2	3	0	0	0	2			
Jim Rice, R OBP: 0.345, SLG: 0.346 (1, 10)										5	0	2	1	0	0	3			
Carl Yastrzemski, L OBP: 0.480, SLG: 0.696 (1, 7)										4	1	1	1	1	0	3			
George Scott, R OBP: 0.321, SLG: 0.280 (1, 3)										4	1	1	0	1	3	3			
Carlton Fisk, R OBP: 0.455, SLG: 0.412 (1, 2)										3	0	2	1	1	1	0			
Dwight Evans, R OBP: 0.444, SLG: 0.731 (1, 9)										5	0	2	0	0	1	4			
Butch Hobson, R OBP: 0.120, SLG: 0.130 (1, 5)										3	0	0	1	0	1	2			
Rick Miller, L OBP: 0.250, SLG: 0.182 (1, 8)										4	0	0	0	0	1	3			
Inning Stats	R: 0 E: 0 K: 1 S: 6	H: 1 LOB: 2 BB: 1 P: 10	R: 0 E: 0 K: 0 S: 3	H: 0 LOB: 1 BB: 1 P: 7	R: 0 E: 0 K: 0 S: 4	H: 1 LOB: 1 BB: 0 P: 4	R: 0 E: 0 K: 3 S: 10	H: 1 LOB: 1 BB: 0 P: 10	R: 1 E: 0 K: 0 S: 5	H: 2 LOB: 1 BB: 0 P: 9	R: 2 E: 1 K: 1 S: 8	H: 3 LOB: 1 BB: 0 P: 8	R: 0 E: 0 K: 1 S: 5	H: 0 LOB: 1 BB: 1 P: 9	R: 0 E: 0 K: 1 S: 6	H: 2 LOB: 2 BB: 0 P: 7	1B: 9 2B: 2 3B: 1 HR: 0	SF: 1 SAC: 0 DP: 1 HBP: 1	WP: 0 PA: 43 PB: 0 SB: 1 CS: 0
PITCHER	IP WLS BF H R ER SO BB IBB HBP BLK WP HR S P ERA WHIP																		
Al Fitzmorris, R ERA: 3.65 (1, 1)	6.1 L 30 8 3 3 4 2 1 0 0 0 0 0 35 47 4.26 1.579																		
Rick Waits, L ERA: (7, 1)	0.0 1 1 0 0 0 0 0 0 0 0 0 0 1 1 ∞ ∞																		
Jim Kern, R ERA: (7, 1)	2.2 12 3 1 1 3 1 0 1 0 0 0 0 16 21 3.38 1.500																		

Batter	1	2	3	4	5	6	7	8	9	AB	R	H	RBI	BB	SO	LOB	BOTTOM				
Rick Manning, L OBP: 0.387, SLG: 0.429 (1, 8)										4	0	1	0	0	0	1	Boston Red Sox @ Cleveland Indians Cleveland Municipal Stadium, Cleveland, OH Sun Apr 17 1977, 3:33 AM EST Unknown - 67 F				
Duane Kuiper, L OBP: 0.483, SLG: 0.440 (1, 4)										3	0	1	0	1	0	0					
Jim Norris, L OBP: 0.321, SLG: 0.423 (1, 9)										4	0	0	0	0	0	3					
Rico Carty, R OBP: 0.208, SLG: 0.174 (1, 10)										4	0	0	0	0	2	0					
Buddy Bell, R OBP: 0.458, SLG: 0.636 (1, 7)										2	0	0	0	1	1	0					
Bill Melton, R OBP: 0.227, SLG: 0.273 (1, 5)										2	0	0	0	0	0	1					
Paul Dade, R OBP: 0.500, SLG: 0.600 (7, PH) (8, 5)										1	0	0	0	0	0	0					
Andre Thornton, R OBP: 0.208, SLG: 0.391 (1, 3)										3	1	2	1	0	0	0					
Larvell Blanks, R (1, 6)										3	0	0	0	0	1	1					
Ray Fosse, R OBP: 0.227, SLG: 0.200 (1, 2)										3	0	0	0	0	0	1					
Inning Stats	R: 0 E: 0 K: 0 S: 3	H: 0 LOB: 0 BB: 0 P: 3	R: 0 E: 0 K: 1 S: 4	H: 0 LOB: 0 BB: 1 P: 8	R: 1 E: 0 K: 0 S: 6	H: 3 LOB: 2 BB: 0 P: 6	R: 0 E: 0 K: 0 S: 3	H: 0 LOB: 0 BB: 0 P: 3	R: 0 E: 0 K: 1 S: 6	H: 1 LOB: 1 BB: 0 P: 6	R: 0 E: 0 K: 0 S: 2	H: 0 LOB: 0 BB: 1 P: 6	R: 0 E: 0 K: 1 S: 5	H: 0 LOB: 0 BB: 0 P: 5	R: 0 E: 0 K: 0 S: 3	H: 0 LOB: 0 BB: 0 P: 3	R: 0 E: 0 K: 1 S: 5	H: 0 LOB: 0 BB: 0 P: 5	1B: 2 2B: 0 3B: 1 HR: 1	SF: 0 SAC: 0 DP: 2 HBP: 0	WP: 0 PA: 31 PB: 0 SB: 0 CS: 0
PITCHER	IP WLS BF H R ER SO BB IBB HBP BLK WP HR S P ERA WHIP																				
Reggie Cleveland, R ERA: 2.25 (1, 1)	9.0 W 31 4 1 1 4 2 0 0 0 0 0 1 37 45 1.00 0.667																				

Batter	1	2	3	4	5	6	7	8	9	AB	R	H	RBI	BB	SO	LOB	TOP			
Rick Burleson, R OBP: 0.382, SLG: 0.419 (1, 6)										4	0	0	0	0	0	1	Boston Red Sox @ Cleveland Indians Cleveland Municipal Stadium, Cleveland, OH Sun Apr 17 1977, 3:38 AM EST Att: 15,439 - Unknown			
Denny Doyle, L OBP: 0.308, SLG: 0.423 (1, 4)										4	0	1	0	0	1	0				
Jim Rice, R OBP: 0.394, SLG: 0.433 (1, 10)										4	1	3	0	0	1	1				
Carl Yastrzemski, L OBP: 0.448, SLG: 0.630 (1, 7)										4	1	1	0	0	0	3				
George Scott, R OBP: 0.313, SLG: 0.276 (1, 3)										4	1	1	1	0	0	0				
Carlton Fisk, R OBP: 0.423, SLG: 0.381 (1, 2)										4	1	1	1	0	0	0				
Dwight Evans, R OBP: 0.387, SLG: 0.633 (7, 8)										4	0	0	0	0	1	2				
Butch Hobson, R OBP: 0.143, SLG: 0.269 (1, 5)										3	1	1	3	0	2	0				
Rick Miller, L OBP: 0.286, SLG: 0.231 (7, PH)										2	0	1	0	0	1	0				
Bobby Darwin, R (7, 9)										1	0	0	0	0	1	0				
Inning Stats	R: 0 E: 0 K: 0 S: 4	H: 1 LOB: 1 BB: 0 P: 4	R: 0 E: 0 K: 0 S: 3	H: 0 LOB: 0 BB: 0 P: 3	R: 0 E: 0 K: 1 S: 5	H: 1 LOB: 0 BB: 0 P: 5	R: 5 E: 0 K: 2 S: 12	H: 5 LOB: 0 BB: 0 P: 12	R: 0 E: 0 K: 1 S: 6	H: 1 LOB: 1 BB: 0 P: 6	R: 0 E: 0 K: 0 S: 3	H: 0 LOB: 0 BB: 0 P: 3	R: 0 E: 0 K: 1 S: 5	H: 1 LOB: 0 BB: 0 P: 5	R: 0 E: 0 K: 0 S: 3	H: 0 LOB: 0 BB: 0 P: 3	1B: 7 2B: 2 3B: 0 HR: 1	SF: 0 SAC: 0 DP: 2 HBP: 0	WP: 1 PB: 0 SB: 0 CS: 0	PA: 34
PITCHER	IP WLS BF H R ER SO BB IBB HBP BLK WP HR S P ERA WHIP																			
Jim Bibby, R ERA: 7.5 (1, 1)	6.0 W 25 8 5 5 4 0 0 0 0 0 1 1 33 33 7.50 1.333																			
Dave LaRoche, L ERA: 6.75 (7, 1)	3.0 S 9 1 0 0 3 0 0 0 0 0 0 0 15 15 0.00 0.333																			

Batter	1	2	3	4	5	6	7	8	9	AB	R	H	RBI	BB	SO	LOB	BOTTOM	
Rick Manning, L OBP: 0.389, SLG: 0.424 (1, 8)										5	1	2	0	0	0	0	Boston Red Sox @ Cleveland Indians Cleveland Municipal Stadium, Cleveland, OH Sun Apr 17 1977, 3:38 AM EST Att: 15,439 - Unknown	
Duane Kuiper, L OBP: 0.471, SLG: 0.414 (1, 4)										4	1	1	0	1	0	1		
Jim Norris, L OBP: 0.448, SLG: 0.448 (6, PH)										3	2	1	0	1	0	1		
Charlie Spikes, R OBP: 0.333, SLG: 0.333 (9, 9)										1	0	0	0	0	0	0		
John Lowenstein, L OBP: 0.714, SLG: 0.833 (1, 10)										4	3	3	1	0	0	0		
Paul Dade, R OBP: 0.500, SLG: 0.667 (1, 5)										4	1	2	3	0	1	1		
Buddy Bell, R OBP: 0.444, SLG: 0.600 (1, 7)										3	1	1	0	0	0	1		
Andre Thornton, R OBP: 0.250, SLG: 0.385 (1, 3)										3	0	1	2	1	0	0		
Fred Kendall, R OBP: 0.400, SLG: 1.000 (1, 2)										3	1	1	1	1	1	3		
Frank Duffy, R OBP: 0.333, SLG: 0.067 (1, 6)										4	0	0	0	0	1	1		
Inning Stats	R: 5 E: 0 K: 0 S: 7	H: 5 LOB: 1 BB: 1 P: 11	R: 0 E: 0 K: 1 S: 5	H: 0 LOB: 0 BB: 0 P: 5	R: 1 E: 0 K: 0 S: 5	H: 2 LOB: 1 BB: 0 P: 5	R: 1 E: 0 K: 1 S: 7	H: 2 LOB: 2 BB: 1 P: 11	R: 0 E: 0 K: 1 S: 5	H: 0 LOB: 0 BB: 0 P: 5	R: 3 E: 2 K: 0 S: 6	H: 3 LOB: 1 BB: 1 P: 10	R: 0 E: 0 K: 0 S: 3	H: 0 LOB: 0 BB: 0 P: 3	1B: 8 2B: 3 3B: 0 HR: 1	SF: 0 SAC: 1 DP: 1 HBP: 0	WP: 0 PB: 0 SB: 1 CS: 0	PA: 39
PITCHER	IP WLS BF H R ER SO BB IBB HBP BLK WP HR S P ERA WHIP																	
Rick Wise, R ERA: 54.0 (1, 1)	0.1 L 18 4 2 2 1 2 0 0 0 0 0 1 18 26 4.15 1.385																	
Tom Murphy, R ERA: 3.19 (5, 1)	2.1 11 3 3 1 2 1 0 0 0 0 0 0 14 18 3.86 1.714																	
Bill Campbell, R ERA: 12.0 (8, 1)	1.0 3 0 0 0 0 0 0 0 0 0 0 0 3 3 0.00 0.000																	

Batter	1	2	3	4	5	6	7	8	9	10	AB	R	H	RBI	BB	SO	LOB	TOP			
Rick Manning, L OBP: 0.400, SLG: 0.385											4	1	1	0	1	2	2	Cleveland Indians @ Baltimore Orioles Memorial Stadium, Baltimore, MD Tue Apr 19 1977, 6:05 PM EST Att: 4,826 - Unknown			
Duane Kuiper, L OBP: 0.415, SLG: 0.361 Larvell Blanks, R OBP: 0.222, SLG: 0.143	4-3		1-3		SH5-3			4-3			3	0	0	1	0	0	1				
Paul Dade, R OBP: 0.389, SLG: 0.563 Jim Norris, L OBP: 0.382, SLG: 0.467	F9		K		F3			5-3			4	0	0	0	0	1	2				
Rico Carty, R OBP: 0.212, SLG: 0.219		K		K				4-3			5	0	1	1	0	3	0				
Buddy Bell, R OBP: 0.444, SLG: 0.516							F3				3	0	1	0	2	1	3				
Andre Thornton, R OBP: 0.194, SLG: 0.294	1-3		FC5-4		L7			FC5-4		K	5	0	0	0	0	1	6				
Charlie Spikes, R OBP: 0.400, SLG: 0.500	4-3		FC4-6		L6			CS			4	1	1	0	0	2					
Ray Fosse, R OBP: 0.267, SLG: 0.357			HR					F9		5-3	4	2	2	1	0	0	1				
Frank Duffy, R OBP: 0.333, SLG: 0.238	1-3		1-3					F8			4	1	2	1	0	0	0				
Inning Stats	R: 0 E: 0 K: 1 S: 5	H: 0 LOB: 0 BB: 0 P: 5	R: 0 E: 0 K: 1 S: 5	H: 0 LOB: 1 BB: 1 P: 9	R: 1 E: 0 K: 1 S: 7	H: 2 LOB: 1 BB: 0 P: 7	R: 0 E: 0 K: 1 S: 6	H: 1 LOB: 1 BB: 0 P: 6	R: 1 E: 0 K: 0 S: 5	H: 2 LOB: 1 BB: 0 P: 5	R: 0 E: 0 K: 0 S: 3	H: 0 LOB: 0 BB: 0 P: 3	R: 0 E: 0 K: 1 S: 4	H: 0 LOB: 0 BB: 1 P: 8	R: 3 E: 0 K: 2 S: 11	H: 4 LOB: 3 BB: 2 P: 19	1B: 6 2B: 1 3B: 1 HR: 1		SF: 0 SAC: 1 DP: 0 HBP: 0	WP: 0 PA: 43 PB: 0 SB: 0 CS: 1	
PITCHER	IP 9.0	WLS 33	H 5	R 2	ER 2	SO 6	BB 2	IBB 0	HBP 0	BLK 0	WP 0	HR 1	S 43	P 51	ERA 2.00	WHIP 0.778					
Mike Flanagan, L ERA: 2.0																					
Tippy Martinez, L ERA: 81.0	0.1	5	3	3	3	0	1	0	0	0	0	0	4	8	81.00	12.000					
Dyar Miller, R ERA:	0.2	W	4	1	0	0	2	1	0	0	0	0	7	11	0.00	3.000					
Batter	1	2	3	4	5	6	7	8	9	10	AB	R	H	RBI	BB	SO	LOB	BOTTOM			
Al Bumbry, L OBP: 0.297, SLG: 0.382	1-3		K		F8		4-3		K		5	0	0	0	0	2	0	Cleveland Indians @ Baltimore Orioles Memorial Stadium, Baltimore, MD Tue Apr 19 1977, 6:05 PM EST Att: 4,826 - Unknown			
Billy Smith, S OBP: 0.667, SLG: 0.875 Rich Dauer, R OBP: 0.143, SLG: 0.143									K		3	1	3	0	1	0	0				
Ken Singleton, S OBP: 0.513, SLG: 0.467					L6						4	1	3	1	1	0	1				
Doug DeCinces, R OBP: 0.342, SLG: 0.469	K		F7				F5		F8		4	1	0	0	1	5					
Eddie Murray, S OBP: 0.289, SLG: 0.361	F7				G3				4-3		5	0	1	0	0	1	6				
Lee May, R OBP: 0.250, SLG: 0.233 Tom Shopay, L OBP: 0.333, SLG: 1.333		K							F9		5	1	3	1	0	1	0				
Larry Hartow, L OBP: 0.375, SLG: 0.467 Brooks Robinson, R OBP: 0.333, SLG: 1.333									4-3		3	0	1	0	1	0	1				
Rick Dempsey, R OBP: 0.233, SLG: 0.259		SH2-3-5-6-3					F8		5-3		2	0	0	1	0	0	3				
Mark Belanger, R OBP: 0.250, SLG: 0.125			K		F9		F3		F8		4	0	0	0	0	1	4				
Inning Stats	R: 0 E: 0 K: 1 S: 6	H: 1 LOB: 2 BB: 1 P: 10	R: 0 E: 0 K: 1 S: 5	H: 1 LOB: 0 BB: 0 P: 5	R: 1 E: 0 K: 2 S: 9	H: 2 LOB: 1 BB: 0 P: 9	R: 1 E: 1 K: 0 S: 5	H: 1 LOB: 1 BB: 0 P: 5	R: 0 E: 0 K: 0 S: 3	H: 2 LOB: 3 BB: 2 P: 9	R: 0 E: 0 K: 0 S: 4	H: 1 LOB: 2 BB: 1 P: 8	R: 0 E: 0 K: 0 S: 3	H: 0 LOB: 0 BB: 0 P: 3	R: 0 E: 0 K: 2 S: 7	H: 0 LOB: 0 BB: 0 P: 7	R: 4 E: 0 K: 1 S: 6		H: 3 LOB: 1 BB: 1 P: 10	1B: 9 2B: 4 3B: 0 HR: 1	SF: 1 SAC: 1 DP: 2 HBP: 0
PITCHER	IP 8.0	WLS 35	H 9	R 2	ER 4	SO 4	BB 2	IBB 0	HBP 0	BLK 0	WP 0	HR 0	S 40	P 52	ERA 1.12	WHIP 1.375					
Dennis Eckstein, R ERA: 2.77																					
Dave LaRoche, L ERA: 10.13	1.1	L	8	3	4	4	3	1	0	0	0	0	1	13	27.00	3.000					



Batter	1	2	3	4	5	6	7	8	9	AB	R	H	RBI	BB	SO	LOB	TOP
Rick Manning, L (1, 8) OBP: 0.388, SLG: 0.372	0-0 4-3		0-0 F6			0-0 F9		0-0 1B 1B		4	1	1	0	0	0	0	Cleveland Indians @ Baltimore Orioles Memorial Stadium, Baltimore, MD Wed Apr 20 1977, 6:05 PM EST Att: 6,439 - Unknown
Duane Kuiper, L (1, 4) OBP: 0.376, SLG: 0.325	0-0 4-3			0-0 F6		0-0 4-3		0-0 L7		4	0	0	0	0	0	1	
Paul Dade, R (1, 5) OBP: 0.409, SLG: 0.526	0-0 F9			0-0 F9		4-0 BB		0-0 1B 1-2 SF9 1B		3	1	1	0	1	0	0	
Rico Carty, R (1, 10) OBP: 0.243, SLG: 0.250		0-0 1B		0-0 5-3		0-3 K		0-0 1-3 2-H 1B		4	0	2	1	0	1	1	
Buddy Bell, R (1, 7) OBP: 0.425, SLG: 0.500	0-3 K				0-0 E 1B		0-0 F8	0-0 SF9 3-H		3	0	1	1	0	1	1	
Andre Thornton, R (1, 3) OBP: 0.200, SLG: 0.289	0-0 F7				0-0 F8		0-0 FC5 1B	0-0 3-1		4	0	1	0	0	0	3	
Charlie Spikes, R (1, 9) Jim Norris, L (9, PH) OBP: 0.371, SLG: 0.452	0-0 F6				0-0 E6 1-2		0-0 1-2 1B		0-3 K	3	0	1	0	0	0	2	
Ray Fosse, R (1, 2) John Lowenstein, L (9, PH) OBP: 0.556, SLG: 0.625			0-0 F8		0-0 F9		0-3 K		0-0 F8	3	0	0	0	0	1	4	
Frank Duffy, R (1, 6) Larvell Blanks, R (7, PH) OBP: 0.182, SLG: 0.111			0-0 F9		0-0 F2		0-0 FC5 2-3f		0-0 5-3	2	0	0	0	0	0	2	


Inning Stats	R: 0	H: 0	E: 0	LOB: 0	K: 0	BB: 0	S: 3	R: 0	H: 1	E: 0	LOB: 1	K: 1	BB: 0	S: 6	R: 0	H: 0	E: 0	LOB: 0	K: 0	BB: 0	S: 3	R: 0	H: 0	E: 0	LOB: 0	K: 0	BB: 0	S: 3	R: 0	H: 1	E: 1	LOB: 2	K: 0	BB: 0	S: 5	R: 0	H: 0	E: 0	LOB: 1	K: 1	BB: 1	S: 9	R: 0	H: 2	E: 0	LOB: 2	K: 1	BB: 0	S: 7	R: 2	H: 3	E: 0	LOB: 1	K: 0	BB: 0	S: 6	R: 0	H: 0	E: 0	LOB: 0	K: 1	BB: 0	S: 5	1B: 7	SF: 1	2B: 0	SAC: 0	3B: 0	DP: 0	HR: 0	HBP: 0	WP: 0	PA: 36
--------------	------	------	------	--------	------	-------	------	------	------	------	--------	------	-------	------	------	------	------	--------	------	-------	------	------	------	------	--------	------	-------	------	------	------	------	--------	------	-------	------	------	------	------	--------	------	-------	------	------	------	------	--------	------	-------	------	------	------	------	--------	------	-------	------	------	------	------	--------	------	-------	------	-------	-------	-------	--------	-------	-------	-------	--------	-------	--------

PITCHER	IP	WLS	BF	H	R	ER	SO	BB	IBB	HBP	BLK	WP	HR	S	P	ERA	WHIP	PITCHER	IP	WLS	BF	H	R	ER	SO	BB	IBB	HBP	BLK	WP	HR	S	P	ERA	WHIP
---------	----	-----	----	---	---	----	----	----	-----	-----	-----	----	----	---	---	-----	------	---------	----	-----	----	---	---	----	----	----	-----	-----	-----	----	----	---	---	-----	------

Batter	1	2	3	4	5	6	7	8	9	AB	R	H	RBI	BB	SO	LOB	BOTTOM
Al Bumbry, L (1, 7) OBP: 0.310, SLG: 0.368	0-0 L6		0-0 4-3	4-0 BB		0-0 1-2 2-3 3-H 1B		0-0 F8		4	0	1	2	1	0	1	
Billy Smith, S (1, 4) Kiko Garcia, R (9, 4) OBP: 0.522, SLG: 0.667 OBP: 0.250, SLG: 0.250	0-0 G3		0-0 1-3	0-0 4-3		0-0 FC5		0-0 3-1		5	0	0	0	0	0	6	
Ken Singleton, S (1, 9) Tom Shopay, L (8, 9)	4-0 HR BB		0-0 BB	0-3 K		4-0 HR BB		0-0 3-1		2	2	1	1	2	1	0	
Doug DeCinces, R (1, 5) OBP: 0.333, SLG: 0.528	0-0 1-H HR		0-0 F4	0-0 3-H 1B		0-3 K		0-0 F9		4	1	1	2	0	1	2	
Eddie Murray, S (1, 10) OBP: 0.310, SLG: 0.436	0-3 K			4-0 FC5-4 BB		0-0 G3		1-H HR		3	1	1	2	1	1	0	
Lee May, R (1, 3) Tony Muser, L (8, 3) OBP: 0.250, SLG: 0.294 OBP: 0.400, SLG: 0.600		0-3 K		0-0 FC5-4 1B 1B BB		0-0 CS 3B		0-0 K		4	1	1	0	0	2	1	
Larry Harlow, L (1, 8) OBP: 0.450, SLG: 0.500	0-0 F8			0-0 BB 1B 1-2 1B		4-0 CS 1B BB		0-0 1B		3	1	2	0	1	0	0	
Rick Dempsey, R (1, 2) OBP: 0.235, SLG: 0.258	0-0 F7			0-0 BB 1-2 2-3 1B		0-0 F8		0-0 G3		4	0	1	0	0	0	3	
Mark Belanger, R (1, 6) OBP: 0.281, SLG: 0.148			0-0 1-3 4-3 1B 1B		0-0 F9		4-0 FC5 1B IBB		0-0 F8	3	1	1	0	1	0	3	

Inning Stats	R: 2	H: 1	E: 0	LOB: 0	K: 1	BB: 1	S: 6	R: 0	H: 0	E: 0	LOB: 0	K: 1	BB: 0	S: 5	R: 1	H: 2	E: 0	LOB: 3	K: 0	BB: 2	S: 5	R: 1	H: 2	E: 0	LOB: 0	K: 2	BB: 0	S: 7	R: 1	H: 2	E: 0	LOB: 2	K: 0	BB: 2	S: 4	R: 2	H: 2	E: 0	LOB: 1	K: 1	BB: 1	S: 7	R: 0	H: 0	E: 0	LOB: 0	K: 0	BB: 0	S: 3	1B: 6	SF: 0	2B: 0	SAC: 0	3B: 1	DP: 0	HR: 2	HBP: 0	WP: 0	PA: 38
--------------	------	------	------	--------	------	-------	------	------	------	------	--------	------	-------	------	------	------	------	--------	------	-------	------	------	------	------	--------	------	-------	------	------	------	------	--------	------	-------	------	------	------	------	--------	------	-------	------	------	------	------	--------	------	-------	------	-------	-------	-------	--------	-------	-------	-------	--------	-------	--------

PITCHER	IP	WLS	BF	H	R	ER	SO	BB	IBB	HBP	BLK	WP	HR	S	P	ERA	WHIP	PITCHER	IP	WLS	BF	H	R	ER	SO	BB	IBB	HBP	BLK	WP	HR	S	P	ERA	WHIP
---------	----	-----	----	---	---	----	----	----	-----	-----	-----	----	----	---	---	-----	------	---------	----	-----	----	---	---	----	----	----	-----	-----	-----	----	----	---	---	-----	------


Batter	1	2	3	4	5	6	7	8	9	AB	R	H	RBI	BB	SO	LOB	TOP					
Willie Randolph, R OBP: 0.340, SLG: 0.469 (1, 4)	6-3		1B	1-3		1B		2B		5	2	3	0	0	0	0	New York Yankees @ Cleveland Indians Cleveland Municipal Stadium, Cleveland, OH Sat Apr 23 1977, 3:33 AM EST Att: 16,334 - Unknown - 51 F livebaseballscorecards.com					
Thurman Munson, R OBP: 0.316, SLG: 0.308 (1, 2)	K		6-3			1B		2B		5	0	3	3	0	1	2						
Reggie Jackson, L OBP: 0.347, SLG: 0.372 (1, 9)	1B		E	4-3		FC4-6		K		4	1	1	0	1	1	5						
Graig Nettles, L OBP: 0.281, SLG: 0.245 (1, 5)	FC6		1B							5	0	1	2	0	0	3						
Mickey Rivers, L OBP: 0.300, SLG: 0.393 (1, 8)		F7	FC3-6		G3					5	1	2	1	0	0	2						
Carlos May, L OBP: 0.423, SLG: 0.391 (1, 10)	4-3		1B		F6		K	5-3		5	1	1	0	0	1	3						
Roy White, S OBP: 0.345, SLG: 0.280 (1, 7)	K		E8			6-3			F5	4	0	1	0	1	1	0						
Chris Chambliss, L OBP: 0.255, SLG: 0.388 (1, 3)			BB			4-3		F8	F9	4	1	0	0	1	0	3						
Bucky Dent, R OBP: 0.318, SLG: 0.325 (1, 6)			E4	6-3		1B		E5	F9	5	3	1	0	0	0	1						
Inning Stats	R: 0 E: 0 K: 1 S: 6	H: 1 LOB: 1 BB: 0 P: 6	R: 0 E: 0 K: 1 S: 5	H: 0 LOB: 0 BB: 0 P: 5	R: 6 E: 2 K: 0 S: 8	H: 4 LOB: 1 BB: 2 P: 16	R: 0 E: 0 K: 0 S: 4	H: 1 LOB: 1 BB: 0 P: 4	R: 0 E: 0 K: 0 S: 3	H: 0 LOB: 0 BB: 0 P: 3	R: 1 E: 0 K: 0 S: 6	H: 3 LOB: 2 BB: 0 P: 6	R: 0 E: 0 K: 1 S: 6	H: 1 LOB: 2 BB: 1 P: 10	R: 2 E: 1 K: 1 S: 9	H: 3 LOB: 2 BB: 0 P: 9	R: 0 E: 0 K: 0 S: 3	H: 0 LOB: 0 BB: 0 P: 3	1B: 11 2B: 2 3B: 0 HR: 0	SF: 0 SAC: 0 DP: 0 HBP: 0	WP: 0 PB: 0 SB: 1 CS: 0	PA: 45
PITCHER	IP WLS BF H R ER SO BB IBB HBP BLK WP HR S P ERA WHIP																					
Al Fitzmorris, R ERA: 4.2 (1, 1)	2.2 L 16 5 6 2 2 1 1 0 0 0 0 0 18 26 6.75 2.250																					
Rick Waits, L ERA: 3.95 (3, 1)	3.1 14 4 1 1 0 0 0 0 0 0 0 0 14 14 2.70 1.200																					
Tom Buskey, R ERA: 6.75 (7, 1)	3.0 15 4 2 0 2 1 0 0 0 0 0 0 18 22 0.00 1.667																					

Batter	1	2	3	4	5	6	7	8	9	AB	R	H	RBI	BB	SO	LOB	BOTTOM					
Rick Manning, L OBP: 0.389, SLG: 0.417 (1, 8)	4-3					E			6-3	5	1	2	0	0	0	0	New York Yankees @ Cleveland Indians Cleveland Municipal Stadium, Cleveland, OH Sat Apr 23 1977, 3:33 AM EST Att: 16,334 - Unknown - 51 F livebaseballscorecards.com					
Duane Kuiper, L OBP: 0.380, SLG: 0.333 (1, 4)	4-3		2B			FC6-4				5	1	2	0	0	0	1						
Jim Norris, L OBP: 0.400, SLG: 0.457 (1, 9)				G3		FC6-4			F8	4	0	2	0	1	0	1						
Rico Carty, R OBP: 0.220, SLG: 0.225 (1, 10)	5-3			F6		FC6-4				4	1	0	0	0	0	5						
Paul Dade, R OBP: 0.400, SLG: 0.476 (7, PH) (8, 7)		F8				6-3			4-3	2	0	0	1	1	0	1						
John Lowenstein, L OBP: 0.500, SLG: 0.556 (7, PH) (8, 7)				WP		4-3				1	0	0	0	0	0	2						
Buddy Bell, R OBP: 0.409, SLG: 0.500 (1, 7) (8, 5)		F7				BB			K	4	0	1	1	0	1	1						
Andre Thornton, R OBP: 0.205, SLG: 0.268 (1, 3)		F7			K				F7	3	0	0	0	1	1	0						
Ray Fosse, R OBP: 0.229, SLG: 0.303 (1, 2) (6, PH)			F8			F5			F4	2	0	0	0	0	0	0						
Johnny Grubb, L OBP: 0.333, SLG: 0.800 (6, PH) (7, 2)										0	0	0	0	1	0	0						
Fred Kendall, R OBP: 0.333, SLG: 0.800 (6, PH) (7, 2)										1	0	0	0	0	0	0						
Frank Duffy, R OBP: 0.290, SLG: 0.200 (1, 6) (6, PH)			K			4-3			4-3	2	0	0	0	1	0	0						
Larvell Blanks, R OBP: 0.154, SLG: 0.091 (6, PH) (7, 6)										2	0	0	0	0	0	3						
Inning Stats	R: 0 E: 0 K: 0 S: 4	H: 1 LOB: 1 BB: 0 P: 4	R: 0 E: 0 K: 0 S: 3	H: 0 LOB: 0 BB: 0 P: 3	R: 0 E: 0 K: 1 S: 6	H: 1 LOB: 1 BB: 0 P: 6	R: 0 E: 0 K: 0 S: 3	H: 0 LOB: 1 BB: 1 P: 7	R: 0 E: 0 K: 1 S: 5	H: 0 LOB: 0 BB: 0 P: 5	R: 3 E: 1 K: 0 S: 6	H: 2 LOB: 3 BB: 3 P: 18	R: 0 E: 0 K: 0 S: 5	H: 2 LOB: 2 BB: 0 P: 5	R: 0 E: 0 K: 1 S: 5	H: 0 LOB: 0 BB: 0 P: 5	R: 0 E: 0 K: 0 S: 4	H: 1 LOB: 1 BB: 0 P: 4	1B: 4 2B: 3 3B: 0 HR: 0	SF: 0 SAC: 0 DP: 0 HBP: 0	WP: 1 PB: 0 SB: 0 CS: 0	PA: 39
PITCHER	IP WLS BF H R ER SO BB IBB HBP BLK WP HR S P ERA WHIP																					
Dock Ellis, R ERA: 1.83 (1, 1)	5.2 W 24 4 3 0 2 2 0 0 0 0 0 0 26 34 0.00 1.059																					
Dick Tidrow, R ERA: 2.45 (6, 1)	3.1 S 15 3 0 0 1 2 0 0 0 0 0 0 15 23 0.00 1.500																					




Batter	1	2	3	4	5	6	7	8	9	AB	R	H	RBI	BB	SO	LOB	TOP
Willie Randolph, R (1, 4) OBP: 0.328, SLG: 0.434	0-0 F6		0-0 F9	0-0 F4		4-0 1B BB		0-0 G4-6-3		4	1	0	0	1	0	3	
Thurman Munson, R (1, 2) OBP: 0.311, SLG: 0.304	0-0 4-3		0-0 4-3		0-3 K	0-0 1B		0-0 F8		4	1	1	1	0	1	1	
Eliot Hendricks, L (7, 2) OBP: 0.333, SLG: 0.333						1-3 2B				1	0	0	0	0	0	0	
Reggie Jackson, L (1, 9) OBP: 0.370, SLG: 0.383	0-0 1-3			0-0 1B S	0-0 4-3	0-0 1B				4	1	2	2	1	0	0	
Graig Nettles, L (1, 5) OBP: 0.274, SLG: 0.226		0-3 K		4-0 1B 2B	0-3 K	0-0 F6			4-0 FC4-6	4	1	0	0	1	2	2	
Mickey Rivers, L (1, 8) OBP: 0.308, SLG: 0.393	0-0 E2			0-0 1B 2B		0-0 F8			0-0 F5	5	1	2	0	0	0	2	
Carlos May, L (1, 10) OBP: 0.416, SLG: 0.393	0-0 6-3			0-0 1B 2B		0-0 F9											
Roy White, S (1, 7) OBP: 0.339, SLG: 0.278				1-2 2-3 3-H	0-3 K	0-0 HR			0-0 FC4-6	5	2	2	1	0	0	2	
Chris Chambliss, L (1, 3) OBP: 0.291, SLG: 0.491				0-3 1B	0-0 K	0-0 HR				4	1	1	0	0	2	4	
Bucky Dent, R (1, 6) OBP: 0.319, SLG: 0.310				1-H 2-H 3-H	0-3 2B	4-0 BB				4	1	3	6	0	0	0	
Fred Stanley, R (7, 6) OBP: 1.000, SLG: 1.000				0-0 F7	0-3 K	0-0 BB				2	1	0	0	1	1	2	
Inning Stats	R: 0 H: 0 E: 0 LOB: 0 K: 0 BB: 0 S: 3	R: 0 H: 1 E: 1 LOB: 1 K: 1 BB: 0 S: 6	R: 0 H: 1 E: 0 LOB: 1 K: 2 BB: 0 S: 4	R: 4 H: 4 E: 0 LOB: 1 K: 2 BB: 1 S: 11	R: 0 H: 0 E: 0 LOB: 0 K: 2 BB: 0 S: 7	R: 6 H: 5 E: 0 LOB: 1 K: 0 BB: 2 S: 8	R: 0 H: 0 E: 0 LOB: 0 K: 1 BB: 0 S: 5	R: 0 H: 1 E: 0 LOB: 0 K: 0 BB: 0 S: 3	R: 0 H: 0 E: 0 LOB: 1 K: 0 BB: 1 S: 7	1B: 10 SF: 0 2B: 1 SAC: 0 3B: 0 DP: 1 HR: 1 HBP: 0	WP: 0 PA: 42						
PITCHER	IP WLS BF H R ER SO BB IBB HBP BLK WP HR S P ERA WHIP	5.1 L 27 9 8 8 5 2 0 0 0 0 1 35 43 13.50 2.062	6.1 3.2 15 3 2 2 1 2 0 0 0 0 0 15 23 4.91 1.364														

New York Yankees @ Cleveland Indians
Cleveland Municipal Stadium, Cleveland, OH
Sun Apr 24 1977, 3:33 AM EDT
Unknown - 44 F




Batter	1	2	3	4	5	6	7	8	9	AB	R	H	RBI	BB	SO	LOB	BOTTOM
Rick Manning, L (1, 8) OBP: 0.373, SLG: 0.385	0-0 5-3	4-0 1B 2B		0-0 G4-6-3		0-3 K		0-0 FC6-4		4	0	0	0	1	1	2	
Duane Kuiper, L (1, 4) OBP: 0.382, SLG: 0.340	0-0 F7	0-0 F7		0-0 1B			0-0 1-3		0-0 FC4-6	5	0	2	0	0	0	3	
Jim Norris, L (1, 9) OBP: 0.444, SLG: 0.474	4-0 S		4-0 BB 1B	0-0 1-3					0-0 FC4-6	3	0	2	0	2	0	1	
John Lowenstein, L (1, 7) OBP: 0.429, SLG: 0.417	4-0 BB		0-0 BB 1B	0-0 1B					0-3 FC4-6	3	0	0	0	1	0	4	
Paul Dade, R (9, PH) OBP: 0.385, SLG: 0.455	1-2 BB		0-0 F8	0-0 4-3			0-0 F8		0-3 K	1	0	0	0	0	1	1	
Johnny Grubb, L (1, 10) OBP: 0.333, SLG: 0.200	0-3 K		0-0 BB	0-0 1B		0-0 G3		0-3 K		5	0	1	0	0	3	4	
Buddy Bell, R (1, 5) OBP: 0.438, SLG: 0.512		0-0 F7	4-0 1B	1-2 2-3		0-0 G6-4-3			0-0 1B	3	1	2	0	1	0	0	
Andre Thornton, R (1, 3) OBP: 0.208, SLG: 0.250		4-0 BB 1B	0-3 K	0-0 K		0-0 G6-4-3			0-3 K	3	0	0	0	1	2	5	
Larry Blanks, R (1, 6) OBP: 0.176, SLG: 0.133		0-3 K		0-0 1-3			0-0 G3			4	0	1	0	0	1	4	
Fred Kendall, R (1, 2) OBP: 0.500, SLG: 0.778		0-0 BB		0-0 G4-6-3			0-0 6-3		1-3 2H	4	0	3	1	0	0	0	
Inning Stats	R: 0 H: 0 E: 0 LOB: 2 K: 1 BB: 2 S: 5	R: 0 H: 1 E: 0 LOB: 3 K: 1 BB: 2 S: 6	R: 0 H: 1 E: 0 LOB: 3 K: 1 BB: 2 S: 6	R: 0 H: 3 E: 0 LOB: 2 K: 0 BB: 0 S: 5	R: 0 H: 1 E: 0 LOB: 0 K: 0 BB: 0 S: 3	R: 0 H: 0 E: 0 LOB: 0 K: 1 BB: 0 S: 5	R: 0 H: 1 E: 0 LOB: 1 K: 1 BB: 0 S: 6	R: 1 H: 3 E: 0 LOB: 1 K: 1 BB: 0 S: 7	R: 0 H: 1 E: 0 LOB: 1 K: 2 BB: 0 S: 8	1B: 11 SF: 0 2B: 0 SAC: 0 3B: 0 DP: 2 HR: 0 HBP: 0	WP: 0 PA: 41						
PITCHER	IP WLS BF H R ER SO BB IBB HBP BLK WP HR S P ERA WHIP	2.1 15 4 0 0 2 0 0 0 0 0 0 17 17 0.00 1.091	3.0 S 13 5 1 1 4 0 0 0 0 0 0 21 21 3.00 1.667														

New York Yankees @ Cleveland Indians
Cleveland Municipal Stadium, Cleveland, OH
Sun Apr 24 1977, 3:33 AM EDT
Unknown - 44 F



Batter	1	2	3	4	5	6	7	8	9	AB	R	H	RBI	BB	SO	LOB	TOP					
Willie Randolph, R (1, 4) OBP: 0.333, SLG: 0.448										5	1	2	2	0	0	0	New York Yankees @ Cleveland Indians Cleveland Municipal Stadium, Cleveland, OH Sun Apr 24 1977, 3:38 AM EDT Att: 29,260 - Unknown - 44 F					
Thurman Munson, R (1, 2) OBP: 0.303, SLG: 0.295										5	1	1	0	0	0	3						
Reggie Jackson, L (1, 9) OBP: 0.356, SLG: 0.385										5	1	1	0	0	0	4						
Graig Nettles, L (1, 5) OBP: 0.284, SLG: 0.241										5	0	2	2	0	2	2						
Mickey Rivers, L (1, 8) OBP: 0.314, SLG: 0.394										5	1	2	1	0	0	2						
Carlos May, L (1, 10) OBP: 0.412, SLG: 0.367										2	0	0	0	1	0	1						
Jimmy Wynn, R (8, FH) OBP: 0.471, SLG: 0.556										1	0	0	0	0	0	1						
Roy White, S (1, 7) OBP: 0.364, SLG: 0.351										3	2	2	1	1	0	1						
Chris Chambliss, L (1, 3) OBP: 0.288, SLG: 0.491										4	1	1	0	0	0	2						
Bucky Dent, R (1, 6) OBP: 0.314, SLG: 0.289										3	0	0	0	1	0	0						
Inning Stats	R: 0 E: 0 K: 0 S: 3	H: 0 LOB: 0 BB: 0 P: 3	R: 0 E: 0 K: 1 S: 5	H: 0 LOB: 1 BB: 1 P: 9	R: 0 E: 0 K: 0 S: 3	H: 0 LOB: 0 BB: 0 P: 3	R: 0 E: 1 K: 0 S: 4	H: 1 LOB: 1 BB: 0 P: 4	R: 1 E: 0 K: 0 S: 4	H: 1 LOB: 0 BB: 0 P: 4	R: 0 E: 0 K: 0 S: 4	H: 1 LOB: 1 BB: 0 P: 4	R: 3 E: 1 K: 0 S: 6	H: 4 LOB: 1 BB: 1 P: 10	R: 1 E: 0 K: 1 S: 7	H: 2 LOB: 2 BB: 1 P: 11	R: 2 E: 1 K: 0 S: 6	H: 2 LOB: 1 BB: 0 P: 6	1B: 7 2B: 3 3B: 0 HR: 1	SF: 0 SAC: 0 DP: 1 HBP: 0	WP: 0 PB: 0 SB: 1 CS: 1	PA: 41
PITCHER	IP WLS BF H R ER SO BB IBB HBP BLK WP HR S P ERA WHIP															PITCHER	IP WLS BF H R ER SO BB IBB HBP BLK WP HR S P ERA WHIP					
Pat Dobson, R (1, 1) ERA: 4.34	6.1 L 26 6 4 4 1 1 0 0 0 0 1 27 31 5.68 1.105																					
Jim Kern, R (7, 1) ERA: 1.59	0.2 4 2 1 1 0 1 0 0 0 0 0 3 7 13.50 4.500																					
Don Hood, L (8, 1) ERA: 4.5	0.1 2 1 0 0 1 0 0 0 0 0 0 4 4 0.00 3.000																					
Tom Buskey, R (8, 1) ERA: 6.52	0.1 2 0 0 0 0 0 0 1 0 0 0 0 1 5 0.00 0.000																					
Dave LaRoche, L (8, 1) ERA: 8.69	1.1 7 2 2 0 0 0 0 0 0 0 0 0 7 7 0.00 1.500																					
Batter	1	2	3	4	5	6	7	8	9	AB	R	H	RBI	BB	SO	LOB	BOTTOM					
Rick Manning, L (1, 8) OBP: 0.349, SLG: 0.357										4	0	0	0	0	0	1	New York Yankees @ Cleveland Indians Cleveland Municipal Stadium, Cleveland, OH Sun Apr 24 1977, 3:38 AM EDT Att: 29,260 - Unknown - 44 F					
Duane Kuiper, L (1, 4) OBP: 0.356, SLG: 0.315										4	0	0	0	0	1	0						
Jim Norris, L (1, 9) OBP: 0.429, SLG: 0.452										4	1	1	0	0	2	0						
Johnny Grubb, L (1, 10) OBP: 0.300, SLG: 0.222										4	0	1	1	0	0	0						
John Lowenstein, L (1, 7) OBP: 0.444, SLG: 0.500										4	0	2	0	0	1	0						
Buddy Bell, R (1, 5) OBP: 0.451, SLG: 0.500										1	0	0	0	2	0	0						
Bill Melton, R (1, 3) OBP: 0.240, SLG: 0.280										3	0	1	0	0	0	4						
Fred Kendall, R (1, 2) OBP: 0.462, SLG: 0.667										3	0	1	0	0	0	1						
Frank Duffy, R (1, 6) OBP: 0.294, SLG: 0.185										2	0	0	0	1	0	1						
Inning Stats	R: 0 E: 0 K: 1 S: 5	H: 0 LOB: 0 BB: 0 P: 5	R: 0 E: 0 K: 0 S: 2	H: 1 LOB: 1 BB: 1 P: 7	R: 0 E: 0 K: 0 S: 2	H: 0 LOB: 0 BB: 1 P: 6	R: 1 E: 0 K: 0 S: 5	H: 3 LOB: 2 BB: 1 P: 9	R: 0 E: 0 K: 0 S: 3	H: 1 LOB: 0 BB: 0 P: 3	R: 0 E: 0 K: 1 S: 5	H: 0 LOB: 0 BB: 0 P: 5	R: 0 E: 0 K: 1 S: 6	H: 1 LOB: 1 BB: 0 P: 6	R: 0 E: 0 K: 1 S: 5	H: 0 LOB: 0 BB: 0 P: 5		R: 0 E: 0 K: 0 S: 3	H: 0 LOB: 0 BB: 0 P: 3	1B: 5 2B: 2 3B: 0 HR: 0	SF: 0 SAC: 0 DP: 3 HBP: 0	WP: 0 PB: 0 SB: 1 CS: 1
PITCHER	IP WLS BF H R ER SO BB IBB HBP BLK WP HR S P ERA WHIP															PITCHER	IP WLS BF H R ER SO BB IBB HBP BLK WP HR S P ERA WHIP					
Ed Figueroa, R (1, 1) ERA: 1.78	9.0 W 32 6 1 1 4 2 1 0 0 0 0 37 49 1.00 0.889																					

AB	38
R	7
H	11
RBI	6
BB	3
SO	2
LOB	16



AB	29
R	1
H	6
RBI	1
BB	3
SO	4
LOB	7



WP	0
PB	0
SB	1
CS	1

Batter	1	2	3	4	5	6	7	8	9	10	11	12	AB	R	H	RBI	BB	SO	LOB	TOP																					
Bob Bailor, R OBP: 0.317, SLG: 0.482 (1, 8)	HR	1B		5-3			F9			F7		CS 1B	6	1	3	2	0	0	0																						
Jim Mason, L OBP: 0.179, SLG: 0.135 Hector Torres, R OBP: 0.357, SLG: 0.308 (10, 6)	G3	P2			G1-6-3 BB		P6			K		2H 1B	3	0	0	0	1	0	2																						
Al Woods, L OBP: 0.297, SLG: 0.500 (1, 7)	F8	4-1			G1-6-3					P6			5	0	0	0	0	1	3																						
Ron Fairly, L OBP: 0.375, SLG: 0.425 (1, 10)	BB HR			CS 1B			F9			HR		G3	4	2	2	1	1	0	0																						
Otto Velez, R OBP: 0.538, SLG: 0.929 Steve Bowling, R OBP: 0.321, SLG: 0.136 Sam Ewing, L OBP: 0.500, SLG: 0.357 (11, 9)	HR	BB		K			F7 SH5-3 1B			F8		E S 1B	3	1	1	0	1	1	1																						
Doug Ault, R OBP: 0.446, SLG: 0.667 (1, 3)	HR			2B			SH5-3			F8		P4	4	1	2	3	0	0	1																						
Dave McKay, S OBP: 0.224, SLG: 0.227 (1, 5)	K			G3			F7			4-3		3-1	5	0	0	0	0	1	3																						
Alan Ashby, S OBP: 0.286, SLG: 0.271 (1, 2)				1B 1B			5-3			4-3		SH1-4 1B BB	4	1	1	0	1	0	1																						
Pedro Garcia, R OBP: 0.243, SLG: 0.271 (1, 4)				P6			5-3			4-3		SH1-4	4	0	0	0	0	1	1																						
Inning Stats	R: 4 E: 0 K: 1 S: 7	H: 2 LOB: 0 BB: 2 P: 15	R: 0 E: 0 K: 5	H: 2 LOB: 0 BB: 0 P: 5	R: 0 E: 0 K: 1 S: 6	H: 2 LOB: 1 BB: 0 P: 6	R: 0 E: 0 K: 0 S: 3	H: 0 LOB: 0 BB: 0 P: 3	R: 0 E: 0 K: 0 S: 2	H: 1 LOB: 1 BB: 0 P: 4	R: 0 E: 0 K: 0 S: 3	H: 0 LOB: 0 BB: 0 P: 6	R: 1 E: 0 K: 1 S: 6	H: 0 LOB: 0 BB: 0 P: 5	R: 0 E: 0 K: 1 S: 5	H: 0 LOB: 0 BB: 0 P: 5	R: 0 E: 0 K: 0 S: 4	H: 1 LOB: 1 BB: 0 P: 4	R: 1 E: 0 K: 0 S: 3	H: 1 LOB: 0 BB: 1 P: 7	1B: 6 2B: 2 3B: 0 HR: 3	SF: 0 SAC: 2 DP: 2 HBP: 0	WP: 0 PB: 0 SB: 1 CS: 2	PA: 47																	
PITCHER	IP	WLS	BF	H	R	ER	SO	BB	IBB	HBP	BLK	WP	HR	S	P	ERA	WHIP	PITCHER							IP	WLS	BF	H	R	ER	SO	BB	IBB	HBP	BLK	WP	HR	S	P	ERA	WHIP
Wayne Garland, R ERA: 11.57 (1, 1)	1.1		10	4	4	4	1								18	27.00	4.500																								
Don Hood, L ERA: 2.31 (2, 1)	5.2		19	3	0	0	1	1	0	0	0			20	24	0.00	0.706																								
Dave LaRoche, L ERA: 7.3 (8, 1)	3.0		10	1	1	1	3	0	0	0	0		1	16	16	3.00	0.333																								
Jim Kern, R ERA: 2.45 (11, 1)	2.0	L	8	2	1	1	0	1	0	0	0			7	11	4.50	1.500																								

Toronto Blue Jays @ Cleveland Indians
Cleveland Municipal Stadium, Cleveland, OH
Wed Apr 27 1977, 7:05 PM EDT
Att. 3,639 - Unknown - 68 F

AB	41
R	6
H	10
RBI	6
BB	4
SO	5
LOB	13



Batter	1	2	3	4	5	6	7	8	9	10	11	12	AB	R	H	RBI	BB	SO	LOB	BOTTOM																						
Rick Manning, L OBP: 0.348, SLG: 0.344 (1, 8)	4-3				K		6-3						5	1	1	1	1	1	2																							
Duane Kuiper, L OBP: 0.349, SLG: 0.310 Bill Melton, R OBP: 0.269, SLG: 0.346 Ron Pruitt, R OBP: 0.667, SLG: 1.000 (9, 9)	4-3			1B									4	0	1	0	0	0	2																							
Jim Norris, L OBP: 0.415, SLG: 0.435 Paul Dade, R OBP: 0.393, SLG: 0.435 (10, 4)	4-3				6-3								1	0	0	0	0	0	0																							
Johnny Grubb, L OBP: 0.200, SLG: 0.143 John Lowenstein, L OBP: 0.421, SLG: 0.471 (10, 7)													4	0	1	0	0	1	0																							
Rico Carty, R OBP: 0.213, SLG: 0.217 (1, 10)	F2			1-3									6	0	1	0	0	2	2																							
Buddy Bell, R OBP: 0.411, SLG: 0.447 (1, 5)	1-3												5	0	0	0	0	0	3																							
Andre Thornton, R OBP: 0.283, SLG: 0.333 (1, 3)													1	2	1	1	4	0	0																							
Fred Kendall, R OBP: 0.389, SLG: 0.529 (1, 2)													5	1	1	0	0	0	3																							
Frank Duffy, R OBP: 0.297, SLG: 0.172 Larvell Blanks, R OBP: 0.211, SLG: 0.125 (10, 6)													2	0	0	0	1	0	1																							
Inning Stats	R: 0 E: 0 K: 0 S: 3	H: 0 LOB: 0 BB: 0 P: 3	R: 0 E: 0 K: 0 S: 3	H: 0 LOB: 0 BB: 0 P: 3	R: 0 E: 0 K: 0 S: 4	H: 1 LOB: 2 BB: 1 P: 8	R: 0 E: 0 K: 0 S: 3	H: 0 LOB: 0 BB: 0 P: 3	R: 0 E: 0 K: 1 S: 5	H: 0 LOB: 2 BB: 0 P: 7	R: 1 E: 0 K: 0 S: 4	H: 1 LOB: 0 BB: 0 P: 5	R: 0 E: 0 K: 0 S: 5	H: 0 LOB: 1 BB: 0 P: 7	R: 0 E: 0 K: 0 S: 3	H: 0 LOB: 0 BB: 0 P: 3	R: 0 E: 0 K: 2 S: 7	H: 0 LOB: 0 BB: 0 P: 7	1B: 5 2B: 1 3B: 0 HR: 1	SF: 0 SAC: 0 DP: 1 HBP: 0	WP: 1 PB: 0 SB: 0 CS: 0	PA: 50																				
PITCHER	IP	WLS	BF	H	R	ER	SO	BB	IBB	HBP	BLK	WP	HR	S	P	ERA	WHIP	PITCHER							IP	WLS	BF	H	R	ER	SO	BB	IBB	HBP	BLK	WP	HR	S	P	ERA	WHIP	
Steve Hargan, R ERA: 5.87 (1, 1)	7.0		28	4	1	1	2	3	0	0	0		1	1	29	41	1.29	1.000																								
Pete Vuckovich, R ERA: 5.59 (8, 1)	1.2		9	2	4	4	1	3	0	0	0			8	20	21.60	3.000																									
Mike Willis, L ERA: (9, 1)	3.1	W	13	1	0	0	2	1	1	0	0			15	23	0.00	0.600																									

Toronto Blue Jays @ Cleveland Indians
Cleveland Municipal Stadium, Cleveland, OH
Wed Apr 27 1977, 7:05 PM EDT
Att. 3,639 - Unknown - 68 F


AB	42
R	5
H	7
RBI	5
BB	8
SO	5
LOB	17



Batter	1	2	3	4	5	6	7	8	9	10	11	12	AB	R	H	RBI	BB	SO	LOB	TOP			
Rick Manning, L OBP: 0.317, SLG: 0.311 (1.8)	3-1		1-3		0-3		1-3			0-3		7-2	6	0	1	0	0	2	5				
Duane Kuiper, L OBP: 0.319, SLG: 0.284 (1.4)	4-3		F8			L4				4-3			5	0	1	0	0	0	2				
Jim Norris, L OBP: 0.414, SLG: 0.420 (9.3)	F7				F8					G3			4	0	1	0	0	0	0				
Johnny Grubb, L OBP: 0.346, SLG: 0.238 (1.7)		6-3			1-3								3	0	1	0	2	0	0				
Rico Carty, R OBP: 0.250, SLG: 0.241 (1.10)		F7			FC6-4					F7		G6-4-3	5	0	1	0	0	0	5				
Buddy Bell, R OBP: 0.460, SLG: 0.417 (1.5)		1-3			FC6-4					5-3		1-3	5	0	0	0	0	0	3				
Andre Thornton, R OBP: 0.281, SLG: 0.327 (9. PH)			1-3			5-3				K			3	0	0	0	0	1	0				
John Lowenstein, L OBP: 0.391, SLG: 0.429 (9.9)													2	1	1	0	0	1	0				
Larvell Blanks, R OBP: 0.296, SLG: 0.227 (12. PR)			1B							6-3		SH	3	0	2	0	1	0	0				
Frank Duffy, R OBP: 0.279, SLG: 0.171 (12.0)			BB									SF8	0	0	0	0	0	0	0				
Fred Kendall, R OBP: 0.367, SLG: 0.444 (1.2)			F8			F7				6-3		SF8	4	0	1	1	0	0	2				
Inning Stats	R: 0 E: 0 K: 0 S: 3	H: 0 LOB: 0 BB: 0 P: 3	R: 0 E: 0 K: 0 S: 3	H: 0 LOB: 0 BB: 0 P: 3	R: 0 E: 0 K: 0 S: 4	H: 1 LOB: 2 BB: 1 P: 6	R: 0 E: 0 K: 0 S: 4	H: 1 LOB: 1 BB: 0 P: 4	R: 0 E: 0 K: 1 S: 6	H: 1 LOB: 1 BB: 1 P: 6	R: 0 E: 0 K: 0 S: 3	H: 1 LOB: 2 BB: 0 P: 7	R: 0 E: 0 K: 0 S: 4	H: 1 LOB: 2 BB: 1 P: 8	R: 0 E: 0 K: 1 S: 5	R: 0 E: 0 K: 0 S: 3	H: 1 LOB: 0 BB: 0 P: 3	R: 1 E: 1 K: 0 S: 4	H: 1 LOB: 1 BB: 0 P: 4	1B: 9 2B: 1 3B: 0 HR: 0	SF: 1 SAC: 2 DP: 2 HBP: 0	WP: 0 PB: 0 SB: 1 CS: 2	PA: 46
PITCHER	IP WLS BF H R ER SO BB IBB HBP BLK WP HR S P ERA WHIP	11.1 L 45 9 1 0 0 0 0 0 0 0 0 0 1 1 0.00 0.971																					
Jim Slaton, R ERA: 1.54 (1.1)																							
Bob McClure, L ERA: (12.1)																							

Cleveland Indians @ Milwaukee Brewers
Milwaukee County Stadium, Milwaukee, WI
Sat Apr 30 1977, 4:33 AM EDT
Att. 12,324 - Unknown - 69 F


AB	40
R	1
H	9
RBI	1
BB	3
SO	4
LOB	17





Batter	1	2	3	4	5	6	7	8	9	10	11	12	AB	R	H	RBI	BB	SO	LOB	BOTTOM	
Von Joshua, L OBP: 0.250, SLG: 0.267 (1.8)	4-3		F9			F5				F5		F8	5	0	0	0	0	0	1		
Robin Yount, R OBP: 0.352, SLG: 0.364 (1.6)	K				F7					K		S	5	0	1	0	0	2	0		
Cecil Cooper, L OBP: 0.319, SLG: 0.452 (1.3)	K				6-3					F8		1B	4	0	0	0	1	1	0		
Don Money, R OBP: 0.333, SLG: 0.351 (1.4)		F2			F9			1-3		SH3		F8	4	0	0	0	0	0	2		
Sal Bando, R OBP: 0.284, SLG: 0.293 (1.5)		5-3				K		F7		SH3		G1-2-3	4	0	1	0	0	1	0		
Sixto Lezcano, R OBP: 0.279, SLG: 0.371 (1.9)		F3						F8		1-3		G1-2-3	4	0	1	0	1	0	1		
Jamie Quirk, L OBP: 0.225, SLG: 0.342 (1.10)			K					F9				BB	3	0	0	0	1	2	1		
Jack Heidemann, R (12. PH)								1-2		FC6-4		G1-2-3	0	0	0	0	1	0	0		
Jim Wohlford, R OBP: 0.259, SLG: 0.245 (1.7)			F9							K		1-2	1	0	0	0	1	0	0		
Mike Hegan, L (8. PH)										K		G1-2-3	1	0	0	0	1	0	0		
Steve Brye, R OBP: 0.333, SLG: 0.308 (9.7)			F9							FC6-4		G1-2-3	2	0	0	0	0	0	5		
Charlie Moore, R OBP: 0.255, SLG: 0.356 (1.2)								BB		1-2		3-H	3	0	1	0	0	0	2		
Ken McMullen, R (11. PH)								F7				K	1	0	0	0	0	0	0		
Larry Haney, R (12.2)								1B					1	0	0	0	0	1	2		
Inning Stats	R: 0 E: 0 K: 2 S: 7	H: 0 LOB: 0 BB: 0 P: 3	R: 0 E: 0 K: 0 S: 3	H: 0 LOB: 0 BB: 0 P: 3	R: 0 E: 0 K: 1 S: 6	H: 1 LOB: 1 BB: 0 P: 6	R: 0 E: 0 K: 0 S: 3	H: 0 LOB: 0 BB: 0 P: 3	R: 0 E: 0 K: 0 S: 3	H: 0 LOB: 0 BB: 0 P: 7	R: 0 E: 0 K: 0 S: 5	H: 0 LOB: 2 BB: 1 P: 8	R: 0 E: 0 K: 0 S: 4	H: 1 LOB: 2 BB: 1 P: 6	R: 0 E: 0 K: 1 S: 5	H: 1 LOB: 2 BB: 2 P: 13	1B: 3 2B: 0 3B: 1 HR: 0	SF: 0 SAC: 1 DP: 1 HBP: 1	WP: 0 PB: 0 SB: 2 CS: 0	PA: 45	
PITCHER	IP WLS BF H R ER SO BB IBB HBP BLK WP HR S P ERA WHIP	11.0 W 40 3 0 0 0 7 1 2 1 0 0 0 0 50 63 0.00 0.364																			
Jim Kern, R ERA: 2.16 (12.1)																					
Dave Lattoche, L ERA: 6.59 (12.1)																					

Cleveland Indians @ Milwaukee Brewers
Milwaukee County Stadium, Milwaukee, WI
Sat Apr 30 1977, 4:33 AM EDT
Att. 12,324 - Unknown - 69 F

AB	38
R	0
H	4
RBI	0
BB	5
SO	8
LOB	14



Batter	1	2	3	4	5	6	7	8	9	AB	R	H	RBI	BB	SO	LOB	TOP		
Rick Manning, L OBP: 0.302, SLG: 0.295 (1, 8)	5-3	G3			5-3		F8			4	0	0	0	0	0	3	Cleveland Indians @ Milwaukee Brewers Milwaukee County Stadium, Milwaukee, WI Sun May 01 1977, 4:33 AM EDT Att: 26,336 - Unknown - 72 F livebaseballscorecards.com		
Larvell Blanks, R OBP: 0.258, SLG: 0.192 (1, 4)	6-3		F9		6-3		F9		4	0	0	0	0	0	0				
Rico Carty, R OBP: 0.250, SLG: 0.242 (1, 10)	1B		4-3		1-4-3		6-3		4	0	1	0	0	0	0				
Bill Melton, R OBP: 0.290, SLG: 0.355 (1, 3)	1B		6-3		6-3		1B		4	0	2	0	0	0	0				
Buddy Bell, R OBP: 0.378, SLG: 0.391 (1, 5)	F9				F8		F9		4	0	0	0	0	0	3				
Paul Dade, R OBP: 0.417, SLG: 0.484 (1, 9)					4-3		1B		4	1	2	0	0	0	0				
Johnny Grubb, L OBP: 0.400, SLG: 0.520 (1, 7)			F7		HR		2B		4	2	3	1	0	0	1				
Fred Kendall, R OBP: 0.353, SLG: 0.419 (1, 2)					6-3		F9		4	0	1	1	0	0	2				
Frank Duffy, R OBP: 0.255, SLG: 0.158 (1, 6)			F7				SF7		3	0	0	1	0	0	2				
Inning Stats	R: 0 E: 0 K: 0 S: 5	H: 2 LOB: 2 BB: 0 P: 5	R: 0 E: 0 K: 0 S: 5	H: 2 LOB: 2 BB: 0 P: 5	R: 0 E: 0 K: 0 S: 3	H: 0 LOB: 0 BB: 0 P: 3	R: 1 E: 0 K: 0 S: 4	H: 1 LOB: 0 BB: 0 P: 4	R: 0 E: 0 K: 0 S: 3	H: 0 LOB: 0 BB: 0 P: 3	R: 0 E: 0 K: 0 S: 5	H: 2 LOB: 1 BB: 0 P: 5	R: 0 E: 0 K: 0 S: 4	H: 1 LOB: 1 BB: 0 P: 4	R: 1 E: 0 K: 0 S: 4		H: 1 LOB: 0 BB: 0 P: 4	1B: 6 2B: 1 3B: 1 HR: 1	SF: 1 SAC: 0 DP: 0 HBP: 0
PITCHER Jerry Augustine, L ERA: 3.4 (1, 1)	IP: 9.0 WLS: W BF: 36 H: 9 R: 3 ER: 3 SO: 0 BB: 0 IBB: 0 HBP: 0 BLK: 0 WP: 0 HR: 1 S: 36 P: 36 ERA: 3.00 WHIP: 1.000															PITCHER			

Batter	1	2	3	4	5	6	7	8	9	AB	R	H	RBI	BB	SO	LOB	BOTTOM		
Von Joshua, L OBP: 0.265, SLG: 0.281 (1, 8)	S	HR		K			F7			4	2	2	0	0	1	0	Cleveland Indians @ Milwaukee Brewers Milwaukee County Stadium, Milwaukee, WI Sun May 01 1977, 4:33 AM EDT Att: 26,336 - Unknown - 72 F livebaseballscorecards.com		
Robin Yount, R OBP: 0.360, SLG: 0.429 (1, 6)	F4	HR		2B			F7		4	1	2	3	0	0	1				
Cecil Cooper, L OBP: 0.329, SLG: 0.477 (1, 3)	SF9	FC5-4		6-3			4-3		3	1	1	1	1	0	1				
Dan Thomas, R OBP: 0.318, SLG: 0.450 (1, 10)	SF9	FC5-4					F3		3	1	1	1	0	0	1				
Don Money, R OBP: 0.343, SLG: 0.350 (1, 4)	BB	G6-4-3					L7		3	1	1	0	1	0	1				
Sixto Lezcano, R OBP: 0.292, SLG: 0.369 (1, 9)	1B						6-3		3	0	1	1	1	0	0				
Sal Bando, R OBP: 0.282, SLG: 0.290 (1, 5)	1B						F8		4	0	1	1	0	0	2				
Jim Wohlford, R OBP: 0.246, SLG: 0.232 (1, 7) Mike Hegan, L (8, PH) Steve Brye, R OBP: 0.333, SLG: 0.308 (9, 7)	K						K		3	0	0	0	0	3	2				
Charlie Moore, R OBP: 0.255, SLG: 0.347 (1, 2)	HR						6-3		4	1	1	0	0	0	2				
Inning Stats	R: 3 E: 0 K: 1 S: 8	H: 3 LOB: 2 BB: 2 P: 16	R: 3 E: 0 K: 0 S: 5	H: 3 LOB: 0 BB: 1 P: 9	R: 0 E: 0 K: 1 S: 5	H: 0 LOB: 0 BB: 0 P: 5	R: 0 E: 0 K: 1 S: 6	H: 1 LOB: 1 BB: 0 P: 6	R: 0 E: 0 K: 0 S: 3	H: 0 LOB: 0 BB: 0 P: 3	R: 0 E: 0 K: 1 S: 5	H: 0 LOB: 0 BB: 0 P: 5	R: 0 E: 0 K: 0 S: 3	H: 0 LOB: 0 BB: 0 P: 3	R: 1 E: 0 K: 0 S: 6		H: 3 LOB: 2 BB: 0 P: 6	1B: 7 2B: 1 3B: 1 HR: 1	SF: 1 SAC: 0 DP: 1 HBP: 0
PITCHER Wayne Garland, R ERA: 9.87 (1, 1)	IP: 8.0 WLS: L BF: 36 H: 10 R: 7 ER: 7 SO: 4 BB: 3 IBB: 0 HBP: 0 BLK: 0 WP: 0 HR: 1 S: 41 P: 53 ERA: 7.88 WHIP: 1.625															PITCHER			

Batter	1	2	3	4	5	6	7	8	9	AB R H RBI BB SO LOB	TOP									
Duane Kuiper, L (1, 4)										5 1 2 1 0 0 3	Cleveland Indians @ Milwaukee Brewers Milwaukee County Stadium, Milwaukee, WI Sun May 01 1977, 4:38 AM EDT Att: 26,336 - Unknown - 72 F									
Buddy Bell, R (1, 5)									5 0 0 0 0 1 4											
Jim Norris, L (1, 9)									3 1 1 0 2 0 1											
Johnny Grubb, L (1, 7)									3 0 1 3 2 0 1											
Bill Melton, R (1, 3)									5 1 1 0 0 1 4											
Rick Manning, L (1, 8)									5 1 2 0 0 0 1											
Paul Dade, R (1, 10)									2 2 0 0 1 0 2											
John Lowenstein, L (7, PH)									1 0 0 0 0 1 0											
Larry Blanks, R (1, 6)									4 1 2 1 0 0 0											
Ray Fosse, R (1, 2)									4 1 2 3 0 0 0											
Inning Stats	R: 0 E: 0 K: 0 S: 3	H: 0 LOB: 1 BB: 1 P: 7	R: 6 E: 0 K: 1 S: 10	H: 5 LOB: 1 BB: 2 P: 18	R: 0 E: 0 K: 0 S: 3	H: 0 LOB: 0 BB: 0 P: 3	R: 0 E: 0 K: 0 S: 4	H: 1 LOB: 1 BB: 0 P: 4	R: 2 E: 0 K: 0 S: 7	H: 4 LOB: 2 BB: 0 P: 7	R: 0 E: 0 K: 0 S: 3	H: 1 LOB: 1 BB: 1 P: 7	R: 0 E: 0 K: 1 S: 5	H: 0 LOB: 0 BB: 0 P: 5	R: 0 E: 1 K: 1 S: 5	H: 0 LOB: 1 BB: 0 P: 5	R: 0 E: 0 K: 0 S: 3	H: 0 LOB: 1 BB: 1 P: 7	1B: 9 SF: 0 2B: 2 SAC: 0 3B: 1 DP: 2 HR: 0 HBP: 0	WP: 0 PA: 42 PB: 0 SB: 5 CS: 1
PITCHER	IP WLS BF H R ER SO BB IBB HBP BLK WP HR S P ERA WHIP	IP WLS BF H R ER SO BB IBB HBP BLK WP HR S P ERA WHIP																		
Gary Beare, R (1, 1)	1.2 L 13 5 6 6 1 3 0 0 0 0 0 12 24 32.40 4.800																			
Eduardo Rodriguez, R (2, 1)	6.1 25 6 2 2 2 0 1 0 0 0 0 28 32 2.84 0.947																			
Bob McClure, L (9, 1)	1.0 4 0 0 0 0 1 0 0 0 0 0 3 7 0.00 1.000																			

Batter	1	2	3	4	5	6	7	8	9	AB R H RBI BB SO LOB	BOTTOM									
Von Joshua, L (1, 8)										4 1 2 2 1 0 0	Cleveland Indians @ Milwaukee Brewers Milwaukee County Stadium, Milwaukee, WI Sun May 01 1977, 4:38 AM EDT Att: 26,336 - Unknown - 72 F									
Robin Yount, R (1, 6)									5 1 2 1 0 1 2											
Cecil Cooper, L (1, 3)									5 0 3 1 0 1 5											
Dan Thomas, R (1, 10)									4 0 0 1 1 0 6											
Don Money, R (1, 4)									5 0 0 0 0 2 5											
Sixto Lezcano, R (1, 9)									4 0 1 0 0 1 1											
Sal Bando, R (1, 5)									4 0 0 0 0 0 1											
Steve Brye, R (1, 7)									3 0 0 0 0 1 1											
Mike Hegan, L (9, PH)									0 0 0 0 0 0 0											
Jim Wohlford, R (9, PR)									0 1 0 0 0 0 0											
Larry Haney, R (1, 2)										2 1 1 0 0 1 0										
Jamie Quirk, L (6, PH)									1 0 0 0 0 0 0											
Charlie Moore, R (7, 2)									1 1 1 0 0 0 0											
Inning Stats	R: 0 E: 0 K: 0 S: 4	H: 1 LOB: 2 BB: 1 P: 8	R: 0 E: 0 K: 0 S: 3	H: 0 LOB: 0 BB: 0 P: 3	R: 0 E: 0 K: 1 S: 7	H: 2 LOB: 2 BB: 0 P: 7	R: 0 E: 0 K: 1 S: 6	H: 1 LOB: 1 BB: 0 P: 6	R: 3 E: 0 K: 0 S: 7	H: 4 LOB: 1 BB: 0 P: 7	R: 0 E: 0 K: 0 S: 3	H: 0 LOB: 0 BB: 0 P: 3	R: 0 E: 0 K: 1 S: 6	H: 1 LOB: 1 BB: 0 P: 6	R: 0 E: 0 K: 2 S: 7	H: 0 LOB: 0 BB: 0 P: 7	R: 2 E: 1 K: 2 S: 9	H: 1 LOB: 2 BB: 1 P: 14	1B: 7 SF: 0 2B: 2 SAC: 0 3B: 0 DP: 0 HR: 1 HBP: 1	WP: 0 PA: 41 PB: 0 SB: 1 CS: 0
PITCHER	IP WLS BF H R ER SO BB IBB HBP BLK WP HR S P ERA WHIP	IP WLS BF H R ER SO BB IBB HBP BLK WP HR S P ERA WHIP																		
Jim Bibby, R (1, 1)	4.0 8 3 0 0 0 0 0 0 0 0 0 24 28 6.75 2.250																			
Al Fitzmorris, R (5, 1)	1.0 W 3 0 0 0 0 0 0 0 0 0 0 3 3 0.00 0.000																			
Tom Buskey, R (6, 1)	3.0 12 2 2 1 3 0 0 1 0 0 0 17 18 3.00 0.667																			
Don Hood, L (9, 1)	0.1 3 0 0 0 0 1 1 0 0 0 0 4 8 0.00 3.000																			
Jim Kern, R (9, 1)	0.2 S 2 0 0 0 0 1 0 0 0 0 0 4 4 0.00 0.000																			



Batter	1	2	3	4	5	6	7	8	9	AB	R	H	RBI	BB	SO	LOB	TOP				
Rich Chiles, L (1, 10) <small>OBP: 0.415, SLG: 0.326</small> Craig Kusick, R (8, FH) <small>OBP: 0.327, SLG: 0.468</small>	F8		L9	P5				K		4	0	1	1	0	0	1					
Roy Smalley, S (1, 6) <small>OBP: 0.300, SLG: 0.273</small>	G3		6-3			F9	F9		F8	5	0	0	0	0	0	1					
Rod Carew, L (1, 3) <small>OBP: 0.416, SLG: 0.525</small>	F8		BLK BB	1B	HR		K		G4-6-3 BB	4	1	2	1	1	1	0					
Lyman Bostock, L (1, 8) <small>OBP: 0.396, SLG: 0.506</small>		HR	2B	BLK BB	F7		5-3		G4-6-3	4	1	1	0	1	0	1					
Butch Wynegar, S (1, 2) <small>OBP: 0.375, SLG: 0.556</small>	F5						P4			2	0	0	0	2	0	1					
Mike Cabbage, L (1, 5) <small>OBP: 0.409, SLG: 0.413</small> Bob Gorinski, R (8, FH) <small>OBP: 0.294, SLG: 0.250</small> Jerry Terrell, R (8, FR) <small>OBP: 0.289, SLG: 0.314</small>			4-3					4-3 SH1-4 BB		2	1	0	0	1	0	4					
Larry Hisle, R (1, 7) <small>OBP: 0.356, SLG: 0.527</small>			HR		L7			SH1-4		2	2	1	3	1	0	0					
Dan Ford, R (1, 9) <small>OBP: 0.303, SLG: 0.318</small>			6-3							4	0	1	0	0	0	3					
Rob Wilfong, L (1, 4) <small>OBP: 0.391, SLG: 0.429</small>			G3		1-3					3	0	0	0	1	0	2					
Inning Stats	R: 0 E: 0 K: 0 S: 3	H: 0 LOB: 0 BB: 0 P: 3	R: 3 E: 0 K: 0 S: 5	H: 2 LOB: 0 BB: 1 P: 9	R: 0 E: 0 K: 0 S: 4	H: 1 LOB: 3 BB: 2 P: 12	R: 0 E: 0 K: 0 S: 4	H: 1 LOB: 1 BB: 0 P: 4	R: 1 E: 0 K: 0 S: 4	H: 1 LOB: 1 BB: 1 P: 8	R: 0 E: 0 K: 1 S: 5	H: 0 LOB: 0 BB: 0 P: 5	R: 0 E: 0 K: 1 S: 5	H: 0 LOB: 2 BB: 2 P: 13	R: 0 E: 0 K: 0 S: 2	H: 0 LOB: 0 BB: 1 P: 6	1B: 2 2B: 2 3B: 0 HR: 2	SF: 0 SAC: 1 DP: 1 HBP: 0	WP: 0 PB: 0 SB: 1 CS: 0	PA: 40	
PITCHER	IP WLS BF H R ER SO BB IBB HBP BLK WP HR S P ERA WHIP	5.2 28 6 5 5 0 4 1 0 1 0 2 23 43 7.94 1.765	1.1 W 5 0 0 0 1 1 0 0 0 0 0 6 10 0.00 0.750	0.2 3 0 0 0 0 1 0 0 0 0 0 2 6 0.00 1.500	1.1 S 4 0 0 0 1 1 0 0 0 0 0 5 9 0.00 0.750																

Batter	1	2	3	4	5	6	7	8	9	AB	R	H	RBI	BB	SO	LOB	BOTTOM			
Duane Kuiper, L (1, 4) <small>OBP: 0.326, SLG: 0.288</small>	G3-6-3		FC5-6		4-3			E7		4	1	2	0	0	0	1				
Buddy Bell, R (1, 5) <small>OBP: 0.341, SLG: 0.346</small>	G3-6-3		1B		K			1B		4	0	1	1	0	2	2				
Jim Norris, L (1, 9) <small>OBP: 0.414, SLG: 0.400</small>	F7		1B				L3	FC4-2		4	1	1	0	0	0	2				
Johnny Grubb, L (1, 7) <small>OBP: 0.455, SLG: 0.568</small>		3-1						G3		4	0	2	2	0	0	2				
Rick Manning, L (1, 8) <small>OBP: 0.303, SLG: 0.311</small>			4-3							3	2	1	0	1	0	1				
Rico Carty, R (1, 10) <small>OBP: 0.276, SLG: 0.275</small>			4-3		6-3			6-3		4	0	1	2	0	0	0				
Bill Melton, R (1, 3) <small>OBP: 0.250, SLG: 0.318</small> Frank Duffy, R (9, 6) <small>OBP: 0.255, SLG: 0.158</small>			F5		F2			K		4	0	0	0	0	1	1				
Larry Blanks, R (1, 6) <small>OBP: 0.286, SLG: 0.270</small> Andre Thornton, R (9, 3) <small>OBP: 0.277, SLG: 0.321</small>					K			F8		3	1	1	0	0	1	0				
Fred Kendall, R (1, 2) <small>OBP: 0.341, SLG: 0.378</small>										2	1	1	1	1	0	0				
Inning Stats	R: 0 E: 0 K: 0 S: 3	H: 1 LOB: 0 BB: 0 P: 3	R: 1 E: 0 K: 0 S: 4	H: 1 LOB: 0 BB: 0 P: 4	R: 3 E: 0 K: 1 S: 9	H: 4 LOB: 1 BB: 0 P: 9	R: 0 E: 0 K: 1 S: 5	H: 0 LOB: 0 BB: 0 P: 5	R: 0 E: 0 K: 0 S: 4	H: 2 LOB: 1 BB: 1 P: 8	R: 1 E: 1 K: 0 S: 5	H: 2 LOB: 2 BB: 1 P: 9	R: 0 E: 0 K: 1 S: 5	H: 0 LOB: 0 BB: 0 P: 5	1B: 7 2B: 2 3B: 1 HR: 0	SF: 0 SAC: 0 DP: 1 HBP: 0	WP: 0 PB: 0 SB: 1 CS: 1	PA: 34		
PITCHER	IP WLS BF H R ER SO BB IBB HBP BLK WP HR S P ERA WHIP	2.2 13 6 4 4 1 0 0 0 0 0 0 15 15 13.50 2.250	3.0 11 2 1 1 2 1 0 0 0 0 0 14 18 3.00 1.000	2.1 L 10 2 1 1 1 1 0 0 0 0 0 0 11 15 3.86 1.286																

Batter	1	2	3	4	5	6	7	8	9	AB R H RBI BB SO LOB	TOP											
Ralph Garr, L (1, 7) OBP: 0.349, SLG: 0.451 Jerry Hairston, S (9, PH) OBP: 0.412, SLG: 0.231										3 3 2 0 1 0 0 1 0 0 0 0 1 0	Chicago White Sox @ Cleveland Indians Cleveland Municipal Stadium, Cleveland, OH Fri May 06 1977, 7:05 PM EDT Att. 7,825 - Unknown - 67 F											
Alan Bannister, R (1, 6) OBP: 0.393, SLG: 0.400										3 1 1 1 1 0 2												
Jorge Orta, L (1, 4) OBP: 0.343, SLG: 0.432 Jack Brohamer, L (9, PR) OBP: 0.421, SLG: 0.357										3 0 1 2 1 0 2 0 1 0 0 0 0 0												
Richie Zisk, R (1, 9) OBP: 0.375, SLG: 0.634										5 1 2 2 0 0 5												
Jim Spencer, L (1, 3) OBP: 0.290, SLG: 0.366										5 0 2 2 0 1 0												
Oscar Gamble, L (1, 10) OBP: 0.404, SLG: 0.532 Lamar Johnson, R (8, PH) OBP: 0.160, SLG: 0.250										2 0 1 0 1 0 2 2 0 0 0 0 1 2												
Eric Soderholm, R (1, 5) OBP: 0.391, SLG: 0.617										3 0 0 0 1 1 1												
Chet Lemon, R (1, 8) OBP: 0.343, SLG: 0.512										4 0 0 0 0 2 3												
Jim Essian, R (1, 2) OBP: 0.432, SLG: 0.500										4 1 1 0 0 1 1												
Inning Stats	R: 2 E: 0 K: 0 S: 5	H: 2 LOB: 0 BB: 0 P: 5	R: 0 E: 0 K: 3 S: 10	H: 1 LOB: 1 BB: 0 P: 10	R: 1 E: 0 K: 0 S: 5	H: 2 LOB: 2 BB: 1 P: 9	R: 2 E: 1 K: 1 S: 8	H: 2 LOB: 2 BB: 1 P: 12	R: 0 E: 0 K: 0 S: 2	H: 0 LOB: 0 BB: 0 P: 10		R: 0 E: 0 K: 0 S: 3	H: 0 LOB: 0 BB: 0 P: 3	R: 0 E: 0 K: 0 S: 4	H: 0 LOB: 0 BB: 0 P: 8	R: 0 E: 0 K: 0 S: 3	H: 0 LOB: 0 BB: 0 P: 3	R: 2 E: 1 K: 2 S: 10	H: 3 LOB: 2 BB: 0 P: 11	1B: 6 2B: 2 3B: 1 HR: 1	SF: 1 SAC: 0 DP: 2 HBP: 1	WP: 0 PB: 0 SB: 1 CS: 0
PITCHER	IP WLS BF H R ER SO BB IBB HBP BLK WP HR S P ERA WHIP											PITCHER	IP WLS BF H R ER SO BB IBB HBP BLK WP HR S P ERA WHIP									
Dennis Eckersley, R (1, 1) ERA: 3.69	4.0 L 22 7 5 3 4 1 1 0 0 0 0 1 28 36 6.75 2.000																					
Rick Waits, L (5, 1) ERA: 3.29	4.2 17 1 2 2 2 3 0 1 0 0 0 0 17 30 3.86 0.857																					
Jim Bibby, R (9, 1) ERA: 6.59	0.0 1 1 0 0 0 0 0 0 0 0 0 0 0 1 1 ∞ ∞																					
Dave LaRoche, L (9, 1) ERA: 5.87	0.1 2 1 0 0 1 0 0 0 0 0 0 0 0 4 4 0.00 3.000																					

Batter	1	2	3	4	5	6	7	8	9	AB R H RBI BB SO LOB	BOTTOM											
Duane Kuiper, L (1, 4) OBP: 0.319, SLG: 0.282										5 1 1 0 0 0 1	Chicago White Sox @ Cleveland Indians Cleveland Municipal Stadium, Cleveland, OH Fri May 06 1977, 7:05 PM EDT Att. 7,825 - Unknown - 67 F											
Buddy Bell, R (1, 5) OBP: 0.344, SLG: 0.366										4 1 1 0 0 0 1												
Jim Norris, L (1, 9) OBP: 0.405, SLG: 0.381										3 1 0 0 1 0 1 1 0 0 0 0 1 1												
Andre Thornton, R (9, PH) OBP: 0.273, SLG: 0.316										3 1 0 0 1 0 1 1 0 0 0 0 1 1												
Johnny Grubb, L (1, 7) OBP: 0.458, SLG: 0.634										4 1 2 4 0 0 0												
Rick Manning, L (1, 8) OBP: 0.314, SLG: 0.323										3 0 2 0 0 0 0												
Rico Carty, R (1, 10) OBP: 0.276, SLG: 0.264										3 0 0 0 1 1 3												
Bill Melton, R (1, 3) ERA: 4.14 John Lowenstein, L (9, PH) OBP: 0.360, SLG: 0.391										2 0 0 0 0 0 3 1 0 0 0 0 0 1												
Larry Blanks, R (1, 6) OBP: 0.283, SLG: 0.268										4 0 1 0 0 0 2												
Fred Kendall, R (1, 2) OBP: 0.356, SLG: 0.463										4 1 2 1 0 0 2												
Inning Stats	R: 0 E: 0 K: 0 S: 3	H: 0 LOB: 0 BB: 0 P: 3	R: 0 E: 1 K: 0 S: 4	H: 0 LOB: 1 BB: 1 P: 8	R: 0 E: 0 K: 1 S: 6	H: 1 LOB: 1 BB: 0 P: 4	R: 0 E: 0 K: 1 S: 6	H: 2 LOB: 1 BB: 0 P: 6	R: 4 E: 0 K: 0 S: 5	H: 2 LOB: 0 BB: 1 P: 10	R: 0 E: 0 K: 0 S: 3	H: 1 LOB: 1 BB: 0 P: 4	R: 0 E: 0 K: 0 S: 3	H: 0 LOB: 0 BB: 0 P: 3	R: 0 E: 0 K: 0 S: 4	H: 1 LOB: 1 BB: 0 P: 4	R: 1 E: 0 K: 1 S: 7	H: 2 LOB: 1 BB: 0 P: 7	1B: 6 2B: 1 3B: 1 HR: 2	SF: 0 SAC: 1 DP: 1 HBP: 2	WP: 0 PB: 0 SB: 0 CS: 3	PA: 39
PITCHER	IP WLS BF H R ER SO BB IBB HBP BLK WP HR S P ERA WHIP											PITCHER	IP WLS BF H R ER SO BB IBB HBP BLK WP HR S P ERA WHIP									
Francisco Barrios, R (1, 1) ERA: 4.14	7.1 W 32 7 4 4 1 2 0 2 0 0 0 0 1 30 40 4.91 1.227																					
Lerrin LaGrow, R (8, 1) ERA: 1.23	1.1 6 2 1 1 0 0 0 0 0 0 0 0 1 6 6 6.75 1.500																					
Dave Hamilton, L (9, 1) ERA: 5.3	0.1 S 1 0 0 0 1 0 0 0 0 0 0 0 0 3 3 0.00 0.000																					

Batter	1	2	3	4	5	6	7	8	9	AB	R	H	RBI	BB	SO	LOB	TOP					
Ralph Garr, L OBP: 0.340, SLG: 0.441	G3	4-3		L8		E8		F7		6	1	1	1	0	0	4	Chicago White Sox @ Cleveland Indians Cleveland Municipal Stadium, Cleveland, OH Sun May 08 1977, 3:33 AM EDT Att: 13,145 - Unknown - 62 F					
Alan Bannister, R OBP: 0.393, SLG: 0.400	F8		4-3		P6	FC5-4		K	K	6	0	1	1	0	2	2						
Richie Zisk, R OBP: 0.372, SLG: 0.633	K		5-3		P4	FC5-4				5	0	1	0	0	1	1						
Jim Spencer, L OBP: 0.310, SLG: 0.364										3	3	2	0	2	0	1						
Oscar Gamble, L OBP: 0.438, SLG: 0.596 Lamar Johnson, R (9, PH) OBP: 0.148, SLG: 0.231										2	2	1	2	2	0	2						
Eric Soderholm, R OBP: 0.376, SLG: 0.578										5	0	1	1	0	1	2						
Chet Lemon, R OBP: 0.370, SLG: 0.558										5	1	5	1	0	0	0						
Jack Brohamer, L OBP: 0.444, SLG: 0.350										3	1	1	1	2	0	3						
Jim Essian, R OBP: 0.413, SLG: 0.477										5	0	1	1	0	0	5						
Inning Stats	R: 0 E: 0 K: 1 S: 5	H: 0 LOB: 0 BB: 0 P: 5	R: 1 E: 0 K: 1 S: 7	H: 2 LOB: 3 BB: 2 P: 15	R: 2 E: 0 K: 0 S: 4	H: 1 LOB: 0 BB: 1 P: 8	R: 0 E: 0 K: 0 S: 4	H: 2 LOB: 1 BB: 0 P: 4	R: 2 E: 0 K: 0 S: 5	H: 2 LOB: 2 BB: 2 P: 13	R: 0 E: 0 K: 0 S: 4	H: 1 LOB: 1 BB: 0 P: 4	R: 0 E: 0 K: 1 S: 6	H: 1 LOB: 1 BB: 0 P: 6	R: 2 E: 0 K: 1 S: 8	H: 3 LOB: 2 BB: 1 P: 12		1B: 11 2B: 2 3B: 0 HR: 1	SF: 0 SAC: 0 DP: 0 HBP: 0	WP: 0 PB: 1 CS: 1	PA: 47	
PITCHER	IP	WLS	BF	H	R	ER	SO	BB	IBB	HBP	BLK	WP	HR	S	P	ERA	WHIP					
Al Fitzmorris, R ERA: 4.68	(1, 1)	4.2	L	24	6	5	5	2	5	0	0	0	0	1	23	43	9.64	2.357				
Tom Buskey, R ERA: 4.5	(5, 1)	2.1		12	4	1	0	0	0	0	0	0	0	0	12	12	0.00	1.714				
Don Hood, L ERA: 1.88	(8, 1)	1.0		4	1	0	0	1	0	0	0	0	0	6	6	0.00	1.000					
Pat Dobson, R ERA: 6.52	(9, 1)	1.0		7	3	2	2	1	0	1	0	0	0	8	12	18.00	3.000					

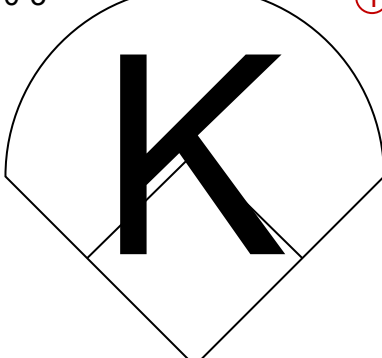
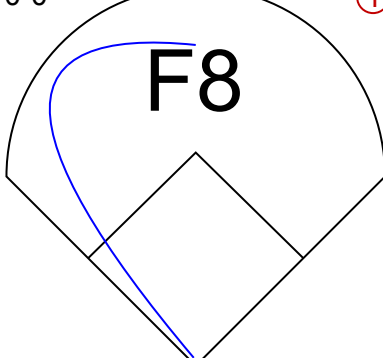
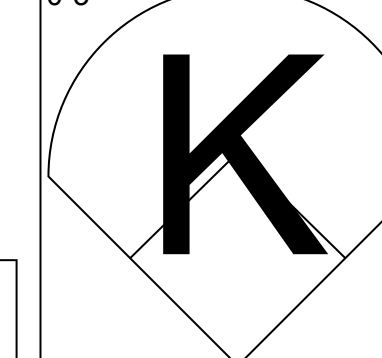
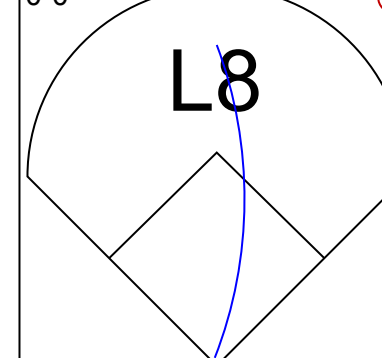
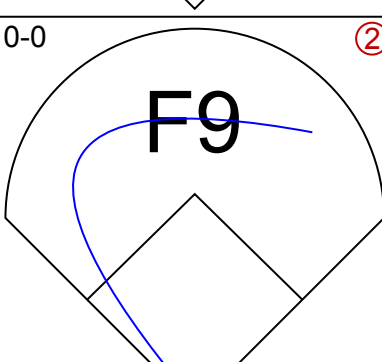
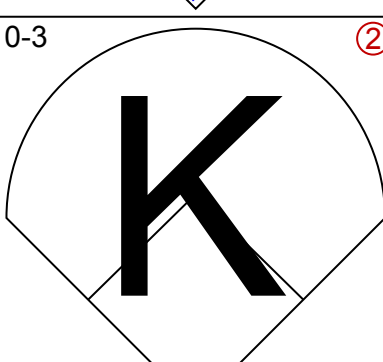
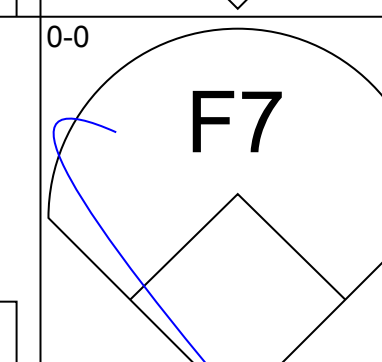
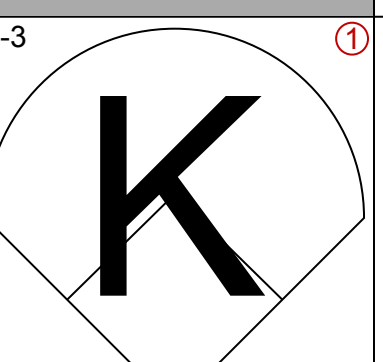
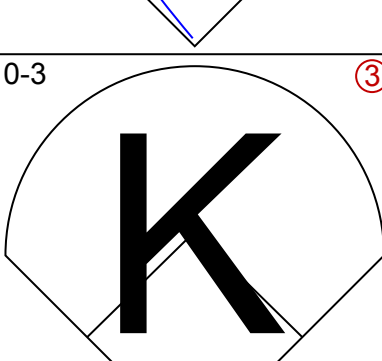
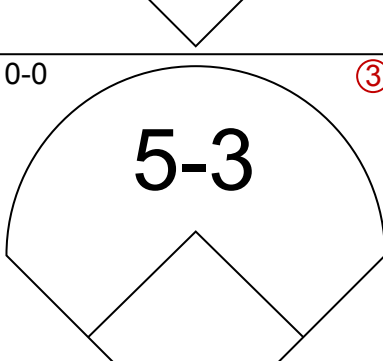
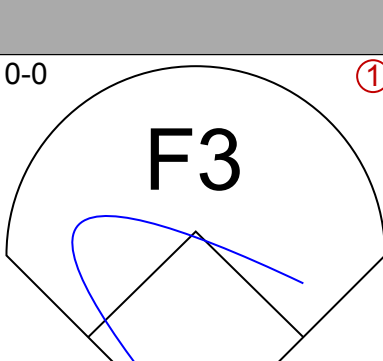
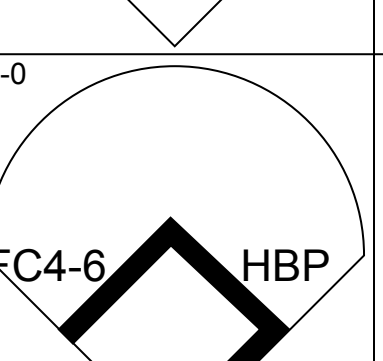
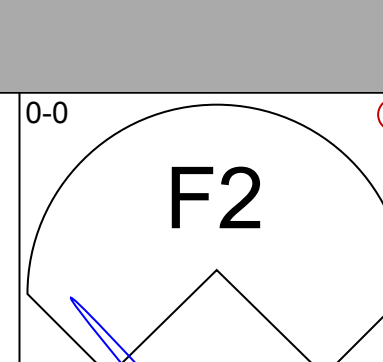
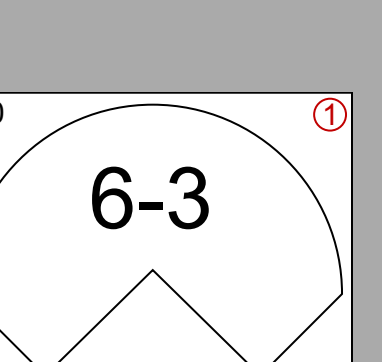
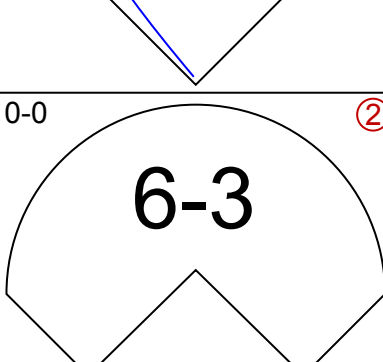
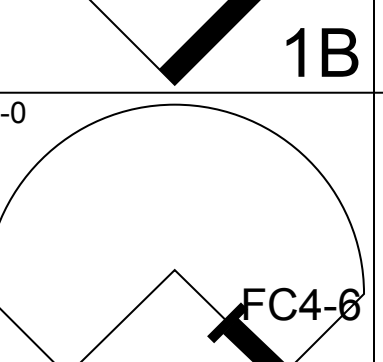
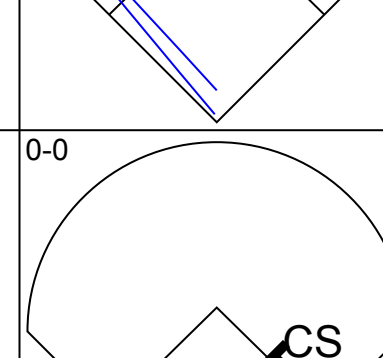
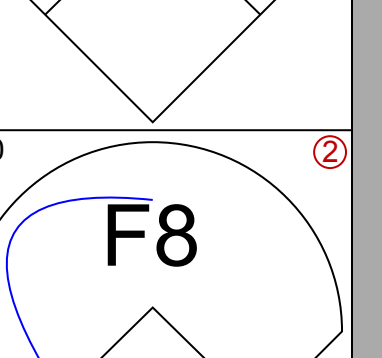
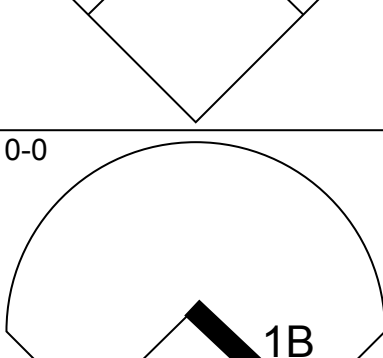
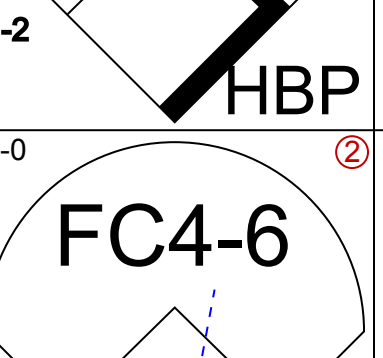
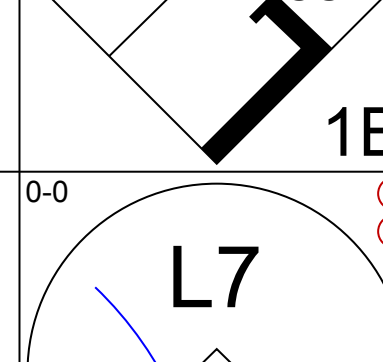
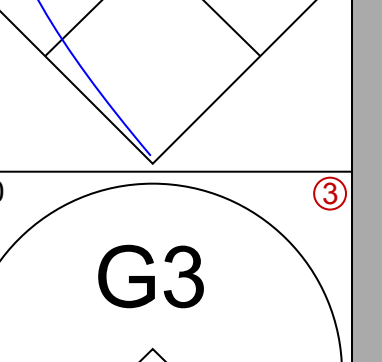
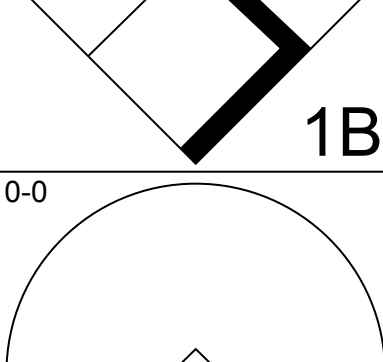
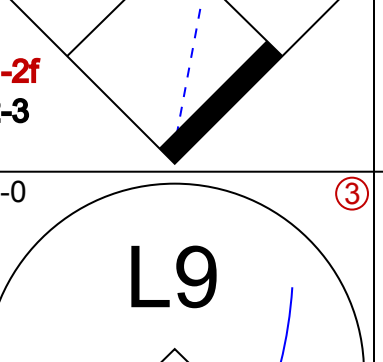

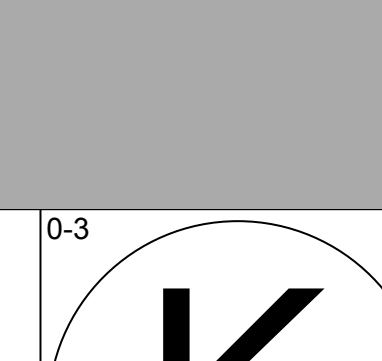
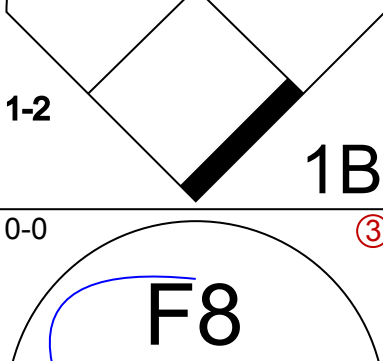
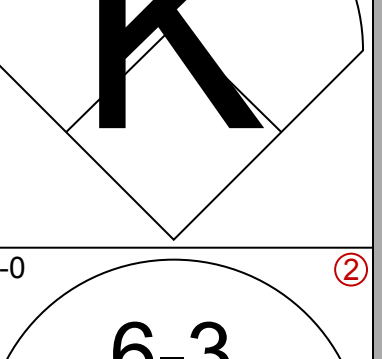
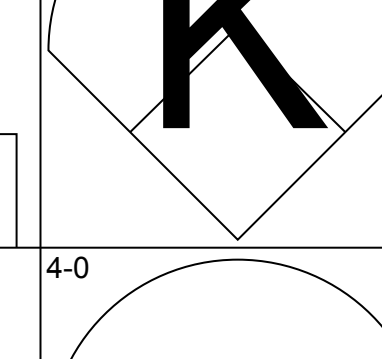
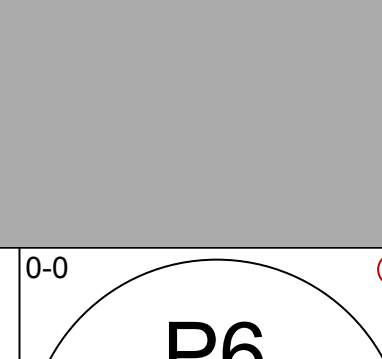
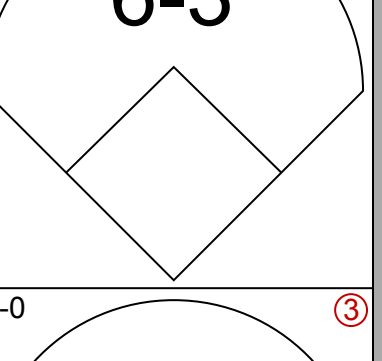
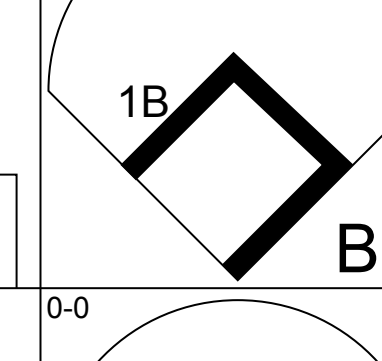
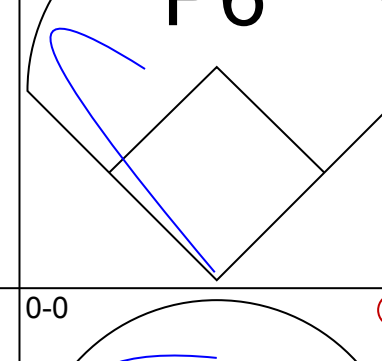
AB 41
R 8
H 14
RBI 8
BB 6
SO 4
LOB 20

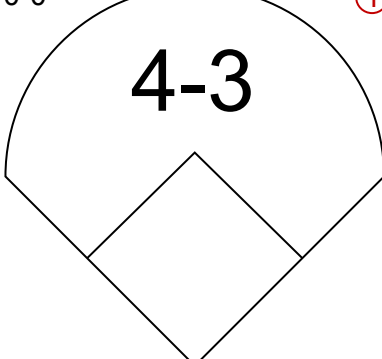
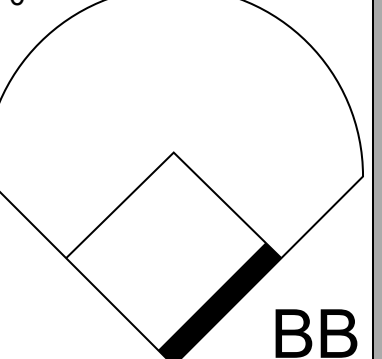
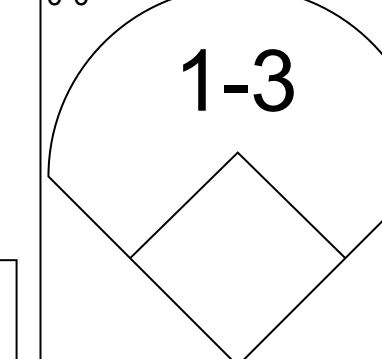
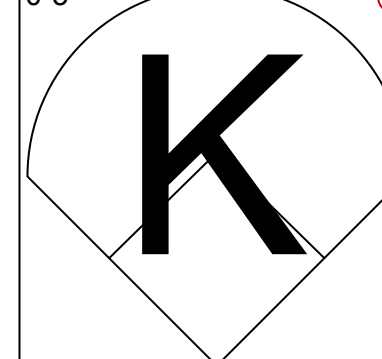
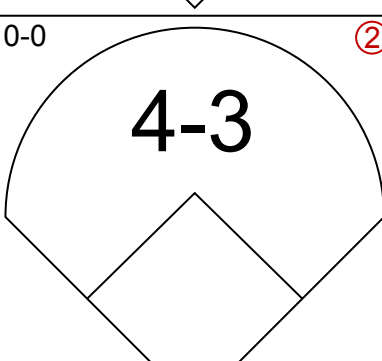
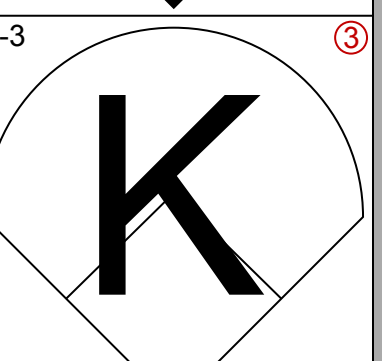
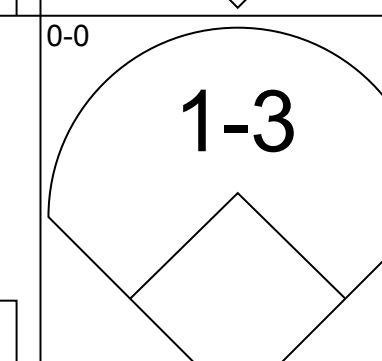
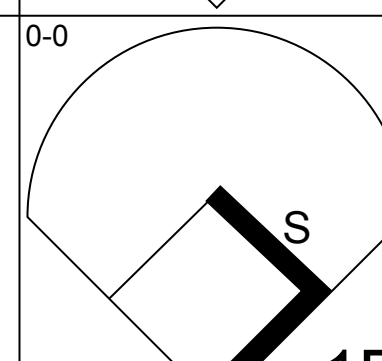
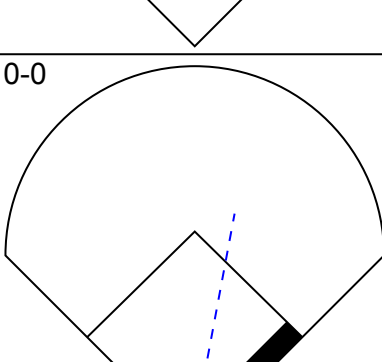
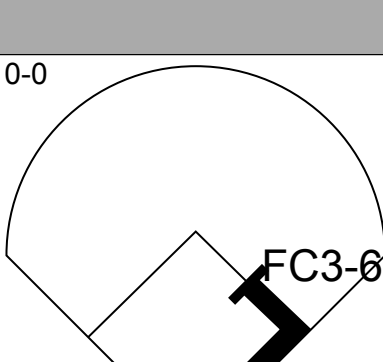
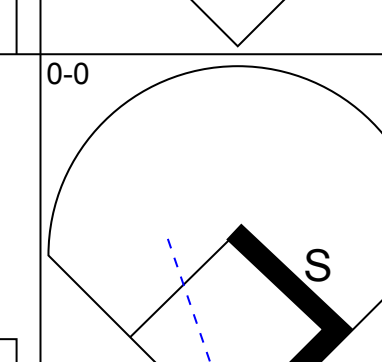
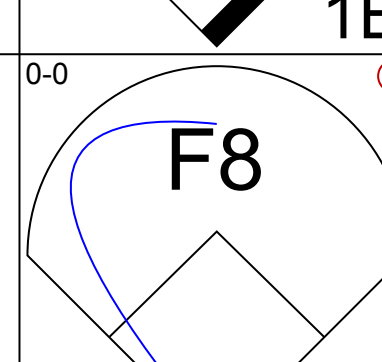
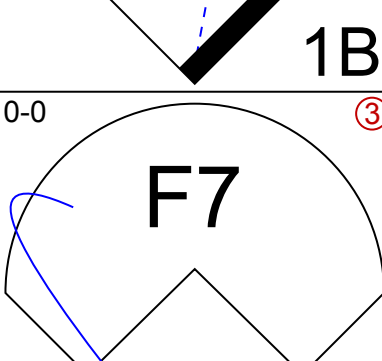
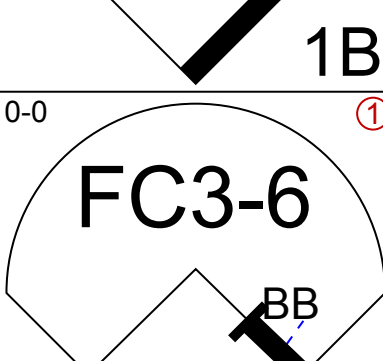
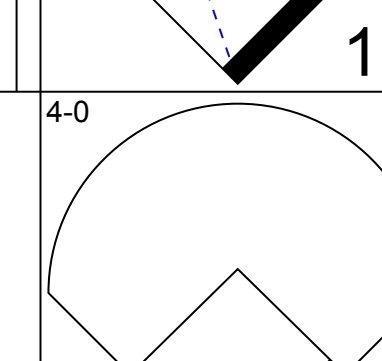
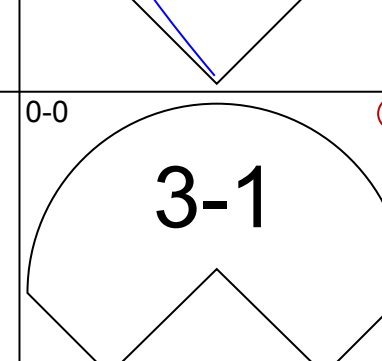
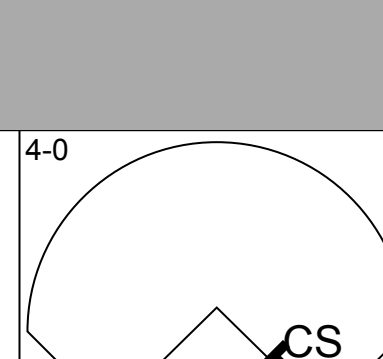
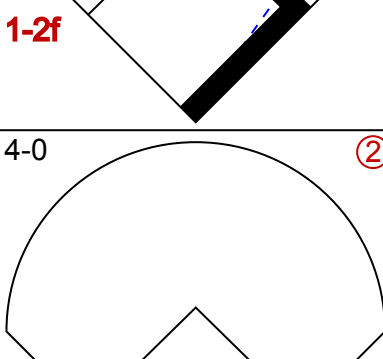
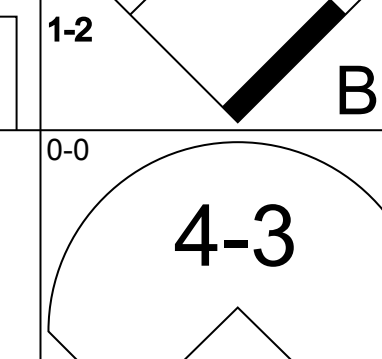
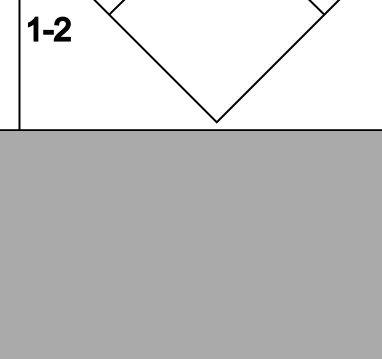
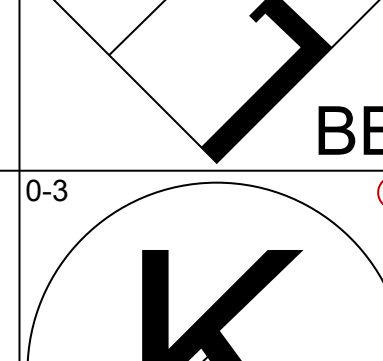
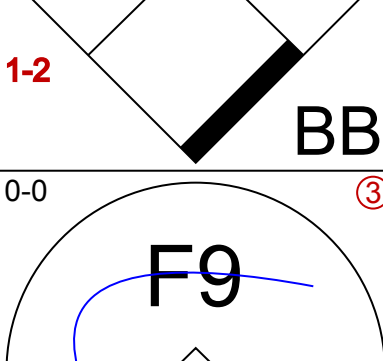
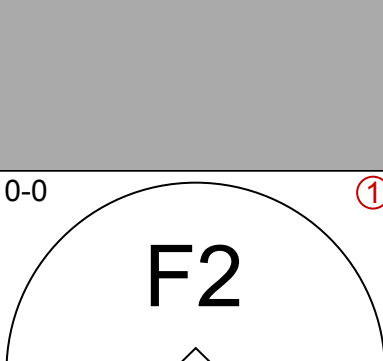
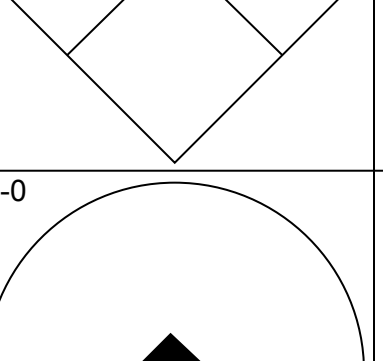
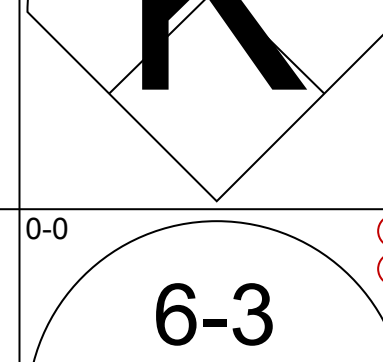
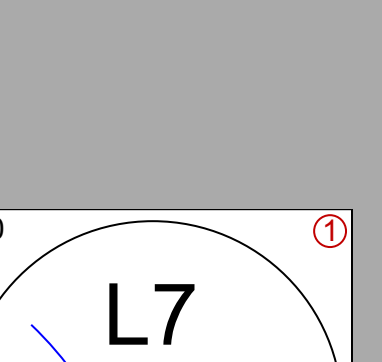
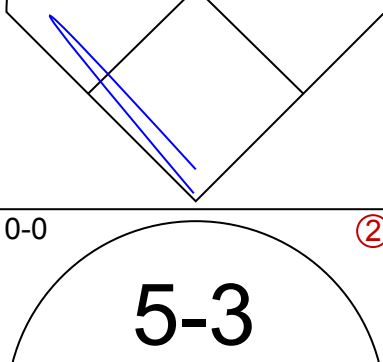
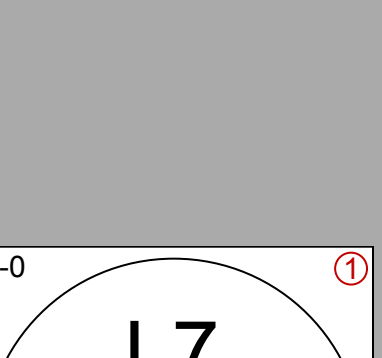
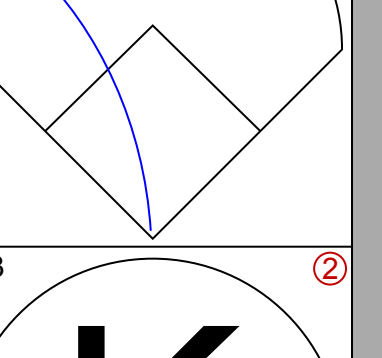
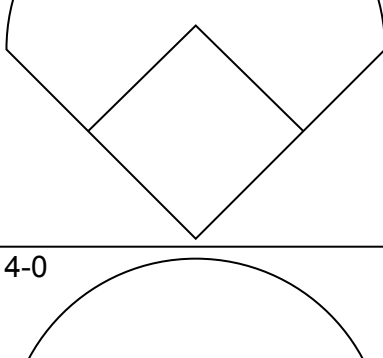
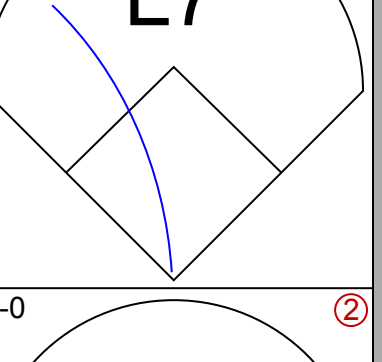
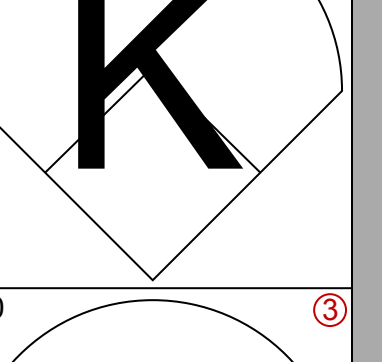
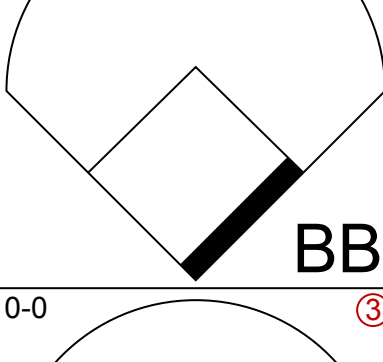


Batter	1	2	3	4	5	6	7	8	9	AB	R	H	RBI	BB	SO	LOB	BOTTOM					
Jim Norris, L OBP: 0.405, SLG: 0.408	K									4	1	2	1	0	1	0	Chicago White Sox @ Cleveland Indians Cleveland Municipal Stadium, Cleveland, OH Sun May 08 1977, 3:33 AM EDT Att: 13,145 - Unknown - 62 F					
Larvell Blanks, R OBP: 0.283, SLG: 0.333										4	0	1	0	0	1	2						
Rick Manning, L OBP: 0.304, SLG: 0.304										5	0	1	1	0	1	3						
Rico Carty, R OBP: 0.271, SLG: 0.241										4	0	0	0	0	0	4						
Johnny Grubb, L OBP: 0.474, SLG: 0.587										2	0	1	0	2	1	0						
Fred Kendall, R OBP: 0.321, SLG: 0.408										4	0	0	0	0	1	3						
Buddy Bell, R OBP: 0.347, SLG: 0.393										4	0	1	0	0	0	2						
Duane Kuiper, L OBP: 0.320, SLG: 0.272										3	1	1	0	1	0	1						
Andre Thornton, R OBP: 0.284, SLG: 0.359										4	1	2	1	0	2	2						
Inning Stats	R: 0 E: 0 K: 1 S: 6	H: 1 LOB: 1 BB: 0 P: 6	R: 0 E: 0 K: 0 S: 3	H: 0 LOB: 1 BB: 1 P: 7	R: 1 E: 0 K: 0 S: 5	H: 2 LOB: 1 BB: 0 P: 5	R: 0 E: 0 K: 0 S: 2	H: 0 LOB: 0 BB: 1 P: 6	R: 1 E: 1 K: 1 S: 8	H: 2 LOB: 2 BB: 0 P: 8	R: 0 E: 0 K: 2 S: 9	H: 2 LOB: 2 BB: 0 P: 9	R: 0 E: 0 K: 0 S: 3	H: 0 LOB: 0 BB: 0 P: 3	R: 0 E: 0 K: 1 S: 6	H: 1 LOB: 1 BB: 0 P: 6		R: 1 E: 0 K: 2 S: 8	H: 1 LOB: 1 BB: 1 P: 12	1B: 8 2B: 0 3B: 0 HR: 1	SF: 1 SAC: 1 DP: 1 HBP: 0	WP: 0 PB: 0 CS: 0
PITCHER	IP	WLS	BF	H	R	ER	SO	BB	IBB	HBP	BLK	WP	HR	S	P	ERA	WHIP					
Steve Stone, R ERA: 1.99	(1, 1)	9.0	W	39	9	3	2	7	3	0	0	0	1	50	62	2.00	1.333					

AB 34
R 3
H 9
RBI 3
BB 3
SO 7
LOB 17



Batter	1	2	3	4	5	6	7	8	9	AB	R	H	RBI	BB	SO	LOB	TOP			
Von Joshua, L (1, 8) OBP: 0.255, SLG: 0.265										4	0	0	0	0	2	2	Milwaukee Brewers @ Cleveland Indians Cleveland Municipal Stadium, Cleveland, OH Tue May 10 1977, 7:05 PM EDT Unknown - 52 F livebaseballscorecards.com			
Robin Yount, R (1, 6) OBP: 0.325, SLG: 0.387										4	0	0	0	0	2	2				
Don Money, R (1, 4) OBP: 0.315, SLG: 0.351										4	0	1	0	0	1	0				
Sal Bando, R (1, 5) OBP: 0.306, SLG: 0.351										3	0	0	0	0	0	0				
Dan Thomas, R (1, 7) OBP: 0.340, SLG: 0.468										4	0	2	0	0	0	2				
Sixto Lezcano, R (1, 9) OBP: 0.321, SLG: 0.429										4	0	1	0	0	0	3				
Mike Hegan, L (1, 3) OBP: 0.333, SLG: 0.167										3	0	0	0	0	2	2				
Jamie Quirk, L (1, 10) OBP: 0.208, SLG: 0.280										2	0	0	0	1	0	0				
Charlie Moore, R (1, 2) OBP: 0.309, SLG: 0.385										3	0	1	0	0	0	0				
Inning Stats	R: 0 E: 0 K: 2 S: 7	H: 0 LOB: 0 BB: 0 P: 7	R: 0 E: 0 K: 0 S: 3	H: 1 LOB: 0 BB: 0 P: 3	R: 0 E: 0 K: 1 S: 5	H: 0 LOB: 0 BB: 0 P: 5	R: 0 E: 0 K: 1 S: 5	H: 0 LOB: 0 BB: 0 P: 5	R: 0 E: 0 K: 0 S: 3	H: 0 LOB: 0 BB: 0 P: 3	R: 0 E: 0 K: 1 S: 6	H: 1 LOB: 2 BB: 0 P: 7	R: 0 E: 0 K: 0 S: 3	H: 0 LOB: 0 BB: 0 P: 3	R: 0 E: 0 K: 1 S: 6	H: 1 LOB: 2 BB: 0 P: 7	1B: 5 2B: 0 3B: 0 HR: 0	SF: 0 SAC: 0 DP: 0 HBP: 1	WP: 0 PB: 0 CS: 1	PA: 33
PITCHER Jim Bibby, R (1, 1) ERA: 3.97	IP: 9.0 WLS: W BF: 33 H: 5 R: 0 ER: 0 SO: 7 BB: 1 IBB: 0 HBP: 1 BLK: 0 WP: 0 HR: 0 S: 45 P: 50 ERA: 0.00 WHIP: 0.667															PITCHER				

Batter	1	2	3	4	5	6	7	8	9	AB	R	H	RBI	BB	SO	LOB	BOTTOM			
Jim Norris, L (1, 9) OBP: 0.398, SLG: 0.392										3	0	0	0	1	1	0	Milwaukee Brewers @ Cleveland Indians Cleveland Municipal Stadium, Cleveland, OH Tue May 10 1977, 7:05 PM EDT Unknown - 52 F livebaseballscorecards.com			
Duane Kuiper, L (1, 4) OBP: 0.317, SLG: 0.271										4	0	1	0	0	1	1				
Rick Manning, L (1, 8) OBP: 0.319, SLG: 0.321										4	0	3	0	0	0	1				
Johnny Grubb, L (1, 7) OBP: 0.459, SLG: 0.551										3	0	0	0	1	0	3				
John Lowenstein, L (1, 10) OBP: 0.379, SLG: 0.360										2	0	0	0	2	0	2				
Larvell Blanks, R (1, 6) OBP: 0.281, SLG: 0.385										4	1	1	1	0	1	2				
Buddy Bell, R (1, 5) OBP: 0.337, SLG: 0.380										3	0	0	0	0	0	1				
Fred Kendall, R (1, 2) OBP: 0.321, SLG: 0.392										2	0	0	0	1	1	0				
Andre Thornton, R (1, 3) OBP: 0.273, SLG: 0.343										3	0	0	0	0	0	1				
Inning Stats	R: 0 E: 0 K: 0 S: 4	H: 1 LOB: 1 BB: 0 P: 4	R: 0 E: 0 K: 1 S: 4	H: 0 LOB: 0 BB: 1 P: 8	R: 0 E: 0 K: 1 S: 5	H: 0 LOB: 1 BB: 1 P: 9	R: 0 E: 0 K: 0 S: 3	H: 1 LOB: 1 BB: 1 P: 7	R: 0 E: 0 K: 0 S: 4	H: 0 LOB: 2 BB: 1 P: 8	R: 0 E: 0 K: 0 S: 3	H: 0 LOB: 1 BB: 1 P: 7	R: 0 E: 0 K: 1 S: 6	H: 1 LOB: 0 BB: 0 P: 6	R: 1 E: 0 K: 0 S: 2	H: 1 LOB: 0 BB: 0 P: 2	1B: 4 2B: 0 3B: 0 HR: 1	SF: 0 SAC: 0 DP: 0 HBP: 0	WP: 0 PB: 0 CS: 1	PA: 33
PITCHER Jim Slaton, R (1, 1) ERA: 1.76	IP: 8.1 WLS: L BF: 33 H: 5 R: 1 ER: 1 SO: 4 BB: 5 IBB: 0 HBP: 0 BLK: 0 WP: 0 HR: 1 S: 36 P: 56 ERA: 1.08 WHIP: 1.200															PITCHER				

Batter	1	2	3	4	5	6	7	8	9	AB	R	H	RBI	BB	SO	LOB	TOP										
Von Joshua, L OBP: 0.263, SLG: 0.302	0-0 WP 1B		0-0 F7			0-0 HR		0-0 4-3		4	2	2	1	0	0	0	Milwaukee Brewers @ Cleveland Indians Cleveland Municipal Stadium, Cleveland, OH Wed May 11 1977, 7:05 PM EDT Alt. 3,541 - Unknown - 58 F										
Robin Yount, R OBP: 0.304, SLG: 0.361	0-0 F9			0-0 F9		0-0 F8		0-0 F9		4	0	0	0	0	0	1											
Sixto Lezcano, R OBP: 0.333, SLG: 0.457	0-0 F3			0-0 FC6-4 1B		0-0 F8		0-0 1B		4	0	2	0	0	0	1											
Dan Thomas, R OBP: 0.361, SLG: 0.527	0-0 1-H CS 1B			0-0 F9		0-0 1B 1B		0-0 P6		4	1	2	1	0	0	2											
Sal Bando, R OBP: 0.310, SLG: 0.340	0-0 1-2 CS	0-3 K		0-0 FC6-4 1-2		0-0 SH1-3 1B		0-0 F9		4	0	1	1	0	1	1											
Don Money, R OBP: 0.316, SLG: 0.354		0-0 L7			0-0 F8		0-0 SH1-3		0-0 1B	3	0	1	0	0	0	0											
Mike Hegan, L OBP: 0.409, SLG: 0.235		0-0 F3			0-0 G4-6-3 1B		4-0 FC6-4 IBB		0-0 F8	3	0	1	0	1	0	1											
Jim Wohlford, R OBP: 0.217, SLG: 0.203			0-0 G3		0-0 G4-6-3 1-2		0-3 K		0-3 K	2	0	0	0	0	0	1											
Jamie Quirk, L OBP: 0.204, SLG: 0.275					0-0 G4-6-3 1-2					1	0	0	0	0	1	2											
Steve Brye, R OBP: 0.250, SLG: 0.385										0	0	0	0	0	0	0											
Cecil Cooper, L OBP: 0.373, SLG: 0.535										1	0	0	0	0	1	1											
Charlie Moore, R OBP: 0.294, SLG: 0.366			0-0 5-3			0-0 L7		0-0 FC6-4 1-2		3	0	0	0	0	0	2											
Inning Stats	R: 1 E: 0 K: 0 S: 4	H: 2 LOB: 0 BB: 0 P: 4	R: 0 E: 0 K: 1 S: 5	H: 0 LOB: 0 BB: 0 P: 5	R: 0 E: 0 K: 0 S: 3	H: 0 LOB: 0 BB: 0 P: 3	R: 0 E: 0 K: 0 S: 4	H: 1 LOB: 1 BB: 0 P: 4	R: 0 E: 0 K: 0 S: 3	H: 1 LOB: 0 BB: 0 P: 3	R: 1 E: 0 K: 1 S: 7	H: 2 LOB: 2 BB: 1 P: 11	R: 0 E: 0 K: 1 S: 4	H: 1 LOB: 1 BB: 0 P: 4	R: 0 E: 0 K: 1 S: 6	H: 1 LOB: 1 BB: 0 P: 6	1B: 8 2B: 0 3B: 0 HR: 1	SF: 0 SAC: 1 DP: 1 HBP: 0	WP: 1 PB: 0 CS: 0	PA: 36							
PITCHER	IP	WLS	BF	H	R	ER	SO	BB	IBB	HBP	BLK	WP	HR	S	P	ERA	WHIP										
Wayne Garland, R ERA: 7.24	(1, 1)	8.0	W	31	8	3	3	2	0	1	0	0	1	34	38	3.38	1.000										
Jim Kern, R ERA: 2.65	(9, 1)	1.0	S	4	1	0	0	1	0	0	0	0	0	6	6	0.00	1.000										

AB	33
R	3
H	9
RBI	3
BB	1
SO	3
LOB	12



Batter	1	2	3	4	5	6	7	8	9	AB	R	H	RBI	BB	SO	LOB	BOTTOM										
Buddy Bell, R OBP: 0.321, SLG: 0.370	0-3 K	0-0 F9			0-0 6-3			0-0 L9		4	0	0	0	0	1	1	Milwaukee Brewers @ Cleveland Indians Cleveland Municipal Stadium, Cleveland, OH Wed May 11 1977, 7:05 PM EDT Alt. 3,541 - Unknown - 58 F										
Frank Duffy, R OBP: 0.276, SLG: 0.222	0-0 4-3		0-0 6-3			0-0 CS 1B		0-0 E S SF8 1B		4	1	2	0	0	0	0											
Paul Dade, R OBP: 0.370, SLG: 0.405	0-0 4-3		0-0 L9			0-0 F7		0-0 SF8		3	0	0	1	0	0	1											
Rico Carty, R OBP: 0.301, SLG: 0.286		4-0 4-3 1B SF9 BB	0-0 6-3			0-0 1-2 1B		0-0 F9		3	1	1	0	1	0	0											
Larvell Blanks, R OBP: 0.277, SLG: 0.356		0-0 SF9 1-2 E 1B	0-0 4-3 1B		0-0 F8		0-0 L7			3	1	1	0	0	0	1											
Ray Fosse, R OBP: 0.239, SLG: 0.318		0-0 4-3 1-2 2-3	0-0 4-3 1B		0-0 F7		0-0 FC6-4 1B			3	0	1	0	0	0	2											
Andre Thornton, R OBP: 0.275, SLG: 0.333		4-0 E E IBB	0-0 F7		0-0 F7		0-0 F2			2	1	0	0	1	0	1											
Ron Pruitt, R OBP: 0.333, SLG: 0.500		0-0 SF9 1-2 2-3 3-H	0-0 5-3		0-0 5-3		0-3 K			2	0	0	1	0	1	1											
Rick Manning, L OBP: 0.308, SLG: 0.312		0-0 E5 2-H 3-H	0-0 K		0-3 K		0-0 FC6-4 1-2			3	0	0	0	0	1	1											
Inning Stats	R: 0 E: 0 K: 1 S: 5	H: 0 LOB: 0 BB: 0 P: 5	R: 3 E: 2 K: 0 S: 5	H: 1 LOB: 1 BB: 2 P: 13	R: 0 E: 0 K: 0 S: 3	H: 0 LOB: 0 BB: 0 P: 3	R: 0 E: 0 K: 0 S: 3	H: 0 LOB: 0 BB: 0 P: 3	R: 0 E: 0 K: 1 S: 5	H: 0 LOB: 0 BB: 0 P: 5	R: 0 E: 0 K: 0 S: 4	H: 2 LOB: 1 BB: 0 P: 4	R: 0 E: 0 K: 1 S: 6	H: 1 LOB: 1 BB: 0 P: 6	R: 1 E: 0 K: 0 S: 4	H: 1 LOB: 0 BB: 0 P: 4		1B: 5 2B: 0 3B: 0 HR: 0	SF: 2 SAC: 0 DP: 0 HBP: 0	WP: 0 PB: 0 CS: 1	PA: 31						
PITCHER	IP	WLS	BF	H	R	ER	SO	BB	IBB	HBP	BLK	WP	HR	S	P	ERA	WHIP										
Jerry Augustine, L ERA: 3.4	(1, 1)	8.0	L	31	5	4	1	3	1	1	0	0	0	35	43	1.12	0.750										



Batter	1	2	3	4	5	6	7	8	9	AB	R	H	RBI	BB	SO	LOB					
Jim Norris, L OBP: 0.408, SLG: 0.398 (1, 9) X	F8	1-3 2-H 3-H 1B			L7		G3		FC4-6 1B	5	0	2	2	0	0	1					
Duane Kuiper, L OBP: 0.325, SLG: 0.276 (1, 4) B	BB	1-3			F7		F8		FC4-6 1-2 1B	4	0	0	0	1	0	4					
Rick Manning, L OBP: 0.304, SLG: 0.301 (1, 8) X	F3				K			1B 1B BB	4-3	4	1	0	0	1	1	2					
Rico Carly, R OBP: 0.299, SLG: 0.295 (1, 10) X	F9				6-3			K		4	0	1	0	0	1	2					
Johnny Grubb, L OBP: 0.478, SLG: 0.554 (1, 7) X		FC3-6 1B						2B		4	0	4	0	0	0	0					
Bruce Bochte, L OBP: 0.333, SLG: 0.385 (1, 3) X		FC3-6 1B 1-2 1B			P6			1B 2-3 1B		4	1	1	1	0	0	4					
Buddy Bell, R OBP: 0.319, SLG: 0.365 (1, 5) X					F7			1B 1-2 1B		4	1	1	0	0	0	4					
Larvell Blanks, R OBP: 0.275, SLG: 0.381 (1, 6) X					F8			F8		4	0	1	0	0	0	4					
Ray Fosse, R OBP: 0.245, SLG: 0.319 (1, 2) X John Lowenstein, L (9, PH) OBP: 0.364, SLG: 0.414					F2			F8		3	0	1	0	0	0	1					
								4-3		1	0	0	0	0	1	0					
Inning Stats	R: 0 E: 0 K: 0 S: 3	H: 0 LOB: 1 BB: 1 P: 7	R: 2 E: 0 K: 0 S: 7	H: 4 LOB: 2 BB: 0 P: 7	R: 0 E: 0 K: 0 S: 4	H: 0 LOB: 0 BB: 0 P: 4	R: 0 E: 0 K: 0 S: 3	H: 0 LOB: 0 BB: 0 P: 5	R: 0 E: 0 K: 0 S: 4	H: 2 LOB: 1 BB: 0 P: 4	R: 0 E: 0 K: 0 S: 4	H: 1 LOB: 1 BB: 1 P: 4	R: 1 E: 0 K: 1 S: 7	H: 2 LOB: 2 BB: 1 P: 11	R: 0 E: 0 K: 1 S: 6	H: 1 LOB: 1 BB: 0 P: 6	1B: 9 2B: 1 3B: 1 HR: 0	SF: 0 SAC: 0 DP: 1 HBP: 0	WP: 0 PA: 39		
PITCHER	IP WLS BF H R ER SO BB IBB HBP BLK WP HR S P ERA WHIP																				
Steve Stone, R ERA: 2.22 (1, 1)	7.1 W 33	H 10 R 3 ER 3 SO 2	BB 2 IBB 0 HBP 0 BLK 0	WP 0 HR 0 S 35 P 43	ERA 3.68 WHIP 1.636																
Lerrin LaGrow, R ERA: 1.11 (8, 1)	1.2 S 6	H 1 R 0 ER 0 SO 1	BB 0 IBB 0 HBP 0 BLK 0	WP 0 HR 0 S 8 P 8	ERA 0.00 WHIP 0.600																

TOP

Cleveland Indians @ Chicago White Sox
Comiskey Park, Chicago, IL
Fri May 13 1977, 8:05 PM EDT
Att: 27,130 - Unknown - 80 F

AB 37
R 3
H 11
RBI 3
BB 2
SO 3
LOB 22

Batter	1	2	3	4	5	6	7	8	9	AB	R	H	RBI	BB	SO	LOB					
Ralph Garr, L OBP: 0.319, SLG: 0.396 (1, 7) X	6-3				F7			K		5	1	1	1	0	2	3					
Alan Bannister, R OBP: 0.397, SLG: 0.393 (1, 6) X	F2				F7			K		5	1	2	2	0	1	3					
Jorge Orta, L OBP: 0.368, SLG: 0.471 (1, 4) X					1-3 2-H 1B			WP 1B		3	0	2	0	1	1	1					
Richie Zisk, R OBP: 0.360, SLG: 0.603 (1, 9) X	F8				F3			K		4	1	1	1	0	1	5					
Jim Spencer, L OBP: 0.316, SLG: 0.390 (1, 3) X					F8			1B 1B		4	0	2	1	0	0	2					
Oscar Gamble, L OBP: 0.400, SLG: 0.524 (1, 10) X Lamar Johnson, R (5, PH) OBP: 0.212, SLG: 0.267					F9			P5		2	0	1	0	0	0	0					
Chet Lemon, R OBP: 0.376, SLG: 0.559 (1, 8) X					F8			FC5-4 1B		2	0	1	0	0	0	0					
Eric Soderholm, R OBP: 0.368, SLG: 0.529 (1, 5) X					F9			FC5-4 3-H 1B		2	0	0	0	0	0	3					
Jim Essian, R OBP: 0.394, SLG: 0.449 (1, 2) X					F9			F8		4	0	0	0	0	0	1					
										4	1	2	0	0	1	1					
										3	1	2	0	1	0	0					
Inning Stats	R: 0 E: 0 K: 0 S: 4	H: 1 LOB: 1 BB: 0 P: 4	R: 0 E: 0 K: 0 S: 4	H: 2 LOB: 1 BB: 0 P: 4	R: 0 E: 0 K: 0 S: 4	H: 1 LOB: 2 BB: 1 P: 8	R: 0 E: 0 K: 0 S: 3	H: 0 LOB: 0 BB: 0 P: 3	R: 3 E: 0 K: 1 S: 9	H: 4 LOB: 2 BB: 1 P: 13	R: 0 E: 0 K: 1 S: 5	H: 0 LOB: 0 BB: 0 P: 5	R: 2 E: 0 K: 2 S: 10	H: 3 LOB: 1 BB: 0 P: 10	R: 0 E: 0 K: 2 S: 9	H: 2 LOB: 2 BB: 0 P: 9	1B: 11 2B: 1 3B: 1 HR: 0	SF: 0 SAC: 0 DP: 0 HBP: 0	WP: 1 PA: 38		
PITCHER	IP WLS BF H R ER SO BB IBB HBP BLK WP HR S P ERA WHIP																				
Al Fitzmorris, R ERA: 4.91 (1, 1)	4.0 L 20	H 8 R 3 ER 3 SO 0	BB 1 IBB 0 HBP 0 BLK 0	WP 1 HR 0 S 19 P 23	ERA 6.75 WHIP 2.250																
Don Hood, L ERA: 2.65 (5, 1)	2.2	H 3 R 2 ER 2 SO 4	BB 1 IBB 0 HBP 0 BLK 0	WP 1 HR 0 S 19 P 23	ERA 6.75 WHIP 1.500																
Tom Buskey, R ERA: 4.34 (7, 1)	0.2	H 2 R 0 ER 0 SO 0	BB 0 IBB 0 HBP 0 BLK 0	WP 0 HR 4 S 4 P 4	ERA 0.00 WHIP 3.000																
Sid Monge, L ERA: 3.55 (8, 1)	0.1	H 0 R 0 ER 0 SO 1	BB 0 IBB 0 HBP 0 BLK 0	WP 0 HR 3 S 3 P 3	ERA 0.00 WHIP 0.000																
Jim Kern, R ERA: 2.6 (8, 1)	0.1	H 0 R 0 ER 0 SO 1	BB 0 IBB 0 HBP 0 BLK 0	WP 0 HR 3 S 3 P 3	ERA 0.00 WHIP 0.000																

BOTTOM

Cleveland Indians @ Chicago White Sox
Comiskey Park, Chicago, IL
Fri May 13 1977, 8:05 PM EDT
Att: 27,130 - Unknown - 80 F

AB 36
R 5
H 13
RBI 5
BB 2
SO 6
LOB 19

Batter	1	2	3	4	5	6	7	8	9	AB	R	H	RBI	BB	SO	LOB	TOP						
Jim Norris, L (1, 9) OBP: 0.396, SLG: 0.385										5	0	2	1	0	0	3							
Duane Kuiper, L (1, 4) OBP: 0.328, SLG: 0.282										5	0	2	0	0	0	0							
Rick Manning, L (1, 8) OBP: 0.292, SLG: 0.288										5	0	0	0	0	5	3							
Rico Carty, R (1, 10) OBP: 0.301, SLG: 0.298										4	0	1	0	0	0	2							
Johnny Grubb, L (1, 7) OBP: 0.486, SLG: 0.590 Paul Dade, R (8, PR) OBP: 0.360, SLG: 0.390										4	1	3	0	0	0	1							
Larvell Blanks, R (1, 6) OBP: 0.286, SLG: 0.380 Frank Duffy, R (8, 6) OBP: 0.276, SLG: 0.224										4	0	1	0	0	1	4							
Bruce Bochte, L (1, 3) OBP: 0.336, SLG: 0.384										4	1	1	0	0	1	2							
Buddy Bell, R (1, 5) OBP: 0.317, SLG: 0.360										4	1	2	1	0	0	1							
Fred Kendall, R (1, 2) OBP: 0.317, SLG: 0.431										4	0	1	1	0	0	5							
Inning Stats	R: 0 E: 0 K: 1 S: 6	H: 2 LOB: 1 BB: 0 P: 6	R: 3 E: 1 K: 1 S: 8	H: 3 LOB: 0 BB: 0 P: 8	R: 0 E: 0 K: 1 S: 6	H: 1 LOB: 1 BB: 0 P: 6	R: 0 E: 0 K: 0 S: 5	H: 2 LOB: 2 BB: 0 P: 5	R: 0 E: 0 K: 1 S: 7	H: 2 LOB: 0 BB: 0 P: 7	R: 0 E: 0 K: 1 S: 5	H: 0 LOB: 0 BB: 0 P: 5	R: 1 E: 0 K: 1 S: 7	H: 2 LOB: 2 BB: 0 P: 7	R: 0 E: 0 K: 1 S: 5	H: 0 LOB: 0 BB: 0 P: 5	1B: 12 2B: 0 3B: 1 HR: 0	SF: 0 SAC: 0 DP: 0 HBP: 0	WP: 0 PB: 0 SB: 0 CS: 2	PA: 40			
PITCHER	IP WLS BF H R ER SO BB IBB HBP BLK WP HR S P ERA WHIP	8.0 L 36 13 4 1 6 0 0 0 0 0 0 0 48 48 1.12 1.625	1.0 3 0 0 0 1 0 0 0 0 0 0 0 5 5 0.00 0.000																				

Cleveland Indians @ Chicago White Sox
Comiskey Park, Chicago, IL
Sun May 15 1977, 4:33 AM EDT
Att: 16,046 - Unknown - 71 F

AB 39
R 4
H 13
RBI 3
BB 0
SO 7
LOB 21

Batter	1	2	3	4	5	6	7	8	9	AB	R	H	RBI	BB	SO	LOB	BOTTOM							
Ralph Garr, L (1, 7) OBP: 0.323, SLG: 0.390										5	0	0	0	0	0	3								
Alan Bannister, R (1, 6) OBP: 0.396, SLG: 0.383										4	1	1	0	1	0	1								
Jorge Orta, L (1, 4) OBP: 0.370, SLG: 0.459										4	0	1	1	0	0	1								
Richie Zisk, R (1, 9) OBP: 0.372, SLG: 0.631										3	0	1	1	1	1	0								
Jim Spencer, L (1, 3) OBP: 0.321, SLG: 0.438										4	0	0	0	0	0	4								
Oscar Gamble, L (1, 10) OBP: 0.400, SLG: 0.507 Lamar Johnson, R (8, PH) OBP: 0.250, SLG: 0.394										2	0	1	0	1	0	0								
Chet Lemon, R (1, 8) OBP: 0.366, SLG: 0.538										4	0	0	0	0	0	3								
Jack Brohamer, L (1, 5) OBP: 0.500, SLG: 0.500										3	1	1	0	1	0	1								
Jim Essian, R (1, 2) OBP: 0.381, SLG: 0.432 Royle Stillman, L (8, PH) OBP: 0.293, SLG: 0.417										3	0	0	0	1	1	3								
Inning Stats	R: 0 E: 0 K: 0 S: 3	H: 0 LOB: 0 BB: 0 P: 3	R: 0 E: 0 K: 1 S: 5	H: 0 LOB: 0 BB: 0 P: 5	R: 0 E: 0 K: 1 S: 6	H: 1 LOB: 1 BB: 0 P: 6	R: 1 E: 0 K: 0 S: 5	H: 2 LOB: 2 BB: 1 P: 9	R: 1 E: 0 K: 0 S: 4	H: 1 LOB: 3 BB: 3 P: 16	R: 0 E: 0 K: 0 S: 4	H: 1 LOB: 0 BB: 0 P: 4	R: 0 E: 0 K: 0 S: 3	H: 0 LOB: 0 BB: 0 P: 3	R: 1 E: 0 K: 0 S: 4	H: 1 LOB: 1 BB: 0 P: 4	R: 0 E: 0 K: 0 S: 3	H: 0 LOB: 1 BB: 1 P: 7	1B: 3 2B: 1 3B: 1 HR: 1	SF: 0 SAC: 0 DP: 0 HBP: 0	WP: 0 PB: 0 SB: 0 CS: 0	PA: 38		
PITCHER	IP WLS BF H R ER SO BB IBB HBP BLK WP HR S P ERA WHIP	5.0 W 23 4 2 2 2 2 4 0 0 0 0 0 10 10 3.60 1.600	2.2 10 2 1 1 0 0 0 0 0 0 0 1 10 10 3.38 0.750	1.1 5 0 0 0 0 1 0 0 0 0 0 0 4 8 0.00 0.750																				

Cleveland Indians @ Chicago White Sox
Comiskey Park, Chicago, IL
Sun May 15 1977, 4:33 AM EDT
Att: 16,046 - Unknown - 71 F

AB 33
R 3
H 6
RBI 3
BB 5
SO 2
LOB 16

Batter	1	2	3	4	5	6	7	8	9	AB	R	H	RBI	BB	SO	LOB	TOP			
Rick Manning, L OBP: 0.299, SLG: 0.320 (1, 8)										4	1	2	1	0	0	1	Cleveland Indians @ Minnesota Twins Metropolitan Stadium, Bloomington, MI Mon May 16 1977, 8:05 PM EDT Att: 5,451 - Unknown - 76 F			
Frank Duffy, R OBP: 0.290, SLG: 0.245 (1, 6)										4	0	2	0	0	0	1				
Paul Dade, R OBP: 0.333, SLG: 0.356 (1, 9)										4	0	0	0	0	0	4				
Rico Carty, R OBP: 0.299, SLG: 0.289 (1, 10)										3	0	0	0	1	1	2				
Johnny Grubb, L OBP: 0.462, SLG: 0.554 (1, 7)										4	0	0	0	0	2	2				
Larvell Blanks, R OBP: 0.272, SLG: 0.360 (1, 4)										4	0	0	0	0	0	0				
Buddy Bell, R OBP: 0.325, SLG: 0.377 (1, 5)										3	0	2	0	0	0	0				
Bruce Bochte, L OBP: 0.336, SLG: 0.383 (1, 3)										3	0	1	0	0	0	2				
Ray Fosse, R OBP: 0.231, SLG: 0.300 (1, 2)										3	0	0	0	0	1	1				
Inning Stats	R: 1 E: 0 K: 0 S: 4	H: 1 LOB: 0 BB: 0 P: 4	R: 0 E: 0 K: 1 S: 6	H: 1 LOB: 1 BB: 0 P: 6	R: 0 E: 1 K: 0 S: 5	H: 1 LOB: 2 BB: 0 P: 5	R: 0 E: 0 K: 1 S: 5	H: 0 LOB: 0 BB: 0 P: 5	R: 0 E: 0 K: 0 S: 3	H: 1 LOB: 0 BB: 1 P: 7	R: 0 E: 0 K: 0 S: 3	H: 1 LOB: 0 BB: 0 P: 3	R: 0 E: 0 K: 1 S: 6	H: 1 LOB: 1 BB: 0 P: 6	R: 0 E: 0 K: 1 S: 5	H: 0 LOB: 0 BB: 0 P: 5	1B: 5 2B: 3 3B: 0 HR: 1	SF: 0 SAC: 0 DP: 3 HBP: 0	WP: 0 PB: 0 SB: 1 CS: 0	PA: 33
PITCHER Geoff Zahn, L ERA: 3.46 (1, 1)	IP: 9.0 WLS: W BF: 33 H: 7 R: 1 ER: 1 SO: 4 BB: 1 IBB: 0 HBP: 0 BLK: 0 WP: 0 HR: 1 S: 40 P: 44 ERA: 1.00 WHIP: 0.889															PITCHER				

Batter	1	2	3	4	5	6	7	8	9	AB	R	H	RBI	BB	SO	LOB	BOTTOM			
Lyman Bostock, L OBP: 0.410, SLG: 0.500 (1, 8)										5	1	2	1	0	0	3	Cleveland Indians @ Minnesota Twins Metropolitan Stadium, Bloomington, MI Mon May 16 1977, 8:05 PM EDT Att: 5,451 - Unknown - 76 F			
Roy Smalley, S OBP: 0.321, SLG: 0.292 (1, 6)										4	1	1	1	1	1	3				
Rod Carew, L OBP: 0.436, SLG: 0.558 (1, 3)										5	1	3	2	0	1	3				
Butch Wynegar, S OBP: 0.407, SLG: 0.533 (1, 2)										3	0	1	1	1	1	3				
Rich Chiles, L OBP: 0.392, SLG: 0.344 Bob Gorinski, R OBP: 0.238, SLG: 0.200 (5, PH)										2	0	0	0	0	0	2				
Larry Hise, R OBP: 0.394, SLG: 0.555 (1, 7)										3	1	1	0	1	2	1				
Mike Cabbage, L OBP: 0.371, SLG: 0.370 (1, 5)										3	2	0	0	1	0	2				
Dan Ford, R OBP: 0.321, SLG: 0.369 (1, 9)										3	2	2	1	0	0	0				
Rob Wilfong, L OBP: 0.364, SLG: 0.367 Jerry Terrell, R OBP: 0.271, SLG: 0.295 (8, PH)										2	0	1	1	1	1	1				
Inning Stats	R: 1 E: 0 K: 0 S: 4	H: 2 LOB: 1 BB: 1 P: 8	R: 1 E: 1 K: 1 S: 8	H: 3 LOB: 2 BB: 0 P: 8	R: 0 E: 0 K: 1 S: 6	H: 1 LOB: 1 BB: 0 P: 6	R: 1 E: 1 K: 2 S: 9	H: 1 LOB: 3 BB: 2 P: 17	R: 1 E: 1 K: 1 S: 6	H: 0 LOB: 1 BB: 1 P: 10	R: 0 E: 0 K: 0 S: 3	H: 0 LOB: 0 BB: 0 P: 3	R: 0 E: 0 K: 1 S: 5	H: 0 LOB: 0 BB: 0 P: 5	R: 4 E: 0 K: 0 S: 7	H: 4 LOB: 1 BB: 1 P: 11	1B: 9 2B: 2 3B: 0 HR: 0	SF: 2 SAC: 1 DP: 0 HBP: 0	WP: 0 PB: 0 SB: 1 CS: 1	PA: 41
PITCHER Wayne Garland, R ERA: 7.07 Sid Monge, L ERA: 5.3 Rick Waits, L ERA: 5.4 (8, 1)	IP: 3.1 WLS: L BF: 20 H: 7 R: 3 ER: 2 SO: 2 BB: 3 IBB: 0 HBP: 0 BLK: 0 WP: 0 HR: 0 S: 21 P: 33 ERA: 5.40 WHIP: 3.000															PITCHER				



Batter	1	2	3	4	5	6	7	8	9	AB	R	H	RBI	BB	SO	LOB	TOP			
Rick Manning, L (1, 8) OBP: 0.294, SLG: 0.308										4	0	1	0	0	0	0	Cleveland Indians @ Kansas City Royals Royals Stadium, Kansas City, MO Fri May 20 1977, 8:05 PM EDT Att: 17,532 - Unknown - 75 F			
Duane Kuiper, L (1, 4) OBP: 0.328, SLG: 0.294										4	0	1	0	0	0	1				
Jim Norris, L (1, 9) OBP: 0.391, SLG: 0.379										4	0	1	0	0	0	2				
Paul Dade, R (1, 10) OBP: 0.371, SLG: 0.396										4	0	3	0	0	0	1				
Johnny Grubb, L (1, 7) OBP: 0.465, SLG: 0.563										4	0	1	0	0	1	4				
Buddy Bell, R (1, 5) OBP: 0.331, SLG: 0.383										3	0	0	0	1	0	1				
Fred Kendall, R (1, 2) OBP: 0.313, SLG: 0.419										4	0	1	0	0	0	3				
Bruce Bochte, L (1, 3) OBP: 0.331, SLG: 0.374										4	0	0	0	0	0	2				
Frank Duffy, R (1, 6) OBP: 0.265, SLG: 0.220									2	0	0	0	0	0	0	0				
Larvell Blanks, R (7, PH) OBP: 0.277, SLG: 0.390									1	0	0	0	0	0	0	1				
Inning Stats	R: 0 E: 0 K: 0 S: 5	H: 2 LOB: 2 BB: 0 P: 5	R: 0 E: 0 K: 0 S: 3	H: 0 LOB: 0 BB: 0 P: 3	R: 0 E: 0 K: 0 S: 4	H: 1 LOB: 1 BB: 0 P: 4	R: 0 E: 0 K: 1 S: 5	H: 1 LOB: 1 BB: 1 P: 9	R: 0 E: 0 K: 0 S: 3	H: 0 LOB: 0 BB: 0 P: 3	R: 0 E: 0 K: 0 S: 4	H: 1 LOB: 1 BB: 0 P: 4	R: 0 E: 0 K: 0 S: 4	H: 1 LOB: 1 BB: 0 P: 4	R: 0 E: 0 K: 0 S: 4	H: 1 LOB: 1 BB: 0 P: 4	1B: 6 2B: 2 3B: 0 HR: 0	SF: 0 SAC: 0 DP: 1 HBP: 0	WP: 0 PB: 0 SB: 1 CS: 0	PA: 35
PITCHER Paul Spittorf, L (1, 1) ERA: 4.06	IP: 9.0 WLS: W BF: 35 H: 8 R: 0 ER: 0 SO: 1 BB: 1 IBB: 0 HBP: 0 BLK: 0 WP: 0 HR: 0 S: 36 P: 40 ERA: 0.00 WHIP: 1.000																			

Batter	1	2	3	4	5	6	7	8	9	AB	R	H	RBI	BB	SO	LOB	BOTTOM			
Tom Poquette, L (1, 9) OBP: 0.337, SLG: 0.400										4	0	1	0	0	0	0	Cleveland Indians @ Kansas City Royals Royals Stadium, Kansas City, MO Fri May 20 1977, 8:05 PM EDT Att: 17,532 - Unknown - 75 F			
Joe Zdeb, R (8, PH) OBP: 0.438, SLG: 0.385										1	0	1	1	0	0	0				
Hal McRae, R (1, 7) OBP: 0.372, SLG: 0.421										4	0	1	0	0	0	2				
John Mayberry, L (1, 3) OBP: 0.322, SLG: 0.350									3	0	0	0	1	0	1					
Al Cowens, R (1, 8) OBP: 0.315, SLG: 0.510									4	1	2	0	0	0	0					
Darrell Porter, L (1, 2) OBP: 0.365, SLG: 0.475									4	1	1	1	0	1	3					
Ralph LaCock, L (1, 10) OBP: 0.310, SLG: 0.415									3	1	1	0	1	0	3					
Cookie Rojas, R (1, 5) OBP: 0.322, SLG: 0.436									4	0	4	0	0	0	0	0				
Bob Heise, R (8, PR) OBP: 0.200, SLG: 0.200									0	1	0	0	0	0	0	0				
Freddie Patek, R (1, 6) OBP: 0.336, SLG: 0.387									4	0	1	2	0	0	4					
Frank White, R (1, 4) OBP: 0.243, SLG: 0.276									4	0	0	0	0	0	3					
Inning Stats	R: 0 E: 0 K: 0 S: 3	H: 0 LOB: 0 BB: 0 P: 3	R: 0 E: 0 K: 0 S: 5	H: 2 LOB: 2 BB: 0 P: 5	R: 0 E: 0 K: 0 S: 4	H: 1 LOB: 1 BB: 0 P: 4	R: 1 E: 0 K: 0 S: 5	H: 2 LOB: 1 BB: 0 P: 5	R: 0 E: 0 K: 0 S: 3	H: 0 LOB: 0 BB: 0 P: 3	R: 2 E: 0 K: 0 S: 6	H: 3 LOB: 2 BB: 1 P: 10	R: 0 E: 0 K: 1 S: 7	H: 2 LOB: 3 BB: 1 P: 11	R: 1 E: 0 K: 0 S: 5	H: 2 LOB: 2 BB: 0 P: 5	1B: 9 2B: 1 3B: 2 HR: 0	SF: 0 SAC: 1 DP: 0 HBP: 0	WP: 0 PB: 0 SB: 1 CS: 0	PA: 38
PITCHER Dennis Eckerley, R (1, 1) ERA: 3.86	IP: 6.1 WLS: L BF: 31 H: 10 R: 3 ER: 3 SO: 3 BB: 1 IBB: 0 HBP: 0 BLK: 0 WP: 0 HR: 0 S: 29 P: 37 ERA: 4.26 WHIP: 1.737																			
Sid Monge, L (7, 1) ERA: 5.4	IP: 1.1 WLS: 0 BF: 5 H: 1 R: 1 ER: 1 SO: 1 BB: 0 IBB: 0 HBP: 0 BLK: 0 WP: 0 HR: 0 S: 7 P: 7 ERA: 6.75 WHIP: 0.750																			
Jim Kern, R (8, 1) ERA: 2.37	IP: 0.1 WLS: 0 BF: 2 H: 1 R: 0 ER: 0 SO: 0 BB: 0 IBB: 0 HBP: 0 BLK: 0 WP: 0 HR: 0 S: 2 P: 2 ERA: 0.00 WHIP: 3.000																			

Batter	1	2	3	4	5	6	7	8	9	AB	R	H	RBI	BB	SO	LOB	TOP					
Rick Manning, L OBP: 0.297, SLG: 0.362 (1, 8)	0-3 K		0-0 HR		0-0 F8	G4-6-3		0-0 F8		5	1	1	1	0	1	3						
Duane Kuiper, L OBP: 0.331, SLG: 0.295 (1, 4)	0-0 4-3		0-0 1B		0-0 1B	4-3			0-0 G3	5	1	2	0	0	0	0						
Jim Norris, L OBP: 0.405, SLG: 0.382 (1, 9)	4-0 CS BB		0-0 L8		0-0 1B E			0-0 L8	0-0 6-3	3	1	0	0	2	0	1						
Paul Dade, R OBP: 0.356, SLG: 0.375 (1, 7)	0-0 CS	0-0 4-3		0-0 5-3	0-0 SF8 1B			0-0 F9	0-0 6-3	5	1	1	2	0	0	0						
Bruce Bochte, L OBP: 0.329, SLG: 0.379 (1, 3)		0-0 F7		0-0 1B 1B	0-0 SF8			0-0 P6		3	0	1	1	0	0	0						
Rico Carty, R OBP: 0.304, SLG: 0.288 (1, 10)		0-0 6-3		0-0 F8	0-0 1B			0-0 4-3		4	0	1	0	0	0	1						
Buddy Bell, R OBP: 0.364, SLG: 0.465 (1, 5)			0-0 SH1 1B	0-0 1B	0-0 1B			0-0 HR		4	2	4	1	0	0	0						
Fred Kendall, R OBP: 0.320, SLG: 0.435 (1, 2)			0-0 SH1	0-0 4-3	0-0 F7			0-0 2B		3	0	1	0	0	0	4						
Frank Duffy, R OBP: 0.284, SLG: 0.234 (1, 6)			0-0 HR 1B		0-0 E6 1B	4-0 G4-6-3 BB		0-0 P4		3	1	1	1	1	0	1						
Inning Stats	R: 0 E: 0 K: 1 S: 4	H: 0 LOB: 0 BB: 1 P: 8	R: 0 E: 0 K: 0 S: 3	H: 0 LOB: 0 BB: 0 P: 3	R: 2 E: 0 K: 0 S: 6	H: 4 LOB: 1 BB: 0 P: 6	R: 0 E: 0 K: 0 S: 5	H: 2 LOB: 2 BB: 0 P: 5	R: 4 E: 1 K: 0 S: 8	H: 4 LOB: 2 BB: 1 P: 12	R: 0 E: 0 K: 0 S: 2	H: 0 LOB: 0 BB: 0 P: 6	R: 0 E: 0 K: 0 S: 3	H: 0 LOB: 0 BB: 0 P: 3	R: 1 E: 0 K: 0 S: 5	H: 2 LOB: 1 BB: 0 P: 5	R: 0 E: 0 K: 0 S: 3	H: 0 LOB: 0 BB: 0 P: 3	1B: 9 2B: 1 3B: 0 HR: 2	SF: 1 SAC: 1 DP: 1 HBP: 0	WP: 0 PB: 0 SB: 2 CS: 1	PA: 41
PITCHER	IP	WLS	BF	H	R	ER	SO	BB	IBB	HBP	BLK	WP	HR	S	P	ERA	WHIP					
Dennis Leonard, R ERA: 4.24 (1, 1)	4.1	L	21	7	5	4	1	2	0	0	0	0	1	21	29	8.31	2.077					
Larry Gura, L ERA: 2.48 (5, 1)	4.2		19	5	2	1	0	1	0	0	0	0	1	18	22	1.93	1.286					

Cleveland Indians @ Kansas City Royals
 Royals Stadium, Kansas City, MO
 Sun May 22 1977, 4:33 AM EDT
 Att: 31,059 - Unknown - 75 F

AB	35
R	7
H	12
RBI	6
BB	3
SO	1
LOB	10



Batter	1	2	3	4	5	6	7	8	9	AB	R	H	RBI	BB	SO	LOB	BOTTOM					
Tom Poquette, L OBP: 0.339, SLG: 0.392 (1, 7)	0-0 4-3		0-0 S 1B		0-0 F8			0-0 F8		4	0	1	0	0	0	3						
Hal McRae, R OBP: 0.374, SLG: 0.464 (1, 10)	0-0 2B		0-0 SF8		0-3 K			0-0 G6-4-3		3	0	1	1	0	1	3						
Amos Otis, R OBP: 0.271, SLG: 0.402 (1, 8)	0-3 K		0-0 F8		0-0 4-3			0-0 4-3		4	0	0	0	0	1	2						
Al Cowens, R OBP: 0.306, SLG: 0.497 (1, 9)	0-0 F9		0-0 L4		0-0 6-3			0-0 2B		4	0	1	0	0	0	1						
John Mayberry, L OBP: 0.320, SLG: 0.336 (1, 3)		0-0 F8		0-0 F8		0-0 4-3		0-0 5-3		4	0	0	0	0	0	1						
Darrell Porter, L OBP: 0.350, SLG: 0.452 (1, 2)	0-3 K		0-0 4-3		0-0 F8			0-0 F9		4	0	0	0	0	1	1						
Cookie Rojas, R OBP: 0.324, SLG: 0.429 (1, 5)		0-0 P3		0-0 1B 2B		0-0 6-3		0-0 F9		3	0	1	0	0	0	0						
Freddie Patek, R OBP: 0.336, SLG: 0.391 (1, 6)			0-0 4-3		0-0 6-3 1B			0-0 F9		3	0	1	0	0	0	0						
Frank White, R OBP: 0.252, SLG: 0.284 (1, 4)			0-0 S 1B		0-0 6-3			0-0 G6-4-3 1B		2	1	1	0	0	0	2						
Ralph LaCock, L OBP: 0.333, SLG: 0.455 (8, PH)					0-0 6-3					1	0	1	0	0	0	0						
Bob Heise, R OBP: 0.143, SLG: 0.143 (9, 4)					0-0 S 1B					0	0	0	0	0	0	0						
Inning Stats	R: 0 E: 0 K: 1 S: 6	H: 1 LOB: 1 BB: 0 P: 6	R: 0 E: 0 K: 1 S: 5	H: 0 LOB: 0 BB: 0 P: 5	R: 1 E: 0 K: 0 S: 5	H: 2 LOB: 1 BB: 0 P: 5	R: 0 E: 0 K: 0 S: 3	H: 0 LOB: 0 BB: 0 P: 3	R: 0 E: 0 K: 0 S: 7	H: 2 LOB: 2 BB: 0 P: 7	R: 0 E: 0 K: 0 S: 3	H: 0 LOB: 0 BB: 0 P: 3	R: 0 E: 0 K: 0 S: 3	H: 0 LOB: 0 BB: 0 P: 3	R: 0 E: 0 K: 0 S: 3	H: 1 LOB: 1 BB: 0 P: 3	R: 0 E: 0 K: 0 S: 4	H: 1 LOB: 1 BB: 0 P: 4	1B: 4 2B: 3 3B: 0 HR: 0	SF: 1 SAC: 0 DP: 1 HBP: 0	WP: 0 PB: 0 SB: 2 CS: 0	PA: 33
PITCHER	IP	WLS	BF	H	R	ER	SO	BB	IBB	HBP	BLK	WP	HR	S	P	ERA	WHIP					
Jim Bibby, R ERA: 4.36 (1, 1)	9.0	W	33	7	1	1	3	0	0	0	0	0	0	39	39	1.00	0.778					

Cleveland Indians @ Kansas City Royals
 Royals Stadium, Kansas City, MO
 Sun May 22 1977, 4:33 AM EDT
 Att: 31,059 - Unknown - 75 F

AB	32
R	1
H	7
RBI	1
BB	0
SO	3
LOB	13



Batter	1	2	3	4	5	6	7	8	9	10	11	12	AB	R	H	RBI	BB	SO	LOB	TOP		
Dave Collins, S OBP: 0.292, SLG: 0.202 (1.10)	F8		K		F7			K			1-3		5	0	0	0	0	2	3			
Ruppert Jones, L OBP: 0.317, SLG: 0.438 (1.8)	4-3		F9		F8			CS BB			F2		4	0	0	0	1	0	3			
Steve Braun, L OBP: 0.376, SLG: 0.304 (1.7)	K				F7			CS 1-2	F8			G3	5	0	0	0	0	1	0			
Leroy Stanton, R OBP: 0.343, SLG: 0.522 (1.9)		F7			F5				5-3			K	5	0	0	0	0	2	0			
Dan Meyer, L OBP: 0.328, SLG: 0.430 (1.3)		F8			2B				F8			F9	5	0	1	0	0	0	0			
Bill Stein, R OBP: 0.324, SLG: 0.439 (1.5)		F9			F8				6-3			6-3	4	0	0	0	0	0	1			
Bob Stinson, S OBP: 0.397, SLG: 0.427 (1.2)			4-3 2B		1B				4-3			G3	4	1	2	0	0	0	0			
Craig Reynolds, L OBP: 0.288, SLG: 0.340 (1.8)			4-3		F9				4-3			F8	4	0	0	0	0	0	2			
Larry Milbourne, S OBP: 0.222, SLG: 0.244 (1.4)			2B		1B				4-3			5-3	4	0	2	1	0	0	0			
Inning Stats	R: 0 E: 0 K: 5 S: 5	H: 0 LOB: 0 BB: 0 P: 5	R: 0 E: 0 K: 3 S: 3	H: 0 LOB: 0 BB: 0 P: 3	R: 1 E: 0 K: 1 S: 7	H: 2 LOB: 1 BB: 0 P: 7	R: 0 E: 0 K: 0 S: 4	H: 1 LOB: 0 BB: 0 P: 4	R: 0 E: 0 K: 0 S: 5	H: 2 LOB: 2 BB: 0 P: 5	R: 0 E: 0 K: 1 S: 4	H: 0 LOB: 0 BB: 1 P: 8	R: 0 E: 0 K: 0 S: 3	H: 0 LOB: 0 BB: 0 P: 3	R: 0 E: 0 K: 0 S: 3	H: 0 LOB: 0 BB: 0 P: 3	R: 0 E: 0 K: 1 S: 5	H: 0 LOB: 0 BB: 0 P: 6	1B: 3 2B: 2 3B: 0 HR: 0	SF: 0 SAC: 0 DP: 0 HBP: 0	WP: 0 PB: 0 SB: 0 CS: 1	PA: 42
PITCHER Dennis Eckersley, R ERA: 3.34 (1.1)	IP: 12.0 WLS: 7 BF: 41 H: 5 R: 1 ER: 1 SO: 5 BB: 1 IBB: 0 HBP: 0 BLK: 0 WP: 0 HR: 0 S: 50 P: 54 ERA: 0.75 WHIP: 0.500																					

Seattle Mariners @ Cleveland Indians
Cleveland Municipal Stadium, Cleveland, OH
Wed May 25 1977, 7:05 PM EDT
Att: 4,516 - Unknown - 72 F

AB 40
R 1
H 5
RBI 1
BB 1
SO 5
LOB 9





Batter	1	2	3	4	5	6	7	8	9	10	11	12	AB	R	H	RBI	BB	SO	LOB	BOTTOM				
Rick Manning, L OBP: 0.289, SLG: 0.340 (1.8)	4-3		1B WP 5-3 BB		FC5 3-1 1-2 BB		4-3		F8		4-3		4	1	0	0	2	0	2					
Duane Kuiper, L OBP: 0.340, SLG: 0.321 (1.4)	6-3 1B		5-3 1B		3-1 1-2 2-3 3B				6-3		F7		6	0	3	0	0	0	4					
Jim Norris, L OBP: 0.417, SLG: 0.400 (1.9)	6-3 1B		5-3		4-0 BB BB BB BB				4-3				4	1	2	1	2	0	1					
Paul Dade, R OBP: 0.337, SLG: 0.338 (1.7)	6-3 1-2 2-3		4-3		FC5 2-3				6-3			1B S	5	0	0	0	1	0	7					
Bruce Bochte, L OBP: 0.340, SLG: 0.401 (1.3)	L8			4-3				S 1B	F8		K		6	0	2	1	0	1	5					
Rico Carly, R OBP: 0.306, SLG: 0.295 John Lowenstein, L (10, PR) OBP: 0.410, SLG: 0.441 (1.10)		F8			F7				F9		K		4	0	0	0	1	1	1					
Buddy Bell, R OBP: 0.364, SLG: 0.456 (1.5)		K			F8				K		CS BB		5	0	2	0	0	2	1					
Ray Fosse, R OBP: 0.222, SLG: 0.279 (1.2)		G3			F9				1-4-3		F3		4	0	0	0	0	0	2					
Frank Duffy, R OBP: 0.280, SLG: 0.236 Larvell Blanks, R (11, PH) OBP: 0.273, SLG: 0.370 (12.6)			5-3		3-1 S 1B				F7		K		4	0	1	0	0	1	1					
Inning Stats	R: 0 E: 0 K: 0 S: 5	H: 2 LOB: 2 BB: 0 P: 5	R: 0 E: 0 K: 1 S: 5	H: 0 LOB: 0 BB: 0 P: 5	R: 1 E: 0 K: 0 S: 4	H: 1 LOB: 1 BB: 1 P: 8	R: 0 E: 0 K: 0 S: 3	H: 0 LOB: 0 BB: 0 P: 3	R: 0 E: 0 K: 0 S: 4	H: 1 LOB: 1 BB: 0 P: 6	R: 0 E: 0 K: 0 S: 6	H: 1 LOB: 3 BB: 2 P: 12	R: 0 E: 0 K: 0 S: 3	H: 0 LOB: 0 BB: 0 P: 3	R: 0 E: 0 K: 0 S: 4	H: 0 LOB: 1 BB: 1 P: 8	R: 0 E: 0 K: 0 S: 4	H: 1 LOB: 2 BB: 1 P: 8	R: 0 E: 0 K: 0 S: 3	H: 2 LOB: 1 BB: 0 P: 3	1B: 9 2B: 0 3B: 1 HR: 0	SF: 0 SAC: 1 DP: 0 HBP: 0	WP: 1 PB: 0 SB: 4 CS: 1	PA: 51
PITCHER John Montague, R ERA: 4.18 Bill Laxton, L ERA: 3.82 (1.1)	IP: 6.2 WLS: 4 BF: 31 H: 6 R: 1 ER: 1 SO: 2 BB: 4 IBB: 1 HBP: 0 BLK: 0 WP: 1 HR: 0 S: 30 P: 50 ERA: 1.35 WHIP: 1.500																							

Seattle Mariners @ Cleveland Indians
Cleveland Municipal Stadium, Cleveland, OH
Wed May 25 1977, 7:05 PM EDT
Att: 4,516 - Unknown - 72 F

AB 42
R 2
H 10
RBI 2
BB 7
SO 5
LOB 24



Batter	1	2	3	4	5	6	7	8	9	AB	R	H	RBI	BB	SO	LOB	TOP			
Matt Alexander, S (1, 6) OBP: 0.333, SLG: 0.200 Rob Picciolo, R (1, 6) OBP: 0.224, SLG: 0.211 Larry Murray, S (6, PH) OBP: 0.258, SLG: 0.267 Rodney Scott, S (6, 6) OBP: 0.370, SLG: 0.321	0-0 L6			0-0 F9		0-3 K		0-0 4-3	0-0 4-3	1	0	0	0	0	0	0	Oakland Athletics @ Cleveland Indians Cleveland Municipal Stadium, Cleveland, OH Fri May 27 1977, 7:05 PM EDT Att: 16,557 - Unknown - 66 F AB 30 R 1 H 4 RBI 1 BB 0 SO 4 LOB 5 			
Manny Sanguillen, R (1, 10) OBP: 0.326, SLG: 0.389	0-0 6-3			0-0 G3		0-0 F9		0-0 4-3	0-0 4-3	4	0	0	0	0	1					
Mitchell Page, L (1, 7) OBP: 0.368, SLG: 0.561	0-3 K			0-0 6-3				0-0 4-3	0-3 K	4	0	0	0	0	2	0				
Dick Allen, R (1, 3) OBP: 0.364, SLG: 0.403		0-0 F7			0-0 6-3			0-0 6-3		3	0	0	0	0	0	0				
Wayne Gross, L (1, 5) OBP: 0.388, SLG: 0.564		0-0 6-3			0-0 G6-4-3 1B			0-0 F6		3	0	1	0	0	0	0				
Earl Williams, R (1, 2) OBP: 0.320, SLG: 0.536		0-3 K			0-0 G6-4-3 1-2			0-0 4-3		3	0	0	0	0	1	1				
Mike Jorgensen, L (1, 9) OBP: 0.300, SLG: 0.231				0-0 F8		0-0 5-3 2B		0-0 F8		3	1	1	0	0	0	0				
Tony Armas, R (1, 8) OBP: 0.273, SLG: 0.338				0-0 F8		0-0 5-3 1-2		0-0 1B		3	0	1	0	0	0	1				
Marty Perez, R (1, 4) OBP: 0.229, SLG: 0.234 Rich McKinney, R (8, PH) OBP: 0.227, SLG: 0.413 Larry Lintz, S (8, 4) OBP: 0.324, SLG: 0.143				0-0 4-3		0-0 2B		0-0 F7		2	0	1	1	0	0	0				
Inning Stats	R: 0 E: 0 K: 1 S: 5	H: 0 LOB: 0 BB: 0 P: 5	R: 0 E: 0 K: 1 S: 5	H: 0 LOB: 0 BB: 0 P: 5	R: 0 E: 0 K: 0 S: 3	H: 0 LOB: 0 BB: 0 P: 3	R: 0 E: 0 K: 0 S: 3	H: 0 LOB: 0 BB: 0 P: 3	R: 0 E: 0 K: 1 S: 7	H: 2 LOB: 1 BB: 0 P: 7	R: 0 E: 0 K: 0 S: 3	H: 0 LOB: 0 BB: 0 P: 3	R: 0 E: 0 K: 0 S: 4	H: 1 LOB: 1 BB: 0 P: 4	R: 0 E: 0 K: 1 S: 5	H: 0 LOB: 0 BB: 0 P: 5	1B: 3 2B: 1 3B: 0 HR: 0	SF: 0 SAC: 0 DP: 1 HBP: 0	WP: 0 PB: 0 SB: 0 CS: 0	PA: 30
PITCHER Wayne Garland, R (1, 1) ERA: 5.26	IP: 9.0 WLS: W BF: 30 H: 4 R: 1 ER: 1 SO: 4 BB: 0 IBB: 0 HBP: 0 BLK: 0 WP: 0 HR: 0 S: 38 P: 38 ERA: 1.00 WHIP: 0.444															PITCHER				

Batter	1	2	3	4	5	6	7	8	9	AB	R	H	RBI	BB	SO	LOB	BOTTOM			
Rick Manning, L (1, 8) OBP: 0.282, SLG: 0.331	0-0 L8			0-0 F7		0-3 K		0-0 4-3		4	0	0	0	0	1	0	Oakland Athletics @ Cleveland Indians Cleveland Municipal Stadium, Cleveland, OH Fri May 27 1977, 7:05 PM EDT Att: 16,557 - Unknown - 66 F AB 26 R 3 H 7 RBI 2 BB 6 SO 2 LOB 12 			
Duane Kuiper, L (1, 4) OBP: 0.357, SLG: 0.326	1-0 1B HBP			0-0 FC4-6 1B		4-0 S BB		4-0 WP SH3-4 BB		1	0	1	0	2	0	0				
Jim Norris, L (1, 9) OBP: 0.415, SLG: 0.398	0-0 FC6-4 1-2 1B			0-0 FC4-6 1B CS		0-0 4-3 1-2		0-0 SH3-4 1-2		3	0	1	0	0	0	2				
Paul Dade, R (1, 7) OBP: 0.345, SLG: 0.338	0-0 FC6-4 1-2			0-0 1B		0-0 F9		4-0 WP IBB		3	0	1	0	1	0	1				
Bruce Bochte, L (1, 3) OBP: 0.344, SLG: 0.396		4-0 2B BB		0-0 CS 3-H		0-0 4-3 1B FC4-6 BB		0-0 L6 1-2 2-3		2	2	0	0	2	0	2				
Rico Carty, R (1, 10) OBP: 0.328, SLG: 0.322 John Lowenstein, L (8, FR) OBP: 0.410, SLG: 0.441		0-0 1B 1-H G6-4-3 2B		0-0 FC6-4 1B		0-0 FC4-6 1-3 1B		4-0 IBB		3	1	3	1	1	0	0				
Buddy Bell, R (1, 5) OBP: 0.361, SLG: 0.450		0-0 G6-4-3 2-3 1B		0-0 F7		0-0 FC4-6 1-2 CS		0-3 K		4	0	1	1	0	1	5				
Fred Kendall, R (1, 2) OBP: 0.308, SLG: 0.417		0-0 G6-4-3 1-2 3-H		0-0 FC6-4 1-2		0-0 CS 1-2		0-0 4-3		3	0	0	0	0	0	2				
Frank Duffy, R (1, 6) OBP: 0.271, SLG: 0.227		0-0 L6			0-0 6-3			0-0 F9		3	0	0	0	0	0	0				
Inning Stats	R: 0 E: 0 K: 0 S: 3	H: 1 LOB: 1 BB: 0 P: 4	R: 2 E: 0 K: 0 S: 4	H: 2 LOB: 0 BB: 1 P: 8	R: 0 E: 0 K: 0 S: 4	H: 2 LOB: 1 BB: 0 P: 4	R: 0 E: 0 K: 0 S: 4	H: 1 LOB: 1 BB: 0 P: 4	R: 0 E: 0 K: 1 S: 5	H: 0 LOB: 1 BB: 1 P: 9	R: 1 E: 0 K: 0 S: 3	H: 1 LOB: 0 BB: 0 P: 7	R: 0 E: 0 K: 0 S: 3	H: 0 LOB: 3 BB: 3 P: 17	R: 0 E: 0 K: 1 S: 5	H: 0 LOB: 3 BB: 0 P: 17	1B: 6 2B: 1 3B: 0 HR: 0	SF: 0 SAC: 1 DP: 1 HBP: 1	WP: 1 PB: 0 SB: 1 CS: 2	PA: 36
PITCHER Vida Blue, L (1, 1) ERA: 3.87	IP: 8.0 WLS: L BF: 34 H: 7 R: 3 ER: 3 SO: 2 BB: 4 IBB: 2 HBP: 1 BLK: 0 WP: 1 HR: 0 S: 31 P: 56 ERA: 3.38 WHIP: 1.375															PITCHER				

Batter	1	2	3	4	5	6	7	8	9	AB	R	H	RBI	BB	SO	LOB						
Matt Alexander, S (1, 6) <small>OBP: 0.429, SLG: 0.333</small> Rob Picciolo, R (1, 6) <small>OBP: 0.225, SLG: 0.213</small>		4-3				L5		5-3		1 1 1 0 0 0	0	0	0	0	0	0						
Mike Jorgensen, L (1, 9) <small>OBP: 0.371, SLG: 0.222</small>										1 2 0 0 4 0	0	3										
Wayne Gross, L (1, 5) <small>OBP: 0.382, SLG: 0.552</small>			F3		E9			FC4-6		5 1 1 0 0 1	5											
Dick Allen, R (1, 3) <small>OBP: 0.367, SLG: 0.414</small> Larry Murray, S (7, PR) <small>OBP: 0.250, SLG: 0.258</small>			F9					FC6-4		4 0 2 2 0 0	3											
Manny Sanguillen, R (1, 2) <small>OBP: 0.324, SLG: 0.386</small> Jeff Newman, R (7, 2) <small>OBP: 0.167, SLG: 0.176</small>			5-3		5-3-6			4-3		4 0 1 2 0 0	3											
Mitchell Page, L (1, 7) <small>OBP: 0.285, SLG: 0.554</small>					B5-3					4 1 1 0 1 1	2											
Earl Williams, R (1, 10) <small>OBP: 0.312, SLG: 0.521</small>			F8					F9		4 0 0 0 0 1	5											
Tony Armas, R (1, 8) <small>OBP: 0.283, SLG: 0.345</small>		6-3								4 0 2 0 0 1	0											
Marty Perez, R (1, 4) <small>OBP: 0.244, SLG: 0.241</small>		6-3						SH3-4		2 0 1 0 1 0	0											
Inning Stats	R: 2 E: 0 K: 3 S: 12	H: 3 LOB: 2 BB: 1 P: 16	R: 0 E: 0 K: 0 S: 3	H: 0 LOB: 0 BB: 0 P: 3	R: 0 E: 0 K: 0 S: 3	H: 0 LOB: 1 BB: 1 P: 7	R: 1 E: 0 K: 0 S: 5	H: 3 LOB: 2 BB: 1 P: 9	R: 1 E: 1 K: 0 S: 4	H: 1 LOB: 0 BB: 0 P: 4	R: 0 E: 0 K: 1 S: 6	H: 1 LOB: 1 BB: 0 P: 6	R: 1 E: 1 K: 0 S: 4	H: 1 LOB: 2 BB: 2 P: 12	R: 0 E: 0 K: 0 S: 4	H: 1 LOB: 2 BB: 1 P: 8	R: 0 E: 0 K: 1 S: 5	H: 0 LOB: 0 BB: 0 P: 5	1B: 9 2B: 2 3B: 0 HR: 0	SF: 0 SAC: 1 DP: 2 HBP: 0	WP: 0 PB: 0 SB: 3 CS: 0	PA: 42
PITCHER	IP WLS BF	H R ER SO	BB IBB HBP BLK	WP HR S P	ERA WHIP	PITCHER										IP WLS BF	H R ER SO	BB IBB HBP BLK	WP HR S P	ERA WHIP		
Jim Bibby, R (1, 1) <small>ERA: 4.71</small> Don Hood, L (4, 1) <small>ERA: 2.92</small> Jim Kern, R (7, 1) <small>ERA: 3.47</small> Sid Monge, L (9, 1) <small>ERA: 5.57</small>	3.1 L 19	6 3 3 3	3 0 0 0	0 0 12 5	8.10 2.700											2 S 7	1 0 0 11	0 0 0 5	0 0 0 3	0.00 0.000		

TOP

Oakland Athletics @ Cleveland Indians
Cleveland Municipal Stadium, Cleveland, OH

Sat May 28 1977, 7:05 PM EDT
 Att: 15,482 - Unknown - 75 F

AB	35
R	5
H	10
RBI	5
BB	6
SO	5
LOB	23

livebaseballscores.com

Batter	1	2	3	4	5	6	7	8	9	AB	R	H	RBI	BB	SO	LOB									
Rick Manning, L (1, 8) <small>OBP: 0.282, SLG: 0.335</small>			F8		F7			G3		4 1 1 0 0 0	3														
Duane Kuiper, L (1, 4) <small>OBP: 0.287, SLG: 0.322</small>			F6					6-3		2 0 0 0 1 0	0														
Jim Norris, L (1, 9) <small>OBP: 0.410, SLG: 0.402</small>					L5			F8		4 0 1 1 0 0	1														
Paul Dade, R (1, 7) <small>OBP: 0.330, SLG: 0.321</small>			F9		F9			4-3		4 0 0 0 0 1	2														
Bruce Bochte, L (1, 3) <small>OBP: 0.348, SLG: 0.395</small>								FC6-4		4 0 0 0 0 1	2														
Rico Carty, R (1, 10) <small>OBP: 0.333, SLG: 0.316</small>		4-3								3 0 1 0 1 1	2														
Buddy Bell, R (1, 5) <small>OBP: 0.358, SLG: 0.444</small>		5-3						K		2 0 0 0 2 1	0														
Fred Kendall, R (1, 2) <small>OBP: 0.300, SLG: 0.405</small> Larvell Blanks, R (7, PH) <small>OBP: 0.287, SLG: 0.361</small>			5-3							4 0 1 0 0 1	2														
Frank Duffy, R (1, 6) <small>OBP: 0.264, SLG: 0.221</small> Andre Thornton, R (7, PH) <small>OBP: 0.285, SLG: 0.319</small> Ray Fosse, R (8, 2) <small>OBP: 0.222, SLG: 0.279</small>			K2-3		F8			5-3		4 0 1 0 0 1	2														
Doc Medich, R (1, 1) <small>ERA: 4.5</small> Bob Lacey, L (7, 1) <small>ERA: 0.79</small>	6.0 W 24	3 1 1 2	3 1 1 2	1 0 0 3	1 0 0 0	0 0 0 0	0 0 16 20	0.00 0.667	PITCHER										IP WLS BF	H R ER SO	BB IBB HBP BLK	WP HR S P	ERA WHIP		
	3.0 S 11	1 0 0 3	1 0 0 3	1 0 0 3	1 0 0 0	0 0 16 20	0.00 0.667											2 S 7	2 1 1 11	0 0 0 9	0 0 0 5	1B: 2 2B: 2 3B: 0 HR: 0	SF: 0 SAC: 1 DP: 0 HBP: 0	WP: 0 PB: 0 SB: 0 CS: 0	PA: 35

BOTTOM

Oakland Athletics @ Cleveland Indians
Cleveland Municipal Stadium, Cleveland, OH

Sat May 28 1977, 7:05 PM EDT
 Att: 15,482 - Unknown - 75 F

AB	30
R	1
H	4
RBI	1
BB	4
SO	5
LOB	16

livebaseballscores.com

Batter	1	2	3	4	5	6	7	8	9	AB	R	H	RBI	BB	SO	LOB	TOP								
Matt Alexander, S OBP: 0.500, SLG: 0.429 Rob Picciolo, R OBP: 0.229, SLG: 0.216 Rich McKinney, R OBP: 0.239, SLG: 0.413	0-0 4-3 S 1B	0-3 K	0-0 G4-6-3 1B	0-0 G4-6-3 1B	0-0 1-2 K	0-3 K		4-0 BB 1B BB	1 0 1 0 0 0 0 3 0 1 0 0 0 2 0 0 0 0 0 1 0 0	10	1	0	0	0	0	0									
Mike Jorgensen, L OBP: 0.385, SLG: 0.233 Jim Tyrone, R OBP: 0.393, SLG: 0.391 Larry Murray, S OBP: 0.250, SLG: 0.258	0-0 4-3	4-0 BB	0-0 G4-6-3 1B	0-0 1-2 G4-6-3 1B	0-0 G4-6-3 1B		0-0 G4-6-3 1B	0-0 BB 1B	3 0 1 0 1 0 1 0 2 1 0 1 0 0 0 0 0 0 0 0 0 0 0 0 0	3	0	1	0	1	0	2									
Wayne Gross, L OBP: 0.383, SLG: 0.550	0-0 G3	0-0 1-3		0-0 2B			0-0 F2	4-0 BB BB 1B	4 0 1 1 1 0 0 4	4	0	1	1	1	0	4									
Dick Allen, R OBP: 0.356, SLG: 0.399 Jeff Newman, R OBP: 0.187, SLG: 0.176	0-3 K		0-0 E6 1B BB	0-0 6-3			0-0 G4-6-3 1B	0-0 BB F9	5 0 0 0 0 1 0 1 6 0 0 0 0 0 0 0 0	5	0	0	0	0	1	6									
Manny Sanguillen, R OBP: 0.320, SLG: 0.380		0-0 1B 2B 1B	0-0 F2		0-0 F8			0-0 6-3	0-0 4-3	5 1 1 0 0 0 0 4															
Earl Williams, R OBP: 0.316, SLG: 0.517		0-0 2B 1B 1-2	4-0 1B BB	0-0 1B BB	0-0 5-3			0-0 F8		3 1 1 0 1 0 0 0															
Mitchell Page, L OBP: 0.366, SLG: 0.552		0-0 1B 1-3 2-H	0-0 F3	0-0 F5			0-0 F5	0-0 F7	4 1 1 1 0 0 0 2																
Tony Armas, R OBP: 0.292, SLG: 0.352		0-0 6-3 2-H 3-H	0-0 1B 1-2 2-3	0-0 1B	0-0 K		0-0 K	0-3 K	4 0 2 2 0 2 0 0																
Marty Perez, R OBP: 0.247, SLG: 0.244 Larry Lintz, S OBP: 0.324, SLG: 0.143 Rodney Scott, S OBP: 0.376, SLG: 0.329	0-0 6-3	0-0 F4	0-0 F4				0-0 CS 1B	0-0 1B S BB	3 0 1 0 0 0 0 4 0 0 0 0 0 0 0 0 1 1 1 0 0 0 0 0	3	0	1	0	0	0	4									
Inning Stats	R: 0 E: 0 K: 1 S: 6	H: 1 LOB: 1 BB: 0 P: 6	R: 3 E: 0 K: 1 S: 9	H: 4 LOB: 2 BB: 1 P: 13	R: 0 E: 1 K: 0 S: 5	H: 1 LOB: 3 BB: 1 P: 9	R: 0 E: 0 K: 0 S: 4	H: 2 LOB: 1 BB: 0 P: 4	R: 0 E: 0 K: 0 S: 3	H: 0 LOB: 0 BB: 0 P: 3	R: 0 E: 0 K: 2 S: 7	H: 1 LOB: 1 BB: 0 P: 7	R: 0 E: 0 K: 0 S: 3	H: 1 LOB: 0 BB: 0 P: 3	R: 0 E: 0 K: 0 S: 3	H: 0 LOB: 0 BB: 0 P: 3	R: 1 E: 0 K: 1 S: 7	H: 2 LOB: 3 BB: 2 P: 15	1B: 10 2B: 2 3B: 0 HR: 0	SF: 0 SAC: 0 DP: 2 HBP: 0	WP: 0 PB: 0 SB: 2 CS: 1	PA: 41			
PITCHER	IP	WLS	BF	H	R	ER	SO	BB	IBB	HBP	BLK	WP	HR	S	P	ERA	WHIP								
Pat Dobson, R ERA: 7.48	8.1		36	11	4	4	5	2	0	0	0	0	0	44	52	4.32	1.560								
Jim Kern, R ERA: 3.47	0.0	1	0	0	0	0	0	1	0	0	0	0	0	0	4	∞	∞								
Sid Monge, L ERA: 5.4	0.2	W	4	1	0	0	0	1	0	0	0	0	0	3	7	0.00	3.000								

Oakland Athletics @ Cleveland Indians
Cleveland Municipal Stadium, Cleveland, OH

- AB 37
- R 4
- H 12
- RBI 4
- BB 4
- SO 5
- LOB 24



Sun May 29 1977, 3:33 AM EDT
Att: 25,476 - Unknown - 55 F


Batter	1	2	3	4	5	6	7	8	9	AB	R	H	RBI	BB	SO	LOB	BOTTOM								
Rick Manning, L OBP: 0.291, SLG: 0.350	0-0 4-3 SF8 2B	0-0 1-3			0-0 3-1		0-0 1-2 1B		0-0 1-2 2-H 1B	5 1 3 1 0 0 2															
Duane Kuiper, L OBP: 0.352, SLG: 0.318	0-0 4-3 2-3		0-0 4-3			0-0 6-3	0-3 K		0-0 1-2 2-H 1B	5 0 1 1 0 1 3															
Jim Norris, L OBP: 0.406, SLG: 0.395	0-0 SF8		0-0 F7			4-0 1B FC1-6 BB		0-0 F6	2 1 0 1 1 0 0																
Bruce Bochte, L OBP: 0.346, SLG: 0.391	0-0 F7		0-0 G1			0-0 FC1-6 1B		0-0 4-3	4 0 1 0 0 0 0																
Rico Carty, R OBP: 0.331, SLG: 0.314		0-0 1B 1B		0-0 F7		0-0 FC1-6	0-0 FC1-6	0-0 G3	4 1 1 1 0 0 1																
John Lowenstein, L OBP: 0.405, SLG: 0.432 Paul Dade, R OBP: 0.326, SLG: 0.316	0-0 1B	0-0 1B		0-0 6-3		0-0 G3		0-0 6-3	3 0 1 0 0 0 1 1 0 0 0 0 0 0	3	0	1	0	0	0	1									
Buddy Bell, R OBP: 0.362, SLG: 0.442		0-0 F4		0-3 K			4-0 CS BB		0-0 1B 1B	3 1 1 0 1 1 2															
Larryll Blanks, R OBP: 0.277, SLG: 0.368		0-0 1B			0-0 6-3		0-3 K		0-0 1-2 1B 1B	4 1 2 1 0 1 1															
Ray Fosse, R OBP: 0.224, SLG: 0.277		0-0 F6			0-0 4-3			0-0 1B	4 0 1 0 0 0 4																
Inning Stats	R: 1 E: 0 K: 0 S: 4	H: 1 LOB: 0 BB: 0 P: 4	R: 1 E: 0 K: 0 S: 6	H: 3 LOB: 2 BB: 0 P: 6	R: 0 E: 0 K: 0 S: 3	H: 0 LOB: 0 BB: 0 P: 3	R: 0 E: 0 K: 1 S: 5	H: 0 LOB: 0 BB: 0 P: 5	R: 0 E: 0 K: 0 S: 3	H: 0 LOB: 0 BB: 0 P: 3	R: 1 E: 0 K: 0 S: 4	H: 1 LOB: 1 BB: 1 P: 8	R: 0 E: 0 K: 2 S: 8	H: 2 LOB: 2 BB: 1 P: 12	R: 0 E: 0 K: 0 S: 3	H: 0 LOB: 0 BB: 0 P: 3	R: 2 E: 0 K: 0 S: 6	H: 4 LOB: 2 BB: 0 P: 6	1B: 10 2B: 1 3B: 0 HR: 0	SF: 1 SAC: 0 DP: 0 HBP: 0	WP: 0 PB: 0 SB: 0 CS: 1	PA: 38			
PITCHER	IP	WLS	BF	H	R	ER	SO	BB	IBB	HBP	BLK	WP	HR	S	P	ERA	WHIP								
Rick Langford, R ERA: 2.45	6.2		28	7	3	3	2	2	0	0	0	0	0	30	38	4.05	1.350								
Bob Lacey, L ERA: 1.48	1.2	L	7	2	2	2	1	0	0	0	0	0	0	9	9	10.80	1.200								
Dave Giusti, R ERA: 2.73	0.1		3	2	0	0	0	0	0	0	0	0	0	3	3	0.00	6.000								

Oakland Athletics @ Cleveland Indians
Cleveland Municipal Stadium, Cleveland, OH

- AB 35
- R 5
- H 11
- RBI 5
- BB 2
- SO 3
- LOB 14



Sun May 29 1977, 3:33 AM EDT
Att: 25,476 - Unknown - 55 F

Batter	1	2	3	4	5	6	7	8	9	AB R H RBI BB SO LOB	TOP									
Gil Flores, R OBP: 0.393, SLG: 0.469 (1, 8)	0-0 1-3		0-0 F8			0-0 F9			0-3 K	4 0 0 0 0 1 0	<p>California Angels @ Cleveland Indians Cleveland Municipal Stadium, Cleveland, OH</p> <p>Mon May 30 1977, 7:05 PM EDT Att: 13,400 - Unknown - 56 F</p>									
Jerry Remy, L OBP: 0.350, SLG: 0.368 (1, 4)	0-3 K					0-0 F8				3 0 0 0 0 2 0										
Tony Solaita, L OBP: 0.330, SLG: 0.345 (1, 3)	4-0 BB					0-3 F4			0-3 K	2 0 0 0 1 1 0										
Joe Rudi, R OBP: 0.324, SLG: 0.485 (1, 7)	0-0 F8					0-0 F7			0-0 F7	3 0 0 0 0 0 1										
Bobby Bonds, R OBP: 0.350, SLG: 0.503 (1, 9)		0-3 K				0-0 6-3			0-3 K	3 0 0 0 0 2 0										
Don Baylor, R OBP: 0.314, SLG: 0.391 (1, 10)		0-0 F9				0-3 K			0-0 G6-4-3	3 0 0 0 0 1 1										
Dave Chalk, R OBP: 0.392, SLG: 0.397 (1, 5)		0-0 F8				0-0 F4			0-3 K	3 0 0 0 0 1 0										
Bobby Grich, R OBP: 0.347, SLG: 0.392 (1, 6)			0-0 1-3			0-3 K			0-3 K	3 0 0 0 0 2 0										
Terry Humphrey, R OBP: 0.299, SLG: 0.262 (1, 2)			0-3 K						0-0 F7	2 0 0 0 0 2 0										
Willie Aikens, L OBP: 0.444, SLG: 0.438 (9, PH)										1 0 0 0 0 0 0										
Inning Stats	R: 0 E: 0 K: 1 S: 5	H: 0 LOB: 1 BB: 1 P: 9	R: 0 E: 0 K: 1 S: 5	H: 0 LOB: 0 BB: 0 P: 5	R: 0 E: 0 K: 1 S: 5	H: 0 LOB: 0 BB: 0 P: 5	R: 0 E: 0 K: 2 S: 7	H: 0 LOB: 0 BB: 0 P: 7	R: 0 E: 0 K: 1 S: 5	H: 0 LOB: 0 BB: 0 P: 5	R: 0 E: 0 K: 2 S: 7	H: 0 LOB: 0 BB: 0 P: 7	R: 0 E: 0 K: 2 S: 7	H: 0 LOB: 0 BB: 0 P: 7	R: 0 E: 0 K: 2 S: 7	H: 0 LOB: 0 BB: 0 P: 7	1B: 0 2B: 0 3B: 0 HR: 0	SF: 0 SAC: 0 DP: 1 HBP: 0	WP: 1 PB: 0 SB: 0 CS: 0	PA: 28
PITCHER Dennis Eckersley, R ERA: 2.98 (1, 1)	IP: 9.0 WLS: W BF: 28 H: 0 R: 0 ER: 0 SO: 12 BB: 1 IBB: 0 HBP: 0 BLK: 0 WP: 1 HR: 0 S: 51 P: 55 ERA: 0.00 WHIP: 0.111											PITCHER								

Batter	1	2	3	4	5	6	7	8	9	AB R H RBI BB SO LOB	BOTTOM									
Rick Manning, L OBP: 0.286, SLG: 0.343 (1, 8)	0-3 K		0-0 4-3			0-0 G1				3 0 0 0 0 1 0	<p>California Angels @ Cleveland Indians Cleveland Municipal Stadium, Cleveland, OH</p> <p>Mon May 30 1977, 7:05 PM EDT Att: 13,400 - Unknown - 56 F</p>									
Duane Kuiper, L OBP: 0.352, SLG: 0.331 (1, 4)	0-0 SH1		0-0 4-3			0-0 F7				3 1 1 0 0 0 0										
Jim Norris, L OBP: 0.400, SLG: 0.388 (1, 9)	0-0 SH1		0-3 K			0-0 F7				2 0 0 1 0 1 0										
Rico Carty, R OBP: 0.338, SLG: 0.331 (1, 10)	0-0 2B					0-3 K				3 0 2 0 0 1 0										
Bruce Bochte, L OBP: 0.345, SLG: 0.390 (1, 3)	0-3 K					0-0 G1-6			0-0 1B	3 0 1 0 0 1 2										
Larvell Blanks, R OBP: 0.288, SLG: 0.356 (1, 6)						0-0 G5-4-3			0-0 1B	3 0 0 0 0 1 2										
Frank Duffy, R OBP: 0.264, SLG: 0.221 (8, 6)									0-0 G5-4-3	0 0 0 0 0 0 0										
Buddy Bell, R OBP: 0.361, SLG: 0.436 (1, 5)		4-0 1B				0-0 5-3			0-0 F8	2 0 0 0 1 0 0										
Paul Dade, R OBP: 0.326, SLG: 0.317 (1, 7)		0-0 BB				0-0 4-3			0-3 K	3 0 1 0 0 1 0										
Ray Fosse, R OBP: 0.214, SLG: 0.265 (1, 2)		0-0 1B				0-0 5-3			0-0 F7	3 0 0 0 0 0 2										
Inning Stats	R: 1 E: 0 K: 2 S: 9	H: 2 LOB: 1 BB: 0 P: 9	R: 0 E: 0 K: 1 S: 5	H: 1 LOB: 1 BB: 1 P: 9	R: 0 E: 0 K: 1 S: 3	H: 0 LOB: 0 BB: 0 P: 3	R: 0 E: 0 K: 0 S: 3	H: 0 LOB: 0 BB: 0 P: 3	R: 0 E: 0 K: 1 S: 5	H: 1 LOB: 0 BB: 0 P: 5	R: 0 E: 0 K: 1 S: 5	H: 0 LOB: 0 BB: 0 P: 5	R: 0 E: 0 K: 1 S: 5	H: 0 LOB: 0 BB: 0 P: 5	R: 0 E: 0 K: 1 S: 5	H: 0 LOB: 0 BB: 0 P: 5	1B: 3 2B: 1 3B: 1 HR: 0	SF: 0 SAC: 1 DP: 3 HBP: 0	WP: 0 PB: 0 SB: 0 CS: 0	PA: 27
PITCHER Frank Tanana, L ERA: 2.08 (1, 1)	IP: 8.0 WLS: L BF: 27 H: 5 R: 1 ER: 1 SO: 6 BB: 1 IBB: 0 HBP: 0 BLK: 0 WP: 0 HR: 0 S: 38 P: 42 ERA: 1.12 WHIP: 0.750											PITCHER								

AB	27
R	0
H	0
RBI	0
BB	1
SO	12
LOB	2

AB	25
R	1
H	5
RBI	1
BB	1
SO	6
LOB	6

Batter	1	2	3	4	5	6	7	8	9	AB	R	H	RBI	BB	SO	LOB	TOP								
Rick Manning, L OBP: 0.288, SLG: 0.345 (1, 8) X	3-1		FC6-4 1B				F7			4	2	1	0	0	0	2	Cleveland Indians @ Detroit Tigers Tiger Stadium, Detroit, MI Wed Jun 01 1977, 7:05 PM EDT Att: 17,718 - Unknown livebaseballscorecards.com								
Duane Kuiper, L OBP: 0.347, SLG: 0.327 (1, 4) X	6-3						4-3			4	0	2	3	0	0	0									
Jim Norris, L OBP: 0.396, SLG: 0.400 (1, 9) X	L5							G3		4	1	1	0	0	1	1									
Bruce Bochte, L OBP: 0.335, SLG: 0.383 (1, 3) X		4-3						K		3	0	0	0	0	1	0									
Rico Carty, R OBP: 0.354, SLG: 0.366 (1, 10) X										2	1	2	1	1	0	0									
Bill Melton, R OBP: 0.255, SLG: 0.300 (8, PH) X								5-3		1	0	0	0	0	0	0									
John Lowenstein, L OBP: 0.370, SLG: 0.390 (1, 7) X										3	0	0	0	0	0	3									
Paul Dade, R OBP: 0.333, SLG: 0.326 (9, PH) X										1	1	1	0	0	0	0									
Buddy Bell, R OBP: 0.366, SLG: 0.433 (1, 5) X										3	0	1	0	1	0	2									
Ray Fosse, R OBP: 0.247, SLG: 0.284 (1, 2) X										3	1	3	2	0	0	0									
Frank Duffy, R OBP: 0.253, SLG: 0.210 (1, 6) X										3	0	0	0	0	1	2									
Inning Stats	R: 0 E: 0 K: 0 S: 3	H: 0 LOB: 0 BB: 0 P: 3	R: 0 E: 0 K: 0 S: 2	H: 0 LOB: 0 BB: 1 P: 6	R: 2 E: 0 K: 0 S: 4	H: 2 LOB: 1 BB: 1 P: 8	R: 1 E: 0 K: 0 S: 5	H: 2 LOB: 1 BB: 0 P: 5	R: 1 E: 0 K: 1 S: 7	H: 3 LOB: 2 BB: 0 P: 7	R: 0 E: 0 K: 1 S: 5	H: 0 LOB: 0 BB: 0 P: 5	R: 0 E: 0 K: 1 S: 5	H: 0 LOB: 0 BB: 0 P: 5	R: 1 E: 0 K: 0 S: 4	H: 1 LOB: 0 BB: 0 P: 4		1B: 10 2B: 1 3B: 0 HR: 0	SF: 0 SAC: 3 DP: 1 HBP: 0	WP: 0 PB: 0 SB: 3 CS: 0	PA: 36				
PITCHER	IP	WLS	BF	H	R	ER	SO	BB	IBB	HBP	BLK	WP	HR	S	P	ERA	WHIP								
Mark Fidrych, R ERA: 3.6 (1, 1)	6.0	L	26	10	5	5	1	2	0	0	0	0	0	26	34	7.50	2.000								
Bob Sykes, L ERA: 4.45 (7, 1)	2.1		8	1	1	1	2	0	0	0	0	0	0	12	12	3.86	0.429								
Steve Grilli, R ERA: 8.59 (9, 1)	0.2		2	0	0	0	0	0	0	0	0	0	0	2	2	0.00	0.000								

Batter	1	2	3	4	5	6	7	8	9	AB	R	H	RBI	BB	SO	LOB	BOTTOM								
Ron LeFlore, R OBP: 0.269, SLG: 0.331 (1, 8) X								E5 G3 1B		4	2	2	1	0	1	1	Cleveland Indians @ Detroit Tigers Tiger Stadium, Detroit, MI Wed Jun 01 1977, 7:05 PM EDT Att: 17,718 - Unknown livebaseballscorecards.com								
Tito Fuentes, S OBP: 0.332, SLG: 0.371 (1, 4) X										3	1	2	1	1	0	1									
Rusty Staub, L OBP: 0.309, SLG: 0.392 (1, 10) X										3	0	0	0	1	0	3									
Steve Kemp, L OBP: 0.339, SLG: 0.468 (1, 7) X										3	0	0	0	1	1	2									
Jason Thompson, L OBP: 0.369, SLG: 0.453 (1, 3) X										4	0	1	2	0	1	2									
Ben Oglive, L OBP: 0.320, SLG: 0.442 (1, 9) X										4	0	0	0	0	3	4									
Milt May, L OBP: 0.313, SLG: 0.421 (1, 2) X										4	1	1	0	0	1	0									
Phil Mankowski, L OBP: 0.361, SLG: 0.352 (1, 5) X										3	0	0	0	1	1	1									
Tom Verzyer, R OBP: 0.198, SLG: 0.264 (1, 6) X										2	0	0	0	0	1	2									
Tim Corcoran, L OBP: 0.289, SLG: 0.324 (8, PH) X										1	0	0	0	0	0	0									
Chuck Scrivener, R OBP: 0.600, SLG: 0.333 (9, 6) X										0	0	0	0	0	0	0									
Mickey Stanley, R OBP: 0.314, SLG: 0.547 (9, PH) X										1	0	0	0	0	0	0									
Inning Stats	R: 1 E: 1 K: 3 S: 11	H: 2 LOB: 2 BB: 1 P: 15	R: 1 E: 0 K: 1 S: 6	H: 2 LOB: 0 BB: 0 P: 6	R: 0 E: 0 K: 2 S: 7	H: 0 LOB: 0 BB: 0 P: 7	R: 0 E: 0 K: 1 S: 5	H: 0 LOB: 0 BB: 0 P: 3	R: 0 E: 0 K: 2 S: 7	H: 0 LOB: 0 BB: 0 P: 7	R: 2 E: 1 K: 0 S: 5	H: 1 LOB: 2 BB: 2 P: 13	R: 0 E: 0 K: 0 S: 3	H: 0 LOB: 0 BB: 0 P: 3	1B: 6 2B: 0 3B: 0 HR: 0	SF: 0 SAC: 0 DP: 1 HBP: 0	WP: 0 PB: 1 SB: 0 CS: 1	PA: 37							
PITCHER	IP	WLS	BF	H	R	ER	SO	BB	IBB	HBP	BLK	WP	HR	S	P	ERA	WHIP								
Jim Bibby, R ERA: 3.92 (1, 1)	7.1	W	29	5	4	0	9	3	0	0	0	0	0	44	56	0.00	1.091								
Sid Monge, L ERA: 5.01 (8, 1)	1.2	S	7	1	0	0	0	1	0	0	0	0	0	6	10	0.00	1.200								

Batter	1	2	3	4	5	6	7	8	9	AB	R	H	RBI	BB	SO	LOB	TOP					
Rick Manning, L OBP: 0.282, SLG: 0.337 (1, 8)	E3 CS SH		G3			4-3		F3		4	0	0	0	0	0	1	Cleveland Indians @ Detroit Tigers Tiger Stadium, Detroit, MI Thu Jun 02 1977, 7:05 PM EDT Att: 7,274 - Unknown					
Duane Kuiper, L OBP: 0.347, SLG: 0.323 (1, 4)	SH CS			4-0 BB	4-3	4-3		4-3		2	0	0	0	1	0	1						
Jim Norris, L OBP: 0.399, SLG: 0.403 (1, 9)	K		FC3-6 CS				1B	4-3 1B		4	1	2	0	0	1	3						
Bruce Bochte, L OBP: 0.333, SLG: 0.380 (1, 3)	F9		G3				1B	4-3		4	0	1	0	0	0	3						
Paul Dade, R OBP: 0.340, SLG: 0.333 (1, 7)	F7				SH5-4 CS		K	G4-6-3 1B		4	0	2	1	0	1	2						
John Lowenstein, L OBP: 0.380, SLG: 0.400 (1, 10)	CS 1B				SH5-4 1B		G4-6-3	G4-6-3 1B		4	0	2	0	0	0	3						
Buddy Bell, R OBP: 0.362, SLG: 0.428 (1, 5)	F8				SH5-4			K		2	0	0	0	0	1	1						
Ray Fosse, R OBP: 0.250, SLG: 0.325 (1, 2)			5-3		5-3			HR		3	1	1	1	0	0	2						
Frank Duffy, R OBP: 0.255, SLG: 0.205 (1, 6)			5-3			6-3		BB		2	0	0	0	1	0	0						
Inning Stats	R: 0 E: 2 K: 1 S: 6	H: 0 LOB: 1 BB: 0 P: 6	R: 0 E: 0 K: 0 S: 3	H: 1 LOB: 0 BB: 0 P: 3	R: 0 E: 0 K: 0 S: 3	H: 0 LOB: 0 BB: 0 P: 3	R: 0 E: 0 K: 0 S: 2	H: 0 LOB: 0 BB: 1 P: 6	R: 0 E: 0 K: 0 S: 4	H: 2 LOB: 1 BB: 0 P: 4	R: 0 E: 0 K: 0 S: 3	H: 0 LOB: 0 BB: 0 P: 3	R: 0 E: 0 K: 1 S: 6	H: 2 LOB: 1 BB: 0 P: 6	R: 1 E: 0 K: 1 S: 6	H: 1 LOB: 1 BB: 1 P: 10	R: 1 E: 0 K: 0 S: 4	H: 2 LOB: 0 BB: 0 P: 4	1B: 7 2B: 0 3B: 0 HR: 1	SF: 0 SAC: 2 DP: 2 HBP: 0	WP: 0 PB: 0 SB: 0 CS: 5	PA: 33
PITCHER	IP	WLS	BF	H	R	ER	SO	BB	IBB	HBP	BLK	WP	HR	S	P	ERA	WHIP					
Dave Rozema, R ERA: 2.82 (1, 1)	8.1	W	32	8	2	2	3	2	0	0	0	0	1	36	44	2.16	1.200					
Steve Foucault, R ERA: 2.22 (9, 1)	0.2	S	1	0	0	0	0	0	0	0	0	0	0	1	1	0.00	0.000					


Batter	1	2	3	4	5	6	7	8	9	AB	R	H	RBI	BB	SO	LOB	BOTTOM					
Ron LeFlore, R OBP: 0.269, SLG: 0.330 (1, 8)	K		FC5-4 CS					K		4	0	1	0	0	2	1	Cleveland Indians @ Detroit Tigers Tiger Stadium, Detroit, MI Thu Jun 02 1977, 7:05 PM EDT Att: 7,274 - Unknown					
Tito Fuentes, S OBP: 0.335, SLG: 0.390 (1, 4)	HR		G3		1B			SH5-3 2B		4	2	2	1	0	1	3						
Rusty Staub, L OBP: 0.309, SLG: 0.387 (1, 10)	K				4-3	4-0 3B BB		SH5-3		2	1	0	0	1	1	0						
Steve Kemp, L OBP: 0.343, SLG: 0.481 (1, 7)	2B				F8	K		1B	2B	4	0	2	1	0	1	1						
Jason Thompson, L OBP: 0.372, SLG: 0.467 (1, 3)	4-3				4-3	2H 3B		2H 1B		4	0	2	1	0	0	1						
Ben Oglivie, L OBP: 0.316, SLG: 0.444 (1, 9)			F8		1B	F5		F8		4	1	1	0	0	0	2						
Milt May, L OBP: 0.307, SLG: 0.413 (1, 2)			F7		F5	4-3				3	0	0	0	0	0	2						
Phil Mankowski, L OBP: 0.361, SLG: 0.351 (1, 5)			6-3		1B			K		3	0	1	1	0	1	0						
Tom Veryzer, R OBP: 0.202, SLG: 0.266 (1, 6)			FC5-4 1B		K			5-3		3	0	1	0	0	1	1						
Inning Stats	R: 1 E: 0 K: 2 S: 9	H: 2 LOB: 1 BB: 0 P: 9	R: 0 E: 0 K: 0 S: 3	H: 0 LOB: 0 BB: 0 P: 3	R: 0 E: 0 K: 0 S: 3	H: 1 LOB: 0 BB: 0 P: 3	R: 0 E: 0 K: 0 S: 3	H: 0 LOB: 0 BB: 0 P: 3	R: 1 E: 0 K: 1 S: 10	H: 3 LOB: 2 BB: 0 P: 10	R: 1 E: 0 K: 1 S: 6	H: 1 LOB: 1 BB: 1 P: 10	R: 0 E: 0 K: 2 S: 7	H: 0 LOB: 0 BB: 0 P: 7	R: 1 E: 0 K: 0 S: 5	H: 3 LOB: 1 BB: 0 P: 5	R: 1 E: 0 K: 0 S: 5	H: 3 LOB: 1 BB: 0 P: 5	1B: 5 2B: 3 3B: 1 HR: 1	SF: 0 SAC: 1 DP: 0 HBP: 0	WP: 0 PB: 0 SB: 1 CS: 1	PA: 33
PITCHER	IP	WLS	BF	H	R	ER	SO	BB	IBB	HBP	BLK	WP	HR	S	P	ERA	WHIP					
Pat Dobson, R ERA: 7.24 (1, 1)	5.1	L	23	7	3	3	5	1	0	0	0	0	1	32	36	5.06	1.500					
Don Hood, L ERA: 2.89 (6, 1)	2.2		10	3	1	1	2	0	0	0	0	0	0	14	14	3.38	1.125					

Batter	1	2	3	4	5	6	7	8	9	AB	R	H	RBI	BB	SO	LOB	TOP								
Rick Manning, L OBP: 0.280, SLG: 0.333 (1, 8)	F7	4-3		4-3		F6		1B		5	0	1	0	0	0	1									
Duane Kuiper, L OBP: 0.343, SLG: 0.319 (1, 4)	5-3		4-3		4-3	F7			BB 1B	5	1	1	0	0	0	0									
Jim Norris, L OBP: 0.411, SLG: 0.428 (1, 9)	1B			HR			BB		F6	4	1	3	0	1	0	1									
Bill Melton, R OBP: 0.268, SLG: 0.283 (1, 10)	BB FC6		F7		F7	6-3		1B	BB 7-2	3	0	0	0	2	0	3									
Bruce Bochte, L OBP: 0.335, SLG: 0.376 (1, 3)	FC6		F8		HR					4	1	1	1	1	1	4									
Buddy Bell, R OBP: 0.363, SLG: 0.445 (1, 5)		CS 1B		K		F7			7-2	5	2	2	3	0	1	3									
Paul Dade, R OBP: 0.346, SLG: 0.326 (1, 7)	F8		HR							2	1	0	0	1	0	1									
Ray Fosse, R OBP: 0.274, SLG: 0.383 (1, 2)	1B				5-3					0	1	0	0	0	0	0									
Frank Duffy, R OBP: 0.255, SLG: 0.218 (1, 6)	2B			5-3		5-3			F8	4	0	1	1	0	0	1									
Inning Stats	R: 0 E: 0 K: 0 S: 4	H: 1 LOB: 2 BB: 1 P: 8	R: 1 E: 0 K: 0 S: 5	H: 3 LOB: 1 BB: 0 P: 5	R: 0 E: 0 K: 0 S: 4	H: 1 LOB: 1 BB: 0 P: 4	R: 2 E: 0 K: 1 S: 6	H: 1 LOB: 0 BB: 1 P: 10	R: 3 E: 0 K: 0 S: 5	H: 2 LOB: 1 BB: 1 P: 10	R: 0 E: 0 K: 1 S: 3	H: 0 LOB: 0 BB: 0 P: 3	R: 0 E: 0 K: 0 S: 4	H: 2 LOB: 2 BB: 0 P: 4	R: 1 E: 0 K: 0 S: 4	H: 2 LOB: 1 BB: 1 P: 8	1B: 8 2B: 2 3B: 1 HR: 2	SF: 0 SAC: 0 DP: 1 HBP: 1	WP: 0 PB: 0 SB: 4 CS: 2	PA: 42					
PITCHER	IP	WLS	BF	H	R	ER	SO	BB	IBB	HBP	BLK	WP	HR	S	P	ERA	WHIP								
Rick Jones, L ERA: 9.64 (1, 1)	3.1	L	17	6	3	3	1	2	0	0	0	0	1	17	25	8.10	2.400								
Stan Thomas, R ERA: 5.49 (4, 1)	1.2		9	2	3	3	0	1	0	1	0	0	1	7	12	16.20	1.800								
Tom House, L ERA: 9.49 (6, 1)	3.1		15	4	1	1	1	2	0	0	0	0	0	15	23	2.70	1.800								
Enrique Romo, R ERA: 2.17 (9, 1)	0.2		1	0	0	0	0	0	0	0	0	0	0	1	1	0.00	0.000								

Batter	1	2	3	4	5	6	7	8	9	AB	R	H	RBI	BB	SO	LOB	BOTTOM								
Dave Collins, S OBP: 0.305, SLG: 0.274 (1, 10)	K			F8		F8		F3		3	0	0	0	1	1	0									
Steve Braun, L OBP: 0.371, SLG: 0.312 (1, 7)	F8			K		F7			FC3-6 HBP	3	0	0	0	0	1	1									
Ruppert Jones, L OBP: 0.307, SLG: 0.436 (1, 8)	K						HR		F6	3	1	1	1	1	1	1									
Carlos Lopez, R OBP: 0.361, SLG: 0.486 (1, 9)		F4		F8		F8			FC3-6	4	0	0	0	0	0	3									
Bob Stinson, S OBP: 0.403, SLG: 0.408 (1, 2)		6-3								3	0	0	0	0	0	2									
Tommy Smith, L OBP: 0.333, SLG: 0.476 (9, PH)				F8					K	1	0	0	0	0	1	1									
Bill Stein, R OBP: 0.318, SLG: 0.439 (1, 5)	L1				5-3					3	0	0	0	0	1	0									
Dan Meyer, L OBP: 0.300, SLG: 0.381 (1, 3)				6-3		F8			F9	3	0	0	0	0	0	0									
Craig Reynolds, L OBP: 0.270, SLG: 0.320 (1, 6)				6-3		E4			F3	3	0	0	0	0	0	0									
Larry Milbourne, S OBP: 0.225, SLG: 0.259 (1, 4)				4-3		F9			K	3	0	0	0	0	1	1									
Inning Stats	R: 0 E: 0 K: 2 S: 7	H: 0 LOB: 0 BB: 0 P: 7	R: 0 E: 0 K: 0 S: 3	H: 0 LOB: 0 BB: 0 P: 3	R: 0 E: 0 K: 1 S: 5	H: 0 LOB: 2 BB: 0 P: 13	R: 0 E: 1 K: 0 S: 4	H: 0 LOB: 1 BB: 0 P: 4	R: 1 E: 0 K: 0 S: 4	H: 1 LOB: 0 BB: 0 P: 4	R: 0 E: 0 K: 1 S: 5	H: 0 LOB: 0 BB: 0 P: 5	R: 0 E: 0 K: 1 S: 5	H: 0 LOB: 1 BB: 0 P: 6	R: 0 E: 0 K: 1 S: 5	H: 0 LOB: 0 BB: 0 P: 6	1B: 0 2B: 0 3B: 0 HR: 1	SF: 0 SAC: 0 DP: 0 HBP: 1	WP: 0 PB: 0 SB: 1 CS: 0	PA: 32					
PITCHER	IP	WLS	BF	H	R	ER	SO	BB	IBB	HBP	BLK	WP	HR	S	P	ERA	WHIP								
Dennis Eckersley, R ERA: 2.87 (1, 1)	6.0	W	22	1	1	1	3	2	0	0	0	0	0	26	34	1.50	0.500								
Jim Kern, R ERA: 3.0 (7, 1)	3.0	S	10	0	0	0	3	0	0	1	0	0	0	15	16	0.00	0.000								


Cleveland Indians @ Seattle Mariners
The Kingdome, Seattle, WA
Fri Jun 03 1977, 10:05 PM EDT
Att: 19,438 - Dome

AB 32
R 7
H 9
RBI 5
BB 5
SO 2
LOB 14



Cleveland Indians @ Seattle Mariners
The Kingdome, Seattle, WA
Fri Jun 03 1977, 10:05 PM EDT
Att: 19,438 - Dome

AB 29
R 1
H 1
RBI 1
BB 2
SO 6
LOB 9



Batter	1	2	3	4	5	6	7	8	9	AB	R	H	RBI	BB	SO	LOB	TOP			
Rick Manning, L (1, 8) OBP: 0.285, SLG: 0.350	L6		SH1-4		F7		K		F5	4	0	0	0	0	1	2	Cleveland Indians @ Oakland Athletics Oakland-Alameda County Coliseum, Oakland, CA Mon Jun 06 1977, 7:05 PM PDT Att: 13,264 - Unknown			
Duane Kuiper, L (1, 4) OBP: 0.335, SLG: 0.320	1B		5-3		1-3			SH5-4	1B	4	2	2	0	0	0	1				
Jim Norris, L (1, 9) OBP: 0.392, SLG: 0.404	1-3		6-3		5-3			FC1	1B	4	1	0	0	0	0	3				
Bruce Bochte, L (1, 3) OBP: 0.325, SLG: 0.363	1B			4-3		G3		SH5-4		3	0	1	1	0	0	0				
Buddy Bell, R (1, 5) OBP: 0.374, SLG: 0.443	5-3			E		K		K	1B	3	0	1	0	1	1	1				
John Lowenstein, L (1, 10) OBP: 0.373, SLG: 0.353										2	0	0	0	1	0	1				
Larry Blanks, R (8, PH) OBP: 0.294, SLG: 0.383										1	0	1	2	0	0	0				
Paul Dade, R (1, 7) OBP: 0.370, SLG: 0.350										2	0	0	0	1	2	4				
Ray Fosse, R (1, 2) OBP: 0.289, SLG: 0.387										4	0	1	0	0	1	5				
Frank Duffy, R (1, 6) OBP: 0.257, SLG: 0.255										4	0	1	0	0	0	2				
Inning Stats	R: 1 E: 0 K: 0 S: 5	H: 2 LOB: 1 BB: 0 P: 5	R: 0 E: 0 K: 0 S: 1	H: 0 LOB: 0 BB: 2 P: 9	R: 0 E: 0 K: 0 S: 4	H: 1 LOB: 1 BB: 0 P: 4	R: 0 E: 1 K: 1 S: 7	H: 1 LOB: 2 BB: 0 P: 7	R: 0 E: 0 K: 0 S: 3	H: 0 LOB: 0 BB: 0 P: 3	R: 0 E: 0 K: 2 S: 9	H: 0 LOB: 0 BB: 0 P: 9	R: 2 E: 1 K: 1 S: 7	H: 2 LOB: 1 BB: 0 P: 11	R: 0 E: 0 K: 0 S: 3	H: 1 LOB: 0 BB: 0 P: 3		1B: 6 2B: 0 3B: 1 HR: 0	SF: 0 SAC: 3 DP: 0 HBP: 0	WP: 0 PA: 37 CS: 2
PITCHER	IP	WLS	BF	H	R	ER	SO	BB	IBB	HBP	BLK	WP	HR	S	P	ERA		WHIP		
Doc Medich, R (1, 1) ERA: 4.0	6.2		27	4	1	1	3	2	0	0	0	0	0	31	39	1.35	0.900			
Bob Lacey, L (7, 1) ERA: 2.03	0.2	L	5	1	2	1	1	0	1	0	0	0	0	6	10	13.50	1.500			
Dave Giusti, R (8, 1) ERA: 2.48	1.2		5	2	0	0	1	0	0	0	0	0	0	7	7	0.00	1.200			

Batter	1	2	3	4	5	6	7	8	9	AB	R	H	RBI	BB	SO	LOB	BOTTOM		
Marty Perez, R (1, 4) OBP: 0.291, SLG: 0.385	6-3		K			F6		G3		4	0	1	0	0	1	0	Cleveland Indians @ Oakland Athletics Oakland-Alameda County Coliseum, Oakland, CA Mon Jun 06 1977, 7:05 PM PDT Att: 13,264 - Unknown		
Larry Lintz, S (8, PH) OBP: 0.324, SLG: 0.143								1B		0	0	0	0	0	0	0			
Mike Jorgensen, L (1, 3) OBP: 0.381, SLG: 0.280	S		CS			G3		G3		4	0	2	0	0	0	1			
Mitchell Page, L (1, 7) OBP: 0.375, SLG: 0.548	G3		CS		S					2	0	1	0	2	0	1			
Earl Williams, R (1, 2) OBP: 0.284, SLG: 0.463	K									4	0	0	0	0	4	5			
Wayne Gross, L (1, 5) OBP: 0.369, SLG: 0.511										3	0	0	0	1	0	1			
Tony Armas, R (1, 8) OBP: 0.323, SLG: 0.431										4	1	2	1	0	1	2			
Rich McKinney, R (1, 10) OBP: 0.224, SLG: 0.358										4	0	0	0	0	1	2			
Jim Tyrone, R (1, 9) OBP: 0.346, SLG: 0.426										4	0	0	0	0	0	2			
Rob Picciolo, R (1, 6) OBP: 0.231, SLG: 0.213										2	0	0	0	0	2	0			
Rodney Scott, S (8, PH) OBP: 0.363, SLG: 0.307										1	0	0	0	0	0	0			
Inning Stats	R: 0 E: 0 K: 1 S: 6	H: 1 LOB: 1 BB: 0 P: 6	R: 0 E: 0 K: 0 S: 4	H: 1 LOB: 1 BB: 0 P: 4	R: 0 E: 0 K: 1 S: 6	H: 1 LOB: 1 BB: 0 P: 6	R: 0 E: 0 K: 1 S: 5	H: 0 LOB: 0 BB: 0 P: 5	R: 0 E: 0 K: 1 S: 6	H: 0 LOB: 1 BB: 1 P: 9	R: 1 E: 0 K: 1 S: 6	H: 1 LOB: 0 BB: 0 P: 6	R: 0 E: 0 K: 1 S: 6	H: 1 LOB: 2 BB: 1 P: 10	R: 0 E: 0 K: 1 S: 5	H: 0 LOB: 1 BB: 1 P: 9		1B: 5 2B: 0 3B: 0 HR: 1	SF: 0 SAC: 0 DP: 0 HBP: 0
PITCHER	IP	WLS	BF	H	R	ER	SO	BB	IBB	HBP	BLK	WP	HR	S	P	ERA	WHIP		
Pat Dobson, R (1, 1) ERA: 6.53	7.1		28	6	1	1	7	1	0	0	0	0	1	41	45	1.23	0.955		
Sid Monge, L (8, 1) ERA: 4.56	0.1		2	0	0	0	0	1	0	0	0	0	0	1	5	0.00	3.000		
Jim Kern, R (8, 1) ERA: 2.87	1.1	S	5	0	0	0	2	1	0	0	0	0	0	8	12	0.00	0.750		



Batter	1	2	3	4	5	6	7	8	9	AB	R	H	RBI	BB	SO	LOB	TOP
Rick Manning, L (1, 8) OBP: 0.284, SLG: 0.348	0-0 6-3		0-0 FC1-6 1B	0-0 4-3			0-0 3-1		0-0 SH1-4	4	0	1	0	0	0	1	
Duane Kuiper, L (1, 4) OBP: 0.328, SLG: 0.313 Bill Melton, R (9, PH) OBP: 0.283, SLG: 0.286	0-0 1-3		0-0 FC1-6 WP 1B 1-2 BB		0-0 F3		0-0 4-3		0-3 K	4	1	0	0	0	0	1	
Jim Norris, L (1, 9) OBP: 0.398, SLG: 0.403	4-0		0-0 BB WP 1-2 1B		4-0 1B BB		0-0 F9		0-3 K	3	0	1	0	2	1	1	
Bruce Bochte, L (1, 3) OBP: 0.328, SLG: 0.359	0-0 CS	4-0 SH1-3 BB SF8	4-0 BB 1-2 2-3 IBB		0-0 F7				0-0 4-3	2	1	0	0	2	0	1	
Buddy Bell, R (1, 5) OBP: 0.382, SLG: 0.443		4-0 SF8 SH1-3 BB 1-2	4-0 BB 1-2 2-3 3-4		0-0 1B				0-0 F3	2	0	1	1	2	0	0	
John Lowenstein, L (1, 10) OBP: 0.373, SLG: 0.353 Larvell Blanks, R (3, PH) OBP: 0.295, SLG: 0.375		0-0 SH1-3	0-0 F7		0-0 1-3				4-0 1B BB	0	0	0	0	0	0	0	
Paul Dade, R (1, 7) OBP: 0.366, SLG: 0.349		0-0 SF8		0-0 1-3		0-0 6-3			0-0 1B	3	0	1	1	0	0	0	
Ray Fosse, R (1, 2) OBP: 0.277, SLG: 0.371		0-0 4-3		0-0 5-3		0-0 L4			0-0 F5	4	0	0	0	0	0	3	
Frank Duffy, R (1, 6) OBP: 0.265, SLG: 0.257			0-0 F5		0-0 L4				0-0 SH1-4 BLK 1B	3	0	1	0	1	0	0	
Inning Stats	R: 0 H: 0 E: 0 LOB: 0 K: 0 BB: 1 S: 2	R: 1 H: 0 E: 0 LOB: 1 K: 0 BB: 2 S: 3	R: 1 H: 2 E: 0 LOB: 3 K: 0 BB: 2 S: 5	R: 0 H: 0 E: 0 LOB: 1 K: 0 BB: 1 S: 3	R: 0 H: 1 E: 0 LOB: 2 K: 0 BB: 1 S: 4	R: 0 H: 0 E: 0 LOB: 0 K: 0 BB: 0 S: 3	R: 0 H: 0 E: 0 LOB: 0 K: 0 BB: 0 S: 3	R: 0 H: 1 E: 0 LOB: 2 K: 0 BB: 1 S: 4	R: 0 H: 1 E: 0 LOB: 1 K: 2 BB: 0 S: 8	R: 0 H: 1 E: 0 LOB: 1 K: 2 BB: 0 S: 8	1B: 5 SF: 1 2B: 0 SAC: 2 3B: 0 DP: 0 HR: 0 HBP: 0	WP: 1 PA: 40					
PITCHER	IP WLS BF H R ER SO BB IBB HBP BLK WP HR S P ERA WHIP	IP WLS BF H R ER SO BB IBB HBP BLK WP HR S P ERA WHIP	IP WLS BF H R ER SO BB IBB HBP BLK WP HR S P ERA WHIP	IP WLS BF H R ER SO BB IBB HBP BLK WP HR S P ERA WHIP	IP WLS BF H R ER SO BB IBB HBP BLK WP HR S P ERA WHIP	IP WLS BF H R ER SO BB IBB HBP BLK WP HR S P ERA WHIP	IP WLS BF H R ER SO BB IBB HBP BLK WP HR S P ERA WHIP	IP WLS BF H R ER SO BB IBB HBP BLK WP HR S P ERA WHIP	IP WLS BF H R ER SO BB IBB HBP BLK WP HR S P ERA WHIP								
Mike Norris, R (1, 1) ERA: 3.16	2.2	14	2	2	2	0	4	1	0	0	1	0	9	29	6.75	2.250	
Pablo Torrealba, L (3, 1) ERA: 0.48	5.0	20	2	0	0	0	3	0	0	0	0	0	17	29	0.00	1.000	
Joe Coleman, R (8, 1) ERA: 2.3	0.1	2	1	0	0	0	0	0	0	0	0	0	2	2	0.00	3.000	
Bob Lacey, L (9, 1) ERA: 1.97	1.0	3	0	0	0	2	0	0	0	1	0	0	7	7	0.00	0.000	
Marty Perez, R (1, 4) OBP: 0.289, SLG: 0.381	0-0 F9		0-0 F8		0-3 K				0-0 2B 1B	4	1	1	0	0	1	0	
Mike Jorgensen, L (1, 10) OBP: 0.388, SLG: 0.315	0-3 K		0-0 G3		0-0 BB 1B		0-0 1B		0-0 1H 3H 2B	4	0	2	2	0	1	0	
Mitchell Page, L (1, 7) OBP: 0.373, SLG: 0.540	4-0 BB		0-0 L6		0-0 F6		0-0 F3			3	0	0	0	1	0	3	
Dick Allen, R (1, 3) OBP: 0.342, SLG: 0.368	0-3 K		0-0 E4 4-3		0-0 L8				0-0 SH5-3 1B	4	0	1	0	0	1	2	
Wayne Gross, L (1, 5) OBP: 0.373, SLG: 0.528		0-0 HR	0-0 F7		4-0 BB 1-2				0-0 SH5-3	2	1	1	1	1	0	1	
Earl Williams, R (1, 2) OBP: 0.276, SLG: 0.453 Jeff Newman, R (9, 2) OBP: 0.167, SLG: 0.176		0-0 F8	0-0 4-3		0-0 K				0-0 F9	4	0	0	0	0	1	4	
Tony Armas, R (1, 8) ERA: 2.96 Larry Murray, S (7, PR) OBP: 0.265, SLG: 0.250		0-3 K	0-3 K		4-0 1B SH3-4 2B BB				4-0 IBB	2	0	0	0	1	2	1	
Jim Tyrone, R (1, 9) OBP: 0.345, SLG: 0.420		0-0 S 1B		0-0 F8		0-0 SH3-4			0-0 4-3	3	0	1	0	0	0	2	
Rob Picciolo, R (1, 6) OBP: 0.227, SLG: 0.209 Rich McKinney, R (7, PH) OBP: 0.221, SLG: 0.354 Rodney Scott, S (8, 6) OBP: 0.363, SLG: 0.307		0-0 F8	0-0 5-3		0-0 K					2	0	0	0	0	0	1	
Inning Stats	R: 0 H: 0 E: 0 LOB: 1 K: 2 BB: 1 S: 7	R: 1 H: 2 E: 0 LOB: 1 K: 1 BB: 0 S: 7	R: 0 H: 0 E: 0 LOB: 0 K: 0 BB: 0 S: 3	R: 0 H: 0 E: 0 LOB: 1 K: 1 BB: 0 S: 6	R: 0 H: 0 E: 0 LOB: 0 K: 1 BB: 0 S: 5	R: 0 H: 1 E: 0 LOB: 2 K: 1 BB: 1 S: 6	R: 2 H: 2 E: 0 LOB: 2 K: 1 BB: 1 S: 7	R: 0 H: 1 E: 0 LOB: 2 K: 0 BB: 1 S: 4	R: 0 H: 1 E: 0 LOB: 2 K: 0 BB: 1 S: 4	R: 0 H: 1 E: 0 LOB: 2 K: 0 BB: 1 S: 4	1B: 4 SF: 0 2B: 1 SAC: 2 3B: 0 DP: 0 HR: 1 HBP: 0	WP: 0 PA: 35					
PITCHER	IP WLS BF H R ER SO BB IBB HBP BLK WP HR S P ERA WHIP	IP WLS BF H R ER SO BB IBB HBP BLK WP HR S P ERA WHIP	IP WLS BF H R ER SO BB IBB HBP BLK WP HR S P ERA WHIP	IP WLS BF H R ER SO BB IBB HBP BLK WP HR S P ERA WHIP	IP WLS BF H R ER SO BB IBB HBP BLK WP HR S P ERA WHIP	IP WLS BF H R ER SO BB IBB HBP BLK WP HR S P ERA WHIP	IP WLS BF H R ER SO BB IBB HBP BLK WP HR S P ERA WHIP	IP WLS BF H R ER SO BB IBB HBP BLK WP HR S P ERA WHIP	IP WLS BF H R ER SO BB IBB HBP BLK WP HR S P ERA WHIP								
Dennis Eckersley, R (1, 1) ERA: 2.96	6.2	28	4	3	3	7	3	0	0	0	0	0	39	51	4.05	1.050	
Rick Waike, L (7, 1) ERA: 3.72	0.2	4	2	0	0	0	0	0	0	0	0	0	4	4	0.00	3.000	
Jim Kern, R (8, 1) ERA: 2.81	0.2	3	0	0	0	0	0	1	0	0	0	0	2	6	0.00	0.000	


Cleveland Indians @ Oakland Athletics
Oakland-Alameda County Coliseum, Oakland, CA
Wed Jun 08 1977, 3:33 AM PDT
Att: 7,828 - Unknown

AB 28
R 2
H 5
RBI 2
BB 8
SO 2
LOB 13



Cleveland Indians @ Oakland Athletics
Oakland-Alameda County Coliseum, Oakland, CA
Wed Jun 08 1977, 3:33 AM PDT
Att: 7,828 - Unknown

AB 29
R 3
H 6
RBI 3
BB 4
SO 7
LOB 16



Batter	1	2	3	4	5	6	7	8	9	AB	R	H	RBI	BB	SO	LOB	TOP			
Duane Kuiper , L (1, 4) OBP: 0.328, SLG: 0.310 Larvell Blanks , R (9, FH) OBP: 0.292, SLG: 0.371	4-0 G3 BB			0-0 5-3		0-3 K			0-3 K	2	0	0	0	1	1	1	Cleveland Indians @ California Angels Anaheim Stadium, Anaheim, CA Fri Jun 10 1977, 10:05 PM EDT Att: 20,000 - Unknown			
Paul Dade , R (1, 9) OBP: 0.382, SLG: 0.339	0-0 G3 1-2			0-0 L5			0-0 F9		4-0 BB	3	0	0	0	1	0	1				
Jim Norris , L (1, 8) OBP: 0.391, SLG: 0.395 Andre Thornton , R (9, FH) OBP: 0.262, SLG: 0.315	0-0 G3			0-3 K			0-3 K		0-0 F9	3	0	0	0	0	2	0				
Bill Melton , R (1, 3) OBP: 0.270, SLG: 0.271		0-3 K			0-0 L9			0-3 K		3	0	0	0	0	2	0				
Buddy Bell , R (1, 5) OBP: 0.381, SLG: 0.447		0-0 6-3			0-0 2B			0-0 F4		3	0	1	0	0	0	0				
Fred Kendall , R (1, 10) OBP: 0.289, SLG: 0.390		0-3 K			0-0 6-3			0-0 F8		3	0	0	0	0	1	0				
Ray Fosse , R (1, 2) OBP: 0.269, SLG: 0.360			0-0 F6			0-0 F7		0-0 F8		3	0	0	0	0	0	0				
Ron Pruitt , R (1, 7) OBP: 0.333, SLG: 0.571			0-0 6-3			0-0 F7			0-0 SH1-4 2B	3	0	1	0	0	0	0				
Frank Duffy , R (1, 6) OBP: 0.261, SLG: 0.252			0-0 F9			0-0 E6			0-0 SH1-4 2-3	2	0	0	0	0	0	0				
Inning Stats	R: 0 E: 0 K: 0 S: 2	H: 0 LOB: 0 BB: 1 P: 6	R: 0 E: 0 K: 2 S: 7	H: 0 LOB: 0 BB: 0 P: 7	R: 0 E: 0 K: 1 S: 3	H: 0 LOB: 0 BB: 0 P: 3	R: 0 E: 0 K: 1 S: 5	H: 0 LOB: 0 BB: 0 P: 5	R: 0 E: 0 K: 0 S: 3	H: 1 LOB: 0 BB: 0 P: 3	R: 0 E: 1 K: 1 S: 6	H: 0 LOB: 1 BB: 0 P: 6	R: 0 E: 0 K: 0 S: 7	H: 0 LOB: 0 BB: 0 P: 7	R: 0 E: 0 K: 0 S: 3	H: 0 LOB: 0 BB: 1 P: 10		1B: 0 2B: 2 3B: 0 HR: 0	SF: 0 SAC: 1 DP: 1 HBP: 0	WP: 0 PB: 0 SB: 0 CS: 0
PITCHER Frank Tanana , L (1, 1) ERA: 1.84	IP: 9.0 WLS: W BF: 30 H: 2 R: 0 ER: 0 SO: 7 BB: 2 IBB: 0 HBP: 0 BLK: 0 WP: 0 HR: 0 S: 42 P: 50 ERA: 0.00 WHIP: 0.444																	PITCHER Frank Tanana , L (1, 1) ERA: 1.84		

Batter	1	2	3	4	5	6	7	8	9	AB	R	H	RBI	BB	SO	LOB	BOTTOM			
Rusty Torres , S (1, 8) OBP: 0.100, SLG: 0.100	0-0 4-3		0-0 5-3		0-0 4-3			0-0 SH1-3 1-2		3	0	0	0	0	0	0	Cleveland Indians @ California Angels Anaheim Stadium, Anaheim, CA Fri Jun 10 1977, 10:05 PM EDT Att: 20,000 - Unknown			
Jerry Remy , L (1, 4) OBP: 0.360, SLG: 0.373	0-0 4-3		WP S 1B			0-0 F7		0-0 G3 2-3		4	0	1	0	0	0	1				
Joe Rudi , R (1, 7) OBP: 0.321, SLG: 0.459	0-0 1B		4-0 WP BB 1-2			0-3 K		0-0 5-3		3	0	1	0	1	1	1				
Don Baylor , R (1, 3) OBP: 0.312, SLG: 0.377	0-0 F4		0-0 F3 1-2 2-3			0-0 6-3				3	0	0	0	0	0	3				
Bobby Bonds , R (1, 9) OBP: 0.362, SLG: 0.540		0-0 HR		0-0 5-3			0-0 6-3			3	1	1	1	0	0	0				
Dave Chalk , R (1, 5) OBP: 0.372, SLG: 0.369		0-0 L4		0-0 F9		4-0 BB BB				2	0	0	0	1	0	0				
Willie Aikens , L (1, 10) OBP: 0.368, SLG: 0.353		0-0 F9		0-3 K		4-0 G4-6-3 BB 1-2				2	0	0	0	1	1	0				
Mario Guerrero , R (1, 6) OBP: 0.302, SLG: 0.266		0-0 1-3			0-0 F7		0-0 G4-6-3 1-2			3	0	0	0	0	0	2				
Terry Humphrey , R (1, 2) OBP: 0.302, SLG: 0.266			0-0 L5		0-0 F9		0-0 G3 SH1-3 1B			3	0	1	0	0	0	0				
Inning Stats	R: 0 E: 0 K: 0 S: 4	H: 1 LOB: 1 BB: 0 P: 4	R: 1 E: 0 K: 0 S: 4	H: 1 LOB: 0 BB: 0 P: 4	R: 0 E: 0 K: 0 S: 4	H: 1 LOB: 2 BB: 1 P: 8	R: 0 E: 0 K: 1 S: 5	H: 0 LOB: 0 BB: 0 P: 5	R: 0 E: 0 K: 0 S: 3	H: 0 LOB: 0 BB: 0 P: 3	R: 0 E: 0 K: 1 S: 5	H: 0 LOB: 0 BB: 0 P: 5	R: 0 E: 0 K: 0 S: 2	H: 0 LOB: 1 BB: 2 P: 10	R: 0 E: 0 K: 0 S: 4	H: 1 LOB: 1 BB: 0 P: 4		1B: 3 2B: 0 3B: 0 HR: 1	SF: 0 SAC: 1 DP: 1 HBP: 0	WP: 1 PB: 0 SB: 1 CS: 0
PITCHER Wayne Garland , R (1, 1) ERA: 5.0	IP: 8.0 WLS: L BF: 30 H: 4 R: 1 ER: 1 SO: 2 BB: 3 IBB: 0 HBP: 0 BLK: 0 WP: 1 HR: 1 S: 31 P: 43 ERA: 1.12 WHIP: 0.875																	PITCHER Wayne Garland , R (1, 1) ERA: 5.0		

Batter	1	2	3	4	5	6	7	8	9	AB	R	H	RBI	BB	SO	LOB	TOP			
Duane Kuiper, L OBP: 0.325, SLG: 0.312										5	0	1	0	0	0	4	Cleveland Indians @ California Angels Anaheim Stadium, Anaheim, CA Sat Jun 11 1977, 10:05 PM EDT Att: 16,247 - Unknown			
Paul Dade, R OBP: 0.371, SLG: 0.345										4	0	2	0	1	0	1				
Jim Norris, L OBP: 0.386, SLG: 0.389										5	0	1	0	0	2	7				
Bill Melton, R OBP: 0.284, SLG: 0.262										2	0	0	0	1	1	1				
Bruce Bochte, L OBP: 0.322, SLG: 0.351										0	0	0	0	0	0	0				
Buddy Bell, R OBP: 0.383, SLG: 0.462										3	1	1	1	1	1	0				
John Lowenstein, L OBP: 0.381, SLG: 0.364										4	1	2	0	0	0	2				
Ron Pruitt, R OBP: 0.333, SLG: 0.571										0	0	0	0	0	0	0				
Ray Fosse, R OBP: 0.271, SLG: 0.359										3	1	1	0	0	0	0				
Frank Duffy, R OBP: 0.277, SLG: 0.271										4	0	3	1	0	0	0				
Inning Stats	R: 0 E: 0 K: 0 S: 4	H: 1 LOB: 2 BB: 0 P: 5	R: 3 E: 0 K: 0 S: 6	H: 4 LOB: 0 BB: 0 P: 6	R: 0 E: 0 K: 0 S: 4	H: 1 LOB: 2 BB: 1 P: 8	R: 0 E: 0 K: 0 S: 3	H: 0 LOB: 0 BB: 0 P: 3	R: 0 E: 0 K: 1 S: 5	H: 1 LOB: 1 BB: 0 P: 7	R: 0 E: 0 K: 1 S: 6	H: 2 LOB: 2 BB: 0 P: 6	R: 0 E: 0 K: 1 S: 5	H: 0 LOB: 0 BB: 0 P: 5	R: 0 E: 0 K: 1 S: 7	H: 2 LOB: 3 BB: 1 P: 11	1B: 9 2B: 2 3B: 0 HR: 1	SF: 0 SAC: 1 DP: 2 HBP: 1	WP: 0 PB: 0 SB: 2 CS: 2	PA: 39
PITCHER	IP WLS BF H R ER SO BB IBB HBP BLK WP HR S P ERA WHIP																			
Gary Ross, R ERA: 5.44	(1, 1) 1.0 L 9 5 3 3 0 0 0 0 1 0 0 0 1 8 9 27.00 5.000																			
Wayne Simpson, R ERA: 5.09	(2, 1) 5.1 20 4 0 0 1 2 0 0 0 0 0 0 20 28 0.00 1.125																			
Don Kirkwood, R ERA: 5.09	(7, 1) 0.2 1 0 0 0 1 0 0 0 0 0 0 0 3 3 0.00 0.000																			
Dick Drago, R ERA: 3.0	(8, 1) 1.1 6 2 0 0 1 0 0 0 0 0 0 0 8 8 0.00 1.500																			
Dave LaRoche, L ERA: 3.44	(9, 1) 0.2 3 0 0 0 1 0 1 0 0 0 0 0 4 8 0.00 0.000																			

Batter	1	2	3	4	5	6	7	8	9	AB	R	H	RBI	BB	SO	LOB	BOTTOM	
Rusty Torres, S OBP: 0.143, SLG: 0.143										4	0	1	0	0	2	2	Cleveland Indians @ California Angels Anaheim Stadium, Anaheim, CA Sat Jun 11 1977, 10:05 PM EDT Att: 16,247 - Unknown	
Jerry Remy, L OBP: 0.353, SLG: 0.366										4	0	0	0	0	0	2		
Joe Rudi, R OBP: 0.315, SLG: 0.450										4	0	0	0	0	0	1		
Don Baylor, R OBP: 0.311, SLG: 0.371										3	0	0	0	1	0	1		
Bobby Bonds, R OBP: 0.364, SLG: 0.551										3	1	1	1	1	1	1		
Dave Chalk, R OBP: 0.364, SLG: 0.360										4	0	0	0	0	2	2		
Willie Aikens, L OBP: 0.357, SLG: 0.324										3	0	0	0	1	2	0		
Gil Flores, R OBP: 0.385, SLG: 0.436										0	0	0	0	0	0	0		
Mario Guerrero, R OBP: 0.167, SLG: 0.167										4	0	2	0	0	0	2		
Terry Humphrey, R OBP: 0.395, SLG: 0.270										2	0	1	0	0	0	1		
Tony Solanta, L OBP: 0.336, SLG: 0.326										1	0	0	0	0	1	1		
Andy Etchebarren, R OBP: 0.333, SLG: 0.241										0	0	0	0	0	0	0		
Inning Stats	R: 0 E: 0 K: 0 S: 4	H: 1 LOB: 1 BB: 0 P: 4	R: 0 E: 0 K: 1 S: 5	H: 0 LOB: 0 BB: 0 P: 5	R: 0 E: 0 K: 1 S: 5	H: 1 LOB: 1 BB: 0 P: 6	R: 0 E: 0 K: 1 S: 5	H: 0 LOB: 1 BB: 1 P: 9	R: 0 E: 0 K: 2 S: 9	H: 2 LOB: 1 BB: 0 P: 9	R: 0 E: 0 K: 1 S: 5	H: 0 LOB: 0 BB: 0 P: 5	R: 0 E: 0 K: 1 S: 5	H: 0 LOB: 2 BB: 2 P: 13	1B: 4 2B: 0 3B: 0 HR: 1	SF: 0 SAC: 0 DP: 0 HBP: 0	WP: 0 PB: 0 SB: 2 CS: 0	PA: 35
PITCHER	IP WLS BF H R ER SO BB IBB HBP BLK WP HR S P ERA WHIP																	
Jim Bibby, R ERA: 3.86	(1, 1) 8.0 W 30 5 1 1 7 1 0 0 0 0 0 0 1 43 47 1.12 0.750																	
Jim Kern, R ERA: 2.73	(9, 1) 1.0 S 5 0 0 0 1 2 0 0 0 0 0 0 5 13 0.00 2.000																	

Batter	1	2	3	4	5	6	7	8	9	AB	R	H	RBI	BB	SO	LOB	TOP																
Duane Kuiper, L (1, 4) OBP: 0.336, SLG: 0.314	4-0 SH1 BB	1-0 HBP			0-3 K		0-0 BB 1-3 1B		4-0 BB 1B 2B BB	2	1	1	0	2	1	0																	
Paul Dade, R (1, 9) OBP: 0.366, SLG: 0.342	0-0 SH1	0-0 L1			0-3 K		0-0 1-3		0-0 2B 1B	4	1	1	0	0	1	4																	
Jim Norris, L (1, 8) OBP: 0.392, SLG: 0.388	4-0 BB		0-0 3-1			0-0 BB 1B E	4-0 BB		0-0 F7	3	1	1	0	2	0	2																	
Bill Melton, R (1, 10) OBP: 0.292, SLG: 0.250	0-0 P4		0-0 F9			4-0 BB 1B E	0-3 K		4-0 2B 1B BB	3	1	0	0	2	1	4																	
Bruce Bochte, L (1, 3) OBP: 0.329, SLG: 0.356	0-3 K		0-3 K			4-0 BB E	4-0 BB		0-0 2B	0	0	0	0	0	0	0																	
Buddy Bell, R (1, 5) OBP: 0.379, SLG: 0.452		0-3 K		4-0 G4-6-3 BB		0-3 K	0-0 P4		0-0 L6	4	0	0	0	1	2	8																	
John Lowenstein, L (1, 7) Ron Pruitt, R (8, PH) OBP: 0.364, SLG: 0.500		0-3 K		0-0 G4-6-3		0-3 K		0-0 F7	4-0 BB	3	0	0	0	0	2	4																	
Fred Kendall, R (1, 2) OBP: 0.284, SLG: 0.378		0-0 HBP BB 1B		0-0 F7		0-0 E5		0-0 F8	0-0 F9	5	0	1	0	0	0	4																	
Frank Duffy, R (1, 6) OBP: 0.276, SLG: 0.264		4-0 HBP BB		0-3 K		0-0 P3		0-3 K		3	0	0	0	1	2	2																	
Inning Stats	R: 0 E: 0 K: 1 S: 5	H: 0 LOB: 2 BB: 2 P: 13	R: 0 E: 0 K: 2 S: 8	H: 1 LOB: 3 BB: 1 P: 13	R: 0 E: 0 K: 1 S: 5	H: 0 LOB: 0 BB: 0 P: 5	R: 0 E: 0 K: 0 S: 2	H: 0 LOB: 0 BB: 1 P: 6	R: 0 E: 0 K: 3 S: 9	H: 0 LOB: 0 BB: 0 P: 9	R: 2 E: 1 K: 2 S: 9	H: 1 LOB: 2 BB: 2 P: 17	R: 0 E: 0 K: 1 S: 6	H: 1 LOB: 3 BB: 2 P: 14	R: 0 E: 0 K: 1 S: 5	H: 0 LOB: 0 BB: 0 P: 5	R: 2 E: 0 K: 0 S: 5	H: 2 LOB: 3 BB: 3 P: 17	1B: 4 2B: 1 3B: 0 HR: 0	SF: 0 SAC: 1 DP: 1 HBP: 1	WP: 0 PB: 0 SB: 0 CS: 0	PA: 44											
PITCHER	IP WLS BF H R ER SO BB IBB HBP BLK WP HR S P ERA WHIP	IP WLS BF H R ER SO BB IBB HBP BLK WP HR S P ERA WHIP	IP WLS BF H R ER SO BB IBB HBP BLK WP HR S P ERA WHIP	IP WLS BF H R ER SO BB IBB HBP BLK WP HR S P ERA WHIP	IP WLS BF H R ER SO BB IBB HBP BLK WP HR S P ERA WHIP	IP WLS BF H R ER SO BB IBB HBP BLK WP HR S P ERA WHIP	IP WLS BF H R ER SO BB IBB HBP BLK WP HR S P ERA WHIP	IP WLS BF H R ER SO BB IBB HBP BLK WP HR S P ERA WHIP	IP WLS BF H R ER SO BB IBB HBP BLK WP HR S P ERA WHIP	IP WLS BF H R ER SO BB IBB HBP BLK WP HR S P ERA WHIP	IP WLS BF H R ER SO BB IBB HBP BLK WP HR S P ERA WHIP	IP WLS BF H R ER SO BB IBB HBP BLK WP HR S P ERA WHIP	IP WLS BF H R ER SO BB IBB HBP BLK WP HR S P ERA WHIP	IP WLS BF H R ER SO BB IBB HBP BLK WP HR S P ERA WHIP	IP WLS BF H R ER SO BB IBB HBP BLK WP HR S P ERA WHIP	IP WLS BF H R ER SO BB IBB HBP BLK WP HR S P ERA WHIP	IP WLS BF H R ER SO BB IBB HBP BLK WP HR S P ERA WHIP	IP WLS BF H R ER SO BB IBB HBP BLK WP HR S P ERA WHIP	IP WLS BF H R ER SO BB IBB HBP BLK WP HR S P ERA WHIP	IP WLS BF H R ER SO BB IBB HBP BLK WP HR S P ERA WHIP	IP WLS BF H R ER SO BB IBB HBP BLK WP HR S P ERA WHIP	IP WLS BF H R ER SO BB IBB HBP BLK WP HR S P ERA WHIP	IP WLS BF H R ER SO BB IBB HBP BLK WP HR S P ERA WHIP	IP WLS BF H R ER SO BB IBB HBP BLK WP HR S P ERA WHIP	IP WLS BF H R ER SO BB IBB HBP BLK WP HR S P ERA WHIP	IP WLS BF H R ER SO BB IBB HBP BLK WP HR S P ERA WHIP	IP WLS BF H R ER SO BB IBB HBP BLK WP HR S P ERA WHIP	IP WLS BF H R ER SO BB IBB HBP BLK WP HR S P ERA WHIP	IP WLS BF H R ER SO BB IBB HBP BLK WP HR S P ERA WHIP	IP WLS BF H R ER SO BB IBB HBP BLK WP HR S P ERA WHIP	IP WLS BF H R ER SO BB IBB HBP BLK WP HR S P ERA WHIP	IP WLS BF H R ER SO BB IBB HBP BLK WP HR S P ERA WHIP	IP WLS BF H R ER SO BB IBB HBP BLK WP HR S P ERA WHIP

Cleveland Indians @ California Angels
 Anaheim Stadium, Anaheim, CA
 Sun Jun 12 1977, 6:33 AM EDT
 Att: 23,926 - Unknown

livebaseballscorecards.com

AB	28
R	4
H	4
RBI	0
BB	9
SO	9
LOB	28

Cleveland Indians @ California Angels
 Anaheim Stadium, Anaheim, CA
 Sun Jun 12 1977, 6:33 AM EDT
 Att: 23,926 - Unknown

livebaseballscorecards.com

AB	37
R	11
H	16
RBI	11
BB	7
SO	3
LOB	18

Batter	1	2	3	4	5	6	7	8	9	AB	R	H	RBI	BB	SO	LOB	TOP					
Bump Wills, S (1, 4) OBP: 0.390, SLG: 0.440	K			F6		4-3 2B		K		4	1	1	0	0	2	0	Texas Rangers @ Cleveland Indians Cleveland Municipal Stadium, Cleveland, OH Mon Jun 13 1977, 7:05 PM EDT Att. 9,811 - Unknown - 66 F					
Juan Beniquez, R (1, 8) OBP: 0.346, SLG: 0.438	6-3			HR		4-3		2B		4	1	2	1	0	0	1						
Dave May, L (1, 9) OBP: 0.293, SLG: 0.330	4-3			L9		2B		G3		4	0	1	1	0	0	1						
Willie Horton, R (1, 10) OBP: 0.326, SLG: 0.480	K			1-6-3		F7		K		4	0	0	0	0	2	1						
Toby Harrah, R (1, 5) OBP: 0.387, SLG: 0.495	K				F7		4-0 BB	L6		3	0	0	0	1	1	0						
Mike Hargrove, L (1, 3) OBP: 0.394, SLG: 0.407	F3				F9		F7	1B		4	0	1	0	0	0	1						
Tom Grieve, R (1, 7) OBP: 0.228, SLG: 0.306				F7		F7		5-3		4	0	0	0	0	0	2						
Bert Campaneris, R (1, 6) OBP: 0.328, SLG: 0.376				B3-4		HR		F8		3	1	1	1	0	0	1						
Jim Sundberg, R (1, 2) OBP: 0.275, SLG: 0.299				K		K		F4		3	0	0	0	0	2	0						
Inning Stats	R: 0 K: 1 S: 5	H: 0 LOB: 0 BB: 5	R: 0 K: 2 S: 7	H: 0 LOB: 0 BB: 7	R: 0 K: 1 S: 5	H: 0 LOB: 0 BB: 5	R: 1 K: 0 S: 4	H: 1 LOB: 0 BB: 4	R: 0 K: 0 S: 3	H: 0 LOB: 0 BB: 3	R: 2 K: 1 S: 8	H: 3 LOB: 1 BB: 8	R: 0 K: 0 S: 3	H: 0 LOB: 1 BB: 7	R: 0 K: 1 S: 6	H: 1 LOB: 1 BB: 6		R: 0 K: 1 S: 6	H: 1 LOB: 1 BB: 6	1B: 2 2B: 2 3B: 0 HR: 2	SF: 0 SAC: 0 DP: 0 HBP: 0	WP: 0 PB: 0 SB: 0 CS: 0
PITCHER	IP	WLS	BF	H	R	ER	SO	BB	IBB	HBP	BLK	WP	HR	S	P	ERA	WHIP					
Dennis Eckersley, R (1, 1) ERA: 3.0	7.2	L	29	5	3	3	6	1	0	0	0	0	2	40	44	3.52	0.783					
Sid Monge, L (8, 1) ERA: 8.0	0.1		1	0	0	0	0	0	0	0	0	0	0	1	1	0.00	0.000					
Jim Kern, R (9, 1) ERA: 2.65	1.0		4	1	0	0	1	0	0	0	0	0	0	6	6	0.00	1.000					

Batter	1	2	3	4	5	6	7	8	9	AB	R	H	RBI	BB	SO	LOB	BOTTOM				
Rick Manning, L (1, 8) OBP: 0.283, SLG: 0.347	K					G5-4-3				1	0	0	0	0	1	0	Texas Rangers @ Cleveland Indians Cleveland Municipal Stadium, Cleveland, OH Mon Jun 13 1977, 7:05 PM EDT Att. 9,811 - Unknown - 66 F				
Ron Pruitt, R (3, 7) OBP: 0.357, SLG: 0.455			5-3			1-2		1B		3	0	1	0	0	0	1					
Duane Kuiper, L (1, 4) OBP: 0.330, SLG: 0.308	G1			B1-3		F8		K		4	0	0	0	0	1	1					
Jim Norris, L (1, 9) OBP: 0.384, SLG: 0.379	K			6-3		4-3		4-3		4	0	0	0	0	1	1					
Bruce Bochte, L (1, 3) OBP: 0.324, SLG: 0.351				5-3		K		L5		3	0	0	0	0	1	0					
Buddy Bell, R (1, 5) OBP: 0.374, SLG: 0.444				F9		4-3		K		3	0	0	0	0	1	0					
John Lowenstein, L (1, 10) OBP: 0.391, SLG: 0.367				FC6-4 BB		G4-6-3 1B		FC5-4 1B		2	0	2	0	1	0	0					
Paul Dade, R (1, 7) OBP: 0.360, SLG: 0.333				FC6-4 1-2		G4-6-3 1-2		F9		3	0	0	0	0	0	3					
Ray Fosse, R (1, 2) OBP: 0.264, SLG: 0.349				K		6-3		FC5-4 1-2		3	0	0	0	0	1	1					
Frank Duffy, R (1, 6) OBP: 0.278, SLG: 0.265				F3		G5-4-3 1B		5-3		3	0	1	0	0	0	0					
Inning Stats	R: 0 K: 2 S: 7	H: 0 LOB: 0 BB: 7	R: 0 K: 0 S: 3	H: 0 LOB: 1 BB: 7	R: 0 K: 1 S: 5	H: 0 LOB: 0 BB: 5	R: 0 K: 1 S: 5	H: 0 LOB: 0 BB: 5	R: 0 K: 0 S: 3	H: 1 LOB: 0 BB: 3	R: 0 K: 0 S: 3	H: 0 LOB: 0 BB: 3	R: 0 K: 1 S: 6	H: 1 LOB: 1 BB: 6	R: 0 K: 1 S: 6	H: 1 LOB: 1 BB: 6	1B: 4 2B: 0 3B: 0 HR: 0	SF: 0 SAC: 0 DP: 2 HBP: 0	WP: 0 PB: 0 SB: 0 CS: 0	PA: 30	
PITCHER	IP	WLS	BF	H	R	ER	SO	BB	IBB	HBP	BLK	WP	HR	S	P	ERA	WHIP				
Bert Blyleven, R (1, 1) ERA: 2.07	9.0	W	30	4	0	0	6	1	0	0	0	0	0	41	45	0.00	0.556				

Batter	1	2	3	4	5	6	7	8	9	AB	R	H	RBI	BB	SO	LOB	TOP																					
Bump Wills, S OBP: 0.390, SLG: 0.439 (1, 4)	0-0 4-3		0-0 HR 1B	0-0 5-3		0-0 1-2 1B		0-0 F7		5	1	2	0	0	0	1																						
Juan Beniquez, R OBP: 0.342, SLG: 0.428 (1, 8)	0-0 6-3		0-0 L6		4-0 2B BB	0-0 F8			0-0 5-3	4	1	0	0	1	0	4																						
Dave May, L OBP: 0.308, SLG: 0.368 (1, 9)	0-0 F8		0-0 HR		0-0 4-3		4-0 FC4-6 BB		0-0 1B	4	1	2	3	1	0	1																						
Willie Horton, R OBP: 0.328, SLG: 0.483 (1, 10)		0-0 6-3	0-0 FC5-4 1B		0-0 2B		0-0 F6		0-3 K	5	0	2	1	0	1	2																						
Toby Harrah, R OBP: 0.388, SLG: 0.495 (1, 5)		0-0 3-1 HR 2B	0-0 FC5-4 1B		4-0 G6-4-3 IBB		0-0 F6		0-0 3-1	4	2	1	0	1	0	3																						
Mike Hargrove, L OBP: 0.392, SLG: 0.403 (1, 3)		0-0 3-1	0-0 1B		0-0 G6-4-3		0-0 FC4-6			4	0	1	1	0	0	4																						
Tom Grieve, R OBP: 0.229, SLG: 0.330 (1, 7)		0-0 HR	0-0 4-3			0-0 6-3		0-0 F5		4	1	1	2	0	0	1																						
Bert Campaneris, R OBP: 0.327, SLG: 0.373 (1, 6)		0-0 G3		0-3 K		0-0 5-3		0-0 FC6-4 1B		4	0	1	0	0	1	0																						
Jim Sundberg, R OBP: 0.280, SLG: 0.305 (1, 2)			0-0 HR 1B	0-0 1-3		0-0 1B		0-0 FC6-4		4	1	2	0	0	0	1																						
Inning Stats	R: 0 E: 0 K: 0 S: 3	H: 0 LOB: 0 BB: 0 P: 3	R: 2 E: 0 K: 0 S: 5	H: 2 LOB: 0 BB: 0 P: 5	R: 4 E: 0 K: 0 S: 8	H: 5 LOB: 1 BB: 0 P: 8	R: 0 E: 0 K: 1 S: 5	H: 0 LOB: 0 BB: 0 P: 5	R: 1 E: 0 K: 0 S: 3	H: 1 LOB: 1 BB: 2 P: 11	R: 0 E: 0 K: 0 S: 5	H: 2 LOB: 2 BB: 0 P: 5	R: 0 E: 0 K: 0 S: 3	H: 0 LOB: 0 BB: 1 P: 7	R: 0 E: 0 K: 0 S: 4	H: 1 LOB: 1 BB: 0 P: 4	R: 0 E: 0 K: 1 S: 6	H: 1 LOB: 1 BB: 0 P: 6	1B: 8 2B: 2 3B: 0 HR: 2	SF: 0 SAC: 0 DP: 1 HBP: 0	WP: 0 PB: 0 SB: 0 CS: 0	PA: 41																
PITCHER	IP	WLS	BF	H	R	ER	SO	BB	IBB	HBP	BLK	WP	HR	S	P	ERA	WHIP	PITCHER				IP	WLS	BF	H	R	ER	SO	BB	IBB	HBP	BLK	WP	HR	S	P	ERA	WHIP
Wayne Garland, R ERA: 5.6 (1, 1)	2.1	L	13	6	6	6	0	0	0	0	0	0	2	13	13	23.14	2.571																					
Don Hood, L ERA: 3.23 (3, 1)	2.2		11	2	1	1	1	1	1	0	0	0	0	11	19	3.38	1.125																					
Al Fitzmorris, R ERA: 4.78 (6, 1)	2.0		9	2	0	0	0	1	0	0	0	0	0	8	12	0.00	1.500																					
Tom Buskey, R ERA: 4.94 (8, 1)	2.0		8	2	0	0	1	0	0	0	0	0	0	10	10	0.00	1.000																					

Texas Rangers @ Cleveland Indians
Cleveland Municipal Stadium, Cleveland, OH

Tue Jun 14 1977, 7:05 PM EDT
Att: 9,248 - Unknown - 71 F

AB	38
R	7
H	12
RBI	7
BB	3
SO	2
LOB	17



Batter	1	2	3	4	5	6	7	8	9	AB	R	H	RBI	BB	SO	LOB	BOTTOM																					
Duane Kuiper, L OBP: 0.327, SLG: 0.305 (1, 4)	0-0 4-3		0-0 G3 WP 1B		0-3 K		0-0 6-3		0-0 G4-6-3	5	0	1	0	0	1	2																						
Buddy Bell, R OBP: 0.372, SLG: 0.440 (1, 5)			0-0 F8 1-2 1B		0-3 K		0-0 L5			4	0	1	0	0	1	2																						
Jim Norris, L OBP: 0.381, SLG: 0.372 (1, 8)			0-0 F8 2-3		0-0 G3		0-0 F6	4-0 HR BB		3	1	0	0	1	0	2																						
Bruce Bochte, L OBP: 0.322, SLG: 0.348 (1, 3)			0-0 F7		0-0 F2		0-0 BB 1B		0-0 F8	4	0	1	0	0	0	3																						
Andre Thornton, R OBP: 0.273, SLG: 0.364 (1, 10)			0-0 5-3		0-3 K		0-0 BB 1B		0-0 HR	4	1	2	2	0	1	0																						
John Lowenstein, L OBP: 0.389, SLG: 0.355 (8, PH) (9, 7)			0-0 4-3		0-0 F7		0-0 BB 1B		0-0 6-3	2	0	0	0	1	0	0																						
Paul Dade, R OBP: 0.362, SLG: 0.336 (6, PH) (7, 9)			0-0 BB 1B		0-0 F1		0-3 BB		0-3 K	2	0	0	0	0	2	3																						
Ray Fosse, R OBP: 0.277, SLG: 0.364 (6, 2)		4-0 BB 1B			0-0 K		0-3 K		0-0 6-3	1	0	1	0	1	0	0																						
Fred Kendall, R OBP: 0.278, SLG: 0.369 (1, 6)		1-2 BB			0-0 K		0-3 K		0-0 G4-6-3 1B	2	0	0	0	0	1	3																						
Frank Duffy, R OBP: 0.277, SLG: 0.265 (1, 6)		0-0 F3			0-3 K		0-3 K			4	0	1	0	0	2	3																						
Inning Stats	R: 0 E: 0 K: 0 S: 4	H: 1 LOB: 1 BB: 0 P: 4	R: 0 E: 0 K: 0 S: 4	H: 1 LOB: 2 BB: 1 P: 8	R: 0 E: 0 K: 1 S: 5	H: 0 LOB: 0 BB: 0 P: 5	R: 0 E: 0 K: 3 S: 10	H: 1 LOB: 1 BB: 0 P: 10	R: 0 E: 0 K: 2 S: 9	H: 2 LOB: 3 BB: 1 P: 13	R: 0 E: 0 K: 1 S: 5	H: 0 LOB: 0 BB: 0 P: 5	R: 0 E: 0 K: 1 S: 6	H: 0 LOB: 0 BB: 1 P: 10	R: 0 E: 0 K: 0 S: 3	H: 1 LOB: 1 BB: 0 P: 3	1B: 6 2B: 1 3B: 0 HR: 1	SF: 0 SAC: 0 DP: 1 HBP: 0	WP: 1 PB: 0 SB: 0 CS: 0	PA: 37																		
PITCHER	IP	WLS	BF	H	R	ER	SO	BB	IBB	HBP	BLK	WP	HR	S	P	ERA	WHIP	PITCHER				IP	WLS	BF	H	R	ER	SO	BB	IBB	HBP	BLK	WP	HR	S	P	ERA	WHIP
Gaylord Perry, R ERA: 4.55 (8, 1)	1.2	W	5	1	0	0	1	0	0	0	0	0	0	7	7	0.00	0.600																					

Texas Rangers @ Cleveland Indians
Cleveland Municipal Stadium, Cleveland, OH


Tue Jun 14 1977, 7:05 PM EDT
Att: 9,248 - Unknown - 71 F

AB	34
R	2
H	8
RBI	2
BB	3
SO	8
LOB	18




Batter	1	2	3	4	5	6	7	8	9	AB	R	H	RBI	BB	SO	LOB	TOP					
Bump Willis, S (1, 4) OBP: 0.390, SLG: 0.432	F8		4-0 BLK 2B BB		F9		4-3		4-0 G1-6-3 BB	3	1	0	0	2	0	0	Texas Rangers @ Cleveland Indians Cleveland Municipal Stadium, Cleveland, OH Wed Jun 15 1977, 7:05 PM EDT Alt. 5,883 - Unknown - 70 F					
Juan Benquez, R (1, 8) OBP: 0.333, SLG: 0.416	F7		L3			E5 1B		F8	G1-6-3	5	1	0	0	0	0	3						
Dave May, L (1, 9) OBP: 0.315, SLG: 0.384	5-3		L6-4 2B			1B		K		4	0	2	2	0	1	0						
Willie Horton, R (1, 10) OBP: 0.332, SLG: 0.484 Claudell Washington, L (6, PR) OBP: 0.373, SLG: 0.463		1B 2B 1B	L6-4			K			1B	4	1	2	0	0	1	2						
Toby Harrah, R (1, 5) OBP: 0.385, SLG: 0.487	F8			5-3		BB		5-3		3	0	0	0	1	0	2						
Mike Hargrove, L (1, 3) OBP: 0.398, SLG: 0.404	2B SF9 1B			F8		BB			SH3-4 3B HBP	2	2	1	0	1	0	0						
Tom Grieve, R (1, 7) OBP: 0.238, SLG: 0.345	SF9 2B			5-3		K			SH3-4 3B	4	1	2	1	0	1	2						
Bert Campaneris, R (1, 6) OBP: 0.323, SLG: 0.370	SF9			5-3				6-3	SH3-4	2	0	0	1	0	0	0						
Jim Sundberg, R (1, 2) OBP: 0.280, SLG: 0.316	6-3			5-3				F7	3B	4	0	1	2	0	0	1						
Inning Stats	R: 0 E: 0 K: 0 S: 3	H: 0 LOB: 0 BB: 0 P: 3	R: 2 E: 0 K: 0 S: 6	H: 3 LOB: 1 BB: 0 P: 6	R: 1 E: 0 K: 0 S: 3	H: 1 LOB: 0 BB: 0 P: 7	R: 0 E: 0 K: 0 S: 3	H: 0 LOB: 0 BB: 0 P: 3	R: 0 E: 0 K: 2 S: 8	H: 1 LOB: 2 BB: 2 P: 16	R: 0 E: 0 K: 1 S: 6	H: 1 LOB: 1 BB: 0 P: 6	R: 0 E: 0 K: 1 S: 6	H: 2 LOB: 1 BB: 1 P: 9	R: 2 E: 0 K: 0 S: 4	H: 2 LOB: 1 BB: 1 P: 9	1B: 5 2B: 3 3B: 1 HR: 0	SF: 1 SAC: 1 DP: 2 HBP: 1	WP: 0 PB: 0 SB: 1 CS: 0	PA: 38		
PITCHER	IP	WLS	BF	H	R	ER	SO	BB	IBB	HBP	BLK	WP	HR	S	P	ERA	WHIP					
Jim Bibby, R (1, 1) ERA: 3.94	5.2	L	23	5	4	3	1	2	0	0	1	0	0	23	31	4.76	1.235					
Don Hood, L (6, 1) ERA: 3.0	2.1		9	1	0	0	2	1	0	0	0	0	0	12	16	0.00	0.857					
Jim Kern, R (9, 1) ERA: 3.09	1.0		6	2	2	2	0	1	0	1	0	0	0	4	9	18.00	3.000					
AB <td>R <td>H <td>RBI <td>BB <td>SO <td>LOB <td>BOTTOM</td> </td></td></td></td></td></td>	R <td>H <td>RBI <td>BB <td>SO <td>LOB <td>BOTTOM</td> </td></td></td></td></td>	H <td>RBI <td>BB <td>SO <td>LOB <td>BOTTOM</td> </td></td></td></td>	RBI <td>BB <td>SO <td>LOB <td>BOTTOM</td> </td></td></td>	BB <td>SO <td>LOB <td>BOTTOM</td> </td></td>	SO <td>LOB <td>BOTTOM</td> </td>	LOB <td>BOTTOM</td>	BOTTOM															
Duane Kuiper, L (1, 4) OBP: 0.330, SLG: 0.305	SH1-3 1B				3-1		4-0 BB BB		4-3	3	0	1	0	1	0	0	Texas Rangers @ Cleveland Indians Cleveland Municipal Stadium, Cleveland, OH Wed Jun 15 1977, 7:05 PM EDT Alt. 5,883 - Unknown - 70 F					
Paul Dade, R (1, 5) OBP: 0.375, SLG: 0.363	SH1-3						4-0 G1-6-3 BB			2	0	2	0	1	0	0						
Jim Norris, L (1, 8) OBP: 0.374, SLG: 0.364	F8				F8		0-3 K		4-3	4	0	0	0	0	1	5						
Bruce Bochte, L (1, 3) OBP: 0.321, SLG: 0.343	4-0 BB				G3		0-0 G1-6-3			3	0	0	0	1	0	2						
Andre Thornton, R (1, 10) OBP: 0.272, SLG: 0.350	F6						1-0 G4-6-3 HBP		F7	3	0	0	0	0	0	2						
Johnny Grubb, L (1, 7) OBP: 0.435, SLG: 0.519		G3					0-0 G4-6-3		6-3	4	0	0	0	0	0	1						
Ron Pruitt, R (1, 9) OBP: 0.333, SLG: 0.400	1-3						0-0 F6			3	0	1	0	0	0	0						
Ray Fosse, R (1, 2) OBP: 0.270, SLG: 0.355	F5						0-0 L4		FC6-4 1B	3	0	0	0	0	0	1						
Frank Duffy, R (1, 6) OBP: 0.271, SLG: 0.258					6-3		0-0 5-3		K	3	0	0	0	0	1	0						
Inning Stats	R: 0 E: 1 K: 0 S: 4	H: 1 LOB: 2 BB: 1 P: 8	R: 0 E: 0 K: 0 S: 3	H: 0 LOB: 0 BB: 0 P: 3	R: 0 E: 0 K: 0 S: 4	H: 1 LOB: 1 BB: 0 P: 4	R: 0 E: 0 K: 0 S: 2	H: 0 LOB: 0 BB: 0 P: 3	R: 0 E: 0 K: 1 S: 4	H: 0 LOB: 1 BB: 2 P: 12	R: 0 E: 0 K: 0 S: 4	H: 1 LOB: 1 BB: 0 P: 4	R: 0 E: 0 K: 1 S: 6	H: 1 LOB: 1 BB: 0 P: 6	R: 0 E: 0 K: 0 S: 3	H: 0 LOB: 0 BB: 0 P: 3	1B: 3 2B: 0 3B: 1 HR: 0	SF: 0 SAC: 1 DP: 2 HBP: 1	WP: 0 PB: 0 SB: 0 CS: 0	PA: 33		
PITCHER	IP	WLS	BF	H	R	ER	SO	BB	IBB	HBP	BLK	WP	HR	S	P	ERA	WHIP					
Mike Marshall, R (1, 1) ERA: 4.97	7.0	W	26	3	0	0	1	0	0	0	0	0	0	24	37	0.00	0.857					
Adrian Devine, R (8, 1) ERA: 1.95	1.0		4	1	0	0	1	0	0	0	0	0	0	6	6	0.00	1.000					
Darold Knowles, L (9, 1) ERA: 1.4	1.0		3	0	0	0	0	0	0	0	0	0	0	3	3	0.00	0.000					

AB	31
R	6
H	8
RBI	6
BB	4
SO	3
LOB	10



WP	0	PA	38
PB	0		
SB	1		
CS	0		

AB	28
R	0
H	4
RBI	0
BB	3
SO	2
LOB	11



WP	0	PA	33
PB	0		
SB	0		
CS	0		

livebaseballscores.com

Batter	1	2	3	4	5	6	7	8	9	AB	R	H	RBI	BB	SO	LOB	TOP			
Ron LeFlore, R OBP: 0.305, SLG: 0.391	5-3		E9 1B		5-3			F9		4	0	1	0	0	0	2	Detroit Tigers @ Cleveland Indians Cleveland Municipal Stadium, Cleveland, OH Sun Jun 19 1977, 3:33 AM EDT Unknown - 74 F livebaseballscorecards.com			
Tito Fuentes, S OBP: 0.335, SLG: 0.384	4-3		K					F8		4	0	1	0	0	1	2				
Rusty Staub, L OBP: 0.291, SLG: 0.385			G3							4	1	2	2	0	0	2				
Steve Kemp, L OBP: 0.341, SLG: 0.439										3	0	0	0	1	0	0				
Jason Thompson, L OBP: 0.362, SLG: 0.490	F5									3	0	0	0	1	0	2				
Ben Oglivie, L OBP: 0.313, SLG: 0.461										4	0	2	0	0	0	0				
Milt May, L OBP: 0.298, SLG: 0.413										4	0	1	0	0	1	2				
Phil Mankowski, L OBP: 0.341, SLG: 0.338										2	0	0	0	1	0	3				
Tom Verzyer, R OBP: 0.225, SLG: 0.264										2	0	0	0	0	0	1				
Tim Corcoran, L OBP: 0.288, SLG: 0.362										1	1	1	0	0	0	0				
Chuck Scrivener, R OBP: 0.276, SLG: 0.188										0	0	0	0	0	0	0				
Inning Stats	R: 0 E: 0 K: 0 S: 4	H: 1 LOB: 2 BB: 1 P: 8	R: 0 E: 0 K: 0 S: 3	H: 1 LOB: 0 BB: 0 P: 3	R: 0 E: 1 K: 1 S: 6	H: 1 LOB: 1 BB: 0 P: 6	R: 0 E: 0 K: 0 S: 3	H: 0 LOB: 1 BB: 1 P: 7	R: 0 E: 0 K: 0 S: 3	H: 1 LOB: 0 BB: 0 P: 3	R: 0 E: 0 K: 1 S: 5	H: 1 LOB: 1 BB: 1 P: 9	R: 2 E: 0 K: 0 S: 5	H: 2 LOB: 0 BB: 0 P: 5	R: 0 E: 0 K: 0 S: 3	H: 0 LOB: 0 BB: 0 P: 3	1B: 6 2B: 0 3B: 1 HR: 1	SF: 0 SAC: 0 DP: 2 HBP: 0	WP: 0 PB: 0 SB: 0 CS: 2	PA: 35
PITCHER Wayne Garland, R ERA: 5.2	IP: 9.0 WLS: W BF: 34 H: 8 R: 2 ER: 2 SO: 2 BB: 3 IBB: 0 HBP: 0 BLK: 0 WP: 0 HR: 1 S: 35 P: 47 ERA: 2.00 WHIP: 1.222																			

Batter	1	2	3	4	5	6	7	8	9	AB	R	H	RBI	BB	SO	LOB	BOTTOM			
Duane Kuiper, L OBP: 0.336, SLG: 0.304	4-3		L6							3	0	0	0	1	0	0	Detroit Tigers @ Cleveland Indians Cleveland Municipal Stadium, Cleveland, OH Sun Jun 19 1977, 3:33 AM EDT Unknown - 74 F livebaseballscorecards.com			
Paul Dade, R OBP: 0.380, SLG: 0.380			F8							4	1	3	1	0	0	0				
Jim Norris, L OBP: 0.370, SLG: 0.365										4	0	1	0	0	1	3				
Andre Thornton, R OBP: 0.311, SLG: 0.467										3	1	2	2	1	0	1				
Buddy Bell, R OBP: 0.373, SLG: 0.433										4	0	0	0	0	1	5				
Larvell Blanks, R OBP: 0.286, SLG: 0.388										4	1	1	1	0	0	0				
Fred Kendall, R OBP: 0.280, SLG: 0.383										4	0	1	0	0	1	0				
Ron Pruitt, R OBP: 0.296, SLG: 0.333										4	0	0	0	0	1	1				
Frank Duffy, R OBP: 0.259, SLG: 0.246										3	1	1	0	0	1	0				
Inning Stats	R: 0 E: 0 K: 0 S: 4	H: 1 LOB: 1 BB: 0 P: 4	R: 0 E: 0 K: 0 S: 4	H: 1 LOB: 0 BB: 0 P: 4	R: 0 E: 0 K: 1 S: 5	H: 0 LOB: 0 BB: 0 P: 5	R: 2 E: 0 K: 3 S: 11	H: 2 LOB: 0 BB: 0 P: 11	R: 1 E: 0 K: 1 S: 7	H: 2 LOB: 3 BB: 2 P: 15	R: 0 E: 0 K: 0 S: 3	H: 0 LOB: 0 BB: 0 P: 3	R: 1 E: 0 K: 0 S: 6	H: 3 LOB: 2 BB: 0 P: 6	R: 0 E: 0 K: 0 S: 3	H: 0 LOB: 0 BB: 0 P: 3		1B: 6 2B: 1 3B: 0 HR: 2	SF: 0 SAC: 0 DP: 0 HBP: 0	WP: 1 PB: 0 SB: 1 CS: 0
PITCHER John Hiller, L ERA: 3.49 Steve Grilli, R ERA: 5.64	IP: 7.0 WLS: L BF: 32 H: 9 R: 4 ER: 4 SO: 4 BB: 2 IBB: 0 HBP: 0 BLK: 0 WP: 1 HR: 2 S: 40 P: 48 ERA: 5.14 WHIP: 1.571																			

Batter	1	2	3	4	5	6	7	8	9	AB	R	H	RBI	BB	SO	LOB	TOP			
Ron LeFlore, R (1, 8) OBP: 0.311, SLG: 0.391	0-0 SH3-1 1B		0-3 K	0-0 FC6		4-0 BB		4-0 BB	4-0 G4-3 BB	3	0	1	0	2	1	2	Detroit Tigers @ Cleveland Indians Cleveland Municipal Stadium, Cleveland, OH Sun Jun 19 1977, 3:38 AM EDT Att: 33,243 - Unknown livebaseballscorecards.com			
Tito Fuentes, S (1, 4) OBP: 0.333, SLG: 0.382	0-0 SH3-1		0-0 WP 1B		0-0 5-3	0-0 4-3			0-0 G4-3 1-2	4	0	1	0	0	0	3				
Rusty Staub, L (1, 10) OBP: 0.294, SLG: 0.385	4-0 BB		0-0 WP 1B		0-0 4-3				0-0 6-3	3	0	1	0	1	0	0				
Steve Kemp, L (1, 7) OBP: 0.343, SLG: 0.435	0-3 K		4-0 1-2 BB		4-0 BB				0-0 G3	2	0	0	0	2	1	2				
Jason Thompson, L (1, 3) OBP: 0.360, SLG: 0.483	0-0 4-3		0-0 F2		4-0 1-2 BB				0-3 K	3	0	0	0	1	1	5				
Tim Corcoran, L (1, 9) OBP: 0.286, SLG: 0.353		0-0 4-3		0-0 F8	0-0 F8				0-0 G6-4-3 1B	4	0	1	0	0	0	2				
John Wockenfuss, R (1, 2) OBP: 0.327, SLG: 0.531		0-0 F8		0-0 F3		0-0 5-3			0-0 F9	4	0	0	0	0	0	1				
Aurelio Rodriguez, R (1, 5) OBP: 0.282, SLG: 0.296		0-0 F8		4-0 BB		4-0 BB			0-0 G6-4-3 1-2	2	0	0	0	2	0	1				
Chuck Scrivener, R (1, 6) OBP: 0.286, SLG: 0.167			0-0 F5		4-0 FC6 BB				0-0 F7	2	0	0	0	1	1	1				
Ben Oglivie, L (9, PH) OBP: 0.312, SLG: 0.459				1-2 BB		0-3 K				1	0	0	0	0	0	0				
Inning Stats	R: 0 E: 0 K: 1 S: 6	H: 1 LOB: 2 BB: 1 P: 10	R: 0 E: 0 K: 0 S: 3	H: 0 LOB: 0 BB: 0 P: 3	R: 0 E: 0 K: 1 S: 7	H: 2 LOB: 3 BB: 1 P: 11	R: 0 E: 0 K: 0 S: 3	H: 0 LOB: 2 BB: 2 P: 11	R: 0 E: 0 K: 1 S: 5	H: 0 LOB: 0 BB: 0 P: 13	R: 0 E: 0 K: 0 S: 5	H: 0 LOB: 0 BB: 0 P: 5	R: 0 E: 0 K: 0 S: 3	H: 1 LOB: 0 BB: 0 P: 3	R: 0 E: 0 K: 0 S: 2	H: 0 LOB: 0 BB: 1 P: 6	1B: 4 2B: 0 3B: 0 HR: 0	SF: 0 SAC: 1 DP: 2 HBP: 0	WP: 1 PB: 0 SB: 0 CS: 0	PA: 38
PITCHER Jim Bibby, R (1, 1) ERA: 3.44	IP: 9.0 WLS: W BF: 38 H: 4 R: 0 ER: 0 SO: 4 BB: 9 IBB: 0 HBP: 0 BLK: 0 WP: 1 HR: 0 S: 37 P: 73 ERA: 0.00 WHIP: 1.444															PITCHER				

Batter	1	2	3	4	5	6	7	8	9	AB	R	H	RBI	BB	SO	LOB	BOTTOM				
Duane Kuiper, L (1, 4) OBP: 0.339, SLG: 0.307	0-0 F8 1B		0-0 L4		0-0 FC 1B			0-0 CS 1B		4	0	2	1	0	0	1	Detroit Tigers @ Cleveland Indians Cleveland Municipal Stadium, Cleveland, OH Sun Jun 19 1977, 3:38 AM EDT Att: 33,243 - Unknown livebaseballscorecards.com				
John Lowenstein, L (1, 9) OBP: 0.390, SLG: 0.394	0-0 L6			0-0 G3	0-0 G4-6-3 1B			0-3 K		4	0	1	1	0	1	2					
Jim Norris, L (1, 8) OBP: 0.363, SLG: 0.358	0-0 F8			0-0 1-3	0-0 G4-6-3 1-2			0-3 K		4	0	0	0	0	1	4					
Andre Thornton, R (1, 10) OBP: 0.303, SLG: 0.453	0-0 5-3			0-0 F7		0-0 5-3				3	0	0	0	0	0	1					
Buddy Bell, R (1, 5) OBP: 0.372, SLG: 0.436		0-0 F2			0-0 G3 2B	0-3 K				3	1	1	0	0	1	0					
Bruce Bochte, L (1, 3) OBP: 0.319, SLG: 0.341		0-3 K			0-0 G3	0-0 1-3				3	0	0	0	0	1	1					
Johnny Grubb, L (1, 7) OBP: 0.418, SLG: 0.488			0-0 B1-3		4-0 2B FC					1	1	0	0	1	0	0					
Paul Dade, R (7, PH) OBP: 0.377, SLG: 0.377					0-0 2B FC			0-0 F9		1	0	0	0	0	0	0					
Ray Fosse, R (1, 2) OBP: 0.286, SLG: 0.372					0-0 G6-3 1B	0-0 FC 2B		0-0 6-3		3	1	2	1	0	0	0					
Frank Duffy, R (1, 6) OBP: 0.253, SLG: 0.241			0-0 G6-3		0-0 FC 1B			0-0 4-3		3	1	0	1	0	0	2					
Inning Stats	R: 0 E: 0 K: 0 S: 4	H: 1 LOB: 1 BB: 0 P: 4	R: 0 E: 0 K: 1 S: 5	H: 0 LOB: 0 BB: 0 P: 5	R: 0 E: 0 K: 0 S: 3	H: 1 LOB: 0 BB: 0 P: 3	R: 0 E: 0 K: 0 S: 3	H: 0 LOB: 0 BB: 0 P: 3	R: 4 E: 0 K: 0 S: 7	H: 3 LOB: 1 BB: 1 P: 11	R: 0 E: 0 K: 1 S: 5	H: 0 LOB: 0 BB: 0 P: 5	R: 0 E: 0 K: 2 S: 7	H: 1 LOB: 0 BB: 0 P: 7	R: 0 E: 0 K: 0 S: 3	H: 0 LOB: 0 BB: 0 P: 3		1B: 4 2B: 2 3B: 0 HR: 0	SF: 0 SAC: 0 DP: 2 HBP: 0	WP: 0 PB: 0 SB: 0 CS: 1	PA: 30
PITCHER Fernando Arroyo, R (1, 1) ERA: 3.12	IP: 4.1 WLS: L BF: 20 H: 5 R: 4 ER: 4 SO: 1 BB: 1 IBB: 0 HBP: 0 BLK: 0 WP: 0 HR: 0 S: 21 P: 25 ERA: 8.31 WHIP: 1.385															PITCHER					
Jim Crawford, L (5, 1) ERA: 4.15	IP: 3.2 WLS: L BF: 10 H: 1 R: 0 ER: 0 SO: 3 BB: 0 IBB: 0 HBP: 0 BLK: 0 WP: 0 HR: 0 S: 16 P: 16 ERA: 0.00 WHIP: 0.273															PITCHER					

Batter	1	2	3	4	5	6	7	8	9	10	11	AB	R	H	RBI	BB	SO	LOB	TOP							
Duane Kuiper, L OBP: 0.335, SLG: 0.304 (1, 4)	1-3		G3		6-3	1B		F8		L5		6	0	1	1	0	0	2								
Paul Dade, R OBP: 0.362, SLG: 0.385 (9, 9)	K		6-3		1B	2B				F9		5	1	2	1	1	1	1								
Jim Norris, L OBP: 0.371, SLG: 0.364 (1, 8)	K				1B	2B		F8				5	2	3	1	1	1	1								
Andre Thornton, R OBP: 0.304, SLG: 0.434 (1, 3)		K	K		1B			F7				4	0	0	0	2	2	2								
Buddy Bell, R OBP: 0.373, SLG: 0.433 (1, 5)		F9			6-3	F4		SH1-4				4	1	1	0	1	0	2								
Larvell Blanks, R OBP: 0.287, SLG: 0.393 (1, 10)		BB	2B		F3			FC6-5		F7		4	2	1	1	2	0	2								
John Lowenstein, L OBP: 0.395, SLG: 0.384 (9, PH)					5-3			F7		F7		2	0	0	0	2	0	1								
Bill Melton, R OBP: 0.288, SLG: 0.246 (9, PH)		FC5	BB			1B		F7				1	0	0	0	0	0	1								
Johnny Grubb, L OBP: 0.414, SLG: 0.482 (9, 7)						1B						1	0	0	0	0	1	3								
Ray Fosse, R OBP: 0.296, SLG: 0.389 (1, 2)						6-3	1-3	K		F8		5	1	2	3	1	2	2								
Frank Duffy, R OBP: 0.257, SLG: 0.273 (1, 6)		FC5			1-3	1B						6	1	2	1	0	1	7								
Inning Stats	R: 0 E: 0 K: 2 S: 7	H: 0 LOB: 0 BB: 0 P: 7	R: 0 E: 0 K: 1 S: 6	H: 1 LOB: 3 BB: 2 P: 14	R: 0 E: 0 K: 1 S: 6	H: 1 LOB: 1 BB: 0 P: 6	R: 0 E: 0 K: 0 S: 3	H: 0 LOB: 0 BB: 0 P: 3	R: 2 E: 0 K: 0 S: 6	H: 3 LOB: 2 BB: 1 P: 10	R: 1 E: 0 K: 1 S: 6	H: 2 LOB: 2 BB: 2 P: 14	R: 1 E: 0 K: 0 S: 3	H: 0 LOB: 1 BB: 2 P: 11	R: 1 E: 0 K: 1 S: 6	H: 1 LOB: 1 BB: 1 P: 10	R: 0 E: 0 K: 0 S: 4	H: 1 LOB: 0 BB: 0 P: 4	R: 0 E: 0 K: 0 S: 4	H: 1 LOB: 1 BB: 0 P: 4	R: 0 E: 0 K: 2 S: 9	H: 2 LOB: 1 BB: 2 P: 17	1B: 7 2B: 3 3B: 1 HR: 1	SF: 0 SAC: 1 DP: 0 HBP: 0	WP: 1 PB: 0 SB: 0 CS: 0	PA: 54
PITCHER	IP ERA WLS BF H R ER SO BB IBB HBP BLK WP HR S P ERA WHIP	5.0 5.4 1.0 6 2 1 1 1 2 0 0 0 0 0 6 14 9.00 4.000	7.1 5.0 L 23 5 4 4 3 2 1 0 0 1 1 26 38 7.20 1.400																							

Cleveland Indians @ Toronto Blue Jays
Exhibition Stadium, Toronto, ON
Mon Jun 20 1977, 7:05 PM EDT
Att: 24,568 - Unknown - 68 F


AB 43
R 8
H 12
RBI 8
BB 10
SO 8
LOB 24



Batter	1	2	3	4	5	6	7	8	9	10	11	AB	R	H	RBI	BB	SO	LOB	BOTTOM							
John Scott, R OBP: 0.274, SLG: 0.336 (1, 8)	K		F3		5-3	K				F7		6	0	0	0	0	2	3								
Bob Bailor, R OBP: 0.348, SLG: 0.440 (1, 6)	5-3		K			S		F8		6-3		5	0	1	0	0	1	0								
Roy Howell, L OBP: 0.389, SLG: 0.377 (1, 5)	K		K					F7				4	0	0	0	1	2	0								
Ron Fairly, L OBP: 0.415, SLG: 0.508 (1, 9)						1B		F8				5	2	4	0	0	0	2								
Al Woods, L OBP: 0.381, SLG: 0.497 (1, 7)						1B																				
Sam Ewing, L OBP: 0.370, SLG: 0.385 (4, PR) (5, 7)		1B	SH2-3		1B	1B				F9		2	1	2	0	0	0	0								
Doug Rader, R OBP: 0.373, SLG: 0.437 (1, 10)		SH2-3				1B						3	1	1	1	1	0	0								
Doug Ault, R OBP: 0.329, SLG: 0.406 (1, 3)						1B						5	0	3	1	0	1	1								
Alan Ashby, S OBP: 0.291, SLG: 0.306 (1, 2)						1B						4	0	1	1	1	0	3								
Dave McKay, S OBP: 0.268, SLG: 0.268 (1, 4)												4	0	1	0	0	1	4								
Ernie Whitt, L (11, PH)		G5-3								F8		1	0	0	0	0	1	2								
Inning Stats	R: 0 E: 0 K: 2 S: 7	H: 0 LOB: 0 BB: 0 P: 7	R: 2 E: 0 K: 0 S: 6	H: 4 LOB: 1 BB: 0 P: 6	R: 0 E: 0 K: 2 S: 7	H: 0 LOB: 0 BB: 0 P: 7	R: 2 E: 0 K: 1 S: 8	H: 4 LOB: 2 BB: 0 P: 8	R: 0 E: 0 K: 1 S: 6	H: 1 LOB: 2 BB: 1 P: 10	R: 1 E: 1 K: 2 S: 8	H: 1 LOB: 1 BB: 1 P: 12	R: 0 E: 0 K: 0 S: 4	H: 1 LOB: 1 BB: 0 P: 4	R: 0 E: 0 K: 0 S: 3	H: 0 LOB: 0 BB: 0 P: 3	R: 0 E: 0 K: 0 S: 3	H: 0 LOB: 0 BB: 0 P: 3	R: 0 E: 0 K: 0 S: 3	H: 1 LOB: 1 BB: 1 P: 3	R: 0 E: 1 K: 1 S: 6	H: 1 LOB: 2 BB: 1 P: 10	1B: 12 2B: 1 3B: 0 HR: 0	SF: 0 SAC: 1 DP: 3 HBP: 0	WP: 0 PB: 0 SB: 1 CS: 0	PA: 46
PITCHER	IP ERA WLS BF H R ER SO BB IBB HBP BLK WP HR S P ERA WHIP	3.0 5.24 7.1 W 29 6 1 0 4 3 0 0 0 0 4 4 12.00 2.333	0.2 S 2 0 0 0 1 0 0 0 0 0 0 0 4 4 0.00 0.000																							

Cleveland Indians @ Toronto Blue Jays
Exhibition Stadium, Toronto, ON
Mon Jun 20 1977, 7:05 PM EDT
Att: 24,568 - Unknown - 68 F

AB 42
R 5
H 13
RBI 3
BB 3
SO 9
LOB 19



Batter	1	2	3	4	5	6	7	8	9	AB	R	H	RBI	BB	SO	LOB	TOP															
Duane Kuiper, L OBP: 0.332, SLG: 0.301 (1, 4)	0-0 4-3		0-0 6-3		0-0 G4-6-3		0-0 F9	0-0 1B		5	0	1	0	0	0	1																
Paul Dade, R OBP: 0.386, SLG: 0.390 (1, 9)	0-0 FC4-6 1B		0-0 F8		0-0 PB 2B		4-0 2B	0-0 SF8 1B		3	2	2	1	1	0	0																
Jim Norris, L OBP: 0.372, SLG: 0.369 (1, 8)	0-0 FC4-6 FC6-4 1B		0-0 1B		0-0 WP 2B		0-0 F8	2-3 3H K		5	0	2	1	0	1	4																
Rico Carly, R OBP: 0.358, SLG: 0.373 (1, 10)	0-0 FC6-4		0-3 K		4-0 2B		0-0 1B		0-0 F7	3	0	1	1	1	1	2																
John Lowenstein, L OBP: 0.391, SLG: 0.376 (7, PR)	0-0 FC6-4		0-3 K		4-0 2B		0-0 1B		0-0 F7	1	0	0	0	0	0	0																
Andre Thornton, R OBP: 0.317, SLG: 0.437 (1, 3)		0-0 E BB G6-4-3 1B		0-0 L5		0-3 K		4-0 BB		4	1	2	0	1	1	2																
Buddy Bell, R OBP: 0.376, SLG: 0.431 (1, 5)		4-0 G6-4-3 E BB		0-3 K		4-0 SH1-4 BB		0-0 F7		3	0	1	0	2	1	2																
Fred Kendall, R OBP: 0.288, SLG: 0.392 (1, 2)		4-0 G6-4-3 BB		0-0 2B		0-0 SH1-4		0-0 F4	0-0 F9	3	0	1	0	1	0	2																
Ron Pruitt, R OBP: 0.313, SLG: 0.321 (1, 7)		0-0 G6-4-3		0-0 6-3		0-0 F8		4-0 1B E SF8 BB	0-0 1B	4	1	1	0	1	0	4																
Frank Duffy, R OBP: 0.256, SLG: 0.273 (1, 6)		0-0 F9				0-0 G4-6-3 1B		0-0 F8	0-0 FC SF8 1B	4	0	1	0	0	0	3																
Inning Stats	R: 0 E: 0 K: 0 S: 4	H: 1 LOB: 1 BB: 0 P: 4	R: 1 E: 1 K: 0 S: 3	H: 1 LOB: 1 BB: 2 P: 11	R: 0 E: 0 K: 1 S: 6	H: 1 LOB: 1 BB: 0 P: 6	R: 0 E: 0 K: 1 S: 6	H: 1 LOB: 1 BB: 0 P: 6	R: 1 E: 0 K: 1 S: 7	H: 3 LOB: 2 BB: 1 P: 11	R: 0 E: 0 K: 0 S: 3	H: 0 LOB: 1 BB: 1 P: 7	R: 1 E: 0 K: 0 S: 4	H: 1 LOB: 2 BB: 2 P: 12	R: 1 E: 1 K: 1 S: 7	H: 1 LOB: 2 BB: 0 P: 11	R: 0 E: 0 K: 0 S: 5	H: 3 LOB: 3 BB: 0 P: 5	1B: 9 2B: 3 3B: 0 HR: 0	SF: 1 SAC: 1 DP: 2 HBP: 0	WP: 1 PB: 1 SB: 0 CS: 0	PA: 44										
PITCHER	IP	WLS	BF	H	R	ER	SO	BB	IBB	HBP	BLK	WP	HR	S	P	ERA	WHIP															
Jerry Garvin, L ERA: 3.66 (1, 1)	6.2	L	31	8	3	3	3	5	0	0	0	1	0	32	52	4.05	1.950															
Tom Bruno, R ERA: 7.71 (7, 1)	1.0		7	1	1	0	0	2	0	0	0	0	0	5	13	0.00	3.000															
Dennis DeBarr, L ERA: 3.86 (8, 1)	1.1		6	3	0	0	1	0	0	0	0	0	0	8	8	0.00	2.250															

Cleveland Indians @ Toronto Blue Jays
Exhibition Stadium, Toronto, ON
Tue Jun 21 1977, 7:05 PM EDT
Att: 18,039 - Unknown - 68 F

AB 35
R 4
H 12
RBI 3
BB 7
SO 4
LOB 20





Batter	1	2	3	4	5	6	7	8	9	AB	R	H	RBI	BB	SO	LOB	BOTTOM														
John Scott, R OBP: 0.262, SLG: 0.322 (1, 8)	0-0 6-3		0-0 4-3		0-0 L4		0-0 F8		0-0 L6	5	0	0	0	0	0	3															
Roy Howell, L OBP: 0.364, SLG: 0.366 (1, 5)	0-0 L5		4-0 1B BB			0-0 4-3		0-0 F5	0-3 K	4	0	0	0	1	1	1															
Bob Bailor, R OBP: 0.356, SLG: 0.446 (1, 6)	0-0 5-3		0-0 1B			0-0 1B		0-0 BB HBP 1B		4	0	3	0	0	0	0															
Doug Rader, R OBP: 0.371, SLG: 0.433 (1, 10)		0-0 4-3 1B		0-0 F7		0-3 K		0-0 F8		4	0	1	0	0	1	4															
Ron Fairly, L OBP: 0.411, SLG: 0.500 (1, 9)		0-0 4-3		0-0 F8		0-0 F7		1-0 BB HBP		3	0	0	0	0	0	2															
Doug Ault, R OBP: 0.332, SLG: 0.405 (1, 3)		0-3 K		0-0 G5-4-3 1B		0-0 5-3		4-0 1-2 2-3 BB		3	0	1	0	1	1																
Alan Ashby, S OBP: 0.290, SLG: 0.302 (1, 2)		4-0 FC1-4 BB		0-0 G5-4-3		0-0 5-3		0-3 K		3	0	0	0	1	1	4															
Dave McKay, S OBP: 0.211, SLG: 0.264 (1, 4)		0-0 FC1-4				0-0 6-3		4-0 BB BB		2	0	0	0	1	0	2															
Ernie Whitt, L (9, PH)		0-0 1-2 BB				0-0 6-3			0-3 K	1	0	0	0	0	1	0															
Steve Bowling, R OBP: 0.274, SLG: 0.157 (1, 7)				0-0 6-3		0-3 K		4-0 1-2 BB		2	0	0	0	1	1	0															
Sam Ewing, L OBP: 0.376, SLG: 0.394 (9, PH)				0-0 6-3		0-0 K		1-2 BB		1	0	1	0	0	0	0															
Inning Stats	R: 0 E: 0 K: 0 S: 3	H: 0 LOB: 0 BB: 0 P: 3	R: 0 E: 0 K: 1 S: 6	H: 1 LOB: 2 BB: 1 P: 10	R: 0 E: 0 K: 0 S: 4	H: 1 LOB: 2 BB: 1 P: 8	R: 0 E: 0 K: 0 S: 3	H: 1 LOB: 0 BB: 0 P: 3	R: 0 E: 0 K: 1 S: 6	H: 1 LOB: 1 BB: 0 P: 6	R: 0 E: 0 K: 0 S: 3	H: 0 LOB: 2 BB: 2 P: 11	R: 0 E: 0 K: 1 S: 6	H: 1 LOB: 3 BB: 1 P: 11	R: 0 E: 0 K: 2 S: 8	H: 1 LOB: 1 BB: 0 P: 8	1B: 6 2B: 0 3B: 0 HR: 0	SF: 0 SAC: 0 DP: 1 HBP: 1	WP: 0 PB: 0 SB: 0 CS: 0	PA: 38											
PITCHER	IP	WLS	BF	H	R	ER	SO	BB	IBB	HBP	BLK	WP	HR	S	P	ERA	WHIP														
Rick Waits, L ERA: 3.6 (1, 1)	6.2		27	4	0	0	0	4	0	0	0	0	0	29	45	0.00	1.200														
Don Hood, L ERA: 2.56 (7, 1)	1.0		6	1	0	0	0	1	0	1	0	0	0	4	9	0.00	2.000														
Jim Kern, R ERA: 2.7 (8, 1)	1.1	S	5	1	0	0	3	0	0	0	0	0	0	11	11	0.00	0.750														

Cleveland Indians @ Toronto Blue Jays
Exhibition Stadium, Toronto, ON
Tue Jun 21 1977, 7:05 PM EDT
Att: 18,039 - Unknown - 68 F

AB 32
R 0
H 6
RBI 0
BB 5
SO 6
LOB 17



Batter	1	2	3	4	5	6	7	8	9	10	11	12	AB R H RBI BB SO LOB	TOP														
Duane Kuiper, L OBP: 0.353, SLG: 0.303 (1.4)	4-3		G4-3 1B		G4-3 1B		K		G5-3			SH1-3	5 0 2 1 0 1 3	<p>Cleveland Indians @ Toronto Blue Jays Exhibition Stadium, Toronto, ON Wed Jun 22 1977, 7:05 PM EDT Att: 29,750 - Unknown - 78 F</p> <p>AB 45 R 7 H 14 RBI 5 BB 4 SO 11 LOB 18</p> 														
Paul Dade, R OBP: 0.392, SLG: 0.414 (1.9)	K		F8		G4-3			HR		G4-6-3 1B		1B BB 1B	6 2 3 1 0 1 3															
Jim Norris, L OBP: 0.363, SLG: 0.361 (1.8)	K			E6 FC5-4	6-3			F7		G4-6-3		SF7	5 0 0 1 0 1 1															
Rico Carly, R OBP: 0.597, SLG: 0.371 (1.10)		5-3		FC5-4								BB BB 1B	6 0 2 0 0 1 1 0 0 0 0 0 0 0															
Ron Pruitt, R OBP: 0.313, SLG: 0.321 (12. PR)						G6-4-3 1B		K		6-3		BB BB 1B	5 0 0 0 0 4 2 0 0 0 0 1 0 0 0 0 0 0 0 0 0															
Andre Thornton, R OBP: 0.304, SLG: 0.417 (1.3)		K		K				L5			K	BB BB	5 0 0 0 0 4 2 0 0 0 0 1 0 0 0 0 0 0 0 0 0															
Johnny Grubb, L OBP: 0.420, SLG: 0.482 (12. PH)													5 0 2 1 1 2 2															
Bill Melton, R OBP: 0.288, SLG: 0.246 (12. 3)												BB	5 2 1 0 1 1 5															
Buddy Bell, R OBP: 0.381, SLG: 0.431 (1.5)		1B				G6-4-3			K		1B	BB	5 0 2 1 1 2 2															
John Lowenstein, L OBP: 0.387, SLG: 0.380 (1.7)											1B	BB	5 2 1 0 1 1 5															
John Lowenstein, L OBP: 0.387, SLG: 0.380 (1.7)		5-3									K	F7	5 2 1 0 1 1 5															
Ray Fosse, R OBP: 0.299, SLG: 0.389 (1.2)													5 1 2 0 0 0 1															
Frank Duffy, R OBP: 0.260, SLG: 0.281 (1.6)				F8								BB BB SH1-3 SF7	3 2 2 1 1 0 0															
Inning Stats	R: 0 H: 0 E: 0 K: 2 S: 7	H: 0 LOB: 0 BB: 0 P: 7	R: 0 H: 1 E: 0 K: 1 S: 6	H: 1 LOB: 1 BB: 0 P: 6	R: 0 H: 1 E: 0 K: 1 S: 4	H: 1 LOB: 1 BB: 0 P: 4	R: 0 H: 0 E: 1 K: 2 S: 8	H: 0 LOB: 0 BB: 0 P: 8	R: 3 H: 2 E: 1 K: 0 S: 5	H: 2 LOB: 0 BB: 1 P: 9	R: 0 H: 1 E: 0 K: 1 S: 5	H: 1 LOB: 1 BB: 0 P: 6	R: 1 H: 1 E: 0 K: 1 S: 6	H: 3 LOB: 0 BB: 0 P: 6	R: 1 H: 1 E: 0 K: 1 S: 7	H: 3 LOB: 1 BB: 0 P: 7	R: 0 H: 1 E: 0 K: 0 S: 3	H: 1 LOB: 0 BB: 0 P: 3	R: 0 H: 1 E: 0 K: 2 S: 8	H: 1 LOB: 1 BB: 0 P: 8	R: 2 H: 2 E: 0 K: 0 S: 5	H: 2 LOB: 3 BB: 3 P: 17	1B: 12 SF: 1 2B: 1 SAC: 2 3B: 0 DP: 4 HR: 1 HBP: 0	WP: 1 PA: 52 PB: 0 SB: 0 CS: 0				
PITCHER	IP WLS BF H R ER SO BB IBB HBP BLK WP HR S P ERA WHIP													PITCHER	IP WLS BF H R ER SO BB IBB HBP BLK WP HR S P ERA WHIP													
Pete Vuckovich, R ERA: 3.15 (1.1)	8.1	36	10	5	3	9	1	0	0	0	0	1	53	57	3.24	1.320												
Mike Willis, L ERA: 2.66 (9.1)	2.2	8	2	0	0	2	0	0	0	0	0	0	12	12	0.00	0.750												
Jerry Johnson, R ERA: 3.07 (12.1)	0.2	L	6	2	2	0	2	0	0	0	0	0	4	12	27.00	6.000												
Tom Bruno, R ERA: 7.53 (12.1)	0.1	2	0	0	0	0	1	0	0	0	0	0	1	5	0.00	3.000												

Batter	1	2	3	4	5	6	7	8	9	10	11	12	AB R H RBI BB SO LOB	BOTTOM													
Bob Bailor, R OBP: 0.351, SLG: 0.438 (1.6)	F7		F5		1B 1B				FC6-4 1B 1B		G1-6-3		6 2 1 0 0 0 2	<p>Cleveland Indians @ Toronto Blue Jays Exhibition Stadium, Toronto, ON Wed Jun 22 1977, 7:05 PM EDT Att: 29,750 - Unknown - 78 F</p> <p>AB 45 R 5 H 12 RBI 5 BB 3 SO 8 LOB 13</p> 													
Roy Howell, L OBP: 0.374, SLG: 0.385 (1.5)					1B 1B		F8					K	6 1 4 0 0 1 0														
Al Woods, L OBP: 0.385, SLG: 0.494 (1.7)	1B		2B		1B							6-3	5 0 2 2 1 0 2														
Ron Fairly, L OBP: 0.409, SLG: 0.492 (1.3)	F7		F2		1B							1B	5 1 1 1 1 1 4														
Ron Fairly, L OBP: 0.409, SLG: 0.492 (1.3)	F3				SF8 BB				F4			K	5 1 1 1 1 1 4														
Sam Ewing, L OBP: 0.367, SLG: 0.380 (1.9)					1B				1-3				5 1 1 0 0 0 1														
Doug Radar, R OBP: 0.364, SLG: 0.425 (1.10)					SF8 1B								4 0 0 1 0 1 1														
Doug Radar, R OBP: 0.364, SLG: 0.425 (1.10)		1-3			SF8				F8			6-3	4 0 0 1 0 1 1														
John Scott, R OBP: 0.268, SLG: 0.328 (1.8)					BB							K	4 0 1 1 1 3 0														
John Scott, R OBP: 0.268, SLG: 0.328 (1.8)					2B				K			K	4 0 1 1 1 3 0														
Alan Ashby, S OBP: 0.284, SLG: 0.294 (1.2)													5 0 0 0 0 0 2														
Alan Ashby, S OBP: 0.284, SLG: 0.294 (1.2)					F8				F8			6-3	5 0 0 0 0 0 2														
Dave McKay, S OBP: 0.207, SLG: 0.259 (1.4)													3 0 0 0 0 2 1														
Ernie Whitt, L OBP: 0.167, SLG: 0.167 (9. PH)													1 0 1 0 0 0 0														
Steve Bowling, R OBP: 0.274, SLG: 0.157 (9. PR)													0 0 0 0 0 0 0														
Hector Torres, R OBP: 0.292, SLG: 0.337 (10.4)									FC6-4 1B			G1-6-3 1B	1 0 1 0 0 0 0														
Inning Stats	R: 0 H: 1 E: 0 K: 0 S: 4	H: 1 LOB: 1 BB: 0 P: 7	R: 0 H: 0 E: 0 K: 0 S: 3	H: 0 LOB: 1 BB: 1 P: 7	R: 0 H: 1 E: 0 K: 1 S: 6	H: 1 LOB: 1 BB: 0 P: 6	R: 2 H: 2 E: 0 K: 1 S: 7	H: 2 LOB: 1 BB: 1 P: 11	R: 2 H: 4 E: 0 K: 1 S: 8	H: 4 LOB: 1 BB: 0 P: 8	R: 0 H: 0 E: 0 K: 1 S: 5	H: 0 LOB: 0 BB: 0 P: 5	R: 0 H: 0 E: 0 K: 0 S: 3	H: 0 LOB: 0 BB: 0 P: 5	R: 0 H: 3 E: 0 K: 0 S: 6	H: 3 LOB: 2 BB: 0 P: 6	R: 0 H: 0 E: 0 K: 1 S: 5	H: 0 LOB: 0 BB: 0 P: 5	R: 0 H: 1 E: 0 K: 2 S: 8	H: 1 LOB: 0 BB: 0 P: 8	R: 0 H: 0 E: 0 K: 2 S: 7	H: 0 LOB: 0 BB: 0 P: 7	1B: 10 SF: 1 2B: 2 SAC: 0 3B: 0 DP: 1 HR: 0 HBP: 0	WP: 0 PA: 49 PB: 0 SB: 1 CS: 0			
PITCHER	IP WLS BF H R ER SO BB IBB HBP BLK WP HR S P ERA WHIP													PITCHER	IP WLS BF H R ER SO BB IBB HBP BLK WP HR S P ERA WHIP												
Dennis Eckersley, R ERA: 3.24 (1.1)	8.1	36	9	5	5	5	3	0	0	0	0	43	55	5.40	1.440												
Jim Kern, R ERA: 2.53 (9.1)	2.2	W	10	3	0	1	0	0	0	0	0	12	12	0.00	1.125												
Sid Mongie, L ERA: 5.78 (12.1)	1.0	S	3	0	0	0	2	0	0	0	0	7	7	0.00	0.000												

Batter	1	2	3	4	5	6	7	8	9	AB	R	H	RBI	BB	SO	LOB	TOP								
Duane Kuiper, L OBP: 0.332, SLG: 0.303 (1,4)										4	1	1	0	0	0	0									
Paul Dade, R OBP: 0.389, SLG: 0.410 (1,9)										4	0	1	0	0	0	1									
Jim Norris, L OBP: 0.361, SLG: 0.363 (1,8)										4	0	1	1	0	1	1									
Rico Carty, R OBP: 0.360, SLG: 0.396 (1,10)										4	2	2	1	0	0	1									
Andre Thornton, R OBP: 0.302, SLG: 0.411 (1,3)										4	0	1	0	0	1	1									
Buddy Bell, R OBP: 0.376, SLG: 0.441 (1,5)										4	1	1	2	0	0	2									
Johnny Grubb, L OBP: 0.413, SLG: 0.465 (1,7)										3	0	0	0	1	1	0									
Fred Kendall, R OBP: 0.280, SLG: 0.380 (1,2)										3	0	0	0	0	0	1									
Frank Duffy, R OBP: 0.264, SLG: 0.275 (1,6)										3	0	0	0	0	1	1									
Inning Stats	R: 1 E: 0 K: 0 S: 6	H: 3 LOB: 2 BB: 0 P: 6	R: 0 E: 0 K: 0 S: 2	H: 0 LOB: 0 BB: 1 P: 6	R: 0 E: 0 K: 1 S: 5	H: 0 LOB: 0 BB: 0 P: 5	R: 2 E: 0 K: 1 S: 7	H: 2 LOB: 0 BB: 0 P: 7	R: 0 E: 0 K: 1 S: 6	H: 1 LOB: 1 BB: 0 P: 6	R: 1 E: 0 K: 0 S: 6	H: 1 LOB: 0 BB: 0 P: 6	R: 0 E: 0 K: 0 S: 3	H: 0 LOB: 0 BB: 0 P: 3	R: 0 E: 0 K: 0 S: 3	H: 0 LOB: 0 BB: 0 P: 3	R: 0 E: 0 K: 0 S: 3	H: 0 LOB: 0 BB: 0 P: 3	1B: 4 2B: 1 3B: 0 HR: 2	SF: 0 SAC: 0 DP: 1 HBP: 0	WP: 0 PB: 0 SB: 0 CS: 0	PA: 34			
PITCHER Jesse Jefferson, R ERA: 4.29 (1,1)	IP: 9.0 WLS: L BF: 34	H: 7 R: 4 ER: 4 SO: 4	BB: 1 IBB: 0 HBP: 0 BLK: 0	WP: 0 HR: 2 S: 41 P: 45	ERA: 4.00 WHIP: 0.889																				

Cleveland Indians @ Toronto Blue Jays
Exhibition Stadium, Toronto, ON
Thu Jun 23 1977, 7:05 PM EDT
Att: 16,747 - Unknown - 75 F


AB 33
R 4
H 7
RBI 4
BB 1
SO 4
LOB 8



Batter	1	2	3	4	5	6	7	8	9	AB	R	H	RBI	BB	SO	LOB	BOTTOM								
John Scott, R OBP: 0.267, SLG: 0.325 (1,8)										4	0	1	0	0	0	3									
Bob Bailor, R OBP: 0.344, SLG: 0.429 (1,6)										4	0	0	0	0	0	1									
Roy Howell, L OBP: 0.366, SLG: 0.375 (1,5)										4	0	0	0	0	0	1									
Ron Fairly, L OBP: 0.402, SLG: 0.481 (1,9)										4	0	0	0	0	0	0									
Doug Rader, R OBP: 0.362, SLG: 0.422 (1,10)										4	0	1	0	0	0	0									
Sam Ewing, L OBP: 0.386, SLG: 0.392 (1,7)										3	0	2	0	1	1	0									
Doug Ault, R OBP: 0.328, SLG: 0.399 (1,3)										3	0	0	0	0	0	4									
Hector Torres, R OBP: 0.283, SLG: 0.326 (1,4)										3	0	0	0	0	0	3									
Alan Ashby, S OBP: 0.284, SLG: 0.291 (1,2)										2	0	0	0	1	0	0									
Inning Stats	R: 0 E: 0 K: 0 S: 3	H: 0 LOB: 1 BB: 1 P: 7	R: 0 E: 0 K: 0 S: 3	H: 0 LOB: 0 BB: 0 P: 3	R: 0 E: 0 K: 0 S: 3	H: 0 LOB: 0 BB: 0 P: 3	R: 0 E: 0 K: 0 S: 5	H: 2 LOB: 3 BB: 1 P: 9	R: 0 E: 0 K: 0 S: 3	H: 0 LOB: 0 BB: 0 P: 3	R: 0 E: 0 K: 0 S: 4	H: 1 LOB: 1 BB: 0 P: 4	R: 0 E: 1 K: 0 S: 4	H: 1 LOB: 1 BB: 0 P: 4	R: 0 E: 0 K: 1 S: 5	H: 0 LOB: 0 BB: 0 P: 5	1B: 4 2B: 0 3B: 0 HR: 0	SF: 0 SAC: 0 DP: 0 HBP: 0	WP: 0 PB: 0 SB: 0 CS: 0	PA: 33					
PITCHER Wayne Garland, R ERA: 4.67 (1,1)	IP: 9.0 WLS: W BF: 33	H: 4 R: 0 ER: 0 SO: 1	BB: 2 IBB: 0 HBP: 0 BLK: 0	WP: 0 HR: 0 S: 33 P: 41	ERA: 0.00 WHIP: 0.667																				

Cleveland Indians @ Toronto Blue Jays
Exhibition Stadium, Toronto, ON
Thu Jun 23 1977, 7:05 PM EDT
Att: 16,747 - Unknown - 75 F

AB 31
R 0
H 4
RBI 0
BB 2
SO 1
LOB 12



Batter	1	2	3	4	5	6	7	8	9	AB	R	H	RBI	BB	SO	LOB	TOP			
Duane Kuiper, L (1,4) OBP: 0.327, SLG: 0.298	0-0 5-3		0-0 F7			0-0 6-3		0-0 4-3		4	0	0	0	0	0	0	Cleveland Indians @ Detroit Tigers Tiger Stadium, Detroit, MI Fri Jun 24 1977, 7:05 PM EDT Att: 22,533 - Unknown			
Paul Dade, R (1,9) OBP: 0.380, SLG: 0.400	0-0 5-3			0-0 6-3		0-0 F8		0-0 6-3		4	0	0	0	0	0	0				
Jim Norris, L (1,8) OBP: 0.359, SLG: 0.358	0-0 4-3			4-0 1B SF8 BB		0-0 4-3			0-0 4-3	3	1	0	0	1	0	0				
Rico Carty, R (1,10) OBP: 0.364, SLG: 0.399		0-0 5-3		0-0 SF8 1B			0-0 HR 1B		0-0 6-3	4	1	2	0	0	0	0				
Andre Thornton, R (1,3) OBP: 0.308, SLG: 0.470		0-0 HR		0-0 SF8			0-0 HR		0-0 F2	3	2	2	4	0	0	0				
Buddy Bell, R (1,5) OBP: 0.374, SLG: 0.435		0-3 K		0-0 1-3			0-0 F9			3	0	0	0	0	1	1				
Johnny Grubb, L (1,7) OBP: 0.411, SLG: 0.461		0-0 4-3			0-0 CS 1B		0-0 L4			3	0	1	0	0	0	0				
Ray Fosse, R (1,2) OBP: 0.293, SLG: 0.381			0-0 F4		0-0 F9		0-0 6-3			3	0	0	0	0	0	1				
Frank Duffy, R (1,6) OBP: 0.259, SLG: 0.270			0-0 6-3		0-0 F7		0-0 6-3			3	0	0	0	0	0	1				
Inning Stats	R: 0 E: 0 K: 0 S: 3	H: 0 LOB: 0 BB: 0 P: 3	R: 1 E: 0 K: 1 S: 6	H: 1 LOB: 0 BB: 0 P: 6	R: 0 E: 0 K: 0 S: 3	H: 0 LOB: 0 BB: 0 P: 3	R: 1 E: 0 K: 0 S: 4	H: 1 LOB: 1 BB: 1 P: 8	R: 0 E: 0 K: 0 S: 3	H: 1 LOB: 0 BB: 0 P: 3	R: 2 E: 0 K: 0 S: 5	H: 2 LOB: 0 BB: 0 P: 5	R: 0 E: 0 K: 0 S: 3	H: 0 LOB: 0 BB: 0 P: 3	R: 0 E: 0 K: 0 S: 3	H: 0 LOB: 0 BB: 0 P: 3	1B: 3 2B: 0 3B: 0 HR: 2	SF: 1 SAC: 0 DP: 0 HBP: 0	WP: 0 PB: 0 SB: 0 CS: 1	PA: 32
PITCHER Fernando Arroyo, R (1,1) ERA: 3.21	IP: 9.0 WLS: L BF: 32	H: 5 R: 4 ER: 4 SO: 1	BB: 1 IBB: 0 HBP: 0 BLK: 0	WP: 0 HR: 2 S: 33 P: 37	ERA: 4.00 WHIP: 0.667															

Batter	1	2	3	4	5	6	7	8	9	AB	R	H	RBI	BB	SO	LOB	BOTTOM					
Ron LeFlore, R (1,8) OBP: 0.305, SLG: 0.384	0-0 4-3		0-3 K		0-0 6-3		0-0 G4-3 1B		0-0 5-3	5	0	1	0	0	1	1	Cleveland Indians @ Detroit Tigers Tiger Stadium, Detroit, MI Fri Jun 24 1977, 7:05 PM EDT Att: 22,533 - Unknown					
Tito Fuentes, S (1,4) OBP: 0.331, SLG: 0.385	0-0 5-3		0-0 F7		4-0 FC3-6 BB		0-0 G4-3 1-2			3	0	0	0	1	0	2						
Rusty Staub, L (1,10) OBP: 0.291, SLG: 0.376	0-0 F3		4-0 1-2 BB		0-0 FC3-6 BB		0-0 1B			3	0	1	0	1	0	1						
Steve Kemp, L (1,7) OBP: 0.349, SLG: 0.475		0-0 HR	0-3 K		4-0 1-2 BB		0-0 4-3			3	1	1	1	1	1	3						
Jason Thompson, L (1,3) OBP: 0.354, SLG: 0.478		0-0 F7		0-0 F5		0-0 F8		0-0 F8		4	0	0	0	0	0	2						
Ben Oglivie, L (1,9) OBP: 0.309, SLG: 0.452		0-0 E 1B		0-0 4-3		0-0 F8		0-0 F8		4	0	1	0	0	0	0						
Phil Mankowski, L (1,5) OBP: 0.351, SLG: 0.386		0-3 K		0-0 1B 1B		0-0 HR		0-0 F9		4	1	2	1	0	1	1						
John Wockenfuss, R (1,2) OBP: 0.355, SLG: 0.600		0-0 4-3		0-0 FC6 1B		0-0 6-3		0-0 6-3		4	0	1	0	0	0	1						
Tom Veryzer, R (1,6) OBP: 0.242, SLG: 0.286			0-0 BB 1B		0-0 FC6 1-2		0-0 F8		0-0 F2	3	0	1	0	0	0	2						
Tim Corcoran, L (9,PH)										1	0	0	0	0	0	0						
Inning Stats	R: 0 E: 0 K: 0 S: 3	H: 0 LOB: 0 BB: 0 P: 3	R: 1 E: 1 K: 1 S: 7	H: 2 LOB: 1 BB: 0 P: 7	R: 0 E: 0 K: 2 S: 8	H: 1 LOB: 2 BB: 1 P: 12	R: 0 E: 0 K: 0 S: 5	H: 2 LOB: 2 BB: 0 P: 5	R: 0 E: 0 K: 0 S: 3	H: 0 LOB: 2 BB: 2 P: 11	R: 1 E: 0 K: 0 S: 4	H: 1 LOB: 0 BB: 0 P: 4	R: 0 E: 0 K: 0 S: 4	H: 2 LOB: 1 BB: 0 P: 4	R: 0 E: 0 K: 0 S: 3	H: 0 LOB: 0 BB: 0 P: 3	R: 0 E: 0 K: 0 S: 3	H: 0 LOB: 0 BB: 0 P: 3	1B: 6 2B: 0 3B: 0 HR: 2	SF: 0 SAC: 0 DP: 1 HBP: 0	WP: 0 PB: 0 SB: 0 CS: 0	PA: 37
PITCHER Jim Bibby, R (1,1) ERA: 3.28	IP: 9.0 WLS: W BF: 37	H: 8 R: 2 ER: 2 SO: 3	BB: 3 IBB: 0 HBP: 0 BLK: 0	WP: 0 HR: 2 S: 40 P: 52	ERA: 2.00 WHIP: 1.222																	

Batter	1	2	3	4	5	6	7	8	9	AB	R	H	RBI	BB	SO	LOB	TOP					
Duane Kuiper, L (1, 4) OBP: 0.328, SLG: 0.308										5	0	2	1	0	0	2	Cleveland Indians @ Detroit Tigers Tiger Stadium, Detroit, MI Sat Jun 25 1977, 3:33 AM EDT Att: 37,279 - Unknown - 87 F					
Paul Dade, R (1, 9) OBP: 0.376, SLG: 0.394										5	1	1	0	0	1	5						
Jim Norris, L (1, 8) OBP: 0.361, SLG: 0.361										4	1	2	0	0	0	1						
Rico Carty, R (1, 10) OBP: 0.361, SLG: 0.395										4	0	1	0	0	1	2						
Andre Thornton, R (1, 3) OBP: 0.299, SLG: 0.454										4	0	0	0	0	3	2						
Buddy Bell, R (1, 5) OBP: 0.368, SLG: 0.429										3	0	0	1	0	1	0						
Johnny Grubb, L (1, 7) OBP: 0.432, SLG: 0.473										2	1	2	0	2	0	0						
Fred Kendall, R (1, 2) OBP: 0.279, SLG: 0.375										4	0	1	0	0	0	4						
Frank Duffy, R (1, 6) OBP: 0.265, SLG: 0.282										4	1	2	1	0	0	1						
Inning Stats	R: 0 E: 0 K: 0 S: 3	H: 1 LOB: 0 BB: 0 P: 3	R: 0 E: 0 K: 2 S: 7	H: 0 LOB: 0 BB: 0 P: 7	R: 0 E: 0 K: 1 S: 7	H: 2 LOB: 2 BB: 0 P: 7	R: 0 E: 0 K: 0 S: 3	H: 1 LOB: 0 BB: 0 P: 3	R: 1 E: 0 K: 0 S: 5	H: 2 LOB: 2 BB: 1 P: 9	R: 1 E: 0 K: 1 S: 8	H: 3 LOB: 2 BB: 0 P: 8	R: 2 E: 1 K: 0 S: 5	H: 2 LOB: 0 BB: 0 P: 5	R: 0 E: 0 K: 2 S: 7	H: 0 LOB: 1 BB: 0 P: 11	R: 0 E: 0 K: 0 S: 3	H: 0 LOB: 0 BB: 0 P: 3	1B: 8 2B: 3 3B: 0 HR: 0	SF: 1 SAC: 0 DP: 2 HBP: 0	WP: 0 PB: 0 SB: 0 CS: 1	PA: 38
PITCHER Mark Fidrych, R (1, 1) ERA: 1.8	IP: 9.0 WLS: W BF: 38 H: 11 R: 4 ER: 3 SO: 6 BB: 2 IBB: 0 HBP: 0 BLK: 0 WP: 0 HR: 0 S: 48 P: 56 ERA: 3.00 WHIP: 1.444															PITCHER						

Batter	1	2	3	4	5	6	7	8	9	AB	R	H	RBI	BB	SO	LOB	BOTTOM			
Ron LeFlore, R (1, 8) OBP: 0.311, SLG: 0.394										4	1	3	0	0	0	0	Cleveland Indians @ Detroit Tigers Tiger Stadium, Detroit, MI Sat Jun 25 1977, 3:33 AM EDT Att: 37,279 - Unknown - 87 F			
Tito Fuentes, S (1, 4) OBP: 0.330, SLG: 0.383										4	1	1	0	0	1	1				
Rusty Staub, L (1, 10) OBP: 0.294, SLG: 0.390										4	1	2	3	0	0	1				
Mickey Stanley, R (6, PR) OBP: 0.326, SLG: 0.549										0	1	0	0	0	0	0				
Steve Kemp, L (1, 7) OBP: 0.348, SLG: 0.469										3	1	0	0	1	1	0				
Jason Thompson, L (1, 3) OBP: 0.352, SLG: 0.483										4	0	1	2	0	0	0				
Ben Oglivie, L (1, 9) OBP: 0.317, SLG: 0.483										4	1	3	1	0	0	2				
Phil Mankowski, L (1, 5) OBP: 0.343, SLG: 0.377										4	0	0	0	0	1	4				
Tom Verzyer, R (1, 6) OBP: 0.238, SLG: 0.282										2	0	0	0	0	0	1				
Tim Corcoran, L (7, PH) OBP: 0.276, SLG: 0.340										1	0	0	0	0	0	0				
Chuck Scrivener, R (8, 6) OBP: 0.261, SLG: 0.150										0	0	0	0	0	0	0				
Bruce Kimm, R (1, 2) OBP: 0.261, SLG: 0.150										3	0	0	0	0	1	0				
Inning Stats	R: 3 E: 0 K: 0 S: 7	H: 4 LOB: 1 BB: 0 P: 7	R: 0 E: 0 K: 0 S: 3	H: 0 LOB: 0 BB: 0 P: 3	R: 0 E: 0 K: 2 S: 7	H: 0 LOB: 0 BB: 0 P: 7	R: 0 E: 0 K: 1 S: 6	H: 1 LOB: 1 BB: 0 P: 6	R: 0 E: 0 K: 0 S: 4	H: 1 LOB: 1 BB: 0 P: 4	R: 1 E: 0 K: 0 S: 4	H: 1 LOB: 0 BB: 0 P: 4	R: 0 E: 0 K: 1 S: 5	H: 1 LOB: 1 BB: 0 P: 5	R: 2 E: 0 K: 0 S: 5	H: 2 LOB: 2 BB: 1 P: 9	1B: 5 2B: 1 3B: 2 HR: 2	SF: 0 SAC: 0 DP: 0 HBP: 0	WP: 0 PB: 0 SB: 1 CS: 0	PA: 34
PITCHER Pat Dobson, R (1, 1) ERA: 6.25	IP: 7.1 WLS: L BF: 31 H: 9 R: 6 ER: 6 SO: 4 BB: 1 IBB: 0 HBP: 0 BLK: 0 WP: 0 HR: 2 S: 38 P: 42 ERA: 7.36 WHIP: 1.364															PITCHER				
Sid Monge, L (8, 1) ERA: 5.65	IP: 0.2 WLS: L BF: 3 H: 1 R: 0 ER: 0 SO: 0 BB: 0 IBB: 0 HBP: 0 BLK: 0 WP: 0 HR: 0 S: 3 P: 3 ERA: 0.00 WHIP: 1.500															PITCHER				

Batter	1	2	3	4	5	6	7	8	9	AB	R	H	RBI	BB	SO	LOB	TOP													
Jim Norris, L (1, 8) OBP: 0.366, SLG: 0.360	0-3 K	4-0 BB		0-3 K			4-0 SH1-4 HR BB		0-0 CS 1B	3	1	1	0	2	2	0	Cleveland Indians @ Detroit Tigers Tiger Stadium, Detroit, MI Sun Jun 26 1977, 3:33 AM EDT Unknown													
Duane Kuiper, L (1, 4) OBP: 0.327, SLG: 0.307	0-0 2B	0-0 4-3		0-0 4-3			0-0 SH1-4		0-0 F8	4	0	1	0	0	0	4														
Paul Dade, R (1, 9) OBP: 0.387, SLG: 0.426	0-0 1-3 2B		0-3 K		0-0 BLK 1B		0-0 2-H HR		4-0 BB	4	1	3	2	1	1	0														
Rico Carty, R (1, 10) OBP: 0.362, SLG: 0.387	4-0 G5-4-3 BB		4-0 BB HR BB		0-0 F9		0-3 K		0-0 F9	3	1	0	0	2	1	2														
Andre Thornton, R (1, 3) OBP: 0.298, SLG: 0.443	0-0 G5-4-3		4-0 BB HR BB		0-3 K		0-0 F6			3	1	0	0	1	1	4														
Buddy Bell, R (1, 5) OBP: 0.374, SLG: 0.448		0-0 1B	0-0 1B	1-H 2-H HR	0-3 K				0-0 CS 1B	4	1	3	3	0	1	1														
Ray Fosse, R (1, 2) OBP: 0.292, SLG: 0.377		0-0 F3	0-3 K			0-0 CS 1B			0-0 F4	4	0	1	0	0	1	2														
Ron Pruitt, R (1, 7) OBP: 0.333, SLG: 0.344		0-0 1-3 1B	0-0 L1		0-3 K		0-0 CS 1B		0-0 CS 1B	4	0	2	0	0	1	1														
Frank Duffy, R (1, 6) OBP: 0.259, SLG: 0.275		0-0 F3		0-3 K		0-3 K	1-2 2-3		0-3 K	4	0	0	0	0	3	5														
Inning Stats	R: 0 E: 0 K: 1 S: 6	H: 2 LOB: 2 BB: 1 P: 10	R: 0 E: 0 K: 0 S: 5	H: 2 LOB: 3 BB: 1 P: 9	R: 3 E: 0 K: 2 S: 8	H: 1 LOB: 0 BB: 2 P: 16	R: 0 E: 0 K: 2 S: 7	H: 0 LOB: 0 BB: 0 P: 7	R: 0 E: 0 K: 2 S: 8	H: 1 LOB: 1 BB: 0 P: 8	R: 0 E: 0 K: 1 S: 6	H: 1 LOB: 0 BB: 1 P: 10	R: 0 E: 0 K: 1 S: 6	H: 2 LOB: 1 BB: 0 P: 6	R: 0 E: 0 K: 0 S: 3	H: 1 LOB: 1 BB: 1 P: 7	1B: 8 2B: 1 3B: 0 HR: 2	SF: 0 SAC: 1 DP: 1 HBP: 0	WP: 0 PB: 0 SB: 0 CS: 4	PA: 40										
PITCHER	IP WLS BF	H R ER SO	BB IBB HBP BLK	WP HR S P	ERA WHIP	PITCHER										IP WLS BF	H R ER SO	BB IBB HBP BLK	WP HR S P	ERA WHIP										
John Hiller, L (1, 1) ERA: 4.08	2.1 L	15 5 3 3 2	4 0 0 0	0 1 15 31	11.57 3.857											6.2 25	6 2 2 9	2 0 0 1	0 1 41 49	2.70 1.200										
Milt Wilcox, R (3, 1) ERA: 2.7																														

AB	33
R	5
H	11
RBI	5
BB	6
SO	11
LOB	19



Batter	1	2	3	4	5	6	7	8	9	AB	R	H	RBI	BB	SO	LOB	BOTTOM								
Ron LeFlore, R (1, 8) OBP: 0.313, SLG: 0.394	0-0 1B		0-3 K		0-0 S 1B		0-0 4-3		0-3 K	5	0	2	0	0	2	1	Cleveland Indians @ Detroit Tigers Tiger Stadium, Detroit, MI Sun Jun 26 1977, 3:33 AM EDT Unknown								
Tom Verzyer, R (1, 6) OBP: 0.239, SLG: 0.276	0-0 F5		0-0 L8		4-0 1-2 BB		0-3 K		0-0 F5	3	0	0	0	1	1	1									
Milt May, L (9, PH) OBP: 0.288, SLG: 0.398										1	0	0	0	0	0	1									
Rusty Staub, L (1, 10) OBP: 0.293, SLG: 0.385	0-3 K			0-0 E1 1B SF7	0-0 F8			4-0 BB 1B		3	1	0	0	1	1	3									
Steve Kemp, L (1, 7) OBP: 0.346, SLG: 0.465	0-0 F8			0-0 SF7 1B		0-0 L4		0-0 F5		4	0	1	0	0	0	2									
Jason Thompson, L (1, 3) OBP: 0.354, SLG: 0.498		0-0 HR		0-0 SF7		0-3 K		0-0 1-2 1B		3	1	2	2	0	1	0									
Mickey Stanley, R (1, 9) OBP: 0.323, SLG: 0.535		0-0 6-3		0-0 6-3		0-0 1B 1B		0-3 K		4	0	1	0	0	1	3									
John Wockenfuss, R (1, 2) OBP: 0.354, SLG: 0.586		0-3 K		0-0 F8		0-0 1-2 1B		0-0 L6		3	0	1	0	0	1	1									
Ben Oglivie, L (9, PH) OBP: 0.316, SLG: 0.480										1	0	0	0	0	0	2									
Bruce Kimm, R (9, 2)										0	0	0	0	0	0	0									
Aurelio Rodriguez, R (1, 5) OBP: 0.270, SLG: 0.293		0-0 4-3			0-3 K		0-0 5-3		0-0 1B	3	0	0	0	0	1	2									
Phil Mankowski, L (9, PH) OBP: 0.347, SLG: 0.380										1	0	1	0	0	0	0									
Chuck Scrivener, R (1, 4) OBP: 0.231, SLG: 0.130			0-0 5-3		0-0 6-3				0-0 F7	3	0	0	0	0	0	0									
Tim Corcoran, L (9, PH) OBP: 0.271, SLG: 0.333										1	0	0	0	0	0	1									
Inning Stats	R: 0 E: 0 K: 1 S: 6	H: 1 LOB: 1 BB: 0 P: 6	R: 1 E: 0 K: 1 S: 6	H: 1 LOB: 0 BB: 0 P: 6	R: 0 E: 0 K: 1 S: 5	H: 0 LOB: 0 BB: 0 P: 5	R: 1 E: 1 K: 0 S: 5	H: 1 LOB: 1 BB: 0 P: 5	R: 0 E: 0 K: 1 S: 6	H: 1 LOB: 2 BB: 1 P: 10	R: 0 E: 0 K: 1 S: 7	H: 2 LOB: 2 BB: 0 P: 7	R: 0 E: 0 K: 1 S: 5	H: 0 LOB: 0 BB: 0 P: 5	R: 0 E: 0 K: 1 S: 6	H: 1 LOB: 2 BB: 1 P: 10	R: 0 E: 0 K: 1 S: 6	H: 1 LOB: 1 BB: 0 P: 6	1B: 7 2B: 0 3B: 0 HR: 1	SF: 1 SAC: 0 DP: 0 HBP: 0	WP: 0 PB: 0 SB: 1 CS: 0	PA: 38			
PITCHER	IP WLS BF	H R ER SO	BB IBB HBP BLK	WP HR S P	ERA WHIP	PITCHER										IP WLS BF	H R ER SO	BB IBB HBP BLK	WP HR S P	ERA WHIP					
Rick Waits, L (1, 1) ERA: 3.26	7.0 S	30 8	6 2 0 0	6 2 0 2	0 0 0 0	0 0 0 0	0 0 12 12	0.00 1.000																	
Jim Kern, R (8, 1) ERA: 2.42																									

AB	35
R	2
H	8
RBI	2
BB	2
SO	8
LOB	17



Batter	1	2	3	4	5	6	7	8	9	AB	R	H	RBI	BB	SO	LOB	TOP			
Jim Norris, L OBP: 0.359, SLG: 0.352 (1, 8)	0-0 4-3		0-0 F9		0-0 G3			0-0 6-3	0-0 4-3	5	0	0	0	0	0	2				
Duane Kuiper, L OBP: 0.326, SLG: 0.306 (1, 4)	0-0 1-3		0-0 4-3			0-3 K		0-0 1B		4	0	1	0	0	0	1				
Paul Dade, R OBP: 0.389, SLG: 0.428 (1, 9)	0-0 BB 1B		0-0 1B			0-0 F8		0-0 F9		4	0	2	0	0	0	1				
Rico Carty, R OBP: 0.360, SLG: 0.384 (1, 10)	0-0 1-2 BB 1B		0-0 F6			0-0 F8			0-0 L8	4	0	1	0	0	0	1				
Andre Thornton, R OBP: 0.310, SLG: 0.444 (1, 3)	4-0 BB BB		0-0 F7				SH1-4 1B		4-0 E 1B BB	2	0	1	0	2	0	0				
John Lowenstein, L OBP: 0.387, SLG: 0.380 (9, PR)										0	1	0	0	0	0	0				
Bruce Bochte, L OBP: 0.319, SLG: 0.341 (9, 3)	1-2 2-3 BB									0	0	0	0	0	0	0				
Buddy Bell, R OBP: 0.374, SLG: 0.446 (1, 5)	0-0 F8		0-0 5-3			0-0 SH1-4		0-0 1-2	0-0 1B	3	1	1	0	0	0	3				
Larvell Blanks, R OBP: 0.287, SLG: 0.378 (1, 6)		0-0 L8		0-0 6-3			0-0 F7		0-0 E5	4	0	0	0	0	0	3				
Fred Kendall, R OBP: 0.270, SLG: 0.361 (1, 2)		0-0 F5			0-0 5-3		0-0 F8		0-3 K	4	0	0	0	0	1	4				
Ron Pruitt, R OBP: 0.325, SLG: 0.333 (1, 7)		0-0 5-3			0-0 F8			0-0 F3	0-0 1-3 2-H 3-H	4	0	1	2	0	0	0				
Inning Stats	R: 0 E: 0 K: 0 S: 5	H: 2 LOB: 3 BB: 1 P: 9	R: 0 E: 0 K: 0 S: 3	H: 0 LOB: 0 BB: 0 P: 3	R: 0 E: 0 K: 0 S: 4	H: 1 LOB: 1 BB: 0 P: 4	R: 0 E: 0 K: 0 S: 3	H: 0 LOB: 0 BB: 0 P: 3	R: 0 E: 0 K: 0 S: 5	H: 0 LOB: 0 BB: 0 P: 5	R: 0 E: 0 K: 0 S: 4	H: 1 LOB: 1 BB: 0 P: 4	R: 0 E: 0 K: 0 S: 4	H: 1 LOB: 1 BB: 0 P: 4	R: 2 E: 1 K: 1 S: 8	H: 2 LOB: 2 BB: 1 P: 12	1B: 7 2B: 0 3B: 0 HR: 0	SF: 0 SAC: 1 DP: 0 HBP: 0	WP: 0 PB: 0 SB: 0 CS: 0	PA: 37
PITCHER Bob Sykes, L ERA: 3.18 (1, 1)	IP: 9.0 WLS: W BF: 37	H: 7 R: 2 ER: 0 SO: 2	BB: 2 IBB: 0 HBP: 0 BLK: 0	WP: 0 HR: 0 S: 39 P: 47	ERA: 0.00 WHIP: 1.000															

Cleveland Indians @ Detroit Tigers
Tiger Stadium, Detroit, MI
Sun Jun 26 1977, 3:38 AM EDT
Att: 30,582 - Unknown

AB 34
R 2
H 7
RBI 2
BB 2
SO 2
LOB 14

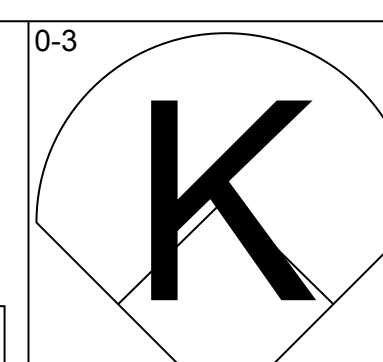
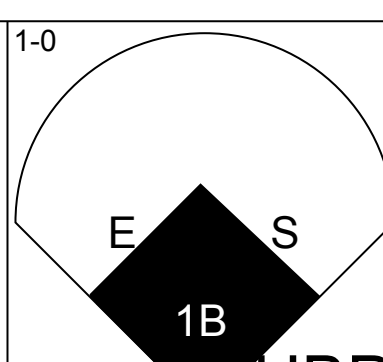
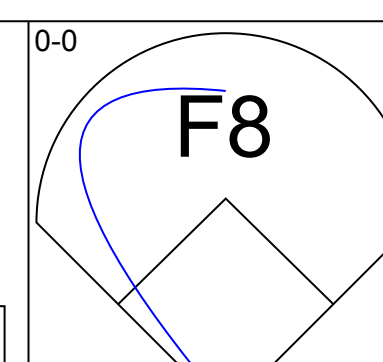
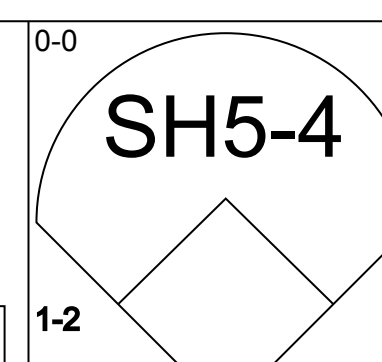
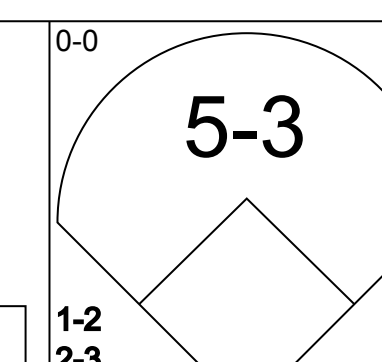
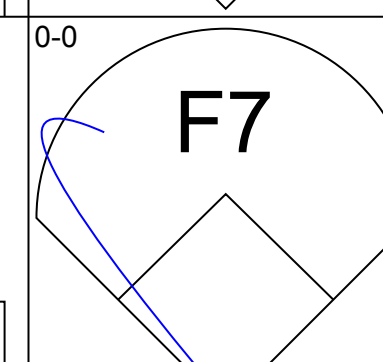
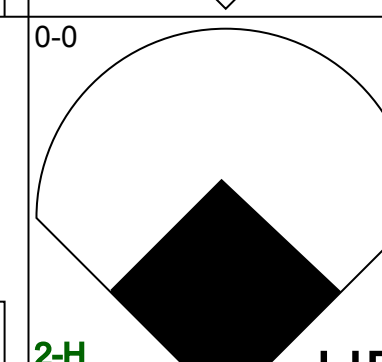
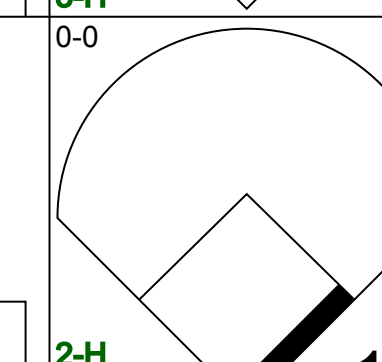
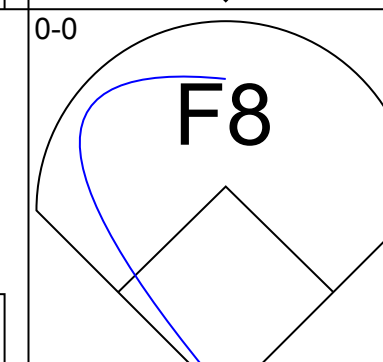
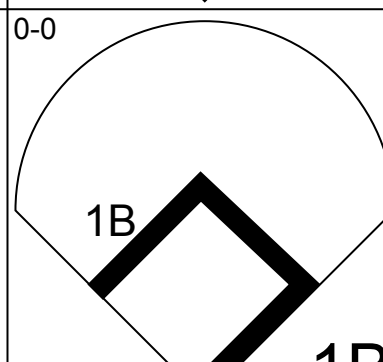
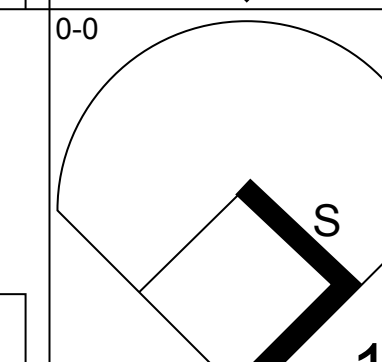
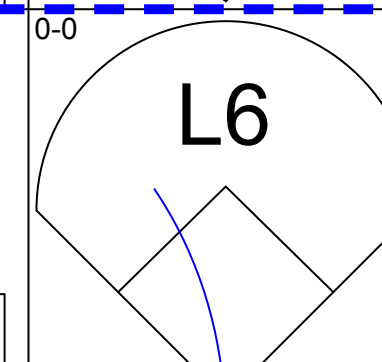
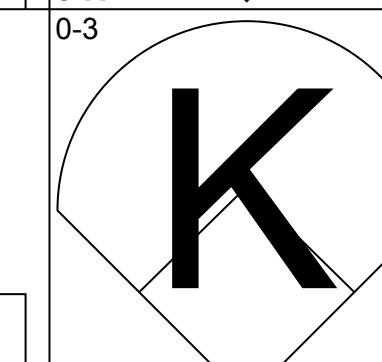

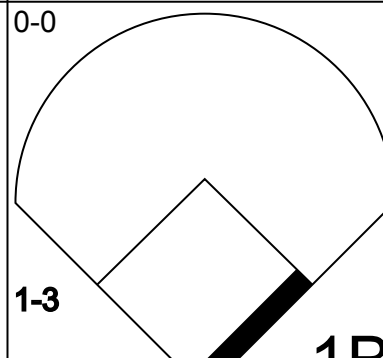

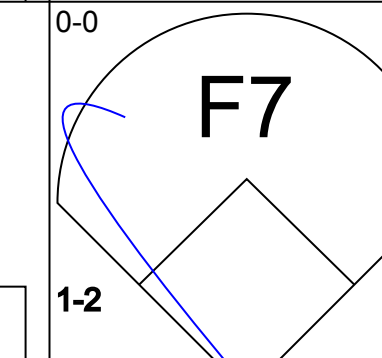
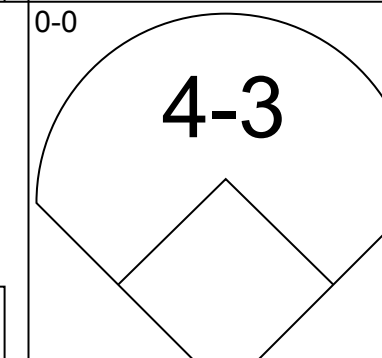

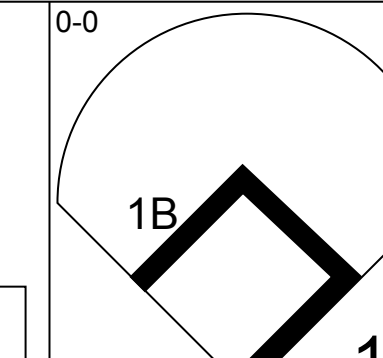
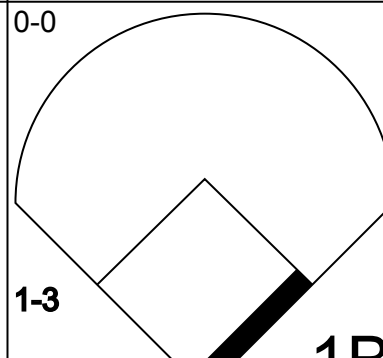

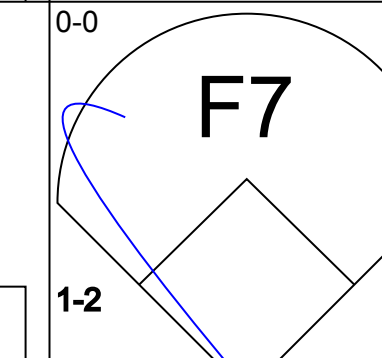
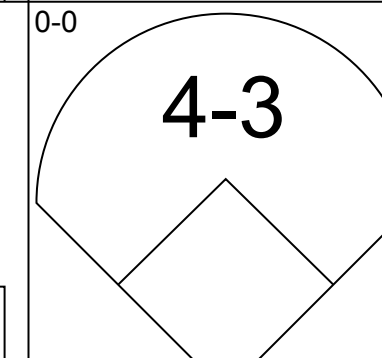
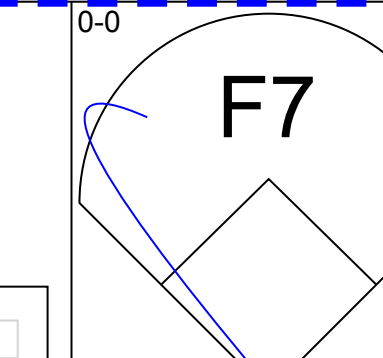
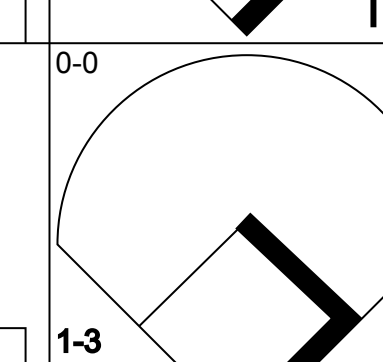
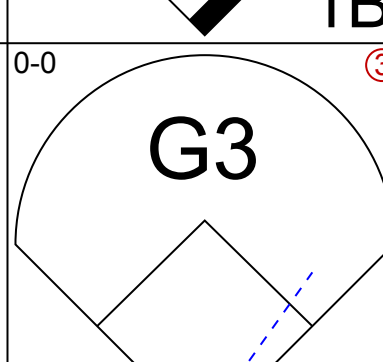
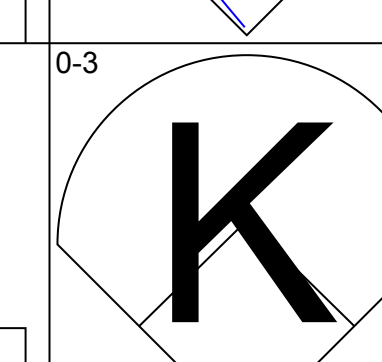
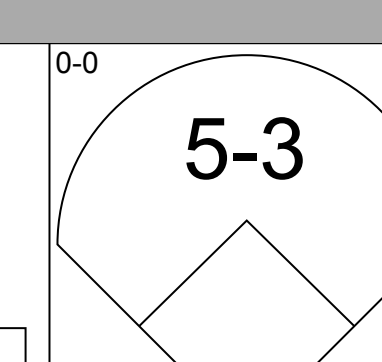
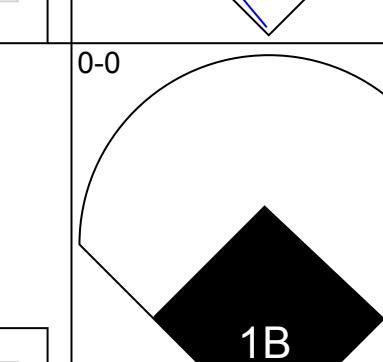

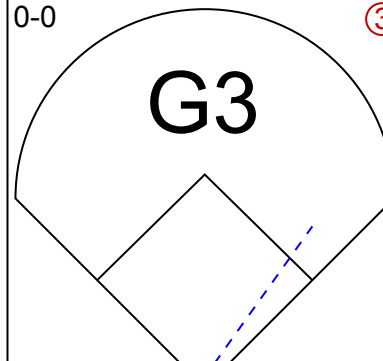
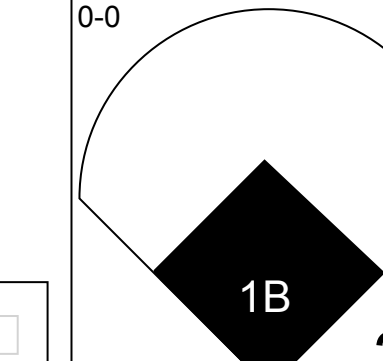

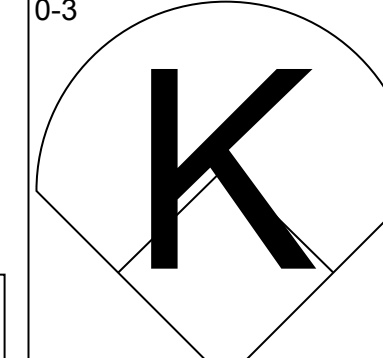
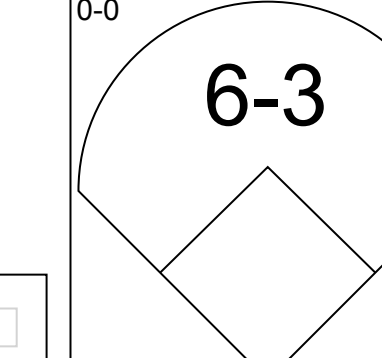
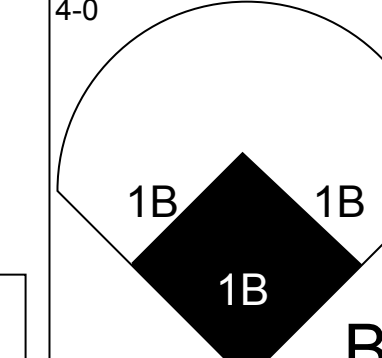
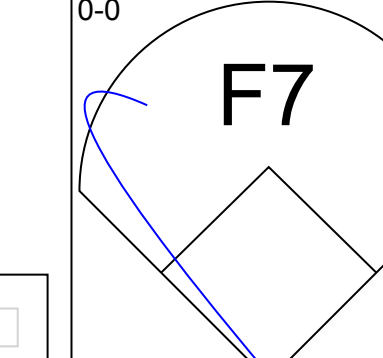

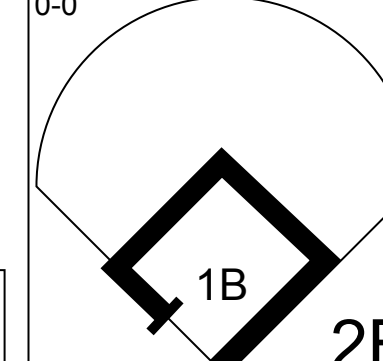

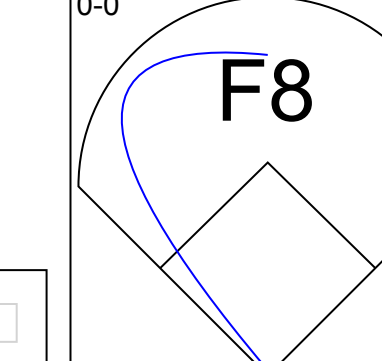
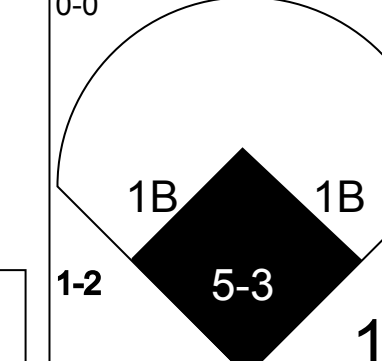
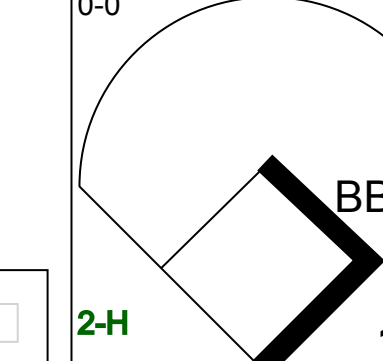

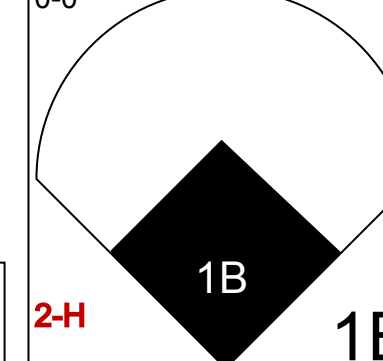
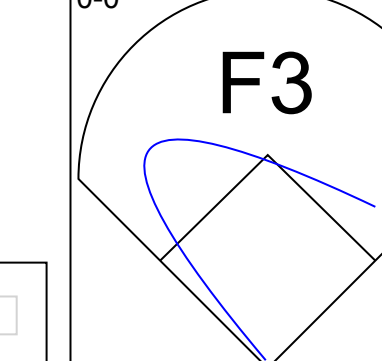
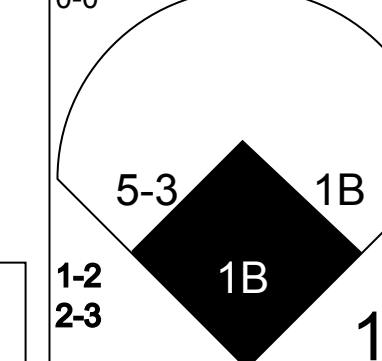
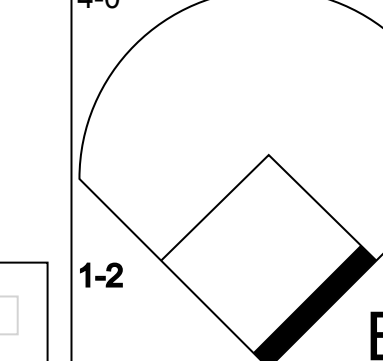
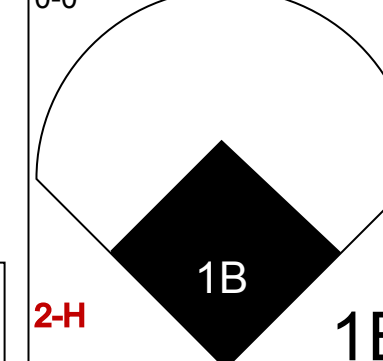
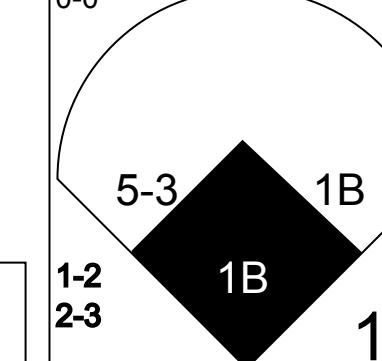
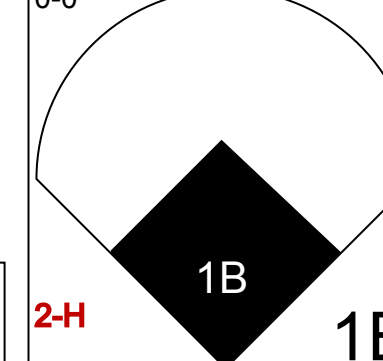
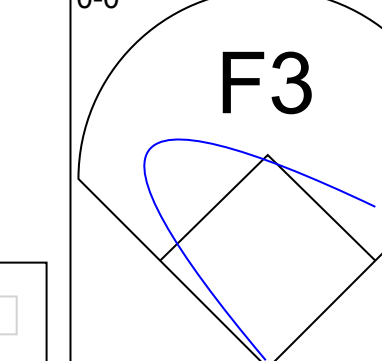
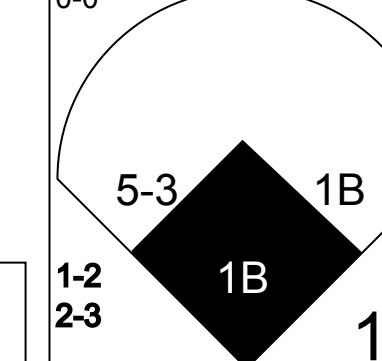
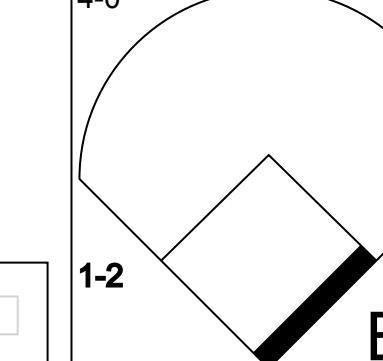
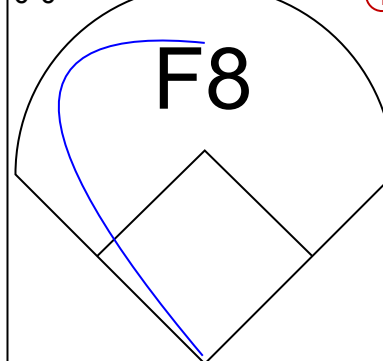
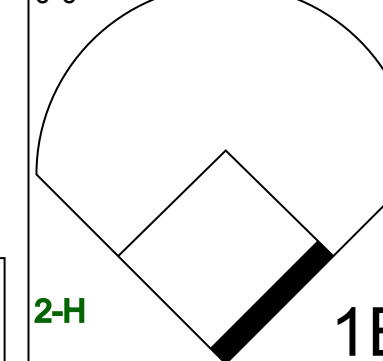
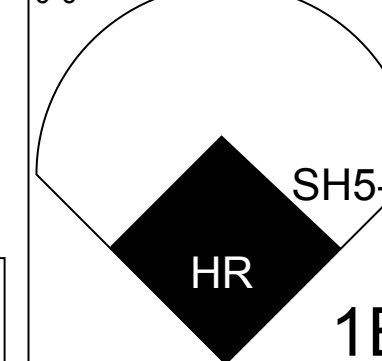
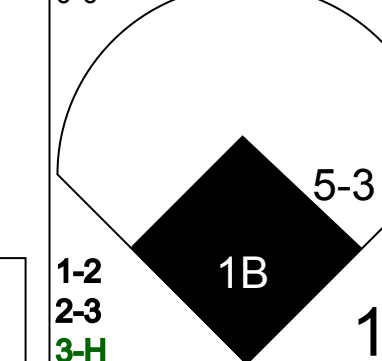
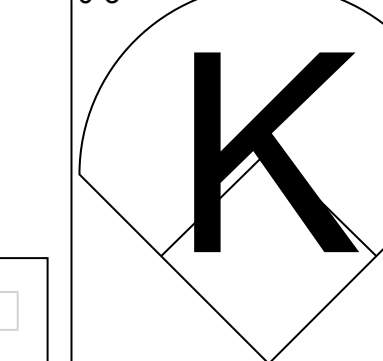


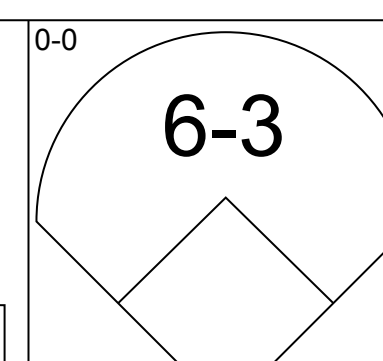
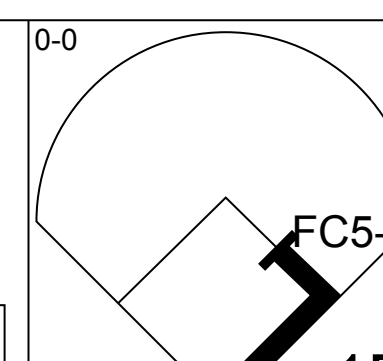
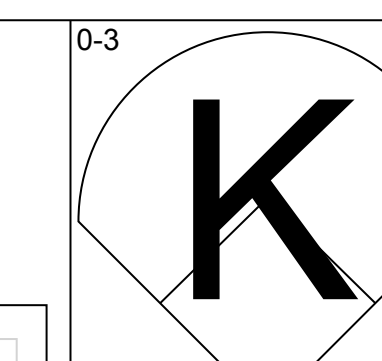
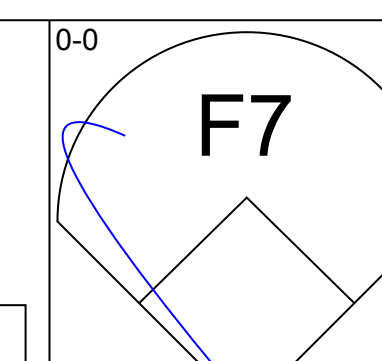
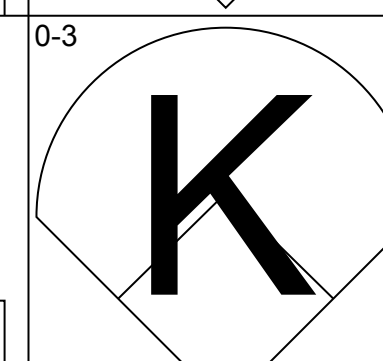
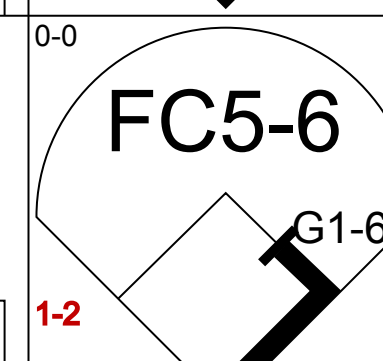
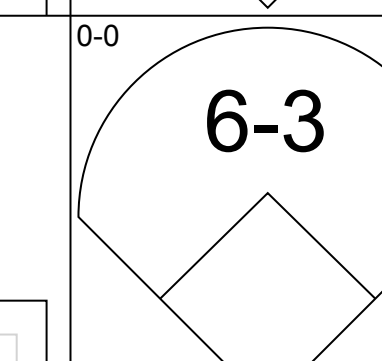
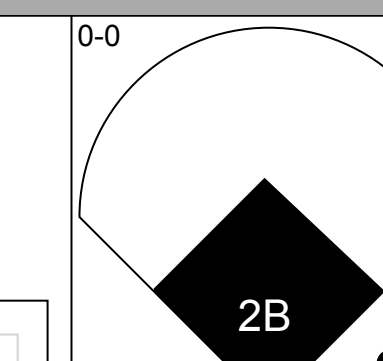
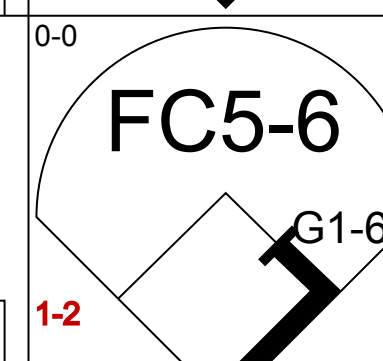
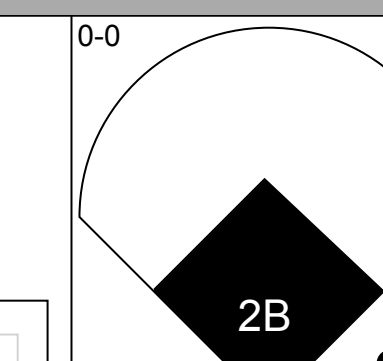
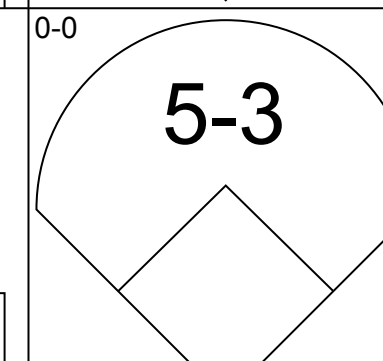
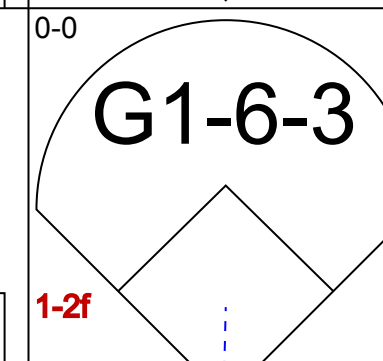
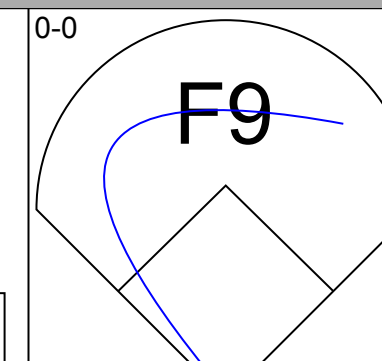
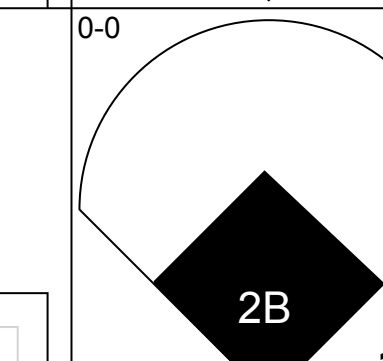
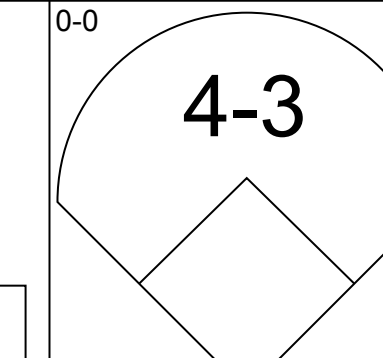
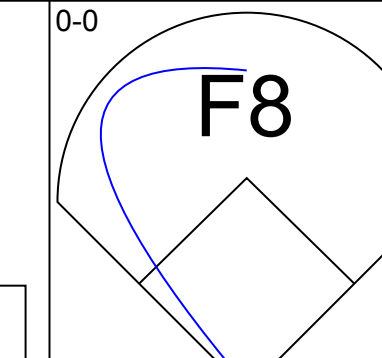
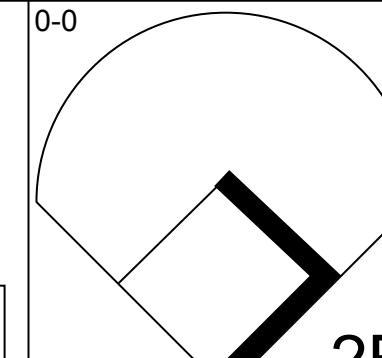
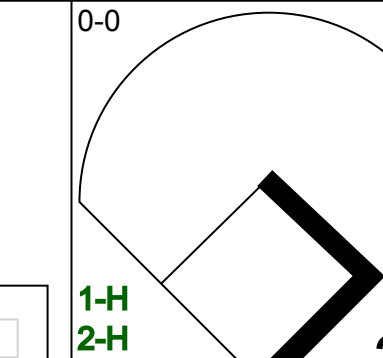
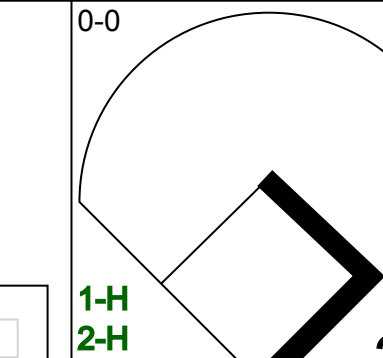

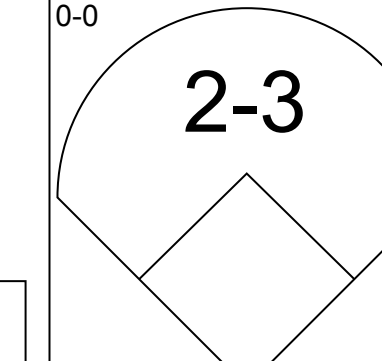
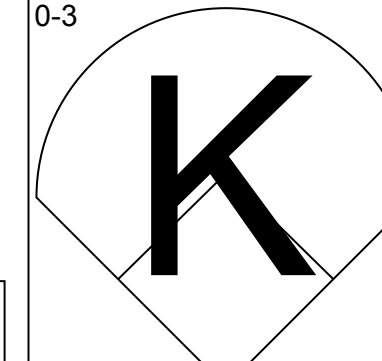
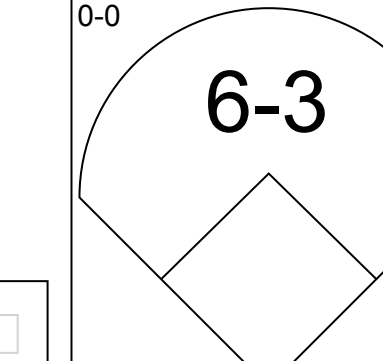

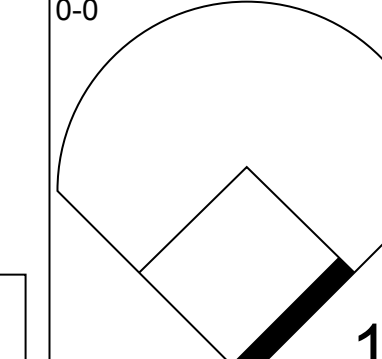
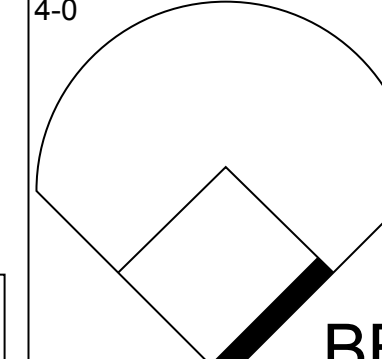
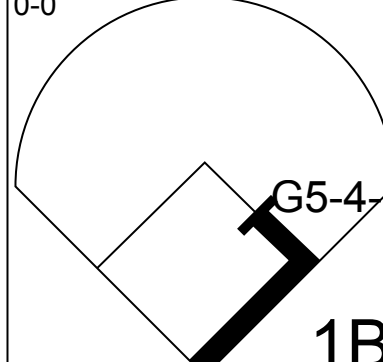
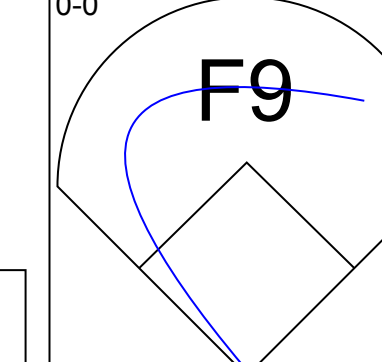
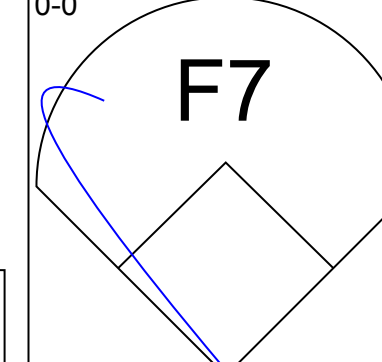
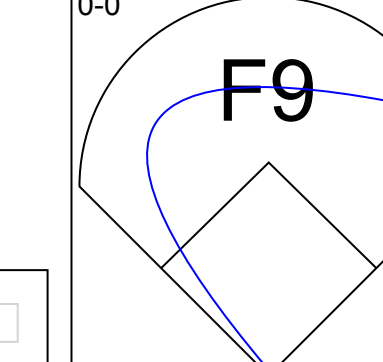
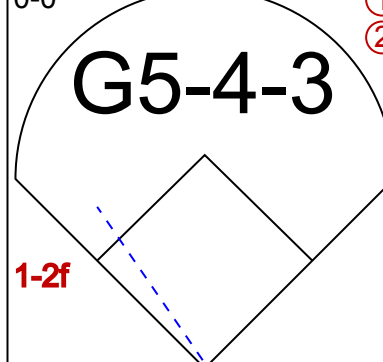
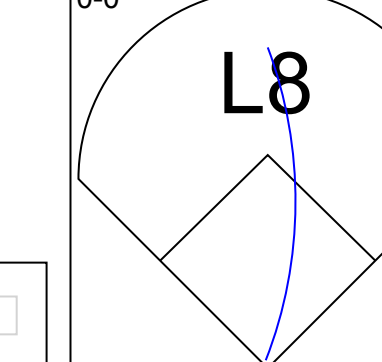
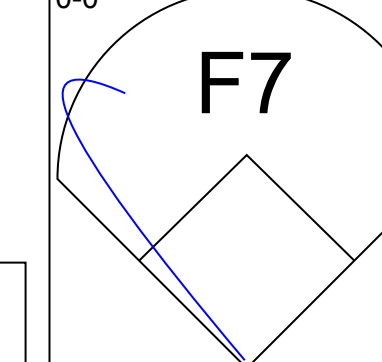
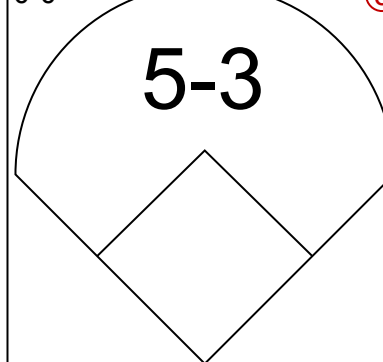
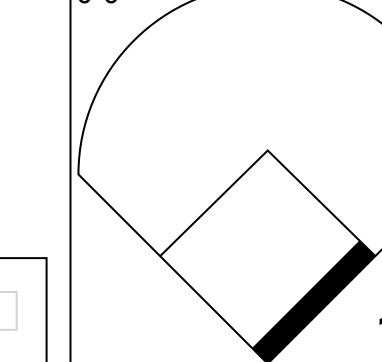
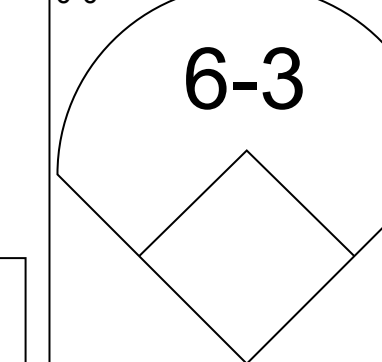
Batter	1	2	3	4	5	6	7	8	9	AB	R	H	RBI	BB	SO	LOB	BOTTOM			
Phil Mankowski, L OBP: 0.356, SLG: 0.382 (1, 5)	4-0 1B SF8 BB		0-0 1-3			4-0 FC6-4 BB		0-0 1B		2	1	1	0	2	0	0				
Tim Corcoran, L OBP: 0.254, SLG: 0.310 (1, 8)	0-0 F7		0-0 1-3			0-0 FC6-4 BB		0-0 L7		4	0	0	0	0	0	3				
Rusty Staub, L OBP: 0.296, SLG: 0.385 (1, 10)	0-0 1-3 1B			0-0 F8		4-0 1-2 BB		0-3 K		3	0	1	0	1	1	0				
Steve Kemp, L OBP: 0.341, SLG: 0.459 (1, 7)	0-0 SF8			0-3 K		0-3 K		0-3 K		3	0	0	1	0	3	2				
Jason Thompson, L OBP: 0.353, SLG: 0.494 (1, 3)	0-0 F5			0-0 4-3			0-0 4-3		0-0 2B 1B	4	1	1	0	0	0	1				
Ben Oglivie, L OBP: 0.316, SLG: 0.486 (1, 9)		0-0 L5-4 4-3 1B			0-3 K		0-0 F3		0-0 1-H 1B 2B	4	1	2	1	0	1	0				
Milt May, L OBP: 0.287, SLG: 0.395 (1, 2)		0-0 4-3			0-0 F4		0-3 K		0-0 2-H 1B	4	0	1	1	0	1	1				
Tom Veryzer, R OBP: 0.234, SLG: 0.270 (1, 6)		0-0 L5-4			0-0 6-3			0-0 L7		3	0	0	0	0	0	1				
Chuck Scrivener, R OBP: 0.207, SLG: 0.115 (1, 4)			0-0 F7			0-0 F7		0-0 F6		3	0	0	0	0	0	0				
Inning Stats	R: 1 E: 0 K: 0 S: 4	H: 1 LOB: 1 BB: 1 P: 8	R: 0 E: 0 K: 0 S: 3	H: 1 LOB: 0 BB: 0 P: 3	R: 0 E: 0 K: 0 S: 3	H: 0 LOB: 0 BB: 0 P: 3	R: 0 E: 0 K: 1 S: 5	H: 0 LOB: 0 BB: 0 P: 5	R: 0 E: 0 K: 1 S: 5	H: 0 LOB: 2 BB: 2 P: 13	R: 0 E: 0 K: 1 S: 5	H: 0 LOB: 0 BB: 0 P: 5	R: 0 E: 0 K: 0 S: 4	H: 1 LOB: 1 BB: 0 P: 4	R: 2 E: 0 K: 2 S: 9	H: 3 LOB: 1 BB: 0 P: 9	1B: 5 2B: 2 3B: 0 HR: 0	SF: 1 SAC: 0 DP: 1 HBP: 0	WP: 0 PB: 0 SB: 0 CS: 0	PA: 34
PITCHER Wayne Garland, R ERA: 4.53 (9, 1)	IP: 8.2 WLS: L BF: 33	H: 5 R: 3 ER: 3 SO: 6	BB: 3 IBB: 0 HBP: 0 BLK: 0	WP: 0 HR: 0 S: 42 P: 54	ERA: 3.12 WHIP: 0.923															
Jim Kern, R ERA: 2.42 (9, 1)	IP: 0.0 WLS: 1 BF: 1	H: 1 R: 0 ER: 0 SO: 0	BB: 0 IBB: 0 HBP: 0 BLK: 0	WP: 0 HR: 0 S: 1 P: 1	ERA: * WHIP: *															

Cleveland Indians @ Detroit Tigers
Tiger Stadium, Detroit, MI
Sun Jun 26 1977, 3:38 AM EDT
Att: 30,582 - Unknown

AB 30
R 3
H 6
RBI 3
BB 3
SO 6
LOB 8



Batter	1	2	3	4	5	6	7	8	9	AB	R	H	RBI	BB	SO	LOB	TOP			
Al Bumby, L OBP: 0.339, SLG: 0.365 (1, 8)										1	0	0	0	0	1	0	Baltimore Orioles @ Cleveland Indians Cleveland Municipal Stadium, Cleveland, OH Mon Jun 27 1977, 7:05 PM EDT Att: 19,320 - Unknown - 77 F			
Tom Shopay, L OBP: 0.297, SLG: 0.313 (3, FR)										2	1	0	1	0	0	3				
Billy Smith, S OBP: 0.326, SLG: 0.340 (1, 4)										5	1	2	4	0	1	1				
Pat Kelly, L OBP: 0.381, SLG: 0.459 (1, 7)										5	0	2	1	0	1	1				
Ken Singleton, S OBP: 0.441, SLG: 0.511 (1, 9)										5	0	2	0	0	0	1				
Eddie Murray, S OBP: 0.318, SLG: 0.400 (1, 3)										4	0	1	0	0	1	3				
Tony Muser, L OBP: 0.333, SLG: 0.333 (8, 3)										1	1	1	0	0	0	0				
Lee May, R OBP: 0.291, SLG: 0.404 (1, 10)										4	1	0	0	1	2	3				
Rich Dauer, R OBP: 0.267, SLG: 0.312 (1, 5)										5	1	3	1	0	0	2				
Kiko Garcia, R OBP: 0.283, SLG: 0.308 (8, PH)										3	1	1	0	0	1	2				
Andres Mora, R OBP: 0.206, SLG: 0.529 (8, FR)										1	0	1	0	0	0	0				
Mark Belanger, R OBP: 0.285, SLG: 0.265 (8, 6)										0	1	0	0	1	0	0				
Rick Dempsey, R OBP: 0.291, SLG: 0.300 (1, 2)										5	2	3	2	0	1	2				
Inning Stats	R: 0 E: 0 K: 1 S: 5	H: 0 LOB: 0 BB: 0 P: 5	R: 0 E: 0 K: 2 S: 9	H: 2 LOB: 2 BB: 0 P: 9	R: 1 E: 0 K: 1 S: 7	H: 2 LOB: 2 BB: 0 P: 8	R: 1 E: 0 K: 1 S: 7	H: 3 LOB: 1 BB: 0 P: 7	R: 0 E: 0 K: 0 S: 6	H: 0 LOB: 0 BB: 0 P: 3	R: 2 E: 0 K: 0 S: 5	H: 2 LOB: 0 BB: 0 P: 5	R: 4 E: 0 K: 1 S: 9	H: 4 LOB: 1 BB: 1 P: 13	R: 1 E: 0 K: 1 S: 7	H: 2 LOB: 2 BB: 1 P: 11	1B: 13 2B: 2 3B: 0 HR: 1	SF: 0 SAC: 1 DP: 0 HBP: 1	WP: 0 PB: 0 SB: 2 CS: 0	PA: 45
PITCHER	IP WLS BF H R ER SO BB IBB HBP BLK WP HR S P ERA WHIP																			
Dennis Eckersley, R ERA: 3.37	(1, 1)	6.1	L	29	10	4	4	6	0	0	1	0	0	0	1	40	41	5.68	1.579	
Don Hood, L ERA: 3.35	(7, 1)	1.2		10	4	4	4	1	1	0	0	0	0	0	0	11	15	21.60	3.000	
Tom Buskey, R ERA: 5.11	(9, 1)	1.0		6	2	1	1	1	1	0	0	0	0	0	0	7	11	9.00	3.000	

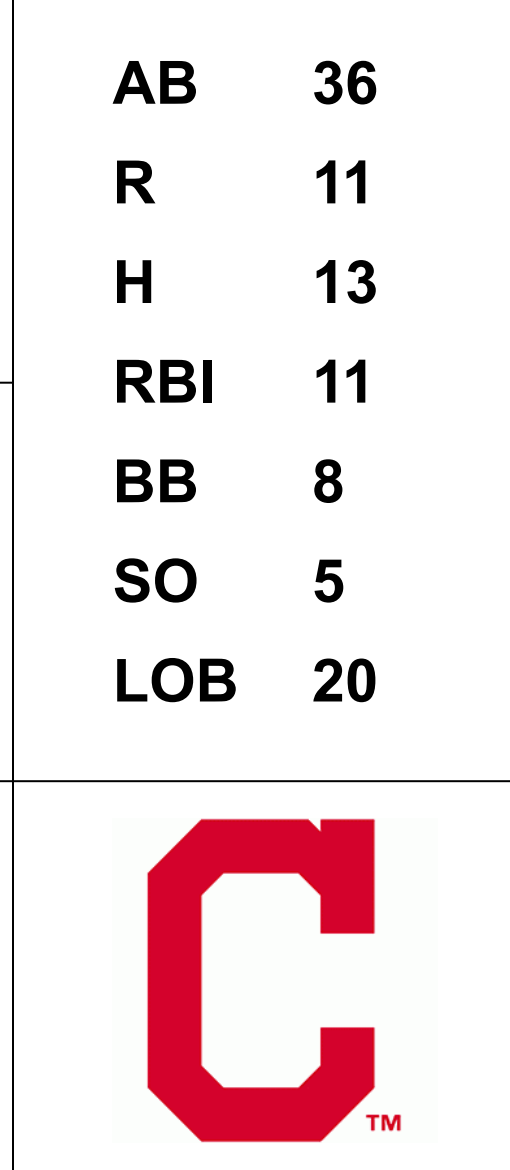
Batter	1	2	3	4	5	6	7	8	9	AB	R	H	RBI	BB	SO	LOB	BOTTOM					
Jim Norris, L OBP: 0.357, SLG: 0.351 (1, 8)										4	0	1	0	0	1	1	Baltimore Orioles @ Cleveland Indians Cleveland Municipal Stadium, Cleveland, OH Mon Jun 27 1977, 7:05 PM EDT Att: 19,320 - Unknown - 77 F					
Duane Kuiper, L OBP: 0.323, SLG: 0.302 (1, 4)										3	0	0	0	0	1	2						
Bill Melton, R OBP: 0.297, SLG: 0.273 (9, PH)										1	1	1	0	0	0	0						
Paul Dade, R OBP: 0.386, SLG: 0.424 (1, 9)										4	1	1	0	0	0	1						
Rico Carty, R OBP: 0.363, SLG: 0.399 (1, 10)										4	0	2	2	0	0	0						
Rick Waits, L (9, PR)										0	0	0	0	0	0	0						
Andre Thornton, R OBP: 0.302, SLG: 0.430 (1, 3)										4	0	0	0	0	2	2						
Buddy Bell, R OBP: 0.375, SLG: 0.445 (1, 5)										3	0	1	0	1	0	1						
Ron Pruitt, R OBP: 0.318, SLG: 0.325 (1, 7)										4	0	1	0	0	0	4						
Ray Fosse, R OBP: 0.286, SLG: 0.369 (1, 2)										3	0	0	0	0	0	1						
Frank Duffy, R OBP: 0.260, SLG: 0.276 (1, 6)										3	0	1	0	0	0	0						
Inning Stats	R: 0 E: 0 K: 1 S: 5	H: 0 LOB: 0 BB: 0 P: 5	R: 0 E: 0 K: 1 S: 5	H: 0 LOB: 0 BB: 0 P: 5	R: 0 E: 0 K: 0 S: 3	H: 1 LOB: 0 BB: 0 P: 3	R: 0 E: 0 K: 0 S: 3	H: 1 LOB: 0 BB: 0 P: 3	R: 0 E: 0 K: 0 S: 4	H: 1 LOB: 1 BB: 0 P: 4	R: 0 E: 0 K: 1 S: 6	H: 1 LOB: 0 BB: 0 P: 6	R: 0 E: 0 K: 0 S: 6	H: 1 LOB: 2 BB: 1 P: 10	R: 0 E: 0 K: 0 S: 3	H: 0 LOB: 0 BB: 0 P: 3	R: 2 E: 0 K: 0 S: 6	H: 3 LOB: 1 BB: 0 P: 6	1B: 5 2B: 3 3B: 0 HR: 0	SF: 0 SAC: 0 DP: 2 HBP: 0	WP: 0 PB: 0 SB: 0 CS: 0	PA: 34
PITCHER	IP WLS BF H R ER SO BB IBB HBP BLK WP HR S P ERA WHIP																					
Mike Flanagan, L ERA: 4.41	(1, 1)	9.0	W	34	8	2	2	4	1	0	0	0	0	0	0	41	45	2.00	1.000			



Batter	1	2	3	4	5	6	7	8	9	AB	R	H	RBI	BB	SO	LOB	TOP								
Tom Shopay, L (1, 8) OBP: 0.317, SLG: 0.343 Rich Dauer, R (8, FH) OBP: 0.275, SLG: 0.330 Pat Kelly, L (8, 8) OBP: 0.381, SLG: 0.459	F8							F5		3	0	1	0	1	0	1	Baltimore Orioles @ Cleveland Indians Cleveland Municipal Stadium, Cleveland, OH Wed Jun 29 1977, 7:05 PM EDT Att: 23,286 - Unknown - 75 F								
Mark Belanger, R (1, 6) OBP: 0.293, SLG: 0.264	K	BB						F9		5	1	1	0	0	1	5									
Tony Muser, L (1, 3) OBP: 0.313, SLG: 0.311 Eddie Murray, S (9, FH) OBP: 0.320, SLG: 0.400	K		6-3					4-3		4	0	0	1	0	1	3									
Ken Singleton, S (1, 9)								1-3		4	0	0	0	1	0	0									
Lee May, R (1, 10) OBP: 0.290, SLG: 0.400	K							1-3		5	1	2	2	0	1	2									
Andres Mora, R (1, 7) OBP: 0.237, SLG: 0.605								1-3		4	2	2	1	0	0	1									
Doug DeCinces, R (1, 5)								1-3		4	1	1	0	0	1	1									
Billy Smith, S (1, 4) OBP: 0.321, SLG: 0.333								1-3		4	0	0	0	0	3	3									
Rick Dempsey, R (1, 2) OBP: 0.302, SLG: 0.303								1-3		1	3	1	2	3	0	0									
Inning Stats	R: 0 E: 0 K: 2 S: 7	H: 0 LOB: 0 BB: 0 P: 7	R: 3 E: 0 K: 2 S: 11	H: 4 LOB: 2 BB: 1 P: 15	R: 0 E: 0 K: 1 S: 5	H: 0 LOB: 0 BB: 0 P: 5	R: 0 E: 0 K: 0 S: 3	H: 0 LOB: 0 BB: 0 P: 3	R: 1 E: 0 K: 0 S: 4	H: 1 LOB: 1 BB: 1 P: 8	R: 0 E: 0 K: 1 S: 6	H: 1 LOB: 1 BB: 0 P: 6	R: 2 E: 0 K: 0 S: 5	H: 2 LOB: 1 BB: 1 P: 9	R: 2 E: 0 K: 2 S: 9	H: 2 LOB: 1 BB: 1 P: 13	R: 0 E: 0 K: 1 S: 4	H: 0 LOB: 0 BB: 1 P: 8	1B: 7 2B: 2 3B: 0 HR: 1	SF: 0 SAC: 0 DP: 1 HBP: 0	WP: 3 PB: 0 SB: 0 CS: 0	PA: 41			
PITCHER	IP	WLS	BF	H	R	ER	SO	BB	IBB	HBP	BLK	WP	HR	S	P	ERA	WHIP								
Jim Bibby, R (1, 1) ERA: 3.34	6.2	W	31	8	6	3	6	3	0	0	0	2	0	40	52	4.05	1.650								
Sid Monge, L (7, 1) ERA: 6.0	1.1		8	2	2	2	2	2	0	0	0	1	1	10	18	13.50	3.000								
Jim Kern, R (9, 1) ERA: 2.36	1.0	S	2	0	0	0	1	0	0	0	0	0	0	4	4	0.00	0.000								

Batter	1	2	3	4	5	6	7	8	9	AB	R	H	RBI	BB	SO	LOB	BOTTOM								
Duane Kuiper, L (1, 4) OBP: 0.326, SLG: 0.308	5-3									5	2	3	1	0	1	0	Baltimore Orioles @ Cleveland Indians Cleveland Municipal Stadium, Cleveland, OH Wed Jun 29 1977, 7:05 PM EDT Att: 23,286 - Unknown - 75 F								
Jim Norris, L (1, 8) OBP: 0.354, SLG: 0.345	K									4	1	0	0	1	1	3									
Paul Dade, R (1, 9) OBP: 0.391, SLG: 0.425	4-3									4	1	2	1	1	0	3									
Rico Carty, R (1, 10) OBP: 0.371, SLG: 0.431 Johnny Grubb, L (6, PR) OBP: 0.429, SLG: 0.467	1-3									4	2	3	5	0	0	0									
Andre Thornton, R (1, 3) OBP: 0.312, SLG: 0.423										1	0	0	0	0	1	2									
Buddy Bell, R (1, 5) OBP: 0.377, SLG: 0.452 Bill Melton, R (7, 5) OBP: 0.307, SLG: 0.284										2	2	0	0	3	1	2									
Billy Smith, S (1, 4) OBP: 0.321, SLG: 0.333										3	0	1	2	1	0	1									
Ron Pruitt, R (1, 7) OBP: 0.347, SLG: 0.341										1	0	1	0	0	0	0									
Ray Fosse, R (1, 2) OBP: 0.283, SLG: 0.363										4	1	2	2	1	1	1									
Frank Duffy, R (1, 6) OBP: 0.260, SLG: 0.271										4	1	2	2	1	1	1									
Inning Stats	R: 0 E: 0 K: 1 S: 5	H: 0 LOB: 0 BB: 0 P: 5	R: 1 E: 0 K: 0 S: 4	H: 1 LOB: 1 BB: 1 P: 8	R: 5 E: 0 K: 0 S: 6	H: 3 LOB: 2 BB: 4 P: 22	R: 2 E: 0 K: 1 S: 6	H: 1 LOB: 1 BB: 2 P: 14	R: 3 E: 0 K: 0 S: 7	H: 4 LOB: 2 BB: 1 P: 11	R: 0 E: 0 K: 1 S: 5	H: 0 LOB: 0 BB: 0 P: 5	R: 0 E: 0 K: 1 S: 7	H: 2 LOB: 2 BB: 0 P: 7	R: 0 E: 0 K: 1 S: 6	H: 2 LOB: 1 BB: 0 P: 6	R: 0 E: 0 K: 1 S: 6	H: 2 LOB: 1 BB: 0 P: 6	1B: 10 2B: 1 3B: 1 HR: 1	SF: 0 SAC: 0 DP: 0 HBP: 0	WP: 0 PB: 0 SB: 0 CS: 1	PA: 44			
PITCHER	IP	WLS	BF	H	R	ER	SO	BB	IBB	HBP	BLK	WP	HR	S	P	ERA	WHIP								
Rudy May, L (1, 1) ERA: 3.61	2.1	L	13	3	5	5	1	3	0	0	0	0	0	12	24	19.29	2.571								
Fred Holdsworth, R (3, 1) ERA: 6.29	0.0		2	0	0	0	0	2	0	0	0	0	0	0	8	∞	∞								
Scott McGregor, L (3, 1) ERA: 4.41	2.1		16	6	6	6	1	3	0	0	0	0	1	15	27	23.14	3.857								
Tippy Martinez, L (5, 1) ERA: 2.25	3.1		13	4	0	0	3	0	0	0	0	0	0	19	19	0.00	1.200								

AB	36
R	8
H	10
RBI	7
BB	5
SO	9
LOB	18



Batter	1	2	3	4	5	6	7	8	9	10	AB	R	H	RBI	BB	SO	LOB	TOP	
Tom Shopay, L OBP: 0.304, SLG: 0.350 (1, 8)	F7	3-1		F9		G3			2B		5	0	1	1	0	0	3	Baltimore Orioles @ Cleveland Indians Cleveland Municipal Stadium, Cleveland, OH Wed Jun 29 1977, 7:05 PM EDT Att: 23,286 - Unknown	
Rich Dauer, R OBP: 0.280, SLG: 0.320 (1, 4)	5-3			1-3			6-3		BB		3	0	0	0	2	0	1		
Pat Kelly, L OBP: 0.381, SLG: 0.452 (1, 7)	1B	F7			CS	BB	4-3		G4-6-3	BB	3	1	0	0	2	0	4		
Ken Singleton, S OBP: 0.436, SLG: 0.500 (1, 9)	1B			F7		F8					4	0	0	0	1	1	1		
Eddie Murray, S OBP: 0.328, SLG: 0.421 (1, 10)	1B				FC1-6	1B		4-3		1B	5	2	4	2	0	0	0		
Tony Muser, L OBP: 0.319, SLG: 0.308 (1, 3)	1B			FC1-6		HR		G3		1B	4	0	1	0	1	0	1		
Doug DeCinces, R OBP: 0.325, SLG: 0.399 (1, 5)	K			K				5-3		IBB	4	1	1	1	1	2	4		
Kiko Garcia, R OBP: 0.298, SLG: 0.327 Mark Belanger, R OBP: 0.286, SLG: 0.267 (9, 6)		F9				G6-4-3			SH1-4	BB	3	1	1	0	1	0	1		
Dave Skaggs, R OBP: 0.381, SLG: 0.474 Andres Mora, R OBP: 0.231, SLG: 0.590 Rick Dempsey, R OBP: 0.302, SLG: 0.303 (10, 2)				F8				SH1-4	BB	1B	3	0	2	0	0	0	1		
Inning Stats	R: 1 E: 0 K: 1 S: 7	H: 2 LOB: 3 BB: 2 P: 15	R: 0 E: 0 K: 0 S: 4	H: 1 LOB: 2 BB: 1 P: 8	R: 0 E: 0 K: 1 S: 6	H: 1 LOB: 1 BB: 0 P: 6	R: 1 E: 0 K: 0 S: 4	H: 1 LOB: 0 BB: 1 P: 7	R: 0 E: 0 K: 0 S: 3	H: 0 LOB: 0 BB: 0 P: 3	R: 0 E: 0 K: 0 S: 3	H: 0 LOB: 0 BB: 0 P: 3	R: 1 E: 0 K: 0 S: 3	H: 1 LOB: 1 BB: 2 P: 11	R: 2 E: 0 K: 2 S: 9	H: 3 LOB: 1 BB: 1 P: 13	1B: 7 2B: 3 3B: 0 HR: 1		SF: 0 SAC: 1 DP: 2 HBP: 0
PITCHER	IP	WLS	BF	H	R	ER	SO	BB	IBB	HBP	BLK	WP	HR	S	P	ERA	WHIP		
Pat Dobson, R ERA: 5.97 Jim Kern, R ERA: 2.66	(1, 1) (9, 1)	8.1 1.2	37 8	8 3	3 2	3 2	2 2	6 1	1 1	0 0	0 0	1 1	0 0	10 18	3.24 10.80	1.680 2.400			


Batter	1	2	3	4	5	6	7	8	9	10	AB	R	H	RBI	BB	SO	LOB	BOTTOM			
Duane Kuiper, L OBP: 0.336, SLG: 0.321 (1, 4)	F8								1B		5	1	4	2	0	0	0	Baltimore Orioles @ Cleveland Indians Cleveland Municipal Stadium, Cleveland, OH Wed Jun 29 1977, 7:05 PM EDT Att: 23,286 - Unknown			
Jim Norris, L OBP: 0.359, SLG: 0.347 (1, 8)	1B				G4-6-3		4-3		E	1B	4	0	2	0	1	0	3				
Paul Dade, R OBP: 0.396, SLG: 0.435 (1, 9)	1B			F9					E4	IBB	5	0	3	0	0	0	3				
Rico Carly, R OBP: 0.372, SLG: 0.424 (1, 10)	G6-3			K		G6-4-3		G6-4-3	2B		3	0	0	0	2	1	3				
Johnny Grubb, L OBP: 0.425, SLG: 0.462 Bill Melton, R OBP: 0.304, SLG: 0.296 (4, 3)				K				G6-4-3	BB		1	0	0	0	0	0	0				
Buddy Bell, R OBP: 0.374, SLG: 0.444 (1, 5)				K			2B		1B		4	0	1	0	0	1	5				
Bruce Bochte, L OBP: 0.316, SLG: 0.338 (4, 7)	F4								IBB		1	0	0	0	0	0	0				
Larvell Blanks, R OBP: 0.283, SLG: 0.371 (1, 6)				L5					1B		4	0	0	0	1	1	1				
Fred Kendall, R OBP: 0.274, SLG: 0.358 John Lowenstein, L OBP: 0.363, SLG: 0.375 Ray Fosse, R OBP: 0.283, SLG: 0.363 (10, 2)				F4		SH2-4			1B		1	0	0	0	1	0	0				
Inning Stats	R: 0 E: 0 K: 0 S: 4	H: 2 LOB: 1 BB: 0 P: 4	R: 0 E: 0 K: 0 S: 3	H: 0 LOB: 0 BB: 0 P: 3	R: 0 E: 0 K: 0 S: 4	H: 1 LOB: 2 BB: 1 P: 8	R: 0 E: 0 K: 2 S: 7	H: 0 LOB: 0 BB: 0 P: 7	R: 2 E: 0 K: 0 S: 5	H: 3 LOB: 0 BB: 0 P: 5	R: 0 E: 0 K: 0 S: 4	H: 1 LOB: 2 BB: 1 P: 8	R: 0 E: 0 K: 0 S: 3	H: 1 LOB: 2 BB: 2 P: 11	R: 1 E: 1 K: 1 S: 6	H: 2 LOB: 3 BB: 1 P: 10	R: 0 E: 0 K: 1 S: 5		H: 0 LOB: 0 BB: 0 P: 5	1B: 9 2B: 3 3B: 0 HR: 0	SF: 0 SAC: 1 DP: 4 HBP: 0
PITCHER	IP	WLS	BF	H	R	ER	SO	BB	IBB	HBP	BLK	WP	HR	S	P	ERA	WHIP				
Dennis Martinez, R ERA: 2.84 Dick Drago, R ERA: 2.6	(1, 1) (9, 1)	8.2 1.1	38 6	12 0	3 0	2 0	2 1	4 0	1 0	0 0	0 0	0 0	0 0	7 11	2.08 0.000	1.846					


Batter	1	2	3	4	5	6	7	8	9	AB	R	H	RBI	BB	SO	LOB	TOP								
Freddie Patek, R OBP: 0.310, SLG: 0.359 (1, 6)	L9		L9		6-3	FC6 1B	F9		K	6	1	0	1	0	1	3	Kansas City Royals @ Cleveland Indians Cleveland Municipal Stadium, Cleveland, OH Fri Jul 01 1977, 7:05 PM EDT Att: 16,460 - Unknown - 77 F								
Hal McRae, R OBP: 0.364, SLG: 0.488 (1, 10)	G6-4-3 1B		F8			2B 1B	F7			4	2	2	1	1	0	1									
Amos Otis, R OBP: 0.337, SLG: 0.432 (1, 8)	G6-4-3				HR	2B 1B			1-3	5	3	3	3	0	0	1									
Al Cowens, R OBP: 0.344, SLG: 0.524 Tom Poquette, L OBP: 0.362, SLG: 0.432 (8, 9)		6-3			BB	BB	SF7		F2	2	0	0	1	2	0	0									
John Mayberry, L OBP: 0.348, SLG: 0.416 (1, 3)		HR			G6-3 BB	FC6-4 BB			F7	5	2	2	1	0	0	3									
Joe Zdeb, R OBP: 0.397, SLG: 0.478 (1, 7)					1B	1B				5	1	5	4	0	0	0									
Cookie Rojas, R OBP: 0.326, SLG: 0.398 Bob Heise, R OBP: 0.176, SLG: 0.235 (6, 5)					1B	HR			2B	4	0	1	0	0	0	3									
Darrell Porter, L OBP: 0.359, SLG: 0.479 (1, 2)					1B				4-3	5	1	1	0	0	1	4									
Frank White, R OBP: 0.281, SLG: 0.308 (1, 4)										5	1	3	1	0	0	1									
Inning Stats	R: 0 E: 0 K: 0 S: 3	H: 1 LOB: 0 BB: 0 P: 3	R: 1 E: 0 K: 0 S: 5	H: 2 LOB: 1 BB: 0 P: 5	R: 0 E: 0 K: 0 S: 3	H: 0 LOB: 0 BB: 0 P: 3	R: 1 E: 0 K: 0 S: 5	H: 3 LOB: 2 BB: 1 P: 9	R: 5 E: 0 K: 0 S: 7	H: 4 LOB: 0 BB: 1 P: 11	R: 4 E: 1 K: 0 S: 8	H: 4 LOB: 2 BB: 1 P: 12	R: 0 E: 0 K: 1 S: 6	H: 1 LOB: 1 BB: 0 P: 6	R: 0 E: 0 K: 0 S: 3	H: 0 LOB: 0 BB: 0 P: 3	R: 1 E: 0 K: 1 S: 7	H: 3 LOB: 1 BB: 0 P: 7	1B: 8 2B: 7 3B: 0 HR: 3	SF: 1 SAC: 0 DP: 2 HBP: 0	WP: 0 PB: 0 SB: 2 CS: 0	PA: 46			
PITCHER	IP	WLS	BF	H	R	ER	SO	BB	IBB	HBP	BLK	WP	HR	S	P	ERA	WHIP								
Rick Waits, L ERA: 3.86 (1, 1)	4.1	L	21	9	5	5	0	1	0	0	0	0	2	20	24	10.38	2.308								
Al Fitzmorris, R ERA: 6.23 (5, 1)	1.1		10	3	6	6	0	2	0	0	0	0	1	8	16	40.50	3.750								
Don Hood, L ERA: 3.24 (6, 1)	1.1		7	3	0	0	1	0	0	0	0	0	0	9	9	0.00	2.250								
Tom Buskey, R ERA: 4.91 (8, 1)	1.0		3	0	0	0	0	0	0	0	0	0	0	3	3	0.00	0.000								
Sid Monge, L ERA: 6.1 (9, 1)	1.0		5	3	1	1	1	0	0	0	0	0	0	7	7	9.00	3.000								

Batter	1	2	3	4	5	6	7	8	9	AB	R	H	RBI	BB	SO	LOB	BOTTOM								
Duane Kuiper, L OBP: 0.336, SLG: 0.321 Larvell Blanks, R OBP: 0.281, SLG: 0.368 (8, 4)	1B BB 1B		G6-3 1B		1-3				L8	3	1	2	0	0	0	0	Kansas City Royals @ Cleveland Indians Cleveland Municipal Stadium, Cleveland, OH Fri Jul 01 1977, 7:05 PM EDT Att: 16,460 - Unknown - 77 F								
Jim Norris, L OBP: 0.360, SLG: 0.351 (1, 8)	1B BB		G6-3 1B					F8	F8	3	1	1	0	1	0	1									
Paul Dade, R OBP: 0.397, SLG: 0.435 (1, 9)	G4-3 1B		F9					5-3		4	0	2	0	0	0	1									
Rico Carty, R OBP: 0.364, SLG: 0.412 (1, 10)	G4-3 1B							F8	F9	4	0	1	2	0	0	2									
Buddy Bell, R OBP: 0.375, SLG: 0.442 (1, 5)	G4-3							6-3	FC4-6 1B	3	0	0	0	1	0	4									
Andre Thornton, R OBP: 0.308, SLG: 0.415 John Lowenstein, L OBP: 0.375, SLG: 0.366 (7, PH) (8, 7)	F7								F9	2	0	0	0	0	0	2									
Ron Pruitt, R OBP: 0.333, SLG: 0.327 Bruce Bochte, L OBP: 0.315, SLG: 0.336 (8, 3)		6-3							K	2	0	0	0	0	0	1									
Ray Fosse, R OBP: 0.277, SLG: 0.356 (1, 2)										1	0	0	0	0	0	0									
Frank Duffy, R OBP: 0.263, SLG: 0.310 (1, 6)										3	0	0	0	0	0	0									
Inning Stats	R: 2 E: 0 K: 0 S: 5	H: 3 LOB: 1 BB: 1 P: 9	R: 0 E: 0 K: 0 S: 3	H: 0 LOB: 0 BB: 0 P: 3	R: 0 E: 0 K: 1 S: 5	H: 0 LOB: 1 BB: 1 P: 9	R: 0 E: 0 K: 1 S: 5	H: 0 LOB: 0 BB: 0 P: 5	R: 0 E: 0 K: 0 S: 4	H: 1 LOB: 1 BB: 0 P: 4	R: 0 E: 0 K: 0 S: 3	H: 0 LOB: 0 BB: 0 P: 3	R: 0 E: 0 K: 0 S: 3	H: 0 LOB: 0 BB: 0 P: 3	R: 0 E: 0 K: 1 S: 6	H: 1 LOB: 1 BB: 0 P: 6	1B: 5 2B: 1 3B: 0 HR: 0	SF: 0 SAC: 0 DP: 2 HBP: 0	WP: 0 PB: 0 SB: 0 CS: 0	PA: 33					
PITCHER	IP	WLS	BF	H	R	ER	SO	BB	IBB	HBP	BLK	WP	HR	S	P	ERA	WHIP								
Paul Splitter, L ERA: 4.6 (1, 1)	0.0		29	3	2	2	0	1	0	0	0	0	0	34	38	0.00	0.444								
Marty Pattin, R ERA: 4.91 (1, 1)	9.0	W	29	3	0	0	3	1	0	0	0	0	0	34	38	0.00	0.444								

Batter	1	2	3	4	5	6	7	8	9	AB	R	H	RBI	BB	SO	LOB	TOP					
Tom Poquette, L (1, 9) OBP: 0.355, SLG: 0.423										4	0	0	0	0	1	1	Kansas City Royals @ Cleveland Indians Cleveland Municipal Stadium, Cleveland, OH Sat Jul 02, 1977, 7:05 PM EDT Att: 16,227 - Unknown - 87 F livebaseballscorecards.com					
Hal McRae, R (1, 7) OBP: 0.362, SLG: 0.489 Freddie Patek, R (8, 6) OBP: 0.310, SLG: 0.359										4	1	1	0	0	1	1						
Ralph LaCock, L (1, 10) OBP: 0.420, SLG: 0.591										4	0	2	1	0	0	0						
John Mayberry, L (1, 3) OBP: 0.343, SLG: 0.409										4	0	0	0	0	1	1						
Al Cowens, R (1, 8) OBP: 0.346, SLG: 0.524										4	0	2	0	0	0	1						
Darrell Porter, L (1, 2) OBP: 0.353, SLG: 0.469										4	0	0	0	0	2	3						
Cookie Rojas, R (1, 5) OBP: 0.326, SLG: 0.388										2	0	0	0	1	0	0						
Bob Heise, R (1, 6) OBP: 0.156, SLG: 0.211 John Wathan, R (8, PH) OBP: 0.366, SLG: 0.368 Joe Zdeb, R (8, 7) OBP: 0.397, SLG: 0.478										2	0	0	0	0	0	2						
Frank White, R (1, 4) OBP: 0.277, SLG: 0.304										1	0	0	0	0	1	0						
Inning Stats	R: 0 E: 0 K: 0 S: 3	H: 0 LOB: 0 BB: 0 P: 3	R: 0 E: 0 K: 1 S: 6	H: 1 LOB: 2 BB: 1 P: 10	R: 0 E: 0 K: 3 S: 9	H: 0 LOB: 0 BB: 0 P: 9	R: 0 E: 0 K: 0 S: 4	H: 1 LOB: 1 BB: 0 P: 4	R: 0 E: 0 K: 0 S: 5	H: 0 LOB: 0 BB: 0 P: 5	R: 1 E: 0 K: 0 S: 4	H: 2 LOB: 0 BB: 0 P: 4	R: 0 E: 0 K: 0 S: 3	H: 0 LOB: 0 BB: 0 P: 3	R: 0 E: 1 K: 1 S: 6	H: 0 LOB: 1 BB: 0 P: 6		R: 0 E: 0 K: 2 S: 8	H: 1 LOB: 1 BB: 0 P: 8	1B: 3 2B: 2 3B: 0 HR: 0	SF: 0 SAC: 0 DP: 0 HBP: 0	WP: 0 PB: 0 SB: 2 CS: 0
PITCHER Dennis Eckersley, R (1, 1) ERA: 3.21	IP: 9.0 WLS: L BF: 33	H: 5 R: 1 ER: 1 SO: 8	BB: 0 IBB: 1 HBP: 0 BLK: 0	WP: 0 HR: 0 S: 48 P: 52	ERA: 1.00 WHIP: 0.556	PITCHER										IP: 9.0 WLS: W BF: 30	H: 1 R: 0 ER: 0 SO: 4	BB: 0 IBB: 0 HBP: 0 BLK: 0	WP: 0 HR: 0 S: 38 P: 38	ERA: 0.00 WHIP: 0.111		



Batter	1	2	3	4	5	6	7	8	9	AB	R	H	RBI	BB	SO	LOB	BOTTOM			
Duane Kuiper, L (1, 4) OBP: 0.334, SLG: 0.320										4	0	1	0	0	1	0	Kansas City Royals @ Cleveland Indians Cleveland Municipal Stadium, Cleveland, OH Sat Jul 02, 1977, 7:05 PM EDT Att: 16,227 - Unknown - 87 F livebaseballscorecards.com			
Jim Norris, L (1, 8) OBP: 0.355, SLG: 0.345										4	0	0	0	0	1	1				
Paul Dade, R (1, 9) OBP: 0.390, SLG: 0.426										4	0	0	0	0	0	1				
Rico Carty, R (1, 10) OBP: 0.358, SLG: 0.406										3	0	0	0	0	1	1				
Buddy Bell, R (1, 5) OBP: 0.372, SLG: 0.437										3	0	0	0	0	0	0				
Andre Thornton, R (1, 3) OBP: 0.302, SLG: 0.406										3	0	0	0	0	0	0				
Ron Pruitt, R (1, 7) OBP: 0.316, SLG: 0.308										3	0	0	0	0	1	1				
Fred Kendall, R (1, 2) OBP: 0.273, SLG: 0.363 Larvell Blanks, R (8, PH) OBP: 0.278, SLG: 0.364 Ray Fosse, R (9, 2) OBP: 0.277, SLG: 0.356										2	0	0	0	0	0	1				
Frank Duffy, R (1, 6) OBP: 0.259, SLG: 0.305										3	0	0	0	0	0	0				
Inning Stats	R: 0 E: 1 K: 0 S: 4	H: 0 LOB: 1 BB: 0 P: 4	R: 0 E: 1 K: 0 S: 4	H: 0 LOB: 0 BB: 0 P: 4	R: 0 E: 0 K: 1 S: 5	H: 0 LOB: 0 BB: 0 P: 5	R: 0 E: 0 K: 1 S: 5	H: 0 LOB: 0 BB: 0 P: 5	R: 0 E: 0 K: 0 S: 4	H: 1 LOB: 1 BB: 0 P: 4	R: 0 E: 0 K: 0 S: 3	H: 0 LOB: 0 BB: 0 P: 3	R: 0 E: 0 K: 0 S: 3	H: 0 LOB: 0 BB: 0 P: 3	R: 0 E: 0 K: 1 S: 5	H: 0 LOB: 0 BB: 0 P: 5		1B: 1 2B: 0 3B: 0 HR: 0	SF: 0 SAC: 0 DP: 0 HBP: 0	WP: 0 PB: 0 SB: 0 CS: 0
PITCHER Andy Hassler, L (1, 1) ERA: 3.45	IP: 9.0 WLS: W BF: 30	H: 1 R: 0 ER: 0 SO: 4	BB: 0 IBB: 0 HBP: 0 BLK: 0	WP: 0 HR: 0 S: 38 P: 38	ERA: 0.00 WHIP: 0.111	PITCHER										IP: 9.0 WLS: W BF: 30	H: 1 R: 0 ER: 0 SO: 4	BB: 0 IBB: 0 HBP: 0 BLK: 0	WP: 0 HR: 0 S: 38 P: 38	ERA: 0.00 WHIP: 0.111

Batter	1	2	3	4	5	6	7	8	9	AB	R	H	RBI	BB	SO	LOB	TOP			
Tom Poquette, L (1, 9) OBP: 0.349, SLG: 0.417	F3	SF9			1-3		4-3			3	0	1	0	0	0		Kansas City Royals @ Cleveland Indians Cleveland Municipal Stadium, Cleveland, OH Sun Jul 03 1977, 7:05 PM EDT Att: 54,690 - Unknown - 79 F livebaseballscores.com AB 31 R 3 H 8 RBI 3 BB 3 SO 7 LOB 11 			
Hal McRae, R (1, 7) OBP: 0.358, SLG: 0.482	F3	F7			L4		L4			4	0	0	0	0	1					
Ralph LaCock, L (1, 10) OBP: 0.413, SLG: 0.573	2B		F7		F8			K		3	1	0	0	1	1					
John Mayberry, L (1, 3) OBP: 0.348, SLG: 0.416				G6-4-3		CS		3-1		3	0	2	1	1	0					
Al Cowens, R (1, 8) OBP: 0.342, SLG: 0.517	1-3		G6-4-3			K		F9		4	0	0	0	0	1					
Darrell Porter, L (1, 2) OBP: 0.394, SLG: 0.492										3	1	3	1	1	0					
Cookie Rojas, R (1, 5) OBP: 0.323, SLG: 0.382										4	0	1	0	0	3					
Bob Heise, R (1, 6) OBP: 0.190, SLG: 0.238 (6, PH)										2	1	1	0	0	0					
Davey Nelson, R (6, PH) OBP: 0.279, SLG: 0.308 (6, 4)										2	0	0	0	0	0					
Frank White, R (1, 4) OBP: 0.279, SLG: 0.306 (6, 6)										2	0	1	0	0	1					
Joe Zdeb, R (7, PH) OBP: 0.392, SLG: 0.471										1	0	0	0	0	1					
Freddie Patek, R (7, 6) OBP: 0.310, SLG: 0.359										0	0	0	0	0	0					
Inning Stats	R: 1 E: 0 K: 0 S: 4	H: 1 LOB: 1 BB: 1 P: 8	R: 2 E: 0 K: 1 S: 8	H: 3 LOB: 1 BB: 0 P: 8	R: 0 E: 0 K: 2 S: 3	H: 1 LOB: 0 BB: 0 P: 3	R: 0 E: 0 K: 2 S: 8	H: 1 LOB: 1 BB: 0 P: 8	R: 0 E: 0 K: 1 S: 6	H: 2 LOB: 2 BB: 1 P: 10	R: 0 E: 0 K: 1 S: 5	H: 0 LOB: 0 BB: 0 P: 5	R: 0 E: 0 K: 1 S: 4	H: 0 LOB: 0 BB: 0 P: 8	R: 0 E: 0 K: 1 S: 4	H: 0 LOB: 0 BB: 0 P: 8		1B: 6 2B: 2 3B: 0 HR: 1	SF: 1 SAC: 0 DP: 3 HBP: 0	WP: 0 PB: 0 SB: 1 CS: 1
PITCHER	IP WLS BF H R ER SO BB IBB HBP BLK WP HR S P ERA WHIP																			
Pat Dobson, R (1, 1) ERA: 5.89	5.2 W 25 8 3 3 4 2 0 0 0 0 1 31 39 4.76 1.765																			
Jim Bibby, R (6, 1) ERA: 3.32	0.1 1 0 0 0 0 0 0 0 0 0 0 1 1 0.00 0.000																			
Jim Kern, R (7, 1) ERA: 2.5	3.0 S 9 0 0 0 3 1 0 0 0 0 0 0 14 18 0.00 0.333																			

Batter	1	2	3	4	5	6	7	8	9	AB	R	H	RBI	BB	SO	LOB	BOTTOM				
Duane Kuiper, L (1, 4) OBP: 0.337, SLG: 0.320	G3	1B		4-3			1B			3	1	1	1	0	0		Kansas City Royals @ Cleveland Indians Cleveland Municipal Stadium, Cleveland, OH Sun Jul 03 1977, 7:05 PM EDT Att: 54,690 - Unknown - 79 F livebaseballscores.com AB 32 R 6 H 11 RBI 6 BB 2 SO 5 LOB 9 				
Jim Norris, L (1, 8) OBP: 0.354, SLG: 0.344	P5	HBP			F7		P6			4	0	1	1	0	0						
Paul Dade, R (1, 9) OBP: 0.388, SLG: 0.423	5-3		F9		F8		1B			4	0	1	0	0	0						
Rico Carty, R (1, 10) OBP: 0.361, SLG: 0.424		L9								4	1	2	2	0	1						
Buddy Bell, R (1, 5) OBP: 0.370, SLG: 0.438		1B				5-3				4	1	1	0	0	2						
John Lowenstein, L (1, 7) OBP: 0.380, SLG: 0.365		1B								3	1	1	0	1	1						
Bruce Bochte, L (1, 3) OBP: 0.318, SLG: 0.336		1B								3	1	1	1	1	1						
Ray Fosse, R (1, 2) OBP: 0.283, SLG: 0.366		HBP								4	1	2	0	0	3						
Frank Duffy, R (1, 6) OBP: 0.260, SLG: 0.305		1B								3	0	1	1	0	2						
Inning Stats	R: 0 E: 0 K: 0 S: 3	H: 0 LOB: 0 BB: 0 P: 3	R: 3 E: 0 K: 0 S: 7	H: 5 LOB: 2 BB: 0 P: 8	R: 1 E: 0 K: 1 S: 5	H: 1 LOB: 0 BB: 1 P: 9	R: 0 E: 0 K: 1 S: 6	H: 1 LOB: 1 BB: 0 P: 6	R: 0 E: 0 K: 1 S: 5	H: 0 LOB: 0 BB: 0 P: 5	R: 2 E: 0 K: 1 S: 9	H: 4 LOB: 2 BB: 0 P: 9	R: 0 E: 0 K: 0 S: 3	H: 0 LOB: 1 BB: 1 P: 7	R: 0 E: 0 K: 1 S: 3	H: 0 LOB: 0 BB: 0 P: 7		1B: 8 2B: 2 3B: 0 HR: 1	SF: 0 SAC: 1 DP: 0 HBP: 1	WP: 1 PB: 0 SB: 0 CS: 1	PA: 37
PITCHER	IP WLS BF H R ER SO BB IBB HBP BLK WP HR S P ERA WHIP																				
Dennis Leonard, R (1, 1) ERA: 3.9	6.1 L 27 8 5 5 4 1 0 1 0 0 1 33 38 7.11 1.421																				
Larry Gura, L (7, 1) ERA: 3.1	0.1 3 2 0 0 0 0 0 0 0 0 0 3 3 0.00 6.000																				
Mark Littell, R (7, 1) ERA: 2.94	1.1 6 1 1 1 1 1 0 0 0 1 0 7 11 6.75 1.500																				

Batter	1	2	3	4	5	6	7	8	9	AB	R	H	RBI	BB	SO	LOB	TOP					
Duane Kuiper, L (1.4) OBP: 0.334, SLG: 0.316	4-3		4-3		K		F7		1B BB	4	1	0	0	1	1	6	Cleveland Indians @ New York Yankees Yankee Stadium, Bronx, NY Mon Jul 04 1977, 7:05 PM EDT Att: 15,920 - Unknown					
Jim Norris, L (1.8) OBP: 0.355, SLG: 0.342	4-3			4-3		G5-4-3 BB	FC3-6		F9 1B	4	0	1	1	1	0	2						
Paul Dade, R (1.9) OBP: 0.388, SLG: 0.422	K			F8		G5-4-3 1B	L6		G5-4-3 1B	5	0	2	2	0	1	2						
Rico Carty, R (1.10) OBP: 0.352, SLG: 0.413		5-3		6-3		G5-4-3 1-2 2-3		F6	F9	5	0	0	0	0	0	4						
Buddy Bell, R (1.5) OBP: 0.370, SLG: 0.438	K				BB 2B	F9		BB 1B	G5-4-3	4	1	1	0	1	1	3						
John Lowenstein, L (1.7) OBP: 0.394, SLG: 0.368	1B BB			6-3			1B 1B	1B BB		2	1	1	0	2	0	1						
Bruce Bochte, L (1.3) OBP: 0.329, SLG: 0.345	1B			BB BB			SH FC3-6 1B	FC6-4 1B		3	1	3	1	1	0	0						
Fred Kendall, R (1.2) OBP: 0.272, SLG: 0.359			F8		F6		FC3-6 SH 1B	FC6-4		4	0	1	1	0	0	3						
Frank Duffy, R (1.6) OBP: 0.267, SLG: 0.313	F7				1-2 2-3 BB		SH FC3-6		1B 2B	2	1	1	0	1	0	0						
Inning Stats	R: 0 E: 0 K: 1 S: 5	H: 0 LOB: 0 BB: 0 P: 5	R: 0 E: 0 K: 1 S: 5	H: 1 LOB: 2 BB: 1 P: 9	R: 0 E: 0 K: 0 S: 3	H: 0 LOB: 0 BB: 0 P: 3	R: 0 E: 0 K: 0 S: 3	H: 0 LOB: 0 BB: 0 P: 3	R: 0 E: 0 K: 1 S: 6	H: 1 LOB: 3 BB: 2 P: 14	R: 0 E: 0 K: 0 S: 3	H: 1 LOB: 1 BB: 1 P: 7	R: 2 E: 0 K: 0 S: 7	H: 3 LOB: 0 BB: 0 P: 7	R: 1 E: 0 K: 0 S: 3	H: 1 LOB: 1 BB: 2 P: 11	R: 2 E: 0 K: 0 S: 5	H: 3 LOB: 1 BB: 1 P: 9	1B: 8 2B: 2 3B: 0 HR: 0	SF: 0 SAC: 1 DP: 2 HBP: 0	WP: 0 PB: 0 SB: 0 CS: 0	PA: 41
PITCHER	IP	WLS	BF	H	R	ER	SO	BB	IBB	HBP	BLK	WP	HR	S	P	ERA	WHIP					
Ed Figueroa, R (1.1) ERA: 3.03	7.1	W	32	6	3	3	3	5	0	0	0	0	0	33	53	3.68	1.500					
Ken Clay, R (8.1) ERA: 4.43	1.2		9	4	2	2	0	2	0	0	0	0	0	7	15	10.80	3.600					

Batter	1	2	3	4	5	6	7	8	9	AB	R	H	RBI	BB	SO	LOB	BOTTOM					
Mickey Rivers, L (1.8) OBP: 0.340, SLG: 0.399	4-3		F9		E3		BB 1B IBB			3	1	0	0	1	0	0	Cleveland Indians @ New York Yankees Yankee Stadium, Bronx, NY Mon Jul 04 1977, 7:05 PM EDT Att: 15,920 - Unknown					
Willie Randolph, R (1.4) OBP: 0.395, SLG: 0.429	F9		1-3		F8		1B 1B BB			3	1	0	0	1	0	1						
Thurman Munson, R (1.2) OBP: 0.360, SLG: 0.507	F9				5-3		1B 1B			4	0	2	2	0	0	1						
Chris Chambliss, L (1.3) OBP: 0.337, SLG: 0.442		HR	1-3		6-3		1-2 3-H 1B			4	1	2	2	0	0	1						
Reggie Jackson, L (1.9) OBP: 0.354, SLG: 0.513	K			K		F8	F5			4	0	0	0	0	2	2						
Roy White, S (1.7) OBP: 0.361, SLG: 0.436		HR				F8		F7		4	1	2	1	0	0	0						
Lou Piniella, R (1.10) OBP: 0.378, SLG: 0.521	K			F8			F8		HR	4	1	1	1	0	1	1						
Graig Nettles, L (1.5) OBP: 0.304, SLG: 0.431		HR		4-3			BB SH3-4 1B 1B	G3		4	2	2	1	0	0	1						
Bucky Dent, R (1.6) OBP: 0.330, SLG: 0.392							SH3-4 1B	F7		2	0	0	0	0	0	0						
Fred Stanley, R (7.6) OBP: 0.235, SLG: 0.412	5-3				F7			F7		1	0	0	0	0	0	0						
Inning Stats	R: 0 E: 0 K: 0 S: 3	H: 3 LOB: 0 BB: 0 P: 10	R: 3 E: 0 K: 2 S: 10	H: 3 LOB: 0 BB: 0 P: 10	R: 0 E: 0 K: 0 S: 4	H: 1 LOB: 1 BB: 0 P: 4	R: 0 E: 0 K: 1 S: 6	H: 1 LOB: 1 BB: 0 P: 6	R: 0 E: 0 K: 0 S: 4	H: 0 LOB: 1 BB: 0 P: 4	R: 0 E: 0 K: 0 S: 3	H: 0 LOB: 0 BB: 0 P: 3	R: 3 E: 0 K: 0 S: 6	H: 3 LOB: 2 BB: 2 P: 14	R: 1 E: 0 K: 0 S: 4	H: 1 LOB: 0 BB: 0 P: 4	R: 3 E: 0 K: 0 S: 6	H: 3 LOB: 2 BB: 2 P: 14	1B: 4 2B: 1 3B: 0 HR: 4	SF: 0 SAC: 1 DP: 0 HBP: 0	WP: 0 PB: 0 SB: 1 CS: 0	PA: 36
PITCHER	IP	WLS	BF	H	R	ER	SO	BB	IBB	HBP	BLK	WP	HR	S	P	ERA	WHIP					
Wayne Garland, R (1.1) ERA: 4.62	6.2	L	31	8	6	6	3	1	1	0	0	0	3	35	43	8.10	1.350					
Sid Monge, L (7.1) ERA: 6.12	1.1		5	1	1	1	0	0	0	0	0	0	1	5	5	6.75	0.750					

Batter	1	2	3	4	5	6	7	8	9	AB	R	H	RBI	BB	SO	LOB	TOP											
Duane Kuiper, L (1,4) OBP: 0.335, SLG: 0.317	0-0 FC4-6 1B	0-0 G5-4-3		0-0 6-3		0-0 4-3		0-0 1B		5	0	2	0	0	0	2	Cleveland Indians @ New York Yankees Yankee Stadium, Bronx, NY Tue Jul 05 1977, 7:05 PM EDT Att: 16,053 - Unknown AB 36 R 4 H 11 RBI 4 BB 1 SO 1 LOB 13 											
Jim Norris, L (1,8) OBP: 0.350, SLG: 0.337 Larvell Blanks, R (9, PH) OBP: 0.277, SLG: 0.361	0-3 K		0-0 F7	0-0 5-3		0-0 G3		0-0 F2		4	0	0	0	0	1	1												
Paul Dade, R (1,9) OBP: 0.390, SLG: 0.429	0-0 FC4-6 2B 1B		0-0 PB 1B		0-0 SF8 2B		0-0 F9			4	3	2	0	0	0	1												
Rico Carty, R (1,10) OBP: 0.350, SLG: 0.415	0-0 1B 2B		0-0 F8		0-0 F9		0-0 6-3			4	0	1	0	0	0	2												
Buddy Bell, R (1,5) OBP: 0.372, SLG: 0.441	0-0 1B		0-0 1B E		0-0 SF8		0-0 F6			3	1	2	3	0	0	0												
John Lowenstein, L (1,7) OBP: 0.402, SLG: 0.389 Bill Melton, R (8, PH) OBP: 0.300, SLG: 0.292	0-0 4-3		0-0 1B		0-0 2B		0-0 6-3		0-0 6-3	3	0	2	0	0	0	2												
Bruce Bochte, L (1,3) Andre Thornton, R (8, PH) OBP: 0.301, SLG: 0.403 Ron Pruitt, R (8,7) OBP: 0.316, SLG: 0.308		4-0 1B 1-3 BB	0-0 E6 1-3 2-H 1B		0-0 G3		0-0 6-3		0-0 6-3	2	0	1	1	1	0	1												
Ray Fosse, R (1,2) OBP: 0.276, SLG: 0.357	0-0 1-3		0-0 6-3		0-0 5-3		0-0 4-3			4	0	0	0	0	0	3												
Frank Duffy, R (1,6) OBP: 0.266, SLG: 0.311	0-0 1B		0-0 1-3		0-0 F6		0-0 5-3			4	0	1	0	0	0	0												
Inning Stats	R: 1 E: 0 K: 1 S: 8	H: 3 LOB: 2 BB: 0 P: 8	R: 0 E: 0 K: 0 S: 3	H: 1 LOB: 1 BB: 1 P: 7	R: 2 E: 1 K: 0 S: 7	H: 4 LOB: 2 BB: 0 P: 7	R: 0 E: 0 K: 0 S: 3	H: 0 LOB: 0 BB: 0 P: 3	R: 1 E: 0 K: 0 S: 5	H: 2 LOB: 1 BB: 0 P: 5	R: 0 E: 0 K: 0 S: 3	H: 0 LOB: 0 BB: 0 P: 3	R: 0 E: 0 K: 0 S: 3	H: 0 LOB: 0 BB: 0 P: 3	R: 0 E: 0 K: 0 S: 4	H: 1 LOB: 1 BB: 0 P: 4		1B: 8 2B: 3 3B: 0 HR: 0	SF: 1 SAC: 0 DP: 1 HBP: 0	WP: 0 PB: 1 SB: 0 CS: 0	PA: 38							
PITCHER	IP	WLS	BF	H	R	ER	SO	BB	IBB	HBP	BLK	WP	HR	S	P	ERA		WHIP	PITCHER									
Mike Torrez, R (1,1) ERA: 4.92	2.2		16	8	3	3	1	1	0	0	0	0	0	17	21	10.12		3.375										
Dick Tidrow, R (3,1) ERA: 3.2	2.0		8	2	1	1	0	0	0	0	0	0	0	8	8	4.50		1.000										
Sparky Lyle, L (5,1) ERA: 1.8	4.1	W	14	1	0	0	0	0	0	0	0	0	0	14	14	0.00	0.231											
Batter	1	2	3	4	5	6	7	8	9	AB	R	H	RBI	BB	SO	LOB	BOTTOM											
Mickey Rivers, L (1,8) OBP: 0.336, SLG: 0.394	0-0 F2	0-3 K			0-0 F8	0-3 K				4	0	0	0	0	2	4	Cleveland Indians @ New York Yankees Yankee Stadium, Bronx, NY Tue Jul 05 1977, 7:05 PM EDT Att: 16,053 - Unknown AB 32 R 5 H 10 RBI 5 BB 3 SO 7 LOB 17 											
Willie Randolph, R (1,4) OBP: 0.374, SLG: 0.432	4-0 BLK 1B BB		0-0 1B		0-0 S 1B		0-3 K			3	1	2	0	1	1	0												
Thurman Munson, R (1,2) Cliff Johnson, R (5,2) OBP: 0.402, SLG: 0.578	0-0 1B		0-0 F3		0-3 K		0-3 K			2	0	1	1	0	0	1												
Chris Chambliss, L (1,3) OBP: 0.339, SLG: 0.446	0-0 F7		0-3 K		0-0 2B 1B		0-0 2B			4	2	2	0	0	1	2												
Reggie Jackson, L (1,9) OBP: 0.359, SLG: 0.524	0-0 2-6	0-0 1B SF7 1B	0-0 F8		0-0 BB 2B		0-0 2B		0-0 2B	4	1	3	1	0	0	1												
Roy White, S (1,7) OBP: 0.359, SLG: 0.431		0-0 F7		0-0 F8		4-0 BB IBB		0-0 F7		3	0	0	0	1	0	2												
Graig Nettles, L (1,5) OBP: 0.306, SLG: 0.430		0-0 3B 1B		0-3 K		4-0 1-2 2-3 3-H BB		0-0 F9		3	1	1	1	1	1	0												
Carlos May, L (1,10) OBP: 0.311, SLG: 0.345		0-0 SF7		0-0 F8		0-0 F5		0-0 3-1		3	0	0	1	0	0	3												
Bucky Dent, R (1,6) OBP: 0.328, SLG: 0.398	0-0 1B	3-H 1B		0-0 F4		0-0 F4		0-0 6-3		4	0	1	1	0	0	3												
Inning Stats	R: 1 E: 0 K: 0 S: 3	H: 1 LOB: 1 BB: 1 P: 7	R: 2 E: 0 K: 1 S: 8	H: 3 LOB: 1 BB: 0 P: 8	R: 0 E: 0 K: 1 S: 6	H: 1 LOB: 1 BB: 0 P: 6	R: 0 E: 0 K: 1 S: 5	H: 0 LOB: 0 BB: 0 P: 5	R: 0 E: 0 K: 1 S: 6	H: 1 LOB: 1 BB: 0 P: 6	R: 1 E: 0 K: 1 S: 7	H: 2 LOB: 3 BB: 2 P: 15	R: 1 E: 0 K: 2 S: 9	H: 2 LOB: 1 BB: 0 P: 9	R: 0 E: 0 K: 0 S: 3	H: 0 LOB: 0 BB: 0 P: 3		1B: 6 2B: 3 3B: 1 HR: 0	SF: 1 SAC: 0 DP: 0 HBP: 0	WP: 0 PB: 0 SB: 1 CS: 0	PA: 36							
PITCHER	IP	WLS	BF	H	R	ER	SO	BB	IBB	HBP	BLK	WP	HR	S	P	ERA		WHIP	PITCHER									
Jim Bibby, R (1,1) ERA: 3.52	8.0	L	37	10	5	5	7	2	1	0	0	0	0	47	59	5.62		1.500										

Batter	1	2	3	4	5	6	7	8	9	AB	R	H	RBI	BB	SO	LOB	TOP			
Duane Kuiper, L (1,4) OBP: 0.334, SLG: 0.320	0-0 6-3		0-0 F8			0-0 F8		0-0 2H 2B		4	0	1	1	0	0	0	Cleveland Indians @ New York Yankees Yankee Stadium, Bronx, NY Thu Jul 07 1977, 7:05 PM EDT Att: 21,419 - Unknown			
John Lowenstein, L (1,7) OBP: 0.397, SLG: 0.372	0-0 3-1		0-0 4-3			0-0 F9		0-0 F3		4	0	0	0	0	0	1				
Paul Dade, R (1,9) Andre Thornton, R (5,3) OBP: 0.297, SLG: 0.397	0-0 6-3			0-0 F9			0-0 F7		0-3 K	2	0	0	0	0	0	0				
Rico Carty, R (1,10) Johnny Grubb, L (9, PR) OBP: 0.425, SLG: 0.462		4-0 BLK BB		0-0 F9			0-0 6-3		4-0 BB	2	0	0	0	2	0	0				
Buddy Bell, R (1,5) OBP: 0.370, SLG: 0.438		0-3 K		0-0 F7			0-0 1B		0-0 F8	4	0	1	0	0	1	2				
Bruce Bochte, L (1,3) OBP: 0.328, SLG: 0.341		0-0 F7			0-0 F8		0-0 F5		0-0 F7	4	0	0	0	0	0	3				
Jim Norris, L (1,8) OBP: 0.350, SLG: 0.341		0-0 4-3			0-0 1-3			0-0 2B 2B		3	1	1	0	0	0	1				
Ray Fosse, R (1,2) OBP: 0.277, SLG: 0.375			0-0 HR		0-0 F7			0-0 F9		3	1	1	1	0	0	1				
Frank Duffy, R (1,6) OBP: 0.262, SLG: 0.306			0-0 F7			0-3 K		0-0 L5		3	0	0	0	0	1	1				
Inning Stats	R: 0 E: 0 K: 0 S: 3	H: 0 LOB: 0 BB: 0 P: 3	R: 0 E: 0 K: 1 S: 5	H: 0 LOB: 1 BB: 1 P: 9	R: 1 E: 0 K: 0 S: 4	H: 1 LOB: 0 BB: 0 P: 4	R: 0 E: 0 K: 0 S: 3	H: 0 LOB: 0 BB: 0 P: 3	R: 0 E: 0 K: 1 S: 5	H: 0 LOB: 0 BB: 0 P: 5	R: 0 E: 0 K: 0 S: 4	H: 1 LOB: 1 BB: 0 P: 4	R: 1 E: 0 K: 0 S: 5	H: 2 LOB: 1 BB: 0 P: 5	R: 0 E: 0 K: 1 S: 5	H: 0 LOB: 1 BB: 1 P: 9		1B: 1 2B: 2 3B: 0 HR: 1	SF: 0 SAC: 0 DP: 0 HBP: 0	WP: 0 PB: 0 SB: 0 CS: 0
PITCHER Cattfish Hunter, R (1,1) ERA: 4.91	IP: 9.0 WLS: W BF: 33 H: 4 R: 2 ER: 2 SO: 3 BB: 2 IBB: 0 HBP: 0 BLK: 1 WP: 0 HR: 1 S: 37 P: 45 ERA: 2.00 WHIP: 0.667																			

Batter	1	2	3	4	5	6	7	8	9	AB	R	H	RBI	BB	SO	LOB	BOTTOM			
Willie Randolph, R (1,4) OBP: 0.375, SLG: 0.435	0-0 F9		0-0 1-4-3 2B 2B		0-0 E3 3B 1B	0-0 6-3		0-3 K		5	2	2	0	0	1	3	Cleveland Indians @ New York Yankees Yankee Stadium, Bronx, NY Thu Jul 07 1977, 7:05 PM EDT Att: 21,419 - Unknown			
Paul Blair, R (1,8) OBP: 0.344, SLG: 0.422	0-0 6-3		0-0 1-4-3		0-0 HR 3B		0-0 F7	0-0 F7		5	1	1	2	0	0	3				
Thurman Munson, R (1,2) OBP: 0.359, SLG: 0.507	0-0 F9		0-0 2B		0-0 5-3		0-0 F9			4	0	1	1	0	0	1				
Cliff Johnson, R (1,3) Chris Chambliss, L (6, PH) OBP: 0.337, SLG: 0.443		0-0 5-3	0-0 F9		0-3 K		0-0 5-3			2	0	0	0	0	0	1				
Lou Piniella, R (1,10) OBP: 0.382, SLG: 0.554		0-0 6-3	0-0 F4		0-0 HR		0-0 1B 2B			4	2	2	2	0	0	1				
Reggie Jackson, L (1,9) OBP: 0.361, SLG: 0.524		0-0 1B 1B		0-3 K	0-3 K		0-0 1B BB			4	2	2	1	0	2	0				
Roy White, S (1,7) OBP: 0.364, SLG: 0.429		4-0 1B BB		0-0 F3		4-0 BB		4-0 FC5-4 1B BB		1	0	0	0	3	0	0				
Graig Nettles, L (1,5) OBP: 0.308, SLG: 0.431		0-0 1B		0-0 F8		0-0 F8		0-0 FC5-4 1B		4	0	2	2	0	0	1				
Bucky Dent, R (1,6) OBP: 0.327, SLG: 0.400		0-0 F8			0-0 E 3B 2B		0-0 F6		0-0 FC5-4	4	1	1	0	0	0	5				
Inning Stats	R: 0 E: 0 K: 0 S: 3	H: 0 LOB: 2 BB: 1 P: 9	R: 1 E: 0 K: 0 S: 5	H: 2 LOB: 1 BB: 0 P: 5	R: 0 E: 0 K: 1 S: 5	H: 0 LOB: 0 BB: 0 P: 5	R: 4 E: 1 K: 2 S: 11	H: 4 LOB: 0 BB: 0 P: 11	R: 0 E: 0 K: 0 S: 3	H: 0 LOB: 1 BB: 1 P: 7	R: 0 E: 0 K: 0 S: 3	H: 0 LOB: 0 BB: 0 P: 3	R: 2 E: 0 K: 1 S: 8	H: 3 LOB: 2 BB: 1 P: 12	R: 0 E: 0 K: 1 S: 5	H: 0 LOB: 1 BB: 1 P: 9		1B: 5 2B: 4 3B: 1 HR: 1	SF: 0 SAC: 0 DP: 0 HBP: 0	WP: 0 PB: 0 SB: 1 CS: 0
PITCHER Rick Waits, L (1,1) ERA: 4.39 Pat Johnson, R (5,1) ERA: 5.93 Don Hood, L (6,1) ERA: 3.5 Tom Buskey, R (8,1) ERA: 4.73	IP: 4.0 WLS: L BF: 20 H: 7 R: 5 ER: 5 SO: 1 BB: 1 IBB: 0 HBP: 0 BLK: 0 WP: 0 HR: 0 S: 21 P: 25 ERA: 11.25 WHIP: 2.000																			

Batter	1	2	3	4	5	6	7	8	9	AB	R	H	RBI	BB	SO	LOB	TOP			
Steve Staggs, R OBP: 0.288, SLG: 0.361 (1, 4)	F6		6-3			L4		F3		4	0	0	0	0	0	1	Toronto Blue Jays @ Cleveland Indians Cleveland Municipal Stadium, Cleveland, OH Fri Jul 08 1977, 7:05 PM EDT Att: 12,719 - Unknown - 74 F			
Bob Bailor, R OBP: 0.341, SLG: 0.411 (1, 6)	K			K		F4		5-3		4	0	0	0	0	2	0				
Ron Fairly, L OBP: 0.316, SLG: 0.531 (1, 3)	F4			K			BB 1B	G3		3	1	0	0	1	1	0				
Otto Velez, R OBP: 0.369, SLG: 0.513 (1, 9)		K		K			BB FC6-4 1B SF8	F2		3	1	0	0	1	2	0				
Sam Ewing, L OBP: 0.364, SLG: 0.404 (1, 10)	F7				6-3		FC6-4 1B			4	1	2	2	0	0	0				
Doug Radler, R OBP: 0.382, SLG: 0.448 (1, 5)	K						FC6-4 1B	HR		3	1	1	0	1	1	2				
Al Woods, L OBP: 0.342, SLG: 0.427 (1, 7)			F6		F8		SF8	HR		3	1	1	3	0	0	1				
John Scott, R OBP: 0.263, SLG: 0.308 (1, 8)			G3		K		K			4	0	1	0	0	2	2				
Alan Ashby, S OBP: 0.301, SLG: 0.296 (1, 2)						4-3		L3		4	0	1	0	0	1	1				
Inning Stats	R: 0 E: 0 K: 1 S: 5	H: 0 LOB: 0 BB: 0 P: 5	R: 0 E: 0 K: 2 S: 7	H: 0 LOB: 0 BB: 0 P: 7	R: 0 E: 0 K: 0 S: 4	H: 1 LOB: 1 BB: 0 P: 4	R: 0 E: 0 K: 3 S: 9	H: 0 LOB: 0 BB: 0 P: 9	R: 0 E: 0 K: 1 S: 3	H: 0 LOB: 1 BB: 1 P: 9	R: 2 E: 0 K: 1 S: 6	H: 1 LOB: 1 BB: 2 P: 14	R: 0 E: 0 K: 0 S: 3	H: 0 LOB: 0 BB: 0 P: 3	R: 3 E: 0 K: 1 S: 9	H: 4 LOB: 1 BB: 0 P: 9	1B: 3 2B: 0 3B: 1 HR: 2	SF: 1 SAC: 0 DP: 0 HBP: 0	WP: 0 PB: 0 SB: 0 CS: 0	PA: 36
PITCHER Dennis Eckersley, R ERA: 3.32 (1, 1)	IP: 9.0 WLS: W BF: 36 H: 6 R: 5 ER: 5 SO: 9 BB: 3 IBB: 0 HBP: 0 BLK: 0 WP: 0 HR: 2 S: 51 P: 63 ERA: 5.00 WHIP: 1.000															PITCHER Mike Willis, L ERA: 3.17 (8, 1)	IP: 0.1 WLS: L BF: 1 H: 0 R: 0 ER: 0 SO: 1 BB: 0 IBB: 0 HBP: 0 BLK: 0 WP: 0 HR: 0 S: 3 P: 3 ERA: 0.00 WHIP: 0.000			


AB 32
R 5
H 6
RBI 5
BB 3
SO 9
LOB 7




Batter	1	2	3	4	5	6	7	8	9	AB	R	H	RBI	BB	SO	LOB	BOTTOM			
Duane Kuiper, L OBP: 0.332, SLG: 0.318 (1, 4)	G4-3 1B	F8			K		FC4			5	0	1	0	0	1	5	Toronto Blue Jays @ Cleveland Indians Cleveland Municipal Stadium, Cleveland, OH Fri Jul 08 1977, 7:05 PM EDT Att: 12,719 - Unknown - 74 F			
Buddy Bell, R OBP: 0.371, SLG: 0.435 (1, 5)	G4-3 1B				WP 1B	BB FC6-4 1B	F8	1-3		4	1	1	0	1	0	1				
Paul Dade, R OBP: 0.387, SLG: 0.424 (1, 7)	1-3				F9	FC6-4 1B	L4	WP BB SF7 1B		5	2	2	0	0	0	1				
Rico Carty, R OBP: 0.354, SLG: 0.404 (1, 10)		1-3	6-3			FC6-4 1B	6-3	BB WP BB		3	1	0	0	2	0	1				
Bruce Bochte, L OBP: 0.329, SLG: 0.343 (1, 3)		WP 1B	F7			FC6-4 1B		SF7		4	3	2	2	0	0	3				
Charlie Spikes, R OBP: 0.444, SLG: 0.471 (1, 9)					6-3	HR 1B	K	BB BB		4	1	2	2	1	1	1				
Larvell Blanks, R OBP: 0.296, SLG: 0.423 (1, 6)		FC6 1B				1B	HR 1B	BB		4	3	3	5	1	0	1				
Jim Norris, L OBP: 0.360, SLG: 0.341 (1, 8)		1B BB			G6-4-3 BB	1B	FC4 BB	BB		0	0	0	1	5	0	0				
Fred Kendall, R OBP: 0.277, SLG: 0.361 (1, 2)			G6-4-3 1B				FC4	K		5	0	2	1	0	1	6				
Inning Stats	R: 0 E: 0 K: 0 S: 3	H: 1 LOB: 0 BB: 0 P: 3	R: 2 E: 0 K: 0 S: 6	H: 3 LOB: 2 BB: 1 P: 10	R: 0 E: 0 K: 0 S: 4	H: 1 LOB: 1 BB: 0 P: 4	R: 0 E: 0 K: 0 S: 3	H: 1 LOB: 1 BB: 1 P: 7	R: 5 E: 0 K: 1 S: 9	H: 4 LOB: 2 BB: 3 P: 21	R: 0 E: 0 K: 0 S: 3	H: 0 LOB: 0 BB: 0 P: 3	R: 2 E: 0 K: 1 S: 7	H: 2 LOB: 1 BB: 1 P: 11	R: 2 E: 0 K: 1 S: 6	H: 1 LOB: 3 BB: 4 P: 22	1B: 11 2B: 0 3B: 0 HR: 2	SF: 1 SAC: 0 DP: 2 HBP: 0	WP: 3 PB: 0 SB: 0 CS: 0	PA: 45
PITCHER Dave Lemanczyk, R ERA: 4.23 (1, 1)	IP: 4.2 WLS: L BF: 24 H: 8 R: 6 ER: 6 SO: 1 BB: 4 IBB: 0 HBP: 0 BLK: 0 WP: 2 HR: 0 S: 22 P: 38 ERA: 11.57 WHIP: 2.571															PITCHER Mike Willis, L ERA: 3.17 (8, 1)	IP: 0.1 WLS: L BF: 1 H: 0 R: 0 ER: 0 SO: 1 BB: 0 IBB: 0 HBP: 0 BLK: 0 WP: 0 HR: 0 S: 3 P: 3 ERA: 0.00 WHIP: 0.000			
Jerry Johnson, R ERA: 4.58 (5, 1)	0.0	3	2	1	1	0	1	0	0	0	0	0	0	0	0	0				
Dennis DeBarr, L ERA: 3.75 (5, 1)	1.1	4	0	0	0	0	0	0	0	0	0	4	4	0.00	0.000					
Chuck Hartenstein, R ERA: 7.78 (7, 1)	1.0	6	2	2	2	1	1	0	0	0	1	7	11	18.00	3.000					
Tom Bruno, R ERA: 7.85 (8, 1)	0.2	7	1	2	2	0	4	0	0	0	1	0	3	27.00	7.500					

AB 34
R 11
H 13
RBI 11
BB 10
SO 3
LOB 19



Batter	1	2	3	4	5	6	7	8	9	AB	R	H	RBI	BB	SO	LOB	TOP			
Steve Staggs, R OBP: 0.302, SLG: 0.350 (1,4)	1-3		4-3				1-3		SH1-4 1B	4	0	1	0	1	0	0	<p>Toronto Blue Jays @ Cleveland Indians Cleveland Municipal Stadium, Cleveland, OH</p> <p>Sat Jul 09 1977, 7:05 PM EDT Att: 19,594 - Unknown - 78 F</p> <p>livebaseballscorecards.com</p> <p>AB 37 R 2 H 11 RBI 2 BB 3 SO 4 LOB 17</p> 			
Bob Bailor, R OBP: 0.351, SLG: 0.427 (1,6)	4-3 1B		3B				2B 1B		SH1-4 1-2	4	1	4	0	0	0	0				
Ron Fairly, L OBP: 0.416, SLG: 0.530 (1,3)	4-3 1-2		1-3				1-H 2B		IBB	4	0	1	1	1	0	5				
Otto Velez, R OBP: 0.370, SLG: 0.509 (1,9)	6-3						1B 1B		F7	4	0	1	0	1	0	3				
Sam Ewing, L OBP: 0.350, SLG: 0.386 (1,10)		F3					1-3 K		F7	5	0	0	0	0	1	5				
Doug Radler, R OBP: 0.361, SLG: 0.456 (1,5)		F8					F8		HR	4	1	1	1	0	1	1				
Al Woods, L OBP: 0.345, SLG: 0.429 (1,7)		1B					4-3 1-3 1B		F8	4	0	2	0	0	0	0				
John Scott, R OBP: 0.257, SLG: 0.301 (1,8)		F9					K F9		K	4	0	0	0	0	2	3				
Alan Ashby, S OBP: 0.300, SLG: 0.296 (1,2)			3-1				1B BB 1B		F9	4	0	1	0	0	0	0				
Inning Stats	R: 0 E: 0 K: 0 S: 4	H: 1 LOB: 1 BB: 0 P: 4	R: 0 E: 0 K: 0 S: 4	H: 1 LOB: 1 BB: 0 P: 4	R: 0 E: 0 K: 1 S: 5	H: 0 LOB: 0 BB: 0 P: 5	R: 0 E: 0 K: 1 S: 7	H: 2 LOB: 3 BB: 1 P: 11	R: 0 E: 0 K: 1 S: 7	H: 2 LOB: 2 BB: 0 P: 7	R: 1 E: 0 K: 0 S: 5	H: 2 LOB: 2 BB: 1 P: 9	R: 1 E: 0 K: 1 S: 6	H: 1 LOB: 0 BB: 0 P: 6	R: 0 E: 0 K: 0 S: 4	H: 1 LOB: 2 BB: 1 P: 8	1B: 8 2B: 1 3B: 1 HR: 1	SF: 0 SAC: 1 DP: 0 HBP: 0	WP: 0 PB: 0 SB: 0 CS: 0	PA: 41
PITCHER Wayne Garland, R ERA: 4.43 (1,1)	IP: 9.0 WLS: W BF: 41	H: 11 R: 2 ER: 2 SO: 4	BB: 2 IBB: 1 HBP: 0 BLK: 0	WP: 0 HR: 1 S: 46 P: 58	ERA: 2.00 WHIP: 1.444	PITCHER										ERA: 2.00 WHIP: 1.444				

Batter	1	2	3	4	5	6	7	8	9	AB	R	H	RBI	BB	SO	LOB	BOTTOM					
Buddy Bell, R OBP: 0.369, SLG: 0.440 (1,5)	6-3		1B 3B						K	4	1	1	0	0	2	0	<p>Toronto Blue Jays @ Cleveland Indians Cleveland Municipal Stadium, Cleveland, OH</p> <p>Sat Jul 09 1977, 7:05 PM EDT Att: 19,594 - Unknown - 78 F</p> <p>livebaseballscorecards.com</p> <p>AB 31 R 3 H 7 RBI 3 BB 4 SO 7 LOB 13</p> 					
Paul Dade, R OBP: 0.380, SLG: 0.423 (1,8) (7,9)	K		CS 1B BB						1B	3	0	1	0	1	2	0						
Larvell Blanks, R OBP: 0.302, SLG: 0.425 (1,4)	1B		CS 1B						F5	4	0	2	1	0	0	1						
Rico Carty, R OBP: 0.352, SLG: 0.401 (1,10)	G3		6-3						F3	4	0	1	0	0	0	4						
Charlie Spikes, R OBP: 0.381, SLG: 0.400 (1,9)		F9							F9	3	0	0	0	0	0	1						
Jim Norris, L OBP: 0.359, SLG: 0.340 (7,8)									FC5-4 CS	1	0	0	0	0	0	0						
Bill Melton, R OBP: 0.321, SLG: 0.297 (1,3)									F9	2	0	1	0	2	0	0						
John Lowenstein, L (9, PH) OBP: 0.387, SLG: 0.372									HR BB	0	1	0	0	0	0	0						
Ron Pruitt, R OBP: 0.311, SLG: 0.291 (1,7)	F7								K	3	0	0	0	1	1	3						
Fred Kendall, R OBP: 0.271, SLG: 0.352 (1,2)	F7								F7	3	0	0	0	0	0	3						
Andre Thornton, R (9, PH) OBP: 0.301, SLG: 0.423									HR	1	1	1	2	0	0	0						
Frank Duffy, R OBP: 0.259, SLG: 0.302 (1,6)			F9						K	3	0	0	0	0	2	1						
Inning Stats	R: 0 E: 0 K: 1 S: 6	H: 1 LOB: 1 BB: 0 P: 6	R: 0 E: 0 K: 0 S: 4	H: 1 LOB: 1 BB: 0 P: 4	R: 1 E: 0 K: 0 S: 4	H: 2 LOB: 1 BB: 1 P: 8	R: 0 E: 0 K: 0 S: 3	H: 0 LOB: 1 BB: 1 P: 7	R: 0 E: 0 K: 3 S: 9	H: 0 LOB: 0 BB: 0 P: 9	R: 0 E: 0 K: 0 S: 3	H: 1 LOB: 0 BB: 0 P: 3	R: 0 E: 0 K: 1 S: 5	H: 0 LOB: 1 BB: 1 P: 9	R: 0 E: 0 K: 1 S: 6	H: 1 LOB: 0 BB: 0 P: 6	R: 2 E: 0 K: 1 S: 5	H: 1 LOB: 1 BB: 1 P: 9	1B: 5 2B: 0 3B: 1 HR: 1	SF: 0 SAC: 0 DP: 0 HBP: 0	WP: 0 PB: 0 SB: 0 CS: 3	PA: 36
PITCHER Jerry Garvin, L ERA: 3.82 (1,1)	IP: 8.2 WLS: L BF: 35	H: 7 R: 3 ER: 3 SO: 7	BB: 4 IBB: 0 HBP: 0 BLK: 0	WP: 0 HR: 1 S: 45 P: 61	ERA: 3.12 WHIP: 1.269	PITCHER										ERA: 3.12 WHIP: 1.269						

Batter	1	2	3	4	5	6	7	8	9	AB	R	H	RBI	BB	SO	LOB	TOP																			
Steve Staggs, R OBP: 0.318, SLG: 0.364										4	0	2	2	0	1	1	Toronto Blue Jays @ Cleveland Indians Cleveland Municipal Stadium, Cleveland, OH Sun Jul 10 1977, 3:33 AM EDT Att: 12,935 - Unknown - 75 F																			
Bob Bailor, R OBP: 0.345, SLG: 0.424										4	0	1	0	0	1	3																				
Ron Fairly, L OBP: 0.410, SLG: 0.522										4	0	0	0	0	1	1																				
Otto Velez, R OBP: 0.368, SLG: 0.504										4	1	1	0	0	2	0																				
Al Woods, L OBP: 0.343, SLG: 0.425										4	1	1	0	0	0	1																				
Doug Radler, R OBP: 0.386, SLG: 0.468										1	2	1	2	2	0	0																				
Sam Ewing, L OBP: 0.349, SLG: 0.379										2	1	0	0	1	0	1																				
John Scott, R OBP: 0.253, SLG: 0.295										3	0	0	0	0	2	3																				
Alan Ashby, S OBP: 0.303, SLG: 0.296										3	0	1	0	1	2	1																				
Inning Stats	R: 0 E: 0 K: 0 S: 3	H: 1 LOB: 0 BB: 0 P: 3	R: 2 E: 0 K: 1 S: 7	H: 2 LOB: 0 BB: 0 P: 7	R: 0 E: 0 K: 2 S: 7	H: 1 LOB: 0 BB: 0 P: 7	R: 0 E: 0 K: 1 S: 5	H: 0 LOB: 0 BB: 0 P: 5	R: 1 E: 0 K: 1 S: 6	H: 1 LOB: 1 BB: 1 P: 10	R: 0 E: 0 K: 0 S: 3	H: 0 LOB: 0 BB: 0 P: 3	R: 2 E: 0 K: 1 S: 7	H: 2 LOB: 2 BB: 2 P: 15	R: 0 E: 0 K: 2 S: 7	H: 0 LOB: 0 BB: 0 P: 7	R: 0 E: 0 K: 1 S: 5	H: 0 LOB: 1 BB: 1 P: 9	1B: 6 2B: 0 3B: 0 HR: 1	SF: 0 SAC: 3 DP: 1 HBP: 0	WP: 2 PA: 37 PB: 0 SB: 0 CS: 1															
PITCHER	IP	WLS	BF	H	R	ER	SO	BB	IBB	HBP	BLK	WP	HR	S	P	ERA	WHIP	PITCHER		IP	WLS	BF	H	R	ER	SO	BB	IBB	HBP	BLK	WP	HR	S	P	ERA	WHIP
Pat Dobson, R ERA: 5.98	(1, 1)	6.2	L	26	6	5	5	6	1	1	0	0	2	1	36	44	6.75	1.050																		
Jim Kern, R ERA: 2.39	(7, 1)	2.1		10	1	0	0	3	1	1	0	0	0	0	14	22	0.00	0.857																		

AB 29
R 5
H 7
RBI 4
BB 4
SO 9
LOB 11



Batter	1	2	3	4	5	6	7	8	9	AB	R	H	RBI	BB	SO	LOB	BOTTOM																			
Duane Kuiper, L OBP: 0.333, SLG: 0.319										5	0	2	0	0	1	3	Toronto Blue Jays @ Cleveland Indians Cleveland Municipal Stadium, Cleveland, OH Sun Jul 10 1977, 3:33 AM EDT Att: 12,935 - Unknown - 75 F																			
Buddy Bell, R OBP: 0.370, SLG: 0.439										3	0	1	2	1	0	1																				
Paul Dade, R OBP: 0.386, SLG: 0.417										3	0	0	0	1	0	4																				
Rico Carty, R OBP: 0.346, SLG: 0.393										4	0	0	0	0	0	2																				
Larvell Blanks, R OBP: 0.294, SLG: 0.412										4	0	0	0	0	1	0																				
Bruce Bochte, L OBP: 0.332, SLG: 0.343										3	0	1	0	1	0	0																				
Jim Norris, L OBP: 0.384, SLG: 0.343										3	0	2	0	1	0	0																				
Ray Fosse, R OBP: 0.282, SLG: 0.396										4	2	2	1	0	1	3																				
Frank Duffy, R OBP: 0.260, SLG: 0.298										2	1	0	0	1	0	3																				
John Lowenstein, L OBP: 0.384, SLG: 0.368										1	0	0	0	0	1	0																				
Inning Stats	R: 0 E: 0 K: 0 S: 3	H: 1 LOB: 0 BB: 0 P: 3	R: 0 E: 0 K: 0 S: 3	H: 0 LOB: 0 BB: 0 P: 3	R: 2 E: 0 K: 0 S: 5	H: 2 LOB: 2 BB: 2 P: 13	R: 0 E: 0 K: 1 S: 6	H: 1 LOB: 1 BB: 0 P: 6	R: 0 E: 0 K: 0 S: 3	H: 0 LOB: 0 BB: 0 P: 3	R: 0 E: 0 K: 0 S: 3	H: 0 LOB: 0 BB: 0 P: 3	R: 1 E: 0 K: 0 S: 4	H: 1 LOB: 3 BB: 3 P: 16	R: 0 E: 0 K: 1 S: 7	H: 2 LOB: 2 BB: 0 P: 7	R: 0 E: 0 K: 2 S: 7	H: 0 LOB: 0 BB: 0 P: 7	1B: 7 2B: 0 3B: 0 HR: 1	SF: 1 SAC: 0 DP: 1 HBP: 0	WP: 1 PA: 39 PB: 0 SB: 0 CS: 1															
PITCHER	IP	WLS	BF	H	R	ER	SO	BB	IBB	HBP	BLK	WP	HR	S	P	ERA	WHIP	PITCHER		IP	WLS	BF	H	R	ER	SO	BB	IBB	HBP	BLK	WP	HR	S	P	ERA	WHIP
Jeff Byrd, R ERA: 6.85	(1, 1)	6.0	W	25	5	3	3	1	4	0	0	0	1	1	23	39	4.50	1.500																		
Pete Vuckovich, R ERA: 3.5	(7, 1)	3.0	S	13	3	0	0	3	1	0	0	0	0	0	18	22	0.00	1.333																		

AB 32
R 3
H 8
RBI 3
BB 5
SO 4
LOB 16



Batter	1	2	3	4	5	6	7	8	9	AB	R	H	RBI	BB	SO	LOB	TOP			
Rick Burleson, R OBP: 0.363, SLG: 0.413 (1, 6)	F4		K		F8			1B		4	0	1	0	0	1	0	Boston Red Sox @ Cleveland Indians Cleveland Municipal Stadium, Cleveland, OH Mon Jul 11 1977, 7:05 PM EDT Att: 12,573 - Unknown - 75 F			
Fred Lynn, L OBP: 0.316, SLG: 0.458 (1, 8)	F6		F7		G3			P7		4	0	0	0	0	0	1				
Jim Rice, R OBP: 0.371, SLG: 0.592 (1, 10)	1B		HBP		1-3			L9		3	0	1	0	0	0	1				
Carl Yastrzemski, L OBP: 0.378, SLG: 0.520 (1, 7)	P7		CS		1B			4-3		4	1	1	0	0	0	2				
Carlton Fisk, R OBP: 0.421, SLG: 0.547 (1, 2)		K			SH1-3			6-3		4	0	1	0	0	2	0				
George Scott, R OBP: 0.342, SLG: 0.572 (1, 3)		K			SH1-3			6-3		4	0	1	1	0	2	0				
Butch Hobson, R OBP: 0.294, SLG: 0.470 (1, 5)		1B			SH1-3			K		3	1	1	0	0	2	0				
Denny Doyle, L OBP: 0.312, SLG: 0.348 (1, 4)	E2				4-3			6-3		3	0	1	1	0	0	2				
Rick Miller, L OBP: 0.321, SLG: 0.284 (1, 9)	4-3				5-3			L7		3	0	0	0	0	0	3				
Inning Stats	R: 0 E: 0 K: 0 S: 4	H: 1 LOB: 1 BB: 0 P: 4	R: 1 E: 1 K: 2 S: 9	H: 2 LOB: 1 BB: 0 P: 9	R: 0 E: 0 K: 1 S: 4	H: 0 LOB: 0 BB: 0 P: 5	R: 1 E: 0 K: 0 S: 6	H: 3 LOB: 2 BB: 0 P: 6	R: 0 E: 0 K: 1 S: 5	H: 0 LOB: 0 BB: 0 P: 5	R: 0 E: 0 K: 1 S: 5	H: 0 LOB: 0 BB: 0 P: 5	R: 0 E: 0 K: 0 S: 4	H: 1 LOB: 1 BB: 0 P: 4	R: 0 E: 0 K: 2 S: 7	H: 0 LOB: 0 BB: 0 P: 7	1B: 6 2B: 1 3B: 0 HR: 0	SF: 0 SAC: 1 DP: 0 HBP: 1	WP: 0 PB: 0 SB: 0 CS: 1	PA: 35
PITCHER Jim Bibby, R ERA: 3.39 (1, 1)	IP: 9.0 WLS: L BF: 34 H: 7 R: 2 ER: 2 SO: 7 BB: 0 IBB: 0 HBP: 1 BLK: 0 WP: 0 HR: 0 S: 47 P: 48 ERA: 2.00 WHIP: 0.778															PITCHER				

Batter	1	2	3	4	5	6	7	8	9	AB	R	H	RBI	BB	SO	LOB	BOTTOM			
Duane Kuiper, L OBP: 0.332, SLG: 0.318 (1, 4)	1B		F7			4-3		4-3		4	0	1	0	0	0	0	Boston Red Sox @ Cleveland Indians Cleveland Municipal Stadium, Cleveland, OH Mon Jul 11 1977, 7:05 PM EDT Att: 12,573 - Unknown - 75 F			
Jim Norris, L OBP: 0.366, SLG: 0.343 (1, 8)	1B		4-3			1B		4-3		3	0	1	0	1	0	0				
Paul Dade, R OBP: 0.384, SLG: 0.414 (1, 7)	F6				6-3			F4		4	0	1	0	0	0	2				
Rico Carty, R OBP: 0.345, SLG: 0.388 (1, 10)	F4				G6-4-3			F8		3	0	0	0	1	0	3				
Buddy Bell, R OBP: 0.366, SLG: 0.434 (1, 5)	F8				G6-4-3			6-3		3	0	0	0	0	0	3				
Andre Thornton, R OBP: 0.302, SLG: 0.441 (1, 3)		K				HR		F6		3	1	1	1	0	1	0				
Charlie Spikes, R OBP: 0.375, SLG: 0.391 (1, 9)		6-3				G6-4-3		6-3		3	0	1	0	0	0	0				
Ray Fosse, R OBP: 0.277, SLG: 0.389 (1, 2)		K				K		1-3		3	0	0	0	0	2	1				
Frank Duffy, R OBP: 0.257, SLG: 0.295 Larvell Blanks, R OBP: 0.292, SLG: 0.409 (8, PH) (9, 6)			K			G6-4-3		4-3		2	0	0	0	0	1	1				
Inning Stats	R: 0 E: 0 K: 0 S: 5	H: 2 LOB: 2 BB: 0 P: 5	R: 0 E: 0 K: 2 S: 7	H: 0 LOB: 0 BB: 0 P: 7	R: 0 E: 0 K: 1 S: 5	H: 0 LOB: 0 BB: 0 P: 5	R: 0 E: 0 K: 0 S: 2	H: 0 LOB: 0 BB: 1 P: 6	R: 1 E: 0 K: 1 S: 6	H: 2 LOB: 0 BB: 0 P: 6	R: 0 E: 0 K: 0 S: 3	H: 1 LOB: 1 BB: 1 P: 7	R: 0 E: 0 K: 0 S: 3	H: 0 LOB: 0 BB: 0 P: 3	R: 0 E: 0 K: 0 S: 3	H: 0 LOB: 0 BB: 0 P: 3	1B: 4 2B: 0 3B: 0 HR: 1	SF: 0 SAC: 0 DP: 2 HBP: 0	WP: 0 PB: 0 SB: 0 CS: 0	PA: 31
PITCHER Bob Stanley, R ERA: 3.8 (1, 1)	IP: 9.0 WLS: W BF: 31 H: 5 R: 1 ER: 1 SO: 4 BB: 2 IBB: 0 HBP: 0 BLK: 0 WP: 0 HR: 1 S: 37 P: 45 ERA: 1.00 WHIP: 0.778															PITCHER				

Batter	1	2	3	4	5	6	7	8	9	AB	R	H	RBI	BB	SO	LOB	TOP										
Rick Burleson, R (1, 6) OBP: 0.361, SLG: 0.408	F8		K				FC5-4		K	4	0	0	0	1	2	3											
Fred Lynn, L (1, 8) OBP: 0.311, SLG: 0.450	K			6-3	L9		K			4	0	0	0	0	2	4											
Jim Rice, R (1, 10) OBP: 0.370, SLG: 0.588	K			1B			K		K	4	0	1	0	0	3	2											
Carl Yastrzemski, L (1, 7) OBP: 0.374, SLG: 0.513		3-1		F8			F7		L8	4	0	0	0	0	0	1											
Carlton Fisk, R (1, 2) OBP: 0.422, SLG: 0.545	K			FC6-4	1B			F8		3	0	1	0	1	1	0											
George Scott, R (1, 3) OBP: 0.341, SLG: 0.568				FC6-4	1B		G1		F8	4	0	1	0	0	0	3											
Butch Hobson, R (1, 5) OBP: 0.300, SLG: 0.483	K									4	1	3	1	0	1	1											
Denny Doyle, L (1, 4) OBP: 0.313, SLG: 0.348			K							3	0	1	0	0	1	1											
Steve Dillard, R (9, PH) OBP: 0.295, SLG: 0.356					F8		FC5-4	1B	FC4	1	0	0	0	0	0	1											
Rick Miller, L (1, 9) OBP: 0.322, SLG: 0.286			L7							3	0	1	0	0	1	1											
Dwight Evans, R (9, PH) OBP: 0.362, SLG: 0.537					K				K	1	0	0	0	0	1	1											
Inning Stats	R: 0 E: 0 K: 2 S: 7	H: 0 LOB: 0 BB: 7	R: 0 E: 0 K: 2 S: 8	H: 1 LOB: 1 BB: 0 P: 8	R: 0 E: 0 K: 2 S: 7	H: 0 LOB: 0 BB: 0 P: 7	R: 0 E: 0 K: 0 S: 5	H: 2 LOB: 2 BB: 0 P: 5	R: 0 E: 0 K: 1 S: 6	H: 1 LOB: 2 BB: 1 P: 10	R: 0 E: 0 K: 1 S: 5	H: 0 LOB: 1 BB: 1 P: 9	R: 1 E: 0 K: 2 S: 10	H: 3 LOB: 2 BB: 0 P: 10	R: 0 E: 0 K: 0 S: 3	H: 0 LOB: 0 BB: 0 P: 3	R: 0 E: 0 K: 2 S: 8	H: 1 LOB: 1 BB: 0 P: 8	1B: 7 2B: 0 3B: 0 HR: 1	SF: 0 SAC: 0 DP: 0 HBP: 0	WP: 0 PB: 0 SB: 0 CS: 0	PA: 37					
PITCHER	IP	WLS	BF	H	R	ER	SO	BB	IBB	HBP	BLK	WP	HR	S	P	ERA	WHIP										
Dennis Eckersley, R (1, 1) ERA: 3.24	6.1	W	28	7	1	1	8	2	0	0	0	0	1	42	50	1.42	1.421										
Rick Waits, L (7, 1) ERA: 4.19	2.2		9	1	0	0	4	0	0	0	0	0	0	17	17	0.00	0.375										

Boston Red Sox @ Cleveland Indians
Cleveland Municipal Stadium, Cleveland, OH

Tue Jul 12, 1977, 7:05 PM EDT
Att: 14,425 - Unknown - 85 F

AB 35
R 1
H 8
RBI 1
BB 2
SO 12
LOB 18



Batter	1	2	3	4	5	6	7	8	9	AB	R	H	RBI	BB	SO	LOB	BOTTOM										
Jim Norris, L (1, 8) OBP: 0.361, SLG: 0.338	L4		F7	3-1			F9			4	0	0	0	0	0	2											
Duane Kuiper, L (1, 4) OBP: 0.331, SLG: 0.324	4-3				G3		6-3			4	0	1	0	0	0	0											
Paul Dade, R (1, 7) OBP: 0.378, SLG: 0.407	1-3		K				F8		F9	4	0	0	0	0	1	1											
Rico Carty, R (1, 10) OBP: 0.343, SLG: 0.385		F8			1B	3B	1B		F7	4	1	1	0	0	0	0											
Buddy Bell, R (1, 5) OBP: 0.374, SLG: 0.453										4	4	4	1	0	0	0											
Andre Thornton, R (1, 3) OBP: 0.312, SLG: 0.470										4	1	3	2	0	0	1											
Charlie Spikes, R (1, 9) OBP: 0.393, SLG: 0.519		F8								4	1	2	2	0	0	3											
Fred Kendall, R (1, 2) OBP: 0.277, SLG: 0.357										4	0	2	2	0	0	1											
Frank Duffy, R (1, 6) OBP: 0.252, SLG: 0.289										4	0	0	0	0	0	3											
Inning Stats	R: 0 E: 0 K: 0 S: 3	H: 0 LOB: 0 BB: 0 P: 3	R: 1 E: 0 K: 0 S: 5	H: 2 LOB: 1 BB: 0 P: 5	R: 0 E: 0 K: 1 S: 6	H: 1 LOB: 0 BB: 0 P: 6	R: 4 E: 0 K: 0 S: 7	H: 4 LOB: 0 BB: 0 P: 7	R: 0 E: 0 K: 0 S: 3	H: 0 LOB: 0 BB: 0 P: 3	R: 1 E: 0 K: 0 S: 6	H: 3 LOB: 2 BB: 0 P: 6	R: 0 E: 0 K: 0 S: 3	H: 0 LOB: 0 BB: 0 P: 3	R: 1 E: 0 K: 0 S: 5	H: 3 LOB: 1 BB: 0 P: 5	1B: 8 2B: 1 3B: 2 HR: 2	SF: 0 SAC: 0 DP: 1 HBP: 0	WP: 0 PB: 0 SB: 0 CS: 0	PA: 36							
PITCHER	IP	WLS	BF	H	R	ER	SO	BB	IBB	HBP	BLK	WP	HR	S	P	ERA	WHIP										
Reggie Cleveland, R (1, 1) ERA: 3.87	5.1	L	26	10	6	6	1	0	0	0	0	0	2	28	28	10.12	1.875										
Tom Murphy, R (6, 1) ERA: 6.59	2.2		10	3	1	1	0	0	0	0	0	0	0	10	10	3.38	1.125										

Boston Red Sox @ Cleveland Indians
Cleveland Municipal Stadium, Cleveland, OH

Tue Jul 12, 1977, 7:05 PM EDT
Att: 14,425 - Unknown - 85 F

AB 36
R 7
H 13
RBI 7
BB 0
SO 1
LOB 11



Batter	1	2	3	4	5	6	7	8	9	10	AB	R	H	RBI	BB	SO	LOB	TOP						
Rick Burleson, R OBP: 0.359, SLG: 0.495 (1, 6)											5	0	1	0	0	1	0							
Fred Lynn, L OBP: 0.313, SLG: 0.446 (1, 8)											4	2	1	0	1	1	1							
Jim Rice, R OBP: 0.373, SLG: 0.605 (1, 10)											5	3	3	4	0	0	1							
Carl Yastrzemski, L OBP: 0.374, SLG: 0.510 (1, 7)											4	1	1	0	1	2	0							
Carlton Fisk, R OBP: 0.419, SLG: 0.539 (1, 2)											5	0	1	0	0	0	2							
George Scott, R OBP: 0.339, SLG: 0.564 (1, 3)											4	1	1	1	0	1	1							
Dwight Evans, R OBP: 0.370, SLG: 0.536 (8, PR)										2	0	1	0	2	0	0								
Rick Miller, L OBP: 0.330, SLG: 0.295 (8, 9)										5	1	4	3	0	0	1								
Butch Hobson, R OBP: 0.308, SLG: 0.498 (1, 5)										5	0	0	0	0	1	6								
Denny Doyle, L OBP: 0.307, SLG: 0.340 (1, 4)										5	0	0	0	0	1	6								
Inning Stats	R: 2 E: 0 K: 1 S: 7	H: 2 LOB: 0 BB: 0 P: 7	R: 0 E: 0 K: 0 S: 3	H: 0 LOB: 1 BB: 1 P: 7	R: 0 E: 0 K: 1 S: 5	H: 0 LOB: 0 BB: 0 P: 5	R: 1 E: 0 K: 0 S: 5	H: 2 LOB: 2 BB: 1 P: 9	R: 2 E: 0 K: 0 S: 6	H: 3 LOB: 1 BB: 0 P: 6	R: 0 E: 0 K: 0 S: 3	H: 1 LOB: 0 BB: 0 P: 3	R: 1 E: 0 K: 0 S: 4	H: 1 LOB: 1 BB: 1 P: 8	R: 0 E: 0 K: 1 S: 6	H: 2 LOB: 1 BB: 0 P: 6	R: 0 E: 0 K: 1 S: 4	H: 0 LOB: 0 BB: 1 P: 8	R: 3 E: 0 K: 2 S: 10	H: 3 LOB: 0 BB: 0 P: 10	1B: 11 2B: 0 3B: 0 HR: 3	SF: 1 SAC: 0 DP: 2 HBP: 0	WP: 1 PB: 2 SB: 1 CS: 2	PA: 46
PITCHER	IP WLS BF H R ER SO	IP WLS BF H R ER SO	IP WLS BF H R ER SO	IP WLS BF H R ER SO	IP WLS BF H R ER SO	IP WLS BF H R ER SO	IP WLS BF H R ER SO	IP WLS BF H R ER SO	IP WLS BF H R ER SO	IP WLS BF H R ER SO	IP WLS BF H R ER SO	IP WLS BF H R ER SO	IP WLS BF H R ER SO	IP WLS BF H R ER SO	IP WLS BF H R ER SO	IP WLS BF H R ER SO	IP WLS BF H R ER SO	IP WLS BF H R ER SO	IP WLS BF H R ER SO	IP WLS BF H R ER SO	ERA WHIP	ERA WHIP	ERA WHIP	
Wayne Garland, R ERA: 4.55 (1, 1)	6.2	31	9	6	5	2	3	0	0	0	0	0	0	0	0	0	0	0	0	0	0	6.75	1.800	
Sid Monge, L ERA: 5.94 (7, 1)	1.0	5	2	0	0	1	0	0	0	0	0	0	0	0	0	0	0	0	0	0	0.00	2.000		
Jim Kern, R ERA: 2.78 (8, 1)	2.1	L	9	3	3	3	1	0	0	0	0	0	1	14	18	11.57	1.714							

Boston Red Sox @ Cleveland Indians
 Cleveland Municipal Stadium, Cleveland, OH
 Wed Jul 13 1977, 7:05 PM EDT
 Att: 18,524 - Unknown - 79 F

AB 40
R 9
H 14
RBI 8
BB 4
SO 6
LOB 12



Batter	1	2	3	4	5	6	7	8	9	10	AB	R	H	RBI	BB	SO	LOB	BOTTOM					
Jim Norris, L OBP: 0.362, SLG: 0.339 (1, 8)											5	1	2	1	0	0	1						
Bill Melton, R OBP: 0.318, SLG: 0.297 (10, PH)											0	0	0	1	0	0	0						
Duane Kuiper, L OBP: 0.334, SLG: 0.327 (1, 4)											6	0	3	2	0	1	2						
Buddy Bell, R OBP: 0.375, SLG: 0.450 (1, 5)											4	0	1	0	1	1	3						
Rico Carty, R OBP: 0.342, SLG: 0.380 (1, 10)											3	0	0	0	1	0	1						
John Lowenstein, L OBP: 0.381, SLG: 0.365 (8, PR)											1	0	0	0	0	1	3						
Andre Thornton, R OBP: 0.315, SLG: 0.461 (1, 3)											3	1	0	1	1	2	1						
Charlie Spikes, R OBP: 0.424, SLG: 0.600 (1, 9)											3	1	1	2	2	0	3						
Bruce Bochte, L OBP: 0.331, SLG: 0.342 (1, 7)											4	0	1	0	0	0	3						
Ron Pruitt, R OBP: 0.306, SLG: 0.286 (10, PH)											1	0	0	0	0	0	0						
Fred Kendall, R OBP: 0.286, SLG: 0.371 (1, 2)											3	1	2	0	0	0	1						
Paul Dade, R OBP: 0.377, SLG: 0.405 (9, PH)											1	0	0	0	0	1	0						
Ray Fosse, R OBP: 0.282, SLG: 0.399 (10, 2)											1	1	1	0	0	0	0						
Frank Duffy, R OBP: 0.250, SLG: 0.286 (1, 6)											2	0	0	0	0	0	2						
Larvell Blanks, R OBP: 0.308, SLG: 0.418 (7, PH)											2	2	2	0	1	0	0						
Inning Stats	R: 0 E: 0 K: 0 S: 4	H: 1 LOB: 1 BB: 0 P: 4	R: 0 E: 0 K: 0 S: 3	H: 0 LOB: 0 BB: 0 P: 3	R: 1 E: 0 K: 0 S: 5	H: 2 LOB: 1 BB: 0 P: 5	R: 2 E: 0 K: 0 S: 5	H: 2 LOB: 1 BB: 1 P: 9	R: 0 E: 0 K: 0 S: 3	H: 0 LOB: 1 BB: 1 P: 9	R: 1 E: 0 K: 2 S: 9	H: 3 LOB: 1 BB: 0 P: 9	R: 0 E: 0 K: 1 S: 4	H: 0 LOB: 1 BB: 2 P: 12	R: 2 E: 0 K: 2 S: 9	H: 2 LOB: 3 BB: 2 P: 18	R: 1 E: 0 K: 0 S: 5	H: 2 LOB: 1 BB: 0 P: 5	1B: 10 2B: 2 3B: 0 HR: 1	SF: 1 SAC: 0 DP: 1 HBP: 1	WP: 0 PB: 0 SB: 0 CS: 1	PA: 47	
PITCHER	IP WLS BF H R ER SO	IP WLS BF H R ER SO	IP WLS BF H R ER SO	IP WLS BF H R ER SO	IP WLS BF H R ER SO	IP WLS BF H R ER SO	IP WLS BF H R ER SO	IP WLS BF H R ER SO	IP WLS BF H R ER SO	IP WLS BF H R ER SO	IP WLS BF H R ER SO	IP WLS BF H R ER SO	IP WLS BF H R ER SO	IP WLS BF H R ER SO	IP WLS BF H R ER SO	IP WLS BF H R ER SO	IP WLS BF H R ER SO	IP WLS BF H R ER SO	IP WLS BF H R ER SO	IP WLS BF H R ER SO	ERA WHIP	ERA WHIP	ERA WHIP
Fergie Jenkins, R ERA: 3.29 (1, 1)	4.0	18	4	1	3	0	1	0	0	0	0	0	0	0	0	0	0	0	0	0	3.86	2.143	
Mike Paxton, R ERA: 7.3 (5, 1)	2.1	10	4	1	1	1	1	0	0	0	0	0	0	0	0	0	0	0	0	0	6.75	2.250	
Bill Campbell, R ERA: 2.61 (7, 1)	2.2	W	14	2	2	2	5	4	0	1	0	0	0	0	19	36	6.75	2.250					
Bill Lee, L ERA: 5.67 (10, 1)	1.0	S	5	2	1	1	0	0	0	0	0	0	0	0	5	5	9.00	2.000					

Boston Red Sox @ Cleveland Indians
 Cleveland Municipal Stadium, Cleveland, OH
 Wed Jul 13 1977, 7:05 PM EDT
 Att: 18,524 - Unknown - 79 F

AB 39
R 7
H 13
RBI 7
BB 6
SO 6
LOB 20



Batter	1	2	3	4	5	6	7	8	9	AB	R	H	RBI	BB	SO	LOB	TOP										
Rick Burleson, R OBP: 0.354, SLG: 0.399 (1, 6)	F8		L7	F4		F4		6-3		5	0	0	0	0	0	2	Boston Red Sox @ Cleveland Indians Cleveland Municipal Stadium, Cleveland, OH Thu Jul 14 1977, 7:05 PM EDT Att: 15,451 - Unknown - 80 F livebaseballscorecards.com										
Fred Lynn, L OBP: 0.319, SLG: 0.454 (1, 8)	5-3 1B		2B		P7	BB 4-3 1B		F8		5	1	3	0	0	0	0											
Jim Rice, R OBP: 0.370, SLG: 0.599 (1, 10)	5-3 1-2		5-3		K	4-3 BB 1-2 3-H 1B		5-3		5	0	1	1	0	1	2											
Carl Yastrzemski, L OBP: 0.380, SLG: 0.521 (1, 7)	FC5-4 BB			HR	1B 1B	4-3 BB		G3		3	2	2	1	2	0	0											
Carlton Fisk, R OBP: 0.418, SLG: 0.540 (1, 2)	FC5-4 1-2			1B 2B	1B	4-3		5-3		5	1	2	1	0	0	4											
George Scott, R OBP: 0.340, SLG: 0.561 (1, 3)								1-3		5	1	2	2	0	2	2											
Dwight Evans, R OBP: 0.369, SLG: 0.530 (1, 9)				F8 2-H SF9 1B	1-2 3-H 1B					2	0	0	0	1	0	2											
Rick Miller, L OBP: 0.326, SLG: 0.291 (6, 9)	6-3			BB	6-3			6-3		1	0	0	0	0	0	0											
Butch Hobson, R OBP: 0.307, SLG: 0.505 (1, 5)				F8 2-3		HR		F9		4	1	1	1	0	0	2											
Denny Doyle, L OBP: 0.306, SLG: 0.340 (1, 4)			L7	SF9 3-H		1B 1B		G3		3	1	1	1	0	0	0											
Inning Stats	R: 0 E: 0 K: 0 S: 4	H: 1 LOB: 2 BB: 1 P: 8	R: 0 E: 0 K: 1 S: 5	H: 0 LOB: 0 BB: 0 P: 5	R: 0 E: 0 K: 0 S: 4	H: 1 LOB: 1 BB: 0 P: 4	R: 3 E: 0 K: 0 S: 6	H: 3 LOB: 1 BB: 0 P: 10	R: 1 E: 0 K: 1 S: 8	H: 3 LOB: 2 BB: 0 P: 8	R: 3 E: 0 K: 1 S: 9	H: 4 LOB: 2 BB: 1 P: 13	R: 0 E: 0 K: 0 S: 3	H: 0 LOB: 0 BB: 0 P: 3	R: 0 E: 0 K: 0 S: 3	H: 0 LOB: 0 BB: 0 P: 3	R: 0 E: 0 K: 0 S: 3	H: 0 LOB: 0 BB: 0 P: 3	1B: 8 2B: 2 3B: 0 HR: 2	SF: 1 SAC: 0 DP: 0 HBP: 0	WP: 0 PB: 0 SB: 0 CS: 0	PA: 42					
PITCHER	IP	WLS	BF	H	R	ER	SO	BB	IBB	HBP	BLK	WP	HR	S	P	ERA	WHIP										
Al Fitzmorris, R ERA: 6.62 (1, 1)	5.1	L	28	10	6	6	2	2	0	0	0	0	2	30	38	10.12	2.250										
Don Hood, L ERA: 3.42 (6, 1)	3.2		14	2	1	1	1	1	0	0	0	0	0	15	19	2.46	0.818										

Batter	1	2	3	4	5	6	7	8	9	AB	R	H	RBI	BB	SO	LOB	BOTTOM										
Jim Norris, L OBP: 0.358, SLG: 0.335 (1, 8)	4-3			F6		6-3		K		4	0	0	0	0	1	4	Boston Red Sox @ Cleveland Indians Cleveland Municipal Stadium, Cleveland, OH Thu Jul 14 1977, 7:05 PM EDT Att: 15,451 - Unknown - 80 F livebaseballscorecards.com										
Paul Dade, R OBP: 0.375, SLG: 0.403 (8, 8)		K								1	0	0	0	0	1	2											
Duane Kuiper, L OBP: 0.355, SLG: 0.326 (1, 4)	P7		F8	1-2 3-H 1B		4-3		FC6-4 HBP		4	0	1	1	0	0	0											
Buddy Bell, R OBP: 0.372, SLG: 0.449 (1, 5)	1B 2B		6-3	5-3		K		K		5	1	1	0	0	2	3											
Rico Carty, R OBP: 0.351, SLG: 0.407 (1, 10)				HR		2B		F9		5	1	4	2	0	0	1											
Charlie Spikes, R OBP: 0.368, SLG: 0.514 (1, 9)	F4		4-3			K		F8		5	0	0	0	0	1	4											
Larvell Blanks, R OBP: 0.305, SLG: 0.413 (1, 6)		FC5 BB 1B		F8		P8		K		4	0	1	0	0	1	1											
Andre Thornton, R OBP: 0.324, SLG: 0.484 (1, 3)		FC5 BB				K		1-3 1B		3	1	2	1	1	1	1											
Bruce Bochte, L OBP: 0.333, SLG: 0.344 (1, 7)		FC5 1-2 2-3		1B 1B		4-3		1-3 1B		4	1	2	0	0	0	2											
Ray Fosse, R OBP: 0.281, SLG: 0.395 (1, 2)	F8			1B		6-3		1-3		4	0	1	0	0	0	4											
Inning Stats	R: 1 E: 0 K: 0 S: 5	H: 2 LOB: 1 BB: 0 P: 5	R: 0 E: 0 K: 1 S: 6	H: 1 LOB: 2 BB: 1 P: 10	R: 1 E: 0 K: 0 S: 4	H: 1 LOB: 0 BB: 0 P: 4	R: 2 E: 0 K: 0 S: 7	H: 4 LOB: 2 BB: 0 P: 7	R: 0 E: 0 K: 2 S: 8	H: 1 LOB: 1 BB: 0 P: 8	R: 0 E: 0 K: 0 S: 3	H: 0 LOB: 0 BB: 0 P: 3	R: 0 E: 0 K: 1 S: 6	H: 1 LOB: 1 BB: 0 P: 6	R: 0 E: 0 K: 2 S: 9	H: 2 LOB: 2 BB: 0 P: 9	R: 0 E: 0 K: 1 S: 5	H: 0 LOB: 1 BB: 0 P: 6	1B: 8 2B: 2 3B: 0 HR: 2	SF: 0 SAC: 0 DP: 0 HBP: 1	WP: 0 PB: 0 SB: 0 CS: 0	PA: 41					
PITCHER	IP	WLS	BF	H	R	ER	SO	BB	IBB	HBP	BLK	WP	HR	S	P	ERA	WHIP										
Luis Tiant, R ERA: 5.35 (1, 1)	3.2		20	8	4	4	1	1	0	0	0	0	0	24	25	9.82	2.455										
Mike Paxton, R ERA: 6.29 (4, 1)	4.0	W	16	4	0	0	4	0	0	0	0	0	0	24	24	0.00	1.000										
Ramon Hernandez, L ERA: 6.75 (8, 1)	1.1	S	5	0	0	0	2	0	0	1	0	0	0	8	9	0.00	0.000										

Batter	1	2	3	4	5	6	7	8	9	AB	R	H	RBI	BB	SO	LOB	TOP					
Jim Norris, L OBP: 0.359, SLG: 0.347 (1, 8)	0-0 4-3		0-3 K		0-0 1-2 2-3 1B		0-0 1-H HR			4	1	2	2	0	1	2	Cleveland Indians @ Texas Rangers Arlington Stadium, Arlington, TX Fri Jul 15 1977, 8:05 PM EDT Unknown					
Duane Kuiper, L OBP: 0.331, SLG: 0.323 (1, 4)	0-0 F7		0-0 F7		0-0 SF8		0-3 K			3	0	0	1	0	1	2						
Buddy Bell, R OBP: 0.368, SLG: 0.443 (1, 5)	0-0 F9			0-0 6-3	0-0 F8			0-0 F9		4	0	0	0	0	0	2						
Rico Carty, R OBP: 0.353, SLG: 0.409 (1, 10)		0-0 F8		0-0 1B	0-0 FC4-6 1B		0-0 K			4	0	2	0	0	1	0						
Charlie Spikes, R OBP: 0.357, SLG: 0.487 (1, 9)	0-3 K		0-0 1B	0-0 G5-4-3 1B	0-0 FC4-6 L4-3		0-0 5-3			4	0	1	0	0	1	1						
Larvell Blanks, R OBP: 0.297, SLG: 0.401 (1, 6)	0-0 6-3		0-0 G5-4-3	0-0 L4-3			0-0 6-3			4	0	0	0	0	0	3						
Andre Thornton, R OBP: 0.339, SLG: 0.484 (1, 3)			4-0 1B BB		4-0 1B HBP SF8 BB		4-0 HR BB		4-0 G6-3 BB	0	2	0	0	4	0	0		AB 29 R 3 H 6 RBI 3 BB 4 SO 5 LOB 15				
Bruce Bochte, L OBP: 0.328, SLG: 0.339 (1, 7)	0-0 F9		0-0 F9		0-3 K		0-0 F7		0-0 G6-3	4	0	0	0	0	1	4						
Ray Fosse, R OBP: 0.287, SLG: 0.397 Ron Pruitt, R OBP: 0.306, SLG: 0.286 (1, 2) (7, 2)	0-0 1B		1-2 1B		1-0 SF8 1B HBP		0-0 F7			2	0	1	0	0	0	1						
Inning Stats	R: 0 E: 0 K: 0 S: 3	H: 0 LOB: 0 BB: 0 P: 3	R: 0 E: 0 K: 1 S: 5	H: 0 LOB: 0 BB: 0 P: 5	R: 0 E: 0 K: 1 S: 6	H: 1 LOB: 2 BB: 1 P: 10	R: 0 E: 0 K: 0 S: 4	H: 2 LOB: 1 BB: 0 P: 4	R: 1 E: 0 K: 1 S: 6	H: 1 LOB: 2 BB: 1 P: 11	R: 0 E: 0 K: 0 S: 3	H: 1 LOB: 0 BB: 0 P: 3	R: 2 E: 0 K: 1 S: 6	H: 1 LOB: 0 BB: 1 P: 10	R: 0 E: 0 K: 1 S: 5	H: 0 LOB: 0 BB: 1 P: 6		R: 0 E: 0 K: 0 S: 2	H: 0 LOB: 0 BB: 1 P: 6	1B: 5 2B: 1 3B: 0 HR: 1	SF: 1 SAC: 0 DP: 3 HBP: 1	WP: 0 PB: 0 SB: 0 CS: 0
PITCHER Bert Blyleven, R ERA: 2.61 (1, 1)	IP 9.0 WLS W BF 35 H 6 R 3 ER 3 SO 5 BB 4 IBB 0 HBP 1 BLK 0 WP 0 HR 1 S 40 P 57 ERA 3.00 WHIP 1.111															PITCHER						

Batter	1	2	3	4	5	6	7	8	9	AB	R	H	RBI	BB	SO	LOB	BOTTOM			
Mike Hargrove, L OBP: 0.395, SLG: 0.390 (1, 3)	0-0 4-3	0-0 F7			0-3 K	0-0 E4				4	0	0	0	0	1	2	Cleveland Indians @ Texas Rangers Arlington Stadium, Arlington, TX Fri Jul 15 1977, 8:05 PM EDT Unknown			
Claudell Washington, L OBP: 0.327, SLG: 0.415 (1, 7)	0-0 4-3		0-0 G6-4-3 1B		0-0 S 1B	0-3 K				4	1	2	1	0	1	2				
Dave May, L OBP: 0.324, SLG: 0.377 (1, 9)	0-0 E 2B		0-0 F9		0-0 CS 1B		0-0 4-3			4	1	2	1	0	0	1				
Willie Horton, R OBP: 0.333, SLG: 0.428 (1, 10)	0-0 E7 WP 2B 1B		0-0 G6-4-3		0-0 CS	0-0 BB 1B 1B	0-0 4-3			4	2	2	1	0	0	1				
Toby Harrah, R OBP: 0.391, SLG: 0.478 Sandy Alomar Sr., S OBP: 0.351, SLG: 0.347 (1, 5) (8, 5)	4-0 S 2B BB		0-0 6-3		4-0 BB 1B BB	0-3 K				2	2	0	0	2	1	0				
Juan Beniquez, R OBP: 0.352, SLG: 0.439 (1, 8)	0-0 1B 2B		0-0 F4		0-0 F9		0-0 S 2B			4	0	2	2	0	0	2				
Bump Wills, S OBP: 0.361, SLG: 0.498 (1, 4)	0-0 5-3		0-0 F7		4-0 1B FC6-2 BB		0-0 F5			3	0	0	0	1	0	2				
Bill Fahey, L OBP: 0.196, SLG: 0.200 Jim Sundberg, R OBP: 0.311, SLG: 0.312 (1, 2) (6, PH) (7, 2)		0-0 L6		0-0 SH1-4 1B	0-0 SH1-4 1B	0-0 FC6-2 E 1B	0-3 K		0-3 K	2	1	1	0	0	0	0				
Jim Mason, L OBP: 0.243, SLG: 0.222 (1, 6)		0-3 K		0-0 SH1-4	0-0 FC6-2 E		0-0 3-1			3	0	0	0	0	1	3				
Inning Stats	R: 3 E: 1 K: 0 S: 6	H: 3 LOB: 1 BB: 1 P: 10	R: 0 E: 0 K: 1 S: 5	H: 0 LOB: 0 BB: 0 P: 5	R: 0 E: 0 K: 0 S: 3	H: 0 LOB: 0 BB: 0 P: 3	R: 2 E: 0 K: 1 S: 7	H: 3 LOB: 2 BB: 0 P: 7	R: 3 E: 1 K: 1 S: 8	H: 2 LOB: 2 BB: 2 P: 16	R: 0 E: 0 K: 1 S: 5	H: 0 LOB: 0 BB: 0 P: 5	R: 0 E: 0 K: 1 S: 6	H: 1 LOB: 1 BB: 0 P: 6	R: 0 E: 0 K: 1 S: 6	H: 0 LOB: 0 BB: 0 P: 6		1B: 7 2B: 3 3B: 0 HR: 0	SF: 0 SAC: 1 DP: 1 HBP: 0	WP: 1 PB: 0 SB: 3 CS: 1
PITCHER Jim Bibby, R ERA: 3.81 Don Hood, L ERA: 3.35 Tom Buskey, R ERA: 4.4 (1, 1) (6, 1) (7, 1)	IP 5.0 WLS L BF 23 H 8 R 7 ER 7 SO 2 BB 2 IBB 0 HBP 0 BLK 0 WP 1 HR 0 S 25 P 33 ERA 12.60 WHIP 2.000															PITCHER				

Batter	1	2	3	4	5	6	7	8	9	AB	R	H	RBI	BB	SO	LOB	TOP										
Duane Kuiper, L (1, 4) OBP: 0.331, SLG: 0.320	4-0 BB	0-3 K			0-0 5-3		0-0 4-3			3	0	0	0	1	1	3											
Jim Norris, L (1, 8) OBP: 0.358, SLG: 0.353	0-3 K		0-3 K		0-3 K			0-0 5-3-2 3B		4	0	1	0	0	3	2											
Paul Dade, R (1, 7) OBP: 0.377, SLG: 0.409	0-3 K		0-0 CS 1B		0-0 2B			0-0 5-3-2		4	0	2	0	0	1	2											
Rico Carty, R (1, 10) OBP: 0.352, SLG: 0.404	0-0 4-3		0-0 F9 1-2		0-0 BB			0-0 F8 3-H		3	0	0	0	1	0	2											
Andre Thornton, R (1, 3) OBP: 0.332, SLG: 0.472		0-0 F8		0-0 F3		0-0 L6			0-0 6-3	4	0	0	0	0	0	2											
Buddy Bell, R (1, 5) OBP: 0.363, SLG: 0.437	0-3 K		0-0 L9		0-3 K			0-0 F8		4	0	0	0	0	2	2											
Charlie Spikes, R (1, 9) OBP: 0.348, SLG: 0.465		0-0 1B 1B		0-3 K		0-0 F8			0-3 K	4	1	1	0	0	2	2											
Fred Kendall, R (1, 2) OBP: 0.294, SLG: 0.378		0-0 1B 1B			0-0 SH1-4 1B			0-0 F8		3	0	2	0	0	0	0											
Ron Pruitt, R (7, 2) OBP: 0.306, SLG: 0.286		1-3 1B 1B			0-0 SH1-4			0-0 L5		0	0	0	0	0	0	0											
Frank Duffy, R (1, 6) OBP: 0.252, SLG: 0.289		1-2 3-H 1B			1-2					2	0	1	1	0	0	0											
Inning Stats	R: 0 E: 0 K: 2 S: 7	H: 0 LOB: 1 BB: 1 P: 11	R: 1 E: 0 K: 2 S: 10	H: 3 LOB: 2 BB: 0 P: 10	R: 0 E: 0 K: 1 S: 5	H: 1 LOB: 0 BB: 0 P: 5	R: 0 E: 0 K: 1 S: 5	H: 0 LOB: 0 BB: 0 P: 5	R: 0 E: 0 K: 1 S: 6	H: 1 LOB: 2 BB: 1 P: 10	R: 0 E: 0 K: 0 S: 3	H: 0 LOB: 0 BB: 0 P: 3	R: 0 E: 0 K: 1 S: 5	H: 1 LOB: 0 BB: 0 P: 5	R: 0 E: 0 K: 1 S: 5	H: 0 LOB: 0 BB: 0 P: 5	1B: 5 2B: 2 3B: 1 HR: 0	SF: 0 SAC: 1 DP: 1 HBP: 0	WP: 0 PB: 0 SB: 0 CS: 1	PA: 34							
PITCHER	IP	WLS	BF	H	R	ER	SO	BB	IBB	HBP	BLK	WP	HR	S	P	ERA	WHIP										
Len Barker, R (1, 1) ERA: 5.74	5.0	W	22	6	1	1	7	2	0	0	0	0	0	34	42	1.80	1.600										
Nelson Briles, R (6, 1) ERA: 4.05	4.0	S	12	1	0	0	2	0	0	0	0	0	0	16	16	0.00	0.250										

Cleveland Indians @ Texas Rangers
Arlington Stadium, Arlington, TX
Fri Jul 15 1977, 8:05 PM EDT
Att: 15,946 - Unknown

AB	31
R	1
H	7
RBI	1
BB	2
SO	9
LOB	15



Batter	1	2	3	4	5	6	7	8	9	AB	R	H	RBI	BB	SO	LOB	BOTTOM										
Mike Hargrove, L (1, 3) OBP: 0.396, SLG: 0.393	0-0 SH1-3 SF8 2B		0-0 4-3		0-3 K		4-0 SH1-3 BB			3	1	1	0	1	1	1											
Bert Campaneris, R (1, 6) OBP: 0.321, SLG: 0.360	0-0 SH1-3 2-3		0-0 F8		0-0 SH1-4		0-0 SH1-3 1-2			1	0	0	1	0	0	0											
Claudell Washington, L (1, 7) OBP: 0.322, SLG: 0.410	0-0 SF8 3-H			0-3 K	0-0 F7		0-0 F8			3	0	0	1	0	1	1											
John Ellis, R (1, 10) OBP: 0.295, SLG: 0.371	0-0 1B			4-0 BB		0-3 K		0-0 HR 2B		3	0	2	0	1	1	0											
Bump Willis, S (6, PR) OBP: 0.361, SLG: 0.408						0-0 K		0-0 K		0	1	0	0	0	0	0											
Ken Henderson, S (1, 9) OBP: 0.290, SLG: 0.370	0-3 K			0-3 K		0-0 HR 2B		0-3 K		4	1	1	0	0	3	3											
Toby Harrah, R (1, 5) OBP: 0.392, SLG: 0.498		0-0 L3		0-0 F7		0-0 HR 2-H		0-0 HR 2-H		4	2	2	4	0	0	1											
Juan Beniquez, R (1, 8) OBP: 0.350, SLG: 0.436		0-0 5-3			0-0 1B E 1B	0-3 K		0-0 5-3		4	1	1	0	0	1	1											
Jim Sundberg, R (1, 2) OBP: 0.310, SLG: 0.311		0-0 6-3			0-0 E 1B	0-0 F9		0-0 5-3		4	1	1	0	0	0	1											
Sandy Alomar Sr., S (1, 4) OBP: 0.350, SLG: 0.346			0-0 L9		0-0 E SH1-4 1B		0-0 F8			3	1	1	0	0	0	0											
Inning Stats	R: 1 E: 0 K: 1 S: 7	H: 2 LOB: 1 BB: 0 P: 7	R: 0 E: 0 K: 0 S: 3	H: 0 LOB: 0 BB: 0 P: 3	R: 0 E: 0 K: 0 S: 3	H: 0 LOB: 0 BB: 0 P: 3	R: 0 E: 0 K: 2 S: 7	H: 0 LOB: 1 BB: 1 P: 11	R: 3 E: 2 K: 1 S: 8	H: 3 LOB: 0 BB: 0 P: 8	R: 2 E: 0 K: 2 S: 9	H: 2 LOB: 0 BB: 0 P: 9	R: 0 E: 0 K: 0 S: 3	H: 0 LOB: 1 BB: 1 P: 7	R: 2 E: 0 K: 1 S: 7	H: 2 LOB: 1 BB: 0 P: 7	1B: 4 2B: 3 3B: 0 HR: 2	SF: 1 SAC: 3 DP: 0 HBP: 0	WP: 0 PB: 0 SB: 0 CS: 0	PA: 35							
PITCHER	IP	WLS	BF	H	R	ER	SO	BB	IBB	HBP	BLK	WP	HR	S	P	ERA	WHIP										
Pat Dobson, R (1, 1) ERA: 5.98	6.0	L	26	7	6	4	6	1	0	0	0	0	1	37	41	6.00	1.333										
Tom Buskey, R (7, 1) ERA: 4.7	2.0		9	2	2	2	1	1	0	0	0	0	1	10	14	9.00	1.500										

Cleveland Indians @ Texas Rangers
Arlington Stadium, Arlington, TX
Fri Jul 15 1977, 8:05 PM EDT
Att: 15,946 - Unknown

AB	29
R	8
H	9
RBI	6
BB	2
SO	7
LOB	8



Batter	1	2	3	4	5	6	7	8	9	AB	R	H	RBI	BB	SO	LOB	TOP				
Duane Kuiper, L OBP: 0.332, SLG: 0.328 (1, 4)										4	0	2	1	0	1	0	Cleveland Indians @ Texas Rangers Arlington Stadium, Arlington, TX Sat Jul 16 1977, 8:05 PM EDT Att: 19,884 - Unknown				
Buddy Bell, R OBP: 0.362, SLG: 0.435 (1, 5)										4	0	1	0	0	1	1					
Paul Dade, R OBP: 0.372, SLG: 0.402 (1, 7)										4	0	0	0	0	2	2					
Rico Carty, R OBP: 0.346, SLG: 0.397 (1, 10)										4	0	0	0	0	1	1					
Charlie Spikes, R OBP: 0.340, SLG: 0.447 (1, 9)										4	0	1	0	0	0	0					
Andre Thornton, R OBP: 0.330, SLG: 0.485 (1, 3)										4	1	1	1	0	1	2					
Jim Norris, L OBP: 0.360, SLG: 0.350 (1, 8)										2	1	0	0	2	0	1					
Fred Kendall, R OBP: 0.295, SLG: 0.372 (1, 2)										2	1	0	0	1	0	0					
Bruce Bochte, L OBP: 0.326, SLG: 0.339 (9, PH)										0	0	0	0	0	0	0					
Larry Blanks, R OBP: 0.295, SLG: 0.399 (9, PH)										1	0	0	0	0	2	2					
Frank Duffy, R OBP: 0.253, SLG: 0.294 (1, 6)										3	1	1	2	0	1	0					
Bill Melton, R OBP: 0.314, SLG: 0.293 (9, PH)										1	0	0	0	0	2	2					
Inning Stats	R: 0 E: 0 K: 0 S: 4	H: 2 LOB: 1 BB: 0 P: 4	R: 3 E: 0 K: 0 S: 5	H: 2 LOB: 1 BB: 2 P: 13	R: 0 E: 0 K: 0 S: 3	H: 0 LOB: 0 BB: 0 P: 3	R: 1 E: 0 K: 0 S: 4	H: 1 LOB: 0 BB: 0 P: 4	R: 0 E: 0 K: 1 S: 6	H: 0 LOB: 0 BB: 0 P: 6	R: 0 E: 0 K: 2 S: 7	H: 0 LOB: 0 BB: 0 P: 7	R: 0 E: 0 K: 1 S: 5	H: 0 LOB: 0 BB: 0 P: 5	R: 0 E: 0 K: 0 S: 4	H: 1 LOB: 2 BB: 1 P: 8	1B: 3 2B: 2 3B: 1 HR: 1	SF: 0 SAC: 0 DP: 1 HBP: 0	WP: 0 PB: 0 SB: 0 CS: 0	PA: 36	
PITCHER	IP	WLS	BF	H	R	ER	SO	BB	IBB	HBP	BLK	WP	HR	S	P	ERA	WHIP				
Doyle Alexander, R ERA: 3.91 (1, 1)	8.1	W	34	6	4	4	4	3	0	0	0	0	1	39	51	4.32	1.080				
Darold Knowles, L ERA: 2.53 (9, 1)	0.1	S	1	0	0	0	0	0	0	0	0	0	0	1	1	0.00	0.000				
Adrian Devine, R ERA: 2.36 (9, 1)	0.1	S	1	0	0	0	0	0	0	0	0	0	0	1	1	0.00	0.000				

Batter	1	2	3	4	5	6	7	8	9	AB	R	H	RBI	BB	SO	LOB	BOTTOM				
Mike Hargrove, L OBP: 0.399, SLG: 0.395 (1, 3)										4	1	2	1	1	0	0	Cleveland Indians @ Texas Rangers Arlington Stadium, Arlington, TX Sat Jul 16 1977, 8:05 PM EDT Att: 19,884 - Unknown				
Bert Campaneris, R OBP: 0.321, SLG: 0.357 (1, 6)										3	0	0	0	0	2	2					
Jim Mason, L OBP: 0.241, SLG: 0.220 (7, PR) (8, 6)										1	0	0	0	0	2	2					
Claudell Washington, L OBP: 0.329, SLG: 0.424 (1, 7)										4	1	3	2	0	1	3					
Willie Horton, R OBP: 0.333, SLG: 0.427 (1, 10)										3	0	1	1	0	1	2					
Sandy Alomar Sr., S OBP: 0.350, SLG: 0.346 (6, PR)										0	0	0	0	0	0	0					
Ken Henderson, S OBP: 0.289, SLG: 0.367 (7, PH)										1	0	0	0	0	1	3					
Dave May, L OBP: 0.317, SLG: 0.367 (1, 9)										4	0	0	0	0	1	2					
Toby Harrah, R OBP: 0.393, SLG: 0.497 (1, 5)										3	1	1	0	1	0	0					
Juan Beniquez, R OBP: 0.346, SLG: 0.430 (1, 8)										4	0	0	0	0	3	3					
Bump Wills, S OBP: 0.363, SLG: 0.410 (1, 4)										4	1	2	1	0	1	0					
Jim Sundberg, R OBP: 0.315, SLG: 0.316 (1, 2)										3	1	2	0	0	1	0					
Inning Stats	R: 0 E: 0 K: 1 S: 6	H: 1 LOB: 1 BB: 0 P: 6	R: 0 E: 0 K: 0 S: 3	H: 0 LOB: 0 BB: 0 P: 3	R: 0 E: 0 K: 1 S: 5	H: 0 LOB: 0 BB: 0 P: 5	R: 0 E: 0 K: 3 S: 10	H: 1 LOB: 1 BB: 0 P: 10	R: 0 E: 0 K: 1 S: 5	H: 0 LOB: 0 BB: 0 P: 5	R: 3 E: 0 K: 0 S: 8	H: 5 LOB: 2 BB: 0 P: 8	R: 0 E: 0 K: 2 S: 8	H: 1 LOB: 3 BB: 1 P: 13	R: 2 E: 0 K: 0 S: 6	H: 3 LOB: 2 BB: 1 P: 10	1B: 9 2B: 2 3B: 0 HR: 0	SF: 0 SAC: 1 DP: 0 HBP: 1	WP: 0 PB: 0 SB: 1 CS: 0	PA: 38	
PITCHER	IP	WLS	BF	H	R	ER	SO	BB	IBB	HBP	BLK	WP	HR	S	P	ERA	WHIP				
Dennis Eckersley, R ERA: 3.3 (1, 1)	5.1	L	21	5	3	3	6	0	0	0	0	0	0	33	33	5.06	0.938				
Jim Kern, R ERA: 2.97 (6, 1)	2.2	L	17	6	2	2	2	2	0	1	0	0	0	18	27	6.75	3.000				

Batter	1	2	3	4	5	6	7	8	9	AB	R	H	RBI	BB	SO	LOB	TOP										
Duane Kuiper, L (1,4) OBP: 0.329, SLG: 0.324 Larvell Blanks, R (8,4) OBP: 0.299, SLG: 0.403	0-0 1-3	0-0 FC4			0-0 1-3			0-0 6-3	0-0 1B	4	0	0	0	0	0	2											
Buddy Bell, R (1,5) OBP: 0.360, SLG: 0.429	4-0 2B	0-3 K			0-0 4-3			0-0 5-3	0-0 F9	4	1	0	0	1	1	5											
Paul Dade, R (1,8) OBP: 0.369, SLG: 0.402	0-0 1-H			0-3 K	0-0 4-3			0-0 4-3	0-0 1-3	5	0	1	1	0	1	3											
Andre Thornton, R (1,3) OBP: 0.328, SLG: 0.479	0-3 K			0-0 F4	0-0 5-3			0-0 1B	0-0 2B	4	1	1	0	0	1	1											
Rico Carty, R (1,10) OBP: 0.345, SLG: 0.394	0-0 4-3			0-0 F7	0-0 F9			0-0 2B	0-0 1B	4	1	1	0	0	0	1											
Charlie Spikes, R (1,9) OBP: 0.352, SLG: 0.471 Jim Norris, L (9, PR) OBP: 0.360, SLG: 0.350		0-0 1B		0-0 L4	0-0 6-3			0-0 1B	0-0 2B	4	1	2	1	0	0	0											
Bruce Bochte, L (1,7) OBP: 0.335, SLG: 0.340		0-0 FC4		0-0 G3	4-0 G5-4-3			4-0 6-3	4-0 1B	2	1	1	0	2	0	0											
Fred Kendall, R (1,2) OBP: 0.307, SLG: 0.383		0-0 FC4		0-0 F9	0-0 F9			0-0 1B	0-0 6-3	4	0	3	2	0	0	1											
Frank Duffy, R (1,6) OBP: 0.249, SLG: 0.288		1-2 3-H		0-3 K	0-3 K			0-0 G5-4-3	0-0 6-3	4	0	0	1	0	2	6											
Inning Stats	R: 1 E: 0 K: 1 S: 6	H: 1 LOB: 1 BB: 1 P: 10	R: 1 E: 0 K: 2 S: 10	H: 3 LOB: 2 BB: 0 P: 10	R: 0 E: 0 K: 1 S: 5	H: 0 LOB: 0 BB: 0 P: 5	R: 0 E: 0 K: 1 S: 6	H: 1 LOB: 1 BB: 0 P: 6	R: 0 E: 0 K: 0 S: 3	H: 0 LOB: 0 BB: 0 P: 3	R: 0 E: 0 K: 0 S: 2	H: 0 LOB: 0 BB: 1 P: 6	R: 0 E: 0 K: 0 S: 3	H: 0 LOB: 0 BB: 0 P: 3	R: 0 E: 0 K: 0 S: 8	H: 5 LOB: 3 BB: 1 P: 12	1B: 8 2B: 2 3B: 0 HR: 0	SF: 0 SAC: 0 DP: 1 HBP: 0	WP: 0 PB: 0 SB: 0 CS: 0	PA: 39							
PITCHER	IP	WLS	BF	H	R	ER	SO	BB	IBB	HBP	BLK	WP	HR	S	P	ERA	WHIP										
Dock Ellis, R (1,1) ERA: 4.37	8.0	L	33	8	5	5	5	2	0	0	0	0	0	41	49	5.62	1.250										
Adrian Devine, R (9,1) ERA: 2.49	0.1		4	2	1	1	0	0	1	0	0	0	0	3	7	27.00	6.000										
Nelson Briles, R (9,1) ERA: 4.01	0.2		2	0	0	0	0	0	0	0	0	0	0	2	2	0.00	0.000										

Cleveland Indians @ Texas Rangers
Arlington Stadium, Arlington, TX
Sun Jul 17 1977, 8:05 PM EDT
Att: 13,192 - Unknown

AB	36
R	6
H	10
RBI	6
BB	3
SO	5
LOB	19





Batter	1	2	3	4	5	6	7	8	9	AB	R	H	RBI	BB	SO	LOB	BOTTOM										
Mike Hargrove, L (1,3) OBP: 0.301, SLG: 0.394	0-0 3-1		0-0 E		4-0 1-2		0-0 F8			3	0	1	0	1	0	2											
Bert Campaneris, R (1,6) OBP: 0.317, SLG: 0.352	0-0 6-3		0-0 E5		0-0 F9			0-3 K		4	0	0	0	0	1	3											
Claudell Washington, L (1,7) OBP: 0.324, SLG: 0.417	0-0 1-3		0-0 4-3		0-3 K			0-0 B2-3		4	0	0	0	0	1	2											
Willie Horton, R (1,10) OBP: 0.332, SLG: 0.432		0-0 4-3		0-0 5-3	0-0 6-3			0-0 6-3		4	1	1	0	0	0	0											
Dave May, L (1,9) OBP: 0.316, SLG: 0.361		0-0 4-3		0-0 4-3	0-0 4-3			4-0 FC6-4	4-0 1B	3	0	0	1	1	0	0											
Toby Harrah, R (1,5) OBP: 0.397, SLG: 0.498		4-0 3-H		0-3 K	0-0 S			0-0 FC6-4	0-0 1B	3	0	2	0	1	1	0											
Juan Beniquez, R (1,8) OBP: 0.342, SLG: 0.425		0-0 G5-4-3		0-0 F2	0-0 F3			0-0 FC6-4	0-0 FC6-4	4	0	0	0	0	0	4											
Bump Wills, S (1,4) OBP: 0.359, SLG: 0.404			0-3 K		0-0 G3			0-3 K	0-0 F8	4	0	0	0	0	2	3											
Jim Sundberg, R (1,2) OBP: 0.318, SLG: 0.316			0-0 F8		0-0 BB			4-0 BB	0-0 FC6-4	3	0	1	0	1	0	2											
Inning Stats	R: 0 E: 0 K: 0 S: 3	H: 0 LOB: 0 BB: 0 P: 3	R: 1 E: 0 K: 0 S: 3	H: 1 LOB: 1 BB: 1 P: 7	R: 0 E: 1 K: 1 S: 7	H: 1 LOB: 2 BB: 0 P: 7	R: 0 E: 0 K: 1 S: 5	H: 0 LOB: 0 BB: 0 P: 5	R: 0 E: 0 K: 1 S: 6	H: 1 LOB: 2 BB: 1 P: 10	R: 0 E: 0 K: 1 S: 5	H: 0 LOB: 0 BB: 0 P: 5	R: 0 E: 0 K: 1 S: 4	H: 1 LOB: 2 BB: 1 P: 8	1B: 4 2B: 0 3B: 1 HR: 0	SF: 0 SAC: 0 DP: 1 HBP: 0	WP: 0 PB: 0 SB: 1 CS: 0	PA: 36									
PITCHER	IP	WLS	BF	H	R	ER	SO	BB	IBB	HBP	BLK	WP	HR	S	P	ERA	WHIP										
Wayne Garland, R (1,1) ERA: 4.31	9.0	W	36	5	1	1	5	4	0	0	0	0	0	42	58	1.00	1.000										

Cleveland Indians @ Texas Rangers
Arlington Stadium, Arlington, TX
Sun Jul 17 1977, 8:05 PM EDT
Att: 13,192 - Unknown

AB	32
R	1
H	5
RBI	1
BB	4
SO	5
LOB	16



Batter	1	2	3	4	5	6	7	8	9	AB	R	H	RBI	BB	SO	LOB	TOP								
Duane Kuiper, L OBP: 0.332, SLG: 0.334 (1, 4)	0-0 4-3		0-0 2B		0-0 4-3		0-0 CS 1B		0-0 2B	5	0	3	1	0	0	0	Cleveland Indians @ Boston Red Sox Fenway Park, Boston, MA Thu Jul 21 1977, 3:33 AM EDT Att: 20,173 - Unknown - 100 F AB 34 R 4 H 11 RBI 4 BB 2 SO 10 LOB 14 								
Buddy Bell, R OBP: 0.355, SLG: 0.422 (1, 5)	0-3 K		0-3 K		0-0 5-3		0-0 CS 1-2		0-0 F3	5	0	0	0	0	3	2									
Paul Dade, R OBP: 0.365, SLG: 0.398 (1, 7)	0-3 K		0-3 K		0-0 K				0-0 G3	3	0	0	0	0	3	1									
John Lowenstein, L OBP: 0.377, SLG: 0.361 (6, PH) (8, 7)	0-3 K		0-3 K		0-0 2B				0-0 1B	1	0	0	0	0	0	0									
Andre Thornton, R OBP: 0.337, SLG: 0.503 (1, 3)		0-0 SF7 3B	0-3 K		0-0 2B				0-0 1B	4	1	3	0	0	1	1									
Rico Carty, R OBP: 0.343, SLG: 0.392 (1, 10)		0-3 K		0-3 K		0-0 F7			0-0 1B	4	0	1	0	0	2	2									
Charlie Spikes, R OBP: 0.362, SLG: 0.462 (1, 9)		0-0 SF7		4-0 L9-3 BB			4-0 F8 SH1 HR BB		0-0 FC6-4	1	1	0	1	2	0	2									
Jim Norris, L OBP: 0.362, SLG: 0.357 (1, 8)		0-0 1B		0-0 L9-3			0-0 SH1		0-0 2B	3	1	2	0	0	0	1									
Fred Kendall, R OBP: 0.305, SLG: 0.379 (1, 2)		0-0 2-3 1B		0-0 6-3			0-0 F8		0-0 5-3	4	0	1	0	0	0	2									
Frank Duffy, R OBP: 0.247, SLG: 0.286 (1, 6)		0-0 F7		0-0 F6			0-0 HR		0-3 K	2	0	0	0	0	0	2									
Larvell Blanks, R OBP: 0.302, SLG: 0.425 (7, PH) (7, 6)										2	1	1	2	0	1	1									
Inning Stats	R: 0 E: 0 K: 2 S: 7	H: 0 LOB: 0 BB: 0 P: 7	R: 1 E: 0 K: 1 S: 8	H: 3 LOB: 2 BB: 0 P: 8	R: 0 E: 0 K: 3 S: 10	H: 1 LOB: 1 BB: 0 P: 10	R: 0 E: 0 K: 1 S: 4	H: 0 LOB: 0 BB: 1 P: 8	R: 0 E: 0 K: 0 S: 3	H: 1 LOB: 1 BB: 0 P: 6	R: 2 E: 0 K: 0 S: 4	H: 2 LOB: 2 BB: 1 P: 8	R: 0 E: 0 K: 1 S: 7	H: 2 LOB: 2 BB: 0 P: 7	R: 1 E: 0 K: 1 S: 7	H: 2 LOB: 1 BB: 0 P: 7	1B: 5 2B: 5 3B: 1 HR: 1	SF: 1 SAC: 1 DP: 1 HBP: 0	WP: 0 PB: 0 SB: 0 CS: 1	PA: 39					
PITCHER	IP	WLS	BF	H	R	ER	SO	BB	IBB	HBP	BLK	WP	HR	S	P	ERA	WHIP								
Luis Tiant, R ERA: 5.26 (1, 1)	7.0	W	28	7	3	3	8	2	0	0	0	0	1	42	50	3.86	1.286								
Mike Paxton, R ERA: 6.16 (8, 1)	2.0		10	4	1	1	2	0	0	0	0	0	0	14	14	4.50	2.000								

Batter	1	2	3	4	5	6	7	8	9	AB	R	H	RBI	BB	SO	LOB	BOTTOM								
Rick Burleson, R OBP: 0.353, SLG: 0.393 (1, 6)	0-0 6-3		0-0 G6-4-3 1B		0-0 P7-4-3		0-0 1-3		0-0 F3	5	0	1	1	0	0	3	Cleveland Indians @ Boston Red Sox Fenway Park, Boston, MA Thu Jul 21 1977, 3:33 AM EDT Att: 20,173 - Unknown - 100 F AB 35 R 11 H 15 RBI 11 BB 4 SO 3 LOB 15 								
Fred Lynn, L OBP: 0.312, SLG: 0.443 (1, 8)	0-0 F9		0-0 F5		0-3 K		0-0 BB 2B		0-0 F3	5	1	1	1	0	1	3									
Jim Rice, R OBP: 0.371, SLG: 0.592 (1, 7)	0-0 F3		0-0 G6-4-3		0-0 L8		4-0 BB 1B IBB		0-0 1B	4	1	1	0	1	0	2									
Carl Yastrzemski, L OBP: 0.384, SLG: 0.526 (1, 10)		0-3 K		0-0 G6-4-3 1B		0-0 G3		4-0 BB 1B BB	0-0 F4	3	1	1	0	1	1	0									
Steve Dillard, R OBP: 0.296, SLG: 0.366 (7, PR)		0-3 K		0-0 G6-4-3 1B		0-0 5-3		4-0 1B HR BB		1	1	0	0	0	0	2									
Carlton Fisk, R OBP: 0.408, SLG: 0.523 (1, 2)		0-3 K		0-0 G6-4-3 1B		0-0 5-3		4-0 1B HR BB		3	1	1	1	1	1	0									
Bob Montgomery, R OBP: 0.350, SLG: 0.235 (8, 2)		0-3 K		0-0 G6-4-3 1B		0-0 5-3		4-0 1B HR BB		0	0	0	0	0	0	0									
George Scott, R OBP: 0.339, SLG: 0.547 (1, 3)		4-0 BB		0-0 G6-4-3		0-0 5-3		4-0 1B HR BB		3	2	2	2	1	0	2									
Butch Hobson, R OBP: 0.310, SLG: 0.520 (1, 5)		0-0 F3		0-0 S 1B		0-0 S 1B		0-0 2B		4	2	3	4	0	0	1									
Denny Doyle, L OBP: 0.299, SLG: 0.332 (1, 4)			0-0 2B 1B		0-0 4-3		0-0 SF8		0-0 F7	3	1	1	1	0	0	2									
Rick Miller, L OBP: 0.350, SLG: 0.326 (1, 9)			0-0 1B 2B		0-0 P7-4-3 1B		0-0 2B		0-0 1B	4	1	4	1	0	0	0									
Inning Stats	R: 0 E: 0 K: 0 S: 3	H: 0 LOB: 0 BB: 0 P: 3	R: 0 E: 0 K: 2 S: 7	H: 0 LOB: 1 BB: 1 P: 11	R: 1 E: 0 K: 0 S: 5	H: 3 LOB: 1 BB: 0 P: 5	R: 1 E: 0 K: 0 S: 5	H: 3 LOB: 1 BB: 0 P: 5	R: 0 E: 0 K: 1 S: 5	H: 1 LOB: 0 BB: 0 P: 5	R: 0 E: 0 K: 0 S: 3	H: 0 LOB: 0 BB: 0 P: 3	R: 9 E: 0 K: 0 S: 9	H: 6 LOB: 1 BB: 3 P: 21	R: 0 E: 0 K: 0 S: 5	H: 2 LOB: 2 BB: 0 P: 5	1B: 11 2B: 4 3B: 0 HR: 1	SF: 1 SAC: 0 DP: 3 HBP: 0	WP: 1 PB: 0 SB: 2 CS: 0	PA: 40					
PITCHER	IP	WLS	BF	H	R	ER	SO	BB	IBB	HBP	BLK	WP	HR	S	P	ERA	WHIP								
Wayne Garland, R ERA: 4.49 (7, 1)	0.0	L	4	1	2	2	0	2	1	0	0	0	0	1	13	∞	∞								
Rick Waits, L ERA: 4.51 (7, 1)	1.1		7	3	3	3	0	0	0	0	0	1	1	7	7	20.25	2.250								

Batter	1	2	3	4	5	6	7	8	9	AB	R	H	RBI	BB	SO	LOB	TOP					
Duane Kuiper, L OBP: 0.328, SLG: 0.329 (1, 4)	0-0 4-3	0-0 L7						0-0 L6									5 0 0 0 0 0 3					
Buddy Bell, R OBP: 0.355, SLG: 0.425 (1, 5)	0-0 FC6-4 1B		0-0 5-3					0-0 1-5-3									5 0 2 0 0 0 3					
Larvell Blanks, R OBP: 0.293, SLG: 0.411 (1, 6)	0-0 FC6-4 HR		0-0 5-3					0-0 6-3									5 1 0 0 0 0 5					
Andre Thornton, R OBP: 0.348, SLG: 0.531 (1, 10)	0-0 HR		0-0 BB 1B					0-0 F7									4 3 3 2 1 0 0					
Bill Melton, R OBP: 0.330, SLG: 0.308 (1, 3)	0-0 E5		4-0 BB					0-3 K									3 1 1 1 2 1 0					
Bruce Bochte, L OBP: 0.336, SLG: 0.353 (1, 7)	0-0 G3		0-0 1-3					0-0 HR									5 2 2 1 0 0 5					
Ron Pruitt, R OBP: 0.328, SLG: 0.311 (1, 9)		0-0 6-3						0-0 1B									5 0 3 2 0 0 0					
John Lowenstein, L OBP: 0.378, SLG: 0.392 (1, 8)		0-0 HR						0-0 F8									5 1 2 1 0 0 2					
Ray Fosse, R OBP: 0.286, SLG: 0.393 (1, 2)		0-3 K						0-0 F9									4 0 1 1 0 1 0					
Inning Stats	R: 2 E: 1 K: 0 S: 6	H: 2 LOB: 1 BB: 0 P: 6	R: 1 E: 0 K: 1 S: 6	H: 1 LOB: 0 BB: 0 P: 6	R: 0 E: 0 K: 0 S: 4	H: 1 LOB: 2 BB: 1 P: 8	R: 0 E: 0 K: 0 S: 3	H: 0 LOB: 0 BB: 0 P: 3	R: 0 E: 0 K: 0 S: 3	H: 0 LOB: 0 BB: 0 P: 3	R: 1 E: 0 K: 1 S: 7	H: 2 LOB: 1 BB: 0 P: 7	R: 0 E: 0 K: 0 S: 4	H: 1 LOB: 1 BB: 0 P: 4	R: 3 E: 0 K: 0 S: 8	H: 5 LOB: 3 BB: 1 P: 12	R: 1 E: 1 K: 0 S: 4	H: 2 LOB: 1 BB: 1 P: 8	1B: 8 2B: 3 3B: 0 HR: 3	SF: 0 SAC: 0 DP: 0 HBP: 0	WP: 0 PB: 0 SB: 0 CS: 0	PA: 44
PITCHER	IP	WLS	BF	H	R	ER	SO	BB	IBB	HBP	BLK	WP	HR	S	P	ERA	WHIP					
Bob Stanley, R ERA: 4.22 (1, 1)	6.0	L	26	6	4	4	2	1	0	0	0	0	3	29	33	6.00	1.167					
Tom Murphy, R ERA: 6.75 (7, 1)	1.0		6	2	2	2	0	1	0	0	0	0	0	5	9	18.00	3.000					
Bill Lee, L ERA: 6.08 (8, 1)	0.0		4	4	1	1	0	0	0	0	0	0	0	4	4	∞	∞					
Ramon Hernandez, L ERA: 6.38 (8, 1)	2.0		8	2	1	1	0	1	0	0	0	0	0	7	11	4.50	1.500					

Cleveland Indians @ Boston Red Sox
Fenway Park, Boston, MA
Thu Jul 21 1977, 7:05 PM EDT
Att: 29,059 - Unknown - 82 F

AB	41
R	8
H	14
RBI	8
BB	3
SO	2
LOB	18



Batter	1	2	3	4	5	6	7	8	9	AB	R	H	RBI	BB	SO	LOB	BOTTOM					
Rick Burleson, R OBP: 0.351, SLG: 0.394 (1, 6)	0-0 L8			0-0 5-3				0-0 L9 2B									4 0 1 0 0 0 0					
Bernie Carbo, L OBP: 0.405, SLG: 0.486 (1, 9)	0-0 1B			0-3 K				0-0 L9 2-3									4 0 1 0 0 2 1					
Jim Rice, R OBP: 0.370, SLG: 0.597 (1, 7)	0-0 6-3			0-0 HR				0-0 5-3									4 1 1 1 0 0 1					
Carl Yastrzemski, L OBP: 0.382, SLG: 0.522 (1, 10)		0-0 F5		0-0 3-1				0-0 G3									3 0 0 0 1 0 1					
George Scott, R OBP: 0.338, SLG: 0.547 (1, 3)		0-0 F5						0-0 5-3									4 1 1 0 0 0 1					
Butch Hobson, R OBP: 0.309, SLG: 0.517 (1, 5)		0-0 F2						0-0 BB 1B									4 0 1 0 0 1 2					
Denny Doyle, L OBP: 0.299, SLG: 0.332 (1, 4)				0-0 F4				0-0 F8									3 0 1 1 0 0 1					
Rick Miller, L OBP: 0.358, SLG: 0.323 (1, 8)				0-0 L7				4-0 BB 1B									1 0 0 0 2 0 0					
Bob Montgomery, R OBP: 0.318, SLG: 0.211 Carlton Fisk, R OBP: 0.407, SLG: 0.521 (7, PH) (8, 2)				0-0 6-3				0-0 K									2 0 0 0 0 1 2 1 0 0 0 0 0 2					
Inning Stats	R: 0 E: 0 K: 0 S: 3	H: 1 LOB: 0 BB: 0 P: 3	R: 0 E: 0 K: 0 S: 3	H: 0 LOB: 0 BB: 0 P: 3	R: 0 E: 0 K: 0 S: 3	H: 0 LOB: 0 BB: 0 P: 3	R: 1 E: 0 K: 1 S: 6	H: 1 LOB: 0 BB: 0 P: 6	R: 0 E: 0 K: 0 S: 4	H: 1 LOB: 2 BB: 1 P: 10	R: 0 E: 0 K: 0 S: 4	H: 1 LOB: 1 BB: 0 P: 4	R: 1 E: 0 K: 1 S: 6	H: 2 LOB: 1 BB: 1 P: 10	R: 0 E: 0 K: 1 S: 5	H: 0 LOB: 0 BB: 0 P: 5	R: 0 E: 0 K: 0 S: 2	H: 0 LOB: 0 BB: 1 P: 6	1B: 3 2B: 2 3B: 0 HR: 1	SF: 0 SAC: 0 DP: 2 HBP: 0	WP: 0 PB: 0 SB: 0 CS: 0	PA: 33
PITCHER	IP	WLS	BF	H	R	ER	SO	BB	IBB	HBP	BLK	WP	HR	S	P	ERA	WHIP					
Jim Bibby, R ERA: 3.76 (1, 1)	6.1	W	26	6	2	2	3	2	0	0	0	0	1	30	38	2.84	1.263					
Jim Kern, R ERA: 2.83 (7, 1)	2.2	S	7	0	0	0	1	1	0	0	0	0	0	8	12	0.00	0.375					

Cleveland Indians @ Boston Red Sox
Fenway Park, Boston, MA
Thu Jul 21 1977, 7:05 PM EDT
Att: 29,059 - Unknown - 82 F


AB	30
R	2
H	6
RBI	2
BB	3
SO	4
LOB	11



Batter	1	2	3	4	5	6	7	8	9	AB	R	H	RBI	BB	SO	LOB	TOP					
Duane Kuiper, L (1, 4) OBP: 0.324, SLG: 0.325	G3		F7		K		4-3		F9								5 0 0 0 0 1 3					
Buddy Bell, R (1, 5) OBP: 0.354, SLG: 0.423	5-3			F7		1B		E4									4 0 1 0 0 0 0					
Charlie Spikes, R (1, 9) OBP: 0.339, SLG: 0.429	4-3			F9		F9		F4									4 0 0 0 0 0 2					
Andre Thornton, R (1, 3) OBP: 0.355, SLG: 0.531		4-3		1B				FC6-4									2 0 1 0 2 0 0					
Rico Carty, R (1, 10) OBP: 0.342, SLG: 0.389	4-3			1B		F7		FC6-4									4 0 1 0 0 0 4					
Bruce Bochte, L (1, 7) OBP: 0.335, SLG: 0.352				F5		F7		L6									4 0 1 0 0 0 6					
Jim Norris, L (1, 8) OBP: 0.358, SLG: 0.352			F8		F8		K		F7								4 0 0 0 0 1 1					
Ray Fosse, R (1, 2) OBP: 0.291, SLG: 0.396			5-3		6-3												4 0 2 0 0 0 0					
Frank Duffy, R (1, 6) OBP: 0.248, SLG: 0.286																	3 0 1 0 0 1 1					
Larvell Blanks, R (9, PH) OBP: 0.291, SLG: 0.408			K				F5		F8								1 0 0 0 0 0 1					
Inning Stats	R: 0 E: 0 K: 0 S: 3	H: 0 LOB: 0 BB: 0 P: 3	R: 0 E: 0 K: 0 S: 4	H: 1 LOB: 1 BB: 0 P: 4	R: 0 E: 0 K: 1 S: 5	H: 0 LOB: 0 BB: 0 P: 5	R: 0 E: 0 K: 0 S: 4	H: 1 LOB: 2 BB: 1 P: 8	R: 0 E: 0 K: 1 S: 6	H: 1 LOB: 1 BB: 0 P: 6	R: 0 E: 0 K: 0 S: 5	H: 2 LOB: 2 BB: 0 P: 5	R: 0 E: 0 K: 1 S: 6	H: 1 LOB: 1 BB: 0 P: 6	R: 0 E: 1 K: 0 S: 4	H: 0 LOB: 2 BB: 1 P: 8	R: 0 E: 0 K: 0 S: 4	H: 1 LOB: 1 BB: 0 P: 4	1B: 7 2B: 0 3B: 0 HR: 0	SF: 0 SAC: 0 DP: 0 HBP: 0	WP: 0 PB: 0 SB: 0 CS: 0	PA: 37
PITCHER	IP	WLS	BF	H	R	ER	SO	BB	IBB	HBP	BLK	WP	HR	S	P	ERA	WHIP					
Rick Wise, R (1, 1) ERA: 4.68	9.0	W	37	7	0	0	3	2	0	0	0	0	0	41	49	0.00	1.000					

Cleveland Indians @ Boston Red Sox
Fenway Park, Boston, MA
Fri Jul 22 1977, 7:05 PM EDT
Att: 34,030 - Unknown - 68 F


AB 35
R 0
H 7
RBI 0
BB 2
SO 3
LOB 18



Batter	1	2	3	4	5	6	7	8	9	AB	R	H	RBI	BB	SO	LOB	BOTTOM				
Rick Burleson, R (1, 6) OBP: 0.353, SLG: 0.395	G3	FC5-4		F4			5-3										4 1 2 0 0 0 0				
Fred Lynn, L (1, 8) OBP: 0.311, SLG: 0.440	G3	L8			6-3		FC5-4										4 0 1 0 0 0 2				
Jim Rice, R (1, 10) OBP: 0.367, SLG: 0.590	F7	FC5-4			K		FC5-4										4 0 0 0 0 1 3				
Carl Yastrzemski, L (1, 7) OBP: 0.384, SLG: 0.518	BB	BB	4-3				G3										2 1 0 0 2 0 1				
Carlton Fisk, R (1, 2) OBP: 0.405, SLG: 0.518	BB	BB	5-3		F3			4-3									4 1 1 1 0 0 1				
George Scott, R (1, 3) OBP: 0.345, SLG: 0.548	2B	BB															1 0 1 0 3 0 0				
Butch Hobson, R (1, 5) OBP: 0.309, SLG: 0.517				K		K		K									4 0 1 2 0 3 3				
Denny Doyle, L (1, 4) OBP: 0.295, SLG: 0.327	K				F9		K		K								4 0 0 0 0 3 4				
Rick Miller, L (1, 9) OBP: 0.349, SLG: 0.313		1-3			F9		L1-6										3 0 0 0 0 0 1				
Inning Stats	R: 3 E: 0 K: 1 S: 8	H: 3 LOB: 2 BB: 2 P: 16	R: 0 E: 0 K: 0 S: 4	H: 1 LOB: 1 BB: 0 P: 4	R: 0 E: 0 K: 1 S: 5	H: 0 LOB: 1 BB: 1 P: 9	R: 0 E: 0 K: 0 S: 3	H: 0 LOB: 0 BB: 0 P: 3	R: 0 E: 0 K: 2 S: 8	H: 1 LOB: 1 BB: 0 P: 8	R: 0 E: 0 K: 0 S: 4	H: 1 LOB: 1 BB: 0 P: 4	R: 0 E: 0 K: 2 S: 7	H: 0 LOB: 1 BB: 1 P: 11	1B: 5 2B: 1 3B: 0 HR: 0	SF: 0 SAC: 0 DP: 0 HBP: 0	WP: 0 PB: 0 SB: 0 CS: 0	PA: 35			
PITCHER	IP	WLS	BF	H	R	ER	SO	BB	IBB	HBP	BLK	WP	HR	S	P	ERA	WHIP				
Al Fitzmorris, R (1, 1) ERA: 6.34	6.2	L	30	6	3	3	5	4	0	0	0	0	0	36	52	4.05	1.500				
Don Hood, L (7, 1) ERA: 3.25	1.1		5	0	0	0	2	1	0	0	0	0	0	8	12	0.00	0.750				

Cleveland Indians @ Boston Red Sox
Fenway Park, Boston, MA
Fri Jul 22 1977, 7:05 PM EDT
Att: 34,030 - Unknown - 68 F

AB 30
R 3
H 6
RBI 3
BB 5
SO 7
LOB 15




Batter	1	2	3	4	5	6	7	8	9	AB	R	H	RBI	BB	SO	LOB	TOP										
Duane Kuiper, L OBP: 0.322, SLG: 0.323 (1, 4)										5	1	1	0	0	2	1	Cleveland Indians @ Boston Red Sox Fenway Park, Boston, MA Sat Jul 23 1977, 3:33 AM EDT Att: 35,592 - Unknown - 73 F										
Buddy Bell, R OBP: 0.355, SLG: 0.429 (1, 5)										5	2	2	1	0	0	1											
Larvell Blanks, R OBP: 0.294, SLG: 0.414 (1, 6)										5	2	2	1	0	0	1											
Andre Thornton, R OBP: 0.361, SLG: 0.547 (1, 3)										4	3	2	2	1	1	0											
Rico Carty, R OBP: 0.343, SLG: 0.402 (1, 10)										5	1	2	4	0	0	0											
Bruce Bochte, L OBP: 0.339, SLG: 0.360 (1, 7)										5	0	3	1	0	0	0											
Charlie Spikes, R OBP: 0.333, SLG: 0.407 Jim Norris, L OBP: 0.358, SLG: 0.352 (1, 9) (7, 9)										3	0	0	0	1	0	3											
John Lowenstein, L OBP: 0.366, SLG: 0.377 (1, 8)										4	0	0	0	0	2	3											
Fred Kendall, R OBP: 0.304, SLG: 0.376 (1, 2)										4	0	1	0	0	1	0											
Inning Stats	R: 4 E: 0 K: 0 S: 7	H: 4 LOB: 0 BB: 0 P: 7	R: 0 E: 0 K: 2 S: 7	H: 0 LOB: 0 BB: 0 P: 7	R: 0 E: 0 K: 1 S: 5	H: 0 LOB: 0 BB: 0 P: 5	R: 0 E: 0 K: 0 S: 4	H: 1 LOB: 1 BB: 0 P: 4	R: 3 E: 0 K: 1 S: 10	H: 5 LOB: 2 BB: 0 P: 10	R: 0 E: 0 K: 2 S: 7	H: 0 LOB: 0 BB: 0 P: 7	R: 2 E: 0 K: 0 S: 5	H: 2 LOB: 2 BB: 2 P: 13	R: 0 E: 0 K: 0 S: 4	H: 1 LOB: 1 BB: 0 P: 4	R: 0 E: 0 K: 0 S: 3	H: 0 LOB: 0 BB: 0 P: 3	1B: 8 2B: 2 3B: 1 HR: 2	SF: 0 SAC: 0 DP: 0 HBP: 0	WP: 0 PB: 0 SB: 0 CS: 0	PA: 42					
PITCHER	IP	WLS	BF	H	R	ER	SO	BB	IBB	HBP	BLK	WP	HR	S	P	ERA	WHIP										
Reggie Cleveland, R ERA: 4.16 (1, 1)	0.0		4	4	4	0	0	0	0	0	0	0	1	4	4	∞	∞										
Mike Planton, R ERA: 6.11 (1, 1)	4.2		19	5	3	3	4	0	0	0	0	0	0	27	27	5.79	1.071										
Ramon Hernandez, L ERA: 5.95 (5, 1)	1.1		5	1	0	0	2	0	0	0	0	0	0	9	9	0.00	0.750										
Bill Campbell, R ERA: 2.7 (7, 1)	1.0	L	7	2	2	2	0	2	0	0	0	0	1	5	13	18.00	4.000										
Bob Stanley, R ERA: 4.14 (8, 1)	2.0		7	1	0	0	0	0	0	0	0	0	0	7	7	0.00	0.500										

Batter	1	2	3	4	5	6	7	8	9	AB	R	H	RBI	BB	SO	LOB	BOTTOM										
Rick Burleson, R OBP: 0.354, SLG: 0.403 (1, 6)										5	2	2	1	0	2	4	Cleveland Indians @ Boston Red Sox Fenway Park, Boston, MA Sat Jul 23 1977, 3:33 AM EDT Att: 35,592 - Unknown - 73 F										
Fred Lynn, L OBP: 0.317, SLG: 0.464 (1, 8)										4	2	2	4	1	2	0											
Jim Rice, R OBP: 0.369, SLG: 0.589 (1, 10)										4	0	2	1	1	1	0											
Carl Yastrzemski, L OBP: 0.384, SLG: 0.518 (1, 7)										4	0	1	1	1	0	2											
Carlton Fisk, R OBP: 0.403, SLG: 0.522 (1, 2)										5	1	1	1	0	0	6											
George Scott, R OBP: 0.345, SLG: 0.550 (1, 3)										4	0	1	0	1	2	1											
Butch Hobson, R OBP: 0.307, SLG: 0.515 (1, 5)											5	1	1	0	0	2											
Denny Doyle, L OBP: 0.295, SLG: 0.324 Bernie Carbo, L OBP: 0.402, SLG: 0.483 Steve Dillard, R OBP: 0.296, SLG: 0.366 Dwight Evans, R OBP: 0.368, SLG: 0.527 (1, 4) (7, PH) (8, 4) (9, PH)										2	1	0	0	1	0	1											
Rick Miller, L OBP: 0.357, SLG: 0.309 (1, 9)										1	1	0	0	2	0	1											
Inning Stats	R: 0 E: 0 K: 3 S: 9	H: 0 LOB: 0 BB: 0 P: 9	R: 1 E: 0 K: 2 S: 8	H: 1 LOB: 0 BB: 0 P: 8	R: 3 E: 0 K: 0 S: 6	H: 3 LOB: 1 BB: 1 P: 10	R: 0 E: 0 K: 1 S: 6	H: 1 LOB: 1 BB: 0 P: 6	R: 2 E: 0 K: 0 S: 6	H: 3 LOB: 1 BB: 0 P: 6	R: 2 E: 0 K: 1 S: 6	H: 1 LOB: 3 BB: 4 P: 22	R: 0 E: 0 K: 1 S: 5	H: 0 LOB: 2 BB: 2 P: 13	R: 0 E: 0 K: 1 S: 6	H: 1 LOB: 1 BB: 0 P: 6	R: 0 E: 0 K: 2 S: 7	H: 0 LOB: 0 BB: 0 P: 7	1B: 2 2B: 3 3B: 2 HR: 3	SF: 0 SAC: 1 DP: 0 HBP: 0	WP: 0 PB: 0 SB: 1 CS: 0	PA: 44					
PITCHER	IP	WLS	BF	H	R	ER	SO	BB	IBB	HBP	BLK	WP	HR	S	P	ERA	WHIP										
Dennis Eckersley, R ERA: 3.95 (1, 1)	5.0		25	7	7	7	6	1	0	0	0	0	3	36	40	12.60	2.000										
Rick Waits, L ERA: 4.94 (6, 1)	0.1		2	0	0	0	0	1	0	0	0	0	0	1	5	0.00	3.000										
Jim Kern, R ERA: 2.67 (6, 1)	3.2	W	17	1	1	1	5	5	0	0	0	0	0	22	42	2.46	1.636										

Batter	1	2	3	4	5	6	7	8	9	AB	R	H	RBI	BB	SO	LOB	TOP					
Mike Hargrove, L (1, 3) OBP: 0.302, SLG: 0.398	4-0 BB			4-6-3	F7		G3		G3	4	0	0	0	1	0	4						
Bert Campaneris, R (1, 6) OBP: 0.316, SLG: 0.348	6-3			K		1B	K		5-3	5	1	1	0	0	2	2						
Claudell Washington, L (1, 8) OBP: 0.325, SLG: 0.415	L8			FC6-4		1B	FC4-6		4-3	4	1	2	0	0	0	0						
Willie Horton, R (1, 10) OBP: 0.333, SLG: 0.428				FC6-4		FC4-6	BB		F9	4	0	2	1	0	0	1						
Toby Harrah, R (1, 5) OBP: 0.395, SLG: 0.497	FC1-6				S	1B	FC4-6		F9	3	0	1	0	1	0	1						
Ken Henderson, S (1, 9) OBP: 0.285, SLG: 0.369	G6-4-3				S	1B	FC4-6			4	1	2	1	0	0	3						
Dave May, L (1, 7) OBP: 0.299, SLG: 0.341				E4		F4	K		F8	4	0	0	0	0	1	5						
Bump Wills, S (1, 4) OBP: 0.360, SLG: 0.408				F7		K	2-3		FC5	4	1	1	1	0	1	5						
Jim Sundberg, R (1, 2) OBP: 0.317, SLG: 0.310				F8					FC5	3	0	0	1	1	0	1						
Inning Stats	R: 0 E: 0 K: 0 S: 2	H: 0 LOB: 0 BB: 1 P: 6	R: 0 E: 0 K: 0 S: 3	H: 1 LOB: 0 BB: 0 P: 3	R: 0 E: 1 K: 0 S: 3	H: 0 LOB: 0 BB: 0 P: 3	R: 0 E: 0 K: 1 S: 6	H: 1 LOB: 1 BB: 0 P: 6	R: 0 E: 0 K: 1 S: 7	H: 2 LOB: 3 BB: 1 P: 11	R: 2 E: 0 K: 1 S: 8	H: 3 LOB: 2 BB: 1 P: 12	R: 0 E: 0 K: 1 S: 5	H: 0 LOB: 0 BB: 0 P: 5	R: 0 E: 0 K: 0 S: 3	H: 0 LOB: 0 BB: 0 P: 3	R: 2 E: 0 K: 0 S: 6	H: 2 LOB: 1 BB: 0 P: 6	1B: 8 2B: 1 3B: 0 HR: 0	SF: 0 SAC: 0 DP: 1 HBP: 0	WP: 0 PB: 0 SB: 2 CS: 1	PA: 38
PITCHER Wayne Garland, R (1, 1) ERA: 4.46	IP: 9.0 WLS: L BF: 38	H: 9 R: 4 ER: 4 SO: 4	BB: 3 IBB: 0 HBP: 0 BLK: 0	WP: 0 HR: 0 S: 43 P: 55	ERA: 4.00 WHIP: 1.333	PITCHER										IP: 9.0 WLS: W BF: 33	H: 7 R: 1 ER: 1 SO: 3	BB: 0 IBB: 0 HBP: 0 BLK: 0	WP: 0 HR: 1 S: 39 P: 39	ERA: 1.00 WHIP: 0.778		

Texas Rangers @ Cleveland Indians
Cleveland Municipal Stadium, Cleveland, OH
Sun Jul 24 1977, 3:33 AM EDT
Att: 14,177 - Unknown - 82 F

AB	35
R	4
H	9
RBI	4
BB	3
SO	4
LOB	22



Batter	1	2	3	4	5	6	7	8	9	AB	R	H	RBI	BB	SO	LOB	BOTTOM			
Duane Kuiper, L (1, 4) OBP: 0.321, SLG: 0.322	4-3		K2-3			1B		3-1		4	0	1	0	0	1	2				
Buddy Bell, R (1, 5) OBP: 0.359, SLG: 0.432				CS		1B		L4		4	0	3	0	0	0	2				
Bruce Bochte, L (1, 7) OBP: 0.334, SLG: 0.355	F7			6-3		FC3-2-5		6-3		4	0	0	0	0	0	4				
Andre Thornton, R (1, 3) OBP: 0.355, SLG: 0.535	F8			K		1-3		5-3		4	0	0	0	0	1	3				
Rico Carty, R (1, 10) OBP: 0.345, SLG: 0.419						HR		6-3		4	1	2	1	0	0	0				
Paul Dade, R (1, 9) OBP: 0.359, SLG: 0.391				F8		K		F8		4	0	0	0	0	1	1				
Jim Norris, L (1, 8) OBP: 0.355, SLG: 0.349				F8		F8		4-3		3	0	0	0	0	0	0				
Fred Kendall, R (1, 2) OBP: 0.304, SLG: 0.375				F8		F7				3	0	1	0	0	0	0				
John Lowenstein, L (8, PR) OBP: 0.369, SLG: 0.377								3-1		0	0	0	0	0	0	0				
Ray Fosse, R (9, 2) OBP: 0.291, SLG: 0.396								SH1-4		0	0	0	0	0	0	0				
Frank Duffy, R (1, 6) OBP: 0.246, SLG: 0.284				F7		6-3		SH1-4		2	0	0	0	0	0	0				
Inning Stats	R: 0 E: 0 K: 0 S: 4	H: 1 LOB: 0 BB: 0 P: 4	R: 0 E: 0 K: 0 S: 3	H: 0 LOB: 0 BB: 0 P: 3	R: 0 E: 0 K: 1 S: 5	H: 0 LOB: 0 BB: 0 P: 5	R: 0 E: 0 K: 1 S: 5	H: 1 LOB: 0 BB: 0 P: 5	R: 1 E: 0 K: 1 S: 6	H: 1 LOB: 0 BB: 0 P: 6	R: 0 E: 0 K: 0 S: 3	H: 0 LOB: 0 BB: 0 P: 3	R: 0 E: 0 K: 0 S: 4	H: 1 LOB: 2 BB: 0 P: 4	R: 0 E: 0 K: 0 S: 4	H: 1 LOB: 1 BB: 0 P: 4	1B: 5 2B: 1 3B: 0 HR: 1	SF: 0 SAC: 1 DP: 0 HBP: 0	WP: 0 PB: 0 SB: 0 CS: 1	PA: 33
PITCHER Doyle Alexander, R (1, 1) ERA: 3.72	IP: 9.0 WLS: W BF: 33	H: 7 R: 1 ER: 1 SO: 3	BB: 0 IBB: 0 HBP: 0 BLK: 0	WP: 0 HR: 1 S: 39 P: 39	ERA: 1.00 WHIP: 0.778	PITCHER										IP: 9.0 WLS: W BF: 33	H: 7 R: 1 ER: 1 SO: 3	BB: 0 IBB: 0 HBP: 0 BLK: 0	WP: 0 HR: 1 S: 39 P: 39	ERA: 1.00 WHIP: 0.778

Texas Rangers @ Cleveland Indians
Cleveland Municipal Stadium, Cleveland, OH
Sun Jul 24 1977, 3:33 AM EDT
Att: 14,177 - Unknown - 82 F

AB	32
R	1
H	7
RBI	1
BB	0
SO	3
LOB	12



Batter	1	2	3	4	5	6	7	8	9	AB	R	H	RBI	BB	SO	LOB	TOP								
Mike Hargrove, L (1, 3) OBP: 0.305, SLG: 0.399	F5		F7																						
Bert Campaneris, R (1, 6) OBP: 0.314, SLG: 0.346	F4		K																						
Claudell Washington, L (1, 8) OBP: 0.330, SLG: 0.419																									
Willie Horton, R (1, 10) OBP: 0.334, SLG: 0.424	PO																								
Toby Harrah, R (1, 5) OBP: 0.392, SLG: 0.494																									
Ed Kirkpatrick, L (1, 7) OBP: 0.275, SLG: 0.246 Kurt Bevacqua, R (9, PH)																									
Dave May, L (1, 9) OBP: 0.299, SLG: 0.339																									
Bump Wills, S (1, 4) OBP: 0.364, SLG: 0.414																									
Jim Sundberg, R (1, 2) OBP: 0.320, SLG: 0.310 Sandy Alomar Sr., S (9, PR) Bill Fahey, L (9, 2) OBP: 0.196, SLG: 0.200																									
Inning Stats	R: 0 E: 0 K: 0 S: 3	H: 1 LOB: 0 BB: 0 P: 3	R: 0 E: 0 K: 1 S: 5	H: 0 LOB: 1 BB: 1 P: 9	R: 0 E: 1 K: 1 S: 5	H: 0 LOB: 1 BB: 1 P: 9	R: 1 E: 0 K: 2 S: 8	H: 1 LOB: 0 BB: 0 P: 8	R: 2 E: 0 K: 2 S: 11	H: 4 LOB: 2 BB: 0 P: 11	R: 0 E: 0 K: 2 S: 9	H: 2 LOB: 2 BB: 0 P: 9	R: 0 E: 0 K: 0 S: 4	H: 1 LOB: 1 BB: 0 P: 4	R: 0 E: 1 K: 1 S: 6	H: 1 LOB: 1 BB: 0 P: 6	R: 3 E: 1 K: 0 S: 4	H: 2 LOB: 2 BB: 3 P: 16	1B: 11 2B: 1 3B: 0 HR: 0	SF: 1 SAC: 0 DP: 1 HBP: 0	WP: 1 PB: 1 SB: 3 CS: 0	PA: 43			
PITCHER	IP	WLS	BF	H	R	ER	SO	BB	IBB	HBP	BLK	WP	HR	S	P	ERA	WHIP								
Jim Bibby, R (1, 1) ERA: 3.76	7.0		32	10	3	3	8	2	0	0	0	1	0	46	54	3.86	1.714								
Jim Kern, R (8, 1) ERA: 3.05	1.0	L	7	2	3	3	1	2	0	0	0	0	0	7	15	27.00	4.000								
Don Hood, L (9, 1) ERA: 3.2	1.0		3	0	0	0	0	1	0	0	0	0	0	2	6	0.00	1.000								

Texas Rangers @ Cleveland Indians
Cleveland Municipal Stadium, Cleveland, OH

Mon Jul 25 1977, 7:05 PM EDT
Att: 10,752 - Unknown - 73 F

AB 36
R 6
H 12
RBI 6
BB 5
SO 9
LOB 26



Batter	1	2	3	4	5	6	7	8	9	AB	R	H	RBI	BB	SO	LOB	BOTTOM								
Duane Kuiper, L (1, 4) OBP: 0.322, SLG: 0.323	F9		L4																						
Buddy Bell, R (1, 5) OBP: 0.354, SLG: 0.426	6-3																								
Larvell Blanks, R (1, 6) OBP: 0.305, SLG: 0.435																									
Andre Thornton, R (1, 3) OBP: 0.353, SLG: 0.529	5-3																								
Rico Carty, R (1, 10) OBP: 0.340, SLG: 0.412																									
Bruce Bochte, L (1, 7) OBP: 0.333, SLG: 0.354																									
Charlie Spikes, R (1, 9) OBP: 0.314, SLG: 0.381																									
Jim Norris, L (1, 8) OBP: 0.357, SLG: 0.349																									
Ray Fosse, R (1, 2) OBP: 0.306, SLG: 0.422 John Lowenstein, L (9, PR) OBP: 0.366, SLG: 0.377																									
Inning Stats	R: 1 E: 0 K: 0 S: 4	H: 1 LOB: 0 BB: 0 P: 4	R: 0 E: 0 K: 1 S: 5	H: 1 LOB: 0 BB: 0 P: 5	R: 0 E: 0 K: 0 S: 3	H: 1 LOB: 0 BB: 0 P: 3	R: 0 E: 0 K: 1 S: 6	H: 1 LOB: 1 BB: 0 P: 6	R: 1 E: 0 K: 1 S: 7	H: 1 LOB: 1 BB: 0 P: 7	R: 1 E: 0 K: 0 S: 4	H: 2 LOB: 0 BB: 0 P: 4	R: 0 E: 0 K: 0 S: 4	H: 1 LOB: 1 BB: 0 P: 4	R: 0 E: 0 K: 1 S: 7	H: 2 LOB: 2 BB: 0 P: 7	1B: 9 2B: 0 3B: 1 HR: 1	SF: 1 SAC: 0 DP: 1 HBP: 0	WP: 0 PB: 1 SB: 1 CS: 2	PA: 38					
PITCHER	IP	WLS	BF	H	R	ER	SO	BB	IBB	HBP	BLK	WP	HR	S	P	ERA	WHIP								
Dock Ellis, R (1, 1) ERA: 4.21	6.0		25	6	3	1	3	2	0	0	0	0	1	29	37	1.50	1.333								
Nelson Briles, R (7, 1) ERA: 4.0	2.1	W	10	4	1	1	1	0	0	0	0	0	0	12	12	3.86	1.714								
Adrian Devine, R (9, 1) ERA: 2.32	0.2	S	3	1	0	0	0	0	0	0	0	0	0	3	3	0.00	1.500								

Texas Rangers @ Cleveland Indians
Cleveland Municipal Stadium, Cleveland, OH

Mon Jul 25 1977, 7:05 PM EDT
Att: 10,752 - Unknown - 73 F

AB 35
R 4
H 11
RBI 3
BB 2
SO 4
LOB 16



Batter	1	2	3	4	5	6	7	8	9	10	11	AB	R	H	RBI	BB	SO	LOB	TOP								
Duane Kuiper, L OBP: 0.321, SLG: 0.322 (1, 4)												4	0	1	1	0	0	1									
Buddy Bell, R OBP: 0.352, SLG: 0.423 (1, 5)												5	0	1	0	0	0	1									
Larvell Blanks, R OBP: 0.307, SLG: 0.434 (1, 6)												5	0	2	1	0	1	1									
Andre Thornton, R OBP: 0.354, SLG: 0.536 (1, 3)												5	0	2	0	0	2	4									
Rico Carty, R OBP: 0.339, SLG: 0.406 (1, 10)												4	0	0	0	1	1	4									
John Lowenstein, L OBP: 0.395, SLG: 0.370 Paul Dade, R OBP: 0.357, SLG: 0.388 (8, PH) (8, 9)												2	0	0	0	1	0	0									
Bruce Bochte, L OBP: 0.334, SLG: 0.359 (1, 7)												5	1	2	0	0	0	4									
Jim Norris, L OBP: 0.360, SLG: 0.359 (1, 8)												5	2	3	0	0	0	1									
Ray Fosse, R OBP: 0.341, SLG: 0.421 Fred Kendall, R OBP: 0.304, SLG: 0.375 (11, 2)												5	1	2	1	0	2	2									
												1B: 9 2B: 3 3B: 1 HR: 0	SF: 1 SAC: 0 DP: 2 HBP: 0	WP: 2 PB: 0 SB: 1 CS: 1	PA: 45												
Inning Stats	R: 0 E: 0 K: 1 S: 6	H: 1 LOB: 1 BB: 0 P: 6	R: 1 E: 1 K: 1 S: 6	H: 1 LOB: 0 BB: 0 P: 6	R: 0 E: 0 K: 0 S: 3	H: 0 LOB: 0 BB: 0 P: 3	R: 0 E: 0 K: 0 S: 4	H: 1 LOB: 2 BB: 1 P: 8	R: 2 E: 0 K: 1 S: 9	H: 4 LOB: 2 BB: 0 P: 9	R: 0 E: 0 K: 1 S: 6	H: 1 LOB: 1 BB: 0 P: 6	R: 0 E: 0 K: 0 S: 3	H: 0 LOB: 0 BB: 0 P: 3	R: 0 E: 0 K: 0 S: 3	H: 1 LOB: 1 BB: 1 P: 7	R: 1 E: 0 K: 1 S: 4	H: 2 LOB: 0 BB: 0 P: 4	R: 0 E: 0 K: 1 S: 5	H: 1 LOB: 0 BB: 0 P: 5	R: 0 E: 0 K: 1 S: 6	H: 1 LOB: 1 BB: 0 P: 6					
PITCHER	IP 7.0	WLS 2.0	BF 32	H 9	R 3	ER 2	SO 4	BB 2	IBB 0	HBP 0	BLK 0	WP 0	HR 0	S 38	P 46	ERA 4.50	WHIP 1.000										
Dennis Leonard, R ERA: 3.31 (1, 1)	2.0	6	2	1	1	0	0	0	0	0	0	0	0	6	6	4.50	1.000										
Steve Mingori, L ERA: 2.89 (8, 1)	2.0	6	2	1	1	0	0	0	0	0	0	0	0	6	6	4.50	1.000										
Steve Mingori, L ERA: 2.89 (9, 1)	2.0	7	2	0	0	2	0	0	0	0	0	0	0	11	11	0.00	1.000										
Doug Bird, R ERA: 5.09 (10, 1)																											

Cleveland Indians @ Kansas City Royals
 Royals Stadium, Kansas City, MO
 Wed Jul 27 1977, 8:05 PM EDT
 Att: 23,818 - Unknown - 81 F

AB 42
 R 4
 H 13
 RBI 3
 BB 2
 SO 6
 LOB 20



Batter	1	2	3	4	5	6	7	8	9	10	11	AB	R	H	RBI	BB	SO	LOB	BOTTOM								
George Brett, L OBP: 0.352, SLG: 0.429 (1, 5)												5	0	1	1	1	0	3									
Hal McRae, R OBP: 0.392, SLG: 0.484 Steve Mingori, L OBP: 0.293, SLG: 0.375 Doug Bird, R ERA: 5.09 (10, 1)												4	0	1	0	0	0	2									
Ralph LaCock, L OBP: 0.411, SLG: 0.534 Cookie Rojas, R OBP: 0.306, SLG: 0.350 (8, PH) (9, 4)												3	0	0	0	0	0	1									
Al Cowens, R OBP: 0.347, SLG: 0.538 (1, 9)												5	1	2	0	0	0	2									
John Mayberry, L OBP: 0.357, SLG: 0.422 (1, 3)												5	1	2	0	0	0	3									
Amos Otis, R OBP: 0.339, SLG: 0.453 (1, 8)												5	1	1	1	0	0	4									
Darrell Porter, L OBP: 0.361, SLG: 0.480 Johnathan Wathan, R OBP: 0.314, SLG: 0.319 (9, PH) (10, 2)												2	1	1	1	0	0										
Freddie Patek, R OBP: 0.307, SLG: 0.343 Joe Lahoud, L OBP: 0.261, SLG: 0.304 (8, 6)												1	0	0	0	1	0	0									
Frank White, R OBP: 0.331, SLG: 0.349 Tom Poquette, L OBP: 0.331, SLG: 0.396 Joe Zdeb, R OBP: 0.375, SLG: 0.418 (9, 7)												2	0	1	1	0	0	0									
Inning Stats	R: 0 E: 0 K: 0 S: 3	H: 0 LOB: 0 BB: 0 P: 3	R: 2 E: 0 K: 0 S: 6	H: 3 LOB: 2 BB: 1 P: 10	R: 0 E: 0 K: 0 S: 3	H: 0 LOB: 0 BB: 0 P: 3	R: 0 E: 0 K: 0 S: 3	H: 1 LOB: 1 BB: 0 P: 3	R: 0 E: 0 K: 0 S: 3	H: 1 LOB: 1 BB: 1 P: 7	R: 0 E: 1 K: 1 S: 6	H: 0 LOB: 2 BB: 1 P: 10	R: 2 E: 0 K: 1 S: 8	H: 3 LOB: 2 BB: 1 P: 12	R: 0 E: 0 K: 0 S: 4	H: 1 LOB: 1 BB: 1 P: 8	R: 1 E: 0 K: 0 S: 3	H: 3 LOB: 2 BB: 0 P: 3	1B: 10 2B: 1 3B: 1 HR: 0	SF: 0 SAC: 0 DP: 0 HBP: 0	WP: 0 PB: 0 SB: 1 CS: 2	PA: 46					
PITCHER	IP 7.0	WLS 1.0	BF 26	H 5	R 2	ER 2	SO 1	BB 2	IBB 0	HBP 0	BLK 0	WP 0	HR 0	S 24	P 32	ERA 2.57	WHIP 3.000										
Al Fitzmorris, R ERA: 5.94 (8, 1)	1.0	7	2	2	2	1	1	0	0	0	0	0	0	8	12	18.00	3.000										
Don Hood, L ERA: 3.48 (9, 1)	1.0	5	1	0	0	1	1	0	0	0	0	0	0	6	10	0.00	2.000										
Jim Kern, R ERA: 3.0 (10, 1)	1.0	8	4	1	1	0	1	0	0	0	0	0	0	7	11	9.00	5.000										

Cleveland Indians @ Kansas City Royals
 Royals Stadium, Kansas City, MO
 Wed Jul 27 1977, 8:05 PM EDT
 Att: 23,818 - Unknown - 81 F


AB 41
 R 5
 H 12
 RBI 5
 BB 5
 SO 2
 LOB 24



Batter	1	2	3	4	5	6	7	8	9	10	11	AB	R	H	RBI	BB	SO	LOB	TOP									
Duane Kuiper, L OBP: 0.324, SLG: 0.326 (1, 4)												5	1	3	0	0	1	2										
Buddy Bell, R OBP: 0.353, SLG: 0.425 (1, 5)												5	0	2	1	0	0	3										
Larvell Blanks, R OBP: 0.304, SLG: 0.424 Ray Fosse, R OBP: 0.308, SLG: 0.421 (1, 6) (9, 2)												4	0	0	0	0	1	5										
Andre Thornton, R OBP: 0.355, SLG: 0.530 (1, 3)												4	1	1	0	0	1	2										
Rico Carty, R OBP: 0.336, SLG: 0.402 (1, 10)												5	0	1	0	0	0	6										
Bruce Bochte, L OBP: 0.332, SLG: 0.354 (1, 7)												4	1	0	0	1	0	1										
Jim Norris, L OBP: 0.387, SLG: 0.356 Charlie Spikes, R OBP: 0.308, SLG: 0.369 (8, PH) (8, 9)												3	0	0	0	0	0	0										
Ron Pruitt, R OBP: 0.361, SLG: 0.394 (8, 8)												5	1	4	2	0	0	0										
Fred Kendall, R OBP: 0.309, SLG: 0.385 Frank Duffy, R OBP: 0.245, SLG: 0.282 (9, PR) (9, 6)												4	0	2	1	0	0	1										
Inning Stats	R: 0 E: 0 K: 0 S: 4	H: 1 LOB: 2 BB: 0 P: 5	R: 0 E: 0 K: 0 S: 4	H: 1 LOB: 1 BB: 0 P: 4	R: 0 E: 0 K: 0 S: 4	H: 2 LOB: 2 BB: 0 P: 5	R: 1 E: 0 K: 0 S: 5	H: 2 LOB: 1 BB: 0 P: 5	R: 0 E: 0 K: 0 S: 3	H: 0 LOB: 0 BB: 0 P: 3	R: 1 E: 0 K: 0 S: 5	H: 2 LOB: 1 BB: 0 P: 5	R: 2 E: 0 K: 0 S: 4	H: 2 LOB: 1 BB: 1 P: 8	R: 0 E: 0 K: 1 S: 6	H: 1 LOB: 2 BB: 0 P: 6	R: 0 E: 0 K: 1 S: 5	H: 1 LOB: 0 BB: 0 P: 5	R: 0 E: 0 K: 3 S: 10	H: 1 LOB: 1 BB: 0 P: 10	1B: 9 2B: 3 3B: 1 HR: 0	SF: 0 SAC: 1 DP: 2 HBP: 2	WP: 0 PB: 0 SB: 0 CS: 0	PA: 46				
PITCHER	IP 7.1	WLS 4	BF 33	H 9	R 4	ER 4	SO 0	BB 0	IBB 0	HBP 0	BLK 0	WP 0	HR 0	S 30	P 36	ERA 4.91	WHIP 1.364											
Jim Colborn, R ERA: 3.55 Larry Gura, L ERA: 3.49 Doug Bird, R ERA: 4.88 (1, 1) (8, 1) (9, 1)	1.0	W	9	2	0	0	5	0	0	0	0	0	0	0	19	19	0.00	0.750										

Cleveland Indians @ Kansas City Royals
 Royals Stadium, Kansas City, MO
 Thu Jul 28 1977, 8:05 PM EDT
 Att. 25,211 - Unknown - 83 F

AB 42
 R 4
 H 13
 RBI 4
 BB 1
 SO 5
 LOB 23



Batter	1	2	3	4	5	6	7	8	9	10	11	AB	R	H	RBI	BB	SO	LOB	BOTTOM								
George Brett, L OBP: 0.356, SLG: 0.442 (1, 5)												4	1	2	3	1	0	0									
Hal McRae, R OBP: 0.391, SLG: 0.490 Amos Otis, R OBP: 0.338, SLG: 0.451 (1, 7) (8, 8)												4	1	1	1	0	0	3									
Ralph LaCock, L OBP: 0.411, SLG: 0.526 (1, 10)												4	0	1	0	1	0	1									
Al Cowens, R OBP: 0.345, SLG: 0.534 (8, 9)												5	0	1	0	0	0	1									
John Mayberry, L OBP: 0.352, SLG: 0.416 (1, 3)												5	0	0	0	0	0	2									
Darrell Porter, L OBP: 0.355, SLG: 0.471 (1, 2)												5	0	0	0	0	2	2									
Tom Poquette, L OBP: 0.332, SLG: 0.405 (8, 7)												5	2	2	0	0	0	2									
Freddie Patek, R OBP: 0.311, SLG: 0.348 (1, 6)												4	1	2	0	1	0	1									
Frank White, R OBP: 0.292, SLG: 0.345 Joe Lahoud, L OBP: 0.333, SLG: 0.200 (1, 4) (11, PH)												3	0	0	0	0	1	2									
Inning Stats	R: 0 E: 0 K: 0 S: 3	H: 0 LOB: 0 BB: 0 P: 3	R: 0 E: 0 K: 1 S: 5	H: 0 LOB: 0 BB: 0 P: 5	R: 3 E: 1 K: 1 S: 9	H: 4 LOB: 1 BB: 0 P: 9	R: 0 E: 0 K: 0 S: 3	H: 0 LOB: 0 BB: 0 P: 3	R: 1 E: 0 K: 0 S: 5	H: 2 LOB: 1 BB: 0 P: 5	R: 0 E: 0 K: 0 S: 3	H: 0 LOB: 0 BB: 0 P: 3	R: 0 E: 0 K: 0 S: 3	H: 1 LOB: 2 BB: 1 P: 8	R: 0 E: 0 K: 0 S: 4	H: 0 LOB: 0 BB: 0 P: 3	R: 0 E: 0 K: 1 S: 6	H: 0 LOB: 0 BB: 0 P: 3	R: 0 E: 0 K: 0 S: 3	H: 0 LOB: 0 BB: 0 P: 3	R: 1 E: 0 K: 1 S: 6	H: 2 LOB: 2 BB: 1 P: 10	1B: 5 2B: 2 3B: 1 HR: 2	SF: 0 SAC: 1 DP: 0 HBP: 0	WP: 0 PB: 0 SB: 0 CS: 0	PA: 45	
PITCHER	IP 10.2	WLS L	BF 45	H 10	R 5	ER 5	SO 3	BB 1	IBB 2	HBP 0	BLK 0	WP 0	HR 2	S 48	P 60	ERA 4.22	WHIP 1.031										
Dennis Eckerstey, R ERA: 3.63 (1, 1)	10.2	L	45	10	5	5	3	1	2	0	0	0	2	48	60	4.22	1.031										

Cleveland Indians @ Kansas City Royals
 Royals Stadium, Kansas City, MO
 Thu Jul 28 1977, 8:05 PM EDT
 Att. 25,211 - Unknown - 83 F

AB 41
 R 5
 H 10
 RBI 5
 BB 3
 SO 3
 LOB 14



Batter	1	2	3	4	5	6	7	8	9	AB	R	H	RBI	BB	SO	LOB	TOP				
Lyman Bostock, L OBP: 0.399, SLG: 0.511 (1, 7)	0-0 3-1 SH1-3 1B		0-0 6-3		0-3 K		0-0 G6-4-3 1B		0-3 K	5	0	2	0	0	2	1					
Roy Smalley, S OBP: 0.331, SLG: 0.336 (1, 6)	0-0 SH1-3		0-0 F7		0-3 K		0-0 G6-4-3 1-2			3	0	0	0	0	1	2					
Rod Carew, L OBP: 0.452, SLG: 0.582 (1, 3)	0-0 3-1		4-0 1B IBB		0-0 L5		0-3 K		0-3 K	3	0	0	0	1	1	1					
Butch Wynegar, S OBP: 0.362, SLG: 0.396 (1, 2)	0-0 F8		0-0 1B		4-0 1B BB		0-0 S 1B			3	1	2	1	1	0	1					
Glenn Adams, L OBP: 0.393, SLG: 0.449 (1, 10)		0-0 G1-6-3 1B	0-0 4-3		0-3 K		0-0 F7			4	0	1	0	0	1	4					
Larry Hisle, R OBP: 0.394, SLG: 0.545 (1, 8)		0-0 G1-6-3 1B		0-3 K		0-0 1B		0-3 K		4	0	2	0	0	2	1					
Mike Cubbage, L OBP: 0.336, SLG: 0.387 (1, 5)		0-0 G1-6-3		0-3 K		0-0 1B		0-0 1-3 2-H		4	0	1	1	0	1	2					
Dan Ford, R OBP: 0.339, SLG: 0.443 (1, 9)		0-0 4-3		0-0 F9		0-3 K		0-0 HR		4	1	1	1	0	1	3					
Bob Randall, R OBP: 0.268, SLG: 0.261 (1, 4)			0-0 6-3 1B		0-0 4-3		0-0 F9		0-0 4-3	4	1	1	0	0	0	0					
Inning Stats	R: 0 E: 0 K: 0 S: 4	H: 1 LOB: 1 BB: 0 P: 4	R: 0 E: 0 K: 0 S: 4	H: 2 LOB: 1 BB: 0 P: 4	R: 1 E: 0 K: 0 S: 5	H: 2 LOB: 2 BB: 1 P: 9	R: 0 E: 0 K: 2 S: 7	H: 0 LOB: 0 BB: 0 P: 7	R: 0 E: 0 K: 2 S: 7	H: 0 LOB: 0 BB: 0 P: 7	R: 1 E: 0 K: 2 S: 9	H: 2 LOB: 2 BB: 1 P: 13	R: 0 E: 0 K: 0 S: 3	H: 1 LOB: 1 BB: 0 P: 3	R: 0 E: 0 K: 2 S: 8	H: 1 LOB: 1 BB: 0 P: 8	R: 1 E: 0 K: 1 S: 6	H: 1 LOB: 0 BB: 0 P: 6	1B: 9 2B: 0 3B: 0 HR: 1	SF: 0 SAC: 1 DP: 2 HBP: 0	WP: 0 PA: 37 PB: 0 SB: 1 CS: 0
PITCHER Wayne Garland, R ERA: 4.38 (1, 1)	IP: 9.0 WLS: L BF: 37 H: 10 R: 3 ER: 3 SO: 9 BB: 1 IBB: 1 HBP: 0 BLK: 0 WP: 0 HR: 1 S: 53 P: 61 ERA: 3.00 WHIP: 1.222															PITCHER					

Minnesota Twins @ Cleveland Indians
Cleveland Municipal Stadium, Cleveland, OH

Fri Jul 29 1977, 7:05 PM EDT
Att: 8,576 - Unknown - 72 F

AB 34
R 3
H 10
RBI 3
BB 2
SO 9
LOB 15



Batter	1	2	3	4	5	6	7	8	9	AB	R	H	RBI	BB	SO	LOB	BOTTOM		
Jim Norris, L OBP: 0.363, SLG: 0.362 (1, 8)	0-0 3-1		4-0 6-3 BB		4-0 1B BB		0-0 4-3 2B		0-0 S 1B	3	0	2	0	2	0	0			
Duane Kuiper, L OBP: 0.323, SLG: 0.325 (1, 4)	0-0 5-3		0-0 6-3		0-0 1B		0-0 4-3		0-0 F7	5	0	1	0	0	0	4			
Buddy Bell, R OBP: 0.351, SLG: 0.422 (1, 5)	0-0 P4		0-0 5-3		0-0 1B		0-0 F7		0-0 F3	5	0	1	0	0	0	4			
Andre Thornton, R OBP: 0.357, SLG: 0.535 (1, 3)		0-0 F8 2B		0-0 1B FC5-2 1B		0-0 G5-4-3		0-0 F6		4	0	2	0	0	0	2			
Rico Carty, R OBP: 0.334, SLG: 0.400 (1, 10)		0-0 F8		0-0 FC5-2 1B		0-0 L6		0-0 G3		4	0	1	0	0	0	1			
Bruce Bochte, L OBP: 0.338, SLG: 0.355 (1, 7)		0-0 G3		0-0 FC5-2 2B 1B		4-0 BB		4-0 PB BB		2	1	1	0	2	0	1			
Ron Pruitt, R OBP: 0.355, SLG: 0.377 (1, 9)		0-3 K		0-0 FC5-2 2B		0-0 F9		4-0 BB		3	0	0	0	1	1	5			
Fred Kendall, R OBP: 0.314, SLG: 0.394 (1, 2)			0-0 FC3-6 1B		0-0 1-3 2-H 2B		0-0 F8		0-0 4-3	4	0	2	1	0	0	3			
Frank Duffy, R OBP: 0.242, SLG: 0.279 (1, 6)			0-0 FC3-6		0-0 F7		0-0 6-3		0-0 F7	3	0	0	0	0	0	3			
John Lowenstein, L OBP: 0.362, SLG: 0.367 (9, PH)			6-3 S							1	0	0	0	0	0	0			
Inning Stats	R: 0 E: 0 K: 0 S: 3	H: 0 LOB: 0 BB: 0 P: 3	R: 0 E: 0 K: 1 S: 6	H: 1 LOB: 1 BB: 0 P: 6	R: 0 E: 0 K: 0 S: 4	H: 1 LOB: 2 BB: 1 P: 8	R: 1 E: 0 K: 0 S: 6	H: 4 LOB: 2 BB: 0 P: 6	R: 0 E: 0 K: 0 S: 3	H: 2 LOB: 1 BB: 1 P: 7	R: 0 E: 0 K: 0 S: 4	H: 1 LOB: 1 BB: 0 P: 4	R: 0 E: 0 K: 0 S: 3	H: 0 LOB: 2 BB: 2 P: 11	R: 0 E: 0 K: 0 S: 4	H: 1 LOB: 1 BB: 0 P: 4	1B: 7 2B: 3 3B: 0 HR: 0	SF: 0 SAC: 0 DP: 2 HBP: 0	WP: 0 PA: 39 PB: 1 SB: 2 CS: 0
PITCHER Paul Thordogard, R ERA: 4.02 (1, 1)	IP: 6.1 WLS: W BF: 28 H: 9 R: 1 ER: 1 SO: 1 BB: 3 IBB: 0 HBP: 0 BLK: 0 WP: 0 HR: 0 S: 27 P: 39 ERA: 1.42 WHIP: 1.895															PITCHER			
Tom Burgmeier, L ERA: 4.24 (7, 1)	0.1 S: 10																		
Tom Johnson, R ERA: 2.94 (7, 1)	2.1 S: 10																		

Minnesota Twins @ Cleveland Indians
Cleveland Municipal Stadium, Cleveland, OH

Fri Jul 29 1977, 7:05 PM EDT
Att: 8,576 - Unknown - 72 F

AB 34
R 1
H 10
RBI 1
BB 5
SO 1
LOB 23



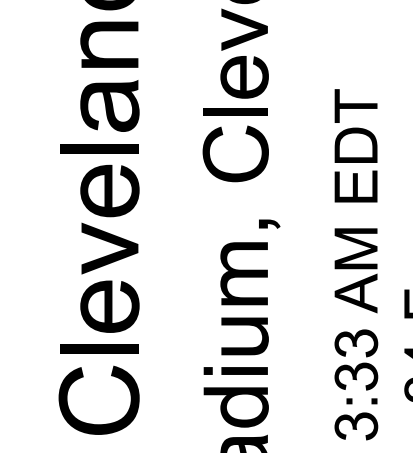
Batter	1	2	3	4	5	6	7	8	9	AB	R	H	RBI	BB	SO	LOB	TOP			
Lyman Bostock, L OBP: 0.393, SLG: 0.501 (1, 7)	4-3		E8 G3 FC1-6 1B	F9			L1			4	1	1	0	0	0	0	Minnesota Twins @ Cleveland Indians Cleveland Municipal Stadium, Cleveland, OH Sun Jul 31 1977, 3:33 AM EDT Unknown - 84 F			
Roy Smalley, S OBP: 0.327, SLG: 0.338 (1, 6)	F8		G3		G3		4-3			4	0	0	0	0	0	1				
Rod Carew, L OBP: 0.457, SLG: 0.590 (1, 3)	F8		FC1-6 BB		4-3 WP 1B		F8			3	0	1	0	1	0	0				
Butch Wynegar, S OBP: 0.359, SLG: 0.387 (1, 2)		4-3	FC1-6 2B		4-3			4-3		4	1	0	1	0	0	2				
Glenn Adams, L OBP: 0.389, SLG: 0.448 (1, 9)		4-3			F5			1-3		4	0	1	1	0	0	1				
Larry Hisle, R OBP: 0.394, SLG: 0.540 (1, 8)						4-3			6-3	3	0	1	0	1	0	0				
Rich Chiles, L OBP: 0.322, SLG: 0.337 (1, 10)			E3 PB	4-3					F7	4	0	1	0	0	0	3				
Mike Cubbage, L OBP: 0.332, SLG: 0.380 (1, 5)					F7		F8		4-3	3	0	0	0	1	0	1				
Bob Randall, R OBP: 0.258, SLG: 0.245 (1, 4)			3-1		P4		4-3		4-3	4	0	0	0	0	0	4				
Inning Stats	R: 0 E: 0 K: 0 S: 3	H: 0 LOB: 0 BB: 0 P: 3	R: 0 E: 2 K: 0 S: 5	H: 1 LOB: 3 BB: 1 P: 9	R: 2 E: 2 K: 0 S: 5	H: 2 LOB: 2 BB: 2 P: 13	R: 0 E: 0 K: 0 S: 3	H: 0 LOB: 0 BB: 0 P: 3	R: 0 E: 0 K: 0 S: 4	H: 1 LOB: 1 BB: 0 P: 4	R: 0 E: 0 K: 0 S: 3	H: 0 LOB: 0 BB: 0 P: 3	R: 0 E: 0 K: 0 S: 3	H: 0 LOB: 0 BB: 0 P: 3	R: 0 E: 0 K: 0 S: 3	H: 0 LOB: 0 BB: 0 P: 3	1B: 4 2B: 1 3B: 0 HR: 0	SF: 0 SAC: 0 DP: 0 HBP: 0	WP: 1 PB: 1 SB: 0 CS: 0	PA: 36
PITCHER A Fitzmorris, R ERA: 5.35 (1, 1)	IP: 9.0 WLS: W BF: 36 H: 5 R: 2 ER: 1 SO: 0 BB: 2 IBB: 1 HBP: 0 BLK: 0 WP: 1 HR: 0 S: 33 P: 45 ERA: 1.00 WHIP: 0.778																			

Batter	1	2	3	4	5	6	7	8	9	AB	R	H	RBI	BB	SO	LOB	BOTTOM			
Jim Norris, L OBP: 0.361, SLG: 0.358 (1, 8)						F8	SH5-4		F7	3	0	1	1	1	0	0	Minnesota Twins @ Cleveland Indians Cleveland Municipal Stadium, Cleveland, OH Sun Jul 31 1977, 3:33 AM EDT Unknown - 84 F			
Duane Kuiper, L OBP: 0.324, SLG: 0.332 (1, 4)						4-3			F7	4	0	1	3	0	1	1				
Buddy Bell, R OBP: 0.352, SLG: 0.421 (1, 5)									F7	3	1	1	0	1	0	2				
Paul Dade, R OBP: 0.353, SLG: 0.384 (7, 5)									F7	1	0	0	0	0	0	0				
Andre Thornton, R OBP: 0.367, SLG: 0.567 (1, 3)										2	1	1	1	1	0	2				
Rico Carty, R OBP: 0.340, SLG: 0.395 (1, 10)										3	1	1	1	1	0	1				
Larvell Blanks, R OBP: 0.307, SLG: 0.425 (1, 6)										3	2	1	0	1	0	2				
Bruce Bochte, L OBP: 0.339, SLG: 0.369 (1, 7)										4	1	2	2	0	0	2				
John Lowenstein, L OBP: 0.364, SLG: 0.357 (1, 9)										2	2	0	0	2	1	1				
Ray Fosse, R OBP: 0.304, SLG: 0.406 (1, 2)										2	1	0	1	0	0	1				
Inning Stats	R: 0 E: 0 K: 1 S: 4	H: 0 LOB: 0 BB: 1 P: 8	R: 4 E: 0 K: 0 S: 5	H: 2 LOB: 3 BB: 3 P: 18	R: 0 E: 0 K: 0 S: 2	H: 0 LOB: 0 BB: 1 P: 6	R: 0 E: 0 K: 1 S: 5	H: 0 LOB: 0 BB: 0 P: 5	R: 1 E: 0 K: 0 S: 5	H: 2 LOB: 2 BB: 0 P: 6	R: 3 E: 0 K: 0 S: 4	H: 2 LOB: 1 BB: 2 P: 13	R: 1 E: 0 K: 0 S: 5	H: 2 LOB: 1 BB: 0 P: 5	R: 0 E: 0 K: 0 S: 3	H: 0 LOB: 0 BB: 0 P: 3	1B: 4 2B: 3 3B: 0 HR: 2	SF: 1 SAC: 1 DP: 2 HBP: 3	WP: 1 PB: 0 SB: 0 CS: 2	PA: 39
PITCHER Pete Redfern, R ERA: 4.73 (1, 1)	IP: 1.1 WLS: L BF: 10 H: 2 R: 4 ER: 4 SO: 0 BB: 4 IBB: 0 HBP: 1 BLK: 0 WP: 0 HR: 1 S: 7 P: 24 ERA: 27.00 WHIP: 4.500																			
Tom Burgmeier, L ERA: 4.16 (2, 1)	0.1	1	0	0	0	0	0	0	0	0	0	1	1	0	0	0				
Gary Serum, R ERA: 3.97 (2, 1)	3.2	18	4	4	4	1	2	0	2	0	1	1	16	26	9.82	1.636				
Don Carrithers, R ERA: 10.29 (6, 1)	2.2	10	2	1	1	0	1	0	0	0	0	0	9	13	3.38	1.125				

AB 33
R 2
H 5
RBI 2
BB 3
SO 0
LOB 12



AB 27
R 9
H 8
RBI 9
BB 7
SO 2
LOB 12



Batter	1	2	3	4	5	6	7	8	9	AB	R	H	RBI	BB	SO	LOB	TOP								
Lyman Bostock, L OBP: 0.395, SLG: 0.501 (1, 7)										6	2	3	1	0	0	0									
Dan Ford, R OBP: 0.343, SLG: 0.442 (1, 9)										5	1	3	1	0	0	0									
Rod Carew, L OBP: 0.456, SLG: 0.586 (1, 3)										4	2	1	0	1	1	3									
Larry Hisle, R OBP: 0.365, SLG: 0.541 Bob Gorinski, R OBP: 0.169, SLG: 0.222 (7, 7)										3	3	1	0	1	0	2									
Craig Kusick, R OBP: 0.374, SLG: 0.429 (1, 10)										3	0	1	2	2	1	2									
Roy Smalley, S OBP: 0.330, SLG: 0.339 (1, 6)										4	0	2	3	1	0	2									
Bud Bulling, R OBP: 0.353, SLG: 0.154 (1, 2)										3	1	1	1	1	0	4									
Jerry Terrell, R OBP: 0.255, SLG: 0.258 (1, 5)										4	0	1	0	0	0	1									
Bob Randall, R OBP: 0.250, SLG: 0.237 (1, 4)										5	0	0	0	0	1	4									
Inning Stats	R: 2 E: 0 K: 1 S: 8	H: 3 LOB: 2 BB: 1 P: 12	R: 0 E: 0 K: 1 S: 5	H: 0 LOB: 0 BB: 0 P: 5	R: 0 E: 0 K: 0 S: 4	H: 1 LOB: 1 BB: 1 P: 4	R: 0 E: 0 K: 0 S: 3	H: 0 LOB: 1 BB: 1 P: 7	R: 2 E: 0 K: 0 S: 4	H: 1 LOB: 2 BB: 3 P: 16	R: 1 E: 1 K: 0 S: 5	H: 2 LOB: 1 BB: 0 P: 5	R: 1 E: 0 K: 1 S: 8	H: 2 LOB: 2 BB: 0 P: 8	R: 2 E: 0 K: 1 S: 8	H: 3 LOB: 1 BB: 0 P: 8	R: 1 E: 0 K: 0 S: 3	H: 1 LOB: 0 BB: 1 P: 7	1B: 11 2B: 2 3B: 0 HR: 0	SF: 0 SAC: 2 DP: 0 HBP: 0	WP: 0 PB: 0 SB: 3 CS: 1	PA: 47			
PITCHER	IP	WLS	BF	H	R	ER	SO	BB	IBB	HBP	BLK	WP	HR	S	P	ERA	WHIP								
Rick Waits, L ERA: 4.98 (1, 1)	5.2	L	29	7	5	3	2	5	0	0	0	0	0	28	48	4.76	2.118								
Don Hood, L ERA: 3.54 (6, 1)	2.1		13	5	3	2	2	0	0	0	0	0	0	17	17	7.71	2.143								
Sid Monge, L ERA: 5.84 (9, 1)	1.0		4	1	1	1	0	1	0	0	0	0	0	3	7	9.00	2.000								
Batter	1	2	3	4	5	6	7	8	9	AB	R	H	RBI	BB	SO	LOB	BOTTOM								
Duane Kuiper, L OBP: 0.322, SLG: 0.330 (1, 4)										5	0	1	0	0	0	0									
Buddy Bell, R OBP: 0.353, SLG: 0.423 (1, 5)										5	0	2	1	0	1	2									
Paul Dade, R OBP: 0.352, SLG: 0.382 Ray Fosse, R OBP: 0.303, SLG: 0.404 (8, 2)										4	0	1	0	0	1	3									
Andre Thornton, R OBP: 0.360, SLG: 0.553 (1, 10)										5	0	0	0	0	1	4									
Bill Melton, R OBP: 0.337, SLG: 0.309 (1, 3)										3	1	1	0	1	0	0									
Charlie Spikes, R OBP: 0.342, SLG: 0.433 (1, 9)										2	2	2	1	1	0	0									
Ron Pruitt, R OBP: 0.337, SLG: 0.372 (1, 7)										3	0	0	0	0	0	3									
Fred Kendall, R OBP: 0.310, SLG: 0.330 Jim Norris, L OBP: 0.363, SLG: 0.390 (8, 8)										2	0	0	1	0	0	4									
Rico Carty, R OBP: 0.363, SLG: 0.390 John Lowenstein OBP: 0.366, SLG: 0.537 (8, 8)										0	0	0	0	0	0	0									
Frank Duffy, R OBP: 0.243, SLG: 0.279 Larvell Blanks, R OBP: 0.309, SLG: 0.426 (7, PH)										2	0	1	1	0	0	2									
Inning Stats	R: 0 E: 0 K: 0 S: 4	H: 1 LOB: 1 BB: 0 P: 4	R: 1 E: 0 K: 0 S: 5	H: 3 LOB: 2 BB: 0 P: 5	R: 0 E: 0 K: 0 S: 3	H: 1 LOB: 0 BB: 0 P: 3	R: 1 E: 0 K: 0 S: 3	H: 0 LOB: 2 BB: 1 P: 9	R: 0 E: 0 K: 1 S: 5	H: 0 LOB: 0 BB: 0 P: 5	R: 0 E: 0 K: 0 S: 3	H: 0 LOB: 1 BB: 1 P: 7	R: 1 E: 0 K: 2 S: 10	H: 3 LOB: 2 BB: 0 P: 10	R: 0 E: 0 K: 0 S: 4	H: 1 LOB: 1 BB: 1 P: 8	R: 0 E: 0 K: 0 S: 4	H: 1 LOB: 1 BB: 0 P: 4	1B: 8 2B: 1 3B: 0 HR: 1	SF: 0 SAC: 0 DP: 1 HBP: 2	WP: 0 PB: 0 SB: 0 CS: 0	PA: 40			
PITCHER	IP	WLS	BF	H	R	ER	SO	BB	IBB	HBP	BLK	WP	HR	S	P	ERA	WHIP								
Dave Johnson, R ERA: 4.31 (1, 1)	6.0	W	27	7	3	3	1	2	0	2	0	0	0	25	35	4.50	1.500								
Tom Burgmeier, L ERA: 4.11 (7, 1)	3.0	S	13	3	1	1	2	1	0	0	0	0	1	16	20	3.00	1.333								

Minnesota Twins @ Cleveland Indians
Cleveland Municipal Stadium, Cleveland, OH
Sun Jul 31 1977, 3:38 AM EDT
Att: 33,968 - Unknown

AB 38
R 9
H 13
RBI 8
BB 6
SO 4
LOB 20



Minnesota Twins @ Cleveland Indians
Cleveland Municipal Stadium, Cleveland, OH
Sun Jul 31 1977, 3:38 AM EDT
Att: 33,968 - Unknown

AB 35
R 4
H 10
RBI 4
BB 3
SO 3
LOB 20



Batter	1	2	3	4	5	6	7	8	9	AB	R	H	RBI	BB	SO	LOB	TOP										
Duane Kuiper, L OBP: 0.323, SLG: 0.331 (1, 4)										5	2	2	1	0	1	2	Cleveland Indians @ Milwaukee Brewers Milwaukee County Stadium, Milwaukee, WI Tue Aug 02 1977, 8:05 PM EDT Unknown - 66 F										
Buddy Bell, R OBP: 0.356, SLG: 0.429 (1, 5)										5	1	4	2	0	0	0											
Rico Carty, R OBP: 0.343, SLG: 0.399 (1, 10)										5	1	2	2	0	1	3											
Andre Thornton, R OBP: 0.360, SLG: 0.568 (1, 3)										5	1	2	2	0	1	2											
Charlie Spikes, R OBP: 0.346, SLG: 0.423 (1, 9)										4	1	1	0	0	0	1											
Paul Dade, R OBP: 0.346, SLG: 0.375 (1, 8)										5	1	0	0	0	1	3											
Bruce Bochte, L OBP: 0.342, SLG: 0.370 (1, 7)										2	0	1	0	1	1	0											
Ray Fosse, R OBP: 0.302, SLG: 0.398 (1, 2)										3	2	0	0	1	1	3											
Frank Duffy, R OBP: 0.243, SLG: 0.278 (1, 6)										4	0	1	2	0	1	1											
Inning Stats	R: 0 E: 0 K: 0 S: 3	H: 1 LOB: 0 BB: 0 P: 3	R: 0 E: 0 K: 0 S: 3	H: 0 LOB: 0 BB: 0 P: 3	R: 2 E: 0 K: 1 S: 9	H: 4 LOB: 2 BB: 0 P: 9	R: 3 E: 1 K: 0 S: 7	H: 3 LOB: 2 BB: 1 P: 11	R: 1 E: 0 K: 0 S: 3	H: 1 LOB: 1 BB: 1 P: 8	R: 0 E: 0 K: 2 S: 5	H: 0 LOB: 0 BB: 0 P: 5	R: 0 E: 0 K: 1 S: 7	H: 0 LOB: 0 BB: 0 P: 7	R: 0 E: 0 K: 2 S: 5	H: 0 LOB: 0 BB: 0 P: 5	R: 0 E: 0 K: 1 S: 7	H: 0 LOB: 0 BB: 0 P: 7	R: 3 E: 0 K: 1 S: 9	H: 4 LOB: 1 BB: 0 P: 9	1B: 10 2B: 3 3B: 0 HR: 1	SF: 0 SAC: 1 DP: 2 HBP: 1	WP: 0 PB: 0 SB: 0 CS: 0	PA: 42			
PITCHER	IP	WLS	BF	H	R	ER	SO	BB	IBB	HBP	BLK	WP	HR	S	P	ERA	WHIP										
Mike Caldwell, L ERA: 4.54 (1, 1)	3.2	L	20	8	5	3	1	0	1	0	0	0	0	21	25	7.36	2.182										
Sam Hinds, R ERA: 3.88 (4, 1)	5.1		22	5	4	4	6	1	0	1	0	0	1	32	37	6.75	1.125										

Batter	1	2	3	4	5	6	7	8	9	AB	R	H	RBI	BB	SO	LOB	BOTTOM										
Robin Yount, R OBP: 0.349, SLG: 0.387 (1, 6)										4	0	2	0	0	0	0	Cleveland Indians @ Milwaukee Brewers Milwaukee County Stadium, Milwaukee, WI Tue Aug 02 1977, 8:05 PM EDT Unknown - 66 F										
Von Joshua, L OBP: 0.287, SLG: 0.364 (1, 8)										4	0	1	0	0	2	2											
Cecil Cooper, L OBP: 0.330, SLG: 0.450 (1, 3)										4	0	1	0	0	0	3											
Don Money, R OBP: 0.360, SLG: 0.486 (1, 10)										3	0	0	0	1	1	2											
Jimmy Wynn, R OBP: 0.288, SLG: 0.236 (1, 9)										4	0	0	0	0	4	2											
Sal Bando, R OBP: 0.333, SLG: 0.393 (1, 5)										4	1	1	1	0	0	0											
Steve Brye, R OBP: 0.272, SLG: 0.379 (1, 7)										3	1	1	0	1	1	0											
Lenn Sakata, R OBP: 0.196, SLG: 0.208 (7, PH) (8, 4)										2	0	1	1	0	0	0											
Larry Haney, R OBP: 0.265, SLG: 0.263 (9, PH)										2	0	0	0	0	0	1											
Jamie Quirk, L OBP: 0.247, SLG: 0.335 (8, PH)										1	0	0	0	0	1	1											
Inning Stats	R: 0 E: 0 K: 1 S: 6	H: 1 LOB: 1 BB: 0 P: 6	R: 1 E: 0 K: 2 S: 9	H: 2 LOB: 1 BB: 0 P: 9	R: 0 E: 0 K: 1 S: 6	H: 1 LOB: 1 BB: 1 P: 10	R: 0 E: 0 K: 0 S: 3	H: 0 LOB: 0 BB: 0 P: 3	R: 0 E: 0 K: 1 S: 6	H: 1 LOB: 1 BB: 0 P: 6	R: 0 E: 0 K: 1 S: 5	H: 0 LOB: 0 BB: 0 P: 5	R: 0 E: 0 K: 1 S: 5	H: 0 LOB: 0 BB: 0 P: 5	R: 0 E: 1 K: 1 S: 6	H: 1 LOB: 1 BB: 0 P: 6	R: 0 E: 0 K: 1 S: 8	H: 1 LOB: 1 BB: 0 P: 12	1B: 5 2B: 1 3B: 0 HR: 1	SF: 0 SAC: 0 DP: 0 HBP: 0	WP: 2 PB: 0 SB: 2 CS: 0	PA: 36					
PITCHER	IP	WLS	BF	H	R	ER	SO	BB	IBB	HBP	BLK	WP	HR	S	P	ERA	WHIP										
Dennis Eckersley, R ERA: 3.55 (1, 1)	9.0	W	36	7	2	2	10	2	0	0	0	2	1	54	62	2.00	1.000										

Batter	1	2	3	4	5	6	7	8	9	AB	R	H	RBI	BB	SO	LOB	TOP									
Duane Kuiper, L OBP: 0.325, SLG: 0.333	4-3		G4-6-3			1B SF8	BB		K	4	1	1	0	1	1	2	Cleveland Indians @ Milwaukee Brewers Milwaukee County Stadium, Milwaukee, WI Wed Aug 03 1977, 8:05 PM EDT Alt: 8,570 - Unknown - 71 F livebaseballscorecards.com									
Buddy Bell, R OBP: 0.356, SLG: 0.426	4-1			6-3		1B S	K		G6-4-3	5	1	1	1	0	1	3										
Larvell Blanks, R OBP: 0.310, SLG: 0.421	E6			F9		1B SF8	K			3	0	0	1	0	1	2										
Andre Thornton, R OBP: 0.360, SLG: 0.561	L7				BB				6-3	3	0	0	0	1	1	2										
Rico Carty, R OBP: 0.345, SLG: 0.408		K				1B BB			HR	3	1	1	1	1	2	1										
Bruce Bochte, L OBP: 0.341, SLG: 0.369		F8				1B			E5	4	0	1	1	0	0	0										
John Lowenstein, L OBP: 0.366, SLG: 0.360						1B				2	0	1	0	0	0	0										
Paul Dade, R OBP: 0.344, SLG: 0.372						G1-4-3			K	2	0	0	0	0	1	3										
Ray Fosse, R OBP: 0.302, SLG: 0.397									F4	3	0	1	0	0	0	1										
Charlie Spikes, R OBP: 0.341, SLG: 0.417										1	0	0	0	0	0	1										
Fred Kendall, R OBP: 0.303, SLG: 0.380										0	0	0	0	0	0	0										
Jim Norris, L OBP: 0.367, SLG: 0.367										3	1	3	0	0	0	0										
Inning Stats	R: 0 E: 1 K: 0 S: 4	H: 0 LOB: 1 BB: 0 P: 4	R: 0 E: 0 K: 1 S: 5	H: 0 LOB: 0 BB: 0 P: 5	R: 0 E: 0 K: 0 S: 3	H: 1 LOB: 0 BB: 0 P: 3	R: 0 E: 0 K: 1 S: 5	H: 0 LOB: 1 BB: 1 P: 9	R: 0 E: 0 K: 0 S: 3	H: 1 LOB: 0 BB: 0 P: 3	R: 3 E: 0 K: 1 S: 9	H: 4 LOB: 2 BB: 1 P: 13	R: 0 E: 0 K: 2 S: 8	H: 1 LOB: 2 BB: 1 P: 12	R: 1 E: 1 K: 1 S: 7	H: 1 LOB: 1 BB: 0 P: 7	R: 0 E: 0 K: 1 S: 5	H: 1 LOB: 0 BB: 0 P: 5	1B: 7 2B: 1 3B: 0 HR: 1	SF: 1 SAC: 1 DP: 3 HBP: 0	WP: 0 PB: 0 SB: 1 CS: 0	PA: 38				
PITCHER	IP	WLS	BF	H	R	ER	SO	BB	IBB	HBP	BLK	WP	HR	S	P	ERA	WHIP									
Moose Haas, R ERA: 4.2	(1, 1)	5.2		24	6	3	3	3	2	0	0	0	0	0	28	36	4.76	1.412								
Bob McClure, L ERA: 2.81	(6, 1)	0.2		4	1	0	0	0	1	0	0	0	0	0	3	7	0.00	3.000								
Eduardo Rodriguez, R ERA: 5.44	(7, 1)	2.2	W	10	2	1	1	4	0	0	0	0	0	1	18	18	3.38	0.750								

Batter	1	2	3	4	5	6	7	8	9	AB	R	H	RBI	BB	SO	LOB	BOTTOM									
Robin Yount, R OBP: 0.351, SLG: 0.388	FC4 1B	F9			4-3				SH3	4	2	2	0	0	0	0	Cleveland Indians @ Milwaukee Brewers Milwaukee County Stadium, Milwaukee, WI Wed Aug 03 1977, 8:05 PM EDT Alt: 8,570 - Unknown - 71 F livebaseballscorecards.com									
Von Joshua, L OBP: 0.283, SLG: 0.358	FC4 1B		4-3		4-3		SH3-4	K	4	0	1	0	0	1	1											
Cecil Cooper, L OBP: 0.329, SLG: 0.445	FC4 1B			CS			FC6-4	4-3	4	1	1	1	1	0	3											
Don Money, R OBP: 0.359, SLG: 0.480	F9 1B		F2				FC6-4	5-3	5	1	1	1	0	0	4											
Jimmy Wynn, R OBP: 0.308, SLG: 0.248									2	2	1	1	2	1	0											
Steve Brye, R OBP: 0.275, SLG: 0.390									0	0	0	0	0	0	0											
Sal Bando, R OBP: 0.336, SLG: 0.397	F9						FC5		2	0	1	2	2	0	2											
Jim Wohlford, R OBP: 0.266, SLG: 0.288	G1								4	0	2	2	0	1	3											
Lenn Sakata, R OBP: 0.200, SLG: 0.196		F9			F4			FC5	3	0	0	0	1	0	4											
Charlie Moore, R OBP: 0.288, SLG: 0.332		5-3			F8				4	1	1	0	0	1	4											
Inning Stats	R: 2 E: 0 K: 0 S: 7	H: 4 LOB: 2 BB: 0 P: 7	R: 0 E: 0 K: 0 S: 3	H: 0 LOB: 0 BB: 0 P: 3	R: 0 E: 0 K: 1 S: 6	H: 1 LOB: 2 BB: 1 P: 10	R: 0 E: 0 K: 0 S: 3	H: 0 LOB: 0 BB: 0 P: 3	R: 1 E: 0 K: 2 S: 8	H: 1 LOB: 2 BB: 2 P: 16	R: 3 E: 0 K: 0 S: 5	H: 2 LOB: 2 BB: 3 P: 17	R: 1 E: 0 K: 1 S: 7	H: 1 LOB: 1 BB: 0 P: 7	R: 0 E: 0 K: 0 S: 5	H: 0 LOB: 0 BB: 0 P: 5	1B: 9 2B: 1 3B: 0 HR: 0	SF: 0 SAC: 2 DP: 0 HBP: 0	WP: 0 PB: 1 SB: 0 CS: 1	PA: 40						
PITCHER	IP	WLS	BF	H	R	ER	SO	BB	IBB	HBP	BLK	WP	HR	S	P	ERA	WHIP									
Jim Bibby, R ERA: 3.6	(1, 1)	5.1		24	7	3	3	2	2	0	0	0	0	0	24	32	5.06	1.688								
Pat Johnson, R ERA: 5.92	(6, 1)	1.2	L	11	2	3	3	2	3	1	0	0	0	0	11	27	16.20	3.000								
Larry Andersen, R ERA:	(8, 1)	1.0		5	1	1	0	1	0	0	0	0	0	7	7	0.00	1.000									

Batter	1	2	3	4	5	6	7	8	9	AB	R	H	RBI	BB	SO	LOB	TOP								
Jim Norris, L OBP: 0.367, SLG: 0.369 (1, 8)	FC6-4 BB	FC1-5 2B	FC3-6 S		6-3			4-3		4	0	1	0	1	0	1									
Duane Kuiper, L OBP: 0.324, SLG: 0.331 Larvell Blanks, R OBP: 0.308, SLG: 0.418 (8, PH) (8, 4)	FC6-4 E 1-2	FC1-5 BB 1B			6-3			K		3	2	0	0	1	0	2									
Buddy Bell, R OBP: 0.356, SLG: 0.423 (1, 5)	1-3	BB E 1B	K		5-3			K		5	1	1	0	0	2	3									
Andre Thornton, R OBP: 0.364, SLG: 0.565 (1, 3)	E3 BB 2B 1B	E BB 1B			F8			F7		4	2	2	1	1	0	0									
Rico Carty, R OBP: 0.355, SLG: 0.413 Paul Dade, R OBP: 0.344, SLG: 0.372 (9, PR) (9, PR)	BB 2B BB	E BB			1B			2B SF8 BB		2	2	2	1	3	0	0									
Bruce Bochte, L OBP: 0.341, SLG: 0.370 (1, 7)	BB 2B BB	E6 G5-4-3			L7			SF8 1-3 SF9 2B		4	2	1	1	1	0	4									
Ron Pruitt, R OBP: 0.337, SLG: 0.376 (1, 9)	BB 3B 2B	G5-4-3	K					SF8 2-3 3-H 0-0		4	1	1	4	0	1	5									
Fred Kendall, R OBP: 0.307, SLG: 0.396 (1, 2)	BB 3B		1B		F8			SF9 3-H 0-0		3	0	2	2	0	0	0									
Frank Duffy, R OBP: 0.243, SLG: 0.278 (1, 6)	K		1B		6-3			6-3		4	0	1	0	0	1	1									
Inning Stats	R: 5 E: 1 K: 1 S: 8	H: 3 LOB: 1 BB: 3 P: 20	R: 2 E: 1 K: 0 S: 5	H: 2 LOB: 2 BB: 2 P: 13	R: 0 E: 0 K: 1 S: 6	H: 2 LOB: 2 BB: 1 P: 10	R: 0 E: 0 K: 1 S: 6	H: 1 LOB: 1 BB: 0 P: 6	R: 0 E: 0 K: 0 S: 3	H: 0 LOB: 0 BB: 0 P: 3	R: 0 E: 0 K: 0 S: 3	H: 0 LOB: 0 BB: 0 P: 3	R: 2 E: 0 K: 0 S: 4	H: 1 LOB: 0 BB: 1 P: 8	R: 0 E: 0 K: 2 S: 7	H: 0 LOB: 0 BB: 0 P: 7	R: 1 E: 0 K: 0 S: 4	H: 2 LOB: 1 BB: 0 P: 4	1B: 6 2B: 4 3B: 1 HR: 0	SF: 2 SAC: 0 DP: 2 HBP: 0	WP: 0 PB: 0 SB: 1 CS: 0	PA: 43			
PITCHER	IP	WLS	BF	H	R	ER	SO	BB	IBB	HBP	BLK	WP	HR	S	P	ERA	WHIP								
Ron Schueler, R ERA: 5.11 (1, 1)	1.0		9	3	5	1	1	3	0	0	0	0	0	8	20	9.00	6.000								
Geoff Zahn, L ERA: 4.55 (2, 1)	6.1	W	28	6	4	4	2	4	0	0	0	0	0	28	44	5.68	1.579								
Tom Johnson, R ERA: 2.62 (8, 1)	1.2	S	6	2	1	1	2	0	0	0	0	0	0	10	10	5.40	1.200								

Cleveland Indians @ Minnesota Twins
Metropolitan Stadium, Bloomington, MI
Fri Aug 05 1977, 8:05 PM EDT
Att: 14,178 - Unknown - 70 F

AB 34
R 10
H 11
RBI 9
BB 7
SO 5
LOB 16

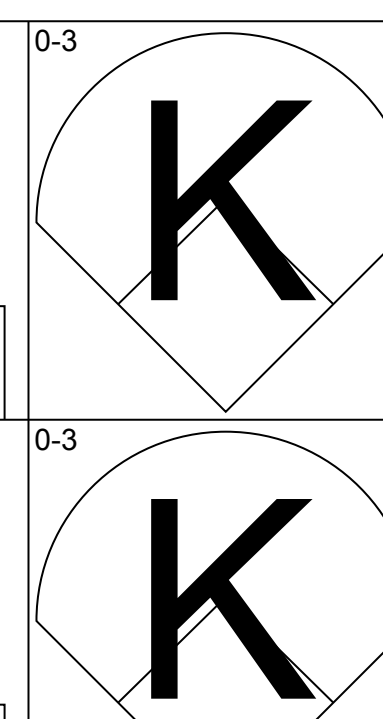
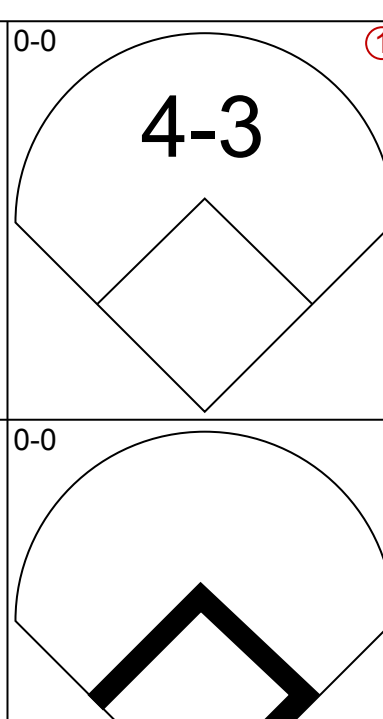
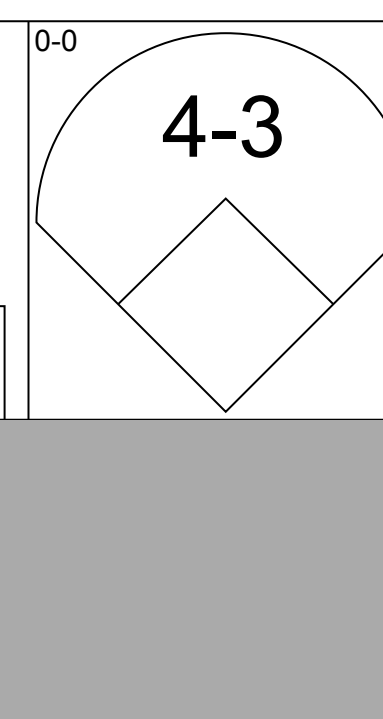
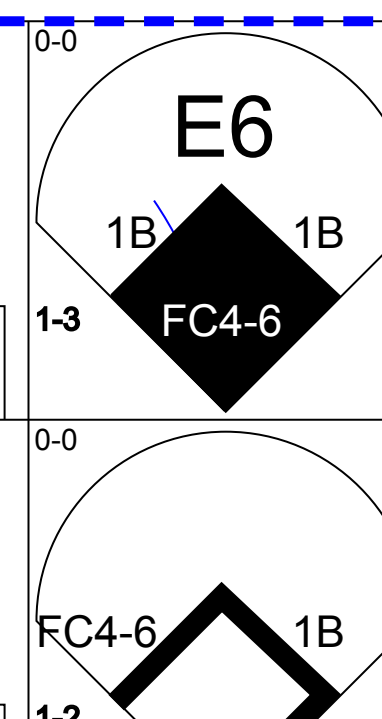
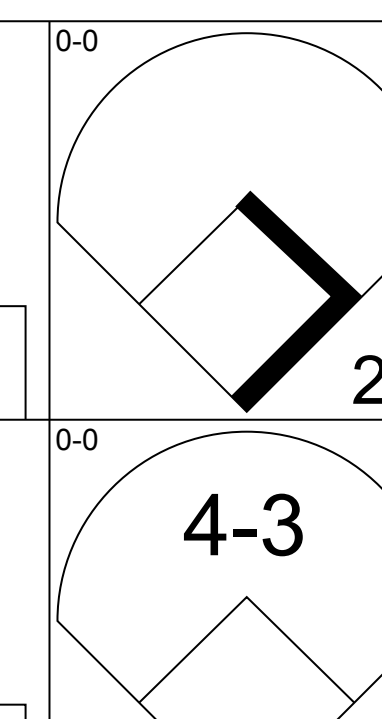
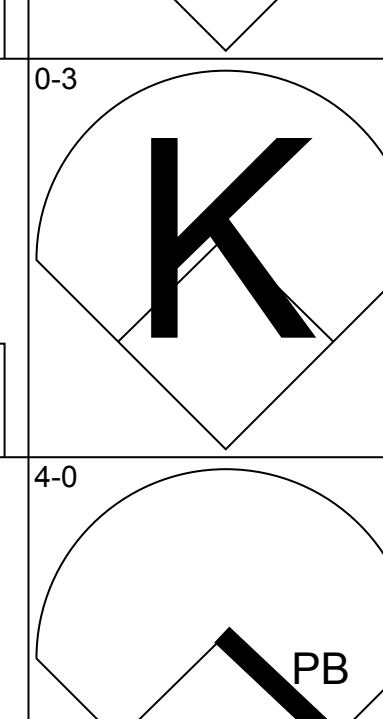
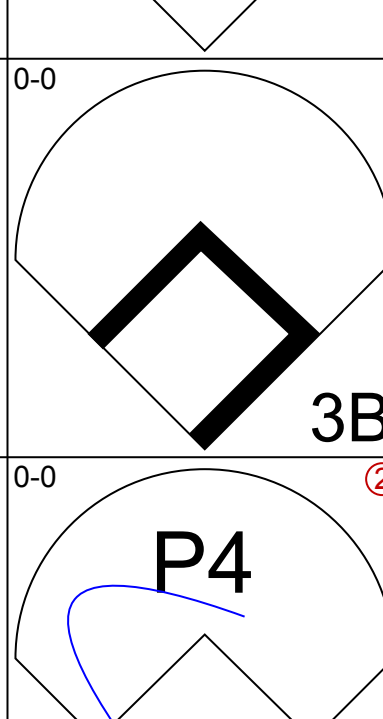
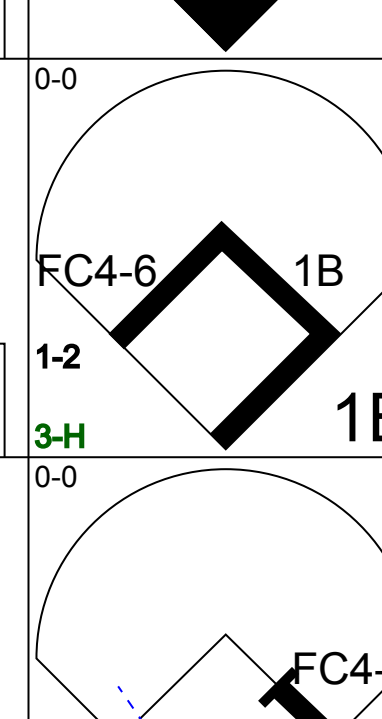
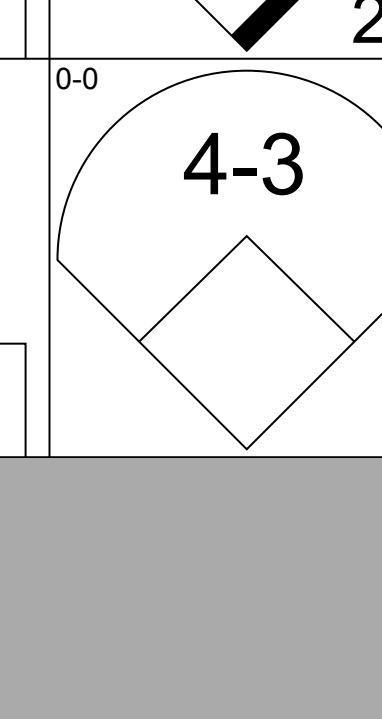
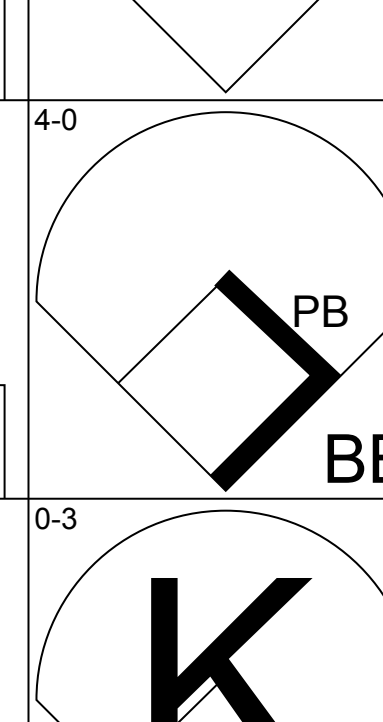
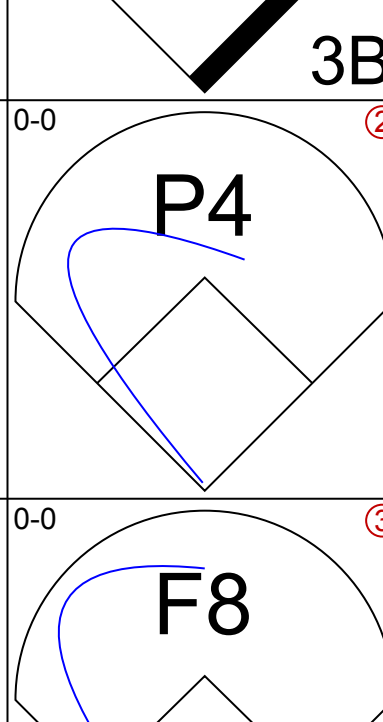
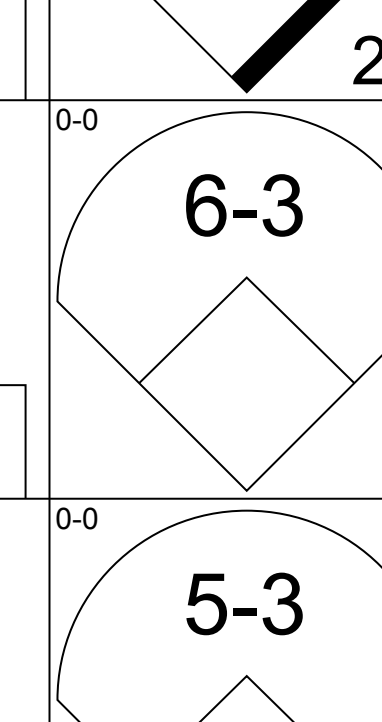
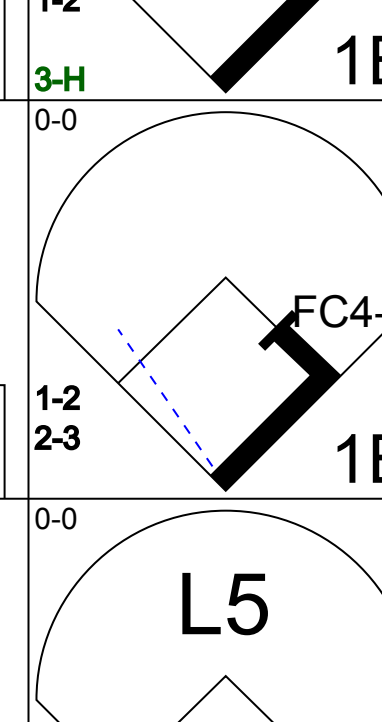
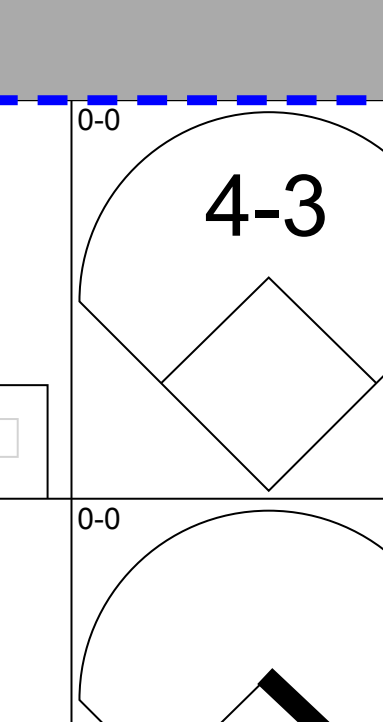
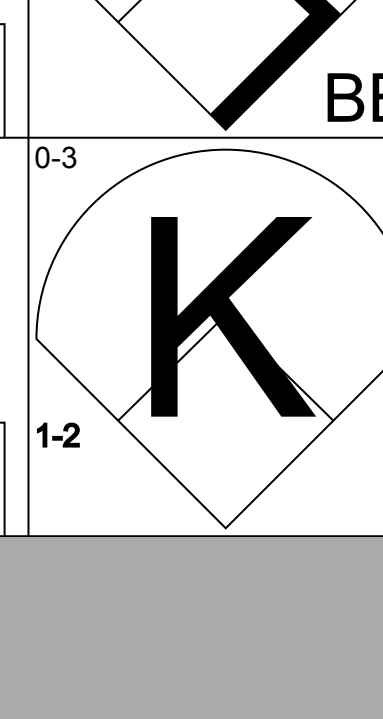
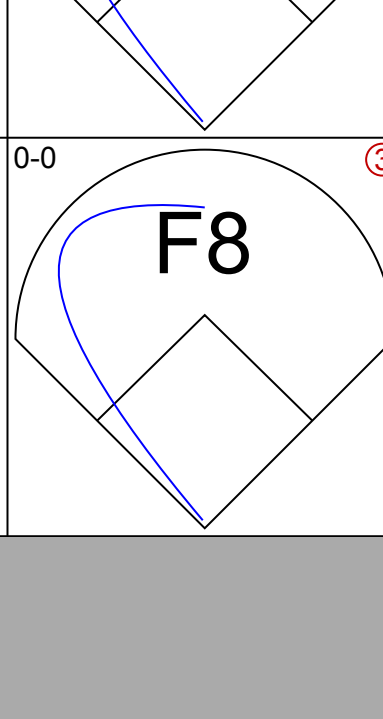
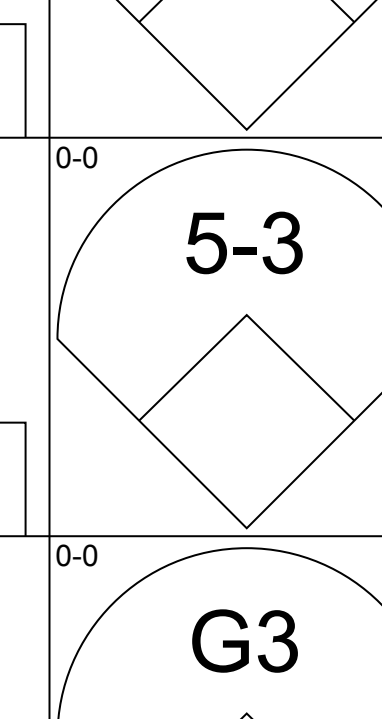
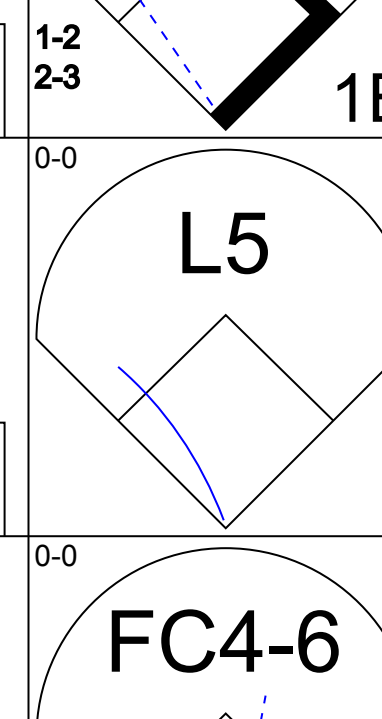
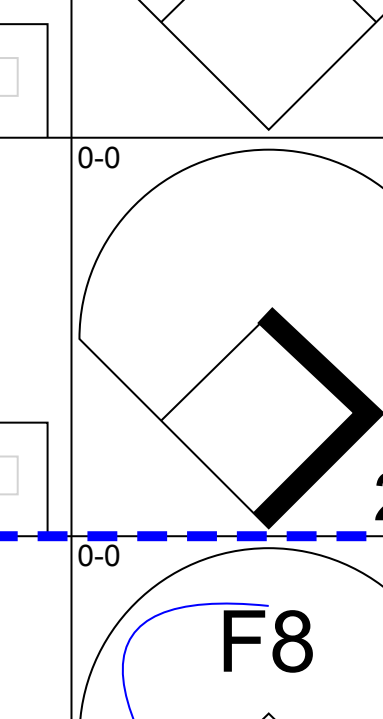
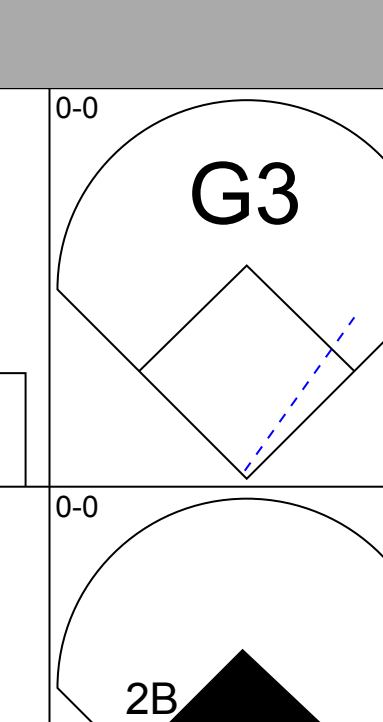
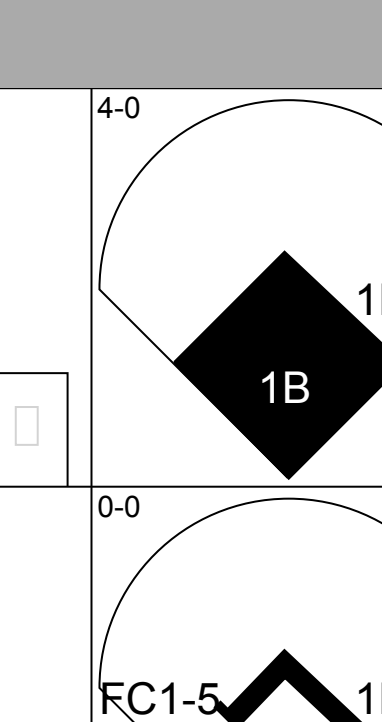
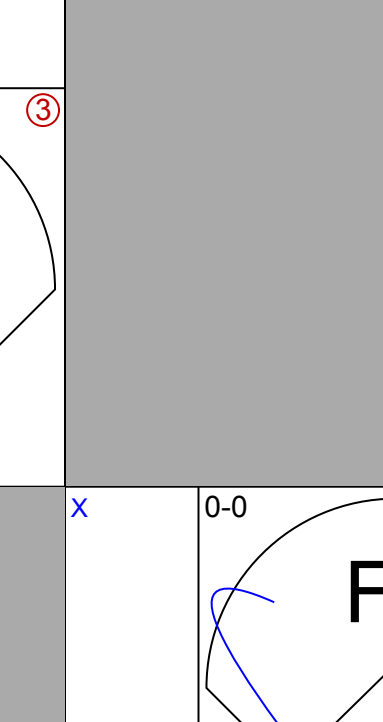
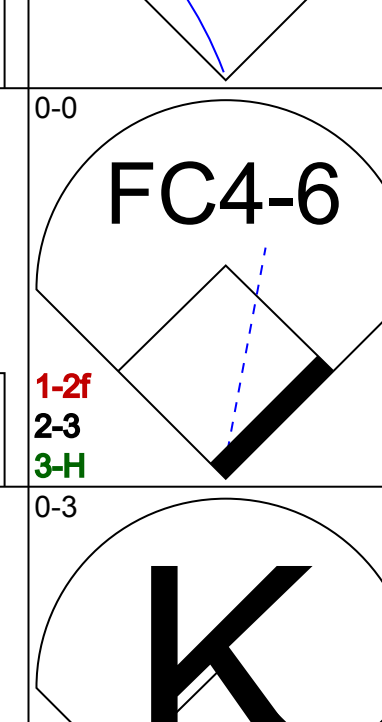
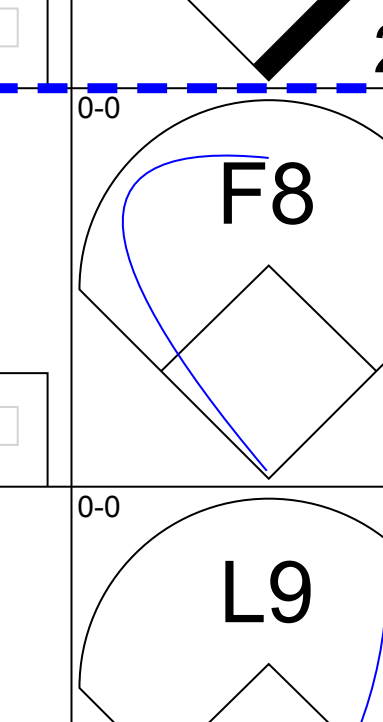
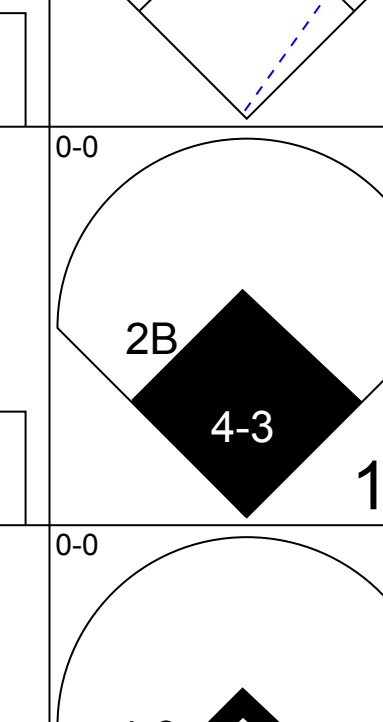
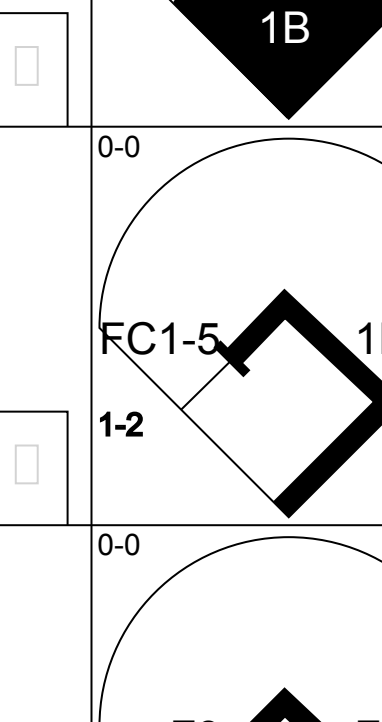
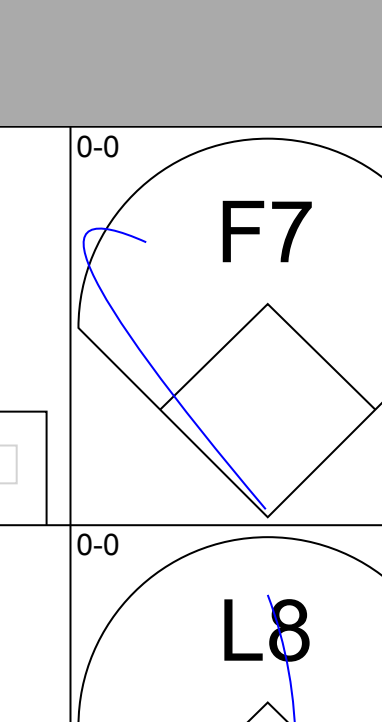
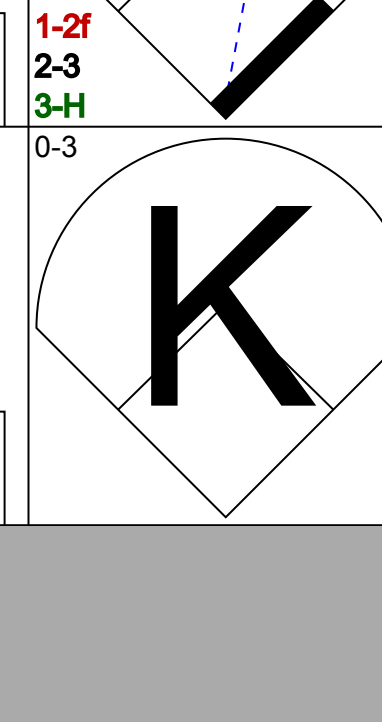
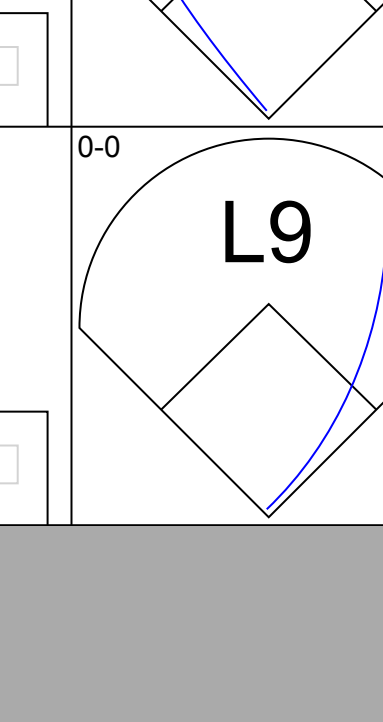
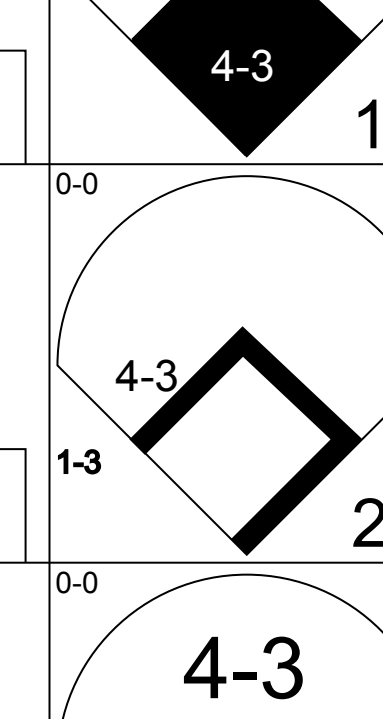
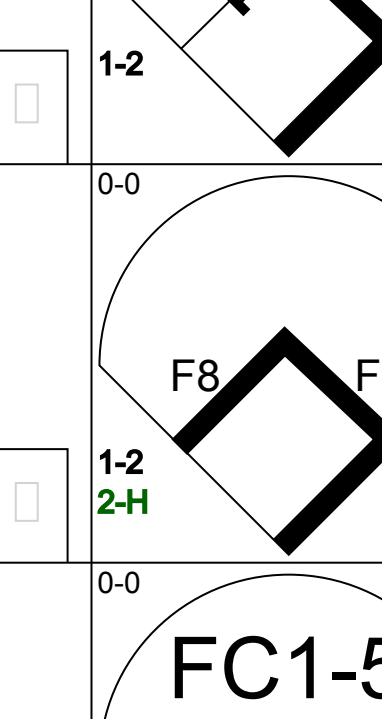
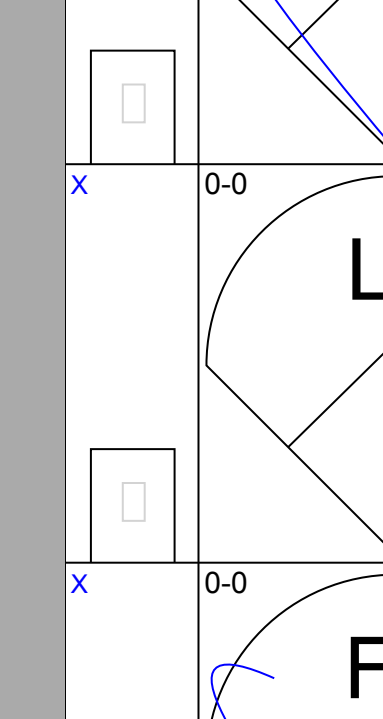
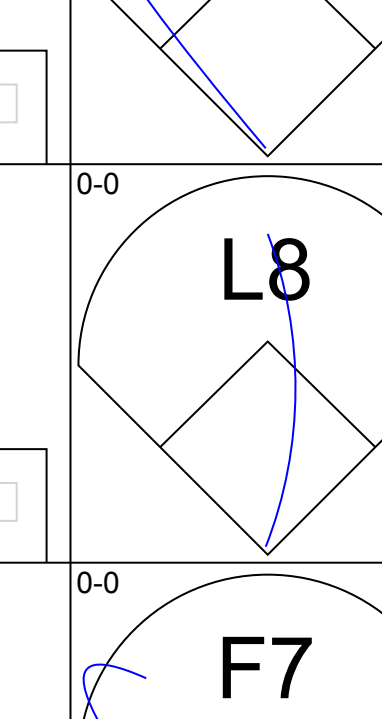
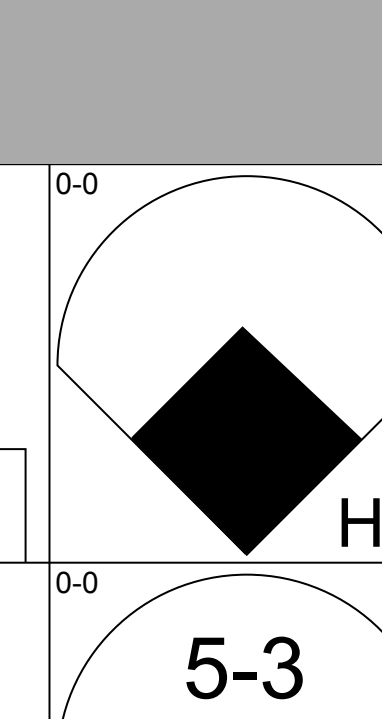
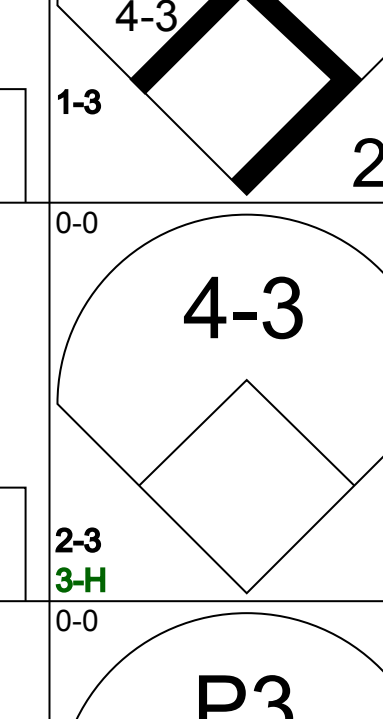
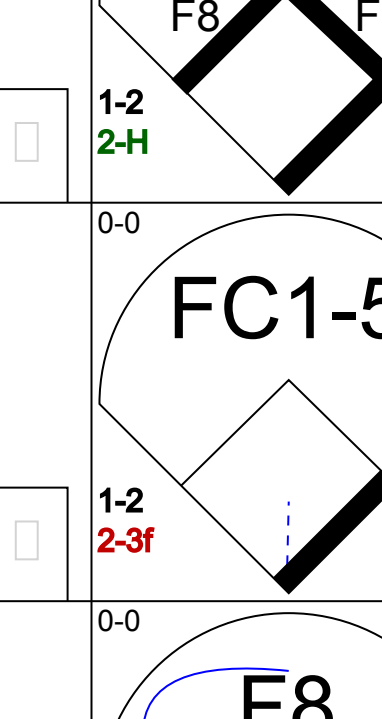
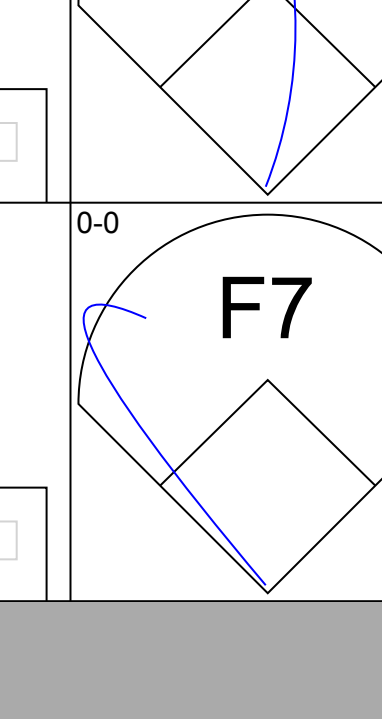
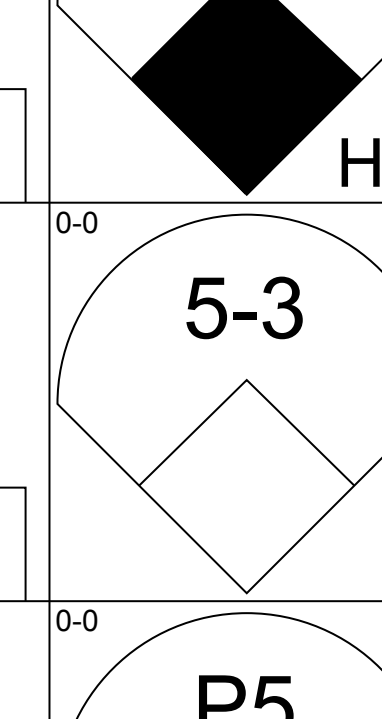
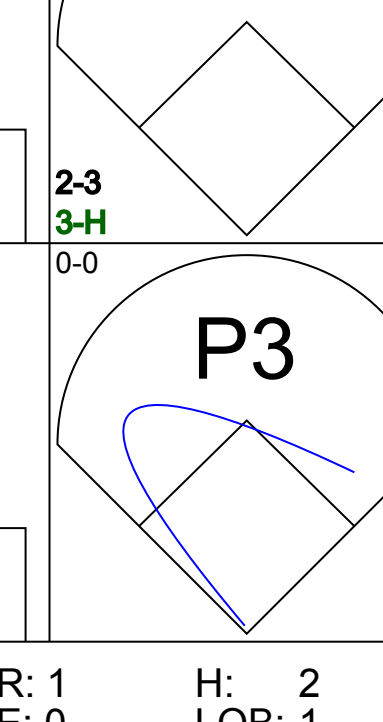
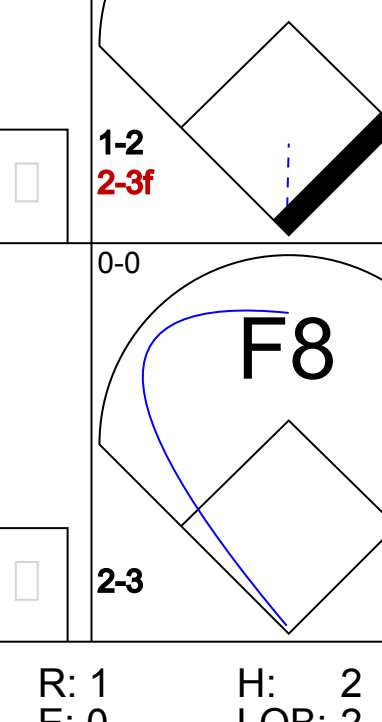
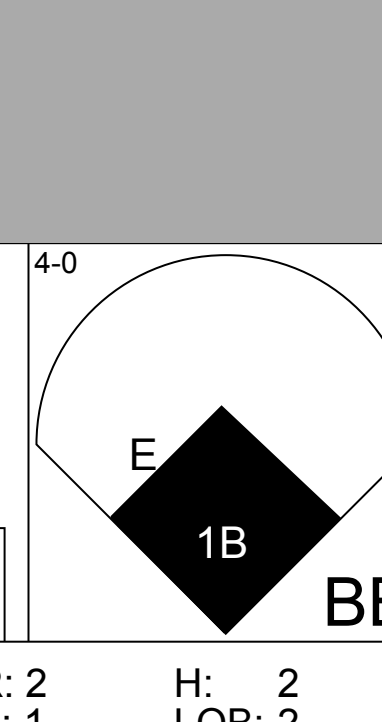
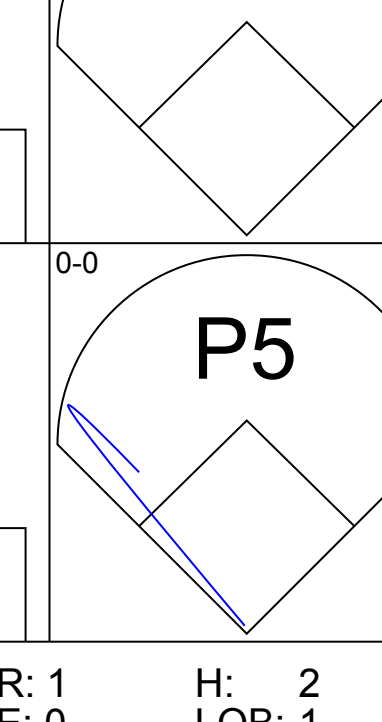


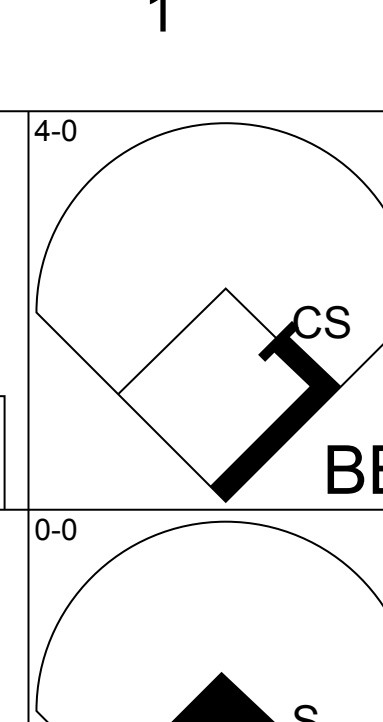
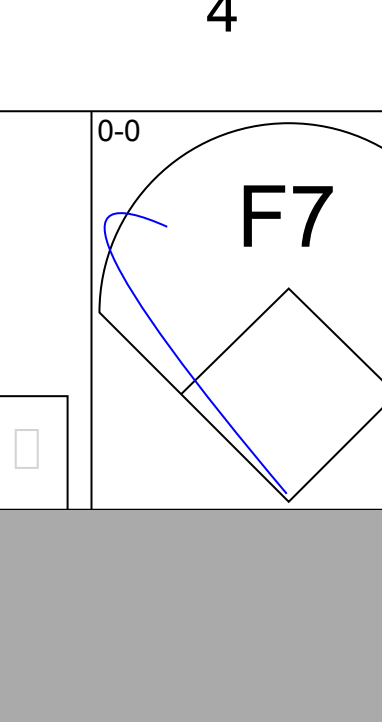
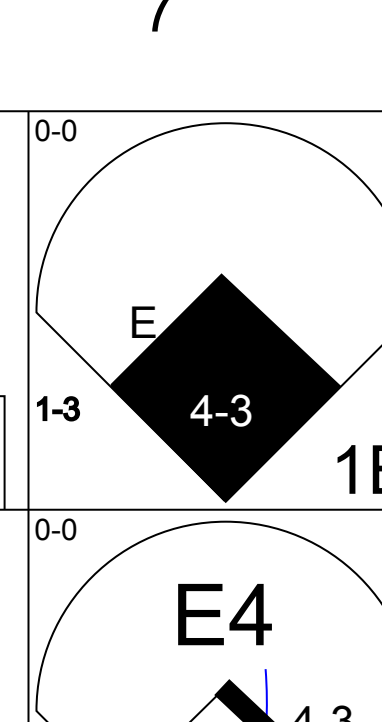
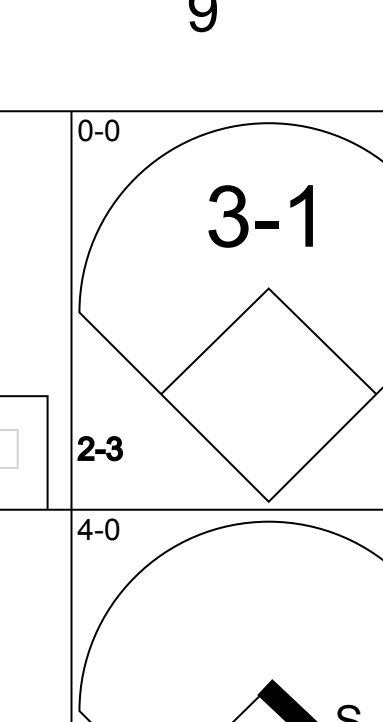
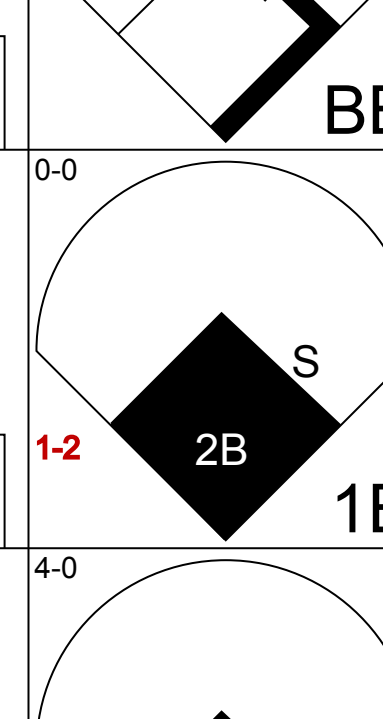
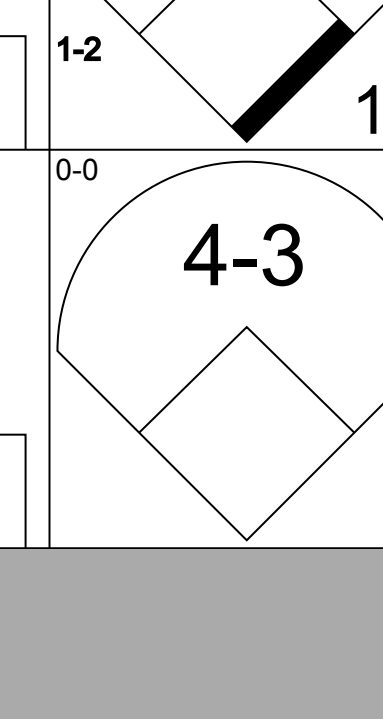
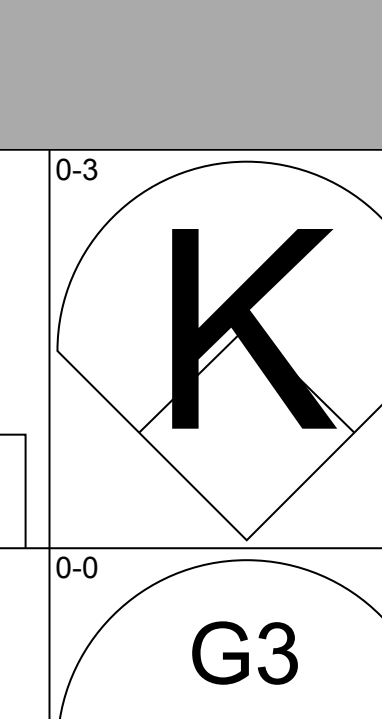
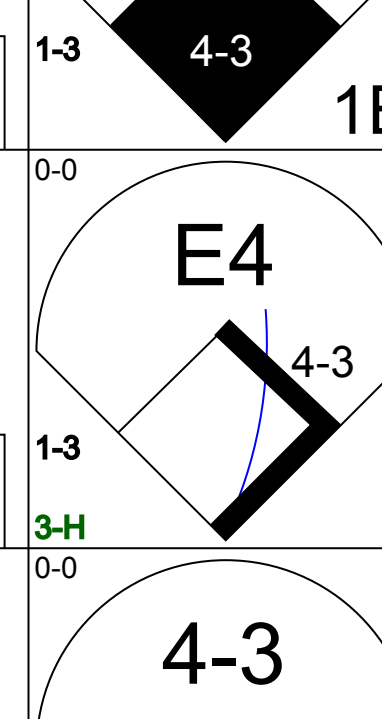
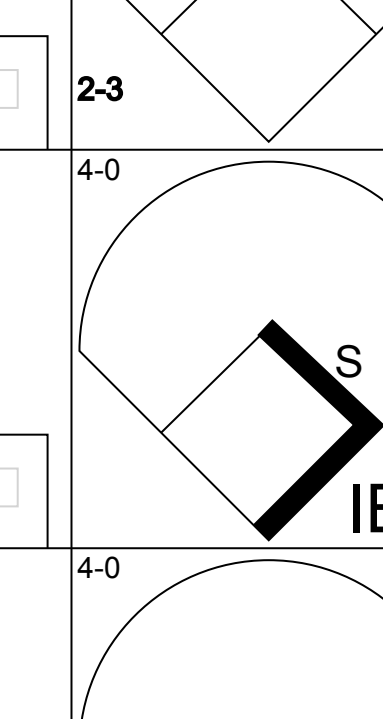
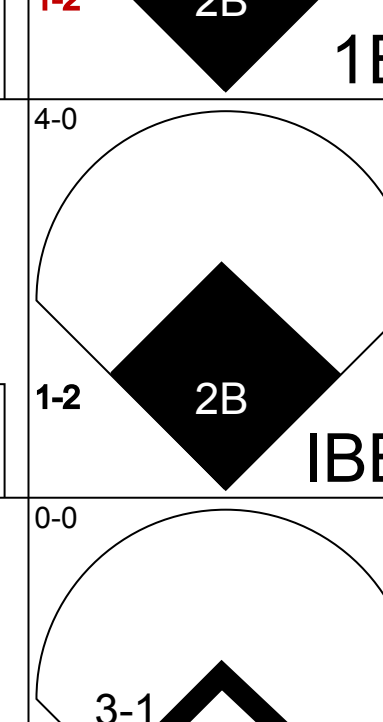
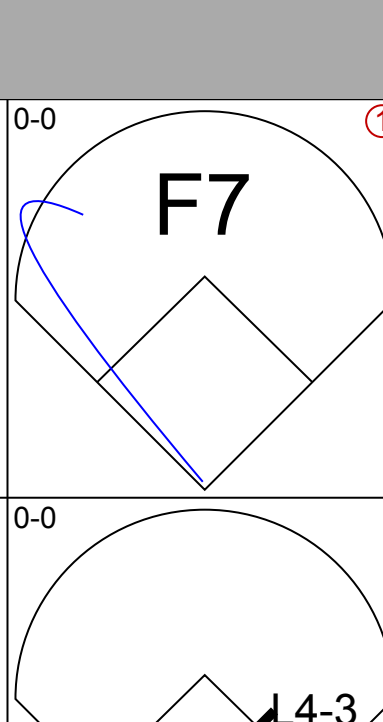
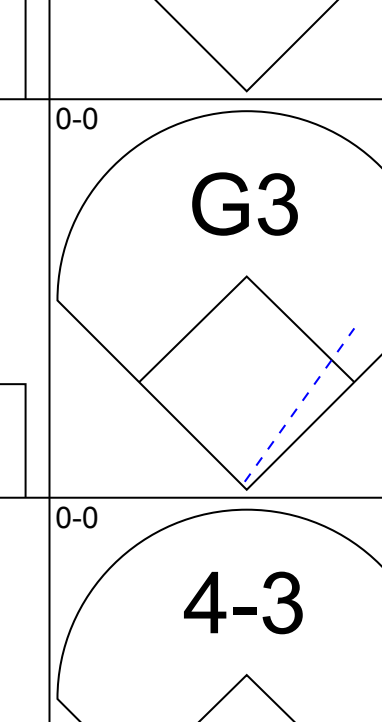
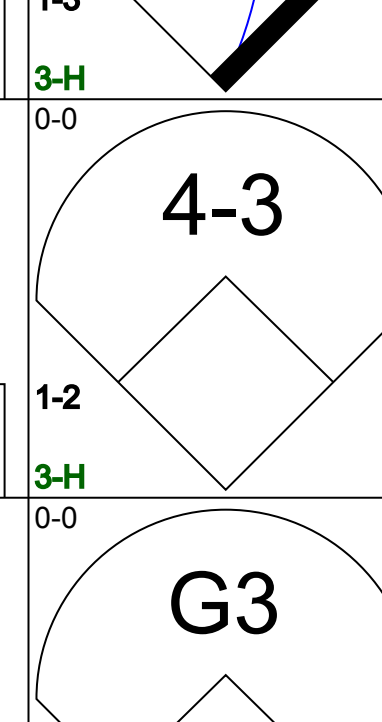
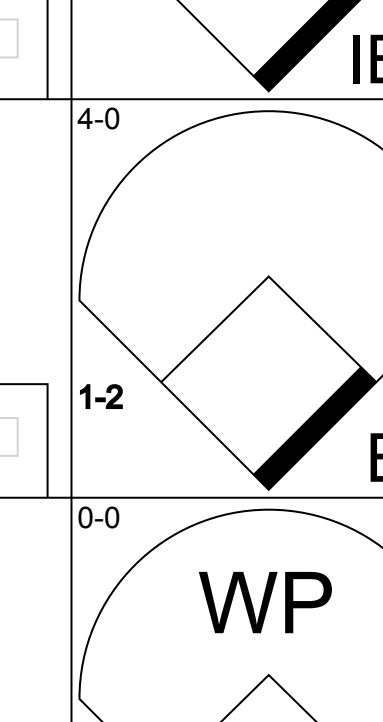
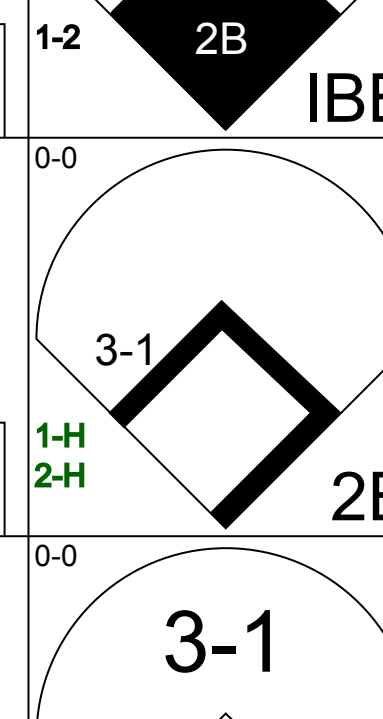
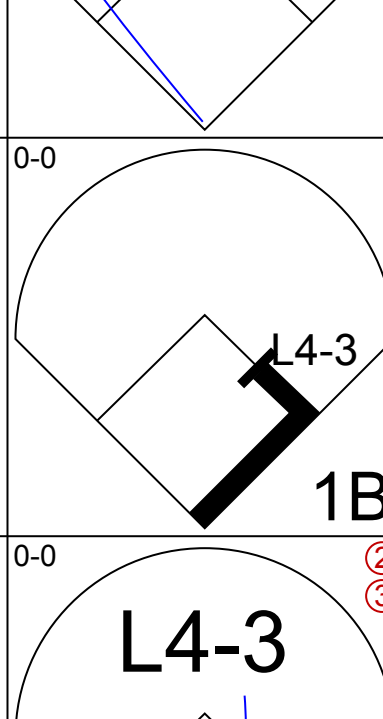
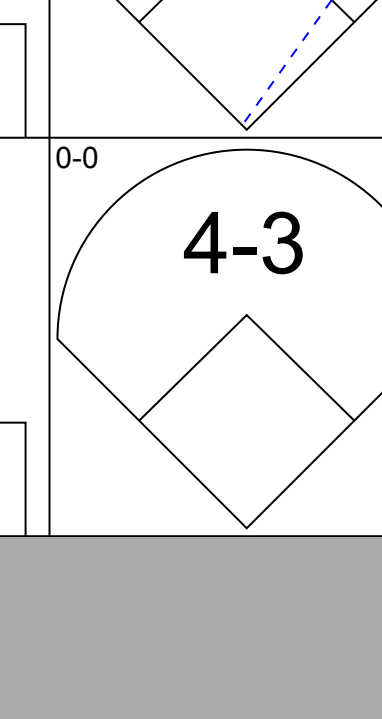
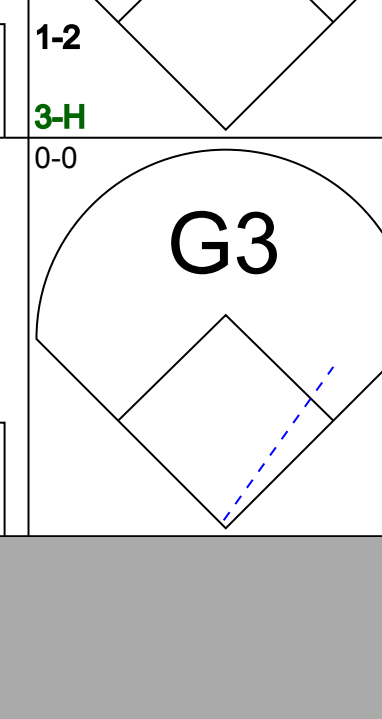
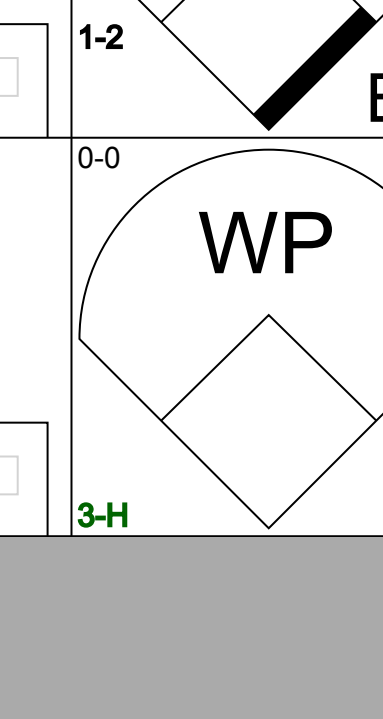
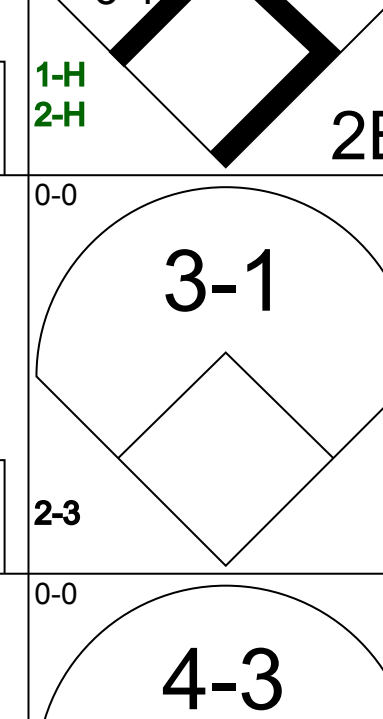
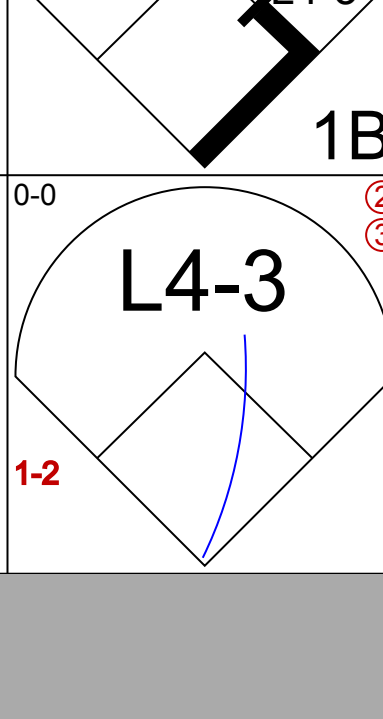
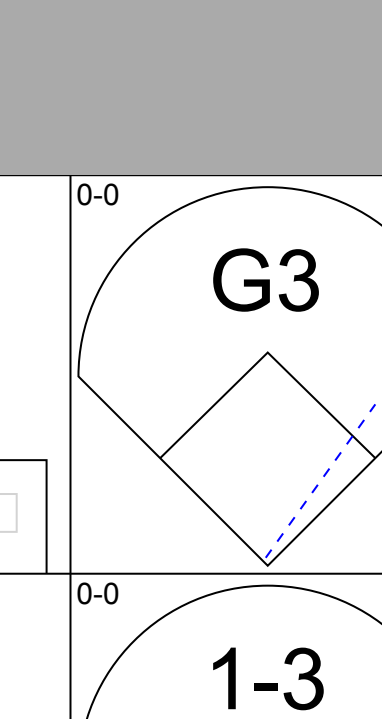
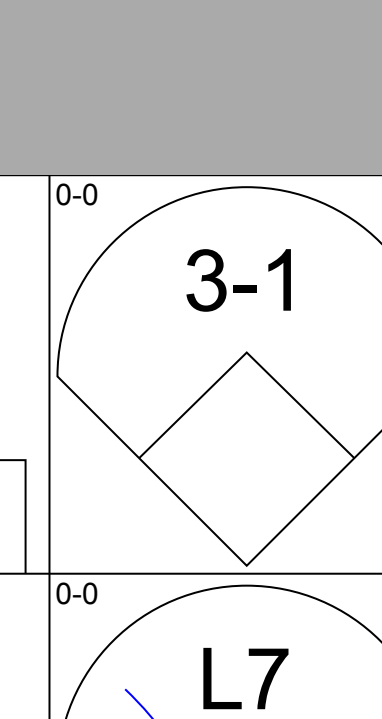
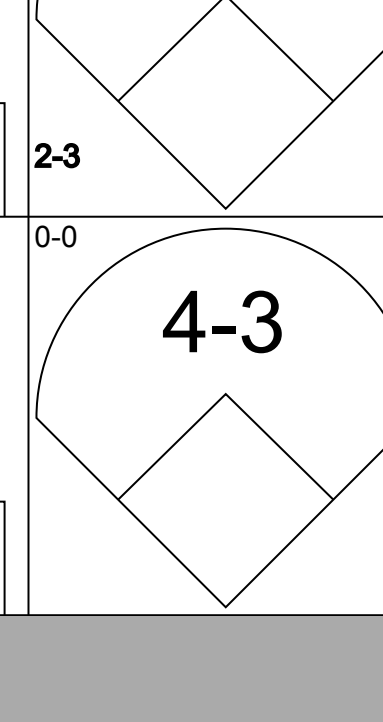
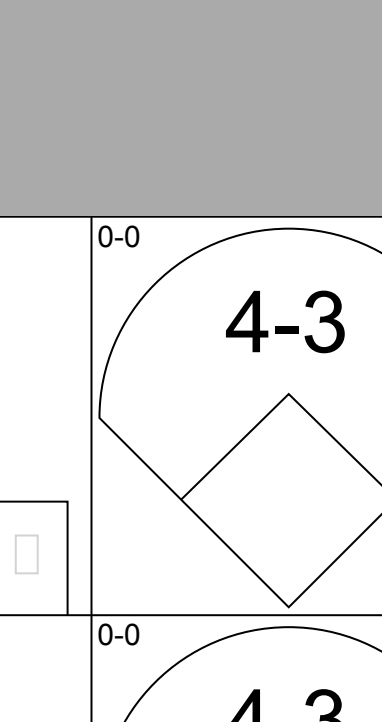
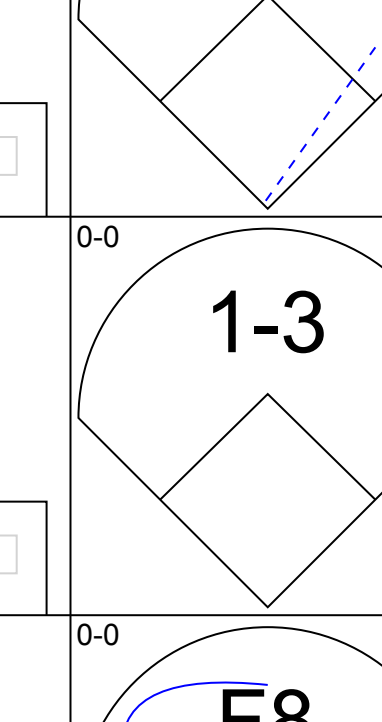
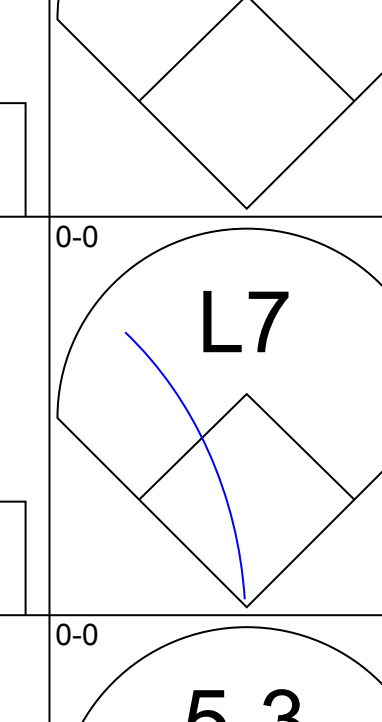
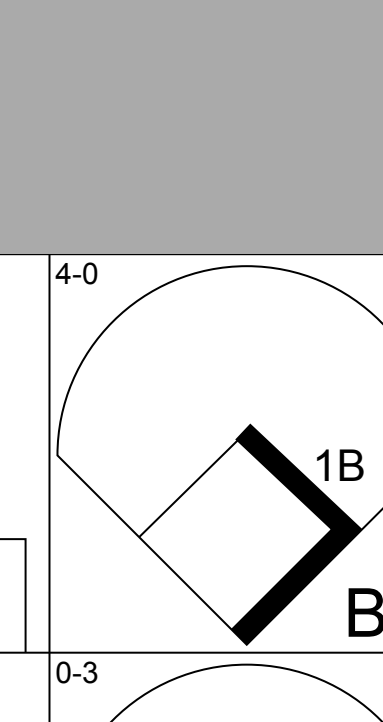
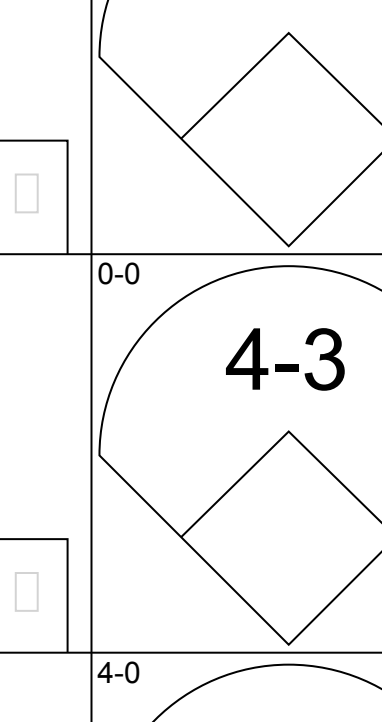
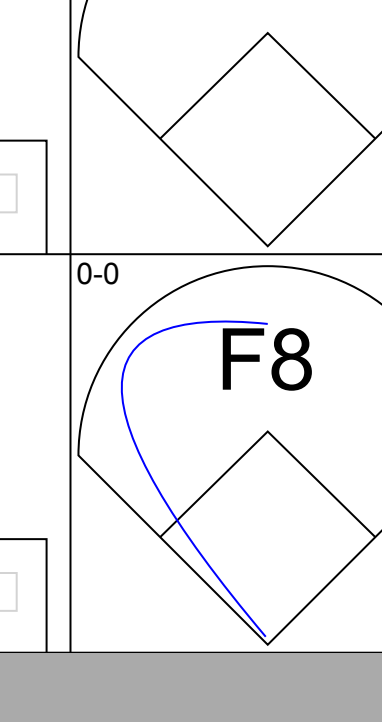
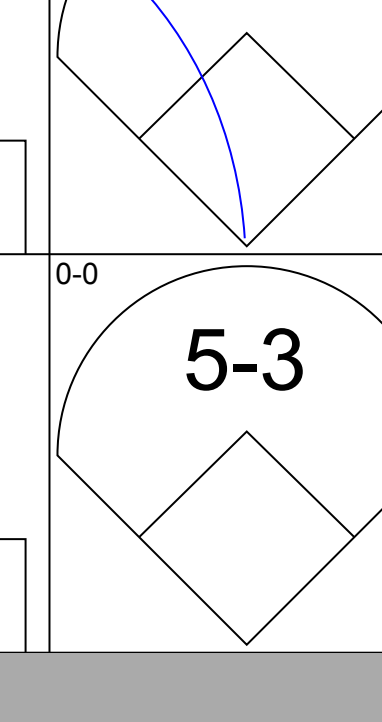

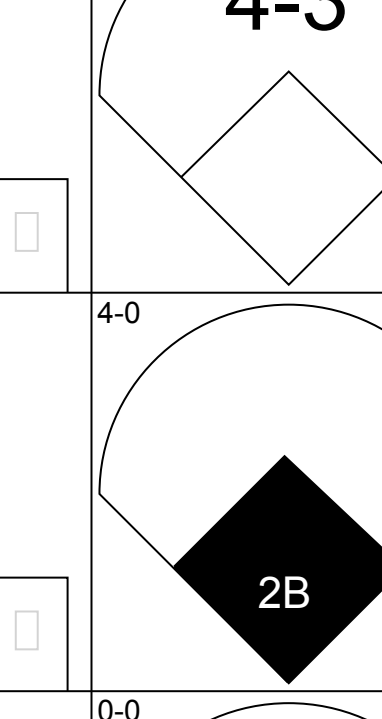
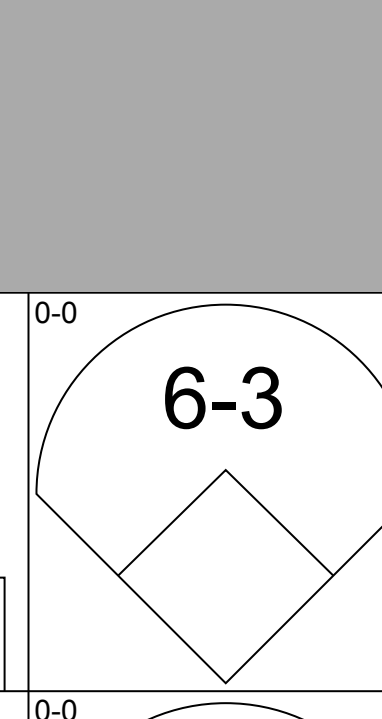
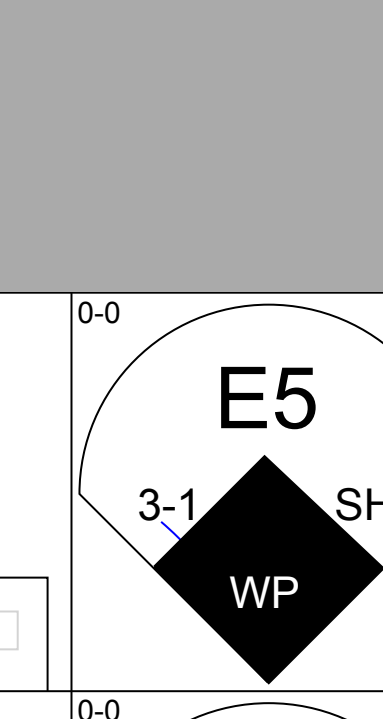

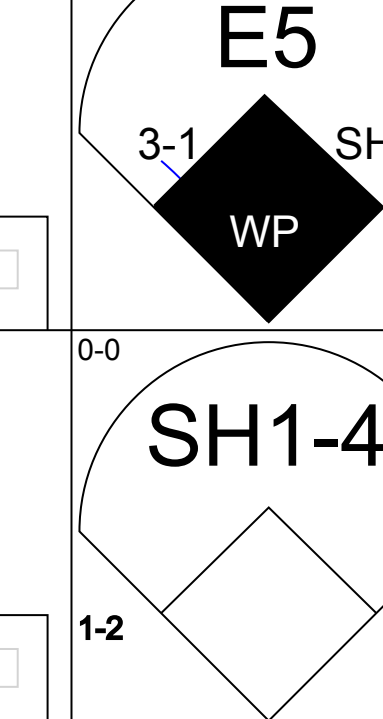
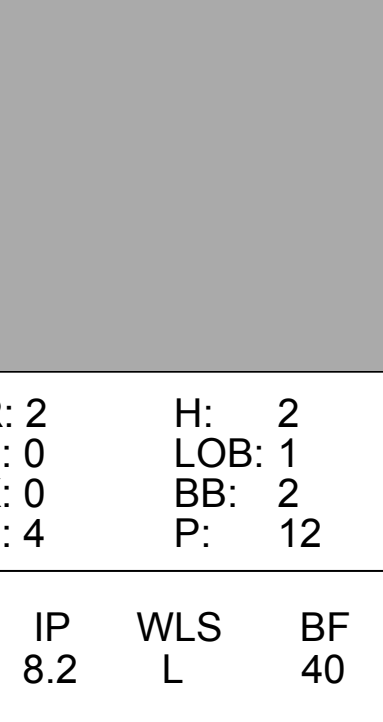
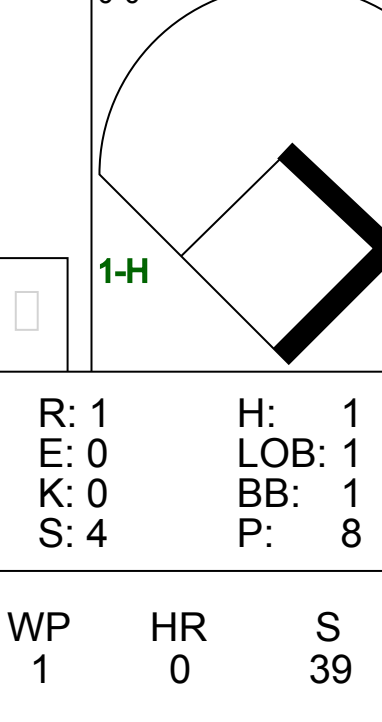
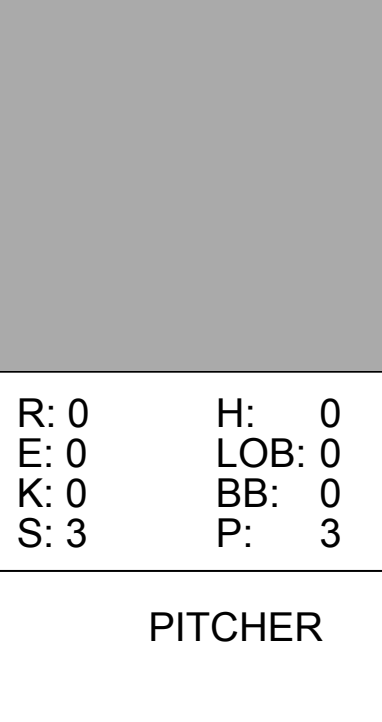
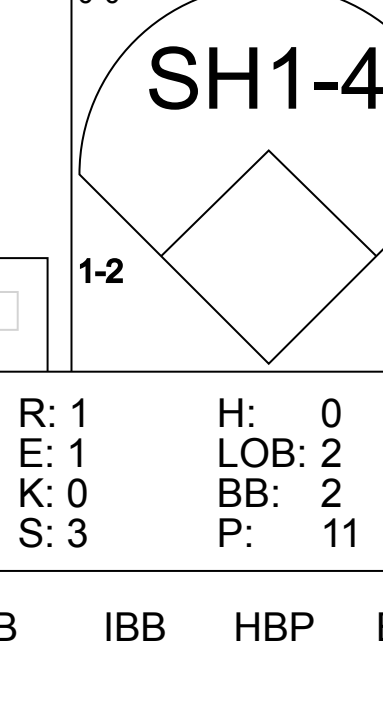
Batter	1	2	3	4	5	6	7	8	9	AB	R	H	RBI	BB	SO	LOB	BOTTOM								
Lyman Bostock, L OBP: 0.398, SLG: 0.510 (1, 8)	4-3	F8		BB 2B	K			5-3-5 1B		5	1	2	1	0	1	2									
Roy Smalley, S OBP: 0.334, SLG: 0.337 (1, 6)	BB 4-3 1B		FC4-6 BB	BB 2B BB	3-1 2B			5-3-5 1-3		3	2	2	0	2	0	1									
Rod Carew, L OBP: 0.457, SLG: 0.583 (1, 3)	4-3 1-3 2B		FC4-6 F8 1-2 2-3 3-H	BB 2B BB	3-1 2-3			SH3-4 3B 1B		4	2	2	1	1	0	2									
Butch Wynegar, S OBP: 0.370, SLG: 0.401 (1, 2)	4-3		F8	BB 2B HR BB	1-3 2-3 3-H			SH3-4 1-2		3	1	0	2	1	0	3									
Dan Ford, R OBP: 0.346, SLG: 0.457 (1, 9)	F7		L9	HR 2B	5-3			3B BB		4	2	1	2	1	0	3									
Glenn Adams, L OBP: 0.392, SLG: 0.478 Bob Gorinski, R OBP: 0.203, SLG: 0.292 (7, 7)			1B	HR	3-1			3B		4	1	2	1	0	0	2									
Craig Kusick, R OBP: 0.388, SLG: 0.435 (1, 10)		K	1B	BB 2B HR HBP	3-1			3B		1	0	1	2	0	0	0									
Mike Cabbage, L OBP: 0.330, SLG: 0.385 (1, 5)			1B	BB 2B HR	F7			G6-3 BB		5	2	3	5	0	0	2									
Bob Randall, R OBP: 0.258, SLG: 0.249 (1, 4)		P5		E4 BB	F4					4	1	0	0	0	0	3									
Inning Stats	R: 1 E: 0 K: 0 S: 5	H: 2 LOB: 1 BB: 0 P: 5	R: 0 E: 0 K: 1 S: 7	H: 2 LOB: 0 BB: 0 P: 7	R: 0 E: 0 K: 0 S: 3	H: 0 LOB: 1 BB: 1 P: 7	R: 11 E: 1 K: 1 S: 12	H: 6 LOB: 0 BB: 3 P: 25	R: 0 E: 0 K: 0 S: 4	H: 1 LOB: 1 BB: 0 P: 4	R: 0 E: 0 K: 0 S: 3	H: 0 LOB: 0 BB: 0 P: 3	R: 0 E: 0 K: 0 S: 3	H: 1 LOB: 0 BB: 0 P: 3	R: 2 E: 0 K: 0 S: 4	H: 2 LOB: 1 BB: 2 P: 12	1B: 6 2B: 6 3B: 1 HR: 2	SF: 0 SAC: 1 DP: 2 HBP: 1	WP: 0 PB: 0 SB: 1 CS: 0	PA: 44					
PITCHER	IP	WLS	BF	H	R	ER	SO	BB	IBB	HBP	BLK	WP	HR	S	P	ERA	WHIP								
Al Fitzmorris, R ERA: 5.83 Sid Munge, L ERA: 6.32 Pat Dobson, R ERA: 6.0 Don Hood, L ERA: 3.47 Rick Waits, L ERA: 5.19 (1, 1) (4, 1) (4, 1) (7, 1) (8, 1)	3.0	L	2	0	0	0	0	2	0	0	0	0	0	0	8	∞	∞								
	3.0		13	3	5	4	1	0	0	1	0	0	1	14	15	12.00	1.000								
	1.0		3	1	0	0	0	0	0	0	0	0	0	3	3	0.00	1.000								
	1.0		6	2	2	2	0	2	0	0	0	0	0	4	12	18.00	4.000								

Cleveland Indians @ Minnesota Twins
Metropolitan Stadium, Bloomington, MI
Fri Aug 05 1977, 8:05 PM EDT
Att: 14,178 - Unknown - 70 F

AB 36
R 14
H 14
RBI 14
BB 6
SO 2
LOB 19



Batter	1	2	3	4	5	6	7	8	9	AB	R	H	RBI	BB	SO	LOB	TOP					
Jim Norris, L OBP: 0.365, SLG: 0.369 (1, 8)										5	1	1	0	0	1	3	Cleveland Indians @ Minnesota Twins Metropolitan Stadium, Bloomington, MI Sat Aug 06 1977, 4:33 AM EDT Att: 16,209 - Unknown - 74 F					
Duane Kuiper, L OBP: 0.327, SLG: 0.341 (1, 4)										5	0	3	1	0	1	1						
Buddy Bell, R OBP: 0.356, SLG: 0.422 (1, 5)										4	0	1	0	1	0	2						
Andre Thornton, R OBP: 0.361, SLG: 0.561 (1, 3)										5	0	1	0	0	1	6						
Rico Carty, R OBP: 0.353, SLG: 0.407 (1, 10)										4	1	0	1	1	0	4						
Brugs Bochte, L OBP: 0.342, SLG: 0.371 (1, 7)										5	1	2	0	0	1	3						
Ron Pruitt, R OBP: 0.354, SLG: 0.438 (1, 9)										4	1	3	2	0	0	0						
Fred Kendall, R OBP: 0.301, SLG: 0.387 (1, 2)										4	0	0	1	0	0	3						
Frank Duffy, R OBP: 0.243, SLG: 0.274 (1, 6)										3	1	0	0	1	0	3						
Inning Stats	R: 0 E: 0 K: 3 S: 9	H: 0 LOB: 1 BB: 1 P: 13	R: 1 E: 0 K: 0 S: 5	H: 2 LOB: 1 BB: 0 P: 5	R: 0 E: 0 K: 0 S: 4	H: 1 LOB: 1 BB: 0 P: 4	R: 1 E: 0 K: 0 S: 5	H: 2 LOB: 2 BB: 1 P: 9	R: 0 E: 0 K: 0 S: 4	H: 1 LOB: 1 BB: 0 P: 4	R: 0 E: 0 K: 0 S: 3	H: 0 LOB: 0 BB: 0 P: 3	R: 2 E: 1 K: 1 S: 8	H: 2 LOB: 2 BB: 1 P: 12	R: 1 E: 0 K: 0 S: 5	H: 2 LOB: 1 BB: 0 P: 5	R: 0 E: 0 K: 0 S: 4	H: 1 LOB: 0 BB: 0 P: 4	1B: 5 2B: 4 3B: 1 HR: 1	SF: 0 SAC: 0 DP: 0 HBP: 0	WP: 0 PB: 1 SB: 0 CS: 0	PA: 42
PITCHER	IP	WLS	BF	H	R	ER	SO	BB	IBB	HBP	BLK	WP	HR	S	P	ERA	WHIP					
Dave Johnson, R ERA: 4.17 (1, 1)	6.0		27	6	3	2	3	3	0	0	0	0	0	30	42	3.00	1.500					
Tom Burgmeier, L ERA: 4.95 (7, 1)	2.0		11	4	2	1	1	0	0	0	0	0	1	13	13	4.50	2.000					
Tom Johnson, R ERA: 2.62 (9, 1)	0.1		2	1	0	0	0	0	0	0	0	0	0	2	2	0.00	3.000					
Pete Redfern, R ERA: 4.74 (9, 1)	0.2	W	2	0	0	0	0	0	0	0	0	0	0	2	2	0.00	0.000					

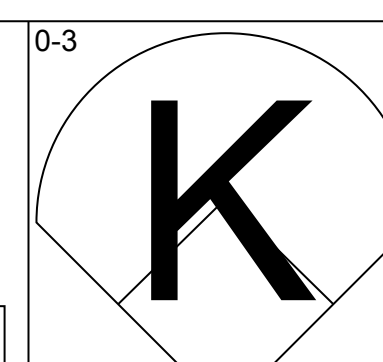
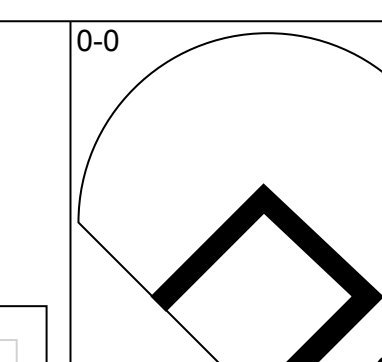
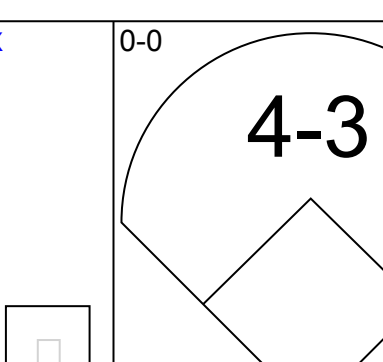
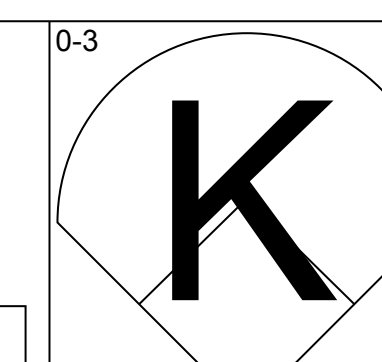
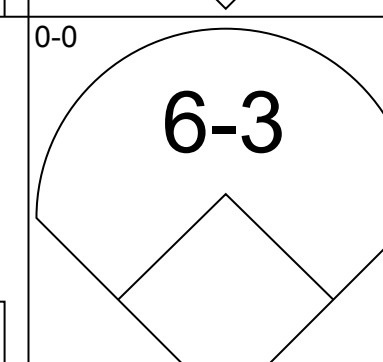
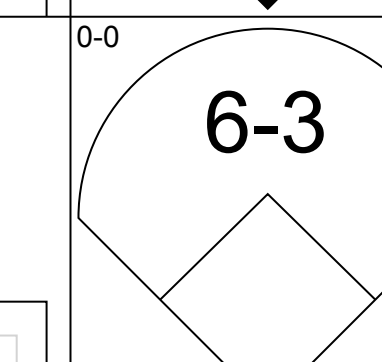
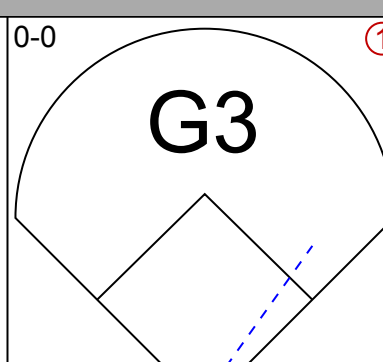
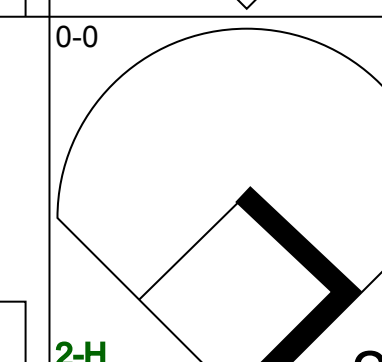
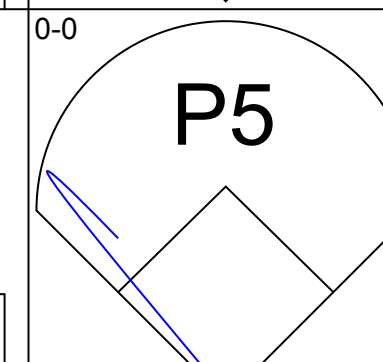
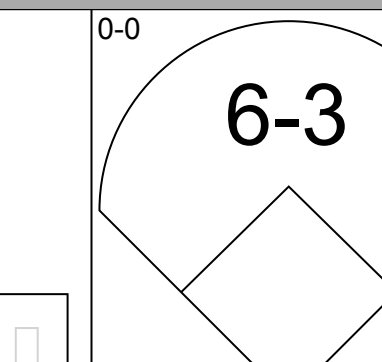
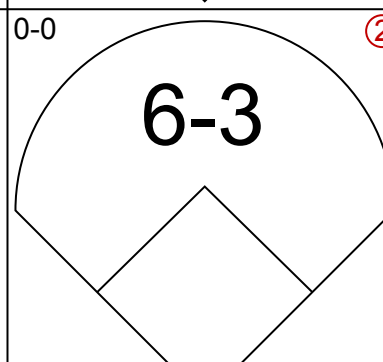
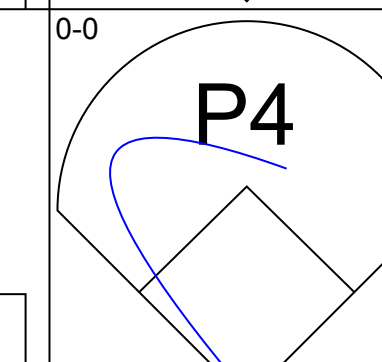
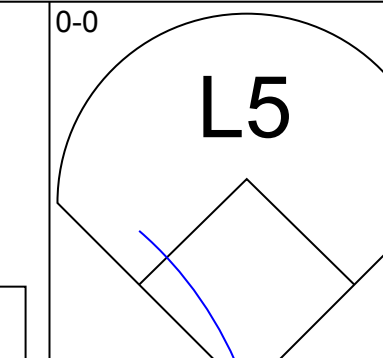
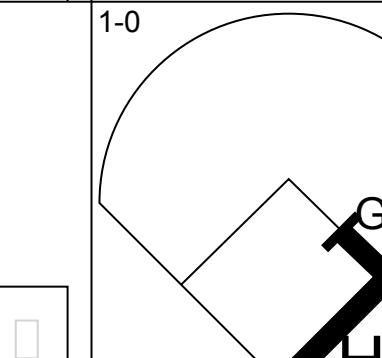
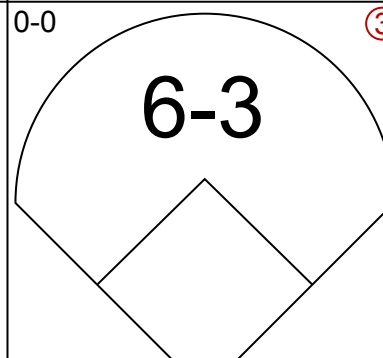
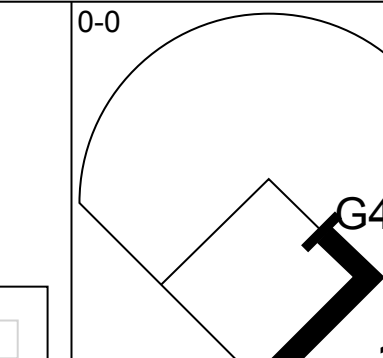
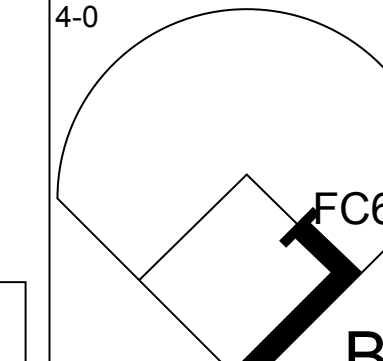
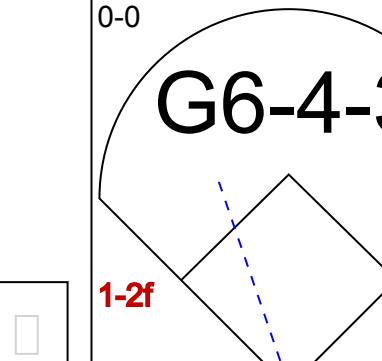
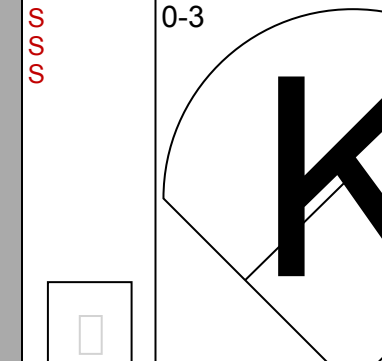
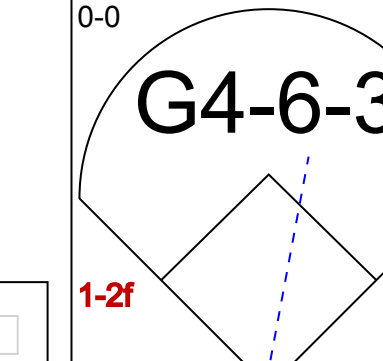

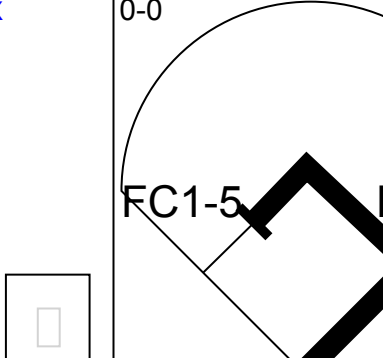
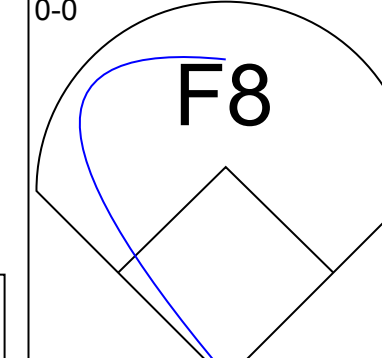
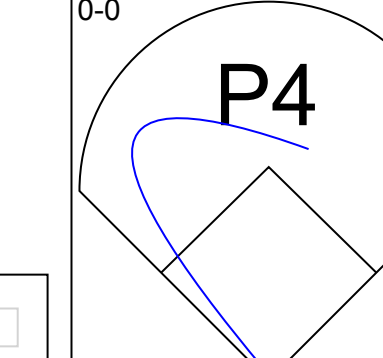
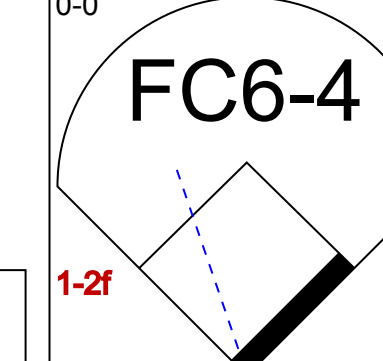
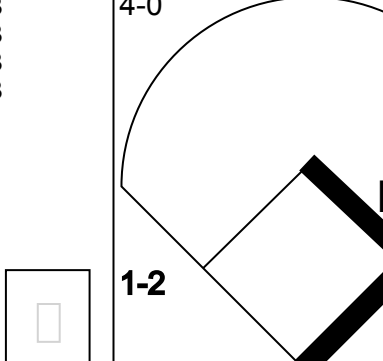
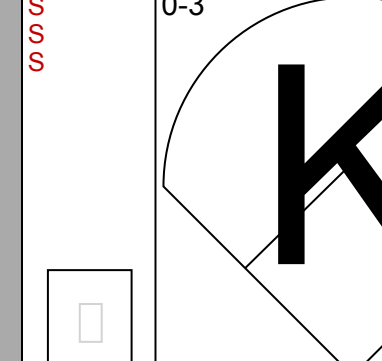
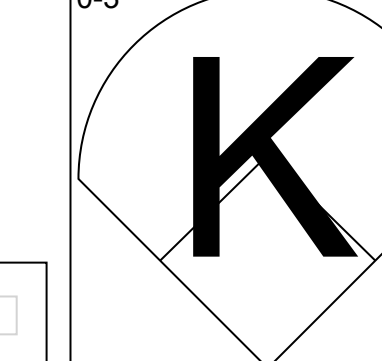
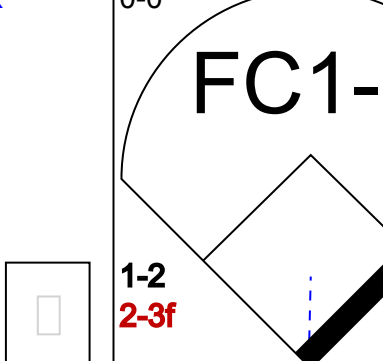
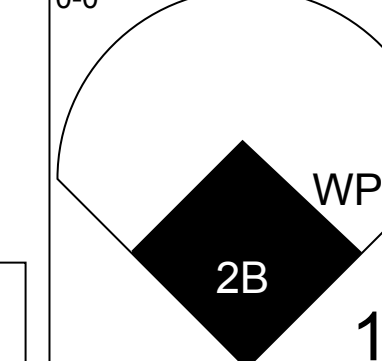
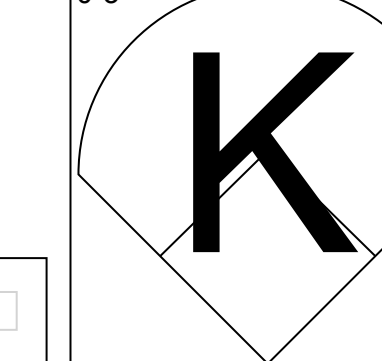
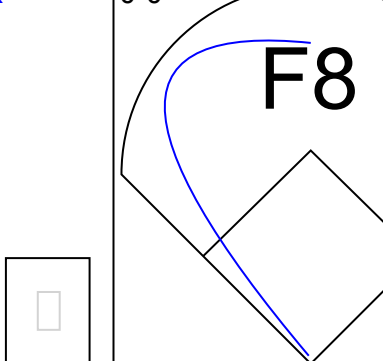
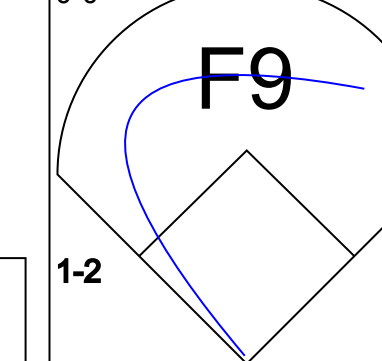
Batter	1	2	3	4	5	6	7	8	9	AB	R	H	RBI	BB	SO	LOB	BOTTOM					
Roy Smalley, S OBP: 0.337, SLG: 0.339 (1, 6)										4	1	2	0	1	0	3	Cleveland Indians @ Minnesota Twins Metropolitan Stadium, Bloomington, MI Sat Aug 06 1977, 4:33 AM EDT Att: 16,209 - Unknown - 74 F					
Rod Carew, L OBP: 0.457, SLG: 0.580 (1, 3)										4	1	1	1	1	1	3						
Butch Wynegar, S OBP: 0.371, SLG: 0.397 (1, 2)										3	1	0	1	2	0	1						
Lyman Bostock, L OBP: 0.399, SLG: 0.512 (1, 8)										5	0	2	2	0	0	3						
Glenn Adams, L OBP: 0.383, SLG: 0.466 (1, 7)										4	0	0	0	0	0	2						
Mike Cabbage, L OBP: 0.326, SLG: 0.380 (1, 5)										4	0	0	0	0	0	1						
Dan Ford, R OBP: 0.345, SLG: 0.453 (1, 9)										3	0	0	0	1	0	0						
Craig Kusick, R OBP: 0.386, SLG: 0.428 (1, 10)										3	1	0	0	1	1	1						
Jerry Terrell, R OBP: 0.260, SLG: 0.265 (9, PR)									0	1	0	0	0	0	0	0						
Bob Randall, R OBP: 0.264, SLG: 0.261 (1, 4)										3	1	2	1	0	1	1						
Inning Stats	R: 2 E: 0 K: 0 S: 4	H: 2 LOB: 2 BB: 2 P: 12	R: 0 E: 0 K: 2 S: 8	H: 1 LOB: 2 BB: 1 P: 12	R: 0 E: 0 K: 0 S: 3	H: 1 LOB: 0 BB: 0 P: 3	R: 1 E: 0 K: 0 S: 4	H: 1 LOB: 1 BB: 1 P: 8	R: 0 E: 0 K: 1 S: 5	H: 0 LOB: 0 BB: 0 P: 5	R: 0 E: 0 K: 0 S: 3	H: 0 LOB: 0 BB: 0 P: 3	R: 2 E: 1 K: 0 S: 6	H: 2 LOB: 1 BB: 0 P: 6	R: 0 E: 0 K: 0 S: 3	H: 0 LOB: 0 BB: 0 P: 3	R: 1 E: 1 K: 0 S: 3	H: 0 LOB: 2 BB: 2 P: 11	1B: 5 2B: 3 3B: 0 HR: 0	SF: 0 SAC: 1 DP: 1 HBP: 0	WP: 1 PB: 0 SB: 2 CS: 1	PA: 40
PITCHER	IP	WLS	BF	H	R	ER	SO	BB	IBB	HBP	BLK	WP	HR	S	P	ERA	WHIP					
Wayne Garland, R ERA: 4.35 (1, 1)	8.2	L	40	7	6	4	3	4	2	0	0	1	0	39	63	4.15	1.269					

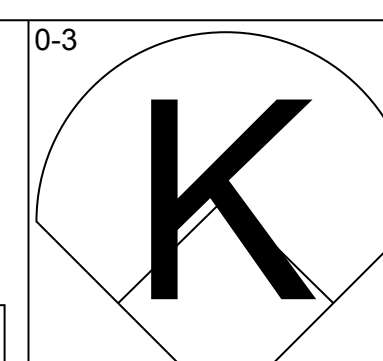
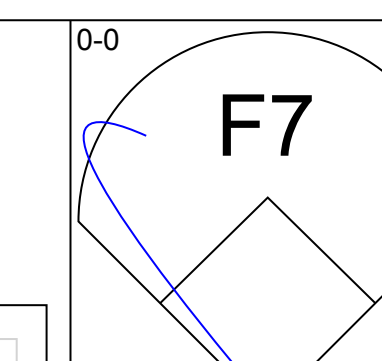
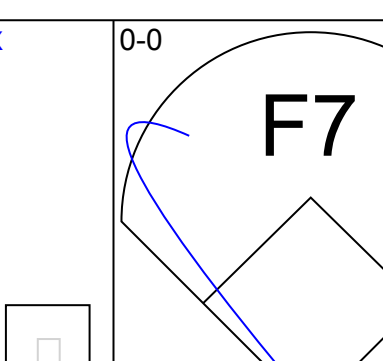
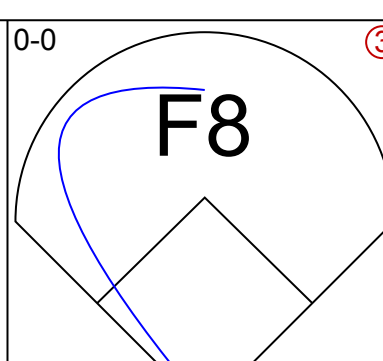
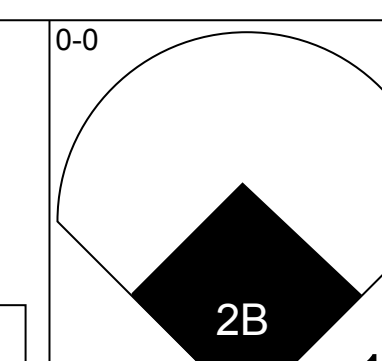
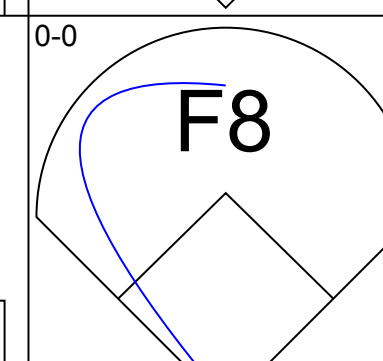
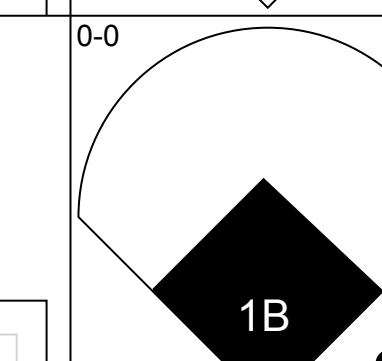
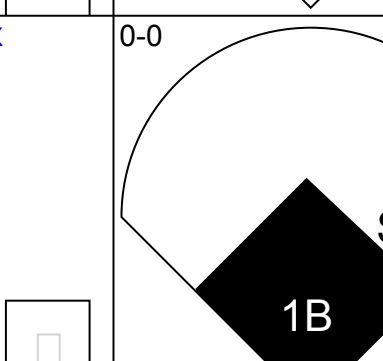
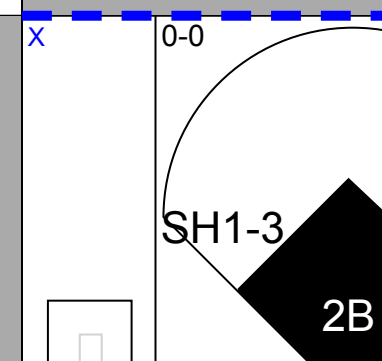

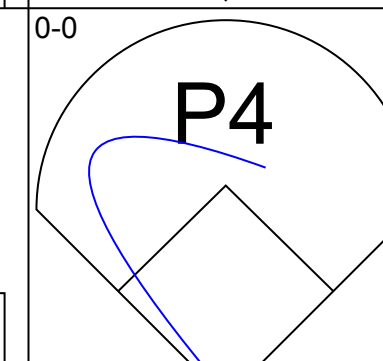
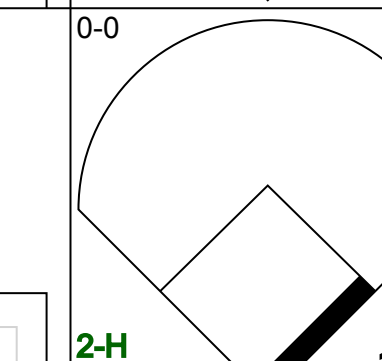
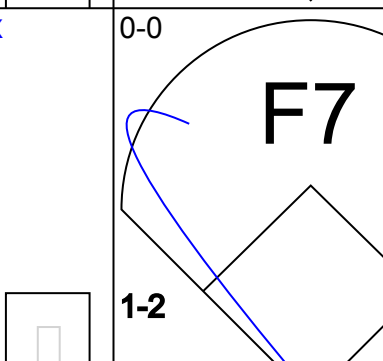
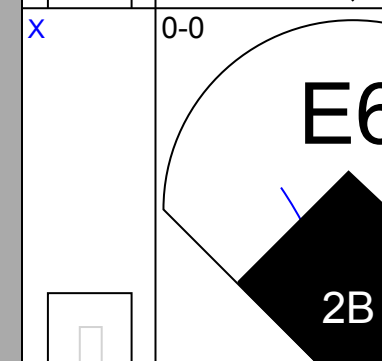

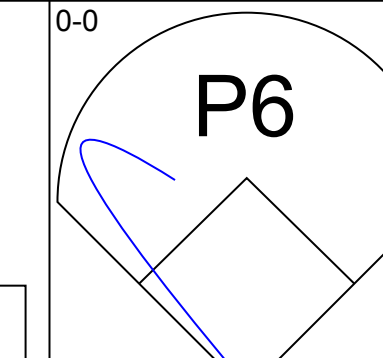
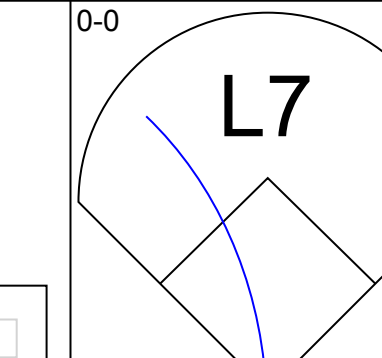
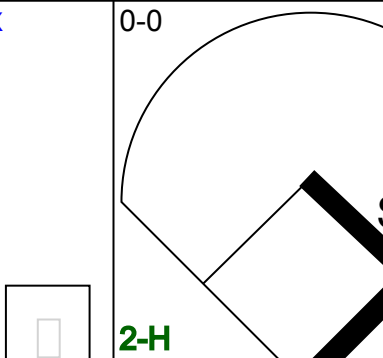
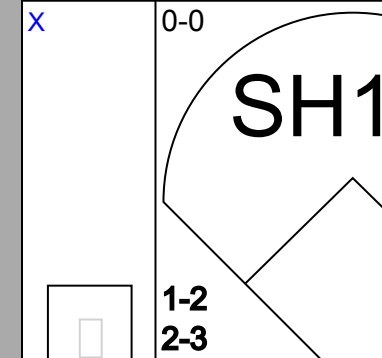

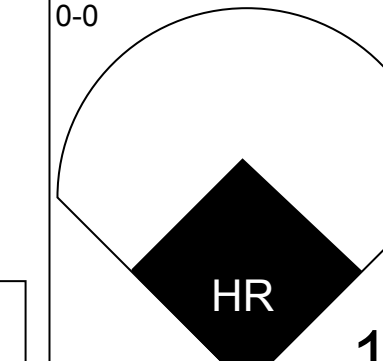
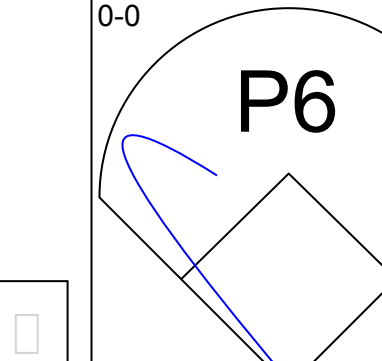
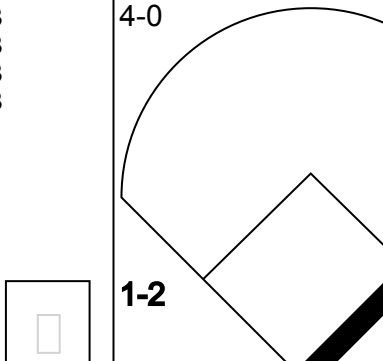
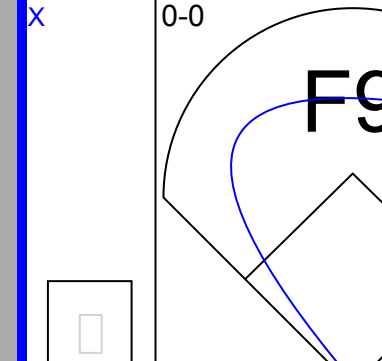

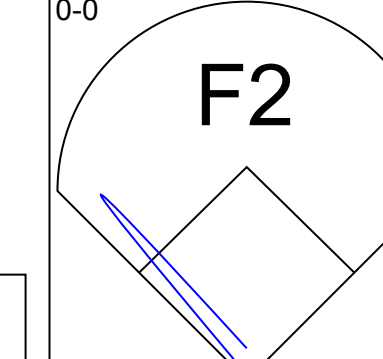
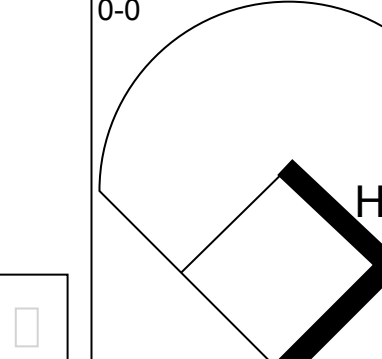
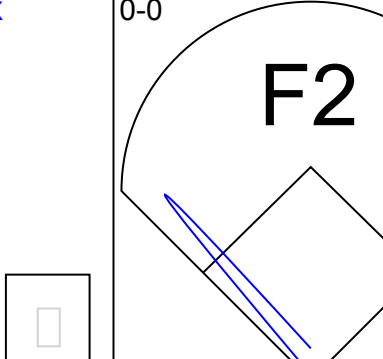
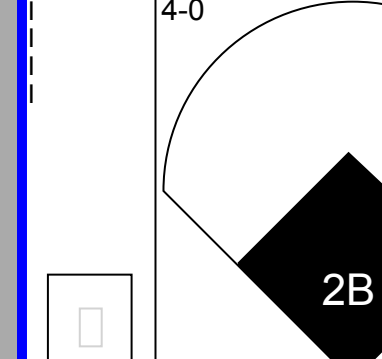
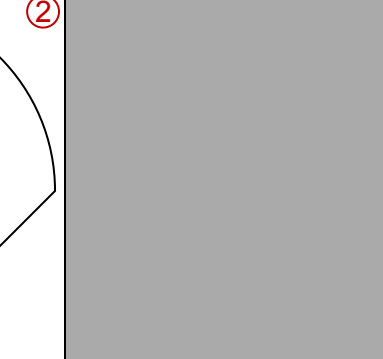
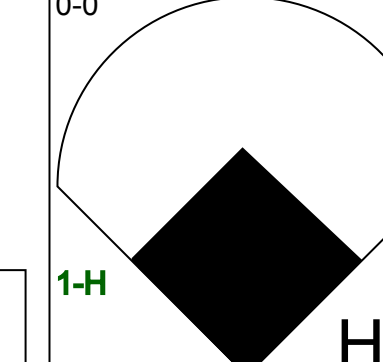
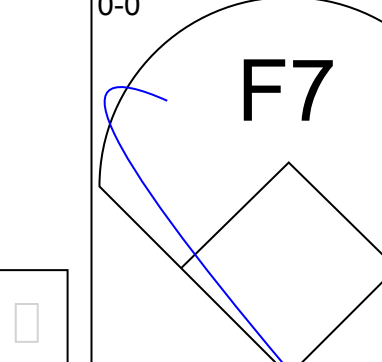
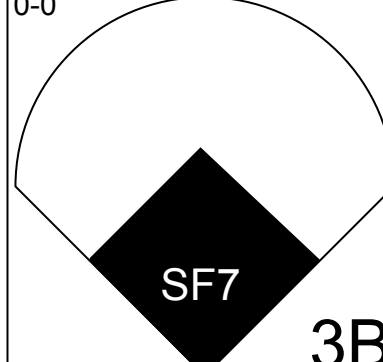
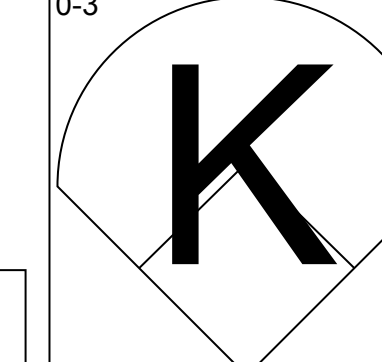
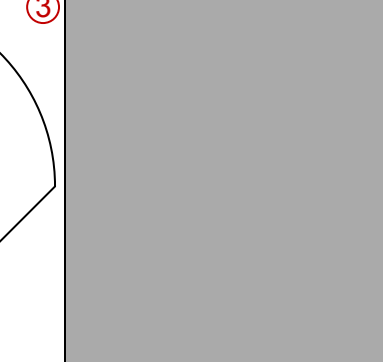
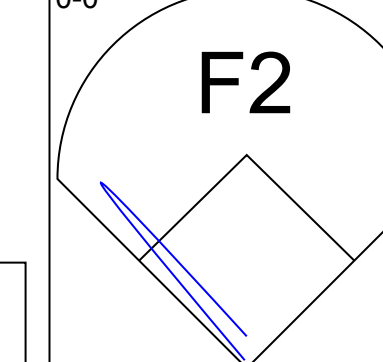
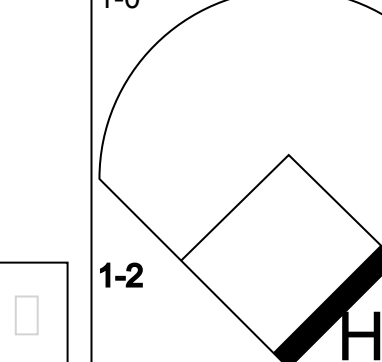
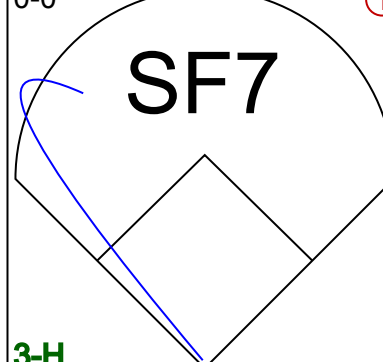

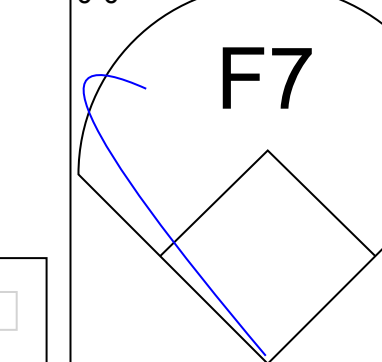
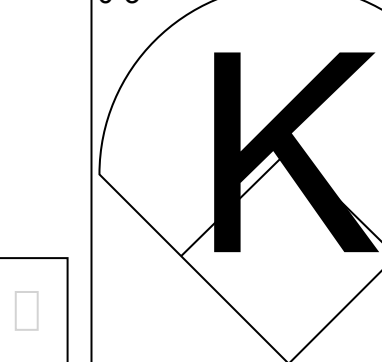
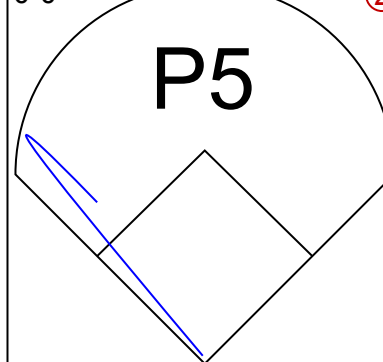
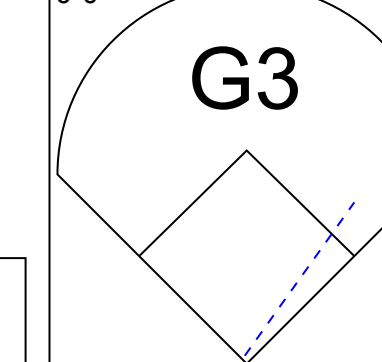
AB 39
R 5
H 11
RBI 5
BB 3
SO 4
LOB 25



AB 33
R 6
H 7
RBI 5
BB 6
SO 3
LOB 15



Batter	1	2	3	4	5	6	7	8	9	AB	R	H	RBI	BB	SO	LOB	TOP			
Jim Norris, L OBP: 0.364, SLG: 0.374 (1, 8)										4	0	1	0	0	2	3	Cleveland Indians @ Minnesota Twins Metropolitan Stadium, Bloomington, MI Sun Aug 07 1977, 4:33 AM EDT Att: 21,801 - Unknown			
Duane Kuiper, L OBP: 0.327, SLG: 0.343 (1, 4)										4	0	1	1	0	0	1				
Buddy Bell, R OBP: 0.353, SLG: 0.417 (1, 5)										4	0	0	0	0	0	1				
Andre Thornton, R OBP: 0.363, SLG: 0.558 (1, 3)										3	0	1	0	0	0	0				
Bruce Bochte, L OBP: 0.341, SLG: 0.367 (1, 7)										3	0	0	0	1	1	2				
Bill Melton, R OBP: 0.346, SLG: 0.348 (1, 10)										4	0	1	0	0	1	1				
Ron Pruitt, R OBP: 0.353, SLG: 0.429 (1, 9)										2	0	0	0	1	1					
Fred Kendall, R OBP: 0.301, SLG: 0.386 (1, 2)										3	1	1	0	0	1	2				
Frank Duffy, R OBP: 0.241, SLG: 0.272 Larvell Blanks, R OBP: 0.307, SLG: 0.416 (8, 6) (6, 6)										2	0	0	0	0	1	2				
										1	0	0	0	0	0	1				
Inning Stats	R: 0 E: 0 K: 1 S: 5	H: 0 LOB: 0 BB: 0 P: 5	R: 0 E: 0 K: 1 S: 5	H: 0 LOB: 1 BB: 1 P: 9	R: 0 E: 0 K: 2 S: 8	H: 1 LOB: 0 BB: 0 P: 8	R: 0 E: 0 K: 0 S: 2	H: 0 LOB: 0 BB: 0 P: 3	R: 0 E: 0 K: 0 S: 4	H: 1 LOB: 2 BB: 1 P: 8	R: 0 E: 0 K: 0 S: 3	H: 0 LOB: 0 BB: 0 P: 7	R: 0 E: 0 K: 2 S: 7	H: 2 LOB: 1 BB: 0 P: 7	R: 0 E: 0 K: 0 S: 3	H: 1 LOB: 0 BB: 0 P: 3	1B: 3 2B: 1 3B: 1 HR: 0	SF: 0 SAC: 0 DP: 2 HBP: 1	WP: 1 PB: 0 SB: 0 CS: 0	PA: 33
PITCHER Dave Goltz, R ERA: 3.25 (1, 1)	IP: 9.0 WLS: W BF: 33 H: 5 R: 1 ER: 1 SO: 7 BB: 2 IBB: 0 HBP: 1 BLK: 0 WP: 1 HR: 0 S: 44 P: 53 ERA: 1.00 WHIP: 0.778															PITCHER IP: WLS: BF: H: R: ER: SO: BB: IBB: HBP: BLK: WP: HR: S: P: ERA: WHIP				

Batter	1	2	3	4	5	6	7	8	9	AB	R	H	RBI	BB	SO	LOB	BOTTOM	
Roy Smalley, S OBP: 0.335, SLG: 0.337 (1, 6)										5	1	1	0	0	1	0	Cleveland Indians @ Minnesota Twins Metropolitan Stadium, Bloomington, MI Sun Aug 07 1977, 4:33 AM EDT Att: 21,801 - Unknown	
Rod Carew, L OBP: 0.460, SLG: 0.590 (1, 3)										5	4	4	1	0	0	0		
Butch Wynegar, S OBP: 0.371, SLG: 0.396 (1, 2)										4	2	1	1	1	0	2		
Lyman Bostock, L OBP: 0.400, SLG: 0.514 (1, 8)										4	0	2	2	0	0	1		
Glenn Adams, L OBP: 0.388, SLG: 0.466 Bob Gorinski, R OBP: 0.211, SLG: 0.297 (7, 7) (8, 7)										2	1	1	0	1	0	0		
Rich Chiles, L OBP: 0.319, SLG: 0.330 Craig Kusick, R OBP: 0.387, SLG: 0.426 (1, 10) (7, 7)										3	0	1	0	0	0	3		
Mike Cabbage, L OBP: 0.330, SLG: 0.404 (1, 5)										5	2	3	5	0	1	3		
Dan Ford, R OBP: 0.344, SLG: 0.451 (1, 9)										2	0	0	1	0	0	1		
Bob Randall, R OBP: 0.259, SLG: 0.255 (1, 4)										4	0	0	0	0	1	2		
Inning Stats	R: 0 E: 0 K: 1 S: 5	H: 2 LOB: 0 BB: 0 P: 5	R: 1 E: 0 K: 0 S: 5	H: 2 LOB: 0 BB: 0 P: 5	R: 0 E: 0 K: 1 S: 6	H: 1 LOB: 2 BB: 0 P: 7	R: 1 E: 0 K: 0 S: 5	H: 2 LOB: 0 BB: 1 P: 9	R: 1 E: 0 K: 0 S: 4	H: 1 LOB: 0 BB: 0 P: 4	R: 3 E: 0 K: 0 S: 6	H: 2 LOB: 1 BB: 1 P: 10	R: 3 E: 0 K: 2 S: 11	H: 4 LOB: 2 BB: 1 P: 15	1B: 7 2B: 5 3B: 1 HR: 1	SF: 1 SAC: 1 DP: 0 HBP: 1	WP: 0 PB: 0 SB: 2 CS: 0	PA: 43
PITCHER Dennis Eckersley, R ERA: 3.68 Sid Monge, L ERA: 8.16 Jim Kern, R ERA: 9.36 (1, 1) (7, 1) (8, 1)	IP: 6.0 WLS: L BF: 28 H: 6 R: 5 ER: 5 SO: 2 BB: 1 IBB: 0 HBP: 0 BLK: 0 WP: 0 HR: 1 S: 30 P: 35 ERA: 7.50 WHIP: 1.500															PITCHER IP: WLS: BF: H: R: ER: SO: BB: IBB: HBP: BLK: WP: HR: S: P: ERA: WHIP		


Batter	1	2	3	4	5	6	7	8	9	AB	R	H	RBI	BB	SO	LOB	TOP								
Duane Kuiper, L (1, 4) OBP: 0.328, SLG: 0.342										4	0	1	0	1	1	2	Cleveland Indians @ Baltimore Orioles Memorial Stadium, Baltimore, MD Mon Aug 08 1977, 7:05 PM EDT Att: 11,431 - Unknown								
Paul Dade, R (1, 8) OBP: 0.342, SLG: 0.369										5	0	1	0	0	1	4									
Larvell Blanks, R (1, 6) OBP: 0.324, SLG: 0.447										5	1	5	1	0	0	0									
Andre Thornton, R (1, 3) OBP: 0.360, SLG: 0.549										4	0	0	0	1	1	4									
Rico Carty, R (1, 10) OBP: 0.351, SLG: 0.408										4	0	1	1	0	0	4									
Bill Melton, R (1, 5) OBP: 0.352, SLG: 0.359										3	0	1	0	1	0	2									
Ron Pruitt, R (1, 7) OBP: 0.358, SLG: 0.436										3	1	1	0	1	1	2									
Charlie Spikes, R (1, 9) OBP: 0.329, SLG: 0.400 (8, PH)										3	0	0	0	0	3	4									
John Lowenstein, L (8, PH) OBP: 0.363, SLG: 0.357 (8, 9)										1	0	0	0	0	1	0									
Ray Fosse, R (1, 2) OBP: 0.303, SLG: 0.396										3	1	1	1	0	0	2									
Bruce Bochte, L (8, PH) OBP: 0.343, SLG: 0.367										0	0	0	0	1	0	0									
Fred Kendall, R (8, 2) OBP: 0.301, SLG: 0.386										0	0	0	0	0	0	0									
Inning Stats	R: 0 E: 0 K: 0 S: 4	H: 2 LOB: 1 BB: 0 P: 4	R: 0 E: 0 K: 1 S: 5	H: 0 LOB: 1 BB: 1 P: 9	R: 0 E: 0 K: 2 S: 7	H: 0 LOB: 0 BB: 0 P: 7	R: 0 E: 0 K: 0 S: 4	H: 1 LOB: 1 BB: 0 P: 4	R: 2 E: 0 K: 1 S: 9	H: 4 LOB: 3 BB: 1 P: 13	R: 0 E: 0 K: 1 S: 6	H: 1 LOB: 3 BB: 2 P: 14	R: 1 E: 0 K: 2 S: 9	H: 2 LOB: 1 BB: 0 P: 9	R: 0 E: 0 K: 1 S: 4	H: 0 LOB: 0 BB: 1 P: 8	R: 0 E: 0 K: 0 S: 3	H: 1 LOB: 0 BB: 0 P: 3	1B: 5 2B: 6 3B: 0 HR: 0	SF: 0 SAC: 0 DP: 3 HBP: 0	WP: 0 PB: 0 SB: 2 CS: 0	PA: 40			
PITCHER	IP	WLS	BF	H	R	ER	SO	BB	IBB	HBP	BLK	WP	HR	S	P	ERA	WHIP								
Mike Flanagan, L (1, 1) ERA: 3.65	4.2		21	7	2	2	4	1	0	0	0	0	0	28	32	3.86	1.714								
Dennis Martinez, R (5, 1) ERA: 3.35	4.1	W	19	4	1	1	4	4	0	0	0	0	0	23	39	2.08	1.846								

AB	35
R	3
H	11
RBI	3
BB	5
SO	8
LOB	24



Batter	1	2	3	4	5	6	7	8	9	AB	R	H	RBI	BB	SO	LOB	BOTTOM								
Billy Smith, S (1, 4) OBP: 0.298, SLG: 0.338										4	1	1	0	0	1	1	Cleveland Indians @ Baltimore Orioles Memorial Stadium, Baltimore, MD Mon Aug 08 1977, 7:05 PM EDT Att: 11,431 - Unknown								
Elliott Maddox, R (1, 8) OBP: 0.345, SLG: 0.292										3	1	0	0	0	1										
Ken Singleton, S (1, 9) OBP: 0.435, SLG: 0.497										3	1	0	0	1	1										
Lee May, R (1, 3) OBP: 0.282, SLG: 0.402										4	1	1	1	0	1	0									
Tony Muser, L (8, 3) OBP: 0.324, SLG: 0.296										0	0	0	0	0	0	0									
Eddie Murray, S (1, 10) OBP: 0.327, SLG: 0.451										4	1	1	1	0	1	1									
Doug DeCinces, R (1, 5) OBP: 0.340, SLG: 0.413										4	0	0	0	0	1	2									
Andres Mora, R (1, 7) OBP: 0.250, SLG: 0.524										3	1	1	1	1	1	0									
Tom Shopay, L (9, 7) OBP: 0.267, SLG: 0.279										0	0	0	0	0	0	0									
Mark Belanger, R (1, 6) OBP: 0.258, SLG: 0.237										2	0	1	1	1	0	0									
Ken Rudolph, R (1, 2) OBP: 0.217, SLG: 0.182										3	0	0	0	0	2	3									
Inning Stats	R: 2 E: 1 K: 1 S: 7	H: 1 LOB: 1 BB: 1 P: 11	R: 0 E: 0 K: 2 S: 7	H: 0 LOB: 1 BB: 1 P: 11	R: 3 E: 0 K: 0 S: 6	H: 3 LOB: 2 BB: 1 P: 11	R: 0 E: 0 K: 1 S: 5	H: 0 LOB: 0 BB: 0 P: 5	R: 0 E: 0 K: 0 S: 3	H: 0 LOB: 0 BB: 0 P: 3	R: 1 E: 0 K: 1 S: 6	H: 1 LOB: 0 BB: 0 P: 6	R: 0 E: 0 K: 1 S: 5	H: 0 LOB: 0 BB: 0 P: 5	R: 0 E: 0 K: 2 S: 7	H: 0 LOB: 0 BB: 0 P: 7	R: 0 E: 0 K: 0 S: 3	H: 0 LOB: 0 BB: 0 P: 3	1B: 3 2B: 1 3B: 0 HR: 1	SF: 0 SAC: 0 DP: 0 HBP: 1	WP: 2 PB: 0 SB: 1 CS: 0	PA: 34			
PITCHER	IP	WLS	BF	H	R	ER	SO	BB	IBB	HBP	BLK	WP	HR	S	P	ERA	WHIP								
Jim Bibby, R (1, 1) ERA: 3.84	8.0	L	34	5	6	4	8	3	0	1	0	2	1	46	59	4.50	1.000								



Batter	1	2	3	4	5	6	7	8	9	AB	R	H	RBI	BB	SO	LOB	TOP
Duane Kuiper, L (1,4) OBP: 0.325, SLG: 0.339	6-3		F8			F8		L4		4	0	0	0	0	0	1	Cleveland Indians @ Baltimore Orioles Memorial Stadium, Baltimore, MD Tue Aug 09 1977, 7:05 PM EDT Att: 8,797 - Unknown - 80 F
Paul Dade, R (1,8) OBP: 0.336, SLG: 0.364	K		F4			5-3			4-3	4	0	0	0	0	1		
Larvell Blanks, R (1,6) OBP: 0.327, SLG: 0.446	BB			6-3			FC5-4 1B		F9	3	0	1	0	1	0		
Andre Thornton, R (1,3) OBP: 0.359, SLG: 0.544	F9			G4-6-3 1B			FC5-4 WP 1B		F5	4	1	1	0	0	2		
Rico Carty, R (1,10) OBP: 0.348, SLG: 0.404		4-3		G4-6-3 1B		5-3				3	0	0	0	0	2		
Bill Melton, R (1,5) OBP: 0.360, SLG: 0.362		CS BB			F6		FC5-4 1B			2	0	1	1	1	0		
Ron Pruitt, R (1,9) OBP: 0.349, SLG: 0.423	F6				F8		FC5-4 1B			3	0	0	0	0	2		
Bruce Bochte, L (1,7) OBP: 0.343, SLG: 0.367			SH1-4 1B		F7			4-3		3	0	1	0	0	0		
Ray Fosse, R (1,2) OBP: 0.300, SLG: 0.392		SH1-4				6-3		1-3		2	0	0	0	0	0	AB 28 R 1 H 4 RBI 1 BB 2 SO 1 LOB 8 	
Inning Stats	R: 0 E: 0 K: 1 S: 5	H: 0 LOB: 1 BB: 1 P: 9	R: 0 E: 0 K: 0 S: 2	H: 0 LOB: 0 BB: 1 P: 6	R: 0 E: 0 K: 0 S: 4	H: 1 LOB: 1 BB: 0 P: 4	R: 0 E: 0 K: 0 S: 3	H: 1 LOB: 0 BB: 0 P: 3	R: 0 E: 0 K: 0 S: 3	H: 0 LOB: 0 BB: 0 P: 3	R: 1 E: 0 K: 0 S: 5	H: 2 LOB: 1 BB: 0 P: 5	R: 0 E: 0 K: 0 S: 3	H: 0 LOB: 0 BB: 0 P: 3	R: 0 E: 0 K: 0 S: 3	H: 0 LOB: 0 BB: 0 P: 3	1B: 4 SF: 0 2B: 0 SAC: 1 3B: 0 DP: 1 HR: 0 HBP: 0 WP: 1 PA: 31 FB: 0 SB: 0 CS: 1
PITCHER Ross Grimsley, L (1,1) ERA: 3.57	IP 9.0 WLS W BF 31 H 4 R 1 ER 1 SO 1 BB 2 IBB 0 HBP 0 BLK 0 WP 1 HR 0 S 31 P 39 ERA 1.00 WHIP 0.667															PITCHER	

Batter	1	2	3	4	5	6	7	8	9	AB	R	H	RBI	BB	SO	LOB	BOTTOM
Billy Smith, S (1,4) OBP: 0.300, SLG: 0.340	1-3		F9			SH1-3 1B		1B 1B		4	2	2	0	0	0	Cleveland Indians @ Baltimore Orioles Memorial Stadium, Baltimore, MD Tue Aug 09 1977, 7:05 PM EDT Att: 8,797 - Unknown - 80 F	
Elliott Maddox, R (1,8) OBP: 0.344, SLG: 0.294	F7			F9		SH1-3		CS 1B		3	0	1	1	0	0		
Ken Singleton, S (1,9) OBP: 0.433, SLG: 0.494	F4			F6		G5-4-3 1B		K		4	0	1	1	0	1		
Lee May, R (1,3) OBP: 0.282, SLG: 0.400 Tom Shopay, L (8, PR) OBP: 0.297, SLG: 0.279	K			F8		G5-4-3		CS 1B		4	0	1	1	0	1		
Eddie Murray, S (1,10) OBP: 0.327, SLG: 0.449	1-3				1B BB			CS		2	0	0	0	1	0		
Andres Mora, R (1,7) OBP: 0.284, SLG: 0.529 Ken Rudolph, R (9,2) OBP: 0.217, SLG: 0.182					1B		6-3			3	0	2	0	0	0		
Doug DeCinces, R (1,5) OBP: 0.340, SLG: 0.413					1B					0	0	0	0	0	0		
Mark Belanger, R (1,6) OBP: 0.256, SLG: 0.235 Pat Kelly, L (7, PH) OBP: 0.355, SLG: 0.386 Kiko Garcia, R (8,6) OBP: 0.258, SLG: 0.326					F8		1B 1B			3	0	1	0	0	1		
Dave Skaggs, R (1,2) OBP: 0.320, SLG: 0.289 Tony Muser, L (8, PH) OBP: 0.330, SLG: 0.313					F3		1B			2	0	0	0	0	2		
Inning Stats	R: 0 E: 0 K: 0 S: 3	H: 0 LOB: 0 BB: 0 P: 3	R: 0 E: 0 K: 2 S: 8	H: 1 LOB: 0 BB: 0 P: 8	R: 0 E: 0 K: 0 S: 3	H: 0 LOB: 0 BB: 0 P: 3	R: 0 E: 0 K: 0 S: 3	H: 0 LOB: 0 BB: 0 P: 3	R: 0 E: 0 K: 1 S: 6	H: 1 LOB: 2 BB: 1 P: 10	R: 1 E: 0 K: 0 S: 4	H: 2 LOB: 2 BB: 0 P: 4	R: 0 E: 0 K: 0 S: 4	H: 2 LOB: 2 BB: 0 P: 4	R: 2 E: 0 K: 1 S: 7	H: 4 LOB: 1 BB: 0 P: 7	1B: 9 SF: 0 2B: 2 SAC: 1 3B: 0 DP: 2 HR: 0 HBP: 0 WP: 0 PA: 32 FB: 0 SB: 0 CS: 2
PITCHER Al Fitzmorris, R (1,1) ERA: 5.57 Jim Kern, R (8,1) ERA: 3.44	IP 7.0 WLS L BF 27 H 7 R 2 ER 2 SO 3 BB 1 IBB 0 HBP 0 BLK 0 WP 0 HR 0 S 32 P 36 ERA 2.57 WHIP 1.143															PITCHER	

Batter	1	2	3	4	5	6	7	8	9	AB	R	H	RBI	BB	SO	LOB	TOP				
Duane Kuiper, L (1,4) OBP: 0.325, SLG: 0.340	0-0 4-3 1B	0-0 1B		0-3 K	0-0 SF7		0-0 G3			4	1	2	1	0	1	0					
Buddy Bell, R (1,5) OBP: 0.354, SLG: 0.422	0-0 1-3	0-0 F6		0-0 2B	0-0 2B			0-0 L4		5	0	2	0	0	0	2					
Larvell Blanks, R (1,6) OBP: 0.319, SLG: 0.434	0-0 4-3		0-0 5-3	0-0 4-3	0-0 F3			0-0 6-3		5	0	0	0	0	0	4					
Andre Thornton, R (1,3) OBP: 0.363, SLG: 0.542	0-0 BB 1B		4-0 S 1B BB	1-0 HBP	0-3 K			0-0 F2		3	1	1	1	1	1	2					
Bill Melton, R (1,10) OBP: 0.371, SLG: 0.374	0-0 BB 1B		0-0 F8 1B 1B	0-0 HBP	0-3 K			0-0 G5-4-3 1B		5	1	3	1	0	1	2					
Ron Pruitt, R (1,7) OBP: 0.360, SLG: 0.420	4-0 BB		0-0 1B 1B	4-0 S 1B BB	0-3 K			0-0 G5-4-3 1B		3	1	1	0	2	1	1					
Charlie Spikes, R (1,9) OBP: 0.333, SLG: 0.392	0-3 K		0-0 F8	4-0 1B BB	0-3 K			0-0 FC5-4 1B		4	1	1	0	1	2	5					
Paul Dade, R (1,8) OBP: 0.339, SLG: 0.365		0-0 6-3	0-0 1B	0-0 SF7 1B	0-0 6-3			0-0 FC5-4		5	1	2	1	0	0	1					
Fred Kendall, R (1,2) OBP: 0.300, SLG: 0.383		0-0 L3	0-0 5-3	0-0 2B 1B	0-0 F9					4	0	1	2	0	0	2					
Inning Stats	R: 1 E: 0 K: 1 S: 8	H: 3 LOB: 3 BB: 1 P: 12	R: 0 E: 0 K: 0 S: 4	H: 1 LOB: 1 BB: 0 P: 4	R: 2 E: 0 K: 0 S: 6	H: 3 LOB: 2 BB: 1 P: 10	R: 0 E: 0 K: 1 S: 6	H: 1 LOB: 2 BB: 0 P: 7	R: 3 E: 0 K: 3 S: 8	H: 3 LOB: 2 BB: 2 P: 16	R: 0 E: 0 K: 3 S: 9	H: 0 LOB: 0 BB: 0 P: 9	R: 0 E: 0 K: 0 S: 3	H: 0 LOB: 0 BB: 0 P: 3	R: 0 E: 0 K: 0 S: 3	H: 2 LOB: 1 BB: 0 P: 4	1B: 11 2B: 2 3B: 0 HR: 0	SF: 1 SAC: 0 DP: 1 HBP: 1	WP: 0 PB: 0 S: 2 CS: 0	PA: 44	
PITCHER	IP	WLS	BF	H	R	ER	SO	BB	IBB	HBP	BLK	WP	HR	S	P	ERA	WHIP				
Wilbur Wood, L (1,1) ERA: 4.55	4.0	L	26	9	6	6	2	4	0	1	0	0	0	25	42	13.50	3.250				
Jack Kucek, R (5,1) ERA: 2.57	5.0		18	4	0	0	4	0	0	0	0	0	0	26	26	0.00	0.800				

Cleveland Indians @ Chicago White Sox
Comiskey Park, Chicago, IL
Wed Aug 10 1977, 8:05 PM EDT
Att: 28,180 - Unknown


AB 38
R 6
H 13
RBI 6
BB 4
SO 6
LOB 19



Batter	1	2	3	4	5	6	7	8	9	AB	R	H	RBI	BB	SO	LOB	BOTTOM				
Ralph Garr, L (1,7) OBP: 0.330, SLG: 0.444	0-0 6-3		0-0 1B 2B			0-0 G3		0-3 K		4	1	1	0	0	1	0					
Alan Bannister, R (1,6) OBP: 0.365, SLG: 0.371	0-0 6-3		0-0 2H 1B			0-0 L5		0-0 L4		4	0	1	1	0	0	0					
Richie Zisk, R (1,9) OBP: 0.374, SLG: 0.539	0-0 2B		0-0 5-3			0-0 F4			0-0 6-3	4	0	1	0	0	0	1					
Lamar Johnson, R (1,3) OBP: 0.340, SLG: 0.538	0-0 6-3			0-0 F4			0-0 5-3		0-0 1B BB 1B	4	0	1	0	0	0	1					
Oscar Gamble, L (1,10) OBP: 0.366, SLG: 0.566		0-0 G3		0-0 F6		4-0 WP BB		4-0 1B BB		2	0	0	0	2	0	0					
Chet Lemon, R (1,8) OBP: 0.356, SLG: 0.489		0-0 F3		0-0 5-3		0-0 5-3		0-3 K		4	0	0	0	0	1	3					
Eric Soderholm, R (1,5) OBP: 0.360, SLG: 0.505		0-0 F7			0-0 5-3		4-0 BB		0-0 1B 2-3	3	0	1	0	1	0	0					
Jack Brohamer, L (1,4) OBP: 0.358, SLG: 0.375			0-0 4-3		0-0 F8			0-0 F8		3	0	0	0	0	0	2					
Jorge Orta, L (9,PH) OBP: 0.345, SLG: 0.431									0-0 F7	1	0	0	0	0	0	3					
Brian Downing, R (1,2) OBP: 0.409, SLG: 0.404			0-0 5-3		0-0 5-3			0-0 F3		3	0	0	0	0	0	0					
Inning Stats	R: 0 E: 0 K: 0 S: 4	H: 1 LOB: 0 BB: 0 P: 4	R: 0 E: 0 K: 0 S: 3	H: 0 LOB: 0 BB: 0 P: 3	R: 1 E: 0 K: 0 S: 5	H: 2 LOB: 1 BB: 0 P: 5	R: 0 E: 0 K: 0 S: 3	H: 0 LOB: 0 BB: 0 P: 3	R: 0 E: 0 K: 0 S: 3	H: 0 LOB: 2 BB: 2 P: 11	R: 0 E: 0 K: 1 S: 5	H: 0 LOB: 0 BB: 0 P: 5	R: 0 E: 0 K: 1 S: 7	H: 2 LOB: 3 BB: 1 P: 11	1B: 3 2B: 2 3B: 0 HR: 0	SF: 0 SAC: 0 DP: 0 HBP: 0	WP: 1 PB: 0 S: 0 CS: 0	PA: 35			
PITCHER	IP	WLS	BF	H	R	ER	SO	BB	IBB	HBP	BLK	WP	HR	S	P	ERA	WHIP				
Wayne Garland, R (1,1) ERA: 4.19	9.0	W	35	5	1	1	2	3	0	0	0	1	0	36	48	1.00	0.889				

Cleveland Indians @ Chicago White Sox
Comiskey Park, Chicago, IL
Wed Aug 10 1977, 8:05 PM EDT
Att: 28,180 - Unknown

AB 32
R 1
H 5
RBI 1
BB 3
SO 2
LOB 10



Batter	1	2	3	4	5	6	7	8	9	AB	R	H	RBI	BB	SO	LOB	TOP
Duane Kuiper, L (1, 4) OBP: 0.322, SLG: 0.336	0-0 1-3		0-0 F2		0-0 E6		0-0 6-3		0-0 F9	5	0	0	0	0	0	3	
Buddy Bell, R (1, 5) OBP: 0.355, SLG: 0.429	4-0 G5-4-3 BB		0-0 HR		0-0 FC3-6		0-0 F8			3	1	1	2	1	0	2	
Bill Melton, R (1, 10) OBP: 0.367, SLG: 0.363	0-0 G5-4-3		0-0 5-3		0-0 F3			4-0 SH3-4 BB		3	0	0	0	1	0	2	
Andre Thornton, R (1, 3) OBP: 0.359, SLG: 0.535		0-0 E9	0-0 5-3			0-3 K		0-0 SH3-4		3	1	0	0	0	1	0	
Ron Pruitt, R (1, 9) OBP: 0.356, SLG: 0.413		0-0 5-3		0-0 SH 1B		0-0 6-3		0-0 F9		4	0	1	0	0	0	2	
Bruce Bochte, L (1, 7) OBP: 0.343, SLG: 0.367		0-0 1-3		0-0 SH		0-0 1B		0-0 G3		3	0	1	0	0	0	2	
Paul Dade, R (1, 8) OBP: 0.338, SLG: 0.363		0-0 FC6-4 1B		0-0 FC1-5-6		0-3 K		0-0 F2		4	0	1	1	0	1	3	
Fred Kendall, R (1, 2) OBP: 0.294, SLG: 0.375		0-0 FC6-4		0-0 F8			0-0 5-3	0-0 F4		4	0	0	0	0	0	2	
Frank Duffy, R (1, 6) OBP: 0.249, SLG: 0.281			0-0 HR 2B		0-0 F4		4-0 6-3 BB	0-0 WP S 1B		3	1	2	0	1	0	0	
Inning Stats	R: 0 E: 0 K: 0 S: 2	H: 0 LOB: 0 BB: 1 P: 6	R: 1 E: 1 K: 0 S: 5	H: 1 LOB: 1 BB: 0 P: 5	R: 2 E: 0 K: 0 S: 5	H: 2 LOB: 0 BB: 0 P: 5	R: 0 E: 0 K: 0 S: 4	H: 1 LOB: 1 BB: 0 P: 4	R: 0 E: 1 K: 2 S: 8	H: 0 LOB: 1 BB: 1 P: 7	R: 0 E: 0 K: 0 S: 3	H: 0 LOB: 1 BB: 1 P: 7	R: 0 E: 0 K: 0 S: 4	H: 1 LOB: 1 BB: 0 P: 4	1B: 4 2B: 1 3B: 0 HR: 1	SF: 0 SAC: 2 DP: 2 HBP: 0	WP: 1 PA: 37 PB: 0 SB: 1 CS: 0
PITCHER Ken Kravec, L (1, 1) ERA: 3.96	IP: 9.0 WLS: L BF: 37 H: 6 R: 3 ER: 2 SO: 2 BB: 3 IBB: 0 HBP: 0 BLK: 0 WP: 1 HR: 1 S: 38 P: 50 ERA: 2.00 WHIP: 1.000															PITCHER	

Cleveland Indians @ Chicago White Sox
Comiskey Park, Chicago, IL
Thu Aug 11 1977, 8:05 PM EDT
Att: 19,017 - Unknown

AB	32
R	3
H	6
RBI	3
BB	3
SO	2
LOB	16




Batter	1	2	3	4	5	6	7	8	9	AB	R	H	RBI	BB	SO	LOB	BOTTOM		
Ralph Garr, L (1, 7) OBP: 0.329, SLG: 0.440	0-0 5-3		4-0 FC4-6 BB			0-0 6-3		0-0 4-3		3	0	0	0	1	0	1			
Alan Bannister, R (1, 6) OBP: 0.362, SLG: 0.367	0-0 5-3		0-0 FC4-6			0-0 4-3		0-0 6-3		4	0	0	0	0	0	2			
Jorge Orta, L (1, 4) OBP: 0.346, SLG: 0.432	0-0 F7			0-0 1B		0-0 1B			0-0 F5	4	0	2	0	0	0	0			
Richie Zisk, R (1, 10) OBP: 0.375, SLG: 0.539		0-0 1B		0-3 K		0-3 K		0-0 E7 1B		4	1	2	0	0	2	2			
Lamar Johnson, R (1, 3) OBP: 0.335, SLG: 0.529		0-0 F8		0-3 K		0-0 4-3		0-3 K		4	0	0	0	0	2	3			
Chet Lemon, R (1, 8) OBP: 0.355, SLG: 0.487		0-3 K		0-3 K		0-0 5-3		0-0 1B		4	0	1	1	0	2	2			
Wayne Nordhagen, R (1, 9) OBP: 0.305, SLG: 0.414		0-0 5-3			0-0 4-3		0-0 4-3		0-0 F7	3	0	0	0	0	0	1			
Oscar Gamble, L (9, PH) OBP: 0.365, SLG: 0.564									0-0 F7	1	0	0	0	0	0	1			
Eric Soderholm, R (1, 5) OBP: 0.359, SLG: 0.502			0-0 F9		0-0 5-3			4-0 4-3 BB		2	0	0	0	1	0	0			
Jim Essian, R (1, 2) OBP: 0.371, SLG: 0.440			0-0 5-3		0-0 F9			0-0 F7		3	0	0	0	0	0	1			
Inning Stats	R: 0 E: 0 K: 0 S: 3	H: 0 LOB: 0 BB: 0 P: 3	R: 0 E: 0 K: 1 S: 6	H: 1 LOB: 1 BB: 0 P: 6	R: 0 E: 0 K: 0 S: 3	H: 0 LOB: 1 BB: 1 P: 7	R: 0 E: 0 K: 3 S: 10	H: 1 LOB: 1 BB: 0 P: 10	R: 0 E: 0 K: 0 S: 3	H: 0 LOB: 0 BB: 0 P: 3	R: 0 E: 0 K: 1 S: 6	H: 1 LOB: 1 BB: 0 P: 6	R: 0 E: 0 K: 0 S: 3	H: 0 LOB: 1 BB: 1 P: 7	R: 1 E: 1 K: 1 S: 7	H: 2 LOB: 1 BB: 0 P: 7	1B: 5 2B: 0 3B: 0 HR: 0	SF: 0 SAC: 0 DP: 0 HBP: 0	WP: 0 PA: 34 PB: 0 SB: 0 CS: 0
PITCHER Rick Waits, L (1, 1) ERA: 4.58	IP: 8.2 WLS: W BF: 33 H: 5 R: 1 ER: 0 SO: 6 BB: 2 IBB: 0 HBP: 0 BLK: 0 WP: 0 HR: 0 S: 43 P: 51 ERA: 0.00 WHIP: 0.808															PITCHER			
Jim Kern, R (9, 1) ERA: 3.42	0.1 S: 1 H: 0 R: 0 ER: 0 SO: 0 BB: 0 IBB: 0 HBP: 0 BLK: 0 WP: 0 HR: 1 S: 1 P: 1 ERA: 0.00 WHIP: 0.000															PITCHER			

Cleveland Indians @ Chicago White Sox
Comiskey Park, Chicago, IL
Thu Aug 11 1977, 8:05 PM EDT
Att: 19,017 - Unknown

AB	32
R	1
H	5
RBI	1
BB	2
SO	6
LOB	13

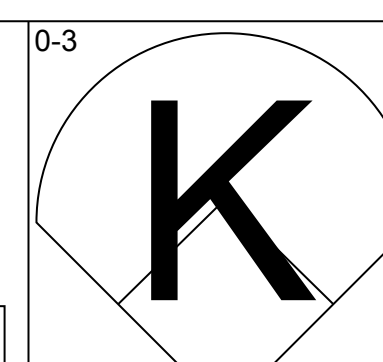
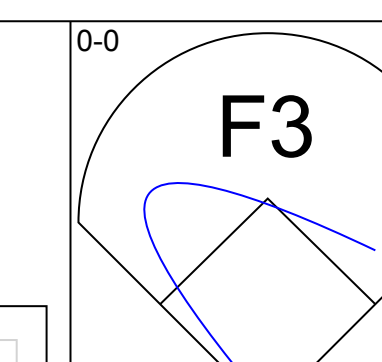
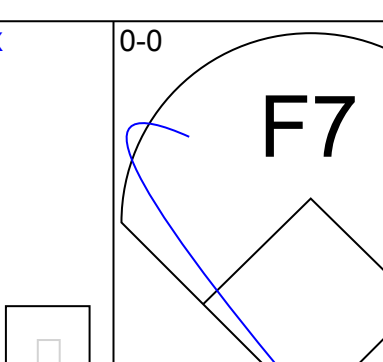
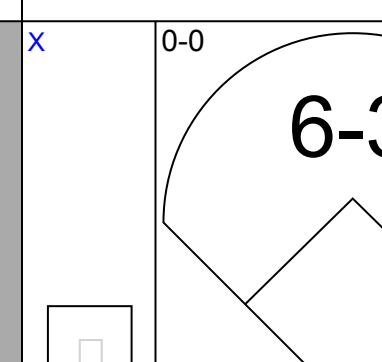
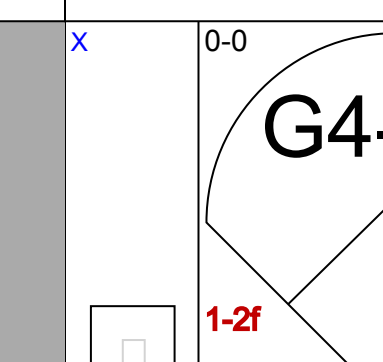
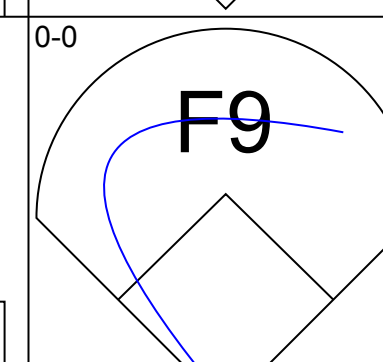
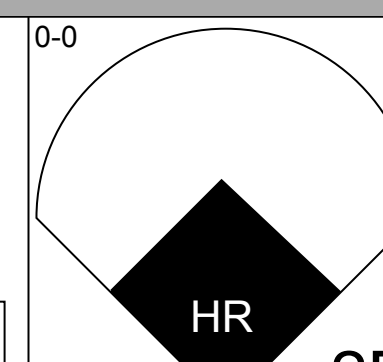
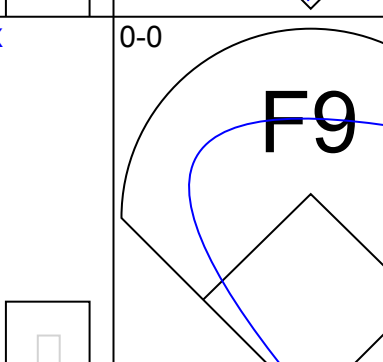
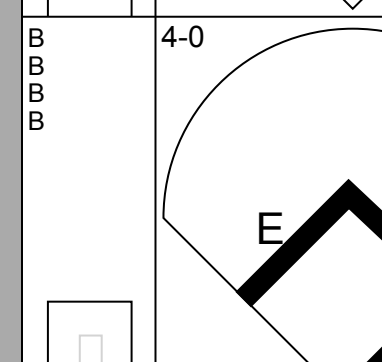
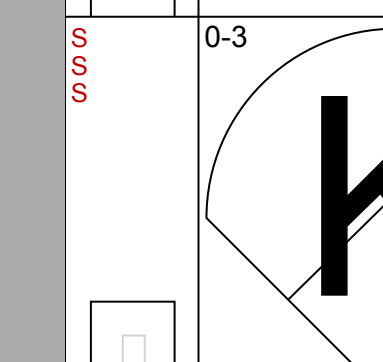
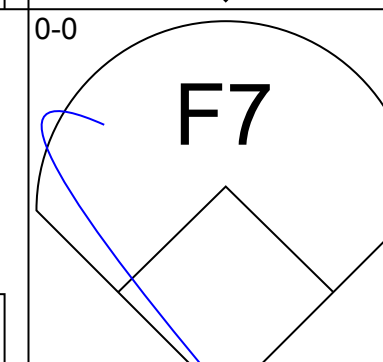
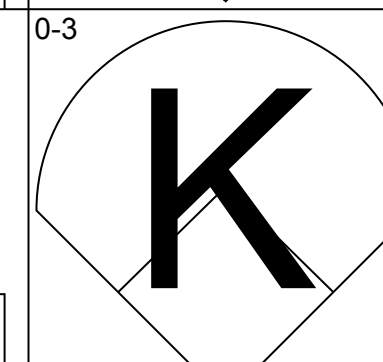
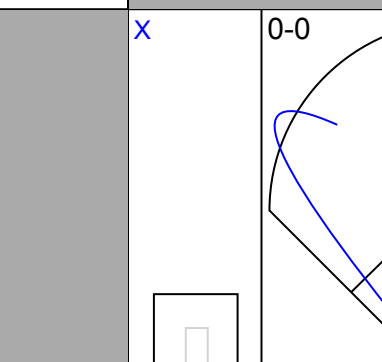
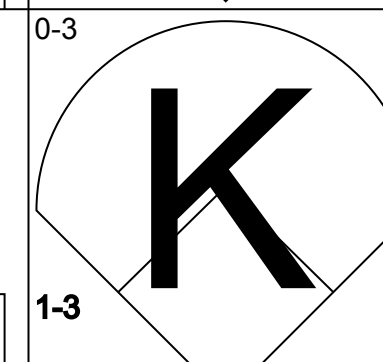
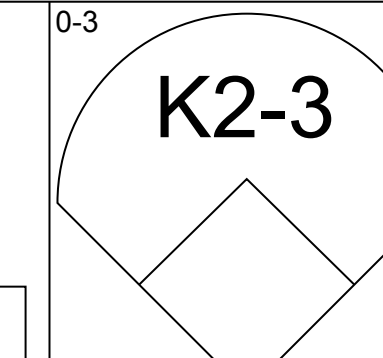
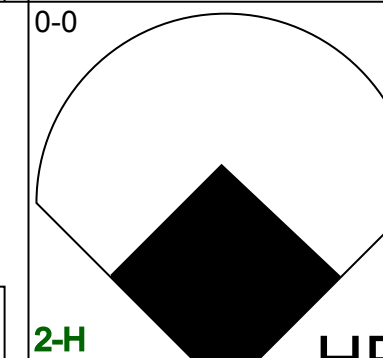
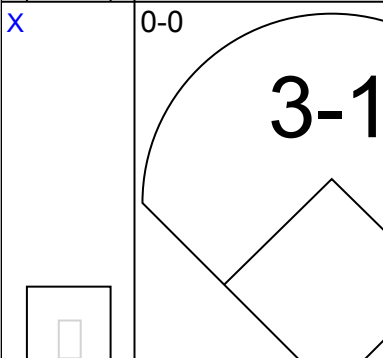
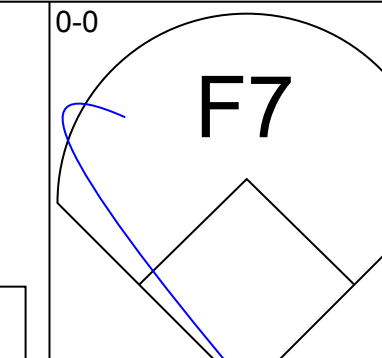
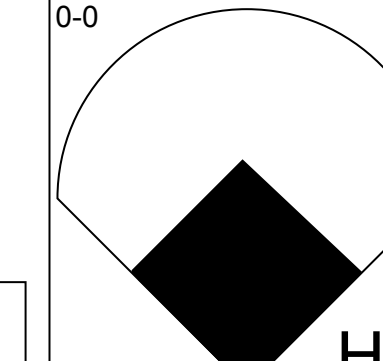
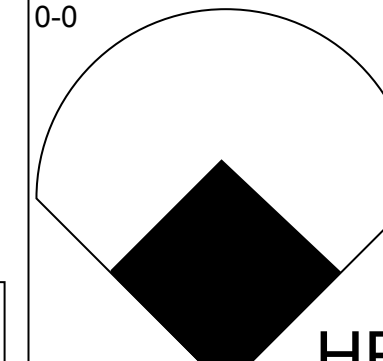
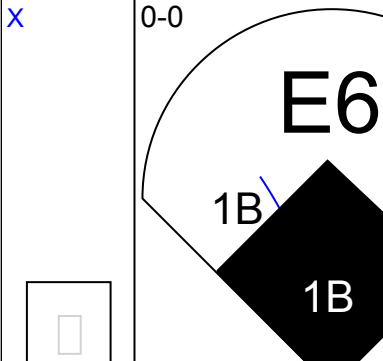
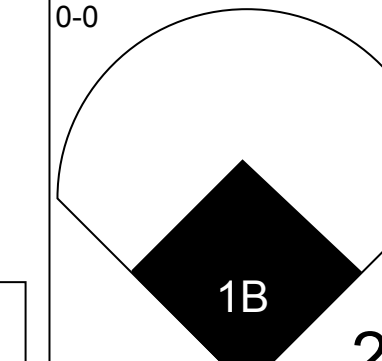
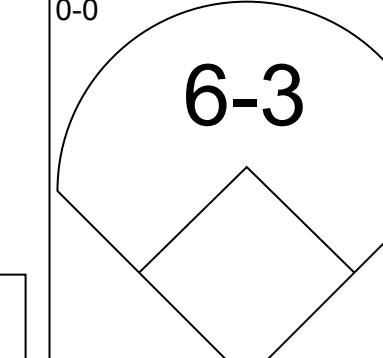
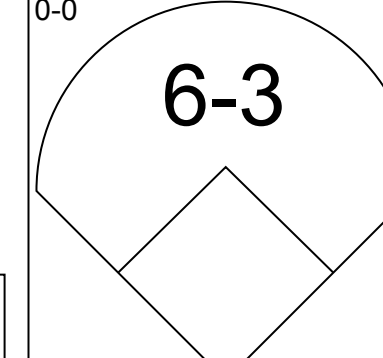
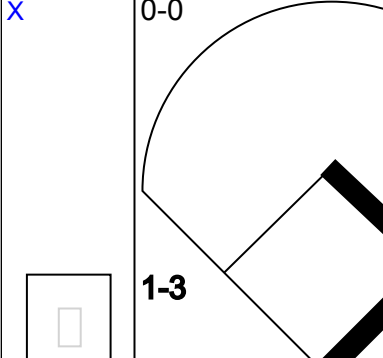
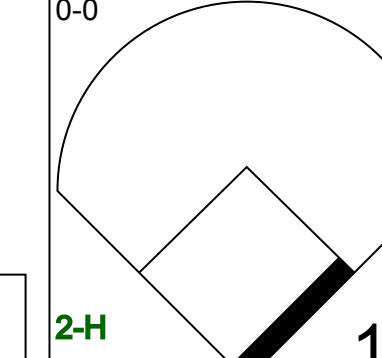
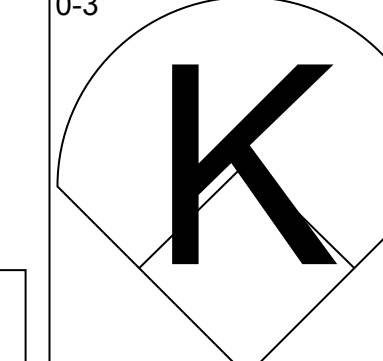
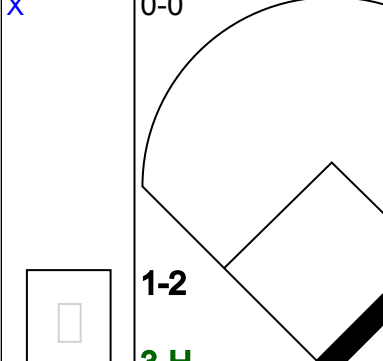
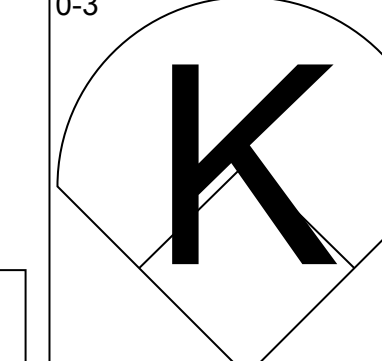
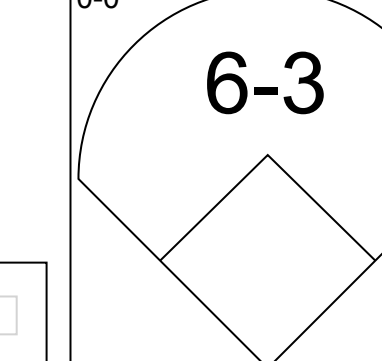
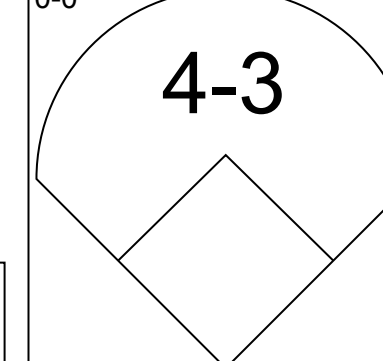
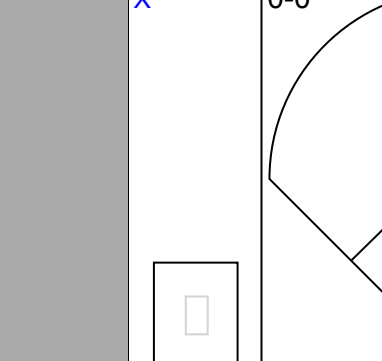
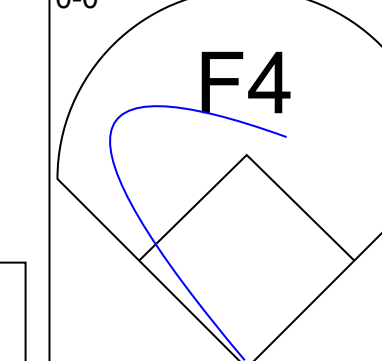
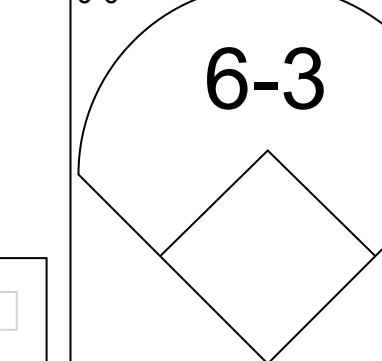
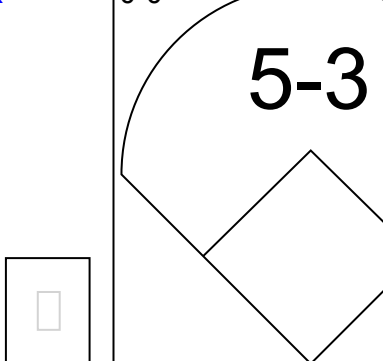
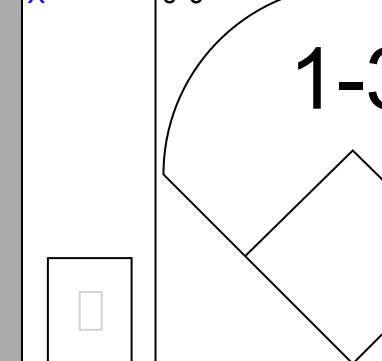
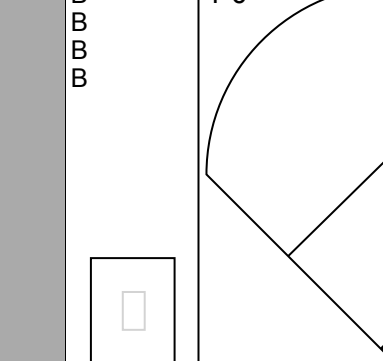


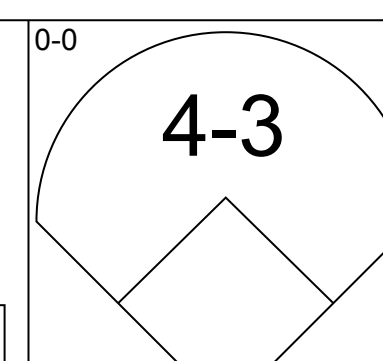
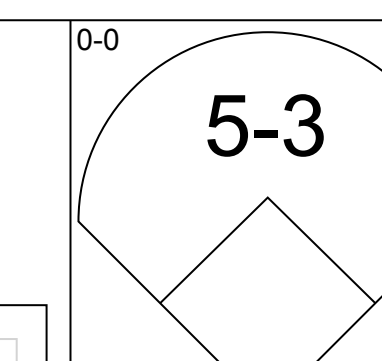
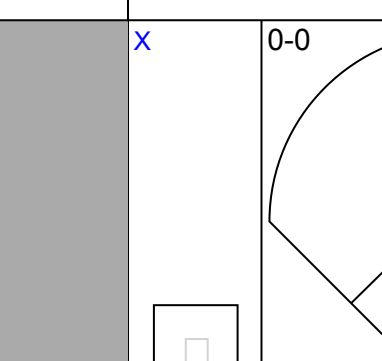
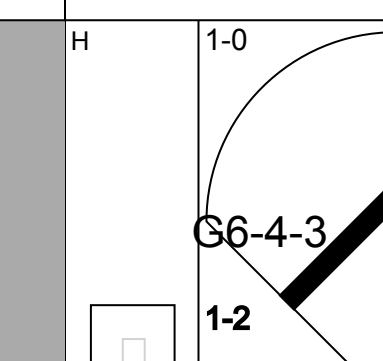
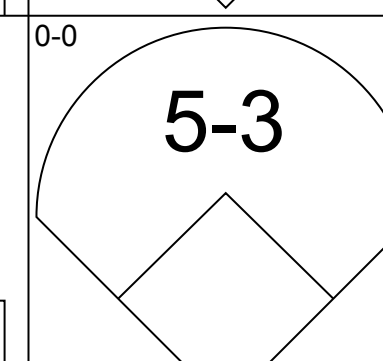
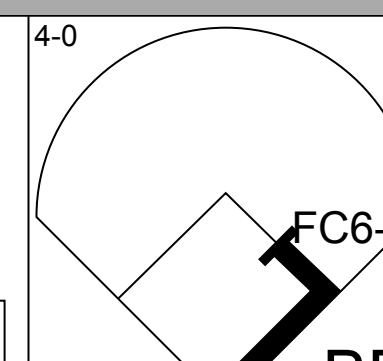
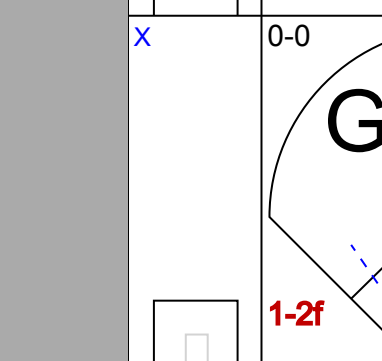
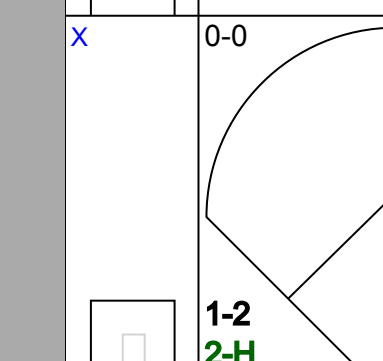
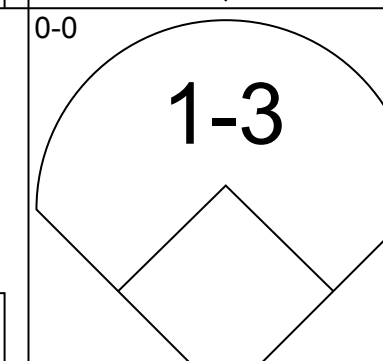
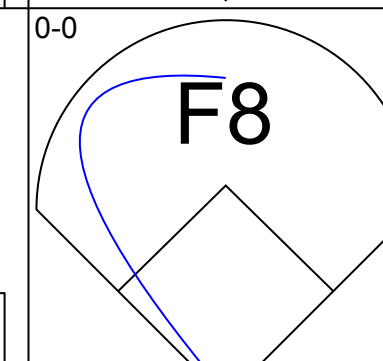
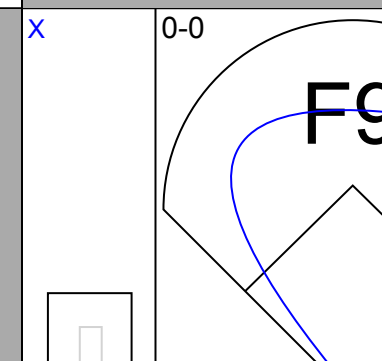
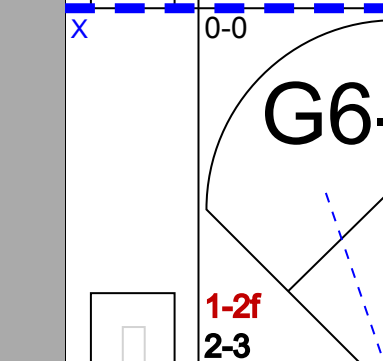
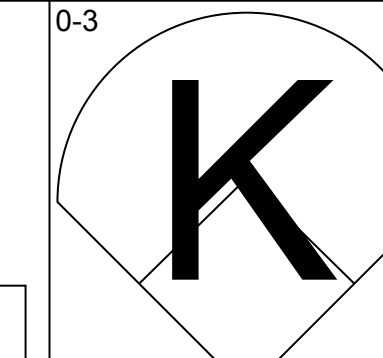
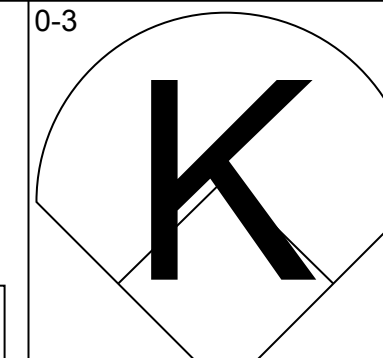
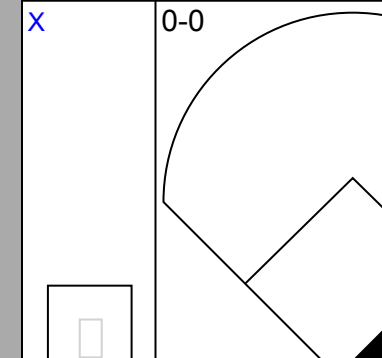
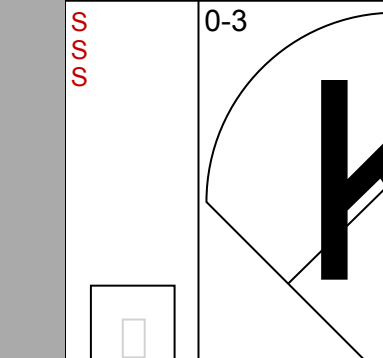
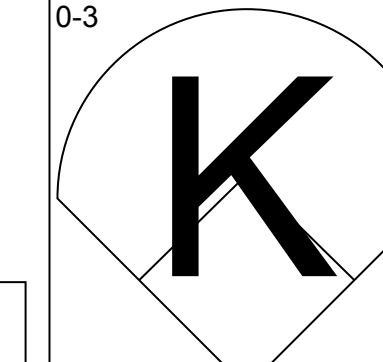
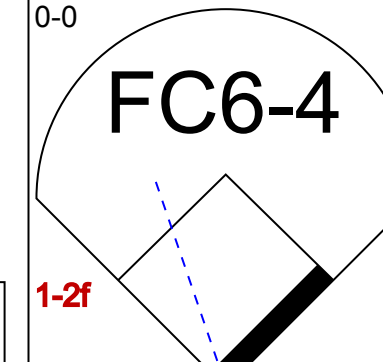
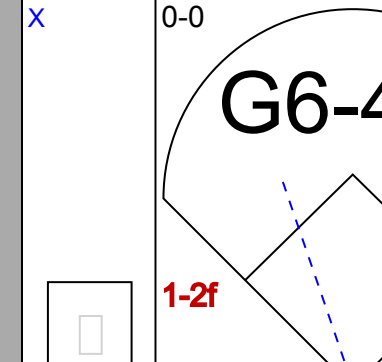
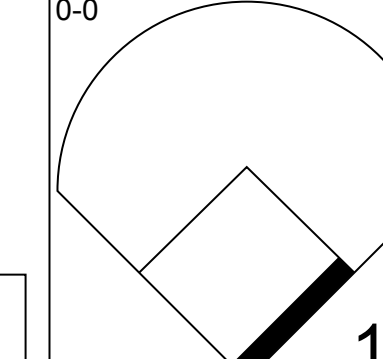
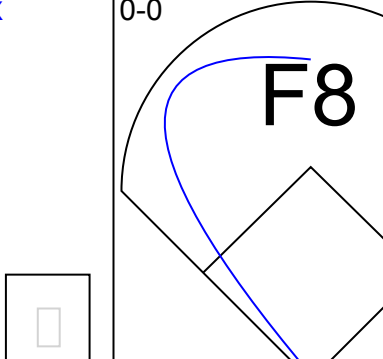
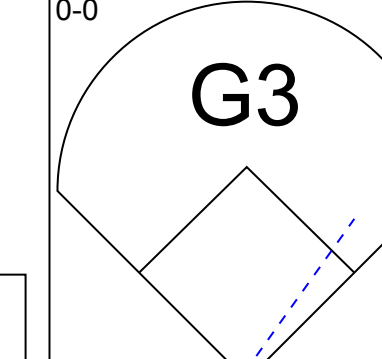
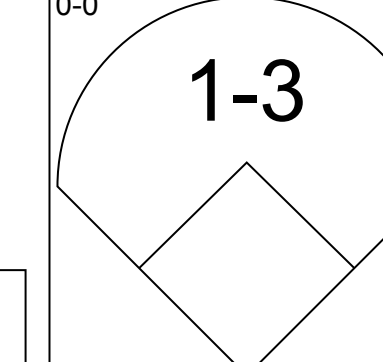
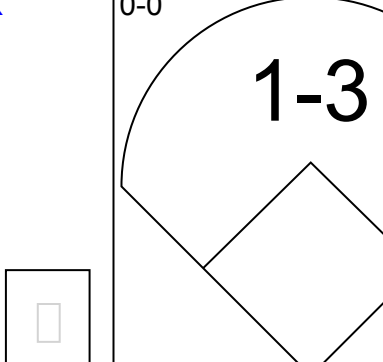
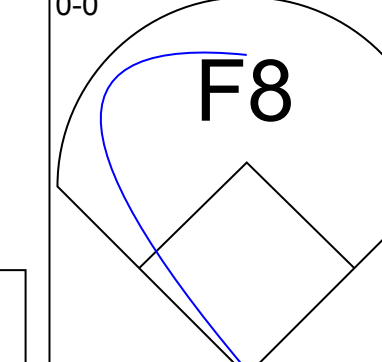
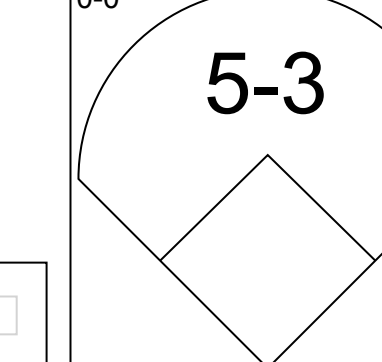
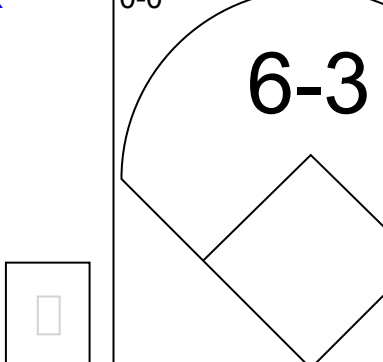
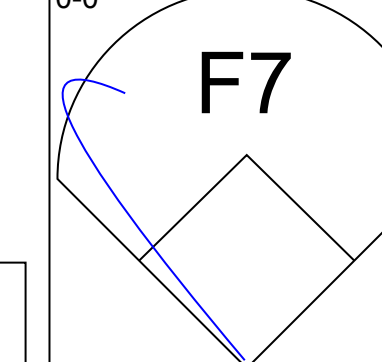
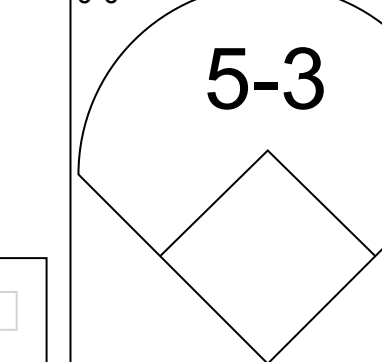
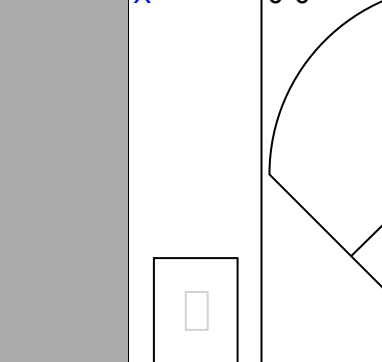
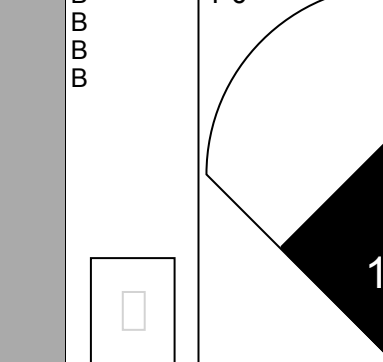
Batter	1	2	3	4	5	6	7	8	9	AB	R	H	RBI	BB	SO	LOB	TOP				
Robin Yount, R (1, 6) OBP: 0.350, SLG: 0.389	0-3 K		0-0 1-3			0-0 B5-3		0-3 K	4 0 0 0 0 2 0								Milwaukee Brewers @ Cleveland Indians Cleveland Municipal Stadium, Cleveland, OH Fri Aug 12 1977, 7:05 PM EDT Unknown - 7 1 F				
Von Joshua, L (1, 8) OBP: 0.285, SLG: 0.371	0-3 K		0-0 F7			0-0 4-3		0-0 L4	4 0 0 0 0 1 0												
Cecil Cooper, L (1, 3) OBP: 0.326, SLG: 0.450	0-0 3B			0-0 F5			0-0 F2		3 0 1 0 0 0 0												
Don Money, R (1, 4) OBP: 0.354, SLG: 0.456	0-3 K			0-0 F7			0-3 K		3 0 0 0 0 2 1												
Jimmy Wynn, R (1, 10) OBP: 0.288, SLG: 0.237		0-0 E5 FC4-6		0-3 K			0-0 F2		3 0 0 0 0 1 0												
Sal Bando, R (1, 5) OBP: 0.337, SLG: 0.390		0-0 FC4-6 1-2f			0-0 F3			0-0 F7	3 0 0 0 0 0 1												
Jim Wohlford, R (1, 9) OBP: 0.286, SLG: 0.310		0-3 K			0-0 F8			0-0 1-3	3 0 0 0 0 1 1												
Jamie Quirk, L (1, 7) OBP: 0.237, SLG: 0.317		0-0 F7			0-0 F7			0-0 L8	3 0 0 0 0 0 1												
Larry Haney, R (1, 2) OBP: 0.250, SLG: 0.239			0-3 K			0-0 F5			2 0 0 0 0 1 0												
Tim Johnson, L (9, PH) OBP: 0.194, SLG: 0.100								0-0 F7	1 0 0 0 0 0 0												
Inning Stats	R: 0 E: 0 K: 3 S: 10	H: 1 LOB: 1 BB: 0 P: 10	R: 0 E: 1 K: 1 S: 6	H: 0 LOB: 1 BB: 0 P: 6	R: 0 E: 0 K: 1 S: 5	H: 0 LOB: 0 BB: 0 P: 5	R: 0 E: 0 K: 0 S: 5	H: 0 LOB: 0 BB: 0 P: 5	R: 0 E: 0 K: 1 S: 3	H: 0 LOB: 0 BB: 0 P: 3	R: 0 E: 0 K: 1 S: 5	H: 0 LOB: 0 BB: 0 P: 5	R: 0 E: 0 K: 0 S: 3	H: 0 LOB: 0 BB: 0 P: 3	R: 0 E: 0 K: 1 S: 5	H: 0 LOB: 0 BB: 0 P: 5	1B: 0 2B: 0 3B: 1 HR: 0	SF: 0 SAC: 0 DP: 0 HBP: 0	WP: 0 PB: 0 CS: 0	PA: 29	
PITCHER	IP	WLS	BF	H	R	ER	SO	BB	IBB	HBP	BLK	WP	HR	S	P	ERA	WHIP			ERA	WHIP
Dennis Eckersley, R (1, 1) ERA: 3.51	9.0	W	29	1	0	0	8	0	0	0	0	0	0	45	45	0.00	0.111				

Batter	1	2	3	4	5	6	7	8	9	AB	R	H	RBI	BB	SO	LOB	BOTTOM				
Jim Norris, L (1, 8) OBP: 0.365, SLG: 0.378	0-0 6-3		0-0 1B			0-0 SH1 2B		0-0 5-3	4 1 2 0 0 0 0								Milwaukee Brewers @ Cleveland Indians Cleveland Municipal Stadium, Cleveland, OH Fri Aug 12 1977, 7:05 PM EDT Unknown - 7 1 F				
Duane Kuiper, L (1, 4) OBP: 0.322, SLG: 0.339	0-0 2B		0-0 4-3			0-0 SH1 2-3		0-0 F7	3 0 1 0 0 0 1												
Buddy Bell, R (1, 5) OBP: 0.358, SLG: 0.431	0-0 F8			0-0 FC6-4 1B		0-0 2B IBB		0-0 CS 1B	3 1 2 0 1 0 1												
Andre Thornton, R (1, 3) OBP: 0.359, SLG: 0.537	0-3 K			0-0 FC6-4 G6-4-3		0-0 2B		0-0 CS	3 0 1 2 0 1 2												
Rico Carty, R (1, 10) OBP: 0.345, SLG: 0.400		0-0 F8		0-0 G6-4-3		0-0 F7			3 0 0 0 0 0 2												
Bruce Bochte, L (1, 7) OBP: 0.343, SLG: 0.366		0-0 5-3			0-0 G5-4-3 1B	0-0 4-3			3 0 1 0 0 0 1												
John Lowenstein, L (1, 9) OBP: 0.362, SLG: 0.356		0-0 4-3			0-0 G5-4-3 1B		0-3 K		3 0 1 0 0 1 0												
Fred Kendall, R (1, 2) OBP: 0.289, SLG: 0.369			0-0 5-3		0-0 G5-4-3		0-0 5-3		3 0 0 0 0 0 2												
Frank Duffy, R (1, 6) OBP: 0.246, SLG: 0.278			0-0 4-3		0-0 F4		0-3 K		3 0 0 0 0 1 1												
Inning Stats	R: 0 E: 0 K: 1 S: 6	H: 1 LOB: 0 BB: 0 P: 6	R: 0 E: 0 K: 0 S: 3	H: 0 LOB: 0 BB: 0 P: 3	R: 0 E: 0 K: 0 S: 4	H: 1 LOB: 1 BB: 0 P: 4	R: 0 E: 0 K: 0 S: 3	H: 1 LOB: 0 BB: 0 P: 3	R: 0 E: 0 K: 0 S: 4	H: 2 LOB: 1 BB: 0 P: 4	R: 2 E: 0 K: 0 S: 5	H: 2 LOB: 1 BB: 1 P: 9	R: 0 E: 0 K: 2 S: 7	H: 0 LOB: 0 BB: 0 P: 7	R: 0 E: 0 K: 0 S: 3	H: 1 LOB: 0 BB: 0 P: 3	1B: 5 2B: 3 3B: 0 HR: 0	SF: 0 SAC: 1 DP: 2 HBP: 0	WP: 0 PB: 0 CS: 1	PA: 31	
PITCHER	IP	WLS	BF	H	R	ER	SO	BB	IBB	HBP	BLK	WP	HR	S	P	ERA	WHIP			ERA	WHIP
Lary Sorensen, R (1, 1) ERA: 4.29	8.0	L	30	8	2	2	3	0	1	0	0	0	0	35	39	2.25	1.000				

Batter	1	2	3	4	5	6	7	8	9	AB	R	H	RBI	BB	SO	LOB	TOP								
Robin Yount, R OBP: 0.349, SLG: 0.387 (1, 6)	0-3 K		0-0 F9			0-0 F3	0-0 1B		0-0 SH5-4	4	0	1	1	0	1	0	Milwaukee Brewers @ Cleveland Indians Cleveland Municipal Stadium, Cleveland, OH Fri Aug 12 1977, 7:05 PM EDT Att: 16,168 - Unknown livebaseballscorecards.com								
Steve Brye, R OBP: 0.288, SLG: 0.436 Tim Johnson, L OBP: 0.189, SLG: 0.097 (1, 8) (7, 4)	0-0 5-3		0-0 F9			0-0 5-3	0-3 K		0-3 K	4	0	0	0	0	1	3									
Cecil Cooper, L OBP: 0.325, SLG: 0.448 (1, 3)	0-3 K			0-0 F6				0-3 K		4	0	1	0	0	2	0									
Don Money, R OBP: 0.353, SLG: 0.452 (1, 7)		4-0 G5-4-3 1B 2B BB		0-0 F4		0-0 F9		0-0 5-3		3	1	0	0	1	0	1									
Jimmy Wynn, R OBP: 0.305, SLG: 0.248 (1, 10)		0-0 G5-4-3 1B		4-0 S BB			4-0 BB 1B BB			2	1	2	0	2	0	0									
Sal Bando, R OBP: 0.336, SLG: 0.389 (1, 5)		0-0 G5-4-3 1-2 2-3		0-0 F9			0-0 1B BB 1B		0-0 F9	4	0	1	0	0	0	4									
Jim Wohlford, R OBP: 0.296, SLG: 0.323 (1, 9)		0-0 3-H 2B			0-0 CS 1B		4-0 1-2 2-3 BB		0-0 1B SH 1B	3	1	3	1	1	0	0									
Lenn Sakata, R OBP: 0.262, SLG: 0.256 Von Joshua, L OBP: 0.286, SLG: 0.372 (7, PH) (7, 8)		0-3 K			0-0 B3		0-3 K		0-0 SH 1B	2	0	0	0	0	1	2									
Charlie Moore, R OBP: 0.292, SLG: 0.330 (1, 2)			0-0 4-3			0-3 K			0-0 SH SH5-4 1-H 2-H CS	3	0	0	0	0	1	4									
Inning Stats	R: 0 E: 0 K: 2 S: 7	H: 0 LOB: 0 BB: 0 P: 7	R: 1 E: 0 K: 1 S: 6	H: 2 LOB: 1 BB: 1 P: 10	R: 0 E: 0 K: 0 S: 3	H: 0 LOB: 0 BB: 0 P: 3	R: 0 E: 0 K: 0 S: 3	H: 0 LOB: 1 BB: 1 P: 7	R: 0 E: 0 K: 1 S: 5	H: 1 LOB: 0 BB: 0 P: 5	R: 0 E: 0 K: 0 S: 4	H: 1 LOB: 3 BB: 2 P: 4	R: 1 E: 0 K: 2 S: 9	H: 2 LOB: 3 BB: 2 P: 17	R: 0 E: 0 K: 1 S: 6	H: 1 LOB: 0 BB: 0 P: 6	R: 2 E: 1 K: 1 S: 7	H: 2 LOB: 0 BB: 0 P: 7	1B: 8 2B: 1 3B: 0 HR: 0	SF: 0 SAC: 2 DP: 1 HBP: 0	WP: 0 PB: 0 CS: 1	PA: 38			
PITCHER	IP	WLS	BF	H	R	ER	SO	BB	IBB	HBP	BLK	WP	HR	S	P	ERA	WHIP								
Don Hood, L ERA: 3.43 Jim Kern, R ERA: 3.28	(1, 1) (7, 1)		6.0 W	24 14	5 4	2 2	4 4	3 1	0 0	0 0	0 0	0 0	0 0	29 21	41 25	3.00 0.00	1.333 1.667								

Batter	1	2	3	4	5	6	7	8	9	AB	R	H	RBI	BB	SO	LOB	BOTTOM								
Jim Norris, L OBP: 0.365, SLG: 0.380 (1, 8)	0-0 SH1-3 1B 2B		0-0 SH2-4		0-3 K		0-0 6-3			3	1	1	0	0	1	0	Milwaukee Brewers @ Cleveland Indians Cleveland Municipal Stadium, Cleveland, OH Fri Aug 12 1977, 7:05 PM EDT Att: 16,168 - Unknown livebaseballscorecards.com								
Duane Kuiper, L OBP: 0.320, SLG: 0.336 (1, 4)	0-0 SH1-3 2-3		0-0 4-3			0-0 F6		0-3 K		3	0	0	0	0	1	1									
Buddy Bell, R OBP: 0.357, SLG: 0.429 (1, 5)	0-0 FC6-4 3-H 1B		0-0 F9			0-0 F5		0-0 5-3		4	0	1	1	0	0	1									
Andre Thornton, R OBP: 0.361, SLG: 0.546 (1, 3)	0-0 F8			0-0 HR		4-0 1B BB		0-0 F3		3	2	1	1	1	0	1									
Bruce Bochte, L OBP: 0.342, SLG: 0.365 (1, 7)	0-0 FC6-4 1-2			0-0 F7		0-0 1-H 1B 1B			0-0 L4	4	1	1	0	0	0	1									
Bill Melton, R OBP: 0.371, SLG: 0.362 Paul Dade, R OBP: 0.338, SLG: 0.363 (9, FR) (9, FR)		0-3 K		0-0 F8		0-0 1B 1B			4-0 1B 2B BB	3	0	1	1	1	1	0									
Larvell Blanks, R OBP: 0.315, SLG: 0.428 Frank Duffy, R OBP: 0.246, SLG: 0.280 (1, 6) (8, 6)		0-0 F3		0-0 F7		0-3 K			0-0 2B 1B	3	0	0	0	0	1	1									
John Lowenstein, L OBP: 0.355, SLG: 0.347 Rico Carty, R OBP: 0.347, SLG: 0.405 (9, PH) (9, PH)		0-0 F4			0-0 3-1		0-0 G3		0-0 1-3 2-H 2B	3	0	0	0	0	0	0									
Ray Fosse, R OBP: 0.300, SLG: 0.392 (1, 2)			0-0 4-3 SH2-4 1B			0-0 F7			0-0 F8	3	0	1	0	0	0	0									
Inning Stats	R: 1 E: 0 K: 0 S: 5	H: 2 LOB: 1 BB: 0 P: 5	R: 0 E: 0 K: 1 S: 5	H: 0 LOB: 0 BB: 0 P: 5	R: 0 E: 0 K: 0 S: 4	H: 1 LOB: 1 BB: 0 P: 4	R: 1 E: 0 K: 0 S: 4	H: 1 LOB: 0 BB: 0 P: 4	R: 0 E: 0 K: 1 S: 5	H: 0 LOB: 0 BB: 0 P: 5	R: 2 E: 0 K: 1 S: 7	H: 2 LOB: 1 BB: 1 P: 11	R: 0 E: 0 K: 0 S: 3	H: 0 LOB: 0 BB: 0 P: 3	R: 0 E: 0 K: 1 S: 5	H: 0 LOB: 0 BB: 0 P: 5	R: 1 E: 0 K: 0 S: 3	H: 2 LOB: 3 BB: 1 P: 7	1B: 5 2B: 2 3B: 0 HR: 1	SF: 0 SAC: 2 DP: 0 HBP: 0	WP: 0 PB: 0 CS: 0	PA: 35			
PITCHER	IP	WLS	BF	H	R	ER	SO	BB	IBB	HBP	BLK	WP	HR	S	P	ERA	WHIP								
Eduardo Rodriguez, R ERA: 5.08 Bob McClure, L ERA: 2.59 Bill Castro, R ERA: 5.01	(1, 1) (7, 1) (9, 1)		6.0 L	9 1	1 1	1 1	1 1	1 1	0 0	0 0	0 0	0 0	0 0	10 1	14 1	3.86 *	0.857 *								

Batter	1	2	3	4	5	6	7	8	9	AB R H RBI BB SO LOB	TOP										
Von Joshua, L OBP: 0.283, SLG: 0.367 (1, 8)										5 0 0 0 0 1 1	Milwaukee Brewers @ Cleveland Indians Cleveland Municipal Stadium, Cleveland, OH Sat Aug 13 1977, 3:33 AM EDT Att: 12,137 - Unknown - 73 F										
Jim Wohlford, R OBP: 0.295, SLG: 0.325 (1, 9) (8, 7)										4 1 1 0 1 1 0											
Jimmy Wynn, R OBP: 0.298, SLG: 0.241 (1, 10)										4 0 0 0 0 2 2											
Cecil Cooper, L OBP: 0.325, SLG: 0.453 (1, 3)										4 1 1 2 0 1 0											
Don Money, R OBP: 0.356, SLG: 0.473 Steve Brye, R OBP: 0.288, SLG: 0.436 (1, 7) (8, 9)										4 4 3 2 0 0 0 0 0 0 0 0 0 0											
Sal Bando, R OBP: 0.337, SLG: 0.390 (1, 5)										4 0 2 1 0 0 0											
Robin Yount, R OBP: 0.350, SLG: 0.388 (1, 6)										4 0 2 1 0 2 1											
Lenn Sakata, R OBP: 0.250, SLG: 0.244 (1, 4)										4 0 0 0 0 0 4											
Charlie Moore, R OBP: 0.291, SLG: 0.326 (1, 2)										3 0 0 0 1 0 0											
Inning Stats	R: 0 E: 0 K: 1 S: 5	H: 0 LOB: 0 BB: 0 P: 5	R: 1 E: 0 K: 2 S: 8	H: 1 LOB: 0 BB: 0 P: 8	R: 0 E: 0 K: 0 S: 3	H: 0 LOB: 0 BB: 0 P: 3	R: 3 E: 0 K: 1 S: 9	H: 4 LOB: 1 BB: 0 P: 9	R: 0 E: 0 K: 0 S: 3	H: 0 LOB: 0 BB: 0 P: 3		R: 1 E: 1 K: 0 S: 6	H: 2 LOB: 2 BB: 0 P: 6	R: 0 E: 0 K: 1 S: 5	H: 0 LOB: 1 BB: 1 P: 9	R: 1 E: 0 K: 1 S: 7	H: 2 LOB: 1 BB: 0 P: 7	R: 0 E: 0 K: 1 S: 4	H: 0 LOB: 0 BB: 1 P: 8	1B: 4 2B: 2 3B: 0 HR: 3	SF: 0 SAC: 0 DP: 1 HBP: 0
PITCHER	IP WLS BF H R ER SO BB IBB HBP BLK WP HR S P ERA WHIP											IP WLS BF H R ER SO BB IBB HBP BLK WP HR S P ERA WHIP									
Jim Bibby, R ERA: 3.94 Lary Andersen, R ERA: 2.7 Sid Monge, L ERA: 6.0	(1, 1) (6, 1) (9, 1)	5.2 2.1 1.0	L 10 3	25 2 0	7 1 0	5 1 0	4 2 0	4 1 0	4 2 0	1 0 1	0 0 0	0 0 0	0 0 0	0 0 0	0 13 4	33 17 8	6.35 3.86 0.00	1.235 1.286 1.000			

Batter	1	2	3	4	5	6	7	8	9	AB R H RBI BB SO LOB	BOTTOM								
Duane Kuiper, L OBP: 0.322, SLG: 0.336 (1, 4)										3 0 1 0 0 0 0	Milwaukee Brewers @ Cleveland Indians Cleveland Municipal Stadium, Cleveland, OH Sat Aug 13 1977, 3:33 AM EDT Att: 12,137 - Unknown - 73 F								
Buddy Bell, R OBP: 0.359, SLG: 0.428 (1, 5)										3 0 1 1 1 0 1									
Ron Pruitt, R OBP: 0.344, SLG: 0.398 (1, 9)										4 0 0 0 0 0 3									
Andre Thornton, R OBP: 0.359, SLG: 0.542 (1, 3)										4 0 1 0 0 3 2									
Bill Melton, R OBP: 0.362, SLG: 0.352 (1, 10)										3 0 0 0 0 1 2									
Bruce Bochte, L OBP: 0.342, SLG: 0.364 (1, 7)										3 0 1 0 0 0 0									
Paul Dade, R OBP: 0.334, SLG: 0.359 (1, 8)										3 0 0 0 0 0 1									
Ray Fosse, R OBP: 0.296, SLG: 0.386 (1, 2)										3 0 0 0 0 0 0									
Frank Duffy, R OBP: 0.250, SLG: 0.278 (1, 6)										2 1 0 0 1 0 0									
Inning Stats	R: 0 E: 0 K: 0 S: 3	H: 0 LOB: 0 BB: 0 P: 3	R: 0 E: 0 K: 2 S: 8	H: 1 LOB: 1 BB: 0 P: 8	R: 0 E: 0 K: 0 S: 3	H: 0 LOB: 0 BB: 0 P: 3	R: 0 E: 0 K: 1 S: 5	H: 0 LOB: 1 BB: 1 P: 9	R: 0 E: 0 K: 0 S: 3	H: 1 LOB: 0 BB: 0 P: 3		R: 0 E: 0 K: 0 S: 3	H: 1 LOB: 0 BB: 0 P: 3	R: 0 E: 0 K: 0 S: 3	H: 0 LOB: 0 BB: 0 P: 3	R: 1 E: 0 K: 1 S: 5	H: 1 LOB: 1 BB: 1 P: 10	1B: 4 2B: 0 3B: 0 HR: 0	SF: 0 SAC: 0 DP: 3 HBP: 1
PITCHER	IP WLS BF H R ER SO BB IBB HBP BLK WP HR S P ERA WHIP											IP WLS BF H R ER SO BB IBB HBP BLK WP HR S P ERA WHIP							
Mike Caldwell, L ERA: 4.66 Sam Hinds, R ERA: 3.75	(1, 1) (9, 1)	8.0 1.0	W 2	29 0	4 0	1 0	3 0	1 0	3 1	0 0	0 0	0 4	4 4	0.00 0.000					

Batter	1	2	3	4	5	6	7	8	9	AB	R	H	RBI	BB	SO	LOB	TOP					
Von Joshua, L OBP: 0.283, SLG: 0.369 (1, 8)	0-0 1-3		0-0 4-3			0-0 F7		0-0 2B 2B		4	1	1	0	0	0	1	Milwaukee Brewers @ Cleveland Indians Cleveland Municipal Stadium, Cleveland, OH Sun Aug 14 1977, 3:33 AM EDT Unknown - 72 F livebaseballscorecards.com					
Jim Wohlford, R OBP: 0.301, SLG: 0.332 (1, 9)	0-0 4-3			0-3 K		0-0 2B 1B		0-0 2H 1B 2B		4	1	2	1	0	1	0						
Jimmy Wynn, R OBP: 0.303, SLG: 0.250 (1, 10)	0-0 L5			4-0 G3-6-1 BB		0-0 1-3 2B		0-0 F7		3	0	1	0	1	0	1						
Cecil Cooper, L OBP: 0.323, SLG: 0.450 Ken McMullen, R OBP: 0.306, SLG: 0.375 (6, 3)		0-0 B1-3		0-0 G3-6-1		0-3 K		0-0 WP 1B		3	0	0	0	0	1	3						
Don Money, R OBP: 0.353, SLG: 0.468 (1, 7)		0-0 F8				0-0 5-3		0-0 F8		4	0	0	0	0	0	3						
Sal Bando, R OBP: 0.335, SLG: 0.387 Jamie Quirk, L OBP: 0.236, SLG: 0.316 (7, 5)		0-3 K				0-0 E5 1B 1B		0-0 F4		3	1	0	0	0	1	0						
Robin Yount, R OBP: 0.350, SLG: 0.390 Tim Johnson, L OBP: 0.184, SLG: 0.094 (7, 6)			0-0 F8 2B			0-0 F7		0-0 F8		3	0	1	0	0	0	1						
Lenn Sakata, R OBP: 0.261, SLG: 0.291 (1, 4)			0-0 F8			0-0 1B 1B		0-0 5-3		4	1	2	1	0	0	1						
Charlie Moore, R OBP: 0.290, SLG: 0.325 Larry Haney, R OBP: 0.253, SLG: 0.242 (3, 2)			0-0 6-3			0-0 1-3 2-H 1B		0-0 L1		1	0	0	0	0	0	1						
								0-0 5-3		3	0	1	1	0	0	0						
Inning Stats	R: 0 E: 0 K: 0 S: 3	H: 0 LOB: 0 BB: 0 P: 3	R: 0 E: 0 K: 1 S: 5	H: 0 LOB: 0 BB: 0 P: 5	R: 0 E: 0 K: 0 S: 4	H: 1 LOB: 1 BB: 0 P: 4	R: 0 E: 0 K: 1 S: 4	H: 0 LOB: 0 BB: 1 P: 8	R: 1 E: 1 K: 0 S: 5	H: 2 LOB: 2 BB: 0 P: 5	R: 0 E: 0 K: 1 S: 7	H: 2 LOB: 2 BB: 0 P: 7	R: 0 E: 0 K: 0 S: 3	H: 0 LOB: 0 BB: 0 P: 3	R: 2 E: 0 K: 0 S: 6	H: 3 LOB: 1 BB: 0 P: 6	R: 1 E: 0 K: 1 S: 6	H: 1 LOB: 0 BB: 0 P: 6	1B: 4 2B: 4 3B: 0 HR: 1	SF: 0 SAC: 0 DP: 1 HBP: 0	WP: 1 PB: 0 CS: 0	PA: 36
PITCHER Wayne Garland, R ERA: 4.13 (1, 1)	IP: 9.0 WLS: W BF: 36 H: 9 R: 4 ER: 3 SO: 4	BB: 1 IBB: 0 HBP: 0 BLK: 0	WP: 1 HR: 1 S: 43 P: 47	ERA: 3.00 WHIP: 1.111											PITCHER	IP: 9.0 WLS: W BF: 36 H: 9 R: 4 ER: 3 SO: 4	BB: 1 IBB: 0 HBP: 0 BLK: 0	WP: 1 HR: 1 S: 43 P: 47	ERA: 3.00 WHIP: 1.111			

Batter	1	2	3	4	5	6	7	8	9	AB	R	H	RBI	BB	SO	LOB	BOTTOM		
Jim Norris, L OBP: 0.366, SLG: 0.379 (1, 8)	0-0 1B G5-4-3 1B		0-0 4-3	0-0 6-3	4-0 1B 1B BB	0-0 1-3				4	2	1	0	1	0	2	Milwaukee Brewers @ Cleveland Indians Cleveland Municipal Stadium, Cleveland, OH Sun Aug 14 1977, 3:33 AM EDT Unknown - 72 F livebaseballscorecards.com		
Duane Kuiper, L OBP: 0.325, SLG: 0.339 Frank Duffy, R OBP: 0.249, SLG: 0.277 (6, PH)	0-0 1-3 1B		1-0 1B 2B HBP	0-0 4-3	0-0 1-2 2-3 3-H 1B	0-0 6-3				3	2	2	1	0	0	1			
Buddy Bell, R OBP: 0.359, SLG: 0.435 (1, 5)	0-0 G5-4-3		0-0 2B 1-3 BB 1B		0-0 K					5	2	2	1	0	1	4			
Andre Thornton, R OBP: 0.361, SLG: 0.545 Bill Melton, R OBP: 0.359, SLG: 0.349 (6, 3)	0-0 L5		0-0 BB 2B		0-0 F7 1B					4	1	2	2	0	0	0			
Rico Carty, R OBP: 0.354, SLG: 0.410 (1, 10)		0-0 1B	4-0 BB BB		0-0 1B 1B					4	1	3	2	1	0	0			
Bruce Bochte, L OBP: 0.348, SLG: 0.372 (1, 7)	0-3 K		4-0 FC6-4 BB		0-0 1B 1B					4	1	3	2	1	1	1			
Larvell Blanks, R OBP: 0.317, SLG: 0.424 (7, 4)	0-3 K		0-0 FC6-4		0-0 1B 1B					4	1	1	1	1	1	6			
John Lowenstein, L OBP: 0.356, SLG: 0.357 (1, 9)	0-0 F9		0-0 2B		0-0 2B 1B 1B					5	1	2	1	0	0	3			
Fred Kendall, R OBP: 0.287, SLG: 0.370 (1, 2)		0-0 6-3		0-0 F8		0-0 1-3 1B 2B		0-0 4-3		5	1	1	1	0	0	3			
								0-0 6-3		1B: 12 2B: 4 3B: 0 HR: 1	SF: 0 SAC: 0 DP: 2 HBP: 1	WP: 0 PB: 0 CS: 0	PA: 45						
PITCHER Jim Slaton, R ERA: 3.55 Bill Castro, R ERA: 5.33 (5, 1)	IP: 3.2 WLS: L BF: 19 H: 6 R: 4 ER: 4 SO: 1	BB: 2 IBB: 0 HBP: 0 BLK: 0	WP: 0 HR: 1 S: 19 P: 27	ERA: 16.61 WHIP: 3.000											PITCHER	IP: 3.2 WLS: L BF: 19 H: 6 R: 4 ER: 4 SO: 1	BB: 2 IBB: 0 HBP: 0 BLK: 0	WP: 0 HR: 1 S: 19 P: 27	ERA: 9.82 WHIP: 2.182

Batter	1	2	3	4	5	6	7	8	9	AB	R	H	RBI	BB	SO	LOB	TOP					
Rodney Scott, S (1,4) X OBP: 0.332, SLG: 0.290	5-3		1B			F3	F4			3	0	0	0	1	0	1	Oakland Athletics @ Cleveland Indians Cleveland Municipal Stadium, Cleveland, OH Mon Aug 15 1977, 7:05 PM EDT Att: 7,186 - Unknown - 73 F					
Marty Perez, R (1,5) X OBP: 0.305, SLG: 0.338	4-3		1B			BB	BB	G6-4-3	1B	3	0	2	1	1	0	0						
Mitchell Page, L (1,7) B B B OBP: 0.377, SLG: 0.493	CS		1B			BB	BB	G6-4-3	1B	2	0	1	0	2	0	2						
Jim Tyrone, R (1,9) X OBP: 0.305, SLG: 0.302	CS	6-3				BB	BB	G6-4-3	1B	3	0	1	0	1	0	2						
Manny Sanguillen, R (1,2) X OBP: 0.281, SLG: 0.322		6-3				BB	BB			3	0	0	0	0	0	4						
Jeff Newman, R (6,2) X OBP: 0.259, SLG: 0.346				G5-4-3		G5-4-3		F9		1	0	0	0	0	0	1						
Jerry Tabb, L (1,3) X OBP: 0.281, SLG: 0.308	4-3									4	0	1	0	0	0	0						
Tim Hosley, R (1,10) X OBP: 0.333, SLG: 0.306			FC6-4			F8	F8	F9		3	0	0	0	1	0	1						
Sheldon Mallory, L (1,8) X OBP: 0.315, SLG: 0.296			F7			6-3		K		4	1	1	0	0	1	2						
Rob Picciolo, R (1,6) X OBP: 0.198, SLG: 0.218			FC6-4			6-3		E9		4	1	0	0	0	0	2						
Inning Stats	R: 0 E: 0 K: 0 S: 2	H: 0 LOB: 0 BB: 1 P: 6	R: 0 E: 0 K: 0 S: 3	H: 0 LOB: 0 BB: 0 P: 3	R: 1 E: 0 K: 0 S: 4	H: 1 LOB: 2 BB: 2 P: 12	R: 0 E: 0 K: 0 S: 3	H: 1 LOB: 0 BB: 0 P: 3	R: 0 E: 0 K: 0 S: 3	H: 0 LOB: 0 BB: 0 P: 3	R: 0 E: 0 K: 0 S: 2	H: 0 LOB: 2 BB: 3 P: 14	R: 1 E: 1 K: 0 S: 5	H: 1 LOB: 1 BB: 0 P: 5	R: 0 E: 0 K: 0 S: 4	H: 2 LOB: 1 BB: 0 P: 4	R: 0 E: 0 K: 1 S: 6	H: 1 LOB: 1 BB: 0 P: 6	1B: 4 2B: 1 3B: 1 HR: 0	SF: 0 SAC: 0 DP: 3 HBP: 0	WP: 0 PB: 0 SB: 0 CS: 1	PA: 37
PITCHER	IP	WLS	BF	H	R	ER	SO	BB	IBB	HBP	BLK	WP	HR	S	P	ERA	WHIP					
Rick Waits, L (1,1) ERA: 4.39	5.1	W	22	2	1	1	0	6	0	0	0	0	0	16	40	1.69	1.500					
Don Hood, L (6,1) ERA: 3.34	1.2		6	1	1	0	0	0	0	0	0	0	0	6	6	0.00	0.600					
Sid Monge, L (8,1) ERA: 5.71	2.0		8	3	0	0	1	0	0	0	0	0	0	10	10	0.00	1.500					

AB 30
R 2
H 6
RBI 1
BB 6
SO 1
LOB 15



Batter	1	2	3	4	5	6	7	8	9	AB	R	H	RBI	BB	SO	LOB	BOTTOM				
Duane Kuiper, L (1,4) X OBP: 0.327, SLG: 0.338	2B		K	4-3			FC6-4			3	1	1	0	1	1	1	Oakland Athletics @ Cleveland Indians Cleveland Municipal Stadium, Cleveland, OH Mon Aug 15 1977, 7:05 PM EDT Att: 7,186 - Unknown - 73 F				
Buddy Bell, R (1,5) X OBP: 0.361, SLG: 0.434	F9		F9	6-3		FC6-4				4	0	0	0	0	0	3					
Bruce Bochte, L (1,7) X OBP: 0.347, SLG: 0.374	1H		K			G3		L5		4	0	1	1	0	1	1					
Andre Thornton, R (1,3) X OBP: 0.366, SLG: 0.558	F3			E		G6-4-3		F9		2	1	0	0	2	0	0					
Bill Melton, R (1,10) X OBP: 0.365, SLG: 0.368		2B	SF8	FC6		G6-4-3		K		3	2	0	0	1	1	2					
Ron Pruitt, R (1,9) X OBP: 0.366, SLG: 0.417		SF8	SF8	1B		F7		F4		4	2	2	1	0	0	0					
Paul Dade, R (1,8) X OBP: 0.341, SLG: 0.381		SF8		1B		G4-6-3				2	1	2	1	0	0	0					
Fred Kendall, R (1,2) X OBP: 0.288, SLG: 0.371		SF8		1B		G4-6-3				2	0	1	2	0	0	1					
Frank Duffy, R (1,6) X OBP: 0.249, SLG: 0.280		G3		4-3				F8		3	0	0	1	0	0	1					
Inning Stats	R: 1 E: 0 K: 0 S: 4	H: 2 LOB: 0 BB: 0 P: 4	R: 2 E: 0 K: 0 S: 4	H: 1 LOB: 0 BB: 1 P: 8	R: 0 E: 0 K: 2 S: 7	H: 0 LOB: 0 BB: 0 P: 7	R: 4 E: 2 K: 0 S: 7	H: 3 LOB: 1 BB: 1 P: 11	R: 0 E: 0 K: 0 S: 2	H: 0 LOB: 0 BB: 1 P: 6	R: 0 E: 0 K: 0 S: 3	H: 1 LOB: 0 BB: 0 P: 3	R: 0 E: 0 K: 0 S: 3	H: 0 LOB: 1 BB: 1 P: 7	R: 0 E: 0 K: 1 S: 5	H: 0 LOB: 0 BB: 0 P: 5		1B: 5 2B: 2 3B: 0 HR: 0	SF: 2 SAC: 0 DP: 2 HBP: 0	WP: 2 PB: 0 SB: 0 CS: 0	PA: 33
PITCHER	IP	WLS	BF	H	R	ER	SO	BB	IBB	HBP	BLK	WP	HR	S	P	ERA	WHIP				
Jim Umberger, L (1,1) ERA: 6.34	3.0	L	15	4	6	5	2	2	0	0	0	1	0	17	25	15.00	2.000				
Steve Dunning, R (4,1) ERA: 1.6	5.0		18	3	1	1	1	2	0	0	0	1	0	18	26	1.80	1.000				

AB 27
R 7
H 7
RBI 6
BB 4
SO 3
LOB 9



Batter	1	2	3	4	5	6	7	8	9	AB	R	H	RBI	BB	SO	LOB	TOP										
Rodney Scott, S OBP: 0.329, SLG: 0.284 (1, 4)	0-3 K		0-0 F7	0-0 4-3			4-0 B1-6-4 BB		0-0 4-3	4	0	0	0	1	1	3											
Marty Perez, R OBP: 0.304, SLG: 0.336 (1, 5)	0-3 K		0-0 6-3		0-0 F8		0-0 B1-6-4 1-2		0-0 1B	5	0	1	1	0	1	1											
Mitchell Page, L OBP: 0.378, SLG: 0.499 Matt Alexander, S OBP: 0.325, SLG: 0.250 (7, PR) (7, 8)	0-0 B5-3		0-0 F6		0-0 5-3 3B		0-0 1B 1B		0-0 F8	4	1	2	0	0	0	0											
Jerry Tabb, L OBP: 0.323, SLG: 0.436 (1, 3)		0-0 HR		0-0 HR	4-0 5-3 BB		4-0 1B 1-2 IBB		0-0 4-3	3	2	2	2	2	0	1											
Manny Sanguillen, R OBP: 0.286, SLG: 0.333 (1, 2)		0-0 HR		0-0 1B 1B	0-0 5-3		0-0 1-2 3-H 1B			4	2	3	3	0	0	1											
Willie Crawford, L OBP: 0.308, SLG: 0.297 (1, 9)		0-0 F9 2B		0-0 F2	0-0 6-3			0-0 F4		4	0	1	0	0	0	2											
Tim Hosley, R OBP: 0.241, SLG: 0.300 (1, 10)		0-0 F9 2-3		0-0 1B 1B	0-0 1-3 1B		0-0 1-3	0-3 K		4	0	1	0	0	1	1											
Larry Murray, S OBP: 0.241, SLG: 0.266 (7, 7)		0-3 K		0-0 1-2 3-H 1B	0-0 1-3		0-0 1-3	0-3 K		4	0	1	1	0	2	1											
Rob Picciolo, R OBP: 0.199, SLG: 0.219 (1, 6)		0-0 F3		0-0 K	0-0 1-3			0-0 4-3 1B 1B		4	1	1	0	0	1	3											
Inning Stats	R: 0 E: 0 K: 2 S: 7	H: 0 LOB: 0 BB: 0 P: 7	R: 2 E: 0 K: 1 S: 8	H: 3 LOB: 1 BB: 0 P: 8	R: 0 E: 0 K: 0 S: 3	H: 0 LOB: 0 BB: 0 P: 3	R: 2 E: 0 K: 1 S: 9	H: 4 LOB: 2 BB: 0 P: 9	R: 1 E: 0 K: 0 S: 4	H: 1 LOB: 1 BB: 1 P: 8	R: 0 E: 0 K: 0 S: 3	H: 0 LOB: 0 BB: 0 P: 3	R: 1 E: 0 K: 0 S: 3	H: 2 LOB: 2 BB: 2 P: 11	R: 0 E: 0 K: 2 S: 7	H: 0 LOB: 0 BB: 0 P: 7	R: 1 E: 0 K: 0 S: 5	H: 2 LOB: 1 BB: 0 P: 5	1B: 7 2B: 1 3B: 1 HR: 3	SF: 0 SAC: 0 DP: 1 HBP: 0	WP: 0 PB: 0 SB: 1 CS: 0	PA: 40					
PITCHER	IP	WLS	BF	H	R	ER	SO	BB	IBB	HBP	BLK	WP	HR	S	P	ERA	WHIP										
Dennis Eckersley, R ERA: 3.68	(1, 1)	4.1	L	21	8	5	4	0	0	0	0	0	3	29	29	10.38	1.846										
Sid Monge, L ERA: 5.71	(5, 1)	0.0		1	0	0	0	1	0	0	0	0	0	0	4	=	=										
Larry Andersen, R ERA: 3.0	(5, 1)	2.2		10	2	1	1	1	1	0	0	0	0	8	16	3.38	1.125										
Don Hood, L ERA: 3.29	(8, 1)	1.0		3	0	0	0	0	0	0	0	0	0	7	7	0.00	0.000										
Jim Kern, R ERA: 3.38	(9, 1)	1.0		5	2	1	1	0	0	0	0	0	0	5	5	9.00	2.000										

Oakland Athletics @ Cleveland Indians
Cleveland Municipal Stadium, Cleveland, OH

AB 37
R 7
H 12
RBI 7
BB 3
SO 6
LOB 14



WP: 0 PA: 40
PB: 0
SB: 1
CS: 0

Oakland Athletics @ Cleveland Indians
Cleveland Municipal Stadium, Cleveland, OH

AB 35
R 3
H 9
RBI 3
BB 1
SO 6
LOB 12



WP: 0 PA: 37
PB: 0
SB: 0
CS: 0

Batter	1	2	3	4	5	6	7	8	9	AB	R	H	RBI	BB	SO	LOB	BOTTOM										
Duane Kuiper, L OBP: 0.327, SLG: 0.338 (1, 4)	4-0 1B BB		0-3 K		0-0 6-3		0-0 1B		0-3 K	4	0	1	0	1	2	0											
Buddy Bell, R OBP: 0.362, SLG: 0.435 (1, 5)	0-0 F9		0-0 1B		0-0 SH1-3 HR 1B		0-0 F9			4	1	2	0	0	0	2											
Bruce Bochte, L OBP: 0.347, SLG: 0.373 (1, 7)	0-3 K		0-0 FC5-4 1B		0-0 SH1-3 1-2		0-0 F6			3	0	1	0	0	1	2											
Andre Thornton, R OBP: 0.368, SLG: 0.568 (1, 3)	0-0 1B		0-0 FC5-4 1-2		0-0 HR 2H		0-0 F7			4	1	2	2	0	0	2											
Rico Carty, R OBP: 0.352, SLG: 0.408 (1, 10)	0-3 K			0-3 K	0-0 1-3		0-0 1B			4	0	1	0	0	2	2											
Ron Pruitt, R OBP: 0.363, SLG: 0.412 (1, 9)		0-0 L3		0-0 E7 1B 1B		0-0 5-3		0-0 F7		4	1	1	0	0	0	1											
Paul Dade, R OBP: 0.340, SLG: 0.379 (1, 8)		0-3 K		0-0 2H 1B		0-0 F9		0-0 F9		4	0	1	1	0	1	1											
Fred Kendall, R OBP: 0.282, SLG: 0.364 (1, 2)		0-0 6-3		0-0 L9		0-0 F7			0-0 4-3	4	0	0	0	0	0	1											
Frank Duffy, R OBP: 0.247, SLG: 0.278 Larvell Blanks, R OBP: 0.314, SLG: 0.420 (7, PH) (8, 6)			0-0 F5		0-0 L7		0-0 F9		0-0 F3	2	0	0	0	0	0	1											
										2	0	0	0	0	0	0											
Inning Stats	R: 0 E: 0 K: 2 S: 8	H: 1 LOB: 2 BB: 1 P: 12	R: 0 E: 0 K: 1 S: 5	H: 0 LOB: 0 BB: 0 P: 5	R: 0 E: 0 K: 1 S: 7	H: 2 LOB: 0 BB: 0 P: 7	R: 1 E: 1 K: 1 S: 7	H: 2 LOB: 1 BB: 0 P: 7	R: 2 E: 0 K: 0 S: 5	H: 2 LOB: 0 BB: 0 P: 5	R: 0 E: 0 K: 0 S: 3	H: 0 LOB: 0 BB: 0 P: 3	R: 0 E: 0 K: 0 S: 4	H: 1 LOB: 1 BB: 0 P: 4	R: 0 E: 0 K: 0 S: 4	H: 1 LOB: 1 BB: 0 P: 4	R: 0 E: 0 K: 1 S: 5	H: 0 LOB: 0 BB: 0 P: 5	1B: 8 2B: 0 3B: 0 HR: 1	SF: 0 SAC: 1 DP: 0 HBP: 0	WP: 0 PB: 0 SB: 0 CS: 0	PA: 37					
PITCHER	IP	WLS	BF	H	R	ER	SO	BB	IBB	HBP	BLK	WP	HR	S	P	ERA	WHIP										
Vida Blue, L ERA: 4.0	(1, 1)	9.0	W	37	9	3	2	6	1	0	0	0	1	48	52	2.00	1.111										

WP: 0 PA: 37
PB: 0
SB: 0
CS: 0


Batter	1	2	3	4	5	6	7	8	9	AB	R	H	RBI	BB	SO	LOB	TOP	
Tom Poquette, L (1, 8) OBP: 0.315, SLG: 0.394 Amos Otis, R (8, FR) OBP: 0.335, SLG: 0.438	1-3		4-3			G3		E 1B S 1B		4	0	1	0	0	0	0	Kansas City Royals @ Cleveland Indians Cleveland Municipal Stadium, Cleveland, OH Wed Aug 17 1977, 7:05 PM EDT Alt: 5,921 - Unknown - 71 F livebaseballscorecards.com	
Hal McRae, R (1, 7) OBP: 0.352, SLG: 0.495 Joe Zdeb, R (9, 7) OBP: 0.359, SLG: 0.421	HBP		2-3			6-3		S 1B 1-H 1B		3	1	1	1	0	0	0		
Ralph LaCock, L (1, 10) OBP: 0.355, SLG: 0.431	E6		2-3			5-3		1-H 1B		4	1	1	1	0	0	1		
Joe Lahoud, L (1, 9) OBP: 0.393, SLG: 0.304 Al Cowens, R (9, PH) OBP: 0.341, SLG: 0.498	HR					K		4-3 1B		2	1	1	0	1	1	0		
John Mayberry, L (1, 3) OBP: 0.353, SLG: 0.427	HR					K		F8 1B		4	1	1	3	0	2	1		
Darrell Porter, L (1, 2) OBP: 0.356, SLG: 0.462	4-3					F5		4-3 1-2		4	0	0	0	0	0	1		
Cookie Rojas, R (1, 5) OBP: 0.290, SLG: 0.325						6-3		F7		3	0	0	0	0	1	1		
Freddie Patek, R (1, 6) OBP: 0.320, SLG: 0.364						4-3		K		3	0	0	0	0	2	0		
Frank White, R (1, 4) OBP: 0.289, SLG: 0.350						6-3		5-3		3	0	0	0	0	1	0		
Inning Stats	R: 3 E: 1 K: 0 S: 4	H: 1 LOB: 0 BB: 1 P: 9	R: 0 E: 0 K: 3 S: 9	H: 0 LOB: 0 BB: 0 P: 9	R: 0 E: 0 K: 2 S: 7	H: 0 LOB: 0 BB: 0 P: 7	R: 0 E: 0 K: 0 S: 3	H: 0 LOB: 0 BB: 0 P: 3	R: 0 E: 0 K: 0 S: 3	H: 1 LOB: 1 BB: 0 P: 4	R: 2 E: 0 K: 1 S: 7	H: 3 LOB: 1 BB: 0 P: 7	R: 0 E: 0 K: 1 S: 5	H: 0 LOB: 0 BB: 0 P: 5	1B: 4 2B: 0 3B: 0 HR: 1	SF: 0 SAC: 0 DP: 0 HBP: 1		WP: 0 PB: 0 SB: 2 CS: 1
PITCHER	IP WLS BF H R ER SO BB IBB HBP BLK WP HR S P ERA WHIP																	
Jim Bibby, R (1, 1) ERA: 3.85 Don Hood, L (9, 1) ERA: 3.24	8.0 L 30 5 5 2 6 1 0 0 0 0 0 1 40 45 2.25 0.750																	

Batter	1	2	3	4	5	6	7	8	9	AB	R	H	RBI	BB	SO	LOB	BOTTOM			
Duane Kuiper, L (1, 4) OBP: 0.330, SLG: 0.339	FC5 1B		3-1			K				4	0	2	1	1	1	4	Kansas City Royals @ Cleveland Indians Cleveland Municipal Stadium, Cleveland, OH Wed Aug 17 1977, 7:05 PM EDT Alt: 5,921 - Unknown - 71 F livebaseballscorecards.com			
Buddy Bell, R (1, 5) OBP: 0.360, SLG: 0.431	L7		K			F8				4	0	0	0	1	1	6				
Paul Dade, R (1, 8) OBP: 0.339, SLG: 0.377 John Lowenstein, L (9, PH) OBP: 0.354, SLG: 0.354	F9					K				4	0	1	0	0	1	1				
Andre Thornton, R (1, 3) OBP: 0.372, SLG: 0.580	1B		L5			1B				5	1	3	1	0	0	3				
Rico Carty, R (1, 10) OBP: 0.350, SLG: 0.404	FC5					P4				5	0	1	0	0	0	5				
Bruce Bochte, L (1, 7) OBP: 0.346, SLG: 0.372			G4-6-3 1B			4-3				4	1	1	0	0	0	3				
Ron Pruitt, R (1, 9) OBP: 0.365, SLG: 0.498 Jim Norris, L (6, PH) OBP: 0.366, SLG: 0.382	SH1-3 1B					L6				1	0	0	0	1	0	0				
Ray Fosse, R (1, 2) OBP: 0.296, SLG: 0.383	SH1-3					1B				2	0	1	0	0	0	0				
Frank Duffy, R (1, 6) OBP: 0.253, SLG: 0.281 Larvell Blanks, R (6, PH) OBP: 0.311, SLG: 0.416	3-1 BB					1B				1	0	1	0	1	0	0				
Inning Stats	R: 0 E: 0 K: 0 S: 5	H: 2 LOB: 2 BB: 0 P: 5	R: 1 E: 0 K: 1 S: 6	H: 1 LOB: 2 BB: 2 P: 14	R: 0 E: 0 K: 0 S: 4	H: 2 LOB: 1 BB: 0 P: 4	R: 0 E: 0 K: 1 S: 7	H: 2 LOB: 2 BB: 0 P: 7	R: 0 E: 0 K: 0 S: 6	H: 1 LOB: 1 BB: 0 P: 6	R: 1 E: 0 K: 0 S: 4	H: 1 LOB: 0 BB: 0 P: 4	R: 0 E: 0 K: 0 S: 3	H: 0 LOB: 0 BB: 0 P: 3	R: 0 E: 0 K: 0 S: 3	H: 0 LOB: 2 BB: 2 P: 11		1B: 9 2B: 1 3B: 0 HR: 1	SF: 1 SAC: 2 DP: 1 HBP: 0	WP: 0 PB: 0 SB: 0 CS: 0
PITCHER	IP WLS BF H R ER SO BB IBB HBP BLK WP HR S P ERA WHIP																			
Paul Spittorff, L (1, 1) ERA: 4.2 Marty Pattin, R (4, 1) ERA: 4.15 Doug Bird, R (9, 1) ERA: 5.01	3.2 W 19 4 2 2 1 2 0 0 0 0 0 1 19 27 4.15 1.385																			

Batter	1	2	3	4	5	6	7	8	9	AB	R	H	RBI	BB	SO	LOB	TOP			
Tom Poquette, L (1, 9) OBP: 0.320, SLG: 0.402										5	1	3	0	0	0	2				
Hal McRae, R (1, 7) OBP: 0.352, SLG: 0.500										5	1	2	1	0	0	4				
Al Cowens, R (9, 9) OBP: 0.341, SLG: 0.498										0	0	0	0	0	0	0				
Joe Lahoud, L (1, 10) OBP: 0.375, SLG: 0.333										4	0	1	0	0	1	3				
John Mayberry, L (1, 3) OBP: 0.352, SLG: 0.425										4	0	1	0	0	0	2				
Darrell Porter, L (1, 2) OBP: 0.355, SLG: 0.457										3	0	0	0	1	0	1				
Amos Otis, R (1, 8) OBP: 0.332, SLG: 0.433										4	0	0	0	0	2	2				
Cookie Rojas, R (1, 5) OBP: 0.289, SLG: 0.323										4	0	1	0	0	1	0				
Frank White, R (1, 4) OBP: 0.292, SLG: 0.352										3	2	1	0	1	1	1				
Bob Heise, R (1, 6) OBP: 0.292, SLG: 0.304										4	0	1	1	0	1	2				
Inning Stats	R: 2 E: 1 K: 1 S: 7	H: 2 LOB: 1 BB: 1 P: 11	R: 1 E: 1 K: 2 S: 9	H: 0 LOB: 2 BB: 1 P: 13	R: 0 E: 0 K: 0 S: 3	H: 1 LOB: 0 BB: 0 P: 3	R: 1 E: 0 K: 0 S: 5	H: 3 LOB: 2 BB: 0 P: 5	R: 0 E: 0 K: 3 S: 10	H: 1 LOB: 1 BB: 0 P: 10	R: 0 E: 0 K: 0 S: 4	H: 1 LOB: 1 BB: 0 P: 4	R: 0 E: 0 K: 0 S: 3	H: 0 LOB: 0 BB: 0 P: 3	R: 0 E: 0 K: 0 S: 4	H: 1 LOB: 1 BB: 0 P: 4	1B: 5 2B: 6 3B: 1 HR: 0	SF: 0 SAC: 0 DP: 2 HBP: 0	WP: 0 PB: 0 SB: 1 CS: 0	PA: 38
PITCHER Wayne Garland, R (1, 1) ERA: 4.08	IP: 9.0 WLS: L BF: 38 H: 10 R: 4 ER: 3 SO: 6 BB: 2 IBB: 0 HBP: 0 BLK: 0 WP: 0 HR: 0 S: 48 P: 56 ERA: 3.00 WHIP: 1.333															PITCHER				

Kansas City Royals @ Cleveland Indians
Cleveland Municipal Stadium, Cleveland, OH
Thu Aug 18 1977, 7:05 PM EDT
Att. 6,692 - Unknown - 66 F

AB 36
R 4
H 10
RBI 2
BB 2
SO 6
LOB 17



Batter	1	2	3	4	5	6	7	8	9	AB	R	H	RBI	BB	SO	LOB	BOTTOM					
Jim Norris, L (1, 8) OBP: 0.363, SLG: 0.378										4	0	0	0	0	1	1						
Duane Kuiper, L (1, 4) OBP: 0.327, SLG: 0.336										4	0	0	0	0	1	1						
Buddy Bell, R (1, 5) OBP: 0.357, SLG: 0.427										4	0	0	0	0	1	0						
Andre Thornton, R (1, 3) OBP: 0.368, SLG: 0.573										3	0	0	0	0	0	0						
Rico Carty, R (1, 10) OBP: 0.353, SLG: 0.410										3	0	2	0	0	0	0						
Bruce Bochte, L (1, 7) OBP: 0.346, SLG: 0.370										2	0	0	0	1	0	2						
Larvell Blanks, R (1, 6) OBP: 0.307, SLG: 0.412										3	0	0	0	0	2	1						
Charlie Spikes, R (1, 9) OBP: 0.327, SLG: 0.372										3	0	1	0	0	1	0						
Fred Kendall, R (1, 2) OBP: 0.283, SLG: 0.363										3	0	1	0	0	0	1						
Inning Stats	R: 0 E: 0 K: 1 S: 5	H: 0 LOB: 0 BB: 0 P: 5	R: 0 E: 0 K: 0 S: 3	H: 1 LOB: 0 BB: 0 P: 3	R: 0 E: 0 K: 2 S: 7	H: 0 LOB: 0 BB: 0 P: 7	R: 0 E: 0 K: 1 S: 5	H: 0 LOB: 0 BB: 0 P: 5	R: 0 E: 0 K: 0 S: 3	H: 0 LOB: 1 BB: 1 P: 7	R: 0 E: 0 K: 0 S: 4	H: 1 LOB: 1 BB: 0 P: 4	R: 0 E: 0 K: 1 S: 6	H: 1 LOB: 1 BB: 0 P: 6	R: 0 E: 0 K: 1 S: 5	H: 1 LOB: 0 BB: 0 P: 5	R: 0 E: 0 K: 0 S: 3	H: 0 LOB: 0 BB: 0 P: 3	1B: 3 2B: 2 3B: 0 HR: 0	SF: 0 SAC: 0 DP: 2 HBP: 0	WP: 0 PB: 1 SB: 0 CS: 0	PA: 30
PITCHER Dennis Leonard, R (1, 1) ERA: 3.26	IP: 9.0 WLS: W BF: 30 H: 4 R: 0 ER: 0 SO: 6 BB: 1 IBB: 0 HBP: 0 BLK: 0 WP: 0 HR: 0 S: 41 P: 45 ERA: 0.00 WHIP: 0.556															PITCHER						

Kansas City Royals @ Cleveland Indians
Cleveland Municipal Stadium, Cleveland, OH
Thu Aug 18 1977, 7:05 PM EDT
Att. 6,692 - Unknown - 66 F

AB 29
R 0
H 4
RBI 0
BB 1
SO 6
LOB 6



Batter	1	2	3	4	5	6	7	8	9	AB	R	H	RBI	BB	SO	LOB	TOP					
Jim Norris, L OBP: 0.362, SLG: 0.375 (1, 8)	G3		4-3		1-3			F9 SH BB		3	0	0	0	1	0	0	Cleveland Indians @ Oakland Athletics Oakland-Alameda County Coliseum, Oakland, CA Fri Aug 19 1977, 7:05 PM PDT Att: 2,704 - Unknown					
Duane Kuiper, L OBP: 0.327, SLG: 0.335 (1, 4)	F5		CS BB		6-3			SH G5-4-3		2	0	0	0	1	0	0						
Buddy Bell, R OBP: 0.354, SLG: 0.423 (1, 5)	F6		F9		6-3			F9		4	0	0	0	0	0	3						
Andre Thornton, R OBP: 0.373, SLG: 0.574 (1, 3)		1B G5-4-3		E 5-3		G6-4-3		G5-4-3		3	1	2	0	1	0	2						
Bruce Bochte, L OBP: 0.347, SLG: 0.370 (1, 7)		G5-4-3		5-3		G6-4-3		G6-4-3		3	0	1	0	1	0	2						
Bill Melton, R OBP: 0.355, SLG: 0.355 (1, 10)	G5-4-3		E4		F4			G6-4-3		4	0	0	0	0	0	3						
Paul Dade, R OBP: 0.338, SLG: 0.376 (1, 9)		S	F3		F8			1-3		4	1	1	0	0	0	2						
Ray Fosse, R OBP: 0.301, SLG: 0.387 Fred Kendall, R OBP: 0.293, SLG: 0.363 (9, 2)		1B	L6		FC5-4					3	0	2	1	0	0	2						
Frank Duffy, R OBP: 0.250, SLG: 0.278 (1, 6)	1B				1B					0	0	0	0	0	0	0						
	K				4-3			FC5-4		3	0	0	0	0	1	2						
Inning Stats	R: 0 E: 0 K: 0 S: 3	H: 0 LOB: 0 BB: 0 P: 3	R: 2 E: 0 K: 1 S: 8	H: 4 LOB: 1 BB: 0 P: 8	R: 0 E: 0 K: 0 S: 2	H: 0 LOB: 0 BB: 1 P: 6	R: 0 E: 1 K: 0 S: 5	H: 1 LOB: 2 BB: 0 P: 5	R: 0 E: 0 K: 0 S: 3	H: 0 LOB: 0 BB: 0 P: 3	R: 0 E: 0 K: 0 S: 2	H: 0 LOB: 0 BB: 0 P: 6	R: 0 E: 1 K: 0 S: 4	H: 1 LOB: 1 BB: 0 P: 4	R: 0 E: 1 K: 0 S: 3	H: 0 LOB: 1 BB: 1 P: 7	R: 0 E: 0 K: 0 S: 2	H: 0 LOB: 0 BB: 1 P: 6	1B: 6 2B: 0 3B: 0 HR: 0	SF: 0 SAC: 1 DP: 4 HBP: 0	WP: 0 PB: 0 SB: 1 CS: 1	PA: 34
PITCHER	IP	WLS	BF	H	R	ER	SO	BB	IBB	HBP	BLK	WP	HR	S	P	ERA	WHIP					
Joe Coleman, R ERA: 2.63 Bob Lacey, L ERA: 3.03	(1, 1) (8, 1)	7.0 2.0	L 7	27 0	6 0	2 0	1 0	2 2	0 0	0 0	0 0	0 0	0 0	27 5	35 13	2.57 0.00	1.143 1.000					

Batter	1	2	3	4	5	6	7	8	9	AB	R	H	RBI	BB	SO	LOB	BOTTOM					
Rodney Scott, S OBP: 0.324, SLG: 0.279 (9, 6)	F7		4-3		4-3			3-1		4	0	0	0	0	0	1	Cleveland Indians @ Oakland Athletics Oakland-Alameda County Coliseum, Oakland, CA Fri Aug 19 1977, 7:05 PM PDT Att: 2,704 - Unknown					
Marty Perez, R OBP: 0.306, SLG: 0.338 (9, 4)			6-3			K			E S	4	0	2	0	0	1	0						
Matt Alexander, S OBP: 0.326, SLG: 0.250 (9, PR)	1B FC1-2					K			FC3-2	0	0	0	0	0	0	0						
Mitchell Page, L OBP: 0.381, SLG: 0.500 (1, 7)	1B FC1-2		K						FC3-2	3	1	2	0	1	1	0						
Jerry Tabb, L OBP: 0.303, SLG: 0.407 (1, 3)	1B FC1-2				3-1				FC3-2	4	0	0	0	0	0	4						
Manny Sanguillen, R OBP: 0.285, SLG: 0.333 (1, 2)					K				FC3-2	4	0	1	1	0	1	2						
Willie Crawford, L OBP: 0.303, SLG: 0.292 (1, 10)	1B				F8				F9	4	0	0	0	0	1	4						
Sheldon Mallory, L OBP: 0.307, SLG: 0.287 (9, 8)			1-3						K	3	0	0	0	0	0	0						
Larry Murray, S OBP: 0.244, SLG: 0.264 Jim Tyrone, R OBP: 0.303, SLG: 0.300 (8, PH) (9, 9)			F9						F7	1	0	0	0	1	0	0						
Rob Picciolo, R OBP: 0.197, SLG: 0.217 Rich McKinney, R OBP: 0.239, SLG: 0.320 (8, PH) (9, 5)			6-3						F7	1	0	0	0	0	0	0						
Inning Stats	R: 1 E: 0 K: 0 S: 6	H: 3 LOB: 2 BB: 0 P: 6	R: 0 E: 0 K: 0 S: 3	H: 0 LOB: 0 BB: 0 P: 3	R: 0 E: 0 K: 1 S: 5	H: 0 LOB: 0 BB: 0 P: 5	R: 0 E: 0 K: 1 S: 5	H: 0 LOB: 0 BB: 0 P: 5	R: 0 E: 0 K: 0 S: 3	H: 0 LOB: 1 BB: 1 P: 7	R: 0 E: 0 K: 1 S: 5	H: 1 LOB: 0 BB: 0 P: 5	R: 0 E: 0 K: 0 S: 3	H: 0 LOB: 0 BB: 0 P: 3	R: 0 E: 0 K: 0 S: 3	H: 0 LOB: 0 BB: 0 P: 3	R: 0 E: 0 K: 1 S: 6	H: 1 LOB: 2 BB: 1 P: 10	1B: 5 2B: 0 3B: 0 HR: 0	SF: 0 SAC: 0 DP: 0 HBP: 0	WP: 0 PB: 0 SB: 2 CS: 0	PA: 33
PITCHER	IP	WLS	BF	H	R	ER	SO	BB	IBB	HBP	BLK	WP	HR	S	P	ERA	WHIP					
Al Fitzmorris, R ERA: 5.11 Don Hood, L ERA: 3.22 Jim Kern, R ERA: 3.33	(1, 1) (9, 1) (9, 1)	8.0 0.1 0.2	W S	29 2	5 0	1 0	1 0	3 0	1 0	0 0	0 0	0 0	0 0	4 1	4 5	0.00 0.00 0.00	0.750 3.000 0.000					




Batter	1	2	3	4	5	6	7	8	9	10	11	12	AB	R	H	RBI	BB	SO	LOB									
Paul Dade, R OBP: 0.336, SLG: 0.375 (1, 8)	F9	1B		E5		F9		1-3			G5-3 E 1B		6	0	2	0	0	0	3									
Buddy Bell, R OBP: 0.356, SLG: 0.423 Bill Melton, R OBP: 0.350, SLG: 0.350 (1, 5) (7, 5)				F8		F9			1-3		E5		4	0	2	2	0	0	4									
Larvell Blanks, R OBP: 0.300, SLG: 0.401 (1, 4)	1B	1B		4-3					1-4-3		G5-3		6	0	0	0	0	2	8									
Andre Thornton, R OBP: 0.378, SLG: 0.582 (1, 3)	F9			F4									3	2	1	1	3	0	1									
Rico Carty, R OBP: 0.353, SLG: 0.407 (1, 10)		G3		F9									5	0	1	0	1	0	1									
Bruce Bochte, L OBP: 0.364, SLG: 0.364 (1, 7)		K		4-3									5	0	0	1	0	1	1									
Ron Pruitt, R OBP: 0.364, SLG: 0.408 (1, 9)		1B				FC1-5 2B					L5		5	1	1	0	1	0	2									
Fred Kendall, R OBP: 0.281, SLG: 0.359 (1, 2)		1B		FC1-5 E 1B							6-3		5	1	1	0	0	0	1									
Frank Duffy, R OBP: 0.256, SLG: 0.284 (1, 6)		1B									F8		5	1	3	1	0	0	0									
Inning Stats	R: 0 E: 0 K: 1 S: 6	H: 1 LOB: 1 BB: 0 P: 6	R: 3 E: 0 K: 2 S: 11	H: 4 LOB: 2 BB: 1 P: 15	R: 0 E: 0 K: 0 S: 3	H: 0 LOB: 0 BB: 0 P: 3	R: 0 E: 1 K: 0 S: 6	H: 2 LOB: 3 BB: 0 P: 6	R: 0 E: 0 K: 0 S: 2	H: 0 LOB: 1 BB: 2 P: 10	R: 0 E: 0 K: 0 S: 4	H: 1 LOB: 1 BB: 0 P: 4	R: 1 E: 0 K: 0 S: 4	H: 1 LOB: 1 BB: 1 P: 8	R: 0 E: 0 K: 0 S: 3	H: 0 LOB: 0 BB: 0 P: 3	R: 0 E: 0 K: 0 S: 3	H: 0 LOB: 1 BB: 1 P: 7	R: 0 E: 0 K: 0 S: 3	H: 0 LOB: 0 BB: 0 P: 3	R: 0 E: 1 K: 0 S: 4	H: 1 LOB: 1 BB: 0 P: 4	R: 1 E: 0 K: 0 S: 4	H: 1 LOB: 0 BB: 0 P: 4	1B: 9 2B: 1 3B: 0 HR: 1	SF: 1 SAC: 0 DP: 1 HBP: 0	WP: 0 PB: 0 SB: 1 CS: 1	PA: 52
PITCHER	IP ERA: 3.98	WLS L	BF 4	H 1	R 1	ER 1	SO 3	BB 0	IBB 0	HBP 0	BLK 0	WP 0	HR 1	S 4	P 4	ERA 9.00	WHIP 1.000											

TOP

Cleveland Indians @ Oakland Athletics
Oakland-Alameda County Coliseum, Oakland, CA

Sat Aug 20 1977, 3:33 AM PDT
Att. 5,022 - Unknown

AB	46
R	5
H	11
RBI	5
BB	5
SO	3
LOB	22




Batter	1	2	3	4	5	6	7	8	9	10	11	12	AB	R	H	RBI	BB	SO	LOB								
Rodney Scott, S OBP: 0.324, SLG: 0.278 (1, 4) (9, 6)	1-3			K				G3 1B 4-3 BB			K	L6-4	5	1	1	0	1	2	3								
Marty Perez, R OBP: 0.304, SLG: 0.342 (1, 5) (9, 4)	F7			G3				4-3		E8 1B	CS		5	1	1	0	0	0	1								
Mitchell Page, L OBP: 0.382, SLG: 0.497 (1, 7)	F7			4-3				G3		FC5-4 1B			4	0	1	1	1	0	1								
Manny Sanguillen, R OBP: 0.295, SLG: 0.332 Matt Alexander, S OBP: 0.317, SLG: 0.243 (1, 10) (9, PH)				5-3				F5			FC5-4 HR		4	0	1	1	0	0	1								
Jim Tyrone, R OBP: 0.306, SLG: 0.319 (1, 9)				F4				5-3					4	1	1	2	1	0	1								
Rich McKinney, R OBP: 0.233, SLG: 0.312 (1, 3) (9, 5)				5-3				5-3			HR		5	0	0	0	0	2	4								
Jeff Newman, R OBP: 0.281, SLG: 0.346 Sheldon Maloney, L OBP: 0.307, SLG: 0.287 (1, 2) (9, PH)				6-3				5-3					3	0	1	0	0	0	0								
Jerry Tabb, L OBP: 0.294, SLG: 0.393 (10, 3)								BB 1B					2	0	0	0	0	2	4								
Larry Murray, S OBP: 0.243, SLG: 0.262 (1, 8)				5-3				F8			F3		5	0	1	0	0	0	1								
Rob Picciolo, R OBP: 0.215 Tim Hosley, R OBP: 0.327, SLG: 0.286 (1, 6) (9, PH)				K				1-3				L6-4 S 1B	2	0	0	0	0	1	0								
Inning Stats	R: 0 E: 0 K: 0 S: 3	H: 0 LOB: 0 BB: 0 P: 3	R: 0 E: 0 K: 1 S: 3	H: 0 LOB: 0 BB: 0 P: 3	R: 0 E: 0 K: 1 S: 5	H: 0 LOB: 0 BB: 0 P: 6	R: 0 E: 0 K: 0 S: 3	H: 0 LOB: 0 BB: 0 P: 3	R: 0 E: 0 K: 0 S: 4	H: 0 LOB: 0 BB: 0 P: 8	R: 1 E: 0 K: 0 S: 4	H: 1 LOB: 2 BB: 1 P: 10	R: 0 E: 0 K: 1 S: 6	H: 1 LOB: 1 BB: 0 P: 10	R: 3 E: 1 K: 2 S: 10	H: 2 LOB: 1 BB: 1 P: 10	R: 0 E: 0 K: 1 S: 5	H: 1 LOB: 0 BB: 0 P: 5	R: 0 E: 0 K: 0 S: 8	H: 1 LOB: 3 BB: 2 P: 16	R: 0 E: 0 K: 0 S: 3	H: 1 LOB: 0 BB: 0 P: 3	1B: 5 2B: 1 3B: 1 HR: 1	SF: 0 SAC: 0 DP: 1 HBP: 0	WP: 0 PB: 0 SB: 1 CS: 1	PA: 47	
PITCHER	IP ERA: 4.28	WLS W	BF 14	H 3	R 0	ER 0	SO 5	BB 0	IBB 2	HBP 0	BLK 0	WP 0	HR 0	S 22	P 30	ERA 0.00	WHIP 0.818										

BOTTOM

Cleveland Indians @ Oakland Athletics
Oakland-Alameda County Coliseum, Oakland, CA

Sat Aug 20 1977, 3:33 AM PDT
Att. 5,022 - Unknown

AB	42
R	4
H	7
RBI	4
BB	4
SO	8
LOB	19



Batter	1	2	3	4	5	6	7	8	9	AB	R	H	RBI	BB	SO	LOB	TOP		
Paul Dade, R OBP: 0.337, SLG: 0.372 (1, 5)	4-0 BB 4-3		0-0 2-3 4-3		0-0 F9			0-0 F8		3	0	0	0	1	0	1			
Duane Kuiper, L OBP: 0.325, SLG: 0.332 (1, 4)	0-0 F7		0-0 G3			0-0 6-3		0-0 F8		4	0	0	1	0	0	1			
Bruce Bochte, L OBP: 0.341, SLG: 0.363 (1, 7)	0-0 4-3		0-0 3-H E4			0-0 CS 1B			0-0 4-3	4	0	1	0	0	0	1			
Andre Thornton, R OBP: 0.376, SLG: 0.576 (1, 3)	4-0 BB		0-0 F7			0-3 K			0-0 E5 2B	3	1	0	0	1	1	2			
Rico Carty, R OBP: 0.351, SLG: 0.408 John Lowenstein, L OBP: 0.354, SLG: 0.354 (9, PR)	0-3 K			0-0 5-3			0-0 5-3		0-0 1B 2B	4	0	1	1	0	1	2			
Jim Norris, L OBP: 0.363, SLG: 0.375 (1, 8)		0-0 F5		0-0 F9			0-0 1B SF7 1B		4-0 1B IBB	3	1	1	0	1	0	0			
Ron Pruitt, R OBP: 0.367, SLG: 0.411 (1, 9)		0-3 K		0-0 6-3			0-0 CS 1B		0-0 1B G6-4-3	4	0	2	1	0	1	0			
Fred Kendall, R OBP: 0.276, SLG: 0.354 (1, 2)		0-3 K			0-0 F6		0-0 SF7		0-0 G6-4-3	3	0	0	1	0	1	2			
Frank Duffy, R OBP: 0.257, SLG: 0.288 (1, 6)			0-0 4-3 G3 2B		0-0 F7		0-0 CS	0-0 5-3		3	1	1	0	0	0	0			
Inning Stats	R: 0 E: 0 K: 1 S: 5	H: 0 LOB: 2 BB: 2 P: 13	R: 0 E: 0 K: 2 S: 7	H: 0 LOB: 0 BB: 0 P: 7	R: 1 E: 1 K: 0 S: 5	H: 1 LOB: 1 BB: 0 P: 5	R: 0 E: 0 K: 0 S: 3	H: 0 LOB: 0 BB: 0 P: 3	R: 0 E: 0 K: 0 S: 5	H: 1 LOB: 1 BB: 0 P: 5	R: 1 E: 0 K: 0 S: 4	H: 2 LOB: 0 BB: 0 P: 4	R: 0 E: 0 K: 0 S: 3	H: 0 LOB: 0 BB: 0 P: 3	R: 2 E: 1 K: 0 S: 5	H: 2 LOB: 1 BB: 1 P: 9	1B: 4 2B: 3 3B: 0 HR: 0	SF: 1 SAC: 0 DP: 2 HBP: 0	WP: 0 PA: 36 PB: 0 SB: 1 CS: 2
PITCHER	IP WLS BF H R ER SO BB IBB HBP BLK WP HR S P ERA WHIP	IP WLS BF H R ER SO BB IBB HBP BLK WP HR S P ERA WHIP	IP WLS BF H R ER SO BB IBB HBP BLK WP HR S P ERA WHIP	IP WLS BF H R ER SO BB IBB HBP BLK WP HR S P ERA WHIP	IP WLS BF H R ER SO BB IBB HBP BLK WP HR S P ERA WHIP	IP WLS BF H R ER SO BB IBB HBP BLK WP HR S P ERA WHIP	IP WLS BF H R ER SO BB IBB HBP BLK WP HR S P ERA WHIP	IP WLS BF H R ER SO BB IBB HBP BLK WP HR S P ERA WHIP	IP WLS BF H R ER SO BB IBB HBP BLK WP HR S P ERA WHIP	IP WLS BF H R ER SO BB IBB HBP BLK WP HR S P ERA WHIP	IP WLS BF H R ER SO BB IBB HBP BLK WP HR S P ERA WHIP	IP WLS BF H R ER SO BB IBB HBP BLK WP HR S P ERA WHIP	IP WLS BF H R ER SO BB IBB HBP BLK WP HR S P ERA WHIP	IP WLS BF H R ER SO BB IBB HBP BLK WP HR S P ERA WHIP	IP WLS BF H R ER SO BB IBB HBP BLK WP HR S P ERA WHIP	IP WLS BF H R ER SO BB IBB HBP BLK WP HR S P ERA WHIP	IP WLS BF H R ER SO BB IBB HBP BLK WP HR S P ERA WHIP	IP WLS BF H R ER SO BB IBB HBP BLK WP HR S P ERA WHIP	IP WLS BF H R ER SO BB IBB HBP BLK WP HR S P ERA WHIP
Rick Langford, R ERA: 3.58 (1, 1)	8.1 L	32 5	4 4	3 3	4 4	2 0	0 0	0 0	0 0	0 0	0 0	38 2	46 0	3.24 0.00	0.840 1.500				
Doug Bair, R ERA: 4.33 (9, 1)	0.2 3	1 0	0 0	0 0	0 0	0 0	1 0	0 0	0 0	0 0	2 6	0 0	0.00 1.500						

Cleveland Indians @ Oakland Athletics
Oakland-Alameda County Coliseum, Oakland, CA
Sun Aug 21 1977, 3:33 AM PDT
Att: 2,702 - Unknown

AB 31
R 4
H 6
RBI 4
BB 3
SO 4
LOB 9



Batter	1	2	3	4	5	6	7	8	9	AB	R	H	RBI	BB	SO	LOB	BOTTOM		
Rodney Scott, S OBP: 0.320, SLG: 0.273 (1, 4)	0-0 F7		0-0 1-3		0-0 F7			0-0 1-3		4	0	0	0	0	0	0			
Marty Perez, R OBP: 0.301, SLG: 0.338 (1, 5)	0-3 K		0-0 F9		0-0 F8			0-0 F7		4	0	0	0	0	1	0			
Mitchell Page, L OBP: 0.383, SLG: 0.496 (1, 10)	4-0 BB		0-0 G3			0-0 6-3 1B		0-0 4-3		3	0	1	0	1	0	0			
Jerry Tabb, L OBP: 0.278, SLG: 0.369 (1, 3)	0-3 K			0-0 G3		0-0 F8			0-0 F7	4	0	0	0	0	1	2			
Manny Sanguillen, R OBP: 0.285, SLG: 0.329 (1, 2)		0-0 5-3		1-0 BB HBP		0-0 6-3			0-3 K	3	0	0	0	0	1	1			
Jim Tyrone, R OBP: 0.305, SLG: 0.313 (1, 9)		0-3 K		4-0 BB		0-0 F8			0-0 E5 FC6-4	3	0	0	0	1	1	1			
Sheldon Mallory, L OBP: 0.305, SLG: 0.286 (1, 7)		0-0 2B 1B		0-0 F7			0-0 F8		0-0 FC6-4	4	1	1	0	0	0	3			
Larry Murray, S OBP: 0.245, SLG: 0.271 (1, 8)		0-0 1-H 2B		0-0 4-3			0-0 F5			3	0	1	1	0	0	2			
Rob Picciolo, R OBP: 0.193, SLG: 0.213 (1, 6)		0-0 F3			0-0 5-3			0-0 F3		3	0	0	0	0	0	1			
Inning Stats	R: 0 E: 0 K: 2 S: 7	H: 0 LOB: 1 BB: 1 P: 11	R: 1 E: 0 K: 1 S: 7	H: 2 LOB: 1 BB: 0 P: 7	R: 0 E: 0 K: 0 S: 3	H: 0 LOB: 0 BB: 0 P: 3	R: 0 E: 0 K: 0 S: 3	H: 0 LOB: 2 BB: 1 P: 8	R: 0 E: 0 K: 0 S: 3	H: 0 LOB: 0 BB: 0 P: 3	R: 0 E: 0 K: 0 S: 4	H: 1 LOB: 1 BB: 0 P: 4	R: 0 E: 0 K: 0 S: 3	H: 0 LOB: 0 BB: 0 P: 3	R: 0 E: 1 K: 1 S: 6	H: 0 LOB: 1 BB: 0 P: 6	1B: 2 2B: 1 3B: 0 HR: 0	SF: 0 SAC: 0 DP: 0 HBP: 1	WP: 0 PA: 34 PB: 0 SB: 3 CS: 0
PITCHER	IP WLS BF H R ER SO BB IBB HBP BLK WP HR S P ERA WHIP	IP WLS BF H R ER SO BB IBB HBP BLK WP HR S P ERA WHIP	IP WLS BF H R ER SO BB IBB HBP BLK WP HR S P ERA WHIP	IP WLS BF H R ER SO BB IBB HBP BLK WP HR S P ERA WHIP	IP WLS BF H R ER SO BB IBB HBP BLK WP HR S P ERA WHIP	IP WLS BF H R ER SO BB IBB HBP BLK WP HR S P ERA WHIP	IP WLS BF H R ER SO BB IBB HBP BLK WP HR S P ERA WHIP	IP WLS BF H R ER SO BB IBB HBP BLK WP HR S P ERA WHIP	IP WLS BF H R ER SO BB IBB HBP BLK WP HR S P ERA WHIP	IP WLS BF H R ER SO BB IBB HBP BLK WP HR S P ERA WHIP	IP WLS BF H R ER SO BB IBB HBP BLK WP HR S P ERA WHIP	IP WLS BF H R ER SO BB IBB HBP BLK WP HR S P ERA WHIP	IP WLS BF H R ER SO BB IBB HBP BLK WP HR S P ERA WHIP	IP WLS BF H R ER SO BB IBB HBP BLK WP HR S P ERA WHIP	IP WLS BF H R ER SO BB IBB HBP BLK WP HR S P ERA WHIP	IP WLS BF H R ER SO BB IBB HBP BLK WP HR S P ERA WHIP	IP WLS BF H R ER SO BB IBB HBP BLK WP HR S P ERA WHIP	IP WLS BF H R ER SO BB IBB HBP BLK WP HR S P ERA WHIP	IP WLS BF H R ER SO BB IBB HBP BLK WP HR S P ERA WHIP
Dennis Eckersley, R ERA: 3.54 (1, 1)	9.0 W	34 3	1 1	1 1	4 4	2 0	0 1	0 0	0 0	0 0	39 2	48 0	1.00 0.556						

Cleveland Indians @ Oakland Athletics
Oakland-Alameda County Coliseum, Oakland, CA
Sun Aug 21 1977, 3:33 AM PDT
Att: 2,702 - Unknown

AB 31
R 1
H 3
RBI 1
BB 2
SO 4
LOB 10



Batter	1	2	3	4	5	6	7	8	9	AB	R	H	RBI	BB	SO	LOB	TOP					
Paul Dade, R OBP: 0.341, SLG: 0.375 Ron Pruitt, R OBP: 0.372, SLG: 0.415										5	1	3	0	0	0	0	5					
Duane Kuiper, L OBP: 0.323, SLG: 0.330										6	1	1	0	0	2	5	6					
Bruce Bochte, L OBP: 0.344, SLG: 0.375										5	3	2	2	1	0	2	5					
Andre Thornton, R OBP: 0.384, SLG: 0.584 John Lowenstein, L OBP: 0.349, SLG: 0.349										3	2	3	0	0	0	0	3					
Rico Carty, R OBP: 0.358, SLG: 0.422 Charlie Spikes, R OBP: 0.330, SLG: 0.375										3	2	3	5	1	0	0	3					
Buddy Bell, R OBP: 0.355, SLG: 0.429 Bill Melton, R OBP: 0.352, SLG: 0.347										4	1	1	4	0	0	4	4					
Jim Norris, L OBP: 0.361, SLG: 0.372										5	1	1	0	0	0	3	5					
Ray Fosse, R OBP: 0.299, SLG: 0.383										0	0	0	0	0	0	0	0					
Frank Duffy, R OBP: 0.256, SLG: 0.286										5	0	1	0	0	1	3	5					
Inning Stats	R: 2 E: 0 K: 0 S: 6	H: 3 LOB: 2 BB: 0 P: 7	R: 0 E: 0 K: 0 S: 3	H: 0 LOB: 0 BB: 0 P: 3	R: 0 E: 0 K: 1 S: 7	H: 2 LOB: 2 BB: 0 P: 7	R: 1 E: 0 K: 0 S: 5	H: 2 LOB: 1 BB: 0 P: 5	R: 3 E: 0 K: 0 S: 8	H: 5 LOB: 3 BB: 1 P: 12	R: 4 E: 1 K: 1 S: 8	H: 2 LOB: 0 BB: 1 P: 12	R: 0 E: 0 K: 1 S: 6	H: 1 LOB: 1 BB: 0 P: 6	R: 0 E: 1 K: 0 S: 4	H: 0 LOB: 2 BB: 1 P: 8	R: 2 E: 0 K: 3 S: 12	H: 3 LOB: 1 BB: 0 P: 12	1B: 13 2B: 2 3B: 0 HR: 3	SF: 0 SAC: 0 DP: 1 HBP: 1	WP: 0 PB: 0 SB: 2 CS: 0	PA: 51
PITCHER	IP	WLS	BF	H	R	ER	SO	BB	IBB	HBP	BLK	WP	HR	S	P	ERA	WHIP					
Bob Galasso, R ERA: 8.36	(1, 1)	4.2	L	27	11	6	6	1	1	0	0	0	1	27	32	11.57	2.571					
Bill Laxton, L ERA: 4.74	(5, 1)	2.1		13	4	4	3	2	0	1	0	0	1	16	20	11.57	1.714					
Diego Segui, R ERA: 5.46	(8, 1)	2.0		11	3	2	2	3	1	0	0	0	1	16	20	9.00	2.000					

Cleveland Indians @ Seattle Mariners
The Kingdome, Seattle, WA
Mon Aug 22 1977, 10:05 PM EDT
Dome

AB 42
R 12
H 17
RBI 11
BB 3
SO 6
LOB 19



Batter	1	2	3	4	5	6	7	8	9	AB	R	H	RBI	BB	SO	LOB	BOTTOM					
Dave Collins, S OBP: 0.293, SLG: 0.312										4	0	1	0	0	0	1	4					
Larry Milbourne, S OBP: 0.248, SLG: 0.297										4	0	0	0	0	1	1	4					
Dan Meyer, L OBP: 0.332, SLG: 0.461										4	1	1	1	0	1	0	4					
Leroy Stanton, R OBP: 0.329, SLG: 0.494 Carlos Lopez, R OBP: 0.300, SLG: 0.411										2	0	0	0	1	2	0	2					
Ruppert Jones, L OBP: 0.324, SLG: 0.478										2	0	0	0	2	1	0	2					
Bill Stein, R OBP: 0.291, SLG: 0.408 Juan Bernhardt, R OBP: 0.271, SLG: 0.362										3	0	0	0	0	0	3	3					
Steve Braun, L OBP: 0.338, SLG: 0.297										2	0	0	0	1	1	0	2					
Bob Stinson, S OBP: 0.371, SLG: 0.406										2	0	0	0	1	1	2	2					
Julio Cruz, S OBP: 0.304, SLG: 0.293										3	0	0	0	0	1	1	3					
Inning Stats	R: 0 E: 0 K: 0 S: 3	H: 0 LOB: 0 BB: 0 P: 3	R: 0 E: 0 K: 2 S: 7	H: 0 LOB: 2 BB: 2 P: 15	R: 0 E: 0 K: 2 S: 7	H: 0 LOB: 0 BB: 0 P: 7	R: 0 E: 0 K: 0 S: 2	H: 0 LOB: 2 BB: 2 P: 10	R: 0 E: 0 K: 1 S: 5	H: 1 LOB: 0 BB: 0 P: 5	R: 0 E: 0 K: 2 S: 7	H: 0 LOB: 0 BB: 0 P: 7	R: 0 E: 0 K: 1 S: 5	H: 0 LOB: 1 BB: 1 P: 9	R: 1 E: 0 K: 0 S: 4	H: 1 LOB: 0 BB: 0 P: 4	1B: 1 2B: 1 3B: 0 HR: 1	SF: 0 SAC: 0 DP: 2 HBP: 0	WP: 0 PB: 0 SB: 1 CS: 0	PA: 32		
PITCHER	IP	WLS	BF	H	R	ER	SO	BB	IBB	HBP	BLK	WP	HR	S	P	ERA	WHIP					
Jim Bibby, R ERA: 3.69	(1, 1)	9.0	W	32	2	1	1	8	5	0	0	0	1	43	63	1.00	0.778					

Cleveland Indians @ Seattle Mariners
The Kingdome, Seattle, WA
Mon Aug 22 1977, 10:05 PM EDT
Dome

AB 27
R 1
H 2
RBI 1
BB 5
SO 8
LOB 8



Batter	1	2	3	4	5	6	7	8	9	AB	R	H	RBI	BB	SO	LOB	TOP			
Paul Dade, R OBP: 0.339, SLG: 0.375 (1, 9)	0-0 1-3		0-0 F9		0-0 1B 1B 2B		0-0 F9		0-3 K	5	1	1	0	0	1	1	Cleveland Indians @ Seattle Mariners The Kingdome, Seattle, WA Mon Aug 22 1977, 10:05 PM EDT Att: 12,347 - Dome			
Duane Kuiper, L OBP: 0.324, SLG: 0.330 (1, 4)	0-0 1B 1B		4-0 HR BB		0-0 6-3		0-0 4-3			3	1	1	0	1	0	1				
Bruce Bochte, L OBP: 0.345, SLG: 0.384 (1, 7)	0-0 F8		0-0 1-H HR		0-0 2-3 1B 1B		0-0 F7			4	1	2	2	0	0	1				
Andre Thornton, R OBP: 0.382, SLG: 0.579 (1, 3)	0-0 1-2 1B		0-3 K		0-3 K			0-0 L5		4	0	1	0	0	2	2				
Rico Carty, R OBP: 0.357, SLG: 0.420 (1, 10)	0-0 4-3		0-0 4-3		0-0 1-2 3-H 1B			0-0 1-3		4	0	1	1	0	0	2				
Jim Norris, L OBP: 0.358, SLG: 0.368 (1, 8)		0-0 F7		0-0 6-3		0-3 K		0-0 4-3		4	0	0	0	0	1	2				
Bill Melton, R OBP: 0.342, SLG: 0.336 (1, 5)		0-0 6-3		0-0 F8		0-3 K		0-0 F3		4	0	0	0	0	1	0				
Laryell Blanks, R OBP: 0.303, SLG: 0.403 (1, 6)		0-0 1B		0-0 1B		0-0 F8		0-0 F3		4	0	2	0	0	0	0				
Fred Kendall, R OBP: 0.272, SLG: 0.349 (1, 2)		0-0 F2		0-0 5-3		0-0 5-3		0-0 2B		3	0	0	0	0	0	2				
Buddy Bell, R OBP: 0.356, SLG: 0.432 (9, PH)										1	0	1	0	0	0	0				
Frank Duffy, R OBP: 0.256, SLG: 0.286 (9, PR)										0	0	0	0	0	0	0				
Inning Stats	R: 0 E: 0 K: 0 S: 5	H: 2 LOB: 2 BB: 0 P: 5	R: 0 E: 0 K: 0 S: 4	H: 1 LOB: 1 BB: 0 P: 4	R: 2 E: 0 K: 1 S: 6	H: 1 LOB: 0 BB: 1 P: 10	R: 0 E: 0 K: 0 S: 4	H: 1 LOB: 1 BB: 0 P: 4	R: 1 E: 0 K: 2 S: 10	H: 3 LOB: 2 BB: 0 P: 10	R: 0 E: 0 K: 0 S: 3	H: 0 LOB: 0 BB: 0 P: 3	R: 0 E: 0 K: 0 S: 3	H: 0 LOB: 0 BB: 0 P: 3	R: 0 E: 0 K: 1 S: 6	H: 1 LOB: 1 BB: 0 P: 6	1B: 6 2B: 2 3B: 0 HR: 1	SF: 0 SAC: 0 DP: 0 HBP: 0	WP: 0 PB: 0 SB: 0 CS: 0	PA: 37
PITCHER John Montague, R ERA: 4.46 (1, 1)	IP: 9.0 WLS: W BF: 37 H: 9 R: 3 ER: 3 SO: 5 BB: 1 IBB: 0 HBP: 0 BLK: 0 WP: 0 HR: 1 S: 46 P: 50 ERA: 3.00 WHIP: 1.11															PITCHER				

AB	36
R	3
H	9
RBI	3
BB	1
SO	5
LOB	11



Batter	1	2	3	4	5	6	7	8	9	AB	R	H	RBI	BB	SO	LOB	BOTTOM			
Dave Collins, S OBP: 0.292, SLG: 0.309 (1, 7)	0-3 K	0-0 CS	0-0 F7		4-0 BB 1B BB		0-3 K			3	1	0	0	1	2	0	Cleveland Indians @ Seattle Mariners The Kingdome, Seattle, WA Mon Aug 22 1977, 10:05 PM EDT Att: 12,347 - Dome			
Jose Baez, R OBP: 0.323, SLG: 0.338 (1, 4)	0-0 6-3		0-0 G6-3 1B		0-0 BB WP 1B		4-0 1B BB			3	1	2	0	1	0	0				
Dan Meyer, L OBP: 0.335, SLG: 0.464 (1, 3)	0-0 2B		0-0 G6-3		4-0 WP 9-2 BB		0-0 1-3 1B			3	0	2	0	1	0	1				
Ruppert Jones, L OBP: 0.326, SLG: 0.475 (1, 8)	4-0 FC6-4 BB			0-0 F8	4-0 1-2 2-3 3-H BB		0-0 F6			2	0	0	1	2	0	2				
Bill Stein, R OBP: 0.288, SLG: 0.404 (1, 10)	0-0 FC6-4			0-0 F8	0-0 9-2		0-0 F9			4	0	0	0	0	0	4				
Juan Bernhardt, R OBP: 0.270, SLG: 0.360 (1, 5)		0-0 6-3		0-0 1B		0-0 F8		0-0 4-3		4	0	1	0	0	0	0				
Carlos Lopez, R OBP: 0.300, SLG: 0.412 (1, 9)		0-0 S 1B 2B		0-0 F9		0-0 6-3		0-0 E5		4	1	1	0	0	0	1				
Larry Cox, R OBP: 0.308, SLG: 0.419 (1, 2)		0-3 K		0-3 2-3 K		0-3 K		0-0 5-3		4	1	1	1	0	2	2				
Craig Reynolds, L OBP: 0.260, SLG: 0.285 (1, 6)		0-0 3-H 1B		0-0 4-3		0-0 F8				3	0	1	1	0	0	0				
Inning Stats	R: 0 E: 0 K: 1 S: 6	H: 1 LOB: 2 BB: 1 P: 10	R: 1 E: 0 K: 1 S: 6	H: 2 LOB: 0 BB: 0 P: 6	R: 0 E: 0 K: 0 S: 3	H: 1 LOB: 0 BB: 0 P: 3	R: 0 E: 0 K: 0 S: 4	H: 1 LOB: 1 BB: 0 P: 4	R: 3 E: 0 K: 0 S: 4	H: 2 LOB: 1 BB: 3 P: 16	R: 0 E: 0 K: 1 S: 5	H: 0 LOB: 0 BB: 0 P: 5	R: 0 E: 0 K: 1 S: 6	H: 1 LOB: 2 BB: 1 P: 10	R: 0 E: 1 K: 0 S: 4	H: 0 LOB: 1 BB: 0 P: 4	1B: 5 2B: 3 3B: 0 HR: 1	SF: 0 SAC: 0 DP: 2 HBP: 0	WP: 1 PB: 0 SB: 2 CS: 1	PA: 36
PITCHER Wayne Garland, R ERA: 4.12 (1, 1)	IP: 6.2 WLS: L BF: 30 H: 8 R: 4 ER: 4 SO: 4 BB: 5 IBB: 0 HBP: 0 BLK: 0 WP: 1 HR: 1 S: 33 P: 53 ERA: 5.40 WHIP: 1.950															PITCHER				
Jim Kern, R ERA: 3.12 (7, 1)	IP: 1.1 WLS: L BF: 5 H: 0 R: 0 ER: 0 SO: 0 BB: 0 IBB: 0 HBP: 0 BLK: 0 WP: 0 HR: 0 S: 5 P: 5 ERA: 0.00 WHIP: 0.000															PITCHER				



Batter	1	2	3	4	5	6	7	8	9	AB	R	H	RBI	BB	SO	LOB	TOP					
Paul Dade, R OBP: 0.340, SLG: 0.374 (1, 9)										4	2	1	0	1	2	0						
Duane Kuiper, L OBP: 0.324, SLG: 0.329 (1, 4)										4	0	1	0	0	0	1	0					
Buddy Bell, R OBP: 0.355, SLG: 0.433 (1, 5)										4	1	1	1	0	0	2						
Andre Thornton, R OBP: 0.381, SLG: 0.576 (1, 3)										2	1	0	1	1	1	1						
Rico Carty, R OBP: 0.356, SLG: 0.418 (1, 10)										4	1	1	0	0	0	1						
Brugs Bochte, L OBP: 0.344, SLG: 0.383 (1, 7)										0	0	0	0	0	0	0						
Larvell Blanks, R OBP: 0.306, SLG: 0.404 (1, 6)										4	0	2	1	0	2	2						
Jim Norris, L OBP: 0.357, SLG: 0.367 (1, 8)										4	0	1	1	0	0	3						
Ray Fosse, R OBP: 0.294, SLG: 0.376 (1, 2)										4	0	0	0	0	2	3						
Inning Stats	R: 0 E: 0 K: 2 S: 7	H: 0 LOB: 0 BB: 0 P: 7	R: 1 E: 0 K: 2 S: 9	H: 2 LOB: 2 BB: 1 P: 13	R: 1 E: 0 K: 1 S: 6	H: 1 LOB: 1 BB: 1 P: 10	R: 0 E: 0 K: 1 S: 6	H: 1 LOB: 1 BB: 0 P: 6	R: 3 E: 1 K: 0 S: 8	H: 4 LOB: 2 BB: 0 P: 8	R: 0 E: 0 K: 2 S: 7	H: 0 LOB: 0 BB: 0 P: 7	R: 0 E: 0 K: 0 S: 3	H: 0 LOB: 0 BB: 0 P: 3	R: 0 E: 0 K: 1 S: 5	H: 0 LOB: 0 BB: 0 P: 5	R: 0 E: 0 K: 1 S: 5	H: 0 LOB: 0 BB: 0 P: 5	1B: 7 2B: 1 3B: 0 HR: 0	SF: 1 SAC: 1 DP: 0 HBP: 0	WP: 0 PB: 0 SB: 1 CS: 0	PA: 38
PITCHER Nolan Ryan, R ERA: 2.68 (1, 1)	IP: 9.0 WLS: L BF: 38	H: 8 R: 5 ER: 3 SO: 10	BB: 2 IBB: 0 HBP: 0 BLK: 0	WP: 0 HR: 0 S: 56 P: 64	ERA: 3.00 WHIP: 1.111																	

Cleveland Indians @ California Angels
Anaheim Stadium, Anaheim, CA
Wed Aug 24 1977, 10:05 PM EDT
Unknown

AB 30
R 5
H 7
RBI 4
BB 2
SO 8
LOB 12



Batter	1	2	3	4	5	6	7	8	9	AB	R	H	RBI	BB	SO	LOB	BOTTOM					
Gil Flores, R OBP: 0.335, SLG: 0.373 (1, 7)										4	0	2	0	0	0	0						
Jerry Remy, L OBP: 0.324, SLG: 0.344 (1, 4)										4	0	0	0	0	0	2						
Bobby Bonds, R OBP: 0.347, SLG: 0.548 (1, 9)										2	0	0	0	2	0	1						
Tony Solaita, L OBP: 0.339, SLG: 0.407 (1, 3)										4	1	2	0	0	0	0						
Dan Briggs, L OBP: 0.274, SLG: 0.236 (9, PR)										0	0	0	0	0	0	0						
Don Baylor, R OBP: 0.329, SLG: 0.415 (1, 10)										2	1	1	0	2	0	1						
Rance Mulliniks, L OBP: 0.327, SLG: 0.374 (1, 6)										3	1	0	0	1	1	5						
Dave Chalk, R OBP: 0.341, SLG: 0.351 (1, 5)										4	0	1	1	0	2	4						
Thad Bosley, L OBP: 0.385, SLG: 0.414 (1, 8)										3	0	2	2	0	0	0						
Terry Humphrey, R OBP: 0.292, SLG: 0.300 (1, 2)										2	0	0	0	0	0	2						
Danny Goodwin, L OBP: 0.274, SLG: 0.354 (7, PH)										1	0	0	0	0	0	0						
Andy Etchebarren, R OBP: 0.306, SLG: 0.289 (8, 2)										0	0	0	0	0	0	0						
Inning Stats	R: 0 E: 0 K: 0 S: 2	H: 0 LOB: 0 BB: 1 P: 6	R: 2 E: 0 K: 1 S: 8	H: 3 LOB: 1 BB: 0 P: 8	R: 0 E: 0 K: 0 S: 2	H: 0 LOB: 0 BB: 1 P: 6	R: 1 E: 0 K: 0 S: 2	H: 1 LOB: 1 BB: 2 P: 10	R: 0 E: 0 K: 0 S: 4	H: 2 LOB: 1 BB: 0 P: 4	R: 0 E: 0 K: 0 S: 3	H: 0 LOB: 1 BB: 1 P: 7	R: 0 E: 0 K: 0 S: 3	H: 0 LOB: 0 BB: 0 P: 3	R: 0 E: 0 K: 0 S: 3	H: 1 LOB: 2 BB: 0 P: 3	R: 0 E: 0 K: 2 S: 8	H: 1 LOB: 2 BB: 0 P: 8	1B: 6 2B: 2 3B: 0 HR: 0	SF: 0 SAC: 0 DP: 2 HBP: 0	WP: 0 PB: 0 SB: 1 CS: 3	PA: 36
PITCHER Al Fitzmorris, R ERA: 4.98 (1, 1)	IP: 8.0 WLS: W BF: 31	H: 8 R: 3 ER: 3 SO: 1	BB: 5 IBB: 0 HBP: 0 BLK: 0	WP: 0 HR: 0 S: 28 P: 48	ERA: 3.38 WHIP: 1.625																	
Jim Kern, R ERA: 3.09 (9, 1)	IP: 1.0 WLS: S BF: 3	H: 0 R: 0 ER: 0 SO: 2	BB: 0 IBB: 0 HBP: 0 BLK: 0	WP: 0 HR: 0 S: 7 P: 7	ERA: 0.00 WHIP: 0.000																	

Cleveland Indians @ California Angels
Anaheim Stadium, Anaheim, CA
Wed Aug 24 1977, 10:05 PM EDT
Unknown

AB 29
R 3
H 8
RBI 3
BB 5
SO 3
LOB 15



Batter	1	2	3	4	5	6	7	8	9	AB	R	H	RBI	BB	SO	LOB	TOP								
Paul Dade, R OBP: 0.336, SLG: 0.370 (1, 5)	1-3		F8			5-3		4-3		4	0	0	0	0	0	1									
Duane Kuiper, L OBP: 0.323, SLG: 0.329 (1, 4)	K			1-3		4-3			G5-4-3 1B	4	0	1	0	0	1	1									
Ron Pruitt, R OBP: 0.375, SLG: 0.414 (1, 8)				F4			FC6-4 BB		G5-4-3 1-2	3	0	1	0	1	0	1									
Andre Thornton, R OBP: 0.382, SLG: 0.584 (1, 3)	CS 1-2			F8		FC6-4			HR	4	1	2	1	0	0	2									
Rico Carty, R OBP: 0.358, SLG: 0.419 Dennis Eckersley, R (9, PR)			G1-6-3 1-2			1B G6-4-3 1B		F9		4	1	2	0	0	0	1									
Bruce Bochte, L OBP: 0.346, SLG: 0.384 (1, 7)				E4				G3		0	0	0	0	0	0	0									
Charlie Spikes, R OBP: 0.349, SLG: 0.349 John Lowenstein, L (9, PH) Buddy Bell, R (9, PH)				F9		G6-4-3 1-2 3-H		K		3	0	0	0	0	1	2									
Fred Kendall, R OBP: 0.269, SLG: 0.344 (1, 2)				6-3		6-3				3	0	0	0	0	0	0									
Frank Duffy, R OBP: 0.257, SLG: 0.290 (1, 6)				5-3						3	0	1	0	0	0	0									
Inning Stats	R: 0 E: 0 K: 1 S: 5	H: 1 LOB: 0 BB: 0 P: 5	R: 0 E: 1 K: 0 S: 4	H: 1 LOB: 1 BB: 0 P: 4	R: 0 E: 0 K: 0 S: 3	H: 0 LOB: 0 BB: 0 P: 3	R: 0 E: 0 K: 0 S: 3	H: 0 LOB: 0 BB: 0 P: 3	R: 1 E: 0 K: 0 S: 4	H: 2 LOB: 0 BB: 0 P: 4	R: 0 E: 0 K: 1 S: 5	H: 1 LOB: 2 BB: 1 P: 8	R: 0 E: 0 K: 1 S: 5	H: 0 LOB: 0 BB: 0 P: 5	R: 0 E: 0 K: 0 S: 3	H: 0 LOB: 0 BB: 0 P: 3	R: 1 E: 0 K: 0 S: 6	H: 4 LOB: 2 BB: 0 P: 6	1B: 7 2B: 1 3B: 0 HR: 1	SF: 0 SAC: 0 DP: 3 HBP: 0	WP: 0 PB: 0 SB: 0 CS: 1	PA: 35			
PITCHER	IP	WLS	BF	H	R	ER	SO	BB	IBB	HBP	BLK	WP	HR	S	P	ERA	WHIP								
Ken Brett, L ERA: 4.5 (1, 1)	7.0	W	25	5	1	1	2	1	0	0	0	0	0	28	32	1.29	0.857								
Dyar Miller, R ERA: 4.14 (8, 1)	1.2		8	4	1	1	0	0	0	0	0	0	1	8	8	5.40	2.400								
Dave LaRoche, L ERA: 3.19 (9, 1)	0.1	S	1	0	0	0	0	0	0	0	0	0	0	1	1	0.00	0.000								

Cleveland Indians @ California Angels
Anaheim Stadium, Anaheim, CA
Wed Aug 24 1977, 10:05 PM EDT
Att: 16,394 - Unknown


AB 29
R 2
H 7
RBI 1
BB 1
SO 2
LOB 10



Batter	1	2	3	4	5	6	7	8	9	AB	R	H	RBI	BB	SO	LOB	BOTTOM								
Gil Flores, R OBP: 0.333, SLG: 0.375 (1, 7)	1-3		6-3			FC6-4 1-2				4	1	1	0	0	0	2									
Jerry Remy, L OBP: 0.325, SLG: 0.348 (1, 4)				F7				F9		4	1	2	1	0	0	0									
Bobby Bonds, R OBP: 0.348, SLG: 0.547 (1, 9)										3	0	1	0	1	0	1									
Ron Jackson, R OBP: 0.297, SLG: 0.354 (6, PH) Tony Solaita, L OBP: 0.340, SLG: 0.407 (6, 3)										2	1	1	0	0	0	1									
Dan Briggs, L OBP: 0.247, SLG: 0.236 (8, 3)										0	0	0	0	0	0	0									
Don Baylor, R OBP: 0.330, SLG: 0.418 (1, 10)										4	2	2	0	0	0	2									
Mario Guerrero, R OBP: 0.329, SLG: 0.399 (1, 6)										4	0	2	0	0	0	1									
Dave Chalk, R OBP: 0.343, SLG: 0.352 (1, 5)										4	0	2	3	0	0	1									
Thad Bosley, L OBP: 0.378, SLG: 0.419 (1, 8)										4	0	1	0	0	0	3									
Andy Etchebarren, R OBP: 0.310, SLG: 0.296 Terry Humphrey, R OBP: 0.254, SLG: 0.300 (6, 2)										1	0	0	0	1	0	0									
Inning Stats	R: 0 E: 0 K: 0 S: 4	H: 1 LOB: 1 BB: 0 P: 4	R: 0 E: 1 K: 0 S: 4	H: 1 LOB: 1 BB: 0 P: 4	R: 0 E: 0 K: 0 S: 3	H: 0 LOB: 0 BB: 0 P: 3	R: 2 E: 0 K: 0 S: 6	H: 5 LOB: 1 BB: 0 P: 6	R: 2 E: 0 K: 0 S: 4	H: 3 LOB: 1 BB: 2 P: 12	R: 0 E: 0 K: 0 S: 4	H: 1 LOB: 2 BB: 1 P: 8	R: 0 E: 0 K: 0 S: 3	H: 0 LOB: 0 BB: 0 P: 3	R: 1 E: 0 K: 0 S: 4	H: 2 LOB: 0 BB: 0 P: 4	1B: 9 2B: 4 3B: 0 HR: 0	SF: 0 SAC: 0 DP: 2 HBP: 0	WP: 0 PB: 0 SB: 1 CS: 1	PA: 35					
PITCHER	IP	WLS	BF	H	R	ER	SO	BB	IBB	HBP	BLK	WP	HR	S	P	ERA	WHIP								
Rick Waits, L ERA: 4.47 (1, 1)	4.1	L	20	9	4	4	4	1	0	0	0	0	0	19	23	8.31	2.308								
Pat Dobson, R ERA: 5.93 (5, 1)	3.2		15	4	1	1	0	2	0	0	0	0	0	13	21	2.46	1.636								

Cleveland Indians @ California Angels
Anaheim Stadium, Anaheim, CA
Wed Aug 24 1977, 10:05 PM EDT
Att: 16,394 - Unknown

AB 32
R 5
H 13
RBI 5
BB 3
SO 0
LOB 11



Batter	1	2	3	4	5	6	7	8	9	AB	R	H	RBI	BB	SO	LOB	TOP		
Steve Braun, L OBP: 0.338, SLG: 0.301 (1, 7)	B1			SH1-4 BB	F8			F8	2B	4	0	1	1	1	0	4	Seattle Mariners @ Cleveland Indians Cleveland Municipal Stadium, Cleveland, OH Fri Aug 26 1977, 7:05 PM EDT Att. 6,707 - Unknown - 75 F		
Jose Baez, R OBP: 0.326, SLG: 0.338 (1, 4)	F9			SH1-4 1-2			F8	1B 2-H	F3	4	0	1	1	0	0	1			
Dan Meyer, L OBP: 0.329, SLG: 0.455 (1, 3)	F9			F7			4-3	FC6-4 1-3		4	0	1	0	0	0	1			
Leroy Stanton, R OBP: 0.329, SLG: 0.494 (1, 10)				F8			F5	FC6-4 1-2		4	0	0	0	0	0	3			
Ruppert Jones, L OBP: 0.324, SLG: 0.470 (1, 8)	3-1						K		1-3 1B	4	1	1	0	0	2	0			
Bill Stein, R OBP: 0.288, SLG: 0.400 (1, 5)	F9						F8	1-3	1-3	3	0	0	0	1	0	1			
Carlos Lopez, R OBP: 0.302, SLG: 0.411 (1, 9)				B1-3			F9		1B S	4	1	1	1	0	1	1			
Larry Cox, R OBP: 0.310, SLG: 0.413 Bob Stinson, S OBP: 0.371, SLG: 0.404 (9, PH) (9, 2)	5-3						E8 S	6-3	K	3	0	1	0	0	0	0			
Craig Reynolds, L OBP: 0.265, SLG: 0.291 (1, 6)	3-1								1B 2B	3	2	2	1	1	0	0			
Inning Stats	R: 0 E: 0 K: 0 S: 3	H: 0 LOB: 0 BB: 0 P: 3	R: 0 E: 0 K: 0 S: 3	H: 0 LOB: 0 BB: 0 P: 3	R: 0 E: 0 K: 0 S: 3	H: 0 LOB: 1 BB: 0 P: 7	R: 0 E: 0 K: 1 S: 6	H: 1 LOB: 3 BB: 2 P: 14	R: 0 E: 0 K: 0 S: 7	H: 0 LOB: 0 BB: 0 P: 7	R: 1 E: 0 K: 0 S: 6	H: 3 LOB: 2 BB: 0 P: 6	R: 3 E: 0 K: 1 S: 9	H: 4 LOB: 1 BB: 0 P: 9	1B: 6 2B: 2 3B: 0 HR: 0	SF: 0 SAC: 1 DP: 0 HBP: 0		WP: 0 PB: 0 SB: 2 CS: 0	PA: 38
PITCHER	IP	WLS	BF	H	R	ER	SO	BB	IBB	HBP	BLK	WP	HR	S	P	ERA	WHIP		
Wayne Garland, R ERA: 4.06 Jim Kern, R ERA: 3.26	(1, 1)	8.0	32	5	2	2	3	3	0	0	0	0	0	35	47	2.25	1.000		
	(9, 1)	1.0	L 6	3	2	2	1	0	0	0	0	0	0	8	8	18.00	3.000		

AB	34
R	4
H	8
RBI	4
BB	3
SO	4
LOB	12



Batter	1	2	3	4	5	6	7	8	9	AB	R	H	RBI	BB	SO	LOB	BOTTOM			
Paul Dade, R OBP: 0.340, SLG: 0.374 (1, 9)	5-3							FC6-4		4	0	2	0	1	0	2	Seattle Mariners @ Cleveland Indians Cleveland Municipal Stadium, Cleveland, OH Fri Aug 26 1977, 7:05 PM EDT Att. 6,707 - Unknown - 75 F			
Duane Kuiper, L OBP: 0.324, SLG: 0.329 (1, 4)	BB FC6-5	3-1					F8	F7		5	1	2	0	0	0	3				
Bruce Bochte, L OBP: 0.351, SLG: 0.386 (1, 7)	FC6-5 BB						4-3	1B	1B	3	0	2	0	2	0	0				
Andre Thornton, R OBP: 0.382, SLG: 0.579 (1, 3)	BB FC6-5						F8	F4		3	0	0	0	1	0	3				
Rico Carty, R OBP: 0.358, SLG: 0.422 (1, 10)	FC6-5 BB							G6-2-3		5	1	2	1	0	0	6				
Jim Norris, L OBP: 0.360, SLG: 0.366 (1, 8)	1-2 2-3 3-H						CS	1B		1	0	0	0	3	0	0				
Bill Melton, R OBP: 0.333, SLG: 0.326 (1, 5)	1-2 2-3						CS	1B		4	0	0	0	0	1	8				
Fred Kendall, R OBP: 0.264, SLG: 0.338 (1, 2)							F4			4	0	0	0	0	0	2				
Frank Duffy, R OBP: 0.257, SLG: 0.290 (1, 6)							F8			4	0	1	1	0	0	0				
Inning Stats	R: 1 E: 0 K: 0 S: 4	H: 1 LOB: 3 BB: 3 P: 16	R: 0 E: 0 K: 0 S: 4	H: 1 LOB: 1 BB: 0 P: 4	R: 0 E: 0 K: 0 S: 3	H: 1 LOB: 0 BB: 0 P: 3	R: 0 E: 0 K: 1 S: 5	H: 0 LOB: 0 BB: 0 P: 5	R: 0 E: 0 K: 0 S: 5	H: 2 LOB: 2 BB: 0 P: 5	R: 1 E: 0 K: 0 S: 5	H: 2 LOB: 2 BB: 1 P: 9	R: 0 E: 0 K: 0 S: 3	H: 1 LOB: 1 BB: 1 P: 7	R: 0 E: 0 K: 0 S: 3	H: 1 LOB: 0 BB: 0 P: 3		1B: 7 2B: 2 3B: 0 HR: 0	SF: 0 SAC: 0 DP: 2 HBP: 1	WP: 1 PB: 0 SB: 1 CS: 1
PITCHER	IP	WLS	BF	H	R	ER	SO	BB	IBB	HBP	BLK	WP	HR	S	P	ERA	WHIP			
Paul Mitchell, R ERA: 9.22 John Montague, R ERA: 4.35 Enrique Romo, R ERA: 3.01	(1, 1)	0.2		1	1	1	0	0	0	0	0	0	0	0	3	13.50	6.000			
	(1, 1)	5.1	24	7	1	1	1	2	0	0	0	0	0	24	32	1.69	1.688			
	(7, 1)	3.0	W 11	1	0	0	0	1	1	1	0	0	0	8	17	0.00	0.667			



Batter	1	2	3	4	5	6	7	8	9	AB	R	H	RBI	BB	SO	LOB	TOP			
Steve Braun, L (1, 7) OBP: 0.335, SLG: 0.298										4	0	0	0	0	1	0				
Jose Báez, R (1, 4) OBP: 0.324, SLG: 0.335										2	0	0	0	0	1	0				
Julio Cruz, S (5, 4) OBP: 0.299, SLG: 0.288										2	0	0	0	0	1	0				
Dan Meyer, L (1, 3) OBP: 0.327, SLG: 0.452										3	0	0	0	0	0	0				
Larry Milbourne, S (8, 5) OBP: 0.245, SLG: 0.293										0	0	0	0	0	0	0				
Leroy Stanton, R (1, 10) OBP: 0.329, SLG: 0.493										3	0	1	0	0	0	0				
Ruppert Jones, L (1, 8) OBP: 0.324, SLG: 0.471										3	0	1	0	0	2	1				
Bill Stein, R (1, 5) OBP: 0.287, SLG: 0.399										2	0	0	0	0	0	2				
Juan Bernhardt, R (7, 5) OBP: 0.265, SLG: 0.353										1	0	0	0	0	0	0				
Carlos Lopez, R (1, 9) OBP: 0.302, SLG: 0.414										3	0	1	0	0	0	1				
Craig Reynolds, L (1, 6) OBP: 0.266, SLG: 0.291										3	0	1	0	0	0	1				
Larry Cox, R (1, 2) OBP: 0.299, SLG: 0.398										3	0	0	0	0	0	1				
Inning Stats	R: 0 E: 0 K: 2 S: 7	H: 0 LOB: 0 BB: 7	R: 0 E: 1 K: 5 S: 5	H: 1 LOB: 0 BB: 0 P: 5	R: 0 E: 0 K: 0 S: 3	H: 1 LOB: 0 BB: 0 P: 3	R: 0 E: 0 K: 0 S: 3	H: 0 LOB: 0 BB: 0 P: 3	R: 0 E: 0 K: 0 S: 3	H: 0 LOB: 0 BB: 0 P: 3	R: 0 E: 0 K: 1 S: 5	H: 1 LOB: 1 BB: 0 P: 6	R: 0 E: 0 K: 0 S: 3	H: 0 LOB: 0 BB: 0 P: 3	R: 0 E: 0 K: 0 S: 3	H: 0 LOB: 0 BB: 0 P: 3	1B: 2 2B: 2 3B: 0 HR: 0	SF: 0 SAC: 0 DP: 2 HBP: 0	WP: 0 PB: 0 SB: 0 CS: 0	PA: 29
PITCHER Dennis Eckersley, R (1, 1) ERA: 3.4	IP: 9.0 WLS: W BF: 29 H: 4 R: 0 ER: 0 SO: 5 BB: 0 IBB: 0 HBP: 0 BLK: 0 WP: 0 HR: 0 S: 39 P: 39 ERA: 0.00 WHIP: 0.444															PITCHER				

Seattle Mariners @ Cleveland Indians
Cleveland Municipal Stadium, Cleveland, OH
Sat Aug 27 1977, 7:05 PM EDT
Att. 7,876 - Unknown - 86 F

AB 29
R 0
H 4
RBI 0
BB 0
SO 5
LOB 6



Batter	1	2	3	4	5	6	7	8	9	AB	R	H	RBI	BB	SO	LOB	BOTTOM			
Paul Dade, R (1, 5) OBP: 0.338, SLG: 0.371										5	1	1	0	0	0	1				
Duane Kuiper, L (1, 4) OBP: 0.325, SLG: 0.330										5	2	2	0	0	0	0				
Ron Pruitt, R (1, 9) OBP: 0.385, SLG: 0.431										4	2	3	0	0	0	0				
Andre Thornton, R (1, 3) OBP: 0.386, SLG: 0.584										4	3	3	3	0	0	2				
Bruce Bochte, L (1, 7) OBP: 0.353, SLG: 0.386										3	0	1	1	1	0	2				
Rico Carty, R (1, 10) OBP: 0.357, SLG: 0.420										2	1	0	1	1	0	3				
Jim Norris, L (1, 8) OBP: 0.359, SLG: 0.363										3	1	0	1	1	1	3				
Fred Kendall, R (1, 2) OBP: 0.264, SLG: 0.336										4	0	1	2	0	1	2				
Frank Duffy, R (1, 6) OBP: 0.253, SLG: 0.286										4	0	0	0	0	0	1				
Inning Stats	R: 5 E: 0 K: 0 S: 8	H: 5 LOB: 1 BB: 1 P: 12	R: 0 E: 0 K: 0 S: 3	H: 0 LOB: 0 BB: 0 P: 3	R: 0 E: 0 K: 1 S: 6	H: 1 LOB: 1 BB: 0 P: 6	R: 0 E: 0 K: 1 S: 5	H: 0 LOB: 0 BB: 0 P: 5	R: 3 E: 0 K: 0 S: 6	H: 3 LOB: 1 BB: 1 P: 10	R: 0 E: 0 K: 0 S: 3	H: 0 LOB: 0 BB: 0 P: 3	R: 2 E: 1 K: 0 S: 5	H: 2 LOB: 1 BB: 1 P: 9	R: 0 E: 1 K: 0 S: 3	H: 0 LOB: 0 BB: 0 P: 3	1B: 9 2B: 2 3B: 0 HR: 0	SF: 1 SAC: 0 DP: 1 HBP: 0	WP: 0 PB: 1 SB: 0 CS: 0	PA: 38
PITCHER Bob Galasso, R (1, 1) ERA: 9.42	IP: 0.2 WLS: L BF: 8 H: 5 R: 5 ER: 4 SO: 0 BB: 1 IBB: 0 HBP: 0 BLK: 0 WP: 0 HR: 0 S: 7 P: 11 ERA: 54.00 WHIP: 9.000															PITCHER				
Diego Segui, R (1, 1) ERA: 5.6	IP: 3.1 WLS: L BF: 14 H: 4 R: 3 ER: 3 SO: 2 BB: 0 IBB: 0 HBP: 0 BLK: 0 WP: 0 HR: 0 S: 18 P: 18 ERA: 8.10 WHIP: 1.200															PITCHER				
Rick Honeycutt, L (5, 1) ERA: 1.5	IP: 4.0 WLS: L BF: 16 H: 2 R: 2 ER: 1 SO: 0 BB: 1 IBB: 1 HBP: 0 BLK: 0 WP: 0 HR: 0 S: 14 P: 22 ERA: 2.25 WHIP: 0.750															PITCHER				

Seattle Mariners @ Cleveland Indians
Cleveland Municipal Stadium, Cleveland, OH
Sat Aug 27 1977, 7:05 PM EDT
Att. 7,876 - Unknown - 86 F

AB 34
R 10
H 11
RBI 8
BB 3
SO 2
LOB 14



Batter	1	2	3	4	5	6	7	8	9	AB	R	H	RBI	BB	SO	LOB	TOP					
Steve Braun, L (1, 7) OBP: 0.332, SLG: 0.295	F7		SH5-3	G4-6-3		F3		3-1		4	0	0	0	0	0	6	Seattle Mariners @ Cleveland Indians Cleveland Municipal Stadium, Cleveland, OH Sun Aug 28 1977, 3:33 AM EDT Alt: 9,599 - Unknown - 87 F					
Julio Cruz, S (1, 4) OBP: 0.308, SLG: 0.289	BB		1B		K		1B	4-3		3	1	1	0	2	1	2						
Dan Meyer, L (1, 3) OBP: 0.328, SLG: 0.451	F7		K		1B		F2		BB	5	2	2	0	0	1	4						
Leroy Stanton, R (1, 10) OBP: 0.330, SLG: 0.490	K		1-4-3		K		1B		BB	4	1	1	0	1	2	4						
Ruppert Jones, L (1, 8) OBP: 0.327, SLG: 0.471	F7			5-3			F7-4		BB	4	1	2	2	1	0	0						
Bill Stein, R (1, 5) OBP: 0.288, SLG: 0.398	F8		1B	BB	5-3		F7-4		BB	4	1	1	2	1	0	3						
Carlos Lopez, R (1, 9) OBP: 0.309, SLG: 0.420			1B							3	0	3	0	0	0	0						
Dave Collins, S (7, 9) OBP: 0.290, SLG: 0.304	1B		1B			FC5-4		FC4-6		1	0	0	1	1	0	1						
Craig Reynolds, L (1, 6) OBP: 0.266, SLG: 0.292	F8					F4		F9		3	0	1	1	0	0	2						
Larry Milbourne, S (8, PH) OBP: 0.243, SLG: 0.291	1-2		1B							2	0	0	0	0	1	2						
Larry Cox, R (1, 2) OBP: 0.319, SLG: 0.393			1B	SH5-3		FC5-4		F8		1	0	0	0	3	0	1						
Juan Bernhardt, R (9, PH) OBP: 0.264, SLG: 0.351			BB		BB	1-2				1	0	0	0	0	0	1						
Inning Stats	R: 0 E: 0 K: 1 S: 5	H: 0 LOB: 1 BB: 1 P: 9	R: 0 E: 0 K: 0 S: 4	H: 1 LOB: 1 BB: 0 P: 4	R: 0 E: 0 K: 1 S: 6	H: 1 LOB: 2 BB: 1 P: 10	R: 1 E: 0 K: 0 S: 4	H: 2 LOB: 2 BB: 2 P: 12	R: 1 E: 0 K: 2 S: 9	H: 2 LOB: 1 BB: 0 P: 9	R: 0 E: 0 K: 0 S: 4	H: 1 LOB: 1 BB: 0 P: 4	R: 1 E: 0 K: 0 S: 4	H: 2 LOB: 1 BB: 1 P: 8	R: 0 E: 0 K: 1 S: 5	H: 0 LOB: 2 BB: 2 P: 13	R: 3 E: 0 K: 0 S: 5	H: 2 LOB: 1 BB: 2 P: 13	1B: 11 2B: 3 3B: 0 HR: 0	SF: 0 SAC: 1 DP: 2 HBP: 0	WP: 0 PB: 0 SB: 4 CS: 0	PA: 45
PITCHER	IP WLS BF H R ER SO BB IBB HBP BLK WP HR S P ERA WHIP	5.0 W 25 7 2 2 4 4 0 0 0 0 0 29 45 3.60 2.200	2.0 8 2 1 1 0 1 0 0 0 0 0 7 11 4.50 1.500	1.0 5 0 0 0 1 2 0 0 0 0 0 5 13 0.00 2.000	1.0 7 2 3 3 0 2 0 0 0 0 0 5 13 27.00 4.000	PITCHER										IP WLS BF H R ER SO BB IBB HBP BLK WP HR S P ERA WHIP						
Jim Bibby, R (1, 1) ERA: 3.69											5.0 W 25 7 2 2 4 4 0 0 0 0 0 29 45 3.60 2.200											
Sid Monge, L (6, 1) ERA: 5.65											2.0 8 2 1 1 0 1 0 0 0 0 0 7 11 4.50 1.500											
Larry Andersen, R (8, 1) ERA: 2.57											1.0 5 0 0 0 1 2 0 0 0 0 0 5 13 0.00 2.000											
Don Hood, L (9, 1) ERA: 3.57											1.0 7 2 3 3 0 2 0 0 0 0 0 5 13 27.00 4.000											

AB 35
R 6
H 11
RBI 6
BB 9
SO 5
LOB 26



Batter	1	2	3	4	5	6	7	8	9	AB	R	H	RBI	BB	SO	LOB	BOTTOM				
Paul Dade, R (1, 5) OBP: 0.336, SLG: 0.367	L9					F9		4-3		4	1	0	0	1	1	1	Seattle Mariners @ Cleveland Indians Cleveland Municipal Stadium, Cleveland, OH Sun Aug 28 1977, 3:33 AM EDT Alt: 9,599 - Unknown - 87 F				
Duane Kuiper, L (1, 4) OBP: 0.329, SLG: 0.333	1B		4-3			1B		1B		4	2	3	1	1	0	0					
Ron Pruitt, R (1, 9) OBP: 0.391, SLG: 0.454	F9		F3			HR		1B		4	1	2	3	1	0	1					
Andre Thornton, R (1, 3) OBP: 0.386, SLG: 0.580	1B		L3		1-3	FC6-4		F7		4	1	1	0	1	0	4					
Bruce Bochte, L (1, 7) OBP: 0.354, SLG: 0.386	3B		L3			HR		6-3		3	2	1	1	1	0	1					
Rico Carty, R (1, 10) OBP: 0.364, SLG: 0.447	3B					HR		L6-3		3	2	3	5	1	0	0					
Jim Norris, L (1, 8) OBP: 0.358, SLG: 0.361	BB				6-3	HR		L6-3		3	0	0	0	1	0	1					
Fred Kendall, R (1, 2) OBP: 0.264, SLG: 0.339	F8				G3			4-3		4	1	1	0	0	0	2					
Frank Duffy, R (1, 6) OBP: 0.250, SLG: 0.282			4-3		F5			F3		4	0	0	0	0	0	1					
Inning Stats	R: 3 E: 0 K: 0 S: 6	H: 3 LOB: 2 BB: 2 P: 14	R: 0 E: 0 K: 1 S: 5	H: 0 LOB: 0 BB: 0 P: 5	R: 0 E: 0 K: 0 S: 2	H: 0 LOB: 0 BB: 1 P: 6	R: 1 E: 0 K: 0 S: 4	H: 1 LOB: 0 BB: 0 P: 4	R: 5 E: 0 K: 0 S: 6	H: 3 LOB: 0 BB: 2 P: 14	R: 0 E: 0 K: 0 S: 4	H: 1 LOB: 2 BB: 1 P: 8	R: 0 E: 0 K: 0 S: 2	H: 0 LOB: 0 BB: 1 P: 6	R: 1 E: 0 K: 0 S: 6	H: 3 LOB: 2 BB: 0 P: 6		1B: 6 2B: 3 3B: 1 HR: 3	SF: 0 SAC: 0 DP: 2 HBP: 0	WP: 2 PB: 0 SB: 0 CS: 0	PA: 40
PITCHER	IP WLS BF H R ER SO BB IBB HBP BLK WP HR S P ERA WHIP	4.0 L 21 6 7 7 1 4 0 0 0 0 1 4 8 15.75 2.500	1.0 5 1 2 2 0 1 0 0 0 0 0 1 4 8 18.00 2.000	3.0 14 4 1 1 0 2 0 0 0 0 1 0 12 20 3.00 2.000	PITCHER										IP WLS BF H R ER SO BB IBB HBP BLK WP HR S P ERA WHIP						
Glenn Abbott, R (1, 1) ERA: 4.43											4.0 L 21 6 7 7 1 4 0 0 0 0 1 4 8 15.75 2.500										
Bill Laxton, L (5, 1) ERA: 4.77											1.0 5 1 2 2 0 1 0 0 0 0 0 1 4 8 18.00 2.000										
Mike Kekich, L (6, 1) ERA: 5.35											3.0 14 4 1 1 0 2 0 0 0 0 1 0 12 20 3.00 2.000										

AB 33
R 10
H 11
RBI 10
BB 7
SO 1
LOB 11



Batter	1	2	3	4	5	6	7	8	9	AB	R	H	RBI	BB	SO	LOB	TOP			
Don Kessinger, S OBP: 0.291, SLG: 0.252 (1, 6)	5-3		5-3			G4-6-3		5-3		4	0	0	0	0	0	1				
Chet Lemon, R OBP: 0.352, SLG: 0.476 (1, 8)	K			K		5-3			1B	4	1	1	0	0	2	0				
Jorge Orta, L OBP: 0.335, SLG: 0.418 (1, 4)	4-3			F8			4-3		F8	4	0	0	0	0	0	1				
Richie Zisk, R OBP: 0.375, SLG: 0.543 (1, 7)		6-3		1-3			1B	1B	1B	3	0	1	0	1	0	0				
Lamar Johnson, R OBP: 0.355, SLG: 0.545 (1, 10)		K			5-3		K		L8	4	0	0	0	0	2	3				
Eric Soderholm, R OBP: 0.356, SLG: 0.520 (1, 5)										4	1	4	2	0	0	0				
Wayne Nordhagen, R OBP: 0.307, SLG: 0.486 (1, 9)		4-3			K		1B		1B	4	0	0	0	0	2	5				
Jim Spencer, L OBP: 0.298, SLG: 0.419 (1, 3)			K		6-3				G3	3	0	0	0	0	1	0				
Brian Downing, R OBP: 0.405, SLG: 0.437 (1, 2)			K						6-3	2	0	0	0	1	1	0				
Inning Stats	R: 0 E: 0 K: 1 S: 5	H: 0 LOB: 0 BB: 0 P: 5	R: 0 E: 0 K: 1 S: 6	H: 1 LOB: 1 BB: 0 P: 6	R: 0 E: 0 K: 2 S: 7	H: 0 LOB: 0 BB: 0 P: 7	R: 0 E: 0 K: 1 S: 5	H: 0 LOB: 0 BB: 0 P: 5	R: 1 E: 0 K: 1 S: 6	H: 1 LOB: 0 BB: 1 P: 6	R: 0 E: 0 K: 2 S: 9	H: 2 LOB: 2 BB: 0 P: 9	R: 0 E: 0 K: 0 S: 3	H: 0 LOB: 0 BB: 0 P: 3	R: 1 E: 0 K: 0 S: 5	H: 2 LOB: 2 BB: 1 P: 9	1B: 4 2B: 1 3B: 0 HR: 1	SF: 0 SAC: 0 DP: 1 HBP: 0	WP: 0 PB: 0 SB: 0 CS: 0	PA: 34
PITCHER Rick Waits, L ERA: 4.25 (1, 1)	IP: 9.0 WLS: W BF: 34 H: 6 R: 2 ER: 2 SO: 8 BB: 2 IBB: 0 HBP: 0 BLK: 0 WP: 0 HR: 1 S: 48 P: 56 ERA: 2.00 WHIP: 0.889															PITCHER Rick Waits, L ERA: 4.25 (1, 1)	IP: 9.0 WLS: W BF: 34 H: 6 R: 2 ER: 2 SO: 8 BB: 2 IBB: 0 HBP: 0 BLK: 0 WP: 0 HR: 1 S: 48 P: 56 ERA: 2.00 WHIP: 0.889			

Chicago White Sox @ Cleveland Indians
Cleveland Municipal Stadium, Cleveland, OH
Mon Aug 29 1977, 7:05 PM EDT
Att: 6,236 - Unknown - 71 F

AB 32
R 2
H 6
RBI 2
BB 2
SO 8
LOB 10



Batter	1	2	3	4	5	6	7	8	9	AB	R	H	RBI	BB	SO	LOB	BOTTOM			
Paul Dade, R OBP: 0.337, SLG: 0.368 (1, 8)	K			FC5-4				K		5	1	2	2	0	2	3				
Duane Kuiper, L OBP: 0.330, SLG: 0.340 (1, 4)		1B		F7		6-3		1B		5	1	2	2	0	0	3				
Buddy Bell, R OBP: 0.351, SLG: 0.427 (1, 5)	F8				K			E6		5	0	0	1	0	2	2				
Andre Thornton, R OBP: 0.389, SLG: 0.598 (1, 3)		K			F8					4	2	2	2	1	1	1				
Bruce Bochte, L OBP: 0.357, SLG: 0.396 (1, 7)					5-3			G4-6-3		5	1	3	1	0	0	3				
Rico Carty, R OBP: 0.363, SLG: 0.445 (1, 10)				F8		K		5-3		4	0	1	0	0	1	2				
Ron Pruitt, R OBP: 0.394, SLG: 0.455 (1, 9)		E7		F8		1B		F8		4	1	2	0	0	0	2				
Fred Kendall, R OBP: 0.267, SLG: 0.342 (1, 2)		F3		CS		K				4	1	2	0	0	1	3				
Frank Duffy, R OBP: 0.256, SLG: 0.289 (1, 6)					K			1B		3	2	2	0	1	1	1				
Inning Stats	R: 3 E: 1 K: 1 S: 10	H: 5 LOB: 2 BB: 0 P: 10	R: 1 E: 0 K: 2 S: 9	H: 2 LOB: 1 BB: 0 P: 9	R: 0 E: 0 K: 0 S: 3	H: 1 LOB: 0 BB: 0 P: 3	R: 1 E: 0 K: 1 S: 6	H: 1 LOB: 0 BB: 0 P: 6	R: 0 E: 0 K: 1 S: 5	H: 0 LOB: 0 BB: 0 P: 5	R: 1 E: 0 K: 2 S: 10	H: 3 LOB: 2 BB: 0 P: 10	R: 1 E: 0 K: 0 S: 5	H: 2 LOB: 1 BB: 0 P: 5	R: 2 E: 1 K: 1 S: 7	H: 2 LOB: 2 BB: 2 P: 15	1B: 11 2B: 1 3B: 0 HR: 4	SF: 0 SAC: 0 DP: 1 HBP: 0	WP: 0 PB: 0 SB: 1 CS: 1	PA: 42
PITCHER Steve Stone, R ERA: 4.48 (1, 1)	IP: 5.2 WLS: L BF: 28 H: 12 R: 6 ER: 5 SO: 7 BB: 0 IBB: 0 HBP: 0 BLK: 0 WP: 0 HR: 2 S: 42 P: 42 ERA: 7.94 WHIP: 2.118															PITCHER Steve Stone, R ERA: 4.48 (1, 1)	IP: 5.2 WLS: L BF: 28 H: 12 R: 6 ER: 5 SO: 7 BB: 0 IBB: 0 HBP: 0 BLK: 0 WP: 0 HR: 2 S: 42 P: 42 ERA: 7.94 WHIP: 2.118			
Silvio Martinez, R ERA: 9.35 (6, 1)	1.2 11 4 3 3 1 1 0 0 0 0 0 1 12 16 16.20 3.000															Silvio Martinez, R ERA: 9.35 (6, 1)	1.2 11 4 3 3 1 1 0 0 0 0 0 1 12 16 16.20 3.000			
Don Kirkwood, R ERA: 5.68 (8, 1)	0.2 2 0 0 0 0 1 0 0 0 0 0 0 1 5 0.00 1.500															Don Kirkwood, R ERA: 5.68 (8, 1)	0.2 2 0 0 0 0 1 0 0 0 0 0 0 1 5 0.00 1.500			

Chicago White Sox @ Cleveland Indians
Cleveland Municipal Stadium, Cleveland, OH
Mon Aug 29 1977, 7:05 PM EDT
Att: 6,236 - Unknown - 71 F

AB 39
R 9
H 16
RBI 8
BB 2
SO 8
LOB 20



Batter	1	2	3	4	5	6	7	8	9	AB	R	H	RBI	BB	SO	LOB	TOP				
Ralph Garr, L OBP: 0.322, SLG: 0.428 (1, 7)	F7		E 1B		F9		F9			4	1	1	0	0	0	2	Chicago White Sox @ Cleveland Indians Cleveland Municipal Stadium, Cleveland, OH Tue Aug 30 1977, 7:05 PM EDT Att: 7,662 - Unknown - 74 F				
Chet Lemon, R OBP: 0.351, SLG: 0.474 (1, 8)	5-3		FC 1B				CS	K		4	0	1	1	0	1	2					
Jorge Orta, L OBP: 0.333, SLG: 0.414 (1, 4)	4-3		K		F8			L4		4	0	0	0	0	1	5					
Lamar Johnson, R OBP: 0.354, SLG: 0.541 (1, 10)		F7			F8			F7		4	0	1	2	0	0	2					
Oscar Gamble, L OBP: 0.369, SLG: 0.578 (1, 9)		G5-4-3 BB	L4		F9			4-3		3	0	0	0	1	0	2					
Eric Soderholm, R OBP: 0.357, SLG: 0.522 (1, 5)	G5-4-3				F9					4	0	2	0	0	0	1					
Jim Spencer, L OBP: 0.297, SLG: 0.416 (1, 3)			F8	G4-6-3 1B		3-1				3	0	0	0	1	0	1					
Don Kessinger, S OBP: 0.291, SLG: 0.247 (1, 6)			FC BB	E6			F7			3	1	0	0	1	0	2					
Brian Downing, R OBP: 0.409, SLG: 0.438 (1, 2)			FC 1B		E6					2	1	1	0	1	0	0					
Inning Stats	R: 0 E: 0 K: 0 S: 3	H: 0 LOB: 0 BB: 0 P: 3	R: 0 E: 0 K: 0 S: 2	H: 0 LOB: 0 BB: 1 P: 6	R: 3 E: 1 K: 1 S: 9	H: 3 LOB: 2 BB: 1 P: 13	R: 0 E: 1 K: 0 S: 3	H: 1 LOB: 1 BB: 0 P: 3	R: 0 E: 1 K: 0 S: 5	H: 1 LOB: 2 BB: 0 P: 5	R: 0 E: 0 K: 0 S: 2	H: 0 LOB: 0 BB: 1 P: 6	R: 0 E: 0 K: 1 S: 5	H: 0 LOB: 0 BB: 0 P: 5	R: 0 E: 0 K: 0 S: 3	H: 1 LOB: 1 BB: 1 P: 7	1B: 5 2B: 1 3B: 0 HR: 0	SF: 0 SAC: 0 DP: 3 HBP: 0	WP: 0 PB: 0 CS: 1	PA: 36	
PITCHER Wayne Garland, R ERA: 3.94 (1, 1)	IP: 9.0 WLS: L BF: 35	H: 6 R: 3 ER: 1 SO: 2	BB: 3 IBB: 1 HBP: 0 BLK: 0	WP: 0 HR: 0 S: 35 P: 51	ERA: 1.00 WHIP: 1.000	PITCHER											IP: 9.0 WLS: L BF: 35	H: 6 R: 3 ER: 1 SO: 2	BB: 3 IBB: 1 HBP: 0 BLK: 0	WP: 0 HR: 0 S: 35 P: 51	ERA: 1.00 WHIP: 1.000

Batter	1	2	3	4	5	6	7	8	9	AB	R	H	RBI	BB	SO	LOB	BOTTOM					
Paul Dade, R OBP: 0.333, SLG: 0.364 (1, 8)	K			5-3		K		5-3		4	0	0	0	0	2	1	Chicago White Sox @ Cleveland Indians Cleveland Municipal Stadium, Cleveland, OH Tue Aug 30 1977, 7:05 PM EDT Att: 7,662 - Unknown - 74 F					
Duane Kuiper, L OBP: 0.329, SLG: 0.339 (1, 4)				F8		4-3			K	4	0	1	0	0	1	0						
Buddy Bell, R OBP: 0.354, SLG: 0.430 (1, 5)	5-3			BB 1B					BB 1B	4	1	3	0	0	0	1						
Andre Thornton, R OBP: 0.390, SLG: 0.594 (1, 3)		F7				K			BB 1B	2	0	0	0	2	1	1						
Ron Pruitt, R OBP: 0.385, SLG: 0.443 (1, 9)		F7		BB		F6			BB	4	0	0	0	0	1	5						
Rico Carty, R OBP: 0.381, SLG: 0.443 (1, 10)						4-3				4	0	1	1	0	0	1						
John Lowenstein, L OBP: 0.349, SLG: 0.349 (8, FR)		F8								0	0	0	0	0	0	0						
Bruce Bochte, L OBP: 0.356, SLG: 0.395 (1, 7)			K					4-1		4	0	1	0	0	2	2						
Fred Kendall, R OBP: 0.265, SLG: 0.339 (1, 2)										2	0	0	0	0	0	1						
Larvell Blanks, R OBP: 0.309, SLG: 0.407 (8, PH)			6-3							1	0	1	0	0	0	0						
Frank Duffy, R OBP: 0.255, SLG: 0.287 (1, 6)										2	0	0	0	0	0	0						
Bill Melton, R OBP: 0.331, SLG: 0.323 (8, PH)										1	0	0	0	0	1	1						
Ray Fosse, R OBP: 0.294, SLG: 0.376 (8, 2)										0	0	0	0	0	0	0						
Inning Stats	R: 0 E: 0 K: 1 S: 5	H: 1 LOB: 0 BB: 0 P: 5	R: 0 E: 0 K: 0 S: 3	H: 0 LOB: 0 BB: 0 P: 3	R: 0 E: 0 K: 1 S: 5	H: 0 LOB: 0 BB: 0 P: 5	R: 0 E: 0 K: 1 S: 6	H: 1 LOB: 2 BB: 1 P: 10	R: 0 E: 0 K: 1 S: 3	H: 1 LOB: 0 BB: 0 P: 3	R: 0 E: 0 K: 1 S: 5	H: 0 LOB: 0 BB: 0 P: 5	R: 0 E: 0 K: 1 S: 6	H: 1 LOB: 1 BB: 0 P: 6	R: 0 E: 0 K: 1 S: 6	H: 1 LOB: 0 BB: 0 P: 6	R: 1 E: 0 K: 2 S: 9	H: 2 LOB: 2 BB: 1 P: 13	1B: 7 2B: 1 3B: 0 HR: 0	SF: 0 SAC: 0 DP: 1 HBP: 0	WP: 0 PB: 0 CS: 1	PA: 34
PITCHER Ken Kravec, L ERA: 4.21 (1, 1)	IP: 8.2 WLS: W BF: 32	H: 6 R: 1 ER: 1 SO: 7	BB: 2 IBB: 0 HBP: 0 BLK: 0	WP: 0 HR: 0 S: 44 P: 52	ERA: 1.04 WHIP: 0.923	PITCHER											IP: 8.2 WLS: W BF: 32	H: 6 R: 1 ER: 1 SO: 7	BB: 2 IBB: 0 HBP: 0 BLK: 0	WP: 0 HR: 0 S: 44 P: 52	ERA: 1.04 WHIP: 0.923	
Lerrin LaGrow, R ERA: 2.6 (8, 1)	0.0	1	1	0	0	0	0	0	0	0	0	1	1									
Dave Hamilton, L ERA: 4.38 (8, 1)	0.1	S	1	0	0	0	1	0	0	0	0	3	3									

Batter	1	2	3	4	5	6	7	8	9	AB	R	H	RBI	BB	SO	LOB	TOP					
Paul Dade, R (1, 8) OBP: 0.333, SLG: 0.362										4	0	1	0	0	0	1						
Duane Kuiper, L (1, 4) OBP: 0.327, SLG: 0.337										4	0	0	0	0	0	1						
Buddy Bell, R (1, 5) OBP: 0.351, SLG: 0.426										4	0	0	0	0	1	0						
Andre Thornton, R (1, 3) OBP: 0.389, SLG: 0.590										4	1	1	0	0	0	0						
Bruce Bochte, L (1, 7) OBP: 0.357, SLG: 0.396										4	1	2	0	0	1	0						
Rico Carty, R (1, 10) OBP: 0.383, SLG: 0.446										4	1	2	1	0	2	1						
John Lowenstein, L (9, PR) OBP: 0.349, SLG: 0.349										0	1	0	0	0	0	0						
Ron Pruitt, R (1, 9) OBP: 0.399, SLG: 0.461										3	0	3	2	1	0	0						
Fred Kendall, R (1, 2) OBP: 0.262, SLG: 0.335										3	0	0	0	0	1	4						
Jim Norris, L (9, PH) OBP: 0.360, SLG: 0.365										1	0	1	1	0	0	0						
Ray Fosse, R (9, 2) OBP: 0.294, SLG: 0.376										0	0	0	0	0	0	0						
Frank Duffy, R (1, 6) OBP: 0.252, SLG: 0.283										4	0	0	0	0	1	5						
Inning Stats	R: 0 E: 0 K: 1 S: 5	H: 1 LOB: 0 BB: 0 P: 5	R: 0 E: 0 K: 2 S: 9	H: 2 LOB: 2 BB: 0 P: 9	R: 0 E: 0 K: 0 S: 3	H: 0 LOB: 0 BB: 0 P: 3	R: 0 E: 0 K: 1 S: 5	H: 0 LOB: 0 BB: 0 P: 5	R: 0 E: 0 K: 1 S: 6	H: 1 LOB: 1 BB: 0 P: 6	R: 0 E: 0 K: 0 S: 3	H: 0 LOB: 0 BB: 0 P: 3	R: 3 E: 0 K: 1 S: 9	H: 4 LOB: 1 BB: 0 P: 9	R: 0 E: 0 K: 0 S: 3	H: 0 LOB: 0 BB: 0 P: 3	R: 1 E: 0 K: 0 S: 4	H: 2 LOB: 2 BB: 1 P: 8	1B: 7 2B: 4 3B: 0 HR: 0	SF: 0 SAC: 0 DP: 1 HBP: 0	WP: 0 PB: 0 SB: 0 CS: 1	PA: 36
PITCHER	IP WLS BF H R ER SO BB IBB HBP BLK WP HR S P ERA WHIP																					
Don Aase, R (1, 1) ERA: 3.23	6.0	L	24	7	3	3	5	0	0	0	0	0	0	0	34	34	4.50	1.167				
Bob Stanley, R (7, 1) ERA: 4.11	2.1	L	11	3	1	1	1	1	0	0	0	0	0	0	12	16	3.86	1.714				
Jim Willoughby, R (9, 1) ERA: 4.17	0.2		1	0	0	0	0	0	0	0	0	0	0	1	1	0.00	0.000					

Cleveland Indians @ Boston Red Sox
Fenway Park, Boston, MA
Wed Aug 31 1977, 7:05 PM EDT
Att: 29,226 - Unknown - 64 F

AB 35
R 4
H 10
RBI 4
BB 1
SO 6
LOB 12



Batter	1	2	3	4	5	6	7	8	9	AB	R	H	RBI	BB	SO	LOB	BOTTOM					
Rick Burleson, R (1, 6) OBP: 0.343, SLG: 0.377										4	0	0	0	0	0	1						
Denny Doyle, L (1, 4) OBP: 0.286, SLG: 0.329										3	0	1	0	2	1	1						
Fred Lynn, L (1, 8) OBP: 0.319, SLG: 0.455										2	0	0	0	2	1	4						
Carl Yastrzemski, L (1, 7) OBP: 0.378, SLG: 0.499										4	2	2	0	0	0	2						
Jim Rice, R (1, 10) OBP: 0.373, SLG: 0.599										4	0	2	2	0	1	2						
George Scott, R (1, 3) OBP: 0.341, SLG: 0.528										3	0	0	0	0	0	3						
Butch Hobson, R (1, 5) OBP: 0.293, SLG: 0.500										4	0	0	0	0	2	5						
Carlton Fisk, R (1, 2) OBP: 0.398, SLG: 0.485										4	1	3	1	0	0	1						
Rick Miller, L (1, 9) OBP: 0.350, SLG: 0.338										4	0	1	0	0	1	1						
Inning Stats	R: 0 E: 0 K: 0 S: 3	H: 1 LOB: 0 BB: 0 P: 3	R: 0 E: 0 K: 0 S: 4	H: 1 LOB: 1 BB: 0 P: 4	R: 1 E: 0 K: 0 S: 3	H: 1 LOB: 1 BB: 1 P: 7	R: 1 E: 0 K: 0 S: 4	H: 1 LOB: 1 BB: 1 P: 8	R: 0 E: 0 K: 1 S: 6	H: 2 LOB: 3 BB: 1 P: 10	R: 1 E: 0 K: 0 S: 7	H: 2 LOB: 1 BB: 0 P: 7	R: 0 E: 0 K: 0 S: 3	H: 0 LOB: 0 BB: 0 P: 3	R: 0 E: 0 K: 2 S: 7	H: 0 LOB: 2 BB: 1 P: 12	R: 0 E: 0 K: 2 S: 8	H: 1 LOB: 1 BB: 0 P: 8	1B: 5 2B: 4 3B: 0 HR: 1	SF: 0 SAC: 1 DP: 2 HBP: 1	WP: 1 PB: 0 SB: 1 CS: 2	PA: 39
PITCHER	IP WLS BF H R ER SO BB IBB HBP BLK WP HR S P ERA WHIP																					
Al Fitzmorris, R (1, 1) ERA: 5.0	5.0		23	8	3	3	1	3	0	0	0	0	0	0	8	8	0.00	0.000				
Pat Dobson, R (6, 1) ERA: 5.63	2.0		6	0	0	0	1	0	0	0	0	0	0	8	8	0.00	0.000					
Jim Kern, R (8, 1) ERA: 3.18	2.0	W	9	1	0	0	4	1	0	1	0	0	0	15	20	0.00	1.000					

Cleveland Indians @ Boston Red Sox
Fenway Park, Boston, MA
Wed Aug 31 1977, 7:05 PM EDT
Att: 29,226 - Unknown - 64 F

AB 32
R 3
H 9
RBI 3
BB 4
SO 6
LOB 20



Batter	1	2	3	4	5	6	7	8	9	AB	R	H	RBI	BB	SO	LOB	TOP			
Paul Dade, R OBP: 0.329, SLG: 0.358 (1, 8)										4	0	0	0	0	0	1	Cleveland Indians @ Boston Red Sox Fenway Park, Boston, MA Thu Sep 01 1977, 3:33 AM EDT Att: 31,736 - Unknown - 85 F			
Duane Kuiper, L OBP: 0.326, SLG: 0.336 (1, 4)										4	0	1	0	0	0	1				
Buddy Bell, R OBP: 0.352, SLG: 0.427 (1, 5)										4	1	2	0	0	0	1				
Andre Thornton, R OBP: 0.390, SLG: 0.587 (1, 3)										3	0	1	0	1	1	1				
Ron Pruitt, R OBP: 0.401, SLG: 0.462 (1, 9)										4	0	2	0	0	0	2				
Rico Carty, R OBP: 0.362, SLG: 0.445 (1, 10)										3	0	1	1	0	0	1				
Bruce Bochte, L OBP: 0.356, SLG: 0.394 Larvell Blanks, R OBP: 0.308, SLG: 0.405 (7, PH) (7, 6)										2	0	0	0	0	0	2				
Fred Kendall, R OBP: 0.259, SLG: 0.331 (1, 2)										3	0	0	0	0	0	2				
Frank Duffy, R OBP: 0.253, SLG: 0.285 Rick Manning, L OBP: 0.282, SLG: 0.345 (7, 8)										2	0	1	0	0	0	0				
										1	0	0	0	0	0	0				
Inning Stats	R: 0 E: 0 K: 0 S: 3	H: 0 LOB: 0 BB: 0 P: 3	R: 0 E: 0 K: 1 S: 6	H: 1 LOB: 1 BB: 0 P: 6	R: 0 E: 0 K: 0 S: 3	H: 0 LOB: 0 BB: 0 P: 3	R: 0 E: 0 K: 0 S: 4	H: 2 LOB: 1 BB: 0 P: 4	R: 0 E: 0 K: 0 S: 3	H: 1 LOB: 0 BB: 0 P: 3	R: 1 E: 0 K: 0 S: 6	H: 2 LOB: 2 BB: 0 P: 6	R: 0 E: 0 K: 0 S: 4	H: 1 LOB: 1 BB: 0 P: 4	R: 0 E: 0 K: 0 S: 2	H: 0 LOB: 0 BB: 1 P: 6	1B: 8 2B: 0 3B: 0 HR: 0	SF: 1 SAC: 0 DP: 3 HBP: 0	WP: 0 PB: 0 SB: 0 CS: 0	PA: 33
PITCHER	IP WLS BF H R ER SO BB IBB HBP BLK WP HR S P ERA WHIP																			
Bill Lee, L ERA: 5.04 Jim Willoughby, R ERA: 4.14 Reggie Cleveland, R ERA: 4.33	(1, 1) (8, 1) (9, 1)	7.2 0.1 1.0	W 2 S	29 0 2	H 0 0	R 1 0	ER 1 0	SO 1 0	BB 0 0	IBB 0 0	HBP 0 0	BLK 0 0	WP 0 0	HR 0 0	S 31 1	P 31 5	ERA 1.17 0.00	WHIP 1.043 3.000		

AB	31
R	1
H	8
RBI	1
BB	1
SO	1
LOB	13



Batter	1	2	3	4	5	6	7	8	9	AB	R	H	RBI	BB	SO	LOB	BOTTOM			
Rick Burleson, R OBP: 0.343, SLG: 0.378 (1, 6)										4	0	1	0	0	1	3	Cleveland Indians @ Boston Red Sox Fenway Park, Boston, MA Thu Sep 01 1977, 3:33 AM EDT Att: 31,736 - Unknown - 85 F			
Bernie Carbo, L OBP: 0.396, SLG: 0.526 (1, 9)										4	1	2	0	0	0	3				
Fred Lynn, L OBP: 0.319, SLG: 0.456 (1, 8)										4	1	1	1	0	1	2				
Carl Yastrzemski, L OBP: 0.381, SLG: 0.503 (1, 7)										4	1	3	1	0	0	1				
Jim Rice, R OBP: 0.372, SLG: 0.600 (1, 10)										4	0	1	1	0	3	3				
George Scott, R OBP: 0.339, SLG: 0.524 (1, 3)										4	0	0	0	0	2	3				
Carlton Fisk, R OBP: 0.398, SLG: 0.484 (1, 2)										3	0	1	0	0	1	1				
Butch Hobson, R OBP: 0.293, SLG: 0.498 (1, 5)										4	0	1	0	0	0	2				
Denny Doyle, L OBP: 0.297, SLG: 0.328 (1, 4)										1	0	0	0	1	0	0				
Inning Stats	R: 2 E: 0 K: 2 S: 10	H: 3 LOB: 1 BB: 0 P: 10	R: 0 E: 0 K: 0 S: 5	H: 2 LOB: 2 BB: 0 P: 5	R: 0 E: 0 K: 2 S: 8	H: 1 LOB: 1 BB: 0 P: 8	R: 0 E: 0 K: 1 S: 5	H: 0 LOB: 1 BB: 1 P: 9	R: 0 E: 0 K: 1 S: 6	H: 1 LOB: 1 BB: 0 P: 6	R: 0 E: 0 K: 0 S: 2	H: 0 LOB: 0 BB: 0 P: 3	R: 0 E: 0 K: 1 S: 6	H: 1 LOB: 1 BB: 0 P: 6	R: 1 E: 0 K: 1 S: 7	H: 2 LOB: 1 BB: 0 P: 7	1B: 4 2B: 5 3B: 1 HR: 0	SF: 0 SAC: 1 DP: 1 HBP: 1	WP: 0 PB: 0 SB: 1 CS: 0	PA: 35
PITCHER	IP WLS BF H R ER SO BB IBB HBP BLK WP HR S P ERA WHIP																			
Dennis Eckersley, R ERA: 3.39 (1, 1)	8.0 L	35	H 10	R 3	ER 3	SO 8	BB 1	IBB 0	HBP 1	BLK 0	WP 0	HR 0	S 49	P 54	ERA 3.38	WHIP 1.375				



Batter	1	2	3	4	5	6	7	8	9	AB	R	H	RBI	BB	SO	LOB	TOP										
Thad Bosley, L (1, 8) OBP: 0.413, SLG: 0.448	0-3 K		0-0 CS 2B		4-0 FC6-4 BB		4-0 1B BB		0-0 G3 1B	3	1	2	0	2	1	0	California Angels @ Cleveland Indians Cleveland Municipal Stadium, Cleveland, OH Fri Sep 02 1977, 7:05 PM EDT Att. 5,349 - Unknown - 83 F										
Jerry Remy, L (1, 4) OBP: 0.326, SLG: 0.366	4-0 CS BB		0-0 B1		0-3 K		0-0 1B		0-0 G3	4	0	1	0	1	1	3											
Bobby Bonds, R (1, 9) OBP: 0.351, SLG: 0.550	4-0 BB S BB		4-0 BB		0-0 FC6-4		0-3 K		0-0 1B	3	0	1	1	2	1	4											
Tony Solaita, L (1, 3) OBP: 0.349, SLG: 0.409	4-0 BB BB		0-3 K		4-0 FC5-4 BB		0-3 K		0-0 F7	3	0	0	0	2	2	6											
Don Baylor, R (1, 10) OBP: 0.330, SLG: 0.412	4-0 1-2 BB		0-0 G3 S 1B		0-0 FC5-4 S 1-2		0-3 K			3	0	1	0	1	1	4											
Rance Mulliniks, L (1, 6) OBP: 0.325, SLG: 0.366	0-0 F4		0-0 G3		4-0 BB		0-0 6-3			3	0	0	0	1	0	4											
Dave Chalk, R (1, 5) OBP: 0.339, SLG: 0.343		0-0 F3		0-0 L5		0-0 F7		4-0 G4-6-3 BB		3	0	0	0	1	0	3											
Gil Flores, R (1, 7) OBP: 0.322, SLG: 0.365		0-0 F9		0-3 K		0-0 F9		0-0 G4-6-3		4	0	0	0	0	1	4											
Terry Humphrey, R (1, 2) OBP: 0.301, SLG: 0.299		0-0 F9			0-0 6-3		0-0 1B BB		0-3 K	3	0	1	0	0	0	0											
Dan Briggs, L (7, PR) OBP: 0.234, SLG: 0.233										0	0	0	0	0	0	0											
Andy Etchebarren, R (7, 2) OBP: 0.330, SLG: 0.301										0	0	0	0	0	0	0											
Mario Guerrero, R (9, PH) OBP: 0.323, SLG: 0.394										1	0	0	0	0	1	0											
Inning Stats	R: 0 E: 0 K: 1 S: 4	H: 0 LOB: 3 BB: 4 P: 20	R: 0 E: 0 K: 0 S: 3	H: 0 LOB: 0 BB: 0 P: 3	R: 0 E: 0 K: 1 S: 5	H: 1 LOB: 2 BB: 1 P: 9	R: 0 E: 0 K: 1 S: 6	H: 1 LOB: 1 BB: 0 P: 6	R: 0 E: 0 K: 1 S: 5	H: 0 LOB: 1 BB: 1 P: 9	R: 0 E: 0 K: 3 S: 11	H: 2 LOB: 3 BB: 1 P: 15	R: 0 E: 0 K: 0 S: 2	H: 0 LOB: 0 BB: 1 P: 6	R: 1 E: 0 K: 1 S: 7	H: 2 LOB: 1 BB: 0 P: 7	1B: 5 2B: 2 3B: 0 HR: 0	SF: 0 SAC: 0 DP: 2 HBP: 0	WP: 0 PB: 0 SB: 3 CS: 2	PA: 40							
PITCHER	IP	WLS	BF	H	R	ER	SO	BB	IBB	HBP	BLK	WP	HR	S	P	ERA	WHIP										
Jim Bibby, R (1, 1) ERA: 3.56	6.0	W	27	3	0	0	4	8	0	0	0	0	0	27	59	0.00	1.833										
Don Hood, L (7, 1) ERA: 3.57	0.0		2	1	0	0	0	1	0	0	0	0	0	1	5	∞	∞										
Pat Dobson, R (7, 1) ERA: 5.82	0.1		1	0	0	0	1	0	0	0	0	0	0	3	3	0.00	0.000										
Jim Kern, R (7, 1) ERA: 3.19	2.2	S	10	2	1	1	3	1	0	0	0	0	0	15	19	3.38	1.125										

AB	30
R	1
H	6
RBI	1
BB	10
SO	8
LOB	28



Batter	1	2	3	4	5	6	7	8	9	AB	R	H	RBI	BB	SO	LOB	BOTTOM										
Paul Dade, R (1, 8) OBP: 0.331, SLG: 0.363	0-0 6-3 HR 2B		0-0 F8		0-0 4-3 1B		0-0 4-3		0-0 4-3	4	1	2	0	0	0	0	California Angels @ Cleveland Indians Cleveland Municipal Stadium, Cleveland, OH Fri Sep 02 1977, 7:05 PM EDT Att. 5,349 - Unknown - 83 F										
Duane Kuiper, L (1, 4) OBP: 0.326, SLG: 0.335	0-0 6-3		0-0 1-3		0-0 4-3		0-0 4-3		0-0 4-3 1B	4	1	1	0	0	0	2											
Buddy Bell, R (1, 5) OBP: 0.350, SLG: 0.423	0-0 6-3		0-0 F3		0-0 6-3		0-0 6-3		0-0 4-3	4	0	0	0	0	0	3											
Andre Thornton, R (1, 3) OBP: 0.391, SLG: 0.595	0-0 3-H HR		0-0 F6		0-0 SH1 1B		0-0 6-3		0-0 6-3	4	1	2	2	0	0	1											
Bruce Bochte, L (1, 7) OBP: 0.356, SLG: 0.397	0-0 4-3		0-0 2B		0-0 SH1		0-0 SH1		0-0 FC4-6 1B	2	0	1	0	0	0	0											
Rick Manning, L (8, 8) OBP: 0.285, SLG: 0.348	0-0 4-3		0-0 2B		4-0 FC1-6 BB		0-3 K		0-0 FC4-6	1	0	1	1	0	0	0											
Rico Carty, R (1, 10) OBP: 0.361, SLG: 0.442		0-0 6-3		0-0 FC1-6 BB		0-3 K		0-0 FC4-6		3	0	0	0	1	1	2											
Ron Pruitt, R (1, 9) OBP: 0.394, SLG: 0.453		0-0 L5		0-0 FC1-6		0-3 K				3	0	0	0	0	1	3											
Larvell Blanks, R (1, 6) OBP: 0.308, SLG: 0.404		0-0 1B		0-3 K			0-0 F9			3	0	1	0	0	1	2											
Frank Duffy, R (8, 6) OBP: 0.255, SLG: 0.285										0	0	0	0	0	0	0											
Fred Kendall, R (1, 2) OBP: 0.256, SLG: 0.326		0-0 1-3		0-3 K			0-0 5-3			3	0	0	0	0	1	1											
Inning Stats	R: 2 E: 0 K: 0 S: 5	H: 2 LOB: 0 BB: 0 P: 5	R: 0 E: 0 K: 0 S: 4	H: 1 LOB: 0 BB: 0 P: 4	R: 0 E: 0 K: 0 S: 3	H: 0 LOB: 0 BB: 0 P: 3	R: 0 E: 0 K: 1 S: 6	H: 1 LOB: 2 BB: 1 P: 10	R: 0 E: 0 K: 1 S: 6	H: 1 LOB: 1 BB: 0 P: 6	R: 0 E: 0 K: 2 S: 8	H: 1 LOB: 0 BB: 0 P: 8	R: 0 E: 0 K: 0 S: 3	H: 0 LOB: 0 BB: 0 P: 3	R: 1 E: 0 K: 0 S: 5	H: 2 LOB: 1 BB: 0 P: 5	1B: 5 2B: 2 3B: 0 HR: 1	SF: 0 SAC: 1 DP: 0 HBP: 0	WP: 0 PB: 0 SB: 0 CS: 0	PA: 33							
PITCHER	IP	WLS	BF	H	R	ER	SO	BB	IBB	HBP	BLK	WP	HR	S	P	ERA	WHIP										
Paul Hartzell, R (1, 1) ERA: 3.54	8.0	L	33	8	3	3	4	1	0	0	0	0	1	40	44	3.38	1.125										

AB	31
R	3
H	8
RBI	3
BB	1
SO	4
LOB	14



Batter	1	2	3	4	5	6	7	8	9	AB	R	H	RBI	BB	SO	LOB	TOP																		
Thad Bosley, L OBP: 0.412, SLG: 0.446 (1, 8)	0-0 1-5-3		0-0 E 1B		0-0 G5-3 1B		0-0 FC6-4 1B E		0-0 5-3	5	1	2	0	0	0	2																			
Jerry Remy, L OBP: 0.326, SLG: 0.367 (1, 4)	0-0 F8		0-0 F8		0-0 1B		0-0 S 1B			4	0	2	1	0	0	1																			
Bobby Bonds, R OBP: 0.348, SLG: 0.545 (1, 9)	0-0 F9		0-0 L1		0-0 G5-3		0-0 K			4	0	0	0	0	1	5																			
Tony Solaita, L OBP: 0.350, SLG: 0.408 Dan Briggs, L OBP: 0.244, SLG: 0.233 (9, 3)		0-0 4-3		0-0 CS 1B		0-0 G5-4-3 BB		0-0 F8		3	0	1	0	1	0	0																			
Don Baylor, R OBP: 0.331, SLG: 0.415 (1, 10)		0-0 1B FC1-2 2B		0-0 FC4-6 1B		0-0 G5-4-3		0-0 5-3		4	0	2	0	0	0	1																			
Rance Mulliniks, L OBP: 0.323, SLG: 0.364 (1, 6)		0-0 FC1-2 1B		0-0 FC4-6		0-0 F8		0-0 6-3		4	0	1	0	0	0	2																			
Dave Chalk, R OBP: 0.338, SLG: 0.344 (1, 5)		0-0 FC1-2 1B		0-0 K				0-0 5-3		4	1	1	0	0	1	3																			
Gil Flores, R OBP: 0.325, SLG: 0.368 (1, 7)		0-0 5-3						0-0 SH3-4 SF8 2B		3	1	2	0	0	0	2																			
Terry Humphrey, R OBP: 0.299, SLG: 0.297 Mario Guerrero, R OBP: 0.327, SLG: 0.398 Andy Etchebarren, R OBP: 0.317, SLG: 0.301 (1, 2) (7, PH) (7, 2)			0-0 P4		0-0 FC4-6 1B 1B		0-0 FC6-4 1B 1B		0-0 SH3-4	2	0	0	0	0	0	1																			
Inning Stats	R: 0 E: 0 K: 0 S: 3	H: 0 LOB: 0 BB: 0 P: 3	R: 0 E: 0 K: 0 S: 5	H: 2 LOB: 2 BB: 0 P: 5	R: 0 E: 1 K: 0 S: 4	H: 1 LOB: 1 BB: 0 P: 4	R: 0 E: 0 K: 1 S: 6	H: 2 LOB: 1 BB: 0 P: 6	R: 0 E: 0 K: 0 S: 5	H: 3 LOB: 2 BB: 1 P: 5	R: 0 E: 0 K: 0 S: 2	H: 0 LOB: 0 BB: 1 P: 6	R: 2 E: 0 K: 1 S: 8	H: 3 LOB: 1 BB: 0 P: 8	R: 0 E: 0 K: 0 S: 3	H: 0 LOB: 0 BB: 0 P: 3	R: 1 E: 0 K: 0 S: 4	H: 1 LOB: 0 BB: 0 P: 4	1B: 10 2B: 2 3B: 0 HR: 0	SF: 1 SAC: 1 DP: 2 HBP: 0	WP: 0 PB: 0 SB: 1 CS: 1	PA: 37													
PITCHER Wayne Garland, R ERA: 3.86 (1, 1)	IP 9.0	WLS L	BF 37	H 12	R 3	ER 2	SO 2	BB 1	IBB 0	HBP 0	BLK 0	WP 0	HR 0	S 40	P 44	ERA 2.00	WHIP 1.444	PITCHER	IP 9.0	WLS L	BF 37	H 12	R 3	ER 2	SO 2	BB 1	IBB 0	HBP 0	BLK 0	WP 0	HR 0	S 40	P 44	ERA 2.00	WHIP 1.444

California Angels @ Cleveland Indians
Cleveland Municipal Stadium, Cleveland, OH

AB 34
R 3
H 12
RBI 2
BB 1
SO 2
LOB 17



WP: 0 PA: 37
PB: 0
SB: 1
CS: 1

Sat Sep 03 1977, 7:05 PM EDT
Att: 11,054 - Unknown

Batter	1	2	3	4	5	6	7	8	9	AB	R	H	RBI	BB	SO	LOB	BOTTOM																		
Paul Dade, R OBP: 0.332, SLG: 0.360 (1, 8) (7, 9)	4-0 SH1 S BB	4-0 CS BB			0-3 K		0-0 1-6-3		0-3 K	3	0	0	0	2	2	3																			
Duane Kuiper, L OBP: 0.325, SLG: 0.333 (1, 4)	4-0 SH1 BB	0-0 CS	0-0 4-3		0-0 FC5-4		0-0 F7			3	0	0	0	1	0	1																			
Buddy Bell, R OBP: 0.352, SLG: 0.427 (1, 5)	0-0 SH1		0-0 1B		0-0 5-3		0-0 2B			3	0	2	0	0	0	1																			
Andre Thornton, R OBP: 0.387, SLG: 0.588 (1, 3)	0-0 F9		0-3 K		0-0 L7		0-0 F3			4	0	0	0	0	1	4																			
Bruce Bochte, L OBP: 0.356, SLG: 0.396 Rick Manning, L OBP: 0.288, SLG: 0.348 (1, 7) (7, 8)	0-0 4-3		0-0 1B		0-3 K		0-0 FC5-4 BB			3	0	1	0	0	1	2																			
Rico Carty, R OBP: 0.357, SLG: 0.437 (1, 10)		0-0 F8		0-3 K		0-0 F8		0-0 FC5-4		4	0	0	0	0	1	2																			
Ron Pruitt, R OBP: 0.397, SLG: 0.451 (1, 9) (7, 7)		0-0 E8 1B		0-0 F6		0-0 4-3		0-0 FC1-6 BB		3	1	1	0	1	0	0																			
Larvell Blanks, R OBP: 0.308, SLG: 0.403 Frank Duffy, R OBP: 0.252, SLG: 0.284 (1, 6) (8, 6)		0-0 E SF7 1B		0-0 5-3		0-3 K		0-0 FC1-6 S		3	1	1	1	0	1	0																			
Fred Kendall, R OBP: 0.261, SLG: 0.329 Jim Norris, L OBP: 0.359, SLG: 0.364 (1, 2) (9, PH)		0-0 SF7		0-0 FC5-4 1B		0-0 BB		0-3 K		1	0	1	1	1	0	0																			
Inning Stats	R: 0 E: 0 K: 0 S: 3	H: 0 LOB: 2 BB: 2 P: 11	R: 2 E: 1 K: 0 S: 4	H: 2 LOB: 0 BB: 1 P: 8	R: 0 E: 0 K: 1 S: 6	H: 2 LOB: 0 BB: 0 P: 6	R: 0 E: 0 K: 1 S: 5	H: 0 LOB: 0 BB: 0 P: 5	R: 0 E: 0 K: 1 S: 5	H: 0 LOB: 1 BB: 1 P: 9	R: 0 E: 0 K: 0 S: 4	H: 1 LOB: 2 BB: 1 P: 8	R: 0 E: 0 K: 2 S: 7	H: 0 LOB: 1 BB: 1 P: 11	1B: 5 2B: 1 3B: 0 HR: 0	SF: 1 SAC: 1 DP: 0 HBP: 0	WP: 0 PB: 0 SB: 3 CS: 1	PA: 38																	
PITCHER Nolan Ryan, R ERA: 2.69 (1, 1)	IP 9.0	WLS W	BF 37	H 6	R 2	ER 0	SO 7	BB 6	IBB 0	HBP 0	BLK 0	WP 0	HR 0	S 45	P 69	ERA 0.00	WHIP 1.333	PITCHER	IP 9.0	WLS W	BF 37	H 6	R 2	ER 0	SO 7	BB 6	IBB 0	HBP 0	BLK 0	WP 0	HR 0	S 45	P 69	ERA 0.00	WHIP 1.333

California Angels @ Cleveland Indians
Cleveland Municipal Stadium, Cleveland, OH

AB 29
R 2
H 6
RBI 2
BB 6
SO 7
LOB 15



WP: 0 PA: 38
PB: 0
SB: 3
CS: 1

Sat Sep 03 1977, 7:05 PM EDT
Att: 11,054 - Unknown

Batter	1	2	3	4	5	6	7	8	9	AB	R	H	RBI	BB	SO	LOB	TOP					
Thad Bosley, L OBP: 0.417, SLG: 0.443 (1, 8)	0-0 1-3		0-0 5-3	0-0 1B		4-0 S 2B BB		0-3 K	0-3 K	5	1	2	1	1	2	2	California Angels @ Cleveland Indians Cleveland Municipal Stadium, Cleveland, OH Sun Sep.04 1977, 3:33 AM EDT Att. 7,560 - Unknown - 74 F					
Jerry Remy, L OBP: 0.330, SLG: 0.366 (1, 4)	0-0 4-3		0-0 5-3	0-0 1B		4-0 2B BB		0-3 K	4-0 BB	4	0	1	1	2	1	1						
Bobby Bonds, R OBP: 0.350, SLG: 0.546 (1, 9)	0-3 K			0-3 K		0-0 1B		0-0 1B	0-3 K	5	0	2	1	1	3	6						
Tony Solaita, L OBP: 0.349, SLG: 0.404 Ron Jackson, R OBP: 0.296, SLG: 0.366 Dan Briggs, L OBP: 0.244, SLG: 0.233 (8, PH)		0-0 F7	0-0 G3		0-0 F9		4-0 HR BB	0-0 BB	1-3 1B	3	1	0	0	1	0	2						
Don Baylor, R OBP: 0.334, SLG: 0.422 (1, 10)		0-0 6-3		0-0 F2		0-0 S 1B		0-0 HR	4-0 BB	4	1	2	2	1	0	0						
Rance Mulliniks, L OBP: 0.325, SLG: 0.362 (1, 6)		0-0 4-3		0-0 1B		4-0 1B BB		0-0 F8	0-0 G3	4	1	1	0	1	0	3						
Dave Chalk, R OBP: 0.341, SLG: 0.347 (1, 5)			0-0 E5 1B	0-0 F7 1B	0-0 G6-4-3 BB		0-0 1B		0-0 SH1-4 1B	5	1	3	0	0	0	3						
Gil Flores, R OBP: 0.329, SLG: 0.371 (1, 7)			0-0 1B	0-0 5-3 1B	0-0 2B 1B		0-0 F8	0-3 K	0-0 SH1-4 1B	5	2	3	0	0	1	1						
Terry Humphrey, R OBP: 0.298, SLG: 0.300 (1, 2)			0-3 K	0-0 1B 2B		0-3 K	0-0 F7		0-0 SH1-4	4	0	1	2	0	2	3						
Inning Stats	R: 0 E: 0 K: 1 S: 5	H: 0 LOB: 0 BB: 0 P: 5	R: 0 E: 0 K: 0 S: 3	H: 0 LOB: 0 BB: 0 P: 3	R: 2 E: 1 K: 1 S: 8	H: 3 LOB: 2 BB: 1 P: 12	R: 2 E: 0 K: 1 S: 10	H: 5 LOB: 3 BB: 0 P: 10	R: 0 E: 0 K: 0 S: 3	H: 1 LOB: 1 BB: 1 P: 7	R: 1 E: 0 K: 1 S: 5	H: 1 LOB: 2 BB: 2 P: 13	R: 2 E: 0 K: 1 S: 7	H: 2 LOB: 1 BB: 1 P: 11	R: 0 E: 0 K: 2 S: 9	H: 2 LOB: 3 BB: 1 P: 13	R: 0 E: 0 K: 2 S: 9	H: 2 LOB: 3 BB: 1 P: 13	1B: 13 2B: 2 HR: 1	SF: 0 SAC: 1 DP: 1 HBP: 0	WP: 0 PB: 0 SB: 2 CS: 0	PA: 48
PITCHER	IP WLS BF	H R ER	SO BB IBB HBP BLK	WP HR S P	ERA WHIP	PITCHER	IP WLS BF	H R ER	SO BB IBB HBP BLK	WP HR S P	ERA WHIP											
Al Fitzmorris, R ERA: 5.15 (1, 1)	3.2 L	8 4 4	2 2 0	0 0 0	9.82 2.455	Pat Dobson, R ERA: 5.89 (4, 1)	3.1 L	4 3 3	3 3 0	4 0 0	0 0 0	1 18 34	8.10 2.400									
Sid Monge, L ERA: 5.52 (8, 1)	0.0 L	0 0 0	0 0 0	0 0 0	∞ ∞	Larry Andersen, R ERA: 2.25 (9, 1)	1.0 L	2 0 0	2 0 2	1 0 0	0 0 0	0 0 9	0.00 3.000									


Batter	1	2	3	4	5	6	7	8	9	AB	R	H	RBI	BB	SO	LOB	BOTTOM			
Paul Dade, R OBP: 0.331, SLG: 0.359 (3, 5)	0-0 G1		0-0 F8	0-0 FC3 1B			0-0 F7			4	0	1	0	0	0	0	California Angels @ Cleveland Indians Cleveland Municipal Stadium, Cleveland, OH Sun Sep.04 1977, 3:33 AM EDT Att. 7,560 - Unknown - 74 F			
Duane Kuiper, L OBP: 0.325, SLG: 0.333 (1, 4)	0-0 6-3		0-0 1B	0-0 1B	0-0 FC3		0-0 4-3			4	1	1	0	0	0	1				
Buddy Bell, R OBP: 0.351, SLG: 0.426 Rick Manning, L OBP: 0.284, SLG: 0.343 (3, 8)	0-0 1-3		0-0 F9		0-0 F8		0-0 6-3			1	0	0	0	0	0	0				
Andre Thornton, R OBP: 0.386, SLG: 0.584 (1, 3)		0-0 F9	0-0 BB 1B	0-0 1B	0-0 F8		0-0 F8		0-0 F8	4	0	1	0	0	0	0				
Ron Pruitt, R OBP: 0.399, SLG: 0.448 (1, 9)		4-0 BB 2B BB	0-0 BB	1-2 2B 1B	0-0 B1-3		0-0 F9		0-0 F9	3	1	1	1	1	0	0				
Rico Carty, R OBP: 0.361, SLG: 0.436 (1, 10)		4-0 2B BB	4-0 G3-6 BB	1-2 2B BB		4-0 BB		0-0 6-3		1	1	0	0	3	0	0				
Bruce Bochte, L OBP: 0.355, SLG: 0.395 (1, 7)		0-0 F7	0-0 G3-6		0-0 F9		0-0 F9		0-0 1B	4	0	1	0	0	0	6				
Fred Kendall, R OBP: 0.265, SLG: 0.335 Jim Norris, L OBP: 0.355, SLG: 0.363 (9, PH)		0-0 1-2 2B		4-0 B1-4 BB		0-0 F9		0-0 G6-4-3		2	0	1	2	1	0	1				
Frank Duffy, R OBP: 0.250, SLG: 0.281 John Lowenstein, L OBP: 0.347, SLG: 0.346 (9, PH)		0-3 K		0-0 B1-4 BB		0-0 F7		0-0 3-1		1	0	0	0	0	0	0				
Inning Stats	R: 0 E: 0 K: 0 S: 3	H: 0 LOB: 0 BB: 0 P: 3	R: 2 E: 0 K: 1 S: 6	H: 1 LOB: 1 BB: 2 P: 14	R: 1 E: 0 K: 0 S: 6	H: 3 LOB: 3 BB: 1 P: 10	R: 0 E: 0 K: 0 S: 3	H: 1 LOB: 1 BB: 1 P: 7	R: 0 E: 0 K: 0 S: 3	H: 0 LOB: 0 BB: 0 P: 3	R: 0 E: 0 K: 0 S: 3	H: 0 LOB: 0 BB: 0 P: 3	R: 0 E: 0 K: 0 S: 3	H: 0 LOB: 0 BB: 0 P: 3	R: 0 E: 0 K: 0 S: 3	H: 1 LOB: 0 BB: 0 P: 3	1B: 5 2B: 2 HR: 0	SF: 0 SAC: 0 DP: 2 HBP: 0	WP: 0 PB: 0 SB: 0 CS: 0	PA: 36
PITCHER	IP WLS BF	H R ER	SO BB IBB HBP BLK	WP HR S P	ERA WHIP	PITCHER	IP WLS BF	H R ER	SO BB IBB HBP BLK	WP HR S P	ERA WHIP									
Ken Brett, L ERA: 4.5 (8, 1)	7.0 W	3 3 3	0 0 0	0 0 0	0 0 6	0 0 6	0.00 0.500													

AB	40
R	7
H	16
RBI	7
BB	7
SO	9
LOB	21



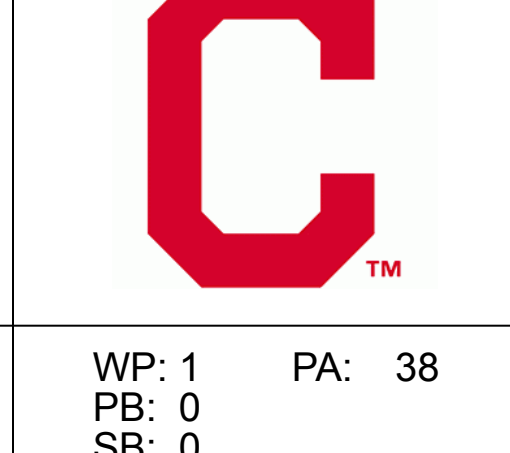
Batter	1	2	3	4	5	6	7	8	9	AB	R	H	RBI	BB	SO	LOB	TOP
Mickey Rivers, L (1, 8) OBP: 0.391, SLG: 0.440	G3		1-2 1B		BB G3-4-1 BB		4-3		K	4	1	1	0	1	1	0	New York Yankees @ Cleveland Indians Cleveland Municipal Stadium, Cleveland, OH Mon Sep 05 1977, 7:05 PM EDT Unknown - 77 F
Graig Nettles, L (1, 5) OBP: 0.333, SLG: 0.506	G3		F7		F G3-4-1 BB		4-3			3	0	0	0	1	0	2	
Thurman Munson, R (1, 2) OBP: 0.340, SLG: 0.438	4-3		F8		G3-4-1				L1	4	0	0	2	0	0	3	
Reggie Jackson, L (1, 9) OBP: 0.367, SLG: 0.526		G3							K	4	1	2	1	0	1	1	
Lou Piniella, R (1, 7) OBP: 0.369, SLG: 0.510	5-3			F6			K		4-3	4	0	0	0	0	1	1	
Chris Chambliss, L (1, 3) OBP: 0.345, SLG: 0.471				F9			4-3			4	0	2	0	0	0	1	
Cliff Johnson, R (1, 10) OBP: 0.405, SLG: 0.575					K					4	0	1	0	0	2	3	
Willie Randolph, R (1, 4) OBP: 0.359, SLG: 0.417			F7		BB G3-4-1 BB				F9	3	1	0	0	1	0	1	
Bucky Dent, R (1, 6) OBP: 0.304, SLG: 0.365					F8					3	0	1	0	0	0	1	
Roy White, S (9, PH) OBP: 0.371, SLG: 0.428			1B				F4		G3	1	0	0	0	0	0	0	
Inning Stats	R: 0 E: 0 K: 0 S: 3	H: 0 LOB: 0 BB: 0 P: 3	R: 0 E: 0 K: 0 S: 4	H: 1 LOB: 1 BB: 0 P: 4	R: 0 E: 0 K: 0 S: 5	H: 2 LOB: 2 BB: 0 P: 5	R: 0 E: 0 K: 1 S: 6	H: 1 LOB: 1 BB: 0 P: 6	R: 0 E: 0 K: 0 S: 3	H: 0 LOB: 0 BB: 0 P: 3	R: 1 E: 0 K: 1 S: 7	H: 2 LOB: 1 BB: 0 P: 7	R: 0 E: 0 K: 1 S: 5	H: 0 LOB: 0 BB: 0 P: 5	1B: 5 2B: 1 3B: 0 HR: 1	SF: 0 SAC: 0 DP: 0 HBP: 0	WP: 0 PA: 37 CS: 0
PITCHER	IP WLS BF H R ER SO BB IBB HBP BLK WP HR S P ERA WHIP																
Don Hood, L (1, 1) ERA: 3.48	7.0 W 29 5 2 2 3 3 0 0 0 0 0 0 32 44 2.57 1.143																
Jim Kern, R (8, 1) ERA: 3.22	2.0 S 8 2 1 1 2 0 0 0 0 0 1 12 12 4.50 1.000																

AB	34
R	3
H	7
RBI	3
BB	3
SO	5
LOB	13



Batter	1	2	3	4	5	6	7	8	9	AB	R	H	RBI	BB	SO	LOB	BOTTOM
Paul Dade, R (1, 5) OBP: 0.334, SLG: 0.358	WP 1B SF7 1B	K		1-2 HBP		5-3				3	1	1	0	1	1	1	New York Yankees @ Cleveland Indians Cleveland Municipal Stadium, Cleveland, OH Mon Sep 05 1977, 7:05 PM EDT Unknown - 77 F
Duane Kuiper, L (1, 4) OBP: 0.325, SLG: 0.333	WP 1-2 1B		L4	F6			SH5-4 3B 1B	1-3		5	1	2	0	0	0	4	
Larvell Blanks, R (1, 6) OBP: 0.313, SLG: 0.411	B2									3	1	2	0	0	0	2	
Frank Duffy, R (9, 6) OBP: 0.250, SLG: 0.281			BB 1B		G3 2B		SH5-4 1-2 1B			0	0	0	0	0	0	0	
Andre Thornton, R (1, 3) OBP: 0.389, SLG: 0.590			1B BB		G3 2B		2H 1B 3B			2	1	1	1	2	0	1	
Bruce Bochte, L (1, 7) OBP: 0.357, SLG: 0.397	SF7				4-3					3	0	2	3	0	0	1	
Jim Norris, L (7, PR) OBP: 0.358, SLG: 0.363			G3-6-3 1B				CS 1B			0	0	0	0	0	0	0	
Rico Carty, R (1, 10) OBP: 0.360, SLG: 0.432	L8		G3-6-3 1-2		FC6-4 1B		6-3			3	0	0	0	1	0	5	
Ron Pruitt, R (1, 9) OBP: 0.396, SLG: 0.444			F9		1-3 FC6-4 1-2			SH1-4 1B		4	0	1	0	0	0	2	
Rick Manning, L (1, 8) OBP: 0.285, SLG: 0.343	4-3			HBP 1B			F7	SH1-4 1-2		3	0	1	0	0	0	0	
Ray Fosse, R (1, 2) OBP: 0.293, SLG: 0.378				F3			F6	6-3		4	0	1	0	0	0	2	
Inning Stats	R: 1 E: 0 K: 0 S: 5	H: 2 LOB: 2 BB: 1 P: 9	R: 0 E: 0 K: 1 S: 6	H: 1 LOB: 1 BB: 0 P: 6	R: 1 E: 0 K: 0 S: 4	H: 2 LOB: 1 BB: 1 P: 8	R: 0 E: 0 K: 0 S: 4	H: 1 LOB: 2 BB: 0 P: 5	R: 0 E: 0 K: 0 S: 3	H: 0 LOB: 0 BB: 0 P: 3	R: 2 E: 0 K: 0 S: 5	H: 3 LOB: 1 BB: 0 P: 5	R: 0 E: 0 K: 0 S: 4	H: 1 LOB: 2 BB: 1 P: 8	1B: 8 2B: 2 3B: 1 HR: 0	SF: 1 SAC: 2 DP: 1 HBP: 1	WP: 1 PA: 38 CS: 1
PITCHER	IP WLS BF H R ER SO BB IBB HBP BLK WP HR S P ERA WHIP																
Catfish Hunter, R (1, 1) ERA: 4.44	6.1 L 31 9 4 4 0 0 0 1 1 0 0 0 0 29 42 5.68 1.737																
Sparky Lyle, L (7, 1) ERA: 1.71	1.2 7 2 0 0 0 0 0 1 0 0 0 0 6 10 0.00 1.200																

AB	30
R	4
H	11
RBI	4
BB	4
SO	1
LOB	18



Batter	1	2	3	4	5	6	7	8	9	AB	R	H	RBI	BB	SO	LOB	TOP					
Mickey Rivers, L (1, 8) OBP: 0.350, SLG: 0.439	F7			6-3		K		E WP 1B		4	1	1	0	0	1	1	New York Yankees @ Cleveland Indians Cleveland Municipal Stadium, Cleveland, OH Mon Sep 05 1977, 7:05 PM EDT Att: 28,184 - Unknown livebaseballscorecards.com					
Graig Nettles, L (1, 5) OBP: 0.330, SLG: 0.503	F6			K		4-3		SF9		3	0	0	1	0	1	1						
Thurman Munson, R (1, 10) OBP: 0.340, SLG: 0.437	4-3			6-3				E6 WP 1-3 3-H		4	0	1	1	0	0	1						
Reggie Jackson, L (1, 9) OBP: 0.366, SLG: 0.523		G4-3 BB			F8			K		3	0	0	0	1	1	3						
Cliff Johnson, R (1, 2) OBP: 0.403, SLG: 0.570	F8					1B		F4	WP	5	0	1	0	0	1	3						
Chris Chambliss, L (1, 3) OBP: 0.346, SLG: 0.471	G4-3					1B		F9		4	0	2	0	0	0	2						
Roy White, S (1, 7) OBP: 0.370, SLG: 0.425				K		L1-3				3	1	0	0	1	1	3						
Willie Randolph, R (1, 4) OBP: 0.360, SLG: 0.417				K		SH1-4 1B		1B BB	F8	3	1	1	0	1	1	1						
Bucky Dent, R (1, 6) OBP: 0.303, SLG: 0.365				G3				SF9 1B	2-3	1	0	0	0	0	0	0						
Lou Piniella, R (8, PH) OBP: 0.371, SLG: 0.512						SH1-4		SF9 1B		1	0	1	1	0	0	0						
Dell Alston, L (8, PR) OBP: 0.424, SLG: 0.552								E 1B		0	1	0	0	0	0	0						
Fred Stanley, R (8, 6) OBP: 0.333, SLG: 0.289										0	0	0	0	0	0	0						
Inning Stats	R: 0 E: 0 K: 0 S: 3	H: 0 LOB: 0 BB: 0 P: 3	R: 0 E: 0 K: 0 S: 2	H: 0 LOB: 0 BB: 1 P: 6	R: 0 E: 0 K: 2 S: 7	H: 0 LOB: 0 BB: 0 P: 7	R: 0 E: 0 K: 1 S: 5	H: 0 LOB: 0 BB: 0 P: 5	R: 0 E: 0 K: 0 S: 4	H: 2 LOB: 1 BB: 0 P: 4	R: 0 E: 0 K: 1 S: 6	H: 1 LOB: 1 BB: 0 P: 6	R: 0 E: 0 K: 0 S: 4	H: 1 LOB: 1 BB: 0 P: 4	R: 4 E: 1 K: 1 S: 7	H: 2 LOB: 1 BB: 2 P: 15	R: 0 E: 0 K: 1 S: 6	H: 1 LOB: 1 BB: 0 P: 6	1B: 7 2B: 1 3B: 0 HR: 0	SF: 1 SAC: 1 DP: 2 HBP: 0	WP: 1 PB: 0 SB: 0 CS: 0	PA: 36
PITCHER	IP WLS BF H R ER SO BB IBB HBP BLK WP HR S P ERA WHIP																					
Rick Waits, L (1, 1) ERA: 4.14	7.0		26	4	2	2	4	3	0	0	0	0	0	0	0	31	43	2.57	1.000			
Jim Kern, R (8, 1) ERA: 3.29	1.0	W	6	2	2	1	1	0	0	0	0	1	0	7	7	9.00	2.000					
Jim Bibby, R (8, 1) ERA: 3.54	1.0	S	4	1	0	0	1	0	0	0	0	0	0	6	6	0.00	1.000					

Batter	1	2	3	4	5	6	7	8	9	AB	R	H	RBI	BB	SO	LOB	BOTTOM			
Paul Dade, R (1, 5) OBP: 0.333, SLG: 0.357	4-3					G4-3		SH3-4 2B		4	0	1	0	0	0	2	New York Yankees @ Cleveland Indians Cleveland Municipal Stadium, Cleveland, OH Mon Sep 05 1977, 7:05 PM EDT Att: 28,184 - Unknown livebaseballscorecards.com			
Ron Pruitt, R (8, PR) OBP: 0.396, SLG: 0.444			F9							0	1	0	0	0	0	0				
Duane Kuiper, L (1, 4) OBP: 0.324, SLG: 0.331	6-3				K			SH3-4		3	0	0	0	0	1	0				
Larvell Blanks, R (1, 6) OBP: 0.351, SLG: 0.408	4-3				5-3			F9		2	1	0	0	1	0	0				
Frank Duffy, R (8, 6) OBP: 0.246, SLG: 0.280										1	0	0	0	0	0	1				
Andre Thornton, R (1, 3) OBP: 0.390, SLG: 0.591			F9			5-3				4	1	2	1	0	0	0				
Bruce Bochte, L (1, 7) OBP: 0.358, SLG: 0.400	F7				L6					4	1	2	2	0	0	0				
Rico Carty, R (1, 10) OBP: 0.360, SLG: 0.432	F9				F9					3	0	1	1	0	0	0				
Jim Norris, L (1, 9) OBP: 0.358, SLG: 0.363					F8					3	0	1	0	0	0	1				
Rick Manning, L (1, 8) OBP: 0.281, SLG: 0.338				K		CS				3	0	0	0	0	1	1				
Fred Kendall, R (1, 2) OBP: 0.271, SLG: 0.337										1	0	1	0	1	0	0				
John Lowenstein, L (8, PH) OBP: 0.351, SLG: 0.374										1	1	1	1	0	0	0				
Ray Fosse, R (8, 2) OBP: 0.293, SLG: 0.378								G4-3 BB		0	0	0	0	0	0	0				
Inning Stats	R: 0 E: 0 K: 0 S: 3	H: 0 LOB: 0 BB: 0 P: 3	R: 0 E: 0 K: 0 S: 3	H: 0 LOB: 0 BB: 0 P: 3	R: 0 E: 0 K: 1 S: 6	H: 1 LOB: 1 BB: 0 P: 6	R: 0 E: 0 K: 1 S: 5	H: 0 LOB: 0 BB: 0 P: 5	R: 0 E: 0 K: 0 S: 3	H: 1 LOB: 0 BB: 0 P: 3	R: 0 E: 0 K: 0 S: 2	H: 0 LOB: 0 BB: 1 P: 6	R: 3 E: 0 K: 0 S: 6	H: 3 LOB: 1 BB: 1 P: 10	R: 2 E: 0 K: 0 S: 6	H: 4 LOB: 2 BB: 0 P: 6	1B: 6 2B: 2 3B: 0 HR: 1	SF: 0 SAC: 1 DP: 1 HBP: 0	WP: 0 PB: 0 SB: 0 CS: 1	PA: 33
PITCHER	IP WLS BF H R ER SO BB IBB HBP BLK WP HR S P ERA WHIP																			
Mike Torrez, R (1, 1) ERA: 4.04	8.0	L	32	9	5	5	2	2	0	0	0	0	1	34	42	5.62	1.375			

Batter	1	2	3	4	5	6	7	8	9	AB	R	H	RBI	BB	SO	LOB	TOP					
Mickey Rivers, L OBP: 0.351, SLG: 0.438 (1, 8)											5	0	2	1	0	1	2					
Graig Nettles, L OBP: 0.325, SLG: 0.499 (1, 5)											4	1	0	0	1	2	2					
Thurman Munson, R OBP: 0.340, SLG: 0.438 (1, 2)											5	2	2	1	0	2	1					
Reggie Jackson, L OBP: 0.367, SLG: 0.530 Paul Blair, R OBP: 0.338, SLG: 0.437 (9, 9)											5	1	2	4	0	1	1					
Chris Chambliss, L OBP: 0.345, SLG: 0.468 (1, 3)											5	0	1	0	0	0	1					
Lou Piniella, R OBP: 0.369, SLG: 0.519 (1, 10)											4	1	1	1	0	1	1					
Roy White, S OBP: 0.373, SLG: 0.425 (1, 7)											2	2	1	0	2	0	0					
George Zeber, S OBP: 0.409, SLG: 0.526 Willie Randolph, R OBP: 0.350, SLG: 0.416 (7, PR) (7, 4)											3	0	2	1	0	0	1					
Bucky Dent, R OBP: 0.303, SLG: 0.364 (1, 6)											3	0	1	0	0	0	2					
Inning Stats	R: 0 E: 0 K: 3 S: 10	H: 1 LOB: 1 BB: 0 P: 10	R: 1 E: 0 K: 1 S: 7	H: 3 LOB: 2 BB: 0 P: 7	R: 1 E: 0 K: 1 S: 7	H: 2 LOB: 1 BB: 0 P: 7	R: 0 E: 0 K: 0 S: 3	H: 0 LOB: 1 BB: 1 P: 7	R: 0 E: 0 K: 2 S: 7	H: 0 LOB: 0 BB: 0 P: 7	R: 1 E: 0 K: 0 S: 4	H: 1 LOB: 0 BB: 0 P: 4	R: 4 E: 0 K: 0 S: 7	H: 4 LOB: 1 BB: 1 P: 11	R: 1 E: 2 K: 0 S: 4	H: 1 LOB: 1 BB: 1 P: 8	R: 0 E: 0 K: 0 S: 3	H: 0 LOB: 0 BB: 0 P: 3	1B: 7 2B: 3 3B: 0 HR: 2	SF: 0 SAC: 1 DP: 0 HBP: 0	WP: 0 PB: 0 SB: 2 CS: 0	PA: 41
PITCHER	IP WLS BF H R ER SO BB IBB HBP BLK WP HR S P ERA WHIP																					
Dennis Eckersley, R ERA: 3.97 Pat Dobson, R ERA: 5.86 Larry Andersen, R ERA: 1.8 (1, 1) (7, 1) (8, 1)	6.2 L 32 11 7 7 7 1 1 0 0 0 2 44 52 9.45 1.800																					

New York Yankees @ Cleveland Indians
Cleveland Municipal Stadium, Cleveland, OH
Tue Sep 06 1977, 7:05 PM EDT
Att. 8,123 - Unknown - 69 F

AB	37
R	8
H	12
RBI	8
BB	3
SO	7
LOB	12



Batter	1	2	3	4	5	6	7	8	9	AB	R	H	RBI	BB	SO	LOB	BOTTOM					
Paul Dade, R OBP: 0.336, SLG: 0.364 (1, 5)										4	1	2	0	1	0	1						
Duane Kuiper, L OBP: 0.325, SLG: 0.333 (1, 4)										4	0	2	2	0	0	0						
Larvell Blanks, R OBP: 0.318, SLG: 0.409 (1, 6)										4	1	2	0	1	0	3						
Andre Thornton, R OBP: 0.393, SLG: 0.590 (1, 3)											4	0	2	0	1	0	2					
Bruce Bochte, L OBP: 0.358, SLG: 0.398 (1, 7)											3	0	0	0	2	0	1					
Rico Carty, R OBP: 0.382, SLG: 0.432 (1, 10)											4	0	2	0	1	0	5					
Ron Pruitt, R OBP: 0.396, SLG: 0.436 (1, 9)											3	0	0	0	2	1	6					
Rick Manning, L OBP: 0.277, SLG: 0.332 (1, 8)											4	0	0	0	0	1	4					
Fred Kendall, R OBP: 0.271, SLG: 0.336 (1, 2)											4	1	1	0	0	1	2					
Inning Stats	R: 0 E: 0 K: 0 S: 3	H: 1 LOB: 0 BB: 0 P: 3	R: 0 E: 0 K: 0 S: 4	H: 1 LOB: 2 BB: 1 P: 8	R: 0 E: 0 K: 1 S: 5	H: 0 LOB: 0 BB: 0 P: 5	R: 1 E: 0 K: 0 S: 3	H: 1 LOB: 1 BB: 2 P: 11	R: 1 E: 0 K: 0 S: 5	H: 2 LOB: 2 BB: 1 P: 9	R: 0 E: 0 K: 1 S: 5	H: 0 LOB: 2 BB: 2 P: 13	R: 1 E: 0 K: 1 S: 8	H: 3 LOB: 3 BB: 1 P: 12	R: 0 E: 0 K: 0 S: 4	H: 1 LOB: 2 BB: 1 P: 8	R: 0 E: 0 K: 0 S: 4	H: 2 LOB: 1 BB: 0 P: 4	1B: 10 2B: 1 3B: 1 HR: 0	SF: 0 SAC: 1 DP: 3 HBP: 0	WP: 0 PB: 1 SB: 0 CS: 0	PA: 43
PITCHER	IP WLS BF H R ER SO BB IBB HBP BLK WP HR S P ERA WHIP																					
Dick Tidrow, R ERA: 3.36 Sparky Lyle, L ERA: 1.73 (1, 1) (6, 1)	5.1 W 25 6 2 2 2 6 0 0 0 0 0 21 45 3.38 2.062																					

New York Yankees @ Cleveland Indians
Cleveland Municipal Stadium, Cleveland, OH
Tue Sep 06 1977, 7:05 PM EDT
Att. 8,123 - Unknown - 69 F

AB	34
R	3
H	11
RBI	2
BB	8
SO	3
LOB	24



Batter	1	2	3	4	5	6	7	8	9	10	AB	R	H	RBI	BB	SO	LOB	TOP							
Mickey Rivers, L OBP: 0.349, SLG: 0.436 (1, 8)	G3		F8		K2-3		K											5	0	1	2	0	2	3	
Graig Nettles, L OBP: 0.328, SLG: 0.495 (1, 5)							L8												4	0	0	0	1	1	1
Thurman Munson, R OBP: 0.341, SLG: 0.438 (1, 2)																			5	1	2	0	0	0	1
Reggie Jackson, L OBP: 0.367, SLG: 0.528 (1, 9)																			5	1	2	0	0	0	1
Chris Chambliss, L OBP: 0.344, SLG: 0.466 (1, 3)																			4	0	1	0	1	0	2
Lou Piniella, R OBP: 0.363, SLG: 0.509 (1, 10)																			5	1	1	0	0	0	3
Roy White, S OBP: 0.379, SLG: 0.429 (1, 7)																			5	0	0	0	0	1	2
Willie Randolph, R OBP: 0.360, SLG: 0.416 (1, 4)																			3	1	3	0	2	0	0
Bucky Dent, R OBP: 0.303, SLG: 0.384 Dell Alston, L OBP: 0.412, SLG: 0.533 Fred Stanley, R OBP: 0.333, SLG: 0.289 (1, 6)																			5	1	2	1	0	0	4
																			3	0	1	0	0	0	3
																			1	0	0	0	0	0	2
																			0	0	0	0	0	0	0
Inning Stats	R: 0 E: 0 K: 0 S: 3	H: 0 LOB: 1 BB: 1 P: 7	R: 0 E: 0 K: 1 S: 7	H: 2 LOB: 2 BB: 0 P: 7	R: 0 E: 0 K: 1 S: 5	H: 0 LOB: 0 BB: 0 P: 5	R: 0 E: 0 K: 0 S: 2	H: 0 LOB: 0 BB: 1 P: 6	R: 0 E: 0 K: 1 S: 6	H: 1 LOB: 1 BB: 0 P: 4	R: 0 E: 0 K: 1 S: 4	H: 1 LOB: 2 BB: 1 P: 10	R: 0 E: 0 K: 0 S: 3	H: 0 LOB: 0 BB: 0 P: 3	R: 3 E: 1 K: 0 S: 7	H: 4 LOB: 1 BB: 0 P: 7	R: 1 E: 1 K: 0 S: 5	H: 2 LOB: 2 BB: 1 P: 9	1B: 11 2B: 0 3B: 0 HR: 0	SF: 0 SAC: 0 DP: 1 HBP: 0	WP: 0 PB: 0 SB: 0 CS: 0	PA: 44			
PITCHER	IP	WLS	BF	H	R	ER	SO	BB	IBB	HBP	BLK	WP	HR	S	P	ERA	WHIP								
Wayne Garland, R ERA: 3.83 Jim Kern, R ERA: 3.25	(1, 1) 9.0		39	10	4	3	4	3	0	0	0	0	0	44	56	3.00	1.444								
	(10, 1) 1.0		5	1	0	0	0	0	1	0	0	0	0	4	8	0.00	1.000								

New York Yankees @ Cleveland Indians
Cleveland Municipal Stadium, Cleveland, OH

AB 40
R 4
H 11
RBI 3
BB 4
SO 4
LOB 21



Wed Sep 07 1977, 7:05 PM EDT
Att: 7,924 - Unknown - 70 F

Batter	1	2	3	4	5	6	7	8	9	10	AB	R	H	RBI	BB	SO	LOB	BOTTOM							
Paul Dade, R OBP: 0.335, SLG: 0.363 (1, 5)																		4	1	1	1	0	1	2	
Duane Kuiper, L OBP: 0.326, SLG: 0.333 (1, 4)																		5	0	2	0	0	0	3	
Larvell Blanks, R OBP: 0.317, SLG: 0.404 Frank Duffy, R OBP: 0.248, SLG: 0.279 (1, 6)																		3	1	0	0	1	0	2	
Andre Thornton, R OBP: 0.393, SLG: 0.585 (1, 3)																		3	0	0	0	2	0	1	
Ron Pruitt, R OBP: 0.391, SLG: 0.426 (1, 9)																		4	0	0	0	1	1	6	
Rico Carty, R OBP: 0.363, SLG: 0.432 (1, 10)																		5	1	2	2	0	0	1	
Bruce Bochte, L OBP: 0.361, SLG: 0.400 (1, 7)																		5	0	3	0	0	0	3	
Jim Norris, L OBP: 0.356, SLG: 0.360 Rick Manning, L OBP: 0.275, SLG: 0.330 (1, 8)																		3	0	0	0	0	2	3	
																		1	0	0	0	0	1	1	
Fred Kendall, R OBP: 0.274, SLG: 0.339 (1, 2)																		4	0	2	0	0	0	1	
Inning Stats	R: 2 E: 0 K: 1 S: 7	H: 2 LOB: 2 BB: 2 P: 15	R: 0 E: 0 K: 1 S: 5	H: 0 LOB: 0 BB: 0 P: 5	R: 0 E: 0 K: 0 S: 3	H: 1 LOB: 1 BB: 1 P: 7	R: 1 E: 0 K: 0 S: 6	H: 3 LOB: 2 BB: 0 P: 6	R: 0 E: 0 K: 0 S: 3	H: 0 LOB: 0 BB: 0 P: 3	R: 0 E: 0 K: 1 S: 7	H: 2 LOB: 2 BB: 0 P: 7	R: 0 E: 1 K: 0 S: 4	H: 1 LOB: 1 BB: 0 P: 4	R: 0 E: 0 K: 1 S: 6	H: 1 LOB: 1 BB: 0 P: 6	R: 0 E: 0 K: 1 S: 5	H: 0 LOB: 0 BB: 0 P: 5	R: 0 E: 0 K: 0 S: 3	H: 0 LOB: 1 BB: 1 P: 7	1B: 10 2B: 0 3B: 0 HR: 0	SF: 1 SAC: 0 DP: 1 HBP: 0	WP: 0 PB: 0 SB: 0 CS: 0	PA: 43	
PITCHER	IP	WLS	BF	H	R	ER	SO	BB	IBB	HBP	BLK	WP	HR	S	P	ERA	WHIP								
Ron Guidry, L ERA: 2.94	(1, 1) 10.0		43	10	3	3	5	4	0	0	0	0	0	49	65	2.70	1.400								

New York Yankees @ Cleveland Indians
Cleveland Municipal Stadium, Cleveland, OH


AB 38
R 3
H 10
RBI 3
BB 4
SO 5
LOB 23



Wed Sep 07 1977, 7:05 PM EDT
Att: 7,924 - Unknown - 70 F

Batter	1	2	3	4	5	6	7	8	9	AB	R	H	RBI	BB	SO	LOB	TOP					
Mickey Rivers, L OBP: 0.350, SLG: 0.436	F7		F8		SF8		F8		F5	5	1	2	0	0	0	0	New York Yankees @ Cleveland Indians Cleveland Municipal Stadium, Cleveland, OH Thu Sep 08 1977, 7:05 PM EDT Att. 4,930 - Unknown - 73 F					
Graig Nettles, L OBP: 0.327, SLG: 0.493	F7		L9		SF9		F8		4-3	4	0	1	1	0	0	0						
Thurman Munson, R OBP: 0.339, SLG: 0.436	F8		L9				F8		5-3	5	0	1	1	0	0	2						
Reggie Jackson, L OBP: 0.370, SLG: 0.531		FC6-5		1B			F4			3	0	2	0	1	0	2						
Paul Blair, R OBP: 0.358, SLG: 0.437										0	0	0	0	0	0	0						
Chris Chambliss, L OBP: 0.343, SLG: 0.465		FC6-5		1B		SF8		F6		3	1	1	1	0	0	3						
Lou Piniella, R OBP: 0.358, SLG: 0.502		K		K		G3		F8		4	0	0	0	0	2	4						
Roy White, S OBP: 0.376, SLG: 0.425		E8		F9		K		F9		4	0	0	0	0	1	2						
Willie Randolph, R OBP: 0.359, SLG: 0.414					E6		4-3		E6	4	1	1	1	0	0	0						
Bucky Dent, R OBP: 0.303, SLG: 0.363		5-3					F8		F4	4	1	1	0	0	0	3						
Inning Stats	R: 0 E: 0 K: 0 S: 3	H: 0 LOB: 0 BB: 0 P: 3	R: 1 E: 1 K: 1 S: 8	H: 2 LOB: 2 BB: 0 P: 8	R: 0 E: 0 K: 0 S: 3	H: 0 LOB: 0 BB: 0 P: 3	R: 0 E: 0 K: 1 S: 6	H: 2 LOB: 1 BB: 0 P: 6	R: 3 E: 1 K: 0 S: 7	H: 3 LOB: 2 BB: 1 P: 11	R: 0 E: 0 K: 0 S: 5	H: 0 LOB: 0 BB: 0 P: 5	R: 0 E: 0 K: 0 S: 5	H: 2 LOB: 2 BB: 0 P: 5	R: 0 E: 1 K: 0 S: 4	H: 0 LOB: 1 BB: 0 P: 4	R: 0 E: 0 K: 0 S: 3	H: 0 LOB: 0 BB: 0 P: 3	1B: 8 2B: 1 3B: 0 HR: 0	SF: 2 SAC: 0 DP: 0 HBP: 0	WP: 0 PB: 0 SB: 1 CS: 0	PA: 39
PITCHER Jim Bibby, R ERA: 3.42	IP: 9.0 WLS: L BF: 39	H: 9 R: 4 ER: 1 SO: 3	BB: 1 IBB: 0 HBP: 0 BLK: 0	WP: 0 HR: 0 S: 44 P: 48	ERA: 1.00 WHIP: 1.111	PITCHER																

AB	36
R	4
H	9
RBI	4
BB	1
SO	3
LOB	16



Batter	1	2	3	4	5	6	7	8	9	AB	R	H	RBI	BB	SO	LOB	BOTTOM			
Paul Dade, R OBP: 0.334, SLG: 0.362	G4-6-3		F8		F8			4-3		4	1	1	0	0	0	1	New York Yankees @ Cleveland Indians Cleveland Municipal Stadium, Cleveland, OH Thu Sep 08 1977, 7:05 PM EDT Att. 4,930 - Unknown - 73 F			
Duane Kuiper, L OBP: 0.327, SLG: 0.336	G4-6-3		4-3			3B		B1-3		4	1	2	0	0	0	0				
Larvell Blanks, R OBP: 0.324, SLG: 0.422	G4-6-3			PB		6-3				4	1	3	1	0	0	1				
Andre Thornton, R OBP: 0.389, SLG: 0.579	F6		F6		F6		6-3		5-3	4	0	0	1	0	0	2				
Bruce Bochte, L OBP: 0.360, SLG: 0.399		F2		K		3-1				4	0	1	0	0	1	1				
Rico Carty, R OBP: 0.362, SLG: 0.430				4-3			F9		F8	4	0	1	0	0	0	1				
John Lowenstein, L OBP: 0.342, SLG: 0.363		K			6-3			F8		4	0	0	0	0	1	1				
Fred Kendall, R OBP: 0.271, SLG: 0.335		FC6			E8		5-3			3	0	0	0	0	0	1				
Jim Norris, L OBP: 0.353, SLG: 0.357			F9		4-3		F6			3	0	0	0	0	0	1				
Inning Stats	R: 1 E: 0 K: 0 S: 4	H: 2 LOB: 0 BB: 0 P: 4	R: 0 E: 0 K: 1 S: 6	H: 1 LOB: 0 BB: 0 P: 6	R: 0 E: 0 K: 1 S: 6	H: 1 LOB: 1 BB: 0 P: 6	R: 0 E: 0 K: 0 S: 4	H: 0 LOB: 0 BB: 0 P: 4	R: 2 E: 0 K: 0 S: 5	H: 2 LOB: 0 BB: 0 P: 5	R: 0 E: 0 K: 0 S: 3	H: 0 LOB: 0 BB: 0 P: 3	R: 0 E: 0 K: 0 S: 4	H: 1 LOB: 1 BB: 0 P: 4	R: 0 E: 0 K: 0 S: 3	H: 1 LOB: 0 BB: 0 P: 3	1B: 5 2B: 2 3B: 1 HR: 0	SF: 0 SAC: 0 DP: 1 HBP: 0	WP: 0 PB: 1 SB: 1 CS: 0	PA: 34
PITCHER Ed Figueroa, R ERA: 3.72	IP: 9.0 WLS: W BF: 34	H: 8 R: 3 ER: 3 SO: 2	BB: 0 IBB: 0 HBP: 0 BLK: 0	WP: 0 HR: 0 S: 38 P: 38	ERA: 3.00 WHIP: 0.889	PITCHER														



Batter	1	2	3	4	5	6	7	8	9	AB	R	H	RBI	BB	SO	LOB	TOP
Paul Dade, R OBP: 0.331, SLG: 0.358	0-0 6-3		0-0 5-3			0-0 F8		0-0 E5		4	0	0	0	0	0	1	
Duane Kuiper, L OBP: 0.325, SLG: 0.335 Charlie Spikes, R OBP: 0.317, SLG: 0.359	0-0 4-3		0-0 1-4-3			0-0 F4		0-0 G6-4-3		3	0	0	0	0	0	1	
Ron Pruitt, R OBP: 0.385, SLG: 0.419	0-0 5-3			0-0 L4			0-0 F7			3	0	0	0	0	0	0	
Andre Thornton, R OBP: 0.387, SLG: 0.574		0-0 F8		0-0 L9			0-0 F7			3	0	0	0	0	0	0	
Larvell Blanks, R OBP: 0.320, SLG: 0.417		0-0 6-3		0-0 3-1			0-0 F8			3	0	0	0	0	0	0	
Rico Carty, R OBP: 0.356, SLG: 0.427		0-0 F9			0-0 F9			0-0 1-3		3	0	0	0	0	0	0	
Bruce Bochte, L OBP: 0.360, SLG: 0.400			0-0 1B		0-0 4-3			0-0 4-3		3	1	1	0	0	0	0	
Fred Kendall, R OBP: 0.268, SLG: 0.331			0-0 F4		0-0 6-3			0-0 F8		3	0	0	0	0	0	1	
Frank Duffy, R OBP: 0.249, SLG: 0.280			0-0 5-3			0-0 F7		0-0 5-3		3	0	1	1	0	0	0	
Inning Stats	R: 0 E: 0 K: 0 S: 3	H: 0 LOB: 0 BB: 0 P: 3	R: 0 E: 0 K: 0 S: 3	H: 0 LOB: 0 BB: 0 P: 3	R: 1 E: 0 K: 0 S: 5	H: 2 LOB: 1 BB: 0 P: 5	R: 0 E: 0 K: 0 S: 3	H: 0 LOB: 0 BB: 0 P: 3	R: 0 E: 0 K: 0 S: 3	H: 0 LOB: 0 BB: 0 P: 3	R: 0 E: 0 K: 0 S: 3	H: 0 LOB: 0 BB: 0 P: 3	R: 0 E: 1 K: 0 S: 3	H: 0 LOB: 0 BB: 0 P: 3	1B: 1 2B: 1 3B: 0 HR: 0	SF: 0 SAC: 0 DP: 1 HBP: 0	WP: 0 PA: 29
PITCHER Rudy May, L ERA: 3.66	IP: 9.0 WLS: W BF: 29 H: 2 R: 1 ER: 1 SO: 0 BB: 0 IBB: 0 HBP: 0 BLK: 0 WP: 0 HR: 0 S: 29 P: 29 ERA: 1.00 WHIP: 0.222																

Cleveland Indians @ Baltimore Orioles
Memorial Stadium, Baltimore, MD
Fri Sep 09 1977, 7:05 PM EDT
Att. 5,930 - Unknown - 68 F

AB	29
R	1
H	2
RBI	1
BB	0
SO	0
LOB	4



Batter	1	2	3	4	5	6	7	8	9	AB	R	H	RBI	BB	SO	LOB	BOTTOM		
Al Bumbry, L OBP: 0.362, SLG: 0.396	0-0 G4-3			0-0 6-3			0-0 FC4-2-5	4-0 HR		4	1	2	0	1	0	1			
Rich Dauer, R OBP: 0.288, SLG: 0.307 Terry Crowley, L OBP: 0.353, SLG: 0.588 Billy Smith, S OBP: 0.286, SLG: 0.311	0-0 G4-3		0-0 1B		0-3 K		0-0 1-3	0-0 HR		4	1	1	0	0	1	3			
Pat Kelly, L OBP: 0.350, SLG: 0.378 Larry Harlow, L OBP: 0.283, SLG: 0.250	4-0 1B		0-0 1-3		0-0 G3		0-0 FC4-2-5	0-0 3-1		3	1	1	0	1	0	2			
Ken Singleton, S OBP: 0.446, SLG: 0.525 Mike Dimmel, R	0-0 1B		0-0 1-3		0-3 K		0-3 K			4	0	1	1	0	2	3			
Eddie Murray, S OBP: 0.322, SLG: 0.436	0-0 1B		0-0 BB		4-0 BB		0-0 4-3		0-0 6-3	3	0	1	1	1	0	0			
Lee May, R OBP: 0.288, SLG: 0.407 Tony Muser, L OBP: 0.310, SLG: 0.295	0-0 F7		0-0 F6		0-3 K		0-0 K		0-0 HR	4	1	1	1	0	1	4			
Doug DeCinces, R OBP: 0.346, SLG: 0.435		0-0 6-3		0-0 F7		4-0 BB		0-0 HR		3	1	1	0	1	0	2			
Mark Belanger, R OBP: 0.285, SLG: 0.268		0-0 1B		0-0 F4		0-0 F7		4-0 WP		3	1	1	0	1	0	1			
Dave Skaggs, R OBP: 0.346, SLG: 0.357		0-0 F4		0-0 6-3		0-0 2B		0-0 6-3		4	0	1	0	0	0	3			
Inning Stats	R: 1 E: 0 K: 0 S: 5	H: 3 LOB: 2 BB: 1 P: 9	R: 0 E: 0 K: 0 S: 4	H: 1 LOB: 1 BB: 0 P: 4	R: 1 E: 0 K: 0 S: 5	H: 2 LOB: 2 BB: 1 P: 9	R: 0 E: 0 K: 0 S: 3	H: 0 LOB: 0 BB: 0 P: 3	R: 0 E: 0 K: 2 S: 7	H: 0 LOB: 0 BB: 0 P: 7	R: 0 E: 0 K: 1 S: 5	H: 0 LOB: 1 BB: 1 P: 9	R: 0 E: 0 K: 1 S: 7	H: 2 LOB: 2 BB: 0 P: 7	R: 5 E: 0 K: 0 S: 6	H: 3 LOB: 0 BB: 2 P: 14	1B: 7 2B: 2 3B: 0 HR: 2	SF: 0 SAC: 0 DP: 1 HBP: 0	WP: 1 PA: 39
PITCHER Al Fitzmorris, R ERA: 5.2 Larry Andersen, R ERA: 3.46	IP: 7.2 WLS: L BF: 36 H: 10 R: 5 ER: 5 SO: 4 BB: 4 IBB: 0 HBP: 0 BLK: 0 WP: 1 HR: 1 S: 40 P: 56 ERA: 5.87 WHIP: 1.826																		

Cleveland Indians @ Baltimore Orioles
Memorial Stadium, Baltimore, MD
Fri Sep 09 1977, 7:05 PM EDT
Att. 5,930 - Unknown - 68 F

AB	34
R	7
H	11
RBI	7
BB	5
SO	4
LOB	19




Batter	1	2	3	4	5	6	7	8	9	10	11	AB	R	H	RBI	BB	SO	LOB								
Paul Dade, R OBP: 0.329, SLG: 0.355 (1, 8)	4-3		1B			1-3		F8	FC4-6		6-3	6	0	1	1	0	0	4								
Duane Kuiper, L OBP: 0.324, SLG: 0.333 (1, 4)	F8		F7			1B		L7	5-3			5	0	1	0	0	0	5								
Ron Pruitt, R OBP: 0.386, SLG: 0.418 (1, 9) (9, 2)	6-3				F8				1B	5-3		5	1	2	0	0	0	0								
Andre Thornton, R OBP: 0.384, SLG: 0.569 (1, 3)		4-3			5-3		F8		1B	F5		5	1	1	0	0	0	2								
Larvell Blanks, R OBP: 0.318, SLG: 0.412 (1, 5)		F8			6-3				1B	K		5	1	1	1	0	1	0								
Rico Carty, R OBP: 0.358, SLG: 0.425 (1, 10)		K				CS			SF9		6-3	4	0	1	1	0	2	0								
Bruce Bochte, L OBP: 0.359, SLG: 0.398 (1, 7) Alfredo Griffin, S (9, PR) (9, 6)			K		K		4-3		2B	FC4-6	K	3	0	0	0	1	2	1								
Fred Kendall, R OBP: 0.289, SLG: 0.331 (1, 2) John Lawenstien, L OBP: 0.350, SLG: 0.401 (9, PH) (9, 9)			F9		K				FC4-6	HR		3	0	1	0	0	1	0								
Frank Duffy, R OBP: 0.277, SLG: 0.361 (1, 6) Jim Norris, L OBP: 0.356, SLG: 0.361 (9, PH) (9, 7)			E3				5-3		F4	FC4-6	2B	3	0	0	0	0	0	1								
Inning Stats	R: 0 E: 0 K: 0 S: 3	H: 0 LOB: 0 BB: 0 P: 3	R: 0 E: 0 K: 1 S: 5	H: 0 LOB: 0 BB: 0 P: 5	R: 0 E: 1 K: 1 S: 7	H: 1 LOB: 2 BB: 0 P: 7	R: 0 E: 0 K: 0 S: 3	H: 0 LOB: 0 BB: 0 P: 3	R: 0 E: 0 K: 2 S: 7	H: 1 LOB: 0 BB: 0 P: 7	R: 0 E: 0 K: 1 S: 5	H: 2 LOB: 2 BB: 0 P: 5	R: 0 E: 0 K: 1 S: 5	H: 0 LOB: 0 BB: 0 P: 5	R: 0 E: 0 K: 0 S: 4	H: 1 LOB: 1 BB: 0 P: 4	R: 4 E: 0 K: 0 S: 7	H: 4 LOB: 2 BB: 2 P: 15	R: 0 E: 0 K: 1 S: 5	H: 0 LOB: 0 BB: 0 P: 5	R: 1 E: 0 K: 1 S: 7	H: 2 LOB: 1 BB: 0 P: 7	1B: 8 2B: 2 3B: 0 HR: 1	SF: 1 SAC: 0 DP: 0 HBP: 0	WP: 0 PB: 0 SB: 0 CS: 1	PA: 46

Cleveland Indians @ Baltimore Orioles
Memorial Stadium, Baltimore, MD
Sat Sep 10 1977, 7:05 PM EDT
Att: 8,748 - Unknown - 85 F

livebaseballscores.com

AB 43
R 5
H 11
RBI 5
BB 2
SO 7
LOB 13




Batter	1	2	3	4	5	6	7	8	9	10	11	AB	R	H	RBI	BB	SO	LOB						
Elliott Maddox, R OBP: 0.348, SLG: 0.385 (1, 8)	FC6-4		G5-4-3			SH3	F9			F9		4	0	1	0	1	0	3						
Rich Dauer, R OBP: 0.265, SLG: 0.303 (1, 4) Pat Kelly, L OBP: 0.352, SLG: 0.380 (11, PH)	FC6-4		4-3			SH3		6-3				3	0	0	0	0	0	2						
Ken Singleton, S OBP: 0.446, SLG: 0.523 (1, 9) Tony Muser, L OBP: 0.315, SLG: 0.295 (9, 3)	G6-4-3				G6-4-3			6-3				2	0	0	0	2	0	1						
Lee May, R OBP: 0.286, SLG: 0.404 (1, 3) Mike Dimmel, R (9, 9)		5-3			G6-4-3			K				4	0	0	0	0	1	3						
Eddie Murray, S OBP: 0.322, SLG: 0.436 (1, 10)		5-3			6-3			1B	K			5	1	2	1	0	1	0						
Doug DeCinces, R OBP: 0.348, SLG: 0.435 (1, 5)					E5			1B	4-3			4	2	2	1	1	0	0						
Andres Mora, R OBP: 0.273, SLG: 0.500 (1, 7) Al Bumby, L OBP: 0.361, SLG: 0.395 (9, 7)		FC6-4			FC5-4			1B	K			3	1	2	3	0	0	1						
Mark Belanger, R OBP: 0.285, SLG: 0.266 (1, 6)					G5-4-3			F5		F9		3	0	0	0	1	0	2						
Dave Skaggs, R OBP: 0.340, SLG: 0.353 (1, 2) Tom Shocay, L OBP: 0.273, SLG: 0.275 (10, PH) Rick Dempsey, R OBP: 0.314, SLG: 0.323 (11, 2)					G4-3-6-3			5-3				2	0	0	0	1	0	1						
Inning Stats	R: 0 E: 0 K: 0 S: 3	H: 1 LOB: 0 BB: 0 P: 3	R: 0 E: 0 K: 0 S: 3	H: 0 LOB: 1 BB: 1 P: 7	R: 0 E: 0 K: 0 S: 2	H: 0 LOB: 1 BB: 2 P: 10	R: 1 E: 1 K: 0 S: 4	H: 1 LOB: 0 BB: 0 P: 4	R: 0 E: 0 K: 0 S: 2	H: 0 LOB: 1 BB: 1 P: 10	R: 3 E: 0 K: 0 S: 6	H: 3 LOB: 0 BB: 0 P: 6	R: 0 E: 0 K: 1 S: 5	H: 0 LOB: 0 BB: 0 P: 5	R: 0 E: 0 K: 2 S: 7	H: 0 LOB: 0 BB: 0 P: 7	R: 0 E: 0 K: 0 S: 2	H: 0 LOB: 0 BB: 1 P: 6	R: 2 E: 0 K: 0 S: 4	H: 3 LOB: 2 BB: 1 P: 8	1B: 7 2B: 0 3B: 0 HR: 1	SF: 0 SAC: 2 DP: 5 HBP: 0	WP: 0 PB: 0 SB: 0 CS: 1	PA: 42

Cleveland Indians @ Baltimore Orioles
Memorial Stadium, Baltimore, MD
Sat Sep 10 1977, 7:05 PM EDT
Att: 8,748 - Unknown - 85 F

livebaseballscores.com

AB 32
R 6
H 8
RBI 5
BB 8
SO 3
LOB 13



Batter	1	2	3	4	5	6	7	8	9	AB	R	H	RBI	BB	SO	LOB	TOP					
Paul Dade, R OBP: 0.330, SLG: 0.356										5	0	2	1	0	0	1	Cleveland Indians @ Baltimore Orioles Memorial Stadium, Baltimore, MD Sun Sep 11 1977, 3:33 AM EDT Att: 12,540 - Unknown - 74 F					
Duane Kuiper, L OBP: 0.322, SLG: 0.331										4	0	0	0	0	0	3						
Ron Pruitt, R OBP: 0.388, SLG: 0.417										3	1	1	0	1	0	0						
Andre Thornton, R OBP: 0.385, SLG: 0.571										4	1	2	0	0	1	1						
Larvell Blanks, R OBP: 0.317, SLG: 0.410										4	0	1	0	0	1	3						
Rico Carty, R OBP: 0.355, SLG: 0.433										2	2	1	3	1	0	0						
Bruce Bochte, L OBP: 0.358, SLG: 0.396										4	0	1	0	0	1	1						
Fred Kendall, R OBP: 0.270, SLG: 0.328										2	1	0	0	1	0	2						
Jim Norris, L OBP: 0.355, SLG: 0.360										1	0	0	0	0	0	0						
Frank Duffy, R OBP: 0.248, SLG: 0.281										3	0	1	1	0	0	1						
John Lowenstein, L OBP: 0.348, SLG: 0.399										1	0	0	0	0	0	0						
Inning Stats	R: 0 E: 0 K: 1 S: 7	H: 3 LOB: 2 BB: 0 P: 7	R: 0 E: 0 K: 0 S: 3	H: 0 LOB: 0 BB: 0 P: 3	R: 0 E: 0 K: 0 S: 3	H: 0 LOB: 0 BB: 0 P: 3	R: 0 E: 0 K: 1 S: 5	H: 0 LOB: 0 BB: 0 P: 5	R: 2 E: 0 K: 0 S: 5	H: 2 LOB: 1 BB: 1 P: 9	R: 2 E: 0 K: 0 S: 5	H: 2 LOB: 0 BB: 0 P: 5	R: 0 E: 0 K: 0 S: 3	H: 1 LOB: 1 BB: 1 P: 7	R: 1 E: 0 K: 1 S: 6	H: 1 LOB: 1 BB: 1 P: 10	R: 0 E: 0 K: 0 S: 3	H: 0 LOB: 0 BB: 0 P: 3	1B: 6 2B: 2 3B: 0 HR: 1	SF: 1 SAC: 0 DP: 2 HBP: 0	WP: 0 PB: 0 SB: 0 CS: 0	PA: 37
PITCHER	IP WLS BF H R ER SO BB IBB HBP BLK WP HR S P ERA WHIP	7.0 W 30 8 5 5 2 3 0 0 0 0 0 1 31 43 6.43 1.571	2.0 7 1 0 0 1 0 0 0 0 0 0 0 9 9 0.00 0.500																			

AB	33
R	5
H	9
RBI	5
BB	3
SO	3
LOB	12



Batter	1	2	3	4	5	6	7	8	9	AB	R	H	RBI	BB	SO	LOB	BOTTOM					
Al Bumby, L OBP: 0.363, SLG: 0.396										4	2	2	0	1	0	2	Cleveland Indians @ Baltimore Orioles Memorial Stadium, Baltimore, MD Sun Sep 11 1977, 3:33 AM EDT Att: 12,540 - Unknown - 74 F					
Billy Smith, S OBP: 0.285, SLG: 0.313										4	1	1	0	0	0	4						
Pat Kelly, L OBP: 0.356, SLG: 0.381										2	1	1	1	2	1	0						
Elliott Maddox, R OBP: 0.344, SLG: 0.380										1	0	0	0	0	1	1						
Ken Singleton, S OBP: 0.448, SLG: 0.525										4	1	2	3	1	1	1						
Mike Dimmel, R OBP: 0.344, SLG: 0.380										0	0	0	0	0	0	0						
Eddie Murray, S OBP: 0.321, SLG: 0.434										5	0	1	0	0	1	5						
Tony Muser, L OBP: 0.315, SLG: 0.295										0	0	0	0	0	0	0						
Doug DeCinces, R OBP: 0.351, SLG: 0.443										3	2	2	3	1	0	1						
Andres Mora, R OBP: 0.273, SLG: 0.500										4	1	1	0	0	2	2						
Mark Belanger, R OBP: 0.287, SLG: 0.274										4	0	2	1	0	1	1						
Dave Skaggs, R OBP: 0.344, SLG: 0.353										3	1	1	1	0	1	1						
Inning Stats	R: 3 E: 0 K: 2 S: 10	H: 3 LOB: 1 BB: 1 P: 14	R: 2 E: 0 K: 0 S: 5	H: 3 LOB: 2 BB: 1 P: 9	R: 1 E: 0 K: 1 S: 6	H: 1 LOB: 1 BB: 1 P: 10	R: 1 E: 0 K: 0 S: 5	H: 2 LOB: 1 BB: 0 P: 5	R: 2 E: 0 K: 0 S: 6	H: 3 LOB: 1 BB: 0 P: 6	R: 0 E: 0 K: 2 S: 8	H: 1 LOB: 1 BB: 0 P: 8	R: 0 E: 0 K: 2 S: 7	H: 0 LOB: 0 BB: 0 P: 7	R: 0 E: 0 K: 1 S: 5	H: 0 LOB: 2 BB: 2 P: 13	R: 0 E: 0 K: 1 S: 5	H: 0 LOB: 2 BB: 2 P: 13	1B: 7 2B: 5 3B: 0 HR: 1	SF: 1 SAC: 1 DP: 0 HBP: 0	WP: 0 PB: 0 SB: 2 CS: 0	PA: 41
PITCHER	IP WLS BF H R ER SO BB IBB HBP BLK WP HR S P ERA WHIP	3.0 L 18 7 6 6 3 3 0 0 0 0 0 1 11 11 13.50 2.500	2.0 11 5 3 3 0 0 0 0 0 0 0 0 8 8 0.00 1.000	2.0 8 0 0 0 3 1 1 0 0 0 0 0 12 20 0.00 0.500																		

AB	34
R	9
H	13
RBI	9
BB	5
SO	8
LOB	18



Batter	1	2	3	4	5	6	7	8	9	AB	R	H	RBI	BB	SO	LOB	TOP			
Ron LeFlore, R (1, 8) OBP: 0.362, SLG: 0.479										4	1	3	0	0	0	1	<p>Detroit Tigers @ Cleveland Indians Cleveland Municipal Stadium, Cleveland, OH</p> <p>Mon Sep 12 1977, 7:05 PM EDT Att: 3,032 - Unknown - 69 F</p>			
Lou Whitaker, L (1, 4) OBP: 0.462, SLG: 0.538										4	0	1	0	0	1	3				
Rusty Staub, L (1, 10) OBP: 0.338, SLG: 0.449										4	0	0	0	0	1	5				
Steve Kemp, L (1, 7) OBP: 0.345, SLG: 0.434										3	0	0	1	0	2					
Jason Thompson, L (1, 3) OBP: 0.348, SLG: 0.483										4	0	0	0	0	1	0				
Ben Oglivie, L (1, 9) OBP: 0.309, SLG: 0.439										3	0	0	0	1	0	0				
Milt May, L (1, 2) OBP: 0.300, SLG: 0.399										3	0	0	0	1	0	1				
Aurelio Rodriguez, R (1, 5) OBP: 0.264, SLG: 0.388										3	0	1	0	0	1	2				
Alan Trammell, R (1, 6) OBP: 0.500, SLG: 0.444										3	0	1	0	0	1	1				
Inning Stats	R: 1 E: 0 K: 1 S: 6	H: 2 LOB: 0 BB: 0 P: 6	R: 0 E: 0 K: 1 S: 5	H: 0 LOB: 1 BB: 1 P: 9	R: 0 E: 0 K: 1 S: 6	H: 1 LOB: 0 BB: 0 P: 6	R: 0 E: 0 K: 0 S: 5	H: 0 LOB: 0 BB: 0 P: 5	R: 0 E: 0 K: 0 S: 4	H: 1 LOB: 1 BB: 0 P: 4	R: 0 E: 0 K: 0 S: 3	H: 0 LOB: 1 BB: 1 P: 7	R: 0 E: 0 K: 0 S: 7	H: 2 LOB: 2 BB: 0 P: 7	R: 0 E: 0 K: 0 S: 3	H: 0 LOB: 0 BB: 0 P: 3	1B: 4 2B: 2 3B: 0 HR: 0	SF: 1 SAC: 0 DP: 0 HBP: 0	WP: 1 PB: 0 SB: 0 CS: 1	PA: 35
PITCHER Wayne Garland, R (1, 1) ERA: 3.73	IP: 9.0 WLS: W BF: 34 H: 6 R: 1 ER: 1 SO: 5 BB: 2 IBB: 0 HBP: 0 BLK: 0 WP: 1 HR: 0 S: 42 P: 50 ERA: 1.00 WHIP: 0.889															PITCHER				

Batter	1	2	3	4	5	6	7	8	9	AB	R	H	RBI	BB	SO	LOB	BOTTOM			
Paul Dade, R (1, 8) OBP: 0.334, SLG: 0.357										4	1	2	3	2	1	5	<p>Detroit Tigers @ Cleveland Indians Cleveland Municipal Stadium, Cleveland, OH</p> <p>Mon Sep 12 1977, 7:05 PM EDT Att: 3,032 - Unknown - 69 F</p>			
Duane Kuiper, L (1, 4) OBP: 0.319, SLG: 0.328										6	0	0	1	0	0	12				
Ron Pruitt, R (1, 9) OBP: 0.384, SLG: 0.408										4	0	0	0	1	1	3				
Andre Thornton, R (1, 3) OBP: 0.390, SLG: 0.571										2	1	1	1	3	0	3				
Larvell Blanks, R (1, 5) OBP: 0.318, SLG: 0.410										5	2	2	0	0	0	2				
Rico Carty, R (1, 10) Alfredo Griffin, S (8, FR)										5	0	4	2	0	1	2				
Bruce Bochte, L (1, 7) OBP: 0.361, SLG: 0.490										3	2	2	0	1	0	1				
Fred Kendall, R (1, 2) OBP: 0.279, SLG: 0.336										3	1	2	0	2	0	2				
Frank Duffy, R (1, 6) OBP: 0.248, SLG: 0.283										4	0	1	1	0	1	7				
Inning Stats	R: 1 E: 0 K: 1 S: 8	H: 3 LOB: 2 BB: 0 P: 8	R: 1 E: 0 K: 1 S: 7	H: 1 LOB: 2 BB: 2 P: 15	R: 2 E: 0 K: 0 S: 6	H: 3 LOB: 2 BB: 1 P: 10	R: 1 E: 0 K: 0 S: 4	H: 1 LOB: 1 BB: 1 P: 8	R: 0 E: 0 K: 0 S: 4	H: 1 LOB: 2 BB: 1 P: 8	R: 2 E: 0 K: 1 S: 7	H: 2 LOB: 3 BB: 3 P: 19	R: 0 E: 0 K: 1 S: 4	H: 0 LOB: 0 BB: 1 P: 8	R: 1 E: 0 K: 0 S: 6	H: 3 LOB: 2 BB: 0 P: 6	1B: 10 2B: 4 3B: 0 HR: 0	SF: 0 SAC: 2 DP: 1 HBP: 0	WP: 0 PB: 0 SB: 0 CS: 0	PA: 47
PITCHER Jim Crawford, L (1, 1) ERA: 4.25 Steve Grilli, R (5, 1) ERA: 4.63	IP: 4.0 WLS: L BF: 25 H: 8 R: 5 ER: 5 SO: 2 BB: 4 IBB: 0 HBP: 0 BLK: 0 WP: 0 HR: 0 S: 25 P: 41 ERA: 11.25 WHIP: 3.000															PITCHER				


Batter	1	2	3	4	5	6	7	8	9	AB	R	H	RBI	BB	SO	LOB	TOP			
Ron LeFlore, R OBP: 0.364, SLG: 0.480	F8		E6							5	1	3	0	0	0	0	Detroit Tigers @ Cleveland Indians Cleveland Municipal Stadium, Cleveland, OH Wed Sep 14 1977, 7:05 PM EDT Unknown - 63 F			
Lou Whitaker, L OBP: 0.399, SLG: 0.412	K		FC1-6					F8		4	1	0	0	1	2	4				
Rusty Staub, L OBP: 0.335, SLG: 0.445	F7		F5					4-3		5	0	0	0	0	0	6				
Jason Thompson, L OBP: 0.348, SLG: 0.482		E3								5	1	2	1	0	1	0				
Ben Oglivie, L OBP: 0.315, SLG: 0.455										4	2	4	1	0	0	0				
Tim Corcoran, L OBP: 0.278, SLG: 0.348										4	0	2	2	1	0	3				
Milt May, L OBP: 0.302, SLG: 0.398										4	0	1	0	1	0	4				
Phil Mankowski, L OBP: 0.313, SLG: 0.344										5	0	1	0	0	1	8				
Alan Trammell, R OBP: 0.357, SLG: 0.308										4	0	0	0	0	1	2				
Inning Stats	R: 0 E: 0 K: 1 S: 5	H: 0 LOB: 0 BB: 0 P: 5	R: 2 E: 0 K: 2 S: 10	H: 3 LOB: 1 BB: 0 P: 10	R: 2 E: 1 K: 0 S: 7	H: 3 LOB: 3 BB: 1 P: 11	R: 0 E: 1 K: 0 S: 4	H: 0 LOB: 1 BB: 0 P: 4	R: 0 E: 0 K: 1 S: 6	H: 1 LOB: 2 BB: 0 P: 6	R: 1 E: 0 K: 1 S: 6	H: 2 LOB: 0 BB: 0 P: 6	R: 0 E: 0 K: 0 S: 5	H: 2 LOB: 2 BB: 1 P: 5	R: 0 E: 0 K: 0 S: 4	H: 1 LOB: 2 BB: 1 P: 8	1B: 10 2B: 2 3B: 0 HR: 1	SF: 0 SAC: 1 DP: 1 HBP: 0	WP: 0 PB: 0 SB: 4 CS: 0	PA: 44
PITCHER	IP	WLS	BF	H	R	ER	SO	BB	IBB	HBP	BLK	WP	HR	S	P	ERA	WHIP			
Jim Bibby, R ERA: 3.54	(1, 1)	6.1	L	33	10	5	5	2	0	0	1	0	1	41	49	7.11	1.895			
Sid Monge, L ERA: 5.1	(7, 1)	2.2		11	3	0	0	0	1	0	0	0	0	10	14	0.00	1.125			

Batter	1	2	3	4	5	6	7	8	9	AB	R	H	RBI	BB	SO	LOB	BOTTOM			
Paul Dade, R OBP: 0.335, SLG: 0.358	SH5-4									4	2	2	1	0	0	0	Detroit Tigers @ Cleveland Indians Cleveland Municipal Stadium, Cleveland, OH Wed Sep 14 1977, 7:05 PM EDT Unknown - 63 F			
Duane Kuiper, L OBP: 0.319, SLG: 0.328	SH							F5		3	0	1	0	0	0	0				
Larvell Blanks, R OBP: 0.318, SLG: 0.409	SH5-4									3	0	1	0	0	0	2				
Andre Thornton, R OBP: 0.389, SLG: 0.567										4	0	1	1	0	1	2				
Rico Carty, R OBP: 0.363, SLG: 0.437										3	0	0	0	1	1	1				
Bruce Bochte, L OBP: 0.358, SLG: 0.397	G1-2-3									4	0	0	0	0	0	3				
Ron Pruitt, R OBP: 0.386, SLG: 0.497										3	1	1	0	1	0	0				
Fred Kendall, R OBP: 0.277, SLG: 0.333										2	0	0	0	0	1	1				
John Lowenstein, L OBP: 0.346, SLG: 0.396										1	0	0	0	0	0	0				
Frank Duffy, R OBP: 0.246, SLG: 0.282										2	0	0	0	0	1	1				
Inning Stats	R: 1 E: 0 K: 0 S: 5	H: 2 LOB: 2 BB: 1 P: 9	R: 2 E: 1 K: 0 S: 5	H: 1 LOB: 1 BB: 1 P: 9	R: 0 E: 0 K: 0 S: 3	H: 0 LOB: 0 BB: 0 P: 3	R: 0 E: 0 K: 2 S: 7	H: 1 LOB: 0 BB: 0 P: 7	R: 0 E: 0 K: 0 S: 4	H: 1 LOB: 1 BB: 0 P: 4	R: 0 E: 0 K: 0 S: 3	H: 0 LOB: 0 BB: 0 P: 3	R: 0 E: 0 K: 2 S: 8	H: 1 LOB: 1 BB: 0 P: 8	R: 0 E: 0 K: 0 S: 3	H: 0 LOB: 0 BB: 0 P: 3	1B: 6 2B: 0 3B: 0 HR: 0	SF: 0 SAC: 4 DP: 1 HBP: 0	WP: 0 PB: 0 SB: 1 CS: 1	PA: 36
PITCHER	IP	WLS	BF	H	R	ER	SO	BB	IBB	HBP	BLK	WP	HR	S	P	ERA	WHIP			
Bob Sykes, L ERA: 4.02	(1, 1)	7.1	W	30	6	3	2	2	0	0	0	0	0	32	40	2.46	1.091			
Bruce Taylor, R ERA: 3.0	(8, 1)	1.2	S	5	0	0	0	2	0	0	0	0	0	9	9	0.00	0.000			

Batter	1	2	3	4	5	6	7	8	9	10	AB	R	H	RBI	BB	SO	LOB	TOP
Ron LeFlore, R OBP: 0.363, SLG: 0.478 (1, 8)	6-3		FC6			F9		1B		SF9	4	1	1	1	0	0	1	
Tito Fuentes, S OBP: 0.348, SLG: 0.395 (1, 4)	F4		F7					1B		FC6-4	4	0	2	1	1	0	1	
Rusty Staub, L OBP: 0.334, SLG: 0.442 (1, 10)	1-6-3			4-3				1B		FC6-4	4	0	0	0	1	1	3	
Jason Thompson, L OBP: 0.346, SLG: 0.478 (1, 3)		6-3		F2		F8				K	4	0	0	0	0	1	2	
Lance Parrish, R OBP: 0.455, SLG: 0.632 Milt May, L OBP: 0.302, SLG: 0.398 (1, 2) (10, 2)					K					K	4	0	1	0	0	2	0	
Mickey Stanley, R OBP: 0.286, SLG: 0.399 (1, 9)											4	0	0	0	0	2	1	
John Wockenfuss, R OBP: 0.321, SLG: 0.500 Tim Corcoran, L OBP: 0.286, SLG: 0.356 (1, 7) (10, PH) (10, 7)																		
Aurelio Rodriguez, R OBP: 0.261, SLG: 0.383 (1, 5) (10, 6)			F3			F6				K	4	0	0	0	0	1	1	
Chuck Scrivener, R OBP: 0.167, SLG: 0.098 Bob Adams, R OBP: 0.236, SLG: 0.524 Alan Trammell, R OBP: 0.357, SLG: 0.308 Ben Oglivie, L OBP: 0.317, SLG: 0.456 Phil Mankowski, L OBP: 0.313, SLG: 0.344 (1, 6) (8, PH) (8, 6) (10, PH) (10, 5)			E5								2	0	0	0	0	1	0	
Inning Stats	R: 0 E: 0 K: 0 S: 3	H: 0 LOB: 0 BB: 0 P: 3	R: 0 E: 0 K: 1 S: 6	H: 1 LOB: 1 BB: 0 P: 6	R: 0 E: 1 K: 0 S: 4	H: 0 LOB: 1 BB: 0 P: 4	R: 0 E: 0 K: 1 S: 5	H: 0 LOB: 0 BB: 0 P: 5	R: 0 E: 0 K: 1 S: 5	H: 1 LOB: 2 BB: 1 P: 10	R: 0 E: 0 K: 2 S: 7	H: 0 LOB: 0 BB: 0 P: 7	R: 1 E: 0 K: 1 S: 7	H: 2 LOB: 1 BB: 1 P: 11	1B: 4 2B: 2 3B: 0 HR: 0	SF: 1 SAC: 0 DP: 0 HBP: 0	WP: 0 PB: 0 SB: 1 CS: 0	PA: 39
PITCHER	IP WLS BF H R ER SO ERA WHIP	IP WLS BF H R ER SO ERA WHIP	IP WLS BF H R ER SO ERA WHIP	IP WLS BF H R ER SO ERA WHIP	IP WLS BF H R ER SO ERA WHIP	IP WLS BF H R ER SO ERA WHIP	IP WLS BF H R ER SO ERA WHIP	IP WLS BF H R ER SO ERA WHIP	IP WLS BF H R ER SO ERA WHIP	IP WLS BF H R ER SO ERA WHIP	IP WLS BF H R ER SO ERA WHIP	IP WLS BF H R ER SO ERA WHIP	IP WLS BF H R ER SO ERA WHIP	IP WLS BF H R ER SO ERA WHIP	IP WLS BF H R ER SO ERA WHIP	IP WLS BF H R ER SO ERA WHIP	IP WLS BF H R ER SO ERA WHIP	IP WLS BF H R ER SO ERA WHIP
Don Hood, L ERA: 3.21 Jim Kern, R ERA: 3.42 (1, 1) (10, 1)	9.0 L 6 2 1 1 1 1 1.00 3.000																	

Detroit Tigers @ Cleveland Indians
Cleveland Municipal Stadium, Cleveland, OH
Wed Sep 14 1977, 7:05 PM EDT
Att: 4,151 - Unknown


AB 36
R 2
H 6
RBI 2
BB 2
SO 9
LOB 10



Batter	1	2	3	4	5	6	7	8	9	10	AB	R	H	RBI	BB	SO	LOB	BOTTOM		
Paul Dade, R OBP: 0.336, SLG: 0.359 (1, 5) (7, 9)	5-3		G3			K		1B		SH5-4	5	0	2	0	0	1	0			
Duane Kuiper, L OBP: 0.320, SLG: 0.329 (1, 4)	F8			1B		1B		K		SH5-4	4	1	2	0	0	1	1			
Larvell Blanks, R OBP: 0.313, SLG: 0.401 (1, 6) (7, 5)	K			F8		L4		F2		F8	5	0	0	0	0	1	4			
Andre Thornton, R OBP: 0.391, SLG: 0.564 (1, 3)		F4		1B		1B		1B		F9	2	0	0	0	3	0	1			
Bruce Bochte, L OBP: 0.333, SLG: 0.402 (1, 7)				1B		1B		1B			2	0	2	1	2	0	0			
Rico Carty, R OBP: 0.360, SLG: 0.432 (1, 10)		6-3		K		K		F8			4	0	0	0	0	2	8			
Jim Norris, L OBP: 0.354, SLG: 0.359 Frank Duffy, R OBP: 0.245, SLG: 0.280 (1, 9) (7, 6)		4-3				F8				G3	2	0	0	0	0	0	3			
Rick Manning, L OBP: 0.271, SLG: 0.324 (1, 8)			F8			4-3		F9		F7	4	0	0	0	0	0	0			
Fred Kendall, R OBP: 0.273, SLG: 0.328 (1, 2)			F9			B1-3		6-3		F3	4	0	0	0	0	0	0			
Inning Stats	R: 0 E: 0 K: 1 S: 5	H: 0 LOB: 0 BB: 0 P: 5	R: 0 E: 0 K: 0 S: 4	H: 1 LOB: 1 BB: 0 P: 4	R: 0 E: 0 K: 0 S: 3	H: 0 LOB: 0 BB: 0 P: 3	R: 1 E: 0 K: 1 S: 7	H: 2 LOB: 2 BB: 1 P: 11	R: 0 E: 0 K: 1 S: 5	H: 1 LOB: 2 BB: 2 P: 13	R: 0 E: 0 K: 1 S: 6	H: 0 LOB: 0 BB: 0 P: 3	R: 0 E: 0 K: 0 S: 3	H: 0 LOB: 0 BB: 0 P: 3	R: 0 E: 0 K: 0 S: 4	H: 1 LOB: 1 BB: 0 P: 4	1B: 5 2B: 1 3B: 0 HR: 0	SF: 0 SAC: 1 DP: 0 HBP: 0	WP: 0 PB: 1 SB: 1 CS: 2	PA: 40
PITCHER	IP WLS BF H R ER SO ERA WHIP	IP WLS BF H R ER SO ERA WHIP	IP WLS BF H R ER SO ERA WHIP	IP WLS BF H R ER SO ERA WHIP	IP WLS BF H R ER SO ERA WHIP	IP WLS BF H R ER SO ERA WHIP	IP WLS BF H R ER SO ERA WHIP	IP WLS BF H R ER SO ERA WHIP	IP WLS BF H R ER SO ERA WHIP	IP WLS BF H R ER SO ERA WHIP	IP WLS BF H R ER SO ERA WHIP	IP WLS BF H R ER SO ERA WHIP	IP WLS BF H R ER SO ERA WHIP	IP WLS BF H R ER SO ERA WHIP	IP WLS BF H R ER SO ERA WHIP	IP WLS BF H R ER SO ERA WHIP	IP WLS BF H R ER SO ERA WHIP	IP WLS BF H R ER SO ERA WHIP		
Milt Wilcox, R ERA: 3.3 Bruce Taylor, R ERA: 2.93 John Hiller, L ERA: 3.74 Steve Foucault, R ERA: 3.25 (1, 1) (8, 1) (8, 1) (10, 1)	7.1 0.1 1.2 0.2	WLS 2 W S	BF 29 7 2	H 5 1 0	R 1 0 0	ER 1 0 0	SO 5 0 0	BB 3 0 0	IBB 1 0 0	HBP 0 0 0	BLK 0 0 0	WP 0 0 0	HR 0 0 0	S 36 1 6	P 48 5 10	ERA 1.23 0.00 0.00	WHIP 1.091 3.000 1.200	ERA 0.00	WHIP 0.000	

Detroit Tigers @ Cleveland Indians
Cleveland Municipal Stadium, Cleveland, OH
Wed Sep 14 1977, 7:05 PM EDT
Att: 4,151 - Unknown

AB 34
R 1
H 6
RBI 1
BB 5
SO 5
LOB 17



Batter	1	2	3	4	5	6	7	8	9	AB R H RBI BB SO LOB	TOP									
Gary Woods, R OBP: 0.250, SLG: 0.259 (1, 8)	F7		L4-3 1B		F7			F9	K	5 0 1 0 0 1 3	Toronto Blue Jays @ Cleveland Indians Cleveland Municipal Stadium, Cleveland, OH Sat Sep 17 1977, 3:33 AM EDT Unknown - 73 F									
Al Woods, L OBP: 0.338, SLG: 0.387 John Scott, R OBP: 0.262, SLG: 0.297 (1, 7) (5, 7)	HR		F9			K		F8		2 1 1 1 0 0 1 2 0 0 0 0 1 0										
Roy Howell, L OBP: 0.370, SLG: 0.412 (1, 5)	G3-6-3 1B		L4-3 1-2					6-3		4 0 2 0 0 0 1										
Ron Fairly, L OBP: 0.366, SLG: 0.473 (1, 3)	G3-6-3				F5	L3 1B			F5	4 0 0 0 0 0 2										
Doug Rader, R OBP: 0.349, SLG: 0.441 (1, 10)		SH3 1B HBP		5-3				K	1B BB 1B	2 1 0 0 1 1 0										
Steve Bowling, R OBP: 0.355, SLG: 0.309 (1, 9)		SH3 1B		F8					1B BB	3 1 2 0 1 0 0										
Alan Ashby, S OBP: 0.302, SLG: 0.286 (1, 2)		SH3 1-2 2-3			3-1				FC1-6 1B 1-2 2-3	2 0 1 0 1 0 0										
Tim Nordbrook, R OBP: 0.323, SLG: 0.204 Doug Ault, R OBP: 0.318, SLG: 0.393 (1, 6) (9, PH)	F3				5-6-3			K	FC1-6 1B	3 0 0 0 0 1 4 1 0 1 2 0 0 0										
Dave McKay, S OBP: 0.209, SLG: 0.253 Sam Ewing, L OBP: 0.339, SLG: 0.378 (1, 4) (9, PH)	4-3							F9	FC1-6 1-2 2-H 3-H 2-3	3 0 1 0 0 0 4 1 0 0 0 0 0 2										
Inning Stats	R: 1 E: 0 K: 0 S: 4	H: 2 LOB: 0 BB: 0 P: 4	R: 0 E: 0 K: 0 S: 4	H: 1 LOB: 2 BB: 0 P: 5	R: 0 E: 0 K: 0 S: 3	H: 1 LOB: 0 BB: 0 P: 3	R: 0 E: 0 K: 0 S: 3	H: 0 LOB: 0 BB: 0 P: 3	R: 0 E: 0 K: 1 S: 5	H: 1 LOB: 1 BB: 0 P: 4		R: 0 E: 0 K: 0 S: 8	H: 1 LOB: 2 BB: 1 P: 12	R: 0 E: 0 K: 0 S: 3	H: 0 LOB: 0 BB: 0 P: 3	R: 2 E: 0 K: 1 S: 7	H: 2 LOB: 2 BB: 2 P: 15	1B: 7 2B: 3 3B: 0 HR: 1	SF: 0 SAC: 1 DP: 3 HBP: 1	WP: 0 PB: 0 SB: 0 CS: 0
PITCHER	IP WLS BF H R ER SO BB IBB HBP BLK WP HR S P ERA WHIP											IP WLS BF H R ER SO BB IBB HBP BLK WP HR S P ERA WHIP								
Dennis Eckersley, R ERA: 3.5 Sid Monge, L ERA: 5.33 Pat Dobson, R ERA: 6.11 (1, 1) (8, 1) (9, 1)	7.0 W 27 7 1 1 3 1 0 1 0 0 1 31 36 1.29 1.143											0.2 S 2 0 0 0 1 0 0 0 0 0 0 0 4 4 0.00 0.000								

AB	32
R	3
H	9
RBI	3
BB	3
SO	4
LOB	17



Batter	1	2	3	4	5	6	7	8	9	AB R H RBI BB SO LOB	BOTTOM							
Paul Dade, R OBP: 0.339, SLG: 0.362 (1, 5)	G1 1B		FC4-6 1B	S 1B		K		F9		5 1 3 1 0 1 0	Toronto Blue Jays @ Cleveland Indians Cleveland Municipal Stadium, Cleveland, OH Sat Sep 17 1977, 3:33 AM EDT Unknown - 73 F							
Duane Kuiper, L OBP: 0.321, SLG: 0.332 (1, 4)	G1		FC4-6 1B	S 1B		SF8 3B		4-3		4 2 1 0 1 0 2								
Ron Pruitt, R OBP: 0.383, SLG: 0.406 (1, 9)	6-3		1B 1-H	F6		SF8				3 0 1 2 0 0 4								
Andre Thornton, R OBP: 0.390, SLG: 0.561 (1, 3)	3B 1B		F8		F4	F8				4 1 1 1 0 0 1								
Bruce Bochte, L OBP: 0.367, SLG: 0.410 (1, 7)	3B			BB 1B				4-3		4 1 3 1 0 0 0								
Rico Carty, R OBP: 0.381, SLG: 0.435 (1, 10)	4-3			F3		1B BB		4-3		4 0 2 0 0 0 1								
Jim Norris, L OBP: 0.355, SLG: 0.357 (1, 8)			1-3	F9 1B		1B BB		4-3		2 1 0 0 2 0 1								
Fred Kendall, R OBP: 0.276, SLG: 0.331 (1, 2)		5-3		1B 1B				4-3		4 0 2 1 0 0 1								
Frank Duffy, R OBP: 0.242, SLG: 0.277 (1, 6)	F6			F9		G1-2-3		F4		4 0 0 0 0 0 5								
Inning Stats	R: 2 E: 0 K: 0 S: 6	H: 3 LOB: 1 BB: 0 P: 6	R: 0 E: 0 K: 0 S: 3	H: 0 LOB: 0 BB: 0 P: 3	R: 1 E: 0 K: 0 S: 5	H: 3 LOB: 2 BB: 0 P: 5	R: 1 E: 0 K: 0 S: 5	H: 2 LOB: 3 BB: 2 P: 13	R: 1 E: 0 K: 0 S: 6	H: 1 LOB: 0 BB: 0 P: 6		R: 0 E: 0 K: 0 S: 4	H: 1 LOB: 1 BB: 0 P: 4	R: 0 E: 0 K: 0 S: 3	H: 0 LOB: 0 BB: 0 P: 3	1B: 10 2B: 1 3B: 2 HR: 0	SF: 1 SAC: 0 DP: 1 HBP: 0	WP: 0 PB: 0 SB: 3 CS: 0
PITCHER	IP WLS BF H R ER SO BB IBB HBP BLK WP HR S P ERA WHIP											IP WLS BF H R ER SO BB IBB HBP BLK WP HR S P ERA WHIP						
Jeff Byrd, R ERA: 5.83 Jerry Johnson, R ERA: 4.35 (1, 1) (4, 1)	3.2 L 19 8 4 4 0 1 0 0 0 0 0 0 18 22 9.82 2.455											4.1 19 5 2 2 1 2 0 0 0 0 0 0 19 27 4.15 1.615						



Batter	1	2	3	4	5	6	7	8	9	AB R H RBI BB SO LOB	TOP
John Scott, R (1, 7) OBP: 0.266, SLG: 0.305 Ron Fairly, L (8, 7) OBP: 0.366, SLG: 0.473	0-3 K	0-0 PB SH1-3 1B		0-0 2B		0-0 SH2-4		0-0 L7		4 1 2 2 0 1 0 0 0 0 0 0 0 0	Toronto Blue Jays @ Cleveland Indians Cleveland Municipal Stadium, Cleveland, OH Sat Sep 17 1977, 3:38 AM EDT Att: 5,593 - Unknown
Gary Woods, R (1, 8) OBP: 0.256, SLG: 0.276	0-0 2B	0-0 SH1-3		0-3 K		0-0 2B		0-0 6-3		4 1 2 2 0 1 1	
Roy Howell, L (1, 10) OBP: 0.370, SLG: 0.410	4-0 2B	0-0 1B		0-0 4-3		0-0 6-3		0-0 F8		4 1 1 0 1 0 2	
Doug Rader, R (1, 5) OBP: 0.351, SLG: 0.449	0-0 1B	0-0 F4				0-0 6-3		0-0 6-3		5 0 3 1 0 0 2	
Doug Ault, R (1, 3) OBP: 0.316, SLG: 0.391	0-0 BB			0-0 5-3		0-0 6-3		0-0 F4		5 0 1 1 0 0 2	
Steve Bowling, R (1, 9) OBP: 0.356, SLG: 0.303	2-3 3-H 1B			0-0 F8		4-0 BB		0-0 K		3 0 0 0 2 1 1	
Rick Cerone, R (1, 2) OBP: 0.225, SLG: 0.263	0-0 G6-4-3			0-0 5-3		0-0 F3		0-0 E6		4 0 0 0 0 0 5	
Hector Torres, R (1, 6) OBP: 0.290, SLG: 0.359		0-0 SH1 1B		0-0 SH2-4 2B		0-0 F7		0-0 F8		4 2 2 0 0 0 3	
Dave McKay, S (1, 4) OBP: 0.212, SLG: 0.256		0-0 SH1		0-0 SH2-4		0-0 S SH2-4 2B		0-0 F2		2 1 1 0 0 0 0	
Inning Stats	R: 2 H: 3 E: 0 LOB: 2 K: 1 BB: 2 S: 7 P: 15	R: 2 H: 3 E: 0 LOB: 1 K: 0 BB: 0 S: 6 P: 6	R: 0 H: 0 E: 0 LOB: 0 K: 0 BB: 0 S: 3 P: 3	R: 1 H: 2 E: 0 LOB: 1 K: 1 BB: 0 S: 7 P: 7	R: 0 H: 1 E: 0 LOB: 2 K: 0 BB: 1 S: 4 P: 8	R: 1 H: 2 E: 0 LOB: 1 K: 0 BB: 0 S: 5 P: 5	R: 0 H: 0 E: 1 LOB: 1 K: 1 BB: 0 S: 6 P: 6	R: 0 H: 0 E: 0 LOB: 0 K: 0 BB: 0 S: 3 P: 3	R: 0 H: 1 E: 0 LOB: 1 K: 0 BB: 0 S: 4 P: 4	1B: 6 SF: 0 2B: 6 SAC: 4 3B: 0 DP: 1 HR: 0 HBP: 0	WP: 0 PA: 42 PB: 1 SB: 1 CS: 0
PITCHER	IP WLS BF H R ER SO BB IBB HBP BLK WP HR S P ERA WHIP	PITCHER IP WLS BF H R ER SO BB IBB HBP BLK WP HR S P ERA WHIP									
Rick Waits, L (1, 1) ERA: 4.37	1.2 L 12 6 4 4 1 2 0 0 0 0 0 0 12 20 21.60 4.800										
Al Fitzmorris, R (2, 1) ERA: 5.16	4.1 19 5 2 2 1 1 0 0 0 0 0 0 20 24 4.15 1.385										
Cardell Camper, R (7, 1) ERA:	2.0 7 0 0 0 1 0 0 0 0 0 0 0 9 9 0.00 0.000										
Bill Laxton, L (9, 1) ERA: 4.89	1.0 4 1 0 0 0 0 0 0 0 0 0 0 4 4 0.00 1.000										

Batter	1	2	3	4	5	6	7	8	9	AB R H RBI BB SO LOB	BOTTOM
Paul Dade, R (1, 5) OBP: 0.335, SLG: 0.358	0-0 4-3		0-3 K	0-0 F3		0-0 G6-4-3		0-0 F9		5 0 0 0 0 1 6	Toronto Blue Jays @ Cleveland Indians Cleveland Municipal Stadium, Cleveland, OH Sat Sep 17 1977, 3:38 AM EDT Att: 5,593 - Unknown
Duane Kuiper, L (1, 4) OBP: 0.321, SLG: 0.332	0-0 1B		0-0 E1	0-0 1-3			0-0 1-3		0-0 F8	5 0 2 0 0 0 2	
Ron Pruitt, R (1, 9) OBP: 0.379, SLG: 0.398	0-0 F8		0-0 6-3		0-0 F7		0-3 K		4-0 BB 1B	4 1 0 0 1 1 2	
Andre Thornton, R (1, 3) OBP: 0.390, SLG: 0.558	0-0 1B		4-0 BB		0-0 5-3		0-0 F7		0-0 F7	4 0 1 0 1 0 1	
Bruce Bochte, L (1, 7) OBP: 0.365, SLG: 0.407	0-0 G3		0-3 K		0-0 6-3				0-0 E3	5 2 1 0 0 1 4	
Rico Carty, R (1, 10) OBP: 0.363, SLG: 0.443 Don Hood, L (9, FR)		0-0 F9		0-0 E7		0-0 1B		0-0 HR	4-0 BB 1B	4 2 2 2 1 0 0 0 0 0 0 0 0 0	
Jim Norris, L (1, 8) OBP: 0.358, SLG: 0.362		0-0 F8		0-0 FC1-5		0-0 F6		0-0 G3	1-2 2-3 1B	5 0 3 2 0 0 1	
Fred Kendall, R (1, 2) OBP: 0.282, SLG: 0.337 John Lowenstein, L (9, PH) OBP: 0.344, SLG: 0.393				0-0 FC1-5		0-0 1B		0-0 F7	1-2 2-3 1B	4 0 3 1 0 0 1 1 0 0 0 0 1 2	
Alfredo Griffin, S (1, 6) OBP: 0.200, SLG: 0.200		0-0 F7		0-0 FC1-5		0-0 G6-4-3		0-0 G3		4 0 1 0 0 0 4	
Inning Stats	R: 0 H: 2 E: 0 LOB: 2 K: 0 BB: 0 S: 5 P: 5	R: 0 H: 1 E: 0 LOB: 1 K: 0 BB: 0 S: 4 P: 4	R: 0 H: 1 E: 1 LOB: 2 K: 2 BB: 1 S: 8 P: 12	R: 1 H: 2 E: 1 LOB: 2 K: 0 BB: 0 S: 6 P: 6	R: 0 H: 0 E: 0 LOB: 0 K: 0 BB: 0 S: 3 P: 3	R: 0 H: 3 E: 0 LOB: 2 K: 0 BB: 0 S: 5 P: 5	R: 0 H: 0 E: 0 LOB: 0 K: 1 BB: 0 S: 5 P: 5	R: 2 H: 2 E: 1 LOB: 1 K: 0 BB: 0 S: 6 P: 6	R: 2 H: 2 E: 0 LOB: 2 K: 1 BB: 2 S: 7 P: 15	1B: 11 SF: 0 2B: 1 SAC: 0 3B: 0 DP: 1 HR: 1 HBP: 0	WP: 0 PA: 44 PB: 0 SB: 0 CS: 0
PITCHER	IP WLS BF H R ER SO BB IBB HBP BLK WP HR S P ERA WHIP	PITCHER IP WLS BF H R ER SO BB IBB HBP BLK WP HR S P ERA WHIP									
Dave Lemanczyk, R (1, 1) ERA: 4.3	8.2 W 41 12 5 3 3 2 0 0 0 0 0 0 45 53 3.12 1.615										
Tom Murphy, R (9, 1) ERA: 5.11	0.1 S 3 1 0 0 1 1 0 0 0 0 0 0 4 8 0.00 6.000										

Batter	1	2	3	4	5	6	7	8	9	AB R H RBI BB SO LOB	TOP											
Gary Woods, R (1, 8) OBP: 0.255, SLG: 0.275	F8		1B		E6 1B E		6-3		SH1-4	4 1 1 1 0 0 1	Toronto Blue Jays @ Cleveland Indians Cleveland Municipal Stadium, Cleveland, OH Sun Sep 18 1977, 3:33 AM EDT Att. 4,376 - Unknown - 79 F AB 36 R 7 H 7 RBI 6 BB 2 SO 5 LOB 11											
Bob Bailor, R (1, 10) OBP: 0.347, SLG: 0.420 John Scott, R (9, FR) OBP: 0.266, SLG: 0.305	6-3		F7		E 4-3 1B		K		K S 1B	5 1 2 2 0 1 1 0 0 0 0 0 0 0												
Roy Howell, L (1, 5) OBP: 0.370, SLG: 0.418	HR			4-3	E4 4-3 1B				K 1-3	5 1 2 2 0 1 2												
Ron Fairly, L (1, 9) OBP: 0.363, SLG: 0.469	6-3			F5	4-3		G3			4 0 0 1 0 0 2												
Doug Rader, R (1, 3) OBP: 0.349, SLG: 0.445		K		F3	6-3				F8	4 0 0 0 0 1 1												
Steve Bowling, R (1, 7) OBP: 0.354, SLG: 0.302		K			F4	5-3 1B			5-3	4 0 1 0 0 1 0												
Alan Ashby, S (1, 2) OBP: 0.301, SLG: 0.284		K			E1 WP E		F7		BB	3 1 0 0 1 1 1												
Dave McKay, S (1, 4) OBP: 0.208, SLG: 0.251			B1-3		E6 1B E		5-3		F7	4 1 0 0 0 0 2												
Tim Nordbrook, R (1, 6) OBP: 0.333, SLG: 0.211			F9		E 1B 1B		5-3		SH1-4 1B BB	3 2 1 0 1 0 1												
Inning Stats	R: 1 E: 0 K: 0 S: 4	H: 1 LOB: 0 BB: 0 P: 4	R: 0 E: 0 K: 3 S: 9	H: 0 LOB: 0 BB: 0 P: 9	R: 0 E: 0 K: 0 S: 4	H: 1 LOB: 1 BB: 0 P: 4	R: 0 E: 0 K: 0 S: 3	H: 0 LOB: 0 BB: 0 P: 3	R: 5 E: 4 K: 0 S: 9	H: 2 LOB: 1 BB: 0 P: 9		R: 0 E: 0 K: 0 S: 4	H: 1 LOB: 1 BB: 0 P: 4	R: 0 E: 0 K: 1 S: 6	H: 1 LOB: 1 BB: 0 P: 6	R: 0 E: 0 K: 0 S: 3	H: 0 LOB: 1 BB: 1 P: 7	R: 1 E: 0 K: 1 S: 5	H: 1 LOB: 1 BB: 1 P: 9	1B: 6 2B: 0 3B: 0 HR: 1	SF: 0 SAC: 1 DP: 0 HBP: 0	WP: 1 PB: 0 SB: 1 CS: 0
PITCHER Wayne Garland, R (1, 1) ERA: 3.67	IP: 9.0 WLS: L BF: 39 H: 7 R: 7 ER: 2 SO: 5 BB: 2 IBB: 0 HBP: 0 BLK: 0 WP: 1 HR: 1 S: 47 P: 55 ERA: 2.00 WHIP: 1.000											PITCHER										


Batter	1	2	3	4	5	6	7	8	9	AB R H RBI BB SO LOB	BOTTOM											
Paul Dade, R (1, 5) OBP: 0.336, SLG: 0.357	E4 E	1-3			5-3				BB BB	4 1 1 0 1 0 2	Toronto Blue Jays @ Cleveland Indians Cleveland Municipal Stadium, Cleveland, OH Sun Sep 18 1977, 3:33 AM EDT Att. 4,376 - Unknown - 79 F AB 35 R 4 H 7 RBI 3 BB 4 SO 2 LOB 15											
Duane Kuiper, L (1, 4) OBP: 0.322, SLG: 0.333	4-3		4-3		2B		L8		BB	4 0 1 1 1 0 1												
John Lowenstein, L (1, 9) OBP: 0.339, SLG: 0.382	F4		3-1		BB		K		4-3	4 0 0 0 1 1 3												
Andre Thornton, R (1, 3) OBP: 0.387, SLG: 0.552	F8		5-3		F6		G3			4 0 0 0 0 0 3												
Bruce Bochte, L (1, 7) OBP: 0.364, SLG: 0.406		1B FC6-4 1B		F8	4-3			K		4 1 1 0 0 1 2												
Rico Carty, R (1, 10) OBP: 0.362, SLG: 0.441		FC6-4 1B		6-3		F9		F8		4 0 1 0 0 0 0												
Jim Norris, L (1, 8) OBP: 0.357, SLG: 0.360		FC6-4 3B		E BB		F6		L6		3 1 0 1 1 0 1												
Fred Kendall, R (1, 2) OBP: 0.282, SLG: 0.336		5-3		5-3		FC4-6 1B		F2		4 0 1 0 0 0 2												
Frank Duffy, R (1, 6) OBP: 0.245, SLG: 0.285		3B		5-3 2B 1B		FC4-6		F8		4 1 2 1 0 0 1												
Inning Stats	R: 1 E: 2 K: 0 S: 4	H: 0 LOB: 0 BB: 0 P: 4	R: 2 E: 0 K: 0 S: 6	H: 3 LOB: 1 BB: 0 P: 6	R: 0 E: 0 K: 0 S: 3	H: 0 LOB: 0 BB: 0 P: 3	R: 0 E: 1 K: 0 S: 3	H: 0 LOB: 1 BB: 1 P: 7	R: 1 E: 0 K: 0 S: 5	H: 2 LOB: 2 BB: 1 P: 9		R: 0 E: 0 K: 0 S: 4	H: 1 LOB: 1 BB: 0 P: 4	R: 0 E: 0 K: 1 S: 6	H: 1 LOB: 1 BB: 0 P: 6	R: 0 E: 0 K: 1 S: 5	H: 0 LOB: 0 BB: 0 P: 5	R: 0 E: 0 K: 0 S: 3	H: 0 LOB: 2 BB: 2 P: 11	1B: 5 2B: 1 3B: 1 HR: 0	SF: 0 SAC: 0 DP: 0 HBP: 0	WP: 0 PB: 0 SB: 0 CS: 0
PITCHER Jesse Jefferson, R (1, 1) ERA: 4.31 Pete Vuckovich, R (9, 1) ERA: 3.61	IP: 8.2 WLS: W BF: 38 H: 7 R: 4 ER: 3 SO: 2 BB: 4 IBB: 0 HBP: 0 BLK: 0 WP: 0 HR: 0 S: 38 P: 54 ERA: 3.12 WHIP: 1.269											PITCHER										



Batter	1	2	3	4	5	6	7	8	9	10	AB	R	H	RBI	BB	SO	LOB				
Paul Dade, R (1, 8) OBP: 0.332, SLG: 0.356	0-0 1B		0-0 1-4-3		0-0 6-3		0-0 F9			0-0 SH1-4	4	1	1	0	0	0	1				
Duane Kuiper, L (1, 4) OBP: 0.326, SLG: 0.336	0-0 G6-4-3 1B		0-0 F7			0-0 1B	0-0 F7			4-0 HBP FC5-2 1B	4	1	2	1	1	0	1				
Larvell Blanks, R (1, 5) OBP: 0.313, SLG: 0.398	0-0 G6-4-3 1-2r			0-0 F8		0-0 1B		0-0 F8		0-0 FC5-2 HBP 1B	5	0	2	1	0	0	1				
Andre Thornton, R (1, 3) OBP: 0.385, SLG: 0.555	0-0 F8			0-0 E5 BB		0-0 F3		0-0 K		1-0 FC5-2 HBP	4	0	0	0	0	1	2				
Rico Carty, R (1, 10) OBP: 0.332, SLG: 0.436		0-0 5-3		4-0 FC6-4 BB		0-0 G4-6-3 1B		0-0 F8		0-0 FC5-2	4	0	1	1	1	0	3				
Bruce Bochte, L (1, 7) OBP: 0.365, SLG: 0.405		4-0 BB		0-0 F8		0-0 G4-6-3 1B			0-0 F8	0-0 F8	4	0	0	0	1	0	7				
Ron Pruitt, R (1, 9) OBP: 0.377, SLG: 0.392	0-0 F7			0-0 FC6-4 1-2r			4-0 SH5-4 1B BB		0-0 F5		3	1	0	0	1	0	3				
Fred Kendall, R (1, 2) OBP: 0.285, SLG: 0.333	0-0 F7				0-0 F9		0-0 SH5-4		0-0 5-3		3	0	0	0	0	0	1				
Alfredo Griffin, S (1, 6) OBP: 0.091, SLG: 0.091			0-0 6-3		0-0 F8		0-0 1B			0-0 SH1-4 1B	2	0	0	0	0	0	0				
Jim Norris, L (7, PH) OBP: 0.356, SLG: 0.361											1	0	1	1	0	0	0				
Frank Duffy, R (7, 6) OBP: 0.247, SLG: 0.287											1	1	1	0	0	0	0				
Inning Stats	R: 1 E: 0 K: 0 S: 4	H: 2 LOB: 0 BB: 0 P: 4	R: 0 E: 0 K: 0 S: 3	H: 0 LOB: 1 BB: 1 P: 7	R: 0 E: 0 K: 0 S: 3	H: 0 LOB: 0 BB: 0 P: 3	R: 0 E: 1 K: 0 S: 4	H: 0 LOB: 2 BB: 1 P: 8	R: 0 E: 0 K: 0 S: 5	H: 3 LOB: 1 BB: 0 P: 5	R: 1 E: 0 K: 0 S: 4	H: 1 LOB: 1 BB: 1 P: 8	R: 0 E: 0 K: 1 S: 5	H: 0 LOB: 0 BB: 0 P: 5	R: 0 E: 0 K: 0 S: 3	H: 0 LOB: 0 BB: 0 P: 3	R: 1 E: 0 K: 0 S: 5	H: 2 LOB: 3 BB: 1 P: 10	1B: 7 2B: 0 3B: 1 HR: 0	SF: 0 SAC: 2 DP: 2 HBP: 1	WP: 0 PA: 42
PITCHER	IP 5.0	WLS 19	BF 4	H 2	R 2	ER 2	SO 0	BB 2	IBB 0	HBP 0	BLK 0	WP 0	HR 0	S 19	P 27	ERA 3.60	WHIP 1.200				
Ed Glynn, L ERA: 3.54																					
Bruce Taylor, R ERA: 3.43																					
Steve Foucault, R ERA: 3.15																					

Cleveland Indians @ Detroit Tigers
Tiger Stadium, Detroit, MI
Tue Sep 20 1977, 7:05 PM EDT
Att: 5,557 - Unknown


AB	35
R	4
H	8
RBI	4
BB	4
SO	1
LOB	19



Batter	1	2	3	4	5	6	7	8	9	10	AB	R	H	RBI	BB	SO	LOB				
Ron LeFlore, R (1, 8) OBP: 0.361, SLG: 0.476	0-3 K		4-0 CS 1B BB		0-0 F8		0-0 BB 2B		0-0 2H 1B		4	1	2	1	1	1	0				
Tito Fuentes, S (1, 4) OBP: 0.346, SLG: 0.392	0-0 F9		0-0 CS 1B		0-0 1B 2B		4-0 BB IBB		0-0 F7		4	0	2	0	1	0	1				
Rusty Staub, L (1, 10) OBP: 0.339, SLG: 0.457	0-0 G3		0-0 1-2 2H 1B		4-0 1B BB		4-0 G4-6-3 BB		0-0 F8		3	0	1	1	2	0	1				
Jason Thompson, L (1, 3) OBP: 0.344, SLG: 0.481		0-0 F5	0-0 L7		0-0 1-2 2-3 1B		0-0 G4-6-3 1-2r			0-0 HR	5	1	2	1	0	0	4				
Lance Parrish, R (1, 2) OBP: 0.367, SLG: 0.462	0-0 E6 5-3 1B			0-0 F8	0-0 F9			0-0 5-3		4-0 SH1-4 1B BB	4	2	0	0	1	0	3				
Mickey Stanley, R (1, 7) OBP: 0.291, SLG: 0.405	0-0 5-3			0-0 1B		0-0 5-3		0-0 K		0-0 SH1-4	4	0	1	0	0	1	1				
Ben Oglivie, L (1, 9) OBP: 0.323, SLG: 0.455	0-0 2H 1B			0-0 K		0-0 F7		0-0 4-3		4-0 1B IBB	4	0	1	1	1	1	1				
Aurelio Rodriguez, R (1, 5) OBP: 0.268, SLG: 0.383	0-0 5-3			0-0 5-3		0-0 F9			0-0 SH1-4 1B	0-0 1B	4	0	1	0	0	0	2				
Lou Whitaker, L (9, PR) OBP: 0.330, SLG: 0.333											0	1	0	0	0	0	0				
Phil Markowski, L (10, 5) OBP: 0.313, SLG: 0.344											0	0	0	0	0	0	0				
John Wockenfuss, R (10, PH) OBP: 0.328, SLG: 0.500											1	0	1	1	0	0	0				
Chuck Scrivener, R (1, 6) OBP: 0.147, SLG: 0.086			0-0 F6		0-0 F7		0-0 L7		0-0 SH1-4		3	0	0	0	0	0	0				
Inning Stats	R: 0 E: 0 K: 1 S: 5	H: 0 LOB: 0 BB: 0 P: 5	R: 1 E: 1 K: 0 S: 5	H: 1 LOB: 1 BB: 0 P: 5	R: 1 E: 0 K: 0 S: 4	H: 2 LOB: 1 BB: 1 P: 8	R: 0 E: 0 K: 1 S: 6	H: 1 LOB: 1 BB: 0 P: 6	R: 0 E: 0 K: 0 S: 5	H: 0 LOB: 0 BB: 0 P: 3	R: 0 E: 0 K: 0 S: 3	H: 1 LOB: 2 BB: 2 P: 11	R: 0 E: 0 K: 1 S: 5	H: 0 LOB: 0 BB: 0 P: 5	R: 1 E: 0 K: 0 S: 5	H: 2 LOB: 1 BB: 0 P: 5	R: 2 E: 0 K: 0 S: 3	H: 2 LOB: 2 BB: 2 P: 11	1B: 8 2B: 2 3B: 0 HR: 1	SF: 0 SAC: 2 DP: 1 HBP: 0	WP: 0 PA: 44
PITCHER	IP 9.0	WLS 4	BF 10	H 4	R 3	ER 3	SO 3	BB 3	IBB 1	HBP 0	BLK 0	WP 0	HR 1	S 42	P 58	ERA 3.00	WHIP 1.444				
Don Hood, L ERA: 3.19																					
Rick Waits, L ERA: 4.44																					

Cleveland Indians @ Detroit Tigers
Tiger Stadium, Detroit, MI
Tue Sep 20 1977, 7:05 PM EDT
Att: 5,557 - Unknown

AB	36
R	5
H	11
RBI	5
BB	6
SO	3
LOB	13



Batter	1	2	3	4	5	6	7	8	9	AB	R	H	RBI	BB	SO	LOB	TOP		
Elliott Maddox, R OBP: 0.398, SLG: 0.436 (1, 8)										3	0	1	0	1	0	0	Baltimore Orioles @ Cleveland Indians Cleveland Municipal Stadium, Cleveland, OH Fri Sep 23 1977, 7:05 PM EDT Att: 4,787 - Unknown		
Rich Dauer, R OBP: 0.289, SLG: 0.332 (1, 4)										4	0	0	0	0	0	4			
Ken Singleton, S OBP: 0.442, SLG: 0.506 (9, PR) Mike Dimmel, R										3	0	0	0	1	1	1			
Lee May, R OBP: 0.290, SLG: 0.421 (9, PR) Tom Shopay, L OBP: 0.275, SLG: 0.275										3	0	1	0	1	1	1			
Eddie Murray, S OBP: 0.326, SLG: 0.448 (9, PR) Kiko Garcia, R OBP: 0.250, SLG: 0.294										4	0	1	0	0	2	1			
Andres Mora, R OBP: 0.270, SLG: 0.482 (1, 7)										4	0	0	0	0	1	3			
Doug DeCinces, R OBP: 0.342, SLG: 0.429 (1, 5)										4	0	1	0	0	1	3			
Mark Belanger, R OBP: 0.291, SLG: 0.274 (9, PH) Al Bumbry, L OBP: 0.387, SLG: 0.405										3	0	0	0	0	1	1			
Dave Skaggs, R OBP: 0.338, SLG: 0.341 (8, PR) Larry Harlow, L OBP: 0.283, SLG: 0.250 (8, PR) Rick Dempsey, R OBP: 0.313, SLG: 0.319 (9, PH) Terry Crowley, L OBP: 0.333, SLG: 0.524										3	0	1	0	0	0	0			
Inning Stats	R: 0 E: 0 K: 0 S: 4	H: 1 LOB: 1 BB: 0 P: 4	R: 0 E: 0 K: 0 S: 3	H: 0 LOB: 0 BB: 0 P: 3	R: 0 E: 0 K: 1 S: 6	H: 1 LOB: 1 BB: 0 P: 6	R: 0 E: 0 K: 0 S: 3	H: 0 LOB: 0 BB: 0 P: 3	R: 0 E: 0 K: 1 S: 9	H: 0 LOB: 0 BB: 0 P: 9	R: 0 E: 0 K: 1 S: 7	H: 2 LOB: 3 BB: 1 P: 11	R: 2 E: 0 K: 3 S: 11	H: 2 LOB: 3 BB: 2 P: 19	1B: 4 2B: 2 3B: 0 HR: 0	SF: 0 SAC: 0 DP: 0 HBP: 0		WP: 0 PB: 0 SB: 0 CS: 0	PA: 36
PITCHER	IP	WLS	BF	H	R	ER	SO	BB	IBB	HBP	BLK	WP	HR	S	P	ERA	WHIP		
Rick Waits, L ERA: 4.23 (1, 1)	8.0	W	30	4	1	1	5	2	0	0	0	0	0	38	46	1.12	0.750		
Jim Bibby, R ERA: 3.64 (9, 1)	1.0	S	6	2	1	1	3	1	0	0	0	0	0	11	15	9.00	3.000		

AB 33
R 2
H 6
RBI 2
BB 3
SO 8
LOB 17



Batter	1	2	3	4	5	6	7	8	9	AB	R	H	RBI	BB	SO	LOB	BOTTOM			
Paul Dade, R OBP: 0.331, SLG: 0.355 (1, 9)										4	0	1	0	0	2	1	Baltimore Orioles @ Cleveland Indians Cleveland Municipal Stadium, Cleveland, OH Fri Sep 23 1977, 7:05 PM EDT Att: 4,787 - Unknown			
Duane Kuiper, L OBP: 0.324, SLG: 0.333 (1, 4)										4	0	0	0	0	0	1				
Larvell Blanks, R OBP: 0.315, SLG: 0.399 (1, 5)										4	1	2	0	0	1	1				
Andre Thornton, R OBP: 0.386, SLG: 0.553 (1, 3)										3	0	1	0	1	0	1				
Rico Carty, R OBP: 0.363, SLG: 0.437 (1, 10)										4	1	2	1	0	0	2				
Bruce Bochte, L OBP: 0.365, SLG: 0.404 (1, 7)										4	1	1	0	0	0	2				
Fred Kendall, R OBP: 0.283, SLG: 0.330 (1, 2)										3	0	0	0	0	1	2				
Rick Manning, L OBP: 0.271, SLG: 0.320 (1, 8)										1	0	0	1	1	0	0				
Alfredo Griffin, S OBP: 0.143, SLG: 0.143 (1, 6)										3	0	1	1	0	0	1				
Inning Stats	R: 0 E: 0 K: 1 S: 7	H: 2 LOB: 2 BB: 0 P: 7	R: 0 E: 0 K: 0 S: 3	H: 0 LOB: 1 BB: 1 P: 7	R: 0 E: 0 K: 1 S: 6	H: 1 LOB: 1 BB: 0 P: 6	R: 2 E: 0 K: 1 S: 8	H: 3 LOB: 1 BB: 0 P: 8	R: 0 E: 0 K: 0 S: 3	H: 0 LOB: 0 BB: 0 P: 3	R: 0 E: 0 K: 1 S: 5	H: 0 LOB: 0 BB: 0 P: 5	R: 0 E: 0 K: 0 S: 3	H: 0 LOB: 1 BB: 1 P: 3	R: 1 E: 0 K: 0 S: 4	H: 2 LOB: 1 BB: 1 P: 8		1B: 8 2B: 0 3B: 0 HR: 0	SF: 1 SAC: 0 DP: 1 HBP: 0	WP: 0 PB: 0 SB: 2 CS: 0
PITCHER	IP	WLS	BF	H	R	ER	SO	BB	IBB	HBP	BLK	WP	HR	S	P	ERA	WHIP			
Rudy May, L ERA: 3.63 (1, 1)	7.1	L	31	7	3	3	4	2	0	0	0	0	0	37	45	3.68	1.227			
Dick Drago, R ERA: 3.45 (8, 1)	0.0		1	1	0	0	0	0	0	0	0	0	0	1	1	∞	∞			
Tippy Martinez, L ERA: 2.54 (8, 1)	0.2		1	0	0	0	0	0	0	0	0	0	0	1	1	0.00	0.000			

AB 30
R 3
H 8
RBI 3
BB 2
SO 4
LOB 11



Batter	1	2	3	4	5	6	7	8	9	AB	R	H	RBI	BB	SO	LOB	TOP								
Al Bumby, L OBP: 0.368, SLG: 0.408 (1, 8)	0-0 4-3		0-0 2B			0-0 1B 1-2		0-0 G3		4	0	2	0	0	0	0	Baltimore Orioles @ Cleveland Indians Cleveland Municipal Stadium, Cleveland, OH Sat Sep 24 1977, 7:05 PM EDT Att: 4,098 - Unknown								
Billy Smith, S OBP: 0.281, SLG: 0.304 (1, 4)	0-3 K		0-0 F8			0-0 F7		0-3 K		4	0	0	0	0	2	3									
Pat Kelly, L OBP: 0.349, SLG: 0.366 Elliott Maddox, R OBP: 0.398, SLG: 0.436 (1, 7)	0-0 F9			0-3 K		0-0 G4-3 1B 1-3 2-H		0-0 G3		4	0	1	1	0	1	0									
Ken Singleton, S OBP: 0.441, SLG: 0.510 Tony Muser, L OBP: 0.306, SLG: 0.287 (1, 9)		0-0 F7		0-0 F8		0-0 G4-3 1B 1-2		0-0 HR		4	1	1	1	0	0	2									
Eddie Murray, S OBP: 0.327, SLG: 0.454 Mike Dimmel, R (1, 3)		0-0 1B		0-3 K			0-0 F7		0-0 HR	4	1	2	1	0	1	0									
Lee May, R OBP: 0.291, SLG: 0.421 Tom Shopay, L OBP: 0.273, SLG: 0.275 (1, 10)		0-0 P4			0-3 K		0-0 1B		0-0 FC1-6 1B BLK	4	0	2	0	0	1	1									
Doug DeCinces, R OBP: 0.342, SLG: 0.427 (1, 5)		0-3 K			0-0 P3		0-3 K		0-0 FC1-6 1B	4	0	1	0	0	2	2									
Mark Belanger, R OBP: 0.288, SLG: 0.272 (1, 6)			0-3 K		0-3 K		0-3 K		0-0 FC1-6 BLK	4	0	0	0	0	3	3									
Dave Skaggs, R OBP: 0.338, SLG: 0.337 (1, 2)			0-3 K			4-0 1B BB		0-3 K	0-0 F9	3	1	0	0	1	2	1									
Inning Stats	R: 0 E: 0 K: 1 S: 5	H: 0 LOB: 0 BB: 0 P: 5	R: 0 E: 0 K: 1 S: 6	H: 1 LOB: 1 BB: 0 P: 6	R: 0 E: 0 K: 2 S: 8	H: 1 LOB: 1 BB: 0 P: 8	R: 0 E: 0 K: 2 S: 7	H: 0 LOB: 0 BB: 0 P: 7	R: 0 E: 0 K: 2 S: 7	H: 0 LOB: 0 BB: 0 P: 7	R: 1 E: 0 K: 0 S: 4	H: 2 LOB: 1 BB: 1 P: 8	R: 0 E: 0 K: 2 S: 8	H: 1 LOB: 1 BB: 0 P: 8	R: 0 E: 0 K: 2 S: 7	H: 0 LOB: 0 BB: 0 P: 7		R: 3 E: 0 K: 0 S: 7	H: 4 LOB: 2 BB: 0 P: 7	1B: 6 2B: 1 3B: 0 HR: 2	SF: 0 SAC: 0 DP: 1 HBP: 0	WP: 0 PB: 0 SB: 0 CS: 0	PA: 36		
PITCHER	IP	WLS	BF	H	R	ER	SO	BB	IBB	HBP	BLK	WP	HR	S	P	ERA	WHIP								
Dennis Eckersley, R ERA: 3.53 (1, 1)	8.1	L	33	8	4	4	12	1	0	0	0	0	2	56	60	4.32	1.080								
Jim Bibby, R ERA: 3.63 (9, 1)	0.2		3	1	0	0	0	0	0	0	1	0	0	3	3	0.00	1.500								

Batter	1	2	3	4	5	6	7	8	9	AB	R	H	RBI	BB	SO	LOB	BOTTOM								
Paul Dade, R OBP: 0.335, SLG: 0.357 (1, 9)	0-0 SH1-3 1B		0-0 L4			0-0 FC3-6 1B		4-0 1B SH BB		3	0	2	0	1	0	0	Baltimore Orioles @ Cleveland Indians Cleveland Municipal Stadium, Cleveland, OH Sat Sep 24 1977, 7:05 PM EDT Att: 4,098 - Unknown								
Duane Kuiper, L OBP: 0.325, SLG: 0.334 (1, 4)	0-0 SH1-3			0-0 FC6-5 WP 1B		0-0 FC3-6 F8 1B 1-2		0-0 SH 1B		2	1	1	0	0	1										
Larvell Blanks, R OBP: 0.314, SLG: 0.397 (1, 5)	0-0 6-3			0-3 K		0-0 F8		0-0 1B		4	0	1	0	0	1	3									
Andre Thornton, R OBP: 0.385, SLG: 0.550 (1, 3)	0-0 P5			0-0 FC6-5 1B		0-0 1B		0-0 P4		4	0	1	1	0	0	5									
Bruce Bochte, L OBP: 0.364, SLG: 0.403 (1, 7)		0-0 F9		0-0 1B		0-0 F8		0-3 K		4	0	1	0	0	1	4									
Rico Carty, R OBP: 0.360, SLG: 0.433 (1, 10)		0-0 F7		0-0 F8			0-0 P3	0-0 F8		4	0	0	0	0	0	5									
Rick Manning, L OBP: 0.271, SLG: 0.316 (1, 8)		0-0 5-3			4-0 FC3-6 BB		0-0 P4		0-0 F9	3	0	0	0	1	0	0									
Fred Kendall, R OBP: 0.283, SLG: 0.330 Jim Norris, L OBP: 0.357, SLG: 0.360 (1, 2)			0-0 F5		0-0 FC3-6 G3-6-3		0-0 1B		0-0 4-3	3	0	1	0	0	0	1									
Alfredo Griffin, S OBP: 0.111, SLG: 0.111 (1, 6)			0-0 6-3		0-0 G3-6-3		0-0 F5		0-3 K	4	0	0	0	0	1	2									
Inning Stats	R: 0 E: 0 K: 0 S: 4	H: 1 LOB: 1 BB: 0 P: 4	R: 0 E: 0 K: 0 S: 3	H: 0 LOB: 0 BB: 0 P: 3	R: 0 E: 0 K: 1 S: 7	H: 2 LOB: 2 BB: 0 P: 7	R: 0 E: 0 K: 0 S: 2	H: 0 LOB: 0 BB: 1 P: 6	R: 1 E: 0 K: 0 S: 5	H: 2 LOB: 1 BB: 0 P: 5	R: 0 E: 0 K: 1 S: 4	H: 1 LOB: 1 BB: 0 P: 4	R: 0 E: 1 K: 1 S: 7	H: 1 LOB: 3 BB: 1 P: 11	R: 0 E: 0 K: 1 S: 5	H: 0 LOB: 0 BB: 0 P: 5		1B: 7 2B: 0 3B: 0 HR: 0	SF: 0 SAC: 2 DP: 1 HBP: 0	WP: 1 PB: 0 SB: 1 CS: 0	PA: 36				
PITCHER	IP	WLS	BF	H	R	ER	SO	BB	IBB	HBP	BLK	WP	HR	S	P	ERA	WHIP								
Jim Palmer, R ERA: 2.95 (1, 1)	9.0	W	36	7	1	1	3	2	0	0	0	1	0	40	48	1.00	1.000								



Batter	1	2	3	4	5	6	7	8	9	AB	R	H	RBI	BB	SO	LOB	TOP					
Al Bumby, L OBP: 0.367, SLG: 0.406 (1, 7)										4	0	1	0	0	1	1	Baltimore Orioles @ Cleveland Indians Cleveland Municipal Stadium, Cleveland, OH Sun Sep 25 1977, 3:33 AM EDT Att: 6,291 - Unknown livebaseballscores.com					
Rich Dauer, R OBP: 0.291, SLG: 0.334 (1, 4)										4	1	2	0	0	0	1						
Elliott Maddox, R OBP: 0.385, SLG: 0.418 (1, 8)										4	0	0	0	0	2	2						
Ken Singleton, S OBP: 0.439, SLG: 0.508 (1, 9)										4	1	1	0	0	0	0						
Eddie Murray, S OBP: 0.330, SLG: 0.460 (1, 3)										3	1	2	3	1	0	0						
Doug DeCinces, R OBP: 0.340, SLG: 0.425 (1, 5)										3	0	0	0	0	1	2						
Tony Muser, L OBP: 0.305, SLG: 0.284 (9, FH)										1	0	0	0	0	0	0						
Andres Mora, R OBP: 0.265, SLG: 0.473 (1, 10)										4	0	0	0	0	1	2						
Mark Belanger, R OBP: 0.288, SLG: 0.277 (1, 6)										3	1	1	0	0	0	0						
Dave Skaggs, R OBP: 0.338, SLG: 0.336 (1, 2)										3	0	1	0	0	0	0						
Inning Stats	R: 3 E: 0 K: 2 S: 10	H: 3 LOB: 0 BB: 0 P: 10	R: 0 E: 0 K: 0 S: 3	H: 0 LOB: 0 BB: 0 P: 3	R: 0 E: 0 K: 0 S: 3	H: 1 LOB: 0 BB: 0 P: 3	R: 0 E: 0 K: 1 S: 5	H: 0 LOB: 1 BB: 1 P: 9	R: 1 E: 0 K: 0 S: 5	H: 3 LOB: 1 BB: 0 P: 5	R: 0 E: 0 K: 1 S: 6	H: 1 LOB: 1 BB: 0 P: 6	R: 0 E: 0 K: 0 S: 3	H: 0 LOB: 0 BB: 0 P: 3	R: 0 E: 0 K: 0 S: 5	H: 0 LOB: 0 BB: 0 P: 5	R: 0 E: 0 K: 0 S: 3	H: 0 LOB: 0 BB: 0 P: 3	1B: 6 2B: 0 3B: 1 HR: 1	SF: 0 SAC: 0 DP: 2 HBP: 0	WP: 0 PB: 0 SB: 0 CS: 0	PA: 34
PITCHER Wayne Garland, R ERA: 3.88 (1, 1)	IP: 9.0 WLS: W BF: 34 H: 8 R: 4 ER: 4 SO: 5 BB: 1 IBB: 0 HBP: 0 BLK: 0 WP: 0 HR: 1 S: 43 P: 47 ERA: 4.00 WHIP: 1.000															PITCHER						

Batter	1	2	3	4	5	6	7	8	9	AB	R	H	RBI	BB	SO	LOB	BOTTOM			
Paul Dade, R OBP: 0.333, SLG: 0.356 (1, 9)										2	0	0	0	0	0	1	Baltimore Orioles @ Cleveland Indians Cleveland Municipal Stadium, Cleveland, OH Sun Sep 25 1977, 3:33 AM EDT Att: 6,291 - Unknown livebaseballscores.com			
Ron Pruitt, R OBP: 0.381, SLG: 0.396 (5, 9)										3	1	2	1	0	0	0				
Duane Kuiper, L OBP: 0.324, SLG: 0.333 (1, 4)										2	0	0	0	0	0	0				
Dave Oliver, L (5, FH) (6, 4)										2	1	0	0	1	0	2				
Larvell Blanks, R OBP: 0.316, SLG: 0.397 (1, 5)										5	1	2	1	0	0	1				
Andre Thornton, R OBP: 0.384, SLG: 0.547 (1, 3)										4	1	1	1	0	0	2				
Rico Carty, R OBP: 0.361, SLG: 0.440 (1, 10)										4	2	2	3	0	0	2				
Bruce Bochte, L OBP: 0.365, SLG: 0.403 (1, 7)										4	0	2	0	0	0	1				
Fred Kendall, R OBP: 0.287, SLG: 0.333 (1, 2)										3	1	2	0	0	0	1				
Rick Manning, L OBP: 0.271, SLG: 0.319 (1, 8)										4	1	1	0	0	1	3				
Alfredo Griffin, S OBP: 0.182, SLG: 0.227 (1, 6)										4	1	2	2	0	1	2				
Inning Stats	R: 0 E: 0 K: 0 S: 3	H: 0 LOB: 0 BB: 0 P: 3	R: 0 E: 0 K: 0 S: 3	H: 0 LOB: 0 BB: 0 P: 3	R: 0 E: 0 K: 0 S: 4	H: 1 LOB: 1 BB: 0 P: 4	R: 0 E: 0 K: 0 S: 3	H: 0 LOB: 0 BB: 0 P: 3	R: 5 E: 4 K: 0 S: 10	H: 6 LOB: 2 BB: 0 P: 10	R: 0 E: 0 K: 2 S: 8	H: 1 LOB: 1 BB: 0 P: 8	R: 4 E: 0 K: 0 S: 7	H: 4 LOB: 1 BB: 1 P: 11	R: 0 E: 0 K: 0 S: 4	H: 2 LOB: 1 BB: 0 P: 4	1B: 11 2B: 2 3B: 0 HR: 1	SF: 0 SAC: 1 DP: 0 HBP: 0	WP: 0 PB: 2 SB: 0 CS: 1	PA: 39
PITCHER Ross Grimsley, L ERA: 3.96 (1, 1)	IP: 4.1 WLS: L BF: 19 H: 6 R: 5 ER: 4 SO: 4 BB: 0 IBB: 0 HBP: 0 BLK: 0 WP: 0 HR: 0 S: 19 P: 19 ERA: 8.31 WHIP: 1.385															PITCHER				
Dennis Martinez, R ERA: 3.86 (5, 1)	2.0	12	4	3	3	2	1	0	0	0	0	0	15	19	13.50	2.500				
Nelson Briles, R ERA: 4.29 (7, 1)	0.2	4	2	1	1	0	0	0	0	0	0	1	4	4	13.50	3.000				
Mike Parrott, R ERA: 2.08 (8, 1)	1.0	4	2	0	0	0	0	0	0	0	0	0	4	4	0.00	2.000				

Batter	1	2	3	4	5	6	7	8	9	AB	R	H	RBI	BB	SO	LOB	TOP					
Jim Norris, L <small>OBP: 0.358, SLG: 0.363</small> (1, 9)										5	2	2	0	0	0	1	Cleveland Indians @ New York Yankees Yankee Stadium, Bronx, NY Mon Sep 26 1977, 7:05 PM EDT Att: 12,356 - Unknown					
Dave Oliver, L <small>OBP: 0.500, SLG: 0.250</small> (1, 4)										2	0	1	1	1	0	0						
Charlie Spikes, R <small>OBP: 0.314, SLG: 0.355</small> (9, PH)										1	0	0	0	0	0	0						
Larvell Blanks, R <small>OBP: 0.321, SLG: 0.402</small> (1, 5)										4	0	3	0	0	0	1						
Andre Thornton, R <small>OBP: 0.383, SLG: 0.543</small> (1, 3)										3	0	0	0	1	0	4						
Bruce Bochte, L <small>OBP: 0.364, SLG: 0.401</small> (1, 7)										3	0	0	1	1	0	2						
Rico Carty, R <small>OBP: 0.362, SLG: 0.442</small> (1, 10)										3	0	1	0	1	0	2						
Rick Manning, L <small>OBP: 0.268, SLG: 0.316</small> (8, PH)										2	0	0	0	0	0	0						
Ron Pruitt, R <small>OBP: 0.379, SLG: 0.394</small> (8, 9)										1	0	0	0	0	0	1						
Fred Kendall, R <small>OBP: 0.283, SLG: 0.329</small> (1, 2)										4	0	0	0	0	1	3						
Alfredo Griffin, S <small>OBP: 0.192, SLG: 0.200</small> (1, 6)										3	0	0	0	1	1	2						
Inning Stats	R: 1 E: 0 K: 0 S: 5	H: 2 LOB: 2 BB: 1 P: 9	R: 0 E: 0 K: 0 S: 3	H: 0 LOB: 1 BB: 1 P: 7	R: 0 E: 0 K: 0 S: 3	H: 1 LOB: 0 BB: 0 P: 3	R: 0 E: 0 K: 0 S: 3	H: 0 LOB: 2 BB: 0 P: 3	R: 1 E: 0 K: 1 S: 6	H: 3 LOB: 2 BB: 0 P: 6	R: 0 E: 0 K: 1 S: 5	H: 0 LOB: 1 BB: 1 P: 13	R: 0 E: 0 K: 0 S: 3	H: 0 LOB: 1 BB: 1 P: 7	R: 0 E: 0 K: 1 S: 6	H: 1 LOB: 1 BB: 0 P: 6	R: 0 E: 0 K: 0 S: 3	H: 0 LOB: 0 BB: 0 P: 3	1B: 5 2B: 2 3B: 0 HR: 0	SF: 0 SAC: 2 DP: 1 HBP: 0	WP: 0 HR: 0 S: 0 CS: 0	PA: 38
PITCHER Mike Torrez, R <small>ERA: 3.78</small> (1, 1)	IP: 6.0 WLS: W BF: 27	H: 6 R: 2 ER: 2	SO: 1	BB: 4 IBB: 0 HBP: 0 BLK: 0	WP: 0 HR: 0 S: 25 P: 41	ERA: 3.00 WHIP: 1.667	PITCHER Sparky Lyle, L <small>ERA: 2.23</small> (7, 1)	IP: 3.0 WLS: S BF: 11	H: 1 R: 0 ER: 0	SO: 1	BB: 1 IBB: 0 HBP: 0 BLK: 0	WP: 0 HR: 0 S: 12 P: 16	ERA: 0.00 WHIP: 0.667									

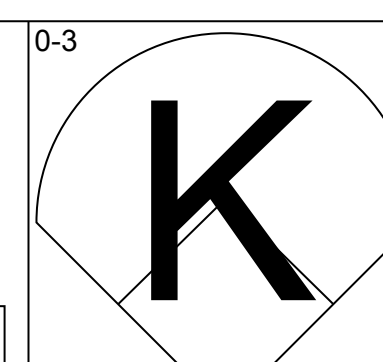
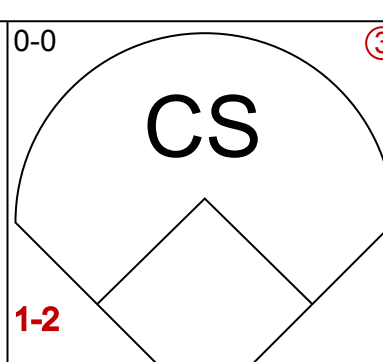
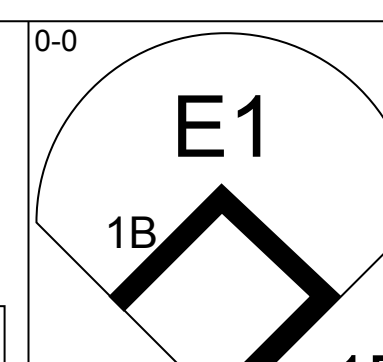
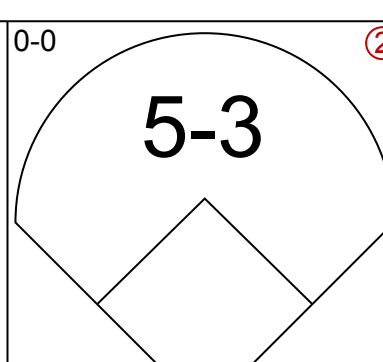
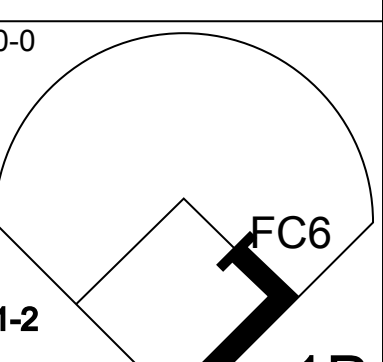
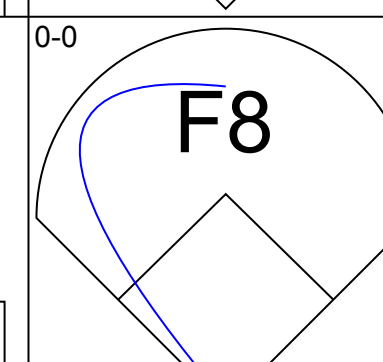
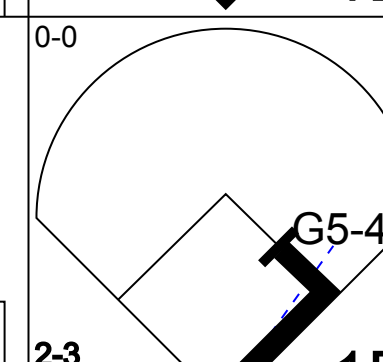
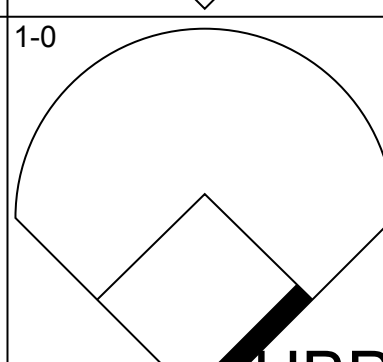
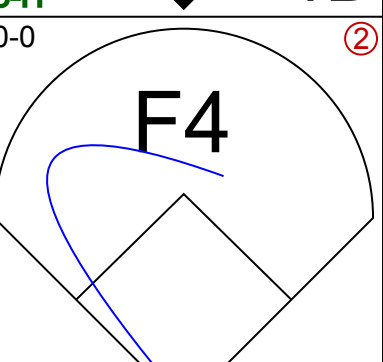
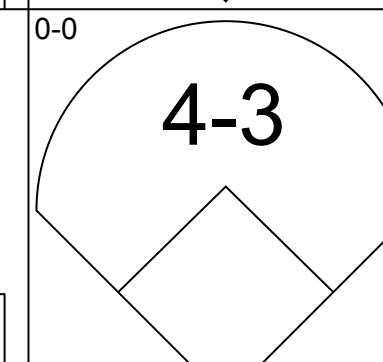
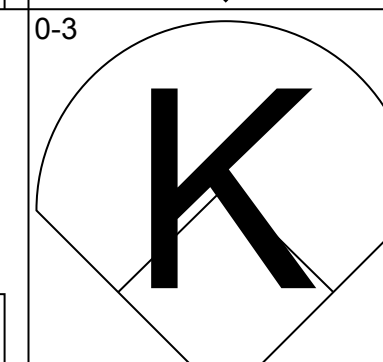
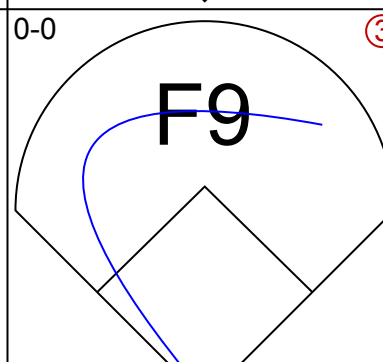
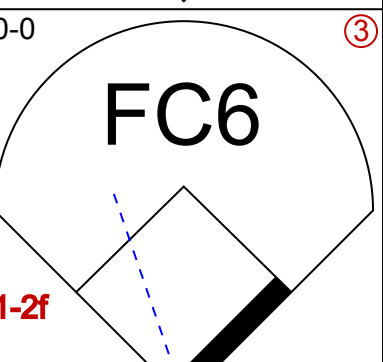
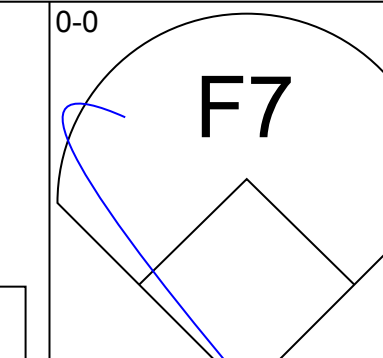
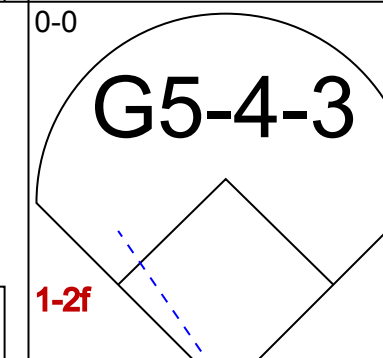


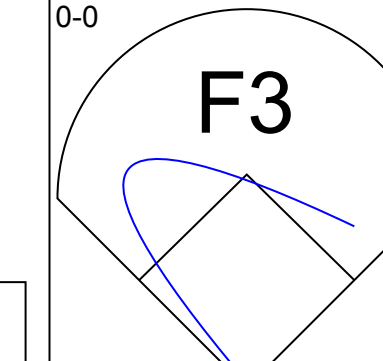
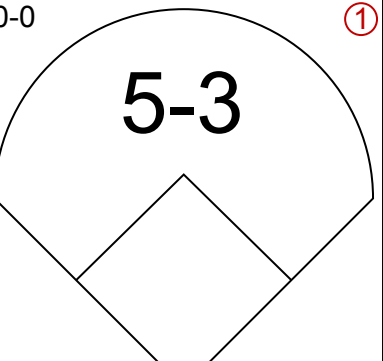


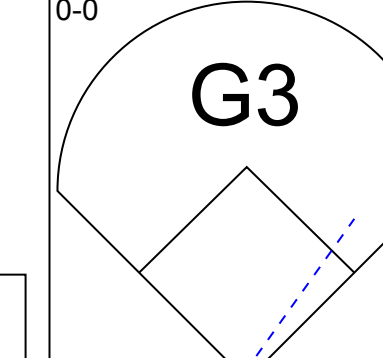
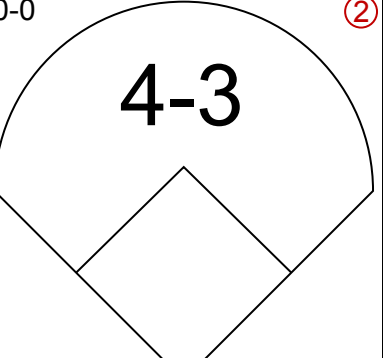


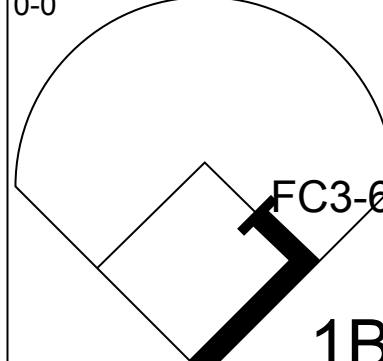
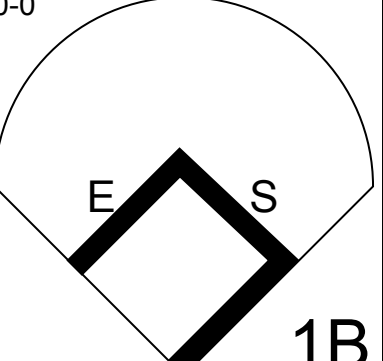
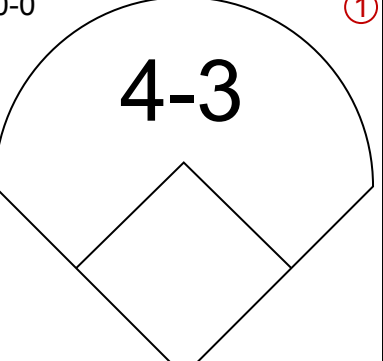
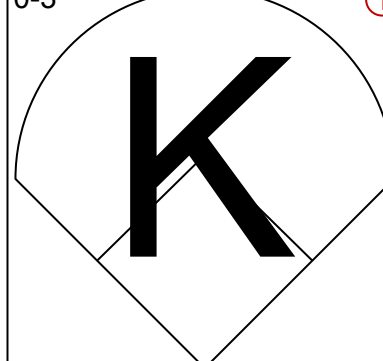
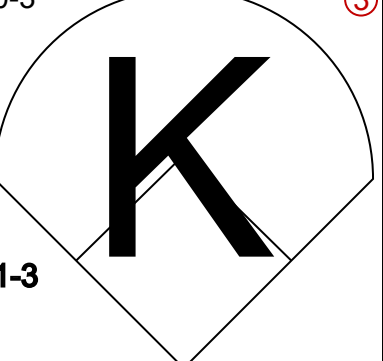
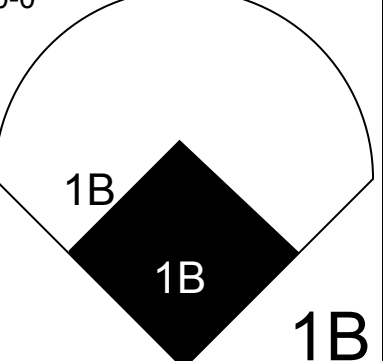
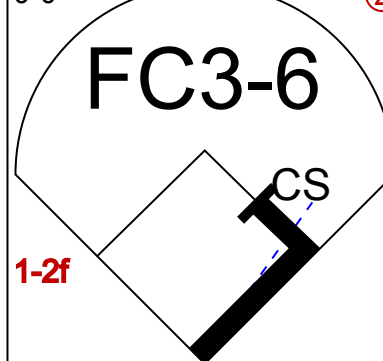

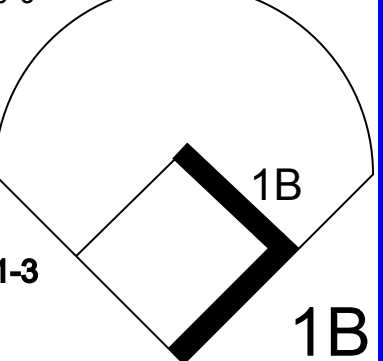
AB	31
R	2
H	7
RBI	2
BB	5
SO	2
LOB	16

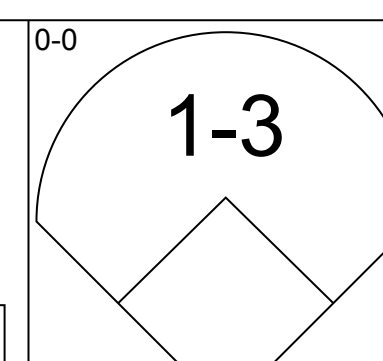
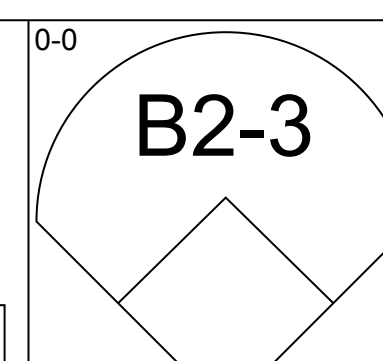
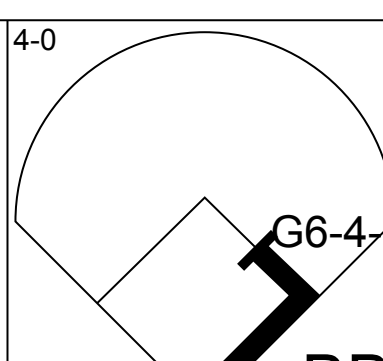
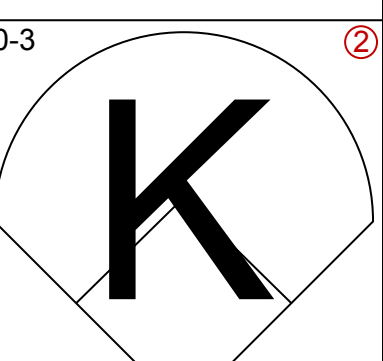
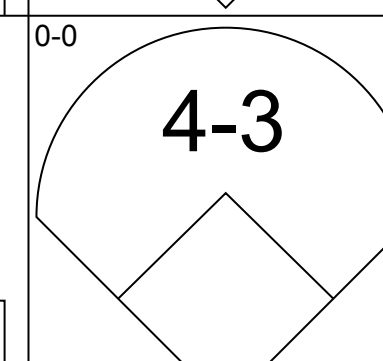
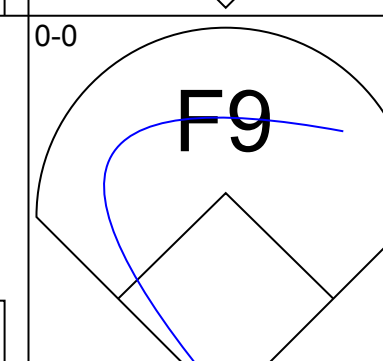
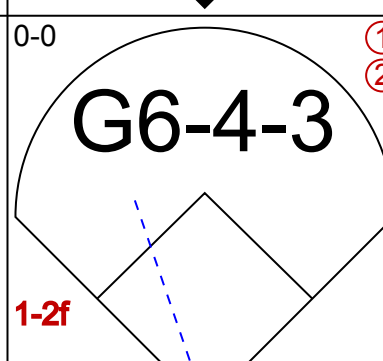
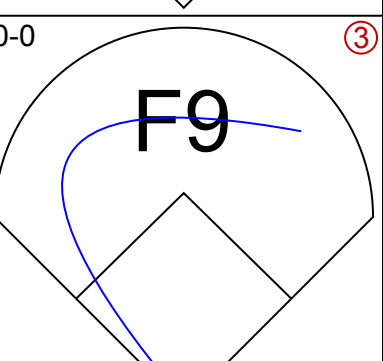
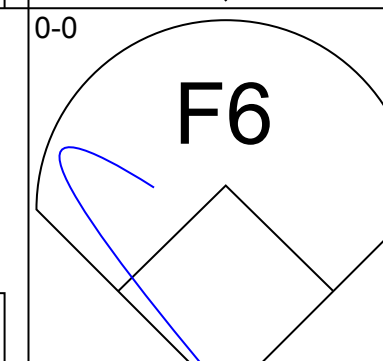
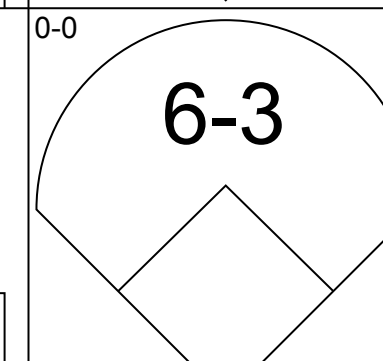
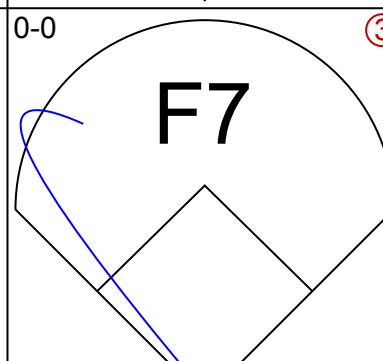

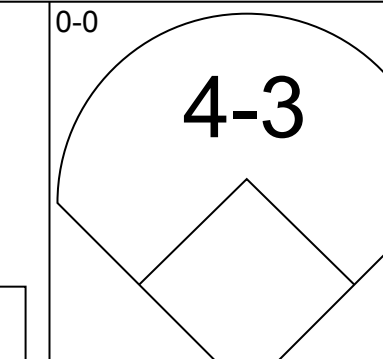
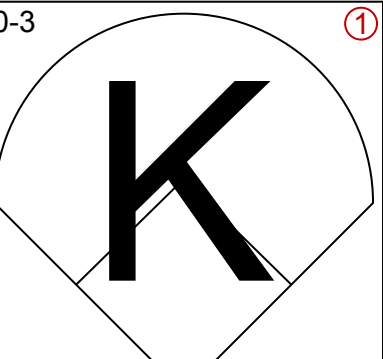


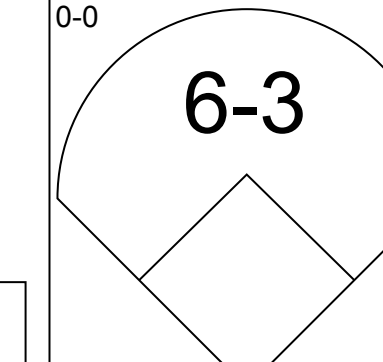
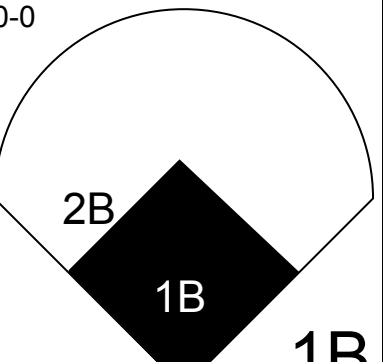


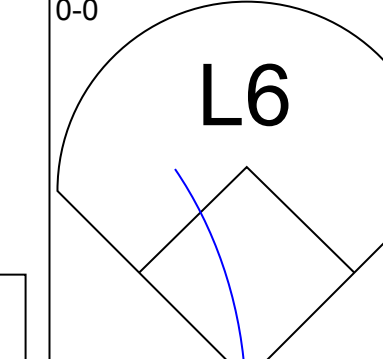
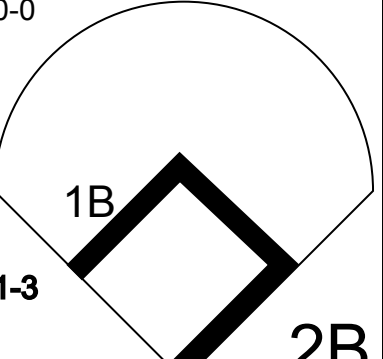


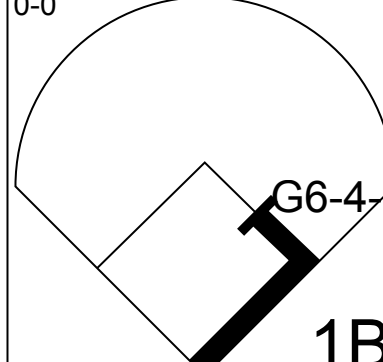
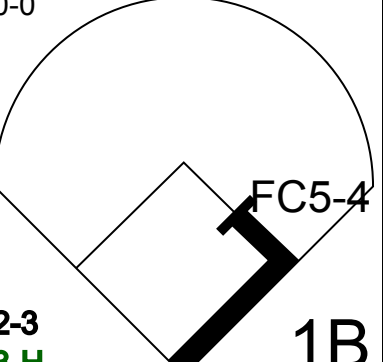

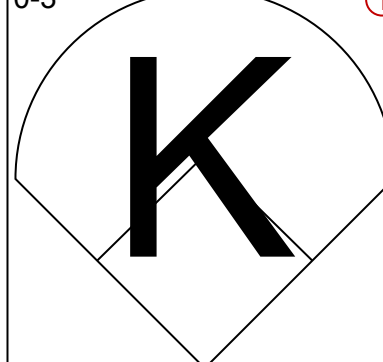
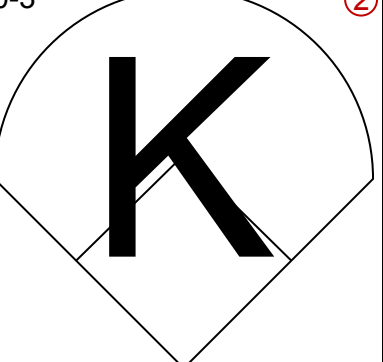

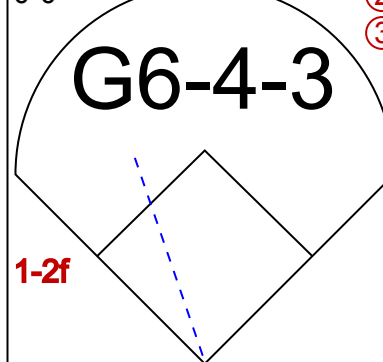
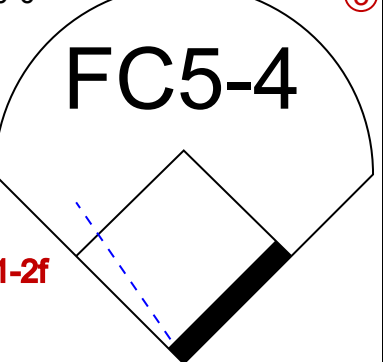
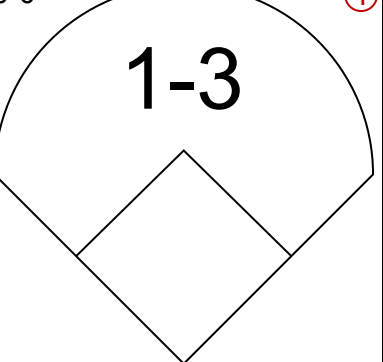


AB	35
R	4
H	10
RBI	4
BB	4
SO	7
LOB	31



WP	0
HR	0
S	0
CS	0
PA	41

Batter	1	2	3	4	5	6	7	8	9	AB	R	H	RBI	BB	SO	LOB	TOP			
Jim Norris, L OBP: 0.358, SLG: 0.363 Ron Pruitt, R OBP: 0.382, SLG: 0.397 (8, PH)										3	0	1	0	0	1	0	Cleveland Indians @ New York Yankees Yankee Stadium, Bronx, NY Tue Sep 27 1977, 7:05 PM EDT Att: 14,138 - Unknown			
Dave Oliver, L OBP: 0.500, SLG: 0.286										3	0	1	0	0	0	2				
Larvell Blanks, R OBP: 0.317, SLG: 0.397										4	0	0	0	0	1	5				
Andre Thornton, R OBP: 0.382, SLG: 0.539										3	0	0	0	1	0	2				
Rico Carty, R OBP: 0.359, SLG: 0.438											4	0	0	0	0	1				
Bruce Bochte, L OBP: 0.361, SLG: 0.397											4	0	0	0	0	1				
Rick Manning, L OBP: 0.273, SLG: 0.321										3	0	2	0	0	0	0				
Fred Kendall, R OBP: 0.284, SLG: 0.329										3	1	1	0	0	2	2				
Alfredo Griffin, S OBP: 0.179, SLG: 0.185 John Lowenstein, L OBP: 0.343, SLG: 0.386 Frank Duffy, R OBP: 0.247, SLG: 0.287 (8, PH)										2	0	0	0	0	0	1				
Inning Stats	R: 0 E: 0 K: 1 S: 5	H: 0 LOB: 0 BB: 0 P: 5	R: 0 E: 0 K: 0 S: 3	H: 0 LOB: 0 BB: 0 P: 3	R: 0 E: 0 K: 1 S: 5	H: 1 LOB: 0 BB: 0 P: 5	R: 0 E: 1 K: 1 S: 6	H: 2 LOB: 1 BB: 0 P: 6	R: 0 E: 0 K: 1 S: 6	H: 0 LOB: 1 BB: 0 P: 4	R: 0 E: 0 K: 0 S: 2	H: 0 LOB: 0 BB: 1 P: 6	R: 0 E: 0 K: 0 S: 6	H: 3 LOB: 2 BB: 0 P: 6	R: 0 E: 0 K: 0 S: 3	H: 0 LOB: 0 BB: 0 P: 3	1B: 7 2B: 0 3B: 0 HR: 0	SF: 0 SAC: 0 DP: 2 HBP: 1	WP: 0 PB: 0 SB: 1 CS: 1	PA: 34
PITCHER	IP	WLS	BF	H	R	ER	SO	BB	IBB	HBP	BLK	WP	HR	S	P	ERA	WHIP			
Dick Tidrow, R ERA: 3.18 Sparky Lyle, L ERA: 2.21	(1, 1) (8, 1)	7.1 1.2	26 7	5 2	1 0	1 0	4 0	1 0	0 0	1 0	0 0	0 0	0 0	32 7	37 7	1.23 0.00	0.818 1.200			

Batter	1	2	3	4	5	6	7	8	9	AB	R	H	RBI	BB	SO	LOB	BOTTOM					
Willie Randolph, R OBP: 0.346, SLG: 0.390										3	0	0	0	1	1	0	Cleveland Indians @ New York Yankees Yankee Stadium, Bronx, NY Tue Sep 27 1977, 7:05 PM EDT Att: 14,138 - Unknown					
Graig Nettles, L OBP: 0.328, SLG: 0.486										4	0	0	0	0	0	1						
Thurman Munson, R OBP: 0.346, SLG: 0.449										4	1	1	0	0	0	0						
Reggie Jackson, L OBP: 0.375, SLG: 0.551										3	0	1	0	1	1	0						
Lou Piniella, R OBP: 0.373, SLG: 0.517										3	1	2	0	0	0	0						
Dave Kingman, R OBP: 0.276, SLG: 0.447										4	0	1	0	0	1	3						
Cliff Johnson, R OBP: 0.404, SLG: 0.590 Chris Chambliss, L OBP: 0.339, SLG: 0.454										3	0	2	1	0	1	2						
Paul Blair, R OBP: 0.309, SLG: 0.404 Mickey Rivers, L OBP: 0.350, SLG: 0.432 (7, PH)										0	0	0	0	0	0	0						
Bucky Dent, R OBP: 0.304, SLG: 0.355										3	0	0	0	0	0	3						
Inning Stats	R: 0 E: 0 K: 0 S: 3	H: 0 LOB: 0 BB: 0 P: 3	R: 0 E: 0 K: 0 S: 3	H: 0 LOB: 0 BB: 0 P: 3	R: 0 E: 0 K: 1 S: 5	H: 1 LOB: 0 BB: 0 P: 5	R: 0 E: 0 K: 0 S: 3	H: 0 LOB: 0 BB: 0 P: 3	R: 1 E: 0 K: 2 S: 10	H: 3 LOB: 2 BB: 0 P: 10	R: 0 E: 0 K: 0 S: 2	H: 0 LOB: 0 BB: 1 P: 6	R: 0 E: 0 K: 2 S: 9	H: 2 LOB: 2 BB: 0 P: 9	R: 0 E: 0 K: 1 S: 5	H: 0 LOB: 0 BB: 0 P: 5	R: 1 E: 0 K: 0 S: 2	H: 1 LOB: 1 BB: 1 P: 6	1B: 6 2B: 1 3B: 0 HR: 0	SF: 0 SAC: 1 DP: 2 HBP: 0	WP: 3 PB: 0 SB: 0 CS: 0	PA: 33
PITCHER	IP	WLS	BF	H	R	ER	SO	BB	IBB	HBP	BLK	WP	HR	S	P	ERA	WHIP					
Rick Waits, L ERA: 4.1 Jim Bibby, R ERA: 3.63	(1, 1) (7, 1)	6.0 2.1	23 10	6 1	1 1	1 1	3 3	1 0	1 1	0 0	0 0	3 3	0 0	14 18	18 18	3.86 0.429	0.429 1.167					

Batter	1	2	3	4	5	6	7	8	9	AB	R	H	RBI	BB	SO	LOB	TOP			
Larvell Blanks, R OBP: 0.316, SLG: 0.395	0-3 K		0-0 1B		0-0 6-3		0-0 F9			4	0	1	0	0	1	1	Cleveland Indians @ New York Yankees Yankee Stadium, Bronx, NY Wed Sep 28 1977, 7:05 PM EDT Att: 18,430 - Unknown			
Dave Oliver, L OBP: 0.571, SLG: 0.400	0-0 1B		0-0 1B		4-0 BB		0-0 G3			3	0	2	0	1	0	0				
Ron Pruitt, R OBP: 0.376, SLG: 0.390	0-0 F9		0-0 F8		0-0 F7		0-0 5-3			4	0	0	0	0	0	4				
Andre Thornton, R OBP: 0.380, SLG: 0.536	0-3 K			4-0 1B BB		0-3 K		0-0 F9		3	0	0	0	1	2	1				
Rico Carty, R OBP: 0.359, SLG: 0.436		0-0 5-3		0-0 1B		0-0 F7		0-0 F9		4	0	1	0	0	0	0				
Bruce Bochte, L OBP: 0.358, SLG: 0.394	0-3 K		0-3 K		0-0 F8		0-0 F7			4	0	0	0	0	2	2				
Fred Kendall, R OBP: 0.284, SLG: 0.329		0-0 F9		0-0 G6-4-3		0-0 F7		4-0 BB		3	0	1	0	0	0	0				
Jim Norris, L OBP: 0.359, SLG: 0.363				1-2 2-3 1B				BB		0	0	0	0	1	0	0				
Rick Manning, L OBP: 0.273, SLG: 0.317			0-0 F9		0-0 G6-4-3		0-0 3-1		4-0 BB	3	0	0	0	1	0	3				
Alfredo Griffin, S OBP: 0.188, SLG: 0.167			0-3 K		0-0 F8		4-0 BB		0-0 F8	3	0	0	0	1	1	2				
Inning Stats	R: 0 E: 0 K: 2 S: 8	H: 1 LOB: 1 BB: 0 P: 8	R: 0 E: 0 K: 1 S: 5	H: 0 LOB: 0 BB: 0 P: 5	R: 0 E: 0 K: 1 S: 7	H: 2 LOB: 2 BB: 0 P: 7	R: 0 E: 0 K: 1 S: 6	H: 2 LOB: 2 BB: 1 P: 10	R: 0 E: 0 K: 0 S: 3	H: 0 LOB: 1 BB: 1 P: 7	R: 0 E: 0 K: 1 S: 5	H: 0 LOB: 1 BB: 0 P: 5	R: 0 E: 0 K: 0 S: 3	H: 0 LOB: 0 BB: 0 P: 3	R: 0 E: 0 K: 0 S: 3	H: 0 LOB: 2 BB: 2 P: 11	1B: 5 2B: 0 3B: 0 HR: 0	SF: 0 SAC: 0 DP: 1 HBP: 0	WP: 0 PB: 0 SB: 0 CS: 0	PA: 36
PITCHER	IP WLS BF H R ER SO BB IBB HBP BLK WP HR S P ERA WHIP	7.0 W 28 5 0 0 6 3 0 0 0 0 0 0 37 49 0.00 1.143	2.0 8 0 0 0 0 0 2 0 0 0 0 0 0 6 14 0.00 1.000																	

Batter	1	2	3	4	5	6	7	8	9	AB	R	H	RBI	BB	SO	LOB	BOTTOM			
Mickey Rivers, L OBP: 0.350, SLG: 0.438	0-0 SH HR	0-0 4-3		0-0 1-H HR		0-0 2B 1B		0-0 FC4-6 4-3		5	3	2	2	0	0	1	Cleveland Indians @ New York Yankees Yankee Stadium, Bronx, NY Wed Sep 28 1977, 7:05 PM EDT Att: 18,430 - Unknown			
Roy White, S OBP: 0.360, SLG: 0.407	0-0 SH HR	0-0 4-3		0-0 3-1		0-0 F8		0-0 4-3		4	1	0	0	0	0	2				
Thurman Munson, R OBP: 0.348, SLG: 0.458	0-0 2-3 HR	0-0 4-3			0-0 HR		0-0 4-3 1-H 2B		0-3 K	4	2	3	2	0	0	0				
Dell Alton, L OBP: 0.405, SLG: 0.545	0-0 1-2 HR				0-0 HR		1-H 2B			0	0	0	0	0	0	0				
Cliff Johnson, R OBP: 0.402, SLG: 0.588										1	0	0	0	0	1	1				
Reggie Jackson, L OBP: 0.374, SLG: 0.554	0-0 1-H 2-H 3-H HR		0-3 K		0-0 F6		0-0 4-3			4	1	1	4	0	1	1				
Paul Blair, R OBP: 0.309, SLG: 0.404										0	0	0	0	0	0	0				
Chris Chambliss, L OBP: 0.339, SLG: 0.452	0-0 F7		0-0 F8		0-0 2B 1B		0-3 K			4	1	1	0	0	1	2				
Graig Nettles, L OBP: 0.329, SLG: 0.493	0-0 HR		0-0 F6		0-0 1-H 2B		0-0 F8			4	1	2	2	0	0	0				
Lou Piniella, R OBP: 0.369, SLG: 0.511	0-0 F9			0-0 6-3		0-0 F8		0-0 G1		4	0	0	0	0	0	1				
Willie Randolph, R OBP: 0.347, SLG: 0.390	0-0 1B			0-3 K		4-0 BB		0-0 F8		3	0	1	0	1	1	0				
Bucky Dent, R OBP: 0.303, SLG: 0.354	0-0 F7			0-0 HR 1B		0-0 F9		0-0 E4 FC4-6		4	1	1	0	0	0	3				
Inning Stats	R: 5 E: 1 K: 0 S: 9	H: 4 LOB: 1 BB: 0 P: 9	R: 0 E: 0 K: 0 S: 3	H: 0 LOB: 0 BB: 0 P: 3	R: 0 E: 0 K: 1 S: 5	H: 0 LOB: 0 BB: 0 P: 5	R: 2 E: 0 K: 1 S: 7	H: 2 LOB: 0 BB: 0 P: 7	R: 2 E: 0 K: 0 S: 6	H: 3 LOB: 2 BB: 1 P: 10	R: 1 E: 0 K: 1 S: 7	H: 2 LOB: 0 BB: 0 P: 7	R: 0 E: 0 K: 0 S: 3	H: 0 LOB: 0 BB: 0 P: 3	R: 0 E: 1 K: 1 S: 6	H: 0 LOB: 1 BB: 0 P: 6	1B: 5 2B: 2 3B: 0 HR: 4	SF: 0 SAC: 1 DP: 0 HBP: 0	WP: 0 PB: 0 SB: 0 CS: 0	PA: 39
PITCHER	IP WLS BF H R ER SO BB IBB HBP BLK WP HR S P ERA WHIP	4.0 L 20 6 3 3 1 1 0 0 0 0 1 13 17 13.50 3.000	2.0 12 5 3 3 1 0 0 0 0 0 0 0 9 9 0.00 0.000																	

Batter	1	2	3	4	5	6	7	8	9	AB	R	H	RBI	BB	SO	LOB	TOP				
Jim Norris, L OBP: 0.359, SLG: 0.362 (1, 9)	F7		K						L4								4 1 1 0 1 1 1				
Dave Oliver, L OBP: 0.556, SLG: 0.429 (1, 4)	1-3																4 0 2 1 0 0 1				
Larvell Blanks, R OBP: 0.318, SLG: 0.394 (1, 5)																	3 0 1 1 1 0 1				
Andre Thornton, R OBP: 0.377, SLG: 0.531 (1, 3)	F3																4 0 0 0 0 2 5				
Rico Carty, R OBP: 0.356, SLG: 0.433 (1, 10)		3-1															4 0 0 0 0 0 2				
Brugs Bochte, L OBP: 0.358, SLG: 0.393 (1, 7)																	4 0 1 0 0 0 0				
Rick Manning, L OBP: 0.272, SLG: 0.328 (1, 8)																	4 1 1 1 0 1 1				
Fred Kendall, R OBP: 0.284, SLG: 0.328 (1, 2)																	4 0 1 0 0 0 0				
Alfredo Griffin, S OBP: 0.222, SLG: 0.182 (1, 6)																	3 2 1 0 1 0 0				
Inning Stats	R: 0 E: 0 K: 0 S: 4	H: 1 LOB: 1 BB: 0 P: 4	R: 0 E: 0 K: 1 S: 6	H: 2 LOB: 2 BB: 0 P: 6	R: 1 E: 0 K: 1 S: 6	H: 1 LOB: 1 BB: 1 P: 10	R: 1 E: 0 K: 0 S: 4	H: 1 LOB: 0 BB: 0 P: 4	R: 1 E: 0 K: 1 S: 6	H: 2 LOB: 2 BB: 2 P: 14	R: 0 E: 0 K: 0 S: 3	H: 0 LOB: 0 BB: 0 P: 3	R: 1 E: 1 K: 1 S: 7	H: 1 LOB: 1 BB: 0 P: 7	R: 0 E: 0 K: 0 S: 3	H: 0 LOB: 0 BB: 0 P: 3	R: 0 E: 0 K: 0 S: 3	H: 0 LOB: 0 BB: 0 P: 3	1B: 7 2B: 0 3B: 0 HR: 1	SF: 0 SAC: 0 DP: 0 HBP: 0	WP: 0 PA: 37
PITCHER	IP	WLS	BF	H	R	ER	SO	BB	IBB	HBP	BLK	WP	HR	S	P	ERA	WHIP				
Ed Figueroa, R ERA: 3.57 (1, 1)	2.2	L	12	4	1	1	2	1	0	0	0	0	0	15	19	3.38	1.875				
Ken Clay, R ERA: 4.35 (3, 1)	6.1		25	4	3	2	2	2	0	0	0	0	1	27	35	2.84	0.947				

Cleveland Indians @ New York Yankees
Yankee Stadium, Bronx, NY
Thu Sep 29 1977, 7:05 PM EDT
Att: 15,793 - Unknown

AB	34
R	4
H	8
RBI	3
BB	3
SO	4
LOB	11



Batter	1	2	3	4	5	6	7	8	9	AB	R	H	RBI	BB	SO	LOB	BOTTOM				
Mickey Rivers, L OBP: 0.348, SLG: 0.434 (1, 8)	F8		F3														4 0 0 0 0 0 0				
Roy White, S OBP: 0.381, SLG: 0.407 (1, 7)																	3 1 1 0 1 0 0				
Thurman Munson, R OBP: 0.348, SLG: 0.457 (1, 2)																	4 0 1 0 0 0 2				
Reggie Jackson, L OBP: 0.375, SLG: 0.555 (1, 9)																	3 0 1 1 1 0 2				
Chris Chambliss, L OBP: 0.338, SLG: 0.450 (1, 3)																	3 0 0 0 1 1 3				
Graig Nettles, L OBP: 0.330, SLG: 0.493 (1, 5)																	4 0 2 0 0 0 2				
Lou Piniella, R OBP: 0.365, SLG: 0.504 (1, 10)																	4 0 0 0 0 0 4				
Willie Randolph, R OBP: 0.347, SLG: 0.389 (1, 4)																	4 0 1 0 0 0 3				
Bucky Dent, R OBP: 0.301, SLG: 0.352 (1, 6)																	3 0 0 0 0 0 1				
Elrod Hendricks, L OBP: 0.167, SLG: 0.167 (8, PH)																	1 0 0 0 0 0 1				
Inning Stats	R: 0 E: 0 K: 0 S: 5	H: 2 LOB: 2 BB: 0 P: 5	R: 0 E: 0 K: 0 S: 3	H: 1 LOB: 0 BB: 0 P: 3	R: 0 E: 1 K: 0 S: 4	H: 0 LOB: 1 BB: 0 P: 4	R: 0 E: 0 K: 0 S: 3	H: 0 LOB: 2 BB: 2 P: 11	R: 0 E: 0 K: 0 S: 3	H: 0 LOB: 0 BB: 0 P: 3	R: 0 E: 0 K: 0 S: 3	H: 0 LOB: 0 BB: 0 P: 3	R: 0 E: 0 K: 0 S: 4	H: 1 LOB: 1 BB: 0 P: 4	R: 1 E: 0 K: 1 S: 6	H: 1 LOB: 1 BB: 1 P: 10	R: 0 E: 0 K: 0 S: 4	H: 1 LOB: 1 BB: 0 P: 4	1B: 5 2B: 1 3B: 0 HR: 0	SF: 0 SAC: 0 DP: 1 HBP: 0	WP: 1 PA: 36
PITCHER	IP	WLS	BF	H	R	ER	SO	BB	IBB	HBP	BLK	WP	HR	S	P	ERA	WHIP				
Wayne Garland, R ERA: 3.6 (1, 1)	9.0	W	36	6	1	1	1	3	0	0	0	1	0	35	47	1.00	1.000				

Cleveland Indians @ New York Yankees
Yankee Stadium, Bronx, NY
Thu Sep 29 1977, 7:05 PM EDT
Att: 15,793 - Unknown


AB	33
R	1
H	6
RBI	1
BB	3
SO	1
LOB	18



Batter	1	2	3	4	5	6	7	8	9	10	11	AB	R	H	RBI	BB	SO	LOB	TOP								
Jim Norris, L OBP: 0.360, SLG: 0.362 (1, 9)	3-1		K			S 3B		1B		F7		5	1	2	0	0	1	2									
Dave Oliver, L OBP: 0.478, SLG: 0.474 (1, 4)	6-3		G3					1B				5	0	1	1	0	0	2									
Larvell Blanks, R OBP: 0.320, SLG: 0.394 (1, 5)	FC5-4 1B					1-3						5	0	2	0	0	1	1									
Andre Thornton, R OBP: 0.376, SLG: 0.529 (1, 3)	FC5-4 1-2					1-3				F8		5	0	1	0	0	1	3									
Bruce Bochte, L OBP: 0.359, SLG: 0.392 (1, 7)												4	0	1	0	1	1	1									
John Lowenstein, L OBP: 0.335, SLG: 0.376 Rico Carty, R OBP: 0.355, SLG: 0.432 (11, PH)												4	0	0	0	0	3	2									
Ron Pruitt, R OBP: 0.389, SLG: 0.382 (1, 2)												1	0	0	0	0	0	2									
Rick Manning, L OBP: 0.283, SLG: 0.343 (1, 8)												4	0	0	0	0	0	0									
Alfredo Griffin, S OBP: 0.200, SLG: 0.162 (1, 6)												4	0	0	0	0	0	3									
Inning Stats	R: 0 E: 0 K: 0 S: 4	H: 1 LOB: 1 BB: 0 P: 4	R: 0 E: 0 K: 0 S: 3	H: 1 LOB: 0 BB: 0 P: 3	R: 0 E: 0 K: 1 S: 6	H: 1 LOB: 1 BB: 0 P: 6	R: 0 E: 0 K: 2 S: 7	H: 0 LOB: 0 BB: 0 P: 7	R: 0 E: 0 K: 1 S: 5	H: 1 LOB: 0 BB: 0 P: 5	R: 1 E: 0 K: 1 S: 7	H: 2 LOB: 1 BB: 0 P: 7	R: 0 E: 0 K: 0 S: 5	H: 0 LOB: 0 BB: 0 P: 5	R: 0 E: 0 K: 0 S: 4	H: 2 LOB: 1 BB: 0 P: 4	R: 0 E: 0 K: 1 S: 6	H: 1 LOB: 1 BB: 0 P: 6	R: 0 E: 0 K: 0 S: 4	H: 1 LOB: 1 BB: 0 P: 4	R: 0 E: 0 K: 0 S: 4	H: 1 LOB: 2 BB: 1 P: 8	1B: 8 2B: 2 3B: 1 HR: 0	SF: 0 SAC: 0 DP: 1 HBP: 0	WP: 0 PB: 0 SB: 1 CS: 1	PA: 43	
PITCHER Dave Lemaczynk, R ERA: 4.25 (1, 1)	IP 11.0	WLS W 42	BF H 11	R R 1	ER ER 1	SO SO 7	BB BB 0	IBB IBB 1	HBP HBP 0	BLK BLK 0	WP WP 0	HR HR 0	S S 55	P P 59	ERA ERA 0.82	WHIP WHIP 1.000											

Cleveland Indians @ Toronto Blue Jays
Exhibition Stadium, Toronto, ON
Sun Oct 02 1977, 3:33 AM EDT
Unknown - 49 F


AB 41
R 1
H 11
RBI 1
BB 1
SO 7
LOB 16



Batter	1	2	3	4	5	6	7	8	9	10	11	AB	R	H	RBI	BB	SO	LOB	BOTTOM							
Gary Woods, R OBP: 0.251, SLG: 0.270 (1, 8)	F7											4	1	2	1	1	0	0								
Bob Bailor, R OBP: 0.336, SLG: 0.405 (1, 7)	5-3											4	0	0	0	0	0	2								
Roy Howell, L OBP: 0.375, SLG: 0.430 (1, 5)	6-3											2	0	0	0	3	0	0								
Ron Fairly, L OBP: 0.362, SLG: 0.465 (1, 3)												2	0	0	0	1	0	2								
Sam Ewing, L OBP: 0.239, SLG: 0.222 Doug Rader, R OBP: 0.347, SLG: 0.437 (7, PH)												1	0	0	0	0	1	0								
Steve Bowling, R OBP: 0.328, SLG: 0.263 (1, 9)												3	0	0	0	1	1	3								
Dave McKay, S OBP: 0.214, SLG: 0.262 (1, 4)												4	0	0	0	0	1	3								
Alan Ashby, S OBP: 0.301, SLG: 0.280 (1, 2)												3	1	0	0	1	0	0								
Tim Nordbrook, R OBP: 0.222, SLG: 0.222 Otto Velez, L OBP: 0.367, SLG: 0.460 Hector Torres, R OBP: 0.253, SLG: 0.347 (9, 6)												2	0	0	0	0	1	1								
Inning Stats	R: 0 E: 0 K: 0 S: 3	H: 0 LOB: 0 BB: 0 P: 3	R: 0 E: 0 K: 1 S: 5	H: 0 LOB: 0 BB: 0 P: 5	R: 0 E: 0 K: 2 S: 7	H: 0 LOB: 0 BB: 0 P: 7	R: 0 E: 0 K: 0 S: 3	H: 0 LOB: 0 BB: 0 P: 3	R: 0 E: 0 K: 1 S: 5	H: 0 LOB: 1 BB: 1 P: 9	R: 1 E: 1 K: 0 S: 3	H: 1 LOB: 0 BB: 1 P: 7	R: 0 E: 0 K: 0 S: 2	H: 0 LOB: 1 BB: 2 P: 10	R: 0 E: 0 K: 0 S: 3	H: 0 LOB: 0 BB: 0 P: 3	R: 1 E: 0 K: 0 S: 3	H: 1 LOB: 1 BB: 1 P: 7	1B: 2 2B: 1 3B: 0 HR: 0	SF: 0 SAC: 4 DP: 2 HBP: 0	WP: 1 PB: 0 SB: 0 CS: 0	PA: 41				
PITCHER Jim Bibby, R ERA: 3.53 (7, 1)	IP 6.0	WLS W 20	BF H 1	R R 1	ER ER 0	SO SO 4	BB BB 2	IBB IBB 1	HBP HBP 0	BLK BLK 0	WP WP 0	HR HR 0	S S 26	P P 34	ERA ERA 0.00	WHIP WHIP 0.500										
PITCHER Don Hood, L ERA: 3.0 Larry Andersen, R ERA: 3.14 (11, 1)	IP 4.0	WLS L 5	BF H 1	R R 1	ER ER 1	SO SO 1	BB BB 0	IBB IBB 1	HBP HBP 0	BLK BLK 0	WP WP 1	HR HR 0	S S 3	P P 7	ERA ERA 13.50	WHIP WHIP 1.500										

Cleveland Indians @ Toronto Blue Jays
Exhibition Stadium, Toronto, ON
Sun Oct 02 1977, 3:33 AM EDT
Unknown - 49 F

AB 29
R 2
H 2
RBI 1
BB 8
SO 5
LOB 13



Batter	1	2	3	4	5	6	7	8	9	AB	R	H	RBI	BB	SO	LOB	TOP			
Jim Norris, L OBP: 0.360, SLG: 0.364 (1, 9)										4	1	1	0	1	0	4	Cleveland Indians @ Toronto Blue Jays Exhibition Stadium, Toronto, ON Sun Oct 02 1977, 3:38 AM EDT Att: 27,789 - Unknown			
Dave Oliver, L OBP: 0.444, SLG: 0.409 (1, 4)										3	1	0	0	1	0	2				
Larvell Blanks, R OBP: 0.324, SLG: 0.398 (1, 5)										5	1	3	2	0	0	0				
Andre Thornton, R OBP: 0.378, SLG: 0.527 (1, 3)										2	1	0	0	2	0	2				
Bruce Bochte, L OBP: 0.358, SLG: 0.394 Ron Pruitt, R OBP: 0.369, SLG: 0.379 (5, PH) (5, 7)										2	1	1	2	0	0	0				
Rick Manning, L OBP: 0.321, SLG: 0.337 (1, 8)										4	0	0	0	1	1	3				
Charlie Spikes, R OBP: 0.321, SLG: 0.347 (1, 10)										2	0	0	1	2	1	1				
Fred Kendall, R OBP: 0.283, SLG: 0.325 (1, 2)										3	0	0	0	0	1	2				
Alfredo Griffin, S OBP: 0.205, SLG: 0.171 (1, 6)										4	0	1	0	0	0	2				
Inning Stats	R: 4 E: 1 K: 0 S: 6	H: 3 LOB: 1 BB: 2 P: 14	R: 1 E: 0 K: 0 S: 3	H: 1 LOB: 1 BB: 2 P: 11	R: 0 E: 0 K: 1 S: 5	H: 0 LOB: 0 BB: 0 P: 5	R: 0 E: 0 K: 1 S: 5	H: 0 LOB: 0 BB: 1 P: 9	R: 0 E: 0 K: 0 S: 4	H: 1 LOB: 2 BB: 1 P: 8	R: 0 E: 0 K: 1 S: 6	H: 1 LOB: 2 BB: 1 P: 10	R: 0 E: 0 K: 0 S: 3	H: 0 LOB: 2 BB: 1 P: 8	R: 0 E: 0 K: 0 S: 3	H: 0 LOB: 0 BB: 0 P: 4	1B: 4 2B: 2 3B: 0 HR: 0	SF: 0 SAC: 1 DP: 0 HBP: 2	WP: 2 PB: 0 CS: 1	PA: 42
PITCHER	IP WLS BF H R ER SO BB IBB HBP BLK WP HR S P ERA WHIP	IP WLS BF H R ER SO BB IBB HBP BLK WP HR S P ERA WHIP																		
Jim Clancy, R ERA: 5.05 (1, 1)	1.1 L 11 3 5 4 0 4 0 0 0 1 0 7 23 27.00 5.250	5.2 22 3 0 0 4 3 0 0 0 1 0 27 39 0.00 1.059	2.0 9 0 0 0 0 1 0 2 0 0 0 6 12 0.00 0.500																	
Mike Willis, L ERA: 3.94 (2, 1)																				
Pete Vuckovich, R ERA: 3.47 (8, 1)																				

Batter	1	2	3	4	5	6	7	8	9	AB	R	H	RBI	BB	SO	LOB	BOTTOM					
Gary Woods, R OBP: 0.246, SLG: 0.264 (1, 8)										5	0	0	0	0	1	2	Cleveland Indians @ Toronto Blue Jays Exhibition Stadium, Toronto, ON Sun Oct 02 1977, 3:38 AM EDT Att: 27,789 - Unknown					
Bob Bailor, R OBP: 0.335, SLG: 0.403 (1, 7)										5	0	1	0	0	0	0						
Sam Ewing, L OBP: 0.358, SLG: 0.385 Doug Rader, R OBP: 0.348, SLG: 0.437 (7, PH) (1, 10)										3	0	1	1	0	0	0						
Roy Howell, L OBP: 0.374, SLG: 0.430 (1, 5)										4	1	1	0	0	1	3						
Doug Ault, R OBP: 0.310, SLG: 0.382 (1, 3)										4	0	1	0	0	1	1						
Dave McKay, S OBP: 0.222, SLG: 0.266 (1, 4)										3	1	2	1	1	1	1						
Rick Cerone, R OBP: 0.245, SLG: 0.270 (1, 2)										3	1	0	0	1	2	4						
Steve Bowling, R OBP: 0.330, SLG: 0.273 (1, 9)										4	1	2	1	0	0	3						
Tim Nordbrook, R OBP: 0.284, SLG: 0.217 Otto Velez, R OBP: 0.366, SLG: 0.458 Hector Torres, R OBP: 0.282, SLG: 0.346 (7, 6) (1, 6)										2	0	0	0	0	0	1						
Inning Stats	R: 0 E: 0 K: 0 S: 3	H: 0 LOB: 0 BB: 0 P: 3	R: 0 E: 0 K: 2 S: 9	H: 2 LOB: 2 BB: 0 P: 9	R: 0 E: 0 K: 1 S: 5	H: 0 LOB: 0 BB: 0 P: 5	R: 1 E: 0 K: 2 S: 9	H: 2 LOB: 1 BB: 0 P: 9	R: 1 E: 0 K: 0 S: 6	H: 3 LOB: 2 BB: 0 P: 6	R: 2 E: 0 K: 0 S: 4	H: 1 LOB: 1 BB: 2 P: 12	R: 0 E: 0 K: 0 S: 2	H: 0 LOB: 0 BB: 1 P: 6	R: 0 E: 1 K: 1 S: 6	H: 0 LOB: 1 BB: 0 P: 6	R: 0 E: 0 K: 0 S: 3	H: 0 LOB: 0 BB: 0 P: 3	1B: 6 2B: 2 3B: 0 HR: 0	SF: 0 SAC: 0 DP: 1 HBP: 0	WP: 1 PB: 0 SB: 0 CS: 0	PA: 38
PITCHER	IP WLS BF H R ER SO BB IBB HBP BLK WP HR S P ERA WHIP	IP WLS BF H R ER SO BB IBB HBP BLK WP HR S P ERA WHIP																				
Cardell Camper, R ERA: 3.86 (1, 1)	5.1 W 25 7 4 4 4 1 0 0 0 0 0 33 41 6.75 1.688	3.2 S 13 1 0 0 1 1 0 0 0 0 0 14 18 0.00 0.545																				
Rick Waits, L ERA: 3.99 (6, 1)																						