Cleveland Indians - 1979

Batter	1	2	3	4	5	6	7	8	9	AB	R	H	RBI	BB	SO	LOB
Toby Harrah, R (1, 5)	F2		1B S BB		5-3		5-3			3	0	0	0	1	0	2
Jim Norris, L (1, 10) OBP: 0.750, SLG: 1.000	2B		1-3 1B			WP S BB		K		3	0	2	0	1	1	0
Bobby Bonds, R (1, 9)	K		K			F5 1-2		K		4	0	0	0	0	3	4
Andre Thornton, R (1, 3)	K			5-3		BB		6-3		3	0	0	0	1	1	1
Gary Alexander, R (1, 2)		4-3		F8		F6			WP E 1B BB	3	1	0	0	1	0	2
Ted Cox, R (1, 7)		6-3		F8		F8 2-3			E4 1-2 1B WP	4	0	0	0	0	0	3
Duane Kuiper, L (1, 4)		F8			5-3		4-3		L8	4	0	0	0	0	0	2
Tom Veryzer, R (1, 6) OBP: 0.500, SLG: 0.333			5-3		F6	FC5-4 BB			1-3 2-H G1-4-6-3 1B	3	0	1	1	1	0	0
Horace Speed, R (1, 8) Wayne Cage, L (9, PH)			K		BB	FC5-4 1-2f			G1-4-6-3 1-2f	2 1	0 0	0 0	0 0	1 0	1 0	1 2
Inning Stats	R: 0 E: 0 K: 2 S: 8 H: 1 LOB: 1 BB: 0 P: 8	R: 0 E: 0 K: 0 S: 3 H: 0 LOB: 0 BB: 0 P: 3	R: 0 E: 0 K: 2 S: 8 H: 1 LOB: 2 BB: 1 P: 12	R: 0 E: 0 K: 0 S: 3 H: 0 LOB: 0 BB: 0 P: 3	R: 0 E: 0 K: 0 S: 3 H: 0 LOB: 1 BB: 1 P: 7	R: 0 E: 0 K: 0 S: 3 H: 0 LOB: 2 BB: 2 P: 11	R: 0 E: 0 K: 0 S: 3 H: 0 LOB: 1 BB: 1 P: 7	R: 0 E: 0 K: 2 S: 7 H: 0 LOB: 0 BB: 0 P: 7	R: 1 E: 1 K: 0 S: 4 H: 1 LOB: 1 BB: 1 P: 8	1B: 2 2B: 1 3B: 0 HR: 0	SF: 0 SAC: 0 DP: 1 HBP: 0						

TOP

Cleveland Indians @ Boston Red Sox

Fenway Park, Boston, MA

Thu Apr 05 1979, 3:33 AM EST

Att. 34,433 - Unknown - 50 F

livebaseballscorecards.com

AB	30
R	1
H	3
RBI	1
BB	6
SO	6
LOB	17

PITCHER		IP	WLS	BF	H	R	ER	SO	BB	IBB	HBP	BLK	WP	HR	S	P	ERA	WHIP
Dennis Eckersley, R ERA:	(1, 1)	7.0	W	28	2	0	0	4	5	0	0	0	1	0	31	51	0.00	1.000
Dick Drago, R ERA: 4.5	(8, 1)	2.0		8	1	1	1	2	1	0	0	0	1	0	11	15	4.50	1.000

PITCHER		IP	WLS	BF	H	R	ER	SO	BB	IBB	HBP	BLK	WP	HR	S	P	ERA	WHIP

BOTTOM

Cleveland Indians @ Boston Red Sox

Fenway Park, Boston, MA

Thu Apr 05 1979, 3:33 AM EST
Att. 34,433 - Unknown - 50 F

Batter	1	2	3	4	5	6	7	8	9	AB	R	H	RBI	BB	SO	LOB
Jerry Remy, L (1, 4) OBP: 0.200, SLG: 0.200	4-3		S HR 1B	K		P7		K		5	1	1	0	0	2	3
Rick Burleson, R (1, 6)	F9		1-3	E6		K				4	0	0	0	0	1	2
Fred Lynn, L (1, 8) OBP: 0.750, SLG: 2.000	1B BB		HR BB	F4			HR			2	2	1	1	2	0	1
Jim Rice, R (1, 10) OBP: 0.500, SLG: 1.250	1B		HR		K		K			4	1	2	3	0	2	0
Carl Yastrzemski, L (1, 7) OBP: 0.250, SLG: 0.250	F5		F7		F4		CS 1B			4	0	1	0	0	0	2
George Scott, R (1, 3)		2B BB	6-3		1-3		K			3	0	0	0	1	1	1
Jack Brohamer, L (1, 5) OBP: 0.500, SLG: 1.250		G3 2B		F9		1B 3B		F9		4	1	2	0	0	0	0
Dwight Evans, R (1, 9) OBP: 0.250, SLG: 1.000		G3		HR		K		F3		4	1	1	1	0	1	2
Bob Montgomery, R (1, 2) OBP: 0.750, SLG: 1.500		K		E 3B		3-H 1B		2B		4	1	3	1	0	1	1
Inning Stats	R: 0 E: 0 K: 0 S: 4 H: 1 LOB: 2 BB: 1 P: 8	R: 0 E: 0 K: 1 S: 5 H: 1 LOB: 1 BB: 1 P: 9	R: 3 E: 0 K: 0 S: 5 H: 2 LOB: 0 BB: 1 P: 9	R: 2 E: 1 K: 1 S: 8 H: 2 LOB: 1 BB: 0 P: 8	R: 0 E: 0 K: 1 S: 5 H: 0 LOB: 0 BB: 0 P: 5	R: 1 E: 0 K: 2 S: 9 H: 2 LOB: 1 BB: 0 P: 9	R: 1 E: 0 K: 2 S: 8 H: 2 LOB: 1 BB: 0 P: 8	R: 0 E: 0 K: 1 S: 6 H: 1 LOB: 1 BB: 0 P: 6		1B: 4 2B: 3 3B: 2 HR: 3	SF: 0 SAC: 0 DP: 1 HBP: 0						

	AB	34
	R	7
	H	11
	RBI	6
	BB	3
	SO	8
	LOB	12

WP: 0 PB: 0 SB: 1 CS: 1 PA: 37

livebaseballscorecards.com

PITCHER		IP	WLS	BF	H	R	ER	SO	BB	IBB	HBP	BLK	WP	HR	S	P	ERA	WHIP
Rick Wise, R ERA: 9.0	(1, 1)	5.0	L	25	7	6	5	3	3	0	0	0	0	2	28	40	9.00	2.000
Victor Cruz, R ERA: 4.5	(6, 1)	2.0		8	3	1	1	4	0	0	0	0	0	1	16	16	4.50	1.500
Sid Monge, L ERA:	(8, 1)	1.0		4	1	0	0	1	0	0	0	0	0	0	6	6	0.00	1.000

PITCHER	IP	WLS	BF	H	R	ER	SO	BB	IBB	HBP	BLK	WP	HR	S	P	ERA	WHIP

Batter	1	2	3	4	5	6	7	8	9	AB	R	H	RBI	BB	SO	LOB
Jerry Remy, L (1, 4) OBP: 0.222, SLG: 0.222	6-3		3-1			F8 1B		FC6-2-5 PB 1-2 3-H		4	0	1	0	0	0	2
Rick Burleson, R (1, 6)	K			F8		F8 1-2		6-3 1-2 2-3		4	0	0	0	0	1	3
Fred Lynn, L (1, 8) OBP: 0.625, SLG: 1.000	BB			K		G3			G6-4-3 HBP	2	0	0	0	1	1	0
Jim Rice, R (1, 7) OBP: 0.375, SLG: 0.714	4-3			BB S			6-3		G6-4-3 1-2f	3	0	0	0	1	0	2
Carl Yastrzemski, L (1, 10) OBP: 0.250, SLG: 0.143		BB L5-3		4-3 1-2			G3		F8	3	0	0	0	1	0	1
George Scott, R (1, 3)		L5-3 1-2			F9		K			3	0	0	0	0	1	1
Larry Wolfe, R (1, 5)		F9			BB			F5		2	0	0	0	1	0	0
Dwight Evans, R (1, 9) OBP: 0.286, SLG: 0.667			4-3		F6			BB E FC6-2-5		2	0	0	0	1	0	1
Bob Montgomery, R (1, 2) OBP: 0.571, SLG: 1.000			K		F4			BB PB FC6-2-5 1-3		2	0	0	0	1	1	1
Inning Stats	R: 0 H: 0 E: 0 LOB: 1 K: 1 BB: 1 S: 5 P: 9	R: 0 H: 0 E: 0 LOB: 0 K: 0 BB: 1 S: 2 P: 6	R: 0 H: 0 E: 0 LOB: 0 K: 1 BB: 0 S: 5 P: 5	R: 0 H: 0 E: 0 LOB: 1 K: 1 BB: 1 S: 5 P: 9	R: 0 H: 0 E: 0 LOB: 1 K: 0 BB: 1 S: 3 P: 7	R: 0 H: 1 E: 0 LOB: 0 K: 0 BB: 0 S: 3 P: 3	R: 0 H: 0 E: 0 LOB: 0 K: 1 BB: 0 S: 5 P: 5	R: 0 H: 0 E: 1 LOB: 2 K: 0 BB: 2 S: 3 P: 11	R: 0 H: 0 E: 0 LOB: 0 K: 0 BB: 0 S: 2 P: 3	1B: 1 SF: 0 2B: 1 SAC: 0 3B: 0 DP: 2 HR: 0 HBP: 1						

PITCHER		IP	WLS	BF	H	R	ER	SO	BB	IBB	HBP	BLK	WP	HR	S	P	ERA	WHIP
Rick Waits, L ERA:	(1, 1)	9.0	W	32	1	0	0	4	6	0	1	0	0	0	33	58	0.00	0.778

PITCHER	IP	WLS	BF	H	R	ER	SO	BB	IBB	HBP	BLK	WP	HR	S	P	ERA	WHIP

TOP

Boston Red Sox @ Cleveland Indians

Cleveland Municipal Stadium, Cleveland, OH

Sat Apr 07 1979, 3:33 AM EST
Att. 47,231 - Unknown - 32 F

livebaseballscorecards.com

AB	25
R	0
H	1
RBI	0
BB	6
SO	4
LOB	11

BOTTOM

Boston Red Sox @ Cleveland Indians

Cleveland Municipal Stadium, Cleveland, OH

Sat Apr 07 1979, 3:33 AM EST
Att. 47,231 - Unknown - 32 F

Batter	1	2	3	4	5	6	7	8	9	AB	R	H	RBI	BB	SO	LOB
Toby Harrah, R (1, 5)	F7		FC5-2 1-2 3-H		K		L5-4 2-3			4	0	0	0	0	1	4
Jim Norris, L (1, 8) (5, 7) OBP: 0.625, SLG: 0.667	F8		G3			S 1B FC5-2 BB		1B		3	0	1	0	1	0	2
Bobby Bonds, R (1, 9) OBP: 0.250, SLG: 0.250	K			6-3		FC5-2 S 1-2 1B		BB S BB 1B		4	1	2	0	0	1	0
Andre Thornton, R (1, 3)		F8		HBP BB		P9		BB BB 1-2 2B IBB		2	1	0	0	2	0	2
Gary Alexander, R (1, 2)		L5		1-2 HBP		FC5-2 S 1-3 2-H		P8		3	0	0	0	0	0	4
Wayne Cage, L (1, 10)		K		F4		K 1-2		BB 1-2 2-3 2B BB		3	1	0	0	1	2	4
Ted Cox, R (1, 7) Horace Speed, R (5, 8) OBP: 0.600, SLG: 0.333			E E FC5-2 BB	K			L5-4 SH5-4 1B	2B 1-2 2-3 3-H BB		1 1	0 0	0 1	0 1	1 1	1 0	2 0
Duane Kuiper, L (1, 4) OBP: 0.143, SLG: 0.286			E4 FC5-2 1-3		4-3		SH5-4 1-2	1-3 2-H 3-H 2B		3	0	1	2	0	0	1
Tom Veryzer, R (1, 6) OBP: 0.250, SLG: 0.143			F7		K		E5	5-3		4	0	0	0	0	1	5
Inning Stats	R: 0 H: 0 E: 0 LOB: 0 K: 1 BB: 0 S: 5 P: 5	R: 0 H: 0 E: 0 LOB: 0 K: 1 BB: 0 S: 5 P: 5	R: 0 H: 0 E: 1 LOB: 2 K: 0 BB: 1 S: 4 P: 8	R: 0 H: 0 E: 0 LOB: 2 K: 1 BB: 1 S: 5 P: 10	R: 0 H: 0 E: 0 LOB: 0 K: 2 BB: 0 S: 7 P: 7	R: 0 H: 1 E: 0 LOB: 2 K: 1 BB: 1 S: 6 P: 10	R: 0 H: 1 E: 1 LOB: 1 K: 0 BB: 0 S: 4 P: 4	R: 3 H: 3 E: 0 LOB: 2 K: 0 BB: 3 S: 5 P: 17		1B: 4 SF: 0 2B: 2 SAC: 1 3B: 0 DP: 1 HR: 0 HBP: 1						

	AB	28
	R	3
	H	5
	RBI	3
	BB	6
	SO	6
	LOB	24

WP: 0 PA: 36
PB: 0
SB: 4
CS: 0

livebaseballscorecards.com

PITCHER		IP	WLS	BF	H	R	ER	SO	BB	IBB	HBP	BLK	WP	HR	S	P	ERA	WHIP
Mike Torrez, R ERA: 3.52	(1, 1)	7.2	L	34	4	3	3	6	5	1	1	0	0	0	39	64	3.52	1.174
Tom Burgmeier, L ERA:	(8, 1)	0.0		1	1	0	0	0	0	0	0	0	0	0	1	1	∞	∞
Dick Drago, R ERA: 3.86	(8, 1)	0.1		1	0	0	0	0	0	0	0	0	0	0	1	1	0.00	0.000

PITCHER	IP	WLS	BF	H	R	ER	SO	BB	IBB	HBP	BLK	WP	HR	S	P	ERA	WHIP

Boston Red Sox @ Cleveland Indians

Cleveland Municipal Stadium, Cleveland, OH

Sun Apr 08 1979, 3:33 AM EST

Att. 6,887 - Unknown - 40 F

TOP

livebaseballscorecards.com

Batter	1	2	3	4	5	6	7	8	9	10	11	12	AB	R	H	RBI	BB	SO	LOB
Jerry Remy, L (1, 4) OBP: 0.200, SLG: 0.200	1-3		F7		1B 1B	K		F7			F9		6	1	1	0	0	1	2
Rick Burleson, R (1, 6) OBP: 0.214, SLG: 0.214	HR 1B		HR 1B		1-3 S 1B		F9		F8		F4		6	3	3	0	0	0	0
Fred Lynn, L (1, 8) OBP: 0.500, SLG: 1.200	1-H HR		1-H HR		1-2 1-3		K		P7			F8	6	2	2	4	0	1	2
Jim Rice, R (1, 7) OBP: 0.500, SLG: 0.636	BB G3-6-1		F8		FC5-4 2-H 3-H 1B		BB 1B		6-3			BB 4-3 BB 1B	4	1	2	2	2	0	0
Carl Yastrzemski, L (1, 10) OBP: 0.357, SLG: 0.182	G3-6-1 1-2f		4-3		F6		1-3 1B			BB F9 BB		4-3 BB 1-2 BB	4	0	1	0	2	0	2
George Scott, R (1, 3) OBP: 0.308, SLG: 0.100		BB 1B BB		FC5-4 1B	FC5-4 1-2f		1-3			F9 1-2		4-3 1-2 BB	4	0	1	0	2	0	4
Jack Brohamer, L (1, 5) OBP: 0.400, SLG: 0.778	L9	F8		F8		F8 CS 2B		G3		G6-4-3 IBB		4-3 1-2 2-3 3-H	5	0	1	1	1	0	4
Dwight Evans, R (1, 9) OBP: 0.308, SLG: 0.455	G4-6-3 1-3 1B			FC5-4 FC6-4 1-2f		F8 2-3		SH2-3 BB		G6-4-3 1-2f		F9	5	0	1	0	1	0	6
Mike O'Berry, R (1, 2) OBP: 0.333, SLG: 0.333	G4-6-3 1-2f			FC6-4 1-2f		1B 3-H		SH2-3 1-2			F4		3	0	1	0	0	0	3
Jim Dwyer, L (11, PH)													1	0	0	0	0	0	0
Gary Allenson, R (11, 2)													0	0	0	0	0	0	0
Inning Stats	R: 2 E: 0 K: 0 S: 4 H: 2 LOB: 0 BB: 1 P: 8	R: 0 E: 0 K: 0 S: 3 H: 1 LOB: 1 BB: 1 P: 7	R: 2 E: 0 K: 0 S: 5 H: 2 LOB: 0 BB: 0 P: 5	R: 0 E: 0 K: 0 S: 4 H: 1 LOB: 1 BB: 0 P: 4	R: 2 E: 0 K: 0 S: 6 H: 3 LOB: 1 BB: 0 P: 6	R: 0 E: 0 K: 1 S: 6 H: 2 LOB: 1 BB: 0 P: 6	R: 0 E: 0 K: 1 S: 6 H: 1 LOB: 2 BB: 1 P: 10	R: 0 E: 0 K: 0 S: 3 H: 0 LOB: 1 BB: 1 P: 7	R: 0 E: 0 K: 0 S: 3 H: 0 LOB: 0 BB: 0 P: 3	R: 0 E: 0 K: 0 S: 2 H: 0 LOB: 1 BB: 2 P: 10	R: 0 E: 0 K: 0 S: 3 H: 0 LOB: 0 BB: 0 P: 3	R: 1 E: 0 K: 0 S: 4 H: 1 LOB: 2 BB: 2 P: 12	1B: 10 2B: 1 3B: 0 HR: 2	SF: 0 SAC: 1 DP: 3 HBP: 0	WP: 0 PB: 0 SB: 1 CS: 1	PA: 53			

	AB	44
	R	7
	H	13
	RBI	7
	BB	8
	SO	2
	LOB	23

PITCHER		IP	WLS	BF	H	R	ER	SO	BB	IBB	HBP	BLK	WP	HR	S	P	ERA	WHIP
Mike Paxton, R ERA: 13.5	(1, 1)	4.0		20	8	6	6	0	2	0	0	0	0	2	18	26	13.50	2.500
Sid Monge, L ERA:	(5, 1)	2.2		12	4	0	0	2	1	0	0	0	0	0	15	19	0.00	1.875
Dan Spillner, R ERA:	(7, 1)	2.1		9	0	0	0	0	2	0	0	0	0	0	7	15	0.00	0.857
Victor Cruz, R ERA: 3.6	(10, 1)	3.0	L	12	1	1	1	0	2	1	0	0	0	0	9	21	3.00	1.000

PITCHER		IP	WLS	BF	H	R	ER	SO	BB	IBB	HBP	BLK	WP	HR	S	P	ERA	WHIP

Boston Red Sox @ Cleveland Indians

Cleveland Municipal Stadium, Cleveland, OH

Sun Apr 08 1979, 3:33 AM EST

Att. 6,887 - Unknown - 40 F

BOTTOM

livebaseballscorecards.com

Batter	1	2	3	4	5	6	7	8	9	10	11	12	AB	R	H	RBI	BB	SO	LOB
Toby Harrah, R (1, 5) OBP: 0.214, SLG: 0.154	1B 1B 1B	E5 2-3		F9			K		1B 3-H			F7	6	1	2	1	0	1	1
Jim Norris, L (1, 8) (10, 7) OBP: 0.500, SLG: 0.583	1B 5-3 1B 1-2	4-3			F8 SF8 2B		4-3		1-3			G3	6	2	2	0	0	0	3
Bobby Bonds, R (1, 9) OBP: 0.286, SLG: 0.357	5-3 6-3 1B 1B 1-3 2-H		5-3 1B 2B		F8 2-3		K			5-3		F9	6	2	2	1	0	1	1
Andre Thornton, R (1, 3)	6-3 1-2		5-3 2-3		SF8 3-H			K		K			4	0	0	1	0	2	3
Gary Alexander, R (1, 2)	5-3 2-3 3-H		6-3		K			F9		BB			4	0	0	1	1	1	2
Wayne Cage, L (1, 10) OBP: 0.300, SLG: 0.222	CS 3-H 1B		FC6-4 3-H 1B			G3		4-3		L7			5	0	2	2	0	0	1
Ted Cox, R (1, 7)	CS 1-2	6-3	FC6-4 1-2f			F8			SH3-4 WP 1B BB			K	3	0	0	0	1	0	1
Horace Speed, R (9, PR) OBP: 0.500, SLG: 0.250 (10, 8)													1	1	0	0	0	1	0
Duane Kuiper, L (1, 4) OBP: 0.182, SLG: 0.273		5-3		4-3		1B			SH3-4 1-3			6-3	4	0	1	0	0	0	0
Tom Veryzer, R (1, 6) OBP: 0.273, SLG: 0.300		E 2B		6-3		F9			G3			K	3	0	1	0	0	0	1
Ron Hassey, L (9, PH)													1	0	0	0	0	0	2
Dave Rosello, R (10, 6)													1	0	0	0	0	1	0
Inning Stats	R: 3 E: 0 K: 0 S: 6 H: 4 LOB: 0 BB: 0 P: 6	R: 0 E: 1 K: 0 S: 5 H: 1 LOB: 2 BB: 0 P: 5	R: 1 E: 0 K: 0 S: 5 H: 2 LOB: 1 BB: 0 P: 5	R: 0 E: 0 K: 0 S: 3 H: 0 LOB: 0 BB: 0 P: 3	R: 1 E: 0 K: 1 S: 6 H: 1 LOB: 0 BB: 0 P: 6	R: 0 E: 0 K: 0 S: 4 H: 1 LOB: 1 BB: 0 P: 4	R: 0 E: 0 K: 2 S: 7 H: 0 LOB: 0 BB: 0 P: 7	R: 0 E: 0 K: 1 S: 5 H: 0 LOB: 0 BB: 0 P: 5	R: 1 E: 0 K: 0 S: 4 H: 1 LOB: 1 BB: 1 P: 8	R: 0 E: 0 K: 1 S: 5 H: 0 LOB: 1 BB: 1 P: 9	R: 0 E: 0 K: 2 S: 7 H: 0 LOB: 0 BB: 0 P: 7	R: 0 E: 0 K: 0 S: 3 H: 0 LOB: 0 BB: 0 P: 3	1B: 7 2B: 3 3B: 0 HR: 0	SF: 1 SAC: 1 DP: 0 HBP: 0					

	AB	44
	R	6
	H	10
	RBI	6
	BB	2
	SO	7
	LOB	15

WP: 1 PB: 0 SB: 0 CS: 1 PA: 49

PITCHER	IP	WLS	BF	H	R	ER	SO	BB	IBB	HBP	BLK	WP	HR	S	P	ERA	WHIP
Bob Stanley, R (1, 1) ERA: 9.0	5.0		23	8	5	5	1	0	0	0	0	0	0	25	25	9.00	1.600
Chuck Rainey, R (6, 1) ERA: 3.0	3.0		11	1	1	1	3	1	0	0	0	0	0	16	20	3.00	0.667
Bill Campbell, R (9, 1) ERA:	2.0		8	1	0	0	1	1	0	0	0	1	0	9	13	0.00	1.000
Dick Drago, R (11, 1) ERA: 2.08	2.0	W	6	0	0	0	2	0	0	0	0	0	0	10	10	0.00	0.000

PITCHER	IP	WLS	BF	H	R	ER	SO	BB	IBB	HBP	BLK	WP	HR	S	P	ERA	WHIP

Batter	1	2	3	4	5	6	7	8	9	AB	R	H	RBI	BB	SO	LOB
Toby Harrah, R (1, 5) OBP: 0.263, SLG: 0.176	6-3		5-3		1-3 BB		S E 1B		F9	4	0	1	0	1	0	1
Jim Norris, L (1, 8) OBP: 0.474, SLG: 0.500	4-3		F5		1-3 1-2 2-3		1-2 S BB		1-2 1B	4	0	1	0	1	0	2
Bobby Bonds, R (1, 9) OBP: 0.263, SLG: 0.278	F9			F8	BB		1-2 2-3 K		K	4	0	0	0	1	2	4
Andre Thornton, R (1, 3) OBP: 0.235, SLG: 0.077		K		1B 1B	F9		F7			4	0	1	0	0	1	5
Gary Alexander, R (1, 2) OBP: 0.294, SLG: 0.077		E BB		1-2 1B		K		K		3	0	1	0	1	2	0
Wayne Cage, L (1, 10) OBP: 0.214, SLG: 0.154		K		F6		5-3		K		4	0	0	0	0	2	3
Ted Cox, R (1, 7) OBP: 0.214, SLG: 0.083		E6 1-2		F9		1B		4-3		4	0	1	0	0	0	3
Duane Kuiper, L (1, 4) OBP: 0.267, SLG: 0.333		1-3			1-3 1-3 1B		5-3		1B 1B	4	0	2	0	0	0	3
Tom Veryzer, R (1, 6) OBP: 0.200, SLG: 0.214			F7		1-3 1-2		5-3		K	4	0	0	0	0	1	2
Inning Stats	R: 0 E: 0 K: 0 S: 3 H: 0 LOB: 0 BB: 0 P: 3	R: 0 E: 1 K: 2 S: 8 H: 0 LOB: 2 BB: 1 P: 12	R: 0 E: 0 K: 0 S: 3 H: 0 LOB: 0 BB: 0 P: 3	R: 0 E: 0 K: 0 S: 5 H: 2 LOB: 2 BB: 0 P: 5	R: 0 E: 0 K: 0 S: 4 H: 1 LOB: 3 BB: 2 P: 12	R: 0 E: 0 K: 1 S: 6 H: 1 LOB: 1 BB: 0 P: 6	R: 0 E: 1 K: 1 S: 6 H: 1 LOB: 2 BB: 1 P: 10	R: 0 E: 0 K: 2 S: 7 H: 0 LOB: 0 BB: 0 P: 7	R: 0 E: 0 K: 2 S: 9 H: 2 LOB: 2 BB: 0 P: 9	1B: 7 2B: 0 3B: 0 HR: 0 SF: 0 SAC: 0 DP: 0 HBP: 0						

PITCHER		IP	WLS	BF	H	R	ER	SO	BB	IBB	HBP	BLK	WP	HR	S	P	ERA	WHIP
Doyle Alexander, R ERA:	(1, 1)	4.2		21	3	0	0	2	3	0	0	0	0	0	22	34	0.00	1.286
Jim Kern, R ERA:	(5, 1)	4.1	W	18	4	0	0	6	1	0	0	0	0	0	29	33	0.00	1.154

PITCHER	IP	WLS	BF	H	R	ER	SO	BB	IBB	HBP	BLK	WP	HR	S	P	ERA	WHIP

TOP

Cleveland Indians @ Texas Rangers

Arlington Stadium, Arlington, TX

Tue Apr 10 1979, 7:05 PM EST

Att. 22,424 - Unknown

livebaseballscorecards.com

AB	35
R	0
H	7
RBI	0
BB	4
SO	8
LOB	23

WP: 0 PA: 39
PB: 0
SB: 2
CS: 0

Cleveland Indians @ Texas Rangers

Arlington Stadium, Arlington, TX

Tue Apr 10 1979, 7:05 PM EST

Att. 22,424 - Unknown

BOTTOM

Batter	1	2	3	4	5	6	7	8	9	AB	R	H	RBI	BB	SO	LOB
Bump Wills, S (1, 4) OBP: 0.333, SLG: 0.375	F9		K 1-2 2-3		F7		1-3			4	0	0	0	0	1	3
Bill Sample, R (1, 7) OBP: 0.200, SLG: 0.250	5-3		SF7 3-H		5-3			5-3		3	0	0	1	0	0	0
Al Oliver, L (1, 8) OBP: 0.333, SLG: 1.125	HR		HR 2-H			F8		6-3		4	2	2	3	0	0	0
Johnny Grubb, L (1, 9) OBP: 0.222, SLG: 0.556	4-3		K			1-3		2B 1B		4	0	1	0	0	1	0
Buddy Bell, R (1, 5) OBP: 0.222, SLG: 0.250		K		F7		4-3		1-3 2B		4	0	1	0	0	1	0
Oscar Gamble, L (1, 10) OBP: 0.500, SLG: 0.250 John Ellis, R (8, PH)		F4		FC6-4 1B			BBBB 4-0 L6-3 BB	F8		2 1	0 0	1 0	0 0	1 0	0 0	0 2
Jim Sundberg, R (1, 2) OBP: 0.143, SLG: 0.143		6-3		FC6-4 1-2f			L6-3 1-2			3	0	0	0	0	0	2
Mike Jorgensen, L (1, 3) OBP: 0.429, SLG: 0.500			E 1B SF7 1B	F3			1B 2B			3	2	2	0	0	0	1
Nelson Norman, S (1, 6) OBP: 0.400, SLG: 0.250 Pat Putnam, L (7, PH) OBP: 0.667, SLG: 1.000 Bert Campaneris, R (7, PR) (8, 6)			E HR 1-2 1B		F9		2-H 1B			2 1 0	1 0 0	1 1 0	0 1 0	0 0 0	0 0 0	0 0 0
Inning Stats	R: 1 E: 0 K: 0 S: 4 H: 1 LOB: 0 BB: 0 P: 4	R: 0 E: 0 K: 1 S: 5 H: 0 LOB: 0 BB: 0 P: 5	R: 3 E: 1 K: 2 S: 10 H: 3 LOB: 0 BB: 0 P: 10	R: 0 E: 0 K: 0 S: 4 H: 1 LOB: 1 BB: 0 P: 4	R: 0 E: 0 K: 0 S: 3 H: 0 LOB: 0 BB: 0 P: 3	R: 0 E: 0 K: 0 S: 3 H: 0 LOB: 0 BB: 0 P: 3	R: 1 E: 0 K: 0 S: 4 H: 2 LOB: 1 BB: 1 P: 8	R: 0 E: 0 K: 0 S: 5 H: 2 LOB: 2 BB: 0 P: 5		1B: 5 2B: 3 3B: 0 HR: 2 SF: 1 SAC: 0 DP: 1 HBP: 0				WP: 0 PB: 0 SB: 0 CS: 0 PA: 33		

livebaseballscorecards.com

	AB	31
	R	5
	H	9
	RBI	5
	BB	1
	SO	3
	LOB	8

PITCHER		IP	WLS	BF	H	R	ER	SO	BB	IBB	HBP	BLK	WP	HR	S	P	ERA	WHIP
Rick Wise, R ERA: 7.36	(1, 1)	6.0	L	24	5	5	5	3	1	0	0	0	0	2	29	33	7.50	1.000
Paul Reuschel, R ERA: 5.4	(7, 1)	1.2		8	4	0	0	0	0	0	0	0	0	0	8	8	0.00	2.400
Sid Monge, L ERA:	(8, 1)	0.1		1	0	0	0	0	0	0	0	0	0	0	1	1	0.00	0.000

PITCHER	IP	WLS	BF	H	R	ER	SO	BB	IBB	HBP	BLK	WP	HR	S	P	ERA	WHIP

Batter	1	2	3	4	5	6	7	8	9	AB	R	H	RBI	BB	SO	LOB
Toby Harrah, R (1, 5) OBP: 0.261, SLG: 0.150	S S S 0-3 ① K		S S S 0-3 ③ K			B B B B 4-0 BB			x 0-0 ② 5-3	3	0	0	0	1	2	1
Rick Manning, L (1, 8)	x 0-0 ② 5-3			x 0-0 ① L5		x 0-0 ③ L7			x 0-0 ③ 1-3	4	0	0	0	0	0	1
Bobby Bonds, R (1, 9) OBP: 0.227, SLG: 0.238	x 0-0 ③ 6-3			x 0-0 ② 5-3			x 0-0 ① 5-3			3	0	0	0	0	0	0
Andre Thornton, R (1, 3) OBP: 0.200, SLG: 0.063		x 0-0 ① 5-3		S S S 0-3 ③ K			S S S 0-3 ② K			3	0	0	0	0	2	0
Gary Alexander, R (1, 2) OBP: 0.250, SLG: 0.063		x 0-0 ② F9			S S S 0-3 ① K		x 0-0 ③ F3			3	0	0	0	0	1	0
Jim Norris, L (1, 10) OBP: 0.409, SLG: 0.421		x 0-0 ③ 5-3			x 0-0 ② F8			x 0-0 ① 1-3		3	0	0	0	0	0	0
Ted Cox, R (1, 7) OBP: 0.235, SLG: 0.133			x 0-0 1B		S S S 0-3 ③ K			x 0-0 ② 5-3		3	0	1	0	0	1	0
Duane Kuiper, L (1, 4) OBP: 0.222, SLG: 0.278			x 0-0 ① F5			x 0-0 ① F4		x 0-0 ③ 4-3		3	0	0	0	0	0	1
Tom Veryzer, R (1, 6) OBP: 0.167, SLG: 0.176			x 0-0 ② F8			x 0-0 ② L7			x 0-0 ① 6-3	3	0	0	0	0	0	1
Inning Stats	R: 0 E: 0 K: 1 S: 5 H: 0 LOB: 0 BB: 0 P: 5	R: 0 E: 0 K: 0 S: 3 H: 0 LOB: 0 BB: 0 P: 3	R: 0 E: 0 K: 1 S: 6 H: 1 LOB: 1 BB: 0 P: 6	R: 0 E: 0 K: 1 S: 5 H: 0 LOB: 0 BB: 0 P: 5	R: 0 E: 0 K: 2 S: 7 H: 0 LOB: 0 BB: 0 P: 7	R: 0 E: 0 K: 0 S: 3 H: 0 LOB: 1 BB: 1 P: 7	R: 0 E: 0 K: 1 S: 5 H: 0 LOB: 0 BB: 0 P: 5	R: 0 E: 0 K: 0 S: 3 H: 0 LOB: 0 BB: 0 P: 3	R: 0 E: 0 K: 0 S: 3 H: 0 LOB: 0 BB: 0 P: 3	1B: 1 2B: 0 3B: 0 HR: 0	SF: 0 SAC: 0 DP: 0 HBP: 0						

Cleveland Indians @ Texas Rangers

Arlington Stadium, Arlington, TX

Wed Apr 11 1979, 7:05 PM EST

Att. 12,784 - Unknown

TOP

livebaseballscorecards.com

AB	28
R	0
H	1
RBI	0
BB	1
SO	6
LOB	4

WP: 0 PB: 0 SB: 0 CS: 0 PA: 29

PITCHER		IP	WLS	BF	H	R	ER	SO	BB	IBB	HBP	BLK	WP	HR	S	P	ERA	WHIP
Steve Comer, R ERA:	(1, 1)	7.0	W	23	1	0	0	6	1	0	0	0	0	0	34	38	0.00	0.286
Sparky Lyle, L ERA:	(8, 1)	2.0		6	0	0	0	0	0	0	0	0	0	0	6	6	0.00	0.000

PITCHER		IP	WLS	BF	H	R	ER	SO	BB	IBB	HBP	BLK	WP	HR	S	P	ERA	WHIP

Cleveland Indians @ Texas Rangers

Arlington Stadium, Arlington, TX

Wed Apr 11 1979, 7:05 PM EST

Att. 12,784 - Unknown

livebaseballscorecards.com

BOTTOM

Batter	1	2	3	4	5	6	7	8	9	AB	R	H	RBI	BB	SO	LOB
Bump Wills, S (1, 4) OBP: 0.385, SLG: 0.417	L4	1-2 2-H 1B			BB 2B 1B	3-1				4	1	2	0	0	0	0
Bill Sample, R (1, 7) OBP: 0.333, SLG: 0.167	5-3		BBBB FC6-4 BB		2B 1-2 SF8 BB		F2			2	1	0	0	2	0	0
Al Oliver, L (1, 8) OBP: 0.308, SLG: 0.917	K		FC6-4 G1-6-3 1-2f		1-3 2-H 2B		F7			4	0	1	1	0	1	1
Johnny Grubb, L (1, 9) OBP: 0.154, SLG: 0.385		6-3	G1-6-3 1-2f		F9		K			4	0	0	0	0	1	3
Buddy Bell, R (1, 5) OBP: 0.308, SLG: 0.200		BB E SF9 HBP		F8	IBB			K		2	1	0	0	1	1	0
Oscar Gamble, L (1, 10) OBP: 0.500, SLG: 0.200 John Ellis, R (5, PH)		E3 BB 1B 1-2		BBBB 1B BB	SF8 3-H			F4		1 1	1 0	0 0	0 1	1 0	0 0	1 0
Jim Sundberg, R (1, 2) OBP: 0.182, SLG: 0.100		BBBB 1B 1B 1-2 2-3 BB		F4	5-3			F6		3	0	0	0	1	0	3
Pat Putnam, L (1, 3) OBP: 0.500, SLG: 0.800 Mike Jorgensen, L (9, 3) OBP: 0.429, SLG: 0.500		SF9 3-H		1-2		F7				2 0	0 0	1 0	1 0	0 0	0 0	0 0
Nelson Norman, S (1, 6) OBP: 0.375, SLG: 0.286		1B 1-2 2-H 1B		K		6-3				3	0	1	1	0	1	2

	AB	26
	R	4
	H	5
	RBI	4
	BB	5
	SO	4
	LOB	10

Inning Stats	1	2	3	4	5	6	7	8	9
	R: 0 E: 0 K: 1 S: 5	H: 0 LOB: 0 BB: 0 P: 5	R: 2 E: 1 K: 0 S: 5	H: 2 LOB: 2 BB: 1 P: 10	R: 0 E: 0 K: 0 S: 2	H: 0 LOB: 0 BB: 1 P: 6	R: 0 E: 0 K: 1 S: 6	H: 1 LOB: 2 BB: 1 P: 10	R: 2 E: 0 K: 0 S: 5	H: 2 LOB: 2 BB: 2 P: 13	R: 0 E: 0 K: 0 S: 3	H: 0 LOB: 0 BB: 0 P: 3	R: 0 E: 0 K: 1 S: 5	H: 0 LOB: 0 BB: 0 P: 5	R: 0 E: 0 K: 1 S: 5	H: 0 LOB: 0 BB: 0 P: 5	

	1B: 4	SF: 2
	2B: 1	SAC: 0
	3B: 0	DP: 1
	HR: 0	HBP: 1

	WP: 0	PA: 34
	PB: 0	
	SB: 0	
	CS: 0	

PITCHER		IP	WLS	BF	H	R	ER	SO	BB	IBB	HBP	BLK	WP	HR	S	P	ERA	WHIP
Eric Wilkins, R ERA: 4.5	(1, 1)	4.0	L	21	5	4	2	2	4	0	1	0	0	0	20	37	4.50	2.250
Don Hood, L ERA:	(5, 1)	0.1		2	0	0	0	0	0	1	0	0	0	0	1	5	0.00	0.000
Dan Spillner, R ERA:	(5, 1)	3.2		11	0	0	0	2	0	0	0	0	0	0	15	15	0.00	0.000

PITCHER	IP	WLS	BF	H	R	ER	SO	BB	IBB	HBP	BLK	WP	HR	S	P	ERA	WHIP

Batter	1	2	3	4	5	6	7	8	9	AB	R	H	RBI	BB	SO	LOB
Toby Harrah, R (1, 5) OBP: 0.286, SLG: 0.240	0-0 1B S BB 1B	0-3 K ③			0-0 1B 2B		0-0 5-3 ①		0-0 F3 ③	5	2	2	0	0	1	1
Rick Manning, L (1, 8) OBP: 0.250, SLG: 0.250	0-0 BB S 1-3 1B		0-0 4-3 ①		0-0 S 2-H 1B		0-0 6-3 ②			4	0	2	1	0	0	0
Bobby Bonds, R (1, 9) OBP: 0.192, SLG: 0.200	0-3 K ① 1-2		0-0 F7 ②		0-0 F7 ①		0-3 K ③			4	0	0	0	0	2	3
Andre Thornton, R (1, 3) OBP: 0.208, SLG: 0.053	4-0 BB BB		0-3 K ③		0-3 K ②			0-0 5-3 ①		3	0	0	0	1	2	1
Gary Alexander, R (1, 2) OBP: 0.208, SLG: 0.050	0-3 K ②			0-0 1-3 ①	0-3 K ③ 1-2			0-3 K ②		4	0	0	0	0	3	4
Jim Norris, L (1, 10) OBP: 0.423, SLG: 0.381	4-0 1-2 2-3 3-H BB			4-0 S BB		0-0 E3 1B G6-4-3		0-0 4-3 ③		2	1	0	1	2	0	0
Ted Cox, R (1, 7) OBP: 0.238, SLG: 0.158	0-3 K ③			0-0 F9 ②		0-0 G6-4-3 1-3 1B			0-0 F9 ①	4	0	1	0	0	1	4
Duane Kuiper, L (1, 4) OBP: 0.273, SLG: 0.286		0-3 K ①		4-0 1-2 BB		0-0 G6-4-3 ①② 1-2f 3-H			0-0 1B	3	0	1	0	1	1	1
Tom Veryzer, R (1, 6) OBP: 0.143, SLG: 0.150 Wayne Cage, L (9, PH) OBP: 0.214, SLG: 0.154 Ron Pruitt, R (9, PH)		0-0 F3 ②		0-0 F8 ③		0-0 6-3 ③			0-0 F7 ②	3 0 1	0 0 0	0 0 0	0 0 0	0 0 0	0 0 0	2 0 1
Inning Stats	R: 1 H: 2 E: 0 LOB: 3 K: 3 BB: 2 S: 11 P: 19	R: 0 H: 0 E: 0 LOB: 0 K: 2 BB: 0 S: 7 P: 7	R: 0 H: 0 E: 0 LOB: 0 K: 1 BB: 0 S: 5 P: 5	R: 0 H: 0 E: 0 LOB: 2 K: 0 BB: 2 S: 3 P: 11	R: 1 H: 2 E: 0 LOB: 1 K: 2 BB: 0 S: 9 P: 9	R: 1 H: 1 E: 1 LOB: 0 K: 0 BB: 0 S: 4 P: 4	R: 0 H: 0 E: 0 LOB: 0 K: 1 BB: 0 S: 5 P: 5	R: 0 H: 0 E: 0 LOB: 0 K: 1 BB: 0 S: 5 P: 5	R: 0 H: 1 E: 0 LOB: 1 K: 0 BB: 0 S: 4 P: 4	1B: 5 SF: 0 2B: 1 SAC: 0 3B: 0 DP: 1 HR: 0 HBP: 0						

PITCHER		IP	WLS	BF	H	R	ER	SO	BB	IBB	HBP	BLK	WP	HR	S	P	ERA	WHIP
Fergie Jenkins, R ERA: 2.08	(1, 1)	8.1	W	35	6	3	2	10	4	0	0	0	0	0	51	67	2.16	1.200
Sparky Lyle, L ERA:	(9, 1)	0.2	S	2	0	0	0	0	0	0	0	0	0	0	2	2	0.00	0.000

PITCHER	IP	WLS	BF	H	R	ER	SO	BB	IBB	HBP	BLK	WP	HR	S	P	ERA	WHIP

Cleveland Indians @ Texas Rangers

Arlington Stadium, Arlington, TX

Thu Apr 12 1979, 7:05 PM EST

Att. 15,777 - Unknown

TOP

livebaseballscorecards.com

AB	33
R	3
H	6
RBI	2
BB	4
SO	10
LOB	17

BOTTOM

Cleveland Indians @ Texas Rangers

Arlington Stadium, Arlington, TX

Thu Apr 12 1979, 7:05 PM EST

Att. 15,777 - Unknown

livebaseballscorecards.com

Batter	1	2	3	4	5	6	7	8	9	AB	R	H	RBI	BB	SO	LOB
Bump Wills, S (1, 4) OBP: 0.444, SLG: 0.357	BBBB 4-0 F9 BB BB		BBBB 4-0 1B BB E BB	BBBB 4-0 1B 1-2 BB		x 0-0 E6 FC6-4 1-2		x 0-0 ② F9		2	1	0	0	3	0	2
Bill Sample, R (1, 7) OBP: 0.429, SLG: 0.222	BBBB 4-0 1-2 BB		BBBB 4-0 1B 1-2 E BB	x 0-0 1-2 2-H 1B		x 0-0 ③ FC6-4 1-2f		x 0-0 ③ F9		3	1	1	1	2	0	3
Al Oliver, L (1, 8) OBP: 0.353, SLG: 0.813	SSS 0-3 ① K		x 0-0 E 1-2 2-3 1B	x 0-0 ③ F8			x 0-0 1B 1B			4	1	2	0	0	1	4
Buddy Bell, R (1, 5) OBP: 0.294, SLG: 0.214	x 0-0 ② F9 2-3		x 0-0 ① E5 1-3 2-H 3-H		x 0-0 ① F8		x 0-0 G6-3 1-2 1B			4	0	1	1	0	0	3
John Ellis, R (1, 3) OBP: 0.167, SLG: 0.200 Mike Jorgensen, L (7, 3) OBP: 0.375, SLG: 0.429	x 0-0 ③ 4-3		x 0-0 CS 3-H 1B		x 0-0 ② F9		SSS 0-3 ① K			3 1	0 0	1 0	1 0	0 0	0 1	2 2
Jim Sundberg, R (1, 2) OBP: 0.200, SLG: 0.214		x 0-0 2B	x 0-0 ② ③ 5-3 1-2		x 0-0 ③ F9		x 0-0 ② ③ G6-3 1-2f			4	0	1	0	0	0	3
Gary Gray, R (1, 10) Oscar Gamble, L (8, PH) OBP: 0.556, SLG: 0.833		x 0-0 ① 5-3	SSS 0-3 ① K			x 0-0 ① F9		x 0-0 HR		3 1	0 1	0 1	0 1	1 0	1 0	1 0
Dave Roberts, R (1, 9) OBP: 0.250, SLG: 0.250		x 0-0 ② 5-3		x 0-0 ② 6-3		x 0-0 ② F9		x 0-0 SH3-4 1B		4	0	1	0	0	0	1
Nelson Norman, S (1, 6) OBP: 0.455, SLG: 0.333		x 0-0 ③ 1-3		BBBB 4-0 BB 1B BB		x 0-0 E 1B		x 0-0 ① SH3-4 1-2		2	1	1	0	1	0	1
Inning Stats	R: 0 H: 0 E: 0 LOB: 2 K: 1 BB: 2 S: 5 P: 13	R: 0 H: 1 E: 0 LOB: 1 K: 0 BB: 0 S: 4 P: 4	R: 3 H: 2 E: 1 LOB: 0 K: 0 BB: 2 S: 4 P: 12	R: 1 H: 1 E: 0 LOB: 2 K: 1 BB: 2 S: 6 P: 14	R: 0 H: 0 E: 0 LOB: 0 K: 0 BB: 0 S: 3 P: 3	R: 0 H: 1 E: 1 LOB: 2 K: 0 BB: 0 S: 5 P: 5	R: 0 H: 2 E: 0 LOB: 1 K: 1 BB: 0 S: 6 P: 6	R: 1 H: 2 E: 0 LOB: 1 K: 0 BB: 0 S: 5 P: 5		1B: 7 SF: 0 2B: 1 SAC: 1 3B: 0 DP: 1 HR: 1 HBP: 0						

	AB	31
	R	5
	H	9
	RBI	4
	BB	6
	SO	3
	LOB	22

WP: 0 PA: 38
PB: 0
SB: 0
CS: 1

PITCHER		IP	WLS	BF	H	R	ER	SO	BB	IBB	HBP	BLK	WP	HR	S	P	ERA	WHIP
Rick Waits, L ERA: 1.76	(1, 1)	6.1	L	32	7	4	3	3	6	0	0	0	0	0	32	56	4.26	2.053
Victor Cruz, R ERA: 4.05	(7, 1)	1.2		6	2	1	1	0	0	0	0	0	0	1	6	6	5.40	1.200

PITCHER	IP	WLS	BF	H	R	ER	SO	BB	IBB	HBP	BLK	WP	HR	S	P	ERA	WHIP

Batter	1	2	3	4	5	6	7	8	9	AB	R	H	RBI	BB	SO	LOB
Toby Harrah, R (1, 5) OBP: 0.303, SLG: 0.241	SH1-3 S 1B	6-3			BBBB 4-0 1B FC1-5 1-2 BB	5-3 1-2 2-3 3-H		FC5-4 1-2f		4	0	1	1	1	0	5
Rick Manning, L (1, 8) OBP: 0.231, SLG: 0.231	1-3 1-2		F9		FC1-5 1B 1-2 2-3f	S 1B 2-H 3-H			SSS 0-3 K	5	0	1	2	0	1	3
Bobby Bonds, R (1, 10) OBP: 0.233, SLG: 0.241	SH1-3 2-3		K 1B		1-2 2-3 1B	F8 1-2			SSS 0-3 K	4	0	2	0	0	1	1
Andre Thornton, R (1, 3) OBP: 0.172, SLG: 0.042	SSS 0-3 K		SSS 0-3 K 1-2		SSS 0-3 K		0-0 5-3		0-0 6-3	5	0	0	0	0	3	5
Jim Norris, L (1, 9) OBP: 0.367, SLG: 0.320		0-0 F6		0-0 G1	0-0 1-3		0-0 F8			4	0	0	0	0	0	3
Gary Alexander, R (1, 2) OBP: 0.250, SLG: 0.125		0-0 BB 1B G3 1B		SSS 0-3 K		0-0 BB 1B 5-3 1B	SSS 0-3 K			4	2	2	0	0	2	0
Duane Kuiper, L (1, 4) OBP: 0.346, SLG: 0.360		0-0 G3 BB 1-2 1B		0-0 FC6-4 1B		0-0 5-3 BB 1-2 1B		0-0 F8		4	1	3	0	0	0	0
Ted Cox, R (1, 7) OBP: 0.240, SLG: 0.136		BBBB 4-0 G3 1-2 2-3 BB		0-0 FC6-4 1-2f		0-0 F4		0-0 E6 FC5-4		3	0	0	0	1	0	3
Tom Veryzer, R (1, 6) OBP: 0.208, SLG: 0.143 Wayne Cage, L (8, PH) OBP: 0.200, SLG: 0.143 Dave Rosello, R (8, 6)		0-0 G3 1-2 2-3 3-H			BBBB 4-0 FC1-5 BB	BBBB 4-0 5-3 1B 1-2 2-3 BB		0-0 F5		1 1 0	1 0 0	0 0 0	1 0 0	2 0 0	0 0 0	2 1 0
Inning Stats	R: 0 E: 0 K: 1 S: 6 H: 1 LOB: 1 BB: 0 P: 6	R: 1 E: 0 K: 0 S: 5 H: 2 LOB: 2 BB: 1 P: 9	R: 0 E: 0 K: 1 S: 5 H: 1 LOB: 0 BB: 0 P: 5	R: 0 E: 0 K: 1 S: 6 H: 1 LOB: 1 BB: 0 P: 6	R: 0 E: 0 K: 1 S: 6 H: 1 LOB: 3 BB: 2 P: 14	R: 3 E: 0 K: 0 S: 6 H: 3 LOB: 1 BB: 1 P: 10	R: 0 E: 0 K: 1 S: 5 H: 0 LOB: 0 BB: 0 P: 5	R: 0 E: 1 K: 0 S: 4 H: 0 LOB: 1 BB: 0 P: 4	R: 0 E: 0 K: 2 S: 7 H: 0 LOB: 0 BB: 0 P: 7	1B: 9 2B: 0 3B: 0 HR: 0	SF: 0 SAC: 1 DP: 0 HBP: 0						

TOP

Cleveland Indians @ Boston Red Sox

Fenway Park, Boston, MA

Sun Apr 15 1979, 3:33 AM EST

Att. 16,460 - Unknown - 42 F

livebaseballscorecards.com

AB	35
R	4
H	9
RBI	4
BB	4
SO	7
LOB	23

PITCHER		IP	W/L/S	BF	H	R	ER	SO	BB	IBB	HBP	BLK	WP	HR	S	P	ERA	WHIP
Dennis Eckersley, R ERA: 3.0	(1, 1)	6.0	W	30	9	4	4	4	4	0	0	0	0	0	34	50	6.00	2.167
Dick Drago, R ERA: 2.53	(7, 1)	3.0	S	10	0	0	0	3	0	0	0	0	0	0	16	16	0.00	0.000

PITCHER	IP	W/L	BF	H	R	ER	SO	BB	IBB	HBP	BLK	WP	HR	S	P	ERA	WHIP

Batter	1	2	3	4	5	6	7	8	9	AB	R	H	RBI	BB	SO	LOB
Jerry Remy, L (1, 4) OBP: 0.207, SLG: 0.250	B1-3	2B 3B	1B 1B			K	WP BB SF8 BB			4	2	2	2	1	1	0
Rick Burleson, R (1, 6) OBP: 0.321, SLG: 0.308	5-3	2B	1B			E5 HR	SF8 WP 2B BB			4	2	2	3	1	0	0
Fred Lynn, L (1, 8) OBP: 0.500, SLG: 0.950	E S 1B BB	F7		4-3		HR	2B BB			3	3	1	2	2	0	1
Jim Rice, R (1, 7) OBP: 0.536, SLG: 0.667	BB 1B BB	6-3		6-3		2B	SF8			3	1	1	1	1	0	1
Carl Yastrzemski, L (1, 10) OBP: 0.464, SLG: 0.591	1B BB		G6-4-3 BB	F9		G6-4-3 BB	2B			2	0	1	2	3	0	0
George Scott, R (1, 3) OBP: 0.370, SLG: 0.364	1B		G6-4-3		1B BB	G6-4-3	K			4	0	1	2	1	1	4
Jack Brohamer, L (1, 5) OBP: 0.389, SLG: 0.588	K		2B 1B 1B		1B		F9	F4		5	1	2	0	0	1	2
Dwight Evans, R (1, 9) OBP: 0.346, SLG: 0.591		4-3	1B 1B 2B		6-3		2B	K		5	2	2	0	0	1	1
Gary Allenson, R (1, 2) OBP: 0.333, SLG: 0.286		3B BB	1B 1B BB		6-3		BB WP 2B	5-3		3	3	1	1	2	0	1
Inning Stats	R: 2 E: 0 K: 1 S: 6 H: 1 LOB: 2 BB: 3 P: 18	R: 2 E: 0 K: 0 S: 5 H: 2 LOB: 1 BB: 1 P: 9	R: 3 E: 0 K: 0 S: 5 H: 4 LOB: 2 BB: 2 P: 13	R: 0 E: 0 K: 0 S: 3 H: 0 LOB: 0 BB: 0 P: 3	R: 0 E: 0 K: 0 S: 3 H: 1 LOB: 1 BB: 1 P: 7	R: 2 E: 1 K: 1 S: 7 H: 2 LOB: 1 BB: 1 P: 11	R: 5 E: 0 K: 1 S: 8 H: 3 LOB: 1 BB: 3 P: 20	R: 0 E: 0 K: 1 S: 5 H: 0 LOB: 0 BB: 0 P: 5		1B: 5 2B: 6 3B: 1 HR: 1 SF: 1 SAC: 0 DP: 2 HBP: 0						

PITCHER		IP	WLS	BF	H	R	ER	SO	BB	IBB	HBP	BLK	WP	HR	S	P	ERA	WHIP
Mike Paxton, R ERA: 16.88	(1, 1)	1.1	L	11	3	4	4	1	4	0	0	0	0	0	9	25	27.00	5.250
Paul Reuschel, R ERA: 7.71	(2, 1)	3.0		14	5	3	3	0	3	0	0	0	0	0	11	23	9.00	2.667
Len Barker, R ERA: 13.5	(5, 1)	2.0		11	4	4	3	1	1	0	0	0	0	1	12	16	13.50	2.500
Don Hood, L ERA: 81.0	(7, 1)	0.0		3	0	0	0	0	3	0	0	0	1	0	0	12	∞	∞
Dan Spillner, R ERA:	(7, 1)	1.2		6	1	3	3	2	0	0	0	0	0	0	10	10	16.20	0.600

PITCHER IP WLS BF H R ER SO BB IBB HBP BLK WP HR S P ERA WHIP

BOTTOM

Cleveland Indians @ Boston Red Sox

Fenway Park, Boston, MA

Sun Apr 15 1979, 3:33 AM EST
Att. 16,460 - Unknown - 42 F

livebaseballscorecards.com

AB	33
R	14
H	13
RBI	13
BB	11
SO	4
LOB	10

WP: 1 PA: 45
PB: 0
SB: 1
CS: 0

Batter	1	2	3	4	5	6	7	8	9	AB	R	H	RBI	BB	SO	LOB
Jim Norris, L (1, 9) OBP: 0.343, SLG: 0.300	FC6-4 4-3 1B		1-3		P8	G3			L4	5	0	1	0	0	0	3
Rick Manning, L (1, 8) OBP: 0.278, SLG: 0.278	4-3 1-2		4-3		1-3		FC5-4 1B		S 1B	5	0	2	0	0	0	2
Bobby Bonds, R (1, 10) OBP: 0.286, SLG: 0.303	FC6-4 BB			S 1B 1B	HR 2-H 2B		K		5-3 1-2	4	2	2	1	1	1	2
Toby Harrah, R (1, 5) OBP: 0.297, SLG: 0.333	FC6-4 S 1-2f 2-3			5-6-3 1-2	HR 2-H		F9			4	1	1	2	0	0	4
Andre Thornton, R (1, 3) OBP: 0.182, SLG: 0.071	K 1-2			1B 2-H 1B	F8		FC5-4 1-2f			4	0	1	1	0	1	3
Gary Alexander, R (1, 2) OBP: 0.219, SLG: 0.107		F3		K	K			L7		4	0	0	0	0	2	1
Duane Kuiper, L (1, 4) OBP: 0.367, SLG: 0.379		5-3		1-2 1B	CS 1B			1-3		4	0	2	0	0	0	0
Ted Cox, R (1, 7) OBP: 0.276, SLG: 0.160		CS 1B		F3	1B 1-2 BB			5-3		3	0	1	0	1	0	2
Tom Veryzer, R (1, 6) OBP: 0.250, SLG: 0.240		CS 1-2		F6	2B 2B				F5	4	1	2	0	0	0	0
Inning Stats	R: 0 E: 0 K: 1 S: 6 H: 1 LOB: 2 BB: 1 P: 10	R: 0 E: 0 K: 0 S: 3 H: 1 LOB: 0 BB: 0 P: 3	R: 0 E: 0 K: 0 S: 3 H: 0 LOB: 0 BB: 0 P: 3	R: 1 E: 0 K: 1 S: 8 H: 3 LOB: 2 BB: 0 P: 8	R: 3 E: 0 K: 0 S: 6 H: 3 LOB: 0 BB: 0 P: 6	R: 0 E: 0 K: 1 S: 6 H: 2 LOB: 2 BB: 1 P: 10	R: 0 E: 0 K: 1 S: 6 H: 1 LOB: 1 BB: 0 P: 6	R: 0 E: 0 K: 0 S: 3 H: 0 LOB: 0 BB: 0 P: 3	R: 0 E: 0 K: 0 S: 4 H: 1 LOB: 1 BB: 0 P: 4	1B: 9 2B: 2 3B: 0 HR: 1 SF: 0 SAC: 0 DP: 0 HBP: 0							

PITCHER	IP	WLS	BF	H	R	ER	SO	BB	IBB	HBP	BLK	WP	HR	S	P	ERA	WHIP
Bob Stanley, R (1, 1) ERA: 5.4	9.0	L	39	12	4	4	4	2	0	0	0	0	1	45	53	4.00	1.556

PITCHER	IP	WLS	BF	H	R	ER	SO	BB	IBB	HBP	BLK	WP	HR	S	P	ERA	WHIP

TOP

Cleveland Indians @ Boston Red Sox

Fenway Park, Boston, MA

Mon Apr 16 1979, 3:33 AM EST

Att. 27,439 - Unknown - 44 F

livebaseballscorecards.com

AB	37
R	4
H	12
RBI	4
BB	2
SO	4
LOB	17

1B: 9	SF: 0	WP: 0	PA: 40
2B: 2	SAC: 0	PB: 0	
3B: 0	DP: 0	SB: 3	
HR: 1	HBP: 0	CS: 2	

Batter	1	2	3	4	5	6	7	8	9	AB	R	H	RBI	BB	SO	LOB
Jerry Remy, L (1, 4) OBP: 0.206, SLG: 0.273	SH5-3 2B		B1-3		F7		6-3		6-3	5	0	1	0	0	0	1
Rick Burleson, R (1, 6) OBP: 0.290, SLG: 0.276	SH5-3 2-3		L9		6-3		F9			3	0	0	0	0	0	0
Fred Lynn, L (1, 8) OBP: 0.500, SLG: 1.000	6-3		HR		BB			F4		3	1	1	1	1	0	1
Jim Rice, R (1, 7) OBP: 0.531, SLG: 0.625	BB BB		1B 1B		F7			F8		3	0	1	0	1	0	1
Carl Yastrzemski, L (1, 10) OBP: 0.469, SLG: 0.560	BB 1-2		1B 1-2			F4		5-3		3	0	1	0	1	0	0
George Scott, R (1, 3) OBP: 0.355, SLG: 0.320	K		F9			F8			1B BB	3	0	0	0	1	1	5
Jack Brohamer, L (1, 5) OBP: 0.381, SLG: 0.550 Larry Wolfe, R (9, PH) OBP: 0.300, SLG: 0.250		CS 1B	K			G3			1-3 1B	3 1	0 1	1 1	0 0	0 0	1 0	0 0
Dwight Evans, R (1, 9) OBP: 0.300, SLG: 0.500		K 1-2	4-3				L5		F9	4	0	0	0	0	1	2
Gary Allenson, R (1, 2) OBP: 0.385, SLG: 0.636		6-3	F8				HR		2-H 1B	4	1	2	2	0	0	0
Inning Stats	R: 0 H: 1 E: 0 LOB: 3 K: 1 BB: 2 S: 6 P: 14	R: 0 H: 1 E: 0 LOB: 0 K: 1 BB: 0 S: 5 P: 5	R: 1 H: 3 E: 0 LOB: 2 K: 0 BB: 0 S: 6 P: 6	R: 0 H: 0 E: 0 LOB: 0 K: 1 BB: 0 S: 5 P: 5	R: 0 H: 0 E: 0 LOB: 1 K: 0 BB: 1 S: 3 P: 7	R: 0 H: 0 E: 0 LOB: 0 K: 0 BB: 0 S: 3 P: 3	R: 1 H: 1 E: 0 LOB: 0 K: 0 BB: 0 S: 4 P: 4	R: 0 H: 0 E: 0 LOB: 0 K: 0 BB: 0 S: 3 P: 3	R: 1 H: 2 E: 0 LOB: 1 K: 0 BB: 1 S: 4 P: 8	1B: 5 SF: 0 2B: 1 SAC: 1 3B: 0 DP: 0 HR: 2 HBP: 0						

PITCHER	IP	WLS	BF	H	R	ER	SO	BB	IBB	HBP	BLK	WP	HR	S	P	ERA	WHIP
Rick Wise, R (1, 1) ERA: 5.71	6.1	W	27	6	2	2	3	3	0	0	0	0	2	30	42	2.84	1.421
Sid Monge, L (7, 1) ERA: 1.5	2.0		7	1	1	1	0	1	0	0	0	0	0	6	10	4.50	1.000
Victor Cruz, R (9, 1) ERA: 3.68	0.2	S	3	1	0	0	0	0	0	0	0	0	0	3	3	0.00	1.500

PITCHER	IP	WLS	BF	H	R	ER	SO	BB	IBB	HBP	BLK	WP	HR	S	P	ERA	WHIP

BOTTOM

Cleveland Indians @ Boston Red Sox

Fenway Park, Boston, MA

Mon Apr 16 1979, 3:33 AM EST
Att. 27,439 - Unknown - 44 F

livebaseballscorecards.com

AB	32
R	3
H	8
RBI	3
BB	4
SO	3
LOB	10

Texas Rangers @ Cleveland Indians

Cleveland Municipal Stadium, Cleveland, OH

Tue Apr 17 1979, 3:33 AM EST

Att. 6,910 - Unknown

livebaseballscorecards.com

Batter	1	2	3	4	5	6	7	8	9	AB	R	H	RBI	BB	SO	LOB
Bump Wills, S (1, 4) OBP: 0.389, SLG: 0.300	K		5-3			SH2-4 1B SF8 1B	4-3		4-3	5	1	1	0	0	1	0
Bill Sample, R (1, 7) OBP: 0.478, SLG: 0.500	F4			1B 2B		SF8 SH2-4 1B 1-2 1B	K		1B SF8 1B	5	3	3	0	0	1	0
Al Oliver, L (1, 8) OBP: 0.486, SLG: 0.710	1B			K		SH2-4 1-2 2-3	2B 1B		1-3 1B	4	1	3	0	0	1	1
Buddy Bell, R (1, 5) OBP: 0.361, SLG: 0.379	6-3			5-3		SF8 2-3 3-H	1-H 2B		3-H SF8	3	0	1	3	0	0	2
Richie Zisk, R (1, 9) OBP: 0.500, SLG: 0.857		F8		2-H 1B		1B 1B BB	BB		F7	2	1	1	1	1	0	0
Johnny Grubb, L (6, 9) OBP: 0.214, SLG: 0.240										1	0	0	0	1	0	1
John Ellis, R (1, 3) OBP: 0.167, SLG: 0.182		6-3		F9		BB 1B 1-2 3-H 1B	1-3			3	0	1	1	0	0	1
Mike Jorgensen, L (6, PR) (6, 3) OBP: 0.350, SLG: 0.471										1	0	0	0	0	0	2
Jim Sundberg, R (1, 2) OBP: 0.226, SLG: 0.207		1-3			6-3	BB 1-2 2-H 1B		K		4	0	1	1	0	1	0
Gary Gray, R (1, 10) OBP: 0.333, SLG: 0.333			5-3		CS 1B	1B BB 1-2 2-3 BB		F9		2	0	1	0	0	0	0
Oscar Gamble, L (6, PH) OBP: 0.500, SLG: 0.786										1	0	0	0	1	0	0
Nelson Norman, S (1, 6) OBP: 0.409, SLG: 0.278			5-3		4-3 1-2	F8		K		4	0	0	0	0	1	4

	AB	35
	R	6
	H	12
	RBI	6
	BB	3
	SO	5
	LOB	11

Inning Stats	1	2	3	4	5	6	7	8	9
	R: 0 E: 0 K: 1 S: 6	H: 1 LOB: 1 BB: 0 P: 6	R: 0 E: 0 K: 0 S: 3	H: 0 LOB: 0 BB: 0 P: 3	R: 0 E: 0 K: 0 S: 3	H: 0 LOB: 0 BB: 0 P: 3	R: 1 E: 0 K: 1 S: 7	H: 2 LOB: 1 BB: 0 P: 7	R: 0 E: 0 K: 0 S: 3	H: 1 LOB: 0 BB: 0 P: 3	R: 3 E: 0 K: 0 S: 7	H: 4 LOB: 3 BB: 2 P: 15	R: 1 E: 0 K: 1 S: 7	H: 2 LOB: 2 BB: 1 P: 11	R: 0 E: 0 K: 2 S: 7	H: 0 LOB: 0 BB: 0 P: 7	R: 1 E: 0 K: 0 S: 5	H: 2 LOB: 1 BB: 0 P: 5

| | | | | | | | | | |

BOTTOM

Texas Rangers @ Cleveland Indians

Cleveland Municipal Stadium, Cleveland, OH

Tue Apr 17 1979, 3:33 AM EST

Att. 6,910 - Unknown

livebaseballscorecards.com

Batter	1	2	3	4	5	6	7	8	9	AB	R	H	RBI	BB	SO	LOB
Jim Norris, L (1, 10) OBP: 0.375, SLG: 0.324	F6			F7		6-3 BB 1B		BBBB 1B S BB	1-2 2-H 1B	4	0	2	1	1	0	0
Rick Manning, L (1, 8) OBP: 0.348, SLG: 0.286	K			S 1B		BBBB 6-3 1-2 BB		BBBB 1B 1-2 BB	F8	3	0	1	0	2	1	2
Bobby Bonds, R (1, 9) OBP: 0.282, SLG: 0.297	F8			K		6-3 1-2 2-3		1-2 2-3 1B		4	0	1	0	0	1	3
Toby Harrah, R (1, 5) OBP: 0.268, SLG: 0.297		6-3		F2 1-2		F2		K		4	0	0	0	0	1	6
Andre Thornton, R (1, 3) OBP: 0.189, SLG: 0.188		1-3			HR		K	K		4	1	1	1	0	2	3
Gary Alexander, R (1, 2) OBP: 0.250, SLG: 0.100		K			1-3		BBBB BB BB		BBBB 1B 1B BB	2	1	0	0	2	1	0
Duane Kuiper, L (1, 4) OBP: 0.412, SLG: 0.387			F9		BBBB CS BB		BBBB G6-4-3 1-2 BB		1-2 1B	2	0	1	0	2	0	0
Ted Cox, R (1, 7) OBP: 0.242, SLG: 0.138			6-3		K 1-2		G6-4-3 1-2f		K	4	0	0	0	0	2	5
Tom Veryzer, R (1, 6) OBP: 0.233, SLG: 0.222 Paul Dade, R (8, PH) Dave Rosello, R (9, 6) Wayne Cage, L (9, PH) OBP: 0.188, SLG: 0.133			K			K		K	K	2 1 0 1	0 0 0 0	0 0 0 0	0 0 0 0	0 0 0 0	2 1 0 1	0 0 0 2
Inning Stats	R: 0 E: 0 K: 1 S: 5 H: 0 LOB: 0 BB: 0 P: 5	R: 0 E: 0 K: 1 S: 5 H: 0 LOB: 0 BB: 0 P: 5	R: 0 E: 0 K: 1 S: 5 H: 0 LOB: 0 BB: 0 P: 5	R: 0 E: 0 K: 1 S: 6 H: 1 LOB: 1 BB: 0 P: 6	R: 1 E: 0 K: 1 S: 5 H: 1 LOB: 0 BB: 1 P: 9	R: 0 E: 0 K: 1 S: 6 H: 1 LOB: 2 BB: 1 P: 10	R: 0 E: 0 K: 1 S: 4 H: 0 LOB: 1 BB: 2 P: 12	R: 0 E: 0 K: 3 S: 10 H: 1 LOB: 3 BB: 2 P: 18	R: 1 E: 0 K: 2 S: 9 H: 2 LOB: 2 BB: 1 P: 13	1B: 5 2B: 0 3B: 0 HR: 1	SF: 0 SAC: 0 DP: 1 HBP: 0						

	AB	31
	R	2
	H	6
	RBI	2
	BB	7
	SO	12
	LOB	21

PITCHER		IP	WLS	BF	H	R	ER	SO	BB	IBB	HBP	BLK	WP	HR	S	P	ERA	WHIP
Fergie Jenkins, R ERA: 1.99	(1, 1)	5.1	W	20	3	1	1	6	2	0	0	0	0	1	30	38	1.69	0.938
Jim Kern, R ERA: 2.38	(6, 1)	3.2	S	18	3	1	1	6	5	0	0	0	0	0	25	45	2.46	2.182

PITCHER	IP	WLS	BF	H	R	ER	SO	BB	IBB	HBP	BLK	WP	HR	S	P	ERA	WHIP

Texas Rangers @ Cleveland Indians

Cleveland Municipal Stadium, Cleveland, OH

Wed Apr 18 1979, 3:33 AM EST

Att. 6,192 - Unknown

TOP

livebaseballscorecards.com

Batter	1	2	3	4	5	6	7	8	9	AB	R	H	RBI	BB	SO	LOB
Bump Wills, S (1, 4) OBP: 0.366, SLG: 0.273	K		G3		BB		SF7		F3	3	0	0	1	1	1	1
Bill Sample, R (1, 7) Johnny Grubb, L (5, 7) Larvell Blanks, R (9, PH) OBP: 0.500, SLG: 0.500 OBP: 0.207, SLG: 0.231	1B 4-3 BB		3B 1B		K		K		K	2 1 1	2 0 0	1 0 0	0 0 0	1 0 0	1 1 1	1 1 1
Al Oliver, L (1, 8) OBP: 0.513, SLG: 0.765	4-3 1B		5-3 3B		IBB		K			3	1	2	1	1	1	1
Buddy Bell, R (1, 5) OBP: 0.325, SLG: 0.333	4-3		5-3		K			6-3		4	0	0	2	0	1	3
Richie Zisk, R (1, 9) OBP: 0.417, SLG: 0.636	K		K			FC4-6 1B		K		4	0	1	0	0	3	1
Oscar Gamble, L (1, 10) John Ellis, R (8, PH) Dave Roberts, R (8, PR) OBP: 0.478, SLG: 0.706 OBP: 0.231, SLG: 0.182 OBP: 0.250, SLG: 0.250		1B		G3		FC4-6 1B		FC6-4 BB		3 0 0	0 0 0	1 0 0	0 0 0	0 1 0	0 0 0	1 0 0
Jim Sundberg, R (1, 2) OBP: 0.229, SLG: 0.212		F9		F8		G6-3 1B		FC6-4		4	0	1	0	0	0	2
Mike Jorgensen, L (1, 3) Gary Gray, R (9, PH) OBP: 0.304, SLG: 0.400 OBP: 0.429, SLG: 0.429	K		K			G6-3			WP 1B	3 1	0 0	0 1	0 0	0 0	2 0	3 0
Nelson Norman, S (1, 6) Pat Putnam, L (7, PH) Bert Campaneris, R (7, PR) (7, 6) OBP: 0.375, SLG: 0.250 OBP: 0.429, SLG: 0.583 OBP: 0.200, SLG: 0.200		4-3			F7		WP SF7 2B		F6	2 1 1	0 0 1	0 1 1	0 0 0	0 0 0	0 0 0	1 0 1
Inning Stats	R: 1 H: 1 E: 0 LOB: 1 K: 2 BB: 1 S: 8 P: 12	R: 0 H: 1 E: 0 LOB: 1 K: 1 BB: 0 S: 6 P: 6	R: 2 H: 2 E: 0 LOB: 0 K: 1 BB: 0 S: 7 P: 7	R: 0 H: 0 E: 0 LOB: 0 K: 1 BB: 0 S: 5 P: 5	R: 0 H: 0 E: 0 LOB: 2 K: 2 BB: 2 S: 7 P: 15	R: 0 H: 2 E: 0 LOB: 1 K: 0 BB: 0 S: 4 P: 4	R: 1 H: 1 E: 0 LOB: 1 K: 2 BB: 0 S: 8 P: 8	R: 0 H: 0 E: 0 LOB: 1 K: 1 BB: 1 S: 5 P: 9	R: 0 H: 1 E: 0 LOB: 1 K: 1 BB: 0 S: 6 P: 6	1B: 6 SF: 1 2B: 1 SAC: 0 3B: 1 DP: 1 HR: 0 HBP: 0						

	AB	33
	R	4
	H	8
	RBI	4
	BB	4
	SO	11
	LOB	17

WP: 2 PA: 38
PB: 0
SB: 1
CS: 0

PITCHER		IP	WLS	BF	H	R	ER	SO	BB	IBB	HBP	BLK	WP	HR	S	P	ERA	WHIP
Eric Wilkins, R ERA: 5.4	(1, 1)	6.0		27	7	4	4	7	2	1	0	0	0	0	38	50	6.00	1.500
Sid Monge, L ERA: 0.87	(7, 1)	3.0	W	11	1	0	0	4	1	0	0	0	2	0	18	22	0.00	0.667

PITCHER		IP	WLS	BF	H	R	ER	SO	BB	IBB	HBP	BLK	WP	HR	S	P	ERA	WHIP

BOTTOM

Texas Rangers @ Cleveland Indians

Cleveland Municipal Stadium, Cleveland, OH

Wed Apr 18 1979, 3:33 AM EST

Att. 6,192 - Unknown

livebaseballscorecards.com

Batter	1	2	3	4	5	6	7	8	9	AB	R	H	RBI	BB	SO	LOB
Jim Norris, L (1, 7) OBP: 0.378, SLG: 0.316	1-3		1B SF8 1B	FC1-6 BB		K		F8		4	1	1	0	1	1	0
Rick Manning, L (1, 8) OBP: 0.321, SLG: 0.269	3-1		S SF8 BB 1B 1-3	FC1-6 CS 1-2f		1-3		G3		5	1	1	0	0	0	1
Bobby Bonds, R (1, 9) OBP: 0.318, SLG: 0.308	S BB		SF8 1-2 3-H	PB S BB 1-2		6-3		CS 1B		2	0	1	1	2	0	0
Toby Harrah, R (1, 5) OBP: 0.289, SLG: 0.300	F8 1-2		F7	S BB 1-3			BB HR 1B	CS 1-2		3	1	1	0	1	0	2
Andre Thornton, R (1, 3) OBP: 0.195, SLG: 0.171		F8	BB BB 1B BB 2-3	5-3 1-2			L6			3	1	0	0	1	0	3
Wayne Cage, L (1, 10) OBP: 0.300, SLG: 0.176 Paul Dade, R (7, PR)		2B G5-2-3 1B	1B BB 1-2 BB		E4 1B CS		HR 1-2 BB			2 0	0 1	1 0	0 0	2 0	0 0	0 0
Gary Alexander, R (1, 2) OBP: 0.325, SLG: 0.303	1-3 2B		1B 1-2 2-3 3-H BB		1-3 1B		1-H 2-H HR			3	1	3	4	1	0	0
Duane Kuiper, L (1, 4) OBP: 0.421, SLG: 0.382	BB		FC5-4 1-2 2-3 3-H 1B		6-3 3-H		4-3			3	0	1	1	1	0	3
Tom Veryzer, R (1, 6) OBP: 0.206, SLG: 0.194		G5-2-3 3-Hf	FC5-4 1-2f		K		F8			4	0	0	0	0	1	8

AB	29
R	6
H	9
RBI	6
BB	9
SO	2
LOB	17

Inning Stats	1	2	3	4	5	6	7	8	9
	R: 0 E: 0 K: 0 S: 3	H: 0 LOB: 1 BB: 1 P: 7	R: 0 E: 0 K: 0 S: 4	H: 2 LOB: 2 BB: 1 P: 8	R: 3 E: 0 K: 0 S: 6	H: 3 LOB: 3 BB: 3 P: 18	R: 0 E: 0 K: 0 S: 2	H: 0 LOB: 2 BB: 3 P: 14	R: 0 E: 1 K: 1 S: 6	H: 1 LOB: 1 BB: 0 P: 6	R: 0 E: 0 K: 1 S: 5	H: 0 LOB: 0 BB: 0 P: 5	R: 3 E: 0 K: 0 S: 5	H: 2 LOB: 1 BB: 1 P: 9	R: 0 E: 0 K: 0 S: 3	H: 1 LOB: 0 BB: 0 P: 3

| | | |

Batter	1	2	3	4	5	6	7	8	9	10	AB	R	H	RBI	BB	SO	LOB
Ralph Garr, L (1, 7) OBP: 0.297, SLG: 0.314	F8			1B	FC4-6 1-2f 2-3			1-3		SH3-4 1-2	3	0	1	0	0	0	2
Rusty Torres, S (7, 7)											1	0	0	0	0	0	0
Claudell Washington, L (1, 9) OBP: 0.362, SLG: 0.472	G3			G1-6-3 1-2 1B	F2			F7		1B 2-H 1B	5	1	2	1	0	0	2
Chet Lemon, R (1, 8) OBP: 0.421, SLG: 0.593	K S S S			F8		F6		3-1		K S S S	5	0	0	0	0	2	4
Jorge Orta, L (1, 10) OBP: 0.357, SLG: 0.294		6-3		G1-6-3 1-2f		F7			F8 SH3 1B	S 2-H 1B	3	0	0	0	0	0	2
Junior Moore, R (9, PH) OBP: 0.438, SLG: 0.417											1	0	1	0	0	0	0
Thad Bosley, L (9, PR) OBP: 0.429, SLG: 0.429											1	0	1	1	0	0	0
Alan Bannister, R (1, 4) OBP: 0.522, SLG: 0.649		6-3			E S 1B 1B	F2			SH3 1-2	F8 1-2	4	1	1	0	0	0	1
Eric Soderholm, R (1, 5) OBP: 0.365, SLG: 0.370		6-3			SH5-4 1-H 1B 1B		F9		F8 2-3		4	1	1	1	0	0	2
Mike Squires, L (1, 3) OBP: 0.480, SLG: 0.625			L4-6 S 1B		SH5-4 1-2		1-3		IBB		2	0	1	0	1	0	0
Marv Foley, L (1, 2) OBP: 0.259, SLG: 0.360			L4-6 1-3		FC4-6 1B 2-H 1B		B B B BB		F8		3	0	1	1	1	0	3
Greg Pryor, R (1, 6) OBP: 0.417, SLG: 0.500		6-3			FC4-6 1-2 1B		S S S K2-3			SH3-4 1B 1B	4	0	2	0	0	1	1
Harry Chappas, S (10, PR) OBP: 0.158, SLG: 0.059											0	1	0	0	0	0	0
(10, 6)																	

Inning Stats										
	R: 0	H: 0	R: 0	H: 0	R: 0	H: 1	R: 0	H: 2	R: 2	H: 4
	E: 0	LOB: 0	E: 0	LOB: 0	E: 0	LOB: 0	E: 0	LOB: 1	E: 0	LOB: 2
	K: 1	BB: 0	K: 0	BB: 0	K: 0	BB: 0	K: 0	BB: 0	K: 0	BB: 0
	S: 5	P: 5	S: 3	P: 3	S: 3	P: 3	S: 4	P: 4	S: 7	P: 7

Inning Stats										
	R: 0	H: 0	R: 0	H: 0	R: 0	H: 0	R: 0	H: 1	R: 2	H: 3
	E: 0	LOB: 0	E: 0	LOB: 1	E: 0	LOB: 0	E: 0	LOB: 2	E: 0	LOB: 2
	K: 0	BB: 0	K: 1	BB: 1	K: 0	BB: 0	K: 0	BB: 1	K: 1	BB: 0
	S: 3	P: 3	S: 5	P: 9	S: 3	P: 3	S: 4	P: 8	S: 8	P: 8

PITCHER		IP	WLS	BF	H	R	ER	SO	BB	IBB	HBP	BLK	WP	HR	S	P	ERA	WHIP
Mike Paxton, R ERA: 11.17	(1, 1)	4.1		18	7	2	2	1	0	0	0	0	0	0	20	20	4.15	1.615
Don Hood, L ERA: 6.75	(5, 1)	3.2		13	1	0	0	1	1	0	0	0	0	0	14	18	0.00	0.545
Victor Cruz, R ERA: 4.82	(9, 1)	2.0	L	10	3	2	2	1	0	1	0	0	0	0	11	15	9.00	1.500

PITCHER	IP	WLS	BF	H	R	ER	SO	BB	IBB	HBP	BLK	WP	HR	S	P	ERA	WHIP

TOP

Chicago White Sox @ Cleveland Indians

Cleveland Municipal Stadium, Cleveland, OH

Fri Apr 20 1979, 6:05 PM EST
Att. 7,977 - Unknown - 46 F

livebaseballscorecards.com

AB	36
R	4
H	11
RBI	4
BB	2
SO	3
LOB	17

1B: 11	SF: 0	WP: 0	PA: 41
2B: 1	SAC: 3	PB: 0	
3B: 0	DP: 2	SB: 3	
HR: 0	HBP: 0	CS: 0	

Batter	1	2	3	4	5	6	7	8	9	10	AB	R	H	RBI	BB	SO	LOB
Toby Harrah, R (1, 5) OBP: 0.286, SLG: 0.279	x 0-0 5-3 ①		S S S 0-3 K ①			H 1-0 HBP	x 0-0 5-3 ③			x 0-0 F9 ③	3	0	0	0	0	1	2
Paul Dade, R (10, 5)											1	0	0	0	0	0	0
Rick Manning, L (1, 8) OBP: 0.281, SLG: 0.233	S S S 0-3 K ②		x 0-0 F8 ②			x 0-0 F9 ①		x 0-0 4-3 ①			4	0	0	0	0	1	1
Bobby Bonds, R (1, 9) OBP: 0.292, SLG: 0.279	x 0-0 5-3 ③		S S S 0-3 K ③			S S S 0-3 K ②		S S S 0-3 K ②			4	0	0	0	0	3	1
Andre Thornton, R (1, 3) OBP: 0.178, SLG: 0.154		x 0-0 F3 ①		x 0-0 F2 ①		x 0-0 F6 ③		S S S 0-3 K ③			4	0	0	0	0	1	1
Gary Alexander, R (1, 10) OBP: 0.341, SLG: 0.286		B B B B 4-0 1B 1B BB		x 0-0 F8 ②			B B B B 4-0 SH1-4 1B BB		S S S 0-3 K ①		2	2	0	0	2	1	0
Ted Cox, R (1, 7) OBP: 0.250, SLG: 0.156		x 0-0 S 1B 1-2 1B		x 0-0 5-3 ③			x 0-0 SH1-4 ① 1-2		x 0-0 F3 ②		3	0	1	0	0	0	0
Bo Diaz, R (1, 2) Ron Pruitt, R (7, PH) (8, 2)	S S S 0-3 K ②			x 0-0 6-3 ①			B B B B 4-0 1B BB		S S S 0-3 K ③		2	0	0	0	0	1	2
											1	0	0	0	1	1	0
Duane Kuiper, L (1, 4) OBP: 0.405, SLG: 0.368		x 0-0 S 1-2 2-H 1B		x 0-0 4-3 ②			x 0-0 F7 ②			x 0-0 L6 ①	4	0	1	1	0	0	2
Tom Veryzer, R (1, 6) OBP: 0.194, SLG: 0.182		S S S 0-3 K ③ 1-2 2-3		S S S 0-3 K ③			x 0-0 1-3 2-H 1B			x 0-0 6-3 ②	2	0	0	0	0	2	2
Jim Norris, L (7, PH) OBP: 0.391, SLG: 0.333											1	0	1	1	0	0	0
Dave Rosello, R (8, 6)											0	0	0	0	0	0	0
Wayne Cage, L (10, PH) OBP: 0.286, SLG: 0.167											1	0	0	0	0	0	0
Inning Stats	R: 0 H: 0 E: 0 LOB: 0 K: 1 BB: 0 S: 5 P: 5	R: 1 H: 2 E: 0 LOB: 2 K: 2 BB: 1 S: 9 P: 13	R: 0 H: 0 E: 0 LOB: 0 K: 2 BB: 0 S: 7 P: 7	R: 0 H: 0 E: 0 LOB: 0 K: 0 BB: 0 S: 3 P: 3	R: 0 H: 0 E: 0 LOB: 0 K: 1 BB: 0 S: 5 P: 5	R: 0 H: 0 E: 0 LOB: 1 K: 1 BB: 0 S: 5 P: 6	R: 1 H: 1 E: 0 LOB: 2 K: 0 BB: 2 S: 4 P: 12	R: 0 H: 0 E: 0 LOB: 0 K: 2 BB: 0 S: 7 P: 7	R: 0 H: 0 E: 0 LOB: 0 K: 2 BB: 0 S: 7 P: 7	R: 0 H: 0 E: 0 LOB: 0 K: 0 BB: 0 S: 3 P: 3	1B: 3 SF: 0 2B: 0 SAC: 1 3B: 0 DP: 0 HR: 0 HBP: 1						

PITCHER		IP	WLS	BF	H	R	ER	SO	BB	IBB	HBP	BLK	WP	HR	S	P	ERA	WHIP
Ken Kravec, L ERA: 4.26	(1, 1)	6.2		26	2	2	2	7	3	0	1	0	0	0	36	49	2.70	0.750
Mike Proly, R ERA: 3.54	(7, 1)	3.1	W	11	1	0	0	4	0	0	0	0	0	0	19	19	0.00	0.300

PITCHER	IP	WLS	BF	H	R	ER	SO	BB	IBB	HBP	BLK	WP	HR	S	P	ERA	WHIP

BOTTOM

Chicago White Sox @ Cleveland Indians

Cleveland Municipal Stadium, Cleveland, OH

Fri Apr 20 1979, 6:05 PM EST
Att. 7,977 - Unknown - 46 F

livebaseballscorecards.com

AB	32
R	2
H	3
RBI	2
BB	3
SO	11
LOB	11

WP: 0 PA: 37
PB: 0
SB: 2
CS: 0

Batter	1	2	3	4	5	6	7	8	9	AB	R	H	RBI	BB	SO	LOB
Ralph Garr, L (1, 7) OBP: 0.317, SLG: 0.395	x 0-0 S 1B 1B		x 0-0 ② SF9 3-H		x 0-0 ② FC3-6 1-2f			x 0-0 SF8 3B	x 0-0 ② 4-3 2-3	3	2	2	1	0	0	1
Thad Bosley, L (8, 7) OBP: 0.429, SLG: 0.429										0	0	0	0	0	0	0
Wayne Nordhagen, R (9, PH) OBP: 0.563, SLG: 0.500										1	0	0	0	0	0	1
Rusty Torres, S (9, 7)										0	0	0	0	0	0	0
Claudell Washington, L (1, 9) OBP: 0.349, SLG: 0.456	x 0-0 CS 1-H 1B		x 0-0 ③ 4-3		x 0-0 ③ 4-3			x 0-0 ① SF8 3-H	x 0-0 ③ 6-3	4	0	1	2	0	0	2
Chet Lemon, R (1, 8) OBP: 0.393, SLG: 0.552	x 0-0 ① ② 1-3 1-2			x 0-0 ① 5-3		x 0-0 ① F9		x 0-0 ② F7		4	0	0	0	0	0	1
Jorge Orta, L (1, 10) OBP: 0.348, SLG: 0.270	x 0-0 ③ F7			x 0-0 ② F3		x 0-0 ② F4		B B B 4-0 2B BB		3	1	0	0	1	0	0
Alan Bannister, R (1, 4) OBP: 0.520, SLG: 0.659		x 0-0 ① F8		x 0-0 1B	S S S 0-3 ③ K		x 0-0 1-H 2B			4	0	2	1	0	1	0
Eric Soderholm, R (1, 5) OBP: 0.375, SLG: 0.408		x 0-0 ② G3		x 0-0 ③ 1-3			x 0-0 SF8 3B	B B B B 4-0 FC4-6 BB		3	1	1	0	1	0	1
Mike Squires, L (1, 3) OBP: 0.448, SLG: 0.630		x 0-0 ③ F7			x 0-0 1B 1B 2B		x 0-0 ① SF8 3-H	x 0-0 ③ FC4-6 1-2f		3	1	1	1	0	0	2
Marv Foley, L (1, 2) OBP: 0.290, SLG: 0.379			x 0-0 ① F9		x 0-0 ① 2-3 1B		x 0-0 ② F7		x 0-0 4-3 SH2-4 1B	4	0	2	0	0	0	0
Greg Pryor, R (1, 6) OBP: 0.444, SLG: 0.560			x 0-0 E7 SF9 2B		x 0-0 FC3-6 3-H 1B		x 0-0 1-3		x 0-0 ① SH2-4 1-2	3	1	2	1	0	0	0
Inning Stats	R: 1 E: 0 K: 0 S: 4 H: 2 LOB: 0 BB: 0 P: 4	R: 0 E: 0 K: 0 S: 3 H: 0 LOB: 0 BB: 0 P: 3	R: 1 E: 1 K: 0 S: 4 H: 1 LOB: 0 BB: 0 P: 4	R: 0 E: 0 K: 0 S: 4 H: 1 LOB: 1 BB: 0 P: 4	R: 1 E: 0 K: 0 S: 5 H: 3 LOB: 1 BB: 0 P: 5	R: 0 E: 0 K: 1 S: 5 H: 0 LOB: 0 BB: 0 P: 5	R: 1 E: 0 K: 0 S: 4 H: 1 LOB: 0 BB: 0 P: 4	R: 2 E: 0 K: 0 S: 5 H: 2 LOB: 2 BB: 2 P: 13	R: 0 E: 0 K: 0 S: 4 H: 1 LOB: 1 BB: 0 P: 4	1B: 6 2B: 3 3B: 2 HR: 0	SF: 3 SAC: 1 DP: 0 HBP: 0						

TOP

Chicago White Sox @ Cleveland Indians

Cleveland Municipal Stadium, Cleveland, OH

Sat Apr 21 1979, 3:33 AM EST
Att. 7,474 - Unknown - 70 F

livebaseballscorecards.com

AB	32
R	6
H	11
RBI	6
BB	2
SO	1
LOB	8

WP: 0 PB: 0 SB: 1 CS: 1 PA: 38

PITCHER		IP	WLS	BF	H	R	ER	SO	BB	IBB	HBP	BLK	WP	HR	S	P	ERA	WHIP
Wayne Garland, R ERA: 3.0	(1, 1)	6.0	L	23	7	3	2	1	0	0	0	0	0	0	25	25	3.00	1.167
Len Barker, R ERA: 13.5	(7, 1)	1.2		9	3	3	3	0	1	0	0	0	0	0	8	12	16.20	2.400
Dan Spillner, R ERA: 0.96	(8, 1)	0.2		4	1	0	0	0	1	0	0	0	0	0	3	7	0.00	3.000
Sid Monge, L ERA: 0.82	(9, 1)	0.2		2	0	0	0	0	0	0	0	0	0	0	2	2	0.00	0.000

PITCHER	IP	WLS	BF	H	R	ER	SO	BB	IBB	HBP	BLK	WP	HR	S	P	ERA	WHIP

Batter	1	2	3	4	5	6	7	8	9	AB	R	H	RBI	BB	SO	LOB
Jim Norris, L (1, 10) OBP: 0.373, SLG: 0.318	5-3		F9			2B 1B		K	K	5	1	1	0	0	2	2
Rick Manning, L (1, 8) OBP: 0.250, SLG: 0.206	1-3			G3		F7		E1 BB BB BB 1-2 2-3		4	1	0	0	0	0	3
Bobby Bonds, R (1, 9) OBP: 0.327, SLG: 0.311	FC5-4 BB			6-3		1-H 2B		BB BB BB SF7 1-2 2-3 3-H BB		2	1	1	2	2	0	0
Toby Harrah, R (1, 5) OBP: 0.283, SLG: 0.261	FC5-4 1-2f			5-3		5-3		SF7 BB 1-2 2-3 3-H BB		3	0	0	1	1	0	2
Andre Thornton, R (1, 3) OBP: 0.184, SLG: 0.143		F3			5-3		L7	E 1-2 2-3 3-H BB		3	0	0	1	1	0	0
Gary Alexander, R (1, 2) OBP: 0.333, SLG: 0.289		F9			FC5-4 1B		L7	SF7 1-2 2-3 3-H		3	0	1	1	0	0	0
Ted Cox, R (1, 7) OBP: 0.231, SLG: 0.143 Wayne Cage, L (8, PH) OBP: 0.273, SLG: 0.158 Dave Rosello, R (9, 6)		4-3			FC5-4 1-2f		F8	F6		3 1 0	0 0 0	0 0 0	0 0 0	0 0 0	0 0 0	1 3 0
Duane Kuiper, L (1, 4) OBP: 0.391, SLG: 0.341			F9		F8			E 1B BB HBP	F8	3	1	0	0	0	0	1
Tom Veryzer, R (1, 6) OBP: 0.184, SLG: 0.171 Ron Pruitt, R (8, PH) OBP: 0.500, SLG: 0.333 Horace Speed, R (8, PR) OBP: 0.500, SLG: 0.250 (9, 7) Paul Dade, R (9, PH)			5-3			F8		BB E BB 1-2 1B	4-3	2 1 0 1	0 0 1 0	0 1 0 0	0 0 0 0	0 0 0 0	0 0 0 0	0 0 0 0
Inning Stats	R: 0 H: 0 E: 0 LOB: 1 K: 0 BB: 1 S: 3 P: 7	R: 0 H: 0 E: 0 LOB: 0 K: 0 BB: 0 S: 3 P: 3	R: 0 H: 0 E: 0 LOB: 0 K: 0 BB: 0 S: 3 P: 3	R: 0 H: 0 E: 0 LOB: 0 K: 0 BB: 0 S: 3 P: 3	R: 0 H: 1 E: 0 LOB: 1 K: 0 BB: 0 S: 4 P: 4	R: 1 H: 2 E: 0 LOB: 1 K: 0 BB: 0 S: 5 P: 5	R: 0 H: 0 E: 0 LOB: 0 K: 0 BB: 0 S: 3 P: 3	R: 4 H: 1 E: 2 LOB: 3 K: 1 BB: 3 S: 7 P: 20	R: 0 H: 0 E: 0 LOB: 0 K: 1 BB: 0 S: 5 P: 5	1B: 3 2B: 1 3B: 0 HR: 0	SF: 1 SAC: 0 DP: 0 HBP: 1						

PITCHER	IP	WLS	BF	H	R	ER	SO	BB	IBB	HBP	BLK	WP	HR	S	P	ERA	WHIP
Ross Baumgarten, L (1, 1) ERA: 4.38	7.0	W	27	4	3	3	0	1	0	1	0	0	0	25	30	3.86	0.714
Lerrin LaGrow, R (8, 1) ERA: 9.35	0.1		4	0	0	0	1	2	0	0	0	0	0	4	12	0.00	6.000
Mike Proly, R (8, 1) ERA: 3.27	1.2	S	6	0	2	0	1	1	0	0	0	0	0	7	11	0.00	0.600

PITCHER	IP	WLS	BF	H	R	ER	SO	BB	IBB	HBP	BLK	WP	HR	S	P	ERA	WHIP

BOTTOM

Chicago White Sox @ Cleveland Indians

Cleveland Municipal Stadium, Cleveland, OH

Sat Apr 21 1979, 3:33 AM EST
Att. 7,474 - Unknown - 70 F

livebaseballscorecards.com

AB	31
R	5
H	4
RBI	5
BB	4
SO	2
LOB	12

Batter	1	2	3	4	5	6	7	8	9	AB	R	H	RBI	BB	SO	LOB
Alan Bannister, R (1, 4) OBP: 0.500, SLG: 0.622	1B		F8 1-2		FC6-4 1-2f			6-3		4	0	1	0	0	0	2
Claudell Washington, L (1, 9) OBP: 0.328, SLG: 0.426	F7		4-3			4-3			F7	4	0	0	0	0	0	1
Chet Lemon, R (1, 8) OBP: 0.415, SLG: 0.565	S 1-2 1B			6-3		G6-4-3 1B			HR 1B	4	1	3	0	0	0	0
Wayne Nordhagen, R (1, 10) OBP: 0.500, SLG: 0.438	6-3 1-2			6-3		G6-4-3 1-2f			HR 1-2 1B	4	1	1	0	0	0	2
Lamar Johnson, R (1, 3) OBP: 0.367, SLG: 0.519		4-3 SF9 2B		5-3			4-3		HR 1-H 2-H	4	2	2	3	0	0	0
Eric Soderholm, R (1, 5) OBP: 0.383, SLG: 0.415		4-3 2-3			4-3 1B		5-3		E 1B	4	1	2	0	0	0	1
Junior Moore, R (1, 7) OBP: 0.368, SLG: 0.357		SF9 3-H			4-3 1-2		F7		E7 1-3 1B	2	0	0	1	0	0	1
Ralph Garr, L (9, PH) OBP: 0.333, SLG: 0.410										1	0	1	0	0	0	0
Bill Nahorodny, R (1, 2) OBP: 0.333, SLG: 0.333		K			L8			G4-6-3 1B	K	4	0	1	0	0	2	3
Greg Pryor, R (1, 6) OBP: 0.452, SLG: 0.552			CS 1B		FC6-4 2-H 1B			G4-6-3 1-2f	F9	4	0	2	1	0	0	3
Inning Stats	R: 0 E: 0 K: 0 S: 4 H: 2 LOB: 1 BB: 0 P: 4	R: 1 E: 0 K: 1 S: 6 H: 1 LOB: 0 BB: 0 P: 6	R: 0 E: 0 K: 0 S: 3 H: 1 LOB: 0 BB: 0 P: 3	R: 0 E: 0 K: 0 S: 3 H: 0 LOB: 0 BB: 0 P: 3	R: 1 E: 0 K: 0 S: 5 H: 2 LOB: 1 BB: 0 P: 5	R: 0 E: 0 K: 0 S: 3 H: 1 LOB: 0 BB: 0 P: 3	R: 0 E: 0 K: 0 S: 3 H: 0 LOB: 0 BB: 0 P: 3	R: 0 E: 0 K: 0 S: 3 H: 1 LOB: 0 BB: 0 P: 3	R: 3 E: 1 K: 1 S: 10 H: 5 LOB: 2 BB: 0 P: 10	1B: 11 2B: 1 3B: 0 HR: 1 SF: 1 SAC: 0 DP: 2 HBP: 0	WP: 0 PB: 0 SB: 1 CS: 1 PA: 36					

PITCHER		IP	WLS	BF	H	R	ER	SO	BB	IBB	HBP	BLK	WP	HR	S	P	ERA	WHIP
Rick Waits, L ERA: 3.68	(1, 1)	8.1	W	32	11	5	5	1	0	0	0	0	0	1	34	34	5.40	1.320
Dan Spillner, R ERA: 0.96	(9, 1)	0.0		1	1	0	0	0	0	0	0	0	0	0	1	1	∞	∞
Sid Monge, L ERA: 0.77	(9, 1)	0.2	S	3	1	0	0	1	0	0	0	0	0	0	5	5	0.00	1.500

PITCHER	IP	WLS	BF	H	R	ER	SO	BB	IBB	HBP	BLK	WP	HR	S	P	ERA	WHIP

TOP

Chicago White Sox @ Cleveland Indians

Cleveland Municipal Stadium, Cleveland, OH

Sun Apr 22 1979, 3:33 AM EST
Att. 14,520 - Unknown

livebaseballscorecards.com

AB	35
R	5
H	13
RBI	5
BB	0
SO	2
LOB	13

Batter	1	2	3	4	5	6	7	8	9	AB	R	H	RBI	BB	SO	LOB
Toby Harrah, R (1, 5) OBP: 0.293, SLG: 0.245	BBBB 4-0 CS 1B BB	x 0-0 ③ F5 1-2		x 0-0 ③ F7			x 0-0 ① F9	BBBB 4-0 FC6-4 BB		3	0	0	0	2	0	3
Rick Manning, L (1, 8) OBP: 0.250, SLG: 0.211	x 0-0 CS 1-2 2B 1B		x 0-0 ① 4-3		x 0-0 ① 4-3		x 0-0 ② SH1-3 1-2	x 0-0 ③ FC6-4 1-2f		4	1	1	0	0	0	2
Bobby Bonds, R (1, 9) OBP: 0.357, SLG: 0.383	BBBB 4-0 ① 2B 1-2 E 2-3 BB		x 0-0 HR		x 0-0 ② F7		BBBB 4-0 HR BB			2	3	1	1	2	0	0
Andre Thornton, R (1, 3) OBP: 0.208, SLG: 0.261	x 0-0 E 1-3 2-H 2B		x 0-0 ② F8		x 0-0 ③ F7		x 0-0 1-H 2-H HR			4	1	2	4	0	0	0
Wayne Cage, L (1, 10) OBP: 0.269, SLG: 0.174	SSS 0-3 ② K 2-3 3-H		SSS 0-3 ③ K			x 0-0 ① F9	x 0-0 1B			4	0	1	0	0	2	1
Gary Alexander, R (1, 2) OBP: 0.327, SLG: 0.357	x 0-0 ③ 6-3			x 0-0 ① F6		x 0-0 HR	x 0-0 ③ F4			4	1	1	1	0	0	2
Duane Kuiper, L (1, 4) OBP: 0.380, SLG: 0.333		x 0-0 ① G3		x 0-0 E 1B 1B		x 0-0 E3 CS		x 0-0 ① F9		4	1	1	0	0	0	0
Ron Pruitt, R (1, 7) OBP: 0.333, SLG: 0.200 Horace Speed, R (5, 7) OBP: 0.500, SLG: 0.200		x 0-0 ② 6-3		x 0-0 E6 1B 1-2		x 0-0 ②③ L5 1-2		BBBB 4-0 S BB		2 1	0 0	0 0	0 0	0 1	0 0	1 1
Tom Veryzer, R (1, 6) OBP: 0.238, SLG: 0.231		x 0-0 S 1B		x 0-0 ② 1-3 2-H 1B			x 0-0 SH1-3 HR 1B	x 0-0 ② F3 1-2		4	1	3	1	0	0	1
Inning Stats	R: 2 H: 2 E: 2 LOB: 1 K: 1 BB: 2 S: 6 P: 14	R: 0 H: 1 E: 0 LOB: 1 K: 0 BB: 0 S: 4 P: 4	R: 1 H: 1 E: 0 LOB: 0 K: 1 BB: 0 S: 6 P: 6	R: 1 H: 2 E: 1 LOB: 1 K: 0 BB: 0 S: 5 P: 5	R: 0 H: 0 E: 0 LOB: 0 K: 0 BB: 0 S: 3 P: 3	R: 1 H: 1 E: 1 LOB: 0 K: 0 BB: 0 S: 4 P: 4	R: 3 H: 3 E: 0 LOB: 1 K: 0 BB: 1 S: 6 P: 10	R: 0 H: 0 E: 0 LOB: 2 K: 0 BB: 2 S: 3 P: 11		1B: 6 SF: 0 2B: 1 SAC: 1 3B: 0 DP: 0 HR: 3 HBP: 0						WP: 0 PA: 38 PB: 0 SB: 2 CS: 3

PITCHER		IP	WLS	BF	H	R	ER	SO	BB	IBB	HBP	BLK	WP	HR	S	P	ERA	WHIP
Francisco Barrios, R ERA: 4.97	(1, 1)	6.2	L	31	9	8	6	2	3	0	0	0	0	3	32	44	8.10	1.800
Mark Esser, L ERA:	(7, 1)	1.1		7	1	0	0	0	2	0	0	0	0	0	5	13	0.00	2.250

PITCHER	IP	WLS	BF	H	R	ER	SO	BB	IBB	HBP	BLK	WP	HR	S	P	ERA	WHIP

BOTTOM

Chicago White Sox @ Cleveland Indians

Cleveland Municipal Stadium, Cleveland, OH

Sun Apr 22 1979, 3:33 AM EST

Att. 14,520 - Unknown

livebaseballscorecards.com

AB	32
R	8
H	10
RBI	7
BB	5
SO	2
LOB	11

Batter	1	2	3	4	5	6	7	8	9	AB	R	H	RBI	BB	SO	LOB
Mike Cubbage, L (1, 5) OBP: 0.327, SLG: 0.333	0-0 SH1-4 1B		0-0 1B 1B	0-0 ③ 4-3		0-0 ③ 1-3			0-0 ② G3	5	1	2	0	0	0	2
Roy Smalley, S (1, 6) OBP: 0.507, SLG: 0.618	0-0 ① SH1-4 1-2		0-0 8-4 1B 1-2 1B		0-0 FC3-6 1B		S S S 0-3 ① K		0-0 ③ 4-3	4	0	2	0	0	1	0
Ken Landreaux, L (1, 7) OBP: 0.348, SLG: 0.424	S S S 0-3 ② K		0-0 8-4 1-2 2-H 1B		0-0 ① FC3-6 1B 1-2f 1-3		0-0 ② G3			4	1	1	1	0	1	2
Ron Jackson, R (1, 3) OBP: 0.279, SLG: 0.339	0-0 ③ F7		0-0 ① ② 8-4 1-2f 2-3		0-0 1-3 1-3 1B		0-0 ③ F5			4	0	1	0	0	0	3
Glenn Adams, L (1, 10) OBP: 0.318, SLG: 0.405		S S S 0-3 ① K	S S S 0-3 ③ K		0-0 ② 1-3 1-3 3-H			0-0 G3 1B		4	0	1	1	0	2	2
Butch Wynegar, S (1, 2) OBP: 0.390, SLG: 0.380		0-0 1B 1B		0-0 1B 1B	B B B 4-0 BB			0-0 ① G3 1-2		3	0	2	0	1	0	1
Willie Norwood, R (1, 8) OBP: 0.333, SLG: 0.554		0-0 ② F9		0-0 1-2 1B	0-0 ③ 4-3			S S S 0-3 ② K		4	0	1	0	0	1	4
Rob Wilfong, L (1, 4) OBP: 0.354, SLG: 0.381		0-0 1-2 1B		0-0 ① F8		0-0 ① F8		0-0 ③ 4-3		4	0	1	0	0	0	3
Bombo Rivera, R (1, 9) OBP: 0.222, SLG: 0.231		0-0 ③ F9		S S S 0-3 ② K		0-0 ② 6-3			0-0 ① 1-3	4	0	0	0	0	1	4
Inning Stats	R: 0 H: 1 E: 0 LOB: 1 K: 1 BB: 0 S: 6 P: 6	R: 0 H: 2 E: 0 LOB: 2 K: 1 BB: 0 S: 7 P: 7	R: 1 H: 3 E: 0 LOB: 1 K: 1 BB: 0 S: 7 P: 7	R: 0 H: 2 E: 0 LOB: 2 K: 1 BB: 0 S: 7 P: 7	R: 1 H: 2 E: 0 LOB: 2 K: 0 BB: 1 S: 5 P: 9	R: 0 H: 0 E: 0 LOB: 0 K: 0 BB: 0 S: 3 P: 3	R: 0 H: 0 E: 0 LOB: 0 K: 1 BB: 0 S: 5 P: 5	R: 0 H: 1 E: 0 LOB: 1 K: 1 BB: 0 S: 6 P: 6	R: 0 H: 0 E: 0 LOB: 0 K: 0 BB: 0 S: 3 P: 3	1B: 11 SF: 0 2B: 1 SAC: 1 3B: 0 DP: 1 HR: 0 HBP: 0						

PITCHER		IP	WLS	BF	H	R	ER	SO	BB	IBB	HBP	BLK	WP	HR	S	P	ERA	WHIP
Rick Wise, R ERA: 4.81	(1, 1)	7.0	W	32	11	2	2	5	1	0	0	0	0	0	41	45	2.57	1.714
Dan Spillner, R ERA: 0.79	(8, 1)	2.0		6	0	0	0	1	0	0	0	0	0	0	8	8	0.00	0.000

PITCHER	IP	WLS	BF	H	R	ER	SO	BB	IBB	HBP	BLK	WP	HR	S	P	ERA	WHIP

TOP

Minnesota Twins @ Cleveland Indians

Cleveland Municipal Stadium, Cleveland, OH

Tue Apr 24 1979, 3:33 AM EST
Att. 3,902 - Unknown - 59 F

livebaseballscorecards.com

AB	36
R	2
H	11
RBI	2
BB	1
SO	6
LOB	21

WP: 0	PA: 38		
PB: 0			
SB: 0			
CS: 0			

BOTTOM

Minnesota Twins @ Cleveland Indians

Cleveland Municipal Stadium, Cleveland, OH

Tue Apr 24 1979, 3:33 AM EST
Att. 3,902 - Unknown - 59 F

livebaseballscorecards.com

Batter	1	2	3	4	5	6	7	8	9	AB	R	H	RBI	BB	SO	LOB
Toby Harrah, R (1, 5) OBP: 0.306, SLG: 0.250	BBBB 4-0 BB 2B BB	x 0-0 ① F8		x 0-0 1B		x 0-0 ②③ G4-6-3 1-2f				3	1	1	0	1	0	2
Rick Manning, L (1, 8) OBP: 0.250, SLG: 0.195	BBBB 4-0 2B 1-2 2B BB	x 0-0 ② 4-3		x 0-0 ② F8			x 0-0 ① F7			3	1	0	0	1	0	1
Bobby Bonds, R (1, 9) OBP: 0.367, SLG: 0.471	x 0-0 2B 1-3 2-H 2B	x 0-0 HR		x 0-0 ③ L1			x 0-0 ② 5-3			4	2	2	2	0	0	1
Andre Thornton, R (1, 3) OBP: 0.246, SLG: 0.367	x 0-0 1B 2-H 3-H 2B	BBBB 4-0 BB			x 0-0 ① F7		x 0-0 HR			3	2	2	3	1	0	0
Gary Alexander, R (1, 2) OBP: 0.321, SLG: 0.333	BBBB 4-0 1B 1-3 BB	x 0-0 ③ F8			x 0-0 ② 6-3		SSS 0-3 ③ K			3	1	0	0	1	1	1
Wayne Cage, L (1, 10) OBP: 0.267, SLG: 0.185	x 0-0 ① F7	x 0-0 ① 4-3			SSS 0-3 ③ K			x 0-0 1B		4	0	1	0	0	1	2
Ted Cox, R (1, 7) OBP: 0.256, SLG: 0.179	x 0-0 1-3 1-3 2-H 1B	x 0-0 ② G3				x 0-0 FC3-5 1B 1B		x 0-0 ① F9		4	0	2	1	0	0	1
Duane Kuiper, L (1, 4) OBP: 0.370, SLG: 0.327	x 0-0 ② 1-3 1-2 3-H	x 0-0 ③ 4-3				x 0-0 FC3-5 1-2 1B		x 0-0 ② F6		4	0	1	1	0	0	2
Tom Veryzer, R (1, 6) OBP: 0.217, SLG: 0.209	x 0-0 ③ F9			x 0-0 ① F7		x 0-0 ① FC3-5 G4-6-3 1-2 2-3f		SSS 0-3 ③ K		4	0	0	0	0	1	4
Inning Stats	R: 5 H: 3 E: 0 LOB: 1 K: 0 BB: 3 S: 6 P: 18	R: 1 H: 1 E: 0 LOB: 1 K: 0 BB: 1 S: 4 P: 8	R: 0 H: 0 E: 0 LOB: 0 K: 0 BB: 0 S: 3 P: 3	R: 0 H: 1 E: 0 LOB: 1 K: 0 BB: 0 S: 4 P: 4	R: 0 H: 0 E: 0 LOB: 0 K: 1 BB: 0 S: 5 P: 5	R: 0 H: 2 E: 0 LOB: 1 K: 0 BB: 0 S: 4 P: 4	R: 1 H: 1 E: 0 LOB: 0 K: 1 BB: 0 S: 6 P: 6	R: 0 H: 1 E: 0 LOB: 1 K: 1 BB: 0 S: 6 P: 6		1B: 5 SF: 0 2B: 2 SAC: 0 3B: 0 DP: 1 HR: 2 HBP: 0						

	AB	32
	R	7
	H	9
	RBI	7
	BB	4
	SO	3
	LOB	14

WP: 0 PA: 36
PB: 0
SB: 0
CS: 0

PITCHER		IP	WLS	BF	H	R	ER	SO	BB	IBB	HBP	BLK	WP	HR	S	P	ERA	WHIP
Roger Erickson, R ERA: 6.75	(1, 1)	1.2	L	13	4	6	6	0	4	0	0	0	0	1	9	25	32.40	4.800
Gary Serum, R ERA: 8.31	(2, 1)	5.1		19	4	1	1	2	0	0	0	0	0	1	23	23	1.69	0.750
Jeff Holly, L ERA: 7.11	(8, 1)	1.0		4	1	0	0	1	0	0	0	0	0	0	6	6	0.00	1.000

PITCHER	IP	WLS	BF	H	R	ER	SO	BB	IBB	HBP	BLK	WP	HR	S	P	ERA	WHIP

Batter	1	2	3	4	5	6	7	8	9	AB	R	H	RBI	BB	SO	LOB
Mike Cubbage, L (1, 5) OBP: 0.333, SLG: 0.340			F7		SH2-4 1-2					2	0	1	0	0	0	0
John Castino, R (7, PH) OBP: 0.474, SLG: 0.611 (7, 5)	CS 1B						1B		1-H 3-H 2B	2	0	2	2	0	0	0
Roy Smalley, S (1, 6) OBP: 0.486, SLG: 0.583	1B 1-2 1B		F8		K 2-3		5-3		F6	5	0	1	0	0	1	4
Ken Landreaux, L (1, 7) OBP: 0.343, SLG: 0.413	F4			E 1B 1B	4-3			4-3		4	1	1	0	0	0	2
Ron Jackson, R (1, 3) OBP: 0.278, SLG: 0.333	1-2 1B			4-3 1-2		L3		6-3		4	0	1	0	0	0	1
Glenn Adams, L (1, 9) OBP: 0.340, SLG: 0.422	4-3			1B 2-H 1B		1B 1B		6-3		3	1	2	1	0	0	2
Bombo Rivera, R (7, 9) OBP: 0.214, SLG: 0.222										1	0	0	0	0	0	0
Butch Wynegar, S (1, 2) OBP: 0.397, SLG: 0.389		F9		1B 2-H 1B		WP 1-3 1B			F8	4	0	2	1	0	0	0
Jose Morales, R (1, 10) OBP: 0.455, SLG: 0.556		K		K		K 2-3			1B 2B BB	3	0	0	0	1	3	2
Dave Edwards, R (9, PR) OBP: 0.333, SLG: 0.333										0	1	0	0	0	0	0
Willie Norwood, R (1, 8) OBP: 0.328, SLG: 0.550		K		F4			L4 2B		F9	4	0	1	0	0	1	2
Rob Wilfong, L (1, 4) OBP: 0.360, SLG: 0.386			F8		PB SH2-4 1B		L4 2-3		1-3 2B 1B	2	0	1	0	0	0	0
Bob Randall, R (7, PH) OBP: 0.267, SLG: 0.214 (7, 4)										2	1	1	0	0	0	1

TOP

Minnesota Twins @ Cleveland Indians

Cleveland Municipal Stadium, Cleveland, OH

Wed Apr 25 1979, 3:33 AM EST
Att. 5,144 - Unknown - 71 F

livebaseballscorecards.com

AB	36
R	4
H	13
RBI	4
BB	1
SO	5
LOB	14

Inning Stats	1	2	3	4	5	6	7	8	9
R	0	0	0	2	0	0	0	0	2
E	0	0	0	1	0	0	0	0	0
K	0	2	0	1	1	1	0	0	0
S	5	7	3	8	6	6	4	3	5
H	3	0	0	3	1	2	2	0	2
LOB	2	0	0	1	1	1	0	0	2
BB	0	0	0	0	0	0	0	0	1
P	5	7	3	8	6	6	4	3	9

	1B	SF	WP	PA
2B	2	SAC	PB	
3B	0	DP	SB	
HR	0	HBP	CS	

PITCHER		IP	WLS	BF	H	R	ER	SO	BB	IBB	HBP	BLK	WP	HR	S	P	ERA	WHIP
Eric Wilkins, R ERA: 4.5	(1, 1)	6.0		26	10	2	2	5	0	0	0	0	1	0	36	36	3.00	1.667
Sid Monge, L ERA: 1.84	(7, 1)	3.0	L	12	3	2	2	0	1	0	0	0	0	0	11	15	6.00	1.333

PITCHER	IP	WLS	BF	H	R	ER	SO	BB	IBB	HBP	BLK	WP	HR	S	P	ERA	WHIP

Batter	1	2	3	4	5	6	7	8	9	AB	R	H	RBI	BB	SO	LOB
Toby Harrah, R (1, 5) OBP: 0.288, SLG: 0.232	4-3		1-3		F8			E3 CS		4	0	0	0	0	0	1
Rick Manning, L (1, 8) OBP: 0.271, SLG: 0.244	4-3		2B		1-3 1B			6-3		4	0	2	0	0	0	1
Bobby Bonds, R (1, 9) OBP: 0.344, SLG: 0.436	K		F7		F4			K		4	0	0	0	0	2	4
Andre Thornton, R (1, 3) OBP: 0.246, SLG: 0.346		BB 2B		5-3		F7		CS 2-3	6-3	3	1	0	0	1	0	0
Gary Alexander, R (1, 2) OBP: 0.367, SLG: 0.479		1-H 2B		HR		BB CS			2B	3	1	3	2	1	0	0
Wayne Cage, L (1, 10) OBP: 0.242, SLG: 0.167		6-3		6-3		K 1-2			K	3	0	0	0	0	1	2
Ron Pruitt, R (9, PH) OBP: 0.286, SLG: 0.167										1	0	0	0	0	1	1
Ted Cox, R (1, 7) OBP: 0.234, SLG: 0.163		K		6-3			K		F7	4	0	0	0	0	2	2
Duane Kuiper, L (1, 4) OBP: 0.351, SLG: 0.308		6-3			F7		6-3			3	0	0	0	0	0	1
Tom Veryzer, R (1, 6) OBP: 0.224, SLG: 0.217			6-3		1B S 1B		F9			3	0	1	0	0	0	0
Inning Stats	R: 0 H: 0 E: 0 LOB: 0 K: 1 BB: 0 S: 5 P: 5	R: 1 H: 1 E: 0 LOB: 1 K: 1 BB: 1 S: 6 P: 10	R: 0 H: 1 E: 0 LOB: 1 K: 0 BB: 0 S: 4 P: 4	R: 1 H: 1 E: 0 LOB: 0 K: 0 BB: 0 S: 4 P: 4	R: 0 H: 2 E: 0 LOB: 2 K: 0 BB: 0 S: 5 P: 5	R: 0 H: 0 E: 0 LOB: 0 K: 1 BB: 1 S: 4 P: 8	R: 0 H: 0 E: 0 LOB: 0 K: 1 BB: 0 S: 5 P: 5	R: 0 H: 0 E: 1 LOB: 0 K: 1 BB: 0 S: 5 P: 5	R: 0 H: 1 E: 0 LOB: 1 K: 1 BB: 0 S: 6 P: 6	1B: 2 SF: 0 2B: 3 SAC: 0 3B: 0 DP: 0 HR: 1 HBP: 0						

PITCHER	IP	WLS	BF	H	R	ER	SO	BB	IBB	HBP	BLK	WP	HR	S	P	ERA	WHIP
Paul Hartzell, R (1, 1) ERA: 4.74	4.2		20	5	2	2	2	1	0	0	0	0	1	23	27	3.86	1.286
Pete Redfern, R (5, 1) ERA: 0.75	3.1	W	10	0	0	0	3	1	0	0	0	0	0	15	19	0.00	0.300
Mike Marshall, R (9, 1) ERA: 1.72	1.0	S	4	1	0	0	1	0	0	0	0	0	0	6	6	0.00	1.000

PITCHER	IP	WLS	BF	H	R	ER	SO	BB	IBB	HBP	BLK	WP	HR	S	P	ERA	WHIP

BOTTOM

Minnesota Twins @ Cleveland Indians

Cleveland Municipal Stadium, Cleveland, OH

Wed Apr 25 1979, 3:33 AM EST
Att. 5,144 - Unknown - 71 F

livebaseballscorecards.com

AB	32
R	2
H	6
RBI	2
BB	2
SO	6
LOB	12

WP: 0	PA: 35		
PB: 0			
SB: 1			
CS: 2			

Batter	1	2	3	4	5	6	7	8	9	AB	R	H	RBI	BB	SO	LOB
Jim Norris, L (1, 7) OBP: 0.364, SLG: 0.313	4-3	L6			L4-3 1-3 1B		K 1-2			4	0	1	0	0	1	3
Rick Manning, L (1, 8) OBP: 0.250, SLG: 0.224	4-3		5-3		L4-3 1-2			P4		4	0	0	0	0	0	2
Bobby Bonds, R (1, 9) OBP: 0.368, SLG: 0.508 Horace Speed, R (8, PR) OBP: 0.500, SLG: 0.200 (8, 9)	K		CS 1B			HR		CS 1B		4 0	1 0	3 0	1 0	0 0	1 0	0 0
Andre Thornton, R (1, 3) OBP: 0.246, SLG: 0.357		1B 2B	K 1-2			K		K		4	1	1	0	0	3	2
Gary Alexander, R (1, 2) OBP: 0.375, SLG: 0.538		1B 1-3 FC6 2-H 1B		K		3-1		CS 1-2	HR	4	2	2	2	0	1	0
Toby Harrah, R (1, 5) OBP: 0.300, SLG: 0.254		1-3 1-2		F8		BB			L6-4 2B	3	0	1	0	1	0	1
Duane Kuiper, L (1, 4) OBP: 0.344, SLG: 0.304		E FC6 2-3 1B		4-3		F8			B3	4	0	1	0	0	0	2
Paul Dade, R (1, 10) OBP: 0.286, SLG: 0.167		FC6 1-3 3-H			L9		CS 1B		IBB	3	0	1	1	1	0	1
Tom Veryzer, R (1, 6) OBP: 0.208, SLG: 0.200		F4			E6 1B		P3		L6-4 2-3	4	0	0	0	0	0	5
Inning Stats	R: 0 E: 0 K: 1 S: 5 H: 0 LOB: 0 BB: 0 P: 5	R: 2 E: 1 K: 0 S: 7 H: 3 LOB: 2 BB: 0 P: 7	R: 0 E: 0 K: 1 S: 5 H: 1 LOB: 0 BB: 0 P: 5	R: 0 E: 0 K: 1 S: 5 H: 0 LOB: 0 BB: 0 P: 5	R: 0 E: 1 K: 0 S: 4 H: 1 LOB: 1 BB: 0 P: 4	R: 1 E: 0 K: 1 S: 6 H: 1 LOB: 1 BB: 1 P: 10	R: 0 E: 0 K: 1 S: 5 H: 1 LOB: 0 BB: 0 P: 5	R: 0 E: 0 K: 1 S: 5 H: 1 LOB: 1 BB: 0 P: 5	R: 1 E: 0 K: 0 S: 4 H: 2 LOB: 1 BB: 1 P: 8	1B: 6 2B: 4 3B: 0 HR: 2 SF: 0 SAC: 0 DP: 2 HBP: 0						

PITCHER	IP	WLS	BF	H	R	ER	SO	BB	IBB	HBP	BLK	WP	HR	S	P	ERA	WHIP
Rich Gale, R (1, 1) ERA: 6.93	8.0		33	10	4	4	6	1	0	0	0	0	2	44	48	4.50	1.375
Al Hrabosky, L (9, 1) ERA: 1.04	1.0	W	3	0	0	0	0	0	1	0	0	0	0	2	6	0.00	0.000

PITCHER	IP	WLS	BF	H	R	ER	SO	BB	IBB	HBP	BLK	WP	HR	S	P	ERA	WHIP

TOP

Cleveland Indians @ Kansas City Royals

Royals Stadium, Kansas City, MO

Thu Apr 26 1979, 7:05 PM EST
Att. 15,122 - Unknown - 63 F

livebaseballscorecards.com

AB	34
R	4
H	10
RBI	4
BB	2
SO	6
LOB	16

Batter	1	2	3	4	5	6	7	8	9	AB	R	H	RBI	BB	SO	LOB
Frank White, R (1, 4) OBP: 0.300, SLG: 0.415	1-3		WP, 1B			3B, 2B	1-3, 2B		F8	5	1	3	0	0	0	3
George Brett, L (1, 5) OBP: 0.354, SLG: 0.429	6-3		P6 1-2			2-H, 1B, 3B	IBB		WP 1-2 2-3 3-H	4	1	1	1	1	0	3
Amos Otis, R (1, 8) OBP: 0.377, SLG: 0.418	1B			F9		E, S, 4-3 3-H, 1B	F9			4	1	2	1	0	0	3
Darrell Porter, L (1, 2) OBP: 0.471, SLG: 0.621	L4			HR		4-3 1-3		F7		4	1	1	1	0	0	2
Al Cowens, R (1, 9) OBP: 0.382, SLG: 0.356		K		G6-4-3, 1B		4-3 3-H		P4		4	0	1	1	0	1	0
Hal McRae, R (1, 10) OBP: 0.355, SLG: 0.369		F9		G6-4-3 1-2f		F9		F4		4	0	0	0	0	0	1
Clint Hurdle, L (1, 7) Willie Wilson, S (8, 7) OBP: 0.400, SLG: 0.357		F7			1-3		3-1		1B, WP, HBP	3 0	0 1	0 0	0 0	0 0	0 0	0 0
Ralph LaCock, L (1, 3) OBP: 0.327, SLG: 0.391			G5-4-3, 1B		L8		L7		WP, BB 1-3, 1B	4	0	2	0	0	0	0
Freddie Patek, R (1, 6) OBP: 0.362, SLG: 0.346 Tom Poquette, L (9, PH) U L Washington, S (9, PR)			G5-4-3 1-2f		6-3		BBBB, 2B, BB		BBBB, WP, BB 1-2	2 0 0	0 0 0	0 0 0	0 0 0	1 1 0	0 0 0	1 0 0
Inning Stats	R: 0 E: 0 K: 0 S: 4 H: 1 LOB: 1 BB: 0 P: 4	R: 0 E: 0 K: 1 S: 5 H: 0 LOB: 0 BB: 0 P: 5	R: 0 E: 0 K: 0 S: 4 H: 2 LOB: 1 BB: 0 P: 4	R: 1 E: 0 K: 0 S: 4 H: 2 LOB: 0 BB: 0 P: 4	R: 0 E: 0 K: 0 S: 3 H: 0 LOB: 0 BB: 0 P: 3	R: 3 E: 0 K: 0 S: 6 H: 3 LOB: 0 BB: 0 P: 6	R: 0 E: 0 K: 0 S: 4 H: 1 LOB: 3 BB: 2 P: 12	R: 0 E: 0 K: 0 S: 3 H: 0 LOB: 0 BB: 0 P: 3	R: 1 E: 0 K: 0 S: 2 H: 1 LOB: 3 BB: 1 P: 7	1B: 6 2B: 2 3B: 1 HR: 1	SF: 0 SAC: 0 DP: 2 HBP: 1						

PITCHER	IP	WLS	BF	H	R	ER	SO	BB	IBB	HBP	BLK	WP	HR	S	P	ERA	WHIP
Mike Paxton, R (1, 1) ERA: 9.82	5.0		21	8	4	4	1	0	0	0	0	1	1	23	23	7.20	1.600
Don Hood, L (6, 1) ERA: 6.23	0.1		1	0	0	0	0	0	0	0	0	0	0	1	1	0.00	0.000
Dan Spillner, R (6, 1) ERA: 1.26	3.0	L	15	2	1	1	0	2	1	1	0	0	0	11	24	3.00	1.333
Sid Monge, L (9, 1) ERA: 1.84	0.0		1	0	0	0	0	0	0	0	0	1	0	0	0	∞	∞

PITCHER	IP	WLS	BF	H	R	ER	SO	BB	IBB	HBP	BLK	WP	HR	S	P	ERA	WHIP

BOTTOM

Cleveland Indians @ Kansas City Royals

Royals Stadium, Kansas City, MO

Thu Apr 26 1979, 7:05 PM EST

Att. 15,122 - Unknown - 63 F

livebaseballscorecards.com

AB	34
R	5
H	10
RBI	4
BB	3
SO	1
LOB	13

WP: 2 PB: 0 SB: 1 CS: 0 PA: 38

Batter	1	2	3	4	5	6	7	8	9	AB	R	H	RBI	BB	SO	LOB
Paul Dade, R (1, 9) OBP: 0.333, SLG: 0.200	F9		P5		BB 4-0 1-2	CS 0-0 3-H	1B 0-0		6-3 0-0	4	2	1	0	1	0	0
Rick Manning, L (1, 8) OBP: 0.263, SLG: 0.259	F7		4-3		SF8 0-0 1-2 2-3		2B 0-0 1-H		F8 0-0	5	1	2	1	0	0	0
Bobby Bonds, R (1, 10) OBP: 0.356, SLG: 0.500	F8		F2		2B 0-0 1-3 2-H 3-H		F7 0-0		6-3 0-0	5	0	1	2	0	0	1
Andre Thornton, R (1, 3) OBP: 0.246, SLG: 0.345		BB 4-0		F8 0-0	SF8 0-0 3-H		F8 0-0			2	1	0	1	1	0	1
Gary Alexander, R (1, 2) OBP: 0.368, SLG: 0.518 Bo Diaz, R (7, 2)		1B 0-0 1-2		F4 0-0	K 0-3		K 0-3			4 0	1 0	1 0	0 0	0 0	2 0	2 0
Toby Harrah, R (1, 5) OBP: 0.324, SLG: 0.279		2B 0-0 1-3 2-H		BB 4-0		F8 0-0		FC3-6 4-0		2	0	1	1	2	0	0
Jim Norris, L (1, 7) OBP: 0.339, SLG: 0.288		G3 0-0		F8 0-0		6-3 0-0		FC3-6 0-0 1-2f		4	0	0	0	0	0	4
Tom Veryzer, R (1, 6) OBP: 0.228, SLG: 0.222		G6-3 0-0 2-3 3-H			1-3 0-0	3B 0-0		F8 0-0		4	1	2	1	0	0	1
Duane Kuiper, L (1, 4) OBP: 0.354, SLG: 0.350		G6-3 0-0 1-2f			1B BB 2B 0-0	CS 0-0 1-H		4-3 0-0		4	1	2	1	0	0	3
Inning Stats	R: 0 E: 0 K: 0 S: 3 H: 0 LOB: 0 BB: 0 P: 3	R: 2 E: 0 K: 0 S: 5 H: 3 LOB: 1 BB: 1 P: 9	R: 0 E: 0 K: 0 S: 3 H: 0 LOB: 0 BB: 0 P: 3	R: 0 E: 0 K: 0 S: 3 H: 0 LOB: 1 BB: 1 P: 7	R: 3 E: 0 K: 1 S: 8 H: 3 LOB: 1 BB: 1 P: 12	R: 1 E: 0 K: 0 S: 4 H: 2 LOB: 0 BB: 0 P: 4	R: 1 E: 0 K: 1 S: 7 H: 2 LOB: 1 BB: 0 P: 7	R: 0 E: 1 K: 0 S: 3 H: 0 LOB: 1 BB: 1 P: 7	R: 0 E: 0 K: 0 S: 3 H: 0 LOB: 0 BB: 0 P: 3	1B: 6 2B: 3 3B: 1 HR: 0 SF: 1 SAC: 0 DP: 1 HBP: 0						

PITCHER		IP	WLS	BF	H	R	ER	SO	BB	IBB	HBP	BLK	WP	HR	S	P	ERA	WHIP
Paul Splittorff, L ERA: 4.09	(1, 1)	5.0	W	23	6	5	5	1	3	0	0	0	0	0	22	34	9.00	1.800
Eduardo Rodriguez, R ERA: 6.23	(6, 1)	4.0	S	16	4	2	2	1	1	0	0	0	0	0	17	21	4.50	1.250

PITCHER	IP	WLS	BF	H	R	ER	SO	BB	IBB	HBP	BLK	WP	HR	S	P	ERA	WHIP

TOP

Cleveland Indians @ Kansas City Royals

Royals Stadium, Kansas City, MO

Fri Apr 27 1979, 7:05 PM EST
Att. 17,411 - Unknown

livebaseballscorecards.com

AB	34
R	7
H	10
RBI	7
BB	4
SO	2
LOB	12

PA: 40
WP: 0
PB: 0
SB: 0
CS: 1

Batter	1	2	3	4	5	6	7	8	9	AB	R	H	RBI	BB	SO	LOB
Frank White, R (1, 4) OBP: 0.355, SLG: 0.485	BBBB 4-0 S HR BB	4-0 F8 S 1B BB BBBB 4-0 1-2 2-3 BB		x 0-0 G4-6-3 1B		x 0-0 1B 1-H 4-3 1B		x 0-0 HR		3	4	3	2	3	0	0
George Brett, L (1, 5) OBP: 0.353, SLG: 0.461	x 0-0 1-H HR	x 0-0 F8 1-3 x 0-0 F8		x 0-0 ①② G4-6-3 1-2f		x 0-0 4-3 1-3 1B 1B		x 0-0 ① F8		6	2	2	2	0	0	5
Amos Otis, R (1, 8) OBP: 0.388, SLG: 0.407	x 0-0 F9 S 1B 1B	BBBB 4-0 1B S 1B BB	BBBB 4-0 BB 1B BB	x 0-0 ③ F8		x 0-0 ② 4-3 1-2 3-H		x 0-0 ② F7		4	3	1	1	2	0	1
Darrell Porter, L (1, 2) OBP: 0.487, SLG: 0.607 John Wathan, R (9, 2) OBP: 0.429, SLG: 0.550	x 0-0 ① F9 1-3	IIII 4-0 1B 1B 1-2 PB IBB	BBBB 4-0 BB 1B 1-2 SF9 BB		x 0-0 ① F9	x 0-0 FC6 2-H 1B		BBBB 4-0 BB BB		3 0	2 0	1 0	1 0	3 0	0 0	1 0
Al Cowens, R (1, 9) OBP: 0.419, SLG: 0.422	x 0-0 1B 1B 3-H 1B	x 0-0 PB 1B 1-2 2-3 3-H 5-3 1B	x 0-0 BB 1-2 2-H 1B		x 0-0 3B	x 0-0 ③ FC6 1-2f		BBBB 4-0 1-2 BB		5	2	4	3	1	0	1
Ralph LaCock, L (1, 3) OBP: 0.345, SLG: 0.392	x 0-0 FC3-6 1B 1-3 1B	x 0-0 WP PB 1B 1-2 2-3 3-H 1B	BBBB 4-0 FC6-4 1-2 2-3 BB		x 0-0 ② 6-3		x 0-0 ① 6-3	x 0-0 ③ L9		5	1	2	1	1	0	3
Hal McRae, R (1, 10) OBP: 0.358, SLG: 0.386	x 0-0 FC3-6 1-2 3-H 1B	x 0-0 ② 5-3 1-2 2-H 3-H	x 0-0 ① F3		x 0-0 ③ 5-3		x 0-0 2B			5	0	2	2	0	0	5
Clint Hurdle, L (1, 7) OBP: 0.373, SLG: 0.404 Willie Wilson, S (7, 7) OBP: 0.375, SLG: 0.333	x 0-0 ② FC3-6 1-2f 2-3	BBBB 4-0 BB 1B 2-3 BB	x 0-0 ② SF9 3-H			x 0-0 ① F8	x 0-0 ② F7			2 1	0 0	0 0	1 0	1 0	0 0	2 1
Freddie Patek, R (1, 6) OBP: 0.365, SLG: 0.351	SSS 0-3 ③ K	x 0-0 BB 1-2 3-H 1B	x 0-0 ③ FC6-4 1-2f			x 0-0 S 1B 1B	x 0-0 ③ F3			5	1	2	1	0	1	5
Inning Stats	R: 4 E: 0 K: 1 S: 10 H: 5 LOB: 2 BB: 1 P: 14	R: 5 E: 0 K: 0 S: 6 H: 3 LOB: 3 BB: 5 P: 26	R: 2 E: 0 K: 0 S: 4 H: 1 LOB: 2 BB: 3 P: 16	R: 0 E: 0 K: 0 S: 3 H: 1 LOB: 0 BB: 0 P: 3	R: 0 E: 0 K: 0 S: 4 H: 1 LOB: 1 BB: 0 P: 4	R: 3 E: 0 K: 0 S: 7 H: 4 LOB: 1 BB: 0 P: 7	R: 0 E: 0 K: 0 S: 4 H: 1 LOB: 1 BB: 0 P: 4	R: 1 E: 0 K: 0 S: 4 H: 1 LOB: 2 BB: 2 P: 12		1B: 13 2B: 1 3B: 1 HR: 2 SF: 1 SAC: 0 DP: 1 HBP: 0						

PITCHER		IP	WLS	BF	H	R	ER	SO	BB	IBB	HBP	BLK	WP	HR	S	P	ERA	WHIP
Wayne Garland, R ERA: 12.27	(1, 1)	1.1	L	14	6	8	8	1	3	1	0	0	0	1	12	28	54.00	6.750
Len Barker, R ERA: 13.0	(2, 1)	4.1		26	9	6	6	0	5	0	0	0	1	0	21	41	12.46	3.231
Victor Cruz, R ERA: 4.63	(6, 1)	2.1		11	2	1	1	0	2	0	0	0	0	1	9	17	3.86	1.714

PITCHER	IP	WLS	BF	H	R	ER	SO	BB	IBB	HBP	BLK	WP	HR	S	P	ERA	WHIP

BOTTOM

Cleveland Indians @ Kansas City Royals

Royals Stadium, Kansas City, MO

Fri Apr 27 1979, 7:05 PM EST

Att. 17,411 - Unknown

livebaseballscorecards.com

AB	39
R	15
H	17
RBI	14
BB	11
SO	1
LOB	24

WP: 1 PA: 51
PB: 1
SB: 5
CS: 0

Batter	1	2	3	4	5	6	7	8	9	AB	R	H	RBI	BB	SO	LOB
Jim Norris, L (1, 7) OBP: 0.317, SLG: 0.268	F7			K		4-3		L9		4	0	0	0	0	1	1
Rick Manning, L (1, 8) OBP: 0.279, SLG: 0.293	P6			HR 2B		1B			1-3	4	1	2	0	0	0	0
Bobby Bonds, R (1, 10) OBP: 0.364, SLG: 0.500	PO 1B			K		K			1B	4	0	2	0	0	2	2
Andre Thornton, R (1, 3) OBP: 0.247, SLG: 0.387	PO 1-2	F7		2-H HR			K		F7	4	1	1	2	0	1	1
Gary Alexander, R (1, 2) OBP: 0.347, SLG: 0.483		4-3		F9			K		F3	4	0	0	0	0	1	1
Toby Harrah, R (1, 5) OBP: 0.325, SLG: 0.281		K			G1-4-3 1B		F8			3	0	1	0	0	1	0
Duane Kuiper, L (1, 4) OBP: 0.353, SLG: 0.349			CS 1B		G1-4-3 1-2f			6-3		3	0	1	0	0	0	1
Paul Dade, R (1, 9) OBP: 0.267, SLG: 0.154			F3		F9			K		3	0	0	0	0	1	1
Tom Veryzer, R (1, 6) OBP: 0.233, SLG: 0.228			F8 1-2			5-3		1B		3	0	1	0	0	0	1
Inning Stats	R: 0 E: 0 K: 0 S: 3 H: 1 LOB: 0 BB: 0 P: 3	R: 0 E: 0 K: 1 S: 5 H: 0 LOB: 0 BB: 0 P: 5	R: 0 E: 0 K: 0 S: 3 H: 1 LOB: 0 BB: 0 P: 3	R: 2 E: 0 K: 2 S: 9 H: 2 LOB: 0 BB: 0 P: 9	R: 0 E: 0 K: 0 S: 3 H: 1 LOB: 0 BB: 0 P: 3	R: 0 E: 0 K: 1 S: 6 H: 1 LOB: 1 BB: 0 P: 6	R: 0 E: 0 K: 2 S: 7 H: 0 LOB: 0 BB: 0 P: 7	R: 0 E: 0 K: 1 S: 6 H: 1 LOB: 1 BB: 0 P: 6	R: 0 E: 0 K: 0 S: 4 H: 1 LOB: 1 BB: 0 P: 4	1B: 6 2B: 1 3B: 0 HR: 1 SF: 0 SAC: 0 DP: 1 HBP: 0	WP: 0 PB: 0 SB: 0 CS: 1 PA: 33					

PITCHER	IP	WLS	BF	H	R	ER	SO	BB	IBB	HBP	BLK	WP	HR	S	P	ERA	WHIP
Dennis Leonard, R (1, 1) ERA: 3.08	9.0	W	32	8	2	2	7	0	0	0	0	0	1	46	46	2.00	0.889

PITCHER	IP	WLS	BF	H	R	ER	SO	BB	IBB	HBP	BLK	WP	HR	S	P	ERA	WHIP

TOP

Cleveland Indians @ Kansas City Royals

Royals Stadium, Kansas City, MO

Sat Apr 28 1979, 7:05 PM EST
Att. 27,167 - Unknown - 60 F

livebaseballscorecards.com

AB	32
R	2
H	8
RBI	2
BB	0
SO	7
LOB	8

BOTTOM

Cleveland Indians @ Kansas City Royals

Royals Stadium, Kansas City, MO

Sat Apr 28 1979, 7:05 PM EST

Att. 27,167 - Unknown - 60 F

livebaseballscorecards.com

Batter	1	2	3	4	5	6	7	8	9	AB	R	H	RBI	BB	SO	LOB
Frank White, R (1, 4) OBP: 0.370, SLG: 0.507	SH4-3 2B		K2-3 SSS	PB E 1-H 3-H 1B		P2		1B 1-2 2-3 1B		5	0	3	2	0	1	1
George Brett, L (1, 5) OBP: 0.337, SLG: 0.438	SH4-3 2-3		5-3	E5 PB 1-2		G1		L5 3-H		4	0	0	0	0	0	5
Amos Otis, R (1, 8) OBP: 0.403, SLG: 0.403	P4			S HR BB BB		F7		FC5-4 1-2 2-H 1B		3	1	1	1	2	0	1
Al Cowens, R (1, 9) OBP: 0.405, SLG: 0.449	6-3			HR F8			F3	FC5-4 1-2f		5	1	1	2	0	0	6
Hal McRae, R (1, 10) OBP: 0.353, SLG: 0.419		5-3		HR	L7		K SSS			4	1	1	1	0	1	0
Darrell Porter, L (1, 2) OBP: 0.500, SLG: 0.609		6-3		FC5-4 1B 1B	FC6-4 1B		BB BBBB			3	1	2	0	1	0	0
John Wathan, R (1, 3) OBP: 0.360, SLG: 0.458		P3		F9	FC6-4 1B S 1-2f		F9			4	1	0	0	0	0	3
Freddie Patek, R (1, 6) OBP: 0.403, SLG: 0.393			S 1B	FC5-4 1-2 1B	S 1-3 1B 1B			1B BB L5 1B		4	0	4	0	0	0	0
Willie Wilson, S (1, 7) OBP: 0.400, SLG: 0.333			K2-3 SSS 1-2	FC5-4 S 1-2f 2-3 1B	1-H 3-H 1B			1B 1-2 1B BB BBBB		3	2	1	0	1	1	3

	AB	35
	R	7
	H	13
	RBI	6
	BB	4
	SO	3
	LOB	19

Inning Stats																								
	R: 0	H: 1	R: 0	H: 0	R: 0	H: 1	R: 5	H: 5	R: 1	H: 3	R: 0	H: 0	R: 0	H: 0	R: 1	H: 3	1B: 10	SF: 0	WP: 0	PA: 40				
	E: 0	LOB: 1	E: 0	LOB: 0	E: 0	LOB: 1	E: 1	LOB: 3	E: 0	LOB: 2	E: 0	LOB: 0	K: 1	BB: 1	K: 0	BB: 1	2B: 2	SAC: 1	PB: 1					
	K: 0	BB: 0	K: 0	BB: 0	K: 2	BB: 0	K: 0	BB: 2	K: 0	BB: 0	K: 0	BB: 0	S: 5	P: 9	E: 0	LOB: 2	3B: 0	DP: 1	SB: 5					
	S: 4	P: 4	S: 3	P: 3	S: 8	P: 8	K: 0	P: 17	S: 5	P: 5	S: 3	P: 3			K: 0	BB: 1	HR: 2	HBP: 0	CS: 0					
							S: 9								S: 5	P: 9								

PITCHER		IP	WLS	BF	H	R	ER	SO	BB	IBB	HBP	BLK	WP	HR	S	P	ERA	WHIP
Rick Waits, L ERA: 4.64	(1, 1)	3.2	L	19	7	5	5	2	1	0	0	0	0	2	22	26	12.27	2.182
Don Hood, L ERA: 5.87	(4, 1)	3.1		17	4	2	2	1	3	0	0	0	0	0	16	28	5.40	2.100
Victor Cruz, R ERA: 4.26	(8, 1)	1.0		4	2	0	0	0	0	0	0	0	0	0	4	4	0.00	2.000

PITCHER	IP	WLS	BF	H	R	ER	SO	BB	IBB	HBP	BLK	WP	HR	S	P	ERA	WHIP

Cleveland Indians @ Kansas City Royals

Royals Stadium, Kansas City, MO

Sun Apr 29 1979, 4:33 AM EDT

Att. 26,184 - Unknown - 56 F

TOP

livebaseballscorecards.com

Batter	1	2	3	4	5	6	7	8	9	AB	R	H	RBI	BB	SO	LOB
Paul Dade, R (1, 9) OBP: 0.250, SG: 0.167	F9		FC1-6 FC4-6 1-2f		F8	S 1B		1-3		5	0	1	0	0	0	2
Rick Manning, L (1, 8) OBP: 0.288, SG: 0.333	K		FC4-6 S E 1-2f		1B 3B	F9			CS 1B	5	2	2	0	0	1	2
Bobby Bonds, R (1, 10) OBP: 0.366, SG: 0.479	K		E 1-3 BB		1B 2B BB	6-3 1-2			K	3	1	0	0	2	2	2
Andre Thornton, R (1, 3) OBP: 0.244, SG: 0.373		F9	E5 1-2 3-H		2B 1-2 3-H 1B		F7		K 1-2	5	1	1	1	0	1	2
Toby Harrah, R (1, 5) OBP: 0.321, SG: 0.294		L5	G3		E 1-H 2-H 2B		P5			4	1	1	2	0	0	2
Ted Cox, R (1, 7) OBP: 0.240, SG: 0.174 Horace Speed, R (6, 7) OBP: 0.444, SG: 0.167	1B 1B			F9	6-3		K			3 1	0 0	1 0	0 0	0 0	0 1	1 0
Duane Kuiper, L (1, 4) OBP: 0.347, SG: 0.343	1-2 1B			K	E6 2-H			G3		4	0	1	0	0	1	0
Bo Diaz, R (1, 2) OBP: 0.167, SG: 0.333	5-3			2B	F8			F8		4	0	1	0	0	0	3
Tom Veryzer, R (1, 6) OBP: 0.250, SG: 0.246			FC1-6 1B	F8		F9		1B		4	0	2	0	0	0	1

	AB	38
	R	5
	H	10
	RBI	3
	BB	2
	SO	6
	LOB	15

Inning Stats																								
	R: 0	H: 0	R: 0	H: 2	R: 1	H: 1	R: 0	H: 1	R: 4	H: 3	R: 0	H: 1	R: 0	H: 0	R: 0	H: 1	R: 0	H: 1	1B: 7	SF: 0	WP: 0	PA: 40		
	E: 0	LOB: 0	E: 0	LOB: 2	E: 1	LOB: 2	E: 0	LOB: 1	E: 1	LOB: 1	E: 0	LOB: 1	E: 0	LOB: 0	E: 0	LOB: 1	E: 0	LOB: 1	2B: 3	SAC: 0	PB: 0			
	K: 2	BB: 0	K: 0	BB: 0	K: 0	BB: 1	K: 1	BB: 0	K: 0	BB: 1	K: 0	BB: 0	K: 1	BB: 0	K: 0	BB: 0	K: 2	BB: 0	3B: 1	DP: 1	SB: 3			
	S: 7	P: 7	S: 5	P: 5	S: 5	P: 9	S: 6	P: 6	S: 7	P: 11	S: 4	P: 4	S: 5	P: 5	S: 4	P: 4	S: 7	P: 7	HR: 0	HBP: 0	CS: 1			

PITCHER		IP	WLS	BF	H	R	ER	SO	BB	IBB	HBP	BLK	WP	HR	S	P	ERA	WHIP
Larry Gura, L ERA: 5.63	(1, 1)	6.0	L	30	8	5	3	3	2	0	0	0	0	0	34	42	4.50	1.667
Marty Pattin, R ERA:	(7, 1)	3.0		10	2	0	0	3	0	0	0	0	0	0	16	16	0.00	0.667

PITCHER	IP	WLS	BF	H	R	ER	SO	BB	IBB	HBP	BLK	WP	HR	S	P	ERA	WHIP

Batter	1	2	3	4	5	6	7	8	9	AB	R	H	RBI	BB	SO	LOB
Frank White, R (1, 4) OBP: 0.365, SLG: 0.494 U L Washington, S (8, 4)	4-3		1B	P4			K			4 0	0 0	1 0	0 0	0 0	1 0	2 0
George Brett, L (1, 5) OBP: 0.323, SLG: 0.417	E7 6-3		4-3	3-1			1-3			4	0	0	0	0	0	3
Amos Otis, R (1, 8) OBP: 0.408, SLG: 0.400	6-3 2-3			S 3B 1B	K			BB		3	1	1	0	1	1	1
Darrell Porter, L (1, 2) OBP: 0.488, SLG: 0.582	K			1-2 3B BB	4-3			F7		3	1	0	0	1	1	2
Al Cowens, R (1, 9) OBP: 0.398, SLG: 0.466		4-3		1-H 2-H 1B 3B	F9			P4		4	1	1	2	0	0	1
Ralph LaCock, L (1, 3) OBP: 0.339, SLG: 0.382		F2		3-H 2B 1B		F7		L8		4	1	1	1	0	0	1
Hal McRae, R (1, 10) OBP: 0.360, SLG: 0.436 Willie Wilson, S (9, PR) OBP: 0.400, SLG: 0.333		5-3		SH1-4 1-H 2B		F7			CS 1B	4 0	0 0	2 0	1 0	0 0	0 0	0 0
Clint Hurdle, L (1, 7) OBP: 0.371, SLG: 0.388 Joe Zdeb, R (9, PH) OBP: 0.167, SLG: 0.167			4-3	SH1-4 BB		F8			K 1-2	2 1	0 0	0 0	0 0	1 0	0 1	0 1
Freddie Patek, R (1, 6) OBP: 0.386, SLG: 0.375			6-3	SH1-4 1-2 2-3			F8		K	3	0	0	0	0	1	1
Inning Stats	R: 0 E: 1 K: 1 S: 6 H: 0 LOB: 1 BB: 0 P: 6	R: 0 E: 0 K: 0 S: 3 H: 0 LOB: 0 BB: 0 P: 3	R: 0 E: 0 K: 0 S: 4 H: 1 LOB: 1 BB: 0 P: 4	R: 4 E: 0 K: 0 S: 7 H: 4 LOB: 2 BB: 2 P: 15	R: 0 E: 0 K: 1 S: 5 H: 0 LOB: 0 BB: 0 P: 5	R: 0 E: 0 K: 0 S: 3 H: 0 LOB: 0 BB: 0 P: 3	R: 0 E: 0 K: 1 S: 5 H: 0 LOB: 0 BB: 0 P: 5	R: 0 E: 0 K: 0 S: 3 H: 0 LOB: 1 BB: 1 P: 7	R: 0 E: 0 K: 2 S: 7 H: 1 LOB: 1 BB: 0 P: 7	1B: 4 2B: 1 3B: 1 HR: 0 SF: 0 SAC: 1 DP: 0 HBP: 0						

PITCHER	IP	WLS	BF	H	R	ER	SO	BB	IBB	HBP	BLK	WP	HR	S	P	ERA	WHIP
Rick Wise, R (1, 1) ERA: 4.73	8.0	W	34	6	4	4	3	3	0	0	0	0	0	37	49	4.50	1.125
Sid Monge, L (9, 1) ERA: 1.72	1.0	S	2	0	0	0	2	0	0	0	0	0	0	6	6	0.00	0.000

PITCHER	IP	WLS	BF	H	R	ER	SO	BB	IBB	HBP	BLK	WP	HR	S	P	ERA	WHIP

BOTTOM

Cleveland Indians @ Kansas City Royals

Royals Stadium, Kansas City, MO

Sun Apr 29 1979, 4:33 AM EDT

Att. 26,184 - Unknown - 56 F

livebaseballscorecards.com

AB	32
R	4
H	6
RBI	4
BB	3
SO	5
LOB	12

Batter	1	2	3	4	5	6	7	8	9	AB	R	H	RBI	BB	SO	LOB
Robin Yount, R (1, 6) OBP: 0.287, SLG: 0.368	S S S 0-3 ① K		x 0-0 ② F7		x 0-0 6-3 SH1-3 1-2 1B 1B		x 0-0 SH 1-3 HR	x 0-0 2B		4	2	2	0	0	1	1
Gorman Thomas, R (1, 8) OBP: 0.383, SLG: 0.609	S S S 0-3 ② K		B B B B 4-0 1-2 BB		x 0-0 ① SH1-3 1-2 2-3		x 0-0 2-H 3-H HR	S S S 0-3 ② K		3	1	1	3	1	2	1
Cecil Cooper, L (1, 3) OBP: 0.411, SLG: 0.690	S S S 0-3 ③ K		x 0-0 ③ 4-3		x 0-0 ② 6-3 2-3 3-H		S S S 0-3 ① K	x 0-0 ③ 4-3		5	0	0	1	0	2	4
Larry Hisle, R (1, 10) OBP: 0.409, SLG: 0.532		S S S 0-3 ① K		S S S 0-3 ① K	x 0-0 3-H 1B		B B B B 4-0 HR BB		x 0-0 ① F8	4	1	1	1	1	2	0
Ben Oglivie, L (1, 9) OBP: 0.303, SLG: 0.491		x 0-0 HR		x 0-0 ② 3-1	x 0-0 ③ 4-3		x 0-0 1-H HR		x 0-0 ② 4-3	5	2	2	3	0	0	1
Sal Bando, R (1, 5) OBP: 0.363, SLG: 0.333		x 0-0 ② 6-3		x 0-0 1B 1B		S S S 0-3 ① K	B B B B 4-0 FC6-4 BB		x 0-0 1B	4	0	2	0	1	1	0
Dick Davis, R (1, 7) OBP: 0.222, SLG: 0.278		x 0-0 ③ 5-3		x 0-0 1-2 1B		S S S 0-3 ② K	x 0-0 ② FC6-4 1-2f		x 0-0 ③ F8	5	0	1	0	0	1	2
Charlie Moore, R (1, 2) OBP: 0.415, SLG: 0.353		B B B B 4-0 BB BB		x 0-0 ③ F8		S S S 0-3 ③ K	x 0-0 ③ F8			3	0	0	0	1	1	3
Jim Gantner, L (1, 4) OBP: 0.296, SLG: 0.095			x 0-0 ① F7		B B B B 4-0 SH1-3 1B 6-3 BB		B B B B 4-0 SH HR BB	x 0-0 ① F7		2	2	0	0	2	0	1
Inning Stats	R: 0 E: 0 K: 3 S: 9 H: 0 LOB: 0 BB: 0 P: 9	R: 1 E: 0 K: 1 S: 6 H: 1 LOB: 0 BB: 0 P: 6	R: 0 E: 0 K: 0 S: 3 H: 0 LOB: 2 BB: 2 P: 11	R: 0 E: 0 K: 1 S: 7 H: 2 LOB: 2 BB: 0 P: 7	R: 2 E: 0 K: 0 S: 5 H: 2 LOB: 1 BB: 1 P: 9	R: 0 E: 0 K: 3 S: 9 H: 0 LOB: 0 BB: 0 P: 9	R: 5 E: 1 K: 1 S: 8 H: 2 LOB: 1 BB: 3 P: 20	R: 0 E: 0 K: 1 S: 6 H: 1 LOB: 1 BB: 0 P: 6	R: 0 E: 0 K: 0 S: 4 H: 1 LOB: 1 BB: 0 P: 4	1B: 5 2B: 1 3B: 0 HR: 3	SF: 0 SAC: 2 DP: 0 HBP: 0						

PITCHER		IP	WLS	BF	H	R	ER	SO	BB	IBB	HBP	BLK	WP	HR	S	P	ERA	WHIP
Eric Wilkins, R ERA: 5.64	(1, 1)	6.1	L	31	6	7	6	9	5	0	0	0	0	2	44	64	8.53	1.737
Don Hood, L ERA: 7.04	(7, 1)	0.0		2	1	1	1	0	1	0	0	0	0	1	1	5	∞	∞
Len Barker, R ERA: 10.03	(7, 1)	2.2		10	2	0	0	1	0	0	0	0	0	0	12	12	0.00	0.750

PITCHER	IP	WLS	BF	H	R	ER	SO	BB	IBB	HBP	BLK	WP	HR	S	P	ERA	WHIP

TOP

Milwaukee Brewers @ Cleveland Indians

Cleveland Municipal Stadium, Cleveland, OH

Mon Apr 30 1979, 7:05 PM EDT

Att. 3,811 - Unknown

livebaseballscorecards.com

AB	35
R	8
H	9
RBI	8
BB	6
SO	10
LOB	13

WP: 0 PA: 43
PB: 0
SB: 0
CS: 0

Batter	1	2	3	4	5	6	7	8	9	AB	R	H	RBI	BB	SO	LOB
Rick Manning, L (1, 8) OBP: 0.271, SLG: 0.313	F7			F7		4-3			F8	4	0	0	0	0	0	1
Toby Harrah, R (1, 5) OBP: 0.306, SLG: 0.278	F7			5-3			6-3		1-3	4	0	0	0	0	0	1
Bobby Bonds, R (1, 9) OBP: 0.365, SLG: 0.473	F8			S 1B			K			3	0	1	0	0	1	0
Andre Thornton, R (1, 3) OBP: 0.235, SLG: 0.357		F9		F8 1-2			F7			3	0	0	0	0	0	1
Jim Norris, L (1, 7) OBP: 0.303, SLG: 0.254		F7			K			F6		3	0	0	0	0	1	0
Gary Alexander, R (1, 10) OBP: 0.333, SLG: 0.460		K			F2			F8		3	0	0	0	0	1	0
Duane Kuiper, L (1, 4) OBP: 0.333, SLG: 0.329			6-3		F7			1-3		3	0	0	0	0	0	0
Bo Diaz, R (1, 2) OBP: 0.222, SLG: 0.333			4-3			F8			1B	3	0	1	0	0	0	0
Tom Veryzer, R (1, 6) OBP: 0.242, SLG: 0.238			6-3			4-3			L9	2	0	0	0	0	0	0
Wayne Cage, L (9, PH) OBP: 0.235, SLG: 0.161										1	0	0	0	0	0	1
Inning Stats	R: 0 E: 0 K: 0 S: 3 H: 0 LOB: 0 BB: 0 P: 3	R: 0 E: 0 K: 1 S: 5 H: 0 LOB: 0 BB: 0 P: 5	R: 0 E: 0 K: 0 S: 3 H: 0 LOB: 0 BB: 0 P: 3	R: 0 E: 0 K: 0 S: 4 H: 1 LOB: 1 BB: 0 P: 4	R: 0 E: 0 K: 1 S: 5 H: 0 LOB: 0 BB: 0 P: 5	R: 0 E: 0 K: 0 S: 3 H: 0 LOB: 0 BB: 0 P: 3	R: 0 E: 0 K: 1 S: 5 H: 0 LOB: 0 BB: 0 P: 5	R: 0 E: 0 K: 0 S: 3 H: 0 LOB: 0 BB: 0 P: 3	R: 0 E: 0 K: 0 S: 4 H: 1 LOB: 1 BB: 0 P: 4	1B: 2 2B: 0 3B: 0 HR: 0 SF: 0 SAC: 0 DP: 0 HBP: 0						

PITCHER	IP	WLS	BF	H	R	ER	SO	BB	IBB	HBP	BLK	WP	HR	S	P	ERA	WHIP
Jim Slaton, R (1, 1) ERA: 1.88	9.0	W	29	2	0	0	3	0	0	0	0	0	0	35	35	0.00	0.222

PITCHER	IP	WLS	BF	H	R	ER	SO	BB	IBB	HBP	BLK	WP	HR	S	P	ERA	WHIP

BOTTOM

Milwaukee Brewers @ Cleveland Indians

Cleveland Municipal Stadium, Cleveland, OH

Mon Apr 30 1979, 7:05 PM EDT

Att. 3,811 - Unknown

livebaseballscorecards.com

AB	29
R	0
H	2
RBI	0
BB	0
SO	3
LOB	4

WP: 0 PA: 29
PB: 0
SB: 1
CS: 0

Batter	1	2	3	4	5	6	7	8	9	AB	R	H	RBI	BB	SO	LOB
Robin Yount, R (1, 6) OBP: 0.293, SLG: 0.370	L4		1-2 1B		F8		FC3-6 PB 1B		K	5	0	2	0	0	1	2
Gorman Thomas, R (1, 8) OBP: 0.395, SLG: 0.592	K		F1		1-2 2-3 BB		1-2 FC3-6 BB		BB	2	0	0	0	3	1	2
Cecil Cooper, L (1, 3) OBP: 0.400, SLG: 0.663	K			WP 1B	F4		1-2f 2-3 FC3-6		G1	5	0	1	0	0	1	6
Larry Hisle, R (1, 10) OBP: 0.391, SLG: 0.506		6-3		K		K	F9			4	0	0	0	0	2	3
Ben Oglivie, L (1, 9) OBP: 0.300, SLG: 0.492		4-3		F9		1B 2B		F8		4	1	1	0	0	0	1
Don Money, R (1, 4) OBP: 0.333, SLG: 0.432		F9		L7 1-2		F9		K		4	0	0	0	0	1	2
Sal Bando, R (1, 5) OBP: 0.381, SLG: 0.348			1-3		H FC6-4 HBP	2-H 1B		1B		3	0	2	1	0	0	0
Jim Wohlford, R (1, 7) OBP: 0.190, SLG: 0.150			F8		FC6-4 BB 1B 1-2f	F7		K2-3		4	0	0	0	0	1	3
Buck Martinez, R (1, 2) OBP: 0.115, SLG: 0.115 Paul Molitor, R (9, PH) OBP: 0.388, SLG: 0.500			1B 1B		BB 1-2 1B		F9		F9	3 1	0 0	2 0	0 0	0 0	0 0	0 0
Inning Stats	R: 0 E: 0 K: 2 S: 7 H: 0 LOB: 0 BB: 0 P: 7	R: 0 E: 0 K: 0 S: 3 H: 0 LOB: 0 BB: 0 P: 3	R: 0 E: 0 K: 0 S: 5 H: 2 LOB: 2 BB: 0 P: 5	R: 0 E: 0 K: 1 S: 6 H: 1 LOB: 1 BB: 0 P: 6	R: 0 E: 0 K: 0 S: 4 H: 1 LOB: 3 BB: 1 P: 9	R: 1 E: 0 K: 1 S: 7 H: 2 LOB: 1 BB: 0 P: 7	R: 0 E: 0 K: 0 S: 4 H: 1 LOB: 2 BB: 1 P: 8	R: 0 E: 0 K: 2 S: 8 H: 1 LOB: 1 BB: 0 P: 8	R: 0 E: 0 K: 1 S: 5 H: 0 LOB: 1 BB: 1 P: 9	1B: 7 2B: 1 3B: 0 HR: 0	SF: 0 SAC: 0 DP: 0 HBP: 1						

PITCHER		IP	WLS	BF	H	R	ER	SO	BB	IBB	HBP	BLK	WP	HR	S	P	ERA	WHIP
Mike Paxton, R ERA: 7.29	(1, 1)	6.1	W	29	7	1	1	4	2	0	1	0	1	0	34	43	1.42	1.421
Sid Monge, L ERA: 1.47	(7, 1)	2.2	S	10	1	0	0	3	1	0	0	0	0	0	15	19	0.00	0.750

PITCHER	IP	WLS	BF	H	R	ER	SO	BB	IBB	HBP	BLK	WP	HR	S	P	ERA	WHIP

TOP

Milwaukee Brewers @ Cleveland Indians

Cleveland Municipal Stadium, Cleveland, OH

Tue May 01 1979, 7:05 PM EDT

Att. 3,583 - Unknown

livebaseballscorecards.com

AB	35
R	1
H	8
RBI	1
BB	3
SO	7
LOB	19

WP: 1 PB: 1 SB: 0 CS: 0 PA: 39

Milwaukee Brewers @ Cleveland Indians

Cleveland Municipal Stadium, Cleveland, OH

Tue May 01 1979, 7:05 PM EDT

Att. 3,583 - Unknown

livebaseballscorecards.com

BOTTOM

Batter	1	2	3	4	5	6	7	8	9	AB	R	H	RBI	BB	SO	LOB
Jim Norris, L (1, 7) OBP: 0.314, SLG: 0.286	1-3 1B 2B		E S HR 1B		K		K			4	2	2	0	0	2	0
Toby Harrah, R (1, 5) OBP: 0.303, SLG: 0.267	1-3 2-3		F4 1-3			FC1-6 HBP		F7		3	0	0	0	0	0	2
Rick Manning, L (1, 8) OBP: 0.284, SLG: 0.366	E 3-H 1B		HR 3-H			FC1-6 FC6-4 1-2f		4-3		4	1	2	3	0	0	1
Bobby Bonds, R (1, 9) OBP: 0.360, SLG: 0.474	5-3 1-3		5-3			FC6-4 1B 1B 1-2f		2B		4	0	1	0	0	0	2
Andre Thornton, R (1, 3) OBP: 0.235, SLG: 0.351	F7			F4		1B 1-2 1B		L5		4	0	1	0	0	0	2
Gary Alexander, R (1, 10) OBP: 0.333, SLG: 0.455		4-3		1-3		1-2 2-3 1B				3	0	1	0	0	0	0
Duane Kuiper, L (1, 4) OBP: 0.321, SLG: 0.315		6-3		6-3		F7				3	0	0	0	0	0	3
Bo Diaz, R (1, 2) OBP: 0.250, SLG: 0.333		5-3			1B		5-3			3	0	1	0	0	0	0
Tom Veryzer, R (1, 6) OBP: 0.232, SLG: 0.227			F7		F5		F9			3	0	0	0	0	0	0

	AB	31
	R	3
	H	8
	RBI	3
	BB	0
	SO	2
	LOB	10

Inning Stats	1	2	3	4	5	6	7	8	9
	R: 1 E: 1 K: 0 S: 5	H: 2 LOB: 1 BB: 0 P: 5	R: 0 E: 0 K: 0 S: 3	H: 0 LOB: 0 BB: 0 P: 3	R: 2 E: 0 K: 0 S: 5	H: 2 LOB: 0 BB: 0 P: 5	R: 0 E: 0 K: 0 S: 3	H: 0 LOB: 0 BB: 0 P: 3	R: 0 E: 0 K: 1 S: 5	H: 1 LOB: 0 BB: 0 P: 5
	R: 0 E: 0 K: 0 S: 5	H: 2 LOB: 3 BB: 0 P: 6	R: 0 E: 0 K: 1 S: 5	H: 0 LOB: 0 BB: 0 P: 5	R: 0 E: 0 K: 0 S: 4	H: 1 LOB: 1 BB: 0 P: 4				

	1B: 5	SF: 0	WP: 0	PA: 32
	2B: 2	SAC: 0	PB: 0	
	3B: 0	DP: 0	SB: 1	
	HR: 1	HBP: 1	CS: 0	

PITCHER	IP	WLS	BF	H	R	ER	SO	BB	IBB	HBP	BLK	WP	HR	S	P	ERA	WHIP
Lary Sorensen, R (1, 1) ERA: 3.35	8.0	L	32	8	3	3	2	0	0	1	0	0	1	35	36	3.38	1.000

PITCHER	IP	WLS	BF	H	R	ER	SO	BB	IBB	HBP	BLK	WP	HR	S	P	ERA	WHIP

Batter	1	2	3	4	5	6	7	8	9	AB	R	H	RBI	BB	SO	LOB
Paul Molitor, R (1, 4) OBP: 0.365, SLG: 0.468	B2-3	FC6-4 1-2f		L5 3-H		6-3 2-3		G3		5	0	0	0	0	0	5
Don Money, R (1, 10) OBP: 0.356, SLG: 0.421	BB 1B 1B 1B		6-3		BB E SH1-3	F8			K	1	2	0	0	2	0	0
Dick Davis, R (6, PH) OBP: 0.200, SLG: 0.250										2	0	0	0	0	1	1
Cecil Cooper, L (1, 3) OBP: 0.413, SLG: 0.695	1B 1-2 1B	F7		SH1-3 1-2			BB SH3-4		HR	3	2	2	1	1	0	0
Gorman Thomas, R (1, 8) OBP: 0.422, SLG: 0.613	1B CS 1B 1-2 2-3		1B	E8 2-H	1B		SH3-4 1-2		E 1B	4	1	4	1	0	0	0
Ben Oglivie, L (1, 7) OBP: 0.307, SLG: 0.477	1B 1-2 2-H 3-H		K		BB		K		F6	4	0	1	2	1	2	3
Sixto Lezcano, R (1, 9) OBP: 0.378, SLG: 0.552	K 2-3			2B	K		F3		E1 1-H	5	1	2	0	0	2	5
Sal Bando, R (1, 5) OBP: 0.371, SLG: 0.351		F4		1B FC5-2-6 2-H	F4			5-3	F9	5	0	1	1	0	0	3
Robin Yount, R (1, 6) OBP: 0.302, SLG: 0.388		6-3		FC5-2-6 L5 2-3		F7		6-3		4	0	2	0	0	0	0
Charlie Moore, R (1, 2) OBP: 0.422, SLG: 0.395		FC6-4		FC5-2-6 1-3 3-H		6-3		6-3 2-3		4	0	2	0	0	0	3
Inning Stats	R: 2 E: 0 K: 1 S: 7 H: 3 LOB: 2 BB: 1 P: 11	R: 0 E: 0 K: 0 S: 4 H: 1 LOB: 1 BB: 0 P: 4	R: 0 E: 0 K: 1 S: 6 H: 1 LOB: 1 BB: 0 P: 6	R: 1 E: 0 K: 0 S: 5 H: 3 LOB: 1 BB: 0 P: 5	R: 1 E: 1 K: 1 S: 6 H: 1 LOB: 2 BB: 2 P: 14	R: 0 E: 0 K: 0 S: 4 H: 1 LOB: 1 BB: 0 P: 4	R: 0 E: 0 K: 1 S: 5 H: 0 LOB: 1 BB: 1 P: 9	R: 0 E: 0 K: 0 S: 4 H: 1 LOB: 1 BB: 0 P: 4	R: 2 E: 1 K: 1 S: 8 H: 3 LOB: 1 BB: 0 P: 8	1B: 9 2B: 6 3B: 0 HR: 1 SF: 0 SAC: 2 DP: 2 HBP: 0							

TOP

Milwaukee Brewers @ Cleveland Indians

Cleveland Municipal Stadium, Cleveland, OH

Wed May 02 1979, 7:05 PM EDT
Att. 4,859 - Unknown - 70 F

livebaseballscorecards.com

AB	37
R	6
H	14
RBI	5
BB	4
SO	5
LOB	20

WP: 0 PB: 0 SB: 0 CS: 1 PA: 43

PITCHER		IP	WLS	BF	H	R	ER	SO	BB	IBB	HBP	BLK	WP	HR	S	P	ERA	WHIP
Wayne Garland, R ERA: 11.32	(1, 1)	3.0	L	17	8	3	3	2	1	0	0	0	0	0	20	24	9.00	3.000
Dan Spillner, R ERA: 1.56	(4, 1)	3.0		12	2	1	1	1	2	0	0	0	0	0	12	20	3.00	1.333
Victor Cruz, R ERA: 4.02	(7, 1)	3.0		14	4	2	1	2	1	0	0	0	0	1	17	21	3.00	1.667

PITCHER	IP	WLS	BF	H	R	ER	SO	BB	IBB	HBP	BLK	WP	HR	S	P	ERA	WHIP

Batter	1	2	3	4	5	6	7	8	9	AB	R	H	RBI	BB	SO	LOB
Jim Norris, L (1, 7) OBP: 0.297, SLG: 0.269	K		F8			L6		4-3		4	0	0	0	0	1	1
Toby Harrah, R (1, 5) OBP: 0.323, SLG: 0.273	CS 1B		BB 1-2			BB S		F3		2	0	1	0	2	0	0
Rick Manning, L (1, 8) OBP: 0.269, SLG: 0.347	4-3 1-2		F9			F9 1-2			F7	4	0	0	0	0	0	3
Bobby Bonds, R (1, 9) OBP: 0.366, SLG: 0.512		HR		CS S 1B		F9			K	4	1	2	1	0	1	1
Andre Thornton, R (1, 3) OBP: 0.225, SLG: 0.333		F9		K 1-2			L6		5-3	4	0	0	0	0	1	1
Gary Alexander, R (1, 10) OBP: 0.333, SLG: 0.441		K		K 2-3			WP 4-3 BB			2	0	0	0	1	2	1
Duane Kuiper, L (1, 4) OBP: 0.321, SLG: 0.316		1B		F8			4-3 1-2			3	0	1	0	0	0	1
Bo Diaz, R (1, 2) OBP: 0.200, SLG: 0.267		K		F8			5-3 2-3			3	0	0	0	0	1	2
Tom Veryzer, R (1, 6) OBP: 0.236, SLG: 0.232			BB 1B	F8				F9		3	0	1	0	0	0	0
Inning Stats	R: 0 E: 0 K: 1 S: 5 H: 1 LOB: 0 BB: 0 P: 5	R: 1 E: 0 K: 2 S: 9 H: 2 LOB: 1 BB: 0 P: 9	R: 0 E: 0 K: 0 S: 3 H: 1 LOB: 1 BB: 1 P: 7	R: 0 E: 0 K: 2 S: 7 H: 1 LOB: 0 BB: 0 P: 7	R: 0 E: 0 K: 0 S: 3 H: 0 LOB: 0 BB: 0 P: 3	R: 0 E: 0 K: 0 S: 3 H: 0 LOB: 1 BB: 1 P: 7	R: 0 E: 0 K: 0 S: 3 H: 0 LOB: 1 BB: 1 P: 7	R: 0 E: 0 K: 0 S: 3 H: 0 LOB: 1 BB: 0 P: 3	R: 0 E: 0 K: 1 S: 5 H: 0 LOB: 0 BB: 0 P: 5	1B: 4 2B: 0 3B: 0 HR: 1	SF: 0 SAC: 0 DP: 0 HBP: 0						

PITCHER	IP	WLS	BF	H	R	ER	SO	BB	IBB	HBP	BLK	WP	HR	S	P	ERA	WHIP
Moose Haas, R (1, 1) ERA: 4.18	9.0	W	32	5	1	1	6	3	0	0	0	1	1	41	53	1.00	0.889

PITCHER	IP	WLS	BF	H	R	ER	SO	BB	IBB	HBP	BLK	WP	HR	S	P	ERA	WHIP

Milwaukee Brewers @ Cleveland Indians

Cleveland Municipal Stadium, Cleveland, OH

Wed May 02 1979, 7:05 PM EDT

Att. 4,859 - Unknown - 70 F

BOTTOM

livebaseballscorecards.com

AB	29
R	1
H	5
RBI	1
BB	3
SO	6
LOB	10

1B: 4 SF: 0
2B: 0 SAC: 0
3B: 0 DP: 0
HR: 1 HBP: 0

WP: 1 PA: 32
PB: 0
SB: 2
CS: 2

Batter	1	2	3	4	5	6	7	8	9	10	AB	R	H	RBI	BB	SO	LOB
Frank White, R (1, 4) OBP: 0.347, SLG: 0.495	0-0 BB 1B 1B		0-0 1B S 1B		0-0 1B 2B		0-0 6-3 ①		0-0 F8 ①		5	1	3	0	0	0	0
George Brett, L (1, 5) OBP: 0.339, SLG: 0.431	0-0 F7 ①		0-3 K ①		0-0 2-3 1B		0-0 HR 1B		0-0 F7 ②		5	1	2	0	0	1	2
Amos Otis, R (1, 8) OBP: 0.426, SLG: 0.476	B B B B 4-0 1B 1-2 BB		0-3 K ②		0-0 P3 ②		0-0 1-H HR		0-3 K ③		4	1	1	2	1	2	3
Al Cowens, R (1, 9) OBP: 0.406, SLG: 0.506	0-0 G6-3 1-3 2-H 1B		0-0 1-3 1B		0-3 K ③		0-0 P6 ②			0-0 E S SF7 1B	5	1	3	1	0	1	2
Hal McRae, R (1, 10) OBP: 0.327, SLG: 0.404	0-0 G6-3 ② ③ 1-2f		0-3 K ③			0-0 2B 2B	0-0 F9 ③			0-0 SF7 ① 1-H	4	1	1	1	0	1	4
Darrell Porter, L (1, 2) OBP: 0.471, SLG: 0.556		H 1-0 1-3 HBP		0-0 1-3 ①		0-0 P4 ①		0-0 1B		0-0 P1 ②	4	0	1	0	0	0	1
John Wathan, R (1, 3) OBP: 0.333, SLG: 0.452		0-0 1-3 ① 1-2		0-0 P4 ②		0-0 2-H 2B		0-3 K ①		0-3 K ③	5	0	1	1	0	2	2
Freddie Patek, R (1, 6) OBP: 0.361, SLG: 0.351		0-0 F9 ②		0-0 6-3 ③		0-0 1-3 ②		0-3 K ②			4	0	0	0	0	1	3
Willie Wilson, S (1, 7) OBP: 0.286, SLG: 0.240		0-3 K ③			0-0 4-3 ①	0-0 F8 ③		0-3 K ③			4	0	0	0	0	2	3
Inning Stats	R: 1 H: 2 E: 0 LOB: 1 K: 0 BB: 1 S: 4 P: 8	R: 0 H: 0 E: 0 LOB: 1 K: 1 BB: 0 S: 5 P: 6	R: 0 H: 2 E: 0 LOB: 2 K: 3 BB: 0 S: 11 P: 11	R: 0 H: 0 E: 0 LOB: 0 K: 0 BB: 0 S: 3 P: 3	R: 0 H: 2 E: 0 LOB: 2 K: 1 BB: 0 S: 7 P: 7	R: 1 H: 2 E: 0 LOB: 1 K: 0 BB: 0 S: 5 P: 5	R: 2 H: 2 E: 0 LOB: 0 K: 0 BB: 0 S: 5 P: 5	R: 0 H: 1 E: 0 LOB: 1 K: 3 BB: 0 S: 10 P: 10	R: 0 H: 0 E: 0 LOB: 0 K: 1 BB: 0 S: 5 P: 5	R: 1 H: 1 E: 0 LOB: 0 K: 1 BB: 0 S: 6 P: 6	1B: 8 2B: 3 3B: 0 HR: 1	SF: 1 SAC: 0 DP: 1 HBP: 1						

PITCHER	IP	WLS	BF	H	R	ER	SO	BB	IBB	HBP	BLK	WP	HR	S	P	ERA	WHIP
Rick Waits, L (1, 1) ERA: 4.73	7.0		33	11	4	4	5	1	0	1	0	0	1	41	46	5.14	1.714
Sid Monge, L (8, 1) ERA: 1.27	3.0	L	10	1	1	0	5	0	0	0	0	0	0	20	20	0.00	0.333

PITCHER	IP	WLS	BF	H	R	ER	SO	BB	IBB	HBP	BLK	WP	HR	S	P	ERA	WHIP

TOP

Kansas City Royals @ Cleveland Indians

Cleveland Municipal Stadium, Cleveland, OH

Fri May 04 1979, 7:05 PM EDT
Att. 4,056 - Unknown - 42 F

livebaseballscorecards.com

AB	40
R	5
H	12
RBI	5
BB	1
SO	10
LOB	20

1B: 8	SF: 1	WP: 0	PA: 43
2B: 3	SAC: 0	PB: 0	
3B: 0	DP: 1	SB: 2	
HR: 1	HBP: 1	CS: 0	

Batter	1	2	3	4	5	6	7	8	9	10	AB	R	H	RBI	BB	SO	LOB
Paul Dade, R (1, 7) OBP: 0.292, SLG: 0.273	FC1-5 HBP 1B	FC5 2-3f		6-3		BB 1-3 2-H 2B	BB 1-3 1B			F8	4	0	2	1	0	0	3
Horace Speed, R (7, 7) OBP: 0.455, SLG: 0.250											2	0	1	0	0	0	0
Toby Harrah, R (1, 5) OBP: 0.343, SLG: 0.288	FC1-5 1-2 HBP		4-3		F7	BB IBB	BB 1-2 BB			2B	3	0	1	0	2	0	0
Rick Manning, L (1, 8) OBP: 0.262, SLG: 0.338	FC1-5 G5-4-3 1-2 2-3f		E 1B 1B		F8	SF8 3-H	F7			K	5	0	1	1	0	1	6
Andre Thornton, R (1, 3) OBP: 0.242, SLG: 0.337	G5-4-3 1-2f		E7 WP 1-3 1B		1B 1B	1-2 2-3 BB		K		K	5	0	2	0	1	2	3
Bobby Bonds, R (1, 9) OBP: 0.357, SLG: 0.494		5-3	P4 1-2		1-2 1B	L7		F8			5	0	1	0	0	0	5
Gary Alexander, R (1, 10) OBP: 0.326, SLG: 0.438	1B 2B	5-3			F7		G3	6-3			5	1	1	0	0	0	4
Duane Kuiper, L (1, 4) OBP: 0.337, SLG: 0.325		F8	G5-4-3 HBP			SH2-3 2B 1B	1B SF9 1B			1-3	4	2	2	0	0	0	1
Bo Diaz, R (1, 2) OBP: 0.263, SLG: 0.278		FC5 1B BB	G5-4-3 1-2f			SH2-3 1-2	1B 1-3 1B			L7	3	0	1	0	1	0	1
Tom Veryzer, R (1, 6) OBP: 0.247, SLG: 0.236		1-2 2-H 1B	E1			2B SF8 BB	SF9 3-H			F2	3	1	1	2	1	0	0
Inning Stats	R: 0 H: 1 E: 0 LOB: 1 K: 0 BB: 0 S: 3 P: 4	R: 1 H: 2 E: 0 LOB: 2 K: 0 BB: 1 S: 5 P: 9	R: 0 H: 2 E: 1 LOB: 2 K: 0 BB: 0 S: 5 P: 5	R: 0 H: 0 E: 1 LOB: 1 K: 0 BB: 0 S: 3 P: 4	R: 0 H: 2 E: 0 LOB: 2 K: 0 BB: 0 S: 5 P: 5	R: 2 H: 2 E: 0 LOB: 3 K: 0 BB: 3 S: 5 P: 17	R: 1 H: 3 E: 0 LOB: 3 K: 0 BB: 1 S: 6 P: 10	R: 0 H: 0 E: 0 LOB: 0 K: 1 BB: 0 S: 5 P: 5	R: 0 H: 0 E: 0 LOB: 0 K: 0 BB: 0 S: 3 P: 3	R: 0 H: 1 E: 0 LOB: 1 K: 2 BB: 0 S: 8 P: 8	1B: 10 SF: 2 2B: 3 SAC: 1 3B: 0 DP: 2 HR: 0 HBP: 2						

PITCHER		IP	WLS	BF	H	R	ER	SO	BB	IBB	HBP	BLK	WP	HR	S	P	ERA	WHIP
Larry Gura, L	(1, 1)	5.2		30	9	3	3	0	2	1	2	0	1	0	25	39	4.76	1.941
ERA: 5.52																		
Marty Pattin, R	(6, 1)	1.0		8	3	1	1	0	2	0	0	0	0	0	6	14	9.00	5.000
ERA: 3.38																		
Al Hrabosky, L	(7, 1)	3.1	W	11	1	0	0	3	0	0	0	0	0	0	17	17	0.00	0.300
ERA: 0.75																		

PITCHER	IP	WLS	BF	H	R	ER	SO	BB	IBB	HBP	BLK	WP	HR	S	P	ERA	WHIP

BOTTOM

Kansas City Royals @ Cleveland Indians

Cleveland Municipal Stadium, Cleveland, OH

Fri May 04 1979, 7:05 PM EDT
Att. 4,056 - Unknown - 42 F

livebaseballscorecards.com

AB	39
R	4
H	13
RBI	4
BB	5
SO	3
LOB	23

Kansas City Royals @ Cleveland Indians

Cleveland Municipal Stadium, Cleveland, OH

Sat May 05 1979, 3:33 AM EDT
Att. 9,529 - Unknown - 51 F

TOP

livebaseballscorecards.com

Batter	1	2	3	4	5	6	7	8	9	AB	R	H	RBI	BB	SO	LOB
Frank White, R (1, 4) OBP: 0.333, SLG: 0.474	S S S 0-3 ① K		x 0-0 ③ 6-3			x 0-0 ① L7		x 0-0 ① P3		4	0	0	0	0	1	1
George Brett, L (1, 5) Jamie Quirk, L (9, 5) OBP: 0.328, SLG: 0.415	x 0-0 ② F9			x 0-0 ① 5-3		x 0-0 ② F7		x 0-0 ② 4-3		4 0	0 0	0 0	0 0	0 0	0 0	0 0
Amos Otis, R (1, 8) OBP: 0.418, SLG: 0.459	x 0-0 ③ L9			x 0-0 ② P4		B B B B 4-0 S BB		x 0-0 ③ 6-3		3	0	0	0	1	0	0
Darrell Porter, L (1, 2) OBP: 0.462, SLG: 0.541		x 0-0 ① L9		x 0-0 ③ L3		x 0-0 ③ F7 1-2			x 0-0 CS 1B	4	0	1	0	0	0	1
Al Cowens, R (1, 9) OBP: 0.390, SLG: 0.484		x 0-0 ② G3			x 0-0 E5 CS		S S S 0-3 ① K		x 0-0 ① ② B3 1-2	4	0	0	0	0	1	1
Ralph LaCock, L (1, 3) OBP: 0.365, SLG: 0.418		x 0-0 ③ F8			S S S 0-3 ① ② K 1-2		x 0-0 ② F9		x 0-0 ③ 3-1	4	0	0	0	0	1	1
Hal McRae, R (1, 10) OBP: 0.336, SLG: 0.443			x 0-0 F8 S 1B		x 0-0 HR		x 0-0 E6 E			3	2	2	1	0	0	0
Clint Hurdle, L (1, 7) Willie Wilson, S (7, 7) OBP: 0.389, SLG: 0.448 OBP: 0.286, SLG: 0.240			x 0-0 ① F8 1-3		x 0-0 FC5-4 1B		x 0-0 E4 1-H			3 0	1 0	1 0	0 0	0 0	0 0	0 0
Freddie Patek, R (1, 6) OBP: 0.349, SLG: 0.338			S S S 0-3 ② K		x 0-0 ③ FC5-4 1-2f		x 0-0 ③ 6-3			3	0	0	0	0	1	2
Inning Stats	R: 0 E: 0 K: 1 S: 5 H: 0 LOB: 0 BB: 0 P: 5	R: 0 E: 0 K: 0 S: 3 H: 0 LOB: 0 BB: 0 P: 3	R: 0 E: 0 K: 1 S: 6 H: 1 LOB: 1 BB: 0 P: 6	R: 0 E: 0 K: 0 S: 3 H: 0 LOB: 0 BB: 0 P: 3	R: 1 E: 1 K: 1 S: 7 H: 2 LOB: 1 BB: 0 P: 7	R: 0 E: 0 K: 0 S: 3 H: 0 LOB: 1 BB: 1 P: 7	R: 2 E: 2 K: 1 S: 7 H: 0 LOB: 0 BB: 0 P: 7	R: 0 E: 0 K: 0 S: 3 H: 0 LOB: 0 BB: 0 P: 3	R: 0 E: 0 K: 0 S: 3 H: 1 LOB: 0 BB: 0 P: 3	1B: 3 2B: 0 3B: 0 HR: 1	SF: 0 SAC: 0 DP: 0 HBP: 0						

	AB	32
	R	3
	H	4
	RBI	1
	BB	1
	SO	4
	LOB	6

WP: 0 PB: 0 SB: 2 CS: 2 PA: 33

PITCHER	IP	WLS	BF	H	R	ER	SO	BB	IBB	HBP	BLK	WP	HR	S	P	ERA	WHIP
Rick Wise, R (1, 1) ERA: 3.92	9.0	L	33	4	3	1	4	1	0	0	0	0	1	40	44	1.00	0.556

PITCHER	IP	WLS	BF	H	R	ER	SO	BB	IBB	HBP	BLK	WP	HR	S	P	ERA	WHIP

BOTTOM

Batter	1	2	3	4	5	6	7	8	9	AB	R	H	RBI	BB	SO	LOB
Paul Dade, R (1, 7) OBP: 0.310, SLG: 0.269	4-3		E6 1B		4-3			BB 1-2 2-3 E 1B	1B 1-2 2-3	4	1	1	0	1	0	0
Toby Harrah, R (1, 5) OBP: 0.337, SLG: 0.282	6-3		F9			F5		E 1-2 2-3 3-H 1B	F7	5	0	1	1	0	0	4
Rick Manning, L (1, 8) OBP: 0.273, SLG: 0.345	1B		1-3 1B			F8		P4		4	0	2	0	0	0	3
Andre Thornton, R (1, 3) OBP: 0.232, SLG: 0.322	P4		L7			F8		FC1-2 1-3 2-H 3-Hf		4	0	0	0	0	0	5
Bobby Bonds, R (1, 9) OBP: 0.353, SLG: 0.478		BB 5-3		K			F8	K		3	0	0	0	1	2	2
Gary Alexander, R (1, 10) OBP: 0.311, SLG: 0.416		K		K			K		K	4	0	0	0	0	4	1
Duane Kuiper, L (1, 4) OBP: 0.322, SLG: 0.310		5-3 1-2		5-3			4-3		G3	4	0	0	0	0	0	1
Bo Diaz, R (1, 2) OBP: 0.238, SLG: 0.250		K			4-3			BB E 1B	1B 1B	2	0	0	0	0	1	1
Ron Pruitt, R (7, 2) OBP: 0.444, SLG: 0.286										1	1	1	0	1	0	0
Horace Speed, R (9, PR) OBP: 0.455, SLG: 0.250										0	0	0	0	0	0	0
Tom Veryzer, R (1, 6) OBP: 0.247, SLG: 0.237			F8		F5			E5 1B BB 1-2 FC1-2	1B 1-2 1B	4	0	1	0	0	0	1
Inning Stats	R: 0 E: 0 K: 0 S: 4 H: 1 LOB: 1 BB: 0 P: 4	R: 0 E: 0 K: 2 S: 7 H: 0 LOB: 1 BB: 1 P: 11	R: 0 E: 1 K: 0 S: 5 H: 1 LOB: 2 BB: 0 P: 5	R: 0 E: 0 K: 2 S: 7 H: 0 LOB: 0 BB: 0 P: 7	R: 0 E: 0 K: 0 S: 3 H: 0 LOB: 0 BB: 0 P: 3	R: 0 E: 0 K: 0 S: 3 H: 0 LOB: 0 BB: 0 P: 3	R: 0 E: 0 K: 1 S: 5 H: 0 LOB: 0 BB: 0 P: 5	R: 2 E: 2 K: 1 S: 7 H: 1 LOB: 2 BB: 2 P: 15	R: 0 E: 0 K: 1 S: 8 H: 3 LOB: 3 BB: 0 P: 8	1B: 6 2B: 0 3B: 0 HR: 0	SF: 0 SAC: 0 DP: 0 HBP: 0						

PITCHER	IP	WLS	BF	H	R	ER	SO	BB	IBB	HBP	BLK	WP	HR	S	P	ERA	WHIP
Rich Gale, R (1, 1) ERA: 6.09	7.0	W	29	3	2	0	5	3	0	0	0	0	0	36	48	0.00	0.857
Al Hrabosky, L (8, 1) ERA: 0.64	2.0	S	9	3	0	0	2	0	0	0	0	0	0	13	13	0.00	1.500

PITCHER	IP	WLS	BF	H	R	ER	SO	BB	IBB	HBP	BLK	WP	HR	S	P	ERA	WHIP

Kansas City Royals @ Cleveland Indians

Cleveland Municipal Stadium, Cleveland, OH

Sat May 05 1979, 3:33 AM EDT

Att. 9,529 - Unknown - 51 F

livebaseballscorecards.com

AB	35
R	2
H	6
RBI	1
BB	3
SO	7
LOB	18

Batter	1	2	3	4	5	6	7	8	9	AB	R	H	RBI	BB	SO	LOB
Frank White, R (1, 4) OBP: 0.339, SLG: 0.475	x 0-0 S E 1B		x 0-0 ① L7			x 0-0 FC6-4 1B HR 1B		x 0-0 ① F8		4	2	2	0	0	0	0
George Brett, L (1, 5) OBP: 0.325, SLG: 0.409	x 0-0 E7 SH1-3 1-H		SSS 0-3 ② K			x 0-0 1-2 FC6-4 1B		x 0-0 ② 3-1		4	0	1	0	0	1	0
Amos Otis, R (1, 8) OBP: 0.406, SLG: 0.443	x 0-0 ① SH1-3 2-3		x 0-0 ③ P3			x 0-0 ① FC6-4 HR 1-2f 2-3		SSS 0-3 ③ K		3	1	0	0	0	1	2
Darrell Porter, L (1, 2) OBP: 0.455, SLG: 0.562	x 0-0 ② F8			x 0-0 ① F8		x 0-0 1-H 3-H HR			x 0-0 ① L9	4	1	1	3	0	0	1
Al Cowens, R (1, 9) OBP: 0.376, SLG: 0.464	x 0-0 ③ L8			x 0-0 ② P4		x 0-0 ② F9			x 0-0 ② F8	4	0	0	0	0	0	1
Ralph LaCock, L (1, 3) OBP: 0.359, SLG: 0.423		x 0-0 L9 2B		x 0-0 ③ 5-3		x 0-0 ③ F8			x 0-0 ③ 4-3	4	0	1	0	0	0	0
Hal McRae, R (1, 10) OBP: 0.327, SLG: 0.430		x 0-0 ① P3			SSS 0-3 ① K		SSS 0-3 ① K			3	0	0	0	0	2	1
Clint Hurdle, L (1, 7) OBP: 0.373, SLG: 0.426		x 0-0 ② L9 2-3			x 0-0 ② 4-3		x 0-0 ② 6-3			3	0	0	0	0	0	1
Willie Wilson, S (7, 7) OBP: 0.286, SLG: 0.240										0	0	0	0	0	0	0
Freddie Patek, R (1, 6) OBP: 0.337, SLG: 0.325		x 0-0 ③ F7			x 0-0 ③ L3		x 0-0 ③ F8			3	0	0	0	0	0	1
Inning Stats	R: 1 H: 1 E: 1 LOB: 1 K: 0 BB: 0 S: 5 P: 5	R: 0 H: 1 E: 0 LOB: 1 K: 0 BB: 0 S: 4 P: 4	R: 0 H: 0 E: 0 LOB: 0 K: 1 BB: 0 S: 5 P: 5	R: 0 H: 0 E: 0 LOB: 0 K: 0 BB: 0 S: 3 P: 3	R: 0 H: 0 E: 0 LOB: 0 K: 1 BB: 0 S: 5 P: 5	R: 3 H: 3 E: 0 LOB: 0 K: 0 BB: 0 S: 6 P: 6	R: 0 H: 0 E: 0 LOB: 0 K: 1 BB: 0 S: 5 P: 5	R: 0 H: 0 E: 0 LOB: 0 K: 1 BB: 0 S: 5 P: 5	R: 0 H: 0 E: 0 LOB: 0 K: 0 BB: 0 S: 3 P: 3	1B: 3 SF: 0 2B: 1 SAC: 1 3B: 0 DP: 0 HR: 1 HBP: 0						

TOP

Kansas City Royals @ Cleveland Indians

Cleveland Municipal Stadium, Cleveland, OH

Sun May 06 1979, 3:33 AM EDT
Att. 16,352 - Unknown - 62 F

livebaseballscorecards.com

AB	32
R	4
H	5
RBI	3
BB	0
SO	4
LOB	7

PITCHER	IP	WLS	BF	H	R	ER	SO	BB	IBB	HBP	BLK	WP	HR	S	P	ERA	WHIP
Mike Paxton, R (1, 1) ERA: 6.0	9.0	W	33	5	4	3	4	0	0	0	0	0	1	41	41	3.00	0.556

PITCHER	IP	WLS	BF	H	R	ER	SO	BB	IBB	HBP	BLK	WP	HR	S	P	ERA	WHIP

WP: 0	PA: 33
PB: 0	
SB: 1	
CS: 0	

BOTTOM

Kansas City Royals @ Cleveland Indians

Cleveland Municipal Stadium, Cleveland, OH

Sun May 06 1979, 3:33 AM EDT

Att. 16,352 - Unknown - 62 F

livebaseballscorecards.com

Batter	1	2	3	4	5	6	7	8	9	AB	R	H	RBI	BB	SO	LOB
Paul Dade, R (1, 7) OBP: 0.294, SLG: 0.233	F3			6-3		5-3		FC1-6, FC6-4, 1-2f	BB, 1-2, 2-3	4	0	0	0	1	0	1
Toby Harrah, R (1, 5) OBP: 0.339, SLG: 0.273	CS, BB			L5		BB		FC6-4, 1-2f	P5	3	0	0	0	2	0	4
Rick Manning, L (1, 8) OBP: 0.280, SLG: 0.341	F7			L8		4-3			WP, 5-3, 1B, 1B; BB, 1-2, 2-3, 3-H	4	1	1	1	1	0	2
Andre Thornton, R (1, 3) OBP: 0.233, SLG: 0.319	CS, 1-2	F4			2B, F8-2, 1B		5-3		5-3, 1-2	4	0	1	0	0	0	1
Bobby Bonds, R (1, 9) OBP: 0.368, SLG: 0.495		1B			1-3, 2B		6-3		1B, WP, E, BB	3	1	2	0	1	0	0
Wayne Cage, L (1, 10) OBP: 0.270, SLG: 0.182		K			BB		1B		E, 1B, 1-2, 2-3, BB	2	0	1	0	1	1	0
Gary Alexander, R (9, PH) OBP: 0.319, SLG: 0.416										0	1	0	0	1	0	0
Duane Kuiper, L (1, 4) OBP: 0.330, SLG: 0.318			CS, 1B		F8-2, 3-H		L9		E9, 1B, 1B, 1-3, 2-H, 3-H, 1B	4	0	2	1	0	0	4
Jim Norris, L (9, PR) OBP: 0.297, SLG: 0.269										0	1	0	0	0	0	0
Bo Diaz, R (1, 2) OBP: 0.217, SLG: 0.227			K, 1-2		5-3			F3	BB, 1B, BB, 1-2, 3-H, 1B	2	0	0	0	0	1	3
Ron Pruitt, R (8, PH) OBP: 0.455, SLG: 0.333										2	0	1	1	0	0	0
(9, 2)																
Horace Speed, R (9, PR) OBP: 0.455, SLG: 0.250										0	1	0	0	0	0	0
Tom Veryzer, R (1, 6) OBP: 0.259, SLG: 0.241			K			P6		FC1-6, BB	BB, BB, 1-2, 2-H, 1B	3	0	1	1	1	1	0
Inning Stats	R: 0 E: 0 K: 0 S: 2 H: 0 LOB: 0 BB: 1 P: 6	R: 0 E: 0 K: 1 S: 5 H: 1 LOB: 0 BB: 0 P: 5	R: 0 E: 0 K: 2 S: 7 H: 1 LOB: 0 BB: 0 P: 7	R: 0 E: 0 K: 0 S: 3 H: 0 LOB: 0 BB: 0 P: 3	R: 0 E: 0 K: 0 S: 4 H: 2 LOB: 2 BB: 1 P: 8	R: 0 E: 0 K: 0 S: 3 H: 0 LOB: 1 BB: 1 P: 7	R: 0 E: 0 K: 0 S: 4 H: 1 LOB: 1 BB: 0 P: 4	R: 0 E: 0 K: 0 S: 3 H: 0 LOB: 1 BB: 1 P: 7	R: 5 E: 1 K: 0 S: 6 H: 4 LOB: 3 BB: 4 P: 22	1B: 8 2B: 2 3B: 0 HR: 0 SF: 0 SAC: 0 DP: 1 HBP: 0	WP: 1 PB: 0 SB: 0 CS: 2 PA: 40					

PITCHER		IP	WLS	BF	H	R	ER	SO	BB	IBB	HBP	BLK	WP	HR	S	P	ERA	WHIP
Steve Busby, R ERA: 1.53	(1, 1)	8.1		32	6	2	2	3	5	0	0	0	0	0	33	53	2.16	1.320
Al Hrabosky, L ERA: 2.57	(9, 1)	0.0	L	4	3	2	2	0	1	0	0	0	1	0	3	7	∞	∞
Eduardo Rodriguez, R ERA: 6.0	(9, 1)	0.1		2	0	0	0	0	1	0	0	0	0	0	1	5	0.00	3.000
Steve Mingori, L ERA: 4.35	(9, 1)	0.0		1	0	1	1	0	1	0	0	0	0	0	0	4	∞	∞

PITCHER	IP	WLS	BF	H	R	ER	SO	BB	IBB	HBP	BLK	WP	HR	S	P	ERA	WHIP

Batter	1	2	3	4	5	6	7	8	9	AB	R	H	RBI	BB	SO	LOB
Paul Dade, R (1, 7) OBP: 0.333, SLG: 0.286	F9		1B 1-2 1B		S 1B		4-3	1B 1-H 3-H 1B		5	0	3	2	0	0	0
Duane Kuiper, L (1, 4) OBP: 0.333, SLG: 0.323	F7		1-2 2-3 1B		4-3 1-2		G3	1-2 1B		5	0	2	0	0	0	1
Rick Manning, L (1, 8) OBP: 0.276, SLG: 0.333	F9		K			F8		1-3 BB 1B 1B F2		5	1	1	0	0	1	5
Andre Thornton, R (1, 3) OBP: 0.259, SLG: 0.315		CS BB		FC6-5-3 S BB		1B 1B BB		1B 1-3 1-2 1B BB	F8	1	1	0	0	4	0	0
Bobby Bonds, R (1, 9) OBP: 0.360, SLG: 0.480		K		K 1-2		1B 1-2 1B		1-3 1-2 2-3	K	5	0	1	0	0	3	4
Toby Harrah, R (1, 5) OBP: 0.333, SLG: 0.269		K		FC6-5-4 2-3		K		1B E 2-3 3-H 1B	4-3	5	1	1	1	0	2	4
Gary Alexander, R (1, 10) OBP: 0.326, SLG: 0.420	CS 1-2	5-3		L8		1-2 2-3 1B		E 1-2 3-H 1B 1B		4	1	2	1	0	0	1
Bo Diaz, R (1, 2) OBP: 0.240, SLG: 0.217 Ron Pruitt, R (6, PH) OBP: 0.385, SLG: 0.273 (6, 2)		1B 1B BB			K	K		E5 S 1B 1-3 2-H		1 2	0 1	0 0	0 0	1 0	1 1	0 4
Tom Veryzer, R (1, 6) OBP: 0.247, SLG: 0.229		F7			6-3		L7	K		4	0	0	0	0	1	3

TOP

Cleveland Indians @ Milwaukee Brewers

Milwaukee County Stadium, Milwaukee, WI

Tue May 08 1979, 8:05 PM EDT

Att. 12,959 - Unknown - 84 F

livebaseballscorecards.com

AB	37
R	5
H	10
RBI	4
BB	5
SO	9
LOB	22

Inning Stats	1	2	3	4	5	6	7	8	9	1B: 10	SF: 0	WP: 0	PA: 43
	R: 0 E: 0 K: 0 S: 3	R: 0 E: 0 K: 2 S: 6	R: 0 E: 0 K: 1 S: 7	R: 0 E: 0 K: 1 S: 5	R: 0 E: 0 K: 1 S: 6	R: 0 E: 0 K: 2 S: 9	R: 0 E: 0 K: 0 S: 3	R: 5 E: 1 K: 1 S: 11	R: 0 E: 0 K: 1 S: 5	2B: 0 3B: 0 HR: 0	SAC: 0 DP: 0 HBP: 0	PB: 0 SB: 3 CS: 1	
	H: 0 LOB: 0 BB: 0 P: 3	H: 0 LOB: 0 BB: 1 P: 10	H: 2 LOB: 1 BB: 1 P: 11	H: 0 LOB: 1 BB: 1 P: 9	H: 1 LOB: 1 BB: 0 P: 6	H: 2 LOB: 3 BB: 1 P: 13	H: 0 LOB: 0 BB: 0 P: 3	H: 5 LOB: 2 BB: 1 P: 15	H: 0 LOB: 0 BB: 0 P: 5				

PITCHER		IP	WLS	BF	H	R	ER	SO	BB	IBB	HBP	BLK	WP	HR	S	P	ERA	WHIP
Moose Haas, R ERA: 3.77	(1, 1)	7.1	W	34	8	4	2	7	5	0	0	0	0	0	43	63	2.46	1.773
Bob Galasso, R ERA: 4.5	(8, 1)	0.1		3	1	1	0	1	0	0	0	0	0	0	5	5	0.00	3.000
Bob McClure, L ERA: 3.38	(8, 1)	0.1		2	1	0	0	0	0	0	0	0	0	0	2	2	0.00	3.000
Bill Castro, R ERA: 1.29	(9, 1)	1.0		3	0	0	0	1	0	0	0	0	0	0	5	5	0.00	0.000

PITCHER	IP	WLS	BF	H	R	ER	SO	BB	IBB	HBP	BLK	WP	HR	S	P	ERA	WHIP

Cleveland Indians @ Milwaukee Brewers

Milwaukee County Stadium, Milwaukee, WI

Tue May 08 1979, 8:05 PM EDT

Att. 12,959 - Unknown - 84 F

BOTTOM

Batter	1	2	3	4	5	6	7	8	9	AB	R	H	RBI	BB	SO	LOB
Paul Molitor, R (1, 4) OBP: 0.349, SLG: 0.436	E6 1B SF8		SH1-3 1-2		SF9 3-H	K		K		3	1	0	1	0	2	0
Sal Bando, R (1, 5) OBP: 0.376, SLG: 0.341	G4-3 1-3 1B		F8 2-3		1B 1-2 1B BB		F9 BB 4-1 BB			2	2	1	0	2	0	1
Cecil Cooper, L (1, 3) OBP: 0.392, SLG: 0.625	SF8 3-H		F8		BB 1-3 2-H 1B 1B		4-1 1-2 BB			2	1	1	2	1	0	1
Gorman Thomas, R (1, 8) OBP: 0.414, SLG: 0.587	G4-3 1-2f			K	1B HR 1-2 BB		F9 2-3			3	1	0	0	1	1	3
Ben Oglivie, L (1, 7) OBP: 0.337, SLG: 0.539		G4-6-3 BB		F9	HR 1-3 2-H 3-H 1B		4-1 1-2 3-H			3	1	1	3	1	0	1
Sixto Lezcano, R (1, 9) OBP: 0.386, SLG: 0.560		G4-6-3 1-2f		L5	HR 1-H 3-H		FC6-4 BB			3	1	1	3	1	0	1
Robin Yount, R (1, 6) OBP: 0.313, SLG: 0.408		1B			1B SF9 1B F7		FC6-4 1-2f			4	1	2	0	0	0	2
Ray Fosse, R (1, 10) OBP: 0.190, SLG: 0.150		L1			F9	6-3		F6		4	0	0	0	0	0	2
Charlie Moore, R (1, 2) OBP: 0.439, SLG: 0.438			F8 SH1-3 1B		S 1-3 1B 1B	6-3		F9		4	1	2	0	0	0	0
Inning Stats	R: 1 E: 1 K: 0 S: 4 H: 1 LOB: 0 BB: 0 P: 4	R: 0 E: 0 K: 0 S: 3 H: 1 LOB: 1 BB: 1 P: 7	R: 0 E: 0 K: 0 S: 4 H: 1 LOB: 1 BB: 0 P: 4	R: 0 E: 0 K: 1 S: 5 H: 0 LOB: 0 BB: 0 P: 5	R: 7 E: 0 K: 0 S: 8 H: 5 LOB: 0 BB: 2 P: 16	R: 0 E: 0 K: 1 S: 5 H: 0 LOB: 0 BB: 0 P: 5	R: 1 E: 0 K: 0 S: 3 H: 0 LOB: 2 BB: 3 P: 15	R: 0 E: 0 K: 1 S: 5 H: 0 LOB: 0 BB: 0 P: 5		1B: 7 2B: 0 3B: 0 HR: 1 SF: 2 SAC: 1 DP: 2 HBP: 0						

livebaseballscorecards.com

AB	28
R	9
H	8
RBI	9
BB	6
SO	3
LOB	11

PITCHER		IP	WLS	BF	H	R	ER	SO	BB	IBB	HBP	BLK	WP	HR	S	P	ERA	WHIP
Wayne Garland, R ERA: 10.2	(1, 1)	4.2	L	21	6	5	4	1	2	0	0	0	0	0	21	29	7.71	1.714
Dan Spillner, R ERA: 3.06	(5, 1)	0.1		4	2	3	3	0	1	0	0	0	0	1	3	7	81.00	9.000
Len Barker, R ERA: 9.22	(6, 1)	2.0		9	0	1	1	1	3	0	0	0	0	0	8	20	4.50	1.500
Victor Cruz, R ERA: 3.78	(8, 1)	1.0		3	0	0	0	1	0	0	0	0	0	0	5	5	0.00	0.000

PITCHER	IP	WLS	BF	H	R	ER	SO	BB	IBB	HBP	BLK	WP	HR	S	P	ERA	WHIP

Batter	1	2	3	4	5	6	7	8	9	AB	R	H	RBI	BB	SO	LOB
Bobby Bonds, R (1, 9) OBP: 0.379, SLG: 0.524	SH2-3 1B 1B 1B		1-H HR	CS 1-3 2-H 1B		F9			1B	5	2	4	3	0	0	0
Paul Dade, R (1, 7) OBP: 0.372, SLG: 0.333	SH2-3 1-2 1B 1B		F7	CS 1-2 3-H 1B			BB 1B		F8	4	1	3	1	0	0	0
Horace Speed, R (7, 7) OBP: 0.417, SLG: 0.222										1	0	0	0	0	0	1
Rick Manning, L (1, 8) OBP: 0.294, SLG: 0.344	SH2-3 1-2 2-3		S 1B	CS 1-2	2B SF8 1B		BBBB CS 1-2 BB		F9	3	1	2	0	1	0	1
Andre Thornton, R (1, 3) OBP: 0.277, SLG: 0.337	G6-4-3 2-H 3-H 1B		SSS K 1-2		F8 1-3 2B		BBBB 1-2 BB			3	0	2	2	1	1	1
Gary Alexander, R (1, 2) OBP: 0.313, SLG: 0.405	G6-4-3 1-2f		F9		SF8 3-H		SSS K			3	0	0	1	0	1	3
Toby Harrah, R (1, 5) OBP: 0.331, SLG: 0.299		6-3		HR	F8 2-3			SSS K		4	1	1	1	0	1	1
Ron Pruitt, R (1, 10) OBP: 0.294, SLG: 0.200		5-3		F9	F8			L1		4	0	0	0	0	0	1
Duane Kuiper, L (1, 4) OBP: 0.320, SLG: 0.309		1-3		E4 1B 1B		F7		F6		4	1	0	0	0	0	0
Tom Veryzer, R (1, 6) OBP: 0.258, SLG: 0.241			HR 1B	1B 1B 1-2 1B		SSS K			F3	4	2	2	0	0	1	0
Inning Stats	R: 2 E: 0 K: 0 S: 5 H: 3 LOB: 0 BB: 0 P: 5	R: 0 E: 0 K: 0 S: 3 H: 0 LOB: 0 BB: 0 P: 3	R: 2 E: 0 K: 1 S: 8 H: 3 LOB: 1 BB: 0 P: 8	R: 3 E: 1 K: 0 S: 6 H: 4 LOB: 0 BB: 0 P: 6	R: 1 E: 0 K: 0 S: 5 H: 2 LOB: 1 BB: 0 P: 5	R: 0 E: 0 K: 1 S: 5 H: 0 LOB: 0 BB: 0 P: 5	R: 0 E: 0 K: 1 S: 4 H: 1 LOB: 1 BB: 2 P: 12	R: 0 E: 0 K: 1 S: 5 H: 0 LOB: 0 BB: 0 P: 5	R: 0 E: 0 K: 0 S: 4 H: 1 LOB: 1 BB: 0 P: 4	1B: 11 2B: 1 3B: 0 HR: 2 SF: 1 SAC: 1 DP: 1 HBP: 0	WP: 0 PB: 0 SB: 1 CS: 3 PA: 40					

TOP

Cleveland Indians @ Milwaukee Brewers

Milwaukee County Stadium, Milwaukee, WI

Wed May 09 1979, 8:05 PM EDT

Att. 10,829 - Unknown - 49 F

livebaseballscorecards.com

AB	35
R	8
H	14
RBI	8
BB	2
SO	4
LOB	8

PITCHER		IP	WLS	BF	H	R	ER	SO	BB	IBB	HBP	BLK	WP	HR	S	P	ERA	WHIP
Mike Caldwell, L ERA: 2.73	(1, 1)	3.0	L	15	7	5	5	1	0	0	0	0	0	2	17	17	15.00	2.333
Reggie Cleveland, R ERA: 5.27	(4, 1)	2.0		10	5	3	1	0	0	0	0	0	0	0	10	10	4.50	2.500
Jerry Augustine, L ERA: 3.14	(6, 1)	4.0		14	2	0	0	3	2	0	0	0	0	0	18	26	0.00	1.000

PITCHER	IP	WLS	BF	H	R	ER	SO	BB	IBB	HBP	BLK	WP	HR	S	P	ERA	WHIP

Batter	1	2	3	4	5	6	7	8	9	AB	R	H	RBI	BB	SO	LOB
Paul Molitor, R (1, 4) OBP: 0.360, SLG: 0.433	E7 1B 1B	6-3			FC6-4 BB		F8		BLK BB 1-2 BB BB	3	2	1	0	2	0	0
Sal Bando, R (1, 5) OBP: 0.395, SLG: 0.337	1B 1B 1B BB		K BB		FC6-4 1-2f		BB		BB BLK 1-2 2-3 BB BB	1	2	0	0	4	0	1
Cecil Cooper, L (1, 3) OBP: 0.385, SLG: 0.607	1B 1-2 2-H 1B 1B		K 1-2		G3		F6		F5	5	1	1	1	0	1	6
Gorman Thomas, R (1, 8) OBP: 0.422, SLG: 0.611	K		BB			HR		5-3	BB BB 1-2 2-3 3-H BB	3	1	1	1	2	1	2
Ben Oglivie, L (1, 7) OBP: 0.351, SLG: 0.532	1B 1-2 2-3 1B		F9			L9		BB	BB 1-2 2-3 3-H BB	3	0	1	1	2	0	1
Sixto Lezcano, R (1, 9) OBP: 0.406, SLG: 0.563	G6-4-3 1-3 2-H 3-H 1B			G6-4-3 BB		FC5-4 1B		F8	1-2 2-3 3-H BB	3	0	2	3	2	0	1
Robin Yount, R (1, 6) OBP: 0.300, SLG: 0.389	G6-4-3 1-2f			K		K		4-3	K	5	0	0	0	0	3	8
Dick Davis, R (1, 10) OBP: 0.250, SLG: 0.259		F4		G6-4-3 1-2f		FC5-4 1-2f			BB BB BLK 1B	4	1	1	0	0	0	2
Charlie Moore, R (1, 2) OBP: 0.410, SLG: 0.404		F3			L1		F8		F7	4	0	0	0	0	0	1
Inning Stats	R: 3 E: 1 K: 1 S: 8 H: 4 LOB: 1 BB: 1 P: 12	R: 0 E: 0 K: 0 S: 3 H: 0 LOB: 0 BB: 0 P: 3	R: 0 E: 0 K: 1 S: 4 H: 0 LOB: 1 BB: 2 P: 12	R: 0 E: 0 K: 1 S: 4 H: 0 LOB: 0 BB: 1 P: 8	R: 0 E: 0 K: 0 S: 3 H: 0 LOB: 1 BB: 1 P: 7	R: 1 E: 0 K: 1 S: 7 H: 2 LOB: 1 BB: 0 P: 7	R: 0 E: 0 K: 0 S: 3 H: 0 LOB: 1 BB: 1 P: 7	R: 0 E: 0 K: 0 S: 3 H: 0 LOB: 1 BB: 1 P: 7	R: 3 E: 0 K: 1 S: 6 H: 1 LOB: 3 BB: 5 P: 26	1B: 6 2B: 0 3B: 0 HR: 1 SF: 0 SAC: 0 DP: 2 HBP: 0						

PITCHER		IP	WLS	BF	H	R	ER	SO	BB	IBB	HBP	BLK	WP	HR	S	P	ERA	WHIP
Rick Waits, L ERA: 4.88	(1, 1)	8.0	W	35	7	5	5	4	7	0	0	0	0	1	36	64	5.62	1.750
Dan Spillner, R ERA: 4.0	(9, 1)	0.1		3	0	0	0	0	2	0	0	0	0	0	1	9	0.00	6.000
Sid Monge, L ERA: 1.23	(9, 1)	0.2	S	5	0	2	2	1	3	0	0	1	0	0	4	16	27.00	4.500

PITCHER	IP	WLS	BF	H	R	ER	SO	BB	IBB	HBP	BLK	WP	HR	S	P	ERA	WHIP

BOTTOM

Cleveland Indians @ Milwaukee Brewers

Milwaukee County Stadium, Milwaukee, WI

Wed May 09 1979, 8:05 PM EDT

Att. 10,829 - Unknown - 49 F

livebaseballscorecards.com

AB	31
R	7
H	7
RBI	6
BB	12
SO	5
LOB	22

Batter	1	2	3	4	5	6	7	8	9	AB	R	H	RBI	BB	SO	LOB
Bobby Bonds, R (1, 9) OBP: 0.377, SLG: 0.519	5-3		F7	F4			L5	1-3 1B 3-H 2B	1-2 BB	5	1	1	1	1	0	4
Paul Dade, R (1, 7) OBP: 0.362, SLG: 0.326	6-3		6-3		1-6-3		1-3 1B	BB 1B BB	K	4	0	1	0	0	0	0
Horace Speed, R (7, 7) OBP: 0.429, SLG: 0.200										1	0	0	0	1	1	2
Rick Manning, L (1, 8) OBP: 0.299, SLG: 0.347	6-3			4-3	E7 SF7 1B		K	1-2 2-H 3-H BB 1B		5	1	2	2	0	1	2
Gary Alexander, R (1, 2) OBP: 0.308, SLG: 0.391		K		1B 1B BB	SF7 3-H		K	K		3	1	0	1	1	3	4
Toby Harrah, R (1, 5) OBP: 0.350, SLG: 0.317		F8 1B		1-3 1B 1B	G3			E FC1 2B 1B	BB	4	2	3	0	1	0	0
Wayne Cage, L (1, 3) OBP: 0.286, SLG: 0.211		1-2 1B		1B 1-2 3-H 1B		F7		FC1 1-3 2B	K	5	1	2	1	0	1	4
Ron Pruitt, R (1, 10) OBP: 0.318, SLG: 0.300		F8 2-3		BB 1-3 2-H 1B		F6		SH4-3 1-H 3-H 2B	F9	5	1	2	3	0	0	2
Duane Kuiper, L (1, 4) OBP: 0.308, SLG: 0.297		L7		F7		F6		SH4-3 2-3	3-1	4	0	0	0	0	0	4
Tom Veryzer, R (1, 6) OBP: 0.286, SLG: 0.247			5-3	1-2 BB			1B BB	2B 1B BB	BB 1B	2	1	1	0	3	0	0
Inning Stats	R: 0 H: 0 E: 0 LOB: 0 K: 0 BB: 0 S: 3 P: 3	R: 0 H: 2 E: 0 LOB: 2 K: 1 BB: 0 S: 7 P: 7	R: 0 H: 0 E: 0 LOB: 0 K: 0 BB: 0 S: 3 P: 3	R: 2 H: 3 E: 0 LOB: 3 K: 0 BB: 2 S: 6 P: 14	R: 1 H: 1 E: 1 LOB: 0 K: 0 BB: 0 S: 4 P: 4	R: 0 H: 0 E: 0 LOB: 0 K: 0 BB: 0 S: 3 P: 3	R: 0 H: 1 E: 0 LOB: 2 K: 2 BB: 1 S: 8 P: 12	R: 5 H: 4 E: 1 LOB: 3 K: 2 BB: 3 S: 12 P: 24	R: 0 H: 1 E: 0 LOB: 2 K: 1 BB: 1 S: 6 P: 10	1B: 10 SF: 1 2B: 2 SAC: 1 3B: 0 DP: 0 HR: 0 HBP: 0						

PITCHER		IP	WLS	BF	H	R	ER	SO	BB	IBB	HBP	BLK	WP	HR	S	P	ERA	WHIP
Jim Slaton, R ERA: 1.84	(1, 1)	6.1	L	29	7	3	2	1	3	0	0	0	0	0	28	40	2.84	1.579
Bob McClure, L ERA: 5.19	(7, 1)	0.2		5	2	3	2	2	0	0	0	0	0	0	9	9	27.00	3.000
Bob Galasso, R ERA: 6.0	(8, 1)	1.0		8	2	2	2	2	3	0	0	0	0	0	9	21	18.00	5.000
Reggie Cleveland, R ERA: 4.91	(9, 1)	1.0		5	1	0	0	1	1	0	0	0	0	0	6	10	0.00	2.000

PITCHER	IP	WLS	BF	H	R	ER	SO	BB	IBB	HBP	BLK	WP	HR	S	P	ERA	WHIP

TOP

Cleveland Indians @ Milwaukee Brewers

Milwaukee County Stadium, Milwaukee, WI

Thu May 10 1979, 4:33 AM EDT
Att. 10,864 - Unknown - 78 F

livebaseballscorecards.com

AB	38
R	8
H	12
RBI	8
BB	7
SO	6
LOB	22

Cleveland Indians @ Milwaukee Brewers

Milwaukee County Stadium, Milwaukee, WI

Thu May 10 1979, 4:33 AM EDT

Att. 10,864 - Unknown - 78 F

livebaseballscorecards.com

BOTTOM

Batter	1	2	3	4	5	6	7	8	9	AB	R	H	RBI	BB	SO	LOB
Paul Molitor, R (1, 4) OBP: 0.353, SLG: 0.422	0-0 S 1B 1B		0-0 F9 ①		0-0 F3 ②		0-0 G3 ③		0-0 FC6-4 1-2f ②	5	1	1	0	0	0	1
Sal Bando, R (1, 5) OBP: 0.395, SLG: 0.344	0-0 F7 ①		0-0 F3 ②		4-0 BB ④			0-0 1B 2B	0-0 F8 ③	4	0	1	0	1	0	2
Cecil Cooper, L (1, 3) OBP: 0.373, SLG: 0.587	0-3 K 1-2 ②		0-0 4-3 ③		0-3 K ③			0-0 L4 ①		4	0	0	0	0	2	3
Gorman Thomas, R (1, 8) OBP: 0.433, SLG: 0.608	0-0 2-H 1B			4-0 1B BB		0-0 5-3 ①		4-0 1B BB		2	0	1	1	2	0	0
Ben Oglivie, L (1, 7) OBP: 0.337, SLG: 0.506	0-0 F8 ③			0-0 F4 ①		0-0 4-3 ②		0-0 F5 ②		4	0	0	0	0	0	4
Sixto Lezcano, R (1, 9) OBP: 0.409, SLG: 0.556		0-3 K ①		0-0 F7 ②		4-0 BB ④		0-0 1-2 2-3 1B		3	0	1	0	1	1	1
Robin Yount, R (1, 6) OBP: 0.306, SLG: 0.387		4-0 1B BB ④		0-0 1-2 1B		0-3 K ③		0-0 F9 ③		3	0	1	0	1	1	4
Charlie Moore, R (1, 2) OBP: 0.415, SLG: 0.411		0-0 G1-6-3 1-3 1B		0-0 1-3 ③			0-0 5-3 ①		0-0 FC6-4 1B	4	0	2	0	0	0	2
Jim Wohlford, R (1, 10) OBP: 0.160, SLG: 0.125		0-0 G1-6-3 1-2f ② ③			0-0 F8 ①		0-3 K ②		0-0 F9 ①	4	0	0	0	0	1	3
Inning Stats	R: 1 E: 0 K: 1 S: 7 H: 2 LOB: 1 BB: 0 P: 7	R: 0 E: 0 K: 1 S: 5 H: 1 LOB: 1 BB: 1 P: 9	R: 0 E: 0 K: 0 S: 3 H: 0 LOB: 0 BB: 0 P: 3	R: 0 E: 0 K: 0 S: 4 H: 1 LOB: 2 BB: 1 P: 8	R: 0 E: 0 K: 1 S: 5 H: 0 LOB: 1 BB: 1 P: 9	R: 0 E: 0 K: 1 S: 5 H: 0 LOB: 1 BB: 1 P: 9	R: 0 E: 0 K: 1 S: 5 H: 0 LOB: 0 BB: 0 P: 5	R: 0 E: 0 K: 0 S: 5 H: 2 LOB: 3 BB: 1 P: 9	R: 0 E: 0 K: 0 S: 4 H: 1 LOB: 1 BB: 0 P: 4	1B: 6 2B: 1 3B: 0 HR: 0 SF: 0 SAC: 0 DP: 1 HBP: 0							

PITCHER		IP	WLS	BF	H	R	ER	SO	BB	IBB	HBP	BLK	WP	HR	S	P	ERA	WHIP
Eric Wilkins, R ERA: 4.94	(1, 1)	5.0	W	21	4	1	1	3	3	0	0	0	0	0	24	36	1.80	1.400
Don Hood, L ERA: 4.63	(6, 1)	4.0	S	17	3	0	0	2	2	0	0	0	0	0	19	27	0.00	1.250

PITCHER	IP	WLS	BF	H	R	ER	SO	BB	IBB	HBP	BLK	WP	HR	S	P	ERA	WHIP

AB	33
R	1
H	7
RBI	1
BB	5
SO	5
LOB	20

WP: 0 PB: 0 SB: 1 CS: 0 PA: 38

Batter	1	2	3	4	5	6	7	8	9	AB	R	H	RBI	BB	SO	LOB
Bobby Bonds, R (1, 9) OBP: 0.381, SLG: 0.536	3B 2B		6-3 1-H 2B		K 1-2			6-3		4	1	2	1	0	1	1
Paul Dade, R (1, 7) OBP: 0.353, SLG: 0.362	2-H 3B		K			6-3		F7		4	0	1	1	0	1	1
Rick Manning, L (1, 8) OBP: 0.297, SLG: 0.343	K		6-3 2-3			6-3		CS 1B		4	0	1	0	0	1	2
Gary Alexander, R (1, 2) OBP: 0.296, SLG: 0.374	K		1-3			5-3		CS 1-2	F9	4	0	0	0	0	1	2
Toby Harrah, R (1, 5) OBP: 0.339, SLG: 0.305	F8			F8			5-3		K	3	0	0	0	0	0	1
Ted Cox, R (9, PH) OBP: 0.240, SLG: 0.174 (9, 5)										1	0	0	0	0	1	0
Wayne Cage, L (1, 3) OBP: 0.304, SLG: 0.293		1-6-3		BB L3			HR		4-3	3	1	1	1	1	0	0
Ron Pruitt, R (1, 10) OBP: 0.280, SLG: 0.261		6-3		L3 1-2			F3			3	0	0	0	0	0	1
Duane Kuiper, L (1, 4) OBP: 0.309, SLG: 0.291		F2			3-1		BB FC6-4			2	0	0	0	1	0	0
Tom Veryzer, R (1, 6) OBP: 0.297, SLG: 0.261			2B 1B		CS 1B		FC6-4 1-2f			3	1	2	0	0	0	1
Inning Stats	R: 1 H: 2 E: 0 LOB: 1 K: 2 BB: 0 S: 9 P: 9	R: 0 H: 0 E: 0 LOB: 0 K: 0 BB: 0 S: 3 P: 3	R: 1 H: 2 E: 0 LOB: 1 K: 1 BB: 0 S: 7 P: 7	R: 0 H: 0 E: 0 LOB: 0 K: 0 BB: 1 S: 2 P: 6	R: 0 H: 1 E: 0 LOB: 1 K: 1 BB: 0 S: 5 P: 5	R: 0 H: 0 E: 0 LOB: 0 K: 0 BB: 0 S: 3 P: 3	R: 1 H: 1 E: 0 LOB: 1 K: 0 BB: 1 S: 4 P: 8	R: 0 H: 1 E: 0 LOB: 0 K: 0 BB: 0 S: 3 P: 3	R: 0 H: 0 E: 0 LOB: 0 K: 1 BB: 0 S: 5 P: 5	1B: 3 SF: 0 2B: 4 SAC: 0 3B: 1 DP: 2 HR: 1 HBP: 0						

TOP

Cleveland Indians @ Minnesota Twins

Metropolitan Stadium, Bloomington , MI

Fri May 11 1979, 8:05 PM EDT
Att. 4,121 - Unknown - 44 F

livebaseballscorecards.com

AB	31
R	3
H	7
RBI	3
BB	2
SO	5
LOB	9

PITCHER		IP	WLS	BF	H	R	ER	SO	BB	IBB	HBP	BLK	WP	HR	S	P	ERA	WHIP
Paul Hartzell, R ERA: 5.08	(1, 1)	7.0		27	6	3	3	4	2	0	0	0	0	1	33	41	3.86	1.143
Mike Marshall, R ERA: 0.8	(8, 1)	2.0	W	6	1	0	0	1	0	0	0	0	0	0	8	8	0.00	0.500

PITCHER	IP	WLS	BF	H	R	ER	SO	BB	IBB	HBP	BLK	WP	HR	S	P	ERA	WHIP

BOTTOM

Cleveland Indians @ Minnesota Twins

Metropolitan Stadium, Bloomington , MI

Fri May 11 1979, 8:05 PM EDT

Att. 4,121 - Unknown - 44 F

livebaseballscorecards.com

Batter	1	2	3	4	5	6	7	8	9	AB	R	H	RBI	BB	SO	LOB
Butch Wynegar, S (1, 2) OBP: 0.392, SLG: 0.480	F2		F9			K		F9		4	0	0	0	0	1	2
Roy Smalley, S (1, 6) OBP: 0.485, SLG: 0.664	FC6-4, 1B			4-3		G3		BB		3	0	1	0	1	0	1
Ken Landreaux, L (1, 7) OBP: 0.391, SLG: 0.491	FC6-4, CS			F6		L6		F9		4	0	0	0	0	0	3
Glenn Adams, L (1, 10) OBP: 0.300, SLG: 0.391 Craig Kusick, R (9, PH) OBP: 0.241, SLG: 0.621	CS	F7		F2			2B, PB, 3-1, 1B		K	3 1	1 0	1 0	0 0	0 0	0 1	0 0
Mike Cubbage, L (1, 5) OBP: 0.312, SLG: 0.310 John Castino, R (9, PH) OBP: 0.415, SLG: 0.457		F7			K		3-1		F9	3 1	0 0	0 0	0 0	0 0	1 0	1 0
Ron Jackson, R (1, 3) OBP: 0.330, SLG: 0.452		6-3			HR		PB, SF8, 2B		2B	4	3	3	1	0	0	0
Rob Wilfong, L (1, 4) OBP: 0.417, SLG: 0.533 Bob Randall, R (9, PH) OBP: 0.367, SLG: 0.370			F7		F8		SF8		2B	2 1	0 0	0 1	1 1	0 0	0 0	0 0
Willie Norwood, R (1, 8) OBP: 0.325, SLG: 0.481			K		K		4-3			3	0	0	0	0	2	0
Rick Sofield, L (1, 9) OBP: 0.345, SLG: 0.271			1B			BB, G3		F7		2	0	1	0	1	0	0

	AB	31
	R	4
	H	7
	RBI	3
	BB	2
	SO	5
	LOB	7

Inning Stats	1	2	3	4	5	6	7	8	9
	R: 0 E: 0 K: 0 S: 3	H: 1 LOB: 0 BB: 0 P: 3	R: 0 E: 0 K: 0 S: 3	H: 0 LOB: 0 BB: 0 P: 3	R: 0 E: 0 K: 1 S: 6	H: 1 LOB: 1 BB: 0 P: 6	R: 0 E: 0 K: 0 S: 3	H: 0 LOB: 0 BB: 0 P: 3	R: 1 E: 0 K: 2 S: 8	H: 1 LOB: 0 BB: 0 P: 8
	R: 0 E: 0 K: 1 S: 5	H: 0 LOB: 1 BB: 1 P: 9	R: 2 E: 0 K: 0 S: 5	H: 2 LOB: 0 BB: 0 P: 5	R: 0 E: 0 K: 0 S: 3	H: 0 LOB: 1 BB: 1 P: 7	R: 1 E: 0 K: 1 S: 6	H: 2 LOB: 1 BB: 0 P: 6		

	1B: 3	SF: 1	WP: 0	PA: 35
	2B: 3	SAC: 0	PB: 1	
	3B: 0	DP: 0	SB: 0	
	HR: 1	HBP: 0	CS: 1	

PITCHER		IP	WLS	BF	H	R	ER	SO	BB	IBB	HBP	BLK	WP	HR	S	P	ERA	WHIP
Rick Wise, R ERA: 3.67	(1, 1)	7.2		29	5	3	2	4	2	0	0	0	0	1	35	43	2.35	0.913
Sid Monge, L ERA: 1.57	(8, 1)	1.0	L	5	2	1	1	1	0	0	0	0	0	0	7	7	9.00	2.000

PITCHER	IP	WLS	BF	H	R	ER	SO	BB	IBB	HBP	BLK	WP	HR	S	P	ERA	WHIP

Batter	1	2	3	4	5	6	7	8	9	AB	R	H	RBI	BB	SO	LOB
Bobby Bonds, R (1, 10) OBP: 0.377, SLG: 0.526	K		G1-2-3 1B 1-2 1B		F4		L5-3 1-2			4	0	1	0	0	1	2
Paul Dade, R (1, 9) OBP: 0.345, SLG: 0.353	4-3		G1-2-3 1-2 2-3 1B		K		K			4	0	1	0	0	2	1
Rick Manning, L (1, 8) OBP: 0.296, SLG: 0.333	4-3		G1-2-3 1-2 2-3 3-Hf		BB 1-2			1-3		3	0	0	0	1	0	3
Andre Thornton, R (1, 3) OBP: 0.284, SLG: 0.330		FC4-6 BB	BB		L7			F7		2	0	0	0	2	0	2
Toby Harrah, R (1, 5) OBP: 0.336, SLG: 0.296		FC4-6 6-3 E 1-2f	K			6-3		BB		3	0	0	0	1	1	4
Gary Alexander, R (1, 2) OBP: 0.286, SLG: 0.358		E1 6-3 1-2		K		5-3		5-3		4	0	0	0	0	1	2
Ted Cox, R (1, 7) OBP: 0.245, SLG: 0.167 Jim Norris, L (9, PH) OBP: 0.293, SLG: 0.265		6-3 1-2 2-3		5-3		BB			F8	2 1	0 0	0 0	0 0	1 0	0 0	2 0
Duane Kuiper, L (1, 4) OBP: 0.298, SLG: 0.280		4-3		F7		F5			4-3	4	0	0	0	0	0	3
Tom Veryzer, R (1, 6) OBP: 0.314, SLG: 0.274			1B 1B G1-2-3 1B		BB 1B		L5-3 BB		F8	3	0	2	0	1	0	0
Inning Stats	R: 0 H: 0 E: 0 LOB: 0 K: 1 BB: 0 S: 5 P: 5	R: 0 H: 0 E: 1 LOB: 2 K: 0 BB: 1 S: 4 P: 8	R: 0 H: 3 E: 0 LOB: 3 K: 1 BB: 1 S: 7 P: 11	R: 0 H: 0 E: 0 LOB: 0 K: 1 BB: 0 S: 5 P: 5	R: 0 H: 1 E: 0 LOB: 2 K: 1 BB: 1 S: 6 P: 10	R: 0 H: 0 E: 0 LOB: 1 K: 0 BB: 1 S: 3 P: 7	R: 0 H: 0 E: 0 LOB: 0 K: 1 BB: 1 S: 4 P: 8	R: 0 H: 0 E: 0 LOB: 1 K: 0 BB: 1 S: 3 P: 7	R: 0 H: 0 E: 0 LOB: 0 K: 0 BB: 0 S: 3 P: 3	1B: 4 SF: 0 2B: 1 SAC: 0 3B: 0 DP: 2 HR: 0 HBP: 0						

PITCHER	IP	WLS	BF	H	R	ER	SO	BB	IBB	HBP	BLK	WP	HR	S	P	ERA	WHIP
Jerry Koosman, L (1, 1) ERA: 3.61	7.2	W	32	4	0	0	5	6	0	0	0	0	0	36	60	0.00	1.304
Mike Marshall, R (8, 1) ERA: 0.77	1.1		4	0	0	0	0	0	0	0	0	0	0	4	4	0.00	0.000

PITCHER	IP	WLS	BF	H	R	ER	SO	BB	IBB	HBP	BLK	WP	HR	S	P	ERA	WHIP

TOP

Cleveland Indians @ Minnesota Twins

Metropolitan Stadium, Bloomington , MI

Sat May 12 1979, 4:33 AM EDT

Att. 8,090 - Sunny - 55 F

livebaseballscorecards.com

AB	30
R	0
H	4
RBI	0
BB	6
SO	5
LOB	19

Cleveland Indians @ Minnesota Twins

Metropolitan Stadium, Bloomington , MI

Sat May 12 1979, 4:33 AM EDT

Att. 8,090 - Sunny - 55 F

livebaseballscorecards.com

BOTTOM

Batter	1	2	3	4	5	6	7	8	9	AB	R	H	RBI	BB	SO	LOB
Butch Wynegar, S (1, 2) OBP: 0.387, SLG: 0.467	F9		5-3		F8	BB 1-2 2-3				3	0	0	0	1	0	2
Roy Smalley, S (1, 6) OBP: 0.479, SLG: 0.650	F2			F7		HR 1B K				4	1	1	0	0	1	3
Ken Landreaux, L (1, 7) OBP: 0.386, SLG: 0.479	6-3			4-3		HR 1-2 BB	4-3			3	1	0	0	1	0	0
Glenn Adams, L (1, 10) OBP: 0.309, SLG: 0.429		K		FC6-4 1B		HR 1-H 2-H	F7			4	1	2	3	0	1	0
Ron Jackson, R (1, 3) OBP: 0.328, SLG: 0.444		F9		FC6-4 1-2f		F9 SH3-4 1B 1B	F8			4	1	1	0	0	0	1
Rob Wilfong, L (1, 4) OBP: 0.425, SLG: 0.538		1B			4-3	SH3-4 1-2		FC4-6 1B		3	0	2	0	0	0	0
Willie Norwood, R (1, 8) OBP: 0.322, SLG: 0.473		F9			1B 1B	F9 2-3		FC4-6 WP 1-2f		4	0	1	0	0	0	3
Rick Sofield, L (1, 9) OBP: 0.339, SLG: 0.269			K		K	BB BB 3-H 1B		K 1-2		4	0	1	1	0	3	2
Bombo Rivera, R (9, 9) OBP: 0.298, SLG: 0.341										0	0	0	0	0	0	0
John Castino, R (1, 5) OBP: 0.422, SLG: 0.447			L3		1-3 1B	BB 1-2 BB		K		3	0	1	0	1	1	1
Inning Stats	R: 0 H: 0 E: 0 LOB: 0 K: 0 BB: 0 S: 3 P: 3	R: 0 H: 1 E: 0 LOB: 1 K: 1 BB: 0 S: 6 P: 6	R: 0 H: 0 E: 0 LOB: 0 K: 1 BB: 0 S: 5 P: 5	R: 0 H: 1 E: 0 LOB: 1 K: 0 BB: 0 S: 4 P: 4	R: 0 H: 2 E: 0 LOB: 2 K: 1 BB: 0 S: 7 P: 7	R: 4 H: 4 E: 0 LOB: 3 K: 1 BB: 3 S: 9 P: 21	R: 0 H: 0 E: 0 LOB: 0 K: 0 BB: 0 S: 3 P: 3	R: 0 H: 1 E: 0 LOB: 1 K: 2 BB: 0 S: 8 P: 8		1B: 8 SF: 0 2B: 0 SAC: 1 3B: 0 DP: 0 HR: 1 HBP: 0						

AB	32
R	4
H	9
RBI	4
BB	3
SO	6
LOB	12

WP: 1 PA: 36
PB: 0
SB: 0
CS: 0

PITCHER		IP	WLS	BF	H	R	ER	SO	BB	IBB	HBP	BLK	WP	HR	S	P	ERA	WHIP
Mike Paxton, R ERA: 6.17	(1, 1)	5.0	L	23	7	4	4	3	1	0	0	0	0	1	28	32	7.20	1.600
Dan Spillner, R ERA: 3.86	(6, 1)	0.2		5	1	0	0	0	2	0	0	0	0	0	3	11	0.00	4.500
Sid Monge, L ERA: 1.54	(6, 1)	0.1		1	0	0	0	1	0	0	0	0	0	0	3	3	0.00	0.000
Len Barker, R ERA: 8.04	(7, 1)	2.0		7	1	0	0	2	0	0	0	0	1	0	11	11	0.00	0.500

PITCHER	IP	WLS	BF	H	R	ER	SO	BB	IBB	HBP	BLK	WP	HR	S	P	ERA	WHIP

Batter	1	2	3	4	5	6	7	8	9	AB	R	H	RBI	BB	SO	LOB
Bobby Bonds, R (1, 10) OBP: 0.381, SLG: 0.525	x 0-0 G4-6-3 1B		x 0-0 ② FC5-4 1-2f			x 0-0 1B 1B 1B 1-2 1B	x 0-0 ③ F3			4	1	2	0	0	0	1
Paul Dade, R (1, 9) OBP: 0.322, SLG: 0.327	x 0-0 ①② G4-6-3 1-2f		x 0-0 ③ F8			x 0-0 ① F9 2-3		x 0-0 ① F8		4	0	0	0	0	0	4
Rick Manning, L (1, 8) OBP: 0.311, SLG: 0.342	B B B B 4-0 E BB			x 0-0 ① 4-3		x 0-0 1B 1B 1-2 3-H 1B		x 0-0 1B		3	1	2	1	1	0	0
Andre Thornton, R (1, 3) OBP: 0.275, SLG: 0.317	x 0-0 ③ F7 1-2			x 0-0 ② 5-3		S S S 0-3 ② K		S S S 0-3 ② K		4	0	0	0	0	2	4
Ron Pruitt, R (1, 7) OBP: 0.276, SLG: 0.259		x 0-0 ① 4-3		x 0-0 ③ 5-3		x 0-0 1B 1-2 2-3 1B		x 0-0 ③ F8		4	0	1	0	0	0	1
Gary Alexander, R (1, 2) OBP: 0.293, SLG: 0.364		S S S 0-3 ② K			x 0-0 G5-4-3 1B	x 0-0 1-3 2-H 3-H 1B			x 0-0 ① F4	4	0	2	2	0	1	0
Toby Harrah, R (1, 5) OBP: 0.326, SLG: 0.286		S S S 0-3 ③ K			x 0-0 ①② G5-4-3 1-2f	x 0-0 ③ F3			x 0-0 ② F8	4	0	0	0	0	1	3
Duane Kuiper, L (1, 4) OBP: 0.288, SLG: 0.270			x 0-0 E1 FC3-6		x 0-0 ③ F8		x 0-0 ① F8		x 0-0 ③ 6-3	4	0	0	0	0	0	0
Tom Veryzer, R (1, 6) OBP: 0.315, SLG: 0.276			x 0-0 ① FC3-6 FC5-4 1-2f			x 0-0 F9 1B 1B 1B	x 0-0 ② 6-3			3	1	1	0	0	0	1
Inning Stats	R: 0 H: 1 E: 1 LOB: 1 K: 0 BB: 1 S: 3 P: 7	R: 0 H: 0 E: 0 LOB: 0 K: 2 BB: 0 S: 7 P: 7	R: 0 H: 0 E: 1 LOB: 1 K: 0 BB: 0 S: 4 P: 4	R: 0 H: 0 E: 0 LOB: 0 K: 0 BB: 0 S: 3 P: 3	R: 0 H: 1 E: 0 LOB: 0 K: 0 BB: 0 S: 3 P: 3	R: 3 H: 5 E: 0 LOB: 2 K: 1 BB: 0 S: 10 P: 10	R: 0 H: 0 E: 0 LOB: 0 K: 0 BB: 0 S: 3 P: 3	R: 0 H: 1 E: 0 LOB: 1 K: 1 BB: 0 S: 6 P: 6	R: 0 H: 0 E: 0 LOB: 0 K: 0 BB: 0 S: 3 P: 3	1B: 8 SF: 0 2B: 0 SAC: 0 3B: 0 DP: 2 HR: 0 HBP: 0						

PITCHER	IP	WLS	BF	H	R	ER	SO	BB	IBB	HBP	BLK	WP	HR	S	P	ERA	WHIP
Dave Goltz, R (1, 1) ERA: 3.97	9.0	L	35	8	3	3	4	1	0	0	0	0	0	42	46	3.00	1.000

PITCHER	IP	WLS	BF	H	R	ER	SO	BB	IBB	HBP	BLK	WP	HR	S	P	ERA	WHIP

TOP

Cleveland Indians @ Minnesota Twins

Metropolitan Stadium, Bloomington , MI

Sun May 13 1979, 4:33 AM EDT

Att. 10,172 - Unknown - 66 F

livebaseballscorecards.com

AB	34
R	3
H	8
RBI	3
BB	1
SO	4
LOB	14

Cleveland Indians @ Minnesota Twins

Metropolitan Stadium, Bloomington , MI

Sun May 13 1979, 4:33 AM EDT

Att. 10,172 - Unknown - 66 F

livebaseballscorecards.com

BOTTOM

Batter	1	2	3	4	5	6	7	8	9	AB	R	H	RBI	BB	SO	LOB
Butch Wynegar, S (1, 2) OBP: 0.388, SLG: 0.459	BBBB 4-0 SH3 BB		x 0-0 G4-6-3 1-3 1B		x 0-0 ② 4-3		x 0-0 ② FC6-4 S 1-2f		x 0-0 ③ F8	4	0	1	0	1	0	3
Roy Smalley, S (1, 6) OBP: 0.476, SLG: 0.642	x 0-0 ① SH3 1-2		x 0-0 ② ③ G4-6-3 1-2f		x 0-0 1B		SSS 0-3 ③ K 1-2			3	0	1	0	0	1	3
Ken Landreaux, L (1, 7) OBP: 0.382, SLG: 0.496	x 0-0 ② F8			x 0-0 HR	x 0-0 ③ 4-3			x 0-0 ① F7		4	1	1	1	0	0	2
Glenn Adams, L (1, 10) OBP: 0.320, SLG: 0.430 Jose Morales, R (8, PH) OBP: 0.359, SLG: 0.364	x 0-0 ③ 4-1			x 0-0 3-1 G3 1B 1B		BBBB 4-0 E 1B BB		x 0-0 ② 6-3		2 1	1 0	1 0	0 0	1 0	0 0	1 0
Ron Jackson, R (1, 3) OBP: 0.325, SLG: 0.438		x 0-0 ① F5		x 0-0 ① G3 1-2		x 0-0 E9 G6-4-3 1-3 1B		x 0-0 F7		4	0	1	0	0	0	1
Rob Wilfong, L (1, 4) OBP: 0.411, SLG: 0.519 Bombo Rivera, R (9, PH) OBP: 0.313, SLG: 0.341		x 0-0 ② 4-3		x 0-0 ② 3-1 2-3		x 0-0 ① F6			BBBB 4-0 SH1-4 SH BB	3 0	0 0	0 0	0 0	0 1	0 0	3 0
Willie Norwood, R (1, 8) OBP: 0.322, SLG: 0.469		x 0-0 ③ 5-3		x 0-0 FC4-6 3-H 1B		x 0-0 ② ③ G6-4-3 1-2f			x 0-0 SH SH1-4 1-2	3	0	1	1	0	0	2
Rick Sofield, L (1, 9) OBP: 0.323, SLG: 0.255 Bob Randall, R (9, PH) OBP: 0.367, SLG: 0.370			SSS 0-3 ① K	x 0-0 ③ FC4-6 1-2f			x 0-0 ① F7		x 0-0 ① SH1-4 1-2 2-3	3 0	0 0	0 0	0 0	0 0	1 0	1 0
John Castino, R (1, 5) OBP: 0.438, SLG: 0.450 Mike Cubbage, L (9, PH) OBP: 0.309, SLG: 0.306			BBBB 4-0 1B BB		SSS 0-3 ① K		x 0-0 FC6-4 1B		x 0-0 ② F3	2 1	0 0	1 0	0 0	1 0	1 0	0 2
Inning Stats	R: 0 E: 0 K: 0 S: 3 H: 0 LOB: 1 BB: 1 P: 7	R: 0 E: 0 K: 0 S: 3 H: 0 LOB: 0 BB: 0 P: 3	R: 0 E: 0 K: 1 S: 5 H: 1 LOB: 1 BB: 1 P: 9	R: 2 E: 0 K: 0 S: 6 H: 3 LOB: 1 BB: 0 P: 6	R: 0 E: 0 K: 1 S: 6 H: 1 LOB: 1 BB: 0 P: 6	R: 0 E: 1 K: 0 S: 3 H: 1 LOB: 1 BB: 1 P: 7	R: 0 E: 0 K: 1 S: 6 H: 1 LOB: 1 BB: 0 P: 6	R: 0 E: 0 K: 0 S: 3 H: 0 LOB: 0 BB: 0 P: 3	R: 0 E: 0 K: 0 S: 4 H: 0 LOB: 2 BB: 1 P: 8	1B: 6 2B: 0 3B: 0 HR: 1	SF: 0 SAC: 3 DP: 2 HBP: 0						

	AB	30
	R	2
	H	7
	RBI	2
	BB	4
	SO	3
	LOB	18

WP: 0 PB: 0 SB: 1 CS: 0 PA: 37

PITCHER		IP	WLS	BF	H	R	ER	SO	BB	IBB	HBP	BLK	WP	HR	S	P	ERA	WHIP
Wayne Garland, R ERA: 8.02	(1, 1)	6.1	W	27	7	2	2	2	3	0	0	0	0	1	28	40	2.84	1.579
Sid Monge, L ERA: 1.42	(7, 1)	2.0		8	0	0	0	1	1	0	0	0	0	0	9	13	0.00	0.500
Victor Cruz, R ERA: 3.63	(9, 1)	0.2	S	2	0	0	0	0	0	0	0	0	0	0	2	2	0.00	0.000

PITCHER	IP	WLS	BF	H	R	ER	SO	BB	IBB	HBP	BLK	WP	HR	S	P	ERA	WHIP

Toronto Blue Jays @ Cleveland Indians

Cleveland Municipal Stadium, Cleveland, OH

Mon May 14 1979, 7:05 PM EDT

Att. 3,867 - Unknown

livebaseballscorecards.com

Batter	1	2	3	4	5	6	7	8	9	AB	R	H	RBI	BB	SO	LOB
Alfredo Griffin, S (1, 6) OBP: 0.301, SLG: 0.283	F9		F4		6-3		BB			3	0	0	0	1	0	0
Bob Bailor, R (1, 5) OBP: 0.329, SLG: 0.315	FC6-4 BB		E S BB		F2		8-2 3-Hf			1	0	0	0	2	0	0
Tim Johnson, L (5, 5) OBP: 0.100, SLG: 0.100 (7, 4)										1	0	0	0	0	0	3
Otto Velez, R (1, 9) OBP: 0.352, SLG: 0.541	F9		FC5-4 BB 1-3		K			F4		3	0	0	0	1	1	1
Rico Carty, R (1, 10) OBP: 0.352, SLG: 0.438	FC6-4 1-2f		FC5-4 1-2f			6-3		6-3		4	0	0	0	0	0	3
Bob Robertson, R (1, 3) OBP: 0.200, SLG: 0.235		FC6-4 BB		F5		F6		K		3	0	0	0	1	1	0
Rick Bosetti, R (1, 8) OBP: 0.281, SLG: 0.369		FC6-4 S 1-2f		4-3		1-3			F9	4	0	0	0	0	0	1
Dave McKay, S (1, 4) OBP: 0.267, SLG: 0.274		K 1-2		WP 1B			SH1-4 8-2 2B		6-3	3	0	2	0	0	1	1
Luis Gomez, R (7, PR) OBP: 0.200, SLG: 0.200										0	0	0	0	0	0	0
Roy Howell, L (7, 5) OBP: 0.319, SLG: 0.356										1	0	0	0	0	0	0
Rick Cerone, R (1, 2) OBP: 0.333, SLG: 0.343		6-3		BB 1-2			SH1-4 BB		6-3	2	0	0	0	2	0	1
Al Woods, L (1, 7) OBP: 0.320, SLG: 0.364			G3	F6			SH1-4 1-2 2-3			2	0	0	0	0	0	2

Inning Stats	1	2	3	4	5	6	7	8	9
R	0	0	0	0	0	0	0	0	0
E	0	0	0	0	0	0	0	0	0
K	0	1	0	1	1	0	1	0	0
S	3	5	3	4	5	3	3	5	3
H	0	0	0	1	0	0	1	0	0
LOB	1	1	2	2	0	0	2	0	0
BB	1	1	2	1	0	0	2	0	0
P	7	9	11	8	5	3	11	5	3

1B: 1	SF: 0
2B: 2	SAC: 1
3B: 0	DP: 1
HR: 0	HBP: 0

WP: 1 PA: 35
PB: 0
SB: 2
CS: 0

AB	27
R	0
H	2
RBI	0
BB	7
SO	3
LOB	12

PITCHER	IP	WLS	BF	H	R	ER	SO	BB	IBB	HBP	BLK	WP	HR	S	P	ERA	WHIP
Rick Waits, L (1, 1) ERA: 4.11	9.0	W	35	2	0	0	3	7	0	0	0	1	0	34	62	0.00	1.000

Batter	1	2	3	4	5	6	7	8	9	AB	R	H	RBI	BB	SO	LOB
Bobby Bonds, R (1, 10) OBP: 0.370, SLG: 0.508	6-3		F7		F8		F8 1-2			4	0	0	0	0	0	2
Paul Dade, R (1, 9) OBP: 0.349, SLG: 0.345	FC4 E BB 1B		BBBB S BB		4-3 1-2			1-3		3	1	2	0	1	0	0
Rick Manning, L (1, 8) OBP: 0.309, SLG: 0.333	BBBB E 1-2 BB		SSS K		4-3 1-2 2-3			4-3		3	0	0	0	1	1	3
Andre Thornton, R (1, 3) OBP: 0.266, SLG: 0.305	FC4 1-2 2-H		5-3 1-2		SSS K			F7		4	0	0	0	0	1	4
Ron Pruitt, R (1, 7) OBP: 0.281, SLG: 0.267	F6			F9		G3-6-3 1B				3	0	1	0	0	0	2
Gary Alexander, R (1, 2) OBP: 0.286, SLG: 0.353	SSS K			F8		L7				3	0	0	0	0	1	3
Toby Harrah, R (1, 5) OBP: 0.326, SLG: 0.287		F7		1B		G3-6-3 1-2f				3	0	1	0	0	0	1
Duane Kuiper, L (1, 4) OBP: 0.289, SLG: 0.272		CS 1B		G3			6-3			3	0	1	0	0	0	1
Tom Veryzer, R (1, 6) OBP: 0.324, SLG: 0.280		L1 1-2			4-3 1B 1B		BBBB CS BB			2	0	1	0	1	0	1
Inning Stats	R: 1 E: 1 K: 1 S: 7 H: 1 LOB: 2 BB: 1 P: 11	R: 0 E: 0 K: 0 S: 3 H: 1 LOB: 0 BB: 0 P: 3	R: 0 E: 0 K: 1 S: 5 H: 0 LOB: 1 BB: 1 P: 9	R: 0 E: 0 K: 0 S: 4 H: 1 LOB: 1 BB: 0 P: 4	R: 0 E: 0 K: 1 S: 7 H: 2 LOB: 2 BB: 0 P: 7	R: 0 E: 0 K: 0 S: 3 H: 1 LOB: 0 BB: 0 P: 3	R: 0 E: 0 K: 0 S: 2 H: 0 LOB: 0 BB: 1 P: 6	R: 0 E: 0 K: 0 S: 3 H: 0 LOB: 0 BB: 0 P: 3		1B: 6 2B: 0 3B: 0 HR: 0	SF: 0 SAC: 0 DP: 1 HBP: 0					

PITCHER	IP	WLS	BF	H	R	ER	SO	BB	IBB	HBP	BLK	WP	HR	S	P	ERA	WHIP
Tom Underwood, L (1, 1) ERA: 5.44	8.0	L	31	6	1	0	3	3	0	0	0	0	0	34	46	0.00	1.125

PITCHER	IP	WLS	BF	H	R	ER	SO	BB	IBB	HBP	BLK	WP	HR	S	P	ERA	WHIP

BOTTOM

Toronto Blue Jays @ Cleveland Indians

Cleveland Municipal Stadium, Cleveland, OH

Mon May 14 1979, 7:05 PM EDT

Att. 3,867 - Unknown

livebaseballscorecards.com

AB	28
R	1
H	6
RBI	0
BB	3
SO	3
LOB	17

1B: 6 2B: 0 3B: 0 HR: 0 SF: 0 SAC: 0 DP: 1 HBP: 0

WP: 0 PB: 0 SB: 1 CS: 2 PA: 31

Batter	1	2	3	4	5	6	7	8	9	AB	R	H	RBI	BB	SO	LOB
Alfredo Griffin, S (1, 6) OBP: 0.304, SLG: 0.282	0-0 ① 1-3		4-0 1-2 BB		0-0 ② 6-3 3-H		0-0 1-2 B1 1B		0-0 ② 6-3	4	0	1	1	1	0	1
Bob Bailor, R (1, 5) OBP: 0.338, SLG: 0.321	0-3 ② K		0-0 ③ F4		0-0 1B 2-H 1B		0-0 1-3 2-H 1B		4-0 BB	4	0	2	2	1	1	2
Al Woods, L (1, 7) OBP: 0.314, SLG: 0.355	0-0 ③ F8			0-0 ① F8	0-0 1-2 1B		0-0 ②③ B1 3-Hf		0-0 ③ 4-3	5	0	1	0	0	0	3
Rico Carty, R (1, 10) OBP: 0.341, SLG: 0.422		0-0 ① 4-3		0-0 ② F7	0-0 ③ 6-3			0-0 ① F8		4	0	0	0	0	0	2
John Mayberry, L (1, 3) OBP: 0.422, SLG: 0.486 Ted Wilborn, S (8, PR) Bob Robertson, R (8, 3) OBP: 0.200, SLG: 0.235		4-0 CS BB		4-0 BB		0-0 ① 4-3		4-0 BB		1 0 0	0 0 0	0 0 0	0 0 0	3 0 0	0 0 0	0 0 0
Rick Bosetti, R (1, 8) OBP: 0.273, SLG: 0.359		0-3 ②③ K 1-2		0-3 ③ K		0-0 ② F8		0-0 ② F8		4	0	0	0	0	2	3
Otto Velez, R (1, 9) OBP: 0.347, SLG: 0.516			0-3 ① K		0-0 ① F9	0-3 ③ K		4-0 1-2 BB		3	0	0	0	1	2	0
Tim Johnson, L (1, 4) OBP: 0.143, SLG: 0.143			0-0 ② 4-3		0-0 E 6-3 1B		0-0 ① F8	0-3 ③ K		4	1	1	0	0	1	2
Rick Cerone, R (1, 2) OBP: 0.339, SLG: 0.336			4-0 BB BB		0-0 E5 1-3 1B		4-0 1B 1B BB		0-3 ① K	2	2	0	0	2	1	1
Inning Stats	R: 0 E: 0 K: 1 S: 5 H: 0 LOB: 0 BB: 0 P: 5	R: 0 E: 0 K: 1 S: 4 H: 0 LOB: 1 BB: 1 P: 8	R: 0 E: 0 K: 1 S: 5 H: 0 LOB: 2 BB: 2 P: 13	R: 0 E: 0 K: 1 S: 5 H: 0 LOB: 1 BB: 1 P: 9	R: 2 E: 1 K: 0 S: 7 H: 3 LOB: 2 BB: 0 P: 7	R: 0 E: 0 K: 1 S: 5 H: 0 LOB: 0 BB: 0 P: 5	R: 1 E: 0 K: 0 S: 4 H: 2 LOB: 1 BB: 1 P: 8	R: 0 E: 0 K: 1 S: 5 H: 0 LOB: 2 BB: 2 P: 13	R: 0 E: 0 K: 1 S: 5 H: 0 LOB: 1 BB: 1 P: 9	1B: 5 2B: 2 3B: 0 HR: 0 SF: 0 SAC: 0 DP: 2 HBP: 0						

PITCHER		IP	WLS	BF	H	R	ER	SO	BB	IBB	HBP	BLK	WP	HR	S	P	ERA	WHIP
Eric Wilkins, R ERA: 4.28	(1, 1)	6.1		29	5	3	1	5	5	0	0	0	0	0	34	54	1.42	1.579
Sid Monge, L ERA: 1.29	(7, 1)	2.2	W	10	0	0	0	2	3	0	0	0	0	0	11	23	0.00	1.125

PITCHER	IP	WLS	BF	H	R	ER	SO	BB	IBB	HBP	BLK	WP	HR	S	P	ERA	WHIP

TOP

Toronto Blue Jays @ Cleveland Indians

Cleveland Municipal Stadium, Cleveland, OH

Tue May 15 1979, 7:05 PM EDT

Att. 3,978 - Unknown - 60 F

livebaseballscorecards.com

AB	31
R	3
H	5
RBI	3
BB	8
SO	7
LOB	14

Totals	31	3	5	3	8	7	14	0	0	0	0	0	0	0	0	0	0	0

WP: 0 PB: 0 SB: 0 CS: 1 PA: 39

Batter	1	2	3	4	5	6	7	8	9	AB	R	H	RBI	BB	SO	LOB
Bobby Bonds, R (1, 10) OBP: 0.385, SLG: 0.512	1B		HBP			1B, 5-3 1B	BB 1-2 2-3	F2		3	1	2	0	1	0	2
Paul Dade, R (1, 9) OBP: 0.338, SLG: 0.323	K		F9			5-3 1-2	BB 1-2 2-3 3-H	4-3		4	0	0	1	1	1	5
Rick Manning, L (1, 8) OBP: 0.307, SLG: 0.331	K		4-3			1B 2-3	F5			4	0	1	0	0	1	5
Andre Thornton, R (1, 3) OBP: 0.273, SLG: 0.306	6-3			K		G6-4-3 1-2 3-H		BB, SH E		3	1	1	1	1	1	1
Ron Pruitt, R (1, 7) OBP: 0.286, SLG: 0.250 Horace Speed, R (8, PR) OBP: 0.429, SLG: 0.200 (9, 7)		3-1		K BB		G6-4-3 1-2f		SH BB E 1-2		2 0	0 1	0 0	0 0	1 0	0 0	2 0
Gary Alexander, R (1, 2) OBP: 0.276, SLG: 0.340		F8		K 1-2			F4	K		4	0	0	0	0	2	3
Toby Harrah, R (1, 5) OBP: 0.338, SLG: 0.297		FC6-4 1B			5-3		WP, 1B BB 1B	E E 1-2 2-3		3	2	2	0	1	0	0
Duane Kuiper, L (1, 4) OBP: 0.288, SLG: 0.271		FC6-4 1-2f			6-3		BB, WP 1B 1-2	E6 E 1-3 2-H 3-H		4	0	1	1	0	0	2
Tom Veryzer, R (1, 6) OBP: 0.313, SLG: 0.269			6-3		F3		F8	E4 1-2 3-H		4	0	0	1	0	0	3
Inning Stats	R: 0 H: 1 E: 0 LOB: 1 K: 2 BB: 0 S: 8 P: 8	R: 0 H: 1 E: 0 LOB: 1 K: 0 BB: 0 S: 4 P: 4	R: 0 H: 0 E: 0 LOB: 1 K: 0 BB: 0 S: 3 P: 4	R: 0 H: 0 E: 0 LOB: 0 K: 2 BB: 1 S: 6 P: 10	R: 0 H: 0 E: 0 LOB: 0 K: 0 BB: 0 S: 3 P: 3	R: 1 H: 3 E: 0 LOB: 1 K: 0 BB: 0 S: 5 P: 5	R: 1 H: 2 E: 0 LOB: 3 K: 0 BB: 2 S: 5 P: 13	R: 3 H: 0 E: 2 LOB: 2 K: 1 BB: 2 S: 8 P: 16		1B: 7 SF: 0 2B: 0 SAC: 1 3B: 0 DP: 1 HR: 0 HBP: 1						

PITCHER		IP	WLS	BF	H	R	ER	SO	BB	IBB	HBP	BLK	WP	HR	S	P	ERA	WHIP
Jesse Jefferson, R ERA: 3.07	(1, 1)	6.1		24	5	1	1	4	1	0	1	0	0	0	30	35	1.42	0.947
Dave Freisleben, R ERA: 6.75	(7, 1)	0.1		5	2	1	1	0	2	0	0	0	1	0	3	11	27.00	12.000
Jerry Garvin, L ERA: 13.5	(7, 1)	0.2	L	7	0	3	1	1	2	0	0	0	0	0	7	15	13.50	3.000
Mike Willis, L ERA: 7.16	(8, 1)	0.2		2	0	0	0	0	0	0	0	0	0	0	2	2	0.00	0.000

PITCHER	IP	WLS	BF	H	R	ER	SO	BB	IBB	HBP	BLK	WP	HR	S	P	ERA	WHIP

BOTTOM

Toronto Blue Jays @ Cleveland Indians

Cleveland Municipal Stadium, Cleveland, OH

Tue May 15 1979, 7:05 PM EDT

Att. 3,978 - Unknown - 60 F

livebaseballscorecards.com

AB	31
R	5
H	7
RBI	4
BB	5
SO	5
LOB	23

WP: 1	PA: 38		
PB: 0			
SB: 0			
CS: 0			

Batter	1	2	3	4	5	6	7	8	9	AB	R	H	RBI	BB	SO	LOB
Alfredo Griffin, S (1, 6) OBP: 0.314, SLG: 0.289	G3 1B 1B	BBB 1-2 2-3 BB		4-3 SF8 1-2 2-3 1B		1-3			G3	4	1	2	0	1	0	0
Bob Bailor, R (1, 9) OBP: 0.327, SLG: 0.312	SSS 0-3 K	0-0 F3		0-0 SF8 1-2 2-3 3-H		0-0 F8			0-0 1-3	4	0	0	1	0	1	4
Roy Howell, L (1, 5) OBP: 0.314, SLG: 0.349	0-0 G3 1-2	0-0 F8		0-0 4-3 2-3 3-H			0-0 F6		0-0 FC6-4 1B	5	0	1	1	0	0	5
Rico Carty, R (1, 10) OBP: 0.343, SLG: 0.417	0-0 2-H 1B		0-0 E5	BBB 4-0 BB			0-0 F6		0-0 FC6-4 1-2f	4	0	1	1	1	0	1
John Mayberry, L (1, 3) OBP: 0.417, SLG: 0.474	0-0 4-3		SSS 0-3 K	0-0 F4			BBB 4-0 BB			3	0	0	0	1	1	4
Rick Bosetti, R (1, 8) OBP: 0.266, SLG: 0.349		0-0 6-3	0-0 F8		0-0 1-3		0-0 4-3			4	0	0	0	0	0	2
Al Woods, L (1, 7) OBP: 0.311, SLG: 0.351		0-0 S 1B 1B	0-0 F7		0-0 F7			0-0 F7		4	1	1	0	0	0	1
Tim Johnson, L (1, 4) OBP: 0.167, SLG: 0.118		BBB 4-0 BB 1B 1-2 BB		0-0 E4 1B E SF8	0-0 1-3			0-0 1-6-3		3	1	0	0	1	0	0
Rick Cerone, R (1, 2) OBP: 0.336, SLG: 0.333		0-0 BB 1-2 2-H 1B		0-0 E3 SF8 1B 1-2 4-3		0-0 F7		0-0 6-3		4	1	1	1	0	0	1
Inning Stats	R: 1 H: 2 E: 0 LOB: 1 K: 1 BB: 0 S: 7 P: 7	R: 1 H: 2 E: 0 LOB: 3 K: 0 BB: 2 S: 5 P: 13	R: 0 H: 0 E: 1 LOB: 1 K: 1 BB: 0 S: 6 P: 6	R: 2 H: 1 E: 2 LOB: 2 K: 0 BB: 1 S: 6 P: 10	R: 0 H: 0 E: 0 LOB: 0 K: 0 BB: 0 S: 3 P: 3	R: 0 H: 0 E: 0 LOB: 1 K: 0 BB: 1 S: 3 P: 3	R: 0 H: 0 E: 0 LOB: 0 K: 0 BB: 0 S: 3 P: 7	R: 0 H: 0 E: 0 LOB: 1 K: 0 BB: 0 S: 3 P: 3	R: 0 H: 1 E: 0 LOB: 1 K: 0 BB: 0 S: 4 P: 4	1B: 6 SF: 1 2B: 0 SAC: 0 3B: 0 DP: 0 HR: 0 HBP: 0						

PITCHER	IP	WLS	BF	H	R	ER	SO	BB	IBB	HBP	BLK	WP	HR	S	P	ERA	WHIP
Rick Wise, R (1, 1) ERA: 3.41	9.0	L	40	6	4	2	2	4	0	0	0	0	0	40	56	2.00	1.111

PITCHER	IP	WLS	BF	H	R	ER	SO	BB	IBB	HBP	BLK	WP	HR	S	P	ERA	WHIP

TOP

Toronto Blue Jays @ Cleveland Indians

Cleveland Municipal Stadium, Cleveland, OH

Wed May 16 1979, 7:05 PM EDT

Att. 4,079 - Unknown

livebaseballscorecards.com

AB	35
R	4
H	6
RBI	4
BB	4
SO	2
LOB	18

WP: 0	PA: 40		
PB: 0			
SB: 1			
CS: 0			

BOTTOM

Toronto Blue Jays @ Cleveland Indians

Cleveland Municipal Stadium, Cleveland, OH

Wed May 16 1979, 7:05 PM EDT

Att. 4,079 - Unknown

livebaseballscorecards.com

Batter	1	2	3	4	5	6	7	8	9	AB	R	H	RBI	BB	SO	LOB
Bobby Bonds, R (1, 10) OBP: 0.385, SLG: 0.504	L4		K		L6 2-H 1B		FC6 2-3 BB		5-3	4	0	1	1	1	1	3
Paul Dade, R (1, 9) OBP: 0.319, SLG: 0.303	F9		4-1		L6 1-2		FC6 1-2f			4	0	0	0	0	0	4
Rick Manning, L (1, 8) OBP: 0.313, SLG: 0.325	6-3			1-3		BB		4-3 SH2-4 BB		2	0	0	0	2	0	0
Andre Thornton, R (1, 3) OBP: 0.275, SLG: 0.300		6-3		E 1B E BB		F6		SH2-4 1-2		2	1	0	0	1	0	1
Jim Norris, L (1, 7) OBP: 0.278, SLG: 0.250		F5		E5 1-2 1B E		F7		4-3 2-3		4	1	0	0	0	0	3
Toby Harrah, R (1, 5) OBP: 0.336, SLG: 0.295		E6 PB		CS 1-H 2-H 1B		F7		6-3		4	0	1	2	0	0	2
Gary Alexander, R (1, 2) OBP: 0.283, SLG: 0.345 Horace Speed, R (9, PR) OBP: 0.429, SLG: 0.200		6-3 1-2		K 1-2			WP SH3-4 1B		SH2-4 1B	4 0	0 0	2 0	0 0	0 0	1 0	2 0
Duane Kuiper, L (1, 4) OBP: 0.294, SLG: 0.277 Dave Rosello, R (5, 4)			FC5-4 1B		6-3		SH3-4 1-2		SH2-4 1-2	1 1	0 0	1 0	0 0	0 0	0 0	0 0
Tom Veryzer, R (1, 6) OBP: 0.311, SLG: 0.278			FC5-4 1-2f		1B 2B		F8		K	4	1	1	0	0	1	4
Inning Stats	R: 0 H: 0 E: 0 LOB: 0 K: 0 BB: 0 S: 3 P: 3	R: 0 H: 0 E: 1 LOB: 1 K: 0 BB: 0 S: 4 P: 4	R: 0 H: 1 E: 0 LOB: 1 K: 1 BB: 0 S: 6 P: 6	R: 2 H: 1 E: 2 LOB: 0 K: 1 BB: 1 S: 6 P: 10	R: 1 H: 2 E: 0 LOB: 0 K: 0 BB: 0 S: 4 P: 4	R: 0 H: 0 E: 0 LOB: 1 K: 0 BB: 1 S: 3 P: 7	R: 0 H: 1 E: 0 LOB: 2 K: 0 BB: 1 S: 4 P: 8	R: 0 H: 0 E: 0 LOB: 1 K: 0 BB: 1 S: 3 P: 7	R: 0 H: 1 E: 0 LOB: 2 K: 1 BB: 0 S: 6 P: 6	1B: 5 SF: 0 2B: 2 SAC: 3 3B: 0 DP: 1 HR: 0 HBP: 0						

	AB	30
	R	3
	H	6
	RBI	3
	BB	4
	SO	3
	LOB	19

WP: 1 PB: 1 SB: 0 CS: 1 PA: 37

PITCHER		IP	WLS	BF	H	R	ER	SO	BB	IBB	HBP	BLK	WP	HR	S	P	ERA	WHIP
Dave Lemanczyk, R ERA: 2.83	(1, 1)	9.0	W	37	6	3	2	3	4	0	0	0	1	0	39	55	2.00	1.111

PITCHER	IP	WLS	BF	H	R	ER	SO	BB	IBB	HBP	BLK	WP	HR	S	P	ERA	WHIP

Batter	1	2	3	4	5	6	7	8	9	AB	R	H	RBI	BB	SO	LOB
Alfredo Griffin, S (1, 6) OBP: 0.316, SLG: 0.293	1B FC6-4 1B		HBP 1B 1B		4-3		G3		4-3	5	2	2	0	0	0	1
Bob Bailor, R (1, 9) OBP: 0.338, SLG: 0.319	FC6-4 1-3 1B		1B 1-2 HBP		S 2B 1B		4-3			3	1	2	0	0	0	0
Roy Howell, L (1, 5) OBP: 0.320, SLG: 0.363	FC6-4 G6-4-3 1-2f 3-H		K		1-H 2B			4-3 WP 1B		4	0	2	2	0	1	3
Rico Carty, R (1, 10) OBP: 0.340, SLG: 0.411	G6-4-3 1-2f		1-2 2-H 1B		K			K 1-2		4	0	1	1	0	2	3
John Mayberry, L (1, 3) OBP: 0.406, SLG: 0.458		F5	K			K		4-3 2-3		4	0	0	0	0	2	3
Rick Bosetti, R (1, 8) OBP: 0.259, SLG: 0.340		5-3		F9		6-3		F6		4	0	0	0	0	0	1
Al Woods, L (1, 7) OBP: 0.318, SLG: 0.366		2B		F9		1B			F5	4	0	2	0	0	0	0
Dave McKay, S (1, 4) OBP: 0.258, SLG: 0.265		1-3		6-3		K			E9	4	0	0	0	0	1	2
Bob Davis, R (1, 2)			F8		F2					2	0	0	0	0	0	0
Rick Cerone, R (7, PH) OBP: 0.331, SLG: 0.327 (7, 2)							F9		6-3	2	0	0	0	0	0	1
Inning Stats	R: 1 H: 2 E: 0 LOB: 0 K: 0 BB: 0 S: 4 P: 4	R: 0 H: 1 E: 0 LOB: 1 K: 0 BB: 0 S: 4 P: 4	R: 1 H: 2 E: 0 LOB: 2 K: 2 BB: 0 S: 9 P: 10	R: 0 H: 0 E: 0 LOB: 0 K: 0 BB: 0 S: 3 P: 3	R: 1 H: 2 E: 0 LOB: 1 K: 1 BB: 0 S: 7 P: 7	R: 0 H: 1 E: 0 LOB: 1 K: 2 BB: 0 S: 8 P: 8	R: 0 H: 0 E: 0 LOB: 0 K: 0 BB: 0 S: 3 P: 3	R: 0 H: 1 E: 0 LOB: 1 K: 1 BB: 0 S: 6 P: 6	R: 0 H: 0 E: 1 LOB: 1 K: 0 BB: 0 S: 4 P: 4	1B: 7 SF: 0 2B: 2 SAC: 0 3B: 0 DP: 1 HR: 0 HBP: 1						

TOP

Toronto Blue Jays @ Cleveland Indians

Cleveland Municipal Stadium, Cleveland, OH

Thu May 17 1979, 3:33 AM EDT
Att. 4,409 - Unknown

livebaseballscorecards.com

AB	36
R	3
H	9
RBI	3
BB	0
SO	6
LOB	14

WP: 1 PA: 37
PB: 0
SB: 1
CS: 0

PITCHER	IP	WLS	BF	H	R	ER	SO	BB	IBB	HBP	BLK	WP	HR	S	P	ERA	WHIP
Mike Paxton, R (1, 1) ERA: 5.52	9.0	W	37	9	3	3	6	0	0	1	0	1	0	48	49	3.00	1.000

PITCHER	IP	WLS	BF	H	R	ER	SO	BB	IBB	HBP	BLK	WP	HR	S	P	ERA	WHIP

Batter	1	2	3	4	5	6	7	8	9	AB	R	H	RBI	BB	SO	LOB
Bobby Bonds, R (1, 10) OBP: 0.388, SLG: 0.500	4-3		1B		K		HBP			3	0	1	0	0	1	0
Paul Dade, R (1, 9) Horace Speed, R (7, 9) OBP: 0.320, SLG: 0.304 OBP: 0.400, SLG: 0.182	K		F9			1B S SF7 1B	5-3			3 1	1 0	1 0	0 0	0 0	1 0	1 1
Rick Manning, L (1, 8) OBP: 0.311, SLG: 0.317	4-3		F7			L1 1-2		BBB 4-0 FC4-6 BB		3	0	0	0	1	0	2
Andre Thornton, R (1, 3) OBP: 0.281, SLG: 0.333		HR	F7			SF7 HR 1B 2-3		F8		4	2	2	1	0	0	2
Jim Norris, L (1, 7) OBP: 0.265, SLG: 0.240		L9		3-1		SF7 1-2 3-H		FC4-6 S HR 1-2f		3	1	0	1	0	0	1
Toby Harrah, R (1, 5) OBP: 0.347, SLG: 0.357		SH5-3 HR 1B		K		HR 2-H		HR 1-H		4	3	3	4	0	1	0
Gary Alexander, R (1, 2) OBP: 0.277, SLG: 0.336		SH5-3 1-2		K		F6		4-3		3	0	0	0	0	1	0
Dave Rosello, R (1, 4) OBP: 0.200, SLG: 0.800		HR 2-H			L3		F4			3	1	1	2	0	0	0
Tom Veryzer, R (1, 6) OBP: 0.303, SLG: 0.270		K			K		4-3			3	0	0	0	0	2	0
Inning Stats	R: 0 E: 0 K: 1 S: 5 H: 0 LOB: 0 BB: 0 P: 5	R: 3 E: 0 K: 1 S: 8 H: 3 LOB: 0 BB: 0 P: 8	R: 0 E: 0 K: 0 S: 4 H: 1 LOB: 1 BB: 0 P: 4	R: 0 E: 0 K: 2 S: 7 H: 0 LOB: 0 BB: 0 P: 7	R: 0 E: 0 K: 2 S: 7 H: 0 LOB: 0 BB: 0 P: 7	R: 3 E: 0 K: 0 S: 6 H: 3 LOB: 0 BB: 0 P: 6	R: 0 E: 0 K: 0 S: 3 H: 0 LOB: 1 BB: 0 P: 4	R: 2 E: 0 K: 0 S: 4 H: 1 LOB: 0 BB: 1 P: 8		1B: 4 2B: 0 3B: 0 HR: 4 SF: 1 SAC: 1 DP: 0 HBP: 1						

BOTTOM

Toronto Blue Jays @ Cleveland Indians

Cleveland Municipal Stadium, Cleveland, OH

Thu May 17 1979, 3:33 AM EDT

Att. 4,409 - Unknown

livebaseballscorecards.com

AB	30
R	8
H	8
RBI	8
BB	1
SO	6
LOB	7

PITCHER		IP	WLS	BF	H	R	ER	SO	BB	IBB	HBP	BLK	WP	HR	S	P	ERA	WHIP
Mark Lemongello, R ERA: 5.95	(1, 1)	5.2	L	24	7	6	6	6	0	0	0	0	0	3	36	36	9.53	1.235
Tom Buskey, R ERA: 15.43	(6, 1)	2.1		10	1	2	2	0	1	0	1	0	0	1	8	13	7.71	0.857

PITCHER	IP	WLS	BF	H	R	ER	SO	BB	IBB	HBP	BLK	WP	HR	S	P	ERA	WHIP

Detroit Tigers @ Cleveland Indians

Cleveland Municipal Stadium, Cleveland, OH

Fri May 18 1979, 7:05 PM EDT

Att. 10,452 - Unknown

TOP

livebaseballscorecards.com

Batter	1	2	3	4	5	6	7	8	9	AB	R	H	RBI	BB	SO	LOB
Ron LeFlore, R (1, 8) OBP: 0.390, SLG: 0.469	E S 1B 1B		F9		L9		F9		1-2 2B 1B	5	2	2	0	0	0	3
Lou Whitaker, L (1, 4) OBP: 0.402, SLG: 0.467	G4-6-3 1-H 1B		2B		1-H 2B		F8		WP 1-H 2-H 2B	3	0	3	2	0	0	0
Mark Wagner, R (5, 4) OBP: 0.417, SLG: 0.515										2	0	1	2	0	0	2
Rusty Staub, L (1, 10) OBP: 0.417, SLG: 0.479	G4-6-3 1-2f		F8			F9 2B		BBBB FC1-6 BB	K 2-3	3	0	1	0	1	0	2
Lynn Jones, R (8, PR) OBP: 0.357, SLG: 0.385										1	0	0	0	0	1	1
Steve Kemp, L (1, 7) OBP: 0.467, SLG: 0.610	HBP			BBBB 1B SF9-6 BB		F9 2-3		FC1-6 4-3 1-2f		2	1	0	0	1	0	2
Jason Thompson, L (1, 3) OBP: 0.387, SLG: 0.418	4-3			SF9-6 1-3 1B		F8		4-3 1-2		4	0	1	0	0	0	3
Jerry Morales, R (1, 9) OBP: 0.256, SLG: 0.367		G4-6-3 1B		SF9-6 1-2 3-H		F7		K		3	0	1	1	0	1	3
Lance Parrish, R (1, 2) OBP: 0.315, SLG: 0.417		F4		6-3			BBBB SH BB		6-3	3	0	0	0	1	0	1
Aurelio Rodriguez, R (1, 5) OBP: 0.275, SLG: 0.346		G4-6-3 1-2f			2B 1B		SH 1-2		1B 2B 1B	3	2	2	0	0	0	1
Alan Trammell, R (1, 6) OBP: 0.304, SLG: 0.280			SSS K		F9		F2		F8	4	0	0	0	0	1	4

	AB	33
	R	5
	H	11
	RBI	5
	BB	3
	SO	3
	LOB	22

Inning Stats										
	R: 1	H: 2	R: 0	H: 1	R: 0	H: 1	R: 1	H: 1	R: 1	H: 2
	E: 0	LOB: 1	E: 0	LOB: 0	E: 0	LOB: 1	E: 0	LOB: 0	E: 0	LOB: 1
	K: 0	BB: 0	K: 0	BB: 0	K: 1	BB: 0	K: 0	BB: 1	K: 0	BB: 0
	S: 4	P: 5	S: 3	P: 3	S: 6	P: 6	S: 3	P: 7	S: 4	P: 4

Inning Stats										
	R: 0	H: 1	R: 0	H: 0	R: 0	H: 0	R: 2	H: 3	1B: 7	SF: 1
	E: 0	LOB: 1	E: 0	LOB: 2	E: 0	LOB: 2	E: 0	LOB: 1	2B: 5	SAC: 1
	K: 0	BB: 0	K: 1	BB: 1	K: 1	BB: 1	K: 1	BB: 0	3B: 0	DP: 3
	S: 4	P: 4	S: 5	P: 9	S: 4	P: 8	S: 8	P: 8	HR: 0	HBP: 1

	WP: 1	PA: 39
	PB: 0	
	SB: 1	
	CS: 0	

PITCHER		IP	WLS	BF	H	R	ER	SO	BB	IBB	HBP	BLK	WP	HR	S	P	ERA	WHIP
Wayne Garland, R ERA: 6.99	(1, 1)	7.0		30	8	3	3	1	3	0	1	0	0	0	28	41	3.86	1.571
Sid Monge, L ERA: 1.8	(8, 1)	2.0	L	9	3	2	2	2	0	0	0	0	1	0	13	13	9.00	1.500

PITCHER		IP	WLS	BF	H	R	ER	SO	BB	IBB	HBP	BLK	WP	HR	S	P	ERA	WHIP

Batter	1	2	3	4	5	6	7	8	9	AB	R	H	RBI	BB	SO	LOB
Bobby Bonds, R (1, 10) OBP: 0.378, SLG: 0.486	6-3		F9		K			K		4	0	0	0	0	2	2
Paul Dade, R (1, 9) OBP: 0.329, SLG: 0.329	F9		2-H 2B		6-3			S 1B		4	0	2	1	0	0	1
Rick Manning, L (1, 8) OBP: 0.309, SLG: 0.331	4-3		F3			SF4 3B		F6		4	1	1	0	0	0	2
Andre Thornton, R (1, 3) OBP: 0.288, SLG: 0.342		6-3 1B 2B	F6			5-3		1-2 IBB		3	1	1	0	1	0	2
Jim Norris, L (1, 7) OBP: 0.264, SLG: 0.231		6-3 2-3		G3		CS BB		F8		3	0	0	0	1	0	3
Toby Harrah, R (1, 5) OBP: 0.344, SLG: 0.352		5-3		6-3		3-H SF4			BB	2	0	0	1	1	0	1
Gary Alexander, R (1, 2) OBP: 0.276, SLG: 0.333		3-H 1B		K		1-2 CS	F8		K	4	0	1	1	0	2	1
Duane Kuiper, L (1, 4) OBP: 0.292, SLG: 0.276		L6			SH5-4 1B		F7		L7	4	0	1	0	0	0	2
Tom Veryzer, R (1, 6) OBP: 0.304, SLG: 0.281			2B 2B		1-2 SH5-4		5-3		F6	3	1	1	0	0	0	1
Inning Stats	R: 0 E: 0 K: 0 S: 3 H: 0 LOB: 0 BB: 0 P: 3	R: 1 E: 0 K: 0 S: 5 H: 2 LOB: 1 BB: 0 P: 5	R: 1 E: 0 K: 0 S: 5 H: 2 LOB: 1 BB: 0 P: 5	R: 0 E: 0 K: 1 S: 5 H: 0 LOB: 0 BB: 0 P: 5	R: 0 E: 0 K: 1 S: 6 H: 1 LOB: 1 BB: 0 P: 6	R: 1 E: 0 K: 0 S: 3 H: 1 LOB: 0 BB: 1 P: 7	R: 0 E: 0 K: 0 S: 3 H: 0 LOB: 0 BB: 0 P: 3	R: 0 E: 0 K: 1 S: 6 H: 1 LOB: 2 BB: 1 P: 10	R: 0 E: 0 K: 1 S: 5 H: 0 LOB: 1 BB: 1 P: 9	1B: 3 2B: 3 3B: 1 HR: 0	SF: 1 SAC: 1 DP: 0 HBP: 0						

PITCHER	IP	WLS	BF	H	R	ER	SO	BB	IBB	HBP	BLK	WP	HR	S	P	ERA	WHIP
Dave Rozema, R (1, 1) ERA: 4.5	7.1		29	7	3	3	3	1	0	0	0	0	0	34	38	3.68	1.091
John Hiller, L (8, 1) ERA: 3.57	1.2	W	7	0	0	0	1	1	1	0	0	0	0	7	15	0.00	0.600

PITCHER	IP	WLS	BF	H	R	ER	SO	BB	IBB	HBP	BLK	WP	HR	S	P	ERA	WHIP

BOTTOM

Detroit Tigers @ Cleveland Indians

Cleveland Municipal Stadium, Cleveland, OH

Fri May 18 1979, 7:05 PM EDT

Att. 10,452 - Unknown

livebaseballscorecards.com

AB	31
R	3
H	7
RBI	3
BB	3
SO	4
LOB	15

Batter	1	2	3	4	5	6	7	8	9	AB	R	H	RBI	BB	SO	LOB
Ron LeFlore, R (1, 8) OBP: 0.379, SLG: 0.455	F9		G6-3 1-2f			6-3		K		4	0	0	0	0	1	1
Lou Whitaker, L (1, 4) OBP: 0.397, SLG: 0.454	6-3 BB		4-3			F8		F7		3	0	0	0	1	0	0
Rusty Staub, L (1, 10) OBP: 0.406, SLG: 0.451	6-3 1-2			3-1			BB BB HBP		F8	3	0	0	0	0	0	1
Steve Kemp, L (1, 7) OBP: 0.484, SLG: 0.617	BB			CS 1B			1-2 BB		G4-6-3 1B	2	0	2	0	2	0	0
Jason Thompson, L (1, 3) OBP: 0.374, SLG: 0.400	K			F5 1-2			F8		G4-6-3 1-2f	4	0	0	0	0	1	6
Lance Parrish, R (1, 2) OBP: 0.333, SLG: 0.429		G4-3 1B			FC5-4 1B		1-2 2-3 BB			2	0	2	0	1	0	0
Jerry Morales, R (1, 9) OBP: 0.250, SLG: 0.357		F8 1-1			FC5-4 G5-4-3 1-2f		F3			3	0	0	0	0	0	5
Aurelio Rodriguez, R (1, 5) OBP: 0.265, SLG: 0.333		G4-3 1-2f			G5-4-3 1-2f		5-3			3	0	0	0	0	0	5
Mark Wagner, R (1, 6) OBP: 0.385, SLG: 0.472			E5 G6-3			6-3		4-3		3	0	0	0	0	0	0
Inning Stats	R: 0 E: 0 K: 1 S: 5 H: 0 LOB: 2 BB: 2 P: 13	R: 0 E: 0 K: 0 S: 3 H: 1 LOB: 0 BB: 0 P: 3	R: 0 E: 1 K: 0 S: 3 H: 0 LOB: 0 BB: 0 P: 3	R: 0 E: 0 K: 0 S: 3 H: 1 LOB: 0 BB: 0 P: 3	R: 0 E: 0 K: 0 S: 3 H: 1 LOB: 0 BB: 0 P: 3	R: 0 E: 0 K: 0 S: 3 H: 0 LOB: 0 BB: 0 P: 3	R: 0 E: 0 K: 0 S: 3 H: 0 LOB: 3 BB: 2 P: 12	R: 0 E: 0 K: 1 S: 5 H: 0 LOB: 0 BB: 0 P: 5	R: 0 E: 0 K: 0 S: 3 H: 1 LOB: 0 BB: 0 P: 3	1B: 4 2B: 0 3B: 0 HR: 0 SF: 0 SAC: 0 DP: 4 HBP: 1	WP: 0 PB: 0 SB: 0 CS: 2 PA: 32					

PITCHER		IP	WLS	BF	H	R	ER	SO	BB	IBB	HBP	BLK	WP	HR	S	P	ERA	WHIP
Rick Waits, L ERA: 3.71	(1, 1)	6.0	W	22	3	0	0	1	3	0	1	0	0	0	20	33	0.00	1.000
Don Hood, L ERA: 4.5	(7, 1)	0.1		2	0	0	0	0	1	0	0	0	0	0	1	5	0.00	3.000
Dan Spillner, R ERA: 3.38	(7, 1)	2.2		8	1	0	0	1	0	0	0	0	0	0	10	10	0.00	0.375

PITCHER	IP	WLS	BF	H	R	ER	SO	BB	IBB	HBP	BLK	WP	HR	S	P	ERA	WHIP

TOP

Detroit Tigers @ Cleveland Indians

Cleveland Municipal Stadium, Cleveland, OH

Sat May 19 1979, 3:33 AM EDT
Att. 7,229 - Unknown

livebaseballscorecards.com

AB	27
R	0
H	4
RBI	0
BB	4
SO	2
LOB	18

Detroit Tigers @ Cleveland Indians

Cleveland Municipal Stadium, Cleveland, OH

Sat May 19 1979, 3:33 AM EDT

Att. 7,229 - Unknown

livebaseballscorecards.com

BOTTOM

Batter	1	2	3	4	5	6	7	8	9	AB	R	H	RBI	BB	SO	LOB
Bobby Bonds, R (1, 10) OBP: 0.369, SLG: 0.472	K		F9		F5		F7 1-2			4	0	0	0	0	1	1
Paul Dade, R (1, 9) OBP: 0.349, SLG: 0.351	6-3 S 1B			E S SF7 1B		FC5-4 1B HR 1B	1-3			4	2	3	0	0	0	1
Rick Manning, L (1, 8) OBP: 0.315, SLG: 0.346	6-3 1-3			SF7 1-H		FC5-4 1-2 1B		F7 L1-5 2B		3	0	2	1	0	0	1
Andre Thornton, R (1, 3) OBP: 0.287, SLG: 0.339	5-3			S HR 1B		FC5-4 1-2f 2-3 HR		F7 2-3		4	2	1	0	0	0	4
Jim Norris, L (1, 7) OBP: 0.286, SLG: 0.329		CS 1B		1-H HR		1-H 3-H HR		L1-5 3-H		4	2	3	5	0	0	1
Toby Harrah, R (1, 5) OBP: 0.344, SLG: 0.351	K 1-2			G5-4-3 1B		F5				3	0	1	0	0	1	1
Gary Alexander, R (1, 2) OBP: 0.270, SLG: 0.325	F9			G5-4-3 1-2f		K				3	0	0	0	0	1	1
Duane Kuiper, L (1, 4) OBP: 0.293, SLG: 0.278 Dave Rosello, R (8, 4) OBP: 0.200, SLG: 0.800			5-3		F7		FC6-4 1B			3 0	0 0	1 0	0 0	0 0	0 0	0 0
Tom Veryzer, R (1, 6) OBP: 0.297, SLG: 0.274			5-3		6-3		FC6-4 F7 1-2f			3	0	0	0	0	0	1
Inning Stats	R: 0 H: 1 E: 0 LOB: 1 K: 1 BB: 0 S: 6 P: 6	R: 0 H: 1 E: 0 LOB: 0 K: 1 BB: 0 S: 5 P: 5	R: 0 H: 0 E: 0 LOB: 0 K: 0 BB: 0 S: 3 P: 3	R: 3 H: 4 E: 0 LOB: 0 K: 0 BB: 0 S: 6 P: 6	R: 0 H: 0 E: 0 LOB: 0 K: 0 BB: 0 S: 3 P: 3	R: 3 H: 3 E: 0 LOB: 0 K: 1 BB: 0 S: 8 P: 8	R: 0 H: 1 E: 0 LOB: 1 K: 0 BB: 0 S: 4 P: 4	R: 0 H: 1 E: 0 LOB: 0 K: 0 BB: 0 S: 3 P: 3		1B: 8 SF: 1 2B: 2 SAC: 0 3B: 0 DP: 2 HR: 2 HBP: 0					WP: 0 PA: 32 PB: 0 SB: 3 CS: 1	

	AB	R	H	RBI	BB	SO	LOB
AB	**31**						
R	**6**						
H	**11**						
RBI	**6**						
BB	**0**						
SO	**3**						
LOB	**11**						

PITCHER		IP	WLS	BF	H	R	ER	SO	BB	IBB	HBP	BLK	WP	HR	S	P	ERA	WHIP
Jack Morris, R ERA: 5.4	(1, 1)	6.0	L	25	9	6	6	3	0	0	0	0	0	2	31	31	9.00	1.500
Bruce Taylor, R ERA: 5.74	(7, 1)	2.0		7	2	0	0	0	0	0	0	0	0	0	7	7	0.00	1.000

PITCHER	IP	WLS	BF	H	R	ER	SO	BB	IBB	HBP	BLK	WP	HR	S	P	ERA	WHIP

Batter	1	2	3	4	5	6	7	8	9	AB	R	H	RBI	BB	SO	LOB
Ron LeFlore, R (1, 8) OBP: 0.380, SLG: 0.453	0-0 E S HR 1B	0-0 6-3 ②		0-0 CS 1-3 1B			0-0 6-3 ①		0-3 K ③	5	1	2	0	0	1	0
Lou Whitaker, L (1, 4) OBP: 0.385, SLG: 0.438	0-0 L7 ① 1-2	0-0 F8 ③		0-0 CS ③ 1-2	0-0 G3 ①		0-0 F7 ②			4	0	0	0	0	0	1
Steve Kemp, L (1, 7) OBP: 0.477, SLG: 0.600	B B B B 4-0 E HR BB		0-0 1-3 ①		S S S 0-3 K ②		S S S 0-3 K ③			3	1	0	0	1	2	0
Rusty Staub, L (1, 10) OBP: 0.397, SLG: 0.426	B B B B 4-0 1-2 2-3 HR BB		0-0 F8 ②		0-0 F9 ③			0-0 4-3 ①		3	1	0	0	1	0	0
Jason Thompson, L (1, 3) OBP: 0.387, SLG: 0.439	0-0 1-H 2-H 3-H HR		0-0 6-3 ③			B B B B 4-0 2B 4-3 BB		0-0 1B		3	2	2	4	1	0	0
Lance Parrish, R (1, 2) OBP: 0.347, SLG: 0.450	0-0 BB 1B			0-0 E S 1B 1B		0-0 4-3 1-3 SF5 2B		0-3 K ②		4	2	3	0	0	1	1
Jerry Morales, R (1, 9) OBP: 0.250, SLG: 0.348	B B B B 4-0 1-2 G4-6-3 BB			S S S 0-3 K ① 1-3		0-0 4-3 ① 2-3 3-H		0-0 F8 ③		3	0	0	1	1	1	3
Aurelio Rodriguez, R (1, 5) OBP: 0.271, SLG: 0.337 Phil Mankowski, L (6, PH) (6, 5) OBP: 0.273, SLG: 0.216	0-0 G4-6-3 ② ③ 1-2f			0-0 1B 3-H 1B		0-0 SF5 ② 3-H			0-0 4-3 ①	2	0	1	1	0	0	2
										1	0	0	1	0	0	0
Alan Trammell, R (1, 6) OBP: 0.289, SLG: 0.266		S S S 0-3 K ①		S S S 0-3 K ②		0-0 F8 ③			0-0 F4 ②	4	0	0	0	0	2	1
Inning Stats	R: 4 E: 1 K: 0 S: 5 H: 3 LOB: 1 BB: 3 P: 17	R: 0 E: 0 K: 1 S: 5 H: 0 LOB: 0 BB: 0 P: 5	R: 0 E: 0 K: 0 S: 3 H: 0 LOB: 0 BB: 0 P: 3	R: 1 E: 0 K: 2 S: 9 H: 3 LOB: 1 BB: 0 P: 9	R: 0 E: 0 K: 1 S: 5 H: 0 LOB: 0 BB: 0 P: 5	R: 2 E: 0 K: 0 S: 4 H: 1 LOB: 0 BB: 1 P: 8	R: 0 E: 0 K: 1 S: 5 H: 0 LOB: 0 BB: 0 P: 5	R: 0 E: 0 K: 1 S: 6 H: 1 LOB: 1 BB: 0 P: 6	R: 0 E: 0 K: 1 S: 5 H: 0 LOB: 0 BB: 0 P: 5	1B: 6 2B: 1 3B: 0 HR: 1	SF: 1 SAC: 0 DP: 1 HBP: 0						

PITCHER	IP	WLS	BF	H	R	ER	SO	BB	IBB	HBP	BLK	WP	HR	S	P	ERA	WHIP
Eric Wilkins, R (1, 1) ERA: 5.29	0.1		7	3	4	4	0	3	0	0	0	0	1	4	16	108.00	18.000
Len Barker, R (1, 1) ERA: 7.52	4.2		17	4	3	3	4	1	0	0	0	0	0	24	28	5.79	1.071
Dan Spillner, R (6, 1) ERA: 2.84	4.0	W	13	1	0	0	3	0	0	0	0	0	0	19	19	0.00	0.250

PITCHER	IP	WLS	BF	H	R	ER	SO	BB	IBB	HBP	BLK	WP	HR	S	P	ERA	WHIP

TOP

Detroit Tigers @ Cleveland Indians

Cleveland Municipal Stadium, Cleveland, OH

Sun May 20 1979, 3:33 AM EDT
Att. 11,571 - Unknown

livebaseballscorecards.com

AB	32
R	7
H	8
RBI	7
BB	4
SO	7
LOB	8

1B: 6 SF: 1
2B: 1 SAC: 0
3B: 0 DP: 1
HR: 1 HBP: 0

WP: 0 PA: 38
PB: 0
SB: 2
CS: 1

Detroit Tigers @ Cleveland Indians

Cleveland Municipal Stadium, Cleveland, OH

Sun May 20 1979, 3:33 AM EDT

Att. 11,571 - Unknown

livebaseballscorecards.com

BOTTOM

Batter	1	2	3	4	5	6	7	8	9	AB	R	H	RBI	BB	SO	LOB
Bobby Bonds, R (1, 10) OBP: 0.370, SLG: 0.466	FC6-4 S 1B		K	3-1	K BB 1B	F7	F6	S IBB		4	0	1	0	1	2	2
Paul Dade, R (1, 9) OBP: 0.341, SLG: 0.338	K 1-2		F9		BB 1B 1B BB	K 1-2		SF8 2-3 3-H		3	1	0	1	1	2	2
Rick Manning, L (1, 8) OBP: 0.324, SLG: 0.346	FC6-4 HBP			3-1	BB 1B 1-2 2-H 1B		F6	BB 1-2		3	1	1	1	1	0	0
Andre Thornton, R (1, 3) OBP: 0.297, SLG: 0.360	FC6-4 1-2f 2-3			2B 2B	1B 2B 1-2 2-3 BB		2B	F8		4	2	2	0	1	0	5
Jim Norris, L (1, 7) OBP: 0.281, SLG: 0.322	F7			F7	BB 2B 1-3 2-H 3-H 1B		K		3-1	5	1	1	2	0	1	4
Toby Harrah, R (1, 5) OBP: 0.358, SLG: 0.361		G1-6-3 BB		2-H 2B	2B 1-2 BB		6-3		HR BB	2	1	1	1	3	0	1
Gary Alexander, R (1, 2) OBP: 0.282, SLG: 0.363	K		F9		1-3 2-H 3-H 2B			PB SH SF8 BB	1-H HR	4	2	2	4	1	1	2
Duane Kuiper, L (1, 4) OBP: 0.287, SLG: 0.271		G1-6-3 1-2f	L4 5-3					SH SF8 PB 1-2		3	0	0	0	0	0	3
Tom Veryzer, R (1, 6) OBP: 0.303, SLG: 0.289			F9		1B 2B	CS 1B		K 1-2 2-3		4	1	2	0	0	1	2

	AB	32
	R	9
	H	10
	RBI	9
	BB	8
	SO	7
	LOB	21

Inning Stats																		
	R: 0	H: 1	R: 0	H: 0	R: 0	H: 0	R: 1	H: 2	R: 5	H: 4	R: 0	H: 1	R: 0	H: 1	R: 1	H: 0	R: 2	H: 1
	E: 0	LOB: 2	E: 0	LOB: 0	E: 0	LOB: 0	E: 0	LOB: 1	E: 0	LOB: 2	E: 0	LOB: 0	E: 0	LOB: 1	E: 0	LOB: 3	E: 0	LOB: 0
	K: 1	BB: 0	K: 1	BB: 1	K: 1	BB: 0	K: 0	BB: 0	K: 1	BB: 3	K: 1	BB: 0	K: 1	BB: 0	K: 1	BB: 3	K: 0	BB: 1
	S: 6	P: 7	S: 4	P: 8	S: 5	P: 5	S: 5	P: 5	S: 9	P: 21	S: 5	P: 5	S: 6	P: 6	S: 6	P: 18	S: 2	P: 6

	1B: 4	SF: 1	WP: 0	PA: 43
	2B: 5	SAC: 1	PB: 1	
	3B: 0	DP: 1	SB: 2	
	HR: 1	HBP: 1	CS: 1	

PITCHER		IP	WLS	BF	H	R	ER	SO	BB	IBB	HBP	BLK	WP	HR	S	P	ERA	WHIP
Milt Wilcox, R (1, 1) ERA: 5.68	(1, 1)	4.2		23	6	6	6	4	3	0	1	0	0	0	27	40	11.57	1.929
Aurelio Lopez, R (5, 1) ERA: 2.11	(5, 1)	0.0		2	1	0	0	0	1	0	0	0	0	0	1	5	∞	∞
Steve Baker, R (5, 1) ERA: 5.03	(5, 1)	2.1		9	2	1	1	2	1	0	0	0	0	0	12	16	3.86	1.286
John Hiller, L (8, 1) ERA: 4.13	(8, 1)	1.1	L	9	1	2	2	1	2	1	0	0	0	1	8	20	13.50	2.250

PITCHER		IP	WLS	BF	H	R	ER	SO	BB	IBB	HBP	BLK	WP	HR	S	P	ERA	WHIP

Cleveland Indians @ Toronto Blue Jays

Exhibition Stadium, Toronto, ON

Mon May 21 1979, 3:33 AM EDT

Att. 12,260 - Unknown - 59 F

TOP

livebaseballscorecards.com

Batter	1	2	3	4	5	6	7	8	9	AB	R	H	RBI	BB	SO	LOB
Bobby Bonds, R (1, 10) OBP: 0.367, SLG: 0.456	H 1-0 CS HBP		SSS 0-3 ② K		x 0-0 ② F8			SSS 0-3 ① K		3	0	0	0	0	2	0
Paul Dade, R (1, 9) OBP: 0.326, SLG: 0.321	x 0-0 ①② 4-3 1-2		SSS 0-3 ③ K		x 0-0 ③ F9			SSS 0-3 ② K		4	0	0	0	0	2	1
Rick Manning, L (1, 8) OBP: 0.329, SLG: 0.346	BBB 4-0 S BB			SSS 0-3 ① K		x 0-0 G4-6-3 1B		x 0-0 ③ 4-3		3	0	1	0	1	1	0
Andre Thornton, R (1, 3) OBP: 0.303, SLG: 0.367	x 0-0 ③ F3 1-2			BBB 4-0 1B 1B BB		SSS 0-3 ① K			x 0-0 G1-6-3 2B	3	1	1	0	1	1	2
Jim Norris, L (1, 7) OBP: 0.290, SLG: 0.322		x 0-0 5-3 1B		SSS 0-3 ② K		x 0-0 ②③ G4-6-3 1-2f			BBB 4-0 G1-6-3 BB	3	0	1	0	1	1	2
Toby Harrah, R (1, 5) OBP: 0.355, SLG: 0.358		x 0-0 ① 5-3 1-2		x 0-0 1B 1-2 1B			x 0-0 ① 5-3		x 0-0 ①② G1-6-3 1-2f 2-3	4	0	1	0	0	0	3
Gary Alexander, R (1, 2) OBP: 0.281, SLG: 0.359		x 0-0 ② L7		x 0-0 1B 1-2 2-H 1B			x 0-0 ② 4-3		x 0-0 ③ 4-3	4	0	1	1	0	0	2
Duane Kuiper, L (1, 4) OBP: 0.295, SLG: 0.280		x 0-0 ③ F6		x 0-0 ③ 1-2 1B			x 0-0 1B			3	0	2	0	0	0	1
Tom Veryzer, R (1, 6) OBP: 0.296, SLG: 0.282			x 0-0 ① F3		SSS 0-3 ① K		x 0-0 ③ F9			3	0	0	0	0	1	1
Inning Stats	R: 0 H: 0 E: 0 LOB: 1 K: 0 BB: 1 S: 2 P: 7	R: 0 H: 1 E: 0 LOB: 1 K: 0 BB: 0 S: 4 P: 4	R: 0 H: 0 E: 0 LOB: 0 K: 2 BB: 0 S: 7 P: 7	R: 1 H: 3 E: 0 LOB: 2 K: 2 BB: 1 S: 9 P: 13	R: 0 H: 0 E: 0 LOB: 0 K: 1 BB: 0 S: 5 P: 5	R: 0 H: 1 E: 0 LOB: 0 K: 1 BB: 0 S: 5 P: 5	R: 0 H: 1 E: 0 LOB: 0 K: 0 BB: 0 S: 4 P: 4	R: 0 H: 0 E: 0 LOB: 0 K: 2 BB: 0 S: 7 P: 7	R: 0 H: 1 E: 0 LOB: 1 K: 0 BB: 1 S: 3 P: 7	1B: 6 SF: 0 2B: 1 SAC: 0 3B: 0 DP: 2 HR: 0 HBP: 1						

	AB	30
	R	1
	H	7
	RBI	1
	BB	3
	SO	8
	LOB	12

WP: 0 PA: 34
PB: 0
SB: 1
CS: 1

PITCHER	IP	WLS	BF	H	R	ER	SO	BB	IBB	HBP	BLK	WP	HR	S	P	ERA	WHIP
Dave Lemanczyk, R (1, 1) ERA: 2.57	9.0	W	34	7	1	1	8	3	0	1	0	0	0	46	59	1.00	1.111

PITCHER	IP	WLS	BF	H	R	ER	SO	BB	IBB	HBP	BLK	WP	HR	S	P	ERA	WHIP

Batter	1	2	3	4	5	6	7	8	9	AB	R	H	RBI	BB	SO	LOB
Alfredo Griffin, S (1, 6) OBP: 0.331, SLG: 0.333	G3		F6 1-H 3B				BB 1-2 1B 1B	1-H 2B		5	1	3	2	0	0	0
Bob Bailor, R (1, 9) OBP: 0.330, SLG: 0.299	CS 1B		F8	F8			B B B B FC5 1B 1-2 2-3 BB	F9		4	0	1	0	1	0	2
Roy Howell, L (1, 5) OBP: 0.319, SLG: 0.380	1-2 2B			S S S K	1-6-3		F2			4	0	1	0	0	1	3
Rico Carty, R (1, 10) OBP: 0.346, SLG: 0.418 Ted Wilborn, S (7, PR)	F9			1B 2B 2B	F9		1-2 2-H 3-H 1B			4 0	1 0	2 0	2 0	0 0	0 0	1 0
John Mayberry, L (1, 3) OBP: 0.395, SLG: 0.435		3-1		B B B B 1B 2B BB	F8		F2			3	1	0	0	1	0	2
Al Woods, L (1, 7) OBP: 0.333, SLG: 0.366		FC4-6 1B		2B SF7 1-2 2-3 1B		G3	FC5 2-3f			4	1	2	0	0	0	2
Rick Bosetti, R (1, 8) OBP: 0.247, SLG: 0.327		FC4-6 S 1-2f		SF7 1-3 2-H 3-H 1B 2B		S S S K		S S S K		4	1	1	2	0	2	1
Rick Cerone, R (1, 2) OBP: 0.315, SLG: 0.307		F9 1-2		SF7 2-3 3-H		F3		S S S K		3	0	0	1	0	1	1
Danny Ainge, R (1, 4) OBP: 0.750, SLG: 0.750			4-3	3B 3-H 1B			BB 1B 1B 1B	2B 1B		4	3	3	1	0	0	0
Inning Stats	R: 0 E: 0 K: 0 S: 4 H: 2 LOB: 1 BB: 0 P: 4	R: 0 E: 0 K: 0 S: 4 H: 1 LOB: 1 BB: 0 P: 4	R: 0 E: 0 K: 0 S: 3 H: 0 LOB: 0 BB: 0 P: 3	R: 5 E: 0 K: 1 S: 10 H: 5 LOB: 1 BB: 1 P: 14	R: 0 E: 0 K: 0 S: 3 H: 0 LOB: 0 BB: 0 P: 3	R: 0 E: 0 K: 1 S: 5 H: 0 LOB: 0 BB: 0 P: 5	R: 2 E: 0 K: 0 S: 6 H: 3 LOB: 2 BB: 1 P: 10	R: 1 E: 0 K: 2 S: 9 H: 2 LOB: 1 BB: 0 P: 9		1B: 8 2B: 4 3B: 1 HR: 0 SF: 1 SAC: 0 DP: 0 HBP: 0						

PITCHER		IP	WLS	BF	H	R	ER	SO	BB	IBB	HBP	BLK	WP	HR	S	P	ERA	WHIP
Rick Wise, R ERA: 3.94	(1, 1)	3.2	L	19	8	5	5	1	1	0	0	0	0	0	20	24	12.27	2.455
Don Hood, L ERA: 5.02	(4, 1)	2.1		9	2	2	2	1	0	0	0	0	0	0	11	11	7.71	0.857
Victor Cruz, R ERA: 3.72	(7, 1)	2.0		10	3	1	1	2	1	0	0	0	0	0	13	17	4.50	2.000

PITCHER	IP	WLS	BF	H	R	ER	SO	BB	IBB	HBP	BLK	WP	HR	S	P	ERA	WHIP

BOTTOM

Cleveland Indians @ Toronto Blue Jays

Exhibition Stadium, Toronto, ON

Mon May 21 1979, 3:33 AM EDT
Att. 12,260 - Unknown - 59 F

livebaseballscorecards.com

AB	35
R	8
H	13
RBI	8
BB	2
SO	4
LOB	12

1B: 8 2B: 4 3B: 1 HR: 0 SF: 1 SAC: 0 DP: 0 HBP: 0

WP: 0 PB: 0 SB: 1 CS: 1 PA: 38

Batter	1	2	3	4	5	6	7	8	9	AB	R	H	RBI	BB	SO	LOB
Bobby Bonds, R (1, 10) OBP: 0.356, SLG: 0.442	x 0-0 ① 5-3		x 0-0 FC1 1B 1-2 HR		x 0-0 ① 5-3	S S S 0-3 ③ K 1-2		x 0-0 ③ 6-3		5	1	0	0	0	1	2
Paul Dade, R (1, 9) OBP: 0.320, SLG: 0.315	S S S 0-3 ② K		x 0-0 S HR 1-3 2-H 1B		x 0-0 ② L8		x 0-0 ① F4		x 0-0 ① 6-3	5	1	1	1	0	1	0
Rick Manning, L (1, 8) OBP: 0.325, SLG: 0.336	x 0-0 ③ 1-3		I I I I 4-0 HR 1-2 IBB		S S S 0-3 ③ K		x 0-0 E9 BB 1B		x 0-0 ② 1-3	4	1	0	0	1	1	0
Andre Thornton, R (1, 3) OBP: 0.318, SLG: 0.402		B B B B 4-0 BB	x 0-0 1-H 2-H 3-H HR			x 0-0 1B 1B 1B	x 0-0 BB 1-2 1B		x 0-0 ③ F7	4	2	3	4	1	0	0
Jim Norris, L (1, 7) OBP: 0.288, SLG: 0.319		x 0-0 ① F8	x 0-0 ② F9			x 0-0 S S S 1B 1-3 SF9 1B	0-3 ② K			4	1	1	0	0	1	3
Toby Harrah, R (1, 5) OBP: 0.359, SLG: 0.357		x 0-0 ② F7	S S S 0-3 ③ K			x 0-0 B B B SF9 1-3 3-H 1B 1B	4-0 BB 1-2 2-3			3	1	1	1	1	1	1
Gary Alexander, R (1, 2) OBP: 0.273, SLG: 0.351		S S S 0-3 ③ K		x 0-0 ① F8		x 0-0 ① SF9 2-3 3-H	x 0-0 ③ F2			3	0	0	1	0	1	4
Duane Kuiper, L (1, 4) OBP: 0.287, SLG: 0.272			x 0-0 ① L6	S S S 0-3 ② K		x 0-0 ② G3		x 0-0 ① 4-3		4	0	0	0	0	1	1
Tom Veryzer, R (1, 6) OBP: 0.302, SLG: 0.283			H 1-0 E 1B HBP	x 0-0 ③ 5-3		x 0-0 WP 3-H 1B		x 0-0 ② L7		3	1	1	1	0	0	0
Inning Stats	R: 0 E: 0 K: 1 S: 5 H: 0 LOB: 0 BB: 0 P: 5	R: 0 E: 0 K: 1 S: 5 H: 0 LOB: 1 BB: 1 P: 9	R: 5 E: 1 K: 1 S: 8 H: 2 LOB: 0 BB: 1 P: 13	R: 0 E: 0 K: 1 S: 5 H: 0 LOB: 0 BB: 0 P: 5	R: 0 E: 0 K: 1 S: 5 H: 0 LOB: 0 BB: 0 P: 5	R: 3 E: 0 K: 1 S: 9 H: 4 LOB: 1 BB: 0 P: 9	R: 0 E: 1 K: 1 S: 7 H: 1 LOB: 3 BB: 1 P: 11	R: 0 E: 0 K: 0 S: 3 H: 0 LOB: 0 BB: 0 P: 3	R: 0 E: 0 K: 0 S: 3 H: 0 LOB: 0 BB: 0 P: 3	1B: 6 2B: 0 3B: 0 HR: 1 SF: 1 SAC: 0 DP: 0 HBP: 1						

PITCHER		IP	WLS	BF	H	R	ER	SO	BB	IBB	HBP	BLK	WP	HR	S	P	ERA	WHIP
Mark Lemongello, R ERA: 6.46	(1, 1)	5.1	L	25	5	8	7	5	1	1	1	0	0	1	32	41	11.81	1.125
Tom Buskey, R ERA: 4.7	(6, 1)	3.2		15	2	0	0	2	1	0	0	0	1	0	18	22	0.00	0.818

PITCHER		IP	WLS	BF	H	R	ER	SO	BB	IBB	HBP	BLK	WP	HR	S	P	ERA	WHIP

TOP

Cleveland Indians @ Toronto Blue Jays

Exhibition Stadium, Toronto, ON

Tue May 22 1979, 7:05 PM EDT

Att. 10,182 - Unknown - 55 F

livebaseballscorecards.com

AB	35
R	8
H	7
RBI	8
BB	3
SO	7
LOB	11

Batter	1	2	3	4	5	6	7	8	9	AB	R	H	RBI	BB	SO	LOB
Alfredo Griffin, S (1, 6) OBP: 0.339, SLG: 0.348	F7	F9		1B 2B 1-3 2-H		E1 PB 1B 1B		1B		5	2	3	1	0	0	2
Bob Bailor, R (1, 9) OBP: 0.320, SLG: 0.290	1-3		4-3	6-3 3-H		K 2-3		L5		5	0	0	1	0	1	3
Roy Howell, L (1, 5) OBP: 0.336, SLG: 0.403	FC5-4 1B		1B 4-3 2B	BB 1B 2-H		CS 1B 3-H		4-3		5	1	4	2	0	0	1
Rico Carty, R (1, 10) OBP: 0.341, SLG: 0.407	FC5-4 1-2f		4-3 1B BB	K		K 1-2			F8	4	0	0	0	1	2	3
John Mayberry, L (1, 3) OBP: 0.401, SLG: 0.433		FC6 BB 1B BB	4-3 1B 1-2 2-3	BB 1-2			F2		F9	3	1	1	0	2	0	0
Al Woods, L (1, 7) OBP: 0.333, SLG: 0.360 Otto Velez, R (7, PH) OBP: 0.349, SLG: 0.493 (8, 7)		FC6 BB 1-2	4-3 1-2 2-3 3-H	4-3			FC4-6 BB		F2	2 1	0 0	0 0	1 0	1 1	0 0	4 0
Rick Bosetti, R (1, 8) OBP: 0.242, SLG: 0.320		FC6 1B 1-2f 2-3	F9		6-3		FC4-6 FC6-4 1-2f			4	0	0	0	0	0	5
Danny Ainge, R (1, 4) OBP: 0.625, SLG: 0.625		1B 1-2 3-H		1B 2B 1B	G3		FC6-4 1-2f			4	1	2	1	0	0	1
Bob Davis, R (1, 2) OBP: 0.077, SLG: 0.077		F5		2B 6-3 1-2	F6			F7		4	1	1	0	0	0	2
Inning Stats	R: 0 H: 1 E: 0 LOB: 1 K: 0 BB: 0 S: 4 P: 4	R: 1 H: 1 E: 0 LOB: 2 K: 0 BB: 2 S: 4 P: 12	R: 1 H: 2 E: 0 LOB: 2 K: 0 BB: 1 S: 5 P: 9	R: 3 H: 4 E: 0 LOB: 2 K: 1 BB: 1 S: 9 P: 13	R: 0 H: 0 E: 0 LOB: 0 K: 0 BB: 0 S: 3 P: 3	R: 1 H: 2 E: 1 LOB: 1 K: 2 BB: 0 S: 8 P: 8	R: 0 H: 0 E: 0 LOB: 1 K: 0 BB: 1 S: 3 P: 7	R: 0 H: 1 E: 0 LOB: 1 K: 0 BB: 0 S: 4 P: 4	R: 0 H: 0 E: 0 LOB: 0 K: 0 BB: 0 S: 3 P: 3	1B: 9 2B: 3 3B: 0 HR: 0	SF: 0 SAC: 0 DP: 1 HBP: 0					

PITCHER		IP	WLS	BF	H	R	ER	SO	BB	IBB	HBP	BLK	WP	HR	S	P	ERA	WHIP
Mike Paxton, R ERA: 6.13	(1, 1)	3.0		19	7	5	5	0	3	0	0	0	0	0	16	28	15.00	3.333
Eric Wilkins, R ERA: 4.86	(4, 1)	3.0	W	12	3	1	0	3	1	0	0	0	0	0	17	21	0.00	1.333
Sid Monge, L ERA: 1.64	(7, 1)	3.0	S	11	1	0	0	0	1	0	0	0	0	0	10	14	0.00	0.667

PITCHER	IP	WLS	BF	H	R	ER	SO	BB	IBB	HBP	BLK	WP	HR	S	P	ERA	WHIP

BOTTOM

Cleveland Indians @ Toronto Blue Jays

Exhibition Stadium, Toronto, ON

Tue May 22 1979, 7:05 PM EDT

Att. 10,182 - Unknown - 55 F

livebaseballscorecards.com

AB	37
R	6
H	11
RBI	6
BB	5
SO	3
LOB	21

Batter	1	2	3	4	5	6	7	8	9	AB	R	H	RBI	BB	SO	LOB
Bobby Bonds, R (1, 9) OBP: 0.352, SLG: 0.440	5-3		K		CS 2B 2-H		E3 1B 1-2 2-3		K	5	0	1	1	0	2	3
Paul Dade, R (1, 7) OBP: 0.333, SLG: 0.323	S 1B		F7		K 2-3		1B 1-2 2-3 3-H		1B BB	4	0	2	1	1	1	2
Rick Manning, L (1, 8) OBP: 0.321, SLG: 0.331	F7 1-2		F3			4-3	4-3		1B 1-2	5	0	1	0	0	0	5
Andre Thornton, R (1, 3) OBP: 0.315, SLG: 0.390	F5			5-3		F6		WP SH3-4 HR BB	F8	4	1	0	0	1	0	3
Jim Norris, L (1, 10) OBP: 0.299, SLG: 0.316		5-3 BB		F9		CS BB		SH3-4 1-2		1	0	0	0	2	0	0
Toby Harrah, R (1, 5) OBP: 0.351, SLG: 0.347		5-3 1-2		E7		CS 1-2	K	6-3		4	0	0	0	0	1	2
Gary Alexander, R (1, 2) OBP: 0.273, SLG: 0.370		F8		F9			1-3	2-H HR		4	1	1	2	0	0	2
Duane Kuiper, L (1, 4) OBP: 0.293, SLG: 0.279		F7			F8 2B 1B		E BB 1B 1B	K		4	2	2	0	0	1	1
Tom Veryzer, R (1, 6) OBP: 0.308, SLG: 0.279			BB		F8 1-2		1B E 1-2 BB		1-3	2	0	0	0	2	0	1
Inning Stats	R: 0 E: 0 K: 0 S: 4 H: 1 LOB: 1 BB: 0 P: 4	R: 0 E: 0 K: 0 S: 3 H: 0 LOB: 1 BB: 1 P: 7	R: 0 E: 0 K: 1 S: 5 H: 0 LOB: 1 BB: 1 P: 9	R: 0 E: 1 K: 0 S: 4 H: 0 LOB: 1 BB: 0 P: 4	R: 1 E: 0 K: 1 S: 6 H: 2 LOB: 1 BB: 0 P: 6	R: 0 E: 0 K: 0 S: 2 H: 0 LOB: 0 BB: 1 P: 6	R: 1 E: 1 K: 1 S: 8 H: 2 LOB: 3 BB: 1 P: 12	R: 2 E: 0 K: 1 S: 6 H: 1 LOB: 0 BB: 1 P: 10	R: 0 E: 0 K: 1 S: 6 H: 1 LOB: 2 BB: 1 P: 10	1B: 5 2B: 2 3B: 0 HR: 1 SF: 0 SAC: 1 DP: 1 HBP: 0						

PITCHER		IP	WLS	BF	H	R	ER	SO	BB	IBB	HBP	BLK	WP	HR	S	P	ERA	WHIP
Phil Huffman, R ERA: 6.49	(1, 1)	7.0		30	5	2	1	3	4	0	0	0	0	0	32	48	1.29	1.286
Dave Freisleben, R ERA: 6.64	(8, 1)	2.0	L	10	2	2	2	2	2	0	0	0	1	1	12	20	9.00	2.000

PITCHER	IP	WLS	BF	H	R	ER	SO	BB	IBB	HBP	BLK	WP	HR	S	P	ERA	WHIP

Cleveland Indians @ Toronto Blue Jays

Exhibition Stadium, Toronto, ON

Wed May 23 1979, 7:05 PM EDT

Att. 20,283 - Unknown - 59 F

TOP

livebaseballscorecards.com

AB	33
R	4
H	7
RBI	4
BB	6
SO	5
LOB	19

1B: 5	SF: 0	WP: 1	PA: 41
2B: 2	SAC: 1	PB: 0	
3B: 0	DP: 1	SB: 1	
HR: 1	HBP: 0	CS: 2	

Batter	1	2	3	4	5	6	7	8	9	AB	R	H	RBI	BB	SO	LOB
Danny Ainge, R (1, 4) OBP: 0.636, SLG: 0.600	BBBB 4-0 6-3 PB BB		x 0-0 ① SH3-4 1-2		x 0-0 4-3 2-H 1B		SSS 0-3 ② K			2	0	1	1	1	1	2
Bob Bailor, R (1, 9) OBP: 0.314, SLG: 0.283	x 0-0 ① 6-3 1-3		x 0-0 ② F8		x 0-0 ② 4-3 1-2		x 0-0 ③ 6-3			4	0	0	0	0	0	5
Roy Howell, L (1, 5) OBP: 0.340, SLG: 0.401	BBBB 4-0 G6-3 BB		x 0-0 2-H 1B		x 0-0 ③ F7			x 0-0 ① 6-3		3	0	1	1	1	0	1
Rico Carty, R (1, 10) OBP: 0.333, SLG: 0.396	x 0-0 ②③ G6-3 1-2f		x 0-0 ③ G3			SSS 0-3 ① K		x 0-0 ② 6-3		4	0	0	0	0	1	3
John Mayberry, L (1, 3) OBP: 0.392, SLG: 0.420		x 0-0 ① L7		x 0-0 ① 3-1		x 0-0 ② F6		x 0-0 ③ F5		4	0	0	0	0	0	0
Al Woods, L (1, 7) OBP: 0.331, SLG: 0.350		BBBB 4-0 E S 6-3 BB		x 0-0 ② F8		x 0-0 ③ 3-1			x 0-0 ① 6-3	3	1	0	0	1	0	0
Rick Bosetti, R (1, 8) OBP: 0.242, SLG: 0.318		x 0-0 ② 6-3 1-H		x 0-0 ③ 4-3			x 0-0 1B S 1B		x 0-0 ② F9	4	0	1	1	0	0	0
Rick Cerone, R (1, 2) OBP: 0.314, SLG: 0.300		x 0-0 ③ L5			BBBB 4-0 SH2-4 1B BB		x 0-0 ① B3		x 0-0 ③ F7	3	1	0	0	1	0	1
Luis Gomez, R (1, 6) OBP: 0.286, SLG: 0.286			x 0-0 E6 SH3-4 1B		x 0-0 ① SH2-4 1-2		x 0-0 1-3 1B			2	1	1	0	0	0	0
Inning Stats	R: 0 E: 0 K: 0 S: 2 H: 0 LOB: 1 BB: 2 P: 10	R: 1 E: 0 K: 0 S: 3 H: 0 LOB: 0 BB: 1 P: 7	R: 1 E: 1 K: 0 S: 5 H: 1 LOB: 1 BB: 0 P: 5	R: 0 E: 0 K: 0 S: 3 H: 0 LOB: 0 BB: 0 P: 3	R: 1 E: 0 K: 0 S: 4 H: 1 LOB: 1 BB: 1 P: 8	R: 0 E: 0 K: 1 S: 5 H: 0 LOB: 0 BB: 0 P: 5	R: 0 E: 0 K: 1 S: 7 H: 2 LOB: 2 BB: 0 P: 7	R: 0 E: 0 K: 0 S: 3 H: 0 LOB: 0 BB: 0 P: 3	R: 0 E: 0 K: 0 S: 3 H: 0 LOB: 0 BB: 0 P: 3	1B: 4 2B: 0 3B: 0 HR: 0	SF: 0 SAC: 2 DP: 1 HBP: 0						

PITCHER	IP	WLS	BF	H	R	ER	SO	BB	IBB	HBP	BLK	WP	HR	S	P	ERA	WHIP
Wayne Garland, R (1, 1) ERA: 5.54	9.0	W	35	4	3	1	2	4	0	0	0	0	0	35	51	1.00	0.889

PITCHER	IP	WLS	BF	H	R	ER	SO	BB	IBB	HBP	BLK	WP	HR	S	P	ERA	WHIP

BOTTOM

Cleveland Indians @ Toronto Blue Jays

Exhibition Stadium, Toronto, ON

Wed May 23 1979, 7:05 PM EDT

Att. 20,283 - Unknown - 59 F

livebaseballscorecards.com

AB	29
R	3
H	4
RBI	3
BB	4
SO	2
LOB	12

1B: 4	SF: 0	WP: 0	PA: 35
2B: 0	SAC: 2	PB: 1	
3B: 0	DP: 1	SB: 2	
HR: 0	HBP: 0	CS: 0	

Batter	1	2	3	4	5	6	7	8	9	AB	R	H	RBI	BB	SO	LOB
Mickey Rivers, L (1, 8) OBP: 0.323, SLG: 0.419	G3		SF7 1-2 3-H		F7		2-3 1-2		4-3	4	0	0	1	0	0	1
Willie Randolph, R (1, 4) OBP: 0.333, SLG: 0.311	6-3		K		E6 E 1B		6-3		5-3	5	0	0	0	0	1	2
Thurman Munson, R (1, 2) OBP: 0.367, SLG: 0.421	4-3			2-3 1B	E7 1-3 1B		2-H 1B			4	0	3	1	0	0	0
Graig Nettles, L (1, 5) OBP: 0.370, SLG: 0.465		F8		K	4-3		G3			4	0	0	0	0	1	4
Lou Piniella, R (1, 7) OBP: 0.293, SLG: 0.418		L9		2-3 1-2		5-3		5-3		4	0	0	0	0	0	1
Reggie Jackson, L (1, 9) OBP: 0.406, SLG: 0.546		K		G3		1B		F5		4	0	1	0	0	1	1
Chris Chambliss, L (1, 3) OBP: 0.283, SLG: 0.434			1B SF7 2B		HR 1B	F8		1B		4	2	3	0	0	0	1
Cliff Johnson, R (1, 10) OBP: 0.383, SLG: 0.550			F4		1-H HR	L5		F8		4	1	1	2	0	0	3
Bucky Dent, R (1, 6) OBP: 0.331, SLG: 0.325			SF7 2-3 1B		F8		2-3 1B 1B		F9	4	1	2	0	0	0	0
Inning Stats	R: 0 E: 0 K: 0 S: 3 H: 0 LOB: 0 BB: 0 P: 3	R: 0 E: 0 K: 1 S: 5 H: 0 LOB: 0 BB: 0 P: 5	R: 1 E: 0 K: 1 S: 7 H: 2 LOB: 1 BB: 0 P: 7	R: 0 E: 0 K: 1 S: 6 H: 1 LOB: 1 BB: 0 P: 6	R: 2 E: 2 K: 0 S: 7 H: 3 LOB: 2 BB: 0 P: 7	R: 0 E: 0 K: 0 S: 4 H: 1 LOB: 1 BB: 0 P: 4	R: 1 E: 0 K: 0 S: 5 H: 2 LOB: 1 BB: 0 P: 5	R: 0 E: 0 K: 0 S: 4 H: 1 LOB: 1 BB: 0 P: 4	R: 0 E: 0 K: 0 S: 3 H: 0 LOB: 0 BB: 0 P: 3	1B: 8 2B: 1 3B: 0 HR: 1 SF: 1 SAC: 0 DP: 0 HBP: 0						

TOP

New York Yankees @ Cleveland Indians

Cleveland Municipal Stadium, Cleveland, OH

Sat May 26 1979, 3:33 AM EDT
Att. 27,710 - Unknown - 45 F

livebaseballscorecards.com

AB	37
R	4
H	10
RBI	4
BB	0
SO	3
LOB	13

PITCHER	IP	WLS	BF	H	R	ER	SO	BB	IBB	HBP	BLK	WP	HR	S	P	ERA	WHIP
Rick Waits, L (1, 1) ERA: 3.75	9.0	W	38	10	4	4	3	0	0	0	0	0	1	44	44	4.00	1.111

PITCHER	IP	WLS	BF	H	R	ER	SO	BB	IBB	HBP	BLK	WP	HR	S	P	ERA	WHIP

BOTTOM

New York Yankees @ Cleveland Indians

Cleveland Municipal Stadium, Cleveland, OH

Sat May 26 1979, 3:33 AM EDT
Att. 27,710 - Unknown - 45 F

livebaseballscorecards.com

Batter	1	2	3	4	5	6	7	8	9	AB	R	H	RBI	BB	SO	LOB
Bobby Bonds, R (1, 10) OBP: 0.359, SLG: 0.476	HR		FC1 1B 3-H		1B 2B 2B	4-3 1-3 1B 2B		S S S 0-3 ② K		5	4	3	1	0	1	0
Paul Dade, R (1, 9) OBP: 0.327, SLG: 0.327	E4 G6-4-3		F9 ②		F9 ①	4-3 ② 2-3 3-H		2B		5	0	1	1	0	0	3
Rick Manning, L (1, 8) OBP: 0.329, SLG: 0.340	G6-4-3 ① ② 1-2f		S 2-H 1B		2B E 2-3 1B	3-H 1B		F8 ③		5	1	3	2	0	0	2
Andre Thornton, R (1, 3) OBP: 0.319, SLG: 0.396	4-3 ③		B B B 4-0 FC5-4 1-2 BB		E 1-3 3-H 2B	S S S 0-3 ③ K				3	0	1	1	1	1	1
Toby Harrah, R (1, 5) OBP: 0.343, SLG: 0.338		F7 ①	FC5-4 ③ 1-2f		FC6 BB 2-3 3-H		F8 ①			4	0	0	0	0	0	3
Gary Alexander, R (1, 2) OBP: 0.278, SLG: 0.391		S S S 0-3 ② K		HR	B B B 4-0 G4-6-3 1-2 BB		5-3 ②			3	1	1	1	1	1	0
Jim Norris, L (1, 7) OBP: 0.297, SLG: 0.313		6-3 ③		F5 ①	G4-6-3 ② ③ 1-2f		FC6-4 1B			4	0	1	0	0	0	3
Tom Veryzer, R (1, 6) OBP: 0.306, SLG: 0.278			4-3 WP E 1B	S S S 0-3 ② K		4-3 ①	FC6-4 ③ 1-2f			4	1	1	0	0	1	1
Duane Kuiper, L (1, 4) OBP: 0.291, SLG: 0.278			4-3 ① 1-3	G3 ③		2B 4-3 1B		F8 ①		4	1	1	0	0	0	1
Inning Stats	R: 1 E: 1 K: 0 S: 4 H: 1 LOB: 0 BB: 0 P: 4	R: 0 E: 0 K: 1 S: 5 H: 0 LOB: 0 BB: 0 P: 5	R: 2 E: 1 K: 0 S: 6 H: 2 LOB: 2 BB: 1 P: 10	R: 1 E: 0 K: 1 S: 6 H: 1 LOB: 0 BB: 0 P: 6	R: 2 E: 1 K: 0 S: 6 H: 3 LOB: 2 BB: 1 P: 10	R: 2 E: 0 K: 1 S: 8 H: 3 LOB: 1 BB: 0 P: 8	R: 0 E: 0 K: 0 S: 4 H: 1 LOB: 1 BB: 0 P: 4	R: 0 E: 0 K: 1 S: 6 H: 1 LOB: 1 BB: 0 P: 6		1B: 6 2B: 4 3B: 0 HR: 2	SF: 0 SAC: 0 DP: 2 HBP: 0						

	AB	37
	R	8
	H	12
	RBI	6
	BB	2
	SO	4
	LOB	14

WP: 1 PB: 0 SB: 1 CS: 0 PA: 39

PITCHER		IP	WLS	BF	H	R	ER	SO	BB	IBB	HBP	BLK	WP	HR	S	P	ERA	WHIP
Tommy John, L ERA: 1.84	(1, 1)	4.1	L	22	7	6	3	2	1	0	0	0	1	2	25	29	6.23	1.846
Ray Burris, R ERA: 6.56	(5, 1)	1.2		9	3	2	2	1	1	0	0	0	0	0	10	14	10.80	2.400
Jim Kaat, L ERA: 3.97	(7, 1)	2.0		8	2	0	0	1	0	0	0	0	0	0	10	10	0.00	1.000

PITCHER	IP	WLS	BF	H	R	ER	SO	BB	IBB	HBP	BLK	WP	HR	S	P	ERA	WHIP

Batter	1	2	3	4	5	6	7	8	9	AB	R	H	RBI	BB	SO	LOB
Mickey Rivers, L (1, 8) OBP: 0.328, SLG: 0.422	0-0 1B		0-0 L8		0-0 F7		0-0 FC6-4 1B 1-2			4	0	2	0	0	0	2
Willie Randolph, R (1, 4) OBP: 0.332, SLG: 0.310	0-0 F9		0-0 BB 1B 1-2		0-0 F3		0-0 FC6-4 1-2f			4	0	1	0	0	0	4
Thurman Munson, R (1, 2) OBP: 0.364, SLG: 0.413	0-0 L8		BBBB 4-0 BB 1-2 2-3			0-0 F8		0-0 F9		3	0	0	0	1	0	1
Graig Nettles, L (1, 5) OBP: 0.368, SLG: 0.457	0-0 4-3		0-0 L3			BBBB 4-0 BB		0-0 F5		3	0	0	0	1	0	4
Reggie Jackson, L (1, 9) OBP: 0.397, SLG: 0.531		0-0 4-3		0-0 F9		0-0 F7		0-0 F8		4	0	0	0	0	0	1
Chris Chambliss, L (1, 3) OBP: 0.276, SLG: 0.423		0-0 F7		0-0 4-3		0-0 4-3			0-0 3-1	4	0	0	0	0	0	1
Jim Spencer, L (1, 10) OBP: 0.330, SLG: 0.436		0-0 4-3		0-0 G3			0-0 3-1		0-0 F8	4	0	0	0	0	0	0
Jay Johnstone, L (1, 7) OBP: 0.244, SLG: 0.318			SSS 0-3 K		0-0 G3		0-0 1B		0-0 F9	4	0	1	0	0	1	0
Bucky Dent, R (1, 6) OBP: 0.338, SLG: 0.328			0-0 BB 1B		BBBB 4-0 BB		0-0 F9			2	0	1	0	1	0	1
Inning Stats	R: 0 E: 0 K: 0 S: 4 H: 1 LOB: 1 BB: 0 P: 4	R: 0 E: 0 K: 0 S: 3 H: 0 LOB: 0 BB: 0 P: 3	R: 0 E: 0 K: 1 S: 7 H: 2 LOB: 3 BB: 1 P: 11	R: 0 E: 0 K: 0 S: 3 H: 0 LOB: 0 BB: 0 P: 3	R: 0 E: 0 K: 0 S: 3 H: 0 LOB: 1 BB: 1 P: 7	R: 0 E: 0 K: 0 S: 3 H: 0 LOB: 1 BB: 1 P: 7	R: 0 E: 0 K: 0 S: 5 H: 2 LOB: 2 BB: 0 P: 5	R: 0 E: 0 K: 0 S: 3 H: 0 LOB: 0 BB: 0 P: 3	R: 0 E: 0 K: 0 S: 3 H: 0 LOB: 0 BB: 0 P: 3	1B: 5 2B: 0 3B: 0 HR: 0	SF: 0 SAC: 0 DP: 0 HBP: 0						

PITCHER	IP	WLS	BF	H	R	ER	SO	BB	IBB	HBP	BLK	WP	HR	S	P	ERA	WHIP
Rick Wise, R (1, 1) ERA: 3.44	9.0	W	35	5	0	0	1	3	0	0	0	0	0	34	46	0.00	0.889

PITCHER	IP	WLS	BF	H	R	ER	SO	BB	IBB	HBP	BLK	WP	HR	S	P	ERA	WHIP

TOP

New York Yankees @ Cleveland Indians

Cleveland Municipal Stadium, Cleveland, OH

Sun May 27 1979, 3:33 AM EDT

Sunny - 57 F

livebaseballscorecards.com

AB	32
R	0
H	5
RBI	0
BB	3
SO	1
LOB	14

WP: 0 PA: 35
PB: 0
SB: 0
CS: 0

Batter	1	2	3	4	5	6	7	8	9	AB	R	H	RBI	BB	SO	LOB
Bobby Bonds, R (1, 10) OBP: 0.360, SLG: 0.467	K		BB		BB	4-3		K		3	1	0	0	2	2	3
Paul Dade, R (1, 9) OBP: 0.342, SLG: 0.376	CS 1B		E8		SF9		HR			3	1	3	3	0	0	0
Rick Manning, L (1, 8) OBP: 0.322, SLG: 0.331	K		L3		K		K			4	0	0	0	0	3	3
Andre Thornton, R (1, 3) OBP: 0.318, SLG: 0.392		L7		F8	F6		FC6-4 1B			4	0	1	0	0	0	1
Toby Harrah, R (1, 5) OBP: 0.341, SLG: 0.331		F7		1B BB		K	FC6-4			3	0	0	0	1	1	1
Gary Alexander, R (1, 2) OBP: 0.284, SLG: 0.394		F8		FC6-4 1B		1B FC5-4 1B	K			4	1	2	0	0	1	1
Jim Norris, L (1, 7) OBP: 0.304, SLG: 0.314			SH1 1B BB	F5		FC5-4 1B		F7		3	1	1	0	1	0	2
Tom Veryzer, R (1, 6) OBP: 0.300, SLG: 0.272			SH1	FC6-4		FC5-4 1B		L9		3	0	0	1	0	0	3
Duane Kuiper, L (1, 4) OBP: 0.303, SLG: 0.304			F8		SF9 3B			E8		4	1	3	0	0	0	1
Inning Stats	R: 0 E: 0 K: 2 S: 7 H: 1 LOB: 0 BB: 0 P: 7	R: 0 E: 0 K: 0 S: 3 H: 0 LOB: 0 BB: 0 P: 3	R: 2 E: 1 K: 0 S: 4 H: 1 LOB: 1 BB: 2 P: 12	R: 0 E: 0 K: 0 S: 4 H: 1 LOB: 2 BB: 1 P: 8	R: 1 E: 0 K: 1 S: 6 H: 1 LOB: 1 BB: 1 P: 10	R: 1 E: 0 K: 1 S: 8 H: 3 LOB: 2 BB: 0 P: 8	R: 1 E: 0 K: 2 S: 9 H: 2 LOB: 1 BB: 0 P: 9	R: 0 E: 1 K: 1 S: 6 H: 1 LOB: 1 BB: 0 P: 6		1B: 8 2B: 0 3B: 1 HR: 1	SF: 1 SAC: 1 DP: 0 HBP: 0						

PITCHER		IP	WLS	BF	H	R	ER	SO	BB	IBB	HBP	BLK	WP	HR	S	P	ERA	WHIP
Ron Guidry, L ERA: 2.48	(1, 1)	5.0	L	22	4	3	2	3	4	0	0	0	0	0	24	40	3.60	1.600
Ken Clay, R ERA: 5.63	(6, 1)	3.0		15	6	2	2	4	0	0	0	0	0	1	23	23	6.00	2.000

PITCHER	IP	WLS	BF	H	R	ER	SO	BB	IBB	HBP	BLK	WP	HR	S	P	ERA	WHIP

BOTTOM

New York Yankees @ Cleveland Indians

Cleveland Municipal Stadium, Cleveland, OH

Sun May 27 1979, 3:33 AM EDT

Sunny - 57 F

livebaseballscorecards.com

AB	31
R	5
H	10
RBI	4
BB	4
SO	7
LOB	15

Batter	1	2	3	4	5	6	7	8	9	AB	R	H	RBI	BB	SO	LOB
Mickey Rivers, L (1, 8) OBP: 0.317, SLG: 0.406	F5	F8		G4-6-3 1-2f			4-3	K		5	0	0	0	0	1	2
Willie Randolph, R (1, 4) OBP: 0.343, SLG: 0.322	1B SF7 BB	G2	E S 1B				1B G3 BB	S 2B		3	2	2	0	2	0	0
Thurman Munson, R (1, 10) OBP: 0.370, SLG: 0.419	1B 1B 1-3 1B	1B 1B 1B	L8				G3 1-3 1B	K 2-3		5	2	3	0	0	1	2
Graig Nettles, L (1, 5) OBP: 0.363, SLG: 0.452	SF7 3-H	1B 1-3 1B	F8				G3 1-2 3-H		G3	4	0	1	2	0	0	3
Reggie Jackson, L (1, 9) OBP: 0.397, SLG: 0.527	1B S 1-3 1B	1B 1-2 3-H 1B	K 1-3				F5		K	5	0	2	1	0	2	3
Chris Chambliss, L (1, 3) OBP: 0.275, SLG: 0.418	1-3 3-H 1B	F2		5-3				F6		4	0	1	1	0	0	2
Jay Johnstone, L (1, 7) OBP: 0.250, SLG: 0.304 Lou Piniella, R (8, PH) OBP: 0.299, SLG: 0.450 (8, 7)	F6	6-3		4-0 FC4-6 BB				0-0 HR		2 1	0 1	0 1	0 1	1 0	0 0	4 0
Jerry Narron, L (1, 2) OBP: 0.300, SLG: 0.333 Cliff Johnson, R (8, PH) OBP: 0.375, SLG: 0.537 (8, 2)		3-1		K		F9		K		3 1	0 0	0 0	0 0	0 0	1 1	1 0
Bucky Dent, R (1, 6) OBP: 0.343, SLG: 0.328		F5		G4-6-3 BB		FC4-6 1-2f		1B		3	0	1	0	1	0	1

Inning Stats																		
	R: 2	H: 3	R: 0	H: 0	R: 1	H: 3	R: 0	H: 0	R: 0	H: 1	R: 0	H: 0	R: 1	H: 1	R: 1	H: 2	R: 0	H: 1
	E: 0	LOB: 2	E: 0	LOB: 0	E: 0	LOB: 2	E: 0	LOB: 0	E: 0	LOB: 1	E: 0	LOB: 1	E: 0	LOB: 1	E: 0	LOB: 1	E: 0	LOB: 1
	K: 0	BB: 1	K: 0	BB: 0	K: 0	BB: 0	K: 1	BB: 1	K: 1	BB: 0	K: 0	BB: 1	K: 0	BB: 1	K: 2	BB: 0	K: 2	BB: 0
	S: 6	P: 10	S: 3	P: 3	S: 6	P: 6	S: 4	P: 8	S: 6	P: 6	S: 3	P: 7	S: 4	P: 8	S: 9	P: 9	S: 8	P: 8

	1B: 9	SF: 1
	2B: 1	SAC: 0
	3B: 0	DP: 1
	HR: 1	HBP: 0

	WP: 0	PA: 41
	PB: 0	
	SB: 3	
	CS: 0	

PITCHER		IP	WLS	BF	H	R	ER	SO	BB	IBB	HBP	BLK	WP	HR	S	P	ERA	WHIP
Mike Paxton, R ERA: 6.39	(1, 1)	2.1		14	6	3	3	0	1	0	0	0	0	0	13	17	11.57	3.000
Don Hood, L ERA: 3.93	(3, 1)	0.0		0	0	0	0	0	0	0	0	0	0	0	0	0	∞	∞
Dan Spillner, R ERA: 3.2	(7, 1)	0.0		2	1	0	0	0	1	0	0	0	0	0	1	5	∞	∞
Sid Monge, L ERA: 1.77	(7, 1)	2.2	L	11	3	2	2	4	0	0	0	0	0	1	19	19	6.75	1.125

PITCHER	IP	WLS	BF	H	R	ER	SO	BB	IBB	HBP	BLK	WP	HR	S	P	ERA	WHIP

TOP

New York Yankees @ Cleveland Indians

Cleveland Municipal Stadium, Cleveland, OH

Sun May 27 1979, 3:38 AM EDT

Att. 40,648 - Unknown

livebaseballscorecards.com

AB	36
R	5
H	11
RBI	5
BB	4
SO	6
LOB	18

Batter	1	2	3	4	5	6	7	8	9	AB	R	H	RBI	BB	SO	LOB
Bobby Bonds, R (1, 10) OBP: 0.361, SLG: 0.465	S 1B 1B		K		F8	F7			G6-3 1B	5	1	2	0	0	1	2
Paul Dade, R (1, 9) OBP: 0.345, SLG: 0.387	F3 1-2		K 1-3 2B		L9		SH1-4 1B		K	5	0	2	0	0	1	2
Rick Manning, L (1, 8) OBP: 0.320, SLG: 0.329	5-3 2-H 1B		K		F8		SH1-4 1-2		G6-3 1-2f	4	0	1	1	0	1	3
Andre Thornton, R (1, 3) OBP: 0.316, SLG: 0.384	5-3 1-2		5-3			BB 1B E	K			3	1	0	0	1	1	4
Jim Norris, L (1, 7) OBP: 0.303, SLG: 0.311	6-3			2-3		E 1-2 1B 1B	4-3			4	1	1	0	0	0	2
Toby Harrah, R (1, 5) OBP: 0.339, SLG: 0.329		F7		5-3		E8 1-3 2-H 1B 1B		F4		4	1	1	1	0	0	0
Gary Alexander, R (1, 2) OBP: 0.289, SLG: 0.397		1-3		S 1B		F9 SH3-4 2-H 3-H 1B		K		4	0	2	2	0	1	0
Duane Kuiper, L (1, 4) OBP: 0.310, SLG: 0.307		L4		BB 1-2		SH3-4 1-2		WP 1B		2	0	1	0	1	0	0
Tom Veryzer, R (1, 6) OBP: 0.299, SLG: 0.271			2B 1B	L5		F9 2-3		5-3 1-2		4	0	1	0	0	0	4
Inning Stats	R: 1 E: 0 K: 0 S: 5 H: 2 LOB: 1 BB: 0 P: 5	R: 0 E: 0 K: 0 S: 3 H: 0 LOB: 0 BB: 0 P: 3	R: 0 E: 0 K: 2 S: 9 H: 2 LOB: 2 BB: 0 P: 9	R: 0 E: 0 K: 0 S: 4 H: 1 LOB: 2 BB: 1 P: 8	R: 0 E: 0 K: 0 S: 3 H: 0 LOB: 0 BB: 0 P: 3	R: 3 E: 1 K: 0 S: 6 H: 3 LOB: 1 BB: 1 P: 10	R: 0 E: 0 K: 1 S: 6 H: 1 LOB: 1 BB: 0 P: 6	R: 0 E: 0 K: 1 S: 6 H: 1 LOB: 1 BB: 0 P: 6	R: 0 E: 0 K: 1 S: 5 H: 1 LOB: 0 BB: 0 P: 5	1B: 10 2B: 1 3B: 0 HR: 0	SF: 0 SAC: 2 DP: 1 HBP: 0						

PITCHER		IP	WLS	BF	H	R	ER	SO	BB	IBB	HBP	BLK	WP	HR	S	P	ERA	WHIP
Luis Tiant, R ERA: 6.61	(1, 1)	5.0		25	8	4	4	2	2	0	0	0	0	0	27	35	7.20	2.000
Jim Kaat, L ERA: 3.75	(6, 1)	0.2		2	0	0	0	0	0	0	0	0	0	0	2	2	0.00	0.000
Ray Burris, R ERA: 5.74	(6, 1)	3.1	W	12	3	0	0	3	0	0	0	0	1	0	18	18	0.00	0.900

PITCHER	IP	WLS	BF	H	R	ER	SO	BB	IBB	HBP	BLK	WP	HR	S	P	ERA	WHIP

BOTTOM

New York Yankees @ Cleveland Indians

Cleveland Municipal Stadium, Cleveland, OH

Sun May 27 1979, 3:38 AM EDT

Att. 40,648 - Unknown

livebaseballscorecards.com

AB	35
R	4
H	11
RBI	4
BB	2
SO	5
LOB	17

WP: 1	PA: 39		
PB: 0			
SB: 2			
CS: 0			

Batter	1	2	3	4	5	6	7	8	9	AB	R	H	RBI	BB	SO	LOB
Bobby Bonds, R (1, 9) OBP: 0.359, SLG: 0.460	1B		K			K		K		4	0	1	0	0	3	1
Paul Dade, R (1, 10) OBP: 0.350, SLG: 0.385	WP, SF7, 1-3, 1B		5-3			K			FC5-4, BB	3	1	1	0	1	1	0
Rick Manning, L (1, 8) OBP: 0.313, SLG: 0.323	SF7, 1-H		1-3			L9			FC5-4, 5-6-3, 1-2f	3	0	0	1	0	0	1
Andre Thornton, R (1, 3) OBP: 0.320, SLG: 0.389	2B			G6-4-3, BB			5-3		5-6-3, 1-2	3	0	1	0	1	0	1
Toby Harrah, R (1, 5) OBP: 0.337, SLG: 0.323		1-4-3, BB		G6-4-3, 1-2f			K		6-3	3	0	0	0	1	1	2
Gary Alexander, R (1, 2) OBP: 0.284, SLG: 0.389		1-4-3, 1-2		F9			K			3	0	0	0	0	1	1
Jim Norris, L (1, 7) OBP: 0.295, SLG: 0.303		K			G3			F7		3	0	0	0	0	1	1
Tom Veryzer, R (1, 6) OBP: 0.299, SLG: 0.268		BB			6-3			F9		2	0	0	0	1	0	0
Duane Kuiper, L (1, 4) OBP: 0.311, SLG: 0.303		4-3			K			HBP		2	0	0	0	0	1	2
Dave Rosello, R (8, PR) OBP: 0.200, SLG: 0.800										0	0	0	0	0	0	0
(8, 4)																

TOP

Cleveland Indians @ Chicago White Sox

Comiskey Park, Chicago, IL

Mon May 28 1979, 4:33 AM EDT

Att. 15,411 - Unknown - 54 F

livebaseballscorecards.com

AB	26
R	1
H	3
RBI	1
BB	4
SO	8
LOB	9

Inning Stats	1	2	3	4	5	6	7	8	9	1B: 2	SF: 1	WP: 2	PA: 32
R:	1	0	0	0	0	0	0	0	0	2B: 1	SAC: 0	PB: 0	
E:	0	0	0	0	0	0	0	0	0	3B: 0	DP: 1	SB: 0	
K:	0	1	1	0	1	2	2	1	0	HR: 0	HBP: 1	CS: 0	
S:	4	5	5	2	5	7	7	5	3				
H:	3	0	0	0	0	0	0	0	0				
LOB:	1	2	0	0	0	0	0	1	0				
BB:	0	2	0	1	0	0	0	0	1				
P:	4	13	5	6	5	7	7	6	7				

PITCHER	IP	WLS	BF	H	R	ER	SO	BB	IBB	HBP	BLK	WP	HR	S	P	ERA	WHIP
Ken Kravec, L (1, 1) ERA: 3.14	9.0	W	32	3	1	1	8	4	0	1	0	1	0	43	60	1.00	0.778

PITCHER	IP	WLS	BF	H	R	ER	SO	BB	IBB	HBP	BLK	WP	HR	S	P	ERA	WHIP

BOTTOM

Cleveland Indians @ Chicago White Sox

Comiskey Park, Chicago, IL

Mon May 28 1979, 4:33 AM EDT

Att. 15,411 - Unknown - 54 F

Batter	1	2	3	4	5	6	7	8	9	AB	R	H	RBI	BB	SO	LOB
Ralph Garr, L (1, 7) OBP: 0.343, SLG: 0.457	0-0 1B	0-3 K		0-0 F9		0-0 4-3 WP 1-H 1B		0-3 K		4	0	2	1	0	1	3
Junior Moore, R (8, 7) OBP: 0.328, SLG: 0.316										1	0	0	0	0	1	1
Claudell Washington, L (1, 9) OBP: 0.314, SLG: 0.456	0-0 F4		0-0 F7		0-0 G3 1B 1B	0-0 4-3 1-3		0-0 1-3 1B		5	1	2	0	0	0	2
Jorge Orta, L (1, 10) OBP: 0.299, SLG: 0.227	0-0 F8		0-0 F3		0-0 G3 1-2	0-0 F6		0-0 G3		5	0	0	0	0	0	5
Eric Soderholm, R (1, 5) OBP: 0.346, SLG: 0.441	0-0 3-1		0-0 6-3		0-0 6-3		0-0 6-3			4	0	0	0	0	0	2
Alan Bannister, R (1, 4) OBP: 0.438, SLG: 0.470		0-0 BB 2B 1B		0-0 E5 4-3 1B 1B	0-0 1B 2-H 1B		0-0 F9			4	2	3	1	0	0	0
Lamar Johnson, R (1, 3) OBP: 0.393, SLG: 0.477	B B B B	4-0 2B SF9 1-2 BB		0-0 4-3 2-3	0-0 FC6-4 1-3 1B		0-0 F8			3	1	1	0	1	0	1
Bill Nahorodny, R (1, 2) OBP: 0.330, SLG: 0.500		0-0 L7		0-0 FC6-4 3-H 1B	0-0 FC6-4 1-2f			0-0 HR		4	1	2	2	0	0	4
Rusty Torres, S (1, 8) OBP: 0.417, SLG: 0.381		0-0 SF9 1-3 2-H 2B		0-0 FC6-4 1-2f 1B		S S S 0-3 K		0-0 F5		4	0	1	1	0	1	1
Greg Pryor, R (1, 6) OBP: 0.329, SLG: 0.349		0-0 SF9 2-3 3-H		0-0 1-2 1B		0-0 WP 1B 1B		B B B B 4-0 1B BB		2	1	2	1	1	0	0
Inning Stats	R: 0 E: 0 K: 0 S: 4 H: 1 LOB: 1 BB: 0 P: 4	R: 2 E: 0 K: 1 S: 7 H: 2 LOB: 1 BB: 1 P: 11	R: 0 E: 0 K: 0 S: 3 H: 0 LOB: 0 BB: 0 P: 3	R: 1 E: 1 K: 0 S: 6 H: 3 LOB: 2 BB: 0 P: 6	R: 1 E: 0 K: 0 S: 6 H: 3 LOB: 2 BB: 0 P: 6	R: 1 E: 0 K: 1 S: 7 H: 2 LOB: 1 BB: 0 P: 7	R: 0 E: 0 K: 0 S: 3 H: 0 LOB: 0 BB: 0 P: 3	R: 1 E: 0 K: 1 S: 7 H: 2 LOB: 2 BB: 1 P: 11		1B: 11 2B: 1 3B: 0 HR: 1	SF: 1 SAC: 0 DP: 0 HBP: 0					

PITCHER	IP	WLS	BF	H	R	ER	SO	BB	IBB	HBP	BLK	WP	HR	S	P	ERA	WHIP
Wayne Garland, R (1, 1) ERA: 5.79	4.2	L	24	9	4	4	1	1	0	0	0	0	0	25	29	7.71	2.143
Len Barker, R (5, 1) ERA: 7.15	2.1		9	2	1	1	1	0	0	0	0	2	0	11	11	3.86	0.857
Victor Cruz, R (8, 1) ERA: 3.98	1.0		6	2	1	1	1	1	0	0	0	0	1	7	11	9.00	3.000

PITCHER	IP	WLS	BF	H	R	ER	SO	BB	IBB	HBP	BLK	WP	HR	S	P	ERA	WHIP

AB	36
R	6
H	13
RBI	6
BB	2
SO	3
LOB	19

WP: 2 PB: 0 SB: 0 CS: 0 PA: 39

livebaseballscorecards.com

Batter	1	2	3	4	5	6	7	8	9	AB	R	H	RBI	BB	SO	LOB
Bobby Bonds, R (1, 9) OBP: 0.355, SLG: 0.453	5-3		G6-4-3 1-2f 2-3			6-3		FC4-6 CI 1B	K	5	0	1	0	0	1	4
Paul Dade, R (1, 7) OBP: 0.339, SLG: 0.372	F9		L8			5-3		CI FC4-6 1-2	K 1-2 2-3	4	0	0	0	0	1	3
Rick Manning, L (1, 8) OBP: 0.311, SLG: 0.317	4-3			L5		WP BB		FC4-6 1-2f 2-3		3	0	0	0	1	0	2
Andre Thornton, R (1, 3) OBP: 0.324, SLG: 0.395		L3-6 2B		K		1-2 BB		2-3		3	0	1	0	1	1	2
Gary Alexander, R (1, 2) OBP: 0.283, SLG: 0.386		L3-6 2-3		4-3		K			WP 1B	4	1	1	0	0	1	3
Toby Harrah, R (1, 5) OBP: 0.335, SLG: 0.317		BB			K		K		K 1-2	3	0	0	0	1	3	1
Ron Pruitt, R (1, 10) OBP: 0.282, SLG: 0.250		K			F9		5-3		E 1B 2-H	4	0	1	1	0	1	1
Horace Speed, R (9, PR) OBP: 0.400, SLG: 0.182										0	1	0	0	0	0	0
Tom Veryzer, R (1, 6) OBP: 0.306, SLG: 0.283			G6-4-3 SH 1B		2B		F4		E1 WP 1B 1-3	3	0	2	0	0	0	0
Jim Norris, L (9, PH) OBP: 0.293, SLG: 0.300										1	0	0	0	0	0	1
Duane Kuiper, L (1, 4) OBP: 0.311, SLG: 0.303			SH G6-4-3 1-2		K			1-3	WP 1-2 3-H	3	0	1	1	0	1	1
Inning Stats	R: 0 E: 0 K: 0 S: 3 H: 0 LOB: 0 BB: 0 P: 3	R: 0 E: 0 K: 1 S: 5 H: 1 LOB: 1 BB: 1 P: 9	R: 0 E: 1 K: 0 S: 4 H: 1 LOB: 1 BB: 0 P: 4	R: 0 E: 0 K: 1 S: 5 H: 0 LOB: 0 BB: 0 P: 5	R: 0 E: 0 K: 2 S: 8 H: 1 LOB: 1 BB: 0 P: 8	R: 0 E: 0 K: 1 S: 5 H: 0 LOB: 2 BB: 2 P: 13	R: 0 E: 0 K: 1 S: 5 H: 0 LOB: 0 BB: 0 P: 5	R: 0 E: 1 K: 0 S: 5 H: 1 LOB: 2 BB: 0 P: 5	R: 2 E: 1 K: 3 S: 13 H: 3 LOB: 3 BB: 0 P: 13	1B: 5 2B: 3 3B: 0 HR: 0 SF: 0 SAC: 1 DP: 2 HBP: 0							

TOP

Cleveland Indians @ Chicago White Sox

Comiskey Park, Chicago, IL

Tue May 29 1979, 8:05 PM EDT

Att. 7,787 - Unknown - 58 F

livebaseballscorecards.com

AB	33
R	2
H	7
RBI	2
BB	3
SO	9
LOB	18

WP: 3 PB: 0 SB: 0 CS: 0 PA: 38

PITCHER		IP	WLS	BF	H	R	ER	SO	BB	IBB	HBP	BLK	WP	HR	S	P	ERA	WHIP
Rich Wortham, L ERA: 4.43	(1, 1)	8.1	W	34	6	2	1	7	3	0	0	0	2	0	45	57	1.08	1.080
Randy Scarbery, R ERA: 4.03	(9, 1)	0.2	S	4	1	0	0	2	0	0	0	0	1	0	8	8	0.00	1.500

PITCHER	IP	WLS	BF	H	R	ER	SO	BB	IBB	HBP	BLK	WP	HR	S	P	ERA	WHIP

Batter	1	2	3	4	5	6	7	8	9	AB	R	H	RBI	BB	SO	LOB
Ralph Garr, L (1, 7) OBP: 0.336, SLG: 0.447	F8		F8	4-3		1B 1-3 2-H				3	0	0	0	0	0	3
Rusty Torres, S (6, PH) (7, 7) OBP: 0.440, SLG: 0.409										1	0	1	1	0	0	0
Claudell Washington, L (1, 9) OBP: 0.313, SLG: 0.452	CS 1B		F7		6-3	K				4	0	1	0	0	1	3
Chet Lemon, R (1, 8) OBP: 0.412, SLG: 0.482	E S 1-2 BB		4-3		K		CS BB			2	0	0	0	2	1	1
Eric Soderholm, R (1, 5) OBP: 0.344, SLG: 0.436	K 1-3			1-3	FC6-4 1B		F8			4	0	1	0	0	1	2
Alan Bannister, R (1, 4) OBP: 0.433, SLG: 0.465		G3		BB 2B 1B	FC6-4 1-2f		F9			4	1	1	0	0	0	2
Lamar Johnson, R (1, 3) OBP: 0.408, SLG: 0.482		FC6-4 BB		1-2 2B BB		S 1B 1B	CS 1-2	F8		1	1	1	0	2	0	0
Mike Squires, L (6, PR) (7, 3) OBP: 0.313, SLG: 0.333										1	1	0	0	0	0	0
Bill Nahorodny, R (1, 10) OBP: 0.327, SLG: 0.500		P3		1-H 2-H 1B 2B		K		K		4	0	1	2	0	2	2
Milt May, L (1, 2) OBP: 0.375, SLG: 0.429		FC6-4 1-2f		1B BB		1-H 1B 1B		K		3	1	1	1	1	1	1
Greg Pryor, R (1, 6) OBP: 0.343, SLG: 0.364			1B	1-2 2-H 1B		1-2 1B 1B				3	0	3	0	0	0	0
Inning Stats	R: 0 E: 0 K: 1 S: 5 H: 1 LOB: 1 BB: 1 P: 9	R: 0 E: 0 K: 0 S: 3 H: 0 LOB: 1 BB: 1 P: 7	R: 0 E: 0 K: 0 S: 4 H: 1 LOB: 1 BB: 0 P: 4	R: 2 E: 0 K: 0 S: 5 H: 3 LOB: 2 BB: 2 P: 13	R: 0 E: 0 K: 1 S: 6 H: 1 LOB: 1 BB: 0 P: 6	R: 2 E: 0 K: 2 S: 10 H: 4 LOB: 2 BB: 0 P: 10	R: 0 E: 0 K: 0 S: 2 H: 0 LOB: 0 BB: 1 P: 6	R: 0 E: 0 K: 2 S: 7 H: 0 LOB: 0 BB: 0 P: 7							

1B: 9 2B: 1 3B: 0 HR: 0 SF: 0 SAC: 0 DP: 0 HBP: 0

WP: 0 PB: 0 SB: 2 CS: 2 PA: 36

PITCHER	IP	WLS	BF	H	R	ER	SO	BB	IBB	HBP	BLK	WP	HR	S	P	ERA	WHIP
Eric Wilkins, R (1, 1) ERA: 5.1	5.1	L	27	9	4	4	3	4	0	0	0	0	0	29	45	6.75	2.438
Sid Monge, L (6, 1) ERA: 1.73	0.2		2	1	0	0	1	0	0	0	0	0	0	4	4	0.00	1.500
Victor Cruz, R (7, 1) ERA: 3.63	2.0		6	0	0	0	2	1	0	0	0	0	0	9	13	0.00	0.500

PITCHER	IP	WLS	BF	H	R	ER	SO	BB	IBB	HBP	BLK	WP	HR	S	P	ERA	WHIP

BOTTOM

Cleveland Indians @ Chicago White Sox

Comiskey Park, Chicago, IL

Tue May 29 1979, 8:05 PM EDT

Att. 7,787 - Unknown - 58 F

livebaseballscorecards.com

AB	30
R	4
H	10
RBI	4
BB	5
SO	6
LOB	14

Batter	1	2	3	4	5	6	7	8	9	AB	R	H	RBI	BB	SO	LOB
Paul Dade, R (1, 10) OBP: 0.326, SLG: 0.356	L3	K2-3		FC6-4 1-2f		F8	5-3			5	0	0	0	0	1	5
Rick Manning, L (1, 8) OBP: 0.319, SLG: 0.317	BB 2B		E6 F9 1B CS		WP 1B	6-3		BB S		3	2	1	0	2	0	0
Bobby Bonds, R (1, 9) OBP: 0.361, SLG: 0.459	2B 1-3		CS 1-2		F8 1-H	BB		K 1-2		4	1	2	0	1	1	1
Andre Thornton, R (1, 3) OBP: 0.326, SLG: 0.397	2B 5-3 2-H 3-H		F9 2-3		HR BB	F7		K		4	1	1	2	1	1	4
Ron Pruitt, R (1, 2) OBP: 0.318, SLG: 0.333	BB 5-3		1-3 1-2 3-H		1-H HR		6-3	BB		3	1	1	2	2	0	2
Ted Cox, R (1, 5) OBP: 0.259, SLG: 0.189	5-3 1-2 2-3			G3	1B FC6-4 1B		FC1-6 1B	F9		5	1	2	0	0	0	4
Tom Veryzer, R (1, 6) OBP: 0.309, SLG: 0.282	F4			BB BB	FC6-4 1-3 1B		FC1-6 1B 1-2f		F9	4	0	1	0	1	0	3
Duane Kuiper, L (1, 4) OBP: 0.308, SLG: 0.300		3-1		F8	FC6-4 S 1-2f 3-H		BB 1-3 1B		6-3	5	0	1	1	0	0	2
Horace Speed, R (1, 7) OBP: 0.389, SLG: 0.154 Jim Norris, L (7, PH) OBP: 0.296, SLG: 0.297 (7, 7)		K		FC6-4 1-2 BB	K 1-2		BB 1-2		F7	2 1	0 0	0 0	0 0	1 1	2 0	1 0
Inning Stats	R: 2 H: 2 E: 0 LOB: 2 K: 0 BB: 2 S: 5 P: 13	R: 0 H: 0 E: 0 LOB: 0 K: 2 BB: 0 S: 7 P: 7	R: 0 H: 1 E: 1 LOB: 1 K: 0 BB: 0 S: 4 P: 4	R: 0 H: 0 E: 0 LOB: 2 K: 0 BB: 2 S: 3 P: 11	R: 4 H: 4 E: 0 LOB: 1 K: 1 BB: 1 S: 9 P: 13	R: 0 H: 0 E: 0 LOB: 1 K: 0 BB: 1 S: 3 P: 7	R: 0 H: 2 E: 0 LOB: 3 K: 0 BB: 1 S: 5 P: 9	R: 0 H: 0 E: 0 LOB: 2 K: 2 BB: 2 S: 7 P: 15	R: 0 H: 0 E: 0 LOB: 0 K: 0 BB: 0 S: 3 P: 3	1B: 6 2B: 2 3B: 0 HR: 1	SF: 0 SAC: 0 DP: 0 HBP: 0					

TOP

Cleveland Indians @ Chicago White Sox

Comiskey Park, Chicago, IL

Wed May 30 1979, 8:05 PM EDT

Att. 9,967 - Unknown - 58 F

livebaseballscorecards.com

AB	36
R	6
H	9
RBI	5
BB	9
SO	5
LOB	22

PITCHER		IP	WLS	BF	H	R	ER	SO	BB	IBB	HBP	BLK	WP	HR	S	P	ERA	WHIP
Ross Baumgarten, L ERA: 3.06	(1, 1)	4.1	L	24	6	6	6	2	5	0	0	0	1	1	23	43	12.46	2.538
Fred Howard, R ERA: 6.0	(5, 1)	2.2		13	3	0	0	1	2	0	0	0	0	0	13	21	0.00	1.875
Steve Trout, L ERA: 4.98	(8, 1)	2.0		8	0	0	0	2	2	0	0	0	0	0	10	18	0.00	1.000

PITCHER	IP	WLS	BF	H	R	ER	SO	BB	IBB	HBP	BLK	WP	HR	S	P	ERA	WHIP

BOTTOM

Cleveland Indians @ Chicago White Sox

Comiskey Park, Chicago, IL

Wed May 30 1979, 8:05 PM EDT

Att. 9,967 - Unknown - 58 F

livebaseballscorecards.com

Batter	1	2	3	4	5	6	7	8	9	AB	R	H	RBI	BB	SO	LOB
Junior Moore, R (1, 7) OBP: 0.328, SLG: 0.305	B B B B 4-0 CS BB	x 0-0 F9 ③		x 0-0 1-3 ② 1-2		B B B B 4-0 1B 1-2 BB		x 0-0 F8 ②		2	0	0	0	1	0	4
Ralph Garr, L (6, PH) (7, 7) OBP: 0.338, SLG: 0.444										1	0	0	0	1	0	0
Claudell Washington, L (1, 9) OBP: 0.310, SLG: 0.445	S S S 0-3 K ①② 1-2		S S S 0-3 K ①	x 0-0 G3 ③		x 0-0 S 1-3 2-H 1B		x 0-0 F8 ③		5	0	1	1	0	2	2
Chet Lemon, R (1, 8) OBP: 0.412, SLG: 0.477	x 0-0 FC6-4 1B		x 0-0 F8 ②		B B B B 4-0 1B BB	S S S 0-3 K ② 1-2			S S S 0-3 K ①	4	0	1	0	1	2	2
Eric Soderholm, R (1, 5) OBP: 0.335, SLG: 0.424	x 0-0 FC6-4 ③ 1-2f		x 0-0 E9 BB HR		x 0-0 F7 ①	x 0-0 F9 ③			x 0-0 F7 ②	5	1	0	0	0	0	4
Alan Bannister, R (1, 4) OBP: 0.432, SLG: 0.459		x 0-0 E5 S 1B	B B B B 4-0 1-2 HR BB		x 0-0 FC4 1-2 1B		S S S 0-3 K ①		x 0-0 5-3 ③	4	1	1	0	1	1	0
Lamar Johnson, R (1, 3) OBP: 0.419, SLG: 0.513		x 0-0 S 1-2 1B	x 0-0 1-H 2-H HR		x 0-0 F9 ②		B B B B 4-0 BB			3	1	2	3	1	0	2
Bill Nahorodny, R (1, 2) OBP: 0.315, SLG: 0.480		x 0-0 F9 ①	x 0-0 F8 ③		x 0-0 FC4 ③ 1-2f		x 0-0 F4 ②			4	0	0	0	0	0	5
Wayne Nordhagen, R (1, 10) OBP: 0.279, SLG: 0.281		S S S 0-3 K ② 1-2 2-3		x 0-0 F5 ①		x 0-0 6-3 ①	x 0-0 F4 ③			3	0	0	0	0	1	2
Jorge Orta, L (7, PH) OBP: 0.296, SLG: 0.225										1	0	0	0	0	0	1
Greg Pryor, R (1, 6) OBP: 0.354, SLG: 0.366		B B B B 4-0 BB		x 0-0 1-3 1B		B B B B 4-0 WP 1B BB		x 0-0 F9 ①		2	1	1	0	2	0	0
Inning Stats	R: 0 E: 0 K: 1 S: 5 H: 1 LOB: 1 BB: 1 P: 9	R: 0 E: 1 K: 1 S: 7 H: 1 LOB: 3 BB: 1 P: 11	R: 3 E: 1 K: 1 S: 7 H: 1 LOB: 0 BB: 1 P: 11	R: 0 E: 0 K: 0 S: 4 H: 1 LOB: 1 BB: 0 P: 4	R: 0 E: 0 K: 0 S: 4 H: 1 LOB: 2 BB: 1 P: 8	R: 1 E: 0 K: 1 S: 6 H: 1 LOB: 2 BB: 2 P: 14	R: 0 E: 0 K: 1 S: 5 H: 0 LOB: 1 BB: 1 P: 9	R: 0 E: 0 K: 0 S: 3 H: 0 LOB: 0 BB: 0 P: 3	R: 0 E: 0 K: 1 S: 5 H: 0 LOB: 0 BB: 0 P: 5	1B: 5 2B: 1 3B: 0 HR: 1 SF: 0 SAC: 0 DP: 1 HBP: 0							

PITCHER	IP	WLS	BF	H	R	ER	SO	BB	IBB	HBP	BLK	WP	HR	S	P	ERA	WHIP
Rick Waits, L (1, 1) ERA: 3.51	5.0	W	25	5	3	0	3	4	0	0	0	0	1	27	43	0.00	1.800
Dan Spillner, R (6, 1) ERA: 3.51	0.1		4	1	1	1	0	2	0	0	0	1	0	2	10	27.00	9.000
Victor Cruz, R (6, 1) ERA: 3.12	3.2	S	12	0	0	0	3	1	0	0	0	0	0	17	21	0.00	0.273

PITCHER	IP	WLS	BF	H	R	ER	SO	BB	IBB	HBP	BLK	WP	HR	S	P	ERA	WHIP

AB	34
R	4
H	6
RBI	4
BB	7
SO	6
LOB	22

WP: 1 PB: 0 SB: 3 CS: 1 PA: 41

Cleveland Indians @ California Angels

Anaheim Stadium, Anaheim, CA

Fri Jun 01 1979, 10:05 PM EDT

Att. 20,070 - Unknown

TOP

livebaseballscorecards.com

Batter	1	2	3	4	5	6	7	8	9	AB	R	H	RBI	BB	SO	LOB
Jim Norris, L (1, 7) OBP: 0.282, SLG: 0.282	6-3	G3		G6-4-3 1-2f		FC4-6 1-2f 2-3		F8	G3	6	0	0	0	0	0	4
Toby Harrah, R (1, 10) OBP: 0.337, SLG: 0.337	HR	F7			6-3	4-3		BB 1B 1B		5	2	2	1	0	0	2
Bobby Bonds, R (1, 9) OBP: 0.371, SLG: 0.463	F8		S 2B HBP		FC4-6 1B 1B		S 2B 1B	1-2 S 1B BB		3	2	2	0	1	0	0
Andre Thornton, R (1, 3) OBP: 0.344, SLG: 0.425	BBBB 1B 2B BB		1-H 2B		1-2 FC4-6 1B		1B 1-H 2B	1-2 2-H S 1B		4	1	4	3	1	0	0
Rick Manning, L (1, 8) OBP: 0.321, SLG: 0.316	1-3 2B 1B		F8		FC4-6 S 1-2f 2-3		5-3	BBBB 1-2 2-3 BB		4	1	1	0	1	0	4
Gary Alexander, R (1, 2) OBP: 0.287, SLG: 0.389	2-H 3-H 1B 2B		BBBB G6-4-3 BB		F9 1-2		5-3	6-3		4	1	1	2	1	0	6
Ted Cox, R (1, 5) OBP: 0.270, SLG: 0.207	2-H S 1B		G6-4-3 1-2f			L4	2-3 1B		SSS K	5	0	2	1	0	1	2
Duane Kuiper, L (1, 4) OBP: 0.310, SLG: 0.303	1-2 L6			E3 G6-4-3		FC4-6 1B 1B	F8		CS 1B	5	0	2	0	0	0	3
Tom Veryzer, R (1, 6) OBP: 0.312, SLG: 0.281		F7		F7		1-2 FC4-6 1B		F9	BBBB 1-2 BB	4	0	1	0	1	0	1

AB	40
R	7
H	15
RBI	7
BB	5
SO	1
LOB	22

Inning Stats	1	2	3	4	5	6	7	8	9	1B: 11	SF: 0	WP: 0	PA: 46
	R: 4 E: 0 K: 0 S: 7	H: 4 LOB: 1 BB: 1 P: 11	R: 0 E: 0 K: 0 S: 3	H: 0 LOB: 0 BB: 0 P: 3	R: 1 E: 0 K: 0 S: 3	H: 1 LOB: 1 BB: 1 P: 8	R: 0 E: 1 K: 0 S: 3	H: 0 LOB: 0 BB: 0 P: 3	R: 0 E: 0 K: 0 S: 5	H: 2 LOB: 2 BB: 0 P: 5	R: 0 E: 0 K: 0 S: 5	H: 2 LOB: 2 BB: 0 P: 5	R: 1 E: 0 K: 0 S: 6	H: 3 LOB: 2 BB: 0 P: 6	R: 1 E: 0 K: 0 S: 5	H: 2 LOB: 3 BB: 2 P: 13	R: 0 E: 0 K: 1 S: 5	H: 1 LOB: 1 BB: 1 P: 9	2B: 3 3B: 0 HR: 1	SAC: 0 DP: 2 HBP: 1	PB: 0 SB: 6 CS: 1	

PITCHER	IP	WLS	BF	H	R	ER	SO	BB	IBB	HBP	BLK	WP	HR	S	P	ERA	WHIP
Dave Frost, R (1, 1) ERA: 5.29	2.1	L	15	5	5	5	0	2	0	1	0	0	1	12	21	19.29	3.000
Mike Barlow, R (3, 1) ERA: 6.75	3.2		14	4	0	0	0	0	0	0	0	0	0	14	14	0.00	1.091
Dyar Miller, R (7, 1) ERA: 3.31	3.0		17	6	2	2	1	3	0	0	0	0	0	16	28	6.00	3.000

PITCHER	IP	WLS	BF	H	R	ER	SO	BB	IBB	HBP	BLK	WP	HR	S	P	ERA	WHIP

Cleveland Indians @ California Angels

Anaheim Stadium, Anaheim, CA

Fri Jun 01 1979, 10:05 PM EDT

Att. 20,070 - Unknown

BOTTOM

Batter	1	2	3	4	5	6	7	8	9	AB	R	H	RBI	BB	SO	LOB
Rick Miller, L (1, 8) OBP: 0.367, SLG: 0.365	F7		E 6-3 1B		FC6-4 BB		L5-3 BB	K		2	1	1	0	2	0	0
Willie Davis, L (8, PH) (9, 9) OBP: 0.200, SLG: 0.111										1	0	0	0	0	1	2
Carney Lansford, R (1, 5) OBP: 0.327, SLG: 0.429	4-3		E8 1-3 HR 1B		F3		L5-3 1-2		K	5	1	1	0	0	1	2
Rod Carew, L (1, 3) OBP: 0.457, SLG: 0.446	S 1B		6-3 3-H		FC6-4 1-2f		1B		5-3	5	0	2	1	0	0	2
Don Baylor, R (1, 7) OBP: 0.414, SLG: 0.580	1-2 BB		2-H HR		F3		5-3		F9	4	1	1	2	1	0	2
Willie Aikens, L (1, 10) OBP: 0.379, SLG: 0.525	K		K			FC4-6 1B		1B 2B 1B		3	0	1	0	0	2	2
Merv Rettenmund, R (8, PH) OBP: 0.235, SLG: 0.194										1	1	1	0	0	0	0
Dan Ford, R (1, 9) (9, 8) OBP: 0.350, SLG: 0.413		K		G1-4-3 BB		FC4-6 1-2f S 1B		2B 1-2 1B		3	0	1	0	1	1	1
Brian Downing, R (1, 2) OBP: 0.398, SLG: 0.510		G5-4-3 1B		G1-4-3 1-2f		F9		F7		4	0	1	0	0	0	4
Bobby Grich, R (1, 4) OBP: 0.360, SLG: 0.558		G5-4-3 1-2f		BB		FC6-4 1-2 BB		1-3 2-H 2B		2	0	1	1	2	0	1
Bert Campaneris, R (1, 6) OBP: 0.260, SLG: 0.200			6-3	K		FC6-4 1-2f		K		3	0	0	0	0	1	3
Joe Rudi, R (8, PH) OBP: 0.305, SLG: 0.400										1	0	0	0	0	1	2
Jim Anderson, R (9, 6) OBP: 0.357, SLG: 0.273										0	0	0	0	0	0	0
Inning Stats	R: 0 E: 0 K: 1 S: 6 H: 1 LOB: 2 BB: 1 P: 10	R: 0 E: 0 K: 1 S: 5 H: 1 LOB: 0 BB: 0 P: 5	R: 3 E: 1 K: 1 S: 8 H: 3 LOB: 0 BB: 0 P: 8	R: 0 E: 0 K: 1 S: 4 H: 0 LOB: 1 BB: 2 P: 12	R: 0 E: 0 K: 0 S: 3 H: 0 LOB: 1 BB: 1 P: 7	R: 0 E: 0 K: 0 S: 4 H: 1 LOB: 2 BB: 1 P: 8	R: 0 E: 0 K: 0 S: 3 H: 1 LOB: 1 BB: 1 P: 7	R: 1 E: 0 K: 2 S: 10 H: 3 LOB: 2 BB: 0 P: 10	R: 0 E: 0 K: 1 S: 5 H: 0 LOB: 0 BB: 0 P: 5	1B: 8 2B: 2 3B: 0 HR: 1	SF: 0 SAC: 0 DP: 3 HBP: 0						

livebaseballscorecards.com

AB	34
R	4
H	10
RBI	4
BB	6
SO	7
LOB	21

WP: 0 PB: 0 SB: 2 CS: 0 PA: 40

PITCHER	IP	WLS	BF	H	R	ER	SO	BB	IBB	HBP	BLK	WP	HR	S	P	ERA	WHIP
Rick Wise, R (1, 1) ERA: 3.52	6.0	W	27	6	3	3	4	5	0	0	0	0	1	30	50	4.50	1.833
Sid Monge, L (7, 1) ERA: 1.91	1.1		8	4	1	1	0	1	0	0	0	0	0	7	11	6.75	3.750
Victor Cruz, R (8, 1) ERA: 2.93	1.2	S	5	0	0	0	3	0	0	0	0	0	0	11	11	0.00	0.000

PITCHER	IP	WLS	BF	H	R	ER	SO	BB	IBB	HBP	BLK	WP	HR	S	P	ERA	WHIP

Cleveland Indians @ California Angels

Anaheim Stadium, Anaheim, CA

Sat Jun 02 1979, 10:05 PM EDT

Att. 41,969 - Unknown

TOP

livebaseballscorecards.com

Batter	1	2	3	4	5	6	7	8	9	AB	R	H	RBI	BB	SO	LOB
Paul Dade, R (1, 7) OBP: 0.328, SLG: 0.358	BB 1B		K		1-3		1B S BB 1B		F9	5	1	2	0	0	1	0
Toby Harrah, R (1, 10) OBP: 0.343, SLG: 0.333	1-2 BB		F4			1B 1B BB	BB 1B 1-2 BB		F9	2	1	0	0	3	0	0
Bobby Bonds, R (1, 9) OBP: 0.378, SLG: 0.474	F5		2B			1B 1-2 1B	BB 1-2 2-3 1B			4	0	3	0	0	0	2
Andre Thornton, R (1, 3) OBP: 0.342, SLG: 0.417	F3		F6			K	1-2 2-3 3-H BB			3	0	0	1	1	1	5
Rick Manning, L (1, 8) OBP: 0.315, SLG: 0.309	K			3-1		L8	L8			4	0	0	0	0	1	7
Gary Alexander, R (1, 2) OBP: 0.291, SLG: 0.388		G6-4-3 BB		F8		1-3 2-H 1B		6-3		3	0	1	1	1	0	0
Ted Cox, R (1, 5) OBP: 0.269, SLG: 0.210		G6-4-3 1-2f		CS 1B		4-3		6-3		4	0	1	0	0	0	3
Duane Kuiper, L (1, 4) OBP: 0.315, SLG: 0.314		2B		CS 1-2	G6-4-3 1B		F7	K		4	0	2	0	0	1	0
Tom Veryzer, R (1, 6) OBP: 0.306, SLG: 0.276		F9			G6-4-3 1-2f		F7		1-3	3	0	0	0	0	0	2
Jim Norris, L (9, PH) OBP: 0.280, SLG: 0.280										1	0	0	0	0	0	0
Inning Stats	R: 0 E: 0 K: 1 S: 6 H: 1 LOB: 2 BB: 1 P: 10	R: 0 E: 0 K: 0 S: 3 H: 1 LOB: 1 BB: 1 P: 7	R: 0 E: 0 K: 1 S: 6 H: 1 LOB: 1 BB: 0 P: 6	R: 0 E: 0 K: 0 S: 3 H: 1 LOB: 0 BB: 0 P: 3	R: 0 E: 0 K: 0 S: 3 H: 1 LOB: 0 BB: 0 P: 3	R: 1 E: 0 K: 1 S: 7 H: 2 LOB: 2 BB: 1 P: 11	R: 1 E: 0 K: 0 S: 5 H: 2 LOB: 3 BB: 2 P: 13	R: 0 E: 0 K: 1 S: 5 H: 0 LOB: 0 BB: 0 P: 5	R: 0 E: 0 K: 0 S: 3 H: 0 LOB: 0 BB: 0 P: 3	1B: 7 2B: 2 3B: 0 HR: 0 SF: 0 SAC: 0 DP: 2 HBP: 0							

AB	33
R	2
H	9
RBI	2
BB	5
SO	4
LOB	19

WP: 0 PB: 0 SB: 1 CS: 1 PA: 39

PITCHER		IP	WLS	BF	H	R	ER	SO	BB	IBB	HBP	BLK	WP	HR	S	P	ERA	WHIP
Don Aase, R ERA: 4.15	(1, 1)	6.2		31	9	2	2	3	5	0	0	0	0	0	32	52	2.70	2.100
Mark Clear, R ERA: 2.96	(7, 1)	2.1	W	7	0	0	0	1	0	0	0	0	0	0	9	9	0.00	0.000

PITCHER	IP	WLS	BF	H	R	ER	SO	BB	IBB	HBP	BLK	WP	HR	S	P	ERA	WHIP

Cleveland Indians @ California Angels

Anaheim Stadium, Anaheim, CA

Sat Jun 02 1979, 10:05 PM EDT

Att. 41,969 - Unknown

BOTTOM

Batter	1	2	3	4	5	6	7	8	9	AB	R	H	RBI	BB	SO	LOB
Bert Campaneris, R (1, 6) OBP: 0.270, SLG: 0.213	E1 WP 1B		F9			5-3		SH2-4 HR 1B		4	1	2	0	0	0	1
Carney Lansford, R (1, 5) OBP: 0.332, SLG: 0.432	K		1-2 1B			1B 1B 1B		SH2-4 1-2		3	1	2	0	0	1	1
Dan Ford, R (1, 8) OBP: 0.353, SLG: 0.433	F8		F9			1B 1-2 1B		2-H HR		4	1	2	2	0	0	3
Don Baylor, R (1, 7) OBP: 0.416, SLG: 0.577	L5 2-3			F4		1-3 2-H 1B		BBBB S HR BB		3	1	1	1	1	0	1
Willie Aikens, L (1, 3) OBP: 0.375, SLG: 0.543		4-3		G3		F8		1-H HR		4	1	1	2	0	0	1
Joe Rudi, R (1, 10) OBP: 0.298, SLG: 0.390		L6		SSS K			SSS K	F8		4	0	0	0	0	2	0
Brian Downing, R (1, 2) OBP: 0.400, SLG: 0.516		F9			5-3		FC5-4 1B	E9 2B		4	0	2	0	0	0	0
Bobby Grich, R (1, 4) OBP: 0.363, SLG: 0.554			1B 1B		6-3		FC5-4 1-2f	BBBB BB		3	0	1	0	1	0	1
Willie Davis, L (1, 9) OBP: 0.143, SLG: 0.077			F3		3-1		F9	L4		4	0	0	0	0	0	4

	AB	33
	R	5
	H	11
	RBI	5
	BB	2
	SO	3
	LOB	12

Inning Stats	1	2	3	4	5	6	7	8	9
	R: 0 H: 1 E: 1 LOB: 1 K: 1 BB: 0 S: 6 P: 6	R: 0 H: 0 E: 0 LOB: 0 K: 0 BB: 0 S: 3 P: 3	R: 0 H: 2 E: 0 LOB: 2 K: 0 BB: 0 S: 5 P: 5	R: 0 H: 0 E: 0 LOB: 0 K: 1 BB: 0 S: 5 P: 5	R: 0 H: 0 E: 0 LOB: 0 K: 0 BB: 0 S: 3 P: 3	R: 1 H: 3 E: 0 LOB: 1 K: 0 BB: 0 S: 5 P: 5	R: 0 H: 1 E: 0 LOB: 1 K: 1 BB: 0 S: 6 P: 6	R: 4 H: 4 E: 1 LOB: 2 K: 0 BB: 2 S: 7 P: 15	

	1B: 8	SF: 0	WP: 1	PA: 36
	2B: 1	SAC: 1	PB: 0	
	3B: 0	DP: 0	SB: 1	
	HR: 2	HBP: 0	CS: 0	

PITCHER		IP	WLS	BF	H	R	ER	SO	BB	IBB	HBP	BLK	WP	HR	S	P	ERA	WHIP
Wayne Garland, R ERA: 5.66	(1, 1)	7.1	L	31	9	4	4	3	1	0	0	0	1	1	36	40	4.91	1.364
Sid Monge, L ERA: 2.13	(8, 1)	0.1		3	2	1	1	0	0	0	0	0	0	1	3	3	27.00	6.000
Victor Cruz, R ERA: 2.89	(8, 1)	0.1		2	0	0	0	0	1	0	0	0	0	0	1	5	0.00	3.000

PITCHER	IP	WLS	BF	H	R	ER	SO	BB	IBB	HBP	BLK	WP	HR	S	P	ERA	WHIP

livebaseballscorecards.com

Batter	1	2	3	4	5	6	7	8	9	AB	R	H	RBI	BB	SO	LOB
Paul Dade, R (1, 7) OBP: 0.326, SLG: 0.354	4-3		1B SF8 1B		SH3-4 1-2 2-3		F8		5-3	4	1	1	0	0	0	1
Toby Harrah, R (1, 10) OBP: 0.351, SLG: 0.339	BBBB 4-0 6-3 BB		0-0 PO 1-3 1B		0-0 2-3 3-H 1B			F3		3	0	2	1	1	0	0
Bobby Bonds, R (1, 9) OBP: 0.376, SLG: 0.472	6-3 1-2		SF8 3-H		SSS 0-3 K			0-0 F5 1B		3	0	1	1	0	1	3
Andre Thornton, R (1, 3) OBP: 0.335, SLG: 0.407	4-3		F9		F8			F5 1-2		4	0	0	0	0	0	5
Rick Manning, L (1, 8) OBP: 0.318, SLG: 0.309		BBBB 4-0 1B E BB	PO 1-2	F7		5-3			BLK S 1B	3	2	1	0	1	0	0
Gary Alexander, R (1, 2) OBP: 0.290, SLG: 0.384		1B E 1-3 1B		F8		6-3			F3 1-2	4	0	1	0	0	0	1
Ted Cox, R (1, 5) OBP: 0.268, SLG: 0.200		FC5 1B 1-2 3-H		F9		F8			BLK 1B IBB	3	1	0	0	1	0	1
Duane Kuiper, L (1, 4) OBP: 0.324, SLG: 0.320		G6-3 1B 1-2 2-3			BBBB 4-0 SH3-4 1B 1B BB		F7		S 1-H 2-H 1B	3	1	2	2	1	0	0
Tom Veryzer, R (1, 6) OBP: 0.305, SLG: 0.275		G6-3 1-2f			1B SH3-4 1-2 1B		5-3		SSS 0-3 K 1-2	4	0	1	0	0	1	3
Inning Stats	R: 0 H: 0 E: 0 LOB: 1 K: 0 BB: 1 S: 3 P: 7	R: 1 H: 2 E: 1 LOB: 1 K: 0 BB: 1 S: 4 P: 8	R: 1 H: 2 E: 0 LOB: 0 K: 0 BB: 0 S: 4 P: 4	R: 0 H: 0 E: 0 LOB: 0 K: 0 BB: 0 S: 3 P: 3	R: 1 H: 2 E: 0 LOB: 2 K: 1 BB: 1 S: 7 P: 11	R: 0 H: 0 E: 0 LOB: 0 K: 0 BB: 0 S: 3 P: 3	R: 0 H: 0 E: 0 LOB: 0 K: 0 BB: 0 S: 3 P: 3	R: 0 H: 1 E: 0 LOB: 0 K: 0 BB: 0 S: 3 P: 3	R: 2 H: 2 E: 0 LOB: 1 K: 1 BB: 1 S: 7 P: 11	1B: 9 SF: 1 2B: 0 SAC: 1 3B: 0 DP: 1 HR: 0 HBP: 0						WP: 0 PA: 38 PB: 0 SB: 2 CS: 0

TOP

Cleveland Indians @ California Angels

Anaheim Stadium, Anaheim, CA

Sun Jun 03 1979, 6:33 AM EDT

Att. 24,409 - Unknown

livebaseballscorecards.com

AB	31
R	5
H	9
RBI	4
BB	4
SO	2
LOB	14

PITCHER		IP	WLS	BF	H	R	ER	SO	BB	IBB	HBP	BLK	WP	HR	S	P	ERA	WHIP
Jim Barr, R ERA: 3.58	(1, 1)	7.0	L	28	6	3	2	1	3	0	0	0	0	0	27	39	2.57	1.286
Dave LaRoche, L ERA: 4.74	(8, 1)	1.1		7	3	2	2	0	0	1	0	1	0	0	6	10	13.50	2.250
Mike Barlow, R ERA: 6.5	(9, 1)	0.2		2	0	0	0	1	0	0	0	0	0	0	4	4	0.00	0.000

PITCHER	IP	WLS	BF	H	R	ER	SO	BB	IBB	HBP	BLK	WP	HR	S	P	ERA	WHIP

Batter	1	2	3	4	5	6	7	8	9	AB	R	H	RBI	BB	SO	LOB
Bert Campaneris, R (1, 6) OBP: 0.286, SLG: 0.217	F7		6-3		FC5-4 BB		4-3 S 1B		2B SF8 1-2 BB	3	1	1	0	2	0	0
Carney Lansford, R (1, 5) OBP: 0.333, SLG: 0.436	K		S 1B 1B		FC5-4 E S 1-2f		4-3 1-3		SF8 1-3 2-H 2B	5	1	2	1	0	1	2
Dan Ford, R (1, 8) OBP: 0.354, SLG: 0.431	BB		E S 1-H 1B		F3		F4		SF8 2-3 3-H	3	0	1	2	1	0	2
Don Baylor, R (1, 7) OBP: 0.407, SLG: 0.562	F7		6-3 1-3		F2 1-3			E6 1-3	F5	5	0	0	0	0	0	4
Willie Aikens, L (1, 3) OBP: 0.371, SLG: 0.528		K	BB			F8		F8		3	0	0	0	1	1	1
Joe Rudi, R (1, 10) OBP: 0.291, SLG: 0.380		E2 2B	F9			4-3		1-3 1-2		4	0	0	0	0	0	3
Brian Downing, R (1, 2) OBP: 0.397, SLG: 0.509		K		F8		1B		6-3		4	0	1	0	0	1	2
Bobby Grich, R (1, 4) OBP: 0.360, SLG: 0.553		1-3 2B		F4		F8			F8	4	0	1	0	0	0	1
Willie Davis, L (1, 9) OBP: 0.167, SLG: 0.063		4-3		G3			F9		BB 2B BB	3	1	0	0	1	0	2
Inning Stats	R: 0 H: 0 E: 0 LOB: 1 K: 1 BB: 1 S: 5 P: 9	R: 0 H: 1 E: 1 LOB: 2 K: 2 BB: 0 S: 9 P: 9	R: 1 H: 2 E: 0 LOB: 2 K: 0 BB: 1 S: 5 P: 9	R: 0 H: 0 E: 0 LOB: 0 K: 0 BB: 0 S: 3 P: 3	R: 0 H: 0 E: 0 LOB: 1 K: 0 BB: 1 S: 3 P: 7	R: 0 H: 1 E: 0 LOB: 1 K: 0 BB: 0 S: 4 P: 4	R: 0 H: 1 E: 0 LOB: 1 K: 0 BB: 0 S: 4 P: 4	R: 0 H: 0 E: 1 LOB: 1 K: 0 BB: 0 S: 4 P: 4	R: 2 H: 1 E: 0 LOB: 1 K: 0 BB: 2 S: 4 P: 12	1B: 4 SF: 1 2B: 2 SAC: 0 3B: 0 DP: 0 HR: 0 HBP: 0						

BOTTOM

Cleveland Indians @ California Angels

Anaheim Stadium, Anaheim, CA

Sun Jun 03 1979, 6:33 AM EDT

Att. 24,409 - Unknown

livebaseballscorecards.com

AB	34
R	3
H	6
RBI	3
BB	5
SO	3
LOB	17

WP: 0 PB: 0 SB: 4 CS: 0 PA: 40

PITCHER		IP	WLS	BF	H	R	ER	SO	BB	IBB	HBP	BLK	WP	HR	S	P	ERA	WHIP
Mike Paxton, R ERA: 5.65	(1, 1)	8.0	W	34	5	1	1	3	3	0	0	0	0	0	37	49	1.12	1.000
Victor Cruz, R ERA: 3.41	(9, 1)	1.0		6	1	2	2	0	2	0	0	0	0	0	4	12	18.00	3.000

PITCHER	IP	WLS	BF	H	R	ER	SO	BB	IBB	HBP	BLK	WP	HR	S	P	ERA	WHIP

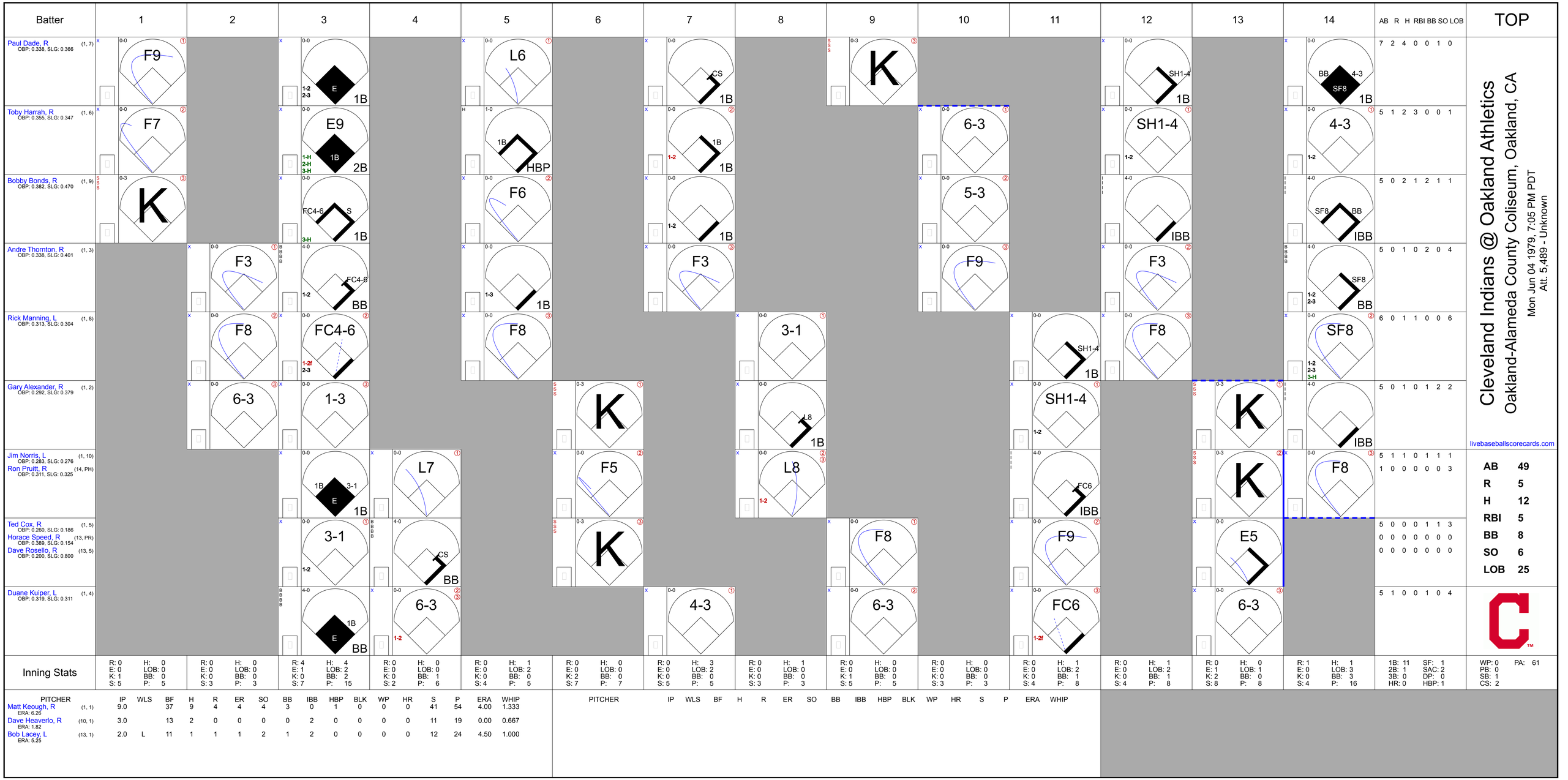
Batter
1
2
3
4
5
6
7
8
9
10
11
12
13
14
AB R H RBI BB SO LOB
TOP
Paul Dade, R (1, 7) OBP: 0.338, SLG: 0.366
F9
E 1B
1-2 2-3
L6
CS 1B
K
6-3
SH1-4 1B
BB 4-3 SF8 1B
7 2 4 0 0 1 0
Toby Harrah, R (1, 6) OBP: 0.355, SLG: 0.347
F7
E9 1B 2B
1-H 2-H 3-H
1B HBP
1-2 1B
5-3
SH1-4
4-3
5 1 2 3 0 0 1
Bobby Bonds, R (1, 9) OBP: 0.382, SLG: 0.470
K
FC4-6 S 1B
3-H
F6
1-2 1B
F9
IBB
SF8 BB IBB
5 0 2 1 2 1 1
Andre Thornton, R (1, 3) OBP: 0.338, SLG: 0.401
F3
FC4-6 BB
1-2
F3
1-3 1B
F3
SF8 BB
1-2 2-3
5 0 1 0 2 0 4
Rick Manning, L (1, 8) OBP: 0.313, SLG: 0.304
F8
FC4-6
1-2f 2-3
F8
3-1
SH1-4 1B
F8
SF8
1-2 2-3 3-H
6 0 1 1 0 0 6
Gary Alexander, R (1, 2) OBP: 0.292, SLG: 0.379
6-3
1-3
K
L8 1B
SH1-4
K
IBB
5 0 1 0 1 2 2
Jim Norris, L (1, 10) OBP: 0.283, SLG: 0.276
Ron Pruitt, R (14, PH) OBP: 0.311, SLG: 0.325
3-1 E 1B
L7
F5
L8
FC6 IBB
K
F8
5 1 1 0 1 1 1
1 0 0 0 0 0 3
Ted Cox, R (1, 5) OBP: 0.260, SLG: 0.186
Horace Speed, R (13, PR) OBP: 0.389, SLG: 0.154
Dave Rosello, R (13, 5) OBP: 0.200, SLG: 0.800
3-1
CS BB
K
F8
F9
E5
5 0 0 0 1 1 3
0 0 0 0 0 0 0
0 0 0 0 0 0 0
Duane Kuiper, L (1, 4) OBP: 0.319, SLG: 0.311
1B E BB
6-3
4-3
6-3
FC6
6-3
5 1 0 0 1 0 4
Inning Stats
R: 0 H: 0 E: 0 LOB: 0 K: 1 BB: 0 S: 5 P: 5
R: 0 H: 0 E: 0 LOB: 0 K: 0 BB: 0 S: 3 P: 3
R: 4 H: 4 E: 1 LOB: 2 K: 0 BB: 2 S: 7 P: 15
R: 0 H: 0 E: 0 LOB: 0 K: 0 BB: 1 S: 2 P: 6
R: 0 H: 1 E: 0 LOB: 2 K: 0 BB: 0 S: 4 P: 5
R: 0 H: 0 E: 0 LOB: 0 K: 2 BB: 0 S: 7 P: 7
R: 0 H: 3 E: 0 LOB: 2 K: 0 BB: 0 S: 5 P: 5
R: 0 H: 1 E: 0 LOB: 0 K: 0 BB: 0 S: 3 P: 3
R: 0 H: 0 E: 0 LOB: 0 K: 1 BB: 0 S: 5 P: 5
R: 0 H: 0 E: 0 LOB: 0 K: 0 BB: 0 S: 3 P: 3
R: 0 H: 1 E: 0 LOB: 2 K: 0 BB: 1 S: 4 P: 8
R: 0 H: 1 E: 0 LOB: 2 K: 0 BB: 1 S: 4 P: 8
R: 0 H: 0 E: 1 LOB: 1 K: 2 BB: 0 S: 8 P: 8
R: 1 H: 1 E: 0 LOB: 3 K: 0 BB: 3 S: 4 P: 16
1B: 11 SF: 1 2B: 1 SAC: 2 3B: 0 DP: 0 HR: 0 HBP: 1
WP: 0 PA: 61 PB: 0 SB: 1 CS: 2
PITCHER IP WLS BF H R ER SO BB IBB HBP BLK WP HR S P ERA WHIP
Matt Keough, R (1, 1) ERA: 6.26 9.0 37 9 4 4 4 3 0 1 0 0 0 0 41 54 4.00 1.333
Dave Heaverlo, R (10, 1) ERA: 1.82 3.0 13 2 0 0 0 0 2 0 0 0 0 0 11 19 0.00 0.667
Bob Lacey, L (13, 1) ERA: 5.25 2.0 L 11 1 1 1 2 1 2 0 0 0 0 0 12 24 4.50 1.000
PITCHER IP WLS BF H R ER SO BB IBB HBP BLK WP HR S P ERA WHIP
Cleveland Indians @ Oakland Athletics
Oakland-Alameda County Coliseum, Oakland, CA
Mon Jun 04 1979, 7:05 PM PDT
Att. 5,489 - Unknown
livebaseballscorecards.com
AB 49
R 5
H 12
RBI 5
BB 8
SO 6
LOB 25

BOTTOM

Cleveland Indians @ Oakland Athletics

Oakland-Alameda County Coliseum, Oakland, CA

Mon Jun 04 1979, 7:05 PM PDT

Att. 5,489 - Unknown

livebaseballscorecards.com

Batter	1	2	3	4	5	6	7	8	9	10	11	12	13	14	AB	R	H	RBI	BB	SO	LOB
Dwayne Murphy, L (1, 8) OBP: 0.431, SLG: 0.407	BBBB 4-0 SH3-4 BB		x 0-0 FC6-4 1B 1-2 1B		x 0-0 ② ③ F8 1-2			x 0-0 ① F8	x 0-0 ③ F7		IIII 4-0 IBB		BBBB 4-0 1-2 BB		4	0	1	0	3	0	3
Milt Ramirez, R (1, 4) (10, 5) OBP: 0.231, SLG: 0.200	x 0-0 ① SH3-4 1-2		x 0-0 FC6-4 1B 1-2 2-H			x 0-0 ① 5-3		x 0-0 ② F8	SSS 0-3 K	x 0-0 F8 ③			x 0-0 ③ L7		6	0	1	1	0	1	7
Jeff Newman, R (1, 10) (10, 2) OBP: 0.249, SLG: 0.421	x 0-0 ② F2		x 0-0 ② FC6-4 1-2f 2-3			SSS 0-3 ② K		x 0-0 ③ F9		x 0-0 1B		x 0-0 ① F5		SSS 0-3 ① K	7	0	1	0	0	2	4
Dave Revering, L (1, 3) OBP: 0.328, SLG: 0.400	x 0-0 ③ 4-3		x 0-0 ③ F4			x 0-0 ③ F9			SSS 0-0 1B 2B	SSS 0-3 ② K		x 0-0 ② F9		SSS 0-3 ② K	7	1	1	0	0	2	4
Mario Guerrero, R (1, 6) OBP: 0.242, SLG: 0.265		x 0-0 ① 4-3		x 0-0 ① L8			x 0-0 ① F8		x 0-0 ① 6-3	x 0-0 ③ 5-3		x 0-0 ③ 6-3		SSS 0-3 ③ K	6	0	0	0	0	0	2
Bob Lacey, R (13, 1)															0	0	0	0	0	0	0
Derek Bryant, R (14, PH) OBP: 0.192, SLG: 0.125															1	0	0	0	0	1	0
Wayne Gross, L (1, 5) OBP: 0.398, SLG: 0.462		SSS 0-3 ② K		SSS 0-3 ② K			BBBB 4-0 BB		x 0-0 6-3 1B 2-H 1B 1B		x 0-0 ① 5-3		x 0-0 1B 2B		3	1	1	1	1	2	0
Dave Heaverlo, R (10, 1)															1	0	0	0	0	0	0
Rob Picciolo, R (13, 6) OBP: 0.197, SLG: 0.295															1	0	1	0	0	0	0
Jim Essian, R (1, 2) OBP: 0.261, SLG: 0.329		x 0-0 ③ F8		x 0-0 ③ F7				SSS 0-3 ② K	x 0-0 1-2 1B 6-3 1B	x 0-0 G3 2B			x 0-0 2-3 BB 1B		4	0	1	0	0	1	1
Mike Edwards, R (9, PR) (10, 4) OBP: 0.280, SLG: 0.285															2	1	2	0	0	0	0
Glenn Burke, R (1, 7) OBP: 0.247, SLG: 0.258			x 0-0 ① 1-3		x 0-0 ① 4-3		SSS 0-3 ③ K2-3		x 0-0 ② 6-3 1-2 2-3		IIII 4-0 G3 IBB		SSS 0-3 ① K		5	0	0	0	1	2	5
Larry Murray, S (1, 9) OBP: 0.271, SLG: 0.225			x 0-0 1B 1B 1B		x 0-0 CS 1B			BBBB 4-0 BB	x 0-0 2-H 3-H 1B		x 0-0 ② G3 1-2 2-3		x 0-0 ② F7		5	1	3	2	1	0	4
Inning Stats	R: 0 E: 0 K: 0 S: 3 H: 0 LOB: 1 BB: 1 P: 7	R: 0 E: 0 K: 1 S: 5 H: 0 LOB: 0 BB: 0 P: 5	R: 1 E: 0 K: 0 S: 6 H: 3 LOB: 2 BB: 0 P: 6	R: 0 E: 0 K: 1 S: 5 H: 0 LOB: 0 BB: 0 P: 5	R: 0 E: 0 K: 0 S: 3 H: 1 LOB: 0 BB: 0 P: 3	R: 0 E: 0 K: 1 S: 5 H: 0 LOB: 0 BB: 0 P: 5	R: 0 E: 0 K: 2 S: 7 H: 0 LOB: 1 BB: 1 P: 11	R: 0 E: 0 K: 0 S: 3 H: 0 LOB: 1 BB: 1 P: 7	R: 3 E: 0 K: 0 S: 7 H: 4 LOB: 1 BB: 0 P: 7	R: 0 E: 0 K: 2 S: 8 H: 1 LOB: 1 BB: 0 P: 8	R: 0 E: 0 K: 0 S: 4 H: 1 LOB: 3 BB: 2 P: 12	R: 0 E: 0 K: 0 S: 3 H: 0 LOB: 0 BB: 0 P: 3	R: 0 E: 0 K: 1 S: 7 H: 2 LOB: 3 BB: 1 P: 11	R: 0 E: 0 K: 3 S: 9 H: 0 LOB: 0 BB: 0 P: 9	1B: 9 2B: 3 3B: 0 HR: 0 SF: 0 SAC: 1 DP: 0 HBP: 0						

PITCHER	IP	WLS	BF	H	R	ER	SO	BB	IBB	HBP	BLK	WP	HR	S	P	ERA	WHIP
Eric Wilkins, R (1, 1) ERA: 4.56	7.0		27	4	1	1	5	3	0	0	0	0	0	34	46	1.29	1.000
Dan Spillner, R (8, 1) ERA: 4.28	1.2		9	4	3	3	0	0	0	0	0	0	0	9	9	16.20	2.400
Sid Monge, L ERA: 1.87	5.1	W	23	4	0	0	6	1	2	0	0	0	0	32	44	0.00	0.938

PITCHER	IP	WLS	BF	H	R	ER	SO	BB	IBB	HBP	BLK	WP	HR	S	P	ERA	WHIP

AB	52
R	4
H	12
RBI	4
BB	6
SO	11
LOB	30

WP: 0 PB: 0 SB: 0 CS: 1 PA: 59

Batter	1	2	3	4	5	6	7	8	9	AB	R	H	RBI	BB	SO	LOB
Paul Dade, R (1, 7) OBP: 0.340, SLG: 0.388	F3	HR		K 1-2 3-H		FC6-4 3-H 1B		5-3		5	1	2	2	0	1	1
Toby Harrah, R (1, 6) OBP: 0.358, SLG: 0.350	CS 1B	F7		2-H 1B		FC6-4 E 1-2f HR		K		4	1	2	1	0	0	1
Dave Rosello, R (7, 6) OBP: 0.167, SLG: 0.667										1	0	0	0	0	1	0
Bobby Bonds, R (1, 9) OBP: 0.379, SLG: 0.466	K 1-2		1B	K		E7 1-2 HR		K		4	1	1	0	0	2	3
Horace Speed, R (7, 9) OBP: 0.368, SLG: 0.143										1	0	0	0	0	1	0
Andre Thornton, R (1, 3) OBP: 0.344, SLG: 0.424		1B 1B	F9		F3	HR 1-H 2-H			G4-6-3 1B	5	2	3	3	0	0	1
Rick Manning, L (1, 8) OBP: 0.310, SLG: 0.302		S 1B HR 1-3 1B	F8		F9	F8			G4-6-3 1-2f	5	1	1	0	0	0	2
Ron Pruitt, R (1, 2) OBP: 0.300, SLG: 0.311		S HR 1-2 3-H 1B	F8		4-3		F8		F7	5	1	1	1	0	0	1
Jim Norris, L (1, 10) OBP: 0.282, SLG: 0.276		F3 1-2 2-3		1B WP 1B		K	F5			4	1	1	0	0	1	2
Ted Cox, R (1, 5) OBP: 0.284, SLG: 0.236		HR 2-H 3-H		F9		3B HBP	BB			2	2	1	3	1	0	1
Duane Kuiper, L (1, 4) OBP: 0.323, SLG: 0.326		F7		WP 1-3 1B 1B		1-H 1B 3B	4-3			4	2	2	1	0	0	1
Inning Stats	R: 0 E: 0 K: 1 S: 5 H: 1 LOB: 1 BB: 0 P: 5	R: 5 E: 0 K: 0 S: 8 H: 5 LOB: 0 BB: 0 P: 8	R: 0 E: 0 K: 0 S: 4 H: 1 LOB: 1 BB: 0 P: 4	R: 2 E: 0 K: 2 S: 10 H: 3 LOB: 1 BB: 0 P: 10	R: 0 E: 0 K: 0 S: 3 H: 0 LOB: 0 BB: 0 P: 3	R: 5 E: 1 K: 1 S: 9 H: 3 LOB: 0 BB: 0 P: 10	R: 0 E: 0 K: 0 S: 3 H: 0 LOB: 1 BB: 1 P: 7	R: 0 E: 0 K: 2 S: 7 H: 0 LOB: 0 BB: 0 P: 7	R: 0 E: 0 K: 0 S: 3 H: 1 LOB: 0 BB: 0 P: 3	1B: 10 2B: 1 3B: 1 HR: 3 SF: 0 SAC: 0 DP: 2 HBP: 1						

PITCHER	IP	WLS	BF	H	R	ER	SO	BB	IBB	HBP	BLK	WP	HR	S	P	ERA	WHIP
Rick Langford, R (1, 1) ERA: 6.12	3.2	L	20	10	7	7	2	0	0	0	0	1	2	24	24	17.18	2.727
Craig Minetto, L (4, 1) ERA: 4.42	5.1		22	4	5	2	4	1	0	1	0	0	1	28	33	3.38	0.938

PITCHER	IP	WLS	BF	H	R	ER	SO	BB	IBB	HBP	BLK	WP	HR	S	P	ERA	WHIP

Cleveland Indians @ Oakland Athletics

Oakland-Alameda County Coliseum, Oakland, CA

Tue Jun 05 1979, 7:05 PM PDT

Att. 1,175 - Unknown

TOP

livebaseballscorecards.com

AB	40
R	12
H	14
RBI	11
BB	1
SO	6
LOB	13

WP: 1 PA: 42
PB: 0
SB: 2
CS: 1

Batter	1	2	3	4	5	6	7	8	9	AB	R	H	RBI	BB	SO	LOB
Dwayne Murphy, L (1, 8) OBP: 0.441, SLG: 0.412	B B B B 4-0 G1-4-3 BB		x 0-0 1B 1B		x 0-0 1-3 1B		B B B B 4-0 FC1-6 BB		x 0-0 ③ F7	3	0	2	0	2	0	0
Milt Ramirez, R (1, 5) OBP: 0.233, SLG: 0.207	S S S 0-3 ① K		x 0-0 1-2 1B		x 0-0 ② 1-3 1-2		x 0-0 ② FC1-6 1-2f 2B			4	1	1	0	0	1	3
Jeff Newman, R (1, 2) OBP: 0.249, SLG: 0.423	x 0-0 ②③ G1-4-3 1-2f		x 0-0 ③ L6		x 0-0 ③ 5-3		x 0-0 1-H 2B			4	0	1	1	0	0	4
Dave Revering, L (1, 3) OBP: 0.332, SLG: 0.399		x 0-0 4-3 4-3 1B		S S S 0-3 ① K		B B B B 4-0 G6-4-3 BB	x 0-0 ③ F7			3	0	1	0	1	1	1
Mario Guerrero, R (1, 6) OBP: 0.234, SLG: 0.256		x 0-0 ① 4-3 1-2		x 0-0 ② 1-3		x 0-0 ①② G6-4-3 1-2f		x 0-0 ① F8		4	0	0	0	0	0	2
Mike Edwards, R (1, 4) OBP: 0.279, SLG: 0.284		x 0-0 ② 4-3 2-3		x 0-0 ③ 6-3		x 0-0 1B 1B		x 0-0 ② F7		4	0	1	0	0	0	1
Derek Bryant, R (1, 10) OBP: 0.196, SLG: 0.135		x 0-0 ③ G2		x 0-0 ① 6-3		x 0-0 1-2 1B		x 0-0 ③ 4-3		4	0	1	0	0	0	1
Tony Armas, R (1, 7) OBP: 0.233, SLG: 0.148			x 0-0 ① 5-3	x 0-0 HR 1B	x 0-0 ③ F9				x 0-0 ① F9	4	1	1	0	0	0	2
Larry Murray, S (1, 9) OBP: 0.270, SLG: 0.248			x 0-0 ② F4	x 0-0 1-H HR			x 0-0 ① F7		x 0-0 ② 5-3	4	1	1	2	0	0	0
Inning Stats	R: 0 H: 0 E: 0 LOB: 0 K: 1 BB: 1 S: 4 P: 8	R: 0 H: 1 E: 0 LOB: 1 K: 0 BB: 0 S: 4 P: 4	R: 0 H: 2 E: 0 LOB: 2 K: 0 BB: 0 S: 5 P: 5	R: 0 H: 0 E: 0 LOB: 0 K: 1 BB: 0 S: 5 P: 5	R: 2 H: 3 E: 0 LOB: 1 K: 0 BB: 0 S: 6 P: 6	R: 0 H: 2 E: 0 LOB: 2 K: 0 BB: 1 S: 4 P: 8	R: 1 H: 1 E: 0 LOB: 1 K: 0 BB: 1 S: 4 P: 8	R: 0 H: 0 E: 0 LOB: 0 K: 0 BB: 0 S: 3 P: 3	R: 0 H: 0 E: 0 LOB: 0 K: 0 BB: 0 S: 3 P: 3	1B: 7 SF: 0 2B: 1 SAC: 0 3B: 0 DP: 2 HR: 1 HBP: 0					WP: 0 PA: 37 PB: 0 SB: 0 CS: 0		

PITCHER	IP	WLS	BF	H	R	ER	SO	BB	IBB	HBP	BLK	WP	HR	S	P	ERA	WHIP
Rick Waits, L (1, 1) ERA: 3.45	9.0	W	37	9	3	3	2	3	0	0	0	0	1	38	50	3.00	1.333

PITCHER	IP	WLS	BF	H	R	ER	SO	BB	IBB	HBP	BLK	WP	HR	S	P	ERA	WHIP

BOTTOM

Cleveland Indians @ Oakland Athletics

Oakland-Alameda County Coliseum, Oakland, CA

Tue Jun 05 1979, 7:05 PM PDT

Att. 1,175 - Unknown

livebaseballscorecards.com

AB	34
R	3
H	9
RBI	3
BB	3
SO	2
LOB	14

Cleveland Indians @ Oakland Athletics

Oakland-Alameda County Coliseum, Oakland, CA

Wed Jun 06 1979, 7:05 PM PDT

Att. 1,282 - Unknown

TOP

livebaseballscorecards.com

Batter	1	2	3	4	5	6	7	8	9	AB	R	H	RBI	BB	SO	LOB
Paul Dade, R (1, 7) OBP: 0.335, SLG: 0.382	E SF7 1B		F8		5-3		E6 1B S 1-3	K		5	1	1	0	0	1	2
Toby Harrah, R (1, 6) OBP: 0.363, SLG: 0.357	E3 SF7 1-3 1B		K		E 1B 1B		FC4 1-3 3-H 1B		S SF7 1B 1B	5	3	3	1	0	1	1
Bobby Bonds, R (1, 9) OBP: 0.384, SLG: 0.471	SF7 1-2 3-H		1B		E 1-2 1B		F9		F8 S 1-2 1B	4	0	3	1	0	0	2
Andre Thornton, R (1, 3) OBP: 0.341, SLG: 0.414	K		F5		E5 1-3 2-H		K		FC5-4 1-2 2-3 BB	4	0	0	0	1	2	5
Rick Manning, L (1, 8) OBP: 0.307, SLG: 0.301	FC6-4 2-H 1B			F8	F7		FC4 1-2f		SF7 3-H	4	0	1	2	0	0	4
Gary Alexander, R (1, 2) OBP: 0.289, SLG: 0.374	FC6-4 1-2f			K		6-3		4-3 SH3-4 3B 1B	F8 2-3	5	1	1	0	0	1	3
Jim Norris, L (1, 10) OBP: 0.290, SLG: 0.279		6-3		BB		CS 1B		SH3-4 1-2	FC5-4 1-2f	2	0	1	0	1	0	0
Ron Pruitt, R (9, PH) OBP: 0.294, SLG: 0.304										1	0	0	0	0	0	2
Ted Cox, R (1, 5) OBP: 0.271, SLG: 0.224		F4		F9		6-3 1-2		4-3 2-3		4	0	0	0	0	0	3
Duane Kuiper, L (1, 4) OBP: 0.327, SLG: 0.341		4-3			6-3		E 1B 1B		3B 3-H	4	1	2	1	0	0	0
Inning Stats	R: 2 E: 1 K: 1 S: 8 H: 2 LOB: 1 BB: 0 P: 8	R: 0 E: 0 K: 0 S: 3 H: 0 LOB: 0 BB: 0 P: 3	R: 0 E: 0 K: 1 S: 6 H: 1 LOB: 1 BB: 0 P: 6	R: 0 E: 0 K: 1 S: 5 H: 0 LOB: 1 BB: 1 P: 9	R: 1 E: 1 K: 0 S: 6 H: 2 LOB: 2 BB: 0 P: 6	R: 0 E: 0 K: 0 S: 3 H: 1 LOB: 0 BB: 0 P: 3	R: 1 E: 1 K: 1 S: 8 H: 2 LOB: 2 BB: 0 P: 8	R: 1 E: 0 K: 1 S: 7 H: 2 LOB: 1 BB: 0 P: 7	R: 1 E: 0 K: 0 S: 5 H: 2 LOB: 2 BB: 1 P: 9	1B: 11 2B: 0 3B: 1 HR: 0 SF: 2 SAC: 1 DP: 0 HBP: 0						

	AB	38
	R	6
	H	12
	RBI	5
	BB	2
	SO	5
	LOB	22

WP: 0 PB: 0 SB: 3 CS: 1 PA: 43

PITCHER		IP	WLS	BF	H	R	ER	SO	BB	IBB	HBP	BLK	WP	HR	S	P	ERA	WHIP
Steve McCatty, R ERA: 0.93	(1, 1)	6.0		29	8	4	0	3	1	0	0	0	0	0	34	38	0.00	1.500
Dave Heaverlo, R ERA: 2.16	(7, 1)	2.0	L	10	4	2	2	2	0	0	0	0	0	0	14	14	9.00	2.000
Bob Lacey, L ERA: 5.11	(9, 1)	1.0		4	0	0	0	0	1	0	0	0	0	0	3	7	0.00	1.000

PITCHER		IP	WLS	BF	H	R	ER	SO	BB	IBB	HBP	BLK	WP	HR	S	P	ERA	WHIP

BOTTOM

Cleveland Indians @ Oakland Athletics

Oakland-Alameda County Coliseum, Oakland, CA

Wed Jun 06 1979, 7:05 PM PDT

Att. 1,282 - Unknown

livebaseballscorecards.com

Batter	1	2	3	4	5	6	7	8	9	AB	R	H	RBI	BB	SO	LOB
Dwayne Murphy, L (1, 8) OBP: 0.440, SLG: 0.404	BBBB 4-0 FC1-5 S BB	BBBB 4-0 1-2 2-3 BB		0-0 ③ CS 1-2	x 0-0 ① F8		x 0-0 ① 3-1		x 0-0 ② F9	3	0	0	0	2	0	0
Larry Murray, S (1, 9) OBP: 0.261, SLG: 0.239	x 0-0 ① FC1-5 1-3	x 0-0 ③ F3			x 0-0 ② 1-3		SSS 0-3 ② K		x 0-0 ③ 4-3	5	0	0	0	0	1	4
Mitchell Page, L (1, 10) OBP: 0.305, SLG: 0.323	SSS 0-3 ② K		x 0-0 ① 6-3		x 0-0 ③ 4-3		x 0-0 HR			4	1	1	1	0	1	1
Dave Revering, L (1, 3) OBP: 0.330, SLG: 0.401	x 0-0 ③ 4-3		x 0-0 ② F7			x 0-0 1B E 2B	x 0-0 ③ F2			4	1	1	0	0	0	1
Jeff Newman, R (1, 2) OBP: 0.254, SLG: 0.443		x 0-0 ① 1-3	x 0-0 HR			x 0-0 E 2-3 1B		x 0-0 ① F8		4	1	2	1	0	0	0
Mario Guerrero, R (1, 6) OBP: 0.230, SLG: 0.252 Milt Ramirez, R (5, 6) OBP: 0.219, SLG: 0.194 (9, 5)		x 0-0 ② 1-3	x 0-0 ③ 4-3			SSS 0-3 ① K		x 0-0 ② F3		2 2	0 0	0 0	0 0	0 0	0 1	0 2
Wayne Gross, L (1, 5) OBP: 0.400, SLG: 0.459 Miguel Dilone, S (8, PR) OBP: 0.253, SLG: 0.294 Rob Picciolo, R (9, 6) OBP: 0.197, SLG: 0.295	BBBB 4-0 1B 1B BB			x 0-0 ① F4		x 0-0 ② L3		x 0-0 BLK 1B		3 0 0	1 0 0	1 0 0	0 0 0	1 0 0	0 0 0	2 0 0
Tony Armas, R (1, 7) OBP: 0.235, SLG: 0.161	x 0-0 BB 1B 1-2 1B			x 0-0 ② 6-3		x 0-0 E6 1-2 3-H		x 0-0 ③ F8 1-2		4	0	1	0	0	0	2
Mike Edwards, R (1, 4) OBP: 0.284, SLG: 0.289	x 0-0 BB 1-2 2-H 1B			x 0-0 CS 1B		SSS 0-3 ③ K			x 0-0 ① F3	4	0	2	1	0	1	2
Inning Stats	R: 0 E: 0 K: 1 S: 5 H: 0 LOB: 1 BB: 1 P: 9	R: 1 E: 0 K: 0 S: 5 H: 2 LOB: 3 BB: 2 P: 13	R: 1 E: 0 K: 0 S: 4 H: 1 LOB: 0 BB: 0 P: 4	R: 0 E: 0 K: 0 S: 3 H: 1 LOB: 0 BB: 0 P: 3	R: 0 E: 0 K: 0 S: 3 H: 0 LOB: 0 BB: 0 P: 3	R: 1 E: 1 K: 2 S: 10 H: 2 LOB: 2 BB: 0 P: 10	R: 1 E: 0 K: 1 S: 6 H: 1 LOB: 0 BB: 0 P: 6	R: 0 E: 0 K: 0 S: 4 H: 1 LOB: 2 BB: 0 P: 4	R: 0 E: 0 K: 0 S: 3 H: 0 LOB: 0 BB: 0 P: 3	1B: 5 2B: 1 3B: 0 HR: 2	SF: 0 SAC: 0 DP: 0 HBP: 0			WP: 0 PB: 0 SB: 1 CS: 1	PA: 39		

	AB	35
	R	4
	H	8
	RBI	3
	BB	3
	SO	4
	LOB	14

PITCHER		IP	WLS	BF	H	R	ER	SO	BB	IBB	HBP	BLK	WP	HR	S	P	ERA	WHIP
Rick Wise, R ERA: 3.55	(1, 1)	7.0	W	31	7	4	3	4	3	0	0	0	0	2	36	48	3.86	1.429
Victor Cruz, R ERA: 3.19	(8, 1)	2.0	S	7	1	0	0	0	0	0	0	1	0	0	7	7	0.00	0.500

PITCHER	IP	WLS	BF	H	R	ER	SO	BB	IBB	HBP	BLK	WP	HR	S	P	ERA	WHIP

Batter	1	2	3	4	5	6	7	8	9	AB	R	H	RBI	BB	SO	LOB
Paul Dade, R (1, 7) OBP: 0.340, SLG: 0.381	SH1-3 S SF7 1B		F6		5-3			BB		3	1	1	0	1	0	1
Toby Harrah, R (1, 10) OBP: 0.358, SLG: 0.351	SH1-3 1-3		3-1			F9		K		3	0	0	0	0	1	1
Bobby Bonds, R (1, 9) OBP: 0.378, SLG: 0.464	SF7 3-H		5-3			6-3			F9	3	0	0	1	0	0	0
Andre Thornton, R (1, 3) OBP: 0.344, SLG: 0.413	1B BLK BB			K		F7			BB BB 1B	3	1	1	0	1	1	0
Rick Manning, L (1, 8) OBP: 0.311, SLG: 0.301	BLK 1-3 1B			F7			4-3		BB 1-2 BB	3	0	1	0	1	0	0
Gary Alexander, R (1, 2) OBP: 0.289, SLG: 0.367	K 1-2 3-H			K			4-3		G5-4-3 1-2 2-3 BB	3	0	0	0	1	2	1
Ted Cox, R (1, 5) OBP: 0.258, SLG: 0.213		F8			5-3		4-3		G5-4-3 1-2f	4	0	0	0	0	0	3
Duane Kuiper, L (1, 4) OBP: 0.327, SLG: 0.340		4-3			5-3 1B			G3		3	0	1	0	0	0	0
Tom Veryzer, R (1, 6) OBP: 0.300, SLG: 0.270		5-3			5-3 1-2			F8		3	0	0	0	0	0	1

TOP

Cleveland Indians @ Seattle Mariners

The Kingdome, Seattle, WA

Fri Jun 08 1979, 10:05 PM EDT

Att. 7,300 - Dome

livebaseballscorecards.com

AB	28
R	2
H	4
RBI	1
BB	4
SO	4
LOB	7

Inning Stats	1	2	3	4	5	6	7	8	9
	R: 2 E: 0 K: 1 S: 7	R: 0 E: 0 K: 0 S: 3	R: 0 E: 0 K: 0 S: 3	R: 0 E: 0 K: 2 S: 7	R: 0 E: 0 K: 0 S: 4	R: 0 E: 0 K: 0 S: 3	R: 0 E: 0 K: 0 S: 3	R: 0 E: 0 K: 1 S: 5	R: 0 E: 0 K: 0 S: 3
	H: 2 LOB: 1 BB: 1 P: 11	H: 0 LOB: 0 BB: 0 P: 3	H: 0 LOB: 0 BB: 0 P: 3	H: 0 LOB: 0 BB: 0 P: 7	H: 1 LOB: 1 BB: 0 P: 4	H: 0 LOB: 0 BB: 0 P: 3	H: 0 LOB: 0 BB: 0 P: 3	H: 0 LOB: 1 BB: 1 P: 9	H: 1 LOB: 2 BB: 2 P: 11

1B: 4 SF: 1
2B: 0 SAC: 1
3B: 0 DP: 1
HR: 0 HBP: 0

WP: 0 PA: 34
PB: 0
SB: 1
CS: 0

PITCHER		IP	WLS	BF	H	R	ER	SO	BB	IBB	HBP	BLK	WP	HR	S	P	ERA	WHIP
Mike Parrott, R ERA: 2.8	(1, 1)	8.1	W	33	4	2	2	4	4	0	0	1	0	0	37	53	2.16	0.960
Byron McLaughlin, R ERA: 6.08	(9, 1)	0.2	S	1	0	0	0	0	0	0	0	0	0	0	1	1	0.00	0.000

PITCHER		IP	WLS	BF	H	R	ER	SO	BB	IBB	HBP	BLK	WP	HR	S	P	ERA	WHIP

Batter	1	2	3	4	5	6	7	8	9	AB	R	H	RBI	BB	SO	LOB
Larry Milbourne, S (1, 4) OBP: 0.315, SLG: 0.365	F8		FC4-6 1B	1-2 1B		G3		3-1		5	0	2	0	0	0	0
Ruppert Jones, L (1, 8) OBP: 0.363, SLG: 0.527	BBBB 6-3 BB		FC4-6 S 1-2f	4-3		HR				3	1	1	1	1	0	3
Bruce Bochte, L (1, 3) OBP: 0.425, SLG: 0.539	6-3 1-2		F7 1-2		2B 1B	5-3				4	1	1	0	0	0	2
Willie Horton, R (1, 10) OBP: 0.344, SLG: 0.502	6-3		F4		6-3 1-H 2B 2B	SSS K				4	1	1	1	0	1	2
Dan Meyer, L (1, 5) OBP: 0.332, SLG: 0.429		L4		F9	6-3 2-3		F8			4	0	0	0	0	0	1
Leon Roberts, R (1, 9) OBP: 0.346, SLG: 0.456		F9 1B 2B		SSS K	3-H 2B		6-3			4	1	2	1	0	1	0
Larry Cox, R (1, 2) OBP: 0.330, SLG: 0.419		F9 2-3		HR 1B	SSS K		6-3			4	1	1	0	0	1	2
John Hale, L (1, 7) OBP: 0.457, SLG: 0.607		3-H 1B		1-H HR	FC6-4 IBB			F4		3	1	2	3	1	0	0
Mario Mendoza, R (1, 6) OBP: 0.201, SLG: 0.217		SSS K		1B 1B	1-2f FC6-4			6-3		4	0	1	0	0	1	3
Inning Stats	R: 0 H: 0 E: 0 LOB: 1 K: 0 BB: 1 S: 3 P: 7	R: 1 H: 2 E: 0 LOB: 1 K: 1 BB: 0 S: 7 P: 7	R: 0 H: 1 E: 0 LOB: 1 K: 0 BB: 0 S: 4 P: 4	R: 2 H: 4 E: 0 LOB: 2 K: 1 BB: 0 S: 9 P: 9	R: 2 H: 3 E: 0 LOB: 2 K: 1 BB: 1 S: 8 P: 12	R: 1 H: 1 E: 0 LOB: 0 K: 1 BB: 0 S: 6 P: 6	R: 0 H: 0 E: 0 LOB: 0 K: 0 BB: 0 S: 3 P: 3	R: 0 H: 0 E: 0 LOB: 0 K: 0 BB: 0 S: 3 P: 3		1B: 6 SF: 0 2B: 3 SAC: 0 3B: 0 DP: 0 HR: 2 HBP: 0						WP: 0 PA: 37 PB: 0 SB: 1 CS: 0

PITCHER		IP	WLS	BF	H	R	ER	SO	BB	IBB	HBP	BLK	WP	HR	S	P	ERA	WHIP
Wayne Garland, R ERA: 6.02	(1, 1)	6.0	L	31	11	6	6	4	1	1	0	0	0	2	37	45	9.00	2.000
Don Hood, L ERA: 3.54	(7, 1)	2.0		6	0	0	0	0	0	0	0	0	0	0	6	6	0.00	0.000

PITCHER	IP	WLS	BF	H	R	ER	SO	BB	IBB	HBP	BLK	WP	HR	S	P	ERA	WHIP

BOTTOM

Cleveland Indians @ Seattle Mariners

The Kingdome, Seattle, WA

Fri Jun 08 1979, 10:05 PM EDT

Att. 7,300 - Dome

livebaseballscorecards.com

AB	35
R	6
H	11
RBI	6
BB	2
SO	4
LOB	13

Batter	1	2	3	4	5	6	7	8	9	10	AB	R	H	RBI	BB	SO	LOB
Paul Dade, R (1, 7) OBP: 0.348, SLG: 0.404	6-3	1B		HR		BB CS			F3		4	1	2	1	1	0	1
Toby Harrah, R (1, 10) OBP: 0.364, SLG: 0.351	6-3 2B BB	4-3		BB 1B		CS 1-2	F9		BB 1-2		3	1	1	0	2	0	1
Bobby Bonds, R (1, 9) OBP: 0.378, SLG: 0.458	6-3 1-2		F4	FC5-4 1-2 BB			HBP CS		K		3	0	0	0	1	1	3
Andre Thornton, R (1, 3) OBP: 0.350, SLG: 0.426	2-H 2B		1B 5-3 BB	FC5-4 1-2f			K 1-2			WP SF8-3-4 2B	4	1	2	1	1	1	3
Gary Alexander, R (1, 2) OBP: 0.291, SLG: 0.361	IBB	5-3 1-2			K			K		SF8-3-4 2-3 BB	3	0	0	0	2	2	1
Rick Manning, L (1, 8) OBP: 0.308, SLG: 0.299	4-3		FC5-4 2-3 1B		1-3			F7		F6	5	0	1	0	0	0	4
Ted Cox, R (1, 5) OBP: 0.258, SLG: 0.214		1B G6-3 1B	FC5-4 1-2f		K			F8		SF8-3-4 1-2 3-H	4	1	1	0	0	1	2
Ron Pruitt, R (10, PH) OBP: 0.288, SLG: 0.304 (10, 5)											0	0	0	1	0	0	0
Duane Kuiper, L (1, 4) OBP: 0.325, SLG: 0.339		G6-3 1-3 1B		4-3		4-3			4-3		4	0	1	0	0	0	0
Tom Veryzer, R (1, 6) OBP: 0.299, SLG: 0.265		G6-3 1-2f 3-H		F8		6-3				BB BB	3	0	0	0	1	0	1
Inning Stats	R: 1 E: 0 K: 0 S: 4 H: 1 LOB: 2 BB: 2 P: 12	R: 1 E: 0 K: 0 S: 5 H: 3 LOB: 1 BB: 0 P: 5	R: 0 E: 0 K: 0 S: 4 H: 1 LOB: 2 BB: 1 P: 8	R: 1 E: 0 K: 0 S: 5 H: 2 LOB: 2 BB: 1 P: 9	R: 0 E: 0 K: 2 S: 7 H: 0 LOB: 0 BB: 0 P: 7	R: 0 E: 0 K: 0 S: 2 H: 0 LOB: 0 BB: 1 P: 6	R: 0 E: 0 K: 1 S: 4 H: 0 LOB: 1 BB: 0 P: 5	R: 0 E: 0 K: 1 S: 5 H: 0 LOB: 0 BB: 0 P: 5	R: 0 E: 0 K: 1 S: 5 H: 0 LOB: 2 BB: 2 P: 13	R: 1 E: 0 K: 0 S: 3 H: 1 LOB: 0 BB: 1 P: 7	1B: 5 2B: 4 3B: 0 HR: 1 SF: 1 SAC: 0 DP: 3 HBP: 1						

PITCHER	IP	WLS	BF	H	R	ER	SO	BB	IBB	HBP	BLK	WP	HR	S	P	ERA	WHIP
Rick Honeycutt, L (1, 1) ERA: 4.92	3.2		20	7	3	3	0	2	1	0	0	0	1	17	29	7.36	2.455
John Montague, R (4, 1) ERA: 3.38	5.0		18	0	0	0	4	4	0	1	0	0	0	21	38	0.00	0.800
Shane Rawley, L (9, 1) ERA: 4.5	1.1	L	5	1	1	1	1	1	0	0	0	1	0	6	10	6.75	1.500

PITCHER	IP	WLS	BF	H	R	ER	SO	BB	IBB	HBP	BLK	WP	HR	S	P	ERA	WHIP

TOP

Cleveland Indians @ Seattle Mariners

The Kingdome, Seattle, WA

Sat Jun 09 1979, 10:05 PM EDT

Att. 40,314 - Dome

livebaseballscorecards.com

AB	33
R	4
H	8
RBI	3
BB	8
SO	5
LOB	16

WP: 1 PB: 0 SB: 0 CS: 2 PA: 44

Cleveland Indians @ Seattle Mariners

The Kingdome, Seattle, WA

Sat Jun 09 1979, 10:05 PM EDT

Att. 40,314 - Dome

livebaseballscorecards.com

BOTTOM

Batter	1	2	3	4	5	6	7	8	9	10	AB	R	H	RBI	BB	SO	LOB
Larry Milbourne, S (1, 4) OBP: 0.330, SLG: 0.371	1-3	CS 1B 1-2 BB		1B		1B 1-2			F8		4	0	2	0	1	0	0
Ruppert Jones, L (1, 8) OBP: 0.364, SLG: 0.521	BLK 1B BB	1B 1-2 2-H 3-H		4-3		F9			4-3		4	1	1	2	1	0	3
Bruce Bochte, L (1, 3) OBP: 0.416, SLG: 0.526	F7	K 2-3			K		4-3			F8	5	0	0	0	0	2	3
Willie Horton, R (1, 10) OBP: 0.349, SLG: 0.513	1B 1-H 1B		FC6-4 1B		3B		K			4-3	5	0	3	1	0	1	0
Dan Meyer, L (1, 5) OBP: 0.328, SLG: 0.423	FC6-4 1-2 1B		F5		4-3		F3			L3	5	0	1	0	0	0	2
Leon Roberts, R (1, 9) OBP: 0.341, SLG: 0.448	FC6-4 1-2f		F4		F9			F2			4	0	0	0	0	0	4
Larry Cox, R (1, 2) OBP: 0.328, SLG: 0.407		FC4-6 BB 1B BB	FC6-4 1-2f			5-3		F2			3	1	0	0	1	0	1
John Hale, L (1, 7) OBP: 0.436, SLG: 0.548		FC4-6 1-2 BB		K		K		K			3	0	0	0	1	3	0
Mario Mendoza, R (1, 6) OBP: 0.204, SLG: 0.219 Bobby Valentine, R (9, PH) OBP: 0.368, SLG: 0.344 (10, 6)	FC4-6 BB 1B 1-2f 2-3			4-3		1B 1B			K		3 1	1 0	1 0	0 0	0 0	0 1	2 0
Inning Stats	R: 1 H: 2 E: 0 LOB: 2 K: 0 BB: 1 S: 5 P: 9	R: 2 H: 1 E: 0 LOB: 2 K: 1 BB: 3 S: 5 P: 17	R: 0 H: 1 E: 0 LOB: 1 K: 0 BB: 0 S: 4 P: 4	R: 0 H: 1 E: 0 LOB: 1 K: 1 BB: 0 S: 6 P: 6	R: 0 H: 1 E: 0 LOB: 1 K: 1 BB: 0 S: 6 P: 6	R: 0 H: 2 E: 0 LOB: 2 K: 1 BB: 0 S: 7 P: 7	R: 0 H: 0 E: 0 LOB: 0 K: 1 BB: 0 S: 5 P: 5	R: 0 H: 0 E: 0 LOB: 0 K: 1 BB: 0 S: 5 P: 5	R: 0 H: 0 E: 0 LOB: 0 K: 1 BB: 0 S: 5 P: 5	R: 0 H: 0 E: 0 LOB: 0 K: 0 BB: 0 S: 3 P: 3	1B: 7 SF: 0 2B: 1 SAC: 0 3B: 1 DP: 1 HR: 0 HBP: 0						

	AB	37
	R	3
	H	8
	RBI	3
	BB	4
	SO	7
	LOB	15

WP: 0 PA: 41
PB: 0
SB: 0
CS: 1

PITCHER		IP	WLS	BF	H	R	ER	SO	BB	IBB	HBP	BLK	WP	HR	S	P	ERA	WHIP
Mike Paxton, R ERA: 5.98	(1, 1)	1.1		10	2	3	3	0	4	0	0	1	0	0	6	22	20.25	4.500
Len Barker, R ERA: 6.0	(2, 1)	4.1		18	6	0	0	4	0	0	0	0	0	0	26	26	0.00	1.385
Sid Monge, L ERA: 1.7	(6, 1)	4.1	W	13	0	0	0	3	0	0	0	0	0	0	19	19	0.00	0.000

PITCHER	IP	WLS	BF	H	R	ER	SO	BB	IBB	HBP	BLK	WP	HR	S	P	ERA	WHIP

Batter	1	2	3	4	5	6	7	8	9	AB	R	H	RBI	BB	SO	LOB
Paul Dade, R (1, 7) OBP: 0.343, SLG: 0.397	CS 1B		F3		F8			F8	1-3	5	0	1	0	0	0	4
Toby Harrah, R (1, 5) OBP: 0.366, SLG: 0.351	6-3 1-2		1B BB 1-2			5-3		FC5-4 1B		3	0	1	0	1	0	1
Bobby Bonds, R (1, 9) OBP: 0.380, SLG: 0.472	HR		1-2 2-3 1B			F7		FC5-4 1-2f		4	1	2	1	0	0	1
Andre Thornton, R (1, 3) OBP: 0.343, SLG: 0.417	F8		K			5-3		L4		4	0	0	0	0	1	4
Rick Manning, L (1, 8) OBP: 0.316, SLG: 0.304		F9		G4-6-3 1B			SH3-4 1B 6-3		BB 4-3 BB	3	1	2	0	1	0	0
Gary Alexander, R (1, 10) OBP: 0.290, SLG: 0.359		K		F8			6-3 SH3-4 1-2		K	4	0	1	0	0	2	2
Ron Hassey, L (1, 2)		F7		G4-6-3 1-2f			SH3-4 1-2 2-3		4-3 1-2	3	0	0	0	0	0	2
Tom Veryzer, R (1, 6) OBP: 0.294, SLG: 0.260 Jim Norris, L (9, PH) OBP: 0.295, SLG: 0.279			6-3		F8		6-3 2-3 3-H		BB BB	3 0	0 0	0 0	1 0	0 1	0 0	1 0
Duane Kuiper, L (1, 4) OBP: 0.329, SLG: 0.335			1B BB BB		4-3		4-3		1-2 2-3 BB	2	0	0	0	2	0	1
Inning Stats	R: 1 E: 0 K: 0 S: 4 H: 2 LOB: 0 BB: 0 P: 4	R: 0 E: 0 K: 1 S: 5 H: 0 LOB: 0 BB: 0 P: 5	R: 0 E: 0 K: 1 S: 6 H: 1 LOB: 3 BB: 2 P: 14	R: 0 E: 0 K: 0 S: 3 H: 1 LOB: 0 BB: 0 P: 3	R: 0 E: 0 K: 0 S: 3 H: 0 LOB: 0 BB: 0 P: 3	R: 0 E: 0 K: 0 S: 3 H: 0 LOB: 0 BB: 0 P: 3	R: 1 E: 0 K: 0 S: 5 H: 2 LOB: 1 BB: 0 P: 5	R: 0 E: 0 K: 0 S: 4 H: 1 LOB: 1 BB: 0 P: 4	R: 0 E: 0 K: 1 S: 5 H: 0 LOB: 3 BB: 3 P: 17	1B: 6 2B: 0 3B: 0 HR: 1 SF: 0 SAC: 1 DP: 1 HBP: 0						

PITCHER	IP	WLS	BF	H	R	ER	SO	BB	IBB	HBP	BLK	WP	HR	S	P	ERA	WHIP
Odell Jones, R (1, 1) ERA: 6.21	8.2	W	35	7	2	2	3	4	0	0	0	0	1	37	53	2.08	1.269
Shane Rawley, L (9, 1) ERA: 4.47	0.1	S	2	0	0	0	0	1	0	0	0	0	0	1	5	0.00	3.000

PITCHER	IP	WLS	BF	H	R	ER	SO	BB	IBB	HBP	BLK	WP	HR	S	P	ERA	WHIP

TOP

Cleveland Indians @ Seattle Mariners

The Kingdome, Seattle, WA

Sun Jun 10 1979, 6:33 AM EDT

Att. 7,363 - Dome

livebaseballscorecards.com

AB	31
R	2
H	7
RBI	2
BB	5
SO	3
LOB	16

WP: 0 PB: 0 SB: 0 CS: 1 PA: 37

BOTTOM

Cleveland Indians @ Seattle Mariners

The Kingdome, Seattle, WA

Sun Jun 10 1979, 6:33 AM EDT

Att. 7,363 - Dome

Batter	1	2	3	4	5	6	7	8	9	AB	R	H	RBI	BB	SO	LOB
Larry Milbourne, S (1, 4) OBP: 0.316, SLG: 0.355	6-3	FC6-4 1-2f		6-3			E6 CS			4	0	0	0	0	0	3
Ruppert Jones, L (1, 8) OBP: 0.366, SLG: 0.530	2B		4-3		G3		CS 1-2	BB 2B	2B	4	1	2	0	0	0	0
Tom Paciorek, R (1, 3) OBP: 0.306, SLG: 0.400	F4		E 1B FC5-4 1B		F9			K		4	1	1	0	0	1	2
Willie Horton, R (1, 10) OBP: 0.348, SLG: 0.508	6-3		E8 FC5-4 1-3 1B		6-3			K		4	0	1	0	0	1	2
Leon Roberts, R (1, 9) OBP: 0.343, SLG: 0.446		FC1-6 1B 1B	FC5-4 FC6 1-2f 3-H	4-3				BB 2B BB		3	1	1	1	1	0	1
Dan Meyer, L (1, 5) OBP: 0.332, SLG: 0.422		FC SF8 FC1-6 1-2 1B	FC6 1-2f	4-3				1-2 2-3 2B BB		3	2	1	0	1	0	1
Larry Cox, R (1, 2) OBP: 0.319, SLG: 0.396 Bruce Bochte, L (8, PH) OBP: 0.419, SLG: 0.533 John Hale, L (8, PR) OBP: 0.436, SLG: 0.548 (9, 7)	FC1-6 FC 1-2 2-3f		K	F8				1-H 2-H 3-H 2B		3 1 0	0 0 0	0 1 0	0 3 0	1 0 0	2 0 0	2 0 0
Bobby Valentine, R (1, 7) OBP: 0.381, SLG: 0.343 Bob Stinson, S (9, 2) OBP: 0.360, SLG: 0.374	FC FC6-4 1-2 2-3		SH1 BB				G6-4-3 1B	F4		3 0	0 0	1 0	0 0	1 0	0 0	3 0
Mario Mendoza, R (1, 6) OBP: 0.201, SLG: 0.217		SF8 3-H	SH1 1-2				G6-4-3 1-2f			1	0	0	1	0	0	1
Inning Stats	R: 0 E: 0 K: 0 S: 4 H: 1 LOB: 1 BB: 0 P: 4	R: 1 E: 0 K: 0 S: 6 H: 2 LOB: 2 BB: 0 P: 6	R: 1 E: 1 K: 0 S: 5 H: 2 LOB: 1 BB: 0 P: 5	R: 0 E: 0 K: 1 S: 5 H: 0 LOB: 1 BB: 1 P: 9	R: 0 E: 0 K: 0 S: 3 H: 0 LOB: 0 BB: 0 P: 3	R: 0 E: 0 K: 0 S: 3 H: 0 LOB: 0 BB: 0 P: 3	R: 0 E: 1 K: 0 S: 3 H: 1 LOB: 0 BB: 0 P: 3	R: 3 E: 0 K: 2 S: 9 H: 2 LOB: 1 BB: 2 P: 17		1B: 5 2B: 3 3B: 0 HR: 0 SF: 1 SAC: 1 DP: 1 HBP: 0				WP: 0 PB: 0 SB: 0 CS: 1 PA: 36	

livebaseballscorecards.com

AB	30
R	5
H	8
RBI	5
BB	3
SO	3
LOB	15

PITCHER		IP	WLS	BF	H	R	ER	SO	BB	IBB	HBP	BLK	WP	HR	S	P	ERA	WHIP
Rick Waits, L ERA: 3.38	(1, 1)	7.1	L	30	7	3	2	2	1	0	0	0	0	0	33	37	2.46	1.091
Victor Cruz, R ERA: 3.69	(8, 1)	0.2		5	1	2	2	1	2	0	0	0	0	0	5	13	27.00	4.500

PITCHER	IP	WLS	BF	H	R	ER	SO	BB	IBB	HBP	BLK	WP	HR	S	P	ERA	WHIP

Batter	1	2	3	4	5	6	7	8	9	AB	R	H	RBI	BB	SO	LOB
Bert Campaneris, R (1, 6) OBP: 0.297, SLG: 0.239	F2	G5-3 2-3f			BBB 4-0 FC5-4 1-2 BB	x 0-0 FC 1-3 2-H 1B	4-3	F7	3	0	0	0	1	0	3
Jim Anderson, R (7, 6) OBP: 0.250, SLG: 0.176									2	0	0	0	0	0	1
Carney Lansford, R (1, 5) OBP: 0.360, SLG: 0.463	FC6-4 1B		H 1-0 6-3 5-3 HBP		x 0-0 FC5-4 G6-4-3 1-2f 2-3		x 0-0 2-H 1B	BBBB 4-0 1B HBP BB	3	1	2	0	1	0	2
Dan Ford, R (1, 9) OBP: 0.359, SLG: 0.467	FC6-4 1-2f BB 1B		5-3 1-2		G6-4-3 1-2f		SSS 0-3 K	HBP 1-3 2B 1B	5	2	1	0	0	1	5
Don Baylor, R (1, 7) OBP: 0.386, SLG: 0.524	BBBB 4-0 1B 1-2 BB		6-3 2-3			SSS 0-3 K		SH5-4 BB FC1 1B	IIII 4-0 HBP 2B IBB	3	1	1	0	2	1	1
Willie Aikens, L (1, 3) OBP: 0.386, SLG: 0.571	1-3 2-H 1B		SSS 0-3 K			x 0-0 F8		BBBB 4-0 BB SH5-4 1-2 BB	H 1-0 2B 1-2 2-3 3-H 1B HBP	3	1	1	2	1	1	1
Willie Davis, L (1, 10) OBP: 0.216, SLG: 0.229	SSS 0-3 K			x 0-0 3-1		x 0-0 F8		x 0-0 SH5-4 1-2 2-3	x 0-0 1B 1-3 2-H 3-H 2B	3	0	0	0	0	1	2
Brian Downing, R (9, PH) OBP: 0.392, SLG: 0.497										1	1	1	2	0	0	0
Larry Harlow, L (1, 8) OBP: 0.386, SLG: 0.322		BBB 4-0 G5-3 1B BB		SSS 0-3 K			BBB 4-0 1B 1B BB	x 0-0 FC1 3-H BB	x 0-0 2B 2-H 3-H 1B	3	2	1	2	2	1	2
Bobby Grich, R (1, 4) OBP: 0.378, SLG: 0.594	x 0-0 1-2 1B			SSS 0-3 K			x 0-0 1B 1-3 FC 1B	BBBB 4-0 1-2 2-3 BB	SSS 0-3 K	4	1	2	0	1	2	1
Tom Donohue, R (1, 2) OBP: 0.263, SLG: 0.389	SSS 0-3 K			x 0-0 E6 FC5-4 BB			x 0-0 FC 1-2 3-H 1B	x 0-0 3-1	x 0-0 2B 2-H	2	0	0	0	0	1	2
Merv Rettenmund, R (7, PH) OBP: 0.286, SLG: 0.316										1	0	1	1	0	0	0
Terry Humphrey, R (7, 2) OBP: 0.111, SLG: 0.059										0	0	0	0	0	0	0
Dickie Thon, R (7, 6) OBP: 0.286, SLG: 0.429										2	0	1	1	0	0	3
Inning Stats	R: 1 H: 2 E: 0 LOB: 2 K: 1 BB: 1 S: 7 P: 11	R: 0 H: 1 E: 0 LOB: 1 K: 1 BB: 1 S: 5 P: 9	R: 0 H: 0 E: 0 LOB: 1 K: 1 BB: 0 S: 5 P: 6	R: 0 H: 0 E: 0 LOB: 0 K: 2 BB: 0 S: 7 P: 7	R: 0 H: 0 E: 1 LOB: 1 K: 0 BB: 1 S: 3 P: 7	R: 0 H: 0 E: 0 LOB: 0 K: 1 BB: 0 S: 5 P: 5	R: 2 H: 3 E: 1 LOB: 1 K: 1 BB: 1 S: 7 P: 11	R: 0 H: 1 E: 0 LOB: 3 K: 0 BB: 2 S: 4 P: 12	R: 6 H: 4 E: 0 LOB: 1 K: 1 BB: 2 S: 9 P: 18	1B: 9 SF: 0 2B: 2 SAC: 2 3B: 0 DP: 2 HR: 0 HBP: 2						WP: 0 PA: 46 PB: 0 SB: 0 CS: 0

PITCHER		IP	WLS	BF	H	R	ER	SO	BB	IBB	HBP	BLK	WP	HR	S	P	ERA	WHIP
Eric Wilkins, R ERA: 4.53	(1, 1)	6.1		28	5	3	3	6	4	0	1	0	0	0	35	52	4.26	1.421
Victor Cruz, R ERA: 3.62	(7, 1)	0.2		2	1	0	0	1	0	0	0	0	0	0	4	4	0.00	1.500
Sid Monge, L ERA: 1.68	(8, 1)	0.2		5	1	0	0	0	2	0	0	0	0	0	3	11	0.00	4.500
Dan Spillner, R ERA: 5.14	(8, 1)	0.2	L	5	1	3	3	0	1	1	0	0	0	0	3	11	40.50	3.000
Don Hood, L ERA: 3.98	(9, 1)	0.0		1	0	0	0	0	0	0	1	0	0	0	0	1	∞	∞

PITCHER		IP	WLS	BF	H	R	ER	SO	BB	IBB	HBP	BLK	WP	HR	S	P	ERA	WHIP
Mike Paxton, R ERA: 6.22	(9, 1)	0.2		5	3	3	3	1	0	0	0	0	0	0	7	7	40.50	4.500

TOP

California Angels @ Cleveland Indians

Cleveland Municipal Stadium, Cleveland, OH

Mon Jun 11 1979, 7:05 PM EDT

Att. 10,674 - Unknown - 62 F

livebaseballscorecards.com

AB	35
R	9
H	11
RBI	8
BB	8
SO	8
LOB	23

BOTTOM

California Angels @ Cleveland Indians

Cleveland Municipal Stadium, Cleveland, OH

Mon Jun 11 1979, 7:05 PM EDT

Att. 10,674 - Unknown - 62 F

livebaseballscorecards.com

Batter	1	2	3	4	5	6	7	8	9	AB	R	H	RBI	BB	SO	LOB
Paul Dade, R (1, 7) OBP: 0.333, SLG: 0.385	4-3			F9	F8		K		F7	5	0	0	0	0	1	3
Toby Harrah, R (1, 10) OBP: 0.371, SLG: 0.354	F4 1B			G3		F8		WP PB SF7 BB	S 1B	4	1	2	0	1	0	0
Bobby Bonds, R (1, 9) OBP: 0.384, SLG: 0.477	F4			2B		1B		K	BB	4	0	2	0	1	1	2
Andre Thornton, R (1, 3) OBP: 0.336, SLG: 0.408		5-3		F5		F6		SF7	F4	4	0	0	1	0	0	5
Rick Manning, L (1, 8) OBP: 0.319, SLG: 0.304		G6-4-3 BB			F7	F5		S BLK 1B		3	0	1	0	1	0	1
Gary Alexander, R (1, 2) OBP: 0.299, SLG: 0.380		G6-4-3			1B 5-3 1B		HR	FC6-4 BB		3	2	2	1	1	0	1
Duane Kuiper, L (1, 4) OBP: 0.327, SLG: 0.333			L6		5-3 1B		B2-3	FC6-4		4	1	1	0	0	0	2
Ted Cox, R (1, 5) OBP: 0.258, SLG: 0.216			6-3		5-3		S		K	4	0	1	1	0	1	1
Tom Veryzer, R (1, 6) OBP: 0.295, SLG: 0.262 Jim Norris, L (9, PH) OBP: 0.299, SLG: 0.285			K				K		1B	3 1	0 0	1 1	1 0	0 0	2 0	1 0
Inning Stats	R: 0 E: 0 K: 0 S: 3 H: 1 LOB: 0 BB: 0 P: 3	R: 0 E: 0 K: 0 S: 2 H: 0 LOB: 0 BB: 1 P: 6	R: 0 E: 0 K: 1 S: 5 H: 0 LOB: 0 BB: 0 P: 5	R: 0 E: 0 K: 0 S: 4 H: 1 LOB: 1 BB: 0 P: 4	R: 2 E: 0 K: 0 S: 6 H: 3 LOB: 1 BB: 0 P: 6	R: 0 E: 0 K: 0 S: 4 H: 1 LOB: 1 BB: 0 P: 4	R: 1 E: 0 K: 2 S: 9 H: 2 LOB: 1 BB: 0 P: 9	R: 1 E: 0 K: 1 S: 6 H: 1 LOB: 2 BB: 2 P: 14	R: 0 E: 0 K: 1 S: 7 H: 2 LOB: 3 BB: 1 P: 11	1B: 9 2B: 1 3B: 0 HR: 1	SF: 1 SAC: 0 DP: 1 HBP: 0						

	AB	35
	R	4
	H	11
	RBI	4
	BB	4
	SO	5
	LOB	16

WP: 1 PB: 1 SB: 3 CS: 0 PA: 40

PITCHER		IP	WLS	BF	H	R	ER	SO	BB	IBB	HBP	BLK	WP	HR	S	P	ERA	WHIP
Jim Barr, R ERA: 3.65	(1, 1)	6.1		26	8	3	3	1	1	0	0	0	0	1	27	31	4.26	1.421
Mark Clear, R ERA: 2.75	(7, 1)	2.2	W	14	3	1	1	4	3	0	0	1	1	0	19	31	3.38	2.250

PITCHER	IP	WLS	BF	H	R	ER	SO	BB	IBB	HBP	BLK	WP	HR	S	P	ERA	WHIP

Batter	1	2	3	4	5	6	7	8	9	AB	R	H	RBI	BB	SO	LOB
Larry Harlow, L (1, 8) OBP: 0.382, SLG: 0.313	F8	S 2-H 3-H 1B	F8			5-3	1-2 BB		1-3 1-2	5	0	1	2	1	0	3
Carney Lansford, R (1, 5) OBP: 0.356, SLG: 0.456	S 1B	F3 1-2		K		F8	K		G3	6	0	1	0	0	2	5
Dan Ford, R (1, 9) OBP: 0.356, SLG: 0.457	K 1-2		1-3	6-3			K	1B 1B BB		4	1	0	0	1	2	1
Don Baylor, R (1, 7) OBP: 0.386, SLG: 0.530	F8		1B 2B	F7			1B BB 2B	F9		5	2	2	0	0	0	2
Willie Aikens, L (1, 3) OBP: 0.405, SLG: 0.578		1B 1B 4-3 1B	1B 1B BB		PB BB		BB 1B 1B BB	L5-4 1B 1-2 1B		2	3	2	0	3	0	0
Brian Downing, R (1, 10) OBP: 0.402, SLG: 0.505		4-3 1B 1-2 1B	1B 1B 1-3 2-H WP 1B		F9		1-2 2-3 BB 1B	1-2 2-H 1B		5	3	4	2	0	0	1
Bobby Grich, R (1, 4) OBP: 0.374, SLG: 0.585	K	WP 1B 1-2 3-H 1B			F6		K	L5-4 2-3		5	0	1	1	0	2	8
Dickie Thon, R (1, 6) OBP: 0.417, SLG: 0.455		4-3 1-2 2-3 1B	WP 1-2 2-3 1B		F8 1-2		1B 1-2 2-3 3-H BB		F9	4	1	2	1	1	0	1
Tom Donohue, R (1, 2) OBP: 0.292, SLG: 0.391		4-3 1-2 2-3 3-H	K 1-2 2-3 3-H			5-3	BB 1-3 2-H 3-H 1B		1-3 1B	5	0	2	3	0	1	4
Inning Stats	R: 0 H: 1 E: 0 LOB: 1 K: 1 BB: 0 S: 6 P: 6	R: 3 H: 4 E: 0 LOB: 1 K: 1 BB: 0 S: 9 P: 9	R: 3 H: 4 E: 0 LOB: 2 K: 1 BB: 1 S: 9 P: 13	R: 0 H: 0 E: 0 LOB: 0 K: 1 BB: 0 S: 5 P: 5	R: 0 H: 0 E: 0 LOB: 1 K: 0 BB: 1 S: 3 P: 7	R: 0 H: 0 E: 0 LOB: 0 K: 0 BB: 0 S: 3 P: 3	R: 3 H: 3 E: 0 LOB: 3 K: 3 BB: 3 S: 12 P: 24	R: 1 H: 2 E: 0 LOB: 1 K: 0 BB: 1 S: 4 P: 8	R: 0 H: 1 E: 0 LOB: 1 K: 0 BB: 0 S: 4 P: 4	1B: 13 SF: 0 2B: 3 SAC: 0 3B: 0 DP: 1 HR: 0 HBP: 0						

PITCHER		IP	WLS	BF	H	R	ER	SO	BB	IBB	HBP	BLK	WP	HR	S	P	ERA	WHIP
Rick Wise, R ERA: 3.72	(1, 1)	1.0		6	3	2	2	1	0	0	0	0	0	0	8	8	18.00	3.000
Mike Paxton, R ERA: 6.68	(2, 1)	1.1		10	5	4	4	1	1	0	0	0	0	0	11	15	27.00	4.500
Dan Spillner, R ERA: 5.06	(3, 1)	4.0		16	2	2	2	3	2	0	0	0	1	0	20	28	4.50	1.000
Victor Cruz, R ERA: 3.86	(7, 1)	0.1		4	2	1	1	1	1	0	0	0	0	0	5	9	27.00	9.000
Sid Monge, L ERA: 1.84	(7, 1)	0.2		6	2	1	1	1	2	0	0	0	0	0	6	14	13.50	6.000
Don Hood, L ERA: 3.68	(8, 1)	1.2	W	5	1	0	0	0	0	0	0	0	0	0	5	5	0.00	0.600

TOP

California Angels @ Cleveland Indians

Cleveland Municipal Stadium, Cleveland, OH

Tue Jun 12 1979, 7:05 PM EDT
Att. 9,945 - Unknown - 63 F

livebaseballscorecards.com

AB	41
R	10
H	15
RBI	9
BB	6
SO	7
LOB	25

1B: 13	SF: 0	WP: 1	PA: 47
2B: 3	SAC: 0	PB: 1	
3B: 0	DP: 1	SB: 2	
HR: 0	HBP: 0	CS: 0	

Batter	1	2	3	4	5	6	7	8	9	AB	R	H	RBI	BB	SO	LOB
Paul Dade, R (1, 7) OBP: 0.322, SLG: 0.371	4-3		6-3	FC6-4 1-2f	F8		F9		F4	6	0	0	0	0	0	6
Toby Harrah, R (1, 10) OBP: 0.378, SLG: 0.368	BB		1B 1B BB		BB 4-3 1B BB	F8		5-3	2-H HR	3	3	1	2	3	0	0
Bobby Bonds, R (1, 9) OBP: 0.391, SLG: 0.480	K		1B 1-2 2-3 1B	4-3 1-2		S HBP		2B 1B	S 1B	5	2	3	0	0	1	2
Andre Thornton, R (1, 3) OBP: 0.344, SLG: 0.418	F4		BB 1-3 2-H 3-H 1B		BB 1B BB	F8		1-H 2B	1-H 1B	5	1	3	4	1	0	2
Rick Manning, L (1, 8) OBP: 0.333, SLG: 0.308		G1-4-3 1B	1-2 BB		E 1B 1-2 2-3 E BB	FC6-4 1-2 BB		BB		1	1	1	0	4	0	0
Gary Alexander, R (1, 2) OBP: 0.292, SLG: 0.370		K	1-3		F9	FC6-4 1-2f		F7		5	0	0	0	0	1	11
Duane Kuiper, L (1, 4) OBP: 0.324, SLG: 0.330		G1-4-3 1-2f		4-3	E2 1-3 2-H 3-H E 1B		F7	F7		5	1	1	2	0	0	3
Ted Cox, R (1, 5) OBP: 0.275, SLG: 0.239 Horace Speed, R (9, PR) OBP: 0.368, SLG: 0.143			1B 1B 2B	FC6-4 1B	E6 2-H 3-H 1B		F8		5-3 HR BB	4 0	2 1	2 0	0 0	1 0	0 0	0 0
Tom Veryzer, R (1, 6) OBP: 0.297, SLG: 0.266			F4	L6	2-H 1B		1B		5-3 1-2	5	0	2	1	0	0	3
Inning Stats	R: 0 E: 0 K: 1 S: 5 H: 0 LOB: 1 BB: 1 P: 9	R: 0 E: 0 K: 1 S: 5 H: 1 LOB: 0 BB: 0 P: 5	R: 2 E: 0 K: 0 S: 6 H: 3 LOB: 3 BB: 2 P: 14	R: 0 E: 0 K: 0 S: 4 H: 1 LOB: 1 BB: 0 P: 4	R: 5 E: 2 K: 0 S: 6 H: 2 LOB: 1 BB: 3 P: 18	R: 0 E: 0 K: 0 S: 3 H: 0 LOB: 2 BB: 1 P: 8	R: 0 E: 0 K: 0 S: 4 H: 1 LOB: 1 BB: 0 P: 4	R: 1 E: 0 K: 0 S: 5 H: 2 LOB: 2 BB: 1 P: 9	R: 3 E: 0 K: 0 S: 5 H: 3 LOB: 1 BB: 1 P: 9	1B: 10 2B: 2 3B: 0 HR: 1 SF: 0 SAC: 0 DP: 1 HBP: 1						

PITCHER		IP	WLS	BF	H	R	ER	SO	BB	IBB	HBP	BLK	WP	HR	S	P	ERA	WHIP
Dave Frost, R ERA: 4.92	(1, 1)	4.2		25	6	6	4	2	6	0	0	0	0	0	23	47	7.71	2.571
Mike Barlow, R ERA: 4.6	(5, 1)	2.2		15	4	2	1	0	1	0	1	0	0	0	13	18	3.38	1.875
Dave LaRoche, L ERA: 6.03	(8, 1)	1.1		7	1	3	3	0	2	0	0	0	0	1	5	13	20.25	2.250
Mark Clear, R ERA: 2.91	(9, 1)	0.0	L	2	2	0	0	0	0	0	0	0	0	0	2	2	∞	∞

PITCHER	IP	WLS	BF	H	R	ER	SO	BB	IBB	HBP	BLK	WP	HR	S	P	ERA	WHIP

BOTTOM

California Angels @ Cleveland Indians

Cleveland Municipal Stadium, Cleveland, OH

Tue Jun 12 1979, 7:05 PM EDT

Att. 9,945 - Unknown - 63 F

livebaseballscorecards.com

AB	39
R	11
H	13
RBI	9
BB	9
SO	2
LOB	27

Oakland Athletics @ Cleveland Indians

Cleveland Municipal Stadium, Cleveland, OH

Wed Jun 13 1979, 7:05 PM EDT

Att. 5,204 - Unknown - 69 F

livebaseballscorecards.com

TOP

Batter	1	2	3	4	5	6	7	8	9	AB	R	H	RBI	BB	SO	LOB
Derek Bryant, R (1, 7) OBP: 0.243, SLG: 0.215	F8	3-1 2B		1-3		2-H 1B			F8	5	0	2	1	0	0	0
Larry Murray, S (1, 9) OBP: 0.267, SLG: 0.264	B B B B E FC6 2B BB	3-1 2-3		F7		G3			4-3	4	1	0	0	1	0	1
Dwayne Murphy, L (1, 8) OBP: 0.424, SLG: 0.376	FC6 2B 1-3	4-3		4-3			S S S K		1B	5	1	1	0	0	1	2
Dave Revering, L (1, 3) OBP: 0.341, SLG: 0.415	1B 2B 2-H 3-H	S S S K			4-3		G6-4-3 1B		G3	5	1	2	2	0	1	2
Jeff Newman, R (1, 2) OBP: 0.248, SLG: 0.417	BB BB 2-H 1B		4-1 BB 1B		2B		G6-4-3 1-2f			4	0	3	1	0	0	1
Mitchell Page, L (1, 10) OBP: 0.300, SLG: 0.307	S S S K		F7		F9			3-1		4	0	0	0	0	1	3
Wayne Gross, L (1, 5) OBP: 0.399, SLG: 0.429	B B B B BB 1-2 BB		B B B B 4-1 1-2 BB		S S S K2-3			B B B B 4-3 S BB		1	0	0	0	3	1	1
Mike Edwards, R (1, 4) OBP: 0.290, SLG: 0.291	B B B B FC6 1-2 2-3 BB		4-1 1-2 2-3			SH1-4 1B 1B		4-3 1-3		3	1	1	0	1	0	3
Rob Picciolo, R (1, 6) OBP: 0.205, SLG: 0.282	FC6 1-2f		F8			SH1-4 1-2		S S S K		3	0	0	0	0	1	6

AB	34
R	4
H	9
RBI	4
BB	5
SO	5
LOB	19

| Inning Stats | | |

BOTTOM

Oakland Athletics @ Cleveland Indians

Cleveland Municipal Stadium, Cleveland, OH

Wed Jun 13 1979, 7:05 PM EDT

Att. 5,204 - Unknown - 69 F

livebaseballscorecards.com

Batter	1	2	3	4	5	6	7	8	9	AB	R	H	RBI	BB	SO	LOB
Paul Dade, R (1, 7) (9, 5) OBP: 0.326, SLG: 0.371	BBBB 4-0 BB HBP BB		X 0-0 ① 5-3			X 0-0 ① F8		X 0-0 1B 1B 1B		3	1	1	0	1	0	0
Toby Harrah, R (1, 10) (9, 6) OBP: 0.376, SLG: 0.366	SSS 0-3 ① K		X 0-0 ② 5-3			X 0-0 ② 1-3		X 0-0 1B HR 1-2 1B		4	1	1	0	0	1	1
Bobby Bonds, R (1, 9) OBP: 0.392, SLG: 0.478	H 1-0 FC5 BB 1-2 HBP		SSS 0-3 ③ K			X 0-0 ③ 6-3		X 0-0 HR 1-2 2-H 1B		3	1	1	1	0	1	0
Andre Thornton, R (1, 3) OBP: 0.347, SLG: 0.431	SSS 0-3 ② K			X 0-0 ① 6-3			H 1-0 HBP	X 0-0 1-H 2-H HR		3	1	1	3	0	1	2
Rick Manning, L (1, 8) OBP: 0.336, SLG: 0.308	BBBB 4-0 1-2 2-3 BB			X 0-0 ② 4-3			X 0-0 ① L4	X 0-0 3B 1B		3	1	1	0	1	0	1
Gary Alexander, R (1, 2) OBP: 0.287, SLG: 0.362 Wayne Garland, R (9, 1)	X 0-0 ③ FC5 2-3f			SSS 0-3 ③ K			X 0-0 ② F8	SSS 0-3 ② K		4	0	0	0	0	2	5
										0	0	0	0	0	0	0
Duane Kuiper, L (1, 4) OBP: 0.326, SLG: 0.328 Dave Rosello, R (6, 4) OBP: 0.250, SLG: 0.875		X 0-0 ① 3-1		BBBB 4-0 G6-4-3 BB			X 0-0 ③ F7	X 0-0 1-H 3B		1	0	0	0	1	0	0
										2	0	1	1	0	0	1
Ted Cox, R (1, 5) OBP: 0.269, SLG: 0.234 Jim Norris, L (8, PH) (9, 7) OBP: 0.302, SLG: 0.303		SSS 0-3 ② K		SSS 0-3 ① K				0-0 SF9 3B 0-0 6-3		2	0	0	0	0	2	1
										2	1	1	0	0	0	1
Tom Veryzer, R (1, 6) OBP: 0.294, SLG: 0.263 Ron Hassey, L (8, PH) (9, 2)		X 0-0 ③ F9		X 0-0 ②③ G6-4-3 1-2f				X 0-0 ① SF9 3-H		2	0	0	0	0	0	1
										0	0	0	1	0	0	0
Inning Stats	R: 0 E: 0 K: 2 S: 7 H: 0 LOB: 3 BB: 2 P: 16	R: 0 E: 0 K: 1 S: 5 H: 0 LOB: 0 BB: 0 P: 5	R: 0 E: 0 K: 1 S: 5 H: 0 LOB: 0 BB: 0 P: 5	R: 0 E: 0 K: 1 S: 5 H: 0 LOB: 0 BB: 0 P: 5	R: 0 E: 0 K: 1 S: 4 H: 0 LOB: 0 BB: 1 P: 8	R: 0 E: 0 K: 0 S: 3 H: 0 LOB: 0 BB: 0 P: 3	R: 0 E: 0 K: 0 S: 3 H: 0 LOB: 1 BB: 0 P: 4	R: 6 E: 0 K: 1 S: 12 H: 7 LOB: 1 BB: 0 P: 12		1B: 4 2B: 0 3B: 2 HR: 1	SF: 1 SAC: 0 DP: 1 HBP: 2						

	AB	29
	R	6
	H	7
	RBI	6
	BB	3
	SO	7
	LOB	13

WP: 0 PB: 0 SB: 0 CS: 0 PA: 35

PITCHER		IP	WLS	BF	H	R	ER	SO	BB	IBB	HBP	BLK	WP	HR	S	P	ERA	WHIP
Mike Norris, R ERA: 5.43	(1, 1)	7.1		28	2	2	2	6	3	0	2	0	0	0	35	49	2.46	0.682
Dave Heaverlo, R ERA: 2.86	(8, 1)	0.0		2	2	0	0	0	0	0	0	0	0	0	2	2	∞	∞
Bob Lacey, L ERA: 4.93	(8, 1)	0.2	L	5	3	4	4	1	0	0	0	0	0	1	7	7	54.00	4.500

PITCHER	IP	WLS	BF	H	R	ER	SO	BB	IBB	HBP	BLK	WP	HR	S	P	ERA	WHIP

Oakland Athletics @ Cleveland Indians

Cleveland Municipal Stadium, Cleveland, OH

Thu Jun 14 1979, 7:05 PM EDT

Att. 7,361 - Unknown - 81 F

TOP

livebaseballscorecards.com

Batter	1	2	3	4	5	6	7	8	9	AB	R	H	RBI	BB	SO	LOB
Derek Bryant, R (1, 7) OBP: 0.230, SLG: 0.203	4-3		6-3			K		F9		4	0	0	0	0	1	0
Larry Murray, S (1, 9) OBP: 0.272, SLG: 0.270	S 1B		F8			6-3			F9 SH 1B	4	0	2	0	0	0	0
Dwayne Murphy, L (1, 8) OBP: 0.423, SLG: 0.371	K 1-2			G3			G5-4-3 1B 1B BB		SH S 1-2	2	1	0	0	1	1	1
Dave Revering, L (1, 3) OBP: 0.339, SLG: 0.412	F5			4-3			G5-4-3 1-2 1B		F9 2-3	4	0	1	0	0	0	3
Jeff Newman, R (1, 2) OBP: 0.243, SLG: 0.408		F4		6-3			G5-4-3 1-2f 2-3		K 1-2	4	0	0	0	0	1	4
Mitchell Page, L (1, 10) OBP: 0.303, SLG: 0.307		BB			5-3		E 3-H 1B		K	3	0	1	1	1	1	2
Wayne Gross, L (1, 5) OBP: 0.394, SLG: 0.421		F7			F9		F8 1-2			3	0	0	0	0	0	2
Mike Edwards, R (1, 4) OBP: 0.285, SLG: 0.286		6-3			1-3			F9		3	0	0	0	0	0	1
Rob Picciolo, R (1, 6) OBP: 0.198, SLG: 0.272			1-3			F8		F4		3	0	0	0	0	0	0
Inning Stats	R: 0 H: 1 E: 0 LOB: 1 K: 1 BB: 0 S: 6 P: 6	R: 0 H: 0 E: 0 LOB: 1 K: 0 BB: 1 S: 3 P: 7	R: 0 H: 0 E: 0 LOB: 0 K: 0 BB: 0 S: 3 P: 3	R: 0 H: 0 E: 0 LOB: 0 K: 0 BB: 0 S: 3 P: 3	R: 0 H: 0 E: 0 LOB: 0 K: 0 BB: 0 S: 3 P: 3	R: 0 H: 0 E: 0 LOB: 0 K: 1 BB: 0 S: 5 P: 5	R: 1 H: 2 E: 1 LOB: 1 K: 0 BB: 1 S: 4 P: 8	R: 0 H: 0 E: 0 LOB: 0 K: 0 BB: 0 S: 3 P: 3	R: 0 H: 1 E: 0 LOB: 2 K: 2 BB: 0 S: 9 P: 9	1B: 4 SF: 0 2B: 0 SAC: 1 3B: 0 DP: 1 HR: 0 HBP: 0						

	AB	30
	R	1
	H	4
	RBI	1
	BB	2
	SO	4
	LOB	13

WP: 0 PA: 33
PB: 0
SB: 2
CS: 0

PITCHER		IP	WLS	BF	H	R	ER	SO	BB	IBB	HBP	BLK	WP	HR	S	P	ERA	WHIP
Len Barker, R ERA: 4.89	(1, 1)	8.0		29	4	1	1	2	2	0	0	0	0	0	31	39	1.12	0.750
Sid Monge, L ERA: 1.8	(9, 1)	1.0	W	4	0	0	0	2	0	0	0	0	0	0	8	8	0.00	0.000

PITCHER	IP	WLS	BF	H	R	ER	SO	BB	IBB	HBP	BLK	WP	HR	S	P	ERA	WHIP

Batter	1	2	3	4	5	6	7	8	9	AB	R	H	RBI	BB	SO	LOB
Jim Norris, L (1, 7) OBP: 0.299, SLG: 0.314	4-3		4-3		K		F7		3B 1-H 2-H	5	0	1	2	0	1	1
Toby Harrah, R (1, 5) OBP: 0.374, SLG: 0.361	BB WP		F9		F8			F8		3	0	0	0	1	0	0
Bobby Bonds, R (1, 9) OBP: 0.390, SLG: 0.474	5-3 1-2		K			K		1B CS E		4	0	1	0	0	2	1
Rick Manning, L (1, 8) OBP: 0.335, SLG: 0.312	4-3			2B		4-3		E6 1-2		4	0	1	0	0	0	2
Gary Alexander, R (1, 2) OBP: 0.286, SLG: 0.360		F4		K		1B		K 2-3		4	0	1	0	0	2	3
Ron Hassey, L (1, 3)		4-3		1-3		4-3			3-1	4	0	0	0	0	0	2
Ron Pruitt, R (1, 10) OBP: 0.339, SLG: 0.319 Horace Speed, R (9, PR) OBP: 0.368, SLG: 0.143	BB 1B		BB				SH1-4		FC6-4 BB	1 0	0 0	1 0	0 0	3 0	0 0	0 0
Dave Rosello, R (1, 4) OBP: 0.273, SLG: 0.727	S 1-3 1B		K				SH1-4 1-2		FC6-4 E 1-2f 3B	3	1	1	0	0	1	3
Tom Veryzer, R (1, 6) OBP: 0.290, SLG: 0.258 Ted Cox, R (9, PH) OBP: 0.267, SLG: 0.232	L5 1-2				K		6-3		E6 1-2 3B	3 1	0 1	0 0	0 0	0 0	1 0	3 1
Inning Stats	R: 0 E: 0 K: 0 S: 3 H: 0 LOB: 1 BB: 1 P: 7	R: 0 E: 0 K: 0 S: 4 H: 1 LOB: 2 BB: 1 P: 8	R: 0 E: 0 K: 1 S: 5 H: 0 LOB: 0 BB: 0 P: 5	R: 0 E: 0 K: 2 S: 8 H: 1 LOB: 2 BB: 1 P: 12	R: 0 E: 0 K: 2 S: 7 H: 0 LOB: 0 BB: 0 P: 7	R: 0 E: 0 K: 1 S: 6 H: 1 LOB: 1 BB: 0 P: 6	R: 0 E: 0 K: 0 S: 4 H: 1 LOB: 1 BB: 0 P: 4	R: 0 E: 1 K: 1 S: 6 H: 1 LOB: 2 BB: 0 P: 6	R: 2 E: 1 K: 0 S: 4 H: 1 LOB: 2 BB: 1 P: 8	1B: 4 2B: 2 3B: 1 HR: 0 SF: 0 SAC: 1 DP: 1 HBP: 0				WP: 1 PB: 0 SB: 1 CS: 1		PA: 37

PITCHER		IP	WLS	BF	H	R	ER	SO	BB	IBB	HBP	BLK	WP	HR	S	P	ERA	WHIP
Matt Keough, R ERA: 5.66	(1, 1)	7.1		30	5	0	0	6	3	0	0	0	1	0	39	51	0.00	1.091
Bob Lacey, L ERA: 4.93	(8, 1)	0.0		1	0	0	0	0	0	0	0	0	0	0	1	1	∞	∞
Jim Todd, R ERA: 7.68	(8, 1)	1.1	L	5	0	2	0	1	1	0	0	0	0	0	6	10	0.00	0.750
Craig Minetto, L ERA: 4.61	(9, 1)	0.0		1	1	0	0	0	0	0	0	0	0	0	1	1	∞	∞

PITCHER	IP	WLS	BF	H	R	ER	SO	BB	IBB	HBP	BLK	WP	HR	S	P	ERA	WHIP

BOTTOM

Oakland Athletics @ Cleveland Indians

Cleveland Municipal Stadium, Cleveland, OH

Thu Jun 14 1979, 7:05 PM EDT

Att. 7,361 - Unknown - 81 F

livebaseballscorecards.com

AB	32
R	2
H	6
RBI	2
BB	4
SO	7
LOB	16

Batter	1	2	3	4	5	6	7	8	9	AB	R	H	RBI	BB	SO	LOB
Larry Milbourne, S (1, 4) OBP: 0.300, SLG: 0.333	1-3		4-3		6-3			F3		4	0	0	0	0	0	0
Ruppert Jones, L (1, 8) OBP: 0.366, SLG: 0.528	4-3			HR	K			L1-6 2B		4	1	2	1	0	1	0
Bruce Bochte, L (1, 3) OBP: 0.399, SLG: 0.502	F7			F9		4-3		L1-6 2-3		4	0	0	0	0	0	1
Willie Horton, R (1, 10) OBP: 0.347, SLG: 0.492		1-6-3		E 1B 1B		F8			5-3 2B 1B	4	2	2	0	0	0	0
Leon Roberts, R (1, 9) OBP: 0.337, SLG: 0.448		6-3		E6 1B 1-2		2B			5-3 1-2	4	0	1	0	0	0	2
Dan Meyer, L (1, 5) OBP: 0.341, SLG: 0.461		FC5-4 1B		F7		K			F9	4	0	1	0	0	1	4
Tom Paciorek, R (1, 7) OBP: 0.311, SLG: 0.412		FC5-4 1-2f		FC6-4 1B 1-2 2-H			F8		2B 2-H	4	0	2	2	0	0	1
Larry Cox, R (1, 2) OBP: 0.291, SLG: 0.357			F3	FC6-4 1-2f			F3		5-3	4	0	0	0	0	0	3
Mario Mendoza, R (1, 6) OBP: 0.210, SLG: 0.225			K		F8		F7			3	0	0	0	0	1	0
Inning Stats	R: 0 E: 0 K: 0 S: 3 H: 0 LOB: 0 BB: 0 P: 3	R: 0 E: 0 K: 0 S: 4 H: 1 LOB: 1 BB: 0 P: 4	R: 0 E: 0 K: 1 S: 5 H: 0 LOB: 0 BB: 0 P: 5	R: 2 E: 1 K: 0 S: 7 H: 3 LOB: 2 BB: 0 P: 7	R: 0 E: 0 K: 1 S: 5 H: 0 LOB: 0 BB: 0 P: 5	R: 0 E: 0 K: 1 S: 6 H: 1 LOB: 1 BB: 0 P: 6	R: 0 E: 0 K: 0 S: 3 H: 0 LOB: 0 BB: 0 P: 3	R: 0 E: 0 K: 0 S: 3 H: 1 LOB: 0 BB: 0 P: 3	R: 1 E: 0 K: 0 S: 5 H: 2 LOB: 1 BB: 0 P: 5	1B: 4 2B: 4 3B: 0 HR: 1 SF: 0 SAC: 0 DP: 1 HBP: 0	WP: 0 PB: 0 SB: 0 CS: 0 PA: 35					

PITCHER	IP	WLS	BF	H	R	ER	SO	BB	IBB	HBP	BLK	WP	HR	S	P	ERA	WHIP
Rick Waits, L (1, 1) ERA: 3.2	8.0	W	30	6	2	1	3	0	0	0	0	0	1	36	36	1.12	0.750
David Clyde, L (9, 1) ERA: 9.0	1.0		5	2	1	1	0	0	0	0	0	0	0	5	5	9.00	2.000

PITCHER	IP	WLS	BF	H	R	ER	SO	BB	IBB	HBP	BLK	WP	HR	S	P	ERA	WHIP

TOP

Seattle Mariners @ Cleveland Indians

Cleveland Municipal Stadium, Cleveland, OH

Fri Jun 15 1979, 7:05 PM EDT
Att. 32,622 - Unknown - 84 F

livebaseballscorecards.com

AB	35
R	3
H	8
RBI	3
BB	0
SO	3
LOB	11

Batter	1	2	3	4	5	6	7	8	9	AB	R	H	RBI	BB	SO	LOB
Jim Norris, L (1, 7) OBP: 0.300, SLG: 0.315	4-3	1-2 2-3	F8		1B G3	G1-6-3 1-2f 3-H		E3 1-2 2-H		6	1	2	0	0	0	2
Toby Harrah, R (1, 5) (7, 6) OBP: 0.377, SLG: 0.369	F7 1B	1-3 2-H 3-H SF9	F8		G3 1-2	FC5-4		F8		6	2	3	2	0	0	3
Bobby Bonds, R (1, 9) OBP: 0.393, SLG: 0.485	F7 1-2	S 2-3 3-H	HR		BBB 1B	FC5-4 1-2f		F6		5	2	2	2	1	0	4
Rick Manning, L (1, 8) OBP: 0.343, SLG: 0.318	1B 2-H	1B 1-2	SSS K		1-2 2-3		G3	1-3 2-H		5	1	3	2	1	1	0
Gary Alexander, R (1, 2) OBP: 0.288, SLG: 0.358	FC6-4 1-2	SF9 3-H		BBB 1B	F9		6-3	F4		4	0	1	1	1	0	5
Ron Hassey, L (1, 3) OBP: 0.143, SLG: 0.154	FC6-4 1-2f	1B 1-3 2-H		FC5-4 1-2	F5		E4			5	1	2	1	0	0	5
Ron Pruitt, R (1, 10) OBP: 0.361, SLG: 0.346	1B 6-3 2B	BB		SSS K	2B		5-3			5	2	3	2	0	1	3
Duane Kuiper, L (1, 4) OBP: 0.327, SLG: 0.327 Dave Rosello, R (2, PR) (3, 4) OBP: 0.357, SLG: 0.769	6-3 1-2	1-2		F9	1B 1-H	G1-6-3		BBB 1B E		1 2	0 2	0 1	0 1	1 1	0 0	1 2
Tom Veryzer, R (1, 6) OBP: 0.291, SLG: 0.255 Ted Cox, R (6, PH) (7, 5) OBP: 0.280, SLG: 0.247	1B 2B HBP	F2		FC5-4 1-2f		G1-6-3 2-3		E 1-2 1B		2 2	1 1	0 2	0 0	0 0	0 0	4 0
Inning Stats	R: 1 H: 3 E: 0 LOB: 2 K: 0 BB: 0 S: 6 P: 6	R: 7 H: 6 E: 0 LOB: 2 K: 0 BB: 2 S: 9 P: 18	R: 1 H: 1 E: 0 LOB: 0 K: 1 BB: 0 S: 6 P: 6	R: 0 H: 1 E: 0 LOB: 2 K: 1 BB: 1 S: 6 P: 10	R: 0 H: 2 E: 0 LOB: 3 K: 0 BB: 1 S: 5 P: 9	R: 2 H: 4 E: 0 LOB: 1 K: 0 BB: 0 S: 6 P: 6	R: 0 H: 0 E: 1 LOB: 1 K: 0 BB: 0 S: 4 P: 4	R: 2 H: 2 E: 1 LOB: 2 K: 0 BB: 1 S: 6 P: 10		1B: 16 SF: 1 2B: 2 SAC: 0 3B: 0 DP: 1 HR: 1 HBP: 1						

PITCHER		IP	WLS	BF	H	R	ER	SO	BB	IBB	HBP	BLK	WP	HR	S	P	ERA	WHIP
Odell Jones, R ERA: 6.79	(1, 1)	1.1	L	11	6	5	5	0	0	0	1	0	0	0	10	11	33.75	4.500
Rob Dressler, R ERA: 6.75	(2, 1)	6.2		39	13	8	7	2	4	1	0	0	0	1	38	58	9.45	2.550

PITCHER	IP	WLS	BF	H	R	ER	SO	BB	IBB	HBP	BLK	WP	HR	S	P	ERA	WHIP

BOTTOM

Seattle Mariners @ Cleveland Indians

Cleveland Municipal Stadium, Cleveland, OH

Fri Jun 15 1979, 7:05 PM EDT

Att. 32,622 - Unknown - 84 F

livebaseballscorecards.com

AB	43
R	13
H	19
RBI	11
BB	5
SO	2
LOB	29

Batter	1	2	3	4	5	6	7	8	9	AB	R	H	RBI	BB	SO	LOB
Larry Milbourne, S (1, 4) OBP: 0.296, SLG: 0.328	1B		F8	6-3			6-3		FC6-4 1-2f	5	1	1	0	0	0	3
Ruppert Jones, L (1, 8) OBP: 0.364, SLG: 0.523	1B FC4-6 1-3		F7		F9		G3			4	1	1	0	0	0	0
Bruce Bochte, L (1, 3) OBP: 0.405, SLG: 0.507	FC4-6 1-3 3-H		1B		6-3			CS		4	0	3	1	0	0	0
Tom Paciorek, R (8, PR) OBP: 0.311, SLG: 0.412 (8, 3)								1B		0	0	0	0	0	0	0
Willie Horton, R (1, 10) OBP: 0.342, SLG: 0.485	FC4-6 FC3-6 1-2f 3-H		F9		K			F8 1-2		4	0	0	1	0	1	3
Dan Meyer, L (1, 5) OBP: 0.343, SLG: 0.462	FC3-6 1B 1-2f			1B SF7 1B		F7		FC5-4 1B		4	1	2	0	0	0	1
Leon Roberts, R (1, 9) OBP: 0.340, SLG: 0.449	1-3 1B			1B 1-2 1B		F9		FC5-4 1-2f		4	0	2	0	0	0	1
Bob Stinson, S (1, 2) OBP: 0.364, SLG: 0.378		CS 1B		1-2 2-3 1B		1B			F9	3	0	3	0	0	0	0
Larry Cox, R (9, PH) OBP: 0.289, SLG: 0.354 (9, 2)										1	0	0	0	0	0	0
John Hale, L (1, 7) OBP: 0.400, SLG: 0.442		K		SF7 3-H		K			1-3	2	0	0	1	0	2	2
Bobby Valentine, R (9, PH) OBP: 0.372, SLG: 0.333 (9, 7)										1	0	0	0	0	0	0
Mario Mendoza, R (1, 6) OBP: 0.211, SLG: 0.225		F3 1-2		K			F7		FC6-4 1B	4	0	1	0	0	1	3
Inning Stats	R: 2 E: 0 K: 0 S: 6 H: 4 LOB: 2 BB: 0 P: 6	R: 0 E: 0 K: 1 S: 5 H: 1 LOB: 0 BB: 0 P: 5	R: 0 E: 0 K: 0 S: 4 H: 1 LOB: 1 BB: 0 P: 4	R: 1 E: 0 K: 1 S: 8 H: 3 LOB: 2 BB: 0 P: 8	R: 0 E: 0 K: 1 S: 5 H: 0 LOB: 0 BB: 0 P: 5	R: 0 E: 0 K: 1 S: 6 H: 1 LOB: 1 BB: 0 P: 6	R: 0 E: 0 K: 0 S: 3 H: 0 LOB: 0 BB: 0 P: 3	R: 0 E: 0 K: 0 S: 4 H: 2 LOB: 1 BB: 0 P: 4	R: 0 E: 0 K: 0 S: 4 H: 1 LOB: 1 BB: 0 P: 4	1B: 13 2B: 0 3B: 0 HR: 0	SF: 1 SAC: 0 DP: 0 HBP: 0						

PITCHER	IP	WLS	BF	H	R	ER	SO	BB	IBB	HBP	BLK	WP	HR	S	P	ERA	WHIP
Eric Wilkins, R (1, 1) ERA: 4.76	3.0		15	8	3	3	1	0	0	0	0	0	0	17	17	9.00	2.667
Dan Spillner, R (4, 1) ERA: 4.38	5.0		18	4	0	0	3	0	0	0	0	0	0	24	24	0.00	0.800
Sid Monge, L (9, 1) ERA: 1.76	1.0	W	4	1	0	0	0	0	0	0	0	0	0	4	4	0.00	1.000

PITCHER	IP	WLS	BF	H	R	ER	SO	BB	IBB	HBP	BLK	WP	HR	S	P	ERA	WHIP

TOP

Seattle Mariners @ Cleveland Indians

Cleveland Municipal Stadium, Cleveland, OH

Sat Jun 16 1979, 7:05 PM EDT
Att. 22,835 - Unknown - 79 F

livebaseballscorecards.com

AB	36
R	3
H	13
RBI	3
BB	0
SO	4
LOB	13

1B: 13	SF: 1	WP: 0	PA: 37
2B: 0	SAC: 0	PB: 0	
3B: 0	DP: 0	SB: 0	
HR: 0	HBP: 0	CS: 2	

BOTTOM

Seattle Mariners @ Cleveland Indians

Cleveland Municipal Stadium, Cleveland, OH

Sat Jun 16 1979, 7:05 PM EDT

Att. 22,835 - Unknown - 79 F

livebaseballscorecards.com

Batter	1	2	3	4	5	6	7	8	9	AB	R	H	RBI	BB	SO	LOB
Jim Norris, L (1, 7) OBP: 0.297, SLG: 0.311	S S S 0-3 ① K		x 0-0 ② 1-3 2-3		x 0-0 F8 S 1B		x 0-0 ① F6	x 0-0 ③ F2		5	0	1	0	0	1	4
Toby Harrah, R (1, 5) OBP: 0.381, SLG: 0.372	x 0-0 ② F5		x 0-0 S 3-H 1B		x 0-0 ① F9		B B B B 4-0 FC5-2-1 1B BB		x 0-0 F9 BB 1B 1B	4	2	2	1	1	0	1
Bobby Bonds, R (1, 9) OBP: 0.393, SLG: 0.479	S S S 0-3 ③ K		B B B B 4-0 1-2 BB		x 0-0 ② F8 1-3		x 0-0 ② FC5-2-1 1B 1-2 3-H		B B B B 4-0 1B IBB 1-2 BB	3	0	0	0	2	1	3
Rick Manning, L (1, 8) OBP: 0.340, SLG: 0.316		x 0-0 ① 3-1	x 0-0 ③ F7		x 0-0 ③ 4-3		x 0-0 1-3 2-H S 1B		x 0-0 ① F9 2-3	5	0	1	1	0	0	5
Mike Hargrove, L (1, 3) OBP: 0.321, SLG: 0.225		x 0-0 ② 6-3		x 0-0 ① 6-3		x 0-0 ① 4-3	x 0-0 ③ F9 1-2		I I I I 4-0 1B 1-2 IBB	4	0	0	0	1	0	2
Ron Pruitt, R (1, 10) OBP: 0.385, SLG: 0.382 Horace Speed, R (8, PR) OBP: 0.368, SLG: 0.143 Ted Cox, R (9, PH) OBP: 0.287, SLG: 0.255		B B B B 4-0 BB		x 0-0 1B 2B		x 0-0 ② F9		x 0-0 SH3-4 1B	x 0-0 1-2 2-3 3-H 1B	3 0 1	1 0 0	2 0 1	0 0 1	1 0 0	0 0 0	0 0 0
Ron Hassey, L (1, 2) OBP: 0.235, SLG: 0.250		x 0-0 ③ G3		x 0-0 6-3 2-H 1B		x 0-0 1B		x 0-0 ① SH3-4 1-2		3	0	2	1	0	0	1
Duane Kuiper, L (1, 4) OBP: 0.330, SLG: 0.327			x 0-0 1-3 1-3 1B 1B	x 0-0 ② 6-3 1-2		x 0-0 ③ 3-1		I I I 4-0 IBB		3	1	1	0	1	0	2
Tom Veryzer, R (1, 6) OBP: 0.290, SLG: 0.266			x 0-0 ① 1-3 1-2	x 0-0 ③ F9			x 0-0 FC5-2-1 3B	x 0-0 ② F8		4	0	1	0	0	0	4
Inning Stats	R: 0 E: 0 K: 2 S: 7 H: 0 LOB: 0 BB: 0 P: 7	R: 0 E: 0 K: 0 S: 3 H: 0 LOB: 1 BB: 1 P: 7	R: 1 E: 0 K: 0 S: 5 H: 2 LOB: 2 BB: 1 P: 9	R: 1 E: 0 K: 0 S: 5 H: 2 LOB: 1 BB: 0 P: 5	R: 0 E: 0 K: 0 S: 4 H: 1 LOB: 1 BB: 0 P: 4	R: 0 E: 0 K: 0 S: 4 H: 1 LOB: 1 BB: 0 P: 4	R: 1 E: 0 K: 0 S: 5 H: 2 LOB: 2 BB: 1 P: 9	R: 0 E: 0 K: 0 S: 4 H: 1 LOB: 2 BB: 1 P: 8	R: 1 E: 0 K: 0 S: 3 H: 2 LOB: 3 BB: 2 P: 11	1B: 9 2B: 1 3B: 1 HR: 0	SF: 0 SAC: 1 DP: 0 HBP: 0			WP: 0 PB: 0 SB: 3 CS: 0		PA: 42	

	AB	35
	R	4
	H	11
	RBI	4
	BB	6
	SO	2
	LOB	22

PITCHER		IP	WLS	BF	H	R	ER	SO	BB	IBB	HBP	BLK	WP	HR	S	P	ERA	WHIP
Joe Decker, R ERA: 2.16	(1, 1)	5.0		22	5	2	2	2	2	0	0	0	0	0	24	32	3.60	1.400
John Montague, R ERA: 3.58	(6, 1)	3.0	L	17	5	2	2	0	2	1	0	0	0	0	14	26	6.00	2.333
Byron McLaughlin, R ERA: 5.92	(9, 1)	0.1		3	1	0	0	0	0	1	0	0	0	0	2	6	0.00	3.000

PITCHER	IP	WLS	BF	H	R	ER	SO	BB	IBB	HBP	BLK	WP	HR	S	P	ERA	WHIP

Seattle Mariners @ Cleveland Indians

Cleveland Municipal Stadium, Cleveland, OH

Sun Jun 17 1979, 3:33 AM EDT

Att. 42,521 - Unknown - 84 F

TOP

livebaseballscorecards.com

Batter	1	2	3	4	5	6	7	8	9	AB	R	H	RBI	BB	SO	LOB
Larry Milbourne, S (1, 4) OBP: 0.308, SLG: 0.347	4-3 2B; 2B	F8			E G3 SF8; 1B		B3		1-3 HR 2-H; 1B	5	3	3	1	0	0	3
Ruppert Jones, L (1, 8) OBP: 0.361, SLG: 0.514	4-3 2-3	BBBB FC6-4 BB			G3 1-3		F8 2-3		1-3 1-2	4	0	0	0	1	0	4
Bruce Bochte, L (1, 3) OBP: 0.401, SLG: 0.516	SSS K	FC6-4 1-2f			SF8 3-H		F7		HR 2-H	4	1	1	3	0	1	5
Willie Horton, R (1, 10) OBP: 0.343, SLG: 0.481	BBBB 2B BB		G4-6-3 1B		F6			SSS K	F9	4	1	1	0	1	1	0
Dan Meyer, L (1, 5) OBP: 0.346, SLG: 0.467	1-H 3-H 2B		G4-6-3 1-2f			L6-4 SH2-4 1B		SSS K		4	0	2	2	0	1	1
Leon Roberts, R (1, 7) OBP: 0.340, SLG: 0.448	SSS K		4-3			SH2-4 1-2		1B		3	0	1	0	0	1	1
Bob Stinson, S (1, 2) OBP: 0.369, SLG: 0.370		BBBB SH5-4 1B BB		F8		BBBB BB		F8		2	0	0	0	2	0	1
Joe Simpson, L (1, 9) OBP: 0.313, SLG: 0.387		SH5-4 1-2 1B		4-3		L6-4 2-3			1B 2B	3	0	1	0	0	0	2
Bobby Valentine, R (9, PH) OBP: 0.386, SLG: 0.378 (9, 6)										1	1	1	0	0	0	0
Mario Mendoza, R (1, 6) OBP: 0.214, SLG: 0.234		SH5-4 1-2 2-3		6-3			F8 2B		F9	2	0	1	0	0	0	0
Tom Paciorek, R (9, PH) OBP: 0.308, SLG: 0.407										1	0	0	0	0	0	1
John Hale, L (9, 9) OBP: 0.400, SLG: 0.442										0	0	0	0	0	0	0

	AB	33
	R	6
	H	11
	RBI	6
	BB	4
	SO	4
	LOB	18

Inning Stats	1	2	3	4	5	6	7	8	9
	R: 2 E: 0 K: 2 S: 9	H: 2 LOB: 1 BB: 1 P: 13	R: 0 E: 0 K: 0 S: 4	H: 1 LOB: 3 BB: 2 P: 12	R: 0 E: 0 K: 0 S: 3	H: 1 LOB: 0 BB: 0 P: 3	R: 0 E: 0 K: 0 S: 3	H: 0 LOB: 0 BB: 0 P: 3	R: 1 E: 1 K: 0 S: 4	H: 1 LOB: 0 BB: 0 P: 4
	R: 0 E: 0 K: 0 S: 3	H: 1 LOB: 1 BB: 1 P: 7	R: 0 E: 0 K: 0 S: 4	H: 1 LOB: 1 BB: 0 P: 4	R: 0 E: 0 K: 2 S: 8	H: 1 LOB: 1 BB: 0 P: 8	R: 3 E: 0 K: 0 S: 6	H: 3 LOB: 0 BB: 0 P: 6		

	1B: 6	SF: 1	WP: 0	PA: 40
	2B: 5	SAC: 2	PB: 0	
	3B: 0	DP: 2	SB: 0	
	HR: 1	HBP: 0	CS: 0	

PITCHER		IP	WLS	BF	H	R	ER	SO	BB	IBB	HBP	BLK	WP	HR	S	P	ERA	WHIP
Rick Wise, R ERA: 3.84	(1, 1)	2.0		13	4	2	2	2	3	0	0	0	0	0	14	26	9.00	3.500
Mike Paxton, R ERA: 6.23	(3, 1)	4.1		15	3	1	0	0	1	0	0	0	0	0	14	18	0.00	0.923
Sid Monge, L ERA: 2.19	(7, 1)	2.1	L	11	4	3	3	2	0	0	0	0	0	1	15	15	11.57	1.714
Victor Cruz, R ERA: 3.82	(9, 1)	0.1		1	0	0	0	0	0	0	0	0	0	0	1	1	0.00	0.000

PITCHER		IP	WLS	BF	H	R	ER	SO	BB	IBB	HBP	BLK	WP	HR	S	P	ERA	WHIP

Seattle Mariners @ Cleveland Indians

Cleveland Municipal Stadium, Cleveland, OH

Sun Jun 17 1979, 3:33 AM EDT

Att. 42,521 - Unknown - 84 F

BOTTOM

livebaseballscorecards.com

Batter	1	2	3	4	5	6	7	8	9	AB	R	H	RBI	BB	SO	LOB
Jim Norris, L (1, 7) OBP: 0.302, SLG: 0.311	BBBB 4-0 1B BB		x 0-0 ③ 4-3			x 0-0 ① F7		x 0-0 1B HR 1-2 1B	SSS 0-3 ② K	3	1	1	0	1	0	0
Gary Alexander, R (9, PH) OBP: 0.286, SLG: 0.356										1	0	0	0	0	1	1
Toby Harrah, R (1, 5) OBP: 0.385, SLG: 0.377	x 0-0 G4-6-3 1-2 1B			x 0-0 ① F8		x 0-0 ② F2		x 0-0 HR 1-2 2-3 1B	x 0-0 1-2 1B	5	1	3	0	0	0	0
Bobby Bonds, R (1, 9) OBP: 0.393, SLG: 0.490	x 0-0 ① F3			x 0-0 1B 1B		x 0-0 ③ 6-3		x 0-0 1-H 2-H 3-H HR	SSS 0-3 ③ K	5	1	2	4	0	1	4
Rick Manning, L (1, 8) OBP: 0.338, SLG: 0.314	x 0-0 ② ③ G4-6-3 1-2f			x 0-0 G3-6-3 1-2 1B			x 0-0 ① 3-1 SSS	0-3 ① K		4	0	1	0	0	1	2
Mike Hargrove, L (1, 3) OBP: 0.313, SLG: 0.218		SSS 0-3 ① K		x 0-0 ② ③ G3-6-3 1-2f			x 0-0 ② 4-3	x 0-0 ② F7		4	0	0	0	0	1	2
Ron Pruitt, R (1, 10) OBP: 0.377, SLG: 0.362		x 0-0 ② F8			x 0-0 ① 4-3		BBBB 4-0 2B BB	x 0-0 ③ F9		3	0	0	0	1	0	0
Ron Hassey, L (1, 2) OBP: 0.300, SLG: 0.368		x 0-0 ③ F7			x 0-0 1B		x 0-0 1-3 2B		SSS 0-3 ① K	3	0	2	0	0	0	0
Ted Cox, R (9, PH) OBP: 0.284, SLG: 0.253										1	0	0	0	0	1	0
Duane Kuiper, L (1, 4) OBP: 0.327, SLG: 0.324			x 0-0 ① F8		x 0-0 ② F8		x 0-0 ③ F8		x 0-0 HR	2	0	0	0	0	0	1
Cliff Johnson, R (7, PH) OBP: 0.355, SLG: 0.446										1	0	0	0	0	0	2
Dave Rosello, R (8, 4) OBP: 0.400, SLG: 1.000										1	1	1	1	0	0	0
Tom Veryzer, R (1, 6) OBP: 0.294, SLG: 0.271			x 0-0 ② 6-3		x 0-0 ③ F8			x 0-0 1B 1B HR 1B	x 0-0 1B 1B	4	1	2	0	0	0	1
Inning Stats	R: 0 H: 1 E: 0 LOB: 1 K: 0 BB: 1 S: 3 P: 7	R: 0 H: 0 E: 0 LOB: 0 K: 1 BB: 0 S: 5 P: 5	R: 0 H: 0 E: 0 LOB: 0 K: 0 BB: 0 S: 3 P: 3	R: 0 H: 2 E: 0 LOB: 1 K: 0 BB: 0 S: 4 P: 4	R: 0 H: 1 E: 0 LOB: 1 K: 0 BB: 0 S: 4 P: 4	R: 0 H: 0 E: 0 LOB: 0 K: 0 BB: 0 S: 3 P: 3	R: 0 H: 1 E: 0 LOB: 2 K: 0 BB: 1 S: 4 P: 8	R: 4 H: 4 E: 0 LOB: 0 K: 1 BB: 0 S: 9 P: 9	R: 1 H: 3 E: 0 LOB: 2 K: 3 BB: 0 S: 12 P: 12	1B: 9 SF: 0 2B: 1 SAC: 0 3B: 0 DP: 2 HR: 2 HBP: 0						

	AB	37
	R	5
	H	12
	RBI	5
	BB	2
	SO	5
	LOB	13

WP: 0 PA: 39
PB: 0
SB: 0
CS: 0

PITCHER		IP	WLS	BF	H	R	ER	SO	BB	IBB	HBP	BLK	WP	HR	S	P	ERA	WHIP
Glenn Abbott, R ERA: 4.74	(1, 1)	7.0		30	9	4	4	1	2	0	0	0	0	1	30	38	5.14	1.571
Shane Rawley, L ERA: 4.17	(8, 1)	1.1	W	6	2	1	1	2	0	0	0	0	0	1	10	10	6.75	1.500
Byron McLaughlin, R ERA: 5.82	(9, 1)	0.2	S	3	1	0	0	2	0	0	0	0	0	0	7	7	0.00	1.500

PITCHER	IP	WLS	BF	H	R	ER	SO	BB	IBB	HBP	BLK	WP	HR	S	P	ERA	WHIP

Baltimore Orioles @ Cleveland Indians

Cleveland Municipal Stadium, Cleveland, OH

Mon Jun 18 1979, 7:05 PM EDT

Att. 21,506 - Unknown

TOP

livebaseballscorecards.com

Batter	1	2	3	4	5	6	7	8	9	AB	R	H	RBI	BB	SO	LOB
Al Bumbry, L (1, 8) OBP: 0.332, SLG: 0.370	0-0 1-3 S 1B		4-0 1B S SF9 BB		0-0 ① F8		0-0 ① F9 2-3	0-0 ③ FC6 1-2f		4	1	1	0	1	0	2
Kiko Garcia, R (1, 6) OBP: 0.305, SLG: 0.380	0-0 ① F8		0-0 WP E 1-3 1B		0-0 E S 1B 1B		0-0 ② 6-3		4-0 F7 1B SF8 BB	4	3	2	0	1	0	2
Ken Singleton, S (1, 9) OBP: 0.419, SLG: 0.539	0-0 ② 1-3 1-3		0-0 ② SF9 1-H 3-H		0-0 S 1-H 1B		4-0 BB 1B IBB		0-0 1-2 1B	3	0	2	2	1	0	1
Eddie Murray, S (1, 3) OBP: 0.351, SLG: 0.388 Terry Crowley, L (5, 3) OBP: 0.417, SLG: 0.579 Benny Ayala, R (7, PH) OBP: 0.316, SLG: 0.842 John Lowenstein, L (7, PH) OBP: 0.434, SLG: 0.609 (7, 3)	0-0 ③ F9		0-3 ③ K		0-0 ② F8 1-2		0-0 BB 1-2 3-H 1B		0-0 ① F7 2-3	3 0 0 2	0 0 0 0	0 0 0 1	0 0 0 1	0 0 0 0	1 0 0 0	2 0 0 2
Gary Roenicke, R (1, 7) OBP: 0.426, SLG: 0.567		1-0 G6-4-3 HBP		0-0 HR	0-0 ③ 1-4-3		4-0 1-2 2-3 BB		0-0 ② SF8 3-H	2	1	1	2	1	0	1
Doug DeCinces, R (1, 5) OBP: 0.312, SLG: 0.417	0-0 ①② G6-4-3 1-2f			0-0 ① F2		0-3 ① K	0-0 ③ F8		0-3 ③ K	5	0	0	0	0	2	5
Lee May, R (1, 10) OBP: 0.323, SLG: 0.483	0-0 ③ 6-3			0-0 ② 4-3		0-3 ② K		0-3 ① K		4	0	0	0	0	2	0
Billy Smith, S (1, 4) OBP: 0.287, SLG: 0.357		0-0 HR		0-0 ③ P6		0-0 ③ F9		0-0 ② F8		4	1	1	1	0	0	0
Rick Dempsey, R (1, 2) OBP: 0.359, SLG: 0.407			0-3 ① K2-3		0-0 HR		0-0 F9 1B 2B	0-0 FC6 1B		4	2	3	1	0	1	0
Inning Stats	R: 0 E: 0 K: 0 S: 4 H: 1 LOB: 1 BB: 0 P: 4	R: 0 E: 0 K: 0 S: 2 H: 0 LOB: 0 BB: 0 P: 3	R: 3 E: 1 K: 2 S: 9 H: 2 LOB: 0 BB: 1 P: 13	R: 1 E: 0 K: 0 S: 4 H: 1 LOB: 0 BB: 0 P: 4	R: 2 E: 0 K: 0 S: 6 H: 3 LOB: 1 BB: 0 P: 6	R: 0 E: 0 K: 2 S: 7 H: 0 LOB: 0 BB: 0 P: 7	R: 1 E: 0 K: 0 S: 5 H: 2 LOB: 3 BB: 2 P: 13	R: 0 E: 0 K: 1 S: 6 H: 1 LOB: 1 BB: 0 P: 6	R: 1 E: 0 K: 1 S: 6 H: 1 LOB: 1 BB: 1 P: 10	1B: 7 2B: 1 3B: 0 HR: 3 SF: 2 SAC: 0 DP: 1 HBP: 1						

	AB	35
	R	8
	H	11
	RBI	7
	BB	4
	SO	6
	LOB	15

WP: 1 PA: 42
PB: 0
SB: 4
CS: 0

PITCHER		IP	WLS	BF	H	R	ER	SO	BB	IBB	HBP	BLK	WP	HR	S	P	ERA	WHIP
Wayne Garland, R ERA: 5.9	(1, 1)	4.1		20	6	6	5	2	1	0	1	0	1	3	22	27	10.38	1.615
Dan Spillner, R ERA: 4.35	(5, 1)	2.1		9	2	1	1	2	0	0	0	0	0	0	13	13	3.86	0.857
Sid Monge, L ERA: 2.19	(7, 1)	0.0		1	0	0	0	0	0	1	0	0	0	0	0	4	∞	∞
Victor Cruz, R ERA: 3.82	(7, 1)	2.1	L	12	3	1	1	2	2	0	0	0	0	0	14	22	3.86	2.143

PITCHER	IP	WLS	BF	H	R	ER	SO	BB	IBB	HBP	BLK	WP	HR	S	P	ERA	WHIP

BOTTOM

Baltimore Orioles @ Cleveland Indians

Cleveland Municipal Stadium, Cleveland, OH

Mon Jun 18 1979, 7:05 PM EDT

Att. 21,506 - Unknown

livebaseballscorecards.com

Batter	1	2	3	4	5	6	7	8	9	AB	R	H	RBI	BB	SO	LOB
Rick Manning, L (1, 8) OBP: 0.340, SLG: 0.313	F7		1-3		BB	1B		4-3		4	1	1	0	1	0	0
Toby Harrah, R (1, 5) OBP: 0.385, SLG: 0.377	HR 1B		F7		WP 1B	K			F9	5	2	2	0	0	1	2
Bobby Bonds, R (1, 9) OBP: 0.400, SLG: 0.504	HR		P6		1B WP 1B		BB		CS BB	3	1	2	4	2	0	0
Cliff Johnson, R (1, 10) OBP: 0.358, SLG: 0.443	1B			F8	1B		F3		K	5	0	2	1	0	1	2
Gary Alexander, R (1, 2) OBP: 0.283, SLG: 0.351 Ron Hassey, L (7, PH) OBP: 0.333, SLG: 0.368 (8, 2)	K			F9	K		BB			3 0	0 0	0 0	0 0	0 1	2 0	3 0
Ron Pruitt, R (1, 7) OBP: 0.356, SLG: 0.339 Duane Kuiper, L (9, 4) OBP: 0.327, SLG: 0.324	F8			F8	K		5-3			4 0	0 0	0 0	0 0	0 0	1 0	4 0
Mike Hargrove, L (1, 3) OBP: 0.317, SLG: 0.248			K	HR		F9		S SH G4-3-6		4	2	2	1	0	1	0
Dave Rosello, R (1, 4) (9, 6) OBP: 0.389, SLG: 0.875			F7		1B BB 1B BB	5-3		SH G4-3-6		2	1	0	0	1	0	0
Tom Veryzer, R (1, 6) OBP: 0.294, SLG: 0.268 Jim Norris, L (8, PH) OBP: 0.300, SLG: 0.309 (9, 7)			6-3		K	BB		G4-3-6		2 1	0 0	0 0	0 0	1 0	1 0	1 1
Inning Stats	R: 2 E: 0 K: 1 S: 8 H: 3 LOB: 1 BB: 0 P: 8		R: 0 E: 0 K: 1 S: 5 H: 0 LOB: 0 BB: 0 P: 5	R: 0 E: 0 K: 0 S: 3 H: 0 LOB: 0 BB: 0 P: 3	R: 0 E: 0 K: 0 S: 3 H: 0 LOB: 0 BB: 0 P: 3	R: 4 E: 0 K: 3 S: 13 H: 4 LOB: 2 BB: 2 P: 21	R: 0 E: 0 K: 1 S: 6 H: 1 LOB: 2 BB: 1 P: 10	R: 0 E: 0 K: 0 S: 2 H: 0 LOB: 1 BB: 2 P: 10	R: 1 E: 0 K: 0 S: 4 H: 1 LOB: 0 BB: 0 P: 4	R: 0 E: 0 K: 1 S: 4 H: 0 LOB: 0 BB: 1 P: 8	1B: 7 2B: 0 3B: 0 HR: 2	SF: 0 SAC: 1 DP: 1 HBP: 0						

PITCHER	IP	WLS	BF	H	R	ER	SO	BB	IBB	HBP	BLK	WP	HR	S	P	ERA	WHIP
Scott McGregor, L (1, 1) ERA: 4.46	4.1		20	5	6	6	3	2	0	0	0	0	2	24	32	12.46	1.615
Sammy Stewart, R (5, 1) ERA: 2.91	2.2		15	4	1	1	3	3	0	0	0	1	0	18	30	3.38	2.625
Don Stanhouse, R (8, 1) ERA: 2.83	2.0	W	5	0	0	0	1	1	0	0	0	0	0	6	10	0.00	0.500

PITCHER	IP	WLS	BF	H	R	ER	SO	BB	IBB	HBP	BLK	WP	HR	S	P	ERA	WHIP

AB	33
R	7
H	9
RBI	6
BB	6
SO	7
LOB	13

WP: 1 PB: 0 SB: 1 CS: 2 PA: 40

Baltimore Orioles @ Cleveland Indians

Cleveland Municipal Stadium, Cleveland, OH

Tue Jun 19 1979, 7:05 PM EDT

Att. 21,819 - Unknown

TOP

livebaseballscorecards.com

Batter	1	2	3	4	5	6	7	8	9	AB	R	H	RBI	BB	SO	LOB
Al Bumbry, L (1, 8) OBP: 0.330, SLG: 0.367	4-3	6-3		K		1B		F8		5	0	1	0	0	1	2
Kiko Garcia, R (1, 6) OBP: 0.302, SLG: 0.371	2B BB		5-3	6-3		K		K		4	1	0	0	1	2	5
Ken Singleton, S (1, 9) OBP: 0.419, SLG: 0.539 Rich Dauer, R (8, 4) OBP: 0.314, SLG: 0.358	1B 2B		1B FC6-4 BB		6-3	L6		F7		4 0	2 0	1 0	1 0	1 0	0 0	3 0
Eddie Murray, S (1, 3) OBP: 0.356, SLG: 0.402	K		FC6-4 1B		4-3		HR		E BB SF9 BB	4	2	2	1	1	1	1
Lee May, R (1, 10) OBP: 0.324, SLG: 0.481	BB 1B		FC6-4		1B		K		K	5	0	2	2	0	2	2
Gary Roenicke, R (1, 7) OBP: 0.431, SLG: 0.560	BB		F7		K		BB 1B BB		E2 SF9 BB	2	1	0	0	3	1	2
Doug DeCinces, R (1, 5) OBP: 0.323, SLG: 0.423	K			SH5-4 SH 1B		1B 1B	1B BB		SF9	3	0	2	1	1	1	2
Billy Smith, S (1, 4) OBP: 0.288, SLG: 0.356 John Lowenstein, L (8, 9) OBP: 0.440, SLG: 0.609		K		SH SH5-4		F5	G4-3 1B		IBB	3 0	0 0	1 0	1 0	0 1	1 0	1 0
Rick Dempsey, R (1, 2) OBP: 0.356, SLG: 0.404		F8		SH5-4		1B	G4-3		K	4	0	1	0	0	1	4
Inning Stats	R: 2 E: 0 K: 2 S: 9 H: 2 LOB: 2 BB: 2 P: 17	R: 0 E: 0 K: 1 S: 5 H: 0 LOB: 0 BB: 0 P: 5	R: 1 E: 0 K: 0 S: 4 H: 1 LOB: 1 BB: 1 P: 8	R: 0 E: 1 K: 1 S: 7 H: 1 LOB: 2 BB: 0 P: 7	R: 0 E: 0 K: 1 S: 6 H: 1 LOB: 1 BB: 0 P: 6	R: 0 E: 0 K: 1 S: 8 H: 3 LOB: 3 BB: 0 P: 8	R: 2 E: 0 K: 1 S: 6 H: 2 LOB: 1 BB: 2 P: 14	R: 0 E: 0 K: 1 S: 5 H: 0 LOB: 0 BB: 0 P: 5	R: 1 E: 1 K: 2 S: 7 H: 0 LOB: 2 BB: 3 P: 19	1B: 8 2B: 1 3B: 0 HR: 1	SF: 1 SAC: 2 DP: 1 HBP: 0						

	AB	34
	R	6
	H	10
	RBI	6
	BB	8
	SO	10
	LOB	22

WP: 0 PB: 0 SB: 0 CS: 0 PA: 45

PITCHER		IP	WLS	BF	H	R	ER	SO	BB	IBB	HBP	BLK	WP	HR	S	P	ERA	WHIP
Len Barker, R ERA: 4.91	(1, 1)	5.1		28	8	3	3	5	3	0	0	0	0	0	35	47	5.06	2.062
Mike Paxton, R ERA: 6.25	(6, 1)	2.2	L	12	2	3	2	3	3	0	0	0	0	1	15	27	6.75	1.875
Victor Cruz, R ERA: 3.72	(9, 1)	1.0		5	0	0	0	2	1	1	0	0	0	0	7	15	0.00	1.000

PITCHER		IP	WLS	BF	H	R	ER	SO	BB	IBB	HBP	BLK	WP	HR	S	P	ERA	WHIP

Batter	1	2	3	4	5	6	7	8	9	AB	R	H	RBI	BB	SO	LOB
Jim Norris, L (1, 7) OBP: 0.299, SLG: 0.314	G1		K			E8 FC6-4 1-H	F7			4	1	1	0	0	1	0
Toby Harrah, R (1, 5) OBP: 0.387, SLG: 0.390	5-3			1-3		FC6-4 BB		HR		3	1	1	1	1	0	0
Bobby Bonds, R (1, 9) OBP: 0.398, SLG: 0.498	BB			5-3		FC6-4 S 1-2f 2-3		F9		3	1	0	0	1	0	2
Andre Thornton, R (1, 10) OBP: 0.345, SLG: 0.428	F7			5-3		BB 1-H 3-H		K		4	0	1	2	0	1	1
Rick Manning, L (1, 8) OBP: 0.335, SLG: 0.308		G3			K	K		4-3		4	0	0	0	0	2	1
Mike Hargrove, L (1, 3) OBP: 0.327, SLG: 0.259		F7			BB	BB 1-2			2B	2	0	1	0	2	0	0
Ron Hassey, L (1, 2) OBP: 0.280, SLG: 0.304		6-3			L8	4-3			F7	4	0	0	0	0	0	4
Duane Kuiper, L (1, 4) OBP: 0.326, SLG: 0.322			F7		F9		B1-3		G6-3	4	0	1	0	0	0	1
Tom Veryzer, R (1, 6) Cliff Johnson, R (9, PH) OBP: 0.354, SLG: 0.437			F7			2B E	F9		G6-3 1-2f	3 1	1 0	1 0	0 0	0 0	0 0	0 2
Inning Stats	R: 0 H: 0 E: 0 LOB: 1 K: 0 BB: 1 S: 3 P: 7	R: 0 H: 0 E: 0 LOB: 0 K: 0 BB: 0 S: 3 P: 3	R: 0 H: 0 E: 0 LOB: 0 K: 1 BB: 0 S: 5 P: 5	R: 0 H: 0 E: 0 LOB: 0 K: 0 BB: 0 S: 3 P: 3	R: 0 H: 0 E: 0 LOB: 1 K: 1 BB: 1 S: 5 P: 9	R: 3 H: 3 E: 1 LOB: 2 K: 1 BB: 2 S: 8 P: 16	R: 0 H: 0 E: 0 LOB: 0 K: 0 BB: 0 S: 3 P: 3	R: 1 H: 1 E: 0 LOB: 0 K: 1 BB: 0 S: 6 P: 6	R: 0 H: 2 E: 0 LOB: 1 K: 0 BB: 0 S: 4 P: 4	1B: 3 SF: 0 2B: 2 SAC: 0 3B: 0 DP: 1 HR: 1 HBP: 0						

PITCHER	IP	WLS	BF	H	R	ER	SO	BB	IBB	HBP	BLK	WP	HR	S	P	ERA	WHIP
Steve Stone, R (1, 1) ERA: 4.34	5.0		20	2	3	3	2	3	0	0	0	0	0	21	33	5.40	1.000
Tim Stoddard, R (6, 1) ERA: 1.69	4.0	W	16	4	1	1	2	1	0	0	0	0	1	19	23	2.25	1.250

PITCHER	IP	WLS	BF	H	R	ER	SO	BB	IBB	HBP	BLK	WP	HR	S	P	ERA	WHIP

BOTTOM

Baltimore Orioles @ Cleveland Indians

Cleveland Municipal Stadium, Cleveland, OH

Tue Jun 19 1979, 7:05 PM EDT

Att. 21,819 - Unknown

livebaseballscorecards.com

AB	32
R	4
H	6
RBI	3
BB	4
SO	4
LOB	11

Baltimore Orioles @ Cleveland Indians

Cleveland Municipal Stadium, Cleveland, OH

Wed Jun 20 1979, 7:05 PM EDT

Att. 19,553 - Unknown

TOP

livebaseballscorecards.com

Batter	1	2	3	4	5	6	7	8	9	AB	R	H	RBI	BB	SO	LOB
Kiko Garcia, R (1, 6) OBP: 0.301, SLG: 0.368	SSS 0-3 ① K		x 0-0 G3 1B	x 0-0 ③ F9		SSS 0-3 ② K				4	0	1	0	0	2	1
Benny Ayala, R (1, 7) OBP: 0.318, SLG: 0.818	SSS 0-3 ② K		x 0-0 ② G3 1-2		x 0-0 1B 2B	x 0-0 ③ F7				3	0	1	0	0	1	1
Al Bumbry, L (5, PR) (5, 8) OBP: 0.328, SLG: 0.365										1	1	0	0	0	0	1
Ken Singleton, S (1, 9) OBP: 0.415, SLG: 0.532	SSS 0-3 ③ K		x 0-0 ③ F9		x 0-0 ① 5-3					3	0	0	0	0	1	2
Gary Roenicke, R (1, 8) (5, 7) OBP: 0.439, SLG: 0.590		x 0-0 WP 2B		x 0-0 HR	BBB 4-0 1B BB					2	1	2	1	1	0	0
Doug DeCinces, R (1, 5) OBP: 0.316, SLG: 0.412		x 0-0 ① P4 2-3		x 0-0 ① F9	SSS 0-3 ② K					3	0	0	0	0	1	3
Eddie Murray, S (1, 3) OBP: 0.359, SLG: 0.417		x 0-0 ② 5-3		x 0-0 HR	x 0-0 1-2 2-H 1B					3	1	2	2	0	0	1
Lee May, R (1, 10) OBP: 0.329, SLG: 0.481		BBB 4-0 BB		x 0-0 S HR 1B	x 0-0 ③ F9					2	1	1	0	1	0	2
Rich Dauer, R (1, 4) OBP: 0.314, SLG: 0.371		SSS 0-3 ③ K		x 0-0 1-H HR		x 0-0 ① 5-3				3	1	1	2	0	1	2
Dave Skaggs, R (1, 2) OBP: 0.322, SLG: 0.269			x 0-0 ① 6-3	x 0-0 ② 5-3		BBB 4-0 BB				2	0	0	0	1	0	0
Inning Stats	R: 0 E: 0 K: 3 S: 9 H: 0 LOB: 0 BB: 0 P: 9	R: 0 E: 0 K: 1 S: 6 H: 1 LOB: 2 BB: 1 P: 10	R: 0 E: 0 K: 0 S: 4 H: 1 LOB: 1 BB: 0 P: 4	R: 4 E: 0 K: 0 S: 7 H: 4 LOB: 0 BB: 0 P: 7	R: 1 E: 0 K: 1 S: 7 H: 2 LOB: 2 BB: 1 P: 11	R: 0 E: 0 K: 1 S: 5 H: 0 LOB: 1 BB: 1 P: 9				1B: 3 2B: 2 3B: 0 HR: 3 SF: 0 SAC: 0 DP: 0 HBP: 0						

PITCHER		IP	WLS	BF	H	R	ER	SO	BB	IBB	HBP	BLK	WP	HR	S	P	ERA	WHIP
Rick Waits, L ERA: 3.49	(1, 1)	4.1	L	22	7	5	5	4	2	0	0	0	1	3	28	36	10.38	2.077
Dan Spillner, R ERA: 4.17	(5, 1)	1.2		7	1	0	0	2	1	0	0	0	0	0	10	14	0.00	1.200

PITCHER	IP	WLS	BF	H	R	ER	SO	BB	IBB	HBP	BLK	WP	HR	S	P	ERA	WHIP

AB	26
R	5
H	8
RBI	5
BB	3
SO	6
LOB	13

WP: 1 PB: 0 SB: 1 CS: 0 PA: 29

Batter	1	2	3	4	5	6	7	8	9	AB	R	H	RBI	BB	SO	LOB
Mike Hargrove, L (1, 3) OBP: 0.333, SLG: 0.275	FC1-5 2B		F8 1-2		1B					3	0	2	0	0	0	1
Toby Harrah, R (1, 5) OBP: 0.387, SLG: 0.393	FC1-5 S 1B 2-3		HR 2B		4-3					3	2	1	0	0	0	2
Bobby Bonds, R (1, 9) OBP: 0.399, SLG: 0.510	K 1-2		HR 2-H							2	1	1	2	0	1	1
Andre Thornton, R (1, 10) OBP: 0.347, SLG: 0.429	1B 2-H		5-3							2	0	1	1	0	0	0
Rick Manning, L (1, 8) OBP: 0.332, SLG: 0.305	G3			4-3						2	0	0	0	0	0	1
Ron Hassey, L (1, 2) OBP: 0.259, SLG: 0.280		4-3		F8						2	0	0	0	0	0	0
Jim Norris, L (1, 7) OBP: 0.307, SLG: 0.318		BBBB L4-3 BB		CS 1B						1	0	1	0	1	0	0
Duane Kuiper, L (1, 4) OBP: 0.323, SLG: 0.319		L4-3 1-2		CS 1-2	F7					2	0	0	0	0	0	1
Tom Veryzer, R (1, 6) OBP: 0.297, SLG: 0.271			CS 1B		4-3					2	0	1	0	0	0	0
Inning Stats	R: 1 H: 2 E: 0 LOB: 1 K: 1 BB: 0 S: 7 P: 7	R: 0 H: 0 E: 0 LOB: 0 K: 0 BB: 1 S: 2 P: 6	R: 2 H: 3 E: 0 LOB: 0 K: 0 BB: 0 S: 5 P: 5	R: 0 H: 1 E: 0 LOB: 0 K: 0 BB: 0 S: 3 P: 3	R: 0 H: 1 E: 0 LOB: 1 K: 0 BB: 0 S: 4 P: 4					1B: 4 SF: 0 2B: 3 SAC: 0 3B: 0 DP: 1 HR: 1 HBP: 0						

PITCHER	IP	WLS	BF	H	R	ER	SO	BB	IBB	HBP	BLK	WP	HR	S	P	ERA	WHIP
Dennis Martinez, R (1, 1) ERA: 3.25	5.0	W	20	7	3	3	1	1	0	0	0	0	1	21	25	5.40	1.600

PITCHER	IP	WLS	BF	H	R	ER	SO	BB	IBB	HBP	BLK	WP	HR	S	P	ERA	WHIP

BOTTOM

Baltimore Orioles @ Cleveland Indians

Cleveland Municipal Stadium, Cleveland, OH

Wed Jun 20 1979, 7:05 PM EDT

Att. 19,553 - Unknown

livebaseballscorecards.com

AB	19
R	3
H	7
RBI	3
BB	1
SO	1
LOB	6

WP: 0 PA: 21
PB: 0
SB: 1
CS: 2

Batter	1	2	3	4	5	6	7	8	9	AB	R	H	RBI	BB	SO	LOB
Jim Norris, L (1, 7) OBP: 0.306, SLG: 0.317	x 0-0 CS 1B		x 0-0 ③ 4-3			x 0-0 ① FC4-6 SH5-3 1-2f		x 0-0 ③ F6		4	0	1	0	0	0	1
Toby Harrah, R (1, 5) OBP: 0.389, SLG: 0.397	S S S 0-3 ① ② K 1-2			x 0-0 1B		x 0-0 ② SH5-3 1-2			x 0-0 1B 1B 1B	3	1	2	0	0	1	1
Bobby Bonds, R (1, 9) OBP: 0.393, SLG: 0.502	x 0-0 ③ 5-3			S S S 0-3 ① K		S S S 0-3 ③ K			S S S 0-3 ① K	4	0	0	0	0	3	3
Andre Thornton, R (1, 10) OBP: 0.349, SLG: 0.427		x 0-0 ① F5		x 0-0 ② F5			B B B B 4-0 G4-6-3 BB		x 0-0 1B 1-2 1B	3	1	1	0	1	0	1
Mike Hargrove, L (1, 3) OBP: 0.331, SLG: 0.274 Horace Speed, R (9, PR) OBP: 0.368, SLG: 0.143		x 0-0 ② 4-3		x 0-0 ③ G3			x 0-0 ① ② G4-6-3 1-2f		x 0-0 BB 1B 1-3 2-H 1B	4	0	1	1	0	0	2
										0	0	0	0	0	0	0
Rick Manning, L (1, 8) OBP: 0.332, SLG: 0.306 Ron Pruitt, R (9, PH) OBP: 0.365, SLG: 0.349		x 0-0 1B			S S S 0-3 ① K		x 0-0 E4 S		x 0-0 BB 1-2 3-H 1B	3	0	1	0	0	1	0
										1	0	1	1	0	0	0
Ron Hassey, L (1, 2) OBP: 0.241, SLG: 0.259 Cliff Johnson, R (7, PH) OBP: 0.357, SLG: 0.431 (7, 2)		x 0-0 ③ F8			x 0-0 ② F8		S S S 0-3 ③ K 1-2		B B B B 4-0 G4-6-3 1-2 2-3 BB	2	0	0	0	0	0	1
										1	0	0	0	1	1	1
Duane Kuiper, L (1, 4) OBP: 0.318, SLG: 0.314			x 0-0 ① 4-1		x 0-0 ③ 4-3			x 0-0 ① 6-3	x 0-0 ② ③ G4-6-3 1-2f	4	0	0	0	0	0	3
Tom Veryzer, R (1, 6) OBP: 0.297, SLG: 0.272			x 0-0 ② F8			x 0-0 FC4-6 1B		x 0-0 ② L6		3	0	1	0	0	0	0

| Inning Stats | | | | | | | | | |

Batter	1	2	3	4	5	6	7	8	9	AB	R	H	RBI	BB	SO	LOB
Mickey Rivers, L (1, 8) OBP: 0.323, SLG: 0.417	F8		SF9 3-H		F7		G4-6-3 1-2f			3	0	0	1	0	0	2
Thurman Munson, R (1, 2) OBP: 0.340, SLG: 0.382	3-1		1-3		K S S S			F9		4	0	0	0	0	1	1
Graig Nettles, L (1, 5) OBP: 0.350, SLG: 0.438	K S S S			L4	F7			2B B B B	BB	3	1	0	0	1	1	1
Lou Piniella, R (1, 9) OBP: 0.341, SLG: 0.464		1B		K S S S		F4		6-3 1-H 3B	2B	4	1	2	1	0	1	0
Chris Chambliss, L (1, 3) OBP: 0.300, SLG: 0.439		K S S S		BB		S		6-3 2-3		4	0	2	0	0	1	2
Jim Spencer, L (1, 10) OBP: 0.321, SLG: 0.434 Darryl Jones, R (8, PH) OBP: 0.310, SLG: 0.517	L3			2B B B B	F2 1-2			3B 3-H		2 1	0 0	0 1	0 1	1 0	0 0	2 0
Willie Randolph, R (1, 4) OBP: 0.346, SLG: 0.341	5-3			BB B B B 1-2 2-3	K S S S			6-3		3	0	0	0	1	1	3
Bobby Brown, S (1, 7) OBP: 0.318, SLG: 0.250 Juan Beniquez, R (9, 7) OBP: 0.277, SLG: 0.396			SH1-3 E SF9 1B	F8			G4-6-3 1B			3 0	1 0	2 0	0 0	0 0	0 0	3 0
Bucky Dent, R (1, 6) OBP: 0.304, SLG: 0.306			SH1-3 1-3		1B		F3			2	0	1	0	0	0	1
Inning Stats	R: 0 E: 0 K: 1 S: 5 H: 0 LOB: 0 BB: 0 P: 5	R: 0 E: 0 K: 1 S: 6 H: 1 LOB: 1 BB: 0 P: 6	R: 1 E: 1 K: 0 S: 4 H: 1 LOB: 0 BB: 0 P: 4	R: 0 E: 0 K: 1 S: 6 H: 1 LOB: 3 BB: 2 P: 14	R: 0 E: 0 K: 1 S: 6 H: 1 LOB: 1 BB: 0 P: 6	R: 0 E: 0 K: 1 S: 6 H: 1 LOB: 1 BB: 0 P: 6	R: 0 E: 0 K: 0 S: 3 H: 1 LOB: 0 BB: 0 P: 3	R: 2 E: 0 K: 0 S: 5 H: 2 LOB: 1 BB: 1 P: 9		1B: 5 2B: 2 3B: 1 HR: 0 SF: 1 SAC: 1 DP: 1 HBP: 0						

PITCHER		IP	WLS	BF	H	R	ER	SO	BB	IBB	HBP	BLK	WP	HR	S	P	ERA	WHIP
Eric Wilkins, R ERA: 4.52	(1, 1)	3.0	L	11	2	1	0	2	0	0	0	0	0	0	15	15	0.00	0.667
Dan Spillner, R ERA: 4.17	(4, 1)	4.1		20	5	2	2	3	3	0	0	0	0	0	23	35	4.15	1.846
Sid Monge, L ERA: 2.18	(8, 1)	0.1		2	1	0	0	0	0	0	0	0	0	0	2	2	0.00	3.000
Victor Cruz, R ERA: 3.68	(8, 1)	0.1		1	0	0	0	0	0	0	0	0	0	0	1	1	0.00	0.000

PITCHER	IP	WLS	BF	H	R	ER	SO	BB	IBB	HBP	BLK	WP	HR	S	P	ERA	WHIP

BOTTOM

Cleveland Indians @ New York Yankees

Yankee Stadium, Bronx, NY

Fri Jun 22 1979, 7:05 PM EDT
Att. 33,776 - Unknown - 69 F

livebaseballscorecards.com

AB	29
R	3
H	8
RBI	3
BB	3
SO	5
LOB	15

WP: 0 PB: 0 SB: 1 CS: 0 PA: 34

Cleveland Indians @ New York Yankees

Yankee Stadium, Bronx, NY

Sat Jun 23 1979, 7:05 PM EDT
Att. 35,818 - Unknown - 79 F

livebaseballscorecards.com

Batter	1	2	3	4	5	6	7	8	9	10	AB	R	H	RBI	BB	SO	LOB
Rick Manning, L (1, 8) OBP: 0.333, SLG: 0.308	5-3		K	S 2-H 1B			5-3		1-2 1B		5	0	2	1	0	1	1
Toby Harrah, R (1, 5) OBP: 0.390, SLG: 0.394	1B		G3	1-2 BB			5-3		K		4	0	1	0	1	1	3
Bobby Bonds, R (1, 9) OBP: 0.390, SLG: 0.494	K			1B 2B BB; F6			K			6-3	4	1	0	0	1	2	3
Andre Thornton, R (1, 3) OBP: 0.346, SLG: 0.422	F9			2B 1-2 1B 1B	F7			6-3		K	5	1	1	0	0	1	1
Cliff Johnson, R (1, 10) OBP: 0.360, SLG: 0.442		5-3		1-3 2-H 1B 2B	G6-4-3 1B			L6		5-3	5	1	2	1	0	0	0
Mike Hargrove, L (1, 7) OBP: 0.324, SLG: 0.267		4-3		K	G6-4-3 1-2f			3-1			4	0	0	0	0	1	3
Horace Speed, R (8, 7) OBP: 0.368, SLG: 0.143											0	0	0	0	0	0	0
Gary Alexander, R (1, 2) OBP: 0.282, SLG: 0.346		F9		1B 1B IBB		6-3			K		3	1	0	0	1	1	0
Duane Kuiper, L (1, 4) OBP: 0.321, SLG: 0.317			F8	1B 1-3 2-H 3-H 1B		4-3			1B 1B		4	0	2	2	0	0	0
Tom Veryzer, R (1, 6) OBP: 0.301, SLG: 0.277			1B	1-3 3-H 1B 1B		F9			F4		4	1	2	1	0	0	1

Inning Stats	1	2	3	4	5	6	7	8	9	10	AB	R	H	RBI	BB	SO	LOB
	R: 0 H: 1	R: 0 H: 0	R: 0 H: 1	R: 5 H: 5	R: 0 H: 1	R: 0 H: 0	R: 0 H: 0	R: 0 H: 0	R: 0 H: 2	R: 0 H: 0	1B: 9	SF: 0	WP: 0	PA: 41			
	E: 0 LOB: 1	E: 0 LOB: 0	E: 0 LOB: 1	E: 0 LOB: 2	E: 0 LOB: 0	E: 0 LOB: 0	E: 0 LOB: 0	E: 0 LOB: 0	E: 0 LOB: 2	E: 0 LOB: 0	2B: 1	SAC: 0	PB: 0				
	K: 1 BB: 0	K: 0 BB: 0	K: 1 BB: 0	K: 1 BB: 3	K: 0 BB: 0	K: 0 BB: 0	K: 1 BB: 0	K: 0 BB: 0	K: 2 BB: 0	K: 1 BB: 0	3B: 0	DP: 1	SB: 1				
	S: 6 P: 6	S: 3 P: 3	S: 6 P: 6	S: 9 P: 21	S: 3 P: 3	S: 3 P: 3	S: 5 P: 5	S: 3 P: 3	S: 9 P: 9	S: 5 P: 5	HR: 0	HBP: 0	CS: 0				

PITCHER	IP	WLS	BF	H	R	ER	SO	BB	IBB	HBP	BLK	WP	HR	S	P	ERA	WHIP
Tommy John, L (1, 1) ERA: 2.45	10.0	W	41	10	5	5	7	2	1	0	0	0	0	52	64	4.50	1.200

PITCHER	IP	WLS	BF	H	R	ER	SO	BB	IBB	HBP	BLK	WP	HR	S	P	ERA	WHIP

AB	R	H	RBI	BB	SO	LOB
5	0	2	1	0	1	1
4	0	1	0	1	1	3
4	1	0	0	1	2	3
5	1	1	0	0	1	1
5	1	2	1	0	0	0
4	0	0	0	0	1	3
0	0	0	0	0	0	0
3	1	0	0	1	1	0
4	0	2	2	0	0	0
4	1	2	1	0	0	1

AB	38
R	5
H	10
RBI	5
BB	3
SO	7
LOB	12

Batter	1	2	3	4	5	6	7	8	9	10	AB	R	H	RBI	BB	SO	LOB
Mickey Rivers, L (1, 8) OBP: 0.324, SLG: 0.426	F6 ①		L4 ②			4-3 ①	2B 1-3 2-H 3-H		HR 2B		5	1	2	2	0	0	0
Thurman Munson, R (1, 2) OBP: 0.341, SLG: 0.380	K ②		1B			F9 ②	IBB		K ②		4	0	1	0	1	2	1
Graig Nettles, L (1, 5) OBP: 0.351, SLG: 0.449	S 1B		F2 ③			K ③	F4 ③		2-H HR		5	1	2	2	0	1	4
Lou Piniella, R (1, 9) OBP: 0.338, SLG: 0.458	4-3 ③ 1-2			F9 ①			F9 ① S S S	K ①	1B		5	0	1	0	0	1	1
Chris Chambliss, L (1, 3) OBP: 0.302, SLG: 0.446		3-1 ①		K ②			1B BB 2B	2B	F8 ③		5	1	2	0	0	1	1
Jim Spencer, L (1, 10) OBP: 0.321, SLG: 0.432 Roy White, S (8, PH) OBP: 0.259, SLG: 0.223	K ②		K ③				BB BB 2B 2-3 1B	F8 ②	F9 ①		3 2	1 0	1 0	0 0	0 0	2 0	0 1
Willie Randolph, R (1, 4) OBP: 0.354, SLG: 0.342	1B		F7 ①				BB 1-2 2B BB	BB	1B 2B BB		2	2	1	0	3	0	0
Bobby Brown, S (1, 7) OBP: 0.292, SLG: 0.227 Darryl Jones, R (7, PH) OBP: 0.333, SLG: 0.517 (8, 7) Jerry Narron, L (8, PH) OBP: 0.241, SLG: 0.231 Juan Beniquez, R (9, 7) OBP: 0.283, SLG: 0.402	F8 ③		F8 ②				2B 1-2 2-3 3-H BB	K ③	2B 1-2 1B		2 0 1 1	0 0 0 0	0 0 0 0	0 1 0 0	0 1 1 0	0 0 1 0	1 0 2 0
Bucky Dent, R (1, 6) OBP: 0.302, SLG: 0.308			F8 ①				F6 ②		F9 ①	1-3 2-H 2B	5	0	1	1	0	0	3
Inning Stats	R: 0 E: 0 K: 1 S: 6 H: 1 LOB: 1 BB: 0 P: 6	R: 0 E: 0 K: 1 S: 6 H: 1 LOB: 1 BB: 0 P: 6	R: 0 E: 0 K: 0 S: 4 H: 1 LOB: 1 BB: 0 P: 4	R: 0 E: 0 K: 0 S: 7 H: 0 LOB: 0 BB: 0 P: 7	R: 0 E: 0 K: 2 S: 3 H: 0 LOB: 0 BB: 0 P: 3	R: 0 E: 0 K: 1 S: 5 H: 0 LOB: 0 BB: 0 P: 5	R: 3 E: 0 K: 0 S: 6 H: 3 LOB: 3 BB: 3 P: 18	R: 0 E: 0 K: 2 S: 8 H: 1 LOB: 2 BB: 1 P: 12	R: 2 E: 0 K: 1 S: 8 H: 3 LOB: 1 BB: 0 P: 8	R: 1 E: 0 K: 0 S: 3 H: 2 LOB: 2 BB: 1 P: 7	1B: 6 2B: 5 3B: 0 HR: 1	SF: 0 SAC: 0 DP: 0 HBP: 0		WP: 0 PB: 0 SB: 1 CS: 0		PA: 45		

PITCHER		IP	WLS	BF	H	R	ER	SO	BB	IBB	HBP	BLK	WP	HR	S	P	ERA	WHIP
Rick Wise, R ERA: 3.87	(1, 1)	6.1		25	5	3	3	5	1	0	0	0	0	0	34	38	4.26	0.947
Sid Monge, L ERA: 2.13	(7, 1)	1.1		9	2	0	0	1	2	1	0	0	0	0	8	20	0.00	3.000
Victor Cruz, R ERA: 4.23	(8, 1)	1.2	L	11	5	3	3	2	1	0	0	0	0	1	14	18	16.20	3.600

PITCHER	IP	WLS	BF	H	R	ER	SO	BB	IBB	HBP	BLK	WP	HR	S	P	ERA	WHIP

BOTTOM

Cleveland Indians @ New York Yankees

Yankee Stadium, Bronx, NY

Sat Jun 23 1979, 7:05 PM EDT
Att. 35,818 - Unknown - 79 F

livebaseballscorecards.com

AB	40
R	6
H	12
RBI	6
BB	5
SO	8
LOB	14

Batter	1	2	3	4	5	6	7	8	9	AB	R	H	RBI	BB	SO	LOB
Mike Hargrove, L (1, 7) OBP: 0.326, SLG: 0.266	F9	2-H 1B			F7		BBB SH2-3 BB BB	L7		4	0	1	0	1	0	2
Toby Harrah, R (1, 5) (6, 6) OBP: 0.390, SLG: 0.396	K		F7		2B		BBB 1-2 SH2-3 BB		F7	4	0	1	0	1	1	0
Bobby Bonds, R (1, 9) OBP: 0.392, SLG: 0.494	S 1B 1B		CS 1B		SSS K		SH2-3 1-2 2-3		SSS K	4	1	2	0	0	2	1
Andre Thornton, R (1, 3) OBP: 0.351, SLG: 0.423	BBBB 1B 1-2 BB		FC5-4 1-2 1B			F4 SSS	K		1B	4	0	2	0	1	1	2
Cliff Johnson, R (1, 10) OBP: 0.362, SLG: 0.432	1-2 2-H 1B		FC5-4 1-2f			BBBB 1B 1B BB	1-3		SSS K	4	1	1	1	1	1	4
Rick Manning, L (1, 8) OBP: 0.332, SLG: 0.307	F7			F7		1B 1-3 FC3-2 1B		SSS K		4	0	1	0	0	1	2
Ron Hassey, L (1, 2) OBP: 0.258, SLG: 0.276		5-3 1B 1B		F8		FC3-2 1-3 3-H 1B		2B 1B		2	0	1	0	0	0	0
Gary Alexander, R (6, PH) (6, 2) OBP: 0.288, SLG: 0.352										2	0	2	1	0	0	0
Duane Kuiper, L (1, 4) OBP: 0.320, SLG: 0.320		5-3 1-2		3-1		FC3-2 1-2 3-H		1-3 2B		4	0	1	0	0	0	3
Tom Veryzer, R (1, 6) OBP: 0.298, SLG: 0.274		F8			SSS F7	SSS K		SSS K		2	0	0	0	0	0	1
Jim Norris, L (6, PH) OBP: 0.304, SLG: 0.315										1	0	0	0	0	1	2
Ted Cox, R (6, 5) OBP: 0.282, SLG: 0.250										1	0	0	0	0	1	2
Inning Stats	R: 1 E: 0 K: 1 S: 7 H: 2 LOB: 2 BB: 1 P: 11	R: 0 E: 0 K: 0 S: 4 H: 2 LOB: 2 BB: 0 P: 4	R: 0 E: 0 K: 0 S: 4 H: 2 LOB: 1 BB: 0 P: 4	R: 0 E: 0 K: 0 S: 3 H: 0 LOB: 0 BB: 0 P: 3	R: 0 E: 0 K: 1 S: 6 H: 1 LOB: 1 BB: 0 P: 6	R: 1 E: 0 K: 1 S: 7 H: 2 LOB: 2 BB: 1 P: 11	R: 0 E: 0 K: 1 S: 5 H: 0 LOB: 2 BB: 2 P: 13	R: 0 E: 0 K: 2 S: 9 H: 2 LOB: 2 BB: 0 P: 9	R: 0 E: 0 K: 2 S: 8 H: 1 LOB: 1 BB: 0 P: 8							

TOP

Cleveland Indians @ New York Yankees

Yankee Stadium, Bronx, NY

Sun Jun 24 1979, 3:33 AM EDT
Att. 55,409 - Unknown - 65 F

livebaseballscorecards.com

AB	36
R	2
H	12
RBI	2
BB	4
SO	8
LOB	19

1B: 10	SF: 0	WP: 0	PA: 41
2B: 2	SAC: 1	PB: 0	
3B: 0	DP: 0	SB: 1	
HR: 0	HBP: 0	CS: 1	

PITCHER		IP	WLS	BF	H	R	ER	SO	BB	IBB	HBP	BLK	WP	HR	S	P	ERA	WHIP
Ed Figueroa, R ERA: 4.37	(1, 1)	3.0		14	6	1	1	1	1	0	0	0	0	0	15	19	3.00	2.333
Jim Kaat, L ERA: 3.0	(4, 1)	2.2	W	12	3	1	1	1	1	0	0	0	0	0	13	17	3.38	1.500
Ron Davis, R ERA: 2.19	(6, 1)	3.1	S	15	3	0	0	6	2	0	0	0	0	0	25	33	0.00	1.500

PITCHER		IP	WLS	BF	H	R	ER	SO	BB	IBB	HBP	BLK	WP	HR	S	P	ERA	WHIP

Cleveland Indians @ New York Yankees

Yankee Stadium, Bronx, NY

Sun Jun 24 1979, 3:33 AM EDT

Att. 55,409 - Unknown - 65 F

BOTTOM

livebaseballscorecards.com

Batter	1	2	3	4	5	6	7	8	9	AB	R	H	RBI	BB	SO	LOB
Mickey Rivers, L (1, 8) OBP: 0.322, SLG: 0.425	F6	1-3 2B		4-3		F7		F2		5	0	1	0	0	0	3
Willie Randolph, R (1, 4) OBP: 0.354, SLG: 0.338	BBBB 4-0 F8 1B BB	1-3			6-3		SSS 0-3 K	BBBB 4-0 1-2 1B BB		3	1	0	0	2	1	2
Thurman Munson, R (1, 2) OBP: 0.342, SLG: 0.384	F8 1-2	G3			2B 2B		6-3	1-2 2-H 3-H 1B		5	1	2	2	0	0	3
Lou Piniella, R (1, 9) OBP: 0.339, SLG: 0.461	S 2-H 1B 1B		6-3		F9 2-H 2B		6-3 SSS	K		5	1	2	2	0	1	2
Darryl Jones, R (1, 10) OBP: 0.344, SLG: 0.516 Jim Spencer, L (5, PH) OBP: 0.324, SLG: 0.433 Roy White, S (8, PR) OBP: 0.259, SLG: 0.223	1-H 1B 1B		L1		F9 2-3			1B 1B 1B 1B		2 2 0	1 0 1	1 1 0	1 0 0	0 0 0	0 0 0	0 1 0
Chris Chambliss, L (1, 3) OBP: 0.309, SLG: 0.449	FC6-4 2-H 1B	SSS K			BBBB FC6-4 BB			1B 1B SF9 1-2 1B		3	1	2	1	1	1	0
Juan Beniquez, R (1, 5) (7, 7) OBP: 0.291, SLG: 0.415	FC6-4 1-2f			2B	FC6-4 1-2f			SF9 1B 1-2 2-3 1B		4	1	2	0	0	0	3
Bobby Brown, S (1, 7) OBP: 0.259, SLG: 0.200 Fred Stanley, R (7, 5) OBP: 0.333, SLG: 0.250		5-3		SSS K		F7		BB 1B 1-2 2-3 3-H 1B		3 1	0 1	0 1	0 1	0 0	1 0	1 0
Bucky Dent, R (1, 6) OBP: 0.301, SLG: 0.309		2B 1B		F8		F4		SF9 2-3 3-H		3	0	1	1	0	0	1
Inning Stats	R: 3 H: 3 E: 0 LOB: 1 K: 0 BB: 1 S: 6 P: 10	R: 0 H: 2 E: 0 LOB: 2 K: 0 BB: 0 S: 5 P: 5	R: 0 H: 0 E: 0 LOB: 0 K: 1 BB: 0 S: 5 P: 5	R: 0 H: 1 E: 0 LOB: 1 K: 1 BB: 0 S: 6 P: 6	R: 1 H: 2 E: 0 LOB: 2 K: 0 BB: 1 S: 5 P: 9	R: 0 H: 0 E: 0 LOB: 0 K: 0 BB: 0 S: 3 P: 3	R: 0 H: 0 E: 0 LOB: 0 K: 1 BB: 0 S: 5 P: 5	R: 4 H: 5 E: 0 LOB: 2 K: 1 BB: 1 S: 10 P: 14		1B: 9 SF: 1 2B: 4 SAC: 0 3B: 0 DP: 0 HR: 0 HBP: 0						

	AB	36
	R	8
	H	13
	RBI	8
	BB	3
	SO	4
	LOB	16

PITCHER		IP	WLS	BF	H	R	ER	SO	BB	IBB	HBP	BLK	WP	HR	S	P	ERA	WHIP
Rick Waits, L ERA: 3.68	(1, 1)	4.1	L	22	8	4	4	2	1	0	0	0	0	0	25	29	8.31	2.077
Mike Paxton, R ERA: 6.5	(5, 1)	3.0		14	4	4	4	1	1	0	0	0	0	0	15	19	12.00	1.667
Sid Monge, L ERA: 2.11	(8, 1)	0.1		2	0	0	0	0	1	0	0	0	0	0	1	5	0.00	3.000
Dan Spillner, R ERA: 4.14	(8, 1)	0.1		2	1	0	0	1	0	0	0	0	0	0	4	4	0.00	3.000

PITCHER	IP	WLS	BF	H	R	ER	SO	BB	IBB	HBP	BLK	WP	HR	S	P	ERA	WHIP

Batter	1	2	3	4	5	6	7	8	9	AB	R	H	RBI	BB	SO	LOB
Bobby Bonds, R (1, 9) OBP: 0.390, SLG: 0.489	K		F7			BB		K		3	0	0	0	1	2	3
Toby Harrah, R (1, 5) OBP: 0.385, SLG: 0.390	E3 CS		5-3			5-3 1-2		6-3		4	0	0	0	0	0	4
Rick Manning, L (1, 8) OBP: 0.334, SLG: 0.310	G3 1-2			FC5-4 1B		F8			HBP BB SF7 1B	4	1	2	0	0	0	1
Andre Thornton, R (1, 3) OBP: 0.353, SLG: 0.436		HR		FC5-4 1-2f			K		HBP BB 1-2	3	1	1	1	1	1	1
Cliff Johnson, R (1, 10) OBP: 0.357, SLG: 0.417 Dave Rosello, R (9, PR) OBP: 0.389, SLG: 0.875		6-3		F6			5-3		HBP 1-2 2-3	3 0	0 0	0 0	0 0	0 0	0 0	1 0
Mike Hargrove, L (1, 7) OBP: 0.321, SLG: 0.261 Horace Speed, R (8, 7) OBP: 0.368, SLG: 0.143 Jim Norris, L (9, PH) OBP: 0.302, SLG: 0.315		6-3		6-3			L8		SF7 3-H	3 0 0	0 0 0	0 0 0	0 0 1	0 0 0	0 0 0	1 0 0
Gary Alexander, R (1, 2) OBP: 0.287, SLG: 0.347		6-3	K					6-3 BB	K	3	0	0	0	1	2	2
Duane Kuiper, L (1, 4) OBP: 0.315, SLG: 0.315			L6	3-1				6-3 1-2	L1	4	0	0	0	0	0	3
Tom Veryzer, R (1, 6) OBP: 0.299, SLG: 0.271			E6	5-3				BB		2	0	0	0	1	0	0
Inning Stats	R: 0 E: 1 K: 1 S: 5 H: 0 LOB: 0 BB: 0 P: 5	R: 1 E: 0 K: 0 S: 4 H: 1 LOB: 0 BB: 0 P: 4	R: 0 E: 1 K: 0 S: 4 H: 0 LOB: 1 BB: 0 P: 4	R: 0 E: 0 K: 0 S: 4 H: 1 LOB: 1 BB: 0 P: 4	R: 0 E: 0 K: 1 S: 5 H: 0 LOB: 0 BB: 0 P: 5	R: 0 E: 0 K: 0 S: 2 H: 0 LOB: 0 BB: 1 P: 6	R: 0 E: 0 K: 1 S: 5 H: 0 LOB: 0 BB: 0 P: 5	R: 0 E: 0 K: 1 S: 5 H: 0 LOB: 2 BB: 2 P: 13	R: 1 E: 0 K: 1 S: 6 H: 1 LOB: 2 BB: 1 P: 11	1B: 2 2B: 0 3B: 0 HR: 1	SF: 1 SAC: 0 DP: 0 HBP: 1						

PITCHER	IP	WLS	BF	H	R	ER	SO	BB	IBB	HBP	BLK	WP	HR	S	P	ERA	WHIP
Steve Stone, R (1, 1) ERA: 4.14	8.0	W	30	3	2	2	4	3	0	0	0	0	1	35	47	2.25	0.750
Don Stanhouse, R (9, 1) ERA: 2.7	1.0	S	5	0	0	0	1	1	0	1	0	0	0	5	10	0.00	1.000

PITCHER	IP	WLS	BF	H	R	ER	SO	BB	IBB	HBP	BLK	WP	HR	S	P	ERA	WHIP

TOP

Cleveland Indians @ Baltimore Orioles

Memorial Stadium, Baltimore, MD

Mon Jun 25 1979, 7:05 PM EDT

Att. 16,497 - Unknown

livebaseballscorecards.com

AB	29
R	2
H	3
RBI	2
BB	4
SO	5
LOB	16

1B: 2 SF: 1
2B: 0 SAC: 0
3B: 0 DP: 0
HR: 1 HBP: 1

WP: 0 PA: 35
PB: 0
SB: 0
CS: 2

Batter	1	2	3	4	5	6	7	8	9	AB	R	H	RBI	BB	SO	LOB
Al Bumbry, L (1, 8) OBP: 0.339, SLG: 0.363	F8		BB CS			S 1B		BB E S SF		2	1	1	0	2	0	0
Kiko Garcia, R (1, 6) OBP: 0.324, SLG: 0.401	BB 1B		F7			1-2 1B		BB S SF 1-3		3	1	2	0	1	0	1
Ken Singleton, S (1, 9) OBP: 0.421, SLG: 0.543 Dave Skaggs, R (9, 2) OBP: 0.297, SLG: 0.246	K		CS 1-2	G3		K		SF 4-1 2B 1-H 3-H		3 0	1 0	0 0	1 0	0 0	2 0	3 0
Eddie Murray, S (1, 3) OBP: 0.359, SLG: 0.419	BB 1-2			K		K		4-1 2-3		3	0	0	0	1	2	3
Gary Roenicke, R (1, 7) OBP: 0.432, SLG: 0.571	K			K			1B 2B	2B 3-H		4	0	2	1	0	2	2
Doug DeCinces, R (1, 5) OBP: 0.315, SLG: 0.419		6-3			F6		G6-4-3 1B 2-3	L5		4	0	1	0	0	0	1
Lee May, R (1, 10) OBP: 0.325, SLG: 0.471		K			F7		K			3	0	0	0	0	2	2
Rich Dauer, R (1, 4) OBP: 0.320, SLG: 0.385		F3			F5		G6-4-3 1-2f			3	0	0	0	0	0	2
Rick Dempsey, R (1, 2) OBP: 0.350, SLG: 0.387 John Lowenstein, L (8, PH) OBP: 0.418, SLG: 0.560 (9, 9)			G3			F9		F8		2 1	0 0	0 0	0 0	0 0	0 0	0 0
Inning Stats	R: 0 H: 1 E: 0 LOB: 2 K: 2 BB: 1 S: 8 P: 12	R: 0 H: 0 E: 0 LOB: 0 K: 1 BB: 0 S: 5 P: 5	R: 0 H: 0 E: 0 LOB: 0 K: 0 BB: 1 S: 2 P: 6	R: 0 H: 0 E: 0 LOB: 0 K: 2 BB: 0 S: 7 P: 7	R: 0 H: 0 E: 0 LOB: 0 K: 0 BB: 0 S: 3 P: 3	R: 0 H: 2 E: 0 LOB: 2 K: 2 BB: 0 S: 9 P: 9	R: 0 H: 2 E: 0 LOB: 1 K: 1 BB: 0 S: 6 P: 6	R: 3 H: 1 E: 1 LOB: 1 K: 0 BB: 2 S: 5 P: 13		1B: 4 SF: 1 2B: 2 SAC: 0 3B: 0 DP: 1 HR: 0 HBP: 0						WP: 0 PA: 34 PB: 0 SB: 3 CS: 1

PITCHER		IP	WLS	BF	H	R	ER	SO	BB	IBB	HBP	BLK	WP	HR	S	P	ERA	WHIP
Wayne Garland, R ERA: 5.31	(1, 1)	7.2	L	31	5	3	0	8	4	0	0	0	0	0	43	59	0.00	1.174
Victor Cruz, R ERA: 4.19	(8, 1)	0.1		2	1	0	0	0	0	0	0	0	0	0	2	2	0.00	3.000

PITCHER	IP	WLS	BF	H	R	ER	SO	BB	IBB	HBP	BLK	WP	HR	S	P	ERA	WHIP

BOTTOM

Cleveland Indians @ Baltimore Orioles

Memorial Stadium, Baltimore, MD

Mon Jun 25 1979, 7:05 PM EDT

Att. 16,497 - Unknown

livebaseballscorecards.com

AB	28
R	3
H	6
RBI	2
BB	4
SO	8
LOB	14

Batter	1	2	3	4	5	6	7	8	9	AB	R	H	RBI	BB	SO	LOB
Bobby Bonds, R (1, 9) OBP: 0.387, SLG: 0.482	K		F6		1B, 1-2, BB		K2-3		K	4	0	0	0	1	3	1
Toby Harrah, R (1, 5) OBP: 0.385, SLG: 0.399 (8, 6)	HR		BB		F4		K		4-3	4	1	1	1	1	1	2
Rick Manning, L (1, 8) OBP: 0.337, SLG: 0.313	K		F8		BB, 1-3, 2-H, 1B			1B, FC6-4, 1B		4	1	2	1	0	1	2
Andre Thornton, R (1, 3) OBP: 0.359, SLG: 0.439	K			1B	1-2, BB			FC6-4, 1-3, 1B		3	0	2	0	1	1	0
Cliff Johnson, R (1, 10) OBP: 0.353, SLG: 0.402		G6-4-3, BB		F4	F7			FC6-4, 4-3, S, 1-2f, 3-H		3	0	0	1	1	0	5
Horace Speed, R (8, PR) OBP: 0.368, SLG: 0.143										0	0	0	0	0	0	0
Ron Pruitt, R (1, 2) OBP: 0.351, SLG: 0.333		G6-4-3, 1-2f		K		F3		4-3, 1-3		3	0	0	0	0	1	2
Ron Hassey, L (8, PH) OBP: 0.250, SLG: 0.267 (8, 2)										1	0	0	0	0	0	1
Mike Hargrove, L (1, 7) OBP: 0.319, SLG: 0.256		K		4-3		F4		BB		3	0	0	0	1	1	1
Tom Veryzer, R (1, 6) OBP: 0.303, SLG: 0.278			4-3, 2B		BB, 1B, BB	6-3		4-3		2	1	1	0	1	0	0
Jim Norris, L (8, PH) OBP: 0.301, SLG: 0.313										1	0	0	0	0	0	2
Ted Cox, R (8, 5) OBP: 0.282, SLG: 0.250										0	0	0	0	0	0	0
Duane Kuiper, L (1, 4) OBP: 0.310, SLG: 0.309			4-3, 2-3		F8		K		F7	4	0	0	0	0	1	2
Inning Stats	R: 1 E: 0 K: 3 S: 10 H: 1 LOB: 0 BB: 0 P: 10	R: 0 E: 0 K: 1 S: 4 H: 0 LOB: 0 BB: 1 P: 8	R: 0 E: 0 K: 0 S: 4 H: 1 LOB: 2 BB: 1 P: 8	R: 0 E: 0 K: 1 S: 6 H: 1 LOB: 1 BB: 0 P: 6	R: 1 E: 0 K: 0 S: 4 H: 1 LOB: 3 BB: 3 P: 16	R: 0 E: 0 K: 0 S: 3 H: 0 LOB: 0 BB: 0 P: 3	R: 0 E: 0 K: 3 S: 9 H: 0 LOB: 0 BB: 0 P: 9	R: 1 E: 0 K: 0 S: 5 H: 2 LOB: 2 BB: 1 P: 9	R: 0 E: 0 K: 1 S: 5 H: 0 LOB: 0 BB: 0 P: 5	1B: 4 2B: 1 3B: 0 HR: 1 SF: 0 SAC: 0 DP: 1 HBP: 0						

PITCHER	IP	WLS	BF	H	R	ER	SO	BB	IBB	HBP	BLK	WP	HR	S	P	ERA	WHIP
Mike Flanagan, L (1, 1) ERA: 3.92	7.0	W	30	5	3	3	8	5	0	0	0	0	1	41	61	3.86	1.429
Don Stanhouse, R (8, 1) ERA: 2.56	2.0	S	8	1	0	0	1	1	0	0	0	0	0	9	13	0.00	1.000

PITCHER	IP	WLS	BF	H	R	ER	SO	BB	IBB	HBP	BLK	WP	HR	S	P	ERA	WHIP

TOP

Cleveland Indians @ Baltimore Orioles

Memorial Stadium, Baltimore, MD

Tue Jun 26 1979, 7:05 PM EDT

Att. 18,171 - Unknown

livebaseballscorecards.com

AB	32
R	3
H	6
RBI	3
BB	6
SO	9
LOB	18

WP: 0	PB: 0	SB: 1	CS: 0	PA: 38		

Batter	1	2	3	4	5	6	7	8	9	AB	R	H	RBI	BB	SO	LOB
Al Bumbry, L (1, 8) OBP: 0.338, SLG: 0.359	F8		FC5-4 1B S 1-2f	BB			G3			3	0	0	0	1	0	1
Kiko Garcia, R (1, 6) OBP: 0.322, SLG: 0.398	F3		S 1-3 1B	F8			K			4	0	1	0	0	1	2
Ken Singleton, S (1, 9) OBP: 0.425, SLG: 0.555 John Lowenstein, L (8, 9) OBP: 0.418, SLG: 0.560	BB		K 1-2		1B BB		HR			2 0	1 0	1 0	1 0	2 0	1 0	1 0
Eddie Murray, S (1, 3) OBP: 0.355, SLG: 0.412	4-3			F8	F8		6-3			4	0	0	0	0	0	2
Doug DeCinces, R (1, 5) OBP: 0.333, SLG: 0.427		G6-4-3 1B		BB BB 2B BB	G5-4-3 1-2 1B			G6-4-3 BB		2	1	2	0	2	0	0
Lee May, R (1, 10) OBP: 0.324, SLG: 0.465		G6-4-3 1-2f		BB 2B 1-2 BB	G5-4-3 1-2f			G6-4-3 1-2f		3	1	0	0	1	0	4
Gary Roenicke, R (1, 7) OBP: 0.438, SLG: 0.568		BB		2B 6-3 1-2 2-3 BB		F5		BB		1	1	0	0	3	0	0
Rich Dauer, R (1, 4) OBP: 0.323, SLG: 0.388		F9		6-3 1-3 2-H 3-H 2B		F2		1-2 BB		3	0	1	2	1	0	1
Rick Dempsey, R (1, 2) OBP: 0.348, SLG: 0.381			FC5-4 BB	6-3 2-3 3-H		6-3		K		3	0	0	1	1	1	3
Inning Stats	R: 0 E: 0 K: 0 S: 3 H: 0 LOB: 1 BB: 1 P: 7	R: 0 E: 0 K: 0 S: 3 H: 1 LOB: 1 BB: 1 P: 7	R: 0 E: 0 K: 1 S: 5 H: 1 LOB: 1 BB: 1 P: 9	R: 3 E: 0 K: 0 S: 4 H: 1 LOB: 2 BB: 4 P: 20	R: 0 E: 0 K: 0 S: 3 H: 1 LOB: 1 BB: 1 P: 7	R: 0 E: 0 K: 0 S: 3 H: 0 LOB: 0 BB: 0 P: 3	R: 1 E: 0 K: 1 S: 6 H: 1 LOB: 0 BB: 0 P: 6	R: 0 E: 0 K: 1 S: 4 H: 0 LOB: 2 BB: 3 P: 16		1B: 3 2B: 1 3B: 0 HR: 1 SF: 0 SAC: 0 DP: 3 HBP: 0					WP: 0 PB: 0 SB: 2 CS: 0 PA: 36	

PITCHER		IP	WLS	BF	H	R	ER	SO	BB	IBB	HBP	BLK	WP	HR	S	P	ERA	WHIP
Len Barker, R ERA: 4.94	(1, 1)	7.0	L	32	5	4	4	2	9	0	0	0	0	1	27	63	5.14	2.000
Dan Spillner, R ERA: 4.05	(8, 1)	1.0		4	0	0	0	1	2	0	0	0	0	0	4	12	0.00	2.000

PITCHER	IP	WLS	BF	H	R	ER	SO	BB	IBB	HBP	BLK	WP	HR	S	P	ERA	WHIP

BOTTOM

Cleveland Indians @ Baltimore Orioles

Memorial Stadium, Baltimore, MD

Tue Jun 26 1979, 7:05 PM EDT

Att. 18,171 - Unknown

livebaseballscorecards.com

AB	25
R	4
H	5
RBI	4
BB	11
SO	3
LOB	14

Batter	1	2	3	4	5	6	7	8	9	AB	R	H	RBI	BB	SO	LOB
Rick Manning, L (1, 8) OBP: 0.336, SLG: 0.312	4-3		1B		1-3			4-3		4	0	1	0	0	0	2
Toby Harrah, R (1, 5) (8, 6) OBP: 0.383, SLG: 0.409	6-3		F7			L8			HR	4	1	1	1	0	0	1
Bobby Bonds, R (1, 10) OBP: 0.382, SLG: 0.475	K			F6		F8			6-3	4	0	0	0	0	1	0
Andre Thornton, R (1, 3) OBP: 0.354, SLG: 0.431		F9		K		L1			K	4	0	0	0	0	2	0
Ron Hassey, L (1, 2) OBP: 0.222, SLG: 0.235		F8		5-3			1-3		4-3	4	0	0	0	0	0	0
Mike Hargrove, L (1, 7) OBP: 0.320, SLG: 0.258		1B			1-3		4-3			3	0	1	0	0	0	0
Jim Norris, L (1, 9) OBP: 0.301, SLG: 0.309		F8			BB		F7			2	0	0	0	1	0	1
Duane Kuiper, L (1, 4) OBP: 0.314, SLG: 0.311			CS 1B		BB			F8		2	0	1	0	1	0	0
Tom Veryzer, R (1, 6) OBP: 0.301, SLG: 0.276			K		K			F9		2	0	0	0	0	2	3
Dell Alston, L (8, PH)										1	0	0	0	0	0	0
Ted Cox, R (8, 5) OBP: 0.282, SLG: 0.250										0	0	0	0	0	0	0
Inning Stats	R: 0 E: 0 K: 1 S: 5 H: 0 LOB: 0 BB: 0 P: 5	R: 0 E: 0 K: 0 S: 4 H: 1 LOB: 1 BB: 0 P: 4	R: 0 E: 0 K: 1 S: 6 H: 2 LOB: 1 BB: 0 P: 6	R: 0 E: 0 K: 1 S: 5 H: 0 LOB: 0 BB: 0 P: 5	R: 0 E: 0 K: 1 S: 5 H: 0 LOB: 2 BB: 2 P: 13	R: 0 E: 0 K: 0 S: 3 H: 0 LOB: 0 BB: 0 P: 3	R: 0 E: 0 K: 0 S: 3 H: 0 LOB: 0 BB: 0 P: 3	R: 0 E: 0 K: 0 S: 3 H: 0 LOB: 0 BB: 0 P: 3	R: 1 E: 0 K: 1 S: 6 H: 1 LOB: 0 BB: 0 P: 6	1B: 3 2B: 0 3B: 0 HR: 1 SF: 0 SAC: 0 DP: 0 HBP: 0						

PITCHER	IP	WLS	BF	H	R	ER	SO	BB	IBB	HBP	BLK	WP	HR	S	P	ERA	WHIP
Jim Palmer, R (1, 1) ERA: 3.07	9.0	W	32	4	1	1	5	2	0	0	0	0	1	40	48	1.00	0.667

PITCHER	IP	WLS	BF	H	R	ER	SO	BB	IBB	HBP	BLK	WP	HR	S	P	ERA	WHIP

TOP

Cleveland Indians @ Baltimore Orioles

Memorial Stadium, Baltimore, MD

Wed Jun 27 1979, 7:05 PM EDT

Att. 20,209 - Unknown

livebaseballscorecards.com

AB	30
R	1
H	4
RBI	1
BB	2
SO	5
LOB	7

PA: 32

WP: 0
PB: 0
SB: 0
CS: 1

Batter	1	2	3	4	5	6	7	8	9	AB	R	H	RBI	BB	SO	LOB
Kiko Garcia, R (1, 6) OBP: 0.325, SLG: 0.400	4-3		1B 1-2 3-H 1B		L4		2B 1B			4	1	2	1	0	0	0
Pat Kelly, L (1, 10) OBP: 0.417, SLG: 0.529	L4-6 S BB		1-2 2-3 1B		K		1-H 1B 2B			3	1	2	1	1	1	0
Ken Singleton, S (1, 9) OBP: 0.426, SLG: 0.552	1-2 BB		K		F9		2-H 1B			3	0	1	1	1	1	3
Eddie Murray, S (1, 3) OBP: 0.350, SLG: 0.406	L4-6 2-3		K			4-3	F9			4	0	0	0	0	1	6
Doug DeCinces, R (1, 5) OBP: 0.331, SLG: 0.418		F4	F7			S BB		F7		3	0	0	0	1	0	3
John Lowenstein, L (1, 7) OBP: 0.411, SLG: 0.538		K2-3		BB		F7 1-2		K		3	0	0	0	1	2	1
Gary Roenicke, R (1, 8) OBP: 0.435, SLG: 0.559		F7	F7			F8		BB		3	0	0	0	1	0	2
Rich Dauer, R (1, 4) OBP: 0.322, SLG: 0.386			1B 1B 1B	F9			F8	F5		4	1	1	0	0	0	2
Rick Dempsey, R (1, 2) OBP: 0.348, SLG: 0.380			1B 1B 1-3 1B	F8			F7			3	0	1	0	0	0	1
Inning Stats	R: 0 H: 0 E: 0 LOB: 1 K: 0 BB: 2 S: 2 P: 10	R: 0 H: 0 E: 0 LOB: 0 K: 1 BB: 0 S: 5 P: 5	R: 1 H: 4 E: 0 LOB: 3 K: 2 BB: 0 S: 11 P: 11	R: 0 H: 0 E: 0 LOB: 1 K: 0 BB: 1 S: 3 P: 7	R: 0 H: 0 E: 0 LOB: 0 K: 1 BB: 0 S: 5 P: 5	R: 0 H: 0 E: 0 LOB: 1 K: 0 BB: 1 S: 3 P: 7	R: 2 H: 3 E: 0 LOB: 1 K: 0 BB: 0 S: 6 P: 6	R: 0 H: 0 E: 0 LOB: 1 K: 1 BB: 1 S: 5 P: 9		1B: 6 SF: 0 2B: 2 SAC: 0 3B: 0 DP: 1 HR: 0 HBP: 0						

PITCHER		IP	WLS	BF	H	R	ER	SO	BB	IBB	HBP	BLK	WP	HR	S	P	ERA	WHIP
Mike Paxton, R ERA: 6.28	(1, 1)	6.2	L	29	6	3	3	4	4	0	0	0	0	0	33	49	4.05	1.500
Sid Monge, L ERA: 2.06	(7, 1)	1.1		6	1	0	0	1	1	0	0	0	0	0	7	11	0.00	1.500

PITCHER	IP	WLS	BF	H	R	ER	SO	BB	IBB	HBP	BLK	WP	HR	S	P	ERA	WHIP

BOTTOM

Cleveland Indians @ Baltimore Orioles

Memorial Stadium, Baltimore, MD

Wed Jun 27 1979, 7:05 PM EDT

Att. 20,209 - Unknown

livebaseballscorecards.com

AB	30
R	3
H	7
RBI	3
BB	5
SO	5
LOB	18

Batter	1	2	3	4	5	6	7	8	9	AB	R	H	RBI	BB	SO	LOB
Rick Manning, L (1, 8) OBP: 0.333, SLG: 0.310	F8	F7		6-3			6-3		FC6-4 1B; 1-2	5	0	1	0	0	0	3
Duane Kuiper, L (1, 4) OBP: 0.308, SLG: 0.305	4-3		K		F7		6-3		F4	5	0	0	0	0	1	2
Bobby Bonds, R (1, 10) OBP: 0.376, SLG: 0.466	K		F5		L6		K		FC6-4; 1-2f	5	0	0	0	0	2	2
Andre Thornton, R (1, 3) OBP: 0.352, SLG: 0.441		5-3	K		HR			F6		4	1	1	1	0	1	0
Toby Harrah, R (1, 5) OBP: 0.388, SLG: 0.418		2B 1B		FC2-5 2B	S 1B			F5		4	1	3	0	0	0	0
Mike Hargrove, L (1, 7) OBP: 0.323, SLG: 0.265		1-H 1B 2B		FC2-5 2B; BB	G3; 1-2			F8		3	2	1	1	1	0	1
Jim Norris, L (1, 9) OBP: 0.300, SLG: 0.308		K		FC2-5 2B; 1-2 2-3f	L6				1B SF9 1B	4	2	1	0	0	1	3
Ron Hassey, L (1, 2) OBP: 0.275, SLG: 0.316		1B 2-H 1B		1-H 2-H 2B	K2-3				1B 1-3 1B	4	0	3	3	0	1	0
Tom Veryzer, R (1, 6) OBP: 0.300, SLG: 0.276		1-3 1B		6-3	5-3				SF9; 3-H	3	0	1	1	0	0	1
Inning Stats	R: 0 E: 0 K: 1 S: 5 / H: 0 LOB: 0 BB: 0 P: 5	R: 2 E: 0 K: 1 S: 9 / H: 4 LOB: 2 BB: 0 P: 9	R: 0 E: 0 K: 2 S: 7 / H: 0 LOB: 0 BB: 0 P: 7	R: 2 E: 0 K: 0 S: 5 / H: 2 LOB: 1 BB: 1 P: 9	R: 1 E: 0 K: 0 S: 5 / H: 2 LOB: 1 BB: 0 P: 5	R: 0 E: 0 K: 1 S: 5 / H: 0 LOB: 0 BB: 0 P: 5	R: 0 E: 0 K: 1 S: 5 / H: 0 LOB: 0 BB: 0 P: 5	R: 0 E: 0 K: 0 S: 3 / H: 0 LOB: 0 BB: 0 P: 3	R: 1 E: 0 K: 0 S: 6 / H: 3 LOB: 2 BB: 0 P: 6	1B: 7 2B: 3 3B: 0 HR: 1 / SF: 1 SAC: 0 DP: 0 HBP: 0							

PITCHER	IP	WLS	BF	H	R	ER	SO	BB	IBB	HBP	BLK	WP	HR	S	P	ERA	WHIP
Dennis Martinez, R (1, 1) ERA: 3.64	8.0	L	35	10	6	6	6	1	0	0	0	0	1	46	50	6.75	1.375
Tippy Martinez, L (9, 1) ERA: 3.16	1.0		4	1	0	0	0	0	0	0	0	0	0	4	4	0.00	1.000

PITCHER	IP	WLS	BF	H	R	ER	SO	BB	IBB	HBP	BLK	WP	HR	S	P	ERA	WHIP

TOP

Cleveland Indians @ Baltimore Orioles

Memorial Stadium, Baltimore, MD

Thu Jun 28 1979, 7:05 PM EDT

Att. 11,795 - Unknown

livebaseballscorecards.com

AB	37
R	6
H	11
RBI	6
BB	1
SO	6
LOB	12

1B: 7	SF: 1	WP: 0	PA: 39
2B: 3	SAC: 0	PB: 0	
3B: 0	DP: 0	SB: 1	
HR: 1	HBP: 0	CS: 0	

Batter	1	2	3	4	5	6	7	8	9	AB	R	H	RBI	BB	SO	LOB
Kiko Garcia, R (1, 6) OBP: 0.329, SLG: 0.409	F8		3B			F8		BB		3	0	1	0	1	0	0
Pat Kelly, L (1, 7) OBP: 0.422, SLG: 0.537	2B		1-3			G6-4-3		K		3	0	1	0	1	1	4
Ken Singleton, S (1, 9) OBP: 0.424, SLG: 0.548	L6		K			G6-4-3		1B		4	0	1	2	0	1	3
Rick Dempsey, R (8, PR) OBP: 0.348, SLG: 0.380										0	0	0	0	0	0	0
(9, 2)																
Eddie Murray, S (1, 3) OBP: 0.346, SLG: 0.401	4-3			F2			K	L9		4	0	0	0	0	1	3
Lee May, R (1, 10) OBP: 0.323, SLG: 0.474		HR		F9			F7		K	4	1	1	1	0	1	0
Doug DeCinces, R (1, 5) OBP: 0.323, SLG: 0.406		K		1-3			1-3		5-3	4	0	0	0	0	1	0
Gary Roenicke, R (1, 8) OBP: 0.436, SLG: 0.555		K	L8					BB E 1B BB	BB 1B	3	1	1	0	1	1	0
Billy Smith, S (1, 4) OBP: 0.293, SLG: 0.369		6-3	G3					E3 BB 1-2 1B	FC5-4 1-2 BB	3	1	0	0	1	0	1
Dave Skaggs, R (1, 2) OBP: 0.288, SLG: 0.237			6-3	4-3				F8	FC5-4 1-2f	2	0	0	0	0	0	0
Terry Crowley, L (8, PH) OBP: 0.429, SLG: 0.545										1	0	0	0	0	0	2
John Lowenstein, L (9, 9) OBP: 0.411, SLG: 0.538										0	0	0	0	0	0	0
Benny Ayala, R (9, PH) OBP: 0.304, SLG: 0.783										1	0	0	0	0	0	2
Inning Stats	R: 0 E: 0 K: 0 S: 4 H: 1 LOB: 1 BB: 0 P: 4	R: 1 E: 0 K: 2 S: 8 H: 1 LOB: 0 BB: 0 P: 8	R: 0 E: 0 K: 1 S: 6 H: 1 LOB: 1 BB: 0 P: 6	R: 0 E: 0 K: 0 S: 3 H: 0 LOB: 0 BB: 0 P: 3	R: 0 E: 0 K: 0 S: 3 H: 0 LOB: 0 BB: 0 P: 3	R: 0 E: 0 K: 0 S: 2 H: 0 LOB: 0 BB: 1 P: 6	R: 0 E: 0 K: 1 S: 5 H: 0 LOB: 0 BB: 0 P: 5	R: 2 E: 1 K: 1 S: 7 H: 1 LOB: 2 BB: 2 P: 15	R: 0 E: 0 K: 1 S: 6 H: 1 LOB: 2 BB: 1 P: 10	1B: 2 2B: 1 3B: 1 HR: 1	SF: 0 SAC: 0 DP: 1 HBP: 0						

PITCHER	IP	WLS	BF	H	R	ER	SO	BB	IBB	HBP	BLK	WP	HR	S	P	ERA	WHIP
Rick Wise, R (1, 1) ERA: 3.63	8.2	W	35	5	3	1	6	4	0	0	0	0	1	43	59	1.04	1.038
Sid Monge, L (9, 1) ERA: 2.05	0.1	S	1	0	0	0	0	0	0	0	0	0	0	1	1	0.00	0.000

PITCHER	IP	WLS	BF	H	R	ER	SO	BB	IBB	HBP	BLK	WP	HR	S	P	ERA	WHIP

BOTTOM

Cleveland Indians @ Baltimore Orioles

Memorial Stadium, Baltimore, MD

Thu Jun 28 1979, 7:05 PM EDT

Att. 11,795 - Unknown

livebaseballscorecards.com

AB	32
R	3
H	5
RBI	3
BB	4
SO	6
LOB	15

WP: 0 PB: 0 SB: 0 CS: 0 PA: 36

Cleveland Indians @ Detroit Tigers

Tiger Stadium, Detroit, MI

Fri Jun 29 1979, 7:05 PM EDT

Att. 20,289 - Unknown - 68 F

TOP

livebaseballscorecards.com

Batter	1	2	3	4	5	6	7	8	9	AB	R	H	RBI	BB	SO	LOB
Rick Manning, L (1, 8) OBP: 0.338, SLG: 0.314	BBBB 4-0 BB BB	BBB 4-0 1-2 2-3 BB	x 0-0 1-H 2-H 3-H 2B			x 0-0 ① 4-3			x 0-0 ① F7	3	0	1	3	2	0	0
Duane Kuiper, L (1, 4) OBP: 0.306, SLG: 0.302	SSS 0-3 ① K	x 0-0 ②③ L6-4 2-3	x 0-0 ③ 1-3			x 0-0 ② F7			x 0-0 BB 1B	5	0	1	0	0	1	5
Bobby Bonds, R (1, 10) OBP: 0.377, SLG: 0.463	x 0-0 ② F6		BBBB 4-0 HBP S SF8 BB	x 0-0 PB BB 9 1B		x 0-0 ③ F5			x 0-0 ② F8	4	1	1	0	1	0	2
Andre Thornton, R (1, 3) OBP: 0.357, SLG: 0.437	BBBB 4-0 1-2 BB	SSS 0-3 ① K 1-2	BBBB 4-0 PB 1-2 BB				x 0-0 ① F8		BBBB 4-0 1-2 BB	2	0	0	0	3	1	1
Toby Harrah, R (1, 5) (8, 6) OBP: 0.385, SLG: 0.411	x 0-0 ③ 4-3		BBBB 4-0 BB HBP FC BB	x 0-0 ① L5 1-2 2-3			x 0-0 ② F3		x 0-0 ③ F9	4	1	0	0	1	0	6
Mike Hargrove, L (1, 7) OBP: 0.322, SLG: 0.260		SSS 0-3 ① K	H 1-0 FC BB 2B 1-2 2-3 HBP	x 0-0 ②③ 9 3-3f			x 0-0 ③ F7			3	1	0	0	0	1	2
Jim Norris, L (1, 9) OBP: 0.299, SLG: 0.308		x 0-0 1B 1B 1B	x 0-0 ② SF8 3-H		x 0-0 ① 4-3			x 0-0 ① F6		3	1	1	1	0	0	0
Ron Hassey, L (1, 2) OBP: 0.295, SLG: 0.317		x 0-0 E 1B 1-2 1B	BBBB 4-0 FC 2B 1-2 2-3 BB		x 0-0 ② 3-1			x 0-0 ② F7		3	1	1	0	1	0	0
Tom Veryzer, R (1, 6) OBP: 0.300, SLG: 0.277 Dell Alston, L (8, PH) Ted Cox, R (8, 5) OBP: 0.282, SLG: 0.250		x 0-0 L6-4 E 1-2 2-H 1B	x 0-0 FC 2B 1-2 2-3 3-H		x 0-0 ③ F4			SSS 0-3 ③ K		3 1 0	1 0 0	1 0 0	1 0 0	0 1 0	0 0 0	2 0 0
Inning Stats	R: 0 E: 0 K: 1 S: 5 H: 0 LOB: 2 BB: 2 P: 13	R: 1 E: 1 K: 1 S: 7 H: 3 LOB: 2 BB: 1 P: 11	R: 5 E: 0 K: 1 S: 7 H: 1 LOB: 1 BB: 3 P: 20	R: 0 E: 0 K: 0 S: 3 H: 1 LOB: 1 BB: 1 P: 7	R: 0 E: 0 K: 0 S: 3 H: 0 LOB: 0 BB: 0 P: 3	R: 0 E: 0 K: 0 S: 3 H: 0 LOB: 0 BB: 0 P: 3	R: 0 E: 0 K: 0 S: 3 H: 0 LOB: 0 BB: 0 P: 3	R: 0 E: 0 K: 1 S: 5 H: 0 LOB: 0 BB: 0 P: 5	R: 0 E: 0 K: 0 S: 4 H: 1 LOB: 2 BB: 1 P: 8	1B: 5 2B: 3 3B: 0 HR: 0 SF: 1 SAC: 0 DP: 2 HBP: 1						

AB	31
R	6
H	6
RBI	5
BB	8
SO	4
LOB	18

WP: 0 PB: 1 SB: 1 CS: 0 PA: 41

PITCHER		IP	WLS	BF	H	R	ER	SO	BB	IBB	HBP	BLK	WP	HR	S	P	ERA	WHIP
Steve Baker, R ERA: 6.54	(1, 1)	2.1		15	3	4	4	3	5	0	1	0	0	0	15	36	15.43	3.429
Milt Wilcox, R ERA: 5.38	(3, 1)	6.1	W	25	3	2	2	1	3	0	0	0	0	0	24	36	2.84	0.947
Dave Tobik, R ERA: 3.2	(9, 1)	0.1	S	1	0	0	0	0	0	0	0	0	0	0	1	1	0.00	0.000

PITCHER	IP	WLS	BF	H	R	ER	SO	BB	IBB	HBP	BLK	WP	HR	S	P	ERA	WHIP

Batter	1	2	3	4	5	6	7	8	9	AB	R	H	RBI	BB	SO	LOB
Ron LeFlore, R (1, 10) OBP: 0.368, SLG: 0.401	x 0-0 ① 5-3		x 0-0 ② 6-3		x 0-0 1-2 2-H 2B 1B	B B B B 4-0 1-2 BB		x 0-0 ① F9		4	1	1	1	1	0	0
Alan Trammell, R (1, 6) OBP: 0.320, SLG: 0.330	B B B B 4-0 CS BB		x 0-0 ③ 6-3		x 0-0 1-H 2-H 2B	x 0-0 ③ F8		x 0-0 ② G3		4	0	1	2	1	0	2
Jerry Morales, R (1, 9) OBP: 0.271, SLG: 0.423	x 0-0 ② F7			x 0-0 ① F8	S S S 0-3 ② K		x 0-0 ① F8	x 0-0 ③ 5-3		5	0	0	0	0	1	2
Lance Parrish, R (1, 2) OBP: 0.356, SLG: 0.449	0-0 ③ CS 1-2	x 0-0 ① F9		x 0-0 ② 6-3	x 0-0 ③ 1-3		H 1-0 BB BB FC1-2 HBP			3	0	0	0	0	0	1
Jason Thompson, L (1, 3) OBP: 0.375, SLG: 0.403		S S S 0-3 ② K		x 0-0 1B		x 0-0 B B B HR 1B	4-0 FC1-2 BB 1-2 1B BB			3	2	2	0	1	1	0
John Wockenfuss, R (1, 7) OBP: 0.299, SLG: 0.500 Steve Kemp, L (7, PH) OBP: 0.435, SLG: 0.543 (8, 7)	x 0-0 HR		S S S 0-3 ③ K			x 0-0 ① B B B F7	4-0 FC1-2 1B 1-2 2-3 BB			3 0	1 1	1 0	1 0	0 1	1 0	2 0
Aurelio Rodriguez, R (1, 5) OBP: 0.281, SLG: 0.350	B B B B 4-0 BB				x 0-0 ① 5-3	x 0-0 ② F8	x 0-0 ② FC1-2 1B 1-2 2-3 3-Hf			3	0	0	0	1	0	4
Lynn Jones, R (1, 8) OBP: 0.354, SLG: 0.396	x 0-0 ③ F9				B B B B 4-0 1B 1B BB	x 0-0 1-H HR	x 0-0 1-3 2-H 3-H 1B			3	2	2	4	1	0	1
Mark Wagner, R (1, 4) OBP: 0.359, SLG: 0.354			x 0-0 ① 4-3		x 0-0 1-2 1B 2B 1B	B B B B 4-0 S BB	x 0-0 ③ F7			3	1	1	0	1	0	2
Inning Stats	R: 0 H: 0 E: 0 LOB: 0 K: 0 BB: 1 S: 2 P: 6	R: 1 H: 1 E: 0 LOB: 1 K: 1 BB: 1 S: 6 P: 10	R: 0 H: 0 E: 0 LOB: 0 K: 0 BB: 0 S: 3 P: 3	R: 0 H: 1 E: 0 LOB: 1 K: 1 BB: 0 S: 6 P: 6	R: 3 H: 3 E: 0 LOB: 1 K: 1 BB: 1 S: 8 P: 12	R: 2 H: 2 E: 0 LOB: 2 K: 0 BB: 2 S: 5 P: 13	R: 2 H: 1 E: 0 LOB: 2 K: 0 BB: 2 S: 4 P: 13	R: 0 H: 0 E: 0 LOB: 0 K: 0 BB: 0 S: 3 P: 3		1B: 5 SF: 0 2B: 1 SAC: 0 3B: 0 DP: 0 HR: 2 HBP: 1				WP: 0 PA: 40 PB: 0 SB: 1 CS: 1		

BOTTOM

Cleveland Indians @ Detroit Tigers

Tiger Stadium, Detroit, MI

Fri Jun 29 1979, 7:05 PM EDT

Att. 20,289 - Unknown - 68 F

livebaseballscorecards.com

AB	31
R	8
H	8
RBI	8
BB	7
SO	3
LOB	14

PITCHER		IP	WLS	BF	H	R	ER	SO	BB	IBB	HBP	BLK	WP	HR	S	P	ERA	WHIP
Rick Waits, L ERA: 3.97	(1, 1)	5.2		27	7	6	6	3	4	0	0	0	0	2	29	45	9.53	1.941
Victor Cruz, R ERA: 4.58	(6, 1)	0.2	L	5	0	2	2	0	2	0	1	0	0	0	2	11	27.00	3.000
Sid Monge, L ERA: 1.99	(7, 1)	1.2		7	1	0	0	0	1	0	0	0	0	0	6	10	0.00	1.200

PITCHER	IP	WLS	BF	H	R	ER	SO	BB	IBB	HBP	BLK	WP	HR	S	P	ERA	WHIP

Batter	1	2	3	4	5	6	7	8	9	AB	R	H	RBI	BB	SO	LOB
Rick Manning, L (1, 8) OBP: 0.332, SLG: 0.308	F8	3-1			4-3		K		K	5	0	0	0	0	2	4
Duane Kuiper, L (1, 4) OBP: 0.304, SLG: 0.298	F8		5-3		L7		BB 1-2		G3	4	0	0	0	1	0	0
Bobby Bonds, R (1, 10) OBP: 0.372, SLG: 0.457	K		6-3		K		L7			4	0	0	0	0	2	3
Andre Thornton, R (1, 3) OBP: 0.359, SLG: 0.450		1B PB SF7 1B	HR			1-3		K		4	2	2	1	0	1	0
Toby Harrah, R (1, 5) OBP: 0.389, SLG: 0.416		1B 1B FC6-4 1-3 1B	4-3			G6-4-3 1B		4-3 1B 1B		4	2	3	0	0	0	0
Mike Hargrove, L (1, 7) OBP: 0.316, SLG: 0.256		SF7 3-H		F8		G6-4-3 1-2f		4-3 1-2		3	0	0	1	0	0	2
Jim Norris, L (1, 9) OBP: 0.313, SLG: 0.330		FC6-4 1B 1-2 1B		S 1B			1B 2B	2-H 1B		4	0	4	1	0	0	0
Ron Hassey, L (1, 2) OBP: 0.313, SLG: 0.333		FC6-4 1-2 2-3 1B		F8 1-2			BB 2-3 1B	4-3		4	0	2	0	0	0	2
Tom Veryzer, R (1, 6) OBP: 0.296, SLG: 0.272		FC6-4 1-2f 2-3 3-H		5-3			K		6-3	4	0	0	1	0	1	5
Inning Stats	R: 0 H: 0 E: 0 LOB: 0 K: 1 BB: 0 S: 5 P: 5	R: 2 H: 4 E: 0 LOB: 2 K: 0 BB: 0 S: 7 P: 7	R: 1 H: 1 E: 0 LOB: 0 K: 0 BB: 0 S: 4 P: 4	R: 0 H: 1 E: 0 LOB: 1 K: 0 BB: 0 S: 4 P: 4	R: 0 H: 0 E: 0 LOB: 0 K: 1 BB: 0 S: 5 P: 5	R: 0 H: 1 E: 0 LOB: 0 K: 0 BB: 0 S: 3 P: 3	R: 0 H: 2 E: 0 LOB: 3 K: 2 BB: 1 S: 9 P: 13	R: 1 H: 2 E: 0 LOB: 1 K: 1 BB: 0 S: 7 P: 7	R: 0 H: 0 E: 0 LOB: 0 K: 1 BB: 0 S: 5 P: 5	1B: 9 SF: 1 2B: 1 SAC: 0 3B: 0 DP: 1 HR: 1 HBP: 0						

TOP

Cleveland Indians @ Detroit Tigers

Tiger Stadium, Detroit, MI

Sat Jun 30 1979, 3:33 AM EDT

Att. 27,104 - Unknown

livebaseballscorecards.com

AB	36
R	4
H	11
RBI	4
BB	1
SO	6
LOB	16

PITCHER	IP	WLS	BF	H	R	ER	SO	BB	IBB	HBP	BLK	WP	HR	S	P	ERA	WHIP
Kip Young, R (1, 1) ERA: 6.51	6.1	L	27	9	3	3	3	0	0	0	0	0	1	33	33	4.26	1.421
John Hiller, L (7, 1) ERA: 3.72	2.2		11	2	1	1	3	1	0	0	0	0	0	16	20	3.38	1.125

PITCHER	IP	WLS	BF	H	R	ER	SO	BB	IBB	HBP	BLK	WP	HR	S	P	ERA	WHIP

Cleveland Indians @ Detroit Tigers

Tiger Stadium, Detroit, MI

Sat Jun 30 1979, 3:33 AM EDT

Att. 27,104 - Unknown

BOTTOM

Batter	1	2	3	4	5	6	7	8	9	AB	R	H	RBI	BB	SO	LOB
Ron LeFlore, R (1, 10) OBP: 0.363, SLG: 0.396	K		4-3		L4		6-3			4	0	0	0	0	1	3
Alan Trammell, R (1, 6) OBP: 0.314, SLG: 0.324	6-3		L8			F8		K		4	0	0	0	0	1	0
Steve Kemp, L (1, 7) OBP: 0.432, SLG: 0.536	K			K		F8		BB		3	0	0	0	1	2	0
Lance Parrish, R (1, 2) OBP: 0.354, SLG: 0.446		WP 1B		L7		6-3		K		4	0	1	0	0	1	1
Jerry Morales, R (1, 9) (8, 8) OBP: 0.271, SLG: 0.425		F8 1-2		5-3			1B 1B 2B	L9		4	1	1	0	0	0	2
John Wockenfuss, R (1, 3) OBP: 0.304, SLG: 0.493 Jason Thompson, L (7, PH) (8, 3) OBP: 0.379, SLG: 0.405	BB				F3		E 1B 1B 2-3	BB	BB	1	0	0	0	1	0	0
										1	0	1	0	1	0	0
Aurelio Rodriguez, R (1, 5) OBP: 0.278, SLG: 0.347 Rusty Staub, L (7, PH) OBP: 0.317, SLG: 0.378 Lou Whitaker, L (8, 4) OBP: 0.390, SLG: 0.425	F7		6-3				F5	K		2	0	0	0	0	0	2
										1	0	0	0	0	0	2
										1	0	0	0	0	1	1
Lynn Jones, R (1, 8) OBP: 0.356, SLG: 0.398 Champ Summers, L (7, PH) (8, 9) OBP: 0.380, SLG: 0.467	F9		1B E 1B				K	K		2	1	1	0	0	0	2
										2	0	0	0	0	2	3
Mark Wagner, R (1, 4) (8, 5) OBP: 0.365, SLG: 0.360			F9		E8 1-H		E1 1-3 3-H	F9		4	0	2	1	0	0	1

	AB	33
	R	2
	H	6
	RBI	1
	BB	3
	SO	8
	LOB	17

Inning Stats	R: 0	H: 0	R: 0	H: 1	R: 0	H: 0	R: 0	H: 0	R: 1	H: 2	R: 0	H: 0	R: 1	H: 3	R: 0	H: 0	R: 0	H: 0	1B: 5	SF: 0	WP: 1	PA: 36
	E: 0	LOB: 0	E: 0	LOB: 2	E: 0	LOB: 0	E: 0	LOB: 0	E: 1	LOB: 1	E: 0	LOB: 0	E: 1	LOB: 2	E: 0	LOB: 1	E: 0	LOB: 1	2B: 1	SAC: 0	PB: 0	
	K: 2	BB: 0	K: 0	BB: 1	K: 0	BB: 0	K: 1	BB: 0	K: 0	BB: 0	K: 0	BB: 0	K: 1	BB: 0	K: 2	BB: 1	K: 2	BB: 1	3B: 0	DP: 0	SB: 0	
	S: 7	P: 7	S: 4	P: 8	S: 3	P: 3	S: 5	P: 5	S: 5	P: 5	S: 3	P: 3	S: 8	P: 8	S: 7	P: 11	S: 7	P: 11	HR: 0	HBP: 0	CS: 0	

livebaseballscorecards.com

PITCHER		IP	WLS	BF	H	R	ER	SO	BB	IBB	HBP	BLK	WP	HR	S	P	ERA	WHIP
David Clyde, L ERA: 2.57	(1, 1)	6.0	W	23	4	2	1	3	1	0	0	0	1	0	28	32	1.50	0.833
Dan Spillner, R ERA: 4.02	(7, 1)	0.1		2	1	0	0	0	0	0	0	0	0	0	2	2	0.00	3.000
Sid Monge, L ERA: 1.91	(7, 1)	2.2	S	11	1	0	0	5	2	0	0	0	0	0	19	27	0.00	1.125

PITCHER	IP	WLS	BF	H	R	ER	SO	BB	IBB	HBP	BLK	WP	HR	S	P	ERA	WHIP

Cleveland Indians @ Detroit Tigers

Tiger Stadium, Detroit, MI

Sun Jul 01 1979, 3:33 AM EDT

Att. 20,121 - Unknown - 63 F

TOP

livebaseballscorecards.com

Batter	1	2	3	4	5	6	7	8	9	AB	R	H	RBI	BB	SO	LOB
Rick Manning, L (1, 8) OBP: 0.331, SLG: 0.305	G3		F7			5-3			BB	3	1	0	0	1	0	0
Duane Kuiper, L (1, 4) OBP: 0.303, SLG: 0.297	4-3			F7			PB 1B		K	4	0	1	0	0	1	1
Bobby Bonds, R (1, 10) OBP: 0.376, SLG: 0.471	HR			CS 1B			F9		1-3 1B	4	1	3	1	0	0	1
Andre Thornton, R (1, 3) OBP: 0.357, SLG: 0.445	F9			K			1-2 BB		K	3	0	0	0	1	2	3
Toby Harrah, R (1, 5) OBP: 0.391, SLG: 0.415		F9		CS 1-2	G3-6-1 BB		F8		1-2 3-H 1B	3	0	1	1	1	0	2
Mike Hargrove, L (1, 7) OBP: 0.310, SLG: 0.250		3-1			G3-6-1 1-2f		4-3		1-3	4	0	0	0	0	0	5
Jim Norris, L (1, 9) OBP: 0.308, SLG: 0.324		G3			K			F7		3	0	0	0	0	1	0
Ron Hassey, L (1, 2) OBP: 0.294, SLG: 0.313			F3			F6		4-3		3	0	0	0	0	0	0
Tom Veryzer, R (1, 6) OBP: 0.292, SLG: 0.269			F5			5-3		F3		3	0	0	0	0	0	0

	AB	30
	R	2
	H	5
	RBI	2
	BB	3
	SO	4
	LOB	12

Inning Stats	1	2	3	4	5	6	7	8	9
	R: 1 E: 0 K: 0 S: 4	H: 1 LOB: 0 BB: 0 P: 4	R: 0 E: 0 K: 0 S: 3	H: 0 LOB: 0 BB: 0 P: 3	R: 0 E: 0 K: 0 S: 3	H: 0 LOB: 0 BB: 0 P: 3	R: 0 E: 0 K: 1 S: 5	H: 1 LOB: 0 BB: 0 P: 5	R: 0 E: 0 K: 1 S: 4	H: 0 LOB: 0 BB: 1 P: 8	R: 0 E: 0 K: 0 S: 3	H: 0 LOB: 0 BB: 0 P: 3	R: 0 E: 0 K: 0 S: 4	H: 1 LOB: 2 BB: 1 P: 8	R: 0 E: 0 K: 0 S: 3	H: 0 LOB: 0 BB: 0 P: 3	R: 1 E: 0 K: 2 S: 9	H: 2 LOB: 2 BB: 1 P: 13

	1B: 4	SF: 0	WP: 0	PA: 34
	2B: 0	SAC: 0	PB: 1	
	3B: 0	DP: 1	SB: 0	
	HR: 1	HBP: 0	CS: 1	

PITCHER	IP	WLS	BF	H	R	ER	SO	BB	IBB	HBP	BLK	WP	HR	S	P	ERA	WHIP
Jack Morris, R (1, 1) ERA: 3.61	9.0	W	33	5	2	2	4	3	0	0	0	0	1	38	50	2.00	0.889

PITCHER	IP	WLS	BF	H	R	ER	SO	BB	IBB	HBP	BLK	WP	HR	S	P	ERA	WHIP

Batter	1	2	3	4	5	6	7	8	9	AB	R	H	RBI	BB	SO	LOB
Ron LeFlore, R (1, 8) OBP: 0.367, SLG: 0.397	4-3	1B 1-3 2-H 1B		1B 2-H 2B 1B	K		BB HR BB	1-3		4	2	2	2	1	1	1
Lynn Jones, R (8, 8) OBP: 0.353, SLG: 0.394										1	0	0	0	0	0	2
Lou Whitaker, L (1, 4) OBP: 0.400, SLG: 0.429	1B SF8 BB	2-3 3-H 1B		2B 1-3 1B 1B	L8		1-2 HR BB			3	3	2	1	2	0	1
Dave Machemer, R (8, 4) OBP: 0.276, SLG: 0.231										0	0	0	0	0	0	0
Steve Kemp, L (1, 7) OBP: 0.435, SLG: 0.553	SF8 1-3 1B	K		1B 1-3 3-H 2B		F7 1-H 2-H HR				5	2	3	4	0	1	2
Jason Thompson, L (1, 3) OBP: 0.380, SLG: 0.407	SF8 1-2 3-H	K	4-3 2-H 3-H 1B			BB 1B 1B	F5			4	0	2	3	0	1	0
Champ Summers, L (1, 9) OBP: 0.375, SLG: 0.458	K	K 1B	4-3 1-2			BB 1-2 1B	4-3			5	0	1	0	0	2	2
Rusty Staub, L (1, 10) OBP: 0.323, SLG: 0.377	BB 1B BB	G5-4-3 1-3 1B	FC6-4 BB			F6		F2		3	1	1	0	2	0	2
Lance Parrish, R (1, 2) OBP: 0.353, SLG: 0.440	L6	G5-4-3 1-2f	FC6-4 1-2f			BB 1-2 2-3		K		3	0	0	0	1	0	5
Ed Putman, R (8, PH) (9, 2)										1	0	0	0	0	1	0
Phil Mankowski, L (1, 5) OBP: 0.301, SLG: 0.254	F8			1B 2B	1-3	F6		1B 1B		5	1	2	0	0	0	4
Alan Trammell, R (1, 6) OBP: 0.317, SLG: 0.324	1B 1B 1-2 BB			F5	1B		K	1-3 1B		3	1	1	0	1	1	1
Mark Wagner, R (8, PH) OBP: 0.371, SLG: 0.368										1	0	1	0	0	0	0
(9, 6)																
Inning Stats	R: 1 E: 0 K: 1 S: 6 H: 1 LOB: 1 BB: 1 P: 10	R: 2 E: 0 K: 1 S: 7 H: 2 LOB: 2 BB: 2 P: 15	R: 0 E: 0 K: 2 S: 8 H: 1 LOB: 1 BB: 0 P: 8	R: 4 E: 0 K: 0 S: 8 H: 5 LOB: 2 BB: 1 P: 12	R: 0 E: 0 K: 1 S: 6 H: 1 LOB: 1 BB: 0 P: 6	R: 0 E: 0 K: 0 S: 5 H: 2 LOB: 3 BB: 1 P: 9	R: 3 E: 0 K: 1 S: 6 H: 1 LOB: 0 BB: 2 P: 14	R: 0 E: 0 K: 1 S: 7 H: 2 LOB: 2 BB: 0 P: 7		1B: 12 2B: 2 3B: 0 HR: 1 SF: 1 SAC: 0 DP: 1 HBP: 0						

PITCHER		IP	WLS	BF	H	R	ER	SO	BB	IBB	HBP	BLK	WP	HR	S	P	ERA	WHIP
Len Barker, R ERA: 5.68	(1, 1)	3.1	L	20	7	6	6	4	3	0	0	0	1	0	25	37	16.20	3.000
Dan Spillner, R ERA: 4.35	(4, 1)	4.2		26	8	4	4	3	4	0	0	0	0	1	28	44	7.71	2.571

PITCHER	IP	WLS	BF	H	R	ER	SO	BB	IBB	HBP	BLK	WP	HR	S	P	ERA	WHIP

BOTTOM

Cleveland Indians @ Detroit Tigers

Tiger Stadium, Detroit, MI

Sun Jul 01 1979, 3:33 AM EDT
Att. 20,121 - Unknown - 63 F

livebaseballscorecards.com

AB	38
R	10
H	15
RBI	10
BB	7
SO	7
LOB	20

WP: 1 PA: 46
PB: 0
SB: 0
CS: 0

Batter	1	2	3	4	5	6	7	8	9	10	11	AB	R	H	RBI	BB	SO	LOB
Jim Norris, L (1, 8) (7, 7) (10, 8) OBP: 0.309, SLG: 0.335	S 2B 1B	FC6-4 1-2f			F8		F8 2-3		F8		SF9 1-H 2-H 3-H 3B	6	2	2	3	0	0	4
Ron Pruitt, R (1, 7) OBP: 0.350, SLG: 0.333	K		G5-4-3 1B		K		E6 3-H		6-3		SF9 3-H	3	0	1	0	0	2	2
Rick Manning, L (7, PH) (7, 8) OBP: 0.329, SLG: 0.302												2	0	0	0	0	0	1
Mike Hargrove, L (10, 7) OBP: 0.308, SLG: 0.250												0	0	0	1	0	0	0
Bobby Bonds, R (1, 9) OBP: 0.370, SLG: 0.462	K 1-2		K			K	F5			K	5-3	6	0	0	0	0	4	3
Andre Thornton, R (1, 3) OBP: 0.358, SLG: 0.446	2-H 2B		G5-4-3 1-2f			BB 1B		K		5-3		4	0	1	1	1	1	1
Toby Harrah, R (1, 10) OBP: 0.390, SLG: 0.415	F8			K		G6-4-3 1-2 1B		F5		1-3		3	0	1	0	0	1	1
Dell Alston, L (8, PH)												2	0	0	0	0	0	0
Gary Alexander, R (1, 2) OBP: 0.290, SLG: 0.342		K		K		G6-4-3 1-2f		BB			E FC6-2 BB	3	0	0	0	2	2	2
Dave Rosello, R (1, 4) (7, 5) OBP: 0.348, SLG: 0.857		HR		K			K	K			E3 1B FC6-2 1-3 3B	5	2	1	1	0	3	2
Tom Veryzer, R (1, 6) OBP: 0.290, SLG: 0.267		K			F9		2B 1B		K		FC6-2 1B 1-2 3B 3-H	5	2	1	0	0	2	2
Ted Cox, R (1, 5) OBP: 0.301, SLG: 0.282		FC6-4 1B			1B		F8 1-H E 2B		BB		1-2 2-3 3B 1B	3	1	3	1	0	0	0
Duane Kuiper, L (7, 4) OBP: 0.308, SLG: 0.300												1	1	1	0	1	0	0
Inning Stats	R: 1 E: 0 K: 2 S: 9 H: 2 LOB: 1 BB: 0 P: 9	R: 1 E: 0 K: 2 S: 9 H: 2 LOB: 1 BB: 0 P: 9	R: 0 E: 0 K: 1 S: 5 H: 1 LOB: 0 BB: 0 P: 5	R: 0 E: 0 K: 3 S: 9 H: 0 LOB: 0 BB: 0 P: 9	R: 0 E: 0 K: 1 S: 6 H: 1 LOB: 1 BB: 0 P: 6	R: 0 E: 0 K: 1 S: 5 H: 1 LOB: 1 BB: 1 P: 9	R: 2 E: 1 K: 1 S: 8 H: 2 LOB: 1 BB: 0 P: 8	R: 0 E: 0 K: 2 S: 7 H: 0 LOB: 1 BB: 1 P: 11	R: 0 E: 0 K: 1 S: 5 H: 0 LOB: 1 BB: 1 P: 9	R: 0 E: 0 K: 1 S: 5 H: 0 LOB: 0 BB: 0 P: 5	R: 4 E: 1 K: 0 S: 6 H: 2 LOB: 0 BB: 1 P: 10	1B: 7 2B: 2 3B: 1 HR: 1 SF: 1 SAC: 0 DP: 2 HBP: 0						

PITCHER		IP	WLS	BF	H	R	ER	SO	BB	IBB	HBP	BLK	WP	HR	S	P	ERA	WHIP
Pat Underwood, L ERA: 3.68	(1, 1)	6.2		28	9	4	3	11	1	0	0	0	0	1	49	53	4.05	1.500
Aurelio Lopez, R ERA: 3.56	(7, 1)	3.2	L	16	0	2	2	4	3	0	0	0	0	0	21	33	4.91	0.818
John Hiller, L ERA: 4.05	(11, 1)	0.2		4	2	2	1	0	0	0	0	0	0	0	4	4	13.50	3.000

PITCHER	IP	WLS	BF	H	R	ER	SO	BB	IBB	HBP	BLK	WP	HR	S	P	ERA	WHIP

Cleveland Indians @ Detroit Tigers

Tiger Stadium, Detroit, MI

Mon Jul 02 1979, 7:05 PM EDT

Att. 20,990 - Unknown

TOP

livebaseballscorecards.com

AB	43
R	8
H	11
RBI	7
BB	4
SO	15
LOB	18

Cleveland Indians @ Detroit Tigers

Tiger Stadium, Detroit, MI

Mon Jul 02 1979, 7:05 PM EDT

Att. 20,990 - Unknown

livebaseballscorecards.com

BOTTOM

Batter	1	2	3	4	5	6	7	8	9	10	11	AB	R	H	RBI	BB	SO	LOB
Ron LeFlore, R (1, 8) OBP: 0.363, SLG: 0.392	5-3		L9	6-3		S 1B		FC1-6 S 1-2f		4-3		6	0	1	0	0	0	2
Lou Whitaker, L (1, 4) OBP: 0.407, SLG: 0.430	F7		4-3 1B	E 1B 3-H		1-3 1-2		BB 1-2		CS BB		4	0	2	1	2	0	1
Steve Kemp, L (1, 7) OBP: 0.430, SLG: 0.542	BB		4-3 1-2	E4 1-2		F7		1-3		CS 1-2	F7	5	0	0	0	1	0	5
Jason Thompson, L (1, 3) OBP: 0.372, SLG: 0.397	K		F8	K			F9		4-3		K	6	0	0	0	0	3	4
Champ Summers, L (1, 9) OBP: 0.366, SLG: 0.445 Jerry Morales, R (9, PH) OBP: 0.273, SLG: 0.423 (10, 9)		4-3		K	F9		K		WP BB		6-3	4 1	0 0	0 0	0 0	0 1	2 0	0 0
Rusty Staub, L (1, 10) OBP: 0.330, SLG: 0.381 Dave Machemer, R (7, PR) OBP: 0.276, SLG: 0.231 John Wockenfuss, R (9, PH) OBP: 0.300, SLG: 0.486		F8		E 1B 1B BB	1B		1B		F9 1-3			3 0 1	1 0 0	2 0 0	0 0 0	1 0 0	0 0 0	0 0 1
Lance Parrish, R (1, 2) OBP: 0.357, SLG: 0.441		1B 1B		E5 1B 1-3 3B	K		6-3		IBB			4	1	2	0	1	1	2
Phil Mankowski, L (1, 5) OBP: 0.310, SLG: 0.267 Aurelio Rodriguez, R (9, PH) OBP: 0.277, SLG: 0.345 (10, 5)		FC6 1-2		3B 1-3 3-H	K			K	K			4 1	1 0	2 0	1 0	0 0	2 1	1 2
Alan Trammell, R (1, 6) OBP: 0.319, SLG: 0.332		FC6 1-2f		1B 1-H 3-H 3B		1-3		FC1-6 BB		F9		4	1	1	2	1	0	2

Inning Stats	1	2	3	4	5	6	7	8	9	10	11
	R: 0 E: 0 K: 1 S: 5	H: 0 LOB: 1 BB: 1 P: 9	R: 0 E: 0 K: 0 S: 5	H: 2 LOB: 2 BB: 0 P: 5	R: 0 E: 0 K: 0 S: 4	H: 1 LOB: 1 BB: 0 P: 4	R: 4 E: 2 K: 2 S: 12	H: 4 LOB: 2 BB: 1 P: 16	R: 0 E: 0 K: 2 S: 8	H: 1 LOB: 1 BB: 0 P: 8	R: 0 E: 0 K: 0 S: 4	H: 1 LOB: 1 BB: 0 P: 4	R: 0 E: 0 K: 1 S: 6	H: 1 LOB: 1 BB: 0 P: 6	R: 0 E: 0 K: 1 S: 5	H: 0 LOB: 2 BB: 2 P: 13	R: 0 E: 0 K: 1 S: 5	H: 0 LOB: 2 BB: 2 P: 13	R: 0 E: 0 K: 0 S: 2	H: 0 LOB: 0 BB: 1 P: 6	R: 0 E: 0 K: 1 S: 5	H: 0 LOB: 0 BB: 0 P: 5

	AB	43
	R	4
	H	10
	RBI	4
	BB	7
	SO	9
	LOB	20

1B: 9	SF: 0	WP: 2	PA: 51
2B: 0	SAC: 0	PB: 0	
3B: 1	DP: 0	SB: 2	
HR: 0	HBP: 0	CS: 1	

PITCHER		IP	WLS	BF	H	R	ER	SO	BB	IBB	HBP	BLK	WP	HR	S	P	ERA	WHIP
Mike Paxton, R ERA: 6.14	(1, 1)	7.2		37	10	4	4	7	3	0	0	0	0	0	48	60	4.70	1.696
Sid Monge, L ERA: 1.88	(8, 1)	1.0		6	0	0	0	0	2	1	0	0	1	0	3	15	0.00	2.000
Victor Cruz, R ERA: 4.32	(9, 1)	2.1	W	7	0	0	0	2	1	0	0	0	0	0	10	14	0.00	0.429

PITCHER	IP	WLS	BF	H	R	ER	SO	BB	IBB	HBP	BLK	WP	HR	S	P	ERA	WHIP

Batter	1	2	3	4	5	6	7	8	9	AB	R	H	RBI	BB	SO	LOB
Ralph Garr, L (1, 7) OBP: 0.332, SLG: 0.409	F8		CS, 2-H, 1B		F5			E4, G6-4-3		4	0	1	1	0	0	1
Don Kessinger, S (1, 6)	1-3		K, 1-2			1-3		G6-4-3, 1-2f		3	0	0	0	0	1	1
Junior Moore, R (8, PH) OBP: 0.326, SLG: 0.350										1	0	0	0	0	0	1
Kevin Bell, R (8, 6) OBP: 0.143, SLG: 0.143										0	0	0	0	0	0	0
Jorge Orta, L (1, 10) OBP: 0.321, SLG: 0.332	F4			4-3		E3, G6-4-3		WP, HBP		3	0	0	0	0	0	0
Lamar Johnson, R (1, 3) OBP: 0.380, SLG: 0.471		F8		F6		G6-4-3, 1-2f		6-3, 1-2		4	0	0	0	0	0	2
Alan Bannister, R (1, 5) OBP: 0.383, SLG: 0.417		F6		F4			1-3		F9	4	0	0	0	0	0	0
Chet Lemon, R (1, 8) OBP: 0.396, SLG: 0.482		2B			5-3, 1-3, 1B, 1B		2B, SF7, 1B		BB	3	2	3	0	1	0	0
Claudell Washington, L (1, 9) OBP: 0.310, SLG: 0.428		K			1-3, 1-2		2B, 1-3		F9	4	0	1	0	0	1	3
Greg Pryor, R (1, 4) OBP: 0.329, SLG: 0.345			1B, 2B		5-3, 2-3		SF7, 3-H		F6	3	1	1	1	0	0	2
Milt May, L (1, 2) OBP: 0.306, SLG: 0.427			K		1B, 3-H		K			3	0	1	1	0	2	2

Inning Stats	1	2	3	4	5	6	7	8	9
R	0	0	1	0	1	0	1	0	0
E	0	0	0	0	0	1	0	1	0
K	0	1	2	0	0	0	1	0	0
S	3	6	8	3	5	3	7	3	3
H	0	1	2	0	2	0	2	0	0
LOB	0	1	0	0	1	0	1	1	1
BB	0	0	0	0	0	0	0	0	1
P	3	6	8	3	5	3	7	4	7

1B	4	SF	1
2B	3	SAC	0
3B	0	DP	2
HR	0	HBP	1

WP	1	PA	35
PB	0		
SB	0		
CS	1		

PITCHER		IP	WLS	BF	H	R	ER	SO	BB	IBB	HBP	BLK	WP	HR	S	P	ERA	WHIP
Rick Wise, R ERA: 3.64	(1, 1)	7.0	W	27	7	3	3	4	0	0	0	0	0	0	35	35	3.86	1.000
Sid Monge, L ERA: 1.82	(8, 1)	2.0	S	8	0	0	0	0	1	0	1	0	1	0	6	11	0.00	0.500

PITCHER		IP	WLS	BF	H	R	ER	SO	BB	IBB	HBP	BLK	WP	HR	S	P	ERA	WHIP

TOP

Chicago White Sox @ Cleveland Indians

Cleveland Municipal Stadium, Cleveland, OH

Tue Jul 03 1979, 7:05 PM EDT
Att. 56,969 - Unknown - 67 F

livebaseballscorecards.com

AB	32
R	3
H	7
RBI	3
BB	1
SO	4
LOB	12

Batter	1	2	3	4	5	6	7	8	9	AB	R	H	RBI	BB	SO	LOB
Jim Norris, L (1, 8) OBP: 0.308, SLG: 0.330	4-3	1B 1-2 BB		K			F8			3	0	0	0	1	1	0
Ron Pruitt, R (1, 7) OBP: 0.337, SLG: 0.319	F9	F8		F3			6-3			3	0	0	0	0	0	2
Mike Hargrove, L (7, PH) OBP: 0.307, SLG: 0.249										1	0	0	0	0	0	0
(8, 7)																
Bobby Bonds, R (1, 9) OBP: 0.377, SLG: 0.467	HBP BB HR 1B	1-2 2-H 1B			CS BB			E5 1B		3	1	3	1	1	0	0
Andre Thornton, R (1, 3) OBP: 0.356, SLG: 0.440	HBP 1-2 HR BB	F8			F8 1-2			E5 1-3 1B		3	2	0	0	1	0	4
Toby Harrah, R (1, 5) OBP: 0.392, SLG: 0.412	1-2 2-3 HR HBP	E 1B SF9-6 HBP			F9			E5 1B		2	2	0	0	0	0	1
Cliff Johnson, R (1, 10) OBP: 0.368, SLG: 0.451	1-H 2-H 3-H HR	E9 SF9-6 1-3 1B				K		S 1-3 2-H 1B		4	1	3	5	0	1	0
Dell Alston, L (8, PR)										0	0	0	0	0	0	0
Gary Alexander, R (1, 2) OBP: 0.289, SLG: 0.339	K	SF9-6 1-2 3-H				G4-6-3 BB		K 1-2		2	0	0	1	1	2	2
Duane Kuiper, L (1, 4) OBP: 0.311, SLG: 0.297	BB 1B BB	F7				G4-6-3 1-2f		IBB		2	1	0	0	2	0	1
Tom Veryzer, R (1, 6) OBP: 0.286, SLG: 0.263	K	6-3					F9	G3		4	0	0	0	0	1	4
Inning Stats	R: 4 H: 2 E: 0 LOB: 0 K: 1 BB: 1 S: 7 P: 12	R: 1 H: 1 E: 0 LOB: 2 K: 1 BB: 2 S: 6 P: 14	R: 1 H: 1 E: 1 LOB: 0 K: 0 BB: 0 S: 3 P: 4	R: 0 H: 0 E: 0 LOB: 0 K: 1 BB: 0 S: 5 P: 5	R: 0 H: 0 E: 0 LOB: 0 K: 0 BB: 1 S: 2 P: 6	R: 0 H: 0 E: 0 LOB: 0 K: 1 BB: 1 S: 4 P: 8	R: 0 H: 0 E: 0 LOB: 0 K: 0 BB: 0 S: 3 P: 3	R: 1 H: 2 E: 2 LOB: 3 K: 1 BB: 1 S: 8 P: 12		1B: 5 SF: 1 2B: 1 SAC: 0 3B: 0 DP: 2 HR: 1 HBP: 2				WP: 0 PA: 36 PB: 0 SB: 1 CS: 1		

PITCHER	IP	WLS	BF	H	R	ER	SO	BB	IBB	HBP	BLK	WP	HR	S	P	ERA	WHIP
Ken Kravec, L (1, 1) ERA: 3.65	2.0	L	15	4	6	5	2	3	0	2	0	0	1	14	28	22.50	3.500
Randy Scarbery, R (3, 1) ERA: 3.7	5.0		15	1	1	0	2	2	0	0	0	0	0	17	25	0.00	0.600
Ed Farmer, R (8, 1) ERA: 5.63	1.0		6	1	0	0	1	0	1	0	0	0	0	7	11	0.00	1.000

PITCHER	IP	WLS	BF	H	R	ER	SO	BB	IBB	HBP	BLK	WP	HR	S	P	ERA	WHIP

BOTTOM

Chicago White Sox @ Cleveland Indians

Cleveland Municipal Stadium, Cleveland, OH

Tue Jul 03 1979, 7:05 PM EDT

Att. 56,969 - Unknown - 67 F

livebaseballscorecards.com

AB	27
R	7
H	6
RBI	7
BB	6
SO	5
LOB	14

Batter	1	2	3	4	5	6	7	8	9	AB	R	H	RBI	BB	SO	LOB
Alan Bannister, R (1, 4) OBP: 0.392, SLG: 0.430	F4	3-H: 1B			SH1-3 HR 1B; HR 2B		2B 1B		FC6-4 1B 1B	6	3	5	3	0	0	0
Junior Moore, R (1, 7) OBP: 0.321, SLG: 0.344	F9	F9			SH1-3 HR 1B; HR		1-3 2B		FC6-4 1B 1-2 1B	2	0	0	0	0	0	1
Claudell Washington, L (2, 9) OBP: 0.319, SLG: 0.450										4	2	4	3	0	0	0
Chet Lemon, R (1, 8) OBP: 0.397, SLG: 0.493	1-3		HR		SH1-3; G5-4-3 1B		1-3		FC6-4 1-2 2-3 1B	2	1	1	1	0	0	0
Mike Squires, L (5, PH) (5, 7) OBP: 0.291, SLG: 0.298										3	0	2	0	0	0	2
Lamar Johnson, R (1, 3) OBP: 0.379, SLG: 0.464		HBP BB BB 1B	F7		HR IBB; G5-4-3		F3		FC6-4 1-2 2-3 3-H	5	2	1	0	1	0	5
Wayne Nordhagen, R (1, 10) OBP: 0.333, SLG: 0.412		BB HBP 1-2 1B BB	F9		1-H 2-H 3-H HR	6-3		1B 2B	K	5	2	2	4	1	1	1
Rusty Torres, S (1, 9) (2, 7) (5, 8) OBP: 0.419, SLG: 0.460		1B BB 1-2 2-3 G6-4-3 HBP	F8		HR	PB BB		F6		3	2	1	1	1	0	1
Greg Pryor, R (1, 6) OBP: 0.335, SLG: 0.344		G6-4-3 1B 1-2 2-3 3-H 1B BB		F8	BB 1B 2B BB	F8 1-2		2-3 1B		3	2	1	1	2	0	1
Mike Colbern, R (1, 2) OBP: 0.400, SLG: 0.400		G6-4-3 1-2 2-3 3-H 1B		5-3	BB 1-2 2B 1B	F8		K		5	1	2	1	0	1	3
Kevin Bell, R (1, 5) OBP: 0.167, SLG: 0.091		G6-4-3 1-2f 2-3 3-H		K	2B HR 1-2 2-3 BB		F7	4-3		4	1	0	0	1	1	4

Inning Stats																
	R: 0 E: 0 K: 0 S: 3	H: 0 LOB: 0 BB: 0 P: 3	R: 4 E: 0 K: 0 S: 5	H: 3 LOB: 1 BB: 2 P: 14	R: 1 E: 0 K: 0 S: 4	H: 1 LOB: 0 BB: 0 P: 4	R: 0 E: 0 K: 1 S: 5	H: 0 LOB: 0 BB: 0 P: 5	R: 10 E: 0 K: 0 S: 10	H: 8 LOB: 0 BB: 3 P: 22	R: 0 E: 0 K: 0 S: 3	H: 0 LOB: 1 BB: 1 P: 7	R: 0 E: 0 K: 0 S: 5	H: 2 LOB: 2 BB: 0 P: 5	R: 0 E: 0 K: 1 S: 7	H: 2 LOB: 2 BB: 0 P: 7	R: 1 E: 0 K: 1 S: 7	H: 3 LOB: 1 BB: 0 P: 7

	1B: 12	SF: 0	WP: 0	PA: 50
	2B: 3	SAC: 1	PB: 1	
	3B: 0	DP: 3	SB: 0	
	HR: 4	HBP: 1	CS: 0	

PITCHER		IP	WLS	BF	H	R	ER	SO	BB	IBB	HBP	BLK	WP	HR	S	P	ERA	WHIP
Rick Waits, L ERA: 4.5	(1, 1)	4.1	L	23	7	9	9	1	2	1	1	0	0	2	21	34	18.69	2.077
Paul Reuschel, R ERA: 12.86	(5, 1)	2.1		16	7	6	6	0	3	0	0	0	0	2	13	25	23.14	4.286
Dan Spillner, R ERA: 4.25	(7, 1)	1.1		6	2	0	0	1	0	0	0	0	0	0	8	8	0.00	1.500
Victor Cruz, R ERA: 4.43	(9, 1)	1.0		5	3	1	1	1	0	0	0	0	0	0	7	7	9.00	3.000

PITCHER	IP	WLS	BF	H	R	ER	SO	BB	IBB	HBP	BLK	WP	HR	S	P	ERA	WHIP

TOP

Chicago White Sox @ Cleveland Indians

Cleveland Municipal Stadium, Cleveland, OH

Wed Jul 04 1979, 3:33 AM EDT

Att. 10,899 - Unknown - 64 F

livebaseballscorecards.com

AB	42
R	16
H	19
RBI	14
BB	6
SO	3
LOB	18

BOTTOM

Batter	1	2	3	4	5	6	7	8	9	AB	R	H	RBI	BB	SO	LOB
Jim Norris, L (1, 8) OBP: 0.313, SLG: 0.328	5-3	1B			HR BB	FC3-6 BB		F8	5-3	4	1	1	0	2	0	2
Ron Pruitt, R (1, 7) OBP: 0.318, SLG: 0.299	E3 BB 1B	F6			F7	F4		K		5	0	0	0	0	1	6
Bobby Bonds, R (1, 9) OBP: 0.377, SLG: 0.476 Dell Alston, L (6, 9) OBP: 0.167, SLG: 0.167	K		F7		HR	FC3-6		1B		3 2	1 0	1 1	2 1	0 0	1 0	1 2
Andre Thornton, R (1, 3) OBP: 0.354, SLG: 0.436	BB 1B	5-3			F6	F7		F7		5	0	1	0	0	0	3
Toby Harrah, R (1, 5) OBP: 0.398, SLG: 0.418 (5, 6)	BB	1B			2B		K		HBP	3	1	2	0	1	1	0
Cliff Johnson, R (1, 10) OBP: 0.369, SLG: 0.442 Mike Hargrove, L (9, PH) OBP: 0.307, SLG: 0.249	K	F9			BB		1B		K	3 1	0 0	1 0	0 0	1 0	1 1	4 1
Gary Alexander, R (1, 2) OBP: 0.291, SLG: 0.338		1B 1B	6-3	F8			F9		FC5 BB	4	0	1	0	1	0	3
Duane Kuiper, L (1, 4) OBP: 0.316, SLG: 0.295		F8	1-3		PB FC3-6 BB		BB		FC5 BB	2	1	0	0	3	0	1
Tom Veryzer, R (1, 6) OBP: 0.285, SLG: 0.262 Dave Rosello, R (4, PH) OBP: 0.333, SLG: 0.750 (5, 5)		F9	K		FC3-6 PB BB		L5		FC5	1 3	0 0	0 1	0 1	0 1	0 1	1 4
Inning Stats	R: 0 E: 1 K: 2 S: 9 H: 1 LOB: 3 BB: 1 P: 13	R: 0 E: 0 K: 0 S: 5 H: 2 LOB: 2 BB: 0 P: 5	R: 0 E: 0 K: 0 S: 4 H: 1 LOB: 1 BB: 0 P: 4	R: 0 E: 0 K: 1 S: 5 H: 0 LOB: 0 BB: 0 P: 5	R: 2 E: 0 K: 0 S: 5 H: 2 LOB: 2 BB: 2 P: 13	R: 1 E: 0 K: 0 S: 3 H: 0 LOB: 2 BB: 3 P: 15	R: 0 E: 0 K: 1 S: 6 H: 1 LOB: 2 BB: 1 P: 10	R: 0 E: 0 K: 1 S: 6 H: 1 LOB: 1 BB: 0 P: 6	R: 1 E: 0 K: 1 S: 5 H: 0 LOB: 2 BB: 2 P: 16	1B: 6 2B: 1 3B: 0 HR: 1 SF: 0 SAC: 0 DP: 0 HBP: 1	WP: 0 PB: 1 SB: 1 CS: 0 PA: 46					

PITCHER		IP	WLS	BF	H	R	ER	SO	BB	IBB	HBP	BLK	WP	HR	S	P	ERA	WHIP
Ross Baumgarten, L ERA: 3.57	(1, 1)	5.0	W	27	6	3	3	3	5	0	0	0	0	1	28	48	5.40	2.200
Guy Hoffman, L ERA:	(6, 1)	2.0		9	1	0	0	1	2	0	0	0	0	0	9	17	0.00	1.500
Ron Schueler, R ERA: 7.32	(8, 1)	2.0		10	1	1	1	2	2	0	1	0	0	0	11	22	4.50	1.500

PITCHER	IP	WLS	BF	H	R	ER	SO	BB	IBB	HBP	BLK	WP	HR	S	P	ERA	WHIP

Chicago White Sox @ Cleveland Indians

Cleveland Municipal Stadium, Cleveland, OH

Wed Jul 04 1979, 3:33 AM EDT

Att. 10,899 - Unknown - 64 F

livebaseballscorecards.com

AB	36
R	4
H	8
RBI	4
BB	9
SO	6
LOB	28

Batter	1	2	3	4	5	6	7	8	9	AB	R	H	RBI	BB	SO	LOB
Alan Bannister, R (1, 4) OBP: 0.395, SLG: 0.433	SH FC5-4 1B		F3 ①		G5-4-3 1B		1-2 1B		S S S K ② 2-H	5	1	3	0	0	1	1
Greg Pryor, R (1, 6) (9, 5) OBP: 0.331, SLG: 0.340	SH FC5-4 1-3		G1 ②		F8 ①		F9 ②		CS ③ 1-2	3	0	0	0	0	0	3
Chet Lemon, R (1, 8) OBP: 0.392, SLG: 0.486	FC5-4 ① 1-2f 3-H		F3 ③		G5-4-3 ②③ 1-2f		S S S K ③			4	0	0	1	0	1	4
Lamar Johnson, R (1, 3) OBP: 0.381, SLG: 0.484 Mike Squires, L (9, 3) OBP: 0.291, SLG: 0.298	F8 ②			F8 2B 2B		HR		F3 ①		4 0	2 0	2 0	1 0	0 0	0 0	1 0
Wayne Nordhagen, R (1, 10) OBP: 0.321, SLG: 0.396	F9 ③			F8 ①		3-4-1 ①		S S S K ②		4	0	0	0	0	1	2
Rusty Torres, S (1, 7) OBP: 0.397, SLG: 0.433		F8 ①		F8 ② 2-3		F8 ②			F9 ③	4	0	0	0	0	0	1
Claudell Washington, L (1, 9) OBP: 0.322, SLG: 0.452		F8 ②		2B 3-H 2B		S S S K ③			B B B B S SH3-4 E BB 4-0	3	2	1	1	1	1	0
Mike Colbern, R (1, 2) OBP: 0.500, SLG: 0.625		1B		2B 2-H 2B			5-3 ①		SH3-4 ① 1-2	3	0	2	1	0	0	0
Kevin Bell, R (1, 5) OBP: 0.200, SLG: 0.143 Ralph Garr, L (9, PH) OBP: 0.335, SLG: 0.409 Don Kessinger, S (9, 6) OBP: 0.243, SLG: 0.284		F3 ③		6-3 ③			1B 1B		B B B B CS BB 4-0	3 0 0	0 0 0	1 0 0	0 0 0	0 1 0	0 0 0	2 0 0
Inning Stats	R: 1 E: 1 K: 0 S: 5 H: 1 LOB: 1 BB: 0 P: 5	R: 0 E: 0 K: 0 S: 4 H: 1 LOB: 1 BB: 0 P: 4	R: 0 E: 0 K: 0 S: 3 H: 0 LOB: 0 BB: 0 P: 3	R: 2 E: 0 K: 0 S: 6 H: 3 LOB: 1 BB: 0 P: 6	R: 0 E: 0 K: 0 S: 3 H: 1 LOB: 0 BB: 0 P: 3	R: 1 E: 0 K: 1 S: 6 H: 1 LOB: 0 BB: 0 P: 6	R: 0 E: 0 K: 1 S: 7 H: 2 LOB: 2 BB: 0 P: 7	R: 0 E: 0 K: 1 S: 5 H: 0 LOB: 0 BB: 0 P: 5	R: 1 E: 0 K: 1 S: 4 H: 0 LOB: 0 BB: 2 P: 12	1B: 5 2B: 3 3B: 0 HR: 1 SF: 0 SAC: 2 DP: 1 HBP: 0						

PITCHER		IP	WLS	BF	H	R	ER	SO	BB	IBB	HBP	BLK	WP	HR	S	P	ERA	WHIP
David Clyde, L ERA: 3.46	(1, 1)	6.0		25	7	4	3	1	0	0	0	0	0	1	27	27	4.50	1.167
Victor Cruz, R ERA: 4.14	(7, 1)	3.0	L	12	2	1	0	3	2	0	0	0	0	0	16	24	0.00	1.333

PITCHER	IP	WLS	BF	H	R	ER	SO	BB	IBB	HBP	BLK	WP	HR	S	P	ERA	WHIP

TOP

Chicago White Sox @ Cleveland Indians

Cleveland Municipal Stadium, Cleveland, OH

Thu Jul 05 1979, 7:05 PM EDT
Att. 6,983 - Unknown - 65 F

livebaseballscorecards.com

AB	33
R	5
H	9
RBI	4
BB	2
SO	4
LOB	14

Batter	1	2	3	4	5	6	7	8	9	AB	R	H	RBI	BB	SO	LOB
Jim Norris, L (1, 8) OBP: 0.312, SLG: 0.327	CS 1B		6-3		4-3		K			4	0	1	0	0	1	0
Ron Pruitt, R (1, 7) OBP: 0.326, SLG: 0.309	5-3 1-2		1B		1B			F7		4	0	2	0	0	0	1
Bobby Bonds, R (1, 9) OBP: 0.373, SLG: 0.469	K		K		L7			F3		4	0	0	0	0	2	2
Andre Thornton, R (1, 3) OBP: 0.353, SLG: 0.431		E 1B BB	F8		L6			K		3	1	0	0	1	1	2
Toby Harrah, R (1, 6) OBP: 0.399, SLG: 0.423		F2		HR 2B		F7			4-3 SH5-4 1B	4	1	2	0	0	0	1
Gary Alexander, R (1, 10) OBP: 0.295, SLG: 0.355		1-2 E 1B		2-H HR		K			SH5-4 1-2	3	2	2	2	0	1	0
Rick Manning, L (9, PH) OBP: 0.329, SLG: 0.302										0	0	0	0	0	0	0
Ron Hassey, L (1, 2) OBP: 0.273, SLG: 0.288		K		4-3		G3			4-3 2-3	4	0	0	0	0	1	3
Ted Cox, R (1, 5) OBP: 0.310, SLG: 0.295		E2 1-H 2-H 2B		CS BB			6-3		F7	2	0	1	2	1	0	0
Mike Hargrove, L (9, PH) OBP: 0.307, SLG: 0.249										0	0	0	0	0	0	0
Cliff Johnson, R (9, PH) OBP: 0.366, SLG: 0.438										1	0	0	0	0	0	1
Duane Kuiper, L (1, 4) OBP: 0.313, SLG: 0.292		4-3		F8 1-2			F8			3	0	0	0	0	0	2
Inning Stats	R: 0 E: 0 K: 1 S: 5 H: 1 LOB: 0 BB: 0 P: 5	R: 2 E: 1 K: 1 S: 7 H: 2 LOB: 1 BB: 1 P: 11	R: 0 E: 0 K: 1 S: 6 H: 1 LOB: 1 BB: 0 P: 6	R: 2 E: 0 K: 0 S: 4 H: 2 LOB: 0 BB: 1 P: 8	R: 0 E: 0 K: 0 S: 4 H: 1 LOB: 1 BB: 0 P: 4	R: 0 E: 0 K: 1 S: 5 H: 0 LOB: 0 BB: 0 P: 5	R: 0 E: 0 K: 1 S: 5 H: 0 LOB: 0 BB: 0 P: 5	R: 0 E: 0 K: 1 S: 5 H: 0 LOB: 0 BB: 0 P: 5	R: 0 E: 0 K: 0 S: 4 H: 1 LOB: 1 BB: 0 P: 4	1B: 5 2B: 2 3B: 0 HR: 1	SF: 0 SAC: 1 DP: 0 HBP: 0					

PITCHER	IP	WLS	BF	H	R	ER	SO	BB	IBB	HBP	BLK	WP	HR	S	P	ERA	WHIP
Rich Wortham, L (1, 1) ERA: 4.9	8.0	W	32	8	4	4	6	2	0	0	0	0	1	42	50	4.50	1.250
Ed Farmer, R (9, 1) ERA: 5.55	0.2		2	0	0	0	0	0	0	0	0	0	0	2	2	0.00	0.000
Guy Hoffman, L (9, 1) ERA:	0.1	S	1	0	0	0	0	0	0	0	0	0	0	1	1	0.00	0.000

PITCHER	IP	WLS	BF	H	R	ER	SO	BB	IBB	HBP	BLK	WP	HR	S	P	ERA	WHIP

BOTTOM

Chicago White Sox @ Cleveland Indians

Cleveland Municipal Stadium, Cleveland, OH

Thu Jul 05 1979, 7:05 PM EDT

Att. 6,983 - Unknown - 65 F

livebaseballscorecards.com

AB	32
R	4
H	8
RBI	4
BB	2
SO	6
LOB	12

WP: 0 PB: 0 SB: 0 CS: 2 PA: 35

Minnesota Twins @ Cleveland Indians

Cleveland Municipal Stadium, Cleveland, OH

Fri Jul 06 1979, 7:05 PM EDT

Att. 13,348 - Unknown - 69 F

TOP

livebaseballscorecards.com

Batter	1	2	3	4	5	6	7	8	9	AB	R	H	RBI	BB	SO	LOB
Hosken Powell, L (1, 9) OBP: 0.458, SLG: 0.511	5-3		4-3		E8, 1B 1-H 2-H		6-3	6-3		4	1	1	1	0	0	0
Willie Norwood, R (8, PH) OBP: 0.297, SLG: 0.391 (8, 9)					1B					1	0	0	0	0	0	2
Roy Smalley, S (1, 6) OBP: 0.443, SLG: 0.580	4-3		F8		F9		F8		WP, 1B	5	0	1	0	0	0	1
Ken Landreaux, L (1, 8) OBP: 0.334, SLG: 0.392	E1, S			BB, BB B B B B	1B, SF9, 1B		2B, 1B		K S S S 1-2	4	2	2	0	1	1	1
Glenn Adams, L (1, 7) OBP: 0.385, SLG: 0.446	K S S S 1-2			F7	1-3 3-H 1B		1-H 2B		K S S S	4	0	2	2	0	1	2
Bombo Rivera, R (8, 7) OBP: 0.331, SLG: 0.370										1	0	0	0	0	1	1
Rob Wilfong, L (1, 4) OBP: 0.359, SLG: 0.449		FC4-6, BB B B B B		BB B B B B 1-2	SF9 3-H		K S S S		L6	0	0	0	1	2	0	0
Jose Morales, R (7, PH) OBP: 0.327, SLG: 0.361										1	0	0	0	0	1	1
Bob Randall, R (7, 4) OBP: 0.358, SLG: 0.345										1	0	0	0	0	0	1
Butch Wynegar, S (1, 10) OBP: 0.383, SLG: 0.372		F9		F4	F9			L5		4	0	0	0	0	0	4
Mike Cubbage, L (1, 5) OBP: 0.338, SLG: 0.306		FC4-6 1-2f		F7	K S S S			FC5-4, BB B B B B		3	0	0	0	0	1	3
John Castino, R (7, 5) OBP: 0.333, SLG: 0.365										0	0	0	0	1	0	0
Ron Jackson, R (1, 3) OBP: 0.333, SLG: 0.475		F9			1B, 2B		F7	FC5-4, 1B 1-2f		4	1	1	0	0	0	2
Glenn Borgmann, R (1, 2) OBP: 0.350, SLG: 0.242			F4		1B, E, BB B B B B		K S S S	1-2, 1B		3	1	1	0	1	1	0
Inning Stats	R: 0 E: 1 K: 1 S: 6 H: 0 LOB: 1 BB: 0 P: 6	R: 0 E: 0 K: 0 S: 3 H: 0 LOB: 1 BB: 1 P: 7	R: 0 E: 0 K: 0 S: 3 H: 0 LOB: 0 BB: 0 P: 3	R: 0 E: 0 K: 0 S: 3 H: 0 LOB: 0 BB: 2 P: 11	R: 4 E: 1 K: 0 S: 7 H: 4 LOB: 1 BB: 1 P: 11	R: 0 E: 0 K: 2 S: 7 H: 0 LOB: 0 BB: 0 P: 7	R: 1 E: 0 K: 1 S: 7 H: 2 LOB: 1 BB: 0 P: 7	R: 0 E: 0 K: 0 S: 4 H: 1 LOB: 2 BB: 1 P: 8	R: 0 E: 0 K: 2 S: 8 H: 1 LOB: 1 BB: 0 P: 8	1B: 6 2B: 2 3B: 0 HR: 0	SF: 1 SAC: 0 DP: 0 HBP: 0					

	AB	35
	R	5
	H	8
	RBI	4
	BB	5
	SO	6
	LOB	18

WP: 1 PB: 0 SB: 1 CS: 0 PA: 41

PITCHER		IP	WLS	BF	H	R	ER	SO	BB	IBB	HBP	BLK	WP	HR	S	P	ERA	WHIP
Len Barker, R ERA: 5.6	(1, 1)	4.0		18	1	2	2	1	4	0	0	0	0	0	16	32	4.50	1.250
Dan Spillner, R ERA: 4.53	(5, 1)	2.2	W	13	5	3	3	2	0	0	0	0	0	0	17	17	10.12	1.875
Sid Monge, L ERA: 1.76	(7, 1)	2.1	S	10	2	0	0	3	1	0	0	0	1	0	15	19	0.00	1.286

PITCHER	IP	WLS	BF	H	R	ER	SO	BB	IBB	HBP	BLK	WP	HR	S	P	ERA	WHIP

Batter	1	2	3	4	5	6	7	8	9	AB	R	H	RBI	BB	SO	LOB
Jim Norris, L (1, 9) OBP: 0.311, SLG: 0.325	F7	G3		G6-3 1-2		F8		CS 1-2		4	0	1	0	0	0	0
Rick Manning, L (1, 8) OBP: 0.328, SLG: 0.302	BB 1B 1B	L5		G6-3 1-2f		F7				4	1	1	0	0	0	2
Toby Harrah, R (1, 5) OBP: 0.403, SLG: 0.423	BBBB 1B 1-2 1B BB		F7		1B 1B 1B		BBBB 4-3 S BB			2	2	1	0	2	0	0
Andre Thornton, R (1, 3) OBP: 0.354, SLG: 0.430	1B E 1-2 2-H 1B		BBBB G3-6-3 BB		F4		SSS K 1-2			3	1	1	1	1	1	2
Ron Hassey, L (1, 2) OBP: 0.288, SLG: 0.304	F8 E 1-3 2-H 1B		G3-6-3 1-2f		1B 1-2 1B		4-3 2-3			4	0	2	1	0	0	2
Gary Alexander, R (1, 10) OBP: 0.295, SLG: 0.353	E6 FC1-6-4 1-2 3-H			S 2B 1B	K		SSS K			4	1	1	1	0	2	4
Mike Hargrove, L (1, 7) OBP: 0.310, SLG: 0.260	F8 2-3			4-3 1-H 1B 2B	1-3 2-H 1B			F9		4	1	2	2	0	0	2
Duane Kuiper, L (1, 4) OBP: 0.308, SLG: 0.287	FC1-6-4 1-2f			4-3 2-3	SSS K			4-3		4	0	0	0	0	1	5
Tom Veryzer, R (1, 6) OBP: 0.288, SLG: 0.263		F4		1B 3-H 1B		SSS K		BBBB CS BB		3	0	1	1	1	1	0
Inning Stats	R: 3 H: 3 E: 1 LOB: 2 K: 0 BB: 1 S: 7 P: 11	R: 0 H: 0 E: 0 LOB: 0 K: 0 BB: 0 S: 3 P: 3	R: 0 H: 0 E: 0 LOB: 0 K: 0 BB: 1 S: 2 P: 6	R: 2 H: 4 E: 0 LOB: 1 K: 0 BB: 0 S: 6 P: 6	R: 1 H: 3 E: 0 LOB: 2 K: 2 BB: 0 S: 10 P: 10	R: 0 H: 0 E: 0 LOB: 0 K: 1 BB: 1 S: 5 P: 5	R: 0 H: 0 E: 0 LOB: 1 K: 2 BB: 1 S: 7 P: 11	R: 0 H: 0 E: 0 LOB: 0 K: 0 BB: 1 S: 2 P: 6		1B: 9 SF: 0 2B: 1 SAC: 0 3B: 0 DP: 2 HR: 0 HBP: 0						

PITCHER		IP	WLS	BF	H	R	ER	SO	BB	IBB	HBP	BLK	WP	HR	S	P	ERA	WHIP
Paul Hartzell, R ERA: 5.25	(1, 1)	3.1	L	18	6	5	5	0	2	0	0	0	0	0	16	24	13.50	2.400
Pete Redfern, R ERA: 3.12	(4, 1)	3.0		13	4	1	1	4	1	0	0	0	0	0	20	24	3.00	1.667
Mike Marshall, R ERA: 2.3	(7, 1)	1.2		5	0	0	0	1	1	0	0	0	0	0	6	10	0.00	0.600

PITCHER	IP	WLS	BF	H	R	ER	SO	BB	IBB	HBP	BLK	WP	HR	S	P	ERA	WHIP

BOTTOM

Minnesota Twins @ Cleveland Indians

Cleveland Municipal Stadium, Cleveland, OH

Fri Jul 06 1979, 7:05 PM EDT
Att. 13,348 - Unknown - 69 F

livebaseballscorecards.com

AB	32
R	6
H	10
RBI	6
BB	4
SO	5
LOB	17

Batter	1	2	3	4	5	6	7	8	9	AB	R	H	RBI	BB	SO	LOB
Hosken Powell, L (1, 9) OBP: 0.446, SLG: 0.496	S S S 0-3 ① K	x 0-0 ③ 3-1			x 0-0 ① F8		x 0-0 ③ F6			4	0	0	0	0	1	1
Rob Wilfong, L (1, 4) OBP: 0.362, SLG: 0.455	x 0-0 1B 2B		x 0-0 G4-3 1B		x 0-0 ② F8			x 0-0 ① F8		4	1	2	0	0	0	0
Roy Smalley, S (1, 6) OBP: 0.441, SLG: 0.576	x 0-0 HR 2-H 1B		x 0-0 ① ② G4-3 1-2f		x 0-0 ③ 4-3			x 0-0 ② F6		4	1	1	1	0	0	1
Glenn Adams, L (1, 7) OBP: 0.392, SLG: 0.472	x 0-0 1-H HR		x 0-0 ③ G3			x 0-0 S 1B		x 0-0 2B		4	1	3	2	0	0	0
Ken Landreaux, L (1, 8) OBP: 0.333, SLG: 0.391	x 0-0 ② 3-1			x 0-0 1B 1B		x 0-0 ① F8		x 0-0 ③ 6-3		4	0	1	0	0	0	2
Butch Wynegar, S (1, 2) OBP: 0.381, SLG: 0.370	x 0-0 ③ 4-3			x 0-0 FC6-4 1-2 1B		x 0-0 ② F9			x 0-0 ① 6-3	4	0	1	0	0	0	1
Mike Cubbage, L (1, 10) OBP: 0.335, SLG: 0.304		x 0-0 ① G3		x 0-0 ① F9		S S S 0-3 ③ K 1-2			x 0-0 G6-4-3 1B	4	0	1	0	0	1	3
Ron Jackson, R (1, 3) OBP: 0.329, SLG: 0.469		x 0-0 ② 5-3		x 0-0 ② F6			x 0-0 ① F7		x 0-0 ② ③ G6-4-3 1-2f	4	0	0	0	0	0	3
John Castino, R (1, 5) OBP: 0.333, SLG: 0.375		x 0-0 3B		x 0-0 ③ FC6-4 1-2f			x 0-0 ② 6-3			3	0	1	0	0	0	2
Inning Stats	R: 3 H: 3 E: 0 LOB: 0 K: 1 BB: 0 S: 8 P: 8	R: 0 H: 1 E: 0 LOB: 1 K: 0 BB: 0 S: 4 P: 4	R: 0 H: 1 E: 0 LOB: 0 K: 0 BB: 0 S: 3 P: 3	R: 0 H: 2 E: 0 LOB: 2 K: 0 BB: 0 S: 5 P: 5	R: 0 H: 0 E: 0 LOB: 0 K: 0 BB: 0 S: 3 P: 3	R: 0 H: 1 E: 0 LOB: 1 K: 1 BB: 0 S: 6 P: 6	R: 0 H: 0 E: 0 LOB: 0 K: 0 BB: 0 S: 3 P: 3	R: 0 H: 1 E: 0 LOB: 1 K: 0 BB: 0 S: 4 P: 4	R: 0 H: 1 E: 0 LOB: 0 K: 0 BB: 0 S: 3 P: 3	1B: 6 SF: 0 2B: 2 SAC: 0 3B: 1 DP: 2 HR: 1 HBP: 0						WP: 0 PA: 35 PB: 0 SB: 1 CS: 0	

PITCHER	IP	WLS	BF	H	R	ER	SO	BB	IBB	HBP	BLK	WP	HR	S	P	ERA	WHIP
Mike Paxton, R (1, 1) ERA: 5.84	9.0	W	35	10	3	3	2	0	0	0	0	0	1	39	39	3.00	1.111

PITCHER	IP	WLS	BF	H	R	ER	SO	BB	IBB	HBP	BLK	WP	HR	S	P	ERA	WHIP

TOP

Minnesota Twins @ Cleveland Indians

Cleveland Municipal Stadium, Cleveland, OH

Sat Jul 07 1979, 3:33 AM EDT

Att. 10,589 - Unknown - 70 F

livebaseballscorecards.com

AB	35
R	3
H	10
RBI	3
BB	0
SO	2
LOB	13

Batter	1	2	3	4	5	6	7	8	9	AB	R	H	RBI	BB	SO	LOB
Rick Manning, L (1, 8) OBP: 0.327, SLG: 0.301	F8		BBBB 4-0 1B 1B G5-2-3 BB	0-0 FC1-4 3-H 2B		0-0 SH5-4 1-2 2-3	0-0 FC4-6 1-2f 2-3 1B			1	0	0	0	0	0	0
Jim Norris, L (3, 8) OBP: 0.316, SLG: 0.332										2	0	1	1	1	0	2
Bobby Bonds, R (1, 9) OBP: 0.376, SLG: 0.472	SSS 0-3 K		0-0 G5-2-3 1B 1-2 1B 1B	0-0 FC1-4 S 2-3		0-0 1B SF9 2-3 3-H 1B	0-0 1-2 3-H 1B			5	2	3	2	0	1	1
Toby Harrah, R (1, 6) OBP: 0.409, SLG: 0.426 (7, 5)	BBBB 4-0 BB		0-0 G5-2-3 1-2 2-3 1B	BBBB 4-0 1-2 BB		0-0 BB 1B 1-3 3-H 1B	0-0 F6			3	1	2	1	2	0	2
Andre Thornton, R (1, 3) OBP: 0.349, SLG: 0.423	0-0 F4		0-0 G5-2-3 1-2 2-3 3-Hf	0-0 F7		0-0 SF9 3-H	0-0 F6			4	0	0	1	0	0	8
Mike Hargrove, L (8, 3) OBP: 0.310, SLG: 0.260										0	0	0	0	0	0	0
Cliff Johnson, R (1, 10) OBP: 0.376, SLG: 0.455		0-0 F3	0-0 2-H 3-H 1B		0-0 5-3	0-0 1-2 BB 1B		0-0 2B		5	0	3	2	0	0	0
Dell Alston, L (8, PR) OBP: 0.167, SLG: 0.167										0	0	0	0	0	0	0
Gary Alexander, R (1, 2) OBP: 0.297, SLG: 0.364		0-0 HR	SSS 0-3 K		SSS 0-3 K	BBBB 4-0 1-2 2-3 BB		0-0 1-3		4	1	1	1	1	2	2
Ted Cox, R (1, 5) OBP: 0.308, SLG: 0.294	0-0 6-3			0-0 E SF9 1B	SSS 0-3 K	SSS 0-3 K		SSS 0-3 K		4	1	1	0	0	2	3
Tom Veryzer, R (7, 6) OBP: 0.287, SLG: 0.261										1	0	0	0	0	1	1
Ron Pruitt, R (1, 7) OBP: 0.340, SLG: 0.326	0-0 1B			0-0 E7 SF9 1-3 2B		0-0 SH5-4 SH 1B 1B	0-0 FC4-6 BB 1B 1B	0-0 4-3		5	3	3	0	0	0	2
Dave Rosello, R (1, 4) OBP: 0.310, SLG: 0.720	0-0 F9			0-0 SF9 2-3 3-H		BBBB 0-0 SH 1B SH5-4 1-2 1B	4-0 FC4-6 1-2 BB			1	1	0	1	0	0	1
Duane Kuiper, L (7, 4) OBP: 0.311, SLG: 0.287										0	0	0	0	1	0	0
Inning Stats	R: 0 H: 0 E: 0 LOB: 1 K: 1 BB: 1 S: 5 P: 9	R: 1 H: 2 E: 0 LOB: 1 K: 0 BB: 0 S: 5 P: 5	R: 2 H: 3 E: 0 LOB: 1 K: 1 BB: 1 S: 7 P: 11	R: 2 H: 2 E: 1 LOB: 2 K: 0 BB: 1 S: 6 P: 10	R: 0 H: 0 E: 0 LOB: 0 K: 2 BB: 0 S: 7 P: 7	R: 3 H: 4 E: 0 LOB: 3 K: 1 BB: 1 S: 10 P: 14	R: 1 H: 2 E: 0 LOB: 2 K: 0 BB: 1 S: 5 P: 9	R: 0 H: 1 E: 0 LOB: 1 K: 1 BB: 0 S: 6 P: 6		1B: 11 SF: 2 2B: 2 SAC: 2 3B: 0 DP: 1 HR: 1 HBP: 0						

PITCHER		IP	WLS	BF	H	R	ER	SO	BB	IBB	HBP	BLK	WP	HR	S	P	ERA	WHIP
Darrell Jackson, L ERA: 3.48	(1, 1)	3.1	L	19	7	5	3	2	2	0	0	0	0	1	21	29	8.10	2.700
Mike Bacsik, R ERA: 4.95	(4, 1)	2.1		14	4	3	3	2	2	0	0	0	0	0	16	24	11.57	2.571
Pete Redfern, R ERA: 3.22	(6, 1)	1.1		7	2	1	1	1	1	0	0	0	0	0	8	12	6.75	2.250
Mike Marshall, R ERA: 2.27	(8, 1)	1.0		4	1	0	0	1	0	0	0	0	0	0	6	6	0.00	1.000

PITCHER	IP	WLS	BF	H	R	ER	SO	BB	IBB	HBP	BLK	WP	HR	S	P	ERA	WHIP

BOTTOM

Minnesota Twins @ Cleveland Indians

Cleveland Municipal Stadium, Cleveland, OH

Sat Jul 07 1979, 3:33 AM EDT
Att. 10,589 - Unknown - 70 F

livebaseballscorecards.com

AB	35
R	9
H	14
RBI	9
BB	5
SO	6
LOB	22

1B: 11 SF: 2
2B: 2 SAC: 2
3B: 0 DP: 1
HR: 1 HBP: 0

WP: 0 PA: 44
PB: 0
SB: 1
CS: 0

Batter	1	2	3	4	5	6	7	8	9	AB	R	H	RBI	BB	SO	LOB
Hosken Powell, L (1, 9) OBP: 0.438, SLG: 0.493	F9		F6		FC6-4 1-2f 2-3		G5-2-3 1-2 2-3 3-Hf		E 2B 2-H	5	1	1	1	0	0	6
Roy Smalley, S (1, 6) OBP: 0.441, SLG: 0.572	K			4-3	4-3		IBB		E7 1B 2-H	4	0	1	1	1	1	2
Ken Landreaux, L (1, 8) OBP: 0.331, SLG: 0.387	F9			F7		S 1B	F7		F7	5	0	1	0	0	0	4
Glenn Adams, L (1, 10) OBP: 0.386, SLG: 0.465 Willie Norwood, R (8, PH) OBP: 0.295, SLG: 0.389 Jose Morales, R (9, PH) OBP: 0.333, SLG: 0.361		G3		3-1		F9 1-2		B1-3	BB	3 1 0	0 0 0	0 0 0	0 0 0	0 0 1	0 0 0	1 0 0
Rob Wilfong, L (1, 4) OBP: 0.356, SLG: 0.448 Bob Randall, R (8, PH) OBP: 0.352, SLG: 0.339 (8, 4)		3-1			4-3	F9		K	K	3 2	0 0	0 0	0 0	0 0	0 2	1 2
Butch Wynegar, S (1, 2) OBP: 0.383, SLG: 0.370		G3			1B 1B 1B 1B	F9		BB		3	1	1	0	1	0	1
Ron Jackson, R (1, 3) OBP: 0.331, SLG: 0.469			6-3		1B 1B 1B 1-2		BB 1B G5-2-3 1B	K		4	1	2	0	0	1	1
Mike Cubbage, L (1, 5) OBP: 0.342, SLG: 0.312 John Castino, R (8, 5) OBP: 0.337, SLG: 0.378		G3			FC6-4 1B 1-2 2-3		G5-2-3 BB 1-2		E1 2B	3 1	0 1	2 1	0 0	0 0	0 0	0 0
Dave Edwards, R (1, 7) OBP: 0.358, SLG: 0.532			1B		FC6-4 1-2 2-H 3-H		G5-2-3 1-2 2-3		K	3	0	2	2	1	1	1
Inning Stats	R: 0 E: 0 K: 1 S: 5 H: 0 LOB: 0 BB: 0 P: 5	R: 0 E: 0 K: 0 S: 3 H: 0 LOB: 0 BB: 0 P: 3	R: 0 E: 0 K: 0 S: 4 H: 1 LOB: 1 BB: 0 P: 4	R: 0 E: 0 K: 0 S: 3 H: 0 LOB: 0 BB: 0 P: 3	R: 2 E: 0 K: 0 S: 7 H: 4 LOB: 2 BB: 0 P: 7	R: 0 E: 0 K: 0 S: 4 H: 1 LOB: 1 BB: 0 P: 4	R: 0 E: 0 K: 0 S: 4 H: 2 LOB: 3 BB: 2 P: 12	R: 0 E: 0 K: 2 S: 7 H: 0 LOB: 1 BB: 1 P: 11	R: 2 E: 2 K: 2 S: 10 H: 3 LOB: 2 BB: 1 P: 14	1B: 10 2B: 1 3B: 0 HR: 0 SF: 0 SAC: 0 DP: 1 HBP: 0						

PITCHER		IP	WLS	BF	H	R	ER	SO	BB	IBB	HBP	BLK	WP	HR	S	P	ERA	WHIP
Rick Wise, R ERA: 3.61	(1, 1)	6.0		27	8	2	2	1	1	0	0	0	0	0	28	32	3.00	1.500
Sid Monge, L ERA: 1.95	(7, 1)	2.2		13	3	2	2	3	2	1	0	0	0	0	16	28	6.75	1.875
Victor Cruz, R ERA: 4.11	(9, 1)	0.1	W	1	0	0	0	1	0	0	0	0	0	0	3	3	0.00	0.000

PITCHER	IP	WLS	BF	H	R	ER	SO	BB	IBB	HBP	BLK	WP	HR	S	P	ERA	WHIP

TOP

Minnesota Twins @ Cleveland Indians

Cleveland Municipal Stadium, Cleveland, OH

Sun Jul 08 1979, 3:33 AM EDT

Unknown - 74 F

livebaseballscorecards.com

AB	37
R	4
H	11
RBI	4
BB	4
SO	5
LOB	19

PA: 41

WP: 0	PB: 0	SB: 1	CS: 0

Batter	1	2	3	4	5	6	7	8	9	AB	R	H	RBI	BB	SO	LOB
Mike Hargrove, L (1, 3) OBP: 0.318, SLG: 0.281	1-3		G4-6-3 1B		CS 1B		2-H 3B			4	0	3	1	0	0	0
Jim Norris, L (1, 8) OBP: 0.310, SLG: 0.325	F9		G4-6-3 1-2f		F7 1-2		F8			4	0	0	0	0	0	3
Bobby Bonds, R (1, 9) OBP: 0.374, SLG: 0.469	B1-3			F8	E5 CS			FC6-4 1B		4	0	1	0	0	0	0
Toby Harrah, R (1, 5) OBP: 0.410, SLG: 0.425		FC4-6 1B		BB 3B BB	CS 1-2	F4		FC6-4 G4-6-3 1-2f		3	1	1	0	1	0	1
Cliff Johnson, R (1, 10) OBP: 0.364, SLG: 0.438		K		F7		L4		G4-6-3 1-2f		4	0	0	0	0	1	3
Ron Hassey, L (1, 2) OBP: 0.302, SLG: 0.322 Dave Rosello, R (9, PR) OBP: 0.310, SLG: 0.720		FC4-6 1B 1-2f		BB 3B BB 1-2		4-3			1B E 2B	3 0	1 1	1 0	0 0	1 0	0 0	1 0
Dell Alston, L (1, 7) OBP: 0.500, SLG: 0.625		FC6 1B 1-2		1B 3B 1-H 2-H			FC3-6 BB		E IBB	2	1	2	2	2	0	0
Duane Kuiper, L (1, 4) OBP: 0.313, SLG: 0.290		FC6 1-2f		1B 3-H			FC3-6 SH1 1-2f		E1 1-2 2-H	4	1	2	1	0	0	3
Tom Veryzer, R (1, 6) OBP: 0.285, SLG: 0.259			6-3	1-3			SH1 1-2			2	0	0	0	0	0	1
Inning Stats	R: 0 H: 0 E: 0 LOB: 0 K: 0 BB: 0 S: 3 P: 3	R: 0 H: 2 E: 0 LOB: 2 K: 1 BB: 0 S: 7 P: 7	R: 0 H: 1 E: 0 LOB: 0 K: 0 BB: 0 S: 3 P: 3	R: 3 H: 2 E: 0 LOB: 1 K: 0 BB: 2 S: 5 P: 13	R: 0 H: 1 E: 1 LOB: 0 K: 0 BB: 0 S: 3 P: 3	R: 0 H: 0 E: 0 LOB: 0 K: 0 BB: 0 S: 3 P: 3	R: 1 H: 1 E: 0 LOB: 1 K: 0 BB: 1 S: 4 P: 8	R: 0 H: 1 E: 0 LOB: 0 K: 0 BB: 0 S: 3 P: 3	R: 1 H: 2 E: 1 LOB: 2 K: 0 BB: 1 S: 2 P: 6	1B: 7 SF: 0 2B: 1 SAC: 1 3B: 2 DP: 2 HR: 0 HBP: 0						WP: 0 PA: 36 PB: 0 SB: 0 CS: 2	

BOTTOM

Minnesota Twins @ Cleveland Indians

Cleveland Municipal Stadium, Cleveland, OH

Sun Jul 08 1979, 3:33 AM EDT

Unknown - 74 F

livebaseballscorecards.com

AB	30
R	5
H	10
RBI	4
BB	4
SO	1
LOB	12

PITCHER		IP	WLS	BF	H	R	ER	SO	BB	IBB	HBP	BLK	WP	HR	S	P	ERA	WHIP
Gary Serum, R ERA: 7.12	(1, 1)	4.0		18	5	3	3	1	2	0	0	0	0	0	18	26	6.75	1.750
Paul Hartzell, R ERA: 5.15	(5, 1)	4.0		14	3	1	1	0	1	0	0	0	0	0	13	17	2.25	1.000
Mike Marshall, R ERA: 2.27	(9, 1)	0.0	L	3	2	1	0	0	0	1	0	0	0	0	2	6	∞	∞

PITCHER	IP	WLS	BF	H	R	ER	SO	BB	IBB	HBP	BLK	WP	HR	S	P	ERA	WHIP

Minnesota Twins @ Cleveland Indians

Cleveland Municipal Stadium, Cleveland, OH

Sun Jul 08 1979, 3:38 AM EDT

Att. 19,592 - Unknown

TOP

livebaseballscorecards.com

Batter	1	2	3	4	5	6	7	8	9	AB	R	H	RBI	BB	SO	LOB
Bob Randall, R (1, 4) OBP: 0.357, SLG: 0.339	K	F7 1B		6-3			SH2-4 1B BB		WP SH1-4 2B 1B	3	1	1	0	1	1	0
Rob Wilfong, L (9, PH) OBP: 0.359, SLG: 0.451 (9, 4)										1	1	1	0	0	0	0
Bombo Rivera, R (1, 7) OBP: 0.331, SLG: 0.383	1B 3B	F7 1-2			5-3		SH2-4 1-2		SH1-4 1-2	3	1	1	0	0	0	1
Roy Smalley, S (1, 6) OBP: 0.440, SLG: 0.569	FC 1B 1-3 1B		G4-6-3 1B		K		FC4-6 2-H 1B		F5	5	1	2	1	0	1	2
Ron Jackson, R (1, 3) OBP: 0.332, SLG: 0.471	1-3 1-2		G4-6-3 1-2f		1B		FC4-6 1-2f		1B 2-H 2B	5	1	2	1	0	0	4
Jose Morales, R (1, 10) OBP: 0.342, SLG: 0.364	BB 1B 2-3 3-H 1B		BB FC5 E		F9		K		1B 2-H	2	1	1	1	1	0	1
Glenn Adams, L (7, PH) OBP: 0.387, SLG: 0.466										2	0	1	1	0	1	1
Dave Edwards, R (1, 8) OBP: 0.361, SLG: 0.561 (7, 9)	1B 1-2 BB		E4 1-2			HR		F3		4	1	1	1	1	1	2
Willie Norwood, R (1, 9) OBP: 0.296, SLG: 0.388	1-3 2-H 3-H 1B		FC5 2-3f			K		6-3 2B		3	0	1	2	0	1	2
Ken Landreaux, L (7, 8) OBP: 0.333, SLG: 0.393										1	0	1	0	0	0	0
John Castino, R (1, 5) OBP: 0.335, SLG: 0.376	F9			5-3		G5-4-3 1B		6-3 2-3		4	0	1	0	0	0	3
Glenn Borgmann, R (1, 2) OBP: 0.318, SLG: 0.216		6-3		F8		G5-4-3 1-2f		F8		4	0	0	0	0	0	2
Inning Stats	R: 3 E: 0 K: 1 S: 9 H: 3 LOB: 2 BB: 1 P: 13	R: 0 E: 0 K: 0 S: 3 H: 1 LOB: 0 BB: 0 P: 3	R: 0 E: 1 K: 0 S: 4 H: 1 LOB: 2 BB: 1 P: 8	R: 0 E: 0 K: 0 S: 3 H: 0 LOB: 0 BB: 0 P: 3	R: 0 E: 0 K: 1 S: 6 H: 1 LOB: 1 BB: 0 P: 6	R: 1 E: 0 K: 1 S: 6 H: 2 LOB: 0 BB: 0 P: 6	R: 1 E: 0 K: 1 S: 6 H: 1 LOB: 1 BB: 1 P: 10	R: 0 E: 0 K: 0 S: 4 H: 1 LOB: 1 BB: 0 P: 4	R: 2 E: 0 K: 1 S: 8 H: 3 LOB: 1 BB: 0 P: 8	1B: 9 2B: 2 3B: 1 HR: 1	SF: 0 SAC: 2 DP: 2 HBP: 0						

	AB	37
	R	7
	H	13
	RBI	7
	BB	3
	SO	5
	LOB	18

WP: 1 PB: 0 SB: 0 CS: 0 PA: 42

PITCHER		IP	WLS	BF	H	R	ER	SO	BB	IBB	HBP	BLK	WP	HR	S	P	ERA	WHIP
Rick Waits, L ERA: 4.63	(1, 1)	6.1	L	30	9	5	5	3	3	0	0	0	0	1	33	45	7.11	1.895
Dan Spillner, R ERA: 4.63	(7, 1)	2.2		12	4	2	2	2	0	0	0	0	1	0	16	16	6.75	1.500

PITCHER	IP	WLS	BF	H	R	ER	SO	BB	IBB	HBP	BLK	WP	HR	S	P	ERA	WHIP

Batter	1	2	3	4	5	6	7	8	9	AB	R	H	RBI	BB	SO	LOB
Mike Hargrove, L (1, 3) OBP: 0.317, SLG: 0.296	SSS 0-3 ① K		x 0-0 1-H HR		x 0-0 ③ F7			x 0-0 ② 4-3		4	1	1	2	0	1	0
Jim Norris, L (1, 8) OBP: 0.318, SLG: 0.338	x 0-0 ② 4-3		x 0-0 S 1B			x 0-0 FC5-4 1B		x 0-0 2B		4	0	3	0	0	0	0
Bobby Bonds, R (1, 9) OBP: 0.373, SLG: 0.464	BBBB 4-0 BB		SSS 0-3 ② K 1-2			x 0-0 ① FC5-4 1-2f		x 0-0 ③ F7		3	0	0	0	1	1	3
Toby Harrah, R (1, 6) OBP: 0.408, SLG: 0.422	x 0-0 ③ F8		x 0-0 ③ 6-3			x 0-0 ② F8			x 0-0 1B 1B	4	0	1	0	0	0	3
Ron Hassey, L (1, 10) OBP: 0.284, SLG: 0.302		SSS 0-3 ① K		SSS 0-3 ① K		SSS 0-3 ③ K			x 0-0 ① F7	4	0	0	0	0	3	2
Gary Alexander, R (1, 2) OBP: 0.296, SLG: 0.363		x 0-0 ② F9		x 0-0 ② 5-3			SSS 0-3 ① K		x 0-0 ① 1-3 G3 1B	4	0	1	0	0	1	0
Dell Alston, L (1, 7) OBP: 0.357, SLG: 0.417		x 0-0 ③ 6-3		x 0-0 ③ F6			SSS 0-3 ② K		x 0-0 ② G3 1-2	4	0	0	0	0	1	2
Duane Kuiper, L (1, 4) OBP: 0.312, SLG: 0.290			x 0-0 HR 1B		x 0-0 ① 1-3		x 0-0 4-3		x 0-0 ③ F7	4	1	1	0	0	0	2
Ted Cox, R (1, 5) OBP: 0.301, SLG: 0.286			x 0-0 ① F9		x 0-0 ② B1-3			x 0-0 ① 5-3		3	0	0	0	0	0	1
Inning Stats	R: 0 H: 0 E: 0 LOB: 1 K: 1 BB: 1 S: 5 P: 9	R: 0 H: 0 E: 0 LOB: 0 K: 1 BB: 0 S: 5 P: 5	R: 2 H: 3 E: 0 LOB: 1 K: 1 BB: 0 S: 8 P: 8	R: 0 H: 0 E: 0 LOB: 0 K: 1 BB: 0 S: 5 P: 5	R: 0 H: 0 E: 0 LOB: 0 K: 0 BB: 0 S: 3 P: 3	R: 0 H: 1 E: 0 LOB: 1 K: 1 BB: 0 S: 6 P: 6	R: 0 H: 0 E: 0 LOB: 0 K: 2 BB: 0 S: 7 P: 7	R: 0 H: 1 E: 0 LOB: 1 K: 0 BB: 0 S: 4 P: 4	R: 0 H: 2 E: 0 LOB: 2 K: 0 BB: 0 S: 5 P: 5	1B: 5 SF: 0 2B: 1 SAC: 0 3B: 0 DP: 0 HR: 1 HBP: 0						WP: 0 PA: 35 PB: 0 SB: 1 CS: 0	

PITCHER	IP	WLS	BF	H	R	ER	SO	BB	IBB	HBP	BLK	WP	HR	S	P	ERA	WHIP
Dave Goltz, R (1, 1) ERA: 4.52	9.0	W	35	7	2	2	7	1	0	0	0	0	1	48	52	2.00	0.889

PITCHER	IP	WLS	BF	H	R	ER	SO	BB	IBB	HBP	BLK	WP	HR	S	P	ERA	WHIP

BOTTOM

Minnesota Twins @ Cleveland Indians

Cleveland Municipal Stadium, Cleveland, OH

Sun Jul 08 1979, 3:38 AM EDT
Att. 19,592 - Unknown

livebaseballscorecards.com

AB	34
R	2
H	7
RBI	2
BB	1
SO	7
LOB	13

Batter	1	2	3	4	5	6	7	8	9	AB	R	H	RBI	BB	SO	LOB
Frank White, R (1, 4) OBP: 0.310, SLG: 0.410	6-3			5-3		5-3		K		4	0	0	0	0	1	1
George Brett, L (1, 5) OBP: 0.383, SLG: 0.526	1-6-3			1B		1-3		F5		4	0	1	0	0	0	1
Amos Otis, R (1, 8) OBP: 0.387, SLG: 0.455	F9			1-2 1B			6-3 2B 1B	6-3		4	1	2	0	0	0	1
Al Cowens, R (1, 9) OBP: 0.362, SLG: 0.445		6-3		F9			1-2 6-3		F8	4	0	0	0	0	0	3
Darrell Porter, L (1, 2) OBP: 0.436, SLG: 0.500		L9		F9			B B B B 4-0 2B SF8 BB		B B B B 4-0 BB	2	1	0	0	2	0	2
George Scott, R (1, 3) OBP: 0.319, SLG: 0.379		F7			6-3		1-3 2-H 2B		F8	4	0	1	1	0	0	1
Freddie Patek, R (1, 6) OBP: 0.270, SLG: 0.277			L8		6-3		SF8 3-H		L6	3	0	0	1	0	0	1
U L Washington, S (1, 10) OBP: 0.309, SLG: 0.346			L9		K		K			3	0	0	0	0	2	1
Willie Wilson, S (1, 7) OBP: 0.355, SLG: 0.437			K			1-6-3		E 1B		3	0	1	0	0	1	0

TOP

Kansas City Royals @ Cleveland Indians

Cleveland Municipal Stadium, Cleveland, OH

Mon Jul 09 1979, 7:05 PM EDT

Att. 9,148 - Unknown - 69 F

livebaseballscorecards.com

	AB	R	H	RBI	BB	SO	LOB
	31	2	5	2	2	4	11

Inning Stats	1	2	3	4	5	6	7	8	9
R	0	0	0	0	0	0	2	0	0
E	0	0	0	0	0	0	0	1	0
K	0	0	1	0	1	0	1	1	0
S	3	3	5	5	5	3	7	6	3
H	0	0	0	2	0	0	2	1	0
LOB	0	0	0	2	0	1	1	1	1
BB	0	0	0	0	0	0	1	0	1
P	3	3	5	5	5	3	11	6	7

1B	4
2B	1
3B	0
HR	0
SF	1
SAC	0
DP	0
HBP	0
WP	0
PB	0
SB	0
CS	0
PA	34

PITCHER	IP	WLS	BF	H	R	ER	SO	BB	IBB	HBP	BLK	WP	HR	S	P	ERA	WHIP
David Clyde, L (1, 1) ERA: 2.86	9.0	W	34	5	2	2	4	2	0	0	0	0	0	40	48	2.00	0.778

PITCHER	IP	WLS	BF	H	R	ER	SO	BB	IBB	HBP	BLK	WP	HR	S	P	ERA	WHIP

Batter	1	2	3	4	5	6	7	8	9	AB	R	H	RBI	BB	SO	LOB
Mike Hargrove, L (1, 3) OBP: 0.316, SLG: 0.311	G3	G3			F8		2-H HR			4	1	1	2	0	0	1
Jim Norris, L (1, 8) OBP: 0.321, SLG: 0.343	HR 2B	4-3			F9		BBBB FC2-6 BB			3	1	1	0	1	0	1
Bobby Bonds, R (1, 9) OBP: 0.372, SLG: 0.471	2-H HR		F7		L7		FC2-6 1-2f			4	1	1	2	0	0	2
Andre Thornton, R (1, 10) OBP: 0.351, SLG: 0.435	1B 1B 1B		F7			HR	SSS K			4	2	2	1	0	1	1
Toby Harrah, R (1, 5) OBP: 0.409, SLG: 0.433	1B SF9 1-2 1B		6-3			1-3		HR		4	2	2	1	0	0	0
Ron Hassey, L (1, 2) OBP: 0.282, SLG: 0.299	1-3 2-H 1B			F8		2-3		L3		4	0	1	1	0	0	0
Dell Alston, L (1, 7) OBP: 0.278, SLG: 0.333	SF9 3-H			B1-3		L9		SSS K		3	0	0	1	0	1	0
Duane Kuiper, L (1, 4) OBP: 0.311, SLG: 0.289	F8			4-3			SH3-4 HR 1B	G3		4	1	1	0	0	0	1
Tom Veryzer, R (1, 6) OBP: 0.286, SLG: 0.261		F8			1B		SH3-4 1-2			2	0	1	0	0	0	0
Inning Stats	R: 4 H: 5 E: 0 LOB: 1 K: 0 BB: 0 S: 8 P: 8	R: 0 H: 0 E: 0 LOB: 0 K: 0 BB: 0 S: 3 P: 3	R: 0 H: 0 E: 0 LOB: 0 K: 0 BB: 0 S: 3 P: 3	R: 0 H: 0 E: 0 LOB: 0 K: 0 BB: 0 S: 3 P: 3	R: 0 H: 1 E: 0 LOB: 1 K: 0 BB: 0 S: 4 P: 4	R: 1 H: 1 E: 0 LOB: 0 K: 0 BB: 0 S: 4 P: 4	R: 2 H: 2 E: 0 LOB: 1 K: 1 BB: 1 S: 7 P: 11	R: 1 H: 1 E: 0 LOB: 0 K: 1 BB: 0 S: 6 P: 6		1B: 5 SF: 1 2B: 1 SAC: 1 3B: 0 DP: 0 HR: 4 HBP: 0						

BOTTOM

Kansas City Royals @ Cleveland Indians

Cleveland Municipal Stadium, Cleveland, OH

Mon Jul 09 1979, 7:05 PM EDT

Att. 9,148 - Unknown - 69 F

livebaseballscorecards.com

AB	32
R	8
H	10
RBI	8
BB	1
SO	2
LOB	6

WP: 0 PA: 35
PB: 0
SB: 0
CS: 0

PITCHER		IP	WLS	BF	H	R	ER	SO	BB	IBB	HBP	BLK	WP	HR	S	P	ERA	WHIP
Dennis Leonard, R ERA: 4.27	(1, 1)	6.1	L	29	9	7	7	0	1	0	0	0	0	3	28	32	9.95	1.579
Steve Busby, R ERA: 3.46	(7, 1)	0.2		2	0	0	0	1	0	0	0	0	0	0	4	4	0.00	0.000
Bill Paschall, R ERA: 7.94	(8, 1)	1.0		4	1	1	1	1	0	0	0	0	0	1	6	6	9.00	1.000

PITCHER	IP	WLS	BF	H	R	ER	SO	BB	IBB	HBP	BLK	WP	HR	S	P	ERA	WHIP

Batter	1	2	3	4	5	6	7	8	9	AB	R	H	RBI	BB	SO	LOB
Willie Wilson, S (1, 7) OBP: 0.356, SLG: 0.434	4-3	4-3			CS 1B			L6	PB BB	4	0	1	0	1	0	1
George Brett, L (1, 5) OBP: 0.381, SLG: 0.525	K		G3		K 1-2			1B 2B	L7 1-2	5	1	1	0	0	2	2
Amos Otis, R (1, 8) OBP: 0.391, SLG: 0.457	FC4-6 1B		1B BB			E5		S 1B 2-H 1B		3	1	2	1	1	0	0
Darrell Porter, L (1, 2) OBP: 0.434, SLG: 0.497	FC4-6 1-2f		G6-4-3 1-2 1B			F7		K 1-2		4	0	1	0	0	1	3
Ralph LaCock, L (1, 10) OBP: 0.343, SLG: 0.384		6-3	G6-4-3 1-2f			F7		2B 2-H 1B		4	0	1	1	0	0	3
Al Cowens, R (1, 9) OBP: 0.360, SLG: 0.446		L8		F8		F8		1-3 2B		4	0	1	0	0	0	1
George Scott, R (1, 3) OBP: 0.322, SLG: 0.378		HR BB		G4-6-3 1B			K	K		3	1	1	0	1	2	2
Frank White, R (1, 4) OBP: 0.310, SLG: 0.424		1-H HR		G4-6-3 1-2f			F3		P6	3	1	1	2	0	0	1
Jamie Quirk, L (9, PH) OBP: 0.333, SLG: 0.385										1	0	0	0	0	0	0
Freddie Patek, R (1, 6) OBP: 0.271, SLG: 0.274		HBP			6-3		K		1-3	2	0	0	0	0	1	0
Steve Braun, L (9, PH) OBP: 0.358, SLG: 0.389										1	0	0	0	0	0	0
Inning Stats	R: 0 E: 0 K: 1 S: 6 H: 1 LOB: 1 BB: 0 P: 6	R: 2 E: 0 K: 0 S: 4 H: 1 LOB: 1 BB: 1 P: 9	R: 0 E: 0 K: 0 S: 3 H: 1 LOB: 1 BB: 1 P: 7	R: 0 E: 0 K: 0 S: 3 H: 1 LOB: 0 BB: 0 P: 3	R: 0 E: 0 K: 1 S: 5 H: 1 LOB: 0 BB: 0 P: 5	R: 0 E: 1 K: 0 S: 4 H: 0 LOB: 1 BB: 0 P: 4	R: 0 E: 0 K: 2 S: 7 H: 0 LOB: 0 BB: 0 P: 7	R: 2 E: 0 K: 2 S: 11 H: 4 LOB: 2 BB: 0 P: 11	R: 0 E: 0 K: 0 S: 3 H: 0 LOB: 1 BB: 1 P: 7	1B: 6 2B: 2 3B: 0 HR: 1	SF: 0 SAC: 0 DP: 2 HBP: 1						

TOP

Kansas City Royals @ Cleveland Indians

Cleveland Municipal Stadium, Cleveland, OH

Tue Jul 10 1979, 7:05 PM EDT
Att. 10,533 - Unknown - 74 F

livebaseballscorecards.com

AB	34
R	4
H	9
RBI	4
BB	3
SO	6
LOB	13

WP: 0 PB: 1 SB: 1 CS: 1 PA: 38

PITCHER		IP	WLS	BF	H	R	ER	SO	BB	IBB	HBP	BLK	WP	HR	S	P	ERA	WHIP
Eric Wilkins, R ERA: 4.64	(1, 1)	2.1		13	3	2	2	1	2	0	1	0	0	1	12	21	7.71	2.143
Dan Spillner, R ERA: 4.52	(3, 1)	5.1	W	19	5	2	2	4	0	0	0	0	0	0	27	27	3.38	0.938
Victor Cruz, R ERA: 3.99	(8, 1)	1.1	S	6	1	0	0	1	1	0	0	0	0	0	7	11	0.00	1.500

PITCHER	IP	WLS	BF	H	R	ER	SO	BB	IBB	HBP	BLK	WP	HR	S	P	ERA	WHIP

Batter	1	2	3	4	5	6	7	8	9	AB	R	H	RBI	BB	SO	LOB
Mike Hargrove, L (1, 3) OBP: 0.322, SLG: 0.311	BBBB 4-0 FC4-6 BB	x 0-0 ② F7			x 0-0 SH 2B 1B			BBBB 4-0 FC1-5 1-2 BB		3	1	1	0	2	0	3
Jim Norris, L (1, 8) OBP: 0.316, SLG: 0.336	x 0-0 ① FC4-6 1-2f HR	x 0-0 ③ F7			x 0-0 SH 1-3 2B	x 0-0 ① 4-3		x 0-0 ① FC1-5 G6-4-3 1-2 2-3f		4	2	0	0	0	0	3
Bobby Bonds, R (1, 9) OBP: 0.375, SLG: 0.470	x 0-0 ② F7		BBBB 4-0 CS BB		4-0 2B IBB	x 0-0 S 1B		x 0-0 ② ③ G6-4-3 1-2f		3	1	1	0	2	0	3
Andre Thornton, R (1, 10) OBP: 0.350, SLG: 0.444	x 0-0 1-H HR		SSS 0-3 ① ② K 1-2		x 0-0 ① P6	SSS 0-3 ② K 1-2				4	1	1	2	0	2	5
Toby Harrah, R (1, 5) OBP: 0.410, SLG: 0.433 Ted Cox, R (3, PH) OBP: 0.302, SLG: 0.281 (4, 5)	H 1-0 1B 1B HBP		BBBB 4-0 BB		SSS 0-3 ② K	x 0-0 ③ 6-3				0 2	1 0	0 0	0 0	0 1	0 1	0 4
Ron Hassey, L (1, 2) OBP: 0.293, SLG: 0.324	x 0-0 1-2 1B 1B		x 0-0 ③ G3		x 0-0 S 1B 1-H 2-H 3-H 2B		x 0-0 ① F7			4	1	2	3	0	0	1
Dell Alston, L (1, 7) OBP: 0.409, SLG: 0.444	x 0-0 1-2 2-H 1B			x 0-0 G4-6-3 1B	BBBB 4-0 1B BB		x 0-0 CS 1B			3	0	3	1	1	0	0
Duane Kuiper, L (1, 4) OBP: 0.311, SLG: 0.289	x 0-0 ③ 5-3			x 0-0 ① ② G4-6-3 1-2f	x 0-0 BB 1-3 2-H 1B		x 0-0 ② ③ 6-3 1-2			4	0	1	1	0	0	4
Tom Veryzer, R (1, 6) OBP: 0.289, SLG: 0.259		SSS 0-3 ① K		x 0-0 ③ P3	BBBB 4-0 1-2 BB			H 1-0 FC1-5 WP HBP		2	0	0	0	1	1	0
Inning Stats	R: 3 H: 3 E: 0 LOB: 2 K: 0 BB: 1 S: 6 P: 11	R: 0 H: 0 E: 0 LOB: 0 K: 1 BB: 0 S: 5 P: 5	R: 0 H: 0 E: 0 LOB: 1 K: 1 BB: 2 S: 4 P: 12	R: 0 H: 1 E: 0 LOB: 0 K: 0 BB: 0 S: 3 P: 3	R: 4 H: 3 E: 1 LOB: 3 K: 1 BB: 3 S: 9 P: 21	R: 0 H: 1 E: 0 LOB: 1 K: 1 BB: 0 S: 6 P: 6	R: 0 H: 1 E: 0 LOB: 0 K: 0 BB: 0 S: 3 P: 3	R: 0 H: 0 E: 0 LOB: 1 K: 0 BB: 1 S: 2 P: 7		1B: 7 SF: 0 2B: 1 SAC: 1 3B: 0 DP: 2 HR: 1 HBP: 2				WP: 1 PA: 39 PB: 0 SB: 2 CS: 2		

PITCHER		IP	WLS	BF	H	R	ER	SO	BB	IBB	HBP	BLK	WP	HR	S	P	ERA	WHIP
Rich Gale, R ERA: 5.02	(1, 1)	4.2	L	24	6	7	3	3	3	1	1	0	0	1	25	42	5.79	1.929
Steve Mingori, L ERA: 4.09	(5, 1)	0.0		2	1	0	0	0	1	0	0	0	0	0	1	5	∞	∞
Eduardo Rodriguez, R ERA: 5.34	(5, 1)	2.1		9	2	0	0	1	1	0	0	0	0	0	10	14	0.00	1.286
Al Hrabosky, L ERA: 4.57	(8, 1)	0.1		3	0	0	0	0	1	0	1	0	1	0	1	6	0.00	3.000
Dan Quisenberry, R ERA:	(8, 1)	0.2		1	0	0	0	0	0	0	0	0	0	0	1	1	0.00	0.000

PITCHER	IP	WLS	BF	H	R	ER	SO	BB	IBB	HBP	BLK	WP	HR	S	P	ERA	WHIP

BOTTOM

Kansas City Royals @ Cleveland Indians

Cleveland Municipal Stadium, Cleveland, OH

Tue Jul 10 1979, 7:05 PM EDT
Att. 10,533 - Unknown - 74 F

livebaseballscorecards.com

AB	29
R	7
H	9
RBI	7
BB	7
SO	4
LOB	23

Kansas City Royals @ Cleveland Indians

Cleveland Municipal Stadium, Cleveland, OH

Wed Jul 11 1979, 7:05 PM EDT

Att. 11,587 - Unknown - 81 F

livebaseballscorecards.com

TOP

Batter	1	2	3	4	5	6	7	8	9	AB	R	H	RBI	BB	SO	LOB
Willie Wilson, S (1, 7) OBP: 0.353, SLG: 0.430	F8		L8		G3		1-2 2B 1B	K		5	1	1	0	0	1	2
George Brett, L (1, 5) OBP: 0.381, SLG: 0.528	L3		F8			L9	1-H 2-H HR 2B		3-1 2B	5	1	2	2	0	0	0
Amos Otis, R (1, 8) OBP: 0.389, SLG: 0.463	F8			6-3		4-3	2-H HR		6-3	5	1	1	2	0	0	1
Darrell Porter, L (1, 2) OBP: 0.429, SLG: 0.488		L9		K		3-1	F9		3-1 2-3	5	0	0	0	0	1	2
Ralph LaCock, L (1, 10) OBP: 0.344, SLG: 0.386		5-3		2B			BBBB F8 PB E BB	5-3	4-3	4	1	1	0	1	0	1
Al Cowens, R (1, 9) OBP: 0.362, SLG: 0.455		2B		6-3			1-2 5-3	WP 1B 2B		4	1	2	0	0	0	2
George Scott, R (1, 3) OBP: 0.325, SLG: 0.375		BBBB BB			5-3		2-3 F8	BBBB WP 1B BB		2	1	0	0	2	0	1
Frank White, R (1, 4) OBP: 0.311, SLG: 0.427		6-3			2B		3-H E6 1B	1-2 2-3 K		3	0	1	0	0	0	2
U L Washington, S (7, PR) OBP: 0.307, SLG: 0.344 (7, 4)										1	1	0	0	0	1	2
Freddie Patek, R (1, 6) OBP: 0.272, SLG: 0.275			K		K		2-H 2B 1B	2-H 3-H 1B		3	1	1	1	0	2	1
Jamie Quirk, L (8, PH) OBP: 0.357, SLG: 0.407 (8, 6)										1	0	1	2	0	0	0
Inning Stats	R: 0 E: 0 K: 0 S: 3 H: 0 LOB: 0 BB: 0 P: 3	R: 0 E: 0 K: 0 S: 4 H: 1 LOB: 2 BB: 1 P: 8	R: 0 E: 0 K: 1 S: 5 H: 0 LOB: 0 BB: 0 P: 5	R: 0 E: 0 K: 1 S: 6 H: 1 LOB: 1 BB: 0 P: 6	R: 0 E: 0 K: 1 S: 6 H: 1 LOB: 1 BB: 0 P: 6	R: 0 E: 0 K: 0 S: 3 H: 0 LOB: 0 BB: 0 P: 3	R: 6 E: 1 K: 0 S: 8 H: 4 LOB: 1 BB: 1 P: 12	R: 2 E: 0 K: 2 S: 9 H: 2 LOB: 1 BB: 1 P: 13	R: 0 E: 0 K: 0 S: 4 H: 1 LOB: 1 BB: 0 P: 4	1B: 3 2B: 6 3B: 0 HR: 1	SF: 0 SAC: 0 DP: 0 HBP: 0						

AB	38
R	8
H	10
RBI	7
BB	3
SO	5
LOB	14

WP: 1 PB: 1 SB: 0 CS: 0 PA: 41

PITCHER		IP	WLS	BF	H	R	ER	SO	BB	IBB	HBP	BLK	WP	HR	S	P	ERA	WHIP
Mike Paxton, R ERA: 5.45	(1, 1)	6.2	W	28	5	4	2	3	2	0	0	0	0	0	32	40	2.70	1.050
Sid Monge, L ERA: 2.31	(7, 1)	0.2		5	3	3	1	0	0	0	0	0	0	1	5	5	13.50	4.500
Victor Cruz, R ERA: 4.04	(8, 1)	1.2	S	8	2	1	1	2	1	0	0	0	1	0	11	15	5.40	1.800

PITCHER	IP	WLS	BF	H	R	ER	SO	BB	IBB	HBP	BLK	WP	HR	S	P	ERA	WHIP

Kansas City Royals @ Cleveland Indians

Cleveland Municipal Stadium, Cleveland, OH

Wed Jul 11 1979, 7:05 PM EDT

Att. 11,587 - Unknown - 81 F

livebaseballscorecards.com

BOTTOM

Batter	1	2	3	4	5	6	7	8	9	AB	R	H	RBI	BB	SO	LOB
Jim Norris, L (1, 8) OBP: 0.317, SLG: 0.338	5-3		E 1B; 1B	4-3		E4 1B; HR; 2-3		1B		5	2	2	0	0	0	1
Ron Pruitt, R (1, 7) OBP: 0.347, SLG: 0.333	F7		E; 1-2 1B	E5		HR; 1-2 3-H 1B		F7		4	1	2	1	0	0	0
Mike Hargrove, L (8, PH) OBP: 0.321, SLG: 0.310 (9, 7)										1	0	0	0	0	0	1
Bobby Bonds, R (1, 9) OBP: 0.375, SLG: 0.476	BB; 1B; BB		E1 1B; 1B; 1-2 2-3	P3		1-H 2-H HR		5-3		4	3	1	3	1	0	4
Andre Thornton, R (1, 3) OBP: 0.348, SLG: 0.439	1B; 1-2 BB		L5		P4	K				3	0	0	0	1	1	3
Cliff Johnson, R (1, 10) OBP: 0.376, SLG: 0.477	1-3 2-H 1B		1-3 2-H 3-H 1B		L7		HR			4	2	3	3	0	0	0
Gary Alexander, R (1, 2) OBP: 0.295, SLG: 0.358	5-3		BB; 1B		4-3		F3			3	0	0	0	1	0	2
Ted Cox, R (1, 5) OBP: 0.300, SLG: 0.280			F9	1-2 2-H 3-H 1B		1-3	F9			4	0	1	2	0	0	0
Duane Kuiper, L (1, 4) OBP: 0.310, SLG: 0.288			F7	F7		E 4-3; 1B; 1B	F7			4	1	1	0	0	0	2
Tom Veryzer, R (1, 6) OBP: 0.285, SLG: 0.255			K	L6		4-3; 1-2		6-3		4	0	0	0	0	1	1
Inning Stats	R: 1 E: 0 K: 0 S: 4 H: 1 LOB: 2 BB: 2 P: 12		R: 0 E: 0 K: 1 S: 5 H: 0 LOB: 0 BB: 0 P: 5	R: 3 E: 1 K: 0 S: 7 H: 4 LOB: 2 BB: 1 P: 11	R: 0 E: 1 K: 0 S: 4 H: 0 LOB: 1 BB: 0 P: 4	R: 0 E: 0 K: 0 S: 3 H: 0 LOB: 0 BB: 0 P: 3	R: 4 E: 1 K: 1 S: 9 H: 3 LOB: 0 BB: 0 P: 9	R: 1 E: 0 K: 0 S: 4 H: 1 LOB: 0 BB: 0 P: 4	R: 0 E: 0 K: 0 S: 4 H: 1 LOB: 1 BB: 0 P: 4	1B: 8 2B: 0 3B: 0 HR: 2 SF: 0 SAC: 0 DP: 0 HBP: 0							

	AB	36
	R	9
	H	10
	RBI	9
	BB	3
	SO	2
	LOB	14

WP: 0 PB: 0 SB: 0 CS: 0 PA: 39

PITCHER		IP	WLS	BF	H	R	ER	SO	BB	IBB	HBP	BLK	WP	HR	S	P	ERA	WHIP
Paul Splittorff, L ERA: 4.04	(1, 1)	5.2	L	29	7	7	2	1	3	0	0	0	0	0	28	40	3.18	1.765
Marty Pattin, R ERA: 4.74	(6, 1)	1.1		6	2	2	1	1	0	0	0	0	0	2	8	8	6.75	1.500
Dan Quisenberry, R ERA:	(8, 1)	0.1		2	1	0	0	0	0	0	0	0	0	0	2	2	0.00	3.000
Al Hrabosky, L ERA: 4.5	(8, 1)	0.2		2	0	0	0	0	0	0	0	0	0	0	2	2	0.00	0.000

PITCHER	IP	WLS	BF	H	R	ER	SO	BB	IBB	HBP	BLK	WP	HR	S	P	ERA	WHIP

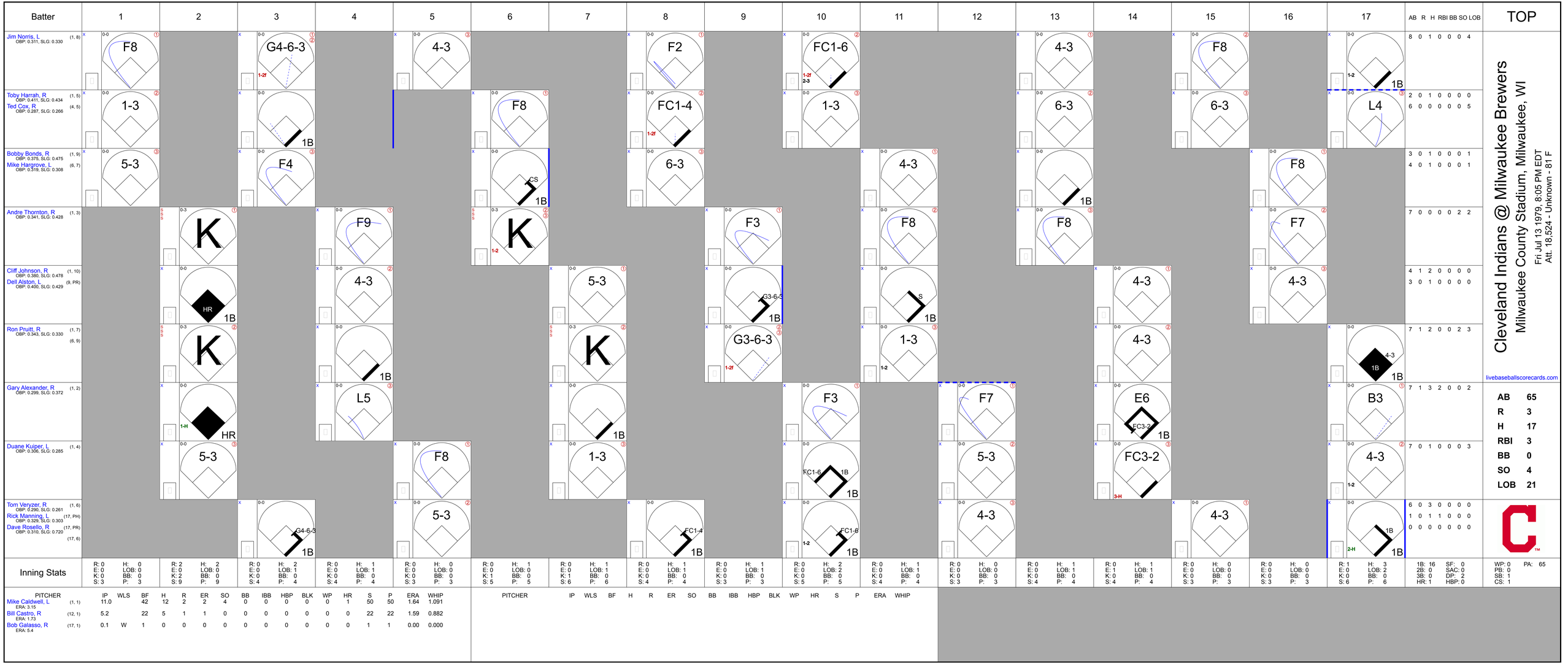
Batter
1
2
3
4
5
6
7
8
9
10
11
12
13
14
15
16
17
AB R H RBI BB SO LOB
TOP
Jim Norris, L (1, 8) OBP: 0.311, SLG: 0.330
F8
G4-6-3
4-3
F2
FC1-6
4-3
F8
1-2
1B
8 0 1 0 0 0 4
Toby Harrah, R (1, 5)
Ted Cox, R (4, 5) OBP: 0.287, SLG: 0.266
1-3
1B
F8
FC1-4
1-3
6-3
6-3
L4
2 0 1 0 0 0 0
6 0 0 0 0 0 5
Bobby Bonds, R (1, 9) OBP: 0.375, SLG: 0.475
Mike Hargrove, L (6, 7) OBP: 0.319, SLG: 0.308
5-3
F4
CS
1B
6-3
4-3
F8
F8
1B
F8
3 0 1 0 0 0 1
4 0 1 0 0 0 1
Andre Thornton, R (1, 3) OBP: 0.341, SLG: 0.428
K
F9
K
F3
F8
F8
F7
7 0 0 0 0 2 2
Cliff Johnson, R (1, 10) OBP: 0.380, SLG: 0.478
Dell Alston, L (9, PR) OBP: 0.400, SLG: 0.429
HR
1B
4-3
5-3
G3-6-3
1B
S
1B
4-3
4-3
4 1 2 0 0 0 0
3 0 1 0 0 0 0
Ron Pruitt, R (1, 7) OBP: 0.343, SLG: 0.330 (6, 9)
K
1B
K
G3-6-3
1-3
4-3
4-3
7 1 2 0 0 2 3
Gary Alexander, R (1, 2) OBP: 0.299, SLG: 0.372
HR
L5
1B
F3
F7
E6
B3
7 1 3 2 0 0 2
Duane Kuiper, L (1, 4) OBP: 0.306, SLG: 0.285
5-3
F8
1-3
FC1-6
1B
5-3
FC3-2
4-3
7 0 1 0 0 0 3
Tom Veryzer, R (1, 6) OBP: 0.290, SLG: 0.261
Rick Manning, L (17, PH) OBP: 0.329, SLG: 0.303
Dave Rosello, R (17, PR) OBP: 0.310, SLG: 0.720 (17, 6)
G4-6-3
1B
5-3
FC1-4
1B
FC1-6
1B
4-3
4-3
1B
6 0 3 0 0 0 0
1 0 1 1 0 0 0
0 0 0 0 0 0 0
Inning Stats
R: 0 H: 0 E: 0 LOB: 0 K: 0 BB: 0 S: 3 P: 3
R: 2 H: 2 E: 0 LOB: 0 K: 2 BB: 0 S: 9 P: 9
R: 0 H: 2 E: 0 LOB: 1 K: 0 BB: 0 S: 4 P: 4
R: 0 H: 1 E: 0 LOB: 1 K: 0 BB: 0 S: 4 P: 4
R: 0 H: 0 E: 0 LOB: 0 K: 0 BB: 0 S: 3 P: 3
R: 0 H: 1 E: 0 LOB: 0 K: 1 BB: 0 S: 5 P: 5
R: 0 H: 1 E: 0 LOB: 1 K: 1 BB: 0 S: 6 P: 6
R: 0 H: 1 E: 0 LOB: 1 K: 0 BB: 0 S: 4 P: 6
R: 0 H: 1 E: 0 LOB: 1 K: 0 BB: 0 S: 3 P: 4
R: 0 H: 1 E: 0 LOB: 1 K: 0 BB: 0 S: 3 P: 3
R: 0 H: 2 E: 0 LOB: 2 K: 0 BB: 0 S: 5 P: 5
R: 0 H: 1 E: 0 LOB: 1 K: 0 BB: 0 S: 4 P: 4
R: 0 H: 0 E: 0 LOB: 0 K: 0 BB: 0 S: 3 P: 3
R: 0 H: 1 E: 0 LOB: 1 K: 0 BB: 0 S: 4 P: 4
R: 0 H: 1 E: 1 LOB: 1 K: 0 BB: 0 S: 4 P: 4
R: 0 H: 0 E: 0 LOB: 0 K: 0 BB: 0 S: 3 P: 3
R: 0 H: 0 E: 0 LOB: 0 K: 0 BB: 0 S: 3 P: 3
R: 1 H: 3 E: 0 LOB: 2 K: 0 BB: 0 S: 6 P: 6
2-H
1B: 16 SF: 0 2B: 0 SAC: 0 3B: 0 DP: 2 HR: 1 HBP: 0
WP: 0 PA: 65 PB: 0 SB: 1 CS: 1
Cleveland Indians @ Milwaukee Brewers
Milwaukee County Stadium, Milwaukee, WI
Fri Jul 13 1979, 8:05 PM EDT
Att. 18,524 - Unknown - 81 F
livebaseballscorecards.com
AB 65
R 3
H 17
RBI 3
BB 0
SO 4
LOB 21
PITCHER IP WLS BF H R ER SO BB IBB HBP BLK WP HR S P ERA WHIP
Mike Caldwell, L (1, 1) ERA: 3.15 11.0 42 12 2 2 4 0 0 0 0 0 0 1 50 50 1.64 1.091
Bill Castro, R (12, 1) ERA: 1.73 5.2 22 5 1 1 0 0 0 0 0 0 0 0 22 22 1.59 0.882
Bob Galasso, R (17, 1) ERA: 5.4 0.1 W 1 0 0 0 0 0 0 0 0 0 0 0 1 1 0.00 0.000

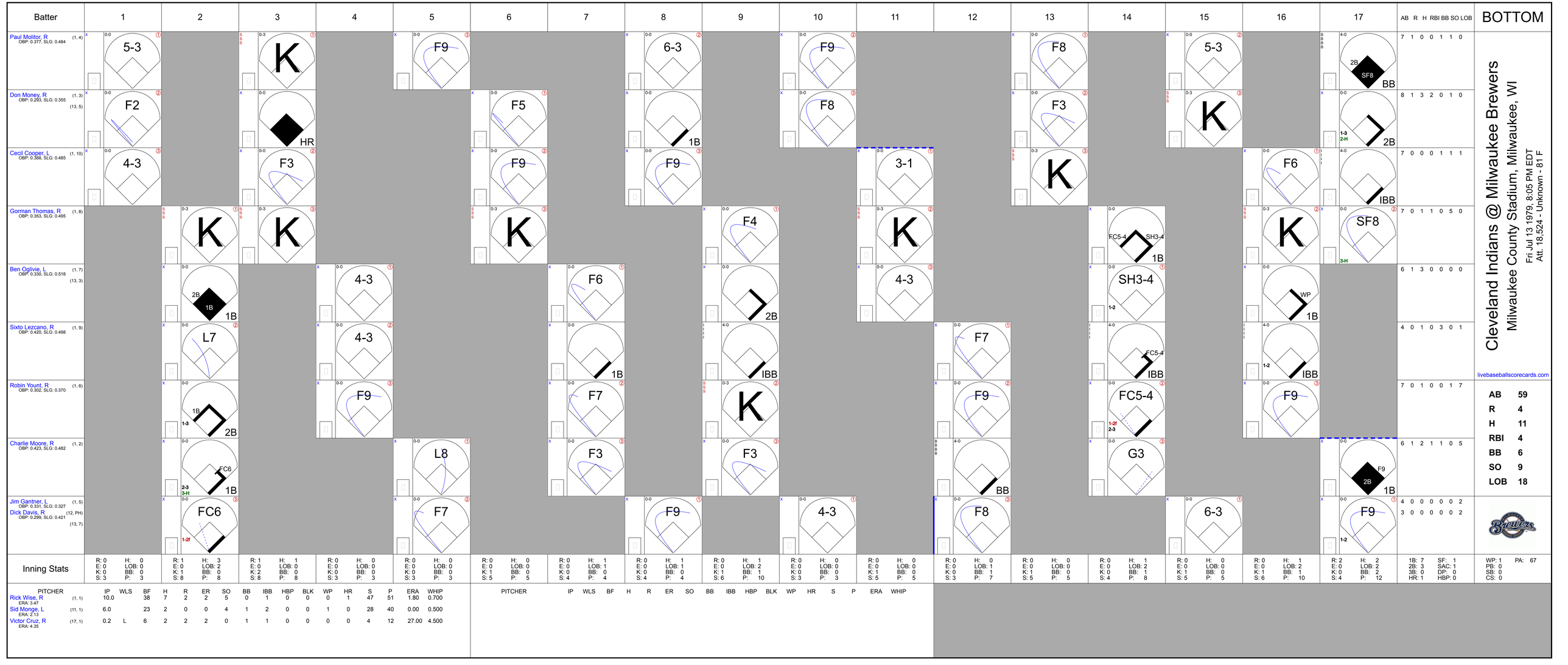
Batter
1
2
3
4
5
6
7
8
9
10
11
12
13
14
15
16
17
AB R H RBI BB SO LOB
BOTTOM
Paul Molitor, R (1, 4) OBP: 0.377, SLG: 0.484
5-3
F9
6-3
F9
F8
5-3
2B SF8 BB
7 1 0 0 1 1 0
Don Money, R (1, 3) (13, 5) OBP: 0.293, SLG: 0.355
F2
K
F5
1B
F8
F3
K
1-3 2-H 2B
8 1 3 2 0 1 0
HR
Cecil Cooper, L (1, 10) OBP: 0.388, SLG: 0.485
4-3
F3
F9
F9
3-1
K
F6
IBB
7 0 0 0 1 1 1
Gorman Thomas, R (1, 8) OBP: 0.353, SLG: 0.495
K
K
K
F4
K
FC5-4 SH3-4 1B
K
SF8 3-H
7 0 1 1 0 5 0
Ben Oglivie, L (1, 7) (13, 3) OBP: 0.330, SLG: 0.518
2B 1B 1B
4-3
F6
2B
4-3
SH3-4 1-2
WP 1B
6 1 3 0 0 0 0
Sixto Lezcano, R (1, 9) OBP: 0.420, SLG: 0.498
L7
4-3
1B
IBB
F7
FC5-4 IBB
1-2
4 0 1 0 3 0 1
Robin Yount, R (1, 6) OBP: 0.302, SLG: 0.370
1B 1-3 2B
F9
F7
K
F9
FC5-4 1-2f 2-3
F9
7 0 1 0 0 1 7
Charlie Moore, R (1, 2) OBP: 0.423, SLG: 0.482
FC6 2-3 3-H 1B
L8
F3
F3
BB
G3
F9 2B 1B
6 1 2 1 1 0 5
Jim Gantner, L (1, 5) OBP: 0.331, SLG: 0.327
Dick Davis, R (12, PH) (13, 7) OBP: 0.299, SLG: 0.421
FC6 1-2f
F7
F9
4-3
F8
6-3
F9 1-2
4 0 0 0 0 0 2
3 0 0 0 0 0 2
AB 59
R 4
H 11
RBI 4
BB 6
SO 9
LOB 18
Cleveland Indians @ Milwaukee Brewers
Milwaukee County Stadium, Milwaukee, WI
Fri Jul 13 1979, 8:05 PM EDT
Att. 18,524 - Unknown - 81 F
livebaseballscorecards.com
Inning Stats
R: 0 E: 0 K: 0 S: 3 H: 0 LOB: 0 BB: 0 P: 3
R: 1 E: 0 K: 1 S: 8 H: 3 LOB: 2 BB: 0 P: 8
R: 1 E: 0 K: 2 S: 8 H: 1 LOB: 0 BB: 0 P: 8
R: 0 E: 0 K: 0 S: 3 H: 0 LOB: 0 BB: 0 P: 3
R: 0 E: 0 K: 0 S: 3 H: 0 LOB: 0 BB: 0 P: 3
R: 0 E: 0 K: 1 S: 5 H: 0 LOB: 0 BB: 0 P: 5
R: 0 E: 0 K: 0 S: 4 H: 1 LOB: 1 BB: 0 P: 4
R: 0 E: 0 K: 0 S: 4 H: 1 LOB: 1 BB: 0 P: 4
R: 0 E: 0 K: 1 S: 6 H: 1 LOB: 2 BB: 1 P: 10
R: 0 E: 0 K: 0 S: 3 H: 0 LOB: 0 BB: 0 P: 3
R: 0 E: 0 K: 1 S: 5 H: 0 LOB: 0 BB: 0 P: 5
R: 0 E: 0 K: 0 S: 3 H: 0 LOB: 1 BB: 1 P: 7
R: 0 E: 0 K: 1 S: 5 H: 0 LOB: 0 BB: 0 P: 5
R: 0 E: 0 K: 0 S: 4 H: 1 LOB: 2 BB: 1 P: 8
R: 0 E: 0 K: 1 S: 5 H: 0 LOB: 0 BB: 0 P: 5
R: 0 E: 0 K: 1 S: 6 H: 1 LOB: 2 BB: 1 P: 10
R: 2 E: 0 K: 0 S: 4 H: 2 LOB: 2 BB: 2 P: 12
1B: 7 2B: 3 3B: 0 HR: 1
SF: 1 SAC: 1 DP: 0 HBP: 0
WP: 1 PB: 0 SB: 0 CS: 0
PA: 67
PITCHER IP WLS BF H R ER SO BB IBB HBP BLK WP HR S P ERA WHIP
Rick Wise, R (1, 1) ERA: 3.47 10.0 38 7 2 2 5 0 1 0 0 0 1 47 51 1.80 0.700
Sid Monge, L (11, 1) ERA: 2.13 6.0 23 2 0 0 4 1 2 0 0 1 0 28 40 0.00 0.500
Victor Cruz, R (17, 1) ERA: 4.55 0.2 L 6 2 2 2 0 1 1 0 0 0 0 4 12 27.00 4.500
PITCHER IP WLS BF H R ER SO BB IBB HBP BLK WP HR S P ERA WHIP

Batter	1	2	3	4	5	6	7	8	9	AB	R	H	RBI	BB	SO	LOB
Jim Norris, L (1, 8) OBP: 0.309, SLG: 0.325	F7		F5		L8	4-3			BB BB BB	4	0	0	0	1	0	2
Ron Pruitt, R (1, 9) OBP: 0.354, SLG: 0.337	BB 1B		6-3		2B 1B		F7		1-2 BB BB	4	1	2	0	1	0	0
Andre Thornton, R (1, 3) OBP: 0.339, SLG: 0.424	F8			1B BB 1B 1B	F6		F8		F8	5	1	1	0	0	0	4
Cliff Johnson, R (1, 10) OBP: 0.383, SLG: 0.483 Mike Hargrove, L (9, PH) OBP: 0.322, SLG: 0.308	1-2 BB			F7	1-H 2B		K		1-2 2-3 BB	3 0	0 0	1 0	1 0	1 1	1 0	1 0
Gary Alexander, R (1, 2) OBP: 0.300, SLG: 0.368	K			1-2 1B BB	F8			BB	F8	3	1	0	0	2	1	6
Dave Rosello, R (1, 5) OBP: 0.333, SLG: 0.679		F3		1-2 2-3 1B 1B		1B BB		F9		3	0	1	0	1	0	1
Dell Alston, L (1, 7) OBP: 0.379, SLG: 0.400		B1-3		1-3 2-H 3-H 4-3 1B		F5		F6		4	0	1	2	0	0	2
Duane Kuiper, L (1, 4) OBP: 0.302, SLG: 0.281		K		1-2 4-3		K		F7		4	0	0	0	0	2	4
Tom Veryzer, R (1, 6) OBP: 0.289, SLG: 0.261			F8	F9		1-2 1B			F6	4	0	1	0	0	0	2
Inning Stats	R: 0 E: 0 K: 1 S: 6 H: 1 LOB: 2 BB: 1 P: 10	R: 0 E: 0 K: 1 S: 5 H: 0 LOB: 0 BB: 0 P: 5	R: 0 E: 0 K: 0 S: 3 H: 0 LOB: 0 BB: 0 P: 3	R: 2 E: 0 K: 0 S: 6 H: 3 LOB: 2 BB: 1 P: 10	R: 1 E: 0 K: 0 S: 5 H: 2 LOB: 1 BB: 0 P: 5	R: 0 E: 0 K: 1 S: 6 H: 1 LOB: 2 BB: 1 P: 10	R: 0 E: 0 K: 1 S: 5 H: 0 LOB: 0 BB: 0 P: 5	R: 0 E: 0 K: 0 S: 3 H: 0 LOB: 1 BB: 1 P: 7	R: 0 E: 0 K: 0 S: 3 H: 0 LOB: 3 BB: 3 P: 15	1B: 6 2B: 1 3B: 0 HR: 0 SF: 0 SAC: 0 DP: 0 HBP: 0						

TOP

Cleveland Indians @ Milwaukee Brewers

Milwaukee County Stadium, Milwaukee, WI

Sat Jul 14 1979, 4:33 AM EDT

Att. 33,731 - Unknown

livebaseballscorecards.com

AB	34
R	3
H	7
RBI	3
BB	7
SO	4
LOB	22

PITCHER		IP	WLS	BF	H	R	ER	SO	BB	IBB	HBP	BLK	WP	HR	S	P	ERA	WHIP
Bill Travers, L ERA: 3.22	(1, 1)	5.0	W	23	6	3	3	2	2	0	0	0	0	0	25	33	5.40	1.600
Reggie Cleveland, R ERA: 4.26	(6, 1)	4.0	S	18	1	0	0	2	5	0	0	0	0	0	17	37	0.00	1.500

PITCHER	IP	WLS	BF	H	R	ER	SO	BB	IBB	HBP	BLK	WP	HR	S	P	ERA	WHIP

Cleveland Indians @ Milwaukee Brewers

Milwaukee County Stadium, Milwaukee, WI

Sat Jul 14 1979, 4:33 AM EDT

Att. 33,731 - Unknown

livebaseballscorecards.com

BOTTOM

Batter	1	2	3	4	5	6	7	8	9	AB	R	H	RBI	BB	SO	LOB
Paul Molitor, R (1, 4) OBP: 0.374, SLG: 0.486	F9	4-3		K		5-3		3B		5	0	1	0	0	1	1
Don Money, R (1, 3) OBP: 0.290, SLG: 0.349	L7		E5 BB HR	6-3		HR 1B		K		5	2	1	0	0	1	1
Dick Davis, R (1, 10) OBP: 0.309, SLG: 0.448	HR 2B		BBBB 1-2 HR BB		F7	1-H HR				3	3	2	2	1	0	0
Gorman Thomas, R (1, 8) OBP: 0.355, SLG: 0.514	2-H HR		1-H 2-H HR		6-3	K				4	2	2	5	0	1	0
Sixto Lezcano, R (1, 9) OBP: 0.421, SLG: 0.502	WP 2B		K		1B		5-3			4	0	2	0	0	1	0
Sal Bando, R (1, 5) OBP: 0.326, SLG: 0.337	L7 2-3		HR		F9		F6			4	1	1	1	0	0	2
Robin Yount, R (1, 6) OBP: 0.304, SLG: 0.372		FC4-6 1B	6-3			2B 1B	4-3			4	1	2	0	0	0	0
Jim Wohlford, R (1, 7) OBP: 0.301, SLG: 0.361		F7	F9			S E 1-H 2B		K		4	1	1	1	0	1	1
Buck Martinez, R (1, 2) OBP: 0.241, SLG: 0.327		FC4-6 1-2f		K		F8 2-H		6-3		4	0	0	0	0	1	1
Inning Stats	R: 2 E: 0 K: 0 S: 6 H: 3 LOB: 1 BB: 0 P: 6	R: 0 E: 0 K: 0 S: 4 H: 1 LOB: 1 BB: 0 P: 4	R: 4 E: 1 K: 1 S: 8 H: 2 LOB: 0 BB: 1 P: 12	R: 0 E: 0 K: 2 S: 7 H: 0 LOB: 0 BB: 0 P: 7	R: 0 E: 0 K: 0 S: 4 H: 1 LOB: 1 BB: 0 P: 4	R: 4 E: 0 K: 1 S: 9 H: 4 LOB: 0 BB: 0 P: 9	R: 0 E: 0 K: 0 S: 3 H: 0 LOB: 0 BB: 0 P: 3	R: 0 E: 0 K: 2 S: 8 H: 1 LOB: 1 BB: 0 P: 8		1B: 4 2B: 3 3B: 1 HR: 4	SF: 0 SAC: 0 DP: 0 HBP: 0						

	AB	37
	R	10
	H	12
	RBI	9
	BB	1
	SO	6
	LOB	6

WP: 1 PB: 0 SB: 1 CS: 0 PA: 38

PITCHER		IP	WLS	BF	H	R	ER	SO	BB	IBB	HBP	BLK	WP	HR	S	P	ERA	WHIP
David Clyde, L ERA: 4.44	(1, 1)	2.1	L	15	6	6	5	1	1	0	0	0	1	3	16	20	19.29	3.000
Paul Reuschel, R ERA: 9.95	(3, 1)	5.2		23	6	4	4	5	0	0	0	0	0	1	33	33	6.35	1.059

PITCHER	IP	WLS	BF	H	R	ER	SO	BB	IBB	HBP	BLK	WP	HR	S	P	ERA	WHIP

Batter	1	2	3	4	5	6	7	8	9	AB	R	H	RBI	BB	SO	LOB
Dell Alston, L (1, 9) OBP: 0.412, SLG: 0.517	1-3		HR		F8			BB	1B 1-2 2-3 3-H	4	1	2	2	1	0	1
Jim Norris, L (1, 8) OBP: 0.311, SLG: 0.328	2B		5-3			6-3		FC6-4 1-2 2-3	F8	4	0	1	0	1	0	3
Mike Hargrove, L (1, 7) OBP: 0.317, SLG: 0.304	F7			F7		4-3		SF7 3-H		3	0	0	1	0	0	1
Andre Thornton, R (1, 3) OBP: 0.338, SLG: 0.432	5-3			HR		F5		FC6-4 1-2f		4	1	1	1	0	0	3
Ron Hassey, L (1, 2) OBP: 0.278, SLG: 0.307		3-1		3-1			G3		F8	4	0	0	0	0	0	0
Gary Alexander, R (1, 10) OBP: 0.300, SLG: 0.370		6-3		K			F8		1B 1B 2B	4	1	1	0	0	1	0
Ted Cox, R (1, 5) OBP: 0.286, SLG: 0.266		F9			G4-6-3 1B		F9		F4	4	0	1	0	0	0	1
Duane Kuiper, L (1, 4) OBP: 0.302, SLG: 0.281			F6		G4-6-3 1-2f			F6	1B BB 2-3 1B	4	0	1	0	0	0	1
Tom Veryzer, R (1, 6) OBP: 0.296, SLG: 0.269			F7		1B			BB SF7 2B	1B 1-2 BB	3	1	2	0	1	0	0
Inning Stats	R: 0 E: 0 K: 0 S: 4 H: 1 LOB: 1 BB: 0 P: 4	R: 0 E: 0 K: 0 S: 3 H: 0 LOB: 0 BB: 0 P: 3	R: 1 E: 0 K: 0 S: 4 H: 1 LOB: 0 BB: 0 P: 4	R: 1 E: 0 K: 1 S: 6 H: 1 LOB: 0 BB: 0 P: 6	R: 0 E: 0 K: 0 S: 4 H: 2 LOB: 1 BB: 0 P: 4	R: 0 E: 0 K: 0 S: 3 H: 0 LOB: 0 BB: 0 P: 3	R: 0 E: 0 K: 0 S: 3 H: 0 LOB: 0 BB: 0 P: 3	R: 1 E: 0 K: 0 S: 4 H: 1 LOB: 2 BB: 2 P: 12	R: 1 E: 0 K: 0 S: 6 H: 3 LOB: 3 BB: 1 P: 10	1B: 4 2B: 3 3B: 0 HR: 2 SF: 1 SAC: 0 DP: 1 HBP: 0						

PITCHER	IP	WLS	BF	H	R	ER	SO	BB	IBB	HBP	BLK	WP	HR	S	P	ERA	WHIP
Lary Sorensen, R (1, 1) ERA: 3.4	8.0	W	31	6	3	3	1	2	0	0	0	0	2	31	39	3.38	1.000
Bob Galasso, R (9, 1) ERA: 5.57	1.0		7	3	1	1	0	1	0	0	0	0	0	6	10	9.00	4.000

PITCHER	IP	WLS	BF	H	R	ER	SO	BB	IBB	HBP	BLK	WP	HR	S	P	ERA	WHIP

TOP

Cleveland Indians @ Milwaukee Brewers

Milwaukee County Stadium, Milwaukee, WI

Sun Jul 15 1979, 4:33 AM EDT
Att. 36,531 - Unknown

livebaseballscorecards.com

AB	34
R	4
H	9
RBI	4
BB	3
SO	1
LOB	10

WP: 0	PA: 38		
PB: 0			
SB: 0			
CS: 0			

Batter	1	2	3	4	5	6	7	8	9	AB	R	H	RBI	BB	SO	LOB
Jim Gantner, L (1, 4) OBP: 0.341, SLG: 0.357	F7	2B 1B 2-3 1B		1B 1B 2B	2-H 2B		F8			5	2	3	1	0	0	1
Don Money, R (1, 3) OBP: 0.294, SLG: 0.349	BB	SF8 3-H		1B 2-3 1B	F7		FC5-4 1-2f			3	0	1	1	1	0	2
Cecil Cooper, L (1, 10) OBP: 0.385, SLG: 0.480 Dick Davis, R (6, PH) OBP: 0.316, SLG: 0.451	K	K		K		1B 1B BB		WP 1B		3 1	0 1	0 1	0 0	0 1	3 0	4 0
Gorman Thomas, R (1, 8) OBP: 0.353, SLG: 0.509	K	2B 1B 1-2		F8		K		K 1-2		5	1	1	0	0	3	5
Ben Oglivie, L (1, 7) (3, 9)	HBP BB 3B	2B		1B 1-3 3-H		1B 1-2		F8		4	1	3	3	1	0	1
Sixto Lezcano, R (1, 9) OBP: 0.422, SLG: 0.502 Jim Wohlford, R (2, PH) OBP: 0.299, SLG: 0.356 (3, 7)	1-2 HBP 3B K			5-3		1-3 1B 2-H		K		0 4	1 0	0 1	0 1	0 0	0 2	0 4
Sal Bando, R (1, 5) OBP: 0.326, SLG: 0.342	1-H 3B 2-H 3B	F2		5-3		F9				4	1	1	2	0	0	1
Robin Yount, R (1, 6) OBP: 0.307, SLG: 0.379	2B 3-H 3B	6-3		F8			FC5-4 1B			4	1	2	1	0	0	0
Buck Martinez, R (1, 2) OBP: 0.250, SLG: 0.352	1B SF8 3-H 2B	G3		2B 2B			F8			4	2	2	1	0	0	1
Inning Stats	R: 0 H: 0 E: 0 LOB: 1 K: 2 BB: 1 S: 7 P: 11	R: 7 H: 6 E: 0 LOB: 1 K: 2 BB: 1 S: 13 P: 18	R: 0 H: 0 E: 0 LOB: 0 K: 0 BB: 0 S: 3 P: 3	R: 1 H: 3 E: 0 LOB: 2 K: 1 BB: 0 S: 8 P: 8	R: 1 H: 2 E: 0 LOB: 0 K: 0 BB: 0 S: 5 P: 5	R: 1 H: 2 E: 0 LOB: 1 K: 1 BB: 1 S: 6 P: 10	R: 0 H: 1 E: 0 LOB: 1 K: 0 BB: 0 S: 4 P: 4	R: 0 H: 1 E: 0 LOB: 1 K: 2 BB: 0 S: 8 P: 8		1B: 8 SF: 1 2B: 5 SAC: 0 3B: 2 DP: 0 HR: 0 HBP: 1						

PITCHER		IP	WLS	BF	H	R	ER	SO	BB	IBB	HBP	BLK	WP	HR	S	P	ERA	WHIP
Len Barker, R ERA: 6.31	(1, 1)	1.0	L	9	3	5	5	2	2	0	1	0	0	0	10	19	45.00	5.000
Mike Paxton, R ERA: 5.66	(2, 1)	4.1		23	9	5	5	4	1	0	0	0	0	0	30	34	10.38	2.308
Dan Spillner, R ERA: 4.34	(6, 1)	2.2		10	3	0	0	2	0	0	0	0	1	0	14	14	0.00	1.125

PITCHER	IP	WLS	BF	H	R	ER	SO	BB	IBB	HBP	BLK	WP	HR	S	P	ERA	WHIP

BOTTOM

Cleveland Indians @ Milwaukee Brewers

Milwaukee County Stadium, Milwaukee, WI

Sun Jul 15 1979, 4:33 AM EDT

Att. 36,531 - Unknown

livebaseballscorecards.com

AB	37
R	10
H	15
RBI	10
BB	3
SO	8
LOB	19

WP: 1 PA: 42
PB: 0
SB: 0
CS: 0

Batter	1	2	3	4	5	6	7	8	9	AB	R	H	RBI	BB	SO	LOB
Jim Norris, L (1, 8) OBP: 0.317, SLG: 0.343	0-0 SH 1B 1B 1-2	0-0 CS 1B			0-0 6-3			0-0 3B		4	1	3	0	0	0	0
Toby Harrah, R (1, 5) OBP: 0.408, SLG: 0.430	0-0 SH WP 1B SF9 1-2	0-0 CS 1-2	0-0 5-3			0-0 4-3		S S S 0-3 K		3	1	0	0	0	1	1
Bobby Bonds, R (1, 9) OBP: 0.373, SLG: 0.472	S S S 0-3 K		0-0 5-3			0-0 F8			B B B B 4-0 BB 1-2	4	0	1	0	0	1	2
Andre Thornton, R (1, 3) OBP: 0.340, SLG: 0.431	0-0 SF9 WP 1B 1-2 2-H		0-0 6-3			0-0 5-3				3	0	1	1	1	0	0
Cliff Johnson, R (1, 10) OBP: 0.372, SLG: 0.471	0-0 SF9 1-3 2-H			0-0 F7			0-0 P4		0-0 F7	3	0	0	1	0	0	2
Ron Hassey, L (1, 2) OBP: 0.277, SLG: 0.295	B B B B 4-0 BB			0-0 P6			0-0 4-3		0-0 P5	3	0	0	0	1	0	2
Mike Hargrove, L (1, 7) OBP: 0.313, SLG: 0.300 Dell Alston, L (7, 7) OBP: 0.400, SLG: 0.500	0-0 L6			0-0 3-1			0-0 F8		0-0 L8	3 1	0 0	0 0	0 0	0 0	0 0	2 2
Duane Kuiper, L (1, 4) OBP: 0.299, SLG: 0.278		0-0 L4			0-0 4-3			0-0 4-3		3	0	0	0	0	0	0
Tom Veryzer, R (1, 6) OBP: 0.293, SLG: 0.266		0-0 F8			0-0 6-3			0-0 5-3		3	0	0	0	0	0	0
Inning Stats	R: 2 E: 1 K: 1 S: 8 H: 2 LOB: 2 BB: 1 P: 12	R: 0 E: 0 K: 0 S: 3 H: 1 LOB: 0 BB: 0 P: 3	R: 0 E: 0 K: 0 S: 3 H: 0 LOB: 0 BB: 0 P: 3	R: 0 E: 0 K: 0 S: 3 H: 0 LOB: 0 BB: 0 P: 3	R: 0 E: 0 K: 0 S: 3 H: 0 LOB: 0 BB: 0 P: 3	R: 0 E: 0 K: 0 S: 3 H: 0 LOB: 0 BB: 0 P: 3	R: 0 E: 0 K: 0 S: 3 H: 0 LOB: 0 BB: 0 P: 3	R: 0 E: 0 K: 1 S: 6 H: 1 LOB: 1 BB: 0 P: 6	R: 0 E: 0 K: 0 S: 4 H: 1 LOB: 2 BB: 1 P: 8	1B: 4 2B: 0 3B: 1 HR: 0	SF: 1 SAC: 1 DP: 0 HBP: 0						

TOP

Cleveland Indians @ Kansas City Royals

Royals Stadium, Kansas City, MO

Thu Jul 19 1979, 8:05 PM EDT
Att. 24,046 - Unknown - 80 F

livebaseballscorecards.com

AB	30
R	2
H	5
RBI	2
BB	2
SO	2
LOB	11

PITCHER	IP	WLS	BF	H	R	ER	SO	BB	IBB	HBP	BLK	WP	HR	S	P	ERA	WHIP
Dennis Leonard, R (1, 1) ERA: 4.24	9.0	L	34	5	2	1	2	2	0	0	0	1	0	36	44	1.00	0.778

PITCHER	IP	WLS	BF	H	R	ER	SO	BB	IBB	HBP	BLK	WP	HR	S	P	ERA	WHIP

Cleveland Indians @ Kansas City Royals

Royals Stadium, Kansas City, MO

Thu Jul 19 1979, 8:05 PM EDT

Att. 24,046 - Unknown - 80 F

livebaseballscorecards.com

BOTTOM

Batter	1	2	3	4	5	6	7	8	9	AB	R	H	RBI	BB	SO	LOB
Willie Wilson, S (1, 7) OBP: 0.349, SLG: 0.426	B1		F9			L9		4-3 1-2		4	0	0	0	0	0	2
George Brett, L (1, 5) OBP: 0.373, SLG: 0.510	F9		FC4-6 1-2f			P3			BB 1B 1B	4	1	1	0	0	0	1
Al Cowens, R (1, 9) OBP: 0.361, SLG: 0.446	1B			1-3			FC6 1B		BBBB 1B 1B 1-2 BB	3	0	2	0	1	0	0
Darrell Porter, L (1, 2) OBP: 0.426, SLG: 0.484	L8			SSS K			F7		1B 1-2 2-H 1B	4	0	1	1	0	1	2
Amos Otis, R (1, 8) OBP: 0.379, SLG: 0.444		L4		F3			F9		1-2 2-3 1B	4	0	1	0	0	0	1
Ralph LaCock, L (1, 10) OBP: 0.341, SLG: 0.386		F7			F6		FC6 1-2f		P4	3	0	0	0	0	0	1
John Wathan, R (9, PH) OBP: 0.264, SLG: 0.348										1	0	0	0	0	0	3
George Scott, R (1, 3) OBP: 0.318, SLG: 0.369		F8			F8			SSS K	L6	4	0	0	0	0	1	3
Frank White, R (1, 4) OBP: 0.297, SLG: 0.412			SSS K		F3			S 1B	SSS K	2	0	0	0	0	1	0
Steve Braun, L (8, PH) OBP: 0.365, SLG: 0.394										1	0	1	0	0	0	0
U L Washington, S (8, PR) OBP: 0.301, SLG: 0.336 (9, 4)										1	0	0	0	0	1	3
Todd Cruz, R (1, 6) OBP: 0.244, SLG: 0.320			FC4-6 1B			F7		SSS K		2	0	1	0	0	0	0
Jamie Quirk, L (8, PH) OBP: 0.324, SLG: 0.364										1	0	0	0	0	1	1
Freddie Patek, R (9, 6) OBP: 0.281, SLG: 0.291										0	0	0	0	0	0	0
Inning Stats	R: 0 E: 0 K: 0 S: 4 H: 1 LOB: 1 BB: 0 P: 4	R: 0 E: 0 K: 0 S: 3 H: 0 LOB: 0 BB: 0 P: 3	R: 0 E: 0 K: 1 S: 6 H: 1 LOB: 1 BB: 0 P: 6	R: 0 E: 0 K: 1 S: 5 H: 0 LOB: 0 BB: 0 P: 5	R: 0 E: 0 K: 0 S: 3 H: 0 LOB: 0 BB: 0 P: 3	R: 0 E: 0 K: 0 S: 3 H: 0 LOB: 0 BB: 0 P: 3	R: 0 E: 0 K: 0 S: 4 H: 1 LOB: 1 BB: 0 P: 4	R: 0 E: 0 K: 2 S: 8 H: 1 LOB: 2 BB: 0 P: 8	R: 1 E: 0 K: 1 S: 8 H: 3 LOB: 3 BB: 1 P: 12	1B: 7 2B: 0 3B: 0 HR: 0 SF: 0 SAC: 0 DP: 0 HBP: 0						

AB	34
R	1
H	7
RBI	1
BB	1
SO	5
LOB	17

WP: 0 PA: 35
PB: 0
SB: 1
CS: 0

PITCHER		IP	WLS	BF	H	R	ER	SO	BB	IBB	HBP	BLK	WP	HR	S	P	ERA	WHIP
Rick Wise, R ERA: 3.32	(1, 1)	8.0	W	31	6	1	1	4	1	0	0	0	0	0	38	42	1.12	0.875
Victor Cruz, R ERA: 4.35	(9, 1)	0.0		1	1	0	0	0	0	0	0	0	0	0	1	1	∞	∞
Sid Monge, L ERA: 2.1	(9, 1)	1.0	S	3	0	0	0	1	0	0	0	0	0	0	5	5	0.00	0.000

PITCHER	IP	WLS	BF	H	R	ER	SO	BB	IBB	HBP	BLK	WP	HR	S	P	ERA	WHIP

Batter	1	2	3	4	5	6	7	8	9	AB	R	H	RBI	BB	SO	LOB
Jim Norris, L (1, 8) OBP: 0.320, SLG: 0.347	B B B B 4-0 SH3-4 BB		x 0-0 2B			x 0-0 ① L8		x 0-0 ② FC4-6 1B 1-2f		3	0	1	0	1	0	1
Toby Harrah, R (1, 5) OBP: 0.407, SLG: 0.428 Ted Cox, R (6, PH) (6, 5) OBP: 0.289, SLG: 0.269	x 0-0 ① SH3-4 1-2		x 0-0 ③ 5-3			S S S 0-3 ② K		x 0-0 1-3 1B		1 2	0 0	0 1	0 0	0 1	0 0	1 0
Bobby Bonds, R (1, 9) OBP: 0.372, SLG: 0.468	x 0-0 ② P6			B B B B 4-0 BB		x 0-0 ③ F8		x 0-0 ③ 5-3		3	0	0	0	1	0	3
Andre Thornton, R (1, 3) OBP: 0.336, SLG: 0.425	S S S 0-3 ③ K			x 0-0 ① P5			x 0-0 ① 5-3		x 0-0 ① F3	4	0	0	0	0	1	2
Cliff Johnson, R (1, 10) OBP: 0.376, SLG: 0.496		x 0-0 ① P4		x 0-0 ② F7			x 0-0 HR		x 0-0 G4-6-3 1B	4	1	2	1	0	0	1
Mike Hargrove, L (1, 7) OBP: 0.312, SLG: 0.295		x 0-0 ② L7		x 0-0 ③ 4-3			B B B B 4-0 G5-4-3 BB		x 0-0 ②③ G4-6-3 1-2f	3	0	0	0	1	0	2
Gary Alexander, R (1, 2) OBP: 0.297, SLG: 0.365		x 0-0 ③ F2			S S S 0-3 ① K		x 0-0 ②③ G5-4-3 1-2f			3	0	0	0	0	1	1
Duane Kuiper, L (1, 4) OBP: 0.299, SLG: 0.276			S S S 0-3 ① K		x 0-0 ② 5-3			B B B B 4-0 FC4-6 BB		2	0	0	0	1	1	0
Tom Veryzer, R (1, 6) OBP: 0.290, SLG: 0.263			x 0-0 ② F8		x 0-0 ③ 6-3			x 0-0 ① F9		3	0	0	0	0	0	1
Inning Stats	R: 0 E: 0 K: 1 S: 5 H: 0 LOB: 1 BB: 1 P: 9	R: 0 E: 0 K: 0 S: 3 H: 0 LOB: 0 BB: 0 P: 3	R: 0 E: 0 K: 1 S: 6 H: 1 LOB: 1 BB: 0 P: 6	R: 0 E: 0 K: 0 S: 3 H: 0 LOB: 1 BB: 1 P: 7	R: 0 E: 0 K: 1 S: 5 H: 0 LOB: 0 BB: 0 P: 5	R: 0 E: 0 K: 1 S: 5 H: 0 LOB: 0 BB: 0 P: 5	R: 1 E: 0 K: 0 S: 3 H: 1 LOB: 0 BB: 1 P: 7	R: 0 E: 0 K: 0 S: 4 H: 1 LOB: 2 BB: 1 P: 8	R: 0 E: 0 K: 0 S: 3 H: 1 LOB: 0 BB: 0 P: 3	1B: 2 2B: 1 3B: 0 HR: 1 SF: 0 SAC: 1 DP: 2 HBP: 0						

PITCHER		IP	WLS	BF	H	R	ER	SO	BB	IBB	HBP	BLK	WP	HR	S	P	ERA	WHIP
Rich Gale, R ERA: 5.13	(1, 1)	8.0	W	30	3	1	1	4	4	0	0	0	0	1	34	50	1.12	0.875
Dan Quisenberry, R ERA:	(9, 1)	1.0		3	1	0	0	0	0	0	0	0	0	0	3	3	0.00	1.000

PITCHER		IP	WLS	BF	H	R	ER	SO	BB	IBB	HBP	BLK	WP	HR	S	P	ERA	WHIP

TOP

Cleveland Indians @ Kansas City Royals

Royals Stadium, Kansas City, MO

Fri Jul 20 1979, 8:05 PM EDT

Att. 38,461 - Unknown - 89 F

livebaseballscorecards.com

AB	28
R	1
H	4
RBI	1
BB	4
SO	4
LOB	12

PA: 33

WP: 0
PB: 0
SB: 0
CS: 0

Batter	1	2	3	4	5	6	7	8	9	AB	R	H	RBI	BB	SO	LOB
Frank White, R (1, 4) OBP: 0.299, SLG: 0.406	B B B B 4-0 S HR BB	x 0-0 ① 6-3		x 0-0 ② F8		x 0-0 ② L8		B B B B 4-0 BB		3	1	0	0	2	0	0
George Brett, L (1, 5) OBP: 0.374, SLG: 0.508	B B B B 4-0 1-2 HR BB	x 0-0 5-3 1B		x 0-0 ③ F8		x 0-0 ③ F8		x 0-0 ③ F8		4	1	1	0	1	0	1
Amos Otis, R (1, 8) OBP: 0.381, SLG: 0.454	x 0-0 1-H 2-H HR	x 0-0 ② 5-3 1-2			x 0-0 ① P4		x 0-0 E8 1B 1B 1B			4	2	2	3	0	0	1
George Scott, R (1, 3) OBP: 0.320, SLG: 0.369	S S S 0-3 ① K	S S S 0-3 ③ K			B B B 4-0 1B 3B BB		x 0-0 1B 2-3 1B			3	1	1	0	1	2	1
Al Cowens, R (1, 9) OBP: 0.370, SLG: 0.456	B B B B 4-0 1B 2B BB		x 0-0 3-1 SF7 2B		x 0-0 1-2 3B 1B		x 0-0 G6-3 1-2 3-H 1B			3	3	3	1	1	0	0
Darrell Porter, L (1, 2) OBP: 0.424, SLG: 0.487	x 0-0 ② F7		x 0-0 ① 3-1 2-3		x 0-0 1-H 2-H 3B		x 0-0 ① F7			4	0	1	2	0	0	4
John Wathan, R (1, 10) OBP: 0.268, SLG: 0.353 Ralph LaCock, L (5, PH) OBP: 0.338, SLG: 0.382	x 0-0 1-2 2B 1B		x 0-0 ② SF7 3-H		x 0-0 ② G3		x 0-0 ②③ G6-3 1-2f			1 2	1 0	1 0	1 0	0 0	0 0	0 3
Willie Wilson, S (1, 7) OBP: 0.347, SLG: 0.427	x 0-0 1-H 2-H 2B		S S S 0-3 ③ K		x 0-0 ③ 4-3			x 0-0 ① F8		4	0	1	2	0	1	1
Todd Cruz, R (1, 6) OBP: 0.232, SLG: 0.304	x 0-0 ③ 5-3			x 0-0 ① F8		x 0-0 ① 5-3		x 0-0 ② 4-3		4	0	0	0	0	0	1
Inning Stats	R: 5 E: 0 K: 1 S: 8 H: 3 LOB: 1 BB: 3 P: 20	R: 0 E: 0 K: 1 S: 6 H: 1 LOB: 1 BB: 0 P: 6	R: 1 E: 0 K: 1 S: 6 H: 1 LOB: 0 BB: 0 P: 6	R: 0 E: 0 K: 0 S: 3 H: 0 LOB: 0 BB: 0 P: 3	R: 2 E: 0 K: 0 S: 5 H: 2 LOB: 1 BB: 1 P: 9	R: 0 E: 0 K: 0 S: 3 H: 0 LOB: 0 BB: 0 P: 3	R: 1 E: 1 K: 0 S: 5 H: 3 LOB: 1 BB: 0 P: 5	R: 0 E: 0 K: 0 S: 3 H: 0 LOB: 1 BB: 1 P: 7		1B: 6 2B: 2 3B: 1 HR: 1	SF: 1 SAC: 0 DP: 1 HBP: 0				WP: 0 PB: 0 SB: 1 CS: 0	PA: 38	

PITCHER		IP	WLS	BF	H	R	ER	SO	BB	IBB	HBP	BLK	WP	HR	S	P	ERA	WHIP
Rick Waits, L ERA: 5.03	(1, 1)	4.1	L	24	7	8	8	3	4	0	0	0	0	1	26	42	16.61	2.538
Eric Wilkins, R ERA: 4.59	(5, 1)	2.2		10	3	1	1	0	0	0	0	0	0	0	10	10	3.38	1.125
Victor Cruz, R ERA: 4.26	(8, 1)	1.0		4	0	0	0	0	1	0	0	0	0	0	3	7	0.00	1.000

PITCHER	IP	WLS	BF	H	R	ER	SO	BB	IBB	HBP	BLK	WP	HR	S	P	ERA	WHIP

BOTTOM

Cleveland Indians @ Kansas City Royals

Royals Stadium, Kansas City, MO

Fri Jul 20 1979, 8:05 PM EDT

Att. 38,461 - Unknown - 89 F

livebaseballscorecards.com

AB	32
R	9
H	10
RBI	9
BB	5
SO	3
LOB	12

Batter	1	2	3	4	5	6	7	8	9	AB	R	H	RBI	BB	SO	LOB
Paul Molitor, R (1, 4) OBP: 0.369, SLG: 0.474	0-0 5-3 1B 1B	0-0 F9		0-0 1-3		0-0 6-3		4-0 IBB		4	1	1	0	1	0	3
Don Money, R (1, 10) OBP: 0.306, SLG: 0.350	0-0 5-3 1-2		0-0 1B		0-0 E6 2B		0-3 K	0-3 K		5	1	1	0	0	2	4
Cecil Cooper, L (1, 3) OBP: 0.383, SLG: 0.481	0-0 BB HR 2-H 1B		0-3 K		0-0 SH2-3 1-H 2B		0-0 F7		0-3 K	5	1	2	2	0	2	1
Gorman Thomas, R (1, 8) OBP: 0.346, SLG: 0.492	0-3 K		0-0 F2		0-0 SH2-3 2-3		4-0 BB		0-0 F8	3	0	0	0	1	1	2
Ben Oglivie, L (1, 7) OBP: 0.336, SLG: 0.525	4-0 HR 1-2 BB		0-0 F8		0-0 4-3		0-0 L9		0-0 F8	4	1	0	0	1	0	3
Sixto Lezcano, R (1, 9) OBP: 0.419, SLG: 0.524	0-0 HR 1-H 2-H			0-0 F8	0-0 5-3			4-0 SH5-3 SH BB		3	1	1	3	1	0	1
Robin Yount, R (1, 6) OBP: 0.305, SLG: 0.375	0-0 6-3			0-0 1B		0-3 K		0-0 SH SH5-3 1-2		3	0	1	0	0	1	0
Jim Gantner, L (1, 5) OBP: 0.341, SLG: 0.356 Sal Bando, R (8, 5) OBP: 0.328, SLG: 0.342		0-0 G5-4-3 1B		0-0 F7		0-0 4-3		0-0 SH5-3 1-2 2-3		3 0	0 0	1 0	0 0	0 0	0 0	1 0
Charlie Moore, R (1, 2) OBP: 0.423, SLG: 0.485		0-0 G5-4-3 1-2f		0-0 1-2 1B		0-0 2B		0-0 F4		4	0	2	0	0	0	3
Inning Stats	R: 4 E: 0 K: 1 S: 8 H: 3 LOB: 0 BB: 1 P: 12	R: 0 E: 0 K: 0 S: 3 H: 1 LOB: 0 BB: 0 P: 3	R: 0 E: 0 K: 1 S: 6 H: 1 LOB: 1 BB: 0 P: 6	R: 0 E: 0 K: 0 S: 5 H: 2 LOB: 2 BB: 0 P: 5	R: 1 E: 1 K: 0 S: 5 H: 1 LOB: 1 BB: 0 P: 5	R: 0 E: 0 K: 1 S: 6 H: 1 LOB: 1 BB: 0 P: 6	R: 0 E: 0 K: 1 S: 5 H: 0 LOB: 1 BB: 1 P: 9	R: 0 E: 0 K: 1 S: 6 H: 0 LOB: 3 BB: 2 P: 14	R: 0 E: 0 K: 1 S: 5 H: 0 LOB: 0 BB: 0 P: 5	1B: 6 2B: 2 3B: 0 HR: 1	SF: 0 SAC: 3 DP: 1 HBP: 0						

PITCHER	IP	WLS	BF	H	R	ER	SO	BB	IBB	HBP	BLK	WP	HR	S	P	ERA	WHIP
Len Barker, R (1, 1) ERA: 6.18	7.0	L	33	9	5	4	4	3	0	0	0	0	1	38	50	5.14	1.714
Dan Spillner, R (8, 1) ERA: 4.21	2.0		8	0	0	0	2	0	1	0	0	0	0	11	15	0.00	0.000

PITCHER	IP	WLS	BF	H	R	ER	SO	BB	IBB	HBP	BLK	WP	HR	S	P	ERA	WHIP

TOP

Milwaukee Brewers @ Cleveland Indians

Cleveland Municipal Stadium, Cleveland, OH

Sat Jul 21 1979, 3:33 AM EDT
Att. 12,812 - Unknown - 77 F

livebaseballscorecards.com

AB	34
R	5
H	9
RBI	5
BB	4
SO	6
LOB	18

Batter	1	2	3	4	5	6	7	8	9	AB	R	H	RBI	BB	SO	LOB
Mike Hargrove, L (1, 3) OBP: 0.319, SLG: 0.305	SH2-3 2B		BBBB 4-0 1B BB			BB BB 1B	0-0 FC3-6 1-2f			3	0	2	0	1	0	1
Jim Norris, L (1, 8) OBP: 0.324, SLG: 0.348	SH2-3 2-3		1-2 1B			BBBB 4-0 BB 1-2 BB		B2-3		2	0	1	0	1	0	0
Dell Alston, L (1, 7) OBP: 0.359, SLG: 0.441	SSS 0-3 K		F9			F5		4-3		4	0	0	0	0	1	5
Andre Thornton, R (1, 10) OBP: 0.332, SLG: 0.420	F8			F4		F2		L5		4	0	0	0	0	0	3
Ron Hassey, L (1, 2) OBP: 0.271, SLG: 0.288 Bobby Bonds, R (6, PH) (7, 9) OBP: 0.373, SLG: 0.467		6-3		6-3		BBBB 4-0 FC5-4 1-2 2-3 BB			5-3	2 1	0 0	0 0	0 0	0 1	0 0	0 0
Ron Pruitt, R (1, 9) OBP: 0.342, SLG: 0.324 (7, 2)		6-3		F8		FC5-4 1-2f			F7	4	0	0	0	0	0	3
Ted Cox, R (1, 5) OBP: 0.283, SLG: 0.263 Rick Manning, L (9, PH) OBP: 0.328, SLG: 0.302		F9			L6		6-3		F8	3 1	0 0	0 0	0 0	0 0	0 0	0 0
Duane Kuiper, L (1, 4) OBP: 0.297, SLG: 0.273			SSS 0-3 K		F7		4-3			3	0	0	0	0	1	0
Tom Veryzer, R (1, 6) OBP: 0.290, SLG: 0.261			6-3		SSS 0-3 K		BBBB 4-0 FC3-6 BB			2	0	0	0	1	1	0
Inning Stats	R: 0 H: 1 E: 0 LOB: 1 K: 1 BB: 0 S: 6 P: 6	R: 0 H: 0 E: 0 LOB: 0 K: 0 BB: 0 S: 3 P: 3	R: 0 H: 1 E: 0 LOB: 2 K: 1 BB: 1 S: 6 P: 10	R: 0 H: 0 E: 0 LOB: 0 K: 0 BB: 0 S: 3 P: 3	R: 0 H: 0 E: 0 LOB: 0 K: 1 BB: 0 S: 5 P: 5	R: 0 H: 1 E: 0 LOB: 3 K: 0 BB: 2 S: 4 P: 12	R: 0 H: 0 E: 0 LOB: 1 K: 0 BB: 1 S: 3 P: 7	R: 0 H: 0 E: 0 LOB: 0 K: 0 BB: 0 S: 3 P: 3	R: 0 H: 0 E: 0 LOB: 0 K: 0 BB: 0 S: 3 P: 3	1B: 2 SF: 0 2B: 1 SAC: 1 3B: 0 DP: 0 HR: 0 HBP: 0						

PITCHER	IP	WLS	BF	H	R	ER	SO	BB	IBB	HBP	BLK	WP	HR	S	P	ERA	WHIP
Moose Haas, R (1, 1) ERA: 5.01	9.0	W	34	3	0	0	3	4	0	0	0	0	0	36	52	0.00	0.778

PITCHER	IP	WLS	BF	H	R	ER	SO	BB	IBB	HBP	BLK	WP	HR	S	P	ERA	WHIP

BOTTOM

Milwaukee Brewers @ Cleveland Indians

Cleveland Municipal Stadium, Cleveland, OH

Sat Jul 21 1979, 3:33 AM EDT

Att. 12,812 - Unknown - 77 F

livebaseballscorecards.com

AB	29
R	0
H	3
RBI	0
BB	4
SO	3
LOB	12

WP: 0 PA: 34
PB: 0
SB: 0
CS: 0

Milwaukee Brewers @ Cleveland Indians

Cleveland Municipal Stadium, Cleveland, OH

Sun Jul 22 1979, 3:33 AM EDT

Unknown - 79 F

TOP

livebaseballscorecards.com

Batter	1	2	3	4	5	6	7	8	9	AB	R	H	RBI	BB	SO	LOB
Paul Molitor, R (1, 10) OBP: 0.369, SLG: 0.471	0-0 S E 1B 1B		0-0 5-3	4-0 FC6-4 BB	0-0 5-3			0-0 F9		4	1	1	0	1	0	2
Don Money, R (1, 5) OBP: 0.315, SLG: 0.359	0-0 S E 1-2 1B		0-0 FC3-6 1B 1B	0-0 FC6-4 1-2f HR		0-0 F8		0-0 HR 2-3 1B		5	4	3	0	0	0	1
Cecil Cooper, L (1, 3) OBP: 0.386, SLG: 0.500	0-0 F8		0-0 FC3-6 1-2 1B	0-0 1-H HR		0-0 F8		0-0 1-H HR 3-H		5	2	3	5	0	0	2
Gorman Thomas, R (1, 8) OBP: 0.344, SLG: 0.488	0-0 E9 E 1-H 2-H 1B		0-0 FC3-6 1B 1-2f 2-3 2B	0-3 K		0-0 5-3		0-0 6-3		5	1	1	2	0	1	2
Ben Oglivie, L (1, 7) (9, 9) OBP: 0.337, SLG: 0.522	0-0 E6 G5-4-3 2-3		0-0 2B 1-2 3-H 1B	4-0 HR BB			0-0 G3		0-0 G3	4	2	1	1	1	0	1
Sixto Lezcano, R (1, 9) OBP: 0.422, SLG: 0.539 Jim Wohlford, R (9, 7) OBP: 0.291, SLG: 0.346	0-0 G5-4-3 1-2f		0-0 HR 1-H 2-H 2B	0-0 1-H HR			0-0 G6-4-3 1B		0-0 F8	5 0	2 0	3 0	4 0	0 0	0 0	2 0
Robin Yount, R (1, 6) OBP: 0.309, SLG: 0.387		0-0 F3	0-0 HR 2-H	0-0 G6-3 1B 1B			0-0 G6-4-3 1-2f		0-0 1B	5	1	3	2	0	0	1
Jim Gantner, L (1, 4) OBP: 0.343, SLG: 0.366		0-0 2-3	0-0 4-3	0-0 G6-3 1-2 1B				0-0 2B	0-0 4-3	5	0	2	0	0	0	1
Charlie Moore, R (1, 2) OBP: 0.420, SLG: 0.485		0-0 F5		0-0 6-3	0-0 G6-3 1-2f 2-3			0-0 1B HR 2B		4	1	1	0	0	0	2
Inning Stats	R: 2 E: 2 K: 0 S: 6 H: 3 LOB: 1 BB: 0 P: 6	R: 0 E: 0 K: 0 S: 3 H: 0 LOB: 0 BB: 0 P: 3	R: 5 E: 0 K: 0 S: 8 H: 5 LOB: 0 BB: 0 P: 8	R: 2 E: 0 K: 1 S: 6 H: 1 LOB: 0 BB: 1 P: 10	R: 2 E: 0 K: 0 S: 5 H: 3 LOB: 1 BB: 1 P: 9	R: 0 E: 0 K: 0 S: 3 H: 0 LOB: 0 BB: 0 P: 3	R: 0 E: 0 K: 0 S: 3 H: 1 LOB: 0 BB: 0 P: 3	R: 3 E: 0 K: 0 S: 6 H: 4 LOB: 0 BB: 0 P: 6	R: 0 E: 0 K: 0 S: 4 H: 1 LOB: 1 BB: 0 P: 4	1B: 11 2B: 3 3B: 0 HR: 4 SF: 0 SAC: 0 DP: 3 HBP: 0						

	AB	42
	R	14
	H	18
	RBI	14
	BB	2
	SO	1
	LOB	14

WP: 0 PA: 44
PB: 0
SB: 2
CS: 0

PITCHER		IP	WLS	BF	H	R	ER	SO	BB	IBB	HBP	BLK	WP	HR	S	P	ERA	WHIP
Mike Paxton, R ERA: 5.94	(1, 1)	4.0	L	24	10	11	6	1	2	0	0	0	0	3	24	32	13.50	3.000
Paul Reuschel, R ERA: 8.66	(5, 1)	5.0		20	8	3	3	0	0	0	0	0	0	1	20	20	5.40	1.600

PITCHER	IP	WLS	BF	H	R	ER	SO	BB	IBB	HBP	BLK	WP	HR	S	P	ERA	WHIP

BOTTOM

Batter	1	2	3	4	5	6	7	8	9	AB	R	H	RBI	BB	SO	LOB
Jim Norris, L (1, 8) OBP: 0.329, SLG: 0.353	F8		F7		F7 BB 1B 1B		L3 1B		1B	5	1	3	0	0	0	0
Toby Harrah, R (1, 5) OBP: 0.406, SLG: 0.426	S 2B 1B		K		1-2 F7 1B BB		1-2 L3		G3	4	2	1	0	1	1	2
Bobby Bonds, R (1, 9) OBP: 0.369, SLG: 0.461	K		K		F7 1-2 2-3		F5			4	0	0	0	0	2	3
Andre Thornton, R (1, 3) OBP: 0.337, SLG: 0.437	1-H 2B 2B			HR	2-H FC5-4 3-H 1B			K		4	2	3	4	0	1	0
Cliff Johnson, R (1, 10) OBP: 0.375, SLG: 0.500	2-H 2B			5-3	FC5-4 1-2f			F7		3	0	1	1	0	0	1
Mike Hargrove, L (8, PH) OBP: 0.318, SLG: 0.304										1	0	0	0	0	0	0
Ron Pruitt, R (1, 7) OBP: 0.347, SLG: 0.330	5-3			1B 1B	F8			1B		4	0	2	0	0	0	2
Gary Alexander, R (1, 2) OBP: 0.293, SLG: 0.360		K		F8		5-3		F6		4	0	0	0	0	1	2
Duane Kuiper, L (1, 4) OBP: 0.296, SLG: 0.272		K		1-3 1B		F7			4-3	1	0	0	0	0	1	0
Dave Rosello, R (4, PH) OBP: 0.333, SLG: 0.645 (5, 4)										3	0	1	0	0	0	0
Tom Veryzer, R (1, 6) OBP: 0.267, SLG: 0.258		1-4-3		F8		G3			G3	3	0	0	0	0	0	2
Dell Alston, L (9, PH) OBP: 0.350, SLG: 0.429										1	0	0	0	0	0	0
Inning Stats	R: 2 E: 0 K: 1 S: 8 / H: 3 LOB: 1 BB: 0 P: 8	R: 0 E: 0 K: 2 S: 7 / H: 0 LOB: 0 BB: 0 P: 7	R: 0 E: 0 K: 2 S: 7 / H: 0 LOB: 0 BB: 0 P: 7	R: 1 E: 0 K: 0 S: 6 / H: 3 LOB: 2 BB: 0 P: 6	R: 2 E: 0 K: 0 S: 5 / H: 2 LOB: 1 BB: 1 P: 9	R: 0 E: 0 K: 0 S: 3 / H: 0 LOB: 0 BB: 0 P: 3	R: 0 E: 0 K: 0 S: 3 / H: 1 LOB: 0 BB: 0 P: 3	R: 0 E: 0 K: 1 S: 6 / H: 1 LOB: 1 BB: 0 P: 6	R: 0 E: 0 K: 0 S: 4 / H: 1 LOB: 1 BB: 0 P: 4	1B: 8 2B: 3 3B: 0 HR: 1	SF: 0 SAC: 0 DP: 1 HBP: 0						

PITCHER		IP	WLS	BF	H	R	ER	SO	BB	IBB	HBP	BLK	WP	HR	S	P	ERA	WHIP
Mike Caldwell, L ERA: 3.33	(1, 1)	5.0	W	24	8	5	5	5	1	0	0	0	0	1	33	37	9.00	1.800
Reggie Cleveland, R ERA: 3.86	(6, 1)	4.0	S	14	3	0	0	1	0	0	0	0	0	0	16	16	0.00	0.750

PITCHER	IP	WLS	BF	H	R	ER	SO	BB	IBB	HBP	BLK	WP	HR	S	P	ERA	WHIP

Milwaukee Brewers @ Cleveland Indians

Cleveland Municipal Stadium, Cleveland, OH

Sun Jul 22 1979, 3:33 AM EDT

Unknown - 79 F

livebaseballscorecards.com

AB	37
R	5
H	11
RBI	5
BB	1
SO	6
LOB	12

1B: 8	SF: 0	WP: 0	PA: 38
2B: 3	SAC: 0	PB: 0	
3B: 0	DP: 1	SB: 1	
HR: 1	HBP: 0	CS: 0	

Batter	1	2	3	4	5	6	7	8	9	AB	R	H	RBI	BB	SO	LOB
Paul Molitor, R (1, 4) OBP: 0.370, SLG: 0.469	BBBB 4-0 G4-3 BB			BBBB 4-0 G5-4-3 BB	x 0-0 ③ 5-3		x 0-0 ③ F9			2	0	0	0	2	0	2
Don Money, R (1, 3) OBP: 0.307, SLG: 0.349	x 0-0 ①② G4-3 1-2f			x 0-0 ①② G5-4-3 1-2f		x 0-0 ① F8		x 0-0 ① F3		4	0	0	0	0	0	2
Cecil Cooper, L (1, 10) OBP: 0.384, SLG: 0.496	x 0-0 ③ F7			x 0-0 ③ F6		x 0-0 ② 4-3		BBBB 4-0 BB		3	0	0	0	1	0	0
Gorman Thomas, R (1, 8) OBP: 0.343, SLG: 0.485		x 0-0 ① 6-3			x 0-0 WP BB 1B 1B	x 0-0 ③ F7		SSS 0-3 ② K		4	1	1	0	0	1	1
Dick Davis, R (1, 9) OBP: 0.313, SLG: 0.439		x 0-0 ② F9			BBBB 4-0 WP 1-2 1B BB		x 0-0 ① F9	x 0-0 ③ 4-3		3	1	0	0	1	0	1
Sal Bando, R (1, 5) OBP: 0.332, SLG: 0.348 Jim Gantner, L (9, PR) (9, 5) OBP: 0.343, SLG: 0.366		x 0-0 ③ 6-3			x 0-0 FC6-4 1-H 2-H 1B		x 0-0 BB 2B 1B		x 0-0 CS 1B	4 0	1 0	3 0	2 0	0 0	0 0	0 0
Robin Yount, R (1, 6) OBP: 0.308, SLG: 0.384			x 0-0 ① L5		x 0-0 ① FC6-4 G3 1-2f 1B		BBBB 4-0 2B 1-2 SF8 BB		x 0-0 ① F9	3	2	0	0	1	0	2
Jim Wohlford, R (1, 7) OBP: 0.289, SLG: 0.352			x 0-0 ② 5-3		x 0-0 ② G3 1-2		x 0-0 1-3 2-H 2B		x 0-0 ② F4	4	0	1	1	0	0	2
Buck Martinez, R (1, 2) OBP: 0.269, SLG: 0.368			SSS 0-3 ③ K		x 0-0 2-H 1B		x 0-0 ② SF8 3-H		0-0 ③ CS 1-2	2	0	1	2	0	1	0
Inning Stats	R: 0 E: 0 K: 0 S: 2 / H: 0 LOB: 0 BB: 1 P: 6	R: 0 E: 0 K: 0 S: 3 / H: 0 LOB: 0 BB: 0 P: 3	R: 0 E: 0 K: 1 S: 5 / H: 0 LOB: 0 BB: 0 P: 5	R: 0 E: 0 K: 0 S: 2 / H: 0 LOB: 0 BB: 1 P: 6	R: 3 E: 0 K: 0 S: 6 / H: 3 LOB: 1 BB: 1 P: 10	R: 0 E: 0 K: 0 S: 3 / H: 0 LOB: 0 BB: 0 P: 3	R: 2 E: 0 K: 0 S: 5 / H: 2 LOB: 1 BB: 1 P: 9	R: 0 E: 0 K: 1 S: 5 / H: 0 LOB: 1 BB: 1 P: 9	R: 0 E: 0 K: 0 S: 3 / H: 1 LOB: 1 BB: 0 P: 3	1B: 5 2B: 1 3B: 0 HR: 0	SF: 1 SAC: 0 DP: 2 HBP: 0						

TOP

Milwaukee Brewers @ Cleveland Indians

Cleveland Municipal Stadium, Cleveland, OH

Sun Jul 22 1979, 7:05 PM EDT

Att. 29,876 - Unknown

livebaseballscorecards.com

AB	29
R	5
H	6
RBI	5
BB	5
SO	2
LOB	10

PITCHER	IP	WLS	BF	H	R	ER	SO	BB	IBB	HBP	BLK	WP	HR	S	P	ERA	WHIP
David Clyde, L (1, 1) ERA: 4.99	6.1	L	26	5	5	5	1	4	0	0	0	1	0	24	40	7.11	1.421
Victor Cruz, R (7, 1) ERA: 4.05	2.2		9	1	0	0	1	1	0	0	0	0	0	10	14	0.00	0.750

PITCHER	IP	WLS	BF	H	R	ER	SO	BB	IBB	HBP	BLK	WP	HR	S	P	ERA	WHIP

WP: 1	PB: 0	SB: 0	CS: 1
PA: 36			

Batter	1	2	3	4	5	6	7	8	9	AB	R	H	RBI	BB	SO	LOB
Mike Hargrove, L (1, 3) OBP: 0.328, SLG: 0.318	G5-4-3 1B			G6-3 1B			G3 2B 2B		BBBB G4-6-3 BB	3	1	3	0	1	0	0
Dave Rosello, R (9, PR) OBP: 0.333, SLG: 0.645										0	0	0	0	0	0	0
Jim Norris, L (1, 7) OBP: 0.324, SLG: 0.348	F7			G6-3 1-2f			G3 2-3		G4-6-3 1-2f	4	0	0	0	0	0	4
Bobby Bonds, R (1, 9) OBP: 0.368, SLG: 0.462	G5-4-3 1-2f			F4			HR 3-H 2B		5-3	4	1	1	1	0	0	2
Andre Thornton, R (1, 10) OBP: 0.337, SLG: 0.446		SSS K			F2		2-H HR			3	1	1	2	0	1	0
Toby Harrah, R (1, 6) OBP: 0.403, SLG: 0.422 (9, 5)		F9			5-3		5-3			3	0	0	0	0	0	0
Rick Manning, L (1, 8) OBP: 0.325, SLG: 0.299		F8			F9		4-3			3	0	0	0	0	0	0
Ron Hassey, L (1, 2) OBP: 0.261, SLG: 0.277			F5			F8		4-3		3	0	0	0	0	0	0
Duane Kuiper, L (1, 4) OBP: 0.293, SLG: 0.270			F7			F6		4-3		3	0	0	0	0	0	0
Ted Cox, R (1, 5) OBP: 0.279, SLG: 0.259			6-3			F8		4-3		2	0	0	0	0	0	0
Dell Alston, L (8, PH) OBP: 0.341, SLG: 0.417										1	0	0	0	0	0	0
Tom Veryzer, R (9, 6) OBP: 0.287, SLG: 0.258										0	0	0	0	0	0	0
Inning Stats	R: 0 E: 0 K: 0 S: 3 H: 1 LOB: 0 BB: 0 P: 3	R: 0 E: 0 K: 1 S: 5 H: 0 LOB: 0 BB: 0 P: 5	R: 0 E: 0 K: 0 S: 3 H: 0 LOB: 0 BB: 0 P: 3	R: 0 E: 0 K: 0 S: 3 H: 1 LOB: 0 BB: 0 P: 3	R: 0 E: 0 K: 0 S: 3 H: 0 LOB: 0 BB: 0 P: 3	R: 0 E: 0 K: 0 S: 3 H: 0 LOB: 0 BB: 0 P: 3	R: 3 E: 0 K: 0 S: 6 H: 3 LOB: 0 BB: 0 P: 6	R: 0 E: 0 K: 0 S: 3 H: 0 LOB: 0 BB: 0 P: 3	R: 0 E: 0 K: 0 S: 2 H: 0 LOB: 1 BB: 1 P: 6	1B: 2 2B: 2 3B: 0 HR: 1	SF: 0 SAC: 0 DP: 3 HBP: 0						

PITCHER	IP	WLS	BF	H	R	ER	SO	BB	IBB	HBP	BLK	WP	HR	S	P	ERA	WHIP
Paul Mitchell, R (1, 1) ERA: 5.16	7.0	W	24	5	3	3	1	0	0	0	0	0	1	26	26	3.86	0.714
Bill Castro, R (8, 1) ERA: 1.42	2.0	S	6	0	0	0	0	1	0	0	0	0	0	5	9	0.00	0.500

PITCHER	IP	WLS	BF	H	R	ER	SO	BB	IBB	HBP	BLK	WP	HR	S	P	ERA	WHIP

BOTTOM

Milwaukee Brewers @ Cleveland Indians

Cleveland Municipal Stadium, Cleveland, OH

Sun Jul 22 1979, 7:05 PM EDT

Att. 29,876 - Unknown

livebaseballscorecards.com

AB	29
R	3
H	5
RBI	3
BB	1
SO	1
LOB	6

1B: 2	SF: 0	WP: 0	PA: 30
2B: 2	SAC: 0	PB: 0	
3B: 0	DP: 3	SB: 0	
HR: 1	HBP: 0	CS: 0	

Milwaukee Brewers @ Cleveland Indians

Cleveland Municipal Stadium, Cleveland, OH

Mon Jul 23 1979, 7:05 PM EDT

Att. 7,191 - Unknown - 79 F

TOP

livebaseballscorecards.com

Batter	1	2	3	4	5	6	7	8	9	AB	R	H	RBI	BB	SO	LOB
Paul Molitor, R (1, 4) OBP: 0.367, SLG: 0.464	F7		1-3			F8	F9			4	0	0	0	0	0	1
Don Money, R (1, 5) OBP: 0.312, SLG: 0.355	HBP, BB		F7			1B, 2B	F4			3	1	1	0	1	0	1
Cecil Cooper, L (1, 3) OBP: 0.383, SLG: 0.493	F9			F8		HR, 1B 2-H		4-3		4	1	1	1	0	0	1
Gorman Thomas, R (1, 8) OBP: 0.345, SLG: 0.484	1-2 HBP			K		1-2 HR, 1B		F8		3	1	1	0	0	1	0
Ben Oglivie, L (1, 9) OBP: 0.336, SLG: 0.518	F9			4-3		F9		1B		4	0	1	0	0	0	4
Dick Davis, R (1, 7) OBP: 0.312, SLG: 0.451		F7			F8	1-H 2-H HR		F9		4	1	1	3	0	0	1
Sal Bando, R (1, 10) OBP: 0.331, SLG: 0.346		G3			F8	F4				4	0	1	0	0	0	0
Jim Gantner, L (9, PR) OBP: 0.343, SLG: 0.366									FC1-6, 1B	0	0	0	0	0	0	0
Robin Yount, R (1, 6) OBP: 0.310, SLG: 0.388		F7			1B		2B		FC1-6, L3 1-2f	4	0	2	0	0	0	1
Buck Martinez, R (1, 2) OBP: 0.262, SLG: 0.359			F9		F4		K		L3 1-2	3	0	0	0	0	1	2
Charlie Moore, R (9, PH) OBP: 0.419, SLG: 0.483										1	0	0	0	0	0	1

Inning Stats	1	2	3	4	5	6	7	8	9
R	0	0	0	0	0	4	0	0	0
E	0	0	0	0	0	0	0	0	0
K	0	0	0	1	0	0	1	0	0
S	3	3	3	5	4	7	6	4	3
H	0	0	0	0	1	4	1	1	1
LOB	2	0	0	0	1	0	1	1	1
BB	1	0	0	0	0	0	0	0	0
P	8	3	3	5	4	7	6	4	3

1B	5
2B	3
3B	0
HR	1
SF	0
SAC	0
DP	1
HBP	1
WP	0
PB	0
SB	0
CS	0
PA	36

AB	34
R	4
H	8
RBI	4
BB	1
SO	2
LOB	12

PITCHER	IP	WLS	BF	H	R	ER	SO	BB	IBB	HBP	BLK	WP	HR	S	P	ERA	WHIP
Eric Wilkins, R (1, 1) ERA: 4.39	3.0		11	0	0	0	0	1	0	1	0	0	0	9	14	0.00	0.333
Dan Spillner, R (4, 1) ERA: 4.54	3.0	W	15	6	4	4	1	0	0	0	0	0	1	17	17	12.00	2.000
Sid Monge, L (7, 1) ERA: 2.03	3.0	S	10	2	0	0	1	0	0	0	0	0	0	12	12	0.00	0.667

PITCHER	IP	WLS	BF	H	R	ER	SO	BB	IBB	HBP	BLK	WP	HR	S	P	ERA	WHIP

Batter	1	2	3	4	5	6	7	8	9	AB	R	H	RBI	BB	SO	LOB
Jim Norris, L (1, 7) OBP: 0.323, SLG: 0.346	4-3			4-3		F8 HR 1B	K			4	1	1	0	0	1	0
Rick Manning, L (1, 8) OBP: 0.321, SLG: 0.295	6-3			6-3		F8 1-2	F7			4	0	0	0	0	0	1
Bobby Bonds, R (1, 9) OBP: 0.367, SLG: 0.468	F8			5-3		2-H HR	F9			4	1	1	2	0	0	0
Andre Thornton, R (1, 3) OBP: 0.336, SLG: 0.441		F9			BBB SH1-3 1B BB	6-3		F4		3	1	0	0	1	0	0
Toby Harrah, R (1, 5) OBP: 0.405, SLG: 0.422		SSS K			SH1-3 1-2	1B 1B 1B		BBBB CS BB		2	1	1	0	1	1	0
Mike Hargrove, L (1, 10) OBP: 0.332, SLG: 0.320 Cliff Johnson, R (8, PH) OBP: 0.372, SLG: 0.496		F8			BBB FC3-2 1B BB	BB 1-3 1B 1B		SSS K		2 1	1 0	1 0	0 0	1 0	0 1	0 1
Ron Hassey, L (1, 2) OBP: 0.275, SLG: 0.282	4-3				FC3-2 1-3 2-H 1B	BBB 1B 1-2 BB		CS 1-2		2	0	1	1	1	0	0
Duane Kuiper, L (1, 4) OBP: 0.294, SLG: 0.270	4-3				FC3-2 1-2 3-H	1-3 2-H 3-H 1B				3	0	1	2	0	0	2
Tom Veryzer, R (1, 6) OBP: 0.284, SLG: 0.255	F9				F7	SSS K				3	0	0	0	0	1	4
Inning Stats	R: 0 H: 0 E: 0 LOB: 0 K: 0 BB: 0 S: 3 P: 3	R: 0 H: 0 E: 0 LOB: 0 K: 1 BB: 0 S: 5 P: 5	R: 0 H: 0 E: 0 LOB: 0 K: 0 BB: 0 S: 3 P: 3	R: 0 H: 0 E: 0 LOB: 0 K: 0 BB: 0 S: 3 P: 3	R: 1 H: 1 E: 0 LOB: 2 K: 0 BB: 2 S: 4 P: 12	R: 4 H: 5 E: 0 LOB: 2 K: 1 BB: 1 S: 10 P: 14	R: 0 H: 0 E: 0 LOB: 0 K: 1 BB: 0 S: 5 P: 5	R: 0 H: 0 E: 0 LOB: 0 K: 1 BB: 1 S: 4 P: 8		1B: 5 SF: 0 2B: 0 SAC: 1 3B: 0 DP: 0 HR: 1 HBP: 0						

PITCHER		IP	WLS	BF	H	R	ER	SO	BB	IBB	HBP	BLK	WP	HR	S	P	ERA	WHIP
Lary Sorensen, R ERA: 3.57	(1, 1)	5.2	L	24	5	5	5	1	2	0	0	0	0	1	24	32	7.94	1.235
Reggie Cleveland, R ERA: 3.83	(6, 1)	0.1		3	1	0	0	1	1	0	0	0	0	0	4	8	0.00	6.000
Jerry Augustine, L ERA: 2.86	(7, 1)	2.0		6	0	0	0	2	1	0	0	0	0	0	9	13	0.00	0.500

PITCHER	IP	WLS	BF	H	R	ER	SO	BB	IBB	HBP	BLK	WP	HR	S	P	ERA	WHIP

BOTTOM

Milwaukee Brewers @ Cleveland Indians

Cleveland Municipal Stadium, Cleveland, OH

Mon Jul 23 1979, 7:05 PM EDT

Att. 7,191 - Unknown - 79 F

livebaseballscorecards.com

AB	28
R	5
H	6
RBI	5
BB	4
SO	4
LOB	8

Batter	1	2	3	4	5	6	7	8	9	AB	R	H	RBI	BB	SO	LOB
Toby Harrah, R (1, 5) OBP: 0.404, SLG: 0.418	SSS 0-3 ① K		x 0-0 ③ 1-3		4-0 1B IBB			x 0-0 ① 5-3		3	0	0	0	1	1	0
Rick Manning, L (1, 8) OBP: 0.320, SLG: 0.294	SSS 0-3 ② K			x 0-0 ① F6	x 0-0 ③ 1-2 2-H 1B			x 0-0 ② 6-3		4	0	1	0	0	1	0
Bobby Bonds, R (1, 9) OBP: 0.368, SLG: 0.467	x 0-0 ③ F9			BBBB 4-0 HR BB		x 0-0 CS 1B		x 0-0 F8		3	1	1	0	1	0	0
Andre Thornton, R (1, 3) OBP: 0.336, SLG: 0.450 Mike Hargrove, L (7, 3) OBP: 0.335, SLG: 0.323		x 0-0 ① 6-3		x 0-0 1-H HR	x 0-0 ① ② L7 1-2				x 0-0 HR 1B	3 1	1 1	1 1	2 0	0 0	0 0	1 0
Cliff Johnson, R (1, 10) OBP: 0.376, SLG: 0.515		BBBB 4-0 2B FC9-3-1-5 BB		x 0-0 ② F7	x 0-0 ③ F8				x 0-0 1-H HR	3	1	1	2	1	0	0
Ron Pruitt, R (1, 7) OBP: 0.344, SLG: 0.336 Dell Alston, L (9, 7) OBP: 0.341, SLG: 0.417		x 0-0 FC9-3-1-5 1-3 2B		SSS 0-3 ③ K			x 0-0 ① F8		x 0-0 ① F7	4 0	0 0	1 0	0 0	0 0	1 0	0 0
Gary Alexander, R (1, 2) OBP: 0.292, SLG: 0.358		x 0-0 ② ③ FC9-3-1-5 2-3 3-H			x 0-0 ① L4		x 0-0 CS 1B		x 0-0 ② 1-3	4	0	1	0	0	0	2
Duane Kuiper, L (1, 4) OBP: 0.302, SLG: 0.277			x 0-0 G4-6-3 1B		x 0-0 1-3 1B 1B		BBBB 4-0 ② 1-2 BB		x 0-0 WP 1B	3	0	3	0	1	0	0
Tom Veryzer, R (1, 6) OBP: 0.281, SLG: 0.252			x 0-0 ① ② G4-6-3 1-2f		x 0-0 ② 1-3 1-2		SSS 0-3 ③ K		x 0-0 ③ F7 1-2	4	0	0	0	0	1	4
Inning Stats	R: 0 E: 0 K: 2 S: 7 H: 0 LOB: 0 BB: 0 P: 7	R: 0 E: 0 K: 0 S: 3 H: 1 LOB: 1 BB: 1 P: 7	R: 0 E: 0 K: 0 S: 3 H: 1 LOB: 0 BB: 0 P: 3	R: 2 E: 0 K: 1 S: 6 H: 1 LOB: 0 BB: 1 P: 10	R: 0 E: 0 K: 0 S: 4 H: 2 LOB: 2 BB: 1 P: 8	R: 0 E: 0 K: 0 S: 3 H: 1 LOB: 0 BB: 0 P: 3	R: 0 E: 0 K: 1 S: 5 H: 1 LOB: 1 BB: 1 P: 9	R: 0 E: 0 K: 0 S: 3 H: 0 LOB: 0 BB: 0 P: 3	R: 2 E: 0 K: 0 S: 6 H: 3 LOB: 1 BB: 0 P: 6	1B: 7 2B: 2 3B: 0 HR: 2 SF: 0 SAC: 0 DP: 2 HBP: 0						

TOP

Cleveland Indians @ Minnesota Twins

Metropolitan Stadium, Bloomington , MI

Tue Jul 24 1979, 8:05 PM EDT

Att. 10,243 - Unknown - 78 F

livebaseballscorecards.com

AB	32
R	4
H	10
RBI	4
BB	4
SO	4
LOB	7

PITCHER		IP	WLS	BF	H	R	ER	SO	BB	IBB	HBP	BLK	WP	HR	S	P	ERA	WHIP
Jerry Koosman, L ERA: 3.95	(1, 1)	8.0	L	32	9	4	4	4	3	1	0	0	0	2	36	52	4.50	1.500
Mike Marshall, R ERA: 2.14	(9, 1)	1.0		4	1	0	0	0	0	0	0	0	1	0	4	4	0.00	1.000

PITCHER		IP	WLS	BF	H	R	ER	SO	BB	IBB	HBP	BLK	WP	HR	S	P	ERA	WHIP

Cleveland Indians @ Minnesota Twins

Metropolitan Stadium, Bloomington , MI

Tue Jul 24 1979, 8:05 PM EDT

Att. 10,243 - Unknown - 78 F

BOTTOM

livebaseballscorecards.com

Batter	1	2	3	4	5	6	7	8	9	AB	R	H	RBI	BB	SO	LOB
Rob Wilfong, L (1, 4) OBP: 0.361, SLG: 0.460	HR 3B	S 1B			1-3			K		4	1	2	0	0	1	0
Roy Smalley, S (1, 6) OBP: 0.426, SLG: 0.558	3-H HR	1-2 K			F2			E FC6-2 1B		4	1	2	2	0	1	1
Ken Landreaux, L (1, 8) OBP: 0.337, SLG: 0.409	4-3		4-3		F6			E5 1-3 1B		4	0	1	0	0	0	0
Ron Jackson, R (1, 3) OBP: 0.338, SLG: 0.452	1B 1B		6-3			F9		FC6-2 3-H		4	0	1	0	0	0	2
Glenn Adams, L (1, 7) OBP: 0.372, SLG: 0.478	1-2 1B		4-3			G3		F7		4	0	1	0	0	0	2
Danny Goodwin, L (1, 10) OBP: 0.375, SLG: 0.800	K			F9		F8			F7	4	0	0	0	0	1	2
Hosken Powell, L (1, 9) OBP: 0.422, SLG: 0.460 Dave Edwards, R (4, PR) OBP: 0.372, SLG: 0.520 (5, 9)	4-3			S HBP			5-3		4-3	1 2	0 0	0 0	0 0	0 0	0 0	2 0
Butch Wynegar, S (1, 2) OBP: 0.387, SLG: 0.373		F6		L8 1-2			F7		L9	4	0	0	0	0	0	1
Mike Cubbage, L (1, 5) OBP: 0.335, SLG: 0.312		L5		K			F9			3	0	0	0	0	1	2
Inning Stats	R: 2 H: 4 E: 0 LOB: 2 K: 1 BB: 0 S: 9 P: 9	R: 0 H: 1 E: 0 LOB: 1 K: 1 BB: 0 S: 6 P: 6	R: 0 H: 0 E: 0 LOB: 0 K: 0 BB: 0 S: 3 P: 3	R: 0 H: 0 E: 0 LOB: 2 K: 1 BB: 0 S: 5 P: 6	R: 0 H: 0 E: 0 LOB: 0 K: 0 BB: 0 S: 3 P: 3	R: 0 H: 0 E: 0 LOB: 0 K: 0 BB: 0 S: 3 P: 3	R: 0 H: 0 E: 0 LOB: 0 K: 0 BB: 0 S: 3 P: 3	R: 0 H: 2 E: 1 LOB: 2 K: 1 BB: 0 S: 7 P: 7	R: 0 H: 0 E: 0 LOB: 0 K: 0 BB: 0 S: 3 P: 3	1B: 5 SF: 0 2B: 0 SAC: 0 3B: 1 DP: 0 HR: 1 HBP: 1						

	AB	34
	R	2
	H	7
	RBI	2
	BB	0
	SO	4
	LOB	12

WP: 0 PA: 35
PB: 0
SB: 2
CS: 0

PITCHER	IP	WLS	BF	H	R	ER	SO	BB	IBB	HBP	BLK	WP	HR	S	P	ERA	WHIP
Rick Wise, R (1, 1) ERA: 3.24	9.0	W	35	7	2	2	4	0	0	1	0	0	1	42	43	2.00	0.778

PITCHER	IP	WLS	BF	H	R	ER	SO	BB	IBB	HBP	BLK	WP	HR	S	P	ERA	WHIP

Cleveland Indians @ Minnesota Twins

Metropolitan Stadium, Bloomington , MI

Wed Jul 25 1979, 8:05 PM EDT
Att. 10,762 - Unknown - 84 F

livebaseballscorecards.com

Batter	1	2	3	4	5	6	7	8	9	AB	R	H	RBI	BB	SO	LOB
Jim Norris, L (1, 7) OBP: 0.325, SLG: 0.360	x 0-0 HR		x 0-0 G3 ③			x 0-0 L4 1B			x 0-0 6-3 ①	4	1	2	1	0	0	0
Mike Hargrove, L (1, 3) OBP: 0.333, SLG: 0.318	S S S 0-3 K ①			S S S 0-3 K ①		x 0-0 L4 ② ③ 1-2			B B B B 4-0 1B BB	3	0	0	0	1	2	1
Bobby Bonds, R (1, 9) OBP: 0.372, SLG: 0.468	x 0-0 6-3 ②			x 0-0 CS 1B			B B B B 4-0 S 2B BB		x 0-0 1-2 1B	3	1	2	0	1	0	0
Andre Thornton, R (1, 10) OBP: 0.338, SLG: 0.453	S S S 0-3 K ③			x 0-0 ② 1-2 1B			x 0-0 L4-6 1-H 2B		x 0-0 F8 ②	4	0	2	1	0	1	2
Rick Manning, L (1, 8) OBP: 0.320, SLG: 0.294		x 0-0 G5-4-3 1B		x 0-0 F9 ③			x 0-0 L3 ①		x 0-0 1-3 ③	4	0	1	0	0	0	4
Ron Hassey, L (1, 2) OBP: 0.266, SLG: 0.273		x 0-0 F8 ①			x 0-0 3-1 ①		x 0-0 L4-6 ② ③ 2-3			3	0	0	0	0	0	2
Ted Cox, R (1, 5) OBP: 0.273, SLG: 0.254		x 0-0 G5-4-3 ② ③ 1-2f			x 0-0 F4 ②			x 0-0 F9 ①		3	0	0	0	0	0	1
Duane Kuiper, L (1, 4) OBP: 0.299, SLG: 0.275			x 0-0 G3 ①		x 0-0 6-3 ③			x 0-0 6-3 ②		3	0	0	0	0	0	0
Tom Veryzer, R (1, 6) OBP: 0.278, SLG: 0.249			x 0-0 5-3 ②			x 0-0 6-3 ①		S S S 0-3 K ③		3	0	0	0	0	1	0

Inning Stats	1	2	3	4	5	6	7	8	9	AB	R	H	RBI	BB	SO	LOB
	R: 1 E: 0 K: 2 S: 8	H: 1 LOB: 0 BB: 0 P: 8	R: 0 E: 0 K: 0 S: 3	H: 1 LOB: 0 BB: 0 P: 3	R: 0 E: 0 K: 0 S: 3	H: 0 LOB: 0 BB: 0 P: 3	R: 0 E: 0 K: 1 S: 6	H: 2 LOB: 1 BB: 0 P: 6	R: 0 E: 0 K: 0 S: 3	H: 0 LOB: 0 BB: 0 P: 3	R: 0 E: 0 K: 0 S: 3	H: 1 LOB: 0 BB: 0 P: 3	R: 1 E: 0 K: 0 S: 3	H: 1 LOB: 0 BB: 1 P: 7	R: 0 E: 0 K: 1 S: 5	H: 0 LOB: 0 BB: 0 P: 5	R: 0 E: 0 K: 0 S: 4	H: 1 LOB: 2 BB: 1 P: 8

1B: 5	SF: 0	WP: 0	PA: 32													
2B: 3	SAC: 0	PB: 0														
3B: 0	DP: 3	SB: 1														
HR: 1	HBP: 0	CS: 1														

PITCHER		IP	WLS	BF	H	R	ER	SO	BB	IBB	HBP	BLK	WP	HR	S	P	ERA	WHIP
Dave Goltz, R (1, 1) ERA: 4.36		9.0	L	32	7	2	2	4	2	0	0	0	0	1	38	46	2.00	1.000

PITCHER	IP	WLS	BF	H	R	ER	SO	BB	IBB	HBP	BLK	WP	HR	S	P	ERA	WHIP

AB	30
R	2
H	7
RBI	2
BB	2
SO	4
LOB	10

Batter	1	2	3	4	5	6	7	8	9	AB	R	H	RBI	BB	SO	LOB
Bob Randall, R (1, 4) OBP: 0.343, SLG: 0.325	F7			5-3		6-3			L6-3 1-2	4	0	0	0	0	0	1
Bombo Rivera, R (1, 7) OBP: 0.341, SLG: 0.421	CS BB			5-3			G6-4-3 1B		F3	3	0	1	0	1	0	1
Roy Smalley, S (1, 6) OBP: 0.423, SLG: 0.554	F8			F8			F7			3	0	0	0	0	0	2
Ron Jackson, R (1, 3) OBP: 0.336, SLG: 0.448	CS 1-2	5-3			5-3		G6-4-3 1-2f			3	0	0	0	0	0	1
Jose Morales, R (1, 10) OBP: 0.341, SLG: 0.355		3-1			5-3			K		3	0	0	0	0	1	0
Dave Edwards, R (1, 8) OBP: 0.371, SLG: 0.510		K			BB			K		2	0	0	0	1	2	0
Willie Norwood, R (1, 9) OBP: 0.296, SLG: 0.406			F8		1-3			BB		2	0	0	0	1	0	1
John Castino, R (1, 5) OBP: 0.338, SLG: 0.385			K			K			F9	3	0	0	0	0	2	1
Glenn Borgmann, R (1, 2) OBP: 0.302, SLG: 0.200 Hosken Powell, L (9, PR) OBP: 0.422, SLG: 0.460			6-3			5-3			L6-3 1B	3 0	0 0	1 0	0 0	0 0	0 0	0 0
Inning Stats	R: 0 E: 0 K: 0 S: 2 H: 0 LOB: 0 BB: 1 P: 6	R: 0 E: 0 K: 1 S: 5 H: 0 LOB: 0 BB: 0 P: 5	R: 0 E: 0 K: 1 S: 5 H: 0 LOB: 0 BB: 0 P: 5	R: 0 E: 0 K: 0 S: 3 H: 0 LOB: 0 BB: 0 P: 3	R: 0 E: 0 K: 0 S: 3 H: 0 LOB: 1 BB: 1 P: 7	R: 0 E: 0 K: 1 S: 5 H: 0 LOB: 0 BB: 0 P: 5	R: 0 E: 0 K: 0 S: 3 H: 1 LOB: 0 BB: 0 P: 3	R: 0 E: 0 K: 2 S: 7 H: 0 LOB: 1 BB: 1 P: 11	R: 0 E: 0 K: 0 S: 3 H: 1 LOB: 1 BB: 0 P: 3	1B: 2 2B: 1 3B: 0 HR: 0	SF: 0 SAC: 0 DP: 2 HBP: 0						

PITCHER	IP	WLS	BF	H	R	ER	SO	BB	IBB	HBP	BLK	WP	HR	S	P	ERA	WHIP
Rick Waits, L (1, 1) ERA: 4.7	9.0	W	29	2	0	0	5	3	0	0	0	0	0	36	48	0.00	0.556

PITCHER	IP	WLS	BF	H	R	ER	SO	BB	IBB	HBP	BLK	WP	HR	S	P	ERA	WHIP

BOTTOM

Cleveland Indians @ Minnesota Twins

Metropolitan Stadium, Bloomington , MI

Wed Jul 25 1979, 8:05 PM EDT

Att. 10,762 - Unknown - 84 F

livebaseballscorecards.com

AB	26
R	0
H	2
RBI	0
BB	3
SO	5
LOB	7

1B: 2 SF: 0
2B: 1 SAC: 0
3B: 0 DP: 2
HR: 0 HBP: 0

WP: 0 PA: 30
PB: 0
SB: 0
CS: 1

Batter	1	2	3	4	5	6	7	8	9	AB	R	H	RBI	BB	SO	LOB
Jim Norris, L (1, 7) (9, 9) OBP: 0.323, SLG: 0.357	5-3		G4-6-3 1-2 3-H 1B		K		F7		3-1	5	0	1	1	0	1	1
Mike Hargrove, L (1, 3) OBP: 0.338, SLG: 0.330	4-3		G4-6-3 1-2f		3-H 3B		FC6-4 1B		1B 1B BB	4	1	2	1	1	0	2
Bobby Bonds, R (1, 9) OBP: 0.372, SLG: 0.466 Sid Monge, S (9, 1)	CS BB			K	L9		FC6-4 1-2f		1B 1B FC3-6 1-3 1B	4 0	1 0	1 0	0 0	1 0	1 0	2 0
Andre Thornton, R (1, 10) OBP: 0.339, SLG: 0.462 Dell Alston, L (8, PR) (9, 7) OBP: 0.357, SLG: 0.432	CS 1-2	F6		HR		F7		SH5-3 2B BB	FC3-6 1B 1-2 3-H 1B	3 1	1 1	1 1	1 1	1 0	0 0	0 0
Rick Manning, L (1, 8) OBP: 0.322, SLG: 0.296		6-3		4-3 1B		6-3		SH5-3 1-2	FC3-6 1-2 2-3 1B	4	0	2	0	0	0	0
Ron Hassey, L (1, 2) OBP: 0.263, SLG: 0.269		4-3		4-3 1-2		2B 1B		F8	FC3-6 1-2f 2-3 3-H	5	1	1	1	0	0	5
Ted Cox, R (1, 5) OBP: 0.277, SLG: 0.273			F8	5-3		1-H 2B		E 2-H 2B	F9	5	0	2	2	0	0	3
Duane Kuiper, L (1, 4) OBP: 0.301, SLG: 0.277			1B 1B 1B		E7 SH1-4 3B 1B	4-3		E4 2-3		4	2	2	0	0	0	3
Tom Veryzer, R (1, 6) OBP: 0.278, SLG: 0.250			1B 1-3 1B		SH1-4 2-3		6-3	L8		3	0	1	0	0	0	2

TOP

Cleveland Indians @ Minnesota Twins

Metropolitan Stadium, Bloomington , MI

Thu Jul 26 1979, 4:33 AM EDT
Att. 18,728 - Unknown - 81 F

livebaseballscorecards.com

AB	38
R	7
H	14
RBI	7
BB	3
SO	2
LOB	18

Inning Stats	1	2	3	4	5	6	7	8	9	
R	0	0	1	1	1	1	0	1	2	1B: 10
E	0	0	0	0	0	0	0	1	0	2B: 2
K	0	0	0	1	1	0	0	0	0	3B: 1
S	2	3	5	7	7	5	4	5	6	HR: 1
H	0	0	3	2	2	2	1	1	3	SF: 0
LOB	0	0	1	1	1	1	0	2	2	SAC: 2
BB	1	0	0	0	0	0	0	1	1	DP: 1
P	6	3	5	7	7	5	4	9	10	HBP: 0

WP	0
PB	0
SB	0
CS	1
PA	44

PITCHER		IP	WLS	BF	H	R	ER	SO	BB	IBB	HBP	BLK	WP	HR	S	P	ERA	WHIP
Paul Hartzell, R ERA: 4.93	(1, 1)	3.1		14	5	2	2	1	1	0	0	0	0	1	15	19	5.40	1.800
Pete Redfern, R ERA: 3.02	(4, 1)	4.0	L	18	5	3	3	1	1	0	0	0	0	0	19	23	6.75	1.500
Mike Marshall, R ERA: 2.29	(8, 1)	1.2		11	4	2	2	0	1	0	0	0	0	0	10	14	10.80	3.000

PITCHER	IP	WLS	BF	H	R	ER	SO	BB	IBB	HBP	BLK	WP	HR	S	P	ERA	WHIP

Batter	1	2	3	4	5	6	7	8	9	AB	R	H	RBI	BB	SO	LOB
Rob Wilfong, L (1, 4) OBP: 0.357, SLG: 0.454 Bob Randall, R (8, PH) OBP: 0.341, SLG: 0.323 (9, 4)	F4		F6		F5			1-3		3 1	0 0	0 0	0 0	0 0	0 0	0 0
Roy Smalley, S (1, 6) OBP: 0.419, SLG: 0.548	4-3		G2		F6			F8		4	0	0	0	0	0	0
Ken Landreaux, L (1, 8) OBP: 0.336, SLG: 0.407	4-3		L7			6-3		BLK 1B		4	0	1	0	0	0	0
Glenn Adams, L (1, 7) OBP: 0.368, SLG: 0.472 Willie Norwood, R (8, PH) OBP: 0.299, SLG: 0.406 (9, 9)		L4		F4		L9		1-2 BB		3 0	0 0	0 0	0 0	0 1	0 0	0 0
Butch Wynegar, S (1, 2) OBP: 0.386, SLG: 0.371		1B 1B 1B		K		L9		6-3		4	1	1	0	0	1	2
Mike Cubbage, L (1, 5) OBP: 0.340, SLG: 0.318 John Castino, R (9, 5) OBP: 0.336, SLG: 0.383		1B FC6-4 1-2 1B		1B 1B			L9		K	3 1	1 0	2 0	0 0	0 0	0 1	0 0
Danny Goodwin, L (1, 10) OBP: 0.474, SLG: 0.824 Jose Morales, R (9, PH) OBP: 0.347, SLG: 0.360		FC6-4 1-3 2-H 1B		1-3 1B			BBBB BB		G5-4-3 1B	2 1	0 0	2 1	1 0	1 0	0 0	0 0
Ron Jackson, R (1, 3) OBP: 0.333, SLG: 0.444		FC6-4 1-2f 3-H		4-3			F8		G5-4-3 1-2f	4	0	0	1	0	0	5
Dave Edwards, R (1, 9) OBP: 0.364, SLG: 0.500 Hosken Powell, L (7, PH) OBP: 0.422, SLG: 0.460 Bombo Rivera, R (7, PH) OBP: 0.339, SLG: 0.418 (8, 9) (9, 7)		4-3			K		K			2 0 1	0 0 0	0 0 0	0 0 0	0 0 0	1 0 1	1 0 1
Inning Stats	R: 0 E: 0 K: 0 S: 3 H: 0 LOB: 0 BB: 0 P: 3	R: 2 E: 0 K: 0 S: 6 H: 3 LOB: 1 BB: 0 P: 6	R: 0 E: 0 K: 0 S: 3 H: 0 LOB: 0 BB: 0 P: 3	R: 0 E: 0 K: 1 S: 7 H: 2 LOB: 2 BB: 0 P: 7	R: 0 E: 0 K: 1 S: 5 H: 0 LOB: 0 BB: 0 P: 5	R: 0 E: 0 K: 0 S: 3 H: 0 LOB: 0 BB: 0 P: 3	R: 0 E: 0 K: 1 S: 5 H: 0 LOB: 1 BB: 1 P: 9	R: 0 E: 0 K: 0 S: 4 H: 1 LOB: 2 BB: 1 P: 8	R: 0 E: 0 K: 1 S: 5 H: 1 LOB: 0 BB: 0 P: 5	1B: 7 2B: 0 3B: 0 HR: 0	SF: 0 SAC: 0 DP: 1 HBP: 0			WP: 0 PB: 0 SB: 0 CS: 0	PA: 35		

PITCHER	IP	WLS	BF	H	R	ER	SO	BB	IBB	HBP	BLK	WP	HR	S	P	ERA	WHIP
Dan Spillner, R (1, 1) ERA: 4.4	6.1	W	25	5	2	2	2	1	0	0	0	0	0	28	32	2.84	0.947
Victor Cruz, R (7, 1) ERA: 4.02	0.1		1	0	0	0	0	0	0	0	0	0	0	1	1	0.00	0.000
Sid Monge, L (7, 1) ERA: 1.97	2.1	S	9	2	0	0	2	1	0	0	1	0	0	12	16	0.00	1.286
Sid Monge, L (9, 1) ERA: 1.97	2.1	S	9	2	0	0	2	1	0	0	1	0	0	12	16	0.00	1.286

PITCHER	IP	WLS	BF	H	R	ER	SO	BB	IBB	HBP	BLK	WP	HR	S	P	ERA	WHIP

BOTTOM

Cleveland Indians @ Minnesota Twins

Metropolitan Stadium, Bloomington , MI

Thu Jul 26 1979, 4:33 AM EDT

Att. 18,728 - Unknown - 81 F

livebaseballscorecards.com

AB	33
R	2
H	7
RBI	2
BB	2
SO	4
LOB	9

Cleveland Indians @ Chicago White Sox

Comiskey Park, Chicago, IL

Fri Jul 27 1979, 8:05 PM EDT

Att. 22,343 - Unknown - 85 F

TOP

livebaseballscorecards.com

Batter	1	2	3	4	5	6	7	8	9	AB	R	H	RBI	BB	SO	LOB
Mike Hargrove, L (1, 7) OBP: 0.343, SLG: 0.333	0-0 1B		0-0 2B SF8 1B	0-0 ③ G3			H 1-0 FC5 BB 1B HBP	0-0 ③ F7		4	2	2	0	0	0	2
Jim Norris, L (8, 7) OBP: 0.323, SLG: 0.357										0	0	0	0	0	0	0
Rick Manning, L (1, 8) OBP: 0.317, SLG: 0.292	0-0 ① F8		0-0 ① F6		0-0 ① 6-3		S S S 0-3 ② K		0-0 ① 4-3	5	0	0	0	0	1	3
Bobby Bonds, R (1, 9) OBP: 0.375, SLG: 0.468	S S S 0-3 ② K		0-0 SF8 1-3 2B		S S S 0-3 ② K		B B B B 4-0 FC5 1B 1-2 BB		B B B B 4-0 WP S WP BB	3	2	1	0	2	2	1
Andre Thornton, R (1, 3) OBP: 0.340, SLG: 0.459	0-0 ③ 6-3		0-0 ② SF8 2-3 3-H		B B B 4-0 WP BB		0-0 FC5 1B 2B 1-2 2-3		B B B B 4-0 WP 1-3 BB	2	1	0	1	2	0	3
Cliff Johnson, R (1, 10) OBP: 0.377, SLG: 0.533		0-0 HR	0-0 ③ F7		0-0 ③ F2 1-3		0-0 2B 1B 1-2 2-H 3-H		S S S 0-3 ② K 1-2 3-H	5	1	2	3	0	1	3
Ron Hassey, L (1, 2) OBP: 0.269, SLG: 0.286	S S S 0-3 ① K			0-0 E FC5-2 1B	0-0 ① B5-3		0-0 1-3 2-H 2B		0-0 ③ F8	5	0	2	1	0	1	1
Ted Cox, R (1, 5) OBP: 0.278, SLG: 0.295	0-0 HR		0-0 E8 FC5-2 1-3		S S S 0-3 ② K	0-0 ③ F6				3	1	1	1	0	1	1
Dave Rosello, R (7, PH) OBP: 0.324, SLG: 0.625 (7, 5)										1	0	0	0	0	0	2
Duane Kuiper, L (1, 4) OBP: 0.301, SLG: 0.277	0-0 ② 4-3		0-0 ① F6		0-0 ③ G3			0-0 G4-6-3 1B		4	0	1	0	0	0	2
Tom Veryzer, R (1, 6) OBP: 0.275, SLG: 0.247	0-0 ③ F9		0-0 ② FC5-2 2-3 3-H			0-0 ① F8		0-0 ① ② G4-6-3 1-2f		4	0	0	0	0	0	3

	AB	36
	R	7
	H	9
	RBI	6
	BB	4
	SO	6
	LOB	21

Inning Stats	1	2	3	4	5	6	7	8	9	1B: 5 SF: 1	WP: 4 PA: 42
	R: 0 H: 1 E: 0 LOB: 1 K: 1 BB: 0 S: 6 P: 6	R: 2 H: 2 E: 0 LOB: 0 K: 1 BB: 0 S: 7 P: 7	R: 1 H: 2 E: 0 LOB: 1 K: 0 BB: 0 S: 5 P: 5	R: 0 H: 1 E: 1 LOB: 2 K: 0 BB: 0 S: 5 P: 5	R: 0 H: 0 E: 0 LOB: 1 K: 1 BB: 1 S: 5 P: 9	R: 0 H: 0 E: 0 LOB: 0 K: 1 BB: 0 S: 5 P: 5	R: 3 H: 2 E: 0 LOB: 2 K: 1 BB: 1 S: 8 P: 13	R: 0 H: 1 E: 0 LOB: 0 K: 0 BB: 0 S: 3 P: 3	R: 1 H: 0 E: 0 LOB: 1 K: 1 BB: 2 S: 5 P: 13	2B: 2 SAC: 0 3B: 0 DP: 1 HR: 2 HBP: 1	PB: 0 SB: 1 CS: 0

PITCHER		IP	WLS	BF	H	R	ER	SO	BB	IBB	HBP	BLK	WP	HR	S	P	ERA	WHIP
Randy Scarbery, R ERA: 3.93	(1, 1)	6.0	L	26	6	3	3	4	1	0	0	0	1	2	33	37	4.50	1.167
Guy Hoffman, L ERA: 5.0	(7, 1)	0.2		7	2	3	3	1	1	0	1	0	0	0	7	12	40.50	4.500
Ed Farmer, R ERA: 4.3	(7, 1)	2.1		9	1	1	1	1	2	0	0	0	2	0	9	17	3.86	1.286

PITCHER	IP	WLS	BF	H	R	ER	SO	BB	IBB	HBP	BLK	WP	HR	S	P	ERA	WHIP

Batter	1	2	3	4	5	6	7	8	9	AB	R	H	RBI	BB	SO	LOB
Alan Bannister, R (1, 7) OBP: 0.366, SLG: 0.410	S S S 0-3 ① K		x 0-0 FC6-2 1-3 E 2B		x 0-0 FC1-4 1B			x 0-0 ① F8		4	1	2	0	0	1	0
Mike Squires, L (1, 3) OBP: 0.312, SLG: 0.315	x 0-0 ② F7		x 0-0 ② FC6-2 E 2-3 3-H		x 0-0 ② FC1-4 CS 1-2f			x 0-0 ② F8		4	0	0	0	0	0	3
Chet Lemon, R (1, 8) OBP: 0.382, SLG: 0.473	S S S 0-3 ③ K		x 0-0 E8 1-3 3-H 1B		0-0 ③ CS 1-2	x 0-0 B2-6-4 1B		x 0-0 ③ F4		4	0	2	1	0	1	0
Jorge Orta, L (1, 4) OBP: 0.343, SLG: 0.407		x 0-0 ① 6-3	x 0-0 ③ F5			x 0-0 ① ② B2-6-4 1-2f			x 0-0 ① F4	4	0	0	0	0	0	3
Lamar Johnson, R (1, 10) OBP: 0.359, SLG: 0.435		x 0-0 ② 6-3		S S S 0-3 ① K		S S S 0-3 ③ K			S S S 0-3 ② K	4	0	0	0	0	3	0
Wayne Nordhagen, R (1, 9) OBP: 0.324, SLG: 0.441		x 0-0 1B 2B		B B B B 4-0 FC6-4 BB			x 0-0 2B		S S S 0-3 ③ K	3	1	2	0	1	1	0
Greg Pryor, R (1, 6) OBP: 0.337, SLG: 0.352		x 0-0 ③ 2-H 1B		x 0-0 ② F8			x 0-0 ① L4			3	0	1	1	0	0	2
Bill Nahorodny, R (1, 2) OBP: 0.305, SLG: 0.449			x 0-0 2B FC6-2 1B	x 0-0 ③ FC6-4 1-2f			x 0-0 ② F9			3	0	1	0	0	0	2
Kevin Bell, R (1, 5) OBP: 0.256, SLG: 0.194			x 0-0 ① F7		x 0-0 ① L7		x 0-0 ③ F8			3	0	0	0	0	0	2
Inning Stats	R: 0 H: 0 E: 0 LOB: 0 K: 2 BB: 0 S: 7 P: 7	R: 1 H: 2 E: 0 LOB: 1 K: 0 BB: 0 S: 4 P: 4	R: 1 H: 3 E: 1 LOB: 2 K: 0 BB: 0 S: 6 P: 6	R: 0 H: 0 E: 0 LOB: 1 K: 1 BB: 1 S: 5 P: 9	R: 0 H: 1 E: 0 LOB: 0 K: 0 BB: 0 S: 3 P: 3	R: 0 H: 1 E: 0 LOB: 0 K: 1 BB: 0 S: 5 P: 5	R: 0 H: 1 E: 0 LOB: 1 K: 0 BB: 0 S: 4 P: 4	R: 0 H: 0 E: 0 LOB: 0 K: 0 BB: 0 S: 3 P: 3	R: 0 H: 0 E: 0 LOB: 0 K: 2 BB: 0 S: 7 P: 7	1B: 5 SF: 0 2B: 3 SAC: 0 3B: 0 DP: 1 HR: 0 HBP: 0						WP: 0 PA: 34 PB: 0 SB: 0 CS: 1	

PITCHER		IP	WLS	BF	H	R	ER	SO	BB	IBB	HBP	BLK	WP	HR	S	P	ERA	WHIP
David Clyde, L ERA: 4.54	(1, 1)	7.0	W	27	8	2	2	4	1	0	0	0	0	0	34	38	2.57	1.286
Victor Cruz, R ERA: 3.88	(8, 1)	2.0		6	0	0	0	2	0	0	0	0	0	0	10	10	0.00	0.000

PITCHER	IP	WLS	BF	H	R	ER	SO	BB	IBB	HBP	BLK	WP	HR	S	P	ERA	WHIP

BOTTOM

Cleveland Indians @ Chicago White Sox

Comiskey Park, Chicago, IL

Fri Jul 27 1979, 8:05 PM EDT

Att. 22,343 - Unknown - 85 F

livebaseballscorecards.com

AB	32
R	2
H	8
RBI	2
BB	1
SO	6
LOB	12

Batter	1	2	3	4	5	6	7	8	9	AB	R	H	RBI	BB	SO	LOB
Mike Hargrove, L (1, 7) OBP: 0.344, SLG: 0.332	G3		HBP		F8		L6	WP, 1-H, 3-H, 1B		4	1	1	2	0	0	1
Rick Manning, L (1, 8) OBP: 0.321, SLG: 0.297	3B, 1B		L5		G3			1B, 1B		5	2	3	1	0	0	1
Bobby Bonds, R (1, 9) OBP: 0.375, SLG: 0.469	F7		1-3, 2B		K			1-3, 1B	F7	5	1	2	0	0	1	2
Dell Alston, L (8, 9) OBP: 0.357, SLG: 0.432										0	0	0	0	0	0	0
Andre Thornton, R (1, 3) OBP: 0.341, SLG: 0.462	1-H, E, 3B		F7			F3		E5, 1B, 1B, BB	G5-4-3, BB	4	2	1	1	1	0	4
Cliff Johnson, R (1, 10) OBP: 0.365, SLG: 0.514	F8, 3-H			F8		F5		L5	G5-4-3, 1-2f	5	0	0	0	0	0	4
Ted Cox, R (1, 5) OBP: 0.273, SLG: 0.289		4-3		K		4-3		BB, 1B, FC6-4, 1-2, 2-H, 3-H, 1B	F7	3	0	0	0	0	1	0
Jim Norris, L (8, PH) OBP: 0.323, SLG: 0.357										0	0	0	0	0	0	0
Ron Pruitt, R (8, PH) OBP: 0.349, SLG: 0.342										1	0	1	2	0	0	0
Dave Rosello, R (8, PR) OBP: 0.316, SLG: 0.606										1	1	0	0	0	0	0
(8, 5)																
Gary Alexander, R (1, 2) OBP: 0.298, SLG: 0.362		F7		3B, 1B			B, B, B, 4-0, FC5-4, BB	FC6-4, BB, 1B, 1-2, 2-3, 1B		3	2	2	0	1	0	0
Duane Kuiper, L (1, 4) OBP: 0.303, SLG: 0.284		F9		1-H, 3B			S, S, S, 0-3, K, 1, B, B, B, 4-0, FC6-4, 1-2, 2-3, 3-H, BB			3	0	1	2	1	1	1
Tom Veryzer, R (1, 6) OBP: 0.272, SLG: 0.243			6-3	S, S, S, K			FC5-4, 1-2f	FC6-4, WP, 1B, 1-2f, 2-3, 3-H		4	1	0	1	0	1	4
Inning Stats	R: 2 E: 1 K: 0 S: 5 H: 2 LOB: 0 BB: 0 P: 5	R: 0 E: 0 K: 0 S: 3 H: 0 LOB: 0 BB: 0 P: 3	R: 0 E: 0 K: 0 S: 4 H: 1 LOB: 2 BB: 0 P: 5	R: 1 E: 0 K: 2 S: 9 H: 2 LOB: 1 BB: 0 P: 9	R: 0 E: 0 K: 1 S: 5 H: 0 LOB: 0 BB: 0 P: 5	R: 0 E: 0 K: 0 S: 3 H: 0 LOB: 0 BB: 0 P: 3	R: 0 E: 0 K: 1 S: 5 H: 0 LOB: 1 BB: 1 P: 9	R: 7 E: 1 K: 0 S: 10 H: 6 LOB: 1 BB: 1 P: 14	R: 0 E: 0 K: 0 S: 2 H: 0 LOB: 0 BB: 1 P: 6	1B: 8 2B: 1 3B: 2 HR: 0 SF: 0 SAC: 0 DP: 1 HBP: 1							

TOP

Cleveland Indians @ Chicago White Sox

Comiskey Park, Chicago, IL

Sat Jul 28 1979, 8:05 PM EDT

Att. 14,466 - Unknown - 70 F

livebaseballscorecards.com

AB	38
R	10
H	11
RBI	9
BB	3
SO	4
LOB	17

WP: 2 PB: 0 SB: 0 CS: 0 PA: 42

PITCHER		IP	WLS	BF	H	R	ER	SO	BB	IBB	HBP	BLK	WP	HR	S	P	ERA	WHIP
Steve Trout, L ERA: 3.58	(1, 1)	7.0	L	30	7	5	4	4	1	0	1	0	0	0	36	41	5.14	1.143
Ed Farmer, R ERA: 4.28	(8, 1)	0.1		2	0	0	0	0	0	0	0	0	0	0	2	2	0.00	0.000
Guy Hoffman, L ERA: 6.0	(8, 1)	0.0		1	1	0	0	0	0	0	0	0	0	0	1	1	∞	∞
Mike Proly, R ERA: 3.95	(8, 1)	0.2		6	3	5	4	0	1	0	0	0	2	0	5	9	54.00	6.000
Fred Howard, R ERA: 3.74	(9, 1)	1.0		3	0	0	0	0	1	0	0	0	0	0	2	6	0.00	1.000

PITCHER	IP	WLS	BF	H	R	ER	SO	BB	IBB	HBP	BLK	WP	HR	S	P	ERA	WHIP

BOTTOM

Cleveland Indians @ Chicago White Sox

Comiskey Park, Chicago, IL

Sat Jul 28 1979, 8:05 PM EDT

Att. 14,466 - Unknown - 70 F

livebaseballscorecards.com

Batter	1	2	3	4	5	6	7	8	9	AB	R	H	RBI	BB	SO	LOB
Ralph Garr, L (1, 10) OBP: 0.331, SLG: 0.438	4-3	F9		F8		G3		BB, BB 2B (2-H)		4	0	0	0	0	0	4
Wayne Nordhagen, R (8, PH) OBP: 0.329, SLG: 0.453										1	1	1	1	0	0	0
Mike Squires, L (1, 3) OBP: 0.322, SLG: 0.323	BBBB, 1B BB		4-1 2B		3-1	F5		BBBB, BB BB		3	0	1	0	2	0	0
Chet Lemon, R (1, 8) OBP: 0.382, SLG: 0.469	F8		SSS, K		BBBB, 2B E BB		F7	BBBB, BB (1-2 2-3)		3	1	0	0	2	1	2
Jorge Orta, L (1, 4) OBP: 0.347, SLG: 0.413	1B (1-3)		4-1 (2-3)		FC5 2B (1-3)		F8	BBBB, BB (1-2 2-3 3-H)		4	0	2	1	1	0	1
Alan Bannister, R (1, 7) OBP: 0.361, SLG: 0.404	SSS, K		4-3		E6 (3-H)		B5	F8		5	0	0	1	0	1	7
Claudell Washington, L (1, 9) OBP: 0.311, SLG: 0.443		SSS, K		SSS, K	F5			SSS, K	SSS, K	3	0	0	0	0	2	2
Junior Moore, R (8, PH) OBP: 0.313, SLG: 0.324										1	0	0	0	0	1	0
Rusty Torres, S (9, 9) OBP: 0.368, SLG: 0.444										1	0	0	0	0	1	0
Greg Pryor, R (1, 5) (9, 6) OBP: 0.335, SLG: 0.353		6-3		6-3	FC5 (2-3f)			1B G3 2B	F8	5	1	1	0	0	0	2
Milt May, L (1, 2) OBP: 0.350, SLG: 0.504		2B		1B 1B		HR		G3 2B 1B (2-3)	F4	3	1	3	1	0	0	0
Bill Nahorodny, R (8, PH) (9, 2) OBP: 0.307, SLG: 0.450										2	1	1	0	0	0	0
Don Kessinger, S (1, 6) OBP: 0.269, SLG: 0.287		BBBB, BB		1B (1-3)	F7			G3 (1-2 3-H)		2	0	1	0	1	0	0
Lamar Johnson, R (8, PH) OBP: 0.358, SLG: 0.433										1	0	0	1	0	0	1
Kevin Bell, R (9, 5) OBP: 0.256, SLG: 0.194										0	0	0	0	0	0	0

Inning Stats	1	2	3	4	5	6	7	8	9
R	0	0	0	0	1	1	0	3	0
H	1	1	1	2	2	1	0	3	0
E	0	0	0	0	1	0	0	0	0
LOB	2	2	1	2	2	0	0	0	0
K	1	1	1	0	0	0	0	1	1
BB	1	1	0	0	1	0	0	3	0
S	6	6	6	7	5	4	3	8	5
P	10	10	6	7	9	4	3	20	5

AB	38
R	5
H	10
RBI	5
BB	6
SO	6
LOB	19

		1B	SF	WP	PA
		4	0	0	44
		2B	SAC	PB	
		5	0	0	
		3B	DP	SB	
		0	0	0	
		HR	HBP	CS	
		1	0	0	

PITCHER		IP	WLS	BF	H	R	ER	SO	BB	IBB	HBP	BLK	WP	HR	S	P	ERA	WHIP
Mike Paxton, R (1, 1) ERA: 5.83	(1, 1)	5.1	W	27	7	2	2	4	3	0	0	0	0	1	32	44	3.38	1.875
Sid Monge, L (6, 1) ERA: 2.23	(6, 1)	2.1		13	3	3	3	1	3	0	0	0	0	0	12	24	11.57	2.571
Victor Cruz, R (8, 1) ERA: 3.79	(8, 1)	1.1	S	4	0	0	0	1	0	0	0	0	0	0	6	6	0.00	0.000

PITCHER	IP	WLS	BF	H	R	ER	SO	BB	IBB	HBP	BLK	WP	HR	S	P	ERA	WHIP

Batter	1	2	3	4	5	6	7	8	9	AB	R	H	RBI	BB	SO	LOB
Mike Hargrove, L (1, 7) OBP: 0.347, SLG: 0.331	F9	HR 1-2 2-3 BB	1-3 1B			F9	BB		G3 1-2	4	1	1	0	2	0	1
Rick Manning, L (1, 8) OBP: 0.324, SLG: 0.307	5-3	1-H 2-H 3-H HR	4-3			1B E 1B	1-3		BB	5	2	2	4	1	0	3
Bobby Bonds, R (1, 9) OBP: 0.375, SLG: 0.468 Jim Norris, L (4, 9) OBP: 0.327, SLG: 0.358	6-3	BB 1B		L3		E 1-2 1B 1B		CS S BB	G3	3 2	0 1	1 1	0 0	0 1	0 0	0 2
Andre Thornton, R (1, 3) OBP: 0.342, SLG: 0.460	F9	1-2 BB		FC6 1B		L7		F3 1-2		4	0	1	0	1	0	3
Cliff Johnson, R (1, 10) OBP: 0.366, SLG: 0.503	2B HBP	F3		F9		E4 1B 1-3 2-H		FC5 1B 2-3 BB		3	1	0	0	1	0	4
Ted Cox, R (1, 5) OBP: 0.283, SLG: 0.305	1-H HR 2B	6-3		FC6 1-2f		1-2 3-H 1B		1-2 1B		5	1	3	2	0	0	3
Gary Alexander, R (1, 2) OBP: 0.297, SLG: 0.370	2-H HR	K	6-3			F8		2-3f FC5		5	1	1	2	0	1	4
Duane Kuiper, L (1, 4) OBP: 0.302, SLG: 0.280	BB 1B HR BB	6-3	F7			4-3			L1	4	1	0	0	1	0	0
Tom Veryzer, R (1, 6) OBP: 0.274, SLG: 0.243	1-2 BB HR 1B	E5 1B	4-3			4-3		G3 BB		4	1	1	0	1	0	0
Inning Stats	R: 0 E: 0 K: 0 S: 3 H: 0 LOB: 0 BB: 0 P: 3	R: 7 E: 0 K: 0 S: 8 H: 5 LOB: 2 BB: 3 P: 21	R: 0 E: 1 K: 1 S: 7 H: 1 LOB: 2 BB: 0 P: 7	R: 0 E: 0 K: 0 S: 4 H: 1 LOB: 1 BB: 0 P: 4	R: 0 E: 0 K: 0 S: 3 H: 0 LOB: 0 BB: 0 P: 3	R: 2 E: 1 K: 0 S: 7 H: 3 LOB: 2 BB: 0 P: 7	R: 0 E: 0 K: 0 S: 3 H: 0 LOB: 1 BB: 1 P: 7	R: 0 E: 0 K: 0 S: 3 H: 1 LOB: 2 BB: 2 P: 11	R: 0 E: 0 K: 0 S: 3 H: 0 LOB: 2 BB: 2 P: 11	1B: 8 2B: 1 3B: 0 HR: 2 SF: 0 SAC: 0 DP: 0 HBP: 1						

PITCHER		IP	WLS	BF	H	R	ER	SO	BB	IBB	HBP	BLK	WP	HR	S	P	ERA	WHIP
Ken Kravec, L ERA: 3.93	(1, 1)	1.1	L	11	4	7	7	0	2	0	1	0	0	2	8	17	47.25	4.500
Fred Howard, R ERA: 3.42	(2, 1)	4.1		22	6	2	0	1	1	0	0	0	0	0	23	27	0.00	1.615
Guy Hoffman, L ERA: 4.91	(6, 1)	2.0		9	1	0	0	0	3	0	0	0	0	0	6	18	0.00	2.000
Ed Farmer, R ERA: 4.19	(8, 1)	1.1		6	0	0	0	0	2	0	0	0	0	0	4	12	0.00	1.500

PITCHER		IP	WLS	BF	H	R	ER	SO	BB	IBB	HBP	BLK	WP	HR	S	P	ERA	WHIP

TOP

Cleveland Indians @ Chicago White Sox

Comiskey Park, Chicago, IL

Sun Jul 29 1979, 4:33 AM EDT

Att. 13,862 - Unknown

livebaseballscorecards.com

AB	39
R	9
H	11
RBI	8
BB	8
SO	1
LOB	20

Gary Alexander, R OBP: 0.297, SLG: 0.370	(1, 2)	5	1	1	2	0	1	4
Duane Kuiper, L OBP: 0.302, SLG: 0.280	(1, 4)	4	1	0	0	1	0	0
Tom Veryzer, R OBP: 0.274, SLG: 0.243	(1, 6)	4	1	1	0	1	0	0

Mike Hargrove, L OBP: 0.347, SLG: 0.331	(1, 7)	4	1	1	0	2	0	1
Rick Manning, L OBP: 0.324, SLG: 0.307	(1, 8)	5	2	2	4	1	0	3
Bobby Bonds, R OBP: 0.375, SLG: 0.468	(1, 9)	3	0	1	0	0	0	0
Jim Norris, L OBP: 0.327, SLG: 0.358	(4, 9)	2	1	1	0	1	0	2
Andre Thornton, R OBP: 0.342, SLG: 0.460	(1, 3)	4	0	1	0	1	0	3
Cliff Johnson, R OBP: 0.366, SLG: 0.503	(1, 10)	3	1	0	0	1	0	4
Ted Cox, R OBP: 0.283, SLG: 0.305	(1, 5)	5	1	3	2	0	0	3

BOTTOM

Cleveland Indians @ Chicago White Sox

Comiskey Park, Chicago, IL

Sun Jul 29 1979, 4:33 AM EDT

Att. 13,862 - Unknown

livebaseballscorecards.com

Batter	1	2	3	4	5	6	7	8	9	AB	R	H	RBI	BB	SO	LOB
Mike Squires, L (1, 3) OBP: 0.318, SLG: 0.319	F8		L4		F7		E 1B G6-3 1B		F7	5	1	1	0	0	0	0
Alan Bannister, R (1, 7) OBP: 0.365, SLG: 0.413	1B 2B		5-3			1B 2B	E1 G6-3 1-3 1B			4	2	3	0	0	0	0
Ralph Garr, L (1, 10) OBP: 0.337, SLG: 0.440	PB 2-H 1B		1B BB			2B 3B 2-H 1B	G6-3 1-2f 3-H			3	1	2	2	1	0	1
Jorge Orta, L (1, 4) OBP: 0.349, SLG: 0.418	F7		1-3 1B			1-3 3B 2B	3-1			4	1	2	0	0	0	1
Claudell Washington, L (1, 9) OBP: 0.311, SLG: 0.446	K 1-2			F8		1-3 2-H 3-H 3B		F7		4	1	1	2	0	1	1
Chet Lemon, R (1, 8) OBP: 0.383, SLG: 0.472		2B		6-3		F3		G1-6-3 1B		4	0	2	0	0	0	1
Greg Pryor, R (1, 5) (7, 6) OBP: 0.334, SLG: 0.349		6-3		F3		1-3 BB		G1-6-3 1-2f		3	0	0	0	1	0	2
Milt May, L (1, 2) OBP: 0.340, SLG: 0.489		F7			4-1	1-2 3-H			G3	4	0	0	1	0	0	2
Don Kessinger, S (1, 6) OBP: 0.264, SLG: 0.282		F7			F8	F6			6-3	2	0	0	0	0	0	1
Wayne Nordhagen, R (6, PH) OBP: 0.326, SLG: 0.450										1	0	0	0	0	0	1
Jim Morrison, R (7, 5) OBP: 0.308, SLG: 0.343										1	0	0	0	0	0	0

Inning Stats	1	2	3	4	5	6	7	8	9
	R: 1 H: 2 E: 0 LOB: 1 K: 1 BB: 0 S: 7 P: 7	R: 0 H: 1 E: 0 LOB: 1 K: 0 BB: 0 S: 4 P: 4	R: 0 H: 1 E: 0 LOB: 2 K: 0 BB: 1 S: 3 P: 7	R: 0 H: 0 E: 0 LOB: 0 K: 0 BB: 0 S: 3 P: 3	R: 0 H: 0 E: 0 LOB: 0 K: 0 BB: 0 S: 3 P: 3	R: 4 H: 4 E: 0 LOB: 1 K: 0 BB: 1 S: 7 P: 11	R: 1 H: 2 E: 1 LOB: 0 K: 0 BB: 0 S: 4 P: 4	R: 0 H: 1 E: 0 LOB: 0 K: 0 BB: 0 S: 3 P: 3	R: 0 H: 0 E: 0 LOB: 0 K: 0 BB: 0 S: 3 P: 3

AB	35
R	6
H	11
RBI	5
BB	2
SO	1
LOB	10

1B: 6	SF: 0	WP: 0	PA: 37
2B: 4	SAC: 0	PB: 1	
3B: 1	DP: 2	SB: 0	
HR: 0	HBP: 0	CS: 0	

PITCHER		IP	WLS	BF	H	R	ER	SO	BB	IBB	HBP	BLK	WP	HR	S	P	ERA	WHIP
Rick Wise, R ERA: 3.44	(1, 1)	5.0	W	23	8	5	5	1	1	0	0	0	0	0	24	28	9.00	1.800
Paul Reuschel, R ERA: 7.06	(6, 1)	4.0	S	14	3	1	0	0	1	0	0	0	0	0	13	17	0.00	1.000

PITCHER	IP	WLS	BF	H	R	ER	SO	BB	IBB	HBP	BLK	WP	HR	S	P	ERA	WHIP

Boston Red Sox @ Cleveland Indians

Cleveland Municipal Stadium, Cleveland, OH

Mon Jul 30 1979, 7:05 PM EDT

Att. 22,029 - Unknown - 82 F

TOP

livebaseballscorecards.com

Batter	1	2	3	4	5	6	7	8	9	AB	R	H	RBI	BB	SO	LOB
Stan Papi, R (1, 6) OBP: 0.167, SLG: 0.278 Carl Yastrzemski, L (9, PH) OBP: 0.374, SLG: 0.496	F7		L4		K	K			1B	4 1	0 1	0 1	0 0	0 0	2 0	2 0
Carlton Fisk, R (1, 10) OBP: 0.309, SLG: 0.456	1B			6-3	K		F2		F9	5	1	2	0	0	1	1
Fred Lynn, L (1, 8) OBP: 0.417, SLG: 0.621	G6-4-3			1B	4-3		F4		E	5	1	3	0	0	0	0
Jim Rice, R (1, 7) OBP: 0.379, SLG: 0.571	G6-4-3			6-3		6-3	S		E	5	0	2	2	0	0	3
Bob Watson, R (1, 3) OBP: 0.368, SLG: 0.424		5-3		1B		L4	FC6-4		K	4	0	1	1	1	1	2
Butch Hobson, R (1, 5) OBP: 0.292, SLG: 0.472		6-3		1B		BB 1B	FC6-4		E5	5	1	2	0	0	0	4
Dwight Evans, R (1, 9) OBP: 0.375, SLG: 0.476		4-3				BB		K	K	5	1	2	0	0	2	3
Larry Wolfe, R (1, 4) OBP: 0.373, SLG: 0.400			G6-4-3	K		BB		K		3	0	1	0	1	2	3
Bob Montgomery, R (1, 2) OBP: 0.390, SLG: 0.444			G6-4-3	F9				6-3		4	0	1	2	0	0	4

AB	41
R	5
H	15
RBI	5
BB	2
SO	8
LOB	22

Inning Stats	1	2	3	4	5	6	7	8	9	1B: 14	SF: 0	WP: 0	PA: 43
	R: 0 E: 0 K: 0 S: 4	H: 2 LOB: 1 BB: 0 P: 4	R: 0 E: 0 K: 0 S: 3	H: 0 LOB: 0 BB: 0 P: 3	R: 0 E: 0 K: 0 S: 3	H: 1 LOB: 0 BB: 0 P: 3	R: 2 E: 0 K: 1 S: 10	H: 5 LOB: 3 BB: 0 P: 10	R: 0 E: 0 K: 2 S: 7	H: 0 LOB: 0 BB: 0 P: 7	R: 2 E: 0 K: 1 S: 8	H: 3 LOB: 2 BB: 1 P: 12	R: 0 E: 0 K: 0 S: 4	H: 1 LOB: 2 BB: 1 P: 8	R: 0 E: 0 K: 2 S: 7	H: 0 LOB: 0 BB: 0 P: 7	R: 1 E: 1 K: 2 S: 11	H: 3 LOB: 3 BB: 0 P: 11	2B: 1 3B: 0 HR: 0	SAC: 0 DP: 2 HBP: 0	PB: 0 SB: 1 CS: 0	

PITCHER	IP	WLS	BF	H	R	ER	SO	BB	IBB	HBP	BLK	WP	HR	S	P	ERA	WHIP
Rick Waits, L (1, 1) ERA: 4.77	5.2		27	11	4	4	3	1	0	0	0	0	0	32	36	6.35	2.118
Victor Cruz, R (6, 1) ERA: 3.73	3.1	W	16	4	1	1	5	1	0	0	0	0	0	25	29	2.70	1.500

PITCHER	IP	WLS	BF	H	R	ER	SO	BB	IBB	HBP	BLK	WP	HR	S	P	ERA	WHIP

BOTTOM

Boston Red Sox @ Cleveland Indians

Cleveland Municipal Stadium, Cleveland, OH

Mon Jul 30 1979, 7:05 PM EDT

Att. 22,029 - Unknown - 82 F

livebaseballscorecards.com

Batter	1	2	3	4	5	6	7	8	9	AB	R	H	RBI	BB	SO	LOB
Mike Hargrove, L (1, 7) OBP: 0.352, SLG: 0.332	0-0 FC3-6 1B	BBBB 4-0 1-2 2-3 BB		0-0 SF9 ② 1-3 2-H		0-0 3-1 ①		BBBB 4-0 SF8 1B 1-2 BB		2	0	1	1	2	0	0
Rick Manning, L (1, 8) OBP: 0.325, SLG: 0.309	0-0 ① FC3-6 1B 1-2f	0-0 ③ 1-3		0-0 HR 1B 3-H		0-0 ② 4-3		0-0 SF8 1-2 2-3 1B		5	1	2	1	0	0	4
Bobby Bonds, R (1, 9) OBP: 0.375, SLG: 0.476	0-0 FC6-4 1-2 1B	SSS 0-3 ① K		0-0 1-H HR		0-0 ③ 5-3		0-0 ② SF8 1-2 2-3 3-H		4	1	2	3	0	1	0
Andre Thornton, R (1, 3) OBP: 0.342, SLG: 0.457	0-0 ② F3	0-0 1B	BBBB 4-0 BB				0-0 ① L5	0-0 ③ F7		4	0	1	0	1	0	4
Cliff Johnson, R (1, 10) OBP: 0.363, SLG: 0.497	0-0 ③ FC6-4 1-2f	0-0 ② F8		0-0 ③ F4			0-0 E 1B			4	0	1	0	0	0	4
Ted Cox, R (1, 5) OBP: 0.282, SLG: 0.304		0-0 ① F7	0-0 ③ 6-3		0-0 SH1-4 1B		0-0 ②③ FC6-4-3-4 1-2			4	0	1	0	0	0	2
Ron Hassey, L (1, 2) OBP: 0.283, SLG: 0.300 Gary Alexander, R (8, PH) OBP: 0.299, SLG: 0.383 (9, 2)	0-0 BB 1B 1B			0-0 WP 1B SF9 1B	0-0 ① SH1-4 1-2			0-0 HR		2 1	1 1	2 1	0 1	0 0	0 0	0 0
Duane Kuiper, L (1, 4) OBP: 0.304, SLG: 0.283	0-0 BB 1-2 1B			0-0 ① F7	0-0 ② F7			0-0 FC1-6 1B		4	0	2	0	0	0	2
Tom Veryzer, R (1, 6) OBP: 0.273, SLG: 0.243	0-0 ② F8			0-0 SF9 WP 1-2 1B 1B	0-0 ③ F9			0-0 ① FC1-6 1B BB 1-2f SF8		4	2	1	0	0	0	4
Inning Stats	R: 0 E: 0 K: 0 S: 5 H: 2 LOB: 2 BB: 0 P: 5	R: 0 E: 0 K: 0 S: 5 H: 2 LOB: 3 BB: 1 P: 9	R: 0 E: 0 K: 1 S: 6 H: 1 LOB: 1 BB: 0 P: 6	R: 4 E: 0 K: 0 S: 7 H: 4 LOB: 1 BB: 1 P: 11	R: 0 E: 0 K: 0 S: 4 H: 1 LOB: 1 BB: 0 P: 4	R: 0 E: 0 K: 0 S: 3 H: 0 LOB: 0 BB: 0 P: 3	R: 0 E: 1 K: 0 S: 3 H: 1 LOB: 1 BB: 0 P: 3	R: 2 E: 0 K: 0 S: 6 H: 3 LOB: 2 BB: 1 P: 10		1B: 12 2B: 1 3B: 0 HR: 2	SF: 2 SAC: 1 DP: 1 HBP: 0					

AB	34
R	6
H	14
RBI	6
BB	3
SO	1
LOB	20

WP: 1 PB: 0 SB: 0 CS: 0 PA: 40

PITCHER		IP	WLS	BF	H	R	ER	SO	BB	IBB	HBP	BLK	WP	HR	S	P	ERA	WHIP
Steve Renko, R ERA: 3.74	(1, 1)	4.0		23	9	4	4	1	2	0	0	0	1	1	23	31	9.00	2.750
Tom Burgmeier, L ERA: 2.44	(5, 1)	3.1	L	15	5	2	2	0	1	0	0	0	0	1	14	18	5.40	1.800
Dick Drago, R ERA: 3.36	(8, 1)	0.2		2	0	0	0	0	0	0	0	0	0	0	2	2	0.00	0.000

PITCHER	IP	WLS	BF	H	R	ER	SO	BB	IBB	HBP	BLK	WP	HR	S	P	ERA	WHIP

Batter	1	2	3	4	5	6	7	8	9	10	11	AB	R	H	RBI	BB	SO	LOB
Stan Papi, R (1, 6) OBP: 0.154, SLG: 0.256	5-3		K	K		SH2-4	F9			1B		3	0	0	0	0	2	2
Rick Burleson, R (6, 6) OBP: 0.316, SLG: 0.372						1-2				1B		2	0	1	0	0	0	1
Jim Dwyer, L (1, 9) OBP: 0.373, SLG: 0.400	S HBP		P7		F6	L9		1-5-3				3	0	0	0	0	0	2
Dwight Evans, R (6, 9) OBP: 0.376, SLG: 0.476										1-2 1B		2	0	1	0	0	0	0
Fred Lynn, L (1, 8) OBP: 0.416, SLG: 0.623	K 1-2			HR	F8	HR BB		G3		F5		5	2	1	1	1	1	3
Jim Rice, R (1, 10) OBP: 0.379, SLG: 0.575	K			K	1B HR 1B	1-H 2-H HR		K			K	6	2	2	3	0	4	1
Carl Yastrzemski, L (1, 7) OBP: 0.375, SLG: 0.494		3-1		F4	HR 1B	FC1-4-6 BB			F6		F8	3	1	1	0	1	0	0
Tom Poquette, L (7, 7) OBP: 0.300, SLG: 0.237												1	0	0	0	0	0	0
Carlton Fisk, R (11, PH) OBP: 0.308, SLG: 0.454 (11, 7)		F9		1B 1B	1-H 3-H HR	1-2f FC1-4-6			F4		BB	1	0	0	0	0	0	0
Bob Watson, R (1, 3) OBP: 0.370, SLG: 0.434												5	2	2	3	1	0	1
Butch Hobson, R (1, 5) OBP: 0.293, SLG: 0.473		F4		1B 1-3 2B 1B	2B		K		6-3		F8	6	1	2	0	0	1	1
Bob Montgomery, R (1, 2) OBP: 0.390, SLG: 0.442			S 1B	2B 1-2 3-H 1B	1-3		G3			5-3		5	1	2	1	0	0	1
Larry Wolfe, R (1, 4) OBP: 0.386, SLG: 0.429			K 1-2	1-H 2-H 2B		HR SH2-4 1B	1B				K	5	1	3	2	0	2	1
Inning Stats	R: 0 E: 0 K: 2 S: 7 / H: 0 LOB: 1 BB: 0 P: 8	R: 0 E: 0 K: 0 S: 3 / H: 0 LOB: 0 BB: 0 P: 3	R: 0 E: 0 K: 2 S: 8 / H: 1 LOB: 1 BB: 0 P: 8	R: 4 E: 0 K: 2 S: 12 / H: 5 LOB: 1 BB: 0 P: 12	R: 3 E: 0 K: 0 S: 7 / H: 4 LOB: 1 BB: 0 P: 7	R: 3 E: 0 K: 0 S: 5 / H: 2 LOB: 1 BB: 2 P: 13	R: 0 E: 0 K: 1 S: 6 / H: 1 LOB: 1 BB: 0 P: 6	R: 0 E: 0 K: 1 S: 5 / H: 0 LOB: 0 BB: 0 P: 5	R: 0 E: 0 K: 0 S: 3 / H: 0 LOB: 0 BB: 0 P: 3	R: 0 E: 0 K: 1 S: 7 / H: 2 LOB: 2 BB: 0 P: 7	R: 0 E: 0 K: 1 S: 5 / H: 0 LOB: 1 BB: 1 P: 9	1B: 10 2B: 2 3B: 0 HR: 3	SF: 0 SAC: 1 DP: 0 HBP: 1	WP: 0 PB: 0 SB: 2 CS: 0	PA: 52			

PITCHER	IP	WLS	BF	H	R	ER	SO	BB	IBB	HBP	BLK	WP	HR	S	P	ERA	WHIP
Dan Spillner, R (1, 1) ERA: 4.65	3.2		18	6	4	4	5	0	0	1	0	0	1	27	28	9.82	1.636
Larry Andersen, R (4, 1) ERA: 27.0	2.0		14	6	6	6	1	2	0	0	0	0	2	14	22	27.00	4.000
Paul Reuschel, R (6, 1) ERA: 5.96	4.0		15	3	0	0	3	0	0	0	0	0	0	21	21	0.00	0.750
Sid Monge, L (10, 1) ERA: 2.2	1.1	W	5	0	0	0	1	1	0	0	0	0	0	6	10	0.00	0.750

PITCHER	IP	WLS	BF	H	R	ER	SO	BB	IBB	HBP	BLK	WP	HR	S	P	ERA	WHIP

Boston Red Sox @ Cleveland Indians

Cleveland Municipal Stadium, Cleveland, OH

Tue Jul 31 1979, 7:05 PM EDT

Unknown - 81 F

TOP

livebaseballscorecards.com

AB	47
R	10
H	15
RBI	10
BB	3
SO	10
LOB	13

Boston Red Sox @ Cleveland Indians

Cleveland Municipal Stadium, Cleveland, OH

Tue Jul 31 1979, 7:05 PM EDT

Unknown - 81 F

BOTTOM

livebaseballscorecards.com

Batter	1	2	3	4	5	6	7	8	9	10	11	AB	R	H	RBI	BB	SO	LOB
Mike Hargrove, L (1, 10) OBP: 0.351, SLG: 0.333	3-1		L4	1-3 1-H 2-H 2B			F9		BBBB 4-3 1B 1-2 2B BB	F8		5	1	1	2	1	0	0
Rick Manning, L (1, 8) OBP: 0.331, SLG: 0.318	6-3		5-3 1B	1-3 2-3			1B 2B		4-3 1-2 2-3 2B 1B		SH1-4 2B 1B	6	3	4	0	0	0	1
Bobby Bonds, R (1, 9) OBP: 0.374, SLG: 0.474 Dell Alston, L (8, 7) OBP: 0.349, SLG: 0.421	1B		5-3 1-2	6-3			5-3		4-3 1-2 2-3 3-H		SH1-4 1-2	4 1	0 0	1 0	0 1	0 0	0 0	3 2
Andre Thornton, R (1, 3) OBP: 0.342, SLG: 0.453	F7		5-3		F4		2-H 1B		BBBB 2B 3-1 BB		0-3 K	5	1	1	1	1	1	3
Toby Harrah, R (1, 5) (8, 6) OBP: 0.408, SLG: 0.430		BBBB 4-0 FC5 S BB		3B 2B	F8		F6		3-1 1-3 2-H 3-H WP 2B		2-H 2B	5	2	3	3	1	0	1
Jim Norris, L (1, 7) (8, 9) OBP: 0.321, SLG: 0.351	P7	F8	F7					G3	3-1 2-3 3-H			5	0	0	1	0	0	3
Gary Alexander, R (1, 2) OBP: 0.301, SLG: 0.391 Ron Hassey, L (9, PH) (10, 2) OBP: 0.280, SLG: 0.297	F9 1-2		1B 2-H 3B	6-3				G6-4-3 1B	P9 3-H			4 1	1 0	2 0	1 0	0 0	0 0	1 0
Duane Kuiper, L (1, 4) OBP: 0.307, SLG: 0.284 Dave Rosello, R (8, 4) OBP: 0.300, SLG: 0.571	IIII 4-0 IBB		1B 2B 1B 3-H	F7				G6-4-3 1-2f		5-3		2 2	1 0	1 0	1 0	1 0	0 0	0 1
Tom Veryzer, R (1, 6) OBP: 0.274, SLG: 0.244 Ted Cox, R (8, 5) OBP: 0.285, SLG: 0.302	FC5 2-3f		2B 1B 1-2	SSS 0-3 K					BBBB 4-0 1B BB 4-3 BB	F9		3 1	1 1	1 0	0 0	0 1	1 0	2 0
Inning Stats	R: 0 H: 1 E: 0 LOB: 1 K: 0 BB: 0 S: 4 P: 4	R: 0 H: 0 E: 0 LOB: 2 K: 0 BB: 2 S: 3 P: 11	R: 0 H: 1 E: 0 LOB: 1 K: 0 BB: 0 S: 4 P: 4	R: 4 H: 5 E: 0 LOB: 1 K: 0 BB: 0 S: 8 P: 8	R: 0 H: 0 E: 0 LOB: 0 K: 0 BB: 0 S: 3 P: 3	R: 0 H: 0 E: 0 LOB: 0 K: 1 BB: 0 S: 5 P: 5	R: 1 H: 2 E: 0 LOB: 1 K: 0 BB: 0 S: 5 P: 5	R: 0 H: 1 E: 0 LOB: 0 K: 0 BB: 0 S: 3 P: 3	R: 5 H: 2 E: 0 LOB: 0 K: 0 BB: 3 S: 5 P: 17	R: 0 H: 0 E: 0 LOB: 0 K: 0 BB: 0 S: 3 P: 3	R: 1 H: 2 E: 0 LOB: 1 K: 1 BB: 0 S: 6 P: 6	1B: 8 SF: 0 2B: 5 SAC: 1 3B: 1 DP: 1 HR: 0 HBP: 0						

PITCHER		IP	WLS	BF	H	R	ER	SO	BB	IBB	HBP	BLK	WP	HR	S	P	ERA	WHIP
Bob Stanley, R ERA: 4.08	(1, 1)	3.1		19	7	4	4	0	1	1	0	0	0	0	17	25	10.80	2.400
Allen Ripley, R ERA: 3.49	(4, 1)	4.2		19	4	4	4	1	2	0	0	0	0	0	19	27	7.71	1.286
Bill Campbell, R ERA: 3.76	(9, 1)	2.1	L	10	2	3	3	0	1	0	0	0	1	0	9	13	11.57	1.286
Dick Drago, R ERA: 3.34	(11, 1)	0.1		2	1	0	0	1	0	0	0	0	0	0	4	4	0.00	3.000

PITCHER	IP	WLS	BF	H	R	ER	SO	BB	IBB	HBP	BLK	WP	HR	S	P	ERA	WHIP

AB	44
R	11
H	14
RBI	10
BB	5
SO	2
LOB	17

WP: 1 PA: 50
PB: 0
SB: 1
CS: 0

Boston Red Sox @ Cleveland Indians

Cleveland Municipal Stadium, Cleveland, OH

Tue Jul 31 1979, 7:05 PM EDT

Att. 39,384 - Unknown

TOP

livebaseballscorecards.com

Batter	1	2	3	4	5	6	7	8	9	AB	R	H	RBI	BB	SO	LOB
Tom Poquette, L (1, 8) OBP: 0.290, SLG: 0.228 Rick Burleson, R (8, PH) OBP: 0.315, SLG: 0.371 (8, 6)	G3		3-1			G3		F6		3 1	0 0	0 0	0 0	0 0	0 0	0 3
Carlton Fisk, R (1, 2) OBP: 0.302, SLG: 0.444	F7			K			K	K		4	0	0	0	0	3	3
Carl Yastrzemski, L (1, 10) OBP: 0.376, SLG: 0.496	2B			1-3			F7		BB	3	0	1	0	1	0	0
Jim Rice, R (1, 7) OBP: 0.377, SLG: 0.570	K			5-3			FC6-4 BB		F8	3	0	0	0	1	1	2
Bob Watson, R (1, 3) OBP: 0.366, SLG: 0.428		F9			L9		FC6-4 1-2f		F4	4	0	0	0	0	0	2
Butch Hobson, R (1, 5) OBP: 0.292, SLG: 0.468 (8, 4)		L9			6-3			WP 1B BB	F8	3	0	0	0	1	0	1
Dwight Evans, R (1, 9) OBP: 0.373, SLG: 0.472		L6			4-3			K		3	0	0	0	0	1	1
Larry Wolfe, R (1, 4) OBP: 0.378, SLG: 0.417 Fred Lynn, L (8, PH) OBP: 0.417, SLG: 0.624 (8, 8)			F7			5-3		WP 1-2 1B		2 1	0 0	0 1	0 0	0 0	0 0	0 0
Stan Papi, R (1, 6) OBP: 0.146, SLG: 0.244 Jim Dwyer, L (8, PH) OBP: 0.383, SLG: 0.400 Gary Allenson, R (8, 5) OBP: 0.276, SLG: 0.315			F8			6-3		1-2 2-3 BB		2 0 0	0 0 0	0 0 0	0 0 0	0 1 0	0 0 0	0 0 0
Inning Stats	R: 0 E: 0 K: 1 S: 6 H: 1 LOB: 1 BB: 0 P: 6	R: 0 E: 0 K: 0 S: 3 H: 0 LOB: 0 BB: 0 P: 3	R: 0 E: 0 K: 0 S: 3 H: 0 LOB: 0 BB: 0 P: 3	R: 0 E: 0 K: 1 S: 5 H: 0 LOB: 0 BB: 0 P: 5	R: 0 E: 0 K: 0 S: 3 H: 0 LOB: 0 BB: 0 P: 3	R: 0 E: 0 K: 0 S: 3 H: 0 LOB: 0 BB: 0 P: 3	R: 0 E: 0 K: 1 S: 5 H: 0 LOB: 1 BB: 1 P: 9	R: 0 E: 0 K: 2 S: 8 H: 1 LOB: 3 BB: 2 P: 16	R: 0 E: 0 K: 0 S: 3 H: 0 LOB: 1 BB: 1 P: 7	1B: 1 2B: 1 3B: 0 HR: 0 SF: 0 SAC: 0 DP: 0 HBP: 0						

	AB	29
	R	0
	H	2
	RBI	0
	BB	4
	SO	5
	LOB	12

WP: 1 PB: 0 SB: 0 CS: 0 PA: 33

PITCHER		IP	WLS	BF	H	R	ER	SO	BB	IBB	HBP	BLK	WP	HR	S	P	ERA	WHIP
Len Barker, R ERA: 5.53	(1, 1)	7.1	W	27	2	0	0	4	3	0	0	0	1	0	32	44	0.00	0.682
Sid Monge, L ERA: 2.16	(8, 1)	1.2	S	6	0	0	0	1	1	0	0	0	0	0	7	11	0.00	0.600

PITCHER		IP	WLS	BF	H	R	ER	SO	BB	IBB	HBP	BLK	WP	HR	S	P	ERA	WHIP

Batter	1	2	3	4	5	6	7	8	9	AB	R	H	RBI	BB	SO	LOB
Mike Hargrove, L (1, 7) OBP: 0.352, SLG: 0.335	K		1-2 1B	1-2 1B		G5-4-3 1-2f		F7		5	0	2	0	0	1	3
Rick Manning, L (1, 8) OBP: 0.330, SLG: 0.318	4-3		F8	K			FC5-4 1B			4	0	1	0	0	1	4
Bobby Bonds, R (1, 9) OBP: 0.373, SLG: 0.474	2B		L5		K		FC5-4 1-2f			4	0	1	0	0	1	3
Andre Thornton, R (1, 3) OBP: 0.341, SLG: 0.451	6-3			L5	1B 1B		F9			4	0	1	0	0	0	2
Cliff Johnson, R (1, 10) OBP: 0.365, SLG: 0.497 Ron Pruitt, R (5, PH) OBP: 0.352, SLG: 0.345		F8		1B E 1B	1-2 1B		4-3			2 2	1 0	1 1	0 0	0 0	0 0	0 1
Toby Harrah, R (1, 5) OBP: 0.409, SLG: 0.434		F9		E9 1-H 1B	F9			FC1-5 2B		4	1	2	0	0	0	2
Ron Hassey, L (1, 2) OBP: 0.279, SLG: 0.295		6-3		2-H 1B	F7			FC1-5 2-3	1B	4	1	1	1	0	0	3
Duane Kuiper, L (1, 4) OBP: 0.306, SLG: 0.284			P7	F8		F4		1-2 1B		4	0	1	0	0	0	1
Tom Veryzer, R (1, 6) OBP: 0.279, SLG: 0.251			1B 1B	2-H 1B		G5-4-3 1B		F9		4	0	3	1	0	0	2
Inning Stats	R: 0 H: 1 E: 0 LOB: 1 K: 1 BB: 0 S: 6 P: 6	R: 0 H: 0 E: 0 LOB: 0 K: 0 BB: 0 S: 3 P: 3	R: 0 H: 2 E: 0 LOB: 2 K: 0 BB: 0 S: 5 P: 5	R: 3 H: 5 E: 1 LOB: 2 K: 1 BB: 0 S: 10 P: 10	R: 0 H: 2 E: 0 LOB: 2 K: 1 BB: 0 S: 7 P: 7	R: 0 H: 1 E: 0 LOB: 0 K: 0 BB: 0 S: 3 P: 3	R: 0 H: 1 E: 0 LOB: 1 K: 0 BB: 0 S: 4 P: 4	R: 0 H: 2 E: 0 LOB: 2 K: 0 BB: 0 S: 5 P: 5		1B: 12 SF: 0 2B: 2 SAC: 0 3B: 0 DP: 1 HR: 0 HBP: 0						

PITCHER	IP	WLS	BF	H	R	ER	SO	BB	IBB	HBP	BLK	WP	HR	S	P	ERA	WHIP
Joel Finch, R (1, 1) ERA: 5.35	3.2	L	19	8	3	3	1	0	0	0	0	0	0	21	21	7.36	2.182
Tom Burgmeier, L (4, 1) ERA: 2.24	4.1		18	6	0	0	2	0	0	0	0	0	0	22	22	0.00	1.385

PITCHER	IP	WLS	BF	H	R	ER	SO	BB	IBB	HBP	BLK	WP	HR	S	P	ERA	WHIP

BOTTOM

Boston Red Sox @ Cleveland Indians

Cleveland Municipal Stadium, Cleveland, OH

Tue Jul 31 1979, 7:05 PM EDT

Att. 39,384 - Unknown

livebaseballscorecards.com

AB	37
R	3
H	14
RBI	2
BB	0
SO	3
LOB	21

WP: 0 PB: 0 SB: 0 CS: 0 PA: 37

Batter	1	2	3	4	5	6	7	8	9	AB	R	H	RBI	BB	SO	LOB
Rick Burleson, R (1, 6) OBP: 0.316, SLG: 0.373	1B		2B	F7		F9		F3 1-2		5	2	2	0	0	0	3
Carlton Fisk, R (1, 2) OBP: 0.304, SLG: 0.443	L5		S HR 2-H	1B			F9		F9	5	1	2	1	0	0	1
Carl Yastrzemski, L (1, 7) OBP: 0.379, SLG: 0.500	1B 1-2		F8	F8			2B		HR	5	2	3	0	0	0	2
Jim Rice, R (1, 10) OBP: 0.378, SLG: 0.583	F8		1-H HR		F9		S S S K		1-H HR	5	2	2	4	0	1	3
Bob Watson, R (1, 3) OBP: 0.372, SLG: 0.430	1-H 2-H 1B		B B B B 1B	BB	F8		IBB		1B	3	0	2	2	2	0	0
Butch Hobson, R (1, 5) OBP: 0.291, SLG: 0.464	S S S K		F8		6-3		F8		1-2 G4-3 1B	5	0	1	0	0	1	4
Dwight Evans, R (1, 9) OBP: 0.373, SLG: 0.471		F3	1-2 1B			S S S K		1B	1-2f G4-3	5	0	2	0	0	1	2
Stan Papi, R (1, 4) OBP: 0.156, SLG: 0.244		F9	F2			G3		B3		4	0	1	0	0	0	3
Tom Poquette, L (1, 8) OBP: 0.289, SLG: 0.229		4-3		F6		1-2 G3		1-3 CS		4	0	1	0	0	0	1
Inning Stats	R: 2 E: 0 K: 1 S: 8 H: 3 LOB: 1 BB: 0 P: 8	R: 0 E: 0 K: 0 S: 3 H: 0 LOB: 0 BB: 0 P: 3	R: 3 E: 0 K: 0 S: 7 H: 4 LOB: 2 BB: 1 P: 11	R: 0 E: 0 K: 0 S: 4 H: 1 LOB: 1 BB: 0 P: 4	R: 0 E: 0 K: 0 S: 3 H: 0 LOB: 0 BB: 0 P: 3	R: 0 E: 0 K: 1 S: 6 H: 1 LOB: 1 BB: 0 P: 6	R: 0 E: 0 K: 1 S: 6 H: 1 LOB: 2 BB: 1 P: 10	R: 0 E: 0 K: 0 S: 4 H: 2 LOB: 1 BB: 0 P: 4	R: 2 E: 0 K: 0 S: 6 H: 4 LOB: 1 BB: 0 P: 6	1B: 12 2B: 2 3B: 0 HR: 2 SF: 0 SAC: 0 DP: 1 HBP: 0							

TOP

Boston Red Sox @ Cleveland Indians

Cleveland Municipal Stadium, Cleveland, OH

Wed Aug 01 1979, 7:05 PM EDT
Att. 17,565 - Unknown - 71 F

livebaseballscorecards.com

AB	41
R	7
H	16
RBI	7
BB	2
SO	3
LOB	19

WP: 0 PB: 0 SB: 1 CS: 1 PA: 43

PITCHER		IP	WLS	BF	H	R	ER	SO	BB	IBB	HBP	BLK	WP	HR	S	P	ERA	WHIP
David Clyde, L ERA: 5.36	(1, 1)	2.2	L	16	7	5	5	1	1	0	0	0	0	1	17	21	16.88	3.000
Mike Paxton, R ERA: 5.6	(3, 1)	4.2		20	5	0	0	2	0	1	0	0	0	0	23	27	0.00	1.071
Sid Monge, L ERA: 2.33	(8, 1)	1.0		6	4	2	2	0	0	0	0	0	0	1	6	6	18.00	4.000
Dan Spillner, R ERA: 4.61	(9, 1)	0.2		1	0	0	0	0	0	0	0	0	0	0	1	1	0.00	0.000

PITCHER	IP	WLS	BF	H	R	ER	SO	BB	IBB	HBP	BLK	WP	HR	S	P	ERA	WHIP

BOTTOM

Batter	1	2	3	4	5	6	7	8	9	AB	R	H	RBI	BB	SO	LOB
Mike Hargrove, L (1, 10) OBP: 0.353, SLG: 0.348	SH, 1B		F4		HR	F8		P7, 1-H		5	1	2	1	0	0	0
Rick Manning, L (1, 8) OBP: 0.332, SLG: 0.318	SH, 1-3 1-3		F8		F5		S, 1B		BBBB, G5-3, 1B, BB	3	0	1	0	1	0	0
Bobby Bonds, R (1, 9) OBP: 0.369, SLG: 0.468	1-3 1-2		SSS, K		F8		5-3 1-2		F7	5	0	0	0	0	1	4
Andre Thornton, R (1, 3) OBP: 0.347, SLG: 0.460	F3			BB, 2B	2B		BBBB, BB		1-2, 1B	4	0	3	0	1	0	2
Toby Harrah, R (1, 5) (5, 6) OBP: 0.404, SLG: 0.428	SSS, K			L9	SSS, K		SSS, K		2-3f, G5-3	5	0	0	0	0	3	8
Jim Norris, L (1, 7) OBP: 0.317, SLG: 0.346		L3		L9		F8	4-3			4	0	0	0	0	0	3
Ron Hassey, L (1, 2) OBP: 0.296, SLG: 0.306		F7		BBBB, BB, BB		FC3-6, 1B		S, E, 1B		3	0	2	0	1	0	0
Dell Alston, L (8, PR) OBP: 0.349, SLG: 0.421										0	1	0	0	0	0	0
Gary Alexander, R (9, 2) OBP: 0.301, SLG: 0.391										0	0	0	0	0	0	0
Duane Kuiper, L (1, 4) OBP: 0.308, SLG: 0.284		1B		BBBB, 1-2 2-3, BB		FC3-6 1-2f, HR		F8		3	1	1	0	1	0	2
Tom Veryzer, R (1, 6) OBP: 0.279, SLG: 0.250		SSS, K		SSS, K		1-H, HR		SSS, K		1	0	0	0	0	1	1
Cliff Johnson, R (4, PH) OBP: 0.363, SLG: 0.493										1	0	0	0	0	1	3
Ted Cox, R (5, 5) OBP: 0.287, SLG: 0.323										2	1	1	2	0	1	1
Inning Stats	R: 0 E: 1 K: 1 S: 7 H: 1 LOB: 2 BB: 0 P: 7	R: 0 E: 0 K: 1 S: 6 H: 1 LOB: 1 BB: 0 P: 6	R: 0 E: 0 K: 1 S: 5 H: 0 LOB: 0 BB: 0 P: 5	R: 0 E: 0 K: 1 S: 6 H: 1 LOB: 3 BB: 2 P: 14	R: 1 E: 0 K: 1 S: 7 H: 2 LOB: 1 BB: 0 P: 7	R: 2 E: 0 K: 0 S: 5 H: 2 LOB: 0 BB: 0 P: 5	R: 0 E: 0 K: 1 S: 6 H: 1 LOB: 2 BB: 1 P: 10	R: 1 E: 0 K: 1 S: 6 H: 1 LOB: 1 BB: 0 P: 6	R: 0 E: 0 K: 0 S: 3 H: 1 LOB: 1 BB: 1 P: 7	1B: 6 2B: 2 3B: 0 HR: 2 SF: 0 SAC: 1 DP: 1 HBP: 0						

PITCHER	IP	WLS	BF	H	R	ER	SO	BB	IBB	HBP	BLK	WP	HR	S	P	ERA	WHIP
Dennis Eckersley, R (1, 1) ERA: 2.97	9.0	W	41	10	4	3	7	4	0	0	0	0	2	51	67	3.00	1.556

PITCHER	IP	WLS	BF	H	R	ER	SO	BB	IBB	HBP	BLK	WP	HR	S	P	ERA	WHIP

Boston Red Sox @ Cleveland Indians

Cleveland Municipal Stadium, Cleveland, OH

Wed Aug 01 1979, 7:05 PM EDT

Att. 17,565 - Unknown - 71 F

livebaseballscorecards.com

AB	36
R	4
H	10
RBI	3
BB	4
SO	7
LOB	24

PA: 41

WP: 0
PB: 0
SB: 2
CS: 0

Batter	1	2	3	4	5	6	7	8	9	AB	R	H	RBI	BB	SO	LOB
Mickey Rivers, L (1, 8) OBP: 0.318, SLG: 0.414	FC4-6 1B		2B 1B	6-3	4-3		F8			5	1	2	0	0	0	5
Buddy Bell, R (1, 5) OBP: 0.327, SLG: 0.437	FC4-6 1B 1-2f		WP 1B 1-H 2B	2B 2B		K		F7		5	2	2	1	0	1	1
Al Oliver, L (1, 7) OBP: 0.341, SLG: 0.472	1-2 1B		WP 1B IBB	5-3		F8		1B SF8 1B		4	2	2	0	1	0	1
Richie Zisk, R (1, 9) OBP: 0.330, SLG: 0.398	K		1-H 2-H HR 1B	2-H 2B		6-3		1-3 1B		5	1	3	3	0	1	2
Pat Putnam, L (1, 3) OBP: 0.331, SLG: 0.486	F4		1-H HR	F9			F7	SF8 3-H		4	1	1	3	0	0	3
Johnny Grubb, L (1, 10) OBP: 0.348, SLG: 0.424 Mike Jorgensen, L (7, PR) OBP: 0.328, SLG: 0.463		L4	K		F8		1B 1B BB	K		3 1	0 1	0 0	0 0	1 0	1 1	0 1
Jim Sundberg, R (1, 2) OBP: 0.325, SLG: 0.372		F7	1B 1B		FC4-6 1B 1B		1B 1-2 1B		F9	5	0	3	0	0	0	0
Dave Roberts, R (1, 4) OBP: 0.351, SLG: 0.403		F6	1-2 FC4-6 1B		1-2 FC4-6 1B		1-3 2-H 1B		F7	5	0	3	1	0	0	0
Nelson Norman, S (1, 6) OBP: 0.244, SLG: 0.248		K FC6-4 1-2f		1-2f 2-3 FC4-6			F5		K	5	0	0	0	0	2	7
Inning Stats	R: 0 E: 0 K: 1 S: 7 H: 2 LOB: 2 BB: 0 P: 7	R: 0 E: 0 K: 0 S: 3 H: 0 LOB: 0 BB: 0 P: 3	R: 5 E: 0 K: 2 S: 13 H: 6 LOB: 2 BB: 1 P: 17	R: 1 E: 0 K: 0 S: 5 H: 2 LOB: 1 BB: 0 P: 5	R: 0 E: 0 K: 0 S: 5 H: 2 LOB: 2 BB: 0 P: 5	R: 0 E: 0 K: 1 S: 5 H: 0 LOB: 0 BB: 0 P: 5	R: 1 E: 0 K: 0 S: 5 H: 2 LOB: 3 BB: 1 P: 9	R: 1 E: 0 K: 1 S: 7 H: 2 LOB: 1 BB: 0 P: 7	R: 0 E: 0 K: 1 S: 5 H: 0 LOB: 0 BB: 0 P: 5	1B: 12 2B: 3 3B: 0 HR: 1 SF: 1 SAC: 0 DP: 0 HBP: 0						

TOP

Texas Rangers @ Cleveland Indians

Cleveland Municipal Stadium, Cleveland, OH

Fri Aug 03 1979, 7:05 PM EDT
Att. 21,920 - Unknown - 77 F

livebaseballscorecards.com

AB	42
R	8
H	16
RBI	8
BB	2
SO	6
LOB	20

WP: 1 PA: 45
PB: 0
SB: 0
CS: 0

PITCHER		IP	WLS	BF	H	R	ER	SO	BB	IBB	HBP	BLK	WP	HR	S	P	ERA	WHIP
Rick Wise, R ERA: 3.68	(1, 1)	2.2	L	17	8	5	5	3	0	1	0	0	1	1	22	26	16.88	3.000
Paul Reuschel, R ERA: 5.79	(3, 1)	2.1		11	4	1	1	0	0	0	0	0	0	0	11	11	3.86	1.714
Larry Andersen, R ERA: 12.0	(6, 1)	4.0		17	4	2	2	3	1	0	0	0	0	0	22	26	4.50	1.250

PITCHER	IP	WLS	BF	H	R	ER	SO	BB	IBB	HBP	BLK	WP	HR	S	P	ERA	WHIP

Texas Rangers @ Cleveland Indians

Cleveland Municipal Stadium, Cleveland, OH

Fri Aug 03 1979, 7:05 PM EDT
Att. 21,920 - Unknown - 77 F

livebaseballscorecards.com

BOTTOM

Batter	1	2	3	4	5	6	7	8	9	AB	R	H	RBI	BB	SO	LOB
Mike Hargrove, L (1, 7) OBP: 0.348, SLG: 0.342	K		8-2 3-Hf			G3		F8		4	0	0	0	0	1	4
Rick Manning, L (1, 8) OBP: 0.330, SLG: 0.316	F8			4-3		L6			BB 1B WP 1B	2	0	0	0	0	0	0
Jim Norris, L (6, 8) OBP: 0.318, SLG: 0.348										2	1	1	0	0	0	0
Bobby Bonds, R (1, 9) OBP: 0.368, SLG: 0.466	K			K			K		WP BB 1-2 5-3 1B	4	1	1	0	0	3	0
Andre Thornton, R (1, 3) OBP: 0.346, SLG: 0.456		K		5-3			F7		BBBB 4-0 WP 1-2 2-3 BB	3	0	0	0	1	1	0
Cliff Johnson, R (1, 10) OBP: 0.360, SLG: 0.506		K			HR		F6		5-3 1-2 2-3 3-H	4	1	1	1	0	1	2
Toby Harrah, R (1, 5) OBP: 0.402, SLG: 0.426 (9, 6)		K			F7			FC4-6 1B	5-3 3-H	4	0	1	1	0	1	1
Ron Hassey, L (1, 2) OBP: 0.297, SLG: 0.300			BBBB 4-0 SH3 1B 8-2 BB		4-1			FC4-6 B1-3 BB 1-2f	K	2	0	0	0	1	0	1
Gary Alexander, R (9, PH) OBP: 0.300, SLG: 0.390										1	0	0	0	0	1	1
Duane Kuiper, L (1, 4) OBP: 0.311, SLG: 0.285			SH3 1-2 1B		K			BBBB 4-0 B1-3 1-2 BB		2	0	1	0	1	1	0
Tom Veryzer, R (1, 6) OBP: 0.278, SLG: 0.249			SH3 1-2 2-3			6-3		B1-3 1-2 2-3		1	0	0	0	0	0	0
Dell Alston, L (8, PH) OBP: 0.341, SLG: 0.410										1	0	0	0	0	0	2
Dave Rosello, R (9, 5) OBP: 0.300, SLG: 0.571										0	0	0	0	0	0	0
Inning Stats	R: 0 E: 0 K: 2 S: 7	H: 0 LOB: 0 BB: 0 P: 7	R: 0 E: 0 K: 3 S: 9	H: 0 LOB: 0 BB: 0 P: 9	R: 0 E: 0 K: 0 S: 3	H: 1 LOB: 1 BB: 1 P: 7	R: 0 E: 0 K: 1 S: 5	H: 0 LOB: 0 BB: 0 P: 5	R: 1 E: 0 K: 1 S: 6	H: 1 LOB: 0 BB: 0 P: 6	R: 0 E: 0 K: 0 S: 3	H: 0 LOB: 0 BB: 0 P: 3	R: 0 E: 0 K: 1 S: 5	H: 0 LOB: 0 BB: 0 P: 5	R: 0 E: 0 K: 0 S: 4	H: 1 LOB: 2 BB: 1 P: 8	R: 2 E: 0 K: 1 S: 7	H: 2 LOB: 1 BB: 1 P: 11

AB	30	
R	3	
H	5	
RBI	2	
BB	3	
SO	9	
LOB	11	

1B: 4	SF: 0	WP: 1	PA: 34
2B: 1	SAC: 1	PB: 0	
3B: 0	DP: 1	SB: 0	
HR: 1	HBP: 0	CS: 0	

PITCHER		IP	WLS	BF	H	R	ER	SO	BB	IBB	HBP	BLK	WP	HR	S	P	ERA	WHIP
Fergie Jenkins, R ERA: 3.67	(1, 1)	8.0	W	31	5	3	3	8	3	0	0	0	0	1	44	56	3.38	1.000
Sparky Lyle, L ERA: 3.06	(9, 1)	1.0		3	0	0	0	1	0	0	0	0	1	0	5	5	0.00	0.000

PITCHER	IP	WLS	BF	H	R	ER	SO	BB	IBB	HBP	BLK	WP	HR	S	P	ERA	WHIP

Batter	1	2	3	4	5	6	7	8	9	AB	R	H	RBI	BB	SO	LOB
Mickey Rivers, L (1, 8) OBP: 0.316, SLG: 0.410	4-3		FC6-4 2-H 1B		B1-3 1-2 2-3	F8			F9	5	0	1	1	0	0	2
Buddy Bell, R (1, 5) OBP: 0.328, SLG: 0.443	G5-4-3 1B		FC6-4 1-2f		2-H 3-H HR		F9		5-3	5	1	2	3	0	0	1
Al Oliver, L (1, 10) OBP: 0.340, SLG: 0.469	G5-4-3 1-2f			G1	1B		4-3			4	0	1	0	0	0	1
Richie Zisk, R (1, 9) OBP: 0.326, SLG: 0.393		1-3		K	1-3		F3			4	0	0	0	0	1	1
John Ellis, R (1, 3) OBP: 0.298, SLG: 0.451		5-3		HR		BB HR BB		K		3	2	1	1	1	1	0
Bill Sample, R (1, 7) OBP: 0.347, SLG: 0.384		6-3		F8		F4		4-3		3	0	0	0	0	0	1
Mike Jorgensen, L (8, PH) OBP: 0.326, SLG: 0.460 (8, 7)										1	0	0	0	0	0	0
Jim Sundberg, R (1, 2) OBP: 0.332, SLG: 0.379			1B 2B		B1-3 1B HR BB	1-2 HR BB		1B		2	3	2	0	2	0	0
Dave Roberts, R (1, 4) OBP: 0.346, SLG: 0.437			K		L5	1-H 2-H HR		F7		4	1	1	3	0	1	3
Nelson Norman, S (1, 6) OBP: 0.245, SLG: 0.249			5-3		B1-3 1-2 HR 1B	4-3			F6	3	1	1	0	0	0	1
Pat Putnam, L (9, PH) OBP: 0.330, SLG: 0.484										1	0	0	0	0	0	0
Inning Stats	R: 0 E: 0 K: 0 S: 3 H: 1 LOB: 0 BB: 0 P: 3	R: 0 E: 0 K: 0 S: 3 H: 0 LOB: 0 BB: 0 P: 3	R: 1 E: 0 K: 1 S: 7 H: 2 LOB: 0 BB: 0 P: 7	R: 1 E: 0 K: 1 S: 6 H: 1 LOB: 0 BB: 0 P: 6	R: 3 E: 0 K: 0 S: 6 H: 3 LOB: 1 BB: 1 P: 10	R: 3 E: 0 K: 0 S: 4 H: 1 LOB: 0 BB: 2 P: 12	R: 0 E: 0 K: 0 S: 3 H: 0 LOB: 0 BB: 0 P: 3	R: 0 E: 0 K: 1 S: 6 H: 1 LOB: 1 BB: 0 P: 6	R: 0 E: 0 K: 0 S: 3 H: 0 LOB: 0 BB: 0 P: 3	1B: 5 2B: 1 3B: 0 HR: 3 SF: 0 SAC: 0 DP: 1 HBP: 0						

PITCHER	IP	WLS	BF	H	R	ER	SO	BB	IBB	HBP	BLK	WP	HR	S	P	ERA	WHIP
Rick Waits, L (1, 1) ERA: 5.08	5.1	W	26	8	8	8	2	3	0	0	0	0	3	27	39	13.50	2.062
Dan Spillner, R (6, 1) ERA: 4.41	3.2	S	12	1	0	0	1	0	0	0	0	0	0	14	14	0.00	0.273

PITCHER	IP	WLS	BF	H	R	ER	SO	BB	IBB	HBP	BLK	WP	HR	S	P	ERA	WHIP

TOP

Texas Rangers @ Cleveland Indians

Cleveland Municipal Stadium, Cleveland, OH

Sat Aug 04 1979, 3:33 AM EDT
Att. 12,693 - Unknown - 78 F

livebaseballscorecards.com

AB	35
R	8
H	9
RBI	8
BB	3
SO	3
LOB	10

WP: 0	PB: 0	SB: 0	CS: 0
PA: 38			

BOTTOM

Texas Rangers @ Cleveland Indians

Cleveland Municipal Stadium, Cleveland, OH

Sat Aug 04 1979, 3:33 AM EDT
Att. 12,693 - Unknown - 78 F

livebaseballscorecards.com

Batter	1	2	3	4	5	6	7	8	9	AB	R	H	RBI	BB	SO	LOB
Mike Hargrove, L (1, 7) OBP: 0.352, SLG: 0.345	BBBB 4-0 2B HR BB	x 0-0 G4-6-3 1B	BBBB 4-0 BB		x 0-0 1B 1-2 2-3 1B		BBBB 4-0 FC6-4 BB			1	1	1	0	1	0	0
Jim Norris, L (3, 7) OBP: 0.325, SLG: 0.350										1	0	1	0	2	0	0
Rick Manning, L (1, 8) OBP: 0.328, SLG: 0.314	x 0-0 ① F9	x 0-0 ②③ G4-6-3 1-2f	SSS 0-3 ③ K		x 0-0 ② S 1B 1-3 2-H 3-H 1B		x 0-0 ① F6			5	1	1	2	0	1	6
Bobby Bonds, R (1, 9) OBP: 0.370, SLG: 0.470	x 0-0 1-3 HR 2B	x 0-0 6-3 BB 1B 1B	x 0-0 ① F7		x 0-0 1B 1-H 1B		SSS 0-3 ② K			5	2	3	1	0	1	1
Andre Thornton, R (1, 3) OBP: 0.349, SLG: 0.455	BBBB 4-0 HR BB	BBBB 4-0 1B 6-3 1-2 1B BB	x 0-0 E3 WP SF8		x 0-0 1-2 1B		x 0-0 ③ FC6-4 1-2f			3	3	1	0	2	0	1
Cliff Johnson, R (1, 10) OBP: 0.350, SLG: 0.494	SSS 0-3 ② K	x 0-0 ① F6	x 0-0 ② SF8 2-H		x 0-0 ③ F9			x 0-0 ① F9		4	0	0	1	0	1	7
Toby Harrah, R (1, 5) OBP: 0.400, SLG: 0.431	x 0-0 1-H 2-H 3-H HR	x 0-0 ② 6-3 1-2 2-3	SSS 0-3 ③ K			SSS 0-3 ① K		SSS 0-3 ② K		5	1	1	4	0	3	2
Gary Alexander, R (1, 2) OBP: 0.308, SLG: 0.407	x 0-0 HR	BBBB 4-0 1B 1B BB			BBBB 4-0 1B 1-3 1B BB	x 0-0 4-3 2B		x 0-0 ③ G3		3	3	2	1	2	0	0
Duane Kuiper, L (1, 4) OBP: 0.310, SLG: 0.285	x 0-0 ③ F8	x 0-0 1B 1-2 2-3 3-H 1B			x 0-0 ① 1-3 1-2	x 0-0 ② 4-3 2-3				4	0	1	1	0	0	2
Tom Veryzer, R (1, 6) OBP: 0.280, SLG: 0.250		x 0-0 ① F9	x 0-0 1-3 2-H 3-H 1B		BBBB 4-0 1B 1B BB	x 0-0 ③ F7				3	1	1	2	1	0	1
Inning Stats	R: 5 E: 0 K: 1 S: 8 H: 3 LOB: 0 BB: 2 P: 16	R: 0 E: 0 K: 0 S: 3 H: 1 LOB: 0 BB: 0 P: 3	R: 3 E: 0 K: 1 S: 8 H: 3 LOB: 3 BB: 3 P: 20	R: 1 E: 1 K: 1 S: 6 H: 0 LOB: 0 BB: 0 P: 6	R: 3 E: 0 K: 0 S: 6 H: 4 LOB: 2 BB: 2 P: 14	R: 0 E: 0 K: 1 S: 6 H: 1 LOB: 1 BB: 0 P: 6	R: 0 E: 0 K: 1 S: 5 H: 0 LOB: 1 BB: 1 P: 9	R: 0 E: 0 K: 1 S: 5 H: 0 LOB: 0 BB: 0 P: 5		1B: 8 2B: 2 3B: 0 HR: 2	SF: 1 SAC: 0 DP: 1 HBP: 0					

	AB	34
	R	12
	H	12
	RBI	12
	BB	8
	SO	6
	LOB	20

WP: 1 PA: 43
PB: 0
SB: 1
CS: 0

PITCHER		IP	WLS	BF	H	R	ER	SO	BB	IBB	HBP	BLK	WP	HR	S	P	ERA	WHIP
John Henry Johnson, L ERA: 4.59	(1, 1)	2.0	L	13	5	7	7	1	3	0	0	0	0	2	12	24	31.50	4.000
Bob Babcock, R ERA: 9.82	(3, 1)	2.1		14	2	4	3	2	4	0	0	0	1	0	14	30	11.57	2.571
Dave Rajsich, L ERA: 3.58	(5, 1)	1.1		8	5	1	1	1	0	0	0	0	0	0	10	10	6.75	3.750
Jim Kern, R ERA: 1.32	(6, 1)	1.1		5	0	0	0	1	1	0	0	0	0	0	6	10	0.00	0.750
Sparky Lyle, L ERA: 3.02	(8, 1)	1.0		3	0	0	0	1	0	0	0	0	0	0	5	5	0.00	0.000

PITCHER	IP	WLS	BF	H	R	ER	SO	BB	IBB	HBP	BLK	WP	HR	S	P	ERA	WHIP

Texas Rangers @ Cleveland Indians

Cleveland Municipal Stadium, Cleveland, OH

Sun Aug 05 1979, 3:33 AM EDT

Unknown - 78 F

livebaseballscorecards.com

Batter	1	2	3	4	5	6	7	8	9	AB	R	H	RBI	BB	SO	LOB
Mickey Rivers, L (1, 8) OBP: 0.314, SLG: 0.407	F8		1B 1-3 1B		4-3		F8		F3	5	1	1	0	0	0	2
Buddy Bell, R (1, 5) (7, 6) OBP: 0.327, SLG: 0.441	F8		1-3 3-H 1B		F9		F8			4	0	1	1	0	0	2
Al Oliver, L (1, 7) OBP: 0.345, SLG: 0.472	S 1B		1B 3-H 1B			F6		BB 1B		4	0	3	1	0	0	0
Richie Zisk, R (1, 9) OBP: 0.328, SLG: 0.392	K 1-2		1-2 1B			K		1-2 BB		3	0	1	0	1	2	1
Pat Putnam, L (1, 10) OBP: 0.330, SLG: 0.482 Bill Sample, R (8, PH) OBP: 0.345, SLG: 0.383		F6	K			1B		F9		3 1	0 0	1 0	0 0	0 0	1 0	2 2
Mike Jorgensen, L (1, 3) OBP: 0.326, SLG: 0.452 John Ellis, R (8, PH) OBP: 0.297, SLG: 0.449 (8, 3)		L6		G4-6-3 BB		K		K		2 1	0 0	0 0	0 0	1 0	1 0	1 2
Jim Sundberg, R (1, 2) OBP: 0.332, SLG: 0.378	K			G4-6-3 1-2f			1-3 1B	F6		4	0	1	0	0	1	3
Dave Roberts, R (1, 4) OBP: 0.329, SLG: 0.413			K K	K			1-3 1-2		F6	4	0	0	0	0	2	1
Nelson Norman, S (1, 6) OBP: 0.247, SLG: 0.251 Eric Soderholm, R (7, PH) OBP: 0.301, SLG: 0.360 (7, 5)			1B 1B		4-3		BB		F8	2 1	1 0	1 0	0 0	0 1	0 0	0 0
Inning Stats	R: 0 E: 0 K: 1 S: 6 H: 1 LOB: 1 BB: 0 P: 6	R: 0 E: 0 K: 1 S: 5 H: 0 LOB: 0 BB: 0 P: 5	R: 2 E: 0 K: 2 S: 11 H: 5 LOB: 2 BB: 0 P: 11	R: 0 E: 0 K: 1 S: 4 H: 0 LOB: 0 BB: 1 P: 8	R: 0 E: 0 K: 0 S: 3 H: 0 LOB: 0 BB: 0 P: 3	R: 0 E: 0 K: 2 S: 8 H: 1 LOB: 1 BB: 0 P: 8	R: 0 E: 0 K: 0 S: 4 H: 1 LOB: 2 BB: 1 P: 8	R: 0 E: 0 K: 1 S: 6 H: 1 LOB: 2 BB: 1 P: 10	R: 0 E: 0 K: 0 S: 3 H: 0 LOB: 0 BB: 0 P: 3	1B: 9 2B: 0 3B: 0 HR: 0 SF: 0 SAC: 0 DP: 1 HBP: 0						

TOP	
AB	34
R	2
H	9
RBI	2
BB	3
SO	8
LOB	16

PITCHER	IP	WLS	BF	H	R	ER	SO	BB	IBB	HBP	BLK	WP	HR	S	P	ERA	WHIP
Len Barker, R (1, 1) ERA: 5.26	7.0	W	29	8	2	2	7	2	0	0	0	0	0	41	49	2.57	1.429
Sid Monge, L (8, 1) ERA: 2.28	2.0		8	1	0	0	1	1	0	0	0	0	0	9	13	0.00	1.000

PITCHER	IP	WLS	BF	H	R	ER	SO	BB	IBB	HBP	BLK	WP	HR	S	P	ERA	WHIP

Texas Rangers @ Cleveland Indians

Cleveland Municipal Stadium, Cleveland, OH

Sun Aug 05 1979, 3:33 AM EDT

Unknown - 78 F

BOTTOM

livebaseballscorecards.com

Batter	1	2	3	4	5	6	7	8	9	AB	R	H	RBI	BB	SO	LOB
Mike Hargrove, L (1, 7) OBP: 0.355, SLG: 0.348	F2	1B		SH1-4 1-2 2-3		G6-4-3 1B				3	0	2	0	0	0	0
Rick Manning, L (1, 8) OBP: 0.327, SLG: 0.313	BB HR 1B	F8		1-4-3 2-3 3-H		F8				4	1	1	1	0	0	3
Bobby Bonds, R (1, 9) OBP: 0.371, SLG: 0.469	1-2 HR BB	5-3		3-H 1B		G6-4-3 1-2f				3	1	1	1	1	0	2
Andre Thornton, R (1, 3) OBP: 0.346, SLG: 0.450	K		F3	F7			F5			4	0	0	0	0	1	3
Cliff Johnson, R (1, 10) OBP: 0.348, SLG: 0.506	1-H 2-H HR		F3		F7		F3			4	1	1	3	0	0	0
Toby Harrah, R (1, 5) OBP: 0.400, SLG: 0.430	BB BB		F8		G3 1B		F8			3	0	1	0	1	0	0
Ron Hassey, L (1, 2) OBP: 0.303, SLG: 0.310	1-2 BB			1B 1B 2B	G3 1-2			4-3		3	1	1	0	1	0	1
Duane Kuiper, L (1, 4) OBP: 0.312, SLG: 0.285	1-3			SH1-4 1B 1-4-3 2-3 1B	IBB			G3		3	1	1	0	1	0	2
Tom Veryzer, R (1, 6) OBP: 0.280, SLG: 0.250		F9		1-4-3 SH1-4 1B 1-2 3-H 1B	F4			6-3		4	1	1	1	0	0	2
Inning Stats	R: 3 H: 2 E: 0 LOB: 2 K: 1 BB: 3 S: 7 P: 19	R: 0 H: 1 E: 0 LOB: 1 K: 0 BB: 0 S: 4 P: 4	R: 0 H: 0 E: 0 LOB: 0 K: 0 BB: 0 S: 3 P: 3	R: 3 H: 4 E: 0 LOB: 1 K: 0 BB: 0 S: 7 P: 7	R: 0 H: 1 E: 0 LOB: 2 K: 0 BB: 1 S: 4 P: 8	R: 0 H: 1 E: 0 LOB: 0 K: 0 BB: 0 S: 3 P: 3	R: 0 H: 0 E: 0 LOB: 0 K: 0 BB: 0 S: 3 P: 3	R: 0 H: 0 E: 0 LOB: 0 K: 0 BB: 0 S: 3 P: 3		1B: 7 SF: 0 2B: 1 SAC: 1 3B: 0 DP: 1 HR: 1 HBP: 0						

	AB	31
	R	6
	H	9
	RBI	6
	BB	4
	SO	1
	LOB	13

PITCHER	IP	WLS	BF	H	R	ER	SO	BB	IBB	HBP	BLK	WP	HR	S	P	ERA	WHIP
Doc Medich, R (1, 1) ERA: 4.78	8.0	L	36	9	6	6	1	3	1	0	0	0	1	34	50	6.75	1.500

PITCHER	IP	WLS	BF	H	R	ER	SO	BB	IBB	HBP	BLK	WP	HR	S	P	ERA	WHIP

Texas Rangers @ Cleveland Indians

Cleveland Municipal Stadium, Cleveland, OH

Sun Aug 05 1979, 7:05 PM EDT

Att. 45,534 - Unknown

TOP

livebaseballscorecards.com

Batter	1	2	3	4	5	6	7	8	9	AB	R	H	RBI	BB	SO	LOB
Mickey Rivers, L (1, 8) OBP: 0.309, SLG: 0.399	4-3		F4	F9		5-3		G3 (2-3)	4-3	6	0	0	0	0	0	2
Buddy Bell, R (1, 6) OBP: 0.331, SLG: 0.446	K			1B BB 2B 1B	HR 2B		G3 2B 1B	F5		4	3	3	0	0	1	0
Nelson Norman, S (8, PH) (8, 6) OBP: 0.246, SLG: 0.250										1	0	0	0	0	0	1
Al Oliver, L (1, 7) OBP: 0.351, SLG: 0.474	1B			1-2 1B 2B BB	HR BB		1-2 G3	3-H 1B		3	2	2	1	2	0	1
Richie Zisk, R (1, 9) OBP: 0.332, SLG: 0.408	F3			2B 1-2 2-3 1B 1B	1-H 2-H HR		2-H 1B 2B	1-3 1B		4	3	3	4	0	0	1
Mike Jorgensen, L (7, 9) OBP: 0.331, SLG: 0.457										1	0	1	0	0	0	0
Pat Putnam, L (1, 3) OBP: 0.331, SLG: 0.484		4-3		1B 1-3 2-H 3-H E 2B	4-3		2-H 1B 1B 1B	F7		5	2	2	3	0	0	2
John Ellis, R (1, 10) OBP: 0.303, SLG: 0.457		L5		E 2-3 3-H SF8 1B	F5		1-2 1B 1B		3B 2B	5	2	3	1	0	0	0
Eric Soderholm, R (1, 5) OBP: 0.300, SLG: 0.357		5-3		E5 1-3 3-H	F8		1-2 G1-6-3 2-H 1B		F8	5	0	1	2	0	0	2
Dave Roberts, R (1, 2) OBP: 0.322, SLG: 0.425			L4	F4		F4	G1-6-3 1-2f		SF9 2-H 3B	5	1	1	1	0	0	4
Larvell Blanks, R (1, 4) OBP: 0.266, SLG: 0.258			6-3	SF8 3-H		K		G3 1B 2B	SF9 3-H	3	1	1	2	0	1	0

	AB	R	H	RBI	BB	SO	LOB
TOP	**42**	**14**	**17**	**14**	**2**	**2**	**13**

Inning Stats	1	2	3	4	5	6	7	8	9
R	0	0	0	5	3	0	3	1	2
E	0	0	0	1	0	0	0	0	0
K	1	0	0	0	0	1	0	0	0
S	6	3	3	8	5	5	7	6	5
H	1	0	0	4	2	0	5	3	2
LOB	1	0	0	1	0	0	1	0	0
BB	0	0	0	1	1	0	0	0	0
P	6	3	3	12	9	5	7	6	5

1B	10
2B	5
3B	1
HR	1
SF	2
SAC	0
DP	1
HBP	0

WP	0
PB	0
SB	0
CS	0
PA	46

PITCHER		IP	WLS	BF	H	R	ER	SO	BB	IBB	HBP	BLK	WP	HR	S	P	ERA	WHIP
Mike Paxton, R	(1, 1)	4.0	L	21	6	7	6	1	2	0	0	0	0	0	21	29	13.50	2.000
ERA: 5.85																		
Paul Reuschel, R	(5, 1)	2.1		12	5	4	4	1	0	0	0	0	0	1	14	14	15.43	2.143
ERA: 6.53																		
Larry Andersen, R	(7, 1)	2.2		13	6	3	3	0	0	0	0	0	0	0	13	13	10.12	2.250
ERA: 11.42																		

PITCHER	IP	WLS	BF	H	R	ER	SO	BB	IBB	HBP	BLK	WP	HR	S	P	ERA	WHIP

Texas Rangers @ Cleveland Indians

Cleveland Municipal Stadium, Cleveland, OH

Sun Aug 05 1979, 7:05 PM EDT

Att. 45,534 - Unknown

BOTTOM

livebaseballscorecards.com

Batter	1	2	3	4	5	6	7	8	9	AB	R	H	RBI	BB	SO	LOB
Mike Hargrove, L (1, 7) OBP: 0.354, SLG: 0.345	BBBB 4-0 1B SF8 BB	SSS 0-3 ③ K			x 0-0 ① F9		x 0-0 ③ 4-3			3	1	0	0	1	1	0
Rick Manning, L (1, 8) OBP: 0.327, SLG: 0.313	x 0-0 SF8 S SF9 1-3 1B		x 0-0 ① 4-3		x 0-0 ② F5			x 0-0 ① 4-3		4	1	1	0	0	0	0
Bobby Bonds, R (1, 9) OBP: 0.371, SLG: 0.467 Jim Norris, L (8, 9) OBP: 0.324, SLG: 0.349	BBBB 4-0 SF9 SF8 1-2 BB		x 0-0 ② F8		x 0-0 ③ F8			x 0-0 ② 5-3		2 1	0 0	0 0	0 0	1 0	0 0	0 0
Andre Thornton, R (1, 3) OBP: 0.347, SLG: 0.460	x 0-0 ① SF8 1-2 2-3 3-H		x 0-0 1B			x 0-0 HR		SSS 0-3 ③ K		3	1	2	2	0	1	0
Cliff Johnson, R (1, 10) OBP: 0.340, SLG: 0.497	x 0-0 ② SF9 2-3 3-H		x 0-0 ③ 6-3			x 0-0 ① F9			x 0-0 ① F7	3	0	0	1	0	0	1
Toby Harrah, R (1, 5) OBP: 0.399, SLG: 0.427	BBBB 4-0 BB			x 0-0 ① F4		x 0-0 ② F8			x 0-0 ② F4	3	0	0	0	1	0	0
Gary Alexander, R (1, 2) OBP: 0.304, SLG: 0.401	x 0-0 ③ G3			x 0-0 ② 5-3		x 0-0 ③ F3			x 0-0 ③ F4	4	0	0	0	0	0	2
Duane Kuiper, L (1, 4) OBP: 0.312, SLG: 0.286		x 0-0 ① F8		x 0-0 1B			x 0-0 ① F8			3	0	1	0	0	0	0
Tom Veryzer, R (1, 6) OBP: 0.278, SLG: 0.248 Dell Alston, L (7, PH) OBP: 0.333, SLG: 0.400 Dave Rosello, R (8, 6) OBP: 0.300, SLG: 0.571		x 0-0 ② 1-3		x 0-0 ③ F9			x 0-0 ② 4-3			2 1 0	0 0 0	0 0 0	0 0 0	0 0 0	0 0 0	1 0 0
Inning Stats	R: 2 E: 0 K: 0 S: 4 H: 1 LOB: 2 BB: 3 P: 16	R: 0 E: 0 K: 1 S: 5 H: 0 LOB: 0 BB: 0 P: 5	R: 0 E: 0 K: 0 S: 4 H: 1 LOB: 1 BB: 0 P: 4	R: 0 E: 0 K: 0 S: 4 H: 1 LOB: 1 BB: 0 P: 4	R: 0 E: 0 K: 0 S: 3 H: 0 LOB: 0 BB: 0 P: 3	R: 1 E: 0 K: 0 S: 4 H: 1 LOB: 0 BB: 0 P: 4	R: 0 E: 0 K: 0 S: 3 H: 0 LOB: 0 BB: 0 P: 3	R: 0 E: 0 K: 1 S: 5 H: 0 LOB: 0 BB: 0 P: 5	R: 0 E: 0 K: 0 S: 3 H: 0 LOB: 0 BB: 0 P: 3	1B: 3 2B: 0 3B: 0 HR: 1 SF: 2 SAC: 0 DP: 0 HBP: 0						

PITCHER	IP	WLS	BF	H	R	ER	SO	BB	IBB	HBP	BLK	WP	HR	S	P	ERA	WHIP
Danny Darwin, R (1, 1) ERA: 4.5	9.0	W	34	4	3	3	2	3	0	0	0	0	1	35	47	3.00	0.778

PITCHER	IP	WLS	BF	H	R	ER	SO	BB	IBB	HBP	BLK	WP	HR	S	P	ERA	WHIP

AB	29
R	3
H	4
RBI	3
BB	3
SO	2
LOB	4

WP: 0 PB: 0 SB: 1 CS: 0 PA: 34

Batter	1	2	3	4	5	6	7	8	9	AB	R	H	RBI	BB	SO	LOB
Mike Hargrove, L (1, 7) OBP: 0.358, SLG: 0.349	E4 1B		FC6-4 1B		G3-6-1 1B			2B 6-3 1-3 1B	K	5	1	3	0	0	1	1
Rick Manning, L (1, 8) OBP: 0.328, SLG: 0.318	1-2 1B		FC6-4 E 1-3 1-2f		G3-6-1 1-2f			1-3 1B 3-H 2B		4	1	2	1	0	0	2
Bobby Bonds, R (1, 9) OBP: 0.370, SLG: 0.465 Dave Rosello, R (8, 6) OBP: 0.300, SLG: 0.571	P9	1-3 1-2				CS 1B		F7		4 0	0 0	1 0	0 0	0 0	0 0	5 0
Andre Thornton, R (1, 3) OBP: 0.344, SLG: 0.455	F3		E5 FC6-4 2-3			P9		6-3 3-H		4	0	0	1	0	0	5
Cliff Johnson, R (1, 10) OBP: 0.339, SLG: 0.491	K		FC6-4 1-2f			6-3 1-2		PO 1B 2-H 1B		4	0	1	1	0	1	5
Toby Harrah, R (1, 5) OBP: 0.398, SLG: 0.425		6-3		1-3			5-3	1-2 1B		4	0	1	0	0	0	0
Ron Hassey, L (1, 2) OBP: 0.304, SLG: 0.304 Ted Cox, R (9, PH) OBP: 0.286, SLG: 0.321	4-3 BB		K				1-3	PO 2-3	K	2 1	0 0	0 0	0 0	1 0	1 1	0 0
Duane Kuiper, L (1, 4) OBP: 0.310, SLG: 0.283 Ron Pruitt, R (9, PH) OBP: 0.349, SLG: 0.342	4-3 1-2		1-3				F7		K	3 1	0 0	0 0	0 0	0 0	0 1	1 0
Tom Veryzer, R (1, 6) OBP: 0.277, SLG: 0.247 Dell Alston, L (8, PH) OBP: 0.362, SLG: 0.415 (8, 9)	F9				6-3			1B 2B BB	1B	2 1	0 1	0 1	0 0	0 1	0 0	1 0
Inning Stats	R: 0 E: 1 K: 1 S: 7 H: 1 LOB: 2 BB: 0 P: 7	R: 0 E: 0 K: 0 S: 3 H: 0 LOB: 1 BB: 1 P: 7	R: 0 E: 1 K: 0 S: 5 H: 1 LOB: 2 BB: 0 P: 5	R: 0 E: 0 K: 1 S: 5 H: 0 LOB: 0 BB: 0 P: 5	R: 0 E: 0 K: 0 S: 3 H: 1 LOB: 0 BB: 0 P: 3	R: 0 E: 0 K: 0 S: 3 H: 1 LOB: 0 BB: 0 P: 3	R: 0 E: 0 K: 0 S: 3 H: 0 LOB: 0 BB: 0 P: 3	R: 3 E: 0 K: 0 S: 6 H: 4 LOB: 1 BB: 1 P: 10	R: 0 E: 0 K: 3 S: 10 H: 1 LOB: 1 BB: 0 P: 10	1B: 8 2B: 1 3B: 0 HR: 0 SF: 0 SAC: 0 DP: 1 HBP: 0						

TOP

Cleveland Indians @ Boston Red Sox

Fenway Park, Boston, MA

Tue Aug 07 1979, 7:05 PM EDT
Att. 31,204 - Unknown - 78 F

livebaseballscorecards.com

AB	35
R	3
H	9
RBI	3
BB	2
SO	5
LOB	20

PITCHER		IP	WLS	BF	H	R	ER	SO	BB	IBB	HBP	BLK	WP	HR	S	P	ERA	WHIP
Mike Torrez, R ERA: 4.38	(1, 1)	8.0	W	33	8	3	3	2	2	0	0	0	0	0	35	43	3.38	1.250
Tom Burgmeier, L ERA: 2.28	(9, 1)	1.0		4	1	0	0	3	0	0	0	0	0	0	10	10	0.00	1.000

PITCHER		IP	WLS	BF	H	R	ER	SO	BB	IBB	HBP	BLK	WP	HR	S	P	ERA	WHIP

BOTTOM

Cleveland Indians @ Boston Red Sox

Fenway Park, Boston, MA

Tue Aug 07 1979, 7:05 PM EDT

Att. 31,204 - Unknown - 78 F

livebaseballscorecards.com

Batter	1	2	3	4	5	6	7	8	9	AB	R	H	RBI	BB	SO	LOB
Rick Burleson, R (1, 6) OBP: 0.323, SLG: 0.380	6-3		G6-4-3 1B			4-3 G1-6-3		E5 1B 1-2 2-3		5	1	1	0	0	0	4
Carlton Fisk, R (1, 2) OBP: 0.302, SLG: 0.459	1-3		G6-4-3 1-2f			HR	6-3	1B 1B 1-2 2-H 3-H 1B		5	1	2	3	0	0	1
Fred Lynn, L (1, 8) OBP: 0.420, SLG: 0.635	F3			BBB G6-3 BB		WP 1B 2B	HR	F7		4	2	2	1	1	0	2
Jim Rice, R (1, 10) OBP: 0.384, SLG: 0.585		HR		SSS K		BBB HBP 1B 3B 2-3 BB	SSS K	1B 1-2 2-H 1B		4	2	2	2	1	2	1
Bob Watson, R (1, 3) OBP: 0.382, SLG: 0.459		6-3		G6-3 1-2f		HBP 1-2 3-H 3B 1B	2B 2B	F4		5	2	2	1	0	0	3
Carl Yastrzemski, L (1, 7) OBP: 0.374, SLG: 0.496 Tom Poquette, L (7, PH) OBP: 0.336, SLG: 0.301 (8, 7)	BBB BB				4-3 2B	H 1-0 1-2 2-3 3B HBP	2-H 2B	1-2 2-3 1B		1 2	1 0	1 2	0 1	1 0	0 0	0 0
Butch Hobson, R (1, 5) OBP: 0.288, SLG: 0.481	F9				4-3 2-3	E 1-H 2-H 3-H 3B	SSS K	1-3		5	1	1	3	0	1	6
Dwight Evans, R (1, 9) OBP: 0.372, SLG: 0.481	F8				SSS K	E5 E 3-H		E BB 1B 1B		4	1	1	0	0	1	2
Stan Papi, R (1, 4) OBP: 0.217, SLG: 0.305			6-3			4-3	FC5 1-2 G1-6-3	BBB E 1B 1-2 BB		3	1	0	0	1	0	2
Inning Stats	R: 0 E: 0 K: 0 S: 3 H: 0 LOB: 0 BB: 0 P: 3	R: 1 E: 0 K: 0 S: 4 H: 1 LOB: 1 BB: 1 P: 8	R: 0 E: 0 K: 0 S: 3 H: 1 LOB: 0 BB: 0 P: 3	R: 0 E: 0 K: 1 S: 4 H: 0 LOB: 0 BB: 1 P: 8	R: 0 E: 0 K: 1 S: 6 H: 1 LOB: 1 BB: 0 P: 6	R: 6 E: 2 K: 0 S: 8 H: 4 LOB: 1 BB: 1 P: 13	R: 2 E: 0 K: 2 S: 10 H: 3 LOB: 1 BB: 0 P: 10	R: 3 E: 1 K: 0 S: 8 H: 4 LOB: 3 BB: 1 P: 12		1B: 6 2B: 4 3B: 1 HR: 3 SF: 0 SAC: 0 DP: 3 HBP: 1						

AB	38
R	12
H	14
RBI	11
BB	4
SO	4
LOB	21

WP: 1 PA: 43
PB: 0
SB: 0
CS: 0

PITCHER		IP	WLS	BF	H	R	ER	SO	BB	IBB	HBP	BLK	WP	HR	S	P	ERA	WHIP
David Clyde, L ERA: 5.91	(1, 1)	5.1	L	24	6	6	6	2	3	0	1	0	1	2	24	37	10.12	1.688
Paul Reuschel, R ERA: 7.31	(6, 1)	1.2		14	6	6	4	2	1	0	0	0	0	1	17	21	21.60	4.200
Larry Andersen, R ERA: 10.24	(8, 1)	1.0		5	2	0	0	0	0	0	0	0	0	0	5	5	0.00	2.000

PITCHER	IP	WLS	BF	H	R	ER	SO	BB	IBB	HBP	BLK	WP	HR	S	P	ERA	WHIP

Cleveland Indians @ Boston Red Sox

Fenway Park, Boston, MA

Wed Aug 08 1979, 3:33 AM EDT

Att. 31,756 - Unknown - 90 F

TOP

livebaseballscorecards.com

Batter	1	2	3	4	5	6	7	8	9	AB	R	H	RBI	BB	SO	LOB
Mike Hargrove, L (1, 3) OBP: 0.355, SLG: 0.347	F7		3-1		1-3		SH1-4 3B 1B		F6	5	1	1	0	0	0	1
Rick Manning, L (1, 8) OBP: 0.328, SLG: 0.317	F8		4-3			1B 2B 1B	SH1-4 1-2		P5-3 1-2f	4	1	1	0	0	0	1
Bobby Bonds, R (1, 9) OBP: 0.373, SLG: 0.472	1B			E6 1B S G6-4-3		2B 1-2 1B 1B	WP 2-H 3B			4	3	3	1	0	0	0
Andre Thornton, R (1, 10) OBP: 0.343, SLG: 0.452	F3			B B B 4-0 G6-4-3 1B 1-2 BB		L7	F2			3	0	0	0	1	0	4
Toby Harrah, R (1, 5) OBP: 0.401, SLG: 0.431		FC1-5 BB 1B		G6-4-3 1-2 2-3 1B		1B 1-3 2-H 2B	G3 3-H			4	1	3	1	0	0	0
Jim Norris, L (1, 7) OBP: 0.325, SLG: 0.347 Ted Cox, R (6, PH) OBP: 0.284, SLG: 0.319 Dell Alston, L (6, 7) OBP: 0.375, SLG: 0.415		B B B B 4-0 FC1-5 1-2 BB		G6-4-3 1-2f 2-3 3-H		S S S 0-3 K		B B B B 4-0 CS BB		1 1 0	0 0 0	0 0 0	0 0 0	1 0 1	0 1 0	2 2 0
Ron Hassey, L (1, 2) OBP: 0.299, SLG: 0.299 Ron Pruitt, R (6, PH) OBP: 0.351, SLG: 0.339 (6, 2)		FC1-5 G4-6-3 1-2 2-3f		L6		4-0 1B IBB		6-3 1-2		2 1	0 0	0 0	0 0	0 1	0 0	3 1
Duane Kuiper, L (1, 4) OBP: 0.309, SLG: 0.283		G4-6-3 1-2f			4-3	FC6-4 1-3 2-H 3-H 1B		6-3		4	0	1	2	0	0	2
Tom Veryzer, R (1, 6) OBP: 0.277, SLG: 0.247			4-3		6-3	FC6-4 1-2f			P5-3 1B	4	0	1	0	0	0	2
Inning Stats	R: 0 H: 1 E: 0 LOB: 1 K: 0 BB: 0 S: 4 P: 4	R: 0 H: 1 E: 0 LOB: 1 K: 0 BB: 1 S: 3 P: 7	R: 0 H: 0 E: 0 LOB: 0 K: 0 BB: 0 S: 3 P: 3	R: 1 H: 1 E: 1 LOB: 1 K: 0 BB: 1 S: 4 P: 8	R: 0 H: 0 E: 0 LOB: 0 K: 0 BB: 0 S: 3 P: 3	R: 3 H: 4 E: 0 LOB: 2 K: 1 BB: 1 S: 9 P: 13	R: 2 H: 2 E: 0 LOB: 0 K: 0 BB: 0 S: 5 P: 5	R: 0 H: 0 E: 0 LOB: 0 K: 0 BB: 1 S: 2 P: 6	R: 0 H: 1 E: 0 LOB: 0 K: 0 BB: 0 S: 3 P: 3	1B: 8 2B: 2 3B: 1 HR: 0	SF: 0 SAC: 1 DP: 3 HBP: 0						

AB	33
R	6
H	10
RBI	4
BB	4
SO	1
LOB	18

WP: 1 PA: 38
PB: 0
SB: 1
CS: 1

PITCHER		IP	WLS	BF	H	R	ER	SO	BB	IBB	HBP	BLK	WP	HR	S	P	ERA	WHIP
Bob Stanley, R ERA: 4.12	(1, 1)	5.1	L	23	6	4	3	0	2	0	0	0	0	0	21	29	5.06	1.500
Tom Burgmeier, L ERA: 2.4	(6, 1)	1.0		6	2	1	1	1	0	1	0	0	0	0	7	11	9.00	2.000
Dick Drago, R ERA: 3.11	(7, 1)	2.2		9	2	1	1	0	1	0	0	0	1	0	8	12	3.38	1.125

PITCHER	IP	WLS	BF	H	R	ER	SO	BB	IBB	HBP	BLK	WP	HR	S	P	ERA	WHIP

Batter	1	2	3	4	5	6	7	8	9	AB	R	H	RBI	BB	SO	LOB
Rick Burleson, R (1, 6) OBP: 0.324, SLG: 0.380	1B		L7 ①		FC6-4 1B	G5-4-3 ②③ 1-2f			L7 ①	5	0	2	0	0	0	2
Carlton Fisk, R (1, 2) OBP: 0.304, SLG: 0.458	F4 ①		1B 1B		FC6-4 ① 1-2f HR		F8 WP SF8 1B		F2 ②	5	2	2	0	0	0	2
Fred Lynn, L (1, 8) OBP: 0.419, SLG: 0.631	F5 ②		1-3 1B		K ②		1-2 BB		K ③	4	0	1	0	1	2	2
Jim Rice, R (1, 7) OBP: 0.383, SLG: 0.589	1-3 ③		F4 ②		1-H HR		F8 ① 2-3			4	1	1	2	0	0	5
Carl Yastrzemski, L (1, 10) OBP: 0.373, SLG: 0.495		CS 1B	F7 ③		L8 ③		SF8 ② 3-H			3	0	1	1	0	0	2
Bob Watson, R (1, 3) OBP: 0.383, SLG: 0.463		FC6-5 ① 1-2 1B 1B		K ①		1B 2B	K ③			4	1	2	0	0	2	1
Butch Hobson, R (1, 5) OBP: 0.293, SLG: 0.484		FC6-5 1-2 1B		1B		FC4-6 2-H 1B		F8 ①		4	0	3	1	0	0	0
Dwight Evans, R (1, 9) OBP: 0.368, SLG: 0.476		FC6-5 ② FC4-6 1-2 2-3f	F8 ②		FC4-6 ① BB 1-2f			K ②		4	0	0	0	0	1	4
Stan Papi, R (1, 4) OBP: 0.219, SLG: 0.290		FC4-6 ③ 1-2f	F8 ③			G5-4-3 1-2 BB		F9 ③		3	0	0	0	1	0	3
Inning Stats	R: 0 H: 1 E: 0 LOB: 1 K: 0 BB: 0 S: 4 P: 4	R: 0 H: 3 E: 0 LOB: 2 K: 0 BB: 0 S: 5 P: 5	R: 0 H: 2 E: 0 LOB: 2 K: 0 BB: 0 S: 5 P: 5	R: 0 H: 1 E: 0 LOB: 1 K: 1 BB: 0 S: 6 P: 6	R: 2 H: 2 E: 0 LOB: 0 K: 1 BB: 0 S: 7 P: 7	R: 1 H: 2 E: 0 LOB: 1 K: 0 BB: 1 S: 4 P: 8	R: 1 H: 1 E: 0 LOB: 1 K: 1 BB: 1 S: 6 P: 10	R: 0 H: 0 E: 0 LOB: 0 K: 1 BB: 0 S: 5 P: 5	R: 0 H: 0 E: 0 LOB: 0 K: 1 BB: 0 S: 5 P: 5	1B: 10 SF: 1 2B: 1 SAC: 0 3B: 0 DP: 1 HR: 1 HBP: 0						

PITCHER		IP	WLS	BF	H	R	ER	SO	BB	IBB	HBP	BLK	WP	HR	S	P	ERA	WHIP
Rick Wise, R ERA: 3.73	(1, 1)	5.0	W	25	11	3	3	2	0	0	0	0	0	1	29	29	5.40	2.200
Sid Monge, L ERA: 2.28	(6, 1)	4.0	S	14	1	1	1	3	2	0	0	0	1	0	18	26	2.25	0.750

PITCHER	IP	WLS	BF	H	R	ER	SO	BB	IBB	HBP	BLK	WP	HR	S	P	ERA	WHIP

BOTTOM

Cleveland Indians @ Boston Red Sox

Fenway Park, Boston, MA

Wed Aug 08 1979, 3:33 AM EDT
Att. 31,756 - Unknown - 90 F

livebaseballscorecards.com

AB	36
R	4
H	12
RBI	4
BB	2
SO	5
LOB	21

WP: 1 PA: 39
PB: 0
SB: 0
CS: 1

Cleveland Indians @ Boston Red Sox

Fenway Park, Boston, MA

Wed Aug 08 1979, 7:05 PM EDT

Att. 30,141 - Unknown - 82 F

TOP

livebaseballscorecards.com

Batter	1	2	3	4	5	6	7	8	9	AB	R	H	RBI	BB	SO	LOB
Mike Hargrove, L (1, 7) OBP: 0.359, SLG: 0.352	4-3	F8		1B 2B		BBBB 4-0 1B 1B BB	2-H 3-H 1B		3-1 1-2 2-3	4	0	2	2	1	0	1
Dell Alston, L (7, 7) OBP: 0.367, SLG: 0.405										1	0	0	0	0	0	2
Rick Manning, L (1, 8) OBP: 0.331, SLG: 0.321	1B	F7		2-H 1B		1-2 3-H 1B	3-4-3			5	0	3	1	0	0	2
Bobby Bonds, R (1, 10) OBP: 0.373, SLG: 0.470	F9		F8		BBBB 4-0 F8 S SF8 BB	1-2 2-3 1B		5-3		4	1	1	0	1	0	1
Andre Thornton, R (1, 3) OBP: 0.342, SLG: 0.447	SSS K		BBBB CS BB		F8 1-3	F7		5-3		4	0	0	0	1	1	5
Toby Harrah, R (1, 5) OBP: 0.399, SLG: 0.427		1-3	BBBB E S 1-2 3B BB		SF8 3-H	L7		L7		3	1	0	1	1	0	3
Jim Norris, L (1, 9) OBP: 0.332, SLG: 0.361		1B 2B	1-H 3B		BBBB BB		BBBB 1-3 1B 1B BB		F9	3	2	2	1	2	0	0
Gary Alexander, R (1, 2) OBP: 0.309, SLG: 0.401		BBBB 1B 1B BB	SSS K		F9		1-2 1-3 1B 1B		BBBB WP G3 BB	3	2	1	0	2	1	2
Duane Kuiper, L (1, 4) OBP: 0.311, SLG: 0.287		1-3 2-H 1B 1B		F8		G3 1B 2B	F8		G3 1-2	5	2	2	1	0	0	3
Tom Veryzer, R (1, 6) OBP: 0.278, SLG: 0.247		2-H 3-H 1B		4-3		G3 2-3	1-3 1-2 2-3		BBBB WP BB	4	0	1	2	1	0	3
Inning Stats	R: 0 E: 0 K: 1 S: 6 H: 1 LOB: 1 BB: 0 P: 6	R: 3 E: 0 K: 0 S: 6 H: 3 LOB: 1 BB: 1 P: 10	R: 1 E: 0 K: 1 S: 5 H: 1 LOB: 1 BB: 2 P: 13	R: 0 E: 0 K: 0 S: 4 H: 2 LOB: 2 BB: 0 P: 4	R: 1 E: 0 K: 0 S: 3 H: 0 LOB: 1 BB: 2 P: 11	R: 1 E: 0 K: 0 S: 6 H: 3 LOB: 3 BB: 1 P: 10	R: 2 E: 0 K: 0 S: 5 H: 2 LOB: 1 BB: 1 P: 9	R: 0 E: 0 K: 0 S: 3 H: 0 LOB: 0 BB: 0 P: 3	R: 0 E: 0 K: 0 S: 3 H: 0 LOB: 2 BB: 2 P: 11	1B: 8 2B: 3 3B: 1 HR: 0	SF: 1 SAC: 0 DP: 0 HBP: 0						

AB	36
R	8
H	12
RBI	8
BB	9
SO	2
LOB	22

WP: 1 PB: 0 SB: 2 CS: 1 PA: 46

PITCHER		IP	WLS	BF	H	R	ER	SO	BB	IBB	HBP	BLK	WP	HR	S	P	ERA	WHIP
Steve Renko, R ERA: 4.01	(1, 1)	4.0	L	20	7	4	4	2	3	0	0	0	0	0	21	33	9.00	2.500
Win Remmerswaal, R ERA: 7.36	(5, 1)	1.1		8	1	2	2	0	3	0	0	0	0	0	5	17	13.50	3.000
Bill Campbell, R ERA: 3.77	(6, 1)	3.2		18	4	2	2	0	3	0	0	0	1	0	15	27	4.91	1.909

PITCHER	IP	WLS	BF	H	R	ER	SO	BB	IBB	HBP	BLK	WP	HR	S	P	ERA	WHIP

Cleveland Indians @ Boston Red Sox

Fenway Park, Boston, MA

Wed Aug 08 1979, 7:05 PM EDT

Att. 30,141 - Unknown - 82 F

livebaseballscorecards.com

BOTTOM

Batter	1	2	3	4	5	6	7	8	9	AB	R	H	RBI	BB	SO	LOB
Jerry Remy, L (1, 4) OBP: 0.354, SLG: 0.355 Stan Papi, R (7, 4) OBP: 0.219, SLG: 0.290 Jim Dwyer, L (8, PH) OBP: 0.391, SLG: 0.375 Larry Wolfe, R (9, 4) OBP: 0.385, SLG: 0.417	FC3-6 1B		6-3			K		G3		3 0 1 0	0 0 0 0	1 0 0 0	0 0 0 0	0 0 0 0	1 0 0 0	0 0 0 0
Rick Burleson, R (1, 6) OBP: 0.326, SLG: 0.386	FC3-6 FC3-6 1-2f			F4		2B			HR 2B	4	1	2	0	0	0	1
Fred Lynn, L (1, 8) OBP: 0.420, SLG: 0.637	FC3-6 1-2f			BB		K			HR 2-H	3	1	1	2	1	1	2
Jim Rice, R (1, 7) OBP: 0.382, SLG: 0.585	L9			K		F4			E9 F9 1B	4	0	1	0	0	1	3
Carl Yastrzemski, L (1, 10) OBP: 0.369, SLG: 0.489		L7		F5			F7		F8	4	0	0	0	0	0	2
Bob Watson, R (1, 3) OBP: 0.379, SLG: 0.457		4-3			6-3		F3		F9 2-3	4	0	0	0	0	0	1
Tom Poquette, L (1, 9) OBP: 0.333, SLG: 0.299		4-3			1B		L7		F2	4	0	1	0	0	0	1
Butch Hobson, R (1, 5) OBP: 0.290, SLG: 0.480			K		F9			F9		3	0	0	0	0	1	1
Bob Montgomery, R (1, 2) OBP: 0.371, SLG: 0.417			L8		K			K		3	0	0	0	0	2	1

	AB	33
	R	2
	H	6
	RBI	2
	BB	1
	SO	6
	LOB	12

Inning Stats	1	2	3	4	5	6	7	8	9	1B: 3	SF: 0	WP: 0	PA: 34
R:	0	0	0	0	0	0	0	0	2	2B: 2	SAC: 0	PB: 0	
E:	0	0	0	0	0	1	0	0	1	3B: 0	DP: 0	SB: 0	
H:	1	0	0	0	1	1	0	0	3	HR: 1	HBP: 0	CS: 0	
K:	0	0	1	1	1	2	3	2	0				
BB:	0	0	0	0	0	0	0	0	1				
S:	4	3	5	5	6	8	3	5	6				
LOB:	1	0	0	1	1	1	0	0	1				
P:	4	3	5	9	6	8	3	5	6				

PITCHER	IP	WLS	BF	H	R	ER	SO	BB	IBB	HBP	BLK	WP	HR	S	P	ERA	WHIP
Dan Spillner, R (1, 1) ERA: 4.18	9.0	W	34	6	2	2	6	1	0	0	0	0	1	45	49	2.00	0.778

PITCHER	IP	WLS	BF	H	R	ER	SO	BB	IBB	HBP	BLK	WP	HR	S	P	ERA	WHIP

Batter	1	2	3	4	5	6	7	8	9	AB	R	H	RBI	BB	SO	LOB
Mike Hargrove, L (1, 7) OBP: 0.361, SLG: 0.354	SH 1B FC4-6 1B		K		L4-3 1B		4-3			4	1	2	0	0	1	1
Rick Manning, L (1, 8) OBP: 0.333, SLG: 0.321	FC4-6 SH 1-2 1B		F8		F9		BB			3	0	1	0	1	0	1
Bobby Bonds, R (1, 9) OBP: 0.373, SLG: 0.468	SH FC4-6 1-2 2-3		BB		L4-3 1-2		1-3			2	0	0	0	1	0	3
Andre Thornton, R (1, 3) OBP: 0.341, SLG: 0.445	FC4-6 FC1-6 1-2f 2-3 3-H		K			F8-6-3 1B		F7		4	0	1	1	0	1	3
Toby Harrah, R (1, 5) OBP: 0.397, SLG: 0.425	FC1-6 S 1-2f			S 1B		F8-6-3 1-2		5-3		4	0	1	0	0	0	3
Jim Norris, L (1, 10) OBP: 0.331, SLG: 0.360	K 1-2			F7		5-3		1B		4	0	1	0	0	1	3
Gary Alexander, R (1, 2) OBP: 0.308, SLG: 0.399		6-3		K 1-2			2B 1B		F9	4	1	1	0	0	1	1
Duane Kuiper, L (1, 4) OBP: 0.315, SLG: 0.293 Dell Alston, L (9, PR) OBP: 0.367, SLG: 0.405		K		FC5-4 IBB			4-3 1-H 2B		F9-3 1B	3 0	0 0	2 0	1 0	1 0	1 0	0 0
Tom Veryzer, R (1, 6) OBP: 0.276, SLG: 0.245 Cliff Johnson, R (9, PH) OBP: 0.337, SLG: 0.488		F5		FC5-4 1-2f			4-3 2-3		F9-3 1-2	3 1	0 0	0 0	0 0	0 0	3 1	3 1
Inning Stats	R: 1 E: 1 K: 1 S: 8 H: 2 LOB: 2 BB: 0 P: 8	R: 0 E: 0 K: 1 S: 5 H: 0 LOB: 0 BB: 0 P: 5	R: 0 E: 0 K: 2 S: 7 H: 0 LOB: 1 BB: 1 P: 11	R: 0 E: 0 K: 1 S: 6 H: 1 LOB: 2 BB: 1 P: 10	R: 0 E: 0 K: 0 S: 3 H: 1 LOB: 0 BB: 0 P: 3	R: 0 E: 0 K: 0 S: 3 H: 1 LOB: 0 BB: 0 P: 3	R: 1 E: 0 K: 0 S: 5 H: 2 LOB: 2 BB: 1 P: 9	R: 0 E: 0 K: 0 S: 3 H: 1 LOB: 1 BB: 0 P: 3	R: 0 E: 0 K: 0 S: 3 H: 1 LOB: 1 BB: 0 P: 3	1B: 8 2B: 4 3B: 0 HR: 0	SF: 0 SAC: 1 DP: 3 HBP: 0						

TOP

Cleveland Indians @ Boston Red Sox

Fenway Park, Boston, MA

Thu Aug 09 1979, 7:05 PM EDT

Att. 31,835 - Unknown - 77 F

livebaseballscorecards.com

AB	32
R	2
H	9
RBI	2
BB	3
SO	5
LOB	19

WP: 0 PB: 0 SB: 2 CS: 0 PA: 36

PITCHER	IP	WLS	BF	H	R	ER	SO	BB	IBB	HBP	BLK	WP	HR	S	P	ERA	WHIP
Dennis Eckersley, R (1, 1) ERA: 2.83	9.0	W	36	9	2	2	5	2	1	0	0	0	0	43	55	2.00	1.222

PITCHER	IP	WLS	BF	H	R	ER	SO	BB	IBB	HBP	BLK	WP	HR	S	P	ERA	WHIP

Cleveland Indians @ Boston Red Sox

Fenway Park, Boston, MA

Thu Aug 09 1979, 7:05 PM EDT

Att. 31,835 - Unknown - 77 F

BOTTOM

Batter	1	2	3	4	5	6	7	8	9	AB	R	H	RBI	BB	SO	LOB
Jerry Remy, L (1, 4) OBP: 0.352, SLG: 0.352	1-3		4-3		F7		F7			2	0	0	0	0	0	0
Stan Papi, R (4, 4) OBP: 0.212, SLG: 0.281										2	0	0	0	0	0	1
Rick Burleson, R (1, 6) OBP: 0.323, SLG: 0.382	3-1		F2		F7		FC5-4 1-2f			4	0	0	0	0	0	1
Fred Lynn, L (1, 8) OBP: 0.421, SLG: 0.635	BBBB FC5 1B BB		F6			2B 5-3 1B		4-3		3	1	1	0	1	0	0
Jim Rice, R (1, 7) OBP: 0.383, SLG: 0.587	1-2 1B			6-3		5-3 1-3 SF7 2B		F8		4	1	2	0	0	0	0
Bob Watson, R (1, 3) OBP: 0.378, SLG: 0.458	FC5 2-3f			1B 2B		5-3 2-3 3-H		F4		4	1	1	1	0	0	3
Carl Yastrzemski, L (1, 10) OBP: 0.369, SLG: 0.489		F5		2-H 1B		SF7 3-H				2	0	1	2	0	0	0
Carlton Fisk, R (1, 2) OBP: 0.300, SLG: 0.452		5-3		F4		2-3				3	0	0	0	0	0	1
Butch Hobson, R (1, 5) OBP: 0.293, SLG: 0.480		FC4-6 1B		1-3			BBBB FC5-4 BB			2	0	1	0	1	0	1
Dwight Evans, R (1, 9) OBP: 0.365, SLG: 0.472		FC4-6 1-2f			F9		F9			3	0	0	0	0	0	2
Inning Stats	R: 0 H: 1 E: 0 LOB: 2 K: 0 BB: 1 S: 4 P: 8	R: 0 H: 1 E: 0 LOB: 1 K: 0 BB: 0 S: 4 P: 4	R: 0 H: 0 E: 0 LOB: 0 K: 0 BB: 0 S: 3 P: 3	R: 1 H: 2 E: 0 LOB: 1 K: 0 BB: 0 S: 5 P: 5	R: 0 H: 0 E: 0 LOB: 0 K: 0 BB: 0 S: 3 P: 3	R: 2 H: 2 E: 0 LOB: 0 K: 0 BB: 0 S: 5 P: 5	R: 0 H: 0 E: 0 LOB: 1 K: 0 BB: 1 S: 3 P: 7	R: 0 H: 0 E: 0 LOB: 0 K: 0 BB: 0 S: 3 P: 3		1B: 4 SF: 1 2B: 2 SAC: 0 3B: 0 DP: 0 HR: 0 HBP: 0						

livebaseballscorecards.com

AB	29
R	3
H	6
RBI	3
BB	2
SO	0
LOB	9

WP: 0 PA: 32
PB: 0
SB: 0
CS: 0

PITCHER	IP	WLS	BF	H	R	ER	SO	BB	IBB	HBP	BLK	WP	HR	S	P	ERA	WHIP
Rick Waits, L (1, 1) ERA: 4.99	8.0	L	32	6	3	3	0	2	0	0	0	0	0	30	38	3.38	1.000

PITCHER	IP	WLS	BF	H	R	ER	SO	BB	IBB	HBP	BLK	WP	HR	S	P	ERA	WHIP

Batter	1	2	3	4	5	6	7	8	9	AB	R	H	RBI	BB	SO	LOB
Mike Hargrove, L (1, 7) OBP: 0.364, SLG: 0.352	G3		6-3		5-3 2B BB		PB BB	1-2 BB		2	1	0	0	3	0	0
Rick Manning, L (1, 8) OBP: 0.331, SLG: 0.317	BB		1-3		5-3 1-2		K 1-2	4-3		4	0	0	0	1	1	5
Bobby Bonds, R (1, 9) OBP: 0.373, SLG: 0.466	F3			K	2B HBP		K		F9 WP 1B	2	0	0	0	0	1	1
Jim Norris, L (5, PR) (5, 9) OBP: 0.332, SLG: 0.361										2	1	1	0	0	1	1
Andre Thornton, R (1, 3) OBP: 0.341, SLG: 0.445	F9			E 1B BB	1-H 2-H 1B 2B		F8		F9 1-3	4	2	1	2	1	0	3
Cliff Johnson, R (1, 10) OBP: 0.338, SLG: 0.483		F8		K 1-2	2-H 1B			1B BB	K2-3	4	1	1	1	1	2	2
Toby Harrah, R (1, 5) OBP: 0.395, SLG: 0.422		F8		1B 2-H 1B	K			K	K	5	1	1	1	0	3	3
Ron Hassey, L (1, 2) OBP: 0.313, SLG: 0.322		2B		1B 2-H 1B		F9		1B 1-2 1B		4	0	3	1	0	0	0
Duane Kuiper, L (1, 4) OBP: 0.312, SLG: 0.290		4-3		F8		F7		K		4	0	0	0	0	1	4
Tom Veryzer, R (1, 6) OBP: 0.276, SLG: 0.245			5-3		5-3	5-3		BB 1-3 2-H 1B		4	0	1	1	0	0	0
Inning Stats	R: 0 E: 0 K: 0 S: 3 H: 0 LOB: 1 BB: 1 P: 7	R: 0 E: 0 K: 0 S: 4 H: 1 LOB: 1 BB: 0 P: 4	R: 0 E: 0 K: 0 S: 3 H: 0 LOB: 0 BB: 0 P: 3	R: 2 E: 1 K: 2 S: 9 H: 2 LOB: 1 BB: 1 P: 13	R: 3 E: 0 K: 1 S: 7 H: 2 LOB: 1 BB: 1 P: 12	R: 0 E: 0 K: 0 S: 3 H: 0 LOB: 0 BB: 0 P: 3	R: 0 E: 0 K: 2 S: 7 H: 0 LOB: 1 BB: 1 P: 11	R: 1 E: 0 K: 2 S: 9 H: 2 LOB: 3 BB: 2 P: 17	R: 0 E: 0 K: 2 S: 8 H: 1 LOB: 1 BB: 0 P: 8	1B: 6 2B: 2 3B: 0 HR: 0 SF: 0 SAC: 0 DP: 0 HBP: 1						

TOP

Cleveland Indians @ Texas Rangers

Arlington Stadium, Arlington, TX

Fri Aug 10 1979, 8:05 PM EDT

Att. 17,832 - Unknown

livebaseballscorecards.com

AB	35
R	6
H	8
RBI	6
BB	6
SO	9
LOB	19

WP: 1 PB: 1 SB: 0 CS: 0 PA: 42

PITCHER		IP	WLS	BF	H	R	ER	SO	BB	IBB	HBP	BLK	WP	HR	S	P	ERA	WHIP
Danny Darwin, R ERA: 4.67	(1, 1)	6.0	L	28	5	5	4	3	4	0	1	0	0	0	29	46	6.00	1.500
Dave Rajsich, L ERA: 4.11	(7, 1)	1.2		9	2	1	1	4	2	0	0	0	0	0	15	23	5.40	2.400
Jerry Don Gleaton, L ERA: 5.06	(8, 1)	0.1		1	0	0	0	0	0	0	0	0	0	0	1	1	0.00	0.000
Sparky Lyle, L ERA: 3.41	(9, 1)	1.0		4	1	0	0	2	0	0	0	0	1	0	8	8	0.00	1.000

PITCHER	IP	WLS	BF	H	R	ER	SO	BB	IBB	HBP	BLK	WP	HR	S	P	ERA	WHIP

Cleveland Indians @ Texas Rangers

Arlington Stadium, Arlington, TX

Fri Aug 10 1979, 8:05 PM EDT

Att. 17,832 - Unknown

livebaseballscorecards.com

BOTTOM

Batter	1	2	3	4	5	6	7	8	9	AB	R	H	RBI	BB	SO	LOB
Mickey Rivers, L (1, 8) OBP: 0.303, SLG: 0.394	S S S 0-3 K ①		x 0-0 1B 1B 1B		x 0-0 6-3 ①		S S S 0-3 K ①		x 0-0 4-3 ③	5	1	1	0	0	2	1
Buddy Bell, R (1, 6) OBP: 0.334, SLG: 0.453	x 0-0 4-3 ②		x 0-0 1B 1-2 1B		x 0-0 1B 1B		S S S 0-3 K ②			4	0	2	0	0	1	0
Al Oliver, L (1, 7) OBP: 0.355, SLG: 0.482	x 0-0 1B		x 0-0 F8 ①		x 0-0 1-2 1B		x 0-0 4-3 ③			4	0	2	0	0	0	2
Richie Zisk, R (1, 9) OBP: 0.350, SLG: 0.422	x 0-0 6-3 ③		x 0-0 1-3 2-H 1B		S S S 0-3 K ②			x 0-0 G6-4-3 1B		4	0	2	1	0	1	3
Pat Putnam, L (1, 10) OBP: 0.328, SLG: 0.470		x 0-0 FC6-4 1B	4-0 G5-4-3 IBB		x 0-0 F4 ③			x 0-0 F9 ①		3	0	1	0	1	0	3
Eric Soderholm, R (1, 5) OBP: 0.309, SLG: 0.395		x 0-0 FC6-4 ① 1B 1-2f	x 0-0 G5-4-3 ②③ 1-2f			x 0-0 FC6-5 2B		x 0-0 G6-4-3 ②③ 1-2f		4	0	1	0	0	0	5
Mike Jorgensen, L (1, 3) OBP: 0.312, SLG: 0.418		S S S 0-3 K ②		x 0-0 G3 ①		S S S 0-3 K ①			x 0-0 3-1 ①	4	0	0	0	0	2	2
Jim Sundberg, R (1, 2) OBP: 0.328, SLG: 0.373		x 0-0 1-2 1B		x 0-0 5-3 ②		x 0-0 FC6-5 ② 2-3			x 0-0 FC6-4 1B	4	0	2	0	0	0	1
Larvell Blanks, R (1, 4) OBP: 0.266, SLG: 0.248		x 0-0 4-3 ③		x 0-0 F6 ③		x 0-0 F9 ③			x 0-0 FC6-4 ② 1-2f	3	0	0	0	0	0	3
Bill Sample, R (9, PH) OBP: 0.340, SLG: 0.375										1	0	0	0	0	0	1
Inning Stats	R: 0 E: 0 K: 1 S: 6 H: 1 LOB: 1 BB: 0 P: 6	R: 0 E: 0 K: 1 S: 7 H: 2 LOB: 2 BB: 0 P: 7	R: 1 E: 0 K: 0 S: 5 H: 3 LOB: 2 BB: 1 P: 9	R: 0 E: 0 K: 0 S: 3 H: 0 LOB: 0 BB: 0 P: 3	R: 0 E: 0 K: 1 S: 7 H: 2 LOB: 2 BB: 0 P: 7	R: 0 E: 0 K: 1 S: 6 H: 1 LOB: 1 BB: 0 P: 6	R: 0 E: 0 K: 2 S: 7 H: 0 LOB: 0 BB: 0 P: 7	R: 0 E: 0 K: 0 S: 3 H: 1 LOB: 0 BB: 0 P: 3	R: 0 E: 0 K: 0 S: 4 H: 1 LOB: 1 BB: 0 P: 4	1B: 10 2B: 1 3B: 0 HR: 0	SF: 0 SAC: 0 DP: 2 HBP: 0						

	AB	36
	R	1
	H	11
	RBI	1
	BB	1
	SO	6
	LOB	21

WP: 0 PB: 0 SB: 0 CS: 0 PA: 37

PITCHER	IP	WLS	BF	H	R	ER	SO	BB	IBB	HBP	BLK	WP	HR	S	P	ERA	WHIP
Len Barker, R (1, 1) ERA: 4.81	9.0	W	37	11	1	1	6	0	1	0	0	0	0	48	52	1.00	1.222

PITCHER	IP	WLS	BF	H	R	ER	SO	BB	IBB	HBP	BLK	WP	HR	S	P	ERA	WHIP

Batter	1	2	3	4	5	6	7	8	9	AB	R	H	RBI	BB	SO	LOB
Mike Hargrove, L (1, 7) OBP: 0.369, SLG: 0.366	x 0-0 CS 1B			x 0-0 HR		BBB 4-0 BB		x 0-0 ③ F9		3	1	2	1	1	0	0
Rick Manning, L (1, 8) OBP: 0.328, SLG: 0.314	SSS 0-3 ①② K 1-2			x 0-0 ① G3		x 0-0 ③ F7			x 0-0 ① 6-3	4	0	0	0	0	1	2
Toby Harrah, R (1, 6) OBP: 0.391, SLG: 0.418	x 0-0 ③ 6-3			x 0-0 ② 5-3			x 0-0 ① 5-3		x 0-0 ② F8	4	0	0	0	0	0	0
Andre Thornton, R (1, 3) OBP: 0.343, SLG: 0.444		x 0-0 ① F4		x 0-0 ③ 4-3			x 0-0 2B 3-1 1B		BBB 4-0 BB	3	1	1	0	1	0	0
Cliff Johnson, R (1, 10) OBP: 0.337, SLG: 0.483		x 0-0 ② 6-3			SSS 0-3 ① K		x 0-0 3-1 1-3 2B		x 0-0 ③ F4	4	0	1	0	0	1	1
Jim Norris, L (1, 9) OBP: 0.329, SLG: 0.357		x 0-0 ③ F8			x 0-0 ② F7		x 0-0 ② 3-1 2-3 3-H			3	0	0	1	0	0	1
Gary Alexander, R (1, 2) OBP: 0.306, SLG: 0.396			SSS 0-3 ① K		SSS 0-3 ③ K		SSS 0-3 ③ K			2	0	0	0	0	2	0
Ron Hassey, L (7, PH) OBP: 0.311, SLG: 0.320 (7, 2)										1	0	0	0	0	1	1
Duane Kuiper, L (1, 4) OBP: 0.312, SLG: 0.290			x 0-0 G6-4-3 1B			x 0-0 ① 4-3		x 0-0 ① 6-3		3	0	1	0	0	0	0
Ted Cox, R (1, 5) OBP: 0.281, SLG: 0.315 Dell Alston, L (8, PH) OBP: 0.360, SLG: 0.395 Dave Rosello, R (8, 5) OBP: 0.300, SLG: 0.571			x 0-0 ②③ G6-4-3 1-2f			x 0-0 ② 6-3		SSS 0-3 ② K		2 1 0	0 0 0	0 0 0	0 0 0	0 1 0	0 0 0	1 0 0
Inning Stats	R: 0 H: 1 E: 0 LOB: 0 K: 1 BB: 0 S: 5 P: 5	R: 0 H: 0 E: 0 LOB: 0 K: 0 BB: 0 S: 3 P: 3	R: 0 H: 1 E: 0 LOB: 0 K: 1 BB: 0 S: 5 P: 5	R: 1 H: 1 E: 0 LOB: 0 K: 0 BB: 0 S: 4 P: 4	R: 0 H: 0 E: 0 LOB: 0 K: 2 BB: 0 S: 7 P: 7	R: 0 H: 0 E: 0 LOB: 1 K: 0 BB: 1 S: 3 P: 7	R: 1 H: 2 E: 0 LOB: 1 K: 1 BB: 0 S: 7 P: 7	R: 0 H: 0 E: 0 LOB: 0 K: 1 BB: 0 S: 5 P: 5	R: 0 H: 0 E: 0 LOB: 1 K: 0 BB: 1 S: 3 P: 7	1B: 3 SF: 0 2B: 2 SAC: 0 3B: 0 DP: 2 HR: 1 HBP: 0						WP: 0 PA: 32 PB: 0 SB: 0 CS: 1	

TOP

Cleveland Indians @ Texas Rangers

Arlington Stadium, Arlington, TX

Sat Aug 11 1979, 8:05 PM EDT

Att. 21,902 - Unknown

livebaseballscorecards.com

AB	30
R	2
H	5
RBI	2
BB	2
SO	6
LOB	6

PITCHER		IP	WLS	BF	H	R	ER	SO	BB	IBB	HBP	BLK	WP	HR	S	P	ERA	WHIP
Brian Allard, R ERA: 4.32	(1, 1)	6.1	W	23	5	2	2	4	1	0	0	0	0	1	30	34	2.84	0.947
Jim Kern, R ERA: 1.38	(7, 1)	2.2	S	9	0	0	0	2	1	0	0	0	0	0	12	16	0.00	0.375

PITCHER	IP	WLS	BF	H	R	ER	SO	BB	IBB	HBP	BLK	WP	HR	S	P	ERA	WHIP

Cleveland Indians @ Texas Rangers

Arlington Stadium, Arlington, TX

Sat Aug 11 1979, 8:05 PM EDT

Att. 21,902 - Unknown

BOTTOM

Batter	1	2	3	4	5	6	7	8	9	AB	R	H	RBI	BB	SO	LOB
Mickey Rivers, L (1, 8) OBP: 0.300, SLG: 0.390	6-3		K		F8		G3			4	0	0	0	0	1	0
Buddy Bell, R (1, 6) OBP: 0.333, SLG: 0.453	1B 2B		6-3		5-3		F9			4	1	1	0	0	0	0
Al Oliver, L (1, 7) OBP: 0.360, SLG: 0.483	L6-3 1B 2-H		2B 1B 1B		G3			BBB 1B SF9 BB		3	2	2	1	1	0	0
Richie Zisk, R (1, 9) OBP: 0.352, SLG: 0.426	L6-3 1-2		1B 2B 1-3			S 1B		F3		4	1	2	0	0	0	2
John Ellis, R (1, 10) OBP: 0.314, SLG: 0.452 La Rue Washington, R (8, PR) OBP: 0.250, SLG: 0.200		F8	S 1B 2-H 3-H			F9 1B 1-2		1B 1-3		4 0	0 0	2 0	2 0	0 0	0 0	1 0
Pat Putnam, L (1, 3) OBP: 0.328, SLG: 0.467 Bill Sample, R (8, PH) OBP: 0.339, SLG: 0.375 Mike Jorgensen, L (9, 3) OBP: 0.312, SLG: 0.418		F6	F5 1-2			BBBB BB		SF9 3-H		2 0 0	0 0 0	0 0 0	0 1 0	1 0 0	0 0 0	1 0 0
Eric Soderholm, R (1, 5) OBP: 0.309, SLG: 0.396	2B	F9				F7		F8		4	0	1	0	0	0	3
Jim Sundberg, R (1, 2) OBP: 0.325, SLG: 0.370		F8	4-3			F7				3	0	0	0	0	0	3
Larvell Blanks, R (1, 4) OBP: 0.267, SLG: 0.276			HR	F8			5-3			3	1	1	1	0	0	0
Inning Stats	R: 1 H: 2 E: 0 LOB: 0 K: 0 BB: 0 S: 4 P: 4	R: 0 H: 1 E: 0 LOB: 1 K: 0 BB: 0 S: 4 P: 4	R: 3 H: 4 E: 0 LOB: 1 K: 1 BB: 0 S: 9 P: 9	R: 0 H: 0 E: 0 LOB: 0 K: 0 BB: 0 S: 3 P: 3	R: 0 H: 0 E: 0 LOB: 0 K: 0 BB: 0 S: 3 P: 3	R: 0 H: 1 E: 0 LOB: 2 K: 0 BB: 1 S: 4 P: 8	R: 0 H: 0 E: 0 LOB: 0 K: 0 BB: 0 S: 3 P: 3	R: 1 H: 1 E: 0 LOB: 1 K: 0 BB: 1 S: 4 P: 8		1B: 5 SF: 1 2B: 4 SAC: 0 3B: 0 DP: 1 HR: 1 HBP: 0					WP: 0 PA: 34 PB: 0 SB: 2 CS: 0	

livebaseballscorecards.com

	AB	31
	R	5
	H	9
	RBI	5
	BB	2
	SO	1
	LOB	10

PITCHER		IP	WLS	BF	H	R	ER	SO	BB	IBB	HBP	BLK	WP	HR	S	P	ERA	WHIP
Mike Paxton, R ERA: 5.89	(1, 1)	5.1	L	24	8	4	4	1	1	0	0	0	0	1	25	29	6.75	1.688
Victor Cruz, R ERA: 3.69	(6, 1)	0.2		2	0	0	0	0	0	0	0	0	0	0	2	2	0.00	0.000
Sid Monge, L ERA: 2.33	(7, 1)	2.0		8	1	1	1	0	1	0	0	0	0	0	7	11	4.50	1.000

PITCHER	IP	WLS	BF	H	R	ER	SO	BB	IBB	HBP	BLK	WP	HR	S	P	ERA	WHIP

Cleveland Indians @ Texas Rangers

Arlington Stadium, Arlington, TX

Sun Aug 12 1979, 8:05 PM EDT

Att. 14,346 - Unknown

TOP

livebaseballscorecards.com

Batter	1	2	3	4	5	6	7	8	9	AB	R	H	RBI	BB	SO	LOB
Mike Hargrove, L (1, 7) OBP: 0.371, SLG: 0.380	K	HR	F3		2B		FC4-6 BB		G3	5	1	2	3	1	1	2
Rick Manning, L (1, 8) OBP: 0.329, SLG: 0.313	BB	FC5-4 1B		4-3	F8		FC4-6			4	0	1	0	1	0	4
Bobby Bonds, R (1, 9) OBP: 0.373, SLG: 0.463	BB	FC5-4		E BB	F7			K		3	0	0	0	2	1	1
Andre Thornton, R (1, 3) OBP: 0.345, SLG: 0.444	F8		1B HBP SF7 1B	E9		CS BB		1B BB		3	1	1	0	2	0	3
Cliff Johnson, R (1, 10) OBP: 0.338, SLG: 0.478	1-4-3		1B 1B SF8 HBP	F9		K		1B		4	1	1	0	0	1	5
Toby Harrah, R (1, 5) OBP: 0.389, SLG: 0.415		6-3	SF8 1B 1B	F9			F3	F7		5	0	1	0	0	0	4
Ron Hassey, L (1, 2) OBP: 0.321, SLG: 0.352		HR	SF7 3-H		SH5-3 2B BB		BB 1B	F9		3	2	2	2	1	0	2
Duane Kuiper, L (1, 4) OBP: 0.314, SLG: 0.292		6-3 HR 1B	SF8 1B		SH5-3		F3		5-3	4	1	2	0	0	0	1
Tom Veryzer, R (1, 6) OBP: 0.275, SLG: 0.245		6-3	SF8 3-H		F7		BB 1B		6-3	4	0	1	1	0	0	2
Inning Stats	R: 0 E: 0 K: 1 S: 5 H: 0 LOB: 2 BB: 2 P: 13	R: 3 E: 0 K: 0 S: 7 H: 4 LOB: 1 BB: 0 P: 7	R: 2 E: 0 K: 0 S: 6 H: 3 LOB: 2 BB: 0 P: 7	R: 0 E: 1 K: 0 S: 4 H: 0 LOB: 2 BB: 1 P: 8	R: 1 E: 0 K: 0 S: 4 H: 1 LOB: 1 BB: 1 P: 8	R: 0 E: 0 K: 1 S: 4 H: 0 LOB: 0 BB: 1 P: 8	R: 0 E: 0 K: 0 S: 5 H: 2 LOB: 3 BB: 1 P: 9	R: 0 E: 0 K: 1 S: 6 H: 1 LOB: 2 BB: 1 P: 10	R: 0 E: 0 K: 0 S: 3 H: 0 LOB: 0 BB: 0 P: 3	1B: 8 2B: 1 3B: 0 HR: 2	SF: 2 SAC: 1 DP: 0 HBP: 1						

	AB	35
	R	6
	H	11
	RBI	6
	BB	7
	SO	3
	LOB	24

WP: 0 PB: 0 SB: 0 CS: 1 PA: 46

PITCHER		IP	WLS	BF	H	R	ER	SO	BB	IBB	HBP	BLK	WP	HR	S	P	ERA	WHIP
Steve Comer, R ERA: 3.57	(1, 1)	2.0	L	15	6	5	5	1	2	0	1	0	0	2	14	23	22.50	4.000
John Henry Johnson, L ERA: 4.79	(3, 1)	4.2		22	4	1	1	1	4	0	0	0	0	0	20	36	1.93	1.714
Jerry Don Gleaton, L ERA: 4.76	(7, 1)	0.1		1	0	0	0	0	0	0	0	0	0	0	1	1	0.00	0.000
Sparky Lyle, L ERA: 3.31	(8, 1)	2.0		8	1	0	0	1	1	0	0	0	0	0	9	13	0.00	1.000

PITCHER		IP	WLS	BF	H	R	ER	SO	BB	IBB	HBP	BLK	WP	HR	S	P	ERA	WHIP

Cleveland Indians @ Texas Rangers

Arlington Stadium, Arlington, TX

Sun Aug 12 1979, 8:05 PM EDT

Att. 14,346 - Unknown

BOTTOM

Batter	1	2	3	4	5	6	7	8	9	AB	R	H	RBI	BB	SO	LOB
Bump Wills, S (1, 4) OBP: 0.346, SLG: 0.353	K		BB		1B 2B 1-3 2-H		1-3			3	1	1	1	1	1	0
Mickey Rivers, L (1, 8) OBP: 0.299, SLG: 0.387	BB		G3 1-2		SF8 3-H		F5			2	0	0	1	1	0	1
Al Oliver, L (1, 7) OBP: 0.364, SLG: 0.487	G4-6-3 1-2 BB			2B	1B 2-H			F8		3	0	2	1	1	0	0
Buddy Bell, R (1, 6) OBP: 0.331, SLG: 0.449	G4-6-3 1-2f			F8	F9			5-3		4	0	0	0	0	0	4
Richie Zisk, R (1, 9) OBP: 0.350, SLG: 0.423 Mike Jorgensen, L (5, 9) OBP: 0.308, SLG: 0.413		K		K		K		4-3		2 2	0 0	0 0	0 0	0 0	2 1	1 0
John Ellis, R (1, 10) OBP: 0.313, SLG: 0.449 La Rue Washington, R (9, PR) OBP: 0.250, SLG: 0.200		6-3		K		K			1B	4 0	0 0	1 0	0 0	0 0	2 0	1 0
Pat Putnam, L (1, 3) OBP: 0.328, SLG: 0.472 Bill Sample, R (9, PH) OBP: 0.338, SLG: 0.374		3-1			F8	3B			F8	3 1	0 0	1 0	0 0	0 0	0 0	0 1
Eric Soderholm, R (1, 5) OBP: 0.308, SLG: 0.392			5-3		1B 2B BB	K			F4	3	1	0	0	1	1	2
Jim Sundberg, R (1, 2) OBP: 0.324, SLG: 0.369			K		2B 1-2 SF8 1B		F9		F5	4	1	1	0	0	1	1
Inning Stats	R: 0 E: 0 K: 1 S: 4 H: 0 LOB: 1 BB: 2 P: 12	R: 0 E: 0 K: 1 S: 5 H: 0 LOB: 0 BB: 0 P: 5	R: 0 E: 0 K: 1 S: 5 H: 0 LOB: 1 BB: 1 P: 9	R: 0 E: 0 K: 2 S: 8 H: 1 LOB: 1 BB: 0 P: 8	R: 3 E: 0 K: 0 S: 6 H: 3 LOB: 1 BB: 1 P: 10	R: 0 E: 0 K: 3 S: 10 H: 1 LOB: 1 BB: 0 P: 10	R: 0 E: 0 K: 0 S: 3 H: 0 LOB: 0 BB: 0 P: 3	R: 0 E: 0 K: 0 S: 3 H: 0 LOB: 0 BB: 0 P: 3	R: 0 E: 0 K: 0 S: 4 H: 1 LOB: 1 BB: 0 P: 4	1B: 3 2B: 2 3B: 1 HR: 0 SF: 1 SAC: 0 DP: 1 HBP: 0						

livebaseballscorecards.com

AB	31
R	3
H	6
RBI	3
BB	4
SO	8
LOB	11

WP: 0 PB: 0 SB: 2 CS: 0 PA: 36

PITCHER		IP	WLS	BF	H	R	ER	SO	BB	IBB	HBP	BLK	WP	HR	S	P	ERA	WHIP
Dan Spillner, R ERA: 4.12	(1, 1)	8.0	W	33	6	3	3	8	4	0	0	0	0	0	45	61	3.38	1.250
Sid Monge, L ERA: 2.3	(9, 1)	1.0	S	3	0	0	0	0	0	0	0	0	0	0	3	3	0.00	0.000

PITCHER	IP	WLS	BF	H	R	ER	SO	BB	IBB	HBP	BLK	WP	HR	S	P	ERA	WHIP

Batter	1	2	3	4	5	6	7	8	9	AB	R	H	RBI	BB	SO	LOB
Mike Hargrove, L (1, 7) OBP: 0.371, SLG: 0.393	K	1-H HR		K			F7		2-H 2B	5	1	2	3	0	2	3
Rick Manning, L (1, 8) OBP: 0.327, SLG: 0.310	K	F9			F8		4-3 BB 1-2 2-3		4-3	4	0	0	0	1	1	1
Bobby Bonds, R (1, 9) OBP: 0.376, SLG: 0.469	E S 1B BB		HR		CS BB		4-3 1-2 2-3 3-H		F9	3	2	1	2	2	0	3
Dell Alston, L (9, 9) OBP: 0.360, SLG: 0.395										0	0	0	0	0	0	0
Andre Thornton, R (1, 3) OBP: 0.347, SLG: 0.443	1B BB 1-3		FC5-4 1B		F4 1-2		F5			3	0	1	0	1	0	3
Cliff Johnson, R (1, 10) OBP: 0.336, SLG: 0.473	1B 1-2 3-H		FC5-4 G5-4-3 1-2f			F9		6-3		4	0	1	1	0	0	1
Toby Harrah, R (1, 5) OBP: 0.390, SLG: 0.414	F8		G5-4-3 1-2f			G5-4-3 BB		G6-4-3 1B		3	0	1	0	1	0	3
Gary Alexander, R (1, 2) OBP: 0.303, SLG: 0.391		K		F7		G5-4-3 1-2f		G6-4-3 1-2f		4	0	0	0	0	1	2
Duane Kuiper, L (1, 4) OBP: 0.315, SLG: 0.294		K		4-3			BB 1B 4-3 1B		SH1-4 2B 1B	4	2	2	0	0	1	0
Tom Veryzer, R (1, 6) OBP: 0.280, SLG: 0.249		HR BB					4-3 BB 1-2 1B		SH1-4 1-2	2	1	2	0	1	0	0
Inning Stats	R: 1 E: 0 K: 2 S: 8 H: 1 LOB: 2 BB: 2 P: 16	R: 2 E: 0 K: 2 S: 8 H: 1 LOB: 0 BB: 1 P: 12	R: 1 E: 0 K: 0 S: 4 H: 2 LOB: 0 BB: 0 P: 4	R: 0 E: 0 K: 1 S: 6 H: 1 LOB: 1 BB: 0 P: 6	R: 0 E: 0 K: 0 S: 2 H: 0 LOB: 0 BB: 1 P: 6	R: 0 E: 0 K: 0 S: 2 H: 0 LOB: 0 BB: 1 P: 6	R: 1 E: 0 K: 0 S: 5 H: 2 LOB: 2 BB: 1 P: 9	R: 0 E: 0 K: 0 S: 3 H: 1 LOB: 0 BB: 0 P: 3	R: 1 E: 0 K: 0 S: 5 H: 2 LOB: 1 BB: 0 P: 5	1B: 7 2B: 1 3B: 0 HR: 2 SF: 0 SAC: 1 DP: 3 HBP: 0	WP: 0 PB: 0 SB: 1 CS: 1 PA: 39					

PITCHER		IP	WLS	BF	H	R	ER	SO	BB	IBB	HBP	BLK	WP	HR	S	P	ERA	WHIP
Floyd Bannister, L ERA: 4.07	(1, 1)	2.1	L	14	4	4	4	4	3	0	0	0	0	2	19	31	15.43	3.000
Glenn Abbott, R ERA: 5.21	(3, 1)	6.0		23	6	2	2	1	3	0	0	0	0	0	22	34	3.00	1.500
John Montague, R ERA: 5.5	(9, 1)	0.2		2	0	0	0	0	0	0	0	0	0	0	2	2	0.00	0.000

PITCHER	IP	WLS	BF	H	R	ER	SO	BB	IBB	HBP	BLK	WP	HR	S	P	ERA	WHIP

TOP

Cleveland Indians @ Seattle Mariners

The Kingdome, Seattle, WA

Mon Aug 13 1979, 10:05 PM EDT

Att. 6,226 - Dome

livebaseballscorecards.com

AB	32
R	6
H	10
RBI	6
BB	6
SO	5
LOB	16

Batter	1	2	3	4	5	6	7	8	9	AB	R	H	RBI	BB	SO	LOB
Julio Cruz, S (1, 4) OBP: 0.348, SLG: 0.302	4-3		F7			S 1B			FC6-4 1B 1-2f	4	0	1	0	0	0	3
Ruppert Jones, L (1, 8) OBP: 0.353, SLG: 0.469	6-3		PO 2-3	4-1		G3 1-2			1B 1-2	4	0	1	0	0	0	1
Bruce Bochte, L (1, 3) OBP: 0.396, SLG: 0.502	F8			G5-4-3 1B			G3		L6	4	0	1	0	0	0	2
Willie Horton, R (1, 10) OBP: 0.317, SLG: 0.434		F8		G5-4-3 1-2f			F8		F7	4	0	0	0	0	0	3
Dan Meyer, L (1, 5) OBP: 0.332, SLG: 0.485		F8			K		G3			3	0	0	0	0	1	0
Joe Simpson, L (1, 9) OBP: 0.289, SLG: 0.339		K			L6			6-3		3	0	0	0	0	1	0
Bob Stinson, S (1, 2) OBP: 0.350, SLG: 0.345			6-3		4-3			3-1		3	0	0	0	0	0	0
Leon Roberts, R (1, 7) OBP: 0.350, SLG: 0.441			PO 1B BB			K		F8		2	0	0	0	1	1	0
Mario Mendoza, R (1, 6) OBP: 0.217, SLG: 0.254			1B 1-2			4-3			FC6-4 1B	2	0	1	0	0	0	0
Larry Milbourne, S (9, PH) OBP: 0.317, SLG: 0.342										1	0	1	0	0	0	0
Inning Stats	R: 0 E: 0 K: 0 S: 3 H: 0 LOB: 0 BB: 0 P: 3	R: 0 E: 0 K: 1 S: 5 H: 0 LOB: 0 BB: 0 P: 5	R: 0 E: 0 K: 0 S: 3 H: 1 LOB: 1 BB: 1 P: 7	R: 0 E: 0 K: 0 S: 3 H: 1 LOB: 0 BB: 0 P: 3	R: 0 E: 0 K: 1 S: 5 H: 0 LOB: 0 BB: 0 P: 5	R: 0 E: 0 K: 1 S: 6 H: 1 LOB: 1 BB: 0 P: 6	R: 0 E: 0 K: 0 S: 3 H: 0 LOB: 0 BB: 0 P: 3	R: 0 E: 0 K: 0 S: 3 H: 0 LOB: 0 BB: 0 P: 3	R: 0 E: 0 K: 0 S: 5 H: 2 LOB: 2 BB: 0 P: 5	1B: 5 2B: 0 3B: 0 HR: 0	SF: 0 SAC: 0 DP: 1 HBP: 0						

PITCHER	IP	WLS	BF	H	R	ER	SO	BB	IBB	HBP	BLK	WP	HR	S	P	ERA	WHIP
Rick Wise, R (1, 1) ERA: 3.53	9.0	W	31	5	0	0	3	1	0	0	0	0	0	36	40	0.00	0.667

PITCHER	IP	WLS	BF	H	R	ER	SO	BB	IBB	HBP	BLK	WP	HR	S	P	ERA	WHIP

BOTTOM

Cleveland Indians @ Seattle Mariners

The Kingdome, Seattle, WA

Mon Aug 13 1979, 10:05 PM EDT

Att. 6,226 - Dome

livebaseballscorecards.com

AB	30
R	0
H	5
RBI	0
BB	1
SO	3
LOB	9

1B: 5	SF: 0	WP: 0	PA: 32
2B: 0	SAC: 0	PB: 0	
3B: 0	DP: 1	SB: 1	
HR: 0	HBP: 0	CS: 0	

Cleveland Indians @ Seattle Mariners

The Kingdome, Seattle, WA

Tue Aug 14 1979, 10:05 PM EDT

Att. 7,302 - Dome

TOP

livebaseballscorecards.com

Batter	1	2	3	4	5	6	7	8	9	AB	R	H	RBI	BB	SO	LOB
Mike Hargrove, L (1, 7) OBP: 0.377, SLG: 0.394	BB, E, 1B	F9			BB		G5-4-3, BB		BB, HBP	2	1	1	0	2	0	0
Rick Manning, L (1, 8) OBP: 0.326, SLG: 0.307	FC5-4, 1-2, BB		F8		F8		K		F8	4	0	0	0	1	1	3
Bobby Bonds, R (1, 9) OBP: 0.374, SLG: 0.464	FC5-4, 1-2f, 2-H, 3B		K		F3		G5-4-3, 1-2f		1-2, BB	4	1	0	0	1	1	3
Andre Thornton, R (1, 3) OBP: 0.347, SLG: 0.439	3B, BB		L5			K		S, BB, E, BB	L7	3	2	0	0	2	1	2
Cliff Johnson, R (1, 10) OBP: 0.338, SLG: 0.474	F3			K		1B, 1B, 2B		S, 1-2, SF8, BB	F9	4	2	1	0	1	1	4
Toby Harrah, R (1, 5) OBP: 0.389, SLG: 0.419	WP, 1-H, 2-H, 3B			6-3		F7		SF8, 1-H, 2-H		3	1	1	3	0	0	1
Ron Hassey, L (1, 2) OBP: 0.326, SLG: 0.357	G3, 3-H			1B		1B, 2-3, 1B		K		4	0	2	0	0	1	0
Duane Kuiper, L (1, 4) OBP: 0.322, SLG: 0.302		G5-4-3, BB		1-3, 1B		1-2, 3-H, 1B		1B, 2B		3	0	3	1	1	0	0
Tom Veryzer, R (1, 6) OBP: 0.280, SLG: 0.249		G5-4-3, 1-2f			F7	K		2-H, 1B		4	0	1	0	0	1	3

	AB	31
	R	7
	H	9
	RBI	4
	BB	8
	SO	6
	LOB	16

Inning Stats	1	2	3	4	5	6	7	8	9
	R: 4 E: 1 K: 0 S: 5	H: 2 LOB: 0 BB: 2 P: 13	R: 0 E: 0 K: 0 S: 2	H: 0 LOB: 0 BB: 1 P: 6	R: 0 E: 0 K: 1 S: 5	H: 0 LOB: 0 BB: 0 P: 5	R: 0 E: 0 K: 1 S: 6	H: 2 LOB: 2 BB: 0 P: 6	R: 0 E: 0 K: 0 S: 3	H: 0 LOB: 1 BB: 1 P: 7	R: 1 E: 0 K: 2 S: 10	H: 3 LOB: 2 BB: 0 P: 10	R: 0 E: 0 K: 1 S: 4	H: 0 LOB: 0 BB: 1 P: 8	R: 2 E: 0 K: 1 S: 6	H: 2 LOB: 2 BB: 2 P: 14	R: 0 E: 0 K: 0 S: 3	H: 0 LOB: 2 BB: 1 P: 8

1B: 6	SF: 1	WP: 1	PA: 41
2B: 2	SAC: 0	PB: 0	
3B: 1	DP: 2	SB: 3	
HR: 0	HBP: 1	CS: 0	

PITCHER		IP	WLS	BF	H	R	ER	SO	BB	IBB	HBP	BLK	WP	HR	S	P	ERA	WHIP
Odell Jones, R ERA: 5.87	(1, 1)	5.2	L	26	7	5	5	3	4	0	0	0	1	0	28	44	7.94	1.941
Randy Stein, R ERA: 6.66	(6, 1)	2.1		10	2	2	2	3	3	0	0	0	0	0	13	25	7.71	2.143
Rich Hinton, L ERA: 5.96	(9, 1)	1.0		5	0	0	0	0	1	0	1	0	0	0	3	8	0.00	1.000

PITCHER	IP	WLS	BF	H	R	ER	SO	BB	IBB	HBP	BLK	WP	HR	S	P	ERA	WHIP

BOTTOM

Cleveland Indians @ Seattle Mariners

The Kingdome, Seattle, WA

Tue Aug 14 1979, 10:05 PM EDT

Att. 7,302 - Dome

livebaseballscorecards.com

Batter	1	2	3	4	5	6	7	8	9	AB	R	H	RBI	BB	SO	LOB
Julio Cruz, S (1, 4) OBP: 0.355, SLG: 0.306	FC4-6 1B		FC1-6 G3 1-2f		1B 1-2 2-H		BB S		FC6-4 BB	3	0	2	1	2	0	1
Ruppert Jones, L (1, 8) OBP: 0.350, SLG: 0.464	FC4-6 S 1-2f		G3 1-2		4-3		F8 1-2		K	5	0	0	0	0	1	6
Bruce Bochte, L (1, 3) OBP: 0.394, SLG: 0.504	K 1-2		F7			2B 3B	K		FC6-4 BB 1-2f 2-3	5	1	1	0	0	2	5
Willie Horton, R (1, 10) OBP: 0.316, SLG: 0.430	5-3			6-3		K	F7		BB 1-2	4	0	0	0	1	1	3
Joe Simpson, L (9, PR) OBP: 0.289, SLG: 0.339										0	0	0	0	0	0	0
Tom Paciorek, R (1, 7) OBP: 0.372, SLG: 0.470		5-3		5-3		6-3 1B 2B 3-H		K	K	5	1	1	1	0	2	3
Bill Stein, R (1, 5) OBP: 0.285, SLG: 0.335				5-3		6-3 2-3		K		3	0	1	0	0	0	1
Bob Stinson, S (7, 2) OBP: 0.349, SLG: 0.343		G5-3 BB 1B								1	0	0	0	0	1	0
Bobby Valentine, R (1, 9) OBP: 0.365, SLG: 0.317		BB 1-2			4-3	1B 3-H		F9		3	0	1	1	1	0	0
Larry Cox, R (1, 2) OBP: 0.283, SLG: 0.327		G5-3 2-3f			1B 1B 1B	1B 1-2			HR	2	1	1	0	0	0	2
Dan Meyer, L (6, PH) OBP: 0.335, SLG: 0.495 (7, 5)										2	1	2	1	0	0	0
Mario Mendoza, R (1, 6) OBP: 0.222, SLG: 0.259			FC1-6 1B		1B 1-2	F4			FC6-4 2B	2	0	2	0	0	0	0
Larry Milbourne, S (6, PH) OBP: 0.319, SLG: 0.346 (7, 6)										2	0	1	0	0	0	2

Inning Stats	1	2	3	4	5	6	7	8	9
	R: 0 E: 0 K: 1 S: 6	H: 1 LOB: 1 BB: 0 P: 6	R: 0 E: 0 K: 0 S: 3	H: 1 LOB: 1 BB: 1 P: 7	R: 0 E: 0 K: 0 S: 4	H: 1 LOB: 1 BB: 0 P: 4	R: 0 E: 0 K: 0 S: 3	H: 0 LOB: 0 BB: 0 P: 3	R: 1 E: 0 K: 0 S: 5	H: 3 LOB: 1 BB: 0 P: 5	R: 2 E: 0 K: 1 S: 9	H: 4 LOB: 2 BB: 0 P: 9	R: 0 E: 0 K: 1 S: 5	H: 0 LOB: 1 BB: 1 P: 9	R: 0 E: 0 K: 2 S: 7	H: 0 LOB: 0 BB: 0 P: 7	R: 1 E: 0 K: 2 S: 9	H: 2 LOB: 3 BB: 2 P: 17

AB	37
R	4
H	12
RBI	4
BB	4
SO	7
LOB	23

1B: 8 SF: 0
2B: 2 SAC: 0
3B: 1 DP: 1
HR: 1 HBP: 0

WP: 0 PA: 41
PB: 0
SB: 2
CS: 0

PITCHER		IP	WLS	BF	H	R	ER	SO	BB	IBB	HBP	BLK	WP	HR	S	P	ERA	WHIP
Rick Waits, L ERA: 4.98	(1, 1)	5.2	W	25	9	3	3	2	1	0	0	0	0	0	28	32	4.76	1.765
Victor Cruz, R ERA: 3.69	(6, 1)	2.1		12	3	1	1	3	2	0	0	0	0	1	16	24	3.86	2.143
Sid Monge, L ERA: 2.28	(9, 1)	1.0	S	4	0	0	0	2	1	0	0	0	0	0	7	11	0.00	1.000

PITCHER		IP	WLS	BF	H	R	ER	SO	BB	IBB	HBP	BLK	WP	HR	S	P	ERA	WHIP

Batter	1	2	3	4	5	6	7	8	9	AB	R	H	RBI	BB	SO	LOB
Mike Hargrove, L (1, 7) OBP: 0.380, SLG: 0.393	BBBB 4-0 FC6-4 BB		BBBB 4-0 1B BB		x 0-0 FC4-6 1B		SSS 0-3 ① K		x 0-0 ① F7	3	0	1	0	2	1	0
Rick Manning, L (1, 8) OBP: 0.324, SLG: 0.306	x 0-0 ① FC6-4 S 1-2f		x 0-0 ① 1-3 1B		x 0-0 ① FC4-6 S 1-2f		x 0-0 ② 6-3		x 0-0 ② 1-3	5	0	1	0	0	0	2
Bobby Bonds, R (1, 9) OBP: 0.374, SLG: 0.462	SSS 0-3 ② K 1-2		x 0-0 G5-4-3 1B		SSS 0-3 ② K 1-2		BBBB 4-0 2B BB		x 0-0 ③ F7	4	0	1	0	1	2	2
Andre Thornton, R (1, 3) OBP: 0.347, SLG: 0.440	x 0-0 ③ L1		x 0-0 ②③ G5-4-3 1-2f		x 0-0 ③ L6		x 0-0 1-3 2B			4	0	1	0	0	0	4
Cliff Johnson, R (1, 10) OBP: 0.345, SLG: 0.482		BBBB 4-0 F8 SH3 1B BB		x 0-0 6-3 1B		x 0-0 4-3 2B	x 0-0 ③ F3			3	1	2	0	1	0	2
Toby Harrah, R (1, 5) OBP: 0.389, SLG: 0.418		x 0-0 ① SH3 1-2		x 0-0 ① 6-3 1-2		x 0-0 ① 1-3		x 0-0 1B 1B		3	0	1	0	0	0	2
Ron Hassey, L (1, 2) OBP: 0.324, SLG: 0.353		x 0-0 ② F8 2-3		x 0-0 ② 6-3		x 0-0 ② 4-3 2-3		x 0-0 G5-4-3 1-3 1B		4	0	1	0	0	0	3
Duane Kuiper, L (1, 4) OBP: 0.326, SLG: 0.303		x 0-0 E 3-H 1B		4-0 IBB		4-0 S IBB		x 0-0 ①② G5-4-3 1-2f		2	1	1	1	2	0	2
Tom Veryzer, R (1, 6) OBP: 0.277, SLG: 0.246		x 0-0 ③ E3 1-H		SSS 0-3 ③ K		x 0-0 ③ 4-3 1-2		x 0-0 ③ 5-3		4	0	0	0	0	1	5
Inning Stats	R: 0 E: 0 K: 1 S: 5 H: 0 LOB: 1 BB: 1 P: 9	R: 2 E: 1 K: 0 S: 4 H: 1 LOB: 1 BB: 1 P: 8	R: 0 E: 0 K: 0 S: 3 H: 2 LOB: 1 BB: 1 P: 7	R: 0 E: 0 K: 1 S: 6 H: 1 LOB: 2 BB: 1 P: 10	R: 0 E: 0 K: 1 S: 6 H: 1 LOB: 1 BB: 0 P: 6	R: 0 E: 0 K: 0 S: 4 H: 1 LOB: 2 BB: 1 P: 8	R: 0 E: 0 K: 1 S: 6 H: 1 LOB: 2 BB: 1 P: 10	R: 0 E: 0 K: 0 S: 4 H: 2 LOB: 1 BB: 0 P: 4	R: 0 E: 0 K: 0 S: 3 H: 0 LOB: 0 BB: 0 P: 3	1B: 7 2B: 2 3B: 0 HR: 0	SF: 0 SAC: 1 DP: 2 HBP: 0						

PITCHER	IP	WLS	BF	H	R	ER	SO	BB	IBB	HBP	BLK	WP	HR	S	P	ERA	WHIP
Mike Parrott, R (1, 1) ERA: 3.57	9.0	W	39	9	2	1	4	4	2	0	0	0	0	41	65	1.00	1.444

PITCHER	IP	WLS	BF	H	R	ER	SO	BB	IBB	HBP	BLK	WP	HR	S	P	ERA	WHIP

TOP

Cleveland Indians @ Seattle Mariners

The Kingdome, Seattle, WA

Wed Aug 15 1979, 10:05 PM EDT

Att. 6,723 - Dome

livebaseballscorecards.com

AB	32
R	2
H	9
RBI	1
BB	6
SO	4
LOB	22

1B: 7	SF: 0	WP: 0	PA: 39
2B: 2	SAC: 1	PB: 0	
3B: 0	DP: 2	SB: 3	
HR: 0	HBP: 0	CS: 0	

Batter	1	2	3	4	5	6	7	8	9	AB	R	H	RBI	BB	SO	LOB
Julio Cruz, S (1, 4) OBP: 0.354, SLG: 0.303	K		K			BB F9 S SF7		K		3	1	0	0	1	3	0
Ruppert Jones, L (1, 8) OBP: 0.351, SLG: 0.470	3B		K			F9 1-3		S HR 2B		4	1	2	0	0	1	1
Bruce Bochte, L (1, 3) OBP: 0.390, SLG: 0.500	K		K			SF7 3-H		F8		3	0	0	1	0	2	2
Willie Horton, R (1, 10) OBP: 0.315, SLG: 0.435	F9			K		6-3		2-H HR		4	1	1	2	0	1	1
Dan Meyer, L (1, 5) OBP: 0.332, SLG: 0.490		F2		G3			F9	G3		4	0	0	0	0	0	0
Tom Paciorek, R (1, 7) OBP: 0.367, SLG: 0.463 Leon Roberts, R (9, 7) OBP: 0.350, SLG: 0.441	K			L4			F7			3 0	0 0	0 0	0 0	0 0	1 0	0 0
Joe Simpson, L (1, 9) OBP: 0.295, SLG: 0.345	1B 1B				E4 G4-6-3		1B 1B			3	0	2	0	0	0	0
Bob Stinson, S (1, 2) OBP: 0.353, SLG: 0.348	1-2 1B				G4-6-3 1-2f		1-2 1B			3	0	2	0	0	0	1
Larry Milbourne, S (1, 6) OBP: 0.316, SLG: 0.344 Bobby Valentine, R (7, PH) OBP: 0.360, SLG: 0.313 Mario Mendoza, R (8, 6) OBP: 0.222, SLG: 0.259	K				3-1		K			2 1 0	0 0 0	0 0 0	0 0 0	0 0 0	1 1 0	2 2 0
Inning Stats	R: 0 E: 0 K: 2 S: 8 H: 1 LOB: 1 BB: 0 P: 8	R: 0 E: 0 K: 2 S: 9 H: 2 LOB: 2 BB: 0 P: 9	R: 0 E: 0 K: 3 S: 9 H: 0 LOB: 0 BB: 0 P: 9	R: 0 E: 0 K: 1 S: 5 H: 0 LOB: 0 BB: 0 P: 5	R: 0 E: 1 K: 0 S: 3 H: 0 LOB: 0 BB: 0 P: 3	R: 1 E: 0 K: 0 S: 3 H: 0 LOB: 0 BB: 1 P: 7	R: 0 E: 0 K: 1 S: 7 H: 2 LOB: 2 BB: 0 P: 7	R: 2 E: 0 K: 1 S: 7 H: 2 LOB: 0 BB: 0 P: 7		1B: 4 2B: 1 3B: 1 HR: 1 SF: 1 SAC: 0 DP: 1 HBP: 0						

PITCHER		IP	WLS	BF	H	R	ER	SO	BB	IBB	HBP	BLK	WP	HR	S	P	ERA	WHIP
Len Barker, R ERA: 4.56	(1, 1)	6.2		26	5	1	1	8	1	0	0	0	0	0	41	45	1.35	0.900
Sid Monge, L ERA: 2.43	(7, 1)	1.1	L	6	2	2	2	2	0	0	0	0	0	1	10	10	13.50	1.500

PITCHER	IP	WLS	BF	H	R	ER	SO	BB	IBB	HBP	BLK	WP	HR	S	P	ERA	WHIP

BOTTOM

Cleveland Indians @ Seattle Mariners

The Kingdome, Seattle, WA

Wed Aug 15 1979, 10:05 PM EDT

Att. 6,723 - Dome

livebaseballscorecards.com

AB	30
R	3
H	7
RBI	3
BB	1
SO	10
LOB	9

Cleveland Indians @ Oakland Athletics

Oakland-Alameda County Coliseum, Oakland, CA

Fri Aug 17 1979, 7:05 PM PDT

Att. 2,059 - Unknown

TOP

livebaseballscorecards.com

Batter	1	2	3	4	5	6	7	8	9	AB	R	H	RBI	BB	SO	LOB
Mike Hargrove, L (1, 7) OBP: 0.384, SLG: 0.416	K		1-H HR		BB		HR			3	2	2	3	1	1	0
Rick Manning, L (1, 8) OBP: 0.324, SLG: 0.305	G3		S 1B		F7		F9			4	0	1	0	0	0	2
Bobby Bonds, R (1, 9) OBP: 0.373, SLG: 0.459	PO BB		K		L7			F8		3	0	0	0	1	1	3
Andre Thornton, R (1, 3) OBP: 0.344, SLG: 0.436	PO	5-3		5-3		K		F8		4	0	0	0	0	1	0
Cliff Johnson, R (1, 10) OBP: 0.348, SLG: 0.482		K		S 1B		5-3 1B		F2		4	0	2	0	0	1	0
Toby Harrah, R (1, 5) OBP: 0.387, SLG: 0.416		1-3		K		5-3			FC6 1B	4	0	1	0	0	1	2
Ron Hassey, L (1, 2) OBP: 0.315, SLG: 0.343			K	K		4-3			K	4	0	0	0	0	3	3
Duane Kuiper, L (1, 4) OBP: 0.323, SLG: 0.300			F7	G3			F7		FC6 FC6-4	4	0	0	0	0	0	1
Tom Veryzer, R (1, 6) OBP: 0.280, SLG: 0.248			HR 1B	BB HBP			5-3		FC6-4	2	1	1	0	0	0	0
Jim Norris, L (9, PH) OBP: 0.328, SLG: 0.356										1	0	0	0	0	0	1

Inning Stats	1	2	3	4	5	6	7	8	9
	R: 0 E: 0 K: 1 S: 4 H: 0 LOB: 0 BB: 1 P: 8	R: 0 E: 0 K: 1 S: 5 H: 0 LOB: 0 BB: 0 P: 5	R: 2 E: 0 K: 2 S: 10 H: 3 LOB: 1 BB: 0 P: 10	R: 0 E: 0 K: 2 S: 8 H: 1 LOB: 1 BB: 0 P: 8	R: 0 E: 0 K: 0 S: 3 H: 0 LOB: 2 BB: 1 P: 8	R: 0 E: 0 K: 1 S: 6 H: 1 LOB: 1 BB: 0 P: 6	R: 1 E: 0 K: 0 S: 4 H: 1 LOB: 0 BB: 0 P: 4	R: 0 E: 0 K: 0 S: 3 H: 0 LOB: 0 BB: 0 P: 3	R: 0 E: 0 K: 1 S: 6 H: 1 LOB: 1 BB: 0 P: 6

	AB	33
	R	3
	H	7
	RBI	3
	BB	2
	SO	8
	LOB	12

1B: 5 SF: 0
2B: 0 SAC: 0
3B: 0 DP: 0
HR: 2 HBP: 1

WP: 0 PA: 37
PB: 0
SB: 2
CS: 0

PITCHER	IP	WLS	BF	H	R	ER	SO	BB	IBB	HBP	BLK	WP	HR	S	P	ERA	WHIP
Steve McCatty, R (1, 1) ERA: 4.15	9.0	W	36	7	3	3	8	2	0	1	0	0	2	49	58	3.00	1.000

PITCHER	IP	WLS	BF	H	R	ER	SO	BB	IBB	HBP	BLK	WP	HR	S	P	ERA	WHIP

Batter	1	2	3	4	5	6	7	8	9	AB	R	H	RBI	BB	SO	LOB
Rickey Henderson, R (1, 7) OBP: 0.313, SLG: 0.291	5-3		5-3		CS 1B 2-3 3-H		BB 1-2			3	0	1	1	1	0	0
Dwayne Murphy, L (1, 8) OBP: 0.402, SLG: 0.391	K			G3	SF9 3-H		K			3	0	0	1	0	2	2
Wayne Gross, L (1, 5) OBP: 0.338, SLG: 0.368	K			F6	CS 1-2	K	F7			3	0	0	0	0	2	0
Dave Chalk, R (7, PH) OBP: 0.339, SLG: 0.284 (8, 5)										1	0	0	0	0	0	2
Dave Revering, L (1, 10) OBP: 0.321, SLG: 0.475		F6		BB		L5		G3		3	0	0	0	1	0	0
Jeff Newman, R (1, 3) OBP: 0.268, SLG: 0.423		K		K		F5		F8		4	0	0	0	0	2	1
Jim Essian, R (1, 2) OBP: 0.335, SLG: 0.441		BB			1B 2B HBP		2B 1B BB	K		1	2	0	0	2	1	0
Tony Armas, R (1, 9) OBP: 0.284, SLG: 0.419		K			F4		1B 2B 1-3			3	1	1	0	0	1	2
Mike Edwards, R (1, 4) OBP: 0.276, SLG: 0.296			L5		2B 1B 1B 1-3		S 1B 2-H 3-H			3	1	2	2	0	0	0
Rob Picciolo, R (1, 6) OBP: 0.276, SLG: 0.341			6-3		1B SF9 2B 1-3 3-H		K			3	1	1	1	0	1	1
Inning Stats	R: 0 E: 0 K: 2 S: 7 H: 0 LOB: 0 BB: 0 P: 7	R: 0 E: 0 K: 2 S: 7 H: 0 LOB: 1 BB: 1 P: 11	R: 0 E: 0 K: 0 S: 3 H: 0 LOB: 0 BB: 0 P: 3	R: 0 E: 0 K: 1 S: 5 H: 0 LOB: 1 BB: 1 P: 9	R: 3 E: 0 K: 0 S: 5 H: 3 LOB: 0 BB: 0 P: 6	R: 0 E: 0 K: 1 S: 5 H: 0 LOB: 0 BB: 0 P: 5	R: 2 E: 0 K: 2 S: 9 H: 2 LOB: 2 BB: 2 P: 17	R: 0 E: 0 K: 1 S: 5 H: 0 LOB: 0 BB: 0 P: 5		1B: 3 2B: 2 3B: 0 HR: 0	SF: 1 SAC: 0 DP: 0 HBP: 1		WP: 0 PB: 0 SB: 1 CS: 1	PA: 34		

PITCHER		IP	WLS	BF	H	R	ER	SO	BB	IBB	HBP	BLK	WP	HR	S	P	ERA	WHIP
Dan Spillner, R ERA: 4.31	(1, 1)	6.0	L	25	4	5	5	6	3	0	1	0	0	0	33	46	7.50	1.167
Sid Monge, L ERA: 2.38	(7, 1)	2.0		8	1	0	0	3	1	0	0	0	0	0	13	17	0.00	1.000

PITCHER	IP	WLS	BF	H	R	ER	SO	BB	IBB	HBP	BLK	WP	HR	S	P	ERA	WHIP

BOTTOM

Cleveland Indians @ Oakland Athletics

Oakland-Alameda County Coliseum, Oakland, CA

Fri Aug 17 1979, 7:05 PM PDT

Att. 2,059 - Unknown

livebaseballscorecards.com

AB	27
R	5
H	5
RBI	5
BB	4
SO	9
LOB	8

Batter	1	2	3	4	5	6	7	8	9	AB	R	H	RBI	BB	SO	LOB
Mike Hargrove, L (1, 3) OBP: 0.383, SLG: 0.413	0-0 SH3-4 SF7 1B 1B		0-0 6-3 ②		0-0 F7 ③			0-0 1-3 ③		4	1	1	0	0	0	0
Jim Norris, L (1, 7) OBP: 0.327, SLG: 0.354	0-0 SH3-4 1-2 1B		0-0 E4 CS			0-0 F9 ①			0-0 F5 ①	4	0	1	0	0	0	0
Rick Manning, L (1, 8) OBP: 0.324, SLG: 0.303	0-0 SH3-4 ① 1-2 2-3		0-0 CS ③ 1-2	B B B B 4-0 1B BB		0-0 F8 ②			S S S 0-3 K ②	2	0	0	0	1	1	0
Cliff Johnson, R (1, 10) OBP: 0.346, SLG: 0.480	0-0 SF7 ② 3-H			0-0 1-2 1B		S S S 0-3 K ③			0-0 1-3 ③	3	0	1	1	0	1	0
Bobby Bonds, R (1, 9) OBP: 0.371, SLG: 0.456	0-0 F8 ③			0-0 F7 ①			0-0 F4 ①			3	0	0	0	0	0	3
Gary Alexander, R (1, 2) OBP: 0.300, SLG: 0.387		S S S 0-3 K ①		S S S 0-3 K ②			0-0 6-3 ②			3	0	0	0	0	2	2
Ted Cox, R (1, 5) OBP: 0.276, SLG: 0.310		0-0 6-3 ②		0-0 F4 ③			0-0 6-3 ③			3	0	0	0	0	0	2
Duane Kuiper, L (1, 4) OBP: 0.321, SLG: 0.298		0-0 4-3 ③			0-0 4-3 ①			0-0 F7 ①		3	0	0	0	0	0	0
Tom Veryzer, R (1, 6) OBP: 0.279, SLG: 0.246			S S S 0-3 K ①		0-0 6-3 ②			0-0 F5 ②		2	0	0	0	0	1	0
Dell Alston, L (8, PH) OBP: 0.353, SLG: 0.386										1	0	0	0	0	0	0
Dave Rosello, R (8, 6) OBP: 0.300, SLG: 0.571										0	0	0	0	0	0	0

TOP

Cleveland Indians @ Oakland Athletics

Oakland-Alameda County Coliseum, Oakland, CA

Sat Aug 18 1979, 3:33 AM PDT
Att. 2,273 - Unknown

livebaseballscorecards.com

AB	28
R	1
H	3
RBI	1
BB	1
SO	5
LOB	7

Inning Stats	1	2	3	4	5	6	7	8	9
	R: 1 E: 0 K: 0 S: 5	R: 0 E: 0 K: 1 S: 5	R: 0 E: 1 K: 1 S: 5	R: 0 E: 0 K: 1 S: 6	R: 0 E: 0 K: 0 S: 3	R: 0 E: 0 K: 1 S: 5	R: 0 E: 0 K: 0 S: 3	R: 0 E: 0 K: 0 S: 3	R: 0 E: 0 K: 1 S: 5
	H: 2 LOB: 1 BB: 0 P: 5	H: 0 LOB: 0 BB: 0 P: 5	H: 0 LOB: 0 BB: 0 P: 5	H: 1 LOB: 2 BB: 1 P: 10	H: 0 LOB: 0 BB: 0 P: 3	H: 0 LOB: 0 BB: 0 P: 5	H: 0 LOB: 0 BB: 0 P: 3	H: 0 LOB: 0 BB: 0 P: 3	H: 0 LOB: 0 BB: 0 P: 5

| | | | | | | | | | |

BOTTOM

Cleveland Indians @ Oakland Athletics

Oakland-Alameda County Coliseum, Oakland, CA

Sat Aug 18 1979, 3:33 AM PDT

Att. 2,273 - Unknown

livebaseballscorecards.com

Batter	1	2	3	4	5	6	7	8	9	AB	R	H	RBI	BB	SO	LOB
Rickey Henderson, R (1, 7) OBP: 0.317, SLG: 0.291	0-0 S 1B 1B		0-0 5-3 ①		4-0 1B 2B BB		0-0 F9 ②			3	2	1	0	1	0	0
Dwayne Murphy, L (1, 8) OBP: 0.403, SLG: 0.392	0-3 K ① 1-2		0-0 1B		0-0 2B 1-3 2-H 1B		0-0 5-3 ③			4	0	2	1	0	1	1
Wayne Gross, L (1, 5) OBP: 0.337, SLG: 0.369	0-0 F7 ②		0-0 F5 ②		0-0 1-3 3-H 2B			0-0 3-1 ①		4	0	1	1	0	0	2
Dave Revering, L (1, 3) OBP: 0.326, SLG: 0.477	0-0 2-H 1B		0-0 G3 ③		4-0 G5-4-3 IBB			0-0 5-3 1B 1B		3	1	2	1	1	0	1
Jim Essian, R (1, 2) OBP: 0.329, SLG: 0.433	0-0 F7 ③			0-0 4-3 ①	0-0 G5-4-3 ② ③ 1-2f			0-0 5-3 ② 1-2		4	0	0	0	0	0	5
Mitchell Page, L (1, 10) OBP: 0.324, SLG: 0.352		0-0 F7 ①		4-0 CS BB		0-0 G3 ①		4-0 1B IBB		2	0	0	0	2	0	0
Tony Armas, R (1, 9) OBP: 0.284, SLG: 0.417		0-0 E1 S		0-0 F8 ② ③ 1-2		0-0 6-3 ②		0-0 1-2 2-H 1B		4	0	1	1	0	0	1
Mike Edwards, R (1, 4) OBP: 0.273, SLG: 0.293		0-3 K ② 1-2			0-0 5-3 ①	0-0 1-3 ③		0-3 K ③		3	0	0	0	0	1	1
Jeff Newman, R (8, PH) OBP: 0.267, SLG: 0.422										1	0	0	0	0	1	2
Dave Chalk, R (9, 4) OBP: 0.339, SLG: 0.284										0	0	0	0	0	0	0
Rob Picciolo, R (1, 6) OBP: 0.276, SLG: 0.345		0-3 K ③			0-0 1B 2B		0-0 F8 ①			3	1	1	0	0	1	1
Inning Stats	R: 1 E: 0 K: 1 S: 7 H: 2 LOB: 1 BB: 0 P: 7	R: 0 E: 1 K: 2 S: 8 H: 0 LOB: 1 BB: 0 P: 8	R: 0 E: 0 K: 0 S: 4 H: 1 LOB: 1 BB: 0 P: 4	R: 0 E: 0 K: 0 S: 2 H: 0 LOB: 0 BB: 1 P: 6	R: 2 E: 0 K: 0 S: 5 H: 3 LOB: 2 BB: 2 P: 13	R: 0 E: 0 K: 0 S: 3 H: 0 LOB: 0 BB: 0 P: 3	R: 0 E: 0 K: 0 S: 3 H: 0 LOB: 0 BB: 0 P: 3	R: 1 E: 0 K: 1 S: 7 H: 2 LOB: 2 BB: 1 P: 11		1B: 6 2B: 2 3B: 0 HR: 0 SF: 0 SAC: 0 DP: 1 HBP: 0						

	AB	31
	R	4
	H	8
	RBI	4
	BB	4
	SO	4
	LOB	14

WP: 0 PB: 0 SB: 2 CS: 1 PA: 35

PITCHER	IP	WLS	BF	H	R	ER	SO	BB	IBB	HBP	BLK	WP	HR	S	P	ERA	WHIP
Rick Wise, R (1, 1) ERA: 3.58	7.2	L	34	8	4	4	3	2	2	0	0	0	0	36	52	4.70	1.304
Victor Cruz, R (8, 1) ERA: 3.68	0.1		1	0	0	0	1	0	0	0	0	0	0	3	3	0.00	0.000

PITCHER	IP	WLS	BF	H	R	ER	SO	BB	IBB	HBP	BLK	WP	HR	S	P	ERA	WHIP

Batter	1	2	3	4	5	6	7	8	9	AB	R	H	RBI	BB	SO	LOB
Mike Hargrove, L (1, 7) OBP: 0.386, SLG: 0.419	0-0 6-3 BB 1B	4-0 G4-6-3 1-2 2-3 BB			0-3 K			0-0 G3 SF8 2B		3	1	2	0	1	1	0
Rick Manning, L (1, 8) OBP: 0.323, SLG: 0.301	4-0 6-3 1-2 BB	0-0 G4-6-3 1-2f			0-0 F9			0-0 G3 2-3		3	0	0	0	1	0	4
Bobby Bonds, R (1, 9) OBP: 0.368, SLG: 0.453	0-3 K		0-3 K			0-3 K		0-0 SF8 3-H		3	0	0	1	0	3	2
Toby Harrah, R (1, 5) OBP: 0.386, SLG: 0.413	0-0 6-3 1-2 2-3		0-0 6-3			0-0 F3		4-0 BB		3	0	0	0	1	0	2
Cliff Johnson, R (1, 10) OBP: 0.341, SLG: 0.471	0-0 F8		0-0 F9			0-0 F7		0-3 K		4	0	0	0	0	1	3
Andre Thornton, R (1, 3) OBP: 0.343, SLG: 0.434		0-0 F8 S 1B 1B		0-0 F8			0-0 5-3		0-0 6-3	4	1	1	0	0	0	0
Ron Hassey, L (1, 2) OBP: 0.314, SLG: 0.340		0-0 F8 1-3		0-0 1-3			0-0 1B		0-0 F5	4	0	1	0	0	0	1
Duane Kuiper, L (1, 4) OBP: 0.320, SLG: 0.298		0-0 BB 1B 3-H 1B		0-0 F3			0-0 F8		0-3 K	4	0	1	1	0	1	1
Tom Veryzer, R (1, 6) OBP: 0.279, SLG: 0.247		0-0 BB 1-2 1B			0-0 F9		0-0 F4			3	0	1	0	0	0	1
Inning Stats	R: 0 E: 0 K: 1 S: 6 H: 1 LOB: 2 BB: 1 P: 10	R: 1 E: 0 K: 0 S: 5 H: 3 LOB: 2 BB: 1 P: 9	R: 0 E: 0 K: 1 S: 5 H: 0 LOB: 0 BB: 0 P: 5	R: 0 E: 0 K: 0 S: 3 H: 0 LOB: 0 BB: 0 P: 3	R: 0 E: 0 K: 1 S: 5 H: 0 LOB: 0 BB: 0 P: 5	R: 0 E: 0 K: 1 S: 5 H: 0 LOB: 0 BB: 0 P: 5	R: 0 E: 0 K: 0 S: 4 H: 1 LOB: 1 BB: 0 P: 4	R: 1 E: 0 K: 1 S: 6 H: 1 LOB: 1 BB: 1 P: 10	R: 0 E: 0 K: 1 S: 5 H: 0 LOB: 0 BB: 0 P: 5	1B: 5 2B: 1 3B: 0 HR: 0	SF: 1 SAC: 0 DP: 1 HBP: 0						

TOP

Cleveland Indians @ Oakland Athletics

Oakland-Alameda County Coliseum, Oakland, CA

Sun Aug 19 1979, 3:33 AM PDT
Att. 2,317 - Unknown

livebaseballscorecards.com

AB	31
R	2
H	6
RBI	2
BB	3
SO	6
LOB	14

WP: 0 PA: 35
PB: 0
SB: 1
CS: 0

PITCHER	IP	WLS	BF	H	R	ER	SO	BB	IBB	HBP	BLK	WP	HR	S	P	ERA	WHIP
Mike Norris, R (1, 1) ERA: 4.81	9.0	W	35	6	2	2	6	3	0	0	0	0	0	44	56	2.00	1.000

PITCHER	IP	WLS	BF	H	R	ER	SO	BB	IBB	HBP	BLK	WP	HR	S	P	ERA	WHIP

BOTTOM

Cleveland Indians @ Oakland Athletics

Oakland-Alameda County Coliseum, Oakland, CA

Sun Aug 19 1979, 3:33 AM PDT

Att. 2,317 - Unknown

livebaseballscorecards.com

Batter	1	2	3	4	5	6	7	8	9	AB	R	H	RBI	BB	SO	LOB
Rickey Henderson, R (1, 7) OBP: 0.316, SLG: 0.296	F6	1-3 2-H 3-H 2B		K			5-3			4	0	1	2	0	1	0
Dwayne Murphy, L (1, 8) OBP: 0.404, SLG: 0.390	FC6-4 BB	BB		1-3			3-1			2	0	0	0	2	0	0
Mike Heath, R (1, 5) OBP: 0.301, SLG: 0.335	FC6-4 1-2f	K			F9		2B			4	0	1	0	0	1	4
Dave Revering, L (1, 3) OBP: 0.323, SLG: 0.471	K	F8			G3		K2-3			4	0	0	0	0	2	5
Jeff Newman, R (1, 2) OBP: 0.270, SLG: 0.426		1B 1B 2B	FC6-4 1B		F4			F7		4	1	2	0	0	0	0
Mitchell Page, L (1, 10) OBP: 0.324, SLG: 0.351		F1	F8			1B		6-3		4	0	1	0	0	0	2
Tony Armas, R (1, 9) OBP: 0.287, SLG: 0.416		1B BB 2B 2-3 1B	F7		K			WP BB		3	1	1	0	1	1	2
Dave Chalk, R (1, 4) OBP: 0.337, SLG: 0.279		1B 2B 1-2 BB	FC6-4 1-2f			F9		F7 1-2		3	1	0	0	1	0	3
Rob Picciolo, R (1, 6) OBP: 0.277, SLG: 0.345		2B 1-2 2-3 3-H 1B		5-3		F8				3	0	1	1	0	0	1
Inning Stats	R: 0 E: 0 K: 1 S: 5 H: 0 LOB: 1 BB: 1 P: 9	R: 3 E: 0 K: 1 S: 9 H: 4 LOB: 3 BB: 2 P: 17	R: 0 E: 0 K: 0 S: 4 H: 1 LOB: 1 BB: 0 P: 4	R: 0 E: 0 K: 1 S: 5 H: 0 LOB: 0 BB: 0 P: 5	R: 0 E: 0 K: 0 S: 3 H: 0 LOB: 0 BB: 0 P: 3	R: 0 E: 0 K: 1 S: 6 H: 1 LOB: 1 BB: 0 P: 6	R: 0 E: 0 K: 1 S: 6 H: 1 LOB: 1 BB: 0 P: 6	R: 0 E: 0 K: 0 S: 3 H: 0 LOB: 1 BB: 1 P: 7		1B: 4 2B: 3 3B: 0 HR: 0 SF: 0 SAC: 0 DP: 0 HBP: 0						

	AB	31
	R	3
	H	7
	RBI	3
	BB	4
	SO	5
	LOB	17

WP: 1 PB: 0 SB: 0 CS: 0 PA: 35

PITCHER		IP	WLS	BF	H	R	ER	SO	BB	IBB	HBP	BLK	WP	HR	S	P	ERA	WHIP
Rick Waits, L ERA: 4.92	(1, 1)	7.2	L	34	7	3	3	5	4	0	0	0	0	0	40	56	3.52	1.435
Victor Cruz, R ERA: 3.66	(8, 1)	0.1		1	0	0	0	0	0	0	0	0	1	0	1	1	0.00	0.000

PITCHER	IP	WLS	BF	H	R	ER	SO	BB	IBB	HBP	BLK	WP	HR	S	P	ERA	WHIP

Cleveland Indians @ California Angels

Anaheim Stadium, Anaheim, CA

Mon Aug 20 1979, 10:05 PM EDT

Att. 35,497 - Unknown

TOP

livebaseballscorecards.com

Batter	1	2	3	4	5	6	7	8	9	AB	R	H	RBI	BB	SO	LOB
Mike Hargrove, L (1, 7) OBP: 0.387, SLG: 0.415	BBBB 4-0 HR BB BB		x 0-0 ① F7			x 0-0 ① F8		BBBB 4-0 BB HR BB 1-2 BB	SSS 0-3 ③ K	3	2	0	0	2	1	2
Rick Manning, L (1, 8) OBP: 0.327, SLG: 0.300	BBBB 4-0 HR BB 1-2 BB		BBBB 4-0 G6-4-3 BB			SSS 0-3 ② K		BBBB 4-0 BB BB BB 1-2 2-3		1	1	0	0	3	1	0
Bobby Bonds, R (1, 9) OBP: 0.367, SLG: 0.450	x 0-0 ① F4		x 0-0 ②③ G6-4-3 1-2f			x 0-0 ③ F9		BBBB 4-0 BB 1-2 2-3 3-H BB		3	0	0	1	1	0	3
Toby Harrah, R (1, 5) OBP: 0.385, SLG: 0.410 (8, 6)	x 0-0 ② F7			x 0-0 ① 6-3			x 0-0 ① F6	BBBB 4-0 1-2 2-3 3-H BB		3	0	0	1	1	0	2
Cliff Johnson, R (1, 10) OBP: 0.339, SLG: 0.481	x 0-0 1-H 2-H HR			x 0-0 ② F8			x 0-0 ② 5-3	x 0-0 ③ F9		4	1	1	3	0	0	3
Andre Thornton, R (1, 3) OBP: 0.342, SLG: 0.432	x 0-0 ③ F8			x 0-0 ③ L5			SSS 0-3 ③ K		x 0-0 1B SH3 1B	4	0	1	0	0	1	0
Ron Hassey, L (1, 2) OBP: 0.314, SLG: 0.340		SSS 0-3 ① K			x 0-0 ① L7			x 0-0 FC1-4 1B	x 0-0 ① SH3 1-2	3	0	1	0	0	1	0
Dave Rosello, R (8, PR) OBP: 0.300, SLG: 0.571 (8, 5)										0	0	0	0	0	0	0
Duane Kuiper, L (1, 4) OBP: 0.322, SLG: 0.300		x 0-0 ② F8			x 0-0 G5-4-3 1B			x 0-0 ① FC1-4 BB BB 1-2f BB	x 0-0 2-3 1B	4	1	2	0	0	0	1
Tom Veryzer, R (1, 6) OBP: 0.278, SLG: 0.246		x 0-0 ③ 6-3			x 0-0 ②③ G5-4-3 1-2f			SSS 0-3 ② K	SSS 0-3 ② K	2	0	0	0	0	0	1
Jim Norris, L (8, PH) OBP: 0.326, SLG: 0.353										1	0	0	0	0	1	1
Gary Alexander, R (8, 2) OBP: 0.299, SLG: 0.386										1	0	0	0	0	1	2
Inning Stats	R: 3 E: 0 K: 0 S: 4 H: 1 LOB: 0 BB: 2 P: 12	R: 0 E: 0 K: 1 S: 5 H: 0 LOB: 0 BB: 0 P: 5	R: 0 E: 0 K: 0 S: 2 H: 0 LOB: 0 BB: 1 P: 6	R: 0 E: 0 K: 0 S: 3 H: 0 LOB: 0 BB: 0 P: 3	R: 0 E: 0 K: 0 S: 3 H: 1 LOB: 0 BB: 0 P: 3	R: 0 E: 0 K: 1 S: 5 H: 0 LOB: 0 BB: 0 P: 5	R: 0 E: 0 K: 1 S: 5 H: 0 LOB: 0 BB: 0 P: 5	R: 2 E: 0 K: 1 S: 6 H: 1 LOB: 3 BB: 4 P: 22	R: 0 E: 0 K: 2 S: 9 H: 2 LOB: 2 BB: 0 P: 9	1B: 4 2B: 0 3B: 0 HR: 1 SF: 0 SAC: 1 DP: 2 HBP: 0						

	AB	29
	R	5
	H	5
	RBI	5
	BB	7
	SO	6
	LOB	15

WP: 0 PB: 0 SB: 0 CS: 0 PA: 37

PITCHER		IP	WLS	BF	H	R	ER	SO	BB	IBB	HBP	BLK	WP	HR	S	P	ERA	WHIP
Jim Barr, R ERA: 4.23	(1, 1)	7.2		28	3	5	5	4	4	0	0	0	0	1	32	48	5.87	0.913
Mark Clear, R ERA: 3.12	(8, 1)	0.0		3	0	0	0	0	3	0	0	0	0	0	0	12	∞	∞
Dave LaRoche, L ERA: 5.93	(8, 1)	1.1	W	6	2	0	0	2	0	0	0	0	0	0	10	10	0.00	1.500

PITCHER		IP	WLS	BF	H	R	ER	SO	BB	IBB	HBP	BLK	WP	HR	S	P	ERA	WHIP

BOTTOM

Cleveland Indians @ California Angels

Anaheim Stadium, Anaheim, CA

Mon Aug 20 1979, 10:05 PM EDT

Att. 35,497 - Unknown

Batter	1	2	3	4	5	6	7	8	9	AB	R	H	RBI	BB	SO	LOB
Rod Carew, L (1, 3) OBP: 0.438, SLG: 0.430	BBBB 4-0 FC6-4 BB		BBBB 4-0 G6-3 BB		x 0-0 ① F7		x 0-0 SH1-4 1B 1-2 2-H 1B	BBBB 4-0 FC5-4 BB		2	1	1	1	3	0	0
Carney Lansford, R (1, 5) OBP: 0.340, SLG: 0.434	x 0-0 ① FC6-4 WP 1-2f		x 0-0 ①② G6-3 1-2f		x 0-0 G3-6 1B		x 0-0 ① SH1-4 1-2 2-3	x 0-0 ② FC5-4 1-2f		4	0	1	0	0	0	3
Dan Ford, R (1, 9) OBP: 0.346, SLG: 0.469	x 0-0 ② F4		BBBB 4-0 WP BB		x 0-0 ②③ G3-6 1-2f		x 0-0 S 2B 2-H 3-H 1B	x 0-0 ③ 1-3		4	1	1	2	1	0	3
Don Baylor, R (1, 7) OBP: 0.378, SLG: 0.534	SSS 0-3 ③ K 1-2		BBBB 4-0 1-3 BB			BBBB 4-0 G6-4-3 BB	x 0-0 E 2B 1-H			2	1	1	1	2	1	1
Willie Aikens, L (1, 10) OBP: 0.366, SLG: 0.478 Bert Campaneris, R (7, PR) OBP: 0.293, SLG: 0.285		x 0-0 4-3 1B 1B	x 0-0 ③ 1-3			BBBB 4-0 G6-4-3 1-2 BB	BBBB 4-0 S 2-H BB			2 0	0 0	1 0	0 0	2 0	0 0	2 0
Bobby Grich, R (1, 4) OBP: 0.373, SLG: 0.560		x 0-0 4-3 1-2 1B		x 0-0 ① F9		x 0-0 ①② G6-4-3 1-2f 2-3	SSS 0-3 ② K 1-2			4	0	1	0	0	1	3
Rick Miller, L (1, 8) OBP: 0.361, SLG: 0.356		x 0-0 ① 4-3 1-2 2-3		x 0-0 1B		x 0-0 ③ 6-3	SSS 0-3 ③ K			4	0	1	0	0	1	5
Jim Anderson, R (1, 6) OBP: 0.302, SLG: 0.345		x 0-0 ② F4		x 0-0 ② F8			x 0-0 1B 1B 1B	x 0-0 ① F8		4	1	1	0	0	0	3
Tom Donohue, R (1, 2) OBP: 0.265, SLG: 0.372		SSS 0-3 ③ K		SSS 0-3 ③ K			x 0-0 SH1-4 1B 1B 1-2 1B	x 0-0 HR		4	2	2	1	0	2	3

Inning Stats	1	2	3	4	5	6	7	8	9
	R: 0 H: 0 E: 0 LOB: 1 K: 1 BB: 1 S: 5 P: 9	R: 0 H: 2 E: 0 LOB: 2 K: 1 BB: 0 S: 7 P: 7	R: 0 H: 0 E: 0 LOB: 2 K: 0 BB: 3 S: 2 P: 14	R: 0 H: 1 E: 0 LOB: 1 K: 1 BB: 0 S: 6 P: 6	R: 0 H: 1 E: 0 LOB: 0 K: 0 BB: 0 S: 3 P: 3	R: 0 H: 0 E: 0 LOB: 1 K: 0 BB: 2 S: 2 P: 10	R: 5 H: 5 E: 1 LOB: 2 K: 2 BB: 1 S: 12 P: 16	R: 1 H: 1 E: 0 LOB: 1 K: 0 BB: 1 S: 4 P: 8	

1B: 8	SF: 0	WP: 3 PA: 39
2B: 1	SAC: 1	PB: 0
3B: 0	DP: 3	SB: 2
HR: 1	HBP: 0	CS: 0

PITCHER		IP	WLS	BF	H	R	ER	SO	BB	IBB	HBP	BLK	WP	HR	S	P	ERA	WHIP
Len Barker, R ERA: 4.56	(1, 1)	6.0		28	7	3	3	3	6	0	0	0	2	0	28	52	4.50	2.167
Victor Cruz, R ERA: 3.78	(7, 1)	0.1		3	2	1	1	0	0	0	0	0	0	0	3	3	27.00	6.000
Sid Monge, L ERA: 2.43	(7, 1)	1.2	L	8	1	2	1	2	2	0	0	0	0	1	10	18	5.40	1.800

PITCHER	IP	WLS	BF	H	R	ER	SO	BB	IBB	HBP	BLK	WP	HR	S	P	ERA	WHIP

AB	30
R	6
H	10
RBI	5
BB	8
SO	5
LOB	23

livebaseballscorecards.com

Batter	1	2	3	4	5	6	7	8	9	AB	R	H	RBI	BB	SO	LOB
Mike Hargrove, L (1, 7) OBP: 0.392, SLG: 0.419	G3		WP, 1B		WP, 1B, HR 1-2 BB	1-3 1B		1B 1B		4	2	3	0	1	0	0
Rick Manning, L (1, 8) OBP: 0.330, SLG: 0.307	2B 2B		F9		WP, HR 1-2 2-3 3-H 1B	1-3		1B 1-3 1B		5	3	3	1	0	0	3
Bobby Bonds, R (1, 9) OBP: 0.369, SLG: 0.450	L7		FC6-4 1-2 BB		SF9 3-H		E 1B BB	1B 1-3 3-H 1B		2	2	1	2	2	0	1
Toby Harrah, R (1, 5) OBP: 0.387, SLG: 0.414	2-H 2B		FC6-4 1-2f		F4		WP, 1B 1-2 SF8 BB	G5-4-3 2-H 3-H 1B		4	1	2	3	1	0	4
Cliff Johnson, R (1, 10) OBP: 0.340, SLG: 0.493	F8			K	1-H 2-H HR		SF8, WP 1-2 2-H 1B	G5-4-3 1-2f		5	2	2	4	0	1	2
Andre Thornton, R (1, 3) OBP: 0.341, SLG: 0.429		G4-6-3 BB		5-3	F9		SF8 1-3 2-H		K	3	0	0	1	1	1	0
Ron Hassey, L (1, 2) OBP: 0.311, SLG: 0.336		G4-6-3 1-2f		F8	F9	1	L6-3 3-H 1B		4-3	5	0	1	1	0	0	1
Duane Kuiper, L (1, 4) OBP: 0.325, SLG: 0.303		6-3			E, FC1 1B 1B	1B 1B	L6-3 1-2		FC6-4 1B	5	1	3	0	0	0	1
Tom Veryzer, R (1, 6) OBP: 0.274, SLG: 0.243			F9		FC1 1B, BB 1-3 SF9	F8		6-3	FC6-4 1-2f	5	1	0	0	0	0	3
Inning Stats	R: 1 E: 0 K: 0 S: 5 H: 2 LOB: 1 BB: 0 P: 5	R: 0 E: 0 K: 0 S: 2 H: 0 LOB: 0 BB: 1 P: 6	R: 0 E: 0 K: 0 S: 4 H: 1 LOB: 2 BB: 1 P: 8	R: 0 E: 0 K: 1 S: 5 H: 0 LOB: 0 BB: 0 P: 5	R: 5 E: 1 K: 0 S: 7 H: 3 LOB: 0 BB: 1 P: 11	R: 0 E: 0 K: 0 S: 5 H: 2 LOB: 2 BB: 0 P: 5	R: 3 E: 1 K: 0 S: 4 H: 2 LOB: 0 BB: 2 P: 12	R: 3 E: 0 K: 0 S: 6 H: 4 LOB: 0 BB: 0 P: 6	R: 0 E: 0 K: 1 S: 6 H: 1 LOB: 1 BB: 0 P: 6	1B: 12 2B: 3 3B: 0 HR: 1 SF: 2 SAC: 0 DP: 3 HBP: 0						

TOP

Cleveland Indians @ California Angels

Anaheim Stadium, Anaheim, CA

Tue Aug 21 1979, 10:05 PM EDT

Att. 30,902 - Unknown

livebaseballscorecards.com

AB	38
R	12
H	15
RBI	12
BB	5
SO	2
LOB	15

WP: 3 PB: 0 SB: 0 CS: 0 PA: 45

PITCHER		IP	WLS	BF	H	R	ER	SO	BB	IBB	HBP	BLK	WP	HR	S	P	ERA	WHIP
Dave Frost, R ERA: 3.58	(1, 1)	4.2	L	23	6	6	2	1	3	0	0	0	2	1	22	34	3.86	1.929
Don Aase, R ERA: 4.39	(5, 1)	1.1		9	3	3	3	0	2	0	0	0	0	0	7	15	20.25	3.750
Mike Barlow, R ERA: 5.04	(7, 1)	3.0		13	6	3	3	1	0	0	0	0	1	0	15	15	9.00	2.000

PITCHER	IP	WLS	BF	H	R	ER	SO	BB	IBB	HBP	BLK	WP	HR	S	P	ERA	WHIP

BOTTOM

Batter	1	2	3	4	5	6	7	8	9	AB	R	H	RBI	BB	SO	LOB
Rick Miller, L (1, 8) OBP: 0.359, SLG: 0.353	F7		1B FC1-2 1B	F7	K			K		5	0	1	0	0	2	4
Bobby Clark, R (9, 8)										0	0	0	0	0	0	0
Carney Lansford, R (1, 5) OBP: 0.340, SLG: 0.433	6-3		FC1-2 1B 1-2 1B	6-3		6-3		G4-6-3 1B		5	0	2	0	0	0	1
Rod Carew, L (1, 3) OBP: 0.440, SLG: 0.431	S 1B BB		FC1-2 1-2 2-3 1B		K	E 1B		G4-6-3 1-2f		4	1	2	0	1	1	1
Don Baylor, R (1, 7) OBP: 0.380, SLG: 0.537	S 1-H 1B 1B		FC1-2 FC5-4 1-2 2-3 3-Hf		1B 1B	E6 1-2			HR 2B	5	3	3	1	0	0	4
Willie Aikens, L (1, 10) OBP: 0.369, SLG: 0.489	 1-H 1B		K		BB 1B 1-2 BB 1B	F4			2-H HR	5	2	3	3	0	1	5
Bobby Grich, R (1, 4) OBP: 0.371, SLG: 0.557	F8		FC5-4 1-2f		BB BB 1-2 2-H 1B	K			K	4	0	1	1	0	1	6
Dickie Thon, R (9, 4) OBP: 0.392, SLG: 0.362										1	0	0	0	0	1	0
Larry Harlow, L (1, 9) OBP: 0.333, SLG: 0.237		4-3		CS 1B	BB 1-2 2-3 BB		L5		6-3	4	0	1	0	1	0	0
Jim Anderson, R (1, 6) OBP: 0.299, SLG: 0.341		F7		1-2 2B 1B	F7		L1		6-3	5	1	1	0	0	0	3
Tom Donohue, R (1, 2) OBP: 0.275, SLG: 0.381		F7		1-H 2B	BB 1-2 2-3 3-H BB		K			3	0	1	2	1	1	0
Inning Stats	R: 2 E: 0 K: 0 S: 5 H: 2 LOB: 1 BB: 1 P: 9	R: 0 E: 0 K: 0 S: 3 H: 0 LOB: 0 BB: 0 P: 3	R: 0 E: 0 K: 1 S: 8 H: 3 LOB: 3 BB: 0 P: 8	R: 1 E: 0 K: 0 S: 5 H: 3 LOB: 1 BB: 0 P: 5	R: 2 E: 0 K: 2 S: 10 H: 3 LOB: 3 BB: 2 P: 18	R: 0 E: 1 K: 1 S: 7 H: 1 LOB: 2 BB: 0 P: 7	R: 0 E: 0 K: 1 S: 5 H: 0 LOB: 0 BB: 0 P: 5	R: 0 E: 0 K: 1 S: 5 H: 1 LOB: 0 BB: 0 P: 5	R: 2 E: 0 K: 1 S: 7 H: 2 LOB: 0 BB: 0 P: 7	1B: 12 2B: 2 3B: 0 HR: 1 SF: 0 SAC: 0 DP: 1 HBP: 0	WP: 0 PB: 0 SB: 2 CS: 1 PA: 44					

PITCHER		IP	WLS	BF	H	R	ER	SO	BB	IBB	HBP	BLK	WP	HR	S	P	ERA	WHIP
Mike Paxton, R ERA: 6.04	(1, 1)	4.1		25	11	5	5	2	2	0	0	0	0	0	27	35	10.38	3.000
Paul Reuschel, R ERA: 6.87	(5, 1)	4.2	W	19	4	2	2	5	1	0	0	0	0	1	28	32	3.86	1.071

PITCHER	IP	WLS	BF	H	R	ER	SO	BB	IBB	HBP	BLK	WP	HR	S	P	ERA	WHIP

Cleveland Indians @ California Angels

Anaheim Stadium, Anaheim, CA

Tue Aug 21 1979, 10:05 PM EDT

Att. 30,902 - Unknown

livebaseballscorecards.com

AB	41
R	7
H	15
RBI	7
BB	3
SO	7
LOB	24

Batter	1	2	3	4	5	6	7	8	9	AB	R	H	RBI	BB	SO	LOB
Mike Hargrove, L (1, 7) OBP: 0.394, SLG: 0.422	F8	1-3 2-H 1B		2-H 1B	F9		1B 2B 1B		1B	5	2	3	2	0	0	0
Dell Alston, L (7, 7) OBP: 0.365, SLG: 0.400										1	0	1	0	0	0	0
Rick Manning, L (1, 8) OBP: 0.332, SLG: 0.309	F6	F5		1-2 2B 1B		BB 1B G5-3 1B	1-2 2B 1B		F5	6	3	3	0	0	0	3
Bobby Bonds, R (1, 9) OBP: 0.375, SLG: 0.456	BBBB 1B BB	BBBB S S 1B BB		2B WP 1-2 2-H 1B		G5-3 BB 1-2 1B	1-H 2-H 1B 2B		F8	3	3	3	3	2	0	0
Jim Norris, L (7, 9) OBP: 0.326, SLG: 0.352										1	0	0	0	0	0	1
Toby Harrah, R (1, 5) OBP: 0.394, SLG: 0.420	CS 1-3 1B	BBBB G3 1-2 1B BB		WP 1-3 2-H SF7 2B		1-2 2-3 G5-3 BB	FC5 1B 2-H 1B		5-3	3	2	3	2	2	0	0
Ted Cox, R (7, 5) OBP: 0.275, SLG: 0.308										1	0	0	0	0	0	1
Cliff Johnson, R (1, 10) OBP: 0.341, SLG: 0.491	CS 1-2	BBBB BB BB SF8 BB	G3 1-2 2-3	SF7 2-H 3-H		G5-3 1-2 2-3f 3-H	1-2 1B			3	1	1	1	1	0	4
Andre Thornton, R (1, 3) OBP: 0.343, SLG: 0.431		BBBB BB 1-2 1B BB	F5			BBBB BB	2-3f			3	1	1	0	2	0	4
Ron Hassey, L (1, 2) OBP: 0.313, SLG: 0.338		SSS K	2-H 3-H 1B	F5		G3		G6-3 1B		5	0	2	2	0	1	5
Duane Kuiper, L (1, 4) OBP: 0.325, SLG: 0.303		BBBB 1B 1-2 2-3 BB		SH1-3 1B	G3		F8	1-2f		4	1	1	0	1	0	1
Tom Veryzer, R (1, 6) OBP: 0.272, SLG: 0.241		SF8 3-H		1-2 SH1-3	SSS K		F8	F8		3	0	0	1	0	1	0
Inning Stats	R: 0 E: 0 K: 0 S: 3 H: 1 LOB: 1 BB: 1 P: 7	R: 2 E: 0 K: 1 S: 6 H: 1 LOB: 2 BB: 3 P: 18	R: 2 E: 0 K: 0 S: 3 H: 1 LOB: 1 BB: 2 P: 11	R: 5 E: 0 K: 0 S: 9 H: 6 LOB: 1 BB: 0 P: 9	R: 0 E: 0 K: 1 S: 5 H: 0 LOB: 0 BB: 0 P: 5	R: 1 E: 0 K: 0 S: 4 H: 2 LOB: 2 BB: 2 P: 12	R: 3 E: 0 K: 0 S: 8 H: 5 LOB: 2 BB: 0 P: 8	R: 0 E: 0 K: 0 S: 3 H: 1 LOB: 0 BB: 0 P: 3	R: 0 E: 0 K: 0 S: 4 H: 1 LOB: 1 BB: 0 P: 4	1B: 15 2B: 3 3B: 0 HR: 0 SF: 2 SAC: 1 DP: 2 HBP: 0						

PITCHER		IP	WLS	BF	H	R	ER	SO	BB	IBB	HBP	BLK	WP	HR	S	P	ERA	WHIP
Nolan Ryan, R ERA: 3.21	(1, 1)	3.1	L	19	5	6	6	1	6	0	0	0	0	0	15	39	16.20	3.300
Ralph Botting, L ERA: 8.61	(4, 1)	1.2		12	6	4	4	1	1	0	0	0	1	0	13	17	21.60	4.200
Mike Barlow, R ERA: 5.14	(6, 1)	4.0		18	7	3	3	0	1	0	0	0	0	0	17	21	6.75	2.000

PITCHER	IP	WLS	BF	H	R	ER	SO	BB	IBB	HBP	BLK	WP	HR	S	P	ERA	WHIP

TOP

Cleveland Indians @ California Angels

Anaheim Stadium, Anaheim, CA

Wed Aug 22 1979, 6:33 AM EDT

Att. 30,625 - Unknown

livebaseballscorecards.com

AB	38
R	13
H	18
RBI	11
BB	8
SO	2
LOB	19

1B: 15	SF: 2	WP: 1	PA: 50
2B: 3	SAC: 1	PB: 0	
3B: 0	DP: 2	SB: 2	
HR: 0	HBP: 0	CS: 1	

Batter	1	2	3	4	5	6	7	8	9	AB	R	H	RBI	BB	SO	LOB
Rick Miller, L (1, 8) OBP: 0.362, SLG: 0.366	F6		HR			1B		K		3	1	2	1	0	0	0
Tom Donohue, R (7, 2) OBP: 0.272, SLG: 0.378										1	0	0	0	0	1	0
Carney Lansford, R (1, 5) OBP: 0.338, SLG: 0.430	F3		K			K		L8		4	0	0	0	0	2	1
Rod Carew, L (1, 3) OBP: 0.435, SLG: 0.425	5-3			6-3		L6			E4 FC5-4	4	0	0	0	0	0	1
Don Baylor, R (1, 7) OBP: 0.378, SLG: 0.533		4-3		K		F2			FC5-4 1-2f HR	4	1	0	0	0	1	2
Willie Aikens, L (1, 10) OBP: 0.370, SLG: 0.498		1B		F5			K		1-H HR	4	1	2	2	0	1	0
Brian Downing, R (1, 2) OBP: 0.419, SLG: 0.462		F9			6-3		1B		K	2	0	0	0	0	0	1
Bobby Clark, R (7, 8) OBP: 0.500, SLG: 0.500										2	0	1	0	0	1	0
Bobby Grich, R (1, 4) OBP: 0.371, SLG: 0.554		F9			BB		F9		F8	2	0	0	0	1	0	2
Dickie Thon, R (8, 4) OBP: 0.385, SLG: 0.354										1	0	0	0	0	0	0
Larry Harlow, L (1, 9) OBP: 0.327, SLG: 0.232			1-3		F7		4-3			3	0	0	0	0	0	2
Bert Campaneris, R (1, 6) OBP: 0.289, SLG: 0.281			F8		5-3			F8		3	0	0	0	0	0	1
Inning Stats	R: 0 H: 0 E: 0 LOB: 0 K: 0 BB: 0 S: 3 P: 3	R: 0 H: 1 E: 0 LOB: 1 K: 0 BB: 0 S: 4 P: 4	R: 1 H: 1 E: 0 LOB: 0 K: 1 BB: 0 S: 6 P: 6	R: 0 H: 0 E: 0 LOB: 0 K: 1 BB: 0 S: 5 P: 5	R: 0 H: 0 E: 0 LOB: 1 K: 0 BB: 1 S: 3 P: 7	R: 0 H: 1 E: 0 LOB: 1 K: 1 BB: 0 S: 6 P: 6	R: 0 H: 1 E: 0 LOB: 1 K: 1 BB: 0 S: 6 P: 6	R: 0 H: 0 E: 0 LOB: 0 K: 1 BB: 0 S: 5 P: 5	R: 2 H: 1 E: 1 LOB: 0 K: 1 BB: 0 S: 7 P: 7	1B: 3 SF: 0 2B: 0 SAC: 0 3B: 0 DP: 0 HR: 2 HBP: 0						

PITCHER	IP	WLS	BF	H	R	ER	SO	BB	IBB	HBP	BLK	WP	HR	S	P	ERA	WHIP
Dan Spillner, R (1, 1) ERA: 4.13	9.0	W	34	5	3	2	6	1	0	0	0	0	2	45	49	2.00	0.667

PITCHER	IP	WLS	BF	H	R	ER	SO	BB	IBB	HBP	BLK	WP	HR	S	P	ERA	WHIP

BOTTOM

Cleveland Indians @ California Angels

Anaheim Stadium, Anaheim, CA

Wed Aug 22 1979, 6:33 AM EDT

Att. 30,625 - Unknown

livebaseballscorecards.com

AB	33
R	3
H	5
RBI	3
BB	1
SO	6
LOB	10

PA: 34

WP: 0	PB: 0	SB: 0	CS: 0

Batter	1	2	3	4	5	6	7	8	9	AB	R	H	RBI	BB	SO	LOB
Rickey Henderson, R (1, 7) OBP: 0.321, SLG: 0.300	E5 1B S 1B	S 1B			1-3	6-3	S 1-3 2-H 1B			5	1	2	1	0	0	0
Dwayne Murphy, L (1, 8) OBP: 0.405, SLG: 0.394	FC6-4 1B 1-3 1B 1B	K 1-2			K	BB 1B 1B	SF7 1-2 3-H			3	2	1	1	1	2	1
Wayne Gross, L (1, 5) OBP: 0.331, SLG: 0.361	F9	G3			K	1B 1-2 1B	4-3			3	0	0	0	0	1	3
Rob Picciolo, R (7, PH) OBP: 0.276, SLG: 0.340 (7, 5)										2	0	1	0	0	0	1
Dave Revering, L (1, 3) OBP: 0.323, SLG: 0.461	FC6-4 1-2 3-H 1B	G3	G3			G3	1-3 2-H 1B		K	5	0	2	2	0	1	0
Jeff Newman, R (1, 2) OBP: 0.272, SLG: 0.432	FC6-4 1B 1-2f 2-3 1B		1-3			HR 1B	K		F7	5	2	1	0	0	1	4
Mike Heath, R (1, 10) OBP: 0.304, SLG: 0.355	1B 1-3 1B 3-H 1B		1-3			1-H HR	F9		6-3	5	1	2	3	0	0	2
Tony Armas, R (1, 9) OBP: 0.292, SLG: 0.430	1B 1-2 3-H 1B			F8		6-3		SH3-4 1B BB		3	1	1	1	1	0	0
Mario Guerrero, R (1, 6) OBP: 0.237, SLG: 0.246	1-2 2-H 1B			G1-6-3 BB		BB		SH3-4 1-2		1	0	1	0	2	0	0
Mike Edwards, R (1, 4) OBP: 0.272, SLG: 0.292		G3		G1-6-3 1-2f		5-3		E6 1B SF7		4	1	0	0	0	0	3

Inning Stats																		
	R: 3	H: 5	R: 0	H: 1	R: 0	H: 0	R: 0	H: 0	R: 2	H: 2	R: 1	H: 2	R: 2	H: 1	R: 0	H: 0	1B: 10	SF: 1
	E: 1	LOB: 2	E: 0	LOB: 1	E: 0	LOB: 0	E: 0	LOB: 0	E: 0	LOB: 1	E: 0	LOB: 2	E: 1	LOB: 1	E: 0	LOB: 0	2B: 0	SAC: 1
	K: 0	BB: 0	K: 1	BB: 0	K: 0	BB: 1	K: 0	BB: 0	K: 0	BB: 1	K: 1	BB: 1	K: 0	BB: 1	K: 1	BB: 0	3B: 0	DP: 1
	S: 8	P: 8	S: 6	P: 6	S: 3	P: 3	S: 2	P: 6	S: 7	P: 7	S: 5	P: 9	S: 7	P: 11	S: 5	P: 5	HR: 1	HBP: 0

PITCHER		IP	WLS	BF	H	R	ER	SO	BB	IBB	HBP	BLK	WP	HR	S	P	ERA	WHIP	PITCHER	IP	WLS	BF	H	R	ER	SO	BB	IBB	HBP	BLK	WP	HR	S	P	ERA	WHIP
Rick Wise, R ERA: 3.56	(1, 1)	6.0		27	8	5	2	3	2	0	0	0	0	1	31	39	3.00	1.667																	
Sid Monge, L ERA: 2.56	(7, 1)	1.2	L	11	3	3	2	1	2	0	0	0	0	0	11	19	10.80	3.000																	
Victor Cruz, R ERA: 3.7	(8, 1)	1.1		4	0	0	0	1	0	0	0	0	0	0	6	6	0.00	0.000																	

TOP

Oakland Athletics @ Cleveland Indians

Cleveland Municipal Stadium, Cleveland, OH

Thu Aug 23 1979, 7:05 PM EDT

Att. 7,495 - Unknown - 78 F

livebaseballscorecards.com

AB	36
R	8
H	11
RBI	8
BB	4
SO	5
LOB	14

WP: 0 PA: 42
PB: 0
SB: 3
CS: 0

Batter	1	2	3	4	5	6	7	8	9	AB	R	H	RBI	BB	SO	LOB
Mike Hargrove, L (1, 7) OBP: 0.393, SLG: 0.423	2B F7			K			4-3			4	1	1	0	0	1	1
Rick Manning, L (1, 8) OBP: 0.331, SLG: 0.311	G3 HR 2B 2-H	1-3			4-3		F9			4	1	1	1	0	0	0
Bobby Bonds, R (1, 9) OBP: 0.372, SLG: 0.452	G3 2-3	1-3			F7			G1		4	0	0	0	0	0	1
Toby Harrah, R (1, 5) OBP: 0.395, SLG: 0.420	HBP HR 1B	F9			BB			6-3		3	1	1	0	1	0	0
Cliff Johnson, R (1, 10) OBP: 0.340, SLG: 0.484	HR HBP 1-2		K		F9			5-3		3	1	0	0	0	1	1
Andre Thornton, R (1, 3) OBP: 0.343, SLG: 0.436	HR 1-H 2-H 3-H		F6			K			F7	4	1	1	4	0	1	0
Ron Hassey, L (1, 2) OBP: 0.312, SLG: 0.354	HR		F7			G3			F7	4	1	1	1	0	0	0
Duane Kuiper, L (1, 4) OBP: 0.327, SLG: 0.307	2B			F6		4-3			1B	4	0	2	0	0	0	0
Tom Veryzer, R (1, 6) OBP: 0.270, SLG: 0.239 Jim Norris, L (9, PH) OBP: 0.325, SLG: 0.351	F9			5-3			F4		F8	3 1	0 0	0 0	0 0	0 0	0 0	1 1
Inning Stats	R: 6 E: 0 K: 0 S: 9 H: 6 LOB: 1 BB: 0 P: 10	R: 0 E: 0 K: 0 S: 3 H: 0 LOB: 0 BB: 0 P: 3	R: 0 E: 0 K: 1 S: 5 H: 0 LOB: 0 BB: 0 P: 5	R: 0 E: 0 K: 1 S: 5 H: 0 LOB: 0 BB: 0 P: 5	R: 0 E: 0 K: 0 S: 3 H: 0 LOB: 1 BB: 1 P: 7	R: 0 E: 0 K: 1 S: 5 H: 0 LOB: 0 BB: 0 P: 5	R: 0 E: 0 K: 0 S: 3 H: 0 LOB: 0 BB: 0 P: 3	R: 0 E: 0 K: 0 S: 3 H: 0 LOB: 0 BB: 0 P: 3	R: 0 E: 0 K: 0 S: 4 H: 1 LOB: 1 BB: 0 P: 4	1B: 2 2B: 3 3B: 0 HR: 2 SF: 0 SAC: 0 DP: 0 HBP: 1						

PITCHER	IP	WLS	BF	H	R	ER	SO	BB	IBB	HBP	BLK	WP	HR	S	P	ERA	WHIP
Rick Langford, R (1, 1) ERA: 4.21	9.0	W	36	7	6	6	3	1	0	1	0	0	2	40	45	6.00	0.889

PITCHER	IP	WLS	BF	H	R	ER	SO	BB	IBB	HBP	BLK	WP	HR	S	P	ERA	WHIP

BOTTOM

Oakland Athletics @ Cleveland Indians

Cleveland Municipal Stadium, Cleveland, OH

Thu Aug 23 1979, 7:05 PM EDT

Att. 7,495 - Unknown - 78 F

livebaseballscorecards.com

AB	34
R	6
H	7
RBI	6
BB	1
SO	3
LOB	5

Oakland Athletics @ Cleveland Indians

Cleveland Municipal Stadium, Cleveland, OH

Fri Aug 24 1979, 7:05 PM EDT
Att. 7,012 - Unknown - 74 F

livebaseballscorecards.com

Batter	1	2	3	4	5	6	7	8	9	AB	R	H	RBI	BB	SO	LOB
Rickey Henderson, R (1, 7) OBP: 0.320, SLG: 0.296	BBBB 4-0 SH1 BB		x 0-0 F4 ②		x 0-0 FC5-4 ③ 1-2f			x 0-0 F8 ①		3	0	0	0	1	0	1
Dwayne Murphy, L (1, 8) OBP: 0.407, SLG: 0.392	x 0-0 SH1 ① 1-2		x 0-0 F7 ③			BBBB 4-0 F9 WP E BB		BBBB 4-0 BB		1	1	0	0	2	0	0
Mike Heath, R (1, 10) OBP: 0.297, SLG: 0.347	x 0-0 F3 ②			x 0-0 F8 ①		x 0-0 F8 ① 1-2		x 0-0 F8 ②		4	0	0	0	0	0	3
Jeff Newman, R (1, 3) OBP: 0.270, SLG: 0.428	SSS 0-3 K ③			x 0-0 6-3 ②		x 0-0 F9 ② 2-3		x 0-0 F8 ③		4	0	0	0	0	1	3
Jim Essian, R (1, 2) OBP: 0.324, SLG: 0.421		x 0-0 5-3 1B		x 0-0 F4 ③		x 0-0 E5 3-H			x 0-0 L5 ①	4	0	1	0	0	0	0
Mike Edwards, R (1, 4) OBP: 0.272, SLG: 0.291		x 0-0 5-3 ① 1-2			x 0-0 WP 1B 1B	x 0-0 F8 ③			x 0-0 5-3 ②	4	1	1	0	0	0	2
Tony Armas, R (1, 9) OBP: 0.291, SLG: 0.427		SSS 0-3 K ②			SSS 0-3 K ①		x 0-0 5-3 ①		x 0-0 1B	4	0	1	0	0	2	2
Mario Guerrero, R (1, 6) OBP: 0.245, SLG: 0.248		x 0-0 F7 ③			x 0-0 FC5-4 1-H 1B		BBBB 4-0 G5-4-3 BB		x 0-0 1-3 ③	3	0	1	1	1	0	2
Rob Picciolo, R (1, 5) OBP: 0.272, SLG: 0.336			x 0-0 F9 ①		x 0-0 F8 ②		x 0-0 G5-4-3 ② ③ 1-2f			3	0	0	0	0	0	2

Inning Stats	1	2	3	4	5	6	7	8	9	AB	R	H	RBI	BB	SO	LOB
	R: 0 H: 0 E: 0 LOB: 1 K: 1 BB: 1 S: 5 P: 9	R: 0 H: 1 E: 0 LOB: 1 K: 1 BB: 0 S: 6 P: 6	R: 0 H: 0 E: 0 LOB: 0 K: 0 BB: 0 S: 3 P: 3	R: 0 H: 0 E: 0 LOB: 0 K: 0 BB: 0 S: 3 P: 3	R: 1 H: 2 E: 0 LOB: 1 K: 1 BB: 0 S: 7 P: 7	R: 1 H: 0 E: 1 LOB: 1 K: 0 BB: 1 S: 4 P: 8	R: 0 H: 0 E: 0 LOB: 0 K: 0 BB: 1 S: 2 P: 6	R: 0 H: 0 E: 0 LOB: 1 K: 0 BB: 1 S: 3 P: 7	R: 0 H: 1 E: 0 LOB: 1 K: 0 BB: 0 S: 4 P: 4	1B: 4 SF: 0 2B: 0 SAC: 1 3B: 0 DP: 1 HR: 0 HBP: 0				WP: 2 PA: 35 PB: 0 SB: 0 CS: 0			

PITCHER	IP	WLS	BF	H	R	ER	SO	BB	IBB	HBP	BLK	WP	HR	S	P	ERA	WHIP
Rick Waits, L (1, 1) ERA: 4.72	9.0	W	35	4	2	1	3	4	0	0	0	2	0	37	53	1.00	0.889

PITCHER	IP	WLS	BF	H	R	ER	SO	BB	IBB	HBP	BLK	WP	HR	S	P	ERA	WHIP

AB	30
R	2
H	4
RBI	1
BB	4
SO	3
LOB	15

Batter	1	2	3	4	5	6	7	8	9	AB	R	H	RBI	BB	SO	LOB
Mike Hargrove, L (1, 7) OBP: 0.393, SLG: 0.421	BBBB 4-0 1-3 SH1-3 WP BB	x 0-0 F5 ③		x 0-0 F9 ②		x 0-0 1B		SSS 0-3 K ③		4	1	1	0	1	1	2
Rick Manning, L (1, 8) OBP: 0.329, SLG: 0.309	x 0-0 SH1-3 ① 1-2		x 0-0 F8 ①	x 0-0 1-3 ③		x 0-0 F9 ③				3	0	0	0	0	0	2
Bobby Bonds, R (1, 9) OBP: 0.375, SLG: 0.462	x 0-0 1-3 ② 2-3		BBBB 4-0 1B BB		x 0-0 HR		x 0-0 6-3 1B 2B			3	2	2	1	1	0	1
Toby Harrah, R (1, 5) (3, 6) OBP: 0.395, SLG: 0.419	BBBB 4-0 3-H BB		x 0-0 S 1-3 1B		x 0-0 5-3 ①		x 0-0 6-3 ① 2-3			3	0	1	0	1	0	1
Cliff Johnson, R (1, 10) OBP: 0.343, SLG: 0.482	x 0-0 F3 ③		BBBB 4-0 1-2 BB		x 0-0 5-3 ②		x 0-0 WP BB SF8 3-H 1B			3	1	1	1	1	0	1
Andre Thornton, R (1, 3) OBP: 0.346, SLG: 0.436		H 1-0 FC3-6 HBP	x 0-0 F3 ②		x 0-0 1B		BBBB 4-0 CS 1-3 BB			2	0	1	0	1	0	3
Ron Hassey, L (1, 2) OBP: 0.305, SLG: 0.348		x 0-0 FC3-6 E 1B ① 1-2f	x 0-0 F8 ③		SSS 0-3 K ③		x 0-0 SF8 ② 3-H			3	1	0	1	0	1	5
Duane Kuiper, L (1, 4) OBP: 0.326, SLG: 0.306		x 0-0 1-H 1B ②		x 0-0 4-3 ①		x 0-0 F9 ①	x 0-0 CS ③ 1-2	x 0-0 B3 ①		4	0	1	1	0	0	0
Tom Veryzer, R (1, 6) OBP: 0.270, SLG: 0.239		BBBB 4-0 BB		x 0-0 2B		x 0-0 5-3 ②		x 0-0 F8 ②		0	0	0	0	0	0	0
Dave Rosello, R (2, PH) (3, 5) OBP: 0.318, SLG: 0.579										3	0	1	0	1	0	0
Inning Stats	R: 1 E: 0 K: 0 S: 3 H: 0 LOB: 1 BB: 2 P: 11	R: 1 E: 1 K: 0 S: 3 H: 1 LOB: 1 BB: 1 P: 8	R: 0 E: 0 K: 0 S: 4 H: 1 LOB: 3 BB: 2 P: 12	R: 0 E: 0 K: 0 S: 4 H: 1 LOB: 1 BB: 0 P: 4	R: 1 E: 0 K: 1 S: 7 H: 2 LOB: 1 BB: 0 P: 7	R: 0 E: 0 K: 0 S: 4 H: 1 LOB: 1 BB: 0 P: 4	R: 2 E: 0 K: 0 S: 4 H: 2 LOB: 0 BB: 1 P: 8	R: 0 E: 0 K: 1 S: 5 H: 0 LOB: 0 BB: 0 P: 5		1B: 5 2B: 2 3B: 0 HR: 1	SF: 1 SAC: 1 DP: 0 HBP: 1			WP: 2 PB: 0 SB: 1 CS: 1	PA: 38		

BOTTOM

Oakland Athletics @ Cleveland Indians

Cleveland Municipal Stadium, Cleveland, OH

Fri Aug 24 1979, 7:05 PM EDT

Att. 7,012 - Unknown - 74 F

livebaseballscorecards.com

AB	28
R	5
H	8
RBI	4
BB	6
SO	2
LOB	15

PITCHER		IP	WLS	BF	H	R	ER	SO	BB	IBB	HBP	BLK	WP	HR	S	P	ERA	WHIP
Mike Norris, R ERA: 4.86	(1, 1)	6.1	L	33	8	5	4	1	6	0	1	0	2	1	28	53	5.68	2.211
Dave Hamilton, L ERA: 3.72	(7, 1)	1.2		4	0	0	0	1	0	0	0	0	0	0	6	6	0.00	0.000

PITCHER	IP	WLS	BF	H	R	ER	SO	BB	IBB	HBP	BLK	WP	HR	S	P	ERA	WHIP

Batter	1	2	3	4	5	6	7	8	9	AB	R	H	RBI	BB	SO	LOB
Rickey Henderson, R (1, 7) OBP: 0.323, SLG: 0.296	S S S 0-3 ① K		x 0-0 ② 6-3		B B B B 4-0 BB 1-2 BB			x 0-0 G4-6-3 1B		3	0	1	0	1	1	0
Dwayne Murphy, L (1, 8) OBP: 0.406, SLG: 0.388	x 0-0 ② F9		S S S 0-3 ③ K		B B B B 4-0 1-2 2-3 BB			x 0-0 ① ② G4-6-3 1-2f		3	0	0	0	1	1	1
Wayne Gross, L (1, 5) OBP: 0.328, SLG: 0.357	x 0-0 ③ F9			x 0-0 ① G3	S S S 0-3 ③ K			x 0-0 ③ F4		4	0	0	0	0	1	3
Dave Revering, L (1, 3) OBP: 0.325, SLG: 0.467		x 0-0 ① 4-3		x 0-0 1B 2B		S S S 0-3 ① K			x 0-0 1B 2B	4	2	2	0	0	1	0
Mitchell Page, L (1, 10) OBP: 0.328, SLG: 0.351		x 0-0 2B 1B		x 0-0 CS 2-H 1B		S S S 0-3 ② K			x 0-0 ① 1-3	4	1	2	1	0	1	1
Mario Guerrero, R (1, 6) OBP: 0.245, SLG: 0.248		x 0-0 ② F9		x 0-0 ② ③ 4-3 1-2		S S S 0-3 ③ K			x 0-0 4-3 2-H 1B	4	0	1	1	0	1	2
Jeff Newman, R (1, 2) OBP: 0.272, SLG: 0.433		x 0-0 1-H 2B			x 0-0 FC5-4 2B		x 0-0 ① 5-3		x 0-0 ② 4-3 1-2	4	0	2	1	0	0	1
Tony Armas, R (1, 9) OBP: 0.291, SLG: 0.422		x 0-0 ③ 6-3			B B B B 4-0 FC5-4 BB		S S S 0-3 ② K		x 0-0 ③ G3	3	0	0	0	1	1	2
Dave Chalk, R (1, 4) OBP: 0.325, SLG: 0.269			x 0-0 ① 1-3		x 0-0 ① ② FC5-4 BB BB 1-2 2-3		x 0-0 ③ F3			3	0	0	0	0	0	2
Inning Stats	R: 0 E: 0 K: 1 S: 5 H: 0 LOB: 0 BB: 0 P: 5	R: 1 E: 0 K: 0 S: 5 H: 2 LOB: 1 BB: 0 P: 5	R: 0 E: 0 K: 1 S: 5 H: 0 LOB: 0 BB: 0 P: 5	R: 1 E: 0 K: 0 S: 4 H: 2 LOB: 0 BB: 0 P: 4	R: 0 E: 0 K: 1 S: 5 H: 1 LOB: 3 BB: 3 P: 17	R: 0 E: 0 K: 3 S: 9 H: 0 LOB: 0 BB: 0 P: 9	R: 0 E: 0 K: 1 S: 5 H: 0 LOB: 0 BB: 0 P: 5	R: 0 E: 0 K: 0 S: 3 H: 1 LOB: 0 BB: 0 P: 3	R: 1 E: 0 K: 0 S: 5 H: 2 LOB: 1 BB: 0 P: 5	1B: 4 2B: 4 3B: 0 HR: 0	SF: 0 SAC: 0 DP: 2 HBP: 0						

PITCHER	IP	WLS	BF	H	R	ER	SO	BB	IBB	HBP	BLK	WP	HR	S	P	ERA	WHIP
Len Barker, R (1, 1) ERA: 4.46	8.1	W	33	8	3	3	7	3	0	0	0	0	0	44	56	3.24	1.320
Victor Cruz, R (9, 1) ERA: 3.66	0.2	S	2	0	0	0	0	0	0	0	0	0	0	2	2	0.00	0.000

PITCHER	IP	WLS	BF	H	R	ER	SO	BB	IBB	HBP	BLK	WP	HR	S	P	ERA	WHIP

TOP

Oakland Athletics @ Cleveland Indians

Cleveland Municipal Stadium, Cleveland, OH

Sat Aug 25 1979, 7:05 PM EDT
Att. 8,815 - Unknown - 72 F

livebaseballscorecards.com

AB	32
R	3
H	8
RBI	3
BB	3
SO	7
LOB	12

1B: 4	SF: 0	WP: 0	PA: 35
2B: 4	SAC: 0	PB: 0	
3B: 0	DP: 2	SB: 0	
HR: 0	HBP: 0	CS: 1	

Batter	1	2	3	4	5	6	7	8	9	AB	R	H	RBI	BB	SO	LOB
Mike Hargrove, L (1, 7) OBP: 0.397, SLG: 0.423	HBP 1B 1B	BBB HR 1-2 2-3 BB		E9 1B			F8 ①			3	1	2	0	1	0	0
Rick Manning, L (1, 8) OBP: 0.326, SLG: 0.307	F8 ①	SF7 ② 3-H		F5 ②			3-1 ②			3	0	0	1	0	0	2
Bobby Bonds, R (1, 10) OBP: 0.376, SLG: 0.469	HBP 1-2 1B	HR 1-H 2-H		5-3 ③			F7 ③			4	1	2	3	0	0	1
Toby Harrah, R (1, 6) OBP: 0.394, SLG: 0.425	F8 ②	6-3 ③			SSS K ①			HR		4	1	1	1	0	1	2
Andre Thornton, R (1, 3) OBP: 0.349, SLG: 0.438	H 1-2 2-3 HBP		G6-4-3 1B		G4-6-3 1B			5-3 ①		3	0	2	0	0	0	0
Ron Hassey, L (1, 2) OBP: 0.303, SLG: 0.345	F5 ③		G6-4-3 ① ② 1-2f		G4-6-3 ② ③ 1-2f			1B		4	0	1	0	0	0	5
Jim Norris, L (1, 9) OBP: 0.325, SLG: 0.351 Ron Pruitt, R (8, PH) OBP: 0.348, SLG: 0.336 Dell Alston, L (9, 9) OBP: 0.365, SLG: 0.400		3-1 ① FC4-6 1B				6-3 ①		F9 ②		3 1 0	0 0 0	1 0 0	0 0 0	0 0 0	0 0 0	0 1 0
Duane Kuiper, L (1, 4) OBP: 0.326, SLG: 0.308		BB SF7 2B FC4-6 ③ 1-2f				4-6-3 ②		F8 ③		4	1	1	0	0	0	2
Dave Rosello, R (1, 5) OBP: 0.319, SLG: 0.550		BBB BB HR BB		5-3 ①		5-3 ③				2	1	0	0	1	0	0
Inning Stats	R: 0 E: 0 K: 0 S: 5 H: 2 LOB: 3 BB: 0 P: 6	R: 4 E: 0 K: 0 S: 5 H: 2 LOB: 0 BB: 2 P: 13	R: 0 E: 0 K: 0 S: 4 H: 2 LOB: 1 BB: 0 P: 4	R: 0 E: 1 K: 0 S: 4 H: 1 LOB: 1 BB: 0 P: 4	R: 0 E: 0 K: 1 S: 5 H: 1 LOB: 0 BB: 0 P: 5	R: 0 E: 0 K: 0 S: 3 H: 0 LOB: 0 BB: 0 P: 3	R: 0 E: 0 K: 0 S: 3 H: 0 LOB: 0 BB: 0 P: 3	R: 1 E: 0 K: 0 S: 5 H: 2 LOB: 1 BB: 0 P: 5		1B: 7 2B: 1 3B: 0 HR: 2 SF: 1 SAC: 0 DP: 2 HBP: 1						

PITCHER	IP	WLS	BF	H	R	ER	SO	BB	IBB	HBP	BLK	WP	HR	S	P	ERA	WHIP
Mike Morgan, R (1, 1) ERA: 5.12	7.1	L	33	10	5	5	1	2	0	1	0	0	2	32	41	6.14	1.636
Dave Hamilton, L (8, 1) ERA: 3.69	0.2		2	0	0	0	0	0	0	0	0	0	0	2	2	0.00	0.000

PITCHER	IP	WLS	BF	H	R	ER	SO	BB	IBB	HBP	BLK	WP	HR	S	P	ERA	WHIP

BOTTOM

Oakland Athletics @ Cleveland Indians

Cleveland Municipal Stadium, Cleveland, OH

Sat Aug 25 1979, 7:05 PM EDT

Att. 8,815 - Unknown - 72 F

livebaseballscorecards.com

AB	31
R	5
H	10
RBI	5
BB	2
SO	1
LOB	13

Batter	1	2	3	4	5	6	7	8	9	AB	R	H	RBI	BB	SO	LOB
Rickey Henderson, R (1, 7) (8, 8) OBP: 0.324, SLG: 0.303	F8		4-6-3	F7		K		1-2		5	1	2	0	0	1	1
Dwayne Murphy, L (1, 8) OBP: 0.407, SLG: 0.389	3B		F7 4-6-3 2-3		3-1		K	K		4	2	2	0	0	1	0
Jeff Newman, R (8, PH) OBP: 0.271, SLG: 0.432										1	0	0	0	0	1	2
Derek Bryant, R (8, 9) OBP: 0.237, SLG: 0.214										0	0	0	0	0	0	0
Mike Heath, R (1, 2) OBP: 0.300, SLG: 0.348	F9		4-6-3 1-2 3-H		1B		4-3		6-3	5	0	2	1	0	0	2
Dave Revering, L (1, 3) OBP: 0.323, SLG: 0.469	1-H 3B		F7 2-3		F6		4-3 1-2		4-3	5	0	1	1	0	0	3
Mario Guerrero, R (1, 6) OBP: 0.250, SLG: 0.260	F3		1B 3-H		1-2 1B		F8		5-3	5	1	2	1	0	0	2
Mitchell Page, L (1, 10) OBP: 0.329, SLG: 0.351		B B B B 4-0 S 1-3 BB	2-H 1B		S S S 0-3 K			1-3		3	0	1	1	1	1	2
Tony Armas, R (1, 9) OBP: 0.290, SLG: 0.421		1-3 1-2	L3			L4		1B		1	0	0	0	0	0	1
Larry Murray, S (2, 9) OBP: 0.278, SLG: 0.262										2	0	0	0	0	0	1
Jim Essian, R (8, PH) (8, 7) OBP: 0.327, SLG: 0.428										1	1	1	0	0	0	0
Mike Edwards, R (1, 4) OBP: 0.272, SLG: 0.294		S S S 0-3 K 2-3		6-3		2B		6-3		4	0	1	0	0	1	2
Rob Picciolo, R (1, 5) OBP: 0.272, SLG: 0.335		6-3		F9		1-3		1B 2-H 1B		4	0	1	1	0	0	2
Inning Stats	R: 1 H: 2 E: 0 LOB: 1 K: 0 BB: 0 S: 5 P: 5	R: 0 H: 0 E: 0 LOB: 1 K: 1 BB: 1 S: 5 P: 9	R: 3 H: 4 E: 0 LOB: 1 K: 0 BB: 0 S: 7 P: 7	R: 0 H: 0 E: 0 LOB: 0 K: 0 BB: 0 S: 3 P: 3	R: 0 H: 2 E: 0 LOB: 2 K: 1 BB: 0 S: 7 P: 7	R: 0 H: 1 E: 0 LOB: 1 K: 1 BB: 0 S: 6 P: 6	R: 0 H: 1 E: 0 LOB: 1 K: 1 BB: 0 S: 6 P: 6	R: 1 H: 3 E: 0 LOB: 2 K: 1 BB: 0 S: 8 P: 8	R: 0 H: 0 E: 0 LOB: 0 K: 0 BB: 0 S: 3 P: 3	1B: 8 SF: 0 2B: 4 SAC: 0 3B: 1 DP: 0 HR: 0 HBP: 0						

PITCHER	IP	WLS	BF	H	R	ER	SO	BB	IBB	HBP	BLK	WP	HR	S	P	ERA	WHIP
Paul Reuschel, R (1, 1) ERA: 7.32	2.2		15	6	4	4	1	1	0	0	0	0	0	16	20	13.50	2.625
Wayne Garland, R (3, 1) ERA: 5.08	3.1	W	13	3	0	0	2	0	0	0	0	0	0	17	17	0.00	0.900
Sid Monge, L (7, 1) ERA: 2.58	3.0	S	13	4	1	1	2	0	0	0	0	0	0	17	17	3.00	1.333

PITCHER	IP	WLS	BF	H	R	ER	SO	BB	IBB	HBP	BLK	WP	HR	S	P	ERA	WHIP

TOP

Oakland Athletics @ Cleveland Indians

Cleveland Municipal Stadium, Cleveland, OH

Sun Aug 26 1979, 3:33 AM EDT
Att. 9,251 - Unknown - 73 F

livebaseballscorecards.com

AB	40
R	5
H	13
RBI	5
BB	1
SO	5
LOB	18

WP: 0	PA: 41		
PB: 0			
SB: 1			
CS: 0			

BOTTOM

Oakland Athletics @ Cleveland Indians

Cleveland Municipal Stadium, Cleveland, OH

Sun Aug 26 1979, 3:33 AM EDT

Att. 9,251 - Unknown - 73 F

livebaseballscorecards.com

Batter	1	2	3	4	5	6	7	8	9	AB	R	H	RBI	BB	SO	LOB
Mike Hargrove, L (1, 7) OBP: 0.399, SLG: 0.427	4-3	1B 2B 1-H 2-H		3-1 2-3		1B 2B IBB		E 2-1 1B		4	1	2	2	1	0	1
Rick Manning, L (1, 8) OBP: 0.327, SLG: 0.308	E 2B 1B	F9		4-3		2B 1B 1-3 2-H		E6 S 1-3		5	1	2	1	0	0	3
Bobby Bonds, R (1, 9) OBP: 0.377, SLG: 0.470	F8 1-2	BBB 1B BB			4-3	2B 1-H 3-H		2-1 1-2 3-H		3	0	1	1	1	0	1
Toby Harrah, R (1, 6) OBP: 0.395, SLG: 0.428	2B 2-H	1B 1-2 2-H			6-3		5-3			4	0	2	1	0	0	0
Cliff Johnson, R (1, 10) OBP: 0.337, SLG: 0.473	SSS K		F6		F8		1-3			4	0	0	0	0	1	1
Andre Thornton, R (1, 3) OBP: 0.350, SLG: 0.439		SSS K	6-3			SH3 2B 1B	FC6-4 1B			4	1	2	0	0	1	0
Gary Alexander, R (1, 2) OBP: 0.299, SLG: 0.395 Ron Pruitt, R (9, 2) OBP: 0.348, SLG: 0.336		HR	5-3			SH3 1-2	FC6-4 1-2f			3 0	1 0	1 0	1 0	0 0	0 0	1 0
Duane Kuiper, L (1, 4) OBP: 0.327, SLG: 0.308		BBBB 1B 2B BB		3-1 SH3-4 1B		SSS K		4-3		3	1	1	0	1	1	1
Dave Rosello, R (1, 5) OBP: 0.340, SLG: 0.581		2B 1B 1-2		SH3-4 1-2		1B 2B 2-H		F8		3	2	2	1	0	0	0
Inning Stats	R: 1 H: 2 E: 1 LOB: 1 K: 1 BB: 0 S: 7 P: 7	R: 3 H: 4 E: 0 LOB: 2 K: 1 BB: 2 S: 8 P: 16	R: 0 H: 0 E: 0 LOB: 0 K: 0 BB: 0 S: 3 P: 3	R: 0 H: 1 E: 0 LOB: 1 K: 0 BB: 0 S: 4 P: 4	R: 0 H: 0 E: 0 LOB: 0 K: 0 BB: 0 S: 3 P: 3	R: 3 H: 4 E: 0 LOB: 2 K: 1 BB: 1 S: 8 P: 12	R: 0 H: 1 E: 0 LOB: 1 K: 0 BB: 0 S: 4 P: 4	R: 0 H: 1 E: 1 LOB: 2 K: 0 BB: 0 S: 4 P: 4		1B: 8 SF: 0 2B: 4 SAC: 2 3B: 0 DP: 0 HR: 1 HBP: 0						

	AB	33
	R	7
	H	13
	RBI	7
	BB	3
	SO	3
	LOB	8

WP: 0 PB: 0 SB: 1 CS: 0 PA: 38

PITCHER		IP	WLS	BF	H	R	ER	SO	BB	IBB	HBP	BLK	WP	HR	S	P	ERA	WHIP
Brian Kingman, R ERA: 4.5	(1, 1)	5.2	L	28	9	7	7	3	2	1	0	0	0	1	31	43	11.12	1.941
Dave Hamilton, L ERA: 3.69	(6, 1)	0.0		1	1	0	0	0	0	0	0	0	0	0	1	1	∞	∞
Dave Heaverlo, R ERA: 4.17	(6, 1)	2.1		10	3	0	0	0	0	0	0	0	0	0	9	9	0.00	1.286

PITCHER	IP	WLS	BF	H	R	ER	SO	BB	IBB	HBP	BLK	WP	HR	S	P	ERA	WHIP

Batter	1	2	3	4	5	6	7	8	9	10	11	12	AB	R	H	RBI	BB	SO	LOB
Julio Cruz, S (1, 4) OBP: 0.367, SLG: 0.321	5-3		WP 1-2 2B 1B	1-2 1B		4-3		6-3 2-3		K S S S		F7	7	1	2	0	0	1	3
Ruppert Jones, L (1, 8) OBP: 0.355, SLG: 0.477	3-1		4-0 B B B B 2B 1-2 2-3 BB	G3		2B	F7				6-3 2B		5	0	2	0	1	0	3
Bruce Bochte, L (1, 3) OBP: 0.393, SLG: 0.492	L4		1-3 2-H 3-H 2B		F7	4-3			1B		K S S S		6	0	2	2	0	1	2
Willie Horton, R (1, 10) OBP: 0.317, SLG: 0.457		4-0 B B B B G4-6-3 BB	K S S S		4-3		E6 F8 SH1-3		B1		6-3 2-3		5	0	0	0	1	1	4
Dan Meyer, L (1, 5) OBP: 0.327, SLG: 0.481 Bill Stein, R (9, 5) OBP: 0.284, SLG: 0.349		G4-6-3 1-2f	IBB		F8		SH1-3 1-2		F4		1-3		3 1	0 0	0 0	0 0	1 0	0 0	2 1
Tom Paciorek, R (1, 7) OBP: 0.375, SLG: 0.475		1B 2B	F9			1B	F8 2-3		5-3			F3	6	0	2	0	0	0	5
Larry Milbourne, S (1, 6) OBP: 0.325, SLG: 0.363 Mario Mendoza, R (9, 6) OBP: 0.216, SLG: 0.249		2-3 1B		F8		1B 2B	F7			1-3		F9	4 2	1 0	2 0	0 0	0 0	0 0	1 0
Joe Simpson, L (1, 9) OBP: 0.322, SLG: 0.368			WP 1B 2B 1B	S S S K		2-H HR 1B		6-3 SH2-4 1B				E 2B	6	3	5	1	0	1	0
Bob Stinson, S (1, 2) OBP: 0.347, SLG: 0.363			F7	1B 1B		1-H HR		SH2-4 1-2		F9		E4 2-H	5	1	2	2	0	0	2
Inning Stats	R: 0 E: 0 K: 0 S: 3 H: 0 LOB: 0 BB: 0 P: 3	R: 0 E: 0 K: 0 S: 3 H: 2 LOB: 2 BB: 1 P: 7	R: 2 E: 0 K: 1 S: 8 H: 3 LOB: 3 BB: 2 P: 16	R: 0 E: 0 K: 1 S: 7 H: 2 LOB: 2 BB: 0 P: 7	R: 0 E: 0 K: 0 S: 3 H: 0 LOB: 0 BB: 0 P: 3	R: 3 E: 0 K: 0 S: 7 H: 5 LOB: 1 BB: 0 P: 7	R: 0 E: 1 K: 0 S: 4 H: 0 LOB: 1 BB: 0 P: 4	R: 0 E: 0 K: 0 S: 4 H: 1 LOB: 1 BB: 0 P: 4	R: 0 E: 0 K: 0 S: 4 H: 1 LOB: 1 BB: 0 P: 4	R: 0 E: 0 K: 1 S: 6 H: 1 LOB: 1 BB: 0 P: 6	R: 0 E: 0 K: 1 S: 6 H: 1 LOB: 1 BB: 0 P: 6	R: 1 E: 1 K: 0 S: 5 H: 1 LOB: 1 BB: 0 P: 5	1B: 10 2B: 6 3B: 0 HR: 1 SF: 0 SAC: 2 DP: 1 HBP: 0						

PITCHER	IP	WLS	BF	H	R	ER	SO	BB	IBB	HBP	BLK	WP	HR	S	P	ERA	WHIP
Dan Spillner, R (1, 1) ERA: 4.31	5.2		29	12	5	5	2	2	1	0	0	1	1	30	42	7.94	2.471
Mike Paxton, R (6, 1) ERA: 5.85	4.1		18	4	0	0	1	0	0	0	0	0	0	20	20	0.00	0.923
Victor Cruz, R (11, 1) ERA: 3.56	2.0	L	8	1	1	0	1	0	0	0	0	0	0	10	10	0.00	0.500

PITCHER	IP	WLS	BF	H	R	ER	SO	BB	IBB	HBP	BLK	WP	HR	S	P	ERA	WHIP

TOP

Seattle Mariners @ Cleveland Indians

Cleveland Municipal Stadium, Cleveland, OH

Mon Aug 27 1979, 7:05 PM EDT

Att. 5,048 - Unknown - 71 F

livebaseballscorecards.com

AB	50
R	6
H	17
RBI	5
BB	3
SO	4
LOB	23

WP: 1 PB: 0 SB: 0 CS: 0 PA: 55

Batter	1	2	3	4	5	6	7	8	9	10	11	12	AB	R	H	RBI	BB	SO	LOB
Mike Hargrove, L (1, 7) OBP: 0.397, SLG: 0.424	F8		K		SH2-4 1-2		E3 FC4-6		FC5-6 1B 1-3 1B		F8		5	1	1	0	0	1	0
Rick Manning, L (1, 8) OBP: 0.327, SLG: 0.308	G3		CS 1B		F5		FC4-6 E 1-2f		FC5-6 1B 1-2		4-3		6	1	2	0	0	0	2
Bobby Bonds, R (1, 9) OBP: 0.377, SLG: 0.469 Ron Pruitt, R (7, 2) OBP: 0.343, SLG: 0.331 Tom Veryzer, R (9, PR) OBP: 0.270, SLG: 0.239 Ron Hassey, L (10, 2) OBP: 0.302, SLG: 0.343	HR 1B		K		5-3		K		FC5-6 1-3 1-2f 2-3			F7	3 2 0 1	1 0 0 0	1 0 0 0	0 0 0 0	1 1 0 0	2 3 0 0	2 0 0 0
Toby Harrah, R (1, 6) OBP: 0.394, SLG: 0.436	1-H HR		CS 1-2	K		F8	E8 1-H		1-3 1-2 3-H			2B	6	1	2	3	0	1	1
Cliff Johnson, R (1, 10) OBP: 0.345, SLG: 0.487	6-3			1B 1B		HR	FC6-4 BB		6-3			BB	4	1	2	1	2	0	2
Andre Thornton, R (1, 3) OBP: 0.350, SLG: 0.436		5-3		1B 1-2		FC4-6 BB	FC6-4 1-2f			K		F7	5	0	1	0	1	1	4
Gary Alexander, R (1, 2) OBP: 0.303, SLG: 0.395 Dell Alston, L (7, 9) OBP: 0.345, SLG: 0.375		S 1B		F4		FC4-6 1-2 BB		K		K		K	2 3	0 0	1 0	0 0	1 0	0 3	2 2
Duane Kuiper, L (1, 4) OBP: 0.324, SLG: 0.305		6-3 1-2		F6		FC4-6 1-2f 2-3		6-3		F7			5	0	0	0	0	0	5
Dave Rosello, R (1, 5) OBP: 0.340, SLG: 0.565 Jim Norris, L (8, PH) OBP: 0.324, SLG: 0.350 Ted Cox, R (9, 5) OBP: 0.273, SLG: 0.306		F9			SH2-4 1B	K		K			F8		3 1 1	0 0 0	1 0 0	0 0 0	1 1 0	3 0 0	3 0 0
Inning Stats	R: 2 H: 2 E: 0 LOB: 0 K: 0 BB: 0 S: 5 P: 5	R: 0 H: 1 E: 0 LOB: 1 K: 0 BB: 0 S: 4 P: 4	R: 0 H: 1 E: 0 LOB: 0 K: 2 BB: 0 S: 7 P: 7	R: 0 H: 2 E: 0 LOB: 2 K: 1 BB: 0 S: 7 P: 7	R: 0 H: 1 E: 0 LOB: 1 K: 0 BB: 0 S: 4 P: 4	R: 1 H: 1 E: 0 LOB: 2 K: 1 BB: 2 S: 6 P: 14	R: 1 H: 0 E: 2 LOB: 2 K: 1 BB: 1 S: 7 P: 11	R: 0 H: 0 E: 0 LOB: 0 K: 2 BB: 0 S: 7 P: 7	R: 1 H: 2 E: 0 LOB: 2 K: 0 BB: 0 S: 5 P: 5	R: 0 H: 0 E: 0 LOB: 0 K: 2 BB: 0 S: 7 P: 7	R: 0 H: 0 E: 0 LOB: 0 K: 0 BB: 0 S: 3 P: 3	R: 0 H: 1 E: 0 LOB: 2 K: 1 BB: 1 S: 6 P: 10	1B: 8 SF: 0 2B: 1 SAC: 1 3B: 0 DP: 0 HR: 2 HBP: 0						

PITCHER	IP	WLS	BF	H	R	ER	SO	BB	IBB	HBP	BLK	WP	HR	S	P	ERA	WHIP
Rick Honeycutt, L (1, 1) ERA: 3.96	6.2		32	8	4	3	5	3	0	0	0	0	2	39	51	4.05	1.650
Byron McLaughlin, R (7, 1) ERA: 4.5	5.1	W	20	3	1	1	5	1	0	0	0	0	0	29	33	1.69	0.750

PITCHER	IP	WLS	BF	H	R	ER	SO	BB	IBB	HBP	BLK	WP	HR	S	P	ERA	WHIP

BOTTOM

Seattle Mariners @ Cleveland Indians

Cleveland Municipal Stadium, Cleveland, OH

Mon Aug 27 1979, 7:05 PM EDT

Att. 5,048 - Unknown - 71 F

livebaseballscorecards.com

AB	47
R	5
H	11
RBI	4
BB	4
SO	10
LOB	26

Batter	1	2	3	4	5	6	7	8	9	AB	R	H	RBI	BB	SO	LOB
Julio Cruz, S (1, 4) OBP: 0.366, SLG: 0.318	4-3		F7			BB	4-3			3	0	0	0	1	0	2
Ruppert Jones, L (1, 8) OBP: 0.354, SLG: 0.475	B1-3			1-3		F8		1B SH3-4 SF9 1B		4	1	1	0	0	0	2
Bruce Bochte, L (1, 3) OBP: 0.392, SLG: 0.491	G3			G6-4-3 1B		F4		SH3-4 1-2		3	0	1	0	0	0	2
Willie Horton, R (1, 10) OBP: 0.318, SLG: 0.457		5-3		G6-4-3 1-2f			1B 1B 1B	2-3 1B		4	1	2	0	0	0	1
Dan Meyer, L (1, 5) OBP: 0.329, SLG: 0.489 Bill Stein, R (8, 5) OBP: 0.284, SLG: 0.349		HR			F8		SH1-3 1B 1-3 SF7 1B	SF9 3-H		3 0	2 0	2 0	2 0	0 0	0 0	0 0
Tom Paciorek, R (1, 7) OBP: 0.373, SLG: 0.472		F8			K		SH1-3 1-2 3-H 1B	F8		4	0	1	1	0	1	1
Joe Simpson, L (1, 9) OBP: 0.322, SLG: 0.368		F8			F9		SH1-3 1-2 2-3		G1-6-3 1B	3	0	1	0	0	0	0
Larry Milbourne, S (1, 6) OBP: 0.325, SLG: 0.360 Mario Mendoza, R (8, 6) OBP: 0.215, SLG: 0.248			4-3			F8	IBB		G1-6-3 1-2f	2 1	0 0	0 0	0 0	1 0	0 0	0 1
Bob Stinson, S (1, 2) OBP: 0.346, SLG: 0.363			K			PB 1B	SF7 3-H		F6	3	0	1	1	0	1	0
Inning Stats	R: 0 E: 0 K: 0 S: 3 H: 0 LOB: 0 BB: 0 P: 3	R: 1 E: 0 K: 0 S: 4 H: 1 LOB: 0 BB: 0 P: 4	R: 0 E: 0 K: 1 S: 5 H: 0 LOB: 0 BB: 0 P: 5	R: 0 E: 0 K: 0 S: 3 H: 1 LOB: 0 BB: 0 P: 3	R: 0 E: 0 K: 1 S: 5 H: 0 LOB: 0 BB: 0 P: 5	R: 0 E: 0 K: 0 S: 4 H: 1 LOB: 2 BB: 1 P: 8	R: 2 E: 0 K: 0 S: 6 H: 3 LOB: 2 BB: 1 P: 10	R: 1 E: 0 K: 0 S: 5 H: 2 LOB: 1 BB: 0 P: 5	R: 0 E: 0 K: 0 S: 3 H: 1 LOB: 0 BB: 0 P: 3	1B: 8 2B: 0 3B: 0 HR: 1	SF: 2 SAC: 2 DP: 2 HBP: 0			WP: 0 PB: 1 SB: 0 CS: 0		PA: 36	

TOP

Seattle Mariners @ Cleveland Indians

Cleveland Municipal Stadium, Cleveland, OH

Wed Aug 29 1979, 3:33 AM EDT

Unknown - 76 F

livebaseballscorecards.com

AB	30
R	4
H	9
RBI	4
BB	2
SO	2
LOB	9

PITCHER		IP	WLS	BF	H	R	ER	SO	BB	IBB	HBP	BLK	WP	HR	S	P	ERA	WHIP
Rick Wise, R ERA: 3.61	(1, 1)	7.1		31	8	4	4	2	1	1	0	0	0	1	33	41	4.91	1.227
Sid Monge, L ERA: 2.54	(8, 1)	1.2	W	5	1	0	0	0	0	0	0	0	0	0	5	5	0.00	0.600

PITCHER		IP	WLS	BF	H	R	ER	SO	BB	IBB	HBP	BLK	WP	HR	S	P	ERA	WHIP

BOTTOM

Batter	1	2	3	4	5	6	7	8	9	AB	R	H	RBI	BB	SO	LOB
Mike Hargrove, L (1, 7) OBP: 0.397, SLG: 0.426	F8		L3		F7			1B	1B 2B 1-H 2-H	5	1	2	2	0	0	0
Rick Manning, L (1, 8) OBP: 0.328, SLG: 0.308	4-3		BB		4-3			F7	1B 2-H	4	0	1	1	1	0	1
Toby Harrah, R (1, 6) OBP: 0.393, SLG: 0.433	1B BB		F8			F3		F5		3	0	0	0	1	0	2
Cliff Johnson, R (1, 10) OBP: 0.351, SLG: 0.491 Dell Alston, L (9, PR) OBP: 0.345, SLG: 0.375	1-3 1B			BB 1B		6-3			HR 1B	4 0	0 1	3 0	0 0	0 0	0 0	0 0
Andre Thornton, R (1, 3) OBP: 0.349, SLG: 0.441	K			F4		K			1-H HR	4	1	1	2	0	2	3
Ron Pruitt, R (1, 9) OBP: 0.333, SLG: 0.320		F4		F7			K		F6	4	0	0	0	0	1	2
Gary Alexander, R (1, 2) OBP: 0.305, SLG: 0.395		6-3		1-2 BB			F9		BB 2B 1B	3	1	1	0	1	0	0
Duane Kuiper, L (1, 4) OBP: 0.322, SLG: 0.303 Bobby Bonds, R (9, PH) OBP: 0.376, SLG: 0.468		4-3		L6			K		K	3 1	0 0	0 0	0 0	0 0	1 1	2 1
Dave Rosello, R (1, 5) OBP: 0.321, SLG: 0.531 Jim Norris, L (9, PH) OBP: 0.326, SLG: 0.350			6-3		L6			F7	1-2 2B BB	3 0	0 1	0 0	0 0	0 1	0 0	0 0
Inning Stats	R: 0 H: 1 E: 0 LOB: 2 K: 1 BB: 1 S: 6 P: 10	R: 0 H: 0 E: 0 LOB: 0 K: 0 BB: 0 S: 3 P: 3	R: 0 H: 0 E: 0 LOB: 1 K: 0 BB: 1 S: 3 P: 7	R: 0 H: 1 E: 0 LOB: 2 K: 0 BB: 1 S: 4 P: 8	R: 0 H: 0 E: 0 LOB: 0 K: 0 BB: 0 S: 3 P: 3	R: 0 H: 0 E: 0 LOB: 0 K: 1 BB: 0 S: 5 P: 5	R: 0 H: 0 E: 0 LOB: 0 K: 2 BB: 0 S: 7 P: 7	R: 0 H: 1 E: 0 LOB: 1 K: 0 BB: 0 S: 4 P: 4	R: 5 H: 5 E: 0 LOB: 1 K: 1 BB: 1 S: 9 P: 13	1B: 6 SF: 0 2B: 1 SAC: 0 3B: 0 DP: 0 HR: 1 HBP: 0						

PITCHER		IP	WLS	BF	H	R	ER	SO	BB	IBB	HBP	BLK	WP	HR	S	P	ERA	WHIP
Floyd Bannister, L ERA: 3.98	(1, 1)	8.1		34	6	3	3	4	3	0	0	0	0	1	39	51	3.24	1.080
Randy Stein, R ERA: 6.29	(9, 1)	0.1		2	0	0	0	1	1	0	0	0	0	0	3	7	0.00	3.000
Shane Rawley, L ERA: 4.45	(9, 1)	0.0	L	2	2	2	2	0	0	0	0	0	0	0	2	2	∞	∞

PITCHER	IP	WLS	BF	H	R	ER	SO	BB	IBB	HBP	BLK	WP	HR	S	P	ERA	WHIP

Seattle Mariners @ Cleveland Indians

Cleveland Municipal Stadium, Cleveland, OH

Wed Aug 29 1979, 3:33 AM EDT

Unknown - 76 F

livebaseballscorecards.com

AB	34
R	5
H	8
RBI	5
BB	4
SO	5
LOB	11

WP: 0	PA: 38		
PB: 0			
SB: 0			
CS: 0			

Seattle Mariners @ Cleveland Indians

Cleveland Municipal Stadium, Cleveland, OH

Wed Aug 29 1979, 3:38 AM EDT

Att. 6,598 - Unknown

TOP

livebaseballscorecards.com

Batter	1	2	3	4	5	6	7	8	9	AB	R	H	RBI	BB	SO	LOB
Julio Cruz, S (1, 4) OBP: 0.364, SLG: 0.317	6-3		4-3			1-2 1B		S S S K		4	0	1	0	0	1	1
Ruppert Jones, L (1, 8) OBP: 0.352, SLG: 0.472	F9			F9		F8 2-3			S S S K	4	0	0	0	0	1	2
Tom Paciorek, R (1, 7) OBP: 0.368, SLG: 0.464	6-3			5-3		F9			S S S K	4	0	0	0	0	1	2
Willie Horton, R (1, 10) OBP: 0.318, SLG: 0.455		6-3		4-3			G3-6 1B		S S S K	4	0	1	0	0	1	0
Bruce Bochte, L (1, 3) OBP: 0.390, SLG: 0.488		F7			6-3		G3-6 1-2f			3	0	0	0	0	0	1
Bill Stein, R (1, 5) OBP: 0.284, SLG: 0.363		HR			F8		4-3			3	1	1	1	0	0	0
Bobby Valentine, R (1, 9) OBP: 0.382, SLG: 0.311		F9			6-3			SH1 1B		3	0	1	0	0	0	0
Larry Cox, R (1, 2) OBP: 0.278, SLG: 0.327			6-3			1B 1B		SH1 1-2		2	0	1	0	0	0	0
Mario Mendoza, R (1, 6) OBP: 0.217, SLG: 0.249			1-3			F8 1B 1-3 1B		F5		2	0	1	0	0	0	0
Leon Roberts, R (8, PH) OBP: 0.352, SLG: 0.442										0	0	0	0	0	0	0
Dan Meyer, L (8, PH) OBP: 0.328, SLG: 0.488										1	0	0	0	0	0	1
Larry Milbourne, S (8, 6) OBP: 0.325, SLG: 0.360										0	0	0	0	0	0	0
Inning Stats	R: 0 E: 0 K: 0 S: 3 H: 0 LOB: 0 BB: 0 P: 3	R: 1 E: 0 K: 0 S: 4 H: 1 LOB: 0 BB: 0 P: 4	R: 0 E: 0 K: 0 S: 3 H: 0 LOB: 0 BB: 0 P: 3	R: 0 E: 0 K: 0 S: 3 H: 0 LOB: 0 BB: 0 P: 3	R: 0 E: 0 K: 0 S: 3 H: 0 LOB: 0 BB: 0 P: 3	R: 0 E: 0 K: 0 S: 5 H: 3 LOB: 2 BB: 0 P: 5	R: 0 E: 0 K: 0 S: 3 H: 1 LOB: 0 BB: 0 P: 3	R: 0 E: 0 K: 1 S: 6 H: 1 LOB: 1 BB: 0 P: 6	R: 0 E: 0 K: 3 S: 9 H: 0 LOB: 0 BB: 0 P: 9	1B: 5 2B: 0 3B: 0 HR: 1	SF: 0 SAC: 1 DP: 1 HBP: 0						

	AB	30
	R	1
	H	6
	RBI	1
	BB	0
	SO	4
	LOB	7

WP: 0 PB: 0 SB: 0 CS: 0 PA: 31

PITCHER	IP	WLS	BF	H	R	ER	SO	BB	IBB	HBP	BLK	WP	HR	S	P	ERA	WHIP
Rick Waits, L (1, 1) ERA: 4.59	7.1	W	26	6	1	1	0	0	0	0	0	0	1	26	26	1.23	0.818
Victor Cruz, R (8, 1) ERA: 3.47	1.2	S	5	0	0	0	4	0	0	0	0	0	0	13	13	0.00	0.000

PITCHER	IP	WLS	BF	H	R	ER	SO	BB	IBB	HBP	BLK	WP	HR	S	P	ERA	WHIP

Batter	1	2	3	4	5	6	7	8	9	AB	R	H	RBI	BB	SO	LOB
Mike Hargrove, L (1, 3) OBP: 0.393, SLG: 0.421	F7		K		6-3		3-1			4	0	0	0	0	1	0
Dell Alston, L (1, 7) OBP: 0.356, SLG: 0.373	K		CS 1B		1B BB		K			3	0	1	0	1	2	0
Rick Manning, L (1, 8) OBP: 0.329, SLG: 0.310	WP 2B		1-2 HR BB		F5			F8		3	1	1	0	1	0	1
Toby Harrah, R (1, 6) OBP: 0.394, SLG: 0.441	F9 2-3		1-H HR		1-3 1B			F8		4	1	2	2	0	0	1
Andre Thornton, R (1, 10) OBP: 0.348, SLG: 0.438		CI BB	K		F8			F9		3	0	0	0	1	1	2
Ron Hassey, L (1, 2) OBP: 0.297, SLG: 0.337		F7		F8		F5				3	0	0	0	0	0	1
Jim Norris, L (1, 9) OBP: 0.324, SLG: 0.347		CI 1-2		F5		F8				2	0	0	0	0	0	0
Duane Kuiper, L (1, 4) OBP: 0.322, SLG: 0.301		F7		HBP		4-3				2	0	0	0	0	0	2
Ted Cox, R (1, 5) OBP: 0.269, SLG: 0.301		F9		6-3			6-3			3	0	0	0	0	0	3
Inning Stats	R: 0 H: 1 E: 0 LOB: 1 K: 1 BB: 0 S: 6 P: 6	R: 0 H: 0 E: 1 LOB: 2 K: 0 BB: 1 S: 4 P: 8	R: 2 H: 2 E: 0 LOB: 0 K: 2 BB: 1 S: 8 P: 12	R: 0 H: 0 E: 0 LOB: 1 K: 0 BB: 0 S: 3 P: 4	R: 0 H: 1 E: 0 LOB: 2 K: 0 BB: 1 S: 4 P: 8	R: 0 H: 0 E: 0 LOB: 0 K: 0 BB: 0 S: 3 P: 3	R: 0 H: 0 E: 0 LOB: 0 K: 1 BB: 0 S: 5 P: 5	R: 0 H: 0 E: 0 LOB: 0 K: 0 BB: 0 S: 3 P: 3		1B: 2 SF: 0 2B: 1 SAC: 0 3B: 0 DP: 0 HR: 1 HBP: 1						

BOTTOM

Seattle Mariners @ Cleveland Indians

Cleveland Municipal Stadium, Cleveland, OH

Wed Aug 29 1979, 3:38 AM EDT

Att. 6,598 - Unknown

livebaseballscorecards.com

AB	27
R	2
H	4
RBI	2
BB	3
SO	4
LOB	10

WP: 1 PA: 32
PB: 0
SB: 0
CS: 1

PITCHER		IP	WLS	BF	H	R	ER	SO	BB	IBB	HBP	BLK	WP	HR	S	P	ERA	WHIP
Wayne Twitchell, R ERA: 5.04	(1, 1)	6.0	L	26	4	2	2	3	3	0	1	0	1	1	28	41	3.00	1.167
Rich Hinton, L ERA: 5.75	(7, 1)	2.0		6	0	0	0	1	0	0	0	0	0	0	8	8	0.00	0.000

PITCHER	IP	WLS	BF	H	R	ER	SO	BB	IBB	HBP	BLK	WP	HR	S	P	ERA	WHIP

California Angels @ Cleveland Indians

Cleveland Municipal Stadium, Cleveland, OH

Thu Aug 30 1979, 7:05 PM EDT

Att. 8,647 - Unknown - 77 F

TOP

livebaseballscorecards.com

Batter	1	2	3	4	5	6	7	8	9	AB	R	H	RBI	BB	SO	LOB
Rod Carew, L (1, 3) OBP: 0.426, SLG: 0.408	F8		F7			F7		F7		4	0	0	0	0	0	0
Carney Lansford, R (1, 5) OBP: 0.340, SLG: 0.430	E 1B		4-3			WP 1B		K		4	0	2	0	0	1	0
Dan Ford, R (1, 9) OBP: 0.338, SLG: 0.461	F8		4-3			6-3			4-3	4	0	0	0	0	0	2
Don Baylor, R (1, 7) OBP: 0.376, SLG: 0.536	E9 1B			F8		F8			2B	4	0	2	0	0	0	1
Willie Aikens, L (1, 10) OBP: 0.366, SLG: 0.482	K			4-3			K		K	4	0	0	0	0	3	3
Brian Downing, R (1, 2) OBP: 0.422, SLG: 0.462		1B G4-6-3 1B		F3			BB		K	3	1	1	0	1	1	1
Bobby Grich, R (1, 4) OBP: 0.373, SLG: 0.556		G4-6-3 1-3 1B			K		K			3	0	1	0	0	2	1
Rick Miller, L (1, 8) OBP: 0.367, SLG: 0.367		G4-6-3 1-2f 3-H			G4-6-3 BB		F7			2	0	0	0	1	0	2
Bert Campaneris, R (1, 6) OBP: 0.281, SLG: 0.283		F9			G4-6-3 1-2f			K		2	0	0	0	0	0	1
Willie Davis, L (8, PH) OBP: 0.235, SLG: 0.271										1	0	0	0	0	1	0
Dickie Thon, R (8, 6) OBP: 0.382, SLG: 0.373										0	0	0	0	0	0	0

AB	31
R	1
H	6
RBI	0
BB	2
SO	8
LOB	11

Inning Stats	1	2	3	4	5	6	7	8	9
	R: 0 E: 1 K: 1 S: 7	H: 2 LOB: 2 BB: 0 P: 7	R: 1 E: 0 K: 0 S: 4	H: 2 LOB: 0 BB: 0 P: 4	R: 0 E: 0 K: 0 S: 3	H: 0 LOB: 0 BB: 0 P: 3	R: 0 E: 0 K: 0 S: 3	H: 0 LOB: 0 BB: 0 P: 3	R: 0 E: 0 K: 1 S: 4	H: 0 LOB: 0 BB: 1 P: 8	R: 0 E: 0 K: 0 S: 4	H: 1 LOB: 1 BB: 0 P: 4	R: 0 E: 0 K: 2 S: 7	H: 0 LOB: 1 BB: 1 P: 11	R: 0 E: 0 K: 2 S: 7	H: 0 LOB: 0 BB: 0 P: 7	R: 0 E: 0 K: 2 S: 8	H: 1 LOB: 1 BB: 0 P: 8

1B: 5 SF: 0 WP: 1 PA: 33
2B: 1 SAC: 0 PB: 0
3B: 0 DP: 2 SB: 0
HR: 0 HBP: 0 CS: 0

PITCHER	IP	WLS	BF	H	R	ER	SO	BB	IBB	HBP	BLK	WP	HR	S	P	ERA	WHIP
Len Barker, R (1, 1) ERA: 4.19	9.0	W	33	6	1	1	8	2	0	0	0	1	0	47	55	1.00	0.889

PITCHER	IP	WLS	BF	H	R	ER	SO	BB	IBB	HBP	BLK	WP	HR	S	P	ERA	WHIP

California Angels @ Cleveland Indians

Cleveland Municipal Stadium, Cleveland, OH

Thu Aug 30 1979, 7:05 PM EDT

Att. 8,647 - Unknown - 77 F

livebaseballscorecards.com

Batter	1	2	3	4	5	6	7	8	9	AB	R	H	RBI	BB	SO	LOB
Mike Hargrove, L (1, 3) OBP: 0.393, SLG: 0.419	0-0 2B 2B 1B	0-0 6-3		4-0 G3 1-2 BB	0-0 F8		0-0 G3-6-3 1-2f			4	1	1	0	1	0	3
Rick Manning, L (1, 8) OBP: 0.332, SLG: 0.316	0-0 1-3 2B 2B		0-0 WP S 1B	0-0 G3 1-2 2-3		0-0 4-3		0-0 1-3 1B		5	1	3	0	0	0	2
Bobby Bonds, R (1, 9) OBP: 0.375, SLG: 0.466	0-3 K		0-3 K	0-3 K		0-0 HR 1B		0-0 F5		5	1	1	0	0	3	6
Dell Alston, L (9, 9) OBP: 0.356, SLG: 0.373										0	0	0	0	0	0	0
Toby Harrah, R (1, 5) OBP: 0.394, SLG: 0.446	4-0 2B BB		0-0 F7		0-0 E4 WP 1B	0-0 1-H HR		0-0 1-3 1-2		4	3	1	2	1	0	2
Andre Thornton, R (1, 10) OBP: 0.349, SLG: 0.435	0-0 F5		4-0 WP 1-2 BB		4-0 BB 1B 2-3 BB	0-0 6-3		0-3 K		3	1	0	0	2	1	4
Ron Hassey, L (1, 2) OBP: 0.306, SLG: 0.355	0-0 1-H 2-H 3-H 2B		4-0 1-2 2-3 BB		0-3 K	0-0 2B				3	0	2	3	1	1	2
Jim Norris, L (1, 7) OBP: 0.323, SLG: 0.344	0-0 F8		0-3 K		4-0 1B 1-2 BB	0-0 5-3				3	0	0	0	1	1	5
Duane Kuiper, L (1, 4) OBP: 0.323, SLG: 0.303		0-0 4-3		0-0 FC1-6 1B	0-0 1-2 2-H 3-H 1B		0-0 6-3			4	0	2	2	0	0	0
Tom Veryzer, R (1, 6) OBP: 0.269, SLG: 0.239		0-0 5-3		0-0 FC1-6 G3 BB 1-2f	0-3 K		0-0 G3-6-3 1B			4	0	1	0	0	1	3

Inning Stats	1	2	3	4	5	6	7	8	9		
	R: 3 H: 3 E: 0 LOB: 1 K: 1 BB: 1 S: 8 P: 12	R: 0 H: 0 E: 0 LOB: 0 K: 0 BB: 0 S: 3 P: 3	R: 0 H: 1 E: 0 LOB: 3 K: 2 BB: 2 S: 8 P: 16	R: 0 H: 1 E: 0 LOB: 2 K: 1 BB: 1 S: 6 P: 10	R: 2 H: 1 E: 1 LOB: 2 K: 2 BB: 2 S: 9 P: 17	R: 2 H: 3 E: 0 LOB: 1 K: 0 BB: 0 S: 6 P: 6	R: 0 H: 1 E: 0 LOB: 0 K: 0 BB: 0 S: 3 P: 3	R: 0 H: 1 E: 0 LOB: 1 K: 1 BB: 0 S: 6 P: 6		1B: 7 SF: 0 2B: 3 SAC: 0 3B: 0 DP: 1 HR: 1 HBP: 0	WP: 2 PA: 41 PB: 0 SB: 1 CS: 0

PITCHER		IP	WLS	BF	H	R	ER	SO	BB	IBB	HBP	BLK	WP	HR	S	P	ERA	WHIP
Nolan Ryan, R ERA: 3.5	(1, 1)	4.1	L	26	6	5	4	5	6	0	0	0	2	0	30	54	8.31	2.769
John Montague, R ERA: 5.6	(5, 1)	2.2		11	4	2	2	1	0	0	0	0	0	1	13	13	6.75	1.500
Mark Clear, R ERA: 3.4	(8, 1)	1.0		4	1	0	0	1	0	0	0	0	0	0	6	6	0.00	1.000

PITCHER	IP	WLS	BF	H	R	ER	SO	BB	IBB	HBP	BLK	WP	HR	S	P	ERA	WHIP

AB	35
R	7
H	11
RBI	7
BB	6
SO	7
LOB	27

California Angels @ Cleveland Indians

Cleveland Municipal Stadium, Cleveland, OH

Fri Aug 31 1979, 7:05 PM EDT

Att. 10,501 - Unknown - 75 F

TOP

livebaseballscorecards.com

Batter	1	2	3	4	5	6	7	8	9	AB	R	H	RBI	BB	SO	LOB
Rick Miller, L (1, 8) OBP: 0.367, SLG: 0.370	1-3		FC6-4 1B			1B 2B	K	6-3		5	1	2	1	0	1	2
Carney Lansford, R (1, 5) OBP: 0.337, SLG: 0.426	K		FC6-4 1-2f			K	FC6-4 1-2f		F5	5	0	0	0	0	2	4
Dan Ford, R (1, 9) OBP: 0.340, SLG: 0.462	1B			F4		2-H 1B		HR BB	6-3	4	1	2	1	1	0	0
Don Baylor, R (1, 10) OBP: 0.374, SLG: 0.533	F4			6-3		F4		F6	BB 1B	5	1	1	0	0	0	3
Willie Aikens, L (1, 3) OBP: 0.369, SLG: 0.494		4-3 9-2 2B		F9		F8		1-H HR	1B 1-2 BB	4	1	2	2	1	0	1
Brian Downing, R (1, 2) OBP: 0.423, SLG: 0.466		4-3 2-3			F8		5-3 2B 1B	HR 2B	1-3 2-H 1B	5	2	3	1	0	0	1
Bobby Grich, R (1, 4) OBP: 0.373, SLG: 0.561		9-2 3-Hf			G3-6-1 1B		5-3 1-2	2-H HR	K	5	1	2	2	0	1	4
Larry Harlow, L (1, 7) OBP: 0.328, SLG: 0.245			G3		G3-6-1 1-2f		2-H 2B	F7		4	0	1	1	0	0	1
Bert Campaneris, R (1, 6) OBP: 0.283, SLG: 0.281			4-3			BB 2B	FC6-4 BB	HR		1	1	0	0	1	0	0
Merv Rettenmund, R (7, PH) OBP: 0.353, SLG: 0.329										0	0	0	0	1	0	0
Jim Anderson, R (7, PR) OBP: 0.310, SLG: 0.359 (7, 6)										1	1	1	1	0	0	0

	AB	39
	R	9
	H	14
	RBI	9
	BB	4
	SO	4
	LOB	16

Inning Stats	1	2	3	4	5	6	7	8	9
	R: 0 E: 0 K: 1 S: 6 H: 1 LOB: 1 BB: 0 P: 6	R: 0 E: 0 K: 0 S: 3 H: 1 LOB: 0 BB: 0 P: 3	R: 0 E: 0 K: 0 S: 4 H: 1 LOB: 1 BB: 0 P: 4	R: 0 E: 0 K: 0 S: 3 H: 0 LOB: 0 BB: 0 P: 3	R: 0 E: 0 K: 0 S: 3 H: 1 LOB: 0 BB: 0 P: 3	R: 2 E: 0 K: 1 S: 7 H: 2 LOB: 1 BB: 1 P: 11	R: 1 E: 0 K: 1 S: 7 H: 2 LOB: 2 BB: 1 P: 11	R: 5 E: 0 K: 0 S: 7 H: 4 LOB: 0 BB: 1 P: 11	R: 1 E: 0 K: 1 S: 7 H: 2 LOB: 2 BB: 1 P: 11

	1B: 7	SF: 0	WP: 0	PA: 43
	2B: 5	SAC: 0	PB: 0	
	3B: 0	DP: 2	SB: 0	
	HR: 3	HBP: 0	CS: 0	

PITCHER		IP	WLS	BF	H	R	ER	SO	BB	IBB	HBP	BLK	WP	HR	S	P	ERA	WHIP
Mike Paxton, R ERA: 5.78	(1, 1)	6.1		26	8	3	3	2	1	0	0	0	0	0	29	33	4.26	1.421
Victor Cruz, R ERA: 4.04	(7, 1)	1.1		10	4	5	5	1	2	0	0	0	0	3	10	18	33.75	4.500
Paul Reuschel, R ERA: 7.36	(8, 1)	1.0	L	4	1	1	1	0	0	0	0	0	0	0	4	4	9.00	1.000
Sid Monge, L ERA: 2.53	(9, 1)	0.1		3	1	0	0	1	1	0	0	0	0	0	4	8	0.00	6.000

PITCHER	IP	WLS	BF	H	R	ER	SO	BB	IBB	HBP	BLK	WP	HR	S	P	ERA	WHIP

BOTTOM

California Angels @ Cleveland Indians

Cleveland Municipal Stadium, Cleveland, OH

Fri Aug 31 1979, 7:05 PM EDT
Att. 10,501 - Unknown - 75 F

livebaseballscorecards.com

Batter	1	2	3	4	5	6	7	8	9	AB	R	H	RBI	BB	SO	LOB
Mike Hargrove, L (1, 3) OBP: 0.391, SLG: 0.416	F9		3-1	WP, 1-3 2-H 3-H, 1B			F9	F2, 2-H 3-H		5	0	1	2	0	0	0
Rick Manning, L (1, 8) OBP: 0.335, SLG: 0.319	S, 1B		1B	4-3, 1-2 3-H			B1-3		G6-4-3, 1B	5	0	3	0	0	0	1
Bobby Bonds, R (1, 9) OBP: 0.371, SLG: 0.461	K, 1-2		L6		F4		F9		G6-4-3, 1-2f	5	0	0	0	0	1	3
Toby Harrah, R (1, 5) (9, 6) OBP: 0.392, SLG: 0.445	F9			F7	F8			2B, 2B	6-3	5	1	1	0	0	0	1
Andre Thornton, R (1, 10) OBP: 0.348, SLG: 0.436		F8		6-3	6-3			1B, 4-3, 2-H, 2B		4	1	1	1	0	0	0
Ron Hassey, L (1, 2) OBP: 0.316, SLG: 0.356		1B		1B, 1B, BB, B B B		F2		4-3, 1B, WP, BB, B B B		2	2	1	0	2	0	0
Jim Norris, L (1, 7) OBP: 0.326, SLG: 0.345		F8		BB, 1B, 1B, 1-3, 1B		BB, B B B		4-3, WP, 1-2 2-3, 1B		2	1	1	0	1	0	1
Ron Pruitt, R (8, PH) OBP: 0.338, SLG: 0.325										1	1	1	0	0	0	0
Dell Alston, L (9, 7) OBP: 0.356, SLG: 0.373										0	0	0	0	0	0	0
Duane Kuiper, L (1, 4) OBP: 0.323, SLG: 0.303		4-3		BB, 1B, 1-2 3-H, 1B		F7		4-3, 1-2 2-3 3-H		4	1	1	2	0	0	4
Tom Veryzer, R (1, 6) OBP: 0.270, SLG: 0.237			5-3	1B, WP, 1-2 2-3, BB, B B B		6-3		K, S S S		2	1	0	0	1	0	1
Cliff Johnson, R (8, PH) OBP: 0.349, SLG: 0.489										1	0	0	0	0	1	2
Ted Cox, R (9, 5) OBP: 0.269, SLG: 0.301										0	0	0	0	0	0	0
Inning Stats	R: 0 E: 0 K: 1 S: 6 H: 1 LOB: 1 BB: 0 P: 6	R: 0 E: 0 K: 0 S: 4 H: 1 LOB: 1 BB: 0 P: 4	R: 0 E: 0 K: 0 S: 4 H: 1 LOB: 1 BB: 0 P: 4	R: 4 E: 0 K: 0 S: 6 H: 3 LOB: 1 BB: 2 P: 14	R: 0 E: 0 K: 0 S: 3 H: 0 LOB: 0 BB: 0 P: 3	R: 0 E: 0 K: 0 S: 3 H: 0 LOB: 1 BB: 1 P: 7	R: 0 E: 0 K: 0 S: 3 H: 0 LOB: 0 BB: 0 P: 3	R: 4 E: 0 K: 1 S: 8 H: 3 LOB: 0 BB: 1 P: 12	R: 0 E: 0 K: 0 S: 3 H: 1 LOB: 0 BB: 0 P: 3	1B: 8 2B: 2 3B: 0 HR: 0	SF: 0 SAC: 0 DP: 1 HBP: 0						

	AB	36
	R	8
	H	10
	RBI	5
	BB	4
	SO	2
	LOB	13

WP: 3 PB: 0 SB: 1 CS: 0 PA: 40

PITCHER		IP	WLS	BF	H	R	ER	SO	BB	IBB	HBP	BLK	WP	HR	S	P	ERA	WHIP
Chris Knapp, R ERA: 5.63	(1, 1)	5.1		25	6	4	4	1	3	0	0	0	1	0	24	36	6.75	1.688
Dave LaRoche, L ERA: 5.89	(6, 1)	1.2		8	2	3	3	0	1	0	0	0	0	0	7	11	16.20	1.800
Mark Clear, R ERA: 3.45	(8, 1)	1.0	W	5	2	1	1	1	0	0	0	0	1	0	7	7	9.00	2.000
John Montague, R ERA: 5.55	(9, 1)	1.0	S	2	0	0	0	0	0	0	0	0	0	0	2	2	0.00	0.000

PITCHER		IP	WLS	BF	H	R	ER	SO	BB	IBB	HBP	BLK	WP	HR	S	P	ERA	WHIP

California Angels @ Cleveland Indians

Cleveland Municipal Stadium, Cleveland, OH

Sat Sep 01 1979, 7:05 PM EDT

Att. 22,804 - Unknown - 83 F

TOP

livebaseballscorecards.com

Batter	1	2	3	4	5	6	7	8	9	AB	R	H	RBI	BB	SO	LOB
Rick Miller, L (1, 8) OBP: 0.365, SLG: 0.368	F7	F7		1-3		4-3		1B		5	0	1	1	0	0	2
Carney Lansford, R (1, 5) OBP: 0.339, SLG: 0.444	HR		HR		HR		F6	F3		5	3	3	3	0	0	2
Dan Ford, R (1, 9) OBP: 0.339, SLG: 0.465	F9		HR		1-3		K		5-3	5	1	1	1	0	1	0
Don Baylor, R (1, 10) OBP: 0.376, SLG: 0.532	S BB		F7		1B BB		F7		E7 1B	3	1	1	0	2	0	0
Willie Aikens, L (1, 3) OBP: 0.374, SLG: 0.496	1-2 BB		K		S 1-3 1B			WP SH BB	1B 2-H 1B	3	1	2	1	2	1	0
Brian Downing, R (1, 2) OBP: 0.420, SLG: 0.462	K		F9		K 1-2			SH E 1B 1B 1-H	F8	4	1	0	0	0	2	5
Bobby Grich, R (1, 4) OBP: 0.371, SLG: 0.557		F9		F9	F9			B3	1-2 1B	5	0	1	0	0	0	3
Larry Harlow, L (1, 7) OBP: 0.324, SLG: 0.239		FC4-6 BB		F8		F8		F8	4-3	4	0	0	0	1	0	3
Bert Campaneris, R (1, 6) OBP: 0.286, SLG: 0.285		FC4-6 1-2f		S 1B		K		E5 1B 1-3 1B		4	0	2	0	0	1	1
Inning Stats	R: 1 E: 0 K: 1 S: 6 H: 1 LOB: 2 BB: 2 P: 14	R: 0 E: 0 K: 0 S: 3 H: 0 LOB: 1 BB: 1 P: 7	R: 2 E: 0 K: 1 S: 7 H: 2 LOB: 0 BB: 0 P: 7	R: 0 E: 0 K: 0 S: 4 H: 1 LOB: 1 BB: 0 P: 4	R: 1 E: 0 K: 1 S: 7 H: 2 LOB: 2 BB: 1 P: 11	R: 0 E: 0 K: 1 S: 5 H: 0 LOB: 0 BB: 0 P: 5	R: 0 E: 0 K: 1 S: 5 H: 0 LOB: 0 BB: 0 P: 5	R: 2 E: 2 K: 0 S: 6 H: 2 LOB: 2 BB: 1 P: 10	R: 1 E: 1 K: 0 S: 6 H: 3 LOB: 2 BB: 0 P: 6	1B: 7 2B: 0 3B: 0 HR: 4 SF: 0 SAC: 1 DP: 0 HBP: 0						

	AB	38
	R	7
	H	11
	RBI	6
	BB	5
	SO	5
	LOB	16

WP: 1 PB: 0 SB: 3 CS: 0 PA: 44

PITCHER		IP	WLS	BF	H	R	ER	SO	BB	IBB	HBP	BLK	WP	HR	S	P	ERA	WHIP
Dan Spillner, R ERA: 4.44	(1, 1)	4.1		23	6	4	4	2	4	0	0	0	0	4	23	39	8.31	2.308
Wayne Garland, R ERA: 4.93	(5, 1)	4.1	L	20	5	3	1	3	1	0	0	0	1	0	25	29	2.08	1.385
Victor Cruz, R ERA: 4.02	(9, 1)	0.1		1	0	0	0	0	0	0	0	0	0	0	1	1	0.00	0.000

PITCHER	IP	WLS	BF	H	R	ER	SO	BB	IBB	HBP	BLK	WP	HR	S	P	ERA	WHIP

Batter	1	2	3	4	5	6	7	8	9	AB	R	H	RBI	BB	SO	LOB
Mike Hargrove, L (1, 10) OBP: 0.392, SLG: 0.416	6-3			BB BB BB		BB 1B HR 1B 1-2	K			3	1	1	0	1	1	2
Rick Manning, L (1, 8) OBP: 0.334, SLG: 0.318	6-3			K		BB HR 1B 1-2 2-H	F8			4	1	1	0	0	1	3
Bobby Bonds, R (1, 9) OBP: 0.370, SLG: 0.458	1-3			L6-4 BB 1-2 BB		F9		K		3	0	0	0	1	1	2
Toby Harrah, R (1, 5) OBP: 0.395, SLG: 0.444		F7		1-2 2-3 BB		HR 1-2 2-3 BB		FC6-4 BB		1	1	0	0	3	0	0
Andre Thornton, R (1, 3) OBP: 0.347, SLG: 0.441		K		L6-4 2-3		HR 1-H 2-H 3-H		F8		4	1	1	4	0	1	4
Ron Hassey, L (1, 2) OBP: 0.309, SLG: 0.348		F7			F7	F7		FC6-4 1-2f		4	0	0	0	0	0	1
Jim Norris, L (1, 7) OBP: 0.325, SLG: 0.342			4-3		6-3		BB 1B		4-3	3	0	0	0	1	0	0
Duane Kuiper, L (1, 4) OBP: 0.320, SLG: 0.300			F7		5-3		B3		5-3	4	0	0	0	0	0	1
Tom Veryzer, R (1, 6) OBP: 0.273, SLG: 0.239 Dell Alston, L (9, PH) OBP: 0.350, SLG: 0.365			6-3			1B 1B BB	1-3 1B		F6	2 1	0 0	1 0	0 0	1 0	0 0	0 0
Inning Stats	R: 0 H: 0 E: 0 LOB: 0 K: 0 BB: 0 S: 3 P: 3	R: 0 H: 0 E: 0 LOB: 0 K: 1 BB: 0 S: 5 P: 5	R: 0 H: 0 E: 0 LOB: 0 K: 0 BB: 0 S: 3 P: 3	R: 0 H: 0 E: 0 LOB: 2 K: 1 BB: 3 S: 4 P: 16	R: 0 H: 0 E: 0 LOB: 0 K: 0 BB: 0 S: 3 P: 3	R: 4 H: 3 E: 0 LOB: 0 K: 0 BB: 2 S: 5 P: 13	R: 0 H: 1 E: 0 LOB: 2 K: 1 BB: 1 S: 6 P: 10	R: 0 H: 0 E: 0 LOB: 1 K: 1 BB: 1 S: 5 P: 9	R: 0 H: 0 E: 0 LOB: 0 K: 0 BB: 0 S: 3 P: 3	1B: 3 SF: 0 2B: 1 SAC: 0 3B: 0 DP: 1 HR: 1 HBP: 0						

PITCHER	IP	WLS	BF	H	R	ER	SO	BB	IBB	HBP	BLK	WP	HR	S	P	ERA	WHIP
Jim Barr, R (1, 1) ERA: 4.31	6.0		24	3	4	4	2	5	0	0	0	0	1	23	43	6.00	1.333
Dave LaRoche, L (7, 1) ERA: 5.81	1.0	W	5	1	0	0	1	1	0	0	0	0	0	6	10	0.00	2.000
John Montague, R (8, 1) ERA: 5.46	2.0	S	7	0	0	0	1	1	0	0	0	0	0	8	12	0.00	0.500

PITCHER	IP	WLS	BF	H	R	ER	SO	BB	IBB	HBP	BLK	WP	HR	S	P	ERA	WHIP

BOTTOM

California Angels @ Cleveland Indians

Cleveland Municipal Stadium, Cleveland, OH

Sat Sep 01 1979, 7:05 PM EDT

Att. 22,804 - Unknown - 83 F

livebaseballscorecards.com

AB	29
R	4
H	4
RBI	4
BB	7
SO	4
LOB	13

WP: 0		PB: 0	
SB: 0		CS: 0	
PA: 36			

California Angels @ Cleveland Indians

Cleveland Municipal Stadium, Cleveland, OH

Sun Sep 02 1979, 3:33 AM EDT
Att. 6,359 - Unknown - 75 F

TOP

livebaseballscorecards.com

Batter	1	2	3	4	5	6	7	8	9	AB	R	H	RBI	BB	SO	LOB
Rick Miller, L (1, 8) OBP: 0.363, SLG: 0.365	4-3		K 1-2		1B 2-H			F8	F9	5	0	1	1	0	1	3
Carney Lansford, R (1, 5) OBP: 0.340, SLG: 0.448	6-3			6-3 1B 2B	F9			2B		4	1	2	0	0	0	0
Dan Ford, R (1, 9) OBP: 0.336, SLG: 0.461	6-3			6-3 2-3		5-3		F7		4	0	0	0	0	0	2
Don Baylor, R (1, 10) OBP: 0.377, SLG: 0.537		5-3		BB 1B 3-H 1B		HR		4-3		4	2	2	2	0	0	1
Brian Downing, R (1, 2) OBP: 0.423, SLG: 0.462		6-3		1B 1-2 BB		G6-4-3 BB			SH1-4 1B	2	1	1	0	2	0	0
Bobby Grich, R (1, 4) OBP: 0.371, SLG: 0.556		5-3		G5-4-3 1-2 2-H 1B		G6-4-3 1-2f			SH1-4 1-2	3	0	1	1	0	0	1
Bobby Clark, R (1, 7) OBP: 0.350, SLG: 0.737			6-3	G5-4-3 1-2f			K		K	4	0	0	0	0	2	3
Willie Aikens, L (1, 3) OBP: 0.376, SLG: 0.496			4-3		SH1-4 1B 1B		F8		1B 2-H 1B	4	1	2	1	0	0	0
Bert Campaneris, R (1, 6) OBP: 0.291, SLG: 0.287			BB S		SH1-4 1-2		1-3		1B 1-2	2	0	1	0	1	0	0
Inning Stats	R: 0 E: 0 K: 0 S: 3 H: 0 LOB: 0 BB: 0 P: 3	R: 0 E: 0 K: 0 S: 3 H: 0 LOB: 0 BB: 0 P: 3	R: 0 E: 0 K: 1 S: 5 H: 0 LOB: 1 BB: 1 P: 9	R: 2 E: 0 K: 0 S: 5 H: 3 LOB: 1 BB: 1 P: 9	R: 1 E: 0 K: 0 S: 4 H: 2 LOB: 0 BB: 0 P: 4	R: 1 E: 0 K: 0 S: 3 H: 1 LOB: 0 BB: 1 P: 7	R: 0 E: 0 K: 1 S: 5 H: 0 LOB: 0 BB: 0 P: 5	R: 0 E: 0 K: 0 S: 4 H: 1 LOB: 1 BB: 0 P: 4	R: 1 E: 0 K: 1 S: 8 H: 3 LOB: 2 BB: 0 P: 8	1B: 7 2B: 2 3B: 0 HR: 1	SF: 0 SAC: 2 DP: 2 HBP: 0						

	AB	32
	R	5
	H	10
	RBI	5
	BB	3
	SO	3
	LOB	10

WP: 0 PB: 0 SB: 1 CS: 0 PA: 37

PITCHER		IP	WLS	BF	H	R	ER	SO	BB	IBB	HBP	BLK	WP	HR	S	P	ERA	WHIP
Rick Waits, L ERA: 4.6	(1, 1)	7.1	L	29	7	4	4	2	3	0	0	0	0	1	30	42	4.91	1.364
Paul Reuschel, R ERA: 7.34	(8, 1)	1.1		7	3	1	1	1	0	0	0	0	0	0	9	9	6.75	2.250
Victor Cruz, R ERA: 4.0	(9, 1)	0.1		1	0	0	0	0	0	0	0	0	0	0	1	1	0.00	0.000

PITCHER	IP	WLS	BF	H	R	ER	SO	BB	IBB	HBP	BLK	WP	HR	S	P	ERA	WHIP

BOTTOM

Batter	1	2	3	4	5	6	7	8	9	AB	R	H	RBI	BB	SO	LOB
Mike Hargrove, L (1, 7) OBP: 0.388, SLG: 0.410	1-3		F8		4-3		F8		F6	5	0	0	0	0	0	2
Rick Manning, L (1, 8) OBP: 0.335, SLG: 0.318	BB		F8		FC5-4 1B		4-3			3	0	1	0	1	0	2
Bobby Bonds, R (1, 10) OBP: 0.371, SLG: 0.457	F4			FC6-4 S 2B 1B	FC5-4 1-2f			BB 2B WP		3	2	1	0	1	0	2
Toby Harrah, R (1, 5) OBP: 0.394, SLG: 0.441	K			BB FC6-4 1-2		5-3		F8		3	0	0	0	1	1	2
Andre Thornton, R (1, 3) OBP: 0.349, SLG: 0.442		K		FC6-4 1-2f 2-3		BB FC1-6		WP 2B 1-3		3	0	1	0	1	1	2
Dell Alston, L (1, 9) OBP: 0.333, SLG: 0.345 Jim Norris, L (8, PH) (9, 9) OBP: 0.324, SLG: 0.341		B1-3		F5		FC1-6 1-2f		K 2-3 3-H		3 1	0 0	0 0	0 0	0 0	0 1	3 1
Gary Alexander, R (1, 2) OBP: 0.304, SLG: 0.396		4-3		2B 1-3 3-H		F8		F4		4	0	1	1	0	0	2
Duane Kuiper, L (1, 4) OBP: 0.317, SLG: 0.297			K	4-3			F8		F7	4	0	0	0	0	1	2
Tom Veryzer, R (1, 6) OBP: 0.276, SLG: 0.240 Ron Hassey, L (9, PH) OBP: 0.308, SLG: 0.346			1B		B3		BB		K	2 1	0 0	1 0	0 0	1 0	0 1	0 0
Inning Stats	R: 0 E: 0 K: 1 S: 5 H: 0 LOB: 1 BB: 1 P: 9	R: 0 E: 0 K: 1 S: 5 H: 0 LOB: 0 BB: 0 P: 5	R: 0 E: 0 K: 1 S: 6 H: 1 LOB: 1 BB: 0 P: 6	R: 1 E: 0 K: 0 S: 5 H: 2 LOB: 2 BB: 1 P: 9	R: 0 E: 0 K: 0 S: 4 H: 1 LOB: 1 BB: 0 P: 4	R: 0 E: 0 K: 0 S: 3 H: 0 LOB: 1 BB: 1 P: 7	R: 0 E: 0 K: 0 S: 3 H: 0 LOB: 1 BB: 1 P: 7	R: 1 E: 0 K: 1 S: 6 H: 1 LOB: 1 BB: 1 P: 10	R: 0 E: 0 K: 1 S: 5 H: 0 LOB: 0 BB: 0 P: 5	1B: 3 2B: 2 3B: 0 HR: 0 SF: 0 SAC: 0 DP: 0 HBP: 0						

PITCHER	IP	WLS	BF	H	R	ER	SO	BB	IBB	HBP	BLK	WP	HR	S	P	ERA	WHIP
Dave Frost, R (1, 1) ERA: 3.45	7.0	W	30	4	2	2	3	5	0	0	0	0	0	31	51	2.57	1.286
Mark Clear, R (8, 1) ERA: 3.39	2.0	S	7	1	0	0	2	0	0	0	0	1	0	11	11	0.00	0.500

PITCHER	IP	WLS	BF	H	R	ER	SO	BB	IBB	HBP	BLK	WP	HR	S	P	ERA	WHIP

California Angels @ Cleveland Indians

Cleveland Municipal Stadium, Cleveland, OH

Sun Sep 02 1979, 3:33 AM EDT

Att. 6,359 - Unknown - 75 F

livebaseballscorecards.com

AB	32
R	2
H	5
RBI	1
BB	5
SO	5
LOB	18

WP: 1 PA: 37
PB: 0
SB: 1
CS: 0

Batter	1	2	3	4	5	6	7	8	9	AB	R	H	RBI	BB	SO	LOB
Ron LeFlore, R (1, 8) OBP: 0.346, SLG: 0.375	0-0 ① 6-3		0-0 ②③ G6-4-3 1-2f		0-0 1-H HR			S S S 0-3 ② K		4	1	1	2	0	1	1
Lou Whitaker, L (1, 4) OBP: 0.389, SLG: 0.366	0-0 ② F7			B B B 4-0 1B SF8 BB	0-0 ③ F8			0-0 ③ F7		3	1	0	0	1	0	0
Steve Kemp, L (1, 7) OBP: 0.400, SLG: 0.549	0-0 ③ F6			0-0 ① F9		0-0 ① 4-3			0-0 ① 3-1	4	0	0	0	0	0	1
Champ Summers, L (1, 10) OBP: 0.394, SLG: 0.543		0-0 3-1 2B		0-0 1-3 1B		0-0 ② G3			0-0 ② F8	4	0	2	0	0	0	0
Jason Thompson, L (1, 3) OBP: 0.346, SLG: 0.404		0-0 ① 3-1 2-3		0-0 ② SF8 3-H		0-0 ③ G3			0-0 ③ F6	3	0	0	1	0	0	1
Jerry Morales, R (1, 9) OBP: 0.263, SLG: 0.370		0-0 ② F3		0-0 ③ F7			0-0 ① 1-3			3	0	0	0	0	0	2
Lance Parrish, R (1, 2) OBP: 0.342, SLG: 0.454		0-0 ③ 5-3			0-0 ① 1-3		0-0 ② F4			3	0	0	0	0	0	1
Aurelio Rodriguez, R (1, 5) OBP: 0.285, SLG: 0.370			0-0 G6-4-3 1B		0-0 ② F8		0-0 ③ 5-3			3	0	1	0	0	0	0
Alan Trammell, R (1, 6) OBP: 0.320, SLG: 0.354			0-0 ① F8		0-0 HR 1B			S S S 0-3 ① K		3	1	1	0	0	1	1
Inning Stats	R: 0 E: 0 K: 0 S: 3 H: 0 LOB: 0 BB: 0 P: 3	R: 0 E: 0 K: 0 S: 4 H: 1 LOB: 1 BB: 0 P: 4	R: 0 E: 0 K: 0 S: 3 H: 1 LOB: 0 BB: 0 P: 3	R: 1 E: 0 K: 0 S: 4 H: 1 LOB: 1 BB: 1 P: 8	R: 2 E: 0 K: 0 S: 5 H: 2 LOB: 0 BB: 0 P: 5	R: 0 E: 0 K: 0 S: 3 H: 0 LOB: 0 BB: 0 P: 3	R: 0 E: 0 K: 0 S: 3 H: 0 LOB: 0 BB: 0 P: 3	R: 0 E: 0 K: 2 S: 7 H: 0 LOB: 0 BB: 0 P: 7	R: 0 E: 0 K: 0 S: 3 H: 0 LOB: 0 BB: 0 P: 3	1B: 3 2B: 1 3B: 0 HR: 1	SF: 1 SAC: 0 DP: 1 HBP: 0						

TOP

Detroit Tigers @ Cleveland Indians

Cleveland Municipal Stadium, Cleveland, OH

Mon Sep 03 1979, 3:33 AM EDT

Att. 9,095 - Unknown - 75 F

livebaseballscorecards.com

AB	30
R	3
H	5
RBI	3
BB	1
SO	2
LOB	7

PITCHER		IP	WLS	BF	H	R	ER	SO	BB	IBB	HBP	BLK	WP	HR	S	P	ERA	WHIP
Rick Wise, R ERA: 3.58	(1, 1)	9.0	W	32	5	3	3	2	1	0	0	0	0	1	35	39	3.00	0.667

PITCHER	IP	WLS	BF	H	R	ER	SO	BB	IBB	HBP	BLK	WP	HR	S	P	ERA	WHIP

BOTTOM

Detroit Tigers @ Cleveland Indians

Cleveland Municipal Stadium, Cleveland, OH

Mon Sep 03 1979, 3:33 AM EDT

Att. 9,095 - Unknown - 75 F

Batter	1	2	3	4	5	6	7	8	9	AB	R	H	RBI	BB	SO	LOB
Mike Hargrove, L (1, 7) OBP: 0.391, SLG: 0.423	4-3 2B	L4			HR		BB 1-3			3	1	2	1	1	0	1
Rick Manning, L (1, 8) OBP: 0.333, SLG: 0.315	4-3 2-3		F7		4-3		1-3 1-2			4	0	0	0	0	0	2
Bobby Bonds, R (1, 9) OBP: 0.369, SLG: 0.453	4-3		6-3		F6		F3			4	0	0	0	0	0	2
Toby Harrah, R (1, 5) OBP: 0.391, SLG: 0.437	K		F7		5-3			F6		4	0	0	0	0	1	1
Andre Thornton, R (1, 3) OBP: 0.351, SLG: 0.450		HR		1B 2B 1B		6-3		BB G3-6-3		3	2	2	1	1	0	0
Ron Hassey, L (1, 2) OBP: 0.312, SLG: 0.355		F8		1-3 2B 1B		G3 2B		G3-6-3 1-2f		4	0	2	0	0	0	1
Jim Norris, L (1, 10) OBP: 0.324, SLG: 0.344		1-3		1-H 3-H 2B		G3 2-3				3	0	1	1	0	0	1
Duane Kuiper, L (1, 4) OBP: 0.316, SLG: 0.296		E3 1B		F6		4-3				3	1	0	0	0	0	2
Tom Veryzer, R (1, 6) OBP: 0.276, SLG: 0.241		2-H 1B		K			L5			3	0	1	1	0	1	1
Inning Stats	R: 0 H: 1 E: 0 LOB: 1 K: 1 BB: 0 S: 6 P: 6	R: 2 H: 2 E: 1 LOB: 1 K: 0 BB: 0 S: 6 P: 6	R: 0 H: 0 E: 0 LOB: 0 K: 0 BB: 0 S: 3 P: 3	R: 1 H: 3 E: 0 LOB: 1 K: 1 BB: 0 S: 7 P: 7	R: 1 H: 1 E: 0 LOB: 0 K: 0 BB: 0 S: 4 P: 4	R: 0 H: 1 E: 0 LOB: 1 K: 0 BB: 0 S: 4 P: 4	R: 0 H: 0 E: 0 LOB: 1 K: 0 BB: 1 S: 3 P: 7	R: 0 H: 0 E: 0 LOB: 0 K: 0 BB: 1 S: 2 P: 6		1B: 3 SF: 0 2B: 3 SAC: 0 3B: 0 DP: 1 HR: 2 HBP: 0						

livebaseballscorecards.com

AB	31
R	4
H	8
RBI	4
BB	2
SO	2
LOB	11

PITCHER	IP	WLS	BF	H	R	ER	SO	BB	IBB	HBP	BLK	WP	HR	S	P	ERA	WHIP
Jack Morris, R (1, 1) ERA: 3.41	8.0	L	33	8	4	3	2	2	0	0	0	0	2	35	43	3.38	1.250

PITCHER	IP	WLS	BF	H	R	ER	SO	BB	IBB	HBP	BLK	WP	HR	S	P	ERA	WHIP

Batter	1	2	3	4	5	6	7	8	9	AB	R	H	RBI	BB	SO	LOB
Ron LeFlore, R (1, 8) OBP: 0.346, SLG: 0.374	5-3		K		FC6-4 1-2f		1B 1-2 2-3		G5-4-3 BB	4	1	1	0	1	1	1
Lou Whitaker, L (1, 4) OBP: 0.390, SLG: 0.366 John Wockenfuss, R (9, PH) OBP: 0.327, SLG: 0.556	BB		K		F8		1B 1-2 2-3 3-H		G5-4-3 1-2f	3 1	0 0	1 0	1 0	1 0	1 0	1 1
Steve Kemp, L (1, 7) OBP: 0.401, SLG: 0.548	F7			F8 BB		K	1B 1-2 2-H 3-H			3	0	1	2	1	1	1
Champ Summers, L (1, 9) OBP: 0.393, SLG: 0.539 Jerry Morales, R (7, PH) OBP: 0.262, SLG: 0.370 (7, 9)	5-3			BB 1-2		F7	F7			2 1	0 0	0 0	0 0	1 0	0 0	1 2
Jason Thompson, L (1, 3) OBP: 0.345, SLG: 0.402		1B		F8 2-3		4-3		K		4	0	1	0	0	1	2
Al Greene, L (1, 10) OBP: 0.281, SLG: 0.298 Lynn Jones, R (8, PH) OBP: 0.340, SLG: 0.396		F7		G1-6-3 1-2			F9	1B		2 1	0 0	0 1	0 0	1 0	0 0	1 0
Lance Parrish, R (1, 2) OBP: 0.341, SLG: 0.451		K		G1-6-3 1-2f			1B 1B BB	F4		3	1	0	0	1	1	5
Tom Brookens, R (1, 5) OBP: 0.307, SLG: 0.377		F4			P1		F8	K		4	0	0	0	0	1	3
Alan Trammell, R (1, 6) OBP: 0.322, SLG: 0.355			F8		FC6-4		1B 1B 1B 1-2		F7	4	1	2	0	0	0	0
Inning Stats	R: 0 E: 0 K: 0 S: 3 H: 0 LOB: 1 BB: 1 P: 7	R: 0 E: 0 K: 1 S: 6 H: 1 LOB: 1 BB: 0 P: 6	R: 0 E: 0 K: 2 S: 7 H: 0 LOB: 0 BB: 0 P: 7	R: 0 E: 0 K: 0 S: 2 H: 0 LOB: 2 BB: 3 P: 14	R: 0 E: 0 K: 0 S: 4 H: 1 LOB: 1 BB: 0 P: 4	R: 0 E: 0 K: 1 S: 5 H: 0 LOB: 0 BB: 0 P: 5	R: 3 E: 0 K: 0 S: 7 H: 4 LOB: 2 BB: 1 P: 11	R: 0 E: 0 K: 2 S: 8 H: 1 LOB: 1 BB: 0 P: 8	R: 0 E: 0 K: 0 S: 2 H: 0 LOB: 0 BB: 1 P: 6	1B: 7 2B: 0 3B: 0 HR: 0 SF: 0 SAC: 0 DP: 2 HBP: 0						

PITCHER		IP	WLS	BF	H	R	ER	SO	BB	IBB	HBP	BLK	WP	HR	S	P	ERA	WHIP
Len Barker, R ERA: 4.18	(1, 1)	6.2	W	30	6	3	3	4	5	0	0	0	0	0	33	53	4.05	1.650
Sid Monge, L ERA: 2.48	(7, 1)	2.1	S	8	1	0	0	2	1	0	0	0	0	0	11	15	0.00	0.857

PITCHER	IP	WLS	BF	H	R	ER	SO	BB	IBB	HBP	BLK	WP	HR	S	P	ERA	WHIP

TOP

Detroit Tigers @ Cleveland Indians

Cleveland Municipal Stadium, Cleveland, OH

Tue Sep 04 1979, 7:05 PM EDT
Att. 4,824 - Unknown - 72 F

livebaseballscorecards.com

AB	32
R	3
H	7
RBI	3
BB	6
SO	6
LOB	18

WP: 0 PB: 0 SB: 0 CS: 0 PA: 38

Detroit Tigers @ Cleveland Indians

Cleveland Municipal Stadium, Cleveland, OH

Tue Sep 04 1979, 7:05 PM EDT

Att. 4,824 - Unknown - 72 F

livebaseballscorecards.com

BOTTOM

Batter	1	2	3	4	5	6	7	8	9	AB	R	H	RBI	BB	SO	LOB
Mike Hargrove, L (1, 7) OBP: 0.392, SLG: 0.425	BBBB 4-0 HR BB BB	x 0-0 1B 3-H 2B		SSS 0-3 ② K			x 0-0 ① G3			3	2	1	1	1	1	0
Rick Manning, L (1, 8) OBP: 0.332, SLG: 0.313	BBBB 4-0 1-2 HR BB	x 0-0 ② F8		SSS 0-3 ③ K			x 0-0 ② 6-3			3	1	0	0	1	1	1
Bobby Bonds, R (1, 9) OBP: 0.371, SLG: 0.462	x 0-0 1-H 2-H HR	x 0-0 2-H 1B			SSS 0-3 ① K		x 0-0 1B			4	1	3	4	0	1	0
Toby Harrah, R (1, 5) OBP: 0.392, SLG: 0.437	x 0-0 G5-4-3 1B	x 0-0 ③ L4			BBBB 4-0 G5-4-3 BB		x 0-0 ③ F3			3	0	1	0	1	0	2
Andre Thornton, R (1, 3) OBP: 0.351, SLG: 0.447	x 0-0 ① ② G5-4-3 1-2f		BBBB 4-0 G4-6-3 BB		x 0-0 ② ③ G5-4-3 1-2f			x 0-0 ① F8		3	0	0	0	1	0	2
Ron Hassey, L (1, 2) OBP: 0.320, SLG: 0.366	x 0-0 1B		x 0-0 ① ② G4-6-3 1-2f			x 0-0 2B		BBBB 4-0 BB		3	0	2	0	1	0	1
Jim Norris, L (1, 10) OBP: 0.324, SLG: 0.347 Ron Pruitt, R (8, PH) OBP: 0.336, SLG: 0.323	x 0-0 ③ F8		x 0-0 2B			x 0-0 ① 5-3		x 0-0 ② F9		3 1	0 0	1 0	0 0	0 0	0 0	2 1
Duane Kuiper, L (1, 4) OBP: 0.313, SLG: 0.293		x 0-0 ① G3	x 0-0 ③ 6-3			x 0-0 ② F7		x 0-0 ③ 4-3		4	0	0	0	0	0	3
Tom Veryzer, R (1, 6) OBP: 0.276, SLG: 0.247		x 0-0 2B 3B		x 0-0 ① F8		x 0-0 ③ 6-3				3	1	1	0	0	0	1
Inning Stats	R: 3 H: 3 E: 0 LOB: 1 K: 0 BB: 2 S: 5 P: 13	R: 2 H: 3 E: 0 LOB: 1 K: 0 BB: 0 S: 6 P: 6	R: 0 H: 1 E: 0 LOB: 1 K: 0 BB: 1 S: 3 P: 7	R: 0 H: 0 E: 0 LOB: 0 K: 2 BB: 0 S: 7 P: 7	R: 0 H: 0 E: 0 LOB: 0 K: 1 BB: 1 S: 4 P: 8	R: 0 H: 1 E: 0 LOB: 1 K: 0 BB: 0 S: 4 P: 4	R: 0 H: 1 E: 0 LOB: 1 K: 0 BB: 0 S: 4 P: 4	R: 0 H: 0 E: 0 LOB: 1 K: 0 BB: 1 S: 3 P: 7		1B: 4 SF: 0 2B: 3 SAC: 0 3B: 1 DP: 3 HR: 1 HBP: 0						

	AB	30
	R	5
	H	9
	RBI	5
	BB	5
	SO	3
	LOB	13

WP: 0 PB: 0 SB: 0 CS: 0 PA: 35

PITCHER		IP	WLS	BF	H	R	ER	SO	BB	IBB	HBP	BLK	WP	HR	S	P	ERA	WHIP
Dan Petry, R ERA: 4.32	(1, 1)	2.0	L	13	6	5	5	0	2	0	0	0	0	1	11	19	22.50	4.000
Mike Chris, L ERA: 4.85	(3, 1)	6.0		22	3	0	0	3	3	0	0	0	0	0	25	37	0.00	1.000

PITCHER	IP	WLS	BF	H	R	ER	SO	BB	IBB	HBP	BLK	WP	HR	S	P	ERA	WHIP

Batter	1	2	3	4	5	6	7	8	9	AB	R	H	RBI	BB	SO	LOB
Ron LeFlore, R (1, 8) OBP: 0.349, SLG: 0.380	F8		6-3 1-3		4-3 S 1B		E SF8 1-3 1B		1B 1-H 3B	5	2	3	1	0	0	1
Lou Whitaker, L (1, 4) OBP: 0.390, SLG: 0.364 John Wockenfuss, R (7, PH) OBP: 0.330, SLG: 0.558 Mark Wagner, R (7, PR) OBP: 0.333, SLG: 0.314 (7, 4) Al Greene, L (9, PH) OBP: 0.293, SLG: 0.298 Tom Brookens, R (9, 4) OBP: 0.307, SLG: 0.377	K		S 3-H BB		4-3 1-3		E7 SF8 1-3 3-H 1B		E 1B 1B BB	2 1 0 0 1 0	0 1 0 0 1 0	0 1 0 0 0 0	0 1 0 0 1 0	1 0 0 0 0 0	1 0 0 0 0 0	1 0 0 0 0 0
Steve Kemp, L (1, 10) OBP: 0.401, SLG: 0.546	S BB		F8 1-2		F8		SF8 2-3 3-H		E 1B 1-2 3-H 1B	3	1	1	2	1	0	2
Champ Summers, L (1, 9) OBP: 0.399, SLG: 0.554 Lynn Jones, R (7, PH) OBP: 0.342, SLG: 0.397 (7, 9)	 1-2 BB			HR		G4-6-3 1B	K		4-3 SF7 1-H 2-H 1B	2 2	1 1	2 1	1 2	1 0	0 1	0 2
Jason Thompson, L (1, 3) OBP: 0.346, SLG: 0.403	6-3			2B		G4-6-3 1-2f		F9 BLK BB	4-3 2-3	4	0	1	0	1	0	4
Jerry Morales, R (1, 7) OBP: 0.261, SLG: 0.368		F9		K		1B		K 1-2	SF7 3-H	4	0	1	1	0	2	2
Lance Parrish, R (1, 2) OBP: 0.340, SLG: 0.450		K		K		F4		F9 2-3	1B 2B	5	1	1	0	0	2	3
Aurelio Rodriguez, R (1, 5) OBP: 0.284, SLG: 0.367		K		1-3			F4	4-3	1B 2-H	5	0	1	1	0	1	2
Alan Trammell, R (1, 6) OBP: 0.325, SLG: 0.355			6-3 S CS BB		1-3		1B E 1B		BB F8	3	2	1	0	2	0	1
Inning Stats	R: 0 E: 0 K: 1 S: 5 H: 0 LOB: 2 BB: 2 P: 13	R: 0 E: 0 K: 2 S: 7 H: 0 LOB: 0 BB: 0 P: 7	R: 0 E: 0 K: 0 S: 2 H: 0 LOB: 1 BB: 2 P: 10	R: 1 E: 0 K: 2 S: 9 H: 2 LOB: 1 BB: 0 P: 9	R: 0 E: 0 K: 0 S: 4 H: 1 LOB: 1 BB: 0 P: 4	R: 0 E: 0 K: 0 S: 4 H: 2 LOB: 1 BB: 0 P: 4	R: 2 E: 1 K: 1 S: 8 H: 3 LOB: 2 BB: 0 P: 8	R: 0 E: 0 K: 1 S: 5 H: 0 LOB: 1 BB: 1 P: 9	R: 6 E: 1 K: 0 S: 8 H: 5 LOB: 1 BB: 2 P: 16	1B: 9 2B: 2 3B: 1 HR: 1 SF: 2 SAC: 0 DP: 1 HBP: 0						

PITCHER	IP	WLS	BF	H	R	ER	SO	BB	IBB	HBP	BLK	WP	HR	S	P	ERA	WHIP
Dan Spillner, R (1, 1) ERA: 4.43	6.1		28	7	3	3	5	4	0	0	0	0	1	34	50	4.26	1.737
Sid Monge, L (7, 1) ERA: 2.47	0.1		2	1	0	0	0	0	0	0	0	0	0	2	2	0.00	3.000
Victor Cruz, R (7, 1) ERA: 4.54	1.1	L	10	3	5	5	2	3	0	0	1	0	0	11	23	33.75	4.500
Wayne Garland, R (9, 1) ERA: 4.98	1.0		5	2	1	1	0	0	0	0	0	0	0	5	5	9.00	2.000

PITCHER	IP	WLS	BF	H	R	ER	SO	BB	IBB	HBP	BLK	WP	HR	S	P	ERA	WHIP

TOP

Detroit Tigers @ Cleveland Indians

Cleveland Municipal Stadium, Cleveland, OH

Wed Sep 05 1979, 7:05 PM EDT

Att. 5,172 - Unknown - 81 F

livebaseballscorecards.com

AB	36
R	9
H	13
RBI	9
BB	7
SO	7
LOB	18

WP: 0 PB: 0 SB: 4 CS: 1 PA: 45

BOTTOM

Detroit Tigers @ Cleveland Indians

Cleveland Municipal Stadium, Cleveland, OH

Wed Sep 05 1979, 7:05 PM EDT

Att. 5,172 - Unknown - 81 F

livebaseballscorecards.com

Batter	1	2	3	4	5	6	7	8	9	AB	R	H	RBI	BB	SO	LOB
Mike Hargrove, L (1, 7) OBP: 0.394, SLG: 0.424	F8		BB	1B		K			BB	3	1	1	0	2	1	0
Rick Manning, L (1, 8) OBP: 0.331, SLG: 0.311	BB		K	G3		K			F7	4	0	0	0	1	2	5
Bobby Bonds, R (1, 9) OBP: 0.368, SLG: 0.457	F8		K		F7		F7		K	5	0	0	0	0	2	4
Andre Thornton, R (1, 3) OBP: 0.353, SLG: 0.453	F6		1B BB		HR		F6		BB	3	1	1	1	2	0	1
Cliff Johnson, R (1, 10) OBP: 0.350, SLG: 0.500		F3	1B		HR		K		F4	5	1	2	2	0	1	3
Ron Hassey, L (1, 2) OBP: 0.319, SLG: 0.360		F9	F7		BB			K		3	0	0	0	1	1	2
Ted Cox, R (1, 5) OBP: 0.270, SLG: 0.297 Toby Harrah, R (8, PH) OBP: 0.391, SLG: 0.436 (9, 5)		1B HBP		5-3		F9		B5-3		2 1	0 0	0 0	0 0	0 0	0 0	1 0
Dave Rosello, R (1, 4) OBP: 0.317, SLG: 0.509		1B		E6		K		5-3		4	0	1	0	0	1	1
Tom Veryzer, R (1, 6) OBP: 0.274, SLG: 0.245 Jim Norris, L (9, PH) OBP: 0.326, SLG: 0.347		G3		F8		K			WP BB	3 0	0 0	0 0	0 0	0 1	1 0	3 0
Inning Stats	R: 0 H: 0 E: 0 LOB: 1 K: 0 BB: 1 S: 3 P: 7	R: 0 H: 1 E: 0 LOB: 2 K: 0 BB: 0 S: 4 P: 5	R: 1 H: 1 E: 0 LOB: 2 K: 2 BB: 2 S: 8 P: 16	R: 0 H: 1 E: 1 LOB: 2 K: 0 BB: 0 S: 5 P: 5	R: 2 H: 2 E: 0 LOB: 1 K: 1 BB: 1 S: 7 P: 11	R: 0 H: 0 E: 0 LOB: 0 K: 3 BB: 0 S: 9 P: 9	R: 0 H: 0 E: 0 LOB: 0 K: 1 BB: 0 S: 5 P: 5	R: 0 H: 0 E: 0 LOB: 0 K: 1 BB: 0 S: 5 P: 5	R: 0 H: 0 E: 0 LOB: 3 K: 1 BB: 3 S: 5 P: 17	1B: 3 SF: 0 2B: 0 SAC: 0 3B: 0 DP: 0 HR: 2 HBP: 1						

	AB	33
	R	3
	H	5
	RBI	3
	BB	7
	SO	9
	LOB	20

WP: 1 PA: 41
PB: 0
SB: 0
CS: 0

PITCHER		IP	WLS	BF	H	R	ER	SO	BB	IBB	HBP	BLK	WP	HR	S	P	ERA	WHIP
Dave Rozema, R ERA: 3.62	(1, 1)	4.1		24	5	3	3	2	4	0	1	0	0	2	23	40	6.23	2.077
Pat Underwood, L ERA: 4.91	(5, 1)	1.2		5	0	0	0	4	0	0	0	0	0	0	13	13	0.00	0.000
Aurelio Lopez, R ERA: 2.37	(7, 1)	3.0	W	12	0	0	0	3	3	0	0	0	1	0	15	27	0.00	1.000

PITCHER	IP	WLS	BF	H	R	ER	SO	BB	IBB	HBP	BLK	WP	HR	S	P	ERA	WHIP

Batter	1	2	3	4	5	6	7	8	9	AB	R	H	RBI	BB	SO	LOB
Alfredo Griffin, S (1, 6) OBP: 0.326, SLG: 0.343	F6		L5		6-3 2-3	1B 1-2 1B		F9		5	0	1	0	0	0	2
Bob Bailor, R (1, 9) OBP: 0.298, SLG: 0.276	K			6-3	HR BB BB	FC6-4 1-3 2-H 1B		K		4	1	1	1	1	2	0
Otto Velez, R (1, 7) OBP: 0.405, SLG: 0.564 Joe Cannon, L (6, 7) OBP: 0.216, SLG: 0.258	F9			5-3	HR 1-2 BB	FC6-4 1-2f			F9	3 1	1 0	0 0	0 0	1 0	0 0	2 0
Rico Carty, R (1, 10) OBP: 0.326, SLG: 0.378		F9		FC5-4 BB	1-H 2-H 3-H HR		1B 1B		6-3	4	1	2	4	1	0	0
Craig Kusick, R (1, 3) OBP: 0.301, SLG: 0.452 John Mayberry, L (5, PH) OBP: 0.379, SLG: 0.475 (5, 3)		F9		FC5-4 1-2f	3-1		F7		G3	2 3	0 0	0 0	0 0	0 0	0 0	1 1
Rick Bosetti, R (1, 8) OBP: 0.291, SLG: 0.359		6-3			FC6 1B	4-3 1B 2B	F9			4	1	2	0	0	0	1
Roy Howell, L (1, 5) OBP: 0.316, SLG: 0.401			FC5-4 BB		FC6 1-2f 2B	4-3 2-3	1-2 1B			3	1	1	0	1	0	2
Rick Cerone, R (1, 2) OBP: 0.291, SLG: 0.341			K		2B 1-H 2B	K	6-3			4	1	1	1	0	2	4
Luis Gomez, R (1, 4) OBP: 0.264, SLG: 0.273			FC5-4 1-2f		6-3 HR 2-H 2B	1B 1B 3-H 1B		F4		4	2	2	2	0	0	1
Inning Stats	R: 0 E: 0 K: 1 S: 5 H: 0 LOB: 0 BB: 0 P: 5	R: 0 E: 0 K: 0 S: 3 H: 0 LOB: 0 BB: 0 P: 3	R: 0 E: 0 K: 1 S: 5 H: 0 LOB: 1 BB: 1 P: 9	R: 0 E: 0 K: 0 S: 3 H: 0 LOB: 1 BB: 1 P: 7	R: 6 E: 0 K: 0 S: 7 H: 4 LOB: 0 BB: 2 P: 15	R: 2 E: 0 K: 1 S: 9 H: 4 LOB: 2 BB: 0 P: 9	R: 0 E: 0 K: 0 S: 5 H: 2 LOB: 2 BB: 0 P: 5	R: 0 E: 0 K: 1 S: 5 H: 0 LOB: 0 BB: 0 P: 5	R: 0 E: 0 K: 0 S: 3 H: 0 LOB: 0 BB: 0 P: 3	1B: 6 2B: 3 3B: 0 HR: 1 SF: 0 SAC: 0 DP: 0 HBP: 0						

PITCHER	IP	WLS	BF	H	R	ER	SO	BB	IBB	HBP	BLK	WP	HR	S	P	ERA	WHIP
Rick Waits, L (1, 1) ERA: 4.76	4.2		22	4	6	6	2	4	0	0	0	0	1	22	38	11.57	1.714
Sandy Wihtol, R (5, 1) ERA: 18.0	1.0		7	4	2	2	1	0	0	0	0	0	0	9	9	18.00	4.000
Larry Andersen, R (6, 1) ERA: 8.25	2.1		9	2	0	0	1	0	0	0	0	0	0	11	11	0.00	0.857
Paul Reuschel, R (9, 1) ERA: 7.17	1.0	W	3	0	0	0	0	0	0	0	0	0	0	3	3	0.00	0.000

PITCHER	IP	WLS	BF	H	R	ER	SO	BB	IBB	HBP	BLK	WP	HR	S	P	ERA	WHIP

TOP

Toronto Blue Jays @ Cleveland Indians

Cleveland Municipal Stadium, Cleveland, OH

Fri Sep 07 1979, 7:05 PM EDT
Att. 4,222 - Unknown - 65 F

livebaseballscorecards.com

AB	37
R	8
H	10
RBI	8
BB	4
SO	4
LOB	14

WP: 0 PA: 41
PB: 0
SB: 0
CS: 0

BOTTOM

Toronto Blue Jays @ Cleveland Indians

Cleveland Municipal Stadium, Cleveland, OH

Fri Sep 07 1979, 7:05 PM EDT

Att. 4,222 - Unknown - 65 F

livebaseballscorecards.com

Batter	1	2	3	4	5	6	7	8	9	AB	R	H	RBI	BB	SO	LOB
Mike Hargrove, L (1, 7) OBP: 0.396, SLG: 0.425	L5			FC5-4 1B		4-3		G5-4-3 1B BB	E 1B 1-3 3-H	4	0	2	1	1	0	1
Rick Manning, L (1, 8) OBP: 0.330, SLG: 0.310	1-3			L6		F4		G5-4-3 1-2	E3 1B 1-2 3-H	5	1	1	0	0	0	3
Bobby Bonds, R (1, 9) OBP: 0.366, SLG: 0.455	K			F8		K		G5-4-3 1-2f 2-3f	1B 1-3 2-H	3	0	0	0	0	2	2
Ted Cox, R (8, 5) OBP: 0.268, SLG: 0.295										1	0	0	0	0	0	2
Ron Pruitt, R (9, PH) OBP: 0.340, SLG: 0.328										1	0	1	0	0	0	0
Toby Harrah, R (1, 5) OBP: 0.393, SLG: 0.444		E6 9-6		FC5-4 1-2f			FC E 1B		HR 1B	5	2	3	2	0	0	1
(8, 6)																
Andre Thornton, R (1, 3) OBP: 0.354, SLG: 0.452		K			F7		FC E 1B 1-2		E 1B BB	3	2	1	0	1	1	1
Cliff Johnson, R (1, 10) OBP: 0.345, SLG: 0.492		9-6 1-2f			G3		FC E 1-2 2-3		E5 1B 1-2	4	1	0	0	0	0	4
Ron Hassey, L (1, 2) OBP: 0.318, SLG: 0.358			F7		1-3		E3 G6-3 1-3 2-H 3-H		1B 1-3 2-H	4	0	1	2	0	0	1
Dell Alston, L (9, PR) OBP: 0.333, SLG: 0.345										0	1	0	0	0	0	0
Dave Rosello, R (1, 4) OBP: 0.317, SLG: 0.518			F9			2B 2B	F8		K	3	1	1	0	0	0	2
Gary Alexander, R (9, PH) OBP: 0.303, SLG: 0.395										1	0	0	0	0	1	2
Tom Veryzer, R (1, 6) OBP: 0.275, SLG: 0.249			F9			2-H 2B	G6-3 1-2f		1B E 1B 1-3 3-H	2	0	1	1	0	0	0
Jim Norris, L (7, PH) OBP: 0.325, SLG: 0.346										1	0	0	0	0	0	2
(8, 9)																
Wayne Cage, L (9, PH) OBP: 0.319, SLG: 0.310										1	1	1	1	0	0	0
Inning Stats	R: 0 E: 0 K: 1 S: 5 H: 0 LOB: 0 BB: 0 P: 5	R: 0 E: 1 K: 1 S: 5 H: 0 LOB: 0 BB: 0 P: 5	R: 0 E: 0 K: 0 S: 3 H: 0 LOB: 0 BB: 0 P: 3	R: 0 E: 0 K: 0 S: 4 H: 1 LOB: 1 BB: 0 P: 4	R: 0 E: 0 K: 0 S: 3 H: 0 LOB: 0 BB: 0 P: 3	R: 1 E: 0 K: 1 S: 7 H: 2 LOB: 1 BB: 0 P: 7	R: 2 E: 1 K: 0 S: 6 H: 2 LOB: 1 BB: 0 P: 6	R: 0 E: 0 K: 0 S: 2 H: 1 LOB: 0 BB: 1 P: 6	R: 6 E: 2 K: 1 S: 11 H: 6 LOB: 2 BB: 1 P: 15	1B: 9 2B: 3 3B: 1 HR: 1 SF: 0 SAC: 0 DP: 2 HBP: 0	WP: 0 PB: 0 SB: 0 CS: 0 PA: 40					

	AB	38
	R	9
	H	12
	RBI	7
	BB	2
	SO	4
	LOB	21

PITCHER		IP	WLS	BF	H	R	ER	SO	BB	IBB	HBP	BLK	WP	HR	S	P	ERA	WHIP
Phil Huffman, R ERA: 5.18	(1, 1)	8.0		34	8	7	6	3	2	0	0	0	0	1	38	46	6.75	1.250
Tom Buskey, R ERA: 2.66	(9, 1)	0.2	L	6	4	2	1	1	0	0	0	0	0	0	8	8	13.50	6.000

PITCHER	IP	WLS	BF	H	R	ER	SO	BB	IBB	HBP	BLK	WP	HR	S	P	ERA	WHIP

Batter	1	2	3	4	5	6	7	8	9	AB	R	H	RBI	BB	SO	LOB
Alfredo Griffin, S (1, 6) OBP: 0.325, SLG: 0.343	FC4-6 1B		FC1-6 S 1-2f		5-3		SF9 3-H		B1-3	4	0	1	1	0	0	1
Bob Bailor, R (1, 9) OBP: 0.298, SLG: 0.276	FC4-6 S 1-2f		F9 1-2			F8 S 2B 1B	F9			4	1	1	0	0	0	2
Roy Howell, L (1, 5) OBP: 0.318, SLG: 0.403	K 1-2			2B		F8 1-3		BBBB FC1-6 BB		3	0	1	0	1	1	2
Tony Solaita, L (1, 10) OBP: 0.421, SLG: 0.394 Pedro Hernandez, R (8, PR)	F7			SSS K		1B 3-H 2B		FC1-6 BB 1-2f		4 0	0 0	1 0	1 0	0 0	1 0	3 0
John Mayberry, L (1, 3) OBP: 0.380, SLG: 0.474		F8		F7		2-H 1B		BBBB 1-2 BB		3	0	1	0	1	0	1
Rick Bosetti, R (1, 8) OBP: 0.289, SLG: 0.357		SSS K		6-3		F5		F7		4	0	0	0	0	1	4
Al Woods, L (1, 7) OBP: 0.337, SLG: 0.384		4-3			HR		6-3 3B 1B	SSS K		4	2	2	1	0	1	2
Rick Cerone, R (1, 2) OBP: 0.289, SLG: 0.338			SSS K		SSS K		6-3 1-2		F8	4	0	0	0	0	2	1
Tim Johnson, L (1, 4) OBP: 0.243, SLG: 0.206			FC1-6 1B		6-3		SF9 2-H 3B		SSS K	4	1	2	1	0	1	0
Inning Stats	R: 0 E: 0 K: 1 S: 6 H: 1 LOB: 1 BB: 0 P: 6	R: 0 E: 0 K: 1 S: 5 H: 0 LOB: 0 BB: 0 P: 5	R: 0 E: 0 K: 1 S: 6 H: 1 LOB: 1 BB: 0 P: 6	R: 0 E: 0 K: 1 S: 6 H: 1 LOB: 1 BB: 0 P: 6	R: 1 E: 0 K: 1 S: 6 H: 1 LOB: 0 BB: 0 P: 6	R: 1 E: 0 K: 0 S: 5 H: 3 LOB: 1 BB: 0 P: 5	R: 2 E: 0 K: 0 S: 5 H: 2 LOB: 0 BB: 0 P: 5	R: 0 E: 0 K: 1 S: 5 H: 0 LOB: 2 BB: 2 P: 13	R: 0 E: 0 K: 1 S: 5 H: 0 LOB: 0 BB: 0 P: 5	1B: 5 2B: 2 3B: 1 HR: 1 SF: 1 SAC: 0 DP: 0 HBP: 0						

TOP

Toronto Blue Jays @ Cleveland Indians

Cleveland Municipal Stadium, Cleveland, OH

Sat Sep 08 1979, 3:33 AM EDT
Att. 4,439 - Unknown - 60 F

livebaseballscorecards.com

AB	34
R	4
H	9
RBI	4
BB	2
SO	7
LOB	16

WP: 0 PB: 0 SB: 3 CS: 0 PA: 37

PITCHER	IP	WLS	BF	H	R	ER	SO	BB	IBB	HBP	BLK	WP	HR	S	P	ERA	WHIP
Rick Wise, R (1, 1) ERA: 3.6	9.0	W	37	9	4	4	7	2	0	0	0	0	1	49	57	4.00	1.222

PITCHER	IP	WLS	BF	H	R	ER	SO	BB	IBB	HBP	BLK	WP	HR	S	P	ERA	WHIP

BOTTOM

Batter	1	2	3	4	5	6	7	8	9	AB	R	H	RBI	BB	SO	LOB
Mike Hargrove, L (1, 7) OBP: 0.400, SLG: 0.427	S S S 0-3 ① K			B B B B 4-0 1B 1B BB	x 0-0 2-H 3-H 1B		x 0-0 1-3 SF7 1B		B B B B 4-0 1B E BB	3	1	2	2	2	1	0
Rick Manning, L (1, 8) OBP: 0.330, SLG: 0.311	x 0-0 G4-6-3 1B			x 0-0 ① F8	x 0-0 ③ 4-3		x 0-0 ① SF7 1-2 3-H		x 0-0 E6 1-H 1B	4	0	2	1	0	0	2
Bobby Bonds, R (1, 9) OBP: 0.367, SLG: 0.461	x 0-0 ② ③ G4-6-3 1-2f			x 0-0 1B 1-2 1B		x 0-0 HR	x 0-0 ② F7			4	1	2	1	0	0	2
Toby Harrah, R (1, 5) OBP: 0.394, SLG: 0.443		S S S 0-3 ① K		x 0-0 G6-4-3 1-2 2-3 1B		B B B B 4-0 5-3 BB	x 0-0 ③ 6-3			3	0	1	0	1	1	1
Andre Thornton, R (1, 3) OBP: 0.351, SLG: 0.448		S S S S 0-3 ② K		x 0-0 ② ③ G6-4-3 1-2f		x 0-0 ① 5-3 1-2		x 0-0 E5 SH1-4		4	0	0	0	0	1	4
Cliff Johnson, R (1, 10) OBP: 0.342, SLG: 0.486 Jim Norris, L (8, PH) OBP: 0.325, SLG: 0.346		x 0-0 ③ 5-3			x 0-0 ① 4-3	x 0-0 ② 5-3		x 0-0 ① SH1-4 1-2		3 0	0 0	0 0	0 0	0 0	0 0	1 0
Ron Hassey, L (1, 2) OBP: 0.326, SLG: 0.364			x 0-0 ① F8		x 0-0 3-1 1B 2B	4-0 IBB		4-0 IBB		2	1	1	0	2	0	0
Dave Rosello, R (1, 4) OBP: 0.318, SLG: 0.500 Wayne Cage, L (8, PH) OBP: 0.313, SLG: 0.302 Ted Cox, R (9, 4) OBP: 0.268, SLG: 0.295			S S S 0-3 ② K		B B B B 4-0 3-1 1B BB	x 0-0 ③ F9		S S S 0-3 ② K		2 1 0	1 0 0	0 0 0	0 0 0	1 0 0	1 1 0	2 2 0
Tom Veryzer, R (1, 6) OBP: 0.275, SLG: 0.249			x 0-0 ③ 4-3		x 0-0 ② 3-1 1-2 2-3		x 0-0 1B SF7 1B	x 0-0 ③ F8		4	1	1	0	0	0	4
Inning Stats	R: 0 E: 0 K: 1 S: 5 H: 1 LOB: 0 BB: 0 P: 5	R: 0 E: 0 K: 2 S: 7 H: 0 LOB: 0 BB: 0 P: 7	R: 0 E: 0 K: 1 S: 5 H: 0 LOB: 0 BB: 0 P: 5	R: 0 E: 0 K: 0 S: 4 H: 2 LOB: 2 BB: 1 P: 8	R: 2 E: 0 K: 0 S: 5 H: 2 LOB: 1 BB: 1 P: 9	R: 1 E: 0 K: 0 S: 4 H: 1 LOB: 2 BB: 2 P: 12	R: 1 E: 0 K: 0 S: 5 H: 2 LOB: 1 BB: 0 P: 5	R: 0 E: 1 K: 1 S: 6 H: 0 LOB: 2 BB: 1 P: 10	R: 1 E: 1 K: 0 S: 1 H: 1 LOB: 1 BB: 1 P: 5	1B: 7 2B: 1 3B: 0 HR: 1	SF: 1 SAC: 1 DP: 2 HBP: 0					

PITCHER	IP	WLS	BF	H	R	ER	SO	BB	IBB	HBP	BLK	WP	HR	S	P	ERA	WHIP
Dave Stieb, R (1, 1) ERA: 4.21	8.0	L	38	9	5	4	5	4	2	0	0	0	1	42	66	4.50	1.625

PITCHER	IP	WLS	BF	H	R	ER	SO	BB	IBB	HBP	BLK	WP	HR	S	P	ERA	WHIP

Toronto Blue Jays @ Cleveland Indians

Cleveland Municipal Stadium, Cleveland, OH

Sat Sep 08 1979, 3:33 AM EDT

Att. 4,439 - Unknown - 60 F

livebaseballscorecards.com

AB	30
R	5
H	9
RBI	4
BB	6
SO	5
LOB	18

Toronto Blue Jays @ Cleveland Indians

Cleveland Municipal Stadium, Cleveland, OH

Sun Sep 09 1979, 3:33 AM EDT

Att. 9,166 - Unknown - 64 F

TOP

livebaseballscorecards.com

Batter	1	2	3	4	5	6	7	8	9	AB	R	H	RBI	BB	SO	LOB
Alfredo Griffin, S (1, 6) OBP: 0.325, SLG: 0.344	BBBB 4-0 S 2B BB	SSS 0-3 ② K	x 0-0 ③ 4-3			x 0-0 ② F9		x 0-0 E9 1B 1-H 2B		4	2	1	0	1	1	2
Bob Bailor, R (1, 9) OBP: 0.296, SLG: 0.275	x 0-0 ① F5	SSS 0-3 ③ K		x 0-0 ① 6-3		x 0-0 ③ F5		x 0-0 2B 1B 3-H		5	1	1	1	0	1	1
Roy Howell, L (1, 5) OBP: 0.320, SLG: 0.408 Tim Johnson, L (9, 5) OBP: 0.243, SLG: 0.206	H 1-0 2B 1-2 HBP		x 0-0 3-1 2B 2B	x 0-0 ② 4-3			x 0-0 ① L3	x 0-0 1-H 2B		4 0	2 0	2 0	1 0	0 0	0 0	0 0
Tony Solaita, L (1, 10) OBP: 0.424, SLG: 0.408 Rico Carty, R (8, PH) OBP: 0.325, SLG: 0.377	x 0-0 4-1 1B 1-H 2-H 2B		x 0-0 ① 3-1 2-3	x 0-0 1B			x 0-0 ② F9	x 0-0 ③ F6		4 1	1 0	2 0	2 0	0 0	0 0	1 1
John Mayberry, L (1, 3) OBP: 0.378, SLG: 0.473	x 0-0 ② 4-1 2-3		x 0-0 2B 3-H 2B	SSS 0-3 ③ K			x 0-0 ③ F8		x 0-0 ① F9	5	1	1	1	0	1	2
Rick Bosetti, R (1, 8) OBP: 0.293, SLG: 0.364	x 0-0 1B 3-H 1B		x 0-0 BB 2-H 2B		x 0-0 CS 1B			x 0-0 E9 SF8 2B	SSS 0-3 ② K	5	1	4	2	0	1	0
Al Woods, L (1, 7) OBP: 0.339, SLG: 0.384 Joe Cannon, L (8, 7) OBP: 0.214, SLG: 0.256	x 0-0 1-3 1B		BBBB 4-0 E S E BB		x 0-0 ① F7			x 0-0 ① SF8 3-H	SSS 0-3 ③ K	2 1	1 0	1 0	1 0	1 0	0 1	1 0
Bob Davis, R (1, 2) OBP: 0.191, SLG: 0.184	x 0-0 ③ F6		BBBB 4-0 ② E 1-3 2-3 BB		x 0-0 ②③ F7 1-2			x 0-0 ② 1-3		3	0	0	0	1	0	3
Luis Gomez, R (1, 4) OBP: 0.264, SLG: 0.273		x 0-0 ① 4-3	x 0-0 E5 1-2 3-H			SSS 0-3 ① K		x 0-0 2B E 1B		4	1	1	0	0	1	1

Inning Stats	1	2	3	4	5	6	7	8	9
	R: 3 E: 0 K: 0 S: 6	R: 0 E: 0 K: 2 S: 7	R: 3 E: 1 K: 0 S: 6	R: 0 E: 0 K: 1 S: 6	R: 0 E: 0 K: 0 S: 3	R: 0 E: 0 K: 1 S: 5	R: 0 E: 0 K: 0 S: 3	R: 4 E: 2 K: 0 S: 8	R: 0 E: 0 K: 2 S: 7
	H: 3 LOB: 2 BB: 1 P: 11	H: 0 LOB: 0 BB: 0 P: 7	H: 3 LOB: 2 BB: 2 P: 14	H: 1 LOB: 1 BB: 0 P: 6	H: 1 LOB: 0 BB: 0 P: 3	H: 0 LOB: 0 BB: 0 P: 5	H: 0 LOB: 0 BB: 0 P: 3	H: 5 LOB: 1 BB: 0 P: 8	H: 0 LOB: 0 BB: 0 P: 7

1B: 6	SF: 1	WP: 0
2B: 7	SAC: 0	PB: 0
3B: 0	DP: 0	SB: 2
HR: 0	HBP: 1	CS: 1

PA: 43

AB	38
R	10
H	13
RBI	8
BB	3
SO	6
LOB	12

PITCHER		IP	WLS	BF	H	R	ER	SO	BB	IBB	HBP	BLK	WP	HR	S	P	ERA	WHIP
Len Barker, R ERA: 4.46	(1, 1)	2.1		16	6	6	5	2	2	0	1	0	0	0	17	26	19.29	3.429
Mike Paxton, R ERA: 5.81	(3, 1)	5.1		22	6	4	4	2	1	0	0	0	0	0	25	29	6.75	1.312
Sid Monge, L ERA: 2.44	(8, 1)	1.1	W	5	1	0	0	2	0	0	0	0	0	0	9	9	0.00	0.750

PITCHER	IP	WLS	BF	H	R	ER	SO	BB	IBB	HBP	BLK	WP	HR	S	P	ERA	WHIP

BOTTOM

Toronto Blue Jays @ Cleveland Indians

Cleveland Municipal Stadium, Cleveland, OH

Sun Sep 09 1979, 3:33 AM EDT

Att. 9,166 - Unknown - 64 F

livebaseballscorecards.com

Batter	1	2	3	4	5	6	7	8	9	AB	R	H	RBI	BB	SO	LOB
Mike Hargrove, L (1, 7) OBP: 0.406, SLG: 0.429	BBBB 4-0 G1-6-3 BB		BBBB 4-0 G4-6-3 BB	X 0-0 BB BB 1-3 2-H 3-H FC1-2 1B	BBB 4-0 BB 1-2 BB		X 0-0 ② G3		X 0-0 1-3 2-H HR 1B	3	1	2	3	3	0	0
Rick Manning, L (1, 8) OBP: 0.330, SLG: 0.309	X 0-0 ①② G1-6-3 1-2f		X 0-0 ①② G4-6-3 1-2f	BBB 4-0 FC1-2 BB 1-2 BB	X 0-0 ② F2		X 0-0 ③ F8		I I I 4-0 HR IBB	4	1	0	0	2	0	4
Bobby Bonds, R (1, 10) OBP: 0.372, SLG: 0.467	BBBB 4-0 E BB		SSS 0-3 ③ K	BBB 4-0 FC5 FC1-2 1-2 2-3 3-H BB	BBB 4-0 FC6-4 1-2 2-3 BB			BBB 4-0 WP S BB	X 0-0 1-H 2-H 3-H HR	2	1	1	5	4	1	0
Toby Harrah, R (1, 5) OBP: 0.392, SLG: 0.441	X 0-0 ③ F7 1-3			X 0-0 BB WP BB 1B X 0-0 ② FC1-2 1-2 2-3 3-H	X 0-0 ③ FC6-4 1-2f			X 0-0 ① F8		5	1	1	0	0	0	8
Andre Thornton, R (1, 3) OBP: 0.352, SLG: 0.453		H 1-0 2B HBP		X 0-0 ① L5 1-2 X 0-0 ③ FC5 2-3f	X 0-0 HR			X 0-0 ② F7 1-2		4	2	1	1	0	0	5
Ron Pruitt, R (1, 9) OBP: 0.352, SLG: 0.351 Jim Norris, L (8, PH) OBP: 0.324, SLG: 0.345 (9, 9)	X 0-0 ① 1-H 2B			BBB 4-0 BB BB BB BB	X 0-0 3B 2B	X 0-0 ① 6-3		SSS 0-3 ③ K 2-3		3 1	2 0	2 0	1 0	1 0	0 1	0 1
Gary Alexander, R (1, 2) OBP: 0.305, SLG: 0.401 Ron Hassey, L (9, PH) OBP: 0.329, SLG: 0.367 Dell Alston, L (9, PR) OBP: 0.333, SLG: 0.345	X 0-0 ② G3			BBBB 4-0 BB BB 1-2 2-3 1B BB	X 0-0 2-H 1B 3B	SSS 0-3 ② K			X 0-0 SH1-4 1B	3 1 0	2 0 1	1 1 0	1 0 0	1 0 0	1 0 0	0 0 0
Dave Rosello, R (1, 4) OBP: 0.329, SLG: 0.492	X 0-0 1B			BBBB 4-0 BB 1-2 2-3 3-H 1B BB	X 0-0 ① 5-3	SSS 0-3 ③ K			X 0-0 ① SH1-4 1-2	3	1	1	1	1	1	1
Tom Veryzer, R (1, 6) OBP: 0.277, SLG: 0.249 Cliff Johnson, R (9, PH) OBP: 0.344, SLG: 0.486 Wayne Cage, L (9, PR) OBP: 0.313, SLG: 0.302	X 0-0 ③ 1-3			BBBB 4-0 1B BB 1-2 2-3 3-H BB	X 0-0 BB BB 3-H 1B		X 0-0 ① F7		BBBB 4-0 1B HR BB	3 0 0	1 0 1	1 0 0	2 0 0	1 1 0	0 0 0	1 0 0
Inning Stats	R: 0 E: 1 K: 0 S: 2 H: 0 LOB: 1 BB: 2 P: 10	R: 1 E: 0 K: 0 S: 4 H: 2 LOB: 1 BB: 0 P: 5	R: 0 E: 0 K: 1 S: 4 H: 0 LOB: 0 BB: 1 P: 8	R: 5 E: 0 K: 0 S: 5 H: 2 LOB: 3 BB: 6 P: 29	R: 2 E: 0 K: 0 S: 6 H: 3 LOB: 3 BB: 2 P: 14	R: 1 E: 0 K: 2 S: 8 H: 1 LOB: 0 BB: 0 P: 8	R: 0 E: 0 K: 0 S: 3 H: 0 LOB: 0 BB: 0 P: 3	R: 0 E: 0 K: 1 S: 5 H: 0 LOB: 1 BB: 1 P: 9	R: 5 E: 0 K: 0 S: 4 H: 3 LOB: 1 BB: 2 P: 12	1B: 6 2B: 2 3B: 1 HR: 2	SF: 0 SAC: 1 DP: 2 HBP: 1						

PITCHER		IP	WLS	BF	H	R	ER	SO	BB	IBB	HBP	BLK	WP	HR	S	P	ERA	WHIP
Balor Moore, L ERA: 4.8	(1, 1)	3.1		18	3	6	6	1	7	0	1	0	1	0	12	41	16.20	3.000
Jesse Jefferson, R ERA: 5.95	(4, 1)	1.0		9	4	2	2	0	2	0	0	0	0	0	7	15	18.00	6.000
Jackson Todd, R ERA: 6.38	(5, 1)	2.2		11	1	1	1	2	2	0	0	0	0	1	13	21	3.38	1.125
Tom Buskey, R ERA: 3.26	(8, 1)	1.1	L	10	3	5	5	1	2	1	0	0	1	1	9	21	33.75	3.750

PITCHER	IP	WLS	BF	H	R	ER	SO	BB	IBB	HBP	BLK	WP	HR	S	P	ERA	WHIP

AB	32
R	14
H	11
RBI	14
BB	14
SO	4
LOB	20

WP: 2 PB: 0 SB: 1 CS: 0 PA: 48

Cleveland Indians @ Detroit Tigers

Tiger Stadium, Detroit, MI

Tue Sep 11 1979, 7:05 PM EDT

Att. 7,983 - Unknown

TOP

livebaseballscorecards.com

Batter	1	2	3	4	5	6	7	8	9	AB	R	H	RBI	BB	SO	LOB
Mike Hargrove, L (1, 7) OBP: 0.402, SLG: 0.423	F8		K	F9		G3		F8		5	0	0	0	0	1	5
Rick Manning, L (1, 8) OBP: 0.330, SLG: 0.309	F8 1B 1B		4-3		4-3		F7		F7	3	0	1	0	0	0	0
Jim Norris, L (5, 8) OBP: 0.323, SLG: 0.342										2	0	0	0	0	0	0
Bobby Bonds, R (1, 9) OBP: 0.373, SLG: 0.468	1-2 1B		1B 1B		K		F5		2B 3B	3	0	2	0	0	1	0
Dell Alston, L (5, 9) OBP: 0.338, SLG: 0.386										2	1	1	0	0	0	0
Toby Harrah, R (1, 5) OBP: 0.394, SLG: 0.441	F8 2-3		1-2 1B		WP BB BB		1B		F5	2	0	1	0	1	0	2
Ted Cox, R (5, 5) OBP: 0.271, SLG: 0.298										2	0	1	0	0	0	1
Andre Thornton, R (1, 3) OBP: 0.352, SLG: 0.451	F7		K		WP 1-2 BB		G3		3-H 2B	2	0	0	0	1	1	4
Wayne Cage, L (5, 3) OBP: 0.320, SLG: 0.333										2	0	1	1	0	0	1
Cliff Johnson, R (1, 10) OBP: 0.344, SLG: 0.484		BB 1B	K	K	K 1-2 2-3			6-3	6-3	3	0	1	0	0	2	2
Ron Pruitt, R (8, PH) OBP: 0.347, SLG: 0.346										2	0	0	0	0	0	1
Ron Hassey, L (1, 2) OBP: 0.330, SLG: 0.369		F9	BB 1B			6-3		K		2	0	1	0	0	0	1
Bo Diaz, R (4, 2) OBP: 0.222, SLG: 0.200										2	0	0	0	0	1	0
Dave Rosello, R (1, 4) OBP: 0.365, SLG: 0.508	G5-4-3 1-2 BB		1-2 BB			1B		BB 1B		2	0	2	0	2	0	0
Tom Veryzer, R (1, 6) OBP: 0.277, SLG: 0.248	G5-4-3 1-2f		F8			F4		1-2 BB		3	0	0	0	1	0	5
Inning Stats	R: 0 H: 2 E: 0 LOB: 2 K: 0 BB: 0 S: 5 P: 5	R: 0 H: 1 E: 0 LOB: 1 K: 0 BB: 1 S: 3 P: 7	R: 0 H: 2 E: 0 LOB: 2 K: 2 BB: 0 S: 9 P: 9	R: 0 H: 1 E: 0 LOB: 2 K: 1 BB: 1 S: 6 P: 10	R: 0 H: 0 E: 0 LOB: 2 K: 2 BB: 2 S: 7 P: 15	R: 0 H: 1 E: 0 LOB: 1 K: 0 BB: 0 S: 4 P: 4	R: 0 H: 1 E: 0 LOB: 1 K: 0 BB: 0 S: 4 P: 4	R: 0 H: 1 E: 0 LOB: 2 K: 1 BB: 1 S: 6 P: 10	R: 1 H: 2 E: 0 LOB: 1 K: 0 BB: 0 S: 5 P: 5	1B: 9 SF: 0 2B: 1 SAC: 0 3B: 1 DP: 1 HR: 0 HBP: 0						

	AB	37
	R	1
	H	11
	RBI	1
	BB	5
	SO	6
	LOB	22

	WP: 1	PA: 42
	PB: 0	
	SB: 0	
	CS: 0	

PITCHER		IP	WLS	BF	H	R	ER	SO	BB	IBB	HBP	BLK	WP	HR	S	P	ERA	WHIP
Dave Rozema, R ERA: 3.41	(1, 1)	5.0	W	24	6	0	0	5	4	0	0	0	1	0	30	46	0.00	2.000
Dave Tobik, R ERA: 4.11	(6, 1)	2.0		8	2	0	0	0	0	0	0	0	0	0	8	8	0.00	1.000
Kip Young, R ERA: 5.98	(8, 1)	2.0		10	3	1	1	1	1	0	0	0	0	0	11	15	4.50	2.000

PITCHER	IP	WLS	BF	H	R	ER	SO	BB	IBB	HBP	BLK	WP	HR	S	P	ERA	WHIP

Batter	1	2	3	4	5	6	7	8	9	AB	R	H	RBI	BB	SO	LOB
Ron LeFlore, R (1, 8) OBP: 0.354, SLG: 0.400	S BB 1B		1-H 3B		L8 ②		G6-3 1-2 3-H 1B			3	1	3	1	0	0	0
Dave Stegman, R (4, 8) OBP: 0.250, SLG: 0.625	FC4-6 1-3 1B									2	0	1	1	0	0	1
Lou Whitaker, L (1, 4) OBP: 0.391, SLG: 0.375	BB S 2B 1-2 BB		6-3 ①		4-3 ③		G6-3 ② ③ 1-2f			4	1	0	1	1	0	5
Kip Young, R (8, 1)	FC4-6 1-2f 3-H									0	0	0	0	0	0	0
Steve Kemp, L (1, 7) OBP: 0.399, SLG: 0.536	BB 2B 1-2 2-3 BB		L3 ②			4-3 ①		K ①		3	1	0	0	1	0	2
Al Greene, L (7, 7) OBP: 0.283, SLG: 0.286	4-3									1	0	0	0	0	1	0
Champ Summers, L (1, 9) OBP: 0.402, SLG: 0.547	BBB 2B 1-2 2-3 3-H BB	HR HBP	F4 ③			4-3 ②		F7 ②		1	2	0	1	1	0	1
Kirk Gibson, L (4, 9)										2	0	0	0	0	0	0
Jason Thompson, L (1, 3) OBP: 0.343, SLG: 0.410	1B FC1-5-2 1-H 2-H 3-H 2B	K ①		F6 ①		4-3 ③		HR		5	1	2	4	0	1	1
Lance Parrish, R (1, 2) OBP: 0.342, SLG: 0.452	FC1-5-2 2-3 1B 1B	HR		5-3 ②			2B FC6-4 1B	K ③		3	2	2	2	0	0	0
Ed Putman, R (6, 2) OBP: 0.316, SLG: 0.500										2	1	1	0	0	1	0
Tom Brookens, R (1, 5) OBP: 0.317, SLG: 0.377	FC1-5-2 ① S 1-3 3-H 1B	5-3 ②		F9 ③			FC6-4 1-3 1B 2B			3	1	0	0	0	0	2
Phil Mankowski, L (6, 5) OBP: 0.296, SLG: 0.274										1	1	1	0	0	0	0
Rick Peters, S (1, 10) OBP: 0.600, SLG: 0.500	E 1B 1-H 3-H 1B	4-3 ③			1B		BBB FC6-4 BB			3	1	2	2	1	0	0
(8, 4)																
Alan Trammell, R (1, 6) OBP: 0.328, SLG: 0.356	1B FC4-6 1-H 1B		BBB 3B BB		F3 ①		FC6-4 ① 1-2f 2-3 3-H 1B			2	2	1	1	1	0	1
Mark Wagner, R (6, 6) OBP: 0.327, SLG: 0.307										1	0	0	1	0	0	2
Inning Stats	R: 8 E: 1 K: 0 S: 9 H: 6 LOB: 1 BB: 3 P: 21	R: 2 E: 0 K: 1 S: 6 H: 1 LOB: 0 BB: 0 P: 7	R: 1 E: 0 K: 0 S: 4 H: 1 LOB: 1 BB: 1 P: 8	R: 0 E: 0 K: 0 S: 3 H: 0 LOB: 0 BB: 0 P: 3	R: 0 E: 0 K: 0 S: 4 H: 1 LOB: 1 BB: 0 P: 4	R: 0 E: 0 K: 0 S: 3 H: 0 LOB: 0 BB: 0 P: 3	R: 2 E: 0 K: 0 S: 5 H: 3 LOB: 1 BB: 1 P: 9	R: 1 E: 0 K: 2 S: 8 H: 1 LOB: 0 BB: 0 P: 8		1B: 8 2B: 2 3B: 1 HR: 2 SF: 0 SAC: 0 DP: 1 HBP: 1						

PITCHER		IP	WLS	BF	H	R	ER	SO	BB	IBB	HBP	BLK	WP	HR	S	P	ERA	WHIP
Dan Spillner, R ERA: 4.89	(1, 1)	0.1	L	8	4	7	7	0	3	0	0	0	0	0	5	17	189.00	21.000
Wayne Garland, R ERA: 5.24	(1, 1)	2.2		14	4	4	4	1	1	0	1	0	0	1	14	19	13.50	1.875
Sandy Wihtol, R ERA: 8.31	(4, 1)	3.1		15	4	2	2	0	1	0	0	0	0	0	14	18	5.40	1.500
Larry Andersen, R ERA: 7.9	(7, 1)	1.2		5	1	1	1	2	0	0	0	0	0	1	9	9	5.40	0.600

PITCHER	IP	WLS	BF	H	R	ER	SO	BB	IBB	HBP	BLK	WP	HR	S	P	ERA	WHIP

BOTTOM

Cleveland Indians @ Detroit Tigers

Tiger Stadium, Detroit, MI

Tue Sep 11 1979, 7:05 PM EDT

Att. 7,983 - Unknown

AB	36
R	14
H	13
RBI	14
BB	5
SO	3
LOB	15

WP: 0 PA: 42
PB: 0
SB: 3
CS: 0

livebaseballscorecards.com

Cleveland Indians @ Detroit Tigers

Tiger Stadium, Detroit, MI

Wed Sep 12 1979, 7:05 PM EDT

Att. 8,517 - Unknown

TOP

livebaseballscorecards.com

Batter	1	2	3	4	5	6	7	8	9	AB	R	H	RBI	BB	SO	LOB
Mike Hargrove, L (1, 7) OBP: 0.400, SLG: 0.426	4-3		F8			3B		F8		4	0	1	0	0	0	1
Jim Norris, L (1, 8) OBP: 0.322, SLG: 0.339	BB		F8			F7		4-3 1-2		3	0	0	0	1	0	2
Bobby Bonds, R (1, 9) OBP: 0.371, SLG: 0.464	F4			E6 L9-3		K		CS 2-3	F4	4	0	0	0	0	1	2
Toby Harrah, R (1, 5) (8, 6) OBP: 0.394, SLG: 0.439	1-2 BB			L9-3 1-2		6-3			BB	2	0	0	0	2	0	2
Andre Thornton, R (1, 3) OBP: 0.349, SLG: 0.447	F9			6-3			F7		F7	4	0	0	0	0	0	3
Cliff Johnson, R (1, 10) OBP: 0.343, SLG: 0.478		K			F7		F7		1-2 BB	3	0	0	0	1	1	0
Ron Hassey, L (1, 2) OBP: 0.329, SLG: 0.381		4-3			4-3		HR		4-3	4	1	1	1	0	0	2
Dave Rosello, R (1, 4) OBP: 0.364, SLG: 0.500		K			1B		F9			3	0	1	0	0	1	0
Tom Veryzer, R (1, 6) OBP: 0.276, SLG: 0.246			F8		K			CS 4-3 1B		2	0	0	0	0	1	1
Dell Alston, L (8, PH) OBP: 0.348, SLG: 0.397										1	0	1	0	0	0	0
Ted Cox, R (8, 5) OBP: 0.271, SLG: 0.298										0	0	0	0	0	0	0
Inning Stats	R: 0 E: 0 K: 0 S: 3 H: 0 LOB: 2 BB: 2 P: 11	R: 0 E: 0 K: 2 S: 7 H: 0 LOB: 0 BB: 0 P: 7	R: 0 E: 0 K: 0 S: 3 H: 0 LOB: 0 BB: 0 P: 3	R: 0 E: 1 K: 0 S: 3 H: 0 LOB: 0 BB: 0 P: 3	R: 0 E: 0 K: 1 S: 6 H: 1 LOB: 1 BB: 0 P: 6	R: 0 E: 0 K: 1 S: 6 H: 1 LOB: 1 BB: 0 P: 6	R: 1 E: 0 K: 0 S: 4 H: 1 LOB: 0 BB: 0 P: 4	R: 0 E: 0 K: 0 S: 3 H: 1 LOB: 0 BB: 0 P: 3	R: 0 E: 0 K: 0 S: 3 H: 0 LOB: 2 BB: 2 P: 11	1B: 2 2B: 1 3B: 1 HR: 1	SF: 0 SAC: 0 DP: 1 HBP: 0						

	AB	30
	R	1
	H	4
	RBI	1
	BB	4
	SO	4
	LOB	13

WP: 0 PB: 0 SB: 0 CS: 1 PA: 35

PITCHER		IP	WLS	BF	H	R	ER	SO	BB	IBB	HBP	BLK	WP	HR	S	P	ERA	WHIP
Milt Wilcox, R ERA: 4.4	(1, 1)	8.0	W	29	4	1	1	4	2	0	0	0	0	1	35	43	1.12	0.750
Aurelio Lopez, R ERA: 2.3	(9, 1)	1.0	S	5	0	0	0	0	2	0	0	0	0	0	3	11	0.00	2.000

PITCHER		IP	WLS	BF	H	R	ER	SO	BB	IBB	HBP	BLK	WP	HR	S	P	ERA	WHIP

Batter	1	2	3	4	5	6	7	8	9	AB	R	H	RBI	BB	SO	LOB
Ron LeFlore, R (1, 10) OBP: 0.355, SLG: 0.401	BBBB 4-0 S FC1-2 BB		x 0-0 ③ F9		x 0-0 ③ 6-3			x 0-0 SF8 1-3 SF8 2B		3	1	1	0	1	0	0
Alan Trammell, R (1, 6) OBP: 0.330, SLG: 0.359	BBBB 4-0 FC1-2 S 1-2 BB			x 0-0 2B 2B		x 0-0 ① F9		BBBB 4-0 BB		2	1	1	0	1	0	0
Rick Peters, S (8, PH) OBP: 0.667, SLG: 0.500										0	0	0	0	1	0	0
Mark Wagner, R (9, 6) OBP: 0.327, SLG: 0.307										0	0	0	0	0	0	0
Jerry Morales, R (1, 9) OBP: 0.259, SLG: 0.364	x 0-0 ① FC1-2 G6-3 1-3 2-H			x 0-0 S 2B 2-H 2B		x 0-0 ② 5-3		x 0-0 ① SF8 2-3 3-H		3	1	1	1	0	0	2
Steve Kemp, L (8, PH) OBP: 0.398, SLG: 0.536										0	0	0	1	0	0	0
(9, 7)																
John Wockenfuss, R (1, 3) OBP: 0.327, SLG: 0.545	x 0-0 ②③ G6-3 1-2f			x 0-0 ① 1-3		x 0-0 ③ 5-3		x 0-0 ② SF8 3-H		3	0	0	1	0	0	3
Jason Thompson, L (9, 3) OBP: 0.343, SLG: 0.410										0	0	0	0	0	0	0
Lance Parrish, R (1, 2) OBP: 0.343, SLG: 0.455		SSS 0-3 ① K		x 0-0 CS 2-H 2B			x 0-0 1B	SSS 0-3 ③ K		4	0	2	1	0	2	1
Lynn Jones, R (1, 7) OBP: 0.343, SLG: 0.393		x 0-0 ② F9		x 0-0 ② S 2-3 1B			x 0-0 ① F3			3	0	1	0	0	0	1
(9, 9)																
Tom Brookens, R (1, 4) OBP: 0.311, SLG: 0.370		x 0-0 ③ 6-3		SSS 0-3 ③ K 1-2			SSS 0-3 ② K			3	0	0	0	0	2	2
Aurelio Rodriguez, R (1, 5) OBP: 0.277, SLG: 0.359			x 0-0 ① 5-3		x 0-0 ① F8		x 0-0 ③ F7			3	0	0	0	0	0	1
Dave Stegman, R (1, 8) OBP: 0.182, SLG: 0.455			x 0-0 ② 6-3		x 0-0 ② 6-3			x 0-0 E6 2B SF8		3	1	0	0	0	0	0
Inning Stats	R: 0 E: 0 K: 0 S: 2 H: 0 LOB: 1 BB: 2 P: 10	R: 0 E: 0 K: 1 S: 5 H: 0 LOB: 0 BB: 0 P: 5	R: 0 E: 0 K: 0 S: 3 H: 0 LOB: 0 BB: 0 P: 3	R: 2 E: 0 K: 1 S: 8 H: 4 LOB: 1 BB: 0 P: 8	R: 0 E: 0 K: 0 S: 3 H: 0 LOB: 0 BB: 0 P: 3	R: 0 E: 0 K: 0 S: 3 H: 0 LOB: 0 BB: 0 P: 3	R: 0 E: 0 K: 1 S: 6 H: 1 LOB: 1 BB: 0 P: 6	R: 2 E: 1 K: 1 S: 7 H: 1 LOB: 1 BB: 1 P: 11		1B: 2 2B: 4 3B: 0 HR: 0	SF: 2 SAC: 0 DP: 1 HBP: 0						

PITCHER		IP	WLS	BF	H	R	ER	SO	BB	IBB	HBP	BLK	WP	HR	S	P	ERA	WHIP
Rick Waits, L ERA: 4.69	(1, 1)	7.0	L	28	6	4	2	3	2	0	0	0	0	0	32	40	2.57	1.143
Victor Cruz, R ERA: 4.54	(8, 1)	0.0		1	0	0	0	0	1	0	0	0	0	0	0	4	∞	∞
Sid Monge, L ERA: 2.42	(8, 1)	1.0		3	0	0	0	1	0	0	0	0	0	0	5	5	0.00	0.000

PITCHER	IP	WLS	BF	H	R	ER	SO	BB	IBB	HBP	BLK	WP	HR	S	P	ERA	WHIP

BOTTOM

Cleveland Indians @ Detroit Tigers

Tiger Stadium, Detroit, MI

Wed Sep 12 1979, 7:05 PM EDT

Att. 8,517 - Unknown

livebaseballscorecards.com

AB	27
R	4
H	6
RBI	4
BB	3
SO	4
LOB	10

Batter	1	2	3	4	5	6	7	8	9	AB	R	H	RBI	BB	SO	LOB
Mike Hargrove, L (1, 7) OBP: 0.404, SLG: 0.433	FC1-6 1B		BBB 1B BB	SF7 3-H			1-2 1B		2B	3	1	3	1	1	0	0
Rick Manning, L (1, 8) OBP: 0.329, SLG: 0.308	FC1-6 6-3 WP 1-2f		1-3 1B	F5			F7		F8	5	0	1	0	0	0	5
Toby Harrah, R (1, 5) OBP: 0.393, SLG: 0.435	6-3 1-3		BBBB 1B BB		6-3		F8		6-3	4	0	0	0	1	0	4
Andre Thornton, R (1, 3) OBP: 0.349, SLG: 0.446	1-3		1-2 3-H 1B		SSS K		F6			4	0	1	1	0	1	3
Cliff Johnson, R (1, 10) OBP: 0.341, SLG: 0.473 Dell Alston, L (8, PR) OBP: 0.348, SLG: 0.397		F6 F4			5-3			BBBB E SH1-4 BB		3 0	0 0	0 0	0 0	1 0	0 0	2 0
Ron Hassey, L (1, 2) OBP: 0.333, SLG: 0.390		FC4-6 1B		2B 2B		4-3		SH1-4 1-2		3	1	2	0	0	0	0
Jim Norris, L (1, 9) OBP: 0.321, SLG: 0.341		FC4-6 1-2f		1B SF7 2-H 2B		F9		4-3 2-3		4	1	1	1	0	0	3
Dave Rosello, R (1, 4) OBP: 0.350, SLG: 0.478 Wayne Cage, L (8, PH) OBP: 0.314, SLG: 0.326 Ted Cox, R (8, 4) OBP: 0.271, SLG: 0.298		5-3		SSS K		F7		SSS K		3 1 0	0 0 0	0 0 0	0 0 0	1 1 0	2 2 0	2 2 0
Tom Veryzer, R (1, 6) OBP: 0.278, SLG: 0.249 Ron Pruitt, R (9, PH) OBP: 0.345, SLG: 0.343			4-3 2-3			1B			L1	3 1	0 0	2 0	0 0	0 0	0 0	0 0
Inning Stats	R: 0 E: 0 K: 0 S: 4 H: 1 LOB: 1 BB: 0 P: 4	R: 0 E: 0 K: 0 S: 4 H: 1 LOB: 1 BB: 0 P: 4	R: 1 E: 0 K: 0 S: 4 H: 2 LOB: 2 BB: 2 P: 12	R: 2 E: 0 K: 1 S: 8 H: 3 LOB: 1 BB: 0 P: 8	R: 0 E: 0 K: 1 S: 5 H: 0 LOB: 0 BB: 0 P: 5	R: 0 E: 0 K: 0 S: 3 H: 0 LOB: 0 BB: 0 P: 3	R: 0 E: 0 K: 0 S: 5 H: 2 LOB: 2 BB: 0 P: 5	R: 0 E: 1 K: 1 S: 5 H: 0 LOB: 2 BB: 1 P: 9	R: 0 E: 0 K: 0 S: 4 H: 1 LOB: 1 BB: 0 P: 4	1B: 7 2B: 3 3B: 0 HR: 0 SF: 1 SAC: 1 DP: 0 HBP: 0						

PITCHER	IP	WLS	BF	H	R	ER	SO	BB	IBB	HBP	BLK	WP	HR	S	P	ERA	WHIP
Dave Stieb, R (1, 1) ERA: 4.11	9.0	W	39	10	3	3	3	3	0	0	0	1	0	42	54	3.00	1.444

PITCHER	IP	WLS	BF	H	R	ER	SO	BB	IBB	HBP	BLK	WP	HR	S	P	ERA	WHIP

TOP

Cleveland Indians @ Toronto Blue Jays

Exhibition Stadium, Toronto, ON

Fri Sep 14 1979, 7:05 PM EDT

Att. 11,010 - Unknown - 63 F

livebaseballscorecards.com

AB	34
R	3
H	10
RBI	3
BB	3
SO	3
LOB	21

WP: 1 PB: 0 SB: 0 CS: 0 PA: 39

BOTTOM

Cleveland Indians @ Toronto Blue Jays

Exhibition Stadium, Toronto, ON

Fri Sep 14 1979, 7:05 PM EDT

Att. 11,010 - Unknown - 63 F

livebaseballscorecards.com

Batter	1	2	3	4	5	6	7	8	9	AB	R	H	RBI	BB	SO	LOB
Alfredo Griffin, S (1, 6) OBP: 0.328, SLG: 0.349	0-0 2B 1B	0-0 ② F7			0-0 4-3 2B	0-3 ③ K				4	1	2	0	0	1	3
Bob Bailor, R (1, 9) OBP: 0.293, SLG: 0.278 (6, 8)	0-0 4-3 2B 1-H 2B	0-0 ③ FC6-4 1-2f			0-0 ① 4-3 2-3		0-0 ① F5			4	1	1	1	0	0	3
Roy Howell, L (1, 5) OBP: 0.318, SLG: 0.404	0-0 ① 4-3 2-3		0-0 4-3 2B		0-3 ② K		0-0 ② F7			4	0	1	0	0	1	2
Tony Solaita, L (1, 10) OBP: 0.414, SLG: 0.406	0-0 4-3 2B 3-H		0-0 ① 4-3 2-3		0-0 ③ F8		0-0 ③ F8			4	0	1	1	0	0	2
John Mayberry, L (1, 3) OBP: 0.376, SLG: 0.468	0-0 ② 4-3 2-3		0-3 ② K			4-0 1B 3B BB		0-0 ① F9		3	1	0	0	1	1	2
Rick Bosetti, R (1, 8) OBP: 0.291, SLG: 0.366 Joe Cannon, L (6, 9) OBP: 0.219, SLG: 0.260	0-0 ③ 4-3		0-0 ③ 6-3			0-0 S 3B 1-3 1B		0-0 ② F7		2	0	0	0	0	0	2
										2	1	1	0	0	0	0
Al Woods, L (1, 7) OBP: 0.336, SLG: 0.381		0-0 ① 4-3		0-0 ① 6-3		0-3 ① K		0-0 ③ F4		4	0	0	0	0	1	2
Rick Cerone, R (1, 2) OBP: 0.289, SLG: 0.342		0-0 1B 2B		0-0 ② 1-3		0-0 1-H FC6-2-5 3-H 3B				3	0	2	2	0	0	0
Tim Johnson, L (1, 4) OBP: 0.250, SLG: 0.217		0-0 FC6-4 2-3 1B		0-3 ③ K		0-0 ② FC6-2-5 3-H				3	0	1	0	0	1	1
Inning Stats	R: 2 E: 0 K: 0 S: 6 H: 3 LOB: 1 BB: 0 P: 6	R: 0 E: 0 K: 0 S: 5 H: 2 LOB: 2 BB: 0 P: 5	R: 0 E: 0 K: 1 S: 6 H: 1 LOB: 1 BB: 0 P: 6	R: 0 E: 0 K: 1 S: 5 H: 0 LOB: 0 BB: 0 P: 5	R: 0 E: 0 K: 1 S: 6 H: 1 LOB: 1 BB: 0 P: 6	R: 2 E: 0 K: 2 S: 9 H: 2 LOB: 1 BB: 1 P: 13	R: 0 E: 0 K: 0 S: 3 H: 0 LOB: 0 BB: 0 P: 3	R: 0 E: 0 K: 0 S: 3 H: 0 LOB: 0 BB: 0 P: 3		1B: 3 2B: 5 3B: 1 HR: 0	SF: 0 SAC: 0 DP: 0 HBP: 0						

	AB	33
	R	4
	H	9
	RBI	4
	BB	1
	SO	5
	LOB	17

WP: 0 PB: 0 SB: 1 CS: 0 PA: 34

PITCHER	IP	WLS	BF	H	R	ER	SO	BB	IBB	HBP	BLK	WP	HR	S	P	ERA	WHIP
Rick Wise, R (1, 1) ERA: 3.64	8.0	L	34	9	4	4	5	1	0	0	0	0	0	43	47	4.50	1.250

PITCHER	IP	WLS	BF	H	R	ER	SO	BB	IBB	HBP	BLK	WP	HR	S	P	ERA	WHIP

Cleveland Indians @ Toronto Blue Jays

Exhibition Stadium, Toronto, ON

Sat Sep 15 1979, 3:33 AM EDT

Att. 12,160 - Unknown

TOP

livebaseballscorecards.com

Batter	1	2	3	4	5	6	7	8	9	AB	R	H	RBI	BB	SO	LOB
Mike Hargrove, L (1, 7) OBP: 0.406, SLG: 0.432	S S S 0-3 ① K		x 0-0 FC6 1-2 1B		B B B 4-0 BB BB		H 1-0 HBP	x 0-0 ③ F9		3	0	1	0	1	1	2
Rick Manning, L (1, 8) OBP: 0.330, SLG: 0.306	x 0-0 ② 6-3		x 0-0 ② F7		B B B B 4-0 ① 1B FC5 1-2 BB		x 0-0 ① F8		B B B B 4-0 G6-4-3 BB	3	0	0	0	2	0	3
Toby Harrah, R (1, 5) (8, 6) OBP: 0.393, SLG: 0.435	x 0-0 1B		x 0-0 ③ FC6 1-2f		x 0-0 FC5 1-3 1B		x 0-0 ② F7		x 0-0 ①② G6-4-3 1-2f	5	0	2	0	0	0	4
Andre Thornton, R (1, 3) OBP: 0.347, SLG: 0.445	x 0-0 ③ F8			x 0-0 1B 2B	x 0-0 ② FC5 1-2 3-H		x 0-0 ③ F5		x 0-0 ③ F7	5	1	1	0	0	0	4
Cliff Johnson, R (1, 10) OBP: 0.337, SLG: 0.465		x 0-0 ① F7		S S S 0-3 ① K	x 0-0 ③ F8			x 0-0 ① F7		4	0	0	0	0	1	3
Ron Pruitt, R (1, 9) (8, 5) OBP: 0.349, SLG: 0.348		x 0-0 ② F8		x 0-0 1B 1B 2-H 1B		x 0-0 ① F7		x 0-0 1-3 1B 1B		4	1	2	1	0	0	0
Gary Alexander, R (1, 2) OBP: 0.307, SLG: 0.400		x 0-0 ③ 4-3		x 0-0 1B 1-2 1B	B B B B 4-0 BB			x 0-0 ② 1-3 1-2		3	0	1	0	1	0	1
Dave Rosello, R (1, 4) OBP: 0.349, SLG: 0.472		x 0-0 ① 6-3		x 0-0 ② 1-2 2-H 1B	S S S 0-3 ② K			x 0-0 1B 2-H 1B		3	0	1	0	0	1	1
Jim Norris, L (8, PH) (8, 9) OBP: 0.323, SLG: 0.343										1	0	1	1	0	0	0
Tom Veryzer, R (1, 6) OBP: 0.279, SLG: 0.248		B B B B 4-0 1B BB		x 0-0 ③ 6-3	x 0-0 ③ F7			x 0-0 1-2 1B		2	0	0	0	1	0	3
Ron Hassey, L (8, PH) OBP: 0.336, SLG: 0.393										1	0	1	0	0	0	0
Dell Alston, L (8, PR) OBP: 0.348, SLG: 0.397										0	0	0	0	0	0	0
Ted Cox, R (8, 4) OBP: 0.271, SLG: 0.298										0	0	0	0	0	0	0
Inning Stats	R: 0 H: 1 E: 0 LOB: 1 K: 1 BB: 0 S: 6 P: 6	R: 0 H: 0 E: 0 LOB: 0 K: 0 BB: 0 S: 3 P: 3	R: 0 H: 1 E: 0 LOB: 2 K: 0 BB: 1 S: 4 P: 8	R: 1 H: 4 E: 0 LOB: 2 K: 1 BB: 0 S: 8 P: 8	R: 0 H: 1 E: 0 LOB: 2 K: 0 BB: 2 S: 3 P: 11	R: 0 H: 0 E: 0 LOB: 1 K: 1 BB: 1 S: 5 P: 9	R: 0 H: 0 E: 0 LOB: 1 K: 0 BB: 0 S: 3 P: 4	R: 1 H: 3 E: 0 LOB: 2 K: 0 BB: 0 S: 6 P: 6	R: 0 H: 0 E: 0 LOB: 0 K: 0 BB: 1 S: 2 P: 6	1B: 9 SF: 0 2B: 1 SAC: 0 3B: 0 DP: 1 HR: 0 HBP: 1						

	AB	34
	R	2
	H	10
	RBI	2
	BB	5
	SO	3
	LOB	21

PITCHER		IP	WLS	BF	H	R	ER	SO	BB	IBB	HBP	BLK	WP	HR	S	P	ERA	WHIP
Balor Moore, L ERA: 4.6	(1, 1)	7.0	W	31	7	1	1	3	4	0	1	0	0	0	32	49	1.29	1.571
Tom Buskey, R ERA: 3.25	(8, 1)	2.0		9	3	1	1	0	1	0	0	0	0	0	8	12	4.50	2.000

PITCHER	IP	WLS	BF	H	R	ER	SO	BB	IBB	HBP	BLK	WP	HR	S	P	ERA	WHIP

Batter	1	2	3	4	5	6	7	8	9	AB	R	H	RBI	BB	SO	LOB
Alfredo Griffin, S (1, 6) OBP: 0.331, SLG: 0.350	BBBB 4-0 PB BB G4-6-3 BB	SSS 0-3 ③ K		x 0-0 E S 1B		x 0-0 1-3 3B 1B		SSS 0-3 ③ K		4	2	2	0	1	2	2
Bob Bailor, R (1, 9) OBP: 0.300, SLG: 0.285	BBBB 4-0 G4-6-3 1-2 BB		BBBB 4-0 S BB	BBB 4-0 1-3 BB		x 0-0 1-H 3-H 3B				1	0	1	2	3	0	0
Roy Howell, L (1, 5) OBP: 0.315, SLG: 0.401	x 0-0 ①② G4-6-3 1-2f 2-H		x 0-0 ① F7	SSS 0-3 ③ K		x 0-0 ③ L6				4	0	0	0	0	1	5
Tony Solaita, L (1, 10) OBP: 0.409, SLG: 0.394	x 0-0 ③ F8		BBB 4-0 1-2 BB		SSS 0-3 ① K		x 0-0 ① 1-3			3	0	0	0	1	1	0
John Mayberry, L (1, 3) OBP: 0.375, SLG: 0.466		x 0-0 FC1-6 1B	x 0-0 ② F9		SSS 0-3 ② K		x 0-0 ② F8			4	0	1	0	0	1	2
Rick Bosetti, R (1, 8) OBP: 0.291, SLG: 0.367		x 0-0 ① FC1-6 1B 1B 1-2f	x 0-0 ③ F7		x 0-0 ③ L4		x 0-0 2B			4	1	1	0	0	0	3
Al Woods, L (1, 7) OBP: 0.337, SLG: 0.382		x 0-0 ② F7		x 0-0 1B G6-3 1B		x 0-0 FC1-6-4 1B	x 0-0 ③ F6			4	1	2	0	0	0	2
Rick Cerone, R (1, 2) OBP: 0.291, SLG: 0.344		x 0-0 1B 1-3 1B		x 0-0 G6-3 1-3 1B		x 0-0 ① FC1-6-4 1B 1-2f 3B		x 0-0 ① F9		4	1	2	0	0	0	1
Luis Gomez, R (1, 4) OBP: 0.259, SLG: 0.268		x 0-0 1-2 3-H 1B		x 0-0 ①② G6-3 1-2f 3-H		x 0-0 ② F5		x 0-0 ② F3		4	0	1	1	0	0	2
Inning Stats	R: 1 E: 0 K: 0 S: 2 H: 0 LOB: 0 BB: 2 P: 10	R: 1 E: 0 K: 1 S: 8 H: 3 LOB: 2 BB: 0 P: 8	R: 0 E: 0 K: 0 S: 3 H: 0 LOB: 2 BB: 2 P: 11	R: 1 E: 0 K: 1 S: 7 H: 3 LOB: 2 BB: 1 P: 11	R: 0 E: 0 K: 2 S: 7 H: 0 LOB: 0 BB: 0 P: 7	R: 2 E: 0 K: 0 S: 6 H: 3 LOB: 1 BB: 0 P: 6	R: 0 E: 0 K: 0 S: 4 H: 1 LOB: 1 BB: 0 P: 4	R: 0 E: 0 K: 1 S: 5 H: 0 LOB: 0 BB: 0 P: 5		1B: 8 2B: 1 3B: 1 HR: 0	SF: 0 SAC: 0 DP: 2 HBP: 0					

PITCHER		IP	WLS	BF	H	R	ER	SO	BB	IBB	HBP	BLK	WP	HR	S	P	ERA	WHIP
Len Barker, R ERA: 4.48	(1, 1)	3.2	L	20	6	3	2	1	5	0	0	0	0	0	17	37	4.91	3.000
Paul Reuschel, R ERA: 7.2	(4, 1)	2.1		10	3	2	2	3	0	0	0	0	0	0	16	16	7.71	1.286
Victor Cruz, R ERA: 4.42	(7, 1)	2.0		7	1	0	0	1	0	0	0	0	0	0	9	9	0.00	0.500

PITCHER	IP	WLS	BF	H	R	ER	SO	BB	IBB	HBP	BLK	WP	HR	S	P	ERA	WHIP

BOTTOM

Cleveland Indians @ Toronto Blue Jays

Exhibition Stadium, Toronto, ON

Sat Sep 15 1979, 3:33 AM EDT

Att. 12,160 - Unknown

livebaseballscorecards.com

AB	32
R	5
H	10
RBI	3
BB	5
SO	5
LOB	17

Batter	1	2	3	4	5	6	7	8	9	AB	R	H	RBI	BB	SO	LOB
Mike Hargrove, L (1, 7) OBP: 0.405, SLG: 0.431	1-3		F8		G4-6-3 1B		K			4	0	1	0	0	1	0
Rick Manning, L (1, 8) OBP: 0.327, SLG: 0.303	1-3		1-3		G4-6-3 1-2f			F9		4	0	0	0	0	0	1
Toby Harrah, R (1, 5) OBP: 0.392, SLG: 0.432	K		K			1B BB		4-3		3	0	0	0	1	2	0
Andre Thornton, R (1, 3) OBP: 0.345, SLG: 0.442		F3		F7		L7		F7		4	0	0	0	0	0	1
Gary Alexander, R (1, 10) OBP: 0.312, SLG: 0.402		1B 2B BB		1B SF9 1B		L9			G4-6-3 1B	3	2	2	0	1	0	1
Ron Pruitt, R (1, 9) OBP: 0.359, SLG: 0.359		2B 1-3 1B		1-3 1B		1-2 1B			G4-6-3 1-2f	4	0	3	0	0	0	1
Dave Rosello, R (1, 4) OBP: 0.345, SLG: 0.459		K		SF9 3-H		F8			BB	2	0	0	1	1	1	4
Bo Diaz, R (1, 2) OBP: 0.226, SLG: 0.241		1-3 3-H 2B		1-3			L4		F8	4	0	1	1	0	0	2
Tom Veryzer, R (1, 6) OBP: 0.277, SLG: 0.246		F8			5-3		F8			3	0	0	0	0	0	2
Inning Stats	R: 0 E: 0 K: 1 S: 5 H: 0 LOB: 0 BB: 0 P: 5	R: 1 E: 0 K: 1 S: 7 H: 2 LOB: 2 BB: 1 P: 11	R: 0 E: 0 K: 1 S: 5 H: 0 LOB: 0 BB: 0 P: 5	R: 1 E: 0 K: 0 S: 5 H: 2 LOB: 1 BB: 0 P: 5	R: 0 E: 0 K: 0 S: 3 H: 1 LOB: 0 BB: 0 P: 3	R: 0 E: 0 K: 0 S: 4 H: 1 LOB: 2 BB: 1 P: 8	R: 0 E: 0 K: 1 S: 5 H: 0 LOB: 0 BB: 0 P: 5	R: 0 E: 0 K: 0 S: 3 H: 0 LOB: 0 BB: 0 P: 3	R: 0 E: 0 K: 0 S: 3 H: 1 LOB: 1 BB: 1 P: 7	1B: 6 2B: 1 3B: 0 HR: 0 SF: 1 SAC: 0 DP: 2 HBP: 0						

PITCHER	IP	WLS	BF	H	R	ER	SO	BB	IBB	HBP	BLK	WP	HR	S	P	ERA	WHIP
Tom Underwood, L (1, 1) ERA: 3.69	9.0	W	35	7	2	2	4	3	0	0	0	0	0	40	52	2.00	1.111

PITCHER	IP	WLS	BF	H	R	ER	SO	BB	IBB	HBP	BLK	WP	HR	S	P	ERA	WHIP

Cleveland Indians @ Toronto Blue Jays

Exhibition Stadium, Toronto, ON

Sun Sep 16 1979, 3:33 AM EDT

Att. 17,078 - Unknown - 68 F

TOP

livebaseballscorecards.com

AB	31
R	2
H	7
RBI	2
BB	3
SO	4
LOB	12

WP: 0	PA: 35		
PB: 0			
SB: 0			
CS: 0			

Batter	1	2	3	4	5	6	7	8	9	AB	R	H	RBI	BB	SO	LOB
Alfredo Griffin, S (1, 6) OBP: 0.330, SLG: 0.349	L7		G3	L7		4-3		1B		5	0	1	0	0	0	2
Bob Bailor, R (1, 9) OBP: 0.299, SLG: 0.282	BB G4-6-3		F6	6-3		F4		K		4	0	0	0	1	1	3
Roy Howell, L (1, 5) OBP: 0.316, SLG: 0.407	G4-6-3 1-2f			E4 1B FC 1B	HR		1B SF8 1B	F2		5	3	2	1	0	0	2
Tony Solaita, L (1, 10) OBP: 0.411, SLG: 0.407		1B FC4-6 2B		FC 1B 1B 1B 1-2	K		FC6-4 1-3 1B			4	2	2	0	0	1	1
John Mayberry, L (1, 3) OBP: 0.378, SLG: 0.476		FC4-6 2-3 1B		1B 1B E 1-2 2-3 1B	HR		SF8 3-H			3	2	3	2	0	0	0
Rick Bosetti, R (1, 8) OBP: 0.292, SLG: 0.370		FC4-6 1-2f 3-H		1B E 1-2 2-3 3-H 1B	3-1 2B		FC6-4 1-2f 1B			4	1	2	2	0	0	2
Al Woods, L (1, 7) OBP: 0.339, SLG: 0.383		F9		E 1-2 2-3 3-H 1B	3-1 2-3		1-2 1B			4	0	2	1	0	0	2
Rick Cerone, R (1, 2) OBP: 0.289, SLG: 0.340		F9		F9	F8		F9			4	0	0	0	0	0	7
Tim Johnson, L (1, 4) OBP: 0.238, SLG: 0.205			F8	E4 1-3 2-H 3-H		F7		K		4	0	0	1	0	1	1
Inning Stats	R: 0 E: 0 K: 0 S: 2 H: 0 LOB: 0 BB: 1 P: 6	R: 1 E: 0 K: 0 S: 5 H: 2 LOB: 1 BB: 0 P: 5	R: 0 E: 0 K: 0 S: 3 H: 0 LOB: 0 BB: 0 P: 3	R: 4 E: 2 K: 0 S: 9 H: 3 LOB: 2 BB: 0 P: 9	R: 2 E: 0 K: 1 S: 8 H: 3 LOB: 1 BB: 0 P: 8	R: 0 E: 0 K: 0 S: 3 H: 0 LOB: 0 BB: 0 P: 3	R: 1 E: 0 K: 0 S: 6 H: 3 LOB: 2 BB: 0 P: 6	R: 0 E: 0 K: 2 S: 8 H: 1 LOB: 1 BB: 0 P: 8		1B: 8 2B: 2 3B: 0 HR: 2 SF: 1 SAC: 0 DP: 1 HBP: 0				WP: 0 PB: 0 SB: 0 CS: 0 PA: 39		

PITCHER		IP	WLS	BF	H	R	ER	SO	BB	IBB	HBP	BLK	WP	HR	S	P	ERA	WHIP
Wayne Garland, R ERA: 5.23	(1, 1)	7.0	L	35	11	8	4	1	1	0	0	0	0	2	36	40	5.14	1.714
Sid Monge, L ERA: 2.4	(8, 1)	1.0		4	1	0	0	2	0	0	0	0	0	0	8	8	0.00	1.000

PITCHER	IP	WLS	BF	H	R	ER	SO	BB	IBB	HBP	BLK	WP	HR	S	P	ERA	WHIP

BOTTOM

Cleveland Indians @ Toronto Blue Jays

Exhibition Stadium, Toronto, ON

Sun Sep 16 1979, 3:33 AM EDT

Att. 17,078 - Unknown - 68 F

livebaseballscorecards.com

AB	37
R	8
H	12
RBI	7
BB	1
SO	3
LOB	20

Batter	1	2	3	4	5	6	7	8	9	AB	R	H	RBI	BB	SO	LOB
Willie Randolph, R (1, 4) OBP: 0.378, SLG: 0.371	G6-4-3 1B		4-3		BB			FC6-4 BB		2	0	1	0	2	0	1
Juan Beniquez, R (1, 8) Brad Gulden, L (5, 2) Dennis Werth, R (8, PH) Jerry Narron, L (8, 2) OBP: 0.278, SLG: 0.372 OBP: 0.237, SLG: 0.190 OBP: 0.206, SLG: 0.235	G6-4-3 1-2f			6-3	5-3			F9		3 0 1 0	0 0 0 0	0 0 0 0	0 0 0 0	0 0 0 0	0 0 0 0	4 0 1 0
Lou Piniella, R (1, 7) OBP: 0.326, SLG: 0.432	6-3			6-3		F8 FC6-2 2B		FC6-4 BB 1-2f		4	0	1	0	0	0	1
Reggie Jackson, L (1, 9) OBP: 0.377, SLG: 0.523		K		K		F8 2-3		BB 1-2		3	0	0	0	1	2	1
George Scott, R (1, 10) OBP: 0.319, SLG: 0.394		F8			1B 1B BB	FC6-2 3-H		1-3		3	1	0	0	1	0	3
Chris Chambliss, L (1, 3) OBP: 0.320, SLG: 0.437		4-3			1B 1-2 G5-2-3 1B	5-3			F8	4	0	1	0	0	0	1
Fred Stanley, R (1, 5) OBP: 0.258, SLG: 0.299			E 1B		G5-2-3 BB 1-3 2-H 1B		6-3		F8	4	0	2	1	0	0	0
Bucky Dent, R (1, 6) OBP: 0.288, SLG: 0.281			F7		G5-2-3 BB 1-2		F8		F9	3	0	0	0	1	0	1
Bruce Robinson, L (1, 2) Roy White, S (5, PH) Bobby Murcer, L (5, 8) OBP: 0.289, SLG: 0.285 OBP: 0.347, SLG: 0.390			4-3 1-2		G5-2-3 1-2 2-3 3-Hf		K			1 1 1	0 0 0	0 0 0	0 0 0	0 0 0	0 0 1	1 3 0

TOP

New York Yankees @ Cleveland Indians

Cleveland Municipal Stadium, Cleveland, OH

Mon Sep 17 1979, 7:05 PM EDT

Unknown - 71 F

livebaseballscorecards.com

AB	30
R	1
H	5
RBI	1
BB	5
SO	3
LOB	17

Inning Stats	1	2	3	4	5	6	7	8	9
	R: 0 E: 0 K: 0 S: 3	R: 0 E: 0 K: 1 S: 5	R: 0 E: 1 K: 0 S: 4	R: 0 E: 0 K: 1 S: 5	R: 1 E: 0 K: 0 S: 4	R: 0 E: 0 K: 0 S: 4	R: 0 E: 0 K: 1 S: 5	R: 0 E: 0 K: 0 S: 3	R: 0 E: 0 K: 0 S: 3
	H: 1 LOB: 0 BB: 0 P: 3	H: 0 LOB: 0 BB: 0 P: 5	H: 1 LOB: 0 BB: 0 P: 4	H: 0 LOB: 0 BB: 0 P: 5	H: 2 LOB: 3 BB: 3 P: 16	H: 1 LOB: 1 BB: 0 P: 4	H: 0 LOB: 0 BB: 0 P: 5	H: 0 LOB: 2 BB: 2 P: 11	H: 0 LOB: 0 BB: 0 P: 3

| | | |

Batter	1	2	3	4	5	6	7	8	9	AB	R	H	RBI	BB	SO	LOB
Mike Hargrove, L (1, 7) OBP: 0.409, SLG: 0.432	1B 1-3 1B		BBBB S BB		F8 1B 1B BB	F9		FC4-6 1-2 3-H 1B		3	1	2	1	2	0	1
Rick Manning, L (1, 8) OBP: 0.328, SLG: 0.304	1-3 1-2		F9		1B 1-2 2B 1B		CS 1B	FC4-6 FC5-4 1-2f 2-3		5	1	2	0	0	0	4
Toby Harrah, R (1, 5) OBP: 0.393, SLG: 0.433	2-3 1B		BBBB 1-2 BB		F8 2-3		E5 1-2 1B	FC5-4 1-2f		4	0	2	0	1	0	4
Andre Thornton, R (1, 3) OBP: 0.344, SLG: 0.440	SSS K		F9		2B 1-2 3-H 1B		SSS K			4	0	1	1	0	2	5
Cliff Johnson, R (1, 10) OBP: 0.336, SLG: 0.466	F7		SSS K		1-H 2-H 2B		6-3			4	0	1	1	0	1	5
Ron Hassey, L (1, 2) OBP: 0.339, SLG: 0.392		4-3		G3-6-1 1B		B1-3		BBBB 2B BB		3	1	1	0	1	0	0
Jim Norris, L (1, 9) OBP: 0.327, SLG: 0.349		BBBB E S BB		F7		2B 1B		SH3 1-H 1B 2B		3	2	2	1	1	0	1
Duane Kuiper, L (1, 4) OBP: 0.313, SLG: 0.295		4-3 1-3		G3-6-1 1-2f		4-3 1-H 2B		SH3 2-3		3	0	1	1	0	0	2
Tom Veryzer, R (1, 6) OBP: 0.277, SLG: 0.246		5-3			SSS K	4-3 2-3		FC4-6 1B 1B		4	0	1	0	0	1	2
Inning Stats	R: 0 H: 2 E: 0 LOB: 2 K: 1 BB: 0 S: 7 P: 7	R: 0 H: 0 E: 0 LOB: 1 K: 0 BB: 1 S: 3 P: 7	R: 0 H: 0 E: 0 LOB: 2 K: 1 BB: 2 S: 5 P: 13	R: 0 H: 1 E: 0 LOB: 0 K: 0 BB: 0 S: 3 P: 3	R: 2 H: 3 E: 0 LOB: 2 K: 1 BB: 1 S: 7 P: 11	R: 1 H: 2 E: 0 LOB: 1 K: 0 BB: 0 S: 5 P: 5	R: 0 H: 2 E: 1 LOB: 1 K: 1 BB: 0 S: 6 P: 6	R: 2 H: 3 E: 0 LOB: 2 K: 0 BB: 1 S: 6 P: 10		1B: 10 SF: 0 2B: 3 SAC: 1 3B: 0 DP: 1 HR: 0 HBP: 0						

PITCHER		IP	WLS	BF	H	R	ER	SO	BB	IBB	HBP	BLK	WP	HR	S	P	ERA	WHIP
Jim Beattie, R ERA: 5.07	(1, 1)	5.2	L	27	8	3	3	3	4	0	0	0	0	0	29	45	4.76	2.118
Jim Kaat, L ERA: 3.66	(6, 1)	0.2		3	2	0	0	0	0	0	0	0	0	0	3	3	0.00	3.000
Mike Griffin, R ERA: 18.0	(7, 1)	1.0		6	2	2	2	1	1	0	0	0	0	0	7	11	18.00	3.000
Don Hood, L ERA: 3.0	(8, 1)	0.2		3	1	0	0	0	0	0	0	0	0	0	3	3	0.00	1.500

PITCHER	IP	WLS	BF	H	R	ER	SO	BB	IBB	HBP	BLK	WP	HR	S	P	ERA	WHIP

BOTTOM

New York Yankees @ Cleveland Indians

Cleveland Municipal Stadium, Cleveland, OH

Mon Sep 17 1979, 7:05 PM EDT

Unknown - 71 F

livebaseballscorecards.com

AB	33
R	5
H	13
RBI	5
BB	5
SO	4
LOB	24

WP: 0 PA: 39
PB: 0
SB: 2
CS: 1

Batter	1	2	3	4	5	6	7	8	9	AB	R	H	RBI	BB	SO	LOB
Oscar Gamble, L (1, 7) OBP: 0.446, SLG: 0.538	F6		K		F5		E4		4-3	5	0	0	0	0	1	1
Bobby Murcer, L (1, 8) OBP: 0.346, SLG: 0.388	1B		F8			G3	F9			4	0	1	0	0	0	1
Jim Spencer, L (1, 3) OBP: 0.366, SLG: 0.572	F5			4-3		1B		K		3	0	1	0	0	0	1
George Scott, R (8, PH) OBP: 0.318, SLG: 0.393 (8, 3)										1	0	0	0	0	1	0
Reggie Jackson, L (1, 9) OBP: 0.378, SLG: 0.530	1-2 1B			4-3		F7		HR		4	1	2	1	0	0	1
Chris Chambliss, L (1, 10) OBP: 0.319, SLG: 0.435	F8			HR 1B		F7		F7		4	1	1	0	0	0	3
Jerry Narron, L (1, 2) OBP: 0.216, SLG: 0.275		G3		1-H HR			HR 1B	K		4	2	2	2	0	1	0
Brian Doyle, L (1, 4) OBP: 0.241, SLG: 0.231		F8		4-3			F8		F9	4	0	0	0	0	0	1
Fred Stanley, R (1, 5) OBP: 0.253, SLG: 0.292		F9			F4		F5		F9	2	0	0	0	0	0	0
Graig Nettles, L (7, PH) OBP: 0.321, SLG: 0.397										1	0	0	0	0	0	1
Damaso Garcia, R (7, 5)										1	0	0	0	0	0	0
Bucky Dent, R (1, 6) OBP: 0.290, SLG: 0.290			6-3		4-3		1-H HR		1B	4	1	2	2	0	0	0
Inning Stats	R: 0 E: 0 K: 0 S: 5 H: 2 LOB: 2 BB: 0 P: 5	R: 0 E: 0 K: 0 S: 3 H: 0 LOB: 0 BB: 0 P: 3	R: 0 E: 0 K: 1 S: 5 H: 0 LOB: 0 BB: 0 P: 5	R: 2 E: 0 K: 0 S: 5 H: 2 LOB: 0 BB: 0 P: 5	R: 0 E: 0 K: 0 S: 3 H: 0 LOB: 0 BB: 0 P: 3	R: 0 E: 0 K: 0 S: 4 H: 1 LOB: 1 BB: 0 P: 4	R: 2 E: 1 K: 0 S: 6 H: 2 LOB: 1 BB: 0 P: 6	R: 1 E: 0 K: 2 S: 8 H: 1 LOB: 0 BB: 0 P: 8	R: 0 E: 0 K: 0 S: 4 H: 1 LOB: 1 BB: 0 P: 4	1B: 6 2B: 0 3B: 0 HR: 3 SF: 0 SAC: 0 DP: 0 HBP: 0						

PITCHER		IP	WLS	BF	H	R	ER	SO	BB	IBB	HBP	BLK	WP	HR	S	P	ERA	WHIP
Dan Spillner, R ERA: 4.9	(1, 1)	7.0		29	7	4	4	1	0	0	0	0	0	2	31	31	5.14	1.000
Sid Monge, L ERA: 2.43	(8, 1)	2.0	W	8	2	1	1	2	0	0	0	0	0	1	12	12	4.50	1.000

PITCHER		IP	WLS	BF	H	R	ER	SO	BB	IBB	HBP	BLK	WP	HR	S	P	ERA	WHIP

TOP

New York Yankees @ Cleveland Indians

Cleveland Municipal Stadium, Cleveland, OH

Mon Sep 17 1979, 7:05 PM EDT

Att. 14,063 - Unknown

livebaseballscorecards.com

AB	37
R	5
H	9
RBI	5
BB	0
SO	3
LOB	9

WP: 0 PA: 37
PB: 0
SB: 0
CS: 0

BOTTOM

New York Yankees @ Cleveland Indians

Cleveland Municipal Stadium, Cleveland, OH

Mon Sep 17 1979, 7:05 PM EDT

Att. 14,063 - Unknown

livebaseballscorecards.com

Batter	1	2	3	4	5	6	7	8	9	AB	R	H	RBI	BB	SO	LOB
Mike Hargrove, L (1, 7) OBP: 0.411, SLG: 0.439	G3		E6 FC6 2-3		E 1-3 1B		FC3-6 2-H 1B		1-H 3B	5	0	3	2	0	0	1
Rick Manning, L (1, 8) OBP: 0.326, SLG: 0.302	F5		FC6 1-2f		F9 1-2 3-H		FC3-6 FC6-4 1-2f			4	0	0	0	0	0	4
Toby Harrah, R (1, 5) OBP: 0.392, SLG: 0.437	F9			HR	F8		FC6-4 1-2f			4	1	1	1	0	0	2
Andre Thornton, R (1, 3) OBP: 0.346, SLG: 0.446		F9		HR	F8			G4-6-3 1B		4	1	2	1	0	0	1
Cliff Johnson, R (1, 10) OBP: 0.334, SLG: 0.463		5-3		K		G4-6-3 1B		G4-6-3 1-2f		4	0	1	0	0	1	1
Jim Norris, L (1, 9) OBP: 0.327, SLG: 0.355 Ron Pruitt, R (8, PH) OBP: 0.363, SLG: 0.359 Dell Alston, L (8, PR) OBP: 0.348, SLG: 0.397 (9, 9)		F9		1B 3B		G4-6-3 1-2f		BB		3 0 0	1 0 0	1 0 0	0 0 0	0 1 0	0 0 0	1 0 0
Gary Alexander, R (1, 2) OBP: 0.312, SLG: 0.401			6-3	G4-6-3 3-H 1B		K		F8		4	0	1	1	0	1	1
Duane Kuiper, L (1, 4) OBP: 0.315, SLG: 0.296			BB E SH1-4	G4-6-3 1-2f			SH1 1B		6-3	3	1	1	0	1	0	1
Tom Veryzer, R (1, 6) OBP: 0.280, SLG: 0.250			SH1-4 1-2		1B E 1B		SH1 1-2		3B 1B	2	2	2	0	0	0	0
Inning Stats	R: 0 E: 0 K: 0 S: 3 H: 0 LOB: 0 BB: 0 P: 3	R: 0 E: 0 K: 0 S: 3 H: 0 LOB: 0 BB: 0 P: 3	R: 0 E: 1 K: 0 S: 4 H: 0 LOB: 2 BB: 1 P: 8	R: 3 E: 0 K: 1 S: 8 H: 4 LOB: 0 BB: 0 P: 8	R: 1 E: 1 K: 0 S: 5 H: 2 LOB: 1 BB: 0 P: 5	R: 0 E: 0 K: 1 S: 5 H: 1 LOB: 0 BB: 0 P: 5	R: 1 E: 0 K: 0 S: 5 H: 2 LOB: 1 BB: 0 P: 5	R: 0 E: 0 K: 0 S: 3 H: 1 LOB: 1 BB: 1 P: 7	R: 1 E: 0 K: 0 S: 3 H: 2 LOB: 1 BB: 0 P: 3	1B: 8 2B: 0 3B: 2 HR: 2	SF: 0 SAC: 2 DP: 3 HBP: 0						

	AB	33
	R	6
	H	12
	RBI	5
	BB	2
	SO	2
	LOB	12

WP: 0 PB: 0 SB: 0 CS: 0 PA: 37

PITCHER		IP	WLS	BF	H	R	ER	SO	BB	IBB	HBP	BLK	WP	HR	S	P	ERA	WHIP
Catfish Hunter, R ERA: 5.31	(1, 1)	6.1		27	8	5	4	2	1	0	0	0	0	2	30	34	5.68	1.421
Don Hood, L ERA: 3.03	(7, 1)	2.0	L	10	4	1	1	0	1	0	0	0	0	0	9	13	4.50	2.500

PITCHER	IP	WLS	BF	H	R	ER	SO	BB	IBB	HBP	BLK	WP	HR	S	P	ERA	WHIP

Batter	1	2	3	4	5	6	7	8	9	AB	R	H	RBI	BB	SO	LOB
Bobby Murcer, L (1, 8) OBP: 0.345, SLG: 0.386	G3		F7			K		3-1		2	0	0	0	0	0	1
Bobby Brown, S (5, 8) OBP: 0.267, SLG: 0.268										2	0	0	0	0	1	1
Willie Randolph, R (1, 4) OBP: 0.376, SLG: 0.369	K			5-3		F8		F8		2	0	0	0	0	1	0
Brian Doyle, L (5, 4) OBP: 0.226, SLG: 0.214										2	0	0	0	0	0	1
Oscar Gamble, L (1, 7) OBP: 0.445, SLG: 0.548	K			4-3			HR	F8		3	1	1	1	0	1	0
Fred Stanley, R (7, 7) OBP: 0.250, SLG: 0.289										1	0	0	0	0	0	0
Reggie Jackson, L (1, 9) OBP: 0.377, SLG: 0.528		3-1		3-1			1B SF8 2B		1B	2	0	0	0	0	0	0
Juan Beniquez, R (5, 9) OBP: 0.288, SLG: 0.388										2	1	2	0	0	0	0
Chris Chambliss, L (1, 3) OBP: 0.318, SLG: 0.433		G3			4-3		2-3 BB 1B 1B		L8	2	0	0	0	0	0	0
Dennis Werth, R (5, 3) OBP: 0.333, SLG: 0.333										2	1	1	0	0	0	1
Graig Nettles, L (1, 5) OBP: 0.320, SLG: 0.395		F2			G3		3-H SF8		F8	2	0	0	0	0	0	0
Roy Staiger, R (5, 5)										1	0	0	1	0	0	1
Jim Spencer, L (1, 10) OBP: 0.363, SLG: 0.568			F8		F4	BBBB 1-2 1B BB			K	2	0	0	0	0	0	0
Jerry Narron, L (7, PH) OBP: 0.221, SLG: 0.272										1	0	0	0	1	1	1
Bruce Robinson, L (1, 2) OBP: 0.250, SLG: 0.250			F7			F8	1-3 2-H 1B			3	0	1	1	0	0	0
Bucky Dent, R (1, 6) OBP: 0.291, SLG: 0.290			BBBB BB			2B	5-3			0	0	0	0	1	0	0
Damaso Garcia, R (5, 6) OBP: 0.333, SLG: 0.667										2	0	1	0	0	0	1

Inning Stats	1	2	3	4	5	6	7	8	9
R	0	0	0	0	0	0	3	0	0
E	0	0	0	0	0	0	0	0	0
K	2	0	0	0	0	1	0	0	1
S	7	3	3	3	3	6	6	3	6
H	0	0	0	0	0	1	4	0	1
LOB	0	0	1	0	0	1	1	0	1
BB	0	0	0	0	0	0	1	0	0
P	7	3	7	3	3	6	10	3	6

		AB	31
1B:	3	R	3
2B:	2	H	6
3B:	0	RBI	3
HR:	1	BB	2
SF:	1	SO	4
SAC:	0	LOB	7
DP:	0		
HBP:	0		

WP: 0 PA: 34
PB: 0
SB: 0
CS: 0

PITCHER		IP	WLS	BF	H	R	ER	SO	BB	IBB	HBP	BLK	WP	HR	S	P	ERA	WHIP
Mike Paxton, R ERA: 5.72	(1, 1)	7.0	W	27	5	3	3	3	2	0	0	0	0	1	31	39	3.86	1.000
Sandy Wihtol, R ERA: 6.75	(8, 1)	1.0		3	0	0	0	0	0	0	0	0	0	0	3	3	0.00	0.000
Victor Cruz, R ERA: 4.36	(9, 1)	1.0		4	1	0	0	1	0	0	0	0	0	0	6	6	0.00	1.000

PITCHER	IP	WLS	BF	H	R	ER	SO	BB	IBB	HBP	BLK	WP	HR	S	P	ERA	WHIP

TOP

New York Yankees @ Cleveland Indians

Cleveland Municipal Stadium, Cleveland, OH

Tue Sep 18 1979, 7:05 PM EDT
Att. 8,908 - Unknown - 73 F

livebaseballscorecards.com

Batter	1	2	3	4	5	6	7	8	9	AB	R	H	RBI	BB	SO	LOB
Mike Hargrove, L (1, 7) OBP: 0.413, SLG: 0.440	E FC4-2 1B	BBB 1-2 FC4-6-3-5 BB		HR 1B		L3		1-2 1B		4	1	2	0	1	0	2
Dell Alston, L (7, 7) OBP: 0.358, SLG: 0.407				2-3 1B G3						1	0	1	0	0	0	0
Rick Manning, L (1, 8) OBP: 0.326, SLG: 0.301	FC4-2 CS 1-H	FC4-6-3-5 1-2 2-3		1-2 HR 1B 3-H	BBB BB HR BB	3-1		4-3		5	2	1	1	1	0	6
Toby Harrah, R (1, 6) OBP: 0.394, SLG: 0.450	1-2 HR		B1-3	1-H 2-H HR	BBB 1-2 HR BB		5-3			4	3	2	4	1	0	0
Andre Thornton, R (1, 3) OBP: 0.348, SLG: 0.448	BBB HR BB		BBB BB 1B BB	1B 2B	SSS K		SSS K			3	3	1	0	2	2	2
Wayne Cage, L (8, 3) OBP: 0.314, SLG: 0.326										0	0	0	0	0	0	0
Cliff Johnson, R (1, 10) OBP: 0.342, SLG: 0.487	1-H HR		BBB 1-2 1B BB	H 1-0 1B 1B HBP	1-H 2-H HR		SSS K			3	3	2	5	1	1	0
Ron Pruitt, R (1, 9) OBP: 0.370, SLG: 0.370	BBB BB		F7	SSS 1B 1-2 2-H SF9 1B	K			1B 2B		4	2	2	1	1	1	2
Gary Alexander, R (1, 2) OBP: 0.313, SLG: 0.401	1-3		1-3 2-H 1B	1-3 2-H 1B	F9			6-3		5	0	2	2	0	0	2
Ted Cox, R (1, 5) OBP: 0.269, SLG: 0.313		1-3		HR SF9 3-H		E6 5-3		K		4	1	1	2	0	1	1
Dave Rosello, R (1, 4) OBP: 0.359, SLG: 0.474		BBB FC4-6-3-5 BB BB		1B 2B K		1-2 5-3		2-H 1B 1B		4	1	2	1	1	1	2
Inning Stats	R: 3 E: 1 K: 0 S: 5 H: 3 LOB: 1 BB: 2 P: 13	R: 0 E: 0 K: 0 S: 2 H: 0 LOB: 1 BB: 2 P: 10	R: 1 E: 0 K: 0 S: 3 H: 1 LOB: 2 BB: 2 P: 11	R: 8 E: 0 K: 1 S: 13 H: 8 LOB: 1 BB: 0 P: 14	R: 3 E: 0 K: 2 S: 8 H: 1 LOB: 0 BB: 2 P: 16	R: 0 E: 1 K: 0 S: 4 H: 0 LOB: 1 BB: 0 P: 4	R: 0 E: 0 K: 2 S: 7 H: 0 LOB: 0 BB: 0 P: 7	R: 1 E: 0 K: 1 S: 8 H: 3 LOB: 2 BB: 0 P: 8		1B: 8 2B: 3 3B: 0 HR: 5	SF: 1 SAC: 0 DP: 1 HBP: 1					

PITCHER		IP	WLS	BF	H	R	ER	SO	BB	IBB	HBP	BLK	WP	HR	S	P	ERA	WHIP
Paul Mirabella, L ERA: 8.79	(1, 1)	0.2	L	6	3	3	3	0	2	0	0	0	0	2	4	12	40.50	7.500
Rick Anderson, R ERA: 3.86	(1, 1)	2.1		10	1	1	1	0	4	0	0	0	0	0	6	22	3.86	2.143
Bob Kammeyer, R ERA:	(4, 1)	0.0		8	7	8	8	0	0	0	1	0	0	2	7	8	∞	∞
Don Hood, L ERA: 3.24	(4, 1)	3.0		14	2	3	3	3	2	0	0	0	0	1	18	26	9.00	1.333
Jim Kaat, L ERA: 3.68	(7, 1)	2.0		9	3	1	1	3	0	0	0	0	0	0	15	15	4.50	1.500

PITCHER	IP	WLS	BF	H	R	ER	SO	BB	IBB	HBP	BLK	WP	HR	S	P	ERA	WHIP

BOTTOM

New York Yankees @ Cleveland Indians

Cleveland Municipal Stadium, Cleveland, OH

Tue Sep 18 1979, 7:05 PM EDT

Att. 8,908 - Unknown - 73 F

livebaseballscorecards.com

AB	37
R	16
H	16
RBI	16
BB	8
SO	6
LOB	17

WP: 0 PA: 47
PB: 0
SB: 0
CS: 1

New York Yankees @ Cleveland Indians

Cleveland Municipal Stadium, Cleveland, OH

Wed Sep 19 1979, 7:05 PM EDT

Att. 8,216 - Unknown - 58 F

livebaseballscorecards.com

TOP

Batter	1	2	3	4	5	6	7	8	9	AB	R	H	RBI	BB	SO	LOB
Bobby Murcer, L (1, 8) (8, 9) OBP: 0.347, SLG: 0.388	G3		FC1-6 1B		FC6-4 1B		BB IBB		F7	4	0	2	0	1	0	0
Willie Randolph, R (1, 4) OBP: 0.375, SLG: 0.367	6-3		FC1-6 1-2f		FC6-4 1-2f		1-2 2-3 3-H BB		K	4	0	0	1	1	1	2
Jim Spencer, L (1, 10) OBP: 0.359, SLG: 0.559	F8		F8			3-1	3-1			4	0	0	0	0	0	4
Reggie Jackson, L (1, 9) OBP: 0.376, SLG: 0.532 Bobby Brown, S (8, 8) OBP: 0.267, SLG: 0.268		HR		3-1		F4		G3		4 0	1 0	1 0	1 0	0 0	0 0	0 0
Chris Chambliss, L (1, 3) OBP: 0.318, SLG: 0.431		F7		L5		F8		4-1 BB		3	0	0	0	1	0	0
Graig Nettles, L (1, 5) OBP: 0.322, SLG: 0.395		F8		BB			SH1-3 BB BB 1B	4-1 1-2		3	1	1	0	1	0	1
Oscar Gamble, L (1, 7) OBP: 0.449, SLG: 0.545		BB		K			BB SH1-3 1-2 BB	IBB		1	0	0	0	3	1	1
Jerry Narron, L (1, 2) OBP: 0.216, SLG: 0.264		F7			F9		SH1-3 1-2 2-3	4-3		3	0	0	0	0	0	3
Bucky Dent, R (1, 6) OBP: 0.289, SLG: 0.287			F7		6-3		5-3		F9	4	0	0	0	0	0	2
Inning Stats	R: 0 E: 0 K: 0 S: 3 H: 0 LOB: 0 BB: 0 P: 3	R: 1 E: 0 K: 0 S: 4 H: 1 LOB: 1 BB: 1 P: 8	R: 0 E: 0 K: 0 S: 4 H: 1 LOB: 1 BB: 0 P: 4	R: 0 E: 0 K: 1 S: 5 H: 0 LOB: 1 BB: 1 P: 9	R: 0 E: 0 K: 0 S: 4 H: 1 LOB: 1 BB: 0 P: 4	R: 0 E: 0 K: 0 S: 3 H: 0 LOB: 0 BB: 0 P: 3	R: 1 E: 0 K: 0 S: 4 H: 1 LOB: 3 BB: 3 P: 16	R: 0 E: 0 K: 0 S: 3 H: 0 LOB: 2 BB: 2 P: 11	R: 0 E: 0 K: 1 S: 5 H: 0 LOB: 0 BB: 0 P: 5	1B: 3 2B: 0 3B: 0 HR: 1	SF: 0 SAC: 1 DP: 0 HBP: 0						

	AB	30
	R	2
	H	4
	RBI	2
	BB	7
	SO	2
	LOB	13

WP: 0 PB: 0 SB: 0 CS: 0 PA: 38

PITCHER	IP	WLS	BF	H	R	ER	SO	BB	IBB	HBP	BLK	WP	HR	S	P	ERA	WHIP
Rick Wise, R (1, 1) ERA: 3.57	9.0	L	38	4	2	2	2	5	2	0	0	0	1	35	63	2.00	1.000

PITCHER	IP	WLS	BF	H	R	ER	SO	BB	IBB	HBP	BLK	WP	HR	S	P	ERA	WHIP

New York Yankees @ Cleveland Indians

Cleveland Municipal Stadium, Cleveland, OH

Wed Sep 19 1979, 7:05 PM EDT

Att. 8,216 - Unknown - 58 F

livebaseballscorecards.com

BOTTOM

Batter	1	2	3	4	5	6	7	8	9	AB	R	H	RBI	BB	SO	LOB
Mike Hargrove, L (1, 7) OBP: 0.410, SLG: 0.436	K		4-3			G4-6-3 1-2f			K	4	0	0	0	0	2	1
Rick Manning, L (1, 8) OBP: 0.324, SLG: 0.299	K			1-3		4-3			4-3	4	0	0	0	0	1	0
Toby Harrah, R (1, 6) OBP: 0.393, SLG: 0.448	6-3			5-3			5-3		BB 1B	4	0	1	0	0	0	0
Andre Thornton, R (1, 3) OBP: 0.349, SLG: 0.449 Dell Alston, L (9, PR) OBP: 0.358, SLG: 0.407		G5-4-3 2B		F9			F9		1-2 BB	3 0	0 0	1 0	0 0	1 0	0 0	0 0
Cliff Johnson, R (1, 10) OBP: 0.341, SLG: 0.482		BB G5-4-3			6-3		K		6-3	3	0	0	0	1	1	2
Ron Pruitt, R (1, 9) OBP: 0.364, SLG: 0.362		G5-4-3 1-2f 2-3			6-3			6-3		3	0	0	0	0	0	2
Gary Alexander, R (1, 2) OBP: 0.310, SLG: 0.397		K			E6 WP			5-3		3	0	0	0	0	1	1
Duane Kuiper, L (1, 4) OBP: 0.313, SLG: 0.294 Dave Rosello, R (7, 4) OBP: 0.366, SLG: 0.481			6-3		K 1-2			1B		2 1	0 0	0 1	0 0	1 0	1 0	1 0
Ted Cox, R (1, 5) OBP: 0.270, SLG: 0.310			K			G4-6-3 BB		F8		2	0	0	0	1	1	1
Inning Stats	R: 0 E: 0 K: 2 S: 7 H: 0 LOB: 0 BB: 0 P: 7	R: 0 E: 0 K: 1 S: 5 H: 1 LOB: 1 BB: 1 P: 9	R: 0 E: 0 K: 1 S: 5 H: 0 LOB: 0 BB: 0 P: 5	R: 0 E: 0 K: 0 S: 3 H: 0 LOB: 0 BB: 0 P: 3	R: 0 E: 1 K: 1 S: 6 H: 0 LOB: 1 BB: 0 P: 6	R: 0 E: 0 K: 0 S: 2 H: 0 LOB: 0 BB: 1 P: 6	R: 0 E: 0 K: 1 S: 5 H: 0 LOB: 0 BB: 0 P: 5	R: 0 E: 0 K: 0 S: 4 H: 1 LOB: 1 BB: 0 P: 4	R: 0 E: 0 K: 1 S: 6 H: 1 LOB: 2 BB: 1 P: 10	1B: 2 2B: 1 3B: 0 HR: 0 SF: 0 SAC: 0 DP: 2 HBP: 0						

	AB	29
	R	0
	H	3
	RBI	0
	BB	3
	SO	7
	LOB	8

WP: 1 PA: 32
PB: 0
SB: 0
CS: 0

PITCHER		IP	WLS	BF	H	R	ER	SO	BB	IBB	HBP	BLK	WP	HR	S	P	ERA	WHIP
Tommy John, L ERA: 2.91	(1, 1)	8.2	W	30	3	0	0	7	2	0	0	0	1	0	42	50	0.00	0.577
Ron Davis, R ERA: 2.92	(9, 1)	0.1	S	2	0	0	0	0	1	0	0	0	0	0	1	5	0.00	3.000

PITCHER	IP	WLS	BF	H	R	ER	SO	BB	IBB	HBP	BLK	WP	HR	S	P	ERA	WHIP

Batter	1	2	3	4	5	6	7	8	9	AB	R	H	RBI	BB	SO	LOB
Mike Hargrove, L (1, 7) OBP: 0.410, SLG: 0.438	K		1B		K	WP, 1-H, 2-H, 3-H, 2B		F7		5	0	2	3	0	2	2
Rick Manning, L (1, 8) OBP: 0.324, SLG: 0.305	K		F2			HR K			1B	5	1	2	1	0	2	2
Toby Harrah, R (1, 5) OBP: 0.395, SLG: 0.451	1B		K			HR, 2B	FC4-6, BB		P4	4	1	2	0	1	1	2
Andre Thornton, R (1, 3) OBP: 0.347, SLG: 0.449 Wayne Cage, L (9, 3) OBP: 0.314, SLG: 0.326	F7			L4, 2B		F8	K		F9	5 0	0 0	1 0	0 0	0 0	1 0	4 0
Cliff Johnson, R (1, 10) OBP: 0.342, SLG: 0.502		HR		F6		2-H, HR	1-2f, FC4-6		F4	5	2	2	3	0	0	3
Ron Pruitt, R (1, 9) OBP: 0.357, SLG: 0.355 Jim Norris, L (6, 9) OBP: 0.326, SLG: 0.354		F7		2-3, L4		5-3	L8			3 1	0 0	0 0	0 0	0 0	0 0	1 1
Gary Alexander, R (1, 2) OBP: 0.310, SLG: 0.394		6-3			F9, SH1-3, BB	E5, 1B, 2B		K		3	1	0	0	1	1	0
Dave Rosello, R (1, 4) OBP: 0.365, SLG: 0.476		K			SH1-3 1-2	BB 1-3, 2B, 1B		6-3		3	1	1	0	0	1	0
Tom Veryzer, R (1, 6) OBP: 0.282, SLG: 0.251			F8		F9 2-3	1-2, 2B, BB		1B		3	1	1	0	1	0	1
Inning Stats	R: 0 E: 0 K: 2 S: 8 H: 1 LOB: 1 BB: 0 P: 8	R: 1 E: 0 K: 1 S: 6 H: 1 LOB: 0 BB: 0 P: 6	R: 0 E: 0 K: 1 S: 6 H: 1 LOB: 1 BB: 0 P: 6	R: 0 E: 0 K: 0 S: 3 H: 1 LOB: 0 BB: 0 P: 3	R: 0 E: 0 K: 1 S: 5 H: 0 LOB: 1 BB: 1 P: 9	R: 6 E: 1 K: 1 S: 11 H: 5 LOB: 1 BB: 1 P: 15	R: 0 E: 0 K: 1 S: 5 H: 0 LOB: 1 BB: 1 P: 9	R: 0 E: 0 K: 1 S: 6 H: 1 LOB: 1 BB: 0 P: 6	R: 0 E: 0 K: 0 S: 4 H: 1 LOB: 1 BB: 0 P: 4	1B: 5 2B: 4 3B: 0 HR: 3 SF: 0 SAC: 1 DP: 1 HBP: 0						

PITCHER		IP	WLS	BF	H	R	ER	SO	BB	IBB	HBP	BLK	WP	HR	S	P	ERA	WHIP
Scott McGregor, L ERA: 3.36	(1, 1)	5.2	L	25	7	5	5	5	1	0	0	0	0	3	34	38	7.94	1.412
Tim Stoddard, R ERA: 1.79	(6, 1)	2.1		12	3	2	1	3	2	0	0	0	1	0	16	24	3.86	2.143
John Flinn, R ERA:	(9, 1)	1.0		4	1	0	0	0	0	0	0	0	0	0	4	4	0.00	1.000

PITCHER	IP	WLS	BF	H	R	ER	SO	BB	IBB	HBP	BLK	WP	HR	S	P	ERA	WHIP

TOP

Cleveland Indians @ Baltimore Orioles

Memorial Stadium, Baltimore, MD

Sat Sep 22 1979, 7:05 PM EDT

Att. 29,470 - Unknown

livebaseballscorecards.com

AB	37
R	7
H	11
RBI	7
BB	3
SO	8
LOB	16

WP: 1 PB: 0 SB: 0 CS: 0 PA: 41

Batter	1	2	3	4	5	6	7	8	9	AB	R	H	RBI	BB	SO	LOB
Al Bumbry, L (1, 8) OBP: 0.340, SLG: 0.385	HR		1B		2B		F8		F6	5	1	3	1	0	0	1
Mark Belanger, R (1, 6) OBP: 0.281, SLG: 0.225	F7		F8		K		L8		BB	4	0	0	0	1	1	4
Ken Singleton, S (1, 9) OBP: 0.408, SLG: 0.544	4-3		K		1-3		1B BB		F9	3	0	0	0	1	1	3
Mark Corey, R (7, PR) (8, 9)										1	0	0	0	0	0	1
Eddie Murray, S (1, 3) OBP: 0.366, SLG: 0.475	1B			1B		FC5-4 1B	1-2 2-H 1B			4	0	4	1	0	0	0
Tom Chism, L (8, 3)										0	0	0	0	0	0	0
Gary Roenicke, R (1, 7) OBP: 0.381, SLG: 0.518	F9			K		FC5-4 1-2f	K			4	0	0	0	0	2	5
Doug DeCinces, R (1, 5) OBP: 0.316, SLG: 0.411		F7		K		F8		K		4	0	0	0	0	2	2
Lee May, R (1, 10) OBP: 0.293, SLG: 0.412		5-3		5-3		F8		K		4	0	0	0	0	1	2
Rich Dauer, R (1, 4) OBP: 0.299, SLG: 0.350		L7			6-3		2B 1B		F5	4	1	1	0	0	0	0
Rick Dempsey, R (1, 2) OBP: 0.307, SLG: 0.354			F2		2B 2B		1-H 1B 2B		F3	4	1	2	1	0	0	0
Inning Stats	R: 1 E: 0 K: 0 S: 5 H: 2 LOB: 1 BB: 0 P: 5	R: 0 E: 0 K: 0 S: 3 H: 0 LOB: 0 BB: 0 P: 3	R: 0 E: 0 K: 1 S: 6 H: 1 LOB: 1 BB: 0 P: 6	R: 0 E: 0 K: 2 S: 8 H: 1 LOB: 1 BB: 0 P: 8	R: 0 E: 0 K: 1 S: 7 H: 2 LOB: 2 BB: 0 P: 7	R: 0 E: 0 K: 0 S: 4 H: 1 LOB: 1 BB: 0 P: 4	R: 2 E: 0 K: 1 S: 8 H: 3 LOB: 2 BB: 1 P: 12	R: 0 E: 0 K: 2 S: 7 H: 0 LOB: 0 BB: 0 P: 7	R: 0 E: 0 K: 0 S: 3 H: 0 LOB: 1 BB: 1 P: 7	1B: 6 2B: 3 3B: 0 HR: 1 SF: 0 SAC: 0 DP: 0 HBP: 0				WP: 0 PB: 0 SB: 0 CS: 0	PA: 39	

PITCHER		IP	WLS	BF	H	R	ER	SO	BB	IBB	HBP	BLK	WP	HR	S	P	ERA	WHIP
Rick Waits, L ERA: 4.52	(1, 1)	6.2	W	29	9	3	3	4	0	0	0	0	0	1	37	37	4.05	1.350
Sid Monge, L ERA: 2.39	(7, 1)	2.1		10	1	0	0	3	2	0	0	0	0	0	14	22	0.00	1.286

PITCHER	IP	WLS	BF	H	R	ER	SO	BB	IBB	HBP	BLK	WP	HR	S	P	ERA	WHIP

BOTTOM

Cleveland Indians @ Baltimore Orioles

Memorial Stadium, Baltimore, MD

Sat Sep 22 1979, 7:05 PM EDT

Att. 29,470 - Unknown

livebaseballscorecards.com

AB	37
R	3
H	10
RBI	3
BB	2
SO	7
LOB	18

Batter	1	2	3	4	5	6	7	8	9	AB	R	H	RBI	BB	SO	LOB
Mike Hargrove, L (1, 7) OBP: 0.408, SLG: 0.437	3-1		F8 2-3	G3			HR 2B	4-3		5	1	1	0	0	0	5
Rick Manning, L (1, 8) OBP: 0.327, SLG: 0.307	1B		BB 1-2		1B S		F5		6-3	4	0	2	0	1	0	1
Toby Harrah, R (1, 5) OBP: 0.392, SLG: 0.446	K		F4		F8		5-3		5-3	5	0	0	0	0	1	6
Cliff Johnson, R (1, 10) OBP: 0.343, SLG: 0.509	F9		F4		BB G6-4-3 1-2		HR 2-H		K	4	1	1	2	1	1	4
Ron Hassey, L (1, 2) OBP: 0.338, SLG: 0.390		F5		1B FC5-4	G6-4-3 1-2f		G1			4	0	1	0	0	0	2
Wayne Cage, L (1, 3) OBP: 0.327, SLG: 0.360		F2		FC5-4 1-2		E4 FC4-6		2B 4-3		4	1	2	0	0	0	0
Jim Norris, L (1, 9) OBP: 0.323, SLG: 0.350		F8		FC5-4 S 1-2 2-3		FC4-6 S 1-2f		4-3 2-3		4	1	0	0	0	0	4
Dave Rosello, R (1, 4) OBP: 0.380, SLG: 0.494			F8 1B	BB 1B 1-2		K 1-2		2B 3-H		3	0	2	1	1	1	1
Tom Veryzer, R (1, 6) OBP: 0.284, SLG: 0.253			BB 1-2	1-2 2-H		K		L8		4	0	2	1	0	1	2
Inning Stats	R: 0 E: 0 K: 1 S: 6 H: 1 LOB: 1 BB: 0 P: 6	R: 0 E: 0 K: 0 S: 3 H: 0 LOB: 0 BB: 0 P: 3	R: 0 E: 0 K: 0 S: 5 H: 2 LOB: 3 BB: 1 P: 9	R: 1 E: 0 K: 0 S: 5 H: 3 LOB: 2 BB: 1 P: 9	R: 0 E: 0 K: 0 S: 3 H: 1 LOB: 1 BB: 1 P: 7	R: 0 E: 1 K: 2 S: 8 H: 0 LOB: 1 BB: 0 P: 8	R: 2 E: 0 K: 0 S: 5 H: 2 LOB: 0 BB: 0 P: 5	R: 1 E: 0 K: 0 S: 5 H: 2 LOB: 1 BB: 0 P: 5	R: 0 E: 0 K: 1 S: 5 H: 0 LOB: 0 BB: 0 P: 5	1B: 7 2B: 3 3B: 0 HR: 1 SF: 0 SAC: 0 DP: 2 HBP: 0						

PITCHER		IP	WLS	BF	H	R	ER	SO	BB	IBB	HBP	BLK	WP	HR	S	P	ERA	WHIP
Dennis Martinez, R ERA: 3.63	(1, 1)	8.0	L	37	11	4	4	3	3	0	0	0	0	1	40	52	4.50	1.750
Don Stanhouse, R ERA: 2.88	(9, 1)	1.0		3	0	0	0	1	0	0	0	0	0	0	5	5	0.00	0.000

PITCHER	IP	WLS	BF	H	R	ER	SO	BB	IBB	HBP	BLK	WP	HR	S	P	ERA	WHIP

TOP

Cleveland Indians @ Baltimore Orioles

Memorial Stadium, Baltimore, MD

Sun Sep 23 1979, 3:33 AM EDT

Unknown

livebaseballscorecards.com

AB	37
R	4
H	11
RBI	4
BB	3
SO	4
LOB	25

WP: 0	PA: 40		
PB: 0			
SB: 3			
CS: 0			

Cleveland Indians @ Baltimore Orioles

Memorial Stadium, Baltimore, MD

Sun Sep 23 1979, 3:33 AM EDT

Unknown

BOTTOM

Batter	1	2	3	4	5	6	7	8	9	AB	R	H	RBI	BB	SO	LOB
Al Bumbry, L (1, 8) OBP: 0.342, SLG: 0.386	S 1B		F8		S 1B 2-H		BB BBBB		6-3	4	0	2	1	1	0	1
Kiko Garcia, R (1, 6) OBP: 0.306, SLG: 0.370	K SSS 1-2		1-3		F8 1-2		BB BBBB 1-2 2-3			3	0	0	0	1	1	3
Ken Singleton, S (1, 9) OBP: 0.405, SLG: 0.540 Mark Corey, R (8, 9)	K SSS			F7	G3		6-3			4 0	0 0	0 0	0 0	0 0	1 0	5 0
Eddie Murray, S (1, 3) OBP: 0.367, SLG: 0.474	5-3			S HR 1B		F5		FC5-4 BB BBBB		3	1	1	0	1	0	1
John Lowenstein, L (1, 10) OBP: 0.357, SLG: 0.492 Benny Ayala, R (8, PH) OBP: 0.284, SLG: 0.494		F7		K SSS 1-2		F8		FC5-4 1-2f		3 1	0 0	0 0	0 0	0 0	1 0	1 1
Pat Kelly, L (1, 7) OBP: 0.363, SLG: 0.527 Gary Roenicke, R (8, 7) OBP: 0.380, SLG: 0.516		F9		HR 2-H		K SSS		K SSS		3 1	1 0	1 0	2 0	0 1	1 1	0 1
Doug DeCinces, R (1, 5) OBP: 0.313, SLG: 0.407	K SSS		K SSS				F9 SSS	K SSS		4	0	0	0	0	3	1
Rich Dauer, R (1, 4) OBP: 0.299, SLG: 0.349			4-3		SH3-4 1B 1B		F3		F9	4	1	1	0	0	0	0
Dave Skaggs, R (1, 2) OBP: 0.292, SLG: 0.265 Lee May, R (9, PH) OBP: 0.292, SLG: 0.411			1B		SH3-4 1-2		BB 2B		K SSS	2 1	0 0	2 0	0 0	0 0	0 1	0 0
Inning Stats	R: 0 H: 1 E: 0 LOB: 1 K: 2 BB: 0 S: 8 P: 8	R: 0 H: 0 E: 0 LOB: 0 K: 1 BB: 0 S: 5 P: 5	R: 0 H: 1 E: 0 LOB: 1 K: 0 BB: 0 S: 4 P: 4	R: 2 H: 2 E: 0 LOB: 0 K: 2 BB: 0 S: 9 P: 9	R: 1 H: 2 E: 0 LOB: 1 K: 0 BB: 0 S: 5 P: 5	R: 0 H: 0 E: 0 LOB: 0 K: 1 BB: 0 S: 5 P: 5	R: 0 H: 1 E: 0 LOB: 3 K: 0 BB: 2 S: 4 P: 12	R: 0 H: 0 E: 0 LOB: 1 K: 2 BB: 1 S: 7 P: 11	R: 0 H: 0 E: 0 LOB: 0 K: 1 BB: 0 S: 5 P: 5	1B: 5 SF: 0 2B: 1 SAC: 1 3B: 0 DP: 0 HR: 1 HBP: 0						

livebaseballscorecards.com

AB	33
R	3
H	7
RBI	3
BB	3
SO	9
LOB	14

WP: 0 PA: 37
PB: 0
SB: 3
CS: 0

PITCHER		IP	WLS	BF	H	R	ER	SO	BB	IBB	HBP	BLK	WP	HR	S	P	ERA	WHIP
Len Barker, R ERA: 4.47	(1, 1)	6.1		25	6	3	3	6	0	0	0	0	0	1	37	37	4.26	0.947
Victor Cruz, R ERA: 4.34	(7, 1)	0.1		4	1	0	0	0	2	0	0	0	0	0	2	10	0.00	9.000
Sid Monge, L ERA: 2.34	(7, 1)	2.1	W	8	0	0	0	3	1	0	0	0	0	0	13	17	0.00	0.429

PITCHER	IP	WLS	BF	H	R	ER	SO	BB	IBB	HBP	BLK	WP	HR	S	P	ERA	WHIP

Cleveland Indians @ Baltimore Orioles

Memorial Stadium, Baltimore, MD

Sun Sep 23 1979, 7:05 PM EDT

Att. 26,117 - Unknown

TOP

livebaseballscorecards.com

Batter	1	2	3	4	5	6	7	8	9	AB	R	H	RBI	BB	SO	LOB
Mike Hargrove, L (1, 3) OBP: 0.406, SLG: 0.434	F8		4-3		FC3-6 1-2f			BBB 4-0 CS BB		3	0	0	0	1	0	1
Rick Manning, L (1, 8) OBP: 0.324, SLG: 0.305	G3			1-3		5-3		F5		4	0	0	0	0	0	1
Toby Harrah, R (1, 5) OBP: 0.391, SLG: 0.444	BBB 4-0 BB			SSS 0-3 K		F7		SSS 0-3 K 1-2		3	0	0	0	1	2	1
Cliff Johnson, R (1, 10) OBP: 0.341, SLG: 0.503	F7			BBB 4-0 BB		F8			F6	3	0	0	0	1	0	1
Ron Pruitt, R (1, 9) OBP: 0.363, SLG: 0.364 Dell Alston, L (9, PH) OBP: 0.368, SLG: 0.407		5-3		BBB 4-0 1-2 BB			4-3 6-3 2B		BBB 4-0 BB	2 0	1 0	1 0	0 0	1 1	0 0	0 0
Gary Alexander, R (1, 2) OBP: 0.307, SLG: 0.389		SSS 0-3 K		4-3			4-3 2-3		SSS 0-3 K	4	0	0	0	0	2	4
Ted Cox, R (1, 7) OBP: 0.266, SLG: 0.305 Wayne Cage, L (9, PH) OBP: 0.321, SLG: 0.353	F7				L8		6-3 3-H		5-3	3 1	0 0	0 0	1 0	0 0	0 0	0 1
Dave Rosello, R (1, 4) OBP: 0.369, SLG: 0.477			SSS 0-3 K		F8		E5 FC6-4			3	0	0	0	0	1	0
Tom Veryzer, R (1, 6) OBP: 0.284, SLG: 0.253			F2		FC3-6 1B		FC6-4 1-2f			3	0	1	0	0	0	1

	AB	29
	R	1
	H	2
	RBI	1
	BB	5
	SO	5
	LOB	10

Inning Stats	1	2	3	4	5	6	7	8	9
	R: 0 E: 0 K: 0 S: 3	H: 0 LOB: 1 BB: 1 P: 7	R: 0 E: 0 K: 1 S: 5	H: 0 LOB: 0 BB: 0 P: 5	R: 0 E: 0 K: 1 S: 5	H: 0 LOB: 0 BB: 0 P: 5	R: 0 E: 0 K: 1 S: 5	H: 0 LOB: 2 BB: 2 P: 13	R: 0 E: 0 K: 0 S: 4	H: 1 LOB: 1 BB: 0 P: 4	R: 0 E: 0 K: 0 S: 3	H: 0 LOB: 0 BB: 0 P: 3	R: 1 E: 1 K: 0 S: 5	H: 1 LOB: 1 BB: 0 P: 5	R: 0 E: 0 K: 1 S: 4	H: 0 LOB: 1 BB: 1 P: 8	R: 0 E: 0 K: 1 S: 5	H: 0 LOB: 1 BB: 1 P: 9

	1B: 1	SF: 0	WP: 0	PA: 34
	2B: 2	SAC: 0	PB: 0	
	3B: 0	DP: 1	SB: 0	
	HR: 0	HBP: 0	CS: 1	

PITCHER		IP	WLS	BF	H	R	ER	SO	BB	IBB	HBP	BLK	WP	HR	S	P	ERA	WHIP
Mike Flanagan, L ERA: 3.06	(1, 1)	8.0	W	30	2	1	1	4	4	0	0	0	0	0	34	50	1.12	0.750
Don Stanhouse, R ERA: 2.84	(9, 1)	1.0	S	4	0	0	0	1	1	0	0	0	0	0	5	9	0.00	1.000

PITCHER		IP	WLS	BF	H	R	ER	SO	BB	IBB	HBP	BLK	WP	HR	S	P	ERA	WHIP

Cleveland Indians @ Baltimore Orioles

Memorial Stadium, Baltimore, MD

Sun Sep 23 1979, 7:05 PM EDT

Att. 26,117 - Unknown

BOTTOM

livebaseballscorecards.com

Batter	1	2	3	4	5	6	7	8	9	AB	R	H	RBI	BB	SO	LOB
Al Bumbry, L (1, 8) OBP: 0.343, SLG: 0.386	BBBB 4-0 1B S FC5-2-5-1 BB	x 0-0 1-2 3-H 1B		x 0-0 ③ F8		x 0-0 ② 4-3 1-2 2-3				3	0	1	1	1	0	2
Mark Belanger, R (1, 6) OBP: 0.276, SLG: 0.221	x 0-0 ① F8	x 0-0 ③ F3			x 0-0 ① F7	SSS 0-3 ③ K				4	0	0	0	0	1	5
Ken Singleton, S (1, 9) OBP: 0.407, SLG: 0.542 Mark Corey, R (6, 9)	x 0-0 FC5-2-5-1 1-3 1B		x 0-0 1B SF7 2B		x 0-0 ② F6		x 0-0 ① F9			3 1	1 0	2 0	0 0	0 0	0 0	0 0
Eddie Murray, S (1, 3) OBP: 0.369, SLG: 0.477 Tom Chism, L (6, 3)	x 0-0 ② FC5-2-5-1 1-2 3-H		x 0-0 2-3 1B		x 0-0 2B		x 0-0 ② 3-1			3 1	0 0	2 0	0 0	0 0	0 0	2 0
Gary Roenicke, R (1, 7) OBP: 0.377, SLG: 0.511	x 0-0 ③ F7		x 0-0 ① F5		SSS 0-3 ③ K		x 0-0 ③ F8			4	0	0	0	0	1	5
Lee May, R (1, 10) OBP: 0.294, SLG: 0.413		x 0-0 1B 1B 1B	x 0-0 ② SF7 3-H			x 0-0 SH1-4 BB 1B 1B		SSS 0-3 ① K		3	2	2	1	0	1	0
Billy Smith, S (1, 4) OBP: 0.299, SLG: 0.380 Rich Dauer, R (9, 4) OBP: 0.299, SLG: 0.349		x 0-0 ① F3	x 0-0 ③ F9			BBBB 4-0 4-3 SH1-4 1-2 BB		x 0-0 ② 3-1		3 0	0 0	0 0	0 0	1 0	0 0	2 0
Wayne Krenchicki, L (1, 5) OBP: 0.167, SLG: 0.222		x 0-0 ② F9		x 0-0 ① F9		x 0-0 ① SH1-4 1-2 2-3		x 0-0 1B		3	0	1	0	0	0	1
Rick Dempsey, R (1, 2) OBP: 0.309, SLG: 0.356		x 0-0 1B 1-3 1B		x 0-0 ② F6		x 0-0 4-3 3-H 1B		x 0-0 ③ L8		4	0	2	1	0	0	1
Inning Stats	R: 0 E: 0 K: 0 S: 4 H: 1 LOB: 2 BB: 1 P: 8	R: 1 E: 0 K: 0 S: 6 H: 3 LOB: 2 BB: 0 P: 6	R: 1 E: 0 K: 0 S: 5 H: 2 LOB: 1 BB: 0 P: 5	R: 0 E: 0 K: 0 S: 3 H: 0 LOB: 0 BB: 0 P: 3	R: 0 E: 0 K: 1 S: 6 H: 1 LOB: 1 BB: 0 P: 6	R: 1 E: 0 K: 1 S: 7 H: 2 LOB: 2 BB: 1 P: 11	R: 0 E: 0 K: 0 S: 3 H: 0 LOB: 0 BB: 0 P: 3	R: 0 E: 0 K: 1 S: 6 H: 1 LOB: 1 BB: 0 P: 6		1B: 8 2B: 2 3B: 0 HR: 0	SF: 1 SAC: 1 DP: 0 HBP: 0					

PITCHER	IP	WLS	BF	H	R	ER	SO	BB	IBB	HBP	BLK	WP	HR	S	P	ERA	WHIP
Dan Spillner, R (1, 1) ERA: 4.82	8.0	L	36	10	3	3	3	2	0	0	0	0	0	40	48	3.38	1.500

PITCHER	IP	WLS	BF	H	R	ER	SO	BB	IBB	HBP	BLK	WP	HR	S	P	ERA	WHIP

AB	32
R	3
H	10
RBI	3
BB	2
SO	3
LOB	18

WP: 0 PB: 0 SB: 1 CS: 0 PA: 36

Batter	1	2	3	4	5	6	7	8	9	AB	R	H	RBI	BB	SO	LOB
Mike Hargrove, L (1, 7) (6, 3) OBP: 0.410, SLG: 0.440	BBBB 4-0 SH1 E SF7 BB		BBBB 4-0 HR BB		x 0-0 1B 2B		x 0-0 PB 2B	x 0-0 ③ F8		3	3	2	0	2	0	1
Rick Manning, L (1, 8) OBP: 0.323, SLG: 0.304	x 0-0 E6 SH1 1-2		x 0-0 ① F7		x 0-0 FC5-4 1B 2-H		x 0-0 ① 6-3 2-3		SSS 0-3 ① K	5	0	1	1	0	1	3
Bobby Bonds, R (1, 9) OBP: 0.372, SLG: 0.469	x 0-0 ① SH1 1-2 2-3		x 0-0 1-H HR		x 0-0 ② FC5-4 1-2f		BBBB 4-0 S BB		SSS 0-3 ② K	3	1	1	2	1	1	1
Toby Harrah, R (1, 5) (8, 6) OBP: 0.389, SLG: 0.444	x 0-0 ② SF7 3-H		SSS 0-3 ② K		x 0-0 ③ F9		x 0-0 ② F3 1-2		x 0-0 2B	4	0	1	1	0	1	3
Cliff Johnson, R (1, 10) OBP: 0.342, SLG: 0.500	x 0-0 ③ F4		x 0-0 ③ F8			x 0-0 SH5-4 BB SF8 1B	4-0 IBB		x 0-0 ③ 4-3	4	1	1	0	1	0	2
Ron Hassey, L (1, 2) OBP: 0.339, SLG: 0.388		BBBB 4-0 5-3 BB		x 0-0 ① F8		BBBB 4-0 SH5-4 1-2 BB	SSS 0-3 ③ K			1	0	0	0	1	0	0
Gary Alexander, R (6, PH) (6, 2) OBP: 0.308, SLG: 0.389										0	0	0	0	1	0	0
Jim Norris, L (7, PH) OBP: 0.322, SLG: 0.349										1	0	0	0	0	1	3
Bo Diaz, R (7, 2) OBP: 0.226, SLG: 0.241										0	0	0	0	0	0	0
Wayne Cage, L (1, 3) OBP: 0.310, SLG: 0.340		SSS 0-3 ① K		x 0-0 ② F8		x 0-0 ① SH5-4 1-2 2-3		x 0-0 ① 6-3		2	0	0	0	0	1	1
Ron Pruitt, R (6, PH) (6, 7) OBP: 0.360, SLG: 0.361										1	0	0	0	0	0	0
Dave Rosello, R (1, 4) OBP: 0.355, SLG: 0.462		x 0-0 ② 5-3 1-2		x 0-0 ③ F9		x 0-0 ② SF8 3-H		x 0-0 ② F3		3	0	0	1	0	0	1
Tom Veryzer, R (1, 6) OBP: 0.282, SLG: 0.252		x 0-0 ③ F7			x 0-0 ① F3	x 0-0 ③ 4-3		BBBB 4-0 BB		3	0	0	0	0	0	2
Dell Alston, L (8, PH) OBP: 0.377, SLG: 0.407										0	0	0	0	1	0	0
Ted Cox, R (8, 5) OBP: 0.266, SLG: 0.305										0	0	0	0	0	0	0
Inning Stats	R: 1 E: 1 K: 0 S: 4 H: 0 LOB: 1 BB: 1 P: 8	R: 0 E: 0 K: 1 S: 5 H: 0 LOB: 1 BB: 1 P: 9	R: 2 E: 0 K: 1 S: 6 H: 1 LOB: 0 BB: 1 P: 10	R: 0 E: 0 K: 0 S: 3 H: 0 LOB: 0 BB: 0 P: 3	R: 1 E: 0 K: 0 S: 5 H: 2 LOB: 1 BB: 0 P: 5	R: 1 E: 0 K: 0 S: 4 H: 1 LOB: 1 BB: 1 P: 8	R: 0 E: 0 K: 1 S: 6 H: 1 LOB: 3 BB: 2 P: 14	R: 0 E: 0 K: 0 S: 3 H: 0 LOB: 1 BB: 1 P: 7	R: 0 E: 0 K: 2 S: 8 H: 1 LOB: 1 BB: 0 P: 8	1B: 2 2B: 3 3B: 0 HR: 1	SF: 2 SAC: 2 DP: 0 HBP: 0						

PITCHER		IP	WLS	BF	H	R	ER	SO	BB	IBB	HBP	BLK	WP	HR	S	P	ERA	WHIP
Jim Beattie, R ERA: 5.21	(1, 1)	5.0		23	4	5	4	2	3	0	0	0	0	1	24	36	7.20	1.400
Don Hood, L ERA: 3.24	(6, 1)	0.0		0	0	0	0	0	0	0	0	0	0	0	0	0	∞	∞
Ron Davis, R ERA: 2.82	(6, 1)	2.2	W	12	1	0	0	1	2	1	0	0	0	0	11	23	0.00	1.125
Rich Gossage, R ERA: 2.77	(8, 1)	1.1	S	5	1	0	0	2	0	0	0	0	0	0	9	9	0.00	0.750

PITCHER	IP	WLS	BF	H	R	ER	SO	BB	IBB	HBP	BLK	WP	HR	S	P	ERA	WHIP

TOP

Cleveland Indians @ New York Yankees

Yankee Stadium, Bronx, NY

Tue Sep 25 1979, 7:05 PM EDT
Att. 15,699 - Unknown - 63 F

livebaseballscorecards.com

AB	30
R	5
H	6
RBI	5
BB	7
SO	5
LOB	17

1B: 2	SF: 2	WP: 0	PA: 41
2B: 3	SAC: 2	PB: 1	
3B: 0	DP: 0	SB: 1	
HR: 1	HBP: 0	CS: 0	

BOTTOM

Cleveland Indians @ New York Yankees

Yankee Stadium, Bronx, NY

Tue Sep 25 1979, 7:05 PM EDT

Att. 15,699 - Unknown - 63 F

livebaseballscorecards.com

Batter	1	2	3	4	5	6	7	8	9	AB	R	H	RBI	BB	SO	LOB
Bobby Murcer, L (1, 8) (8, 7) OBP: 0.347, SLG: 0.382	F3		F3	6-3 1-2 2-3			F8			4	0	0	0	0	0	2
Willie Randolph, R (1, 4) OBP: 0.373, SLG: 0.366	1-3			HR 1B	1-3		SF9 3B			4	1	2	0	0	0	0
Oscar Gamble, L (1, 7) OBP: 0.450, SLG: 0.583 Lou Piniella, R (7, PH) (8, 9) OBP: 0.322, SLG: 0.429	K			HR 1-2	3-1		SF9 3-H			3 0	1 0	1 0	1 1	0 0	1 0	0 0
Reggie Jackson, L (1, 9) OBP: 0.378, SLG: 0.535 Juan Beniquez, R (8, 8) OBP: 0.288, SLG: 0.388		G3		F8	F7		F9			4 0	0 0	0 0	0 0	0 0	0 0	0 0
Chris Chambliss, L (1, 3) OBP: 0.320, SLG: 0.430		G4-6-3 1B		2B PB BB		3-1		4-3		3	1	1	0	1	0	0
Graig Nettles, L (1, 5) OBP: 0.322, SLG: 0.396 Fred Stanley, R (4, PR) (5, 5) OBP: 0.242, SLG: 0.280		G4-6-3 1-2f		PB 1B 1-3 2B		K		F8		2 2	0 1	1 0	0 0	0 0	0 1	1 0
Jim Spencer, L (1, 10) OBP: 0.358, SLG: 0.554			HR	PB 1B IBB		1B 1B BB		F9		2	3	1	1	2	0	0
Jerry Narron, L (1, 2) OBP: 0.225, SLG: 0.311			4-3	K WP 1B 1-2 2-3 3-H		1B 1-2 1B				3	0	1	0	0	1	2
Damaso Garcia, R (1, 6) OBP: 0.333, SLG: 0.389			1-3	WP 1-2 2-H 3-H 1B		1-3 2-H 1B				3	0	2	3	0	0	0

	AB	30
	R	7
	H	9
	RBI	6
	BB	3
	SO	3
	LOB	5

Inning Stats	1	2	3	4	5	6	7	8	9
	R: 0 E: 0 K: 1 S: 5	H: 0 LOB: 0 BB: 0 P: 5	R: 0 E: 0 K: 0 S: 3	H: 1 LOB: 0 BB: 0 P: 3	R: 1 E: 0 K: 0 S: 4	H: 1 LOB: 0 BB: 0 P: 4	R: 4 E: 0 K: 1 S: 9	H: 4 LOB: 2 BB: 2 P: 17	R: 0 E: 0 K: 0 S: 3	H: 0 LOB: 0 BB: 0 P: 3
	R: 1 E: 0 K: 1 S: 6	H: 2 LOB: 2 BB: 1 P: 10	R: 1 E: 0 K: 0 S: 4	H: 1 LOB: 0 BB: 0 P: 4	R: 0 E: 0 K: 0 S: 3	H: 0 LOB: 0 BB: 0 P: 3				

	1B: 5	SF: 1
	2B: 1	SAC: 0
	3B: 1	DP: 1
	HR: 2	HBP: 0

	WP: 1	PA: 34
	PB: 1	
	SB: 0	
	CS: 0	

PITCHER		IP	WLS	BF	H	R	ER	SO	BB	IBB	HBP	BLK	WP	HR	S	P	ERA	WHIP
Rick Wise, R ERA: 3.63	(1, 1)	6.1	L	29	9	7	4	3	2	1	0	0	1	2	32	44	5.68	1.737
Sid Monge, L ERA: 2.31	(7, 1)	1.2		5	0	0	0	0	0	0	0	0	0	0	5	5	0.00	0.000

PITCHER	IP	WLS	BF	H	R	ER	SO	BB	IBB	HBP	BLK	WP	HR	S	P	ERA	WHIP

Batter	1	2	3	4	5	6	7	8	9	AB	R	H	RBI	BB	SO	LOB
Mike Hargrove, L (1, 3) OBP: 0.408, SLG: 0.436	S S S 0-3 ① K		x 0-0 ① 4-3		S S S 0-3 ① K		B B B 4-0 BB		x 0-0 ② G3	4	0	0	0	1	2	1
Rick Manning, L (1, 8) OBP: 0.321, SLG: 0.301	x 0-0 ② 4-3		x 0-0 ② 6-3		S S S 0-3 ② K		x 0-0 ③ 4-3		x 0-0 ③ 3-1	5	0	0	0	0	1	2
Bobby Bonds, R (1, 9) OBP: 0.371, SLG: 0.467	B B B 4-0 CS BB		x 0-0 E5		x 0-0 ③ FC6-4 1-2f			S S S 0-3 ① K		3	0	0	0	1	1	1
Toby Harrah, R (1, 5) OBP: 0.387, SLG: 0.441	0-0 ③ CS 1-2	x 0-0 E5 1B 1B	x 0-0 5-3			x 0-0 ① G3		x 0-0 ② F7		4	1	0	0	0	0	1
Cliff Johnson, R (1, 10) OBP: 0.347, SLG: 0.505		x 0-0 1B 1-2 1B		S S S 0-3 ① K		B B B 4-0 E BB		x 0-0 HR 2B		3	1	2	0	1	1	0
Ron Pruitt, R (1, 7) OBP: 0.358, SLG: 0.377		S S S 0-3 ① K		S S S 0-3 ② K2-3		x 0-0 E5 F7 1-2		x 0-0 2-H HR		4	1	1	2	0	2	3
Gary Alexander, R (1, 2) OBP: 0.313, SLG: 0.393		x 0-0 1-2 2-H 1B		x 0-0 FC6-4 1B		x 0-0 ② ③ F7 1-2		x 0-0 1B		4	0	3	1	0	0	2
Dave Rosello, R (1, 4) OBP: 0.342, SLG: 0.442		S S S 0-3 ② K		x 0-0 ③ FC6-4 1-2f			S S S 0-3 ① K	x 0-0 ③ F6		4	0	0	0	0	2	4
Tom Veryzer, R (1, 6) OBP: 0.282, SLG: 0.252 Ted Cox, R (9, PH) OBP: 0.265, SLG: 0.303		S S S 0-3 ③ K			x 0-0 FC6-4 1B		x 0-0 ② F8		S S S 0-3 ① K	3 1	0 0	1 0	0 0	0 0	1 1	2 0
Inning Stats	R: 0 H: 0 E: 0 LOB: 0 K: 1 BB: 1 S: 4 P: 8	R: 1 H: 2 E: 1 LOB: 2 K: 3 BB: 0 S: 12 P: 12	R: 0 H: 0 E: 1 LOB: 1 K: 0 BB: 0 S: 4 P: 4	R: 0 H: 1 E: 0 LOB: 1 K: 2 BB: 0 S: 8 P: 8	R: 0 H: 1 E: 0 LOB: 1 K: 2 BB: 0 S: 8 P: 8	R: 0 H: 0 E: 1 LOB: 1 K: 0 BB: 1 S: 3 P: 7	R: 0 H: 0 E: 0 LOB: 1 K: 1 BB: 1 S: 5 P: 9	R: 2 H: 3 E: 0 LOB: 1 K: 1 BB: 0 S: 8 P: 8	R: 0 H: 0 E: 0 LOB: 0 K: 1 BB: 0 S: 5 P: 5	1B: 5 2B: 1 3B: 0 HR: 1	SF: 0 SAC: 0 DP: 0 HBP: 0					

PITCHER	IP	WLS	BF	H	R	ER	SO	BB	IBB	HBP	BLK	WP	HR	S	P	ERA	WHIP
Ron Guidry, L (1, 1) ERA: 2.82	9.0	W	38	7	3	2	11	3	0	0	0	0	1	57	69	2.00	1.111

PITCHER	IP	WLS	BF	H	R	ER	SO	BB	IBB	HBP	BLK	WP	HR	S	P	ERA	WHIP

TOP

Cleveland Indians @ New York Yankees

Yankee Stadium, Bronx, NY

Wed Sep 26 1979, 7:05 PM EDT
Att. 16,354 - Unknown - 73 F

livebaseballscorecards.com

AB	35
R	3
H	7
RBI	3
BB	3
SO	11
LOB	16

Batter	1	2	3	4	5	6	7	8	9	AB	R	H	RBI	BB	SO	LOB
Bobby Murcer, L (1, 9) OBP: 0.346, SLG: 0.381	3-1		1B 2B 1B 1-2	4-3		4-3				4	1	1	0	0	0	2
Willie Randolph, R (1, 4) OBP: 0.373, SLG: 0.367	K		2B 1B 1-2 2-H		HR 1B		1-3			4	2	2	1	0	1	0
Oscar Gamble, L (1, 7) OBP: 0.450, SLG: 0.597	F7		2B 1-H 2-H		HR 1-H		F6			4	1	2	4	0	0	0
Chris Chambliss, L (1, 3) OBP: 0.320, SLG: 0.430		F8	3-1		2B 1-3		F9			4	0	1	0	0	0	1
Jim Spencer, L (1, 10) OBP: 0.357, SLG: 0.549		G3		1B 1B 1B	K			F3		4	1	1	0	0	1	1
Bobby Brown, S (1, 8) OBP: 0.256, SLG: 0.282		K		F8	1-3 2-3			F3		4	0	0	0	0	1	2
Damaso Garcia, R (1, 6) OBP: 0.318, SLG: 0.364			4-3	1B 1-2 1B	6-3			F8		4	0	1	0	0	0	1
Fred Stanley, R (1, 5) OBP: 0.245, SLG: 0.281			1B 1B 1B	F9		6-3				3	1	1	0	0	0	2
Brad Gulden, L (1, 2) OBP: 0.235, SLG: 0.191			F8	1-3 2-H 1B		1-3				3	0	1	1	0	0	1
Inning Stats	R: 0 E: 0 K: 1 S: 5 H: 0 LOB: 0 BB: 0 P: 5	R: 0 E: 0 K: 1 S: 5 H: 0 LOB: 0 BB: 0 P: 5	R: 3 E: 0 K: 0 S: 7 H: 4 LOB: 1 BB: 0 P: 7	R: 1 E: 0 K: 0 S: 6 H: 3 LOB: 2 BB: 0 P: 6	R: 2 E: 0 K: 1 S: 8 H: 3 LOB: 1 BB: 0 P: 8	R: 0 E: 0 K: 0 S: 3 H: 0 LOB: 0 BB: 0 P: 3	R: 0 E: 0 K: 0 S: 3 H: 0 LOB: 0 BB: 0 P: 3	R: 0 E: 0 K: 0 S: 3 H: 0 LOB: 0 BB: 0 P: 3								

PITCHER		IP	WLS	BF	H	R	ER	SO	BB	IBB	HBP	BLK	WP	HR	S	P	ERA	WHIP
Mike Paxton, R ERA: 5.92	(1, 1)	4.0	L	21	9	6	6	2	0	0	0	0	0	1	25	25	13.50	2.250
Sandy Wihtol, R ERA: 4.91	(5, 1)	2.0		7	1	0	0	1	0	0	0	0	0	0	9	9	0.00	0.500
Larry Andersen, R ERA: 7.36	(7, 1)	1.0		3	0	0	0	0	0	0	0	0	0	0	3	3	0.00	0.000
Victor Cruz, R ERA: 4.29	(8, 1)	1.0		3	0	0	0	0	0	0	0	0	0	0	3	3	0.00	0.000

PITCHER	IP	WLS	BF	H	R	ER	SO	BB	IBB	HBP	BLK	WP	HR	S	P	ERA	WHIP

BOTTOM

Cleveland Indians @ New York Yankees

Yankee Stadium, Bronx, NY

Wed Sep 26 1979, 7:05 PM EDT
Att. 16,354 - Unknown - 73 F

livebaseballscorecards.com

AB	34
R	6
H	10
RBI	6
BB	0
SO	3
LOB	10

1B: 7	SF: 0	WP: 0	PA: 34
2B: 2	SAC: 0	PB: 0	
3B: 0	DP: 0	SB: 0	
HR: 1	HBP: 0	CS: 0	

Batter	1	2	3	4	5	6	7	8	9	AB	R	H	RBI	BB	SO	LOB
Mike Hargrove, L (1, 3) OBP: 0.405, SLG: 0.432	F8		F8		K			K		4	0	0	0	0	2	0
Rick Manning, L (1, 8) OBP: 0.320, SLG: 0.300	S 1B		K			4-3		F6		4	0	1	0	0	1	0
Bobby Bonds, R (1, 9) OBP: 0.370, SLG: 0.464	K 1-2			5-3		5-3 BB		K		3	0	0	0	1	2	1
Toby Harrah, R (1, 5) OBP: 0.386, SLG: 0.440 Ted Cox, R (6, 5) OBP: 0.268, SLG: 0.307	F8			BB SF9-5 BB 1B		5-3 1-2			2B 1B	3 1	1 1	1 1	0 0	0 0	0 0	2 0
Cliff Johnson, R (1, 10) OBP: 0.349, SLG: 0.507		K		SF9-5 BB 1-2 BB		G3			1-H 2B	3	0	1	1	1	1	1
Ron Pruitt, R (1, 7) OBP: 0.358, SLG: 0.373 Dell Alston, L (9, PH) OBP: 0.386, SLG: 0.407 (9, 7)		F7		1-2 2-3 BB			E5		S BB	2 0	0 0	0 0	0 0	1 1	0 0	0 0
Gary Alexander, R (1, 2) OBP: 0.312, SLG: 0.393	1B		SF9-5 2-3 3-H				K		K 1-2	3	0	1	1	0	2	2
Dave Rosello, R (1, 4) OBP: 0.339, SLG: 0.434	F8				L1-3 1B		K		F2	4	0	1	0	0	1	3
Tom Veryzer, R (1, 6) OBP: 0.281, SLG: 0.251			4-3		L1-3 1-2		5-3			3	0	0	0	0	0	2
Inning Stats	R: 0 E: 0 K: 1 S: 6 H: 1 LOB: 1 BB: 0 P: 6	R: 0 E: 0 K: 1 S: 6 H: 1 LOB: 1 BB: 0 P: 6	R: 0 E: 0 K: 1 S: 5 H: 0 LOB: 0 BB: 0 P: 5	R: 1 E: 0 K: 0 S: 3 H: 1 LOB: 1 BB: 2 P: 11	R: 0 E: 0 K: 1 S: 5 H: 1 LOB: 0 BB: 0 P: 5	R: 0 E: 0 K: 0 S: 3 H: 0 LOB: 1 BB: 1 P: 7	R: 0 E: 1 K: 2 S: 8 H: 0 LOB: 1 BB: 0 P: 8	R: 0 E: 0 K: 2 S: 7 H: 0 LOB: 0 BB: 0 P: 7	R: 1 E: 0 K: 1 S: 6 H: 2 LOB: 1 BB: 1 P: 10	1B: 5 2B: 3 3B: 0 HR: 0	SF: 1 SAC: 0 DP: 2 HBP: 0					

TOP

Cleveland Indians @ New York Yankees

Yankee Stadium, Bronx, NY

Thu Sep 27 1979, 7:05 PM EDT

Att. 12,111 - Unknown

livebaseballscorecards.com

AB	30
R	2
H	6
RBI	2
BB	4
SO	9
LOB	11

PITCHER		IP	WLS	BF	H	R	ER	SO	BB	IBB	HBP	BLK	WP	HR	S	P	ERA	WHIP
Dave Righetti, L ERA: 3.63	(1, 1)	5.1		21	4	1	1	4	3	0	0	0	0	0	26	38	1.69	1.312
Ron Davis, R ERA: 2.84	(6, 1)	2.2		10	1	1	1	4	0	0	0	0	0	0	18	18	3.38	0.375
Rich Gossage, R ERA: 2.72	(9, 1)	1.0	W	4	1	0	0	1	1	0	0	0	0	0	5	9	0.00	2.000

PITCHER		IP	WLS	BF	H	R	ER	SO	BB	IBB	HBP	BLK	WP	HR	S	P	ERA	WHIP

Batter	1	2	3	4	5	6	7	8	9	AB	R	H	RBI	BB	SO	LOB
Willie Randolph, R (1, 4) OBP: 0.371, SLG: 0.365	F3		F9		F8			6-3		4	0	0	0	0	0	0
Bobby Murcer, L (1, 7) OBP: 0.347, SLG: 0.381	G6-4-3 1B		BBBB BB		F9			F8		3	0	1	0	1	0	0
Lou Piniella, R (1, 9) OBP: 0.320, SLG: 0.425	G6-4-3 1-2f		4-3			F8		1-3		4	0	0	0	0	0	2
George Scott, R (1, 10) OBP: 0.317, SLG: 0.387 Bobby Brown, S (9, PR) OBP: 0.256, SLG: 0.282		1-3		6-3		F4			BB BB SF7 1B	4 0	0 1	1 0	0 0	0 0	0 0	0 0
Chris Chambliss, L (1, 3) OBP: 0.322, SLG: 0.438		1B 1B		HR		1B			F9	4	1	3	1	0	0	1
Damaso Garcia, R (1, 6) OBP: 0.280, SLG: 0.320 Reggie Jackson, L (9, PH) OBP: 0.379, SLG: 0.535	F9		SSS K		F8				BBBB BB 1-2 HR BB	3 0	0 1	0 0	0 0	0 1	1 0	2 0
Juan Beniquez, R (1, 8) OBP: 0.299, SLG: 0.394	FC6-4 1-2 1B			1B			SSS K		BBBB HR 1-2 2-3 BB	3	1	2	0	1	1	0
Fred Stanley, R (1, 5) OBP: 0.238, SLG: 0.273 Roy White, S (9, PH) OBP: 0.290, SLG: 0.288	FC6-4 1-2f		SSS K				L1		SF7 3-H	3 0	0 0	0 0	0 1	0 0	1 0	3 0
Bruce Robinson, L (1, 2) OBP: 0.111, SLG: 0.111 Oscar Gamble, L (9, PH) OBP: 0.452, SLG: 0.610		4-3		4-3			F9		1-H 2-H HR	3 1	0 1	0 1	0 3	0 0	0 0	0 0
Inning Stats	R: 0 H: 1 E: 0 LOB: 0 K: 0 BB: 0 S: 3 P: 3	R: 0 H: 2 E: 0 LOB: 2 K: 0 BB: 0 S: 5 P: 5	R: 0 H: 0 E: 0 LOB: 1 K: 0 BB: 1 S: 3 P: 7	R: 1 H: 2 E: 0 LOB: 1 K: 2 BB: 0 S: 9 P: 9	R: 0 H: 0 E: 0 LOB: 0 K: 0 BB: 0 S: 3 P: 3	R: 0 H: 1 E: 0 LOB: 1 K: 0 BB: 0 S: 4 P: 4	R: 0 H: 0 E: 0 LOB: 0 K: 1 BB: 0 S: 5 P: 5	R: 0 H: 0 E: 0 LOB: 0 K: 0 BB: 0 S: 3 P: 3	R: 4 H: 2 E: 0 LOB: 1 K: 0 BB: 2 S: 4 P: 12	1B: 6 SF: 1 2B: 0 SAC: 0 3B: 0 DP: 1 HR: 2 HBP: 0						

PITCHER		IP	WLS	BF	H	R	ER	SO	BB	IBB	HBP	BLK	WP	HR	S	P	ERA	WHIP
Rick Waits, L ERA: 4.44	(1, 1)	8.0		31	7	2	2	3	1	0	0	0	0	1	36	40	2.25	1.000
Sid Monge, L ERA: 2.51	(9, 1)	0.2	L	5	1	3	3	0	2	0	0	0	0	1	3	11	40.50	4.500

PITCHER	IP	WLS	BF	H	R	ER	SO	BB	IBB	HBP	BLK	WP	HR	S	P	ERA	WHIP

BOTTOM

Cleveland Indians @ New York Yankees

Yankee Stadium, Bronx, NY

Thu Sep 27 1979, 7:05 PM EDT

Att. 12,111 - Unknown

livebaseballscorecards.com

AB	32
R	5
H	8
RBI	5
BB	3
SO	3
LOB	8

WP: 0 PA: 36
PB: 0
SB: 0
CS: 0

Baltimore Orioles @ Cleveland Indians

Cleveland Municipal Stadium, Cleveland, OH

Fri Sep 28 1979, 7:05 PM EDT

Att. 6,462 - Unknown

TOP

livebaseballscorecards.com

Batter	1	2	3	4	5	6	7	8	9	AB	R	H	RBI	BB	SO	LOB
Al Bumbry, L (1, 8) OBP: 0.341, SLG: 0.382	4-3	K	2B 1B BB		F5		3B 1B	5-3		4	2	1	0	1	1	3
Gary Roenicke, R (7, 8) OBP: 0.378, SLG: 0.508			1-2							1	0	0	0	0	0	1
Billy Smith, S (1, 4) OBP: 0.305, SLG: 0.416	K	1-H 2-H 3-H HR	1B 1B 1-3 2-H 2B		4-3		1B 1-H 3B		4-3	6	3	3	6	0	1	0
Ken Singleton, S (1, 9) OBP: 0.404, SLG: 0.535	G1	5-3	1B 2-3 3-H 1B		K		BB 3-H 1B		K	4	0	1	1	0	1	0
Mark Corey, R (5, 9) OBP: 0.091, SLG: 0.091										2	0	1	1	0	1	0
Eddie Murray, S (1, 3) OBP: 0.369, SLG: 0.479		1B 1B 1B	G3 1-2 3-H 1B			K	F5		4-3	6	1	2	1	0	1	1
Pat Kelly, L (1, 7) OBP: 0.364, SLG: 0.543		BB 1-3 1B 1B	HR F7			K BB	1-2 BB			4	2	2	1	0	1	2
Bob Molinaro, L (6, 7) OBP: 0.000, SLG: 0.000										0	0	0	0	1	0	0
Doug DeCinces, R (1, 5) OBP: 0.319, SLG: 0.417	BB 1B 1-2 HR BB		2B 1B BB	6-3		FC5 BB 1B	P6			1	2	0	0	2	0	0
Wayne Krenchicki, L (4, 5) OBP: 0.200, SLG: 0.250										2	0	1	0	0	0	2
Lee May, R (1, 10) OBP: 0.299, SLG: 0.416	BB 1-2 2-H 3-H HR 1B	K	FC5-4 BB			1-2 BB		F9		2	1	1	2	2	1	1
Terry Crowley, L (8, PH) OBP: 0.434, SLG: 0.468										1	0	0	0	0	0	0
Kiko Garcia, R (1, 6) OBP: 0.307, SLG: 0.368	HR 1-2 2-3 BB	1-3 1B 2B	K			FC5 2-3f		P4		4	2	1	0	1	1	3
Rick Dempsey, R (1, 2) OBP: 0.308, SLG: 0.353	K	BB 2-H 3-H 1B	FC5-4 1-2f				6-3	2B		4	1	1	2	0	1	4
Dave Skaggs, R (7, 2) OBP: 0.297, SLG: 0.278										1	0	1	0	0	0	0

	AB	R	H	RBI	BB	SO	LOB
	42	14	15	14	7	9	17

Inning Stats	1	2	3	4	5	6	7	8	9	1B	SF	WP	PA
R	0	6	6	0	0	0	2	0	0	9	0	0	49
E	0	0	0	0	0	1	0	0	0	2B 3	SAC 0	PB 0	
K	1	2	1	1	1	2	0	1	1	3B 1	DP 0	SB 0	
S	5	11	11	5	5	8	6	4	5	HR 2	HBP 0	CS 0	
H	0	4	6	0	0	1	3	1	0				
LOB	0	0	2	1	0	2	1	0	0				
BB	0	2	2	1	0	1	1	0	0				
P	5	19	19	9	5	12	10	4	5				

PITCHER		IP	WLS	BF	H	R	ER	SO	BB	IBB	HBP	BLK	WP	HR	S	P	ERA	WHIP
Len Barker, R ERA: 4.92	(1, 1)	2.1	L	15	5	8	8	3	3	0	0	0	0	2	18	30	30.86	3.429
Paul Reuschel, R ERA: 7.94	(3, 1)	0.1		7	5	4	4	1	1	0	0	0	0	0	8	12	108.00	18.000
Sandy Wihtol, R ERA: 3.38	(3, 1)	3.1		13	1	0	0	4	2	0	0	0	0	0	19	27	0.00	0.900
Larry Andersen, R ERA: 7.56	(7, 1)	2.0		11	4	2	2	0	1	0	0	0	0	0	10	14	9.00	2.500
Victor Cruz, R ERA: 4.23	(9, 1)	1.0		3	0	0	0	1	0	0	0	0	0	0	5	5	0.00	0.000

PITCHER		IP	WLS	BF	H	R	ER	SO	BB	IBB	HBP	BLK	WP	HR	S	P	ERA	WHIP

Baltimore Orioles @ Cleveland Indians

Cleveland Municipal Stadium, Cleveland, OH

Fri Sep 28 1979, 7:05 PM EDT

Att. 6,462 - Unknown

BOTTOM

livebaseballscorecards.com

Batter	1	2	3	4	5	6	7	8	9	AB	R	H	RBI	BB	SO	LOB
Mike Hargrove, L (1, 3) OBP: 0.403, SLG: 0.430	L6		FC6-4 1B		F7	F9			F7	5	0	1	0	0	0	1
Rick Manning, L (1, 8) OBP: 0.318, SLG: 0.298	G3		FC6-4 G5-4-3 1-2f		5-3		4-3		1-3	5	0	0	0	0	0	1
Bobby Bonds, R (1, 9) OBP: 0.369, SLG: 0.462	6-3		G5-4-3 1-2f		3-1		F7			2	0	0	0	0	0	1
Dell Alston, L (4, 9) OBP: 0.375, SLG: 0.393										2	0	0	0	0	0	0
Toby Harrah, R (1, 5) OBP: 0.389, SLG: 0.449		5-3 HR 1B		HR		2B 1B	PB BB			3	3	3	1	0	0	0
Ted Cox, R (7, 5) OBP: 0.272, SLG: 0.307										0	0	0	0	1	0	0
Cliff Johnson, R (1, 10) OBP: 0.347, SLG: 0.503		5-3 1-2		F8		K	K 1-2			2	0	0	0	0	0	1
Wayne Cage, L (6, PH) OBP: 0.300, SLG: 0.327										2	0	0	0	0	2	2
Ron Hassey, L (1, 2) OBP: 0.343, SLG: 0.410		HR 2-H		K		1B 2B 1-H		6-3		3	2	2	3	0	1	0
Bo Diaz, R (8, 2) OBP: 0.219, SLG: 0.233										1	0	0	0	0	0	0
Jim Norris, L (1, 7) OBP: 0.327, SLG: 0.350	BB		BB			3B 1B 2-H		1-3		1	1	1	1	2	0	0
Gary Alexander, R (8, PH) OBP: 0.311, SLG: 0.392 (9, 7)										1	0	0	0	0	0	0
Dave Rosello, R (1, 4) OBP: 0.336, SLG: 0.422		K	BB 1-2			K		K		3	0	0	0	1	3	2
Tom Veryzer, R (1, 6) OBP: 0.280, SLG: 0.255		F9		P5		3B 1-H			G3	4	0	1	1	0	0	3

	AB	34
	R	6
	H	8
	RBI	6
	BB	4
	SO	6
	LOB	11

Inning Stats	1	2	3	4	5	6	7	8	9
	R: 0 E: 0 K: 0 S: 3	H: 0 LOB: 0 BB: 0 P: 3	R: 2 E: 0 K: 1 S: 7	H: 2 LOB: 1 BB: 1 P: 11	R: 0 E: 0 K: 0 S: 3	H: 1 LOB: 0 BB: 0 P: 3	R: 1 E: 0 K: 1 S: 6	H: 1 LOB: 2 BB: 2 P: 14	R: 0 E: 0 K: 0 S: 3	H: 0 LOB: 0 BB: 0 P: 3
	R: 3 E: 0 K: 2 S: 11	H: 4 LOB: 1 BB: 0 P: 11	R: 0 E: 0 K: 1 S: 5	H: 0 LOB: 1 BB: 1 P: 9	R: 0 E: 0 K: 1 S: 5	H: 0 LOB: 0 BB: 0 P: 5	R: 0 E: 0 K: 0 S: 3	H: 0 LOB: 0 BB: 0 P: 3		

	1B: 4	SF: 0	WP: 0	PA: 38
	2B: 1	SAC: 0	PB: 1	
	3B: 1	DP: 1	SB: 0	
	HR: 2	HBP: 0	CS: 0	

PITCHER		IP	WLS	BF	H	R	ER	SO	BB	IBB	HBP	BLK	WP	HR	S	P	ERA	WHIP
Jim Palmer, R ERA: 3.3	(1, 1)	5.1	W	25	7	6	6	3	3	0	0	0	0	2	28	40	10.12	1.875
Tim Stoddard, R ERA: 1.71	(6, 1)	0.2		3	1	0	0	1	0	0	0	0	0	0	5	5	0.00	1.500
Tippy Martinez, L ERA: 2.92	(7, 1)	2.0		7	0	0	0	2	1	0	0	0	0	0	10	14	0.00	0.500
Don Stanhouse, R ERA: 2.8	(9, 1)	1.0		3	0	0	0	0	0	0	0	0	0	0	3	3	0.00	0.000

PITCHER	IP	WLS	BF	H	R	ER	SO	BB	IBB	HBP	BLK	WP	HR	S	P	ERA	WHIP

Baltimore Orioles @ Cleveland Indians

Cleveland Municipal Stadium, Cleveland, OH

Sat Sep 29 1979, 3:33 AM EDT

Att. 16,590 - Unknown

TOP

livebaseballscorecards.com

Batter	1	2	3	4	5	6	7	8	9	AB	R	H	RBI	BB	SO	LOB
Lee May, R (1, 10) OBP: 0.298, SLG: 0.415	S S S 0-3 ① K		S S S 0-3 ① K		B B B 4-0 BB		x 0-0 1B		S S S 0-3 ③ K	2	0	0	0	0	2	1
Terry Crowley, L (5, PH) OBP: 0.449, SLG: 0.476										1	0	1	0	1	0	0
Benny Ayala, R (9, PH) OBP: 0.290, SLG: 0.518										1	0	0	0	0	1	2
John Lowenstein, L (1, 7) OBP: 0.354, SLG: 0.487	S S S 0-3 ② K		x 0-0 ② P4		S S S 0-3 ② K		x 0-0 ③ G3			2	0	0	0	0	1	1
Bob Molinaro, L (3, 7)										2	0	0	0	0	1	2
Ken Singleton, S (1, 9) OBP: 0.404, SLG: 0.534	x 0-0 ③ F8		x 0-0 1-2 1B		x 0-0 ③ 4-3			x 0-0 ① P6		3	0	1	0	0	0	1
Mark Corey, R (5, 9) OBP: 0.083, SLG: 0.083										1	0	0	0	0	0	0
Eddie Murray, S (1, 3) OBP: 0.370, SLG: 0.478		B B B 4-0 BB BB	x 0-0 ③ 4-3			B B B 4-0 S BB		x 0-0 ② 5-3		2	0	0	0	2	0	2
Al Bumbry, L (1, 8) OBP: 0.339, SLG: 0.379		x 0-0 ① F8		x 0-0 ① G3		S S S 0-3 ① K 1-2		x 0-0 ③ 4-3		4	0	0	0	0	1	2
Doug DeCinces, R (1, 5) OBP: 0.319, SLG: 0.415		B B B 4-0 1-2 BB		x 0-0 ② 5-3		x 0-0 ② F8			x 0-0 ① 1-3	2	0	0	0	1	0	1
Wayne Krenchicki, L (6, 5) OBP: 0.190, SLG: 0.238										1	0	0	0	0	0	0
Billy Smith, S (1, 4) OBP: 0.309, SLG: 0.434		x 0-0 ② F7		x 0-0 HR		x 0-0 ③ P3			x 0-0 BB 1B	4	1	2	1	0	0	3
Kiko Garcia, R (1, 6) OBP: 0.305, SLG: 0.365	S S S 0-3 ③ K		S S S 0-3 ③ K				x 0-0 ① 5-3		B B B 4-0 1-2 BB	3	0	0	0	0	2	2
Pat Kelly, L (9, PH) OBP: 0.368, SLG: 0.543										0	0	0	0	1	0	0
Rick Dempsey, R (1, 2) OBP: 0.307, SLG: 0.351			B B B 4-0 1B BB		x 0-0 ① 6-3		x 0-0 ② L6		S S S 0-3 ② K	3	0	0	0	1	1	2
Inning Stats	R: 0 E: 0 K: 2 S: 7 H: 0 LOB: 0 BB: 0 P: 7	R: 0 E: 0 K: 1 S: 5 H: 0 LOB: 2 BB: 2 P: 13	R: 0 E: 0 K: 1 S: 6 H: 1 LOB: 2 BB: 1 P: 10	R: 1 E: 0 K: 1 S: 6 H: 1 LOB: 0 BB: 0 P: 6	R: 0 E: 0 K: 1 S: 5 H: 0 LOB: 1 BB: 1 P: 9	R: 0 E: 0 K: 1 S: 5 H: 0 LOB: 1 BB: 1 P: 9	R: 0 E: 0 K: 0 S: 4 H: 1 LOB: 1 BB: 0 P: 4	R: 0 E: 0 K: 0 S: 3 H: 0 LOB: 0 BB: 0 P: 3	R: 0 E: 0 K: 2 S: 8 H: 1 LOB: 2 BB: 1 P: 12	1B: 3 2B: 0 3B: 0 HR: 1 SF: 0 SAC: 0 DP: 0 HBP: 0						

	AB	31
	R	1
	H	4
	RBI	1
	BB	6
	SO	9
	LOB	19

PITCHER		IP	WLS	BF	H	R	ER	SO	BB	IBB	HBP	BLK	WP	HR	S	P	ERA	WHIP
Dan Spillner, R ERA: 4.62	(1, 1)	8.1	W	35	4	1	1	7	6	0	0	0	0	1	43	67	1.08	1.200
Sid Monge, L ERA: 2.5	(9, 1)	0.2	S	2	0	0	0	2	0	0	0	0	0	0	6	6	0.00	0.000

PITCHER		IP	WLS	BF	H	R	ER	SO	BB	IBB	HBP	BLK	WP	HR	S	P	ERA	WHIP

WP: 0	PA: 37
PB: 0	
SB: 1	
CS: 0	

BOTTOM

Baltimore Orioles @ Cleveland Indians

Cleveland Municipal Stadium, Cleveland, OH

Sat Sep 29 1979, 3:33 AM EDT

Att. 16,590 - Unknown

livebaseballscorecards.com

Batter	1	2	3	4	5	6	7	8	9	AB	R	H	RBI	BB	SO	LOB
Mike Hargrove, L (1, 3) OBP: 0.402, SLG: 0.427	K		F7			F8		FC6-5 1-3 BB		3	0	0	0	1	1	0
Rick Manning, L (1, 8) OBP: 0.319, SLG: 0.299	FC6-4 1B			FC6-4 1B		K		1-3		4	0	2	0	0	1	1
Bobby Bonds, R (1, 10) OBP: 0.367, SLG: 0.459	K			FC6-4 BB		K		FC6-5 E BB		4	1	0	0	0	2	3
Toby Harrah, R (1, 5) OBP: 0.392, SLG: 0.448	FC6-4			BB			1B HR BB	BB BB		1	1	0	0	3	0	1
Gary Alexander, R (1, 9) Jim Norris, L (8, 9) OBP: 0.311, SLG: 0.391 OBP: 0.329, SLG: 0.350		5-3		F7			1B HR 1B	BB		3 0	1 0	1 0	0 0	0 1	0 0	2 0
Ron Pruitt, R (1, 7) OBP: 0.355, SLG: 0.366		K		3-1			K	BB		3	0	0	1	1	2	4
Bo Diaz, R (1, 2) Cliff Johnson, R (7, PH) Ron Hassey, L (8, 2) OBP: 0.206, SLG: 0.219 OBP: 0.349, SLG: 0.515 OBP: 0.342, SLG: 0.408		5-3			F8		HR	4-3		2 1 1	0 1 0	0 1 0	0 3 0	0 0 0	0 0 0	0 0 3
Dave Rosello, R (1, 4) OBP: 0.328, SLG: 0.410			K		K		L6			3	0	0	0	0	2	0
Tom Veryzer, R (1, 6) OBP: 0.279, SLG: 0.253			K		K		K			3	0	0	0	0	3	0
Inning Stats	R: 0 H: 1 E: 0 LOB: 1 K: 2 BB: 0 S: 8 P: 8	R: 0 H: 0 E: 0 LOB: 0 K: 1 BB: 0 S: 5 P: 5	R: 0 H: 0 E: 0 LOB: 0 K: 2 BB: 0 S: 7 P: 7	R: 0 H: 1 E: 0 LOB: 2 K: 0 BB: 1 S: 4 P: 8	R: 0 H: 0 E: 0 LOB: 0 K: 2 BB: 0 S: 7 P: 7	R: 0 H: 0 E: 0 LOB: 0 K: 2 BB: 0 S: 7 P: 7	R: 3 H: 2 E: 0 LOB: 0 K: 2 BB: 1 S: 9 P: 13	R: 1 H: 0 E: 1 LOB: 3 K: 0 BB: 4 S: 3 P: 19		1B: 3 SF: 0 2B: 0 SAC: 0 3B: 0 DP: 0 HR: 1 HBP: 0						WP: 0 PA: 34 PB: 0 SB: 0 CS: 0

	AB	28
	R	4
	H	4
	RBI	4
	BB	6
	SO	11
	LOB	14

PITCHER		IP	WLS	BF	H	R	ER	SO	BB	IBB	HBP	BLK	WP	HR	S	P	ERA	WHIP
Mike Flanagan, L ERA: 3.08	(1, 1)	7.0	L	27	4	3	3	11	2	0	0	0	0	1	47	55	3.86	0.857
Sammy Stewart, R ERA: 3.52	(8, 1)	1.0		7	0	1	1	0	4	0	0	0	0	0	3	19	9.00	4.000

PITCHER	IP	WLS	BF	H	R	ER	SO	BB	IBB	HBP	BLK	WP	HR	S	P	ERA	WHIP

Batter	1	2	3	4	5	6	7	8	9	10	11	AB	R	H	RBI	BB	SO	LOB
Lee May, R (1, 10) OBP: 0.297, SLG: 0.412	6-3		F7		K		FC5-4 1B		F3		1-2 1B	5	0	1	0	0	1	3
Benny Ayala, R (11, PH) OBP: 0.298, SLG: 0.523												1	0	1	0	0	0	0
Kiko Garcia, R (1, 6) OBP: 0.303, SLG: 0.362	1-3		P4		2-H 1B		1-2f FC5-4		1-2 L6-3		4-3	6	0	1	1	0	0	5
Ken Singleton, S (1, 9) OBP: 0.405, SLG: 0.533	1-3			1B	IBB		K			S 1B		3	0	1	0	1	1	1
Mark Corey, R (7, 9) OBP: 0.154, SLG: 0.154												1	0	1	0	0	0	0
Al Bumbry, L (1, 8) OBP: 0.336, SLG: 0.376		F7		F7	4-3		K			1-2 5-3		5	0	0	0	0	1	5
Eddie Murray, S (1, 3) OBP: 0.369, SLG: 0.475		4-3		F3		F7		1B		F3		5	0	1	0	0	0	2
Pat Kelly, L (1, 7) OBP: 0.367, SLG: 0.536		BBBB CS BB		4-1		K		F5		F7		2	0	0	0	1	1	1
John Lowenstein, L (6, 7) OBP: 0.351, SLG: 0.482												2	0	0	0	0	0	2
Doug DeCinces, R (1, 5) OBP: 0.318, SLG: 0.412		1-2 CS	SSS K		2B 1B	1-3		K			F5	5	1	1	0	0	2	1
Rich Dauer, R (1, 4) OBP: 0.305, SLG: 0.355			2B 1B		F9		HR 1B	F8			1B 1B	5	2	3	0	0	0	2
Dave Skaggs, R (1, 2) OBP: 0.313, SLG: 0.328			1-H 2B		1-H 1B		1-H HR		BBBB L6-3 BB		P4	4	2	3	4	1	0	1
Inning Stats	R: 0 E: 0 K: 0 S: 3 H: 0 LOB: 0 BB: 0 P: 3	R: 0 E: 0 K: 0 S: 2 H: 0 LOB: 0 BB: 1 P: 6	R: 1 E: 0 K: 1 S: 7 H: 2 LOB: 1 BB: 0 P: 7	R: 0 E: 0 K: 0 S: 4 H: 1 LOB: 1 BB: 0 P: 4	R: 2 E: 0 K: 1 S: 8 H: 3 LOB: 2 BB: 1 P: 12	R: 0 E: 0 K: 1 S: 5 H: 0 LOB: 0 BB: 0 P: 5	R: 2 E: 0 K: 2 S: 10 H: 3 LOB: 1 BB: 0 P: 10	R: 0 E: 0 K: 1 S: 6 H: 1 LOB: 1 BB: 0 P: 6	R: 0 E: 0 K: 0 S: 2 H: 0 LOB: 0 BB: 1 P: 6	R: 0 E: 0 K: 0 S: 4 H: 1 LOB: 1 BB: 0 P: 4	R: 0 E: 0 K: 0 S: 5 H: 2 LOB: 2 BB: 0 P: 5	1B: 10 2B: 3 3B: 0 HR: 1	SF: 0 SAC: 0 DP: 1 HBP: 0					

PITCHER		IP	WLS	BF	H	R	ER	SO	BB	IBB	HBP	BLK	WP	HR	S	P	ERA	WHIP
Rick Wise, R ERA: 3.73	(1, 1)	6.0		28	9	5	5	3	1	1	0	0	0	1	32	40	7.50	1.667
Sid Monge, L ERA: 2.4	(7, 1)	5.0	W	19	4	0	0	3	1	0	0	0	0	0	24	28	0.00	1.000

PITCHER	IP	WLS	BF	H	R	ER	SO	BB	IBB	HBP	BLK	WP	HR	S	P	ERA	WHIP

TOP

Baltimore Orioles @ Cleveland Indians

Cleveland Municipal Stadium, Cleveland, OH

Sun Sep 30 1979, 3:33 AM EDT

Att. 12,995 - Unknown

livebaseballscorecards.com

AB	44
R	5
H	13
RBI	5
BB	3
SO	6
LOB	23

WP: 0 PB: 0 SB: 1 CS: 1 PA: 48

Baltimore Orioles @ Cleveland Indians

Cleveland Municipal Stadium, Cleveland, OH

Sun Sep 30 1979, 3:33 AM EDT

Att. 12,995 - Unknown

livebaseballscorecards.com

BOTTOM

Batter	1	2	3	4	5	6	7	8	9	10	11	AB	R	H	RBI	BB	SO	LOB
Mike Hargrove, L (1, 3) OBP: 0.404, SLG: 0.428	4-3	PO 1-2 3-H			1B		F8		BBBB 1B 1-2 BB			4	0	2	1	1	0	0
Rick Manning, L (1, 8) OBP: 0.323, SLG: 0.304	E E 1B	PO 1-2	4-3		1B 1-2 1B		1B		FC5-4 1-3 2-H 1B			5	1	4	1	0	0	0
Bobby Bonds, R (1, 9) OBP: 0.367, SLG: 0.463	BBBB S 1-H BB		HR		P3		F9		FC5-4 1-2f			4	1	1	1	1	0	5
Toby Harrah, R (1, 5) (10, 6) OBP: 0.389, SLG: 0.444	P4		F7		F7			1-3		F7		5	0	0	0	0	0	3
Cliff Johnson, R (1, 10) OBP: 0.347, SLG: 0.520	SSS K 1-2		L4			HR		F8		F9		5	1	1	1	0	1	1
Ron Hassey, L (1, 2) OBP: 0.339, SLG: 0.404		3-1		5-3		G6-4-3 1B		G3		F8		5	0	1	0	0	0	0
Jim Norris, L (1, 7) OBP: 0.328, SLG: 0.348		SSS K		6-3		F7			6-3		BBBB SH3-4 1B BB	2	0	0	0	0	1	0
Ron Pruitt, R (6, PH) (7, 7) (10, 5) OBP: 0.355, SLG: 0.361												2	1	0	0	1	0	1
Dave Rosello, R (1, 4) OBP: 0.328, SLG: 0.402	BBBB 1B 1B BB			F8		G6-4-3 1-2f			1-3		SH3-4 1-2	2	1	0	0	1	0	1
Wayne Cage, L (9, PH) OBP: 0.295, SLG: 0.321												1	0	0	0	0	0	0
Ted Cox, R (10, 4) OBP: 0.272, SLG: 0.307												0	0	0	0	0	0	0
Tom Veryzer, R (1, 6) OBP: 0.279, SLG: 0.254	1B 1-3 1B				F2		SSS K		BBBB BB 1B BB		2-H 1B	3	0	1	0	0	1	0
Gary Alexander, R (9, PH) OBP: 0.313, SLG: 0.391												0	0	0	0	1	0	0
Dell Alston, L (9, PR) (10, 7) OBP: 0.384, SLG: 0.403												1	1	1	1	0	0	0
Inning Stats	R: 1 E: 1 K: 1 S: 6 H: 1 LOB: 1 BB: 1 P: 10	R: 1 E: 0 K: 1 S: 6 H: 2 LOB: 1 BB: 1 P: 10	R: 1 E: 0 K: 0 S: 4 H: 1 LOB: 0 BB: 0 P: 4	R: 0 E: 0 K: 0 S: 3 H: 0 LOB: 0 BB: 0 P: 3	R: 0 E: 0 K: 0 S: 5 H: 2 LOB: 2 BB: 0 P: 5	R: 1 E: 0 K: 0 S: 4 H: 2 LOB: 0 BB: 0 P: 4	R: 0 E: 0 K: 1 S: 6 H: 1 LOB: 1 BB: 0 P: 6	R: 0 E: 0 K: 0 S: 3 H: 0 LOB: 0 BB: 0 P: 3	R: 1 E: 0 K: 0 S: 4 H: 1 LOB: 2 BB: 2 P: 12	R: 0 E: 0 K: 0 S: 3 H: 0 LOB: 0 BB: 0 P: 3	R: 1 E: 0 K: 0 S: 2 H: 1 LOB: 1 BB: 1 P: 6	1B: 9 2B: 0 3B: 0 HR: 2 SF: 0 SAC: 1 DP: 1 HBP: 0	WP: 0 PB: 0 SB: 1 CS: 0 PA: 46					

	AB	39
	R	6
	H	11
	RBI	5
	BB	5
	SO	3
	LOB	11

PITCHER		IP	WLS	BF	H	R	ER	SO	BB	IBB	HBP	BLK	WP	HR	S	P	ERA	WHIP
Dennis Martinez, R ERA: 3.66	(1, 1)	5.0		24	8	4	3	2	2	0	0	0	0	2	26	34	5.40	2.000
Jeff Rineer, L ERA:	(6, 1)	1.0		2	0	0	0	0	0	0	0	0	0	0	2	2	0.00	0.000
Tippy Martinez, L ERA: 2.88	(7, 1)	1.0		4	1	0	0	1	0	0	0	0	0	0	6	6	0.00	1.000
Don Stanhouse, R ERA: 2.85	(8, 1)	2.0		9	1	1	1	0	2	0	0	0	0	0	7	15	4.50	1.500
Dave Ford, R ERA: 2.1	(10, 1)	1.1	L	6	1	1	1	0	1	0	0	0	0	0	5	9	6.75	1.500

PITCHER		IP	WLS	BF	H	R	ER	SO	BB	IBB	HBP	BLK	WP	HR	S	P	ERA	WHIP