

Cleveland Indians - 1980

Batter	1	2	3	4	5	6	7	8	9	AB R H RBI BB SO LOB	TOP
Rick Manning, L (1, 8) OBP: 0.500, SLG: 0.333	0-0 1B		4-0 BB			0-0 E6		0-0 4-3		3 0 1 0 1 0 0	
Toby Harrah, R (1, 5) BBB	4-0 1-2 BB		0-0 P4			0-3 K		0-0 6-3		3 0 0 0 1 1 2	
Mike Hargrove, L (1, 3) X	0-0 L3					0-0 F7		0-0 F9		4 0 0 0 0 0 3	
Gary Alexander, R (1, 10) OBP: 0.250, SLG: 0.500	0-0 L3					0-0 L9		0-0 F3		4 1 1 0 0 0 2	
Jorge Orta, L (1, 9)						0-0 F8		0-0 F7		4 0 0 0 0 0 1	
Ron Hassey, L (1, 2) OBP: 0.500, SLG: 0.500						0-0 4-3		0-0 1B 4-3 1B		4 0 2 1 0 0 0	
Joe Charboneau, R (1, 7) OBP: 0.250, SLG: 1.000						0-0 HR		0-0 4-3 1-2		4 1 1 1 0 1 2	
Duane Kuiper, L (1, 4) OBP: 0.500, SLG: 0.500						0-0 L4		0-0 2-3 1B		4 0 2 0 0 0 0	
Tom Verzyer, R (1, 6)						0-3 K		0-3 K		2 0 0 0 0 1 0	
Ron Pruitt, R (7, PH)										1 0 0 0 0 0 2	
Jerry Dybzinski, R (7, 6)										1 0 0 0 0 1 2	
Inning Stats	R: 0 H: 1 E: 0 LOB: 1 K: 0 BB: 1 S: 3 P: 7	R: 0 H: 0 E: 0 LOB: 0 K: 0 BB: 0 S: 3 P: 3	R: 0 H: 0 E: 0 LOB: 1 K: 1 BB: 1 S: 5 P: 9	R: 0 H: 0 E: 0 LOB: 0 K: 0 BB: 0 S: 3 P: 3	R: 1 H: 1 E: 0 LOB: 0 K: 0 BB: 0 S: 4 P: 4	R: 0 H: 0 E: 1 LOB: 1 K: 1 BB: 0 S: 6 P: 6	R: 0 H: 2 E: 0 LOB: 2 K: 0 BB: 0 S: 5 P: 5	R: 0 H: 0 E: 0 LOB: 0 K: 2 BB: 0 S: 10 P: 10	R: 1 H: 3 E: 0 LOB: 2 K: 2 BB: 0 S: 10 P: 10	1B: 5 SF: 0 2B: 2 SAC: 0 3B: 0 DP: 1 HR: 1 HBP: 0	WP: 0 PA: 36 PB: 0 SB: 2 CS: 0
PITCHER	IP WLS BF H R ER SO BB IBB HBP BLK WP HR S P ERA WHIP										
Dave Frost, R (1, 1) ERA: 2.16	8.1 W 33 6 2 2 2 2 2 0 0 0 0 0 1 35 43 2.16 0.960										
Mark Clear, R (9, 1) ERA:	0.2 3 1 0 0 2 0 0 0 0 0 0 0 0 7 7 0.00 1.500										

Cleveland Indians @ California Angels
Anaheim Stadium, Anaheim, CA

Fri Apr 11 1980, 9:05 PM EST
Att: 37,085 - Unknown

livebaseballscorecards.com

AB	34
R	2
H	7
RBI	2
BB	2
SO	4
LOB	14



Batter	1	2	3	4	5	6	7	8	9	AB R H RBI BB SO LOB
Al Cowens, R OBP: 0.200, SLG: 0.200 (1, 8) (8, 9)	0-0 F9 1B	0-0 F9 1B	0-0 FC5-4 1-2f		0-3 K 1-2		0-3 K			5 1 1 0 0 2 6
Carney Lansford, R OBP: 0.400, SLG: 0.400 (1, 5)	0-3 K 1-2	0-3 K		0-0 3-1 5-3 1B 1B	0-0 2B 1B		0-0 1-3			5 1 2 1 0 2 4
Dan Ford, R OBP: 0.500, SLG: 1.500 Rick Miller, L OBP: 1.000, SLG: 1.000 (1, 9) (8, 8)	0-0 F9 2-3		0-0 HR	0-0 5-3 1-2	0-0 2B 1-3		0-0 BB HR 1B			4 1 2 1 0 0 2 1 1 1 0 0 0 0
Don Baylor, R OBP: 0.400, SLG: 0.250 (1, 10)	0-0 1B 3-H		4-0 1B BB	0-0 3-1 2-3	0-0 F7		0-3 K			4 1 1 1 1 1 4
Rod Carew, L OBP: 0.600, SLG: 0.600 (1, 3)	0-0 1-3 1B		0-0 BB 1B SF9 1B	0-0 S 1B		0-0 6-3	0-0 F7			5 1 3 1 0 0 1
Brian Downing, R OBP: 0.400, SLG: 0.250 (1, 2)	0-3 K		0-0 BB 1B	0-0 F9 1-2 2-H	0-0 3-1		4-0 HR BB			4 1 1 1 1 1 3
Joe Rudi, R OBP: 0.400, SLG: 1.600 (1, 7)		0-0 F5	0-0 L5		0-0 HR	0-3 K	0-0 HR			5 2 2 4 0 1 2
Bobby Grich, R (1, 4)		H 1-0 1B HBP	4-0 FC5-4 1-2 2-3 BB		0-0 6-3		0-3 K	0-3 K		3 0 0 0 1 2 0
Freddie Patek, R OBP: 0.750, SLG: 2.000 (1, 6)		0-0 1-2 1B	0-0 SF9		4-0 S 1B BB		0-0 3B			2 1 2 1 1 0 0

Inning Stats	R: 1	H: 3	E: 0	K: 2	S: 10	R: 0	H: 1	E: 0	K: 1	S: 6	R: 3	H: 3	E: 0	K: 0	S: 6	R: 1	H: 2	E: 0	K: 0	S: 5	R: 2	H: 3	E: 0	K: 1	S: 8	R: 0	H: 0	E: 0	K: 1	S: 5	R: 0	H: 1	E: 0	K: 2	S: 8	R: 3	H: 2	E: 0	K: 2	S: 9	1B: 10	SF: 1	2B: 1	SAC: 0	3B: 1	DP: 0	HR: 3	HBP: 1	WP: 0	PA: 44
--------------	------	------	------	------	-------	------	------	------	------	------	------	------	------	------	------	------	------	------	------	------	------	------	------	------	------	------	------	------	------	------	------	------	------	------	------	------	------	------	------	------	--------	-------	-------	--------	-------	-------	-------	--------	-------	--------

PITCHER	IP	WLS	BF	H	R	ER	SO	BB	IBB	HBP	BLK	WP	HR	S	P	ERA	WHIP
Dan Spillner, R ERA: 15.43 (1, 1)	2.1	L	17	7	4	4	3	2	0	0	0	0	1	20	29	15.43	3.857
Mike Paxton, R ERA: 7.36 (3, 1)	3.2		17	5	3	3	2	1	0	0	0	0	1	20	24	7.36	1.636
Mike Stanton, R ERA: (7, 1)	1.0		4	1	0	0	2	0	0	0	0	0	0	8	8	0.00	1.000
Victor Cruz, R ERA: 27.0 (8, 1)	1.0		6	2	3	3	2	1	0	0	0	0	1	9	13	27.00	3.000


BOTTOM

Cleveland Indians @ California Angels
Anaheim Stadium, Anaheim, CA

Fri Apr 11 1980, 9:05 PM EST
Att. 37,085 - Unknown

livebaseballscorecards.com

AB	38
R	10
H	15
RBI	10
BB	4
SO	9
LOB	22



Batter	1	2	3	4	5	6	7	8	9	AB R H RBI BB SO LOB	TOP
Rick Manning, L (1, 8) OBP: 0.375, SLG: 0.286	0-0 G6-4-3 1B	0-0 4-3			0-0 6-3		0-0 SH2-4 1-2 2-3		0-0 F7	4 0 1 0 0 0 1	
Toby Harrah, R (1, 5) OBP: 0.143, SLG: 0.571	0-0 G6-4-3 1-2f		0-0 F2		4-0 BB		0-0 L5		0-0 6-3	4 0 0 0 1 0 3	
Mike Hargrove, L (1, 3) OBP: 0.143, SLG: 0.571	4-0 BB 1B BB		0-0 5-3		0-0 P6		4-0 IBB			2 0 0 0 2 0 1	
Gary Alexander, R (1, 10) OBP: 0.250, SLG: 0.375	0-0 BB 1-2 1B		0-3 K		0-3 K		0-3 K			4 0 1 0 0 3 4	
Jorge Orta, L (1, 9) OBP: 0.500, SLG: 0.333	4-0 1-2 2-3 BB			0-0 E 1B		0-0 G3-6-3 1B		4-0 FC1-2-6 BB		2 1 2 0 2 0 0	
Joe Charboneau, R (1, 7) OBP: 0.143, SLG: 0.571	0-0 5-3		0-0 SH 4-3		0-0 P3		0-0 FC1-2-6 4-6-3 1-2f			3 1 0 0 0 0 5	
Ron Hassey, L (1, 2) OBP: 0.250, SLG: 0.250		0-0 F9		0-0 4-3		0-0 G3-6-3 1-2f		0-0 4-6-3		4 0 0 1 0 0 2	
Duane Kuiper, L (1, 4) OBP: 0.500, SLG: 0.429		0-0 1B		0-0 4-3		4-0 SH2-4 HBP BB		0-0 F7		3 0 1 0 1 0 1	
Tom Veryzer, R (1, 6) OBP: 0.143, SLG: 0.571		0-0 L9		0-3 K		1-0 SH2-4 HBP		0-0 5-3		3 0 0 0 0 1 1	
Inning Stats	R: 0 H: 2 E: 0 LOB: 3 K: 0 BB: 2 S: 4 P: 12	R: 0 H: 1 E: 0 LOB: 1 K: 0 BB: 0 S: 4 P: 4	R: 0 H: 0 E: 0 LOB: 0 K: 1 BB: 0 S: 5 P: 5	R: 2 H: 1 E: 1 LOB: 0 K: 1 BB: 0 S: 7 P: 7	R: 0 H: 0 E: 0 LOB: 1 K: 1 BB: 1 S: 5 P: 9	R: 0 H: 1 E: 0 LOB: 0 K: 0 BB: 0 S: 3 P: 3	R: 0 H: 0 E: 0 LOB: 3 K: 1 BB: 2 S: 5 P: 14	R: 0 H: 0 E: 0 LOB: 1 K: 0 BB: 1 S: 3 P: 7	R: 0 H: 0 E: 0 LOB: 0 K: 0 BB: 0 S: 3 P: 3	1B: 5 SF: 0 2B: 0 SAC: 2 3B: 0 DP: 2 HR: 0 HBP: 1	WP: 0 PA: 38 PB: 0 SB: 0 CS: 0
PITCHER Bruce Kison, R (1, 1) ERA: Dave LaRoche, L (8, 1) ERA:	IP WLS BF H R ER SO BB IBB HBP BLK WP HR S P ERA WHIP	7.0 L 31 5 2 0 4 4 1 1 0 0 0 0 33 54 0.00 1.286	2.0 7 0 0 0 0 1 0 0 0 0 0 0 6 10 0.00 0.500	PITCHER IP WLS BF H R ER SO BB IBB HBP BLK WP HR S P ERA WHIP							

Cleveland Indians @ California Angels
Anaheim Stadium, Anaheim, CA

Sat Apr 12 1980, 9:05 PM EST
Att. 32,353 - Unknown

livebaseballscorecards.com

AB	29
R	2
H	5
RBI	1
BB	6
SO	4
LOB	18



Batter	1	2	3	4	5	6	7	8	9	AB R H RBI BB SO LOB
Al Cowens, R OBP: 0.111, SLG: 0.111 (1, 8)	0-0 L7		0-0 F8		0-0 F9			0-3 K		4 0 0 0 0 1 2
Carney Lansford, R OBP: 0.444, SLG: 0.375 (1, 5)	4-0 2-3 BB			0-0 S 1B		0-0 F9		0-3 K		3 0 1 0 1 1 0
Dan Ford, R OBP: 0.375, SLG: 0.857 (1, 9)	0-0 2-3 1-2			0-3 K 1-2		0-3 K		4-0 BB		3 0 0 0 1 2 2
Don Baylor, R OBP: 0.333, SLG: 0.250 (1, 10)	0-0 4-3			0-0 F9		0-0 1B		0-3 K		4 0 1 0 0 1 3
Rod Carew, L OBP: 0.444, SLG: 0.556 (1, 3)		0-0 2B		0-0 L8		0-0 L8			0-0 F7	4 0 1 0 0 0 2
Brian Downing, R OBP: 0.333, SLG: 0.143 (1, 2)		0-0 5-3			4-0 E BB		0-0 L4		0-0 G3	3 0 0 0 1 0 0
Joe Rudi, R OBP: 0.333, SLG: 1.333 (1, 7)		0-3 K			0-0 F7		0-0 F7		0-0 HR	4 1 1 1 0 1 1
Bobby Grich, R OBP: 0.556, SLG: 0.429 (1, 4)			0-0 G5-6-3 1B		0-3 K		0-0 FC6-4 1B		0-0 1B	4 0 3 0 0 1 1
Freddie Patek, R OBP: 0.429, SLG: 0.800 (1, 6) Ralph Garr, L (9, PH)			0-0 G5-6-3 1-2f		0-0 E7 1-2		0-0 FC6-4 1-2f		0-0 F9	3 0 0 0 0 0 3 1 0 0 0 0 0 1

Inning Stats	R: 0	H: 0	E: 0	K: 0	S: 3	R: 0	H: 1	E: 0	K: 1	S: 5	R: 0	H: 1	E: 0	K: 1	S: 3	R: 0	H: 1	E: 0	K: 1	S: 6	R: 0	H: 0	E: 1	K: 1	S: 6	R: 0	H: 1	E: 0	K: 1	S: 6	R: 0	H: 1	E: 0	K: 3	S: 9	R: 1	H: 2	E: 0	K: 0	S: 5	1B: 5	SF: 0	2B: 1	3B: 0	HR: 1	WP: 0	PB: 0	SB: 1	CS: 0	PA: 36
--------------	------	------	------	------	------	------	------	------	------	------	------	------	------	------	------	------	------	------	------	------	------	------	------	------	------	------	------	------	------	------	------	------	------	------	------	------	------	------	------	------	-------	-------	-------	-------	-------	-------	-------	-------	-------	--------

PITCHER	IP	WLS	BF	H	R	ER	SO	BB	IBB	HBP	BLK	WP	HR	S	P	ERA	WHIP
Len Barker, R ERA: 1.04 (1, 1)	8.2	W	35	7	1	1	7	3	0	0	0	0	1	46	58	1.04	1.154
Sid Monge, L ERA: (9, 1)	0.1	S	1	0	0	0	0	0	0	0	0	0	0	1	1	0.00	0.000


BOTTOM

Cleveland Indians @ California Angels
Anaheim Stadium, Anaheim, CA

Sat Apr 12 1980, 9:05 PM EST
 Att. 32,353 - Unknown

livebaseballscorecards.com

AB	33
R	1
H	7
RBI	1
BB	3
SO	7
LOB	15



Batter	1	2	3	4	5	6	7	8	9	AB R H RBI BB SO LOB	TOP											
Rick Manning, L (1, 8) OBP: 0.462, SLG: 0.455	0-0 6-3		4-0 FC5 1B BB		0-0 2-3 1B	0-0 FC6-4 1-2f			0-0 1B 2B	4 1 2 0 1 0 3												
Toby Harrah, R (1, 5) OBP: 0.214, SLG: 0.091	0-3 K		0-0 1-2 1B		0-0 3-H SF8		0-0 G4-6-3 E5	0-0 F8	0-0 F8	4 0 1 1 0 1 1												
Mike Hargrove, L (1, 3) OBP: 0.231, SLG: 0.091	0-0 F7		0-0 F7		0-0 F7		0-0 G4-6-3 1-2f	0-0 2-H 1B	0-0 1B	5 0 1 1 0 0 4												
Gary Alexander, R (1, 10) OBP: 0.154, SLG: 0.231		0-3 K	0-0 FC5 2-3f		0-3 K		0-0 F7	0-0 P6	0-0 P6	5 0 0 0 0 2 4												
Jorge Orta, L (1, 9) OBP: 0.538, SLG: 0.333		0-0 S 1B		0-0 F7		4-0 1B 1B BB		4-0 FC4-6 1B BB	0-0 F7	3 0 1 0 2 0 1												
Joe Charboneau, R (1, 7) OBP: 0.182, SLG: 0.455		0-3 K		0-3 K		0-0 P4		0-0 FC4-6 1-2 1B		4 0 1 0 0 2 2												
Ron Hassey, L (1, 2) OBP: 0.333, SLG: 0.273		4-0 FC6-4 1-2 BB		0-3 K		0-0 1B 1-2 1B		0-3 K		3 0 1 0 1 2 2												
Duane Kuiper, L (1, 4) OBP: 0.500, SLG: 0.455		0-0 FC6-4 1-2f			0-0 2B 1B	0-0 1-2 2-3 1B		0-0 FC4-6 1-2f 2-3		4 1 2 0 0 0 4												
Tom Veryzer, R (1, 6) OBP: 0.250, SLG: 0.286			0-0 1-3		0-0 1B SF8 2B	0-0 P4		0-0 5-3		2 1 1 1 0 0 0												
Andres Mora, R (6, PH)										1 0 0 0 0 0 3												
Jerry Dybzinski, R (6, 6)										1 0 0 0 0 0 2												
Inning Stats	R: 0 E: 0 K: 1 S: 5	H: 0 LOB: 0 BB: 0 P: 5	R: 0 E: 0 K: 2 S: 8	H: 1 LOB: 2 BB: 1 P: 12	R: 0 E: 0 K: 0 S: 4	H: 1 LOB: 2 BB: 1 P: 8	R: 0 E: 0 K: 2 S: 7	H: 0 LOB: 0 BB: 0 P: 7	R: 2 E: 0 K: 1 S: 8	H: 3 LOB: 1 BB: 0 P: 8	R: 0 E: 0 K: 0 S: 5	H: 2 LOB: 3 BB: 1 P: 9	R: 0 E: 1 K: 0 S: 3	H: 0 LOB: 0 BB: 0 P: 3	R: 0 E: 0 K: 1 S: 6	H: 1 LOB: 2 BB: 1 P: 10	R: 1 E: 0 K: 0 S: 5	H: 2 LOB: 1 BB: 0 P: 5	1B: 8 2B: 2 3B: 0 HR: 0	SF: 1 SAC: 0 DP: 1 HBP: 0	WP: 0 PB: 0 SB: 1 CS: 0	PA: 41
PITCHER	IP WLS BF H R ER SO BB IBB HBP BLK WP HR S P ERA WHIP																					
Don Aase, R (1, 1) ERA: 3.38	5.1 W 26 7 2 2 6 3 0 0 0 0 0 0 35 47 3.38 1.875																					
John Montague, R (6, 1) ERA: 2.45	3.2 S 15 3 1 1 1 1 0 0 0 0 0 0 16 20 2.46 1.091																					

Cleveland Indians @ California Angels
Anaheim Stadium, Anaheim, CA

Sun Apr 13 1980, 6:33 AM EST
Att: 33,628 - Unknown

livebaseballscorecards.com

AB	36
R	3
H	10
RBI	3
BB	4
SO	7
LOB	26



Batter	1	2	3	4	5	6	7	8	9
Rick Miller, L OBP: 0.500, SLG: 0.400 (1, 8) X	0-0 G3 ①		0-0 5-3 ②	4-0 E2 1B BB		0-0 1B	0-0 CS ③	0-3 K ①	
Al Cowens, R OBP: 0.214, SLG: 0.083 (1, 9) S S S	0-3 K ②		1-0 1B 2B HBP	4-0 1B 1B BB		0-0 F9 ③		0-0 2-3 ②	
Carney Lansford, R OBP: 0.500, SLG: 0.538 (1, 5) X	0-0 6-3 ③		0-0 2B 1B BB	0-0 1B 1B 3-H			0-0 1B 1B 2B	0-0 F9 ③	
Don Baylor, R OBP: 0.462, SLG: 0.455 (1, 10) X		0-0 6-3 ①	0-0 1B 2B 1-3 2-H	0-0 1B 1-3 3-H			4-0 1B 1B BB		
Rod Carew, L OBP: 0.538, SLG: 0.545 (1, 3) B B B		4-0 2B S BB	4-0 BB IBB		0-0 3-1 ①		0-0 S 1B FC6-2 1B		
Joe Rudi, R OBP: 0.385, SLG: 1.083 (1, 7) S S S	0-3 K ②		4-0 BB		0-3 K ②		0-0 FC6-2 S 1B 1B		
Bobby Grich, R OBP: 0.462, SLG: 0.455 (1, 4) X	0-0 2B 2-H		0-3 K ③		0-0 5-3 ③		0-3 K ①		
Freddie Patek, R OBP: 0.273, SLG: 0.444 (1, 6) S S S	0-3 K ③			0-0 5-3 ①		0-3 K ①	0-0 FC6-2 1B CS		
Tom Donohue, R OBP: 0.250, SLG: 0.250 (1, 2) S S S			0-3 K ①	0-0 5-3 ②		0-3 K ②	0-0 1B 1-3 3-H		

Inning Stats	R: 0	H: 0	E: 0	K: 1	S: 5	R: 1	H: 1	E: 0	K: 2	S: 8	R: 2	H: 2	E: 0	K: 2	S: 9	R: 2	H: 2	E: 1	K: 0	S: 4	R: 0	H: 0	E: 0	K: 1	S: 5	R: 0	H: 1	E: 0	K: 2	S: 8	R: 3	H: 4	E: 0	K: 1	S: 8	R: 0	H: 0	E: 0	K: 1	S: 5
	0	0	0	1	5	1	1	0	2	8	2	2	0	2	9	0	2	1	0	4	0	0	0	1	5	0	1	0	1	8	4	0	1	8	0	0	0	1	5	

PITCHER	IP	WLS	BF	H	R	ER	SO	BB	IBB	HBP	BLK	WP	HR	S	P	ERA	WHIP
John Denny, R ERA: 10.5 (1, 1)	6.0	L	31	7	7	7	8	5	1	1	0	0	0	40	65	10.50	2.000
Mike Stanton, R ERA: 3.0 (7, 1)	2.0		8	3	1	1	2	0	0	0	0	0	0	12	12	4.50	1.500

BOTTOM


Cleveland Indians @ California Angels
Anaheim Stadium, Anaheim, CA

Sun Apr 13 1980, 6:33 AM EST
Att. 33,628 - Unknown


AB	R	H	RBI	BB	SO	LOB
4	1	1	0	1	1	0
3	2	0	0	1	1	1
5	2	3	1	0	0	0
3	1	2	2	1	0	0
2	1	1	0	2	0	0
3	1	1	3	1	2	1
4	0	1	1	0	2	5
4	0	0	0	0	2	3
4	0	1	1	0	2	0

AB	32
R	8
H	10
RBI	8
BB	6
SO	10
LOB	10

WP: 0 PA: 40
PB: 0
SB: 3
CS: 1



1B	2B	3B	HR	SF	SAC	DP	HBP
7	3	0	0	0	0	0	1

Batter	1	2	3	4	5	6	7	8	9	AB R H RBI BB SO LOB	TOP											
Rick Manning, L (1, 8) OBP: 0.500, SLG: 0.467	0-0 BB 1B HR 1B	4-0 BB		0-0 4-3			0-0 BB 1B		0-3 K	4 1 2 0 1 1 2												
Toby Harrah, R (1, 5) OBP: 0.278, SLG: 0.200	0-0 1-2 HR 1B	4-3			0-0 F9		0-0 1-2 BB 1B			4 1 2 0 0 0 1												
Mike Hargrove, L (1, 3) OBP: 0.235, SLG: 0.071	0-0 F7		0-0 F8		0-0 1-3		4-0 1-2 2-3 BB			3 0 0 0 1 0 2												
Cliff Johnson, R (1, 10) OBP: 0.200, SLG: 0.357	4-0 1-2 2-3 HR BB		0-0 5-3		0-0 6-3		0-3 K			3 1 0 0 1 1 3												
Jorge Orta, L (1, 9) OBP: 0.471, SLG: 0.538	0-0 1-H 2-H 3-H HR		0-0 L6		0-0 F8		0-3 K			4 1 1 4 0 1 0												
Joe Charboneau, R (1, 7) OBP: 0.200, SLG: 0.357	0-0 F8		0-3 K		4-0 BB G4-6-3		0-0 F5			3 0 0 0 1 1 0												
Ron Hassey, L (1, 2) OBP: 0.267, SLG: 0.214 Gary Alexander, R (8, PH) OBP: 0.143, SLG: 0.214 (8, 2)	0-0 G1		0-0 6-3		0-0 G4-6-3 1-2f		0-0 5-3			3 0 0 0 0 0 1 1 0 0 0 0 0 0	AB 32 R 4 H 6 RBI 4 BB 5 SO 4 LOB 9											
Duane Kuiper, L (1, 4) OBP: 0.438, SLG: 0.467		0-0 4-3		0-0 2B		0-0 4-3		0-0 4-3		4 0 1 0 0 0 0												
Tom Veryzer, R (1, 6) OBP: 0.300, SLG: 0.250 Ron Pruitt, R (7, PH) Jerry Dybzinski, R (7, 6) Andres Mora, R (9, PH)		0-0 1-3		4-0 BB		0-0 L7		0-0 5-3		1 0 0 0 1 0 0 1 0 0 0 0 0 0 0 0 0 0 0 0 0 1 0 0 0 0 0 0												
Inning Stats	R: 4 E: 0 K: 0 S: 6	H: 3 LOB: 0 BB: 1 P: 10	R: 0 E: 0 K: 0 S: 3	H: 0 LOB: 1 BB: 1 P: 7	R: 0 E: 0 K: 0 S: 3	H: 0 LOB: 0 BB: 0 P: 3	R: 0 E: 0 K: 1 S: 6	H: 1 LOB: 2 BB: 1 P: 10	R: 0 E: 0 K: 0 S: 3	H: 0 LOB: 0 BB: 0 P: 3	R: 0 E: 0 K: 0 S: 2	H: 0 LOB: 0 BB: 1 P: 6	R: 0 E: 0 K: 1 S: 7	H: 2 LOB: 3 BB: 1 P: 11	R: 0 E: 0 K: 1 S: 5	H: 0 LOB: 0 BB: 0 P: 5	R: 0 E: 0 K: 1 S: 5	H: 0 LOB: 0 BB: 0 P: 5	1B: 4 2B: 1 3B: 0 HR: 1	SF: 0 SAC: 0 DP: 1 HBP: 0	WP: 0 PB: 0 SB: 0 CS: 0	PA: 37
PITCHER	IP WLS BF H R ER SO BB IBB HBP BLK WP HR S P ERA WHIP																					
Doc Medich, R (1, 1) ERA: 5.4	6.2 W 29 6 4 4 1 4 0 0 0 0 1 27 43 5.40 1.500																					
Sparky Lyle, L (7, 1) ERA: 3.0	2.1 S 8 0 0 0 3 1 0 0 0 0 0 0 13 17 0.00 0.429																					

Cleveland Indians @ Texas Rangers
Arlington Stadium, Arlington, TX
Mon Apr 14 1980, 7:05 PM EST
Att. 8,656 - Unknown

livebaseballscorecards.com

BOTTOM

Cleveland Indians @ Texas Rangers
Arlington Stadium, Arlington, TX
Mon Apr 14 1980, 7:05 PM EST
Att. 8,656 - Unknown

AB	29
R	7
H	7
RBI	6
BB	7
SO	4
LOB	20



WP:	1	PA:	37
PB:	0		
SB:	1		
CS:	0		

AB R H RBI BB SO LOB

4 1 2 0 1 0 1

3 0 0 0 0 0 2

4 1 1 1 0 1 2

2 1 0 0 2 1 1

3 0 1 0 0 1 2

1 0 0 0 0 1 2

3 1 1 0 1 0 0

2 2 1 1 2 0 2

3 1 1 4 1 0 3

4 0 0 0 0 0 5

1B:	3	SF:	0
2B:	3	SAC:	1
3B:	0	DP:	1
HR:	1	HBP:	0

Batter	1	2	3	4	5	6	7	8	9
Mickey Rivers, L OBP: 0.522, SLG: 0.600 (1, 8)	0-0 2B	0-0 F9 2B		0-0 4-3			4-0 SH1-3 BB	0-0 4-3 2-3 3-H	
Bump Wills, S OBP: 0.091, SLG: 0.143 (1, 4)	0-0 6-3	0-0 F9 2-3		0-0 1-3			0-0 SH1-3 1-2		
Al Oliver, L OBP: 0.250, SLG: 0.286 (1, 9)	0-0 BB 2B 2-H	0-0 F7		0-0 3-1			0-3 K		
Buddy Bell, R OBP: 0.304, SLG: 0.158 (1, 5)	4-0 BB HR BB	0-3 K		0-0 5-3			4-0 IBB		
John Ellis, R OBP: 0.250, SLG: 0.250 (1, 3)	0-3 K		0-0 6-3 1B 1B		0-0 F9		0-3 K		
Pat Putnam, L OBP: 0.500, SLG: 0.400 (6, 3)									
Richie Zisk, R OBP: 0.235, SLG: 0.250 (1, 10)	4-0 BB HR BB 1-2 2-3		0-0 6-3 1B		0-0 F8		0-0 F9		
Bill Sample, R OBP: 0.231, SLG: 0.091 (1, 7)	4-0 HR BB 1-2 2-3 3-H		0-0 F3		0-0 FC6-4 1B		4-0 F8 WP BB		
Jim Sundberg, R OBP: 0.538, SLG: 0.917 (1, 2)	0-0 HR 1-H 2-H 3-H		0-0 6-3		0-0 FC6-4 G6-4-3 1-2f		4-0 WP F8 BB		
Nelson Norman, S OBP: 0.143, SLG: 0.143 (1, 6)	0-0 5-3		0-0 F9		0-0 G6-4-3 1-2f		0-0 F8 1-2 2-3		

Inning Stats	R: 6 E: 0 K: 1 S: 8	H: 3 LOB: 0 BB: 3 P: 20	R: 0 E: 0 K: 1 S: 6	H: 1 LOB: 1 BB: 0 P: 6	R: 0 E: 0 K: 0 S: 5	H: 2 LOB: 2 BB: 0 P: 5	R: 0 E: 0 K: 0 S: 3	H: 0 LOB: 0 BB: 0 P: 3	R: 0 E: 0 K: 0 S: 3	H: 0 LOB: 0 BB: 0 P: 3	R: 0 E: 0 K: 0 S: 3	H: 1 LOB: 0 BB: 0 P: 3	R: 0 E: 0 K: 2 S: 7	H: 0 LOB: 2 BB: 2 P: 15	R: 1 E: 0 K: 0 S: 3	H: 0 LOB: 1 BB: 2 P: 11	1B: 3 2B: 3 3B: 0 HR: 1	SF: 0 SAC: 1 DP: 1 HBP: 0	WP: 1 PB: 0 SB: 1 CS: 0	PA: 37
---------------------	------------------------------	----------------------------------	------------------------------	---------------------------------	------------------------------	---------------------------------	------------------------------	---------------------------------	------------------------------	---------------------------------	------------------------------	---------------------------------	------------------------------	----------------------------------	------------------------------	----------------------------------	----------------------------------	------------------------------------	----------------------------------	--------

PITCHER	IP	WLS	BF	H	R	ER	SO	BB	IBB	HBP	BLK	WP	HR	S	P	ERA	WHIP
Rick Waits, L ERA: 8.53 (1, 1)	6.1	L	29	7	6	6	2	4	0	0	0	0	1	29	45	8.53	1.737
Sid Monge, L ERA: 4.5 (7, 1)	1.2		8	0	1	1	2	2	1	0	0	1	0	9	21	5.40	1.200

Batter	1	2	3	4	5	6	7	8	9	AB R H RBI BB SO LOB	TOP																						
Rick Manning, L (1, 8) OBP: 0.455, SLG: 0.421	0-0 L7		0-0 WP 1B			0-0 6-3		0-3 K		4 0 1 0 0 1 2																							
Toby Harrah, R (1, 5) OBP: 0.227, SLG: 0.158	0-0 5-3		0-3 K 1-2			0-3 K		0-0 F3		4 0 0 0 0 2 3																							
Mike Hargrove, L (1, 3) OBP: 0.190, SLG: 0.056	0-0 F8				0-0 F5		0-0 F7		0-0 6-3	4 0 0 0 0 0 0																							
Cliff Johnson, R (1, 10) OBP: 0.375, SLG: 0.333		0-0 2B			0-0 5-3		0-0 F5		4-0 FC5-4 BB	3 0 1 0 1 0 0																							
Jorge Orta, L (1, 9) OBP: 0.381, SLG: 0.412		0-0 F4			0-0 4-3		0-0 4-3		0-0 FC5-4 FC6-4 1-2f	4 0 0 0 0 0 2																							
Joe Charboneau, R (1, 7) OBP: 0.211, SLG: 0.333		0-3 K			0-0 FC6-4 1B		0-0 6-3		0-0 FC6-4 1-2f	4 0 1 0 0 1 2																							
Bo Diaz, R (1, 2)		0-0 L5			0-0 F9			0-0 6-3		3 0 0 0 0 0 2																							
Duane Kuiper, L (1, 4) OBP: 0.389, SLG: 0.412			0-0 F7		0-0 F8			0-0 E5 1B 1B		2 0 0 0 0 0 1																							
Ron Pruitt, R (8, PH) OBP: 0.333, SLG: 0.333										1 0 1 0 0 0 0																							
Dave Rosello, R (8, 4)										0 0 0 0 0 0 0																							
Tom Veryzer, R (1, 6) OBP: 0.250, SLG: 0.200			0-0 6-3		0-0 FC6-4 1-2f			0-0 2-3 1B		2 0 0 0 0 0 1																							
Andres Mora, R (8, PH) OBP: 0.333, SLG: 0.333										1 0 1 0 0 0 0																							
Jerry Dybzinski, R (8, PR) (8, 6)										0 0 0 0 0 0 0																							
Inning Stats	R: 0 E: 0 K: 0 S: 3	H: 0 LOB: 0 BB: 0 P: 3	R: 0 E: 0 K: 1 S: 6	H: 1 LOB: 1 BB: 0 P: 6	R: 0 E: 0 K: 1 S: 6	H: 1 LOB: 1 BB: 0 P: 6	R: 0 E: 0 K: 0 S: 3	H: 0 LOB: 0 BB: 0 P: 3	R: 0 E: 0 K: 0 S: 4	H: 1 LOB: 1 BB: 0 P: 4	R: 0 E: 0 K: 1 S: 5	H: 0 LOB: 0 BB: 0 P: 5	R: 0 E: 0 K: 0 S: 3	H: 0 LOB: 0 BB: 0 P: 3	R: 0 E: 1 K: 1 S: 7	H: 2 LOB: 2 BB: 0 P: 7	R: 0 E: 0 K: 0 S: 3	H: 0 LOB: 1 BB: 1 P: 7	1B: 4 2B: 1 3B: 0 HR: 0	SF: 0 SAC: 0 DP: 0 HBP: 0	WP: 1 PB: 0 SB: 0 CS: 0	PA: 33											
PITCHER Jon Matlack, L (1, 1) ERA:	IP 9.0	WLS W	BF 33	H 5	R 0	ER 0	SO 4	BB 1	IBB 0	HBP 0	BLK 0	WP 1	HR 0	S 40	P 44	ERA 0.00	WHIP 0.667																
											PITCHER	IP	WLS	BF	H	R	ER	SO	BB	IBB	HBP	BLK	WP	HR	S	P	ERA	WHIP					

Cleveland Indians @ Texas Rangers
Arlington Stadium, Arlington, TX
Tue Apr 15 1980, 7:05 PM EST
Att: 11,895 - Unknown

livebaseballscorecards.com

AB	32
R	0
H	5
RBI	0
BB	1
SO	4
LOB	13



Batter	1	2	3	4	5	6	7	8	9	AB	R	H	RBI	BB	SO	LOB
Mickey Rivers, L OBP: 0.481, SLG: 0.542 (1, 8)	0-0 F9		0-0 1B	0-3 K			0-0 F8			4	0	1	0	0	1	3
Bump Wills, S OBP: 0.115, SLG: 0.160 (1, 4)	0-0 F8		0-0 FC5-4-3-4 FC1-6		0-0 6-3		0-0 1B			4	0	1	1	0	0	1
Al Oliver, L OBP: 0.214, SLG: 0.240 (1, 9)	0-0 4-3		0-0 FC1-6		0-0 F8		0-0 F9			4	0	0	0	0	0	2
Buddy Bell, R OBP: 0.296, SLG: 0.217 (1, 5)		0-0 SF8 2B	0-0 F7		0-0 6-3			0-0 1-3		4	1	1	0	0	0	1
John Ellis, R OBP: 0.273, SLG: 0.273 (1, 3)		0-0 4-3		0-0 1B 1B		0-0 L5		0-0 F9		3	1	1	0	0	0	1
Pat Putnam, L OBP: 0.467, SLG: 0.364 (7, 3)		2-3								1	0	0	0	0	0	0
Richie Zisk, R OBP: 0.238, SLG: 0.211 (1, 10)		4-0 BB 1B BB		0-0 F9		0-0 5-3		0-0 G3		3	0	0	0	1	0	1
Bill Sample, R OBP: 0.250, SLG: 0.154 (1, 7)		0-0 SF8		0-0 1B 1-2 1B		0-0 6-3				2	0	1	1	0	0	0
Jim Sundberg, R OBP: 0.625, SLG: 0.929 (1, 2)		4-0 BB 1B BB		0-0 1B 1-3 2-H 1B			0-0 SH2-4 1B 1B			2	1	2	1	1	0	0
Nelson Norman, S OBP: 0.222, SLG: 0.222 (1, 6)		0-0 1-2 2-H 1B		0-0 F3			0-0 SH2-4			2	0	1	0	0	0	2

Inning Stats	R: 0	H: 0	E: 0	K: 0	S: 3	R: 1	H: 2	E: 0	K: 0	S: 4	R: 0	H: 1	E: 0	K: 0	S: 4	R: 1	H: 3	E: 0	K: 1	S: 8	R: 0	H: 0	E: 0	K: 0	S: 3	R: 0	H: 0	E: 0	K: 0	S: 3	R: 1	H: 2	E: 0	K: 0	S: 5	R: 0	H: 0	E: 0	K: 0	S: 3	R: 0	H: 0	E: 0	K: 0	S: 3	1B: 7	SF: 1	2B: 1	SAC: 1	3B: 0	DP: 0	HR: 0	HBP: 0	WP: 0	PA: 33
--------------	------	------	------	------	------	------	------	------	------	------	------	------	------	------	------	------	------	------	------	------	------	------	------	------	------	------	------	------	------	------	------	------	------	------	------	------	------	------	------	------	------	------	------	------	------	-------	-------	-------	--------	-------	-------	-------	--------	-------	--------

PITCHER	IP	WLS	BF	H	R	ER	SO	BB	IBB	HBP	BLK	WP	HR	S	P	ERA	WHIP
Bob Owchinko, L ERA: 4.05 (1, 1)	6.2	L	29	8	3	3	1	2	0	0	0	0	0	29	37	4.05	1.500
Sid Monge, L ERA: 3.86 (7, 1)	0.1		1	0	0	0	0	0	0	0	0	0	0	1	1	0.00	0.000
Victor Cruz, R ERA: 13.5 (8, 1)	1.0		3	0	0	0	0	0	0	0	0	0	0	3	3	0.00	0.000

BOTTOM

Cleveland Indians @ Texas Rangers
Arlington Stadium, Arlington, TX
Tue Apr 15 1980, 7:05 PM EST
Att. 11,895 - Unknown

livebaseballscorecards.com

AB	29
R	3
H	8
RBI	3
BB	2
SO	1
LOB	11



Batter	1	2	3	4	5	6	7	8	9	AB	R	H	RBI	BB	SO	LOB	TOP										
Rick Manning, L (1, 8) OBP: 0.407, SLG: 0.375	0-3 K	0-0 1-2 3-H 1B	0-0 6-3		0-0 5-3			0-0 6-3		5	0	1	1	0	1	3											
Toby Harrah, R (1, 5) OBP: 0.185, SLG: 0.125	0-0 6-3	0-0 G4-3		0-0 F9		0-0 F7		0-0 5-3		5	0	0	0	0	0	2											
Mike Hargrove, L (1, 3) OBP: 0.346, SLG: 0.200	4-0 BB		0-0 1B SF8 2B	4-0 FC5-4 BB		4-0 1B BB		0-0 BB 1B		2	1	2	0	3	0	0											
Cliff Johnson, R (1, 10) OBP: 0.417, SLG: 0.400 Gary Alexander, R (6, PR) OBP: 0.200, SLG: 0.214	0-3 K		0-0 SF8 BB SF7 1B	0-0 FC5-4 FC6-4		0-0 G1-6-3 1B		4-0 1-2 BB		4	1	2	0	0	1	2											
Jorge Orta, L (1, 9) OBP: 0.385, SLG: 0.381		0-0 BB 2B 1B	4-0 SF7 2B BB	0-0 FC6-4		0-0 G1-6-3		0-0 1-3		4	2	1	0	1	0	5											
Joe Charboneau, R (1, 7) OBP: 0.292, SLG: 0.350		4-0 2B BB	0-0 SF8		0-0 1B SF7 1B		4-0 E BB		0-0 G3		2	2	1	1	2	0											
Ron Hassey, L (1, 2) OBP: 0.333, SLG: 0.375 Bo Diaz, R (7, PH) OBP: 0.200, SLG: 0.200		0-0 1B 2B	0-0 SF7		0-0 1B		0-0 L5		0-0 1-3 1B		2	1	2	3	0	0											
Duane Kuiper, L (1, 4) OBP: 0.391, SLG: 0.450		4-0 FC5-4 BB	0-0 SF7 2B		0-0 SF7		0-0 E3 G6-4-3		0-0 1-3		3	0	1	2	1	0											
Tom Verzyer, R (1, 6) OBP: 0.267, SLG: 0.167 Ron Pruitt, R (7, PH) OBP: 0.250, SLG: 0.250 Jerry Dybzinski, R (7, 6)		0-0 FC5-4 1B	4-0 BB		0-0 F3		0-0 G6-4-3		0-0 F9		2	0	0	0	1	0											
Inning Stats	R: 0 E: 0 K: 2 S: 7	H: 0 LOB: 1 BB: 1 P: 11	R: 3 E: 0 K: 0 S: 5	H: 3 LOB: 1 BB: 2 P: 13	R: 3 E: 0 K: 0 S: 6	H: 3 LOB: 2 BB: 2 P: 14	R: 0 E: 0 K: 0 S: 3	H: 0 LOB: 1 BB: 1 P: 7	R: 1 E: 0 K: 0 S: 5	H: 2 LOB: 1 BB: 0 P: 5	R: 0 E: 0 K: 0 S: 3	H: 1 LOB: 2 BB: 1 P: 7	R: 0 E: 1 K: 0 S: 3	H: 0 LOB: 1 BB: 1 P: 7	R: 0 E: 0 K: 0 S: 4	H: 1 LOB: 2 BB: 1 P: 8	R: 0 E: 0 K: 0 S: 4	H: 1 LOB: 1 BB: 0 P: 4	1B: 8 2B: 3 3B: 0 HR: 0	SF: 3 SAC: 0 DP: 3 HBP: 0	WP: 0 PB: 0 SB: 0 CS: 0	PA: 45					
PITCHER	IP	WLS	BF	H	R	ER	SO	BB	IBB	HBP	BLK	WP	HR	S	P	ERA	WHIP										
Fergie Jenkins, R (1, 1) ERA: 15.43	2.0		14	5	6	6	2	4	0	0	0	0	0	14	30	27.00	4.500										
Danny Darwin, R (3, 1) ERA: 5.14	3.0		14	3	1	1	0	2	0	0	0	0	0	12	20	3.00	1.667										
Dave Rajsich, L (6, 1) ERA: 4.05	1.1		7	1	0	0	0	2	0	0	0	0	0	5	13	0.00	2.250										
Jim Kern, R (7, 1) ERA:	2.2	W	10	2	0	0	0	1	0	0	0	0	0	9	13	0.00	1.125										

Cleveland Indians @ Texas Rangers
Arlington Stadium, Arlington, TX
Wed Apr 16 1980, 7:05 PM EST
Att: 11,557 - Unknown

livebaseballscorecards.com

AB	33
R	7
H	11
RBI	7
BB	9
SO	2
LOB	21



Batter	1	2	3	4	5	6	7	8	9	AB R H RBI BB SO LOB
Mickey Rivers, L (1, 8) OBP: 0.469, SLG: 0.517	0-0 4-3 S 1B		0-0 F2		0-0 B1-3		0-0 F6		0-0 1B HR 1B	5 1 2 0 0 0 2
Bump Wills, S (1, 4) OBP: 0.161, SLG: 0.200	0-3 K		0-0 G3		0-0 1B		0-0 E 1B 1B		0-0 F6	5 0 2 2 0 1 2
Al Oliver, L (1, 9) OBP: 0.242, SLG: 0.267	0-0 4-3 1-3			0-3 K		0-0 BB 1B	0-0 F8		0-0 1-3 HR 1B	5 2 2 0 0 1 2
Buddy Bell, R (1, 5) OBP: 0.344, SLG: 0.259	0-0 6-3			0-0 E9 1B		4-0 1B 4-3 BB	0-0 1-2 E 1B		0-3 K	4 1 2 0 1 1 3
Rusty Staub, L (1, 10) OBP: 0.600, SLG: 1.071 Richie Zisk, R (7, PH) OBP: 0.261, SLG: 0.381			0-0 F6		0-0 F9		0-0 E 1B 1B		0-0 1-2 2-3 HR	3 1 1 1 0 0 1 2 1 1 3 0 0 2
Pat Putnam, L (1, 3) OBP: 0.444, SLG: 0.357 John Ellis, R (7, PH) OBP: 0.250, SLG: 0.250			0-0 FC4-6 1B		0-0 F6		0-3 K		0-3 K	3 0 1 0 0 1 3 1 0 0 0 0 1 3
Johnny Grubb, L (1, 7) Bill Sample, R (8, PH) OBP: 0.235, SLG: 0.143			0-0 F8				0-0 4-3		0-3 K	3 0 0 1 0 0 2 1 0 0 0 0 1 0
Jim Sundberg, R (1, 2) OBP: 0.600, SLG: 0.824			0-0 FC4-6 1-2f		4-0 B1-3 1B BB		0-0 FC4-6 1B		0-0 F7	3 1 1 1 1 0 1
Nelson Norman, S (1, 6) OBP: 0.273, SLG: 0.273 Jim Norris, L (6, PH) OBP: 0.333, SLG: 0.333 Pepe Frias, R (7, 6) OBP: 0.222, SLG: 0.333			0-0 F6		0-0 1B 1B		0-0 FC4-6		0-0 G3	2 1 1 0 0 0 0 1 0 0 0 0 0 1 1 0 0 0 0 0 0

Inning Stats	R: 0 E: 0 K: 1 S: 6	H: 1 LOB: 1 BB: 0 P: 6	R: 0 E: 0 K: 0 S: 4	H: 1 LOB: 1 BB: 0 P: 4	R: 0 E: 0 K: 0 S: 3	H: 0 LOB: 0 BB: 0 P: 3	R: 0 E: 1 K: 1 S: 6	H: 1 LOB: 1 BB: 0 P: 6	R: 2 E: 0 K: 0 S: 4	H: 2 LOB: 1 BB: 1 P: 8	R: 3 E: 1 K: 1 S: 8	H: 3 LOB: 1 BB: 1 P: 12	R: 0 E: 1 K: 1 S: 8	H: 2 LOB: 3 BB: 0 P: 8	R: 0 E: 0 K: 1 S: 5	H: 0 LOB: 0 BB: 0 P: 5	R: 3 E: 0 K: 1 S: 7	H: 3 LOB: 0 BB: 0 P: 7	1B: 12 2B: 0 3B: 0 HR: 1	SF: 0 SAC: 0 DP: 0 HBP: 0	WP: 0 PB: 0 SB: 1 CS: 0	PA: 41
--------------	------------------------------	---------------------------------	------------------------------	---------------------------------	------------------------------	---------------------------------	------------------------------	---------------------------------	------------------------------	---------------------------------	------------------------------	----------------------------------	------------------------------	---------------------------------	------------------------------	---------------------------------	------------------------------	---------------------------------	-----------------------------------	------------------------------------	----------------------------------	--------

PITCHER	IP	WLS	BF	H	R	ER	SO	BB	IBB	HBP	BLK	WP	HR	S	P	ERA	WHIP
Len Barker, R (1, 1) ERA: 3.29	5.0		23	7	5	4	2	2	0	0	0	0	0	25	33	7.20	1.800
Dan Spillner, R (6, 1) ERA: 9.0	1.2		8	3	0	0	1	0	0	0	0	0	0	10	10	0.00	1.800
Sid Monge, L (7, 1) ERA: 6.75	1.2		8	2	2	2	2	0	0	0	0	0	0	12	12	10.80	1.200
Victor Cruz, R (9, 1) ERA: 15.43	0.1	L	2	1	1	1	1	0	0	0	0	0	1	4	4	27.00	3.000

BOTTOM


Cleveland Indians @ Texas Rangers
Arlington Stadium, Arlington, TX

Wed Apr 16 1980, 7:05 PM EST
Att. 11,557 - Unknown

livebaseballscores.com

AB	39
R	8
H	13
RBI	8
BB	2
SO	6
LOB	22



Batter	1	2	3	4	5	6	7	8	9	AB R H RBI BB SO LOB	TOP														
Alfredo Griffin, S (1, 6) OBP: 0.206, SLG: 0.242	0-0 6-3		0-0 G4-6-3			0-0 1-3		0-0 5-3		4 0 0 0 0 0 2	<p>Toronto Blue Jays @ Cleveland Indians Cleveland Municipal Stadium, Cleveland, OH</p> <p>Sat Apr 19 1980, 3:33 AM EST Att. 61,753 - Unknown - 59 F</p> <p>livebaseballscorecards.com</p> <table> <tr><td>AB</td><td>32</td></tr> <tr><td>R</td><td>1</td></tr> <tr><td>H</td><td>6</td></tr> <tr><td>RBI</td><td>0</td></tr> <tr><td>BB</td><td>0</td></tr> <tr><td>SO</td><td>6</td></tr> <tr><td>LOB</td><td>11</td></tr> </table> 	AB	32	R	1	H	6	RBI	0	BB	0	SO	6	LOB	11
AB	32																								
R	1																								
H	6																								
RBI	0																								
BB	0																								
SO	6																								
LOB	11																								
Rick Bosetti, R (1, 8) OBP: 0.226, SLG: 0.333	0-0 E6 G3 1B		0-0 F9			0-0 6-3		0-0 6-3		4 0 1 0 0 0 1															
John Mayberry, L (1, 3) OBP: 0.387, SLG: 0.692	0-0 G3 2-3			0-3 K		0-0 G3			0-0 G3	4 0 0 0 0 1 1															
Otto Velez, R (1, 10) OBP: 0.375, SLG: 0.385	0-3 K			0-0 F9			0-0 1B		0-3 K	4 0 1 0 0 2 1															
Roy Howell, L (1, 5) OBP: 0.452, SLG: 0.556		0-3 K		0-0 1-3		0-3 K		0-0 L4		4 0 0 0 0 2 1															
Barry Bonnell, R (1, 9) OBP: 0.241, SLG: 0.360		0-0 E5 CS			0-0 5-3		0-3 K			3 0 0 0 0 1 1															
Bob Bailor, R (7, 9) OBP: 0.118, SLG: 0.063										0 0 0 0 0 0 0															
Damaso Garcia, R (1, 4) OBP: 0.296, SLG: 0.360		0-0 F9			0-0 1-3		0-0 4-3			3 0 0 0 0 0 2															
Danny Ainge, R (1, 7) OBP: 1.000, SLG: 1.333			0-0 1B G4-6-3 1B			0-0 2B		0-0 5-3 5-3 1B		3 1 3 0 0 0 0															
Bob Davis, R (1, 2) OBP: 0.364, SLG: 0.300			0-0 1B G4-6-3			0-0 F9		0-0 5-3		3 0 1 0 0 0 2															
Inning Stats	R: 0 H: 1 E: 1 LOB: 1 K: 1 BB: 0 S: 6 P: 6	R: 0 H: 0 E: 1 LOB: 0 K: 1 BB: 0 S: 5 P: 5	R: 1 H: 2 E: 0 LOB: 0 K: 0 BB: 0 S: 4 P: 4	R: 0 H: 0 E: 0 LOB: 0 K: 1 BB: 0 S: 5 P: 5	R: 0 H: 1 E: 0 LOB: 1 K: 0 BB: 0 S: 4 P: 4	R: 0 H: 0 E: 0 LOB: 0 K: 0 BB: 0 S: 3 P: 3	R: 0 H: 1 E: 0 LOB: 1 K: 2 BB: 0 S: 8 P: 8	R: 0 H: 1 E: 0 LOB: 1 K: 0 BB: 0 S: 4 P: 4	R: 0 H: 0 E: 0 LOB: 0 K: 1 BB: 0 S: 5 P: 5	1B: 5 SF: 0 2B: 1 SAC: 0 3B: 0 DP: 1 HR: 0 HBP: 0	WP: 0 PA: 32 PB: 0 SB: 0 CS: 1														
PITCHER Rick Waits, L (1, 1) ERA: 4.11	IP WLS BF H R ER SO BB IBB HBP BLK WP HR S P ERA WHIP																								
	9.0 W 32 6 1 1 6 0 0 0 0 0 0 0 44 44 1.00 0.667																								

Batter	1	2	3	4	5	6	7	8	9
Rick Manning, L OBP: 0.406, SLG: 0.333 (1, 8) X	0-0 F8 ①		0-0 G4-6-3 ②		4-0 SF8 IBB	0-0 F7 ③		4-0 1B HR BB	
Toby Harrah, R OBP: 0.188, SLG: 0.143 (1, 5) X	0-0 G3 ②			0-0 F5 ① X	0-0 SF8 ②		0-0 F5 ① X	0-0 1B HR BB	
Mike Hargrove, L OBP: 0.419, SLG: 0.364 (1, 3) B B B	4-0 BB			0-3 K ②	4-0 IBB		1-0 1B BB HBP	0-0 1B HR	
Cliff Johnson, R OBP: 0.294, SLG: 0.267 (1, 10) X	0-0 F9 ③			0-0 1-3 ③	0-3 K ③		0-0 F7 ② X	0-0 5-3 ③	
Jorge Orta, L OBP: 0.400, SLG: 0.375 (1, 9)		0-3 K ①			0-0 2B IBB	0-0 F8 ①	4-0 1B BB		
Joe Charboneau, R OBP: 0.393, SLG: 0.609 (1, 7) B B B		4-0 CS BB			0-0 2B IBB	0-0 HR	0-0 1B		
Ron Hassey, L OBP: 0.318, SLG: 0.400 (1, 2) X		0-0 L7 ② ③			0-0 SH3-4 SF8 2B	0-0 F9 ②	0-3 K ③		
Duane Kuiper, L OBP: 0.423, SLG: 0.455 (1, 4) X			0-0 F7 ①		4-0 SF8 SH3-4 BB	0-0 1B		0-0 F9 ①	
Ron Pruitt, R OBP: 0.200, SLG: 0.200 (8, PH)									
Dave Rosello, R (9, 4)									
Tom Verzyer, R OBP: 0.333, SLG: 0.267 (1, 6) X			0-0 G4-6-3 1B		0-0 SH3-4 1-2 2-3	0-0 1B		0-0 4-3 ②	

Inning Stats	R: 0 E: 0 K: 3 S: 3	H: 0 LOB: 1 BB: 1 P: 7	R: 0 E: 0 K: 1 S: 4	H: 0 LOB: 0 BB: 1 P: 8	R: 0 E: 0 K: 0 S: 3	H: 1 LOB: 0 BB: 0 P: 3	R: 0 E: 0 K: 1 S: 5	H: 0 LOB: 0 BB: 0 P: 5	R: 3 E: 0 K: 1 S: 8	H: 3 LOB: 3 BB: 3 P: 20	R: 1 E: 0 K: 0 S: 6	H: 3 LOB: 2 BB: 0 P: 6	R: 1 E: 0 K: 1 S: 6	H: 1 LOB: 2 BB: 1 P: 11	R: 3 E: 0 K: 0 S: 5	H: 2 LOB: 0 BB: 1 P: 9	1B: 6 2B: 2 3B: 0 HR: 2	SF: 1 SAC: 1 DP: 1 HBP: 1
--------------	------------------------------	---------------------------------	------------------------------	---------------------------------	------------------------------	---------------------------------	------------------------------	---------------------------------	------------------------------	----------------------------------	------------------------------	---------------------------------	------------------------------	----------------------------------	------------------------------	---------------------------------	----------------------------------	------------------------------------

PITCHER	IP	WLS	BF	H	R	ER	SO	BB	IBB	HBP	BLK	WP	HR	S	P	ERA	WHIP	WP	HR	S	P	ERA	WHIP
Jim Clancy, R ERA: 6.75 (1, 1)	4.0	L	17	4	3	3	2	3	3	0	0	0	0	18	30	6.75	1.750						
Tom Buskey, R ERA: 2.84 (5, 1)	1.2		10	3	1	1	1	0	2	0	0	0	1	10	18	5.40	1.800						
Balor Moore, L ERA: 5.87 (6, 1)	2.1		13	3	4	4	1	2	0	1	0	0	1	12	21	15.43	2.143						

BOTTOM

Toronto Blue Jays @ Cleveland Indians
Cleveland Municipal Stadium, Cleveland, OH

Sat Apr 19 1980, 3:33 AM EST
Att: 61,753 - Unknown - 59 F

livebaseballscorecards.com

AB	30
R	8
H	10
RBI	8
BB	7
SO	4
LOB	11



WP: 0	PA: 40
PB: 0	
SB: 0	
CS: 1	

Batter	1	2	3	4	5	6	7	8	9	AB R H RBI BB SO LOB	TOP											
Alfredo Griffin, S OBP: 0.211, SLG: 0.243 (1, 6) X	0-0 S HR 1B	0-0 FC4-2 CS			0-0 1-3		0-0 4-3			4 1 1 0 0 0 2												
Rick Bosetti, R OBP: 0.229, SLG: 0.324 (1, 8) X	0-0 1-2 HR 1B	0-0 CS	0-0 L6		0-0 6-3			0-0 5-3		4 1 1 0 0 0 0												
John Mayberry, L OBP: 0.371, SLG: 0.633 (1, 3) S S S	0-3 K		0-0 F6			0-0 4-3 1-3 1B		0-3 K		4 0 1 0 0 2 2												
Roy Howell, L OBP: 0.400, SLG: 0.484 (1, 5) S S	0-3 K		0-0 G1			0-0 1-3 1-2		0-3 K		4 0 0 0 0 2 3												
Otto Velez, R OBP: 0.417, SLG: 0.517 (1, 10) X Joe Cannon, L (9, PR)	0-0 1-H 2-H HR			0-0 2B 5-3-6 1B		0-0 4-3 2-3		4-0 2B SF9 BB		3 1 2 3 1 0 1 0 1 0 0 0 0 0												
Barry Bonnell, R OBP: 0.303, SLG: 0.517 (1, 9) X	0-0 1B 2B			0-0 1-3 2B		0-0 F7		0-0 SF9 CS 2B		4 1 3 0 0 0 1												
Damaso Garcia, R OBP: 0.290, SLG: 0.357 (1, 4) X	0-0 2-H CS 1B			0-0 5-3-6			0-0 L8		0-0 SF9	3 0 1 2 0 0 2												
Danny Ainge, R OBP: 0.571, SLG: 0.714 (1, 7) X	0-0 CS	0-0 WP FC4-2 5-3 1B		0-3 K			0-0 F8		0-3 K	4 0 1 0 0 2 3												
Bob Davis, R OBP: 0.357, SLG: 0.308 (1, 2) X		0-0 5-3			0-3 K		0-0 1B			3 0 1 0 0 1 1												
Inning Stats	R: 4 E: 0 K: 2 S: 11	H: 5 LOB: 0 BB: 0 P: 11	R: 0 E: 0 K: 0 S: 3	H: 1 LOB: 0 BB: 0 P: 3	R: 0 E: 0 K: 0 S: 3	H: 0 LOB: 0 BB: 0 P: 3	R: 0 E: 0 K: 1 S: 6	H: 2 LOB: 1 BB: 0 P: 6	R: 0 E: 0 K: 1 S: 5	H: 0 LOB: 0 BB: 0 P: 5	R: 0 E: 0 K: 0 S: 4	H: 1 LOB: 1 BB: 0 P: 4	R: 0 E: 0 K: 0 S: 4	H: 1 LOB: 1 BB: 0 P: 4	R: 0 E: 0 K: 2 S: 7	H: 0 LOB: 0 BB: 0 P: 7	R: 1 E: 0 K: 1 S: 5	H: 1 LOB: 1 BB: 1 P: 9	1B: 7 2B: 4 3B: 0 HR: 1	SF: 1 SAC: 0 DP: 1 HBP: 0	WP: 1 PB: 0 SB: 1 CS: 3	PA: 37
PITCHER	IP WLS BF H R ER SO BB IBB HBP BLK WP HR S P ERA WHIP																					
John Denny, R ERA: 7.62 (1, 1)	7.0 L 28 10 4 4 4 0 0 0 0 1 1 36 36 5.14 1.429																					
Mike Stanton, R ERA: 3.6 (8, 1)	2.0 7 1 1 1 3 1 0 0 0 0 0 12 16 4.50 1.000																					

Toronto Blue Jays @ Cleveland Indians
Cleveland Municipal Stadium, Cleveland, OH

Sun Apr 20 1980, 3:33 AM EST
Att. 11,220 - Unknown - 54 F

AB	33
R	5
H	11
RBI	5
BB	1
SO	7
LOB	15



BOTTOM

Toronto Blue Jays @ Cleveland Indians
Cleveland Municipal Stadium, Cleveland, OH

Sun Apr 20 1980, 3:33 AM EST
Att. 11,220 - Unknown - 54 F

livebaseballscorecards.com

AB	30
R	3
H	5
RBI	3
BB	5
SO	4
LOB	11



WP:	1	PA:	35
PB:	0		
SB:	1		
CS:	0		

AB	R	H	RBI	BB	SO	LOB
4	0	0	0	0	0	1
3	0	1	0	1	0	1
2	0	1	0	2	0	1
4	0	0	0	0	2	4
3	1	0	0	1	0	1
3	1	1	0	1	0	0
4	1	1	3	0	1	1
4	0	0	0	0	1	1
2	0	1	0	0	0	1
1	0	0	0	0	0	0
0	0	0	0	0	0	0

Batter	1	2	3	4	5	6	7	8	9
Rick Manning, L (1, 8) OBP: 0.361, SLG: 0.290	0-0 L7 		0-0 F7 			0-0 1-3 	0-0 1-3 		
Toby Harrah, R (1, 5) OBP: 0.222, SLG: 0.161	4-0 S BB 		0-0 F8 			0-0 1B 1B 		0-0 L4 	
Mike Hargrove, L (1, 3) OBP: 0.457, SLG: 0.375	0-0 F7 			4-0 G5-4-3 BB 		0-0 FC6-4 1B 		4-0 WP BB 	
Cliff Johnson, R (1, 10) OBP: 0.238, SLG: 0.211	0-3 K 			0-0 G5-4-3 		0-0 FC6-4 		0-3 K 	
Jorge Orta, L (1, 9) OBP: 0.382, SLG: 0.333		0-0 F7 		0-0 4-3 			4-0 1B HR 	0-0 F9 	
Joe Charboneau, R (1, 7) OBP: 0.406, SLG: 0.577		0-0 G3 			4-0 F8 4-3 BB 		0-0 1-2 HR 1B 	0-0 G2 	
Ron Hassey, L (1, 2) OBP: 0.308, SLG: 0.500		0-3 K 			0-0 4-3 		0-0 1-2 HR 	0-0 4-3 	
Duane Kuiper, L (1, 4) OBP: 0.367, SLG: 0.385			0-0 L7 		0-0 F8 		0-3 K 	0-0 4-3 	
Tom Veryzer, R (1, 6) OBP: 0.350, SLG: 0.353			0-0 		0-0 4-3 		0-0 F8 		
Andres Mora, R (7, PH) OBP: 0.250, SLG: 0.250									
Jerry Dybzinski, R (8, 6)									

Inning Stats	R: 0	H: 0	E: 0	K: 1	S: 5	LOB: 1	BB: 1	P: 9	R: 0	H: 0	E: 0	K: 1	S: 5	LOB: 0	BB: 0	P: 5	R: 0	H: 1	E: 0	K: 0	S: 4	LOB: 1	BB: 0	P: 4	R: 0	H: 0	E: 0	K: 0	S: 2	LOB: 0	BB: 1	P: 6	R: 0	H: 2	E: 0	K: 0	S: 4	LOB: 1	BB: 0	P: 4	R: 3	H: 2	E: 0	K: 1	S: 7	LOB: 0	BB: 1	P: 11	R: 0	H: 0	E: 0	K: 1	S: 5	LOB: 1	BB: 1	P: 9	R: 0	H: 0	E: 0	K: 0	S: 3	LOB: 0	BB: 0	P: 3	1B: 3	SF: 0	2B: 1	SAC: 0	3B: 0	DP: 1	HR: 1	HBP: 0	WP: 1	PA: 35
--------------	------	------	------	------	------	--------	-------	------	------	------	------	------	------	--------	-------	------	------	------	------	------	------	--------	-------	------	------	------	------	------	------	--------	-------	------	------	------	------	------	------	--------	-------	------	------	------	------	------	------	--------	-------	-------	------	------	------	------	------	--------	-------	------	------	------	------	------	------	--------	-------	------	-------	-------	-------	--------	-------	-------	-------	--------	-------	--------

PITCHER	IP	WLS	BF	H	R	ER	SO	BB	IBB	HBP	BLK	WP	HR	S	P	ERA	WHIP
Dave Lemanczyk, R (1, 1) ERA: 5.84	6.0	W	25	5	3	3	2	4	0	0	0	0	1	25	41	4.50	1.500
Jerry Garvin, L (7, 1) ERA: 5.4	1.1		5	0	0	0	1	1	0	0	0	0	0	6	10	0.00	0.750
Joey McLaughlin, R (8, 1) ERA: 10.38	1.2	S	5	0	0	0	1	0	0	0	0	1	0	7	7	0.00	0.000

Batter	1	2	3	4	5	6	7	8	9	10	11	AB R H RBI BB SO LOB	TOP													
Rick Manning, L (1.8) OBP: 0.341, SLG: 0.257	0-0 3-1		4-0 1B E BB		0-0 F7			0-0 1-3	0-0 F6			4 1 0 0 1 0 2	Cleveland Indians @ Milwaukee Brewers Milwaukee County Stadium, Milwaukee, WI Mon Apr 21 1980, 7:05 PM EST Att: 10,414 - Unknown - 74 F													
Toby Harrah, R (1.5) OBP: 0.220, SLG: 0.167	0-0 F7		0-0 E8 SF8 1B		0-0 B1-3			0-0 5-3		0-0 F3		5 1 1 1 0 0 0														
Mike Hargrove, L (1.3) OBP: 0.450, SLG: 0.500	0-0 F8		0-0 SF8			0-0 4-3		0-0 HR		0-0 1B		4 1 2 2 0 0 0														
Cliff Johnson, R (1.10) OBP: 0.231, SLG: 0.208		0-0 E5 G3-6-3	0-0 5-3			0-0 CS 1B		0-3 K		0-0 F9		5 0 1 0 0 1 1														
Jorge Orta, L (1.9) OBP: 0.410, SLG: 0.355		0-0 G3-6-3 1-2f		4-0 G6-4-3 BB		0-0 FC6-4 1B			0-0 1B SF3 1B	0-0 4-3		4 1 2 0 1 0 2														
Joe Charboneau, R (1.7) OBP: 0.405, SLG: 0.548		0-0 1B		0-0 G6-4-3 1-2f		0-0 FC6-4 1-2f			0-0 SF3 1B		0-0 F4	5 0 2 0 0 0 2														
Ron Hassey, L (1.2) OBP: 0.345, SLG: 0.500		0-0 F7		4-0 BB			0-0 FC1-2-6 1B		0-0 SF3		0-0 FC4-6 1B	2 0 1 0 1 0 1 0 0 0 1 0 0 0 1 0 1 0 0 0 0														
Ron Pruitt, R (9. PH) OBP: 0.167, SLG: 0.200									0-0 3-H			5 0 0 0 0 0 4														
Bo Diaz, R (9.2) OBP: 0.333, SLG: 0.333									0-0 F8																	
Duane Kuiper, L (1.4) OBP: 0.314, SLG: 0.323			0-0 6-3	0-0 1-3			0-0 FC1-2-6 G6-4-3 1-2f							5 0 0 0 0 0 4												
Tom Verzyer, R (1.6) OBP: 0.360, SLG: 0.333			0-0 BB 1B 1B		0-0 5-3		0-0 G6-4-3 1-2f		4-0 IBB		0-0 F7			4 1 1 0 1 0 2												
Inning Stats	R: 0 E: 0 K: 0 S: 3	H: 0 LOB: 0 BB: 0 P: 3	R: 0 E: 1 K: 0 S: 4	H: 1 LOB: 1 BB: 0 P: 4	R: 3 E: 1 K: 0 S: 5	H: 2 LOB: 0 BB: 1 P: 9	R: 0 E: 0 K: 0 S: 2	H: 0 LOB: 1 BB: 2 P: 10	R: 0 E: 0 K: 0 S: 3	H: 0 LOB: 0 BB: 0 P: 3	R: 0 E: 0 K: 0 S: 4	H: 2 LOB: 1 BB: 0 P: 4	R: 0 E: 0 K: 1 S: 6	H: 1 LOB: 0 BB: 0 P: 6	R: 1 E: 0 K: 1 S: 5	H: 1 LOB: 0 BB: 0 P: 6	R: 1 E: 0 K: 0 S: 5	H: 2 LOB: 2 BB: 1 P: 9	R: 0 E: 0 K: 0 S: 4	H: 1 LOB: 1 BB: 0 P: 4	R: 0 E: 0 K: 0 S: 4	H: 1 LOB: 1 BB: 0 P: 4	1B: 10 2B: 0 3B: 0 HR: 1	SF: 2 SAC: 0 DP: 3 HBP: 0	WP: 0 PB: 0 SB: 0 CS: 1	PA: 45
PITCHER	IP WLS BF H R ER SO BB IBB HBP BLK WP HR S P ERA WHIP															IP WLS BF H R ER SO BB IBB HBP BLK WP HR S P ERA WHIP										
Lary Sorensen, R (1.1) ERA: 1.77	6.0	24	5	3	2	0	3	0	0	0	0	0	0	0	21	33	3.00	1.333								
Dan Boitano, R (7.1) ERA: 4.5	2.0	9	4	2	2	1	0	0	0	0	0	0	0	1	11	11	9.00	2.000								
Bob McClure, L (9.1) ERA: 2.35	3.0	W 12	2	0	0	0	0	1	0	0	0	0	0	0	11	15	0.00	0.667								

livebaseballscores.com

AB	39
R	5
H	11
RBI	4
BB	4
SO	1
LOB	14



Batter	1	2	3	4	5	6	7	8	9	10	11	AB	R	H	RBI	BB	SO	LOB
Paul Molitor, R OBP: 0.477, SLG: 0.500 (1, 4)	0-0 5-3 BB	4-0 2B BB		0-0 1-2 FC5-4 1B			0-0 5-3		0-0 1-2 SH5-4 1B	4-0 IBB		4	2	2	0	2	0	0
Robin Yount, R OBP: 0.410, SLG: 0.639 (1, 6)	0-0 2B	0-0 1-H 2-H 2B		0-0 1-2f FC5-4			0-0 F9		0-0 1-2 2-3 SH5-4	0-3 K		5	0	2	2	0	1	5
Dick Davis, R OBP: 0.176, SLG: 0.294 Cecil Cooper, L OBP: 0.400, SLG: 0.571 Mark Brouhard, R OBP: 0.400, SLG: 0.571 (1, 10) (9, PH) (9, PR)	0-0 5-3	0-0 5-3			0-3 K		0-0 1B		0-0 2-H 3-H 1B		H 1-0 WP HR HBP	4	0	1	0	0	1	2
Gorman Thomas, R OBP: 0.415, SLG: 0.576 (1, 8)	4-0 IBB		0-0 6-3		0-3 K		0-3 K		0-3 K		X 0-0 1-H HR	5	1	1	2	1	3	2
Ben Oglive, L OBP: 0.375, SLG: 0.486 (1, 7)	0-0 F9		0-0 4-3		0-0 F8			0-0 F8	0-0 F8			5	0	0	0	0	0	3
Sixto Lezcano, R OBP: 0.205, SLG: 0.429 (1, 9)		0-0 6-3	0-0 6-3			0-0 F9		0-0 1-3		B B B 4-0 SH1-4 1B BB		4	0	0	0	1	0	0
Sal Bando, R OBP: 0.385, SLG: 0.273 Jim Gantner, L OBP: 0.333, SLG: 0.444 (1, 5) (8, PR) (9, 5)		0-0 5-3 1B 1B		B B B 4-0 1B BB		0-0 1B		0-0 1B		X 0-0 1-2 SH1-4 1B		3	1	3	0	1	0	0
Don Money, R OBP: 0.375, SLG: 0.480 (1, 3)		0-0 5-3 1-2		0-0 F8		0-0 F5		0-0 F5		X 0-0 1-2 2-3 SH1-4		4	0	0	0	0	0	4
Buck Martinez, R OBP: 0.308, SLG: 0.250 Charlie Moore, R OBP: 0.250, SLG: 0.250 (1, 2) (9, PH) (10, 2)		0-0 2-H 2B 1B		0-0 F2		0-3 K			X 0-0 SH5-4 1B 1B	X 0-0 F9		3	1	1	1	0	1	2
												2	1	1	0	0	0	2

BOTTOM

Cleveland Indians @ Milwaukee Brewers
Milwaukee County Stadium, Milwaukee, WI

Mon Apr 21 1980, 7:05 PM EST
Att. 10,414 - Unknown - 74 F

livebaseballscores.com

AB	41
R	7
H	13
RBI	7
BB	5
SO	6
LOB	20



Inning Stats		R	H	E	K	S											R	H	E	K	S											R	H	E	K	S	
R: 0 H: 1 E: 0 K: 0 S: 4		1	LOB: 2	BB: 1	P: 8												3	3	0	0	6												2	1	0	0	10
R: 3 H: 3 E: 0 K: 0 S: 6		3	LOB: 1	BB: 1	P: 10												0	0	0	0	3												0	0	0	0	0
R: 0 H: 0 E: 0 K: 0 S: 3		0	LOB: 0	BB: 0	P: 3												0	1	0	1	8												0	0	0	0	0
R: 0 H: 1 E: 0 K: 1 S: 6		1	LOB: 1	BB: 0	P: 6												0	1	1	0	6												0	0	0	0	0
R: 0 H: 1 E: 0 K: 1 S: 6		1	LOB: 1	BB: 0	P: 6												0	1	1	0	6												0	0	0	0	0
R: 0 H: 1 E: 0 K: 1 S: 4		1	LOB: 1	BB: 0	P: 4												2	3	1	0	8												0	0	0	0	0
R: 0 H: 1 E: 0 K: 1 S: 6		1	LOB: 3	BB: 2	P: 14												0	0	0	0	2												2	1	0	0	2
R: 2 H: 1 E: 0 K: 0 S: 1		1	LOB: 0	BB: 0	P: 2												10	0	2	0	1												1	0	0	0	0

PITCHER	IP	WLS	BF	H	R	ER	SO	BB	IBB	HBP	BLK	WP	HR	S	P	ERA	WHIP
Bob Owchinko, L ERA: 4.3 (1, 1)	8.0		36	9	4	4	4	2	1	0	0	0	0	41	53	4.50	1.375
Mike Stanton, R ERA: 5.06 (9, 1)	0.1		2	1	0	0	0	0	0	0	0	0	0	2	2	0.00	3.000
Sid Monge, L ERA: 5.4 (9, 1)	1.0		6	2	1	1	1	1	0	0	0	0	0	7	11	9.00	3.000
Victor Cruz, R ERA: 18.0 (10, 1)	0.2	L	5	1	2	2	1	0	1	1	0	1	1	5	10	27.00	1.500

PITCHER	IP	WLS	BF	H	R	ER	SO	BB	IBB	HBP	BLK	WP	HR	S	P	ERA	WHIP
---------	----	-----	----	---	---	----	----	----	-----	-----	-----	----	----	---	---	-----	------

Batter	1	2	3	4	5	6	7	8	9	AB R H RBI BB SO LOB	TOP											
Rick Manning, L (1, 8) OBP: 0.348, SLG: 0.256	0-0 1B BB 1B	4-0 SH5-3 BB		0-0 F7		0-0 1-3			0-3 K	4 1 1 0 1 1 1												
Toby Harrah, R (1, 5) OBP: 0.222, SLG: 0.154	4-0 1B BB 1B	0-0 SH5-3		0-0 4-3			0-0 6-3		0-0 F9	3 1 0 0 1 0 0												
Mike Hargrove, L (1, 3) OBP: 0.422, SLG: 0.455	0-0 1B 1-2 2-3 1B	0-0 L5					0-0 F9		0-3 K FC6-4	5 0 1 0 0 1 1												
Cliff Johnson, R (1, 10) OBP: 0.233, SLG: 0.214	0-0 1B 1-3 2-H 3-H 1B		0-0 5-3				0-0 5-3		0-0 FC6-4 1-2f	4 1 1 2 0 0 1												
Joe Charboneau, R (1, 7) OBP: 0.415, SLG: 0.529	0-0 PB 2-H 1B		0-0 E8 6-3 1B				4-0 BB		0-0 F7	3 1 1 1 1 0 1												
Jorge Orta, L (1, 9) OBP: 0.395, SLG: 0.343	0-0 F7 1-2		0-0 6-3				0-0 L8		0-0 FC5-4 1B	4 0 1 0 0 0 3												
Bo Diaz, R (1, 2) OBP: 0.400, SLG: 0.333	4-0 IBB		0-0 FC4-6 3-H 1B				0-0 F8		0-3 K	3 0 1 1 1 1 1												
Duane Kuiper, L (1, 4) OBP: 0.316, SLG: 0.324 Ron Pruitt, R (8, PH) OBP: 0.143, SLG: 0.167 Dave Rosello, R (8, 4)	0-0 4-3		0-0 FC4-6 1-2f				0-0 1B		0-3 K	3 0 1 0 0 0 3 1 0 0 0 0 1 1 0 0 0 0 0 0 0												
Tom Verzyer, R (1, 6) OBP: 0.321, SLG: 0.292 Gary Alexander, R (8, PH) OBP: 0.188, SLG: 0.200 Jerry Dybzinski, R (8, 6)		0-0 4-3		0-0 6-3			0-0 F4		0-0 FC5-4 1-2f	3 0 0 0 0 0 1 1 0 0 0 0 0 1 0 0 0 0 0 0 0												
Inning Stats	R: 3 E: 0 K: 0 S: 6	H: 4 LOB: 2 BB: 2 P: 14	R: 0 E: 0 K: 0 S: 3	H: 0 LOB: 1 BB: 1 P: 7	R: 1 E: 1 K: 0 S: 5	H: 1 LOB: 1 BB: 0 P: 5	R: 0 E: 0 K: 0 S: 3	H: 0 LOB: 0 BB: 0 P: 3	R: 0 E: 0 K: 0 S: 3	H: 0 LOB: 1 BB: 1 P: 7	R: 0 E: 0 K: 0 S: 4	H: 1 LOB: 1 BB: 0 P: 4	R: 0 E: 1 K: 0 S: 4	H: 0 LOB: 1 BB: 0 P: 4	R: 0 E: 0 K: 2 S: 8	H: 1 LOB: 1 BB: 0 P: 8	R: 0 E: 0 K: 2 S: 7	H: 0 LOB: 0 BB: 0 P: 7	1B: 7 2B: 0 3B: 0 HR: 0	SF: 0 SAC: 1 DP: 0 HBP: 0	WP: 0 PB: 1 SB: 0 CS: 0	PA: 39
PITCHER Mike Caldwell, L (1, 1) ERA: 1.69	IP: 9.0 WLS: W BF: 39 H: 7 R: 4 ER: 3 SO: 4 BB: 3 IBB: 1 HBP: 0 BLK: 0 WP: 0 HR: 0 S: 43 P: 59 ERA: 3.00 WHIP: 1.111											PITCHER	IP: WLS: BF: H: R: ER: SO: BB: IBB: HBP: BLK: WP: HR: S: P: ERA: WHIP:									

Cleveland Indians @ Milwaukee Brewers
Milwaukee County Stadium, Milwaukee, WI
 Tue Apr 22 1980, 7:05 PM EST
 Att: 15,898 - Unknown

AB	34
R	4
H	7
RBI	4
BB	4
SO	4
LOB	14



WP: 0	PA: 39
-------	--------

livebaseballscorecards.com

Batter	1	2	3	4	5	6	7	8	9	AB	R	H	RBI	BB	SO	LOB
Paul Molitor, R OBP: 0.490, SLG: 0.537 (1, 4)										5	1	3	1	0	0	1
Robin Yount, R OBP: 0.409, SLG: 0.675 (1, 6)										4	2	2	3	0	0	1
Cecil Cooper, L OBP: 0.429, SLG: 0.688 (1, 3)										4	1	2	2	1	0	2
Gorman Thomas, R OBP: 0.391, SLG: 0.514 (1, 8)										4	0	0	0	1	2	2
Ben Oglvie, L OBP: 0.378, SLG: 0.447 (1, 7)										3	0	0	1	2	0	1
Sixto Lezcano, R OBP: 0.273, SLG: 0.487 (1, 9)										4	1	3	0	1	0	3
Larry Hise, R OBP: 0.263, SLG: 0.125 (1, 10)										4	1	0	0	1	0	6
Don Money, R OBP: 0.371, SLG: 0.444 (1, 5)										2	1	0	0	1	0	1
Charlie Moore, R OBP: 0.333, SLG: 0.304 (1, 2)										3	1	2	0	1	1	1

Inning Stats	R: 1	H: 2	E: 0	K: 0	S: 5	LOB: 1	BB: 0	P: 5	R: 0	H: 1	E: 0	K: 1	S: 6	LOB: 1	BB: 0	P: 6	R: 1	H: 1	E: 0	K: 0	S: 3	LOB: 0	BB: 0	P: 3	R: 1	H: 1	E: 0	K: 1	S: 6	LOB: 0	BB: 0	P: 6	R: 4	H: 4	E: 1	K: 0	S: 6	LOB: 3	BB: 4	P: 22	R: 1	H: 1	E: 0	K: 0	S: 4	LOB: 2	BB: 2	P: 12	R: 0	H: 1	E: 0	K: 1	S: 6	LOB: 1	BB: 0	P: 6
1B: 7	SF: 1	2B: 3	SAC: 1	3B: 1	DP: 1	HR: 1	HBP: 0	WP: 0	PA: 43																																															

PITCHER	IP	WLS	BF	H	R	ER	SO	BB	IBB	HBP	BLK	WP	HR	S	P	ERA	WHIP
Len Barker, R ERA: 4.74 (1, 1)	5.1	L	27	8	6	5	2	3	0	0	0	0	1	28	40	8.44	2.062
Mike Paxton, R ERA: 9.0 (6, 1)	0.1		4	2	0	0	0	1	1	0	0	0	0	2	10	0.00	9.000
Sid Monge, L ERA: 6.35 (6, 1)	0.2		6	1	2	2	0	3	0	0	0	0	0	3	15	27.00	6.000
Victor Cruz, R ERA: 11.57 (7, 1)	1.2		6	1	0	0	1	0	0	0	0	0	0	8	8	0.00	0.600

BOTTOM

Cleveland Indians @ Milwaukee Brewers
Milwaukee County Stadium, Milwaukee, WI

Tue Apr 22 1980, 7:05 PM EST
Att. 15,898 - Unknown

livebaseballscores.com

AB	33
R	8
H	12
RBI	7
BB	8
SO	3
LOB	18



Batter	1	2	3	4	5	6	7	8	9	AB R H RBI BB SO LOB	TOP	
Rick Manning, L OBP: 0.373, SLG: 0.262 (1, 8) X	0-0 6-3		0-0 L8	0-0 G5-4-3 1B		4-0 1B IBB			4-0 BB 1B BB	3 1 1 1 2 0 0		
Toby Harrah, R OBP: 0.240, SLG: 0.163 (1, 5) X	0-0 5-3		0-0 F4	0-0 G5-4-3 1-2f		0-0 1B			4-0 1B 1-2 BB	4 0 1 2 1 0 2		
Mike Hargrove, L OBP: 0.400, SLG: 0.447 (1, 3) X	0-0 2B		0-0 L4		0-0 L4		0-0 4-3		0-0 F8	5 0 1 0 0 0 2		
Cliff Johnson, R OBP: 0.286, SLG: 0.250 (1, 10) S S S	0-3 K			0-0 2B HR 1B	0-0 F8		4-0 L4-3 BB		0-0 1-3 2-H 1B	4 1 2 1 1 1 1		
Jorge Orta, L OBP: 0.375, SLG: 0.350 (1, 9) X		0-0 3-1		0-0 1-3 HR 2B	0-0 F8		0-0 L4-3		0-0 4-3	5 1 1 0 0 0 3		
Joe Charboneau, R OBP: 0.422, SLG: 0.595 (1, 7) X		0-0 F9		0-0 2-H 3-H HR		4-0 1-4-3 1B BB		0-0 1-3		3 2 1 3 1 0 0		
Ron Hassey, L OBP: 0.364, SLG: 0.533 (1, 2) X		0-0 1B 1B		0-0 1B 2B		0-0 F7		0-0 1-3		4 1 2 0 0 0 1		
Duane Kuiper, L OBP: 0.357, SLG: 0.351 (1, 4) X		0-0 FC4-6 1B		4-0 1B BB		0-0 1-2 1B 1B		0-0 F8		3 1 2 0 1 0 0		
Tom Veryzer, R OBP: 0.281, SLG: 0.250 (1, 6) X		0-0 FC4-6		0-0 F4		0-0 1-4-3			0-0 G3	4 0 0 0 0 0 6		
Inning Stats	R: 0 E: 0 K: 1 S: 6 H: 1 LOB: 1 BB: 0 P: 6	R: 0 E: 0 K: 0 S: 5 H: 2 LOB: 2 BB: 0 P: 5	R: 0 E: 0 K: 0 S: 3 H: 0 LOB: 0 BB: 0 P: 3	R: 4 E: 0 K: 0 S: 7 H: 5 LOB: 1 BB: 1 P: 11	R: 0 E: 0 K: 0 S: 3 H: 0 LOB: 0 BB: 0 P: 3	R: 2 E: 0 K: 0 S: 4 H: 2 LOB: 2 BB: 2 P: 12	R: 0 E: 0 K: 0 S: 2 H: 0 LOB: 0 BB: 1 P: 6	R: 0 E: 0 K: 0 S: 3 H: 0 LOB: 0 BB: 0 P: 3	R: 1 E: 0 K: 0 S: 4 H: 1 LOB: 2 BB: 2 P: 12	1B: 7 2B: 4 3B: 0 HR: 1 SF: 0 SAC: 0 DP: 2 HBP: 0	WP: 0 PB: 0 SB: 0 CS: 0 PA: 41	
PITCHER	IP WLS BF H R ER SO BB IBB HBP BLK WP HR S P ERA WHIP											
Moose Haas, R ERA: 4.5 (1, 1)	6.0 L 29 10 6 6 1 2 1 0 0 0 1 28 40 9.00 2.000											
Jerry Augustine, L ERA: 6.0 (7, 1)	2.2 10 0 1 1 0 3 0 0 0 0 0 7 19 3.38 1.125											
Bill Castro, R ERA: 4.5 (9, 1)	0.0 1 1 0 0 0 0 0 0 0 0 0 1 1 ∞ ∞											
Bob McClure, L ERA: 2.25 (9, 1)	0.1 1 0 0 0 0 0 0 0 0 0 0 1 1 0.00 0.000											

Cleveland Indians @ Milwaukee Brewers
Milwaukee County Stadium, Milwaukee, WI

AB	35
R	7
H	11
RBI	7
BB	6
SO	1
LOB	15



Wed Apr 23 1980, 7:05 PM EST
Att: 9,053 - Unknown - 53 F

livebaseballscorecards.com

Batter	1	2	3	4	5	6	7	8	9	AB R H RBI BB SO LOB
Paul Molitor, R OBP: 0.463, SLG: 0.500 (1, 4)	0-0 F9		0-0 5-3		0-0 1-2 1B		0-3 K		0-0 L1-3	5 0 1 0 0 1 2
Robin Yount, R OBP: 0.417, SLG: 0.682 (1, 6)	0-0 CS 1B			0-0 1B 2B	0-3 K		0-0 L9			4 1 2 0 0 1 2
Cecil Cooper, L OBP: 0.410, SLG: 0.639 (1, 3)	0-0 L4			0-0 F4	0-0 F9			0-0 FC6-4 1B		4 0 1 0 0 0 4
Gorman Thomas, R OBP: 0.360, SLG: 0.463 (1, 8)		0-0 F8		0-0 F6		0-0 G3		0-0 FC6-4 FC6-4		4 0 0 0 0 0 2
Ben Oglivie, L OBP: 0.388, SLG: 0.425 (1, 7)		4-0 BB BB		4-0 1B BB		0-0 F7		0-0 F8		2 0 0 0 2 0 1
Sixto Lezcano, R OBP: 0.271, SLG: 0.465 (1, 9)		0-0 F6		0-0 1-2 2-H 1B		0-0 5-3		0-0 FC6-4		4 0 1 1 0 0 2
Dick Davis, R OBP: 0.143, SLG: 0.238 (1, 10)		0-0 F9		0-3 K			0-0 E6 HR		0-0 F8	4 1 0 0 0 1 3
Don Money, R OBP: 0.359, SLG: 0.516 (1, 5)			0-3 K		0-3 K		0-0 1-H HR		0-0 E6 1B	4 1 1 2 0 2 0
Buck Martinez, R OBP: 0.333, SLG: 0.231 (1, 2) Charlie Moore, R OBP: 0.346, SLG: 0.320 (7, PH) (8, 2)			0-0 F6		4-0 1B BB		0-0 3-1		0-0 L1-3 1B	1 0 0 0 1 0 0 2 0 1 0 0 0 0

Inning Stats	R: 0 E: 0 K: 0 S: 3	H: 1 LOB: 0 BB: 0 P: 3	R: 0 E: 0 K: 0 S: 3	H: 0 LOB: 1 BB: 1 P: 7	R: 0 E: 0 K: 1 S: 5	H: 0 LOB: 0 BB: 0 P: 5	R: 1 E: 0 K: 1 S: 7	H: 2 LOB: 2 BB: 1 P: 11	R: 0 E: 0 K: 2 S: 8	H: 1 LOB: 2 BB: 1 P: 12	R: 0 E: 0 K: 0 S: 3	H: 0 LOB: 0 BB: 0 P: 3	R: 2 E: 1 K: 1 S: 7	H: 1 LOB: 0 BB: 0 P: 7	R: 0 E: 0 K: 0 S: 4	H: 1 LOB: 1 BB: 0 P: 4	R: 0 E: 1 K: 0 S: 4	H: 1 LOB: 1 BB: 0 P: 4	1B: 5 2B: 2 3B: 0 HR: 1	SF: 0 SAC: 0 DP: 1 HBP: 0	WP: 0 PB: 0 SB: 0 CS: 1	PA: 37
PITCHER Dan Spillner, R ERA: 4.15 (1, 1)	IP: 9.0 WLS: W BF: 37 H: 7 R: 3 ER: 2 SO: 5 BB: 3 IBB: 0 HBP: 0 BLK: 0 WP: 0 HR: 1 S: 44 P: 56 ERA: 2.00 WHIP: 1.111																					

BOTTOM

Cleveland Indians @ Milwaukee Brewers
Milwaukee County Stadium, Milwaukee, WI

Wed Apr 23 1980, 7:05 PM EST
Att. 9,053 - Unknown - 53 F

livebaseballscorecards.com

AB	34
R	3
H	7
RBI	3
BB	3
SO	5
LOB	16



Batter	1	2	3	4	5	6	7	8	9	AB R H RBI BB SO LOB	TOP	
Mickey Rivers, L (1, 8) OBP: 0.406, SLG: 0.475	0-0 PB 6-3 1B		0-0 F9			0-0 4-3			0-0 1B 1B	4 2 2 0 0 0 0		
Bump Wills, S (1, 4) OBP: 0.270, SLG: 0.254	0-3 K 1-3			0-0 L7			0-0 5-3		0-0 S 1B 1B	4 1 1 0 0 1 1		
Al Oliver, L (1, 9) OBP: 0.313, SLG: 0.414	0-0 6-3			0-0 4-3			0-0 4-3		0-3 K 1-2	4 0 0 1 0 1 2		
Buddy Bell, R (1, 5) OBP: 0.403, SLG: 0.527	0-0 5-3			0-0 5-3			0-0 WP 1B		4-0 1B 2B IBB	3 1 1 0 1 0 0		
Richie Zisk, R (1, 10) OBP: 0.205, SLG: 0.244 Jim Norris, L (9, PR) OBP: 0.222, SLG: 0.125			0-0 F9		0-0 5-3		0-3 K 1-2		0-0 2B 1B 1-2 2-H 3-H	4 0 1 2 0 1 1 0 0 0 0 0 0 0		
Bill Sample, R (1, 7) OBP: 0.304, SLG: 0.300			0-0 1-3		0-0 5-3			0-0 F8	0-0 2B 1-3 2-H 3-H	4 0 1 1 0 0 0		
Pat Putnam, L (1, 3) OBP: 0.268, SLG: 0.222 Jim Sundberg, R (8, PH) OBP: 0.462, SLG: 0.636			0-0 F6		0-0 1-3			0-0 F9	0-3 K	2 0 0 0 0 0 0 2 0 0 0 0 1 3		
Dave Roberts, R (1, 2) (8, 3)			0-0 5-3			0-3 K		0-3 K		3 0 0 0 0 2 0		
Pepe Frias, R (1, 6) OBP: 0.143, SLG: 0.214			0-3 K			0-3 K			0-3 K	3 0 0 0 0 3 0		
Inning Stats	R: 1 E: 0 K: 1 S: 6 H: 1 LOB: 0 BB: 0 P: 6	R: 0 E: 0 K: 0 S: 3 H: 0 LOB: 0 BB: 0 P: 3	R: 0 E: 0 K: 1 S: 5 H: 0 LOB: 0 BB: 0 P: 5	R: 0 E: 0 K: 0 S: 3 H: 0 LOB: 0 BB: 0 P: 3	R: 0 E: 0 K: 0 S: 3 H: 0 LOB: 0 BB: 0 P: 3	R: 0 E: 0 K: 2 S: 7 H: 0 LOB: 0 BB: 0 P: 7	R: 0 E: 0 K: 1 S: 6 H: 1 LOB: 1 BB: 0 P: 6	R: 0 E: 0 K: 1 S: 5 H: 0 LOB: 0 BB: 0 P: 5	R: 3 E: 0 K: 3 S: 13 H: 4 LOB: 3 BB: 1 P: 17	1B: 5 2B: 1 3B: 0 HR: 0 SF: 0 SAC: 0 DP: 0 HBP: 0	WP: 1 PB: 2 SB: 1 CS: 0 PA: 34	
PITCHER	IP WLS BF H R ER SO BB IBB HBP BLK WP HR S P ERA WHIP											
Rick Waits, L (1, 1) ERA: 3.75	8.2 L 33 6 4 3 8 0 1 0 0 1 0 48 52 3.12 0.692											
Victor Cruz, R (9, 1) ERA: 10.8	0.1 1 0 0 0 1 0 0 0 0 0 0 3 3 0.00 0.000											

Texas Rangers @ Cleveland Indians
Cleveland Municipal Stadium, Cleveland, OH
Fri Apr 25 1980, 6:05 PM EST
Att. 7,126 - Unknown

livebaseballscorecards.com

AB	33
R	4
H	6
RBI	4
BB	1
SO	9
LOB	7



Batter	1	2	3	4	5	6	7	8	9	AB R H RBI BB SO LOB
Rick Manning, L (1, 8) OBP: 0.375, SLG: 0.244	0-0 F8		0-0 4-6-3		4-0 1-2 BB		0-0 FC6-5		4-0 BB	3 0 0 1 2 0 3
Toby Harrah, R (1, 5) OBP: 0.236, SLG: 0.149	4-0 1B BB		0-3 K		0-0 1-3		0-0 F5		0-0 F7	4 0 0 0 1 1 5
Mike Hargrove, L (1, 3) OBP: 0.400, SLG: 0.429	0-0 1-2 1B		4-0 BB		0-0 F9		0-0 3-1		0-0 F8	4 0 1 0 1 0 4
Cliff Johnson, R (1, 10) OBP: 0.275, SLG: 0.222	0-3 K		0-0 L5		0-0 F8		4-0 FC1-6 BB		0-0 F8	4 0 0 0 1 1 5
Jorge Orta, L (1, 9) OBP: 0.365, SLG: 0.341	0-0 5-3			0-0 1B 1B		0-0 4-3		0-0 FC1-6 1B 1-2f		4 0 1 0 0 0 3
Joe Charboneau, R (1, 7) OBP: 0.429, SLG: 0.585		0-0 G4-6-3 1B		0-0 F5		0-3 K		0-0 F9 1B		4 0 2 0 0 1 1
Ron Hassey, L (1, 2) OBP: 0.389, SLG: 0.545		0-0 G4-6-3		0-0 L1-3 1B		0-0 FC6-5 1B		0-0 F9		3 1 2 0 0 0 1
Andres Mora, R (8, PH) OBP: 0.200, SLG: 0.200		1-2f		1-3 1B				1-2		1 0 0 0 0 0 2
Dave Rosello, R (9, 5)										0 0 0 0 0 0 0
Duane Kuiper, L (1, 4) OBP: 0.370, SLG: 0.350		0-0 F7		0-0 L1-3		0-0 FC6-5 BB 1B		4-0 IBB		3 0 1 0 1 0 2
Tom Verzer, R (1, 8) OBP: 0.324, SLG: 0.300			0-0 4-6-3 1B		0-0 CS 1B		4-0 FC6-5 BB		0-0 L9	2 0 2 0 0 0 0
Ron Pruitt, R (7, PH) OBP: 0.250, SLG: 0.167										0 0 0 0 1 0 0
Jerry Dydzinski, R (7, PR)										0 0 0 0 0 0 0
Bo Diaz, R (8, PH) OBP: 0.364, SLG: 0.300										1 0 0 0 0 0 3


Inning Stats	R: 0 E: 0 K: 1 S: 6	H: 1 LOB: 2 BB: 1 P: 10	R: 0 E: 0 K: 0 S: 3	H: 1 LOB: 0 BB: 0 P: 3	R: 0 E: 0 K: 1 S: 6	H: 1 LOB: 2 BB: 1 P: 10	R: 0 E: 0 K: 0 S: 4	H: 2 LOB: 1 BB: 0 P: 4	R: 0 E: 0 K: 0 S: 3	H: 1 LOB: 1 BB: 1 P: 7	R: 0 E: 0 K: 1 S: 5	H: 0 LOB: 0 BB: 0 P: 5	R: 1 E: 0 K: 0 S: 5	H: 2 LOB: 2 BB: 1 P: 9	R: 0 E: 0 K: 0 S: 4	H: 1 LOB: 3 BB: 2 P: 12	R: 0 E: 0 K: 0 S: 3	H: 0 LOB: 1 BB: 1 P: 7	1B: 9 2B: 1 3B: 0 HR: 0	SF: 0 SAC: 0 DP: 2 HBP: 0	WP: 0 PB: 0 SB: 0 CS: 1	PA: 40
--------------	------------------------------	----------------------------------	------------------------------	---------------------------------	------------------------------	----------------------------------	------------------------------	---------------------------------	------------------------------	---------------------------------	------------------------------	---------------------------------	------------------------------	---------------------------------	------------------------------	----------------------------------	------------------------------	---------------------------------	----------------------------------	------------------------------------	----------------------------------	--------

PITCHER	IP	WLS	BF	H	R	ER	SO	BB	IBB	HBP	BLK	WP	HR	S	P	ERA	WHIP
Gaylord Perry, R (1, 1) ERA: 0.92	6.0		26	8	1	1	3	3	0	0	0	0	0	29	41	1.50	1.833
Jim Kern, R (7, 1) ERA: 0.82	0.2		3	0	0	0	0	1	0	0	0	0	0	2	6	0.00	1.500
Sparky Lyle, L (7, 1) ERA: 2.45	0.2		4	1	0	0	0	1	0	0	0	0	0	3	7	0.00	3.000
Danny Darwin, R (8, 1) ERA: 3.29	1.2	W	7	0	0	0	0	1	1	0	0	0	0	5	13	0.00	0.600

TEXAS RANGERS @ CLEVELAND INDIANS
Cleveland Municipal Stadium, Cleveland, OH

Fri Apr 25 1980, 6:05 PM EST
Att. 7,126 - Unknown

AB	33
R	1
H	9
RBI	1
BB	7
SO	3
LOB	29



Texas Rangers @ Cleveland Indians
 Cleveland Municipal Stadium, Cleveland, OH

Sat Apr 26 1980, 3:33 AM EST
 Att. 7,092 - Unknown

livebaseballscorecards.com

AB	32
R	7
H	9
RBI	7
BB	8
SO	7
LOB	16



Batter	1	2	3	4	5	6	7	8	9	AB	R	H	RBI	BB	SO	LOB
Mickey Rivers, L (1, 8) OBP: 0.406, SLG: 0.468	0-0 4-3 BLK 1B		0-0 6-3		4-0 1-2 HR BB		0-0 FC1-6 S BB BB	0-0 SF8		3	2	1	1	1	0	1
Bump Wills, S (1, 4) OBP: 0.279, SLG: 0.242	0-3 K 1-2		0-3 K		4-0 1-2 2-3 HR BB		4-0 BB S BB	0-0 1-3		3	1	0	0	2	2	2
Al Oliver, L (1, 9) OBP: 0.304, SLG: 0.444	0-0 4-3 2-3			0-0 G3	0-0 1-H 2-H 3-H HR		0-3 K 1-2 2-3		0-0 F7	5	1	1	4	0	1	3
Buddy Bell, R (1, 5) OBP: 0.433, SLG: 0.569	0-3 K			0-0 1B 2B	0-0 2B		4-0 BB IBB		4-0 G1-6-3 BB	3	1	2	0	2	1	1
Rusty Staub, L (1, 10) OBP: 0.436, SLG: 0.711		0-0 1-3		0-0 G4-6-3 1B	0-3 K2-3		4-0 1-2 2-3 3-H BB		0-0 G1-6-3	3	0	1	1	0	1	1
Richie Zisk, R (7, PH) OBP: 0.217, SLG: 0.238										1	0	0	1	1	0	1
Johnny Grubb, L (1, 7) OBP: 0.150, SLG: 0.118		0-0 4-3		0-0 G4-6-3 1-2f			0-0 4-3		0-0 F5	3	0	0	0	0	0	1
Bill Sample, R (7, PH) OBP: 0.304, SLG: 0.300										0	0	0	0	0	0	0
Jim Norris, L (7, PH) OBP: 0.200, SLG: 0.111										1	0	0	0	0	0	3
Pat Putnam, L (1, 3) OBP: 0.311, SLG: 0.256		0-0 FC6-4 1B			0-0 G6-4-3 1B		0-3 K		4-0 1B SF8 BB	3	1	2	0	1	1	0
Jim Sundberg, R (1, 2) OBP: 0.419, SLG: 0.568		0-0 FC6-4 1-2f			0-0 G6-4-3 1-2f		0-0 F4		0-3 K	4	0	0	0	0	1	3
Nelson Norman, S (1, 6) OBP: 0.226, SLG: 0.200			0-0 4-3				0-0 WP BB HR 1B		0-0 1-3 1B	2	1	1	0	1	0	0
John Ellis, R (8, PH) OBP: 0.308, SLG: 0.308										1	0	1	0	0	0	0
Pepe Frias, R (8, PR) OBP: 0.143, SLG: 0.214										0	0	0	0	0	0	0

Inning Stats	R: 0	H: 1	E: 0	K: 2	S: 8	P: 8	R: 0	H: 1	E: 0	K: 0	S: 4	P: 4	R: 0	H: 0	E: 0	K: 1	S: 5	P: 5	R: 1	H: 2	E: 0	K: 0	S: 4	P: 4	R: 4	H: 4	E: 0	K: 1	S: 8	P: 16	R: 0	H: 0	E: 0	K: 1	S: 5	P: 5	R: 1	H: 0	E: 0	K: 1	S: 5	P: 21	R: 1	H: 1	E: 0	K: 1	S: 6	P: 10	R: 0	H: 0	E: 0	K: 0	S: 2	P: 6	1B: 6	SF: 1	2B: 2	SAC: 0	3B: 0	DP: 3	HR: 1	HBP: 0	WP: 1	PA: 41
--------------	------	------	------	------	------	------	------	------	------	------	------	------	------	------	------	------	------	------	------	------	------	------	------	------	------	------	------	------	------	-------	------	------	------	------	------	------	------	------	------	------	------	-------	------	------	------	------	------	-------	------	------	------	------	------	------	-------	-------	-------	--------	-------	-------	-------	--------	-------	--------

PITCHER	IP	WLS	BF	H	R	ER	SO	BB	IBB	HBP	BLK	WP	HR	S	P	ERA	WHIP
John Denny, R (1, 1) ERA: 7.91	6.1		29	8	6	6	5	4	0	0	1	1	1	35	51	8.53	1.895
Sid Monge, L (7, 1) ERA: 6.0	0.1		3	0	0	0	1	1	1	0	0	0	0	3	11	0.00	3.000
Victor Cruz, R (7, 1) ERA: 11.12	0.2	W	4	1	1	1	1	1	0	0	0	0	0	5	9	13.50	3.000
Mike Stanton, R (8, 1) ERA: 3.86	1.2	S	5	0	0	0	0	1	0	0	0	0	0	4	8	0.00	0.600

Batter	1	2	3	4	5	6	7	8	9	AB R H RBI BB SO LOB	TOP
Mickey Rivers, L (1, 8) OBP: 0.419, SLG: 0.478	0-0 1-3 1B 5-3 1B	0-0 F7			0-0 1B 1B		0-0 FC4-6 BB 1-3 1B	0-0 4-3		5 1 3 0 0 0 4	
Bump Wills, S (1, 4) OBP: 0.301, SLG: 0.246	0-0 1B 1-3 1-2 1B		0-0 E6 G4-6-3 1B		0-0 F7		4-0 FC4-6 1-2 BB		4-0 4-3 1B BB	3 1 1 0 2 0 1	
Al Oliver, L (1, 9) OBP: 0.311, SLG: 0.441	0-0 1-3 1-2 2-3		0-0 G4-6-3 1B		0-0 1B		0-0 FC4-6 1-2f 2-3 3-H		0-0 4-3 1-2	5 0 2 1 0 0 5	
Buddy Bell, R (1, 5) OBP: 0.417, SLG: 0.540 (8, 6)	0-0 5-3 3-H		0-0 G4-6-3 1-2f 2-3		0-3 K		0-0 4-3		0-0 1B 4-3 1B 2-H	5 1 1 2 0 1 7	
Rusty Staub, L (1, 10) OBP: 0.432, SLG: 0.674	0-0 2-3 1B		0-0 F8			0-0 F8		0-0 FC5-4 1B 1B	0-0 4-3 1-2	5 0 2 0 0 0 2	
Pat Putnam, L (1, 3) OBP: 0.320, SLG: 0.273	0-0 4-3			0-0 G4-6-3 1B		0-0 F7		0-0 F7 1B	0-0 4-3 2-3 1B	5 0 2 0 0 0 3	
Jim Norris, L (1, 7) OBP: 0.333, SLG: 0.286		0-0 4-3 S CS 1B		0-0 G4-6-3 1-2f		0-0 F9		0-0 FC5-4 1B	0-0 4-3 1-2 3-H 1B	5 0 3 1 0 0 1	
Jim Sundberg, R (1, 2) OBP: 0.375, SLG: 0.500		0-0 4-3 1-3		0-0 L6			0-0 F7	0-0 FC5-4 BB	0-0 1-3 1-2f 2-3	5 0 0 0 0 0 5	
Nelson Norman, S (1, 6) OBP: 0.242, SLG: 0.219		0-0 4-3 3-H 1B			0-0 4-3		4-0 FC4-6 BB	4-0 1-2 BB		2 0 1 0 0 0 0	
Bill Sample, R (7, PH) OBP: 0.333, SLG: 0.300										0 1 0 0 1 0 0	
Pepe Frias, R (7, 6) OBP: 0.143, SLG: 0.214										0 0 0 0 0 0 0	
Johnny Grubb, L (8, PH) OBP: 0.190, SLG: 0.118										0 0 0 0 1 0 0	
Dave Roberts, R (8, 5)										0 0 0 0 0 0 0	
Inning Stats	R: 1 H: 3 E: 0 LOB: 2 K: 0 BB: 0 S: 6 P: 6	R: 0 H: 2 E: 0 LOB: 1 K: 0 BB: 0 S: 4 P: 4	R: 0 H: 1 E: 1 LOB: 1 K: 0 BB: 0 S: 4 P: 4	R: 0 H: 1 E: 0 LOB: 0 K: 0 BB: 0 S: 3 P: 3	R: 0 H: 2 E: 0 LOB: 2 K: 1 BB: 0 S: 7 P: 7	R: 0 H: 0 E: 0 LOB: 0 K: 0 BB: 0 S: 3 P: 3	R: 1 H: 1 E: 0 LOB: 2 K: 0 BB: 2 S: 4 P: 12	R: 0 H: 2 E: 0 LOB: 3 K: 0 BB: 1 S: 5 P: 9	R: 2 H: 3 E: 0 LOB: 2 K: 0 BB: 1 S: 6 P: 10	1B: 15 SF: 0 2B: 0 SAC: 0 3B: 0 DP: 2 HR: 0 HBP: 0	WP: 0 PA: 44 PB: 0 SB: 1 CS: 1
PITCHER	IP WLS BF H R ER SO BB IBB HBP BLK WP HR S P ERA WHIP										
Len Barker, R (1, 1) ERA: 4.26	6.1 W 28 10 2 2 1 1 0 0 0 0 0 0 29 33 2.84 1.737										
Mike Stanton, R (7, 1) ERA: 4.66	2.2 16 5 2 2 0 3 0 0 0 0 0 0 13 25 6.75 3.000										

Texas Rangers @ Cleveland Indians
Cleveland Municipal Stadium, Cleveland, OH
Sun Apr 27 1980, 3:33 AM EDT
Att: 12,879 - Unknown

livebaseballscorecards.com

AB	40
R	4
H	15
RBI	4
BB	4
SO	1
LOB	28



Batter	1	2	3	4	5	6	7	8	9
Rick Manning, L OBP: 0.333, SLG: 0.222 (1, 8)	0-3 K		0-0 L8	0-0 F8		0-0 FC5-4	0-0 3-1		
Toby Harrah, R OBP: 0.262, SLG: 0.232 (1, 5)	0-0 5-3			0-0 E6	0-0 PB 1B	4-0 BB		0-0 4-3	
Mike Hargrove, L OBP: 0.415, SLG: 0.442 (1, 3)	0-0 L9			0-0 2B 1B	0-0 BB 1B	0-0 F9		0-0 4-3	
Cliff Johnson, R OBP: 0.265, SLG: 0.244 (1, 10)		0-0 F7		0-0 E 2B	0-0 F7	0-0 L8		0-3 K	
Jorge Orta, L OBP: 0.383, SLG: 0.347 (1, 9)		0-0 F8		0-0 E8 1B	4-0 1B BB		0-0 3-1		
Joe Charboneau, R OBP: 0.439, SLG: 0.563 (1, 7)		0-0 FC4-6 1B		0-0 F4	0-0 G4-6-3 1B		0-0 F5		
Ron Hassey, L OBP: 0.381, SLG: 0.579 (1, 2)		0-0 FC4-6		0-0 L5	0-0 G4-6-3		0-0 1B 3B		
Duane Kuiper, L OBP: 0.389, SLG: 0.362 (1, 4)			0-0 E1	4-0 1B IBB		0-0 FC5-4 1B	0-0 1B		
Tom Verzyer, R OBP: 0.359, SLG: 0.343 (1, 6)			0-0 G1-6-3	0-0 1B		0-0 FC5-4 1B	0-0 1B		

AB	R	H	RBI	BB	SO	LOB
5	0	0	0	0	1	6
4	2	1	0	1	0	0
5	2	2	1	0	0	3
5	1	1	1	0	1	4
3	1	1	1	1	0	0
4	0	2	1	0	0	1
4	1	1	0	0	0	4
3	0	2	1	1	0	0
4	0	3	1	0	0	1

BOTTOM

Texas Rangers @ Cleveland Indians
Cleveland Municipal Stadium, Cleveland, OH

Sun Apr 27 1980, 3:33 AM EDT
Att. 12,879 - Unknown

livebaseballscorecards.com

AB	37
R	7
H	13
RBI	6
BB	3
SO	2
LOB	19



Inning Stats	R: 0	H: 0	E: 0	K: 1	S: 5	H: 0	LOB: 0	BB: 0	P: 5	R: 0	H: 1	E: 0	K: 0	S: 4	H: 0	LOB: 1	BB: 0	P: 4	R: 0	H: 0	E: 1	K: 0	S: 3	R: 4	H: 4	E: 2	K: 0	S: 8	R: 2	H: 3	E: 0	K: 0	S: 5	R: 0	H: 2	E: 0	K: 0	S: 5	R: 1	H: 3	E: 0	K: 0	S: 6	R: 0	H: 0	E: 0	K: 1	S: 5
--------------	------	------	------	------	------	------	--------	-------	------	------	------	------	------	------	------	--------	-------	------	------	------	------	------	------	------	------	------	------	------	------	------	------	------	------	------	------	------	------	------	------	------	------	------	------	------	------	------	------	------

PITCHER	IP	WLS	BF	H	R	ER	SO	BB	IBB	HBP	BLK	WP	HR	S	P	ERA	WHIP
Fergie Jenkins, R ERA: 6.86 (1, 1)	3.2	L	18	5	4	1	1	0	0	0	0	0	0	19	23	2.46	1.364
Dave Rajsich, L ERA: 3.97 (4, 1)	0.1		3	2	2	2	0	0	0	0	0	0	0	3	3	54.00	6.000
Adrian Devine, R ERA: 2.35 (5, 1)	4.0		19	6	1	1	1	2	0	0	0	0	0	19	27	2.25	2.000

WP	HR	S	P	ERA	WHIP
0	0	2	0	0	0
0	0	2	0	0	0
0	0	2	0	0	0

Batter	1	2	3	4	5	6	7	8	9	AB	R	H	RBI	BB	SO	LOB	TOP								
Paul Molitor, R (1, 4) OBP: 0.419, SLG: 0.484	0-0 6-3		0-0 HR	0-3 K	0-0 FC5-4 1B		4-0 BB		0-0 F9 2B	5	1	3	1	1	1	1									
Robin Yount, R (1, 6) OBP: 0.394, SLG: 0.590	0-0 6-3		0-0 B2-3	0-0 E5 HR	0-0 FC5-4		0-3 K		0-0 F3	6	1	0	0	0	1	4									
Cecil Cooper, L (1, 3) OBP: 0.397, SLG: 0.528	0-0 6-3		0-0 1-3	0-3 K			0-0 L8		4-0 1B HR BB	5	1	0	0	1	1	3									
Larry Hisle, R (1, 10) OBP: 0.429, SLG: 0.409 Mark Brouhard, R (9, PH)		4-0 HR BB	4-0 1B HR BB	0-0 1-H 2-H HR		1-0 FC4-6 HBP		0-0 1-3 HR 1B	0-0 4-3	2	4	2	3	2	0	0									
Ben Oglivie, L (1, 7) OBP: 0.397, SLG: 0.556		0-0 1-H HR	0-0 1-2 HR 1B			0-0 FC4-6 1B		0-0 1-H 3-H HR		5	3	4	5	0	0	1									
Sixto Lezcano, R (1, 9) OBP: 0.292, SLG: 0.456		0-0 F8	0-0 1-H 2-H HR	0-0 F9		0-0 1-2 1B		0-0 F3		5	1	2	3	0	0	1									
Sal Bando, R (1, 5) OBP: 0.385, SLG: 0.565		0-0 6-3	0-0 E6			0-0 HR		0-0 HR		5	2	2	2	0	1	2									
Gorman Thomas, R (1, 8) OBP: 0.309, SLG: 0.351		4-0 FC4-6 BB	0-0 F5			0-3 K2-3		0-0 6-3	0-3 K	4	0	0	0	1	2	1									
Charlie Moore, R (1, 2) OBP: 0.343, SLG: 0.258		0-0 FC4-6				4-0 S HR BB		0-0 5-3	0-0 F7	4	1	0	0	1	0	1									
Inning Stats	R: 0 E: 0 K: 0 S: 3	H: 0 LOB: 0 BB: 0 P: 3	R: 2 E: 0 K: 0 S: 4	H: 1 LOB: 1 BB: 2 P: 12	R: 4 E: 1 K: 0 S: 7	H: 3 LOB: 1 BB: 1 P: 11	R: 3 E: 1 K: 2 S: 10	H: 2 LOB: 1 BB: 1 P: 14	R: 1 E: 0 K: 1 S: 7	H: 2 LOB: 1 BB: 0 P: 7	R: 0 E: 0 K: 1 S: 6	H: 1 LOB: 2 BB: 0 P: 7	R: 0 E: 0 K: 1 S: 5	H: 0 LOB: 1 BB: 1 P: 9	R: 4 E: 0 K: 1 S: 8	H: 3 LOB: 0 BB: 1 P: 12	R: 0 E: 0 K: 0 S: 4	H: 1 LOB: 1 BB: 0 P: 4	1B: 4 2B: 2 3B: 0 HR: 7	SF: 0 SAC: 0 DP: 0 HBP: 1	WP: 0 PB: 0 SB: 1 CS: 0	PA: 49			
PITCHER	IP	WLS	BF	H	R	ER	SO	BB	IBB	HBP	BLK	WP	HR	S	P	ERA	WHIP								
Bob Owchinko, L (1, 1) ERA: 6.62	3.0	L	17	4	6	6	0	3	0	0	0	0	3	14	26	18.00	2.333								
Wayne Garland, R (4, 1) ERA: 3.0	3.0		17	5	4	1	4	1	0	1	0	0	2	23	28	3.00	2.000								
Mike Paxton, R (7, 1) ERA: 12.0	2.0		11	3	4	4	2	2	0	0	0	0	2	13	21	18.00	2.500								
Sid Monge, L (9, 1) ERA: 5.14	1.0		4	1	0	0	0	0	0	0	0	0	0	4	4	0.00	1.000								

Milwaukee Brewers @ Cleveland Indians
Cleveland Municipal Stadium, Cleveland, OH

Tue Apr 29 1980, 7:05 PM EDT
Att: 4,008 - Unknown - 53 F

AB	42
R	14
H	13
RBI	14
BB	6
SO	6
LOB	15



livebaseballscorecards.com

Batter	1	2	3	4	5	6	7	8	9	AB R H RBI BB SO LOB
Rick Manning, L OBP: 0.324, SLG: 0.207 (1, 8)	0-0 3-1		0-0 3-1		0-0 FC3-6 1B 1-2f SF7		0-0 4-3		4-0 G5-4-3 1-2 BB	4 1 0 0 1 0 1
Toby Harrah, R OBP: 0.269, SLG: 0.241 Dave Rosello, R OBP: 0.667, SLG: 0.667 (1, 5) (5, 5)	0-0 HBP 1B		0-0 F7		0-0 1-3 1B			0-0 BB 1B 1B	0-0 G5-4-3 1-2f	2 0 1 0 0 0 0 3 0 2 0 0 0 2
Mike Hargrove, L OBP: 0.435, SLG: 0.463 (1, 3)	1-0 1-2 HBP		0-0 1B		0-0 SF7			0-0 1-2 BB 1B		2 0 2 1 0 0 0
Cliff Johnson, R OBP: 0.245, SLG: 0.224 (1, 10)	0-0 F5		0-0 5-3		0-0 F8			0-0 F9		4 0 0 0 0 0 6
Andres Mora, R OBP: 0.222, SLG: 0.222 (1, 7)	0-0 F9			0-0 F9				0-0 F7		4 0 1 0 0 0 4
Jorge Orta, L OBP: 0.406, SLG: 0.353 (1, 9)		4-0 BB BB BB G5-4-3 1B BB		0-0 1B		0-0 G5-4-3 1-2f		4-0 1-2 2-3 BB		2 0 1 0 2 0 1
Bo Diaz, R OBP: 0.412, SLG: 0.400 (1, 2)		0-0 1-2 G5-4-3 1B		0-3 K		0-0 F2		0-0 F9		4 0 1 0 0 1 4
Duane Kuiper, L OBP: 0.368, SLG: 0.340 Ron Pruitt, R OBP: 0.333, SLG: 0.286 (1, 4) (9, PH)		0-0 G5-4-3 1-2f 2-3		0-0 1-3			0-0 4-3		0-0 BB 1B	3 0 0 0 0 0 3 1 0 1 0 0 0 0
Tom Verzyer, R OBP: 0.357, SLG: 0.342 Gary Alexander, R OBP: 0.167, SLG: 0.176 (1, 6) (9, PH)		0-0 5-3			0-0 FC3-6 1B		0-0 F9		0-3 K	3 0 1 0 0 0 1 1 0 0 0 0 1 1


Inning Stats	R: 0 E: 0 K: 0 S: 4	H: 1 LOB: 2 BB: 0 P: 5	R: 0 E: 0 K: 0 S: 3	H: 1 LOB: 1 BB: 1 P: 7	R: 0 E: 0 K: 0 S: 4	H: 1 LOB: 1 BB: 0 P: 4	R: 0 E: 0 K: 1 S: 6	H: 1 LOB: 1 BB: 0 P: 6	R: 1 E: 0 K: 0 S: 5	H: 2 LOB: 1 BB: 0 P: 5	R: 0 E: 0 K: 0 S: 3	H: 1 LOB: 0 BB: 0 P: 3	R: 0 E: 0 K: 0 S: 3	H: 0 LOB: 0 BB: 0 P: 3	R: 0 E: 0 K: 0 S: 5	H: 2 LOB: 3 BB: 1 P: 9	R: 0 E: 0 K: 1 S: 5	H: 1 LOB: 1 BB: 1 P: 9	1B: 10 2B: 0 3B: 0 HR: 0	SF: 1 SAC: 0 DP: 3 HBP: 1
--------------	------------------------------	---------------------------------	------------------------------	---------------------------------	------------------------------	---------------------------------	------------------------------	---------------------------------	------------------------------	---------------------------------	------------------------------	---------------------------------	------------------------------	---------------------------------	------------------------------	---------------------------------	------------------------------	---------------------------------	-----------------------------------	------------------------------------

BOTTOM

Milwaukee Brewers @ Cleveland Indians
Cleveland Municipal Stadium, Cleveland, OH

Tue Apr 29 1980, 7:05 PM EDT
Att. 4,008 - Unknown - 53 F

AB	33
R	1
H	10
RBI	1
BB	3
SO	2
LOB	23



PITCHER	IP	WLS	BF	H	R	ER	SO	BB	IBB	HBP	BLK	WP	HR	S	P	ERA	WHIP
Bill Travers, L ERA: 6.43 (1, 1)	5.0	W	22	6	1	1	1	1	1	0	0	0	0	22	27	1.80	1.400
Reggie Cleveland, R ERA: 3.86 (6, 1)	2.0		6	1	0	0	0	0	0	0	0	0	0	6	6	0.00	0.500
Bob McClure, L ERA: 2.45 (8, 1)	2.0		10	3	0	0	1	2	0	0	0	0	0	10	18	0.00	2.500

Batter	1	2	3	4	5	6	7	8	9	AB R H RBI BB SO LOB	TOP									
Jorge Orta, L (1, 9) OBP: 0.412, SLG: 0.352	0-0 4-3		0-0 P4			0-0 1B		4-0 1B BB		3 0 1 0 1 0 0										
Duane Kuiper, L (1, 4) OBP: 0.367, SLG: 0.340 Andres Mora, R (8, PH) OBP: 0.200, SLG: 0.200 Dave Rosello, R (8, 4) OBP: 0.667, SLG: 0.667	0-0 4-3			0-0 G4-6-3 1B		0-0 P5		0-0 P6		3 0 1 0 0 0 1 1 0 0 0 0 0 3 0 0 0 0 0 0 0										
Mike Hargrove, L (1, 3) OBP: 0.438, SLG: 0.456	4-0 BB			0-0 G4-6-3 1-2f			0-0 4-1	0-0 G3-6-1 1B		3 0 1 2 1 0 1										
Ron Hassey, L (1, 2) OBP: 0.370, SLG: 0.571	0-0 4-3		0-0 L3				0-0 2B	0-0 G3-6-1 1-2f		4 0 1 0 0 0 3										
Toby Harrah, R (1, 5) OBP: 0.254, SLG: 0.226		0-0 F9			0-0 6-3		0-0 6-3		0-0 F8	4 0 0 0 0 0 1										
Joe Charboneau, R (1, 7) OBP: 0.426, SLG: 0.529		0-0 5-3			0-3 K		4-0 BB		0-3 K	3 0 0 0 1 2 0										
Cliff Johnson, R (1, 10) OBP: 0.228, SLG: 0.208		0-0 5-3			0-0 P4		0-0 F7		0-0 6-3	4 0 0 0 0 0 2										
Rick Manning, L (1, 8) OBP: 0.324, SLG: 0.230			0-0 F7			0-0 F7		0-0 WP 1B 2B		3 1 1 0 0 0 0										
Tom Veryzer, R (1, 6) OBP: 0.341, SLG: 0.325 Ron Pruitt, R (8, PH) OBP: 0.400, SLG: 0.286 Jerry Dybzinski, R (8, PR) OBP: 0.400, SLG: 1.000			0-0 1-3			0-0 5-3		4-0 PB 1B BB		2 0 0 0 0 0 0 0 0 0 0 1 0 0 0 1 0 0 0 0 0										
Inning Stats	R: 0 E: 0 K: 0 S: 3	H: 0 LOB: 1 BB: 1 P: 7	R: 0 E: 0 K: 0 S: 3	H: 0 LOB: 0 BB: 0 P: 3	R: 0 E: 0 K: 0 S: 3	H: 1 LOB: 0 BB: 0 P: 3	R: 0 E: 0 K: 1 S: 5	H: 0 LOB: 0 BB: 0 P: 5	R: 0 E: 0 K: 0 S: 4	H: 1 LOB: 1 BB: 0 P: 4	R: 0 E: 0 K: 0 S: 4	H: 1 LOB: 2 BB: 1 P: 8	R: 2 E: 0 K: 0 S: 4	H: 2 LOB: 2 BB: 2 P: 12	R: 0 E: 0 K: 1 S: 5	H: 0 LOB: 0 BB: 0 P: 5	1B: 3 2B: 2 3B: 0 HR: 0	SF: 0 SAC: 0 DP: 2 HBP: 0	WP: 1 PB: 1 SB: 0 CS: 0	PA: 34
PITCHER	IP WLS BF H R ER SO BB IBB HBP BLK WP HR S P ERA WHIP																			
Dave Lemanczyk, R (1, 1) ERA: 4.88	7.0 L 27 4 2 2 1 3 0 0 0 1 0 26 38 2.57 1.000																			
Jerry Garvin, L (8, 1) ERA: 4.91	0.0 1 0 0 0 0 1 0 0 0 0 0 0 4 ∞ ∞																			
Joey McLaughlin, R (8, 1) ERA: 5.27	2.0 6 1 0 0 1 0 0 0 0 0 0 8 8 0.00 0.500																			

Cleveland Indians @ Toronto Blue Jays
Exhibition Stadium, Toronto, ON
Thu May 01 1980, 7:05 PM EDT
Att. 11,654 - Unknown - 61 F

livebaseballscorecards.com

AB	30
R	2
H	5
RBI	2
BB	4
SO	2
LOB	11



Batter	1	2	3	4	5	6	7	8	9	AB	R	H	RBI	BB	SO	LOB
Alfredo Griffin, S OBP: 0.237, SLG: 0.324 (1, 6)	0-0 6-3		0-0 FC4-6		0-0 G3		0-0 P2			4	0	0	0	0	0	3
Rick Bosetti, R OBP: 0.243, SLG: 0.361 (1, 8)	0-0 3B		0-0 6-3		0-0 CS 1B		0-0 F7			4	0	2	0	0	0	3
John Mayberry, L OBP: 0.313, SLG: 0.404 (1, 3)	0-3 K		0-0 L3		0-0 CS	0-0 G6-4-3 1B		0-3 K		4	0	1	0	0	2	2
Roy Howell, L OBP: 0.356, SLG: 0.394 (1, 5)	0-0 G3			0-0 1B 1B		0-0 G6-4-3 1B		0-0 F8		4	1	2	0	0	0	1
Otto Velez, R OBP: 0.373, SLG: 0.446 (1, 10)		4-0 4-3 BB		0-0 1B 1B		0-0 G6-4-3		0-0 P2		3	0	1	0	1	0	2
Al Woods, L OBP: 0.407, SLG: 0.520 (1, 7)		0-0 4-3		0-0 1B		0-0 F8		0-0 2B		4	0	2	1	0	0	2
Barry Bonnell, R OBP: 0.265, SLG: 0.484 (1, 9)		0-0 6-3		0-0 P4		4-0 1B SH1-4 BB		0-3 K		3	0	0	0	1	1	3
Damaso Garcia, R OBP: 0.250, SLG: 0.344 (1, 4)		0-0 1-3		0-0 6-3		0-0 SH1-4		0-3 K		3	0	0	0	0	1	3
Ernie Whitt, L OBP: 0.407, SLG: 0.333 (1, 2)			0-0 FC4-6 1B		0-0 4-3		0-0 1B		0-0 F9	3	0	2	0	0	0	0
Danny Ainge, R OBP: 0.400, SLG: 0.533 (9, PH)										1	0	0	0	0	0	1

Inning Stats	R: 0 E: 0 K: 1 S: 6	H: 1 LOB: 1 BB: 0 P: 6	R: 0 E: 0 K: 0 S: 3	H: 0 LOB: 1 BB: 1 P: 7	R: 0 E: 0 K: 0 S: 4	H: 1 LOB: 1 BB: 0 P: 4	R: 1 E: 0 K: 0 S: 5	H: 3 LOB: 1 BB: 0 P: 5	R: 0 E: 0 K: 0 S: 3	H: 1 LOB: 0 BB: 0 P: 3	R: 0 E: 0 K: 0 S: 4	H: 2 LOB: 1 BB: 0 P: 4	R: 0 E: 0 K: 0 S: 4	H: 1 LOB: 2 BB: 1 P: 8	R: 0 E: 0 K: 1 S: 5	H: 0 LOB: 0 BB: 0 P: 5	R: 0 E: 0 K: 2 S: 8	H: 1 LOB: 1 BB: 0 P: 8	1B: 8 2B: 1 3B: 1 HR: 0	SF: 0 SAC: 1 DP: 1 HBP: 0	WP: 0 PB: 0 SB: 1 CS: 1	PA: 37
--------------	------------------------------	---------------------------------	------------------------------	---------------------------------	------------------------------	---------------------------------	------------------------------	---------------------------------	------------------------------	---------------------------------	------------------------------	---------------------------------	------------------------------	---------------------------------	------------------------------	---------------------------------	------------------------------	---------------------------------	----------------------------------	------------------------------------	----------------------------------	--------

PITCHER	IP	WLS	BF	H	R	ER	SO	BB	IBB	HBP	BLK	WP	HR	S	P	ERA	WHIP
John Denny, R ERA: 6.15 (1, 1)	7.0	W	29	9	1	1	1	2	0	0	0	0	0	29	37	1.29	1.571
Sid Monge, L ERA: 4.0 (8, 1)	2.0	S	7	1	0	0	3	0	0	0	0	0	0	13	13	0.00	0.500


BOTTOM

Cleveland Indians @ Toronto Blue Jays
 Exhibition Stadium, Toronto, ON

Thu May 01 1980, 7:05 PM EDT
 Att: 11,654 - Unknown - 61 F

livebaseballscorecards.com

AB	33
R	1
H	10
RBI	1
BB	2
SO	4
LOB	20



Batter	1	2	3	4	5	6	7	8	9	AB R H RBI BB SO LOB	TOP									
Jorge Orta, L (1, 9) OBP: 0.411, SLG: 0.362	0-3 K	0-0 2-H 2B		0-0 F8			4-0 E 1B BB		0-0 G3	4 1 1 1 1 1 1										
Duane Kuiper, L (1, 4) OBP: 0.369, SLG: 0.345	0-3 K	0-0 4-3			0-0 1-3		0-0 E4 1-H 1B 1B		0-0 1B 1B	5 1 2 0 0 1 1										
Mike Hargrove, L (1, 3) OBP: 0.423, SLG: 0.435	0-0 F8			0-0 4-3		0-0 P5	0-0 2-H 1B		0-0 F7	5 0 1 1 0 0 1										
Ron Hassey, L (1, 2) OBP: 0.373, SLG: 0.543		4-0 WP 1B BB BB		0-0 6-3		0-3 K2-3	0-3 K		0-0 1-2 1B	4 1 1 0 1 2 1										
Toby Harrah, R (1, 5) OBP: 0.263, SLG: 0.227		4-0 1B 1-2 2B BB		0-0 1B		0-0 F8	0-0 P6		0-3 K	4 1 1 0 1 1 3										
Joe Charboneau, R (1, 7) OBP: 0.415, SLG: 0.509		0-3 K 2-3		0-3 K		0-3 K		0-0 1B		4 0 1 0 0 3 3										
Cliff Johnson, R (1, 10) OBP: 0.246, SLG: 0.228		0-0 1-3 3-H 2B 1B		0-0 1-3		0-0 FC6-4 1B		0-0 F9		4 1 2 1 0 0 1										
Rick Manning, L (1, 8) OBP: 0.308, SLG: 0.215		0-0 F7		0-0 3-1		0-0 FC6-4 1-2f		0-0 F7		4 0 0 0 0 0 4										
Tom Verzyer, R (1, 6) OBP: 0.354, SLG: 0.364		0-0 1-H 3-H 2B 2B		0-0 1B		0-0 4-3		0-0 F8		4 1 2 2 0 0 1										
Inning Stats	R: 0 E: 0 K: 2 S: 7	H: 0 LOB: 0 BB: 0 P: 7	R: 4 E: 0 K: 1 S: 8	H: 3 LOB: 1 BB: 2 P: 16	R: 0 E: 0 K: 1 S: 6	H: 1 LOB: 1 BB: 0 P: 6	R: 0 E: 0 K: 0 S: 4	H: 1 LOB: 1 BB: 0 P: 4	R: 0 E: 0 K: 1 S: 6	H: 1 LOB: 1 BB: 0 P: 6	R: 2 E: 1 K: 1 S: 7	H: 2 LOB: 1 BB: 1 P: 11	R: 0 E: 0 K: 0 S: 4	H: 1 LOB: 1 BB: 0 P: 4	R: 0 E: 0 K: 1 S: 7	H: 2 LOB: 2 BB: 0 P: 7	1B: 9 2B: 2 3B: 0 HR: 0	SF: 0 SAC: 0 DP: 0 HBP: 0	WP: 1 PB: 0 SB: 0 CS: 0	PA: 41
PITCHER	IP WLS BF H R ER SO BB IBB HBP BLK WP HR S P ERA WHIP																			
Dave Stieb, R (1, 1) ERA: 2.06	6.1 L 30 8 6 5 6 3 0 0 0 1 0 39 51 7.11 1.737																			
Jerry Garvin, L (7, 1) ERA: 2.84	2.2 11 3 0 0 2 0 0 0 0 0 0 15 15 0.00 1.125																			

Cleveland Indians @ Toronto Blue Jays
Exhibition Stadium, Toronto, ON
Fri May 02 1980, 7:05 PM EDT
Att. 14,292 - Unknown - 57 F

AB	38
R	6
H	11
RBI	5
BB	3
SO	8
LOB	16



livebaseballscorecards.com

Batter	1	2	3	4	5	6	7	8	9	AB R H RBI BB SO LOB	TOP																									
Jorge Orta, L (1, 9) OBP: 0.423, SLG: 0.361	4-0 SH1 BB	4-0 BB		0-0 1B 2B 1B		0-0 F8		0-0 4-3		3 1 1 0 2 0 1																										
Duane Kuiper, L (1, 4) OBP: 0.391, SLG: 0.371	0-0 SH1 1-2	0-0 1-3		0-0 2B 1B		0-0 FC3-6 1B		0-0 BB 1B		4 0 3 0 0 0 3																										
Mike Hargrove, L (1, 3) OBP: 0.434, SLG: 0.455	0-0 P6		0-0 1B 1B	0-0 2B		0-0 FC3-6 1B HBP		4-0 G5-4-3 BB		4 0 2 2 1 0 3																										
Toby Harrah, R (1, 5) OBP: 0.296, SLG: 0.235	4-0 BB		0-0 1B 1B	G5-4-3 IBB		1-0 1B HBP		0-0 G5-4-3		2 0 1 0 2 0 2																										
Joe Charboneau, R (1, 7) OBP: 0.414, SLG: 0.492	0-0 P4		0-3 K	G5-4-3		0-0 1B			4-0 BB	4 0 1 1 1 1 7																										
Cliff Johnson, R (1, 10) OBP: 0.242, SLG: 0.213			4-0 K	G6-4-3 BB		0-0 6-3 K		0-0 F7		4 0 0 0 1 2 4																										
Bo Diaz, R (1, 2) OBP: 0.364, SLG: 0.350			0-0 P5	G6-4-3		0-0 FC4-6 1B		0-0 L4		5 0 1 0 0 1 4																										
Rick Manning, L (1, 8) OBP: 0.309, SLG: 0.235			0-0 BB 2B		0-3 K	0-0 FC4-6 CS		0-0 5-3		3 0 1 0 0 1 1																										
Ron Pruitt, R (5, 8) OBP: 0.333, SLG: 0.222					0-0 K	1-2f CS			0-3 K	2 0 0 0 0 1 1																										
Tom Verzyer, R (1, 6) OBP: 0.385, SLG: 0.383			4-0 BB BB	0-0 1B 2B 1B	0-0 CS	0-0 FC3-6 1B 1B		0-3 K		3 2 2 0 1 1 0																										
Inning Stats	R: 0 E: 0 K: 0 S: 3	H: 0 LOB: 2 BB: 2 P: 11	R: 0 E: 0 K: 1 S: 6	H: 1 LOB: 3 BB: 2 P: 14	R: 0 E: 0 K: 1 S: 6	H: 2 LOB: 2 BB: 1 P: 10	R: 2 E: 0 K: 1 S: 8	H: 4 LOB: 2 BB: 1 P: 12	R: 0 E: 0 K: 0 S: 3	H: 1 LOB: 0 BB: 0 P: 3	R: 1 E: 0 K: 1 S: 8	H: 3 LOB: 3 BB: 0 P: 9	R: 0 E: 0 K: 2 S: 7	H: 0 LOB: 0 BB: 0 P: 7	R: 0 E: 0 K: 0 S: 3	H: 1 LOB: 1 BB: 1 P: 7	R: 0 E: 0 K: 1 S: 5	H: 0 LOB: 1 BB: 1 P: 9	1B: 10 2B: 2 3B: 0 HR: 0	SF: 0 SAC: 1 DP: 3 HBP: 1	WP: 0 PB: 0 SB: 1 CS: 1	PA: 45														
PITCHER	IP WLS BF H R ER SO BB IBB HBP BLK WP HR S P ERA WHIP																																			
Paul Mirabella, L (1, 1) ERA: 1.84	3.1		20	6	2	2	3	5	0	0	0	0	0	21	41	5.40	3.300																			
Balor Moore, L (4, 1) ERA: 4.4	2.1		12	5	1	1	0	0	1	1	0	0	0	10	15	3.86	2.143																			
Tom Buskey, R (6, 1) ERA: 1.69	3.1	W	12	1	0	0	4	2	0	0	0	0	0	18	26	0.00	0.900																			

Cleveland Indians @ Toronto Blue Jays
 Exhibition Stadium, Toronto, ON
 Sat May 03 1980, 3:33 AM EDT
 Att. 16,564 - Unknown - 63 F

AB	34
R	3
H	12
RBI	3
BB	8
SO	7
LOB	26



Batter	1	2	3	4	5	6	7	8	9	10	AB R H RBI BB SO LOB	TOP													
Jorge Orta, L (1, 8) OBP: 0.417, SLG: 0.403	0-0 6-3		0-0 1-2 1B		0-0 HR	0-0 F7		0-0 4-3		0-0 F8	6 1 2 1 0 0 2	Cleveland Indians @ Toronto Blue Jays Exhibition Stadium, Toronto, ON Sun May 04 1980, 3:33 AM EDT Unknown - 68 F AB 42 R 8 H 13 RBI 8 BB 4 SO 2 LOB 18													
Duane Kuiper, L (1, 4) OBP: 0.373, SLG: 0.353	0-0 1-3		0-0 F7		0-0 1-3		0-0 G3		0-0 HR 1B	0-0 G3	6 1 1 0 0 0 2														
Mike Hargrove, L (1, 3) OBP: 0.443, SLG: 0.500	0-0 1B		0-0 P6		1-0 HBP		0-0 4-3		0-0 1-H HR		4 1 2 2 0 0 2														
Ron Hassey, L (1, 2) OBP: 0.345, SLG: 0.500 Cliff Johnson, R (9, PH) OBP: 0.254, SLG: 0.274 Bo Diaz, R (9, 2) OBP: 0.364, SLG: 0.350	0-0 P5			0-0 3-1	0-0 L4		0-3 K		0-0 HR		4 0 0 0 0 1 2 1 1 1 1 0 0 0 0 0 0 0 0 0 0														
Toby Harrah, R (1, 5) OBP: 0.314, SLG: 0.301 Sid Monge, S (9, 1)		0-0 5-3		0-0 E6		0-0 1B 1B		0-0 HR	0-0 G5-4-3 1B		5 2 3 1 0 0 0 0 0 0 0 0 0 0														
Joe Charboneau, R (1, 7) OBP: 0.427, SLG: 0.484		4-0 BB G4-6-3		0-0 F9		0-0 1B 1B		4-0 HR BB	0-0 G5-4-3 1-2f		3 1 1 0 2 0 2														
Gary Alexander, R (1, 10) OBP: 0.261, SLG: 0.350 Jerry Dybzinski, R (9, PR) OBP: 0.400, SLG: 1.000		0-0 BB G4-6-3 1-2f		4-0 BB BB		0-3 K		0-0 1-H HR	4-0 BB BB		3 1 1 2 2 1 3 0 0 0 0 0 0 0														
Ron Pruitt, R (1, 9) OBP: 0.294, SLG: 0.214			0-0 6-3	0-0 P3		0-0 1-2 2-H 1B		0-0 6-3	0-0 P5		5 0 1 1 0 0 3														
Tom Veryzer, R (1, 6) OBP: 0.368, SLG: 0.365			0-0 1B 1B		0-0 1-4-3	0-0 F7		0-0 6-3		0-0 P5	5 0 1 0 0 0 2														
Inning Stats	R: 0 E: 0 K: 0 S: 4	H: 1 LOB: 1 BB: 0 P: 4	R: 0 E: 0 K: 0 S: 2	H: 0 LOB: 0 BB: 1 P: 6	R: 0 E: 0 K: 0 S: 5	H: 2 LOB: 2 BB: 0 P: 5	R: 0 E: 1 K: 0 S: 4	H: 0 LOB: 2 BB: 1 P: 8	R: 1 E: 0 K: 0 S: 4	H: 1 LOB: 1 BB: 0 P: 5	R: 1 E: 0 K: 1 S: 8		H: 3 LOB: 2 BB: 0 P: 8	R: 0 E: 0 K: 1 S: 5	H: 0 LOB: 0 BB: 0 P: 5	R: 3 E: 0 K: 0 S: 5	H: 2 LOB: 0 BB: 1 P: 9	R: 3 E: 0 K: 0 S: 6	H: 4 LOB: 1 BB: 1 P: 10	R: 0 E: 0 K: 0 S: 3	H: 0 LOB: 0 BB: 0 P: 3	1B: 8 2B: 0 3B: 0 HR: 5	SF: 0 SAC: 0 DP: 2 HBP: 1	WP: 0 PB: 0 SB: 1 CS: 0	PA: 47
PITCHER	IP WLS BF H R ER SO BB IBB HBP BLK WP HR S P ERA WHIP																								
Jim Clancy, R (1, 1) ERA: 3.91	7.0																								
Joey McLaughlin, R (8, 1) ERA: 6.14	1.0		5	2	2	0	0	0	0	0	0	1	5	5	18.00	2.000									
Jerry Garvin, L (9, 1) ERA: 4.26	0.0	W	1	1	1	0	0	0	0	0	0	1	1	1	∞	∞									
Tom Buskey, R (9, 1) ERA: 1.42	2.0		7	1	0	0	0	1	0	0	0	0	6	10	0.00	1.000									

livebaseballscores.com



Batter	1	2	3	4	5	6	7	8	9	10	AB	R	H	RBI	BB	SO	LOB
Alfredo Griffin, S OBP: 0.270, SLG: 0.372 (1, 6)	0-3 K	0-0 9-6 E 1-3 1B		0-0 1-H 3B			0-0 4-3		0-0 SH5-4		4	0	2	1	0	1	0
Bob Bailor, R OBP: 0.250, SLG: 0.161 (1, 5)	0-0 BB HR 2B	0-0 9-6		0-0 P3			0-0 F7		0-3 K		5	1	1	0	0	1	4
Barry Bonnell, R OBP: 0.295, SLG: 0.529 (1, 9)	4-0 BB HR BB	0-0 6-3				0-0 G3		0-0 F8		4-0 IBB	3	1	0	0	2	0	0
John Mayberry, L OBP: 0.329, SLG: 0.429 (1, 3) Joe Cannon, L (8, PR) Willie Upshaw, L OBP: 0.333, SLG: 0.421 (9, 3)	4-0 HR BB			0-0 F9		0-0 L4		4-0 HR BB		0-0 L4	2	1	0	0	2	0	0
Otto Velez, R OBP: 0.388, SLG: 0.567 (1, 10)	0-0 HR			0-0 F8		0-3 K		0-0 HR		0-0 HR	5	3	3	7	0	1	0
Al Woods, L OBP: 0.371, SLG: 0.438 (1, 7)	0-0 1B			0-0 F8		0-0 P6		0-0 F9			4	0	1	0	0	0	1
Damaso Garcia, R OBP: 0.240, SLG: 0.347 (1, 4)	0-0 F7			0-0 P5		0-0 F7		0-3 K			4	0	0	0	0	1	2
Danny Ainge, R OBP: 0.320, SLG: 0.375 (1, 8) Bob Davis, R OBP: 0.267, SLG: 0.276 (10, 2)	0-0 F8			0-0 F8		0-0 1B		0-3 K			4	0	1	0	0	1	2
Ernie Whitt, L OBP: 0.412, SLG: 0.310 (1, 2) Rick Bosetti, R OBP: 0.231, SLG: 0.347 (9, PR) (10, 8)		0-0 1B E 1B		4-0 3B BB		0-0 4-3		4-0 SH5-4 BB			2	2	1	0	2	0	1

Inning Stats	R: 4	H: 3	E: 0	K: 1	S: 8	P: 16	R: 1	H: 2	E: 1	K: 0	S: 4	P: 4	R: 0	H: 0	E: 0	K: 0	S: 3	R: 1	H: 1	E: 0	K: 0	S: 4	P: 8	R: 0	H: 0	E: 0	K: 1	S: 5	P: 5	R: 0	H: 1	E: 0	K: 0	S: 4	P: 4	R: 0	H: 0	E: 0	K: 2	S: 8	P: 12	R: 0	H: 0	E: 0	K: 1	S: 5	P: 13	R: 1	H: 1	E: 0	K: 0	S: 1	P: 1	1B: 4	2B: 2	3B: 1	HR: 3	SF: 0	SAC: 1	DP: 1	HBP: 0	WP: 0	PA: 41
--------------	------	------	------	------	------	-------	------	------	------	------	------	------	------	------	------	------	------	------	------	------	------	------	------	------	------	------	------	------	------	------	------	------	------	------	------	------	------	------	------	------	-------	------	------	------	------	------	-------	------	------	------	------	------	------	-------	-------	-------	-------	-------	--------	-------	--------	-------	--------

PITCHER	IP	WLS	BF	H	R	ER	SO	BB	IBB	HBP	BLK	WP	HR	S	P	ERA	WHIP
Dan Spillner, R ERA: 5.82 (1, 1)	4.0		20	6	6	5	1	3	0	0	0	0	1	19	31	11.25	2.250
Wayne Garland, R ERA: 3.86 (5, 1)	4.0		15	2	2	2	3	1	0	0	0	0	1	20	24	4.50	0.750
Sid Monge, L ERA: 4.5 (9, 1)	1.0	L	6	1	1	1	1	1	1	0	0	0	1	6	14	9.00	2.000


BOTTOM

Cleveland Indians @ Toronto Blue Jays
Exhibition Stadium, Toronto, ON

Sun May 04 1980, 3:33 AM EDT
Unknown - 68 F

livebaseballscorecards.com

AB	34
R	9
H	9
RBI	8
BB	6
SO	5
LOB	12



Batter	1	2	3	4	5	6	7	8	9	AB R H RBI BB SO LOB	TOP	
Jorge Orta, L (1, 8) OBP: 0.416, SLG: 0.417	0-0 F7		0-0 4-3 1B 2B		0-0 G3	0-3 K			0-0 4-3 1B	5 1 2 0 0 1 3		
Duane Kuiper, L (1, 4) OBP: 0.363, SLG: 0.342	0-0 6-3		0-0 4-3		0-0 G3			0-0 FC4-6 1B	0-0 4-3	5 0 1 1 0 0 2		
Mike Hargrove, L (1, 3) OBP: 0.441, SLG: 0.486	0-0 F7		0-0 1B 1B		4-0 BB BB			0-0 FC4-6 5-3 1-2f	0-3 K	4 0 1 1 1 1 2		
Ron Hassey, L (1, 2) OBP: 0.345, SLG: 0.481 Cliff Johnson, R (7, PH) OBP: 0.250, SLG: 0.270 Bo Diaz, R (7, 2) OBP: 0.364, SLG: 0.350		4-0 BB BB	0-0 P2		0-0 F7			0-0 5-3 1-2		2 0 0 0 1 0 2 1 0 0 0 0 0 1 0 0 0 0 0 0 0		
Toby Harrah, R (1, 5) OBP: 0.333, SLG: 0.316		4-0 BB BB	0-0 1-2 1B			0-0 FC5-4 1B		0-3 K		3 0 2 0 1 1 1		
Joe Charboneau, R (1, 7) OBP: 0.405, SLG: 0.455		0-3 K	0-3 K			0-0 FC5-4 1B 1-2f			0-0 E5 G6-4-3	4 0 0 0 0 2 5		
Gary Alexander, R (1, 10) OBP: 0.259, SLG: 0.304		0-3 K		4-0 CS BB		0-0 E5 1B 1-2		0-0 G6-4-3		3 0 0 0 1 1 4		
Andres Mora, R (1, 9) OBP: 0.143, SLG: 0.143	0-0 F8			0-0 P5 1-2		0-0 P6		0-0 6-3		4 0 0 0 0 0 5		
Jerry Dybzinski, R (1, 6) OBP: 0.444, SLG: 0.750			0-0 2B 4-3 1B		0-0 5-3			0-0 6-3		4 1 2 0 0 0 0		
Inning Stats	R: 0 E: 0 K: 0 S: 3 H: 0 LOB: 0 BB: 0 P: 3	R: 0 E: 0 K: 2 S: 7 H: 0 LOB: 2 BB: 2 P: 15	R: 2 E: 0 K: 1 S: 9 H: 4 LOB: 2 BB: 0 P: 9	R: 0 E: 0 K: 0 S: 2 H: 0 LOB: 0 BB: 1 P: 6	R: 0 E: 0 K: 0 S: 3 H: 0 LOB: 1 BB: 1 P: 7	R: 0 E: 1 K: 1 S: 8 H: 2 LOB: 3 BB: 0 P: 8	R: 0 E: 0 K: 1 S: 6 H: 1 LOB: 0 BB: 0 P: 6	R: 0 E: 1 K: 0 S: 3 H: 0 LOB: 0 BB: 0 P: 3	R: 0 E: 0 K: 1 S: 6 H: 1 LOB: 1 BB: 0 P: 6	1B: 7 2B: 1 3B: 0 HR: 0 SF: 0 SAC: 0 DP: 1 HBP: 0	WP: 0 PB: 0 SB: 0 CS: 1 PA: 39	
PITCHER	IP WLS BF H R ER SO BB IBB HBP BLK WP HR S P ERA WHIP											
Jesse Jefferson, R (1, 1) ERA: 5.09	5.2 W 27 6 2 2 3 4 0 0 0 0 0 0 29 45 3.18 1.765											
Jerry Garvin, L (6, 1) ERA: 3.86	0.2 3 1 0 0 1 0 0 0 0 0 0 0 5 5 0.00 1.500											
Joey McLaughlin, R (7, 1) ERA: 5.19	2.2 S 9 1 0 0 2 0 0 0 0 0 0 0 13 13 0.00 0.375											

Cleveland Indians @ Toronto Blue Jays
Exhibition Stadium, Toronto, ON
Sun May 04 1980, 7:05 PM EDT
Att. 26,114 - Unknown

AB	35
R	2
H	8
RBI	2
BB	4
SO	6
LOB	25



BOTTOM

Cleveland Indians @ Toronto Blue Jays
Exhibition Stadium, Toronto, ON
Sun May 04 1980, 7:05 PM EDT
Att. 26,114 - Unknown

livebaseballscorecards.com

AB 32
R 7
H 12
RBI 7
BB 2
SO 2
LOB 9



WP: 0 PA: 36
PB: 0
SB: 0
CS: 1

AB R H RBI BB SO LOB

4 1 2 0 0 0 1

4 1 3 1 0 0 1

3 1 1 1 0 0 1

4 1 1 3 0 1 2

4 2 2 0 0 0 0

4 0 2 2 0 1 0

3 0 0 0 0 0 1

1 0 0 0 0 0 1

0 0 0 0 0 0 0

4 0 1 0 0 0 1

1 1 0 0 2 0 1

1B: 8 SF: 1
2B: 2 SAC: 0
3B: 1 DP: 1
HR: 1 HBP: 0

Batter	1	2	3	4	5	6	7	8	9
Alfredo Griffin, S OBP: 0.280, SLG: 0.378 (1, 6)	0-0 F7 1B		0-0 F7 1B		0-0 F7 1B		0-0 SF9 1B		
Rick Bosetti, R OBP: 0.256, SLG: 0.380 (1, 8)	0-0 1B HR 1B		0-0 F7 2B		0-0 F8		0-0 1B 1-3 2-H		
Barry Bonnell, R OBP: 0.293, SLG: 0.521 (1, 9)	0-0 1B HR		0-0 F7 2-3		0-0 L6		0-0 SF9 3-H		
Otto Velez, R OBP: 0.381, SLG: 0.592 (1, 10)	0-0 1B HR 1-H 3-H		0-0 5-3		0-0 1-3		0-3 K		
Damaso Garcia, R OBP: 0.253, SLG: 0.395 (1, 4)	0-0 F9		0-0 F8		0-0 1B 3B		0-0 1B 2B		
John Mayberry, L OBP: 0.338, SLG: 0.433 (1, 3)	0-0 F9		0-3 K		0-0 1B		0-0 FC5-4 1B 2-H		
Mike Macha, R Willie Upshaw, L Danny Ainge, R OBP: 0.318, SLG: 0.400 OBP: 0.320, SLG: 0.375 (1, 5) (8, PH) (9, 7)		0-0 F7	0-0 P4		0-0 F8		0-0 P6		
Bob Bailor, R OBP: 0.250, SLG: 0.171 (1, 7) (9, 5)		0-0 1B G4-6-3	0-0 F9		0-0 3-1		0-0 FC5-4 CS 1-2f		
Bob Davis, R OBP: 0.303, SLG: 0.267 (1, 2)		0-0 1B G4-6-3 1-2f	4-0 BB		4-0 BB		0-0 CS 1-2		

Inning Stats	R: 3	H: 3	LOB: 0	K: 0	S: 6	P: 6	R: 0	H: 1	LOB: 0	K: 0	S: 3	R: 0	H: 2	LOB: 1	K: 0	S: 4	R: 0	H: 0	LOB: 0	K: 1	S: 5	R: 0	H: 0	LOB: 1	K: 0	S: 3	R: 1	H: 2	LOB: 1	K: 0	S: 5	R: 2	H: 2	LOB: 1	K: 1	S: 7	R: 1	H: 2	LOB: 0	K: 0	S: 4
--------------	------	------	--------	------	------	------	------	------	--------	------	------	------	------	--------	------	------	------	------	--------	------	------	------	------	--------	------	------	------	------	--------	------	------	------	------	--------	------	------	------	------	--------	------	------

PITCHER	IP	WLS	BF	H	R	ER	SO	BB	IBB	HBP	BLK	WP	HR	S	P	ERA	WHIP
Bob Owchinko, L ERA: 6.46 (1, 1)	6.0	L	25	8	4	4	1	1	0	0	0	0	1	26	30	6.00	1.500
Mike Stanton, R ERA: 5.25 (7, 1)	0.1		4	2	2	2	0	1	0	0	0	0	0	3	7	54.00	9.000
Victor Cruz, R ERA: 7.71 (7, 1)	1.2		6	2	1	1	1	0	0	0	0	0	0	8	8	5.40	1.200

PITCHER	IP	WLS	BF	H	R	ER	SO	BB	IBB	HBP	BLK	WP	HR	S	P	ERA	WHIP
---------	----	-----	----	---	---	----	----	----	-----	-----	-----	----	----	---	---	-----	------

Batter	1	2	3	4	5	6	7	8	9	AB R H RBI BB SO LOB	TOP											
Jorge Orta, L (1, 9) OBP: 0.409, SLG: 0.408	0-0 F7		0-0 CS 1B		0-0 F7		0-3 K			4 0 1 0 0 1 2	Cleveland Indians @ Oakland Athletics Oakland-Alameda County Coliseum, Oakland, CA Mon May 05 1980, 7:05 PM PDT Att. 12,605 - Unknown - 62 F											
Duane Kuiper, L (1, 4) OBP: 0.345, SLG: 0.325	0-0 F7		0-0 F6 1-2		0-0 1-3			0-0 F8		4 0 0 0 0 0 2												
Mike Hargrove, L (1, 3) OBP: 0.443, SLG: 0.481	4-0 HBP BB			0-0 WP 1B		0-0 3-1		0-0 F7		3 0 1 0 1 0 0												
Toby Harrah, R (1, 5) OBP: 0.330, SLG: 0.304	1-0 1-2 HBP			0-0 F5		0-0 F5		0-0 6-3		3 0 0 0 0 0 1												
Ron Hassey, L (1, 2) OBP: 0.355, SLG: 0.482 Jerry Dybzinski, R (9, PR) OBP: 0.444, SLG: 0.750	0-0 F1			0-0 WP 1B		0-0 1B		0-0 E4 E 4-3		4 0 2 0 0 0 2 0 1 0 0 0 0 0												
Cliff Johnson, R (1, 10) OBP: 0.236, SLG: 0.254		0-3 K		0-0 F6		0-3 K		0-0 F7		4 0 0 0 0 2 4												
Joe Charboneau, R (1, 7) OBP: 0.386, SLG: 0.429		0-0 F7		0-0 K		0-3 K		0-0 E5 4-3 1-3		4 0 0 0 0 2 3												
Dell Alston, L (1, 8)		0-0 F8			0-0 L1		0-0 F6		0-0 4-3	4 0 0 1 0 0 2												
Tom Verzyer, R (1, 6) OBP: 0.383, SLG: 0.382 Gary Alexander, R (9, PH) OBP: 0.250, SLG: 0.292			0-0 6-3		0-0 1B		0-0 1B	0-0 K 2-3 3-H		3 0 2 0 0 0 0 1 0 0 0 0 1 2												
Inning Stats	R: 0 E: 0 K: 0 S: 3	H: 0 LOB: 2 BB: 1 P: 8	R: 0 E: 0 K: 1 S: 5	H: 0 LOB: 0 BB: 0 P: 5	R: 0 E: 0 K: 0 S: 3	H: 1 LOB: 0 BB: 0 P: 3	R: 0 E: 0 K: 1 S: 7	H: 2 LOB: 2 BB: 0 P: 7	R: 0 E: 0 K: 1 S: 4	H: 1 LOB: 1 BB: 0 P: 4	R: 0 E: 0 K: 1 S: 6	H: 1 LOB: 1 BB: 0 P: 6	R: 0 E: 0 K: 2 S: 8	H: 1 LOB: 1 BB: 0 P: 8	R: 0 E: 0 K: 0 S: 3	H: 0 LOB: 0 BB: 0 P: 3	R: 1 E: 2 K: 1 S: 7	H: 0 LOB: 2 BB: 0 P: 7	1B: 6 2B: 0 3B: 0 HR: 0	SF: 0 SAC: 0 DP: 0 HBP: 1	WP: 1 PB: 0 SB: 0 CS: 1	PA: 36
PITCHER Matt Keough, R (1, 1) ERA: 1.61	IP: 9.0 WLS: W BF: 36 H: 6 R: 1 ER: 0 SO: 6 BB: 1 IBB: 0 HBP: 1 BLK: 0 WP: 1 HR: 0 S: 46 P: 51 ERA: 0.00 WHIP: 0.778											PITCHER	IP: 9.0 WLS: W BF: 36 H: 6 R: 1 ER: 0 SO: 6 BB: 1 IBB: 0 HBP: 1 BLK: 0 WP: 1 HR: 0 S: 46 P: 51 ERA: 0.00 WHIP: 0.778									

livebaseballscorecards.com

AB	34
R	1
H	6
RBI	1
BB	1
SO	6
LOB	18



Batter	1	2	3	4	5	6	7	8	9	AB	R	H	RBI	BB	SO	LOB
Rickey Henderson, R OBP: 0.398, SLG: 0.376 (1, 7)	0-0 F6		0-0 F8		0-0 1B		0-0 6-3			4	0	1	0	0	0	1
Dwayne Murphy, L OBP: 0.411, SLG: 0.389 (1, 8)	0-0 F8		0-0 1B		0-0 F9		0-0 1B			4	1	2	1	0	0	1
Mitchell Page, L OBP: 0.372, SLG: 0.281 (1, 10)	0-0 1B		0-3 K		0-0 4-1		0-0 1B			4	1	2	0	0	1	2
Dave Revering, L OBP: 0.425, SLG: 0.603 (1, 3)	0-0 1B		4-0 IBB			0-0 HR		0-0 E4		3	1	3	2	1	0	0
Wayne Gross, L OBP: 0.382, SLG: 0.576 (1, 5)	0-0 G3		0-0 F6			0-0 HR		0-0 F9		4	1	1	1	0	0	5
Jeff Newman, R OBP: 0.268, SLG: 0.400 (1, 2)		0-0 F9		4-0 BB		0-0 F4		0-0 F8		3	0	0	0	1	0	1
Tony Armas, R OBP: 0.341, SLG: 0.453 (1, 9)		0-0 6-3			0-0 F9		0-3 K		0-0 F7	4	0	0	0	0	1	1
Mario Guerrero, R OBP: 0.279, SLG: 0.345 (1, 6)		0-0 F8		0-0 G6-4-3		0-0 1B		0-0 F8		4	0	1	0	0	0	1
Dave McKay, S OBP: 0.222, SLG: 0.471 (1, 4)			0-0 1B		0-3 K		0-0 F5		0-0 F7	4	1	1	0	0	1	1

Inning Stats		R: 0	H: 2	R: 0	H: 0	R: 1	H: 2	R: 0	H: 0	R: 0	H: 1	R: 2	H: 3	R: 0	H: 3	R: 0	H: 0		
E: 0		LOB: 2		E: 0		LOB: 0		E: 0		LOB: 1		E: 0		LOB: 1		E: 0		LOB: 0	
K: 0		BB: 0		K: 0		BB: 0		K: 0		BB: 1		K: 1		BB: 0		K: 0		BB: 0	
S: 5		P: 5		S: 3		P: 3		S: 2		P: 6		S: 8		P: 8		S: 6		P: 3	

BOTTOM

Cleveland Indians @ Oakland Athletics
Oakland-Alameda County Coliseum, Oakland, CA

Mon May 05 1980, 7:05 PM PDT
Att: 12,605 - Unknown - 62 F

livebaseballscorecards.com

AB	34
R	5
H	11
RBI	4
BB	2
SO	3
LOB	13



WP: 0	PA: 36
PB: 0	
SB: 2	
CS: 0	

PITCHER	IP	WLS	BF	H	R	ER	SO	BB	IBB	HBP	BLK	WP	HR	S	P	ERA	WHIP
John Denny, R ERA: 6.34 (1, 1)	6.1	L	30	10	5	5	3	1	1	0	0	0	2	34	42	7.11	1.737
Sid Monge, L ERA: 3.86 (7, 1)	1.2		6	1	0	0	0	0	0	0	0	0	0	6	6	0.00	0.600

Batter	1	2	3	4	5	6	7	8	9	AB R H RBI BB SO LOB	TOP									
Jorge Orta, L (1, 9) OBP: 0.398, SLG: 0.395	0-3 K		0-3 K		0-3 K		0-0 F7		0-0 SH1-4 G3-2-4 1B	5 0 1 0 0 3 1	Cleveland Indians @ Oakland Athletics Oakland-Alameda County Coliseum, Oakland, CA Tue May 06 1980, 7:05 PM PDT Att. 24,309 - Unknown - 59 F livebaseballscorecards.com									
Duane Kuiper, L (1, 4) OBP: 0.348, SLG: 0.321	4-0 WP BB		0-0 5-3		0-0 F7			0-0 F6	0-0 SH1-4 1B	4 0 1 1 1 0 1										
Mike Hargrove, L (1, 3) OBP: 0.455, SLG: 0.481	0-0 F8		0-0 1B 1B			H 1-0 G1 1B HBP		4-0 1B BB	0-0 SH1-4	2 1 1 0 1 0 1										
Toby Harrah, R (1, 5) OBP: 0.354, SLG: 0.325	0-0 6-3		0-0 FC6-4 1B			0-0 G1 1B		0-0 1B 1B	4-0 IBB	4 1 3 1 1 0 1										
Ron Hassey, L (1, 2) OBP: 0.358, SLG: 0.467		4-0 BB	0-0 FC6-4 1B			0-0 F8		0-0 1B 1B	0-0 G3-2-4	4 0 1 1 1 0 7										
Andres Mora, R (1, 7) OBP: 0.111, SLG: 0.111		0-0 F8		0-0 F3		0-0 G1		0-0 F7		4 0 0 0 0 0 5										
Gary Alexander, R (1, 10) OBP: 0.250, SLG: 0.286		0-3 K		0-0 5-3		0-3 K		0-0 1B		4 0 1 1 0 2 3										
Dell Alton, L (1, 8) OBP: 0.250, SLG: 0.286		0-0 F5		0-3 K			0-0 F8	0-0 F9		4 0 0 0 0 1 3										
Tom Veryzer, R (1, 6) OBP: 0.375, SLG: 0.373			0-0 E5 1B 5-3 1B		0-0 6-3		0-0 F2	0-0 1B 1B		4 2 1 0 0 0 0										
Inning Stats	R: 0 E: 0 K: 1 S: 5	H: 0 LOB: 1 BB: 1 P: 9	R: 0 E: 0 K: 1 S: 5	H: 0 LOB: 1 BB: 1 P: 9	R: 1 E: 1 K: 1 S: 8	H: 2 LOB: 2 BB: 0 P: 8	R: 0 E: 0 K: 1 S: 5	H: 0 LOB: 0 BB: 0 P: 5	R: 0 E: 0 K: 1 S: 6	H: 1 LOB: 2 BB: 0 P: 7	R: 0 E: 0 K: 0 S: 3	H: 0 LOB: 0 BB: 0 P: 3	R: 2 E: 0 K: 0 S: 6	H: 3 LOB: 2 BB: 1 P: 10	R: 1 E: 0 K: 0 S: 5	H: 3 LOB: 2 BB: 1 P: 9	1B: 9 2B: 0 3B: 0 HR: 0	SF: 0 SAC: 1 DP: 1 HBP: 1	WP: 1 PB: 0 SB: 0 CS: 0	PA: 41
PITCHER	IP WLS BF H R ER SO BB IBB HBP BLK WP HR S P ERA WHIP																			
Steve McCatty, R (1, 1) ERA: 5.35	8.0 L 37 8 4 3 6 3 0 1 0 1 0 0 45 58 3.38 1.375																			
Bob Lacey, L (9, 1) ERA: 2.7	1.0 4 1 0 0 0 0 1 0 0 0 0 0 3 7 0.00 1.000																			

Cleveland Indians @ Oakland Athletics
Oakland-Alameda County Coliseum, Oakland, CA

Tue May 06 1980, 7:05 PM PDT
 Att. 24,309 - Unknown - 59 F

AB	35
R	4
H	9
RBI	4
BB	4
SO	6
LOB	22



Batter	1	2	3	4	5	6	7	8	9	AB R H RBI BB SO LOB
Rickey Henderson, R (1, 7) OBP: 0.402, SLG: 0.368	0-0 4-3		4-0 CS BB		0-0 6-3			4-0 BB		2 0 0 0 2 0 1
Dwayne Murphy, L (1, 8) OBP: 0.405, SLG: 0.376	4-0 S 1B BB		0-3 K 1-2		0-3 K			0-0 F8		3 1 0 0 1 2 3
Mitchell Page, L (1, 10) OBP: 0.366, SLG: 0.269	0-3 K 1-2		4-0 BB		0-0 1-3			0-3 K		3 0 0 0 1 2 2
Dave Revering, L (1, 3) OBP: 0.417, SLG: 0.583	0-0 1B 2-H 1B		0-0 F8		0-0 F8			0-0 F8		4 0 1 1 0 0 1
Wayne Gross, L (1, 5) OBP: 0.389, SLG: 0.571	0-0 1-2 1B		0-0 3-1		0-0 F6			0-0 2B 1B		4 1 2 0 0 0 0
Tony Armas, R (1, 9) OBP: 0.326, SLG: 0.430	0-3 K		0-0 F7		0-0 F7			0-0 F8		4 0 0 0 0 1 3
Mike Heath, R (1, 2) OBP: 0.306, SLG: 0.362		0-0 F3		0-0 F3				0-0 1B 2B		4 1 2 1 0 0 0
Mario Guerrero, R (1, 6) OBP: 0.289, SLG: 0.352 Mike Edwards, R (9, PR) OBP: 0.231, SLG: 0.231		0-0 F4			0-0 SH5-4 WP 1B			0-0 G6-4-3 1B		4 0 2 1 0 0 1 0 0 0 0 0 0 0
Rob Picciolo, R (1, 4) OBP: 0.274, SLG: 0.411 Ray Cosey, L (9, PH) OBP: 0.143, SLG: 0.143		0-0 F3			0-0 SH5-4 1-3			0-3 K		2 0 0 0 0 1 0 1 0 0 0 0 0 1

Inning Stats	R: 1	H: 2	E: 0	K: 2	S: 9	LOB: 2	BB: 1	P: 13	R: 0	H: 0	E: 0	K: 0	S: 3	LOB: 0	BB: 0	P: 3	R: 0	H: 0	E: 0	K: 1	S: 4	LOB: 1	BB: 2	P: 12	R: 0	H: 0	E: 0	K: 0	S: 3	LOB: 0	BB: 0	P: 3	R: 0	H: 1	E: 0	K: 1	S: 6	LOB: 1	BB: 0	P: 6	R: 0	H: 0	E: 0	K: 0	S: 3	LOB: 0	BB: 0	P: 3	R: 0	H: 0	E: 0	K: 2	S: 7	LOB: 1	BB: 1	P: 11	R: 2	H: 3	E: 0	K: 0	S: 6	LOB: 1	BB: 0	P: 6	1B: 6	SF: 0	2B: 1	SAC: 1	3B: 0	DP: 1	HR: 0	HBP: 0	WP: 1	PA: 36
PITCHER Len Barker, R (1, 1) ERA: 3.27	IP	WLS	BF	H	R	ER	SO	BB	IBB	HBP	BLK	WP	HR	S	P	ERA	WHIP	IP	WLS	BF	H	R	ER	SO	BB	IBB	HBP	BLK	WP	HR	S	P	ERA	WHIP																																								


BOTTOM

Cleveland Indians @ Oakland Athletics
Oakland-Alameda County Coliseum, Oakland, CA

Tue May 06 1980, 7:05 PM PDT
Att: 24,309 - Unknown - 59 F

livebaseballscorecards.com

AB	31
R	3
H	7
RBI	3
BB	4
SO	6
LOB	12



Batter	1	2	3	4	5	6	7	8	9	AB R H RBI BB SO LOB	TOP									
Jorge Orta, L (1, 9) OBP: 0.392, SLG: 0.388	0-0 F8			0-0 4-3		0-0 2B 1B 1B		0-0 FC6-4 CS 1-2f		4 1 1 0 0 0 1										
Duane Kuiper, L (1, 4) OBP: 0.344, SLG: 0.329	0-0 F9			0-0 5-3		0-0 1-3 1B 2B		0-0 CS 1-2	0-0 G3	4 1 1 0 0 0 0										
Mike Hargrove, L (1, 3) OBP: 0.448, SLG: 0.470	0-0 F7			0-0 F9		0-0 CS 1B 2-H 3-H			0-0 F7	4 0 1 2 0 0 0										
Toby Harrah, R (1, 5) OBP: 0.340, SLG: 0.310		0-0 F2		0-0 F8		0-3 K 1-2			0-3 K	4 0 0 0 0 2 1										
Ron Hassey, L (1, 2) OBP: 0.357, SLG: 0.452		0-0 4-3		4-0 1B BB BB			0-0 4-3			2 0 0 0 1 0 0										
Joe Charboneau, R (1, 7) OBP: 0.372, SLG: 0.411		0-3 K		0-3 K			0-0 F2			3 0 0 0 0 2 1										
Gary Alexander, R (1, 10) OBP: 0.286, SLG: 0.300			0-3 K	0-0 1-3 1B			4-0 CS BB			2 0 1 0 1 1 0										
Dell Alston, L (1, 8)			0-0 E4 G4-6-3	0-0 F9			0-0 CS 1-2	0-0 F8		3 0 0 0 0 0 2										
Tom Veryzer, R (1, 6) OBP: 0.373, SLG: 0.371			0-0 G4-6-3 1-2f	0-0 F9				0-0 FC6-4 1B		3 0 1 0 0 0 1										
Inning Stats	R: 0 E: 0 K: 0 S: 3	H: 0 LOB: 0 BB: 0 P: 3	R: 0 E: 0 K: 1 S: 5	H: 0 LOB: 0 BB: 0 P: 5	R: 0 E: 1 K: 1 S: 5	H: 0 LOB: 0 BB: 0 P: 5	R: 0 E: 0 K: 1 S: 6	H: 1 LOB: 2 BB: 1 P: 10	R: 2 E: 0 K: 1 S: 7	H: 3 LOB: 0 BB: 0 P: 7	R: 0 E: 0 K: 0 S: 2	H: 0 LOB: 0 BB: 1 P: 6	R: 0 E: 0 K: 0 S: 3	H: 1 LOB: 0 BB: 0 P: 3	R: 0 E: 0 K: 1 S: 5	H: 0 LOB: 0 BB: 0 P: 5	1B: 4 2B: 1 3B: 0 HR: 0	SF: 0 SAC: 0 DP: 1 HBP: 0	WP: 0 PB: 0 SB: 0 CS: 3	PA: 33
PITCHER	IP WLS BF H R ER SO BB IBB HBP BLK WP HR S P ERA WHIP																			
Brian Kingman, R (1, 1) ERA: 4.73	5.1 L 21 4 2 2 3 1 0 0 0 0 0 0 26 30 3.38 0.938																			
Jeff Jones, R (6, 1) ERA:	3.2 10 1 0 0 2 1 0 0 0 0 0 0 13 17 0.00 0.545																			

Cleveland Indians @ Oakland Athletics
Oakland-Alameda County Coliseum, Oakland, CA

Wed May 07 1980, 3:33 AM PDT
Att. 4,731 - Sunny - 63 F

livebaseballscorecards.com

AB 29
R 2
H 5
RBI 2
BB 2
SO 5
LOB 6



Batter	1	2	3	4	5	6	7	8	9	AB	R	H	RBI	BB	SO	LOB
Rickey Henderson, R (1, 7) OBP: 0.397, SLG: 0.364	0-0 G4-3 S 1B		0-0 5-3			0-0 F9		0-0 F8		4	0	1	0	0	0	0
Mike Heath, R (1, 9) OBP: 0.303, SLG: 0.344	4-0 G4-3 1-2 BB		0-0 6-3			0-0 F8			0-0 5-3	3	0	0	0	1	0	0
Jeff Newman, R (1, 3) Dwayne Murphy, L (9, PR) OBP: 0.267, SLG: 0.391 OBP: 0.405, SLG: 0.376	0-0 G4-3 1-2f 2-3			0-0 6-3		0-0 F8			0-0 1B	4	0	1	0	0	0	2
Tony Armas, R (1, 8) OBP: 0.333, SLG: 0.427	0-3 K			4-0 FC6-4 BB			0-0 5-3 1B		0-0 F9	3	0	1	0	1	1	2
Jim Essian, R (1, 2) OBP: 0.229, SLG: 0.212		0-0 F5		0-0 F5			0-0 5-3		0-0 G3	4	0	0	0	0	0	3
Mario Guerrero, R (1, 6) OBP: 0.280, SLG: 0.341		0-0 6-3		0-0 FC6-4 1-2f			0-0 F7			3	0	0	0	0	0	2
Mike Edwards, R (1, 10) OBP: 0.188, SLG: 0.188		0-0 5-3			0-0 6-3			0-0 4-3		3	0	0	0	0	0	1
Rob Picciolo, R (1, 4) OBP: 0.276, SLG: 0.408			0-0 E 1B			0-0 4-3			0-0 1-3	3	1	1	0	0	0	0
Dave McKay, S (1, 5) OBP: 0.200, SLG: 0.421			0-0 SH2-3 1-H			0-0 F8			0-0 F7	2	0	0	0	0	0	0

Inning Stats	R: 0	H: 1	E: 0	K: 1	S: 5	LOB: 1	BB: 1	P: 9	R: 0	H: 0	E: 0	K: 0	S: 3	LOB: 0	BB: 0	P: 3	R: 1	H: 1	E: 1	K: 0	S: 4	LOB: 0	BB: 0	P: 4	R: 0	H: 0	E: 0	K: 0	S: 3	LOB: 0	BB: 0	P: 3	R: 0	H: 0	E: 0	K: 0	S: 3	LOB: 0	BB: 0	P: 3	R: 0	H: 0	E: 0	K: 0	S: 3	LOB: 0	BB: 0	P: 3	R: 0	H: 1	E: 0	K: 0	S: 3	LOB: 0	BB: 0	P: 3	R: 0	H: 1	E: 0	K: 0	S: 4	LOB: 1	BB: 0	P: 4	R: 0	H: 0	E: 0	K: 0	S: 3	LOB: 0	BB: 0	P: 3	R: 0	H: 1	E: 0	K: 0	S: 4	LOB: 1	BB: 0	P: 4
PITCHER Rick Waits, L (1, 1) ERA: 3.62	IP	WLS	BF	H	R	ER	SO	BB	IBB	HBP	BLK	WP	HR	S	P	ERA	WHIP																																																															
	9.0	W	32	4	1	0	1	2	0	0	0	0	0	32	40	0.00	0.667																																																															

BOTTOM

Cleveland Indians @ Oakland Athletics
Oakland-Alameda County Coliseum, Oakland, CA

Wed May 07 1980, 3:33 AM PDT
Att. 4,731 - Sunny - 63 F

livebaseballscorecards.com

AB	29
R	1
H	4
RBI	0
BB	2
SO	1
LOB	10



WP: 0	PA: 32
PB: 0	
SB: 1	
CS: 0	

Batter	1	2	3	4	5	6	7	8	9	AB R H RBI BB SO LOB	TOP		
Jorge Orta, L (1, 9) OBP: 0.402, SLG: 0.386	4-0 BB G6-4-3		0-0 3-1	0-0 1-2 1B		4-0 1B IBB			0-0 1-3	3 0 1 0 2 0 0	Cleveland Indians @ Seattle Mariners The Kingdome, Seattle, WA Fri May 09 1980, 10:05 PM EDT Att. 23,229 - Dome		
Miguel Dilone, S (1, 8) OBP: 0.400, SLG: 0.400	0-0 G6-4-3 1-2f		0-0 F6	0-0 F7		0-0 1-2 2-3 1B			0-0 S 1B	5 0 2 0 0 0 3			
Mike Hargrove, L (1, 3) OBP: 0.455, SLG: 0.465	0-0 3-1			0-0 1B 1B	4-0 6-3 5-3 BB	0-3 K			4-0 1-2 IBB	3 1 1 0 2 1 3			
Toby Harrah, R (1, 5) OBP: 0.343, SLG: 0.308		4-0 2B BB		0-0 1-2 E 1B	0-0 5-3				0-0 F8	4 1 1 0 1 0 3			
Cliff Johnson, R (1, 10) OBP: 0.234, SLG: 0.250		0-3 K		0-0 E7 HR 1B	0-0 6-3				0-0 F6	5 1 1 1 0 1 4			
Joe Charboneau, R (1, 7) OBP: 0.378, SLG: 0.468		0-0 1-3 2B		0-0 3-H 2-H HR 1B	0-3 K				0-3 K	4 1 2 2 0 2 1			
Bo Diaz, R (1, 2) OBP: 0.308, SLG: 0.292		0-3 K		0-0 6-3		0-0 F4			0-0 6-3	4 0 0 0 0 1 2			
Duane Kuiper, L (1, 4) OBP: 0.340, SLG: 0.318		0-0 F7		0-0 4-3		4-0 1B 4-3 BB			0-0 1-6-3	3 0 0 0 1 0 2			
Tom Veryzer, R (1, 6) OBP: 0.366, SLG: 0.364			0-0 6-3	0-0 1B 1B		0-0 4-3			0-0 1-3	4 0 1 0 0 0 1			
Inning Stats	R: 0 E: 0 K: 0 S: 2 H: 0 LOB: 0 BB: 1 P: 6	R: 0 E: 0 K: 2 S: 8 H: 1 LOB: 2 BB: 1 P: 12	R: 0 E: 0 K: 0 S: 3 H: 0 LOB: 0 BB: 0 P: 3	R: 4 E: 1 K: 0 S: 9 H: 6 LOB: 2 BB: 0 P: 9	R: 0 E: 0 K: 1 S: 5 H: 0 LOB: 1 BB: 1 P: 9	R: 0 E: 0 K: 1 S: 6 H: 1 LOB: 3 BB: 2 P: 14	R: 0 E: 0 K: 1 S: 5 H: 0 LOB: 0 BB: 0 P: 5	R: 0 E: 0 K: 0 S: 3 H: 0 LOB: 0 BB: 0 P: 3	R: 0 E: 0 K: 0 S: 4 H: 1 LOB: 2 BB: 1 P: 8	1B: 7 2B: 1 3B: 0 HR: 1 SF: 0 SAC: 0 DP: 1 HBP: 0	WP: 0 PB: 0 SB: 1 CS: 0 PA: 41		
PITCHER	IP WLS BF H R ER SO BB IBB HBP BLK WP HR S P ERA WHIP											PITCHER	IP WLS BF H R ER SO BB IBB HBP BLK WP HR S P ERA WHIP
Floyd Bannister, L (1, 1) ERA: 2.38	4.0 L 21 7 4 4 2 3 0 0 0 0 0 1 22 34 9.00 2.500												
Rob Dressler, R (5, 1) ERA: 4.38	5.0 20 2 0 0 3 1 2 0 0 0 0 0 23 35 0.00 0.600												

livebaseballscorecards.com

AB	35
R	4
H	9
RBI	3
BB	6
SO	5
LOB	19



Batter	1	2	3	4	5	6	7	8	9	AB R H RBI BB SO LOB
Julio Cruz, S OBP: 0.375, SLG: 0.256 (1, 4) BBB	4-0 FC3-6 1B BB		0-0 6-3		4-0 4-3 S BB		0-0 FC5-4 1B		0-0 4-3	3 0 1 0 2 0 0
Jim Anderson, R OBP: 0.348, SLG: 0.447 (1, 6) X	0-0 FC3-6 1-2 1B		0-0 5-3		0-0 F8		0-0 FC5-4 1-2f		0-0 5-3	5 0 1 0 0 0 2
Dan Meyer, L OBP: 0.343, SLG: 0.404 (1, 7) X	0-0 FC3-6 G4-6-3 1-2f 2-3		0-0 2B 1B		0-0 4-3 1-3		0-0 F9			4 0 1 0 0 0 4
Bruce Bochte, L OBP: 0.407, SLG: 0.500 (1, 3) X	0-0 G4-6-3 1-2f		0-0 2B		0-0 F5		0-0 F8			4 0 1 0 0 0 4
Leon Roberts, R OBP: 0.353, SLG: 0.603 (1, 10) BBB		0-3 K	4-0 BB		0-0 F9		0-0 HR			3 1 1 1 1 1 0
Joe Simpson, L OBP: 0.393, SLG: 0.421 (1, 8) BBB		4-0 1B BB	0-0 3-1		0-3 K		0-0 F8			3 0 0 0 1 1 3
Ted Cox, R OBP: 0.342, SLG: 0.354 (1, 5) X		0-0 1-3 1B		0-0 G4-3 1B		0-0 1B 1B		0-0 F9		4 0 3 0 0 0 0
Rod Craig, S OBP: 0.267, SLG: 0.390 (1, 9) X		0-0 1-3		0-3 K		0-0 1-2 1B		0-0 4-3		4 0 1 0 0 1 3
Larry Cox, R OBP: 0.234, SLG: 0.207 (1, 2) Bob Stinson, S OBP: 0.125, SLG: 0.067 (6, PH) (7, 2) SS		0-3 K		0-0 G4-3 1-2f		0-3 K		0-3 K		2 0 0 0 0 1 3 2 0 0 0 0 2 2

Inning Stats	R: 0 E: 0 K: 0 S: 3	H: 1 LOB: 1 BB: 1 P: 7	R: 0 E: 0 K: 2 S: 8	H: 1 LOB: 2 BB: 1 P: 12	R: 0 E: 0 K: 0 S: 5	H: 2 LOB: 3 BB: 1 P: 9	R: 0 E: 0 K: 1 S: 5	H: 1 LOB: 0 BB: 0 P: 5	R: 0 E: 0 K: 0 S: 3	H: 0 LOB: 1 BB: 1 P: 7	R: 0 E: 0 K: 2 S: 9	H: 2 LOB: 2 BB: 0 P: 9	R: 0 E: 0 K: 0 S: 4	H: 1 LOB: 1 BB: 0 P: 4	R: 1 E: 0 K: 0 S: 4	H: 1 LOB: 0 BB: 0 P: 4	R: 0 E: 0 K: 1 S: 5	H: 0 LOB: 0 BB: 0 P: 5	1B: 7 2B: 1 3B: 0 HR: 1	SF: 0 SAC: 0 DP: 2 HBP: 0	WP: 0 PB: 0 SB: 1 CS: 0	PA: 38																			
PITCHER Dan Spillner, R ERA: 4.15 (1, 1)	IP 9.0	WLS W	BF 38	H 9	R 1	ER 1	SO 6	BB 4	IBB 0	HBP 0	BLK 0	WP 0	HR 1	S 46	P 62	ERA 1.00	WHIP 1.444																								
																						PITCHER	IP	WLS	BF	H	R	ER	SO	BB	IBB	HBP	BLK	WP	HR	S	P	ERA	WHIP		

BOTTOM

Cleveland Indians @ Seattle Mariners
The Kingdome, Seattle, WA
Fri May 09 1980, 10:05 PM EDT
Att. 23,229 - Dome

livebaseballscorecards.com

AB	34
R	1
H	9
RBI	1
BB	4
SO	6
LOB	21



Batter	1	2	3	4	5	6	7	8	9	AB R H RBI BB SO LOB	TOP											
Miguel Dilone, S OBP: 0.400, SLG: 0.400 (1, 8) X	0-0 S 1B	0-0 S 1B		0-0 F7 1-2		0-0 F8		0-0 G3		5 2 2 0 0 0 3												
Jorge Orta, L OBP: 0.402, SLG: 0.380 (1, 9) B B B	4-0 1B 1-2 BB	0-0 G3-6-3 1B		0-3 K			0-0 F8		0-0 F7	4 0 1 2 1 1 1												
Mike Hargrove, L OBP: 0.452, SLG: 0.462 (1, 3) X	0-0 FC3-6 1B	0-0 G3-6-3 1B			0-0 F8		0-0 1B 1B		0-0 5-3	5 0 2 1 0 0 1												
Toby Harrah, R OBP: 0.327, SLG: 0.292 (1, 5) X	0-0 FC3-6 1-2f		0-3 K		0-0 F9		0-0 F9		0-0 F7	5 0 0 0 0 1 3												
Ron Hassey, L OBP: 0.351, SLG: 0.439 (1, 2) S S S	0-3 K 1-2		0-0 5-3		0-0 4-3		0-0 1-2 1B			4 0 1 0 0 1 2												
Cliff Johnson, R OBP: 0.247, SLG: 0.253 (1, 10) X	0-0 F8		4-0 BB			0-0 4-1 2B 1B		0-0 F2		3 1 1 0 1 0 4												
Joe Charboneau, R OBP: 0.372, SLG: 0.469 (1, 7) X		0-0 SH3-4 1B 2B	0-3 K		0-0 F9			0-0 F9		4 1 1 0 0 1 2												
Duane Kuiper, L OBP: 0.340, SLG: 0.319 (1, 4) X		0-0 SH3-4 2-3		0-0 5-3		0-0 4-1 1-2		0-0 FC3-6 1B		3 0 1 0 0 0 1												
Tom Verzyer, R OBP: 0.387, SLG: 0.400 (1, 6) X		0-0 1B 1B 3-H		0-0 F7 1B		0-0 2B		0-0 FC3-6 1-2f		4 1 3 2 0 0 1												
Inning Stats	R: 1 E: 0 K: 1 S: 7	H: 2 LOB: 2 BB: 1 P: 11	R: 3 E: 0 K: 0 S: 6	H: 4 LOB: 0 BB: 0 P: 6	R: 0 E: 0 K: 2 S: 7	H: 0 LOB: 1 BB: 1 P: 11	R: 0 E: 0 K: 1 S: 6	H: 1 LOB: 1 BB: 0 P: 6	R: 0 E: 0 K: 0 S: 3	H: 0 LOB: 0 BB: 0 P: 3	R: 1 E: 0 K: 0 S: 5	H: 2 LOB: 1 BB: 0 P: 5	R: 0 E: 0 K: 0 S: 5	H: 2 LOB: 2 BB: 0 P: 5	R: 0 E: 1 K: 0 S: 4	H: 1 LOB: 1 BB: 0 P: 4	R: 0 E: 0 K: 0 S: 3	H: 0 LOB: 0 BB: 0 P: 3	1B: 10 2B: 2 3B: 0 HR: 0	SF: 0 SAC: 1 DP: 1 HBP: 0	WP: 0 PB: 0 SB: 3 CS: 0	PA: 40
PITCHER	IP WLS BF H R ER SO BB IBB HBP BLK WP HR S P ERA WHIP																					
Byron McLaughlin, R ERA: 9.53 (1, 1)	1.1 L 11 6 4 4 1 1 0 0 0 0 0 0 12 16 27.00 5.250																					
Dave Roberts, L ERA: 5.59 (2, 1)	5.1 21 5 1 1 3 1 0 0 0 0 0 0 26 30 1.69 1.125																					
Dave Heaverlo, R ERA: 1.88 (7, 1)	1.1 5 1 0 0 0 0 0 0 0 0 0 0 5 5 0.00 0.750																					
Shane Rawley, L ERA: 5.06 (9, 1)	1.0 3 0 0 0 0 0 0 0 0 0 0 0 3 3 0.00 0.000																					

Cleveland Indians @ Seattle Mariners
The Kingdome, Seattle, WA
Sat May 10 1980, 10:05 PM EDT
Att. 10,690 - Dome

livebaseballscorecards.com

AB 37
R 5
H 12
RBI 5
BB 2
SO 4
LOB 18



Batter	1	2	3	4	5	6	7	8	9	AB R H RBI BB SO LOB
Julio Cruz, S OBP: 0.365, SLG: 0.256 (1, 4)	0-0 6-3		0-0 1B			0-0 4-3		0-0 FC6-4		4 0 1 0 0 0 1
Jim Anderson, R OBP: 0.333, SLG: 0.427 (1, 6)	0-0 L4		0-0 1-3			0-0 6-3		0-0 F8		4 0 0 0 0 0 2
Dan Meyer, L OBP: 0.339, SLG: 0.398 (1, 7)	0-0 4-3			0-0 G3			0-0 F8		0-0 WP 1B SF8 1B	4 1 1 0 0 0 0
Bruce Bochte, L OBP: 0.402, SLG: 0.491 (1, 3)		0-3 K		0-0 4-3		0-3 K			0-0 WP 1B	4 0 1 0 0 2 0
Larry Milbourne, S OBP: 0.108, SLG: 0.030 (9, PR)									1-2 1B	0 0 0 0 0 0 0
Leon Roberts, R OBP: 0.348, SLG: 0.580 (1, 9)		4-0 FC4-6 BB		0-0 5-3		0-0 6-3			0-0 F7	3 0 0 0 1 0 2
Willie Horton, R OBP: 0.309, SLG: 0.233 (1, 10)			0-0 L5		4-0 G5-4-3 BB			0-0 2B 1B	4-0 1-2 2-3 BB	2 1 1 0 2 0 1
Rod Craig, S OBP: 0.267, SLG: 0.390 (9, PR)										0 0 0 0 0 0 0
Joe Simpson, L OBP: 0.387, SLG: 0.430 (1, 8)		0-0 FC4-6		0-3 K		0-3 K		0-0 1B SF8 2B	0-0 SF8	3 1 1 1 0 1 2
Ted Cox, R OBP: 0.338, SLG: 0.348 (1, 5)			0-0 F7		0-0 G5-4-3			0-0 FC6-4 1B	0-0 G2	4 0 1 1 0 0 3
Bob Stinson, S OBP: 0.114, SLG: 0.063 (1, 2)			0-0 1-3			0-0 F7		0-0 SF8		2 0 0 1 0 0 0

Inning Stats	R: 0 E: 0 K: 0 S: 3	H: 0 LOB: 0 BB: 0 P: 3	R: 0 E: 0 K: 1 S: 5	H: 0 LOB: 1 BB: 1 P: 9	R: 0 E: 0 K: 0 S: 4	H: 1 LOB: 1 BB: 0 P: 4	R: 0 E: 0 K: 0 S: 3	H: 0 LOB: 0 BB: 0 P: 3	R: 0 E: 0 K: 1 S: 4	H: 0 LOB: 0 BB: 1 P: 8	R: 0 E: 0 K: 0 S: 3	H: 0 LOB: 0 BB: 0 P: 3	R: 0 E: 0 K: 1 S: 5	H: 0 LOB: 0 BB: 0 P: 5	R: 2 E: 0 K: 0 S: 6	H: 3 LOB: 1 BB: 0 P: 6	R: 1 E: 0 K: 0 S: 5	H: 2 LOB: 2 BB: 1 P: 9	1B: 5 2B: 1 3B: 0 HR: 0	SF: 2 SAC: 0 DP: 1 HBP: 0	WP: 1 PB: 0 SB: 0 CS: 0	PA: 35
PITCHER	IP WLS BF H R ER SO BB IBB HBP BLK WP HR S P ERA WHIP																					
John Denny, R ERA: 5.75 (1, 1)	8.0 W 31 6 3 3 3 2 0 0 0 0 0 0 35 43 3.38 1.000																					
Victor Cruz, R ERA: 6.97 (9, 1)	1.0 S 4 0 0 0 0 1 0 0 0 1 0 3 7 0.00 1.000																					

BOTTOM

Cleveland Indians @ Seattle Mariners
The Kingdome, Seattle, WA
Sat May 10 1980, 10:05 PM EDT
Att. 10,690 - Dome

AB 30
R 3
H 6
RBI 3
BB 3
SO 3
LOB 11



livebaseballscorecards.com

Batter	1	2	3	4	5	6	7	8	9	AB R H RBI BB SO LOB	TOP			
Miguel Dilone, S OBP: 0.467, SLG: 0.429 (1, 8) X	0-0 8-5 S 1B		4-0 BB		0-3 K2-3		0-0 1-2 1B		0-0 F8	4 0 2 1 1 1 1				
Jorge Orta, L OBP: 0.388, SLG: 0.365 (1, 9) X	0-0 8-5 1-3f		0-0 F8			0-0 F8	0-0 5-3			4 0 0 0 0 0 5				
Mike Hargrove, L OBP: 0.445, SLG: 0.484 (1, 3) X	0-0 4-3			0-0 HR		0-0 G3		0-0 3-1		4 1 1 1 0 0 0				
Toby Harrah, R OBP: 0.319, SLG: 0.283 (1, 5)		0-0 4-3		0-0 F3		0-0 6-3		0-3 K		3 0 0 0 0 0 0				
Dave Rosello, R OBP: 0.500, SLG: 0.500 (6, 5)										1 0 0 0 0 1 0				
Ron Hassey, L OBP: 0.377, SLG: 0.464 (1, 2)		0-0 G6-4-3 1B		0-0 FC6-4 1B			0-0 1B SF8 1B	0-0 F9		3 1 3 0 0 0 0				
Gary Alexander, R OBP: 0.278, SLG: 0.290 (8, PH) (8, 2)										1 0 0 0 0 0 0				
Cliff Johnson, R OBP: 0.247, SLG: 0.253 (1, 10) X	0-0 G6-4-3 1-2f		0-0 F7		0-0 1B SF8 1B			0-0 F3		4 1 1 0 0 0 2				
Joe Charboneau, R OBP: 0.367, SLG: 0.464 (1, 7) X			0-0 F3	0-0 FC6-4 1-2f		0-0 SF8		0-0 E1 1B 1B		3 1 1 1 0 0 1				
Duane Kuiper, L OBP: 0.340, SLG: 0.319 (1, 4)			0-0 G3		0-0 F8		0-0 1B 1B	0-0 E1 1B 1B		3 0 1 0 0 0 0				
Ron Pruitt, R OBP: 0.333, SLG: 0.267 (9, PH) X						0-0 F8	0-0 1B 1B			1 0 1 1 0 0 0				
Tom Veryzer, R OBP: 0.390, SLG: 0.394 (1, 6)			4-0 BB BB		0-0 5-3		0-3 K	0-0 1B		1 0 0 0 1 0 0				
Jerry Dybzinski, R OBP: 0.455, SLG: 0.700 (6, 6) X										2 0 1 0 0 1 2				
Inning Stats	R: 0 H: 1 E: 0 LOB: 0 K: 0 BB: 0 S: 3 P: 3	R: 0 H: 1 E: 0 LOB: 0 K: 0 BB: 0 S: 3 P: 3	R: 0 H: 0 E: 0 LOB: 2 K: 0 BB: 2 S: 3 P: 11	R: 1 H: 2 E: 0 LOB: 1 K: 0 BB: 0 S: 5 P: 5	R: 0 H: 0 E: 0 LOB: 0 K: 1 BB: 0 S: 5 P: 5	R: 0 H: 0 E: 0 LOB: 0 K: 0 BB: 0 S: 3 P: 3	R: 2 H: 4 E: 0 LOB: 2 K: 1 BB: 0 S: 9 P: 9	R: 0 H: 0 E: 0 LOB: 0 K: 1 BB: 0 S: 5 P: 5	R: 1 H: 3 E: 1 LOB: 1 K: 0 BB: 0 S: 5 P: 5	1B: 10 SF: 1 2B: 1 SAC: 0 3B: 0 DP: 2 HR: 1 HBP: 0	WP: 0 PA: 37 PB: 0 SB: 1 CS: 0			
PITCHER	IP WLS BF H R ER SO BB IBB HBP BLK WP HR S P ERA WHIP												PITCHER	IP WLS BF H R ER SO BB IBB HBP BLK WP HR S P ERA WHIP
Jim Beattie, R ERA: 5.3 (1, 1)	6.2 W 28 8 3 3 2 2 0 0 0 0 0 1 30 38 4.05 1.500													
Shane Rawley, L ERA: 4.91 (7, 1)	2.1 9 3 1 1 1 0 0 0 0 0 0 0 11 11 3.86 1.286													

Cleveland Indians @ Seattle Mariners
The Kingdome, Seattle, WA
Sun May 11 1980, 6:33 AM EDT
Att. 6,683 - Unknown

livebaseballscorecards.com

AB 34
R 4
H 11
RBI 4
BB 2
SO 3
LOB 11



Batter	1	2	3	4	5	6	7	8	9
Julio Cruz, S OBP: 0.368, SLG: 0.292 (1, 4)	0-0 S 2B	0-0 4-3		0-0 1B S 1B	0-3 K			0-0 5-3	
Jim Anderson, R OBP: 0.340, SLG: 0.424 (1, 6)	4-0 2B 1B	0-0 F2		0-0 1B 1B	0-0 F3			0-0 3B 1B	
Dan Meyer, L OBP: 0.354, SLG: 0.415 (1, 7)	0-0 1B 2B		4-0 CS S BB	0-0 1-2 1B		0-3 K		0-0 1-H 3B	
Tom Paciorek, R OBP: 0.286, SLG: 0.421 (7, 3)	0-3 K		0-3 K	0-0 F7		0-0 1B		0-0 5-3	
Leon Roberts, R OBP: 0.340, SLG: 0.558 (1, 9)	4-0 1B E IBB		0-3 K	0-0 F7		0-3 K			
Bruce Bochte, L OBP: 0.397, SLG: 0.477 (1, 3)	0-3 K		0-3 K	0-3 K		0-3 BB 1B 1B		0-3 K	
Mario Mendoza, R OBP: 0.222, SLG: 0.353 (7, 6)	0-0 E8 1B		0-0 WP 2B 1B	0-0 F9		0-0 F7		0-0 F7	
Willie Horton, R OBP: 0.307, SLG: 0.234 (1, 10)	0-0 F9		4-0 2B BB	0-0 2B BB		0-0 F9		0-0 F9	
Joe Simpson, L OBP: 0.392, SLG: 0.434 (1, 8)	0-0 F9		0-0 1B 2B	0-0 1B 2B				0-0 F5	
Ted Cox, R OBP: 0.346, SLG: 0.347 (1, 5)									
Bob Stinson, S OBP: 0.154, SLG: 0.114 (1, 2)									

AB	R	H	RBI	BB	SO	LOB
5	2	2	0	0	1	3
3	1	1	1	1	0	3
1	1	1	0	0	0	0
3	1	2	2	1	1	0
1	0	1	1	0	0	0
5	0	1	0	0	2	6
3	1	0	0	1	2	3
0	0	0	0	0	0	0
4	0	1	0	0	3	3
4	1	2	2	0	0	1
3	1	1	0	1	0	1
3	1	1	2	1	0	0

BOTTOM

Cleveland Indians @ Seattle Mariners

The Kingdome, Seattle, WA

Sun May 11 1980, 6:33 AM EDT

Att. 6,683 - Unknown

AB	35
R	9
H	13
RBI	8
BB	5
SO	9
LOB	20



1B:	9	SF:	0
2B:	3	SAC:	0
3B:	1	DP:	0
HR:	0	HBP:	0

WP:	1	PA:	40
PB:	0		
SB:	3		
CS:	1		

Inning Stats	R	H	E	K	S	R	H	E	K	S	R	H	E	K	S	R	H	E	K	S	R	H	E	K	S	R	H	E	K	S
Len Barker, R ERA: 4.43 (1, 1)	3	1	0	2	10	4	3	1	2	10	0	0	0	2	10	0	0	0	2	10	0	0	0	2	10	0	0	0	2	10
Bob Owchinko, L ERA: 5.81 (4, 1)	2	2	0	1	12	4	0	0	3	1	0	0	0	3	1	0	0	0	3	1	0	0	0	3	1	0	0	0	3	1
Mike Stanton, R ERA: 4.85 (7, 1)	1	0	0	0	3	0	0	0	1	0	0	0	0	1	0	0	0	0	1	0	0	0	0	1	0	0	0	0	1	0
Sid Monge, L ERA: 4.26 (8, 1)	1	0	0	0	5	2	1	1	0	0	0	0	0	0	0	0	0	0	0	0	0	0	0	0	0	0	0	0	0	0

PITCHER	IP	WLS	BF	H	R	ER	SO	BB	IBB	HBP	BLK	WP	HR	S	P	ERA	WHIP
Len Barker, R ERA: 4.43 (1, 1)	3.1	1	20	7	8	7	5	3	1	0	0	1	0	26	42	18.90	3.000
Bob Owchinko, L ERA: 5.81 (4, 1)	2.2	0	12	4	0	0	3	1	0	0	0	0	0	17	21	0.00	1.875
Mike Stanton, R ERA: 4.85 (7, 1)	1.0	0	3	0	0	0	1	0	0	0	0	0	0	5	5	0.00	0.000
Sid Monge, L ERA: 4.26 (8, 1)	1.0	0	5	2	1	1	0	0	0	0	0	0	0	5	5	9.00	2.000

Batter	1	2	3	4	5	6	7	8	9	AB R H RBI BB SO LOB	TOP									
Larry Harlow, L (1, 8) OBP: 0.333, SLG: 0.350	0-0 F8	0-0 E2	0-0 1B		0-0 6-3		0-0 1B			5 1 3 1 0 0 0										
Carney Lansford, R (1, 5) OBP: 0.351, SLG: 0.427	0-0 F3	0-3 K	4-0 1B		0-0 5-3		0-0 F8			4 1 0 0 1 1 2										
Rod Carew, L (1, 3) OBP: 0.374, SLG: 0.340	0-3 K		1-2 2-3 1B			0-0 F8		0-0 F7		5 1 2 2 0 1 0										
Dan Ford, R (1, 10) OBP: 0.264, SLG: 0.318		0-0 6-3	1-2 2-3 1B			0-0 F9		0-3 K		5 1 2 1 0 1 0										
Joe Rudi, R (1, 7) OBP: 0.263, SLG: 0.472		0-0 2B	E3 1B			0-0 6-3		0-3 K		5 2 1 0 0 1 3										
Bobby Grich, R (1, 4) OBP: 0.367, SLG: 0.385		4-0 2B	E3 1B		0-0 4-3		0-0 6-3		0-3 K	4 1 0 0 1 2 2										
Al Cowens, R (1, 9) OBP: 0.291, SLG: 0.231		0-0 F6	0-3 K		0-0 6-3		0-0 1-3		4-0 BB	4 0 0 0 1 1 4										
Freddie Patek, R (1, 6) OBP: 0.333, SLG: 0.388		0-0 1B	4-0 1B		0-0 G3		0-0 HR		0-0 F4	4 3 2 2 1 0 1										
Dave Skaggs, R (1, 2) OBP: 0.400, SLG: 0.700		0-0 2B	0-0 1B		0-0 6-3		0-0 HR		0-0 F9	5 3 3 5 0 0 1										
Inning Stats	R: 0 E: 0 K: 1 S: 5	H: 0 LOB: 0 BB: 0 P: 5	R: 4 E: 1 K: 1 S: 9	H: 4 LOB: 1 BB: 1 P: 13	R: 7 E: 2 K: 2 S: 14	H: 6 LOB: 2 BB: 2 P: 22	R: 0 E: 0 K: 0 S: 3	H: 0 LOB: 0 BB: 0 P: 3	R: 0 E: 0 K: 0 S: 3	H: 0 LOB: 0 BB: 0 P: 3	R: 2 E: 0 K: 0 S: 6	H: 3 LOB: 1 BB: 0 P: 6	R: 0 E: 0 K: 2 S: 7	H: 0 LOB: 0 BB: 0 P: 7	R: 0 E: 0 K: 1 S: 5	H: 0 LOB: 1 BB: 1 P: 9	1B: 9 2B: 3 3B: 0 HR: 1	SF: 0 SAC: 0 DP: 0 HBP: 0	WP: 0 PB: 0 SB: 0 CS: 0	PA: 45
PITCHER	IP WLS BF H R ER SO BB IBB HBP BLK WP HR S P ERA WHIP																			
Dan Spillner, R (1, 1) ERA: 6.28	2.2 L 18 7 9 8 4 1 1 0 0 0 0 24 32 27.00 3.000																			
Wayne Garland, R (3, 1) ERA: 5.56	4.1 20 6 4 4 0 1 0 0 0 0 1 19 23 8.31 1.615																			
Mike Stanton, R (8, 1) ERA: 4.2	2.0 7 0 0 0 3 1 0 0 0 0 0 12 16 0.00 0.500																			

California Angels @ Cleveland Indians
Cleveland Municipal Stadium, Cleveland, OH
Wed May 14 1980, 7:05 PM EDT
Att. 4,976 - Unknown

livebaseballscorecards.com

AB 41
R 13
H 13
RBI 11
BB 4
SO 7
LOB 13



Batter	1	2	3	4	5	6	7	8	9	AB	R	H	RBI	BB	SO	LOB
Miguel Dilone, S OBP: 0.400, SLG: 0.474 (1, 8)	0-0 B5-3	0-0 1B 3B		0-0 1-4-3		0-0 4-3		0-0 4-3		5	1	1	1	0	0	0
Duane Kuiper, L OBP: 0.343, SLG: 0.316 (1, 4)	0-0 4-3	0-0 1B			0-0 F8	0-0 F8		4-0 BB		4	0	1	1	1	0	0
Mike Hargrove, L OBP: 0.452, SLG: 0.480 (1, 3)	4-0 BB	0-0 F8			4-0 1B BB	0-0 1B		0-0 G3		3	0	1	0	2	0	2
Jorge Orta, L OBP: 0.388, SLG: 0.366 (1, 9)	0-3 K			0-0 F8		0-0 1B 1B		0-0 F8		5	0	2	0	0	1	2
Ron Hassey, L OBP: 0.378, SLG: 0.444 (1, 2)		4-0 FC5-4 1B BB		0-0 F2		0-0 F7		4-0 G5-4-3 1B BB		3	1	0	0	2	0	3
Cliff Johnson, R OBP: 0.267, SLG: 0.274 (1, 10)		0-0 FC5-4 1B		0-0 F7		0-0 1-2 2-3 1B		0-0 G5-4-3 1B		5	0	3	0	0	0	1
Toby Harrah, R OBP: 0.317, SLG: 0.311 (1, 5)		0-0 FC5-4 1B SF9		0-0 HR		0-0 F6		0-0 G5-4-3		4	2	1	1	0	0	7
Joe Charboneau, R OBP: 0.373, SLG: 0.460 (1, 7)		0-0 1-3 3-H 3B 1B		0-0 F8		1-0 HR HBP		0-0 F3		3	2	1	1	0	0	1
Tom Verzyer, R OBP: 0.383, SLG: 0.432 (1, 6)		0-0 SF9		0-0 5-3		0-0 HR		0-0 L4		3	1	1	3	0	0	0

Inning Stats	R: 0	H: 0	E: 0	K: 1	S: 5	LOB: 1	BB: 1	P: 9	R: 4	H: 4	E: 0	K: 0	S: 7	LOB: 1	BB: 1	P: 11	R: 0	H: 0	E: 0	K: 0	S: 3	LOB: 0	BB: 0	P: 3	R: 1	H: 1	E: 0	K: 0	S: 4	LOB: 0	BB: 0	P: 4	R: 0	H: 2	E: 0	K: 0	S: 5	LOB: 3	BB: 1	P: 9	R: 2	H: 2	E: 0	K: 0	S: 5	LOB: 1	BB: 0	P: 6	R: 0	H: 1	E: 0	K: 0	S: 3	LOB: 1	BB: 1	P: 7	R: 0	H: 0	E: 0	K: 0	S: 3	LOB: 1	BB: 1	P: 7	R: 0	H: 1	E: 0	K: 0	S: 3	LOB: 0	BB: 0	P: 3	1B: 8	SF: 1	2B: 0	SAC: 0	3B: 1	DP: 2	HR: 2	HBP: 1	WP: 0	PA: 42
--------------	------	------	------	------	------	--------	-------	------	------	------	------	------	------	--------	-------	-------	------	------	------	------	------	--------	-------	------	------	------	------	------	------	--------	-------	------	------	------	------	------	------	--------	-------	------	------	------	------	------	------	--------	-------	------	------	------	------	------	------	--------	-------	------	------	------	------	------	------	--------	-------	------	------	------	------	------	------	--------	-------	------	-------	-------	-------	--------	-------	-------	-------	--------	-------	--------

PITCHER	IP	WLS	BF	H	R	ER	SO	BB	IBB	HBP	BLK	WP	HR	S	P	ERA	WHIP
Dave Frost, R ERA: 5.02 (1, 1)	1.2		11	4	4	4	1	2	0	0	0	0	0	11	19	21.60	3.600
Chris Knapp, R ERA: 5.47 (2, 1)	3.1	W	14	3	1	1	0	1	0	0	0	0	1	13	17	2.70	1.200
Jim Barr, R ERA: 4.24 (6, 1)	4.0	S	17	4	2	2	0	2	0	1	0	0	1	14	23	4.50	1.500

BOTTOM

California Angels @ Cleveland Indians
Cleveland Municipal Stadium, Cleveland, OH

Wed May 14 1980, 7:05 PM EDT
Att. 4,976 - Unknown

livebaseballscorecards.com

AB	35
R	7
H	11
RBI	7
BB	5
SO	1
LOB	16



Batter	1	2	3	4	5	6	7	8	9	AB R H RBI BB SO LOB	TOP	
Jerry Remy, L (1, 4) OBP: 0.342, SLG: 0.409	0-0 1-3	0-0 F8		0-0 F8			0-0 5-3		0-0 G6-4-3	5 0 0 0 0 0 3		
Rick Burleson, R (1, 6) OBP: 0.271, SLG: 0.326	0-0 F7	0-3 K			0-0 F9 CS 2B		0-0 4-1		0-0 F9	5 0 1 0 0 1 2		
Fred Lynn, L (1, 8) OBP: 0.386, SLG: 0.522	0-0 G3			0-0 2B 1B		0-0 F9 2-3		0-0 F7		4 1 1 0 0 0 1		
Jim Rice, R (1, 7) OBP: 0.295, SLG: 0.412		0-0 BB 3B 1B		0-0 F8		0-3 K		0-0 HR 1B		4 2 2 0 0 1 2		
Tony Perez, R (1, 3) OBP: 0.348, SLG: 0.468		4-0 BB 3B BB		0-0 1-H 2B		4-0 IBB		0-0 1-H HR		2 2 2 3 2 0 0		
Carlton Fisk, R (1, 2) OBP: 0.379, SLG: 0.648		0-0 1-H 2-H SF9 3B		0-3 K		0-0 CS 3-H	0-0 F7		0-0 F8	4 1 1 2 0 1 1		
Carl Yastrzemski, L (1, 10) OBP: 0.333, SLG: 0.413		0-0 3-H SF9		0-0 F5			0-0 G3		0-0 F8	3 0 0 1 0 0 1		
Butch Hobson, R (1, 5) OBP: 0.323, SLG: 0.386 Glenn Hoffman, R (8, 5) OBP: 0.200, SLG: 0.304		0-0 E5 1B		0-0 F3			0-0 1B		0-3 K	4 0 1 0 0 1 0 0 0 0 0 0 0 0		
Dwight Evans, R (1, 9) OBP: 0.306, SLG: 0.411		0-0 1-2 1B		0-0 F9			0-3 K		4-0 BB G6-4-3	3 0 1 0 1 1 1		
Inning Stats	R: 0 H: 0 E: 0 LOB: 0 K: 0 BB: 0 S: 3 P: 3	R: 3 H: 3 E: 1 LOB: 2 K: 1 BB: 1 S: 9 P: 13	R: 1 H: 2 E: 0 LOB: 1 K: 1 BB: 0 S: 7 P: 7	R: 0 H: 0 E: 0 LOB: 0 K: 0 BB: 0 S: 3 P: 3	R: 0 H: 1 E: 0 LOB: 1 K: 1 BB: 1 S: 5 P: 9	R: 0 H: 1 E: 0 LOB: 1 K: 1 BB: 0 S: 6 P: 6	R: 0 H: 0 E: 0 LOB: 0 K: 0 BB: 0 S: 3 P: 3	R: 2 H: 2 E: 0 LOB: 0 K: 1 BB: 0 S: 7 P: 7	R: 0 H: 0 E: 0 LOB: 0 K: 0 BB: 1 S: 2 P: 6	1B: 5 SF: 1 2B: 2 SAC: 0 3B: 1 DP: 1 HR: 1 HBP: 0	WP: 0 PA: 39 PB: 0 SB: 0 CS: 1	
PITCHER Rick Waits, L (1, 1) ERA: 4.17 Victor Cruz, R (9, 1) ERA: 6.35	IP WLS BF H R ER SO BB IBB HBP BLK WP HR S P ERA WHIP											
	8.0 L 35 9 6 6 5 1 1 0 0 0 1 43 51 6.75 1.250											
	1.0 3 0 0 0 0 1 0 0 0 0 0 2 6 0.00 1.000											

Boston Red Sox @ Cleveland Indians
Cleveland Municipal Stadium, Cleveland, OH
 Thu May 15 1980, 7:05 PM EDT
 Att. 6,700 - Unknown

livebaseballscorecards.com

AB 34
R 6
H 9
RBI 6
BB 3
SO 5
LOB 11



Batter	1	2	3	4	5	6	7	8	9	AB R H RBI BB SO LOB
Miguel Dilone, S OBP: 0.360, SLG: 0.417 (1, 8)	0-0 1-4-3	0-0 SH2-3 1B		0-0 F7		0-0 4-3			0-0 F7	5 0 1 0 0 0 1
Duane Kuiper, L OBP: 0.366, SLG: 0.347 (1, 4)	4-0 1B BB	0-0 SH2-3		0-0 2B			0-0 1B		0-0 1B	3 1 3 0 1 0 0
Mike Hargrove, L OBP: 0.450, SLG: 0.471 (1, 3)	0-0 HBP 1-3 SF7 1B	4-0 BB		0-0 F9			0-3 K		0-0 G3	4 1 1 0 1 1 3
Jorge Orta, L OBP: 0.384, SLG: 0.362 (1, 9)	0-0 SF7 1-2 HBP 1B	0-0 4-3			0-0 4-3		0-0 F2			4 0 1 1 0 0 3
Ron Hassey, L OBP: 0.372, SLG: 0.427 (1, 2)	1-0 1-2 2-3 HBP		0-0 F9		0-3 K2-3		0-0 F7			3 0 0 0 0 1 1
Cliff Johnson, R OBP: 0.266, SLG: 0.267 (1, 10)	0-0 SF7		4-0 1B BB		0-0 F3			0-0 F8		2 0 0 1 1 0 0
Toby Harrah, R OBP: 0.323, SLG: 0.311 (1, 5)	4-0 1-2 BB		0-0 8-3-4 1B			0-0 F7		0-0 F8		3 0 1 0 1 0 0
Joe Charboneau, R OBP: 0.358, SLG: 0.440 (1, 7)	0-3 K		0-0 8-3-4 1-2f			0-0 F8		0-3 K		4 0 0 0 0 2 5
Tom Verzyer, R OBP: 0.376, SLG: 0.423 (1, 6)		0-0 6-3		0-0 6-3		0-0 1B			0-0 5-3	4 0 1 0 0 0 0

Inning Stats	R: 2	H: 2	E: 0	K: 1	S: 7	LOB: 3	BB: 2	P: 16	R: 0	H: 1	E: 0	K: 0	S: 4	LOB: 2	BB: 1	P: 8	R: 0	H: 1	E: 0	K: 0	S: 3	LOB: 1	BB: 1	P: 7	R: 0	H: 1	E: 0	K: 0	S: 4	LOB: 1	BB: 0	P: 4	R: 0	H: 1	E: 0	K: 1	S: 5	LOB: 1	BB: 0	P: 5	R: 0	H: 1	E: 0	K: 1	S: 6	LOB: 1	BB: 0	P: 6	R: 0	H: 0	E: 0	K: 1	S: 5	LOB: 0	BB: 0	P: 5	R: 0	H: 0	E: 0	K: 1	S: 5	LOB: 0	BB: 0	P: 5	R: 0	H: 1	E: 0	K: 0	S: 4	LOB: 1	BB: 0	P: 4	1B: 7	2B: 2	3B: 0	HR: 0	SF: 1	SAC: 1	DP: 1	HBP: 1	WP: 0	PB: 0	SB: 0	CS: 0	PA: 39
--------------	------	------	------	------	------	--------	-------	-------	------	------	------	------	------	--------	-------	------	------	------	------	------	------	--------	-------	------	------	------	------	------	------	--------	-------	------	------	------	------	------	------	--------	-------	------	------	------	------	------	------	--------	-------	------	------	------	------	------	------	--------	-------	------	------	------	------	------	------	--------	-------	------	------	------	------	------	------	--------	-------	------	-------	-------	-------	-------	-------	--------	-------	--------	-------	-------	-------	-------	--------

PITCHER	IP	WLS	BF	H	R	ER	SO	BB	IBB	HBP	BLK	WP	HR	S	P	ERA	WHIP
Jack Billingham, R ERA: 5.11 (1, 1)	5.0	W	24	5	2	2	2	4	0	1	0	0	0	23	40	3.60	1.800
Dick Drago, R ERA: 3.8 (6, 1)	4.0	S	15	3	0	0	2	0	0	0	0	0	0	19	19	0.00	0.750

BOTTOM

Boston Red Sox @ Cleveland Indians
Cleveland Municipal Stadium, Cleveland, OH

Thu May 15 1980, 7:05 PM EDT
 Att. 6,700 - Unknown

livebaseballscorecards.com

AB	32
R	2
H	8
RBI	2
BB	4
SO	4
LOB	13



Batter	1	2	3	4	5	6	7	8	9	AB R H RBI BB SO LOB	TOP									
Jerry Remy, L (1, 4) OBP: 0.339, SLG: 0.403	0-0 B2-3	0-0 4-3			0-0 1B		0-3 K			4 0 1 0 0 1 1										
Rick Burleson, R (1, 6) OBP: 0.277, SLG: 0.331	0-0 2B 1B		0-0 4-3		0-0 F9			0-0 G3 1B		4 1 2 0 0 0 1										
Fred Lynn, L (1, 8) OBP: 0.389, SLG: 0.530	0-0 1-H 2B		0-0 4-3			0-0 2B G6-4-3 1B		0-0 G3 1-2		4 1 2 1 0 0 1										
Jim Rice, R (1, 7) OBP: 0.294, SLG: 0.415	0-3 K		0-0 6-3			0-0 G6-4-3 1-3 2B		0-0 5-3		4 0 1 0 0 1 2										
Carl Yastrzemski, L (1, 10) OBP: 0.339, SLG: 0.404	4-0 FC4-6 BB			0-0 4-3		4-0 G6-4-3 BB		0-0 3-1		2 0 0 0 2 0 1										
Tony Perez, R (1, 3) OBP: 0.338, SLG: 0.454	0-0 FC4-6 1-2f			0-0 5-3		0-0 G6-4-3 1-2f 2-3 3-H		0-3 K		4 0 0 0 0 1 4										
Carlton Fisk, R (1, 2) OBP: 0.364, SLG: 0.620		0-0 F7		0-0 1-3		0-0 5-3		0-0 5-3		4 0 0 0 0 0 1										
Butch Hobson, R (1, 5) OBP: 0.320, SLG: 0.379		0-0 F9			0-0 P4		0-0 F7		0-0 1B	4 0 1 0 0 0 0 0 0 0 0 0 0 0										
Glenn Hoffman, R (9, 5) OBP: 0.200, SLG: 0.304																				
Dwight Evans, R (1, 9) OBP: 0.313, SLG: 0.402		H 1-0 HBP			4-0 1B BB		0-0 F7		0-0 F7	2 0 0 0 1 0 1										
Inning Stats	R: 1 E: 0 K: 1 S: 7	H: 2 LOB: 2 BB: 1 P: 11	R: 0 E: 0 K: 0 S: 3	H: 0 LOB: 1 BB: 0 P: 4	R: 0 E: 0 K: 0 S: 3	H: 0 LOB: 0 BB: 0 P: 3	R: 0 E: 0 K: 0 S: 3	H: 1 LOB: 1 BB: 1 P: 7	R: 1 E: 0 K: 0 S: 4	H: 2 LOB: 1 BB: 1 P: 8	R: 0 E: 0 K: 1 S: 5	H: 0 LOB: 0 BB: 0 P: 5	R: 0 E: 0 K: 0 S: 4	H: 1 LOB: 1 BB: 0 P: 4	R: 0 E: 0 K: 1 S: 6	H: 1 LOB: 1 BB: 0 P: 6	1B: 5 2B: 2 3B: 0 HR: 0	SF: 0 SAC: 0 DP: 1 HBP: 1	WP: 0 PB: 0 SB: 0 CS: 0	PA: 36
PITCHER John Denny, R (1, 1) ERA: 5.07	IP: 9.0 WLS: L BF: 36 H: 7 R: 2 ER: 2 SO: 3 BB: 3 IBB: 0 HBP: 1 BLK: 0 WP: 0 HR: 0 S: 38 P: 51 ERA: 2.00 WHIP: 1.111											PITCHER	IP: 9.0 WLS: L BF: 36 H: 7 R: 2 ER: 2 SO: 3 BB: 3 IBB: 0 HBP: 1 BLK: 0 WP: 0 HR: 0 S: 38 P: 51 ERA: 2.00 WHIP: 1.111							

Boston Red Sox @ Cleveland Indians
Cleveland Municipal Stadium, Cleveland, OH

Fri May 16 1980, 7:05 PM EDT
Att. 10,157 - Unknown - 60 F

livebaseballscorecards.com

AB	32
R	2
H	7
RBI	1
BB	3
SO	3
LOB	12



Batter	1	2	3	4	5	6	7	8	9	AB	R	H	RBI	BB	SO	LOB
Miguel Dilone, S (1, 8) OBP: 0.321, SLG: 0.370 Cliff Johnson, R (7, PH) OBP: 0.274, SLG: 0.267 Dave Rosello, R (8, 4) OBP: 0.500, SLG: 0.500	0-0 4-3 ①			0-0 F7 ①		0-3 K ①	4-0 IBB			3	0	0	0	0	1	1
Duane Kuiper, L (1, 4) OBP: 0.357, SLG: 0.337 Gary Alexander, R (7, PH) OBP: 0.270, SLG: 0.281 Joe Charboneau, R (8, 7) OBP: 0.358, SLG: 0.440	0-0 4-3 ②			0-0 F7 ②		0-3 K ②	F9			3	0	0	0	0	1	1
Mike Hargrove, L (1, 3) OBP: 0.444, SLG: 0.457	0-0 4-3 ③			0-0 4-3 ③		4-0 FC6-4 BB		0-0 4-3 ①		3	0	0	0	1	0	0
Toby Harrah, R (1, 5) OBP: 0.313, SLG: 0.300		0-0 F9 ①			0-0 5-3 ①	0-0 FC6-4 ③		0-0 6-3 ②		4	0	0	0	0	0	2
Jorge Orta, L (1, 9) OBP: 0.372, SLG: 0.349		0-0 4-3 ②			0-0 F8 ②		0-0 F8 ①	0-0 1-3 ③		4	0	0	0	0	0	0
Ron Hassey, L (1, 2) OBP: 0.382, SLG: 0.429 Jerry Dybzinski, R (9, PH) OBP: 0.417, SLG: 0.636		0-0 4-3 ③			4-0 1B BB		0-0 1B BB 2-3 1B	0-0 4-3 ①		2	1	1	0	1	0	0
Ron Pruitt, R (1, 10) OBP: 0.364, SLG: 0.278			0-3 K ①		0-0 1B ①		4-0 2-3 1B BB		0-3 K ②	3	0	1	0	1	2	0
Dell Alston, L (1, 7) OBP: 0.071, SLG: 0.071 Bo Diaz, R (9, PH) OBP: 0.296, SLG: 0.280			0-0 G3 ②		0-0 L4 ③		0-0 2-3 1B ②	0-0 F9 ③		3	0	1	0	0	0	2
Tom Verzyer, R (1, 6) OBP: 0.375, SLG: 0.420			0-0 5-3 ③			0-0 WP 1B	0-0 2-3 ②			3	0	1	1	0	0	2

BOTTOM															
Boston Red Sox @ Cleveland Indians Cleveland Municipal Stadium, Cleveland, OH Fri May 16 1980, 7:05 PM EDT Att: 10,157 - Unknown - 60 F	<table border="1"> <tr> <td>AB</td> <td>31</td> </tr> <tr> <td>R</td> <td>1</td> </tr> <tr> <td>H</td> <td>4</td> </tr> <tr> <td>RBI</td> <td>1</td> </tr> <tr> <td>BB</td> <td>4</td> </tr> <tr> <td>SO</td> <td>4</td> </tr> <tr> <td>LOB</td> <td>11</td> </tr> </table> 	AB	31	R	1	H	4	RBI	1	BB	4	SO	4	LOB	11
AB	31														
R	1														
H	4														
RBI	1														
BB	4														
SO	4														
LOB	11														

Inning Stats	R: 0	H: 0	E: 0	K: 0	S: 3	LOB: 0	BB: 0	P: 3	R: 0	H: 0	E: 0	K: 0	S: 3	LOB: 0	BB: 0	P: 3	R: 0	H: 0	E: 0	K: 1	S: 5	LOB: 0	BB: 0	P: 5	R: 0	H: 1	E: 0	K: 2	S: 8	LOB: 2	BB: 1	P: 8	R: 0	H: 1	E: 0	K: 0	S: 8	LOB: 2	BB: 1	P: 12	R: 1	H: 2	E: 0	K: 0	S: 5	LOB: 3	BB: 2	P: 13	R: 0	H: 0	E: 0	K: 0	S: 3	LOB: 0	BB: 0	P: 3	R: 0	H: 0	E: 0	K: 1	S: 5	LOB: 0	BB: 0	P: 5	1B: 4	2B: 0	3B: 0	HR: 0	SF: 0	SAC: 0	DP: 0	HBP: 0	WP: 1	HR: 0	S: 0	P: 35	ERA: 1.35	WHIP: 1.050
--------------	------	------	------	------	------	--------	-------	------	------	------	------	------	------	--------	-------	------	------	------	------	------	------	--------	-------	------	------	------	------	------	------	--------	-------	------	------	------	------	------	------	--------	-------	-------	------	------	------	------	------	--------	-------	-------	------	------	------	------	------	--------	-------	------	------	------	------	------	------	--------	-------	------	-------	-------	-------	-------	-------	--------	-------	--------	-------	-------	------	-------	-----------	-------------

PITCHER	IP	WLS	BF	H	R	ER	SO	BB	IBB	HBP	BLK	WP	HR	S	P	ERA	WHIP
Chuck Rainey, R (1, 1) ERA: 4.93	6.2	W	28	4	1	1	3	3	1	0	0	1	0	30	46	1.35	1.050
Tom Burgmeier, L (7, 1) ERA: 2.37	2.1	S	7	0	0	0	1	0	0	0	0	0	0	9	9	0.00	0.000

Batter	1	2	3	4	5	6	7	8	9	10	AB R H RBI BB SO LOB	TOP											
Jerry Remy, L (1, 4) OBP: 0.349, SLG: 0.411	0-3 K		X 0-0 S 4-3 1B 1B	X 0-0 FC6-4			X 0-0 1B S 1B 1B		X 0-0 1B 1B	0-0 CS	5 2 3 0 0 1 2	Boston Red Sox @ Cleveland Indians Cleveland Municipal Stadium, Cleveland, OH Sat May 17 1980, 7:05 PM EDT Att. 20,245 - Unknown											
Rick Burleson, R (1, 6) OBP: 0.275, SLG: 0.326	0-0 F5		X 0-0 4-3			X 0-0 G6-4-3 1B 1-3 1B		X 0-0 F3			5 0 1 0 0 1 2												
Fred Lynn, L (1, 8) OBP: 0.391, SLG: 0.529	0-0		0-3 K			X 0-0 G6-4-3 1B 1-2 1B		X 0-0			2 0 1 0 0 1 1												
Jim Dwyer, L (3, 8) OBP: 0.577, SLG: 0.550	1B		2-3			X 0-0 G6-4-3 1B 1-2 3-H		X 1-3 S 1B			3 0 3 1 0 0 0												
Jim Rice, R (1, 7) OBP: 0.291, SLG: 0.407	0-3 K		0-0			X 0-0 G6-4-3 1-2 2-3		X 0-3 K			5 0 1 1 0 3 6												
Carl Yastrzemski, L (1, 3) OBP: 0.350, SLG: 0.412		X 0-0 1B 2B	0-3 K			X 0-0 F6		X 4-0 BB	X 4-0 FC6-4 1B IBB		3 1 1 0 2 1 2												
Tony Perez, R (1, 10) OBP: 0.333, SLG: 0.444		X 0-0 G4-6-3 1B 2-H		X 0-0 F8		X 0-0 6-3		X 0-0 F8	X 0-0 FC6-4		5 0 1 1 0 0 5												
Butch Hobson, R (1, 5) OBP: 0.314, SLG: 0.363		X 0-0 G4-6-3 1-2f	0-3 K			X 4-0 BB		X 0-3 K		X 0-3 K	4 0 0 0 1 3 1												
Dave Rader, L (1, 2) OBP: 0.370, SLG: 0.519		X 0-0 1B	0-0			X 0-0 F6		X 0-3 K		X 0-0 F6	5 0 2 0 0 1 1												
Dwight Evans, R (1, 9) OBP: 0.317, SLG: 0.390	0-3 K		0-3 BB			X 0-0 F7		X 0-3 K		X 4-0 CS BB	3 0 0 0 2 2 2												
Inning Stats	R: 0 E: 0 K: 2 S: 8	H: 1 LOB: 1 BB: 0 P: 8	R: 1 E: 0 K: 1 S: 7	H: 3 LOB: 1 BB: 0 P: 7	R: 1 E: 0 K: 2 S: 9	H: 2 LOB: 1 BB: 0 P: 9	R: 0 E: 0 K: 1 S: 6	H: 1 LOB: 2 BB: 1 P: 10	R: 0 E: 0 K: 2 S: 8	H: 1 LOB: 1 BB: 0 P: 8	R: 0 E: 0 K: 3 S: 9	H: 0 LOB: 0 BB: 0 P: 9	R: 0 E: 0 K: 1 S: 7	H: 2 LOB: 3 BB: 1 P: 11	R: 0 E: 0 K: 1 S: 4	H: 0 LOB: 0 BB: 1 P: 8	1B: 10 2B: 3 3B: 0 HR: 0	SF: 0 SAC: 0 DP: 2 HBP: 0	WP: 0 PB: 0 SB: 3 CS: 1	PA: 46			
PITCHER	IP WLS BF H R ER SO BB IBB HBP BLK WP HR S P ERA WHIP																						
Len Barker, R (1, 1) ERA: 4.38	6.2			11 3 3 8 2 0 0 0 0 0 0 0 45 53 4.05 1.950																			
Sid Monge, L (7, 1) ERA: 4.26	0.0	1	0 0 0 0 1 0 0 0 0 0 0 0 4 ∞ ∞																				
Mike Stanton, R (7, 1) ERA: 3.44	3.1	W 13	2 0 0 5 1 1 0 0 0 0 0 0 21 29 0.00 0.900																				

livebaseballscorecards.com

AB	40
R	3
H	13
RBI	3
BB	5
SO	13
LOB	22



Batter	1	2	3	4	5	6	7	8	9	10	AB	R	H	RBI	BB	SO	LOB	BOTTOM
--------	---	---	---	---	---	---	---	---	---	----	----	---	---	-----	----	----	-----	--------

Miguel Dilone, S OBP: 0.353, SLG: 0.455 (1, 8)	0-0 2-3		0-3 K		0-0 F8		0-0 E6 4-3 1B		0-0 FC4-2 3B	0-0 1-2 2-H 1B	6	0	3	1	0	1	0	Boston Red Sox @ Cleveland Indians Cleveland Municipal Stadium, Cleveland, OH Sat May 17 1980, 7:05 PM EDT Att: 20,245 - Unknown livebaseballscorecards.com
Duane Kuiper, L OBP: 0.358, SLG: 0.333 (1, 4)	0-0 4-3		0-0 1B		0-0 F7		0-0 4-3		4-0 FC4-2 IBB		4	0	1	0	1	0	1	
Mike Hargrove, L OBP: 0.449, SLG: 0.449 (1, 3)	4-0 BB		0-0 F9		0-0 G3		4-0 IBB		4-0 FC4-2 IBB		2	0	0	0	3	0	1	
Toby Harrah, R OBP: 0.308, SLG: 0.296 (1, 5)	0-3 K		0-0 6-3		0-0 G3		0-0 3-4-3 1B		0-0 FC4-2 1-2 2-3 3-H L4-3		5	1	1	0	0	1	7	
Jorge Orta, L OBP: 0.366, SLG: 0.336 (1, 9)		0-0 F9		0-0 G1		0-0 3-4-3		4-0 SH1-4 BB	0-0 L4-3		4	0	0	0	1	0	4	
Ron Hassey, L OBP: 0.387, SLG: 0.432 (1, 2)		0-0 1B 1B		0-0 F5		0-0 1B		0-0 SH1-4		0-0 E3 FC4-5 SH1-4	4	1	2	1	0	0	0	
Dave Rosello, R OBP: 0.500, SLG: 0.500 (10, PR)											0	0	0	0	0	0	0	
Ron Pruitt, R OBP: 0.385, SLG: 0.286 (1, 10)		0-0 1B 1-2 1B		4-0 K FC6-4 BB		0-3 K		0-0 6-3		0-0 SH1-4	3	0	1	0	1	1	2	
Dell Alston, L OBP: 0.263, SLG: 0.176 (1, 7)		0-0 1-3 2-H 1B		0-0 FC6-4 1-2f		0-0 SH1 E 1B		4-0 IBB		4-0 FC4-5 1B IBB	3	2	2	1	2	0	1	
Tom Veryzer, R OBP: 0.367, SLG: 0.410 (1, 6)		0-0 1-3		0-0 F9		0-0 SH1		0-0 F3		0-0 FC4-5 1B	2	0	0	0	0	0	1	
Cliff Johnson, R OBP: 0.271, SLG: 0.264 (8, PH)											1	0	0	0	0	0	2	
Jerry Dybzinski, R OBP: 0.385, SLG: 0.583 (9, 6)											1	0	0	0	0	0	2	

Inning Stats	R: 0	H: 0	E: 0	K: 1	S: 5	P: 9	R: 1	H: 3	E: 0	K: 0	S: 5	P: 5	R: 0	H: 1	E: 0	K: 1	S: 6	R: 0	H: 0	E: 0	K: 0	S: 3	P: 7	R: 0	H: 0	E: 0	K: 0	S: 3	P: 3	R: 1	H: 2	E: 0	K: 1	S: 7	P: 7	R: 1	H: 2	E: 1	K: 0	S: 5	P: 9	R: 0	H: 0	E: 0	K: 0	S: 3	P: 11	R: 0	H: 1	E: 0	K: 0	S: 3	P: 11	R: 1	H: 1	E: 1	K: 0	S: 4	P: 8	1B: 9	SF: 0	2B: 1	SAC: 3	3B: 1	DP: 1	HR: 0	HBP: 0	WP: 0	PA: 46
--------------	------	------	------	------	------	------	------	------	------	------	------	------	------	------	------	------	------	------	------	------	------	------	------	------	------	------	------	------	------	------	------	------	------	------	------	------	------	------	------	------	------	------	------	------	------	------	-------	------	------	------	------	------	-------	------	------	------	------	------	------	-------	-------	-------	--------	-------	-------	-------	--------	-------	--------

PITCHER	IP	WLS	BF	H	R	ER	SO	BB	IBB	HBP	BLK	WP	HR	S	P	ERA	WHIP
Mike Torrez, R ERA: 4.73 (1, 1)	9.0		41	9	3	3	3	3	4	0	0	0	0	40	68	3.00	1.333
Keith MacWhorter, R ERA: 8.44 (10, 1)	0.2	L	5	1	1	0	0	0	1	0	0	0	0	4	8	0.00	1.500



Batter	1	2	3	4	5	6	7	8	9	AB R H RBI BB SO LOB	TOP	
Jerry Remy, L OBP: 0.346, SLG: 0.414 (1, 4) (8, 9)	0-0 4-3 2B		0-0 4-3			0-0 5-3		0-0 4-3		4 0 1 0 0 0 0		
Rick Burleson, R OBP: 0.274, SLG: 0.319 (1, 6)	0-0 4-3 2-3			4-0 BB		0-0 5-3		0-0 1-3		3 0 0 0 1 0 1		
Carlton Fisk, R OBP: 0.369, SLG: 0.611 (1, 2)	0-0 F5			0-0 F5			4-0 2B BB	0-0 1B 1B		3 1 1 0 1 0 2		
Jim Rice, R OBP: 0.283, SLG: 0.396 (1, 7)	0-0 5-3			0-0 F4			0-3 K	0-0 F7		4 0 0 0 0 1 4		
Tony Perez, R OBP: 0.331, SLG: 0.439 (1, 10)		0-0 F8		0-0 F4			0-0 F8	0-0 1-3 1B		4 0 1 0 0 0 2		
Carl Yastrzemski, L OBP: 0.347, SLG: 0.416 (1, 3)		0-0 F9			0-0 F8		0-0 1-H 2B	0-0 F5		4 0 1 1 0 0 2		
Jim Dwyer, L OBP: 0.517, SLG: 0.478 (1, 8)		0-0 G3			0-0 5-3		0-0 F9			3 0 0 0 0 0 1		
Butch Hobson, R OBP: 0.305, SLG: 0.351 (1, 5)			0-0 4-3		0-0 L6			0-0 F8		3 0 0 0 0 0 0		
Dwight Evans, R OBP: 0.311, SLG: 0.382 Jack Brohamer, L OBP: 0.393, SLG: 0.429 (8, PH) (8, 4)			0-0 F8			0-0 F2		0-0 F9		2 0 0 0 0 0 0 0 0 0 0 0 0 0		
Inning Stats	R: 0 H: 1 E: 0 LOB: 1 K: 0 BB: 0 S: 4 P: 4	R: 0 H: 0 E: 0 LOB: 0 K: 0 BB: 0 S: 3 P: 3	R: 0 H: 0 E: 0 LOB: 0 K: 0 BB: 0 S: 3 P: 3	R: 0 H: 0 E: 0 LOB: 1 K: 0 BB: 1 S: 3 P: 7	R: 0 H: 0 E: 0 LOB: 0 K: 0 BB: 0 S: 3 P: 3	R: 0 H: 0 E: 0 LOB: 0 K: 0 BB: 0 S: 3 P: 3	R: 1 H: 1 E: 0 LOB: 1 K: 1 BB: 1 S: 6 P: 10	R: 0 H: 0 E: 0 LOB: 0 K: 0 BB: 0 S: 3 P: 3	R: 0 H: 2 E: 0 LOB: 2 K: 0 BB: 0 S: 5 P: 5	1B: 2 SF: 0 2B: 2 SAC: 0 3B: 0 DP: 0 HR: 0 HBP: 0	WP: 0 PA: 33 PB: 0 SB: 0 CS: 0	
PITCHER Dan Spillner, R ERA: 5.06 Sid Monge, L ERA: 4.15	IP WLS BF H R ER SO BB IBB HBP BLK WP HR S P ERA WHIP 8.2 W 32 4 1 1 1 2 0 0 0 0 0 0 32 40 1.04 0.692 (1, 1) (9, 1)											PITCHER IP WLS BF H R ER SO BB IBB HBP BLK WP HR S P ERA WHIP 0.1 S 1 0 0 0 0 0 0 0 0 0 0 0 1 1 0.00 0.000 (9, 1)

Boston Red Sox @ Cleveland Indians
Cleveland Municipal Stadium, Cleveland, OH

Sun May 18 1980, 3:33 AM EDT
Att. 28,724 - Unknown - 75 F

livebaseballscorecards.com

AB	30
R	1
H	4
RBI	1
BB	2
SO	1
LOB	12



Batter	1	2	3	4	5	6	7	8	9	AB	R	H	RBI	BB	SO	LOB
Miguel Dilone, S OBP: 0.368, SLG: 0.486 (1, 8) X	0-0 2-3 ①		0-0 E 2B 1B		0-0 1B 2B	0-0 FC4-6 1-2f ③				4	2	2	0	0	0	1
Duane Kuiper, L OBP: 0.363, SLG: 0.348 (1, 4) X	0-0 F7		0-0 1-H 2B		0-0 CS 1B 2-3 1B			0-0 G3 ①		4	0	2	1	0	0	0
Mike Hargrove, L OBP: 0.451, SLG: 0.445 (1, 3) B B B B	4-0 BB		0-0 F9 ②		0-0 G3 1B 1-2 3-H 1B			0-0 1-3 ②		3	0	1	1	1	0	1
Toby Harrah, R OBP: 0.307, SLG: 0.294 (1, 5) S S S S	0-3 K ③		0-3 K ③		0-0 1-2 2-3 1B			0-0 6-3 ③		4	0	1	0	0	2	2
Ron Hassey, L OBP: 0.392, SLG: 0.459 (1, 2) X		0-0 6-3 ①		0-0 FC1-6 1B 1-2 2-3		0-0 G3 ②		0-0 SF8 3B ①		4	1	2	0	0	0	2
Cliff Johnson, R OBP: 0.270, SLG: 0.267 (1, 10) X		0-0 1B		0-0 F8		0-0 F5 ③		0-0 SF8 3-H ①		3	0	1	1	0	0	3
Ron Pruitt, R OBP: 0.367, SLG: 0.280 (1, 9) X		0-0 F7 ②		0-0 FC1-6 1-2 1B		0-0 6-3 ①		0-0 F8 ②		4	0	1	0	0	0	1
Dell Alston, L OBP: 0.261, SLG: 0.150 (1, 7) X		0-0 2-3 ③		0-0 FC1-6 1-2f 2-3		0-0 1-3 ②		B B B B 4-0 BB		3	0	0	0	1	0	3
Tom Verzyer, R OBP: 0.362, SLG: 0.402 (1, 6) X		0-0 6-3 ①		0-0 4-3 ③		0-0 FC4-6 1B		0-0 F7 ③		4	0	1	0	0	0	3

Inning Stats	R: 0 H: 0 E: 0 K: 1 S: 5	H: 0 LOB: 1 BB: 1 P: 9	R: 0 H: 1 E: 0 K: 0 S: 4	H: 1 LOB: 1 BB: 0 P: 4	R: 1 H: 2 E: 1 K: 1 S: 7	H: 2 LOB: 1 BB: 0 P: 7	R: 0 H: 2 E: 0 K: 0 S: 5	H: 2 LOB: 2 BB: 0 P: 5	R: 1 H: 4 E: 0 K: 0 S: 6	H: 4 LOB: 2 BB: 0 P: 6	R: 0 H: 1 E: 0 K: 0 S: 4	H: 1 LOB: 1 BB: 0 P: 4	R: 0 H: 0 E: 0 K: 0 S: 3	H: 0 LOB: 0 BB: 0 P: 3	R: 1 H: 1 E: 0 K: 0 S: 4	H: 1 LOB: 1 BB: 1 P: 8	1B: 8 SF: 1 2B: 2 SAC: 0 3B: 1 DP: 0 HR: 0 HBP: 0	
PITCHER Bob Stanley, R ERA: 4.91 (1, 1)	IP: 8.0	WLS: L	BF: 36	H: 11	R: 3	ER: 3	SO: 2	BB: 2	IBB: 0	HBP: 0	BLK: 0	WP: 0	HR: 0	S: 38	P: 46	ERA: 3.38	WHIP: 1.625	WP: 0 PA: 36 PB: 0 SB: 0 CS: 1
PITCHER	IP	WLS	BF	H	R	ER	SO	BB	IBB	HBP	BLK	WP	HR	S	P	ERA	WHIP	

BOTTOM

Boston Red Sox @ Cleveland Indians
Cleveland Municipal Stadium, Cleveland, OH

Sun May 18 1980, 3:33 AM EDT
Att: 28,724 - Unknown - 75 F

livebaseballscorecards.com

AB	33
R	3
H	11
RBI	3
BB	2
SO	2
LOB	16



Batter	1	2	3	4	5	6	7	8	9	AB	R	H	RBI	BB	SO	LOB	TOP										
Al Bumbry, L (1, 8) OBP: 0.421, SLG: 0.480	0-0 1-3	0-0 FC6-4 1B			4-0 FC5-4 1B BB	0-0 1B		0-0 G3		4	1	2	1	1	0	0											
Rick Dempsey, R (1, 2) OBP: 0.314, SLG: 0.479	0-0 1B	0-0 FC6-4			0-0 FC5-4 1B	0-0 BB 1B		0-0 4-3		5	0	3	1	0	0	2											
Dan Graham, L (9, 2) OBP: 0.524, SLG: 0.789	0-0 1B	0-0 FC6-4			1-2 FC5-4 1B	2-H BB 1B		0-0 4-3		0	0	0	0	0	0	0											
Gary Roenicke, R (1, 7) OBP: 0.340, SLG: 0.338	0-3 K				0-0 FC5-4 1B S	4-0 BB 1B		0-0 F7		4	1	0	0	1	2	3											
Eddie Murray, S (1, 3) OBP: 0.370, SLG: 0.457	0-0 1B				0-0 S 1B	1-2 BB 1B		0-0 F7		5	1	3	0	0	0	2											
Doug DeCinces, R (1, 5) OBP: 0.336, SLG: 0.430	0-3 K				4-0 1B BB			0-0 P3		4	0	1	0	1	2	3											
Lee May, R (1, 10) OBP: 0.298, SLG: 0.390					0-0 S 1B			0-0 FC6-4		5	0	1	1	0	2	2											
Ken Singleton, S (1, 9) OBP: 0.299, SLG: 0.388					1-3 2-H 1B			0-0 FC6-4		5	1	3	0	0	2	3											
Kiko Garcia, R (1, 6) OBP: 0.254, SLG: 0.190					0-0 G5-4-3 1B			0-0 K		4	0	2	0	0	1	2											
Mark Belanger, R (7, 6) OBP: 0.203, SLG: 0.208					0-0 K			0-0 FC5 1B		0	0	0	0	0	0	0											
Rich Dauer, R (1, 4) OBP: 0.283, SLG: 0.217					0-0 G5-4-3 1B BB			0-0 FC5		3	0	0	0	1	1	4											
Inning Stats	R: 0 E: 0 K: 2 S: 9	H: 2 LOB: 2 BB: 0 P: 9	R: 1 E: 1 K: 1 S: 7	H: 2 LOB: 2 BB: 1 P: 11	R: 0 E: 0 K: 1 S: 6	H: 1 LOB: 1 BB: 0 P: 6	R: 0 E: 0 K: 1 S: 5	H: 1 LOB: 0 BB: 0 P: 5	R: 2 E: 0 K: 1 S: 7	H: 3 LOB: 2 BB: 2 P: 15	R: 1 E: 0 K: 1 S: 7	H: 3 LOB: 2 BB: 1 P: 11	R: 0 E: 0 K: 2 S: 9	H: 2 LOB: 2 BB: 0 P: 9	R: 0 E: 0 K: 0 S: 3	H: 0 LOB: 0 BB: 0 P: 3	R: 0 E: 0 K: 1 S: 6	H: 1 LOB: 1 BB: 0 P: 6	1B: 15 2B: 0 3B: 0 HR: 0	SF: 0 SAC: 0 DP: 2 HBP: 0	WP: 0 PB: 0 SB: 2 CS: 0	PA: 43					
PITCHER	IP	WLS	BF	H	R	ER	SO	BB	IBB	HBP	BLK	WP	HR	S	P	ERA	WHIP										
Rick Waits, L (1, 1) ERA: 4.41	5.2	L	29	12	4	4	7	3	0	0	0	0	0	40	52	6.35	2.647										
Sid Monge, L (6, 1) ERA: 3.52	2.1		10	2	0	0	2	1	0	0	0	0	0	13	17	0.00	1.286										
Victor Cruz, R (9, 1) ERA: 5.84	1.0		4	1	0	0	1	0	0	0	0	0	0	6	6	0.00	1.000										

Baltimore Orioles @ Cleveland Indians
Cleveland Municipal Stadium, Cleveland, OH
 Mon May 19 1980, 7:05 PM EDT
 Att. 5,409 - Unknown

livebaseballscorecards.com

AB	39
R	4
H	15
RBI	3
BB	4
SO	10
LOB	21



Batter	1	2	3	4	5	6	7	8	9	AB R H RBI BB SO LOB
Miguel Dilone, S (1, 8) OBP: 0.381, SLG: 0.488	0-0 6-3		0-0 G3			0-0 1B			0-0 1B 1B	4 1 2 0 0 0 1
Duane Kuiper, L (1, 4) OBP: 0.359, SLG: 0.345	0-0 G4-6-3 1B			0-0 L6		0-0 F8			0-3 K	4 0 1 0 0 1 2
Mike Hargrove, L (1, 3) OBP: 0.445, SLG: 0.439	0-0 G4-6-3 1-2f			0-0 P4		0-0 P6			0-0 1B 1-2	4 0 1 0 0 0 2
Cliff Johnson, R (1, 10) OBP: 0.269, SLG: 0.258		0-3 K		4-0 BB			0-0 6-3		0-0 F7	3 0 0 0 1 1 2
Ron Hassey, L (1, 2) OBP: 0.386, SLG: 0.449		0-0 F7		0-3 K			0-0 P5		0-0 FC5-4 1-2 2-H 1B	4 0 1 1 0 1 1
Toby Harrah, R (1, 5) OBP: 0.298, SLG: 0.285		0-3 K		0-3 K			0-0 5-3		0-0 FC5-4 1-2f	4 0 0 0 0 2 2
Ron Pruitt, R (1, 9) OBP: 0.333, SLG: 0.250			0-3 K		0-0 5-3			0-0 F2		3 0 0 0 0 1 0
Dell Alston, L (1, 7) OBP: 0.269, SLG: 0.174			0-0 F9 S 1B		0-0 4-3			0-0 G3		3 0 1 0 0 0 0
Tom Verzyer, R (1, 6) OBP: 0.351, SLG: 0.389			0-0 F9 1-3			0-0 6-3		0-0 P4		3 0 0 0 0 0 1

Inning Stats	R: 0 E: 0 K: 0 S: 3	H: 1 LOB: 0 BB: 0 P: 3	R: 0 E: 0 K: 2 S: 7	H: 0 LOB: 0 BB: 0 P: 7	R: 0 E: 0 K: 1 S: 6	H: 1 LOB: 1 BB: 0 P: 6	R: 0 E: 0 K: 1 S: 5	H: 0 LOB: 1 BB: 1 P: 9	R: 0 E: 0 K: 1 S: 5	H: 0 LOB: 0 BB: 0 P: 5	R: 0 E: 0 K: 0 S: 4	H: 1 LOB: 1 BB: 0 P: 4	R: 0 E: 0 K: 0 S: 3	H: 0 LOB: 0 BB: 0 P: 3	R: 0 E: 0 K: 0 S: 3	H: 0 LOB: 0 BB: 0 P: 3	R: 1 E: 0 K: 1 S: 8	H: 3 LOB: 2 BB: 0 P: 8	1B: 6 2B: 0 3B: 0 HR: 0	SF: 0 SAC: 0 DP: 1 HBP: 0	WP: 0 PB: 0 SB: 1 CS: 0	PA: 33	
PITCHER	IP	WLS	BF	H	R	ER	SO	BB	IBB	HBP	BLK	WP	HR	S	P	ERA	WHIP						
Steve Stone, R (1, 1) ERA: 3.35	8.2	W	32	6	1	1	6	1	0	0	0	0	0	43	47	1.04	0.808						
Tim Stoddard, R (9, 1) ERA: 3.06	0.1	S	1	0	0	0	0	0	0	0	0	0	0	1	1	0.00	0.000						

BOTTOM

Baltimore Orioles @ Cleveland Indians
Cleveland Municipal Stadium, Cleveland, OH

Mon May 19 1980, 7:05 PM EDT
Att. 5,409 - Unknown

livebaseballscorecards.com

AB	32
R	1
H	6
RBI	1
BB	1
SO	6
LOB	11



Batter	1	2	3	4	5	6	7	8	9	AB R H RBI BB SO LOB	TOP											
Al Bumby, L (1, 8) OBP: 0.430, SLG: 0.500	0-3 K			x 0-0 3B		x 0-0 1B			BB 4-0 1B BB	3 0 2 0 1 1 0	Baltimore Orioles @ Cleveland Indians Cleveland Municipal Stadium, Cleveland, OH Tue May 20 1980, 7:05 PM EDT Unknown livebaseballscorecards.com											
Pat Kelly, L (1, 7) OBP: 0.324, SLG: 0.419	4-0 BB G4-6-3 BB		0-3 K		x 0-0 4-3			x 0-0 1-3 1B G4-6-3	3 0 1 0 1 1 2													
Ken Singleton, S (1, 9) OBP: 0.291, SLG: 0.376	x 0-0 G4-6-3 1-2f		x 0-0 F5		x 0-0 4-3		x 0-0 4-3	x 0-0 1-2f G4-6-3	4 0 0 0 0 0 4													
Eddie Murray, S (1, 3) OBP: 0.362, SLG: 0.447		0-3 K		x 0-0 F8		x 0-0 F9		x 0-0 1-2f G4-6-3	3 0 0 0 0 1 1													
Dan Graham, L (1, 2) OBP: 0.458, SLG: 0.682		x 0-0 3-1		x 0-0 4-3		x 0-3 K			3 0 0 0 0 1 0													
Terry Crowley, L (1, 10) OBP: 0.351, SLG: 0.406		x 0-0 4-3		x 0-3 K		x 0-0 F7			3 0 0 0 0 1 0													
Doug DeCinces, R (1, 5) OBP: 0.336, SLG: 0.427			x 0-0 G5-4-3 1B		x 0-0 6-3		x 0-0 F5		3 0 1 0 0 0 0													
Kiko Garcia, R (1, 6) OBP: 0.247, SLG: 0.185 Gary Roenicke, R (8, PH) OBP: 0.337, SLG: 0.333 Mark Belanger, R (8, 6) OBP: 0.203, SLG: 0.208			x 0-0 G5-4-3 1-2f		x 0-0 6-3		x 0-0 F8		2 0 0 0 0 0 1 1 0 0 0 0 0 0 0 0 0 0 0 0 0													
Rich Dauer, R (1, 4) OBP: 0.278, SLG: 0.213 Benny Ayala, R (9, PH) OBP: 0.308, SLG: 0.435			x 0-0 1-3		x 0-0 5-3		x 0-0 6-3		2 0 0 0 0 0 0 1 0 0 0 0 0 0													
Inning Stats	R: 0 E: 0 K: 1 S: 4	H: 0 LOB: 0 BB: 1 P: 8	R: 0 E: 0 K: 1 S: 5	H: 0 LOB: 0 BB: 0 P: 5	R: 0 E: 0 K: 0 S: 3	H: 1 LOB: 0 BB: 0 P: 3	R: 0 E: 0 K: 1 S: 6	H: 1 LOB: 1 BB: 0 P: 6	R: 0 E: 0 K: 1 S: 5	H: 0 LOB: 0 BB: 0 P: 5	R: 0 E: 0 K: 1 S: 4	H: 1 LOB: 1 BB: 0 P: 4	R: 0 E: 0 K: 1 S: 5	H: 0 LOB: 0 BB: 0 P: 5	R: 0 E: 0 K: 0 S: 3	H: 0 LOB: 0 BB: 0 P: 3	R: 0 E: 0 K: 0 S: 3	H: 1 LOB: 1 BB: 1 P: 7	1B: 3 2B: 0 3B: 1 HR: 0	SF: 0 SAC: 0 DP: 3 HBP: 0	WP: 0 PB: 0 SB: 0 CS: 0	PA: 30
PITCHER John Denny, R (1, 1) ERA: 4.3	IP 9.0	WLS W	BF 30	H 4	R 0	ER 0	SO 5	BB 2	IBB 0	HBP 0	BLK 0	WP 0	HR 0	S 38	P 46	ERA 0.00	WHIP 0.667					PITCHER IP WLS BF H R ER SO BB IBB HBP BLK WP HR S P ERA WHIP

AB	28
R	0
H	4
RBI	0
BB	2
SO	5
LOB	8



Batter	1	2	3	4	5	6	7	8	9	AB	R	H	RBI	BB	SO	LOB
Miguel Dilone, S OBP: 0.391, SLG: 0.489 (1, 8)	0-0 6-3 3-1 1B	0-0 F8			0-0 P5-3 1B	0-0 F8				4	1	2	0	0	0	3
Duane Kuiper, L OBP: 0.348, SLG: 0.333 (1, 4)	0-0 3-1 1-2		0-3 K		0-0 P5-3 1-2		0-0 F7			4	0	0	0	0	1	2
Mike Hargrove, L OBP: 0.433, SLG: 0.424 (1, 3)	0-0 6-3 2-3		0-0 4-3		0-0 F9		0-0 F9			4	0	0	0	0	0	1
Cliff Johnson, R OBP: 0.269, SLG: 0.250 (1, 10)	4-0 1B BB		0-0 G3		0-3 K	0-3 K				3	0	0	0	1	2	0
Jorge Orta, L OBP: 0.380, SLG: 0.348 (1, 9)	0-0 1-2 3-H 1B			0-0 3-1 1B		4-0 1B BB		0-0 P5		2	2	2	1	1	0	0
Dell Alston, L OBP: 0.259, SLG: 0.167 (8, 9)										1	0	0	0	0	0	0
Ron Hassey, L OBP: 0.371, SLG: 0.430 (1, 2)	0-0 1-3			0-0 3-1 1-2		0-0 F7		0-0 B5-3		4	0	0	0	0	0	4
Toby Harrah, R OBP: 0.303, SLG: 0.286 (1, 5)		4-0 6-3 BB		0-0 6-3		0-0 1B 1-2 1B		0-0 5-3		3	1	1	0	1	0	1
Joe Charboneau, R OBP: 0.367, SLG: 0.447 (1, 7)			0-0 P5		0-0 1B 2-H		0-0 1B 1-3 2-H 1B			3	0	2	2	0	0	1
Tom Verzyer, R OBP: 0.350, SLG: 0.387 (1, 6)		0-0 6-3 1-2		0-0 P6		0-0 1B 1-2 3-H 1B				3	0	1	1	0	0	2

Inning Stats	R: 1	H: 2	E: 0	K: 0	S: 5	LOB: 2	BB: 1	P: 9	R: 0	H: 0	E: 0	K: 0	S: 3	LOB: 1	BB: 1	P: 7	R: 0	H: 0	E: 0	K: 1	S: 5	LOB: 0	BB: 0	P: 5	R: 1	H: 2	E: 0	K: 0	S: 5	LOB: 1	BB: 0	P: 5	R: 0	H: 1	E: 0	K: 0	S: 3	LOB: 0	BB: 0	P: 3	R: 2	H: 3	E: 0	K: 1	S: 8	LOB: 2	BB: 1	P: 12	R: 0	H: 0	E: 0	K: 1	S: 5	LOB: 0	BB: 0	P: 5	R: 0	H: 0	E: 0	K: 0	S: 3	LOB: 0	BB: 0	P: 3
--------------	------	------	------	------	------	--------	-------	------	------	------	------	------	------	--------	-------	------	------	------	------	------	------	--------	-------	------	------	------	------	------	------	--------	-------	------	------	------	------	------	------	--------	-------	------	------	------	------	------	------	--------	-------	-------	------	------	------	------	------	--------	-------	------	------	------	------	------	------	--------	-------	------

PITCHER	IP	WLS	BF	H	R	ER	SO	BB	IBB	HBP	BLK	WP	HR	S	P	ERA	WHIP
Sammy Stewart, R ERA: 3.54 (1, 1)	5.2	L	27	8	4	4	2	3	0	0	0	0	0	28	40	6.35	1.941
Dave Ford, R ERA: 3.49 (6, 1)	2.1		7	0	0	0	1	0	0	0	0	0	0	9	9	0.00	0.000

BOTTOM

Baltimore Orioles @ Cleveland Indians
Cleveland Municipal Stadium, Cleveland, OH

Tue May 20 1980, 7:05 PM EDT
Unknown

AB	31
R	4
H	8
RBI	4
BB	3
SO	3
LOB	14



WP: 0	PA: 34
PB: 0	CS: 0
SB: 0	
1B: 8	SF: 0
2B: 1	SAC: 0
3B: 0	DP: 1
HR: 0	HBP: 0

livebaseballscorecards.com

Batter	1	2	3	4	5	6	7	8	9	AB R H RBI BB SO LOB	TOP											
Al Bumbry, L (1, 8) OBP: 0.425, SLG: 0.489	0-0 1-3		0-0 F7		0-0 1-3		0-0 SH5-4	4-0 BB		3 0 0 1 1 0 1												
Mark Belanger, R (1, 6) OBP: 0.215, SLG: 0.221	0-3 K		0-0 F8			0-0 1B	0-0 1B	0-0 F5		5 2 2 1 0 1 3												
Ken Singleton, S (1, 9) OBP: 0.295, SLG: 0.377	0-0 F9		0-3 K			0-0 1B	0-0 1B	0-0 F7		5 1 2 2 0 1 3												
Eddie Murray, S (1, 3) OBP: 0.357, SLG: 0.438		0-0 F7		0-0 G6-4-3		0-0 P4	0-0 P5		0-3 K	5 0 1 0 0 1 3												
Doug DeCinces, R (1, 5) OBP: 0.338, SLG: 0.451		0-0 HR		0-0 G6-4-3		0-0 1-3	0-0 P4		0-0 5-3	5 1 2 2 0 0 2												
Gary Roenicke, R (1, 7) OBP: 0.340, SLG: 0.337		0-0 1B		0-0 F7		0-0 1-3		0-0 FC6-4	0-0 F8	5 1 2 1 0 0 1												
Lee May, R (1, 10) OBP: 0.295, SLG: 0.383		0-0 SF7			0-3 K	0-0 F5		0-0 FC6-4		4 1 1 0 0 1 2												
Dan Graham, L (1, 2) OBP: 0.464, SLG: 0.680		0-0 SF7			0-0 F8		0-0 SH5-4	0-0 BB	0-0 BB	3 1 2 1 0 0 0												
Rich Dauer, R (1, 4) OBP: 0.295, SLG: 0.227		0-0 6-3			0-0 1B		0-0 1B	0-0 BB	0-0 1B	3 1 2 0 1 0 1												
Inning Stats	R: 0 E: 0 K: 1 S: 5	H: 0 LOB: 0 BB: 0 P: 5	R: 2 E: 0 K: 0 S: 6	H: 3 LOB: 1 BB: 0 P: 6	R: 0 E: 0 K: 1 S: 5	H: 0 LOB: 0 BB: 0 P: 5	R: 0 E: 0 K: 0 S: 3	H: 1 LOB: 0 BB: 0 P: 3	R: 0 E: 0 K: 1 S: 6	H: 1 LOB: 1 BB: 0 P: 6	R: 2 E: 0 K: 0 S: 6	H: 3 LOB: 1 BB: 0 P: 6	R: 3 E: 0 K: 0 S: 6	H: 3 LOB: 1 BB: 1 P: 10	R: 1 E: 0 K: 0 S: 6	H: 3 LOB: 3 BB: 1 P: 10	R: 0 E: 0 K: 1 S: 5	H: 0 LOB: 0 BB: 0 P: 5	1B: 13 2B: 0 3B: 0 HR: 1	SF: 1 SAC: 1 DP: 1 HBP: 0	WP: 0 PB: 0 SB: 1 CS: 0	PA: 42
PITCHER	IP WLS BF H R ER SO BB IBB HBP BLK WP HR S P ERA WHIP																					
Bob Owchinko, L (1, 1) ERA: 5.97	5.1 L 22 7 4 4 3 0 0 0 0 0 0 1 28 28 6.75 1.312																					
Mike Stanton, R (6, 1) ERA: 4.66	1.0 8 4 3 3 0 1 0 0 0 0 0 0 7 11 27.00 5.000																					
Victor Cruz, R (7, 1) ERA: 5.4	2.2 12 3 1 1 1 1 0 0 0 0 0 0 13 17 3.38 1.500																					

Baltimore Orioles @ Cleveland Indians
Cleveland Municipal Stadium, Cleveland, OH
Tue May 20 1980, 7:05 PM EDT
Att: 11,856 - Unknown

livebaseballscorecards.com

AB	38
R	8
H	14
RBI	8
BB	2
SO	4
LOB	16



Batter	1	2	3	4	5	6	7	8	9
Miguel Dilone, S OBP: 0.360, SLG: 0.449 (1, 8)	0-0 4-3		0-0 F8		0-0 6-3			0-3 K	
Duane Kuiper, L OBP: 0.348, SLG: 0.328 (1, 4) Dave Rosello, R OBP: 0.400, SLG: 0.400 (8, PH) (9, 4)	0-0 E6 1B		0-0 P5		4-0 BB			0-3 K	
Mike Hargrove, L OBP: 0.429, SLG: 0.418 (1, 3)	0-0 1-2 1B		0-0 F9		0-0 F9			0-0 F8	
Cliff Johnson, R OBP: 0.259, SLG: 0.240 (1, 10)	0-0 P6		0-0 F8		0-0 F7			0-0 F7	
Ron Hassey, L OBP: 0.370, SLG: 0.438 (1, 2) Gary Alexander, R OBP: 0.263, SLG: 0.273 (9, PH)	0-0 F8		0-0 2B		0-0 L3			0-3 K	
Toby Harrah, R OBP: 0.302, SLG: 0.285 (1, 5)		0-0 F8		0-0 F9			0-0 P6	0-0 1B	
Joe Charboneau, R OBP: 0.363, SLG: 0.439 (1, 7)		0-0 F7			0-0 E1 F9 1B		0-0 F8	0-0 4-3	
Dell Alston, L OBP: 0.267, SLG: 0.222 (1, 9)		0-0 3-1			0-0 P5		0-0 WP 2B		
Tom Verzyer, R OBP: 0.340, SLG: 0.375 (1, 6) Jerry Dybzinski, R OBP: 0.385, SLG: 0.583 (8, 6)			0-0 F8		0-0 F9 2-3		0-3 K 2-3		

BOTTOM	
AB R H RBI BB SO LOB	4 0 0 0 0 1 1
	2 0 0 0 1 0 0
	1 0 0 0 0 1 0
	4 0 1 0 0 0 1
	4 0 0 0 0 0 3
	3 0 1 0 0 0 3
	1 0 0 0 0 1 0
	4 0 1 0 0 0 1
	4 0 1 0 0 0 1
	3 0 1 0 0 0 1
	3 0 0 0 0 1 2
	0 0 0 0 0 0 0

Baltimore Orioles @ Cleveland Indians
Cleveland Municipal Stadium, Cleveland, OH
 Tue May 20 1980, 7:05 PM EDT
 Att. 11,856 - Unknown

AB	33
R	0
H	5
RBI	0
BB	1
SO	4
LOB	13



Inning Stats		PITCHER																					
R: 0 E: 1 K: 0 S: 5	H: 1 LOB: 2 BB: 0 P: 5	R: 0 E: 0 K: 0 S: 3	H: 0 LOB: 0 BB: 0 P: 3	R: 0 E: 0 K: 0 S: 3	H: 0 LOB: 0 BB: 0 P: 3	R: 0 E: 0 K: 0 S: 4	H: 1 LOB: 1 BB: 0 P: 4	R: 0 E: 1 K: 0 S: 4	H: 1 LOB: 1 BB: 0 P: 4	R: 0 E: 0 K: 0 S: 3	H: 0 LOB: 1 BB: 1 P: 7	R: 0 E: 0 K: 1 S: 6	H: 1 LOB: 1 BB: 0 P: 6	R: 0 E: 0 K: 2 S: 7	H: 0 LOB: 0 BB: 0 P: 7	R: 0 E: 0 K: 1 S: 6	H: 1 LOB: 1 BB: 0 P: 6	1B: 3 2B: 2 3B: 0 HR: 0	SF: 0 SAC: 0 DP: 0 HBP: 0	WP: 1 PB: 0 SB: 0 CS: 0	PA: 34 ERA WHIP		
Jim Palmer, R ERA: 3.82 (1, 1)	7.0 WLS W	27 BF	4 H	0 R	0 ER	1 SO	1 BB	0 IBB	0 HBP	0 BLK	1 WP	0 HR	28 S	32 P	0.00 ERA	0.714 WHIP							
Tippy Martinez, L ERA: 2.28 (8, 1)	2.0	7	1	0	0	3	0	0	0	0	0	0	13	13	0.00	0.500							

Batter	1	2	3	4	5	6	7	8	9	AB R H RBI BB SO LOB	TOP	
Al Bumbry, L (1, 8) <small>OBP: 0.433, SLG: 0.493</small>	0-0 		0-0 		4-0 			0-0 		3 0 2 0 1 0 0	Baltimore Orioles @ Cleveland Indians Cleveland Municipal Stadium, Cleveland, OH Wed May 21 1980, 7:05 PM EDT Att. 6,739 - Unknown	
Pat Kelly, L (1, 7) <small>OBP: 0.366, SLG: 0.424</small>	4-0 		4-0 		0-0 			0-0 		2 1 1 0 2 0 1		
Ken Singleton, S (1, 9) <small>OBP: 0.300, SLG: 0.403</small>	0-0 		0-0 		0-0 			0-0 		4 1 2 2 0 0 2		
Eddie Murray, S (1, 3) <small>OBP: 0.354, SLG: 0.433</small>	0-0 		0-3 		0-0 			0-0 		4 0 1 0 0 1 4		
Dan Graham, L (1, 2) <small>OBP: 0.406, SLG: 0.586</small>	0-0 		0-3 		0-0 			0-0 		4 0 0 0 0 1 3		
Doug DeCinces, R (1, 5) <small>OBP: 0.336, SLG: 0.444</small>		0-0 		0-0 			0-0 	0-0 		4 0 1 0 0 0 1		
Lee May, R (1, 10) <small>OBP: 0.283, SLG: 0.365</small>		0-0 		0-0 			0-3 	0-0 		4 0 0 0 0 1 1		
Mark Belanger, R (1, 6) Benny Ayala, R (9, PH) <small>OBP: 0.296, SLG: 0.417</small>		0-0 		0-0 			0-0 	0-3 		3 0 0 0 0 0 1 1 0 0 0 0 1 0		
Rich Dauer, R (1, 4) Gary Roenicke, R (9, PH) <small>OBP: 0.337, SLG: 0.333</small>		0-0 		0-0 			0-0 	0-3 		3 0 0 0 0 0 1 1 0 0 0 0 1 0		
Inning Stats	R: 0 H: 1 E: 0 LOB: 2 K: 0 BB: 1 S: 4 P: 8	R: 0 H: 0 E: 0 LOB: 0 K: 0 BB: 0 S: 3 P: 3	R: 0 H: 1 E: 0 LOB: 2 K: 1 BB: 1 S: 6 P: 10	R: 0 H: 0 E: 0 LOB: 0 K: 1 BB: 0 S: 5 P: 5	R: 0 H: 1 E: 0 LOB: 2 K: 0 BB: 1 S: 3 P: 7	R: 0 H: 0 E: 0 LOB: 0 K: 0 BB: 0 S: 3 P: 3	R: 0 H: 1 E: 0 LOB: 1 K: 1 BB: 0 S: 6 P: 6	R: 2 H: 3 E: 1 LOB: 1 K: 0 BB: 0 S: 6 P: 6	R: 0 H: 0 E: 0 LOB: 0 K: 2 BB: 0 S: 7 P: 7	1B: 6 SF: 0 2B: 0 SAC: 0 3B: 0 DP: 0 HR: 1 HBP: 0		WP: 0 PA: 36 PB: 0 SB: 2 CS: 0
PITCHER Len Barker, R (1, 1) <small>ERA: 4.14</small> Sid Monge, L (8, 1) <small>ERA: 3.18</small>	IP WLS BF H R ER SO BB IBB HBP BLK WP HR S P ERA WHIP 7.1 W 31 7 2 2 3 3 0 0 0 0 0 1 34 46 2.46 1.364											PITCHER IP WLS BF H R ER SO BB IBB HBP BLK WP HR S P ERA WHIP

livebaseballscorecards.com

AB	33
R	2
H	7
RBI	2
BB	3
SO	5
LOB	14



Batter	1	2	3	4	5	6	7	8	9	AB	R	H	RBI	BB	SO	LOB
Miguel Dilone, S OBP: 0.352, SLG: 0.434 (1, 8)	0-0 F9 SUS	0-3 K		0-0 1B 1-3 2-H		0-0 FC3-5 1-2 3-H				4	0	1	1	0	1	2
Toby Harrah, R OBP: 0.307, SLG: 0.299 (1, 5)	0-0 WP 2B		0-0 F8	0-0 F8		0-0 CS 2-H	0-0 FC4-6 1B			4	1	2	0	0	0	2
Mike Hargrove, L OBP: 0.418, SLG: 0.405 (1, 3)	0-3 K 2-3		0-0 F7		0-0 4-3		0-0 FC4-6 1B 1-2f			4	0	0	0	0	1	2
Cliff Johnson, R OBP: 0.276, SLG: 0.245 (1, 10)	4-0 WP 1B BB		4-0	BB	0-0 F7		0-0 G6-4-3 1B 1-2			2	1	1	0	2	0	0
Joe Charboneau, R OBP: 0.368, SLG: 0.471 (1, 7)	0-0 E 1B 1-H 3-H		0-0 F8		0-0 HR		0-0 G6-4-3 1B 1-2f			4	1	2	2	0	0	3
Gary Alexander, R OBP: 0.262, SLG: 0.270 (1, 2)	0-0 E6 1B 1-3		0-0 F8	0-0 F8				0-0 F9		4	0	1	0	0	0	0
Ron Pruitt, R OBP: 0.351, SLG: 0.281 (1, 9)	0-0 F8		0-0 FC5-4 1B	0-0 FC5-4 1B 1-2f		0-0 FC5-4 1B FC3-5		0-0 5-3		4	0	2	0	0	0	2
Duane Kuiper, L OBP: 0.345, SLG: 0.325 (1, 4)		0-0 L5		0-0 FC5-4 1B 1-2f		0-0 FC5-4 1B 1-2		0-0 5-3		4	1	1	0	0	0	1
Tom Verzyer, R OBP: 0.340, SLG: 0.374 (1, 6)		0-0 6-3		0-0 1B 1-2		0-0 FC5-4 WP CS 1-2f 2-3				3	0	1	0	0	0	2

Inning Stats	R: 2	H: 3	E: 1	K: 1	S: 8	LOB: 2	BB: 1	P: 12	R: 0	H: 0	E: 0	K: 1	S: 5	LOB: 0	BB: 0	P: 5	R: 0	H: 0	E: 0	K: 0	S: 3	LOB: 1	BB: 1	P: 7	R: 1	H: 3	E: 0	K: 0	S: 6	LOB: 2	BB: 0	P: 6	R: 1	H: 1	E: 0	K: 0	S: 4	LOB: 0	BB: 0	P: 4	R: 0	H: 2	E: 0	K: 0	S: 4	LOB: 1	BB: 0	P: 4	R: 0	H: 2	E: 0	K: 0	S: 4	LOB: 1	BB: 0	P: 4	R: 0	H: 0	E: 0	K: 0	S: 3	LOB: 0	BB: 0	P: 3
--------------	------	------	------	------	------	--------	-------	-------	------	------	------	------	------	--------	-------	------	------	------	------	------	------	--------	-------	------	------	------	------	------	------	--------	-------	------	------	------	------	------	------	--------	-------	------	------	------	------	------	------	--------	-------	------	------	------	------	------	------	--------	-------	------	------	------	------	------	------	--------	-------	------

PITCHER	IP	WLS	BF	H	R	ER	SO	BB	IBB	HBP	BLK	WP	HR	S	P	ERA	WHIP
Mike Flanagan, L ERA: 3.88 (1, 1)	6.1	L	31	11	4	4	2	2	0	0	0	2	1	33	41	5.68	2.053
Paul Hartzell, R ERA: 6.75 (7, 1)	1.2		4	0	0	0	0	0	0	0	0	0	0	4	4	0.00	0.000

BOTTOM

Baltimore Orioles @ Cleveland Indians
Cleveland Municipal Stadium, Cleveland, OH
 Wed May 21 1980, 7:05 PM EDT
 Att. 6,739 - Unknown

livebaseballscorecards.com

AB	33
R	4
H	11
RBI	3
BB	2
SO	2
LOB	14



1B: 9	SF: 0	WP: 2	PA: 36
2B: 1	SAC: 0	PB: 0	
3B: 0	DP: 1	SB: 1	
HR: 1	HBP: 0	CS: 1	

PITCHER	IP	WLS	BF	H	R	ER	SO	BB	IBB	HBP	BLK	WP	HR	S	P	ERA	WHIP
---------	----	-----	----	---	---	----	----	----	-----	-----	-----	----	----	---	---	-----	------

Batter	1	2	3	4	5	6	7	8	9	AB R H RBI BB SO LOB	TOP											
Miguel Dilone, S (1, 7) OBP: 0.362, SLG: 0.418	0-0 1-3		0-3 K			4-0 E S BB		4-0 CS SF9 BB		2 0 0 0 2 1 1												
Duane Kuiper, L (1, 4) Cliff Johnson, R (8, PH) Dave Rosello, R (8, 4) OBP: 0.338, SLG: 0.318 OBP: 0.274, SLG: 0.245 OBP: 0.400, SLG: 0.400	0-0 L6			0-0 4-3		0-0 5-3		0-0 SF9		3 0 0 0 0 0 1 0 0 0 1 0 0 0 0 0 0 0 0 0 0												
Mike Hargrove, L (1, 3) OBP: 0.414, SLG: 0.395	0-0 4-3			0-0 F8		4-0 BB BB		0-3 K		3 0 0 0 1 1 1												
Jorge Orta, L (1, 9) OBP: 0.376, SLG: 0.339		0-0 L6		0-0 P8		4-0 BB BB			0-0 4-3	3 0 0 0 1 0 0												
Ron Hassey, L (1, 2) Gary Alexander, R (9, PH) OBP: 0.369, SLG: 0.434 OBP: 0.279, SLG: 0.289		0-0 4-3			0-0 4-3 1B		0-0 4-3		0-0 1B	3 0 1 0 0 0 3 1 0 1 0 0 0 0												
Toby Harrah, R (1, 5) OBP: 0.299, SLG: 0.290		0-0 5-3			0-0 4-3		0-0 1-3		0-0 F8	4 0 0 0 0 0 2												
Joe Charboneau, R (1, 10) OBP: 0.364, SLG: 0.462			0-0 FC5-4 1B		0-3 K		0-0 5-3		0-0 F4	4 0 1 0 0 1 2												
Rick Manning, L (1, 8) OBP: 0.298, SLG: 0.225			0-0 FC5-4 S		0-0 6-3		0-0 4-3			3 0 0 0 0 0 2												
Jerry Dybzinski, R (1, 6) Dell Alston, L (8, PH) Ron Pruitt, R (8, 5) OBP: 0.333, SLG: 0.500 OBP: 0.290, SLG: 0.321 OBP: 0.351, SLG: 0.281			0-3 K			0-0 5-3		0-0 SF9 3B		2 0 0 0 0 1 1 1 1 1 0 0 0 0 0 0 0 0 0 0 0												
Inning Stats	R: 0 E: 0 K: 0 S: 3	H: 0 LOB: 0 BB: 0 P: 3	R: 0 E: 0 K: 0 S: 3	H: 0 LOB: 0 BB: 0 P: 3	R: 0 E: 0 K: 2 S: 8	H: 1 LOB: 1 BB: 0 P: 8	R: 0 E: 0 K: 1 S: 6	H: 0 LOB: 0 BB: 0 P: 3	R: 0 E: 0 K: 1 S: 6	H: 1 LOB: 1 BB: 0 P: 6	R: 0 E: 0 K: 0 S: 3	H: 0 LOB: 3 BB: 3 P: 15	R: 0 E: 0 K: 0 S: 3	H: 0 LOB: 0 BB: 0 P: 3	R: 1 E: 0 K: 1 S: 5	H: 1 LOB: 0 BB: 1 P: 9	R: 0 E: 0 K: 0 S: 4	H: 1 LOB: 1 BB: 0 P: 4	1B: 3 2B: 0 3B: 1 HR: 0	SF: 1 SAC: 0 DP: 0 HBP: 0	WP: 0 PB: 0 SB: 2 CS: 1	PA: 34
PITCHER	IP WLS BF H R ER SO BB IBB HBP BLK WP HR S P ERA WHIP																					
Bob Stanley, R (1, 1) ERA: 4.5	7.0 W 28 3 1 1 3 4 0 0 0 0 0 0 30 46 1.29 1.000																					
Tom Burgmeier, L (8, 1) ERA: 2.23	2.0 S 6 1 0 0 1 0 0 0 0 0 0 0 8 8 0.00 0.500																					

Cleveland Indians @ Boston Red Sox
 Fenway Park, Boston, MA
 Fri May 23 1980, 7:05 PM EDT
 Att. 21,857 - Unknown - 77 F

livebaseballscorecards.com

AB 29
R 1
H 4
RBI 1
BB 4
SO 4
LOB 13



Batter	1	2	3	4	5	6	7	8	9	AB	R	H	RBI	BB	SO	LOB
Jerry Remy, L (1, 4) OBP: 0.358, SLG: 0.414	0-0 CS 1B		0-0 F8		0-0 F7		0-0 F8			4	0	1	0	0	0	4
Jim Dwyer, L (1, 8) OBP: 0.489, SLG: 0.775	0-3 K		0-0 L9			0-0 F8		0-0 HR		4	1	1	0	0	1	2
Fred Lynn, L (9, 8) OBP: 0.390, SLG: 0.516	1-2									0	0	0	0	0	0	0
Carl Yastrzemski, L (1, 7) OBP: 0.341, SLG: 0.444	0-0 L9		0-0 CS	0-0 F4		0-0 F8		0-0 HR		4	1	1	2	0	0	0
Tony Perez, R (1, 3) OBP: 0.333, SLG: 0.461		0-0 F9		0-0 L4		0-0 E3		0-0 1B 1B		4	0	1	0	0	0	0
Carlton Fisk, R (1, 2) OBP: 0.367, SLG: 0.569		0-0 F7		0-0 F3		0-0 F2		0-3 K		4	0	0	0	0	1	2
Jim Rice, R (1, 9) OBP: 0.278, SLG: 0.400		0-0 2B			0-0 5-3		0-0 5-3	0-3 K		4	0	1	0	0	1	1
Jack Brohamer, L (1, 10) OBP: 0.378, SLG: 0.477		0-0 5-3			0-0 HR		0-0 1B	0-0 1B		4	0	3	1	0	0	1
Butch Hobson, R (1, 5) OBP: 0.304, SLG: 0.376			0-0 HR		0-3 K		0-0 F9	0-3 K		3	1	1	1	0	1	1
Glenn Hoffman, R (8, 5) OBP: 0.192, SLG: 0.292										1	0	0	0	0	1	2
Rick Burleson, R (1, 6) OBP: 0.289, SLG: 0.329			0-0 CS 1B		0-0 1B		0-0 1B			3	0	3	0	0	0	0

Inning Stats	R: 0	H: 1	R: 0	H: 1	R: 1	H: 2	R: 0	H: 0	R: 1	H: 2	R: 0	H: 4	R: 2	H: 4	1B: 8	SF: 0
	E: 0	LOB: 0	E: 0	LOB: 1	E: 0	LOB: 0	E: 0	LOB: 0	E: 0	LOB: 1	E: 0	LOB: 2	E: 0	LOB: 2	2B: 1	SAC: 0
	K: 1	BB: 0	K: 0	BB: 0	K: 0	BB: 0	K: 0	BB: 0	K: 1	BB: 0	K: 0	BB: 0	K: 3	BB: 0	3B: 0	DP: 0
	S: 5	P: 5	S: 4	P: 4	S: 4	P: 4	S: 3	P: 3	S: 7	P: 7	S: 4	P: 4	S: 13	P: 13	HR: 3	HBP: 0

PITCHER	IP	WLS	BF	H	R	ER	SO	BB	IBB	HBP	BLK	WP	HR	S	P	ERA	WHIP
Dan Spillner, R (1, 1) ERA: 5.08	7.0	L	30	10	4	4	2	0	0	0	0	0	3	34	34	5.14	1.429
Victor Cruz, R (8, 1) ERA: 5.06	1.0		5	2	0	0	3	0	0	0	0	0	0	11	11	0.00	2.000

BOTTOM

Cleveland Indians @ Boston Red Sox
 Fenway Park, Boston, MA
 Fri May 23 1980, 7:05 PM EDT
 Att: 21,857 - Unknown - 77 F

AB	35
R	3
H	12
RBI	4
BB	0
SO	5
LOB	13



WP: 0	PA: 36
PB: 0	
SB: 0	
CS: 2	

Batter	1	2	3	4	5	6	7	8	9	AB R H RBI BB SO LOB	TOP		
Miguel Dilone, S OBP: 0.365, SLG: 0.450 (1, 7) X	0-0 4-3		0-0 S 1B	0-0 4-3		0-0 2-3 4-3		0-0 1B 3B		5 1 2 0 0 0 3			
Duane Kuiper, L OBP: 0.333, SLG: 0.313 (1, 4) X	0-0 F9		0-0 F8 1-2		0-0 1B 2B 1B	0-0 G3		0-3 K		5 1 1 0 0 1 3			
Mike Hargrove, L OBP: 0.419, SLG: 0.398 (1, 3) X	0-0 L4		0-0 F7		0-0 2B 1B 1B		4-0 1B 2B BB	0-0 1B		4 2 2 1 1 0 1			
Jorge Orta, L OBP: 0.377, SLG: 0.350 (1, 9) X		0-0 4-3		0-0 P7		0-0 1B G6-4-3 2B		0-0 F9		5 1 2 1 0 0 1			
Ron Hassey, L OBP: 0.379, SLG: 0.442 (1, 2) X		0-0 BB 1B		0-0 FC6-4 1B		0-0 G6-4-3 1B		0-3 K	0-0 L3	5 0 3 1 0 1 3			
Toby Harrah, R OBP: 0.302, SLG: 0.284 (1, 5) X		4-0 1-2 BB		0-0 FC6-4 HR		0-0 G6-4-3		0-3 K		3 1 0 0 2 1 4			
Joe Charboneau, R OBP: 0.365, SLG: 0.495 (1, 10) X		0-0 F7		0-0 HR		0-0 5-3		0-0 2B	0-0 F7	5 1 2 3 0 0 3			
Rick Manning, L OBP: 0.315, SLG: 0.240 (1, 8) X		0-0 F8		0-0 2B 1B		0-0 4-3 SH1-4 1B		4-0 1B	0-0 G4-6-3	4 0 2 0 1 0 3			
Jerry Dybzinski, R OBP: 0.333, SLG: 0.529 (1, 6) X			0-0 5-3	0-0 2B		0-0 SH1-4		0-0 F7		3 0 1 0 0 0 3			
Inning Stats	R: 0 E: 0 K: 0 S: 3 H: 0 LOB: 0 BB: 0 P: 3	R: 0 E: 0 K: 0 S: 4 H: 1 LOB: 2 BB: 1 P: 8	R: 0 E: 0 K: 0 S: 4 H: 1 LOB: 1 BB: 0 P: 4	R: 2 E: 0 K: 0 S: 7 H: 4 LOB: 2 BB: 0 P: 7	R: 3 E: 0 K: 0 S: 6 H: 4 LOB: 0 BB: 0 P: 6	R: 0 E: 0 K: 0 S: 4 H: 1 LOB: 1 BB: 0 P: 4	R: 1 E: 0 K: 2 S: 9 H: 2 LOB: 3 BB: 2 P: 17	R: 1 E: 0 K: 1 S: 7 H: 2 LOB: 1 BB: 0 P: 7	R: 0 E: 0 K: 0 S: 2 H: 0 LOB: 0 BB: 1 P: 6	1B: 10 2B: 3 3B: 1 HR: 1 SF: 0 SAC: 1 DP: 2 HBP: 0	WP: 0 PB: 0 SB: 1 CS: 0 PA: 44		
PITCHER	IP WLS BF H R ER SO BB IBB HBP BLK WP HR S P ERA WHIP											PITCHER	IP WLS BF H R ER SO BB IBB HBP BLK WP HR S P ERA WHIP
Jack Billingham, R ERA: 7.97 (1, 1)	4.0 L 23 10 5 5 0 1 0 0 0 0 0 1 22 26 11.25 2.750												
Keith MacWhorter, R ERA: 6.75 (5, 1)	2.2 11 3 1 1 2 1 0 0 0 0 0 0 14 18 3.38 1.500												
Skip Lockwood, R ERA: 3.77 (7, 1)	2.1 10 2 1 1 1 1 1 0 0 0 0 0 10 18 3.86 1.286												

Cleveland Indians @ Boston Red Sox
 Fenway Park, Boston, MA
 Sat May 24 1980, 3:33 AM EDT
 Att. 22,719 - Unknown - 76 F

livebaseballscorecards.com

AB	39
R	7
H	15
RBI	6
BB	4
SO	3
LOB	24



Batter	1	2	3	4	5	6	7	8	9
Rick Burleson, R OBP: 0.288, SLG: 0.333 (1, 6) X	0-0 2B 2B	0-3 K			0-0 G5-4-3 1-2f			0-0 4-3 2-3	
Jim Dwyer, L OBP: 0.451, SLG: 0.705 (1, 8) S S S	0-3 K		0-0 F7			0-0 3-1		0-0 4-3 3-H	
Carlton Fisk, R OBP: 0.363, SLG: 0.558 (1, 2) X	0-0 5-3		0-3 K			0-0 F4		0-0 1B	
Tony Perez, R OBP: 0.337, SLG: 0.468 (1, 3) X	0-0 2B 2-H		0-3 K			0-0 FC4-6 1B		0-0 F8	
Jim Rice, R OBP: 0.272, SLG: 0.390 (1, 7) S S S	0-3 K			0-0 6-3		0-0 FC4-6 1-2f		0-0 5-3	
Butch Hobson, R OBP: 0.293, SLG: 0.362 (1, 10) X		0-0 F7		0-3 K		0-0 P7		0-0 6-3	
Dwight Evans, R OBP: 0.310, SLG: 0.377 (1, 9) X		0-0 1B 1B		0-0 6-3		0-0 6-3		0-0 F8	
Ted Sizemore, R OBP: 0.250, SLG: 0.300 (1, 4) X		0-0 F4			0-0 6-3		0-0 5-3		
Glenn Hoffman, R OBP: 0.276, SLG: 0.407 (1, 5) X		0-0 1B 1-3			0-0 G5-4-3 1B			0-0 4-3 4-3 2B	

AB	R	H	RBI	BB	SO	LOB	BOTTOM	
4	1	1	0	0	1	4		
4	0	0	1	0	1	1		
4	0	1	0	0	1	1		
4	0	2	1	0	1	1		
4	0	0	0	0	1	2		
4	0	0	0	0	1	0		
4	0	1	0	0	0	0		
3	0	0	0	0	0	1		
3	1	3	0	0	0	0		

Cleveland Indians @ Boston Red Sox
 Fenway Park, Boston, MA
 Sat May 24 1980, 3:33 AM EDT
 Att: 22,719 - Unknown - 76 F

AB	34
R	2
H	8
RBI	2
BB	0
SO	6
LOB	10



Inning Stats															Pitcher																																																																																											
R: 1	H: 2	E: 0	K: 2	S: 9	H: 2	LOB: 1	BB: 0	P: 9	R: 0	H: 2	E: 0	K: 1	S: 7	H: 2	LOB: 2	BB: 0	P: 7	R: 0	H: 0	E: 0	K: 2	S: 7	H: 0	LOB: 0	BB: 0	P: 7	R: 0	H: 0	E: 0	K: 1	S: 5	H: 0	LOB: 0	BB: 0	P: 5	R: 0	H: 1	E: 0	K: 0	S: 3	H: 1	LOB: 0	BB: 0	P: 3	R: 0	H: 0	E: 0	K: 0	S: 4	H: 0	LOB: 1	BB: 0	P: 4	R: 0	H: 0	E: 0	K: 0	S: 3	H: 0	LOB: 0	BB: 0	P: 3	R: 1	H: 2	E: 0	K: 0	S: 5	H: 2	LOB: 1	BB: 0	P: 5	R: 0	H: 0	E: 0	K: 0	S: 3	H: 0	LOB: 0	BB: 0	P: 3	R: 0	H: 0	E: 0	K: 0	S: 3	H: 0	LOB: 0	BB: 0	P: 3	1B: 5	SF: 0	2B: 3	SAC: 0	3B: 0	DP: 1	HR: 0	HBP: 0	WP: 0	PA: 34	PB: 0	SB: 0	CS: 0	ERA: 2.00	WHIP: 0.889	ERA: 4.05	WHIP: 1.000
PITCHER Rick Waits, L (1, 1) ERA: 4.05 IP: 9.0 WLS: 0 W: 1 BF: 34 H: 8 R: 2 ER: 2 SO: 6 BB: 0 IBB: 0 HBP: 0 BLK: 0 WP: 0 HR: 0 S: 46 P: 46															PITCHER Rick Waits, L (1, 1) ERA: 4.05 IP: 9.0 WLS: 0 W: 1 BF: 34 H: 8 R: 2 ER: 2 SO: 6 BB: 0 IBB: 0 HBP: 0 BLK: 0 WP: 0 HR: 0 S: 46 P: 46																																																																																											

Batter	1	2	3	4	5	6	7	8	9	AB R H RBI BB SO LOB	TOP									
Miguel Dilone, S OBP: 0.358, SLG: 0.438 (1, 7) X (8, 8)	0-0 1-3		0-0 1-3 S 1B			0-0 F8		0-0 5-3		4 0 1 0 0 0 1										
Duane Kuiper, L OBP: 0.327, SLG: 0.307 Dave Rosello, R OBP: 0.333, SLG: 0.333 (1, 4) X (6, 4)	0-0 4-3		0-0 F9 1-2			0-0 4-3		0-0 F3		3 0 0 0 0 0 2 1 0 0 0 0 0 1										
Mike Hargrove, L OBP: 0.409, SLG: 0.387 (1, 3) X	0-0 F7			0-0 3-1			0-0 6-3		0-0 4-3	4 0 0 0 0 0 0										
Jorge Orta, L OBP: 0.373, SLG: 0.346 (1, 9) X		0-0 4-3		0-0 CS 1B			0-0 G3		0-0 B5-3	4 0 1 0 0 0 0										
Ron Hassey, L OBP: 0.367, SLG: 0.426 (1, 2) X		0-0 F7		0-3 K 1-2			0-0 G3		0-0 G3	4 0 0 0 0 1 1										
Toby Harrah, R OBP: 0.297, SLG: 0.278 (1, 5) X (8, 6)		0-0 4-3			0-0 4-3			0-0 5-3		3 0 0 0 0 0 0										
Joe Charboneau, R OBP: 0.364, SLG: 0.491 (1, 10) X			0-0 F8		0-0 F8			0-0 1B HR 1B		3 1 1 0 0 0 0										
Rick Manning, L OBP: 0.326, SLG: 0.247 Dell Alston, L OBP: 0.290, SLG: 0.321 (1, 8) X (8, PR) (8, 7)			4-0 1B BB		0-0 4-3			0-0 1-3 HR 1B		2 0 1 0 1 0 0 0 1 0 0 0 0 0										
Jerry Dybzinski, R OBP: 0.300, SLG: 0.474 Cliff Johnson, R OBP: 0.280, SLG: 0.282 Ron Pruitt, R OBP: 0.351, SLG: 0.281 (1, 6) X (8, PH) (8, 5)			0-3 K		0-0 5-3			0-0 1-H 3-H HR		2 0 0 0 0 1 1 1 1 1 3 0 0 0 0 0 0 0 0 0 0										
Inning Stats	R: 0 E: 0 K: 0 S: 3	H: 0 LOB: 0 BB: 0 P: 3	R: 0 E: 0 K: 0 S: 3	H: 0 LOB: 0 BB: 0 P: 3	R: 0 E: 0 K: 1 S: 6	H: 1 LOB: 2 BB: 1 P: 10	R: 0 E: 0 K: 1 S: 5	H: 1 LOB: 0 BB: 0 P: 5	R: 0 E: 0 K: 0 S: 3	H: 0 LOB: 0 BB: 0 P: 3	R: 0 E: 0 K: 0 S: 3	H: 0 LOB: 0 BB: 0 P: 3	R: 3 E: 0 K: 0 S: 6	H: 3 LOB: 1 BB: 0 P: 6	R: 0 E: 0 K: 0 S: 3	H: 0 LOB: 0 BB: 0 P: 3	1B: 4 2B: 0 3B: 0 HR: 1	SF: 0 SAC: 0 DP: 0 HBP: 0	WP: 0 PB: 0 SB: 1 CS: 1	PA: 32
PITCHER	IP WLS BF H R ER SO BB IBB HBP BLK WP HR S P ERA WHIP																			
Chuck Rainey, R ERA: 4.44 Tom Burgmeier, L ERA: 2.13 (1, 1) (8, 1)	7.1 L 27 5 3 3 2 1 0 0 0 0 0 1 30 34 3.68 0.818																			

Cleveland Indians @ Boston Red Sox
Fenway Park, Boston, MA
Sun May 25 1980, 3:33 AM EDT
Att. 24,391 - Unknown - 72 F

livebaseballscorecards.com

AB 31
R 3
H 5
RBI 3
BB 1
SO 2
LOB 6



Batter	1	2	3	4	5	6	7	8	9	AB R H RBI BB SO LOB	TOP											
Jorge Orta, L (1, 9) OBP: 0.381, SLG: 0.359	0-0 6-3		0-0 1B		0-0 FC6-4 1B		0-0 SF8		0-0 FC6-4 1B	4 0 3 1 0 0 0	Cleveland Indians @ Baltimore Orioles Memorial Stadium, Baltimore, MD Mon May 26 1980, 7:05 PM EDT Att. 14,298 - Unknown											
Toby Harrah, R (1, 5) OBP: 0.300, SLG: 0.272	4-0 G5-3 BB		0-0 P6		0-0 FC6-4		4-0 3-H 1-2 BB		0-0 FC6-4 2B	3 1 0 1 2 0 3												
Mike Hargrove, L (1, 3) OBP: 0.415, SLG: 0.397	4-0 1-2 BB		0-0 1-3 1B		0-0 L8		0-0 F5		0-0 1-H 2B	4 0 2 1 1 0 3												
Cliff Johnson, R (1, 10) OBP: 0.285, SLG: 0.280	0-0 G5-3 2-3f		0-0 L5		0-0 F8		0-0 BB 1B		4-0 FC5-4 BB	4 0 1 0 1 0 4												
Joe Charboneau, R (1, 7) OBP: 0.358, SLG: 0.479		0-0 1B		0-3 K		0-0 P3		0-0 F7	0-0 FC5-4	5 0 1 0 0 1 3												
Gary Alexander, R (1, 2) OBP: 0.261, SLG: 0.268		0-0 F4		0-3 K		0-3 K		0-3 K		3 0 0 0 0 2 1												
Ron Hassey, L (8, PH) OBP: 0.364, SLG: 0.422										1 0 0 0 0 1 1												
Rick Manning, L (1, 8) OBP: 0.344, SLG: 0.263		0-3 K		0-0 1B		0-0 FC4-6 SF8 1B		4-0 1-2 BB		3 1 2 0 1 1 1												
Dave Rosello, R (1, 4) OBP: 0.333, SLG: 0.333		0-0 F9		0-0 1-3		0-0 FC4-6 1B		0-0 F8		3 0 1 0 0 0 1												
Ron Pruitt, R (8, PH) OBP: 0.342, SLG: 0.273										1 0 0 0 0 0 2												
Jerry Dybzinski, R (8, 4) OBP: 0.300, SLG: 0.474										0 0 0 0 0 0 0												
Tom Veryzer, R (1, 6) OBP: 0.339, SLG: 0.382			0-0 5-3		0-0 1B FC6-4 2B		0-0 FC4-6 BB		0-0 4-3	3 1 1 0 0 0 2												
Miguel Dilone, S (9, PH) OBP: 0.353, SLG: 0.431										1 0 0 0 0 0 0												
Inning Stats	R: 0 E: 0 K: 0 S: 2	H: 0 LOB: 1 BB: 2 P: 10	R: 0 E: 0 K: 1 S: 6	H: 1 LOB: 1 BB: 0 P: 6	R: 0 E: 0 K: 0 S: 5	H: 2 LOB: 2 BB: 0 P: 5	R: 0 E: 0 K: 2 S: 7	H: 1 LOB: 1 BB: 0 P: 7	R: 1 E: 0 K: 0 S: 5	H: 2 LOB: 1 BB: 0 P: 5	R: 0 E: 0 K: 1 S: 5	H: 0 LOB: 0 BB: 0 P: 5	R: 1 E: 0 K: 0 S: 5	H: 2 LOB: 2 BB: 1 P: 9	R: 0 E: 0 K: 1 S: 6	H: 1 LOB: 2 BB: 1 P: 10	R: 1 E: 0 K: 0 S: 5	H: 2 LOB: 2 BB: 1 P: 9	1B: 9 2B: 2 3B: 0 HR: 0	SF: 1 SAC: 0 DP: 1 HBP: 0	WP: 0 PB: 0 SB: 0 CS: 0	PA: 41
PITCHER	IP WLS BF H R ER SO BB IBB HBP BLK WP HR S P ERA WHIP																					
Scott McGregor, L (1, 1) ERA: 3.7	6.2 W 29 8 2 2 4 3 0 0 0 0 0 0 34 46 2.70 1.650																					
Tim Stoddard, R (7, 1) ERA: 3.15	2.1 S 12 3 1 1 1 2 0 0 0 0 0 0 12 20 3.86 2.143																					

livebaseballscorecards.com

AB	35
R	3
H	11
RBI	3
BB	5
SO	5
LOB	21



Batter	1	2	3	4	5	6	7	8	9
Al Bumbry, L OBP: 0.438, SLG: 0.490 (1, 8)	0-0 6-3		0-0 F7		0-0 1B	0-0 5-3		0-0 4-3	
Wayne Krenchicki, L OBP: 0.250, SLG: 0.250 (1, 6) Mark Belanger, R OBP: 0.191, SLG: 0.196 (7, PR) (8, 6)	0-0 P6		0-0 F7		0-0 P2		0-0 CS		
Ken Singleton, S OBP: 0.322, SLG: 0.440 (1, 9)	4-0 BB			0-0 F8	4-0 BB		4-0 HR		
Eddie Murray, S OBP: 0.346, SLG: 0.460 (1, 3)	0-0 4-3			0-3 K	0-0 BB		0-0 HR		
Dan Graham, L OBP: 0.375, SLG: 0.452 (1, 2)		0-0 P6		0-0 4-3	4-0 BB		0-0 F8		
Pat Kelly, L OBP: 0.333, SLG: 0.375 (1, 7) Gary Roenicke, R OBP: 0.333, SLG: 0.310 (5, PH) (6, 7)		0-0 4-3			0-0 K		0-0 P4		
Lee May, R OBP: 0.295, SLG: 0.402 (1, 10)		0-0 HR			0-3 K	0-0 5-3		0-0 F7	
Lenn Sakata, R OBP: 0.250, SLG: 0.273 (1, 4)		0-0 5-3			4-0 BB	0-0 F9		0-0 F9	
Rich Dauer, R OBP: 0.319, SLG: 0.256 (1, 5)			0-0 F8		0-0 BB	0-0 WP		0-0 1B	

Inning Stats	R: 0 E: 0 K: 3 S: 3	H: 0 LOB: 1 BB: 1 P: 7	R: 1 E: 0 K: 0 S: 4	H: 1 LOB: 0 BB: 0 P: 4	R: 0 E: 0 K: 0 S: 3	H: 0 LOB: 0 BB: 0 P: 3	R: 0 E: 0 K: 1 S: 5	H: 0 LOB: 0 BB: 0 P: 5	R: 4 E: 0 K: 2 S: 11	H: 4 LOB: 3 BB: 3 P: 23	R: 0 E: 0 K: 0 S: 4	H: 1 LOB: 1 BB: 0 P: 4	R: 2 E: 0 K: 0 S: 4	H: 2 LOB: 1 BB: 1 P: 8	R: 0 E: 0 K: 0 S: 4	H: 1 LOB: 1 BB: 0 P: 4
--------------	------------------------------	---------------------------------	------------------------------	---------------------------------	------------------------------	---------------------------------	------------------------------	---------------------------------	-------------------------------	----------------------------------	------------------------------	---------------------------------	------------------------------	---------------------------------	------------------------------	---------------------------------

PITCHER	IP	WLS	BF	H	R	ER	SO	BB	IBB	HBP	BLK	WP	HR	S	P	ERA	WHIP
Len Barker, R ERA: 4.55 (1, 1)	4.2	L	21	4	5	5	2	3	0	0	0	0	1	22	34	9.64	1.500
Bob Owchinko, L ERA: 5.97 (5, 1)	0.0		2	1	0	0	0	1	0	0	0	0	0	1	5	∞	∞
Mike Stanton, R ERA: 4.71 (5, 1)	1.2		7	2	1	1	1	1	0	0	0	1	0	8	12	5.40	1.800
Sid Monge, L ERA: 3.38 (7, 1)	1.2		7	2	1	1	0	0	0	0	0	0	1	7	7	5.40	1.200

AB R H RBI BB SO LOB

5	1	1	0	0	0	2
4	0	1	0	0	0	2
0	0	0	0	0	0	0
1	1	0	0	3	0	0
4	1	2	4	0	1	1
3	0	0	0	1	0	1
2	1	1	0	0	0	0
2	0	0	0	0	1	4
4	1	1	1	0	1	1
3	1	0	0	1	0	0
4	1	3	2	0	0	0

1B: 6	SF: 0	WP: 1	PA: 37
2B: 1	SAC: 0	PB: 0	
3B: 0	DP: 0	SB: 3	
HR: 2	HBP: 0	CS: 1	
WP: 1	PA: 37	ERA	WHIP

Cleveland Indians @ Baltimore Orioles
Memorial Stadium, Baltimore, MD
 Mon May 26 1980, 7:05 PM EDT
 Att. 14,298 - Unknown

livebaseballscorecards.com

AB	32
R	7
H	9
RBI	7
BB	5
SO	3
LOB	11



Batter	1	2	3	4	5	6	7	8	9	AB R H RBI BB SO LOB	TOP																
Miguel Dilone, S (1, 7) OBP: 0.361, SLG: 0.435 Dell Alston, L (9, 7) OBP: 0.290, SLG: 0.321	0-0 F7		0-0 CS 1-2 1B			0-0 E3 2B HR		0-0 SH1-3 S 1B		4 1 2 0 0 0 0 0 0 0 0 0 0 0	Cleveland Indians @ Baltimore Orioles Memorial Stadium, Baltimore, MD Tue May 27 1980, 7:05 PM EDT Att: 10,092 - Unknown																
Rick Manning, L (1, 8) OBP: 0.343, SLG: 0.277	0-0 3-1		0-3 K 1-2 2-3			0-0 HR 2B		0-0 SH1-3 1-3		3 1 1 0 0 1 2																	
Mike Hargrove, L (1, 3) OBP: 0.411, SLG: 0.414	0-0 L7		0-0 3-1			0-0 HR 2H 3-H		0-0 F8		4 1 1 3 0 0 2																	
Jorge Orta, L (1, 9) OBP: 0.377, SLG: 0.351		0-0 P2			0-0 F7		4-0 G6-3 BB	0-3 K		3 0 0 0 1 1 1																	
Ron Hassey, L (1, 2) OBP: 0.352, SLG: 0.407		0-0 4-3			0-0 F8		0-0 F5		0-0 G3	4 0 0 0 0 0 1																	
Toby Harrah, R (1, 5) OBP: 0.305, SLG: 0.293		4-0 HR BB			0-0 F3		0-0 G6-3 1-2f		0-0 HR	3 2 1 1 1 0 1																	
Joe Charboneau, R (1, 10) OBP: 0.362, SLG: 0.512		0-0 HR 1-H			0-0 L6		0-0 4-3		0-0 1B 2B	4 2 2 2 0 0 0																	
Dave Rosello, R (1, 4) OBP: 0.250, SLG: 0.250 Cliff Johnson, R (9, PH) OBP: 0.282, SLG: 0.278 Jerry Dybzinski, R (9, 4) OBP: 0.300, SLG: 0.474		0-3 K			0-3 K		0-0 F8		0-0 1-3	3 0 0 0 0 2 0 1 0 0 0 0 0 1 0 0 0 0 0 0 0																	
Tom Veryzer, R (1, 6) OBP: 0.345, SLG: 0.387			0-0 CS 1B 1B		0-0 F9		0-0 6-3		0-0 1B 2-H	4 0 2 1 0 0 0																	
Inning Stats	R: 0 E: 0 K: 0 S: 3	H: 0 LOB: 0 BB: 0 P: 3	R: 2 E: 0 K: 1 S: 6	H: 1 LOB: 0 BB: 1 P: 10	R: 0 E: 0 K: 1 S: 6	H: 2 LOB: 1 BB: 0 P: 6	R: 0 E: 0 K: 0 S: 3	H: 0 LOB: 0 BB: 0 P: 3	R: 0 E: 0 K: 1 S: 5	H: 0 LOB: 0 BB: 0 P: 5		R: 3 E: 1 K: 0 S: 5	H: 2 LOB: 0 BB: 1 P: 9	R: 0 E: 0 K: 0 S: 3	H: 0 LOB: 0 BB: 0 P: 3	R: 0 E: 0 K: 1 S: 6	H: 1 LOB: 1 BB: 0 P: 6	R: 2 E: 0 K: 0 S: 5	H: 3 LOB: 1 BB: 0 P: 5	1B: 4 2B: 3 3B: 0 HR: 3	SF: 0 SAC: 1 DP: 2 HBP: 0	WP: 0 PB: 0 SB: 1 CS: 2	PA: 36				
PITCHER	IP WLS BF H R ER SO BB IBB HBP BLK WP HR S P ERA WHIP																										
Steve Stone, R (1, 1) ERA: 3.52	5.0		22	5	5	4	3	2	0	0	0	0	2	26	34	7.20	1.400										
Dave Ford, R (6, 1) ERA: 3.69	3.1	L	12	3	2	2	1	0	0	0	0	0	1	14	14	5.40	0.900										
Tim Stoddard, R (9, 1) ERA: 3.05	0.2		2	1	0	0	0	0	0	0	0	0	0	2	2	0.00	1.500										

AB	33
R	7
H	9
RBI	7
BB	2
SO	4
LOB	8



Batter	1	2	3	4	5	6	7	8	9	AB	R	H	RBI	BB	SO	LOB
Al Bumbry, L OBP: 0.442, SLG: 0.487 (1, 8)	4-0 HR BB	0-0 CS 1-2 1B		0-0 FC4-6 1-2f		4-0 1B 1-2 BB		0-3 K		3	1	1	0	2	1	1
Rich Dauer, R OBP: 0.329, SLG: 0.270 (1, 4) (8, 5)	0-0 HR 1B	0-0 CS 1-2 2-3	0-0 FC4 1B	0-0 6-3		0-0 1-3 2-H 1B			0-0 F9	5	1	3	1	0	0	1
Ken Singleton, S OBP: 0.318, SLG: 0.439 (1, 9)	0-3 K		0-0 L9		0-0 2B	0-0 4-3			0-3 K	5	0	1	0	0	2	5
Eddie Murray, S OBP: 0.342, SLG: 0.458 (1, 3)	0-3 K		0-0 FC4 1B 1-2f		0-0 P6		0-0 E1 FC1-6		0-0 2B	5	0	1	0	0	1	4
Pat Kelly, L OBP: 0.360, SLG: 0.476 Gary Roenicke, R OBP: 0.325, SLG: 0.301 (1, 7) (5, 7)	0-0 HR 1-H 2-H		0-0 S 1B		0-0 L7		0-0 FC1-6 S 1-2f		0-0 F2	2	1	2	3	0	0	0
Dan Graham, L OBP: 0.365, SLG: 0.500 Lenn Sakata, R OBP: 0.250, SLG: 0.273 (1, 5) (8, 4)	0-0 HR		0-0 F9		0-0 P6		0-3 K			4	1	1	1	0	1	4
Terry Crowley, L OBP: 0.395, SLG: 0.514 Lee May, R OBP: 0.299, SLG: 0.404 (1, 10) (6, PH)	0-0 4-3			0-0 HR		0-0 FC6-4 1B		0-3 K		2	1	1	1	0	0	0
Rick Dempsey, R OBP: 0.304, SLG: 0.462 (1, 2)		0-0 CS 1B 1B		0-0 4-3		0-0 FC6-4 FC5-4 1-2f		0-0 F8		4	0	1	0	0	0	1
Wayne Krenchicki, L OBP: 0.250, SLG: 0.143 (1, 6)		0-0 F7		4-0 FC4-6 BB		0-0 FC5-4 BB 1-2f 1B		0-0 1-3		3	1	0	0	1	0	2

Inning Stats	R: 4	H: 3	E: 0	K: 2	S: 10	LOB: 0	BB: 1	P: 14	R: 0	H: 2	E: 0	K: 0	S: 3	LOB: 0	BB: 0	P: 3	R: 0	H: 2	E: 0	K: 0	S: 5	LOB: 2	BB: 0	P: 5	R: 1	H: 1	E: 0	K: 0	S: 4	LOB: 1	BB: 1	P: 8	R: 0	H: 1	E: 0	K: 0	S: 4	LOB: 1	BB: 0	P: 4	R: 1	H: 2	E: 0	K: 0	S: 5	LOB: 2	BB: 1	P: 9	R: 0	H: 0	E: 1	K: 2	S: 8	LOB: 1	BB: 0	P: 8	R: 0	H: 0	E: 0	K: 1	S: 5	LOB: 0	BB: 0	P: 5	R: 0	H: 1	E: 0	K: 1	S: 6	LOB: 1	BB: 0	P: 6	1B: 7	2B: 2	3B: 0	HR: 3	SF: 0	SAC: 0	DP: 0	HBP: 0	WP: 0	PB: 0	SB: 2	CS: 1	PA: 42
--------------	------	------	------	------	-------	--------	-------	-------	------	------	------	------	------	--------	-------	------	------	------	------	------	------	--------	-------	------	------	------	------	------	------	--------	-------	------	------	------	------	------	------	--------	-------	------	------	------	------	------	------	--------	-------	------	------	------	------	------	------	--------	-------	------	------	------	------	------	------	--------	-------	------	------	------	------	------	------	--------	-------	------	-------	-------	-------	-------	-------	--------	-------	--------	-------	-------	-------	-------	--------

PITCHER	IP	WLS	BF	H	R	ER	SO	BB	IBB	HBP	BLK	WP	HR	S	P	ERA	WHIP
Dan Spillner, R ERA: 5.66 (1, 1)	3.1		18	8	5	5	2	2	0	0	0	0	3	20	28	13.50	3.000
Bob Owchinko, L ERA: 5.82 (4, 1)	2.1		11	3	1	1	0	1	0	0	0	0	0	10	14	3.86	1.714
Victor Cruz, R ERA: 4.19 (6, 1)	3.1	W	12	1	0	0	4	0	0	0	0	0	0	20	20	0.00	0.300

BOTTOM

Cleveland Indians @ Baltimore Orioles
Memorial Stadium, Baltimore, MD
Tue May 27 1980, 7:05 PM EDT
Att. 10,092 - Unknown

livebaseballscorecards.com

AB	38
R	6
H	12
RBI	6
BB	3
SO	6
LOB	22



Batter	1	2	3	4	5	6	7	8	9	AB R H RBI BB SO LOB	TOP											
Rick Manning, L (1, 8) OBP: 0.337, SLG: 0.273	0-0 1B		0-0 F8		0-3 K	4-3	0-0 FC4-6			5 0 1 0 0 1 5												
Jorge Orta, L (1, 9) OBP: 0.372, SLG: 0.345	0-0 L8		0-0 F7		0-0 1B	4-3		0-0 P5		5 1 1 2 0 0 2												
Mike Hargrove, L (1, 3) OBP: 0.411, SLG: 0.409	0-3 K			0-0 G3	0-0 1B	0-0 F8		4-0 BB		4 1 1 1 1 1 1												
Ron Hassey, L (1, 2) OBP: 0.354, SLG: 0.407	0-0 F7			0-0 4-3	0-0 1B		0-0 1B	0-0 G4-6-3		5 2 2 0 0 0 2												
Toby Harrah, R (1, 5) OBP: 0.307, SLG: 0.288		0-0 L7		0-0 F7	4-0 1B		4-0 1B	0-0 5-3		3 2 0 0 2 0 0												
Joe Charboneau, R (1, 7) Miguel Dilone, S (9, 7) OBP: 0.364, SLG: 0.528 OBP: 0.361, SLG: 0.435		0-0 P4			HR		0-0 5-3	0-3 K		4 2 1 2 1 1 2 0 0 0 0 0 0 0												
Cliff Johnson, R (1, 10) OBP: 0.295, SLG: 0.286		0-3 K			SH5-3 1B		4-0 1B	0-3 K		4 1 2 1 1 2 0												
Jerry Dybzinski, R (1, 4) OBP: 0.333, SLG: 0.455			0-0 E1		SH5-3 1B		0-0 P6			3 1 1 2 1 0 3												
Tom Veryzer, R (1, 6) OBP: 0.345, SLG: 0.385			0-3 K		SH5-3 1B		0-0 FC4-6			3 0 1 2 0 1 3												
Inning Stats	R: 0 E: 0 K: 1 S: 6	H: 1 LOB: 1 BB: 0 P: 6	R: 0 E: 0 K: 1 S: 5	H: 0 LOB: 0 BB: 0 P: 5	R: 0 E: 1 K: 1 S: 6	H: 0 LOB: 0 BB: 0 P: 6	R: 0 E: 0 K: 0 S: 3	H: 0 LOB: 0 BB: 0 P: 3	R: 8 E: 0 K: 1 S: 12	H: 7 LOB: 2 BB: 3 P: 24	R: 0 E: 0 K: 0 S: 3	H: 0 LOB: 0 BB: 0 P: 3	R: 2 E: 0 K: 0 S: 5	H: 2 LOB: 2 BB: 2 P: 13	R: 0 E: 0 K: 0 S: 2	H: 0 LOB: 0 BB: 1 P: 6	R: 0 E: 0 K: 2 S: 7	H: 0 LOB: 0 BB: 0 P: 7	1B: 9 2B: 0 3B: 0 HR: 1	SF: 0 SAC: 1 DP: 1 HBP: 0	WP: 0 PB: 0 SB: 2 CS: 0	PA: 43
PITCHER	IP WLS BF H R ER SO BB IBB HBP BLK WP HR S P ERA WHIP																					
Jim Palmer, R (1, 1) ERA: 3.86	4.2 L 21 5 5 5 4 1 0 0 0 0 0 1 28 32 9.64 1.286																					
Sammy Stewart, R (5, 1) ERA: 4.1	0.0 3 1 0 0 0 2 0 0 0 0 0 0 1 9 ∞ ∞																					
Paul Hartzell, R (5, 1) ERA: 5.93	4.1 19 4 5 5 2 2 1 0 0 0 0 0 20 32 10.38 1.385																					

Cleveland Indians @ Baltimore Orioles
 Memorial Stadium, Baltimore, MD
 Wed May 28 1980, 7:05 PM EDT
 Att. 12,178 - Unknown - 79 F

livebaseballscorecards.com

AB	36
R	10
H	10
RBI	10
BB	6
SO	6
LOB	18



Batter	1	2	3	4	5	6	7	8	9	AB	R	H	RBI	BB	SO	LOB
Al Bumbry, L OBP: 0.452, SLG: 0.490 (1, 8) X	0-0 1-3 ①		4-0 1B 3B BB		0-0 FC6 1B		0-0 1B 1B	4-0 BB BB		3	1	2	0	2	0	0
Rich Dauer, R OBP: 0.324, SLG: 0.262 (1, 5) X (9, 4)	0-0 6-3 ②		0-0 F8		0-0 FC6 FC5-4 1-2f		0-0 P5	4-0 1-2 BB		4	0	0	0	1	0	3
Ken Singleton, S OBP: 0.320, SLG: 0.438 (1, 9) S S S	0-3 K ③		0-0 1-3 3B 1B		0-3 K		0-0 1-2 1B	0-0 4-3 ③		5	1	2	0	0	2	3
Eddie Murray, S OBP: 0.344, SLG: 0.468 (1, 3) X		0-0 6-3 ① X	0-0 1-H 3-H 3B ③		0-0 FC5-4 1-2f		0-0 F9 ③		0-0 BB 1B 1B	5	0	2	2	0	0	3
Lee May, R OBP: 0.295, SLG: 0.404 (1, 10) X		0-0 2B ②	0-3 K ③			0-0 6-3 ①		0-3 K ① S S S	0-3 K ① S S S	5	1	1	0	0	3	2
Gary Roenicke, R OBP: 0.331, SLG: 0.311 (1, 7) S S S		0-3 K ②		4-0 SH1-3 BB		0-0 2B		0-0 F7 ② X	0-0 1-2 BB 1B	3	0	1	0	1	1	1
Pat Kelly, L OBP: 0.373, SLG: 0.488 (9, PH)										1	0	1	0	0	0	0
Rick Dempsey, R OBP: 0.311, SLG: 0.473 (1, 2) X		0-0 2-H 2B		0-0 SH1-3 ①		0-0 F9 ②		0-0 1B HR 1B	0-3 K ② S S S	4	1	2	1	0	1	3
Lenn Sakata, R OBP: 0.294, SLG: 0.267 (1, 4) X (9, 6)		0-0 4-3 ③		0-0 5-3 ②		0-0 4-3 ③		0-0 1-2 HR 1B	4-0 1-2 2-3 BB	4	1	1	0	1	0	3
Wayne Krenchicki, L OBP: 0.182, SLG: 0.100 (1, 6) S S S			0-3 K ① X		0-0 P4 ③		0-3 K ① X	0-0 1-H 2-H HR	0-3 K ③ S S S	3	0	0	0	0	2	1
Benny Ayala, R OBP: 0.387, SLG: 0.607 (8, PH)										1	1	1	3	0	0	0
Dan Graham, L OBP: 0.365, SLG: 0.500 (9, 5)										0	0	0	0	0	0	0
Doug DeCinces, R OBP: 0.324, SLG: 0.425 (9, PH)										1	0	0	0	0	1	3

Inning Stats	R: 0	H: 0	E: 0	K: 1	S: 5	R: 1	H: 2	E: 0	K: 1	S: 7	R: 2	H: 2	E: 0	K: 2	S: 9	R: 0	H: 0	E: 0	K: 0	S: 3	R: 0	H: 1	E: 0	K: 1	S: 6	R: 0	H: 1	E: 0	K: 0	S: 4	R: 0	H: 2	E: 0	K: 1	S: 7	R: 3	H: 3	E: 0	K: 1	S: 8	R: 0	H: 2	E: 0	K: 3	S: 11	1B: 8	2B: 3	3B: 1	SF: 0	SAC: 1	DP: 0	HBP: 0	WP: 0	PA: 45
PITCHER	IP	WLS	BF	H	R	ER	SO	BB	IBB	HBP	BLK	WP	HR	S	P	ERA	WHIP																																					
Rick Waits, L ERA: 4.39 (1, 1)	7.2	W	37	11	6	6	7	3	0	0	0	0	1	48	60	7.04	1.826																																					
Mike Stanton, R ERA: 4.5 (8, 1)	1.0		7	2	0	0	2	2	0	0	0	0	0	9	17	0.00	4.000																																					
Sid Monge, L ERA: 3.32 (9, 1)	0.1	S	1	0	0	0	1	0	0	0	0	0	0	3	3	0.00	0.000																																					

Cleveland Indians @ Baltimore Orioles
Memorial Stadium, Baltimore, MD
 Wed May 28 1980, 7:05 PM EDT
 Att: 12,178 - Unknown - 79 F

AB	39
R	6
H	13
RBI	6
BB	5
SO	10
LOB	22



Batter	1	2	3	4	5	6	7	8	9	AB R H RBI BB SO LOB	TOP
Paul Molitor, R (1, 4) OBP: 0.438, SLG: 0.472	0-0 5-3		0-0 B2			4-0 1B BB		4-0 1-2 BB		2 0 0 0 2 0 1	Milwaukee Brewers @ Cleveland Indians Cleveland Municipal Stadium, Cleveland, OH Thu May 29 1980, 7:05 PM EDT Att. 6,149 - Unknown
Robin Yount, R (1, 6) OBP: 0.360, SLG: 0.576	0-0 E5		0-0 F7			0-3 K		0-3 K		4 0 0 0 0 2 4	
Cecil Cooper, L (1, 3) OBP: 0.393, SLG: 0.517	0-0 F8			0-0 FC3-6 1B		0-0 1-3 1B		0-0 F7		4 0 2 0 0 0 3	
Gorman Thomas, R (1, 8) OBP: 0.301, SLG: 0.417	0-3 K			0-3 K		0-3 K		0-3 K		4 0 0 0 0 4 6	
Ben Oglivie, L (1, 7) OBP: 0.399, SLG: 0.632		0-0 F7		0-0 FC3-6 CS			0-0 F9		0-0 F7	4 0 0 0 0 0 1	
Sal Bando, R (1, 5) OBP: 0.337, SLG: 0.333		0-0 5-3		0-0 CS	4-0 G5-4-3 BB		0-0 1-3 1B		4-0 BB	2 0 1 0 2 0 0	
Dick Davis, R (1, 9) OBP: 0.317, SLG: 0.365		0-0 5-3			0-0 G5-4-3		0-0 1-3		0-0 F9	4 0 0 0 0 0 3	
Don Money, R (1, 10) OBP: 0.348, SLG: 0.491 Mark Brouhard, R (5, PH) OBP: 0.188, SLG: 0.400			0-0 5-3		0-0 G3		0-0 4-3		0-0 1-3	1 0 0 0 0 0 0 3 0 0 0 0 0 2	
Buck Martinez, R (1, 2) OBP: 0.286, SLG: 0.283			0-0 1B			0-0 6-3		4-0 WP BB		2 0 1 0 1 0 0	
Inning Stats	R: 0 H: 0 E: 1 LOB: 1 K: 1 BB: 0 S: 6 P: 6	R: 0 H: 0 E: 0 LOB: 0 K: 0 BB: 0 S: 3 P: 3	R: 0 H: 1 E: 0 LOB: 1 K: 0 BB: 0 S: 4 P: 4	R: 0 H: 1 E: 0 LOB: 0 K: 1 BB: 0 S: 5 P: 5	R: 0 H: 0 E: 0 LOB: 0 K: 0 BB: 1 S: 2 P: 6	R: 0 H: 1 E: 0 LOB: 2 K: 2 BB: 1 S: 8 P: 12	R: 0 H: 1 E: 0 LOB: 1 K: 0 BB: 0 S: 4 P: 4	R: 0 H: 0 E: 0 LOB: 2 K: 2 BB: 2 S: 7 P: 15	R: 0 H: 0 E: 0 LOB: 1 K: 0 BB: 1 S: 3 P: 7	1B: 4 SF: 0 2B: 0 SAC: 0 3B: 0 DP: 1 HR: 0 HBP: 0	
PITCHER	IP WLS BF H R ER SO BB IBB HBP BLK WP HR S P ERA WHIP										
John Denny, R (1, 1) ERA: 3.62	7.0 W 28 4 0 0 4 4 0 0 0 1 0 32 48 0.00 1.143										
Victor Cruz, R (8, 1) ERA: 3.8	2.0 7 0 0 0 2 1 0 0 0 0 0 10 14 0.00 0.500										

livebaseballscorecards.com

AB	30
R	0
H	4
RBI	0
BB	5
SO	6
LOB	20



Batter	1	2	3	4	5	6	7	8	9
Rick Manning, L (1, 8) OBP: 0.343, SLG: 0.278	0-0 4-3		0-0 SF9		4-0 BB		0-0 HR		
Jorge Orta, L (1, 9) OBP: 0.381, SLG: 0.378	0-0 G1-6-3 1B		0-0 3-H 1-2 1B		0-0 F7		0-0 1-H HR		
Mike Hargrove, L (1, 3) OBP: 0.402, SLG: 0.399	0-0 G1-6-3 1-2f		0-0 F7		0-0 F5		0-0 F8		
Ron Hassey, L (1, 2) OBP: 0.343, SLG: 0.393		0-3 K	0-3 K		0-3 K			0-0 1-3	
Toby Harrah, R (1, 5) OBP: 0.301, SLG: 0.280		0-3 K		0-0 F5		0-0 F6		0-0 4-3	
Joe Charboneau, R (1, 7) OBP: 0.354, SLG: 0.511		0-0 5-3		0-0 F7		0-0 F9		0-0 6-3	
Cliff Johnson, R (1, 10) OBP: 0.311, SLG: 0.356			0-0 1B	0-0 HR		0-0 CS			
Dell Alston, L (6, PR) OBP: 0.290, SLG: 0.321			0-0 1B	0-0 HR		0-0 CS		0-0 6-3	
Duane Kuiper, L (1, 4) OBP: 0.340, SLG: 0.321			0-0 1B	0-0 1B		0-0 1-2	0-0 6-3		
Tom Verzyer, R (1, 6) OBP: 0.345, SLG: 0.384			0-0 1B	0-0 F9			0-0 6-3		

Inning Stats	R: 0	H: 1	E: 0	K: 0	S: 3	R: 0	H: 0	E: 0	K: 2	S: 7	R: 2	H: 4	E: 0	K: 1	S: 9	R: 1	H: 2	E: 0	K: 0	S: 5	R: 0	H: 0	E: 0	K: 1	S: 5	R: 0	H: 1	E: 0	K: 0	S: 3	R: 2	H: 3	E: 0	K: 0	S: 5	R: 0	H: 0	E: 0	K: 0	S: 3
	LOB: 0	BB: 0	P: 3	LOB: 0	BB: 0	P: 7	LOB: 2	BB: 0	P: 9	LOB: 1	BB: 0	LOB: 1	BB: 1	P: 9	LOB: 1	BB: 0	LOB: 1	BB: 0	P: 3	LOB: 0	BB: 0	LOB: 0	BB: 0	LOB: 0	BB: 0	LOB: 0	BB: 0	LOB: 0	BB: 0	LOB: 0	BB: 0	LOB: 0	BB: 0	LOB: 0	BB: 0	LOB: 0	BB: 0	LOB: 0	BB: 0	LOB: 0

PITCHER										PITCHER																													
IP	WLS	BF	H	R	ER	SO	BB	IBB	HBP	BLK	WP	HR	S	P	ERA	WHIP	IP	WLS	BF	H	R	ER	SO	BB	IBB	HBP	BLK	WP	HR	S	P	ERA	WHIP						
Moose Haas, R (1, 1) ERA: 3.36	6.2	L	29	11	5	5	4	1	0	0	0	2	36	40	6.75	1.800																							
Jerry Augustine, L (7, 1) ERA: 4.98	1.1		4	0	0	0	0	0	0	0	0	0	4	4	0.00	0.000																							

BOTTOM

Milwaukee Brewers @ Cleveland Indians
 Cleveland Municipal Stadium, Cleveland, OH
 Thu May 29 1980, 7:05 PM EDT
 Att. 6,149 - Unknown

livebaseballscorecards.com

AB	31
R	5
H	11
RBI	5
BB	1
SO	4
LOB	10



1B: 9	SF: 1	WP: 0	PA: 34
2B: 0	SAC: 0	PB: 0	
3B: 0	DP: 1	SB: 0	
HR: 2	HBP: 0	CS: 1	

Batter	1	2	3	4	5	6	7	8	9	10	AB R H RBI BB SO LOB	TOP												
Julio Cruz, S (1, 4) OBP: 0.330, SLG: 0.327	F7		1B			1-3		F8 1B		HR	5 2 3 2 0 0 0	Seattle Mariners @ Cleveland Indians Cleveland Municipal Stadium, Cleveland, OH Fri May 30 1980, 7:05 PM EDT Att. 18,161 - Unknown - 69 F												
Joe Simpson, L (1, 8) OBP: 0.341, SLG: 0.387	F7		1-3			F7		F8 1-2 2-3		1B	5 0 1 0 0 0 3													
Dan Meyer, L (1, 7) OBP: 0.365, SLG: 0.432											4 0 3 2 0 0 0													
Bob Stinson, S (8, 2) OBP: 0.149, SLG: 0.116	1B						WP 1B	1B			1 0 0 0 0 0 1													
Willie Horton, R (1, 10) OBP: 0.319, SLG: 0.299	F9						K2-3 1-2	F2			5 0 0 0 0 3 4													
Bruce Bochte, L (1, 3) OBP: 0.399, SLG: 0.474											4 0 0 0 0 0 1													
Leon Roberts, R (1, 9) OBP: 0.331, SLG: 0.478											4 0 1 0 0 2 1													
Ted Cox, R (1, 5) OBP: 0.315, SLG: 0.293											3 0 1 0 0 0 1													
Rod Craig, S (8, PR) OBP: 0.296, SLG: 0.384											1 1 1 0 0 0 0													
Jim Anderson, R (1, 6) OBP: 0.317, SLG: 0.362											2 0 0 0 0 1 0													
Mario Mendoza, R (8, 6) OBP: 0.350, SLG: 0.432											1 0 0 0 0 1 1													
Larry Cox, R (1, 2) OBP: 0.240, SLG: 0.211											2 0 0 0 0 1 0													
Larry Milbourne, S (8, PH) OBP: 0.188, SLG: 0.143											0 1 0 0 1 0 0													
Bill Stein, R (8, 5) OBP: 0.345, SLG: 0.420											1 0 0 0 0 0 0													
Inning Stats	R: 0 E: 0 K: 0 S: 4	H: 1 LOB: 1 BB: 0 P: 4	R: 0 E: 0 K: 1 S: 5	H: 0 LOB: 0 BB: 0 P: 5	R: 0 E: 0 K: 2 S: 8	H: 1 LOB: 1 BB: 0 P: 8	R: 0 E: 0 K: 1 S: 5	H: 0 LOB: 0 BB: 0 P: 5	R: 0 E: 0 K: 0 S: 3	H: 1 LOB: 0 BB: 0 P: 3	R: 0 E: 0 K: 0 S: 3	H: 0 LOB: 0 BB: 0 P: 3	R: 0 E: 0 K: 2 S: 8	H: 1 LOB: 1 BB: 0 P: 8	R: 0 E: 0 K: 0 S: 6	H: 3 LOB: 1 BB: 1 P: 10	R: 0 E: 0 K: 1 S: 6	H: 1 LOB: 1 BB: 0 P: 6	R: 1 E: 0 K: 1 S: 7	H: 2 LOB: 1 BB: 0 P: 7	1B: 9 2B: 0 3B: 0 HR: 1	SF: 0 SAC: 1 DP: 1 HBP: 0	WP: 1 PB: 0 SB: 2 CS: 0	PA: 40
PITCHER	IP WLS BF H R ER SO BB IBB HBP BLK WP HR S P ERA WHIP																							
Len Barker, R (1, 1) ERA: 4.44	7.2		29	6	3	3	6	1	0	0	0	0	1	12	12	3.52	0.913							
Sid Monge, L (8, 1) ERA: 3.43	2.0	L	10	4	1	1	1	0	0	0	0	0	1	12	12	4.50	2.000							
Victor Cruz, R (10, 1) ERA: 3.74	0.1		1	0	0	0	1	0	0	0	0	0	0	3	3	0.00	0.000							

livebaseballscorecards.com

AB	38
R	4
H	10
RBI	4
BB	1
SO	8
LOB	12



BOTTOM

Seattle Mariners @ Cleveland Indians
Cleveland Municipal Stadium, Cleveland, OH

Fri May 30 1980, 7:05 PM EDT
Att. 18,161 - Unknown - 69 F

livebaseballscorecards.com

AB	34
R	3
H	7
RBI	3
BB	5
SO	8
LOB	17



WP	1	PA	40
PB	0		
SB	1		
CS	0		

AB	R	H	RBI	BB	SO	LOB
5	0	1	0	0	0	1

5	0	2	0	0	2	0
---	---	---	---	---	---	---

3	1	1	0	2	1	1
0	0	0	0	0	0	0

3	0	1	1	2	1	4
---	---	---	---	---	---	---

3	0	0	0	0	1	4
1	0	0	0	0	0	3
0	0	0	0	0	0	0

3	1	1	0	1	1	1
---	---	---	---	---	---	---

4	0	1	0	0	0	2
0	1	0	0	0	0	0
0	0	0	0	0	0	0

4	0	0	1	0	1	1
---	---	---	---	---	---	---

3	0	0	1	0	1	0
---	---	---	---	---	---	---

1B	6	SF	1
2B	1	SAC	0
3B	0	DP	2
HR	0	HBP	0

Batter	1	2	3	4	5	6	7	8	9	10
Rick Manning, L (1, 8) OBP: 0.336, SLG: 0.274	F9		F8			F7		BB 1B	4-3	
Jorge Orta, L (1, 9) OBP: 0.382, SLG: 0.378	K			K		WP 1B		BB 1B		G3
Mike Hargrove, L (1, 3) OBP: 0.407, SLG: 0.397	K					F7		BB		G6-4-3
Jerry Dybzinski, R (10, PR) OBP: 0.333, SLG: 0.455				2B 1B				BB		BB
Cliff Johnson, R (1, 10) OBP: 0.321, SLG: 0.364		BB BB		BB BB		1-H 2B		1-2 IBB		G6-4-3
Joe Charboneau, R (1, 7) OBP: 0.347, SLG: 0.500										
Ron Hassey, L (8, PH) OBP: 0.341, SLG: 0.390	F3			K		F2				
Dell Alton, L (9, 7) OBP: 0.290, SLG: 0.321								L4		
Toby Harrah, R (1, 5) OBP: 0.305, SLG: 0.281		BB BB		K			F7			1B 4-3 1B
Gary Alexander, R (1, 2) OBP: 0.260, SLG: 0.267										
Miguel Dilone, S (9, PR) OBP: 0.361, SLG: 0.435										4-3 S 1B
Bo Diaz, R (10, 2) OBP: 0.296, SLG: 0.280										
Duane Kuiper, L (1, 4) OBP: 0.331, SLG: 0.313										4-3
Tom Verzyer, R (1, 6) OBP: 0.333, SLG: 0.374										4-3

Inning Stats	R: 0	H: 0	E: 0	K: 2	S: 7	R: 0	H: 0	E: 0	K: 0	S: 2	R: 0	H: 0	E: 0	K: 0	S: 3	R: 1	H: 2	E: 0	K: 3	S: 11	R: 0	H: 0	E: 0	K: 1	S: 5	R: 0	H: 1	E: 0	K: 0	S: 4	R: 0	H: 0	E: 0	K: 1	S: 5	R: 0	H: 2	E: 0	K: 1	S: 7	R: 2	H: 2	E: 0	K: 0	S: 5	R: 0	H: 0	E: 0	K: 0	S: 2
--------------	------	------	------	------	------	------	------	------	------	------	------	------	------	------	------	------	------	------	------	-------	------	------	------	------	------	------	------	------	------	------	------	------	------	------	------	------	------	------	------	------	------	------	------	------	------	------	------	------	------	------

PITCHER	IP	WLS	BF	H	R	ER	SO	BB	IBB	HBP	BLK	WP	HR	S	P	ERA	WHIP
Floyd Bannister, L (1, 1) ERA: 2.58	7.0		26	3	1	1	7	2	1	0	0	1	0	37	49	1.29	0.714
Shane Rawley, L (8, 1) ERA: 2.73	0.1		4	2	0	0	0	1	0	0	0	0	0	3	7	0.00	9.000
Dave Heaverlo, R (8, 1) ERA: 4.07	2.2	W	10	2	2	2	1	1	0	0	0	0	0	11	15	6.75	1.125

Batter	1	2	3	4	5	6	7	8	9	AB R H RBI BB SO LOB	TOP																													
Julio Cruz, S (1, 4) OBP: 0.328, SLG: 0.324	0-0 F8			0-0 WP S 1B		0-0 F8		0-0 FC6-4		4 1 1 0 0 0 3																														
Joe Simpson, L (1, 8) OBP: 0.338, SLG: 0.383	0-0 CS 1B			0-0 F9		0-3 K		0-0 4-3		4 0 1 0 0 1 4																														
Dan Meyer, L (1, 7) OBP: 0.356, SLG: 0.420	0-0 6-3			0-3 K		0-3 K			0-3 K	4 0 0 0 0 3 3																														
Tom Paciorek, R (1, 10) OBP: 0.386, SLG: 0.564		0-0 6-3		0-0 1-H 1B		0-0 F9			0-0 2B 1B	4 1 2 1 0 0 0																														
Bruce Bochte, L (1, 3) OBP: 0.396, SLG: 0.474		0-3 K2-3		0-0 G3		0-0 G3			0-0 1-H 2B	4 0 1 1 0 1 1																														
Leon Roberts, R (1, 9) OBP: 0.322, SLG: 0.464		0-0 6-3			0-0 5-3		0-0 F9		0-3 K	4 0 0 0 0 1 1																														
Ted Cox, R (1, 5) OBP: 0.304, SLG: 0.282			0-0 F9		0-3 K			0-0 F9	0-0 F9	4 0 0 0 0 1 1																														
Jim Anderson, R (1, 6) OBP: 0.317, SLG: 0.361			0-3 K		0-0 F7			0-0 FC6-4 1B 1B		3 0 1 0 0 1 0																														
Larry Cox, R (1, 2) OBP: 0.238, SLG: 0.208			0-3 K			0-0 1B		0-0 FC6-4 1B		1 0 0 0 0 1 0																														
Bob Stinson, S (6, PH) OBP: 0.184, SLG: 0.156										2 0 2 0 0 0 0																														
Inning Stats	R: 0 E: 0 K: 0 S: 3	H: 1 LOB: 0 BB: 0 P: 3	R: 0 E: 0 K: 1 S: 5	H: 0 LOB: 0 BB: 0 P: 5	R: 0 E: 0 K: 2 S: 7	H: 0 LOB: 0 BB: 0 P: 7	R: 1 E: 0 K: 1 S: 7	H: 2 LOB: 1 BB: 0 P: 7	R: 0 E: 0 K: 1 S: 5	H: 0 LOB: 0 BB: 0 P: 5	R: 0 E: 0 K: 2 S: 8	H: 1 LOB: 1 BB: 0 P: 8	R: 0 E: 0 K: 0 S: 3	H: 0 LOB: 0 BB: 0 P: 3	R: 0 E: 0 K: 0 S: 5	H: 2 LOB: 2 BB: 0 P: 5	R: 1 E: 0 K: 2 S: 9	H: 2 LOB: 1 BB: 0 P: 9	1B: 7 2B: 1 3B: 0 HR: 0	SF: 0 SAC: 0 DP: 0 HBP: 0	WP: 1 PB: 0 SB: 2 CS: 1	PA: 34																		
PITCHER Dan Spillner, R (1, 1) ERA: 5.08	IP 9.0	WLS W	BF 34	H 8	R 2	ER 2	SO 9	BB 0	IBB 0	HBP 0	BLK 0	WP 1	HR 0	S 52	P 52	ERA 2.00	WHIP 0.889						PITCHER	IP 9.0	WLS W	BF 34	H 8	R 2	ER 2	SO 9	BB 0	IBB 0	HBP 0	BLK 0	WP 1	HR 0	S 52	P 52	ERA 2.00	WHIP 0.889

Seattle Mariners @ Cleveland Indians
Cleveland Municipal Stadium, Cleveland, OH

Sat May 31 1980, 7:05 PM EDT
Att. 11,107 - Unknown - 71 F

livebaseballscorecards.com

AB 34
R 2
H 8
RBI 2
BB 0
SO 9
LOB 13



Batter	1	2	3	4	5	6	7	8	9
Rick Manning, L OBP: 0.342, SLG: 0.268 (1, 8)	0-0 F8		0-0 SH FC6-5 1-3 2-H	4-0 S BB		0-3 K		4-0 WP BB	
Jorge Orta, L OBP: 0.388, SLG: 0.395 (1, 9)	0-0 3B		0-0 F8	0-0 3-1 1-2		0-0 1B		4-0 1-2 BB	
Mike Hargrove, L OBP: 0.402, SLG: 0.388 (1, 3)	0-3 K		4-0 FC6-5 2B IBB		0-0 G3	0-0 L9		0-0 F8	
Cliff Johnson, R OBP: 0.326, SLG: 0.392 (1, 10)	0-0 6-3		0-0 FC6-5 2B 1-2 2-3f 3-H		0-0 HR		0-0 BB 1B		
Ron Hassey, L OBP: 0.360, SLG: 0.437 (1, 2)		0-0 L3-6-4 1B	0-0 1-3 2-H 2B		0-0 HR		4-0 BB 1B G6-4-3		
Joe Charboneau, R OBP: 0.344, SLG: 0.493 (1, 7)		0-0 L3-6-4 1B	0-0 F8		0-3 K		0-0 F3		
Miguel Dilone, S OBP: 0.361, SLG: 0.435 (8, 7)		0-0 L3-6-4 1B					0-0 G6-4-3		
Toby Harrah, R OBP: 0.304, SLG: 0.276 (1, 5)		0-0 L3-6-4		0-0 F9		4-0 BB		0-0 4-3	
Duane Kuiper, L OBP: 0.335, SLG: 0.318 (1, 4)			0-0 SH 1B	0-0 WP 5-3 1B		0-0 1-3		0-0 6-3	
Tom Verzyer, R OBP: 0.331, SLG: 0.370 (1, 6)			0-0 SH FC6-5 1B	0-0 5-3		0-3 K			

AB	R	H	RBI	BB	SO	LOB
2	0	0	0	2	1	0
4	0	2	0	1	0	4
4	1	0	0	1	1	4
4	1	2	2	0	0	3
3	1	3	2	1	0	0
4	0	1	0	0	1	4
0	0	0	0	0	0	0
3	0	0	0	1	0	4
4	1	2	0	0	0	1
4	1	1	0	0	1	1

BOTTOM

Seattle Mariners @ Cleveland Indians
Cleveland Municipal Stadium, Cleveland, OH

Sat May 31 1980, 7:05 PM EDT
Att. 11,107 - Unknown - 71 F

livebaseballscorecards.com

AB	32
R	5
H	11
RBI	4
BB	6
SO	4
LOB	21



1B: 7	SF: 0
2B: 1	SAC: 1
3B: 2	DP: 1
HR: 2	HBP: 0

WP: 2	PA: 39
PB: 0	
SB: 1	
CS: 0	

Inning Stats	Pitcher										Pitcher																	
	R	E	K	S	H	LOB	BB	P	IP	WLS	BF	H	R	ER	SO	BB	IP	WLS	BF	H	R	ER	SO	BB				
	0	0	1	6	1	1	0	6	4.1	L	23	9	5	2	1	5	1.2		7	1	0	0	3	1	2.0		9	1

Mike Parrott, R ERA: 6.63 (1, 1)	4.1	L	23	9	5	2	1	5	1	0	0	0	0	0	0	0	0	0	0	0	0	0	0	0	0	0
Dave Roberts, L ERA: 5.3 (5, 1)	1.2		7	1	0	0	3	1	0	0	0	0	0	0	0	0	0	0	0	0	0	0	0	0	0	0
Byron McLaughlin, R ERA: 9.25 (7, 1)	2.0		9	1	0	0	0	3	0	0	0	0	0	0	0	0	0	0	0	0	0	0	0	0	0	0

	2	0	1	7	2	1	1	11	4.15		31	2	23	16	0.00	1.200	1	0	6	18	0.00	2.000				
--	---	---	---	---	---	---	---	----	------	--	----	---	----	----	------	-------	---	---	---	----	------	-------	--	--	--	--

Batter	1	2	3	4	5	6	7	8	9	AB R H RBI BB SO LOB	TOP																										
Julio Cruz, S (1, 4) OBP: 0.325, SLG: 0.321	0-0 F8		0-0 G3	0-0 1B 1-3 3-H			0-0 SH5-4		0-0 5-3	4 0 1 1 0 0 0																											
Bill Stein, R (1, 3) OBP: 0.348, SLG: 0.416 Bruce Bochte, L (4, PH) OBP: 0.389, SLG: 0.465	0-0 4-3			1B BB			0-3 K		0-0 F9	1 1 0 0 1 0 0 3 0 0 0 0 1 3																											
Tom Paciorek, R (1, 7) OBP: 0.410, SLG: 0.627	0-0 F8			1B 1-2 SF9	0-0 1B G6-4-3		0-0 HR			4 2 3 2 0 0 0																											
Willie Horton, R (1, 10) OBP: 0.323, SLG: 0.305		0-0 FC6-4 1B		1B 1-3 2-H 1B	0-3 K		0-0 F7			4 1 2 1 0 1 1																											
Leon Roberts, R (1, 9) OBP: 0.314, SLG: 0.454		0-0 FC6-4 1-2f		SF9	0-0 G6-4-3			0-0 5-3		3 0 0 1 0 0 2																											
Jim Anderson, R (1, 6) OBP: 0.315, SLG: 0.358 Mario Mendoza, R (8, 6) OBP: 0.350, SLG: 0.432		0-3 K		1-2 FC5-4 1B		0-0 F5		0-3 K		4 0 1 0 0 2 1 0 0 0 0 0 0 0																											
Rod Craig, S (1, 8) OBP: 0.295, SLG: 0.380		0-3 K		0-0 FC5-4 1B 1-2f 2-3		0-0 CS 1B		0-0 F7		4 1 1 0 0 1 3																											
Ted Cox, R (1, 5) OBP: 0.303, SLG: 0.280			0-0 6-3	0-0 1B 1-2 3-H 1B		0-0 F9		0-0 6-3		4 1 1 1 0 0 1																											
Larry Cox, R (1, 2) OBP: 0.257, SLG: 0.253			0-0 6-3	0-0 1B 1-3 2-H 1B		4-0 SH5-4 HR BB		0-0 HR		3 2 2 2 1 0 0																											
Inning Stats	R: 0 E: 0 K: 0 S: 3	H: 0 LOB: 0 BB: 0 P: 3	R: 0 E: 0 K: 2 S: 8	H: 1 LOB: 1 BB: 0 P: 8	R: 0 E: 0 K: 0 S: 3	H: 0 LOB: 0 BB: 0 P: 3	R: 5 E: 0 K: 0 S: 9	H: 6 LOB: 2 BB: 1 P: 13	R: 0 E: 0 K: 1 S: 5	H: 1 LOB: 0 BB: 0 P: 5	R: 0 E: 0 K: 0 S: 3	H: 1 LOB: 0 BB: 0 P: 3	R: 2 E: 0 K: 1 S: 6	H: 1 LOB: 0 BB: 1 P: 10	R: 0 E: 0 K: 1 S: 5	H: 0 LOB: 0 BB: 0 P: 5	R: 1 E: 0 K: 0 S: 4	H: 1 LOB: 0 BB: 0 P: 4	1B: 9 2B: 0 3B: 0 HR: 2	SF: 1 SAC: 1 DP: 1 HBP: 0	WP: 0 PB: 0 SB: 1 CS: 1	PA: 38															
PITCHER	IP WLS BF H R ER SO BB IBB HBP BLK WP HR S P ERA WHIP																				PITCHER	IP WLS BF H R ER SO BB IBB HBP BLK WP HR S P ERA WHIP															
Rick Waits, L (1, 1) ERA: 4.79	3.2		18	6	5	5	2	1	0	0	0	0	0	0	21	25	12.27	1.909																			
Mike Stanton, R (4, 1) ERA: 4.62	3.1		13	4	2	2	2	1	0	0	0	0	1	16	20	5.40	1.500																				
Sid Monge, L (8, 1) ERA: 3.52	2.0	L	7	1	1	1	1	0	0	0	0	0	1	9	9	4.50	0.500																				

Seattle Mariners @ Cleveland Indians
Cleveland Municipal Stadium, Cleveland, OH

Sun Jun 01 1980, 3:33 AM EDT
Att. 25,376 - Unknown - 70 F

livebaseballscorecards.com

AB	34
R	8
H	11
RBI	8
BB	2
SO	5
LOB	11



Batter	1	2	3	4	5	6	7	8	9	AB R H RBI BB SO LOB
Rick Manning, L (1, 8) OBP: 0.344, SLG: 0.267	0-0 1-3		0-0 G3		0-0 F9		4-0 BB BB BB BB BB BB 1B BB	0-0 E S 1B		4 1 1 0 1 0 0
Jorge Orta, L (1, 9) OBP: 0.393, SLG: 0.401	0-0 G4-6-3 1B		0-0 4-3		0-0 1B		0-0 BB BB 1-2 SF8 1B	0-0 F5		5 1 3 0 0 0 1
Mike Hargrove, L (1, 3) OBP: 0.412, SLG: 0.389	0-0 G4-6-3 1-2f			4-0 3B BB	0-0 1-3 1B		4-0 SF8 BB 1-2 2-3 SF9 BB	4-0 BB 1-3 IBB		2 2 1 0 3 0 1
Cliff Johnson, R (1, 10) OBP: 0.336, SLG: 0.406		0-0 6-3		0-0 SF8 3B 1-H	0-3 K		4-0 SF8 BB 1-2 2-3 3-H	4-0 BB 1-2		3 1 1 2 2 1 2
Ron Hassey, L (1, 2) OBP: 0.359, SLG: 0.438		0-0 1B		0-0 SF8	0-0 4-3		0-0 SF8	0-3 K		2 0 1 1 0 0 2
Gary Alexander, R (7, PH) OBP: 0.250, SLG: 0.261		1B		0-0 3-H			0-0 SF8			1 0 0 1 0 1 3
Joe Charboneau, R (1, 7) OBP: 0.340, SLG: 0.486		0-3 K		0-0 6-3		0-0 4-3 SF7 2B	0-0 SF9		0-0 4-3	2 0 0 0 0 1 1
Miguel Dilone, S (5, 7) OBP: 0.370, SLG: 0.457										1 1 1 0 0 0 0
Ron Pruitt, R (7, PH) OBP: 0.342, SLG: 0.273										0 0 0 0 0 0 0
Dell Alston, L (7, PH) OBP: 0.273, SLG: 0.310										1 0 0 1 0 0 0
Toby Harrah, R (1, 5) OBP: 0.311, SLG: 0.286		0-0 1-2 1B		0-0 BB 1B		0-0 4-3	0-3 K		0-0 FC6-4 1B	5 0 3 0 0 1 2
Duane Kuiper, L (1, 4) OBP: 0.337, SLG: 0.315		0-0 G3		4-0 1-2 BB		0-0 SF7		0-0 HR	0-0 FC6-4	1 0 0 0 1 0 2
Dave Rosello, R (6, 4) OBP: 0.267, SLG: 0.500						0-0 3-H			1-2f	2 1 1 2 0 0 1
Jerry Dybzinski, R (1, 6) OBP: 0.276, SLG: 0.370			0-0 5-3	0-3 K		0-0 6-3		0-0 F9	0-0 4-3	5 0 0 0 0 1 3

BOTTOM

Seattle Mariners @ Cleveland Indians
Cleveland Municipal Stadium, Cleveland, OH

Sun Jun 01 1980, 3:33 AM EDT
Att: 25,376 - Unknown - 70 F

livebaseballscorecards.com

AB	34
R	7
H	12
RBI	7
BB	7
SO	5
LOB	18



Inning Stats															Pitcher																																																																															
R: 0	H: 1	E: 0	K: 0	S: 3	H: 1	LOB: 0	BB: 0	P: 3	R: 0	H: 2	E: 0	K: 1	S: 7	H: 2	LOB: 2	BB: 0	P: 7	R: 0	H: 0	E: 0	K: 0	S: 3	H: 0	LOB: 0	BB: 0	P: 3	R: 2	H: 2	E: 0	K: 1	S: 7	H: 2	LOB: 2	BB: 2	P: 15	R: 0	H: 2	E: 0	K: 1	S: 7	H: 2	LOB: 2	BB: 0	P: 7	R: 1	H: 1	E: 0	K: 0	S: 4	H: 1	LOB: 0	BB: 0	P: 4	R: 3	H: 1	E: 0	K: 1	S: 6	H: 1	LOB: 1	BB: 3	P: 18	R: 1	H: 2	E: 0	K: 1	S: 7	H: 2	LOB: 3	BB: 2	P: 15	R: 0	H: 1	E: 0	K: 0	S: 4	H: 1	LOB: 1	BB: 0	P: 4	1B: 9	SF: 4	2B: 1	SAC: 0	3B: 1	DP: 1	HR: 1	HBP: 0	WP: 0	PA: 45	ERA	WHIP	ERA	WHIP
PITCHER Jim Beattie, R (1, 1) IP: 6.0 WLS: 0 BF: 28 H: 8 R: 4 ER: 4 SO: 3 BB: 3 IBB: 0 HBP: 0 BLK: 0 WP: 0 HR: 0 S: 31 P: 43 ERA: 6.00 WHIP: 1.833 Shane Rawley, L (7, 1) IP: 0.1 WLS: 1 BF: 4 H: 1 R: 1 ER: 1 SO: 0 BB: 0 IBB: 0 HBP: 0 BLK: 0 WP: 0 HR: 0 S: 2 P: 10 ERA: 27.00 WHIP: 9.000 Dave Heaverlo, R (7, 1) IP: 2.2 WLS: 13 BF: 3 H: 2 R: 2 ER: 2 SO: 2 BB: 1 IBB: 1 HBP: 0 BLK: 0 WP: 0 HR: 1 S: 15 P: 23 ERA: 6.75 WHIP: 1.500															PITCHER Jim Beattie, R (1, 1) IP: 6.0 WLS: 0 BF: 28 H: 8 R: 4 ER: 4 SO: 3 BB: 3 IBB: 0 HBP: 0 BLK: 0 WP: 0 HR: 0 S: 31 P: 43 ERA: 6.00 WHIP: 1.833 Shane Rawley, L (7, 1) IP: 0.1 WLS: 1 BF: 4 H: 1 R: 1 ER: 1 SO: 0 BB: 0 IBB: 0 HBP: 0 BLK: 0 WP: 0 HR: 0 S: 2 P: 10 ERA: 27.00 WHIP: 9.000 Dave Heaverlo, R (7, 1) IP: 2.2 WLS: 13 BF: 3 H: 2 R: 2 ER: 2 SO: 2 BB: 1 IBB: 1 HBP: 0 BLK: 0 WP: 0 HR: 1 S: 15 P: 23 ERA: 6.75 WHIP: 1.500																																																																															

Batter	1	2	3	4	5	6	7	8	9	AB R H RBI BB SO LOB	TOP											
Rickey Henderson, R OBP: 0.411, SLG: 0.367 (1, 7)	0-0 1B		0-0 4-3 1B		4-0 SH1-3 BB		0-0 1B		0-0 HR 1B	4 1 4 0 1 0 0												
Dwayne Murphy, L OBP: 0.420, SLG: 0.448 (1, 8)	0-0 1B		0-0 4-3		0-0 SH1-3		0-0 1B		0-0 HR	4 1 3 3 0 0 1												
Dave Revering, L OBP: 0.388, SLG: 0.559 (1, 3)	0-0 F7		0-0 F4		0-0 F9		0-3 K		0-0 F7	5 0 0 0 0 1 6												
Mitchell Page, L OBP: 0.371, SLG: 0.351 (1, 10)	0-0 G4-6-3 1-2f				0-0 HR		0-3 K		0-0 F7	5 1 1 1 0 1 4												
Wayne Gross, L OBP: 0.369, SLG: 0.480 (1, 5)		0-3 K		4-0 G5-4-3 BB		0-0 2B		4-0 FC4 1B BB	0-0 G3	3 1 1 0 2 1 0												
Tony Armas, R OBP: 0.328, SLG: 0.444 (1, 9)		0-3 K		0-0 G5-4-3 1-2f		0-0 6-3		0-3 K		4 0 0 0 0 2 3												
Jeff Newman, R OBP: 0.268, SLG: 0.385 (1, 2)		0-0 5-3		0-0 2B		0-0 2B		0-0 FC4 1B		4 0 3 1 0 0 0												
Mickey Klutts, R OBP: 0.289, SLG: 0.329 (1, 4)			0-3 K	0-0 F9		0-0 F7		0-0 FC4 1-2f 2-3		4 0 0 0 0 1 4												
Mario Guerrero, R OBP: 0.239, SLG: 0.266 (1, 6)			0-0 1B 4-3 1B		0-0 5-3		0-3 K	0-3 K		4 1 1 0 0 2 2												
Inning Stats	R: 0 E: 0 K: 0 S: 4	H: 2 LOB: 1 BB: 0 P: 4	R: 0 E: 0 K: 2 S: 7	H: 0 LOB: 0 BB: 0 P: 7	R: 1 E: 0 K: 1 S: 7	H: 2 LOB: 1 BB: 0 P: 7	R: 1 E: 0 K: 0 S: 4	H: 2 LOB: 1 BB: 1 P: 8	R: 0 E: 0 K: 0 S: 3	H: 0 LOB: 1 BB: 1 P: 7	R: 1 E: 0 K: 0 S: 5	H: 2 LOB: 1 BB: 0 P: 5	R: 0 E: 0 K: 3 S: 11	H: 2 LOB: 2 BB: 0 P: 11	R: 0 E: 0 K: 2 S: 8	H: 1 LOB: 2 BB: 1 P: 12	R: 2 E: 0 K: 0 S: 5	H: 2 LOB: 0 BB: 0 P: 5	1B: 8 2B: 3 3B: 0 HR: 2	SF: 0 SAC: 1 DP: 2 HBP: 0	WP: 0 PB: 0 SB: 1 CS: 0	PA: 41
PITCHER	IP WLS BF H R ER SO BB IBB HBP BLK WP HR S P ERA WHIP																					
Wayne Garland, R ERA: 5.19 (1, 1)	6.0 W 26 8 3 3 3 2 0 0 0 0 0 1 30 38 4.50 1.667																					
Mike Stanton, R ERA: 4.28 (7, 1)	2.0 10 3 0 0 5 1 0 0 0 0 0 0 19 23 0.00 2.000																					
Victor Cruz, R ERA: 4.37 (9, 1)	1.0 5 2 2 2 0 0 0 0 0 0 0 1 5 5 18.00 2.000																					

Oakland Athletics @ Cleveland Indians
Cleveland Municipal Stadium, Cleveland, OH

Mon Jun 02 1980, 7:05 PM EDT
Att. 4,445 - Unknown - 77 F

AB	37
R	5
H	13
RBI	5
BB	3
SO	8
LOB	20



WP: 0	PA: 41
-------	--------

Batter	1	2	3	4	5	6	7	8	9	10	AB R H RBI BB SO LOB	TOP												
Rickey Henderson, R OBP: 0.406, SLG: 0.363 (1, 7) X	0-0 E7 SF8 1B		X 0-0 6-3		X 0-0 6-3			X 0-0 F9	0-0 CS	X 0-0 6-3	5 1 1 0 0 0 0													
Dwayne Murphy, L OBP: 0.414, SLG: 0.438 (1, 8) X	0-0 F8		X 0-0 3-1		S S S 0-3 K			B B B B 4-0 BB		S S S 0-3 K	4 0 0 0 1 2 1													
Wayne Gross, L OBP: 0.364, SLG: 0.469 (1, 5) X	0-0 SF8		B B B B 4-0 BB		X 0-0 L4			X 0-0 F8		X 0-0 F9	3 0 0 1 1 0 1													
Dave Revering, L OBP: 0.391, SLG: 0.579 (1, 3) X	0-0 3-H 1B		X 0-0 L3		X 0-0 F8				X 0-0 HR		4 1 2 1 0 0 1													
Mitchell Page, L OBP: 0.374, SLG: 0.378 (1, 10) X	0-0 1-3 1B		X 0-0 L3		X 0-0 3-1				X 0-0 HR		4 1 2 1 0 0 0													
Tony Armas, R OBP: 0.326, SLG: 0.457 (1, 9) X	0-0 L6		S S S 0-3 K		S S S 0-3 K			X 0-0 HR		X 0-0 HR	4 1 1 1 0 2 2													
Jeff Newman, R OBP: 0.275, SLG: 0.388 (1, 2) X		X 0-0 F9		X 0-0 1B		X 0-0 G6-4-3 1B		X 0-0 F9		X 0-0 F9	4 0 2 0 0 0 0													
Mario Guerrero, R OBP: 0.236, SLG: 0.263 Mike Davis, L OBP: 0.111, SLG: 0.111 Dave McKay, S OBP: 0.212, SLG: 0.323 (1, 6) X (7, PH) (7, 6)		X 0-0 4-3		S S S 0-3 K		X 0-0 G6-4-3 1-2f		S S S 0-3 K		S S S 0-3 K	2 0 0 0 0 1 1 1 0 0 0 0 0 1 1 0 0 0 0 1 0													
Rob Picciolo, R OBP: 0.282, SLG: 0.371 Randy Elliott, R OBP: 0.125, SLG: 0.125 Mike Edwards, R OBP: 0.229, SLG: 0.229 (1, 4) X (8, PH) (8, 4)		S S S 0-3 K		S S S 0-3 K		S S S 0-3 K		S S S 0-3 K		X 0-0 CS 1B	2 0 0 0 0 2 0 1 0 0 0 0 1 0 1 0 1 0 0 0 0													
Inning Stats	R: 1 E: 1 K: 0 S: 6	H: 3 LOB: 2 BB: 0 P: 6	R: 0 E: 0 K: 1 S: 5	H: 0 LOB: 0 BB: 0 P: 5	R: 0 E: 0 K: 0 S: 3	H: 0 LOB: 1 BB: 1 P: 7	R: 0 E: 0 K: 2 S: 8	H: 1 LOB: 1 BB: 0 P: 8	R: 0 E: 0 K: 2 S: 7	H: 0 LOB: 0 BB: 0 P: 7	R: 0 E: 0 K: 1 S: 5	H: 1 LOB: 0 BB: 0 P: 5	R: 0 E: 0 K: 1 S: 5	H: 0 LOB: 1 BB: 1 P: 9	R: 3 E: 0 K: 1 S: 8	H: 4 LOB: 0 BB: 0 P: 8	R: 0 E: 0 K: 1 S: 5	H: 0 LOB: 0 BB: 0 P: 5	1B: 6 2B: 0 3B: 0 HR: 3	SF: 1 SAC: 0 DP: 1 HBP: 0	WP: 0 PB: 0 SB: 0 CS: 1	PA: 40		
PITCHER	IP WLS BF H R ER SO BB IBB HBP BLK WP HR S P ERA WHIP																							
Len Barker, R ERA: 4.1 (1, 1)	8.0																							
Sid Monge, L ERA: 4.3 (9, 1)	0.0	W	2	2	2	0	0	0	0	0	2	2	2	∞	∞									
Victor Cruz, R ERA: 4.38 (9, 1)	2.0		7	2	1	1	2	0	0	0	0	1	11	4.50	1.000									

Oakland Athletics @ Cleveland Indians
Cleveland Municipal Stadium, Cleveland, OH

Tue Jun 03 1980, 7:05 PM EDT
Att. 4,597 - Unknown - 62 F

livebaseballscorecards.com

AB 36
R 4
H 9
RBI 4
BB 2
SO 9
LOB 7



Batter	1	2	3	4	5	6	7	8	9	10	AB	R	H	RBI	BB	SO	LOB
Miguel Dilone, S OBP: 0.361, SLG: 0.443 (1, 7) (2, 9)	0-0 1B 2B	0-0 F7			0-0 6-3		0-0 L4-3			0-0 1-3	5	1	1	0	0	0	2
Jorge Orta, L OBP: 0.407, SLG: 0.416 Joe Charboneau, R OBP: 0.331, SLG: 0.472 (1, PR) (2, 7)	4-0 1B HR BB	0-3 K			0-0 F4			0-0 4-3		0-0 F6	0	0	0	0	1	0	0
Mike Hargrove, L OBP: 0.402, SLG: 0.374 (1, 3)	0-0 L3				0-0 F7		0-0 G3		0-0 F7		0-0 HR 1B	5	1	1	0	0	2
Cliff Johnson, R OBP: 0.340, SLG: 0.419 (1, 10)	0-0 HR 1B				4-0 G4-6-3 BB		0-0 F9		0-0 4-3		0-0 HR	4	2	2	3	1	0
Ron Hassey, L OBP: 0.371, SLG: 0.449 Dell Alston, L OBP: 0.273, SLG: 0.310 Bo Diaz, R OBP: 0.296, SLG: 0.280 (1, 2) (9, PR) (10, 2)	0-0 F5				0-0 G4-6-3		0-0 2B		0-0 SH3-4 1B		4	0	2	0	0	0	3
Toby Harrah, R OBP: 0.328, SLG: 0.312 (1, 5)	0-0 HR				0-0 F8		4-0 BB		0-0 SH3-4		2	1	1	3	1	0	0
Rick Manning, L OBP: 0.359, SLG: 0.264 (1, 8)	0-0 6-3				0-0 4-3		0-0 F8		4-0 IBB		3	0	0	0	1	0	3
Dave Rosello, R OBP: 0.250, SLG: 0.500 (1, 4)					0-0 5-3		0-0 F3		0-3 K		4	0	0	0	0	1	2
Jerry Dybzinski, R OBP: 0.270, SLG: 0.343 (1, 6)					0-3 K		0-3 K L4-3		0-0 F4		4	0	1	0	0	2	2

Inning Stats	R: 4	H: 3	E: 0	K: 0	S: 6	H: 1	LOB: 1	BB: 1	P: 10	R: 0	H: 1	E: 0	K: 1	S: 6	R: 0	H: 0	E: 0	K: 0	S: 2	R: 0	H: 0	E: 0	K: 0	S: 3	R: 0	H: 0	E: 0	K: 1	S: 5	R: 0	H: 1	E: 0	K: 0	S: 4	R: 0	H: 0	E: 0	K: 0	S: 3	R: 0	H: 1	E: 0	K: 1	S: 6	R: 2	H: 2	E: 0	K: 0	S: 4	R: 0	H: 2	E: 0	K: 0	S: 4	1B: 4	2B: 3	3B: 0	HR: 2	SF: 0	SAC: 1	DP: 2	HBP: 0	WP: 1	PA: 40
--------------	------	------	------	------	------	------	--------	-------	-------	------	------	------	------	------	------	------	------	------	------	------	------	------	------	------	------	------	------	------	------	------	------	------	------	------	------	------	------	------	------	------	------	------	------	------	------	------	------	------	------	------	------	------	------	------	-------	-------	-------	-------	-------	--------	-------	--------	-------	--------

PITCHER	IP	WLS	BF	H	R	ER	SO	BB	IBB	HBP	BLK	WP	HR	S	P	ERA	WHIP
Rick Langford, R ERA: 3.61 (1, 1)	9.2	L	40	8	6	6	4	3	1	0	0	1	2	44	60	5.59	1.138


BOTTOM

Oakland Athletics @ Cleveland Indians
Cleveland Municipal Stadium, Cleveland, OH

Tue Jun 03 1980, 7:05 PM EDT
Att. 4,597 - Unknown - 62 F

livebaseballscorecards.com

AB	35
R	6
H	8
RBI	6
BB	4
SO	4
LOB	15



Batter	1	2	3	4	5	6	7	8	9	AB R H RBI BB SO LOB	TOP											
Rickey Henderson, R OBP: 0.402, SLG: 0.355 (1, 7) X	0-0 6-3		0-0 5-3		0-0 E6 1B			4-0 1B BB	0-0 F9	4 2 0 0 1 0 0												
Dwayne Murphy, L OBP: 0.421, SLG: 0.442 (1, 8) X	0-0 G3		4-0 BB		0-0 1B			0-0 1B 1B		3 1 2 1 1 0 0												
Wayne Gross, L OBP: 0.361, SLG: 0.463 (1, 5) X	0-0 5-3		0-0 F5		0-0 F8			0-0 1B 1B		4 0 1 1 0 0 2												
Dave Revering, L OBP: 0.394, SLG: 0.573 (1, 3) X		0-0 F8		0-0 4-3		4-0 G6-3 BB		0-0 1B		3 0 1 1 1 0 0												
Mitchell Page, L OBP: 0.371, SLG: 0.370 (1, 10) X		0-0 F7		4-0 BB		0-0 F8		0-3 K		3 0 0 0 1 1 3												
Tony Armas, R OBP: 0.324, SLG: 0.452 (1, 9) X		0-0 1B 1B		0-0 F9		0-0 G6-3 1-2f		0-3 K		4 0 1 0 0 1 4												
Jeff Newman, R OBP: 0.274, SLG: 0.384 (1, 2) X		0-0 1B		0-0 6-3			0-0 6-3	0-3 K		4 0 1 0 0 1 3												
Mario Guerrero, R OBP: 0.234, SLG: 0.259 (1, 6) X		0-0 F8			0-0 L4		0-0 4-3		0-0 F4	2 0 0 0 0 0 2												
Mike Davis, L OBP: 0.105, SLG: 0.105 (7, PH)										1 0 0 0 0 0 0												
Mickey Klutts, R OBP: 0.286, SLG: 0.324 (7, 6) X										1 0 0 0 0 0 0												
Rob Picciolo, R OBP: 0.276, SLG: 0.362 (1, 4) X			0-0 F4		0-0 F8		0-0 6-3		0-3 K	3 0 0 0 0 0 0												
Mike Heath, R OBP: 0.282, SLG: 0.326 (9, PH) X										1 0 0 0 0 1 0												
Inning Stats	R: 0 E: 0 K: 0 S: 3	H: 0 LOB: 0 BB: 0 P: 3	R: 0 E: 0 K: 0 S: 5	H: 2 LOB: 2 BB: 0 P: 5	R: 0 E: 0 K: 0 S: 3	H: 0 LOB: 1 BB: 1 P: 7	R: 0 E: 0 K: 0 S: 3	H: 0 LOB: 1 BB: 1 P: 7	R: 1 E: 1 K: 0 S: 5	H: 1 LOB: 1 BB: 0 P: 5	R: 0 E: 0 K: 0 S: 2	H: 0 LOB: 0 BB: 1 P: 6	R: 0 E: 0 K: 0 S: 3	H: 0 LOB: 0 BB: 0 P: 3	R: 2 E: 0 K: 3 S: 12	H: 3 LOB: 2 BB: 1 P: 16	R: 0 E: 0 K: 1 S: 5	H: 0 LOB: 0 BB: 0 P: 5	1B: 6 2B: 0 3B: 0 HR: 0	SF: 0 SAC: 0 DP: 1 HBP: 0	WP: 0 PB: 0 SB: 0 CS: 0	PA: 37
PITCHER	IP WLS BF H R ER SO BB IBB HBP BLK WP HR S P ERA WHIP																					
Dan Spillner, R ERA: 4.81 (1, 1)	7.0 W 30 5 3 2 0 4 0 0 0 0 0 0 26 42 2.57 1.286																					
Bob Owchinko, L ERA: 5.77 (8, 1)	0.1 2 1 0 0 1 0 0 0 0 0 0 0 4 4 0.00 3.000																					
Victor Cruz, R ERA: 4.1 (8, 1)	1.2 S 5 0 0 0 3 0 0 0 0 0 0 0 11 11 0.00 0.000																					

Oakland Athletics @ Cleveland Indians
Cleveland Municipal Stadium, Cleveland, OH
Wed Jun 04 1980, 7:05 PM EDT
Att. 8,608 - Unknown

livebaseballscorecards.com

AB	33
R	3
H	6
RBI	3
BB	4
SO	4
LOB	14



Batter	1	2	3	4	5	6	7	8	9	AB R H RBI BB SO LOB
Miguel Dilone, S OBP: 0.372, SLG: 0.444 (1, 9)	4-0 PB S SF8 BB		0-0 F7		0-0 1B		0-0 SH1-4			2 1 1 0 1 0 0
Rick Manning, L OBP: 0.356, SLG: 0.264 (1, 8)	0-0 F6 1-3		0-0 F7		0-0 1B 1-H		0-3 K			4 0 1 0 0 1 2
Mike Hargrove, L OBP: 0.408, SLG: 0.397 (1, 3)	4-0 SF8 BB		0-0 1B			0-0 HR	0-0 E6 WP			3 1 2 1 1 0 0
Cliff Johnson, R OBP: 0.344, SLG: 0.442 (1, 10)	0-0 SF8 1-2 3-H		0-0 F6			0-0 HR	4-0 BB 1-2			2 1 1 2 1 0 1
Ron Hassey, L OBP: 0.368, SLG: 0.443 (1, 2)	0-0 F8			0-3 K		0-0 1B	0-0 3-1			4 0 1 0 0 1 3
Toby Harrah, R OBP: 0.337, SLG: 0.339 (1, 5)		0-0 HR		0-0 1B G6-4-3		0-0 F8		0-0 SH3 1B		4 1 3 1 0 0 1
Joe Charboneau, R OBP: 0.325, SLG: 0.463 (1, 7)		0-0 F7		0-0 G6-4-3 1-2f		0-0 F7		0-0 SH3		3 0 0 0 0 0 2
Dell Alston, L OBP: 0.273, SLG: 0.310 (8, PH) (9, 7)								1-2		0 0 0 0 0 0 0
Dave Rosello, R OBP: 0.214, SLG: 0.423 (1, 4)		0-0 F8			0-0 6-3	0-0 F8		0-0 F7		4 0 0 0 0 0 2
Jerry Dybzinski, R OBP: 0.268, SLG: 0.359 (1, 6)		0-0 F8			0-0 F8		0-0 SH1-4 E 2B	0-0 F7		4 1 1 0 0 0 1

Inning Stats	R: 1 E: 0 K: 0 S: 3	H: 0 LOB: 1 BB: 2 P: 11	R: 1 E: 0 K: 0 S: 4	H: 1 LOB: 0 BB: 0 P: 4	R: 0 E: 0 K: 0 S: 4	H: 1 LOB: 0 BB: 0 P: 5	R: 0 E: 0 K: 0 S: 4	H: 2 LOB: 2 BB: 0 P: 4	R: 2 E: 0 K: 0 S: 6	H: 3 LOB: 1 BB: 0 P: 6	R: 1 E: 1 K: 1 S: 7	H: 1 LOB: 2 BB: 1 P: 11	R: 0 E: 0 K: 0 S: 4	H: 1 LOB: 1 BB: 0 P: 4	1B: 6 2B: 1 3B: 0 HR: 3	SF: 1 SAC: 2 DP: 1 HBP: 0	WP: 1 PB: 1 SB: 2 CS: 0	PA: 36
--------------	------------------------------	----------------------------------	------------------------------	---------------------------------	------------------------------	---------------------------------	------------------------------	---------------------------------	------------------------------	---------------------------------	------------------------------	----------------------------------	------------------------------	---------------------------------	----------------------------------	------------------------------------	----------------------------------	--------

PITCHER	IP	WLS	BF	H	R	ER	SO	BB	IBB	HBP	BLK	WP	HR	S	P	ERA	WHIP
Steve McCatty, R ERA: 4.8 (1, 1)	6.0	L	27	9	5	3	1	2	0	0	0	0	3	27	35	4.50	1.833
Bob Lacey, L ERA: 2.3 (7, 1)	0.2		3	0	0	0	1	0	0	0	0	0	0	5	5	0.00	0.000
Jeff Jones, R ERA: 2.49 (7, 1)	1.1		6	1	0	0	0	1	0	0	0	1	0	5	9	0.00	1.500

BOTTOM

Oakland Athletics @ Cleveland Indians
Cleveland Municipal Stadium, Cleveland, OH

Wed Jun 04 1980, 7:05 PM EDT
Att. 8,608 - Unknown

AB	30
R	5
H	10
RBI	4
BB	3
SO	2
LOB	12



PITCHER	IP	WLS	BF	H	R	ER	SO	BB	IBB	HBP	BLK	WP	HR	S	P	ERA	WHIP
---------	----	-----	----	---	---	----	----	----	-----	-----	-----	----	----	---	---	-----	------

Batter	1	2	3	4	5	6	7	8	9	AB R H RBI BB SO LOB	TOP																									
Miguel Dilone, S (1, 9) OBP: 0.379, SLG: 0.451	0-0 CS 1B		0-0 1-H 2B	0-0 F7		0-0 1-3 1B		0-0 1-H 2-H 1B 2B	0-0 1B	1 0 1 0 0 0 0	Cleveland Indians @ Chicago White Sox Comiskey Park, Chicago, IL Fri Jun 06 1980, 8:05 PM EDT Att. 20,231 - Unknown livebaseballscorecards.com																									
Ron Pruitt, R (2, 9) OBP: 0.366, SLG: 0.333										0 1 0 0 0 0 0																										
Dell Alston, L (7, 9) OBP: 0.273, SLG: 0.310										0 0 0 0 0 0 0																										
Gary Alexander, R (8, PH) (8, 9) OBP: 0.278, SLG: 0.313										2 1 2 2 0 0 0																										
Rick Manning, L (1, 8) OBP: 0.350, SLG: 0.261	0-0 6-3 1-2		0-0 SH1-3 2-3	0-0 F6		0-0 FC5-2 1-2 3-H		0-0 WP 1B 2-H	0-0 F8	5 1 1 1 0 0 6																										
Mike Hargrove, L (1, 3) OBP: 0.413, SLG: 0.399	4-0 BB		0-0 5-3 3-H 1B		0-0 E4 1B	0-0 F8 2-3		0-0 WP S 2-H 1B		4 1 2 2 1 0 2																										
Cliff Johnson, R (1, 10) OBP: 0.333, SLG: 0.427	0-0 F5		0-0 5-3 1-2		0-0 F7		0-0 5-3	0-3 K 1-2		5 0 0 0 0 1 4																										
Toby Harrah, R (1, 5) OBP: 0.338, SLG: 0.333		0-3 K 5-3	1-0 FC6-4 HBP		0-0 F8		0-0 F9 B B B	4-0 WP BB		3 0 0 0 1 1 1																										
Joe Charboneau, R (1, 7) OBP: 0.327, SLG: 0.457		0-0 5-3	0-0 FC6-4 1-2f		0-0 CS 1B 1-2		0-0 F7 1-2	4-0 1-2 2-3 BB		4 0 1 0 1 0 2																										
Bo Diaz, R (1, 2) OBP: 0.333, SLG: 0.393		0-0 3B		0-0 5-3		0-0 1-2 2-H 1B		0-0 FC2-5 BB F8		3 0 2 1 0 0 0																										
Ron Hassey, L (8, PH) (8, 2) OBP: 0.369, SLG: 0.440										1 0 0 0 1 0 3																										
Dave Rosello, R (1, 4) OBP: 0.242, SLG: 0.419		0-3 K 5-3		0-0 1B 1B	0-0 CS 2-3	0-0 1-6-3		0-0 1-2 2B FC2-5 1B	0-0 5-3	5 1 2 0 0 1 1																										
Jerry Dybzinski, R (1, 6) OBP: 0.304, SLG: 0.372			1-0 2B HBP	0-0 1-2 1B		0-0 1B FC5-2 1B		0-0 1-2 2-3f 2B FC2-5	0-0 G3	4 2 2 0 0 0 2																										
Inning Stats	R: 0 E: 0 K: 0 S: 3	H: 1 LOB: 1 BB: 1 P: 7	R: 0 E: 0 K: 2 S: 8	H: 1 LOB: 1 BB: 0 P: 8	R: 2 E: 0 K: 0 S: 5	H: 2 LOB: 2 BB: 0 P: 7	R: 0 E: 0 K: 0 S: 5	H: 2 LOB: 2 BB: 0 P: 5	R: 1 E: 1 K: 0 S: 5	H: 2 LOB: 1 BB: 0 P: 5	R: 0 E: 0 K: 0 S: 5	H: 2 LOB: 2 BB: 0 P: 5	R: 0 E: 0 K: 0 S: 3	H: 0 LOB: 0 BB: 0 P: 3	R: 4 E: 0 K: 1 S: 9	H: 4 LOB: 3 BB: 3 P: 21	R: 0 E: 0 K: 0 S: 4	H: 1 LOB: 1 BB: 0 P: 4	1B: 12 2B: 2 3B: 1 HR: 0	SF: 0 SAC: 1 DP: 0 HBP: 2	WP: 2 PB: 1 SB: 1 CS: 2	PA: 48														
PITCHER	IP WLS BF H R ER SO BB IBB HBP BLK WP HR S P ERA WHIP																																			
Steve Trout, L (1, 1) ERA: 3.98	5.1		27	9	3	2	2	1	0	2	0	0	0	28	34	3.38	1.875																			
Mike Proly, R (6, 1) ERA: 3.17	2.0		9	2	2	2	0	1	0	0	0	0	0	8	12	9.00	1.500																			
Rich Wortham, L (8, 1) ERA: 5.59	0.0		3	3	2	2	0	0	0	0	0	1	0	3	3	∞	∞																			
Ed Farmer, R (8, 1) ERA: 2.2	1.2	W	8	1	0	0	1	2	0	0	0	1	0	8	16	0.00	1.800																			



Batter	1	2	3	4	5	6	7	8	9	AB	R	H	RBI	BB	SO	LOB
Jim Morrison, R OBP: 0.323, SLG: 0.438 (1, 4)	4-0 BB HR BB	0-0 FC5-2 S		0-0 F7		4-0 BB BB		0-0 HBP F7-2 2B		3	1	1	0	2	0	3
Kevin Bell, R OBP: 0.227, SLG: 0.132 (1, 5)	4-0 1-2 HR BB	0-0 1-3 3-H		0-0 3-1		4-0 1-2 BB BB		4-0 HBP BB		2	1	0	0	3	0	3
Chet Lemon, R OBP: 0.355, SLG: 0.410 (1, 8)	0-3 K		0-0 5-3		0-0 F7	0-0 4-3		1-0 1-2 2-3 HBP		4	0	0	0	0	1	4
Lamar Johnson, R OBP: 0.347, SLG: 0.478 (1, 3)	0-3 K		0-0 L5		0-0 1B 1B		0-0 G4-6-3 1B	0-0 F7-2		4	0	2	0	0	1	2
Mike Squires, L OBP: 0.361, SLG: 0.419 (8, 3)										1	0	0	0	0	0	3
Wayne Nordhagen, R OBP: 0.354, SLG: 0.566 (1, 9)	0-0 1-H 2-H HR		0-0 5-3		0-0 1-2 1B		0-0 1-2 G4-6-3		0-0 6-3	4	1	2	3	0	0	1
Claudell Washington, L OBP: 0.333, SLG: 0.411 (8, 7)										1	0	0	0	0	0	0
Junior Moore, R OBP: 0.288, SLG: 0.343 (1, 10)	0-0 4-3			0-0 1B FC 2B	0-0 F6		0-0 F5		1-0 2B HBP	1	0	0	0	0	0	0
Bob Molinaro, L OBP: 0.400, SLG: 0.500 (4, PH)										3	2	1	0	0	0	2
Alan Bannister, R OBP: 0.259, SLG: 0.238 (1, 7)				0-3 K	0-0 F8			0-0 HR 1B	0-0 F9	2	0	1	0	0	1	1
Harold Baines, L OBP: 0.306, SLG: 0.439 (5, PH)										3	1	1	0	0	0	3
Bruce Kimm, R OBP: 0.351, SLG: 0.331 (1, 2)				0-0 SH5-4	0-0 FC 1B		0-0 L4	0-0 F9	0-0 1-H 2B	2	0	1	0	0	0	0
Harry Chappas, S OBP: 0.245, SLG: 0.222 (8, PH)				2-3	2-3					2	0	1	1	0	0	1
Greg Pryor, R OBP: 0.256, SLG: 0.293 (1, 6)				0-0 E8 FC5-2 2B	0-0 FC		0-0 6-3	0-0 1-H HR		3	0	1	2	0	0	1
Mary Foley, L OBP: 0.241, SLG: 0.333 (8, PH)				3-H	1-2					1	1	1	2	0	0	0

Inning Stats	R: 3	H: 1	E: 0	K: 2	S: 8	LOB: 0	BB: 2	P: 16	R: 1	H: 2	E: 1	K: 0	S: 5	LOB: 1	BB: 0	P: 5	R: 0	H: 0	E: 0	K: 0	S: 3	LOB: 0	BB: 0	P: 3	R: 1	H: 2	E: 0	K: 1	S: 8	LOB: 2	BB: 0	P: 8	R: 0	H: 2	E: 0	K: 0	S: 5	LOB: 2	BB: 0	P: 5	R: 0	H: 1	E: 0	K: 0	S: 3	LOB: 0	BB: 0	P: 3	R: 2	H: 3	E: 0	K: 0	S: 5	LOB: 2	BB: 1	P: 10	R: 1	H: 1	E: 0	K: 0	S: 3	LOB: 1	BB: 0	P: 4	1B: 5	2B: 6	3B: 0	HR: 2	SF: 0	SAC: 1	DP: 2	HBP: 2	WP: 0	PB: 0	SB: 1	CS: 0	PA: 44
--------------	------	------	------	------	------	--------	-------	-------	------	------	------	------	------	--------	-------	------	------	------	------	------	------	--------	-------	------	------	------	------	------	------	--------	-------	------	------	------	------	------	------	--------	-------	------	------	------	------	------	------	--------	-------	------	------	------	------	------	------	--------	-------	-------	------	------	------	------	------	--------	-------	------	-------	-------	-------	-------	-------	--------	-------	--------	-------	-------	-------	-------	--------

PITCHER	IP	WLS	BF	H	R	ER	SO	BB	IBB	HBP	BLK	WP	HR	S	P	ERA	WHIP
Rick Waits, L ERA: 5.2 (1, 1)	1.1		9	3	4	4	2	2	0	0	0	0	0	11	19	27.00	3.750
Wayne Garland, R ERA: 4.71 (2, 1)	3.2		16	4	1	1	1	0	0	0	0	0	0	18	18	2.46	1.091
Mike Stanton, R ERA: 4.3 (6, 1)	2.0		9	2	1	1	0	2	0	0	0	0	0	7	15	4.50	2.000
Victor Cruz, R ERA: 4.39 (8, 1)	0.1		5	2	1	1	0	1	0	1	0	0	1	3	8	27.00	9.000
Sid Monge, L ERA: 4.44 (8, 1)	1.1	L	5	1	1	1	0	0	0	1	0	0	0	4	5	6.75	0.750

BOTTOM

Cleveland Indians @ Chicago White Sox
Comiskey Park, Chicago, IL
Fri Jun 06 1980, 8:05 PM EDT
Att. 20,231 - Unknown

livebaseballscorecards.com

AB	36
R	7
H	12
RBI	8
BB	5
SO	3
LOB	24



Batter	1	2	3	4	5	6	7	8	9	AB R H RBI BB SO LOB	TOP											
Miguel Dilone, S OBP: 0.370, SLG: 0.437 (1, 9)	0-0 6-3	0-0 G3		0-0 F9		0-0 BB 6-3 BB	0-0 4-3			5 1 1 1 0 0 4												
Rick Manning, L OBP: 0.352, SLG: 0.261 (1, 8)	0-3 K	0-0 1B			0-3 K	4-0 6-3 BB		0-0 6-3		4 0 1 2 1 2 0												
Mike Hargrove, L OBP: 0.412, SLG: 0.396 (1, 3)	0-0 1B	0-0 3-1			0-0 F8	4-0 6-3 BB		0-0 E4		4 0 1 1 1 0 1												
Cliff Johnson, R OBP: 0.335, SLG: 0.426 (1, 10)	0-0 FC6-4		0-0 F6		0-0 1B	0-0 6-3		0-0 E4		5 0 2 1 0 0 3												
Dell Alston, L OBP: 0.273, SLG: 0.310 (8, PR)	1-3 1B					1-2 2-3 3-H		1-2 4-3		0 0 0 0 0 0 0												
Toby Harrah, R OBP: 0.330, SLG: 0.324 (1, 5)	0-0 FC6-4		0-0 5-3		0-0 F7	0-0 5-3		0-0 4-3		5 0 0 0 0 0 7												
Joe Charboneau, R OBP: 0.341, SLG: 0.458 (1, 7)		4-0 S	4-0 BB			4-0 SH1-4 SH	0-0 FC4-6 BB	0-0 F8		2 2 1 0 3 0 3												
Bo Diaz, R OBP: 0.294, SLG: 0.344 (1, 2)		0-3 K	0-0 F7			0-0 SH	0-3 K		0-0 4-3	4 1 0 0 0 2 3	AB 35											
Dave Rosello, R OBP: 0.270, SLG: 0.394 (1, 4)		4-0 2B		0-0 F9		0-0 SH1-4	4-0 FC4-6	0-0 F8		2 1 0 0 2 0 0	R 7											
Jerry Dybzinski, R OBP: 0.300, SLG: 0.383 (1, 6)		0-0 1B		0-0 F4		0-0 SH	0-0 FC4-6	0-3 K		4 2 1 2 0 1 2	H 7											
		1-3 2-H				BB 1B	1-2 2-3				RBI 7											
						BB	1-2f 2-3				BB 7											
											SO 5											
											LOB 23											
Inning Stats	R: 0 E: 0 K: 1 S: 7	H: 2 LOB: 2 BB: 0 P: 7	R: 3 E: 0 K: 1 S: 7	H: 2 LOB: 1 BB: 2 P: 15	R: 0 E: 0 K: 0 S: 3	H: 0 LOB: 1 BB: 1 P: 7	R: 0 E: 0 K: 0 S: 3	H: 0 LOB: 0 BB: 0 P: 3	R: 0 E: 0 K: 1 S: 6	H: 1 LOB: 1 BB: 0 P: 6	R: 4 E: 0 K: 0 S: 6	H: 1 LOB: 2 BB: 3 P: 18	R: 0 E: 0 K: 1 S: 6	H: 1 LOB: 2 BB: 1 P: 10	R: 0 E: 2 K: 0 S: 5	H: 0 LOB: 3 BB: 0 P: 5	R: 0 E: 0 K: 1 S: 5	H: 0 LOB: 0 BB: 0 P: 5	1B: 6 2B: 1 3B: 0 HR: 0	SF: 0 SAC: 3 DP: 0 HBP: 0	WP: 0 PB: 0 SB: 1 CS: 0	PA: 45
PITCHER	IP WLS BF H R ER SO BB IBB HBP BLK WP HR S P ERA WHIP																					
Britt Burns, L ERA: 2.29 (1, 1)	5.1 L 28 6 7 7 3 4 0 0 0 0 0 0 30 46 11.81 1.875																					
Mike Proly, R ERA: 3.06 (6, 1)	1.2 9 1 0 0 1 3 0 0 0 0 0 0 8 20 0.00 2.400																					
Richard Dotson, R ERA: 3.72 (8, 1)	2.0 8 0 0 0 1 0 0 0 0 0 0 0 10 10 0.00 0.000																					

Cleveland Indians @ Chicago White Sox
 Comiskey Park, Chicago, IL
 Sun Jun 08 1980, 4:33 AM EDT
 Att: 31,593 - Unknown

livebaseballscorecards.com



Kansas City Royals @ Cleveland Indians
Cleveland Municipal Stadium, Cleveland, OH

Tue Jun 10 1980, 7:05 PM EDT
 Att: 6,061 - Unknown - 55 F

AB	37
R	8
H	13
RBI	8
BB	6
SO	9
LOB	19



Batter	1	2	3	4	5	6	7	8	9	AB	R	H	RBI	BB	SO	LOB
Willie Wilson, S OBP: 0.346, SLG: 0.392 (1, 7) (9, 8)	0-0 4-3		0-0 1B	0-3 K		0-0 6-3		0-0 2B		5	1	2	0	0	1	1
Hal McRae, R OBP: 0.328, SLG: 0.467 (1, 10)	0-3 K		0-0 1B	0-0 F9			0-0 1B 1B 2B 1B	0-3 K		5	1	2	2	0	2	2
George Brett, L OBP: 0.407, SLG: 0.609 Dave Chalk, R OBP: 0.329, SLG: 0.355 (1, 5) (3, PR) (3, 5)	0-0 HR		4-0 HR	0-0 F3			0-0 1B 2B 1B	0-3 K		1	1	1	1	1	0	0
Darrell Porter, L OBP: 0.386, SLG: 0.445 (1, 2)	0-0 F8		0-0 4-3		0-0 4-3		0-0 2B SF7 1B	4-0 BB		4	1	1	0	1	0	1
Willie Aikens, L OBP: 0.369, SLG: 0.385 (1, 3)		4-0 BB	0-0 HR		0-0 1B		0-0 2B	0-3 K		4	1	3	4	1	1	2
Amos Otis, R OBP: 0.277, SLG: 0.268 Rusty Torres, S OBP: 0.333, SLG: 0.161 (1, 8) (9, 7)		0-3 K	0-0 1B	0-0 F9			0-0 F4		0-3 K	5	0	1	0	0	2	4
Clint Hurdle, L OBP: 0.360, SLG: 0.537 (1, 9)		0-0 F7	4-0 IBB	0-0 F8			4-0 IBB		0-0 1B	3	0	1	0	2	0	2
Frank White, R OBP: 0.309, SLG: 0.362 (1, 4)		0-0 F8	0-0 F8			0-0 5-3	0-0 SF7	0-3 K		4	0	0	1	0	1	3
U L Washington, S OBP: 0.338, SLG: 0.374 (1, 6)			0-0 1B	4-0 BB		0-3 K	0-0 4-3			3	1	1	0	1	1	2

Inning Stats	R: 1	H: 1	E: 0	K: 1	S: 6	LOB: 0	BB: 0	P: 6	R: 0	H: 0	E: 0	K: 1	S: 5	LOB: 1	BB: 1	P: 9	R: 4	H: 5	E: 0	K: 0	S: 7	LOB: 2	BB: 2	P: 15	R: 0	H: 0	E: 0	K: 1	S: 5	LOB: 1	BB: 1	P: 9	R: 0	H: 1	E: 0	K: 0	S: 4	LOB: 1	BB: 0	P: 4	R: 0	H: 0	E: 0	K: 1	S: 5	LOB: 0	BB: 0	P: 5	R: 3	H: 4	E: 0	K: 0	S: 7	LOB: 2	BB: 1	P: 11	R: 0	H: 1	E: 0	K: 3	S: 10	LOB: 2	BB: 1	P: 14	R: 0	H: 1	E: 0	K: 2	S: 7	LOB: 0	BB: 0	P: 7	1B: 9	SF: 1	2B: 2	SAC: 0	3B: 0	DP: 0	HR: 2	HBP: 0	WP: 0	PA: 44	PB: 0	SB: 5	CS: 0
--------------	------	------	------	------	------	--------	-------	------	------	------	------	------	------	--------	-------	------	------	------	------	------	------	--------	-------	-------	------	------	------	------	------	--------	-------	------	------	------	------	------	------	--------	-------	------	------	------	------	------	------	--------	-------	------	------	------	------	------	------	--------	-------	-------	------	------	------	------	-------	--------	-------	-------	------	------	------	------	------	--------	-------	------	-------	-------	-------	--------	-------	-------	-------	--------	-------	--------	-------	-------	-------

PITCHER	IP	WLS	BF	H	R	ER	SO	BB	IBB	HBP	BLK	WP	HR	S	P	ERA	WHIP
Len Barker, R ERA: 4.5 (1, 1)	3.0	L	18	6	5	5	2	3	1	0	0	0	2	18	34	15.00	3.000
Bob Owchinko, L ERA: 6.03 (4, 1)	3.0		14	5	3	3	2	0	0	0	0	0	0	18	18	9.00	1.667
Victor Cruz, R ERA: 4.23 (7, 1)	1.0		4	0	0	0	0	0	1	0	0	0	0	3	7	0.00	0.000
Sid Monge, L ERA: 4.1 (8, 1)	2.0		8	2	0	0	5	1	0	0	0	0	0	17	21	0.00	1.500

PITCHER	IP	WLS	BF	H	R	ER	SO	BB	IBB	HBP	BLK	WP	HR	S	P	ERA	WHIP
---------	----	-----	----	---	---	----	----	----	-----	-----	-----	----	----	---	---	-----	------

Batter	1	2	3	4	5	6	7	8	9	AB	R	H	RBI	BB	SO	LOB
Miguel Dilone, S OBP: 0.361, SLG: 0.424 (1, 7)	0-0 6-3		0-0 FC4-6 1B		0-0 4-3		0-0 F7	0-0 FC6-4		5	0	1	0	0	0	2
Jorge Orta, L OBP: 0.412, SLG: 0.421 (1, 9)	4-0 E E BB		0-0 F7		4-0 BB E 1B BB		0-0 F8 2B		0-0 F7	3	2	1	0	2	0	1
Mike Hargrove, L OBP: 0.408, SLG: 0.390 (1, 3)	0-3 K 1-3		0-0 FC4-6 1-2f		0-0 BB E 1B		0-0 F8 2-3		0-0 1-3	5	1	1	0	0	1	3
Cliff Johnson, R OBP: 0.333, SLG: 0.423 (1, 10)	0-0 E4		0-0 F5		4-0 E BB		0-0 F9		0-0 F7	1	0	0	0	0	0	0
Dell Alston, L OBP: 0.265, SLG: 0.300 (1, PR)										1	0	0	0	0	0	1
Joe Charboneau, R OBP: 0.341, SLG: 0.452 (5, PH)										2	0	0	0	1	0	1
Ron Hassey, L OBP: 0.360, SLG: 0.428 (1, 2)	0-0 F7			0-0 4-3		0-0 E6 1-2 2-H 3-H		0-0 6-3		4	0	0	0	0	0	2
Toby Harrah, R OBP: 0.329, SLG: 0.328 (1, 5)		0-0 F8		0-0 PB 2B		0-0 F7		0-0 E5 1B 1B		4	1	1	0	0	0	2
Rick Manning, L OBP: 0.349, SLG: 0.260 (1, 8)		0-0 F9		0-0 F4		0-0 F8		0-0 1B 1-2 1B		4	0	1	0	0	0	1
Dave Rosello, R OBP: 0.268, SLG: 0.378 (1, 4)		0-0 1B		0-0 F9 2-3		0-0 F4		0-3 K		4	0	1	0	0	1	3
Jerry Dybzinski, R OBP: 0.296, SLG: 0.373 (1, 6)		0-0 1-3			0-0 F7		0-0 F8		0-0 FC6-4 1-3 2-H 1B	4	0	1	1	0	0	1

Inning Stats	R: 1	H: 0	E: 2	K: 1	S: 6	H: 0	LOB: 1	BB: 1	P: 10	R: 0	H: 1	E: 0	K: 0	S: 4	H: 1	LOB: 1	BB: 0	P: 4	R: 0	H: 1	E: 0	K: 0	S: 4	H: 1	LOB: 1	BB: 0	P: 4	R: 2	H: 1	E: 1	K: 0	S: 5	H: 0	LOB: 0	BB: 0	P: 3	R: 0	H: 1	E: 0	K: 0	S: 4	H: 1	LOB: 1	BB: 0	P: 4	R: 1	H: 2	E: 1	K: 1	S: 8	H: 2	LOB: 2	BB: 0	P: 8	R: 0	H: 0	E: 0	K: 0	S: 3	H: 0	LOB: 0	BB: 0	P: 3	R: 0	H: 0	E: 0	K: 0	S: 3	H: 0	LOB: 0	BB: 0	P: 3	1B: 5	SF: 0	2B: 2	SAC: 0	3B: 0	DP: 0	HR: 0	HBP: 0	WP: 0	PA: 40
--------------	------	------	------	------	------	------	--------	-------	-------	------	------	------	------	------	------	--------	-------	------	------	------	------	------	------	------	--------	-------	------	------	------	------	------	------	------	--------	-------	------	------	------	------	------	------	------	--------	-------	------	------	------	------	------	------	------	--------	-------	------	------	------	------	------	------	------	--------	-------	------	------	------	------	------	------	------	--------	-------	------	-------	-------	-------	--------	-------	-------	-------	--------	-------	--------

PITCHER	IP	WLS	BF	H	R	ER	SO	BB	IBB	HBP	BLK	WP	HR	S	P	ERA	WHIP
Renie Martin, R ERA: 3.34 (1, 1)	4.2		23	4	3	0	1	3	0	0	0	0	0	22	34	0.00	1.500
Marty Pattin, R ERA: 3.11 (5, 1)	3.1	W	14	3	1	0	1	0	0	0	0	0	0	16	16	0.00	0.900
Gary Christenson, L ERA: 4.91 (9, 1)	1.0		3	0	0	0	0	0	0	0	0	0	0	3	3	0.00	0.000


BOTTOM

Kansas City Royals @ Cleveland Indians
Cleveland Municipal Stadium, Cleveland, OH

Tue Jun 10 1980, 7:05 PM EDT
Att. 6,061 - Unknown - 55 F

livebaseballscorecards.com

AB	37
R	4
H	7
RBI	1
BB	3
SO	2
LOB	17



Batter	1	2	3	4	5	6	7	8	9	AB R H RBI BB SO LOB	TOP		
Willie Wilson, S OBP: 0.344, SLG: 0.392 (1, 7) X	0-0 1-3 ① X 	0-0 5-3 ② 		X 0-0 2B 		X 0-0 6-3 ② 		X 0-0 F8 ① 	5 0 1 0 0 0 0				
U L Washington, S OBP: 0.335, SLG: 0.369 (1, 6) X	0-0 BB 1B 	0-0 6-3 ③ 		X 0-0 F8 ① 		X 0-0 4-3 ③ 		X 0-0 F7 ② 	5 1 1 0 0 0 1				
Hal McRae, R OBP: 0.331, SLG: 0.455 (1, 10) B B B	4-0 FC4-6 1B BB 		B B B 4-0 BB PB SF9 BB 	X 0-0 6-3 ② 		X 0-0 F8 ① 		X 0-0 F9 ③ 	3 2 0 0 2 0 1				
Amos Otis, R OBP: 0.290, SLG: 0.271 (1, 8) X	0-0 FC4-6 1B 		B B B 4-0 SF9 BB 	S S S 0-3 K ③ 		X 0-0 F9 ② 			3 0 1 1 1 1 1				
Darrell Porter, L OBP: 0.382, SLG: 0.434 (1, 2) X	0-0 FC4-6 1B 		X 0-0 F7 ① 		X 0-0 G3 ① 		B B B 4-0 BB 			3 1 0 0 1 0 4			
Willie Aikens, L OBP: 0.371, SLG: 0.384 (1, 3) X	0-0 1B 1B 		B B B 4-0 1-2 2-3 BB 		X 0-0 F8 ② 		X 0-0 F8 ③ 			3 0 1 1 1 0 1			
John Wathan, R OBP: 0.393, SLG: 0.426 (1, 9) X	0-0 1B 1B 		X 0-0 SF9 ② 		X 0-0 FC5-4 1B 		S S S 0-3 K ① 			3 0 2 2 0 1 0			
Rusty Torres, S OBP: 0.333, SLG: 0.161 (8, 9)	1-2 3-H 1B 		2-3 3-H 		X 0-0 FC5-4 1B 		X 0-0 K ③ 			0 0 0 0 0 0 0			
Dave Chalk, R OBP: 0.311, SLG: 0.333 (1, 5) X	0-0 G3 		X 0-0 F9 ③ 		X 0-0 FC5-4 		X 0-0 6-3 ② 			4 0 0 0 0 0 5			
Frank White, R OBP: 0.308, SLG: 0.374 (1, 4)		X 0-0 6-3 ① 		X 0-0 HR 		S S S 0-3 K ① 		S S S 0-3 K ③ 		4 1 1 1 0 2 0			
Inning Stats	R: 3 H: 4 E: 0 LOB: 2 K: 0 BB: 1 S: 7 P: 11	R: 0 H: 0 E: 0 LOB: 0 K: 0 BB: 0 S: 3 P: 3	R: 1 H: 0 E: 0 LOB: 2 K: 0 BB: 3 S: 3 P: 15	R: 1 H: 2 E: 0 LOB: 1 K: 1 BB: 0 S: 7 P: 7	R: 0 H: 1 E: 0 LOB: 1 K: 0 BB: 0 S: 4 P: 4	R: 0 H: 0 E: 0 LOB: 0 K: 1 BB: 0 S: 5 P: 5	R: 0 H: 0 E: 0 LOB: 1 K: 0 BB: 1 S: 3 P: 7	R: 0 H: 0 E: 0 LOB: 0 K: 2 BB: 0 S: 7 P: 7	R: 0 H: 0 E: 0 LOB: 0 K: 0 BB: 0 S: 3 P: 3	1B: 5 SF: 1 2B: 1 SAC: 0 3B: 0 DP: 0 HR: 1 HBP: 0	WP: 0 PA: 39 PB: 1 SB: 0 CS: 0		
PITCHER	IP WLS BF H R ER SO BB IBB HBP BLK WP HR S P ERA WHIP											PITCHER	IP WLS BF H R ER SO BB IBB HBP BLK WP HR S P ERA WHIP
Rick Waits, L ERA: 5.59 (1, 1)	3.0 L 19 6 5 5 0 4 0 0 0 0 0 1 15 31 15.00 3.333												
Wayne Garland, R ERA: 3.67 (4, 1)	6.0 20 1 0 0 4 1 0 0 0 0 0 0 27 31 0.00 0.333												

Kansas City Royals @ Cleveland Indians
Cleveland Municipal Stadium, Cleveland, OH

AB	33
R	5
H	7
RBI	5
BB	5
SO	4
LOB	13



Wed Jun 11 1980, 7:05 PM EDT
Unknown - 60 F

livebaseballscorecards.com

Batter	1	2	3	4	5	6	7	8	9	AB	R	H	RBI	BB	SO	LOB
--------	---	---	---	---	---	---	---	---	---	----	---	---	-----	----	----	-----

Miguel Dilone, S OBP: 0.366, SLG: 0.421 (1, 7)	0-0 1B		4-0 BB			0-0 6-3		0-0 4-3		3	0	1	0	1	0	0
Jorge Orta, L OBP: 0.404, SLG: 0.411 (1, 9)	0-0 F8		0-0 L9			0-0 1-3			0-0 F8	4	0	0	0	0	0	2
Mike Hargrove, L OBP: 0.414, SLG: 0.388 (1, 3)	4-0 BB		0-0 F4			4-0 BB			4-0 BB	1	0	0	0	3	0	1
Cliff Johnson, R OBP: 0.326, SLG: 0.412 (1, 10)	0-0 G4-6-3				0-0 F8		0-0 FC5-4		0-3 K	4	0	0	0	0	1	4
Ron Hassey, L OBP: 0.352, SLG: 0.416 (1, 2)		0-3 K			0-0 1-3			0-0 F7	0-0 4-3	4	0	0	0	0	1	1
Toby Harrah, R OBP: 0.329, SLG: 0.333 (1, 5)		0-0 2B			0-3 K			0-3 K2-3		3	0	1	0	0	2	0
Rick Manning, L OBP: 0.342, SLG: 0.254 (1, 8)		0-0 F7				0-0 F8		0-0 4-3		3	0	0	0	0	0	1
Jerry Dybzinski, R OBP: 0.281, SLG: 0.352 (1, 6)		0-0 6-3				0-0 F8			0-0 6-3	3	0	0	0	0	0	1
Dave Rosello, R OBP: 0.250, SLG: 0.350 (1, 4)			0-0 5-3			0-0 6-3			0-0 6-3	3	0	0	0	0	0	0

Inning Stats	R: 0	H: 1	E: 0	LOB: 1	K: 0	S: 3	R: 0	H: 1	E: 0	LOB: 1	K: 1	S: 6	R: 0	H: 0	E: 0	LOB: 1	K: 0	S: 3	R: 0	H: 0	E: 0	LOB: 0	K: 1	S: 5	R: 0	H: 0	E: 0	LOB: 0	K: 0	S: 3	R: 0	H: 0	E: 0	LOB: 1	K: 1	S: 5	R: 0	H: 0	E: 0	LOB: 0	K: 0	S: 3	R: 0	H: 0	E: 0	LOB: 1	K: 1	S: 9	1B: 1	SF: 0	2B: 1	SAC: 0	3B: 0	DP: 1	HR: 0	HBP: 0	WP: 0	PA: 32
--------------	------	------	------	--------	------	------	------	------	------	--------	------	------	------	------	------	--------	------	------	------	------	------	--------	------	------	------	------	------	--------	------	------	------	------	------	--------	------	------	------	------	------	--------	------	------	------	------	------	--------	------	------	-------	-------	-------	--------	-------	-------	-------	--------	-------	--------

PITCHER	IP	WLS	BF	H	R	ER	SO	BB	IBB	HBP	BLK	WP	HR	S	P	ERA	WHIP	PITCHER	IP	WLS	BF	H	R	ER	SO	BB	IBB	HBP	BLK	WP	HR	S	P	ERA	WHIP															
Dennis Leonard, R ERA: 4.78 (1, 1)	9.0	W	32	2	0	0	4	4	0	0	0	0	0	36	52	0.00	0.667																																	

BOTTOM

Kansas City Royals @ Cleveland Indians
Cleveland Municipal Stadium, Cleveland, OH

Wed Jun 11 1980, 7:05 PM EDT
Unknown - 60 F

livebaseballscores.com

AB	28
R	0
H	2
RBI	0
BB	4
SO	4
LOB	10



Batter	1	2	3	4	5	6	7	8	9	AB R H RBI BB SO LOB	TOP
Willie Wilson, S (1, 7) <small>OBP: 0.346, SLG: 0.394</small> Hal McRae, R (9, PH) <small>OBP: 0.328, SLG: 0.452</small>	0-0 1B	0-0 1B <small>2-H, 3-H</small>		0-0 4-3 1-2			0-0 E5 G1-6-3		0-3 K 	4 1 2 2 0 0 1 1 0 0 0 0 1 2	
Frank White, R (1, 4) <small>OBP: 0.303, SLG: 0.367</small>	0-0 F9 	0-0 CS 1-2	0-0 F8 		0-0 F4 		0-0 G1-6-3 1-2f			4 0 0 0 0 0 2	
Amos Otis, R (1, 8) <small>OBP: 0.274, SLG: 0.258</small>	0-0 SF8 1-H		0-0 F9 		0-0 F8 			0-0 F9 		3 0 0 1 0 0 0	
Darrell Porter, L (1, 10) <small>OBP: 0.385, SLG: 0.432</small>	0-0 1B		4-0 BB		0-0 F9 			0-0 4-3 		3 0 1 0 1 0 0	
Willie Aikens, L (1, 3) <small>OBP: 0.364, SLG: 0.376</small>	0-0 F8 		0-0 F7 		0-0 4-3 			0-0 F7 		4 0 0 0 0 0 2	
John Wathan, R (1, 2) <small>OBP: 0.385, SLG: 0.417</small>		0-3 K 		0-3 K 		0-0 6-3 		0-0 5-3 		4 0 0 0 0 2 0	
Clint Hurdle, L (1, 9) <small>OBP: 0.378, SLG: 0.579</small>		0-0 2B 1B 2B		0-0 E SF7 1B		0-0 HR		4-0 1B BB		3 3 3 1 1 0 0	
Jamie Quirk, L (1, 5) <small>OBP: 0.207, SLG: 0.298</small>		0-0 1B 2B		0-0 E6 S		0-0 3-1 		0-0 F2 		4 1 1 0 0 0 2	
Rance Mulliniks, L (1, 6) <small>OBP: 0.250, SLG: 0.111</small> Ralph LaCock, L (9, PH) <small>OBP: 0.221, SLG: 0.196</small> Rusty Torres, S (9, PR) <small>OBP: 0.333, SLG: 0.161</small>		0-3 K 2-3		0-0 SF7 3-H		0-0 6-3 		0-0 1B		2 0 0 1 0 1 2 1 0 1 0 0 0 0 0 0 0 0 0 0 0	
Inning Stats	R: 1 H: 2 E: 0 LOB: 1 K: 0 BB: 0 S: 5 P: 5	R: 2 H: 3 E: 0 LOB: 0 K: 2 BB: 0 S: 9 P: 9	R: 0 H: 0 E: 0 LOB: 1 K: 0 BB: 1 S: 3 P: 7	R: 1 H: 1 E: 1 LOB: 1 K: 1 BB: 0 S: 7 P: 7	R: 0 H: 0 E: 0 LOB: 0 K: 0 BB: 0 S: 3 P: 3	R: 1 H: 1 E: 0 LOB: 0 K: 0 BB: 0 S: 4 P: 4	R: 0 H: 0 E: 1 LOB: 0 K: 0 BB: 0 S: 3 P: 3	R: 0 H: 0 E: 0 LOB: 0 K: 1 BB: 1 S: 6 P: 10	1B: 5 SF: 2 2B: 2 SAC: 0 3B: 0 DP: 1 HR: 1 HBP: 0	WP: 0 PA: 38 PB: 1 SB: 2 CS: 1	
PITCHER Dan Spillner, R (1, 1) <small>ERA: 4.71</small> Dan Spillner, R (9, 1) <small>ERA: 4.71</small>	IP WLS BF H R ER SO BB IBB HBP BLK WP HR S P ERA WHIP 9.0 W 37 8 5 4 4 2 0 0 0 0 0 1 43 51 4.00 1.111										

Kansas City Royals @ Cleveland Indians
 Cleveland Municipal Stadium, Cleveland, OH
 Wed Jun 11 1980, 7:05 PM EDT
 Att: 13,712 - Unknown

livebaseballscorecards.com

AB	33
R	5
H	8
RBI	5
BB	2
SO	4
LOB	11



Batter	1	2	3	4	5	6	7	8	9	AB	R	H	RBI	BB	SO	LOB
Jerry Dybzinski, R (1, 6) OBP: 0.295, SLG: 0.379	0-0 F8		0-0 L7		0-0 4-3 S 1B		0-0 SH1-4	0-0 1B 2B		4	1	2	0	0	0	0
Jorge Orta, L (1, 9) OBP: 0.404, SLG: 0.428	0-0 F8		0-0 4-3		0-0 F8		0-0 HR	0-0 1B		5	1	2	4	0	0	1
Mike Hargrove, L (1, 3) OBP: 0.413, SLG: 0.401	0-0 F7		0-0 HR		0-0 4-3		4-0 FC4-6 BB	0-0 4-3		4	1	1	1	1	0	2
Cliff Johnson, R (1, 10) OBP: 0.330, SLG: 0.414		0-0 1B HR 1B	0-0 1B		0-0 F3		0-0 FC4-6			4	1	2	0	0	0	2
Miguel Dilone, S (7, PR) OBP: 0.366, SLG: 0.421										0	0	0	0	0	0	0
Toby Harrah, R (1, 5) OBP: 0.336, SLG: 0.338		0-0 1B HR 1B	0-0 1B				0-0 L4	4-0 1-2 BB		3	1	2	0	1	0	0
Joe Charboneau, R (1, 7) OBP: 0.339, SLG: 0.465		0-0 1B HR	0-0 1-3				0-0 6-3	0-0 F9		4	1	1	3	0	0	4
Dan Spillner, R (9, 1)		1-H 2-H HR								0	0	0	0	0	0	0
Rick Manning, L (1, 8) OBP: 0.340, SLG: 0.262		0-0 4-3		0-3 K			0-0 WP 2B	0-0 F7		4	0	1	0	0	1	0
Bo Diaz, R (1, 2) OBP: 0.278, SLG: 0.324		0-0 4-3		0-0 F7			0-0 6-3	0-0 FC4-6 1B		2	0	0	0	0	0	0
Ron Hassey, L (6, PH) OBP: 0.353, SLG: 0.417										2	0	1	0	0	0	1
Dave Rosello, R (1, 4) OBP: 0.250, SLG: 0.341		0-3 K		0-3 K				0-0 SH1-4 HR 1B	0-0 FC4-6 2B 1B	4	2	1	0	0	2	1

Inning Stats	R: 0	H: 0	E: 0	K: 0	S: 3	P: 3	R: 3	H: 3	E: 0	K: 1	S: 8	P: 8	R: 1	H: 3	E: 0	K: 0	S: 6	R: 0	H: 0	E: 0	K: 2	S: 7	P: 7	R: 0	H: 1	E: 0	K: 0	S: 4	P: 4	R: 2	H: 2	E: 0	K: 0	S: 5	R: 2	H: 3	E: 0	K: 0	S: 6	R: 2	H: 3	E: 0	K: 0	S: 6	1B: 8	SF: 0	2B: 2	SAC: 1	3B: 0	DP: 0	HR: 3	HBP: 0
--------------	------	------	------	------	------	------	------	------	------	------	------	------	------	------	------	------	------	------	------	------	------	------	------	------	------	------	------	------	------	------	------	------	------	------	------	------	------	------	------	------	------	------	------	------	-------	-------	-------	--------	-------	-------	-------	--------

PITCHER	IP	WLS	BF	H	R	ER	SO	BB	IBB	HBP	BLK	WP	HR	S	P	ERA	WHIP
Paul Splittorf, L (1, 1) ERA: 4.94	2.2		14	6	4	4	1	0	0	0	0	0	2	16	16	13.50	2.250
Rich Gale, R (3, 1) ERA: 5.1	3.2	L	16	4	2	2	2	1	0	0	0	1	1	19	23	4.91	1.364
Dan Quisenberry, R (7, 1) ERA: 2.6	1.2		9	3	2	2	0	1	0	0	0	0	0	8	12	10.80	2.400

BOTTOM

Kansas City Royals @ Cleveland Indians
Cleveland Municipal Stadium, Cleveland, OH

Wed Jun 11 1980, 7:05 PM EDT
Att. 13,712 - Unknown

AB	36
R	8
H	13
RBI	8
BB	2
SO	3
LOB	11



WP	HR	S	P	ERA	WHIP
1	1	19	23	4.91	1.364
0	0	8	12	10.80	2.400

Batter	1	2	3	4	5	6	7	8	9	AB R H RBI BB SO LOB	TOP									
Hosken Powell, L (1, 9) OBP: 0.333, SLG: 0.379	0-0 FC4-6 1B	0-0 1-3 2-3 3-H 1B			0-0 4-1			0-0 4-3		4 0 2 1 0 0 0										
Rob Wilfong, L (1, 4) OBP: 0.296, SLG: 0.345	0-0 FC4-6 1-2f	0-0 2-3			0-0 G3			0-3 K		4 0 0 0 0 1 3										
Rick Sofield, L (1, 8) OBP: 0.287, SLG: 0.435	0-3 K				0-0 F7			0-0 1B		3 0 1 0 1 1 1										
Glenn Adams, L (1, 7) OBP: 0.341, SLG: 0.350	0-0 F8				0-0 L3			0-0 1B		4 0 1 0 0 0 2										
Mike Cabbage, L (1, 3) OBP: 0.346, SLG: 0.381		0-0 G3 1B			0-0 4-3			0-3 K		3 1 1 0 1 1 2										
Butch Wynegar, S (1, 2) OBP: 0.342, SLG: 0.404		0-0 G3			0-0 5-3			0-0 F8		4 0 1 0 0 0 3										
Danny Goodwin, L (1, 10) OBP: 0.284, SLG: 0.339		4-0 1B 1B 1B BB			0-0 G1-4-3 1B			0-3 K		3 1 1 0 1 1 3										
Pete Mackanin, R (1, 6) OBP: 0.296, SLG: 0.343		0-0 1B 1B 1B			0-0 G1-4-3			0-0 G1-4-3		3 0 1 1 0 0 2										
John Castino, R (1, 5) OBP: 0.330, SLG: 0.416		0-0 1B 1-2 2-3 1B			0-0 6-3			0-3 K		3 0 1 0 0 1 0										
Inning Stats	R: 0 E: 0 K: 1 S: 6	H: 1 LOB: 1 BB: 0 P: 6	R: 2 E: 0 K: 0 S: 6	H: 4 LOB: 2 BB: 1 P: 10	R: 0 E: 0 K: 0 S: 1	H: 0 LOB: 0 BB: 2 P: 9	R: 0 E: 0 K: 0 S: 3	H: 1 LOB: 0 BB: 0 P: 3	R: 0 E: 0 K: 0 S: 3	H: 0 LOB: 0 BB: 0 P: 3	R: 0 E: 0 K: 0 S: 3	H: 1 LOB: 0 BB: 0 P: 3	R: 0 E: 0 K: 2 S: 7	H: 0 LOB: 0 BB: 0 P: 7	R: 0 E: 0 K: 2 S: 9	H: 2 LOB: 2 BB: 0 P: 9	1B: 9 2B: 0 3B: 0 HR: 0	SF: 0 SAC: 0 DP: 3 HBP: 0	WP: 0 PB: 0 SB: 0 CS: 1	PA: 35
PITCHER	IP WLS BF H R ER SO BB IBB HBP BLK WP HR S P ERA WHIP																			IP WLS BF H R ER SO BB IBB HBP BLK WP HR S P ERA WHIP
John Denny, R (1, 1) ERA: 3.39	7.0 W 26 7 2 2 1 3 0 0 0 0 0 25 37 2.57 1.429																			
Mike Stanton, R (8, 1) ERA: 3.93	2.0 8 2 0 0 4 0 0 0 0 0 0 0 16 16 0.00 1.000																			

Minnesota Twins @ Cleveland Indians
Cleveland Municipal Stadium, Cleveland, OH

Fri Jun 13 1980, 7:05 PM EDT
Att. 11,336 - Unknown - 73 F

livebaseballscorecards.com

AB	31
R	2
H	9
RBI	2
BB	3
SO	5
LOB	16



BOTTOM

Minnesota Twins @ Cleveland Indians
Cleveland Municipal Stadium, Cleveland, OH

Fri Jun 13 1980, 7:05 PM EDT
Att: 11,336 - Unknown - 73 F

livebaseballscorecards.com

AB	28
R	6
H	10
RBI	6
BB	7
SO	4
LOB	13



WP: 0	PA: 39
PB: 0	SB: 0
CS: 1	

AB R H RBI BB SO LOB

4	2	1	2	1	0	1
5	0	2	1	0	1	1
3	1	2	1	0	0	0
3	0	0	0	1	1	3
2	1	0	0	2	0	0
4	1	3	1	0	1	0
1	0	0	0	2	1	3
3	0	2	0	1	0	2
3	1	0	1	0	0	3

1B: 8	SF: 1
2B: 2	SAC: 2
3B: 0	DP: 2
HR: 0	HBP: 0

WP	HR	S	P	ERA	WHIP
0	0	0	0	0.00	0.000

Batter	1	2	3	4	5	6	7	8	9
Jerry Dybzinski, R OBP: 0.303, SLG: 0.387 (1, 4)	0-0 F8	0-0 6-3		0-0 1B 2B		4-0 1B SF9 BB		0-0 G3	
Jorge Orta, L OBP: 0.404, SLG: 0.427 (1, 9)	0-3 K		0-0 6-3	0-0 1B 1B		0-0 SF9 1B		0-0 F8	
Mike Hargrove, L OBP: 0.415, SLG: 0.405 (1, 3)	0-0 BB 1B		0-0 5-3	0-0 1-3 1B		0-0 SF9			
Cliff Johnson, R OBP: 0.328, SLG: 0.406 (1, 10)	4-0 1B BB		0-0 F8	0-3 K		0-0 5-3			
Toby Harrah, R OBP: 0.339, SLG: 0.335 (1, 5)	4-0 1-2 2-3 1B BB			4-0 SH2-4 1B FC6-4 BB	0-0 F7		0-0 5-3		
Joe Charboneau, R OBP: 0.348, SLG: 0.479 (1, 7)	0-0 1-2 2-3 3-H 1B			0-0 FC6-4 SH2-4 2B 1B	0-0 2B		0-3 K		
Rick Manning, L OBP: 0.346, SLG: 0.260 (1, 8)	0-3 K			0-0 SH2-4	4-0 G6-4-3 IBB		4-0 CS BB		
Bo Diaz, R OBP: 0.325, SLG: 0.351 (1, 2)				4-0 G4-6-3 1B IBB	0-0 G6-4-3		0-0 CS	0-0 G3 SH1-4 1B	
Tom Verzyer, R OBP: 0.323, SLG: 0.361 (1, 6)				0-0 FC6-4 2B		0-0 1-3		0-0 SH1-4	

Inning Stats	R: 1	H: 2	E: 0	K: 2	S: 9	R: 0	H: 1	E: 0	K: 0	S: 3	R: 0	H: 0	E: 0	K: 0	S: 3	R: 4	H: 4	E: 0	K: 1	S: 9	R: 0	H: 1	E: 0	K: 0	S: 3	R: 1	H: 1	E: 0	K: 0	S: 4	R: 0	H: 0	E: 0	K: 1	S: 4	R: 0	H: 1	E: 0	K: 0	S: 4
	LOB: 3	BB: 2	P: 17	LOB: 0	BB: 0	P: 3	LOB: 2	BB: 2	P: 17	LOB: 1	BB: 1	P: 7	LOB: 1	BB: 1	P: 8	LOB: 0	BB: 1	P: 8	LOB: 1	BB: 0	P: 4																			

PITCHER	IP	WLS	BF	H	R	ER	SO	BB	IBB	HBP	BLK	WP	HR	S	P	ERA	WHIP
Jerry Koosman, L ERA: 4.42 (1, 1)	3.2	L	21	7	5	5	2	3	1	0	0	0	0	21	37	12.27	2.727
John Verhoeven, R ERA: 4.11 (4, 1)	2.1		10	2	1	1	1	1	1	0	0	0	0	10	18	3.86	1.286
Fernando Arroyo, R ERA: 3.86 (7, 1)	1.2		6	1	0	0	1	1	0	0	0	0	0	7	11	0.00	1.200
Mike Kinnunen, L ERA: 6.75 (8, 1)	0.1		1	0	0	0	0	0	0	0	0	0	0	1	1	0.00	0.000

Batter	1	2	3	4	5	6	7	8	9	AB R H RBI BB SO LOB	TOP											
Hosken Powell, L (1, 9) OBP: 0.331, SLG: 0.376	0-0 S 1B		0-0 1-3		0-0 FC1-6-4			0-0 F5		4 1 1 0 0 0 1												
Rob Wilfong, L (1, 4) OBP: 0.289, SLG: 0.336	0-3 K 1-2		0-0 F8			0-0 F4		0-0 F8		4 0 0 0 0 1 1												
Rick Sofield, L (1, 8) OBP: 0.286, SLG: 0.430	0-3 K		0-3 K			0-0 S 1B		0-3 K		4 0 1 0 0 3 1												
Glenn Adams, L (1, 7) OBP: 0.337, SLG: 0.345	0-0 HBP 2-H 1B			0-0 L4		0-0 F5		0-0 G3		4 0 1 1 0 0 1												
Mike Cubbage, L (1, 3) OBP: 0.351, SLG: 0.380	1-0 HBP			0-0 4-3		0-3 K		0-0 BB E 1B		3 1 1 0 0 1 1												
Danny Goodwin, L (1, 10) OBP: 0.296, SLG: 0.328	0-3 K			0-3 K			4-0 BB	4-0 FC6-4 BB		2 0 0 0 2 2 2												
Pete Mackanin, R (1, 6) OBP: 0.288, SLG: 0.333		0-0 6-3			0-0 6-3		0-0 F8	0-0 FC6-4		3 0 0 0 0 0 1												
Roy Smalley, S (9, PH) OBP: 0.356, SLG: 0.415								1-2 2-H		1 0 0 0 0 0 1												
Willie Norwood, R (9, PR) OBP: 0.212, SLG: 0.238										0 0 0 0 0 0 0												
John Castino, R (1, 5) OBP: 0.323, SLG: 0.406		0-3 K			0-0 E3 FC6-4		0-0 F8	0-0 4-3		4 0 0 0 0 1 2												
Sal Butera, R (1, 2) OBP: 0.265, SLG: 0.242			0-3 K				0-0 L7			2 0 0 0 0 1 1												
Ken Landreaux, L (7, PH) OBP: 0.381, SLG: 0.431					0-0 FC6-4					1 0 0 0 0 0 1												
Butch Wynegar, S (7, 2) OBP: 0.342, SLG: 0.404					1-2					0 0 0 0 0 0 0												
Inning Stats	R: 1 E: 0 K: 3 S: 11	H: 2 LOB: 2 BB: 0 P: 12	R: 0 E: 0 K: 2 S: 7	H: 0 LOB: 0 BB: 0 P: 7	R: 0 E: 0 K: 1 S: 5	H: 0 LOB: 0 BB: 0 P: 5	R: 0 E: 0 K: 1 S: 5	H: 0 LOB: 0 BB: 0 P: 5	R: 0 E: 1 K: 0 S: 4	H: 0 LOB: 1 BB: 0 P: 4	R: 0 E: 0 K: 1 S: 6	H: 1 LOB: 1 BB: 0 P: 6	R: 0 E: 0 K: 0 S: 3	H: 0 LOB: 1 BB: 1 P: 7	R: 0 E: 0 K: 1 S: 5	H: 0 LOB: 0 BB: 0 P: 5	R: 1 E: 1 K: 0 S: 4	H: 1 LOB: 1 BB: 1 P: 8	1B: 4 2B: 0 3B: 0 HR: 0	SF: 0 SAC: 0 DP: 0 HBP: 1	WP: 0 PB: 0 SB: 2 CS: 0	PA: 35
PITCHER Len Barker, R (1, 1) ERA: 4.15	IP: 9.0 WLS: W BF: 35 H: 4 R: 2 ER: 1 SO: 9 BB: 2 IBB: 0 HBP: 1 BLK: 0 WP: 0 HR: 0 S: 50 P: 59 ERA: 1.00 WHIP: 0.667											PITCHER	IP: 9.0 WLS: W BF: 35 H: 4 R: 2 ER: 1 SO: 9 BB: 2 IBB: 0 HBP: 1 BLK: 0 WP: 0 HR: 0 S: 50 P: 59 ERA: 1.00 WHIP: 0.667									

Minnesota Twins @ Cleveland Indians
Cleveland Municipal Stadium, Cleveland, OH
Sat Jun 14 1980, 7:05 PM EDT
Att. 12,948 - Unknown - 70 F

livebaseballscorecards.com

AB 32
R 2
H 4
RBI 1
BB 2
SO 9
LOB 13



Batter	1	2	3	4	5	6	7	8	9
Rick Manning, L OBP: 0.350, SLG: 0.276 (1, 8)	0-0 L5		0-0 SF9 3B		4-0 SF9 BB		0-0 FC1-6 BB 1B		
Jorge Orta, L OBP: 0.406, SLG: 0.428 (1, 9)	0-0 F6		4-0 BB		0-0 SF9		0-0 BB 1B		
Mike Hargrove, L OBP: 0.416, SLG: 0.406 (1, 3)	0-0 1B		0-0 SF9		0-0 1-3		4-0 BB		
Joe Charboneau, R OBP: 0.346, SLG: 0.473 (1, 7)	0-0 1B		0-0 F8		0-0 F8		0-0 G6-4-3		
Miguel Dilone, S OBP: 0.366, SLG: 0.421 (8, 7)	1-3 1B								
Ron Hassey, L OBP: 0.357, SLG: 0.412 (1, 2)		0-0 3-1		0-3 K		4-0 BB 2B		4-0 BB FC3-6	
Toby Harrah, R OBP: 0.346, SLG: 0.353 (1, 5)		0-0 5-3 2B		0-0 1B		0-0 2B		0-0 FC3-6 FC1-6	
Cliff Johnson, R OBP: 0.321, SLG: 0.396 (1, 10)		0-0 5-3		0-3 K		0-0 5-3		0-0 FC1-6 PO	
Dell Alston, L OBP: 0.265, SLG: 0.300 (8, PR)		2-3						1-2	
Jerry Dybzinski, R OBP: 0.290, SLG: 0.369 (1, 4)		0-0 4-3		0-0 F7		0-0 F7		0-0 PO	
Tom Verzyer, R OBP: 0.331, SLG: 0.363 (1, 6)			0-0 CS 1B		0-0 L5		1-0 FC1-6 HBP		

Inning Stats	R: 0 E: 0 K: 0 S: 4	H: 2 LOB: 2 BB: 0 P: 4	R: 0 E: 0 K: 0 S: 4	H: 1 LOB: 1 BB: 0 P: 4	R: 1 E: 0 K: 0 S: 4	H: 2 LOB: 1 BB: 1 P: 8	R: 0 E: 0 K: 2 S: 8	H: 1 LOB: 1 BB: 0 P: 8	R: 1 E: 0 K: 0 S: 3	H: 0 LOB: 0 BB: 1 P: 7	R: 1 E: 0 K: 0 S: 4	H: 1 LOB: 1 BB: 1 P: 8	R: 0 E: 0 K: 0 S: 3	H: 1 LOB: 2 BB: 1 P: 8	R: 0 E: 0 K: 0 S: 2	H: 0 LOB: 1 BB: 1 P: 6
1B: 5 2B: 2 3B: 1 HR: 0	SF: 2 SAC: 0 DP: 1 HBP: 1	WP: 0 PB: 0 SB: 1 CS: 1	WP: 0 HR: 0 S: 0 P: 0	ERA: 2.84 WHIP: 1.737	ERA: 6.75	ERA: 2.12	ERA: 0.00 WHIP: 0.600	ERA: 2.35	ERA: 2.84 WHIP: 1.737	ERA: 6.75	ERA: 2.12	ERA: 2.35	ERA: 2.84 WHIP: 1.737	ERA: 6.75	ERA: 2.12	

PITCHER	IP	WLS	BF	H	R	ER	SO	BB	IBB	HBP	BLK	WP	HR	S	P	ERA	WHIP
Roger Erickson, R ERA: 2.35 (1, 1)	6.1	L	29	8	3	2	2	3	0	1	0	0	0	29	42	2.84	1.737
Mike Kinnunen, L ERA: 6.75 (7, 1)	0.0		1	0	0	0	0	1	0	0	0	0	0	4	4	∞	∞
Doug Corbett, R ERA: 2.12 (7, 1)	1.2		4	0	0	0	0	1	0	0	0	0	0	3	7	0.00	0.600


BOTTOM

Minnesota Twins @ Cleveland Indians
Cleveland Municipal Stadium, Cleveland, OH

Sat Jun 14 1980, 7:05 PM EDT
Att: 12,948 - Unknown - 70 F

AB	R	H	RBI	BB	SO	LOB
3	2	1	0	1	0	1
2	0	1	1	1	0	0
2	0	1	1	1	0	0
4	0	1	0	0	0	4
0	0	0	0	0	0	0
2	1	0	0	2	1	0
4	0	3	1	0	0	1
4	0	0	0	0	1	4
0	0	0	0	0	0	0
3	0	0	0	0	0	3
2	0	1	0	0	0	0

AB	26
R	3
H	8
RBI	3
BB	5
SO	2
LOB	13



PITCHER	IP	WLS	BF	H	R	ER	SO	BB	IBB	HBP	BLK	WP	HR	S	P	ERA	WHIP
Roger Erickson, R ERA: 2.35 (1, 1)	6.1	L	29	8	3	2	2	3	0	1	0	0	0	29	42	2.84	1.737
Mike Kinnunen, L ERA: 6.75 (7, 1)	0.0		1	0	0	0	0	1	0	0	0	0	0	4	4	∞	∞
Doug Corbett, R ERA: 2.12 (7, 1)	1.2		4	0	0	0	0	1	0	0	0	0	0	3	7	0.00	0.600

Batter	1	2	3	4	5	6	7	8	9	AB R H RBI BB SO LOB	TOP											
Hosken Powell, L (1, 9) OBP: 0.328, SLG: 0.366	0-0 4-3		0-0 F9		0-0 5-3		4-0 1B FC6-4 BB		0-0 5-3	4 1 0 0 1 0 1												
Rick Sofield, L (1, 7) OBP: 0.289, SLG: 0.426	4-0 E BB		0-3 K			0-0 4-3	0-0 FC6-4 1B		0-0 F5	4 1 1 0 1 1 0												
Ken Landreaux, L (1, 8) OBP: 0.381, SLG: 0.429 Dave Edwards, R (6, PR) OBP: 0.278, SLG: 0.280	0-0 F8			0-0 G3		0-0 1B 1B	0-0 FC6-4 2B			3 0 1 0 0 0 1 1 2 0 1 0 0 1												
Glenn Adams, L (1, 10) OBP: 0.365, SLG: 0.391	0-0 E4 1-H 2B			4-0 BB		0-0 BB 1B	0-0 1B 2B			3 1 3 2 1 0 0												
Mike Cabbage, L (1, 3) OBP: 0.351, SLG: 0.379 Ron Jackson, R (7, PH) OBP: 0.289, SLG: 0.345	0-0 1-3			0-0 F7		0-0 BB 1B	0-0 F3			3 0 1 1 0 0 1 1 0 0 0 0 0 1												
Butch Wynegar, S (1, 2) OBP: 0.337, SLG: 0.397 Jose Morales, R (7, 2) OBP: 0.418, SLG: 0.483		0-3 K		0-0 G3		0-0 F7		0-0 L5		3 0 0 0 0 1 3 1 0 0 0 0 0 0												
Rob Wilfong, L (1, 4) OBP: 0.288, SLG: 0.329		0-0 F6			0-0 F2	4-0 1-2 2-3 BB		0-0 F4		3 0 0 0 1 0 0												
Pete Mackanin, R (1, 6) OBP: 0.278, SLG: 0.321		0-0 4-3			0-3 K	0-3 K		0-0 F6		4 0 0 0 0 2 3												
John Castino, R (1, 5) OBP: 0.321, SLG: 0.402			0-0 F9		0-0 E6 1B		0-0 L8		0-0 F9	4 0 1 0 0 0 0												
Inning Stats	R: 2 E: 1 K: 0 S: 4	H: 1 LOB: 0 BB: 1 P: 8	R: 0 E: 0 K: 1 S: 5	H: 0 LOB: 0 BB: 0 P: 5	R: 0 E: 0 K: 1 S: 5	H: 0 LOB: 0 BB: 0 P: 5	R: 0 E: 0 K: 0 S: 3	H: 0 LOB: 1 BB: 1 P: 7	R: 0 E: 1 K: 1 S: 6	H: 1 LOB: 1 BB: 0 P: 6	R: 1 E: 0 K: 1 S: 8	H: 3 LOB: 3 BB: 1 P: 12	R: 2 E: 0 K: 0 S: 5	H: 2 LOB: 1 BB: 1 P: 9	R: 0 E: 0 K: 0 S: 3	H: 0 LOB: 0 BB: 0 P: 3	R: 0 E: 0 K: 0 S: 3	H: 0 LOB: 0 BB: 0 P: 3	1B: 5 2B: 2 3B: 0 HR: 0	SF: 0 SAC: 0 DP: 0 HBP: 0	WP: 0 PB: 0 SB: 0 CS: 0	PA: 38
PITCHER	IP WLS BF H R ER SO BB IBB HBP BLK WP HR S P ERA WHIP												PITCHER	IP WLS BF H R ER SO BB IBB HBP BLK WP HR S P ERA WHIP								
Dan Spillner, R (1, 1) ERA: 4.76	6.2 W 31 7 5 4 4 4 0 0 0 0 0 0 35 51 5.40 1.650																					
Sid Monge, L (7, 1) ERA: 3.77	2.1 7 0 0 0 0 0 0 0 0 0 0 0 0 7 7 0.00 0.000																					

Minnesota Twins @ Cleveland Indians
Cleveland Municipal Stadium, Cleveland, OH

Sun Jun 15 1980, 3:33 AM EDT
Att. 25,182 - Unknown - 69 F

livebaseballscorecards.com

AB 34
R 5
H 7
RBI 4
BB 4
SO 4
LOB 11



BOTTOM

Minnesota Twins @ Cleveland Indians
Cleveland Municipal Stadium, Cleveland, OH

Sun Jun 15 1980, 3:33 AM EDT
Att: 25,182 - Unknown - 69 F

livebaseballscorecards.com

AB	43
R	14
H	21
RBI	13
BB	4
SO	7
LOB	17



WP:	2	PA:	50
PB:	0		
SB:	1		
CS:	0		

1B:	14	SF:	0
2B:	5	SAC:	0
3B:	1	DP:	1
HR:	1	HBP:	2

WP	HR	S	P	ERA	WHIP
----	----	---	---	-----	------

AB	R	H	RBI	BB	SO	LOB
----	---	---	-----	----	----	-----

6	4	6	1	0	0	0
---	---	---	---	---	---	---

4	2	3	1	2	0	1
---	---	---	---	---	---	---

4	3	2	1	0	1	4
1	1	0	0	0	0	2

5	2	4	7	0	0	0
---	---	---	---	---	---	---

4	1	1	1	1	0	1
---	---	---	---	---	---	---

4	0	2	2	0	1	1
---	---	---	---	---	---	---

5	0	1	0	0	0	4
---	---	---	---	---	---	---

4	1	2	0	1	2	0
---	---	---	---	---	---	---

R:	3	H:	3
E:	0	LOB:	1
K:	1	BB:	1
S:	8	P:	12

R:	1	H:	2
E:	0	LOB:	2
K:	2	BB:	1
S:	9	P:	13

R:	0	H:	0
E:	0	LOB:	1
K:	0	BB:	0
S:	3	P:	4

R:	3	H:	4
E:	0	LOB:	0
K:	2	BB:	0
S:	10	P:	10

R:	0	H:	1
E:	0	LOB:	2
K:	0	BB:	1
S:	4	P:	8

R:	5	H:	6
E:	0	LOB:	1
K:	0	BB:	0
S:	8	P:	9

R:	2	H:	3
E:	1	LOB:	2
K:	0	BB:	1
S:	6	P:	10

R:	0	H:	2
E:	0	LOB:	2
K:	2	BB:	0
S:	9	P:	9

Batter	1	2	3	4	5	6	7	8	9
Jerry Dybzinski, R OBP: 0.267, SLG: 0.338 (1, 4)	0-0 6-3 K	0-3 K		0-3 K	0-0 FC6-4	0-0 F8		0-3 K	
Jorge Orta, L OBP: 0.422, SLG: 0.452 (1, 9)	0-0 1B HR	0-0 BB 1B		0-0 2B 2B		0-0 2B 1B	0-0 FC5-6-4 BB 1B	0-0 2B 1B	
Mike Hargrove, L OBP: 0.426, SLG: 0.428 (1, 3)	0-0 F9	4-0 BB		0-0 1B 2B		0-0 1B 2B	4-0 FC5-6-4 BB	0-0 BB	
Joe Charboneau, R OBP: 0.352, SLG: 0.474 Miguel Dilone, S OBP: 0.363, SLG: 0.417 (7, PR) (8, 7)	0-0 1B HR	0-3 K		0-0 3B 1B		1-0 1B HBP	0-0 FC5-6-4 1B WP	0-0 F3	
Toby Harrah, R OBP: 0.355, SLG: 0.388 (1, 5)	0-0 1B HR		0-0 F7	0-0 PO 3B		0-0 1B 1B	0-0 FC5-6-4 WP 1B		
Cliff Johnson, R OBP: 0.323, SLG: 0.393 (1, 10)	4-0 BB		0-0 F8	0-0 PO	0-0 6-3	0-0 1B 1B	0-0 FC6-5-4 FC5 1B		
Rick Manning, L OBP: 0.357, SLG: 0.283 (1, 8)	0-3 K		1-0 S HBP		0-0 F5	0-0 G4-3 1B	0-0 1B		
Bo Diaz, R OBP: 0.311, SLG: 0.357 (1, 2)		0-0 F8	0-0 6-3		0-0 2B	0-0 G4-3	0-0 FC5		
Tom Verzyer, R OBP: 0.341, SLG: 0.367 (1, 6)		0-0 1B WP		0-3 K	4-0 FC6-4 BB	0-0 1B		0-3 K	

Inning Stats	R	H	E	K	S	R	H	E	K	S	R	H	E	K	S	R	H	E	K	S	R	H	E	K	S	R	H	E	K	S	R	H	E	K	S	R	H	E	K	S																																			
	3	3	0	1	8	1	2	0	2	9	0	0	0	0	3	3	4	0	2	10	0	1	0	0	4	5	6	0	0	9	2	3	1	0	6	0	2	0	2	9	0	2	0	2	9	0	3	1	0	10	0	2	0	2	9	0	2	0	2	9	0	3	1	0	10	0	2	0	2	9	0	3	1	0	10

PITCHER	IP	WLS	BF	H	R	ER	SO	BB	IBB	HBP	BLK	WP	HR	S	P	ERA	WHIP
Darrell Jackson, L ERA: 3.68 (1, 1)	3.2	L	21	7	6	6	5	2	0	1	0	1	1	28	37	14.73	2.455
John Verhoeven, R ERA: 4.21 (4, 1)	1.1		7	3	1	1	0	1	0	0	0	0	0	6	10	6.75	3.000
Fernando Arroyo, R ERA: 11.12 (6, 1)	1.0		9	6	5	5	0	0	0	1	0	0	0	8	9	45.00	6.000
Mike Kinnunen, L ERA: 7.71 (7, 1)	2.0		12	5	2	2	2	1	0	0	0	1	0	15	19	9.00	3.000

Batter	1	2	3	4	5	6	7	8	9	AB R H RBI BB SO LOB	TOP									
Mike Squires, L (1, 3) OBP: 0.366, SLG: 0.382	0-0 F9 1B		0-0 F9 1B	0-0 FC5-6 1-2f			0-0 F9			4 0 1 0 0 0 1										
Greg Pryor, R (1, 5) OBP: 0.263, SLG: 0.311	0-0 L5		0-0 3B 2B	0-0 G6-4-3 1-2f			0-0 F8			4 1 1 0 0 0 2										
Chet Lemon, R (1, 8) OBP: 0.356, SLG: 0.405	0-0 F9 1-2 1B		4-0 3B BB		0-0 F7			0-0 F4		3 1 1 0 1 0 0										
Lamar Johnson, R (1, 10) OBP: 0.336, SLG: 0.468	0-0 F9 1-2 2-3		0-3 K		0-0 6-3			0-0 5-3		4 0 0 0 0 1 4										
Harold Baines, L (1, 9) OBP: 0.311, SLG: 0.453	0-0 4-3		0-0 1B 3B 1-H 2-H		0-0 F9			0-0 1-3		4 1 1 2 0 0 2										
Jim Morrison, R (1, 4) OBP: 0.329, SLG: 0.452		0-0 F9	0-0 1B 1B 3-H		0-0 F7			0-0 F7		4 0 1 1 0 0 0										
Thad Bosley, L (1, 7) OBP: 0.380, SLG: 0.438		0-0 1B	0-0 1B 1-2		0-0 F5			0-0 FC4-6 1B		4 0 3 0 0 0 0										
Bruce Kimm, R (1, 2) OBP: 0.331, SLG: 0.311		0-0 F9	0-0 F8		0-0 1-3			0-0 FC4-6 1-2f		3 0 0 0 0 0 3										
Bob Molinaro, L (9, PH) OBP: 0.372, SLG: 0.452										1 0 0 0 0 0 1										
Todd Cruz, R (1, 6) OBP: 0.346, SLG: 0.391		0-3 K		0-0 FC5-6 1B			0-0 F7		0-0 F6	3 0 1 0 0 1 1										
Wayne Nordhagen, R (9, PH) OBP: 0.343, SLG: 0.563										1 0 0 0 0 0 1										
Inning Stats	R: 0 E: 0 K: 0 S: 5	H: 2 LOB: 2 BB: 0 P: 5	R: 0 E: 0 K: 1 S: 6	H: 1 LOB: 1 BB: 0 P: 6	R: 3 E: 0 K: 1 S: 9	H: 4 LOB: 2 BB: 1 P: 13	R: 0 E: 0 K: 0 S: 3	H: 1 LOB: 0 BB: 0 P: 3	R: 0 E: 0 K: 0 S: 3	H: 0 LOB: 0 BB: 0 P: 3	R: 0 E: 0 K: 0 S: 3	H: 0 LOB: 0 BB: 0 P: 3	R: 0 E: 0 K: 0 S: 3	H: 0 LOB: 0 BB: 0 P: 3	R: 0 E: 0 K: 0 S: 4	H: 1 LOB: 1 BB: 0 P: 4	1B: 7 2B: 1 3B: 1 HR: 0	SF: 0 SAC: 0 DP: 1 HBP: 0	WP: 0 PB: 0 SB: 0 CS: 0	PA: 36
PITCHER Wayne Garland, R (1, 1) ERA: 3.5	IP: 9.0 WLS: W BF: 36 H: 9 R: 3 ER: 3 SO: 2 BB: 1 IBB: 0 HBP: 0 BLK: 0 WP: 0 HR: 0 S: 39 P: 43 ERA: 3.00 WHIP: 1.111																			

Chicago White Sox @ Cleveland Indians
Cleveland Municipal Stadium, Cleveland, OH

Mon Jun 16 1980, 7:05 PM EDT
Att: 11,184 - Unknown

livebaseballscorecards.com

AB	35
R	3
H	9
RBI	3
BB	1
SO	2
LOB	15



Batter	1	2	3	4	5	6	7	8	9
Jerry Dybzinski, R OBP: 0.253, SLG: 0.320 (1, 4)	0-0 L6		0-0 F7	0-3 K			0-0 6-3	0-0 SH3-4	
Jorge Orta, L OBP: 0.430, SLG: 0.460 (1, 9)	0-0 BLK 1B		0-0 2B		0-0 3-1		4-0 WP 1B BB	4-0 G3 IBB	
Mike Hargrove, L OBP: 0.418, SLG: 0.417 (1, 3)	0-3 K		0-0 F7		0-0 L3		0-0 L6	0-0 G3	
Joe Charboneau, R OBP: 0.354, SLG: 0.466 Miguel Dilone, S OBP: 0.363, SLG: 0.417 (1, 7) (9, 7)	0-0 4-3		4-0 BB		0-0 F7		4-0 1B WP 1B BB	0-0 6-3	
Toby Harrah, R OBP: 0.358, SLG: 0.385 (1, 5)		4-0 G6-4-3 BB	0-0 F7		0-0 F4		4-0 1B 1B BB		
Cliff Johnson, R OBP: 0.322, SLG: 0.390 (1, 10)		0-0 G6-4-3		0-0 F4		0-0 E5 1B	0-0 E 1B 1B		
Rick Manning, L OBP: 0.360, SLG: 0.289 (1, 8)		0-0 1B 1B		0-0 F7		0-0 6-3	0-0 E9 1B		
Bo Diaz, R OBP: 0.347, SLG: 0.413 (1, 2)		0-0 FC6-4 1B		0-0 1B 2B		0-0 1B	0-0 F8		
Tom Verzyer, R OBP: 0.345, SLG: 0.371 (1, 6)		0-0 FC6-4		0-0 1B		0-0 1-3		0-0 G3 SH3-4 1B	

AB	R	H	RBI	BB	SO	LOB
4	0	0	0	0	1	1
3	1	2	0	2	0	0
5	0	0	0	0	1	5
3	1	0	0	2	0	3
0	0	0	0	0	0	0
2	1	0	0	2	0	2
4	1	1	1	0	0	1
4	0	2	2	0	0	1
4	1	3	1	0	0	2
4	0	2	1	0	0	3

BOTTOM

Chicago White Sox @ Cleveland Indians
Cleveland Municipal Stadium, Cleveland, OH

Mon Jun 16 1980, 7:05 PM EDT
Att. 11,184 - Unknown

AB	33
R	5
H	10
RBI	5
BB	6
SO	2
LOB	18



1B: 8	SF: 0
2B: 2	SAC: 1
3B: 0	DP: 1
HR: 0	HBP: 0

WP: 1	PA: 40
PB: 0	
SB: 0	
CS: 0	

Inning Stats	R	H	E	K	S	P	BB	IBB	HBP	BLK	WP	HR	S	P	ERA	WHIP
Ross Baumgarten, L ERA: 3.38 (1, 1)	0	1	0	1	6	3	0	0	0	1	0	0	31	43	2.70	1.500
Ed Farmer, R ERA: 2.4 (7, 1)	0	0	0	0	0	0	0	0	0	0	0	0	1	9	∞	∞
Mike Proly, R ERA: 2.93 (7, 1)	0	2	0	0	0	0	1	0	0	0	0	0	6	10	13.50	1.500

PITCHER	IP	WLS	BF	H	R	ER	SO	BB	IBB	HBP	BLK	WP	HR	S	P	ERA	WHIP
Ross Baumgarten, L ERA: 3.38 (1, 1)	6.2	L	30	7	3	2	2	3	0	0	1	0	0	31	43	2.70	1.500
Ed Farmer, R ERA: 2.4 (7, 1)	0.0	L	3	1	0	0	0	2	0	0	0	0	1	9	∞	∞	
Mike Proly, R ERA: 2.93 (7, 1)	1.1		7	2	2	2	0	0	1	0	0	0	6	10	13.50	1.500	

Batter	1	2	3	4	5	6	7	8	9	AB R H RBI BB SO LOB	TOP
Thad Bosley, L (1, 7) X OBP: 0.382, SLG: 0.423	0-0 G3		0-0 4-3		0-0 F5		0-0 1B	4-0 1B		4 0 1 0 1 0 1	
Todd Cruz, R (1, 6) X OBP: 0.351, SLG: 0.392	0-0 FC5-4 1B		0-0 5-3		0-0 4-3		0-0 F7	0-0 1B		5 0 2 2 0 0 3	
Chet Lemon, R (1, 8) X OBP: 0.353, SLG: 0.400	0-0 FC5-4 1-2f		0-0 F7		0-0 5-3		0-0 1B	0-0 5-3		5 0 1 1 0 0 4	
Lamar Johnson, R (1, 3) X Mike Squires, L (7, PH) (7, 3)	0-0 5-3				0-0 1B		0-0 F8	0-0 F8	0-0 F7	3 0 1 0 0 0 1 2 0 0 0 0 0 2	
Wayne Nordhagen, R (1, 10) X Bob Molinaro, L (8, PH) Junior Moore, R (9, PH)		0-0 6-3 1B 2B		0-3 K		0-0 L5		0-0 F2	0-0 6-3	3 1 1 0 0 0 1 1 1 0 0 0 0 0 0 1 0 0 0 0 0 0	
Jim Morrison, R (1, 4) X OBP: 0.327, SLG: 0.450		0-0 1-3		0-0 F8		0-0 2B		0-0 E5 PB	0-0 F8	5 1 1 0 0 0 2	
Harold Baines, L (1, 9) X OBP: 0.310, SLG: 0.448		0-0 6-3 2-3		0-0 1-3 1B		0-3 K		0-0 F9		4 0 1 0 0 0 1 3	
Greg Pryor, R (1, 5) X OBP: 0.269, SLG: 0.327		0-0 1B		0-0 L5				0-0 FC6-2 3B	0-0 E8 PB BB 1B	4 1 2 1 0 0 3	
Bruce Kimm, R (1, 2) X Mary Foley, L (8, PH) (8, 2)		0-0 1-3			0-0 4-3 1B			0-0 FC6-2 1B 3-H	4-0 1B PB BB	3 1 1 0 0 0 2 0 1 0 0 1 0 0	

Inning Stats	R: 0 E: 0 K: 0 S: 4	H: 1 LOB: 1 BB: 0 P: 4	R: 1 E: 0 K: 0 S: 5	H: 2 LOB: 1 BB: 0 P: 5	R: 0 E: 0 K: 0 S: 3	H: 0 LOB: 0 BB: 0 P: 3	R: 0 E: 0 K: 1 S: 7	H: 2 LOB: 2 BB: 0 P: 7	R: 0 E: 0 K: 0 S: 4	H: 1 LOB: 1 BB: 0 P: 4	R: 0 E: 0 K: 1 S: 6	H: 1 LOB: 1 BB: 0 P: 6	R: 1 E: 0 K: 0 S: 6	H: 3 LOB: 2 BB: 0 P: 6	R: 3 E: 2 K: 0 S: 6	H: 1 LOB: 2 BB: 2 P: 14	R: 0 E: 0 K: 0 S: 3	H: 0 LOB: 0 BB: 0 P: 3	1B: 8 2B: 2 3B: 1 HR: 0	SF: 0 SAC: 0 DP: 0 HBP: 0	WP: 0 PB: 1 SB: 0 CS: 0	PA: 42
--------------	------------------------------	---------------------------------	------------------------------	---------------------------------	------------------------------	---------------------------------	------------------------------	---------------------------------	------------------------------	---------------------------------	------------------------------	---------------------------------	------------------------------	---------------------------------	------------------------------	----------------------------------	------------------------------	---------------------------------	----------------------------------	------------------------------------	----------------------------------	--------

PITCHER	IP	WLS	BF	H	R	ER	SO	BB	IBB	HBP	BLK	WP	HR	S	P	ERA	WHIP
Rick Waits, L (1, 1) ERA: 5.36	6.2		30	10	2	2	2	0	0	0	0	0	0	34	34	2.70	1.500
Victor Cruz, R (7, 1) ERA: 4.03	1.1	L	9	1	3	0	0	1	1	0	0	0	0	7	15	0.00	1.500
Sid Monge, L (9, 1) ERA: 3.64	1.0		3	0	0	0	0	0	0	0	0	0	0	3	3	0.00	0.000

Chicago White Sox @ Cleveland Indians
Cleveland Municipal Stadium, Cleveland, OH
Tue Jun 17 1980, 7:05 PM EDT
Att. 9,614 - Unknown

AB	40
R	5
H	11
RBI	4
BB	2
SO	2
LOB	22



Batter	1	2	3	4	5	6	7	8	9	AB	R	H	RBI	BB	SO	LOB
Jerry Dybzinski, R (1, 4) Dell Alston, L (8, PH) Alan Bannister, R (9, 4) OBP: 0.253, SLG: 0.329 OBP: 0.257, SLG: 0.290 OBP: 0.259, SLG: 0.238	0-0 6-3	0-0 6-3			0-0 WP E 2B	0-0 F9		0-0 4-3		4	1	1	0	0	0	1
Jorge Orta, L (1, 9) OBP: 0.425, SLG: 0.454	0-0 F7		0-0 F8		0-0 E3 2B E 2-H		0-0 SH1-3 1B		0-0 6-3	5	1	1	1	0	0	0
Mike Hargrove, L (1, 3) OBP: 0.426, SLG: 0.425	4-0 BB 1B BB		1-0 FC5-4 HBP		0-0 E4 WP 1-H 2B		0-0 SH1-3 1-2		4-0 FC6-4 1B BB	1	1	1	0	2	0	0
Joe Charboneau, R (1, 7) Miguel Dilone, S (7, PR) OBP: 0.356, SLG: 0.460 OBP: 0.369, SLG: 0.423	4-0 1B BB 1-2		0-0 F7		0-0 5-3		1-0 HBP		0-0 FC6-4 1B 1-2	2	0	0	0	1	0	2
Toby Harrah, R (1, 5) OBP: 0.355, SLG: 0.380	0-0 1B 1-2 2-H		0-0 FC5-4 1-2f		0-0 5-3		0-3 K		0-0 FC6-4 1-2f 2-3	5	0	1	1	0	1	6
Cliff Johnson, R (1, 10) OBP: 0.319, SLG: 0.381	0-0 F3			0-3 K	4-0 WP IBB		0-3 K		0-0 5-3	4	0	0	0	1	2	6
Rick Manning, L (1, 8) OBP: 0.358, SLG: 0.288		0-0 F7		0-3 K	0-0 F8 1-2 2-3			0-0 2B 1B		4	0	1	0	0	1	2
Bo Diaz, R (1, 2) Ron Hassey, L (8, PH) OBP: 0.346, SLG: 0.408 OBP: 0.360, SLG: 0.422		0-0 5-3		0-0 1B		0-3 K		0-0 G3 1-H 2B		3	0	1	0	0	1	0
Tom Verzyer, R (1, 6) OBP: 0.342, SLG: 0.368		0-0 1B		0-0 G3		0-0 5-3		0-0 G3 2-3		1	0	1	0	0	0	0

Inning Stats	R: 1	H: 1	E: 0	LOB: 2	K: 0	S: 4	R: 0	H: 1	E: 0	LOB: 1	K: 0	S: 4	R: 0	H: 0	E: 0	LOB: 1	K: 0	S: 3	R: 0	H: 1	E: 2	LOB: 2	K: 0	S: 6	R: 0	H: 0	E: 0	LOB: 0	K: 1	S: 5	R: 0	H: 1	E: 0	LOB: 2	K: 2	S: 8	R: 0	H: 2	E: 0	LOB: 1	K: 0	S: 4	R: 0	H: 1	E: 0	LOB: 2	K: 0	S: 4	R: 0	H: 1	E: 0	LOB: 2	K: 0	S: 4	R: 0	H: 1	E: 0	LOB: 2	K: 0	S: 4	1B: 6	SF: 0	2B: 3	SAC: 1	3B: 0	DP: 0	HR: 0	HBP: 2	WP: 2	PA: 42
--------------	------	------	------	--------	------	------	------	------	------	--------	------	------	------	------	------	--------	------	------	------	------	------	--------	------	------	------	------	------	--------	------	------	------	------	------	--------	------	------	------	------	------	--------	------	------	------	------	------	--------	------	------	------	------	------	--------	------	------	------	------	------	--------	------	------	-------	-------	-------	--------	-------	-------	-------	--------	-------	--------

PITCHER	IP	WLS	BF	H	R	ER	SO	BB	IBB	HBP	BLK	WP	HR	S	P	ERA	WHIP
Ken Kravec, L (1, 1) ERA: 6.25	6.1		31	6	3	2	3	2	1	2	0	2	0	32	46	2.84	1.263
LaMarr Hoyt, R (7, 1) ERA:	2.2	W	11	3	0	0	2	1	0	0	0	0	0	14	18	0.00	1.500

BOTTOM

Chicago White Sox @ Cleveland Indians
Cleveland Municipal Stadium, Cleveland, OH

Tue Jun 17 1980, 7:05 PM EDT
Att. 9,614 - Unknown

AB	35
R	3
H	9
RBI	2
BB	4
SO	5
LOB	20



WP	PA
2	42

Batter	1	2	3	4	5	6	7	8	9	AB R H RBI BB SO LOB	TOP
Miguel Dilone, S (1, 7) OBP: 0.383, SLG: 0.450	4-0 BB S S		0-0 F8 E 2B	0-0 FC6-4 1-2f			0-0 2B			3 1 2 0 1 0 1	Cleveland Indians @ Kansas City Royals Royals Stadium, Kansas City, MO Wed Jun 18 1980, 8:05 PM EDT Att. 23,736 - Unknown - 90 F livebaseballscorecards.com
Jorge Orta, L (1, 9) OBP: 0.422, SLG: 0.449	0-0 F5		0-0 F8 2-3		0-0 5-3		0-0 1B			4 0 1 0 0 0 2	
Mike Hargrove, L (1, 3) OBP: 0.420, SLG: 0.417	0-0 5-3 1-2		0-0 E4 1B		0-3 K		0-0 G3			4 0 0 1 0 1 2	
Joe Charboneau, R (1, 10) OBP: 0.359, SLG: 0.458	0-0 F7 2-3		0-0 FC5-4 1B		4-0 BB		0-0 L5			3 0 1 0 1 0 1	
Toby Harrah, R (1, 5) OBP: 0.357, SLG: 0.383		0-0 SH1 E 1B	0-0 F8		0-0 6-3		0-0 F8			1 1 1 0 0 0 0	
Jerry Dybzinski, R (2, 5) OBP: 0.247, SLG: 0.321										2 0 0 0 0 0 3	
Gary Alexander, R (8, PH) OBP: 0.273, SLG: 0.306										1 0 0 0 0 0 0	
Dave Rosello, R (8, 5) OBP: 0.250, SLG: 0.341										0 0 0 0 0 0 0	
Alan Bannister, R (1, 4) OBP: 0.253, SLG: 0.233		0-0 SH1 1-2	0-0 FC5-4 1-2f		0-0 1-3		0-0 6-3			3 0 0 0 0 0 2	
Rick Manning, L (1, 8) OBP: 0.350, SLG: 0.280		0-3 K		0-0 4-3		0-0 L6		0-3 K		4 0 0 0 0 2 1	
Bo Diaz, R (1, 2) OBP: 0.339, SLG: 0.396		0-0 2-H 1B		0-0 F8		0-0 F7		0-0 5-3		4 0 1 0 0 0 0	
Tom Veryzer, R (1, 6) OBP: 0.340, SLG: 0.364		0-0 L4		0-0 FC6-4 1B		0-0 4-3		0-3 K		4 0 1 0 0 1 1	
Inning Stats	R: 0 H: 0 E: 0 LOB: 1 K: 0 BB: 1 S: 3 P: 7	R: 1 H: 2 E: 0 LOB: 1 K: 1 BB: 0 S: 7 P: 7	R: 1 H: 2 E: 1 LOB: 2 K: 0 BB: 0 S: 6 P: 6	R: 0 H: 1 E: 0 LOB: 1 K: 0 BB: 0 S: 4 P: 4	R: 0 H: 0 E: 0 LOB: 1 K: 1 BB: 1 S: 5 P: 9	R: 0 H: 0 E: 0 LOB: 0 K: 0 BB: 0 S: 3 P: 3	R: 0 H: 2 E: 0 LOB: 1 K: 0 BB: 0 S: 4 P: 4	R: 0 H: 0 E: 0 LOB: 0 K: 2 BB: 0 S: 7 P: 7	R: 0 H: 0 E: 0 LOB: 0 K: 2 BB: 0 S: 7 P: 7	1B: 5 SF: 0 2B: 2 SAC: 1 3B: 0 DP: 0 HR: 0 HBP: 0	WP: 0 PA: 36 PB: 0 SB: 3 CS: 0
PITCHER Larry Gura, L (1, 1) ERA: 2.16	IP WLS BF H R ER SO BB IBB HBP BLK WP HR S P ERA WHIP										
	9.0 W 36 7 2 2 4 2 0 0 0 0 0 0 42 50 2.00 1.000										

Cleveland Indians @ Kansas City Royals
 Royals Stadium, Kansas City, MO
 Wed Jun 18 1980, 8:05 PM EDT
 Att. 23,736 - Unknown - 90 F



Batter	1	2	3	4	5	6	7	8	9
Willie Wilson, S (1, 7) OBP: 0.344, SLG: 0.399	0-0 FC5-4 1B	0-0 4-3		0-0 1B SF8 2B	0-0 G3			0-0 1-2 SH 1B	
Frank White, R (1, 4) OBP: 0.290, SLG: 0.347	0-0 FC5-4 BB 1-2f		0-0 E4 1B 1B	0-0 F7		0-0 F8		0-0 SH 1B 1-H 2-H	
Darrell Porter, L (1, 10) OBP: 0.385, SLG: 0.416	4-0 G4-6-3 BB 1-2		0-0 F8	0-0 HBP 1B 2-3		4-0 G5-3 BB BB		0-0 BB 1B FC6-4 1B 3-H	
Willie Aikens, L (1, 3) OBP: 0.371, SLG: 0.432 German Barranca, L (8, PR) Ralph LaCock, L (9, 3) OBP: 0.221, SLG: 0.196	0-0 G4-6-3 1-2f		0-0 1B 1B 1-3	1-0 HBP 1-2		4-0 1-2 BB		0-0 FC6-4 BB 1B 1-2	
Amos Otis, R (1, 8) OBP: 0.293, SLG: 0.349		0-0 F9	0-0 1B 1B 2B 1-2 3-H	0-0 SF8 3-H		0-0 G5-3 2-f		0-0 F7	
Clint Hurdle, L (1, 9) OBP: 0.394, SLG: 0.568		0-0 FC5-6 BB 1B	0-0 1B 2B 1B 1-2 2-H	0-0 3-1		0-0 F7		4-0 FC6-4 BB 1-2 2-3	
John Wathan, R (1, 2) OBP: 0.383, SLG: 0.417		4-0 FC5-6 BB 1-2	0-0 2B 1B 1-2 2-3		0-0 F8		4-0 L5 BB	0-0 FC6-4 1B 1-2f 2-3 3-H	
Jamie Quirk, L (1, 5) OBP: 0.239, SLG: 0.324		0-0 FC5-6 BB 1-2f 2-3	0-0 2B 1-H 2-H 3-H		0-0 F7		0-0 L5 1-2	0-0 1B 1-2 3-H	
U L Washington, S (1, 6) OBP: 0.341, SLG: 0.380		4-0 BB 1-2	0-0 F8		0-0 3B			0-0 SH BB F8	

Inning Stats	R: 0	H: 1	E: 0	LOB: 1	K: 0	BB: 1	S: 3	P: 7	R: 0	H: 1	E: 0	LOB: 3	K: 0	BB: 2	S: 4	P: 12	R: 4	H: 5	E: 1	LOB: 1	K: 0	BB: 0	S: 8	P: 8	R: 1	H: 2	E: 0	LOB: 2	K: 0	BB: 0	S: 5	P: 6	R: 0	H: 1	E: 0	LOB: 1	K: 0	BB: 0	S: 4	P: 4	R: 0	H: 0	E: 0	LOB: 1	K: 0	BB: 2	S: 2	P: 10	R: 0	H: 0	E: 0	LOB: 0	K: 0	BB: 1	S: 2	P: 6	R: 5	H: 4	E: 1	LOB: 2	K: 0	BB: 2	S: 8	P: 16
--------------	------	------	------	--------	------	-------	------	------	------	------	------	--------	------	-------	------	-------	------	------	------	--------	------	-------	------	------	------	------	------	--------	------	-------	------	------	------	------	------	--------	------	-------	------	------	------	------	------	--------	------	-------	------	-------	------	------	------	--------	------	-------	------	------	------	------	------	--------	------	-------	------	-------

PITCHER	IP	WLS	BF	H	R	ER	SO	BB	IBB	HBP	BLK	WP	HR	S	P	ERA	WHIP
John Denny, R (1, 1) ERA: 3.57	3.0	L	18	7	4	3	0	3	0	0	0	0	0	15	27	9.00	3.333
Bob Owchinko, L (4, 1) ERA: 6.1	4.0		19	4	3	3	0	4	0	1	0	0	0	14	31	6.75	2.000
Sid Monge, L (8, 1) ERA: 3.82	1.0		8	3	3	1	0	1	0	0	0	0	0	7	11	9.00	4.000

BOTTOM


Cleveland Indians @ Kansas City Royals
Royals Stadium, Kansas City, MO
 Wed Jun 18 1980, 8:05 PM EDT
 Att: 23,736 - Unknown - 90 F

AB	R	H	RBI	BB	SO	LOB
5	2	3	0	0	0	4
4	2	0	0	0	0	2
3	1	2	1	2	0	1
3	1	2	0	1	0	2
0	1	0	0	0	0	0
0	0	0	0	0	0	0
4	1	1	2	0	0	4
4	1	2	1	1	0	2
3	0	1	1	2	0	2
5	0	2	3	0	0	3
3	1	1	0	2	0	3

AB	R	H	RBI	BB	SO	LOB
34	10	14	8	8	0	23

WP	PA
0	45

livebaseballscorecards.com



Batter	1	2	3	4	5	6	7	8	9	AB R H RBI BB SO LOB	TOP															
Miguel Dilone, S OBP: 0.393, SLG: 0.467 (1, 7) X	0-0 S 2B 1B	0-0 S 1B		0-0 G1 1-3 2B		0-3 K 1B		0-3 K 1B		5 1 3 0 0 2 0																
Jorge Orta, L OBP: 0.426, SLG: 0.448 (1, 9) B B B	4-0 2B 1-2 SF8 BB	4-0 1-2 BB		0-0 G1 2-3 3-H		0-0 1B 1B		0-3 K 1B		3 2 1 1 2 1 1																
Mike Hargrove, L OBP: 0.416, SLG: 0.417 (1, 3) X	0-0 1-3 2-H 2B	0-0 F7		0-3 K		0-0 F7		0-0 F7		5 0 1 1 0 1 4																
Joe Charboneau, R OBP: 0.360, SLG: 0.457 Dell Alston, L OBP: 0.257, SLG: 0.290 (9, PR)	0-0 5-3		0-0 5-3		0-0 F5	0-0 1B 1-3 1B			0-0 1B HBP FC4-2 1B	5 0 2 0 0 0 2 0 0 0 0 0 0 0																
Toby Harrah, R OBP: 0.362, SLG: 0.387 (1, 5) X	0-0 SF8 3-H		0-0 4-3		0-0 S 2B 1B	0-0 1-3 1B			H 1-0 FC4-2 1B 1-2 FC6-2 HBP	3 1 2 2 0 0 0																
Ron Hassey, L OBP: 0.367, SLG: 0.420 (1, 2) B B B	4-0 BB		4-0 BB		0-3 K	0-0 L6			X 0-0 FC6-2 FC4-2 1-2 2-3 1B	3 0 1 0 2 1 3																
Rick Manning, L OBP: 0.346, SLG: 0.273 (1, 8) X	0-0 1-3		0-0 F8		4-0 2B 1-2 BB		0-3 K		X 0-0 FC4-2 FC6-2	4 0 0 0 1 1 6																
Alan Bannister, R OBP: 0.253, SLG: 0.241 Jerry Dybzinski, R OBP: 0.244, SLG: 0.317 (8, 4)			0-0 F9		0-0 F4	0-0 1-3 2-H 2B		0-0 F9	X 0-0 FC6-2 1-2 2-3 3-H	4 0 1 1 0 0 0 1 0 0 0 0 0 3																
Tom Veryzer, R OBP: 0.335, SLG: 0.354 (1, 6) X			0-0 F9		4-0 2B G1 BB	0-0 F8		0-0 1-3	X 0-0 5-3	4 1 0 0 1 0 5																
Inning Stats	R: 2 E: 0 K: 0 S: 5	H: 2 LOB: 2 BB: 2 P: 13	R: 0 E: 0 K: 0 S: 4	H: 1 LOB: 2 BB: 1 P: 8	R: 0 E: 0 K: 0 S: 3	H: 0 LOB: 1 BB: 1 P: 7	R: 1 E: 0 K: 1 S: 6	H: 1 LOB: 1 BB: 1 P: 10	R: 1 E: 0 K: 1 S: 7	H: 2 LOB: 2 BB: 1 P: 11	R: 1 E: 0 K: 1 S: 8	H: 3 LOB: 2 BB: 0 P: 8	R: 0 E: 0 K: 1 S: 5	H: 0 LOB: 0 BB: 0 P: 5	R: 0 E: 0 K: 2 S: 7	H: 0 LOB: 0 BB: 0 P: 7	R: 0 E: 0 K: 0 S: 5	H: 2 LOB: 3 BB: 0 P: 6	1B: 8 2B: 3 3B: 0 HR: 0	SF: 1 SAC: 0 DP: 0 HBP: 1	WP: 0 PB: 0 SB: 3 CS: 0	PA: 45				
PITCHER	IP WLS BF H R ER SO BB IBB HBP BLK WP HR S P ERA WHIP	IP WLS BF H R ER SO BB IBB HBP BLK WP HR S P ERA WHIP																								
Renie Martin, R ERA: 4.17 (1, 1)	5.0 L 27 6 4 4 2 6 0 0 0 0 0 25 49 7.20 2.400		Gary Christenson, L ERA: 5.06 (6, 1)	3.0 15 5 1 1 4 0 0 0 0 0 0 22 23 3.00 1.667		Dan Quisenberry, R ERA: 3.44 (9, 1)	1.0 3 0 0 0 0 0 0 0 0 0 0 3 3 0.00 0.000																			

Cleveland Indians @ Kansas City Royals
 Royals Stadium, Kansas City, MO
 Thu Jun 19 1980, 8:05 PM EDT
 Att. 21,158 - Unknown - 79 F

AB	37
R	5
H	11
RBI	5
BB	6
SO	6
LOB	24



WP: 0	PA: 45
-------	--------

Batter	1	2	3	4	5	6	7	8	9	AB R H RBI BB SO LOB
Willie Wilson, S OBP: 0.345, SLG: 0.409 (1, 7)	0-0 F7 S 1B	0-0 FC6-4 1-2f			0-0 E4 E S		0-0 IHR		0-3 K	5 1 2 1 0 1 1
Frank White, R OBP: 0.285, SLG: 0.341 (1, 4) Ralph LaCock, L OBP: 0.219, SLG: 0.194 (9, PH)	0-0 F8		0-0 6-3		0-0 F8		0-0 5-3		0-3 K	4 0 0 0 0 0 2 1 0 0 0 0 1 0
Darrell Porter, L OBP: 0.388, SLG: 0.411 (1, 10)	0-0 F7 1-3		0-0 F8		4-0 BB 1-3		4-0 BB			2 0 0 0 2 0 1
Willie Aikens, L OBP: 0.365, SLG: 0.424 (1, 3)	0-3 K		0-0 F4		0-0 F8		0-0 F8			4 0 0 0 0 1 4
Amos Otis, R OBP: 0.301, SLG: 0.391 (1, 8)		0-0 3B 1B		0-0 F9		0-0 HR		0-3 K		4 2 2 1 0 1 1
Clint Hurdle, L OBP: 0.396, SLG: 0.580 (1, 9)		0-0 6-3 3B		0-0 FC6-4 1B		0-0 1-4-3		0-0 4-3		4 1 2 1 0 0 0
John Wathan, R OBP: 0.376, SLG: 0.408 (1, 2)		0-0 6-3		0-0 FC6-4 1-2f		0-3 K		0-0 F9		4 0 0 1 0 1 1
Jamie Quirk, L OBP: 0.253, SLG: 0.333 (1, 5)		0-0 FC6-4 1B		0-0 F9		0-0 1B		0-3 K		4 0 2 0 0 1 1
U L Washington, S OBP: 0.335, SLG: 0.373 (1, 6)		0-3 K			0-0 6-3		0-0 5-3		0-0 1-3	4 0 0 0 0 1 2

Inning Stats	R: 0	H: 1	E: 0	K: 1	S: 6	LOB: 1	BB: 0	P: 6	R: 2	H: 3	E: 0	K: 1	S: 8	LOB: 1	BB: 0	P: 8	R: 0	H: 0	E: 0	K: 0	S: 3	LOB: 0	BB: 0	P: 3	R: 0	H: 1	E: 1	K: 0	S: 4	LOB: 1	BB: 0	P: 4	R: 0	H: 0	E: 1	K: 0	S: 4	LOB: 2	BB: 1	P: 8	R: 1	H: 2	E: 0	K: 1	S: 7	LOB: 1	BB: 0	P: 7	R: 1	H: 1	E: 0	K: 1	S: 6	LOB: 1	BB: 1	P: 10	R: 0	H: 0	E: 0	K: 1	S: 5	LOB: 0	BB: 0	P: 5	R: 0	H: 0	E: 0	K: 2	S: 7	LOB: 0	BB: 0	P: 7	1B: 5	2B: 0	3B: 1	HR: 2	SF: 0	SAC: 0	DP: 0	HBP: 0	WP: 0	PB: 0	SB: 2	CS: 0	PA: 38
--------------	------	------	------	------	------	--------	-------	------	------	------	------	------	------	--------	-------	------	------	------	------	------	------	--------	-------	------	------	------	------	------	------	--------	-------	------	------	------	------	------	------	--------	-------	------	------	------	------	------	------	--------	-------	------	------	------	------	------	------	--------	-------	-------	------	------	------	------	------	--------	-------	------	------	------	------	------	------	--------	-------	------	-------	-------	-------	-------	-------	--------	-------	--------	-------	-------	-------	-------	--------

PITCHER	IP	WLS	BF	H	R	ER	SO	BB	IBB	HBP	BLK	WP	HR	S	P	ERA	WHIP
Len Barker, R ERA: 4.18 (1, 1)	6.0	W	27	7	3	3	3	1	0	0	0	0	1	32	36	4.50	1.333
Mike Stanton, R ERA: 3.86 (7, 1)	3.0	S	11	1	1	1	4	1	0	0	0	0	0	18	22	3.00	0.667

BOTTOM

Cleveland Indians @ Kansas City Royals
Royals Stadium, Kansas City, MO

Thu Jun 19 1980, 8:05 PM EDT
Att: 21,158 - Unknown - 79 F

livebaseballscores.com

AB	36
R	4
H	8
RBI	4
BB	2
SO	7
LOB	13



Batter	1	2	3	4	5	6	7	8	9	10	11	12	13	14	15	AB	R	H	RBI	BB	SO	LOB	TOP
Miguel Dilone, S OBP: 0.395, SLG: 0.459 (1, 7) B B B	4-0 G3-6-3 BB		0-0 5-3			0-0 2B 1B	0-3 K			0-0 4-3		0-0 4-3		0-0 S 1B		6	1	2	0	1	1	0	
Jorge Orta, L OBP: 0.422, SLG: 0.444 (1, 9) X	0-0 G3-6-3 1-2f			0-0 F7		0-0 2B	0-0 F3			0-0 F8		0-0 6-3		4-0 BB 1-2		6	0	1	2	1	0	1	
Mike Hargrove, L OBP: 0.416, SLG: 0.430 (1, 3) X	0-0 F7			0-0 4-3		0-0 HR				0-0 1B				0-3 K	0-0 4-3	7	1	3	1	0	1	2	
Joe Charboneau, R OBP: 0.355, SLG: 0.447 Alan Bannister, R OBP: 0.253, SLG: 0.241 Gary Alexander, R OBP: 0.286, SLG: 0.306 (1, 10) (13, PR) (15, PH)		0-0 F4		0-0 5-3		0-0 F9				0-0 G6-4-3 1-2f		0-0 F9		0-0 1B 1B	4-0 BB 2B	6	0	1	0	0	0	2	
Toby Harrah, R OBP: 0.367, SLG: 0.395 (1, 5) X		0-0 F6			0-0 F7	4-0 1B BB				0-0 1B				0-0 F7		6	0	3	1	1	0	0	
Ron Hassey, L OBP: 0.379, SLG: 0.429 Dell Alston, L OBP: 0.257, SLG: 0.290 Bo Diaz, R OBP: 0.328, SLG: 0.382 (1, 2) (11, PR) (11, 2)		0-0 1B			0-0 FC6-4 1B	0-0 BB 1B				0-0 G3		4-0 WP BB		0-3 K	0-0 F9	4	0	3	0	1	0	1	
Rick Manning, L OBP: 0.349, SLG: 0.266 (1, 8) S S S		0-3 K			0-0 FC6-4 1-2f	4-0 1-2 BB				0-0 F7		4-0 G1-4-3 IBB		0-0 4-3	4-0 IBB	4	0	0	0	3	1	4	
Jerry Dybzinski, R OBP: 0.233, SLG: 0.302 Cliff Johnson, R OBP: 0.317, SLG: 0.379 Dave Rosello, R OBP: 0.240, SLG: 0.326 (1, 4) (11, PH) (11, 4)			0-0 F8		0-0 F7	0-0 F7				0-0 4-3		0-0 G1-4-3 1-2f		0-0 F7	0-3 K	4	0	0	0	0	0	4	
Tom Verzyer, R OBP: 0.327, SLG: 0.344 (1, 6) X			0-0 F8			0-0 2B 1B	0-0 F9			0-0 4-3		0-3 K		0-0 4-3	0-0 G3	7	1	1	0	0	1	2	
Inning Stats	R: 0 H: 0 E: 0 LOB: 0 K: 0 S: 2	R: 0 H: 1 E: 0 LOB: 1 K: 1 S: 6	R: 0 H: 0 E: 0 LOB: 0 K: 0 S: 3	R: 0 H: 0 E: 0 LOB: 0 K: 0 S: 3	R: 0 H: 1 E: 0 LOB: 1 K: 0 S: 4	R: 3 H: 5 E: 0 LOB: 3 K: 0 S: 7	R: 0 H: 0 E: 0 LOB: 0 K: 1 S: 5	R: 0 H: 2 E: 0 LOB: 1 K: 0 S: 4	R: 0 H: 0 E: 0 LOB: 0 K: 0 S: 3	R: 0 H: 1 E: 0 LOB: 1 K: 0 S: 4	R: 0 H: 0 E: 0 LOB: 2 K: 0 S: 2	R: 0 H: 0 E: 0 LOB: 0 K: 1 S: 5	R: 0 H: 2 E: 0 LOB: 2 K: 2 S: 9	R: 0 H: 1 E: 0 LOB: 2 K: 0 S: 4	R: 1 H: 1 E: 0 LOB: 2 K: 1 S: 6	1B: 11 SF: 0 2B: 2 SAC: 0 3B: 0 DP: 3 HR: 1 HBP: 0	WP: 1 PA: 63 PB: 0 SB: 1 CS: 0						
PITCHER	IP WLS BF H R ER SO BB IBB HBP BLK WP HR S P ERA WHIP																IP WLS BF H R ER SO BB IBB HBP BLK WP HR S P ERA WHIP						
Roger Erickson, R ERA: 2.58 (1, 1)	5.2 25 7 3 3 1 3 0 0 0 0 0 1 24 36 4.76 1.765																Pete Redfern, R ERA: 4.13 (15, 1)	1.0 L 6 1 1 1 1 1 1 1 0 0 0 0 6 14 9.00 2.000					
John Verhoeven, R ERA: 3.79 (6, 1)	4.0 14 3 0 0 1 0 0 0 0 0 0 0 16 16 0.00 0.750																						
Doug Corbett, R ERA: 1.95 (10, 1)	3.1 13 2 0 0 3 1 1 0 0 1 0 17 25 0.00 0.900																						
Fernando Arroyo, R ERA: 9.95 (14, 1)	0.2 3 1 0 0 0 0 0 0 0 0 0 3 3 0.00 1.500																						
Jerry Kosman, L ERA: 4.41 (14, 1)	0.1 2 0 0 0 0 1 0 0 0 0 0 1 5 0.00 3.000																						

Cleveland Indians @ Minnesota Twins
Metropolitan Stadium, Bloomington, MI

AB 55
R 4
H 14
RBI 4
BB 8
SO 6
LOB 23



Fri Jun 20 1980, 8:05 PM EDT
Att. 7,668 - Unknown - 70 F

livebaseballscores.com


Batter	1	2	3	4	5	6	7	8	9	10	11	12	13	14	15	AB	R	H	RBI	BB	SO	LOB	
Butch Wynegar, S <small>OBP: 0.364, SLG: 0.424</small>	0-0 6-3		0-0 6-3		0-0 1B		4-0 1B BB		0-0 F9		0-0 F7			0-0 3-1		6	1	1	0	1	0	2	
Ken Landreaux, L <small>OBP: 0.381, SLG: 0.424</small>	0-0 F2		4-0 BB BB		0-0 1B 2B		0-0 F7		0-0 G3		4-0 IBB			0-0 6-3		5	0	1	1	2	0	3	
Roy Smalley, S <small>OBP: 0.358, SLG: 0.413</small>	0-0 F7		4-0 BB BB BB		0-0 1B G4-6-3		0-0 L9		0-0 1B		0-0 F7			0-0 G3		6	0	2	1	1	0	4	
Glenn Adams, L <small>OBP: 0.362, SLG: 0.400</small>		0-0 F8																					
Willie Norwood, R <small>OBP: 0.197, SLG: 0.221</small>			0-0 F8																				
Danny Goodwin, L <small>OBP: 0.288, SLG: 0.318</small>					0-0 G4-6-3				0-0 F6														
Mike Cubbage, L <small>OBP: 0.355, SLG: 0.400</small>																							
Jose Morales, R <small>OBP: 0.395, SLG: 0.485</small>		0-0 1B 2B																					
Hosken Powell, L <small>OBP: 0.311, SLG: 0.344</small>																							
Rick Sofeld, L <small>OBP: 0.281, SLG: 0.410</small>																							
Ron Jackson, R <small>OBP: 0.291, SLG: 0.351</small>																							
Rob Wilfong, L <small>OBP: 0.292, SLG: 0.323</small>																							
Pete Mackanin, R <small>OBP: 0.290, SLG: 0.323</small>																							
John Castino, R <small>OBP: 0.337, SLG: 0.419</small>																							
Inning Stats	R:0 H:0 E:0 LOB:0 K:0 BB:0 S:3 P:3	R:0 H:2 E:0 LOB:2 K:1 BB:0 S:7 P:7	R:0 H:0 E:0 LOB:2 K:0 BB:2 S:3 P:11	R:0 H:0 E:0 LOB:1 K:0 BB:0 S:3 P:4	R:1 H:3 E:0 LOB:1 K:1 BB:0 S:7 P:7	R:0 H:1 E:0 LOB:1 K:1 BB:0 S:6 P:6	R:1 H:2 E:0 LOB:2 K:0 BB:1 S:5 P:9	R:0 H:0 E:0 LOB:0 K:1 BB:0 S:5 P:5	R:1 H:2 E:0 LOB:1 K:0 BB:0 S:5 P:5	R:0 H:0 E:0 LOB:0 K:1 BB:0 S:5 P:5	R:0 H:0 E:0 LOB:0 K:1 BB:0 S:5 P:5	R:0 H:1 E:0 LOB:2 K:0 BB:1 S:4 P:8	R:0 H:0 E:0 LOB:0 K:1 BB:0 S:5 P:5	R:0 H:0 E:0 LOB:0 K:2 BB:0 S:7 P:7	R:0 H:0 E:0 LOB:0 K:0 BB:0 S:3 P:3	R:0 H:0 E:0 LOB:0 K:1 BB:0 S:5 P:5	R:0 H:0 E:0 LOB:0 K:1 BB:0 S:5 P:5	R:0 H:0 E:0 LOB:0 K:1 BB:0 S:5 P:5	1B:7 SF:0 2B:4 SAC:1 3B:0 DP:1 HR:0 HBP:1				

BOTTOM

AB	R	H	RBI	BB	SO	LOB
6	1	1	0	1	0	2
5	0	1	1	2	0	3
6	0	2	1	1	0	4
4	0	1	1	0	0	4
1	0	0	0	0	0	1
2	0	0	0	0	1	0
3	0	2	0	0	0	0
0	0	0	0	0	0	2
7	0	1	0	0	1	1
2	0	0	0	0	2	3
3	0	0	0	0	2	0
3	0	0	0	0	0	4
2	0	1	0	0	2	0
5	2	2	0	0	1	0

AB 54
R 3
H 11
RBI 3
BB 4
SO 9
LOB 24

WP:0 PA: 60
PB:0
SB:0
CS:0



Cleveland Indians @ Minnesota Twins
 Metropolitan Stadium, Bloomington , MI
 Fri Jun 20 1980, 8:05 PM EDT
 Att. 7,668 - Unknown - 70 F

livebaseballscorecards.com

		PITCHER																										
		IP	WLS	BF	H	R	ER	SO	BB	IBB	HBP	BLK	WP	HR	S	P	ERA	WHIP										
Dan Spillner, R <small>ERA: 4.6</small>	(1, 1)	6.2		31	8	2	2	3	3	0	1	0	0	0	33	46	2.70	1.650										
Sid Monge, L <small>ERA: 3.82</small>	(7, 1)	2.1		9	2	1	1	1	0	0	0	0	0	0	11	11	3.86	0.857										
Victor Cruz, R <small>ERA: 3.44</small>	(10, 1)	5.0	W	17	1	0	0	4	0	1	0	0	0	0	24	28	0.00	0.200										
Mike Stanton, R <small>ERA: 3.76</small>	(15, 1)	1.0	S	3	0	0	0	1	0	0	0	0	0	0	5	5	0.00	0.000										

Batter	1	2	3	4	5	6	7	8	9	AB R H RBI BB SO LOB	TOP		
Jerry Dybzinski, R (1, 4) OBP: 0.245, SLG: 0.311	0-0 G3-6-3 1B		0-0 L4		0-3 K			0-0 1B		4 0 2 0 0 1 2			
Jorge Orta, L (1, 9) OBP: 0.423, SLG: 0.445	0-0 G3-6-3 1B			0-0 4-3		0-0 CS 1B		0-0 F9		4 0 2 0 0 0 1			
Mike Hargrove, L (1, 3) OBP: 0.411, SLG: 0.423	0-0 G3-6-3 1-2f 2-3			0-0 F9		0-3 K 1-2			0-0 L8	4 0 0 0 0 1 3			
Joe Charboneau, R (1, 7) OBP: 0.357, SLG: 0.454 Dell Alston, L (9, PR) OBP: 0.257, SLG: 0.290		0-3 K		0-0 2B		0-3 K			0-0 1B 1B	4 0 2 0 0 2 0 0 1 0 0 0 0 0			
Toby Harrah, R (1, 5) OBP: 0.369, SLG: 0.396		0-0 G4-6-3 1B		0-0 6-3			0-0 F9		0-0 1B 1B	4 0 2 0 0 0 1			
Gary Alexander, R (1, 10) OBP: 0.271, SLG: 0.288 Ron Hassey, L (9, PH) OBP: 0.383, SLG: 0.432		0-0 G4-6-3 1-2f			0-0 F4		0-0 4-3		0-0 G3 1-3 2-H 1B	3 0 0 0 0 0 1 1 0 1 1 0 0 0			
Bo Diaz, R (1, 2) OBP: 0.328, SLG: 0.379 Miguel Dilone, S (9, PH) OBP: 0.392, SLG: 0.455			0-3 K		0-0 SH5-3 1B 1B		0-0 F8		0-0 G3 1-2	3 1 1 0 0 1 0 1 0 0 0 0 0 2			
Rick Manning, L (1, 8) OBP: 0.345, SLG: 0.263 Cliff Johnson, R (9, PH) OBP: 0.320, SLG: 0.379 Alan Bannister, R (9, PR) OBP: 0.253, SLG: 0.241			0-0 4-3		0-0 SH5-3 1-2			0-0 4-3	4-0 BB BB BB	2 0 0 0 0 0 0 0 0 0 0 1 0 0 0 0 0 0 0 0 0			
Tom Veryzer, R (1, 6) OBP: 0.331, SLG: 0.348			0-0 1B		0-0 2-H 1B			0-0 5-3	0-0 4-3	4 0 2 1 0 0 3			
Inning Stats	R: 0 H: 2 E: 0 LOB: 0 K: 0 BB: 0 S: 3 P: 3	R: 0 H: 1 E: 0 LOB: 0 K: 1 BB: 0 S: 5 P: 5	R: 0 H: 1 E: 0 LOB: 1 K: 1 BB: 0 S: 6 P: 6	R: 0 H: 1 E: 0 LOB: 1 K: 0 BB: 0 S: 4 P: 4	R: 1 H: 2 E: 0 LOB: 1 K: 1 BB: 0 S: 7 P: 7	R: 0 H: 1 E: 0 LOB: 0 K: 2 BB: 0 S: 7 P: 7	R: 0 H: 0 E: 0 LOB: 0 K: 0 BB: 0 S: 3 P: 3	R: 0 H: 1 E: 0 LOB: 1 K: 0 BB: 0 S: 4 P: 4	R: 1 H: 3 E: 0 LOB: 3 K: 0 BB: 1 S: 6 P: 10	1B: 11 SF: 0 2B: 2 SAC: 1 3B: 0 DP: 3 HR: 0 HBP: 0	WP: 0 PA: 36 PB: 0 SB: 0 CS: 1		
PITCHER	IP WLS BF H R ER SO BB IBB HBP BLK WP HR S P ERA WHIP											PITCHER	IP WLS BF H R ER SO BB IBB HBP BLK WP HR S P ERA WHIP
Geoff Zahn, L (1, 1) ERA: 4.35	8.1 W 31 10 2 2 5 0 0 0 0 0 0 0 41 41 2.16 1.200												
John Verhoeven, R (9, 1) ERA: 3.76	0.1 3 2 0 0 0 0 0 0 0 0 0 0 3 3 0.00 6.000												
Darrell Jackson, L (9, 1) ERA: 3.24	0.1 S 2 0 0 0 0 1 0 0 0 0 0 0 1 5 0.00 3.000												

Cleveland Indians @ Minnesota Twins
Metropolitan Stadium, Bloomington, MI

Sat Jun 21 1980, 4:33 AM EDT
Att: 7,665 - Unknown - 80 F

livebaseballscorecards.com

AB	34
R	2
H	12
RBI	2
BB	1
SO	5
LOB	13



Batter	1	2	3	4	5	6	7	8	9
Butch Wynegar, S OBP: 0.371, SLG: 0.436 (1, 2) X	0-0 4-3 ①		0-0 1B		0-0 1H 2B		0-0 1B		
Ken Landreaux, L OBP: 0.375, SLG: 0.417 (1, 8) X	0-0 L7		0-0 L8		0-0 F9		0-0 G3		
Roy Smalley, S OBP: 0.352, SLG: 0.404 (1, 6) X	0-0 3-1 ③		0-0 4-3			0-0 3-1 ①		0-0 4-3 ①	
Glenn Adams, L OBP: 0.349, SLG: 0.384 (1, 10)		0-0 4-3 ①		0-0 F5 ①		0-0 F8 ②		0-0 3-1 ②	
Mike Cubbage, L OBP: 0.352, SLG: 0.395 (1, 3)		0-0 F9 ②		0-0 F9 ②		0-0 1B		0-0 3-1 ③	
Hosken Powell, L OBP: 0.306, SLG: 0.339 (1, 9)		0-0 P1 ③		0-0 4-3 ③		0-0 4-3 ③			
John Castino, R OBP: 0.336, SLG: 0.418 (1, 5)			0-0 L6 ①		0-0 6-3 ①		0-0 SH1-4 1B 1B		
Ron Jackson, R OBP: 0.294, SLG: 0.353 Dave Edwards, R OBP: 0.277, SLG: 0.269 (1, 7) (8, 7)			0-0 1B 1B		0-0 4-3 ②		0-0 SH1-4 1-2 ①		
Rob Wilfong, L OBP: 0.298, SLG: 0.329 (1, 4)			0-0 1B 1B		0-0 2B 1B		0-3 K ②		

Inning Stats	R: 0	H: 0	E: 0	LOB: 0	K: 0	BB: 0	S: 3	P: 3
	R: 0	H: 0	E: 0	LOB: 0	K: 0	BB: 0	S: 3	P: 3
	R: 1	H: 3	E: 0	LOB: 2	K: 0	BB: 0	S: 6	P: 6
	R: 0	H: 0	E: 0	LOB: 0	K: 0	BB: 0	S: 3	P: 3
	R: 1	H: 2	E: 0	LOB: 1	K: 0	BB: 0	S: 5	P: 5
	R: 0	H: 1	E: 0	LOB: 1	K: 0	BB: 0	S: 4	P: 4
	R: 1	H: 2	E: 0	LOB: 1	K: 1	BB: 0	S: 7	P: 7
	R: 0	H: 0	E: 0	LOB: 0	K: 0	BB: 0	S: 3	P: 3

PITCHER	IP	WLS	BF	H	R	ER	SO	BB	IBB	HBP	BLK	WP	HR	S	P	ERA	WHIP
Wayne Garland, R ERA: 3.48 (1, 1)	8.0	L	32	8	3	3	1	0	0	0	0	0	0	34	34	3.38	1.000

AB R H RBI BB SO LOB

4	0	3	3	0	0	0
4	0	0	0	0	0	4
4	0	0	0	0	0	2
4	0	0	0	0	0	0
4	0	1	0	0	0	0
3	0	0	0	0	0	1
3	1	1	0	0	0	0
2	1	1	0	0	0	0
0	0	0	0	0	0	0
3	1	2	0	0	1	1

AB	31
R	3
H	8
RBI	3
BB	0
SO	1
LOB	8



WP	HR	S	P	ERA	WHIP
0	0	3	1	3.38	1.000

Cleveland Indians @ Minnesota Twins
 Metropolitan Stadium, Bloomington, MI
 Sat Jun 21 1980, 4:33 AM EDT
 Att. 7,665 - Unknown - 80 F

livebaseballscorecards.com

Batter	1	2	3	4	5	6	7	8	9	AB R H RBI BB SO LOB	TOP		
Miguel Dilone, S OBP: 0.400, SLG: 0.462 (1, 7)	0-0 F7	0-0 1B		0-0 FC6-4 1B		0-0 3B 1B	0-0 1B			5 2 3 1 0 0 1			
Jorge Orta, L OBP: 0.428, SLG: 0.445 (1, 9) Dell Alston, L OBP: 0.289, SLG: 0.382 (4, PH) (4, 9)	4-0 BB		4-0 1B 1B 2B BB	0-0 FC5-6 1B		0-0 1B 3B	0-0 F5			0 1 0 0 2 0 0 3 1 2 3 0 0 1			
Mike Hargrove, L OBP: 0.410, SLG: 0.422 (1, 3)	0-0 F8		0-0 1B 2B 1B	0-0 F9		0-0 HR 1B	0-0 G3			5 2 2 1 0 0 3			
Joe Charboneau, R OBP: 0.363, SLG: 0.472 (1, 10)	0-0 F9		0-0 2B 1B	0-0 1B		0-0 HR	0-0 6-3			5 2 3 2 0 0 1			
Toby Harrah, R OBP: 0.370, SLG: 0.397 (1, 5) Dave Rosello, R OBP: 0.240, SLG: 0.326 (8, 5)		0-3 K	0-0 F9	0-0 FC5-6		0-0 G3 1B	0-0 G5-4-3 1B			5 0 2 0 0 1 5 0 0 0 0 0 0 0			
Jack Brohamer, L OBP: 0.379, SLG: 0.426 (1, 4)		4-0 1B 2B BB	0-0 1B 2B		0-0 CS 1B	0-0 F9	0-0 G5-4-3			4 1 2 2 1 0 2			
Rick Manning, L OBP: 0.347, SLG: 0.267 (1, 8)		0-0 2B 1B	0-0 1B		0-3 K	0-0 G3				5 1 2 1 0 1 2	AB 42 R 11 H 19 RBI 11 BB 3 SO 3 LOB 20		
Bo Diaz, R OBP: 0.318, SLG: 0.381 (1, 2)		0-0 1B 2B	0-3 K		0-0 6-3	0-0 6-3				5 0 1 1 0 1 3			
Tom Verzyer, R OBP: 0.333, SLG: 0.356 (1, 6)		0-0 6-3		0-0 FC6-4 1B		0-0 1B 3B 2B	0-0 L3			5 1 2 0 0 0 2			
Inning Stats	R: 0 H: 0 E: 0 LOB: 1 K: 0 BB: 1 S: 3 P: 7	R: 2 H: 3 E: 0 LOB: 2 K: 1 BB: 1 S: 7 P: 11	R: 3 H: 4 E: 0 LOB: 1 K: 1 BB: 1 S: 8 P: 12	R: 1 H: 3 E: 1 LOB: 2 K: 0 BB: 0 S: 6 P: 6	R: 0 H: 1 E: 0 LOB: 0 K: 1 BB: 0 S: 5 P: 5	R: 5 H: 6 E: 0 LOB: 1 K: 0 BB: 0 S: 9 P: 9	R: 0 H: 1 E: 0 LOB: 1 K: 0 BB: 0 S: 4 P: 4	R: 0 H: 1 E: 0 LOB: 0 K: 0 BB: 0 S: 3 P: 3	R: 0 H: 0 E: 1 LOB: 0 K: 0 BB: 0 S: 3 P: 3	1B: 14 SF: 0 2B: 4 SAC: 0 3B: 1 DP: 3 HR: 1 HBP: 0	WP: 0 PA: 45 PB: 0 SB: 1 CS: 1		
PITCHER	IP WLS BF H R ER SO BB IBB HBP BLK WP HR S P ERA WHIP											PITCHER	IP WLS BF H R ER SO BB IBB HBP BLK WP HR S P ERA WHIP
Pete Redfern, R ERA: 4.61 (1, 1)	3.1 L 19 8 6 6 2 3 0 0 0 0 0 0 20 32 16.20 3.300												
Mike Kinnunen, L ERA: 11.37 (4, 1)	1.2 11 7 4 4 1 0 0 0 0 0 0 0 13 13 21.60 4.200												
Fernando Arroyo, R ERA: 6.97 (6, 1)	4.0 15 4 1 1 0 0 0 0 0 0 0 0 1 15 15 2.25 1.000												

Cleveland Indians @ Minnesota Twins
Metropolitan Stadium, Bloomington, MI

Sun Jun 22 1980, 4:33 AM EDT
Att: 9,676 - Cloudy - 80 F

livebaseballscorecards.com



Batter	1	2	3	4	5	6	7	8	9	AB	R	H	RBI	BB	SO	LOB
Butch Wynegar, S OBP: 0.373, SLG: 0.437 (1, 2)	0-0 6-3		0-0 G4-6-3 2-3 1B		0-3 K			0-0 F9 1B SF9 1B		4	1	2	0	0	1	0
Roy Smalley, S OBP: 0.350, SLG: 0.401 (1, 6)	0-3 K		0-0 G4-6-3 1-2f 3-H		0-0 F8			0-0 1-2 1B		4	0	1	0	0	1	1
Ken Landreaux, L OBP: 0.372, SLG: 0.414 Rick Sofield, L OBP: 0.278, SLG: 0.406 (1, 8) (4, 7)	0-0 F9		0-3 K		0-0 F8			0-0 2-3 F9		2	0	0	0	0	1	0
Ron Jackson, R OBP: 0.286, SLG: 0.346 (1, 3)		0-0 6-3		0-0 5-3		0-0 L3		0-0 3-H SF9		3	0	0	1	0	0	0
Jose Morales, R OBP: 0.400, SLG: 0.493 (1, 10)		4-0 5-3 1B BB		0-0 1B 2B		0-0 6-3		0-0 L7		3	2	1	0	1	0	1
John Castino, R OBP: 0.344, SLG: 0.437 (1, 5)		0-0 E6 1B 5-3		0-0 FC6-4 1B 2-H		4-0 BB		0-0 HR		3	2	2	2	1	0	1
Pete Mackanin, R OBP: 0.281, SLG: 0.313 (1, 4)		0-0 5-3 1-2 2-3		0-0 F8		0-0 F3		0-0 4-1		4	0	0	0	0	0	4
Dave Edwards, R OBP: 0.276, SLG: 0.268 (1, 7) (4, 8)		0-0 CS 1B 2-H 3-H		0-0 FC6-4 1-2f		0-0 L8		0-0 F6		4	0	1	2	0	0	2
Willie Norwood, R OBP: 0.200, SLG: 0.236 (1, 9)		0-0 CS 1-2	0-0 1B G4-6-3 2B		0-0 F7		0-0 F7		0-0 F2	4	1	1	0	0	0	1

Inning Stats	R: 0	H: 0	E: 0	K: 1	S: 5	R: 2	H: 1	E: 1	K: 0	S: 4	R: 1	H: 2	E: 0	K: 1	S: 6	R: 1	H: 2	E: 0	K: 0	S: 5	R: 0	H: 0	E: 0	K: 1	S: 5	R: 0	H: 0	E: 0	K: 0	S: 3	R: 0	H: 0	E: 0	K: 0	S: 3	R: 1	H: 2	E: 0	K: 0	S: 5	R: 1	H: 1	E: 0	K: 0	S: 4	1B: 5	SF: 1	2B: 2	SAC: 0	3B: 0	DP: 1	HR: 1	HBP: 0	WP: 0	PA: 37
PITCHER	IP	WLS	BF	H	R	ER	SO	BB	IBB	HBP	BLK	WP	HR	S	P	ERA	WHIP																																						
Rick Waits, L ERA: 5.18 Sid Monge, L ERA: 3.97	(1, 1)	8.0	32	7	5	3	3	2	0	0	0	0	0	36	44	3.38	1.125																																						
	(9, 1)	1.0	4	1	1	1	0	0	0	0	0	0	1	4	4	9.00	1.000																																						

BOTTOM

Cleveland Indians @ Minnesota Twins
Metropolitan Stadium, Bloomington, MI
Sun Jun 22 1980, 4:33 AM EDT
Att. 9,676 - Cloudy - 80 F

livebaseballscorecards.com

AB	33
R	6
H	8
RBI	5
BB	2
SO	3
LOB	12



Batter	1	2	3	4	5	6	7	8	9	AB R H RBI BB SO LOB	TOP																
Rick Peters, S (1, 8) OBP: 0.292, SLG: 0.283	0-0 6-3		0-0 G6-4-3		0-3 K		0-0 FC6-2-1		0-0 S 1B	5 0 1 0 0 1 5	Detroit Tigers @ Cleveland Indians Cleveland Municipal Stadium, Cleveland, OH Mon Jun 23 1980, 7:05 PM EDT Att. 19,564 - Unknown																
Alan Trammell, R (1, 6) OBP: 0.405, SLG: 0.436	0-0 5-3		0-0 2-3			0-0 6-3 SH1-3 WP 1B	0-0 F4		0-3 K	5 1 1 0 0 1 3																	
Steve Kemp, L (1, 10) OBP: 0.385, SLG: 0.462	0-3 K			0-3 K		0-0 SH1-3		0-0 1B 1B	0-0 F8	4 1 1 0 0 2 1																	
Lance Parrish, R (1, 2) OBP: 0.317, SLG: 0.472		0-0 1B 2B 1B		0-0 F6		0-0 6-3		0-3 K		4 1 1 0 0 1 2																	
John Wockenfuss, R (1, 3) OBP: 0.396, SLG: 0.484		0-0 2B 4-3 1B		0-0 F9		4-0 WP BB		0-0 1B 4-3 1B		2 1 1 0 1 0 0																	
Richie Hebner, L (8, PH) OBP: 0.346, SLG: 0.470		1-2 2B 4-3 1B						1-2 1B 4-3 1B		1 1 1 0 0 0 0																	
Tom Brookens, R (1, 5) OBP: 0.337, SLG: 0.387		0-0 4-3 1-3 2-H CS 2B		0-0 F6		0-0 F7		0-0 4-3 1-3 2-H 1B		4 0 2 2 0 0 1																	
Jim Lentine, R (1, 7) OBP: 0.295, SLG: 0.304		0-0 4-3		0-0 F6		0-0 F7		0-0 4-3		2 0 1 1 0 0 1																	
Champ Summers, L (7, PH) OBP: 0.396, SLG: 0.518		2-3 3-H 4-3		0-0 BB 1B		0-0 BB 1B		0-0 FC6-2-1 1B	2-3 3-H 4-3	2 0 1 1 0 0 1																	
Stan Papi, R (1, 4) OBP: 0.289, SLG: 0.432		0-0 6-3		0-0 BB 1B		4-0 BB 1B		0-0 FC6-2-1 1B	0-3 K	1 0 0 0 1 0 1																	
Lou Whitaker, L (7, PH) OBP: 0.352, SLG: 0.234		0-0 6-3		0-0 BB 1B		0-0 BB 1B		0-0 FC6-2-1 1B	0-3 K	2 0 1 0 0 1 1																	
Dave Stegman, R (1, 9) OBP: 0.287, SLG: 0.320			0-0 G6-4-3 1B		0-0 1-2 1B		0-0 F5		0-3 K	4 0 2 0 0 1 2																	
Inning Stats	R: 0 E: 0 K: 1 S: 5	H: 0 LOB: 0 BB: 0 P: 5	R: 2 E: 0 K: 0 S: 5	H: 3 LOB: 0 BB: 0 P: 5	R: 0 E: 0 K: 0 S: 3	H: 1 LOB: 0 BB: 0 P: 3	R: 0 E: 0 K: 1 S: 5	H: 0 LOB: 0 BB: 0 P: 5	R: 0 E: 0 K: 1 S: 6	H: 2 LOB: 2 BB: 1 P: 10	R: 1 E: 0 K: 0 S: 4	H: 1 LOB: 1 BB: 1 P: 8	R: 0 E: 0 K: 0 S: 5	H: 2 LOB: 2 BB: 0 P: 5	R: 2 E: 0 K: 2 S: 10	H: 3 LOB: 1 BB: 0 P: 10	R: 0 E: 0 K: 2 S: 8	H: 1 LOB: 1 BB: 0 P: 8	1B: 12 2B: 1 3B: 0 HR: 0	SF: 0 SAC: 1 DP: 1 HBP: 0	WP: 1 PB: 0 SB: 1 CS: 1	PA: 39					
PITCHER	IP WLS BF H R ER SO BB IBB HBP BLK WP HR S P ERA WHIP																										
Bob Owchinko, L (1, 1) ERA: 5.89	6.0		24	7	3	3	3	2	0	0	0	1	0	28	36	4.50	1.500										
Mike Stanton, R (7, 1) ERA: 4.08	1.1	L	9	5	2	2	1	0	0	0	0	0	0	11	11	13.50	3.750										
Sid Monge, L (8, 1) ERA: 3.79	1.2		6	1	0	0	3	0	0	0	0	0	0	12	12	0.00	0.600										

livebaseballscores.com

AB	36
R	5
H	13
RBI	4
BB	2
SO	7
LOB	18



Batter	1	2	3	4	5	6	7	8	9	AB R H RBI BB SO LOB
Miguel Dilone, S OBP: 0.400, SLG: 0.459 (1, 9)	0-0 S HR 1B	0-0 F8			0-0 S 1B	0-0 F4			0-0 G3	5 1 2 0 0 0 3
Alan Bannister, R OBP: 0.258, SLG: 0.262 (1, 7)	0-0 1-H HR	0-0 FC6-4			0-0 F8 1-2		0-0 F9		4-0 BB	4 1 1 2 1 0 2
Mike Hargrove, L OBP: 0.407, SLG: 0.418 (1, 3)	0-0 3-1		0-0 3-1		0-3 K		0-0 G5-4-3 1B		0-0 G3	5 0 1 0 0 1 2
Joe Charboneau, R OBP: 0.370, SLG: 0.483 (1, 10)	0-0 2B		0-0 G5-4-3 1B		0-0 SH5-4 2B 1B		0-0 G5-4-3 1-2f			4 1 3 0 0 0 1
Toby Harrah, R OBP: 0.375, SLG: 0.397 (1, 5)	4-0 BB		0-0 G5-4-3 1-2f		4-0 SH5-4 2B BB		0-0 E7 SH5-3 1B			2 1 1 0 2 0 1
Bo Diaz, R OBP: 0.309, SLG: 0.369 (1, 2)	0-0 L8			0-0 F8		0-0 SH5-4 1-2 2-3		0-0 SH5-3 2-3		2 0 0 0 0 0 2
Rick Manning, L OBP: 0.345, SLG: 0.262 (1, 8)	0-0 L9			0-0 F6		4-0 2B BB IBB		0-0 L4		3 0 0 0 1 0 3
Jerry Dybzinski, R OBP: 0.245, SLG: 0.319 (1, 4)		0-0 E5 FC6-4		0-0 6-3		0-0 BB 2B 1-3 2-H 3-H		0-0 L1		4 0 1 2 0 0 1
Tom Verzyer, R OBP: 0.331, SLG: 0.350 (1, 6)		0-0 F7			0-0 5-3	4-0 BB 2-3 3-H		0-0 G3		3 0 0 0 1 0 1

Inning Stats	R: 2 E: 0 K: 0 S: 6	H: 3 LOB: 2 BB: 1 P: 10	R: 0 E: 1 K: 0 S: 4	H: 0 LOB: 1 BB: 0 P: 4	R: 0 E: 0 K: 0 S: 3	H: 1 LOB: 0 BB: 0 P: 3	R: 0 E: 0 K: 0 S: 3	H: 0 LOB: 0 BB: 0 P: 3	R: 0 E: 0 K: 1 S: 6	H: 1 LOB: 1 BB: 0 P: 6	R: 2 E: 0 K: 0 S: 4	H: 2 LOB: 2 BB: 3 P: 16	R: 0 E: 0 K: 0 S: 3	H: 1 LOB: 0 BB: 0 P: 3	R: 0 E: 1 K: 0 S: 4	H: 1 LOB: 1 BB: 0 P: 4	R: 0 E: 0 K: 0 S: 3	H: 0 LOB: 1 BB: 1 P: 7	1B: 6 2B: 2 3B: 0 HR: 1	SF: 0 SAC: 2 DP: 2 HBP: 0	WP: 0 PB: 0 SB: 2 CS: 0	PA: 39
--------------	------------------------------	----------------------------------	------------------------------	---------------------------------	------------------------------	---------------------------------	------------------------------	---------------------------------	------------------------------	---------------------------------	------------------------------	----------------------------------	------------------------------	---------------------------------	------------------------------	---------------------------------	------------------------------	---------------------------------	----------------------------------	------------------------------------	----------------------------------	--------

PITCHER	IP	WLS	BF	H	R	ER	SO	BB	IBB	HBP	BLK	WP	HR	S	P	ERA	WHIP
Pat Underwood, L ERA: 5.11 (1, 1)	5.1		26	7	4	4	1	2	1	0	0	0	1	25	37	6.75	1.688
Dan Schatzeder, L ERA: 5.95 (6, 1)	3.2	W	13	2	0	0	0	2	0	0	0	0	0	11	19	0.00	1.091

BOTTOM

Detroit Tigers @ Cleveland Indians
Cleveland Municipal Stadium, Cleveland, OH

Mon Jun 23 1980, 7:05 PM EDT
Att. 19,564 - Unknown

livebaseballscorecards.com

AB	32
R	4
H	9
RBI	4
BB	5
SO	1
LOB	16



Batter	1	2	3	4	5	6	7	8	9	AB R H RBI BB SO LOB	TOP		
Rick Peters, S (1, 8) OBP: 0.305, SLG: 0.298	0-0 SH2-4 FC4-6 S 1B		0-0 4-3		0-0 6-3		0-0 F7 2B 1B	0-0 BB 1B		5 3 3 0 0 0 0			
Alan Trammell, R (1, 6) OBP: 0.402, SLG: 0.430	0-0 SH2-4 1-3		0-3 K		0-0 4-3		0-0 F7 1-2 2-3	4-0 BB 1B BB		3 1 0 0 1 1 2			
Steve Kemp, L (1, 7) OBP: 0.394, SLG: 0.459 Jim Lentine, R (8, PR) OBP: 0.295, SLG: 0.304	4-0 FC4-6 BB		0-0 F6		4-0 S BB		4-0 2B BB	4-0 1B 1-2 2-3 BB		1 1 0 0 4 0 0 0 0 0 0 0 0 0			
Richie Hebner, L (1, 3) OBP: 0.353, SLG: 0.476 Tim Corcoran, L (8, 3) OBP: 0.288, SLG: 0.180	0-0 FC4-6 1B			4-0 E 1B BB	0-0 F3 1-2		0-0 3B 2B	0-0 1-3 2-H 3-H 1B		4 2 2 6 1 0 2 0 0 0 0 0 0 0			
Champ Summers, L (1, 10) OBP: 0.396, SLG: 0.510	0-0 1-2 1B			0-0 F6		0-0 F7	4-0 3B IBB	0-3 K		4 1 1 0 1 1 3			
John Wockenfuss, R (1, 2) OBP: 0.390, SLG: 0.488	0-0 F7			0-0 E5 1B 1-2		0-0 F8	0-0 1-H 3-H 3B	0-3 K		5 0 1 2 0 1 3			
Tom Brookens, R (1, 5) OBP: 0.327, SLG: 0.374		0-0 4-3		0-3 K		0-0 F3	0-3 K	0-0 F4		5 0 0 0 0 2 3			
Dave Stegman, R (1, 9) OBP: 0.283, SLG: 0.314		0-0 6-3		0-0 K 1-3 2-H 1B			0-3 K	0-0 L8	0-0 F8	5 0 1 1 0 1 0			
Lou Whitaker, L (1, 4) OBP: 0.350, SLG: 0.235		0-3 K		0-0 5-3			0-0 F7 2B 1B	0-0 F8		4 1 1 0 0 1 2			
Inning Stats	R: 1 E: 0 K: 0 S: 5 H: 2 LOB: 2 BB: 1 P: 9	R: 0 E: 0 K: 1 S: 5 H: 0 LOB: 0 BB: 0 P: 5	R: 0 E: 0 K: 1 S: 5 H: 0 LOB: 0 BB: 0 P: 5	R: 1 E: 0 K: 1 S: 7 H: 1 LOB: 2 BB: 1 P: 11	R: 0 E: 0 K: 0 S: 3 H: 0 LOB: 1 BB: 1 P: 7	R: 0 E: 0 K: 0 S: 3 H: 0 LOB: 0 BB: 0 P: 3	R: 5 E: 0 K: 2 S: 11 H: 4 LOB: 1 BB: 2 P: 19	R: 2 E: 0 K: 1 S: 7 H: 2 LOB: 2 BB: 2 P: 15	R: 0 E: 0 K: 1 S: 5 H: 0 LOB: 0 BB: 0 P: 5	1B: 7 2B: 1 3B: 1 HR: 0 SF: 0 SAC: 1 DP: 0 HBP: 0	WP: 0 PB: 0 SB: 2 CS: 0 PA: 44		
PITCHER	IP WLS BF H R ER SO BB IBB HBP BLK WP HR S P ERA WHIP											PITCHER	IP WLS BF H R ER SO BB IBB HBP BLK WP HR S P ERA WHIP
Len Barker, R (1, 1) ERA: 4.43	6.2 L 33 7 7 6 4 4 1 0 0 0 0 0 36 56 8.10 1.650												
Victor Cruz, R (7, 1) ERA: 3.86	1.0 5 1 2 2 1 1 0 0 0 0 0 0 6 10 18.00 2.000												
Sid Monge, L (8, 1) ERA: 3.65	1.1 6 1 0 0 0 2 1 0 0 0 0 0 9 13 0.00 1.500												

Detroit Tigers @ Cleveland Indians
Cleveland Municipal Stadium, Cleveland, OH

Tue Jun 24 1980, 7:05 PM EDT
Att: 11,692 - Unknown

livebaseballscorecards.com

AB	36
R	9
H	9
RBI	9
BB	7
SO	7
LOB	15



Batter	1	2	3	4	5	6	7	8	9	AB	R	H	RBI	BB	SO	LOB
Miguel Dilone, S OBP: 0.407, SLG: 0.456 (1, 7)	4-0 S 1B BB	0-0 FC6-4 1-2 1B		0-0 3-1		4-0 FC4-6 WP BB		0-0 F7		3	1	1	0	2	0	1
Jorge Orta, L OBP: 0.427, SLG: 0.442 (1, 9)	0-0 F7	0-0 FC6-4		0-0		4-0 FC4-6 BB		0-0 F7		4	0	1	0	1	0	4
Dell Alston, L OBP: 0.289, SLG: 0.382 (9, 9)	1-2	1-2f		1B		1-2 BB				0	0	0	0	0	0	0
Mike Hargrove, L OBP: 0.407, SLG: 0.415 (1, 3)	4-0 1B 4-3 BB		0-0 F9 1B E 1B	0-0 G3		0-0 FC4-6 1-2f 2-3		0-0 F5		4	2	1	0	1	0	3
Joe Charboneau, R OBP: 0.370, SLG: 0.481 (1, 10)	0-0 4-3 1-3 2-H 1B		0-0 S SF9 1B		0-0 6-3	0-3 K		0-0 6-3		5	1	2	1	0	1	2
Toby Harrah, R OBP: 0.376, SLG: 0.397 (1, 5)	0-0 4-3		0-0 F9		0-0 F9 BB 1B		0-0 6-3		0-0	5	0	2	1	0	0	3
Ron Hassey, L OBP: 0.378, SLG: 0.424 (1, 2)	0-0 4-3		0-0 SF9		4-0 BB 1-2 BB		0-0 4-3		0-0 G3	3	0	0	1	1	0	2
Jack Brohamer, L OBP: 0.371, SLG: 0.406 (1, 4)		0-3 K	4-0 BB		0-0 F9		0-0 F8			3	0	0	0	1	1	2
Rick Manning, L OBP: 0.338, SLG: 0.256 (1, 8)		0-3 K	0-0 5-3		0-0 4-3			0-0 L6		4	0	0	0	0	1	3
Tom Verzyer, R OBP: 0.330, SLG: 0.347 (1, 6)		0-0 1B		0-0 F8		0-0 5-3		0-0 E1		4	0	1	0	0	0	0

Inning Stats	R: 2	H: 1	E: 0	K: 0	S: 4	H: 1	LOB: 1	BB: 2	P: 12	R: 0	H: 2	E: 0	K: 2	S: 9	H: 2	LOB: 2	BB: 0	P: 9	R: 2	H: 2	E: 0	K: 0	S: 5	H: 1	LOB: 1	BB: 1	P: 9	R: 0	H: 1	E: 0	K: 0	S: 4	H: 1	LOB: 2	BB: 1	P: 8	R: 0	H: 0	E: 0	K: 1	S: 5	H: 0	LOB: 2	BB: 2	P: 13	R: 0	H: 0	E: 0	K: 0	S: 3	R: 0	H: 0	E: 1	K: 0	S: 4	H: 0	LOB: 1	BB: 0	P: 4	R: 0	H: 1	E: 0	K: 0	S: 4	H: 1	LOB: 1	BB: 0	P: 4	1B: 8	2B: 0	3B: 0	HR: 0	SF: 1	SAC: 0	DP: 0	HBP: 0	WP: 1	PB: 0	SB: 3	CS: 0	PA: 42
--------------	------	------	------	------	------	------	--------	-------	-------	------	------	------	------	------	------	--------	-------	------	------	------	------	------	------	------	--------	-------	------	------	------	------	------	------	------	--------	-------	------	------	------	------	------	------	------	--------	-------	-------	------	------	------	------	------	------	------	------	------	------	------	--------	-------	------	------	------	------	------	------	------	--------	-------	------	-------	-------	-------	-------	-------	--------	-------	--------	-------	-------	-------	-------	--------

PITCHER	IP	WLS	BF	H	R	ER	SO	BB	IBB	HBP	BLK	WP	HR	S	P	ERA	WHIP
Dan Petry, R ERA: 3.29 (1, 1)	2.2		16	5	4	3	2	3	0	0	0	0	0	17	29	10.12	3.000
Roger Weaver, R ERA: (3, 1)	3.1	W	15	2	0	0	1	3	0	0	0	1	0	14	26	0.00	1.500
Aurelio Lopez, R ERA: 4.2 (7, 1)	3.0	S	11	1	0	0	0	0	0	0	0	0	0	11	11	0.00	0.333

BOTTOM

Detroit Tigers @ Cleveland Indians
Cleveland Municipal Stadium, Cleveland, OH

Tue Jun 24 1980, 7:05 PM EDT
Att. 11,692 - Unknown

AB	35
R	4
H	8
RBI	3
BB	6
SO	3
LOB	20



PITCHER	IP	WLS	BF	H	R	ER	SO	BB	IBB	HBP	BLK	WP	HR	S	P	ERA	WHIP
---------	----	-----	----	---	---	----	----	----	-----	-----	-----	----	----	---	---	-----	------

Batter	1	2	3	4	5	6	7	8	9	AB R H RBI BB SO LOB	TOP											
Rick Peters, S (1, 8) OBP: 0.320, SLG: 0.318	0-3 K	0-0 E9 1B 2B	0-0 BB 1B 1B	0-0 G6-4-3		4-0 1B BB	0-0 1B		0-0 F7	6 2 3 1 1 1 3												
Alan Trammell, R (1, 6) OBP: 0.404, SLG: 0.430	0-0 L5	0-0 6-3	0-0 BB 1B		0-0 WP 1B 1B	4-0 1B BB	0-0 F4			5 2 2 2 1 0 2												
Steve Kemp, L (1, 7) OBP: 0.402, SLG: 0.463	0-0 BB BB 1B	0-0 4-3 1B	4-0 1-2 2-3 3-H BB		0-0 F7	0-0 F8 1B 1B		0-0 F8		5 1 3 3 1 0 1												
Tim Corcoran, L (8, 7) OBP: 0.288, SLG: 0.180										0 0 0 0 0 0 0												
Richie Hebner, L (1, 3) OBP: 0.354, SLG: 0.471	4-0 BB BB 1-2 BB	0-0 4-3 1B	0-0 F9		0-0 F9	0-0 1-2 3-H 1B		0-0 BB 1B		4 1 1 1 1 0 5												
Duffy Dyer, R (6, 2) OBP: 0.217, SLG: 0.341										1 0 1 0 0 0 0												
Champ Summers, L (1, 10) OBP: 0.405, SLG: 0.510	4-0 BB BB 1-2 2-3 BB	0-0 F8		4-0 1B 2B BB		0-0 1-H 1B	0-0 F3	0-3 K		2 2 1 1 2 0 1												
Lance Parrish, R (6, PH) OBP: 0.315, SLG: 0.468										2 0 0 0 0 1 3												
John Wockenfuss, R (1, 2) OBP: 0.394, SLG: 0.481	4-0 BB BB 1-2 2-3 3-H BB		0-3 K	0-0 2B 1B		0-0 F7	0-0 F8	4-0 1-2 BB		4 0 1 1 2 1 3												
Tom Brookens, R (1, 5) OBP: 0.339, SLG: 0.384	4-0 1-2 2-3 3-H BB		4-0 4-3 1B BB	0-0 1-3 2-H 2B			BB BB 1B F4	0-0 F8		4 2 2 2 2 0 4												
Jim Lentine, R (1, 9) OBP: 0.298, SLG: 0.288	4-0 1-2 2-3 3-H BB		0-0 4-3	0-0 6-3		4-0 BB BB BB 1B	0-0 F9		0-0 F8	4 1 0 1 2 0 3												
Lou Whitaker, L (1, 4) OBP: 0.354, SLG: 0.235	0-0 F7		0-0 1B 1B	4-0 G6-4-3 BB		4-0 BB BB 1B BB	0-0 6-3		0-3 K	4 2 1 1 2 1 3												
Inning Stats	R: 3 E: 0 K: 1 S: 6	H: 1 LOB: 3 BB: 5 P: 26	R: 1 E: 1 K: 0 S: 5	H: 2 LOB: 1 BB: 0 P: 5	R: 2 E: 0 K: 1 S: 8	H: 3 LOB: 3 BB: 2 P: 16	R: 1 E: 0 K: 0 S: 4	H: 2 LOB: 2 BB: 2 P: 12	R: 1 E: 0 K: 0 S: 5	H: 2 LOB: 1 BB: 0 P: 5	R: 5 E: 0 K: 0 S: 6	H: 3 LOB: 2 BB: 4 P: 22	R: 0 E: 0 K: 0 S: 4	H: 1 LOB: 1 BB: 0 P: 4	R: 0 E: 0 K: 1 S: 6	H: 1 LOB: 2 BB: 1 P: 10	R: 0 E: 0 K: 1 S: 5	H: 0 LOB: 0 BB: 0 P: 5	1B: 13 2B: 2 3B: 0 HR: 0	SF: 0 SAC: 0 DP: 1 HBP: 0	WP: 1 PB: 0 SB: 0 CS: 0	PA: 55
PITCHER	IP WLS BF H R ER SO BB IBB HBP BLK WP HR S P ERA WHIP																					
Dan Spillner, R (1, 1) ERA: 5.08	2.2 L 20 6 6 6 2 6 0 0 0 0 0 0 18 42 20.25 4.500																					
Don Collins, L (3, 1) ERA: 7.71	2.1 13 4 2 2 0 3 0 0 0 1 0 10 22 7.71 3.000																					
Mike Stanton, R (6, 1) ERA: 5.22	0.0 5 1 5 5 0 4 0 0 0 0 0 1 17 ∞ ∞																					
Sid Monge, L (6, 1) ERA: 3.38	3.0 14 4 0 0 1 1 0 0 0 0 0 15 19 0.00 1.667																					
Victor Cruz, R (9, 1) ERA: 3.75	1.0 3 0 0 0 1 0 0 0 0 0 0 5 5 0.00 0.000																					

Detroit Tigers @ Cleveland Indians
Cleveland Municipal Stadium, Cleveland, OH

Wed Jun 25 1980, 7:05 PM EDT
Att: 11,873 - Unknown

livebaseballscorecards.com

AB	41
R	13
H	15
RBI	13
BB	14
SO	4
LOB	28



BOTTOM

Detroit Tigers @ Cleveland Indians
Cleveland Municipal Stadium, Cleveland, OH

Wed Jun 25 1980, 7:05 PM EDT
Att. 11,873 - Unknown

livebaseballscorecards.com

AB	32
R	3
H	9
RBI	3
BB	4
SO	3
LOB	15



WP:	0	PA:	37
PB:	0		
SB:	0		
CS:	0		

AB R H RBI BB SO LOB

5	1	1	0	0	1	3
2	0	0	0	1	0	1
1	0	0	0	0	0	0
4	0	3	1	0	0	0
3	1	0	0	1	0	4
2	0	0	0	0	1	1
2	1	1	0	0	0	1
4	0	1	2	0	0	0
2	0	0	0	2	0	0
4	0	3	0	0	1	1
1	0	0	0	0	0	2
2	0	0	0	0	0	2

Batter	1	2	3	4	5	6	7	8	9
Miguel Dilone, S OBP: 0.400, SLG: 0.446 (1, 7)	0-0 F8		0-0 1-3			0-0 1-6-3 1B	0-0 4-3		0-3 K
Jorge Orta, L OBP: 0.426, SLG: 0.438 Dell Alston, L OBP: 0.282, SLG: 0.371 (1, 9) (7, 9)	4-0 1B BB		0-0 F8			0-0 1-6-3 1-2		0-0 6-3	
Mike Hargrove, L OBP: 0.411, SLG: 0.420 (1, 3)	0-0 G6-4-3 1-3 1B		0-0 F8			0-0 2-H 1B		0-0 FC5-4 1B	
Joe Charboneau, R OBP: 0.368, SLG: 0.474 (1, 10)	0-0 G6-4-3 1-2f			4-0 G5-4-3 BB		0-0 F8		0-0 FC5-4 E 1-2f 1B	
Toby Harrah, R OBP: 0.373, SLG: 0.394 Dave Rosello, R OBP: 0.250, SLG: 0.333 (1, 5) (6, PH) (7, 5)		0-3 K		0-0 G5-4-3 1-2f		0-0 F9		0-0 E7 1-3 1B	
Ron Hassey, L OBP: 0.375, SLG: 0.420 (1, 2)		0-0 F7		0-0 F7			0-0 3-1	0-0 2-H 3-H 1B	
Jack Brohamer, L OBP: 0.378, SLG: 0.394 (1, 4)		4-0 1B BB			4-0 G4-6-3 BB		0-0 F6		0-0 F9
Rick Manning, L OBP: 0.346, SLG: 0.267 (1, 8)		0-0 FC6-4 1-2 1B			0-3 K		0-0 HBP 1B		0-0 1B
Tom Verzyer, R OBP: 0.328, SLG: 0.345 Jerry Dybzinski, R OBP: 0.248, SLG: 0.313 (1, 6) (5, PH) (6, 6)		0-0 FC6-4 1-2f			0-0 G4-6-3 1-2f		1-0 HBP		0-0 F6

Inning Stats	R: 0 E: 0 K: 0 S: 3	H: 1 LOB: 1 BB: 1 P: 7	R: 0 E: 0 K: 1 S: 6	H: 1 LOB: 2 BB: 1 P: 10	R: 0 E: 0 K: 0 S: 3	H: 0 LOB: 0 BB: 0 P: 3	R: 0 E: 0 K: 0 S: 2	H: 0 LOB: 0 BB: 1 P: 6	R: 0 E: 0 K: 1 S: 4	H: 0 LOB: 0 BB: 1 P: 8	R: 1 E: 0 K: 0 S: 5	H: 2 LOB: 1 BB: 0 P: 5	R: 0 E: 0 K: 0 S: 4	H: 1 LOB: 2 BB: 0 P: 5	R: 2 E: 1 K: 0 S: 5	H: 3 LOB: 1 BB: 0 P: 5	R: 0 E: 0 K: 1 S: 6	H: 1 LOB: 1 BB: 0 P: 6
--------------	------------------------------	---------------------------------	------------------------------	----------------------------------	------------------------------	---------------------------------	------------------------------	---------------------------------	------------------------------	---------------------------------	------------------------------	---------------------------------	------------------------------	---------------------------------	------------------------------	---------------------------------	------------------------------	---------------------------------

PITCHER	IP	WLS	BF	H	R	ER	SO	BB	IBB	HBP	BLK	WP	HR	S	P	ERA	WHIP
Milt Wilcox, R ERA: 3.45 (1, 1)	9.0	W	37	9	3	2	3	4	0	1	0	0	0	38	55	2.00	1.444

Batter	1	2	3	4	5	6	7	8	9	AB R H RBI BB SO LOB	TOP
Miguel Dilone, S (1, 7) OBP: 0.396, SLG: 0.436	4-0 1B SF8 BB		0-0 F9			0-3 K		0-0 F7		3 1 0 0 1 1 0	
Jorge Orta, L (1, 9) OBP: 0.427, SLG: 0.439	0-0 1B 1-3 1B		0-3 K			0-0 4-3 2B 1B		0-0 F6		4 1 2 0 0 1 0	
Mike Hargrove, L (1, 3) OBP: 0.406, SLG: 0.415	0-0 SF8		0-0 3-1			0-0 4-3 1-2		0-0 F8		3 0 0 1 0 0 1	
Joe Charboneau, R (1, 10) OBP: 0.370, SLG: 0.479	0-0 1-2 1B			0-0 F4		0-0 2-H 2B		0-3 K		4 0 2 1 0 1 0	
Toby Harrah, R (1, 5) OBP: 0.375, SLG: 0.393	0-0 L5			0-0 G1-4-3 1B		0-3 K		4-0 CS BB		3 0 1 0 1 1 3	
Bo Diaz, R (1, 2) OBP: 0.296, SLG: 0.353	0-0 6-3			0-0 G1-4-3 1-2f			0-0 6-3		0-3 K 1-2	3 0 0 0 0 0 3 1 0 0 0 0 1 1	
Ron Hassey, L (9, PH) OBP: 0.373, SLG: 0.418											
Rick Manning, L (1, 8) OBP: 0.341, SLG: 0.263				0-0 4-3		0-0 L8		0-0 2-3		3 0 0 0 0 0 0	
Jerry Dybzinski, R (1, 6) OBP: 0.250, SLG: 0.323				0-0 F8		0-0 L4		0-0 2B		3 0 1 0 0 0 0	
Dave Rosello, R (1, 4) OBP: 0.236, SLG: 0.314				0-0 1-3		0-0 4-3		0-0 F7		3 0 0 0 0 0 1	
Inning Stats	R: 1 H: 2 E: 0 LOB: 2 K: 0 BB: 1 S: 5 P: 9	R: 0 H: 0 E: 0 LOB: 0 K: 0 BB: 0 S: 3 P: 3	R: 0 H: 0 E: 0 LOB: 0 K: 1 BB: 0 S: 5 P: 5	R: 0 H: 1 E: 0 LOB: 0 K: 0 BB: 0 S: 3 P: 3	R: 0 H: 0 E: 0 LOB: 0 K: 0 BB: 0 S: 3 P: 3	R: 1 H: 2 E: 0 LOB: 1 K: 2 BB: 0 S: 9 P: 9	R: 0 H: 1 E: 0 LOB: 1 K: 0 BB: 0 S: 4 P: 4	R: 0 H: 0 E: 0 LOB: 0 K: 2 BB: 1 S: 6 P: 10	1B: 4 SF: 1 2B: 2 SAC: 0 3B: 0 DP: 1 HR: 0 HBP: 0	WP: 0 PA: 33 PB: 0 SB: 0 CS: 1	
PITCHER Rudy May, L (1, 1) ERA: 2.28 Rich Gossage, R (8, 1) ERA: 2.85	IP WLS BF H R ER SO BB IBB HBP BLK WP HR S P ERA WHIP	7.0 L 27 6 2 2 3 1 0 0 0 0 0 0 32 36 2.57 1.000	2.0 6 0 0 0 2 1 0 0 0 0 0 0 9 13 0.00 0.500								

Cleveland Indians @ New York Yankees
Yankee Stadium, Bronx, NY
 Fri Jun 27 1980, 7:05 PM EDT
 Att. 30,421 - Unknown - 87 F

AB	30
R	2
H	6
RBI	2
BB	2
SO	5
LOB	9



livebaseballscorecards.com

Batter	1	2	3	4	5	6	7	8	9	AB	R	H	RBI	BB	SO	LOB
Willie Randolph, R OBP: 0.432, SLG: 0.417 (1, 4)	0-0 F8		0-0 F4		0-0 F4			0-0 6-3		4	0	0	0	0	0	2
Bobby Murcer, L OBP: 0.364, SLG: 0.490 (1, 9)	0-0 1-3			0-0 1B 4-3 1B		0-0 L9		0-0 F6		4	0	1	0	0	0	0
Lou Piniella, R OBP: 0.295, SLG: 0.317 (1, 7)	0-0 6-3			0-0 4-3		0-0 F8			0-0 6-3	4	0	0	0	0	0	1
Bob Watson, R OBP: 0.374, SLG: 0.446 (1, 10)		0-0 4-3		0-0 FC6-4 1B		0-0 F3			0-0 1B 1B	4	0	2	0	0	0	0
Eric Soderholm, R OBP: 0.404, SLG: 0.535 (1, 5)		0-0 F8		0-0 F6			0-0 6-3		0-0 G6-4-3 1B	4	0	1	0	0	0	2
Dennis Werth, R OBP: 0.491, SLG: 0.571 (1, 3)				0-0 FC6-4 1-2f			4-0 FC6-4 BB		0-0 G6-4-3 1-2f	3	0	1	0	1	0	4
Bobby Brown, S OBP: 0.317, SLG: 0.444 (1, 8)		0-3 K				0-0 F8		0-0 FC6-4 FC5-4		3	0	0	0	0	1	2
Rick Cerone, R OBP: 0.266, SLG: 0.393 (1, 2)			0-0 6-3		0-0 1B		0-0 FC5-4			3	0	1	0	0	0	1
Brian Doyle, L OBP: 0.303, SLG: 0.290 Oscar Gamble, L OBP: 0.386, SLG: 0.618 Dennis Sherrill, R OBP: 0.250, SLG: 0.250 (1, 6) (8, PH) (9, 6)			0-0 CS 1B		0-0 F7			0-0 F2		2	0	1	0	0	0	1
										1	0	0	0	0	0	0
										0	0	0	0	0	0	0

Inning Stats	R: 0	H: 0	E: 0	K: 0	S: 3	R: 0	H: 1	E: 0	K: 1	S: 6	R: 0	H: 1	E: 0	K: 0	S: 3	R: 0	H: 2	E: 0	K: 0	S: 5	R: 0	H: 1	E: 0	K: 0	S: 4	R: 0	H: 0	E: 0	K: 0	S: 3	R: 0	H: 0	E: 0	K: 0	S: 3	R: 0	H: 0	E: 0	K: 0	S: 3	R: 0	H: 2	E: 0	K: 0	S: 4	R: 0	H: 0	E: 0	K: 0	S: 3	R: 0	H: 2	E: 0	K: 0	S: 4
	LOB: 0	BB: 0	P: 3	LOB: 1	BB: 0	P: 6	LOB: 0	BB: 0	P: 3	LOB: 2	BB: 0	P: 5	LOB: 1	BB: 0	P: 4	LOB: 0	BB: 0	P: 3	LOB: 1	BB: 1	P: 7	LOB: 0	BB: 0	P: 3	LOB: 0	BB: 0	P: 3	LOB: 0	BB: 0	P: 3	LOB: 1	BB: 0	P: 4	LOB: 0	BB: 0	P: 3	LOB: 0	BB: 0	P: 4	LOB: 0	BB: 0	P: 4	LOB: 0	BB: 0	P: 4	LOB: 0	BB: 0	P: 4							
	1B: 7	2B: 0	3B: 0	HR: 0	SF: 0	SAC: 0	DP: 1	HBP: 0	WP: 0	PA: 33																																													
PITCHER Rick Waits, L ERA: 4.71 (1, 1)	IP	WLS	BF	H	R	ER	SO	BB	IBB	HBP	BLK	WP	HR	S	P	ERA	WHIP																																						
	9.0	W	33	7	0	0	1	1	0	0	0	0	0	34	38	0.00	0.889																																						

BOTTOM

Cleveland Indians @ New York Yankees
Yankee Stadium, Bronx, NY
Fri Jun 27 1980, 7:05 PM EDT
Att: 30,421 - Unknown - 87 F

livebaseballscorecards.com

AB	32
R	0
H	7
RBI	0
BB	1
SO	1
LOB	13



Batter	1	2	3	4	5	6	7	8	9	AB R H RBI BB SO LOB	TOP																									
Miguel Dilone, S OBP: 0.403, SLG: 0.442 (1, 7)	0-0 CS 1-3 1B		0-0 FC5-4 CS 1-2	0-0 F7		0-0 SH SH 1B		0-0 SH5-3 3B 1B	0-0 S 1B	5 2 3 1 0 0 2	Cleveland Indians @ New York Yankees Yankee Stadium, Bronx, NY Sat Jun 28 1980, 7:05 PM EDT Att. 42,192 - Unknown - 70 F																									
Jorge Orta, L OBP: 0.425, SLG: 0.436 (1, 9)	0-0 1-3 1-2		0-0 6-3 1-2		0-0 BB 1B	0-0 SH G6-4-3 1B		0-0 SH5-3 1-2	0-0 F7 1-2	4 1 1 0 0 0 4																										
Mike Hargrove, L OBP: 0.409, SLG: 0.427 (1, 3)	0-0 6-3 2-3			0-0 BB 2B 1B	0-0 F9	0-0 G6-4-3 1B		0-0 3B 2-H		5 1 3 2 0 0 2																										
Joe Charboneau, R OBP: 0.371, SLG: 0.489 (1, 10)		0-0 HR		4-0 2B 1-2 2B BB	0-0 F3	0-0 G6-4-3 1-2 2-3		0-0 F3		4 2 1 1 1 0 4																										
Toby Harrah, R OBP: 0.379, SLG: 0.397 (1, 5)		0-0 P1		0-0 2B 1-3 2-H	4-0 1B 1-2 BB	4-0 BB		0-0 F3		3 1 1 1 2 0 1																										
Bo Diaz, R OBP: 0.307, SLG: 0.375 (1, 2)		0-0 F9		0-0 2B 2-H 3-H	0-0 1B 1-3 2-H	0-0 4-3		0-0 E 1B 1B		4 1 2 3 0 0 2																										
Ron Hassey, L OBP: 0.376, SLG: 0.421 (9, PH)										1 0 1 0 0 0 0																										
Dell Alston, L OBP: 0.282, SLG: 0.371 (9, PR)										0 1 0 0 0 0 0																										
Gary Alexander, R OBP: 0.271, SLG: 0.288 (9, 2)										0 0 0 0 0 0 0																										
Rick Manning, L OBP: 0.347, SLG: 0.264 (1, 8)		4-0 BB		0-0 6-3	4-0 IBB		0-3 K		0-0 E5 1B 1B	3 0 1 0 2 1 1																										
Jerry Dybzinski, R OBP: 0.239, SLG: 0.308 (1, 6)		0-3 K		0-0 5-3	0-0 6-3		0-0 F8		0-3 K	5 0 0 0 0 2 7																										
Dave Rosello, R OBP: 0.263, SLG: 0.346 (1, 4)			4-0 FC5-4 BB	0-0 2B 2-H		4-0 SH SH BB	0-0 F6		0-0 F6	1 0 1 1 1 0 0																										
Jack Brohamer, L OBP: 0.377, SLG: 0.382 (6, PH)										2 1 0 0 1 0 2																										
											C																									
Inning Stats	R: 0 E: 0 K: 0 S: 3	H: 1 LOB: 0 BB: 0 P: 3	R: 1 E: 0 K: 1 S: 6	H: 1 LOB: 1 BB: 1 P: 10	R: 0 E: 0 K: 0 S: 2	H: 0 LOB: 0 BB: 1 P: 6	R: 4 E: 0 K: 0 S: 7	H: 4 LOB: 1 BB: 1 P: 11	R: 1 E: 0 K: 0 S: 5	H: 2 LOB: 3 BB: 2 P: 13		R: 2 E: 2 K: 0 S: 5	H: 1 LOB: 2 BB: 2 P: 13	R: 0 E: 0 K: 1 S: 5	H: 0 LOB: 0 BB: 0 P: 5	R: 1 E: 0 K: 0 S: 5	H: 2 LOB: 1 BB: 0 P: 5	R: 1 E: 1 K: 1 S: 8	H: 3 LOB: 3 BB: 0 P: 8	1B: 9 2B: 3 3B: 1 HR: 1	SF: 0 SAC: 3 DP: 1 HBP: 0	WP: 0 PB: 0 SB: 1 CS: 2	PA: 47													
PITCHER	IP WLS BF H R ER SO BB IBB HBP BLK WP HR S P ERA WHIP																																			
Tom Underwood, L ERA: 3.49 (1, 1)	3.2		18	6	5	5	1	3	0	0	0	0	1	17	29	12.27	2.455																			
Ron Davis, R ERA: 3.21 (4, 1)	2.1		15	3	3	2	0	3	1	0	0	0	0	11	27	7.71	2.571																			
Tim Lollar, L ERA: 4.5 (7, 1)	2.0		8	2	1	1	1	0	0	0	0	0	0	10	10	4.50	1.000																			
Rich Gossage, R ERA: 3.0 (9, 1)	1.0	W	6	3	1	1	1	0	0	0	0	0	0	8	8	9.00	3.000																			

livebaseballscores.com

Batter	1	2	3	4	5	6	7	8	9	AB R H RBI BB SO LOB	TOP		
Miguel Dilone, S OBP: 0.409, SLG: 0.455 (1, 7)	0-0 CS 1B		0-0 G3 2B		0-0 1-3	0-0 FC5-4 1-2f			0-0 1B	5 0 3 0 0 0 2			
Jorge Orta, L OBP: 0.424, SLG: 0.435 (1, 9)	0-3 K 1-2		0-0 G3 2-3		0-0 1B			0-0 G6-4-3 1B	0-0 4-3	5 0 2 0 0 1 3			
Mike Hargrove, L OBP: 0.413, SLG: 0.429 (1, 3) Ron Hassey, L OBP: 0.372, SLG: 0.416 (3, PR) (3, 3)	0-0 BB 1B		1-0 G4-6-3 HBP		0-0 4-3			0-0 F8		1 0 1 0 0 0 0 2 0 0 0 0 0 2			
Joe Charboneau, R OBP: 0.373, SLG: 0.486 (1, 10)	4-0 1-2 BB		0-0 G4-6-3 1-2f			0-0 F8 1B BB 1B		0-0 G6-4-3 1-2f		3 1 1 0 1 0 3			
Toby Harrah, R OBP: 0.377, SLG: 0.394 (1, 5)	0-0 F7				0-0 F8			0-0 BB SF8 1B	0-3 K	4 1 1 0 0 1 2			
Bo Diaz, R OBP: 0.316, SLG: 0.373 (1, 2)					4-0 FC6-4 1B			0-0 F8 2-3		3 0 1 0 1 0 2			
Rick Manning, L OBP: 0.345, SLG: 0.259 (1, 8)					0-0 FC6-4 1-2f S			4-0 BB 1-2 BB	0-0 4-3	3 0 0 0 1 0 2			
Jerry Dybziński, R OBP: 0.241, SLG: 0.302 (1, 6) Dell Alston, L OBP: 0.275, SLG: 0.361 (9, PH)			0-3 K 1-2		0-0 F7			4-0 FC5-4 1-2 2-3 3-H BB	0-0 4-3	2 0 0 1 1 1 2 1 0 0 0 0 0 0			
Dave Rosello, R OBP: 0.254, SLG: 0.333 (1, 4) Gary Alexander, R OBP: 0.267, SLG: 0.288 (6, PH) Jack Brohamer, L OBP: 0.372, SLG: 0.377 (6, 4)			0-0 F8		0-0 5-3			0-0 SF8 3-H	0-0 F3	2 0 0 0 0 0 1 0 0 0 1 0 0 0 1 0 0 0 0 0 0			
Inning Stats	R: 0 H: 2 E: 0 LOB: 2 K: 1 BB: 1 S: 6 P: 10	R: 0 H: 1 E: 0 LOB: 1 K: 1 BB: 0 S: 6 P: 6	R: 0 H: 1 E: 0 LOB: 2 K: 0 BB: 0 S: 3 P: 4	R: 0 H: 0 E: 0 LOB: 1 K: 0 BB: 1 S: 3 P: 7	R: 0 H: 1 E: 0 LOB: 1 K: 0 BB: 0 S: 4 P: 4	R: 2 H: 2 E: 0 LOB: 2 K: 0 BB: 2 S: 5 P: 13	R: 0 H: 1 E: 0 LOB: 0 K: 0 BB: 0 S: 3 P: 3	R: 0 H: 0 E: 0 LOB: 0 K: 1 BB: 0 S: 5 P: 5	R: 0 H: 1 E: 0 LOB: 1 K: 0 BB: 0 S: 4 P: 4	1B: 8 SF: 1 2B: 1 SAC: 0 3B: 0 DP: 2 HR: 0 HBP: 1	WP: 0 PA: 38 PB: 0 SB: 1 CS: 1		
PITCHER Ron Guidry, L ERA: 3.38 (1, 1) Ron Davis, R ERA: 3.08 (7, 1)	IP WLS BF H R ER SO BB IBB HBP BLK WP HR S P ERA WHIP	6.1 W 30 8 2 2 2 4 0 1 0 0 0 29 46 2.84 1.895	2.2 S 8 1 0 0 1 0 0 0 0 0 0 10 10 0.00 0.375										

Cleveland Indians @ New York Yankees
 Yankee Stadium, Bronx, NY
 Sun Jun 29 1980, 3:33 AM EDT
 Att. 53,231 - Unknown - 70 F

AB	32
R	2
H	9
RBI	2
BB	4
SO	3
LOB	19



WP: 0	PA: 38
PB: 0	
SB: 1	
CS: 1	

Batter	1	2	3	4	5	6	7	8	9	AB	R	H	RBI	BB	SO	LOB
Willie Randolph, R OBP: 0.429, SLG: 0.410 (1, 4)	F8		FC6-4													
Bobby Murcer, L OBP: 0.378, SLG: 0.544 (1, 9)	F6															
Graig Nettles, L OBP: 0.342, SLG: 0.449 (1, 5)	F9															
Bob Watson, R OBP: 0.373, SLG: 0.441 (1, 10)																
Jim Spencer, L OBP: 0.319, SLG: 0.428 (1, 3)																
Joe Lefebvre, L OBP: 0.376, SLG: 0.505 (1, 7)																
Bobby Brown, S OBP: 0.332, SLG: 0.451 (1, 8)																
Johnny Oates, L OBP: 0.200, SLG: 0.292 (1, 2)																
Brian Doyle, L OBP: 0.282, SLG: 0.351 (1, 6)																

Inning Stats	R: 0	H: 0	E: 0	K: 0	S: 3	LOB: 0	BB: 0	P: 3	R: 0	H: 0	E: 0	K: 1	S: 5	LOB: 0	BB: 0	P: 5	R: 0	H: 1	E: 0	K: 1	S: 6	LOB: 1	BB: 0	P: 6	R: 2	H: 2	E: 0	K: 0	S: 4	LOB: 0	BB: 1	P: 8	R: 0	H: 0	E: 0	K: 0	S: 3	LOB: 2	BB: 2	P: 11	R: 3	H: 4	E: 0	K: 0	S: 6	LOB: 0	BB: 0	P: 6	R: 1	H: 1	E: 0	K: 0	S: 4	LOB: 0	BB: 0	P: 4	R: 1	H: 1	E: 0	K: 0	S: 4	LOB: 2	BB: 2	P: 12
1B: 6	SF: 0	2B: 1	SAC: 0	3B: 0	DP: 1	HR: 3	HBP: 0	WP: 0	PA: 36																																																							

PITCHER	IP	WLS	BF	H	R	ER	SO	BB	IBB	HBP	BLK	WP	HR	S	P	ERA	WHIP
Len Barker, R ERA: 4.66 (1, 1)	6.1	L	28	8	6	6	2	3	0	0	0	0	3	29	41	8.53	1.737
Don Collins, L ERA: 6.75 (7, 1)	1.2		8	1	1	1	0	2	0	0	0	0	0	6	14	5.40	1.800


BOTTOM

Cleveland Indians @ New York Yankees
 Yankee Stadium, Bronx, NY

Sun Jun 29 1980, 3:33 AM EDT
 Att: 53,231 - Unknown - 70 F

AB	31
R	7
H	9
RBI	7
BB	5
SO	2
LOB	12

livebaseballscorecards.com



Batter	1	2	3	4	5	6	7	8	9	AB	R	H	RBI	BB	SO	LOB	TOP				
Miguel Dilone, S (1, 7) OBP: 0.409, SLG: 0.459	0-0 4-3 1B 2B	0-0 1B 1B		0-0 FC5-4 E S 1-2f		0-0 F7		0-0 6-3		5	2	2	0	0	0	2					
Jorge Orta, L (1, 9) OBP: 0.428, SLG: 0.436	0-0 4-3 2-3	0-0 1B 1-2 1B		4-0 1-3 BB		0-0 F8		0-0 BB 1B		4	0	2	0	1	0	2					
Mike Hargrove, L (1, 3) OBP: 0.416, SLG: 0.430	0-0 2B 3-H	0-0 FC5-4 1-3 2-H 1B		0-0 F9		0-0 F7		4-0 1-2 BB		4	1	2	2	1	0	2					
Joe Charboneau, R (1, 10) OBP: 0.374, SLG: 0.489	0-0 1-H 2B	0-0 FC5-4 1-2f		0-0 1-3		0-0 1B BB 1B		0-0 F8		5	0	2	1	0	0	4					
Toby Harrah, R (1, 5) OBP: 0.377, SLG: 0.392	0-3 K		0-0 5-3		0-0 F7		4-0 1-2 BB 1B		0-0 S 1B	4	0	1	0	1	1	1					
Ron Hassey, L (1, 2) OBP: 0.378, SLG: 0.415	4-0 BB		0-3 K		4-0 CS BB		0-0 1-2 2-3 1B		0-3 K 1-2	3	0	1	0	2	2	1					
Jack Brohamer, L (1, 4) OBP: 0.370, SLG: 0.375	0-0 F4		0-0 G3		0-0 CS		0-0 4-3 PB 1B		0-3 K	3	1	1	0	0	0	2					
Alan Bannister, R (7, PH) OBP: 0.256, SLG: 0.261										1	0	0	0	0	0	3					
Jerry Dybzinski, R (7, 4) OBP: 0.241, SLG: 0.302										0	0	0	0	0	0	0					
Dell Alston, L (9, PH) OBP: 0.268, SLG: 0.351										1	0	0	0	0	1	1					
Rick Manning, L (1, 8) OBP: 0.342, SLG: 0.254										4	0	0	0	1	1	5					
Tom Veryzer, R (1, 6) OBP: 0.326, SLG: 0.343										4	0	1	1	0	0	1					
Inning Stats	R: 2 E: 0 K: 1 S: 8	H: 3 LOB: 2 BB: 1 P: 12	R: 1 E: 0 K: 0 S: 6	H: 3 LOB: 2 BB: 0 P: 6	R: 0 E: 0 K: 1 S: 5	H: 0 LOB: 0 BB: 0 P: 5	R: 0 E: 0 K: 0 S: 3	H: 0 LOB: 2 BB: 2 P: 11	R: 0 E: 0 K: 0 S: 2	H: 0 LOB: 0 BB: 1 P: 6	R: 1 E: 0 K: 0 S: 5	H: 2 LOB: 1 BB: 0 P: 5	R: 0 E: 0 K: 0 S: 5	H: 2 LOB: 3 BB: 1 P: 9	R: 0 E: 0 K: 0 S: 4	H: 1 LOB: 2 BB: 1 P: 8	R: 0 E: 0 K: 3 S: 10	H: 1 LOB: 1 BB: 0 P: 10	1B: 10 2B: 2 3B: 0 HR: 0	SF: 0 SAC: 0 DP: 0 HBP: 0	WP: 0 PA: 45 PB: 1 SB: 2 CS: 1
PITCHER	IP WLS BF H R ER SO BB IBB HBP BLK WP HR S P ERA WHIP	5.1 W 8 2 0 4 2 4 0 0 0 0 0 0 27 43 6.75 2.250	1.2 W 8 2 0 0 0 1 0 0 0 0 0 0 7 11 0.00 1.800	0.2 S 4 1 0 0 0 1 0 0 0 0 0 3 7 0.00 3.000	1.1 S 5 1 0 0 3 0 0 0 0 0 0 11 11 0.00 0.750	PITCHER															

Cleveland Indians @ Detroit Tigers

Tiger Stadium, Detroit, MI

Mon Jun 30 1980, 7:05 PM EDT

Att: 30,085 - Unknown

livebaseballscorecards.com

AB	38
R	4
H	12
RBI	4
BB	6
SO	5
LOB	24



Batter	1	2	3	4	5	6	7	8	9
Rick Peters, S OBP: 0.366, SLG: 0.375 (1, 8)	0-0 2B 1B	0-0 6-3			0-0 FC2-6 1B		0-0 2B 1B 1-3 2-H	0-0 E4 2B 1B	
Alan Trammell, R OBP: 0.401, SLG: 0.433 (1, 6)	0-0 F9		0-0 CS 1B		0-0 FC2-6 L7-4-3 1-2f		0-0 1B 2B 1-3 3-H	0-0 1B 4-3 2B 3-H	
Steve Kemp, L OBP: 0.395, SLG: 0.446 (1, 7)	0-0 1-H 2B		0-3 K 1-2		0-0 L7-4-3 1-2		0-0 E 1B 1B BB 4-0	0-0 4-3 1B BB 4-0	
Richie Hebner, L OBP: 0.360, SLG: 0.461 (1, 3)	0-0 F4		4-0 BB			0-3 K	0-0 E9 1B SF8 1B 1-3 2-H 3-H	0-0 4-3 1B 1-2 2-3	
Al Cowens, R OBP: 0.323, SLG: 0.338 (1, 9)	4-0 BB		0-3 K			0-0 3-1	0-0 1B IBB 4-0	0-0 4-3 1-2 2-3 3-H	
Champ Summers, L (1, 10) John Wockenfuss, R (8, PH) OBP: 0.386, SLG: 0.481 OBP: 0.404, SLG: 0.481	0-0 G3			0-0 F7		0-3 K2-3	0-0 1B 1-2 2-3 3-H	0-0 IBB 4-0	
Lance Parrish, R OBP: 0.312, SLG: 0.471 (1, 2)		0-3 K2-3		0-0 6-3			0-0 1B SF8 FC5-4 1-2 3-H	0-3 K 3	
Tom Brookens, R OBP: 0.326, SLG: 0.372 (1, 5)		0-0 6-3		0-0 1B			0-0 K 3		
Lou Whitaker, L OBP: 0.357, SLG: 0.259 (1, 4)		4-0 BB		0-0 4-3			0-0 1B 2B 1B 1-2	0-3 K 1	

Inning Stats	R: 1	H: 2	E: 0	K: 0	S: 5	LOB: 2	BB: 1	P: 9	R: 0	H: 0	E: 0	K: 1	S: 5	LOB: 1	BB: 1	P: 9	R: 0	H: 1	E: 0	K: 2	S: 7	LOB: 1	BB: 1	P: 11	R: 0	H: 1	E: 0	K: 0	S: 4	LOB: 0	BB: 0	P: 3	R: 0	H: 0	E: 0	K: 2	S: 7	LOB: 0	BB: 0	P: 7	R: 6	H: 6	E: 1	K: 1	S: 11	LOB: 2	BB: 2	P: 19	R: 2	H: 3	E: 1	K: 2	S: 10	LOB: 3	BB: 2	P: 18
--------------	------	------	------	------	------	--------	-------	------	------	------	------	------	------	--------	-------	------	------	------	------	------	------	--------	-------	-------	------	------	------	------	------	--------	-------	------	------	------	------	------	------	--------	-------	------	------	------	------	------	-------	--------	-------	-------	------	------	------	------	-------	--------	-------	-------


PITCHER	IP	WLS	BF	H	R	ER	SO	BB	IBB	HBP	BLK	WP	HR	S	P	ERA	WHIP
Dan Spillner, R ERA: 5.21 (1, 1)	6.1	L	29	9	5	5	5	3	0	0	0	0	0	36	48	7.11	1.895
Sid Monge, L ERA: 3.83 (7, 1)	0.0		4	2	1	1	0	1	1	0	0	0	0	2	10	∞	∞
Victor Cruz, R ERA: 4.46 (7, 1)	1.0		5	2	3	3	2	0	0	0	0	0	0	9	9	27.00	2.000
Don Collins, L ERA: 6.23 (8, 1)	0.1		4	1	0	0	0	1	1	0	0	0	0	2	10	0.00	6.000
Mike Stanton, R ERA: 5.62 (8, 1)	0.1		1	0	0	0	1	0	0	0	0	0	0	3	3	0.00	0.000

BOTTOM

Cleveland Indians @ Detroit Tigers
Tiger Stadium, Detroit, MI
Mon Jun 30 1980, 7:05 PM EDT
Att. 30,085 - Unknown

AB	35
R	9
H	14
RBI	9
BB	7
SO	8
LOB	18

livebaseballscores.com



1B	2B	3B	HR	SF	SAC	DP	HBP	WP	HR	S	P	ERA	WHIP
11	5	0	0	1	0	2	0	0	0	0	0	0	0

Batter	1	2	3	4	5	6	7	8	9	AB R H RBI BB SO LOB	TOP																
Miguel Dilone, S OBP: 0.402, SLG: 0.451 (1, 8) (9, 7)	0-0 F8		0-0 F5		0-0 1B		0-3 K	0-0 F8		5 0 1 0 0 1 0																	
Jorge Orta, L OBP: 0.423, SLG: 0.431 (1, 9)	0-0 F7		0-0 5-3		0-0 F8		0-0 BB 2B 1B		0-3 K	5 1 1 0 0 1 1																	
Mike Hargrove, L OBP: 0.418, SLG: 0.429 (1, 3)	0-0 1B E 1B		0-3 K			4-0 E BB HR BB	4-0 2B 1B BB		0-0 F7	3 3 1 0 2 1 0																	
Joe Charboneau, R OBP: 0.378, SLG: 0.494 Rick Manning, L OBP: 0.342, SLG: 0.254 (1, 7) (9, 8)	0-0 E9 1B			0-0 L8		4-0 E HR BB	0-0 1B 2B		0-3 K	4 1 2 1 1 1 0 0 0 0 0 0 0 0																	
Toby Harrah, R OBP: 0.376, SLG: 0.390 (1, 5)	0-0 F8			0-0 F5		0-0 F2			0-0 2-3 3-H 1B	4 0 1 1 0 0 3																	
Gary Alexander, R OBP: 0.266, SLG: 0.286 (1, 10)		0-0 F3		0-0 1B		0-0 E1 HR			0-3 K	4 1 1 0 0 1 4																	
Bo Diaz, R OBP: 0.313, SLG: 0.405 (1, 2)		0-0 F4		0-0 F8		0-0 HR			0-0 F3	4 1 1 4 0 0 3																	
Jerry Dybzinski, R OBP: 0.237, SLG: 0.296 Jack Brohamer, L OBP: 0.373, SLG: 0.370 (1, 4) (6, PH) (6, 4)		0-3 K			0-0 L5	4-0 G6-4-3 BB			0-0 F8	2 0 0 0 0 1 0 1 0 0 0 1 0 0																	
Tom Verzyer, R OBP: 0.324, SLG: 0.358 (1, 6)			0-0 HR		0-0 F6	0-0 G6-4-3			0-0 L4	4 1 1 1 0 0 1																	
Inning Stats	R: 1 E: 1 K: 0 S: 5	H: 2 LOB: 1 BB: 0 P: 5	R: 0 E: 0 K: 1 S: 5	H: 0 LOB: 0 BB: 0 P: 5	R: 1 E: 0 K: 1 S: 6	H: 1 LOB: 0 BB: 0 P: 6	R: 0 E: 0 K: 0 S: 4	H: 1 LOB: 1 BB: 0 P: 4	R: 0 E: 0 K: 0 S: 4	H: 1 LOB: 1 BB: 0 P: 4	R: 4 E: 1 K: 0 S: 4	H: 1 LOB: 0 BB: 3 P: 16	R: 2 E: 0 K: 2 S: 10	H: 3 LOB: 2 BB: 1 P: 14	R: 0 E: 0 K: 0 S: 3	H: 0 LOB: 0 BB: 0 P: 3	R: 0 E: 0 K: 2 S: 7	H: 0 LOB: 0 BB: 0 P: 7	1B: 6 2B: 1 3B: 0 HR: 2	SF: 0 SAC: 0 DP: 1 HBP: 0	WP: 0 PB: 0 SB: 0 CS: 0	PA: 40					
PITCHER	IP WLS BF H R ER SO BB IBB HBP BLK WP HR S P ERA WHIP																										
Bruce Robbins, L ERA: 3.86 (1, 1)	5.0		22	5	4	3	2	2	0	0	0	0	1	24	32	5.40	1.400										
Roger Weaver, R ERA: 0.96 (6, 1)	0.1		3	1	2	1	0	0	0	0	0	0	1	3	3	27.00	3.000										
Pat Underwood, L ERA: 5.26 (6, 1)	1.0	L	5	1	2	2	1	2	0	0	0	0	0	5	13	18.00	3.000										
Aurelio Lopez, R ERA: 3.78 (7, 1)	2.2		10	2	0	0	3	0	0	0	0	0	0	16	16	0.00	0.750										

Cleveland Indians @ Detroit Tigers
Tiger Stadium, Detroit, MI
Tue Jul 01 1980, 7:05 PM EDT
Att: 27,830 - Unknown

livebaseballscorecards.com

AB	36
R	8
H	9
RBI	7
BB	4
SO	6
LOB	12



Batter	1	2	3	4	5	6	7	8	9	AB	R	H	RBI	BB	SO	LOB
Rick Peters, S OBP: 0.360, SLG: 0.364 (1, 8)	0-0 L6	0-0 F8		4-0 E S G3 BB	0-0 FC6-2		0-0 L4			4	1	0	0	1	0	3
Alan Trammell, R OBP: 0.401, SLG: 0.427 (1, 6)	1-0 1B FC4-6 HBP		0-0 F8	0-3 K	0-0 6-3			4-0 FC5-4 BB		3	1	0	0	1	1	2
Steve Kemp, L OBP: 0.395, SLG: 0.442 (1, 7)	0-0 FC4-6 1B		4-0 FC4-6 BB	0-0 G3		0-0 G2		0-3 K		4	0	1	1	1	1	1
Richie Hebner, L OBP: 0.356, SLG: 0.464 (1, 3)	0-0 FC4-6		0-0 FC4-6 1B	0-0 1B	0-0 1B 3B	0-3 K		0-0 FC5-4		5	2	1	1	0	1	3
Al Cowens, R OBP: 0.329, SLG: 0.342 (1, 9)	0-0 4-3		0-0 1B BB	0-0 1B	0-0 1B	4-0 BB		0-0 F2		4	1	2	1	1	0	2
Champ Summers, L OBP: 0.394, SLG: 0.484 (1, 10)		0-0 1B SF8 1B	4-0 1B	0-0 1B	0-0 1B	0-3 K		0-3 K		3	2	2	0	1	1	1
Jim Lentine, R OBP: 0.318, SLG: 0.303 (9, PH)			1-2 1B BB	1-3 1B						0	0	0	0	0	0	0
Tim Corcoran, L OBP: 0.279, SLG: 0.173 (9, PH)										1	0	0	0	0	1	0
John Wockenfuss, R OBP: 0.411, SLG: 0.489 (1, 2)		0-0 1B	0-0 1B	0-0 1-3			0-0 F3		0-0 1-3	2	0	2	2	0	0	0
Jack Morris, R (3, PR)										0	0	0	0	0	0	0
Lance Parrish, R OBP: 0.309, SLG: 0.466 (4, 2)		1-3 1B	1-3 2-H 3-H 1B							3	0	0	0	0	0	2
Tom Brookens, R OBP: 0.333, SLG: 0.389 (1, 5)		0-0 SF8	0-0 1B		0-0 FC6-2 3B		4-0 BB		0-3 K	3	0	2	2	1	1	0
Lou Whitaker, L OBP: 0.352, SLG: 0.255 (1, 4)		3-H 0-3 K	0-0 F7		0-3 K		0-0 F3			3	0	0	0	0	2	4
Stan Papi, R OBP: 0.327, SLG: 0.457 (7, PH)										1	0	0	0	0	0	1

Inning Stats	R: 1	H: 1	E: 0	LOB: 1	K: 0	BB: 0	S: 4	P: 5	R: 1	H: 2	E: 0	LOB: 1	K: 1	BB: 0	S: 7	P: 7	R: 3	H: 3	E: 0	LOB: 2	K: 0	BB: 2	S: 6	P: 14	R: 2	H: 3	E: 0	LOB: 2	K: 1	BB: 1	S: 8	P: 12	R: 0	H: 1	E: 0	LOB: 1	K: 1	BB: 0	S: 6	P: 6	R: 0	H: 0	E: 0	LOB: 1	K: 2	BB: 1	S: 7	P: 11	R: 0	H: 0	E: 0	LOB: 1	K: 0	BB: 1	S: 3	P: 7	R: 0	H: 0	E: 0	LOB: 1	K: 1	BB: 1	S: 5	P: 9	R: 0	H: 0	E: 0	LOB: 0	K: 2	BB: 0	S: 7	P: 7	1B: 8	SF: 1	2B: 0	SAC: 0	3B: 2	DP: 0	HR: 0	HBP: 1	WP: 0	PA: 44
PITCHER	IP	WLS	BF	H	R	ER	SO	BB	IBB	HBP	BLK	WP	HR	S	P	ERA	WHIP																																																																	
John Denny, R ERA: 4.1 (1, 1)	3.2		23	8	7	7	2	3	0	1	0	0	0	23	36	17.18	3.000																																																																	
Bob Owchinko, L ERA: 5.71 (4, 1)	4.1	W	18	2	0	0	4	3	0	0	0	0	0	23	35	0.00	1.154																																																																	
Mike Stanton, R ERA: 5.48 (9, 1)	1.0	S	3	0	0	0	2	0	0	0	0	0	0	7	7	0.00	0.000																																																																	

BOTTOM

Cleveland Indians @ Detroit Tigers

Tiger Stadium, Detroit, MI

Tue Jul 01 1980, 7:05 PM EDT

Att. 27,830 - Unknown

livebaseballscorecards.com

AB	36
R	7
H	10
RBI	7
BB	6
SO	8
LOB	19



Batter	1	2	3	4	5	6	7	8	9	AB	R	H	RBI	BB	SO	LOB	TOP								
Miguel Dilone, S OBP: 0.402, SLG: 0.449 (1, 7) (7, 8)	0-0 G3 1B		0-0 F9 1B		0-0 6-3	0-0 F5		0-0 E3 FC4-8		5	1	2	0	0	0	1									
Jorge Orta, L OBP: 0.423, SLG: 0.428 (1, 9) (7, 8)	0-0 G3 1-2		0-0 F9 1-3		0-0 1B 1B		4-0 E 2B BB	0-3 K		4	2	1	0	1	1	3									
Mike Hargrove, L OBP: 0.418, SLG: 0.429 (1, 3) (7, 8)	0-0 F8		0-0 FC5-4 1B		0-0 1B 1B		0-0 E3 2B 2B	0-0 FC4-6 1-2f		5	1	2	1	0	0	3									
Joe Charboneau, R OBP: 0.375, SLG: 0.487 (1, 10) (7, 8)	0-0 F7		0-0 FC5-4 1-2f		0-0 1-2 3-H 1B		0-0 F9	0-3 K		5	0	1	1	0	1	5									
Toby Harrah, R OBP: 0.379, SLG: 0.395 (1, 5) (7, 8)		4-0 3B BB	0-0 F7		0-0 F7		0-0 2B 2B	0-0 SH1-4 1B		4	2	2	1	1	0	3									
Ron Hassey, L OBP: 0.377, SLG: 0.425 (1, 2) (7, 2)		0-0 3B		0-0 F9		0-3 K	0-0 2B	0-0 SH1-4		3	0	1	1	0	1	2									
Bo Diaz, R OBP: 0.321, SLG: 0.425 (7, PH) (7, 2)		1-H					2-H 3-H 2B	1-2		1	0	1	2	0	0	0									
Jack Brohamer, L OBP: 0.372, SLG: 0.368 (1, 4) (7, 7)		0-0 F2		0-0 6-3 1B		0-0 F6	0-0 E5	4-0 BB		3	0	1	0	0	0	1									
Alan Bannister, R OBP: 0.259, SLG: 0.259 (7, PH) (7, 7)		0-0 F2		0-0 6-3 1B		0-0 F6	0-0 E5	4-0 BB		1	0	0	0	1	0	1									
Rick Manning, L OBP: 0.342, SLG: 0.255 (1, 8) (7, PH)		0-0 6-3		0-0 6-3		0-0 FC6-4 1B	0-0 F7	0-3 K		3	0	1	0	0	0	2									
Gary Alexander, R OBP: 0.262, SLG: 0.281 (7, PH) (7, 4)		0-0 6-3		0-0 6-3		0-0 FC6-4 1B	0-0 F7	0-3 K		1	0	0	0	0	0	2									
Jerry Dyzinski, R OBP: 0.237, SLG: 0.296 (7, PH) (9, PH)		0-0 6-3		0-0 6-3		0-0 FC6-4 1B	0-0 F7	0-3 K		0	0	0	0	0	0	0									
Dell Alston, L OBP: 0.282, SLG: 0.342 (9, PH) (9, PH)		0-0 6-3		0-0 6-3		0-0 FC6-4 1B	0-0 F7	0-3 K		1	0	0	0	0	1	2									
Tom Verzyer, R OBP: 0.316, SLG: 0.348 (1, 6) (7, 8)		0-0 F9		0-0 F7		0-0 FC6-4	0-0 F8	0-0 L4		5	0	0	0	0	0	7									
Inning Stats	R: 0 E: 0 K: 0 S: 4	H: 1 LOB: 1 BB: 0 P: 4	R: 1 E: 0 K: 0 S: 4	H: 1 LOB: 1 BB: 1 P: 8	R: 1 E: 0 K: 0 S: 5	H: 2 LOB: 1 BB: 0 P: 5	R: 0 E: 0 K: 0 S: 4	H: 1 LOB: 1 BB: 0 P: 4	R: 1 E: 0 K: 1 S: 8	H: 3 LOB: 2 BB: 0 P: 8	R: 0 E: 0 K: 0 S: 4	H: 1 LOB: 1 BB: 0 P: 4	R: 3 E: 2 K: 0 S: 7	H: 2 LOB: 2 BB: 1 P: 11	R: 0 E: 1 K: 2 S: 8	H: 0 LOB: 1 BB: 0 P: 8	R: 0 E: 0 K: 1 S: 6	H: 1 LOB: 2 BB: 1 P: 10	1B: 9 2B: 2 3B: 1 HR: 0	SF: 0 SAC: 1 DP: 0 HBP: 0	WP: 0 PB: 0 SB: 1 CS: 0	PA: 45			
PITCHER	IP	WLS	BF	H	R	ER	SO	BB	IBB	HBP	BLK	WP	HR	S	P	ERA	WHIP								
Jack Morris, R ERA: 4.1 (1, 1)	6.1	W	32	10	6	5	1	2	0	0	0	0	0	32	40	7.11	1.895								
Dan Schatzeder, L ERA: 5.55 (7, 1)	1.1		7	1	0	0	1	0	0	0	0	0	0	9	9	0.00	0.750								
Aurelio Lopez, R ERA: 3.69 (8, 1)	1.1	S	6	1	0	0	2	1	0	0	0	0	0	9	13	0.00	1.500								

Cleveland Indians @ Detroit Tigers
Tiger Stadium, Detroit, MI
Wed Jul 02 1980, 7:05 PM EDT
Att: 25,981 - Unknown

livebaseballscorecards.com

AB	41
R	6
H	12
RBI	6
BB	3
SO	4
LOB	32



Batter	1	2	3	4	5	6	7	8	9
Jim Lentine, R OBP: 0.323, SLG: 0.313 (1, 7)	0-3 K		0-0 2B		0-0 4-1	0-0 F8		1-0 FC5-4 HBP	
Alan Trammell, R OBP: 0.404, SLG: 0.440 (1, 6)	0-0 FC5-4 1B		0-0 5-3		4-0 BB 1B 2B BB	0-0 HR		0-0 F9	
Al Cowens, R OBP: 0.330, SLG: 0.343 (1, 9)	0-0 FC5-4 1-2f		0-0 6-3		0-0 BB 2B 1B	0-0 HR 1B		0-0 F5	
Lance Parrish, R OBP: 0.310, SLG: 0.476 (1, 2)	0-0 F9			0-0 BB 1B 1B	0-0 F3	0-0 HR		0-0 FC5-4 1-2f	
John Wockenfuss, R OBP: 0.413, SLG: 0.482 (1, 3)		0-0 F9		4-0 SH5-4 1-2 BB 1B	4-0 2B 1-2 2-3 BB	0-3 K			
Tom Brookens, R OBP: 0.337, SLG: 0.397 (1, 5)		0-0 F6		0-0 SH5-4 1-2 2-H 1B	0-0 1-3 2-H 3-H 2B		0-3 K		
Duffy Dyer, R OBP: 0.212, SLG: 0.306 (1, 10)		0-0 6-3		0-0 SH5-4 1-2 2-3 IBB	4-0 FC6-4 IBB		0-3 K		
Stan Papi, R OBP: 0.321, SLG: 0.460 (1, 4)			0-0 F9 2B 2B	0-0 L6	0-0 FC6-4 1-2f		0-3 K		
Lou Whitaker, L OBP: 0.352, SLG: 0.255 (8, 4)									
Dave Stegman, R OBP: 0.282, SLG: 0.305 (1, 8)			0-0 F9 2-3	0-0 6-3		0-0 L1		4-0 F9 HBP BB	

Inning Stats	R: 0	H: 1	E: 0	K: 1	S: 6	LOB: 1	BB: 0	P: 6	R: 0	H: 0	E: 0	K: 0	S: 3	LOB: 0	BB: 0	P: 3	R: 1	H: 2	E: 0	K: 0	S: 5	LOB: 1	BB: 0	P: 5	R: 1	H: 2	E: 0	K: 0	S: 5	LOB: 2	BB: 1	P: 9	R: 2	H: 2	E: 0	K: 0	S: 5	LOB: 3	BB: 3	P: 17	R: 3	H: 3	E: 0	K: 1	S: 8	LOB: 0	BB: 0	P: 8	R: 0	H: 0	E: 0	K: 3	S: 9	LOB: 0	BB: 0	P: 9	R: 0	H: 0	E: 0	K: 0	S: 3	LOB: 2	BB: 1	P: 8
--------------	------	------	------	------	------	--------	-------	------	------	------	------	------	------	--------	-------	------	------	------	------	------	------	--------	-------	------	------	------	------	------	------	--------	-------	------	------	------	------	------	------	--------	-------	-------	------	------	------	------	------	--------	-------	------	------	------	------	------	------	--------	-------	------	------	------	------	------	------	--------	-------	------

PITCHER	IP	WLS	BF	H	R	ER	SO	BB	IBB	HBP	BLK	WP	HR	S	P	ERA	WHIP
Rick Waits, L ERA: 5.06 (1, 1)	5.2	L	31	10	7	7	1	3	1	0	0	0	2	29	45	11.12	2.294
Sid Monge, L ERA: 3.61 (6, 1)	2.1		9	0	0	0	4	1	0	1	0	0	0	15	20	0.00	0.429

AB R H RBI BB SO LOB

4 0 1 1 0 1 0

4 2 2 1 1 0 3

5 2 2 0 0 0 4

5 2 2 2 0 0 5

2 0 0 0 2 1 0

4 0 2 3 0 1 0

2 0 0 0 1 1 0

4 1 1 0 0 1 5

0 0 0 0 0 0 0

3 0 0 0 1 0 3

AB 33

R 7

H 10

RBI 7

BB 5

SO 5

LOB 20

WP: 0 PA: 40

PB: 0

SB: 0

CS: 0

1B: 5 SF: 0

2B: 3 SAC: 1

3B: 0 DP: 0


HR: 2 HBP: 1

Cleveland Indians @ Detroit Tigers

Tiger Stadium, Detroit, MI

Wed Jul 02 1980, 7:05 PM EDT

Att. 25,981 - Unknown



livebaseballscorecards.com

Batter	1	2	3	4	5	6	7	8	9	AB R H RBI BB SO LOB	TOP																					
Bobby Murcer, L (1, 7) OBP: 0.365, SLG: 0.508	0-0 4-3		0-0 3-1			0-0 F7			0-0 F6	4 0 0 0 0 0 0																						
Joe Lefebvre, L (1, 9) OBP: 0.383, SLG: 0.477	4-0 FC4-6 BB		0-3 K2-3			0-0 G3			0-0 BB 1B	3 0 1 0 1 1 0																						
Graig Nettles, L (1, 5) OBP: 0.341, SLG: 0.452	4-0 FC4-6 BB			0-0 4-3		0-0 G3			4-0 BB 1B	2 0 0 0 2 0 0																						
Reggie Jackson, L (1, 10) OBP: 0.365, SLG: 0.581	0-0 FC4-6			0-0 1B			0-3 K		0-0 BB 1B	4 0 1 0 0 1 4																						
Bob Watson, R (1, 3) OBP: 0.361, SLG: 0.427	0-0 F8			0-0 F8			0-0 F7			3 0 0 0 0 0 3																						
Bobby Brown, S (1, 8) OBP: 0.327, SLG: 0.434		0-3 K		0-0 F2			0-0 4-3			3 0 0 0 0 1 1																						
Rick Cerone, R (1, 2) OBP: 0.269, SLG: 0.398		0-0 F3		0-3 K			0-0 F5			3 0 0 0 0 1 0																						
Bucky Dent, R (1, 6) OBP: 0.311, SLG: 0.362		0-3 K		0-0 F7			0-0 L8			3 0 0 0 0 1 0																						
Brian Doyle, L (1, 4) OBP: 0.279, SLG: 0.341			0-0 F3		0-0 F9		0-0 L7			3 0 0 0 0 0 0																						
Inning Stats	R: 0 E: 0 K: 0 S: 3	H: 0 LOB: 2 BB: 2 P: 11	R: 0 E: 0 K: 2 S: 7	H: 0 LOB: 0 BB: 0 P: 7	R: 0 E: 0 K: 1 S: 5	H: 0 LOB: 0 BB: 0 P: 5	R: 0 E: 0 K: 0 S: 4	H: 1 LOB: 1 BB: 0 P: 4	R: 0 E: 0 K: 1 S: 5	H: 0 LOB: 0 BB: 0 P: 5	R: 0 E: 0 K: 1 S: 5	H: 0 LOB: 0 BB: 0 P: 5	R: 0 E: 0 K: 1 S: 3	H: 0 LOB: 0 BB: 0 P: 3	R: 0 E: 0 K: 0 S: 3	H: 1 LOB: 1 BB: 1 P: 7	1B: 2 2B: 0 3B: 0 HR: 0	SF: 0 SAC: 0 DP: 1 HBP: 0	WP: 0 PB: 0 SB: 0 CS: 0	PA: 31												
PITCHER Wayne Garland, R (1, 1) ERA: 3.26	IP 9.0	WLS W	BF 31	H 2	R 0	ER 0	SO 5	BB 3	IBB 0	HBP 0	BLK 0	WP 0	HR 0	S 38	P 50	ERA 0.00	WHIP 0.556															
											PITCHER	IP	WLS	BF	H	R	ER	SO	BB	IBB	HBP	BLK	WP	HR	S	P	ERA	WHIP				

New York Yankees @ Cleveland Indians
Cleveland Municipal Stadium, Cleveland, OH

Thu Jul 03 1980, 7:05 PM EDT
Att. 73,096 - Unknown - 75 F

livebaseballscorecards.com

AB 28
R 0
H 2
RBI 0
BB 3
SO 5
LOB 8



Batter	1	2	3	4	5	6	7	8	9	AB R H RBI BB SO LOB
Miguel Dilone, S OBP: 0.408, SLG: 0.454 (1, 7)	0-0 1B 1B		0-0 1B G3 1B	0-0 1B 1B	0-0 4-3			0-0 6-3		5 2 3 0 0 0 0
Jorge Orta, L OBP: 0.426, SLG: 0.429 (1, 9)	0-0 BB 1B		0-0 G3	0-0 1B 1B		0-0 1-3		4-0 1B FC6-4 BB		4 2 2 1 1 0 2
Mike Hargrove, L OBP: 0.421, SLG: 0.428 (1, 3)	4-0 L3 BB		0-3 K	0-0 F4		4-0 1B BB		0-0 FC6-4 1B		3 0 1 0 2 1 4
Joe Charboneau, R OBP: 0.379, SLG: 0.490 (1, 10)	0-0 L3		0-0 BB 1B	0-0 WP BB 1B		0-0 1B		0-0 FC6-4		5 1 3 4 0 0 4
Toby Harrah, R OBP: 0.380, SLG: 0.391 (1, 5)	0-0 F7		0-0 1B BB	0-0 WP BB		0-0 F2		0-0 F8		3 0 0 0 2 0 5
Bo Diaz, R OBP: 0.330, SLG: 0.422 (1, 2)		0-0 4-3	0-0 1B	4-0 FC6-4 IBB		0-0 F8				3 0 1 2 1 0 2
Rick Manning, L OBP: 0.336, SLG: 0.250 (1, 8)		0-3 K	0-0 F8	0-0 FC6-4			0-0 6-3			4 0 0 0 0 1 5
Jerry Dybzinski, R OBP: 0.229, SLG: 0.286 (1, 4)		0-0 F3		0-3 K	0-3 K		0-0 F7			4 0 0 0 0 2 0
Tom Verzyer, R OBP: 0.320, SLG: 0.351 (1, 6)			0-0 G3 1B 1B	0-0 1B 1B	0-0 6-3		0-0 6-3			4 2 2 0 0 0 0

Inning Stats	R: 0	H: 2	E: 0	LOB: 2	K: 0	P: 8	R: 0	H: 0	E: 0	LOB: 0	K: 1	P: 5	R: 3	H: 4	E: 0	LOB: 2	K: 1	P: 13	R: 3	H: 4	E: 0	LOB: 3	K: 1	P: 17	R: 0	H: 0	E: 0	LOB: 0	K: 1	P: 5	R: 0	H: 1	E: 0	LOB: 2	K: 0	P: 8	R: 0	H: 0	E: 0	LOB: 0	K: 0	P: 3	R: 1	H: 1	E: 0	LOB: 1	K: 0	P: 8
	S: 4	BB: 1	S: 5	BB: 0	S: 5	BB: 8	S: 9	BB: 0	S: 9	BB: 0	S: 9	BB: 5	S: 9	BB: 1	S: 9	BB: 13	S: 9	BB: 1	S: 9	BB: 2	S: 9	BB: 17	S: 5	BB: 0	S: 5	BB: 0	S: 5	BB: 0	S: 5	BB: 0	S: 4	BB: 1	S: 8	S: 3	BB: 0	S: 3	BB: 0	S: 4	BB: 1	S: 4	BB: 1	S: 4	BB: 8					


PITCHER	IP	WLS	BF	H	R	ER	SO	BB	IBB	HBP	BLK	WP	HR	S	P	ERA	WHIP
Tom Underwood, L ERA: 3.91 (1, 1)	3.1	L	20	9	6	6	3	2	0	0	0	0	0	24	32	16.20	3.300
Tim Lollar, L ERA: 2.7 (4, 1)	4.2		21	3	1	1	1	3	1	0	0	1	0	19	35	1.93	1.286

BOTTOM

New York Yankees @ Cleveland Indians
Cleveland Municipal Stadium, Cleveland, OH

Thu Jul 03 1980, 7:05 PM EDT
Att: 73,096 - Unknown - 75 F

AB	35
R	7
H	12
RBI	7
BB	6
SO	4
LOB	22



1B	2B	3B	HR	SF	SAC	DP	HBP	WP	HR	S	P	ERA	WHIP
12	1	0	0	0	1	0	0	1	0	0	0	16.20	3.300
1	0	0	0	0	0	0	0	0	0	0	0	1.93	1.286

Batter	1	2	3	4	5	6	7	8	9	AB R H RBI BB SO LOB
Bobby Murcer, L (1, 7) OBP: 0.378, SLG: 0.529 (4, 9)	4-0 G1-6-3 BB		0-0 F7	0-0 HR		1-0 1B HBP		4-0 1B 1B BB	0-0 F7	3 2 1 4 2 0 0
Joe Lefebvre, L (1, 9) OBP: 0.378, SLG: 0.469 Lou Piniella, R (4, PH) OBP: 0.319, SLG: 0.328 (4, 7)	0-0 G1-6-3 1-2f		0-0 F8	4-0 1B BB		0-0 1B		0-0 1B 2B 1B		2 0 0 0 0 0 1 2 1 2 0 1 0 0
Graig Nettles, L (1, 5) OBP: 0.339, SLG: 0.447 Eric Soderholm, R (8, 5) OBP: 0.404, SLG: 0.535	0-0 3-1			4-3 K		0-3 K		0-0 2B 1B		5 1 1 1 0 2 3 0 0 0 0 0 0 0
Reggie Jackson, L (1, 10) OBP: 0.370, SLG: 0.586 Dennis Werth, R (8, PR) OBP: 0.491, SLG: 0.571		0-0 F8		0-0 BB 1B		0-3 K		0-0 1B 2B		5 1 3 2 0 1 2 0 1 0 0 0 0 0
Jim Spencer, L (1, 3) OBP: 0.322, SLG: 0.423		0-0 F9		4-0 BB 1B BB		0-3 K		0-0 2-H 1B		4 1 1 1 1 1 2
Bobby Brown, S (1, 8) OBP: 0.329, SLG: 0.433		0-0 1B 1B		0-0 1-2 2-H 1B 1B		0-0 F8		0-0 E5 G5-4-3		5 1 2 1 0 0 2
Rick Cerone, R (1, 2) OBP: 0.275, SLG: 0.403 Johnny Oates, L (8, 2) OBP: 0.200, SLG: 0.292		0-0 1-2 1B		4-0 BB 1B HR BB		0-0 1-3		0-0 G5-4-3 1-2f		4 1 2 0 1 0 2 0 0 0 0 0 0 0
Bucky Dent, R (1, 6) OBP: 0.308, SLG: 0.358		0-0 F3		0-0 1-2 2-H 3-H HR 1B		0-0 F8		0-0 5-3		5 1 1 2 0 0 3
Brian Doyle, L (1, 4) OBP: 0.271, SLG: 0.311			0-0 6-3	4-0 1-2 2-3 HR BB		0-3 K		0-3 K		4 1 0 0 1 2 0

Inning Stats	R: 0	H: 0	E: 0	K: 0	S: 2	P: 6	R: 0	H: 2	E: 0	K: 0	S: 5	P: 5	R: 0	H: 0	E: 0	K: 0	S: 3	R: 7	H: 5	E: 0	K: 1	S: 10	P: 26	R: 0	H: 0	E: 0	K: 0	S: 3	P: 3	R: 0	H: 1	E: 0	K: 3	S: 10	P: 11	R: 0	H: 1	E: 0	K: 1	S: 6	P: 6	R: 4	H: 4	E: 1	K: 1	S: 9	P: 13	R: 0	H: 0	E: 0	K: 0	S: 3	P: 3	1B: 10	SF: 0	2B: 2	SAC: 0	3B: 0	DP: 2	HR: 1	HBP: 1	WP: 0	PA: 46
--------------	------	------	------	------	------	------	------	------	------	------	------	------	------	------	------	------	------	------	------	------	------	-------	-------	------	------	------	------	------	------	------	------	------	------	-------	-------	------	------	------	------	------	------	------	------	------	------	------	-------	------	------	------	------	------	------	--------	-------	-------	--------	-------	-------	-------	--------	-------	--------

PITCHER	IP	WLS	BF	H	R	ER	SO	BB	IBB	HBP	BLK	WP	HR	S	P	ERA	WHIP
Len Barker, R (1, 1) ERA: 5.0	3.1	L	18	5	6	6	0	4	0	0	0	0	0	14	30	16.20	2.700
Bob Owchinko, L (4, 1) ERA: 5.79	4.0		20	5	3	3	6	2	0	1	0	0	1	29	38	6.75	1.750
Don Collins, L (8, 1) ERA: 7.5	1.2		8	3	2	2	0	0	0	0	0	0	0	8	8	10.80	1.800

TOP

New York Yankees @ Cleveland Indians
Cleveland Municipal Stadium, Cleveland, OH

Fri Jul 04 1980, 3:33 AM EDT
Att. 21,312 - Unknown - 79 F

AB	39
R	11
H	13
RBI	11
BB	6
SO	6
LOB	15



Batter	1	2	3	4	5	6	7	8	9	AB R H RBI BB SO LOB	TOP											
Willie Randolph, R (1, 4) OBP: 0.426, SLG: 0.415	0-0 F9		4-0 HR BB		0-0 2B			4-0 BB		2 1 1 0 2 0 0	<p>New York Yankees @ Cleveland Indians Cleveland Municipal Stadium, Cleveland, OH</p> <p>Sat Jul 05 1980, 7:05 PM EDT Att. 36,614 - Unknown - 83 F</p> <p>livebaseballscorecards.com</p>											
Bobby Murcer, L (1, 7) OBP: 0.374, SLG: 0.544	0-0 F6		0-0 HR		0-0 6-3			0-0 F8		4 1 1 2 0 0 2												
Graig Nettles, L (1, 5) OBP: 0.338, SLG: 0.442	0-0 F8		0-3 K					0-0 4-3		3 0 0 0 1 1 1												
Reggie Jackson, L (1, 10) OBP: 0.364, SLG: 0.576		0-0 F6		0-0 F8		4-0 G3 BB		0-0 K		4 0 0 0 0 1 2												
Jim Spencer, L (1, 3) OBP: 0.324, SLG: 0.420		0-0 F6		4-0 BB		0-0 F8		0-0 G4-6-3 1B		1 0 0 0 1 0 0												
Bob Watson, R (6, PH) OBP: 0.362, SLG: 0.428										2 0 1 0 0 0 1												
Joe Lefebvre, L (1, 9) OBP: 0.390, SLG: 0.496		0-0 HR		0-0 F9		0-0 5-3		0-0 F7		2 1 1 1 0 0 1												
Lou Piniella, R (6, PH) OBP: 0.315, SLG: 0.323										2 0 0 0 0 0 2												
Bobby Brown, S (1, 8) OBP: 0.323, SLG: 0.425		0-0 3-1		0-0 F9		0-3 K		0-0 G4-6-3		4 0 0 0 0 1 2												
Johnny Oates, L (1, 2) OBP: 0.179, SLG: 0.259			0-0 F8		0-0 4-3		0-0 F8			3 0 0 0 0 0 0												
Bucky Dent, R (1, 6) OBP: 0.304, SLG: 0.353			0-0 4-3		0-0 6-3		0-0 F3			3 0 0 0 0 0 0												
Inning Stats	R: 0 E: 0 K: 0 S: 3	H: 0 LOB: 0 BB: 0 P: 3	R: 1 E: 0 K: 0 S: 4	H: 1 LOB: 0 BB: 0 P: 4	R: 2 E: 0 K: 1 S: 6	H: 1 LOB: 0 BB: 1 P: 10	R: 0 E: 0 K: 0 S: 3	H: 0 LOB: 1 BB: 1 P: 7	R: 0 E: 0 K: 0 S: 4	H: 1 LOB: 1 BB: 0 P: 4	R: 0 E: 0 K: 1 S: 5	H: 0 LOB: 0 BB: 0 P: 5	R: 0 E: 0 K: 1 S: 5	H: 0 LOB: 0 BB: 0 P: 5	R: 0 E: 0 K: 0 S: 5	H: 0 LOB: 1 BB: 1 P: 9	R: 0 E: 0 K: 0 S: 3	H: 1 LOB: 0 BB: 0 P: 3	1B: 1 2B: 1 3B: 0 HR: 2	SF: 0 SAC: 0 DP: 1 HBP: 0	WP: 0 PB: 0 SB: 0 CS: 0	PA: 34
PITCHER	IP WLS BF H R ER SO BB IBB HBP BLK WP HR S P ERA WHIP																					
Dan Spillner, R (1, 1) ERA: 5.22	5.0 L 21 3 3 3 1 3 0 0 0 0 0 2 20 32 5.40 1.200																					
Sid Monge, L (6, 1) ERA: 3.38	3.0 10 0 0 0 2 1 0 0 0 0 0 0 13 17 0.00 0.333																					
Mike Stanton, R (9, 1) ERA: 5.36	1.0 3 1 0 0 0 0 0 0 0 0 0 0 3 3 0.00 1.000																					

New York Yankees @ Cleveland Indians
Cleveland Municipal Stadium, Cleveland, OH

Sat Jul 05 1980, 7:05 PM EDT
Att. 36,614 - Unknown - 83 F

livebaseballscorecards.com

AB	30
R	3
H	4
RBI	3
BB	4
SO	3
LOB	11



Batter	1	2	3	4	5	6	7	8	9	AB R H RBI BB SO LOB	TOP									
Willie Randolph, R (1, 4) OBP: 0.422, SLG: 0.412	0-0 F9		0-0 6-3		0-0 5-3		0-0 SF9		0-0 G6-4-3 1B	4 0 1 1 0 0 1										
Lou Piniella, R (1, 7) OBP: 0.318, SLG: 0.321	0-0 2-3 HR 1B		4-0 FC5 1B BB		0-0 5-3		0-0 F9		0-0 G6-4-3 1-2f	4 1 1 0 1 0 3										
Bob Watson, R (1, 3) OBP: 0.360, SLG: 0.425	0-0 2-3 1-2		0-0 1-2 2-3 1B		0-0 F7		0-0 FC6-4 1-2f			4 0 1 0 0 0 2										
Reggie Jackson, L (1, 9) OBP: 0.366, SLG: 0.591	0-0 2-H HR		0-3 K		0-0 F6		0-0 2B			4 1 2 2 0 1 3										
Eric Soderholm, R (1, 5) OBP: 0.398, SLG: 0.524	0-0 F8		0-0 FC5 2-3f		0-0 1B		0-0 5-3			4 0 1 0 0 0 4										
Dennis Werth, R (1, 10) OBP: 0.456, SLG: 0.522		0-0 6-3		0-0 F9		0-3 K		0-0 F9		4 0 0 0 0 1 2										
Bobby Brown, S (1, 8) OBP: 0.318, SLG: 0.417		0-0 1-3		0-0 5-3		0-0 4-3		0-0 4-3		4 0 0 0 0 0 2										
Rick Cerone, R (1, 2) OBP: 0.278, SLG: 0.402		0-3 K		0-0 1B		H 1-0 1B SF9 HBP		S 0-3 K2-3		3 1 1 0 0 2 0										
Bucky Dent, R (1, 6) OBP: 0.312, SLG: 0.362			0-0 1B 2B		0-0 F4		X 0-0 1-3 FC6-4 1B		S 4-0 1B BB	3 0 2 0 1 0 1										
Inning Stats	R: 2 E: 0 K: 0 S: 5	H: 2 LOB: 0 BB: 0 P: 5	R: 0 E: 0 K: 1 S: 5	H: 0 LOB: 0 BB: 0 P: 5	R: 0 E: 0 K: 1 S: 7	H: 2 LOB: 3 BB: 1 P: 11	R: 0 E: 0 K: 0 S: 4	H: 1 LOB: 1 BB: 0 P: 4	R: 0 E: 0 K: 1 S: 6	H: 1 LOB: 1 BB: 0 P: 6	R: 1 E: 0 K: 0 S: 4	H: 1 LOB: 1 BB: 0 P: 5	R: 0 E: 0 K: 0 S: 4	H: 1 LOB: 1 BB: 0 P: 4	R: 0 E: 0 K: 1 S: 5	H: 1 LOB: 1 BB: 1 P: 9	1B: 6 2B: 2 3B: 0 HR: 1	SF: 1 SAC: 0 DP: 1 HBP: 1	WP: 0 PB: 0 SB: 0 CS: 0	PA: 38
PITCHER	IP WLS BF H R ER SO BB IBB HBP BLK WP HR S P ERA WHIP	IP WLS BF H R ER SO BB IBB HBP BLK WP HR S P ERA WHIP																		
Rick Waits, L (1, 1) ERA: 4.92	8.1 W 37 9 3 3 4 2 0 1 0 0 1 42 51 3.24 1.320																			
Sid Monge, L (9, 1) ERA: 3.33	0.2 S 1 0 0 0 0 0 0 0 0 0 0 1 1 0.00 0.000																			

New York Yankees @ Cleveland Indians
Cleveland Municipal Stadium, Cleveland, OH

Sun Jul 06 1980, 3:33 AM EDT
 Att. 43,209 - Sunny - 69 F

livebaseballscorecards.com

AB 34
R 3
H 9
RBI 3
BB 2
SO 4
LOB 18



Cleveland Indians @ Toronto Blue Jays
Exhibition Stadium, Toronto, ON

Thu Jul 10 1980, 7:05 PM EDT
Att. 17,178 - Unknown - 83 F

livebaseballscorecards.com



AB	37
R	7
H	11
RBI	7
BB	7
SO	5
LOB	20

WP	1	PA	45
PB	0		
SB	1		
CS	0		

AB	R	H	RBI	BB	SO	LOB
4	1	0	0	1	0	2
3	2	2	1	2	0	0
5	1	1	0	0	1	5
4	1	1	1	1	2	1
4	0	0	1	0	0	3
4	1	2	2	1	1	1
5	0	2	1	0	0	1
3	1	2	1	2	0	0
5	0	1	0	0	1	7

Batter	1	2	3	4	5	6	7	8	9
Miguel Dilone, S OBP: 0.396, SLG: 0.439 (1, 7) X	0-0 4-3		4-0 4-3 1B S BB	0-0 6-3		0-0 G3	0-0 F9		
Jorge Orta, L OBP: 0.427, SLG: 0.419 (1, 9) X	0-0 1-3		4-0 1-2 1B BB 4-3	0-0 1B		4-0 E 1B BB	0-0 1-3 3-H 1B		
Mike Hargrove, L OBP: 0.408, SLG: 0.407 (1, 3) S S S	0-3 K		0-0 4-3 1-2 2-3	0-0 F5		0-0 1B SF7 1B	0-0 4-3		
Joe Charboneau, R OBP: 0.362, SLG: 0.461 (1, 10) S S S		0-3 K	4-0 1B BB	0-3 K		0-0 1-3 3-H WP 1B	0-0 F7		
Toby Harrah, R OBP: 0.378, SLG: 0.379 (1, 5) X		0-0 5-3	0-0 F9		0-0 F6	0-0 SF7	0-0 F2		
Ron Hassey, L OBP: 0.379, SLG: 0.422 (1, 2) B B B B		4-0 1B BB	0-0 1B 1-2 2-H 3-H 1B		0-0 2B	0-0 K 1-2	0-0 F4		
Jack Brohamer, L OBP: 0.375, SLG: 0.400 (1, 4) X		0-0 1B 1-2 1B	0-0 1B 1-3 2-H 1B		0-0 F6		0-0 6-3	0-0 1-3	
Rick Manning, L OBP: 0.341, SLG: 0.259 (1, 8) X		0-0 1B 1-3 2-H 1B	4-0 IBB		4-0 FC5-4 IBB	0-0 F9 1B 2B	0-0 F8		
Tom Verzyer, R OBP: 0.311, SLG: 0.340 (1, 6) S S S		0-3 K	0-0 6-3		0-0 FC5-4 1-2f	0-0 1B 1B	0-0 4-3		

Inning Stats	R: 0	H: 0	E: 0	K: 1	S: 5	P: 5	R: 1	H: 2	E: 0	K: 2	S: 9	P: 13	R: 3	H: 2	E: 0	K: 0	S: 5	P: 21	R: 0	H: 1	E: 0	K: 1	S: 6	P: 6	R: 0	H: 1	E: 0	K: 0	S: 4	P: 8	R: 2	H: 2	E: 1	K: 1	S: 7	P: 11	R: 1	H: 3	E: 0	K: 0	S: 6	P: 6	R: 0	H: 0	E: 0	K: 0	S: 3	P: 3	R: 0	H: 0	E: 0	K: 0	S: 3	P: 3	R: 0	H: 0	E: 0	K: 0	S: 3	P: 3	1B: 9	2B: 2	3B: 0	HR: 0	SF: 1	SAC: 0	DP: 0	HBP: 0	WP: 1	PA: 45
--------------	------	------	------	------	------	------	------	------	------	------	------	-------	------	------	------	------	------	-------	------	------	------	------	------	------	------	------	------	------	------	------	------	------	------	------	------	-------	------	------	------	------	------	------	------	------	------	------	------	------	------	------	------	------	------	------	------	------	------	------	------	------	-------	-------	-------	-------	-------	--------	-------	--------	-------	--------

PITCHER	IP	WLS	BF	H	R	ER	SO	BB	IBB	HBP	BLK	WP	HR	S	P	ERA	WHIP
Jim Clancy, R ERA: 2.93 (1, 1)	5.2	L	32	8	6	6	4	5	2	0	0	0	0	33	61	9.53	2.294
Paul Mirabella, L ERA: 4.64 (6, 1)	1.1		7	3	1	1	1	0	0	0	0	1	0	9	9	6.75	2.250
Tom Buskey, R ERA: 3.97 (8, 1)	1.0		3	0	0	0	0	0	0	0	0	0	0	3	3	0.00	0.000
Mike Barlow, R ERA: 3.45 (9, 1)	1.0		3	0	0	0	0	0	0	0	0	0	0	3	3	0.00	0.000

PITCHER	IP	WLS	BF	H	R	ER	SO	BB	IBB	HBP	BLK	WP	HR	S	P	ERA	WHIP
---------	----	-----	----	---	---	----	----	----	-----	-----	-----	----	----	---	---	-----	------

Batter	1	2	3	4	5	6	7	8	9	AB	R	H	RBI	BB	SO	LOB
Alfredo Griffin, S OBP: 0.277, SLG: 0.351 (1, 6)	0-0 1B 1B		0-0 G3		0-3 K			0-0 FC6-4 1B		4	1	2	0	0	1	1
Damaso Garcia, R OBP: 0.292, SLG: 0.409 (1, 4)	0-0 1B G6-3 1B		0-0 BB 1B		0-0 F7			0-0 FC6-4 1B		4	2	2	0	0	0	2
John Mayberry, L OBP: 0.379, SLG: 0.492 (1, 3)	0-0 1B G6-3 1B		4-0 FC6-4 BB		0-0 F9			4-0 FC5 1B BB		2	0	1	1	2	0	0
Roy Howell, L OBP: 0.310, SLG: 0.364 (1, 5)	0-0 G6-3		0-0 FC6-4		0-0 4-3			0-0 L6		4	0	0	0	0	0	5
Al Woods, L OBP: 0.365, SLG: 0.468 (1, 7)	0-0 5-3			4-0 BB BB		0-0 F7		0-0 1B 1-2 2-H		3	0	1	1	1	0	0
Barry Bonnell, R OBP: 0.301, SLG: 0.403 (1, 9)		0-0 1-3		0-0 G5-4-3			0-0 6-3	0-0 FC5		4	0	0	0	0	0	3
Lloyd Moseby, L OBP: 0.280, SLG: 0.361 (1, 10)		0-0 6-3		0-0 F8			4-0 BB 6-3		3	0	1	0	1	0	0	
Bob Bailor, R OBP: 0.305, SLG: 0.258 (1, 8)		0-0 F7			0-0 3-1 2B			0-0 FC4-6 1B		2	0	1	0	0	0	0
Steve Braun, L OBP: 0.115, SLG: 0.042 (7, PH)							0-0 6-3	0-0 FC4-6		1	0	0	0	0	0	1
Joe Cannon, L OBP: 0.080, SLG: 0.080 (8, 8)							0-0 3-1	0-0 6-3-5		1	0	0	0	0	0	1
Ernie Whitt, L OBP: 0.268, SLG: 0.277 (1, 2)			0-0 4-3				0-0 3-1	0-0 6-3-5		3	0	0	0	0	0	2
Otto Velez, R OBP: 0.391, SLG: 0.523 (9, PH)							2-3	1-3f		1	0	0	0	0	0	1

Inning Stats	R: 2	H: 3	E: 0	K: 0	S: 5	R: 0	H: 0	E: 0	K: 0	S: 3	R: 0	H: 1	E: 0	K: 0	S: 4	R: 0	H: 0	E: 0	K: 0	S: 2	R: 0	H: 1	E: 0	K: 1	S: 6	R: 0	H: 0	E: 0	K: 0	S: 3	R: 0	H: 0	E: 0	K: 0	S: 3	R: 1	H: 2	E: 0	K: 0	S: 5	R: 0	H: 1	E: 0	K: 0	S: 3	R: 0	H: 1	E: 0	K: 0	S: 3	1B: 7	2B: 2	3B: 0	HR: 0	SF: 0	SAC: 0	DP: 3	HBP: 0	WP: 0	PB: 0	SB: 0	CS: 0	PA: 36	ERA	WHIP
John Denny, R ERA: 4.01 (1, 1)	9.0	W	36	H	8	R	3	ER	3	SO	1	BB	4	IBB	0	HBP	0	BLK	0	WP	0	HR	0	S	34	P	50	ERA	3.00	WHIP	1.333																																		

BOTTOM

Cleveland Indians @ Toronto Blue Jays
Exhibition Stadium, Toronto, ON

Thu Jul 10 1980, 7:05 PM EDT
Att: 17,178 - Unknown - 83 F

AB	32
R	3
H	8
RBI	2
BB	4
SO	1
LOB	16

livebaseballscorecards.com

Batter	1	2	3	4	5	6	7	8	9	AB R H RBI BB SO LOB	TOP
Miguel Dilone, S OBP: 0.398, SLG: 0.437 (1, 7) X	0-0 6-3 ①		0-0 3-1 1B		4-0 E S SF7 BB		0-3 K ③			3 1 1 0 1 1 0	
Jorge Orta, L OBP: 0.422, SLG: 0.413 (1, 9) X	0-0 F9 ②		0-0 3-1 1-2		0-0 L5 1-3		0-3 K ①			4 0 0 0 0 1 2	
Mike Hargrove, L OBP: 0.406, SLG: 0.406 (1, 3) X	0-0 1B		0-0 G3		0-0 SF7 3-H		0-0 G3 ②			3 0 1 1 0 0 1	
Joe Charboneau, R OBP: 0.357, SLG: 0.454 (1, 10) X	0-0 F9 ③			0-0 1-3 ①	0-0 F8 ③		0-0 L6 ③			4 0 0 0 0 0 1	
Toby Harrah, R OBP: 0.377, SLG: 0.375 (1, 5) X		0-0 5-3 ①		4-0 1B E BB		0-0 F7 ①		0-0 F8 ①		3 1 0 0 1 0 0	
Ron Hassey, L OBP: 0.376, SLG: 0.419 (1, 2) X		0-0 6-3 ②		0-0 E SF7 1-3 1B		0-0 3-1 ②		0-0 4-3 ②		4 1 1 0 0 0 0	
Jack Brohamer, L OBP: 0.370, SLG: 0.386 (1, 4) X		4-0 BB		0-0 E3 FC6-4 1-3 3-H		0-0 4-3 ③		0-0 6-3 ③		3 0 0 1 1 0 1	
Rick Manning, L OBP: 0.337, SLG: 0.256 (1, 8) X		0-0 L3 ③		0-0 SF7 3-H			0-0 6-3 ①			2 0 0 1 0 0 1	
Tom Verzyer, R OBP: 0.307, SLG: 0.335 (1, 6) X			0-0 6-3 ①	0-0 FC6-4 1-2f			0-0 F4 ②			3 0 0 0 0 0 1	
Inning Stats	R: 0 H: 1 E: 0 LOB: 1 K: 0 BB: 0 S: 4 P: 4	R: 0 H: 0 E: 0 LOB: 1 K: 0 BB: 1 S: 3 P: 7	R: 0 H: 1 E: 0 LOB: 1 K: 0 BB: 0 S: 4 P: 4	R: 2 H: 1 E: 1 LOB: 1 K: 0 BB: 1 S: 5 P: 9	R: 1 H: 0 E: 1 LOB: 0 K: 0 BB: 1 S: 3 P: 7	R: 0 H: 0 E: 0 LOB: 0 K: 0 BB: 0 S: 3 P: 3	R: 0 H: 0 E: 0 LOB: 0 K: 1 BB: 0 S: 5 P: 5	R: 0 H: 0 E: 0 LOB: 0 K: 1 BB: 0 S: 5 P: 5	R: 0 H: 0 E: 0 LOB: 0 K: 0 BB: 0 S: 3 P: 3	1B: 3 SF: 2 2B: 0 SAC: 0 3B: 0 DP: 0 HR: 0 HBP: 0	WP: 0 PA: 34 PB: 0 SB: 1 CS: 0
PITCHER Dave Stieb, R ERA: 2.96 (1, 1)	IP WLS BF H R ER SO BB IBB HBP BLK WP HR S P ERA WHIP										
	9.0 W 34 3 3 1 2 3 0 0 0 0 0 0 35 47 1.00 0.667										

Cleveland Indians @ Toronto Blue Jays
 Exhibition Stadium, Toronto, ON
 Fri Jul 11 1980, 7:05 PM EDT
 Att. 16,621 - Unknown - 83 F

livebaseballscorecards.com

AB	29
R	3
H	3
RBI	3
BB	3
SO	2
LOB	7



Batter	1	2	3	4	5	6	7	8	9
Alfredo Griffin, S OBP: 0.279, SLG: 0.350 (1, 6)	4-0 BB 4-3	0-0 L5		0-0 6-3		0-0 4-3		0-0 CS 1B	
Damaso Garcia, R OBP: 0.298, SLG: 0.420 (1, 4)	0-0 F8	0-0 1B 1-2 2-H 3-H		0-3 K		0-0 3B 2-3 3-H		0-0 1B 1-2	
Al Woods, L OBP: 0.366, SLG: 0.466 (1, 7)	0-0 4-3 1-2	0-0 F9			0-0 HR 1B	0-0 G3		0-0 1B 1-2	
Otto Velez, R OBP: 0.396, SLG: 0.535 (1, 10)	4-0 BB	0-3 K			0-0 HR 1B 1-H		4-0 1B BB	0-3 K	
John Mayberry, L OBP: 0.374, SLG: 0.484 (1, 3)	0-0 G3		0-0 4-3		0-0 F9		0-0 F8		
Roy Howell, L OBP: 0.313, SLG: 0.366 (1, 5)		0-0 1B BB HBP 1B	0-0 F7		0-0 4-3		0-0 FC6-4 1B 1-2		
Barry Bonnell, R OBP: 0.304, SLG: 0.406 (1, 9)		4-0 1B BB HBP 1B	0-0 2B		0-3 K		0-0 L7		
Bob Bailor, R OBP: 0.304, SLG: 0.257 (1, 8)		0-0 1B HBP 1-2 2-3	0-0 F7			0-0 F3	0-0 FC6-4 1-2f		
Bob Davis, R OBP: 0.264, SLG: 0.343 (1, 2)		1-0 1B HBP 1-2 2-3 3-H		0-0 5-3		0-0 3B 2B 4-3		0-0 G3	


Inning Stats	R: 0	H: 0	E: 0	K: 0	S: 3	R: 3	H: 3	E: 0	K: 1	S: 8	R: 0	H: 1	E: 0	K: 0	S: 4	R: 0	H: 0	E: 0	K: 1	S: 5	R: 2	H: 2	E: 0	K: 1	S: 7	R: 1	H: 2	E: 0	K: 0	S: 5	R: 0	H: 1	E: 0	K: 0	S: 4	R: 0	H: 3	E: 0	K: 1	S: 7
	LOB: 2	BB: 2	P: 11	LOB: 2	BB: 1	P: 13	LOB: 1	BB: 0	P: 4	LOB: 0	BB: 0	LOB: 0	BB: 0	P: 7	LOB: 1	BB: 0	LOB: 2	BB: 1	P: 8	LOB: 2	BB: 1	P: 7	LOB: 2	BB: 0	P: 7	LOB: 2	BB: 0	P: 5	LOB: 2	BB: 1	P: 7	LOB: 2	BB: 0	P: 7	LOB: 2	BB: 0	P: 7			

PITCHER	IP	WLS	BF	H	R	ER	SO	BB	IBB	HBP	BLK	WP	HR	S	P	ERA	WHIP
Wayne Garland, R ERA: 3.82 (1, 1)	5.2	L	29	8	6	6	3	3	0	1	0	0	1	31	44	9.53	1.941
Bob Owchinko, L ERA: 5.55 (6, 1)	2.1		11	4	0	0	1	1	0	0	0	0	0	12	16	0.00	2.143

BOTTOM

AB	R	H	RBI	BB	SO	LOB
4	0	1	0	1	0	4
5	0	3	3	0	1	1
5	1	2	0	0	0	4
3	1	1	2	2	2	4
4	0	0	0	0	0	3
4	1	2	0	0	0	0
3	1	1	0	1	1	2
4	1	1	0	0	0	3
3	1	1	1	0	0	0

AB 35
R 6
H 12
RBI 6
BB 4
SO 4
LOB 21



WP	HR	S	P	ERA	WHIP
0	0	0	0	0.00	2.143
0	0	0	0	9.53	1.941

Cleveland Indians @ Toronto Blue Jays
Exhibition Stadium, Toronto, ON
Fri Jul 11 1980, 7:05 PM EDT
Att: 16,621 - Unknown - 83 F

livebaseballscorecards.com

Batter	1	2	3	4	5	6	7	8	9	AB R H RBI BB SO LOB	TOP									
Miguel Dilone, S OBP: 0.393, SLG: 0.431 (1, 7) X	0-0 3-1 1B 1B	0-0 6-3		0-3 K		0-0 F7	0-3 K			5 1 1 0 0 2 3										
Jorge Orta, L OBP: 0.428, SLG: 0.414 (1, 9) X	0-0 1-2 1B 1B		0-0 F8		4-0 3B BB	4-0 1B 2B BB		1-0 1B S HBP		2 3 1 0 2 0 0										
Mike Hargrove, L OBP: 0.406, SLG: 0.413 (1, 3) X	0-0 3-1 1-2 2-3		0-0 3-1		0-0 2B 3B 1-H	0-0 2B 1B 1-2 2-3		0-3 K2-3 1-2		5 1 2 1 0 1 3										
Gary Alexander, R OBP: 0.292, SLG: 0.438 (1, 10) S S S	0-3 K		0-3 K		0-0 5-3 FC 3-H	0-0 2B 1-3 2-H 3-H		0-3 K		5 1 2 3 0 3 3										
Toby Harrah, R OBP: 0.383, SLG: 0.376 (1, 5) B B B	4-0 1B BB			4-0 FC6-4 5-3 BB	4-0 FC 5-3 BB	0-3 K		0-0 S 2-3 1B		2 1 1 0 3 1 2										
Ron Hassey, L OBP: 0.377, SLG: 0.418 (1, 2) X	0-0 FC4-6 1-2 2-H 3-H 1B			0-0 FC6-4 1-2 1B	0-0 5-3 1-2 2-3	0-0 4-3		0-3 K		5 0 2 2 0 1 6										
Jack Brohamer, L OBP: 0.359, SLG: 0.374 (1, 4) X	0-0 FC4-6 1-2f			0-0 FC6-4 1-2f 2-3 2B	0-0 FC G6-4-3 2-3 3-H		0-0 6-3		0-0 CS 1B	3 1 0 1 0 0 5 2 0 1 0 0 0 0	AB 39 R 9 H 13 RBI 9 BB 5 SO 8 LOB 27									
Jerry Dyzinski, R OBP: 0.240, SLG: 0.294 (6, 4)																				
Rick Manning, L OBP: 0.335, SLG: 0.255 (1, 8) X		0-0 3-1		0-0 5-3 1-2 3-H	0-0 G6-4-3 1-2f		0-0 4-3 1B		0-0 6-3 1-2	5 0 1 1 0 0 4										
Tom Verzyer, R OBP: 0.309, SLG: 0.341 (1, 6) X		0-0 L7		0-0 2B 2-H		0-0 1B 2B 1B	0-0 4-3		0-0 6-3	5 1 2 1 0 0 1										
Inning Stats	R: 2 E: 0 K: 1 S: 8	H: 3 LOB: 2 BB: 1 P: 12	R: 0 E: 0 K: 0 S: 3	H: 0 LOB: 0 BB: 0 P: 3	R: 0 E: 0 K: 1 S: 5	H: 0 LOB: 0 BB: 0 P: 5	R: 2 E: 0 K: 1 S: 7	H: 2 LOB: 1 BB: 1 P: 11	R: 3 E: 0 K: 0 S: 5	H: 2 LOB: 1 BB: 2 P: 13	R: 2 E: 0 K: 1 S: 8	H: 3 LOB: 2 BB: 1 P: 12	R: 0 E: 0 K: 3 S: 10	H: 1 LOB: 1 BB: 0 P: 11	R: 0 E: 0 K: 0 S: 3	H: 1 LOB: 2 BB: 0 P: 3	1B: 9 2B: 3 3B: 1 HR: 0	SF: 0 SAC: 0 DP: 1 HBP: 1	WP: 0 PB: 0 SB: 2 CS: 1	PA: 45
PITCHER	IP WLS BF H R ER SO BB IBB HBP BLK WP HR S P ERA WHIP																			
Gaylord Perry, R ERA: 3.61 (1, 1)	4.0 L 21 6 6 6 3 3 0 0 0 0 0 0 24 36 13.50 2.250																			
Jim Kern, R ERA: 5.54 (5, 1)	1.2 11 4 3 3 1 2 0 0 0 0 0 0 11 19 16.20 3.600																			
Sparky Lyle, L ERA: 4.41 (6, 1)	1.1 5 1 0 0 1 0 0 0 0 0 0 0 7 7 0.00 0.750																			
Charlie Hough, R ERA: 5.24 (8, 1)	2.0 8 2 0 0 3 0 0 1 0 0 0 0 13 14 0.00 1.000																			

Cleveland Indians @ Texas Rangers
Arlington Stadium, Arlington, TX
Sat Jul 12 1980, 8:05 PM EDT
Att. 27,784 - Unknown

livebaseballscorecards.com



Batter	1	2	3	4	5	6	7	8	9	AB	R	H	RBI	BB	SO	LOB
Mickey Rivers, L (1, 8) Pepe Frias, R (6, 6) Johnny Grubb, L (7, PH) Dave Roberts, R (8, 6) OBP: 0.328, SLG: 0.391 OBP: 0.284, SLG: 0.315 OBP: 0.377, SLG: 0.404 OBP: 0.337, SLG: 0.425	1-0 6-3 1B HBP		0-0 L1-3 1-2		0-0 4-3 1-2		0-0 4-3 1-2 2-3 2B 3B BB		0-0 1B 1B	2	1	0	0	0	0	3
Bump Wills, S (1, 4) OBP: 0.311, SLG: 0.330	0-0 F8		0-0 F7		0-0 4-3		0-0 3B 2B 1-3 2-H 3-H		0-0 1B 1B 1-2 E	5	2	2	2	0	0	3
Al Oliver, L (1, 7) OBP: 0.353, SLG: 0.443	0-0 6-3 1-2			0-0 4-3		0-0 F7	0-0 3B 2-H 3-H		0-0 E9 1B 1-H 2-H	5	0	2	3	0	0	1
Buddy Bell, R (1, 5) OBP: 0.387, SLG: 0.547	0-0 1B 2-H			0-0 F8		0-3 K	0-0 L9		0-0 F8	5	0	1	1	0	1	2
Rusty Staub, L (1, 10) OBP: 0.379, SLG: 0.461	0-0 4-3			0-0 6-3		0-0 1-3		4-0 BB	0-0 F6	4	0	0	0	1	0	2
Richie Zisk, R (1, 9) OBP: 0.344, SLG: 0.483		0-0 F5			0-0 2B SF8 1B		0-0 L7	0-3 K		4	1	1	0	0	1	1
Pat Putnam, L (1, 3) OBP: 0.317, SLG: 0.386		0-0 G3			0-0 SF8 1-3 2B		0-0 6-3	0-3 K		4	0	1	0	0	1	1
Jim Sundberg, R (1, 2) OBP: 0.320, SLG: 0.353		0-0 F7			0-0 SF8 2-3 3-H		0-0 E6 BB 1B 2B	0-3 K		3	1	0	1	0	1	1
Bud Harrelson, S (1, 6) Jim Norris, L (5, PH) OBP: 0.336, SLG: 0.272 OBP: 0.331, SLG: 0.262			0-0 L1-3 1B		0-0 4-3 BB		0-0 2B 1B 1-2	0-3 K		1	0	1	0	0	0	0
										2	1	1	0	1	1	0

Inning Stats	R: 1	H: 1	R: 0	H: 0	R: 0	H: 1	R: 0	H: 0	R: 1	H: 2	R: 0	H: 0	R: 4	H: 3	R: 0	H: 0	R: 2	H: 3	1B: 7	SF: 1	WP: 0	PA: 41
	E: 0	LOB: 1	E: 0	LOB: 0	E: 0	LOB: 0	E: 0	LOB: 0	E: 0	LOB: 2	E: 0	LOB: 2	E: 1	LOB: 1	E: 0	LOB: 1	E: 1	LOB: 1	2B: 3	SAC: 0	PB: 0	
	K: 0	BB: 0	K: 0	BB: 0	K: 0	BB: 0	K: 0	BB: 0	K: 0	BB: 1	K: 1	BB: 0	K: 0	BB: 1	K: 3	BB: 1	K: 1	BB: 0	3B: 1	DP: 1	SB: 0	
	S: 4	P: 5	S: 3	P: 3	S: 3	P: 3	S: 3	P: 3	S: 5	P: 9	S: 5	P: 5	S: 7	P: 11	S: 9	P: 13	S: 8	P: 8	HR: 0	HBP: 1	CS: 0	

PITCHER	IP	WLS	BF	H	R	ER	SO	BB	IBB	HBP	BLK	WP	HR	S	P	ERA	WHIP
Len Barker, R (1, 1) ERA: 4.88	6.2	W	28	5	5	3	1	2	0	1	0	0	0	27	36	4.05	1.050
Sid Monge, L (7, 1) ERA: 3.52	0.0		2	2	1	0	0	0	0	0	0	0	0	2	2	∞	∞
Mike Stanton, R (7, 1) ERA: 5.36	1.2		9	3	2	1	4	1	0	0	0	0	0	16	20	5.40	2.400
Victor Cruz, R (9, 1) ERA: 4.38	0.2	S	2	0	0	0	0	0	0	0	0	0	0	2	2	0.00	0.000

BOTTOM

Cleveland Indians @ Texas Rangers
Arlington Stadium, Arlington, TX
Sat Jul 12 1980, 8:05 PM EDT
Att. 27,784 - Unknown

livebaseballscorecards.com

AB	36
R	8
H	10
RBI	7
BB	3
SO	5
LOB	14



Batter	1	2	3	4	5	6	7	8	9	AB R H RBI BB SO LOB	TOP	
Miguel Dilone, S (1, 7) OBP: 0.387, SLG: 0.424 Dell Alston, L (7, 7) OBP: 0.256, SLG: 0.333	0-0 F7		0-0 FC6-4 BLK			0-0 4-3		0-0 G4-6-3		3 0 0 0 0 0 1 1 0 0 0 0 0 1		
Jorge Orta, L (1, 9) OBP: 0.424, SLG: 0.409 Alan Bannister, R (6, 9) OBP: 0.269, SLG: 0.264	0-0 4-3		0-0 4-3			0-0 4-3			0-0 G4-6-3 E 1B 1B	3 0 0 0 0 0 1 1 1 1 0 0 0 0		
Mike Hargrove, L (1, 3) OBP: 0.407, SLG: 0.416	4-0 WP BB		0-0 F7			0-0 2B			0-0 E4 G4-6-3 1-2	3 0 1 0 1 0 2		
Gary Alexander, R (1, 10) OBP: 0.289, SLG: 0.418	4-0 1-2 BB			0-0 F3		0-0 F8			0-0 G4-6-3 1-2f 2-3	3 0 0 0 1 0 3		
Toby Harrah, R (1, 5) OBP: 0.381, SLG: 0.373 Dave Rosello, R (6, 5) OBP: 0.262, SLG: 0.327	0-0 F9			0-0 5-3			0-0 F8		4-0 1B 1B BB	2 0 0 0 0 0 2 1 1 0 0 1 0 0		
Ron Hassey, L (1, 2) OBP: 0.374, SLG: 0.415		0-0 4-3		0-0 4-3			0-3 K		0-0 1B 1B	4 0 1 1 0 1 0		
Jack Brohamer, L (1, 4) OBP: 0.355, SLG: 0.368		0-3 K			0-0 F9		0-0 F3		0-0 1B 1B	4 0 1 1 0 1 0		
Rick Manning, L (1, 8) OBP: 0.330, SLG: 0.250		0-0 6-3			0-0 F8			0-0 6-3	0-0 F7 3-H	4 0 0 0 0 0 2		
Tom Verzyer, R (1, 6) OBP: 0.311, SLG: 0.343 Jerry Dybzinski, R (7, 6) OBP: 0.246, SLG: 0.294			0-0 FC6-4 1B		0-0 F2			4-0 G4-6-3 BB		2 0 1 0 0 0 0 0 0 0 0 1 0 0		
Inning Stats	R: 0 H: 0 E: 0 LOB: 2 K: 0 BB: 2 S: 3 P: 11	R: 0 H: 0 E: 0 LOB: 0 K: 1 BB: 0 S: 5 P: 5	R: 0 H: 1 E: 0 LOB: 1 K: 0 BB: 0 S: 4 P: 4	R: 0 H: 0 E: 0 LOB: 0 K: 0 BB: 0 S: 3 P: 3	R: 0 H: 0 E: 0 LOB: 0 K: 0 BB: 0 S: 3 P: 3	R: 0 H: 1 E: 0 LOB: 1 K: 0 BB: 0 S: 4 P: 4	R: 0 H: 0 E: 0 LOB: 0 K: 1 BB: 0 S: 5 P: 5	R: 0 H: 0 E: 0 LOB: 0 K: 0 BB: 1 S: 2 P: 6	R: 2 H: 3 E: 1 LOB: 2 K: 0 BB: 1 S: 6 P: 10	1B: 4 SF: 0 2B: 1 SAC: 0 3B: 0 DP: 2 HR: 0 HBP: 0	WP: 1 PA: 35 PB: 0 SB: 0 CS: 0	
PITCHER Doc Medich, R (1, 1) ERA: 3.68	IP WLS BF H R ER SO BB IBB HBP BLK WP HR S P ERA WHIP	9.0 W 35 5 2 0 2 4 0 0 1 1 0 35 51 0.00 1.000										

Cleveland Indians @ Texas Rangers
Arlington Stadium, Arlington, TX
Sun Jul 13 1980, 8:05 PM EDT
Att. 12,503 - Unknown

livebaseballscorecards.com

AB	31
R	2
H	5
RBI	2
BB	4
SO	2
LOB	12



Batter	1	2	3	4	5	6	7	8	9	AB	R	H	RBI	BB	SO	LOB
Bump Wills, S (1, 4) Pepe Frias, R (9, 4) OBP: 0.311, SLG: 0.328 OBP: 0.284, SLG: 0.315	0-0 1B E	0-0 1-2 1B		0-0 L5	4-0 1B 1B BB		0-0 5-3	0-0 G4-6-3 1-2f		5	2	1	0	1	0	4
Buddy Bell, R (1, 5) Dave Roberts, R (7, PH) OBP: 0.393, SLG: 0.550 OBP: 0.333, SLG: 0.420	0-0 E4 1B HR	0-0 2-H 1B		0-0 FC3-6 1B	0-0 1B 1-2 2-H 1B		0-0 F8			4	1	3	2	0	0	1
Al Oliver, L (1, 7) Bill Sample, R (7, PH) OBP: 0.354, SLG: 0.444 OBP: 0.301, SLG: 0.275	0-0 1-2 2-H HR 1B	0-0 5-3		0-0 FC3-6 1-2f	0-0 1-3 2-H BB 1B		0-0 6-3			4	1	2	2	0	0	2
Richie Zisk, R (1, 9) OBP: 0.345, SLG: 0.491	0-0 1-H 2-H HR		0-0 4-3	0-0 5-3	4-0 1-2 BB			0-3 K		4	1	1	3	1	1	1
Rusty Staub, L (1, 10) OBP: 0.380, SLG: 0.456	0-0 F7		0-0 4-3		0-0 FC3-6 1B F8			4-0 1B BB		4	1	1	0	1	0	3
Johnny Grubb, L (1, 8) Jim Norris, L (5, PR) OBP: 0.376, SLG: 0.402 OBP: 0.333, SLG: 0.267	0-3 K		0-0 3B 1B		0-0 FC3-6 E SF8 1-2f		0-3 K	0-0 1B 1-2 1B		3	1	1	0	0	1	1
Pat Putnam, L (1, 3) OBP: 0.323, SLG: 0.401	0-0 3-1		0-0 1-H 3B		0-0 E8 1-3 1B 1B		0-0 F7	0-0 1B 1-3 2-H 1B		5	1	3	2	0	0	0
Jim Sundberg, R (1, 2) OBP: 0.324, SLG: 0.364		0-0 5-3	4-0 BB		0-0 SF8 3-H		0-0 3B	0-0 1B 1-2 3-H 1B		3	0	2	2	1	0	0
Bud Harrelson, S (1, 6) OBP: 0.348, SLG: 0.289		0-0 6-3 1B 1B	0-0 F8		0-0 2-H 1B 1B		0-0 5-3	0-0 1-2 2-3 G4-6-3 1B		5	2	3	1	0	0	3

Inning Stats	R: 4	H: 3	E: 1	LOB: 0	K: 1	S: 9	P: 9	R: 1	H: 2	E: 0	LOB: 1	K: 0	S: 5	P: 5	R: 1	H: 2	E: 0	LOB: 2	K: 0	S: 5	R: 0	H: 1	E: 0	LOB: 1	K: 0	S: 4	R: 4	H: 5	E: 1	LOB: 3	K: 0	S: 8	P: 16	R: 0	H: 1	E: 0	LOB: 1	K: 1	S: 6	P: 6	R: 0	H: 0	E: 0	LOB: 0	K: 0	S: 3	R: 2	H: 4	E: 0	LOB: 2	K: 1	S: 8	P: 12
--------------	------	------	------	--------	------	------	------	------	------	------	--------	------	------	------	------	------	------	--------	------	------	------	------	------	--------	------	------	------	------	------	--------	------	------	-------	------	------	------	--------	------	------	------	------	------	------	--------	------	------	------	------	------	--------	------	------	-------

1B: 15	SF: 1	WP: 0	PA: 46
2B: 0	SAC: 0	PB: 0	
3B: 2	DP: 1	SB: 0	
HR: 1	HBP: 0	CS: 0	

PITCHER	IP	WLS	BF	H	R	ER	SO	BB	IBB	HBP	BLK	WP	HR	S	P	ERA	WHIP
Dan Spillner, R (1, 1) ERA: 5.5	3.0	L	18	7	6	5	1	1	0	0	0	0	1	19	23	15.00	2.667
Ross Grimsley, L (4, 1) ERA: 6.85	2.0		14	6	4	4	0	2	0	0	0	0	0	12	20	18.00	4.000
Sid Monge, L (6, 1) ERA: 3.38	2.0		7	1	0	0	1	0	0	0	0	0	0	9	9	0.00	0.500
Mike Stanton, R (8, 1) ERA: 5.63	1.0		7	4	2	2	1	1	0	0	0	0	0	8	12	18.00	5.000

BOTTOM

Cleveland Indians @ Texas Rangers
Arlington Stadium, Arlington, TX
Sun Jul 13 1980, 8:05 PM EDT
Att. 12,503 - Unknown

livebaseballscores.com

AB	41
R	12
H	18
RBI	12
BB	4
SO	3
LOB	15



Batter	1	2	3	4	5	6	7	8	9	AB R H RBI BB SO LOB
Miguel Dilone, S (1, 7) OBP: 0.389, SLG: 0.426	0-0 F7		0-0 SH1-4			0-0 CS 1B	0-0 S 1B		0-3 K	4 0 2 0 0 1 1
Jorge Orta, L (1, 9) OBP: 0.422, SLG: 0.406	0-0 4-3		0-0 SF8			4-0 1B BB	0-0 4-3			2 1 0 1 1 0 1
Mike Hargrove, L (1, 3) OBP: 0.405, SLG: 0.413	0-0 4-3		0-0 G3			0-0 1B 1B		0-0 4-3		4 0 1 0 0 0 1
Joe Charboneau, R (1, 10) OBP: 0.352, SLG: 0.447		0-0 F3		0-0 5-3		0-3 K		0-3 K		4 0 0 0 0 2 2
Toby Harrah, R (1, 5) OBP: 0.388, SLG: 0.378		4-0 BB		4-0 CS BB		0-0 1B 1B		0-0 FC4-6 1B		2 0 2 1 2 0 0
Ron Hassey, L (1, 2) OBP: 0.372, SLG: 0.409		0-0 F8		0-0 3-1		4-0 BB		0-0 FC4-6		3 0 0 0 1 0 3
Jack Brohamer, L (1, 4) OBP: 0.360, SLG: 0.367 Jerry Dyzinski, R (9, PR) OBP: 0.246, SLG: 0.294		0-0 F7			0-0 G1-6-3 1B		0-0 4-3		4-0 FC4-6 BB	3 0 1 0 1 0 4 0 0 0 0 0 0 0
Rick Manning, L (1, 8) OBP: 0.328, SLG: 0.250			0-0 SH1-4 SF8 1B		0-0 G1-6-3 1B		0-0 F8		0-0 F7	4 1 1 0 0 0 2
Tom Verzyer, R (1, 6) OBP: 0.311, SLG: 0.343 Gary Alexander, R (9, PH) OBP: 0.286, SLG: 0.412			0-0 SH1-4 1B		0-0 6-3		0-0 5-3		0-0 FC4-6	3 0 1 0 0 0 0 1 0 0 0 0 0 1

Inning Stats		R: 0 E: 0 K: 0 S: 3	H: 0 LOB: 0 BB: 0 P: 3	R: 0 E: 0 K: 0 S: 3	H: 0 LOB: 1 BB: 1 P: 7	R: 1 E: 0 K: 0 S: 5	H: 2 LOB: 1 BB: 0 P: 5	R: 0 E: 0 K: 0 S: 2	H: 0 LOB: 0 BB: 1 P: 6	R: 0 E: 0 K: 0 S: 3	H: 1 LOB: 0 BB: 0 P: 3	R: 1 E: 0 K: 1 S: 7	H: 3 LOB: 3 BB: 2 P: 15	R: 0 E: 0 K: 0 S: 4	H: 1 LOB: 1 BB: 0 P: 4	R: 0 E: 0 K: 1 S: 6	H: 1 LOB: 1 BB: 0 P: 6	R: 0 E: 0 K: 1 S: 5	H: 0 LOB: 1 BB: 1 P: 9	1B: 8 2B: 0 3B: 0 HR: 0	SF: 1 SAC: 1 DP: 1 HBP: 0	WP: 0 PB: 0 SB: 2 CS: 2	PA: 37	
PITCHER		IP	WLS	BF	H	R	ER	SO	BB	IBB	HBP	BLK	WP	HR	S	P	ERA	WHIP						
Steve Comer, R (1, 1) ERA: 8.07		5.1		21	5	2	2	0	3	0	0	0	0	0	18	30	3.38	1.500						
Danny Darwin, R (6, 1) ERA: 1.85		3.2	W	16	3	0	0	3	2	0	0	0	0	0	20	28	0.00	1.364						

TOP

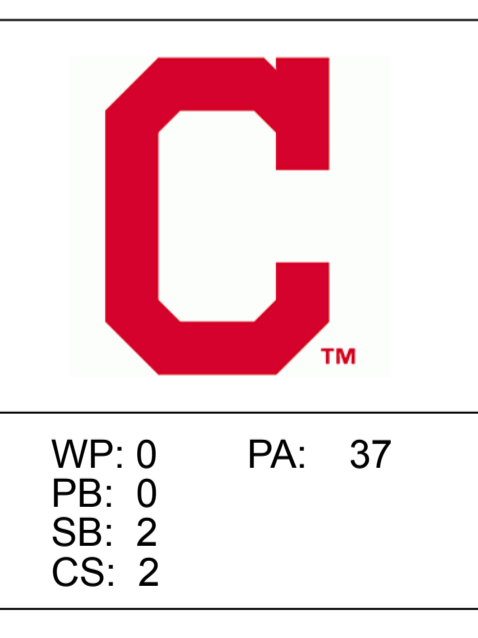
Cleveland Indians @ Texas Rangers

Arlington Stadium, Arlington, TX

Mon Jul 14 1980, 8:05 PM EDT
Att. 9,446 - Unknown

livebaseballscorecards.com

AB	30
R	2
H	8
RBI	2
BB	5
SO	3
LOB	15



BOTTOM

Cleveland Indians @ Texas Rangers
Arlington Stadium, Arlington, TX
Mon Jul 14 1980, 8:05 PM EDT
Att. 9,446 - Unknown

livebaseballscorecards.com

AB 30
R 4
H 7
RBI 4
BB 1
SO 6
LOB 9



Batter	1	2	3	4	5	6	7	8	9	AB	R	H	RBI	BB	SO	LOB	
Mickey Rivers, L OBP: 0.327, SLG: 0.392 (1, 8)	0-0 1B 2B		0-0 4-3			0-0 1-5-3	0-0 4-3			4	1	1	0	0	0	1	
Bump Wills, S OBP: 0.308, SLG: 0.324 (1, 4)	0-3 K		0-0 F3			0-0 6-3		0-3 K		4	0	0	0	0	2	1	
Al Oliver, L OBP: 0.353, SLG: 0.441 (1, 7)	0-0 2-H 1B			0-0 1-4-3		0-3 K		0-0 L8		4	0	1	1	0	1	0	
Buddy Bell, R OBP: 0.391, SLG: 0.545 (1, 5)	0-3 K			0-0 5-3			0-0 1B 4-3 1B	0-3 K		4	1	1	0	0	2	1	
Richie Zisk, R OBP: 0.345, SLG: 0.487 Jim Norris, L OBP: 0.333, SLG: 0.267 (1, 9) (9, 9)	0-3 K			0-0 4-3			4-0 4-3 1B 1-2 2B BB			2	1	0	0	1	1	1	
John Ellis, R OBP: 0.311, SLG: 0.305 (1, 10)		0-0 F3			0-0 F3		0-0 4-3 2B 1B			3	1	1	0	0	0	0	
Pat Putnam, L OBP: 0.325, SLG: 0.402 Bill Sample, R OBP: 0.298, SLG: 0.272 Pepe Frias, R OBP: 0.284, SLG: 0.315 (1, 3) (7, PH) (8, 6)		0-0 3-1			0-0 1B 1B		0-0 4-3 1-2 2-3 3-H 1B			2	0	1	0	0	0	0	
Jim Sundberg, R OBP: 0.321, SLG: 0.360 (1, 2)		0-0 L1			0-0 F8		0-0 F5			3	0	0	0	0	0	3	
Bud Harrelson, S OBP: 0.351, SLG: 0.293 Rusty Staub, L OBP: 0.383, SLG: 0.465 (1, 6) (7, PH) (8, 3)			0-0 F8		0-0 1B 1-3		0-0 2B			2	0	1	0	0	0	0	
										1	0	1	2	0	0	0	
Inning Stats	R: 1 H: 2 E: 0 LOB: 1 K: 3 BB: 0 S: 11 P: 11	R: 0 H: 0 E: 0 LOB: 0 K: 0 BB: 0 S: 3 P: 3	R: 0 H: 0 E: 0 LOB: 0 K: 0 BB: 0 S: 3 P: 3	R: 0 H: 0 E: 0 LOB: 0 K: 0 BB: 0 S: 3 P: 3	R: 0 H: 2 E: 0 LOB: 2 K: 0 BB: 0 S: 4 P: 4	R: 0 H: 0 E: 0 LOB: 0 K: 1 BB: 0 S: 5 P: 5	R: 3 H: 3 E: 0 LOB: 1 K: 0 BB: 1 S: 6 P: 10	R: 0 H: 0 E: 0 LOB: 0 K: 2 BB: 0 S: 7 P: 7		1B: 5 SF: 0 2B: 2 SAC: 0 3B: 0 DP: 0 HR: 0 HBP: 0	WP: 0 PA: 31 PB: 0 SB: 0 CS: 0						
PITCHER	IP WLS BF H R ER SO BB IBB HBP BLK WP HR S P ERA WHIP																
Rick Waits, L ERA: 4.96 Victor Cruz, R ERA: 4.2	(1, 1) 6.1 L 25 6 4 4 4 1 0 0 0 0 0 0 32 36 5.68 1.105																
	(7, 1) 1.2 6 1 0 0 2 0 0 0 0 0 0 10 10 0.00 0.600																

Batter	1	2	3	4	5	6	7	8	9	AB R H RBI BB SO LOB	TOP											
Miguel Dilone, S (1, 7) OBP: 0.387, SLG: 0.422	0-3 K		0-0 CS 2-H 1B			0-0 F6		0-0 L1		4 0 1 1 0 1 1												
Jorge Orta, L (1, 9) OBP: 0.419, SLG: 0.404	0-0 G3		0-0 CS 1-2	0-0 5-3		0-0 F9		0-0 1B		4 0 1 0 0 0 0												
Mike Hargrove, L (1, 3) OBP: 0.406, SLG: 0.414	0-0 G3			0-0 G4-3 1B			0-0 FC6-4 1B	0-3 K		4 0 2 0 0 1 2												
Gary Alexander, R (1, 10) OBP: 0.272, SLG: 0.389		0-0 6-3		0-0 G4-3 1-2f			0-0 F6		0-0 F8	4 0 0 0 0 0 2												
Toby Harrah, R (1, 5) OBP: 0.384, SLG: 0.372		0-0 F7			0-0 F2		0-0 FC6-4 1B 1-2f		0-0 4-3	4 0 0 0 0 0 1												
Bo Diaz, R (1, 2) OBP: 0.333, SLG: 0.447		0-0 6-3			0-3 K		0-0 FC6 1-3 1B		0-0 F7	4 0 1 0 0 1 0												
Rick Manning, L (1, 8) OBP: 0.332, SLG: 0.252			0-0 SH3 1B 1B		1-0 HBP		0-0 FC6 1-2f			2 1 1 0 0 0 2												
Jerry Dybzinski, R (1, 4) OBP: 0.250, SLG: 0.298			0-0 SH3 1-2		0-0 F5			0-0 1B 1B		2 0 1 0 0 0 1												
Tom Verzyer, R (1, 6) OBP: 0.307, SLG: 0.338			0-0 5-3			0-0 6-3		0-0 F8		3 0 0 0 0 0 2												
Inning Stats	R: 0 E: 0 K: 1 S: 5	H: 0 LOB: 0 BB: 0 P: 5	R: 0 E: 0 K: 0 S: 3	H: 0 LOB: 0 BB: 0 P: 3	R: 1 E: 0 K: 0 S: 4	H: 2 LOB: 0 BB: 0 P: 4	R: 0 E: 0 K: 0 S: 3	H: 1 LOB: 0 BB: 0 P: 3	R: 0 E: 0 K: 1 S: 5	H: 0 LOB: 1 BB: 0 P: 6	R: 0 E: 0 K: 0 S: 3	H: 0 LOB: 0 BB: 0 P: 3	R: 0 E: 0 K: 0 S: 5	H: 2 LOB: 2 BB: 0 P: 5	R: 0 E: 0 K: 1 S: 7	H: 2 LOB: 2 BB: 0 P: 7	R: 0 E: 0 K: 0 S: 3	H: 0 LOB: 0 BB: 0 P: 3	1B: 7 2B: 0 3B: 0 HR: 0	SF: 0 SAC: 1 DP: 1 HBP: 1	WP: 0 PB: 0 SB: 0 CS: 1	PA: 34
PITCHER	IP WLS BF H R ER SO BB IBB HBP BLK WP HR S P ERA WHIP																					
Frank Tanana, L (1, 1) ERA: 4.39	8.0 W 30 7 1 1 3 0 0 1 0 0 0 0 35 36 1.12 0.875																					
John Montague, R (9, 1) ERA: 3.09	1.0 3 0 0 0 0 0 0 0 0 0 0 0 3 3 0.00 0.000																					

Cleveland Indians @ California Angels
Anaheim Stadium, Anaheim, CA

Tue Jul 15 1980, 10:05 PM EDT
Att: 22,951 - Unknown

livebaseballscorecards.com

AB	31
R	1
H	7
RBI	1
BB	0
SO	3
LOB	11



Batter	1	2	3	4	5	6	7	8	9
Rick Miller, L OBP: 0.338, SLG: 0.314 (1, 8)	4-0 BB BB		0-0 F6		0-0 1B 1B 1B	0-0 FC6-4 1B		0-0 F7	
Carney Lansford, R OBP: 0.329, SLG: 0.407 (1, 5)	4-0 G6-4-3 BB		0-3 K		0-0 1B 1B	0-0 FC6-4			
Rod Carew, L OBP: 0.394, SLG: 0.421 (1, 3)	0-3 K		0-0 6-3		0-0 1B 1B	0-0 F7			
Don Baylor, R OBP: 0.340, SLG: 0.327 (1, 7)	0-0 G6-4-3			1-0 E 1B HBP	0-0 1B FC3 1B		0-0 6-3		
Jason Thompson, L OBP: 0.374, SLG: 0.422 (1, 10)		4-0 1B BB		0-0 1B FC6-4 1B	0-0 FC3 SF7-6-2 1B		4-0 BB		
Larry Harlow, L OBP: 0.385, SLG: 0.429 (1, 9)		0-3 K		0-0 FC6-4 1B	0-0 FC3 SF7-6-2		0-3 K		
Bobby Grich, R OBP: 0.381, SLG: 0.395 (1, 4)		0-0 1B		0-3 K	0-0 SF7-6-2		0-0 2-3		
Freddie Patek, R OBP: 0.314, SLG: 0.409 (1, 6)		0-3 K		0-0 FC6-4 WP		0-0 F8		0-0 4-3	
Tom Donohue, R OBP: 0.209, SLG: 0.244 (1, 2)		0-3 K		0-0 5-3		0-0 1B FC6-4 1B		0-3 K	

Inning Stats	R: 0	H: 0	E: 0	K: 1	S: 4	R: 0	H: 1	E: 0	K: 3	S: 10	R: 0	H: 0	E: 0	K: 1	S: 5	R: 2	H: 2	E: 1	K: 1	S: 7	R: 4	H: 5	E: 0	K: 0	S: 7	R: 1	H: 2	E: 0	K: 1	S: 5	R: 0	H: 0	E: 0	K: 1	S: 5	R: 0	H: 0	E: 0	K: 1	S: 5
	LOB: 1	BB: 2	LOB: 2	BB: 1		LOB: 0	BB: 1	LOB: 1	BB: 0		LOB: 1	BB: 0	LOB: 0	BB: 0		LOB: 1	BB: 0	LOB: 1	BB: 0		LOB: 0	BB: 0	LOB: 1	BB: 1		LOB: 1	BB: 0	LOB: 0	BB: 0		LOB: 0	BB: 0	LOB: 0	BB: 0		LOB: 0	BB: 0	LOB: 0	BB: 0	

PITCHER	IP	WLS	BF	H	R	ER	SO	BB	IBB	HBP	BLK	WP	HR	S	P	ERA	WHIP
John Denny, R ERA: 4.39 (1, 1)	5.1	L	28	10	7	7	6	3	0	1	0	1	0	36	49	11.81	2.438
Mike Stanton, R ERA: 5.33 (6, 1)	2.2		9	0	0	0	2	1	0	0	0	0	0	12	16	0.00	0.375

AB R H RBI BB SO LOB

4	1	2	0	1	0	0
3	1	1	1	1	1	1
4	1	1	0	0	1	3
3	1	1	2	0	0	2
2	2	2	1	2	0	0
4	0	1	0	0	2	4
3	0	1	1	0	1	3
4	0	0	1	0	1	3
4	1	1	0	0	2	3

1B: 10	SF: 1	WP: 1	PA: 37
2B: 1	SAC: 0	PB: 0	
3B: 0	DP: 2	SB: 0	
HR: 0	HBP: 1	CS: 0	

Cleveland Indians @ California Angels
Anaheim Stadium, Anaheim, CA
 Tue Jul 15 1980, 10:05 PM EDT
 Att. 22,951 - Unknown

livebaseballscorecards.com

AB	31
R	7
H	10
RBI	6
BB	4
SO	8
LOB	19



Batter	1	2	3	4	5	6	7	8	9	AB R H RBI BB SO LOB	TOP											
Miguel Dilone, S OBP: 0.392, SLG: 0.431 (1, 10) X	0-0 4-3			X 0-0 1B	X 0-0 2B	X 0-0 1B		X 0-0 L7	X 0-0 L7	5 2 3 1 0 0 0												
Jorge Orta, L OBP: 0.419, SLG: 0.407 (1, 9) X	0-0 F7			X 0-0 1B	X 0-0 2B		X 0-0 4-3	X 0-0 K	X 0-3 K	5 1 2 2 0 1 0												
Mike Hargrove, L OBP: 0.407, SLG: 0.419 (1, 3) X	0-0 4-3			X 0-0 2B	X 0-0 F9		X 0-0 2B			4 1 2 0 0 0 1												
Toby Harrah, R OBP: 0.385, SLG: 0.375 (1, 5)		0-3 K		X 0-0 SF8	4-0 BB		X 0-0 5-3			3 1 1 1 1 1 1												
Ron Hassey, L OBP: 0.366, SLG: 0.403 (1, 2)		0-3 K		X 0-0 SF8	0-0 F8		X 0-3 K			3 0 0 1 0 2 3												
Jack Brohamer, L OBP: 0.348, SLG: 0.356 (1, 4)		0-0 4-3		X 0-0 SF9		X 0-3 K		X 0-0 F9		3 0 0 1 0 1 0												
Rick Manning, L OBP: 0.327, SLG: 0.248 (1, 8)			X 0-0 4-3	X 0-0 6-3		X 0-0 F6		X 0-0 4-3		4 0 0 0 0 0 0												
Alan Bannister, R OBP: 0.274, SLG: 0.272 (1, 7)			X 0-0 G3		X 0-0 G3	X 4-0 1B		X 0-0 4-3		3 1 1 0 1 0 0												
Tom Verzyer, R OBP: 0.304, SLG: 0.335 (1, 6)			X 0-0 L3		X 0-0 G3	X 0-0 E3			X 0-0 5-3	2 0 0 0 0 0 1												
Jerry Dybzinski, R OBP: 0.246, SLG: 0.293 (5, 6)										2 0 0 0 0 0 1												
Inning Stats	R: 0 E: 0 K: 0 S: 3	H: 0 LOB: 0 BB: 0 P: 3	R: 0 E: 0 K: 2 S: 7	H: 0 LOB: 0 BB: 0 P: 7	R: 0 E: 0 K: 0 S: 3	H: 0 LOB: 0 BB: 0 P: 3	R: 4 E: 0 K: 0 S: 7	H: 4 LOB: 0 BB: 0 P: 7	R: 2 E: 0 K: 0 S: 6	H: 3 LOB: 2 BB: 1 P: 10	R: 0 E: 1 K: 1 S: 6	H: 1 LOB: 2 BB: 1 P: 10	R: 0 E: 0 K: 1 S: 6	H: 1 LOB: 1 BB: 0 P: 6	R: 0 E: 0 K: 0 S: 3	H: 0 LOB: 0 BB: 0 P: 3	R: 0 E: 0 K: 1 S: 5	H: 0 LOB: 0 BB: 0 P: 5	1B: 4 2B: 5 3B: 0 HR: 0	SF: 2 SAC: 0 DP: 0 HBP: 0	WP: 0 PB: 0 SB: 1 CS: 0	PA: 38
PITCHER	IP WLS BF H R ER SO BB IBB HBP BLK WP HR S P ERA WHIP																					
Don Aase, R ERA: 4.09 (1, 1)	4.1 L 18 5 5 5 2 0 0 0 0 0 0 0 22 22 10.38 1.154																					
Andy Hassler, L ERA: 3.76 (5, 1)	3.2 17 4 1 1 2 2 0 0 0 0 0 0 19 27 2.46 1.636																					
Dave Lemanczyk, R ERA: 5.02 (9, 1)	1.0 3 0 0 0 1 0 0 0 0 0 0 0 5 5 0.00 0.000																					

Cleveland Indians @ California Angels
Anaheim Stadium, Anaheim, CA
Wed Jul 16 1980, 10:05 PM EDT
Att: 23,414 - Unknown

livebaseballscorecards.com

AB 34
R 6
H 9
RBI 6
BB 2
SO 5
LOB 7



Batter	1	2	3	4	5	6	7	8	9	AB	R	H	RBI	BB	SO	LOB
Rick Miller, L OBP: 0.340, SLG: 0.318 (1, 8)	0-0 4-3 ①		0-0 1B 1-2 2-H		0-0 1B 1-H			0-3 K ①		4	0	2	2	0	1	0
Carney Lansford, R OBP: 0.326, SLG: 0.401 (1, 5)	0-3 K ②		0-3 K ②		0-3 K ③			0-0 F3 ②		4	0	0	0	0	3	3
Rod Carew, L OBP: 0.389, SLG: 0.415 (1, 3)	0-0 6-3 ③		0-0 F8 ③					0-0 3-1 ③		4	0	0	0	0	0	2
Don Baylor, R OBP: 0.339, SLG: 0.325 (1, 7)		0-0 6-3 ①		0-0 1B CS		0-0 G6-4-3 ① ②		0-0 F9 ①		4	0	1	0	0	0	1
Jason Thompson, L OBP: 0.369, SLG: 0.416 (1, 10)		0-0 F9 ②		0-3 K ② 1-2		0-0 L7 ③		0-0 F8 ②		4	0	0	0	0	1	1
Larry Harlow, L OBP: 0.383, SLG: 0.424 (1, 9)		0-0 6-3 ③		0-0 F8 ③			0-3 K ①		0-0 1B ③	4	0	1	0	0	1	0
Bobby Grich, R OBP: 0.382, SLG: 0.400 (1, 4)			0-0 FC1-5 2B		0-0 F9 ①		0-0 1B		0-0 6-3 ③	2	0	1	0	0	0	0
Dickie Thon, R OBP: 0.309, SLG: 0.352 (7, 4)			1-0 FC1-5 1B HBP		0-3 K ②		0-0 F6 ②			2	1	0	0	0	1	1
Freddie Patek, R OBP: 0.314, SLG: 0.405 (1, 6)			0-0 FC1-5 1B		4-0 WP 1B BB		0-0 L7 ③			1	1	0	0	1	0	2
Tom Donohue, R OBP: 0.212, SLG: 0.242 (1, 2)			1-2 2-3f							1	0	0	0	0	0	1
Joe Rudi, R OBP: 0.289, SLG: 0.451 (7, PH)										0	0	0	0	0	0	1
Stan Cliburn, R OBP: 0.162, SLG: 0.222 (8, 2)										0	0	0	0	0	0	0

Inning Stats	R: 0	H: 0	R: 0	H: 0	R: 1	H: 2	R: 0	H: 1	R: 1	H: 1	R: 0	H: 0	R: 0	H: 0	R: 0	H: 1	R: 0	H: 1	1B: 5	SF: 0	WP: 1	PA: 34
E: 0	LOB: 0	E: 0	LOB: 0	E: 0	LOB: 2	E: 0	LOB: 0	E: 1	LOB: 1	E: 0	LOB: 1	E: 1	LOB: 0	E: 0	LOB: 1	E: 0	LOB: 1	E: 0	LOB: 1	2B: 2	SAC: 0	PB: 0
K: 1	BB: 0	K: 0	BB: 0	K: 1	BB: 0	K: 1	BB: 0	K: 0	BB: 0	K: 1	BB: 0	K: 1	BB: 0	K: 1	BB: 0	K: 0	BB: 0	K: 0	BB: 0	3B: 0	DP: 2	SB: 0
S: 5	P: 5	S: 3	P: 3	S: 7	P: 8	S: 5	P: 5	S: 3	P: 3	S: 6	P: 6	S: 5	P: 5	S: 4	P: 4	S: 4	P: 4	S: 4	P: 4	HR: 0	HBP: 1	CS: 1


PITCHER	IP	WLS	BF	H	R	ER	SO	BB	IBB	HBP	BLK	WP	HR	S	P	ERA	WHIP	PITCHER	IP	WLS	BF	H	R	ER	SO	BB	IBB	HBP	BLK	WP	HR	S	P	ERA	WHIP	
Wayne Garland, R ERA: 3.59 (1, 1)	9.0	W	34	6	2	2	7	1	0	1	0	1	0	46	51	2.00	0.778																			

BOTTOM

Cleveland Indians @ California Angels
Anaheim Stadium, Anaheim, CA

Wed Jul 16 1980, 10:05 PM EDT
Att. 23,414 - Unknown

AB	32
R	2
H	6
RBI	2
BB	1
SO	7
LOB	12



Cleveland Indians @ California Angels
 Anaheim Stadium, Anaheim, CA

Thu Jul 17 1980, 10:05 PM EDT
 Att. 22,796 - Unknown

livebaseballscorecards.com

AB	36
R	5
H	12
RBI	5
BB	4
SO	1
LOB	20



WP:	0	PA:	42
PB:	0		
SB:	1		
CS:	1		

Batter	1	2	3	4	5	6	7	8	9	AB	R	H	RBI	BB	SO	LOB
Miguel Dilone, S (1, 7)	0-0 3B 1B	0-0 CS 1-2	0-0 4-3		0-0 1B 2B		0-0 L5	0-0 1-3 2-3		5	2	2	0	0	0	1
Jorge Orta, L (1, 9)	0-0 1-H 3B		0-0 6-3		0-0 F8		0-0 1B 2B	0-0 F8		5	1	2	1	0	0	2
Mike Hargrove, L (1, 3)	4-0 BB		0-0 F9		4-0 1B BB		0-0 F7		0-0 F8	3	0	0	0	2	0	1
Toby Harrah, R (1, 5)	0-0 F2				0-0 F7 1-3 2-H 1B		0-0 2B 1B		0-0 G4-6-3 1B	5	1	3	1	0	0	2
Ron Hassey, L (1, 2)	0-3 K				0-0 1B 1B		0-0 4-3		0-0 G4-6-3 1-2f	5	0	2	2	0	1	5
Gary Gray, R (1, 10)	0-0 F8				0-0 1-2 1B		0-0 HR			3	1	2	1	1	0	2
Jack Brohamer, L (1, 4)		0-0 F7			0-0 F4		0-0 F8		0-0 F6	4	0	0	0	0	0	4
Rick Manning, L (1, 8)		4-0 CS BB			0-0 F7		0-0 F8		0-0 1-3 SH1-4 1B	3	0	1	0	1	0	2
Jerry Dybzinski, R (1, 6)		0-0 F8			0-0 F8		0-0 6-3		0-0 SH1-4 1-2	3	0	0	0	0	0	1

Inning Stats	R: 1	H: 2	E: 0	LOB: 2	K: 1	BB: 1	S: 7	P: 11	R: 0	H: 0	E: 0	LOB: 0	K: 0	BB: 1	S: 2	P: 6	R: 0	H: 0	E: 0	LOB: 0	K: 0	BB: 0	S: 3	P: 3	R: 0	H: 2	E: 0	LOB: 2	K: 0	BB: 0	S: 5	P: 5	R: 1	H: 2	E: 0	LOB: 2	K: 0	BB: 1	S: 5	P: 9	R: 1	H: 1	E: 0	LOB: 0	K: 0	BB: 0	S: 4	P: 4	R: 2	H: 3	E: 0	LOB: 2	K: 0	BB: 1	S: 6	P: 10	R: 0	H: 1	E: 0	LOB: 1	K: 0	BB: 0	S: 4	P: 4	R: 0	H: 1	E: 0	LOB: 0	K: 0	BB: 0	S: 3	P: 3	1B: 8	SF: 0	2B: 2	SAC: 1	3B: 1	DP: 1	HR: 1	HBP: 0	WP: 0	PA: 42
--------------	------	------	------	--------	------	-------	------	-------	------	------	------	--------	------	-------	------	------	------	------	------	--------	------	-------	------	------	------	------	------	--------	------	-------	------	------	------	------	------	--------	------	-------	------	------	------	------	------	--------	------	-------	------	------	------	------	------	--------	------	-------	------	-------	------	------	------	--------	------	-------	------	------	------	------	------	--------	------	-------	------	------	-------	-------	-------	--------	-------	-------	-------	--------	-------	--------

PITCHER	IP	WLS	BF	H	R	ER	SO	BB	IBB	HBP	BLK	WP	HR	S	P	ERA	WHIP
Chris Knapp, R (1, 1)	6.0	L	27	7	3	3	1	3	0	0	0	0	1	26	38	4.50	1.667
Dave LaRoche, L (7, 1)	1.0		7	3	2	2	0	0	1	0	0	0	0	6	10	18.00	3.000
John Montague, R (8, 1)	2.0		7	2	0	0	0	0	0	0	0	0	0	7	7	0.00	1.000

Batter	1	2	3	4	5	6	7	8	9	AB R H RBI BB SO LOB	TOP
Miguel Dilone, S OBP: 0.385, SLG: 0.427 (1, 7) (6, 9)	0-0 F4		0-0 G1			0-0 F7		0-0 4-3		4 0 0 0 0 0 2	Cleveland Indians @ Oakland Athletics Oakland-Alameda County Coliseum, Oakland, CA Fri Jul 18 1980, 7:05 PM PDT Att. 5,912 - Unknown livebaseballscorecards.com
Jorge Orta, L OBP: 0.415, SLG: 0.410 Dave Rosello, R OBP: 0.258, SLG: 0.321 (1, 9) (6, 5)	0-3 K			0-0 3-1		0-0 4-3		0-0 F8	3 0 0 0 0 1 1 1 0 0 0 0 0 0		
Mike Hargrove, L OBP: 0.406, SLG: 0.413 (1, 3)	0-0 F6			0-0 4-3		0-0 1B		0-0 3-1	4 0 1 1 0 0 0		
Toby Harrah, R OBP: 0.385, SLG: 0.375 Joe Charboneau, R OBP: 0.351, SLG: 0.446 (1, 5) (6, 7)		0-0 F5		0-3 K		0-3 K		0-0 F2	3 0 0 0 0 2 1 1 0 0 0 0 0 0		
Ron Hassey, L OBP: 0.366, SLG: 0.407 Gary Alexander, R OBP: 0.272, SLG: 0.389 (1, 2) (7, 2)		0-0 E4			0-0 4-3		0-0 1B		3 0 1 0 0 0 0 0 0 0 0 0 0 0		
Gary Gray, R OBP: 0.429, SLG: 0.833 (1, 10)		0-0 G5-4-3					0-3 K		3 0 0 0 0 1 2		
Jack Brohamer, L OBP: 0.328, SLG: 0.333 (1, 4)			0-0 4-3		0-0 F8		0-0 G3-6-1		3 0 0 0 0 0 2		
Rick Manning, L OBP: 0.326, SLG: 0.246 (1, 8)			0-0 F8		0-0 F4			0-0 1-3	3 0 0 0 0 0 1		
Jerry Dybzinski, R OBP: 0.250, SLG: 0.295 (1, 6)			0-0 1B			0-0 1B		0-0 F4	3 1 2 0 0 0 0		
Inning Stats	R: 0 H: 0 E: 0 LOB: 0 K: 1 BB: 0 S: 5 P: 5	R: 0 H: 0 E: 1 LOB: 0 K: 0 BB: 0 S: 3 P: 3	R: 0 H: 1 E: 0 LOB: 1 K: 0 BB: 0 S: 4 P: 4	R: 0 H: 0 E: 0 LOB: 0 K: 1 BB: 0 S: 5 P: 5	R: 0 H: 0 E: 1 LOB: 1 K: 0 BB: 0 S: 4 P: 4	R: 1 H: 2 E: 0 LOB: 1 K: 1 BB: 0 S: 7 P: 7	R: 0 H: 1 E: 0 LOB: 0 K: 1 BB: 0 S: 5 P: 5	R: 0 H: 0 E: 0 LOB: 0 K: 0 BB: 0 S: 3 P: 3	R: 0 H: 0 E: 0 LOB: 0 K: 0 BB: 0 S: 3 P: 3	1B: 4 SF: 0 2B: 0 SAC: 0 3B: 0 DP: 2 HR: 0 HBP: 0	WP: 0 PA: 31 PB: 0 SB: 1 CS: 0
PITCHER Mike Norris, R ERA: 2.44 (1, 1)	IP WLS BF H R ER SO BB IBB HBP BLK WP HR S P ERA WHIP										

AB	31
R	1
H	4
RBI	1
BB	0
SO	4
LOB	9



Batter	1	2	3	4	5	6	7	8	9
Rickey Henderson, R (1, 7) OBP: 0.411, SLG: 0.408	0-0 F9		0-3 K		0-0 F7	0-0 F8			
Dwayne Murphy, L (1, 8) OBP: 0.394, SLG: 0.427	0-0 F6		4-0 WP BB		0-0 HR		0-3 K		
Mike Davis, L (1, 3) Jeff Newman, R (5, PH) (6, 3) OBP: 0.278, SLG: 0.393	0-0 6-3		0-0 6-3		0-0 HR 1B		4-0 5-3 BB		
Tony Armas, R (1, 9) OBP: 0.304, SLG: 0.494		0-0 6-3		0-0 HR	0-0 HR		0-0 5-3		
Wayne Gross, L (1, 5) Dave McKay, S (6, 5) OBP: 0.230, SLG: 0.252		0-0 HR 1B		0-0 F8	0-0 L4		0-3 K		
Mitchell Page, L (1, 10) OBP: 0.335, SLG: 0.375		0-3 K		0-0 1B 1B	0-0 HR			0-0 HR	
Jim Essian, R (1, 2) OBP: 0.292, SLG: 0.340		0-0 HR		0-0 4-3 1B	0-0 5-3			0-0 F3	
Mario Guerrero, R (1, 6) OBP: 0.254, SLG: 0.286		0-0 F8		0-0 4-3 1B		0-0 5-3		0-0 4-3	
Jeff Cox, R (1, 4) OBP: 0.268, SLG: 0.245			0-0 5-3	0-0 6-3		0-0 CS 1B		0-0 F8	

Inning Stats	R: 0 E: 0 K: 0 S: 3	H: 0 LOB: 0 BB: 0 P: 3	R: 2 E: 0 K: 1 S: 7	H: 2 LOB: 0 BB: 0 P: 7	R: 0 E: 0 K: 1 S: 5	H: 0 LOB: 1 BB: 1 P: 9	R: 2 E: 0 K: 0 S: 6	H: 3 LOB: 1 BB: 0 P: 6	R: 4 E: 0 K: 0 S: 7	H: 4 LOB: 0 BB: 0 P: 7	R: 0 E: 0 K: 0 S: 3	H: 1 LOB: 0 BB: 0 P: 3	R: 0 E: 0 K: 2 S: 7	H: 0 LOB: 1 BB: 1 P: 11	R: 1 E: 0 K: 0 S: 4	H: 1 LOB: 0 BB: 0 P: 4
1B: 5 2B: 0 3B: 0 HR: 6	SF: 0 SAC: 0 DP: 0 HBP: 0	WP: 1 PB: 0 SB: 1 CS: 1	PA: 36													

PITCHER	IP	WLS	BF	H	R	ER	SO	BB	IBB	HBP	BLK	WP	HR	S	P	ERA	WHIP
Dan Spillner, R (1, 1) ERA: 5.7	4.1	L	20	6	5	5	2	1	0	0	0	1	3	23	27	10.38	1.615
Bob Owchinko, L (5, 1) ERA: 5.85	1.2		8	4	3	3	0	0	0	0	0	0	2	8	8	16.20	2.400
Sandy Wihitol, R (7, 1) ERA: 4.5	2.0		8	1	1	1	2	1	0	0	0	0	1	11	15	4.50	1.000

BOTTOM

Cleveland Indians @ Oakland Athletics
Oakland-Alameda County Coliseum, Oakland, CA
Fri Jul 18 1980, 7:05 PM PDT
Att. 5,912 - Unknown

livebaseballscorecards.com

AB	34
R	9
H	11
RBI	9
BB	2
SO	4
LOB	7



Batter	1	2	3	4	5	6	7	8	9	AB R H RBI BB SO LOB	TOP	
Miguel Dilone, S OBP: 0.378, SLG: 0.419 (1, 7) X	0-0 ① 1-3		X 0-0 ② 4-3		X 0-0 ③ 6-3			X 0-0 ① F7		4 0 0 0 0 0 1	Cleveland Indians @ Oakland Athletics Oakland-Alameda County Coliseum, Oakland, CA Sat Jul 19 1980, 3:33 AM PDT Att. 6,506 - Unknown - 68 F livebaseballscorecards.com	
Jorge Orta, L OBP: 0.410, SLG: 0.404 (1, 9) SSS	0-3 ② K		X 0-0 ③ F8			X 0-0 ① F6		X 0-0 ② F9		4 0 0 0 0 1 1		
Mike Hargrove, L OBP: 0.407, SLG: 0.412 (1, 3) BBB	4-0 BB			X 0-0 1B 1B		X 0-0 ② F5		X 0-0 ③ F7		3 0 1 0 1 0 0		
Toby Harrah, R OBP: 0.380, SLG: 0.370 (1, 5) SSS	0-3 ③ K			X 0-0 ① F2		X 0-0 ③ 5-3		X 0-0 ① F5		4 0 0 0 0 1 2		
Ron Hassey, L OBP: 0.364, SLG: 0.404 (1, 2) X		X 0-0 ① F8		X 0-0 1-2 1B		X 0-0 ① F7		X 0-0 ② F8		4 0 1 0 0 0 0		
Gary Gray, R OBP: 0.364, SLG: 0.600 (1, 10) X		X 0-0 ② F9		SSS 0-3 ② K		X 0-0 WP BB 1B		X 0-0 ③ F9		4 0 1 0 0 1 2		
Jack Brohamer, L OBP: 0.320, SLG: 0.324 (1, 4) X		X 0-0 ③ 4-3		X 0-0 ③ F8		X 0-0 ② F8				3 0 0 0 0 0 3		
Rick Manning, L OBP: 0.326, SLG: 0.244 (1, 8) X			X 0-0 ① 4-3		X 0-0 L1-4 E8		BBB 4-0 1-2 WP BB			2 0 0 0 1 0 0		
Jerry Dybzinski, R OBP: 0.252, SLG: 0.303 (1, 6) X			X 0-0 4-3 2B		X 0-0 ① L1-4		X 0-0 ③ F6			3 0 1 0 0 0 3		
Inning Stats	R: 0 E: 0 K: 2 S: 7 H: 0 LOB: 1 BB: 1 P: 11	R: 0 E: 0 K: 0 S: 3 H: 0 LOB: 0 BB: 0 P: 3	R: 0 E: 0 K: 0 S: 4 H: 1 LOB: 1 BB: 0 P: 4	R: 0 E: 0 K: 1 S: 7 H: 2 LOB: 2 BB: 0 P: 7	R: 0 E: 1 K: 0 S: 3 H: 0 LOB: 0 BB: 0 P: 3	R: 0 E: 0 K: 0 S: 3 H: 0 LOB: 0 BB: 0 P: 3	R: 0 E: 0 K: 0 S: 4 H: 1 LOB: 2 BB: 1 P: 8	R: 0 E: 0 K: 0 S: 3 H: 0 LOB: 0 BB: 0 P: 3	R: 0 E: 0 K: 0 S: 3 H: 0 LOB: 0 BB: 0 P: 3	1B: 3 2B: 2 3B: 0 HR: 0 SF: 0 SAC: 0 DP: 1 HBP: 0	WP: 1 PB: 0 SB: 0 CS: 0 PA: 33	
PITCHER Steve McCatty, R (1, 1) ERA: 4.81	IP 9.0 WLS W BF 33 H 4 R 0 ER 0 SO 3 BB 2 IBB 0 HBP 0 BLK 0 WP 1 HR 0 S 37 P 45 ERA 0.00 WHIP 0.667											PITCHER IP WLS BF H R ER SO BB IBB HBP BLK WP HR S P ERA WHIP



Batter	1	2	3	4	5	6	7	8	9
Rickey Henderson, R (1, 7) OBP: 0.412, SLG: 0.412	0-0 CS 1B		0-0 F8			0-0 F7		0-0 SF8 S 2B	
Dwayne Murphy, L (1, 8) OBP: 0.397, SLG: 0.425	4-0 G6-4-3 1-2 BB			0-0 F9		4-0 FC5-4 BB		4-0 S 1B BB	
Jim Essian, R (1, 2) OBP: 0.282, SLG: 0.330	0-0 G6-4-3 1-2f			0-0 6-3		0-0 FC5-4 1-2f		0-0 SF8 2-3 3-H	
Tony Armas, R (1, 9) OBP: 0.306, SLG: 0.493		0-0 4-3		4-0 FC5-4 BB		0-0 1-3		0-0 1-H 3-H 1B	
Jeff Newman, R (1, 3) OBP: 0.278, SLG: 0.392		0-0 6-3		0-0 FC5-4 1-2f		0-0 1B			
Mike Heath, R (1, 10) OBP: 0.250, SLG: 0.278		0-0 F3			0-0 4-3		0-0 F9		
Mario Guerrero, R (1, 6) OBP: 0.251, SLG: 0.282			0-0 5-3		0-0 F4		0-0 F9		
Dave McKay, S (1, 5) OBP: 0.232, SLG: 0.254			0-0 1B		0-0 6-3		0-0 F8		
Jeff Cox, R (1, 4) OBP: 0.271, SLG: 0.236			0-0 F7			0-0 6-3		4-0 2B SF8 BB	

Inning Stats	R: 0 E: 0 K: 0 S: 2	H: 1 LOB: 0 BB: 1 P: 6	R: 0 E: 0 K: 0 S: 3	H: 0 LOB: 0 BB: 0 P: 3	R: 0 E: 0 K: 0 S: 4	H: 1 LOB: 1 BB: 0 P: 4	R: 0 E: 0 K: 0 S: 3	H: 0 LOB: 1 BB: 1 P: 7	R: 0 E: 0 K: 0 S: 3	H: 0 LOB: 0 BB: 0 P: 3	R: 0 E: 0 K: 0 S: 3	H: 0 LOB: 1 BB: 1 P: 7	R: 0 E: 0 K: 0 S: 4	H: 1 LOB: 1 BB: 0 P: 4	R: 3 E: 0 K: 0 S: 4	H: 2 LOB: 1 BB: 2 P: 12
	1B: 4 2B: 1 3B: 0 HR: 0	SF: 1 SAC: 0 DP: 1 HBP: 0	1B: 4 2B: 1 3B: 0 HR: 0	SF: 1 SAC: 0 DP: 1 HBP: 0	1B: 4 2B: 1 3B: 0 HR: 0	SF: 1 SAC: 0 DP: 1 HBP: 0	1B: 4 2B: 1 3B: 0 HR: 0	SF: 1 SAC: 0 DP: 1 HBP: 0	1B: 4 2B: 1 3B: 0 HR: 0	SF: 1 SAC: 0 DP: 1 HBP: 0	1B: 4 2B: 1 3B: 0 HR: 0	SF: 1 SAC: 0 DP: 1 HBP: 0	1B: 4 2B: 1 3B: 0 HR: 0	SF: 1 SAC: 0 DP: 1 HBP: 0	1B: 4 2B: 1 3B: 0 HR: 0	

PITCHER	IP	WLS	BF	H	R	ER	SO	BB	IBB	HBP	BLK	WP	HR	S	P	ERA	WHIP
Rick Waits, L (1, 1) ERA: 4.86	8.0	L	31	5	3	3	0	5	0	0	0	0	0	26	46	3.38	1.250

BOTTOM

Cleveland Indians @ Oakland Athletics
Oakland-Alameda County Coliseum, Oakland, CA

Sat Jul 19 1980, 3:33 AM PDT
Att. 6,506 - Unknown - 68 F

livebaseballscorecards.com

AB	25
R	3
H	5
RBI	2
BB	5
SO	0
LOB	7



WP: 0	PA: 31
PB: 0	
SB: 2	
CS: 1	

Batter	1	2	3	4	5	6	7	8	9	10	11	12	13	14	AB R H RBI BB SO LOB	TOP	
Miguel Dilone, S (1, 7) X OBP: 0.373, SLG: 0.413	0-0 4-3 ①			0-0 4-3 ①		0-0 1-3 ③			0-0 1-2 2-H HR 1B 1B	0-0 4-3 ③			0-0 F8 ①		6 1 1 1 0 0 1	Cleveland Indians @ Oakland Athletics Oakland-Alameda County Coliseum, Oakland, CA Sun Jul 20 1980, 3:33 AM PDT Att. 10,606 - Unknown - 72 F livebaseballscorecards.com	
Jorge Orta, L (1, 9) X OBP: 0.403, SLG: 0.396	0-0 G3 ②			0-0 3-1 ②			0-0 L8 ①		0-0 F2 ①		0-0 F8 ①		0-0 F8 ②		6 0 0 0 0 0 2		
Mike Hargrove, L (1, 3) X OBP: 0.406, SLG: 0.410	0-0 F9 ③			0-0 F9 ③			0-0 F7 ②		0-0 1-2 2-3 HR 1B		0-0 F5 ②		0-0 FC6-4 1B		6 1 2 0 0 0 0		
Toby Harrah, R (1, 5) X OBP: 0.380, SLG: 0.379		0-0 1-3 ①			0-0 5-3 ①		0-0 F7 ③		0-0 1-H 2-H 3-H HR		0-0 WP 1B		0-0 FC6-4 1B ③		6 1 2 4 0 0 1		
Ron Hassey, L (1, 2) X OBP: 0.364, SLG: 0.399		0-0 4-3 ②			0-0 1B			0-0 F3 ①	0-0 F6 ②		4-0 1-2 IBB		0-0 L9 ①		5 0 1 0 1 0 0		
Gary Gray, R (1, 10) X OBP: 0.235, SLG: 0.375		0-0 F9 ③		0-3 K ②			0-0 F8 ②	0-0 F8 ②	0-0 5-3 ③		0-0 F9 ③		0-3 K ②		6 0 0 0 0 2 3		
Jack Brohamer, L (1, 4) X OBP: 0.305, SLG: 0.308			0-0 F7 ①		0-0 G3 ③		0-0 3-1 ③			0-0 F9 ①		0-0 F2 ①		0-3 K ③			6 0 0 0 0 1 1
Rick Manning, L (1, 8) X OBP: 0.328, SLG: 0.247			0-0 4-3 ②			0-0 4-3 ①			0-0 1B E 1B	0-0 1B		0-0 3-1 ②			5 1 2 0 0 0 0		
Jerry Dybzinski, R (1, 6) X OBP: 0.248, SLG: 0.299 Alan Bannister, R (9, PH) X OBP: 0.273, SLG: 0.270 Dave Rosello, R (9, 6) X OBP: 0.250, SLG: 0.310			0-0 F4 ③		0-3 K ②				0-0 1-2 1B 1B HR	0-0 F8 ②		0-0 F7 ③			2 0 0 0 0 1 0 1 1 0 0 0 0 1 2 0 0 0 0 0 1		
Inning Stats	R: 0 H: 0 E: 0 LOB: 0 K: 0 BB: 0 S: 3 P: 3	R: 0 H: 0 E: 0 LOB: 0 K: 0 BB: 0 S: 3 P: 3	R: 0 H: 0 E: 0 LOB: 0 K: 0 BB: 0 S: 3 P: 3	R: 0 H: 0 E: 0 LOB: 0 K: 0 BB: 0 S: 3 P: 3	R: 0 H: 1 E: 0 LOB: 1 K: 1 BB: 0 S: 6 P: 6	R: 0 H: 0 E: 0 LOB: 0 K: 1 BB: 0 S: 5 P: 5	R: 0 H: 0 E: 0 LOB: 0 K: 0 BB: 0 S: 3 P: 3	R: 0 H: 0 E: 0 LOB: 0 K: 0 BB: 0 S: 3 P: 3	R: 5 H: 4 E: 1 LOB: 0 K: 0 BB: 0 S: 8 P: 8	R: 0 H: 1 E: 0 LOB: 1 K: 0 BB: 0 S: 4 P: 4	R: 0 H: 1 E: 0 LOB: 2 K: 0 BB: 1 S: 4 P: 8	R: 0 H: 0 E: 0 LOB: 0 K: 0 BB: 0 S: 3 P: 3	R: 0 H: 1 E: 0 LOB: 1 K: 2 BB: 0 S: 4 P: 4	R: 0 H: 0 E: 0 LOB: 0 K: 2 BB: 0 S: 7 P: 7	1B: 7 SF: 0 2B: 0 SAC: 0 3B: 0 DP: 0 HR: 1 HBP: 0	WP: 1 PA: 52 FB: 0 SB: 0 CS: 0	
PITCHER Rick Langford, R (1, 1) ERA: 3.34	IP 14.0 WLS W BF 52 H 8 R 5 ER 4 SO 4 BB 0 IBB 1 HBP 0 BLK 0 WP 1 HR 1 S 59 P 63 ERA 2.57 WHIP 0.571	PITCHER IP WLS BF H R ER SO BB IBB HBP BLK WP HR S P ERA WHIP															



Batter	1	2	3	4	5	6	7	8	9	10	11	12	13	14	AB	R	H	RBI	BB	SO	LOB
Rickey Henderson, R OBP: 0.413, SLG: 0.421 (1, 7)	F2		HR		1B		4-3			BB HBP		F7			5	1	2	2	0	0	0
Dwayne Murphy, L OBP: 0.394, SLG: 0.419 (1, 8)	1-3		5-3		G3			1-3		BB BB BB		K			5	0	0	0	1	1	1
Jim Essian, R OBP: 0.276, SLG: 0.349 (1, 2)	F9			HR		6-3		F7		F4			F8		6	1	1	1	0	0	3
Tony Armas, R OBP: 0.304, SLG: 0.486 (1, 9)		5-3		K		HR BB		6-3		K			K		5	1	0	0	1	3	3
Jeff Newman, R OBP: 0.280, SLG: 0.403 (1, 3)	F9			F5		HR			SH5-4 1B	K			K		6	1	2	2	0	2	3
Mike Heath, R OBP: 0.255, SLG: 0.283 (1, 10)				5-3					SH5-4				K		4	0	2	0	0	1	0
Mitchell Page, L OBP: 0.337, SLG: 0.375 (14, PH)										1-2					0	1	0	0	1	0	0
Mario Guerrero, R OBP: 0.252, SLG: 0.287 (1, 6)															3	1	1	0	0	1	2
Wayne Gross, L OBP: 0.353, SLG: 0.412 (9, PH) (10, 5)										F8					3	0	0	0	0	1	2
Dave McKay, S OBP: 0.231, SLG: 0.252 (1, 5) (10, 6)				F4		SH5-3		4-3		K			F9		5	0	1	1	0	1	1
Jeff Cox, R OBP: 0.266, SLG: 0.220 (1, 4)				F9		1-3		F9		BB HBP BB			K		4	0	0	0	1	1	1

Inning Stats	R: 0	H: 0	E: 0	K: 0	S: 3	R: 0	H: 1	E: 0	K: 1	S: 6	R: 1	H: 1	E: 0	K: 0	S: 4	R: 1	H: 1	E: 0	K: 1	S: 6	R: 1	H: 1	E: 0	K: 1	S: 6	R: 1	H: 2	E: 0	K: 0	S: 5	R: 2	H: 2	E: 0	K: 0	S: 4	R: 0	H: 0	E: 0	K: 0	S: 3	R: 0	H: 1	E: 0	K: 1	S: 6	R: 0	H: 0	E: 0	K: 2	S: 7	R: 0	H: 0	E: 0	K: 2	S: 7	R: 0	H: 0	E: 0	K: 2	S: 7	R: 0	H: 0	E: 0	K: 2	S: 7	R: 1	H: 1	E: 0	K: 0	S: 2	R: 1	H: 1	E: 0	K: 0	S: 2	1B: 5	2B: 1	3B: 0	HR: 3	SF: 0	SAC: 2	DP: 1	HBP: 1	WP: 0	PA: 53
--------------	------	------	------	------	------	------	------	------	------	------	------	------	------	------	------	------	------	------	------	------	------	------	------	------	------	------	------	------	------	------	------	------	------	------	------	------	------	------	------	------	------	------	------	------	------	------	------	------	------	------	------	------	------	------	------	------	------	------	------	------	------	------	------	------	------	------	------	------	------	------	------	------	------	------	------	-------	-------	-------	-------	-------	--------	-------	--------	-------	--------

PITCHER	IP	WLS	BF	H	R	ER	SO	BB	IBB	HBP	BLK	WP	HR	S	P	ERA	WHIP
Ross Grimsley, L ERA: 6.93 (1, 1)	6.0		25	7	5	5	2	0	0	0	0	0	3	3	32	7.50	1.333
Mike Stanton, R ERA: 5.22 (7, 1)	1.0		3	0	0	0	0	0	0	0	0	0	0	3	3	0.00	0.000
Sandy Whtol, R ERA: 2.7 (8, 1)	1.1		5	1	0	0	0	0	0	0	0	0	0	5	5	0.00	0.750
Victor Cruz, R ERA: 3.94 (9, 1)	5.0	L	20	1	1	1	9	3	0	1	0	0	0	34	47	1.80	0.800

BOTTOM

Cleveland Indians @ Oakland Athletics
Oakland-Alameda County Coliseum, Oakland, CA

Sun Jul 20 1980, 3:33 AM PDT
Att. 10,606 - Unknown - 72 F

livebaseballscorecards.com

AB	46
R	6
H	9
RBI	6
BB	4
SO	11
LOB	16



Batter	1	2	3	4	5	6	7	8	9	AB R H RBI BB SO LOB	TOP	
Miguel Dilone, S OBP: 0.371, SLG: 0.410 (1, 7)	0-3 K		0-0 G3		0-0 F8			0-0 1B		4 0 1 0 0 1 0		
Jorge Orta, L OBP: 0.407, SLG: 0.399 (1, 9)	0-0 BB 1B		0-0 1-3			4-0 5-3 1B BB		0-0 1-3 1B		3 0 2 0 1 0 0		
Mike Hargrove, L OBP: 0.406, SLG: 0.410 (1, 3)	0-0 F8		4-0 BB			0-0 G5-3 1-2 1B		0-0 F5		3 0 1 0 1 0 3		
Toby Harrah, R OBP: 0.378, SLG: 0.376 (1, 5) Dave Rosello, R OBP: 0.250, SLG: 0.310 (8, 5)	4-0 1-2 BB		0-0 1-3			0-0 5-3		0-0 F2		3 0 0 0 1 0 5 0 0 0 0 0 0 0		
Ron Hassey, L OBP: 0.362, SLG: 0.394 (1, 2)	0-0 4-3			0-0 4-1		4-0 BB		0-0 3-1		3 0 0 0 1 0 4		
Joe Charboneau, R OBP: 0.347, SLG: 0.439 (1, 10)		0-0 F9		0-0 F3		0-0 G5-3 2-3f			0-3 K	4 0 0 0 0 1 3		
Jack Brohamer, L OBP: 0.304, SLG: 0.306 (1, 4)			0-0 FC6-4 1B		0-0 3-1		0-0 G3		0-0 F9	4 0 1 0 0 0 0		
Rick Manning, L OBP: 0.323, SLG: 0.243 (1, 8)		0-0 L4			0-0 F7		0-0 5-3		0-0 F6	4 0 0 0 0 0 1		
Jerry Dybzinski, R OBP: 0.245, SLG: 0.294 (1, 6) Alan Bannister, R OBP: 0.271, SLG: 0.268 (7, PH) (7, 6)		0-0 FC6-4 1-2f			0-0 F5		0-0 G1			2 0 0 0 0 0 1 1 0 0 0 0 0 0		
Inning Stats	R: 0 E: 0 K: 1 S: 6 H: 1 LOB: 2 BB: 1 P: 10	R: 0 E: 0 K: 0 S: 4 H: 1 LOB: 1 BB: 0 P: 4	R: 0 E: 0 K: 0 S: 3 H: 0 LOB: 1 BB: 1 P: 7	R: 0 E: 0 K: 0 S: 3 H: 0 LOB: 0 BB: 0 P: 3	R: 0 E: 0 K: 0 S: 3 H: 0 LOB: 0 BB: 0 P: 3	R: 0 E: 0 K: 0 S: 3 H: 1 LOB: 2 BB: 2 P: 11	R: 0 E: 0 K: 0 S: 3 H: 0 LOB: 0 BB: 0 P: 3	R: 0 E: 0 K: 0 S: 5 H: 2 LOB: 2 BB: 0 P: 5	R: 0 E: 0 K: 1 S: 5 H: 0 LOB: 0 BB: 0 P: 5	1B: 5 2B: 0 3B: 0 HR: 0 SF: 0 SAC: 0 DP: 1 HBP: 0	WP: 0 PB: 0 SB: 0 CS: 0 PA: 35	
PITCHER Glenn Abbott, R ERA: 3.17 (1, 1)	IP: 9.0 WLS: W BF: 35 H: 5 R: 0 ER: 0 SO: 2 BB: 4 IBB: 0 HBP: 0 BLK: 0 WP: 0 HR: 0 S: 35 P: 51 ERA: 0.00 WHIP: 1.000											PITCHER IP: WLS: BF: H: R: ER: SO: BB: IBB: HBP: BLK: WP: HR: S: P: ERA: WHIP

Cleveland Indians @ Seattle Mariners
The Kingdome, Seattle, WA
Mon Jul 21 1980, 10:05 PM EDT
Att. 5,050 - Dome

livebaseballscorecards.com

AB	31
R	0
H	5
RBI	0
BB	4
SO	2
LOB	17



Batter	1	2	3	4	5	6	7	8	9	AB	R	H	RBI	BB	SO	LOB
Julio Cruz, S OBP: 0.330, SLG: 0.269 (1, 4)	4-0 S 1B BB	0-0 4-3			0-0 SH 2B 1B	4-0 BB BB BB BB		0-0 3-1		3	2	1	0	2	0	0
Joe Simpson, L OBP: 0.323, SLG: 0.346 (1, 8)	0-0 1-3 1-2	0-0 4-3			0-0 SH 2B 1-2	0-0 F9				3	1	0	0	0	0	2
Bruce Bochte, L OBP: 0.366, SLG: 0.446 (1, 3)	0-0 1B 2-H 1B		0-0 FC1-5 2B		0-0 4-3 1-H 2-H HR 2B	0-0 G3				4	2	3	3	0	0	1
Willie Horton, R OBP: 0.332, SLG: 0.338 (1, 10)	0-0 F6		0-0 FC1-5 G4-6-3 2-3		0-0 6-3		0-0 F7			4	0	0	0	0	0	3
Dan Meyer, L OBP: 0.345, SLG: 0.435 (1, 7)	0-0 1B 1-2 1B		0-0 G4-6-3 1-2f		0-0 4-3 2-3		0-0 F7			4	1	1	0	0	0	2
Tom Paciorek, R OBP: 0.347, SLG: 0.527 (1, 9)	0-0 1B 1-2 2-H 1B			0-3 K	0-0 HR		4-0 BB BB BB BB			3	1	2	3	1	1	0
Ted Cox, R OBP: 0.292, SLG: 0.301 (1, 5)	0-0 1B 1-2 2-H 1B			0-0 5-3	0-0 1B		0-0 F8			4	0	2	1	0	0	1
Marc Hill, R OBP: 0.179, SLG: 0.262 (1, 2)	0-0 F3			0-0 FC4-6 1B	0-0 5-3					4	0	1	0	0	0	3
Mario Mendoza, R OBP: 0.299, SLG: 0.333 (1, 6)		0-0 6-3		0-0 FC4-6 1-2f		0-0 G3		0-0 6-3		4	0	0	0	0	0	1

Inning Stats	R: 3	H: 4	E: 0	K: 0	S: 7	LOB: 2	BB: 1	P: 11	R: 0	H: 0	E: 0	K: 0	S: 3	LOB: 0	BB: 0	P: 3	R: 0	H: 1	E: 0	K: 0	S: 3	LOB: 0	BB: 0	P: 3	R: 0	H: 4	E: 1	K: 0	S: 8	LOB: 1	BB: 0	P: 8	R: 0	H: 0	E: 0	K: 0	S: 3	LOB: 1	BB: 1	P: 7	R: 0	H: 0	E: 0	K: 0	S: 3	LOB: 1	BB: 1	P: 7	R: 0	H: 0	E: 0	K: 0	S: 3	LOB: 0	BB: 0	P: 3
--------------	------	------	------	------	------	--------	-------	-------	------	------	------	------	------	--------	-------	------	------	------	------	------	------	--------	-------	------	------	------	------	------	------	--------	-------	------	------	------	------	------	------	--------	-------	------	------	------	------	------	------	--------	-------	------	------	------	------	------	------	--------	-------	------

PITCHER	IP	WLS	BF	H	R	ER	SO	BB	IBB	HBP	BLK	WP	HR	S	P	ERA	WHIP
Wayne Garland, R ERA: 3.84 (1, 1)	4.2	L	25	10	7	4	1	1	0	0	0	0	1	26	30	7.71	2.357
Mike Stanton, R ERA: 5.08 (5, 1)	1.1		5	0	0	0	0	1	0	0	0	0	0	4	8	0.00	0.750
Sid Monge, L ERA: 3.24 (7, 1)	2.0		7	0	0	0	0	1	0	0	0	0	0	6	10	0.00	0.500

BOTTOM

Cleveland Indians @ Seattle Mariners

The Kingdom, Seattle, WA


Mon Jul 21 1980, 10:05 PM EDT
Att: 5,050 - Dome

AB	33
R	7
H	10
RBI	7
BB	3
SO	1
LOB	13



1B: 7	SF: 0	WP: 0	PA: 37
2B: 2	SAC: 1	PB: 0	
3B: 0	DP: 1	SB: 1	
HR: 1	HBP: 0	CS: 0	

livebaseballscorecards.com

Batter	1	2	3	4	5	6	7	8	9	AB R H RBI BB SO LOB	TOP
Miguel Dilone, S OBP: 0.365, SLG: 0.403 (1, 8) (8, 7)	0-0 1-3	0-0 L8			0-0 F8		0-0 4-3			4 0 0 0 0 0 2	
Jorge Orta, L OBP: 0.406, SLG: 0.395 (1, 9)	0-0 E6 1B 3B	4-0 BB			0-0 F8			0-0 4-3		3 1 0 0 1 0 0	
Mike Hargrove, L OBP: 0.405, SLG: 0.408 (1, 3)	0-0 1-2 3B 1B	0-0 3-1			0-0 4-3			0-0 F6		4 1 1 0 0 0 2	
Toby Harrah, R OBP: 0.380, SLG: 0.382 (1, 5)	0-0 1-H 2-H 1B 3B		0-0 L7		0-3 K			4-0 WP 1B BB		3 1 1 2 1 1 0	
Joe Charboneau, R OBP: 0.352, SLG: 0.444 Rick Manning, L OBP: 0.323, SLG: 0.243 (1, 7) (8, 8)	0-0 WP 1B 3-H		0-0 F5		0-0 G1-6-3 1B			0-0 WP 1B		4 1 3 1 0 0 0 0 0 0 0 0 0 0	
Bo Diaz, R OBP: 0.330, SLG: 0.439 (1, 2)	0-0 G6-4-3 1-H 1B		0-0 1-3		0-0 G1-6-3 1-2f			0-0 4-3 1-2 2-3		4 0 1 1 0 0 3	
Gary Alexander, R OBP: 0.259, SLG: 0.368 (1, 10)	0-0 G6-4-3 1-2f			0-3 K			0-3 K		0-3 K	4 0 0 0 0 3 1	AB 34 R 4 H 8 RBI 4 BB 2 SO 6 LOB 10
Alan Bannister, R OBP: 0.276, SLG: 0.294 (1, 4)		0-0 2B		0-0 F7			0-0 3B		0-0 F8	4 0 2 0 0 0 0	
Jerry Dybzinski, R OBP: 0.238, SLG: 0.286 (1, 6)		0-0 F4		0-0 6-3			0-3 K		0-3 K	4 0 0 0 0 2 2	
Inning Stats	R: 4 E: 1 K: 0 S: 7 H: 4 LOB: 0 BB: 0 P: 7	R: 0 E: 0 K: 0 S: 4 H: 1 LOB: 2 BB: 1 P: 8	R: 0 E: 0 K: 0 S: 3 H: 0 LOB: 0 BB: 0 P: 3	R: 0 E: 0 K: 1 S: 5 H: 0 LOB: 0 BB: 0 P: 5	R: 0 E: 0 K: 0 S: 3 H: 0 LOB: 0 BB: 0 P: 3	R: 0 E: 0 K: 1 S: 5 H: 1 LOB: 0 BB: 0 P: 5	R: 0 E: 0 K: 2 S: 8 H: 1 LOB: 1 BB: 0 P: 8	R: 0 E: 0 K: 0 S: 4 H: 1 LOB: 2 BB: 1 P: 8	R: 0 E: 0 K: 2 S: 7 H: 0 LOB: 0 BB: 0 P: 7	1B: 5 2B: 1 3B: 2 HR: 0 SF: 0 SAC: 0 DP: 2 HBP: 0	WP: 3 PB: 0 SB: 0 CS: 0 PA: 36
PITCHER Floyd Bannister, L ERA: 3.57 (1, 1)	IP 9.0 WLS L BF 36 H 8 R 4 ER 3 SO 6 BB 2 IBB 0 HBP 0 BLK 0 WP 2 HR 0 S 46 P 54 ERA 3.00 WHIP 1.111										PITCHER IP WLS BF H R ER SO BB IBB HBP BLK WP HR S P ERA WHIP

Cleveland Indians @ Seattle Mariners
The Kingdome, Seattle, WA
Tue Jul 22 1980, 10:05 PM EDT
Att. 5,727 - Dome

livebaseballscorecards.com

Batter	1	2	3	4	5	6	7	8	9	AB R H RBI BB SO LOB
Julio Cruz, S (1, 4) OBP: 0.329, SLG: 0.269	0-0 F2			0-0 4-3		0-0 F7		0-0 1B		4 0 1 0 0 0 3
Joe Simpson, L (1, 8) OBP: 0.317, SLG: 0.339	0-3 K			0-3 K		0-0 F7		0-0 4-3		4 0 0 0 0 2 4
Bruce Bochte, L (1, 3) OBP: 0.362, SLG: 0.441	0-3 K			0-3 K		0-0 G3			0-0 1-3	4 0 0 0 0 2 3
Willie Horton, R (1, 10) OBP: 0.326, SLG: 0.332		0-3 K			0-0 1-3		0-0 6-3		0-0 6-3	4 0 0 0 0 1 0
Dan Meyer, L (1, 7) OBP: 0.341, SLG: 0.430		0-0 6-3			0-0 F5		0-0 5-3		0-0 F6	4 0 0 0 0 0 0
Tom Paciorek, R (1, 9) OBP: 0.346, SLG: 0.529		0-3 K			0-0 F3		0-0 2B			3 0 1 0 0 1 0
Ted Cox, R (1, 5) OBP: 0.292, SLG: 0.302			0-0 4-3			0-0 1B HBP 1B	0-3 K			3 0 1 0 0 1 1
Jim Anderson, R (1, 6) OBP: 0.307, SLG: 0.340			0-3 K			1-0 1B 1-2 HBP		0-0 6-3		2 0 0 0 0 1 0
Marc Hill, R (1, 2) OBP: 0.186, SLG: 0.265			0-0 6-3			0-0 1B 1-2 2-3		0-0 6-3		3 0 1 0 0 0 0

Inning Stats	R: 0	H: 0	E: 0	LOB: 0	K: 2	BB: 0	S: 7	P: 7	R: 0	H: 0	E: 0	LOB: 0	K: 2	BB: 0	S: 7	P: 7	R: 0	H: 0	E: 0	LOB: 0	K: 1	BB: 0	S: 5	P: 5	R: 0	H: 0	E: 0	LOB: 0	K: 2	BB: 0	S: 7	P: 7	R: 0	H: 0	E: 0	LOB: 0	K: 0	BB: 0	S: 3	P: 3	R: 0	H: 2	E: 0	LOB: 3	K: 0	BB: 0	S: 5	P: 6	R: 0	H: 1	E: 0	LOB: 1	K: 1	BB: 0	S: 6	P: 6	R: 0	H: 1	E: 0	LOB: 1	K: 0	BB: 0	S: 4	P: 4	R: 0	H: 0	E: 0	LOB: 0	K: 0	BB: 0	S: 3	P: 3	R: 0	H: 0	E: 0	LOB: 0	K: 0	BB: 0	S: 3	P: 3	1B: 3	SF: 0	2B: 1	SAC: 0	3B: 0	DP: 0	HR: 0	HBP: 1	WP: 0	PA: 32	PB: 0	SB: 0	CS: 0	ERA	WHIP
Len Barker, R (1, 1) ERA: 4.43	IP	WLS	BF	H	R	ER	SO	BB	IBB	HBP	BLK	WP	HR	S	P	ERA	WHIP																																																																														

BOTTOM

Cleveland Indians @ Seattle Mariners


The Kingdom, Seattle, WA

Tue Jul 22 1980, 10:05 PM EDT

Att. 5,727 - Dome

livebaseballscorecards.com

AB	31
R	0
H	4
RBI	0
BB	0
SO	8
LOB	11



Batter	1	2	3	4	5	6	7	8	9	10	11	AB R H RBI BB SO LOB	TOP			
Miguel Dilone, S OBP: 0.363, SLG: 0.408 (1, 7) (8, 8)	0-0 4-3		0-0 F8		0-0 2-3 2B		0-0 1-3		0-0 F7		0-0 F7	7 1 2 1 0 0 2				
Jorge Orta, L OBP: 0.404, SLG: 0.395 (1, 9)	0-0 1-3		4-0 BB		0-0 G3		0-0 6-3		0-0 F7		0-0 WP PB 2B	5 1 1 1 1 0 2				
Mike Hargrove, L OBP: 0.404, SLG: 0.405 (1, 3)	0-0 F9		0-0 F7		0-0 F8		0-0 F6		0-0 FC5-4 1B		4-0 PB WP HR IBB	5 1 1 0 1 0 3				
Toby Harrah, R OBP: 0.379, SLG: 0.377 (1, 5)		0-0 F4		0-0 6-3		0-0 E6 1B 1B		4-0 BB BB G6-4-3 BB		0-0 FC5-4	4-0 1-3 2-H HR BB	4 3 0 0 2 0 1				
Ron Hassey, L OBP: 0.365, SLG: 0.397 Gary Alexander, R OBP: 0.267, SLG: 0.368 Jack Brohamer, L OBP: 0.307, SLG: 0.303 (1, 2) (8, PH) (8, 4)		0-0 HR 1B		0-0 F7		0-0 1-3 1B 1B		4-0 G6-4-3 BB 1-2 BB		0-0 G3	4-0 1-2 HR IBB	3 1 2 0 0 0 0 0 1 0 0 1 0 0 1 1 0 0 1 0 0				
Joe Charboneau, R OBP: 0.358, SLG: 0.466 (1, 10)		0-0 1-H HR		4-0 BB		0-3 K		4-0 1-2 2-3 G6-4-3 BB		0-0 F3	0-0 1-H 2-H 3-H HR	4 2 2 6 2 1 2				
Alan Bannister, R OBP: 0.284, SLG: 0.297 (1, 4) (8, 7)		0-0 1B		0-3 K		0-0 1-2 3-H 1B		0-0 G6-4-3		0-3 K	4-0 WP 1B BB	5 0 2 1 1 2 3				
Rick Manning, L OBP: 0.323, SLG: 0.241 Bo Diaz, R OBP: 0.340, SLG: 0.446 (1, 8) (8, PH) (8, 2)		0-0 G3		4-0 2B SH1-4 BB		0-0 F6		0-0 3-H 1B		0-3 K	0-0 SH3-4 2B 1B	2 0 0 0 1 0 2 3 1 2 1 0 0 1				
Jerry Dybzinski, R OBP: 0.238, SLG: 0.285 (1, 6)			0-3 K		0-0 SH1-4		0-0 F8		0-0 F9		0-0 SH3-4	4 0 1 0 0 1 3				
Inning Stats	R: 0 H: 0 E: 0 LOB: 0 K: 0 BB: 0 S: 3 P: 3	R: 2 H: 3 E: 0 LOB: 0 K: 0 BB: 0 S: 5 P: 5	R: 0 H: 0 E: 0 LOB: 1 K: 1 BB: 1 S: 5 P: 9	R: 0 H: 0 E: 0 LOB: 1 K: 1 BB: 1 S: 5 P: 9	R: 0 H: 1 E: 0 LOB: 2 K: 0 BB: 1 S: 4 P: 8	R: 1 H: 2 E: 1 LOB: 2 K: 1 BB: 0 S: 8 P: 8	R: 0 H: 0 E: 0 LOB: 0 K: 0 BB: 0 S: 3 P: 3	R: 2 H: 1 E: 0 LOB: 1 K: 0 BB: 3 S: 3 P: 15	R: 0 H: 1 E: 0 LOB: 1 K: 0 BB: 0 S: 4 P: 4	R: 0 H: 0 E: 0 LOB: 0 K: 1 BB: 0 S: 5 P: 5	R: 7 H: 5 E: 0 LOB: 2 K: 0 BB: 4 S: 8 P: 24	1B: 8 SF: 0 2B: 3 SAC: 2 3B: 0 DP: 1 HR: 2 HBP: 0	WP: 2 PA: 55 PB: 1 SB: 1 CS: 0			
PITCHER	IP WLS BF H R ER SO BB IBB HBP BLK WP HR S P ERA WHIP															
Jim Beattie, R ERA: 5.32 (1, 1)	7.0	31	6	4	3	3	4	0	0	0	0	1	33	49	3.86	1.429
Shane Rawley, L ERA: 2.97 (8, 1)	3.1	L	16	5	4	4	1	2	0	0	0	0	16	24	10.80	2.100
Byron McLaughlin, R ERA: 6.83 (11, 1)	0.1		7	2	4	4	0	2	2	0	0	1	3	19	108.00	12.000
Dave Heaverlo, R ERA: 3.52 (11, 1)	0.1		1	0	0	0	0	0	0	0	0	1	0	1	0.00	0.000

Cleveland Indians @ Seattle Mariners
The Kingdome, Seattle, WA
Wed Jul 23 1980, 10:05 PM EDT
Att: 6,387 - Dome

AB	43
R	12
H	13
RBI	10
BB	10
SO	4
LOB	19



livebaseballscorecards.com

Batter	1	2	3	4	5	6	7	8	9	10	11	AB R H RBI BB SO LOB
Julio Cruz, S OBP: 0.327, SLG: 0.266 Bill Stein, R OBP: 0.353, SLG: 0.416 Joe Simpson, L OBP: 0.317, SLG: 0.339 Bob Stinson, S OBP: 0.276, SLG: 0.263	4-0 BB FC 2B BB	0-0 F9 2-3		0-0 6-3			0-3 K		4-0 BB IBB		0-1 CI 6-3 1B 1-2	3 1 0 0 1 1 1 0 0 0 0 1 0 0 0 0 0 0 0 0 0 0 0 0 0 0 0 0
Leon Roberts, R OBP: 0.331, SLG: 0.445	0-0 FC 2B BB	4-0 BB BB		0-0 CS 1B			4-0 HR BB		4-0 BB BB		0-0 6-3 1B 1-2 2-3	3 2 2 0 3 0 1
Bruce Bochte, L OBP: 0.361, SLG: 0.446	0-0 F7 BB	4-0 BB BB		0-0 CS 1-2	0-0 F7		0-0 HR 1-H		0-0 F7		0-0 6-3 1-2 2-3 3-H	5 1 1 3 1 0 7
Willie Horton, R OBP: 0.327, SLG: 0.326	4-0 2B BB 1-2 2-3	0-0 4-3			0-3 K		4-0 BB BB		0-3 K		0-3 K	4 0 0 0 2 3 8
Tom Paciorek, R OBP: 0.342, SLG: 0.524	0-0 2B 1-H 2-H 3-H		0-0 5-3		0-0 F9		0-0 L9		0-3 K		0-0 5-3	6 0 1 2 0 1 6
Dan Meyer, L OBP: 0.336, SLG: 0.423	0-0 F7		0-0 1-3			0-0 F9		0-0 F9		0-0 F8		5 0 0 0 0 0 1
Ted Cox, R OBP: 0.295, SLG: 0.321		0-0 HR 1B		0-0 1B		0-0 F9		0-0 6-3		0-3 K		5 1 2 1 0 1 0
Jim Anderson, R OBP: 0.301, SLG: 0.333		0-0 6-3		0-0 L1		0-0 F7		0-0 F7		0-3 K		5 0 0 0 0 1 1
Larry Cox, R OBP: 0.250, SLG: 0.305 Larry Milbourne, S OBP: 0.315, SLG: 0.364		0-0 F9 2B		0-0 4-3			0-3 K		0-0 3B		0-0 1B CI 6-3 1B	3 0 1 0 0 1 0 2 1 2 0 0 0 0

Inning Stats	R: 2	H: 1	E: 0	LOB: 1	K: 0	BB: 2	S: 4	P: 12	R: 1	H: 2	E: 0	LOB: 3	K: 0	BB: 2	S: 5	P: 13	R: 0	H: 1	E: 0	LOB: 1	K: 0	BB: 0	S: 4	P: 4	R: 0	H: 1	E: 0	LOB: 0	K: 1	BB: 0	S: 5	P: 5	R: 0	H: 0	E: 0	LOB: 0	K: 0	BB: 0	S: 3	P: 3	R: 2	H: 1	E: 0	LOB: 1	K: 2	BB: 2	S: 8	P: 16	R: 0	H: 0	E: 0	LOB: 0	K: 0	BB: 0	S: 3	P: 3	R: 0	H: 1	E: 0	LOB: 3	K: 2	BB: 2	S: 8	P: 16	R: 0	H: 0	E: 0	LOB: 0	K: 2	BB: 0	S: 7	P: 7	R: 1	H: 2	E: 1	LOB: 2	K: 1	BB: 0	S: 8	P: 8	1B: 4	SF: 0	2B: 2	SAC: 0	3B: 1	DP: 0	HR: 2	HBP: 0	WP: 0	PA: 51
--------------	------	------	------	--------	------	-------	------	-------	------	------	------	--------	------	-------	------	-------	------	------	------	--------	------	-------	------	------	------	------	------	--------	------	-------	------	------	------	------	------	--------	------	-------	------	------	------	------	------	--------	------	-------	------	-------	------	------	------	--------	------	-------	------	------	------	------	------	--------	------	-------	------	-------	------	------	------	--------	------	-------	------	------	------	------	------	--------	------	-------	------	------	-------	-------	-------	--------	-------	-------	-------	--------	-------	--------

PITCHER	IP	WLS	BF	H	R	ER	SO	BB	IBB	HBP	BLK	WP	HR	S	P	ERA	WHIP
Bob Owchinko, L ERA: 6.13	(1, 1)		12	3	3	3	0	4	0	0	0	0	1	8	24	16.20	4.200
Dan Spillner, R ERA: 5.54	(2, 1)		24	4	2	2	3	2	0	0	0	0	1	28	36	2.84	0.947
Sid Monge, L ERA: 3.22	(9, 1)	0.1	3	0	0	0	0	1	1	0	0	0	0	1	9	0.00	3.000
Victor Cruz, R ERA: 3.8	(9, 1)	1.2	W	5	0	0	4	0	0	0	0	0	0	13	13	0.00	0.000
Mike Stanton, R ERA: 4.99	(11, 1)	1.0		6	2	1	0	1	0	0	0	0	0	8	8	0.00	2.000

Cleveland Indians @ Seattle Mariners
The Kingdome, Seattle, WA
Wed Jul 23 1980, 10:05 PM EDT
Att: 6,387 - Dome

AB	41
R	6
H	9
RBI	6
BB	8
SO	8
LOB	25



Batter	1	2	3	4	5	6	7	8	9	AB R H RBI BB SO LOB	TOP																									
Rick Miller, L (1, 9) OBP: 0.357, SLG: 0.331	0-0 4-3	0-0 1B		0-0 FC6-4 1B		0-0 6-3 2B		0-0 SF9 WP 1B		5 0 4 4 0 0 0																										
Bert Campaneris, R (1, 6) OBP: 0.282, SLG: 0.338	0-0 S 1B 2B	0-0 F9		0-0 F7		0-0 6-3		4-0 1-2 2-3 BB		4 1 1 0 1 0 3																										
Carney Lansford, R (1, 5) OBP: 0.319, SLG: 0.385	4-0 1B 1B BB 2-3	0-0 1B		0-0 FC6-4 1-2f		0-0 6-3		0-0 SF9 2-3 3-H		3 1 1 1 1 0 2																										
Don Baylor, R (1, 10) OBP: 0.330, SLG: 0.321	0-0 1B E 1B 1-2 3-H	0-0 F7			0-0 F8		0-0 F6	0-0 F3		5 1 1 1 0 0 4																										
Joe Rudi, R (1, 7) OBP: 0.296, SLG: 0.446	0-0 E8 1B 1-1 2-H		4-0 G3-6-3 1B BB		0-0 F9		0-3 K	0-3 K		4 0 1 1 1 2 0																										
Bobby Grich, R (1, 4) OBP: 0.387, SLG: 0.419	0-3 K		0-0 G3-6-3 1B 1-2		0-0 5-3		0-3 K	0-3 K		5 0 1 0 0 3 1																										
Jason Thompson, L (1, 3) OBP: 0.382, SLG: 0.450	0-0 2-3		0-0 G3-6-3 1-2f 2-3			4-0 1B WP 2B BB		0-0 SH1-4 1B	0-0 4-3	4 2 1 0 1 0 3																										
Bobby Clark, R (1, 8) OBP: 0.232, SLG: 0.286		0-3 K	0-0 5-3			0-3 K		0-0 SH1-4		3 0 0 0 0 2 2																										
Dan Whitmer, R (1, 2) OBP: 0.353, SLG: 0.333		0-0 S 1B		0-3 K		0-0 2B 1B		4-0 WP 1B SF9 BB		3 3 2 0 1 1 0																										
Inning Stats	R: 3 E: 1 K: 1 S: 8	H: 3 LOB: 1 BB: 1 P: 12	R: 1 E: 0 K: 1 S: 8	H: 3 LOB: 2 BB: 0 P: 8	R: 0 E: 0 K: 0 S: 3	H: 1 LOB: 1 BB: 1 P: 7	R: 0 E: 0 K: 1 S: 6	H: 1 LOB: 1 BB: 0 P: 6	R: 0 E: 0 K: 0 S: 3	H: 0 LOB: 0 BB: 0 P: 3	R: 2 E: 0 K: 1 S: 7	H: 2 LOB: 1 BB: 1 P: 11	R: 0 E: 0 K: 2 S: 7	H: 0 LOB: 0 BB: 0 P: 7	R: 2 E: 0 K: 0 S: 5	H: 2 LOB: 2 BB: 2 P: 13	R: 0 E: 0 K: 2 S: 7	H: 0 LOB: 0 BB: 0 P: 7	1B: 10 2B: 2 3B: 0 HR: 0	SF: 1 SAC: 1 DP: 1 HBP: 0	WP: 2 PB: 0 SB: 2 CS: 0	PA: 43														
PITCHER	IP WLS BF H R ER SO BB IBB HBP BLK WP HR S P ERA WHIP																																			
Rick Waits, L (1, 1) ERA: 4.94	5.1		26	8	5	4	4	3	0	0	0	1	0	31	43	6.75	2.062																			
Mike Stanton, R (6, 1) ERA: 5.3	2.0		12	4	3	3	2	2	0	0	0	1	0	14	22	13.50	3.000																			
Sandy Wihtol, R (8, 1) ERA: 1.8	1.2	W	5	0	0	0	2	0	0	0	0	0	0	9	9	0.00	0.000																			

California Angels @ Cleveland Indians
Cleveland Municipal Stadium, Cleveland, OH

Fri Jul 25 1980, 7:05 PM EDT
Unknown

livebaseballscorecards.com

AB	36
R	8
H	12
RBI	7
BB	5
SO	8
LOB	15



Batter	1	2	3	4	5	6	7	8	9	AB	R	H	RBI	BB	SO	LOB
Miguel Dilone, S OBP: 0.363, SLG: 0.407 (1, 8)	0-0 S 1B	0-0 FC4-6 1B 1-2 2-H 3-H			0-0 2-3		0-3 K		0-3 K	5	0	2	2	0	2	1
Jorge Orta, L OBP: 0.407, SLG: 0.394 (1, 9)	0-3 K	0-0 FC4-6 1B 1-2f 2-3			0-0 G6-3 1B			1-0 1B HBP	4-0 HBP BB BB	3	2	1	0	1	1	3
Mike Hargrove, L OBP: 0.404, SLG: 0.403 (1, 3) Rick Manning, L OBP: 0.323, SLG: 0.241 (9, PR)	0-3 K	0-0 F6			0-0 G6-3			0-0 F8 1B 1B	4-0 HBP BB	4	1	1	0	1	1	4
Toby Harrah, R OBP: 0.379, SLG: 0.375 (1, 5)	0-3 K			0-0 5-3				0-0 1-2 2-H 1B 1B	1-0 E 1B HBP	4	2	1	1	0	1	1
Joe Charboneau, R OBP: 0.358, SLG: 0.463 (1, 7)		0-0 BB 1B 1B		4-0 G6-4-3 BB				0-0 F8 2-3	0-0 E5 1B	4	1	1	0	1	0	3
Bo Diaz, R OBP: 0.333, SLG: 0.434 (1, 2)		0-0 F8		0-0 G6-4-3				0-0 1-3	0-0 1-3 2-H 3-H 1B	5	0	1	1	0	0	4
Alan Bannister, R OBP: 0.289, SLG: 0.298 (1, 4)		4-0 1B 1B 1B BB						0-0 F9 2-H 3-H 1B		3	1	1	2	1	1	0
Gary Alexander, R OBP: 0.281, SLG: 0.380 (1, 10) Ron Hassey, L OBP: 0.364, SLG: 0.396 (8, PH)		0-0 1B 1B						0-3 K		3	1	2	1	0	1	0
Jerry Dybzinski, R OBP: 0.242, SLG: 0.288 (1, 6) Gary Gray, R OBP: 0.222, SLG: 0.353 (7, PH) Dave Rosello, R OBP: 0.250, SLG: 0.310 (8, 6) Jack Brohamer, L OBP: 0.304, SLG: 0.301 (9, PH)		0-0 FC4-6 1B 1B						0-0 F9	0-0 F8	2	0	1	0	0	0	0

Inning Stats	R: 0 E: 0 K: 3 S: 10	H: 1 LOB: 1 BB: 0 P: 10	R: 3 E: 0 K: 0 S: 7	H: 4 LOB: 2 BB: 1 P: 11	R: 0 E: 0 K: 0 S: 2	H: 0 LOB: 0 BB: 1 P: 6	R: 0 E: 0 K: 2 S: 7	H: 0 LOB: 0 BB: 0 P: 7	R: 0 E: 0 K: 0 S: 3	H: 1 LOB: 0 BB: 0 P: 3	R: 0 E: 0 K: 1 S: 6	H: 1 LOB: 1 BB: 0 P: 6	R: 3 E: 0 K: 1 S: 8	H: 3 LOB: 1 BB: 0 P: 9	R: 3 E: 1 K: 1 S: 6	H: 1 LOB: 2 BB: 2 P: 15	1B: 11 2B: 0 3B: 0 HR: 0	SF: 0 SAC: 0 DP: 2 HBP: 2	WP: 0 PB: 0 SB: 1 CS: 0	PA: 42
---------------------	-------------------------------	----------------------------------	------------------------------	----------------------------------	------------------------------	---------------------------------	------------------------------	---------------------------------	------------------------------	---------------------------------	------------------------------	---------------------------------	------------------------------	---------------------------------	------------------------------	----------------------------------	-----------------------------------	------------------------------------	----------------------------------	--------

PITCHER																IP	WLS	BF	H	R	ER	SO	BB	IBB	HBP	BLK	WP	HR	S	P	ERA	WHIP
Frank Tanagra, L ERA: 4.42 (1, 1)																7.2		34	10	6	6	6	2	0	1	0	0	0	43	52	7.04	1.565
Mark Clear, R ERA: 3.46 (8, 1)																1.0	L	8	1	3	0	2	2	0	1	0	0	0	9	18	0.00	3.000

BOTTOM

California Angels @ Cleveland Indians
Cleveland Municipal Stadium, Cleveland, OH
Fri Jul 25 1980, 7:05 PM EDT
Unknown

AB	36
R	9
H	11
RBI	7
BB	4
SO	8
LOB	18



WP: 0	PA: 42
PB: 0	
SB: 1	
CS: 0	

livebaseballscorecards.com

Batter	1	2	3	4	5	6	7	8	9	AB R H RBI BB SO LOB	TOP							
Rick Miller, L (1, 9) OBP: 0.351, SLG: 0.325	0-0 F6		0-0 F6		0-0 F7			0-3 K		4 0 0 0 0 1 0								
Dickie Thon, R (1, 4) OBP: 0.289, SLG: 0.325	0-0 F8			0-0 6-3		0-0 2-3		0-0 F9		4 0 0 0 0 0 0								
Carney Lansford, R (1, 5) OBP: 0.324, SLG: 0.392	0-0 1B			0-0 1B		0-0 2B		0-0 F3		4 0 3 0 0 0 0								
Don Baylor, R (1, 10) OBP: 0.329, SLG: 0.316	0-0 F7			0-3 K		4-0 G6-4-3 BB			0-0 F8	3 0 0 0 1 1 2								
Joe Rudi, R (1, 7) OBP: 0.292, SLG: 0.440		0-3 K		0-0 F7		0-0 G6-4-3 1-2f			0-0 F7	4 0 0 0 0 1 3								
Jason Thompson, L (1, 3) OBP: 0.381, SLG: 0.451		0-0 4-3			0-0 HR 2B		0-0 F8		0-0 F4	4 1 1 0 0 0 0								
Bobby Clark, R (1, 8) OBP: 0.224, SLG: 0.275		0-0 6-3			0-0 6-3		0-3 K2-3			3 0 0 0 0 1 1								
Freddie Patek, R (1, 6) OBP: 0.309, SLG: 0.395			0-0 F8		0-0 F7		0-0 E5			3 0 0 0 0 0 1								
Stan Cliburn, R (1, 2) OBP: 0.200, SLG: 0.292			0-0 F3		0-0 HR 2-H		0-0 F7			3 1 1 2 0 0 1								
Inning Stats	R: 0 E: 0 K: 0 S: 4	H: 1 LOB: 1 BB: 0 P: 4	R: 0 E: 0 K: 1 S: 5	H: 0 LOB: 0 BB: 0 P: 5	R: 0 E: 0 K: 0 S: 3	H: 1 LOB: 1 BB: 0 P: 6	R: 2 E: 0 K: 0 S: 5	H: 2 LOB: 0 BB: 0 P: 5	R: 0 E: 0 K: 1 S: 6	H: 0 LOB: 1 BB: 0 P: 6	R: 0 E: 0 K: 1 S: 5	H: 0 LOB: 0 BB: 0 P: 5	R: 0 E: 0 K: 0 S: 3	H: 0 LOB: 0 BB: 0 P: 3	1B: 2 2B: 2 3B: 0 HR: 1	SF: 0 SAC: 0 DP: 1 HBP: 0	WP: 0 PB: 0 SB: 0 CS: 0	PA: 33
PITCHER	IP WLS BF H R ER SO BB IBB HBP BLK WP HR S P ERA WHIP																	
Ross Grimsley, L (1, 1) ERA: 6.59	5.1 W 22 5 2 2 2 1 0 0 0 0 1 25 29 3.38 1.125																	
Sid Monge, L (6, 1) ERA: 3.0	3.2 S 11 0 0 0 2 0 0 0 0 0 0 0 15 15 0.00 0.000																	

California Angels @ Cleveland Indians
Cleveland Municipal Stadium, Cleveland, OH
Fri Jul 25 1980, 7:05 PM EDT
Att: 23,791 - Unknown

livebaseballscorecards.com

AB	32
R	2
H	5
RBI	2
BB	1
SO	4
LOB	8



Batter	1	2	3	4	5	6	7	8	9
Miguel Dilone, S OBP: 0.364, SLG: 0.407 (1, 7)	0-0 1-3		0-0 F5	0-0 6-3			0-0 1B BLK SF9-3-6 1B	0-0 1B	
Jorge Orta, L OBP: 0.407, SLG: 0.404 (1, 9)	0-3 K		0-0 HR	0-3 K			0-0 1-3 SF9-3-6 1B	0-0 4-3	
Mike Hargrove, L OBP: 0.405, SLG: 0.404 (1, 3)	4-0 1B HR BB		0-0 1B	0-0 F5			0-0 SF9-3-6		
Toby Harrah, R OBP: 0.380, SLG: 0.375 (1, 5)	0-0 1-2 HR 1B		0-0 F9		0-0 F8		4-0 1B 3B BB		
Dave Rosello, R OBP: 0.250, SLG: 0.310 (8, 5)									
Joe Charboneau, R OBP: 0.360, SLG: 0.474 (1, 10)	0-0 1-H 2-H HR		0-0 4-3		0-0 F7		0-0 1-3 3B 1B		
Ron Hassey, L OBP: 0.366, SLG: 0.406 (1, 2)	0-0 1-3			0-0 WP 3B 1B	0-0 F9		0-0 1-H 3-H 3B		
Alan Bannister, R OBP: 0.293, SLG: 0.294 (1, 4)		4-0 BB BB		0-0 E1 WP 3B		4-0 BB BB	0-3 G6-4-3 K		
Rick Manning, L OBP: 0.322, SLG: 0.249 (1, 8)		0-0 G3-6-3		0-0 1-2 1B 3B		0-0 F2		0-0 5-3	
Jerry Dybzinski, R OBP: 0.242, SLG: 0.287 (1, 6)		0-0 F7		0-0 1-2 1B 3B		0-0 G6-4-3		0-0 1-3	

Inning Stats	R: 3	H: 2	E: 0	LOB: 0	K: 1	S: 7	P: 11	R: 0	H: 0	E: 0	LOB: 0	K: 0	S: 2	R: 1	H: 2	E: 0	LOB: 1	K: 0	S: 5	R: 3	H: 3	E: 1	LOB: 1	K: 1	S: 9	R: 0	H: 0	E: 0	LOB: 0	K: 0	S: 3	R: 0	H: 0	E: 0	LOB: 0	K: 0	S: 2	R: 3	H: 4	E: 0	LOB: 1	K: 1	S: 8	R: 0	H: 1	E: 0	LOB: 1	K: 0	S: 4		

PITCHER	IP	WLS	BF	H	R	ER	SO	BB	IBB	HBP	BLK	WP	HR	S	P	ERA	WHIP
Freddie Martinez, R ERA: 6.02 (1, 1)	3.0	L	17	6	7	6	1	2	0	0	0	1	2	17	25	18.00	2.667
Dave LaRoche, L ERA: 3.8 (4, 1)	5.0		21	6	3	3	2	2	0	0	1	0	0	23	31	5.40	1.600

AB R H RBI BB SO LOB

5	1	2	0	0	0	1
5	1	2	1	0	2	2
2	1	1	1	1	0	1
0	0	0	0	0	0	0
3	2	1	0	1	0	1
0	0	0	0	0	0	0
4	2	2	3	0	0	1
4	1	2	2	0	0	0
2	1	0	0	2	1	2
4	1	1	2	0	0	2
4	0	1	1	0	0	1

AB	33
R	10
H	12
RBI	10
BB	4
SO	3
LOB	11



WP	HR	S	P	ERA	WHIP
1	0	3	0	5.40	1.600

California Angels @ Cleveland Indians
Cleveland Municipal Stadium, Cleveland, OH
 Fri Jul 25 1980, 7:05 PM EDT
 Att. 23,791 - Unknown

livebaseballscorecards.com

Batter	1	2	3	4	5	6	7	8	9	AB R H RBI BB SO LOB	TOP											
Rick Miller, L (1, 8) OBP: 0.349, SLG: 0.327	0-0 4-3		0-0 F7		0-0 1B SF8 2B	0-3 K		0-3 K		5 1 1 0 0 2 2												
Bert Campaneris, R (1, 6) OBP: 0.289, SLG: 0.342	0-0 F8		0-0 F2		0-0 1B HBP	0-0 F4		0-0 1B WP		5 1 2 0 0 0 1												
Carney Lansford, R (1, 5) OBP: 0.327, SLG: 0.405	0-0 1B S		0-0 HR		0-0 SF8		0-0 1B 1B	0-0 F8		4 1 3 2 0 0 2												
Don Baylor, R (1, 10) OBP: 0.326, SLG: 0.309	0-0 6-3		0-0 F8		1-0 1B SF8 HBP		0-0 F7		0-0 5-3	4 1 0 0 0 0 2												
Jason Thompson, L (1, 3) OBP: 0.384, SLG: 0.457		0-0 G3		0-0 4-3 2B	0-0 1B 1-3 2-H		0-0 1B 1-3		0-0 G3	5 0 3 1 0 0 0												
Joe Rudi, R (1, 7) OBP: 0.291, SLG: 0.438		0-0 1B 1B		0-0 4-3	0-0 SF8		0-3 K		0-0 F8	4 0 1 1 0 1 3												
Bobby Grich, R (1, 4) OBP: 0.383, SLG: 0.413		0-0 F8		0-0 F3	0-0 F8		0-3 K			4 0 0 0 0 1 5												
Larry Harlow, L (1, 9) OBP: 0.371, SLG: 0.404		0-0 1B 1-2		4-0 FC5-4 BB		0-0 L8		0-0 F7		3 0 1 0 1 0 0												
Dan Whitmer, R (1, 2) OBP: 0.350, SLG: 0.333		0-0 5-3		0-0 FC5-4		0-0 1B		0-0 1B 1B		3 0 1 0 0 0 4												
Rod Carew, L (8, PH) OBP: 0.390, SLG: 0.415										1 0 1 0 0 0 0												
Stan Cliburn, R (8, PR) OBP: 0.200, SLG: 0.292										0 0 0 0 0 0 0												
Inning Stats	R: 0 E: 0 K: 0 S: 4	H: 1 LOB: 1 BB: 0 P: 4	R: 0 E: 0 K: 0 S: 5	H: 2 LOB: 2 BB: 0 P: 5	R: 1 E: 0 K: 0 S: 4	H: 1 LOB: 0 BB: 0 P: 4	R: 0 E: 0 K: 0 S: 4	H: 1 LOB: 2 BB: 1 P: 8	R: 3 E: 0 K: 0 S: 6	H: 3 LOB: 1 BB: 0 P: 7	R: 0 E: 0 K: 1 S: 6	H: 1 LOB: 1 BB: 0 P: 6	R: 0 E: 0 K: 2 S: 9	H: 2 LOB: 2 BB: 0 P: 9	R: 0 E: 0 K: 1 S: 7	H: 2 LOB: 3 BB: 0 P: 7	R: 0 E: 0 K: 0 S: 3	H: 0 LOB: 0 BB: 0 P: 3	1B: 10 2B: 2 3B: 0 HR: 1	SF: 2 SAC: 0 DP: 0 HBP: 1	WP: 1 PB: 0 SB: 1 CS: 0	PA: 42
PITCHER	IP WLS BF H R ER SO BB IBB HBP BLK WP HR S P ERA WHIP																					
Wayne Garland, R (1, 1) ERA: 4.0	6.0 W 29 9 4 4 1 1 0 1 0 0 1 29 34 6.00 1.667																					
Victor Cruz, R (7, 1) ERA: 3.58	3.0 S 13 4 0 0 3 0 0 0 0 0 1 0 19 19 0.00 1.333																					

California Angels @ Cleveland Indians
Cleveland Municipal Stadium, Cleveland, OH
Sat Jul 26 1980, 3:33 AM EDT
Att. 17,624 - Unknown - 80 F

livebaseballscorecards.com

AB 38
R 4
H 13
RBI 4
BB 1
SO 4
LOB 19



Batter	1	2	3	4	5	6	7	8	9
Miguel Dilone, S OBP: 0.363, SLG: 0.406 (1, 10)	0-0 1B S 3B 1B	0-0 F7		0-0 F7	0-0 4-3		0-0 E6	0-0 2B 1B	
Jorge Orta, L OBP: 0.408, SLG: 0.407 (1, 9)	0-3 K 1-2	0-0 BB 1B		0-0 F8		4-0 1B E BB	0-0 F6	0-0 2B	
Mike Hargrove, L OBP: 0.407, SLG: 0.405 (1, 3)	0-0 F4	4-0 BB 1B		0-0 BB 1B		0-0 L8		0-0 2B 1B	
Gary Gray, R OBP: 0.222, SLG: 0.353 (9, 3)		1-2 2-3 BB							
Toby Harrah, R OBP: 0.386, SLG: 0.378 (1, 5)	0-0 3B 1B	0-0 F6		4-0 1B 1B BB		0-0 E5 SF8 1B		4-0 2B BB	
Dave Rosello, R OBP: 0.250, SLG: 0.310 (9, 5)						1-H SF8 1B		1-2 2B BB	
Joe Charboneau, R OBP: 0.367, SLG: 0.486 (1, 7)	0-0 HR 3B			0-0 1B 1B		0-0 SF8		4-0 2B 1B BB	
Ron Hassey, L OBP: 0.370, SLG: 0.423 (1, 2)	0-0 HR			0-0 1B 1B		0-3 K		0-0 F7	
Alan Bannister, R OBP: 0.286, SLG: 0.286 (1, 4)	0-0 F3			0-0 F8	0-0 G3			0-3 K	
Rick Manning, L OBP: 0.323, SLG: 0.260 (1, 8)				0-0 F7	0-0 4-3		0-0 E 2B	0-0 E 2B	
Jerry Dybzinski, R OBP: 0.247, SLG: 0.290 (1, 6)				0-0 F8		0-3 K	0-0 6-3	0-0 E6 2B 1B	

AB	R	H	RBI	BB	SO	LOB
6	2	2	0	0	0	2
5	1	2	2	1	1	3
4	2	2	0	1	0	2
0	0	0	0	0	0	0
3	4	2	0	2	0	3
0	0	0	0	0	0	0
3	2	3	4	1	0	0
5	1	3	3	0	1	3
5	0	0	0	0	1	7
5	1	2	2	0	0	2
5	1	2	1	0	1	3

Inning Stats	R: 4	H: 4	E: 0	K: 1	S: 9	LOB: 0	BB: 0	P: 9
R: 0	H: 2	E: 0	K: 0	S: 5 <td>LOB: 3</td> <td>BB: 1</td> <td>P: 9 <td></td> </td>	LOB: 3	BB: 1	P: 9 <td></td>	
R: 0	H: 2	E: 0	K: 0	S: 5 <td>LOB: 2</td> <td>BB: 0</td> <td>P: 5 <td></td> </td>	LOB: 2	BB: 0	P: 5 <td></td>	
R: 2	H: 3	E: 0	K: 0	S: 6 <td>LOB: 2</td> <td>BB: 1</td> <td>P: 10 <td></td> </td>	LOB: 2	BB: 1	P: 10 <td></td>	
R: 0	H: 0	E: 0	K: 1	S: 5 <td>LOB: 0</td> <td>BB: 0</td> <td>P: 5 <td></td> </td>	LOB: 0	BB: 0	P: 5 <td></td>	
R: 2	H: 1	E: 1	K: 1	S: 6 <td>LOB: 0</td> <td>BB: 1</td> <td>P: 10 <td></td> </td>	LOB: 0	BB: 1	P: 10 <td></td>	
R: 0	H: 1	E: 1	K: 0	S: 5 <td>LOB: 2</td> <td>BB: 0</td> <td>P: 5 <td></td> </td>	LOB: 2	BB: 0	P: 5 <td></td>	
R: 6	H: 5	E: 1	K: 1	S: 9 <td>LOB: 1</td> <td>BB: 2</td> <td>P: 17 <td></td> </td>	LOB: 1	BB: 2	P: 17 <td></td>	

BOTTOM

California Angels @ Cleveland Indians
Cleveland Municipal Stadium, Cleveland, OH

Sat Jul 26 1980, 3:33 AM EDT
 Att: 17,624 - Unknown - 80 F

livebaseballscorecards.com

AB	41
R	14
H	18
RBI	12
BB	5
SO	4
LOB	25



WP: 0	PA: 47
PB: 0	SB: 2
CS: 0	

Seattle Mariners @ Cleveland Indians
 Cleveland Municipal Stadium, Cleveland, OH

Mon Jul 28 1980, 7:05 PM EDT
 Att. 5,712 - Unknown

livebaseballscorecards.com

AB	29
R	3
H	4
RBI	3
BB	6
SO	5
LOB	8



Batter	1	2	3	4	5	6	7	8	9	AB R H RBI BB SO LOB	TOP									
Julio Cruz, S (1, 4) OBP: 0.333, SLG: 0.261	0-0 F2		0-0 L5			0-0 FC5-6		4-0 BB 1B SF7 BB		3 1 0 0 1 0 1										
Joe Simpson, L (1, 9) OBP: 0.323, SLG: 0.345	0-3 K		0-3 K			0-3 K		0-0 BB 1B		4 1 1 1 0 3 1										
Bruce Bochte, L (1, 3) OBP: 0.354, SLG: 0.438	0-3 K2-3			0-0 1-6-3			0-0 4-3	4-0 2B BB		3 0 0 0 1 1 0										
Dan Meyer, L (1, 7) OBP: 0.330, SLG: 0.419		0-0 F3		0-0 F8			0-0 F8	0-0 SF7		3 0 0 1 0 0 0										
Bill Stein, R (1, 10) OBP: 0.367, SLG: 0.442		0-0 F3		0-0 4-3			0-0 1B 1B	0-0 1-3 2-H 2B		4 0 2 1 0 0 0										
Ted Cox, R (1, 5) OBP: 0.295, SLG: 0.312		4-0 BB BB			0-0 F8		0-0 1-2 1B	0-0 F3		3 0 1 0 1 0 2										
Leon Roberts, R (1, 8) OBP: 0.333, SLG: 0.433		4-0 1-2 BB			0-0 F8		0-0 F7		0-0 F3	3 0 0 0 1 0 2										
Marc Hill, R (1, 2) OBP: 0.178, SLG: 0.254 Larry Milbourne, S (9, PH) OBP: 0.310, SLG: 0.357		0-3 K			0-0 4-3			0-0 6-3	0-0 F8	3 0 0 0 0 1 2 1 0 0 0 0 0 0										
Mario Mendoza, R (1, 6) OBP: 0.303, SLG: 0.324			0-0 6-3			4-0 FC5-6 BB		4-0 BB 1B BB	0-0 F8	2 1 0 0 2 0 0										
Inning Stats	R: 0 E: 0 K: 2 S: 7	H: 0 LOB: 0 BB: 0 P: 7	R: 0 E: 0 K: 1 S: 5	H: 0 LOB: 2 BB: 2 P: 13	R: 0 E: 0 K: 1 S: 5	H: 0 LOB: 0 BB: 0 P: 5	R: 0 E: 0 K: 0 S: 3	H: 0 LOB: 0 BB: 0 P: 3	R: 0 E: 0 K: 1 S: 4	H: 0 LOB: 0 BB: 1 P: 8	R: 0 E: 0 K: 0 S: 5	H: 2 LOB: 2 BB: 0 P: 5	R: 3 E: 0 K: 0 S: 5	H: 2 LOB: 2 BB: 3 P: 17	R: 0 E: 0 K: 0 S: 3	H: 0 LOB: 0 BB: 0 P: 3	1B: 3 2B: 1 3B: 0 HR: 0	SF: 1 SAC: 0 DP: 0 HBP: 0	WP: 0 PB: 0 SB: 0 CS: 1	PA: 36
PITCHER	IP WLS BF H R ER SO BB IBB HBP BLK WP HR S P ERA WHIP																			
Len Barker, R (1, 1) ERA: 4.39	7.2 W 32 4 3 3 5 6 0 0 0 0 0 0 36 60 3.52 1.304																			
Victor Cruz, R (8, 1) ERA: 3.48	1.1 S 4 0 0 0 0 0 0 0 0 0 0 0 4 4 0.00 0.000																			

Batter	1	2	3	4	5	6	7	8	9
Miguel Dilone, S (1, 9) OBP: 0.364, SLG: 0.413	0-0 1B 3B		0-3 K		0-0 6-3		0-0 1B E 1B	0-0 F4	
Jorge Orta, L (1, 10) OBP: 0.410, SLG: 0.409 Gary Alexander, R (7, PH) OBP: 0.286, SLG: 0.383	0-0 1B 1B		0-0 F8			0-0 2B 1B	0-0 1-2 E 1B	0-0 6-3	
Mike Hargrove, L (1, 3) OBP: 0.406, SLG: 0.403	0-0 1-2 G6-4-3 1B			0-0 4-3		0-0 F7	0-0 F7		
Toby Harrah, R (1, 5) OBP: 0.384, SLG: 0.379 Dave Rosello, R (8, 5) OBP: 0.250, SLG: 0.310	0-0 F2			0-0 6-3		0-0 1-H E 2B	0-3 K		
Joe Charboneau, R (1, 7) OBP: 0.369, SLG: 0.486 Alan Bannister, R (8, 7) OBP: 0.286, SLG: 0.286	0-0 G6-4-3 1-2f			0-3 K		0-0 1B HR 1B	0-0 E6 1-3 2-H 1B		
Ron Hassey, L (1, 2) OBP: 0.365, SLG: 0.416		0-0 F7			0-0 F6	0-0 F8	0-0 F7		
Jack Brohamer, L (1, 4) OBP: 0.317, SLG: 0.323		0-0 5-3			0-0 G3 2B	0-0 1-3 HR 1B		0-0 SH1-4 1B	
Rick Manning, L (1, 8) OBP: 0.326, SLG: 0.275		0-3 K			0-0 G3 2-3	0-0 1-H 3-H HR		0-0 SH1-4 1-2 1B	
Jerry Dybzinski, R (1, 6) OBP: 0.248, SLG: 0.287			0-0 1-3		4-0 BB	0-0 6-3		0-0 SH1-4 1-2 2-3	

Inning Stats	R: 1	H: 3	E: 0	K: 0	S: 5	LOB: 1	BB: 0	P: 5	R: 0	H: 0	E: 0	K: 1	S: 5	LOB: 0	BB: 0	P: 5	R: 0	H: 0	E: 0	K: 1	S: 5	LOB: 0	BB: 0	P: 5	R: 0	H: 1	E: 0	K: 0	S: 4	LOB: 2	BB: 1	P: 8	R: 5	H: 5	E: 1	K: 0	S: 8	LOB: 0	BB: 0	P: 8	R: 1	H: 3	E: 1	K: 1	S: 8	LOB: 2	BB: 0	P: 8	R: 0	H: 2	E: 0	K: 0	S: 5	LOB: 2	BB: 0	P: 5
--------------	------	------	------	------	------	--------	-------	------	------	------	------	------	------	--------	-------	------	------	------	------	------	------	--------	-------	------	------	------	------	------	------	--------	-------	------	------	------	------	------	------	--------	-------	------	------	------	------	------	------	--------	-------	------	------	------	------	------	------	--------	-------	------

PITCHER	IP	WLS	BF	H	R	ER	SO	BB	IBB	HBP	BLK	WP	HR	S	P	ERA	WHIP
Jim Beattie, R (1, 1) ERA: 5.45	5.2	L	25	8	5	5	3	1	0	0	0	0	0	30	34	7.94	1.588
Byron McLaughlin, R (6, 1) ERA: 6.83	1.1		8	4	2	1	1	0	0	0	0	0	1	10	10	6.75	3.000
Shane Rawley, L (8, 1) ERA: 2.94	1.0		5	2	0	0	0	0	0	0	0	0	0	5	5	0.00	2.000

BOTTOM

Seattle Mariners @ Cleveland Indians
Cleveland Municipal Stadium, Cleveland, OH

Mon Jul 28 1980, 7:05 PM EDT
Att. 5,712 - Unknown

AB	R	H	RBI	BB	SO	LOB
5	2	2	0	0	1	4
3	1	2	1	0	0	0
2	0	1	0	0	0	2
4	0	1	0	0	0	3
4	1	1	1	0	1	4
0	0	0	0	0	0	0
4	1	2	0	0	1	2
0	0	0	0	0	0	0
4	0	0	0	0	0	3
4	1	3	0	0	0	0
4	1	2	3	0	1	1
2	0	0	0	1	0	0

AB	36
R	7
H	14
RBI	5
BB	1
SO	4
LOB	19

WP: 0 PA: 38
PB: 0
SB: 0
CS: 0



1B	2B	3B	HR	SF	SAC	DP	HBP
10	2	1	1	0	1	1	0

WP	HR	S	P	ERA	WHIP
0	0	0	0	0	0

livebaseballscorecards.com

Batter	1	2	3	4	5	6	7	8	9	AB R H RBI BB SO LOB	TOP											
Julio Cruz, S (1, 4) OBP: 0.331, SLG: 0.260	0-0 F7		0-0 G4-6-3		0-0 6-3		0-0 1-3		0-0 1B	5 0 1 0 0 0 3												
Bill Stein, R (1, 5) OBP: 0.368, SLG: 0.436	0-0 WP 1B		0-0 6-3		0-0 F8		4-0 IBB		0-0 F8	4 0 1 0 1 0 2												
Bruce Bochte, L (1, 3) OBP: 0.356, SLG: 0.438	0-3 K			0-0 WP E 1B		0-0 WP 1B				4 2 2 0 0 2 4												
Dan Meyer, L (1, 7) OBP: 0.331, SLG: 0.418	4-0 FC6 1-2 BB			0-0 4-3		0-0 G6-4-3 1B		0-0 F8		3 0 1 1 1 0 1												
Tom Paciorek, R (1, 9) OBP: 0.329, SLG: 0.496	0-0 FC6			0-0 E6 FC3-6 BB 2-H		0-0 F6		0-0 F9		4 0 0 0 0 0 3												
Willie Horton, R (1, 10) OBP: 0.321, SLG: 0.326		0-0 5-3		4-0 FC3-6 1-2 BB		0-0 G6-4-3		0-0 F4		3 0 0 0 1 0 1												
Joe Simpson, L (1, 8) OBP: 0.319, SLG: 0.340			0-0 G3		0-0 FC3-6		0-0 F5		4-0 1B BB	3 0 0 0 0 0 2												
Jim Anderson, R (9, PH) OBP: 0.303, SLG: 0.332				1-2 2-3						0 0 0 0 1 0 0												
Mario Mendoza, R (1, 6) OBP: 0.302, SLG: 0.322		0-3 K		0-3 K			0-0 1B		0-0 F7	4 0 1 0 0 2 3												
Larry Cox, R (1, 2) OBP: 0.255, SLG: 0.308			0-0 G4-6-3 1B		0-0 L3		0-0 1-3 1B		0-0 F4	4 0 2 0 0 0 1												
Inning Stats	R: 0 E: 0 K: 1 S: 6	H: 1 LOB: 2 BB: 1 P: 10	R: 0 E: 0 K: 1 S: 5	H: 0 LOB: 0 BB: 0 P: 5	R: 0 E: 0 K: 0 S: 3	H: 1 LOB: 0 BB: 0 P: 3	R: 1 E: 1 K: 1 S: 7	H: 1 LOB: 2 BB: 1 P: 11	R: 0 E: 0 K: 0 S: 3	H: 0 LOB: 0 BB: 0 P: 3	R: 1 E: 0 K: 0 S: 4	H: 2 LOB: 0 BB: 0 P: 4	R: 0 E: 0 K: 1 S: 7	H: 2 LOB: 3 BB: 1 P: 11	R: 0 E: 0 K: 0 S: 3	H: 0 LOB: 0 BB: 0 P: 3	R: 0 E: 0 K: 0 S: 4	H: 1 LOB: 2 BB: 1 P: 8	1B: 8 2B: 0 3B: 0 HR: 0	SF: 0 SAC: 0 DP: 2 HBP: 0	WP: 3 PB: 0 SB: 0 CS: 0	PA: 38
PITCHER	IP WLS BF H R ER SO BB IBB HBP BLK WP HR S P ERA WHIP																					
Dan Spillner, R (1, 1) ERA: 5.33	6.1 W 27 7 2 1 3 2 0 0 0 3 0 31 39 1.42 1.421																					
Sid Monge, L (7, 1) ERA: 2.86	2.2 S 11 1 0 0 1 1 1 0 0 0 0 0 11 19 0.00 0.750																					

Seattle Mariners @ Cleveland Indians
Cleveland Municipal Stadium, Cleveland, OH

Tue Jul 29 1980, 7:05 PM EDT
Att. 8,600 - Unknown

livebaseballscorecards.com

AB	34
R	2
H	8
RBI	1
BB	4
SO	4
LOB	20



Batter	1	2	3	4	5	6	7	8	9
Miguel Dilone, S OBP: 0.372, SLG: 0.424 (1, 7)	0-0 FC FC6-4 2B	0-0 F7		4-0 1B BB		4-0 S BB		0-0 1B 2B	
Alan Bannister, R OBP: 0.289, SLG: 0.289 (1, 9)	0-0 5-3	0-0 F3		0-0 1-2 1B		0-3 K 1-2		0-0 1B 1B 2-H	
Mike Hargrove, L OBP: 0.410, SLG: 0.424 (1, 3)	4-0 FC6-4 FC BB		0-0 HR	0-0 4-3			0-0 HR	0-0 1B 1B 1-3	
Toby Harrah, R OBP: 0.382, SLG: 0.376 (1, 5)	0-0 FC FC6-4 1-2 2-3		0-3 K		0-0 F6		0-0 F9	0-0 1-3 1B	
Bo Diaz, R OBP: 0.328, SLG: 0.441 (1, 2)	0-0 FC6-4 FC6-4 1-2f 2-3 3-H		0-0 5-3		0-0 5-3		0-0 1B 3B	0-3 K 0-3	
Gary Alexander, R OBP: 0.298, SLG: 0.405 (1, 10)	0-0 FC6-4		0-0		0-0		0-0 G4-6-3 1B		
Ron Hassey, L OBP: 0.367, SLG: 0.418 (7, PH)	0-0 FC6-4 1-2f		0-0 2B		0-0 1B		0-0 3-H 1B		
Rick Manning, L OBP: 0.325, SLG: 0.272 (1, 8)		4-0 SH1-4 1B BB	0-0 L9		0-0 4-3		0-0 G4-6-3 1-2f		
Dave Rosello, R OBP: 0.242, SLG: 0.300 (1, 4)		0-0 SH1-4		0-0 6-3		0-0 5-3		0-0 6-3	
Jack Brohamer, L OBP: 0.315, SLG: 0.320 (8, PH) (9, 4)		1-2							
Jerry Dybzinski, R OBP: 0.249, SLG: 0.286 (1, 6)		0-0 2-H 1B		0-0 G3		0-0 6-3		0-0 F8	

Inning Stats	R: 1	H: 1	E: 0	LOB: 2	K: 0	BB: 1	S: 5	P: 9
	R: 1	H: 1	E: 0	LOB: 1	K: 0	BB: 1	S: 4	P: 8
	R: 1	H: 2	E: 0	LOB: 1	K: 1	BB: 0	S: 7	P: 7
	R: 0	H: 1	E: 0	LOB: 2	K: 0	BB: 1	S: 4	P: 8
	R: 0	H: 1	E: 0	LOB: 1	K: 0	BB: 0	S: 4	P: 4
	R: 0	H: 0	E: 0	LOB: 1	K: 1	BB: 1	S: 5	P: 9
	R: 2	H: 3	E: 0	LOB: 0	K: 0	BB: 0	S: 5	P: 5
	R: 2	H: 4	E: 0	LOB: 2	K: 1	BB: 0	S: 9	P: 9

PITCHER	IP	WLS	BF	H	R	ER	SO	BB	IBB	HBP	BLK	WP	HR	S	P	ERA	WHIP
Rick Honeycutt, L ERA: 3.65 (1, 1)	6.1	L	32	8	5	5	2	4	0	0	0	0	2	32	48	7.11	1.895
Dave Heaverlo, R ERA: 3.67 (7, 1)	1.1		6	3	2	2	0	0	0	0	0	0	0	6	6	13.50	2.250
Shane Rawley, L ERA: 2.93 (8, 1)	0.1		3	2	0	0	1	0	0	0	0	0	0	5	5	0.00	6.000

AB R H RBI BB SO LOB

3	2	2	0	2	0	1
5	1	2	1	0	1	3
4	2	3	2	1	0	2
5	0	1	1	0	1	2
5	1	1	1	0	1	4
3	0	2	0	0	0	2
1	0	1	1	0	0	0
3	1	0	0	1	0	3
2	0	0	0	0	0	0
1	0	0	0	0	0	0
4	0	1	1	0	0	0

1B: 7	SF: 0	WP: 0	PA: 41
2B: 3	SAC: 1	PB: 0	
3B: 1	DP: 1	SB: 1	
HR: 2	HBP: 0	CS: 0	
AB	36		
R	7		
H	13		
RBI	7		
BB	4		
SO	3		
LOB	17		



Seattle Mariners @ Cleveland Indians
Cleveland Municipal Stadium, Cleveland, OH
Tue Jul 29 1980, 7:05 PM EDT
Att. 8,600 - Unknown

livebaseballscorecards.com

Batter	1	2	3	4	5	6	7	8	9	AB R H RBI BB SO LOB	TOP																						
Leon Roberts, R (1, 8) OBP: 0.332, SLG: 0.428	0-0 5-3		4-0 1B BB		0-0 F8			0-0 F2		3 1 0 0 1 0 1																							
Bill Stein, R (1, 4) OBP: 0.365, SLG: 0.430	0-0 F7		0-0 1B 1-2 2-H		0-0 5-3			0-0 5-3		4 0 1 1 0 0 1																							
Bruce Bochte, L (1, 3) OBP: 0.355, SLG: 0.436	0-0 3-1		0-0 1B 1-3 2-H		0-0 5-3			0-0 G3		4 0 1 1 0 0 1																							
Tom Paciorek, R (1, 9) OBP: 0.324, SLG: 0.489		0-0 F9	0-0 1-3		0-0 F7			0-0 F8		4 0 0 0 0 0 2																							
Dan Meyer, L (1, 7) OBP: 0.331, SLG: 0.416		0-0 F8		0-0 E6 1B		0-0 4-3		0-0 4-3		4 0 1 0 0 0 0																							
Willie Horton, R (1, 10) OBP: 0.316, SLG: 0.321		0-0 F4		0-0 E6 FC5-4 1-3		0-0 L4		0-0 4-3		4 0 0 0 0 0 1																							
Ted Cox, R (1, 5) OBP: 0.291, SLG: 0.307			0-0 4-3	0-0 FC5-4 1-2f			0-0 3-1			3 0 0 0 0 0 1																							
Mario Mendoza, R (1, 6) OBP: 0.302, SLG: 0.322			0-0 1B 1-3 1B	0-0 4-3			0-3 K			3 1 1 0 0 1 1																							
Larry Cox, R (1, 2) OBP: 0.256, SLG: 0.308			0-0 1-3		0-0 5-3 1B		0-0 3-1			3 0 1 0 0 0 1																							
Inning Stats	R: 0 E: 0 K: 0 S: 3	H: 0 LOB: 0 BB: 0 P: 3	R: 0 E: 0 K: 0 S: 3	H: 0 LOB: 0 BB: 0 P: 3	R: 2 E: 0 K: 0 S: 6	H: 3 LOB: 2 BB: 1 P: 10	R: 0 E: 1 K: 0 S: 4	H: 1 LOB: 1 BB: 0 P: 4	R: 0 E: 0 K: 0 S: 4	H: 1 LOB: 1 BB: 0 P: 4	R: 0 E: 0 K: 1 S: 5	H: 0 LOB: 0 BB: 0 P: 5	R: 0 E: 0 K: 0 S: 3	H: 0 LOB: 0 BB: 0 P: 3	R: 0 E: 0 K: 0 S: 3	H: 0 LOB: 0 BB: 0 P: 3	R: 0 E: 0 K: 0 S: 3	H: 0 LOB: 0 BB: 0 P: 3	1B: 5 2B: 0 3B: 0 HR: 0	SF: 0 SAC: 0 DP: 0 HBP: 0	WP: 0 PB: 0 SB: 0 CS: 0	PA: 33											
PITCHER Ross Grimsley, L (1, 1) ERA: 5.94	IP 9.0	WLS W	BF 33	H 5	R 2	ER 2	SO 1	BB 1	IBB 0	HBP 0	BLK 0	WP 0	HR 0	S 34	P 38	ERA 2.00	WHIP 0.667																
											PITCHER	IP	WLS	BF	H	R	ER	SO	BB	IBB	HBP	BLK	WP	HR	S	P	ERA	WHIP					

Seattle Mariners @ Cleveland Indians
Cleveland Municipal Stadium, Cleveland, OH
Wed Jul 30 1980, 7:05 PM EDT
Att: 10,352 - Unknown

livebaseballscorecards.com

AB	32
R	2
H	5
RBI	2
BB	1
SO	1
LOB	9



Batter	1	2	3	4	5	6	7	8	9
Miguel Dilone, S OBP: 0.370, SLG: 0.421 (1, 7)	0-0 4-3 S 1B		0-0 4-3		0-0 G3		0-0 4-3		
Jorge Orta, L OBP: 0.409, SLG: 0.405 (1, 9) Alan Bannister, R OBP: 0.289, SLG: 0.289 (8, PR) (9, 9)	0-0 4-3 1-3		0-0 F9		0-3 K			4-0 F8 S 2B BB	
Mike Hargrove, L OBP: 0.409, SLG: 0.422 (1, 3)	0-0 3-H 1B		0-0 4-3		0-0 F5			0-0 F8 1-3	
Toby Harrah, R OBP: 0.381, SLG: 0.378 (1, 5)	0-0 F9		0-0 K		0-0 F7			0-0 1B 2B	
Ron Hassey, L OBP: 0.366, SLG: 0.415 (1, 2)	0-0 6-3		0-0 F8		0-0 F7			3-H 0-0 2-H 1B	
Gary Alexander, R OBP: 0.316, SLG: 0.442 (1, 10)		0-0 F3		0-0 HR			4-0 SH3-4 2B BB	4-0 IBB	
Jack Brohamer, L OBP: 0.308, SLG: 0.313 (1, 4)		0-0 6-3		0-0 4-3			0-0 SH3-4 1-2	0-0 F3	
Rick Manning, L OBP: 0.330, SLG: 0.283 (1, 8)		0-0 1B			0-0 G3 SH3-4 1B		0-0 SH3-4 2B	0-0 F5	
Jerry Dybzinski, R OBP: 0.246, SLG: 0.282 (1, 6)		0-0 1-3			0-0 SH3-4 1-2		0-0 F5		

Inning Stats	R: 1 E: 0 K: 0 S: 5	H: 2 LOB: 1 BB: 0 P: 5	R: 0 E: 0 K: 0 S: 4	H: 1 LOB: 1 BB: 0 P: 4	R: 0 E: 0 K: 0 S: 3	H: 0 LOB: 0 BB: 0 P: 3	R: 1 E: 0 K: 1 S: 6	H: 1 LOB: 0 BB: 0 P: 6	R: 0 E: 0 K: 1 S: 6	H: 1 LOB: 1 BB: 0 P: 6	R: 0 E: 0 K: 0 S: 3	H: 0 LOB: 0 BB: 0 P: 3	R: 1 E: 0 K: 0 S: 4	H: 1 LOB: 1 BB: 1 P: 8	R: 2 E: 0 K: 0 S: 5	H: 2 LOB: 2 BB: 2 P: 13
--------------	------------------------------	---------------------------------	------------------------------	---------------------------------	------------------------------	---------------------------------	------------------------------	---------------------------------	------------------------------	---------------------------------	------------------------------	---------------------------------	------------------------------	---------------------------------	------------------------------	----------------------------------

PITCHER	IP	WLS	BF	H	R	ER	SO	BB	IBB	HBP	BLK	WP	HR	S	P	ERA	WHIP
Glenn Abbott, R ERA: 3.68 (1, 1)	7.1	L	31	7	5	5	2	2	0	0	0	0	1	33	41	6.14	1.227
Shane Rawley, L ERA: 2.9 (8, 1)	0.2		4	1	0	0	0	0	1	0	0	0	0	3	7	0.00	1.500

BOTTOM

Seattle Mariners @ Cleveland Indians
Cleveland Municipal Stadium, Cleveland, OH

Wed Jul 30 1980, 7:05 PM EDT
Att. 10,352 - Unknown

AB	R	H	RBI	BB	SO	LOB
4	1	1	0	0	0	2
3	0	0	0	1	1	2
0	1	0	0	0	0	0
4	0	1	1	0	0	1
4	1	1	1	0	1	1
4	0	1	1	0	0	1
2	2	1	1	2	0	0
3	0	0	0	0	0	2
4	0	3	1	0	0	2
2	0	0	0	0	0	2

AB	30
R	5
H	8
RBI	5
BB	3
SO	2
LOB	13

WP: 0 PA: 35
PB: 0
SB: 2
CS: 0



WP	HR	S	P	ERA	WHIP
0	0	0	0	6.14	1.227

1B	SF	2B	SAC	3B	DP	HR	HBP
5	0	2	2	0	0	1	0

Batter	1	2	3	4	5	6	7	8	9	AB R H RBI BB SO LOB	TOP											
Rickey Henderson, R OBP: 0.413, SLG: 0.420 (1, 7)	0-3 K		0-0 1B		0-0 1B		0-0 SH1-3			3 0 2 0 0 1 0												
Dwayne Murphy, L OBP: 0.383, SLG: 0.394 (1, 8)	4-0 BB		0-0 F9		0-0 SH5-4		0-0 6-3			2 0 0 0 1 0 2												
Jim Essian, R OBP: 0.273, SLG: 0.343 (1, 2)	0-0 G5-4-3			4-0 BB	0-0 FC6-5			0-0 5-3		3 1 0 1 1 0 2												
Tony Armas, R OBP: 0.295, SLG: 0.472 (1, 9)		0-3 K		0-0 1B	0-0 4-3			0-0 L6		4 0 1 0 0 1 1												
Jeff Newman, R OBP: 0.275, SLG: 0.412 (1, 3)		0-0 F7		0-0 F9		0-0 F7		0-3 K		4 0 0 0 0 1 2												
Mike Heath, R OBP: 0.247, SLG: 0.276 (1, 10)		0-0 1B		0-0 FC6		0-0 6-3			0-0 SH3-4	4 0 2 1 0 0 1												
Mario Guerrero, R OBP: 0.262, SLG: 0.289 (1, 6)		0-0 6-3		0-0 1B		0-0 6-3			0-0 SH3-4	3 0 1 0 0 0 1												
Dave McKay, S OBP: 0.245, SLG: 0.266 (1, 5)			0-0 F7	0-0 F9			0-0 FC5-4		0-0 F3	4 0 1 0 0 0 3												
Jeff Cox, R OBP: 0.343, SLG: 0.304 (1, 4)			0-0 F8		4-0 BB		0-0 FC5-4		0-3 K	3 1 0 0 1 1 2												
Inning Stats	R: 0 E: 0 K: 1 S: 4	H: 0 LOB: 0 BB: 1 P: 8	R: 0 E: 0 K: 1 S: 6	H: 1 LOB: 1 BB: 0 P: 6	R: 0 E: 0 K: 0 S: 4	H: 1 LOB: 1 BB: 0 P: 4	R: 1 E: 0 K: 0 S: 5	H: 2 LOB: 2 BB: 1 P: 9	R: 1 E: 0 K: 0 S: 4	H: 1 LOB: 1 BB: 1 P: 8	R: 0 E: 0 K: 0 S: 3	H: 0 LOB: 0 BB: 0 P: 3	R: 0 E: 0 K: 0 S: 4	H: 1 LOB: 1 BB: 0 P: 4	R: 0 E: 0 K: 1 S: 5	H: 0 LOB: 0 BB: 0 P: 5	R: 0 E: 0 K: 1 S: 6	H: 1 LOB: 1 BB: 0 P: 6	1B: 7 2B: 0 3B: 0 HR: 0	SF: 0 SAC: 3 DP: 1 HBP: 0	WP: 0 PB: 0 SB: 0 CS: 0	PA: 36
PITCHER	IP WLS BF H R ER SO BB IBB HBP BLK WP HR S P ERA WHIP																				IP WLS BF H R ER SO BB IBB HBP BLK WP HR S P ERA WHIP	
Rick Waits, L ERA: 4.78 (1, 1)	8.1 L 34 7 2 2 3 3 0 0 0 0 0 0 37 49 2.16 1.200																					
Sid Monge, L ERA: 2.83 (9, 1)	0.2 2 0 0 0 0 1 0 0 0 0 0 0 4 4 0.00 0.000																					

Oakland Athletics @ Cleveland Indians
Cleveland Municipal Stadium, Cleveland, OH
 Fri Aug 01 1980, 7:05 PM EDT
 Att. 16,439 - Unknown - 86 F

livebaseballscorecards.com

AB	30
R	2
H	7
RBI	2
BB	3
SO	4
LOB	14



Batter	1	2	3	4	5	6	7	8	9	AB R H RBI BB SO LOB
Miguel Dilone, S OBP: 0.368, SLG: 0.419 (1, 7) (9, 8)	0-0 F5 1B		0-0 6-3			0-0 4-3			0-0 6-3	4 0 1 0 0 0 0
Jorge Orta, L OBP: 0.405, SLG: 0.401 (1, 9)	0-0 F5 1-2			0-0 1-5-3		0-0 F9			0-0 G3	4 0 0 0 0 0 1
Mike Hargrove, L OBP: 0.412, SLG: 0.427 (1, 3) B B B	4-0 BB			0-0 2B		0-0 F9			0-0 BB 1B	3 0 2 0 1 0 0
Toby Harrah, R OBP: 0.379, SLG: 0.375 (1, 5)	0-0 5-3			0-0 F7			0-0 L7		4-0 BB 1-2	3 0 0 0 1 0 2
Joe Charboneau, R OBP: 0.364, SLG: 0.480 (1, 10)		0-0 F9		0-0 5-3			0-3 K		0-0 L7	4 0 0 0 0 1 3
Ron Hassey, L OBP: 0.367, SLG: 0.428 Gary Alexander, R OBP: 0.313, SLG: 0.437 Bo Diaz, R OBP: 0.328, SLG: 0.441 (1, 2) (7, PH) (8, 2)		0-0 L7			0-0 HR		0-0 F9			2 1 1 1 0 0 0 1 0 0 0 0 0 0 0 0 0 0 0 0 0
Jack Brohamer, L OBP: 0.304, SLG: 0.308 Alan Bannister, R OBP: 0.287, SLG: 0.287 (1, 4) (8, PH) (9, 7)		0-0 L6			0-0 F9			0-0 G3		2 0 0 0 0 0 0 1 0 0 0 0 0 0
Rick Manning, L OBP: 0.328, SLG: 0.281 Gary Gray, R OBP: 0.211, SLG: 0.333 Dave Rosello, R OBP: 0.242, SLG: 0.300 (1, 8) (8, PH) (9, 4)			0-3 K		0-0 F8			0-3 K		2 0 0 0 0 1 0 1 0 0 0 0 1 0 0 0 0 0 0 0 0
Jerry Dybzinski, R OBP: 0.241, SLG: 0.277 (1, 6)			0-0 F7		0-3 K			0-0 6-3		3 0 0 0 0 1 0

Inning Stats	R: 0 E: 0 K: 0 S: 3	H: 1 LOB: 1 BB: 1 P: 7	R: 0 E: 0 K: 0 S: 3	H: 0 LOB: 0 BB: 0 P: 3	R: 0 E: 0 K: 1 S: 5	H: 0 LOB: 0 BB: 0 P: 5	R: 0 E: 0 K: 0 S: 4	H: 1 LOB: 1 BB: 0 P: 4	R: 1 E: 0 K: 1 S: 6	H: 1 LOB: 0 BB: 0 P: 6	R: 0 E: 0 K: 0 S: 3	H: 0 LOB: 0 BB: 0 P: 3	R: 0 E: 0 K: 1 S: 5	H: 0 LOB: 0 BB: 0 P: 5	R: 0 E: 0 K: 1 S: 5	H: 0 LOB: 0 BB: 0 P: 5	R: 0 E: 0 K: 0 S: 4	H: 1 LOB: 2 BB: 1 P: 8	1B: 2 2B: 1 3B: 0 HR: 1	SF: 0 SAC: 0 DP: 0 HBP: 0
--------------	------------------------------	---------------------------------	------------------------------	---------------------------------	------------------------------	---------------------------------	------------------------------	---------------------------------	------------------------------	---------------------------------	------------------------------	---------------------------------	------------------------------	---------------------------------	------------------------------	---------------------------------	------------------------------	---------------------------------	----------------------------------	------------------------------------

BOTTOM

Oakland Athletics @ Cleveland Indians
Cleveland Municipal Stadium, Cleveland, OH

Fri Aug 01 1980, 7:05 PM EDT
Att: 16,439 - Unknown - 86 F

livebaseballscores.com

AB	30
R	1
H	4
RBI	1
BB	2
SO	4
LOB	6



PITCHER	IP	WLS	BF	H	R	ER	SO	BB	IBB	HBP	BLK	WP	HR	S	P	ERA	WHIP
Brian Kingman, R ERA: 3.5 (1, 1)	6.0		21	3	1	1	2	1	0	0	0	0	0	24	28	1.50	0.667
Jeff Jones, R ERA: 2.21 (7, 1)	0.2		2	0	0	0	1	0	0	0	0	0	0	4	4	0.00	0.000
Bob Lacey, L ERA: 3.0 (7, 1)	2.0		8	1	0	0	1	1	0	0	0	0	0	9	13	0.00	1.000
Dave Beard, R ERA: (9, 1)	0.1	S	1	0	0	0	0	0	0	0	0	0	0	1	1	0.00	0.000

Batter	1	2	3	4	5	6	7	8	9	AB	R	H	RBI	BB	SO	LOB	TOP								
Rickey Henderson, R OBP: 0.415, SLG: 0.423 (1, 7) BB	4-0 SH3 CS S BB		x 0-0 2B 1B		x 0-0 SH5-3	x 0-0 FC5-2			0-3 K	0-0 HR	4	1	2	1	1	1	4								
Dwayne Murphy, L OBP: 0.386, SLG: 0.400 (1, 8) Jim Essian, R OBP: 0.272, SLG: 0.340 (6, PH) Mike Davis, L OBP: 0.253, SLG: 0.273 (6, 9)	0-0 SH3		x 0-0 2B		x 0-0 F5 1B	x 0-0 F8			0-0 HR 1B	4-0 HR BB	2	0	2	0	0	0	0								
Wayne Gross, L OBP: 0.359, SLG: 0.469 (1, 5) Dave McKay, S OBP: 0.245, SLG: 0.266 (9, 5)	0-0 1B 1B		x 0-0 2B		x 0-0 F5 1B				0-0 F8	0-0 HR	6	2	3	3	0	0	4								
Dave Revering, L OBP: 0.356, SLG: 0.520 (1, 3)	0-0 1B				x 0-0 HR	x 4-0 IBB			0-0 F5	0-0 HR	5	2	4	3	1	0	1								
Tony Armas, R OBP: 0.293, SLG: 0.468 (1, 9) (6, 8)	0-0 F9				x 0-0 5-3	x 0-0 G3			0-0 1B 1B	0-3 K	6	0	1	1	0	1	6								
Orlando Gonzalez, L OBP: 0.429, SLG: 0.368 (1, 10)		x 0-0 3-1			x 0-0 4-3	x 0-0 L3			0-0 1B	4-0 1B 1-4-3 BB	4	1	1	0	1	0	0								
Jeff Newman, R OBP: 0.277, SLG: 0.426 (1, 2)		x 0-0 F7			x 0-0 HR	x 0-0 1B FC5-2 2B			0-3 K	0-0 1-4-3	5	1	2	1	0	1	3								
Rob Picciolo, R OBP: 0.258, SLG: 0.340 (1, 6)		0-3 K			x 0-0 1-3	x 0-0 1B FC5-2 1B			0-3 K	0-0 WP SH1-4 2B 1B	5	1	2	0	0	2	2								
Jeff Cox, R OBP: 0.358, SLG: 0.316 (1, 4)			x 0-0 F3		x 0-0 1B SH5-3 1B	x 0-0 1B FC5-2 1B			4-0 S 1B BB	0-0 SH1-4	3	1	2	1	1	0	0								
Inning Stats	R: 0 E: 0 K: 0 S: 4	H: 2 LOB: 2 BB: 1 P: 8	R: 0 E: 0 K: 1 S: 5	H: 0 LOB: 0 BB: 0 P: 5	R: 0 E: 0 K: 0 S: 4	H: 2 LOB: 1 BB: 0 P: 4	R: 2 E: 0 K: 0 S: 5	H: 2 LOB: 0 BB: 0 P: 5	R: 0 E: 0 K: 0 S: 5	H: 2 LOB: 3 BB: 1 P: 9	R: 0 E: 0 K: 0 S: 6	H: 3 LOB: 3 BB: 0 P: 6	R: 1 E: 0 K: 2 S: 10	H: 3 LOB: 2 BB: 0 P: 10	R: 3 E: 0 K: 2 S: 9	H: 2 LOB: 0 BB: 1 P: 13	R: 5 E: 0 K: 0 S: 7	H: 4 LOB: 1 BB: 2 P: 15	1B: 12 2B: 4 3B: 0 HR: 4	SF: 0 SAC: 3 DP: 0 HBP: 0	WP: 2 PB: 1 SB: 2 CS: 1	PA: 50			
PITCHER	IP	WLS	BF	H	R	ER	SO	BB	IBB	HBP	BLK	WP	HR	S	P	ERA	WHIP								
Wayne Garland, R ERA: 3.94 (1, 1)	5.2	L	28	11	2	2	1	1	1	0	0	0	2	28	36	3.18	2.118								
Sid Monge, L ERA: 2.95 (6, 1)	0.2		5	3	1	1	0	0	0	0	0	1	0	5	5	13.50	4.500								
Victor Cruz, R ERA: 3.88 (7, 1)	1.2		8	2	3	3	4	1	0	0	0	0	1	15	19	16.20	1.800								
Mike Stanton, R ERA: 5.89 (9, 1)	0.2		6	2	4	4	0	2	0	0	0	1	0	4	12	54.00	6.000								
Sandy Wihitol, R ERA: 3.38 (9, 1)	0.1		3	2	1	1	0	0	0	0	0	0	1	3	3	27.00	6.000								

Oakland Athletics @ Cleveland Indians
Cleveland Municipal Stadium, Cleveland, OH
Sun Aug 03 1980, 3:33 AM EDT
Unknown

livebaseballscorecards.com

AB	42
R	11
H	20
RBI	11
BB	5
SO	5
LOB	23



Batter	1	2	3	4	5	6	7	8	9	AB R H RBI BB SO LOB
Miguel Dilone, S OBP: 0.376, SLG: 0.429 (1, 7) (8, 8)	0-0 2B		0-0 1B		0-0 2-H 1B			0-0 FC4-6 SF8 1B	0-3 K	5 1 4 0 0 1 1
Jorge Orta, L OBP: 0.406, SLG: 0.400 (1, 9)	0-0 F8		0-0 1B			0-0 F7		4-0 FC4-6 BB 1-2		3 0 1 0 1 0 0
Mike Hargrove, L OBP: 0.408, SLG: 0.422 (1, 3)	0-0 4-3		0-0 4-3			0-3 K		0-0 FC4-6 SF8 1-2f 2-3		4 0 0 0 0 1 3
Toby Harrah, R OBP: 0.376, SLG: 0.371 (1, 5)		0-0 F7		0-0 F2		0-0 F7		0-0 SF8 1-2 3-H		3 0 0 1 0 0 0
Joe Charboneau, R OBP: 0.369, SLG: 0.490 (1, 10)		0-0 HR		0-0 5-3			4-0 2B BB	4-0 BB		2 2 1 1 2 0 0
Ron Hassey, L OBP: 0.366, SLG: 0.427 (1, 2) Bo Diaz, R OBP: 0.325, SLG: 0.438 (8, PH) (9, 2)		0-0 FC4-6 1B		0-0 L9		0-3 K	0-3 K	0-3 K		3 0 1 0 0 1 1 1 0 0 0 0 1 2
Jack Brohamer, L OBP: 0.309, SLG: 0.321 (1, 4)		0-0 F9		0-0 SH2-3 1B 1B		0-0 FC1-6-5 1-H 2B		0-0 F8		4 0 2 1 0 0 1
Rick Manning, L OBP: 0.326, SLG: 0.279 (1, 8) Alan Bannister, R OBP: 0.289, SLG: 0.286 (7, PH) (8, 7)		0-0 FC4-6		0-0 F8		0-0 FC1-6-5 2-3		0-0 BB		2 0 0 0 0 0 2 1 0 0 0 1 0 1
Jerry Dybzinski, R OBP: 0.240, SLG: 0.275 (1, 6) Gary Alexander, R OBP: 0.310, SLG: 0.432 (7, PH) Dave Rosello, R OBP: 0.242, SLG: 0.300 (8, 6) Gary Gray, R OBP: 0.200, SLG: 0.316 (9, PH)		0-0 6-3		0-0 SH2-3 1-2		0-0 5-3		0-0 F9		1 0 0 0 0 0 0 1 0 0 0 0 0 1 0 0 0 0 0 0 0 1 0 0 0 0 0 1

Inning Stats	R: 0 E: 0 K: 0 S: 3	H: 1 LOB: 0 BB: 0 P: 3	R: 1 E: 0 K: 0 S: 5	H: 2 LOB: 1 BB: 0 P: 5	R: 0 E: 0 K: 0 S: 4	H: 2 LOB: 1 BB: 0 P: 4	R: 0 E: 0 K: 0 S: 3	H: 0 LOB: 0 BB: 0 P: 3	R: 0 E: 0 K: 0 S: 4	H: 2 LOB: 2 BB: 0 P: 4	R: 0 E: 0 K: 1 S: 5	H: 0 LOB: 0 BB: 0 P: 5	R: 1 E: 0 K: 1 S: 6	H: 1 LOB: 1 BB: 1 P: 10	R: 1 E: 0 K: 1 S: 6	H: 1 LOB: 2 BB: 2 P: 14	R: 0 E: 0 K: 1 S: 5	H: 0 LOB: 1 BB: 1 P: 9	1B: 6 2B: 2 3B: 0 HR: 1	SF: 1 SAC: 1 DP: 0 HBP: 0
--------------	------------------------------	---------------------------------	------------------------------	---------------------------------	------------------------------	---------------------------------	------------------------------	---------------------------------	------------------------------	---------------------------------	------------------------------	---------------------------------	------------------------------	----------------------------------	------------------------------	----------------------------------	------------------------------	---------------------------------	----------------------------------	------------------------------------

PITCHER	IP	WLS	BF	H	R	ER	SO	BB	IBB	HBP	BLK	WP	HR	S	P	ERA	WHIP
Matt Keough, R ERA: 3.11 (1, 1)	6.1	W	25	8	2	2	2	1	0	0	0	0	1	28	32	2.84	1.421
Bob Lacey, L ERA: 3.09 (7, 1)	1.1		7	1	1	1	0	2	0	0	0	0	0	5	13	6.75	2.250
Jeff Jones, R ERA: 2.13 (8, 1)	1.1	S	5	0	0	0	2	1	0	0	0	0	0	8	12	0.00	0.750

BOTTOM

Oakland Athletics @ Cleveland Indians
Cleveland Municipal Stadium, Cleveland, OH

Sun Aug 03 1980, 3:33 AM EDT
Unknown

AB	31
R	3
H	9
RBI	3
BB	4
SO	4
LOB	13



WP	PA	ERA	WHIP
0	37		

Batter	1	2	3	4	5	6	7	8	9	AB R H RBI BB SO LOB	TOP	
Rickey Henderson, R OBP: 0.413, SLG: 0.422 (1, 7) X	0-0 F3		0-0 S WP 1B		0-0 4-3		0-0 F9			4 0 1 0 0 0 0		
Mike Davis, L OBP: 0.241, SLG: 0.259 (1, 9) X	0-0 F7		0-3 S K		0-0 F8		0-0 4-3			4 0 0 0 0 1 1		
Wayne Gross, L OBP: 0.361, SLG: 0.471 (1, 5) X	0-0 1B 2B		0-0 F4		4-0 BB BB BB E BB		0-3 K			3 1 1 0 0 1 1 1		
Dave Revering, L OBP: 0.361, SLG: 0.521 (1, 3) X	0-0 2-H 1B			4-0 BB BB E BB	0-0 E4			0-0 G6-3 1B		3 1 2 1 1 0 1		
Tony Armas, R OBP: 0.290, SLG: 0.463 (1, 8) S S S	0-3 K		0-3 K	0-3 K	0-0 5-3			0-0 G6-3 1-2f	0-0 G6-3	4 0 0 0 0 2 5		
Orlando Gonzalez, L OBP: 0.400, SLG: 0.318 (1, 10) S S S		0-3 K		4-0 BB BB E 1-2 BB		0-0 4-3		0-0 F8		3 0 0 0 0 1 1 0		
Jim Essian, R OBP: 0.265, SLG: 0.331 (1, 2) X			0-0 F9	0-0 L5		0-3 K			0-0 L6	4 0 0 0 0 1 2	AB 33 R 2 H 5 RBI 1 BB 3 SO 7 LOB 14	
Mario Guerrero, R OBP: 0.262, SLG: 0.289 (1, 6) X			0-0 F5	0-0 E4		0-0 1B			0-0 F8	3 0 1 0 0 0 1 1 0 0 0 0 0 0		
Mitchell Page, L OBP: 0.328, SLG: 0.367 (9, PH) X				1-3 2-H								
Jeff Cox, R OBP: 0.349, SLG: 0.306 (1, 4) X			0-0 F9	0-3 K		0-0 4-3			0-0 F8	3 0 0 0 0 1 3 1 0 0 0 0 0 0		
Jeff Newman, R OBP: 0.276, SLG: 0.424 (9, PH) X												
Inning Stats	R: 1 H: 2 E: 0 LOB: 1 K: 1 BB: 0 S: 7 P: 7	R: 0 H: 0 E: 0 LOB: 0 K: 1 BB: 0 S: 5 P: 5	R: 0 H: 1 E: 0 LOB: 1 K: 1 BB: 0 S: 6 P: 6	R: 1 H: 0 E: 1 LOB: 2 K: 2 BB: 2 S: 8 P: 16	R: 0 H: 0 E: 1 LOB: 2 K: 0 BB: 1 S: 4 P: 8	R: 0 H: 1 E: 0 LOB: 1 K: 1 BB: 0 S: 6 P: 6	R: 0 H: 0 E: 0 LOB: 0 K: 1 BB: 0 S: 5 P: 5	R: 0 H: 1 E: 0 LOB: 0 K: 0 BB: 0 S: 3 P: 3	R: 0 H: 0 E: 0 LOB: 0 K: 0 BB: 0 S: 3 P: 3	1B: 4 SF: 0 2B: 1 SAC: 0 3B: 0 DP: 1 HR: 0 HBP: 0	WP: 1 PA: 36 PB: 0 SB: 1 CS: 0	
PITCHER Len Barker, R (1, 1) ERA: 4.19	IP WLS BF H R ER SO BB IBB HBP BLK WP HR S P ERA WHIP	9.0 W 36 5 2 1 7 3 0 0 0 1 0 47 59 1.00 0.889										

Oakland Athletics @ Cleveland Indians
Cleveland Municipal Stadium, Cleveland, OH
Sun Aug 03 1980, 3:38 AM EDT
Att: 17,587 - Unknown

livebaseballscorecards.com



Batter	1	2	3	4	5	6	7	8	9	AB	R	H	RBI	BB	SO	LOB
Miguel Dilone, S OBP: 0.379, SLG: 0.432 (1, 9)	0-0 6-3		0-0 FC4-6 1B		0-0 WP S 1B		0-0 SH1-3			3	0	2	0	0	0	0
Jorge Orta, L OBP: 0.401, SLG: 0.395 (1, 10)	0-0 F6		0-0 FC4-6 G3-6 1-2f		0-0 F5		0-0 F9			4	0	0	0	0	0	3
Mike Hargrove, L OBP: 0.407, SLG: 0.418 (1, 3)	0-0 F9		0-0 G3-6 1-2f				0-0 3-1			3	1	0	0	1	0	2
Toby Harrah, R OBP: 0.379, SLG: 0.374 (1, 5)		0-0 1B 1B		0-0 E3 FC5-4		0-0 2B 1B		1-0 G6-4-3 HBP		3	2	2	0	0	0	0
Joe Charboneau, R OBP: 0.367, SLG: 0.490 (1, 7)		0-0 F2		0-0 FC5-4 CS 1-2f		0-0 G3 1-H 2-H 2B		0-0 F7		4	0	1	2	0	0	3
Bo Diaz, R OBP: 0.322, SLG: 0.431 (1, 2)		0-0 1B 1B		0-3 K		0-3 K		0-0 G6-4-3		4	0	1	0	0	2	3
Jack Brohamer, L OBP: 0.303, SLG: 0.314 (1, 4)		0-0 F3		0-0 CS		0-0 F9		0-0 G3		3	0	0	0	0	0	3
Rick Manning, L OBP: 0.326, SLG: 0.279 (1, 8)		0-0 1B				0-0 4-3		0-0 F8		3	0	1	1	0	0	1
Jerry Dyzinski, R OBP: 0.247, SLG: 0.278 (1, 6)		0-0 1-3				0-0 1B WP 1B		4-0 F9 SH1-3 BB		2	1	1	0	1	0	2

R: 0	H: 0	R: 1	H: 3	R: 0	H: 1	R: 0	H: 0	R: 1	H: 2	R: 2	H: 2	R: 0	H: 0	R: 0	H: 0	1B: 7	SF: 0
E: 0	LOB: 0	E: 0	LOB: 2	E: 0	LOB: 0	E: 1	LOB: 0	E: 0	LOB: 1	E: 0	LOB: 1	E: 0	LOB: 0	E: 0	LOB: 0	2B: 1	SAC: 1
K: 0	BB: 0	K: 0	BB: 0	K: 0	BB: 0	K: 1	BB: 0	K: 0	BB: 1	K: 0	BB: 1	K: 0	BB: 0	K: 0	BB: 0	3B: 0	DP: 2
S: 3	P: 3	S: 6	P: 6	S: 3	P: 3	S: 5	P: 5	S: 5	P: 5	S: 7	P: 11	S: 3	P: 7	S: 2	P: 3	HR: 0	HBP: 1

Inning Stats	IP	WLS	BF	H	R	ER	SO	BB	IBB	HBP	BLK	WP	HR	S	P	ERA	WHIP
PITCHER	8.0	L	33	8	4	4	2	2	0	1	0	1	0	34	43	4.50	1.250
Mike Norris, R ERA: 2.52 (1, 1)																	

Oakland Athletics @ Cleveland Indians

Cleveland Municipal Stadium, Cleveland, OH

Sun Aug 03 1980, 3:38 AM EDT
Att. 17,587 - Unknown

AB	29
R	4
H	8
RBI	3
BB	2
SO	2
LOB	17

C

WP: 1 PA: 34
PB: 0
SB: 1
CS: 1

livebaseballscorecards.com

Batter	1	2	3	4	5	6	7	8	9	AB R H RBI BB SO LOB	TOP	
Alfredo Griffin, S (1, 6) <small>OBP: 0.276, SLG: 0.352</small> Bob Bailor, R (7, 6) <small>OBP: 0.281, SLG: 0.252</small> (7, 1)	4-0 1B		0-0 F8		0-0 FC3-6 1B		0-0 F7		0-0 F5	3 1 1 0 1 0 0 1 0 0 0 0 0 0	Toronto Blue Jays @ Cleveland Indians Cleveland Municipal Stadium, Cleveland, OH Mon Aug 04 1980, 7:05 PM EDT Att. 7,583 - Unknown	
Damaso Garcia, R (1, 4) <small>OBP: 0.307, SLG: 0.417</small>	0-0 G4-6-3 1B		0-0 F9		0-0 FC3-6		0-0 5-3		0-0 3-1	5 0 1 0 0 0 2		
Al Woods, L (1, 7) <small>OBP: 0.370, SLG: 0.514</small> Joe Cannon, L (7, 7) <small>OBP: 0.094, SLG: 0.065</small>	0-0 G4-6-3 1-2f			0-0 BB 1B		0-0 F7		0-3 K	1-0 HBP	3 1 1 0 0 0 3 1 0 0 0 0 1 0		
Otto Velez, R (1, 10) <small>OBP: 0.388, SLG: 0.532</small> Steve Braun, L (7, 5) <small>OBP: 0.156, SLG: 0.100</small>	4-0 BB			4-0 BB 1B		0-3 K		0-0 HR 1B	0-0 F5	1 1 0 0 2 1 0 2 1 1 0 0 0 1		
John Mayberry, L (1, 3) <small>OBP: 0.342, SLG: 0.436</small> Doug Ault, R (7, 3) <small>OBP: 0.305, SLG: 0.308</small>	0-0 F9			0-0 FC6-4 1B		0-0 F3		0-0 HR		3 0 1 1 0 0 1 1 1 1 2 0 0 0		
Barry Bonnell, R (1, 8) <small>OBP: 0.316, SLG: 0.436</small>		0-3 K		0-0 FC6-4 CS		0-0 BB 1B		0-0 2B		4 0 2 1 0 1 1		
Lloyd Moseby, L (1, 9) <small>OBP: 0.269, SLG: 0.364</small>		0-0 F9		0-0 G3		4-0 FC4-6 BB		0-0 F5		3 0 0 0 1 0 2		
Garth Iorg, R (1, 5) <small>OBP: 0.289, SLG: 0.380</small> (7, 6)		0-0 F9			0-0 FC3-6 1B		0-0 FC4-6 1-2f		4-0 BB	3 0 1 0 1 0 2		
Ernie Whitt, L (1, 2) <small>OBP: 0.264, SLG: 0.290</small>			0-3 K		0-0 L8		0-0 4-3		0-3 K	4 0 0 0 0 2 3		
Inning Stats	R: 1 H: 1 E: 0 LOB: 1 K: 0 BB: 2 S: 3 P: 11	R: 0 H: 0 E: 0 LOB: 0 K: 1 BB: 0 S: 5 P: 5	R: 0 H: 0 E: 0 LOB: 0 K: 1 BB: 0 S: 5 P: 5	R: 2 H: 2 E: 0 LOB: 0 K: 0 BB: 1 S: 4 P: 8	R: 0 H: 2 E: 0 LOB: 2 K: 0 BB: 0 S: 5 P: 5	R: 0 H: 1 E: 0 LOB: 2 K: 1 BB: 1 S: 6 P: 10	R: 0 H: 0 E: 0 LOB: 0 K: 0 BB: 0 S: 3 P: 3	R: 2 H: 3 E: 0 LOB: 2 K: 2 BB: 1 S: 10 P: 14	R: 0 H: 0 E: 0 LOB: 1 K: 0 BB: 0 S: 3 P: 4	1B: 7 SF: 0 2B: 1 SAC: 0 3B: 0 DP: 1 HR: 1 HBP: 1		WP: 0 PA: 40 PB: 0 SB: 0 CS: 1
PITCHER Dan Spillner, R (1, 1) <small>ERA: 5.29</small> Sid Monge, L (7, 1) <small>ERA: 3.1</small>	IP WLS BF H R ER SO BB IBB HBP BLK WP HR S P ERA WHIP 6.0 W 26 6 3 3 3 4 0 0 0 0 0 0 28 44 4.50 1.667											IP WLS BF H R ER SO BB IBB HBP BLK WP HR S P ERA WHIP 3.0 S 14 3 2 2 2 1 0 1 0 0 0 1 16 21 6.00 1.333

livebaseballscorecards.com

AB	34
R	5
H	9
RBI	4
BB	5
SO	5
LOB	15



Batter	1	2	3	4	5	6	7	8	9	AB	R	H	RBI	BB	SO	LOB
Miguel Dilone, S OBP: 0.383, SLG: 0.440 (1, 10)	0-0 6-3	0-0 L3		0-0 1B 2B		0-0 HR 2B	4-0 BB			4	2	2	2	1	0	2
Jorge Orta, L OBP: 0.399, SLG: 0.401 (1, 9)	0-0 1-3	0-0 F7		0-0 E4 1B FC4-2		0-0 HR	0-0 F8			5	1	1	3	0	0	4
Mike Hargrove, L OBP: 0.406, SLG: 0.418 (1, 3) Gary Gray, R OBP: 0.182, SLG: 0.286 (4, PR) (5, 3)	0-0 1-3		0-0 F7	0-0 FC4-2 1B		0-0 F8		0-0 F8		3	0	1	1	0	0	0
Toby Harrah, R OBP: 0.381, SLG: 0.372 (1, 5) Dave Rosello, R OBP: 0.239, SLG: 0.295 (7, 5)		4-0 HR BB	4-0 6-3 BB	0-0 FC4-2 FC6-4		0-0 F9		0-0 5-3		2	1	0	0	2	0	2
Joe Charboneau, R OBP: 0.365, SLG: 0.495 (1, 7)		0-0 HR	0-0 6-3	0-0 FC6-4		0-0 5-3		0-0 F3		5	1	1	2	0	0	3
Bo Diaz, R OBP: 0.336, SLG: 0.467 (1, 2)		0-0 1B	0-0 5-3		0-0 G5-4-3 1B		0-0 HR			4	1	3	1	0	0	1
Alan Bannister, R OBP: 0.284, SLG: 0.279 (1, 4)		0-0 FC1-5-6 BB 1B		0-0 E6 BB 2B	0-0 G5-4-3		0-0 3-1			4	2	0	0	0	0	2
Rick Manning, L OBP: 0.328, SLG: 0.291 (1, 8)		4-0 E 1B BB		0-0 L8	0-0 4-3		0-0 HR			3	1	1	1	1	0	1
Jerry Dybzinski, R OBP: 0.258, SLG: 0.285 (1, 6)		0-0 E4 1B		4-0 2B E BB		0-0 2B 1B	0-0 F7			3	2	2	1	1	0	0

Inning Stats	R: 0	H: 0	E: 0	K: 0	S: 3	LOB: 0	BB: 0	P: 3	R: 3	H: 3	E: 1	K: 0	S: 6	LOB: 2	BB: 2	P: 14	R: 0	H: 0	E: 0	K: 0	S: 3	LOB: 1	BB: 1	P: 7	R: 3	H: 2	E: 2	K: 0	S: 7	LOB: 2	BB: 1	P: 11	R: 0	H: 1	E: 0	K: 0	S: 3	LOB: 0	BB: 0	P: 3	R: 3	H: 3	E: 0	K: 0	S: 6	LOB: 0	BB: 0	P: 6	R: 2	H: 2	E: 0	K: 0	S: 5	LOB: 1	BB: 1	P: 9	R: 0	H: 0	E: 0	K: 0	S: 3	LOB: 0	BB: 0	P: 3
--------------	------	------	------	------	------	--------	-------	------	------	------	------	------	------	--------	-------	-------	------	------	------	------	------	--------	-------	------	------	------	------	------	------	--------	-------	-------	------	------	------	------	------	--------	-------	------	------	------	------	------	------	--------	-------	------	------	------	------	------	------	--------	-------	------	------	------	------	------	------	--------	-------	------

PITCHER	IP	WLS	BF	H	R	ER	SO	BB	IBB	HBP	BLK	WP	HR	S	P	ERA	WHIP
Paul Mirabella, L ERA: 4.66 (1, 1)	3.1	L	19	4	6	4	0	4	0	0	0	0	1	15	31	10.80	2.400
Balor Moore, L ERA: 5.68 (4, 1)	0.0		2	1	0	0	0	0	0	0	0	0	0	2	2	∞	∞
Tom Buskey, R ERA: 4.46 (4, 1)	3.1		16	6	5	5	0	1	0	0	0	0	3	15	19	13.50	2.100
Bob Bailor, R ERA: (7, 1)	1.1		4	0	0	0	0	0	0	0	0	0	0	4	4	0.00	0.000

BOTTOM

Toronto Blue Jays @ Cleveland Indians
Cleveland Municipal Stadium, Cleveland, OH

Mon Aug 04 1980, 7:05 PM EDT
Att. 7,583 - Unknown

AB	36
R	11
H	11
RBI	11
BB	5
SO	0
LOB	15



1B:	5	SF:	0	WP:	0	PA:	41
2B:	2	SAC:	0	PB:	0		
3B:	0	DP:	1	SB:	2		
HR:	4	HBP:	0	CS:	0		

Batter	1	2	3	4	5	6	7	8	9	AB R H RBI BB SO LOB	TOP	
Alfredo Griffin, S (1, 6) OBP: 0.277, SLG: 0.351 Lloyd Moseby, L (5, 9) OBP: 0.266, SLG: 0.360	0-0 F6		0-0 G5-4-3 1B		0-0 1-3		0-3 K		0-3 K	3 0 1 0 0 0 1 2 0 0 0 0 2 2		
Damaso Garcia, R (1, 4) OBP: 0.311, SLG: 0.422	0-0 4-3 1B		0-0 G5-4-3 1-2f			0-0 2B	0-0 L3		0-0 G4-6-3 1B	5 1 3 0 0 0 2		
Al Woods, L (1, 7) OBP: 0.370, SLG: 0.515	0-0 4-3 1-2		0-0 4-3			0-0 2B 2B		0-0 1B HR	0-0 G4-6-3 1-2f	5 2 2 1 0 0 3		
Otto Velez, R (1, 10) OBP: 0.390, SLG: 0.529	4-0 BB			0-0 F9		0-0 F7		0-0 1B HR		3 1 1 0 1 0 1		
Barry Bonnell, R (1, 8) OBP: 0.315, SLG: 0.443	0-0 F7			0-0 6-3		0-0 F9		0-0 HR		4 1 1 3 0 0 3		
John Mayberry, L (1, 3) OBP: 0.341, SLG: 0.434		0-0 4-3		0-0 F6		0-0 1B		0-0 F6		4 0 1 1 0 0 0		
Garth Iorg, R (1, 5) OBP: 0.288, SLG: 0.373		0-0 6-3			0-0 6-3	0-0 6-3		0-0 F9		4 0 1 0 0 0 1		
Bob Bailor, R (1, 9) OBP: 0.280, SLG: 0.251 (5, 6)		0-0 1B			0-0 G6-4-3 1-2f		0-0 F3	0-3 K		4 0 1 0 0 1 1		
Bob Davis, R (1, 2) OBP: 0.271, SLG: 0.351 Roy Howell, L (9, PH) OBP: 0.319, SLG: 0.386		0-0 F9			0-0 1B		0-0 2B		0-0 1B	3 0 2 0 0 0 1 1 0 1 0 0 0 0		
Inning Stats	R: 0 H: 1 E: 0 LOB: 2 K: 0 BB: 1 S: 4 P: 8	R: 0 H: 1 E: 0 LOB: 1 K: 0 BB: 0 S: 4 P: 4	R: 0 H: 1 E: 0 LOB: 0 K: 0 BB: 0 S: 3 P: 3	R: 0 H: 0 E: 0 LOB: 0 K: 0 BB: 0 S: 3 P: 3	R: 0 H: 2 E: 0 LOB: 1 K: 0 BB: 0 S: 4 P: 4	R: 2 H: 3 E: 0 LOB: 1 K: 0 BB: 0 S: 6 P: 6	R: 0 H: 1 E: 0 LOB: 1 K: 1 BB: 0 S: 6 P: 6	R: 3 H: 3 E: 0 LOB: 0 K: 1 BB: 0 S: 8 P: 8	R: 0 H: 2 E: 0 LOB: 1 K: 1 BB: 0 S: 6 P: 6	1B: 10 SF: 0 2B: 3 SAC: 0 3B: 0 DP: 3 HR: 1 HBP: 0	WP: 0 PA: 39 PB: 0 SB: 0 CS: 0	
PITCHER Ross Grimsley, L (1, 1) ERA: 5.99 Victor Cruz, R (8, 1) ERA: 3.74	IP WLS BF H R ER SO BB IBB HBP BLK WP HR S P ERA WHIP											PITCHER IP WLS BF H R ER SO BB IBB HBP BLK WP HR S P ERA WHIP
	7.0 W 32 12 5 5 1 1 0 0 0 0 0 1 33 37 6.43 1.857											

Toronto Blue Jays @ Cleveland Indians
Cleveland Municipal Stadium, Cleveland, OH

Tue Aug 05 1980, 7:05 PM EDT
Att: 6,707 - Unknown - 87 F

livebaseballscorecards.com

AB	38
R	5
H	14
RBI	5
BB	1
SO	3
LOB	15



Batter	1	2	3	4	5	6	7	8	9	AB	R	H	RBI	BB	SO	LOB
Miguel Dilone, S (1, 10) OBP: 0.389, SLG: 0.444	4-0 BB G4-6-3	0-0 1B	0-0 FC5-2 1B			0-0 BB 1B		0-0 BB 1B G4-6-3		4	0	3	2	1	0	2
Jorge Orta, L (1, 9) OBP: 0.401, SLG: 0.403	0-0 G4-6-3 1-2f	0-0 1B	0-0 1B			4-0 BB 1B G5-4-3		0-0 SF8 2-3		3	0	2	2	1	0	1
Mike Hargrove, L (1, 3) OBP: 0.402, SLG: 0.412	0-0 4-3	0-0 3-1	0-0 L3			0-3 K		0-0 G4-6-3 1-2f		5	0	0	0	0	1	8
Toby Harrah, R (1, 5) OBP: 0.379, SLG: 0.370		0-0 F2	0-0 BB 1B 1B			0-0 F7		0-0 G5-4-3 1-2f		4	1	1	0	0	0	2
Joe Charboneau, R (1, 7) OBP: 0.361, SLG: 0.489		0-0 6-3	0-0 F9			0-0 F4		0-0 F7		4	0	0	0	0	0	1
Ron Hassey, L (1, 2) OBP: 0.368, SLG: 0.428		0-0 BB 1B 1B	0-0 1B 1B			0-0 4-3		0-0 G3		4	2	2	0	0	0	0
Rick Manning, L (1, 8) OBP: 0.333, SLG: 0.292		0-0 1B BB 1B	4-0 1B E BB			0-0 1-3		4-0 BB BB BB BB BB		2	2	1	0	2	0	0
Jack Brohamer, L (1, 4) OBP: 0.308, SLG: 0.315		4-0 BB 1B 1B	0-0 E FC5-2 1B			0-0 F9		0-0 6-3		3	1	1	2	1	0	1
Jerry Dybzinski, R (1, 6) OBP: 0.269, SLG: 0.297		0-0 1B 1B 1B	4-0 E2 FC5-2 1B BB			0-0 6-3		0-0 1B SF8 2B		3	2	2	1	1	0	0

Inning Stats	R: 0	H: 0	E: 0	LOB: 0	K: 0	P: 6	R: 3	H: 5	E: 0	LOB: 3	K: 0	P: 12	R: 4	H: 4	E: 1	LOB: 2	K: 0	P: 15	R: 0	H: 0	E: 0	LOB: 0	K: 0	P: 3	R: 0	H: 1	E: 0	LOB: 1	K: 1	P: 9	R: 0	H: 0	E: 0	LOB: 1	K: 0	P: 7	R: 1	H: 2	E: 0	LOB: 0	K: 0	P: 4
1B: 11	SF: 1	WP: 0	PA: 39																																							
2B: 1	SAC: 0	PB: 0																																								
3B: 0	DP: 3	SB: 0																																								
HR: 0	HBP: 0	CS: 0																																								

PITCHER	IP	WLS	BF	H	R	ER	SO	BB	IBB	HBP	BLK	WP	HR	S	P	ERA	WHIP
Jack Kucek, R (1, 1) ERA: 7.3	2.1	L	17	8	7	7	0	3	0	0	0	0	0	14	26	27.00	4.714
Balor Moore, L (3, 1) ERA: 5.32	5.2		22	4	1	1	1	3	0	0	0	0	0	21	33	1.59	1.235

BOTTOM

Toronto Blue Jays @ Cleveland Indians
Cleveland Municipal Stadium, Cleveland, OH

Tue Aug 05 1980, 7:05 PM EDT
Att. 6,707 - Unknown - 87 F

livebaseballscorecards.com

AB	32
R	8
H	12
RBI	7
BB	6
SO	1
LOB	15



Batter	1	2	3	4	5	6	7	8	9	AB R H RBI BB SO LOB
--------	---	---	---	---	---	---	---	---	---	----------------------

Alfredo Griffin, S (1, 6) <small>OBP: 0.274, SLG: 0.348</small>	0-3 		0-0 			0-0 		0-0 		4 0 0 0 0 1 3
Damaso Garcia, R (1, 4) <small>OBP: 0.307, SLG: 0.418</small>	0-0 		0-0 			0-0 		0-0 		4 0 0 0 0 0 2
Al Woods, L (1, 7) <small>OBP: 0.372, SLG: 0.515</small>	0-0 			0-0 			0-0 		0-0 	4 0 2 0 0 0 0
Otto Velez, R (1, 10) <small>OBP: 0.388, SLG: 0.525</small>	0-0 			0-0 		0-0 		0-3 	0-3 	4 0 1 0 0 1 1
Barry Bonnell, R (1, 8) <small>OBP: 0.315, SLG: 0.439</small>	0-0 			0-0 		4-0 		0-3 	0-3 	3 1 0 0 1 1 2
Doug Ault, R (1, 3) <small>OBP: 0.323, SLG: 0.370</small>		4-0 		0-0 		0-0 				2 1 1 2 1 0 0
Garth Iorg, R (1, 5) <small>OBP: 0.277, SLG: 0.359</small>			0-0 		0-0 		0-0 			3 0 0 0 0 0 1
Bob Bailor, R (1, 9) <small>OBP: 0.276, SLG: 0.247</small>			0-0 		0-0 			0-0 		3 0 0 0 0 0 1
Bob Davis, R (1, 2) <small>OBP: 0.283, SLG: 0.355</small> Lloyd Moseby, L (8, PR) <small>OBP: 0.266, SLG: 0.360</small> Ernie Whitt, L (8, 2) <small>OBP: 0.264, SLG: 0.290</small>			0-0 		4-0 		4-0 		4-0 	1 0 1 0 2 0 0 0 0 0 0 0 0 0 0 0 0 0 0 0 0

Inning Stats	R: 0 E: 0 K: 1 S: 7	H: 2 LOB: 2 BB: 0 P: 7	R: 0 E: 0 K: 0 S: 2	H: 0 LOB: 0 BB: 1 P: 6	R: 0 E: 0 K: 0 S: 3	H: 1 LOB: 0 BB: 0 P: 3	R: 0 E: 0 K: 0 S: 3	H: 0 LOB: 0 BB: 0 P: 3	R: 0 E: 0 K: 0 S: 3	H: 0 LOB: 0 BB: 0 P: 3	R: 0 E: 0 K: 0 S: 2	H: 0 LOB: 0 BB: 1 P: 6	R: 2 E: 0 K: 0 S: 4	H: 2 LOB: 0 BB: 1 P: 8	R: 0 E: 0 K: 0 S: 3	H: 0 LOB: 1 BB: 1 P: 7	R: 0 E: 0 K: 2 S: 7	H: 0 LOB: 0 BB: 0 P: 7	1B: 4 2B: 0 3B: 0 HR: 1	SF: 0 SAC: 0 DP: 4 HBP: 0	WP: 0 PB: 0 SB: 0 CS: 0	PA: 32
--------------	------------------------------	---------------------------------	------------------------------	---------------------------------	------------------------------	---------------------------------	------------------------------	---------------------------------	------------------------------	---------------------------------	------------------------------	---------------------------------	------------------------------	---------------------------------	------------------------------	---------------------------------	------------------------------	---------------------------------	----------------------------------	------------------------------------	----------------------------------	--------

PITCHER	IP	WLS	BF	H	R	ER	SO	BB	IBB	HBP	BLK	WP	HR	S	P	ERA	WHIP
Rick Waits, L (1, 1) <small>ERA: 4.66</small>	7.1	W	27	5	2	2	1	4	0	0	0	0	1	25	41	2.46	1.227
Victor Cruz, R (8, 1) <small>ERA: 3.63</small>	1.2	S	5	0	0	0	2	0	0	0	0	0	0	9	9	0.00	0.000

TOP

Toronto Blue Jays @ Cleveland Indians
 Cleveland Municipal Stadium, Cleveland, OH

Wed Aug 06 1980, 7:05 PM EDT
 Att: 9,098 - Unknown - 84 F

livebaseballscorecards.com

AB	28
R	2
H	5
RBI	2
BB	4
SO	3
LOB	10



Batter	1	2	3	4	5	6	7	8	9
Miguel Dilone, S OBP: 0.390, SLG: 0.443 (1, 7)	0-0 6-3 1B	0-0 1B			0-3 K		0-0 F7	0-0 1B	
Jorge Orta, L OBP: 0.404, SLG: 0.403 (1, 9)	0-0 1B SF9	4-0 1B BB			0-0 F9		4-0 1B BB	0-0 F4	
Mike Hargrove, L OBP: 0.403, SLG: 0.412 (1, 3)	0-0 1B SF9	0-0 G3			0-0 F9		4-0 1B BB		
Toby Harrah, R OBP: 0.378, SLG: 0.370 (1, 5)	0-0 SF9		0-0 G6-4-3 1B			0-3 K	0-0 F9		
Joe Charboneau, R OBP: 0.360, SLG: 0.486 (1, 10)	0-0 1B		0-0 G6-4-3			0-0 5-3		0-0 F7	
Ron Hassey, L OBP: 0.363, SLG: 0.421 (1, 2)	0-3 K		0-0 4-3			0-0 F9		0-0 F8	
Rick Manning, L OBP: 0.338, SLG: 0.294 (1, 8)		4-0 1B PB BB			0-3 K		0-0 F7 SH3-4 BB 1B	4-0 BB S 1B BB	
Jack Brohamer, L OBP: 0.321, SLG: 0.324 (1, 4)		0-0 1B			0-0 1B		0-0 SH3-4	4-0 1B IBB	
Jerry Dybzinski, R OBP: 0.274, SLG: 0.294 (1, 6)		0-0 G5-4-3 1B			0-0 G6-4-3		4-0 BB BB	4-0 1B BB	

Inning Stats	R: 1	H: 3	E: 0	K: 1	S: 8	LOB: 2	BB: 0	P: 8	R: 1	H: 2	E: 0	K: 0	S: 4	LOB: 2	BB: 2	P: 12	R: 0	H: 1	E: 0	K: 0	S: 3	LOB: 0	BB: 0	P: 3	R: 0	H: 1	E: 0	K: 1	S: 5	LOB: 0	BB: 0	P: 5	R: 0	H: 0	E: 0	K: 1	S: 5	LOB: 0	BB: 0	P: 5	R: 0	H: 0	E: 0	K: 1	S: 5	LOB: 0	BB: 0	P: 5	R: 1	H: 1	E: 0	K: 0	S: 4	LOB: 3	BB: 3	P: 16	R: 2	H: 1	E: 0	K: 0	S: 4	LOB: 2	BB: 3	P: 16
--------------	------	------	------	------	------	--------	-------	------	------	------	------	------	------	--------	-------	-------	------	------	------	------	------	--------	-------	------	------	------	------	------	------	--------	-------	------	------	------	------	------	------	--------	-------	------	------	------	------	------	------	--------	-------	------	------	------	------	------	------	--------	-------	-------	------	------	------	------	------	--------	-------	-------

PITCHER	IP	WLS	BF	H	R	ER	SO	BB	IBB	HBP	BLK	WP	HR	S	P	ERA	WHIP
Jesse Jefferson, R ERA: 4.49 (1, 1)	6.1	L	27	8	3	2	4	3	0	0	0	0	0	32	44	2.84	1.737
Jerry Garvin, L ERA: 1.93 (7, 1)	0.1		3	0	0	0	0	2	0	0	0	0	0	1	9	0.00	6.000
Mike Barlow, R ERA: 3.94 (7, 1)	1.0		7	1	2	2	0	2	1	0	0	0	0	4	16	18.00	3.000
Balor Moore, L ERA: 5.29 (8, 1)	0.1		1	0	0	0	0	0	0	0	0	0	0	1	1	0.00	0.000

AB R H RBI BB SO LOB

5	0	2	2	0	1	2
3	1	1	0	2	0	2
3	0	1	1	1	0	2
3	0	1	1	0	1	3
4	0	1	0	0	0	1
4	0	0	0	0	1	2
2	3	1	0	2	1	0
2	1	2	0	1	0	0
2	0	0	0	2	0	3

AB	28
R	5
H	9
RBI	4
BB	8
SO	4
LOB	15



WP	PA	ERA	WHIP
0	38		
1			
3			
0			

Toronto Blue Jays @ Cleveland Indians
 Cleveland Municipal Stadium, Cleveland, OH
 Wed Aug 06 1980, 7:05 PM EDT
 Att. 9,098 - Unknown - 84 F

livebaseballscores.com

Batter	1	2	3	4	5	6	7	8	9	AB R H RBI BB SO LOB	TOP	
Alfredo Griffin, S (1, 6) OBP: 0.274, SLG: 0.349	0-0 F9		0-0 F8		0-0 2B	0-0 L8			0-0 5-3	5 0 1 0 0 0 2		
Damaso Garcia, R (1, 4) OBP: 0.306, SLG: 0.415	0-0 1-3		0-0 5-3		0-0 6-3			0-0 F8	0-0 1B	5 0 1 0 0 0 1		
Roy Howell, L (1, 5) OBP: 0.320, SLG: 0.384	0-0 1B		0-3 K			4-0 FC4-6 BB		0-3 K	0-0 F8	4 0 1 0 1 2 1		
Al Woods, L (1, 7) OBP: 0.366, SLG: 0.506	0-0 F9			0-0 F4		0-0 FC4-6 1B HR		0-0 F8	0-0 F8	5 1 0 0 0 0 3		
John Mayberry, L (1, 3) OBP: 0.342, SLG: 0.433		4-0 1B BB		0-0 F4		0-0 1B HR		0-3 K		3 1 1 0 1 1 0		
Bob Davis, R (9, 2) OBP: 0.283, SLG: 0.355										0 0 0 0 0 0 0		
Otto Velez, R (1, 10) OBP: 0.389, SLG: 0.536		0-0 1-2 1B		0-0 5-3		0-0 1B HR		0-0 F8		4 1 2 3 0 0 0		
Barry Bonnell, R (1, 8) OBP: 0.311, SLG: 0.434		0-0 F9			0-0 5-3	0-0 F9		0-3 K		4 0 0 0 0 1 2		
Lloyd Moseby, L (1, 9) OBP: 0.271, SLG: 0.360		0-0 F8			0-3 K	0-0 1B 1B			4-0 1B HR BB	3 1 1 0 1 1 2		
Ernie Whitt, L (1, 2) OBP: 0.272, SLG: 0.318		0-3 K			0-0 HR	0-0 1B			0-0 1B HR	3 1 2 1 0 1 2		
Doug Ault, R (9, PH) OBP: 0.333, SLG: 0.436										1 1 1 2 0 0 0		
Inning Stats	R: 0 H: 1 E: 0 LOB: 1 K: 0 BB: 0 S: 4 P: 4	R: 0 H: 1 E: 0 LOB: 2 K: 1 BB: 1 S: 6 P: 10	R: 0 H: 0 E: 0 LOB: 0 K: 1 BB: 0 S: 5 P: 5	R: 0 H: 0 E: 0 LOB: 0 K: 0 BB: 0 S: 3 P: 3	R: 1 H: 2 E: 0 LOB: 1 K: 1 BB: 0 S: 7 P: 7	R: 3 H: 4 E: 0 LOB: 2 K: 0 BB: 1 S: 7 P: 11	R: 0 H: 0 E: 0 LOB: 0 K: 1 BB: 0 S: 5 P: 5	R: 0 H: 0 E: 0 LOB: 0 K: 2 BB: 0 S: 7 P: 7	R: 2 H: 2 E: 0 LOB: 1 K: 0 BB: 1 S: 5 P: 9	1B: 6 SF: 0 2B: 1 SAC: 0 3B: 0 DP: 0 HR: 3 HBP: 0	WP: 0 PA: 40 PB: 0 SB: 1 CS: 0	
PITCHER Wayne Garland, R (1, 1) ERA: 4.09 Sid Monge, L (6, 1) ERA: 3.22	IP WLS BF H R ER SO BB IBB HBP BLK WP HR S P ERA WHIP	5.2 25 6 4 4 3 2 0 0 0 0 2 29 37 6.35 1.412	3.1 15 4 2 2 3 1 0 0 0 0 1 20 24 5.40 1.500	PITCHER IP WLS BF H R ER SO BB IBB HBP BLK WP HR S P ERA WHIP								

Toronto Blue Jays @ Cleveland Indians
Cleveland Municipal Stadium, Cleveland, OH

Thu Aug 07 1980, 7:05 PM EDT
Att: 9,586 - Unknown - 92 F

livebaseballscorecards.com

AB 37
R 6
H 10
RBI 6
BB 3
SO 6
LOB 13



Batter	1	2	3	4	5	6	7	8	9	AB	R	H	RBI	BB	SO	LOB
Miguel Dilone, S (1, 7) OBP: 0.393, SLG: 0.449	4-0 CS BB		0-0 L4		0-0 F8	4-0 IBB		0-0 1-H 3B		3	0	1	1	2	0	0
Jorge Orta, L (1, 9) OBP: 0.404, SLG: 0.403	0-3 1-2 K			0-0 1B 1B	0-0 1B	0-0 G3		0-0 6-3		5	1	2	0	0	1	4
Mike Hargrove, L (1, 3) OBP: 0.405, SLG: 0.419	0-0 HR			4-0 1B 1B	4-0 1B		0-0 4-3		0-0 F9	3	2	1	1	2	0	0
Toby Harrah, R (1, 5) OBP: 0.378, SLG: 0.369	0-3 K			0-0 1B 1B	0-0 F6		0-0 F4		4-0 1B 1B	4	2	1	1	1	1	2
Joe Charboneau, R (1, 10) OBP: 0.366, SLG: 0.486		0-0 5-3		4-0 1B 1B	4-0 1B		4-0 FC6-4 BB		0-0 1B 1B	2	1	1	0	3	0	0
Ron Hassey, L (1, 2) Bo Diaz, R (7, PH) OBP: 0.339, SLG: 0.467 (8, 2)		0-0 G3		0-0 1B	0-0 F9		0-0 FC6-4		0-0 1B	3	0	1	2	0	0	3
Rick Manning, L (1, 8) OBP: 0.337, SLG: 0.292		0-0 F8		0-0 SF7		4-0 SH1-4 BB		0-0 F7	2	0	0	1	1	0	0	
Jack Brohamer, L (1, 4) Alan Bannister, R (6, PH) OBP: 0.287, SLG: 0.283 (7, 4)			0-0 F9	0-0 F4		0-0 SH1-4		0-0 S 3B 1B	2	0	0	0	0	0	1	
Jerry Dybzinski, R (1, 6) OBP: 0.268, SLG: 0.287			0-3 K	0-0 6-3		0-0 5-3		0-3 K	1	1	1	0	0	0	0	

Inning Stats	R: 1	H: 1	E: 0	K: 2	S: 7	LOB: 0	BB: 1	P: 11	R: 0	H: 0	E: 0	K: 0	S: 3	LOB: 0	BB: 0	P: 3	R: 0	H: 0	E: 0	K: 1	S: 5	LOB: 0	BB: 0	P: 5	R: 4	H: 3	E: 1	K: 0	S: 6	LOB: 1	BB: 2	P: 14	R: 0	H: 1	E: 0	K: 0	S: 4	LOB: 3	BB: 2	P: 12	R: 0	H: 0	E: 0	K: 0	S: 3	LOB: 2	BB: 2	P: 11	R: 0	H: 0	E: 0	K: 0	S: 3	LOB: 1	BB: 1	P: 7	R: 1	H: 2	E: 0	K: 1	S: 7	LOB: 1	BB: 0	P: 7	R: 1	H: 2	E: 0	K: 0	S: 3	LOB: 2	BB: 1	P: 7	1B: 7	2B: 0	3B: 1	SF: 1	SAC: 1	DP: 0	HBP: 0	WP: 0	PB: 0	SB: 1	CS: 1	PA: 42
--------------	------	------	------	------	------	--------	-------	-------	------	------	------	------	------	--------	-------	------	------	------	------	------	------	--------	-------	------	------	------	------	------	------	--------	-------	-------	------	------	------	------	------	--------	-------	-------	------	------	------	------	------	--------	-------	-------	------	------	------	------	------	--------	-------	------	------	------	------	------	------	--------	-------	------	------	------	------	------	------	--------	-------	------	-------	-------	-------	-------	--------	-------	--------	-------	-------	-------	-------	--------


PITCHER	IP	WLS	BF	H	R	ER	SO	BB	IBB	HBP	BLK	WP	HR	S	P	ERA	WHIP
Jack Kucek, R (1, 1) ERA: 7.42	3.0		12	2	3	3	3	2	0	0	0	0	1	16	24	9.00	1.333
Joey McLaughlin, R (4, 1) ERA: 4.5	0.0		2	1	0	0	0	1	0	0	0	0	0	1	5	∞	∞
Paul Mirabella, L (4, 1) ERA: 4.57	2.0		11	2	2	1	0	3	0	0	0	0	0	8	20	4.50	2.500
Jerry Garvin, L (6, 1) ERA: 2.12	3.1	L	15	2	2	2	1	2	1	0	0	0	0	14	26	5.40	1.200
Mike Barlow, R (9, 1) ERA: 3.94	0.0		2	2	0	0	0	0	0	0	0	0	0	2	2	∞	∞

BOTTOM

Toronto Blue Jays @ Cleveland Indians
Cleveland Municipal Stadium, Cleveland, OH

Thu Aug 07 1980, 7:05 PM EDT
Att. 9,586 - Unknown - 92 F

AB	31
R	7
H	9
RBI	7
BB	9
SO	4
LOB	14



PITCHER	IP	WLS	BF	H	R	ER	SO	BB	IBB	HBP	BLK	WP	HR	S	P	ERA	WHIP
---------	----	-----	----	---	---	----	----	----	-----	-----	-----	----	----	---	---	-----	------

Batter	1	2	3	4	5	6	7	8	9	AB R H RBI BB SO LOB	TOP	
Miguel Dilone, S OBP: 0.394, SLG: 0.450 (1, 10) X	0-0 F5		0-0 5-3			0-0 1B		0-0 1B		4 0 2 1 0 0 1	Cleveland Indians @ Milwaukee Brewers Milwaukee County Stadium, Milwaukee, WI Fri Aug 08 1980, 8:05 PM EDT Att. 27,629 - Unknown - 78 F livebaseballscorecards.com	
Jorge Orta, L OBP: 0.402, SLG: 0.399 (1, 9) X	0-0 L1			0-3 K		0-0 F7		0-0 BB		3 0 0 0 1 1 1		
Mike Hargrove, L OBP: 0.403, SLG: 0.416 (1, 3) X	0-0 4-3			4-0 BB		0-0 L8		0-0 G3-6-3		3 0 0 0 1 0 3		
Toby Harrah, R OBP: 0.377, SLG: 0.366 (1, 5) X		0-0 5-3		0-0 F7			4-0 BB		0-0 F8	3 0 0 0 1 0 1		
Joe Charboneau, R OBP: 0.362, SLG: 0.480 (1, 7) X		0-0 F9		0-0 FC6-4			0-3 K		0-0 F9	4 0 0 0 0 1 2		
Bo Diaz, R OBP: 0.328, SLG: 0.452 (1, 2) X		0-3 K			0-3 K		0-0 FC6-4		0-0 5-3	4 0 0 0 0 2 1		
Alan Bannister, R OBP: 0.283, SLG: 0.279 (1, 4) X			0-0 L7		0-0 L4		0-0 F9			3 0 0 0 0 0 1		
Rick Manning, L OBP: 0.334, SLG: 0.289 (1, 8) X			0-0 6-3		0-0 G3			0-0 3-1		3 0 0 0 0 0 0		
Jerry Dybzinski, R OBP: 0.274, SLG: 0.304 (1, 6) X			0-0 1B			0-0 6-3		0-0 1B		3 1 2 0 0 0 0		
Inning Stats	R: 0 H: 0 E: 0 LOB: 0 K: 0 BB: 0 S: 3 P: 3	R: 0 H: 0 E: 0 LOB: 0 K: 1 BB: 0 S: 5 P: 5	R: 0 H: 1 E: 0 LOB: 1 K: 0 BB: 0 S: 4 P: 4	R: 0 H: 0 E: 0 LOB: 1 K: 1 BB: 1 S: 5 P: 9	R: 0 H: 0 E: 0 LOB: 0 K: 1 BB: 0 S: 5 P: 5	R: 0 H: 1 E: 0 LOB: 1 K: 0 BB: 0 S: 4 P: 4	R: 0 H: 0 E: 0 LOB: 1 K: 1 BB: 1 S: 5 P: 9	R: 1 H: 2 E: 0 LOB: 1 K: 0 BB: 1 S: 4 P: 8	R: 0 H: 0 E: 0 LOB: 0 K: 0 BB: 0 S: 3 P: 3	1B: 3 SF: 0 2B: 0 SAC: 0 3B: 1 DP: 1 HR: 0 HBP: 0	WP: 0 PA: 33 PB: 0 SB: 1 CS: 0	
PITCHER Bill Travers, L (1, 1) ERA: 3.03	IP WLS BF H R ER SO BB IBB HBP BLK WP HR S P ERA WHIP											PITCHER IP WLS BF H R ER SO BB IBB HBP BLK WP HR S P ERA WHIP
	9.0 W 33 4 1 1 4 3 0 0 0 0 0 0 38 50 1.00 0.778											



Batter	1	2	3	4	5	6	7	8	9
Paul Molitor, R OBP: 0.386, SLG: 0.438 (1, 4) BBB	4-0 S S BB		0-0 L3		0-3 K		0-3 K		
Robin Yount, R OBP: 0.321, SLG: 0.541 (1, 10) SSS	0-3 K		0-0 6-3		0-0 F9		0-0 F9		
Cecil Cooper, L OBP: 0.368, SLG: 0.529 (1, 3) BBB	4-0 2-3 BB		0-0 G3		0-0 2B			0-0 F4	
Gorman Thomas, R OBP: 0.309, SLG: 0.487 (1, 8) SSS	0-3 K			0-0 HR 1B		0-0 F8		0-3 K	
Ben Oglivie, L OBP: 0.372, SLG: 0.580 (1, 7) X	0-0 F4			0-0 1-H HR		0-0 G3		0-0 F8	
Dick Davis, R OBP: 0.290, SLG: 0.370 (1, 9) X		0-0 6-3		0-0 6-3		0-0 S 1B			
Charlie Moore, R OBP: 0.341, SLG: 0.330 (1, 2) SSS		0-3 K		0-0 F7		0-3 K			
Jim Gantner, L OBP: 0.310, SLG: 0.327 (1, 5) BBB		4-0 FC6-4 BB		0-0 4-3		0-0 CS 1B			
Ed Romero, R OBP: 0.316, SLG: 0.294 (1, 6) X		0-0 FC6-4			0-0 S 2B 1B		0-0 CS	0-0 F8	

Inning Stats	R: 0	H: 0	E: 0	LOB: 2	K: 2	S: 7	P: 15	R: 0	H: 0	E: 0	LOB: 1	K: 1	S: 5	P: 9	R: 0	H: 0	E: 0	LOB: 0	K: 0	S: 3	P: 3	R: 2	H: 2	E: 0	LOB: 0	K: 0	S: 5	P: 5	R: 1	H: 2	E: 0	LOB: 1	K: 1	S: 7	P: 7	R: 1	H: 2	E: 0	LOB: 0	K: 1	S: 6	P: 6	R: 0	H: 0	E: 0	LOB: 0	K: 1	S: 5	P: 5	R: 0	H: 0	E: 0	LOB: 0	K: 1	S: 5	P: 5
Len Barker, R ERA: 4.2 (1, 1)	IP	WLS	BF	H	R	ER	SO	BB	IBB	HBP	BLK	WP	HR	S	P	ERA	WHIP																																							
																		PITCHER	IP	WLS	BF	H	R	ER	SO	BB	IBB	HBP	BLK	WP	HR	S	P	ERA	WHIP																					

BOTTOM

Cleveland Indians @ Milwaukee Brewers
Milwaukee County Stadium, Milwaukee, WI


Fri Aug 08 1980, 8:05 PM EDT
Att: 27,629 - Unknown - 78 F

AB R H RBI BB SO LOB

3	0	0	0	1	2	1
4	0	0	0	0	1	2
3	0	1	1	1	0	0
4	1	1	0	0	2	3
4	1	1	2	0	0	2
3	1	1	0	0	0	0
3	0	0	0	0	2	1
2	0	1	1	1	0	0
3	1	1	0	0	0	1

AB 29
R 4
H 6
RBI 4
BB 3
SO 7
LOB 10

WP: 0 PA: 33
PB: 0
SB: 4
CS: 1



livebaseballscores.com

Batter	1	2	3	4	5	6	7	8	9	AB R H RBI BB SO LOB	TOP	
Miguel Dilone, S (1, 10) OBP: 0.389, SLG: 0.444	0-0 4-3		0-0 1-3		0-0 F8			0-0 4-3		4 0 0 0 0 0 0	Cleveland Indians @ Milwaukee Brewers Milwaukee County Stadium, Milwaukee, WI Sat Aug 09 1980, 4:33 AM EDT Att. 37,690 - Unknown - 71 F livebaseballscorecards.com	
Jorge Orta, L (1, 9) OBP: 0.401, SLG: 0.398	0-0 F6		0-0 4-3		0-0 F9			0-0 1B 1B		4 0 1 0 0 0 0		
Mike Hargrove, L (1, 3) OBP: 0.406, SLG: 0.419	0-0 FC6-4 1B		0-0 4-1		0-0 1B			0-0 FC5-4 1B		4 0 3 0 0 0 0		
Toby Harrah, R (1, 5) OBP: 0.374, SLG: 0.362	0-0 FC6-4 1-2f			0-0 F7		0-3 K 1-2		0-0 FC5-4 1-2f		4 0 0 0 0 1 4		
Joe Charboneau, R (1, 7) OBP: 0.363, SLG: 0.479		0-0 2B 4-3 1B		4-0 2B E BB		0-0 F9			0-0 6-3	3 2 1 0 1 0 0		
Ron Hassey, L (1, 2) OBP: 0.365, SLG: 0.425		0-0 G3 1-2		0-0 1-3 2B		0-0 G4-6-3 1B			0-0 F8	4 0 2 0 0 0 1		
Alan Bannister, R (1, 4) OBP: 0.284, SLG: 0.285 Gary Alexander, R (9, PH) OBP: 0.307, SLG: 0.427		0-0 2-3 2B		0-0 E5 G6-4-3		0-3 K			0-0 4-3	3 0 1 1 0 1 2 1 0 0 0 0 0 0		
Rick Manning, L (1, 8) OBP: 0.331, SLG: 0.286		0-0 4-3		0-0 G6-4-3 1-2f		0-0 G4-6-3 1-2f				3 0 0 1 0 0 4		
Jerry Dybzinski, R (1, 6) OBP: 0.270, SLG: 0.299		0-0 3-H L7			0-0 F3			0-0 F9		3 0 0 0 0 0 1		
Inning Stats	R: 0 E: 0 K: 0 S: 4 H: 1 LOB: 1 BB: 0 P: 4	R: 1 E: 0 K: 0 S: 5 H: 2 LOB: 1 BB: 0 P: 5	R: 0 E: 0 K: 0 S: 3 H: 0 LOB: 0 BB: 0 P: 3	R: 1 E: 1 K: 0 S: 4 H: 1 LOB: 1 BB: 1 P: 8	R: 0 E: 0 K: 0 S: 3 H: 0 LOB: 0 BB: 0 P: 3	R: 0 E: 0 K: 1 S: 5 H: 1 LOB: 0 BB: 0 P: 5	R: 0 E: 0 K: 1 S: 5 H: 1 LOB: 0 BB: 0 P: 5	R: 0 E: 0 K: 0 S: 5 H: 2 LOB: 2 BB: 0 P: 5	R: 0 E: 0 K: 0 S: 3 H: 0 LOB: 0 BB: 0 P: 3	1B: 6 2B: 2 3B: 0 HR: 0 SF: 0 SAC: 0 DP: 2 HBP: 0	WP: 0 PB: 0 SB: 0 CS: 0 PA: 34	
PITCHER Moose Haas, R (1, 1) ERA: 2.68	IP 9.0 WLS W BF 34 H 8 R 2 ER 2 SO 2 BB 1 IBB 0 HBP 0 BLK 0 WP 0 HR 0 S 37 P 41 ERA 2.00 WHIP 1.000											PITCHER IP WLS BF H R ER SO BB IBB HBP BLK WP HR S P ERA WHIP



Batter	1	2	3	4	5	6	7	8	9
Paul Molitor, R OBP: 0.388, SLG: 0.448 (1, 4)	0-0 E 2B	0-0 2B			0-0 5-3		0-0 SF8		
Robin Yount, R OBP: 0.318, SLG: 0.535 (1, 10)	0-0 E1 1B	0-0 5-3			0-3 K		0-0 F9		
Cecil Cooper, L OBP: 0.386, SLG: 0.526 (1, 3)	0-0 BB 1B				0-0 F8		0-0 F4		0-0 5-3
Gorman Thomas, R OBP: 0.308, SLG: 0.485 (1, 8)	0-3 K				0-0 5-3		0-0 1-3 1B		0-0 F3
Ben Oglivie, L OBP: 0.369, SLG: 0.574 (1, 7)	0-3 K				0-0 F8		0-0 1-3		0-0 F6
Sixto Lezcano, R OBP: 0.287, SLG: 0.391 (1, 9)	4-0 1-2 BB				0-0 6-3		4-0 1B 1B IBB		
Sal Bando, R OBP: 0.273, SLG: 0.267 (1, 5)	0-0 F6				0-0 6-3		0-0 1-2 1B		
Ed Romero, R OBP: 0.333, SLG: 0.321 (1, 6)					0-0 L5		0-0 6-3 SF8 2B		
Buck Martinez, R OBP: 0.279, SLG: 0.294 (1, 2)					0-0 P2-3		0-0 F7		0-0 6-3

Inning Stats	R: 2	H: 2	E: 1	K: 2	S: 10	LOB: 2	BB: 1	P: 14
	R: 0	H: 1	E: 0	K: 0	S: 3 <td>LOB: 1</td> <td>BB: 1</td> <td>P: 7 </td>	LOB: 1	BB: 1	P: 7
	R: 0	H: 0	E: 0	K: 0	S: 3 <td>LOB: 0</td> <td>BB: 0</td> <td>P: 3 </td>	LOB: 0	BB: 0	P: 3
	R: 0	H: 0	E: 0	K: 0	S: 3 <td>LOB: 0</td> <td>BB: 0</td> <td>P: 3 </td>	LOB: 0	BB: 0	P: 3
	R: 0	H: 0	E: 0	K: 1	S: 5 <td>LOB: 0</td> <td>BB: 0</td> <td>P: 5 </td>	LOB: 0	BB: 0	P: 5
	R: 1	H: 2	E: 0	K: 0	S: 4 <td>LOB: 2</td> <td>BB: 1</td> <td>P: 8 </td>	LOB: 2	BB: 1	P: 8
	R: 1	H: 1	E: 0	K: 0	S: 4 <td>LOB: 0</td> <td>BB: 0</td> <td>P: 4 </td>	LOB: 0	BB: 0	P: 4
	R: 0	H: 0	E: 0	K: 0	S: 3 <td>LOB: 0</td> <td>BB: 0</td> <td>P: 3 </td>	LOB: 0	BB: 0	P: 3

PITCHER	IP	WLS	BF	H	R	ER	SO	BB	IBB	HBP	BLK	WP	HR	S	P	ERA	WHIP
Bob Owchinko, L ERA: 5.96 (1, 1)	6.1	L	27	6	4	3	3	2	1	0	0	0	0	30	42	4.26	1.263
Victor Cruz, R ERA: 3.59 (7, 1)	0.2		2	0	0	0	0	0	0	0	0	0	0	2	2	0.00	0.000
Sid Monge, L ERA: 3.17 (8, 1)	1.0		3	0	0	0	0	0	0	0	0	0	0	3	3	0.00	0.000

AB R H RBI BB SO LOB

3	1	2	1	0	0	0
4	1	0	0	0	1	1
4	0	1	1	0	0	0
4	1	1	0	0	1	1
4	0	0	0	0	1	2
1	0	0	0	2	0	0
3	0	1	1	0	0	2
2	1	1	0	1	0	0
3	0	0	0	0	0	2

1B: 3	SF: 1	WP: 0	PA: 32
2B: 4	SAC: 0	PB: 0	
3B: 0	DP: 1	SB: 0	
HR: 0	HBP: 0	CS: 0	
WP: 0	PA: 32	ERA	WHIP

Cleveland Indians @ Milwaukee Brewers
Milwaukee County Stadium, Milwaukee, WI
 Sat Aug 09 1980, 4:33 AM EDT
 Att: 37,690 - Unknown - 71 F

livebaseballscorecards.com

AB	28
R	4
H	6
RBI	3
BB	3
SO	3
LOB	8



Batter	1	2	3	4	5	6	7	8	9	AB R H RBI BB SO LOB	TOP
Miguel Dilone, S OBP: 0.385, SLG: 0.438 (1, 8) X	0-0 5-3 ①		0-0 6-3 ② 1-2			0-0 F8 ①		0-0 G1-4-3 ①② 1-2f		4 0 0 0 0 0 2	Cleveland Indians @ Milwaukee Brewers Milwaukee County Stadium, Milwaukee, WI Sun Aug 10 1980, 4:33 AM EDT Unknown - 69 F livebaseballscorecards.com
Toby Harrah, R OBP: 0.373, SLG: 0.361 (1, 5) X	0-0 E7 F8 1B		0-3 K ③			0-0 F8 ②		0-0 5-3 ③		4 0 1 0 0 1 1	
Mike Hargrove, L OBP: 0.403, SLG: 0.415 (1, 3) X	0-0 F8 ② 2-3			0-0 6-3 ①		0-0 F7 ③		0-0 4-3 ①		4 0 0 0 0 0 1	
Joe Charboneau, R OBP: 0.362, SLG: 0.476 (1, 7) S (7, 9) S	0-3 K ③			0-0 F4 ②			0-0 FC4-6 1B SF7 1B	0-0 5-3 ②		4 1 1 0 0 1 1	
Bo Diaz, R OBP: 0.326, SLG: 0.446 (1, 2) X		0-0 G3 ①		0-0 6-3 ③			0-0 FC4-6 1B 1-2	0-0 F6 ③		4 0 1 0 0 0 0	
Gary Alexander, R OBP: 0.298, SLG: 0.413 (1, 10) X		0-0 6-3 ②			0-0 F7 ①		0-0 FC4-6 ① 1-2f 2-3			3 0 0 0 0 0 2	
Alan Bannister, R OBP: 0.284, SLG: 0.287 (1, 9) X (7, 4)		0-0 5-3 ③			0-0 FC6-4 1B ②		0-0 SF7 ② 3-H			2 0 1 1 0 0 0	
Dave Rosello, R OBP: 0.246, SLG: 0.290 (1, 4) X Gary Gray, R OBP: 0.174, SLG: 0.273 (7, PH) X (7, 7)			4-0 BB 6-3 BB		0-0 FC6-4 ② 1-2f		0-0 6-3 ③			1 0 0 0 1 0 1 1 0 0 0 0 0 1	
Jerry Dybzinski, R OBP: 0.271, SLG: 0.300 (1, 6) X			0-0 F2 ①		0-0 5-3 ③			0-0 G1-4-3 1B		3 0 1 0 0 0 2	
Inning Stats	R: 0 E: 1 K: 1 S: 6 H: 1 LOB: 1 BB: 0 P: 6	R: 0 E: 0 K: 0 S: 3 H: 0 LOB: 0 BB: 0 P: 3	R: 0 E: 0 K: 1 S: 5 H: 0 LOB: 1 BB: 1 P: 9	R: 0 E: 0 K: 0 S: 3 H: 0 LOB: 0 BB: 0 P: 3	R: 0 E: 0 K: 0 S: 4 H: 1 LOB: 1 BB: 0 P: 4	R: 0 E: 0 K: 0 S: 3 H: 0 LOB: 0 BB: 0 P: 3	R: 1 E: 0 K: 0 S: 5 H: 2 LOB: 1 BB: 0 P: 5	R: 0 E: 0 K: 0 S: 3 H: 1 LOB: 0 BB: 0 P: 3	R: 0 E: 0 K: 0 S: 3 H: 0 LOB: 0 BB: 0 P: 3	1B: 5 2B: 0 3B: 0 HR: 0 SF: 1 SAC: 0 DP: 1 HBP: 0	WP: 0 PB: 0 SB: 0 CS: 0 PA: 32
PITCHER Mike Caldwell, L ERA: 4.18 (1, 1)	IP 9.0 WLS W BF 32 H 5 R 1 ER 1 SO 2 BB 1 IBB 0 HBP 0 BLK 0 WP 0 HR 0 S 35 P 39 ERA 1.00 WHIP 0.667	PITCHER IP WLS BF H R ER SO BB IBB HBP BLK WP HR S P ERA WHIP									



Batter	1	2	3	4	5	6	7	8	9	AB	R	H	RBI	BB	SO	LOB
Paul Molitor, R OBP: 0.386, SLG: 0.445 (1, 4)	0-0 4-3		0-0 2B 1B	0-0 F7			0-0 6-3			4	1	1	0	0	0	0
Sal Bando, R OBP: 0.277, SLG: 0.284 (1, 5)	0-0 2B		0-0 1B 2B	0-0 F2			0-0 F9			4	2	2	0	0	0	0
Cecil Cooper, L OBP: 0.387, SLG: 0.528 (1, 3)	0-0 2H 2B		0-0 2B 1B		0-3 K		0-0 F9			4	1	2	3	0	1	0
Gorman Thomas, R OBP: 0.308, SLG: 0.485 (1, 8)	0-0 F8		0-0 1-3 2B		0-0 6-3		0-0 F7			4	0	1	1	0	0	1
Ben Oglivie, L OBP: 0.370, SLG: 0.573 (1, 7)	0-0 F7		4-0 1-3 BB		0-0 F9		0-0 WP 1B			3	0	1	0	1	0	1
Dick Davis, R OBP: 0.286, SLG: 0.364 (1, 9)		0-0 F9	0-0 1-3			0-0 6-3		0-0 F6		4	0	0	0	0	0	3
Mark Brouhard, R OBP: 0.281, SLG: 0.413 (1, 10)		0-0 F6	0-0 5-3			0-0 1B 2B		0-3 K		4	1	1	0	0	1	3
Charlie Moore, R OBP: 0.345, SLG: 0.332 (1, 2)		4-0 E5 BB	0-0 F3			0-0 2H 1B		0-0 F4		2	0	1	1	1	0	2
Ed Romero, R OBP: 0.317, SLG: 0.304 (1, 6)		0-0 E5		0-0 F9						3	0	0	0	0	0	1

Inning Stats	R: 1	H: 2	E: 0	K: 0	S: 5	H: 2	LOB: 1	BB: 0	P: 5	R: 0	H: 0	E: 1	K: 0	S: 3	R: 0	H: 4	E: 0	K: 0	S: 7	R: 0	H: 0	E: 0	K: 1	S: 5	R: 0	H: 2	E: 0	K: 0	S: 4	R: 0	H: 0	E: 0	K: 1	S: 3	R: 0	H: 1	E: 0	K: 1	S: 6	
	1	2	0	0	5	2	1	0	5	0	0	1	0	3	0	4	0	0	0	7	0	0	0	1	5	0	2	0	4	0	0	0	3	0	1	0	6	0	0	6

PITCHER	IP	WLS	BF	H	R	ER	SO	BB	IBB	HBP	BLK	WP	HR	S	P	ERA	WHIP
Ross Grimsley, L ERA: 5.95 (1, 1)	8.0	L	34	9	5	5	2	2	0	0	0	1	0	36	44	5.62	1.375

BOTTOM

Cleveland Indians @ Milwaukee Brewers
Milwaukee County Stadium, Milwaukee, WI

Sun Aug 10 1980, 4:33 AM EDT
 Unknown - 69 F

livebaseballscorecards.com

AB	32
R	5
H	9
RBI	5
BB	2
SO	2
LOB	11



WP: 1	PA: 34
PB: 0	SB: 0
CS: 0	

Batter	1	2	3	4	5	6	7	8	9	AB R H RBI BB SO LOB	TOP												
Miguel Dilone, S OBP: 0.390, SLG: 0.441 (1, 10)										5 1 3 0 0 1 3													
Jorge Orta, L OBP: 0.400, SLG: 0.396 Dave Rosello, R OBP: 0.250, SLG: 0.292 (1, 9) (3, 4)										2 2 0 0 1 0 0 3 1 1 0 0 0 3													
Mike Hargrove, L OBP: 0.400, SLG: 0.414 (1, 3)										6 1 1 0 0 0 2													
Joe Charboneau, R OBP: 0.365, SLG: 0.481 (1, 7)										5 1 3 0 0 1 3													
Toby Harrah, R OBP: 0.375, SLG: 0.364 (1, 5)										5 3 3 2 0 0 2													
Ron Hassey, L OBP: 0.368, SLG: 0.424 (1, 2)										3 0 1 1 2 2 2													
Alan Bannister, R OBP: 0.282, SLG: 0.286 (1, 4) (3, 9)										4 0 1 4 0 0 2													
Rick Manning, L OBP: 0.338, SLG: 0.285 (1, 8)										1 0 0 0 4 0 0													
Jerry Dybzinski, R OBP: 0.269, SLG: 0.297 (1, 6)										5 0 1 1 0 0 6													
Inning Stats	R: 4 E: 1 K: 0 S: 8	H: 4 LOB: 3 BB: 2 P: 16	R: 2 E: 1 K: 1 S: 7	H: 1 LOB: 3 BB: 3 P: 19	R: 0 E: 0 K: 1 S: 5	H: 0 LOB: 0 BB: 0 P: 5	R: 0 E: 0 K: 1 S: 6	H: 1 LOB: 1 BB: 0 P: 6	R: 0 E: 0 K: 0 S: 3	H: 1 LOB: 0 BB: 0 P: 3	R: 1 E: 0 K: 1 S: 7	H: 3 LOB: 1 BB: 0 P: 7	R: 0 E: 0 K: 0 S: 3	H: 0 LOB: 2 BB: 1 P: 8	R: 2 E: 0 K: 0 S: 6	H: 3 LOB: 2 BB: 1 P: 10	R: 0 E: 0 K: 0 S: 3	H: 1 LOB: 0 BB: 0 P: 3	1B: 12 2B: 2 3B: 0 HR: 0	SF: 1 SAC: 0 DP: 1 HBP: 1	WP: 1 PB: 0 SB: 1 CS: 1	PA: 49	
PITCHER	IP WLS BF H R ER SO BB IBB HBP BLK WP HR S P ERA WHIP																					PITCHER	IP WLS BF H R ER SO BB IBB HBP BLK WP HR S P ERA WHIP
Reggie Cleveland, R ERA: 3.48 (1, 1)	0.2 L 9 4 4 1 0 2 0 0 0 0 0 0 7 15 13.50 9.000																						
Fred Holdsworth, R ERA: 16.2 (1, 1)	1.0 8 1 2 0 1 3 0 0 0 0 0 0 7 19 0.00 4.000																						
Bob McClure, L ERA: 2.86 (2, 1)	5.1 21 5 1 1 3 1 0 1 1 0 0 25 30 1.69 1.125																						
Bill Castro, R ERA: 2.84 (8, 1)	1.0 7 3 2 2 0 1 0 0 0 1 0 6 10 18.00 4.000																						
Jerry Augustine, L ERA: 3.96 (9, 1)	1.0 3 1 0 0 0 0 0 0 0 0 0 3 3 0.00 1.000																						

Cleveland Indians @ Milwaukee Brewers
Milwaukee County Stadium, Milwaukee, WI

Sun Aug 10 1980, 4:38 AM EDT
Att. 33,857 - Unknown - 69 F

AB	39
R	9
H	14
RBI	8
BB	7
SO	4
LOB	23



livebaseballscorecards.com

Batter	1	2	3	4	5	6	7	8	9	AB	R	H	RBI	BB	SO	LOB
Robin Yount, R OBP: 0.315, SLG: 0.530 (1, 6)	0-0 4-3	0-0 1-3			0-0 6-3			0-0 FC5-4		4	0	0	0	0	0	3
Jim Gantner, L OBP: 0.309, SLG: 0.327 (1, 5)	0-0 WP 1B		0-0 F3			0-0 F4		0-0 SF7		3	0	1	1	0	0	0
Cecil Cooper, L OBP: 0.364, SLG: 0.523 (1, 3)	0-0 F8		0-0 F7			0-0 F7		0-0 F8		4	0	0	0	0	0	2
Gorman Thomas, R OBP: 0.307, SLG: 0.485 (1, 10)	0-0 F6		0-0 F8			0-0 5-3			0-0 4-3 SF9 2B	4	1	1	0	0	0	1
Ben Oglivie, L OBP: 0.367, SLG: 0.567 (1, 7)		0-0 4-3			0-0 F4			0-0 F6	0-0 4-3	4	0	0	0	0	0	1
Dick Davis, R OBP: 0.285, SLG: 0.363 (1, 9)		0-0 FC3-6 2B 1B		0-0 5-3		0-0 F9		0-0 SF9	0-0 SF9	3	1	1	1	0	0	0
Vic Harris, S OBP: 0.300, SLG: 0.240 (1, 8)		4-0 FC3-6 BB		0-0 F8		0-0 G3		0-0 F9	0-0 F9	3	0	0	0	1	0	0
Ed Romero, R OBP: 0.318, SLG: 0.305 (1, 4)		0-0 FC3-6 2B		0-0 F7		0-0 F7		0-0 FC5-4 1B SF7 1B		3	2	1	0	0	0	2
Buck Martinez, R OBP: 0.287, SLG: 0.308 (1, 2)		0-0 WP 2B		0-0 F7		0-0 F7		0-0 FC5-4 1B		3	0	2	2	0	0	0

Inning Stats	R: 0	H: 1	E: 0	LOB: 1	K: 0	BB: 0	S: 4	P: 4	R: 2	H: 2	E: 0	LOB: 1	K: 0	BB: 1	S: 5	P: 9	R: 0	H: 0	E: 0	LOB: 0	K: 0	BB: 0	S: 3	P: 3	R: 0	H: 0	E: 0	LOB: 0	K: 0	BB: 0	S: 3	P: 3	R: 0	H: 0	E: 0	LOB: 0	K: 0	BB: 0	S: 3	P: 3	R: 0	H: 0	E: 0	LOB: 0	K: 0	BB: 0	S: 3	P: 3	R: 1	H: 2	E: 0	LOB: 1	K: 0	BB: 0	S: 5	P: 5	R: 1	H: 1	E: 0	LOB: 0	K: 0	BB: 0	S: 4	P: 4	1B: 4	SF: 2	2B: 2	SAC: 0	3B: 0	DP: 0	HR: 0	HBP: 0	WP: 2	PA: 34
--------------	------	------	------	--------	------	-------	------	------	------	------	------	--------	------	-------	------	------	------	------	------	--------	------	-------	------	------	------	------	------	--------	------	-------	------	------	------	------	------	--------	------	-------	------	------	------	------	------	--------	------	-------	------	------	------	------	------	--------	------	-------	------	------	------	------	------	--------	------	-------	------	------	-------	-------	-------	--------	-------	-------	-------	--------	-------	--------

PITCHER	IP	WLS	BF	H	R	ER	SO	BB	IBB	HBP	BLK	WP	HR	S	P	ERA	WHIP
Dan Spillner, R ERA: 5.2 (1, 1)	9.0	W	34	6	4	4	0	1	0	0	0	2	0	33	37	4.00	0.778

BOTTOM

Cleveland Indians @ Milwaukee Brewers
Milwaukee County Stadium, Milwaukee, WI

Sun Aug 10 1980, 4:38 AM EDT
Att: 33,857 - Unknown - 69 F

AB	31
R	4
H	6
RBI	4
BB	1
SO	0
LOB	9



Batter	1	2	3	4	5	6	7	8	9	AB R H RBI BB SO LOB	TOP	
Mickey Rivers, L (1, 8) OBP: 0.342, SLG: 0.416	0-0 1B 3B		0-0 FC4-6 1-2f		0-0 CS 1-2	0-0 F4			0-0 SH3-4 1B	4 1 2 0 0 0 1		
Bump Wills, S (1, 4) OBP: 0.312, SLG: 0.342	0-0 G4-6-3 1B		0-0 5-3 1-2			0-0 L6			0-0 SH3-4	3 0 1 1 0 0 1		
Al Oliver, L (1, 7) OBP: 0.353, SLG: 0.436	0-0 G4-6-3 1-2f		0-0 4-3			0-0 4-3			0-0 F8	4 0 0 0 0 0 3		
Buddy Bell, R (1, 5) OBP: 0.380, SLG: 0.501	0-0 F9			0-0 6-3			0-0 4-3		4-0 BB	3 0 0 0 1 0 0		
Richie Zisk, R (1, 10) OBP: 0.338, SLG: 0.469		0-0 5-3		0-0 F9			0-0 6-3		0-0 F2	4 0 0 0 0 0 2		
John Ellis, R (1, 3) OBP: 0.285, SLG: 0.297		0-0 FC6-4 1B		0-0 F9			0-0 F9			3 0 1 0 0 0 0		
Rusty Staub, L (1, 9) OBP: 0.383, SLG: 0.458		0-0 F7			0-0 F8			0-0 F5		3 0 0 0 0 0 1		
Jim Sundberg, R (1, 2) OBP: 0.345, SLG: 0.382		0-0 FC6-4 1-2f			0-0 FC4-6 1B			0-3 K		3 0 1 0 0 1 1		
Pepe Frias, R (1, 6) OBP: 0.243, SLG: 0.270			0-0 FC4-6 1B					0-0 F8		2 0 1 0 0 0 1		
Dave Roberts, R (8, PH) OBP: 0.290, SLG: 0.370					0-0 FC4-6 CS					1 0 0 0 0 0 0		
Inning Stats	R: 1 H: 2 E: 0 LOB: 0 K: 0 BB: 0 S: 4 P: 4	R: 0 H: 1 E: 0 LOB: 1 K: 0 BB: 0 S: 4 P: 4	R: 0 H: 1 E: 0 LOB: 1 K: 0 BB: 0 S: 4 P: 4	R: 0 H: 0 E: 0 LOB: 0 K: 0 BB: 0 S: 3 P: 3	R: 0 H: 1 E: 0 LOB: 0 K: 0 BB: 0 S: 3 P: 3	R: 0 H: 0 E: 0 LOB: 0 K: 0 BB: 0 S: 3 P: 3	R: 0 H: 0 E: 0 LOB: 0 K: 0 BB: 0 S: 3 P: 3	R: 0 H: 0 E: 0 LOB: 0 K: 1 BB: 0 S: 5 P: 5	R: 0 H: 1 E: 0 LOB: 2 K: 0 BB: 1 S: 4 P: 8	1B: 5 SF: 0 2B: 0 SAC: 1 3B: 1 DP: 1 HR: 0 HBP: 0	WP: 0 PA: 33 PB: 0 SB: 1 CS: 1	
PITCHER	IP WLS BF H R ER SO BB IBB HBP BLK WP HR S P ERA WHIP											
Rick Waits, L (1, 1) ERA: 4.46	8.2 W 30 6 1 1 1 0 0 0 0 0 0 0 32 32 1.04 0.692											
Victor Cruz, R (9, 1) ERA: 3.57	0.1 S 2 0 0 0 0 1 0 0 0 0 0 0 1 5 0.00 3.000											

Texas Rangers @ Cleveland Indians
Cleveland Municipal Stadium, Cleveland, OH

Tue Aug 12 1980, 7:05 PM EDT
Att. 9,960 - Unknown

livebaseballscorecards.com

AB	30
R	1
H	6
RBI	1
BB	1
SO	1
LOB	10



Batter	1	2	3	4	5	6	7	8	9
Miguel Dilone, S OBP: 0.388, SLG: 0.438 (1, 9)	0-3 K		0-3 K		0-3 K			0-0 4-3 S 7-2 1B	
Alan Bannister, R OBP: 0.286, SLG: 0.296 (1, 4)	0-0 F7			0-0 FC5-4 1B		0-0 HR 2B		0-0 4-3 1-3	
Mike Hargrove, L OBP: 0.397, SLG: 0.409 (1, 3)	0-0 E8			0-0 F7		0-0 F9		0-0 7-2 3-Hr	
Joe Charboneau, R OBP: 0.362, SLG: 0.476 (1, 7)	0-0 5-3			0-0 FC5-4 CS 1-2f		0-0 5-3			
Toby Harrah, R OBP: 0.375, SLG: 0.371 (1, 5)		0-0 F5		0-0 CS 1-2	0-3 K	0-0 HR 2-H			
Ron Hassey, L OBP: 0.368, SLG: 0.423 (1, 2)		0-0 F9			0-0 1B	0-0 1B		0-0 1-3	
Gary Alexander, R OBP: 0.290, SLG: 0.400 (1, 10)		0-3 K			0-0 F7		0-3 K		
Rick Manning, L OBP: 0.338, SLG: 0.285 (1, 8)			0-3 K		0-0 BB 1B		0-0 G3		
Jerry Dybzinski, R OBP: 0.270, SLG: 0.294 (1, 6)			0-0 4-3		4-0 BB		0-0 F9		

Inning Stats	R: 0	H: 0	E: 1	LOB: 1	K: 1	BB: 0	S: 6	P: 6
	R: 0	H: 0	E: 0	LOB: 0	K: 1	BB: 0	S: 5	P: 5
	R: 0	H: 0	E: 0	LOB: 0	K: 2	BB: 0	S: 7	P: 7
	R: 0	H: 1	E: 0	LOB: 0	K: 0	BB: 0	S: 3	P: 3
	R: 0	H: 2	E: 0	LOB: 3	K: 2	BB: 1	S: 9	P: 13
	R: 2	H: 2	E: 0	LOB: 0	K: 0	BB: 0	S: 5	P: 5
	R: 0	H: 0	E: 0	LOB: 0	K: 1	BB: 0	S: 5	P: 5
	R: 0	H: 1	E: 0	LOB: 0	K: 0	BB: 0	S: 3	P: 3

PITCHER	IP	WLS	BF	H	R	ER	SO	BB	IBB	HBP	BLK	WP	HR	S	P	ERA	WHIP
Fergie Jenkins, R ERA: 3.35 (1, 1)	7.1	L	29	6	2	2	7	1	0	0	0	0	1	42	46	2.46	0.955
John Henry Johnson, L ERA: 2.4 (8, 1)	0.2		1	0	0	0	0	0	0	0	0	0	0	1	1	0.00	0.000

BOTTOM

AB	R	H	RBI	BB	SO	LOB
4	0	1	0	0	3	3
4	1	2	0	0	0	1
4	0	0	0	0	0	3
3	0	0	0	0	0	3
3	1	1	2	0	1	0
3	0	1	0	0	0	0
3	0	0	0	0	2	1
3	0	1	0	0	1	0
2	0	0	0	1	0	0

AB	29
R	2
H	6
RBI	2
BB	1
SO	7
LOB	11



WP	HR	S	P	ERA	WHIP
0	1	42	46	2.46	0.955
0	0	1	1	0.00	0.000

Texas Rangers @ Cleveland Indians
Cleveland Municipal Stadium, Cleveland, OH
 Tue Aug 12 1980, 7:05 PM EDT
 Att. 9,960 - Unknown

livebaseballscorecards.com

Batter	1	2	3	4	5	6	7	8	9	AB R H RBI BB SO LOB	TOP		
Mickey Rivers, L (1, 8) OBP: 0.340, SLG: 0.414 Jim Norris, L (6, PH) OBP: 0.338, SLG: 0.281 (6, 8)	0-0 6-3		0-0 4-3			4-0 BB		0-0 6-3		2 0 0 0 0 0 1 1 0 0 0 1 0 0			
Bump Wills, S (1, 4) OBP: 0.310, SLG: 0.339	0-3 K			0-0 4-3		0-3 K		0-0 L6		4 0 0 0 0 2 1			
Al Oliver, L (1, 7) OBP: 0.350, SLG: 0.433 Bill Sample, R (6, 7) OBP: 0.308, SLG: 0.265	0-0 F9			0-0 4-3		0-0 1-3		0-0 1B		3 0 0 0 0 0 1 1 0 1 0 0 0 0			
Buddy Bell, R (1, 5) OBP: 0.379, SLG: 0.507		0-0 F8		0-0 F8			0-0 HR	0-0 6-3		4 1 1 1 0 0 1			
Rusty Staub, L (1, 9) OBP: 0.386, SLG: 0.456 John Ellis, R (7, 2) OBP: 0.289, SLG: 0.297		0-0 F8			4-0 BB	4-0 2B SF8 BB		4-0 1B G4-6-3 BB		1 1 0 0 2 0 0 0 1 0 0 1 0 0			
Richie Zisk, R (1, 10) OBP: 0.340, SLG: 0.472		0-0 5-3			0-0 F3	0-0 1B 1-3 2B		0-0 G4-6-3 1B		4 0 2 0 0 0 1			
Pat Putnam, L (1, 3) OBP: 0.330, SLG: 0.415			0-0 F5		0-0 4-3	0-0 SF8		0-0 G4-6-3		3 0 0 1 0 0 2			
Jim Sundberg, R (1, 2) OBP: 0.344, SLG: 0.379 Dave Roberts, R (6, 2) OBP: 0.293, SLG: 0.372 (7, 6)			0-0 6-3		0-0 5-3	0-0 G4-6-3 1B		0-3 K		2 0 0 0 0 0 1 2 0 1 0 0 1 0			
Pepe Frias, R (1, 6) OBP: 0.247, SLG: 0.273 Johnny Grubb, L (7, PH) OBP: 0.393, SLG: 0.410 (7, 9)			0-0 1B			0-0 6-3	0-0 G4-6-3			2 0 1 0 0 0 0 1 0 0 0 0 0 2			
Inning Stats	R: 0 H: 0 E: 0 LOB: 0 K: 1 BB: 0 S: 5 P: 5	R: 0 H: 0 E: 0 LOB: 0 K: 0 BB: 0 S: 3 P: 3	R: 0 H: 1 E: 0 LOB: 1 K: 0 BB: 0 S: 4 P: 4	R: 0 H: 0 E: 0 LOB: 0 K: 0 BB: 0 S: 3 P: 3	R: 0 H: 0 E: 0 LOB: 1 K: 0 BB: 1 S: 3 P: 7	R: 0 H: 0 E: 0 LOB: 1 K: 1 BB: 1 S: 5 P: 9	R: 2 H: 3 E: 0 LOB: 1 K: 0 BB: 1 S: 5 P: 9	R: 0 H: 1 E: 0 LOB: 1 K: 0 BB: 0 S: 4 P: 4	R: 1 H: 1 E: 0 LOB: 0 K: 1 BB: 1 S: 5 P: 9	1B: 4 SF: 1 2B: 1 SAC: 0 3B: 0 DP: 2 HR: 1 HBP: 0	WP: 0 PA: 35 PB: 0 SB: 0 CS: 0		
PITCHER	IP WLS BF H R ER SO BB IBB HBP BLK WP HR S P ERA WHIP											PITCHER	IP WLS BF H R ER SO BB IBB HBP BLK WP HR S P ERA WHIP
Wayne Garland, R (1, 1) ERA: 4.01	6.1 W 26 4 2 2 2 3 0 0 0 0 0 1 27 39 2.84 1.105												
Mike Stanton, R (7, 1) ERA: 5.77	2.2 9 2 1 1 1 1 0 0 0 0 0 0 10 14 3.38 1.125												

Texas Rangers @ Cleveland Indians
Cleveland Municipal Stadium, Cleveland, OH

Wed Aug 13 1980, 7:05 PM EDT
Att. 13,449 - Unknown - 75 F

livebaseballscorecards.com

AB	30
R	3
H	6
RBI	2
BB	4
SO	3
LOB	10



Batter	1	2	3	4	5	6	7	8	9	AB	R	H	RBI	BB	SO	LOB
Miguel Dilone, S OBP: 0.388, SLG: 0.437 (1, 9)	4-0 1B BB	0-0 SF7		0-0 FC3-6 1B	0-0 G3 1B		0-0 F7			3	2	1	3	1	0	2
Alan Bannister, R OBP: 0.298, SLG: 0.308 (1, 4)	0-0 8-6-4 1B	0-0 5-3		0-0 PB 1B	0-0 G3 1B			0-0 E3 2B		5	3	4	1	0	0	0
Mike Hargrove, L OBP: 0.399, SLG: 0.414 (1, 3)	0-0 8-6-4 1B		0-3 K	0-0 PO 1B	0-0 G3			0-0 1B SF8 2B		5	1	3	3	0	1	2
Joe Charboneau, R OBP: 0.365, SLG: 0.477 (1, 7)	0-0 8-6-4		0-0 1B SF8	0-0 PO	WP BB SF9 BB			0-0 G5-4-3 1B		4	2	2	0	1	0	4
Toby Harrah, R OBP: 0.380, SLG: 0.376 (1, 5)	0-0 2B 1B		0-0 1B		4-0 WP 1B BB		0-0 G5-4-3 1B			3	2	3	1	1	0	0
Dave Rosello, R OBP: 0.247, SLG: 0.292 (7, 5)	0-0 2B 1B		0-0 SF8		4-0 1B BB		0-0 G5-4-3			0	0	0	1	0	0	0
Ron Hassey, L OBP: 0.369, SLG: 0.429 (1, 2)	0-0 2B		0-0 SF8		4-0 1B BB		0-0 G5-4-3			1	0	1	2	0	0	0
Bo Diaz, R OBP: 0.326, SLG: 0.439 (5, PH)	0-0 2B		0-0 SF8		1-2 2-3 1B BB		1-2 2-3 1B BB			2	1	0	0	1	0	2
Gary Alexander, R OBP: 0.279, SLG: 0.388 (1, 10)	0-0 F7		0-0 F6		0-0 SF9		0-3 K			3	0	0	1	0	1	2
Rick Manning, L OBP: 0.343, SLG: 0.298 (1, 8)		0-0 SF7 3B		0-0 FC3-6 1B	0-0 1B 1B		0-0 F8			4	2	3	1	0	0	0
Jerry Dybzinski, R OBP: 0.274, SLG: 0.299 (1, 6)		0-0 1-3		0-0 FC3-6 1B	0-0 1B 1B		0-0 5-3			4	1	2	1	0	0	1

Inning Stats	R: 3	H: 4	E: 0	LOB: 1	K: 0	BB: 1	S: 6	P: 10	R: 1	H: 1	E: 0	LOB: 0	K: 0	BB: 0	S: 4	P: 4	R: 1	H: 2	E: 0	LOB: 1	K: 1	BB: 0	S: 7	P: 7	R: 2	H: 4	E: 0	LOB: 0	K: 0	BB: 0	S: 5	P: 5	R: 5	H: 4	E: 0	LOB: 2	K: 0	BB: 3	S: 7	P: 19	R: 0	H: 1	E: 0	LOB: 0	K: 1	BB: 0	S: 5	P: 5	R: 0	H: 0	E: 0	LOB: 0	K: 0	BB: 0	S: 3	P: 3	R: 2	H: 3	E: 1	LOB: 0	K: 0	BB: 0	S: 5	P: 5
--------------	------	------	------	--------	------	-------	------	-------	------	------	------	--------	------	-------	------	------	------	------	------	--------	------	-------	------	------	------	------	------	--------	------	-------	------	------	------	------	------	--------	------	-------	------	-------	------	------	------	--------	------	-------	------	------	------	------	------	--------	------	-------	------	------	------	------	------	--------	------	-------	------	------

PITCHER	IP	WLS	BF	H	R	ER	SO	BB	IBB	HBP	BLK	WP	HR	S	P	ERA	WHIP
Doc Medich, R ERA: 3.92 (1, 1)	2.1	L	14	7	5	5	1	1	0	0	0	0	0	15	19	19.29	3.429
Charlie Hough, R ERA: 5.68 (3, 1)	1.2		10	4	5	5	0	3	0	0	0	1	0	7	19	27.00	4.200
Dave Rajsich, L ERA: 6.99 (5, 1)	2.0		10	5	2	2	1	0	0	0	0	0	0	12	12	9.00	2.500
Sparky Lyle, L ERA: 4.4 (7, 1)	2.0		8	3	2	2	0	0	0	0	0	0	0	8	8	9.00	1.500

BOTTOM

Texas Rangers @ Cleveland Indians
Cleveland Municipal Stadium, Cleveland, OH

Wed Aug 13 1980, 7:05 PM EDT
Att: 13,449 - Unknown - 75 F

AB	34
R	14
H	19
RBI	14
BB	4
SO	2
LOB	13



1B	2B	3B	SF	SAC	DP	HBP	WP	HR	S	P	ERA	WHIP
16	3	1	4	0	3	0	1	0	0	0	4.4	1.500

Batter	1	2	3	4	5	6	7	8	9	AB R H RBI BB SO LOB																	
Mickey Rivers, L (1, 8) OBP: 0.339, SLG: 0.412	0-3 K		0-0 6-3		0-0 FC4-6 BB		0-0 F5		0-0 1-3 1B	5 0 1 1 0 1 1																	
Bump Wills, S (1, 4) OBP: 0.311, SLG: 0.338	0-3 K			0-0 G3	4-0 1-2 BB		0-0 1B		0-3 K	4 0 1 0 1 2 2																	
Al Oliver, L (1, 7) OBP: 0.347, SLG: 0.428	0-0 L8			0-0 3-1	0-0 F5		0-0 F7		0-0 F8	5 0 0 0 0 0 5																	
Buddy Bell, R (1, 5) OBP: 0.378, SLG: 0.504		0-3 K		0-0 1B		0-0 6-3		0-0 F8		4 0 1 0 0 1 0																	
Rusty Staub, L (1, 9) OBP: 0.391, SLG: 0.461		0-0 1B		0-0 FC6 1B		0-0 WP 4-3 1B		0-0 6-3		4 1 3 0 0 0 0																	
Richie Zisk, R (1, 10) OBP: 0.342, SLG: 0.471		0-0 F9		0-0 FC6 1-2f		0-0 4-3 WP 1B		4-0 BB		3 0 1 0 1 0 3																	
Pat Putnam, L (1, 3) OBP: 0.329, SLG: 0.412		0-0 F5			0-0 1B FC4-6 1B	0-0 4-3		0-0 F8		4 1 1 1 0 0 3																	
Jim Sundberg, R (1, 2) OBP: 0.340, SLG: 0.375			0-3 K		0-0 5-3 1B	0-0 6-3			0-0 F9	4 0 0 0 0 1 2																	
Pepe Frias, R (1, 6) OBP: 0.245, SLG: 0.272			0-0 6-3		0-0 FC4-6 1B		0-3 K		0-0 1B	1 0 0 0 0 0 0																	
Jim Norris, L (5, PH) OBP: 0.342, SLG: 0.287										1 0 1 0 0 0 0																	
Dave Roberts, R (5, 6) OBP: 0.291, SLG: 0.369										1 0 0 0 0 1 0																	
Johnny Grubb, L (9, PH) OBP: 0.396, SLG: 0.414										1 0 1 0 0 0 0																	
Inning Stats	R: 0 E: 0 K: 2 S: 7	H: 0 LOB: 0 BB: 0 P: 7	R: 0 E: 0 K: 1 S: 6	H: 1 LOB: 1 BB: 0 P: 6	R: 0 E: 0 K: 1 S: 5	H: 0 LOB: 0 BB: 0 P: 5	R: 0 E: 0 K: 0 S: 5	H: 2 LOB: 2 BB: 0 P: 5	R: 1 E: 0 K: 0 S: 5	H: 2 LOB: 2 BB: 1 P: 9	R: 1 E: 0 K: 0 S: 5	H: 2 LOB: 1 BB: 0 P: 5	R: 0 E: 0 K: 1 S: 6	H: 1 LOB: 1 BB: 0 P: 6	R: 0 E: 0 K: 0 S: 3	H: 0 LOB: 1 BB: 1 P: 7	R: 0 E: 0 K: 1 S: 7	H: 2 LOB: 2 BB: 0 P: 7	1B: 10 2B: 0 3B: 0 HR: 0	SF: 0 SAC: 0 DP: 0 HBP: 0	WP: 1 PB: 0 SB: 1 CS: 0	PA: 39					
PITCHER	IP	WLS	BF	H	R	ER	SO	BB	IBB	HBP	BLK	WP	HR	S	P	ERA	WHIP										
Len Barker, R (1, 1) ERA: 4.11	8.1	W	37	10	2	2	5	2	0	0	0	1	0	45	53	2.16	1.440										
Sid Monge, L (9, 1) ERA: 3.14	0.2		2	0	0	0	1	0	0	0	0	0	0	4	4	0.00	0.000										

TOP

Texas Rangers @ Cleveland Indians
Cleveland Municipal Stadium, Cleveland, OH

Thu Aug 14 1980, 7:05 PM EDT
Att. 10,888 - Unknown - 81 F

livebaseballscorecards.com

AB	37
R	2
H	10
RBI	2
BB	2
SO	6
LOB	16



Batter	1	2	3	4	5	6	7	8	9	AB R H RBI BB SO LOB
Miguel Dilone, S OBP: 0.388, SLG: 0.437 (1, 9)	0-0 4-3		0-0 CS 1B	0-0 F7		0-0 4-3		0-0 BB 1B		5 0 2 0 0 0 3
Jorge Orta, L OBP: 0.403, SLG: 0.401 (1, 10)	0-0 1B 1B		0-0 1B WP 1B	0-0 F7		0-0 2B		0-3 K		5 1 3 1 0 1 4
Mike Hargrove, L OBP: 0.403, SLG: 0.416 (1, 3)	0-0 F7		0-0 WP 1B		0-0 2B 1B		4-0 BB 1B BB	4-0 BB BB		3 2 2 0 2 0 1
Joe Charboneau, R OBP: 0.368, SLG: 0.480 (1, 7)	0-0 1B		0-0 F5		0-0 WP 1B 2B		0-0 F7	4-0 BB		4 1 2 2 1 0 2
Toby Harrah, R OBP: 0.381, SLG: 0.375 (1, 5)	0-0 5-3		0-0 F5		0-0 G5-4-3 1B		4-0 1B BB	0-0 F9		4 0 1 1 1 0 6
Ron Hassey, L OBP: 0.367, SLG: 0.427 (1, 2)		0-0 6-3 1B		0-0 F8		0-3 K		0-3 K		4 0 1 0 0 2 3
Alan Bannister, R OBP: 0.301, SLG: 0.322 (1, 4)		0-0 6-3		0-0 1B 3B		0-0 G5-4-3		0-0 1B		4 1 2 1 0 0 2
Rick Manning, L OBP: 0.344, SLG: 0.299 (1, 8)		0-0 F8		0-0 1B 1B		4-0 4-3 SH3-4 2B BB		0-0 F7		3 1 1 1 1 0 1
Jerry Dybzinski, R OBP: 0.280, SLG: 0.304 (1, 6)		0-0 5-3		0-0 1B		0-0 SH3-4		0-0 BB 1B		3 1 2 0 0 0 1

Inning Stats	R: 0 E: 0 K: 0 S: 5	H: 2 LOB: 2 BB: 0 P: 5	R: 0 E: 0 K: 0 S: 4	H: 1 LOB: 1 BB: 0 P: 4	R: 1 E: 0 K: 0 S: 5	H: 3 LOB: 1 BB: 0 P: 5	R: 1 E: 0 K: 0 S: 6	H: 3 LOB: 2 BB: 0 P: 6	R: 2 E: 0 K: 1 S: 7	H: 3 LOB: 0 BB: 0 P: 7	R: 1 E: 0 K: 0 S: 3	H: 1 LOB: 1 BB: 1 P: 7	R: 1 E: 0 K: 1 S: 5	H: 1 LOB: 2 BB: 2 P: 13	R: 1 E: 0 K: 1 S: 7	H: 2 LOB: 3 BB: 2 P: 15
1B: 13	SF: 0	WP: 3	PA: 41	2B: 2	SAC: 1	PB: 0	SB: 0	3B: 1	DP: 1	CS: 1	HR: 0	HBP: 0				

PITCHER	IP	WLS	BF	H	R	ER	SO	BB	IBB	HBP	BLK	WP	HR	S	P	ERA	WHIP
Ed Figueroa, R ERA: 6.5 (1, 1)	4.0	L	23	12	4	4	0	0	0	0	0	2	0	23	23	9.00	3.000
Sparky Lyle, L ERA: 4.52 (5, 1)	2.1		9	1	2	2	1	3	0	0	0	0	0	8	20	7.71	1.714
John Henry Johnson, L ERA: 2.7 (7, 1)	1.2		9	3	1	1	2	2	0	0	0	0	0	11	19	5.40	3.000

BOTTOM

Texas Rangers @ Cleveland Indians
Cleveland Municipal Stadium, Cleveland, OH

Thu Aug 14 1980, 7:05 PM EDT
Att: 10,888 - Unknown - 81 F

livebaseballscorecards.com

AB	35
R	7
H	16
RBI	6
BB	5
SO	3
LOB	23



Batter	1	2	3	4	5	6	7	8	9	AB R H RBI BB SO LOB	TOP									
Paul Molitor, R (1, 4) OBP: 0.383, SLG: 0.436	0-0 S 2B 1B	0-0 L6			0-0 1-3		0-3 K			4 1 1 0 0 1 1										
Robin Yount, R (1, 6) OBP: 0.317, SLG: 0.529	0-0 F8 1-2		0-0 F2		0-0 F8			0-0 F9		4 0 0 0 0 0 1										
Cecil Cooper, L (1, 3) OBP: 0.385, SLG: 0.522	0-0 2-H 2B		0-0 1B FC4-6-3-2		0-0 F8			0-0 1B		4 0 3 1 0 0 0										
Gorman Thomas, R (1, 8) OBP: 0.306, SLG: 0.475	4-0 BB		0-0 1B FC4-6-3-2		0-0 E5 CS			0-3 K		3 0 1 0 1 1 0										
Ben Oglivie, L (1, 7) OBP: 0.363, SLG: 0.550	0-0 F9		0-0 FC4-6-3-2 1-2 2-H		0-0 CS 1B				0-0 F7	4 0 1 0 0 0 4										
Sixto Lezcano, R (1, 9) OBP: 0.284, SLG: 0.392	0-0 F7			0-0 F5		0-0 CS 1-2	0-0 HR		0-3 K	4 1 1 1 0 1 2										
Dick Davis, R (1, 10) OBP: 0.287, SLG: 0.375		0-0 5-3		0-0 6-3		0-0 HR		0-0 2B		4 2 2 1 0 0 0										
Sal Bando, R (1, 5) OBP: 0.274, SLG: 0.307		0-0 6-3		0-0 F9		0-0 F3		0-0 2B		4 0 1 1 0 0 0										
Jim Gantner, L (9, PR) OBP: 0.314, SLG: 0.343								2-H 2B		0 0 0 0 0 0 0										
Buck Martinez, R (1, 2) OBP: 0.278, SLG: 0.297		0-0 1B			0-0 4-3		0-0 4-3		0-3 K	4 0 1 0 0 1 1										
Inning Stats	R: 1 E: 0 K: 0 S: 5	H: 2 LOB: 2 BB: 1 P: 9	R: 0 E: 0 K: 0 S: 4	H: 1 LOB: 1 BB: 0 P: 4	R: 0 E: 0 K: 0 S: 4	H: 2 LOB: 1 BB: 0 P: 4	R: 0 E: 0 K: 0 S: 3	H: 0 LOB: 0 BB: 0 P: 3	R: 0 E: 1 K: 0 S: 3	H: 1 LOB: 0 BB: 0 P: 3	R: 2 E: 0 K: 1 S: 7	H: 2 LOB: 0 BB: 0 P: 7	R: 0 E: 0 K: 1 S: 5	H: 1 LOB: 0 BB: 0 P: 5	R: 1 E: 0 K: 2 S: 9	H: 2 LOB: 1 BB: 0 P: 9	1B: 6 2B: 4 3B: 0 HR: 2	SF: 0 SAC: 0 DP: 1 HBP: 0	WP: 0 PB: 0 SB: 1 CS: 2	PA: 37
PITCHER	IP WLS BF H R ER SO BB IBB HBP BLK WP HR S P ERA WHIP																			
Ross Grimsley, L (1, 1) ERA: 5.78	7.0 L 28 8 3 3 1 1 0 0 0 0 0 2 29 33 3.86 1.286																			
Victor Cruz, R (8, 1) ERA: 3.6	2.0 8 3 1 1 3 0 0 0 0 0 0 0 14 14 4.50 1.500																			

Milwaukee Brewers @ Cleveland Indians
Cleveland Municipal Stadium, Cleveland, OH

Fri Aug 15 1980, 7:05 PM EDT
Att. 16,031 - Unknown - 76 F

AB	35
R	4
H	11
RBI	4
BB	1
SO	4
LOB	9



WP: 0	PA: 37
-------	--------

ERA	WHIP
-----	------

1B: 6	SF: 0
2B: 4	SAC: 0
3B: 0	DP: 1
HR: 2	HBP: 0

Batter	1	2	3	4	5	6	7	8	9	AB R H RBI BB SO LOB
Miguel Dilone, S (1, 9) OBP: 0.390, SLG: 0.437	0-0 G3-6-1 1B		0-3 K		0-0 1-2 1B		0-0 1-3 E5 1B			4 0 2 0 0 1 1
Jorge Orta, L (1, 10) OBP: 0.404, SLG: 0.402	0-0 G3-6-1 1B		0-0 1-3		0-0 L3		0-0 1-3 1B			4 0 2 1 0 0 2
Mike Hargrove, L (1, 3) OBP: 0.404, SLG: 0.415	0-0 G3-6-1 1-2f 2-3			0-0 FC6-5 1B		4-0 E S BB	0-0 3-1			3 0 1 0 1 0 4
Joe Charboneau, R (1, 7) OBP: 0.370, SLG: 0.479	4-0 BB			0-0 G5-3 FC6-5 1B		0-0 F9		0-0 L8		3 0 1 0 1 0 1
Toby Harrah, R (1, 5) OBP: 0.377, SLG: 0.371	0-3 K			0-0 FC6-5 1-2 2-3f		0-3 K		0-0 F6		4 0 0 0 0 2 5
Alan Bannister, R (1, 4) OBP: 0.296, SLG: 0.316		0-0 F7		0-0 G5-3 2-3f		0-0 5-3		0-3 K		4 0 0 0 0 1 3
Bo Diaz, R (1, 2) OBP: 0.317, SLG: 0.426		0-3 K		0-3 K			0-0 5-3		0-0 5-3	4 0 0 0 0 2 0
Rick Manning, L (1, 8) OBP: 0.342, SLG: 0.296		0-3 K			0-0 1-3		0-0 1-3		0-0 5-3	3 0 0 0 0 1 0
Gary Alexander, R (9, PH) OBP: 0.277, SLG: 0.384										1 0 0 0 0 0 0
Jerry Dybzinski, R (1, 6) OBP: 0.281, SLG: 0.304			0-0 F3		0-0 1B		0-0 E 1B		0-0 6-3	3 1 1 0 0 0 0
Gary Gray, R (9, PH) OBP: 0.167, SLG: 0.261										1 0 0 0 0 0 0

Inning Stats	R: 0 E: 0 K: 1 S: 6	H: 2 LOB: 2 BB: 1 P: 10	R: 0 E: 0 K: 2 S: 7	H: 0 LOB: 0 BB: 0 P: 7	R: 0 E: 0 K: 1 S: 5	H: 0 LOB: 0 BB: 0 P: 5	R: 0 E: 0 K: 0 S: 4	H: 2 LOB: 1 BB: 0 P: 4	R: 0 E: 0 K: 1 S: 7	H: 2 LOB: 2 BB: 0 P: 7	R: 0 E: 0 K: 1 S: 5	H: 0 LOB: 1 BB: 1 P: 9	R: 1 E: 2 K: 0 S: 6	H: 1 LOB: 2 BB: 0 P: 6	R: 0 E: 0 K: 1 S: 5	H: 0 LOB: 0 BB: 0 P: 5	R: 0 E: 0 K: 0 S: 3	H: 0 LOB: 0 BB: 0 P: 3	1B: 7 2B: 0 3B: 0 HR: 0	SF: 0 SAC: 0 DP: 2 HBP: 0	WP: 0 PB: 0 SB: 1 CS: 0	PA: 36
PITCHER Mike Caldwell, L (1, 1) ERA: 3.95	IP 9.0 WLS W BF 36 H 7 R 1 ER 0 SO 7 BB 2 IBB 0 HBP 0 BLK 0 WP 0 HR 0 S 48 P 56 ERA 0.00 WHIP 1.000																					

BOTTOM

Milwaukee Brewers @ Cleveland Indians
Cleveland Municipal Stadium, Cleveland, OH

Fri Aug 15 1980, 7:05 PM EDT
Att: 16,031 - Unknown - 76 F

livebaseballscorecards.com

AB	34
R	1
H	7
RBI	1
BB	2
SO	7
LOB	16



Batter	1	2	3	4	5	6	7	8	9	AB R H RBI BB SO LOB	TOP											
Paul Molitor, R (1, 4) OBP: 0.386, SLG: 0.437	0-0 1B FC5-2-5-1	4-0 HR BB		0-0 2B 1B	0-0 5-3		0-0 5-3			4 1 2 1 1 0 2												
Robin Yount, R (1, 6) OBP: 0.320, SLG: 0.541	0-0 F8	0-0 HR		0-0 2B 1B		0-3 K		0-0 SF9 2B		5 2 3 4 0 1 1												
Cecil Cooper, L (1, 3) OBP: 0.387, SLG: 0.522	0-0 1B FC5-2-5-1	0-0 CS 1B		4-0 IBB		0-0 4-3		0-0 6-3 2B		4 0 2 0 1 0 1												
Gorman Thomas, R (1, 8) OBP: 0.307, SLG: 0.480	0-0 FC5-2-5-1	0-0 CS	0-0 HR	0-0 F6		4-0 1B 2B BB		0-0 SF9		3 2 1 2 1 0 5												
Ben Oglivie, L (1, 7) OBP: 0.363, SLG: 0.548	0-0 F7		0-0 L5-3 1B	0-0 F7		0-0 2B 1B		0-0 F5		5 1 2 0 0 0 5												
Sixto Lezcano, R (1, 9) OBP: 0.283, SLG: 0.392		0-3 K	0-0 L5-3		0-3 K	0-0 2B		0-0 F4		5 0 1 2 0 2 1												
Dick Davis, R (1, 10) OBP: 0.283, SLG: 0.383		0-0 BB HR 1B	0-3 K		0-0 2B		0-0 5-3	0-0 1B		5 2 3 0 0 1 0												
Jim Gantner, L (1, 5) OBP: 0.318, SLG: 0.354		0-0 BB HR 1B		0-0 SH3 1B 2B	0-0 2B		0-0 G3	0-0 F7		5 2 3 1 0 0 1												
Buck Martinez, R (1, 2) OBP: 0.277, SLG: 0.296		0-0 F9	0-0 SH3	0-0 SH3	0-0 F9		0-0 1B	0-0 F2		4 0 1 0 0 0 4												
Inning Stats	R: 0 E: 0 K: 0 S: 5	H: 2 LOB: 2 BB: 0 P: 5	R: 4 E: 0 K: 1 S: 8	H: 4 LOB: 0 BB: 1 P: 12	R: 1 E: 0 K: 1 S: 6	H: 2 LOB: 0 BB: 0 P: 6	R: 1 E: 0 K: 0 S: 6	H: 3 LOB: 3 BB: 1 P: 10	R: 1 E: 0 K: 1 S: 7	H: 2 LOB: 1 BB: 0 P: 7	R: 2 E: 0 K: 1 S: 6	H: 2 LOB: 1 BB: 1 P: 10	R: 0 E: 0 K: 0 S: 4	H: 1 LOB: 1 BB: 0 P: 4	R: 1 E: 0 K: 0 S: 4	H: 1 LOB: 0 BB: 0 P: 4	R: 0 E: 0 K: 0 S: 4	H: 1 LOB: 1 BB: 0 P: 4	1B: 10 2B: 7 3B: 0 HR: 2	SF: 1 SAC: 1 DP: 1 HBP: 0	WP: 0 PB: 0 SB: 0 CS: 1	PA: 46
PITCHER	IP WLS BF H R ER SO BB IBB HBP BLK WP HR S P ERA WHIP																					
Dan Spillner, R (1, 1) ERA: 5.45	2.0 L 14 8 5 5 1 1 0 0 0 0 0 2 15 19 22.50 4.500																					
Sandy Wihtol, R (3, 1) ERA: 4.7	2.1 12 5 2 2 2 0 1 0 0 0 0 0 15 19 7.71 2.143																					
Mike Stanton, R (5, 1) ERA: 5.87	3.2 15 4 3 3 1 1 0 0 0 0 0 0 16 20 7.36 1.364																					
Sid Monge, L (9, 1) ERA: 3.09	1.0 4 1 0 0 0 0 0 0 0 0 0 0 4 4 0.00 1.000																					

Milwaukee Brewers @ Cleveland Indians
Cleveland Municipal Stadium, Cleveland, OH
 Sat Aug 16 1980, 3:33 AM EDT
 Att. 17,883 - Unknown - 74 F

AB	40
R	10
H	18
RBI	10
BB	3
SO	4
LOB	20



Batter	1	2	3	4	5	6	7	8	9	AB R H RBI BB SO LOB	TOP
Paul Molitor, R (1, 4) OBP: 0.382, SLG: 0.431	0-0 6-3		0-0 SH FC5-2 1B		0-0 F8		0-0 6-3		0-0 F3	4 1 0 0 0 0 0	
Robin Yount, R (1, 6) OBP: 0.317, SLG: 0.536	0-0 5-3		0-0 FC5-2 CS 1B		0-0 6-3			0-0 5-3		4 0 0 0 0 0 3	
Cecil Cooper, L (1, 3) OBP: 0.388, SLG: 0.521	0-0 6-3		0-0 CS 1B			0-0 1-3		0-0 PB BB 1B		4 0 2 2 0 0 0	
Gorman Thomas, R (1, 8) OBP: 0.305, SLG: 0.476		0-0 6-3	0-3 K		0-0 F3		0-0 F3	0-3 K		4 0 0 0 0 2 3	
Ben Oglivie, L (1, 7) OBP: 0.367, SLG: 0.555		0-0 HR		0-0 3-1		4-0 1B BB		4-0 PB BB		2 1 1 1 2 0 0	
Sixto Lezcano, R (1, 9) OBP: 0.290, SLG: 0.405		0-0 G5-4-3 1B		0-0 HR		0-0 1-2 1B		1-0 FC6-4 HBP		3 1 3 1 0 0 0	
Dick Davis, R (1, 10) OBP: 0.289, SLG: 0.377		0-0 G5-4-3		0-0 6-3		0-0 F7		0-0 FC6-4		4 0 0 0 0 0 6	
Sal Bando, R (1, 5) OBP: 0.274, SLG: 0.306			0-0 1B FC5-2 1B		0-3 K		0-3 K		0-0 5-3	4 0 1 0 0 2 0	
Charlie Moore, R (1, 2) OBP: 0.337, SLG: 0.321			0-0 FC5-2 SH 1B		0-0 F6		0-0 F6		0-0 F3	4 1 1 0 0 0 0	
Inning Stats	R: 0 E: 0 K: 0 S: 3 H: 0 LOB: 0 BB: 0 P: 3	R: 1 E: 0 K: 0 S: 4 H: 2 LOB: 0 BB: 0 P: 4	R: 2 E: 1 K: 1 S: 8 H: 3 LOB: 1 BB: 0 P: 8	R: 1 E: 0 K: 1 S: 6 H: 1 LOB: 0 BB: 0 P: 6	R: 0 E: 0 K: 0 S: 3 H: 0 LOB: 0 BB: 0 P: 3	R: 0 E: 0 K: 0 S: 4 H: 1 LOB: 2 BB: 1 P: 8	R: 0 E: 0 K: 1 S: 5 H: 0 LOB: 0 BB: 0 P: 5	R: 0 E: 0 K: 1 S: 6 H: 1 LOB: 3 BB: 1 P: 11	R: 0 E: 0 K: 0 S: 3 H: 0 LOB: 0 BB: 0 P: 3	1B: 6 2B: 0 3B: 0 HR: 2 SF: 0 SAC: 1 DP: 1 HBP: 1	WP: 0 PB: 1 SB: 0 CS: 2 PA: 37
PITCHER	IP WLS BF H R ER SO BB IBB HBP BLK WP HR S P ERA WHIP										
Rick Waits, L (1, 1) ERA: 4.42	7.2 L 32 8 4 3 4 2 0 0 0 0 2 38 46 3.52 1.304										
Mike Stanton, R (8, 1) ERA: 5.74	1.1 5 0 0 0 0 0 0 0 1 0 0 0 4 5 0.00 0.000										

Milwaukee Brewers @ Cleveland Indians
Cleveland Municipal Stadium, Cleveland, OH

AB	33
R	4
H	8
RBI	4
BB	2
SO	4
LOB	12



Sun Aug 17 1980, 3:33 AM EDT
Unknown - 69 F

livebaseballscorecards.com

Batter	1	2	3	4	5	6	7	8	9	AB R H RBI BB SO LOB
--------	---	---	---	---	---	---	---	---	---	----------------------

Miguel Dilone, S OBP: 0.391, SLG: 0.445 (1, 10)	0-0 F8 S 1B		0-0 6-3			0-0 4-3			0-0 S 1B	4 0 2 0 0 0 0
Jorge Orta, L OBP: 0.400, SLG: 0.395 (1, 9)	0-0 F5			0-0 6-3			0-3 K		0-0 L4	4 0 0 0 0 1 2
Mike Hargrove, L OBP: 0.404, SLG: 0.412 (1, 3)	0-0 F8 1-3			0-0 G5-4-3 1B			0-0 F8		4-0 BB	3 0 1 0 1 0 1
Joe Charboneau, R OBP: 0.366, SLG: 0.483 (1, 7)	0-3 K			0-0 G5-4-3 1-2f			0-0 2B		0-3 K	4 0 1 0 0 2 4
Toby Harrah, R OBP: 0.377, SLG: 0.370 (1, 5)		0-0 F7			0-0 5-3			0-0 5-3		3 0 0 0 0 0 1
Bo Diaz, R OBP: 0.317, SLG: 0.420 (1, 2)		4-0 BB G6-4-3 BB			0-0 F8			0-0 L5		2 0 0 0 1 0 0
Rick Manning, L OBP: 0.341, SLG: 0.293 (1, 8)		0-0 G6-4-3 1-2f			4-0 CS BB			0-0 4-3		2 0 0 0 1 0 1
Jack Brohamer, L OBP: 0.311, SLG: 0.313 (1, 4)			0-0 G3		0-0 CS 1-2	0-0 F4		0-0 F5		3 0 0 0 0 0 0
Jerry Dybzinski, R OBP: 0.278, SLG: 0.300 (1, 6)			0-0 6-3			0-0 F8			0-0 F8	2 0 0 0 0 0 0
Ron Hassey, L OBP: 0.368, SLG: 0.430 (9, PH)										1 0 0 0 0 0 0

Inning Stats	R: 0 E: 0 K: 1 S: 6	H: 1 LOB: 1 BB: 0 P: 6	R: 0 E: 0 K: 0 S: 2	H: 0 LOB: 0 BB: 1 P: 6	R: 0 E: 0 K: 0 S: 3	H: 0 LOB: 0 BB: 0 P: 3	R: 0 E: 0 K: 0 S: 3	H: 1 LOB: 0 BB: 0 P: 3	R: 0 E: 0 K: 0 S: 2	H: 0 LOB: 0 BB: 1 P: 6	R: 0 E: 0 K: 0 S: 3	H: 0 LOB: 0 BB: 0 P: 3	R: 0 E: 0 K: 1 S: 6	H: 1 LOB: 1 BB: 0 P: 6	R: 0 E: 0 K: 0 S: 3	H: 0 LOB: 0 BB: 0 P: 3	R: 0 E: 0 K: 1 S: 6	H: 1 LOB: 2 BB: 1 P: 10	1B: 3 2B: 1 3B: 0 HR: 0	SF: 0 SAC: 0 DP: 2 HBP: 0
--------------	------------------------------	---------------------------------	------------------------------	---------------------------------	------------------------------	---------------------------------	------------------------------	---------------------------------	------------------------------	---------------------------------	------------------------------	---------------------------------	------------------------------	---------------------------------	------------------------------	---------------------------------	------------------------------	----------------------------------	----------------------------------	------------------------------------

PITCHER	IP	WLS	BF	H	R	ER	SO	BB	IBB	HBP	BLK	WP	HR	S	P	ERA	WHIP	PITCHER	IP	WLS	BF	H	R	ER	SO	BB	IBB	HBP	BLK	WP	HR	S	P	ERA	WHIP
Paul Mitchell, R ERA: 2.52 (1, 1)	9.0	W	31	4	0	0	3	3	0	0	0	0	0	34	46	0.00	0.778																		

BOTTOM

Milwaukee Brewers @ Cleveland Indians
Cleveland Municipal Stadium, Cleveland, OH
 Sun Aug 17 1980, 3:33 AM EDT
 Unknown - 69 F

AB	28
R	0
H	4
RBI	0
BB	3
SO	3
LOB	9



WP: 0	PA: 32
PB: 0	
SB: 2	
CS: 1	

Batter	1	2	3	4	5	6	7	8	9	AB R H RBI BB SO LOB	TOP											
Robin Yount, R OBP: 0.318, SLG: 0.536 (1, 6)	0-0 1B 2B	0-0 E6 1B		0-0 6-3		4-0 1B FC4-6 BB	0-3 K			4 3 1 1 1 1 2												
Charlie Moore, R OBP: 0.342, SLG: 0.327 (1, 2)	0-0 F9	0-0 1B			0-0 1B PB E	0-0 FC4-6 1B	0-0 F4			5 1 3 3 0 0 2												
Cecil Cooper, L OBP: 0.389, SLG: 0.521 Mark Brouhard, R OBP: 0.293, SLG: 0.431 (8, 3)	0-0 WP SF9 1B	0-0 F6			0-0 BLK E 1B	0-0 FC4-6 1B BB		0-0 6-3		4 1 2 2 0 0 2 1 0 0 0 0 0 0												
Gorman Thomas, R OBP: 0.304, SLG: 0.474 Vic Harris, S OBP: 0.290, SLG: 0.231 (1, 8) (7, 8)	0-0 SF9	0-0 F8			0-0 E4 BLK	4-0 1B BB		0-0 6-3		2 0 0 2 1 0 2 1 0 0 0 0 0 0												
Ben Oglivie, L OBP: 0.365, SLG: 0.551 (1, 7)	0-3 K		0-0 F8		0-0 F4	0-0 1B		0-0 G3		5 0 1 0 0 1 2												
Sixto Lezcano, R OBP: 0.288, SLG: 0.402 (1, 9)		0-0 2B 1B	0-0 F8		0-0 F8		0-0 4-3		0-0 F9	5 1 1 0 0 0 2												
Dick Davis, R OBP: 0.291, SLG: 0.381 (1, 10)		0-0 SH1-3 E 2B	0-0 4-3		0-0 F8		0-0 2B 1B		0-0 6-3	5 2 2 1 0 0 2												
Sal Bando, R OBP: 0.279, SLG: 0.327 Ed Romero, R OBP: 0.310, SLG: 0.297 (1, 5) (7, 4)		0-0 SH1-3 2B		0-0 F7		0-0 1B 3B	0-0 E 2B		0-0 F8	3 2 2 1 0 0 0 1 0 0 0 0 0 0												
Jim Gantner, L OBP: 0.321, SLG: 0.354 (1, 4) (7, 5)		4-0 E 1B BB		0-0 F7		0-3 K	0-0 E7 1B			3 1 1 1 1 1 1												
Inning Stats	R: 2 E: 0 K: 1 S: 7	H: 2 LOB: 0 BB: 0 P: 7	R: 4 E: 1 K: 0 S: 7	H: 3 LOB: 1 BB: 1 P: 11	R: 0 E: 0 K: 0 S: 3	H: 0 LOB: 0 BB: 0 P: 3	R: 0 E: 0 K: 0 S: 3	H: 0 LOB: 0 BB: 0 P: 3	R: 1 E: 1 K: 0 S: 6	H: 2 LOB: 2 BB: 0 P: 6	R: 2 E: 0 K: 1 S: 7	H: 3 LOB: 3 BB: 2 P: 15	R: 2 E: 1 K: 1 S: 8	H: 3 LOB: 1 BB: 0 P: 8	R: 0 E: 0 K: 0 S: 3	H: 0 LOB: 0 BB: 0 P: 3	R: 0 E: 0 K: 0 S: 3	H: 0 LOB: 0 BB: 0 P: 3	1B: 9 2B: 3 3B: 1 HR: 0	SF: 1 SAC: 1 DP: 0 HBP: 0	WP: 1 PB: 1 SB: 0 CS: 0	PA: 44
PITCHER	IP WLS BF H R ER SO BB IBB HBP BLK WP HR S P ERA WHIP																					
Bob Owchinko, L ERA: 6.36 (1, 1)	1.1 L 9 4 5 4 1 1 0 0 0 1 0 10 14 27.00 3.750																					
Sandy Wihtol, R ERA: 5.11 (2, 1)	4.2 23 6 4 3 1 2 0 0 1 0 0 23 31 5.79 1.714																					
Mike Stanton, R ERA: 5.76 (7, 1)	3.0 12 3 2 2 1 0 0 0 0 0 0 14 14 6.00 1.000																					

Milwaukee Brewers @ Cleveland Indians
Cleveland Municipal Stadium, Cleveland, OH

Sun Aug 17 1980, 3:38 AM EDT
Att. 23,562 - Unknown - 59 F

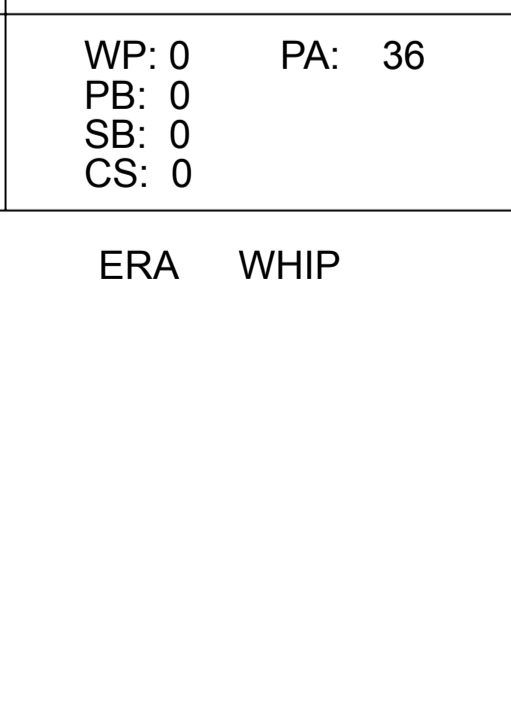
AB	39
R	11
H	13
RBI	11
BB	3
SO	3
LOB	15



Batter	1	2	3	4	5	6	7	8	9	AB	R	H	RBI	BB	SO	LOB
Miguel Dilone, S (1, 9) OBP: 0.392, SLG: 0.445	0-0 F8		0-0 G6-4-3			0-0 1B		0-0 E		4	1	2	0	0	0	1
Jorge Orta, L (1, 10) OBP: 0.399, SLG: 0.393	0-0 G3-6-1			0-0 4-3		0-0 F8		0-3 K		4	0	1	0	0	1	2
Mike Hargrove, L (1, 3) Dave Rosello, R (6, PR) OBP: 0.243, SLG: 0.288	0-0 G3-6-1			0-0 4-3		0-0 1B		0-0 E		3	0	1	0	0	0	1
Joe Charboneau, R (1, 7) OBP: 0.363, SLG: 0.478		0-0 F8		0-0 F7		0-0 5-3		0-0 E		4	0	0	0	0	0	3
Toby Harrah, R (1, 5) Gary Alexander, R (7, 2) OBP: 0.272, SLG: 0.376		0-0 6-3			0-0 F9-3		0-3 K		0-0 6-3	2	0	1	0	0	0	0
Ron Hassey, L (1, 2) OBP: 0.370, SLG: 0.429		0-0 1B			0-0 F9-3		0-0 F8		4-0 4-3	3	0	1	0	1	0	1
Alan Bannister, R (1, 4) OBP: 0.299, SLG: 0.315		0-0 L4			0-0 1B		0-0 1B		0-0 F4	4	0	2	0	0	0	2
Rick Manning, L (1, 8) OBP: 0.340, SLG: 0.293			0-0 G6-4-3		0-0 F8		0-0 4-3		0-0 4-3	4	0	1	0	0	0	3
Jerry Dybzinski, R (1, 6) Jack Brohamer, L (9, PH) OBP: 0.310, SLG: 0.311			0-0 F8			0-0 6-3		0-0 6-3	0-0 4-3	3	0	0	0	0	0	1

BOTTOM	
Milwaukee Brewers @ Cleveland Indians	Cleveland Municipal Stadium, Cleveland, OH
Sun Aug 17 1980, 3:38 AM EDT	Att: 23,562 - Unknown - 59 F
AB	35
R	1
H	9
RBI	0
BB	1
SO	2
LOB	18
WP: 0	PA: 36
PB: 0	CS: 0
SB: 0	

Inning Stats																Inning Stats															
R: 0		H: 1		R: 0		H: 1		R: 0		H: 0		R: 0		H: 2		R: 0		H: 2		R: 0		H: 1		R: 1		H: 1		R: 0		H: 0	
E: 0		LOB: 0		E: 0		LOB: 1		E: 0		LOB: 0		E: 0		LOB: 1		E: 0		LOB: 2		E: 0		LOB: 1		E: 2		LOB: 2		E: 0		LOB: 1	
K: 0		BB: 0		K: 0		BB: 0		K: 0		BB: 0		K: 0		BB: 0		K: 1		BB: 0		K: 1		BB: 0		K: 1		BB: 0		K: 0		BB: 1	
S: 3		P: 3		S: 4		P: 4		S: 3		P: 3		S: 3		P: 4		S: 4		P: 4		S: 5		P: 5		S: 6		P: 6		S: 8		P: 8	
PITCHER Lary Sorensen, R (1, 1) ERA: 3.87 Bill Castro, R (9, PH) ERA: 3.03																PITCHER IP WLS BF H R ER SO BB IBB HBP BLK WP HR S P ERA WHIP 8.0 0 32 9 1 0 2 0 0 0 0 0 0 36 36 0.00 1.125 1.0 4 0 0 0 0 0 1 0 0 0 0 0 3 7 0.00 1.000															



Batter	1	2	3	4	5	6	7	8	9	AB R H RBI BB SO LOB	TOP
Miguel Dilone, S OBP: 0.390, SLG: 0.443 (1, 7) X	0-0 6-3		0-0 F7		4-0 BB		0-0 2B		0-3 K	4 0 1 0 1 1 2	
Jorge Orta, L OBP: 0.400, SLG: 0.402 (1, 9) X	0-0 4-3 1B 2B 1B		0-0 6-3		0-0 L8		0-0 6-3			4 1 1 0 0 0 3	
Alan Bannister, R OBP: 0.301, SLG: 0.317 (1, 4) X	0-0 1-2 1B		0-0 6-3		0-0 G3		0-0 F8			0 1 0 0 0 0 0	
Gary Alexander, R OBP: 0.271, SLG: 0.365 (1, 10) X	0-0 4-3 1-2 2-3		0-3 K		4-0 1B BB		0-0 5-3			3 0 0 0 1 1 2	
Toby Harrah, R OBP: 0.381, SLG: 0.381 (1, 5) X Dave Rosello, R OBP: 0.243, SLG: 0.288 (8, 5)	0-0 S 2-H 3-H 2B		0-0 5-3		0-0 F7		0-0 F5			4 0 1 2 0 0 1 0 0 0 0 0 0 0	
Bo Diaz, R OBP: 0.305, SLG: 0.401 (1, 2) X	0-0 6-3 2-3		0-0 F9		0-0 FC5-4 1B		0-0 F8			4 0 1 0 0 0 1	
Gary Gray, R OBP: 0.148, SLG: 0.231 (1, 3) Mike Hargrove, L OBP: 0.403, SLG: 0.413 (8, 3)		0-3 K		0-3 K		0-0 FC5-4		0-0 1B 1B		3 0 0 0 0 2 2 1 0 1 0 0 0 0	
Rick Manning, L OBP: 0.342, SLG: 0.297 (1, 8)		0-0 5-3-6 1B		0-0 BB 1B		0-0 F3		0-0 1B 1B		4 0 3 0 0 0 0	
Jerry Dybzinski, R OBP: 0.273, SLG: 0.293 (1, 6)		0-0 5-3-6 1-3f		0-0 F7		0-0 F3		0-0 F2		4 0 0 0 0 0 4	
Inning Stats	R: 2 H: 3 E: 0 LOB: 1 K: 0 BB: 0 S: 6 P: 6	R: 0 H: 1 E: 0 LOB: 0 K: 1 BB: 0 S: 5 P: 5	R: 0 H: 0 E: 0 LOB: 0 K: 0 BB: 0 S: 3 P: 3	R: 0 H: 0 E: 0 LOB: 0 K: 1 BB: 0 S: 5 P: 5	R: 0 H: 1 E: 0 LOB: 2 K: 1 BB: 1 S: 6 P: 10	R: 0 H: 1 E: 0 LOB: 2 K: 0 BB: 1 S: 4 P: 8	R: 0 H: 1 E: 0 LOB: 1 K: 0 BB: 0 S: 4 P: 4	R: 0 H: 0 E: 0 LOB: 0 K: 0 BB: 0 S: 3 P: 3	R: 0 H: 2 E: 0 LOB: 2 K: 1 BB: 0 S: 7 P: 7	1B: 7 SF: 0 2B: 3 SAC: 0 3B: 0 DP: 1 HR: 0 HBP: 0	WP: 0 PA: 37 PB: 0 SB: 1 CS: 0
PITCHER Steve Trout, L ERA: 3.38 (1, 1)	IP WLS BF H R ER SO BB IBB HBP BLK WP HR S P ERA WHIP										
	9.0 W 37 9 2 2 4 2 0 0 0 0 0 0 43 51 2.00 1.222										

Cleveland Indians @ Chicago White Sox
Comiskey Park, Chicago, IL
Mon Aug 18 1980, 8:05 PM EDT
Att: 16,270 - Unknown

AB	31
R	2
H	8
RBI	2
BB	2
SO	4
LOB	15



Batter	1	2	3	4	5	6	7	8	9	AB	R	H	RBI	BB	SO	LOB
Leo Sutherland, L (1, 8) OBP: 0.308, SLG: 0.360	0-0 4-3		0-0 F6	0-0 F7			0-0 F7			4	0	0	0	0	0	0
Mike Squires, L (1, 3) OBP: 0.340, SLG: 0.344	4-0 FC6-4 BB			0-0 1B S 1B	0-0 4-3		0-0 2B 1B			3	2	2	0	1	0	0
Lamar Johnson, R (1, 10) OBP: 0.322, SLG: 0.423	0-0 FC6-4 FC4-6 1-2f			0-0 1B 1B	0-0 F9		0-0 2B			4	1	2	1	0	0	1
Wayne Nordhagen, R (1, 9) OBP: 0.295, SLG: 0.497	0-0 FC4-6 1-2f			0-0 1B 1B	0-0 2B		4-0 BB			3	1	2	1	1	0	1
Bob Molinaro, L (1, 7) OBP: 0.368, SLG: 0.423		0-0 F9		0-0 1B HR 1B	0-0 1-3		0-0 F7			3	1	1	1	0	0	1
Ron Pruitt, R (7, PH) OBP: 0.308, SLG: 0.333				0-0 1B						1	0	0	0	0	0	1
Jim Morrison, R (1, 4) OBP: 0.313, SLG: 0.405		0-3 K		0-3 K		0-0 5-3		0-0 F7		4	0	0	0	0	2	2
Glenn Borgmann, R (1, 2) OBP: 0.333, SLG: 0.400		0-0 6-3		0-0 HR 1B		0-0 1B		0-0 4-3		4	1	2	1	0	0	0
Kevin Bell, R (1, 5) OBP: 0.304, SLG: 0.261			0-0 G6-4-3 1B	0-0 HR		0-0 F7		0-0 F8		4	1	2	3	0	0	1
Todd Cruz, R (1, 6) OBP: 0.284, SLG: 0.329			0-0 G6-4-3 1-2f	0-0 F6		0-3 K				3	0	0	0	0	1	2

Inning Stats	R: 0	H: 0	E: 0	K: 0	S: 3	H: 0	LOB: 1	BB: 1	P: 7	R: 0	H: 0	E: 0	K: 1	S: 5	H: 0	LOB: 0	BB: 0	P: 5	R: 0	H: 1	E: 0	K: 0	S: 3	R: 6	H: 6	E: 0	K: 1	S: 11	H: 1	LOB: 1	BB: 0	P: 4	R: 0	H: 1	E: 0	K: 1	S: 6	H: 2	LOB: 1	BB: 1	P: 8	R: 0	H: 0	E: 0	K: 0	S: 3	H: 0	LOB: 0	BB: 0	P: 3	1B: 8	SF: 0	2B: 2	SAC: 0	3B: 0	DP: 1	HR: 1	HBP: 0	WP: 0	PA: 35
--------------	------	------	------	------	------	------	--------	-------	------	------	------	------	------	------	------	--------	-------	------	------	------	------	------	------	------	------	------	------	-------	------	--------	-------	------	------	------	------	------	------	------	--------	-------	------	------	------	------	------	------	------	--------	-------	------	-------	-------	-------	--------	-------	-------	-------	--------	-------	--------

PITCHER	IP	WLS	BF	H	R	ER	SO	BB	IBB	HBP	BLK	WP	HR	S	P	ERA	WHIP
Wayne Garland, R (1, 1) ERA: 4.31	3.1	L	16	6	5	5	2	1	0	0	0	0	0	19	23	13.50	2.100
Mike Stanton, R (4, 1) ERA: 5.75	1.2		7	2	1	1	0	0	0	0	0	0	1	7	7	5.40	1.200
Sid Monge, L (6, 1) ERA: 3.13	2.0		9	3	1	1	1	1	0	0	0	0	0	10	14	4.50	2.000
Victor Cruz, R (8, 1) ERA: 3.54	1.0		3	0	0	0	0	0	0	0	0	0	0	3	3	0.00	0.000

BOTTOM

Cleveland Indians @ Chicago White Sox
Comiskey Park, Chicago, IL
Mon Aug 18 1980, 8:05 PM EDT
Att. 16,270 - Unknown

livebaseballscorecards.com

AB	33
R	7
H	11
RBI	7
BB	2
SO	3
LOB	9



Batter	1	2	3	4	5	6	7	8	9	AB R H RBI BB SO LOB	TOP										
Miguel Dilone, S OBP: 0.390, SLG: 0.445 (1, 7) X	0-0 5-3 1B	0-0 G3 1B 2B	0-3 K			0-0 4-3		0-3 K		5 2 2 1 0 2 1											
Jorge Orta, L OBP: 0.397, SLG: 0.398 (1, 9) X	0-0 5-3 1-3	0-0 G3 2-3			4-0 4-3 WP SF9 BB	0-3 K		0-0 4-3		4 1 0 0 1 1 2											
Mike Hargrove, L OBP: 0.407, SLG: 0.417 (1, 3) X	0-0 E 1B	0-0 6-3 BB 1B			0-0 4-3 1-3		0-0 1B FC6-4 1B		0-0 G4-6-3 1B	5 2 4 2 0 0 1											
Joe Charboneau, R OBP: 0.362, SLG: 0.474 (1, 10) S S S	0-3 K	4-0 6-3 BB			0-0 SF9		0-0 FC6-4 1B		0-0 G4-6-3	3 0 1 1 1 1 2											
Toby Harrah, R OBP: 0.379, SLG: 0.379 (1, 5) X	0-0 E5 1B	0-0 6-3 1-2 2-3			0-0 5-3		0-0 FC6-4 BB		0-3 K	5 1 1 1 0 1 3											
Ron Hassey, L OBP: 0.370, SLG: 0.426 (1, 2) X	0-0 E 1B	0-0 6-3			0-0 1-3		0-3 K			4 1 1 2 0 1 3											
Alan Bannister, R OBP: 0.308, SLG: 0.326 (1, 4) X	0-0 E8 1-2 2-3 2B		0-0 1B		0-0 4-3		4-0 1-2 BB			0 0 0 0 0 0 0											
Rick Manning, L OBP: 0.339, SLG: 0.293 (1, 8) X	0-0 F7		0-3 K		0-3 K		0-0 G3			4 0 0 0 0 2 4											
Tom Verzyer, R OBP: 0.303, SLG: 0.338 (1, 6) X		0-0 2B 2B	0-0 5-4-3		0-3 K		0-3 K			4 1 1 0 0 2 1											
Inning Stats	R: 4 E: 2 K: 1 S: 10	H: 5 LOB: 1 BB: 0 P: 10	R: 2 E: 0 K: 0 S: 6	H: 3 LOB: 2 BB: 1 P: 10	R: 0 E: 0 K: 2 S: 8	H: 1 LOB: 1 BB: 0 P: 8	R: 1 E: 0 K: 0 S: 3	H: 0 LOB: 0 BB: 1 P: 7	R: 0 E: 0 K: 1 S: 5	H: 0 LOB: 0 BB: 0 P: 5	R: 0 E: 0 K: 2 S: 7	H: 0 LOB: 0 BB: 0 P: 7	R: 1 E: 0 K: 1 S: 7	H: 2 LOB: 2 BB: 1 P: 11	R: 0 E: 0 K: 2 S: 7	H: 0 LOB: 0 BB: 0 P: 7	R: 0 E: 0 K: 1 S: 5	H: 1 LOB: 0 BB: 0 P: 5	1B: 9 2B: 3 3B: 0 HR: 0	SF: 1 SAC: 0 DP: 1 HBP: 0	WP: 1 PA: 41
PITCHER	IP WLS BF H R ER SO BB IBB HBP BLK WP HR S P ERA WHIP																				
Richard Dotson, R ERA: 4.35 (1, 1)	1.0 L 10 7 6 6 1 0 0 0 0 0 0 0 12 12 54.00 7.000																				
Rich Wortham, L ERA: 5.52 (2, 1)	4.0 16 2 1 1 3 2 0 0 0 1 0 20 28 2.25 1.000																				
Dewey Robinson, R ERA: 1.88 (6, 1)	1.2 8 2 1 1 3 1 0 0 0 0 0 13 17 5.40 1.800																				
Guy Hoffman, L ERA: 3.15 (7, 1)	1.1 4 0 0 0 2 0 0 0 0 0 0 8 8 0.00 0.000																				
Ed Farmer, R ERA: 3.42 (9, 1)	1.0 3 1 0 0 1 0 0 0 0 0 0 5 5 0.00 1.000																				

Cleveland Indians @ Chicago White Sox
 Comiskey Park, Chicago, IL
 Tue Aug 19 1980, 8:05 PM EDT
 Att: 10,001 - Unknown

AB	34
R	8
H	10
RBI	7
BB	2
SO	10
LOB	17



WP: 1	PA: 41
PB: 0	
SB: 0	
CS: 0	

Batter	1	2	3	4	5	6	7	8	9	AB R H RBI BB SO LOB
Leo Sutherland, L (1, 8) OBP: 0.300, SLG: 0.345	0-0 FC6-4 1B	0-0 F2			0-0 1-3			0-0 F8		4 0 1 0 0 0 0
Kevin Bell, R (1, 5) OBP: 0.302, SLG: 0.260	0-0 FC6-4 1B 1-2f 6-3	0-3 K			0-0 F8			0-0 G5-4-3 1B		4 1 1 0 0 1 1
Lamar Johnson, R (1, 10) OBP: 0.323, SLG: 0.427	0-0 6-3 1B 1-3 1B				0-0 6-3			0-0 G5-4-3 1-2f		4 1 2 0 0 0 1
Wayne Nordhagen, R (1, 9) OBP: 0.292, SLG: 0.491	0-0 6-3 1-2 3-H				0-0 6-3			0-0 F5		4 0 0 1 0 0 2
Ron Pruitt, R (1, 7) OBP: 0.316, SLG: 0.375	0-0 2-H 1B				0-0 F4			0-0 HR		4 0 2 2 0 0 1
Jim Morrison, R (1, 4) OBP: 0.310, SLG: 0.402	0-0 FC6-4 1-				0-0 4-3			0-0 F5		4 0 0 0 0 0 2
Glenn Borgmann, R (1, 2) OBP: 0.384, SLG: 0.389					0-0 F8			0-0 G4-6-3 1B		3 0 1 0 1 0 0
Todd Cruz, R (1, 6) OBP: 0.283, SLG: 0.324					0-0 G4-6-3 1-2f			0-3 K		3 1 0 0 1 1 2
Mike Squires, L (1, 3) OBP: 0.340, SLG: 0.360					0-0 F6			0-0 F9		3 1 1 2 0 0 0

Inning Stats	R: 2 E: 0 K: 0 S: 6	H: 3 LOB: 1 BB: 0 P: 6	R: 2 E: 0 K: 1 S: 6	H: 1 LOB: 0 BB: 1 P: 10	R: 0 E: 0 K: 0 S: 3	H: 0 LOB: 0 BB: 0 P: 3	R: 0 E: 0 K: 0 S: 3	H: 1 LOB: 0 BB: 0 P: 3	R: 0 E: 0 K: 0 S: 3	H: 0 LOB: 0 BB: 0 P: 3	R: 0 E: 0 K: 0 S: 4	H: 1 LOB: 1 BB: 0 P: 4	R: 0 E: 0 K: 1 S: 5	H: 0 LOB: 0 BB: 0 P: 5	R: 0 E: 0 K: 0 S: 3	H: 1 LOB: 0 BB: 0 P: 3	R: 1 E: 0 K: 0 S: 4	H: 1 LOB: 1 BB: 1 P: 8	1B: 5 2B: 1 3B: 0 HR: 2	SF: 0 SAC: 0 DP: 2 HBP: 0	WP: 0 PB: 0 SB: 0 CS: 0	PA: 35
--------------	------------------------------	---------------------------------	------------------------------	----------------------------------	------------------------------	---------------------------------	------------------------------	---------------------------------	------------------------------	---------------------------------	------------------------------	---------------------------------	------------------------------	---------------------------------	------------------------------	---------------------------------	------------------------------	---------------------------------	----------------------------------	------------------------------------	----------------------------------	--------

PITCHER	IP	WLS	BF	H	R	ER	SO	BB	IBB	HBP	BLK	WP	HR	S	P	ERA	WHIP
Ross Grimsley, L (1, 1) ERA: 5.72	8.2	W	34	8	5	5	2	2	0	0	0	0	2	36	44	5.19	1.154
Sid Monge, L (9, 1) ERA: 3.12	0.1	S	1	0	0	0	0	0	0	0	0	0	0	1	1	0.00	0.000

BOTTOM

Cleveland Indians @ Chicago White Sox
Comiskey Park, Chicago, IL
Tue Aug 19 1980, 8:05 PM EDT
Att. 10,001 - Unknown

livebaseballscorecards.com

AB	33
R	4
H	8
RBI	5
BB	2
SO	2
LOB	9



Batter	1	2	3	4	5	6	7	8	9	AB R H RBI BB SO LOB	TOP	
Miguel Dilone, S OBP: 0.385, SLG: 0.439 (1, 7) X	0-0 5-3	0-0 1-3		0-0 4-3			0-0 G3		0-0 1-5-3	5 0 0 0 0 0 4		
Jorge Orta, L OBP: 0.397, SLG: 0.397 (1, 9) X	0-0 1B		4-0 BB 2B BB		0-0 L8		0-0 F8		0-0 L3	4 1 1 0 1 0 2		
Mike Hargrove, L OBP: 0.408, SLG: 0.415 (1, 3) X	0-0 F5		4-0 2B 1-2 BB		4-0 G5-4-3 BB			0-0 4-3		2 0 0 0 2 0 1		
Joe Charboneau, R OBP: 0.359, SLG: 0.469 (1, 10) X	0-0 L8		0-0 F3		0-0 G5-4-3			0-3 K		4 0 0 0 0 1 4		
Toby Harrah, R OBP: 0.380, SLG: 0.382 (1, 5) X		0-0 FC2-5 1B BB	0-0 1-3 2-H 2B			0-0 P1		0-0 E5 2B E		4 1 2 1 0 0 0		
Alan Bannister, R OBP: 0.315, SLG: 0.332 (1, 8) (8, 4)		4-0 1-2 BB	4-0 IBB			0-0 G3		0-0 E9 1-H 2B		0 1 0 0 0 0 0		
Bo Diaz, R OBP: 0.297, SLG: 0.391 (1, 2) X		0-0 FC2-5 FC4-6 1-2 2-3f BB	0-0 G6-4-3			0-0 5-3		0-0 E6 2-H		4 0 0 0 0 0 6		
Dave Rosello, R OBP: 0.247, SLG: 0.279 (1, 4) Rick Manning, L OBP: 0.338, SLG: 0.292 (8, 8)		4-0 1-2 2-3 FC4-6 BB		0-3 K			0-0 4-3		0-0 L4	2 0 0 0 1 1 0 1 0 0 0 0 0 0		
Tom Verzyer, R OBP: 0.307, SLG: 0.345 (1, 6) X		0-0 FC4-6		0-0 5-3			0-0 G3 2B		0-0 1-5-3 1B	4 0 2 1 0 0 2		
Inning Stats	R: 0 E: 0 K: 0 S: 4 H: 1 LOB: 1 BB: 0 P: 4	R: 1 E: 0 K: 0 S: 4 H: 1 LOB: 2 BB: 2 P: 12	R: 1 E: 0 K: 0 S: 3 H: 1 LOB: 2 BB: 3 P: 15	R: 0 E: 0 K: 1 S: 5 H: 0 LOB: 0 BB: 0 P: 5	R: 0 E: 0 K: 0 S: 2 H: 0 LOB: 0 BB: 1 P: 6	R: 0 E: 0 K: 0 S: 3 H: 0 LOB: 0 BB: 0 P: 3	R: 0 E: 0 K: 0 S: 4 H: 1 LOB: 1 BB: 0 P: 4	R: 1 E: 3 K: 1 S: 7 H: 1 LOB: 2 BB: 0 P: 7	R: 0 E: 0 K: 0 S: 4 H: 1 LOB: 1 BB: 0 P: 4	1B: 3 2B: 3 3B: 0 HR: 0 SF: 0 SAC: 0 DP: 2 HBP: 0	WP: 0 PB: 0 SB: 0 CS: 0 PA: 38	
PITCHER	IP WLS BF H R ER SO BB IBB HBP BLK WP HR S P ERA WHIP											
Ken Kravec, L ERA: 7.09 (1, 1)	2.1 L 15 3 2 2 0 4 1 0 0 0 0 0 10 30 7.71 3.000											
Mike Proly, R ERA: 3.09 (3, 1)	6.2 23 3 1 0 2 1 0 0 0 0 0 0 26 30 0.00 0.600											

Cleveland Indians @ Chicago White Sox
Comiskey Park, Chicago, IL
Wed Aug 20 1980, 8:05 PM EDT
Att. 8,696 - Unknown

livebaseballscorecards.com

AB	30
R	3
H	5
RBI	2
BB	4
SO	2
LOB	19



Batter	1	2	3	4	5	6	7	8	9	AB R H RBI BB SO LOB
Leo Sutherland, L (1, 8) OBP: 0.294, SLG: 0.333	0-0 5-3			0-0 1-3		0-0 F2			0-0 G3 1B	4 0 1 0 0 0 0
Mike Squires, L (1, 3) OBP: 0.333, SLG: 0.353	0-0 6-3			0-0 F8			0-0 F8		0-0 G3 1-2	4 0 0 0 0 0 1
Lamar Johnson, R (1, 10) OBP: 0.323, SLG: 0.423	0-0 F9			4-0 BB			0-0 6-3		0-0 F9	3 0 0 0 1 0 1
Wayne Nordhagen, R (1, 9) OBP: 0.289, SLG: 0.486		0-0 F8		0-0 F9			0-3 K			3 0 0 0 0 1 1
Bob Molinaro, L (1, 7) OBP: 0.364, SLG: 0.418		0-0 1-3			0-0 G3			0-3 K		3 0 0 0 0 1 0
Greg Pryor, R (1, 4) OBP: 0.272, SLG: 0.348		0-0 6-3			0-3 K			4-0 BB		2 0 0 0 0 1 0
Chet Lemon, R (8, PH) OBP: 0.368, SLG: 0.417										0 0 0 0 1 0 0
LaMarr Hoyt, R (8, PR)										0 0 0 0 0 0 0
Jim Morrison, R (9, 4) OBP: 0.310, SLG: 0.402										0 0 0 0 0 0 0
Bruce Kimm, R (1, 2) OBP: 0.287, SLG: 0.291			0-0 F9		0-3 K			0-3 K		2 0 0 0 0 1 0
Ron Pruitt, R (8, PH) OBP: 0.313, SLG: 0.371										1 0 0 0 0 1 1
Kevin Bell, R (1, 5) OBP: 0.297, SLG: 0.255			0-0 F9			0-3 K		0-0 FC5-4		3 0 0 0 0 1 1
Todd Cruz, R (1, 6) OBP: 0.281, SLG: 0.321			0-0 F9				0-3 K		0-3 K	2 0 0 0 0 1 0
Harold Baines, L (9, PH) OBP: 0.272, SLG: 0.397										1 0 0 0 0 1 0

Inning Stats	R: 0 E: 0 K: 0 S: 3	H: 0 LOB: 0 BB: 0 P: 3	R: 0 E: 0 K: 0 S: 3	H: 0 LOB: 0 BB: 0 P: 3	R: 0 E: 0 K: 0 S: 3	H: 0 LOB: 1 BB: 1 P: 7	R: 0 E: 0 K: 2 S: 7	H: 0 LOB: 0 BB: 0 P: 7	R: 0 E: 0 K: 1 S: 5	H: 0 LOB: 0 BB: 0 P: 5	R: 0 E: 0 K: 2 S: 7	H: 0 LOB: 1 BB: 1 P: 11	R: 0 E: 0 K: 1 S: 6	H: 1 LOB: 1 BB: 0 P: 6	1B: 1 2B: 0 3B: 0 HR: 0	SF: 0 SAC: 0 DP: 0 HBP: 0
--------------	------------------------------	---------------------------------	------------------------------	---------------------------------	------------------------------	---------------------------------	------------------------------	---------------------------------	------------------------------	---------------------------------	------------------------------	----------------------------------	------------------------------	---------------------------------	----------------------------------	------------------------------------

PITCHER	IP	WLS	BF	H	R	ER	SO	BB	IBB	HBP	BLK	WP	HR	S	P	ERA	WHIP
Dan Spillner, R (1, 1) ERA: 5.12	9.0	W	30	1	0	0	8	2	0	0	0	0	0	44	52	0.00	0.333

BOTTOM

Cleveland Indians @ Chicago White Sox
Comiskey Park, Chicago, IL
Wed Aug 20 1980, 8:05 PM EDT
Att. 8,696 - Unknown

AB	28
R	0
H	1
RBI	0
BB	2
SO	8
LOB	5



WP	PA	ERA	WHIP
0	30		

Batter	1	2	3	4	5	6	7	8	9	AB R H RBI BB SO LOB	TOP	
Miguel Dilone, S OBP: 0.383, SLG: 0.439 (1, 7) X	0-0 PB HR 2B	0-0 4-3			0-0 1-3 1-2		0-0 SH1-4 1-2		0-0 G5-4-3 1-2f	4 1 1 0 0 0 3	Cleveland Indians @ Kansas City Royals Royals Stadium, Kansas City, MO Thu Aug 21 1980, 8:05 PM EDT Att. 32,139 - Unknown - 84 F livebaseballscorecards.com	
Jorge Orta, L OBP: 0.394, SLG: 0.393 (1, 9) X	0-0 F9 2-3		0-0 F9		0-0 F7		0-0 4-3 2-3			4 0 0 0 0 0 3		
Mike Hargrove, L OBP: 0.410, SLG: 0.416 (1, 3) B B B B	4-0 HR BB		0-0 G4-6-3 1B		0-0 6-3		4-0 BB			2 1 1 0 2 0 1		
Ron Hassey, L OBP: 0.370, SLG: 0.435 (1, 2) X Bo Diaz, R OBP: 0.296, SLG: 0.388 (7, PH) (7, 2)	0-0 1-H 3-H HR		0-0 G4-6-3 1-2f		0-0 4-3		0-0 F9			3 1 1 3 0 0 1 1 0 0 0 0 0 2		
Toby Harrah, R OBP: 0.379, SLG: 0.381 (1, 10) X	0-0 F3			0-0 FC5-4 1B		0-0 F7		0-0 5-3		4 0 1 0 0 0 0		
Alan Bannister, R OBP: 0.314, SLG: 0.339 (1, 5) S S S (9, 4)	0-3 K		0-0 FC5-4 1-2f		0-0 2B 3B		0-0 5-3			4 1 1 0 0 1 1		
Rick Manning, L OBP: 0.339, SLG: 0.301 (1, 8)		0-0 2B		0-0 F3		0-0 2B		0-0 F9		4 0 2 1 0 0 1		
Jack Brohamer, L OBP: 0.304, SLG: 0.305 (1, 4) X Joe Charboneau, R OBP: 0.358, SLG: 0.468 (9, PH) Dave Rosello, R OBP: 0.247, SLG: 0.279 (9, 5)		0-0 F5		0-0 G3		0-0 F8		0-0 5-3		3 0 0 0 0 0 3 1 0 0 0 0 0 0 0 0 0 0 0 0 0		
Tom Verzyer, R OBP: 0.314, SLG: 0.349 (1, 6) X		0-0 5-3		4-0 1-3 BB		0-0 4-3 SH1-4 1B		0-0 G5-4-3 1B		3 0 2 0 1 0 1		
Inning Stats	R: 3 H: 2 E: 0 LOB: 0 K: 1 BB: 1 S: 7 P: 11	R: 0 H: 1 E: 0 LOB: 1 K: 0 BB: 0 S: 4 P: 4	R: 0 H: 1 E: 0 LOB: 0 K: 0 BB: 0 S: 3 P: 3	R: 0 H: 1 E: 0 LOB: 1 K: 0 BB: 0 S: 4 P: 4	R: 0 H: 0 E: 0 LOB: 1 K: 0 BB: 1 S: 3 P: 7	R: 1 H: 2 E: 0 LOB: 1 K: 0 BB: 0 S: 5 P: 5	R: 0 H: 1 E: 0 LOB: 2 K: 0 BB: 1 S: 4 P: 8	R: 0 H: 0 E: 0 LOB: 0 K: 0 BB: 0 S: 3 P: 3	R: 0 H: 1 E: 0 LOB: 0 K: 0 BB: 0 S: 3 P: 3	1B: 4 SF: 0 2B: 3 SAC: 1 3B: 1 DP: 2 HR: 1 HBP: 0		WP: 0 PA: 37 PB: 1 SB: 0 CS: 0
PITCHER	IP WLS BF H R ER SO BB IBB HBP BLK WP HR S P ERA WHIP											
Steve Busby, R ERA: 6.19 (1, 1)	6.0 L 26 7 4 4 1 2 0 0 0 0 0 1 26 34 6.00 1.500											
Jeff Twitty, L ERA: 5.28 (7, 1)	3.0 11 2 0 0 0 1 0 0 0 0 0 0 10 14 0.00 1.000											



Batter	1	2	3	4	5	6	7	8	9	AB	R	H	RBI	BB	SO	LOB
U L Washington, S OBP: 0.325, SLG: 0.373 (1, 6)	0-3 K		0-0 5-3			0-0 HR		0-0 4-3 6-3 1B		4	1	2	2	0	1	0
John Wathan, R OBP: 0.377, SLG: 0.399 (1, 7)	0-0 CS 1B			0-0 F8		0-3 K		0-0 6-3 1-2		4	0	1	0	0	1	1
George Brett, L OBP: 0.464, SLG: 0.686 (1, 5)	0-3 K 1-2			0-0 HR		0-0 F8		0-0 4-3 2-3		4	1	1	1	0	1	2
Hal McRae, R OBP: 0.359, SLG: 0.506 (1, 10)		0-0 F7		0-0 F9		4-0 BB		0-0 F9		3	0	0	0	1	0	1
Amos Otis, R OBP: 0.320, SLG: 0.394 (1, 8)		0-0 F9		0-0 F7		0-0 F7			0-0 FC1-5 BB 1B	4	0	1	0	0	0	1
Darrell Porter, L OBP: 0.383, SLG: 0.396 (1, 2)		0-0 2B			0-0 F5		0-0 F7		4-0 FC1-5 BB	3	0	1	0	1	0	0
Willie Aikens, L OBP: 0.368, SLG: 0.438 Rance Mulliniks, L OBP: 0.267, SLG: 0.231 (9, PR)		0-3 K			0-0 4-3		4-0 BB		0-0 FC1-5 1-2 2-3f	3	0	0	0	1	1	3
Rusty Torres, S OBP: 0.250, SLG: 0.167 Dave Chalk, R OBP: 0.351, SLG: 0.381 Clint Hurdle, L OBP: 0.363, SLG: 0.473 Willie Wilson, S OBP: 0.361, SLG: 0.434 (9, PH)			0-0 F8		0-0 6-3		0-3 K		0-3 K	2	0	0	0	0	0	0
Frank White, R OBP: 0.282, SLG: 0.333 Jamie Quirk, L OBP: 0.280, SLG: 0.416 (9, PH)			0-0 F5			4-0 HR BB		0-0 F9	0-3 K	2	1	0	0	1	0	1

Inning Stats	R: 0	H: 1	E: 0	LOB: 1	K: 2	BB: 0	S: 7	P: 7	R: 0	H: 1	E: 0	LOB: 1	K: 1	BB: 0	S: 6	P: 6	R: 0	H: 0	E: 0	LOB: 0	K: 0	BB: 0	S: 3	P: 3	R: 1	H: 1	E: 0	LOB: 0	K: 0	BB: 0	S: 4	P: 4	R: 0	H: 0	E: 0	LOB: 0	K: 0	BB: 0	S: 3	P: 3	R: 2	H: 1	E: 0	LOB: 1	K: 1	BB: 2	S: 6	P: 14	R: 0	H: 0	E: 0	LOB: 1	K: 1	BB: 1	S: 5	P: 9	R: 0	H: 1	E: 0	LOB: 1	K: 0	BB: 0	S: 4	P: 4	R: 0	H: 1	E: 0	LOB: 2	K: 2	BB: 1	S: 8	P: 12	1B: 3	SF: 0	2B: 2	SAC: 0	3B: 0	DP: 1	HR: 2	HBP: 0	WP: 0	PA: 36
--------------	------	------	------	--------	------	-------	------	------	------	------	------	--------	------	-------	------	------	------	------	------	--------	------	-------	------	------	------	------	------	--------	------	-------	------	------	------	------	------	--------	------	-------	------	------	------	------	------	--------	------	-------	------	-------	------	------	------	--------	------	-------	------	------	------	------	------	--------	------	-------	------	------	------	------	------	--------	------	-------	------	-------	-------	-------	-------	--------	-------	-------	-------	--------	-------	--------

PITCHER	IP	WLS	BF	H	R	ER	SO	BB	IBB	HBP	BLK	WP	HR	S	P	ERA	WHIP
Rick Waits, L ERA: 4.45 (1, 1)	5.0	W	19	4	3	3	3	1	0	0	0	0	2	24	28	5.40	1.000
Sid Monge, L ERA: 2.96 (6, 1)	3.2		16	2	0	0	3	3	0	0	0	0	0	19	31	0.00	1.364
Victor Cruz, R ERA: 3.52 (9, 1)	0.1	S	1	0	0	0	1	0	0	0	0	0	0	3	3	0.00	0.000

BOTTOM

Cleveland Indians @ Kansas City Royals
Royals Stadium, Kansas City, MO

Thu Aug 21 1980, 8:05 PM EDT
Att: 32,139 - Unknown - 84 F

livebaseballscores.com

AB	32
R	3
H	6
RBI	3
BB	4
SO	7
LOB	14



Batter	1	2	3	4	5	6	7	8	9	AB R H RBI BB SO LOB	TOP											
Miguel Dilone, S OBP: 0.379, SLG: 0.433 (1, 7) X	0-0 1-3	0-0 F8		X 0-0 L6 2-3		X 0-0 F4		X 0-0 6-3		5 0 0 0 0 0 3												
Jorge Orta, L OBP: 0.394, SLG: 0.393 (1, 9) X	0-0 1B 1B	0-0 F8			X 0-0 1B 1B		X 0-0 F8	X 0-0 4-3		5 1 2 0 0 0 2												
Mike Hargrove, L OBP: 0.414, SLG: 0.417 (1, 3) X	0-0 1B 1-3 1B		X 0-0 3-1		X 0-0 E 1-3 1B		BB BB 4-0 1B BB		BB BB 4-0 CS BB	3 2 2 0 2 0 0												
Gary Alexander, R OBP: 0.270, SLG: 0.361 (1, 10) X Ron Hassey, L OBP: 0.369, SLG: 0.434 (9, PH)	0-0 1-2 3-H 1B 1B		S S 0-3 K		X 0-0 E9 FC6-4 2-H		X 0-0 F4		X 0-0 F8	4 1 1 1 0 1 1 1 0 0 0 0 0 1												
Toby Harrah, R OBP: 0.381, SLG: 0.379 (1, 5) S S	0-3 K		BB BB BB 4-0 1B BB		BB BB BB 4-0 FC6-4 BB		BB BB BB 4-0 1B 1-2 BB		S S S 0-3 K 1-2	2 0 0 0 3 2 3												
Alan Bannister, R OBP: 0.321, SLG: 0.346 (1, 4) X	0-0 1-2 2-3 1B		X 0-0 1-3 1B		X 0-0 FC6-4		X 0-0 1-3 2-H 1B			4 0 3 2 0 0 1												
Bo Diaz, R OBP: 0.288, SLG: 0.378 (1, 2) X	0-0 F7		X 0-0 G3		X 0-0 F7		BB BB 0-3 K			4 0 0 0 0 1 8												
Rick Manning, L OBP: 0.336, SLG: 0.297 (1, 8) X		X 0-0 L5		X 0-0 E5 L6 6-3		X 0-0 G3		X 0-0 F7		4 0 0 0 0 0 0												
Tom Verzyer, R OBP: 0.317, SLG: 0.356 (1, 6) X		X 0-0 1B		X 0-0 6-3 1-2		X 0-0 4-3		X 0-0 2B		4 0 2 0 0 0 1												
Inning Stats	R: 1 E: 0 K: 1 S: 9	H: 4 LOB: 3 BB: 0 P: 9	R: 0 E: 0 K: 0 S: 4	H: 1 LOB: 1 BB: 0 P: 4	R: 0 E: 0 K: 1 S: 6	H: 1 LOB: 2 BB: 1 P: 10	R: 0 E: 1 K: 0 S: 3	H: 0 LOB: 0 BB: 0 P: 3	R: 2 E: 2 K: 0 S: 5	H: 2 LOB: 1 BB: 1 P: 9	R: 0 E: 0 K: 0 S: 3	H: 0 LOB: 0 BB: 0 P: 3	R: 1 E: 0 K: 1 S: 6	H: 1 LOB: 2 BB: 2 P: 14	R: 0 E: 0 K: 0 S: 4	H: 1 LOB: 1 BB: 0 P: 4	R: 0 E: 0 K: 1 S: 4	H: 0 LOB: 1 BB: 1 P: 8	1B: 9 2B: 3 3B: 0 HR: 0	SF: 0 SAC: 0 DP: 2 HBP: 0	WP: 0 PB: 0 SB: 0 CS: 1	PA: 41
PITCHER	IP WLS BF H R ER SO BB IBB HBP BLK WP HR S P ERA WHIP																					
Paul Splittorff, L ERA: 4.51 (1, 1)	6.2 L 33 9 4 2 2 4 0 0 0 0 0 0 33 49 2.70 1.950																					
Renie Martin, R ERA: 4.36 (7, 1)	2.1 8 1 0 0 2 1 0 0 0 0 0 0 11 15 0.00 0.857																					

Cleveland Indians @ Kansas City Royals
 Royals Stadium, Kansas City, MO
 Fri Aug 22 1980, 8:05 PM EDT
 Att: 34,526 - Unknown

livebaseballscorecards.com

AB	36
R	4
H	10
RBI	3
BB	5
SO	4
LOB	20



BOTTOM

Cleveland Indians @ Kansas City Royals
 Royals Stadium, Kansas City, MO

livebaseballscorecards.com

AB 33
R 1
H 6
RBI 1
BB 3
SO 7
LOB 19



Fri Aug 22 1980, 8:05 PM EDT
 Att. 34,526 - Unknown

Batter	1	2	3	4	5	6	7	8	9	AB	R	H	RBI	BB	SO	LOB	
U L Washington, S <small>OBP: 0.326, SLG: 0.378</small>	X 0-0 4-3 1B		X 0-0 3B		S 0-3 K		X 0-0 G3			4	0	2	0	0	1	2	
John Wathan, R <small>OBP: 0.374, SLG: 0.395</small>	X 0-0 4-3 1-2		S 0-3 K		X 0-0 6-3		X 0-0 6-3			4	0	0	0	0	1	4	
George Brett, L <small>OBP: 0.462, SLG: 0.680</small>	X 0-0 F7		X 0-0 6-3		X 0-0 1B 1B		X 0-0 F9			4	0	1	0	0	0	2	
Darrell Porter, L <small>OBP: 0.384, SLG: 0.396</small>	B 4-0 BB		S 0-3 K		X 0-0 FC4 1B		X 0-0 G3			3	0	1	0	1	1	0	
Willie Aikens, L <small>OBP: 0.365, SLG: 0.433</small>	S 0-3 K		X 0-0 4-3		X 0-0 F9		X 0-0 4-3			4	0	0	0	0	1	4	
Amos Otis, R <small>OBP: 0.319, SLG: 0.403</small>		X 0-0 F7		X 0-0 HR		S 0-3 K		X 0-0 F7		4	1	1	1	0	1	2	
Clint Hurdle, L <small>OBP: 0.360, SLG: 0.468</small>		S 0-3 K		X 0-0 F9		X 0-0 FC4				3	0	0	0	0	1	2	
Jose Cardenal, R <small>OBP: 0.280, SLG: 0.190</small>								X 4-0 BB		0	0	0	0	1	0	0	
Ralph LaCock, L <small>OBP: 0.255, SLG: 0.224</small>		X 0-0 4-3				X 4-0 BB		X 0-0 6-3		2	0	0	0	1	0	0	
Willie Wilson, S <small>OBP: 0.361, SLG: 0.433</small>								X 0-0 F6		1	0	0	0	0	0	1	
Frank White, R <small>OBP: 0.282, SLG: 0.332</small>			S 0-3 K		X 0-0 F8		X 0-0 G3 1B		X 0-0 F7		4	0	1	0	0	1	2

Inning Stats																	1B	2B	3B	HR	SF	SAC	DP	HBP	WP	HR	S	P	ERA	WHIP						
R: 0 E: 0 K: 1 S: 6	H: 1 LOB: 2 BB: 1 P: 10	R: 0 E: 0 K: 1 S: 5	H: 0 LOB: 0 BB: 0 P: 5	R: 0 E: 0 K: 2 S: 8	H: 1 LOB: 1 BB: 0 P: 8	R: 1 E: 0 K: 1 S: 6	H: 1 LOB: 0 BB: 0 P: 6	R: 0 E: 0 K: 1 S: 5	H: 0 LOB: 1 BB: 1 P: 9	R: 0 E: 0 K: 1 S: 7	H: 2 LOB: 2 BB: 0 P: 7	R: 0 E: 0 K: 0 S: 4	H: 1 LOB: 1 BB: 0 P: 4	R: 0 E: 0 K: 0 S: 3	H: 0 LOB: 0 BB: 0 P: 3	R: 0 E: 0 K: 0 S: 3	H: 0 LOB: 1 BB: 1 P: 7	1B: 4 2B: 0 3B: 1 HR: 1	SF: 0 SAC: 0 DP: 0 HBP: 0	WP: 0 PB: 0 SB: 0 CS: 0	PA: 36	ERA WHIP														
PITCHER Len Barker, R (1, 1) ERA: 3.9 Sid Monge, L (8, 1) ERA: 2.88																	PITCHER IP: 7.0 WLS: W BF: 29 H: 6 R: 1 ER: 1 SO: 7 BB: 2 IBB: 0 HBP: 0 BLK: 0 WP: 0 HR: 1 S: 41 P: 49 ERA: 1.29 WHIP: 1.143										PITCHER IP: 2.0 WLS: S BF: 7 H: 0 R: 0 ER: 0 SO: 0 BB: 1 IBB: 0 HBP: 0 BLK: 0 WP: 0 HR: 0 S: 6 P: 10 ERA: 0.00 WHIP: 0.500									

Batter	1	2	3	4	5	6	7	8	9	AB R H RBI BB SO LOB	TOP		
Miguel Dilone, S OBP: 0.379, SLG: 0.431 (1, 7) X	0-0 S 1B		0-0 F6	0-0 5-3			4-0 S BB		0-0 4-3	4 1 1 0 1 0 1			
Jorge Orta, L OBP: 0.391, SLG: 0.389 (1, 9) X	0-0 F7		0-0 F8			0-0 4-3	0-0 F7			4 0 0 0 0 0 2			
Mike Hargrove, L OBP: 0.414, SLG: 0.417 (1, 3) X	0-0 G6-4-3 1-H 1B		4-0 1B BB			0-0 G3	0-0 L7 1-2			3 0 1 1 1 0 1			
Ron Hassey, L OBP: 0.370, SLG: 0.433 (1, 2) X Jerry Dybzinski, R OBP: 0.273, SLG: 0.293 (8, PR) Bo Diaz, R OBP: 0.288, SLG: 0.378 (8, 2) X	0-0 G6-4-3 1-2f		0-0 1-2 1B			0-0 4-3		4-0 1-3 BB		3 0 1 0 1 0 1 0 0 0 0 0 0 0 0 0 0 0 0 0 0			
Toby Harrah, R OBP: 0.378, SLG: 0.376 (1, 5) X		0-0 F7	0-0 F4			0-0 F5		0-0 1-3 1-2		4 0 0 0 0 0 3			
Joe Charboneau, R OBP: 0.357, SLG: 0.471 (1, 10) X		0-0 F3		0-0 1B 3B		0-0 6-3		0-0 6-3		4 1 1 0 0 0 2			
Alan Bannister, R OBP: 0.327, SLG: 0.350 (1, 4) X		0-0 1B 1B		4-0 G6-4-3 1B BB		0-0 1B		0-3 K		3 0 2 0 1 1 2			
Rick Manning, L OBP: 0.338, SLG: 0.299 (1, 8) X		0-0 1-2 1B		0-0 1-2 G6-4-3 1B 3-H		0-0 F5		0-0 4-3		4 0 2 1 0 0 1			
Tom Verzyer, R OBP: 0.312, SLG: 0.350 (1, 6) X		0-0 F7		0-0 G6-4-3 1-2f 2-3		0-0 F6		0-3 K		4 0 0 0 0 1 4			
Inning Stats	R: 1 H: 2 E: 0 LOB: 0 K: 0 BB: 0 S: 4 P: 4	R: 0 H: 2 E: 0 LOB: 2 K: 0 BB: 0 S: 5 P: 5	R: 0 H: 1 E: 0 LOB: 2 K: 0 BB: 1 S: 4 P: 8	R: 1 H: 2 E: 0 LOB: 1 K: 0 BB: 1 S: 4 P: 8	R: 0 H: 0 E: 0 LOB: 0 K: 0 BB: 0 S: 3 P: 3	R: 0 H: 1 E: 0 LOB: 1 K: 0 BB: 0 S: 4 P: 4	R: 0 H: 0 E: 0 LOB: 1 K: 0 BB: 1 S: 3 P: 7	R: 0 H: 0 E: 0 LOB: 2 K: 1 BB: 1 S: 5 P: 9	R: 0 H: 0 E: 0 LOB: 0 K: 1 BB: 0 S: 5 P: 5	1B: 7 SF: 0 2B: 0 SAC: 0 3B: 1 DP: 2 HR: 0 HBP: 0	WP: 0 PA: 37 PB: 0 SB: 2 CS: 0		
PITCHER	IP WLS BF H R ER SO BB IBB HBP BLK WP HR S P ERA WHIP											PITCHER	IP WLS BF H R ER SO BB IBB HBP BLK WP HR S P ERA WHIP
Rich Gale, R ERA: 3.52 (1, 1)	7.0 W 31 8 2 2 0 4 0 0 0 0 0 0 27 43 2.57 1.714												
Dan Quisenberry, R ERA: 2.76 (8, 1)	2.0 S 6 0 0 0 2 0 0 0 0 0 0 0 10 10 0.00 0.000												

Cleveland Indians @ Kansas City Royals
 Royals Stadium, Kansas City, MO
 Sat Aug 23 1980, 8:05 PM EDT
 Att. 40,192 - Unknown - 86 F

livebaseballscorecards.com

AB	33
R	2
H	8
RBI	2
BB	4
SO	2
LOB	17



Batter	1	2	3	4	5	6	7	8	9
Willie Wilson, S OBP: 0.362, SLG: 0.433 (1, 7)	0-0 4-3		0-0 FC5-4 1-2 1B			0-0 L6		0-0 FC4-6 S 1B	
Hal McRae, R OBP: 0.355, SLG: 0.500 (1, 10)	0-0 F9		0-0 FC5-4 1-2 2-3			0-0 F6		0-0 F4 1-2	
George Brett, L OBP: 0.460, SLG: 0.674 (1, 5)	0-0 F8		0-0 F5			0-0 3-1		4-0 FC4-6 IBB	
Willie Aikens, L OBP: 0.366, SLG: 0.432 (1, 3)		0-0 FC3-6 1B		4-0 G6-4-3 BB		0-0 4-3		0-0 FC4-6 1-2 2-3	
Rusty Torres, S OBP: 0.250, SLG: 0.167 (8, PR)									
Ralph LaCock, L OBP: 0.255, SLG: 0.224 (9, 3)									
Darrell Porter, L OBP: 0.381, SLG: 0.391 (1, 2)		0-0 FC3-6 1B SF7 1-2f		0-0 F7		0-0 4-3		0-0 F9	
Amos Otis, R OBP: 0.322, SLG: 0.404 (1, 8)		0-0 S 1-3 1B		0-0 G6-4-3 1-2f		4-0 BB 2B BB			
Clint Hurdle, L OBP: 0.360, SLG: 0.472 (1, 9)		0-0 SF7 3-H				0-0 4-3		0-0 1-H 1B 2B	
Frank White, R OBP: 0.282, SLG: 0.332 (1, 4)		0-3 K 1-2				0-0 F8		0-0 S 2-H 1B	
U L Washington, S OBP: 0.326, SLG: 0.378 (1, 6)			0-0 FC5-4 1B 1B			0-0 6-3		0-3 K 1-2	

Inning Stats	R: 0	H: 0	E: 0	K: 0	S: 3	R: 1	H: 2	E: 0	K: 1	S: 7	R: 0	H: 2	E: 0	K: 0	S: 4	R: 0	H: 0	E: 0	K: 0	S: 2	R: 0	H: 0	E: 0	K: 0	S: 3	R: 2	H: 2	E: 0	K: 1	S: 7	R: 0	H: 1	E: 0	K: 0	S: 4	
	LOB: 0	BB: 0	P: 3	LOB: 1	BB: 0	P: 7	LOB: 1	BB: 0	P: 4		LOB: 0	BB: 1	P: 6	LOB: 0	BB: 0	P: 3	LOB: 1	BB: 1	P: 11	LOB: 2	BB: 1	P: 8														

PITCHER															PITCHER																				
IP	WLS	BF	H	R	ER	SO	BB	IBB	HBP	BLK	WP	HR	S	P	ERA	WHIP	IP	WLS	BF	H	R	ER	SO	BB	IBB	HBP	BLK	WP	HR	S	P	ERA	WHIP		
Wayne Garland, R ERA: 4.3 (1, 1)	6.2	L	26	6	3	3	1	2	0	0	0	0	26	34	4.05	1.200	Victor Cruz, R ERA: 3.45 (7, 1)	1.1	6	1	0	0	1	0	1	0	0	0	0	7	11	0.00	0.750		

AB R H RBI BB SO LOB

4	0	2	0	0	0	0
4	0	0	0	0	0	3
3	0	0	0	1	0	1
3	0	1	0	1	0	2
0	0	0	0	0	0	0
0	0	0	0	0	0	0
4	1	0	0	0	0	4
2	1	1	0	1	0	1
2	1	1	2	0	0	0
3	0	1	1	0	1	1
3	0	1	0	0	1	1

AB	28
R	3
H	7
RBI	3
BB	3
SO	2
LOB	13



Cleveland Indians @ Kansas City Royals
 Royals Stadium, Kansas City, MO
 Sat Aug 23 1980, 8:05 PM EDT
 Att: 40,192 - Unknown - 86 F

livebaseballscorecards.com

WP: 0	PA: 32
PB: 0	
SB: 3	
CS: 0	

Batter	1	2	3	4	5	6	7	8	9	AB R H RBI BB SO LOB	TOP											
Miguel Dilone, S OBP: 0.379, SLG: 0.431 (1, 7)	0-0 G3		0-0 BB 1B		0-0 F8		0-0 G3		0-0 1B 1B	5 1 2 0 0 0 1												
Jorge Orta, L OBP: 0.391, SLG: 0.396 (1, 9)	0-0 F8		0-0 F9			0-0 HR		0-0 F8	0-0 1B 1B	5 1 2 3 0 0 2												
Mike Hargrove, L OBP: 0.414, SLG: 0.415 (1, 3) Gary Alexander, R OBP: 0.266, SLG: 0.355 (6, 2)	0-3 K		4-0 BB			0-0 F8		0-0 5-3	0-3 K	2 0 0 0 1 1 0 2 0 0 0 0 1 2												
Ron Hassey, L OBP: 0.374, SLG: 0.436 (1, 2) (6, 3)		0-0 WP 1B	0-0 G3			0-0 F9		0-0 1B	0-0 FC5-4 1B	5 0 3 1 0 0 3												
Toby Harrah, R OBP: 0.377, SLG: 0.374 (1, 10) Gary Gray, R OBP: 0.138, SLG: 0.214 (6, PH) Joe Charboneau, R OBP: 0.356, SLG: 0.470 (9, PH)		0-0 6-3		0-0 1-3		0-0 E6		0-3 K	0-0 FC5-4	2 0 0 0 0 0 1 2 0 0 0 0 1 1 1 0 0 0 0 0 2												
Alan Bannister, R OBP: 0.326, SLG: 0.348 (1, 5)		0-0 F6		0-0 G4-6-3 1B		0-0 F8			0-0 F7	4 0 1 0 0 0 2												
Rick Manning, L OBP: 0.337, SLG: 0.299 (1, 8)		0-3 K		0-0 G4-6-3			0-0 4-3		0-0 1B 1B	4 1 1 0 0 1 2												
Jack Brohamer, L OBP: 0.309, SLG: 0.310 (1, 4)			0-0 F7		0-0 F5		0-0 1B		0-0 1B 1B 1B	4 1 2 0 0 0 0												
Tom Verzyer, R OBP: 0.313, SLG: 0.351 (1, 6) Jerry Dybzinski, R OBP: 0.275, SLG: 0.295 (5, 6)			0-0 BB 1B 1B		0-0 F9		0-3 K		0-0 1B 1B	2 0 1 0 0 0 0 2 1 1 1 0 1 1												
Inning Stats	R: 0 E: 0 K: 1 S: 5	H: 0 LOB: 0 BB: 0 P: 5	R: 0 E: 0 K: 1 S: 6	H: 1 LOB: 1 BB: 0 P: 6	R: 0 E: 0 K: 0 S: 5	H: 2 LOB: 3 BB: 1 P: 9	R: 0 E: 0 K: 0 S: 3	H: 1 LOB: 0 BB: 0 P: 3	R: 0 E: 0 K: 1 S: 6	H: 0 LOB: 0 BB: 0 P: 3	R: 1 E: 1 K: 0 S: 5	H: 1 LOB: 1 BB: 0 P: 5	R: 0 E: 0 K: 1 S: 6	H: 1 LOB: 1 BB: 0 P: 6	R: 0 E: 0 K: 1 S: 6	H: 1 LOB: 1 BB: 0 P: 6	R: 4 E: 0 K: 1 S: 11	H: 6 LOB: 2 BB: 0 P: 11	1B: 12 2B: 0 3B: 0 HR: 1	SF: 0 SAC: 0 DP: 1 HBP: 0	WP: 1 PB: 0 SB: 0 CS: 0	PA: 41
PITCHER	IP WLS BF H R ER SO BB IBB HBP BLK WP HR S P ERA WHIP											PITCHER	IP WLS BF H R ER SO BB IBB HBP BLK WP HR S P ERA WHIP									
Dennis Leonard, R ERA: 4.05 (1, 1)	8.1 W 38 12 5 5 4 1 0 0 0 1 1 45 49 5.40 1.560											Dan Quisenberry, R ERA: 2.74 (9, 1)	0.2 S 3 1 0 0 1 0 0 0 0 0 0 5 5 0.00 1.500									

Cleveland Indians @ Kansas City Royals
Royals Stadium, Kansas City, MO
Sun Aug 24 1980, 8:05 PM EDT
Att. 30,593 - Unknown - 90 F

AB	40
R	5
H	13
RBI	5
BB	1
SO	5
LOB	17



WP	1	PA	41
PB	0		
SB	0		
CS	0		

1B	12	SF	0
2B	0	SAC	0
3B	0	DP	1
HR	1	HBP	0

Batter	1	2	3	4	5	6	7	8	9	AB	R	H	RBI	BB	SO	LOB
Willie Wilson, S OBP: 0.360, SLG: 0.431 (1, 7)	0-0 F8	0-0 F9	0-0 1B S 1-3 3-H 1B		0-0 4-3		0-0 G3			5	0	1	1	0	0	1
U L Washington, S OBP: 0.330, SLG: 0.381 (1, 6)	0-0 BB BB 1B		0-0 1B 1B		0-0 G3			0-0 5-3		4	1	3	1	0	0	0
Rance Mulliniks, L OBP: 0.258, SLG: 0.222 (8, 6)			0-0 1B 1B							1	0	0	0	0	0	0
George Brett, L OBP: 0.459, SLG: 0.670 (1, 5)	4-0 BB 1-2 BB		0-0 L8 K		0-0 1B			0-0 F8		4	0	1	0	1	1	3
Amos Otis, R OBP: 0.324, SLG: 0.401 (1, 8)	4-0 BB 1-2 2-3 BB		0-0 1B 1B 1-H	0-3 K	0-0 F4			0-0 6-3		4	1	1	1	1	1	1
John Wathan, R OBP: 0.375, SLG: 0.394 (1, 2)	0-3 K		0-0 1B 1B 4-3 E 2-H	4-0 2B BB			0-3 K			3	2	1	1	1	2	3
Willie Aikens, L OBP: 0.363, SLG: 0.428 (1, 3)	0-0 F8		0-0 4-3	0-3 K			0-0 F3			4	0	0	0	0	1	5
Ralph LaCock, L OBP: 0.255, SLG: 0.224 (7, 3)			0-0 1-2							0	0	0	0	0	0	0
Jose Cardenal, R OBP: 0.296, SLG: 0.217 (1, 9)		0-3 K	0-0 E7 3B 1B 2-H	0-0 2B 1B 1-2			0-3 K			4	1	2	1	0	2	0
Frank White, R OBP: 0.284, SLG: 0.340 (1, 4)		0-0 E6	0-0 1B 3B 3-H	0-0 1-3 2-H 2B			0-0 6-3			4	1	2	2	0	0	0
Dave Chalk, R OBP: 0.348, SLG: 0.372 (1, 10)		0-0 L9	4-0 1B 1B BB	0-0 L6			0-0 6-3			3	1	0	0	1	0	3

Inning Stats	R: 0	H: 1	E: 0	K: 1	S: 6	LOB: 3	BB: 2	P: 14	R: 0	H: 0	E: 1	K: 1	S: 6	LOB: 1	BB: 0	P: 6	R: 6	H: 7	E: 1	K: 1	S: 12	LOB: 2	BB: 1	P: 16	R: 1	H: 2	E: 0	K: 2	S: 9	LOB: 2	BB: 1	P: 13	R: 0	H: 1	E: 0	K: 0	S: 4	LOB: 1	BB: 0	P: 4	R: 0	H: 0	E: 0	K: 2	S: 7	LOB: 0	BB: 0	P: 7	R: 0	H: 0	E: 0	K: 0	S: 3	LOB: 0	BB: 0	P: 3	R: 0	H: 0	E: 0	K: 0	S: 3	LOB: 0	BB: 0	P: 3
--------------	------	------	------	------	------	--------	-------	-------	------	------	------	------	------	--------	-------	------	------	------	------	------	-------	--------	-------	-------	------	------	------	------	------	--------	-------	-------	------	------	------	------	------	--------	-------	------	------	------	------	------	------	--------	-------	------	------	------	------	------	------	--------	-------	------	------	------	------	------	------	--------	-------	------

PITCHER	IP	WLS	BF	H	R	ER	SO	BB	IBB	HBP	BLK	WP	HR	S	P	ERA	WHIP
Ross Grimsley, L ERA: 6.03 (1, 1)	2.2	L	17	6	5	5	2	2	0	0	0	0	0	19	27	16.88	3.000
Mike Stanton, R ERA: 5.88 (3, 1)	0.0		3	2	1	1	0	1	0	0	0	0	0	2	6	∞	∞
Bob Owchinko, L ERA: 6.11 (3, 1)	4.1		17	3	1	1	5	1	0	0	0	0	0	26	30	2.08	0.923
Sandy Wihtol, R ERA: 4.73 (8, 1)	1.0		3	0	0	0	0	0	0	0	0	0	0	3	3	0.00	0.000

BOTTOM

Cleveland Indians @ Kansas City Royals
Royals Stadium, Kansas City, MO
 Sun Aug 24 1980, 8:05 PM EDT
 Att: 30,593 - Unknown - 90 F

AB	36
R	7
H	11
RBI	7
BB	4
SO	7
LOB	16



WP	PA	ERA	WHIP
0	40		

Batter	1	2	3	4	5	6	7	8	9	AB R H RBI BB SO LOB	TOP	
Hosken Powell, L (1, 9) OBP: 0.310, SLG: 0.361	0-0 G4-6-3 1B		0-0 1-3 1B		0-0 4-3		0-0 F6		0-0 1B	5 0 3 0 0 0 1		
John Castino, R (1, 5) OBP: 0.337, SLG: 0.435	0-0 G4-6-3 1-2f		0-3 K			0-0 F8 BB 1B	0-0 FC4-6 1B		0-0 1B	5 1 3 0 0 1 3		
Roy Smalley, S (1, 6) OBP: 0.346, SLG: 0.403	0-0 4-3			0-0 1B 1B		4-0 1-2 2B BB	0-0 F5		0-0 L5	4 1 1 0 1 0 4		
Glenn Adams, L (1, 10) OBP: 0.335, SLG: 0.414 Jose Morales, R (7, PH) OBP: 0.391, SLG: 0.517		0-0 G3		0-0 1-2 1B		0-0 F8	0-0 FC4-6			3 0 1 0 0 0 2 1 0 0 0 0 0 2		
Mike Cabbage, L (1, 3) OBP: 0.305, SLG: 0.386 Ron Jackson, R (8, PH) OBP: 0.307, SLG: 0.378 (8, 3)		0-0 1-3		0-0 F7		0-0 1-2 2B 1B		0-0 F8		3 1 1 1 0 0 2 1 0 0 0 0 0 0		
Butch Wynegar, S (1, 2) OBP: 0.327, SLG: 0.329		0-0 F8		0-0 F7		0-3 K		0-0 F8		4 0 0 0 0 1 4		
Rick Sofield, L (1, 8) OBP: 0.294, SLG: 0.391			0-0 F8	0-0 F8		0-0 2B		0-3 K		4 0 1 2 0 1 2		
Rob Wilfong, L (1, 4) OBP: 0.304, SLG: 0.329 Pete Mackanin, R (6, PH) OBP: 0.305, SLG: 0.357 (6, 4)			0-0 FC4-6 1B		0-0 F7	0-0 F6			0-3 K	2 0 1 0 0 0 0 2 0 0 0 0 1 1		
Bombo Rivera, R (1, 7) OBP: 0.273, SLG: 0.462		0-0 FC4-6 1B			0-0 L5		0-0 1B 2B		0-0 F7	4 0 1 0 0 0 1		
Inning Stats	R: 0 H: 1 E: 0 LOB: 0 K: 0 BB: 0 S: 3 P: 3	R: 0 H: 0 E: 0 LOB: 0 K: 0 BB: 0 S: 3 P: 3	R: 0 H: 2 E: 0 LOB: 2 K: 1 BB: 0 S: 7 P: 7	R: 0 H: 2 E: 0 LOB: 2 K: 0 BB: 0 S: 5 P: 5	R: 0 H: 0 E: 0 LOB: 0 K: 0 BB: 0 S: 3 P: 3	R: 3 H: 3 E: 0 LOB: 1 K: 1 BB: 1 S: 8 P: 12	R: 0 H: 2 E: 0 LOB: 2 K: 0 BB: 0 S: 5 P: 5	R: 0 H: 0 E: 0 LOB: 0 K: 1 BB: 0 S: 5 P: 5	R: 0 H: 2 E: 0 LOB: 2 K: 1 BB: 0 S: 7 P: 7	1B: 10 SF: 0 2B: 2 SAC: 0 3B: 0 DP: 1 HR: 0 HBP: 0	WP: 0 PA: 39 PB: 0 SB: 0 CS: 0	
PITCHER Dan Spillner, R (1, 1) ERA: 5.1 Sid Monge, L (6, 1) ERA: 2.76	IP WLS BF H R ER SO BB IBB HBP BLK WP HR S P ERA WHIP	5.2 W 25 8 3 3 2 1 0 0 0 0 0 0 28 32 4.76 1.588	3.1 S 14 4 0 0 2 0 0 0 0 0 0 0 18 18 0.00 1.200	PITCHER IP WLS BF H R ER SO BB IBB HBP BLK WP HR S P ERA WHIP								

Minnesota Twins @ Cleveland Indians
Cleveland Municipal Stadium, Cleveland, OH

Mon Aug 25 1980, 7:05 PM EDT
Att. 14,211 - Unknown - 75 F

livebaseballscorecards.com

AB	38
R	3
H	12
RBI	3
BB	1
SO	4
LOB	22



Batter	1	2	3	4	5	6	7	8	9
Miguel Dilone, S (1, 7) OBP: 0.378, SLG: 0.429	0-0 F8		0-0 4-3		0-0 6-3		0-0 F8 S 1B		
Jorge Orta, L (1, 9) OBP: 0.392, SLG: 0.398	0-0 4-3		0-0 3-H 2B		0-0 F6		4-0 1-2 BB		
Mike Hargrove, L (1, 3) OBP: 0.415, SLG: 0.416	0-0 1B		0-0 F7		0-0 1B		0-0 2-3 F8		
Ron Hassey, L (1, 2) OBP: 0.372, SLG: 0.431	0-0 G3			4-0 WP HR BB	0-0 2-3		0-3 K		
Bo Diaz, R (8, 2) OBP: 0.288, SLG: 0.378									
Toby Harrah, R (1, 5) OBP: 0.377, SLG: 0.373		0-0 6-3		4-0 1-2 HR BB		0-0 BB 1B	0-3 K		
Jack Brohamer, L (6, PH) OBP: 0.311, SLG: 0.313									
Joe Charboneau, R (1, 10) OBP: 0.355, SLG: 0.475		0-0 6-3		0-0 1-H 2-H HR		0-0 F8		0-0 6-3	
Alan Bannister, R (1, 4) OBP: 0.321, SLG: 0.343		0-0 G2		0-0 5-3		0-0 F9		0-3 K	
Rick Manning, L (1, 8) OBP: 0.338, SLG: 0.299			0-0 4-3 S 2B 1B	0-0 4-3		4-0 1-2 BB		0-0 4-3	
Tom Verzyer, R (1, 6) OBP: 0.310, SLG: 0.347			0-0 F7	0-0 6-3		0-3 K			

Inning Stats	R: 0	H: 1	E: 0	K: 0	S: 4	LOB: 1	BB: 0	P: 4
	R: 0	H: 0	E: 0	K: 0	S: 3 <td>LOB: 0</td> <td>BB: 0</td> <td>P: 3 </td>	LOB: 0	BB: 0	P: 3
	R: 1	H: 2	E: 0	K: 0	S: 5 <td>LOB: 1</td> <td>BB: 0</td> <td>P: 5 </td>	LOB: 1	BB: 0	P: 5
	R: 3	H: 1	E: 0	K: 0	S: 4 <td>LOB: 0</td> <td>BB: 2</td> <td>P: 12 </td>	LOB: 0	BB: 2	P: 12
	R: 0	H: 1	E: 0	K: 0	S: 4 <td>LOB: 1</td> <td>BB: 0</td> <td>P: 4 </td>	LOB: 1	BB: 0	P: 4
	R: 0	H: 1	E: 0	K: 1	S: 6 <td>LOB: 2</td> <td>BB: 1</td> <td>P: 10 </td>	LOB: 2	BB: 1	P: 10
	R: 0	H: 1	E: 0	K: 2	S: 8 <td>LOB: 2</td> <td>BB: 1</td> <td>P: 12 </td>	LOB: 2	BB: 1	P: 12
	R: 0	H: 0	E: 0	K: 1	S: 5 <td>LOB: 0</td> <td>BB: 0</td> <td>P: 5 </td>	LOB: 0	BB: 0	P: 5

AB	R	H	RBI	BB	SO	LOB
4	0	1	0	0	0	1
3	0	1	1	1	0	0
4	0	2	0	0	0	3
3	1	0	0	1	1	4
0	0	0	0	0	0	0
1	1	0	0	1	0	0
2	0	1	0	0	1	2
4	1	1	3	0	0	1
4	0	0	0	0	1	1
3	1	1	0	1	0	0
3	0	0	0	0	1	3

PITCHER	IP	WLS	BF	H	R	ER	SO	BB	IBB	HBP	BLK	WP	HR	S	P	ERA	WHIP
Fernando Arroyo, R (1, 1) ERA: 4.88	5.0	L	23	6	4	4	0	0	2	0	0	0	1	21	29	7.20	1.600
Albert Williams, R (6, 1) ERA: 4.02	3.0		12	1	0	0	4	2	0	0	0	0	0	18	26	0.00	1.000

BOTTOM

Minnesota Twins @ Cleveland Indians
Cleveland Municipal Stadium, Cleveland, OH
 Mon Aug 25 1980, 7:05 PM EDT
 Att. 14,211 - Unknown - 75 F

livebaseballscorecards.com

AB	31
R	4
H	7
RBI	4
BB	4
SO	4
LOB	15



WP	HR	S	P	ERA	WHIP
1	0	0	35		
0	0	0			
3	0	0			
0	0	0			

Batter	1	2	3	4	5	6	7	8	9	AB R H RBI BB SO LOB	TOP											
Hosken Powell, L (1, 9) OBP: 0.314, SLG: 0.365	0-0 5-3		0-0 4-3		0-0 1B 1B		0-0 SH3-4 1B		0-0 FC5-4 1B	5 1 3 0 0 0 0												
John Castino, R (1, 5) OBP: 0.336, SLG: 0.433	0-0 1-3		0-0 6-3		0-0 1B 1B		0-0 SH3-4		0-0 FC5-4	4 1 1 1 0 0 1												
Roy Smalley, S (1, 6) OBP: 0.347, SLG: 0.402	0-0 6-3			0-0 F8	0-0 2B 1B		4-0 G5-4-3 BB			3 0 1 2 1 0 0												
Jose Morales, R (1, 10) OBP: 0.393, SLG: 0.519		4-0 FC6-4 BB		0-0 1-3	0-0 1-3 2-H 3-H		0-0 G5-4-3			3 0 1 1 1 0 2												
Bombo Rivera, R (1, 7) OBP: 0.257, SLG: 0.435		0-0 FC6-4 1B		0-0 6-3	0-0 F2			0-0 F9		4 0 0 0 0 0 3												
Ron Jackson, R (1, 3) OBP: 0.306, SLG: 0.376		0-0 F8			E9 1B			0-0 F7		4 1 1 0 0 1 3												
Pete Mackanin, R (1, 4) OBP: 0.305, SLG: 0.357		0-0				0-0 6-3	0-3 K			3 0 1 0 0 1 1												
Rob Wilfong, L (8, PH) OBP: 0.303, SLG: 0.328		1-2 1B						0-0 F7		1 0 0 0 0 0 0	AB 35 R 5 H 10 RBI 5 BB 2 SO 3 LOB 12											
Butch Wynegar, S (1, 2) OBP: 0.326, SLG: 0.328		0-0 F9			0-0 1B 1B 1B		0-0 F7		0-3 K	4 1 1 1 0 1 2												
Dave Edwards, R (1, 8) OBP: 0.284, SLG: 0.326			0-0 F9		0-0 1B 1B 1B		0-0 5-3		0-0 F4	4 1 1 0 0 0 0												
Inning Stats	R: 0 E: 0 K: 0 S: 3	H: 0 LOB: 0 BB: 0 P: 3	R: 0 E: 0 K: 0 S: 4	H: 1 LOB: 2 BB: 1 P: 8	R: 0 E: 0 K: 0 S: 3	H: 0 LOB: 0 BB: 0 P: 3	R: 0 E: 0 K: 0 S: 3	H: 0 LOB: 0 BB: 0 P: 3	R: 5 E: 1 K: 1 S: 12	H: 7 LOB: 2 BB: 0 P: 12	R: 0 E: 0 K: 1 S: 5	H: 0 LOB: 0 BB: 0 P: 5	R: 0 E: 0 K: 0 S: 3	H: 1 LOB: 1 BB: 1 P: 7	R: 0 E: 0 K: 0 S: 3	H: 0 LOB: 0 BB: 0 P: 3	R: 0 E: 0 K: 1 S: 6	H: 1 LOB: 1 BB: 0 P: 6	1B: 9 2B: 1 3B: 0 HR: 0	SF: 0 SAC: 1 DP: 1 HBP: 0	WP: 0 PB: 0 SB: 0 CS: 0	PA: 38
PITCHER	IP WLS BF H R ER SO BB IBB HBP BLK WP HR S P ERA WHIP																					
Rick Waits, L (1, 1) ERA: 4.59	4.1 L 21 7 5 5 0 1 0 0 0 0 0 0 20 24 10.38 1.846																					
Sandy Wihtol, R (5, 1) ERA: 3.5	4.2 17 3 0 0 3 1 0 0 0 0 0 0 22 26 0.00 0.857																					

Minnesota Twins @ Cleveland Indians
Cleveland Municipal Stadium, Cleveland, OH
Tue Aug 26 1980, 7:05 PM EDT
Att: 6,483 - Unknown - 82 F

livebaseballscorecards.com



Batter	1	2	3	4	5	6	7	8	9	AB	R	H	RBI	BB	SO	LOB
Miguel Dilone, S OBP: 0.379, SLG: 0.430 (1, 7)	0-0 6-3		0-0 CS 1B		0-0 1-3			0-0 FC6-4 1B		4	0	2	0	0	0	1
Jorge Orta, L OBP: 0.391, SLG: 0.395 (1, 9)	4-0 G4-6-3 BB		0-0 1-2 4-3			0-0 F9		0-0 FC6-4 FC4-6 1-2f		3	0	0	0	1	0	2
Mike Hargrove, L OBP: 0.413, SLG: 0.416 (1, 3)	0-0 G4-6-3 1-2f			0-0 1B 2B		0-0 G3		0-0 FC4-6 1-2f		4	1	1	0	0	0	2
Ron Hassey, L OBP: 0.374, SLG: 0.430 (1, 2)		0-0 F7		0-0 1B		4-0 FC6-4 BB			0-0 4-3	3	0	1	1	1	0	0
Toby Harrah, R OBP: 0.375, SLG: 0.371 (1, 5)		0-3 K		0-0 F8		0-0 FC6-4 1-2f			0-0 L3	3	0	0	0	0	1	1
Dave Rosello, R OBP: 0.247, SLG: 0.279 (7, 5)										0	0	0	0	0	0	0
Jack Brohamer, L OBP: 0.309, SLG: 0.311 (9, PH)										1	0	0	0	0	0	0
Joe Charboneau, R OBP: 0.356, SLG: 0.474 (1, 10)		0-0 WP 1B		0-0 1-3			0-0 5-3		4-0 1B BB	3	0	1	0	1	0	0
Jerry Dybzinski, R OBP: 0.275, SLG: 0.295 (9, PR)										0	0	0	0	0	0	0
Alan Bannister, R OBP: 0.324, SLG: 0.345 (1, 4)		0-0 WP 1B				0-0 F8		0-0 F9		4	0	2	0	0	0	0
Rick Manning, L OBP: 0.335, SLG: 0.296 (1, 8)		0-0 1-5-3 1-2 2-3		0-0 4-3		0-0 4-3		0-0 4-3		4	0	0	0	0	1	4
Tom Verzyer, R OBP: 0.310, SLG: 0.347 (1, 6)			0-0 6-3			0-0 1B		0-0 F5		3	0	1	0	0	0	0

Inning Stats	R: 0	H: 0	E: 0	K: 0	S: 2	R: 0	H: 2	E: 0	K: 1	S: 7	R: 0	H: 1	E: 0	K: 0	S: 3	R: 1	H: 2	E: 0	K: 0	S: 4	R: 0	H: 1	E: 0	K: 0	S: 4	R: 0	H: 0	E: 0	K: 0	S: 3	R: 0	H: 0	E: 0	K: 0	S: 3	R: 0	H: 1	E: 0	K: 0	S: 4	R: 0	H: 1	E: 0	K: 1	S: 6
	0	0	0	0	6	0	2	0	1	7	0	1	0	0	3	0	2	0	0	4	0	0	0	1	0	4	0	0	0	1	0	0	0	3	0	0	0	0	0	1	0	0	0	1	10
	0	0	0	1	6	0	2	0	1	7	0	1	0	0	3	0	2	0	0	4	0	0	0	1	0	4	0	0	0	1	0	0	0	3	0	0	0	0	0	1	0	0	1	10	

BOTTOM

Minnesota Twins @ Cleveland Indians
Cleveland Municipal Stadium, Cleveland, OH

Tue Aug 26 1980, 7:05 PM EDT
Att. 6,483 - Unknown - 82 F

AB	32
R	1
H	8
RBI	1
BB	3
SO	2
LOB	10

WP: 1 PA: 35
PB: 0
SB: 0
CS: 1

ERA: 1.125
WHIP: 2.000



Batter	1	2	3	4	5	6	7	8	9	AB R H RBI BB SO LOB	TOP											
Hosken Powell, L (1, 9) OBP: 0.313, SLG: 0.362	0-0 F7		0-3 K		0-0 K		0-3 K		0-3 K	5 0 1 0 0 3 5												
John Castino, R (1, 5) OBP: 0.335, SLG: 0.429	0-0 5-3		0-3 K		0-3 K			4-0 BB 1B SF7 BB	0-0 4-3	4 1 0 0 1 2 4												
Roy Smalley, S (1, 6) OBP: 0.351, SLG: 0.406	0-0 S 1B			0-0 WP 1B		0-0 F7		0-0 BB 1B		4 0 3 0 0 0 0												
Glenn Adams, L (1, 7) OBP: 0.333, SLG: 0.407	0-0 4-3			0-0 F8		0-0 4-3		4-0 BB 1B	1-2 2-3 BB	3 0 0 0 1 0 2												
Mike Cabbage, L (1, 3) OBP: 0.300, SLG: 0.381		0-0 L4		0-0 F7		0-0 F8		0-0 SF7		3 0 0 1 0 0 1												
Danny Goodwin, L (1, 10) OBP: 0.308, SLG: 0.277		0-3 K		0-3 K		0-3 K		0-3 K		3 0 0 0 0 3 1												
Butch Wynegar, S (8, PH) OBP: 0.325, SLG: 0.327				1-2 K						1 0 0 0 0 1 2												
Rick Sofield, L (1, 8) OBP: 0.294, SLG: 0.389		0-3 K			0-0 F8		0-0 1B 1B	0-3 K		4 0 1 0 0 2 2												
Rob Wilfong, L (1, 4) OBP: 0.306, SLG: 0.330			0-0 CS 1B 1B		0-0 3-1		0-0 F6		0-0 FC6-4 1B	4 0 2 0 0 0 1												
Sal Butera, R (1, 2) OBP: 0.357, SLG: 0.348			0-0 CS 1B		0-0 1B 1B		0-0 1B		0-0 FC6-4	3 0 3 0 0 0 0												
Jose Morales, R (9, PH) OBP: 0.391, SLG: 0.516			1-2 CS 1B				1-2 1B		1-2 1B	1 0 0 0 0 0 1												
Inning Stats	R: 0 E: 0 K: 0 S: 4	H: 1 LOB: 1 BB: 0 P: 4	R: 0 E: 0 K: 2 S: 7	H: 0 LOB: 0 BB: 0 P: 7	R: 0 E: 0 K: 2 S: 8	H: 2 LOB: 1 BB: 0 P: 8	R: 0 E: 0 K: 1 S: 6	H: 1 LOB: 1 BB: 0 P: 6	R: 0 E: 0 K: 1 S: 7	H: 2 LOB: 2 BB: 0 P: 7	R: 0 E: 0 K: 2 S: 9	H: 0 LOB: 0 BB: 0 P: 3	R: 0 E: 0 K: 2 S: 9	H: 2 LOB: 2 BB: 0 P: 9	R: 1 E: 0 K: 2 S: 8	H: 1 LOB: 2 BB: 2 P: 16	R: 0 E: 0 K: 1 S: 6	H: 1 LOB: 1 BB: 0 P: 6	1B: 10 2B: 0 3B: 0 HR: 0	SF: 1 SAC: 0 DP: 0 HBP: 0	WP: 1 PB: 0 SB: 1 CS: 2	PA: 38
PITCHER	IP WLS BF H R ER SO BB IBB HBP BLK WP HR S P ERA WHIP												PITCHER	IP WLS BF H R ER SO BB IBB HBP BLK WP HR S P ERA WHIP								
Len Barker, R (1, 1) ERA: 3.8	7.0 W 31 9 1 1 8 2 0 0 0 1 0 45 53 1.29 1.571																					
Victor Cruz, R (8, 1) ERA: 3.34	2.0 S 7 1 0 0 3 0 0 0 0 0 0 13 13 0.00 0.500																					

Minnesota Twins @ Cleveland Indians
Cleveland Municipal Stadium, Cleveland, OH

Wed Aug 27 1980, 7:05 PM EDT
Att: 7,572 - Unknown - 86 F

livebaseballscorecards.com

AB 35
R 1
H 10
RBI 1
BB 2
SO 11
LOB 19



Batter	1	2	3	4	5	6	7	8	9
Miguel Dilone, S (1, 7) OBP: 0.377, SLG: 0.427	0-0 F8	0-0 F9		0-0 G4-6-3 1B		0-0 F8		0-0 4-3	
Jorge Orta, L (1, 9) OBP: 0.390, SLG: 0.396	0-0 4-3	0-0 2B		0-0 G4-6-3 1-2f		0-3 K			
Mike Hargrove, L (1, 3) OBP: 0.414, SLG: 0.416	4-0 1B BB	0-0 4-3		0-0 1B		0-0 F4			
Joe Charboneau, R (1, 10) OBP: 0.360, SLG: 0.476 Ron Hassey, L (7, PR) OBP: 0.374, SLG: 0.430	0-0 1B 1-2		0-0 FC2-5 BB 1B	0-0 F8		4-0 2B BB			
Alan Bannister, R (1, 4) OBP: 0.330, SLG: 0.353	0-0 1B 1-2 2-H		4-0 1B SF7 BB		0-3 K	0-0 F8 1-H 2B			
Bo Diaz, R (1, 2) OBP: 0.287, SLG: 0.381	0-3 K		0-0 FC2-5 1B 1-2 2-3f		0-0 2B	0-0 F8 2-3			
Rick Manning, L (1, 8) OBP: 0.334, SLG: 0.295		0-3 K	0-0 1B 1-2 2-3		0-0 F8	0-0 F7			
Dave Rosello, R (1, 5) OBP: 0.250, SLG: 0.286 Toby Harrah, R (8, PH) OBP: 0.375, SLG: 0.370 Jerry Dybzinski, R (9, 5) OBP: 0.275, SLG: 0.295		0-0 1B 2B 1B	0-0 SF7 3-H		0-0 F8		0-0 F7		
Tom Verzyer, R (1, 6) OBP: 0.309, SLG: 0.345		0-0 2B 1B 1-2	0-0 4-3			0-0 F8		0-0 5-3	

Inning Stats	R: 1	H: 2	E: 0	K: 1	S: 7	LOB: 2	BB: 1	P: 11
	R: 1	H: 3	E: 0	K: 1	S: 8	LOB: 2	BB: 0	P: 8
	R: 1	H: 2	E: 0	K: 0	S: 5	LOB: 2	BB: 1	P: 9
	R: 0	H: 2	E: 0	K: 0	S: 4	LOB: 1	BB: 0	P: 4
	R: 0	H: 1	E: 0	K: 1	S: 6	LOB: 1	BB: 0	P: 6
	R: 0	H: 0	E: 0	K: 1	S: 5	LOB: 0	BB: 0	P: 5
	R: 1	H: 1	E: 0	K: 0	S: 4	LOB: 2	BB: 1	P: 8
	R: 0	H: 0	E: 0	K: 0	S: 3	LOB: 0	BB: 0	P: 3

PITCHER	IP	WLS	BF	H	R	ER	SO	BB	IBB	HBP	BLK	WP	HR	S	P	ERA	WHIP
Jerry Koosman, L (1, 1) ERA: 4.49	6.1	L	32	11	4	4	4	3	0	0	0	0	0	37	49	5.68	2.211
John Verhoeven, R (7, 1) ERA: 4.17	1.2		5	0	0	0	0	0	0	0	0	0	0	5	5	0.00	0.000

AB R H RBI BB SO LOB

5	0	1	0	0	0	2
4	0	1	1	0	1	1
3	1	1	0	1	0	2
3	0	2	0	1	0	1
0	1	0	0	0	0	0
3	1	2	2	1	1	0
4	0	1	0	0	1	6
4	0	1	0	0	1	3
2	1	1	1	0	0	1
1	0	0	0	0	0	0
0	0	0	0	0	0	0
4	0	1	0	0	0	2

AB	33
R	4
H	11
RBI	4
BB	3
SO	4
LOB	18



WP	HR	S	P	ERA	WHIP
0	0	0	0	0	0

Minnesota Twins @ Cleveland Indians
Cleveland Municipal Stadium, Cleveland, OH
 Wed Aug 27 1980, 7:05 PM EDT
 Att. 7,572 - Unknown - 86 F

livebaseballscorecards.com

Batter	1	2	3	4	5	6	7	8	9	AB R H RBI BB SO LOB	TOP																
Bob Molinaro, L (1, 7) <small>OBP: 0.360, SLG: 0.409</small> Wayne Nordhagen, R (8, PH) <small>OBP: 0.287, SLG: 0.481</small> (8, 7)	0-0 6-3		0-0 3-1 1B S 1B	0-0 FC4 1B 1-2f		4-0 S S BB		0-0 F9		3 1 1 0 1 0 1 1 0 0 0 0 0 0	Chicago White Sox @ Cleveland Indians Cleveland Municipal Stadium, Cleveland, OH Fri Aug 29 1980, 7:05 PM EDT Att. 9,044 - Unknown livebaseballscorecards.com																
Mike Squires, L (1, 3) <small>OBP: 0.347, SLG: 0.349</small>	0-0 FC4-6 1B		0-3 K	0-0 1-3 1B		4-0 1-2 BB		0-0 6-3		4 0 2 0 1 1 1																	
Chet Lemon, R (1, 8) <small>OBP: 0.363, SLG: 0.404</small>	0-0 FC4-6 1B 1-2f		1-0 3-1 1B HBP	0-0 F8		0-0 2-3 F7		0-0 F4		4 1 0 0 0 0 5																	
Lamar Johnson, R (1, 10) <small>OBP: 0.330, SLG: 0.429</small>	0-0 FC6-4 1B 1-2		0-0 3-1		0-0 F4		0-0 HR 1B		0-0 F3			5 1 2 0 0 0 2															
Jim Morrison, R (1, 4) <small>OBP: 0.314, SLG: 0.406</small>	0-0 FC6-4 1-2f		0-0 2-H 3-H 1B		4-0 BB		0-0 1-H HR		0-0 F9			4 1 2 4 1 0 2															
Harold Baines, L (1, 9) <small>OBP: 0.270, SLG: 0.386</small>		0-0 4-3	0-0 F7		0-0 F7		0-0 4-3		0-0 F7			4 0 0 0 0 0 2															
Glenn Borgmann, R (1, 2) <small>OBP: 0.306, SLG: 0.244</small>		0-0 E6 5-3		4-0 SH3-4 1B BB		0-0 4-3		0-0 F8		3 1 0 0 1 0 1																	
Kevin Bell, R (1, 5) <small>OBP: 0.302, SLG: 0.262</small>		0-0 5-3		0-0 SH3-4		0-3 K		0-0 F5		3 0 0 0 0 1 1																	
Greg Pryor, R (1, 6) <small>OBP: 0.276, SLG: 0.354</small>		0-0 F8		0-0 FC4 1B 2-H		0-0 F8		0-0 F7		4 0 1 1 0 0 1																	
Inning Stats	R: 0 E: 0 K: 0 S: 5	H: 2 LOB: 2 BB: 0 P: 5	R: 0 E: 1 K: 0 S: 4	H: 0 LOB: 1 BB: 0 P: 4	R: 2 E: 0 K: 1 S: 7	H: 2 LOB: 1 BB: 0 P: 8	R: 1 E: 0 K: 0 S: 5	H: 2 LOB: 2 BB: 1 P: 9	R: 0 E: 0 K: 0 S: 3	H: 0 LOB: 1 BB: 1 P: 7	R: 0 E: 0 K: 1 S: 5	H: 0 LOB: 2 BB: 2 P: 13	R: 2 E: 0 K: 0 S: 5	H: 2 LOB: 0 BB: 0 P: 5	R: 0 E: 0 K: 0 S: 3	H: 0 LOB: 0 BB: 0 P: 3	R: 0 E: 0 K: 0 S: 3	H: 0 LOB: 0 BB: 0 P: 3	R: 0 E: 0 K: 0 S: 3	H: 0 LOB: 0 BB: 0 P: 3	1B: 7 2B: 0 3B: 0 HR: 1	SF: 0 SAC: 1 DP: 0 HBP: 1	WP: 0 PB: 0 SB: 3 CS: 0	PA: 41			
Wayne Garland, R (1, 1) <small>ERA: 4.32</small> Sid Monge, L (6, 1) <small>ERA: 2.9</small> Victor Cruz, R (9, 1) <small>ERA: 3.29</small>	IP	WLS	BF	H	R	ER	SO	BB	IBB	HBP	BLK	WP	HR	S	P	ERA	WHIP										
	5.2		29	6	3	3	2	4	0	1	0	0	0	28	45	4.76	1.765										
	2.1	W	9	2	2	2	0	0	0	0	0	0	1	9	9	7.71	0.857										
	1.0	S	3	0	0	0	0	0	0	0	0	0	0	3	3	0.00	0.000										



Batter	1	2	3	4	5	6	7	8	9	AB	R	H	RBI	BB	SO	LOB	BOTTOM			
Miguel Dilone, S OBP: 0.382, SLG: 0.431 (1, 7)	4-0 HR BB		4-0 CS BB	0-0 5-3			0-0 FC4-6 1B	0-0 1-3 2-H 3-H 2B		3	1	2	2	2	0	1	Chicago White Sox @ Cleveland Indians Cleveland Municipal Stadium, Cleveland, OH Fri Aug 29 1980, 7:05 PM EDT Att. 9,044 - Unknown			
Jorge Orta, L OBP: 0.390, SLG: 0.403 (1, 9)	0-0 1-H HR		0-0 1-2 1B			0-0 F9	0-0 FC4-6 1-2f	0-0 G3		5	1	2	2	0	0	3				
Mike Hargrove, L OBP: 0.413, SLG: 0.414 (1, 3)	0-0 G3		0-0 1-3 1-2			0-0 FC1-6 1B	0-0 F9			4	0	1	0	0	0	2				
Ron Hassey, L OBP: 0.370, SLG: 0.426 (1, 2)	0-0 F8		0-0 F7			0-0 FC1-6 1-2f	0-0 F7			3	0	0	0	0	0	2				
Bo Diaz, R OBP: 0.286, SLG: 0.379 (7, PH) (8, 2)										1	0	0	0	0	0	1				
Toby Harrah, R OBP: 0.374, SLG: 0.367 (1, 5)	0-0 F9			4-0 HR BB		0-0 F7		0-0 5-3		3	1	0	0	1	0	1				
Joe Charboneau, R OBP: 0.359, SLG: 0.481 (1, 10)		0-0 6-3		0-0 1-H HR		0-3 K		0-0 F8		4	1	1	2	0	1	0				
Alan Bannister, R OBP: 0.339, SLG: 0.355 (1, 4)		4-0 BB		4-0 BB		0-0 1B		4-0 BB		1	0	1	0	3	0	0				
Rick Manning, L OBP: 0.336, SLG: 0.295 (1, 8)		0-0 4-3 1-2		0-3 K 1-2		0-0 FC5-4 1B		4-0 1B 2B BB		3	1	1	0	1	1	2				
Tom Veryzer, R OBP: 0.308, SLG: 0.344 (1, 6)		0-0 5-3		0-0 F8		0-0 FC5-4 1-2f		0-0 2B 1-2 2-3 1B		4	0	1	0	0	0	3				
Inning Stats	R: 2 E: 0 K: 0 S: 4	H: 1 LOB: 0 BB: 1 P: 8	R: 0 E: 0 K: 0 S: 3	H: 0 LOB: 1 BB: 1 P: 7	R: 0 E: 0 K: 0 S: 3	H: 1 LOB: 1 BB: 1 P: 7	R: 2 E: 1 K: 1 S: 6	H: 1 LOB: 1 BB: 2 P: 14	R: 0 E: 0 K: 0 S: 4	H: 1 LOB: 1 BB: 0 P: 4	R: 0 E: 0 K: 1 S: 6	H: 2 LOB: 1 BB: 0 P: 6	R: 0 E: 0 K: 0 S: 4	H: 1 LOB: 1 BB: 0 P: 4	R: 2 E: 0 K: 0 S: 5	H: 2 LOB: 2 BB: 2 P: 13	1B: 6 2B: 1 3B: 0 HR: 2	SF: 0 SAC: 0 DP: 0 HBP: 0	WP: 0 PB: 0 SB: 1 CS: 2	PA: 38
PITCHER	IP WLS BF H R ER SO	IP WLS BF H R ER SO	IP WLS BF H R ER SO	IP WLS BF H R ER SO	IP WLS BF H R ER SO	IP WLS BF H R ER SO	IP WLS BF H R ER SO	IP WLS BF H R ER SO	IP WLS BF H R ER SO	IP WLS BF H R ER SO	IP WLS BF H R ER SO	IP WLS BF H R ER SO	IP WLS BF H R ER SO	IP WLS BF H R ER SO	IP WLS BF H R ER SO	IP WLS BF H R ER SO	ERA WHIP	ERA WHIP		
Richard Dotson, R ERA: 4.31 (1, 1)	3.0																12.00	2.667		
Rich Wortham, L ERA: 5.34 (4, 1)	3.2																0.00	1.091		
Ed Farmer, R ERA: 3.34 (7, 1)	1.1	L															13.50	3.000		

livebaseballscores.com

AB	31
R	5
H	9
RBI	6
BB	7
SO	2
LOB	15



Batter	1	2	3	4	5	6	7	8	9	AB R H RBI BB SO LOB	TOP											
Chet Lemon, R (1, 8) OBP: 0.369, SLG: 0.418	0-0 1B 2B	0-0 F4		1-0 HBP		4-0 BB		4-0 1B BB		2 2 1 0 2 0 1												
Mike Squires, L (1, 3) OBP: 0.352, SLG: 0.345	0-0 5-3	0-0 F9		0-0 F6		0-0 F4		0-0 1B 1B		5 0 1 1 0 0 6												
Wayne Nordhagen, R (1, 9) OBP: 0.293, SLG: 0.485	0-0 1B 1B		0-0 F7		0-0 SH5-3 1B		0-0 G4-3 1B	0-0 FC4 1B		5 1 4 2 0 0 0												
Lamar Johnson, R (1, 10) OBP: 0.328, SLG: 0.425	0-0 1B BB		0-0 F9		0-0 SH5-3 1B		0-0 G4-3	0-0 FC4		5 1 2 0 0 0 3												
Jim Morrison, R (1, 4) OBP: 0.317, SLG: 0.405	4-0 1B FC5-4 BB		0-0 6-3		0-0 SH5-3		0-0 F9		0-0 1B G6-4-3 1B	3 2 1 0 1 0 0												
Ron Pruitt, R (1, 7) OBP: 0.364, SLG: 0.394	0-0 1B		0-0 1-3		4-0 IBB			4-0 BB	0-0 1B	0 1 0 0 0 0 0												
Bruce Kimm, R (1, 2) OBP: 0.288, SLG: 0.289	0-0 FC5-4		0-0 F7		0-0 G6-3			0-0 FC6-4 1B	0-0 G6-4-3	4 0 1 1 0 0 4												
Bob Molinaro, L (9, PH) OBP: 0.360, SLG: 0.415	1-2f 3-H							1-3	1-2f 3-H	1 0 0 0 0 0 1												
Glenn Borgmann, R (9, 2) OBP: 0.302, SLG: 0.227										0 0 0 0 0 0 0												
Kevin Bell, R (1, 5) OBP: 0.292, SLG: 0.249	0-0 2-4	0-0 5-3		4-0 HBP 1B BB		0-0 F6		0-0 F5	0-0 F3	4 0 0 0 1 0 2												
Todd Cruz, R (1, 6) OBP: 0.273, SLG: 0.314				0-0 HBP 1B		0-0 4-3		0-0 FC6-4 1B BB		4 1 2 1 0 0 1												
Inning Stats	R: 4 E: 0 K: 0 S: 6	H: 4 LOB: 1 BB: 1 P: 10	R: 0 E: 0 K: 0 S: 4	H: 1 LOB: 1 BB: 0 P: 4	R: 0 E: 0 K: 0 S: 3	H: 0 LOB: 0 BB: 0 P: 3	R: 0 E: 0 K: 0 S: 4	H: 1 LOB: 3 BB: 1 P: 9	R: 0 E: 0 K: 0 S: 3	H: 2 LOB: 2 BB: 1 P: 8	R: 0 E: 0 K: 0 S: 3	H: 0 LOB: 1 BB: 1 P: 7	R: 0 E: 0 K: 0 S: 3	H: 1 LOB: 0 BB: 0 P: 3	R: 3 E: 0 K: 0 S: 6	H: 3 LOB: 2 BB: 2 P: 14	R: 1 E: 0 K: 0 S: 4	H: 2 LOB: 0 BB: 0 P: 4	1B: 13 2B: 1 3B: 0 HR: 0	SF: 0 SAC: 1 DP: 3 HBP: 1	WP: 0 PB: 0 SB: 0 CS: 0	PA: 44
PITCHER	IP WLS BF H R ER SO BB IBB HBP BLK WP HR S P ERA WHIP																					
Ross Grimsley, L (1, 1) ERA: 6.14	7.0 L 35 10 6 6 0 4 1 1 0 0 0 0 28 49 7.71 2.000																					
Bob Owchinko, L (8, 1) ERA: 6.17	0.2 5 2 1 1 0 1 0 0 0 0 0 0 4 8 13.50 4.500																					
Mike Stanton, R (8, 1) ERA: 5.87	1.1 5 2 1 1 0 0 0 0 0 0 0 0 5 5 6.75 1.500																					

Chicago White Sox @ Cleveland Indians
Cleveland Municipal Stadium, Cleveland, OH
Sun Aug 31 1980, 3:38 AM EDT
Att: 19,131 - Unknown

livebaseballscorecards.com

AB	33
R	8
H	12
RBI	5
BB	4
SO	0
LOB	18



Batter	1	2	3	4	5	6	7	8	9	AB	R	H	RBI	BB	SO	LOB
Alan Bannister, R (1, 7) OBP: 0.340, SLG: 0.358 			F4 			L4 			F7 	5	0	1	2	0	0	2
Jorge Orta, L (1, 9) OBP: 0.386, SLG: 0.402 			F8 			6-3 			FC4-6 	5	1	1	0	0	1	4
Mike Hargrove, L (1, 3) OBP: 0.411, SLG: 0.407 					F9 				4-3 	3	2	0	0	2	0	1
Joe Charboneau, R (1, 10) OBP: 0.361, SLG: 0.495		F7 			5-3 			F8 	F8 	5	1	1	3	0	0	1
Toby Harrah, R (1, 5) OBP: 0.375, SLG: 0.373									F8 	4	1	3	1	1	0	0
Bo Diaz, R (1, 2) OBP: 0.273, SLG: 0.363										2	0	0	0	0	0	2
Gary Alexander, R (6, 2) OBP: 0.264, SLG: 0.351										1	0	0	0	0	1	0
Jack Brohamer, L (8, 4) OBP: 0.307, SLG: 0.309										0	0	0	0	0	0	0
Gary Gray, R (8, PH) OBP: 0.133, SLG: 0.207										1	0	0	0	0	0	2
Rick Manning, L (1, 8) OBP: 0.341, SLG: 0.309										4	1	2	1	0	0	1
Jerry Dybzinski, R (1, 4) OBP: 0.279, SLG: 0.298 										3	1	2	0	0	0	1
Miguel Dilone, S (8, PH) OBP: 0.381, SLG: 0.434										1	0	0	0	0	0	2
Dave Rosello, R (9, 4) OBP: 0.250, SLG: 0.286 										0	0	0	0	0	0	0
Tom Veryzer, R (1, 6) OBP: 0.315, SLG: 0.354										2	0	0	0	0	0	2
Ron Hassey, L (7, PH) OBP: 0.374, SLG: 0.425 										0	0	0	0	2	0	0

Inning Stats	R: 0	H: 1	E: 0	LOB: 0	K: 0	BB: 0	S: 3	P: 3
R: 0	H: 1	E: 0	LOB: 1	K: 0	BB: 0	S: 4	P: 4	
R: 0	H: 1	E: 0	LOB: 1	K: 0	BB: 0	S: 4	P: 4	
R: 0	H: 1	E: 0	LOB: 0	K: 0	BB: 0	S: 3	P: 3	
R: 0	H: 0	E: 0	LOB: 0	K: 0	BB: 0	S: 3	P: 3	
R: 3	H: 3	E: 1	LOB: 2	K: 2	BB: 1	S: 11	P: 15	
R: 1	H: 1	E: 0	LOB: 2	K: 0	BB: 2	S: 4	P: 12	
R: 3	H: 1	E: 0	LOB: 0	K: 0	BB: 2	S: 4	P: 12	

BOTTOM

Chicago White Sox @ Cleveland Indians

Cleveland Municipal Stadium, Cleveland, OH

Sun Aug 31 1980, 3:38 AM EDT
Att. 19,131 - Unknown

livebaseballscorecards.com

AB	36
R	7
H	10
RBI	7
BB	5
SO	2
LOB	18



PITCHER	IP	WLS	BF	H	R	ER	SO	BB	IBB	HBP	BLK	WP	HR	S	P	ERA	WHIP
Steve Trout, L ERA: 3.29	(1, 1)	6.2	26	7	3	1	1	0	0	0	0	1	1	28	28	1.35	1.050
Mike Proly, R ERA: 3.01	(7, 1)	0.0	2	1	0	0	0	1	0	0	0	0	0	1	5	∞	∞
Guy Hoffman, L ERA: 3.48	(7, 1)	0.2	4	0	1	1	1	2	0	0	0	0	0	4	12	13.50	3.000
Dewey Robinson, R ERA: 3.45	(8, 1)	1.1	8	2	3	3	0	2	0	0	0	0	1	6	14	20.25	3.000
Ed Farmer, R ERA: 3.3	(9, 1)	0.1	S	1	0	0	0	0	0	0	0	0	0	1	1	0.00	0.000

Batter	1	2	3	4	5	6	7	8	9	AB R H RBI BB SO LOB	TOP
Miguel Dilone, S OBP: 0.382, SLG: 0.432 (1, 7) X	0-0 3-1		4-0 S 1B BB		0-0 4-3	0-0 BLK 1B			0-0 3-1	4 1 1 0 1 0 0	
Jorge Orta, L OBP: 0.386, SLG: 0.408 (1, 9) S S S	0-3 K		0-0 F4 1-2		0-0 HR	0-0 4-3			0-0 BB FC4-6 1B	5 2 2 1 0 1 2	
Mike Hargrove, L OBP: 0.412, SLG: 0.406 (1, 3) X	0-0 4-3		4-0 1B BB		0-0 E 1B				4-0 FC4-6 BB 1-2 BB	3 0 1 0 2 0 0	
Joe Charboneau, R OBP: 0.361, SLG: 0.493 Dell Alston, L OBP: 0.256, SLG: 0.333 (9, PR)		0-0 6-3	0-0 FC6-4 1B 1-2 2-H		0-0 F9				4-0 FC4-6 BB 1-2 2-3 BB	4 0 1 1 1 0 1 0 0 0 0 0 0 0	
Toby Harrah, R OBP: 0.375, SLG: 0.372 (1, 5) B B B B		4-0 HR BB	0-0 FC6-4 1-2f		0-0 E9 1B 1-3				0-0 FC4-6 1-2f 2-3 3-H	4 1 1 1 1 0 4	
Ron Hassey, L OBP: 0.374, SLG: 0.433 (1, 2) X		0-0 1-H HR		0-0 F7					0-0 4-3	4 1 1 2 1 0 2	
Alan Bannister, R OBP: 0.342, SLG: 0.356 (1, 4) S S S S		0-3 K		4-0 4-3 BB		0-0 FC4-6 1-2f			4-0 E BB	2 0 0 0 2 1 3	
Rick Manning, L OBP: 0.338, SLG: 0.306 (1, 8) X		0-0 G3		0-0 4-3 1-2					0-3 K 1-2	4 0 0 0 0 1 2	
Tom Verzyer, R OBP: 0.311, SLG: 0.348 (1, 6) X			0-0 5-3		0-0 F3				0-3 K	4 0 0 0 0 1 2	
Inning Stats	R: 0 E: 0 K: 1 S: 5 H: 0 LOB: 0 BB: 0 P: 5	R: 2 E: 0 K: 1 S: 6 H: 1 LOB: 0 BB: 1 P: 10	R: 1 E: 0 K: 0 S: 4 H: 1 LOB: 2 BB: 2 P: 12	R: 0 E: 0 K: 0 S: 3 H: 0 LOB: 1 BB: 1 P: 7	R: 1 E: 1 K: 0 S: 6 H: 3 LOB: 3 BB: 1 P: 10	R: 0 E: 0 K: 0 S: 4 H: 1 LOB: 1 BB: 0 P: 4	R: 0 E: 0 K: 0 S: 3 H: 0 LOB: 0 BB: 0 P: 3	R: 0 E: 1 K: 2 S: 7 H: 0 LOB: 1 BB: 1 P: 11	R: 1 E: 0 K: 0 S: 4 H: 1 LOB: 2 BB: 2 P: 12	1B: 5 2B: 0 3B: 0 HR: 2 SF: 0 SAC: 0 DP: 0 HBP: 0	WP: 0 PB: 0 SB: 1 CS: 0 PA: 42
PITCHER Albert Williams, R ERA: 4.2 (1, 1)	IP: 8.1 WLS: L BF: 39 H: 7 R: 5 ER: 5 SO: 4 BB: 6 IBB: 1 HBP: 0 BLK: 1 WP: 0 HR: 2 S: 40 P: 68 ERA: 5.40 WHIP: 1.560										
Doug Corbett, R ERA: 1.92 (9, 1)	IP: 0.2 WLS: 3 BF: 0 H: 0 R: 0 ER: 0 SO: 0 BB: 1 IBB: 0 HBP: 0 BLK: 0 WP: 0 HR: 0 S: 2 P: 6 ERA: 0.00 WHIP: 1.500										

Cleveland Indians @ Minnesota Twins
Metropolitan Stadium, Bloomington, MI

Mon Sep 01 1980, 8:05 PM EDT
Att: 4,304 - Unknown - 69 F

livebaseballscorecards.com

AB	34
R	5
H	7
RBI	5
BB	8
SO	4
LOB	16



Batter	1	2	3	4	5	6	7	8	9	AB	R	H	RBI	BB	SO	LOB
Hosken Powell, L (1, 9) OBP: 0.311, SLG: 0.354	0-0 6-3		4-0 BB		0-0 1-3			0-0 6-3		3	0	0	0	1	0	1
Rob Wilfong, L (1, 4) OBP: 0.307, SLG: 0.350	0-0 2B		0-0 F9		0-0 HR			0-0 F9		4	1	2	2	0	0	1
Roy Smalley, S (1, 6) OBP: 0.346, SLG: 0.399	0-3 K			0-0 F6	0-0 F8			0-0 1B		4	0	1	0	0	1	1
Glenn Adams, L (1, 7) OBP: 0.320, SLG: 0.390	0-0 4-3			0-3 K		0-0 4-3		0-3 K		4	0	0	0	0	2	2
Butch Wynegar, S (1, 2) OBP: 0.330, SLG: 0.329		0-0 3-1		0-0 1B	0-0 1B	0-0 F7		0-0 F7		4	0	1	0	0	0	0
Jose Morales, R (1, 10) OBP: 0.392, SLG: 0.529		0-3 K		0-0 1B	0-0 L1			0-0 G3		4	0	1	0	0	1	0
Mike Cubbage, L (1, 3) OBP: 0.292, SLG: 0.362		0-3 K		0-3 K			0-0 F7		0-0 1B	4	0	1	0	0	2	2
Rick Sofield, L (1, 8) OBP: 0.290, SLG: 0.392			0-3 K		0-3 K		0-3 K		0-3 K	4	0	0	0	0	4	1
John Castino, R (1, 5) OBP: 0.338, SLG: 0.431			0-3 K		0-0 HR		0-0 4-3			3	1	1	0	0	1	0

Inning Stats	R: 0 E: 0 K: 1 S: 6	H: 1 LOB: 1 BB: 0 P: 6	R: 0 E: 0 K: 2 S: 7	H: 0 LOB: 0 BB: 0 P: 7	R: 0 E: 0 K: 2 S: 7	H: 0 LOB: 1 BB: 1 P: 11	R: 0 E: 0 K: 2 S: 9	H: 2 LOB: 2 BB: 0 P: 9	R: 2 E: 0 K: 1 S: 7	H: 2 LOB: 0 BB: 0 P: 7	R: 0 E: 0 K: 0 S: 3	H: 0 LOB: 0 BB: 0 P: 3	R: 0 E: 0 K: 1 S: 5	H: 0 LOB: 0 BB: 0 P: 5	R: 0 E: 0 K: 1 S: 6	H: 1 LOB: 1 BB: 0 P: 6	R: 0 E: 0 K: 1 S: 6	H: 1 LOB: 1 BB: 0 P: 6	1B: 5 2B: 1 3B: 0 HR: 1	SF: 0 SAC: 0 DP: 0 HBP: 0	WP: 0 PB: 0 SB: 0 CS: 0	PA: 35
PITCHER Len Barker, R (1, 1) ERA: 3.72	IP 9.0	WLS W	BF 35	H 7	R 2	ER 2	SO 11	BB 1	IBB 0	HBP 0	BLK 0	WP 0	HR 1	S 56	P 60	ERA 2.00	WHIP 0.889					

BOTTOM


Cleveland Indians @ Minnesota Twins
Metropolitan Stadium, Bloomington, MI

Mon Sep 01 1980, 8:05 PM EDT
Att. 4,304 - Unknown - 69 F

livebaseballscores.com

AB	34
R	2
H	7
RBI	2
BB	1
SO	11
LOB	8



Batter	1	2	3	4	5	6	7	8	9	AB R H RBI BB SO LOB	TOP											
Miguel Dilone, S OBP: 0.382, SLG: 0.434 (1, 7) X	0-0 6-3		0-0 6-3			0-0 4-3 1B 2B		0-0 G3 FC1-5 1B	0-0 4-3	5 1 2 0 0 0 3	<p>Cleveland Indians @ Minnesota Twins Metropolitan Stadium, Bloomington, MI</p> <p>livebaseballscores.com</p> <p>AB 32 R 3 H 7 RBI 3 BB 2 SO 7 LOB 17</p> 											
Jorge Orta, L OBP: 0.383, SLG: 0.405 (1, 9) X	0-0 F8		0-0 G3			0-0 4-3		0-0 FC1-5 G3		4 0 0 0 0 0 3												
Mike Hargrove, L OBP: 0.411, SLG: 0.405 (1, 3) X	0-0 G3				0-0 F9			0-0 G3		4 0 1 1 0 0 2												
Joe Charboneau, R OBP: 0.363, SLG: 0.492 (1, 10) X		0-0 2B SF8 1B			4-0 FC5-4 BB			0-3 K		3 1 1 0 1 2 3												
Toby Harrah, R OBP: 0.376, SLG: 0.375 (1, 5) X		0-0 SF8 SF9 2B			0-0 FC5-4			0-3 K		4 1 2 0 0 1 2												
Alan Bannister, R OBP: 0.338, SLG: 0.352 (1, 4) X		0-0 SF8			0-3 K			0-0 F9		3 0 0 1 0 1 2												
Bo Diaz, R OBP: 0.268, SLG: 0.359 (1, 2) X		0-0 SF9			0-3 K			0-0 4-3		2 0 0 1 0 1 0												
Ron Hassey, L OBP: 0.376, SLG: 0.433 (9, PH)		0-0 SF9			0-3 K			0-0 4-3		0 0 0 0 1 0 0												
Dell Alston, L OBP: 0.256, SLG: 0.333 (9, PR)		0-0 SF9			0-3 K			0-0 4-3		0 0 0 0 0 0 0												
Rick Manning, L OBP: 0.335, SLG: 0.303 (1, 8) X		0-0 4-3			0-3 K			0-3 K		4 0 0 0 0 2 2												
Tom Verzyer, R OBP: 0.313, SLG: 0.348 (1, 6) X			0-0 F9			0-0 6-3		0-0 FC1-5 1B	1-0 HBP	3 0 1 0 0 0 0												
Inning Stats	R: 0 E: 0 K: 0 S: 3	H: 0 LOB: 0 BB: 0 P: 3	R: 2 E: 0 K: 0 S: 5	H: 2 LOB: 0 BB: 0 P: 5	R: 0 E: 0 K: 0 S: 3	H: 0 LOB: 0 BB: 0 P: 3	R: 0 E: 0 K: 1 S: 5	H: 0 LOB: 1 BB: 1 P: 9	R: 0 E: 0 K: 2 S: 7	H: 0 LOB: 0 BB: 0 P: 7	R: 1 E: 0 K: 2 S: 9	H: 2 LOB: 1 BB: 0 P: 9	R: 0 E: 0 K: 1 S: 5	H: 0 LOB: 0 BB: 0 P: 5	R: 0 E: 0 K: 1 S: 7	H: 2 LOB: 2 BB: 0 P: 7	R: 0 E: 0 K: 0 S: 4	H: 1 LOB: 3 BB: 1 P: 9	1B: 5 2B: 2 3B: 0 HR: 0	SF: 2 SAC: 0 DP: 0 HBP: 1	WP: 0 PB: 0 SB: 2 CS: 0	PA: 37
PITCHER	IP WLS BF H R ER SO BB IBB HBP BLK WP HR S P ERA WHIP																					
Darrell Jackson, L ERA: 4.05 (1, 1)	7.2 W 30 6 3 3 6 1 0 0 0 0 0 0 41 45 3.52 0.913																					
Doug Corbett, R ERA: 1.9 (8, 1)	1.1 S 7 1 0 0 1 1 0 1 0 0 0 0 7 12 0.00 1.500																					

Tue Sep 02 1980, 8:05 PM EDT
Att. 2,934 - Unknown - 71 F

Batter	1	2	3	4	5	6	7	8	9
Hosken Powell, L (1, 9) OBP: 0.309, SLG: 0.353	0-0 4-3		0-0 1B		0-0 5-3	0-0 3-1		0-0 1-3	
Rob Wilfong, L (1, 4) OBP: 0.306, SLG: 0.347	0-0 4-3		0-3 K		4-0 2B	0-0 F6			
Roy Smalley, S (1, 6) OBP: 0.348, SLG: 0.402	0-0 F7		0-3 K		0-0 2B		0-0 FC2-6 1B		
Jose Morales, R (1, 10) OBP: 0.389, SLG: 0.523		0-0 E4 1B	0-0 FC4 1B		0-0 F7		0-0 FC2-6		
Butch Wynegar, S (1, 2) OBP: 0.329, SLG: 0.327		4-0 1B	0-0 FC4		0-0 G3		0-0 F4		
Glenn Adams, L (1, 7) OBP: 0.319, SLG: 0.388		0-0 F9		0-0 S 1B		0-0 4-3	0-0 F3		
Dave Edwards, R (8, 8) OBP: 0.286, SLG: 0.328		2-3							
Mike Cabbage, L (1, 3) OBP: 0.300, SLG: 0.369		0-0 1B		0-0 F5		0-0 1B		0-0 3-1 SH2-4 1B	
John Castino, R (1, 5) OBP: 0.338, SLG: 0.431		0-3 K		0-0 F9		0-0 2B		0-0 SH2-4	
Rick Sofield, L (1, 8) OBP: 0.290, SLG: 0.393		0-0 L3		0-0 F9		0-0 2B		0-0 3-1	

Inning Stats	R: 0	H: 0	E: 0	K: 0	S: 3	R: 1	H: 1	E: 1	K: 1	S: 7	R: 1	H: 2	E: 0	K: 2	S: 9	R: 0	H: 1	E: 0	K: 0	S: 4	R: 1	H: 1	E: 0	K: 0	S: 4	R: 2	H: 3	E: 0	K: 0	S: 6	R: 0	H: 1	E: 0	K: 0	S: 4	R: 0	H: 1	E: 0	K: 0	S: 4
	LOB: 0	BB: 0	P: 3	LOB: 2	BB: 1	P: 11	LOB: 1	BB: 0	P: 9	LOB: 1	BB: 0	P: 4	LOB: 1	BB: 1	P: 8	LOB: 1	BB: 0	P: 6	LOB: 1	BB: 0	P: 4	LOB: 1	BB: 0	P: 4	LOB: 1	BB: 0	P: 4	LOB: 1	BB: 0	P: 4	LOB: 1	BB: 0	P: 4	LOB: 1	BB: 0	P: 4	LOB: 1	BB: 0	P: 4	


PITCHER										PITCHER																														
IP	WLS	BF	H	R	ER	SO	BB	IBB	HBP	BLK	WP	HR	S	P	ERA	WHIP	IP	WLS	BF	H	R	ER	SO	BB	IBB	HBP	BLK	WP	HR	S	P	ERA	WHIP							
Wayne Garland, R (1, 1) ERA: 4.35	7.1	L	35	10	5	4	3	2	0	0	1	0	39	47	4.91	1.636																								
Bob Owchinko, L (8, 1) ERA: 6.12	0.2		2	0	0	0	0	0	0	0	0	0	2	2	0.00	0.000																								

BOTTOM

Cleveland Indians @ Minnesota Twins
Metropolitan Stadium, Bloomington, MI

Tue Sep 02 1980, 8:05 PM EDT
Att. 2,934 - Unknown - 71 F

AB	34
R	5
H	10
RBI	5
BB	2
SO	3
LOB	21



1B	2B	3B	HR	SF	SAC	DP	HBP	WP	PA
8	2	0	0	0	1	0	0	1	37

Cleveland Indians @ Minnesota Twins
Metropolitan Stadium, Bloomington, MI

Wed Sep 03 1980, 8:05 PM EDT
Att: 2,877 - Unknown - 83 F

AB	31
R	7
H	12
RBI	7
BB	2
SO	0
LOB	19



WP	0	PA	35
PB	0		
SB	1		
CS	0		

Batter	1	2	3	4	5	6	7	8	9	AB	R	H	RBI	BB	SO	LOB	
Miguel Dilone, S OBP: 0.385, SLG: 0.438 (1, 7)	0-0 SF8 1B	0-0 S 1B		0-0 1B		0-0 1-3 1-2				4	3	3	0	0	0	1	
Jorge Orta, L OBP: 0.386, SLG: 0.407 (1, 9)	0-0 BB E 1B	0-0 F7		0-0 1B		4-0 FC4-6 BB				3	1	2	0	1	0	1	
Mike Hargrove, L OBP: 0.414, SLG: 0.408 (1, 3)	0-0 E BB 1-2 2-3 1B	0-0 G6-4-3 1B		0-0 1B		0-0 FC4-6 FC5-4 1-2f 2-3				4	1	3	2	0	0	2	
Joe Charboneau, R OBP: 0.360, SLG: 0.488 (1, 10)	0-0 SF8 3-H	0-0 G6-4-3 1-2f		0-0 F8		0-0 FC5-4 1-2f				3	0	0	1	0	0	5	
Toby Harrah, R OBP: 0.375, SLG: 0.373 (1, 5)	4-0 1-3 2B E BB 1-2 2-3		0-0 F9		0-0 6-3		0-0 F7			3	1	0	0	1	0	0	
Alan Bannister, R OBP: 0.343, SLG: 0.361 (1, 8)	0-0 E3 1-3 2B 1-2 2-3 3-H		0-0 G4-6-3 1B		0-0 FC6-4 1B		0-0 4-3 2B			4	1	3	1	0	0	2	
Bo Diaz, R OBP: 0.262, SLG: 0.351 (1, 2)	0-0 1-3 1-2 2-3 3-H		0-0 G4-6-3 1-2f		0-0 FC6-4 FC5-4 1-2f		0-0 4-3 2-3			4	0	0	1	0	0	5	
Dave Rosello, R OBP: 0.250, SLG: 0.297 (1, 4)	0-0 2B 2-H 3-H			0-0 F8		0-0 FC5-4 1-2f		0-0 4-3		4	0	1	2	0	0	2	
Tom Veryzer, R OBP: 0.314, SLG: 0.346 (1, 6)	0-0 4-3			0-0 1-3		1-0 FC4-6 1-3 HBP				2	0	0	0	0	0	1	
Inning Stats	R: 5 E: 1 K: 0 S: 8	H: 4 LOB: 1 BB: 1 P: 12	R: 1 E: 0 K: 0 S: 4	H: 2 LOB: 0 BB: 0 P: 4	R: 0 E: 0 K: 0 S: 3	H: 1 LOB: 0 BB: 0 P: 3	R: 1 E: 0 K: 0 S: 6	H: 3 LOB: 2 BB: 0 P: 6	R: 0 E: 0 K: 0 S: 4	H: 1 LOB: 1 BB: 0 P: 4	R: 0 E: 0 K: 0 S: 3	H: 0 LOB: 2 BB: 1 P: 8	R: 0 E: 0 K: 0 S: 4	H: 1 LOB: 1 BB: 0 P: 4			
PITCHER	IP	WLS	BF	H	R	ER	SO	BB	IBB	HBP	BLK	WP	HR	S	P	ERA	WHIP
Geoff Zahn, L ERA: 4.6 (1, 1)	0.2	L	8	4	5	2	0	1	0	0	0	0	0	7	11	27.00	7.500
John Verhoeven, R ERA: 4.1 (1, 1)	4.2		20	7	2	2	0	0	0	1	0	0	0	19	20	3.86	1.500
Mike Kinnunen, L ERA: 4.58 (6, 1)	1.2		7	1	0	0	0	1	0	0	0	0	0	6	10	0.00	1.200

Batter	1	2	3	4	5	6	7	8	9	AB	R	H	RBI	BB	SO	LOB
Hosken Powell, L OBP: 0.309, SLG: 0.356 (1, 9) X	0-0 F7 ①		0-0 F2 ②		0-0 F8 ①		0-0 3B			4	0	1	0	0	0	1
Rob Wilfong, L OBP: 0.308, SLG: 0.349 (1, 4) X	0-0 L8 ②		0-0 1B		0-0 FC4-6 1B		0-0 F4 ②			4	0	2	0	0	0	1
Roy Smalley, S OBP: 0.348, SLG: 0.402 (1, 6) X	0-0 FC6 1B		0-0 4-3 ③		0-0 FC4-6 1-2f					3	0	1	0	0	0	3
Jose Morales, R OBP: 0.384, SLG: 0.515 (1, 10) X	0-0 FC6 1-2f ③			0-0 6-3 ①	0-0 6-3 ③					3	0	0	0	0	0	2
Butch Wynegar, S OBP: 0.331, SLG: 0.328 (1, 2) X		0-0 F7 ①		4-0 1B BB		0-0 G6-4-3 1B				2	1	1	0	1	0	0
Glenn Adams, L OBP: 0.323, SLG: 0.392 (1, 7) X		0-3 K ②		0-0 FC4-6 1B 1-3		0-0 G6-4-3 1B 1-2				3	0	2	0	0	1	0
Mike Cabbage, L OBP: 0.300, SLG: 0.368 (1, 3) X		0-3 K ③		0-0 FC4-6 1B 1-2 3-H		0-0 G6-4-3 1B 1-2f 2-3 ① ②				3	0	1	1	0	1	2
John Castino, R OBP: 0.336, SLG: 0.428 (1, 5) X			0-3 K ①	0-0 FC4-6 1-2f 2-3 ②		0-0 L3 ③				3	0	0	0	0	1	3
Rick Sofield, L OBP: 0.290, SLG: 0.393 (1, 8) X			0-0 1B ③	0-0 G3		0-0 F6 ①				3	0	1	0	0	0	2

Inning Stats	R: 0 E: 0 K: 0 S: 4	H: 1 LOB: 1 BB: 0 P: 4	R: 0 E: 0 K: 2 S: 7	H: 0 LOB: 0 BB: 0 P: 7	R: 0 E: 0 K: 1 S: 7	H: 2 LOB: 2 BB: 0 P: 7	R: 1 E: 0 K: 0 S: 5	H: 2 LOB: 2 BB: 1 P: 9	R: 0 E: 0 K: 0 S: 4	H: 1 LOB: 1 BB: 0 P: 4	R: 0 E: 0 K: 0 S: 4	H: 2 LOB: 1 BB: 0 P: 4	R: 0 E: 0 K: 0 S: 3	H: 1 LOB: 1 BB: 0 P: 3	1B: 8 2B: 0 3B: 1 HR: 0	SF: 0 SAC: 0 DP: 1 HBP: 0	WP: 0 PB: 0 SB: 0 CS: 0	PA: 29																		
PITCHER Dan Spillner, R ERA: 4.86 (1, 1)	IP 6.2	WLS W	BF 29	H 9	R 1	ER 1	SO 3	BB 1	IBB 0	HBP 0	BLK 0	WP 0	HR 0	S 34	P 38	ERA 1.35	WHIP 1.500																			
																			PITCHER	IP	WLS	BF	H	R	ER	SO	BB	IBB	HBP	BLK	WP	HR	S	P	ERA	WHIP

BOTTOM

Cleveland Indians @ Minnesota Twins
Metropolitan Stadium, Bloomington, MI

Wed Sep 03 1980, 8:05 PM EDT
Att. 2,877 - Unknown - 83 F

livebaseballscorecards.com

AB	28
R	1
H	9
RBI	1
BB	1
SO	3
LOB	14



Batter	1	2	3	4	5	6	7	8	9	AB R H RBI BB SO LOB	TOP																				
Willie Wilson, S (1, 7) OBP: 0.359, SLG: 0.432	0-0 6-3		0-0 FC1-5		0-0 G6-4-3			0-0 6-3		4 0 1 1 0 0 2	Kansas City Royals @ Cleveland Indians Cleveland Municipal Stadium, Cleveland, OH Fri Sep 05 1980, 7:05 PM EDT Att. 21,808 - Unknown - 81 F livebaseballscorecards.com																				
U L Washington, S (1, 6) OBP: 0.331, SLG: 0.383	0-0 6-3		0-0 FC6-4		0-0 G6-4-3			0-0 F7		4 0 0 0 0 0 3																					
George Brett, L (1, 5) OBP: 0.465, SLG: 0.673	0-0 F7							0-0 4-3		4 0 1 0 0 1 0																					
Hal McRae, R (1, 10) OBP: 0.355, SLG: 0.501		0-3 K		0-0 5-3		0-0 FC6-4		0-0 F9		4 0 1 0 0 1 1																					
Amos Otis, R (1, 8) OBP: 0.322, SLG: 0.397		0-0 6-3		0-0 5-3		0-0 FC6-4		0-0 6-3		4 0 0 0 0 0 2																					
John Wathan, R (1, 3) OBP: 0.370, SLG: 0.392		0-0 F8		0-0 5-3		0-0 4-3		0-0 2B		4 0 1 0 0 0 2																					
Darrell Porter, L (1, 2) OBP: 0.366, SLG: 0.371			0-0 4-3		0-3 K		0-0 F7	0-0 4-3		4 0 0 0 0 1 1																					
Jose Cardenal, R (1, 9) OBP: 0.320, SLG: 0.277			4-0 2B FC1-5 BB		0-0 3B		0-0 6-3			2 1 1 0 1 0 0																					
Frank White, R (1, 4) OBP: 0.288, SLG: 0.350			0-0 1-3 2B		0-0 1B		0-0 6-3			3 1 2 1 0 0 0																					
Inning Stats	R: 0 E: 0 K: 0 S: 3	H: 0 LOB: 0 BB: 0 P: 3	R: 0 E: 0 K: 1 S: 5	H: 0 LOB: 0 BB: 0 P: 5	R: 0 E: 0 K: 0 S: 4	H: 1 LOB: 2 BB: 1 P: 8	R: 0 E: 0 K: 0 S: 4	H: 1 LOB: 1 BB: 0 P: 4	R: 2 E: 0 K: 1 S: 7	H: 3 LOB: 0 BB: 0 P: 7	R: 0 E: 0 K: 1 S: 6	H: 1 LOB: 1 BB: 0 P: 6	R: 0 E: 0 K: 0 S: 3	H: 0 LOB: 0 BB: 0 P: 3	R: 0 E: 0 K: 0 S: 3	H: 0 LOB: 0 BB: 0 P: 3	R: 0 E: 0 K: 0 S: 4	H: 1 LOB: 1 BB: 0 P: 4	1B: 3 2B: 3 3B: 1 HR: 0	SF: 0 SAC: 0 DP: 1 HBP: 0	WP: 0 PB: 0 SB: 0 CS: 0	PA: 34									
PITCHER Rick Waits, L (1, 1) ERA: 4.41	IP 9.0	WLS L	BF 34	H 7	R 2	ER 2	SO 3	BB 1	IBB 0	HBP 0	BLK 0	WP 0	HR 0	S 39	P 43	ERA 2.00	WHIP 0.889														
											PITCHER	IP	WLS	BF	H	R	ER	SO	BB	IBB	HBP	BLK	WP	HR	S	P	ERA	WHIP			

Batter	1	2	3	4	5	6	7	8	9	AB R H RBI BB SO LOB
--------	---	---	---	---	---	---	---	---	---	----------------------

Miguel Dilone, S OBP: 0.384, SLG: 0.436 (1, 7) (9, 8)	0-0 F8			0-0 E3 1B		0-0 L7			0-0 F7	4 1 1 0 0 0 0
Jorge Orta, L OBP: 0.385, SLG: 0.405 (1, 9)	0-0 F4			0-0 G3-6 2-H 1B		0-0 L7			0-0 F7	4 0 1 1 0 0 0
Mike Hargrove, L OBP: 0.411, SLG: 0.405 (1, 3)	0-0 L8			0-0 G3-6 1-2f			0-0 4-3		0-0 F7	4 0 0 0 0 0 1
Joe Charboneau, R OBP: 0.357, SLG: 0.484 (1, 10)		0-0 2-3		0-0 L6			0-0 F8			3 0 0 0 0 0 0
Toby Harrah, R OBP: 0.375, SLG: 0.373 (1, 5)		0-0 F8			0-0 F3		0-0 1B			3 0 1 0 0 0 0
Alan Bannister, R OBP: 0.343, SLG: 0.364 (1, 4) (9, 7)		0-0 6-3			0-0 2B		0-0 F8			3 0 1 0 0 0 1
Bo Diaz, R OBP: 0.258, SLG: 0.345 (1, 2)			0-0 F3		0-0 6-3			0-0 5-3		3 0 0 0 0 0 1
Rick Manning, L OBP: 0.333, SLG: 0.301 (1, 8) Gary Alexander, R OBP: 0.270, SLG: 0.351 (8, PH) Jerry Dybzinski, R OBP: 0.279, SLG: 0.298 (8, PR) (9, 4)			0-0 F7		0-3 K			4-0 G4-6-3 BB		2 0 0 0 0 1 1 0 0 0 0 1 0 0 0 0 0 0 0 0 0
Tom Verzyer, R OBP: 0.310, SLG: 0.342 (1, 6)			0-0 6-3			0-0 L7		0-0 G4-6-3 1-2f		3 0 0 0 0 0 1

Inning Stats	R: 0 E: 0 K: 0 S: 3	H: 0 LOB: 0 BB: 0 P: 3	R: 0 E: 0 K: 0 S: 3	H: 0 LOB: 0 BB: 0 P: 3	R: 0 E: 0 K: 0 S: 3	H: 0 LOB: 0 BB: 0 P: 3	R: 1 E: 1 K: 0 S: 4	H: 2 LOB: 0 BB: 0 P: 4	R: 0 E: 0 K: 1 S: 6	H: 1 LOB: 1 BB: 0 P: 6	R: 0 E: 0 K: 0 S: 3	H: 0 LOB: 0 BB: 0 P: 3	R: 0 E: 0 K: 0 S: 2	H: 0 LOB: 1 BB: 1 P: 6	R: 0 E: 0 K: 0 S: 3	H: 0 LOB: 0 BB: 0 P: 3	1B: 3 2B: 1 3B: 0 HR: 0	SF: 0 SAC: 0 DP: 2 HBP: 0	WP: 0 PB: 0 SB: 0 CS: 0	PA: 30
--------------	------------------------------	---------------------------------	------------------------------	---------------------------------	------------------------------	---------------------------------	------------------------------	---------------------------------	------------------------------	---------------------------------	------------------------------	---------------------------------	------------------------------	---------------------------------	------------------------------	---------------------------------	----------------------------------	------------------------------------	----------------------------------	--------

PITCHER	IP	WLS	BF	H	R	ER	SO	BB	IBB	HBP	BLK	WP	HR	S	P	ERA	WHIP	PITCHER	IP	WLS	BF	H	R	ER	SO	BB	IBB	HBP	BLK	WP	HR	S	P	ERA	WHIP	
Paul Splittorff, L ERA: 4.22 (1, 1)	9.0	W	30	4	1	1	1	1	0	0	0	0	0	31	35	1.00	0.556																			

BOTTOM

Kansas City Royals @ Cleveland Indians
Cleveland Municipal Stadium, Cleveland, OH

Fri Sep 05 1980, 7:05 PM EDT
Att: 21,808 - Unknown - 81 F

livebaseballscorecards.com

AB	29
R	1
H	4
RBI	1
BB	1
SO	1
LOB	5



Batter	1	2	3	4	5	6	7	8	9	AB R H RBI BB SO LOB	TOP									
Willie Wilson, S OBP: 0.358, SLG: 0.429 (1, 7)	0-3 K		4-0 S BB		0-3 K		0-3 K		0-0 FC6-4 S	4 0 0 1 1 3 2	Kansas City Royals @ Cleveland Indians Cleveland Municipal Stadium, Cleveland, OH Sat Sep 06 1980, 7:05 PM EDT Att. 27,352 - Unknown - 81 F									
Hal McRae, R OBP: 0.353, SLG: 0.497 (1, 10)	0-0 S 1B		0-3 K		0-0 F9			0-0 5-3	0-0 F3	5 0 1 0 0 1 2										
George Brett, L OBP: 0.463, SLG: 0.668 (1, 5)	0-0 F8		0-0 F9		0-0 F9			4-0 BB BB		3 0 0 0 1 0 2										
Willie Aikens, L OBP: 0.359, SLG: 0.420 (1, 3)	0-0 F8			0-0 1B	0-0 WP 1B			4-0 FC5-4 BB		3 0 2 0 1 0 1										
Amos Otis, R OBP: 0.321, SLG: 0.395 (1, 8)		0-0 S SF8 1B		0-3 K	0-0 F8			0-3 K		4 1 1 0 0 2 4										
Clint Hurdle, L OBP: 0.359, SLG: 0.481 (1, 9)		0-0 4-3		0-0 F8	0-3 K			0-0 FC5-4		4 0 0 0 0 1 5										
Darrell Porter, L OBP: 0.367, SLG: 0.372 (1, 2)		0-0 SF8		0-0 G3			0-0 1-3 1B		4-0 1B WP FC6-4 BB	2 1 1 1 1 0 1										
U L Washington, S OBP: 0.330, SLG: 0.386 (1, 6)		0-3 K			0-0 WP 3B		0-0 1-3		0-3 K	4 1 1 0 0 2 2										
Frank White, R OBP: 0.286, SLG: 0.348 (1, 4) Ralph LaCock, L OBP: 0.269, SLG: 0.230 (9, PH) Onix Concepcion, R (9, PR)			0-0 F8		0-3 K		0-3 K		0-0 FC6-4 1B	3 0 0 0 0 2 1 1 0 1 0 0 0 0 0 0 0 0 0 0 0										
Inning Stats	R: 0 E: 0 K: 1 S: 6	H: 1 LOB: 1 BB: 0 P: 6	R: 1 E: 0 K: 1 S: 6	H: 1 LOB: 0 BB: 0 P: 6	R: 0 E: 0 K: 1 S: 5	H: 0 LOB: 1 BB: 1 P: 9	R: 0 E: 0 K: 1 S: 6	H: 1 LOB: 1 BB: 0 P: 6	R: 0 E: 0 K: 2 S: 8	H: 1 LOB: 1 BB: 0 P: 8	R: 0 E: 0 K: 2 S: 8	H: 1 LOB: 1 BB: 0 P: 8	R: 0 E: 0 K: 1 S: 5	H: 0 LOB: 2 BB: 2 P: 13	R: 1 E: 0 K: 1 S: 6	H: 1 LOB: 2 BB: 1 P: 10	1B: 6 2B: 0 3B: 1 HR: 0	SF: 1 SAC: 0 DP: 0 HBP: 0	WP: 3 PB: 0 SB: 4 CS: 0	PA: 38
PITCHER	IP WLS BF H R ER SO BB IBB HBP BLK WP HR S P ERA WHIP											PITCHER	IP WLS BF H R ER SO BB IBB HBP BLK WP HR S P ERA WHIP							
Len Barker, R ERA: 3.68 (1, 1)	7.1 W 31 6 2 2 9 3 0 0 0 2 0 46 58 2.46 1.227											Victor Cruz, R ERA: 3.42 (8, 1)	1.2 7 1 1 1 2 1 0 0 0 1 0 10 14 5.40 1.200							

livebaseballscorecards.com

AB 33
R 3
H 7
RBI 2
BB 4
SO 11
LOB 20



Batter	1	2	3	4	5	6	7	8	9	AB R H RBI BB SO LOB	TOP									
Willie Wilson, S OBP: 0.358, SLG: 0.430 (1, 7) X	0-0 4-3 ①		X 0-0 1-3 ②		X 0-0 E6 2B 1B	X 0-0 1B 1-2 3-H 1B		X 0-0 SH5-4 SF9 2B	5 2 2 1 0 0 0											
Frank White, R OBP: 0.288, SLG: 0.351 (1, 4) X	0-0 F3		X 0-0 6-3 ③		X 0-0 1B 1-3 2B	X 0-0 1-3 2-3 1B		X 0-0 SH5-4 2-3	4 1 2 0 0 0 0											
Hal McRae, R OBP: 0.353, SLG: 0.497 (1, 10) X	0-0 HR 1B			X 0-0 4-3 ①	X 0-0 1B 2-3 3-H 1B		X 0-3 K ①	X 0-0 SF9 3-H	4 1 2 2 0 1 0											
Willie Aikens, L OBP: 0.362, SLG: 0.429 (1, 3) X	0-0			X 0-0	X 0-0 BB 1B	X 0-0 FC6-4 1-3 3-H 1B		X 0-0 5-3 ②	5 1 3 3 0 0 0											
Ralph LaCock, L OBP: 0.269, SLG: 0.230 (9, 3)	0-0 1-H HR							X 0-0 4-3 ③	0 0 0 0 0 0 0											
Amos Otis, R OBP: 0.320, SLG: 0.393 (1, 8) X	0-0 F9			X 0-0 BB 1-2 1B	X 0-0 FC6-4 1-2f		X 0-0 5-3 ③		4 0 1 0 0 0 1											
Darrell Porter, L OBP: 0.368, SLG: 0.371 (1, 2) X		X 0-0 F7 ①		X 4-0 BB 1-2 2-3 BB		X 0-0 FC5-4 1B 1B		X 0-0 F7 ①	3 1 1 0 1 0 0											
Clint Hurdle, L OBP: 0.356, SLG: 0.476 (1, 9) X		X 0-0 6-3 ②		X 0-0 F4 ②		X 0-0 F8 ①		X 0-0 6-3 ②	3 0 0 0 0 0 4											
Jose Cardenal, R OBP: 0.316, SLG: 0.273 (8, PH) (8, 9)									1 0 0 0 0 0 0											
Jamie Quirk, L OBP: 0.303, SLG: 0.421 (1, 5) X		X 0-0 L3 ③		X 0-0 1-3 ③		X 0-0 FC5-4 1-2 1B		X 0-0 1B	3 0 1 0 0 0 3											
Dave Chalk, R OBP: 0.337, SLG: 0.359 (8, PH) (8, 5)									1 0 1 0 0 0 0											
U L Washington, S OBP: 0.328, SLG: 0.383 (1, 6) X			X 0-0 F7 ①		X 0-0 G3 ①	X 0-0 FC5-4 1-2f 2-3 1B 1B		X 0-0 4-3 ③	4 0 0 0 0 0 3											
Inning Stats	R: 2 E: 0 K: 0 S: 5	H: 2 LOB: 0 BB: 0 P: 5	R: 0 E: 0 K: 0 S: 3	H: 0 LOB: 0 BB: 0 P: 3	R: 0 E: 0 K: 0 S: 3	H: 2 LOB: 3 BB: 1 P: 9	R: 2 E: 1 K: 0 S: 6	H: 3 LOB: 1 BB: 0 P: 6	R: 1 E: 0 K: 0 S: 6	H: 4 LOB: 3 BB: 0 P: 6	R: 0 E: 0 K: 1 S: 5	H: 0 LOB: 0 BB: 0 P: 5	R: 0 E: 0 K: 0 S: 4	H: 1 LOB: 1 BB: 0 P: 4	R: 1 E: 0 K: 0 S: 4	H: 1 LOB: 0 BB: 0 P: 4	1B: 10 2B: 2 3B: 0 HR: 1	SF: 1 SAC: 1 DP: 0 HBP: 0	WP: 0 PB: 0 SB: 0 CS: 0	PA: 40
PITCHER	IP WLS BF H R ER SO BB IBB HBP BLK WP HR S P ERA WHIP																			
Wayne Garland, R ERA: 4.45 (1, 1)	5.1 L 26 9 5 4 0 1 0 0 0 0 0 1 25 29 6.75 1.875																			
Bob Owchinko, L ERA: 6.03 (6, 1)	2.2 11 4 1 1 1 0 0 0 0 0 0 0 13 13 3.38 1.500																			
Victor Cruz, R ERA: 3.38 (9, 1)	1.0 3 0 0 0 0 0 0 0 0 0 0 0 3 3 0.00 0.000																			

Kansas City Royals @ Cleveland Indians
Cleveland Municipal Stadium, Cleveland, OH

Sun Sep 07 1980, 3:33 AM EDT
Att: 8,990 - Unknown - 79 F

livebaseballscorecards.com

AB	37
R	6
H	13
RBI	6
BB	1
SO	1
LOB	11



BOTTOM

Kansas City Royals @ Cleveland Indians
Cleveland Municipal Stadium, Cleveland, OH

Sun Sep 07 1980, 3:33 AM EDT
Att. 8,990 - Unknown - 79 F

AB	35
R	4
H	9
RBI	4
BB	3
SO	3
LOB	13



WP:	0	PA:	39
PB:	1	SB:	0
CS:	0		

AB R H RBI BB SO LOB

5	0	1	1	0	0	0
4	0	1	0	1	0	0
4	1	1	1	0	0	1
3	0	0	0	1	1	3
4	0	2	1	0	0	0
3	1	1	0	1	0	1
4	0	1	0	0	0	4
4	1	1	0	0	1	3
2	0	0	0	0	0	1
1	1	1	1	0	0	0
1	0	0	0	0	1	0

Batter	1	2	3	4	5	6	7	8	9
Miguel Dilone, S OBP: 0.382, SLG: 0.431 (1, 7)	0-0 F7	0-0 6-3			0-0 F7		0-0 HBP PB 1B		0-0 5-3
Jorge Orta, L OBP: 0.384, SLG: 0.409 (1, 9)	0-0 F7		0-0 F5			0-0 F9	0-0 HBP BB		0-0 1B
Mike Hargrove, L OBP: 0.413, SLG: 0.407 (1, 3)	0-0 BB 1B		0-0 G3			0-0 F9	1-0 HBP		0-0 1-3
Joe Charboneau, R OBP: 0.356, SLG: 0.486 (1, 10)	4-0 BB 1B		0-0 4-3			0-0 F8	0-3 K		
Toby Harrah, R OBP: 0.377, SLG: 0.385 (1, 5)	0-0 BB 1B			0-0 1-3			0-0 5-3	0-0 4-3 2B	
Ron Hassey, L OBP: 0.378, SLG: 0.429 (1, 2)	4-0 BB 1B			0-0 F6			0-0 FC4-6 1B 1B	0-0 4-3	
Alan Bannister, R OBP: 0.340, SLG: 0.365 (1, 4)	0-0 4-3			0-0 6-3			0-0 FC4-6 1B	0-0 1-3	
Rick Manning, L OBP: 0.332, SLG: 0.300 (1, 8)			0-0 L3 1B		0-3 K		0-0 FC4-6 1B	0-0 1-3	
Tom Verzyer, R OBP: 0.311, SLG: 0.342 (1, 6)			0-0 L3				0-0 PB 1B HBP 1B		0-3 K
Gary Alexander, R OBP: 0.276, SLG: 0.357 (7, PH)									
Jerry Dybzinski, R OBP: 0.278, SLG: 0.297 (8, 6)									

Inning Stats	R: 1	H: 2	E: 0	K: 0	S: 5	LOB: 3	BB: 2	P: 13	R: 0	H: 1	E: 0	K: 0	S: 3	LOB: 0	BB: 0	P: 3	R: 0	H: 0	E: 0	K: 0	S: 3	LOB: 0	BB: 0	P: 3	R: 0	H: 0	E: 0	K: 1	S: 5	LOB: 0	BB: 0	P: 5	R: 0	H: 0	E: 0	K: 0	S: 3	LOB: 0	BB: 0	P: 3	R: 3	H: 4	E: 0	K: 1	S: 9	LOB: 3	BB: 1	P: 14	R: 0	H: 1	E: 0	K: 0	S: 4	LOB: 1	BB: 0	P: 4	R: 0	H: 1	E: 0	K: 1	S: 6	LOB: 1	BB: 0	P: 6	1B: 8	SF: 0	2B: 2	SAC: 0	3B: 0	DP: 1	HR: 0	HBP: 1	WP: 0	PA: 39
--------------	------	------	------	------	------	--------	-------	-------	------	------	------	------	------	--------	-------	------	------	------	------	------	------	--------	-------	------	------	------	------	------	------	--------	-------	------	------	------	------	------	------	--------	-------	------	------	------	------	------	------	--------	-------	-------	------	------	------	------	------	--------	-------	------	------	------	------	------	------	--------	-------	------	-------	-------	-------	--------	-------	-------	-------	--------	-------	--------

PITCHER	IP	WLS	BF	H	R	ER	SO	BB	IBB	HBP	BLK	WP	HR	S	P	ERA	WHIP
Dennis Leonard, R ERA: 3.96 (1, 1)	6.2	W	28	7	4	4	1	2	0	0	0	0	0	28	36	5.40	1.350
Ken Brett, L ERA: (7, 1)	0.0		2	0	0	0	0	1	0	1	0	0	0	0	5	∞	∞
Dan Quisenberry, R ERA: 3.02 (7, 1)	2.1	S	9	2	0	0	2	0	0	0	0	0	0	13	13	0.00	0.857

Batter	1	2	3	4	5	6	7	8	9	AB R H RBI BB SO LOB	TOP											
Rick Burleson, R (1, 6) OBP: 0.351, SLG: 0.374	0-0 1B SF9 1B		0-0 L3 1B	0-3 K			0-0 SH2-4 1B 1B	4-0 1B BB	4-0 FC6-4 BB	4 3 3 0 2 1 1												
Dave Stapleton, R (1, 4) OBP: 0.327, SLG: 0.475	0-0 1-3 1B		0-0 L3 1-2		0-0 F7		0-0 SH2-4 1-2 2-3	0-0 6-3 1-2	0-0 FC6-4 1-2f	5 0 1 0 0 0 5												
Carlton Fisk, R (1, 2) OBP: 0.362, SLG: 0.490	0-0 SF9 3-H		0-0 1B CS 1B		0-0 F4		0-0 2B 1B 2-H 3-H	0-0 FC6-4 1B 2-H		4 1 3 4 0 0 0												
Jim Rice, R (1, 7) OBP: 0.323, SLG: 0.478	0-0 F9		0-0 1-3 1B		0-0 5-3		0-0 2B 1-H	0-0 FC6-4 1-2f		5 1 2 1 0 0 2												
Tony Perez, R (1, 3) OBP: 0.313, SLG: 0.455	0-3 K		0-0 CS 3-H	0-0 1-3		0-0 F8	0-3 K		0-0 6-3	5 0 0 0 0 2 2												
Jim Dwyer, L (1, 8) OBP: 0.354, SLG: 0.442		0-0 F7		0-0 HR		0-0 HR	4-0 2B IBB		0-0 1B 1B	4 3 3 2 1 0 0												
Dwight Evans, R (1, 9) OBP: 0.353, SLG: 0.468		4-0 BB		0-0 2B 1B		0-3 K	0-0 1-3 2-H 2B		0-0 3-1 1B 1B	4 1 3 1 1 1 0												
Dave Rader, L (1, 10) OBP: 0.385, SLG: 0.500 Larry Wolfe, R (7, PH) OBP: 0.136, SLG: 0.333 Garry Hancock, L (9, PH) OBP: 0.234, SLG: 0.348		0-0 F8		0-0 6-3 1-H 2B		0-0 L6	0-0 F3		0-0 3-1 1B 1-2 2-H	3 0 1 1 0 0 1 1 0 0 0 0 0 2 1 0 1 1 0 0 0												
Glenn Hoffman, R (1, 5) OBP: 0.317, SLG: 0.415		0-3 K		0-0 6-3 2-3			0-0 SH2-4 1B 1B	0-0 F7	0-0 3-1	5 1 1 0 0 1 4												
Inning Stats	R: 1 E: 0 K: 1 S: 7	H: 2 LOB: 1 BB: 0 P: 7	R: 0 E: 0 K: 1 S: 5	H: 0 LOB: 1 BB: 1 P: 9	R: 0 E: 0 K: 0 S: 4	H: 3 LOB: 1 BB: 0 P: 4	R: 2 E: 0 K: 1 S: 8	H: 3 LOB: 1 BB: 0 P: 8	R: 0 E: 0 K: 0 S: 3	H: 0 LOB: 0 BB: 0 P: 3	R: 1 E: 0 K: 1 S: 6	H: 1 LOB: 0 BB: 0 P: 6	R: 4 E: 0 K: 1 S: 10	H: 5 LOB: 2 BB: 1 P: 14	R: 1 E: 0 K: 0 S: 4	H: 1 LOB: 1 BB: 1 P: 8	R: 1 E: 0 K: 0 S: 6	H: 3 LOB: 3 BB: 1 P: 10	1B: 13 2B: 4 3B: 0 HR: 2	SF: 1 SAC: 1 DP: 1 HBP: 0	WP: 0 PB: 0 SB: 0 CS: 1	PA: 48
PITCHER	IP WLS BF H R ER SO BB IBB HBP BLK WP HR S P ERA WHIP																					
Dan Spillner, R (1, 1) ERA: 5.01	6.0 L 28 11 6 6 4 1 0 0 0 0 0 2 35 39 9.00 2.000																					
Victor Cruz, R (7, 1) ERA: 3.59	0.2 6 3 2 2 1 0 1 0 0 0 0 0 7 11 27.00 4.500																					
Sid Monge, L (7, 1) ERA: 3.28	1.0 5 1 1 1 0 1 0 0 0 0 0 0 4 8 9.00 2.000																					
Mike Stanton, R (8, 1) ERA: 5.89	1.1 8 3 1 1 0 1 0 0 0 0 0 0 7 11 6.75 3.000																					

Boston Red Sox @ Cleveland Indians
Cleveland Municipal Stadium, Cleveland, OH

Mon Sep 08 1980, 7:05 PM EDT
Att: 5,506 - Unknown - 78 F

livebaseballscorecards.com

AB	41
R	10
H	18
RBI	10
BB	4
SO	5
LOB	17



Batter	1	2	3	4	5	6	7	8	9	AB	R	H	RBI	BB	SO	LOB
Miguel Dilone, S OBP: 0.383, SLG: 0.432 (1, 7)	0-0 4-3			0-0 4-3		0-0 1B	0-0 1B			4	0	2	1	0	0	0
Jorge Orta, L OBP: 0.382, SLG: 0.405 (1, 9)	0-0 F8			0-0 1-3		0-0 1-2f	0-0 1-2f			4	0	0	0	0	0	3
Mike Hargrove, L OBP: 0.412, SLG: 0.404 (1, 3)	0-0 4-3			0-0 F8		4-0 1B		0-0 E4		3	0	0	0	1	0	0
Joe Charboneau, R OBP: 0.357, SLG: 0.486 (1, 10)		0-0 1-3			0-0 2B	0-0 1-2		0-0 G4-6-3		4	1	2	0	0	0	1
Toby Harrah, R OBP: 0.376, SLG: 0.386 (1, 5)		0-0 5-3			0-0 1B	0-0 5-3		0-0 1-3		4	1	1	1	0	0	2
Ron Hassey, L OBP: 0.377, SLG: 0.427 (1, 2)		0-0 3-1			0-3 K		0-0 1B		0-0 E5	4	1	1	0	0	1	1
Alan Bannister, R OBP: 0.342, SLG: 0.366 (1, 4)			0-0 6-3		0-0 SF8		0-0 1B		0-0 FC6-4	4	1	2	0	0	0	1
Rick Manning, L OBP: 0.329, SLG: 0.298 (1, 8)			0-0 4-3		0-0 SF8		0-0 F7		0-0 G4-6-3	3	0	0	1	0	0	3
Tom Verzyer, R OBP: 0.311, SLG: 0.342 (1, 6)			0-0 5-3		0-0 5-3		0-0 1B			3	0	1	1	0	0	1


Inning Stats	R: 0 E: 0 K: 0 S: 3	H: 0 LOB: 0 BB: 0 P: 3	R: 0 E: 0 K: 0 S: 3	H: 0 LOB: 0 BB: 0 P: 3	R: 0 E: 0 K: 0 S: 3	H: 0 LOB: 0 BB: 0 P: 3	R: 2 E: 0 K: 1 S: 8	H: 3 LOB: 1 BB: 0 P: 8	R: 0 E: 0 K: 0 S: 4	H: 2 LOB: 2 BB: 1 P: 8	R: 2 E: 0 K: 0 S: 6	H: 4 LOB: 1 BB: 0 P: 6	R: 0 E: 1 K: 0 S: 3	H: 0 LOB: 0 BB: 0 P: 3	R: 0 E: 1 K: 0 S: 3	H: 0 LOB: 0 BB: 0 P: 3	1B: 8 2B: 1 3B: 0 HR: 0	SF: 1 SAC: 0 DP: 4 HBP: 0	WP: 1 PB: 0 SB: 0 CS: 0	PA: 35
PITCHER	IP	WLS	BF	H	R	ER	SO	BB	IBB	HBP	BLK	WP	HR	S	P	ERA	WHIP			
Mike Torrez, R ERA: 4.91 (1, 1)	6.1	W	27	8	4	4	1	1	0	0	0	1	0	28	32	5.68	1.421			
Bob Stanley, R ERA: 3.46 (7, 1)	2.2		8	1	0	0	0	0	0	0	0	0	0	8	8	0.00	0.375			

BOTTOM

Boston Red Sox @ Cleveland Indians
Cleveland Municipal Stadium, Cleveland, OH

Mon Sep 08 1980, 7:05 PM EDT
Att. 5,506 - Unknown - 78 F

AB	33
R	4
H	9
RBI	4
BB	1
SO	1
LOB	12



livebaseballscorecards.com

Boston Red Sox @ Cleveland Indians
Cleveland Municipal Stadium, Cleveland, OH

Tue Sep 09 1980, 7:05 PM EDT
Att. 5,182 - Unknown

livebaseballscorecards.com

AB 31
R 4
H 8
RBI 4
BB 4
SO 3
LOB 10



Batter	1	2	3	4	5	6	7	8	9	AB R H RBI BB SO LOB	TOP	
Rick Burleson, R (1, 6) OBP: 0.351, SLG: 0.373 BB	4-0 G6-4-3 BB		0-3 K			0-0 6-3	0-0 5-3		0-0 FC4-6 1B	4 0 1 0 1 1 0		
Dave Stapleton, R (1, 4) OBP: 0.325, SLG: 0.471 X	0-0 G6-4-3 1-2f		0-0 L9			0-0 1B BB SF9 1B		0-0 6-3	0-0 FC4-6 1B	5 1 1 0 0 0 3		
Carlton Fisk, R (1, 2) OBP: 0.363, SLG: 0.489 X	0-0 6-3				0-0 FC6-4 1B	4-0 SF9 1B 1B BB		0-0 5-3		3 1 1 0 1 0 0		
Jim Rice, R (1, 7) OBP: 0.324, SLG: 0.478 X		0-0 5-3			0-0 F7	0-0 1B 1-2 2-3 1B		0-0 1B		4 0 2 0 0 0 1		
Tony Perez, R (1, 3) OBP: 0.313, SLG: 0.453 BB		4-0 2B SF9 BB			0-0 FC6-4 1-2f	0-0 SF9 2-3 3-H		0-0 F3		2 1 0 1 1 0 2		
Dwight Evans, R (1, 9) OBP: 0.354, SLG: 0.471 X		0-0 1-3 2B			0-0 4-3	0-0 1B 1-2 3-H			0-3 K	4 0 2 1 0 1 1		
Butch Hobson, R (1, 10) OBP: 0.281, SLG: 0.358 Jim Dwyer, L (6, PH) OBP: 0.355, SLG: 0.440 X		0-0 SF9 3-H			0-3 K	0-0 F9			4-0 SH2-3 1B BB	1 0 0 1 0 1 0 1 1 0 0 1 0 2		
Glenn Hoffman, R (1, 5) OBP: 0.313, SLG: 0.409 X		0-0 4-3			0-0 4-3				0-0 SH2-3 1-2	3 0 0 0 0 0 1		
Sam Bowen, R (1, 8) OBP: 0.167, SLG: 0.167 Garry Hancock, L (7, PH) OBP: 0.245, SLG: 0.354 (7, 8) X			0-0 5-3		0-0 F8				0-0 1B 2-H 1B	2 0 0 0 0 0 0 2 0 1 1 0 0 0		
Inning Stats	R: 0 E: 0 K: 0 S: 2 H: 0 LOB: 0 BB: 1 P: 6	R: 1 E: 0 K: 0 S: 4 H: 1 LOB: 1 BB: 1 P: 8	R: 0 E: 0 K: 1 S: 5 H: 0 LOB: 0 BB: 0 P: 5	R: 0 E: 0 K: 0 S: 4 H: 1 LOB: 1 BB: 0 P: 4	R: 0 E: 0 K: 1 S: 5 H: 0 LOB: 0 BB: 0 P: 5	R: 2 E: 0 K: 0 S: 6 H: 3 LOB: 2 BB: 1 P: 10	R: 0 E: 0 K: 0 S: 3 H: 0 LOB: 0 BB: 0 P: 3	R: 0 E: 0 K: 0 S: 4 H: 1 LOB: 1 BB: 0 P: 4	R: 1 E: 0 K: 1 S: 7 H: 2 LOB: 2 BB: 1 P: 11	1B: 7 2B: 1 3B: 0 HR: 0 SF: 2 SAC: 1 DP: 1 HBP: 0	WP: 0 PB: 0 SB: 0 CS: 0 PA: 38	
PITCHER Ross Grimsley, L (1, 1) ERA: 6.09 Victor Cruz, R (6, 1) ERA: 3.55 Sandy Wihtol, R (9, 1) ERA: 3.32	IP WLS BF H R ER SO BB IBB HBP BLK WP HR S P ERA WHIP	5.1 L 22 4 3 3 2 3 0 0 0 0 0 0 23 35 5.06 1.312	3.1 15 4 1 1 1 1 0 0 0 0 0 0 16 20 2.70 1.500	0.1 1 0 0 0 0 0 0 0 0 0 0 0 1 1 0.00 0.000	PITCHER IP WLS BF H R ER SO BB IBB HBP BLK WP HR S P ERA WHIP							

Batter	1	2	3	4	5	6	7	8	9	AB	R	H	RBI	BB	SO	LOB
Miguel Dilone, S (1, 7) OBP: 0.382, SLG: 0.432	0-0 F8	0-0 F6		0-0 SH5-4		0-0 2B			0-0 5-3	4	0	1	0	0	0	1
Jorge Orta, L (1, 9) OBP: 0.382, SLG: 0.405	0-0 BB 1B 1B		4-0 E S 1B BB	0-0 SF8		0-3 K			0-0 6-3	3	1	1	1	1	1	1
Mike Hargrove, L (1, 3) OBP: 0.414, SLG: 0.406	0-0 BB 1-2 1B		0-0 1-H 2B 1B	4-0 IBB				0-0 F8		3	1	2	1	1	0	0
Joe Charboneau, R (1, 10) OBP: 0.354, SLG: 0.482	0-3 K		0-0 F8	0-3 K				0-0 F7		4	0	0	0	0	2	5
Toby Harrah, R (1, 5) OBP: 0.375, SLG: 0.384	4-0 1-2 2-3 BB		0-0 F9		0-0 F8			0-0 5-3		3	0	0	0	1	0	1
Ron Hassey, L (1, 2) OBP: 0.378, SLG: 0.431	0-0 F9		0-0 1-H 2B		0-0 F3			0-0 CS 1B		4	0	2	1	0	0	3
Dell Alston, L (8, PR) OBP: 0.256, SLG: 0.333										0	0	0	0	0	0	0
Bo Diaz, R (9, 2) OBP: 0.258, SLG: 0.345										0	0	0	0	0	0	0
Alan Bannister, R (1, 4) OBP: 0.338, SLG: 0.361		0-0 F8	0-3 K		0-0 L8			0-0 F3		4	0	0	0	0	1	2
Rick Manning, L (1, 8) OBP: 0.333, SLG: 0.305		0-0 6-3 2B		0-0 SH5-4 1B SF8 1B		0-0 CS 1B		0-0 F8		4	1	3	0	0	0	1
Tom Verzyer, R (1, 6) OBP: 0.310, SLG: 0.340		0-0 6-3		0-0 SH5-4 1B		0-0 4-3		0-0 F9		4	0	1	0	0	0	2

Inning Stats	R: 0	H: 2	E: 0	K: 1	S: 7	LOB: 3	BB: 1	P: 11	R: 0	H: 1	E: 0	K: 0	S: 4	LOB: 1	BB: 0	P: 4	R: 2	H: 2	E: 0	K: 1	S: 7	LOB: 1	BB: 1	P: 11	R: 1	H: 2	E: 0	K: 1	S: 7	LOB: 2	BB: 1	P: 11	R: 0	H: 0	E: 0	K: 0	S: 3	LOB: 0	BB: 0	P: 3	R: 0	H: 2	E: 0	K: 1	S: 6	LOB: 1	BB: 0	P: 6	R: 0	H: 0	E: 0	K: 0	S: 3	LOB: 0	BB: 0	P: 3	R: 0	H: 1	E: 0	K: 0	S: 3	LOB: 1	BB: 0	P: 3	R: 0	H: 0	E: 0	K: 0	S: 3	LOB: 0	BB: 0	P: 3	R: 0	H: 0	E: 0	K: 0	S: 3	LOB: 0	BB: 0	P: 3
--------------	------	------	------	------	------	--------	-------	-------	------	------	------	------	------	--------	-------	------	------	------	------	------	------	--------	-------	-------	------	------	------	------	------	--------	-------	-------	------	------	------	------	------	--------	-------	------	------	------	------	------	------	--------	-------	------	------	------	------	------	------	--------	-------	------	------	------	------	------	------	--------	-------	------	------	------	------	------	------	--------	-------	------	------	------	------	------	------	--------	-------	------

PITCHER	IP	WLS	BF	H	R	ER	SO	BB	IBB	HBP	BLK	WP	HR	S	P	ERA	WHIP
Dennis Eckersley, R (1, 1) ERA: 4.29	8.0	W	35	10	3	3	4	2	1	0	0	0	0	40	52	3.38	1.500
Tom Burgmeier, L (9, 1) ERA: 1.93	1.0	S	3	0	0	0	0	0	0	0	0	0	0	3	3	0.00	0.000

BOTTOM

Boston Red Sox @ Cleveland Indians
Cleveland Municipal Stadium, Cleveland, OH

Tue Sep 09 1980, 7:05 PM EDT
Att. 5,182 - Unknown

AB	33
R	3
H	10
RBI	3
BB	3
SO	4
LOB	16



WP: 0	PA: 38
PB: 0	
SB: 1	
CS: 2	

livebaseballscores.com

Batter	1	2	3	4	5	6	7	8	9	AB R H RBI BB SO LOB	TOP											
Rick Burleson, R (1, 6) OBP: 0.350, SLG: 0.371	0-3 K		4-0 BB		0-3 K		0-0 F9		0-0 SF9	3 0 0 1 1 2 4	Boston Red Sox @ Cleveland Indians Cleveland Municipal Stadium, Cleveland, OH Wed Sep 10 1980, 7:05 PM EDT Att: 5,242 - Unknown - 69 F											
Dave Stapleton, R (1, 4) OBP: 0.326, SLG: 0.468	4-0 G5-4-3 BB		0-0 F9		0-3 K		0-0 5-3		0-0 1B	4 0 1 1 1 1 5												
Carlton Fisk, R (1, 2) OBP: 0.362, SLG: 0.485	0-0 G5-4-3 1-2f				0-0 F9		0-0 1B G6-4-3 1B		0-0 F8	5 1 1 0 0 0 2												
Jim Rice, R (1, 7) OBP: 0.326, SLG: 0.485		0-0 5-3		0-0 HR		0-0 1B G6-4-3 1B		0-3 K		4 1 2 1 0 1 0												
Tony Perez, R (1, 3) OBP: 0.312, SLG: 0.452		0-3 K		0-0 6-3		0-0 G6-4-3 1-2f 3-H		0-0 FC6-4 1B		4 0 1 0 0 1 1												
Dwight Evans, R (1, 9) OBP: 0.353, SLG: 0.471		0-0 WP 2B		0-0 F4		0-3 K		0-0 FC6-4 1-2f		4 0 1 0 0 1 1												
Butch Hobson, R (1, 10) OBP: 0.287, SLG: 0.361		0-3 K 2-3				0-0 BB 1B		4-0 G3 BB		3 1 2 0 1 1 1												
Glenn Hoffman, R (1, 5) OBP: 0.312, SLG: 0.411			0-0 6-3		0-0 L5		0-0 G3 1-2		0-0 SF9 1B 2B	4 1 1 0 0 0 2												
Sam Bowen, R (1, 8) OBP: 0.300, SLG: 0.125			0-0 6-3		4-0 BB 1-2		4-0 BB		0-3 K	2 0 0 0 2 1 2												
Inning Stats	R: 0 E: 0 K: 1 S: 4	H: 0 LOB: 0 BB: 1 P: 8	R: 0 E: 0 K: 2 S: 8	H: 1 LOB: 1 BB: 0 P: 8	R: 0 E: 0 K: 0 S: 3	H: 0 LOB: 1 BB: 1 P: 7	R: 1 E: 0 K: 0 S: 4	H: 1 LOB: 0 BB: 0 P: 4	R: 0 E: 0 K: 2 S: 8	H: 1 LOB: 2 BB: 1 P: 12	R: 1 E: 0 K: 1 S: 6	H: 2 LOB: 0 BB: 0 P: 6	R: 0 E: 0 K: 0 S: 3	H: 0 LOB: 2 BB: 2 P: 11	R: 0 E: 0 K: 1 S: 6	H: 1 LOB: 1 BB: 0 P: 6	R: 2 E: 0 K: 1 S: 8	H: 3 LOB: 1 BB: 0 P: 8	1B: 6 2B: 2 3B: 0 HR: 1	SF: 1 SAC: 0 DP: 2 HBP: 0	WP: 1 PB: 0 SB: 0 CS: 0	PA: 39
PITCHER Rick Waits, L (1, 1) ERA: 4.39	IP 9.0	WLS W	BF 39	H 9	R 4	ER 4	SO 8	BB 5	IBB 0	HBP 0	BLK 0	WP 1	HR 1	S 50	P 70	ERA 4.00	WHIP 1.556					

AB	33
R	4
H	9
RBI	3
BB	5
SO	8
LOB	18



Batter	1	2	3	4	5	6	7	8	9
Miguel Dilone, S OBP: 0.380, SLG: 0.432 (1, 7)	0-0 F7		0-3 K		0-0 G3	0-0 2B		0-0 F5	
Alan Bannister, R OBP: 0.340, SLG: 0.367 (1, 9)	0-0 F9			0-0 1B		0-0 2B			
Mike Hargrove, L OBP: 0.415, SLG: 0.409 (1, 3)	0-0 4-3			0-0 1B		0-0 2B	0-0 L9		
Joe Charboneau, R OBP: 0.357, SLG: 0.483 (1, 10)		0-3 K		4-0 1B		0-0 1B	0-0 1B		
Toby Harrah, R OBP: 0.376, SLG: 0.384 (1, 5)		0-0 1B		0-0 F5		4-0 1B	0-0 F7		
Bo Diaz, R OBP: 0.261, SLG: 0.346 Ron Hassey, L OBP: 0.376, SLG: 0.428 (6, PH) (7, 2)	0-0 F9			0-0 1B		0-0 G3	0-0 4-3		
Rick Manning, L OBP: 0.332, SLG: 0.303 (1, 8)	0-0 F7			0-0 L6-4		4-0 1B		0-0 F7	
Dave Rosello, R OBP: 0.261, SLG: 0.308 (1, 4)		0-0 F8			0-0 1B	0-0 1B		0-0 F3	
Jerry Dybzinski, R OBP: 0.277, SLG: 0.296 (1, 6)			0-3 K		0-0 L6	0-0 F2		0-0 1B	

Inning Stats	R: 0 E: 0 K: 0 S: 3	H: 0 LOB: 0 BB: 0 P: 3	R: 0 E: 0 K: 1 S: 6	H: 1 LOB: 1 BB: 0 P: 6	R: 0 E: 0 K: 2 S: 7	H: 0 LOB: 0 BB: 0 P: 7	R: 2 E: 0 K: 0 S: 5	H: 3 LOB: 1 BB: 1 P: 9	R: 0 E: 0 K: 0 S: 3	H: 1 LOB: 0 BB: 0 P: 3	R: 5 E: 0 K: 0 S: 8	H: 5 LOB: 2 BB: 2 P: 16	R: 0 E: 0 K: 0 S: 4	H: 1 LOB: 1 BB: 0 P: 4	R: 0 E: 0 K: 0 S: 4	H: 1 LOB: 1 BB: 0 P: 4
1B: 9 2B: 4 3B: 0 HR: 0	SF: 0 SAC: 0 DP: 1 HBP: 0	WP: 0 PB: 0 SB: 0 CS: 0														

PITCHER	IP	WLS	BF	H	R	ER	SO	BB	IBB	HBP	BLK	WP	HR	S	P	ERA	WHIP
John Tudor, L ERA: 2.59 (1, 1)	5.0	L	22	8	5	5	3	1	0	0	0	0	0	27	31	9.00	1.800
Bill Campbell, R ERA: 4.97 (6, 1)	0.1		4	1	1	1	0	2	0	0	0	0	0	2	10	27.00	9.000
Skip Lockwood, R ERA: 5.32 (6, 1)	2.2		11	3	1	1	0	0	0	0	0	0	0	11	11	3.38	1.125

BOTTOM

Boston Red Sox @ Cleveland Indians
Cleveland Municipal Stadium, Cleveland, OH

Wed Sep 10 1980, 7:05 PM EDT
Att. 5,242 - Unknown - 69 F

AB	34
R	7
H	12
RBI	7
BB	3
SO	3
LOB	16



WP	HR	S	P	ERA	WHIP
0	0	1	3	9.00	1.800

Batter	1	2	3	4	5	6	7	8	9	AB R H RBI BB SO LOB	TOP									
Rick Peters, S (1, 8) OBP: 0.376, SLG: 0.378	0-3 K		0-3 K		0-0 CS 1B			0-0 E4 1B S E	0-0 1-3	5 1 1 1 0 2 0										
Alan Trammell, R (1, 6) OBP: 0.369, SLG: 0.390	0-0 S 1B		0-0 L8		0-0 CS	0-0 F7		0-0 S 1B WP		4 2 2 0 0 0 0										
Tim Corcoran, L (1, 3) OBP: 0.344, SLG: 0.384	0-0 3-1			0-0 FC4-6 1B		0-0 1B		0-0 L8		4 0 2 0 0 0 1										
Champ Summers, L (1, 10) OBP: 0.389, SLG: 0.500	0-0 S 1B			0-0 FC4-6 G4-6-3 1-2f		0-0 F6		0-0 HR		4 1 2 2 0 0 2										
John Wockenfuss, R (1, 7) OBP: 0.383, SLG: 0.438 Dave Stegman, R (8, 7) OBP: 0.259, SLG: 0.272	0-0 5-3			0-0 G4-6-3 1-2f		0-0 5-3		4-0 BB		3 0 0 0 1 0 3 0 0 0 0 0 0 0										
Lance Parrish, R (1, 2) OBP: 0.319, SLG: 0.494		0-0 5-3			0-0 3B 1B		0-0 WP SH3-4 1B	0-0 F8		4 1 2 0 0 0 1										
Al Cowens, R (1, 9) OBP: 0.328, SLG: 0.339		0-0 5-3			0-0 F3		0-0 SH3-4	0-3 K		3 0 0 0 0 1 2										
Tom Brookens, R (1, 5) OBP: 0.320, SLG: 0.406		0-3 K			0-0 1B 3B		0-0 F9		0-0 F3	4 1 1 1 0 1 1										
Lou Whitaker, L (1, 4) OBP: 0.330, SLG: 0.264			0-0 G3		0-0 4-3		0-3 K		0-0 F7	4 0 0 0 0 1 2										
Inning Stats	R: 1 E: 0 K: 1 S: 7	H: 2 LOB: 1 BB: 0 P: 7	R: 0 E: 0 K: 1 S: 5	H: 0 LOB: 0 BB: 0 P: 5	R: 0 E: 0 K: 1 S: 5	H: 1 LOB: 0 BB: 0 P: 3	R: 2 E: 0 K: 0 S: 5	H: 3 LOB: 0 BB: 0 P: 5	R: 0 E: 0 K: 0 S: 4	H: 1 LOB: 1 BB: 0 P: 4	R: 0 E: 0 K: 1 S: 6	H: 1 LOB: 1 BB: 0 P: 6	R: 3 E: 1 K: 0 S: 8	H: 2 LOB: 1 BB: 1 P: 12	R: 0 E: 0 K: 0 S: 3	H: 0 LOB: 0 BB: 0 P: 3	1B: 8 2B: 0 3B: 1 HR: 1	SF: 0 SAC: 1 DP: 1 HBP: 0	WP: 2 PB: 0 SB: 5 CS: 1	PA: 38
PITCHER	IP WLS BF H R ER SO BB IBB HBP BLK WP HR S P ERA WHIP																			
Len Barker, R (1, 1) ERA: 3.76	7.1 L 32 10 6 5 4 1 0 0 0 2 1 39 43 6.14 1.500																			
Sandy Wihtol, R (8, 1) ERA: 3.05	1.2 5 0 0 0 1 0 0 0 0 0 0 7 7 0.00 0.000																			

Detroit Tigers @ Cleveland Indians
Cleveland Municipal Stadium, Cleveland, OH

Fri Sep 12 1980, 7:05 PM EDT
Att. 9,961 - Unknown

livebaseballscorecards.com

AB	35
R	6
H	10
RBI	4
BB	1
SO	5
LOB	12



Batter	1	2	3	4	5	6	7	8	9	AB R H RBI BB SO LOB
Miguel Dilone, S OBP: 0.384, SLG: 0.436 (1, 7)	0-0 BB S G1-2-3 1B		0-0 CS PB 1-H 1B		0-0 SF8 1B 1-2 SF8 1B		0-0 CS 1B		0-0 F5	5 1 4 1 0 0 2
Dell Alston, L OBP: 0.277, SLG: 0.333 (1, 9)	1-0 BB 1-2 HBP		0-3 K 1-3		0-0 CS 1-2 2-3 1B		0-0 F8 1-2			3 0 1 0 0 1 2
Mike Hargrove, L OBP: 0.415, SLG: 0.408 (1, 3)	4-0 BB 1-2 2-3 BB		4-0 BB		0-0 SF8 2-3 3-H			0-0 G3		1 0 0 1 2 0 0
Joe Charboneau, R OBP: 0.354, SLG: 0.480 (1, 10)	0-0 F4		0-0 L8		0-0 SF8 3-H			0-0 6-3		3 0 0 1 0 0 4
Toby Harrah, R OBP: 0.373, SLG: 0.380 (1, 5)	0-0 G1-2-3 3-H			0-0 F9	0-0 CS 1-2	0-0 5-3		0-0 6-3		4 0 0 0 0 0 3
Ron Hassey, L OBP: 0.376, SLG: 0.426 (1, 2)		0-0 3-1		0-0 F4		4-0 FC6-4 BB		0-0 F9		2 0 0 0 1 0 0
Bo Diaz, R OBP: 0.259, SLG: 0.344 (8, 2)										1 0 0 0 0 0 0
Alan Bannister, R OBP: 0.339, SLG: 0.363 (1, 4)		0-3 K2-3		4-0 BB		0-0 FC6-4 S 1-2f		0-0 6-3		3 0 0 0 1 1 1
Rick Manning, L OBP: 0.331, SLG: 0.302 (1, 8)		0-0 6-3		0-0 1-3		0-3 K 1-2		0-0 1B 1B		4 0 1 0 0 1 2
Tom Verzyer, R OBP: 0.316, SLG: 0.344 (1, 6)			1-0 E 1B HBP		0-0 1B SF8 1B		0-0 F9		0-0 1B 1-2	3 2 2 0 0 0 0

Inning Stats	R: 0 E: 0 K: 0 S: 3	H: 1 LOB: 2 BB: 1 P: 8	R: 0 E: 0 K: 1 S: 5	H: 0 LOB: 0 BB: 0 P: 5	R: 1 E: 1 K: 1 S: 5	H: 1 LOB: 1 BB: 1 P: 10	R: 0 E: 0 K: 0 S: 3	H: 0 LOB: 1 BB: 0 P: 7	R: 2 E: 0 K: 0 S: 5	H: 3 LOB: 0 BB: 0 P: 5	R: 0 E: 0 K: 1 S: 5	H: 0 LOB: 1 BB: 1 P: 9	R: 0 E: 0 K: 0 S: 3	H: 1 LOB: 0 BB: 0 P: 3	R: 0 E: 0 K: 0 S: 3	H: 0 LOB: 0 BB: 0 P: 3	R: 0 E: 0 K: 0 S: 5	H: 2 LOB: 2 BB: 0 P: 5	1B: 8 2B: 0 3B: 0 HR: 0	SF: 2 SAC: 0 DP: 1 HBP: 2	WP: 0 PB: 1 SB: 2 CS: 3	PA: 38
--------------	------------------------------	---------------------------------	------------------------------	---------------------------------	------------------------------	----------------------------------	------------------------------	---------------------------------	------------------------------	---------------------------------	------------------------------	---------------------------------	------------------------------	---------------------------------	------------------------------	---------------------------------	------------------------------	---------------------------------	----------------------------------	------------------------------------	----------------------------------	--------

PITCHER	IP	WLS	BF	H	R	ER	SO	BB	IBB	HBP	BLK	WP	HR	S	P	ERA	WHIP
Mark Fidrych, R ERA: 4.42 (1, 1)	0.0		2	1	0	0	0	0	0	1	0	0	0	1	2	∞	∞
Roger Weaver, R ERA: 2.4 (1, 1)	5.0		20	4	3	2	2	3	0	1	0	0	0	20	33	3.60	1.400
Aurelio Lopez, R ERA: 3.61 (6, 1)	4.0	W	15	3	0	0	1	1	0	0	0	0	0	16	20	0.00	1.000

BOTTOM

Detroit Tigers @ Cleveland Indians
Cleveland Municipal Stadium, Cleveland, OH
Fri Sep 12 1980, 7:05 PM EDT
Att. 9,961 - Unknown

livebaseballscores.com

AB	29
R	3
H	8
RBI	3
BB	4
SO	3
LOB	14



Batter	1	2	3	4	5	6	7	8	9	10	11	12	13	AB R H RBI BB SO LOB	TOP																		
Rick Peters, S OBP: 0.373, SLG: 0.374 (1, 8)	0-3 K		0-0 4-3		0-0 G3		0-0 L9		0-0 4-1			0-0 L7	0-0 1B	7 0 1 0 0 1 2	<p>Detroit Tigers @ Cleveland Indians Cleveland Municipal Stadium, Cleveland, OH</p> <p>Sat Sep 13 1980, 3:33 AM EDT Att. 6,380 - Unknown - 85 F</p> <p>livebaseballscorecards.com</p>																		
Alan Trammell, R OBP: 0.364, SLG: 0.384 (1, 6)	0-0 6-3		0-3 K			0-0 F7		0-0 6-3		0-0 F8		0-0 6-3	0-0 F8	7 0 0 0 0 1 2																			
Tim Corcoran, L OBP: 0.344, SLG: 0.377 Lynn Jones, R OBP: 0.286, SLG: 0.281 Stan Papi, R OBP: 0.284, SLG: 0.458 (1, 3) (8, PH) (8, 3)	0-0 F9			4-0 4-3 WP BB		0-0 3-1		4-0 1B E 1B BB		0-0 4-3		0-0 4-3		2 0 0 0 1 0 0 0 1 0 0 1 0 0 2 0 0 0 0 0 0																			
Champ Summers, L OBP: 0.397, SLG: 0.513 (1, 10)		4-0 WP 6-3 BB		0-0 4-3		0-0 HR		0-0 E 1B 1B		4-0 1B BB			0-0 5-3 E 1B 1B	4 3 3 1 2 0 1																			
John Wockenfuss, R OBP: 0.390, SLG: 0.433 Steve Kemp, L OBP: 0.387, SLG: 0.475 (8, PH) (8, 7)		0-0 6-3		0-0 5-3		0-0 5-3		0-0 E3 G5-3 1B 1B 1-3 2-H		0-0 1B BB		0-0 F7		3 0 0 0 0 0 2 3 0 2 0 0 0 1																			
Lance Parrish, R OBP: 0.321, SLG: 0.494 (1, 2)		0-0 6-3		0-0 6-3				0-0 1B 2-3 1B		0-0 F8		0-0 E 5-3 1B 1B		6 2 3 1 0 0 4																			
Al Cowens, R OBP: 0.326, SLG: 0.335 (1, 9)		4-0 2-3 BB		0-0 6-3		0-0 F4		0-0 G5-3 2-3f		0-0 F8		0-0 5-3		5 0 0 0 1 0 5																			
Tom Brookens, R OBP: 0.316, SLG: 0.400 (1, 5)		0-0 F8		0-0 F7		0-0 2-3		0-0 L9		0-0 4-3		0-0 E4 1B S		6 1 0 0 0 0 4																			
Lou Whitaker, L OBP: 0.332, SLG: 0.267 (1, 4)			0-0 G3		0-0 1B		0-0 1B 2-H		0-3 K		0-3 K		0-0 1B 1B 1-H 3-H	6 0 3 3 0 2 0																			
Inning Stats	R: 0 E: 0 K: 1 S: 5	H: 0 LOB: 0 BB: 0 P: 5	R: 0 E: 0 K: 0 S: 3	H: 0 LOB: 2 BB: 2 P: 11	R: 0 E: 0 K: 1 S: 5	H: 0 LOB: 0 BB: 0 P: 5	R: 0 E: 0 K: 0 S: 3	H: 0 LOB: 1 BB: 1 P: 7	R: 0 E: 0 K: 0 S: 4	H: 1 LOB: 1 BB: 0 P: 4	R: 1 E: 0 K: 0 S: 4	H: 1 LOB: 0 BB: 0 P: 4	R: 1 E: 1 K: 0 S: 5	H: 3 LOB: 1 BB: 1 P: 9		R: 0 E: 0 K: 1 S: 5	H: 0 LOB: 0 BB: 0 P: 5	R: 0 E: 0 K: 0 S: 4	H: 1 LOB: 2 BB: 1 P: 8	R: 0 E: 0 K: 1 S: 5	H: 0 LOB: 0 BB: 0 P: 5	R: 0 E: 0 K: 0 S: 3	H: 0 LOB: 0 BB: 0 P: 3	R: 0 E: 1 K: 0 S: 8	H: 0 LOB: 2 BB: 0 P: 8	R: 3 E: 1 K: 0 S: 8	H: 4 LOB: 2 BB: 0 P: 8	1B: 11 2B: 0 3B: 0 HR: 1	SF: 0 SAC: 0 DP: 1 HBP: 0	WP: 2 PA: 56 PB: 0 SB: 1 CS: 0			
PITCHER	IP WLS BF H R ER SO BB IBB HBP BLK WP HR S P ERA WHIP																																
Wayne Garland, R ERA: 4.36 (1, 1)	7.0	28	4	2	2	0	2	3	0	0	0	0	0	0		2	6	54.00	6.000														
Sid Monge, L ERA: 3.48 (8, 1)	0.1	3	1	2	0	0	1	0	0	0	0	0	0	0		0	0	0.00	1.091														
Sandy Whitol, R ERA: 2.59 (8, 1)	3.2	14	3	0	0	2	1	0	0	0	0	0	0	0	0	0	0.00	2.000															
Mike Stanton, R ERA: 5.72 (12, 1)	2.0	L	11	4	3	0	0	0	0	0	0	0	0	0	0	0	0.00	2.000															

AB	51
R	7
H	12
RBI	5
BB	5
SO	4
LOB	21



Batter	1	2	3	4	5	6	7	8	9	10	11	12	13	AB R H RBI BB SO LOB
Miguel Dilone, S (1, 7) OBP: 0.386, SLG: 0.444	0-0 1B 3B		0-0 5-3	0-0 2B			0-3 K		0-0 CS 1B			0-0 F8		6 1 3 2 0 1 0
Alan Bannister, R (1, 9) OBP: 0.336, SLG: 0.359	0-0 G4-6-3 1B		0-0 4-3	0-0 F7			0-0 F4		0-0 F2			0-0 6-3		6 0 1 1 0 0 3
Mike Hargrove, L (1, 3) OBP: 0.413, SLG: 0.405	0-0 G4-6-3 1-2f		0-0 F9		0-0 F5		0-0 S 1B		0-0 F7			0-0 F7		6 0 1 0 0 0 1
Ron Hassey, L (1, 2) OBP: 0.380, SLG: 0.426	4-0 BB 1B			0-3 K	0-0 G5-4-3 1B		0-3 K		0-0 7-4 1B			4-0 HBP BB		4 0 2 0 2 2 1
Toby Harrah, R (1, 5) Jerry Dyzinski, R (13, PR) OBP: 0.277, SLG: 0.296	0-0 1-2 1B		0-0 1B 3B	0-0 1B 3B	0-0 G5-4-3 1-2f		0-0 F8		0-0 7-4 1-2f			1-0 G4-6-3 HBP		5 1 2 0 0 0 2 0 0 0 0 0 0 0
Joe Charboneau, R (1, 10) Gary Alexander, R (6, PH) OBP: 0.267, SLG: 0.345	0-0 4-3		0-0 BB 1B 2B 1B	0-0 BB 1B 2B 1B		0-3 K		0-0 F3			0-0 F7	0-3 K		2 1 1 1 0 0 2 4 0 0 0 0 2 2
Rick Manning, L (1, 8) OBP: 0.335, SLG: 0.308		0-0 F5		0-0 BB 2B 1B	0-0 BB 2B 1B		0-0 CS 1B		0-0 1B			0-0 G4-6-3 1-2f		6 1 4 0 0 0 2
Jack Brohamer, L (1, 4) Gary Gray, R (11, PH) Dave Rosello, R (12, 4) OBP: 0.261, SLG: 0.308		0-0 E3 G6-4-3		4-0 BB 2B BB	4-0 BB 2B BB		0-0 F9		0-0 L3		0-3 K			3 0 0 0 1 0 2 1 0 0 0 0 1 1 0 0 0 0 0 0 0
Tom Verzyer, R (1, 6) OBP: 0.311, SLG: 0.338		0-0 G6-4-3 1-2f		0-0 F4	0-0 F4		0-0 L4		0-0 F8			0-0 6-3		5 0 0 0 0 0 6

Inning Stats	R: 1	H: 3	E: 0	LOB: 2	K: 0	BB: 1	S: 5	P: 9	R: 0	H: 0	E: 1	LOB: 0	K: 0	BB: 0	S: 3	P: 3	R: 0	H: 0	E: 0	LOB: 0	K: 0	BB: 0	S: 3	P: 3	R: 3	H: 4	E: 0	LOB: 2	K: 1	BB: 1	S: 9	R: 0	H: 1	E: 0	LOB: 0	K: 0	BB: 0	S: 3	P: 3	R: 0	H: 1	E: 0	LOB: 1	K: 2	BB: 0	S: 8	P: 8	R: 0	H: 1	E: 0	LOB: 1	K: 0	BB: 0	S: 4	P: 4	R: 0	H: 1	E: 0	LOB: 0	K: 0	BB: 0	S: 3	P: 3	R: 0	H: 0	E: 0	LOB: 0	K: 1	BB: 1	S: 6	P: 6	R: 0	H: 1	E: 0	LOB: 1	K: 0	BB: 0	S: 4	P: 4	R: 0	H: 1	E: 0	LOB: 0	K: 0	BB: 0	S: 3	P: 6	R: 0	H: 0	E: 0	LOB: 0	K: 0	BB: 0	S: 3	P: 3	R: 0	H: 0	E: 0	LOB: 2	K: 1	BB: 1	S: 4	P: 9	R: 0	H: 0	E: 0	LOB: 2	K: 1	BB: 1	S: 4	P: 9	R: 0	H: 0	E: 0	LOB: 2	K: 1	BB: 1	S: 4	P: 9	R: 0	H: 0	E: 0	LOB: 2	K: 1	BB: 1	S: 4	P: 9	R: 0	H: 0	E: 0	LOB: 2	K: 1	BB: 1	S: 4	P: 9	R: 0	H: 0	E: 0	LOB: 2	K: 1	BB: 1	S: 4	P: 9
1B: 11	SF: 0	2B: 2	SAC: 0	3B: 2	DP: 5	HR: 0	HBP: 1	WP: 0	PA: 52																																																																																																																																						

PITCHER	IP	WLS	BF	H	R	ER	SO	BB	IBB	HBP	BLK	WP	HR	S	P	ERA	WHIP
Milt Wilcox, R (1, 1) ERA: 4.29	3.2		19	7	4	4	1	2	0	0	0	0	0	19	27	9.82	2.455
Dave Tobik, R (4, 1) ERA: 4.78	5.1		19	5	0	0	3	0	0	0	0	0	0	25	25	0.00	0.938
Pat Underwood, L (10, 1) ERA: 3.7	3.0	W	12	2	0	0	1	1	0	1	0	0	0	12	17	0.00	1.000
Dave Rozema, R (13, 1) ERA: 4.26	1.0	S	2	0	0	0	1	0	0	0	0	0	0	4	4	0.00	0.000

BOTTOM

Detroit Tigers @ Cleveland Indians
Cleveland Municipal Stadium, Cleveland, OH

Sat Sep 13 1980, 3:33 AM EDT
Att: 6,380 - Unknown - 85 F

livebaseballscorecards.com

AB	48
R	4
H	14
RBI	4
BB	3
SO	6
LOB	22



Batter	1	2	3	4	5	6	7	8	9	10	11	12	13	AB R H RBI BB SO LOB	TOP															
Rick Peters, S OBP: 0.370, SLG: 0.373 (1, 8)	K	G6-3		FC6-4		L8			SH3-4				F8	6 0 1 0 0 1 4																
Alan Trammell, R OBP: 0.363, SLG: 0.385 (1, 6)	K		1B 2B		4-3		F8		1B 1B		F8		F4	7 2 2 1 0 1 1																
Tim Corcoran, L OBP: 0.362, SLG: 0.408 (1, 3)	BB BB BB		F7		G3 1B 2B			1B		2-H 1B		F2		6 1 4 1 1 0 2																
Champ Summers, L OBP: 0.397, SLG: 0.508 Dave Stegman, R OBP: 0.259, SLG: 0.272 Richie Hebner, L OBP: 0.361, SLG: 0.473 Jack Morris, R OBP: 0.331, SLG: 0.309 (1, 7) (9, 7) (12, PH) (12, PR) (12, 7)	BB BB BB		1B BB		G3		F7		F7				F8 1B 1B	3 0 0 0 2 0 3 0 0 0 0 0 0 0 1 0 1 0 0 0 0 0 0 0 0 0 0 0 1 0 0 0 0 0 1																
John Wockenfuss, R OBP: 0.382, SLG: 0.433 (1, 2)	1-2 2-3 BB		CS 1B		2-3 1B		F2		6-3			F3		5 0 2 2 1 0 3																
Lance Parrish, R OBP: 0.319, SLG: 0.490 (1, 10)	K		K		F5			K			K		S 1B	6 0 1 0 0 4 6																
Al Cowens, R OBP: 0.324, SLG: 0.331 (1, 9)			F9		F9			6-3			F6		F8	5 0 0 0 1 0 2																
Tom Brookens, R OBP: 0.317, SLG: 0.400 Steve Kemp, L OBP: 0.389, SLG: 0.475 Mark Wagner, R OBP: 0.314, SLG: 0.277 (1, 5) (12, PH) (12, 5)			BB 1B		FC6-4 1B		F6		F7		F3		BB 1-2 BB	5 0 2 0 0 0 1 0 0 0 0 1 0 0 0 0 0 0 0 0 0																
Lou Whitaker, L OBP: 0.332, SLG: 0.266 (1, 4)			G6-3 BB		F9		F7				SH3-4 1B 1B		K	5 1 1 0 1 1 5																
Inning Stats	R: 0 E: 0 K: 3 S: 9	H: 0 LOB: 3 BB: 3 P: 21	R: 0 E: 0 K: 0 S: 3	H: 1 LOB: 1 BB: 1 P: 7	R: 1 E: 0 K: 1 S: 6	H: 2 LOB: 1 BB: 1 P: 10	R: 0 E: 0 K: 0 S: 4	H: 1 LOB: 1 BB: 0 P: 4	R: 1 E: 0 K: 0 S: 5	H: 2 LOB: 1 BB: 0 P: 5	R: 0 E: 0 K: 1 S: 5	H: 0 LOB: 0 BB: 1 P: 7	R: 0 E: 0 K: 1 S: 5	H: 0 LOB: 0 BB: 0 P: 5	R: 2 E: 0 K: 0 S: 6	H: 3 LOB: 1 BB: 0 P: 6	R: 0 E: 0 K: 1 S: 5	H: 1 LOB: 1 BB: 0 P: 6	R: 0 E: 0 K: 0 S: 5	H: 2 LOB: 3 BB: 1 P: 9	R: 0 E: 0 K: 0 S: 4	H: 1 LOB: 1 BB: 0 P: 4	1B: 10 2B: 4 3B: 0 HR: 0	SF: 0 SAC: 1 DP: 1 HBP: 0	WP: 0 PB: 0 SB: 2 CS: 1	PA: 58				
PITCHER																														
Dan Spillner, R ERA: 4.98 (1, 1)	IP	WLS	BF	H	R	ER	SO	BB	IBB	HBP	BLK	WP	HR	S	P	ERA	WHIP													
Victor Cruz, R ERA: 3.35 (9, 1)	4.2	W	20	5	0	0	2	1	0	0	0	0	0	23	27	0.00	1.286													

Detroit Tigers @ Cleveland Indians
Cleveland Municipal Stadium, Cleveland, OH
Sun Sep 14 1980, 3:33 AM EDT
Unknown

livebaseballscorecards.com

AB	50
R	4
H	14
RBI	4
BB	7
SO	7
LOB	28



Batter	1	2	3	4	5	6	7	8	9	10	11	12	13	AB R H RBI BB SO LOB
Miguel Dilone, S (1, 7) OBP: 0.385, SLG: 0.442 (10, 9)	F8		F7		L5		1-2 1B		6-3			G3 1-2 1B		6 0 2 0 0 0 3
Alan Bannister, R (1, 9) OBP: 0.331, SLG: 0.352 (10, 8)	L5		F7		F7		G5-3 2-3f			6-3		K		6 0 0 0 0 1 6
Mike Hargrove, L (1, 3) OBP: 0.412, SLG: 0.404	F9			F8 1B 1B	WP 1B			K		K		G3 1-2 2-3		6 1 2 0 0 2 2
Gary Alexander, R (1, 10) OBP: 0.259, SLG: 0.333 Ron Hassey, L (10, PH) OBP: 0.381, SLG: 0.425		F3		F8	6-3			K		F8				4 0 0 0 0 1 2 1 0 0 0 1 0 0
Toby Harrah, R (1, 5) OBP: 0.374, SLG: 0.383		G3				F7		F3				F8 SH3 BB		5 1 1 0 1 0 3
Bo Diaz, R (1, 2) OBP: 0.253, SLG: 0.335		6-3		F8		F8			F3		SH3			5 0 0 0 0 0 2
Dave Rosello, R (1, 4) OBP: 0.266, SLG: 0.301						F9			F9		F8			5 1 1 0 1 0 1
Rick Manning, L (1, 8) OBP: 0.335, SLG: 0.308 Joe Charboneau, R (9, PH) OBP: 0.356, SLG: 0.481 Jerry Dybzinski, R (9, PR) OBP: 0.276, SLG: 0.295 (10, 6) Jack Brohamer, L (13, PH) OBP: 0.304, SLG: 0.301														3 0 1 2 0 1 1 1 0 1 0 0 0 0 1 1 0 0 0 0 1 1 0 0 0 0 0 1
Tom Verzyer, R (1, 6) OBP: 0.314, SLG: 0.341 Gary Gray, R (9, PH) OBP: 0.206, SLG: 0.364 (10, 7)														3 0 2 0 0 1 2 3 1 3 3 0 0 0

Inning Stats	R: 0	H: 0	E: 0	LOB: 0	K: 0	S: 3	P: 3	R: 0	H: 0	E: 0	LOB: 0	K: 0	S: 3	P: 3	R: 0	H: 2	E: 0	LOB: 2	K: 1	S: 7	P: 7	R: 2	H: 3	E: 0	LOB: 2	K: 1	S: 8	P: 12	R: 0	H: 1	E: 0	LOB: 1	K: 0	S: 4	P: 4	R: 0	H: 0	E: 0	LOB: 0	K: 2	S: 7	P: 7	R: 2	H: 2	E: 0	LOB: 1	K: 0	S: 5	P: 5	R: 0	H: 0	E: 0	LOB: 0	K: 1	S: 5	P: 5	R: 0	H: 0	E: 0	LOB: 0	K: 0	S: 3	P: 7	R: 0	H: 0	E: 0	LOB: 0	K: 0	S: 3	P: 7	R: 0	H: 0	E: 0	LOB: 1	K: 0	S: 3	P: 7	R: 0	H: 2	E: 0	LOB: 3	K: 1	S: 7	P: 11	R: 1	H: 1	E: 1	LOB: 1	K: 0	S: 4	P: 4	1B: 12	SF: 0	2B: 0	SAC: 1	3B: 0	DP: 1	HR: 1	HBP: 0	WP: 1	PA: 54
--------------	------	------	------	--------	------	------	------	------	------	------	--------	------	------	------	------	------	------	--------	------	------	------	------	------	------	--------	------	------	-------	------	------	------	--------	------	------	------	------	------	------	--------	------	------	------	------	------	------	--------	------	------	------	------	------	------	--------	------	------	------	------	------	------	--------	------	------	------	------	------	------	--------	------	------	------	------	------	------	--------	------	------	------	------	------	------	--------	------	------	-------	------	------	------	--------	------	------	------	--------	-------	-------	--------	-------	-------	-------	--------	-------	--------

PITCHER	IP	WLS	BF	H	R	ER	SO	BB	IBB	HBP	BLK	WP	HR	S	P	ERA	WHIP
Dan Schatzeder, L ERA: 3.93	(1, 1)	9.0	37	10	4	4	4	1	0	0	0	1	1	44	48	4.00	1.222
Dave Rozema, R ERA: 4.18	(10, 1)	2.1	10	2	0	0	2	1	0	0	0	0	0	13	17	0.00	1.286
Pat Underwood, L ERA: 3.69	(12, 1)	0.1	2	0	0	0	0	1	0	0	0	0	0	1	5	0.00	3.000
Aurelio Lopez, R ERA: 3.57	(12, 1)	1.0	L 5	1	1	0	0	0	0	0	0	0	0	5	5	0.00	1.000

DETROIT TIGERS @ CLEVELAND INDIANS
 CLEVELAND MUNICIPAL STADIUM, CLEVELAND, OH
 Sun Sep 14 1980, 3:33 AM EDT
 Unknown

AB	50
R	5
H	13
RBI	5
BB	3
SO	6
LOB	24



WP: 1	PA: 54
PB: 0	CS: 0

Batter	1	2	3	4	5	6	7	8	9	AB R H RBI BB SO LOB	TOP											
Lynn Jones, R (1, 8) OBP: 0.308, SLG: 0.286	4-0 WP BB		0-0 G6-4-3 1-2f		0-0 FC6-4 1B			0-0 4-3		3 0 1 0 1 0 1	Detroit Tigers @ Cleveland Indians Cleveland Municipal Stadium, Cleveland, OH Sun Sep 14 1980, 3:38 AM EDT Att: 10,189 - Unknown											
Tom Brookens, R (1, 5) OBP: 0.316, SLG: 0.398	0-0 F7		4-0 BB		0-0 FC6-4 1-2f			0-0 F9		3 0 0 0 1 0 2												
John Wockenfuss, R (1, 7) OBP: 0.378, SLG: 0.427	0-0 F3 1-2		0-3 K					0-0 6-3		4 0 0 0 0 1 2												
Lance Parrish, R (1, 10) OBP: 0.319, SLG: 0.490	0-3 K				0-0 FC8-4 2B			0-0 6-3		4 0 1 0 0 2 1												
Al Cowens, R (1, 9) OBP: 0.323, SLG: 0.333					0-0 FC8-4 2-3			0-3 K		4 0 1 0 0 1 1												
Tim Corcoran, L (1, 3) OBP: 0.369, SLG: 0.410					4-0 BB			0-0 F9		2 0 1 0 1 0 1												
Rick Peters, S (9, PH) OBP: 0.369, SLG: 0.372										1 0 0 0 0 0 0												
Duffy Dyer, R (1, 2) OBP: 0.284, SLG: 0.316					0-0 1-3			0-0 6-3		3 0 0 0 0 0 2												
Stan Papi, R (1, 4) OBP: 0.276, SLG: 0.444					0-3 K			0-0 F2		3 0 0 0 0 2 1												
Mark Wagner, R (1, 6) OBP: 0.315, SLG: 0.269					4-0 G6-4-3 BB			0-0 6-3		2 0 0 0 1 0 0												
Inning Stats	R: 0 E: 0 K: 1 S: 5	H: 0 LOB: 1 BB: 1 P: 9	R: 0 E: 0 K: 1 S: 6	H: 1 LOB: 1 BB: 0 P: 6	R: 0 E: 0 K: 1 S: 4	H: 0 LOB: 1 BB: 2 P: 12	R: 0 E: 0 K: 0 S: 3	H: 1 LOB: 1 BB: 1 P: 7	R: 0 E: 0 K: 0 S: 6	H: 1 LOB: 1 BB: 0 P: 6	R: 0 E: 0 K: 1 S: 6	H: 1 LOB: 1 BB: 0 P: 6	R: 0 E: 0 K: 0 S: 3	H: 0 LOB: 0 BB: 0 P: 3	R: 0 E: 0 K: 0 S: 3	H: 0 LOB: 0 BB: 0 P: 3	R: 0 E: 0 K: 1 S: 5	H: 0 LOB: 0 BB: 0 P: 5	1B: 2 2B: 3 3B: 0 HR: 0	SF: 0 SAC: 0 DP: 2 HBP: 0	WP: 2 PB: 0 SB: 0 CS: 0	PA: 33
PITCHER Bob Owchinko, L (1, 1) ERA: 5.4	IP: 9.0 WLS: W BF: 33 H: 4 R: 0 ER: 0 SO: 6 BB: 4 IBB: 0 HBP: 0 BLK: 0 WP: 2 HR: 0 S: 41 P: 57 ERA: 0.00 WHIP: 0.889											PITCHER	IP: 9.0 WLS: W BF: 33 H: 4 R: 0 ER: 0 SO: 6 BB: 4 IBB: 0 HBP: 0 BLK: 0 WP: 2 HR: 0 S: 41 P: 57 ERA: 0.00 WHIP: 0.889									

AB	29
R	0
H	4
RBI	0
BB	4
SO	6
LOB	11



livebaseballscorecards.com

Batter	1	2	3	4	5	6	7	8	9	AB R H RBI BB SO LOB
Miguel Dilone, S (1, 7) OBP: 0.384, SLG: 0.439	4-0 BB BB BB E S 1B BB	0-3 BB K			0-3 BB K			0-0 BB 4-3		3 1 0 0 1 2 0
Alan Bannister, R (1, 9) OBP: 0.330, SLG: 0.351	0-0 1-H E 1B		0-0 F7			0-0 G3		0-0 F8		4 1 1 1 0 0 0
Mike Hargrove, L (1, 3) OBP: 0.411, SLG: 0.405	0-0 1-H E6 FC6-2 2B		0-0 F8			0-3 SS K		0-0 F9		4 0 1 1 0 1 0
Ron Hassey, L (1, 2) OBP: 0.378, SLG: 0.422	0-0 F8		0-0 L4			0-0 F9				3 0 0 0 0 0 1
Gary Gray, R (1, 10) OBP: 0.194, SLG: 0.343 Toby Harrah, R (7, PH) OBP: 0.375, SLG: 0.383	0-0 3-H FC6-2 2B			0-3 SS K		4-0 BB BB BB SH1-3 BB				2 1 0 0 0 1 1 0 0 0 0 1 0 0
Rick Manning, L (1, 8) OBP: 0.336, SLG: 0.311	0-0 1-H 1B 2B			0-3 SS K		0-0 SH1-3				2 0 1 1 0 1 0
Jack Brohamer, L (1, 4) OBP: 0.310, SLG: 0.304	0-0 2-H 1B			0-0 F2		4-0 FC5-4 IBB				2 0 1 0 1 0 0
Dave Rosello, R (1, 5) OBP: 0.268, SLG: 0.302			0-0 F8			0-0 SS G6-3 1B		0-3 SS K		3 0 1 0 0 1 2
Tom Verzyer, R (1, 6) OBP: 0.311, SLG: 0.338			0-0 6-3			0-0 SS G6-3 1-2f		0-0 SS FC5-4 1-2f		3 0 0 0 0 0 3

Inning Stats	R: 3	H: 4	E: 1	LOB: 2	K: 0	BB: 1	S: 6	P: 10	R: 0	H: 0	E: 0	LOB: 0	K: 1	BB: 0	S: 5	P: 5	R: 0	H: 0	E: 0	LOB: 0	K: 2	BB: 0	S: 7	P: 7	R: 0	H: 1	E: 0	LOB: 0	K: 1	BB: 0	S: 5	P: 5	R: 0	H: 0	E: 0	LOB: 0	K: 1	BB: 0	S: 5	P: 5	R: 0	H: 0	E: 0	LOB: 2	K: 1	BB: 2	S: 5	P: 13	R: 0	H: 0	E: 0	LOB: 0	K: 0	BB: 0	S: 3	P: 3	1B: 3	2B: 2	3B: 0	HR: 0	SF: 0	SAC: 1	DP: 1	HBP: 0	WP: 0	PB: 0	SB: 1	CS: 0	PA: 30
--------------	------	------	------	--------	------	-------	------	-------	------	------	------	--------	------	-------	------	------	------	------	------	--------	------	-------	------	------	------	------	------	--------	------	-------	------	------	------	------	------	--------	------	-------	------	------	------	------	------	--------	------	-------	------	-------	------	------	------	--------	------	-------	------	------	-------	-------	-------	-------	-------	--------	-------	--------	-------	-------	-------	-------	--------

PITCHER	IP	WLS	BF	H	R	ER	SO	BB	IBB	HBP	BLK	WP	HR	S	P	ERA	WHIP	PITCHER	IP	WLS	BF	H	R	ER	SO	BB	IBB	HBP	BLK	WP	HR	S	P	ERA	WHIP																	
Dan Petry, R (1, 1) ERA: 3.91	8.0	L	30	5	3	3	6	2	1	0	0	0	0	39	51	3.38	0.875																																			

BOTTOM

Detroit Tigers @ Cleveland Indians
Cleveland Municipal Stadium, Cleveland, OH

Sun Sep 14 1980, 3:38 AM EDT
Att. 10,189 - Unknown

livebaseballscorecards.com

AB	26
R	3
H	5
RBI	3
BB	3
SO	6
LOB	7

C

Batter	1	2	3	4	5	6	7	8	9	AB R H RBI BB SO LOB	TOP																
Miguel Dilone, S OBP: 0.384, SLG: 0.439 (1, 7) X	0-0 E S G5-4-3 1B	0-0 FC3-2 1B		0-0 1-3		0-0 F9			0-0 G3	5 1 2 1 0 0 2																	
Alan Bannister, R OBP: 0.331, SLG: 0.350 (1, 9) B B B	4-0 G5-4-3 1-3 BB	0-0 FC3-2		0-0 F9			0-0 F8		0-0 1B 2B 1B	4 1 1 0 1 0 3																	
Mike Hargrove, L OBP: 0.411, SLG: 0.404 (1, 3) X	0-0 G5-4-3 1-2f 3-H	0-3 K			4-0 L1-3 BB		0-0 4-3		0-0 2B 1B	4 0 1 0 1 1 4																	
Gary Gray, R OBP: 0.220, SLG: 0.359 (1, 10) X	0-0 2B		4-0 F8 1B SF7 BB		0-0 L1-3		0-0 5-3		0-3 K	4 1 1 0 1 1 3																	
Toby Harrah, R OBP: 0.375, SLG: 0.385 (1, 5) X	0-0 3-1		0-0 SF7 1B		0-0 6-3			0-0 F5	0-0 1-3 2B	5 0 2 1 0 0 1																	
Bo Diaz, R OBP: 0.251, SLG: 0.337 (1, 2)		0-3 K	0-0 F8		0-0 6-3			0-0 E8 1B 2B	0-0 4-3	5 1 1 0 0 1 4																	
Rick Manning, L OBP: 0.335, SLG: 0.311 (1, 8)		0-0 E6 1B 1B 1B	0-0 SF7		0-0 1-3			0-0 FC6-4 1B		3 1 1 2 0 0 0																	
Dave Rosello, R OBP: 0.280, SLG: 0.315 (1, 4)		0-0 1B 1B 1B	0-0 F9		0-0 1B 1B			0-0 F9		3 0 2 0 0 0 1																	
Gary Alexander, R OBP: 0.259, SLG: 0.333 (8, PH)		1-2 FC3-2 1B								0 0 0 0 0 0 0																	
Ron Hassey, L OBP: 0.377, SLG: 0.420 (8, PH)										1 0 0 0 0 0 1																	
Jerry Dybzinski, R OBP: 0.276, SLG: 0.295 (8, 4)										0 0 0 0 0 0 0																	
Tom Verzyer, R OBP: 0.314, SLG: 0.340 (1, 6)		0-0 FC3-2 1-2 2-3 1B		0-0 6-3		0-0 1B		0-0 FC6-4		4 0 2 0 0 0 1																	
Inning Stats	R: 1 E: 0 K: 0 S: 4	H: 2 LOB: 1 BB: 1 P: 8	R: 1 E: 1 K: 2 S: 11	H: 3 LOB: 3 BB: 0 P: 11	R: 1 E: 0 K: 0 S: 4	H: 1 LOB: 1 BB: 1 P: 8	R: 0 E: 0 K: 0 S: 3	H: 0 LOB: 0 BB: 0 P: 3	R: 0 E: 0 K: 0 S: 2	H: 0 LOB: 0 BB: 1 P: 6	R: 0 E: 0 K: 0 S: 5	H: 2 LOB: 2 BB: 0 P: 5	R: 0 E: 0 K: 0 S: 3	H: 0 LOB: 0 BB: 0 P: 3	R: 1 E: 1 K: 0 S: 5	H: 2 LOB: 1 BB: 0 P: 5	R: 1 E: 0 K: 1 S: 8	H: 3 LOB: 2 BB: 0 P: 8	1B: 10 2B: 4 3B: 0 HR: 0	SF: 1 SAC: 0 DP: 2 HBP: 0	WP: 0 PB: 0 SB: 1 CS: 0	PA: 42					
PITCHER	IP	WLS	BF	H	R	ER	SO	BB	IBB	HBP	BLK	WP	HR	S	P	ERA	WHIP										
John Tudor, L ERA: 2.69 (1, 1)	7.1	W	34	10	4	3	2	3	0	0	0	0	0	35	47	3.68	1.773										
Bob Stanley, R ERA: 3.65 (8, 1)	1.2	S	8	3	1	1	1	0	0	0	0	0	0	10	10	5.40	1.800										

Cleveland Indians @ Boston Red Sox
 Fenway Park, Boston, MA
 Tue Sep 16 1980, 7:05 PM EDT
 Att. 14,630 - Unknown - 58 F

livebaseballscorecards.com

AB	38
R	5
H	13
RBI	4
BB	3
SO	3
LOB	20



Batter	1	2	3	4	5	6	7	8	9	AB	R	H	RBI	BB	SO	LOB
Reid Nichols, R OBP: 0.400, SLG: 0.250 (1, 8)	0-0 E6 2B 1B	4-0 E 1B BB		0-0 1B 1B 1B	0-3 K			0-3 K		4	1	1	0	1	2	1
Dave Stapleton, R OBP: 0.339, SLG: 0.485 (1, 4)	0-0 1B	0-0 E 1B		0-0 FC5 1B 1B		0-0 HBP 1B		0-0 1B 2B		5	2	5	2	0	0	0
Carlton Fisk, R OBP: 0.357, SLG: 0.485 (1, 2)	0-0 G6-4-3 1B	0-0 F6		0-0 F3		1-0 G6-4-3 HBP		0-0 F7		4	0	1	2	0	0	6
Jim Rice, R OBP: 0.328, SLG: 0.485 (1, 7)	0-0 G6-4-3 1-2f		0-0 5-3	0-0 1B		0-3 K		0-0 2B 1B		5	1	2	1	0	1	3
Tony Perez, R OBP: 0.312, SLG: 0.448 (1, 3)	4-0 BB		0-0 F7	0-0 FC5 2-3f		0-0 G6-4-3		0-0 1B 2B		4	1	1	2	1	0	5
Butch Hobson, R OBP: 0.286, SLG: 0.355 (1, 10)	0-0 F8		0-0 F3		0-0 F8		0-0 G6-3 1B	0-0 2B 1B		5	0	2	1	0	0	1
Dwight Evans, R OBP: 0.349, SLG: 0.470 (1, 9)		0-0 6-3		0-0 4-3	0-0 1B 3B		0-0 G6-3			4	1	1	0	0	0	1
Glenn Hoffman, R OBP: 0.325, SLG: 0.411 (1, 5)		0-0 WP 1B 2B		0-0 1B 1B 1B	0-0 F6		0-0 1B			4	2	3	0	0	0	1
Julio Valdez, S OBP: 0.429, SLG: 0.571 (1, 6)		0-3 K		0-0 1B 1B 1B	0-0 S 1B		0-3 K			4	1	2	1	0	2	2

Inning Stats	R: 2	H: 2	E: 1	LOB: 1	K: 0	BB: 1	S: 5	P: 9	R: 1	H: 2	E: 1	LOB: 2	K: 1	BB: 1	S: 7	P: 11	R: 0	H: 0	E: 0	LOB: 0	K: 0	BB: 0	S: 3	P: 3	R: 2	H: 5	E: 0	LOB: 3	K: 0	BB: 0	S: 8	P: 8	R: 1	H: 2	E: 0	LOB: 1	K: 1	BB: 0	S: 7	P: 7	R: 0	H: 1	E: 0	LOB: 1	K: 1	BB: 0	S: 5	P: 6	R: 0	H: 2	E: 0	LOB: 1	K: 1	BB: 0	S: 6	P: 6	R: 3	H: 4	E: 0	LOB: 1	K: 1	BB: 0	S: 8	P: 8
--------------	------	------	------	--------	------	-------	------	------	------	------	------	--------	------	-------	------	-------	------	------	------	--------	------	-------	------	------	------	------	------	--------	------	-------	------	------	------	------	------	--------	------	-------	------	------	------	------	------	--------	------	-------	------	------	------	------	------	--------	------	-------	------	------	------	------	------	--------	------	-------	------	------

PITCHER	IP	WLS	BF	H	R	ER	SO	BB	IBB	HBP	BLK	WP	HR	S	P	ERA	WHIP
Ross Grimsley, L ERA: 6.24 (1, 1)	4.2	L	27	11	6	5	1	2	0	0	0	1	0	27	35	9.64	2.786
Mike Stanton, R ERA: 5.54 (5, 1)	2.1		9	3	0	0	3	0	0	1	0	0	0	14	15	0.00	1.286
Sid Monge, L ERA: 3.76 (8, 1)	1.0		6	4	3	3	1	0	0	0	0	0	0	8	8	27.00	4.000

BOTTOM

Cleveland Indians @ Boston Red Sox
 Fenway Park, Boston, MA
 Tue Sep 16 1980, 7:05 PM EDT
 Att: 14,630 - Unknown - 58 F

AB	39
R	9
H	18
RBI	9
BB	2
SO	5
LOB	20



1B	2B	3B	HR	SF	SAC	DP	HBP	WP	HR	S	P	ERA	WHIP
13	4	1	0	0	3	1	1	1	0	0	0	3.76	1.286

Batter	1	2	3	4	5	6	7	8	9	AB R H RBI BB SO LOB	TOP		
Miguel Dilone, S (1, 7) OBP: 0.381, SLG: 0.436	0-0 5-3		0-0 F8		0-0 G4-6-3		0-0 G5-4-3			4 0 0 0 0 0 4			
Alan Bannister, R (1, 9) OBP: 0.338, SLG: 0.369	0-0 2-3			0-0 3B 2B	0-0 F9			0-0 F8 1B		4 1 2 0 0 0 1			
Mike Hargrove, L (1, 3) OBP: 0.411, SLG: 0.403	0-0 F2			1-0 3B HBP		0-0 BB 1B		0-0 F8 1-2		3 1 1 0 0 0 1			
Gary Alexander, R (1, 2) OBP: 0.271, SLG: 0.380		0-0 6-3		0-0 SF8 3B		0-0 F4		0-3 K		4 1 1 2 0 1 1			
Toby Harrah, R (1, 5) OBP: 0.377, SLG: 0.385		4-0 BB BB BB BB G6-4-3 BB		0-0 SF8		4-0 BB 1-2 BB		0-0 2B 7-5-2 1B		1 0 1 1 2 0 0			
Gary Gray, R (1, 10) OBP: 0.200, SLG: 0.326		0-0 G6-4-3 1-2f		0-0 5-3		0-0 F7		0-0 F2		4 0 0 0 0 0 4			
Rick Manning, L (1, 8) OBP: 0.333, SLG: 0.309			0-0 4-3		0-3 K		0-0 F7		0-0 1-3 2B	3 0 0 0 0 0 1 2			
Joe Charboneau, R (9, PH) OBP: 0.352, SLG: 0.475										0 0 0 0 0 0 0	AB 30		
Ron Hassey, L (9, PH) OBP: 0.385, SLG: 0.431										1 0 1 0 0 0 0	R 3		
Dell Alston, L (9, PR) OBP: 0.271, SLG: 0.326										0 0 0 0 0 0 0	H 9		
Dave Rosello, R (1, 4) OBP: 0.288, SLG: 0.323			0-0 F8		0-0 G4-6-3 SH 1B		0-0 G5-4-3 1B		0-0 7-5-2 3-Hf	4 0 2 0 0 0 2	RBI 3		
Jerry Dybzinski, R (1, 6) OBP: 0.278, SLG: 0.301			0-0 E1 1B		0-0 SH G4-6-3 1-2		0-3 K			2 0 1 0 0 1 1	BB 2		
											SO 3		
											LOB 16		
Inning Stats	R: 0 H: 0 E: 0 LOB: 0 K: 0 BB: 0 S: 3 P: 3	R: 0 H: 0 E: 0 LOB: 0 K: 0 BB: 1 S: 2 P: 6	R: 0 H: 1 E: 1 LOB: 1 K: 0 BB: 0 S: 4 P: 4	R: 3 H: 2 E: 0 LOB: 0 K: 1 BB: 0 S: 7 P: 8	R: 0 H: 1 E: 1 LOB: 1 K: 0 BB: 0 S: 4 P: 4	R: 0 H: 1 E: 0 LOB: 2 K: 0 BB: 1 S: 4 P: 8	R: 0 H: 1 E: 0 LOB: 0 K: 1 BB: 0 S: 5 P: 5	R: 0 H: 1 E: 0 LOB: 0 K: 1 BB: 0 S: 5 P: 5	R: 0 H: 2 E: 0 LOB: 1 K: 0 BB: 0 S: 4 P: 4	1B: 6 SF: 1 2B: 3 SAC: 1 3B: 1 DP: 4 HR: 0 HBP: 1	WP: 0 PA: 35 PB: 0 SB: 0 CS: 0		
PITCHER	IP WLS BF H R ER SO BB IBB HBP BLK WP HR S P ERA WHIP											PITCHER	IP WLS BF H R ER SO BB IBB HBP BLK WP HR S P ERA WHIP
Dan Schatzeder, L (1, 1) ERA: 3.89	8.1 W 33 8 3 3 3 2 0 1 0 0 0 0 36 45 3.24 1.200												
Aurelio Lopez, R (9, 1) ERA: 3.72	0.2 S 2 1 0 0 0 0 0 0 0 0 0 0 2 2 0.00 1.500												

Cleveland Indians @ Detroit Tigers
Tiger Stadium, Detroit, MI
Fri Sep 19 1980, 7:05 PM EDT
Att: 10,822 - Unknown

livebaseballscorecards.com



Batter	1	2	3	4	5	6	7	8	9
Rick Peters, S OBP: 0.371, SLG: 0.376 (1, 8) X	0-0 CS 1B		0-0 6-3	0-0 E6 1B 2-H		0-0 FC4-6 1B		0-0 L6-3 1-2	
Alan Trammell, R OBP: 0.370, SLG: 0.392 (1, 6) X	0-0 E8 1-2 1B		4-0 BB	0-0 1-3 1B		0-0 FC4-6 1-2f			
Steve Kemp, L OBP: 0.390, SLG: 0.480 (1, 7) B B B B	4-0 BB		0-0 F7	0-3 K		0-3 K			
John Wockenfuss, R OBP: 0.377, SLG: 0.438 (1, 3) S S S	0-3 K		0-0 F4		0-0 2B 2B		0-3 K		
Lance Parrish, R OBP: 0.318, SLG: 0.494 (1, 2) S S S	0-3 K			0-0 HR 2B	0-0 5-3		0-0 F8		
Al Cowens, R OBP: 0.327, SLG: 0.337 (1, 9) X		0-0 FC6-4 1B		0-0 1-3	0-0 2B		0-0 BLK 1B		
Tom Brookens, R OBP: 0.316, SLG: 0.400 (1, 5) X		0-0 FC6-4 WP 1-2f		0-0 HR	0-0 F3		0-0 F7 1-2		
Dave Stegman, R OBP: 0.259, SLG: 0.266 (1, 10) S S S S		0-3 K 1-2		0-0 F9	0-0 6-3		4-0 L6-3 BB		
Lou Whitaker, L OBP: 0.327, SLG: 0.268 (1, 4) S S S S		0-3 K		0-0 E 2B		0-0 4-3		0-0 F3	

Inning Stats	R: 0	H: 2	E: 1	LOB: 2	K: 2	BB: 1	S: 8	P: 12
	R: 0	H: 1	E: 0	LOB: 1	K: 2	BB: 0	S: 8	P: 8
	R: 0	H: 0	E: 0	LOB: 1	K: 0	BB: 1	S: 3	P: 7
	R: 3	H: 4	E: 1	LOB: 2	K: 1	BB: 0	S: 10	P: 10
	R: 1	H: 2	E: 0	LOB: 1	K: 0	BB: 0	S: 5	P: 5
	R: 0	H: 1	E: 0	LOB: 1	K: 1	BB: 0	S: 6	P: 6
	R: 0	H: 1	E: 0	LOB: 1	K: 1	BB: 0	S: 6	P: 6
	R: 0	H: 0	E: 0	LOB: 0	K: 0	BB: 1	S: 2	P: 6
	R: 4	H: 1	E: 0	LOB: 0	K: 1	BB: 1	S: 2	P: 6

PITCHER	IP	WLS	BF	H	R	ER	SO	BB	IBB	HBP	BLK	WP	HR	S	P	ERA	WHIP
Bob Owchinko, L ERA: 5.34 (1, 1)	6.0	L	30	10	4	3	6	2	0	0	0	1	1	40	48	4.50	2.000
Sid Monge, L ERA: 3.68 (7, 1)	2.0		7	1	0	0	1	1	0	0	1	0	0	8	12	0.00	1.000

BOTTOM

AB	R	H	RBI	BB	SO	LOB
5	0	2	0	0	0	1
3	0	2	0	1	0	1
3	0	0	0	1	2	4
4	1	1	0	0	2	3
4	1	1	0	0	1	3
4	0	3	1	0	0	1
4	1	1	2	0	0	3
3	0	0	0	1	1	2
4	1	1	0	0	1	2

AB	34
R	4
H	11
RBI	3
BB	3
SO	7
LOB	20



Cleveland Indians @ Detroit Tigers
Tiger Stadium, Detroit, MI
 Fri Sep 19 1980, 7:05 PM EDT
 Att. 10,822 - Unknown

livebaseballscorecards.com

WP	PA
1	37
PB	0
SB	0
CS	1

Batter	1	2	3	4	5	6	7	8	9	AB R H RBI BB SO LOB	TOP
Miguel Dilone, S OBP: 0.377, SLG: 0.431 (1, 7) X	0-0 1-3 X	0-0 4-3 X		0-0 F7 X			0-0 1-3 X		0-0 F6 X	5 0 0 0 0 0 2	<p>Cleveland Indians @ Detroit Tigers</p> <p>Tiger Stadium, Detroit, MI</p> <p>Sat Sep 20 1980, 3:33 AM EDT</p> <p>Att: 10,985 - Unknown</p>
Jack Brohamer, L OBP: 0.308, SLG: 0.315 (1, 4) X	0-0 4-3 X		0-0 HR X		0-0 4-3 X		0-0 E9 X		0-0 F6 X	5 1 1 1 0 0 0	
Mike Hargrove, L OBP: 0.410, SLG: 0.402 (1, 3) B B B B Gary Gray, R OBP: 0.191, SLG: 0.311 (7, PH) (7, 3)	4-0 BB X		0-0 4-3 X		0-0 1-3 X		0-0 F4 X		0-0 6-3 X	2 0 0 0 1 0 0 2 0 0 0 0 0 1	
Ron Hassey, L OBP: 0.384, SLG: 0.429 (1, 2) X	0-0 4-3 X		0-0 6-3 X		0-0 1B X		0-0 G3 X			4 0 1 0 0 0 2	
Toby Harrah, R OBP: 0.379, SLG: 0.384 (1, 5) B B B B Dave Rosello, R OBP: 0.295, SLG: 0.323 (6, 5) B B B B		4-0 BB 1B BLK BB X	4-0 1B BB X		0-0 F8 X			4-0 F8 1B BB X		1 1 0 0 2 0 1 0 1 0 0 1 0 0	
Alan Bannister, R OBP: 0.342, SLG: 0.374 (1, 8) X		0-0 BLK BB 1B X	0-0 FC6-4 1B X			0-3 K S S X		0-0 4-3 1B X		4 0 3 0 0 1 0	
Gary Alexander, R OBP: 0.264, SLG: 0.368 (1, 10) X		0-0 F5 X	0-0 FC6-4 X			0-0 5-3 X		0-0 F8 X		4 0 0 0 0 0 6	
Dell Alston, L OBP: 0.308, SLG: 0.348 (1, 9) B B B B		4-0 BLK BB 1-2 2-3 X		0-0 CS 1B X		0-0 1B X		0-0 4-3 X		3 0 2 1 1 0 1	
Tom Verzyer, R OBP: 0.308, SLG: 0.333 (1, 6) B B B B		0-3 K 1-2 2-3 3-H X		0-0 F5 1-2 X		0-0 6-3 X		0-3 K X		4 0 0 0 0 2 5	
Inning Stats	R: 0 H: 0 E: 0 LOB: 1 K: 0 BB: 1 S: 3 P: 7	R: 1 H: 1 E: 0 LOB: 2 K: 1 BB: 2 S: 6 P: 14	R: 1 H: 2 E: 0 LOB: 2 K: 0 BB: 1 S: 5 P: 9	R: 0 H: 1 E: 0 LOB: 0 K: 0 BB: 0 S: 3 P: 3	R: 0 H: 1 E: 0 LOB: 1 K: 0 BB: 0 S: 4 P: 4	R: 0 H: 1 E: 0 LOB: 1 K: 1 BB: 0 S: 6 P: 6	R: 0 H: 0 E: 1 LOB: 1 K: 0 BB: 0 S: 4 P: 4	R: 1 H: 1 E: 0 LOB: 1 K: 1 BB: 1 S: 6 P: 10	R: 0 H: 0 E: 0 LOB: 0 K: 0 BB: 0 S: 3 P: 3	1B: 6 SF: 0 2B: 0 SAC: 0 3B: 0 DP: 0 HR: 1 HBP: 0	
PITCHER Dan Petry, R ERA: 3.85 (1, 1) Jerry Ujdur, R ERA: 7.32 (8, 1)	IP WLS BF H R ER SO BB IBB HBP BLK WP HR S P ERA WHIP	7.0 W 31 6 2 2 2 4 0 0 1 0 1 31 47 2.57 1.429	2.0 8 1 1 1 1 1 0 0 0 0 0 9 13 4.50 1.000	PITCHER IP WLS BF H R ER SO BB IBB HBP BLK WP HR S P ERA WHIP							

livebaseballscorecards.com

AB	34
R	3
H	7
RBI	2
BB	5
SO	3
LOB	18



Batter	1	2	3	4	5	6	7	8	9
Rick Peters, S OBP: 0.374, SLG: 0.380 Dave Stegman, R OBP: 0.257, SLG: 0.264	0-0 G6-4-3 1B BB	0-3 K		0-0 WP HR 1B	0-0 1B 3B 1B	0-3 K			
Alan Trammell, R OBP: 0.373, SLG: 0.392 Mark Wagner, R OBP: 0.311, SLG: 0.265	4-0 G6-4-3 1-2 BB		0-0 F7	4-0 HR BB	0-0 1B 3B 1B		0-3 K		
Steve Kemp, L OBP: 0.392, SLG: 0.491	0-0 G6-4-3 1-2f 2-3		4-0 L3 BB	0-0 HR	0-0 3B		0-0 4-3		
John Wockenfuss, R OBP: 0.377, SLG: 0.434	4-0 1B BB		0-0 L3	0-3 K	4-0 BB		0-3 K		
Lance Parrish, R OBP: 0.320, SLG: 0.493 Duffy Dyer, R OBP: 0.282, SLG: 0.313	0-0 1-2 3-H 1B			0-0 K	0-0 F5		0-0 4-3		
Al Cowens, R OBP: 0.328, SLG: 0.338 Jim Lentine, R OBP: 0.344, SLG: 0.312	0-0 F4			0-0 S 1B 1B	0-0 3B F3		4-0 1B BB		
Tom Brookens, R OBP: 0.315, SLG: 0.402		0-3 K		0-3 K	0-0 SF9 3B	0-3 K	0-3 K		
Lynn Jones, R OBP: 0.346, SLG: 0.318		0-0 F8		4-0 1B 1B WP BB	0-0 SF9	4-0 BB	0-0 1B		
Lou Whitaker, L OBP: 0.331, SLG: 0.272 Stan Papi, R OBP: 0.274, SLG: 0.440		0-0 1B		0-0 WP HR 1B	0-0 1B 1B	0-3 K	0-3 K		

Inning Stats	R: 1	H: 2	E: 0	K: 0	S: 4	LOB: 2	BB: 2	P: 12
	R: 0	H: 1	E: 0	K: 2	S: 8	LOB: 1	BB: 0	P: 8
	R: 0	H: 0	E: 0	K: 0	S: 2	LOB: 0	BB: 1	P: 6
	R: 7	H: 4	E: 0	K: 3	S: 13	LOB: 0	BB: 3	P: 25
	R: 5	H: 6	E: 0	K: 0	S: 9	LOB: 2	BB: 1	P: 13
	R: 0	H: 0	E: 0	K: 3	S: 9	LOB: 1	BB: 1	P: 13
	R: 0	H: 0	E: 0	K: 2	S: 7	LOB: 0	BB: 0	P: 7
	R: 0	H: 1	E: 0	K: 2	S: 8	LOB: 2	BB: 1	P: 12

AB	R	H	RBI	BB	SO	LOB
4	3	3	0	0	1	1
1	0	0	0	0	1	1
2	2	1	1	2	0	0
1	0	0	0	0	1	0
4	1	2	6	1	0	2
3	0	0	0	2	2	1
3	1	1	1	1	1	2
1	0	0	0	0	0	0
4	2	2	0	0	0	4
0	0	0	0	1	0	0
5	1	1	1	0	4	3
2	1	1	1	2	0	0
4	2	3	2	0	1	1
1	0	0	0	0	1	2
1B: 11	SF: 1	WP: 1	PA: 45			
2B: 1	SAC: 0	PB: 0				
3B: 2	DP: 2	SB: 2				
HR: 1	HBP: 0	CS: 0				

BOTTOM


Cleveland Indians @ Detroit Tigers

Tiger Stadium, Detroit, MI

Sat Sep 20 1980, 3:33 AM EDT

Att. 10,985 - Unknown

AB	35
R	13
H	14
RBI	12
BB	9
SO	12
LOB	17



PITCHER	IP	WLS	BF	H	R	ER	SO	BB	IBB	HBP	BLK	WP	HR	S	P	ERA	WHIP
Rick Waits, L ERA: 4.54	3.1	L	18	5	5	5	3	5	0	0	0	0	0	19	39	13.50	3.000
Sandy Whtol, R ERA: 3.33	0.0		2	1	0	0	0	1	0	0	0	1	0	1	5	∞	∞
Ross Grimsley, L ERA: 6.65	1.0		10	7	8	8	2	0	0	0	0	0	1	14	14	72.00	7.000
Mike Stanton, R ERA: 5.15	3.2		15	1	0	0	7	3	0	0	0	0	0	26	38	0.00	1.091

Batter	1	2	3	4	5	6	7	8	9	AB R H RBI BB SO LOB	TOP		
Miguel Dilone, S OBP: 0.377, SLG: 0.433 (1, 7) X	0-0 G3		0-0 4-3		0-0 3-1 1-3 2B		0-0 FC4-6 1B		0-0 FC6-4 1-2f	5 0 2 0 0 0 1	Cleveland Indians @ Detroit Tigers Tiger Stadium, Detroit, MI Sun Sep 21 1980, 3:33 AM EDT Att: 10,682 - Unknown		
Rick Manning, L OBP: 0.332, SLG: 0.307 (1, 8) X	0-0 F9		4-0 BB		0-0 SF7 3-H		0-0 FC4-6 1-2f			2 0 0 1 1 0 1			
Mike Hargrove, L OBP: 0.408, SLG: 0.399 (1, 3) X Gary Gray, R OBP: 0.191, SLG: 0.311 (8, 3)	0-0 4-3		0-3 K		0-0 3-1 2-3		0-0 F9			4 0 0 0 0 1 3 0 0 0 0 0 0 0			
Ron Hassey, L OBP: 0.383, SLG: 0.425 (1, 2)		4-0 1B BB		0-0 3-1		0-3 K		0-0 F5		3 0 0 0 1 1 1			
Toby Harrah, R OBP: 0.378, SLG: 0.382 (1, 5) Dave Rosello, R OBP: 0.295, SLG: 0.323 (8, 5)		0-3 K		0-0 F7		4-0 BB		0-0 5-3		3 0 0 0 1 1 1 0 0 0 0 0 0 0			
Alan Bannister, R OBP: 0.344, SLG: 0.378 (1, 9)		0-0 1-2 1B		0-0 2B		0-0 F3		0-0 5-3		4 0 2 0 0 0 1			
Gary Alexander, R OBP: 0.263, SLG: 0.360 (1, 10)		0-3 K		4-0 BB		0-3 K				3 0 0 0 1 3 3			
Jack Brohamer, L OBP: 0.307, SLG: 0.314 (1, 4)		0-0 L3		0-0 F4		0-0 5-3				4 0 1 0 0 0 5			
Tom Veryzer, R OBP: 0.307, SLG: 0.332 (1, 6)			0-0 6-3		0-0 2B SF7 1B		0-0 6-3		0-0 FC4-6 1B FC6-4 1-2f	4 1 1 0 0 0 1			
Inning Stats	R: 0 E: 0 K: 0 S: 3 H: 0 LOB: 0 BB: 0 P: 3	R: 0 E: 0 K: 2 S: 8 H: 1 LOB: 2 BB: 1 P: 12	R: 0 E: 0 K: 1 S: 5 H: 0 LOB: 1 BB: 1 P: 9	R: 0 E: 0 K: 0 S: 4 H: 1 LOB: 2 BB: 1 P: 8	R: 1 E: 0 K: 1 S: 7 H: 2 LOB: 1 BB: 0 P: 7	R: 0 E: 0 K: 1 S: 5 H: 0 LOB: 1 BB: 1 P: 9	R: 0 E: 0 K: 0 S: 4 H: 1 LOB: 1 BB: 0 P: 4	R: 0 E: 0 K: 0 S: 3 H: 0 LOB: 0 BB: 0 P: 3	R: 0 E: 0 K: 1 S: 6 H: 1 LOB: 1 BB: 0 P: 6	1B: 4 2B: 2 3B: 0 HR: 0 SF: 1 SAC: 0 DP: 0 HBP: 0	WP: 0 PB: 0 SB: 1 CS: 0 PA: 37		
PITCHER	IP WLS BF H R ER SO BB IBB HBP BLK WP HR S P ERA WHIP											PITCHER	IP WLS BF H R ER SO BB IBB HBP BLK WP HR S P ERA WHIP
Jack Morris, R ERA: 4.31 (1, 1)	6.0 W 26 4 1 1 5 4 0 0 0 0 0 0 32 48 1.50 1.333												
Pat Underwood, L ERA: 3.7 (7, 1)	3.0 S 11 2 0 0 1 0 0 0 0 0 0 0 13 13 0.00 0.667												

AB	32
R	1
H	6
RBI	1
BB	4
SO	6
LOB	17



Batter	1	2	3	4	5	6	7	8	9
Rick Peters, S OBP: 0.376, SLG: 0.378 Lynn Jones, R OBP: 0.340, SLG: 0.311	(1, 8) (7, PR) (8, 9)								
Alan Trammell, R OBP: 0.375, SLG: 0.395 Mark Wagner, R OBP: 0.307, SLG: 0.261	(1, 6) (7, 6)								
Steve Kemp, L OBP: 0.394, SLG: 0.497 Jim Lentine, R OBP: 0.344, SLG: 0.312	(1, 7) (8, 7)								
Champ Summers, L OBP: 0.392, SLG: 0.498	(1, 10)								
Tim Corcoran, L OBP: 0.358, SLG: 0.385	(1, 3)								
Lance Parrish, R OBP: 0.323, SLG: 0.494 Duffy Dyer, R OBP: 0.289, SLG: 0.313	(1, 2) (7, 2)								
Al Cowens, R OBP: 0.330, SLG: 0.340 Dave Stegman, R OBP: 0.255, SLG: 0.262	(1, 9) (8, 8)								
Tom Brookens, R OBP: 0.316, SLG: 0.411	(1, 5)								
Lou Whitaker, L OBP: 0.330, SLG: 0.272 Stan Papi, R OBP: 0.280, SLG: 0.446	(1, 4) (8, 4)								


Inning Stats	R: 7 E: 0 K: 0 S: 7	H: 4 LOB: 0 BB: 3 P: 19	R: 0 E: 0 K: 0 S: 4	H: 1 LOB: 1 BB: 0 P: 4	R: 2 E: 0 K: 0 S: 6	H: 3 LOB: 2 BB: 0 P: 7	R: 0 E: 0 K: 0 S: 3	H: 0 LOB: 0 BB: 0 P: 3	R: 0 E: 0 K: 0 S: 4	H: 1 LOB: 1 BB: 0 P: 4	R: 2 E: 0 K: 0 S: 6	H: 3 LOB: 2 BB: 1 P: 10	R: 2 E: 0 K: 1 S: 7	H: 2 LOB: 2 BB: 0 P: 8	R: 0 E: 0 K: 0 S: 4	H: 1 LOB: 2 BB: 1 P: 8
--------------	------------------------------	----------------------------------	------------------------------	---------------------------------	------------------------------	---------------------------------	------------------------------	---------------------------------	------------------------------	---------------------------------	------------------------------	----------------------------------	------------------------------	---------------------------------	------------------------------	---------------------------------

PITCHER	IP	WLS	BF	H	R	ER	SO	BB	IBB	HBP	BLK	WP	HR	S	P	ERA	WHIP
Dan Spillner, R ERA: 5.29	(1, 1)	2.2	L	20	8	9	9	0	3	0	1	0	1	16	29	30.38	4.125
Sandy Whtol, R ERA: 3.94	(3, 1)	5.1		26	7	4	1	2	0	1	0	1	0	25	34	6.75	1.688

BOTTOM

AB	R	H	RBI	BB	SO	LOB
2	1	0	0	1	0	1
1	1	0	0	0	0	2
4	2	3	1	0	0	0
1	0	0	0	0	0	2
5	1	3	4	0	0	2
0	0	0	0	0	0	0
5	1	1	0	0	1	5
3	1	0	0	2	0	3
3	2	2	2	1	0	0
0	0	0	0	1	0	0
4	1	2	2	0	0	3
1	0	0	0	0	0	1
5	1	2	3	0	0	4
4	2	1	0	0	0	2
1	0	1	0	0	0	0

AB 39
R 13
H 15
RBI 12
BB 5
SO 1
LOB 25



WP	HR	S	P	ERA	WHIP
2	0	16	29	30.38	4.125
2	0	25	34	6.75	1.688

Cleveland Indians @ Detroit Tigers
Tiger Stadium, Detroit, MI
Sun Sep 21 1980, 3:33 AM EDT
Att. 10,682 - Unknown

livebaseballscores.com

Batter	1	2	3	4	5	6	7	8	9	AB R H RBI BB SO LOB	TOP		
Miguel Dilone, S (1, 7) OBP: 0.375, SLG: 0.429	0-0 6-3		0-0 FC6-4		0-0 FC6-4			0-0 6-3		4 0 0 0 0 0 2			
Alan Bannister, R (1, 9) OBP: 0.348, SLG: 0.382	0-0 G6-4-3 1B			0-3 K		0-0 6-3 1B		0-0 1B		4 1 3 0 0 1 0			
Mike Hargrove, L (1, 3) OBP: 0.407, SLG: 0.398	0-0 G6-4-3 1-2f			0-0 1B		0-0 6-3 1-2		0-0 F7		4 0 1 0 0 0 3			
Gary Alexander, R (1, 10) OBP: 0.265, SLG: 0.360 Jack Brohamer, L (9, PH) OBP: 0.311, SLG: 0.317 Dell Alston, L (9, PR) OBP: 0.308, SLG: 0.348		0-0 6-3		0-3 K		0-0 2-H 1B		0-0 SH5-4 BB 6-3 1B		3 0 1 1 0 1 1 1 0 1 0 0 0 0 0 1 0 0 0 0 0			
Toby Harrah, R (1, 5) OBP: 0.377, SLG: 0.380		0-0 F7		0-0 4-3		0-0 F8		4-0 BB BB BB 6-3 SH5-4 1B BB		3 0 0 0 1 0 1			
Bo Diaz, R (1, 2) OBP: 0.252, SLG: 0.342 Jerry Dybzinski, R (9, PH) OBP: 0.278, SLG: 0.301		0-0 5-3			0-0 6-3 SF8 2B		0-0 F3		0-0 SH5-4		3 1 1 0 0 0 0 0 0 0 0 0 0 0		
Rick Manning, L (1, 8) OBP: 0.329, SLG: 0.304			0-0 4-3		0-0 6-3		0-0 F6		0-0 6-3		4 0 0 1 0 0 3		
Dave Rosello, R (1, 4) OBP: 0.296, SLG: 0.323 Ron Hassey, L (9, PH) OBP: 0.384, SLG: 0.427			0-0 4-3		0-0 FC6-4 1B		0-0 6-3		0-0 2-3 3-H 1B		3 0 1 0 0 0 0 1 0 1 0 0 0 0		
Tom Verzyer, R (1, 6) OBP: 0.308, SLG: 0.333			0-0 FC6-4 1B		0-0 SF8			0-0 6-3		2 0 1 1 0 0 0			
Inning Stats	R: 0 H: 1 E: 0 LOB: 0 K: 0 BB: 0 S: 3 P: 3	R: 0 H: 0 E: 0 LOB: 0 K: 0 BB: 0 S: 3 P: 3	R: 0 H: 1 E: 0 LOB: 1 K: 0 BB: 0 S: 4 P: 4	R: 0 H: 1 E: 0 LOB: 1 K: 2 BB: 0 S: 8 P: 8	R: 1 H: 2 E: 0 LOB: 1 K: 0 BB: 0 S: 5 P: 5	R: 1 H: 2 E: 0 LOB: 0 K: 0 BB: 0 S: 4 P: 4	R: 0 H: 0 E: 0 LOB: 0 K: 0 BB: 0 S: 3 P: 3	R: 0 H: 1 E: 0 LOB: 1 K: 0 BB: 0 S: 4 P: 4	R: 1 H: 2 E: 0 LOB: 2 K: 0 BB: 1 S: 4 P: 8	1B: 9 SF: 1 2B: 1 SAC: 1 3B: 0 DP: 1 HR: 0 HBP: 0	WP: 0 PA: 35 PB: 0 SB: 0 CS: 0		
PITCHER	IP WLS BF H R ER SO BB IBB HBP BLK WP HR S P ERA WHIP											PITCHER	IP WLS BF H R ER SO BB IBB HBP BLK WP HR S P ERA WHIP
Tommy John, L (1, 1) ERA: 3.24	8.0 W 30 8 2 2 2 0 0 0 0 0 0 0 34 34 2.25 1.000												
Rich Gossage, R (9, 1) ERA: 1.87	1.0 S 5 2 1 1 0 1 0 0 0 0 0 0 4 8 9.00 3.000												

Cleveland Indians @ New York Yankees
 Yankee Stadium, Bronx, NY
 Mon Sep 22 1980, 7:05 PM EDT
 Att. 16,024 - Unknown - 82 F

AB	32
R	3
H	10
RBI	3
BB	1
SO	2
LOB	10



livebaseballscores.com

Batter	1	2	3	4	5	6	7	8	9	AB R H RBI BB SO LOB	TOP		
Miguel Dilone, S OBP: 0.373, SLG: 0.427 (1, 7) X	0-0 F8		0-0 CS S 1B		0-0 E3 3-1 S		0-0 6-3 1-2		0-0 F6	5 0 1 0 0 0 2	Cleveland Indians @ New York Yankees Yankee Stadium, Bronx, NY Tue Sep 23 1980, 7:05 PM EDT Att. 24,061 - Unknown - 71 F livebaseballscorecards.com		
Alan Bannister, R OBP: 0.346, SLG: 0.378 (1, 9) B B B	4-0 1-3 1B 2B BB		0-0 F4 1-3		0-0 F8 1-2			0-0 3-1	0-0 F8	4 1 0 0 1 0 3			
Mike Hargrove, L OBP: 0.409, SLG: 0.400 (1, 3) X	0-0 1-3 1B 2B 1B		0-0 1B 2B 1B		0-0 3-1 2-3			0-0 1B 1B		4 3 3 0 0 0 1			
Gary Alexander, R OBP: 0.264, SLG: 0.357 (1, 10) X	0-0 1-3 1-2 2-3		0-0 2B 1B		0-0 F8			0-0 F9		4 0 1 0 0 0 4			
Toby Harrah, R OBP: 0.379, SLG: 0.387 (1, 5) X	0-0 2-H 3-H 2B		0-0 1-3 2-H 2B		0-0 5-3			0-0 1B 1B		4 0 3 3 0 0 0			
Bo Diaz, R OBP: 0.251, SLG: 0.340 (1, 2) X	0-0 6-3		0-0 6-3		0-0 F7			0-0 1B		1 0 0 0 0 0 1			
Ron Hassey, L OBP: 0.384, SLG: 0.426 (3, PH) (3, 2)								0-0 1-2 3-H 1B		3 0 1 1 0 0 2			
Rick Manning, L OBP: 0.327, SLG: 0.302 (1, 8) X		0-0 4-3		0-0 F8		0-0 G3		0-0 F7		4 0 0 0 0 0 2			
Dave Rosello, R OBP: 0.294, SLG: 0.320 (1, 4) X		0-3 K		0-0 3-1		0-0 G3			0-0 WP 1B	1 0 0 0 0 0 1 0			
Jack Brohamer, L OBP: 0.311, SLG: 0.317 (4, PH) (4, 4)										3 0 1 0 0 0 0			
Tom Verzyer, R OBP: 0.307, SLG: 0.332 (1, 6) X		0-0 F4		0-0 F2		0-0 CS 1B			0-3 K	4 0 1 0 0 1 1			
Inning Stats	R: 2 H: 2 E: 0 LOB: 1 K: 0 BB: 1 S: 5 P: 9	R: 0 H: 0 E: 0 LOB: 0 K: 1 BB: 0 P: 5	R: 1 H: 4 E: 0 LOB: 2 K: 0 BB: 0 P: 6	R: 0 H: 0 E: 0 LOB: 0 K: 0 BB: 0 P: 3	R: 0 H: 0 E: 1 LOB: 1 K: 0 BB: 0 P: 4	R: 0 H: 0 E: 0 LOB: 0 K: 0 BB: 0 P: 3	R: 0 H: 1 E: 0 LOB: 0 K: 0 BB: 0 P: 3	R: 1 H: 3 E: 0 LOB: 2 K: 1 BB: 0 P: 6	R: 0 H: 1 E: 0 LOB: 1 K: 1 BB: 0 P: 6	1B: 9 SF: 0 2B: 2 SAC: 0 3B: 0 DP: 0 HR: 0 HBP: 0	WP: 2 PA: 38 PB: 0 SB: 2 CS: 2		
PITCHER	IP WLS BF H R ER SO BB IBB HBP BLK WP HR S P ERA WHIP												
Rudy May, L ERA: 2.46 (1, 1)	2.2		14 6 3 3 1 1 0 0 0 0 0 0 15 19 10.12 2.625										
Doug Bird, R ERA: 2.93 (3, 1)	4.1		14 1 0 0 0 0 0 0 0 0 0 0 14 14 0.00 0.231										
Tom Underwood, L ERA: 3.83 (8, 1)	1.0		6 3 1 1 0 0 0 0 0 0 0 0 6 6 9.00 3.000										
Ron Davis, R ERA: 2.86 (9, 1)	1.0 W	4	1 0 0 0 1 0 0 0 0 0 1 0 6 6 0.00 1.000										

AB	37
R	4
H	11
RBI	4
BB	1
SO	2
LOB	16



Batter	1	2	3	4	5	6	7	8	9	AB	R	H	RBI	BB	SO	LOB
Willie Randolph, R (1, 4) OBP: 0.421, SLG: 0.409	0-0 6-3 1B		0-0 6-3 1B		0-0 5-3 1B		4-0 BB		0-0 FC3-6 1B	4	1	1	0	1	0	3
Bobby Brown, S (1, 8) OBP: 0.301, SLG: 0.398	0-0 1B		0-0 6-3 1-2		0-0 9-2 3-HF		0-3 K		0-0 G3 1B	5	1	2	1	0	1	3
Bob Watson, R (1, 3) OBP: 0.372, SLG: 0.469 Ted Wilborn, S (9, PR)	0-3 K 1-2		4-0 BB		0-0 6-3		0-0 FC5 1B		0-0 G3 1B	4	0	2	1	1	1	1
Reggie Jackson, L (1, 10) OBP: 0.391, SLG: 0.568		0-0 2B SF8 1B	0-0 F3		0-0 2B		0-0 F7		0-0 G3	5	1	2	0	0	0	5
Oscar Gamble, L (1, 9) OBP: 0.343, SLG: 0.525 Eric Soderholm, R (9, PH) OBP: 0.345, SLG: 0.431		0-0 SF8 1-3 2B		0-0 FC6-4 1B		4-0 FC4-6 IBB		4-0 FC5 1-2 BB	0-0 1B	2	0	2	0	2	0	0
Lou Piniella, R (1, 7) OBP: 0.341, SLG: 0.365		0-0 F4		0-0 FC6-4 FC5-4 1-2f		0-0 F8		0-0 FC5 1-2 2-3f		4	0	0	0	0	0	7
Rick Cerone, R (1, 2) OBP: 0.323, SLG: 0.437		0-0 SF8 2-3 3-H		0-0 F7		0-0 FC4-6 1-2f		0-0 F7		3	0	0	1	0	0	5
Bucky Dent, R (1, 6) OBP: 0.330, SLG: 0.360		0-0 F3		0-0 FC5-4 1-2f		0-0 6-3		4-0 FC3-6 1B BB	3	1	0	0	1	0	2	
Aurelio Rodriguez, R (1, 5) OBP: 0.245, SLG: 0.314 Bobby Murcer, L (9, PH) OBP: 0.346, SLG: 0.454			0-0 F3		0-0 9-2 3B		0-0 F7		4-0 FC3-6 1B BB	3	0	1	0	0	0	0

BOTTOM

Cleveland Indians @ New York Yankees
 Yankee Stadium, Bronx, NY
 Tue Sep 23 1980, 7:05 PM EDT
 Att: 24,061 - Unknown - 71 F

livebaseballscores.com

AB	34
R	5
H	11
RBI	5
BB	6
SO	2
LOB	26



Inning Stats	R: 0	H: 1	E: 0	K: 1	S: 5	LOB: 0	BB: 0	P: 5	R: 1	H: 2	E: 0	K: 0	S: 5	LOB: 1	BB: 0	P: 5	R: 0	H: 1	E: 0	K: 0	S: 4	LOB: 2	BB: 1	P: 8	R: 0	H: 1	E: 0	K: 0	S: 3	LOB: 0	BB: 0	P: 3	R: 0	H: 1	E: 0	K: 0	S: 4	LOB: 2	BB: 1	P: 8	R: 0	H: 0	E: 0	K: 1	S: 5	LOB: 1	BB: 1	P: 9	R: 0	H: 1	E: 0	K: 0	S: 4	LOB: 2	BB: 1	P: 8	R: 4	H: 3	E: 0	K: 0	S: 5	LOB: 1	BB: 2	P: 13	1B: 8	SF: 1	2B: 3	SAC: 0	3B: 1	DP: 1	HR: 0	HBP: 0	WP: 0	PA: 41	PB: 0	SB: 0	CS: 0
--------------	------	------	------	------	------	--------	-------	------	------	------	------	------	------	--------	-------	------	------	------	------	------	------	--------	-------	------	------	------	------	------	------	--------	-------	------	------	------	------	------	------	--------	-------	------	------	------	------	------	------	--------	-------	------	------	------	------	------	------	--------	-------	------	------	------	------	------	------	--------	-------	-------	-------	-------	-------	--------	-------	-------	-------	--------	-------	--------	-------	-------	-------

PITCHER	IP	WLS	BF	H	R	ER	SO	BB	IBB	HBP	BLK	WP	HR	S	P	ERA	WHIP
Wayne Garland, R (1, 1) ERA: 4.61	8.0		36	8	3	3	2	5	1	0	0	0	0	34	58	3.38	1.625
Mike Stanton, R (9, 1) ERA: 5.36	0.1	L	3	2	0	0	0	0	0	0	0	0	0	3	3	0.00	6.000
Sid Monge, L (9, 1) ERA: 3.63	0.1		2	1	2	2	0	0	0	0	0	0	0	2	2	54.00	3.000

PITCHER	IP	WLS	BF	H	R	ER	SO	BB	IBB	HBP	BLK	WP	HR	S	P	ERA	WHIP
---------	----	-----	----	---	---	----	----	----	-----	-----	-----	----	----	---	---	-----	------

Batter	1	2	3	4	5	6	7	8	9	AB R H RBI BB SO LOB	TOP									
Miguel Dilone, S OBP: 0.372, SLG: 0.426 (1, 7)	0-3 K		0-0 F8			0-0 1B		0-0 F8		4 0 1 0 0 1 0	Cleveland Indians @ New York Yankees Yankee Stadium, Bronx, NY Wed Sep 24 1980, 7:05 PM EDT Att. 22,159 - Unknown - 62 F									
Rick Manning, L OBP: 0.324, SLG: 0.299 (1, 8)	0-0 F8		0-0 G3			0-0 F8		0-3 K		4 0 0 0 0 1 1										
Mike Hargrove, L OBP: 0.408, SLG: 0.399 (1, 3)	0-0 6-3		0-0 L6			0-0 F8		0-0 1B		4 0 1 0 0 0 1										
Ron Hassey, L OBP: 0.382, SLG: 0.424 (1, 2)		0-0 4-3		0-0 7-1-4 1B		0-3 K		0-0 F8		4 0 1 0 0 1 2										
Toby Harrah, R OBP: 0.377, SLG: 0.384 (1, 5)		0-0 F2		0-0 F5			0-0 F6		0-0 6-3	4 0 0 0 0 0 1										
Alan Bannister, R OBP: 0.348, SLG: 0.376 (1, 9)		4-0 2B BB		0-0 7-1-4 1-2f			0-0 F6		4-0 BB	2 1 0 0 2 0 1										
Gary Alexander, R OBP: 0.270, SLG: 0.363 (1, 10)		0-0 1B 2B			0-0 F8		4-0 2B BB		0-0 F7	3 2 1 1 1 0 1										
Jack Brohamer, L OBP: 0.316, SLG: 0.328 (1, 4)		0-0 FC6-4 1B			0-0 F9		0-0 2B		0-0 1-3	3 0 2 2 0 0 0 1 0 0 0 0 0 1										
Gary Gray, R OBP: 0.188, SLG: 0.304 (9, PH)																				
Tom Veryzer, R OBP: 0.304, SLG: 0.329 (1, 6)		0-0 FC6-4			0-0 6-3		0-0 4-3			3 0 0 0 0 0 2										
Inning Stats	R: 0 E: 0 K: 1 S: 5	H: 0 LOB: 0 BB: 0 P: 5	R: 2 E: 0 K: 0 S: 5	H: 2 LOB: 1 BB: 1 P: 9	R: 0 E: 0 K: 0 S: 3	H: 0 LOB: 0 BB: 0 P: 3	R: 0 E: 0 K: 0 S: 3	H: 1 LOB: 0 BB: 0 P: 3	R: 0 E: 0 K: 1 S: 6	H: 1 LOB: 1 BB: 0 P: 6	R: 1 E: 0 K: 0 S: 4	H: 1 LOB: 1 BB: 1 P: 8	R: 0 E: 0 K: 1 S: 6	H: 1 LOB: 1 BB: 0 P: 6	R: 0 E: 0 K: 0 S: 3	H: 0 LOB: 1 BB: 1 P: 7	1B: 4 2B: 3 3B: 0 HR: 0	SF: 0 SAC: 0 DP: 1 HBP: 0	WP: 0 PB: 0 SB: 0 CS: 0	PA: 35
PITCHER	IP WLS BF H R ER SO BB IBB HBP BLK WP HR S P ERA WHIP																			
Luis Tiant, R ERA: 4.6 (1, 1)	5.0 W 18 3 2 2 1 1 0 0 0 0 0 0 19 23 3.60 0.800																			
Tom Underwood, L ERA: 3.79 (6, 1)	4.0 S 17 3 1 1 2 2 0 0 0 0 0 0 19 27 2.25 1.250																			

AB	32
R	3
H	6
RBI	3
BB	3
SO	3
LOB	10



Batter	1	2	3	4	5	6	7	8	9	AB	R	H	RBI	BB	SO	LOB
Willie Randolph, R (1, 4) OBP: 0.421, SLG: 0.408 Brian Doyle, L (9, 4) OBP: 0.236, SLG: 0.230	0-3 K		4-0 1B 2B BB		0-0 1B 1B	0-0 6-3		0-0 5-3		4	2	1	0	1	1	1
Bucky Dent, R (1, 6) OBP: 0.331, SLG: 0.361	0-3 K		0-0 2B 1B		0-0 1B 1B	0-0 F4		0-0 6-3		5	2	2	1	0	1	1
Bob Watson, R (1, 3) OBP: 0.374, SLG: 0.473	0-3 K		0-0 2B		0-0 1B 1B		0-0 F8 1B PB			5	2	3	3	0	1	1
Reggie Jackson, L (1, 9) OBP: 0.392, SLG: 0.569 Joe Lefebvre, L (7, PR) OBP: 0.351, SLG: 0.427 (8, 9)		0-3 K	0-3 K		0-0 1B 2B		0-0 PB HBP 1B			4	0	2	1	0	2	1
Rick Cerone, R (1, 2) OBP: 0.322, SLG: 0.436 Johnny Oates, L (9, 2) OBP: 0.222, SLG: 0.283		0-0 FC6-4 1B	0-0 F9		0-0 L6		0-0 F8			4	0	1	0	0	0	5
Eric Soderholm, R (1, 10) OBP: 0.343, SLG: 0.428 Oscar Gamble, L (5, PH) OBP: 0.349, SLG: 0.525		0-0 F8		0-0 F8		4-0 1B IBB		1-0 PB HBP		2	0	0	0	0	0	1
Lou Piniella, R (1, 7) OBP: 0.343, SLG: 0.365		0-0 FC6-4		0-0 L8		0-0 1B		4-0 PB BB		3	0	1	1	1	0	1
Aurelio Rodriguez, R (1, 5) OBP: 0.242, SLG: 0.310			0-0 E6 1B BB		0-0 F3		0-0 6-3			4	1	0	0	0	0	6
Bobby Brown, S (1, 8) OBP: 0.303, SLG: 0.398			0-0 F7		0-0 CS 1B		0-3 K		4-0 5-3 BB	3	0	1	0	1	1	1

Inning Stats	R: 0	H: 0	E: 0	K: 3	S: 9	R: 0	H: 1	E: 0	K: 1	S: 6	R: 3	H: 2	E: 1	K: 1	S: 8	R: 0	H: 0	E: 0	K: 0	S: 3	R: 3	H: 6	E: 0	K: 0	S: 8	R: 0	H: 0	E: 0	K: 1	S: 5	R: 1	H: 2	E: 0	K: 0	S: 4	R: 0	H: 0	E: 0	K: 0	S: 3
	LOB: 0	BB: 0	P: 9	LOB: 1	BB: 0	P: 6	LOB: 1	BB: 0	P: 6	LOB: 0	BB: 0	P: 3	LOB: 3	BB: 1	P: 12	LOB: 0	BB: 0	P: 3	LOB: 3	BB: 1	P: 12	LOB: 0	BB: 0	P: 5	LOB: 2	BB: 1	P: 9	LOB: 1	BB: 1	P: 7	LOB: 0	SAC: 0	DP: 1	HBP: 1	1B: 9	SF: 0	2B: 2	3B: 0	HR: 0	


PITCHER	IP	WLS	BF	H	R	ER	SO	BB	IBB	HBP	BLK	WP	HR	S	P	ERA	WHIP
Bob Owchinko, L (1, 1) ERA: 5.57	4.1	L	22	8	6	5	5	1	0	0	0	0	0	31	35	10.38	2.077
Sandy Whtol, R (5, 1) ERA: 3.98	2.0		12	3	1	1	1	1	1	0	0	0	0	11	20	4.50	2.000
Mike Stanton, R (7, 1) ERA: 5.25	1.2		5	0	0	0	0	1	0	0	0	0	0	4	8	0.00	0.600

BOTTOM

Cleveland Indians @ New York Yankees
 Yankee Stadium, Bronx, NY

Wed Sep 24 1980, 7:05 PM EDT
 Att: 22,159 - Unknown - 62 F

AB	34
R	7
H	11
RBI	6
BB	4
SO	6
LOB	18



WP	PA	ERA	WHIP
0	39		

Batter 1 2 3 4 5 6 7 8 9 AB R H RBI BB SO LOB TOP

Miguel Dilone, S (1, 7) WP 3B

Rick Manning, L (1, 8) F7 1B

Mike Hargrove, L (1, 3) BB 1B

Ron Hassey, L (1, 2) BB

Toby Harrah, R (1, 5) F4 K

Alan Bannister, R (1, 9) K

Gary Alexander, R (1, 10) BB

Jack Brohamer, L (1, 4) G6-4-3

Tom Veryzer, R (1, 6) K

Inning Stats table with columns for R, H, E, K, S, P.

PITCHER stats table for Gaylord Perry, Doug Bird, Mike Griffin.

AB R H RBI BB SO LOB table with values: 5 2 2 0 0 1 1

Summary stats table: AB 33, R 5, H 10, RBI 3, BB 6, SO 5, LOB 23



WP: 1 PA: 42 table

PITCHER stats table for the second half of the page.

Cleveland Indians @ New York Yankees

Yankee Stadium, Bronx, NY

Thu Sep 25 1980, 7:05 PM EDT

Att. 21,441 - Unknown - 63 F

livebaseballscorecards.com

Batter	1	2	3	4	5	6	7	8	9	AB R H RBI BB SO LOB
Willie Randolph, R (1, 4) OBP: 0.421, SLG: 0.405	0-0 5-3	4-0 BB			4-0 BB		0-0 4-3		0-0 F8	3 0 0 0 2 0 0
Bobby Brown, S (1, 8) OBP: 0.303, SLG: 0.396	0-0 BB 1B	0-3 K			0-3 K		0-0 6-3			4 0 1 0 0 2 4
Bob Watson, R (1, 3) OBP: 0.377, SLG: 0.476	0-0 1-2 2-3 BB 1B		0-0 2B		4-0 1-2 FC5-4 BB		0-0 F8			3 0 2 0 1 0 0
Eric Soderholm, R (1, 10) OBP: 0.341, SLG: 0.423	4-0 1-2 2-3 BB		0-0 6-3		0-0 F8		0-0 F8			3 0 0 0 1 0 3
Rick Cerone, R (1, 2) OBP: 0.322, SLG: 0.434	0-0 G6-4-3		0-3 K		0-0 FC5-4		0-0 1B			4 0 1 0 0 1 6
Johnny Oates, L (8, PR) OBP: 0.222, SLG: 0.283	1-2f				1-2f					0 0 0 0 0 0 0
Lou Piniella, R (1, 7) OBP: 0.339, SLG: 0.360		0-0 1-3	0-0 F9		0-0 6-3		0-0 K			4 0 0 0 0 1 2
Dennis Werth, R (1, 9) OBP: 0.394, SLG: 0.433		0-0 5-3		0-0 F8	0-0 FC5-4 1B		0-0 F9			4 0 1 0 0 0 1
Aurelio Rodriguez, R (1, 5) OBP: 0.242, SLG: 0.309		0-0 BB 1B 1B		0-3 K	0-0 FC5-4 FC6-4		0-0 5-3			4 0 1 0 0 1 1
Fred Stanley, R (1, 6) OBP: 0.247, SLG: 0.250		0-0 1-2 BB 1B		0-0 F2	0-0 FC6-4		0-3 K			4 0 1 0 0 1 1

Inning Stats	R: 0 E: 0 K: 4 S: 4	H: 2 LOB: 2 BB: 1 P: 8	R: 0 E: 0 K: 1 S: 7	H: 2 LOB: 3 BB: 1 P: 11	R: 0 E: 0 K: 1 S: 6	H: 1 LOB: 1 BB: 0 P: 6	R: 0 E: 0 K: 1 S: 5	H: 0 LOB: 0 BB: 0 P: 5	R: 0 E: 0 K: 1 S: 5	H: 0 LOB: 2 BB: 2 P: 13	R: 0 E: 0 K: 0 S: 4	H: 1 LOB: 1 BB: 0 P: 4	R: 0 E: 0 K: 0 S: 3	H: 0 LOB: 0 BB: 0 P: 3	R: 0 E: 0 K: 1 S: 6	H: 1 LOB: 1 BB: 0 P: 6	R: 0 E: 0 K: 1 S: 5	H: 0 LOB: 0 BB: 0 P: 5	1B: 6 2B: 1 3B: 0 HR: 0	SF: 0 SAC: 0 DP: 1 HBP: 0	WP: 0 PB: 0 SB: 0 CS: 0	PA: 37
--------------	------------------------------	---------------------------------	------------------------------	----------------------------------	------------------------------	---------------------------------	------------------------------	---------------------------------	------------------------------	----------------------------------	------------------------------	---------------------------------	------------------------------	---------------------------------	------------------------------	---------------------------------	------------------------------	---------------------------------	----------------------------------	------------------------------------	----------------------------------	--------

PITCHER	IP	WLS	BF	H	R	ER	SO	BB	IBB	HBP	BLK	WP	HR	S	P	ERA	WHIP	PITCHER	IP	WLS	BF	H	R	ER	SO	BB	IBB	HBP	BLK	WP	HR	S	P	ERA	WHIP		
Rick Waits, L (1, 1) ERA: 4.35	9.0	W	37	7	0	0	6	4	0	0	0	0	0	45	61	0.00	1.222																				

BOTTOM

Cleveland Indians @ New York Yankees
Yankee Stadium, Bronx, NY

Thu Sep 25 1980, 7:05 PM EDT
Att: 21,441 - Unknown - 63 F

AB	33
R	0
H	7
RBI	0
BB	4
SO	6
LOB	18

livebaseballscorecards.com

Batter	1	2	3	4	5	6	7	8	9	AB R H RBI BB SO LOB	TOP											
Al Bumby, L (1, 8) OBP: 0.391, SLG: 0.428	0-0 1B 3B		0-0 F8		0-3 K		0-0 2B		4-0 FC6-4 BB	4 1 2 0 1 1 1												
Rich Dauer, R (1, 4) OBP: 0.339, SLG: 0.347 Kiko Garcia, R (9, PR) OBP: 0.254, SLG: 0.233	0-0 CS 1B		0-3 K		0-0 F8		0-0 4-3		0-0 FC6-4 1B	5 0 1 1 0 1 3 0 1 0 0 0 0 0												
Ken Singleton, S (1, 9) OBP: 0.391, SLG: 0.469 Drungo Hazewood, R (9, PR)	0-3 K 1-2			0-0 E7 G3 1B 1B		0-0 FC6-4 2B		0-0 4-3	0-0 1B 1B	5 1 3 0 0 1 1 0 1 0 0 0 0 0												
Eddie Murray, S (1, 3) OBP: 0.360, SLG: 0.518	4-0 BB			0-0 G3		0-0 FC6-4 1B		0-0 F7	0-0 1B 1B	4 0 2 1 1 0 1												
Pat Kelly, L (1, 7) OBP: 0.359, SLG: 0.368	0-3 K			0-0 FC5-4 1B		0-0 P5		0-0 WP 2B	0-0 1B 1B	5 0 3 2 0 1 3												
Steve Stone, R (1, 10) Terry Crowley, L (2, PH) OBP: 0.368, SLG: 0.481 Benny Ayala, R (9, PH) OBP: 0.347, SLG: 0.523		0-3 K		0-0 L4		0-0 FC6-4		4-0 BB IBB	0-0 1-3	0 0 0 0 0 0 0 3 0 0 0 1 1 3 1 0 0 0 0 0 2												
Doug DeCinces, R (1, 5) OBP: 0.316, SLG: 0.390		0-0 F8		0-0 FC5-4		0-0 P4		4-0 BB		3 0 0 0 1 0 3												
Rick Dempsey, R (1, 2) OBP: 0.337, SLG: 0.422		0-0 F9			0-0 SH1-4 1B		0-0 F7	0-0 F7		4 0 1 0 0 0 3												
Mark Belanger, R (1, 6) OBP: 0.258, SLG: 0.269 Dan Graham, L (9, PH) OBP: 0.299, SLG: 0.447			0-3 K		0-0 SH1-4		0-3 K		0-3 K	2 0 0 0 0 2 0 1 0 0 0 0 1 0												
Inning Stats	R: 1 E: 0 K: 2 S: 8	H: 2 LOB: 1 BB: 1 P: 12	R: 0 E: 0 K: 1 S: 5	H: 0 LOB: 0 BB: 0 P: 5	R: 0 E: 0 K: 2 S: 7	H: 0 LOB: 0 BB: 0 P: 7	R: 1 E: 1 K: 0 S: 5	H: 2 LOB: 1 BB: 0 P: 5	R: 0 E: 0 K: 1 S: 6	H: 1 LOB: 1 BB: 0 P: 6	R: 0 E: 0 K: 0 S: 5	H: 2 LOB: 2 BB: 0 P: 5	R: 0 E: 0 K: 1 S: 6	H: 1 LOB: 1 BB: 0 P: 6	R: 0 E: 0 K: 0 S: 4	H: 1 LOB: 3 BB: 2 P: 12	R: 2 E: 0 K: 1 S: 8	H: 3 LOB: 2 BB: 1 P: 12	1B: 8 2B: 4 3B: 1 HR: 0	SF: 0 SAC: 1 DP: 1 HBP: 0	WP: 1 PB: 0 SB: 0 CS: 1	PA: 42
PITCHER	IP WLS BF H R ER SO BB IBB HBP BLK WP HR S P ERA WHIP																					
Dan Spillner, R (1, 1) ERA: 5.24	8.2 W 39 10 4 4 8 3 1 0 0 1 0 51 67 4.15 1.500																					
Victor Cruz, R (9, 1) ERA: 3.47	0.0 2 2 0 0 0 0 0 0 0 0 0 0 2 2 ∞ ∞																					
Sid Monge, L (9, 1) ERA: 3.62	0.1 S 1 0 0 0 0 0 0 0 0 0 0 0 1 1 0.00 0.000																					

Baltimore Orioles @ Cleveland Indians
Cleveland Municipal Stadium, Cleveland, OH

Fri Sep 26 1980, 7:05 PM EDT
Att. 6,362 - Unknown

livebaseballscorecards.com

AB	37
R	4
H	12
RBI	4
BB	4
SO	8
LOB	20



Batter	1	2	3	4	5	6	7	8	9	AB	R	H	RBI	BB	SO	LOB
Miguel Dilone, S OBP: 0.373, SLG: 0.430 (1, 7)	0-0 CS 1B		0-0 FC6-4 1B		0-0 4-3		0-0 FC5-4 1-2f			4	0	2	0	0	0	1
Alan Bannister, R OBP: 0.342, SLG: 0.369 (1, 9) (8, 8)	0-0 F8 1-2		0-0 FC6-4 1-2f			0-0 F8		0-0 6-3		4	0	0	0	0	0	2
Mike Hargrove, L OBP: 0.408, SLG: 0.399 (1, 3) BBB	4-0 BB			0-3 K		0-0 F2		0-0 2B 2B 1B		3	1	1	0	1	1	0
Gary Alexander, R OBP: 0.276, SLG: 0.368 (1, 10)	0-0 F9			0-0 5-3		0-0 2-3		0-0 2B 2B		4	1	1	0	0	0	1
Toby Harrah, R OBP: 0.378, SLG: 0.382 (1, 5)		0-0 5-3		4-0 1B BB		0-0 FC5-4 1B		4-0 2B 1B IBB		2	1	1	0	2	0	0
Bo Diaz, R OBP: 0.256, SLG: 0.348 (1, 2)		0-3 K		0-0 1-3 1B		0-0 FC5-4 HR		0-0 1B 2B		4	1	2	2	0	1	1
Rick Manning, L OBP: 0.327, SLG: 0.302 (1, 8) Joe Charboneau, R (7, PH) OBP: 0.354, SLG: 0.483 Dell Alston, L OBP: 0.321, SLG: 0.362 (8, 9)		0-3 K		0-3 K		0-0 HR		0-0 G6-4-3 1B		2	0	0	0	0	2	2
Dave Rosello, R OBP: 0.295, SLG: 0.320 (1, 4) Ron Hassey, L (8, PH) OBP: 0.386, SLG: 0.423 Jerry Dybzinski, R OBP: 0.278, SLG: 0.301 (9, 4)			0-0 G4-6-3 1B		0-3 K		0-0 5-3		0-0 G6-4-3		3	0	1	0	0	1
Tom Verzyer, R OBP: 0.301, SLG: 0.325 (1, 6)			0-0 G4-6-3 1-2f		0-0 F7		0-0 FC5-4 1B				3	0	1	0	0	1

Inning Stats	R: 0	H: 1	E: 0	LOB: 1	K: 0	BB: 1	S: 3	P: 7	R: 0	H: 0	E: 0	LOB: 0	K: 2	BB: 0	S: 7	P: 7	R: 0	H: 2	E: 0	LOB: 1	K: 0	BB: 0	S: 4	P: 4	R: 0	H: 1	E: 0	LOB: 2	K: 2	BB: 1	S: 8	P: 12	R: 0	H: 0	E: 0	LOB: 0	K: 1	BB: 0	S: 5	P: 5	R: 0	H: 0	E: 0	LOB: 0	K: 0	BB: 0	S: 3	P: 3	R: 2	H: 3	E: 0	LOB: 1	K: 0	BB: 0	S: 6	P: 6	R: 3	H: 4	E: 0	LOB: 1	K: 0	BB: 1	S: 6	P: 10
--------------	------	------	------	--------	------	-------	------	------	------	------	------	--------	------	-------	------	------	------	------	------	--------	------	-------	------	------	------	------	------	--------	------	-------	------	-------	------	------	------	--------	------	-------	------	------	------	------	------	--------	------	-------	------	------	------	------	------	--------	------	-------	------	------	------	------	------	--------	------	-------	------	-------


PITCHER	IP	WLS	BF	H	R	ER	SO	BB	IBB	HBP	BLK	WP	HR	S	P	ERA	WHIP
Mike Flanagan, L ERA: 4.16 (1, 1)	7.1	L	33	10	5	5	5	2	1	0	0	0	1	40	52	6.14	1.636
Tippy Martinez, L ERA: 3.0 (8, 1)	0.0		1	1	0	0	0	0	0	0	0	0	0	1	1	∞	∞
Tim Stoddard, R ERA: 2.58 (8, 1)	0.2		1	0	0	0	0	0	0	0	0	0	0	1	1	0.00	0.000

BOTTOM

Baltimore Orioles @ Cleveland Indians
Cleveland Municipal Stadium, Cleveland, OH

Fri Sep 26 1980, 7:05 PM EDT
Att. 6,362 - Unknown

AB	32
R	5
H	11
RBI	5
BB	3
SO	5
LOB	10



WP: 0	PA: 35
PB: 0	
SB: 0	
CS: 1	

WP	HR	S	P	ERA	WHIP
0	0	0	0	0	0

Batter	1	2	3	4	5	6	7	8	9	AB R H RBI BB SO LOB	TOP
Al Bumbry, L (1, 8) <small>OBP: 0.393, SLG: 0.429</small>	0-0 		0-0 		0-0 	0-0 4-3 		0-3 	5 1 3 0 0 1 2		
Pat Kelly, L (1, 7) <small>OBP: 0.357, SLG: 0.362</small> Benny Ayala, R (9, PH) <small>OBP: 0.345, SLG: 0.519</small>	0-0 4-3 		0-3 		4-0 	0-3 		0-0 	3 1 0 0 1 2 4 1 0 0 0 0 0 1		
Ken Singleton, S (1, 9) <small>OBP: 0.389, SLG: 0.467</small>	0-3 		0-0 1-3 		0-0 		0-0 	0-3 	5 1 1 1 0 2 4		
Eddie Murray, S (1, 3) <small>OBP: 0.359, SLG: 0.516</small>	0-3 			0-0 	0-0 		0-0 		4 0 1 2 0 1 1		
Mike Flanagan, L (1, 10) Terry Crowley, L (2, PH) <small>OBP: 0.366, SLG: 0.477</small>		0-0 		0-0 3-1 	0-0 		0-0 6-3 		0 0 0 0 0 0 0 4 0 1 0 0 0 0		
Dan Graham, L (1, 2) <small>OBP: 0.298, SLG: 0.444</small>		0-0 		0-0 2-3 	0-0 		0-0 		4 0 1 0 0 0 2		
Doug DeCinces, R (1, 5) <small>OBP: 0.317, SLG: 0.391</small>		0-0 			0-0 	0-0 		0-0 	4 2 2 0 0 0 1		
Rich Dauer, R (1, 4) <small>OBP: 0.338, SLG: 0.346</small>			0-0 		0-0 6-3 	0-0 		0-0 	4 0 1 0 0 0 2		
Kiko Garcia, R (1, 6) <small>OBP: 0.255, SLG: 0.234</small> Lee May, R (9, PH) <small>OBP: 0.290, SLG: 0.403</small> Mark Belanger, R (9, PR) <small>OBP: 0.258, SLG: 0.269</small>			0-0 4-3 		0-0 5-3 	0-0 		0-0 	3 0 1 1 0 0 1 1 0 1 0 0 0 0 0 0 0 0 0 0 0		
Inning Stats	R: 0 H: 1 E: 0 LOB: 1 K: 2 BB: 0 S: 8 P: 8	R: 0 H: 1 E: 0 LOB: 0 K: 0 BB: 0 S: 3 P: 3	R: 0 H: 2 E: 0 LOB: 2 K: 1 BB: 0 S: 7 P: 7	R: 0 H: 0 E: 0 LOB: 0 K: 0 BB: 0 S: 3 P: 3	R: 4 H: 5 E: 0 LOB: 2 K: 0 BB: 1 S: 8 P: 12	R: 1 H: 2 E: 0 LOB: 1 K: 1 BB: 0 S: 7 P: 7	R: 0 H: 0 E: 0 LOB: 0 K: 0 BB: 0 S: 3 P: 3	R: 0 H: 0 E: 0 LOB: 0 K: 0 BB: 0 S: 3 P: 3	R: 0 H: 1 E: 0 LOB: 1 K: 2 BB: 0 S: 8 P: 8	1B: 12 SF: 0 2B: 0 SAC: 0 3B: 0 DP: 1 HR: 0 HBP: 0	WP: 2 PA: 39 PB: 0 SB: 5 CS: 0
PITCHER Len Barker, R (1, 1) <small>ERA: 3.83</small> Sid Monge, L (9, 1) <small>ERA: 3.58</small>	IP WLS BF H R ER SO BB IBB HBP BLK WP HR S P ERA WHIP 8.0 W 36 12 5 5 4 1 0 0 1 2 0 0 7 7 5.62 1.625										

Baltimore Orioles @ Cleveland Indians
 Cleveland Municipal Stadium, Cleveland, OH
 Sat Sep 27 1980, 3:33 AM EDT
 Att. 9,989 - Unknown

livebaseballscorecards.com

AB	38
R	5
H	12
RBI	4
BB	1
SO	6
LOB	18



Batter	1	2	3	4	5	6	7	8	9	AB R H RBI BB SO LOB	TOP											
Al Bumbry, L (1, 8) OBP: 0.393, SLG: 0.430	0-0 6-3		0-3 K		0-0 G3		0-0 1B		0-0 2B	5 0 2 0 0 1 0												
Rich Dauer, R (1, 4) OBP: 0.341, SLG: 0.347	0-0 6-3		0-0 1B			0-0 P5	0-0 1B		4-0 BB	4 0 2 1 1 0 0												
Ken Singleton, S (1, 9) OBP: 0.391, SLG: 0.474 Mark Corey, R (8, 9) OBP: 0.382, SLG: 0.448	0-0 HR		0-0 1B			0-0 1B	0-3 K		0-0 F3	4 2 3 1 0 1 2 1 0 0 0 0 0 2												
Eddie Murray, S (1, 3) OBP: 0.357, SLG: 0.513	0-0 E9		0-0 1B			0-3 K	0-0 FC6-4			4 0 0 0 0 1 5												
Steve Stone, R (1, 10) Benny Ayala, R (1, PH) Pat Kelly, L (8, PH) OBP: 0.356, SLG: 0.360	0-3 K			0-0 5-3		0-0 1B		0-3 K		0 0 0 0 0 0 0 3 1 1 1 0 1 1 1 0 0 0 0 0 1 0												
Doug DeCinces, R (1, 5) OBP: 0.317, SLG: 0.397		0-0 F8		0-0 F7		0-0 HR		0-0 6-3		4 1 1 2 0 0 0												
Gary Roenicke, R (1, 7) OBP: 0.341, SLG: 0.385		0-0 F7		0-0 5-3		0-0 5-3		0-0 5-3		4 0 0 0 0 0 0												
Rick Dempsey, R (1, 2) OBP: 0.333, SLG: 0.417		0-0 F8			0-3 K		0-0 F7		0-0 F8	4 0 0 0 0 1 0												
Mark Belanger, R (1, 6) OBP: 0.258, SLG: 0.269			0-0 6-3		0-0 F8		0-0 1B		0-3 K	4 1 1 0 0 1 0												
Inning Stats	R: 1 E: 1 K: 1 S: 7	H: 1 LOB: 1 BB: 0 P: 7	R: 0 E: 0 K: 0 S: 3	H: 0 LOB: 0 BB: 0 P: 3	R: 0 E: 0 K: 1 S: 7	H: 2 LOB: 2 BB: 0 P: 7	R: 0 E: 0 K: 0 S: 3	H: 0 LOB: 0 BB: 0 P: 3	R: 0 E: 0 K: 1 S: 5	H: 0 LOB: 0 BB: 0 P: 5	R: 3 E: 0 K: 1 S: 8	H: 3 LOB: 0 BB: 0 P: 8	R: 1 E: 0 K: 1 S: 8	H: 3 LOB: 2 BB: 0 P: 8	R: 0 E: 0 K: 1 S: 5	H: 0 LOB: 0 BB: 0 P: 5	R: 0 E: 0 K: 1 S: 6	H: 1 LOB: 2 BB: 1 P: 10	1B: 7 2B: 1 3B: 0 HR: 2	SF: 0 SAC: 0 DP: 0 HBP: 0	WP: 1 PB: 0 SB: 0 CS: 0	PA: 39
PITCHER	IP WLS BF H R ER SO BB IBB HBP BLK WP HR S P ERA WHIP																					
Bob Owchinko, L (1, 1) ERA: 5.66	6.1 L 28 8 5 5 4 0 0 0 0 1 2 36 36 7.11 1.263																					
Sandy Wihtol, R (7, 1) ERA: 3.67	2.2 11 2 0 0 3 1 0 0 0 0 0 16 20 0.00 1.125																					

Baltimore Orioles @ Cleveland Indians
Cleveland Municipal Stadium, Cleveland, OH
Sun Sep 28 1980, 3:33 AM EDT
Att: 10,631 - Unknown

livebaseballscorecards.com

AB	38
R	5
H	10
RBI	5
BB	1
SO	7
LOB	10



Batter	1	2	3	4	5	6	7	8	9	AB	R	H	RBI	BB	SO	LOB
Miguel Dilone, S (1, 7) Gary Gray, R (9, 7) OBP: 0.374, SLG: 0.432 OBP: 0.188, SLG: 0.304	0-0 SH5-3 S 1B		0-0 FC6 S 1-2f		0-0 1B 3B		0-0 1-3	0-3 K		5	2	2	0	0	1	3
Rick Manning, L (1, 8) OBP: 0.327, SLG: 0.306	0-0 SH5-3 1-3		0-0 F7 1-2		0-0 4-3		0-0 BB 2B		0-0 FC1-5 2B	4	0	2	0	0	0	2
Mike Hargrove, L (1, 3) OBP: 0.413, SLG: 0.400	0-0 6-3 3-H			0-0 E6 BB 1B		4-0 1B BB	4-0 BB BB		4-0 WP FC1-5 BB	2	1	0	1	3	0	0
Ron Hassey, L (1, 2) Joe Charboneau, R (7, PH) Dell Alston, L (7, PR) Bo Diaz, R (8, 2) Dave Rosello, R (9, PR) OBP: 0.386, SLG: 0.422 OBP: 0.354, SLG: 0.482 OBP: 0.321, SLG: 0.362 OBP: 0.256, SLG: 0.351 OBP: 0.293, SLG: 0.317	0-0 4-3		0-0 F7		0-0 1-2 1B		4-0 FC4 BB 1-2 2-3		0-0 FC1-5 WP 1-2 2-3f	3	0	1	1	0	0	1
Toby Harrah, R (1, 5) OBP: 0.379, SLG: 0.380		0-0 F2		4-0 1B BB 1-2		0-0 F7 3-H		0-0 FC4 1-2f	0-3 K	4	0	0	0	1	1	7
Alan Bannister, R (1, 9) OBP: 0.351, SLG: 0.375		4-0 CS BB		0-0 1-2 2-H 1B		0-0 F9		0-0 2B 1B	0-0 4-3 1-2 2-3	4	0	2	1	1	0	2
Jack Brohamer, L (1, 4) OBP: 0.311, SLG: 0.327		0-0 P4 1-2		0-0 F8		0-3 K		0-0 1-3 2B		4	0	1	0	0	1	3
Gary Alexander, R (1, 10) OBP: 0.282, SLG: 0.367			0-0 CS 1B		0-0 F8		0-3 K		0-3 K	4	0	1	0	0	2	4
Tom Verzyer, R (1, 6) Jorge Orta, L (8, PH) Jerry Dyzinski, R (9, 6) OBP: 0.298, SLG: 0.322 OBP: 0.380, SLG: 0.404 OBP: 0.278, SLG: 0.301			0-0 FC6 1B 1-2		0-0 F7		0-0 F3		0-3 K	3	0	1	0	0	0	0

Inning Stats	R: 1	H: 1	E: 0	K: 0	S: 4	LOB: 0	BB: 0	P: 4	R: 0	H: 0	E: 0	K: 0	S: 2	LOB: 0	BB: 1	P: 6	R: 0	H: 2	E: 0	K: 0	S: 4	LOB: 1	BB: 0	P: 4	R: 1	H: 1	E: 1	K: 0	S: 5	LOB: 2	BB: 1	P: 9	R: 1	H: 2	E: 0	K: 0	S: 5	LOB: 2	BB: 1	P: 9	R: 0	H: 0	E: 0	K: 2	S: 7	LOB: 0	BB: 0	P: 7	R: 0	H: 1	E: 0	K: 0	S: 4	LOB: 3	BB: 2	P: 12	R: 0	H: 2	E: 0	K: 3	S: 11	LOB: 2	BB: 0	P: 11	R: 0	H: 1	E: 0	K: 1	S: 6	LOB: 3	BB: 1	P: 10	1B: 6	2B: 3	3B: 1	HR: 0	SF: 0	SAC: 1	DP: 0	HBP: 0	WP: 1	PB: 0	SB: 2	CS: 2	PA: 42
--------------	------	------	------	------	------	--------	-------	------	------	------	------	------	------	--------	-------	------	------	------	------	------	------	--------	-------	------	------	------	------	------	------	--------	-------	------	------	------	------	------	------	--------	-------	------	------	------	------	------	------	--------	-------	------	------	------	------	------	------	--------	-------	-------	------	------	------	------	-------	--------	-------	-------	------	------	------	------	------	--------	-------	-------	-------	-------	-------	-------	-------	--------	-------	--------	-------	-------	-------	-------	--------


PITCHER	IP	WLS	BF	H	R	ER	SO	BB	IBB	HBP	BLK	WP	HR	S	P	ERA	WHIP
Jim Palmer, R (1, 1) ERA: 3.98	6.2	W	29	7	3	2	2	3	0	0	0	0	0	30	42	2.70	1.500
Tippy Martinez, L (7, 1) ERA: 3.05	0.0		1	0	0	0	0	1	0	0	0	0	0	4	4	∞	∞
Tim Stoddard, R (7, 1) ERA: 2.5	2.1	S	12	3	0	0	4	2	0	0	0	1	0	18	26	0.00	2.143

BOTTOM

Baltimore Orioles @ Cleveland Indians
Cleveland Municipal Stadium, Cleveland, OH

Sun Sep 28 1980, 3:33 AM EDT
Att. 10,631 - Unknown

AB	35
R	3
H	10
RBI	3
BB	6
SO	6
LOB	26



Batter	1	2	3	4	5	6	7	8	9	AB R H RBI BB SO LOB	TOP																
Willie Randolph, R (1, 4) OBP: 0.425, SLG: 0.409	0-0 6-3		0-0 F9	4-0 1B BB		0-0 6-3		0-3 K		4 0 0 0 1 1 0																	
Bucky Dent, R (1, 6) OBP: 0.332, SLG: 0.359	4-0 HR BB		0-0 BB 1B	0-0 1B		0-0 F7		0-3 K		4 1 2 1 1 1 0																	
Bob Watson, R (1, 3) OBP: 0.369, SLG: 0.461	0-0 F9		4-0 FC5-4 BB	0-0 F9		0-3 K		0-0 F9		4 0 0 0 1 1 3																	
Reggie Jackson, L (1, 9) OBP: 0.392, SLG: 0.573	0-0 1-H HR		0-0 L5			0-0 G3		0-0 F5		5 1 2 2 0 0 2																	
Eric Soderholm, R (1, 10) OBP: 0.353, SLG: 0.452	0-0 1B		0-0 FC5-4			0-0 HR		0-0 BB HR 1B		4 2 3 1 1 0 2																	
Rick Cerone, R (1, 2) OBP: 0.322, SLG: 0.427	0-0 F8			0-0 F3		0-0 E7 1B 1B		4-0 1-2 HR BB		4 2 1 0 1 1 3																	
Lou Piniella, R (1, 7) OBP: 0.343, SLG: 0.362		0-0 5-3		0-0 F9		0-0 1-3 1B		0-0 1-H 2-H HR		3 0 1 1 0 0 0																	
Oscar Gamble, L (7, PH) OBP: 0.361, SLG: 0.533										0 0 0 0 0 0 0																	
Dennis Werth, R (7, PH) OBP: 0.403, SLG: 0.492										1 1 1 3 0 0 0																	
Joe Lefebvre, L (7, 7) OBP: 0.351, SLG: 0.421										1 0 0 0 0 1 2																	
Aurelio Rodriguez, R (1, 5) OBP: 0.238, SLG: 0.302		0-0 5-3		0-0 3B 1B		0-0 1-3		0-0 4-3		4 1 1 0 0 0 1																	
Bobby Murcer, L (9, PH) OBP: 0.340, SLG: 0.442										1 0 0 0 0 0 2																	
Bobby Brown, S (1, 8) OBP: 0.302, SLG: 0.407		0-0 F8		0-0 1-H 1B 3B		0-0 F8		0-0 F7		4 1 1 1 0 0 1																	
Inning Stats	R: 2 E: 0 K: 0 S: 5	H: 2 LOB: 1 BB: 1 P: 9	R: 0 E: 0 K: 0 S: 3	H: 0 LOB: 0 BB: 0 P: 3	R: 0 E: 0 K: 0 S: 4	H: 1 LOB: 2 BB: 1 P: 8	R: 2 E: 0 K: 0 S: 6	H: 3 LOB: 2 BB: 1 P: 10	R: 2 E: 1 K: 0 S: 6	H: 3 LOB: 1 BB: 0 P: 6	R: 0 E: 0 K: 1 S: 5	H: 0 LOB: 0 BB: 0 P: 5	R: 3 E: 0 K: 0 S: 5	H: 2 LOB: 0 BB: 1 P: 9	R: 0 E: 0 K: 2 S: 7	H: 0 LOB: 0 BB: 0 P: 7	R: 0 E: 0 K: 2 S: 8	H: 1 LOB: 2 BB: 1 P: 12	1B: 8 2B: 0 3B: 1 HR: 3	SF: 0 SAC: 0 DP: 0 HBP: 0	WP: 0 PB: 0 SB: 0 CS: 0	PA: 44					
PITCHER	IP WLS BF H R ER SO BB IBB HBP BLK WP HR S P ERA WHIP																										
Rick Waits, L (1, 1) ERA: 4.47	4.1		24	8	6	5	0	3	0	0	0	0	2	21	33	10.38	2.538										
Dan Spillner, R (5, 1) ERA: 5.28	2.0		9	2	2	2	1	1	0	0	0	0	0	10	14	9.00	1.500										
Sid Monge, L (7, 1) ERA: 3.61	1.2	W	8	2	1	1	2	1	0	0	0	0	1	11	15	5.40	1.800										
Sandy Whtol, R (9, 1) ERA: 3.57	1.0	S	3	0	0	0	2	0	0	0	0	0	0	7	7	0.00	0.000										

New York Yankees @ Cleveland Indians
Cleveland Municipal Stadium, Cleveland, OH

Tue Sep 30 1980, 7:05 PM EDT
 Att: 11,919 - Unknown

AB	39
R	9
H	12
RBI	9
BB	5
SO	5
LOB	16



Batter	1	2	3	4	5	6	7	8	9
Dell Alston, L (1, 7) OBP: 0.298, SLG: 0.340 Jorge Orta, L (8, PH) OBP: 0.379, SLG: 0.403 Gary Gray, R (9, 7) OBP: 0.188, SLG: 0.304	0-3 K	0-0 SF 2B		0-0 G3		0-3 K		0-3 K	
Rick Manning, L (1, 8) OBP: 0.330, SLG: 0.308	0-0 4-3	0-0 HR 2B		4-0 1B BB		0-3 K		4-0 1B BB	
Mike Hargrove, L (1, 3) OBP: 0.413, SLG: 0.400	0-0 F8	0-0 5-3		0-0 1B			0-0 F8	0-0 1B 1B	
Ron Hassey, L (1, 2) OBP: 0.389, SLG: 0.435		SH1-4 1B 2B		0-0 3-4-3			0-0 F6	0-0 1B 1B	
Toby Harrah, R (1, 5) OBP: 0.377, SLG: 0.377		SH1-4 1B BB			0-0 5-3		0-0 F7	0-3 K	
Alan Bannister, R (1, 9) OBP: 0.353, SLG: 0.377		SH1-4 1B 2-3	0-0 F2		0-0 E9 1B			0-0 PB 1B	
Gary Alexander, R (1, 10) OBP: 0.283, SLG: 0.366 Jerry Dybzinski, R (8, PH) OBP: 0.278, SLG: 0.301 Joe Charboneau, R (8, PH) OBP: 0.356, SLG: 0.483 Miguel Dilone, S (8, PR) OBP: 0.374, SLG: 0.432		0-0 1B SF 1B	0-0 6-3		0-3 K			0-0 BB 1B 1B	
Dave Rosello, R (1, 4) OBP: 0.300, SLG: 0.324		0-0 HBP E 1B	0-3 K		0-3 K			0-0 BB 1B 1B	
Tom Verzyer, R (1, 6) OBP: 0.298, SLG: 0.319		1-0 E 2B HBP		0-0 F9		0-0 F7		0-3 K	

Inning Stats	R: 0	H: 0	E: 0	K: 1	S: 5	LOB: 0	BB: 0	P: 5	R: 8	H: 5	E: 1	K: 0	S: 9	LOB: 0	BB: 1	P: 14	R: 0	H: 0	E: 0	K: 1	S: 5	LOB: 0	BB: 0	P: 5	R: 0	H: 1	E: 1	K: 2	S: 7	LOB: 0	BB: 0	P: 7	R: 0	H: 0	E: 0	K: 0	S: 3	LOB: 0	BB: 0	P: 3	R: 4	H: 5	E: 0	K: 3	S: 14	LOB: 2	BB: 1	P: 18
--------------	------	------	------	------	------	--------	-------	------	------	------	------	------	------	--------	-------	-------	------	------	------	------	------	--------	-------	------	------	------	------	------	------	--------	-------	------	------	------	------	------	------	--------	-------	------	------	------	------	------	-------	--------	-------	-------

AB	R	H	RBI	BB	SO	LOB
3	1	0	1	0	2	0
1	0	0	0	0	1	2
0	0	0	0	0	0	0

AB	R	H	RBI	BB	SO	LOB
3	2	1	2	2	1	0

AB	R	H	RBI	BB	SO	LOB
5	0	2	2	0	0	1

AB	R	H	RBI	BB	SO	LOB
5	2	3	3	0	0	2

AB	R	H	RBI	BB	SO	LOB
4	1	0	0	1	1	2

AB	R	H	RBI	BB	SO	LOB
3	1	2	0	0	0	0

AB	R	H	RBI	BB	SO	LOB
3	1	1	2	0	1	1
0	0	0	0	0	0	0
1	0	1	1	0	0	0
0	1	0	0	0	0	0

AB	R	H	RBI	BB	SO	LOB
4	2	2	0	0	2	1

AB	R	H	RBI	BB	SO	LOB
3	1	0	0	0	1	2

1B	2B	3B	HR	SF	SAC	DP	HBP
9	2	0	1	1	0	0	1

BOTTOM

New York Yankees @ Cleveland Indians
Cleveland Municipal Stadium, Cleveland, OH

livebaseballscorecards.com

AB	35
R	12
H	12
RBI	11
BB	3
SO	9
LOB	11



WP	PA
0	41

Tue Sep 30 1980, 7:05 PM EDT
Att. 11,919 - Unknown

PITCHER	IP	WLS	BF	H	R	ER	SO	BB	IBB	HBP	BLK	WP	HR	S	P	ERA	WHIP
Luis Tiant, R (1, 1) ERA: 4.89	1.1		11	4	7	6	1	1	0	0	0	0	0	11	16	40.50	3.750
Doug Bird, R (2, 1) ERA: 2.83	3.2		15	3	1	0	3	1	0	0	0	0	1	20	24	0.00	1.091
Tom Underwood, L (6, 1) ERA: 3.66	1.2		5	0	0	0	2	0	0	0	0	0	0	9	9	0.00	0.000
Rich Gossage, R (7, 1) ERA: 2.36	1.0	L	9	5	4	4	2	1	0	0	0	0	0	12	16	36.00	6.000
Ron Davis, R (8, 1) ERA: 2.98	0.1		1	0	0	0	1	0	0	0	0	0	0	3	3	0.00	0.000

Batter	1	2	3	4	5	6	7	8	9	AB	R	H	RBI	BB	SO	LOB	TOP										
Willie Randolph, R (1, 4) <small>OBP: 0.426, SLG: 0.408</small> Brian Doyle, L (7, 4) <small>OBP: 0.235, SLG: 0.227</small>	0-0 F9	4-0 HR BB	4-0 1B BB	0-0 4-3		0-0 E9 G6-3 1B		0-0 F2		3	2	1	1	2	0	1											
Bobby Murcer, L (1, 10) <small>OBP: 0.341, SLG: 0.441</small> Marshall Brant, R (9, PH)	0-0 WP 1B	0-0 F8	0-0 1B 2B 1B		0-3 K	0-0 G6-3		0-3 K	5	2	2	0	0	1	3												
Oscar Gamble, L (1, 7) <small>OBP: 0.367, SLG: 0.556</small> Joe Lefebvre, L (7, 7) <small>OBP: 0.349, SLG: 0.418</small>	0-0 F9	0-0 HR	0-0 2B 1B		0-0 HR 2B	0-0 F5		0-3 K	5	3	3	4	0	0	1												
Reggie Jackson, L (1, 9) <small>OBP: 0.394, SLG: 0.581</small> Ted Wilborn, S (9, 7)	0-0 2-H 1B	0-0 F7	0-0 2B		0-3 K		0-0 4-3	0-0 HR	6	1	3	4	0	1	1												
Bob Watson, R (1, 3) <small>OBP: 0.372, SLG: 0.461</small> Jim Spencer, L (7, PH) <small>OBP: 0.309, SLG: 0.418</small>	0-0 4-3				4-0 HR BB		0-3 K	0-3 K	2	2	1	0	2	0	1												
Rick Cerone, R (1, 2) <small>OBP: 0.323, SLG: 0.436</small> Johnny Oates, L (5, 2) <small>OBP: 0.215, SLG: 0.274</small>		0-0 SH5-4 HR 2B			0-0 HR BB		0-0 F8	0-0 4-3	4	3	2	3	0	0	3												
Bucky Dent, R (1, 6) <small>OBP: 0.330, SLG: 0.357</small> Fred Stanley, R (8, 6) <small>OBP: 0.256, SLG: 0.250</small>		0-0 SH5-4	0-0 SF8	0-0 6-3	0-0 5-3			0-3 K	3	0	0	1	0	1	0		AB 45										
Aurelio Rodriguez, R (1, 5) <small>OBP: 0.243, SLG: 0.315</small>		0-0 HR	0-0 5-3	0-3 K		0-0 1B 1B		0-0 1B	0	0	0	0	0	0	0		R 18										
Bobby Brown, S (1, 8) <small>OBP: 0.308, SLG: 0.419</small>		0-0 HR 1B	0-0 HR	0-0 1B		0-0 E 1B 1B G6-3		0-3 K	5	2	3	2	0	1	0		H 19										
Inning Stats	R: 1 E: 0 K: 0 S: 5	H: 2 LOB: 1 BB: 0 P: 5	R: 5 E: 0 K: 0 S: 7	H: 4 LOB: 0 BB: 1 P: 11	R: 6 E: 1 K: 0 S: 9	H: 5 LOB: 2 BB: 2 P: 17	R: 0 E: 0 K: 1 S: 6	H: 1 LOB: 1 BB: 0 P: 6	R: 3 E: 0 K: 2 S: 9	H: 2 LOB: 0 BB: 1 P: 13	R: 2 E: 1 K: 0 S: 5	H: 3 LOB: 0 BB: 0 P: 5	R: 0 E: 0 K: 1 S: 5	H: 0 LOB: 0 BB: 0 P: 5	R: 0 E: 0 K: 2 S: 8	H: 1 LOB: 1 BB: 0 P: 8	R: 1 E: 0 K: 3 S: 11	H: 1 LOB: 1 BB: 0 P: 11	1B: 11 2B: 3 3B: 0 HR: 5	SF: 1 SAC: 1 DP: 1 HBP: 0	WP: 1 PB: 2 SB: 1 CS: 0	PA: 51					
PITCHER	IP	WLS	BF	H	R	ER	SO	BB	IBB	HBP	BLK	WP	HR	S	P	ERA	WHIP										
Len Barker, R (1, 1) <small>ERA: 4.03</small>	1.2	L	12	6	6	6	0	1	0	0	0	1	2	11	15	32.40	4.200										
Ross Grimsley, L (2, 1) <small>ERA: 6.59</small>	1.0		10	5	6	0	0	1	0	0	0	0	1	9	13	0.00	6.000										
Mike Stanton, R (3, 1) <small>ERA: 5.46</small>	3.1		17	6	5	4	3	2	0	0	0	0	1	21	29	10.80	2.400										
Victor Cruz, R (7, 1) <small>ERA: 3.45</small>	3.0		12	2	1	1	6	0	0	0	0	0	1	24	24	3.00	0.667										

New York Yankees @ Cleveland Indians
 Cleveland Municipal Stadium, Cleveland, OH

Wed Oct 01 1980, 7:05 PM EDT
 Att. 19,037 - Unknown - 75 F

AB 45
R 18
H 19
RBI 16
BB 4
SO 9
LOB 13



Batter	1	2	3	4	5	6	7	8	9	10	11	12	13	AB R H RBI BB SO LOB														
Miguel Dilone, S (1, 7) OBP: 0.375, SLG: 0.432	0-0 6-3 1B		H 1-0 FC7-4 HBP		X 0-0 1-2 FC6-4 1B			0-3 K		X 0-0 G6-4-3 1-2f			X 0-0 6-3	5 1 2 0 0 1 1														
Rick Manning, L (1, 8) OBP: 0.325, SLG: 0.305	0-0 6-3		X 0-0 FC7-4 1-2f		X 0-0 1-2f 2-3 FC6-4 1B			0-3 K		0-3 K			X 0-3 K	6 0 0 0 0 3 4														
Mike Hargrove, L (1, 3) OBP: 0.415, SLG: 0.403	0-0 3-1 2-H 1B		X 0-0 4-3		X 0-0 4-3			0-3 K					X 0-0 4-3	6 0 2 1 0 1 3														
Ron Hassey, L (1, 2) OBP: 0.388, SLG: 0.435	0-0 3-1			X 0-0 1B				0-3 K		X 0-0 1B G4-6-3 2B			X 0-3 K	3 0 1 0 0 1 1														
Bo Diaz, R (8, 2) OBP: 0.250, SLG: 0.343	1-2			X 0-0 1B									X 0-0 1-3	0 0 0 0 0 0 0														
Joe Charboneau, R (9, PH) OBP: 0.358, SLG: 0.488	1-2												X 0-0 1B	1 0 1 0 0 0 0														
Jerry Dvzinski, R (9, PR) OBP: 0.278, SLG: 0.300	1-2												X 0-0 1B	2 1 0 0 0 1 1														
Toby Harrah, R (1, 5) OBP: 0.380, SLG: 0.383	0-0 6-3			X 0-0 FC4-6 1-3 1B				X 0-0 G4-3 1B		X 0-0 G4-6-3 2-3 1B			X 0-0 FC5-4 1B	5 0 4 0 0 0 1														
Alan Bannister, R (1, 9) OBP: 0.347, SLG: 0.370		X 0-0 4-3		X 0-0 FC4-6 1-3				X 0-0 G4-3 1-2f		X 0-0 G4-6-3 1-2f			X 0-0 FC5-4 1-2f	5 0 0 0 0 0 6														
Gary Alexander, R (1, 10) OBP: 0.289, SLG: 0.368		X 0-0 CS 1B		X 0-3 K				X 0-3 K		X 0-0 1B			X 0-3 K	5 0 2 0 0 3 1														
Dave Rosello, R (1, 4) OBP: 0.286, SLG: 0.307		X 0-0 5-3		X 0-3 K				X 0-0 6-3		X 0-0 L8			X 0-3 K	3 0 0 0 0 1 1														
Dell Alston, L (9, PH) OBP: 0.293, SLG: 0.333													X 0-3 K	1 0 0 0 0 0 2														
Bob Owchinko, L (9, 1)													X 0-0 5-3	0 0 0 0 0 0 0														
Gary Gray, R (12, PH) OBP: 0.189, SLG: 0.280													X 0-0 5-3	1 0 0 0 0 1 0														
Sid Monge, S (12, 1)													X 0-0 5-3	0 0 0 0 0 0 0														
Tom Verzyer, R (1, 6) OBP: 0.304, SLG: 0.322			X 0-0 F7		X 4-0 FC6-4 1B BB			X 0-0 5-3		H 1-0 G6-4-3 HBP			X 0-0 5-3	3 0 0 0 1 0 0														
Inning Stats	R: 1 E: 0 K: 0 S: 5	H: 2 LOB: 1 BB: 0 P: 5	R: 0 E: 0 K: 0 S: 3	H: 1 LOB: 0 BB: 0 P: 3	R: 0 E: 0 K: 0 S: 3	H: 0 LOB: 1 BB: 0 P: 4	R: 0 E: 0 K: 1 S: 6	H: 2 LOB: 1 BB: 0 P: 6	R: 0 E: 0 K: 1 S: 6	H: 1 LOB: 2 BB: 1 P: 10	R: 0 E: 0 K: 3 S: 9	H: 0 LOB: 0 BB: 0 P: 5	R: 0 E: 0 K: 3 S: 9	H: 0 LOB: 0 BB: 0 P: 9	R: 1 E: 0 K: 0 S: 5	H: 3 LOB: 2 BB: 0 P: 5	R: 0 E: 0 K: 1 S: 4	H: 0 LOB: 0 BB: 0 P: 5	R: 0 E: 0 K: 1 S: 6	H: 1 LOB: 1 BB: 0 P: 6	R: 0 E: 0 K: 2 S: 7	H: 0 LOB: 0 BB: 0 P: 7	R: 0 E: 0 K: 1 S: 6	H: 1 LOB: 1 BB: 0 P: 6	1B: 11 2B: 2 3B: 0 HR: 0	SF: 0 SAC: 0 DP: 4 HBP: 2	WP: 0 PB: 0 SB: 1 CS: 1	PA: 49

PITCHER	IP	WLS	BF	H	R	ER	SO	BB	IBB	HBP	BLK	WP	HR	S	P	ERA	WHIP
Steve Stone, R (1, 1) ERA: 3.23	7.0		27	7	1	1	4	1	0	0	0	0	0	33	38	1.29	1.143
Tippy Martinez, L (8, 1) ERA: 3.01	1.0		3	0	0	0	3	0	0	0	0	0	0	9	9	0.00	0.000
Tim Stoddard, R (9, 1) ERA: 2.51	3.0		12	4	1	1	2	0	0	1	0	0	0	15	16	3.00	1.333
Sammy Stewart, R (12, 1) ERA: 3.56	2.0	W	7	1	0	0	3	0	0	0	0	0	0	13	13	0.00	0.500

Cleveland Indians @ Baltimore Orioles
Memorial Stadium, Baltimore, MD
Sat Oct 04 1980, 7:05 PM EDT
Unknown

livebaseballscores.com

AB	46
R	2
H	12
RBI	1
BB	1
SO	12
LOB	21



Batter	1	2	3	4	5	6	7	8	9	10	11	12	13
Al Bumbry, L (1, 8) OBP: 0.392, SLG: 0.431	0-3 K	0-0 4-3			0-0 6-3 1B		0-0 WP E 1B 1B		0-0 F7		0-0 F8		
Rich Dauer, R (1, 4) OBP: 0.340, SLG: 0.354	4-0 1B FC5-2 BB		0-0 P4		0-0 L8		0-0 5-3		0-0 P6		0-0 F8		
Ken Singleton, S (1, 9) OBP: 0.396, SLG: 0.487	0-0 1-3 FC5-2 1B		4-0 FC5-4 BB		0-0 6-3		0-3 K		0-0 4-3		0-0 1-3		
Mark Corey, R (8, 9) OBP: 0.361, SLG: 0.419					1-2								
Eddie Murray, S (1, 3) OBP: 0.356, SLG: 0.522	0-0 1-2 FC5-2		0-0 1-2 FC5-4 1B		0-0 L3		0-0 2-H BB 1B		0-0 4-3		0-0 F3		
Doug DeCinces, R (1, 5) OBP: 0.317, SLG: 0.401	0-0 3-H F7		0-0 1-2 1B		0-0 P2		4-0 1-2 BB		0-0 6-3		0-3 K		
Jim Palmer, R (1, 10)					0-0 F9		0-3 K		0-3 K		0-0 F8		
Benny Ayala, R (2, PH) OBP: 0.337, SLG: 0.506		0-0 3B 2B	0-3 K		0-0 F9		0-3 K		0-3 K		0-0 F8		
Gary Roenicke, R (1, 7) OBP: 0.343, SLG: 0.387		0-0 F9		0-0 6-3		4-0 1B BB		0-0 5-3		4-0 SH3-4 BB		0-0 HR	
Rick Dempsey, R (1, 2) OBP: 0.333, SLG: 0.425		0-0 6-3		0-0 P5		0-0 1-2 FC6-4 1B		0-0 5-3		0-0 SH3-4		0-0 1-2	
Mark Belanger, R (1, 6) OBP: 0.261, SLG: 0.276		0-0 2-H 3B		0-0 F8		0-0 1-2 FC6-4		0-0 6-3		0-0 F8			
Drungo Hazewood, R (11, PH)													
Bobby Bonner, R (12, 6)													

Inning Stats	R: 0	H: 1	E: 0	LOB: 2	K: 1	S: 6	P: 10	R: 1	H: 2	E: 0	LOB: 1	K: 0	S: 5	P: 5	R: 0	H: 1	E: 0	LOB: 2	K: 1	S: 6	P: 10	R: 0	H: 0	E: 0	LOB: 0	K: 0	S: 3	P: 3	R: 0	H: 1	E: 0	LOB: 2	K: 0	S: 4	P: 4	R: 1	H: 2	E: 0	LOB: 2	K: 2	S: 9	P: 13	R: 0	H: 0	E: 0	LOB: 0	K: 0	S: 3	P: 3	R: 0	H: 0	E: 0	LOB: 0	K: 0	S: 3	P: 3	R: 0	H: 0	E: 0	LOB: 1	K: 0	S: 3	P: 7	R: 0	H: 0	E: 0	LOB: 0	K: 0	S: 3	P: 3	R: 1	H: 1	E: 0	LOB: 0	K: 1	S: 5	P: 5	1B: 6	SF: 0	2B: 1	SAC: 1	3B: 1	DP: 0	HR: 1	HBP: 0	WP: 1	PA: 52
--------------	------	------	------	--------	------	------	-------	------	------	------	--------	------	------	------	------	------	------	--------	------	------	-------	------	------	------	--------	------	------	------	------	------	------	--------	------	------	------	------	------	------	--------	------	------	-------	------	------	------	--------	------	------	------	------	------	------	--------	------	------	------	------	------	------	--------	------	------	------	------	------	------	--------	------	------	------	------	------	------	--------	------	------	------	-------	-------	-------	--------	-------	-------	-------	--------	-------	--------

PITCHER	IP	WLS	BF	H	R	ER	SO	BB	IBB	HBP	BLK	WP	HR	S	P	ERA	WHIP
Bob Owchinko, L (1, 1) ERA: 5.27	11.0		46	8	2	2	5	5	0	0	0	1	0	51	71	1.64	1.182
Bob Owchinko, L (9, 1) ERA: 5.27	11.0		46	8	2	2	5	5	0	0	0	1	0	51	71	1.64	1.182
Sid Monge, L (12, 1) ERA: 3.65	1.2	L	6	1	1	1	1	0	0	0	0	0	1	8	8	5.40	0.600

BOTTOM

Cleveland Indians @ Baltimore Orioles
Memorial Stadium, Baltimore, MD
 Sat Oct 04 1980, 7:05 PM EDT
 Unknown

AB	46
R	3
H	9
RBI	3
BB	5
SO	6
LOB	21



WP: 1	PA: 52
PB: 0	CS: 0
SB: 0	

Batter	1	2	3	4	5	6	7	8	9	AB R H RBI BB SO LOB	TOP									
Dell Alston, L (1, 7) OBP: 0.302, SLG: 0.315	0-3 K		4-0 E BB		0-0 4-3		0-0 F8		1-0 E S HBP	3 1 0 0 1 1 0										
Rick Manning, L (1, 8) OBP: 0.322, SLG: 0.302	0-3 K		0-0 E5 1-H		0-0 4-3		0-3 K		0-3 K 1-3	5 0 0 0 0 3 1										
Mike Hargrove, L (1, 3) OBP: 0.415, SLG: 0.401	4-0 BB		0-0 F8		4-0 HR BB		0-0 G3		0-0 6-3	3 1 0 0 2 0 2										
Ron Hassey, L (1, 2) OBP: 0.389, SLG: 0.446	0-0 4-3			0-0 2B	0-0 HR			0-0 G3		4 2 2 2 0 0 1										
Toby Harrah, R (1, 5) OBP: 0.380, SLG: 0.381		0-0 6-3		0-0 F9	0-0 6-3			4-0 2B 1B BB		3 1 0 0 1 0 1										
Alan Bannister, R (1, 9) OBP: 0.346, SLG: 0.371		0-0 6-3		0-0 P4		0-0 5-3		0-0 1B 2B G3-6-3-6		4 1 1 0 0 0 1										
Gary Alexander, R (1, 10) OBP: 0.294, SLG: 0.368		0-3 K		4-0 2B BB		0-0 5-3		0-0 1B 2-3 3-H G3-6-3-6		3 0 1 1 1 1 0										
Dave Rosello, R (1, 4) OBP: 0.295, SLG: 0.325			0-0 5-3	0-0 2B		0-0 1B		0-0 G3-6-3-6 1-2f 3-H		3 0 2 1 0 0 0										
Jerry Dybzinski, R (6, 4) OBP: 0.277, SLG: 0.299				1-3 2-H 2B						1 0 0 0 0 0 1										
Tom Veryzer, R (1, 6) OBP: 0.301, SLG: 0.318			0-0 F8	0-0 F8		0-0 F8		0-0 F7		4 0 0 0 0 0 3										
Inning Stats	R: 0 E: 0 K: 2 S: 7	H: 0 LOB: 1 BB: 1 P: 11	R: 0 E: 0 K: 1 S: 5	H: 0 LOB: 0 BB: 0 P: 5	R: 1 E: 2 K: 0 S: 4	H: 0 LOB: 1 BB: 1 P: 8	R: 1 E: 0 K: 0 S: 5	H: 2 LOB: 2 BB: 1 P: 9	R: 2 E: 0 K: 0 S: 4	H: 1 LOB: 0 BB: 1 P: 8	R: 0 E: 0 K: 1 S: 5	H: 0 LOB: 0 BB: 0 P: 5	R: 2 E: 0 K: 0 S: 4	H: 2 LOB: 0 BB: 1 P: 8	R: 0 E: 0 K: 1 S: 5	H: 0 LOB: 1 BB: 0 P: 6	1B: 2 2B: 4 3B: 0 HR: 1	SF: 0 SAC: 0 DP: 1 HBP: 1	WP: 0 PB: 0 SB: 1 CS: 0	PA: 39
PITCHER	IP WLS BF H R ER SO BB IBB HBP BLK WP HR S P ERA WHIP																			
Mike Boddicker, R (1, 1) ERA: 6.14	7.1 L 34 6 6 5 4 5 0 0 0 0 0 1 37 57 6.14 1.500																			
Dave Ford, R (8, 1) ERA: 4.26	1.2 5 0 0 0 1 0 0 1 0 0 0 0 6 7 0.00 0.000																			

Cleveland Indians @ Baltimore Orioles
 Memorial Stadium, Baltimore, MD
 Sat Oct 04 1980, 7:05 PM EDT
 Att. 15,755 - Unknown - 54 F

livebaseballscorecards.com

AB	33
R	6
H	6
RBI	4
BB	5
SO	5
LOB	10



Batter	1	2	3	4	5	6	7	8	9	AB	R	H	RBI	BB	SO	LOB
Lenn Sakata, R OBP: 0.244, SLG: 0.313 (1, 4)	4-0 FC6 BB	4-0 1B 1-2 BB			0-0 5-3		0-0 P4			2	0	0	0	2	0	0
Floyd Rayford, R OBP: 0.222, SLG: 0.222 (1, 5)	0-3 K	0-0 1-3 2-H 1B			0-0 5-3			0-0 FC4-6 1B		4	0	2	1	0	1	1
Gary Roenicke, R OBP: 0.342, SLG: 0.385 (1, 8)	0-3 K		0-0 F7			0-0 1B 1B		0-0 FC4-6 WP 1-2f		4	0	1	0	0	1	2
Eddie Murray, S OBP: 0.355, SLG: 0.520 (1, 3)	0-0 FC6		0-0 5-3			0-0 1-2 1B		0-0 F8		2	0	0	0	0	0	1
Rick Dempsey, R OBP: 0.333, SLG: 0.425 (4, 3)	1-2f					1-2 1B		1-2		2	0	1	0	0	0	1
Benny Ayala, R OBP: 0.335, SLG: 0.500 (1, 10)		0-0 1B 1B	0-0 6-3			0-3 K		0-3 K		4	1	1	0	0	2	3
Mark Corey, R OBP: 0.375, SLG: 0.429 (1, 7)		0-0 1B 1-2 FC6-4 1B		0-0 CS 1B		0-3 K		0-3 4-3		4	1	2	0	0	1	2
Drungo Hazewood, R (1, 9)		0-3 K		0-3 K		0-3 K		0-3 K		4	0	0	0	0	4	5
Dan Graham, L OBP: 0.307, SLG: 0.469 (1, 2)		0-0 FC6-4 1-3 2-H 1B		0-3 K		0-3 K		0-3 K		4	1	2	2	0	2	1
Bobby Bonner, R (1, 6)		0-0 FC6-4 BB 1B		0-0 CS		0-0 F8		0-0 4-3		3	1	0	1	0	0	1
Doug DeCinces, R (9, PH)		1-2f 1B 3-H		1-2					0-0 F3	1	0	0	0	0	0	0

Inning Stats	R: 0 E: 0 K: 2 S: 7	H: 0 LOB: 1 BB: 1 P: 11	R: 3 E: 0 K: 1 S: 8	H: 4 LOB: 2 BB: 1 P: 12	R: 0 E: 0 K: 0 S: 3	H: 0 LOB: 0 BB: 0 P: 3	R: 0 E: 0 K: 2 S: 7	H: 1 LOB: 0 BB: 0 P: 7	R: 0 E: 0 K: 0 S: 3	H: 0 LOB: 0 BB: 0 P: 3	R: 0 E: 0 K: 3 S: 11	H: 2 LOB: 2 BB: 0 P: 11	R: 0 E: 0 K: 1 S: 5	H: 0 LOB: 0 BB: 0 P: 5	R: 0 E: 0 K: 1 S: 6	H: 1 LOB: 1 BB: 0 P: 6	R: 1 E: 0 K: 1 S: 6	H: 1 LOB: 0 BB: 0 P: 6	1B: 8 2B: 0 3B: 0 HR: 1	SF: 0 SAC: 0 DP: 0 HBP: 0	WP: 1 PB: 0 SB: 0 CS: 1	PA: 37													
PITCHER Rick Waits, L ERA: 4.45 (1, 1)	IP 9.0	WLS W	BF 36	H 9	R 4	ER 4	SO 11	BB 2	IBB 0	HBP 0	BLK 0	WP 1	HR 1	S 56	P 64	ERA 4.00	WHIP 1.222																		
																		PITCHER	IP	WLS	BF	H	R	ER	SO	BB	IBB	HBP	BLK	WP	HR	S	P	ERA	WHIP

BOTTOM

Cleveland Indians @ Baltimore Orioles
Memorial Stadium, Baltimore, MD
 Sat Oct 04 1980, 7:05 PM EDT
 Att: 15,755 - Unknown - 54 F

AB	34
R	4
H	9
RBI	4
BB	2
SO	11
LOB	17



Batter	1	2	3	4	5	6	7	8	9	AB R H RBI BB SO LOB	TOP											
Alan Bannister, R (1, 9) OBP: 0.346, SLG: 0.370	0-3 K		0-0 6-3		0-0 F9			0-0 2B 1B		4 0 1 0 0 1 3												
Rick Manning, L (1, 8) OBP: 0.321, SLG: 0.306	0-0 SF8 3B		0-0 F8		0-0 F8			0-3 K		4 1 1 0 0 1 2												
Mike Hargrove, L (1, 3) OBP: 0.415, SLG: 0.404	0-0 SF8			0-0 3-1		0-0 G6-4-3 1B		0-0 1-3 2B		3 0 2 1 0 0 0												
Gary Alexander, R (1, 10) OBP: 0.288, SLG: 0.360	0-0 F3			0-0 5-3		0-0 G6-4-3 1-2f		0-3 K		4 0 0 0 0 1 3												
Toby Harrah, R (1, 5) OBP: 0.379, SLG: 0.380		0-0 6-3		0-0 F7			0-0 FC6-4 1B 1B	0-0 L8		4 0 1 0 0 0 2												
Ron Hassey, L (1, 2) OBP: 0.390, SLG: 0.446		0-0 F5			0-0 FC6-4 1B		0-0 F8	0-0 G6-4-3 1B		4 0 2 0 0 0 1												
Gary Gray, R (1, 7) OBP: 0.193, SLG: 0.278		0-3 K			0-0 F2		0-0 FC6-4 1-2 1B	0-0 F9		4 0 1 0 0 1 2												
Jerry Dybzinski, R (1, 4) OBP: 0.273, SLG: 0.294			0-0 6-3		0-0 FC6-4 1B 1-2f		0-0 FC6-4 1-2f 2-3 FC4	0-0 G6-4-3 1-2f		4 0 0 0 0 0 4												
Tom Verzyer, R (1, 6) OBP: 0.303, SLG: 0.321			0-0 WP 1B		0-0 FC4 1-3 1B		0-0 FC4 1-2f			3 0 2 0 0 0 2												
Inning Stats	R: 1 E: 0 K: 1 S: 6	H: 1 LOB: 0 BB: 0 P: 6	R: 0 E: 0 K: 1 S: 5	H: 0 LOB: 0 BB: 0 P: 5	R: 0 E: 0 K: 0 S: 4	H: 1 LOB: 1 BB: 0 P: 4	R: 0 E: 0 K: 0 S: 3	H: 0 LOB: 0 BB: 0 P: 3	R: 0 E: 0 K: 0 S: 5	H: 2 LOB: 2 BB: 0 P: 5	R: 0 E: 0 K: 0 S: 3	H: 1 LOB: 0 BB: 0 P: 3	R: 0 E: 0 K: 0 S: 5	H: 2 LOB: 2 BB: 0 P: 5	R: 0 E: 0 K: 2 S: 9	H: 2 LOB: 2 BB: 0 P: 9	R: 0 E: 0 K: 0 S: 3	H: 1 LOB: 0 BB: 0 P: 3	1B: 8 2B: 1 3B: 1 HR: 0	SF: 1 SAC: 0 DP: 2 HBP: 0	WP: 1 PB: 0 SB: 0 CS: 0	PA: 35
PITCHER	IP WLS BF H R ER SO BB IBB HBP BLK WP HR S P ERA WHIP																					
Scott McGregor, L (1, 1) ERA: 3.32	7.0 W 27 7 1 1 2 0 0 0 0 1 0 31 31 1.29 1.000																					
Dennis Martinez, R (8, 1) ERA: 3.97	2.0 8 3 0 0 2 0 0 0 0 0 0 12 12 0.00 1.500																					

Cleveland Indians @ Baltimore Orioles
 Memorial Stadium, Baltimore, MD
 Sun Oct 05 1980, 3:33 AM EDT
 Att: 20,407 - Unknown

livebaseballscorecards.com

AB	34
R	1
H	10
RBI	1
BB	0
SO	4
LOB	19



Batter	1	2	3	4	5	6	7	8	9
Al Bumbry, L (1, 8) OBP: 0.392, SLG: 0.433	0-3 K		0-0 4-3		0-0 SF7 1B	0-0 FC6-4		0-0 FC6-4	
Pat Kelly, L (1, 7) Gary Roenicke, R (6, PH) OBP: 0.363, SLG: 0.365 OBP: 0.340, SLG: 0.384	0-3 K		0-0 F8		0-0 SF7	0-0 SF7		0-0 F8	
Ken Singleton, S (1, 9) Mark Corey, R (6, PR) OBP: 0.397, SLG: 0.485 OBP: 0.366, SLG: 0.417	0-0 6-3				0-3 K	4-0 BB		0-3 K	
Eddie Murray, S (1, 3) Rick Dempsey, R (8, 3) OBP: 0.354, SLG: 0.519 OBP: 0.333, SLG: 0.425		0-3 K			0-0 1B	0-0 F9		0-3 K	
Terry Crowley, L (1, 10) OBP: 0.364, SLG: 0.476		0-0 4-3			0-0 1B	0-0 L6		0-0 3-1	
Dan Graham, L (1, 2) OBP: 0.310, SLG: 0.481		0-0 HR			0-3 K		0-0 SH 1B	0-0 G3	
Doug DeCinces, R (1, 5) OBP: 0.319, SLG: 0.403		0-0 1B			0-0 S 1B		0-0 E SH 2B 1B	0-0 F9	
Rich Dauer, R (1, 4) OBP: 0.338, SLG: 0.352		0-0 F9			0-3 K		0-0 SH 2B	0-0 P6	
Kiko Garcia, R (1, 6) OBP: 0.255, SLG: 0.235			0-0 4-3			0-0 1B		0-0 E4	

Inning Stats	R: 0	H: 0	E: 0	K: 2	S: 7	R: 1	H: 2	E: 0	K: 1	S: 7	R: 0	H: 0	E: 0	K: 0	S: 3	R: 1	H: 3	E: 0	K: 3	S: 12	R: 1	H: 2	E: 0	K: 0	S: 5	R: 4	H: 3	E: 1	K: 1	S: 10	R: 0	H: 0	E: 0	K: 0	S: 3	R: 0	H: 1	E: 0	K: 1	S: 6
	LOB: 0	BB: 0	BB: 0	BB: 0	BB: 7	LOB: 1	BB: 0	LOB: 0	BB: 0	BB: 7	LOB: 0	BB: 0	LOB: 0	BB: 0	BB: 3	LOB: 2	BB: 0	LOB: 2	BB: 0	BB: 12	LOB: 2	BB: 1	LOB: 0	BB: 1	LOB: 2	BB: 1	LOB: 2	BB: 2	LOB: 0	BB: 0	LOB: 0	BB: 0	LOB: 0	BB: 0	LOB: 1	BB: 0	LOB: 1	BB: 0	LOB: 0	BB: 6

PITCHER										PITCHER																							
IP	WLS	BF	H	R	ER	SO	BB	IBB	HBP	BLK	WP	HR	S	P	ERA	WHIP	IP	WLS	BF	H	R	ER	SO	BB	IBB	HBP	BLK	WP	HR	S	P	ERA	WHIP
Len Barker, R (1, 1) ERA: 4.17	5.0	L	27	9	7	6	6	1	0	0	0	1	38	42	10.80	2.000	Sid Monge, L (6, 1) ERA: 3.53	3.0		12	2	0	0	2	1	0	0	0	0	15	19	0.00	1.000

AB R H RBI BB SO LOB

5	0	2	2	0	1	1
2	0	0	1	0	1	0
1	0	0	1	0	0	1
2	0	0	0	2	1	0
1	0	0	0	0	1	1
4	1	1	0	0	2	4
0	0	0	0	0	0	0
4	0	1	0	0	0	4
4	2	2	1	0	1	2
4	1	3	1	0	0	0
3	1	0	0	0	1	3
4	2	2	1	0	0	2

1B: 9	SF: 2	WP: 0	PA: 39
2B: 1	SAC: 1	PB: 0	
3B: 0	DP: 0	SB: 1	
HR: 1	HBP: 0	CS: 0	

Cleveland Indians @ Baltimore Orioles
Memorial Stadium, Baltimore, MD
 Sun Oct 05 1980, 3:33 AM EDT
 Att. 20,407 - Unknown

livebaseballscorecards.com

AB	34
R	7
H	11
RBI	7
BB	2
SO	8
LOB	18

