

# Cleveland Indians - 1980

Batter	1	2	3	4	5	6	7	8	9	AB	R	H	RBI	BB	SO	LOB	TOP									
Rick Manning, L (1, 8) OBP: 0.500, SLG: 0.333	0-0 S 1B		4-0 S BB			0-0 E6		0-0 4-3		3	0	1	0	1	0	0	<b>Cleveland Indians @ California Angels</b> Anaheim Stadium, Anaheim, CA Fri Apr 11 1980, 9:05 PM EST Att: 37,085 - Unknown									
Toby Harrah, R (1, 5) OBP: 0.500, SLG: 0.500	4-0 L3 BB		0-0 P4			0-3 K		0-0 6-3		3	0	0	0	1	1	2										
Mike Hargrove, L (1, 3) OBP: 0.500, SLG: 0.500	0-0 L3			0-0 G3		0-0 F7		0-0 F9		4	0	0	0	0	0	3										
Gary Alexander, R (1, 10) OBP: 0.500, SLG: 0.500	0-0 L3			0-0 L9		0-0 F3			0-0 4-3 1B 2B	4	1	1	0	0	0	2										
Jorge Orta, L (1, 9) OBP: 0.500, SLG: 0.500		0-0 5-3		0-0 F8			0-0 F7		0-0 4-3	4	0	0	0	0	0	1										
Ron Hassey, L (1, 2) OBP: 0.500, SLG: 0.500		0-0 4-3			0-0 4-3		0-0 1B 4-3 1B		0-0 1B	4	0	2	1	0	0	0										
Joe Charboneau, R (1, 7) OBP: 0.250, SLG: 1.000		0-0 5-3			0-0 HR		0-0 4-3		0-0 K	4	1	1	1	0	1	2										
Duane Kuiper, L (1, 4) OBP: 0.500, SLG: 0.500			0-0 1-3		0-0 L4		0-0 1B		0-0 1B	4	0	2	0	0	0	0										
Tom Veryzer, R (1, 6) OBP: 0.500, SLG: 1.000			0-3 K		0-0 6-3		0-0 5-3		0-3 K	2	0	0	0	0	1	0										
Ron Pruitt, R (7, PH) OBP: 0.500, SLG: 1.000										1	0	0	0	0	0	2										
Jerry Dybzinski, R (7, 6) OBP: 0.500, SLG: 1.000										1	0	0	0	0	1	2										
<b>Inning Stats</b>	R: 0 E: 0 K: 0 S: 3	H: 1 LOB: 1 BB: 1 P: 7	R: 0 E: 0 K: 0 S: 3	H: 0 LOB: 0 BB: 0 P: 3	R: 0 E: 0 K: 1 S: 5	H: 0 LOB: 1 BB: 1 P: 9	R: 0 E: 0 K: 0 S: 3	H: 0 LOB: 0 BB: 0 P: 3	R: 1 E: 0 K: 0 S: 4	H: 1 LOB: 0 BB: 0 P: 4	R: 0 E: 1 K: 1 S: 6	H: 0 LOB: 1 BB: 0 P: 6	R: 0 E: 0 K: 0 S: 5	H: 2 LOB: 2 BB: 0 P: 5	R: 0 E: 0 K: 0 S: 3	H: 0 LOB: 0 BB: 0 P: 3	R: 1 E: 0 K: 2 S: 10	H: 3 LOB: 2 BB: 0 P: 10	1B: 5 2B: 2 3B: 0 HR: 1	SF: 0 SAC: 0 DP: 1 HBP: 0	WP: 0 PB: 0 SB: 2 CS: 0	PA: 36				
<b>PITCHER</b>	IP WLS BF H R ER SO BB IBB HBP BLK WP HR S P ERA WHIP	8.1 W 33 6 2 2 2 2 0 0 0 0 0 1 35 43 2.16 0.960	0.2 L 3 1 0 0 2 0 0 0 0 0 0 0 7 7 0.00 1.500																							

AB	34
R	2
H	7
RBI	2
BB	2
SO	4
LOB	14



Batter	1	2	3	4	5	6	7	8	9	AB	R	H	RBI	BB	SO	LOB	BOTTOM								
Al Cowens, R (1, 8) OBP: 0.200, SLG: 0.200	0-0 F9 S 1B		0-0 FC5-4		0-3 K		0-3 K			5	1	1	0	0	2	6	<b>Cleveland Indians @ California Angels</b> Anaheim Stadium, Anaheim, CA Fri Apr 11 1980, 9:05 PM EST Att: 37,085 - Unknown								
Carney Lansford, R (1, 5) OBP: 0.400, SLG: 0.400	0-3 K	0-3 K		0-0 3-1 1B 5-3	0-0 2B 1B		0-0 1-3			5	1	2	1	0	2	4									
Dan Ford, R (1, 9) OBP: 0.500, SLG: 1.500	0-0 F9		0-0 HR	0-0 5-3	0-0 2B		0-0 BB HR 1B			4	1	2	1	0	0	2									
Rick Miller, L (8, 8) OBP: 1.000, SLG: 1.000	2-3 1B		4-0 1B BB	0-0 3-1 1B	0-0 F7		0-3 K			1	1	1	0	0	0	0									
Don Baylor, R (1, 10) OBP: 0.400, SLG: 0.250	0-0 1B		0-0 1B BB	0-0 3-1 1B	0-0 F7		0-3 K			4	1	1	1	1	1	4									
Rod Carew, L (1, 3) OBP: 0.600, SLG: 0.600	0-0 1B		0-0 BB 1B SF9	0-0 S 1B	0-0 6-3		0-0 F7			5	1	3	1	0	0	1									
Brian Downing, R (1, 2) OBP: 0.400, SLG: 0.250	0-3 K		0-0 BB 1B	0-0 3-1 1B	0-0 3-1		0-0 HR BB			4	1	1	1	1	1	3									
Joe Rudi, R (1, 7) OBP: 0.400, SLG: 1.600		0-0 F5	0-0 L5		0-0 HR	0-3 K		0-0 HR		5	2	2	4	0	1	2									
Bobby Grich, R (1, 4) OBP: 0.500, SLG: 1.000	1-0 1B HBP		4-0 FC5-4 BB	0-0 6-3		0-3 K		0-3 K		3	0	0	0	1	2	0									
Freddie Patek, R (1, 6) OBP: 0.750, SLG: 2.000	0-0 1B		0-0 SF9		4-0 S 1B BB		0-0 3B			2	1	2	1	1	0	0									
<b>Inning Stats</b>	R: 1 E: 0 K: 2 S: 10	H: 3 LOB: 2 BB: 0 P: 10	R: 0 E: 0 K: 1 S: 6	H: 1 LOB: 2 BB: 0 P: 7	R: 3 E: 0 K: 0 S: 6	H: 3 LOB: 2 BB: 2 P: 14	R: 1 E: 0 K: 0 S: 5	H: 2 LOB: 1 BB: 0 P: 5	R: 2 E: 0 K: 1 S: 8	H: 3 LOB: 2 BB: 1 P: 12	R: 0 E: 0 K: 1 S: 5	H: 0 LOB: 0 BB: 0 P: 5	R: 0 E: 0 K: 2 S: 8	H: 1 LOB: 1 BB: 0 P: 8	R: 3 E: 0 K: 2 S: 9	H: 2 LOB: 0 BB: 1 P: 13	1B: 10 2B: 1 3B: 1 HR: 3	SF: 1 SAC: 0 DP: 0 HBP: 1	WP: 0 PB: 0 SB: 3 CS: 0	PA: 44					
<b>PITCHER</b>	IP WLS BF H R ER SO BB IBB HBP BLK WP HR S P ERA WHIP	2.1 L 17 5 3 3 2 1 0 0 0 0 1 20 24 7.36 1.636	3.2 L 17 5 3 3 2 1 0 0 0 0 0 1 20 24 7.36 1.636	1.0 L 4 1 0 0 2 0 0 0 0 0 0 0 8 8 0.00 1.000	1.0 L 6 2 3 3 2 1 0 0 0 0 0 1 9 13 27.00 3.000																				

AB	38
R	10
H	15
RBI	10
BB	4
SO	9
LOB	22





Batter	1	2	3	4	5	6	7	8	9	AB	R	H	RBI	BB	SO	LOB	TOP					
Rick Manning, L (1, 8) OBP: 0.375, SLG: 0.286										4	0	1	0	0	0	1	<b>Cleveland Indians @ California Angels</b> Anaheim Stadium, Anaheim, CA Sat Apr 12 1980, 9:05 PM EST Att: 32,353 - Unknown					
Toby Harrah, R (1, 5) OBP: 0.375, SLG: 0.286										4	0	0	0	1	0	3						
Mike Hargrove, L (1, 3) OBP: 0.375, SLG: 0.286										2	0	0	0	2	0	1						
Gary Alexander, R (1, 10) OBP: 0.250, SLG: 0.375										4	0	1	0	0	3	4						
Jorge Orta, L (1, 9) OBP: 0.500, SLG: 0.333										2	1	2	0	2	0	0						
Joe Charboneau, R (1, 7) OBP: 0.143, SLG: 0.571										3	1	0	0	0	0	5						
Ron Hassey, L (1, 2) OBP: 0.250, SLG: 0.250										4	0	0	1	0	0	2						
Duane Kuiper, L (1, 4) OBP: 0.500, SLG: 0.429										3	0	1	0	1	0	1						
Tom Verzyer, R (1, 6) OBP: 0.375, SLG: 0.286										3	0	0	0	0	1	1						
<b>Inning Stats</b>	R: 0 E: 0 K: 0 S: 4	H: 2 LOB: 3 BB: 2 P: 12	R: 0 E: 0 K: 0 S: 4	H: 1 LOB: 1 BB: 0 P: 4	R: 0 E: 0 K: 1 S: 5	H: 0 LOB: 0 BB: 0 P: 5	R: 2 E: 1 K: 1 S: 7	H: 1 LOB: 0 BB: 0 P: 7	R: 0 E: 0 K: 1 S: 5	H: 0 LOB: 1 BB: 1 P: 9	R: 0 E: 0 K: 0 S: 3	H: 1 LOB: 0 BB: 0 P: 3	R: 0 E: 0 K: 1 S: 5	H: 0 LOB: 3 BB: 2 P: 14	R: 0 E: 0 K: 0 S: 3	H: 0 LOB: 1 BB: 1 P: 7	R: 0 E: 0 K: 0 S: 3	H: 0 LOB: 0 BB: 0 P: 3	1B: 5 2B: 0 3B: 0 HR: 0	SF: 0 SAC: 2 DP: 2 HBP: 1	WP: 0 PB: 0 SB: 0 CS: 0	PA: 38
<b>PITCHER</b>	IP WLS BF H R ER SO BB IBB HBP BLK WP HR S P ERA WHIP	IP WLS BF H R ER SO BB IBB HBP BLK WP HR S P ERA WHIP																				
Bruce Kison, R (1, 1) ERA: 0.00	7.0 L 31 5 2 0 4 4 1 1 0 0 0 0 33 54 0.00 1.286																					
Dave LaRoche, L (8, 1) ERA: 0.00	2.0 7 0 0 0 0 0 1 0 0 0 0 0 6 10 0.00 0.500																					

Batter	1	2	3	4	5	6	7	8	9	AB	R	H	RBI	BB	SO	LOB	BOTTOM					
Al Cowens, R (1, 8) OBP: 0.111, SLG: 0.111										4	0	0	0	0	1	2	<b>Cleveland Indians @ California Angels</b> Anaheim Stadium, Anaheim, CA Sat Apr 12 1980, 9:05 PM EST Att: 32,353 - Unknown					
Carney Lansford, R (1, 5) OBP: 0.444, SLG: 0.375										3	0	1	0	1	1	0						
Dan Ford, R (1, 9) OBP: 0.375, SLG: 0.857										3	0	0	0	1	2	2						
Don Baylor, R (1, 10) OBP: 0.333, SLG: 0.250										4	0	1	0	0	1	3						
Rod Carew, L (1, 3) OBP: 0.444, SLG: 0.556										4	0	1	0	0	0	2						
Brian Downing, R (1, 2) OBP: 0.333, SLG: 0.143										3	0	0	0	1	0	0						
Joe Rudi, R (1, 7) OBP: 0.333, SLG: 1.333										4	1	1	1	0	1	1						
Bobby Grich, R (1, 4) OBP: 0.556, SLG: 0.429										4	0	3	0	0	1	1						
Freddie Patek, R (1, 6) OBP: 0.429, SLG: 0.800										3	0	0	0	0	0	3						
Ralph Garr, L (9, PH)										1	0	0	0	0	0	1						
<b>Inning Stats</b>	R: 0 E: 0 K: 0 S: 3	H: 0 LOB: 1 BB: 1 P: 7	R: 0 E: 0 K: 1 S: 5	H: 1 LOB: 0 BB: 0 P: 5	R: 0 E: 0 K: 0 S: 3	H: 1 LOB: 0 BB: 0 P: 3	R: 0 E: 0 K: 1 S: 6	H: 1 LOB: 1 BB: 0 P: 6	R: 0 E: 0 K: 1 S: 6	H: 0 LOB: 2 BB: 1 P: 10	R: 0 E: 0 K: 1 S: 6	H: 1 LOB: 1 BB: 0 P: 6	R: 0 E: 0 K: 0 S: 4	H: 1 LOB: 1 BB: 0 P: 4	R: 0 E: 0 K: 3 S: 9	H: 0 LOB: 1 BB: 1 P: 13	R: 1 E: 0 K: 0 S: 5	H: 2 LOB: 1 BB: 0 P: 5	1B: 5 2B: 1 3B: 0 HR: 1	SF: 0 SAC: 0 DP: 1 HBP: 0	WP: 0 PB: 0 SB: 1 CS: 0	PA: 36
<b>PITCHER</b>	IP WLS BF H R ER SO BB IBB HBP BLK WP HR S P ERA WHIP	IP WLS BF H R ER SO BB IBB HBP BLK WP HR S P ERA WHIP																				
Len Barker, R (1, 1) ERA: 1.04	8.2 W 35 7 1 1 7 3 0 0 0 0 0 1 46 58 1.04 1.154																					
Sid Monge, L (9, 1) ERA: 0.00	0.1 S 1 0 0 0 0 0 0 0 0 0 0 1 1 0.00 0.000																					



Batter	1	2	3	4	5	6	7	8	9	AB	R	H	RBI	BB	SO	LOB	TOP								
<b>Rick Manning, L</b> (1, 8) OBP: 0.462, SLG: 0.455	0-0 6-3		4-0 FC5 1B BB		0-0 2-3 1B	0-0 FC6-4		0-0 1B 2B	4 1 2 0 1 0 3																
<b>Toby Harrah, R</b> (1, 5) OBP: 0.214, SLG: 0.091	0-3 K		0-0 1-2 1B		0-0 3-H F7	0-0 SF8		0-0 G4-6-3 E5	4 0 1 1 0 1 1																
<b>Mike Hargrove, L</b> (1, 3) OBP: 0.231, SLG: 0.091	0-0 F7		0-0 F7		0-0 F7			0-0 1-2 G4-6-3	5 0 1 1 0 0 4																
<b>Gary Alexander, R</b> (1, 10)		0-3 K	0-0 FC5		0-3 K			0-0 F7	5 0 0 0 0 2 4																
<b>Jorge Orta, L</b> (1, 9) OBP: 0.538, SLG: 0.333	0-0 S 1B		0-0 F7		4-0 1B BB			4-0 FC4-6 1B BB	3 0 1 0 2 0 1																
<b>Joe Charboneau, R</b> (1, 7) OBP: 0.182, SLG: 0.455	0-3 K		0-3 K		0-0 P4			0-0 FC4-6 1B	4 0 1 0 0 2 2																
<b>Ron Hassey, L</b> (1, 2) OBP: 0.333, SLG: 0.273	4-0 FC6-4 BB		0-3 K		0-0 1B			0-3 K	3 0 1 0 1 2 2																
<b>Duane Kuiper, L</b> (1, 4) OBP: 0.500, SLG: 0.455	0-0 FC6-4		0-0 2B 1B		0-0 2B 1B			0-0 FC4-6 1-2 2-3	4 1 2 0 0 0 4																
<b>Tom Verzyer, R</b> (1, 6) OBP: 0.250, SLG: 0.286			0-0 1-3		0-0 1-1 SF8 2B			0-0 P4	2 1 1 1 0 0 0																
<b>Andres Mora, R</b> (6, PH)								0-0 5-3	1 0 0 0 0 0 3																
<b>Jerry Dybzinski, R</b> (6, 6)									1 0 0 0 0 0 2																
<b>Inning Stats</b>	R: 0 E: 0 K: 1 S: 5	H: 0 LOB: 0 BB: 0 P: 5	R: 0 E: 0 K: 2 S: 8	H: 1 LOB: 2 BB: 1 P: 12	R: 0 E: 0 K: 0 S: 4	H: 1 LOB: 2 BB: 1 P: 8	R: 0 E: 0 K: 2 S: 7	H: 0 LOB: 0 BB: 0 P: 7	R: 2 E: 0 K: 1 S: 8	H: 3 LOB: 1 BB: 0 P: 8	R: 0 E: 0 K: 0 S: 5	H: 2 LOB: 3 BB: 0 P: 9	R: 0 E: 1 K: 0 S: 3	H: 0 LOB: 0 BB: 0 P: 3	R: 0 E: 0 K: 1 S: 6	H: 1 LOB: 2 BB: 1 P: 10	R: 1 E: 0 K: 0 S: 5	H: 2 LOB: 1 BB: 0 P: 5	1B: 8 2B: 2 3B: 0 HR: 0	SF: 1 SAC: 0 DP: 1 HBP: 0	WP: 0 PB: 0 SB: 1 CS: 0	PA: 41			
<b>PITCHER</b>	IP	WLS	BF	H	R	ER	SO	BB	IBB	HBP	BLK	WP	HR	S	P	ERA	WHIP								
<b>Don Aase, R</b> (1, 1) ERA: 3.38	5.1	W	26	7	2	2	6	3	0	0	0	0	0	35	47	3.38	1.875								
<b>John Montague, R</b> (6, 1) ERA: 2.45	3.2	S	15	3	1	1	1	1	0	0	0	0	0	16	20	2.46	1.091								

Cleveland Indians @ California Angels  
Anaheim Stadium, Anaheim, CA  
Sun Apr 13 1980, 6:33 AM EST  
Att: 33,628 - Unknown

AB	36
R	3
H	10
RBI	3
BB	4
SO	7
LOB	26



Batter	1	2	3	4	5	6	7	8	9	AB	R	H	RBI	BB	SO	LOB	BOTTOM								
<b>Rick Miller, L</b> (1, 8) OBP: 0.500, SLG: 0.400	0-0 G3		0-0 5-3	4-0 E2 1B BB		0-0 1B		0-3 K	4 1 1 0 1 1 0																
<b>Al Cowens, R</b> (1, 9) OBP: 0.214, SLG: 0.083	0-3 K		1-0 2B HBP	4-0 1B BB		0-0 F9		0-0 2-3	3 2 0 0 1 1 1																
<b>Carney Lansford, R</b> (1, 5) OBP: 0.500, SLG: 0.538	0-0 6-3		0-0 2B 1B	0-0 1B BB		0-0 1B 2B		0-0 F9	5 2 3 1 0 0 0																
<b>Don Baylor, R</b> (1, 10) OBP: 0.462, SLG: 0.455		0-0 6-3	0-0 BB 2B	0-0 1-3 3-H 1B		4-0 1B BB		0-0 1B BB	3 1 2 2 1 0 0																
<b>Rod Carew, L</b> (1, 3) OBP: 0.538, SLG: 0.545	4-0 S 2B BB		4-0 BB IBB		0-0 3-1			0-0 S FC6-2 1B	2 1 1 0 2 0 0																
<b>Joe Rudi, R</b> (1, 7) OBP: 0.385, SLG: 1.083	0-3 K		4-0 1-2 2-3 3-H BB		0-3 K			0-0 FC6-2 1B 1B	3 1 1 3 1 2 1																
<b>Bobby Grich, R</b> (1, 4) OBP: 0.462, SLG: 0.455	0-0 2B		0-3 K		0-0 5-3			0-0 1-2 2-3 3-H K	4 0 1 1 0 2 5																
<b>Freddie Patek, R</b> (1, 6) OBP: 0.273, SLG: 0.444	0-3 K		0-0 5-3		0-3 K			0-0 FC6-2 1B CS	4 0 0 0 0 2 3																
<b>Tom Donohue, R</b> (1, 2) OBP: 0.250, SLG: 0.250			0-3 K		0-0 5-3			0-3 1-3 3-H 1B	4 0 1 1 0 2 0																
<b>Inning Stats</b>	R: 0 E: 0 K: 1 S: 5	H: 0 LOB: 0 BB: 0 P: 5	R: 1 E: 0 K: 2 S: 8	H: 1 LOB: 1 BB: 1 P: 12	R: 2 E: 0 K: 2 S: 9	H: 2 LOB: 3 BB: 2 P: 18	R: 2 E: 1 K: 0 S: 4	H: 2 LOB: 2 BB: 2 P: 12	R: 0 E: 0 K: 1 S: 5	H: 0 LOB: 0 BB: 0 P: 5	R: 0 E: 0 K: 2 S: 8	H: 1 LOB: 1 BB: 0 P: 8	R: 3 E: 0 K: 1 S: 8	H: 4 LOB: 1 BB: 1 P: 12	R: 0 E: 0 K: 1 S: 5	H: 0 LOB: 0 BB: 0 P: 5	1B: 7 2B: 3 3B: 0 HR: 0	SF: 0 SAC: 0 DP: 0 HBP: 1	WP: 0 PB: 0 SB: 3 CS: 1	PA: 40					
<b>PITCHER</b>	IP	WLS	BF	H	R	ER	SO	BB	IBB	HBP	BLK	WP	HR	S	P	ERA	WHIP								
<b>John Denny, R</b> (1, 1) ERA: 10.5	6.0	L	31	7	7	7	8	5	1	1	0	0	0	12	12	4.50	1.500								
<b>Mike Stanton, R</b> (7, 1) ERA: 3.0	2.0		8	3	1	1	2	0	0	0	0	0	0	12	12	4.50	1.500								

Cleveland Indians @ California Angels  
Anaheim Stadium, Anaheim, CA  
Sun Apr 13 1980, 6:33 AM EST  
Att: 33,628 - Unknown

AB	32
R	8
H	10
RBI	8
BB	6
SO	10
LOB	10

















Batter	1	2	3	4	5	6	7	8	9	AB	R	H	RBI	BB	SO	LOB	TOP			
Alfredo Griffin, S OBP: 0.206, SLG: 0.242	6-3		G4-6-3			1-3		5-3		4	0	0	0	0	0	2	Toronto Blue Jays @ Cleveland Indians Cleveland Municipal Stadium, Cleveland, OH Sat Apr 19 1980, 3:33 AM EST Att: 61,753 - Unknown - 59 F			
Rick Bosetti, R OBP: 0.226, SLG: 0.333	E6 G3		F9			6-3		6-3		4	0	1	0	0	0	1				
John Mayberry, L OBP: 0.387, SLG: 0.692	G3			K		G3			G3	4	0	0	0	0	1					
Otto Velez, R OBP: 0.375, SLG: 0.385	K			F9					K	4	0	1	0	0	2					
Roy Howell, L OBP: 0.452, SLG: 0.556		K		1-3					L4	4	0	0	0	0	2					
Barry Bonnell, R OBP: 0.241, SLG: 0.360		E5			5-3					3	0	0	0	0	1					
Bob Bailor, R OBP: 0.118, SLG: 0.063										0	0	0	0	0	0					
Damaso Garcia, R OBP: 0.296, SLG: 0.360		F9		1-3						3	0	0	0	0	2					
Danny Ainge, R OBP: 1.000, SLG: 1.333				1B G4-6-3						3	1	3	0	0	0					
Bob Davis, R OBP: 0.364, SLG: 0.300					F9					3	0	1	0	0	2					
<b>Inning Stats</b>	R: 0 E: 1 K: 1 S: 6	H: 1 LOB: 1 BB: 0 P: 6	R: 0 E: 1 K: 1 S: 5	H: 0 LOB: 0 BB: 0 P: 5	R: 1 E: 0 K: 0 S: 4	H: 2 LOB: 0 BB: 0 P: 4	R: 0 E: 0 K: 1 S: 5	H: 0 LOB: 0 BB: 0 P: 5	R: 0 E: 0 K: 0 S: 3	H: 1 LOB: 1 BB: 0 P: 4	R: 0 E: 0 K: 2 S: 8	H: 1 LOB: 1 BB: 0 P: 8	R: 0 E: 0 K: 0 S: 4	H: 1 LOB: 0 BB: 0 P: 4	R: 0 E: 0 K: 1 S: 5	H: 0 LOB: 0 BB: 0 P: 5	1B: 5 2B: 1 3B: 0 HR: 0	SF: 0 SAC: 0 DP: 1 HBP: 0	WP: 0 PB: 0 SB: 0 CS: 1	PA: 32
<b>PITCHER</b> Rick Waits, L ERA: 4.11	IP: 9.0 WLS: W BF: 32 H: 6 R: 1 ER: 1 SO: 6 BB: 0 IBB: 0 HBP: 0 BLK: 0 WP: 0 HR: 0 S: 44 P: 44 ERA: 1.00 WHIP: 0.667											<b>PITCHER</b>	IP: 9.0 WLS: W BF: 32 H: 6 R: 1 ER: 1 SO: 6 BB: 0 IBB: 0 HBP: 0 BLK: 0 WP: 0 HR: 0 S: 44 P: 44 ERA: 1.00 WHIP: 0.667							

Batter	1	2	3	4	5	6	7	8	9	AB	R	H	RBI	BB	SO	LOB	BOTTOM			
Rick Manning, L OBP: 0.406, SLG: 0.333	F8		G4-6-3			F7				3	1	0	0	2	0	3	Toronto Blue Jays @ Cleveland Indians Cleveland Municipal Stadium, Cleveland, OH Sat Apr 19 1980, 3:33 AM EST Att: 61,753 - Unknown - 59 F			
Toby Harrah, R OBP: 0.188, SLG: 0.143	G3			F5	SF8 IBB					4	1	1	1	0	0					
Mike Hargrove, L OBP: 0.319, SLG: 0.364				K						2	2	1	3	2	1					
Cliff Johnson, R OBP: 0.294, SLG: 0.267	F9			1-3	K					5	0	0	0	0	1					
Jorge Orta, L OBP: 0.400, SLG: 0.375		K			2B 2B 1B	F8				3	1	1	0	1	1					
Joe Charboneau, R OBP: 0.393, SLG: 0.609										3	2	3	2	1	0					
Ron Hassey, L OBP: 0.318, SLG: 0.490										4	1	1	2	0	1					
Duane Kuiper, L OBP: 0.423, SLG: 0.455										2	0	1	0	1	0					
Ron Pruitt, R OBP: 0.200, SLG: 0.200										1	0	0	0	0	0					
Dave Rosello, R ERA: 2.94										0	0	0	0	0	0					
Tom Veryzer, R OBP: 0.333, SLG: 0.267										3	0	2	0	0	0					
<b>Inning Stats</b>	R: 0 E: 0 K: 0 S: 3	H: 0 LOB: 1 BB: 1 P: 7	R: 0 E: 0 K: 1 S: 4	H: 0 LOB: 0 BB: 1 P: 8	R: 0 E: 0 K: 0 S: 3	H: 1 LOB: 0 BB: 0 P: 3	R: 0 E: 0 K: 1 S: 5	H: 0 LOB: 0 BB: 0 P: 5	R: 3 E: 0 K: 0 S: 5	H: 2 LOB: 0 BB: 1 P: 9	R: 1 E: 0 K: 1 S: 6	H: 3 LOB: 2 BB: 1 P: 11	R: 3 E: 0 K: 0 S: 5	H: 2 LOB: 0 BB: 1 P: 9	R: 1 E: 0 K: 1 S: 6	H: 3 LOB: 3 BB: 3 P: 20	1B: 6 2B: 2 3B: 0 HR: 2	SF: 1 SAC: 1 DP: 1 HBP: 1	WP: 0 PB: 0 SB: 0 CS: 1	PA: 40
<b>PITCHER</b> Jim Clancy, R ERA: 6.75	IP: 4.0 WLS: L BF: 17 H: 4 R: 3 ER: 3 SO: 2 BB: 3 IBB: 0 HBP: 0 BLK: 0 WP: 0 HR: 0 S: 18 P: 30 ERA: 6.75 WHIP: 1.750											<b>PITCHER</b>	IP: 4.0 WLS: L BF: 17 H: 4 R: 3 ER: 3 SO: 2 BB: 3 IBB: 0 HBP: 0 BLK: 0 WP: 0 HR: 0 S: 18 P: 30 ERA: 6.75 WHIP: 1.750							
Tom Buskey, R ERA: 2.94	IP: 1.2 WLS: 0 BF: 10 H: 3 R: 1 ER: 1 SO: 1 BB: 0 IBB: 2 HBP: 0 BLK: 0 WP: 0 HR: 1 S: 10 P: 18 ERA: 5.40 WHIP: 1.800											<b>PITCHER</b>	IP: 1.2 WLS: 0 BF: 10 H: 3 R: 1 ER: 1 SO: 1 BB: 0 IBB: 2 HBP: 0 BLK: 0 WP: 0 HR: 1 S: 10 P: 18 ERA: 5.40 WHIP: 1.800							
Balor Moore, L ERA: 5.87	IP: 2.1 WLS: 0 BF: 13 H: 3 R: 4 ER: 4 SO: 1 BB: 2 IBB: 0 HBP: 1 BLK: 0 WP: 0 HR: 1 S: 12 P: 21 ERA: 15.43 WHIP: 2.143											<b>PITCHER</b>	IP: 2.1 WLS: 0 BF: 13 H: 3 R: 4 ER: 4 SO: 1 BB: 2 IBB: 0 HBP: 1 BLK: 0 WP: 0 HR: 1 S: 12 P: 21 ERA: 15.43 WHIP: 2.143							

AB 32  
R 1  
H 6  
RBI 0  
BB 0  
SO 6  
LOB 11



AB 30  
R 8  
H 10  
RBI 8  
BB 7  
SO 4  
LOB 11





Batter	1	2	3	4	5	6	7	8	9	AB	R	H	RBI	BB	SO	LOB	TOP									
Alfredo Griffin, S OBP: 0.211, SLG: 0.243		FC4-2 			1-3 		4-3 			4	1	1	0	0	0	2										
Rick Bosetti, R OBP: 0.229, SLG: 0.324		CS 	L6 		6-3 			5-3 		4	1	1	0	0	0	0										
John Mayberry, L OBP: 0.371, SLG: 0.633	K 		F6 			4-3 1-3 		K 		4	0	1	0	0	2	2										
Roy Howell, L OBP: 0.400, SLG: 0.484	K 		G1 			1-3 		K 		4	0	0	0	0	2	3										
Otto Velez, R OBP: 0.417, SLG: 0.517 Joe Cannon, L (9, PR)				2B 5-3-6 		4-3 		2B SF9 		3	1	2	3	1	0	1										
Barry Bonnell, R OBP: 0.303, SLG: 0.517				1-3 		F7 		SF9 CS 		4	1	3	0	0	0	1										
Damaso Garcia, R OBP: 0.290, SLG: 0.357				5-3-6 			L8 		SF9 	3	0	1	2	0	0	2										
Danny Ainge, R OBP: 0.571, SLG: 0.714	CS 	WP 5-3 FC4-2 		3-H K 			F8 		2-3 3-H K 	4	0	1	0	0	2	3										
Bob Davis, R OBP: 0.357, SLG: 0.308			5-3 						3-H K 	3	0	1	0	0	1	1										
<b>Inning Stats</b>	R: 4 E: 0 K: 2 S: 11	H: 5 LOB: 0 BB: 0 P: 11	R: 0 E: 0 K: 0 S: 3	H: 1 LOB: 0 BB: 0 P: 3	R: 0 E: 0 K: 0 S: 3	H: 0 LOB: 0 BB: 0 P: 3	R: 0 E: 0 K: 1 S: 6	H: 2 LOB: 1 BB: 0 P: 6	R: 0 E: 0 K: 0 S: 5	H: 0 LOB: 0 BB: 0 P: 5	R: 0 E: 0 K: 0 S: 4	H: 1 LOB: 1 BB: 0 P: 4	R: 0 E: 0 K: 0 S: 4	H: 1 LOB: 1 BB: 0 P: 4	R: 0 E: 0 K: 2 S: 7	H: 0 LOB: 0 BB: 0 P: 7	R: 1 E: 0 K: 1 S: 5	H: 1 LOB: 1 BB: 1 P: 9	1B: 7 2B: 4 3B: 0 HR: 1	SF: 1 SAC: 0 DP: 1 HBP: 0	WP: 1 PB: 0 SB: 1 CS: 3	PA: 37				
<b>PITCHER</b>	IP	WLS	BF	H	R	ER	SO	BB	IBB	HBP	BLK	WP	HR	S	P	ERA	WHIP									
John Denny, R ERA: 7.62	(1, 1)	7.0	L	28	10	4	4	4	0	0	0	0	1	1	36	36	5.14	1.429								
Mike Stanton, R ERA: 3.6	(8, 1)	2.0		7	1	1	1	3	1	0	0	0	0	0	12	16	4.50	1.000								

Toronto Blue Jays @ Cleveland Indians  
Cleveland Municipal Stadium, Cleveland, OH

AB 33  
R 5  
H 11  
RBI 5  
BB 1  
SO 7  
LOB 15



WP: 1 PA: 37  
PB: 0  
SB: 1  
CS: 3

Sun Apr 20 1980, 3:33 AM EST  
Att: 11,220 - Unknown - 54 F

livebaseballscores.com

Batter	1	2	3	4	5	6	7	8	9	AB	R	H	RBI	BB	SO	LOB	BOTTOM									
Rick Manning, L OBP: 0.361, SLG: 0.290	L7 		F7 			1-3 	1-3 			4	0	0	0	0	0	1										
Toby Harrah, R OBP: 0.222, SLG: 0.161	S BB 		F8 			1B 		L4 		3	0	1	0	1	0	1										
Mike Hargrove, L OBP: 0.357, SLG: 0.375	F7 			G5-4-3 BB 		FC6-4 1B 		WP BB 		2	0	1	0	2	0	1										
Cliff Johnson, R OBP: 0.238, SLG: 0.211	K 			G5-4-3 		FC6-4 		K 		4	0	0	0	0	2	4										
Jorge Orta, L OBP: 0.382, SLG: 0.333		F7 		4-3 			1B HR BB 	F9 		3	1	0	0	1	0	1										
Joe Charboneau, R OBP: 0.406, SLG: 0.577		G3 			F8 4-3 BB 		1-2 HR 1B 	G2 		3	1	1	0	1	0	0										
Ron Hassey, L OBP: 0.308, SLG: 0.500		K 			4-3 		1-2 	4-3 		4	1	1	3	0	1	1										
Duane Kuiper, L OBP: 0.367, SLG: 0.385			L7 				1-H 2-H HR 	4-3 		4	0	0	0	0	1	1										
Tom Verzyer, R OBP: 0.350, SLG: 0.353 Andres Mora, R OBP: 0.250, SLG: 0.250 Jerry Dybzinski, R (8, 6)					L7 			F8 		2	0	1	0	0	0	1										
<b>Inning Stats</b>	R: 0 E: 0 K: 1 S: 5	H: 0 LOB: 1 BB: 1 P: 9	R: 0 E: 0 K: 1 S: 5	H: 0 LOB: 0 BB: 0 P: 5	R: 0 E: 0 K: 0 S: 4	H: 1 LOB: 1 BB: 0 P: 4	R: 0 E: 0 K: 0 S: 2	H: 0 LOB: 0 BB: 1 P: 6	R: 0 E: 0 K: 0 S: 3	H: 0 LOB: 0 BB: 1 P: 7	R: 0 E: 0 K: 0 S: 4	H: 2 LOB: 1 BB: 0 P: 4	R: 3 E: 0 K: 1 S: 7	H: 2 LOB: 0 BB: 1 P: 11	R: 0 E: 0 K: 1 S: 5	H: 0 LOB: 1 BB: 1 P: 9	R: 0 E: 0 K: 0 S: 3	H: 0 LOB: 0 BB: 0 P: 3	1B: 3 2B: 1 3B: 0 HR: 1	SF: 0 SAC: 0 DP: 1 HBP: 0	WP: 1 PB: 0 SB: 1 CS: 0	PA: 35				
<b>PITCHER</b>	IP	WLS	BF	H	R	ER	SO	BB	IBB	HBP	BLK	WP	HR	S	P	ERA	WHIP									
Dave Lemanczyk, R ERA: 5.84	(1, 1)	6.0	W	25	5	3	3	2	4	0	0	0	0	1	25	41	4.50	1.500								
Jerry Garvin, L ERA: 5.4	(7, 1)	1.1		5	0	0	0	1	1	0	0	0	0	0	6	10	0.00	0.750								
Joey McLaughlin, R ERA: 10.38	(8, 1)	1.2	S	5	0	0	0	1	0	0	0	0	1	0	7	7	0.00	0.000								

Toronto Blue Jays @ Cleveland Indians  
Cleveland Municipal Stadium, Cleveland, OH

AB 30  
R 3  
H 5  
RBI 3  
BB 5  
SO 4  
LOB 11



WP: 1 PA: 35  
PB: 0  
SB: 1  
CS: 0

Sun Apr 20 1980, 3:33 AM EST  
Att: 11,220 - Unknown - 54 F

livebaseballscores.com



Batter	1	2	3	4	5	6	7	8	9	10	11	AB	R	H	RBI	BB	SO	LOB	TOP											
<b>Rick Manning, L</b> OBP: 0.341, SLG: 0.257 (1, 8)	3-1		F7		F7			1-3	F6			4	1	0	0	1	0	2												
<b>Toby Harrah, R</b> OBP: 0.220, SLG: 0.167 (1, 5)	F7		E8		B1-3			5-3		F3		5	1	1	1	0	0	0												
<b>Mike Hargrove, L</b> OBP: 0.450, SLG: 0.500 (1, 3)	F8		SF8									4	1	2	2	0	0	0												
<b>Cliff Johnson, R</b> OBP: 0.231, SLG: 0.208 (1, 10)		E5	5-3					HR		F9		5	0	1	0	0	1	1												
<b>Jorge Orta, L</b> OBP: 0.410, SLG: 0.355 (1, 9)		G3-6-3										4	1	2	0	1	0	2												
<b>Jos Charbonneau, R</b> OBP: 0.420, SLG: 0.548 (1, 7)												5	0	2	0	0	0	2												
<b>Ron Hassey, L</b> OBP: 0.345, SLG: 0.500 (9, PH)												2	0	1	0	1	0	1												
<b>Ron Pruitt, R</b> OBP: 0.167, SLG: 0.200 (9, 2)												0	0	0	1	0	0	0												
<b>Bo Diaz, R</b> OBP: 0.333, SLG: 0.333 (9, 2)												1	0	1	0	0	0	0												
<b>Duane Kuiper, L</b> OBP: 0.314, SLG: 0.323 (1, 4)												5	0	0	0	0	0	4												
<b>Tom Verzyr, R</b> OBP: 0.360, SLG: 0.333 (1, 6)												4	1	1	0	1	0	2												
<b>Inning Stats</b>	R: 0 E: 0 K: 0 S: 3	H: 0 LOB: 0 BB: 0 P: 3	R: 0 E: 1 K: 0 S: 4	H: 1 LOB: 1 BB: 0 P: 4	R: 3 E: 1 K: 0 S: 5	H: 2 LOB: 1 BB: 1 P: 9	R: 0 E: 0 K: 0 S: 2	H: 0 LOB: 1 BB: 2 P: 10	R: 0 E: 0 K: 0 S: 3	H: 0 LOB: 0 BB: 0 P: 3	R: 0 E: 0 K: 0 S: 4	H: 2 LOB: 1 BB: 0 P: 4	R: 0 E: 0 K: 0 S: 3	H: 1 LOB: 0 BB: 0 P: 3	R: 1 E: 0 K: 1 S: 6	H: 1 LOB: 0 BB: 0 P: 6	R: 1 E: 0 K: 0 S: 5	H: 2 LOB: 2 BB: 1 P: 9	R: 0 E: 0 K: 0 S: 4	H: 1 LOB: 1 BB: 0 P: 4	R: 0 E: 0 K: 0 S: 4	H: 1 LOB: 1 BB: 0 P: 4	1B: 10 2B: 0 3B: 0 HR: 1	SF: 2 SAC: 0 DP: 3 HBP: 0	WP: 0 PB: 0 SB: 0 CS: 1	PA: 45				
<b>PITCHER</b>																														
<b>Lary Sorenson, R</b> ERA: 1.77 (1, 1)	IP: 6.0	WLS: 24	BF: 5	H: 3	R: 3	ER: 2	SO: 0	BB: 0	IBB: 0	HBP: 0	BLK: 0	WP: 0	HR: 0	S: 21	P: 33	ERA: 3.00	WHIP: 1.333													
<b>Dan Bolitano, R</b> ERA: 4.5 (7, 1)	2.0	9	4	2	2	1	0	0	0	0	0	0	1	11	11	9.00	2.000													
<b>Bob McClure, L</b> ERA: 2.35 (9, 1)	3.0	W: 12	2	0	0	0	0	0	1	0	0	0	0	0	11	15	0.00	0.667												

Cleveland Indians @ Milwaukee Brewers  
Milwaukee County Stadium, Milwaukee, WI

AB 39  
R 5  
H 11  
RBI 4  
BB 4  
SO 1  
LOB 14



Mon Apr 21 1980, 7:05 PM EST  
Att. 10,414 - Unknown - 74 F

Batter	1	2	3	4	5	6	7	8	9	10	11	AB	R	H	RBI	BB	SO	LOB	BOTTOM										
<b>Paul Molitor, R</b> OBP: 0.477, SLG: 0.500 (1, 4)	5-3											4	2	2	0	2	0	0											
<b>Robin Yount, R</b> OBP: 0.410, SLG: 0.639 (1, 6)												5	0	2	2	0	1	5											
<b>Dick Davis, R</b> OBP: 0.176, SLG: 0.294 (1, 10)												4	0	1	0	0	1	2											
<b>Cecil Cooper, L</b> OBP: 0.400, SLG: 0.571 (9, PH)												1	0	1	2	0	0	0											
<b>Mark Brouhard, R</b> (9, PR)												0	1	0	0	0	0	0											
<b>Gorman Thomas, R</b> OBP: 0.415, SLG: 0.576 (1, 8)												5	1	1	2	1	3	2											
<b>Ben Oglivie, L</b> OBP: 0.375, SLG: 0.486 (1, 7)												5	0	0	0	0	0	3											
<b>Sixto Lezcano, R</b> OBP: 0.285, SLG: 0.429 (1, 9)												4	0	0	0	1	0	0											
<b>Sal Bando, R</b> OBP: 0.385, SLG: 0.273 (1, 5)												3	1	3	0	1	0	0											
<b>Jim Gantner, L</b> OBP: 0.333, SLG: 0.444 (8, 5)												1	0	1	0	0	0	0											
<b>Don Money, R</b> OBP: 0.375, SLG: 0.480 (1, 3)												4	0	0	0	0	0	4											
<b>Buck Martinez, R</b> OBP: 0.308, SLG: 0.250 (1, 2)												3	1	1	1	0	1	2											
<b>Charlie Moore, R</b> OBP: 0.250, SLG: 0.250 (10, 2)												2	1	1	0	0	0	2											
<b>Inning Stats</b>	R: 0 E: 0 K: 0 S: 4	H: 1 LOB: 2 BB: 1 P: 8	R: 3 E: 0 K: 0 S: 6	H: 3 LOB: 1 BB: 1 P: 10	R: 0 E: 0 K: 0 S: 3	H: 0 LOB: 0 BB: 0 P: 3	R: 0 E: 0 K: 0 S: 4	H: 1 LOB: 2 BB: 1 P: 8	R: 0 E: 0 K: 1 S: 6	H: 1 LOB: 1 BB: 0 P: 6	R: 0 E: 0 K: 0 S: 4	H: 1 LOB: 1 BB: 0 P: 4	R: 0 E: 0 K: 0 S: 6	H: 1 LOB: 1 BB: 0 P: 6	R: 0 E: 0 K: 1 S: 8	H: 3 LOB: 3 BB: 0 P: 8	R: 0 E: 0 K: 1 S: 6	H: 1 LOB: 3 BB: 2 P: 14	R: 2 E: 0 K: 0 S: 1	H: 1 LOB: 0 BB: 0 P: 2	1B: 10 2B: 2 3B: 0 HR: 1	SF: 0 SAC: 2 DP: 0 HBP: 1	WP: 1 PB: 0 SB: 0 CS: 0	PA: 49					
<b>PITCHER</b>																													
<b>Bob Ojchinko, L</b> ERA: 4.3 (1, 1)	IP: 8.0	WLS: 36	BF: 9	H: 4	R: 4	ER: 4	SO: 0	BB: 2	IBB: 1	HBP: 0	BLK: 0	WP: 0	HR: 0	S: 41	P: 53	ERA: 4.50	WHIP: 1.375												
<b>Mike Stanton, R</b> ERA: 5.06 (9, 1)	0.1	2	1	0	0	0	0	0	0	0	0	0	0	2	2	0.00	3.000												
<b>Sid Monge, L</b> ERA: 5.4 (9, 1)	1.0	6	2	1	1	1	1	0	0	0	0	0	0	7	11	9.00	3.000												
<b>Victor Cruz, R</b> ERA: 18.0 (10, 1)	0.2	L: 5	1	2	2	1	0	1	1	0	0	1	1	5	10	27.00	1.500												

Cleveland Indians @ Milwaukee Brewers  
Milwaukee County Stadium, Milwaukee, WI

AB 41  
R 7  
H 13  
RBI 7  
BB 5  
SO 6  
LOB 20



Mon Apr 21 1980, 7:05 PM EST  
Att. 10,414 - Unknown - 74 F

















Batter	1	2	3	4	5	6	7	8	9	AB	R	H	RBI	BB	SO	LOB	TOP								
Mickey Rivers, L (1, 8) OBP: 0.406, SLG: 0.468	0-0 4-3 BLK 1B		0-0 6-3		4-0 1-2 HR BB		0-0 FC1-6 S BB	0-0 SF8		3	2	1	1	1	0	1	<p>Texas Rangers @ Cleveland Indians Cleveland Municipal Stadium, Cleveland, OH</p> <p>Sat Apr 26 1980, 3:33 AM EST Att: 7,092 - Unknown</p> <p>livebaseballscorecards.com</p> <p>AB 32 R 7 H 9 RBI 7 BB 8 SO 7 LOB 16</p> 								
Bump Wills, S (1, 4) OBP: 0.279, SLG: 0.242	0-3 K		0-3 K		4-0 1-2 HR BB		4-0 BB S BB	0-0 1-3		3	1	0	0	2	2	2									
Al Oliver, L (1, 9) OBP: 0.304, SLG: 0.444	0-0 4-3			0-0 G3	0-0 1-H 2-H 3-H HR		0-3 K		0-0 F7	5	1	1	4	0	1	3									
Buddy Bell, R (1, 5) OBP: 0.433, SLG: 0.569	0-3 K			0-0 1B 2B			4-0 BB IBB		4-0 G1-6-3 BB	3	1	2	0	2	1	1									
Rusty Staub, L (1, 10) OBP: 0.436, SLG: 0.711		0-0 1-3		0-0 G4-6-3 1B	0-3 K2-3		4-0 BB IBB		0-0 G1-6-3	3	0	1	1	0	1	1									
Richie Zisk, R (7, PH) OBP: 0.217, SLG: 0.238							1-2 2-3 3-4 BB		1-2 2-3 3-4 BB	1	0	0	1	1	0	1									
Johnny Grubb, L (1, 7) OBP: 0.150, SLG: 0.118		0-0 4-3		0-0 G4-6-3		0-0 4-3		0-0 F5		3	0	0	0	0	0	1									
Bill Sample, R (7, PH) OBP: 0.304, SLG: 0.300										0	0	0	0	0	0	0									
Jim Norris, L (7, PH) OBP: 0.200, SLG: 0.111										1	0	0	0	0	0	3									
Pat Putnam, L (1, 3) OBP: 0.311, SLG: 0.256										3	1	2	0	1	1	0									
Jim Sundberg, R (1, 2) OBP: 0.419, SLG: 0.568										4	0	0	0	0	1	3									
Nelson Norman, S (1, 6) OBP: 0.226, SLG: 0.200										2	1	1	0	1	0	0									
John Ellis, R (8, PH) OBP: 0.308, SLG: 0.308			0-0 4-3							1	0	1	0	0	0	0									
Pepe Frias, R (8, PH) OBP: 0.143, SLG: 0.214										0	0	0	0	0	0	0									
Inning Stats	R: 0 E: 0 K: 2 S: 8	H: 1 LOB: 1 BB: 0 P: 8	R: 0 E: 0 K: 0 S: 4	H: 1 LOB: 1 BB: 0 P: 4	R: 0 E: 0 K: 1 S: 5	H: 0 LOB: 0 BB: 0 P: 5	R: 1 E: 0 K: 0 S: 4	H: 2 LOB: 0 BB: 0 P: 4	R: 4 E: 0 K: 1 S: 8	H: 4 LOB: 1 BB: 2 P: 16	R: 0 E: 0 K: 1 S: 5	H: 0 LOB: 0 BB: 0 P: 5	R: 1 E: 0 K: 1 S: 5	H: 0 LOB: 3 BB: 4 P: 21	R: 1 E: 0 K: 1 S: 6	H: 1 LOB: 1 BB: 1 P: 10		R: 0 E: 0 K: 0 S: 2	H: 0 LOB: 0 BB: 1 P: 6	1B: 6 2B: 2 3B: 0 HR: 1	SF: 1 SAC: 0 DP: 3 HBP: 0	WP: 1 PB: 0 SB: 3 CS: 0	PA: 41		
PITCHER	IP	WLS	BF	H	R	ER	SO	BB	IBB	HBP	BLK	WP	HR	S	P	ERA		WHIP							
John Denny, R (1, 1) ERA: 7.91	6.1		29	8	6	6	5	4	0	0	1	1	1	35	51	8.53	1.895								
Sid Monge, L (7, 1) ERA: 6.0	0.1		3	0	0	0	1	1	1	0	0	0	0	3	11	0.00	3.000								
Victor Cruz, R (7, 1) ERA: 11.12	0.2	W	4	1	1	1	1	1	0	0	0	0	0	5	9	13.50	3.000								
Mike Stanton, R (8, 1) ERA: 3.86	1.2	S	5	0	0	0	0	1	0	0	0	0	0	4	8	0.00	0.600								

Batter	1	2	3	4	5	6	7	8	9	AB	R	H	RBI	BB	SO	LOB	BOTTOM									
Rick Manning, L (1, 8) OBP: 0.361, SLG: 0.245	0-0 6-3		0-3 K		0-0 SF7		0-0 BLK 3B 1B	0-0 L6		4	1	1	1	0	1	1	<p>Texas Rangers @ Cleveland Indians Cleveland Municipal Stadium, Cleveland, OH</p> <p>Sat Apr 26 1980, 3:33 AM EST Att: 7,092 - Unknown</p> <p>livebaseballscorecards.com</p> <p>AB 32 R 8 H 13 RBI 8 BB 4 SO 7 LOB 13</p> 									
Toby Harrah, R (1, 5) OBP: 0.250, SLG: 0.212	0-3 K		0-0 5-3		0-0 F8		0-0 1B 3B	0-0 G3-6-3 1B		5	1	2	1	0	1	1										
Mike Hargrove, L (1, 3) OBP: 0.317, SLG: 0.447	0-0 1B			0-0 L7		0-0 BB SF8 1B	0-0 1B FC4-6 1B	0-0 G3-6-3		5	2	3	1	0	0	2										
Cliff Johnson, R (1, 10) OBP: 0.273, SLG: 0.225	0-0 F3			0-3 K		0-0 SF8 BB SF6 1B	0-3 K			4	1	1	0	0	2	2										
Joe Charboneau, R (1, 7) OBP: 0.434, SLG: 0.568		0-3 K		0-0 F7		4-0 SF6 BB	0-0 FC4-6 1B			3	0	1	0	1	1	0										
Jorge Orta, L (1, 9) OBP: 0.375, SLG: 0.348						4-0 BB 1B BB	0-0 SF8 FC4-6 1B			2	1	1	2	1	0	1										
Bo Diaz, R (1, 2) OBP: 0.455, SLG: 0.455						4-0 PB 1B SF7 BB	0-0 SF6 1B			1	1	1	0	1	0	0										
Ron Hassey, L (6, PH) OBP: 0.395, SLG: 0.559						1-2 2-3 3-H BB	1-2 1B			1	0	1	1	0	0	0										
Duane Kuiper, L (1, 4) OBP: 0.360, SLG: 0.341						0-0 PB 1B	0-0 L7	0-0 G3		4	0	1	1	0	1	4										
Tom Veryzer, R (1, 6) OBP: 0.314, SLG: 0.290						0-3 K				1	0	0	0	0	0	0										
Gary Alexander, R (5, PH) OBP: 0.176, SLG: 0.188										1	0	0	0	0	1	2										
Jerry Dybzinski, R (6, 6) OBP: 0.400, SLG: 1.000										1	1	1	1	1	0	0										
Inning Stats	R: 0 E: 0 K: 1 S: 6	H: 1 LOB: 1 BB: 0 P: 6	R: 0 E: 0 K: 2 S: 8	H: 2 LOB: 1 BB: 0 P: 8	R: 0 E: 0 K: 1 S: 5	H: 0 LOB: 0 BB: 0 P: 5	R: 0 E: 0 K: 1 S: 5	H: 0 LOB: 0 BB: 0 P: 5	R: 2 E: 0 K: 1 S: 6	H: 1 LOB: 1 BB: 2 P: 14	R: 2 E: 0 K: 0 S: 5	H: 2 LOB: 1 BB: 1 P: 9	R: 4 E: 0 K: 1 S: 11	H: 6 LOB: 2 BB: 0 P: 11	R: 0 E: 0 K: 0 S: 3	H: 1 LOB: 1 BB: 1 P: 7		1B: 10 2B: 1 3B: 1 HR: 1	SF: 3 SAC: 0 DP: 1 HBP: 0	WP: 0 PB: 1 SB: 0 CS: 1	PA: 39					
PITCHER	IP	WLS	BF	H	R	ER	SO	BB	IBB	HBP	BLK	WP	HR	S	P	ERA		WHIP								
Jon Matlack, L (1, 1) ERA: 1.44	5.0		22	6	4	3	6	2	0	0	0	0	0	32	40	5.40		1.600								
Jim Kern, R (6, 1) ERA: 3.0	1.0	L	7	3	3	3	0	1	0	0	1	0	1	6	10	27.00		4.000								
Sparky Lyle, L (7, 1) ERA: 2.89	2.0		10	4	1	1	1	1	0	0	0	0	0	11	15	4.50	2.500									



Batter	1	2	3	4	5	6	7	8	9	AB	R	H	RBI	BB	SO	LOB	TOP				
Mickey Rivers, L OBP: 0.419, SLG: 0.478 (1, 8)										5	1	3	0	0	0	4					
Bump Willis, S OBP: 0.301, SLG: 0.246 (1, 4)										3	1	1	0	2	0	1					
Al Oliver, L OBP: 0.311, SLG: 0.441 (1, 9)										5	0	2	1	0	0	5					
Buddy Bell, R OBP: 0.417, SLG: 0.540 (1, 5) (8, 6)										5	1	1	2	0	1	7					
Rusty Staub, L OBP: 0.432, SLG: 0.674 (1, 10)										5	0	2	0	0	0	2					
Pat Putnam, L OBP: 0.320, SLG: 0.273 (1, 3)										5	0	2	0	0	0	3					
Jim Norris, L OBP: 0.333, SLG: 0.286 (1, 7)										5	0	3	1	0	0	1					
Jim Sundberg, R OBP: 0.375, SLG: 0.500 (1, 2)										5	0	0	0	0	0	5					
Nelson Norman, S OBP: 0.242, SLG: 0.219 (7, PH)										2	0	1	0	0	0	0					
Bill Sample, R OBP: 0.333, SLG: 0.300 (7, PH)										0	1	0	0	1	0	0					
Pepe Frias, R OBP: 0.143, SLG: 0.214 (7, PH)										0	0	0	0	0	0	0					
Johnny Grubb, L OBP: 0.190, SLG: 0.118 (8, PH)										0	0	0	0	1	0	0					
Dave Roberts, R (8, 5)										0	0	0	0	0	0	0					
<b>Inning Stats</b>	R: 1 E: 0 K: 0 S: 6	H: 3 LOB: 2 BB: 0 P: 6	R: 0 E: 0 K: 0 S: 4	H: 2 LOB: 1 BB: 0 P: 4	R: 0 E: 1 K: 0 S: 4	H: 1 LOB: 1 BB: 0 P: 4	R: 0 E: 0 K: 0 S: 3	H: 1 LOB: 2 BB: 0 P: 3	R: 0 E: 0 K: 1 S: 7	H: 0 LOB: 0 BB: 0 P: 3	R: 1 E: 0 K: 0 S: 4	H: 1 LOB: 2 BB: 2 P: 12	R: 0 E: 0 K: 0 S: 5	H: 2 LOB: 3 BB: 1 P: 9	R: 2 E: 0 K: 0 S: 6	H: 3 LOB: 2 BB: 1 P: 10	1B: 15 2B: 2 3B: 0 HR: 0	SF: 0 SAC: 0 DP: 2 HBP: 0	WP: 0 PB: 0 SB: 1 CS: 1	PA: 44	
<b>PITCHER</b>	IP WLS BF H R ER SO BB IBB HBP BLK WP HR S P ERA WHIP	6.1 W 28 10 2 2 1 1 0 0 0 0 0 0 29 33 2.84 1.737	2.2 L 16 5 2 2 0 3 0 0 0 0 0 0 13 25 6.75 3.000																		

Texas Rangers @ Cleveland Indians  
Cleveland Municipal Stadium, Cleveland, OH  
Sun Apr 27 1980, 3:33 AM EDT  
Att: 12,879 - Unknown

AB 40  
R 4  
H 15  
RBI 4  
BB 4  
SO 1  
LOB 28



Batter	1	2	3	4	5	6	7	8	9	AB	R	H	RBI	BB	SO	LOB	BOTTOM				
Rick Manning, L OBP: 0.333, SLG: 0.222 (1, 8)										5	0	0	0	0	1	6					
Toby Harrah, R OBP: 0.282, SLG: 0.232 (1, 5)										4	2	1	0	1	0	0					
Mike Hargrove, L OBP: 0.315, SLG: 0.442 (1, 3)										5	2	2	1	0	0	3					
Cliff Johnson, R OBP: 0.265, SLG: 0.244 (1, 10)										5	1	1	1	0	1	4					
Jorge Orta, L OBP: 0.383, SLG: 0.347 (1, 9)									3	1	1	1	1	0	0						
Joe Charboneau, R OBP: 0.436, SLG: 0.563 (1, 7)									4	0	2	1	0	0	1						
Ron Hassey, L OBP: 0.381, SLG: 0.579 (1, 2)									4	1	1	0	0	0	4						
Duane Kuiper, L OBP: 0.389, SLG: 0.362 (1, 4)									3	0	2	1	1	0	0						
Tom Verzyer, R OBP: 0.359, SLG: 0.343 (1, 6)									4	0	3	1	0	0	1						
<b>Inning Stats</b>	R: 0 E: 0 K: 1 S: 5	H: 0 LOB: 0 BB: 0 P: 5	R: 0 E: 0 K: 0 S: 4	H: 1 LOB: 1 BB: 0 P: 4	R: 0 E: 1 K: 0 S: 3	H: 0 LOB: 0 BB: 0 P: 3	R: 4 E: 2 K: 0 S: 8	H: 4 LOB: 2 BB: 1 P: 12	R: 2 E: 0 K: 0 S: 5	H: 3 LOB: 3 BB: 1 P: 9	R: 0 E: 0 K: 0 S: 5	H: 2 LOB: 1 BB: 1 P: 9	R: 1 E: 0 K: 0 S: 6	H: 3 LOB: 2 BB: 0 P: 6	R: 0 E: 0 K: 1 S: 5	H: 0 LOB: 0 BB: 0 P: 5	1B: 10 2B: 2 3B: 1 HR: 0	SF: 0 SAC: 0 DP: 2 HBP: 0	WP: 0 PB: 1 SB: 0 CS: 0	PA: 40	
<b>PITCHER</b>	IP WLS BF H R ER SO BB IBB HBP BLK WP HR S P ERA WHIP	3.2 L 18 5 4 1 1 0 0 0 0 0 0 3 3 54.00 6.000	0.1 L 3 2 2 2 0 0 0 0 0 0 0 3 3 54.00 6.000	4.0 L 19 6 1 1 1 2 0 0 0 0 0 0 19 27 2.25 2.000																	

Texas Rangers @ Cleveland Indians  
Cleveland Municipal Stadium, Cleveland, OH  
Sun Apr 27 1980, 3:33 AM EDT  
Att: 12,879 - Unknown

AB 37  
R 7  
H 13  
RBI 6  
BB 3  
SO 2  
LOB 19





Batter	1	2	3	4	5	6	7	8	9	AB	R	H	RBI	BB	SO	LOB	TOP								
Paul Moltzer, R OBP: 0.419, SLG: 0.484 (1, 4)	0-0 6-3		0-0 HR	0-3 K	0-0 FC5-4 1B		4-0 BB		0-0 F9 2B	5	1	3	1	1	1	1									
Robin Yount, R OBP: 0.394, SLG: 0.590 (1, 6)	0-0 6-3		0-0 B2-3	0-0 E5 HR	0-0 FC5-4		0-3 K		0-0 F3	6	1	0	0	0	1	4									
Cecil Cooper, L OBP: 0.397, SLG: 0.528 (1, 3)	0-0 6-3		0-0 1-3	0-3 K		0-0 L8		4-0 1B HR BB	0-0 F9	5	1	0	0	1	1	3									
Larry Hisle, R OBP: 0.429, SLG: 0.409 Mark Brouhard, R (9, PH)		4-0 HR BB	4-0 HR BB	0-0 HR		1-0 FC4-6 HBP		0-0 HR 1B	0-0 4-3	2	4	2	3	2	0	0									
Ben Oglivie, L OBP: 0.397, SLG: 0.556 (1, 7)		0-0 HR BB	0-0 HR 1B	0-0 2B		0-0 FC4-6 1B		0-0 HR		5	3	4	5	0	0	1									
Sixto Lezcano, R OBP: 0.292, SLG: 0.456 (1, 9)		0-0 F8	0-0 HR	0-0 F9		0-0 1B		0-0 F3		5	1	2	3	0	0	1									
Sal Bando, R OBP: 0.385, SLG: 0.565 (1, 5)		0-0 6-3	0-0 E6		0-0 HR	0-3 K		0-0 HR		5	2	2	2	0	1	2									
Gorman Thomas, R OBP: 0.309, SLG: 0.351 (1, 8)		4-0 FC4-6 BB	0-0 F5		0-3 K2-3		0-0 6-3	0-3 K		4	0	0	0	1	2	1									
Charlie Moore, R OBP: 0.343, SLG: 0.258 (1, 2)		0-0 FC4-6		4-0 HR BB	0-0 5-3		0-0 F7	0-0 4-3		4	1	0	0	1	0	1									
<b>Inning Stats</b>	R: 0 E: 0 K: 0 S: 3	H: 0 LOB: 0 BB: 0 P: 3	R: 2 E: 0 K: 0 S: 4	H: 1 LOB: 1 BB: 2 P: 12	R: 4 E: 1 K: 0 S: 7	H: 3 LOB: 1 BB: 1 P: 11	R: 3 E: 1 K: 2 S: 10	H: 2 LOB: 1 BB: 1 P: 14	R: 1 E: 0 K: 1 S: 7	H: 2 LOB: 1 BB: 0 P: 7	R: 0 E: 0 K: 1 S: 6	H: 1 LOB: 2 BB: 0 P: 7	R: 0 E: 0 K: 1 S: 5	H: 0 LOB: 1 BB: 1 P: 9	R: 4 E: 0 K: 1 S: 8	H: 3 LOB: 0 BB: 1 P: 12	R: 0 E: 0 K: 0 S: 4	H: 1 LOB: 1 BB: 0 P: 4	1B: 4 2B: 2 3B: 0 HR: 7	SF: 0 SAC: 0 DP: 0 HBP: 1	WP: 0 PB: 0 SB: 1 CS: 0	PA: 49			
<b>PITCHER</b>	IP	WLS	BF	H	R	ER	SO	BB	IBB	HBP	BLK	WP	HR	S	P	ERA	WHIP								
Bob Ovwchinko, L ERA: 6.62 (1, 1)	3.0	L	17	4	6	6	0	3	0	0	0	0	3	14	26	18.00	2.333								
Wayne Garland, R ERA: 3.0 (4, 1)	3.0		17	5	4	1	4	1	0	1	0	0	2	23	28	3.00	2.000								
Mike Paxton, R ERA: 12.0 (7, 1)	2.0		11	3	4	4	2	2	0	0	0	0	2	13	21	18.00	2.500								
Sid Monge, L ERA: 5.14 (9, 1)	1.0		4	1	0	0	0	0	0	0	0	0	0	4	4	0.00	1.000								

Milwaukee Brewers @ Cleveland Indians  
Cleveland Municipal Stadium, Cleveland, OH

AB 42  
R 14  
H 13  
RBI 14  
BB 6  
SO 6  
LOB 15



WP: 0 PA: 49  
PB: 0  
SB: 1  
CS: 0

Milwaukee Brewers @ Cleveland Indians  
Cleveland Municipal Stadium, Cleveland, OH

AB 33  
R 1  
H 10  
RBI 1  
BB 3  
SO 2  
LOB 23



Batter	1	2	3	4	5	6	7	8	9	AB	R	H	RBI	BB	SO	LOB	BOTTOM								
Rick Manning, L OBP: 0.324, SLG: 0.207 (1, 8)	0-0 3-1		0-0 3-1		0-0 FC3-6 1B SF7		0-0 4-3		4-0 G5-4-3 BB	4	1	0	0	1	0	1									
Toby Harrah, R OBP: 0.289, SLG: 0.241 Dave Rosello, R OBP: 0.667, SLG: 0.667 (1, 5) (5, 5)	0-0 HBP 1B		0-0 F7		0-0 1B		0-0 BB 1B		0-0 G5-4-3	2	0	1	0	0	0	0									
Mike Hargrove, L OBP: 0.335, SLG: 0.463 (1, 3)	1-0 1-2 HBP		0-0 1B		0-0 SF7		0-0 BB 1B		0-0 F9	2	0	2	1	0	0	0									
Cliff Johnson, R OBP: 0.245, SLG: 0.224 (1, 10)	0-0 F5		0-0 5-3		0-0 F8		0-0 F9		0-0 F7	4	0	0	0	0	0	6									
Andres Mora, R OBP: 0.222, SLG: 0.222 (1, 7)	0-0 F9		0-0 F9		0-0 G5-4-3 1B		0-0 F7		0-0 F7	4	0	1	0	0	0	4									
Jorge Orta, L OBP: 0.406, SLG: 0.353 (1, 9)		4-0 G5-4-3 1B BB		0-0 1B		0-0 G5-4-3		4-0 1-2 2-3 BB	0-0 F9	2	0	1	0	2	0	1									
Bo Diaz, R OBP: 0.412, SLG: 0.490 (1, 2)		0-0 G5-4-3 1B		0-3 K		0-0 F2		0-0 F9		4	0	1	0	0	1	4									
Duane Kuiper, L OBP: 0.368, SLG: 0.340 Ron Pruitt, R OBP: 0.333, SLG: 0.286 (1, 4) (9, PH)		0-0 G5-4-3		0-0 1-3		0-0 4-3		0-0 BB 1B		3	0	0	0	0	0	3									
Tom Verzyer, R OBP: 0.357, SLG: 0.342 Gary Alexander, R OBP: 0.167, SLG: 0.176 (1, 6) (9, PH)		0-0 5-3		0-0 FC3-6 1B		0-0 F9		0-3 K		3	0	1	0	0	0	1									
<b>Inning Stats</b>	R: 0 E: 0 K: 0 S: 4	H: 1 LOB: 2 BB: 0 P: 5	R: 0 E: 0 K: 0 S: 3	H: 1 LOB: 1 BB: 1 P: 7	R: 0 E: 0 K: 0 S: 4	H: 1 LOB: 1 BB: 0 P: 4	R: 0 E: 0 K: 1 S: 6	H: 1 LOB: 1 BB: 0 P: 6	R: 1 E: 0 K: 0 S: 5	H: 2 LOB: 1 BB: 0 P: 5	R: 0 E: 0 K: 0 S: 3	H: 1 LOB: 0 BB: 0 P: 3	R: 0 E: 0 K: 0 S: 3	H: 0 LOB: 0 BB: 0 P: 3	R: 0 E: 0 K: 0 S: 5	H: 2 LOB: 3 BB: 1 P: 9	R: 0 E: 0 K: 1 S: 5	H: 1 LOB: 1 BB: 1 P: 9	1B: 10 2B: 0 3B: 0 HR: 0	SF: 1 SAC: 0 DP: 3 HBP: 1	WP: 0 PB: 0 SB: 0 CS: 0	PA: 38			
<b>PITCHER</b>	IP	WLS	BF	H	R	ER	SO	BB	IBB	HBP	BLK	WP	HR	S	P	ERA	WHIP								
Bill Travers, L ERA: 6.43 (1, 1)	5.0	W	22	6	1	1	1	1	0	1	0	0	0	22	27	1.80	1.400								
Reggie Cleveland, R ERA: 3.86 (6, 1)	2.0		6	1	0	0	0	0	0	0	0	0	0	6	6	0.00	0.500								
Bob McClure, L ERA: 2.45 (8, 1)	2.0		10	3	0	0	1	2	0	0	0	0	0	10	18	0.00	2.500								

Tue Apr 29 1980, 7:05 PM EDT  
Att. 4,008 - Unknown - 53 F



Batter	1	2	3	4	5	6	7	8	9	AB	R	H	RBI	BB	SO	LOB	TOP					
Jorge Orta, L (1,9) OBP: 0.412, SLG: 0.352	0-0 4-3		0-0 P4			0-0 1B		0-0 1B		3	0	1	0	1	0	0	<b>Cleveland Indians @ Toronto Blue Jays</b> Exhibition Stadium, Toronto, ON Thu May 01 1980, 7:05 PM EDT Att: 11,654 - Unknown - 61 F					
Duane Kuiper, L (1,4) OBP: 0.367, SLG: 0.340 Andres Mora, R (8, PH) OBP: 0.200, SLG: 0.200 Dave Rosello, R (8,4) OBP: 0.667, SLG: 0.667	0-0 4-3			0-0 G4-6-3 1B		0-0 P5		0-0 P6		3	0	1	0	0	0	1						
Mike Hargrove, L (1,3) OBP: 0.338, SLG: 0.456	4-0 BB			0-0 G4-6-3 1-2			0-0 4-1	0-0 G3-6-4 1B		3	0	1	2	1	0	1						
Ron Hassey, L (1,2) OBP: 0.370, SLG: 0.571	0-0 4-3			0-0 L3			0-0 2B	0-0 G3-6-1 1-2		4	0	1	0	0	0	3						
Toby Harrah, R (1,5) OBP: 0.254, SLG: 0.226		0-0 F9			0-0 6-3		0-0 6-3		0-0 F8	4	0	0	0	0	0	1						
Joe Charboneau, R (1,7) OBP: 0.426, SLG: 0.529		0-0 5-3			0-3 K		4-0 BB		0-3 K	3	0	0	0	1	2	0						
Cliff Johnson, R (1,10) OBP: 0.228, SLG: 0.208		0-0 5-3			0-0 P4		0-0 F7		0-0 6-3	4	0	0	0	0	0	2						
Rick Manning, L (1,8) OBP: 0.324, SLG: 0.230			0-0 F7			0-0 F7		0-0 WP 1B 2B		3	1	1	0	0	0	0						
Tom Verzyer, R (1,6) OBP: 0.341, SLG: 0.325 Ron Pruitt, R (8, PH) OBP: 0.400, SLG: 0.286 Jerry Dybzinski, R (8, PR) OBP: 0.400, SLG: 1.000			0-0 1-3			0-0 5-3		4-0 PB 1B BB		2	0	0	0	0	0	0						
<b>Inning Stats</b>	R: 0 E: 0 K: 0 S: 3	H: 0 LOB: 1 BB: 1 P: 7	R: 0 E: 0 K: 0 S: 3	H: 0 LOB: 0 BB: 0 P: 3	R: 0 E: 0 K: 0 S: 3	H: 1 LOB: 0 BB: 0 P: 3	R: 0 E: 0 K: 1 S: 5	H: 0 LOB: 0 BB: 0 P: 5	R: 0 E: 0 K: 0 S: 4	H: 1 LOB: 1 BB: 0 P: 4	R: 0 E: 0 K: 0 S: 4	H: 1 LOB: 2 BB: 1 P: 8	R: 2 E: 0 K: 0 S: 4	H: 2 LOB: 2 BB: 2 P: 12	R: 0 E: 0 K: 1 S: 5	H: 0 LOB: 0 BB: 0 P: 5		1B: 3 2B: 2 3B: 0 HR: 0	SF: 0 SAC: 0 DP: 2 HBP: 0	WP: 1 PB: 1 CS: 0	PA: 34	
<b>PITCHER</b>	IP WLS BF H R ER SO BB IBB HBP BLK WP HR S P ERA WHIP		IP WLS BF H R ER SO BB IBB HBP BLK WP HR S P ERA WHIP		IP WLS BF H R ER SO BB IBB HBP BLK WP HR S P ERA WHIP		IP WLS BF H R ER SO BB IBB HBP BLK WP HR S P ERA WHIP		IP WLS BF H R ER SO BB IBB HBP BLK WP HR S P ERA WHIP		IP WLS BF H R ER SO BB IBB HBP BLK WP HR S P ERA WHIP		IP WLS BF H R ER SO BB IBB HBP BLK WP HR S P ERA WHIP		IP WLS BF H R ER SO BB IBB HBP BLK WP HR S P ERA WHIP		IP WLS BF H R ER SO BB IBB HBP BLK WP HR S P ERA WHIP					
Dave Lemanczyk, R (1,1) ERA: 4.88	7.0	L	27	4	2	2	1	3	0	0	0	0	0	0	0	0	1	0	26	38	2.57	1.000
Jerry Garvin, L (8,1) ERA: 4.91	0.0		1	0	0	0	0	1	0	0	0	0	0	0	0	0	0	0	0	4	∞	∞
Joey McLaughlin, R (8,1) ERA: 5.27	2.0	S	7	1	0	0	1	0	0	0	0	0	0	0	0	0	0	0	8	8	0.00	0.500

Batter	1	2	3	4	5	6	7	8	9	AB	R	H	RBI	BB	SO	LOB	BOTTOM					
Alfredo Griffin, S (1,6) OBP: 0.237, SLG: 0.324	0-0 6-3		0-0 FC4-6 1-2			0-0 G3		0-0 P2		4	0	0	0	0	0	3	<b>Cleveland Indians @ Toronto Blue Jays</b> Exhibition Stadium, Toronto, ON Thu May 01 1980, 7:05 PM EDT Att: 11,654 - Unknown - 61 F					
Rick Bosetti, R (1,8) OBP: 0.243, SLG: 0.361	0-0 3B		0-0 6-3 1-2		0-0 CS 1B		0-0 F7			4	0	2	0	0	0	3						
John Mayberry, L (1,3) OBP: 0.313, SLG: 0.404	0-3 K		0-0 L3		0-0 CS 1-2	0-0 G6-4-3 1B		0-0 K		4	0	1	0	0	2	2						
Roy Howell, L (1,5) OBP: 0.356, SLG: 0.394	0-0 G3			0-0 1B 1B		0-0 1B 1-2	0-0 G6-4-3 1B	0-0 F8		4	1	2	0	0	0	1						
Otto Velez, R (1,10) OBP: 0.373, SLG: 0.446		4-0 4-3 BB		0-0 1B 1-2 1B		0-0 G6-4-3 1-2 2-3		0-0 P2		3	0	1	0	1	0	2						
Al Woods, L (1,7) OBP: 0.407, SLG: 0.520		0-0 4-3 1-2		0-0 1-3 2-H 1B		0-0 F8			0-0 2B	4	0	2	1	0	0	2						
Barry Bonnell, R (1,9) OBP: 0.265, SLG: 0.484		0-0 6-3		0-0 P4		4-0 1B SH1-4 BB			0-3 K	3	0	0	0	1	1	3						
Damaso Garcia, R (1,4) OBP: 0.250, SLG: 0.344		0-0 1-3		0-0 6-3			0-0 SH1-4		0-3 K	3	0	0	0	0	1	3						
Ernie Whitt, L (1,2) OBP: 0.407, SLG: 0.333 Danny Ainge, R (8, PH) OBP: 0.400, SLG: 0.533			0-0 FC4-6 1B		0-0 4-3		0-0 2-3 1B		0-0 F9	3	0	2	0	0	0	0		1				
<b>Inning Stats</b>	R: 0 E: 0 K: 1 S: 6	H: 1 LOB: 1 BB: 0 P: 6	R: 0 E: 0 K: 0 S: 3	H: 0 LOB: 1 BB: 1 P: 7	R: 0 E: 0 K: 0 S: 4	H: 1 LOB: 1 BB: 0 P: 4	R: 1 E: 0 K: 0 S: 5	H: 3 LOB: 1 BB: 0 P: 5	R: 0 E: 0 K: 0 S: 3	H: 1 LOB: 0 BB: 0 P: 3	R: 0 E: 0 K: 0 S: 4	H: 2 LOB: 1 BB: 0 P: 4	R: 0 E: 0 K: 0 S: 4	H: 1 LOB: 2 BB: 1 P: 8	R: 0 E: 0 K: 1 S: 5	H: 0 LOB: 0 BB: 0 P: 5		R: 0 E: 0 K: 2 S: 8	H: 1 LOB: 1 BB: 0 P: 8	1B: 8 2B: 1 3B: 1 HR: 0	SF: 0 SAC: 1 DP: 1 HBP: 0	WP: 0 PB: 0 SB: 1 CS: 1
<b>PITCHER</b>	IP WLS BF H R ER SO BB IBB HBP BLK WP HR S P ERA WHIP		IP WLS BF H R ER SO BB IBB HBP BLK WP HR S P ERA WHIP		IP WLS BF H R ER SO BB IBB HBP BLK WP HR S P ERA WHIP		IP WLS BF H R ER SO BB IBB HBP BLK WP HR S P ERA WHIP		IP WLS BF H R ER SO BB IBB HBP BLK WP HR S P ERA WHIP		IP WLS BF H R ER SO BB IBB HBP BLK WP HR S P ERA WHIP		IP WLS BF H R ER SO BB IBB HBP BLK WP HR S P ERA WHIP		IP WLS BF H R ER SO BB IBB HBP BLK WP HR S P ERA WHIP		IP WLS BF H R ER SO BB IBB HBP BLK WP HR S P ERA WHIP					
John Denny, R (1,1) ERA: 6.15	7.0	W	29	9	1	1	1	2	0	0	0	0	0	0	0	0	1	0	29	37	1.29	1.571
Sid Monge, L (8,1) ERA: 4.0	2.0	S	7	1	0	0	3	0	0	0	0	0	0	0	0	0	0	0	13	13	0.00	0.500





Batter	1	2	3	4	5	6	7	8	9	AB	R	H	RBI	BB	SO	LOB	TOP			
Jorge Orta, L (1, 9) OBP: 0.411, SLG: 0.362	0-3 K	0-0 2H 2B		0-0 F8			4-0 E 1B BB		0-0 G3	4	1	1	1	1	1	1	<b>Cleveland Indians @ Toronto Blue Jays</b> Exhibition Stadium, Toronto, ON Fri May 02 1980, 7:05 PM EDT Att: 14,292 - Unknown - 57 F			
Duane Kuiper, L (1, 4) OBP: 0.369, SLG: 0.345	0-3 K	0-0 4-3			0-0 1-3		0-0 E4 1B 1B		0-0 1B 1B	5	1	2	0	0	1	1				
Mike Hargrove, L (1, 3) OBP: 0.423, SLG: 0.435	0-0 F8		0-0 4-3		0-0 P5		0-0 1B		0-0 F7	5	0	1	1	0	0	1				
Ron Hassey, L (1, 2) OBP: 0.373, SLG: 0.543		4-0 WP 1B BB BB	0-0 6-3		0-3 K2-3		0-3 K		0-0 1B	4	1	1	0	1	2	1				
Toby Harrah, R (1, 5) OBP: 0.263, SLG: 0.227		4-0 1B 1-2 2B BB	0-0 1B		0-0 F8		0-0 P6		0-3 K	4	1	1	0	1	1	3				
Joe Charboneau, R (1, 7) OBP: 0.415, SLG: 0.509		0-3 K 2-3	0-3 K		0-3 K				0-0 1B	4	0	1	0	0	3	3				
Cliff Johnson, R (1, 10) OBP: 0.246, SLG: 0.228		0-0 1-3 2B 1B 3H		0-0 1-3		0-0 FC6-4 1B			0-0 F9	4	1	2	1	0	0	1				
Rick Manning, L (1, 8) OBP: 0.308, SLG: 0.215		0-0 F7		0-0 3-1		0-0 FC6-4 1-2			0-0 F7	4	0	0	0	0	0	4				
Tom Verzyer, R (1, 6) OBP: 0.354, SLG: 0.364		0-0 1-H 2B 3H 2B		0-0 1B					0-0 F8	4	1	2	2	0	0	1				
<b>Inning Stats</b>	R: 0 E: 0 K: 2 S: 7	H: 0 LOB: 0 BB: 0 P: 7	R: 4 E: 0 K: 1 S: 8	H: 3 LOB: 1 BB: 2 P: 16	R: 0 E: 0 K: 1 S: 6	H: 1 LOB: 1 BB: 0 P: 6	R: 0 E: 0 K: 0 S: 4	H: 1 LOB: 0 BB: 0 P: 4	R: 0 E: 0 K: 1 S: 5	H: 0 LOB: 0 BB: 0 P: 5	R: 2 E: 1 K: 1 S: 7	H: 2 LOB: 1 BB: 1 P: 11	R: 0 E: 0 K: 0 S: 4	H: 1 LOB: 1 BB: 0 P: 4	R: 0 E: 0 K: 1 S: 7	H: 2 LOB: 2 BB: 0 P: 7		1B: 9 2B: 2 3B: 0 HR: 0	SF: 0 SAC: 0 DP: 0 HBP: 0	WP: 1 PB: 0 SB: 0 CS: 0
<b>PITCHER</b>	IP WLS BF H R ER SO BB IBB HBP BLK WP HR S P ERA WHIP	IP WLS BF H R ER SO BB IBB HBP BLK WP HR S P ERA WHIP	IP WLS BF H R ER SO BB IBB HBP BLK WP HR S P ERA WHIP	IP WLS BF H R ER SO BB IBB HBP BLK WP HR S P ERA WHIP	IP WLS BF H R ER SO BB IBB HBP BLK WP HR S P ERA WHIP	IP WLS BF H R ER SO BB IBB HBP BLK WP HR S P ERA WHIP	IP WLS BF H R ER SO BB IBB HBP BLK WP HR S P ERA WHIP	IP WLS BF H R ER SO BB IBB HBP BLK WP HR S P ERA WHIP	IP WLS BF H R ER SO BB IBB HBP BLK WP HR S P ERA WHIP	IP WLS BF H R ER SO BB IBB HBP BLK WP HR S P ERA WHIP	IP WLS BF H R ER SO BB IBB HBP BLK WP HR S P ERA WHIP	IP WLS BF H R ER SO BB IBB HBP BLK WP HR S P ERA WHIP	IP WLS BF H R ER SO BB IBB HBP BLK WP HR S P ERA WHIP	IP WLS BF H R ER SO BB IBB HBP BLK WP HR S P ERA WHIP	IP WLS BF H R ER SO BB IBB HBP BLK WP HR S P ERA WHIP	IP WLS BF H R ER SO BB IBB HBP BLK WP HR S P ERA WHIP	IP WLS BF H R ER SO BB IBB HBP BLK WP HR S P ERA WHIP			
Dave Stieb, R (1, 1) ERA: 2.06	6.1	L	30	8	6	5	6	3	0	0	0	0	0	0	0	0	7.11	1.737		
Jerry Garvin, L (7, 1) ERA: 2.84	2.2		11	3	0	0	2	0	0	0	0	0	0	0	0	0	0.00	1.125		

AB	38
R	6
H	11
RBI	5
BB	3
SO	8
LOB	16



Batter	1	2	3	4	5	6	7	8	9	AB	R	H	RBI	BB	SO	LOB	BOTTOM					
Alfredo Griffin, S (1, 6) OBP: 0.225, SLG: 0.308	0-0 P5		0-0 G3			0-0 G3		0-0 F8		4	0	0	0	0	0	2	<b>Cleveland Indians @ Toronto Blue Jays</b> Exhibition Stadium, Toronto, ON Fri May 02 1980, 7:05 PM EDT Att: 14,292 - Unknown - 57 F					
Rick Bosetti, R (1, 8) OBP: 0.231, SLG: 0.347	0-3 K			0-0 5-3		0-0 SF9		0-0 P4		3	0	0	1	0	1	0						
Al Woods, L (1, 7) OBP: 0.387, SLG: 0.464	0-3 K			4-0 BB		0-0 P6			0-0 F7	3	0	0	0	1	1	0						
Roy Howell, L (1, 5) OBP: 0.338, SLG: 0.371		0-0 G3		0-0 F7			0-0 P5		0-0 G3	4	0	0	0	0	0	1						
Otto Velez, R (1, 10) OBP: 0.366, SLG: 0.424		0-0 P4		0-3 K		0-0 K	4-0 2B BB		0-3 K	3	0	0	0	1	2	1						
Willie Upshaw, L (1, 3) OBP: 0.350, SLG: 0.444		0-0 F7			0-0 F9		0-0 F8			3	0	0	0	0	0	1						
Damaso Garcia, R (1, 4) OBP: 0.269, SLG: 0.391			0-0 F8 2B		0-0 6-3		0-0 1-3 2B			3	0	2	0	0	0	0						
Danny Ainge, R (1, 9) OBP: 0.353, SLG: 0.471			0-0 F8 2-3		0-0 F8		0-0 L4			2	0	0	0	0	0	1						
John Mayberry, L (7, PH) OBP: 0.309, SLG: 0.397										1	0	0	0	0	0	2						
Barry Bonnell, R (8, 9) OBP: 0.265, SLG: 0.484										0	0	0	0	0	0	0						
Ernie Whitt, L (1, 2) OBP: 0.367, SLG: 0.296			0-0 P4			0-0 E7 G3 SF9			0-0 6-3	3	1	0	0	0	0	1						
<b>Inning Stats</b>	R: 0 E: 0 K: 2 S: 7	H: 0 LOB: 0 BB: 0 P: 7	R: 0 E: 0 K: 0 S: 3	H: 0 LOB: 0 BB: 0 P: 3	R: 0 E: 0 K: 0 S: 4	H: 1 LOB: 1 BB: 0 P: 4	R: 0 E: 0 K: 1 S: 5	H: 0 LOB: 0 BB: 1 P: 9	R: 0 E: 0 K: 0 S: 3	H: 0 LOB: 0 BB: 0 P: 3	R: 1 E: 1 K: 0 S: 4	H: 0 LOB: 0 BB: 0 P: 4	R: 0 E: 0 K: 0 S: 4	H: 1 LOB: 2 BB: 1 P: 8	R: 0 E: 0 K: 0 S: 3	H: 0 LOB: 0 BB: 0 P: 3	R: 0 E: 0 K: 1 S: 5	H: 0 LOB: 0 BB: 0 P: 5	1B: 0 2B: 2 3B: 0 HR: 0	SF: 1 SAC: 0 DP: 0 HBP: 0	WP: 0 PB: 0 SB: 0 CS: 0	PA: 32
<b>PITCHER</b>	IP WLS BF H R ER SO BB IBB HBP BLK WP HR S P ERA WHIP	IP WLS BF H R ER SO BB IBB HBP BLK WP HR S P ERA WHIP	IP WLS BF H R ER SO BB IBB HBP BLK WP HR S P ERA WHIP	IP WLS BF H R ER SO BB IBB HBP BLK WP HR S P ERA WHIP	IP WLS BF H R ER SO BB IBB HBP BLK WP HR S P ERA WHIP	IP WLS BF H R ER SO BB IBB HBP BLK WP HR S P ERA WHIP	IP WLS BF H R ER SO BB IBB HBP BLK WP HR S P ERA WHIP	IP WLS BF H R ER SO BB IBB HBP BLK WP HR S P ERA WHIP	IP WLS BF H R ER SO BB IBB HBP BLK WP HR S P ERA WHIP	IP WLS BF H R ER SO BB IBB HBP BLK WP HR S P ERA WHIP	IP WLS BF H R ER SO BB IBB HBP BLK WP HR S P ERA WHIP	IP WLS BF H R ER SO BB IBB HBP BLK WP HR S P ERA WHIP	IP WLS BF H R ER SO BB IBB HBP BLK WP HR S P ERA WHIP	IP WLS BF H R ER SO BB IBB HBP BLK WP HR S P ERA WHIP	IP WLS BF H R ER SO BB IBB HBP BLK WP HR S P ERA WHIP	IP WLS BF H R ER SO BB IBB HBP BLK WP HR S P ERA WHIP						
Len Barker, R (1, 1) ERA: 3.34	7.0	W	26	2	1	0	0	2	0	0	0	0	0	0	0	0	0.00	0.571				
Mike Stanton, R (8, 1) ERA: 3.86	2.0		6	0	0	0	1	0	0	0	0	0	0	0	0	0	0.00	0.000				





Batter	1	2	3	4	5	6	7	8	9	AB	R	H	RBI	BB	SO	LOB	TOP					
<b>Jorge Orta, L</b> OBP: 0.423, SLG: 0.361 (1, 9)										3	1	1	0	2	0	1	<b>Cleveland Indians @ Toronto Blue Jays</b> Exhibition Stadium, Toronto, ON Sat May 03 1980, 3:33 AM EDT Att: 16,564 - Unknown - 63 F					
<b>Duane Kuiper, L</b> OBP: 0.391, SLG: 0.371 (1, 4)										4	0	3	0	0	0	3						
<b>Mike Hargrove, L</b> OBP: 0.434, SLG: 0.455 (1, 3)										4	0	2	2	1	0	3						
<b>Toby Harrah, R</b> OBP: 0.296, SLG: 0.235 (1, 5)										2	0	1	0	2	0	2						
<b>Joe Charboneau, R</b> OBP: 0.414, SLG: 0.492 (1, 7)										4	0	1	1	1	1	7						
<b>Cliff Johnson, R</b> OBP: 0.242, SLG: 0.213 (1, 10)										4	0	0	0	1	2	4						
<b>Bo Diaz, R</b> OBP: 0.364, SLG: 0.350 (1, 2)										5	0	1	0	0	1	4						
<b>Rick Manning, L</b> OBP: 0.309, SLG: 0.235 (1, 8)										3	0	1	0	0	1	1						
<b>Ron Pruitt, R</b> OBP: 0.333, SLG: 0.222 (5, 8)										2	0	0	0	0	1	1						
<b>Tom Verzyer, R</b> OBP: 0.385, SLG: 0.383 (1, 6)										3	2	2	0	1	1	0						
<b>Inning Stats</b>	R: 0 E: 0 K: 0 S: 3	H: 0 LOB: 2 BB: 2 P: 11	R: 0 E: 0 K: 1 S: 6	H: 1 LOB: 3 BB: 2 P: 14	R: 0 E: 0 K: 1 S: 6	H: 2 LOB: 2 BB: 1 P: 10	R: 2 E: 0 K: 1 S: 8	H: 4 LOB: 2 BB: 1 P: 12	R: 0 E: 0 K: 0 S: 3	H: 1 LOB: 0 BB: 0 P: 3	R: 1 E: 0 K: 1 S: 8	H: 3 LOB: 3 BB: 0 P: 9	R: 0 E: 0 K: 2 S: 7	H: 0 LOB: 0 BB: 0 P: 7	R: 0 E: 0 K: 0 S: 3	H: 1 LOB: 1 BB: 1 P: 7	R: 0 E: 0 K: 1 S: 5	H: 0 LOB: 1 BB: 1 P: 9	1B: 10 2B: 2 3B: 0 HR: 0	SF: 0 SAC: 1 DP: 3 HBP: 1	WP: 0 PB: 0 SB: 1 CS: 1	PA: 45
<b>PITCHER</b>	IP WLS BF H R ER SO	IP WLS BF H R ER SO	IP WLS BF H R ER SO	IP WLS BF H R ER SO	IP WLS BF H R ER SO	IP WLS BF H R ER SO	IP WLS BF H R ER SO	IP WLS BF H R ER SO	IP WLS BF H R ER SO	IP WLS BF H R ER SO	IP WLS BF H R ER SO	IP WLS BF H R ER SO	IP WLS BF H R ER SO	IP WLS BF H R ER SO	IP WLS BF H R ER SO	IP WLS BF H R ER SO	IP WLS BF H R ER SO	IP WLS BF H R ER SO	IP WLS BF H R ER SO	ERA WHIP	ERA WHIP	
<b>Paul Mirabella, L</b> ERA: 1.84 (1, 1)	3.1	20	6	2	2	3	5	0	0	0	0	0	0	0	21	41	5.40	3.300				
<b>Balor Moore, L</b> ERA: 4.4 (4, 1)	2.1	12	5	1	1	0	0	1	1	0	0	0	0	10	15	3.86	2.143					
<b>Tom Buskey, R</b> ERA: 1.69 (6, 1)	3.1	W 12	1	0	0	4	2	0	0	0	0	0	0	18	26	0.00	0.900					

AB	34
R	3
H	12
RBI	3
BB	8
SO	7
LOB	26



Batter	1	2	3	4	5	6	7	8	9	AB	R	H	RBI	BB	SO	LOB	BOTTOM					
<b>Alfredo Griffin, S</b> OBP: 0.259, SLG: 0.341 (1, 6)										4	2	3	0	1	0	2	<b>Cleveland Indians @ Toronto Blue Jays</b> Exhibition Stadium, Toronto, ON Sat May 03 1980, 3:33 AM EDT Att: 16,564 - Unknown - 63 F					
<b>Bob Bailor, R</b> OBP: 0.256, SLG: 0.115 (1, 8) (8, 5)										2	2	0	0	3	0	2						
<b>Barry Bonnell, R</b> OBP: 0.288, SLG: 0.552 (1, 9)										5	1	3	6	0	0	3						
<b>Otto Velez, R</b> OBP: 0.373, SLG: 0.419 (1, 10)										3	0	1	0	1	1	2						
<b>Damaso Garcia, R</b> OBP: 0.254, SLG: 0.368 (1, 4)										4	0	0	1	0	0	4						
<b>John Mayberry, L</b> OBP: 0.319, SLG: 0.443 (1, 3)										3	1	1	1	1	0	2						
<b>Mike Macha, R</b> <b>Joe Cannon, L</b> (7, PH) (8, 8)										3	0	0	0	0	1	0						
<b>Danny Ainge, R</b> OBP: 0.333, SLG: 0.400 (1, 7)										3	1	0	0	1	1	0						
<b>Bob Davis, R</b> OBP: 0.267, SLG: 0.276 (1, 2)										4	1	1	0	0	2	0						
<b>Inning Stats</b>	R: 0 E: 0 K: 0 S: 3	H: 0 LOB: 0 BB: 0 P: 3	R: 3 E: 0 K: 0 S: 5	H: 2 LOB: 3 BB: 3 P: 17	R: 0 E: 0 K: 0 S: 3	H: 0 LOB: 0 BB: 0 P: 3	R: 2 E: 0 K: 2 S: 8	H: 3 LOB: 0 BB: 0 P: 8	R: 2 E: 0 K: 2 S: 9	H: 2 LOB: 2 BB: 2 P: 17	R: 0 E: 0 K: 2 S: 8	H: 1 LOB: 2 BB: 1 P: 12	R: 0 E: 0 K: 2 S: 8	H: 1 LOB: 2 BB: 1 P: 12	R: 0 E: 0 K: 2 S: 8	H: 1 LOB: 2 BB: 1 P: 12		R: 0 E: 0 K: 2 S: 8	H: 1 LOB: 2 BB: 1 P: 12	1B: 5 2B: 3 3B: 0 HR: 2	SF: 0 SAC: 0 DP: 1 HBP: 0	WP: 0 PB: 0 SB: 2 CS: 0
<b>PITCHER</b>	IP WLS BF H R ER SO	IP WLS BF H R ER SO	IP WLS BF H R ER SO	IP WLS BF H R ER SO	IP WLS BF H R ER SO	IP WLS BF H R ER SO	IP WLS BF H R ER SO	IP WLS BF H R ER SO	IP WLS BF H R ER SO	IP WLS BF H R ER SO	IP WLS BF H R ER SO	IP WLS BF H R ER SO	IP WLS BF H R ER SO	IP WLS BF H R ER SO	IP WLS BF H R ER SO	IP WLS BF H R ER SO	IP WLS BF H R ER SO	IP WLS BF H R ER SO	IP WLS BF H R ER SO	ERA WHIP	ERA WHIP	
<b>Rick Waits, L</b> ERA: 4.76 (1, 1)	4.1	L 22	5	5	5	0	2	2	0	0	0	0	0	0	1	18	34	10.38	1.615			
<b>Mike Paxton, R</b> ERA: 12.91 (5, 1)	1.2	8	3	3	3	2	1	0	0	0	0	0	0	1	11	15	16.20	2.400				
<b>Victor Cruz, R</b> ERA: 8.22 (7, 1)	2.0	9	1	0	0	4	1	1	0	0	0	0	0	15	23	0.00	1.000					

AB	32
R	8
H	9
RBI	8
BB	7
SO	6
LOB	17









Batter	1	2	3	4	5	6	7	8	9	AB	R	H	RBI	BB	SO	LOB	TOP					
Jorge Orta, L OBP: 0.416, SLG: 0.417 (1, 8)	F7		4-3 1B 2B		G3	K			4-3 1B	5	1	2	0	0	1	3						
Duane Kuiper, L OBP: 0.363, SLG: 0.342 (1, 4)	6-3		4-3		G3				4-3 1B	5	0	1	1	0	0	2						
Mike Hargrove, L OBP: 0.441, SLG: 0.486 (1, 3)	F7		1B						K	4	0	1	1	1	1	2						
Ron Hassey, L OBP: 0.345, SLG: 0.481 Cliff Johnson, R OBP: 0.250, SLG: 0.270 Bo Diaz, R OBP: 0.364, SLG: 0.350 (1, 2)		BB BB	P2		F7				5-3	2	0	0	0	1	0	2						
Toby Harrah, R OBP: 0.333, SLG: 0.316 (1, 5)		BB BB							K	3	0	2	0	1	1	1						
Joe Charboneau, R OBP: 0.405, SLG: 0.455 (1, 7)			K						E5	4	0	0	0	0	2	5						
Gary Alexander, R OBP: 0.259, SLG: 0.304 (1, 10)			K						G6-4-3	3	0	0	0	1	1	4						
Andres Mora, R OBP: 0.143, SLG: 0.143 (1, 9)			F8		P5				6-3	4	0	0	0	0	0	5						
Jerry Dybzinski, R OBP: 0.444, SLG: 0.750 (1, 6)			2B 4-3 1B		5-3				6-3	4	1	2	0	0	0	0						
<b>Inning Stats</b>	R: 0 E: 0 K: 0 S: 3	H: 0 LOB: 0 BB: 0 P: 3	R: 0 E: 0 K: 2 S: 7	H: 0 LOB: 2 BB: 2 P: 15	R: 2 E: 0 K: 1 S: 9	H: 4 LOB: 2 BB: 0 P: 9	R: 0 E: 0 K: 0 S: 2	H: 0 LOB: 0 BB: 1 P: 6	R: 0 E: 0 K: 0 S: 3	H: 0 LOB: 1 BB: 1 P: 7	R: 0 E: 0 K: 1 S: 8	H: 2 LOB: 3 BB: 0 P: 8	R: 0 E: 0 K: 1 S: 6	H: 1 LOB: 1 BB: 0 P: 6	R: 0 E: 1 K: 0 S: 3	H: 0 LOB: 0 BB: 0 P: 3	R: 0 E: 0 K: 1 S: 6	H: 1 LOB: 1 BB: 0 P: 6	1B: 7 2B: 1 3B: 0 HR: 0	SF: 0 SAC: 0 DP: 1 HBP: 0	WP: 0 PB: 0 SB: 0 CS: 1	PA: 39
<b>PITCHER</b>	IP	WLS	BF	H	R	ER	SO	BB	IBB	HBP	BLK	WP	HR	S	P	ERA	WHIP					
Jesse Jefferson, R ERA: 5.09 (1, 1)	5.2	W	27	6	2	2	3	4	0	0	0	0	0	29	45	3.18	1.765					
Jerry Garvin, L ERA: 3.95 (6, 1)	0.2		3	1	0	0	1	0	0	0	0	0	0	5	5	0.00	1.500					
Joey McLaughlin, R ERA: 5.19 (7, 1)	2.2	S	9	1	0	0	2	0	0	0	0	0	0	13	13	0.00	0.375					

Cleveland Indians @ Toronto Blue Jays  
Exhibition Stadium, Toronto, ON  
Sun May 04 1980, 7:05 PM EDT  
Att: 26,114 - Unknown

AB 35  
R 2  
H 8  
RBI 2  
BB 4  
SO 6  
LOB 25



Batter	1	2	3	4	5	6	7	8	9	AB	R	H	RBI	BB	SO	LOB	BOTTOM					
Alfredo Griffin, S OBP: 0.280, SLG: 0.378 (1, 6)	F7		1B		F7				1B SF9 1B	4	1	2	0	0	0	1						
Rick Bosetti, R OBP: 0.256, SLG: 0.380 (1, 8)	1B HR		F7 2B		F8				1B	4	1	3	1	0	0	1						
Barry Bonnell, R OBP: 0.293, SLG: 0.521 (1, 9)	1B HR		F7						SF9	3	1	1	1	0	0	1						
Otto Velez, R OBP: 0.381, SLG: 0.592 (1, 10)	1B HR		5-3						K	4	1	1	3	0	1	2						
Damaso Garcia, R OBP: 0.253, SLG: 0.395 (1, 4)	F9				F8				1B 2B	4	2	2	0	0	0	0						
John Mayberry, L OBP: 0.338, SLG: 0.433 (1, 3)	F9				K				1B	4	0	2	2	0	1	0						
Mike Macha, R (1, 5)					P4				1B	3	0	0	0	0	0	1						
Willie Upshaw, L OBP: 0.318, SLG: 0.400 Danny Ainge, R OBP: 0.320, SLG: 0.375 (6, PH) (9, 7)		F7							P6	1	0	0	0	0	0	0						
Bob Bailor, R OBP: 0.250, SLG: 0.171 (9, 5)					F9				FC5-4	4	0	1	0	0	0	1						
Bob Davis, R OBP: 0.303, SLG: 0.267 (1, 2)		G4-6-3							CS	1	1	0	0	2	0	1						
<b>Inning Stats</b>	R: 3 E: 0 K: 0 S: 6	H: 3 LOB: 0 BB: 0 P: 6	R: 0 E: 0 K: 0 S: 3	H: 1 LOB: 0 BB: 0 P: 3	R: 0 E: 0 K: 0 S: 4	H: 2 LOB: 1 BB: 0 P: 4	R: 0 E: 0 K: 1 S: 5	H: 0 LOB: 0 BB: 0 P: 5	R: 0 E: 0 K: 0 S: 3	H: 0 LOB: 1 BB: 1 P: 7	R: 1 E: 0 K: 0 S: 5	H: 2 LOB: 1 BB: 0 P: 5	R: 2 E: 0 K: 1 S: 7	H: 2 LOB: 1 BB: 1 P: 11	R: 1 E: 0 K: 0 S: 4	H: 2 LOB: 0 BB: 0 P: 4	1B: 8 2B: 2 3B: 1 HR: 1	SF: 1 SAC: 0 DP: 1 HBP: 0	WP: 0 PB: 0 SB: 0 CS: 1	PA: 36		
<b>PITCHER</b>	IP	WLS	BF	H	R	ER	SO	BB	IBB	HBP	BLK	WP	HR	S	P	ERA	WHIP					
Bob Ovwchinko, L ERA: 6.46 (1, 1)	6.0	L	25	8	4	4	1	1	0	0	0	0	0	26	30	6.00	1.500					
Mike Stanton, R ERA: 5.25 (7, 1)	0.1		4	2	2	2	0	1	0	0	0	0	0	3	7	54.00	9.000					
Victor Cruz, R ERA: 7.71 (7, 1)	1.2		6	2	1	1	1	0	0	0	0	0	0	8	8	5.40	1.200					

Cleveland Indians @ Toronto Blue Jays  
Exhibition Stadium, Toronto, ON  
Sun May 04 1980, 7:05 PM EDT  
Att: 26,114 - Unknown

AB 32  
R 7  
H 12  
RBI 7  
BB 2  
SO 2  
LOB 9





Batter	1	2	3	4	5	6	7	8	9	AB	R	H	RBI	BB	SO	LOB	TOP					
Jorge Orta, L OBP: 0.409, SLG: 0.408 (1, 9)	F7		CS 1B		F7		K			4	0	1	0	0	1	2						
Duane Kuiper, L OBP: 0.345, SLG: 0.325 (1, 4)	F7		F6		1-3			F8		4	0	0	0	0	0	2						
Mike Hargrove, L OBP: 0.343, SLG: 0.481 (1, 3)	HBP BB			WP 1B 1B		3-1		F7		3	0	1	0	1	0	0						
Toby Harrah, R OBP: 0.330, SLG: 0.304 (1, 5)	HBP			F5		F5		6-3		3	0	0	0	0	0	1						
Ron Hassey, L OBP: 0.355, SLG: 0.482 (1, 2)	F1			WP 1B					E4 E 4-3	4	0	2	0	0	0	2						
Jerry Dybzinski, R OBP: 0.444, SLG: 0.750 (9, PR)				1-2						0	1	0	0	0	0	0						
Cliff Johnson, R OBP: 0.236, SLG: 0.254 (1, 10)		K		F6		K		F7		4	0	0	0	0	2	4						
Joe Charboneau, R OBP: 0.386, SLG: 0.429 (1, 7)	F7			K			K	E5 4-3		4	0	0	0	0	2	3						
Dell Alston, L (1, 8)	F8				L1		F6	4-3		4	0	0	1	0	0	2						
Tom Verzyer, R OBP: 0.383, SLG: 0.382 (1, 6)			6-3						2-3 3-H	3	0	2	0	0	0	0						
Gary Alexander, R OBP: 0.250, SLG: 0.292 (9, PH)					1B			K		1	0	0	0	0	1	2						
<b>Inning Stats</b>	R: 0 E: 0 K: 0 S: 3	H: 0 LOB: 2 BB: 1 P: 8	R: 0 E: 0 K: 1 S: 5	H: 0 LOB: 0 BB: 0 P: 5	R: 0 E: 0 K: 0 S: 3	H: 1 LOB: 0 BB: 0 P: 3	R: 0 E: 0 K: 1 S: 7	H: 2 LOB: 2 BB: 0 P: 7	R: 0 E: 0 K: 0 S: 4	H: 1 LOB: 1 BB: 0 P: 4	R: 0 E: 0 K: 1 S: 6	H: 1 LOB: 1 BB: 0 P: 6	R: 0 E: 0 K: 2 S: 8	H: 1 LOB: 0 BB: 0 P: 8	R: 0 E: 0 K: 0 S: 3	H: 0 LOB: 0 BB: 0 P: 3	R: 1 E: 2 K: 1 S: 7	H: 0 LOB: 2 BB: 0 P: 7	1B: 6 2B: 0 3B: 0 HR: 0	SF: 0 SAC: 0 DP: 0 HBP: 1	WP: 1 PB: 0 SB: 0 CS: 1	PA: 36
<b>PITCHER</b> Matt Keough, R ERA: 1.61 (1, 1)	IP: 9.0 WLS: W BF: 36 H: 6 R: 1 ER: 0 SO: 6 BB: 1 IBB: 0 HBP: 1 BLK: 0 WP: 1 HR: 0 S: 46 P: 51 ERA: 0.00 WHIP: 0.778															<b>PITCHER</b>						

Cleveland Indians @ Oakland Athletics  
Oakland-Alameda County Coliseum, Oakland, CA

AB 34  
R 1  
H 6  
RBI 1  
BB 1  
SO 6  
LOB 18



Mon May 05 1980, 7:05 PM PDT  
Att: 12,605 - Unknown - 62 F

Batter	1	2	3	4	5	6	7	8	9	AB	R	H	RBI	BB	SO	LOB	BOTTOM					
Rickey Henderson, R OBP: 0.398, SLG: 0.376 (1, 7)	F6		F8		S 1B		6-3			4	0	1	0	0	0	1						
Dwayne Murphy, L OBP: 0.411, SLG: 0.389 (1, 8)	F8		S 1B		F9		1B 1B			4	1	2	1	0	0	1						
Mitchell Page, L OBP: 0.372, SLG: 0.281 (1, 10)	1B		3-H K		4-1		E 1B			4	1	2	0	0	1	2						
Dave Revering, L OBP: 0.425, SLG: 0.603 (1, 3)	1B		4-0 1B			HR	E4 1B			3	1	3	2	1	0	0						
Wayne Gross, L OBP: 0.382, SLG: 0.576 (1, 5)	G3		F6			HR	F9			4	1	1	1	0	0	5						
Jeff Newman, R OBP: 0.288, SLG: 0.400 (1, 2)		F9		G6-4-3 BB		F4	F8			3	0	0	0	1	0	1						
Tony Armas, R OBP: 0.341, SLG: 0.453 (1, 9)	6-3		F9			K		F7		4	0	0	0	0	1	1						
Mario Guerrero, R OBP: 0.279, SLG: 0.345 (1, 6)	F8		G6-4-3					F8		4	0	1	0	0	0	1						
Dave McKay, S OBP: 0.222, SLG: 0.471 (1, 4)			1B 3B		K		F5		F7	4	1	1	0	0	1	1						
<b>Inning Stats</b>	R: 0 E: 0 K: 0 S: 5	H: 2 LOB: 2 BB: 0 P: 5	R: 0 E: 0 K: 0 S: 3	H: 0 LOB: 0 BB: 0 P: 3	R: 1 E: 0 K: 1 S: 7	H: 2 LOB: 2 BB: 1 P: 11	R: 0 E: 0 K: 0 S: 2	H: 0 LOB: 0 BB: 1 P: 6	R: 0 E: 0 K: 1 S: 6	H: 1 LOB: 1 BB: 0 P: 6	R: 2 E: 0 K: 1 S: 8	H: 3 LOB: 1 BB: 0 P: 8	R: 2 E: 1 K: 0 S: 6	H: 3 LOB: 1 BB: 0 P: 6	R: 0 E: 0 K: 0 S: 3	H: 0 LOB: 0 BB: 0 P: 3	R: 0 E: 0 K: 1 S: 7	H: 0 LOB: 0 BB: 0 P: 7	1B: 8 2B: 0 3B: 1 HR: 2	SF: 0 SAC: 0 DP: 1 HBP: 0	WP: 0 PB: 0 SB: 2 CS: 0	PA: 36
<b>PITCHER</b> John Denny, R ERA: 6.34 (1, 1)	IP: 6.1 WLS: L BF: 30 H: 10 R: 5 ER: 5 SO: 3 BB: 1 IBB: 1 HBP: 0 BLK: 0 WP: 0 HR: 2 S: 34 P: 42 ERA: 7.11 WHIP: 1.737															<b>PITCHER</b>						
Sid Minge, L ERA: 3.66 (7, 1)	IP: 1.2 WLS: L BF: 6 H: 1 R: 0 ER: 0 SO: 0 BB: 0 IBB: 0 HBP: 0 BLK: 0 WP: 0 HR: 0 S: 6 P: 6 ERA: 0.00 WHIP: 0.600															<b>PITCHER</b>						

Cleveland Indians @ Oakland Athletics  
Oakland-Alameda County Coliseum, Oakland, CA

AB 34  
R 5  
H 11  
RBI 4  
BB 2  
SO 3  
LOB 13



Mon May 05 1980, 7:05 PM PDT  
Att: 12,605 - Unknown - 62 F



Batter	1	2	3	4	5	6	7	8	9	AB	R	H	RBI	BB	SO	LOB	TOP		
Jorge Orta, L (1, 9) OBP: 0.398, SLG: 0.395	0-3 K		0-3 K		0-3 K		0-0 F7		0-0 SH1-4 G3-2-4 1B	5	0	1	0	0	3	1			
Duane Kuiper, L (1, 4) OBP: 0.348, SLG: 0.321	4-0 WP BB		0-0 5-3		0-0 F7			0-0 F6	0-0 SH1-4 1B	4	0	1	1	1	0	1			
Mike Hargrove, L (1, 3) OBP: 0.355, SLG: 0.481	0-0 F8		0-0 1B		1-0 G1 1B HBP			4-0 1B BB	0-0 SH1-4	2	1	1	0	1	0	1			
Toby Harrah, R (1, 5) OBP: 0.354, SLG: 0.325	0-0 6-3		0-0 1B		0-0 G1 1B			0-0 1B BB	4-0 1B	4	1	3	1	1	0	1			
Ron Hassey, L (1, 2) OBP: 0.358, SLG: 0.467		4-0 BB	0-0 FC6-4 1B		0-0 F8			0-0 1B	0-0 G3-2-4	4	0	1	1	1	0	7			
Andres Mora, R (1, 7) OBP: 0.111, SLG: 0.111		0-0 F8		0-0 F3		0-0 G1		0-0 F7		4	0	0	0	0	0	5			
Gary Alexander, R (1, 10) OBP: 0.298, SLG: 0.286		0-3 K		0-3 5-3		0-3 K		0-0 1B		4	0	1	1	0	2	3			
Dell Alston, L (1, 8) OBP: 0.354, SLG: 0.325		0-0 F5		0-3 K			0-0 F8	0-0 F9		4	0	0	0	0	1	3			
Tom Verzyer, R (1, 6) OBP: 0.375, SLG: 0.373			0-0 E5 1B 5-3 1B		0-0 6-3		0-0 F2		0-0 1B	4	2	1	0	0	0	0			
<b>Inning Stats</b>	R: 0 E: 0 K: 1 S: 5	H: 0 LOB: 1 BB: 1 P: 9	R: 0 E: 0 K: 1 S: 5	H: 0 LOB: 1 BB: 1 P: 9	R: 1 E: 1 K: 1 S: 8	H: 2 LOB: 2 BB: 0 P: 8	R: 0 E: 0 K: 1 S: 5	H: 0 LOB: 0 BB: 0 P: 5	R: 0 E: 0 K: 1 S: 6	H: 1 LOB: 2 BB: 0 P: 7	R: 0 E: 0 K: 0 S: 3	H: 0 LOB: 0 BB: 0 P: 3	R: 2 E: 0 K: 0 S: 6	H: 3 LOB: 2 BB: 1 P: 10	R: 1 E: 0 K: 0 S: 5	H: 3 LOB: 2 BB: 1 P: 9	1B: 9 2B: 0 3B: 0 HR: 0	SF: 0 SAC: 1 DP: 1 HBP: 1	WP: 1 PA: 41 PB: 0 CS: 0
<b>PITCHER</b>	IP WLS BF H R ER SO BB IBB HBP BLK WP HR S P ERA WHIP	8.0 L 37 8 4 3 6 3 0 1 0 1 0 0 45 58 3.38 1.375	1.0 4 1 0 0 0 0 1 0 0 0 0 0 3 7 0.00 1.000																

Cleveland Indians @ Oakland Athletics  
Oakland-Alameda County Coliseum, Oakland, CA

AB 35  
R 4  
H 9  
RBI 4  
BB 4  
SO 6  
LOB 22



Tue May 06 1980, 7:05 PM PDT  
Att: 24,309 - Unknown - 59 F

Batter	1	2	3	4	5	6	7	8	9	AB	R	H	RBI	BB	SO	LOB	BOTTOM		
Rickey Henderson, R (1, 7) OBP: 0.402, SLG: 0.388	0-0 4-3		4-0 CS BB		0-0 6-3			4-0 BB		2	0	0	0	2	0	1			
Dwayne Murphy, L (1, 8) OBP: 0.405, SLG: 0.376	4-0 S 1B BB		0-3 K		0-3 K			0-0 F8		3	1	0	0	1	2	3			
Mitchell Page, L (1, 10) OBP: 0.366, SLG: 0.269	0-3 K		4-0 BB		0-0 1-3			0-3 K		3	0	0	0	1	2	2			
Dave Revering, L (1, 3) OBP: 0.417, SLG: 0.583	0-0 1B		0-0 F8		0-0 F8			0-0 F8		4	0	1	1	0	0	1			
Wayne Gross, L (1, 5) OBP: 0.389, SLG: 0.571	0-0 1B			0-0 3-1		0-0 F6		0-0 2B 1B		4	1	2	0	0	0	0			
Tony Armas, R (1, 9) OBP: 0.326, SLG: 0.430	0-3 K			0-0 F7			0-0 5-3		0-0 F8	4	0	0	0	0	1	3			
Mike Heath, R (1, 2) OBP: 0.306, SLG: 0.362		0-0 F3		0-0 F3		0-0 G6-4-3 1B		0-0 1B 2B		4	1	2	1	0	0	0			
Mario Guerrero, R (1, 6) OBP: 0.289, SLG: 0.352		0-0 F4			0-0 SH5-4 WP 1B		0-0 G6-4-3		0-0 1B	4	0	2	1	0	0	1			
Mike Edwards, R (9, PR) OBP: 0.231, SLG: 0.231							0-0 1-2		0-0 2B 1B	0	0	0	0	0	0	0			
Rob Piccolo, R (1, 4) OBP: 0.274, SLG: 0.411		0-0 F3			0-0 SH5-4			0-0 1B		2	0	0	0	0	1	0			
Ray Cooney, L (9, PH) OBP: 0.143, SLG: 0.143					1-3 SH5-4			0-3 K	0-0 1-3	1	0	0	0	0	0	1			
<b>Inning Stats</b>	R: 1 E: 0 K: 2 S: 9	H: 2 LOB: 2 BB: 1 P: 13	R: 0 E: 0 K: 0 S: 3	H: 0 LOB: 0 BB: 0 P: 3	R: 0 E: 0 K: 1 S: 4	H: 0 LOB: 1 BB: 2 P: 12	R: 0 E: 0 K: 0 S: 3	H: 0 LOB: 0 BB: 0 P: 3	R: 0 E: 0 K: 0 S: 3	H: 1 LOB: 1 BB: 0 P: 3	R: 0 E: 0 K: 0 S: 3	H: 0 LOB: 0 BB: 0 P: 3	R: 0 E: 0 K: 2 S: 7	H: 0 LOB: 1 BB: 1 P: 11	R: 2 E: 0 K: 0 S: 6	H: 3 LOB: 1 BB: 0 P: 6	1B: 6 2B: 1 3B: 0 HR: 0	SF: 0 SAC: 1 DP: 1 HBP: 0	WP: 1 PA: 36 PB: 0 CS: 1
<b>PITCHER</b>	IP WLS BF H R ER SO BB IBB HBP BLK WP HR S P ERA WHIP	9.0 W 36 7 3 3 6 4 0 0 0 1 0 44 60 3.00 1.222																	

Cleveland Indians @ Oakland Athletics  
Oakland-Alameda County Coliseum, Oakland, CA

AB 31  
R 3  
H 7  
RBI 3  
BB 4  
SO 6  
LOB 12



Tue May 06 1980, 7:05 PM PDT  
Att: 24,309 - Unknown - 59 F



Batter	1	2	3	4	5	6	7	8	9	AB	R	H	RBI	BB	SO	LOB	TOP								
Jorge Orta, L (1, 9) OBP: 0.392, SLG: 0.388	F8			4-3		2B 1B		FC6-4		4	1	1	0	0	0	1									
Duane Kuiper, L (1, 4) OBP: 0.344, SLG: 0.329	F9			5-3		1B		CS	G3	4	1	1	0	0	0	0									
Mike Hargrove, L (1, 3) OBP: 0.348, SLG: 0.470	F7			F9		1B			F7	4	0	1	2	0	0	0									
Toby Harrah, R (1, 5) OBP: 0.340, SLG: 0.310		F2			F8	K			K	4	0	0	0	0	2	1									
Ron Hassey, L (1, 2) OBP: 0.357, SLG: 0.452		4-3			1B BB				4-3	2	0	0	0	1	0	0									
Joe Charboneau, R (1, 7) OBP: 0.372, SLG: 0.411				K		K		F2		3	0	0	0	0	2	1									
Gary Alexander, R (1, 10) OBP: 0.286, SLG: 0.300				K					CS BB	2	0	1	0	1	1	0									
Dell Alston, L (1, 8) OBP: 0.372, SLG: 0.411				E4		F9		CS	F8	3	0	0	0	0	0	2									
Tom Verzyer, R (1, 6) OBP: 0.373, SLG: 0.371				G4-6-3		F9			FC6-4 1B	3	0	1	0	0	0	1									
<b>Inning Stats</b>	R: 0 E: 0 K: 0 S: 3	H: 0 LOB: 0 BB: 0 P: 3	R: 0 E: 0 K: 1 S: 5	H: 0 LOB: 0 BB: 0 P: 5	R: 0 E: 1 K: 1 S: 5	H: 0 LOB: 0 BB: 0 P: 5	R: 0 E: 0 K: 0 S: 3	H: 0 LOB: 0 BB: 0 P: 3	R: 0 E: 0 K: 1 S: 6	H: 1 LOB: 2 BB: 1 P: 10	R: 2 E: 0 K: 1 S: 7	H: 3 LOB: 0 BB: 0 P: 7	R: 0 E: 0 K: 0 S: 2	H: 0 LOB: 0 BB: 1 P: 6	R: 0 E: 0 K: 0 S: 3	H: 1 LOB: 0 BB: 0 P: 3	R: 0 E: 0 K: 1 S: 5	H: 0 LOB: 0 BB: 0 P: 5	1B: 4 2B: 1 3B: 0 HR: 0	SF: 0 SAC: 0 DP: 1 HBP: 0	WP: 0 PB: 0 SB: 0 CS: 3	PA: 33			
<b>PITCHER</b>	IP	WLS	BF	H	R	ER	SO	BB	IBB	HBP	BLK	WP	HR	S	P	ERA	WHIP								
Brian Kingman, R (1, 1) ERA: 4.73	5.1	L	21	4	2	2	3	1	0	0	0	0	0	26	30	3.38	0.938								
Jeff Jones, R (6, 1) ERA:	3.2		10	1	0	0	2	1	0	0	0	0	0	13	17	0.00	0.545								

Cleveland Indians @ Oakland Athletics  
Oakland-Alameda County Coliseum, Oakland, CA

AB 29  
R 2  
H 5  
RBI 2  
BB 2  
SO 5  
LOB 6



Wed May 07 1980, 3:33 AM PDT  
Att: 4,731 - Sunny - 63 F

Batter	1	2	3	4	5	6	7	8	9	AB	R	H	RBI	BB	SO	LOB	BOTTOM								
Rickey Henderson, R (1, 7) OBP: 0.397, SLG: 0.364	G4-3 1B		5-3			F9		F8		4	0	1	0	0	0	0									
Mike Heath, R (1, 9) OBP: 0.303, SLG: 0.344	G4-3 1-2 BB		6-3			F8			5-3	3	0	0	0	1	0	0									
Jeff Newman, R (1, 3) OBP: 0.267, SLG: 0.391	G4-3			6-3		F8				4	0	1	0	0	0	2									
Dwayne Murphy, L (9, PR) OBP: 0.405, SLG: 0.376	1-2 2-3								1B	0	0	0	0	0	0	0									
Tony Armas, R (1, 8) OBP: 0.333, SLG: 0.427	K			FC6-4 BB					F9	3	0	1	0	1	1	2									
Jim Essian, R (1, 2) OBP: 0.229, SLG: 0.212		F5			F5				G3	4	0	0	0	0	0	3									
Mario Guerrero, R (1, 6) OBP: 0.280, SLG: 0.341		6-3		FC6-4 1-2						3	0	0	0	0	0	2									
Mike Edwards, R (1, 10) OBP: 0.188, SLG: 0.188		5-3				6-3				3	0	0	0	0	0	1									
Rob Picciolo, R (1, 4) OBP: 0.276, SLG: 0.408				E 1B		4-3			1-3	3	1	1	0	0	0	0									
Dave McKay, S (1, 5) OBP: 0.200, SLG: 0.421				SH2-3 1-H		F8			F7	2	0	0	0	0	0	0									
<b>Inning Stats</b>	R: 0 E: 0 K: 1 S: 5	H: 1 LOB: 1 BB: 1 P: 9	R: 0 E: 0 K: 0 S: 3	H: 0 LOB: 0 BB: 0 P: 3	R: 1 E: 1 K: 0 S: 4	H: 1 LOB: 0 BB: 0 P: 4	R: 0 E: 0 K: 0 S: 3	H: 0 LOB: 1 BB: 1 P: 7	R: 0 E: 0 K: 0 S: 3	H: 0 LOB: 0 BB: 0 P: 3	R: 0 E: 0 K: 0 S: 4	H: 1 LOB: 1 BB: 0 P: 4	R: 0 E: 0 K: 0 S: 3	H: 0 LOB: 0 BB: 0 P: 3	R: 0 E: 0 K: 0 S: 4	H: 1 LOB: 1 BB: 0 P: 4	R: 0 E: 0 K: 0 S: 4	H: 1 LOB: 1 BB: 0 P: 4	1B: 4 2B: 0 3B: 0 HR: 0	SF: 0 SAC: 1 DP: 1 HBP: 0	WP: 0 PB: 0 SB: 1 CS: 0	PA: 32			
<b>PITCHER</b>	IP	WLS	BF	H	R	ER	SO	BB	IBB	HBP	BLK	WP	HR	S	P	ERA	WHIP								
Rick Waits, L (1, 1) ERA: 3.62	9.0	W	32	4	1	0	1	2	0	0	0	0	0	32	40	0.00	0.667								

Cleveland Indians @ Oakland Athletics  
Oakland-Alameda County Coliseum, Oakland, CA

AB 29  
R 1  
H 4  
RBI 0  
BB 2  
SO 1  
LOB 10



Wed May 07 1980, 3:33 AM PDT  
Att: 4,731 - Sunny - 63 F







Batter	1	2	3	4	5	6	7	8	9	AB	R	H	RBI	BB	SO	LOB	TOP								
Miguel Dilone, S OBP: 0.400, SLG: 0.400 (1, 8)										5	2	2	0	0	0	3									
Jorge Orta, L OBP: 0.402, SLG: 0.380 (1, 9)										4	0	1	2	1	1	1									
Mike Hargrove, L OBP: 0.352, SLG: 0.462 (1, 3)										5	0	2	1	0	0	1									
Toby Harrah, R OBP: 0.327, SLG: 0.292 (1, 5)										5	0	0	0	0	1	3									
Ron Hassey, L OBP: 0.351, SLG: 0.439 (1, 2)										4	0	1	0	0	1	2									
Cliff Johnson, R OBP: 0.247, SLG: 0.253 (1, 10)										3	1	1	0	1	0	4									
Joe Charboneau, R OBP: 0.372, SLG: 0.469 (1, 7)										4	1	1	0	0	1	2									
Duane Kuiper, L OBP: 0.340, SLG: 0.319 (1, 4)										3	0	1	0	0	0	1									
Tom Verzyer, R OBP: 0.387, SLG: 0.400 (1, 6)										4	1	3	2	0	0	1									
<b>Inning Stats</b>	R: 1 E: 0 K: 1 S: 7	H: 2 LOB: 2 BB: 1 P: 11	R: 3 E: 0 K: 0 S: 6	H: 4 LOB: 0 BB: 0 P: 6	R: 0 E: 0 K: 2 S: 7	H: 0 LOB: 1 BB: 1 P: 11	R: 0 E: 0 K: 1 S: 6	H: 1 LOB: 1 BB: 0 P: 6	R: 0 E: 0 K: 0 S: 3	H: 0 LOB: 0 BB: 0 P: 3	R: 1 E: 0 K: 0 S: 5	H: 2 LOB: 1 BB: 0 P: 5	R: 0 E: 0 K: 0 S: 5	H: 2 LOB: 2 BB: 0 P: 5	R: 0 E: 1 K: 0 S: 4	H: 1 LOB: 0 BB: 0 P: 4	R: 0 E: 0 K: 0 S: 3	H: 0 LOB: 0 BB: 0 P: 3	1B: 10 2B: 2 3B: 0 HR: 0	SF: 0 SAC: 1 DP: 1 HBP: 0	WP: 0 PB: 0 SB: 3 CS: 0	PA: 40			
<b>PITCHER</b>	IP	WLS	BF	H	R	ER	SO	BB	IBB	HBP	BLK	WP	HR	S	P	ERA	WHIP								
Byron McLaughlin, R ERA: 9.53 (1, 1)	1.1	L	11	6	4	4	1	1	0	0	0	0	0	12	16	27.00	5.250								
Dave Roberts, L ERA: 5.59 (2, 1)	5.1		21	5	1	1	3	1	0	0	0	0	0	26	30	1.69	1.125								
Dave Heaverlo, R ERA: 1.88 (7, 1)	1.1		5	1	0	0	0	0	0	0	0	0	0	5	5	0.00	0.750								
Shane Rawley, L ERA: 5.06 (9, 1)	1.0		3	0	0	0	0	0	0	0	0	0	0	3	3	0.00	0.000								

Cleveland Indians @ Seattle Mariners  
The Kingdome, Seattle, WA  
Sat May 10 1980, 10:05 PM EDT  
Att: 10,690 - Dome


AB 37  
R 5  
H 12  
RBI 5  
BB 2  
SO 4  
LOB 18



Batter	1	2	3	4	5	6	7	8	9	AB	R	H	RBI	BB	SO	LOB	BOTTOM								
Julio Cruz, S OBP: 0.365, SLG: 0.256 (1, 4)										4	0	1	0	0	0	1									
Jim Anderson, R OBP: 0.333, SLG: 0.427 (1, 6)										4	0	0	0	0	0	2									
Dan Meyer, L OBP: 0.339, SLG: 0.398 (1, 7)										4	1	1	0	0	0	0									
Bruce Bochte, L OBP: 0.402, SLG: 0.491 (1, 3)										4	0	1	0	0	2	0									
Larry Milbourne, S OBP: 0.108, SLG: 0.030 (9, PR)										0	0	0	0	0	0	0									
Leon Roberts, R OBP: 0.348, SLG: 0.580 (1, 9)										3	0	0	0	1	0	2									
Willie Horton, R OBP: 0.309, SLG: 0.233 (1, 10)										2	1	1	0	2	0	1									
Rod Craig, S OBP: 0.267, SLG: 0.390 (9, PR)										0	0	0	0	0	0	0									
Joe Simpson, L OBP: 0.387, SLG: 0.430 (1, 8)										3	1	1	1	0	1	2									
Ted Cox, R OBP: 0.338, SLG: 0.348 (1, 5)										4	0	1	1	0	0	3									
Bob Stinson, S OBP: 0.114, SLG: 0.063 (1, 2)										2	0	0	1	0	0	0									
<b>Inning Stats</b>	R: 0 E: 0 K: 0 S: 3	H: 0 LOB: 0 BB: 0 P: 3	R: 0 E: 0 K: 1 S: 5	H: 0 LOB: 1 BB: 1 P: 9	R: 0 E: 0 K: 0 S: 4	H: 1 LOB: 0 BB: 0 P: 4	R: 0 E: 0 K: 0 S: 3	H: 0 LOB: 0 BB: 0 P: 3	R: 0 E: 0 K: 1 S: 4	H: 0 LOB: 0 BB: 0 P: 8	R: 0 E: 0 K: 0 S: 3	H: 0 LOB: 0 BB: 0 P: 3	R: 0 E: 0 K: 0 S: 5	H: 0 LOB: 0 BB: 0 P: 5	R: 2 E: 0 K: 0 S: 6	H: 3 LOB: 1 BB: 0 P: 6	R: 1 E: 0 K: 0 S: 5	H: 2 LOB: 2 BB: 1 P: 9	1B: 5 2B: 1 3B: 0 HR: 0	SF: 2 SAC: 0 DP: 1 HBP: 0	WP: 1 PB: 0 SB: 0 CS: 0	PA: 35			
<b>PITCHER</b>	IP	WLS	BF	H	R	ER	SO	BB	IBB	HBP	BLK	WP	HR	S	P	ERA	WHIP								
John Denny, R ERA: 5.75 (1, 1)	8.0		31	6	3	3	3	2	0	0	0	0	0	35	43	3.38	1.000								
Victor Cruz, R ERA: 6.97 (9, 1)	1.0	S	4	0	0	0	0	1	0	0	0	1	0	3	7	0.00	1.000								

Cleveland Indians @ Seattle Mariners  
The Kingdome, Seattle, WA  
Sat May 10 1980, 10:05 PM EDT  
Att: 10,690 - Dome

AB 30  
R 3  
H 6  
RBI 3  
BB 3  
SO 3  
LOB 11









Batter	1	2	3	4	5	6	7	8	9	AB	R	H	RBI	BB	SO	LOB	TOP					
Larry Harlow, L OBP: 0.333, SLG: 0.350	F8	E2	BB		6-3		1B			5	1	3	1	0	0	0	<b>California Angels @ Cleveland Indians</b> Cleveland Municipal Stadium, Cleveland, OH Wed May 14 1980, 7:05 PM EDT Att: 4,976 - Unknown					
Carney Lansford, R OBP: 0.351, SLG: 0.427	F3	K	1B		5-3		F8			4	1	0	0	1	1	2						
Rod Carew, L OBP: 0.374, SLG: 0.340	K		1B				F8		F7	5	1	2	2	0	1	0						
Dan Ford, R OBP: 0.264, SLG: 0.318		6-3	1B				F9		K	5	1	2	1	0	1	0						
Joe Rudi, R OBP: 0.263, SLG: 0.472		2B					6-3		K	5	2	1	0	0	1	3						
Bobby Grich, R OBP: 0.387, SLG: 0.385		2B	K	4-3			6-3		K	4	1	0	0	1	2	2						
Al Cowens, R OBP: 0.291, SLG: 0.231		F6	K	6-3			1-3		BB	4	0	0	0	1	1	4						
Freddie Patek, R OBP: 0.333, SLG: 0.388		1B	1B	G3			HR		F4	4	3	2	2	1	0	1						
Dave Skaggs, R OBP: 0.400, SLG: 0.700		2B	BB	6-3			HR		F9	5	3	3	5	0	0	1						
<b>Inning Stats</b>	R: 0 E: 0 K: 1 S: 5	H: 0 LOB: 0 BB: 0 P: 5	R: 4 E: 1 K: 1 S: 9	H: 4 LOB: 1 BB: 1 P: 13	R: 7 E: 2 K: 2 S: 14	H: 6 LOB: 2 BB: 2 P: 22	R: 0 E: 0 K: 0 S: 3	H: 0 LOB: 0 BB: 0 P: 3	R: 0 E: 0 K: 0 S: 3	H: 0 LOB: 0 BB: 0 P: 3	R: 2 E: 0 K: 0 S: 6	H: 3 LOB: 1 BB: 0 P: 6	R: 0 E: 0 K: 1 S: 7	H: 0 LOB: 0 BB: 0 P: 7	R: 0 E: 0 K: 1 S: 5	H: 0 LOB: 1 BB: 1 P: 9		1B: 9 2B: 3 3B: 0 HR: 1	SF: 0 SAC: 0 DP: 0 HBP: 0	WP: 0 PB: 0 SB: 0 CS: 0	PA: 45	
<b>PITCHER</b>	IP	WLS	BF	H	R	ER	SO	BB	IBB	HBP	BLK	WP	HR	S	P	ERA	WHIP					
Dan Spillner, R ERA: 6.28	(1, 1)	2.2	L	18	7	9	8	4	1	1	0	0	0	0	24	32	27.00	3.000				
Wayne Garland, R ERA: 5.55	(3, 1)	4.1		20	6	4	4	0	1	0	0	0	1	19	23	8.31	1.615					
Mike Stanton, R ERA: 4.2	(8, 1)	2.0		7	0	0	0	3	1	0	0	0	0	12	16	0.00	0.500					

Batter	1	2	3	4	5	6	7	8	9	AB	R	H	RBI	BB	SO	LOB	BOTTOM					
Miguel Dilone, S OBP: 0.400, SLG: 0.474	B5-3	1B		1-4-3		4-3		4-3		5	1	1	1	0	0	0	<b>California Angels @ Cleveland Indians</b> Cleveland Municipal Stadium, Cleveland, OH Wed May 14 1980, 7:05 PM EDT Att: 4,976 - Unknown					
Duane Kuiper, L OBP: 0.343, SLG: 0.316	4-3	1B				F8	F8	BB		4	0	1	1	1	0	0						
Mike Hargrove, L OBP: 0.352, SLG: 0.480	BB	F8				1B	1B	BB	G3	3	0	1	0	2	0	2						
Jorge Orta, L OBP: 0.388, SLG: 0.366	K		F8			1B	F8		G6-4-3	5	0	2	0	0	1	2						
Ron Hassey, L OBP: 0.376, SLG: 0.444		FC5-4	F2			F7		G5-4-3	F8	3	1	0	0	2	0	3						
Cliff Johnson, R OBP: 0.297, SLG: 0.274		FC5-4	F7			1B		G5-4-3	G6-4-3	5	0	3	0	0	0	1						
Toby Harrah, R OBP: 0.317, SLG: 0.311		FC5-4				HR	F6		G5-4-3	4	2	1	1	0	0	7						
Joe Charboneau, R OBP: 0.373, SLG: 0.460		3B	F8			HR	F3			3	2	1	1	0	0	1						
Tom Verzyer, R OBP: 0.383, SLG: 0.432		SF9		5-3		HR		L4		3	1	1	3	0	0	0						
<b>Inning Stats</b>	R: 0 E: 0 K: 1 S: 5	H: 0 LOB: 1 BB: 1 P: 9	R: 4 E: 0 K: 0 S: 7	H: 4 LOB: 1 BB: 1 P: 11	R: 0 E: 0 K: 0 S: 3	H: 0 LOB: 0 BB: 0 P: 3	R: 1 E: 0 K: 0 S: 4	H: 1 LOB: 0 BB: 0 P: 4	R: 0 E: 0 K: 0 S: 5	H: 2 LOB: 3 BB: 1 P: 9	R: 2 E: 0 K: 0 S: 5	H: 2 LOB: 1 BB: 0 P: 6	R: 0 E: 0 K: 0 S: 3	H: 1 LOB: 1 BB: 1 P: 7	R: 0 E: 0 K: 0 S: 3	H: 0 LOB: 0 BB: 1 P: 7		R: 0 E: 0 K: 0 S: 3	H: 1 LOB: 0 BB: 0 P: 3	1B: 8 2B: 0 3B: 1 HR: 2	SF: 1 SAC: 0 DP: 2 HBP: 1	WP: 0 PB: 0 SB: 0 CS: 0
<b>PITCHER</b>	IP	WLS	BF	H	R	ER	SO	BB	IBB	HBP	BLK	WP	HR	S	P	ERA	WHIP					
Dave Frost, R ERA: 5.02	(1, 1)	1.2		11	4	4	4	1	2	0	0	0	0	11	19	21.60	3.600					
Chris Knapp, R ERA: 5.47	(2, 1)	3.1	W	14	3	1	1	0	1	0	0	0	1	13	17	2.70	1.200					
Jim Barr, R ERA: 4.24	(6, 1)	4.0	S	17	4	2	2	0	2	0	1	0	0	14	23	4.50	1.500					



Batter	1	2	3	4	5	6	7	8	9	AB	R	H	RBI	BB	SO	LOB	TOP					
Jerry Remy, L (1,4) OBP: 0.342, SLG: 0.409	1-3	F8		F8			5-3		G6-4-3	5	0	0	0	0	0	3						
Rick Burleson, R (1,6) OBP: 0.271, SLG: 0.326	F7	K				F9 CS	4-1		F9	5	0	1	0	0	1	2						
Fred Lynn, L (1,8) OBP: 0.386, SLG: 0.522	G3					F9	F7			4	1	1	0	0	0	1						
Jim Rice, R (1,7) OBP: 0.295, SLG: 0.412				F8						4	2	2	0	0	1	2						
Tony Perez, R (1,3) OBP: 0.348, SLG: 0.468										2	2	2	3	2	0	0						
Carlton Fisk, R (1,2) OBP: 0.379, SLG: 0.648										4	1	1	2	0	1	1						
Carl Yastrzemski, L (1,10) OBP: 0.333, SLG: 0.413										3	0	0	1	0	0	1						
Butch Hobson, R (1,5) OBP: 0.323, SLG: 0.386										4	0	1	0	0	1	0						
Glenn Hoffman, R (8,5) OBP: 0.200, SLG: 0.304										0	0	0	0	0	0	0						
Dwight Evans, R (1,9) OBP: 0.306, SLG: 0.411										3	0	1	0	1	1	1						
<b>Inning Stats</b>	R: 0 E: 0 K: 0 S: 3	H: 0 LOB: 0 BB: 0 P: 3	R: 3 E: 1 K: 1 S: 9	H: 3 LOB: 2 BB: 1 P: 13	R: 1 E: 0 K: 1 S: 7	H: 2 LOB: 1 BB: 0 P: 7	R: 0 E: 0 K: 0 S: 3	H: 0 LOB: 0 BB: 0 P: 3	R: 0 E: 0 K: 1 S: 5	H: 1 LOB: 1 BB: 1 P: 9	R: 0 E: 0 K: 0 S: 6	H: 1 LOB: 1 BB: 0 P: 6	R: 0 E: 0 K: 0 S: 3	H: 0 LOB: 0 BB: 0 P: 3	R: 2 E: 0 K: 1 S: 7	H: 2 LOB: 0 BB: 0 P: 7	R: 0 E: 0 K: 0 S: 2	H: 0 LOB: 0 BB: 1 P: 6	1B: 5 2B: 2 3B: 1 HR: 1	SF: 1 SAC: 0 DP: 1 HBP: 0	WP: 0 PB: 0 SB: 0 CS: 1	PA: 39
<b>PITCHER</b>	IP	WLS	BF	H	R	ER	SO	BB	IBB	HBP	BLK	WP	HR	S	P	ERA	WHIP					
Rick Waits, L (1,1) ERA: 4.17	8.0	L	35	9	6	6	5	1	1	0	0	0	1	43	51	6.75	1.250					
Victor Cruz, R (9,1) ERA: 6.35	1.0	S	3	0	0	0	0	1	0	0	0	0	0	2	6	0.00	1.000					

**Boston Red Sox @ Cleveland Indians**  
Cleveland Municipal Stadium, Cleveland, OH

Thu May 15 1980, 7:05 PM EDT  
Att: 6,700 - Unknown

AB 34  
R 6  
H 9  
RBI 6  
BB 3  
SO 5  
LOB 11



Batter	1	2	3	4	5	6	7	8	9	AB	R	H	RBI	BB	SO	LOB	BOTTOM					
Miguel Dilone, S (1,8) OBP: 0.360, SLG: 0.417	1-4-3	SH2-3		F7		4-3			F7	5	0	1	0	0	0	1						
Duane Kuiper, L (1,4) OBP: 0.366, SLG: 0.347	1B	SH2-3								3	1	3	0	1	0	0						
Mike Hargrove, L (1,3) OBP: 0.350, SLG: 0.471	HBP			F9					G3	4	1	1	0	1	1	3						
Jorge Orta, L (1,9) OBP: 0.384, SLG: 0.362	SF7	4-3				4-3			F2	4	0	1	1	0	0	3						
Ron Hassey, L (1,2) OBP: 0.372, SLG: 0.427	BB			F9		K2-3			F7	3	0	0	0	0	1	1						
Cliff Johnson, R (1,10) OBP: 0.266, SLG: 0.267	SF7					F3			F8	2	0	0	1	1	0	0						
Toby Harrah, R (1,5) OBP: 0.323, SLG: 0.311									F7	3	0	1	0	1	0	0						
Joe Charboneau, R (1,7) OBP: 0.358, SLG: 0.440	K								F8	4	0	0	0	0	2	5						
Tom Verzer, R (1,6) OBP: 0.376, SLG: 0.423		6-3							5-3	4	0	1	0	0	0	0						
<b>Inning Stats</b>	R: 2 E: 0 K: 1 S: 7	H: 2 LOB: 3 BB: 2 P: 16	R: 0 E: 0 K: 0 S: 4	H: 1 LOB: 2 BB: 1 P: 8	R: 0 E: 0 K: 0 S: 3	H: 1 LOB: 1 BB: 1 P: 7	R: 0 E: 0 K: 0 S: 4	H: 1 LOB: 0 BB: 0 P: 4	R: 0 E: 0 K: 0 S: 5	H: 0 LOB: 0 BB: 0 P: 5	R: 0 E: 0 K: 0 S: 4	H: 1 LOB: 1 BB: 0 P: 4	R: 0 E: 0 K: 1 S: 6	H: 1 LOB: 1 BB: 0 P: 6	R: 0 E: 0 K: 1 S: 5	H: 0 LOB: 0 BB: 0 P: 5	R: 0 E: 0 K: 0 S: 4	H: 1 LOB: 1 BB: 0 P: 4	1B: 7 2B: 2 3B: 0 HR: 0	SF: 1 SAC: 1 DP: 1 HBP: 1	WP: 0 PB: 0 SB: 0 CS: 0	PA: 39
<b>PITCHER</b>	IP	WLS	BF	H	R	ER	SO	BB	IBB	HBP	BLK	WP	HR	S	P	ERA	WHIP					
Jack Billingham, R (1,1) ERA: 5.11	5.0	W	24	5	2	2	2	4	0	1	0	0	0	23	40	3.60	1.800					
Dick Drago, R (6,1) ERA: 3.6	4.0	S	15	3	0	0	2	0	0	0	0	0	0	19	19	0.00	0.750					

**Boston Red Sox @ Cleveland Indians**  
Cleveland Municipal Stadium, Cleveland, OH

Thu May 15 1980, 7:05 PM EDT  
Att: 6,700 - Unknown

AB 32  
R 2  
H 8  
RBI 2  
BB 4  
SO 4  
LOB 13






Batter	1	2	3	4	5	6	7	8	9	AB	R	H	RBI	BB	SO	LOB	TOP		
Jerry Remy, L (1,4) OBP: 0.339, SLG: 0.403	0-0 B2-3	0-0 4-3			0-0 1B		0-3 K			4	0	1	0	0	1	1	<b>Boston Red Sox @ Cleveland Indians</b> Cleveland Municipal Stadium, Cleveland, OH Fri May 16 1980, 7:05 PM EDT Att: 10,157 - Unknown - 60 F <a href="http://livebaseballscorecards.com">livebaseballscorecards.com</a>		
Rick Burleson, R (1,6) OBP: 0.277, SLG: 0.331	0-0 2B		0-0 4-3		0-0 F9			0-0 G3		4	1	2	0	0	0	1			
Fred Lynn, L (1,8) OBP: 0.389, SLG: 0.530	0-0 1B		0-0 4-3		0-0 1B			0-0 G3		4	1	2	1	0	0	1			
Jim Rice, R (1,7) OBP: 0.294, SLG: 0.415	0-3 K		0-0 6-3		0-0 2B			0-0 5-3		4	0	1	0	0	1	2			
Carl Yastrzemski, L (1,10) OBP: 0.339, SLG: 0.404	4-0 FC4-6		0-0 4-3		0-0 2B			0-0 3-1		2	0	0	0	2	0	1			
Tony Perez, R (1,3) OBP: 0.338, SLG: 0.454	0-0 FC4-6		0-0 5-3		0-0 G6-4-3			0-3 K		4	0	0	0	0	1	4			
Carlton Fisk, R (1,2) OBP: 0.364, SLG: 0.620		0-0 F7		0-0 1-3		0-0 5-3		0-0 5-3		4	0	0	0	0	0	1			
Butch Hobson, R (1,5) OBP: 0.320, SLG: 0.379		0-0 F9			0-0 P4		0-0 F7		0-0 1B	4	0	1	0	0	0	0			
Glenn Hoffman, R (9,5) OBP: 0.200, SLG: 0.304										0	0	0	0	0	0	0			
Dwight Evans, R (1,9) OBP: 0.313, SLG: 0.402		1-0 HBP			4-0 1B		0-0 F7		0-0 F7	2	0	0	0	1	0	1			
<b>Inning Stats</b>	R: 1 E: 0 K: 1 S: 7	H: 2 LOB: 2 P: 11	R: 0 E: 0 K: 0 S: 3	H: 0 LOB: 1 BB: 0 P: 4	R: 0 E: 0 K: 0 S: 3	H: 0 LOB: 0 BB: 0 P: 3	R: 0 E: 0 K: 0 S: 3	H: 1 LOB: 1 BB: 1 P: 7	R: 1 E: 0 K: 0 S: 4	H: 2 LOB: 1 BB: 1 P: 8	R: 0 E: 0 K: 1 S: 5	H: 0 LOB: 0 BB: 0 P: 5	R: 0 E: 0 K: 0 S: 4	H: 1 LOB: 1 BB: 0 P: 4	R: 0 E: 0 K: 1 S: 6	H: 1 LOB: 1 BB: 0 P: 6	1B: 5 2B: 2 3B: 0 HR: 0	SF: 0 SAC: 0 DP: 1 HBP: 1	WP: 0 PA: 36 PB: 0 SB: 0 CS: 0
<b>PITCHER</b> John Denny, R (1,1) ERA: 5.07	IP: 9.0 WLS: L BF: 36 H: 7 R: 2 ER: 2 SO: 3 BB: 3 IBB: 0 HBP: 1 BLK: 0 WP: 0 HR: 0 S: 38 P: 51 ERA: 2.00 WHIP: 1.111																		


Batter	1	2	3	4	5	6	7	8	9	AB	R	H	RBI	BB	SO	LOB	BOTTOM		
Miguel Dilone, S (1,8) OBP: 0.321, SLG: 0.370	0-0 4-3			0-0 F7		0-3 K	4-0 1B			3	0	0	0	0	1	1	<b>Boston Red Sox @ Cleveland Indians</b> Cleveland Municipal Stadium, Cleveland, OH Fri May 16 1980, 7:05 PM EDT Att: 10,157 - Unknown - 60 F <a href="http://livebaseballscorecards.com">livebaseballscorecards.com</a>		
Cliff Johnson, R (7, PH) OBP: 0.274, SLG: 0.267										0	0	0	0	1	0	0			
Dave Rosello, R (8,4) OBP: 0.500, SLG: 0.500										0	0	0	0	0	0	0			
Duane Kuiper, L (1,4) OBP: 0.357, SLG: 0.337	0-0 4-3			0-0 F7		0-3 K	0-0 F9			3	0	0	0	0	1	1			
Gary Alexander, R (7, PH) OBP: 0.270, SLG: 0.281										1	0	0	0	0	0	3			
Joe Charboneau, R (8,7) OBP: 0.358, SLG: 0.440										0	0	0	0	0	0	0			
Mike Hargrove, L (1,3) OBP: 0.344, SLG: 0.457	0-0 4-3			0-0 4-3		4-0 FC6-4		0-0 4-3		3	0	0	0	1	0	0			
Toby Harrah, R (1,5) OBP: 0.313, SLG: 0.300		0-0 F9			0-0 5-3	0-0 FC6-4		0-0 6-3		4	0	0	0	0	0	2			
Jorge Orta, L (1,9) OBP: 0.372, SLG: 0.349		0-0 4-3			0-0 F8		0-0 F8	0-0 1-3		4	0	0	0	0	0	0			
Ron Hassey, L (1,2) OBP: 0.382, SLG: 0.429		0-0 4-3			4-0 1B				0-0 4-3	2	1	1	0	1	0	0			
Jerry Dybzinski, R (9, PH) OBP: 0.417, SLG: 0.636					BB		1B	BB	0-0 4-3	1	0	0	0	0	0	0			
Ron Pruitt, R (1,10) OBP: 0.364, SLG: 0.278			0-3 K		0-0 1B		4-0 2-3		0-3 K	3	0	1	0	1	2	0			
Dell Alston, L (1,7) OBP: 0.071, SLG: 0.071				0-0 G3					0-0 F9	3	0	1	0	0	0	2			
Bo Diaz, R (9, PH) OBP: 0.296, SLG: 0.280					0-0 L4					1	0	0	0	0	0	0			
Tom Verzyer, R (1,6) OBP: 0.375, SLG: 0.420				0-0 5-3		0-0 WP				3	0	1	1	0	0	2			
<b>Inning Stats</b>	R: 0 E: 0 K: 0 S: 3	H: 0 LOB: 0 BB: 0 P: 3	R: 0 E: 0 K: 0 S: 3	H: 0 LOB: 0 BB: 0 P: 3	R: 0 E: 0 K: 1 S: 5	H: 0 LOB: 0 BB: 0 P: 5	R: 0 E: 0 K: 0 S: 3	H: 0 LOB: 0 BB: 0 P: 3	R: 0 E: 0 K: 0 S: 4	H: 1 LOB: 2 BB: 1 P: 8	R: 0 E: 0 K: 2 S: 8	H: 2 LOB: 3 BB: 2 P: 13	R: 0 E: 0 K: 0 S: 3	H: 0 LOB: 0 BB: 0 P: 3	R: 0 E: 0 K: 1 S: 5	H: 0 LOB: 0 BB: 0 P: 5	1B: 4 2B: 0 3B: 0 HR: 0	SF: 0 SAC: 0 DP: 0 HBP: 0	WP: 1 PA: 35 PB: 0 SB: 0 CS: 0
<b>PITCHER</b> Chuck Rainey, R (1,1) ERA: 4.93	IP: 6.2 WLS: W BF: 28 H: 4 R: 1 ER: 1 SO: 3 BB: 3 IBB: 0 HBP: 0 BLK: 0 WP: 1 HR: 0 S: 30 P: 46 ERA: 1.35 WHIP: 1.050																		
Tom Burgmeier, L (7,1) ERA: 2.37	IP: 2.1 WLS: S BF: 7 H: 0 R: 0 ER: 0 SO: 1 BB: 0 IBB: 0 HBP: 0 BLK: 0 WP: 0 HR: 0 S: 9 P: 9 ERA: 0.00 WHIP: 0.000																		







Batter	1	2	3	4	5	6	7	8	9	AB	R	H	RBI	BB	SO	LOB	TOP
Jerry Remy, L (1,4) OBP: 0.346, SLG: 0.414 (8,9)	0-0 4-3 2B		0-0 4-3			0-0 5-3		0-0 4-3		4	0	1	0	0	0	0	<b>Boston Red Sox @ Cleveland Indians</b> Cleveland Municipal Stadium, Cleveland, OH Sun May 18 1980, 3:33 AM EDT Att: 28,724 - Unknown - 75 F  <b>AB 30</b> <b>R 1</b> <b>H 4</b> <b>RBI 1</b> <b>BB 2</b> <b>SO 1</b> <b>LOB 12</b> 
Rick Burleson, R (1,6) OBP: 0.274, SLG: 0.319	0-0 4-3 2-3			4-0 BB		0-0 5-3			0-0 1-3	3	0	0	0	1	0	1	
Carlton Fisk, R (1,2) OBP: 0.369, SLG: 0.611	0-0 F5			0-0 F5			4-0 2B BB		0-0 1B 1B	3	1	1	0	1	0	2	
Jim Rice, R (1,7) OBP: 0.283, SLG: 0.396	0-0 5-3			0-0 F4			0-3 K		0-0 F7	4	0	0	0	0	1	4	
Tony Perez, R (1,10) OBP: 0.331, SLG: 0.439		0-0 F8		0-0 F4			0-0 F8		0-0 1-3 1B	4	0	1	0	0	0	2	
Carl Yastrzemski, L (1,3) OBP: 0.347, SLG: 0.416		0-0 F9			0-0 F8		0-0 1-H 2B		0-0 F5	4	0	1	1	0	0	2	
Jim Dwyer, L (1,8) OBP: 0.517, SLG: 0.478		0-0 G3			0-0 5-3		0-0 F9			3	0	0	0	0	0	1	
Butch Hobson, R (1,5) OBP: 0.305, SLG: 0.351			0-0 4-3		0-0 L6			0-0 F8		3	0	0	0	0	0	0	
Dwight Evans, R (1,9) OBP: 0.311, SLG: 0.382 Jack Brohamer, L (8,PH) OBP: 0.393, SLG: 0.429 (8,4)			0-0 F8			0-0 F2		0-0 F9		2	0	0	0	0	0	0	
<b>Inning Stats</b>	R: 0 E: 0 K: 0 S: 4	H: 1 LOB: 1 BB: 0 P: 4	R: 0 E: 0 K: 0 S: 3	H: 0 LOB: 0 BB: 0 P: 3	R: 0 E: 0 K: 0 S: 3	H: 0 LOB: 1 BB: 1 P: 7	R: 0 E: 0 K: 0 S: 3	H: 0 LOB: 0 BB: 0 P: 3	R: 1 E: 0 K: 1 S: 6	H: 1 LOB: 1 BB: 1 P: 10	R: 0 E: 0 K: 0 S: 3	H: 0 LOB: 0 BB: 0 P: 3	R: 0 E: 0 K: 0 S: 5	H: 2 LOB: 2 BB: 0 P: 5	1B: 2 2B: 2 3B: 0 HR: 0	SF: 0 SAC: 0 DP: 0 HBP: 0	WP: 0 PA: 33 PB: 0 SB: 0 CS: 0
<b>PITCHER</b>	IP WLS BF H R ER SO BB IBB HBP BLK WP HR S P ERA WHIP																
Dan Spillner, R (1,1) ERA: 5.06	8.2 W 32 4 1 1 1 2 0 0 0 0 0 0 32 40 1.04 0.692																
Sid Monge, L (9,1) ERA: 4.15	0.1 S 1 0 0 0 0 0 0 0 0 0 0 0 1 1 0.00 0.000																

Batter	1	2	3	4	5	6	7	8	9	AB	R	H	RBI	BB	SO	LOB	BOTTOM		
Miguel Dilone, S (1,8) OBP: 0.368, SLG: 0.486	0-0 2-3		0-0 E 2B 1B			0-0 1B 1B 2B		0-0 FC4-6		4	2	2	0	0	0	1	<b>Boston Red Sox @ Cleveland Indians</b> Cleveland Municipal Stadium, Cleveland, OH Sun May 18 1980, 3:33 AM EDT Att: 28,724 - Unknown - 75 F  <b>AB 33</b> <b>R 3</b> <b>H 11</b> <b>RBI 3</b> <b>BB 2</b> <b>SO 2</b> <b>LOB 16</b> 		
Duane Kuiper, L (1,4) OBP: 0.363, SLG: 0.348	0-0 F7		0-0 1-H 2B		0-0 CS 1B 2-3		0-0 G3			4	0	2	1	0	0	0			
Mike Hargrove, L (1,3) OBP: 0.351, SLG: 0.445	4-0 BB		0-0 F9		0-0 G3 1B 1-2 3-H		0-0 1-3			3	0	1	1	1	0	1			
Toby Harrah, R (1,5) OBP: 0.307, SLG: 0.294	0-3 K		0-3 K		0-0 1-2 2-3 1B		0-0 6-3			4	0	1	0	0	2	2			
Ron Hassey, L (1,2) OBP: 0.392, SLG: 0.459		0-0 6-3		0-0 FC1-6 1B		0-0 G3		0-0 SF8 3B		4	1	2	0	0	0	2			
Cliff Johnson, R (1,10) OBP: 0.270, SLG: 0.267		0-0 1B		0-0 F8		0-0 F5		0-0 SF8		3	0	1	1	0	0	3			
Ron Pruitt, R (1,9) OBP: 0.367, SLG: 0.280		0-0 F7		0-0 FC1-6 1B		0-0 6-3		0-0 F8		4	0	1	0	0	0	1			
Dell Alston, L (1,7) OBP: 0.261, SLG: 0.150		0-0 2-3		0-0 FC1-6 1-2 2-3		0-0 1-3		4-0 BB		3	0	0	0	1	0	3			
Tom Veryzer, R (1,6) OBP: 0.362, SLG: 0.402			0-0 6-3		0-0 4-3		0-0 FC4-6 1B		0-0 F7	4	0	1	0	0	0	3			
<b>Inning Stats</b>	R: 0 E: 0 K: 1 S: 5	H: 0 LOB: 1 BB: 1 P: 9	R: 0 E: 0 K: 0 S: 4	H: 1 LOB: 1 BB: 0 P: 4	R: 1 E: 1 K: 1 S: 7	H: 2 LOB: 1 BB: 0 P: 7	R: 0 E: 0 K: 0 S: 5	H: 2 LOB: 2 BB: 0 P: 5	R: 1 E: 0 K: 0 S: 6	H: 4 LOB: 2 BB: 0 P: 6	R: 0 E: 0 K: 0 S: 4	H: 1 LOB: 1 BB: 0 P: 4	R: 0 E: 0 K: 0 S: 3	H: 0 LOB: 0 BB: 0 P: 3	R: 1 E: 0 K: 0 S: 4	H: 1 LOB: 1 BB: 1 P: 8	1B: 8 2B: 2 3B: 1 HR: 0	SF: 1 SAC: 0 DP: 0 HBP: 0	WP: 0 PA: 36 PB: 0 SB: 0 CS: 1
<b>PITCHER</b>	IP WLS BF H R ER SO BB IBB HBP BLK WP HR S P ERA WHIP																		
Bob Stanley, R (1,1) ERA: 4.91	8.0 L 36 11 3 3 3 2 2 0 0 0 0 0 38 46 3.38 1.625																		







Batter	1	2	3	4	5	6	7	8	9	AB	R	H	RBI	BB	SO	LOB	TOP					
<b>Al Bumby, L</b> OBP: 0.330, SLG: 0.500 (1, 8)										3	0	2	0	1	1	0	<b>Baltimore Orioles @ Cleveland Indians</b> Cleveland Municipal Stadium, Cleveland, OH Tue May 20 1980, 7:05 PM EDT Unknown <a href="http://livebaseballscorecards.com">livebaseballscorecards.com</a>					
<b>Pat Kelly, L</b> OBP: 0.324, SLG: 0.419 (1, 7)										3	0	1	0	1	1	2						
<b>Ken Singleton, S</b> OBP: 0.291, SLG: 0.376 (1, 9)										4	0	0	0	0	0	4						
<b>Eddie Murray, S</b> OBP: 0.362, SLG: 0.447 (1, 3)										3	0	0	0	0	1	1						
<b>Dan Graham, L</b> OBP: 0.458, SLG: 0.682 (1, 2)										3	0	0	0	0	1	0						
<b>Terry Crowley, L</b> OBP: 0.351, SLG: 0.406 (1, 10)										3	0	0	0	0	1	0						
<b>Doug DeCinces, R</b> OBP: 0.336, SLG: 0.427 (1, 5)										3	0	1	0	0	0	0						
<b>Kiko Garcia, R</b> OBP: 0.247, SLG: 0.185 (1, 6)										2	0	0	0	0	0	1						
<b>Gary Roenicke, R</b> OBP: 0.337, SLG: 0.333 (8, PH)										1	0	0	0	0	0	0						
<b>Mark Belanger, R</b> OBP: 0.203, SLG: 0.208 (8, 6)										0	0	0	0	0	0	0						
<b>Rich Dauer, R</b> OBP: 0.278, SLG: 0.213 (1, 4)										2	0	0	0	0	0	0						
<b>Benny Ayala, R</b> OBP: 0.308, SLG: 0.435 (9, PH)										1	0	0	0	0	0	0						
<b>Inning Stats</b>	R: 0 E: 0 K: 1 S: 4	H: 0 LOB: 0 BB: 1 P: 8	R: 0 E: 0 K: 1 S: 5	H: 0 LOB: 0 BB: 0 P: 5	R: 0 E: 0 K: 0 S: 3	H: 1 LOB: 0 BB: 0 P: 3	R: 0 E: 0 K: 1 S: 6	H: 1 LOB: 1 BB: 0 P: 6	R: 0 E: 0 K: 1 S: 5	H: 0 LOB: 0 BB: 0 P: 5	R: 0 E: 0 K: 0 S: 4	H: 1 LOB: 1 BB: 0 P: 4	R: 0 E: 0 K: 1 S: 5	H: 0 LOB: 0 BB: 0 P: 5	R: 0 E: 0 K: 0 S: 3	H: 0 LOB: 0 BB: 1 P: 3	R: 0 E: 0 K: 0 S: 3	H: 1 LOB: 1 BB: 1 P: 7	1B: 3 2B: 0 3B: 1 HR: 0	SF: 0 SAC: 0 DP: 3 HBP: 0	WP: 0 PB: 0 SB: 0 CS: 0	PA: 30
<b>PITCHER</b> <b>John Denny, R</b> ERA: 4.3 (1, 1)	IP: 9.0 WLS: W BF: 30 H: 4 R: 0 ER: 0 SO: 5 BB: 2 IBB: 0 HBP: 0 BLK: 0 WP: 0 HR: 0 S: 38 P: 46 ERA: 0.00 WHIP: 0.667															<b>PITCHER</b>	IP: 9.0 WLS: W BF: 30 H: 4 R: 0 ER: 0 SO: 5 BB: 2 IBB: 0 HBP: 0 BLK: 0 WP: 0 HR: 0 S: 38 P: 46 ERA: 0.00 WHIP: 0.667					

Batter	1	2	3	4	5	6	7	8	9	AB	R	H	RBI	BB	SO	LOB	BOTTOM					
<b>Miguel Dilone, S</b> OBP: 0.391, SLG: 0.489 (1, 8)										4	1	2	0	0	0	3	<b>Baltimore Orioles @ Cleveland Indians</b> Cleveland Municipal Stadium, Cleveland, OH Tue May 20 1980, 7:05 PM EDT Unknown <a href="http://livebaseballscorecards.com">livebaseballscorecards.com</a>					
<b>Duane Kuiper, L</b> OBP: 0.348, SLG: 0.333 (1, 4)										4	0	0	0	0	1	2						
<b>Mike Hargrove, L</b> OBP: 0.333, SLG: 0.424 (1, 3)										4	0	0	0	0	0	1						
<b>Cliff Johnson, R</b> OBP: 0.269, SLG: 0.250 (1, 10)										3	0	0	0	1	2	0						
<b>Jorge Orta, L</b> OBP: 0.380, SLG: 0.348 (1, 9)										2	2	2	1	1	0	0						
<b>Dell Alston, L</b> OBP: 0.259, SLG: 0.167 (8, 9)										1	0	0	0	0	0	0						
<b>Ron Hassey, L</b> OBP: 0.371, SLG: 0.430 (1, 2)										4	0	0	0	0	0	4						
<b>Toby Harrah, R</b> OBP: 0.303, SLG: 0.286 (1, 5)										3	1	1	0	1	0	1						
<b>Joe Charboneau, R</b> OBP: 0.367, SLG: 0.447 (1, 7)										3	0	2	2	0	0	1						
<b>Tom Verzyr, R</b> OBP: 0.350, SLG: 0.387 (1, 6)										3	0	1	1	0	0	2						
<b>Inning Stats</b>	R: 1 E: 0 K: 0 S: 5	H: 2 LOB: 2 BB: 1 P: 9	R: 0 E: 0 K: 0 S: 3	H: 0 LOB: 1 BB: 1 P: 7	R: 0 E: 0 K: 1 S: 5	H: 0 LOB: 0 BB: 0 P: 5	R: 1 E: 0 K: 0 S: 5	H: 2 LOB: 1 BB: 0 P: 5	R: 0 E: 0 K: 0 S: 3	H: 1 LOB: 0 BB: 0 P: 3	R: 2 E: 0 K: 1 S: 8	H: 3 LOB: 2 BB: 1 P: 12	R: 0 E: 0 K: 1 S: 5	H: 0 LOB: 0 BB: 0 P: 5	R: 0 E: 0 K: 0 S: 3	H: 0 LOB: 0 BB: 0 P: 3	R: 0 E: 0 K: 0 S: 3	H: 0 LOB: 0 BB: 0 P: 3	1B: 8 2B: 1 3B: 0 HR: 0	SF: 0 SAC: 0 DP: 1 HBP: 0	WP: 0 PB: 0 SB: 0 CS: 0	PA: 34
<b>PITCHER</b> <b>Sammy Stewart, R</b> ERA: 3.54 (1, 1)	IP: 5.2 WLS: L BF: 27 H: 8 R: 4 ER: 4 SO: 2 BB: 3 IBB: 0 HBP: 0 BLK: 0 WP: 0 HR: 0 S: 28 P: 40 ERA: 6.35 WHIP: 1.941															<b>PITCHER</b>	IP: 5.2 WLS: L BF: 27 H: 8 R: 4 ER: 4 SO: 2 BB: 3 IBB: 0 HBP: 0 BLK: 0 WP: 0 HR: 0 S: 28 P: 40 ERA: 6.35 WHIP: 1.941					
<b>Dave Ford, R</b> ERA: 3.49 (6, 1)	IP: 2.1 WLS: 7 BF: 7 H: 0 R: 0 ER: 0 SO: 1 BB: 0 IBB: 0 HBP: 0 BLK: 0 WP: 0 HR: 0 S: 9 P: 9 ERA: 0.00 WHIP: 0.000															<b>PITCHER</b>	IP: 2.1 WLS: 7 BF: 7 H: 0 R: 0 ER: 0 SO: 1 BB: 0 IBB: 0 HBP: 0 BLK: 0 WP: 0 HR: 0 S: 9 P: 9 ERA: 0.00 WHIP: 0.000					



Batter	1	2	3	4	5	6	7	8	9	AB	R	H	RBI	BB	SO	LOB	TOP			
<b>Al Bumby, L</b> OBP: 0.325, SLG: 0.489 (1, 8)	0-0 1-3		0-0 F7		0-0 1-3		0-0 SH5-4	4-0 BB		3	0	0	1	1	0	1	<b>Baltimore Orioles @ Cleveland Indians</b> Cleveland Municipal Stadium, Cleveland, OH Tue May 20 1980, 7:05 PM EDT Att: 11,866 - Unknown  livebaseballscores.com			
<b>Mark Belanger, R</b> OBP: 0.215, SLG: 0.221 (1, 6)	0-3 K		0-0 F8			0-0 1B	0-0 S	0-0 F5		5	2	2	1	0	1	3				
<b>Ken Singleton, S</b> OBP: 0.295, SLG: 0.377 (1, 9)	0-0 F9		0-3 K			0-0 1B	0-0 1B	0-0 F7		5	1	2	2	0	1	3				
<b>Eddie Murray, S</b> OBP: 0.357, SLG: 0.438 (1, 3)		0-0 F7		0-0 G6-4-3 1B		0-0 P4	0-0 P5		0-3 K	5	0	1	0	0	1	3				
<b>Doug DeCinces, R</b> OBP: 0.338, SLG: 0.451 (1, 5)		0-0 HR		0-0 G6-4-3		0-0 1-3 1B	0-0 P4		0-0 5-3	5	1	2	2	0	0	2				
<b>Gary Roenicke, R</b> OBP: 0.340, SLG: 0.337 (1, 7)		0-0 1B SF7		0-0 F7		0-0 1-3 1B		0-0 FC6-4 1B		5	1	2	1	0	0	1				
<b>Lee May, R</b> OBP: 0.295, SLG: 0.383 (1, 10)		0-0 SF7 1B			0-3 K	0-0 F5		0-0 FC6-4 1B		4	1	1	0	0	1	2				
<b>Dan Graham, L</b> OBP: 0.464, SLG: 0.680 (1, 2)		0-0 SF7		0-0 F8			0-0 SH5-4 1B	0-0 BB 1B		3	1	2	1	0	0	0				
<b>Rich Dauer, R</b> OBP: 0.295, SLG: 0.227 (1, 4)		0-0 6-3			0-0 1B		4-0 1B SH5-4 BB	0-0 BB 1B		3	1	2	0	1	0	1				
<b>Inning Stats</b>	R: 0 E: 0 K: 1 S: 5	H: 0 LOB: 0 BB: 0 P: 5	R: 2 E: 0 K: 0 S: 6	H: 3 LOB: 1 BB: 0 P: 6	R: 0 E: 0 K: 0 S: 3	H: 1 LOB: 0 BB: 0 P: 3	R: 0 E: 0 K: 1 S: 6	H: 1 LOB: 1 BB: 0 P: 6	R: 2 E: 0 K: 0 S: 6	H: 3 LOB: 1 BB: 0 P: 6	R: 3 E: 0 K: 0 S: 6	H: 3 LOB: 1 BB: 1 P: 10	R: 1 E: 0 K: 0 S: 6	H: 3 LOB: 3 BB: 1 P: 10	R: 0 E: 0 K: 1 S: 5	H: 0 LOB: 0 BB: 0 P: 5	1B: 13 2B: 0 3B: 0 HR: 1	SF: 1 SAC: 1 DP: 1 HBP: 0	WP: 0 PA: 42 PB: 0 SB: 1 CS: 0	
<b>PITCHER</b>	IP	WLS	BF	H	R	ER	SO	BB	IBB	HBP	BLK	WP	HR	S	P	ERA	WHIP			
<b>Bob Ovchinko, L</b> ERA: 5.97 (1, 1)	5.1	L	22	7	4	4	3	0	0	0	0	0	1	28	28	6.75	1.312			
<b>Mike Stanton, R</b> ERA: 4.69 (6, 1)	1.0		8	4	3	3	0	1	0	0	0	0	0	7	11	27.00	5.000			
<b>Victor Cruz, R</b> ERA: 5.4 (7, 1)	2.2		12	3	1	1	1	1	0	0	0	0	0	13	17	3.38	1.500			

Batter	1	2	3	4	5	6	7	8	9	AB	R	H	RBI	BB	SO	LOB	BOTTOM			
<b>Miguel Dilone, S</b> OBP: 0.360, SLG: 0.449 (1, 8)	0-0 4-3		0-0 F8		0-0 6-3			0-3 K		4	0	0	0	0	1	1	<b>Baltimore Orioles @ Cleveland Indians</b> Cleveland Municipal Stadium, Cleveland, OH Tue May 20 1980, 7:05 PM EDT Att: 11,866 - Unknown  livebaseballscores.com			
<b>Duane Kuiper, L</b> OBP: 0.348, SLG: 0.328 (1, 4)	0-0 E6		0-0 P5			4-0 BB		0-3 K		2	0	0	0	1	0	0				
<b>Dave Rosello, R</b> OBP: 0.400, SLG: 0.400 (8, PH) (9, 4)										1	0	0	0	0	1	0				
<b>Mike Hargrove, L</b> OBP: 0.329, SLG: 0.418 (1, 3)	0-0 1-2 1B				0-0 F9		0-0 F9	0-0 F8		4	0	1	0	0	0	1				
<b>Cliff Johnson, R</b> OBP: 0.259, SLG: 0.240 (1, 10)	0-0 P6				0-0 F8		0-0 F7		0-0 F7	4	0	0	0	0	0	3				
<b>Ron Hassey, L</b> OBP: 0.370, SLG: 0.438 (1, 2)	0-0 F8						0-0 L3		0-3 K	3	0	1	0	0	0	3				
<b>Gary Alexander, R</b> OBP: 0.263, SLG: 0.273 (9, PH)										1	0	0	0	0	1	0				
<b>Toby Harrah, R</b> OBP: 0.302, SLG: 0.285 (1, 5)		0-0 F8			0-0 F9		0-0 P6		0-0 1B	4	0	1	0	0	0	1				
<b>Joe Charboneau, R</b> OBP: 0.363, SLG: 0.439 (1, 7)		0-0 F7			0-0 E1 F9 1B		0-0 F8		0-0 4-3	4	0	1	0	0	0	1				
<b>Dell Alston, L</b> OBP: 0.267, SLG: 0.222 (1, 9)		0-0 3-1					0-0 P5			3	0	1	0	0	0	1				
<b>Tom Veryzer, R</b> OBP: 0.340, SLG: 0.375 (1, 6)			0-0 F8				0-0 F9			3	0	0	0	0	1	2				
<b>Jerry Dybzinski, R</b> OBP: 0.385, SLG: 0.583 (8, 6)							2-3 K			0	0	0	0	0	0	0				
<b>Inning Stats</b>	R: 0 E: 1 K: 0 S: 5	H: 1 LOB: 2 BB: 0 P: 5	R: 0 E: 0 K: 0 S: 3	H: 0 LOB: 0 BB: 0 P: 3	R: 0 E: 0 K: 0 S: 4	H: 1 LOB: 1 BB: 0 P: 4	R: 0 E: 0 K: 0 S: 3	H: 0 LOB: 1 BB: 1 P: 7	R: 0 E: 0 K: 2 S: 7	H: 0 LOB: 0 BB: 0 P: 7	R: 0 E: 0 K: 1 S: 6	H: 1 LOB: 1 BB: 0 P: 6	R: 0 E: 0 K: 2 S: 6	H: 1 LOB: 1 BB: 0 P: 6	R: 0 E: 0 K: 1 S: 5	H: 1 LOB: 0 BB: 0 P: 6	1B: 3 2B: 2 3B: 0 HR: 0	SF: 0 SAC: 0 DP: 0 HBP: 0	WP: 1 PA: 34 PB: 0 SB: 0 CS: 0	
<b>PITCHER</b>	IP	WLS	BF	H	R	ER	SO	BB	IBB	HBP	BLK	WP	HR	S	P	ERA	WHIP			
<b>Jim Palmer, R</b> ERA: 3.82 (1, 1)	7.0	W	27	4	0	0	1	0	0	0	0	0	0	28	32	0.00	0.714			
<b>Tippy Martinez, L</b> ERA: 2.29 (8, 1)	2.0		7	1	0	0	3	0	0	0	0	0	0	13	13	0.00	0.500			



Batter	1	2	3	4	5	6	7	8	9	AB	R	H	RBI	BB	SO	LOB	TOP								
<b>Al Bumby, L</b> OBP: 0.333, SLG: 0.493 (1, 8)										3	0	2	0	1	0	0	<b>Baltimore Orioles @ Cleveland Indians</b> Cleveland Municipal Stadium, Cleveland, OH Wed May 21, 1980, 7:05 PM EDT Att: 6,739 - Unknown								
<b>Pat Kelly, L</b> OBP: 0.366, SLG: 0.424 (1, 7)										2	1	1	0	2	0	1									
<b>Ken Singleton, S</b> OBP: 0.300, SLG: 0.403 (1, 9)										4	1	2	2	0	0	2									
<b>Eddie Murray, S</b> OBP: 0.354, SLG: 0.433 (1, 3)										4	0	1	0	0	1	4									
<b>Dan Graham, L</b> OBP: 0.406, SLG: 0.586 (1, 2)										4	0	0	0	0	1	3									
<b>Doug DeCinces, R</b> OBP: 0.336, SLG: 0.444 (1, 5)										4	0	1	0	0	0	1									
<b>Lee May, R</b> OBP: 0.283, SLG: 0.365 (1, 10)										4	0	0	0	0	1	1									
<b>Mark Belanger, R</b> OBP: 0.207, SLG: 0.213 (9, PH)										3	0	0	0	0	0	1									
<b>Benny Ayala, R</b> OBP: 0.236, SLG: 0.417 (9, PH)										1	0	0	0	0	1	0									
<b>Rich Dauer, R</b> OBP: 0.287, SLG: 0.220 (1, 4)										3	0	0	0	0	0	1									
<b>Gary Roenicke, R</b> OBP: 0.337, SLG: 0.333 (9, PH)										1	0	0	0	0	1	0									
<b>Inning Stats</b>	R: 0 E: 0 K: 0 S: 4	H: 1 LOB: 2 BB: 1 P: 8	R: 0 E: 0 K: 0 S: 3	H: 0 LOB: 0 BB: 0 P: 3	R: 0 E: 0 K: 1 S: 6	H: 1 LOB: 2 BB: 1 P: 10	R: 0 E: 0 K: 1 S: 5	H: 0 LOB: 0 BB: 0 P: 5	R: 0 E: 0 K: 0 S: 3	H: 1 LOB: 2 BB: 1 P: 7	R: 0 E: 0 K: 0 S: 3	H: 0 LOB: 0 BB: 0 P: 3	R: 0 E: 0 K: 1 S: 6	H: 1 LOB: 1 BB: 0 P: 6	R: 2 E: 1 K: 0 S: 6	H: 3 LOB: 1 BB: 0 P: 6	R: 0 E: 0 K: 2 S: 7	H: 0 LOB: 0 BB: 0 P: 7	1B: 6 2B: 0 3B: 0 HR: 1	SF: 0 SAC: 0 DP: 0 HBP: 0	WP: 0 PB: 0 SB: 2 CS: 0	PA: 36			
<b>PITCHER</b>	IP	WLS	BF	H	R	ER	SO	BB	IBB	HBP	BLK	WP	HR	S	P	ERA	WHIP								
<b>Len Barker, R</b> ERA: 4.14 (1, 1)	7.1	W	31	7	2	2	3	3	0	0	0	0	1	34	46	2.46	1.364								
<b>Sid Monge, L</b> ERA: 3.18 (8, 1)	1.2	S	5	0	0	0	2	0	0	0	0	0	0	9	9	0.00	0.000								

Batter	1	2	3	4	5	6	7	8	9	AB	R	H	RBI	BB	SO	LOB	BOTTOM								
<b>Miguel Dilone, S</b> OBP: 0.352, SLG: 0.434 (1, 8)										4	0	1	1	0	1	2	<b>Baltimore Orioles @ Cleveland Indians</b> Cleveland Municipal Stadium, Cleveland, OH Wed May 21, 1980, 7:05 PM EDT Att: 6,739 - Unknown								
<b>Toby Harrah, R</b> OBP: 0.307, SLG: 0.299 (1, 5)										4	1	2	0	0	0	2									
<b>Mike Hargrove, L</b> OBP: 0.318, SLG: 0.405 (1, 3)										4	0	0	0	0	1	2									
<b>Cliff Johnson, R</b> OBP: 0.276, SLG: 0.245 (1, 10)										2	1	1	0	2	0	0									
<b>Joe Charboneau, R</b> OBP: 0.368, SLG: 0.471 (1, 7)										4	1	2	2	0	0	3									
<b>Gary Alexander, R</b> OBP: 0.282, SLG: 0.270 (1, 2)										4	0	1	0	0	0	0									
<b>Ron Pruitt, R</b> OBP: 0.351, SLG: 0.281 (1, 9)										4	0	2	0	0	0	2									
<b>Duane Kuiper, L</b> OBP: 0.345, SLG: 0.325 (1, 4)										4	1	1	0	0	0	1									
<b>Tom Verzyer, R</b> OBP: 0.340, SLG: 0.374 (1, 6)										3	0	1	0	0	0	2									
<b>Inning Stats</b>	R: 2 E: 1 K: 1 S: 8	H: 3 LOB: 2 BB: 1 P: 12	R: 0 E: 0 K: 1 S: 5	H: 0 LOB: 0 BB: 0 P: 5	R: 0 E: 0 K: 0 S: 3	H: 0 LOB: 1 BB: 1 P: 7	R: 1 E: 0 K: 0 S: 6	H: 3 LOB: 2 BB: 0 P: 6	R: 1 E: 0 K: 0 S: 4	H: 1 LOB: 0 BB: 0 P: 4	R: 0 E: 0 K: 0 S: 4	H: 2 LOB: 1 BB: 0 P: 4	R: 0 E: 0 K: 0 S: 4	H: 2 LOB: 1 BB: 0 P: 4	R: 0 E: 0 K: 0 S: 3	H: 0 LOB: 0 BB: 0 P: 3		1B: 9 2B: 1 3B: 0 HR: 1	SF: 0 SAC: 0 DP: 1 HBP: 0	WP: 2 PB: 0 SB: 1 CS: 1	PA: 36				
<b>PITCHER</b>	IP	WLS	BF	H	R	ER	SO	BB	IBB	HBP	BLK	WP	HR	S	P	ERA	WHIP								
<b>Mike Flanagan, L</b> ERA: 3.88 (1, 1)	6.1	L	31	11	4	4	2	2	0	0	0	0	1	33	41	5.68	2.053								
<b>Paul Hartzell, R</b> ERA: 6.75 (7, 1)	1.2		4	0	0	0	0	0	0	0	0	0	0	4	4	0.00	0.000								



Batter	1	2	3	4	5	6	7	8	9	AB	R	H	RBI	BB	SO	LOB	TOP								
Miguel Dilone, S OBP: 0.362, SLG: 0.418 (1, 7)	1-3		K			E S BB		CS SF9 BB		2	0	0	0	2	1	1	<b>Cleveland Indians @ Boston Red Sox</b> Fenway Park, Boston, MA Fri May 23 1980, 7:05 PM EDT Att: 21,857 - Unknown - 77 F								
Duane Kuiper, L Cliff Johnson, R Dave Rosello, R OBP: 0.338, SLG: 0.318 OBP: 0.274, SLG: 0.245 OBP: 0.400, SLG: 0.400 (1, 4) (8, PH) (8, 4)	L6			4-3		5-3		SF9		3	0	0	0	0	0	1									
Mike Hargrove, L OBP: 0.314, SLG: 0.395 (1, 3)	4-3			F8		BB BB		K		3	0	0	0	1	1										
Jorge Orta, L OBP: 0.376, SLG: 0.339 (1, 9)		L6		P8		BB BB			4-3	3	0	0	0	1	0										
Ron Hassey, L Gary Alexander, R OBP: 0.369, SLG: 0.434 OBP: 0.279, SLG: 0.289 (1, 2) (9, PH)	4-3				4-3 1B			4-3		3	0	1	0	0	0	3									
Toby Harrah, R OBP: 0.299, SLG: 0.290 (1, 5) (8, 6)	5-3				4-3			1-3		4	0	0	0	0	2										
Joe Charboneau, R OBP: 0.364, SLG: 0.462 (1, 10)				FC5-4 1B		K		5-3		4	0	1	0	0	1	2									
Rick Manning, L OBP: 0.298, SLG: 0.225 (1, 8)			FC5-4		6-3			4-3		3	0	0	0	0	2										
Jerry Dybzinski, R Dell Alston, L Ron Pruitt, R OBP: 0.333, SLG: 0.500 OBP: 0.290, SLG: 0.321 OBP: 0.351, SLG: 0.281 (1, 6) (8, PH) (8, 5)			K			5-3		SF9 3B		2	0	0	0	0	1	1									
										1	1	1	0	0	0	0									
										0	0	0	0	0	0	0									
<b>Inning Stats</b>	R: 0 E: 0 K: 0 S: 3	H: 0 LOB: 0 BB: 0 P: 3	R: 0 E: 0 K: 0 S: 3	H: 0 LOB: 0 BB: 0 P: 3	R: 0 E: 0 K: 2 S: 8	H: 1 LOB: 1 BB: 0 P: 8	R: 0 E: 0 K: 0 S: 3	H: 0 LOB: 0 BB: 0 P: 3	R: 0 E: 0 K: 1 S: 6	H: 1 LOB: 1 BB: 0 P: 6	R: 0 E: 0 K: 0 S: 3	H: 0 LOB: 0 BB: 0 P: 3	R: 0 E: 0 K: 0 S: 3	H: 0 LOB: 0 BB: 0 P: 3	R: 1 E: 0 K: 1 S: 5	H: 1 LOB: 0 BB: 1 P: 9	R: 0 E: 0 K: 0 S: 4	H: 1 LOB: 1 BB: 0 P: 4	1B: 3 2B: 0 3B: 1 HR: 0	SF: 1 SAC: 0 DP: 0 HBP: 0	WP: 0 PB: 0 SB: 2 CS: 1	PA: 34			
<b>PITCHER</b>	IP	WLS	BF	H	R	ER	SO	BB	IBB	HBP	BLK	WP	HR	S	P	ERA	WHIP	<b>PITCHER</b>							
Bob Stanley, R ERA: 4.5 (1, 1)	7.0	W	28	3	1	1	3	4	0	0	0	0	0	30	46	1.29	1.000								
Tom Burgmeier, L ERA: 2.23 (8, 1)	2.0	S	6	1	0	0	1	0	0	0	0	0	0	8	8	0.00	0.500								

AB	29
R	1
H	4
RBI	1
BB	4
SO	4
LOB	13



Batter	1	2	3	4	5	6	7	8	9	AB	R	H	RBI	BB	SO	LOB	BOTTOM								
Jerry Remy, L OBP: 0.356, SLG: 0.414 (1, 4)	CS 1B		F8		F7		F8			4	0	1	0	0	0	4	<b>Cleveland Indians @ Boston Red Sox</b> Fenway Park, Boston, MA Fri May 23 1980, 7:05 PM EDT Att: 21,857 - Unknown - 77 F								
Jim Dwyer, L Fred Lynn, L OBP: 0.489, SLG: 0.775 OBP: 0.390, SLG: 0.516 (1, 8) (9, 8)	K		L9			F8		HR 1B		4	1	1	0	0	1	2									
Carl Yastrzemski, L OBP: 0.341, SLG: 0.444 (1, 7)	L9		CS	F4		F8		HR		4	1	1	2	0	0	0									
Tony Perez, R OBP: 0.333, SLG: 0.461 (1, 3)		F9		L4		E3		1B 1B		4	0	1	0	0	0	0									
Carlton Fisk, R OBP: 0.367, SLG: 0.569 (1, 2)		F7		F3		F2		K		4	0	0	0	0	1	2									
Jim Rice, R OBP: 0.278, SLG: 0.400 (1, 9)					5-3		5-3	K		4	0	1	0	0	1	1									
Jack Brohamer, L OBP: 0.378, SLG: 0.477 (1, 10)		2B								4	0	3	1	0	0	1									
Butch Hobson, R Glenn Hoffman, R OBP: 0.304, SLG: 0.376 OBP: 0.192, SLG: 0.292 (1, 5) (8, 5)						K		F9	K	3	1	1	1	0	1	1									
Rick Burleson, R OBP: 0.289, SLG: 0.329 (1, 6)			HR							1	0	0	0	0	1	2									
			CS 1B							3	0	3	0	0	0	0									
<b>Inning Stats</b>	R: 0 E: 0 K: 1 S: 5	H: 1 LOB: 0 BB: 0 P: 5	R: 0 E: 0 K: 0 S: 4	H: 1 LOB: 1 BB: 0 P: 4	R: 1 E: 0 K: 0 S: 4	H: 2 LOB: 0 BB: 0 P: 4	R: 0 E: 0 K: 0 S: 3	H: 0 LOB: 0 BB: 0 P: 3	R: 1 E: 0 K: 1 S: 7	H: 2 LOB: 1 BB: 0 P: 7	R: 0 E: 1 K: 0 S: 4	H: 0 LOB: 1 BB: 0 P: 4	R: 0 E: 0 K: 0 S: 5	H: 2 LOB: 2 BB: 0 P: 5	R: 2 E: 0 K: 3 S: 13	H: 4 LOB: 2 BB: 0 P: 13	1B: 8 2B: 1 3B: 0 HR: 3	SF: 0 SAC: 0 DP: 0 HBP: 0	WP: 0 PB: 0 SB: 0 CS: 2	PA: 36					
<b>PITCHER</b>	IP	WLS	BF	H	R	ER	SO	BB	IBB	HBP	BLK	WP	HR	S	P	ERA	WHIP	<b>PITCHER</b>							
Dan Spillner, R ERA: 5.08 (1, 1)	7.0	L	30	10	4	4	2	0	0	0	0	0	0	11	34	5.14	1.429								
Victor Cruz, R ERA: 5.06 (8, 1)	1.0		5	2	0	0	3	0	0	0	0	0	0	11	11	0.00	2.000								

AB	35
R	3
H	12
RBI	4
BB	0
SO	5
LOB	13










Batter	1	2	3	4	5	6	7	8	9	AB	R	H	RBI	BB	SO	LOB	TOP										
Miguel Dilone, S OBP: 0.358, SLG: 0.438 (1, 7)	0-0 1-3		0-0 1-3 1B			0-0 F8		0-0 5-3		4	0	1	0	0	0	1											
Duane Kuiper, L OBP: 0.327, SLG: 0.307 Dave Rosello, R OBP: 0.333, SLG: 0.333 (1, 4)	0-0 4-3		0-0 F9			0-0 4-3		0-0 F3		3	0	0	0	0	0	2											
Mike Hargrove, L OBP: 0.309, SLG: 0.387 (1, 3)	0-0 F7			0-0 3-1			0-0 6-3		0-0 4-3	4	0	0	0	0	0	0											
Jorge Orta, L OBP: 0.373, SLG: 0.346 (1, 9)		0-0 4-3		0-0 CS 1B			0-0 G3		0-0 B5-3	4	0	1	0	0	0	0											
Ron Hassey, L OBP: 0.367, SLG: 0.426 (1, 2)	0-0 F7		0-3 K				0-0 G3		0-0 G3	4	0	0	0	0	1	1											
Toby Harrah, R OBP: 0.297, SLG: 0.278 (1, 5)	0-0 4-3				0-0 4-3				0-0 5-3	3	0	0	0	0	0	0											
Joe Charboneau, R OBP: 0.364, SLG: 0.491 (1, 10)			0-0 F8			0-0 F8		0-0 1B HR		3	1	1	0	0	0	0											
Rick Manning, L OBP: 0.326, SLG: 0.247 Dell Alston, L OBP: 0.290, SLG: 0.321 (8, PR)			4-0 1B BB			0-0 4-3		0-0 1B HR		2	0	1	0	1	0	0											
Jerry Dybzinski, R OBP: 0.300, SLG: 0.474 Cliff Johnson, R OBP: 0.280, SLG: 0.282 Ron Pruitt, R OBP: 0.351, SLG: 0.281 (8, PH)			0-3 K			0-0 5-3		0-0 1B HR		2	0	0	0	0	1	1											
<b>Inning Stats</b>	R: 0 E: 0 K: 0 S: 3	H: 0 LOB: 0 BB: 0 P: 3	R: 0 E: 0 K: 0 S: 3	H: 0 LOB: 2 BB: 1 P: 3	R: 0 E: 0 K: 1 S: 6	H: 1 LOB: 2 BB: 1 P: 10	R: 0 E: 0 K: 1 S: 5	H: 1 LOB: 0 BB: 0 P: 5	R: 0 E: 0 K: 0 S: 3	H: 0 LOB: 0 BB: 0 P: 3	R: 0 E: 0 K: 0 S: 3	H: 0 LOB: 0 BB: 0 P: 3	R: 0 E: 0 K: 0 S: 3	H: 0 LOB: 0 BB: 0 P: 3	R: 3 E: 0 K: 0 S: 6	H: 3 LOB: 1 BB: 0 P: 6	R: 0 E: 0 K: 0 S: 3	H: 0 LOB: 0 BB: 0 P: 3	1B: 4 2B: 0 3B: 0 HR: 1	SF: 0 SAC: 0 DP: 0 HBP: 0	WP: 0 PB: 0 SB: 1 CS: 1	PA: 32					
<b>PITCHER</b>	IP	WLS	BF	H	R	ER	SO	BB	IBB	HBP	BLK	WP	HR	S	P	ERA	WHIP										
Chuck Rainey, R ERA: 4.44 Tom Burgmeier, L ERA: 2.13 (1, 1)	7.1	L	27	5	3	3	2	1	0	0	0	0	1	30	34	3.68	0.818										
(8, 1)	1.2		5	0	0	0	0	0	0	0	0	0	0	5	5	0.00	0.000										

**Cleveland Indians @ Boston Red Sox**  
 Fenway Park, Boston, MA  
 Sun May 25 1980, 3:33 AM EDT  
 Att: 24,391 - Unknown - 72 F


AB 31  
 R 3  
 H 5  
 RBI 3  
 BB 1  
 SO 2  
 LOB 6



Batter	1	2	3	4	5	6	7	8	9	AB	R	H	RBI	BB	SO	LOB	BOTTOM										
Jerry Remy, L OBP: 0.362, SLG: 0.418 Jack Brohamer, L OBP: 0.347, SLG: 0.438 (1, 4)	0-0 CS 1B		0-0 F8		0-0 1-3	0-0 4-3			0-0 G3-6	1	0	1	0	0	0	0											
Jim Dwyer, L OBP: 0.426, SLG: 0.660 Dwight Evans, R OBP: 0.307, SLG: 0.374 (1, 9)	0-3 K		0-0 G3		0-0 4-3		0-3 K			3	0	0	0	0	1	2											
Fred Lynn, L OBP: 0.393, SLG: 0.512 (1, 8)	4-0 FC6-4 BB		0-0 F7		0-0 1B		0-0 G3			3	0	1	1	1	0	0											
Tony Perez, R OBP: 0.329, SLG: 0.457 (1, 3)	0-0 FC6-4			0-3 K	0-3 K		0-3 K			4	0	0	0	0	3	2											
Carl Yastrzemski, L OBP: 0.338, SLG: 0.438 (1, 10)		0-3 K		0-0 BB 1B		0-0 4-3		0-0 6-3		4	0	1	0	0	1	0											
Jim Rice, R OBP: 0.282, SLG: 0.392 (1, 7)		1-0 FC6-4 HBP		4-0 1B BB		0-0 FC4 1B		0-0 1-3		2	1	1	0	1	0	0											
Butch Hobson, R OBP: 0.294, SLG: 0.361 Glenn Hoffman, R OBP: 0.267, SLG: 0.393 (7, 5)		0-0 FC6-4 BB		0-3 K		0-0 FC4 1B		0-0 6-3		3	0	1	0	0	1	3											
Dave Rader, L OBP: 0.355, SLG: 0.467 (1, 2)		4-0 BB		0-0 5-3		0-0 FC4 2B		0-3 K		3	0	0	0	1	1	4											
Rick Burleson, R OBP: 0.298, SLG: 0.349 (1, 6)		0-0 F9			0-0 4-3 1B	0-0 1B		0-0 G3-6		4	1	3	1	0	0	2											
<b>Inning Stats</b>	R: 0 E: 0 K: 1 S: 5	H: 1 LOB: 1 BB: 1 P: 9	R: 0 E: 0 K: 1 S: 5	H: 0 LOB: 2 BB: 1 P: 10	R: 0 E: 0 K: 2 S: 8	H: 1 LOB: 2 BB: 1 P: 12	R: 1 E: 0 K: 1 S: 7	H: 2 LOB: 1 BB: 0 P: 7	R: 1 E: 0 K: 0 S: 6	H: 3 LOB: 2 BB: 0 P: 6	R: 0 E: 0 K: 2 S: 7	H: 0 LOB: 0 BB: 0 P: 7	R: 0 E: 0 K: 0 S: 3	H: 0 LOB: 0 BB: 0 P: 3	R: 0 E: 0 K: 1 S: 5	H: 1 LOB: 0 BB: 0 P: 5	1B: 7 2B: 1 3B: 0 HR: 0	SF: 0 SAC: 0 DP: 1 HBP: 1	WP: 0 PB: 0 SB: 0 CS: 1	PA: 37							
<b>PITCHER</b>	IP	WLS	BF	H	R	ER	SO	BB	IBB	HBP	BLK	WP	HR	S	P	ERA	WHIP										
John Denny, R ERA: 3.99 (1, 1)	9.0	W	37	8	2	2	8	3	0	1	0	0	0	49	62	2.00	1.222										

**Cleveland Indians @ Boston Red Sox**  
 Fenway Park, Boston, MA  
 Sun May 25 1980, 3:33 AM EDT  
 Att: 24,391 - Unknown - 72 F

AB 33  
 R 2  
 H 8  
 RBI 2  
 BB 3  
 SO 8  
 LOB 17





Batter	1	2	3	4	5	6	7	8	9	AB	R	H	RBI	BB	SO	LOB	TOP					
<b>Jorge Orta, L</b> OBP: 0.381, SLG: 0.359 (1, 9)	0-0 6-3		0-0 1B		0-0 FC6-4 1B		0-0 SF8		0-0 FC6-4 1B	4	0	3	1	0	0	0	<b>Cleveland Indians @ Baltimore Orioles</b> Memorial Stadium, Baltimore, MD Mon May 26 1980, 7:05 PM EDT Att: 14,298 - Unknown					
<b>Toby Harrah, R</b> OBP: 0.300, SLG: 0.272 (1, 5)	4-0 G5-3 BB		0-0 P6		0-0 FC6-4 1-2 3-H 0-0 1B		4-0 3-H 4-0 BB		0-0 FC6-4 1-2 2B	3	1	0	1	2	0	3						
<b>Mike Hargrove, L</b> OBP: 0.315, SLG: 0.397 (1, 3)	4-0 1-2 BB		0-0 1-3 1B		0-0 L8		0-0 F5		0-0 1-H 2B	4	0	2	1	1	0	3						
<b>Cliff Johnson, R</b> OBP: 0.285, SLG: 0.280 (1, 10)	0-0 G5-3 2-3		0-0 L5		0-0 F8		0-0 BB 1B		4-0 FC5-4 BB	4	0	1	0	1	0	4						
<b>Joe Charboneau, R</b> OBP: 0.358, SLG: 0.479 (1, 7)		0-0 1B		0-3 K		0-0 P3		0-0 F7	5	0	1	0	0	1	3							
<b>Gary Alexander, R</b> OBP: 0.281, SLG: 0.268 (1, 2)		0-0 F4		0-3 K		0-3 K		0-3 K	3	0	0	0	0	2	1							
<b>Ron Hassey, L</b> OBP: 0.364, SLG: 0.422 (8, PH) (8, 2)		0-3 K		0-0 1B		0-0 FC4-6 SF8 1B		4-0 1-2 BB	3	1	2	0	1	1	1							
<b>Rick Manning, L</b> OBP: 0.344, SLG: 0.263 (1, 8)		0-0 F9		0-0 1-3		0-0 FC4-6 1B		0-0 F8	3	0	1	0	0	0	1							
<b>Dave Rosello, R</b> OBP: 0.333, SLG: 0.333 (1, 4)		0-0 F9		0-0 5-3		0-0 1B FC6-4 2B		0-0 4-3	3	1	1	0	0	0	2							
<b>Ron Pruitt, R</b> OBP: 0.342, SLG: 0.273 (8, PH) (8, 4)									1	0	0	0	0	0	0							
<b>Jerry Dybzinski, R</b> OBP: 0.300, SLG: 0.474 (8, 4)									1	0	0	0	0	0	0							
<b>Tom Verzyer, R</b> OBP: 0.339, SLG: 0.382 (1, 6)									3	1	1	0	0	0	2							
<b>Miguel Dilone, S</b> OBP: 0.353, SLG: 0.431 (9, PH) (9, 4)									1	0	0	0	0	0	0							
<b>Inning Stats</b>	R: 0 E: 0 K: 0 S: 2	H: 0 LOB: 1 BB: 2 P: 10	R: 0 E: 0 K: 1 S: 6	H: 1 LOB: 1 BB: 0 P: 6	R: 0 E: 0 K: 0 S: 5	H: 2 LOB: 2 BB: 0 P: 5	R: 0 E: 0 K: 2 S: 7	H: 1 LOB: 1 BB: 0 P: 7	R: 1 E: 0 K: 0 S: 5	H: 2 LOB: 1 BB: 0 P: 5	R: 0 E: 0 K: 1 S: 5	H: 0 LOB: 0 BB: 0 P: 5	R: 1 E: 0 K: 0 S: 5	H: 2 LOB: 2 BB: 1 P: 9	R: 0 E: 0 K: 1 S: 6	H: 1 LOB: 2 BB: 1 P: 10	R: 1 E: 0 K: 0 S: 5	H: 2 LOB: 2 BB: 1 P: 9	1B: 9 2B: 2 3B: 0 HR: 0	SF: 1 SAC: 0 DP: 1 HBP: 0	WP: 0 PB: 0 SB: 0 CS: 0	PA: 41
<b>PITCHER</b>	IP	WLS	BF	H	R	ER	SO	BB	IBB	HBP	BLK	WP	HR	S	P	ERA	WHIP					
<b>Scott McGregor, L</b> ERA: 3.7 (1, 1)	6.2	W	29	8	2	2	4	3	0	0	0	0	0	34	46	2.70	1.650					
<b>Tim Stoddard, R</b> ERA: 3.15 (7, 1)	2.1	S	12	3	1	1	1	2	0	0	0	0	0	12	20	3.86	2.143					

AB	35
R	3
H	11
RBI	3
BB	5
SO	5
LOB	21



Batter	1	2	3	4	5	6	7	8	9	AB	R	H	RBI	BB	SO	LOB	BOTTOM				
<b>Al Bumby, L</b> OBP: 0.438, SLG: 0.490 (1, 8)	0-0 6-3		0-0 F7		0-0 P2 1B		0-0 5-3		0-0 4-3	5	1	1	0	0	0	2	<b>Cleveland Indians @ Baltimore Orioles</b> Memorial Stadium, Baltimore, MD Mon May 26 1980, 7:05 PM EDT Att: 14,298 - Unknown				
<b>Wayne Krenchicki, L</b> OBP: 0.250, SLG: 0.250 (1, 6)		0-0 P6		0-0 F7		0-0 P2		0-0 CS	4	0	1	0	0	0	2						
<b>Mark Belanger, R</b> OBP: 0.191, SLG: 0.196 (7, PR) (8, 6)								0-0 1B	0	0	0	0	0	0	0						
<b>Ken Singleton, S</b> OBP: 0.322, SLG: 0.440 (1, 9)	4-0 BB		0-0 F8		4-0 BB 1B		4-0 BB 1B		4-0 1-2 HR BB	1	1	0	0	3	0						
<b>Eddie Murray, S</b> OBP: 0.346, SLG: 0.460 (1, 3)	0-0 4-3		0-3 K		0-0 BB 1B		0-0 BB 1B		0-0 1-H HR	4	1	2	4	0	1						
<b>Dan Graham, L</b> OBP: 0.375, SLG: 0.452 (1, 2)		0-0 P6		0-0 4-3		0-0 4-0 1-2 2-3 BB		0-0 F8	3	0	0	0	1	0	1						
<b>Pat Kelly, L</b> OBP: 0.333, SLG: 0.375 (1, 7)		0-0 4-3		0-0 K		0-0 K		0-0 P4	2	1	1	0	0	0	0						
<b>Gary Roenicke, R</b> OBP: 0.333, SLG: 0.310 (5, PH) (6, 7)									2	0	0	0	0	1	4						
<b>Lee May, R</b> OBP: 0.295, SLG: 0.402 (1, 10)		0-0 HR		0-3 K		0-0 5-3		0-0 F7	4	1	1	1	0	1	1						
<b>Lenn Sakata, R</b> OBP: 0.250, SLG: 0.273 (1, 4)		0-0 5-3		4-0 BB 1B		4-0 BB 1B		0-0 F9	3	1	0	0	1	0	0						
<b>Rich Dauer, R</b> OBP: 0.319, SLG: 0.256 (1, 5)			0-0 F8		0-0 P2 1B		0-0 WP 2B		0-0 1B	4	1	3	2	0	0						
<b>Inning Stats</b>	R: 0 E: 0 K: 0 S: 3	H: 0 LOB: 1 BB: 1 P: 7	R: 1 E: 0 K: 0 S: 4	H: 1 LOB: 0 BB: 0 P: 4	R: 0 E: 0 K: 0 S: 3	H: 0 LOB: 0 BB: 0 P: 3	R: 0 E: 0 K: 1 S: 5	H: 0 LOB: 0 BB: 0 P: 5	R: 4 E: 0 K: 2 S: 11	H: 4 LOB: 3 BB: 3 P: 23	R: 0 E: 0 K: 0 S: 4	H: 1 LOB: 1 BB: 0 P: 4	R: 2 E: 0 K: 0 S: 4	H: 2 LOB: 1 BB: 1 P: 8	R: 0 E: 0 K: 0 S: 4	H: 1 LOB: 1 BB: 0 P: 4	1B: 6 2B: 1 3B: 0 HR: 2	SF: 0 SAC: 0 DP: 0 HBP: 0	WP: 1 PB: 0 SB: 3 CS: 1	PA: 37	
<b>PITCHER</b>	IP	WLS	BF	H	R	ER	SO	BB	IBB	HBP	BLK	WP	HR	S	P	ERA	WHIP				
<b>Len Barker, R</b> ERA: 4.55 (1, 1)	4.2	L	21	4	5	5	2	3	0	0	0	0	0	1	22	9.64	1.500				
<b>Bob Ojchinko, L</b> ERA: 5.07 (5, 1)	0.0		2	1	0	0	0	1	0	0	0	0	0	1	5	∞	∞				
<b>Mike Stanton, R</b> ERA: 4.71 (5, 1)	1.2		7	2	1	1	1	1	0	0	0	1	0	8	12	5.40	1.800				
<b>Sid Monge, L</b> ERA: 3.38 (7, 1)	1.2		7	2	1	1	0	0	0	0	0	0	1	7	7	5.40	1.200				

AB	32
R	7
H	9
RBI	7
BB	5
SO	3
LOB	11





Batter	1	2	3	4	5	6	7	8	9	AB	R	H	RBI	BB	SO	LOB	TOP								
Miguel Dilone, S OBP: 0.361, SLG: 0.435 Dell Alston, L OBP: 0.290, SLG: 0.321	F7		CS 1B			E3 2B HR		SH1-3 S 1B		4	1	2	0	0	0	0	<b>Cleveland Indians @ Baltimore Orioles</b> Memorial Stadium, Baltimore, MD Tue May 27 1980, 7:05 PM EDT Att: 10,092 - Unknown								
Rick Manning, L OBP: 0.343, SLG: 0.277	3-1		K			HR 2B		SH1-3		3	1	1	0	0	1	2									
Mike Hargrove, L OBP: 0.311, SLG: 0.414	L7		3-1			HR		F8		4	1	1	3	0	0	2									
Jorge Orta, L OBP: 0.377, SLG: 0.351		P2		F7		G6-3 BB		K		3	0	0	0	1	1	1									
Ron Hassey, L OBP: 0.352, SLG: 0.407	4-3			F8		F5		G3		4	0	0	0	0	0	1									
Toby Harrah, R OBP: 0.305, SLG: 0.293		HR BB		F3		G6-3 1-2f		HR		3	2	1	1	1	0	1									
Joe Charboneau, R OBP: 0.362, SLG: 0.512		HR		L6		4-3		1B 2B		4	2	2	2	0	0	0									
Dave Rosello, R OBP: 0.250, SLG: 0.250 Cliff Johnson, R OBP: 0.292, SLG: 0.278 Jerry Dybzinski, R OBP: 0.300, SLG: 0.474	K			K		F8		1-3		3	0	0	0	0	2	0									
Tom Verzyer, R OBP: 0.345, SLG: 0.387			CS 1B	F9		6-3		1B		4	0	2	1	0	0	0									
<b>Inning Stats</b>	R: 0 E: 0 K: 0 S: 3	H: 0 LOB: 0 BB: 0 P: 3	R: 2 E: 0 K: 1 S: 6	H: 1 LOB: 0 BB: 1 P: 10	R: 0 E: 0 K: 1 S: 6	H: 2 LOB: 1 BB: 0 P: 6	R: 0 E: 0 K: 0 S: 3	H: 0 LOB: 0 BB: 0 P: 3	R: 0 E: 0 K: 1 S: 5	H: 0 LOB: 0 BB: 0 P: 5	R: 3 E: 1 K: 0 S: 5	H: 2 LOB: 0 BB: 1 P: 9	R: 0 E: 0 K: 0 S: 3	H: 0 LOB: 0 BB: 0 P: 3	R: 0 E: 0 K: 1 S: 6	H: 1 LOB: 1 BB: 0 P: 6		R: 2 E: 0 K: 0 S: 5	H: 3 LOB: 1 BB: 0 P: 5	1B: 4 2B: 3 3B: 0 HR: 3	SF: 0 SAC: 1 DP: 2 HBP: 0	WP: 0 PB: 0 SB: 1 CS: 2	PA: 36		
<b>PITCHER</b>	IP	WLS	BF	H	R	ER	SO	BB	IBB	HBP	BLK	WP	HR	S	P	ERA	WHIP								
Steve Stone, R ERA: 3.52	(1, 1)	5.0	22	5	5	4	3	2	0	0	0	0	2	26	34	7.20	1.400								
Dave Ford, R ERA: 3.69	(6, 1)	3.1	L 12	3	2	2	1	0	0	0	0	0	1	14	14	5.40	0.900								
Tim Stoddard, R ERA: 3.05	(9, 1)	0.2	2	1	0	0	0	0	0	0	0	0	0	2	2	0.00	1.500								

Batter	1	2	3	4	5	6	7	8	9	AB	R	H	RBI	BB	SO	LOB	BOTTOM								
Al Bumby, L OBP: 0.442, SLG: 0.487	HR 1B BB	CS 1B		FC4-6 1-2f		1B BB		K		3	1	1	0	2	1	1	<b>Cleveland Indians @ Baltimore Orioles</b> Memorial Stadium, Baltimore, MD Tue May 27 1980, 7:05 PM EDT Att: 10,092 - Unknown								
Rich Dauer, R OBP: 0.328, SLG: 0.270	HR 1B	CS	FC4 1B	6-3		1-3 2-H 1B		F9		5	1	3	1	0	0	1									
Ken Singleton, S OBP: 0.318, SLG: 0.439	K		L9		2B	4-3		K		5	0	1	0	0	2	5									
Eddie Murray, S OBP: 0.342, SLG: 0.458	K		FC4 1B		P6		E1 FC1-8	2B		5	0	1	0	0	1	4									
Pat Kelly, L OBP: 0.360, SLG: 0.476 Gary Roenicke, R OBP: 0.325, SLG: 0.301	HR		S 1B		L7		FC1-6 S	F2		2	1	2	3	0	0	0									
Dan Graham, L OBP: 0.385, SLG: 0.500 Lenn Sakata, R OBP: 0.250, SLG: 0.273	HR		F9		P6		K			4	1	1	1	0	1	4									
Terry Crowley, L OBP: 0.395, SLG: 0.514 Lee May, R OBP: 0.299, SLG: 0.404	4-3			HR		FC6-4 1B		K		2	0	1	0	0	1	1									
Rick Dempsey, R OBP: 0.304, SLG: 0.462		CS 1B 1B		4-3		FC6-4 FC5-4		F8		4	0	1	0	0	0	1									
Wayne Krenchicki, L OBP: 0.250, SLG: 0.143	F7			FC4-6 BB		FC5-4 BB 1B		1-3		3	1	0	0	1	0	2									
<b>Inning Stats</b>	R: 4 E: 0 K: 2 S: 10	H: 3 LOB: 0 BB: 1 P: 14	R: 0 E: 0 K: 0 S: 3	H: 2 LOB: 0 BB: 0 P: 3	R: 0 E: 0 K: 0 S: 5	H: 2 LOB: 2 BB: 0 P: 5	R: 1 E: 0 K: 0 S: 4	H: 1 LOB: 1 BB: 1 P: 8	R: 0 E: 0 K: 0 S: 4	H: 1 LOB: 1 BB: 0 P: 4	R: 1 E: 0 K: 0 S: 5	H: 2 LOB: 2 BB: 1 P: 9	R: 0 E: 1 K: 2 S: 8	H: 0 LOB: 1 BB: 0 P: 8	R: 0 E: 0 K: 1 S: 5	H: 0 LOB: 0 BB: 0 P: 5		R: 0 E: 0 K: 1 S: 6	H: 1 LOB: 1 BB: 0 P: 6	1B: 7 2B: 2 3B: 0 HR: 3	SF: 0 SAC: 0 DP: 0 HBP: 0	WP: 0 PB: 0 SB: 2 CS: 1	PA: 42		
<b>PITCHER</b>	IP	WLS	BF	H	R	ER	SO	BB	IBB	HBP	BLK	WP	HR	S	P	ERA	WHIP								
Dan Spillner, R ERA: 5.66	(1, 1)	3.1	18	8	5	5	2	2	0	0	0	0	3	20	28	13.50	3.000								
Bob Ojetic, L ERA: 5.82	(4, 1)	2.1	11	3	1	1	0	1	0	0	0	0	0	10	14	3.86	1.714								
Victor Cruz, R ERA: 4.19	(6, 1)	3.1	W 12	1	0	0	4	0	0	0	0	0	0	20	20	0.00	0.300								



Batter	1	2	3	4	5	6	7	8	9	AB	R	H	RBI	BB	SO	LOB	TOP								
<b>Rick Manning, L</b> OBP: 0.337, SLG: 0.273 (1, 8)										5	0	1	0	0	1	5	<b>Cleveland Indians @ Baltimore Orioles</b> <b>Memorial Stadium, Baltimore, MD</b> Wed May 28 1980, 7:05 PM EDT Att: 12,178 - Unknown - 79 F								
<b>Jorge Orta, L</b> OBP: 0.372, SLG: 0.345 (1, 9)										5	1	1	2	0	0	2									
<b>Mike Hargrove, L</b> OBP: 0.411, SLG: 0.409 (1, 3)										4	1	1	1	1	1	1									
<b>Ron Hassey, L</b> OBP: 0.354, SLG: 0.407 (1, 2)										5	2	2	0	0	0	2									
<b>Toby Harrah, R</b> OBP: 0.307, SLG: 0.288 (1, 5)										3	2	0	0	2	0	0									
<b>Joe Charboneau, R</b> OBP: 0.394, SLG: 0.528 (1, 7)										4	2	1	2	1	1	2									
<b>Miguel Dilone, S</b> OBP: 0.361, SLG: 0.435 (9, 7)										0	0	0	0	0	0	0									
<b>Cliff Johnson, R</b> OBP: 0.295, SLG: 0.286 (1, 10)										4	1	2	1	1	2	0									
<b>Jerry Dybzinski, R</b> OBP: 0.333, SLG: 0.455 (1, 4)										3	1	1	2	1	0	3									
<b>Tom Verzyer, R</b> OBP: 0.345, SLG: 0.385 (1, 6)										3	0	1	2	0	1	3									
<b>Inning Stats</b>	R: 0 E: 0 K: 1 S: 6	H: 1 LOB: 1 BB: 0 P: 6	R: 0 E: 0 K: 1 S: 5	H: 0 LOB: 0 BB: 0 P: 5	R: 0 E: 1 K: 1 S: 6	H: 0 LOB: 1 BB: 0 P: 6	R: 0 E: 0 K: 0 S: 3	H: 0 LOB: 0 BB: 0 P: 3	R: 8 E: 0 K: 1 S: 12	H: 7 LOB: 2 BB: 3 P: 24	R: 0 E: 0 K: 0 S: 3	H: 0 LOB: 0 BB: 0 P: 3	R: 2 E: 0 K: 0 S: 5	H: 2 LOB: 2 BB: 2 P: 13	R: 0 E: 0 K: 0 S: 2	H: 0 LOB: 0 BB: 1 P: 6	R: 0 E: 0 K: 2 S: 7	H: 0 LOB: 0 BB: 0 P: 7	1B: 9 2B: 0 3B: 0 HR: 1	SF: 0 SAC: 1 DP: 1 HBP: 0	WP: 0 PB: 0 SB: 2 CS: 0	PA: 43			
<b>PITCHER</b>	IP	WLS	BF	H	R	ER	SO	BB	IBB	HBP	BLK	WP	HR	S	P	ERA	WHIP								
<b>Jim Palmer, R</b> ERA: 3.86 (1, 1)	4.2	L	21	5	5	5	4	1	0	0	0	0	1	28	32	9.64	1.286								
<b>Sammy Stewart, R</b> ERA: 4.1 (5, 1)	0.0		3	1	0	0	0	2	0	0	0	0	0	1	9	∞	∞								
<b>Paul Hartzell, R</b> ERA: 5.93 (5, 1)	4.1		19	4	5	5	2	2	1	0	0	0	0	20	32	10.38	1.385								

Batter	1	2	3	4	5	6	7	8	9	AB	R	H	RBI	BB	SO	LOB	BOTTOM								
<b>Al Bumbry, L</b> OBP: 0.452, SLG: 0.490 (1, 8)										3	1	2	0	2	0	0	<b>Cleveland Indians @ Baltimore Orioles</b> <b>Memorial Stadium, Baltimore, MD</b> Wed May 28 1980, 7:05 PM EDT Att: 12,178 - Unknown - 79 F								
<b>Rich Dauer, R</b> OBP: 0.324, SLG: 0.262 (1, 5)										4	0	0	0	1	0	3									
<b>Ken Singleton, S</b> OBP: 0.320, SLG: 0.438 (1, 9)										5	1	2	0	0	2	3									
<b>Eddie Murray, S</b> OBP: 0.344, SLG: 0.468 (1, 3)										5	0	2	2	0	0	3									
<b>Lee May, R</b> OBP: 0.295, SLG: 0.404 (1, 10)										5	1	1	0	0	3	2									
<b>Gary Roenicke, R</b> OBP: 0.331, SLG: 0.311 (1, 7)										3	0	1	0	1	1	1									
<b>Pat Kelly, L</b> OBP: 0.373, SLG: 0.488 (9, PH)										1	0	1	0	0	0	0									
<b>Rick Dempsey, R</b> OBP: 0.311, SLG: 0.473 (1, 2)										4	1	2	1	0	1	3									
<b>Lenn Sakata, R</b> OBP: 0.294, SLG: 0.267 (1, 4)										4	1	1	0	1	0	3									
<b>Wayne Krenchicki, L</b> OBP: 0.182, SLG: 0.100 (1, 6)										3	0	0	0	0	2	1									
<b>Benny Ayala, R</b> OBP: 0.337, SLG: 0.607 (8, PH)										1	1	1	3	0	0	0									
<b>Dan Graham, L</b> OBP: 0.363, SLG: 0.500 (9, 5)										0	0	0	0	0	0	0									
<b>Doug DeCinces, R</b> OBP: 0.324, SLG: 0.425 (9, PH)										1	0	0	0	0	1	3									
<b>Inning Stats</b>	R: 0 E: 0 K: 1 S: 5	H: 2 LOB: 1 BB: 0 P: 7	R: 1 E: 0 K: 1 S: 7	H: 2 LOB: 1 BB: 0 P: 7	R: 2 E: 0 K: 2 S: 9	H: 2 LOB: 1 BB: 1 P: 13	R: 0 E: 0 K: 0 S: 3	H: 0 LOB: 1 BB: 1 P: 7	R: 0 E: 0 K: 1 S: 6	H: 1 LOB: 1 BB: 0 P: 6	R: 0 E: 0 K: 0 S: 4	H: 1 LOB: 1 BB: 0 P: 4	R: 0 E: 0 K: 1 S: 7	H: 2 LOB: 2 BB: 0 P: 7	R: 3 E: 0 K: 1 S: 8	H: 3 LOB: 3 BB: 2 P: 16	R: 0 E: 0 K: 3 S: 11	H: 2 LOB: 3 BB: 1 P: 15	1B: 8 2B: 3 3B: 1 HR: 1	SF: 0 SAC: 1 DP: 0 HBP: 0	WP: 0 PB: 0 SB: 0 CS: 0	PA: 45			
<b>PITCHER</b>	IP	WLS	BF	H	R	ER	SO	BB	IBB	HBP	BLK	WP	HR	S	P	ERA	WHIP								
<b>Rick Waits, L</b> ERA: 4.39 (1, 1)	7.2	W	37	11	6	6	7	3	0	0	0	0	1	48	60	7.04	1.826								
<b>Mike Stanton, R</b> ERA: 4.5 (8, 1)	1.0		7	2	0	0	2	2	0	0	0	0	0	9	17	0.00	4.000								
<b>Sid Monge, L</b> ERA: 3.32 (9, 1)	0.1	S	1	0	0	0	1	0	0	0	0	0	0	3	3	0.00	0.000								





Batter	1	2	3	4	5	6	7	8	9	AB	R	H	RBI	BB	SO	LOB	TOP					
Paul Moltis, R OBP: 0.438, SLG: 0.472 (1, 4)	5-3		B2			1B BB		1-2 BB		2	0	0	0	2	0	1	<b>Milwaukee Brewers @ Cleveland Indians</b> Cleveland Municipal Stadium, Cleveland, OH Thu May 29 1980, 7:05 PM EDT Att: 6,149 - Unknown <a href="http://livebaseballscorecards.com">livebaseballscorecards.com</a>					
Robin Yount, R OBP: 0.360, SLG: 0.576 (1, 6)	E5		F7			K		K		4	0	0	0	0	2	4						
Cecil Cooper, L OBP: 0.393, SLG: 0.517 (1, 3)	F8					1B		F7		4	0	2	0	0	0	3						
Gorman Thomas, R OBP: 0.301, SLG: 0.417 (1, 8)	K					K		K		4	0	0	0	0	4	6						
Ben Oglivie, L OBP: 0.399, SLG: 0.632 (1, 7)		F7				FC3-6 CS		F9		4	0	0	0	0	0	1						
Sal Bando, R OBP: 0.337, SLG: 0.333 (1, 5)	5-3					CS		1B		2	0	1	0	2	0	0						
Dick Davis, R OBP: 0.317, SLG: 0.365 (1, 9)	5-3					G5-4-3 BB		1B		4	0	0	0	0	0	3						
Don Money, R OBP: 0.348, SLG: 0.491 (1, 10)			5-3			G3		1-3		1	0	0	0	0	0	0						
Mark Brouhard, R OBP: 0.188, SLG: 0.400 (5, PH)								4-3		3	0	0	0	0	0	2						
Buck Martinez, R OBP: 0.286, SLG: 0.283 (1, 2)								6-3		2	0	1	0	1	0	0						
<b>Inning Stats</b>	R: 0 E: 1 K: 1 S: 6	H: 0 LOB: 1 BB: 0 P: 6	R: 0 E: 0 K: 0 S: 3	H: 0 LOB: 0 BB: 0 P: 3	R: 0 E: 0 K: 0 S: 4	H: 1 LOB: 1 BB: 0 P: 4	R: 0 E: 0 K: 1 S: 5	H: 1 LOB: 0 BB: 0 P: 5	R: 0 E: 0 K: 0 S: 2	H: 0 LOB: 0 BB: 1 P: 6	R: 0 E: 0 K: 2 S: 8	H: 1 LOB: 2 BB: 1 P: 12	R: 0 E: 0 K: 0 S: 4	H: 1 LOB: 1 BB: 0 P: 4	R: 0 E: 0 K: 2 S: 7	H: 0 LOB: 2 BB: 2 P: 15	R: 0 E: 0 K: 0 S: 3	H: 0 LOB: 1 BB: 1 P: 7	1B: 4 2B: 0 3B: 0 HR: 0	SF: 0 SAC: 0 DP: 1 HBP: 0	WP: 1 PB: 0 CS: 1	PA: 36
<b>PITCHER</b>	IP WLS BF H R ER SO BB IBB HBP BLK WP HR S P ERA WHIP																					
John Denny, R ERA: 3.62 (1, 1)	7.0 W 28 4 0 0 4 4 0 0 0 1 0 32 48 0.00 1.143																					
Victor Cruz, R ERA: 3.6 (8, 1)	2.0 7 0 0 0 2 1 0 0 0 0 0 0 10 14 0.00 0.500																					

Batter	1	2	3	4	5	6	7	8	9	AB	R	H	RBI	BB	SO	LOB	BOTTOM			
Rick Manning, L OBP: 0.343, SLG: 0.278 (1, 8)	4-3		SF9			BB		HR 1B		2	1	1	1	1	0	0	<b>Milwaukee Brewers @ Cleveland Indians</b> Cleveland Municipal Stadium, Cleveland, OH Thu May 29 1980, 7:05 PM EDT Att: 6,149 - Unknown <a href="http://livebaseballscorecards.com">livebaseballscorecards.com</a>			
Jorge Orta, L OBP: 0.381, SLG: 0.378 (1, 9)	G1-6-3 1B					F7		HR 1B		4	1	3	2	0	0	1				
Mike Hargrove, L OBP: 0.302, SLG: 0.399 (1, 3)	G1-6-3 1-2		F7			F5		F8		4	0	0	0	0	0	4				
Ron Hassey, L OBP: 0.343, SLG: 0.393 (1, 2)		K	K			K		1-3		4	0	0	0	0	3	3				
Toby Harrah, R OBP: 0.301, SLG: 0.280 (1, 5)		K				F5		4-3		4	0	0	0	0	1	0				
Joe Charboneau, R OBP: 0.354, SLG: 0.511 (1, 7)	5-3					F7		F9		4	0	0	0	0	0	0				
Cliff Johnson, R OBP: 0.311, SLG: 0.356 (1, 10)										3	2	3	1	0	0	0				
Dell Alton, L OBP: 0.290, SLG: 0.321 (6, PR)			1B 1B			HR		CS 1B		0	0	0	0	0	0	0				
Duane Kuiper, L OBP: 0.340, SLG: 0.321 (1, 4)			1B SF9					CS		3	1	3	0	0	0	0				
Tom Verzyer, R OBP: 0.345, SLG: 0.384 (1, 6)			1B 1B			F9		6-3		3	0	1	1	0	0	2				
<b>Inning Stats</b>	R: 0 E: 0 K: 0 S: 3	H: 1 LOB: 0 BB: 0 P: 3	R: 0 E: 0 K: 2 S: 7	H: 0 LOB: 0 BB: 0 P: 7	R: 2 E: 0 K: 1 S: 9	H: 4 LOB: 2 BB: 0 P: 9	R: 1 E: 0 K: 0 S: 5	H: 2 LOB: 1 BB: 0 P: 5	R: 0 E: 0 K: 0 S: 5	H: 0 LOB: 1 BB: 1 P: 9	R: 0 E: 0 K: 0 S: 3	H: 1 LOB: 0 BB: 0 P: 3	R: 2 E: 0 K: 0 S: 5	H: 3 LOB: 0 BB: 0 P: 5	R: 0 E: 0 K: 0 S: 3	H: 0 LOB: 0 BB: 0 P: 3	1B: 9 2B: 0 3B: 0 HR: 2	SF: 1 SAC: 0 DP: 1 HBP: 0	WP: 0 PB: 0 CS: 1	PA: 34
<b>PITCHER</b>	IP WLS BF H R ER SO BB IBB HBP BLK WP HR S P ERA WHIP																			
Moose Haas, R ERA: 3.36 (1, 1)	6.2 L 29 11 5 5 4 0 0 0 0 0 0 2 36 40 6.75 1.800																			
Jerry Augustine, L ERA: 4.96 (7, 1)	1.1 4 0 0 0 0 0 0 0 0 0 0 0 4 4 0.00 0.000																			







Batter	1	2	3	4	5	6	7	8	9	AB	R	H	RBI	BB	SO	LOB	TOP			
<b>Julio Cruz, S</b> OBP: 0.328, SLG: 0.324 (1, 4)	F8			WP 1B		F8		FC6-4		4	1	1	0	0	0	3	<b>Seattle Mariners @ Cleveland Indians</b> Cleveland Municipal Stadium, Cleveland, OH Sat May 31, 1980, 7:05 PM EDT Att: 11,107 - Unknown - 71 F <a href="http://livebaseballscorecards.com">livebaseballscorecards.com</a>			
<b>Joe Simpson, L</b> OBP: 0.338, SLG: 0.383 (1, 8)	CS 1B			F9		K		4-3		4	0	1	0	0	1	4				
<b>Dan Meyer, L</b> OBP: 0.356, SLG: 0.420 (1, 7)	6-3			K		K			K	4	0	0	0	0	3	3				
<b>Tom Paciorek, R</b> OBP: 0.386, SLG: 0.564 (1, 10)		6-3								4	1	2	1	0	0	0				
<b>Bruce Bochte, L</b> OBP: 0.396, SLG: 0.474 (1, 3)		K2-3								4	0	1	1	0	1	1				
<b>Leon Roberts, R</b> OBP: 0.322, SLG: 0.464 (1, 9)										4	0	0	0	0	1	1				
<b>Ted Cox, R</b> OBP: 0.304, SLG: 0.282 (1, 5)				F9				F9	F9	4	0	0	0	0	1	1				
<b>Jim Anderson, R</b> OBP: 0.317, SLG: 0.361 (1, 6)				K		F7		FC6-4 1B		3	0	1	0	0	1	0				
<b>Larry Cox, R</b> OBP: 0.238, SLG: 0.208 (1, 2)										1	0	0	0	0	1	0				
<b>Bob Stinson, S</b> OBP: 0.184, SLG: 0.156 (6, PH)				K				FC6-4 1B		2	0	2	0	0	0	0				
<b>Inning Stats</b>	R: 0 E: 0 K: 0 S: 3	H: 1 LOB: 0 BB: 0 P: 3	R: 0 E: 0 K: 1 S: 5	H: 0 LOB: 0 BB: 0 P: 5	R: 0 E: 0 K: 2 S: 7	H: 0 LOB: 0 BB: 0 P: 7	R: 1 E: 0 K: 1 S: 7	H: 2 LOB: 1 BB: 0 P: 7	R: 0 E: 0 K: 2 S: 8	H: 1 LOB: 0 BB: 0 P: 8	R: 0 E: 0 K: 0 S: 3	H: 0 LOB: 0 BB: 0 P: 3	R: 0 E: 0 K: 0 S: 5	H: 2 LOB: 2 BB: 0 P: 5	R: 1 E: 0 K: 2 S: 9	H: 2 LOB: 1 BB: 0 P: 9	1B: 7 2B: 1 3B: 0 HR: 0	SF: 0 SAC: 0 DP: 0 HBP: 0	WP: 1 PB: 0 SB: 2 CS: 1	PA: 34
<b>PITCHER</b> <b>Dan Spillner, R</b> ERA: 5.08 (1, 1)	IP: 9.0 WLS: W BF: 34 H: 8 R: 2 ER: 2 SO: 9 BB: 0 IBB: 0 HBP: 0 BLK: 0 WP: 1 HR: 0 S: 52 P: 52 ERA: 2.00 WHIP: 0.889																			

Batter	1	2	3	4	5	6	7	8	9	AB	R	H	RBI	BB	SO	LOB	BOTTOM			
<b>Rick Manning, L</b> OBP: 0.342, SLG: 0.268 (1, 8)	F8		SH FC6-5 1-3 2-H	S BB		K		WP BB		2	0	0	0	2	1	0	<b>Seattle Mariners @ Cleveland Indians</b> Cleveland Municipal Stadium, Cleveland, OH Sat May 31, 1980, 7:05 PM EDT Att: 11,107 - Unknown - 71 F <a href="http://livebaseballscorecards.com">livebaseballscorecards.com</a>			
<b>Jorge Orta, L</b> OBP: 0.388, SLG: 0.395 (1, 9)			F8	3-1						4	0	2	0	1	0	4				
<b>Mike Hargrove, L</b> OBP: 0.302, SLG: 0.388 (1, 3)			K			G3		L9		4	1	0	0	1	1	4				
<b>Cliff Johnson, R</b> OBP: 0.326, SLG: 0.392 (1, 10)			6-3			FC6-5 2B IBB				4	1	2	2	0	0	3				
<b>Ron Hassey, L</b> OBP: 0.360, SLG: 0.437 (1, 2)								HR		3	1	3	2	1	0	0				
<b>Joe Charboneau, R</b> OBP: 0.344, SLG: 0.493 (1, 7)								HR		4	0	1	0	0	1	4				
<b>Miguel Dilone, S</b> OBP: 0.361, SLG: 0.435 (8, 7)								F8		0	0	0	0	0	0	0				
<b>Toby Harrah, R</b> OBP: 0.304, SLG: 0.276 (1, 5)								F3		3	0	0	0	1	0	4				
<b>Duane Kuiper, L</b> OBP: 0.335, SLG: 0.318 (1, 4)								G6-4-3		4	1	2	0	0	0	1				
<b>Tom Verzyer, R</b> OBP: 0.331, SLG: 0.370 (1, 6)										4	1	1	0	0	1	1				
<b>Inning Stats</b>	R: 0 E: 0 K: 1 S: 6	H: 1 LOB: 1 BB: 0 P: 6	R: 0 E: 0 K: 0 S: 3	H: 2 LOB: 0 BB: 0 P: 3	R: 3 E: 1 K: 0 S: 7	H: 3 LOB: 2 BB: 1 P: 11	R: 0 E: 0 K: 0 S: 4	H: 1 LOB: 2 BB: 1 P: 8	R: 2 E: 0 K: 1 S: 7	H: 2 LOB: 1 BB: 1 P: 11	R: 0 E: 0 K: 2 S: 8	H: 1 LOB: 1 BB: 0 P: 8	R: 0 E: 0 K: 0 S: 3	H: 1 LOB: 1 BB: 1 P: 7	R: 0 E: 0 K: 0 S: 3	H: 0 LOB: 2 BB: 2 P: 11	1B: 7 2B: 1 3B: 2 HR: 2	SF: 0 SAC: 1 DP: 1 HBP: 0	WP: 2 PB: 0 SB: 1 CS: 0	PA: 39
<b>PITCHER</b> <b>Mike Parrott, R</b> ERA: 6.63 (1, 1)	IP: 4.1 WLS: L BF: 23 H: 9 R: 5 ER: 2 SO: 1 BB: 1 IBB: 0 HBP: 0 BLK: 0 WP: 1 HR: 2 S: 23 P: 31 ERA: 4.15 WHIP: 2.308																			
<b>Dave Roberts, L</b> ERA: 5.3 (5, 1)	IP: 1.2 WLS: 7 BF: 1 H: 0 R: 0 ER: 0 SO: 3 BB: 0 IBB: 0 HBP: 0 BLK: 0 WP: 0 HR: 0 S: 12 P: 16 ERA: 0.00 WHIP: 1.200																			
<b>Byron McLoughlin, R</b> ERA: 9.25 (7, 1)	IP: 2.0 WLS: 9 BF: 1 H: 0 R: 0 ER: 0 SO: 0 BB: 0 IBB: 0 HBP: 0 BLK: 0 WP: 1 HR: 0 S: 6 P: 18 ERA: 0.00 WHIP: 2.000																			



Batter	1	2	3	4	5	6	7	8	9	AB	R	H	RBI	BB	SO	LOB	TOP				
<b>Julio Cruz, S</b> OBP: 0.325, SLG: 0.321 (1, 4)	F8		G3	1B			SH5-4		5-3	4	0	1	1	0	0	0	<b>Seattle Mariners @ Cleveland Indians</b> Cleveland Municipal Stadium, Cleveland, OH Sun Jun 01 1980, 3:33 AM EDT Att: 25,376 - Unknown - 70 F				
<b>Bill Stein, R</b> OBP: 0.348, SLG: 0.416 <b>Bruce Bochte, L</b> OBP: 0.389, SLG: 0.465 (4, PH) (4, 3)	4-3			1B			K		F9	1	1	0	0	1	0	0					
<b>Tom Paciorek, R</b> OBP: 0.410, SLG: 0.627 (1, 7)	F8			1B	1B		HR			4	2	3	2	0	0	0					
<b>Willie Horton, R</b> OBP: 0.323, SLG: 0.305 (1, 10)				1B	1B		F7			4	1	2	1	0	1	1					
<b>Leon Roberts, R</b> OBP: 0.314, SLG: 0.454 (1, 9)	FC6-4			1B	1B		5-3			3	0	0	1	0	0	2					
<b>Jim Anderson, R</b> OBP: 0.315, SLG: 0.358 <b>Mario Mendoza, R</b> OBP: 0.350, SLG: 0.432 (8, 6)	K			1B			K			4	0	1	0	0	2	1					
<b>Rod Craig, S</b> OBP: 0.295, SLG: 0.380 (1, 8)	K			1B			F7			4	1	1	0	0	1	3					
<b>Ted Cox, R</b> OBP: 0.303, SLG: 0.280 (1, 5)			6-3	1B	1B		F9			4	1	1	1	0	0	1					
<b>Larry Cox, R</b> OBP: 0.257, SLG: 0.253 (1, 2)			6-3	1B			SH5-4			3	2	2	2	1	0	0					
<b>Inning Stats</b>	R: 0 E: 0 K: 0 S: 3	H: 0 LOB: 0 BB: 0 P: 3	R: 0 E: 0 K: 2 S: 8	H: 1 LOB: 1 BB: 0 P: 8	R: 0 E: 0 K: 0 S: 3	H: 0 LOB: 0 BB: 0 P: 3	R: 5 E: 0 K: 0 S: 9	H: 6 LOB: 2 BB: 1 P: 13	R: 0 E: 0 K: 1 S: 5	H: 1 LOB: 0 BB: 0 P: 5	R: 2 E: 0 K: 1 S: 6	H: 1 LOB: 0 BB: 1 P: 10	R: 0 E: 0 K: 1 S: 5	H: 0 LOB: 0 BB: 0 P: 5	R: 1 E: 0 K: 0 S: 4	H: 1 LOB: 0 BB: 0 P: 4		1B: 9 2B: 0 3B: 0 HR: 2	SF: 1 SAC: 1 DP: 1 HBP: 0	WP: 0 PB: 0 SB: 1 CS: 1	PA: 38
<b>PITCHER</b>	IP	WLS	BF	H	R	ER	SO	BB	IBB	HBP	BLK	WP	HR	S	P	ERA	WHIP				
<b>Rick Waits, L</b> ERA: 4.79 (1, 1)	3.2		18	6	5	5	2	1	0	0	0	0	0	21	25	12.27	1.909				
<b>Mike Stanton, R</b> ERA: 4.52 (4, 1)	3.1		13	4	2	2	2	1	0	0	0	0	1	16	20	5.40	1.500				
<b>Sid Monge, L</b> ERA: 3.52 (8, 1)	2.0	L	7	1	1	1	1	0	0	0	0	0	1	9	9	4.50	0.500				

Batter	1	2	3	4	5	6	7	8	9	AB	R	H	RBI	BB	SO	LOB	BOTTOM					
<b>Rick Manning, L</b> OBP: 0.344, SLG: 0.267 (1, 8)	1-3		G3		F9		BB			4	1	1	0	1	0	0	<b>Seattle Mariners @ Cleveland Indians</b> Cleveland Municipal Stadium, Cleveland, OH Sun Jun 01 1980, 3:33 AM EDT Att: 25,376 - Unknown - 70 F					
<b>Jorge Orta, L</b> OBP: 0.393, SLG: 0.401 (1, 9)	G4-6-3		4-3		1B		BB		F5	5	1	3	0	0	0	1						
<b>Mike Hargrove, L</b> OBP: 0.312, SLG: 0.389 (1, 3)	G4-6-3			3B	1B		SF8		IBB	2	2	1	0	3	0	1						
<b>Cliff Johnson, R</b> OBP: 0.336, SLG: 0.406 (1, 10)		6-3		SF8	K		SF8			3	1	1	2	2	1	2						
<b>Ron Hassey, L</b> OBP: 0.359, SLG: 0.438 <b>Gary Alexander, R</b> OBP: 0.250, SLG: 0.261 (7, PH) (8, 2)		1B		SF8	4-3		SF8		K	2	0	1	1	0	0	2						
<b>Joe Charboneau, R</b> OBP: 0.340, SLG: 0.486 <b>Miguel Dilone, S</b> OBP: 0.370, SLG: 0.457 <b>Ron Pruitt, R</b> OBP: 0.342, SLG: 0.273 <b>Dell Alston, L</b> OBP: 0.273, SLG: 0.310 (8, 7)		K		6-3			SF9		4-3	2	0	0	0	0	1	1						
<b>Toby Harrah, R</b> OBP: 0.311, SLG: 0.286 (1, 5)		1B		1B			K		FC6-4	5	0	3	0	0	1	2						
<b>Duane Kuiper, L</b> OBP: 0.337, SLG: 0.315 <b>Dave Rosello, R</b> OBP: 0.297, SLG: 0.500 (6, 4)		G3		BB			SF7		HR	1	0	0	0	1	0	2						
<b>Jerry Dybzinski, R</b> OBP: 0.276, SLG: 0.370 (1, 6)			5-3		K		6-3		F9	5	0	0	0	0	1	3						
<b>Inning Stats</b>	R: 0 E: 0 K: 0 S: 3	H: 1 LOB: 0 BB: 0 P: 3	R: 0 E: 0 K: 1 S: 7	H: 2 LOB: 2 BB: 0 P: 7	R: 0 E: 0 K: 0 S: 3	H: 0 LOB: 0 BB: 0 P: 3	R: 2 E: 0 K: 1 S: 7	H: 2 LOB: 2 BB: 2 P: 15	R: 0 E: 0 K: 1 S: 7	H: 2 LOB: 2 BB: 0 P: 7	R: 1 E: 0 K: 0 S: 4	H: 1 LOB: 0 BB: 0 P: 4	R: 3 E: 0 K: 1 S: 6	H: 1 LOB: 1 BB: 3 P: 18	R: 1 E: 0 K: 1 S: 7	H: 2 LOB: 3 BB: 2 P: 15		R: 0 E: 0 K: 0 S: 4	H: 1 LOB: 1 BB: 0 P: 4	1B: 9 2B: 1 3B: 1 HR: 1	SF: 4 SAC: 0 DP: 1 HBP: 0	WP: 0 PB: 0 SB: 1 CS: 0
<b>PITCHER</b>	IP	WLS	BF	H	R	ER	SO	BB	IBB	HBP	BLK	WP	HR	S	P	ERA	WHIP					
<b>Jim Beattie, R</b> ERA: 5.04 (1, 1)	6.0		28	8	4	4	3	3	0	0	0	0	0	31	43	6.00	1.833					
<b>Shane Rawley, L</b> ERA: 3.24 (7, 1)	0.1		4	1	1	1	0	2	0	0	0	0	0	2	10	27.00	9.000					
<b>Dave Heaverlo, R</b> ERA: 4.0 (7, 1)	2.2	W	13	3	2	2	2	1	1	0	0	0	1	15	23	6.75	1.500					

AB	34
R	8
H	11
RBI	8
BB	2
SO	5
LOB	11





Batter	1	2	3	4	5	6	7	8	9	AB	R	H	RBI	BB	SO	LOB	TOP										
Rickey Henderson, R OBP: 0.411, SLG: 0.367 (1, 7)										4	1	4	0	1	0	0	<b>Oakland Athletics @ Cleveland Indians</b> Cleveland Municipal Stadium, Cleveland, OH Mon Jun 02 1980, 7:05 PM EDT Att. 4,445 - Unknown - 77 F										
Dwayne Murphy, L OBP: 0.420, SLG: 0.448 (1, 8)										4	1	3	3	0	0	1											
Dave Revering, L OBP: 0.388, SLG: 0.559 (1, 3)										5	0	0	0	0	1	6											
Mitchell Page, L OBP: 0.371, SLG: 0.351 (1, 10)										5	1	1	1	0	1	4											
Wayne Gross, L OBP: 0.369, SLG: 0.480 (1, 5)										3	1	1	0	2	1	0											
Tony Armas, R OBP: 0.328, SLG: 0.444 (1, 9)										4	0	0	0	0	2	3											
Jeff Newman, R OBP: 0.268, SLG: 0.385 (1, 2)										4	0	3	1	0	0	0											
Mickey Klutts, R OBP: 0.289, SLG: 0.329 (1, 4)										4	0	0	0	0	1	4											
Mario Guerrero, R OBP: 0.239, SLG: 0.266 (1, 6)										4	1	1	0	0	2	2											
<b>Inning Stats</b>	R: 0 E: 0 K: 0 S: 4	H: 2 LOB: 1 BB: 0 P: 4	R: 0 E: 0 K: 2 S: 7	H: 0 LOB: 0 BB: 0 P: 7	R: 1 E: 0 K: 1 S: 7	H: 2 LOB: 1 BB: 0 P: 7	R: 1 E: 0 K: 0 S: 4	H: 2 LOB: 1 BB: 1 P: 8	R: 0 E: 0 K: 0 S: 3	H: 0 LOB: 1 BB: 1 P: 7	R: 1 E: 0 K: 0 S: 5	H: 2 LOB: 2 BB: 0 P: 5	R: 0 E: 0 K: 3 S: 11	H: 2 LOB: 2 BB: 0 P: 11	R: 0 E: 0 K: 2 S: 8	H: 1 LOB: 2 BB: 1 P: 12	R: 2 E: 0 K: 0 S: 5	H: 2 LOB: 0 BB: 0 P: 5	1B: 8 2B: 3 3B: 0 HR: 2	SF: 0 SAC: 1 DP: 2 HBP: 0	WP: 0 PB: 0 SB: 1 CS: 0	PA: 41					
<b>PITCHER</b>	IP	WLS	BF	H	R	ER	SO	BB	IBB	HBP	BLK	WP	HR	S	P	ERA	WHIP										
Wayne Garland, R ERA: 5.19 (1, 1)	6.0	W	26	8	3	3	3	2	0	0	0	0	1	30	38	4.50	1.667										
Mike Stanton, R ERA: 4.29 (7, 1)	2.0		10	3	0	0	5	1	0	0	0	0	0	19	23	0.00	2.000										
Victor Cruz, R ERA: 4.37 (9, 1)	1.0		5	2	2	2	0	0	0	0	0	0	1	5	5	18.00	2.000										

AB	37
R	5
H	13
RBI	5
BB	3
SO	8
LOB	20



Batter	1	2	3	4	5	6	7	8	9	AB	R	H	RBI	BB	SO	LOB	BOTTOM										
Miguel Dilone, S OBP: 0.372, SLG: 0.446 (1, 7)										4	2	1	0	1	1	2	<b>Oakland Athletics @ Cleveland Indians</b> Cleveland Municipal Stadium, Cleveland, OH Mon Jun 02 1980, 7:05 PM EDT Att. 4,445 - Unknown - 77 F										
Jorge Orta, L OBP: 0.404, SLG: 0.416 (1, 9)										4	2	3	0	1	0	0											
Dell Alston, L OBP: 0.273, SLG: 0.310 (7, PR) (8, 9)										0	0	0	0	0	0	0											
Mike Hargrove, L OBP: 0.307, SLG: 0.380 (1, 3)										4	0	0	2	1	1	6											
Cliff Johnson, R OBP: 0.331, SLG: 0.394 (1, 10)										4	1	0	0	1	1	6											
Ron Hassey, L OBP: 0.367, SLG: 0.439 (1, 2)										4	0	2	2	1	1	0											
Toby Harrah, R OBP: 0.323, SLG: 0.292 (1, 5)										3	2	2	0	2	0	1											
Rick Manning, L OBP: 0.362, SLG: 0.272 (1, 8)										2	2	1	2	3	0	1											
Dave Rosello, R OBP: 0.300, SLG: 0.611 (1, 4)										4	1	1	2	1	1	6											
Jerry Dybzinski, R OBP: 0.273, SLG: 0.355 (1, 6)										4	0	1	2	0	0	5											
<b>Inning Stats</b>	R: 0 E: 0 K: 0 S: 3	H: 0 LOB: 1 BB: 1 P: 7	R: 0 E: 0 K: 0 S: 4	H: 1 LOB: 2 BB: 1 P: 8	R: 2 E: 0 K: 1 S: 6	H: 2 LOB: 0 BB: 1 P: 10	R: 2 E: 0 K: 2 S: 8	H: 1 LOB: 3 BB: 4 P: 24	R: 3 E: 0 K: 1 S: 7	H: 2 LOB: 0 BB: 1 P: 11	R: 2 E: 0 K: 1 S: 8	H: 3 LOB: 2 BB: 2 P: 16	R: 1 E: 0 K: 0 S: 4	H: 2 LOB: 1 BB: 0 P: 4	R: 0 E: 0 K: 0 S: 3	H: 0 LOB: 1 BB: 1 P: 7	R: 0 E: 0 K: 0 S: 3	H: 0 LOB: 1 BB: 1 P: 7	1B: 9 2B: 2 3B: 0 HR: 1	SF: 0 SAC: 0 DP: 1 HBP: 0	WP: 3 PB: 0 SB: 2 CS: 1	PA: 45					
<b>PITCHER</b>	IP	WLS	BF	H	R	ER	SO	BB	IBB	HBP	BLK	WP	HR	S	P	ERA	WHIP										
Brian Kingman, R ERA: 4.41 (1, 1)	3.0	L	16	3	4	4	1	5	0	0	0	0	0	13	33	12.00	2.667										
Matt Keough, R ERA: 3.13 (4, 1)	2.0		12	3	3	3	3	3	0	0	0	2	1	15	27	13.50	3.000										
Dave Hamilton, L ERA: 10.8 (6, 1)	0.1		4	2	2	2	0	0	1	0	0	0	0	3	7	54.00	6.000										
Jeff Jones, R ERA: 2.66 (6, 1)	1.2		8	3	1	1	1	1	0	0	0	0	0	9	13	5.40	2.400										
Bob Lacey, L ERA: 2.39 (8, 1)	1.0		4	0	0	0	0	1	0	0	0	1	0	3	7	0.00	1.000										

AB	33
R	10
H	11
RBI	10
BB	11
SO	5
LOB	27









Batter	1	2	3	4	5	6	7	8	9	AB	R	H	RBI	BB	SO	LOB	TOP										
Rickey Henderson, R OBP: 0.402, SLG: 0.355 (1.7)	0-0 6-3		0-0 5-3		0-0 E6 1B			4-0 1B BB	0-0 F9	4	2	0	0	1	0	0	<b>Oakland Athletics @ Cleveland Indians</b> Cleveland Municipal Stadium, Cleveland, OH Wed Jun 04 1980, 7:05 PM EDT Att: 8,608 - Unknown <a href="http://livebaseballscorecards.com">livebaseballscorecards.com</a>										
Dwayne Murphy, L OBP: 0.421, SLG: 0.442 (1.8)	0-0 G3		4-0 BB		0-0 1B 1-H			0-0 1B 1-2		3	1	2	1	1	0	0											
Wayne Gross, L OBP: 0.361, SLG: 0.463 (1.5)	0-0 5-3		0-0 F5		0-0 F8			0-0 1B 1-2 2-H		4	0	1	1	0	0	2											
Dave Revering, L OBP: 0.394, SLG: 0.573 (1.3)		0-0 F8		0-0 4-3		4-0 G6-3 BB		0-0 1B 1-3 2-H		3	0	1	1	1	0	0											
Mitchell Page, L OBP: 0.371, SLG: 0.370 (1.10)		0-0 F7		4-0 BB		0-0 F8		0-3 K		3	0	0	0	1	1	3											
Tony Armas, R OBP: 0.324, SLG: 0.452 (1.9)		0-0 1B		0-0 F9		0-0 G6-3 1-2		0-3 K		4	0	1	0	0	1	4											
Jeff Newman, R OBP: 0.274, SLG: 0.384 (1.2)		0-0 1B		0-0 6-3			0-0 6-3	0-3 K		4	0	1	0	0	1	3											
Mario Guerrero, R OBP: 0.234, SLG: 0.259 (1.6)		0-0 F8			0-0 L4		0-0 4-3		0-0 F4	2	0	0	0	0	0	2											
Mike Davis, L OBP: 0.105, SLG: 0.105 (7, PH)										1	0	0	0	0	0	0											
Mickey Klutts, R OBP: 0.286, SLG: 0.324 (7.6)										1	0	0	0	0	0	0											
Rob Picciolo, R OBP: 0.276, SLG: 0.362 (1.4)			0-0 F4		0-0 F8		0-0 6-3		0-3 K	3	0	0	0	0	0	0											
Mike Heath, R OBP: 0.282, SLG: 0.326 (9, PH)										1	0	0	0	0	1	0											
<b>Inning Stats</b>	R: 0 E: 0 K: 0 S: 3	H: 0 LOB: 0 BB: 0 P: 3	R: 0 E: 0 K: 0 S: 5	H: 2 LOB: 2 BB: 0 P: 5	R: 0 E: 0 K: 0 S: 3	H: 0 LOB: 1 BB: 1 P: 7	R: 0 E: 0 K: 0 S: 3	H: 0 LOB: 1 BB: 1 P: 7	R: 1 E: 1 K: 0 S: 5	H: 1 LOB: 1 BB: 0 P: 5	R: 0 E: 0 K: 0 S: 2	H: 0 LOB: 0 BB: 1 P: 6	R: 0 E: 0 K: 0 S: 3	H: 0 LOB: 0 BB: 0 P: 3	R: 2 E: 0 K: 3 S: 12	H: 3 LOB: 2 BB: 1 P: 16	R: 0 E: 0 K: 1 S: 5	H: 0 LOB: 0 BB: 0 P: 5	1B: 6 2B: 0 3B: 0 HR: 0	SF: 0 SAC: 0 DP: 1 HBP: 0	WP: 0 PB: 0 SB: 0 CS: 0	PA: 37					
<b>PITCHER</b>	IP	WLS	BF	H	R	ER	SO	BB	IBB	HBP	BLK	WP	HR	S	P	ERA	WHIP										
Dan Spillner, R ERA: 4.81 (1.1)	7.0	W	30	5	3	2	0	4	0	0	0	0	0	26	42	2.57	1.286										
Bob Ojwachinko, L ERA: 5.77 (8.1)	0.1		2	1	0	0	1	0	0	0	0	0	0	4	4	0.00	3.000										
Victor Cruz, R ERA: 4.1 (8.1)	1.2	S	5	0	0	0	3	0	0	0	0	0	0	11	11	0.00	0.000										

Batter	1	2	3	4	5	6	7	8	9	AB	R	H	RBI	BB	SO	LOB	BOTTOM											
Miguel Dilone, S OBP: 0.372, SLG: 0.444 (1.9)	4-0 PB SF8 BB		0-0 F7		0-0 S 1B		0-0 SH1-4			2	1	1	0	1	0	0	<b>Oakland Athletics @ Cleveland Indians</b> Cleveland Municipal Stadium, Cleveland, OH Wed Jun 04 1980, 7:05 PM EDT Att: 8,608 - Unknown <a href="http://livebaseballscorecards.com">livebaseballscorecards.com</a>											
Rick Manning, L OBP: 0.356, SLG: 0.264 (1.8)	0-0 F6 1-3		0-0 F7		0-0 1B 1-H		0-3 K			4	0	1	0	0	1	2												
Mike Hargrove, L OBP: 0.308, SLG: 0.397 (1.3)	4-0 SF8 BB		0-0 1B		0-0 HR		0-0 E6 WP			3	1	2	1	1	0	0												
Cliff Johnson, R OBP: 0.344, SLG: 0.442 (1.10)	0-0 SF8 1-2 3-H		0-0 F6		0-0 HR		0-0 3-H BB			2	1	1	2	1	0	1												
Ron Hassey, L OBP: 0.368, SLG: 0.443 (1.2)	0-0 F8			0-3 K		0-0 1B		0-0 3-1		4	0	1	0	0	1	3												
Toby Harrah, R OBP: 0.337, SLG: 0.339 (1.5)		0-0 HR		0-0 G6-4-3 1B		0-0 F8		0-0 SH3 1B		4	1	3	1	0	0	1												
Joe Charboneau, R OBP: 0.325, SLG: 0.463 (1.7)			0-0 F7		0-0 G6-4-3 1-2		0-0 F7		0-0 SH3	3	0	0	0	0	0	2												
Dell Alston, L OBP: 0.273, SLG: 0.310 (6, PH) (9.7)								1-2		0	0	0	0	0	0	0												
Dave Rosello, R OBP: 0.214, SLG: 0.423 (1.4)		0-0 F8			0-0 6-3		0-0 F8		0-0 F7	4	0	0	0	0	0	2												
Jerry Dybzinski, R OBP: 0.268, SLG: 0.359 (1.6)		0-0 F8			0-0 F8		0-0 SH1-4 E 2B		0-0 F7	4	1	1	0	0	0	1												
<b>Inning Stats</b>	R: 1 E: 0 K: 0 S: 3	H: 0 LOB: 1 BB: 2 P: 11	R: 1 E: 0 K: 0 S: 4	H: 1 LOB: 0 BB: 0 P: 4	R: 0 E: 0 K: 1 S: 5	H: 1 LOB: 0 BB: 0 P: 5	R: 0 E: 0 K: 0 S: 4	H: 2 LOB: 2 BB: 0 P: 4	R: 2 E: 0 K: 0 S: 6	H: 3 LOB: 1 BB: 0 P: 6	R: 1 E: 1 K: 1 S: 7	H: 1 LOB: 2 BB: 1 P: 11	R: 0 E: 0 K: 0 S: 4	H: 1 LOB: 1 BB: 0 P: 4	1B: 6 2B: 1 3B: 0 HR: 3	SF: 1 SAC: 2 DP: 1 HBP: 0	WP: 1 PB: 1 SB: 2 CS: 0	PA: 36										
<b>PITCHER</b>	IP	WLS	BF	H	R	ER	SO	BB	IBB	HBP	BLK	WP	HR	S	P	ERA	WHIP											
Steve McCatty, R ERA: 4.8 (1.1)	6.0	L	27	9	5	3	1	2	0	0	0	0	0	3	27	35	4.50	1.833										
Bob Lacey, L ERA: 2.3 (7.1)	0.2		3	0	0	0	1	0	0	0	0	0	0	5	5	0.00	0.000											
Jeff Jones, R ERA: 2.49 (7.1)	1.1		6	1	0	0	0	1	0	0	0	1	0	5	9	0.00	1.500											



Batter	1	2	3	4	5	6	7	8	9	AB	R	H	RBI	BB	SO	LOB	TOP				
Miguel Dilone, S OBP: 0.379, SLG: 0.451 Ron Pruitt, R OBP: 0.366, SLG: 0.333 Dell Alton, L OBP: 0.273, SLG: 0.310 Gary Alexander, R OBP: 0.278, SLG: 0.313	0-0 CS 1B		0-0 1-H 2B	0-0 F7	0-0 F7	0-0 1-3 1B		0-0 1-H 2-H 1B 2B	0-0 1B	1	0	1	0	0	0	0	<b>Cleveland Indians @ Chicago White Sox</b> Comiskey Park, Chicago, IL Fri Jun 06 1980, 8:05 PM EDT Att: 20,231 - Unknown				
Rick Manning, L OBP: 0.350, SLG: 0.261	0-0 6-3 1-2		0-0 SH1-3	0-0 F6	0-0 FC5-2	0-0 1-2 3-H 0-0		0-0 WP 1B 1B	0-0 F8	5	1	1	1	0	0	6					
Mike Hargrove, L OBP: 0.413, SLG: 0.399	4-0 BB		0-0 5-3 3-H 1B	0-0 E4 1B 1B	0-0 F8	0-0 2-3		0-0 WP S 1B 2-H		4	1	2	2	1	0	2					
Cliff Johnson, R OBP: 0.333, SLG: 0.427	0-0 F5		0-0 5-3 1-2	0-0 F7	0-0 F7	0-0 1-2	0-0 5-3	0-3 K 1-2		5	0	0	0	0	1	4					
Toby Harrah, R OBP: 0.338, SLG: 0.333		0-3 K 0-0	1-0 FC6-4 HBP	0-0 F8	0-0 F9	0-0 BB BB BB	4-0 WP BB			3	0	0	0	1	1	1					
Joe Charboneau, R OBP: 0.327, SLG: 0.457	0-0 5-3		0-0 FC6-4 1-2	0-0 CS 1B 1-2	0-0 F7	0-0 1-2 2-3	4-0 1-2 2-3 BB			4	0	1	0	1	0	2					
Bo Diaz, R OBP: 0.333, SLG: 0.393 Ron Hassey, L OBP: 0.369, SLG: 0.440	0-0 3B		0-0 5-3	0-0 5-3	0-0 1-2 2-H 1B	0-0 1-2 2-H 1B	0-0 F8			3	0	2	1	0	0	0					
Dave Rosello, R OBP: 0.242, SLG: 0.419	0-3 K		0-0 1B	0-0 CS	0-0 1-6-3	0-0 2-3	0-0 FC2-5 1B 1-2 2-3	0-0 5-3		5	1	2	0	0	1	1					
Jerry Dybzinski, R OBP: 0.304, SLG: 0.372			1-0 2B HBP	0-0 1B	0-0 FC5-2 1B	0-0 1B	0-0 FC2-5 2B 1-2 2-3	0-0 G3		4	2	2	0	0	0	2					
<b>Inning Stats</b>	R: 0 E: 0 K: 0 S: 3	H: 1 LOB: 1 BB: 1 P: 7	R: 0 E: 0 K: 2 S: 8	H: 1 LOB: 0 BB: 0 P: 8	R: 2 E: 0 K: 0 S: 5	H: 2 LOB: 2 BB: 0 P: 7	R: 0 E: 0 K: 0 S: 5	H: 2 LOB: 1 BB: 0 P: 5	R: 1 E: 1 K: 0 S: 5	H: 2 LOB: 1 BB: 0 P: 5	R: 0 E: 0 K: 0 S: 3	H: 0 LOB: 0 BB: 0 P: 3	R: 4 E: 0 K: 1 S: 9	H: 4 LOB: 3 BB: 3 P: 21	R: 0 E: 0 K: 0 S: 4	H: 1 LOB: 1 BB: 0 P: 4		1B: 12 2B: 2 3B: 1 HR: 0	SF: 0 SAC: 1 DP: 0 HBP: 2	WP: 2 PB: 1 CS: 1 SB: 2	PA: 48
<b>PITCHER</b>	IP WLS BF H R ER SO	IP WLS BF H R ER SO	IP WLS BF H R ER SO	IP WLS BF H R ER SO	IP WLS BF H R ER SO	IP WLS BF H R ER SO	IP WLS BF H R ER SO	IP WLS BF H R ER SO	IP WLS BF H R ER SO	IP WLS BF H R ER SO	IP WLS BF H R ER SO	IP WLS BF H R ER SO	IP WLS BF H R ER SO	IP WLS BF H R ER SO	IP WLS BF H R ER SO	IP WLS BF H R ER SO	ERA WHIP	ERA WHIP			
Steve Trout, L ERA: 3.98	5.1	27	9	3	2	2	2	1	0	0	2	0	0	0	0	0	0	3.38	1.875		
Mike Proly, R ERA: 3.17	2.0	9	2	2	2	0	0	1	0	0	0	0	0	0	0	0	0	9.00	1.500		
Rich Wortham, L ERA: 5.59	0.0	3	3	2	2	0	0	0	0	0	0	0	1	0	3	3	∞	∞			
Ed Farmer, R ERA: 2.2	1.2	W	8	1	0	0	1	2	0	0	0	0	1	0	8	16	0.00	1.800			

Batter	1	2	3	4	5	6	7	8	9	AB	R	H	RBI	BB	SO	LOB	BOTTOM					
Jim Morrison, R OBP: 0.323, SLG: 0.438	4-0 HR BB	0-0 FC5-2 S		0-0 F7		4-0 BB BB		0-0 HBP F7-2 2B		3	1	1	0	2	0	3	<b>Cleveland Indians @ Chicago White Sox</b> Comiskey Park, Chicago, IL Fri Jun 06 1980, 8:05 PM EDT Att: 20,231 - Unknown					
Kevin Bell, R OBP: 0.227, SLG: 0.132	4-0 HR BB	0-0 1-3 1-2		0-0 3-1		4-0 1-2 BB BB		4-0 HBP BB		2	1	0	0	3	0	3						
Chet Lemon, R OBP: 0.355, SLG: 0.410	0-3 K		0-0 5-3		0-0 F7	0-0 4-3		1-0 1-2 2-3 HBP		4	0	0	0	0	1	4						
Lamar Johnson, R OBP: 0.347, SLG: 0.478 Mike Squires, L OBP: 0.391, SLG: 0.419	0-3 K		0-0 L5		0-0 1B		0-0 G4-6-3 1B	0-0 F7-2		4	0	2	0	0	1	2						
Wayne Nordhagen, R OBP: 0.354, SLG: 0.566 Claudell Washington, L OBP: 0.333, SLG: 0.411	0-0 1-H 2-H HR		0-0 5-3		0-0 1-2 1B		0-0 G4-6-3 1-2	0-0 6-3		4	1	2	3	0	0	1						
Junior Moore, R OBP: 0.288, SLG: 0.343 Bob Molinaro, L OBP: 0.400, SLG: 0.500	0-0 4-3		0-0 1B FC 2B		0-0 F6		0-0 F5	1-0 2B HBP		1	0	0	0	0	0	0						
Alan Bannister, R OBP: 0.259, SLG: 0.238 Harold Baines, L OBP: 0.306, SLG: 0.439			0-3 K		0-0 F8		0-0 HR 1B	0-0 F9		2	0	1	0	0	1	1						
Bruce Kimm, R OBP: 0.351, SLG: 0.331 Harry Chappas, S OBP: 0.245, SLG: 0.222		0-0 SH5-4		0-0 FC 1B		0-0 L4		0-0 F9	0-0 1-H 2B	2	0	1	0	0	0	0						
Greg Pryor, R OBP: 0.256, SLG: 0.293 Mary Foley, L OBP: 0.241, SLG: 0.333		0-0 E8 FC5-2 2B		0-0 FC		0-0 6-3		0-0 HR		3	0	1	2	0	0	1						
<b>Inning Stats</b>	R: 3 E: 0 K: 2 S: 8	H: 1 LOB: 0 BB: 2 P: 16	R: 1 E: 1 K: 0 S: 5	H: 2 LOB: 1 BB: 0 P: 5	R: 0 E: 0 K: 0 S: 3	H: 0 LOB: 0 BB: 0 P: 3	R: 0 E: 0 K: 1 S: 8	H: 2 LOB: 2 BB: 0 P: 8	R: 0 E: 0 K: 0 S: 5	H: 2 LOB: 2 BB: 0 P: 5	R: 0 E: 0 K: 0 S: 3	H: 0 LOB: 2 BB: 2 P: 11	R: 0 E: 0 K: 0 S: 3	H: 1 LOB: 0 BB: 0 P: 3	R: 2 E: 0 K: 0 S: 5	H: 3 LOB: 1 BB: 1 P: 10		R: 1 E: 0 K: 0 S: 3	H: 1 LOB: 1 BB: 0 P: 4	1B: 5 2B: 6 3B: 0 HR: 2	SF: 0 SAC: 1 DP: 2 HBP: 2	WP: 0 PB: 0 CS: 0 SB: 1
<b>PITCHER</b>	IP WLS BF H R ER SO	IP WLS BF H R ER SO	IP WLS BF H R ER SO	IP WLS BF H R ER SO	IP WLS BF H R ER SO	IP WLS BF H R ER SO	IP WLS BF H R ER SO	IP WLS BF H R ER SO	IP WLS BF H R ER SO	IP WLS BF H R ER SO	IP WLS BF H R ER SO	IP WLS BF H R ER SO	IP WLS BF H R ER SO	IP WLS BF H R ER SO	IP WLS BF H R ER SO	IP WLS BF H R ER SO	ERA WHIP	ERA WHIP				
Rick Waits, L ERA: 5.2	1.1	16	4	1	1	1	1	0	0	0	0	0	0	0	0	0	27.00	3.750				
Wayne Garland, R ERA: 4.71	3.2	16	4	1	1	1	1	0	0	0	0	0	0	0	0	0	2.46	1.091				
Mike Stanton, R ERA: 4.3	2.0	9	2	1	1	0	0	2	0	0	0	0	0	0	0	0	4.50	2.000				
Victor Cruz, R ERA: 4.39	0.1	5	2	1	1	0	0	1	0	1	0	0	0	1	3	8	27.00	9.000				
Sté Minge, L ERA: 4.44	1.1	L	5	1	1	1	0	0	0	0	1	0	0	4	5	6.75	0.750					



Batter	1	2	3	4	5	6	7	8	9	AB	R	H	RBI	BB	SO	LOB	TOP					
Miguel Dilone, S OBP: 0.370, SLG: 0.437 (1, 9)	6-3	G3		F9		BB BB 6-3 1-2 3-H 1B	4-3			5	1	1	1	0	0	4	<b>Cleveland Indians @ Chicago White Sox</b> Comiskey Park, Chicago, IL Sun Jun 08 1980, 4:33 AM EDT Att: 31,593 - Unknown <a href="http://livebaseballscorecards.com">livebaseballscorecards.com</a>					
Rick Manning, L OBP: 0.352, SLG: 0.261 (1, 8)	K	1B			K	6-3 BB 1-2 2-3 BB		6-3		4	0	1	2	1	2	0						
Mike Hargrove, L OBP: 0.312, SLG: 0.396 (1, 3)	1B	3-1			F8	6-3 BB 1-2 2-3 3-H		E4		4	0	1	1	1	0	1						
Cliff Johnson, R OBP: 0.335, SLG: 0.426 Dell Alton, L OBP: 0.273, SLG: 0.310 (8, PR)	FC6-4 1B			F6		6-3 1-2 2-3 3-H		E4		5	0	2	1	0	0	3						
Toby Harrah, R OBP: 0.330, SLG: 0.324 (1, 5)	FC6-4			5-3		5-3		4-3		0	0	0	0	0	0	0						
Joe Charboneau, R OBP: 0.341, SLG: 0.458 (1, 7)		S 2B BB				SH1-4 SH BB		F8		5	0	0	0	0	0	7						
Bo Diaz, R OBP: 0.294, SLG: 0.344 (1, 2)	K			F7		SH SH 1B		4-3		2	2	1	0	3	0	3						
Dave Rosello, R OBP: 0.270, SLG: 0.394 (1, 4)		2B 1B BB			F9	SH1-4 1-2 2-3		F8		4	1	0	0	0	2	3						
Jerry Dybzinski, R OBP: 0.300, SLG: 0.383 (1, 6)	1B 2B			F4		SH BB 1B		K		2	1	0	2	0	1	2						
<b>Inning Stats</b>	R: 0 E: 0 K: 1 S: 7	H: 2 LOB: 2 P: 7	R: 3 E: 0 K: 1 S: 7	H: 2 LOB: 1 BB: 2 P: 15	R: 0 E: 0 K: 0 S: 3	H: 0 LOB: 1 BB: 1 P: 7	R: 0 E: 0 K: 0 S: 3	H: 0 LOB: 0 BB: 0 P: 3	R: 0 E: 0 K: 1 S: 6	H: 1 LOB: 1 BB: 0 P: 6	R: 4 E: 0 K: 0 S: 6	H: 1 LOB: 2 BB: 3 P: 18	R: 0 E: 0 K: 1 S: 6	H: 1 LOB: 2 BB: 1 P: 10	R: 0 E: 2 K: 0 S: 5	H: 0 LOB: 3 BB: 0 P: 5		R: 0 E: 0 K: 1 S: 5	H: 0 LOB: 0 BB: 0 P: 5	1B: 6 2B: 1 3B: 0 HR: 0	SF: 0 SAC: 0 DP: 0 HBP: 0	WP: 0 PB: 0 SB: 1 CS: 0
<b>PITCHER</b>	IP WLS BF H R ER SO BB IBB HBP BLK WP HR S P ERA WHIP	5.1 L 28 6 7 7 3 4 0 0 0 0 0 30 46 11.81 1.875	6.1 L 9 1 0 0 1 3 0 0 0 0 0 8 20 0.00 2.400	8.1 L 8 0 0 0 1 0 0 0 0 0 0 10 10 0.00 0.000											IP WLS BF H R ER SO BB IBB HBP BLK WP HR S P ERA WHIP							

Batter	1	2	3	4	5	6	7	8	9	AB	R	H	RBI	BB	SO	LOB	BOTTOM			
Jim Morrison, R OBP: 0.317, SLG: 0.429 (1, 4)	L6	FC6-4			5-3		5-3			4	0	0	0	0	0	3	<b>Cleveland Indians @ Chicago White Sox</b> Comiskey Park, Chicago, IL Sun Jun 08 1980, 4:33 AM EDT Att: 31,593 - Unknown <a href="http://livebaseballscorecards.com">livebaseballscorecards.com</a>			
Mike Squires, L OBP: 0.375, SLG: 0.403 (1, 3)	4-3			F9		4-3				3	0	0	0	1	0	0				
Chet Lemon, R OBP: 0.353, SLG: 0.403 (1, 8)				5-3		K				3	0	0	0	1	2	2				
Lamar Johnson, R OBP: 0.340, SLG: 0.468 (1, 10)	1-3			K		6-3				4	0	0	0	0	1	1				
Bob Molinaro, L OBP: 0.395, SLG: 0.486 (1, 7)		1B BB			1-3	K		F5		3	1	0	0	1	1	0				
Junior Moore, R OBP: 0.297, SLG: 0.340 (1, 5)		1B 1B		K		L6		4-3		4	0	1	0	0	1	0				
Harold Baines, L OBP: 0.317, SLG: 0.464 (1, 9)		FC6-4 1B								3	1	2	2	1	1	0				
Bruce Kimm, R OBP: 0.350, SLG: 0.331 Harry Chappas, S OBP: 0.230, SLG: 0.222 (9, PH)	K									3	0	1	0	0	1	2				
Greg Pryor, R OBP: 0.256, SLG: 0.305 (1, 6)	F9				6-3					0	0	0	0	0	5	0				
<b>Inning Stats</b>	R: 0 E: 0 K: 0 S: 3	H: 0 LOB: 1 BB: 1 P: 7	R: 1 E: 0 K: 1 S: 7	H: 2 LOB: 2 BB: 1 P: 11	R: 0 E: 0 K: 1 S: 5	H: 0 LOB: 0 BB: 0 P: 5	R: 0 E: 0 K: 1 S: 6	H: 1 LOB: 2 BB: 1 P: 10	R: 0 E: 0 K: 1 S: 5	H: 0 LOB: 0 BB: 0 P: 5	R: 1 E: 0 K: 1 S: 7	H: 2 LOB: 2 BB: 1 P: 11	R: 0 E: 0 K: 0 S: 3	H: 0 LOB: 0 BB: 0 P: 3	R: 0 E: 0 K: 1 S: 4	H: 0 LOB: 0 BB: 1 P: 8		1B: 3 2B: 0 3B: 1 HR: 1	SF: 0 SAC: 0 DP: 1 HBP: 0	WP: 0 PB: 0 SB: 0 CS: 0
<b>PITCHER</b>	IP WLS BF H R ER SO BB IBB HBP BLK WP HR S P ERA WHIP	6.0 W 24 3 1 1 5 3 0 0 0 0 1 31 43 1.50 1.000	3.0 S 12 2 1 1 2 2 0 0 0 0 0 1 14 22 3.00 1.333											IP WLS BF H R ER SO BB IBB HBP BLK WP HR S P ERA WHIP						











Batter	1	2	3	4	5	6	7	8	9	AB	R	H	RBI	BB	SO	LOB	TOP			
Willie Wilson, S (1, 7) OBP: 0.346, SLG: 0.394 Hal McRae, R (9, PH) OBP: 0.328, SLG: 0.452										4	1	2	2	0	0	1	<b>Kansas City Royals @ Cleveland Indians</b> Cleveland Municipal Stadium, Cleveland, OH Wed Jun 11 1980, 7:05 PM EDT Att: 13,712 - Unknown <a href="http://livebaseballscorecards.com">livebaseballscorecards.com</a>			
Frank White, R (1, 4) OBP: 0.303, SLG: 0.367										4	0	0	0	0	0	2				
Amos Otis, R (1, 8) OBP: 0.274, SLG: 0.258										3	0	0	1	0	0	0				
Darrell Porter, L (1, 10) OBP: 0.385, SLG: 0.432										3	0	1	0	1	0	0				
Willie Aikens, L (1, 3) OBP: 0.364, SLG: 0.376										4	0	0	0	0	0	2				
John Wathan, R (1, 2) OBP: 0.385, SLG: 0.417										4	0	0	0	0	2	0				
Clint Hurdle, L (1, 9) OBP: 0.378, SLG: 0.579										3	3	3	1	1	0	0				
Jamie Quirk, L (1, 5) OBP: 0.207, SLG: 0.298										4	1	1	0	0	0	2				
Rance Mulliniks, L (1, 6) OBP: 0.250, SLG: 0.111 Ralph LaCock, L (9, PH) OBP: 0.221, SLG: 0.196 Rusty Torres, S (9, PR) OBP: 0.333, SLG: 0.161										2	0	0	1	0	1	2				
										1	0	1	0	0	0	0				
										0	0	0	0	0	0	0				
<b>Inning Stats</b>	R: 1 E: 0 K: 0 S: 5	H: 2 LOB: 1 BB: 0 P: 5	R: 2 E: 0 K: 2 S: 9	H: 3 LOB: 0 BB: 0 P: 9	R: 0 E: 0 K: 0 S: 3	H: 0 LOB: 1 BB: 1 P: 7	R: 1 E: 1 K: 1 S: 7	H: 1 LOB: 1 BB: 0 P: 7	R: 0 E: 0 K: 0 S: 3	H: 0 LOB: 0 BB: 0 P: 3	R: 1 E: 0 K: 0 S: 4	H: 1 LOB: 0 BB: 0 P: 4	R: 0 E: 0 K: 0 S: 3	H: 0 LOB: 0 BB: 0 P: 3	R: 0 E: 0 K: 1 S: 6	H: 1 LOB: 2 BB: 1 P: 10	1B: 5 2B: 2 3B: 0 HR: 1	SF: 2 SAC: 0 DP: 1 HBP: 0	WP: 0 PB: 1 SB: 2 CS: 1	PA: 38
<b>PITCHER</b>	IP WLS BF H R ER SO BB IBB HBP BLK WP HR S P ERA WHIP																			
Dan Spillner, R (1, 1) ERA: 4.71	9.0 W 37 8 5 4 4 2 0 0 0 0 1 43 51 4.00 1.111																			
Dan Spillner, R (9, 1) ERA: 4.71	9.0 W 37 8 5 4 4 2 0 0 0 0 0 1 43 51 4.00 1.111																			

Batter	1	2	3	4	5	6	7	8	9	AB	R	H	RBI	BB	SO	LOB	BOTTOM
Jerry Dybzinski, R (1, 6) OBP: 0.295, SLG: 0.379										4	1	2	0	0	0	0	<b>Kansas City Royals @ Cleveland Indians</b> Cleveland Municipal Stadium, Cleveland, OH Wed Jun 11 1980, 7:05 PM EDT Att: 13,712 - Unknown <a href="http://livebaseballscorecards.com">livebaseballscorecards.com</a>
Jorge Orta, L (1, 9) OBP: 0.404, SLG: 0.428										5	1	2	4	0	0	1	
Mike Hargrove, L (1, 3) OBP: 0.313, SLG: 0.401										4	1	1	1	1	0	2	
Cliff Johnson, R (1, 10) OBP: 0.330, SLG: 0.414 Miguel Dilone, S (7, PR) OBP: 0.396, SLG: 0.421										4	1	2	0	0	0	2	
										0	0	0	0	0	0	0	
Toby Harrah, R (1, 5) OBP: 0.336, SLG: 0.338										3	1	2	0	1	0	0	
Joe Charboneau, R (1, 7) OBP: 0.339, SLG: 0.465 Dan Spillner, R (9, 1) ERA: 4.71										4	1	1	3	0	0	4	
										0	0	0	0	0	0	0	
Rick Manning, L (1, 8) OBP: 0.340, SLG: 0.262										4	0	1	0	0	1	0	
Bo Diaz, R (1, 2) OBP: 0.278, SLG: 0.324 Ron Hassey, L (6, PH) OBP: 0.355, SLG: 0.417										2	0	0	0	0	0	0	
										2	0	1	0	0	0	1	
Dave Rosello, R (1, 4) OBP: 0.250, SLG: 0.341										4	2	1	0	0	2	1	
										1B: 8 2B: 2 3B: 0 HR: 3	SF: 0 SAC: 1 DP: 0 HBP: 0	WP: 1 PB: 0 SB: 2 CS: 0	PA: 39				
<b>PITCHER</b>	IP WLS BF H R ER SO BB IBB HBP BLK WP HR S P ERA WHIP																
Paul Spittorff, L (1, 1) ERA: 4.94	3.2 L 16 4 2 2 2 1 0 0 0 0 1 1 19 23 4.91 1.364																
Rich Gale, R (3, 1) ERA: 5.1	1.2 9 3 2 2 0 1 0 0 0 0 0 0 8 12 10.80 2.400																
Dan Quisenberry, R (7, 1) ERA: 2.6																	



Batter	1	2	3	4	5	6	7	8	9	AB	R	H	RBI	BB	SO	LOB	TOP																			
Hosken Powell, L OBP: 0.333, SLG: 0.379	0-0 FC4-6 1B	0-0 1-3 2-3 3-H 1B			0-0 4-1			0-0 4-3		4	0	2	1	0	0	0	<b>Minnesota Twins @ Cleveland Indians</b> Cleveland Municipal Stadium, Cleveland, OH Fri Jun 13 1980, 7:05 PM EDT Att: 11,336 - Unknown - 73 F																			
Rob Wilfong, L OBP: 0.296, SLG: 0.345	0-0 FC4-6 1-2	0-0 2-3			0-0 G3			0-3 K		4	0	0	0	0	1	3																				
Rick Sofield, L OBP: 0.287, SLG: 0.435	0-3 K		4-0 G3-6-3 BB		0-0 F7			0-0 1B 1B		3	0	1	0	1	1	1																				
Glenn Adams, L OBP: 0.341, SLG: 0.350	0-0 F8		0-0 G3-6-3 1-2		0-0 L3			0-0 1B 1-3 1B		4	0	1	0	0	0	2																				
Mike Cabbage, L OBP: 0.346, SLG: 0.381		0-0 G3 1B 1B	4-0 CS BB		0-0 4-3			0-3 K		3	1	1	0	1	1	2																				
Butch Wynegar, S OBP: 0.342, SLG: 0.404		0-0 G3 1-2	0-0 CS 1-2	0-0 5-3			0-0 G1-4-3 1B	0-0 F8		4	0	1	0	0	0	3																				
Danny Goodwin, L OBP: 0.284, SLG: 0.339		4-0 1B 1B BB		0-0 G1-4-3 1B			0-0 F7	0-3 K		3	1	1	0	1	1	3																				
Pete Mackanin, R OBP: 0.296, SLG: 0.343		0-0 1B 1B 1B		0-0 G1-4-3 1-2 2-H			0-0 G1-4-3 1-2			3	0	1	1	0	0	2																				
John Castino, R OBP: 0.330, SLG: 0.416	0-0 1B 1-2 2-3 1B			0-0 6-3			0-3 K			3	0	1	0	0	1	0																				
<b>Inning Stats</b>	R: 0 E: 0 K: 1 S: 6	H: 1 LOB: 1 BB: 0 P: 6	R: 2 E: 0 K: 0 S: 6	H: 4 LOB: 2 BB: 1 P: 10	R: 0 E: 0 K: 0 S: 1	H: 0 LOB: 0 BB: 2 P: 9	R: 0 E: 0 K: 0 S: 3	H: 1 LOB: 0 BB: 0 P: 3	R: 0 E: 0 K: 0 S: 3	H: 0 LOB: 0 BB: 0 P: 3	R: 0 E: 0 K: 0 S: 3	H: 1 LOB: 0 BB: 0 P: 3	R: 0 E: 0 K: 2 S: 7	H: 0 LOB: 0 BB: 0 P: 7	R: 0 E: 0 K: 2 S: 9	H: 2 LOB: 2 BB: 0 P: 9	1B: 9 2B: 0 3B: 0 HR: 0	SF: 0 SAC: 0 DP: 3 HBP: 0	WP: 0 PB: 0 SB: 0 CS: 1	PA: 35																
<b>PITCHER</b>	IP WLS BF H R ER SO BB IBB HBP BLK WP HR S P ERA WHIP	IP WLS BF H R ER SO BB IBB HBP BLK WP HR S P ERA WHIP																																		
John Denny, R ERA: 3.39	(1, 1)	7.0	W	26	7	2	2	1	3	0	0	0	0	0	0	25	37	2.57	1.429																	
Mike Stanton, R ERA: 3.93	(8, 1)	2.0		8	2	0	0	4	0	0	0	0	0	0	0	16	16	0.00	1.000																	

Batter	1	2	3	4	5	6	7	8	9	AB	R	H	RBI	BB	SO	LOB	BOTTOM																			
Jerry Dybzinski, R OBP: 0.303, SLG: 0.387	0-0 F8	0-0 6-3		0-0 1B 2B		4-0 1B SF9 BB		0-0 G3		4	2	1	2	1	0	1	<b>Minnesota Twins @ Cleveland Indians</b> Cleveland Municipal Stadium, Cleveland, OH Fri Jun 13 1980, 7:05 PM EDT Att: 11,336 - Unknown - 73 F																			
Jorge Orta, L OBP: 0.404, SLG: 0.427	0-3 K		0-0 6-3	0-0 1B 2B		0-0 SF9 1B		0-0 F8		5	0	2	1	0	1	1																				
Mike Hargrove, L OBP: 0.315, SLG: 0.405	0-0 BB 1B		0-0 5-3	0-0 1B		0-0 SF9		0-0 F8		3	1	2	1	0	0	0																				
Cliff Johnson, R OBP: 0.328, SLG: 0.406	4-0 1B BB		0-0 F8	0-3 K		0-0 5-3				3	0	0	0	1	1	3																				
Toby Harrah, R OBP: 0.339, SLG: 0.335	4-0 1B BB			4-0 SH2-4 FC6-4 BB		0-0 F7		0-0 5-3		2	1	0	0	2	0	0																				
Joe Charboneau, R OBP: 0.348, SLG: 0.479	0-0 1B			0-0 FC6-4 SH2-4 2B 1B		0-0 K		0-3 K		4	1	3	1	0	1	0																				
Rick Manning, L OBP: 0.346, SLG: 0.260	0-3 K			0-0 SH2-4 1-2 2-3 3-H		4-0 G6-4-3 IBB		4-0 CS BB		1	0	0	0	2	1	3																				
Bo Diaz, R OBP: 0.325, SLG: 0.351		0-0 G4-6-3 1B		4-0 FC6-4 IBB		0-0 G6-4-3		0-0 CS		3	0	2	0	1	0	2																				
Tom Verzyer, R OBP: 0.323, SLG: 0.361		0-0 G4-6-3 1-2		0-0 FC6-4 2B		0-0 1-3		0-0 SH1-4		3	1	0	1	0	0	3																				
<b>Inning Stats</b>	R: 1 E: 0 K: 2 S: 9	H: 2 LOB: 3 BB: 2 P: 17	R: 0 E: 0 K: 0 S: 3	H: 1 LOB: 0 BB: 0 P: 3	R: 0 E: 0 K: 0 S: 3	H: 0 LOB: 0 BB: 0 P: 3	R: 4 E: 0 K: 1 S: 9	H: 4 LOB: 2 BB: 2 P: 17	R: 0 E: 0 K: 0 S: 3	H: 1 LOB: 1 BB: 1 P: 7	R: 1 E: 0 K: 0 S: 4	H: 1 LOB: 1 BB: 1 P: 8	R: 0 E: 0 K: 1 S: 4	H: 0 LOB: 0 BB: 1 P: 8	R: 0 E: 0 K: 0 S: 4	H: 1 LOB: 1 BB: 0 P: 4	1B: 8 2B: 2 3B: 0 HR: 0	SF: 1 SAC: 2 DP: 2 HBP: 0	WP: 0 PB: 0 SB: 0 CS: 1	PA: 39																
<b>PITCHER</b>	IP WLS BF H R ER SO BB IBB HBP BLK WP HR S P ERA WHIP	IP WLS BF H R ER SO BB IBB HBP BLK WP HR S P ERA WHIP																																		
Jerry Koosman, L ERA: 4.42	(1, 1)	3.2	L	21	7	5	5	2	3	1	0	0	0	0	0	21	37	12.27	2.727																	
John Verhoeven, R ERA: 4.11	(4, 1)	2.1		10	2	1	1	1	1	1	0	0	0	0	0	10	18	3.86	1.286																	
Fernando Arroyo, R ERA: 3.86	(7, 1)	1.2		6	1	0	0	1	1	0	0	0	0	0	7	11	0.00	1.200																		
Mike Kinnunen, L ERA: 6.75	(8, 1)	0.1		1	0	0	0	0	0	0	0	0	0	0	1	1	0.00	0.000																		

AB	31
R	2
H	9
RBI	2
BB	3
SO	5
LOB	16



AB	28
R	6
H	10
RBI	6
BB	7
SO	4
LOB	13





Batter	1	2	3	4	5	6	7	8	9	AB	R	H	RBI	BB	SO	LOB	TOP			
<b>Hosken Powell, L</b> (1, 9) OBP: 0.331, SLG: 0.376										4	1	1	0	0	0	1	<b>Minnesota Twins @ Cleveland Indians</b> Cleveland Municipal Stadium, Cleveland, OH Sat Jun 14 1980, 7:05 PM EDT Att: 12,948 - Unknown - 70 F			
<b>Rob Wilfong, L</b> (1, 4) OBP: 0.293, SLG: 0.336										4	0	0	0	0	1	1				
<b>Rick Sofield, L</b> (1, 8) OBP: 0.286, SLG: 0.430										4	0	1	0	0	3	1				
<b>Glenn Adams, L</b> (1, 7) OBP: 0.337, SLG: 0.345										4	0	1	1	0	0	1				
<b>Mike Cabbage, L</b> (1, 3) OBP: 0.351, SLG: 0.380										3	1	1	0	0	1	1				
<b>Danny Goodwin, L</b> (1, 10) OBP: 0.296, SLG: 0.328										2	0	0	0	2	2	2				
<b>Pete Mackanin, R</b> (1, 6) OBP: 0.288, SLG: 0.333										3	0	0	0	0	0	1				
<b>Roy Smalley, S</b> (9, PH) OBP: 0.356, SLG: 0.415										1	0	0	0	0	0	1				
<b>Willie Norwood, R</b> (9, PR) OBP: 0.212, SLG: 0.238										0	0	0	0	0	0	0				
<b>John Castino, R</b> (1, 5) OBP: 0.323, SLG: 0.406										4	0	0	0	0	1	2				
<b>Sal Butera, R</b> (1, 2) OBP: 0.265, SLG: 0.242										2	0	0	0	0	1	1				
<b>Ken Landreaux, L</b> (7, PH) OBP: 0.381, SLG: 0.431										1	0	0	0	0	0	1				
<b>Butch Wynegar, S</b> (7, 2) OBP: 0.342, SLG: 0.404										0	0	0	0	0	0	0				
<b>Inning Stats</b>	R: 1 E: 0 K: 3 S: 11	H: 2 LOB: 2 BB: 0 P: 12	R: 0 E: 0 K: 2 S: 7	H: 0 LOB: 0 BB: 0 P: 7	R: 0 E: 0 K: 1 S: 5	H: 0 LOB: 0 BB: 0 P: 5	R: 0 E: 0 K: 1 S: 5	H: 0 LOB: 1 BB: 0 P: 4	R: 0 E: 0 K: 0 S: 4	H: 1 LOB: 1 BB: 0 P: 6	R: 0 E: 0 K: 0 S: 3	H: 0 LOB: 1 BB: 1 P: 7	R: 0 E: 0 K: 1 S: 5	H: 0 LOB: 0 BB: 0 P: 5	R: 1 E: 1 K: 0 S: 4	H: 1 LOB: 1 BB: 1 P: 8	1B: 4 2B: 0 3B: 0 HR: 0	SF: 0 SAC: 0 DP: 0 HBP: 1	WP: 0 PB: 0 SB: 2 CS: 0	PA: 35
<b>PITCHER</b> <b>Len Barker, R</b> (1, 1) ERA: 4.15	IP: 9.0 WLS: W BF: 35 H: 4 R: 2 ER: 1 SO: 9 BB: 2 IBB: 0 HBP: 1 BLK: 0 WP: 0 HR: 0 S: 50 P: 59 ERA: 1.00 WHIP: 0.667															<b>PITCHER</b>				

AB	32
R	2
H	4
RBI	1
BB	2
SO	9
LOB	13



Batter	1	2	3	4	5	6	7	8	9	AB	R	H	RBI	BB	SO	LOB	BOTTOM			
<b>Rick Manning, L</b> (1, 8) OBP: 0.350, SLG: 0.276										3	2	1	0	1	0	1	<b>Minnesota Twins @ Cleveland Indians</b> Cleveland Municipal Stadium, Cleveland, OH Sat Jun 14 1980, 7:05 PM EDT Att: 12,948 - Unknown - 70 F			
<b>Jorge Orta, L</b> (1, 9) OBP: 0.406, SLG: 0.428										2	0	1	1	1	0	0				
<b>Mike Hargrove, L</b> (1, 3) OBP: 0.316, SLG: 0.406										2	0	1	1	1	0	0				
<b>Joe Charboneau, R</b> (1, 7) OBP: 0.346, SLG: 0.473										4	0	1	0	0	0	4				
<b>Miguel Dilone, S</b> (8, 7) OBP: 0.396, SLG: 0.421										0	0	0	0	0	0	0				
<b>Ron Hassey, L</b> (1, 2) OBP: 0.357, SLG: 0.412										2	1	0	0	2	1	0				
<b>Toby Harrah, R</b> (1, 5) OBP: 0.346, SLG: 0.353										4	0	3	1	0	0	1				
<b>Cliff Johnson, R</b> (1, 10) OBP: 0.321, SLG: 0.396										4	0	0	0	0	1	4				
<b>Dell Alston, L</b> (8, PR) OBP: 0.265, SLG: 0.300										0	0	0	0	0	0	0				
<b>Jerry Dybzinski, R</b> (1, 4) OBP: 0.290, SLG: 0.369										3	0	0	0	0	0	3				
<b>Tom Verzyer, R</b> (1, 6) OBP: 0.331, SLG: 0.363										2	0	1	0	0	0	0				
<b>Inning Stats</b>	R: 0 E: 0 K: 0 S: 4	H: 2 LOB: 2 BB: 0 P: 4	R: 0 E: 0 K: 0 S: 4	H: 1 LOB: 1 BB: 0 P: 4	R: 1 E: 0 K: 0 S: 4	H: 2 LOB: 1 BB: 1 P: 8	R: 0 E: 0 K: 2 S: 8	H: 1 LOB: 1 BB: 0 P: 8	R: 1 E: 0 K: 0 S: 3	H: 1 LOB: 2 BB: 1 P: 7	R: 0 E: 0 K: 0 S: 4	H: 1 LOB: 1 BB: 1 P: 8	R: 0 E: 0 K: 0 S: 3	H: 1 LOB: 1 BB: 1 P: 8	R: 0 E: 0 K: 0 S: 2	H: 0 LOB: 1 BB: 1 P: 6	1B: 5 2B: 2 3B: 1 HR: 0	SF: 2 SAC: 0 DP: 1 HBP: 1	WP: 0 PB: 0 SB: 1 CS: 1	PA: 35
<b>PITCHER</b> <b>Roger Erickson, R</b> (1, 1) ERA: 2.35	IP: 6.1 WLS: L BF: 29 H: 8 R: 3 ER: 2 SO: 2 BB: 3 IBB: 0 HBP: 1 BLK: 0 WP: 0 HR: 0 S: 29 P: 42 ERA: 2.84 WHIP: 1.737															<b>PITCHER</b>				
<b>Mike Kinnunen, L</b> (7, 1) ERA: 8.75	0.0 WLS: 1 BF: 0 H: 0 R: 0 ER: 0 SO: 0 BB: 1 IBB: 0 HBP: 0 BLK: 0 WP: 0 HR: 0 S: 0 P: 4 ERA: ∞ WHIP: ∞															<b>PITCHER</b>				
<b>Doug Corbett, R</b> (7, 1) ERA: 2.12	1.2 WLS: 4 BF: 0 H: 0 R: 0 ER: 0 SO: 0 BB: 1 IBB: 0 HBP: 0 BLK: 0 WP: 0 HR: 0 S: 3 P: 7 ERA: 0.00 WHIP: 0.600															<b>PITCHER</b>				

AB	26
R	3
H	8
RBI	3
BB	5
SO	2
LOB	13





Batter	1	2	3	4	5	6	7	8	9	AB	R	H	RBI	BB	SO	LOB	TOP										
Hosken Powell, L OBP: 0.328, SLG: 0.366 (1, 9)	4-3		F9		5-3		1B FC6-4 BB		5-3	4	1	0	0	1	0	1											
Rick Sofield, L OBP: 0.289, SLG: 0.426 (1, 7)	E BB		K			4-3	1B FC6-4 1B		F5	4	1	1	0	1	1	0											
Ken Landreaux, L OBP: 0.381, SLG: 0.429 Dave Edwards, R OBP: 0.278, SLG: 0.280 (6, PR) (6, 8)	F8			G3		1B 1B	1B FC6-4 2B			3	0	1	0	0	0	1											
Glenn Adams, L OBP: 0.365, SLG: 0.391 (1, 10)	E4 1-H 2B					BB 1B	1B 1B	1-H 2B		3	1	3	2	1	0	0											
Mike Cabbage, L OBP: 0.351, SLG: 0.379 Ron Jackson, R OBP: 0.289, SLG: 0.345 (7, PH) (7, 3)	1-3			F7		BB 1B	F3			3	0	1	1	0	0	1											
Butch Wynegar, S OBP: 0.337, SLG: 0.397 Jose Morales, R OBP: 0.418, SLG: 0.483 (1, 2) (7, 2)		K		G3		F7		L5		3	0	0	0	0	1	3											
Rob Wilfong, L OBP: 0.288, SLG: 0.329 (1, 4)		F6			F2	1-2 2-3 BB		F4		3	0	0	0	1	0	0											
Pete Mackanin, R OBP: 0.278, SLG: 0.321 (1, 6)		4-3			K	K		F6		4	0	0	0	0	2	3											
John Castillo, R OBP: 0.321, SLG: 0.402 (1, 5)			F9		E6 1B		L8		F9	4	0	1	0	0	0	0											
<b>Inning Stats</b>	R: 2 E: 1 K: 0 S: 4	H: 1 LOB: 0 BB: 1 P: 8	R: 0 E: 0 K: 1 S: 5	H: 0 LOB: 0 BB: 0 P: 5	R: 0 E: 0 K: 1 S: 5	H: 0 LOB: 0 BB: 1 P: 7	R: 0 E: 1 K: 1 S: 6	H: 1 LOB: 1 BB: 0 P: 6	R: 1 E: 0 K: 1 S: 8	H: 3 LOB: 3 BB: 1 P: 12	R: 2 E: 0 K: 0 S: 5	H: 2 LOB: 1 BB: 1 P: 9	R: 0 E: 0 K: 0 S: 3	H: 0 LOB: 0 BB: 0 P: 3	R: 0 E: 0 K: 0 S: 3	H: 0 LOB: 0 BB: 0 P: 3	1B: 5 2B: 2 3B: 0 HR: 0	SF: 0 SAC: 0 DP: 0 HBP: 0	WP: 0 PB: 0 SB: 0 CS: 0	PA: 38							
<b>PITCHER</b>	IP WLS BF H R ER SO BB IBB HBP BLK WP HR S P ERA WHIP	IP WLS BF H R ER SO BB IBB HBP BLK WP HR S P ERA WHIP																									
Dan Spillner, R ERA: 4.76 Sid Monge, L ERA: 3.77	(1, 1) (7, 1)	6.2 W 31	7 5 4 4	7 5 4 4	4 4 4 4	0 0 0 0	0 0 0 0	0 0 0 0	0 0 0 0	0 0 7 7	0.00 0.000																

Minnesota Twins @ Cleveland Indians  
Cleveland Municipal Stadium, Cleveland, OH

Sun Jun 15 1980, 3:33 AM EDT  
Att: 25,182 - Unknown - 69 F

AB 34  
R 5  
H 7  
RBI 4  
BB 4  
SO 4  
LOB 11



Batter	1	2	3	4	5	6	7	8	9	AB	R	H	RBI	BB	SO	LOB	BOTTOM			
Jerry Dybzinski, R OBP: 0.267, SLG: 0.338 (1, 4)	6-3	K		K	FC6-4	F8		K		6	0	0	0	0	3	4				
Jorge Orta, L OBP: 0.422, SLG: 0.452 (1, 9)	1B HR	BB 1B		2B		2B 1B	1B 1B	2B 1B		6	4	6	1	0	0	0				
Mike Hargrove, L OBP: 0.326, SLG: 0.428 (1, 3)	F9	BB		1B 2B		1B 2B	BB	2B		4	2	3	1	2	0	1				
Joe Charboneau, R OBP: 0.352, SLG: 0.474 Miguel Dilone, S OBP: 0.393, SLG: 0.417 (7, PR) (8, 7)	HR 1B	K		3B 1B		1B HBP	FC5-6-4 E 1B WP	F3		4	3	2	1	0	1	4				
Toby Harrah, R OBP: 0.355, SLG: 0.388 (1, 5)	HR		F7	PO 3B		1B 1B	E9 WP 1B			5	2	4	7	0	0	0				
Cliff Johnson, R OBP: 0.323, SLG: 0.393 (1, 10)	BB		F8	PO	6-3	1B 1B	FC6-5-4 FC5 1B			4	1	1	1	1	0	1				
Rick Manning, L OBP: 0.357, SLG: 0.283 (1, 8)	K		HBP		F5	G4-3 1B	1B 1B			4	0	2	2	0	1	1				
Bo Diaz, R OBP: 0.311, SLG: 0.357 (1, 2)		F8	6-3			G4-3 2B	FC5			5	0	1	0	0	0	4				
Tom Veryzer, R OBP: 0.341, SLG: 0.367 (1, 6)	WP 1B			K	FC6-4 BB			K		4	1	2	0	1	2	0				
<b>Inning Stats</b>	R: 3 E: 0 K: 1 S: 8	H: 3 LOB: 1 BB: 1 P: 12	R: 1 E: 0 K: 2 S: 9	H: 2 LOB: 2 BB: 1 P: 13	R: 0 E: 0 K: 0 S: 3	H: 0 LOB: 1 BB: 0 P: 4	R: 3 E: 0 K: 2 S: 10	H: 4 LOB: 0 BB: 0 P: 10	R: 0 E: 0 K: 0 S: 4	H: 1 LOB: 2 BB: 1 P: 8	R: 5 E: 0 K: 0 S: 8	H: 6 LOB: 1 BB: 0 P: 9	R: 2 E: 1 K: 0 S: 6	H: 3 LOB: 2 BB: 1 P: 10	R: 0 E: 0 K: 2 S: 9	H: 2 LOB: 2 BB: 0 P: 9	1B: 14 2B: 5 3B: 1 HR: 1	SF: 0 SAC: 0 DP: 1 HBP: 2	WP: 2 PB: 0 SB: 1 CS: 0	PA: 50
<b>PITCHER</b>	IP WLS BF H R ER SO BB IBB HBP BLK WP HR S P ERA WHIP	IP WLS BF H R ER SO BB IBB HBP BLK WP HR S P ERA WHIP																		
Darrell Jackson, L ERA: 3.68 John Verhoeven, R ERA: 4.21 Fernando Arroyo, R ERA: 11.12 Mike Kinnunen, L ERA: 7.71	(1, 1) (4, 1) (6, 1) (7, 1)	3.2 L 21	7 3 1 1	6 1 0 0	6 5 0 2	2 0 0 1	0 0 1 0	0 0 8 9	0 0 8 9	0 0 6 10	6.75 3.000	45.00 6.000	9.00 3.000							

Minnesota Twins @ Cleveland Indians  
Cleveland Municipal Stadium, Cleveland, OH

Sun Jun 15 1980, 3:33 AM EDT  
Att: 25,182 - Unknown - 69 F

AB 43  
R 14  
H 21  
RBI 13  
BB 4  
SO 7  
LOB 17





Batter	1	2	3	4	5	6	7	8	9	AB	R	H	RBI	BB	SO	LOB	TOP			
Mike Squires, L (1, 3) OBP: 0.366, SLG: 0.382										4	0	1	0	0	0	1	<b>Chicago White Sox @ Cleveland Indians</b> Cleveland Municipal Stadium, Cleveland, OH Mon Jun 16 1980, 7:05 PM EDT Att: 11,184 - Unknown			
Greg Pryor, R (1, 5) OBP: 0.263, SLG: 0.311										4	1	1	0	0	0	2				
Chet Lemon, R (1, 8) OBP: 0.356, SLG: 0.495										3	1	1	0	1	0	0				
Lamar Johnson, R (1, 10) OBP: 0.336, SLG: 0.468										4	0	0	0	0	1	4				
Harold Baines, L (1, 9) OBP: 0.311, SLG: 0.453										4	1	1	2	0	0	2				
Jim Morrison, R (1, 4) OBP: 0.329, SLG: 0.452										4	0	1	1	0	0	0				
Thad Bosley, L (1, 7) OBP: 0.386, SLG: 0.438										4	0	3	0	0	0	0				
Bruce Kimm, R (1, 2) OBP: 0.331, SLG: 0.311										3	0	0	0	0	0	3				
Bob Molinaro, L (9, PH) OBP: 0.372, SLG: 0.452										1	0	0	0	0	0	1				
Todd Cruz, R (1, 6) OBP: 0.346, SLG: 0.391										3	0	1	0	0	1	1				
Wayne Nordhagen, R (9, PH) OBP: 0.343, SLG: 0.563										1	0	0	0	0	0	1				
<b>Inning Stats</b>	R: 0 E: 0 K: 0 S: 5	H: 2 LOB: 2 BB: 0 P: 5	R: 0 E: 0 K: 1 S: 6	H: 1 LOB: 1 BB: 0 P: 6	R: 3 E: 0 K: 1 S: 9	H: 4 LOB: 2 BB: 1 P: 13	R: 0 E: 0 K: 0 S: 3	H: 1 LOB: 0 BB: 0 P: 3	R: 0 E: 0 K: 0 S: 3	H: 0 LOB: 0 BB: 0 P: 3	R: 0 E: 0 K: 0 S: 3	H: 0 LOB: 0 BB: 0 P: 3	R: 0 E: 0 K: 0 S: 3	H: 0 LOB: 0 BB: 0 P: 3	R: 0 E: 0 K: 0 S: 4	H: 1 LOB: 1 BB: 0 P: 4	1B: 7 2B: 1 3B: 1 HR: 0	SF: 0 SAC: 0 DP: 1 HBP: 0	WP: 0 PB: 0 CS: 0	PA: 36
<b>PITCHER</b> Wayne Garland, R (1, 1) ERA: 3.5	IP: 9.0 WLS: W BF: 36	H: 9 R: 3 ER: 3 SO: 2	BB: 1 IBB: 0 HBP: 0 BLK: 0	WP: 0 HR: 0 S: 39 P: 43	ERA: 3.00 WHIP: 1.111	<b>PITCHER</b>										IP: 9.0 WLS: W BF: 36	H: 9 R: 3 ER: 3 SO: 2	BB: 1 IBB: 0 HBP: 0 BLK: 0	WP: 0 HR: 0 S: 39 P: 43	ERA: 3.00 WHIP: 1.111

AB	35
R	3
H	9
RBI	3
BB	1
SO	2
LOB	15



Batter	1	2	3	4	5	6	7	8	9	AB	R	H	RBI	BB	SO	LOB	BOTTOM			
Jerry Dybzinski, R (1, 4) OBP: 0.253, SLG: 0.320										4	0	0	0	0	1	1	<b>Chicago White Sox @ Cleveland Indians</b> Cleveland Municipal Stadium, Cleveland, OH Mon Jun 16 1980, 7:05 PM EDT Att: 11,184 - Unknown			
Jorge Orta, L (1, 9) OBP: 0.430, SLG: 0.460										3	1	2	0	2	0	0				
Mike Hargrove, L (1, 3) OBP: 0.318, SLG: 0.417										5	0	0	0	0	1	5				
Joe Charboneau, R (1, 7) OBP: 0.354, SLG: 0.466										3	1	0	0	2	0	3				
Miguel Dilone, S (9, 7) OBP: 0.393, SLG: 0.417										0	0	0	0	0	0	0				
Toby Harrah, R (1, 5) OBP: 0.358, SLG: 0.385										2	1	0	0	2	0	2				
Cliff Johnson, R (1, 10) OBP: 0.322, SLG: 0.390										4	1	1	1	0	0	1				
Rick Manning, L (1, 8) OBP: 0.360, SLG: 0.289										4	0	2	2	0	0	1				
Bo Diaz, R (1, 2) OBP: 0.347, SLG: 0.413										4	1	3	1	0	0	2				
Tom Verzyer, R (1, 6) OBP: 0.345, SLG: 0.371										4	0	2	1	0	0	3				
<b>Inning Stats</b>	R: 0 E: 0 K: 1 S: 6	H: 1 LOB: 1 BB: 0 P: 6	R: 0 E: 0 K: 0 S: 4	H: 2 LOB: 2 BB: 1 P: 8	R: 0 E: 0 K: 0 S: 4	H: 1 LOB: 1 BB: 1 P: 8	R: 1 E: 0 K: 1 S: 7	H: 2 LOB: 1 BB: 0 P: 7	R: 0 E: 0 K: 0 S: 3	H: 0 LOB: 0 BB: 0 P: 3	R: 1 E: 1 K: 0 S: 5	H: 1 LOB: 1 BB: 0 P: 5	R: 3 E: 1 K: 0 S: 5	H: 2 LOB: 2 BB: 3 P: 17	R: 0 E: 0 K: 0 S: 4	H: 1 LOB: 2 BB: 1 P: 8	1B: 8 2B: 2 3B: 0 HR: 0	SF: 0 SAC: 1 DP: 1 HBP: 0	WP: 1 PB: 0 CS: 0	PA: 40
<b>PITCHER</b> Ross Baumgarten, L (1, 1) ERA: 3.38	IP: 6.2 WLS: L BF: 30	H: 7 R: 3 ER: 2 SO: 2	BB: 3 IBB: 0 HBP: 0 BLK: 1	WP: 0 HR: 0 S: 31 P: 43	ERA: 2.70 WHIP: 1.500	<b>PITCHER</b>										IP: 6.2 WLS: L BF: 30	H: 7 R: 3 ER: 2 SO: 2	BB: 3 IBB: 0 HBP: 0 BLK: 1	WP: 0 HR: 0 S: 31 P: 43	ERA: 2.70 WHIP: 1.500
Ed Farmer, R (7, 1) ERA: 2.4	0.0	L	3	1	0	0	0	2	0	0	0	0	1	0	1	9	∞	∞		
Mike Proly, R (7, 1) ERA: 2.93	1.1	7	2	2	2	0	0	0	1	0	0	0	0	0	6	10	13.50	1.500		

AB	33
R	5
H	10
RBI	5
BB	6
SO	2
LOB	18





Batter	1	2	3	4	5	6	7	8	9	AB	R	H	RBI	BB	SO	LOB	TOP										
<b>Thad Bosley, L</b> OBP: 0.382, SLG: 0.423 (1, 7)	G3		4-3		F5		1B	1B		4	0	1	0	1	0	1	<b>Chicago White Sox @ Cleveland Indians</b> Cleveland Municipal Stadium, Cleveland, OH Tue Jun 17 1980, 7:05 PM EDT Att: 9,614 - Unknown										
<b>Todd Cruz, R</b> OBP: 0.351, SLG: 0.392 (1, 6)	FC5-4 1B		5-3		4-3		F7	1B		5	0	2	2	0	0	3											
<b>Chet Lemon, R</b> OBP: 0.353, SLG: 0.400 (1, 8)	FC5-4 1-2		F7		5-3		1B	5-3		5	0	1	1	0	0	4											
<b>Lamar Johnson, R</b> OBP: 0.336, SLG: 0.466 (7, PH) <b>Mike Squires, L</b> OBP: 0.359, SLG: 0.374 (7, 3)	5-3			1B		F8	F8		F7	3	0	1	0	0	0	1											
<b>Wayne Nordhagen, R</b> OBP: 0.343, SLG: 0.565 (8, PH) <b>Bob Molinaro, L</b> OBP: 0.370, SLG: 0.448 (9, PH) <b>Junior Moore, R</b> OBP: 0.282, SLG: 0.325		6-3 1B 2B		K		L5		F2	6-3	3	1	1	0	0	1	1											
<b>Jim Morrison, R</b> OBP: 0.327, SLG: 0.450 (1, 4)		1-3		F8			2B	E5 PB	F8	5	1	1	0	0	0	2											
<b>Harold Baines, L</b> OBP: 0.310, SLG: 0.448 (1, 9)		6-3 2-3				K		F9		4	0	1	0	0	1	3											
<b>Greg Pryor, R</b> OBP: 0.269, SLG: 0.327 (1, 5)				L5				E8 PB BB		4	1	2	1	0	0	3											
<b>Bruce Kimm, R</b> OBP: 0.331, SLG: 0.312 (8, PH) <b>Mary Foley, L</b> OBP: 0.271, SLG: 0.392 (8, 2)	1-3							FC6-2 1B 3B	1B BB	3	1	1	0	0	0	2											
<b>Inning Stats</b>	R: 0 E: 0 K: 0 S: 4	H: 1 LOB: 1 BB: 0 P: 4	R: 1 E: 0 K: 0 S: 5	H: 2 LOB: 1 BB: 0 P: 5	R: 0 E: 0 K: 1 S: 3	H: 0 LOB: 0 BB: 0 P: 3	R: 0 E: 0 K: 1 S: 7	H: 2 LOB: 2 BB: 0 P: 7	R: 0 E: 0 K: 0 S: 4	H: 1 LOB: 1 BB: 0 P: 4	R: 0 E: 0 K: 1 S: 6	H: 1 LOB: 1 BB: 0 P: 6	R: 1 E: 0 K: 0 S: 6	H: 3 LOB: 3 BB: 0 P: 6	R: 3 E: 2 K: 0 S: 6	H: 1 LOB: 2 BB: 2 P: 14		R: 0 E: 0 K: 0 S: 3	H: 0 LOB: 0 BB: 0 P: 3	1B: 8 2B: 2 3B: 1 HR: 0	SF: 0 SAC: 0 DP: 0 HBP: 0	WP: 0 PB: 1 SB: 0 CS: 0	PA: 42				
<b>PITCHER</b>	IP	WLS	BF	H	R	ER	SO	BB	IBB	HBP	BLK	WP	HR	S	P	ERA	WHIP										
<b>Rick Waits, L</b> ERA: 5.36 (1, 1)	6.2		30	10	2	2	2	0	0	0	0	0	0	34	34	2.70	1.500										
<b>Victor Cruz, R</b> ERA: 4.03 (7, 1)	1.1	L	9	1	3	0	0	1	1	0	0	0	0	7	15	0.00	1.500										
<b>Sid Monge, L</b> ERA: 3.64 (9, 1)	1.0		3	0	0	0	0	0	0	0	0	0	0	3	3	0.00	0.000										

Batter	1	2	3	4	5	6	7	8	9	AB	R	H	RBI	BB	SO	LOB	BOTTOM										
<b>Jerry Dybzinski, R</b> OBP: 0.253, SLG: 0.329 (8, PH) <b>Dell Alston, L</b> OBP: 0.257, SLG: 0.290 (9, 4) <b>Alan Bannister, R</b> OBP: 0.259, SLG: 0.238	6-3				WP E 2B		F9		4-3	4	1	1	0	0	0	1	<b>Chicago White Sox @ Cleveland Indians</b> Cleveland Municipal Stadium, Cleveland, OH Tue Jun 17 1980, 7:05 PM EDT Att: 9,614 - Unknown										
<b>Jorge Orta, L</b> OBP: 0.425, SLG: 0.454 (1, 9)	F7		F8		E3 2B E 2H		SH1-3 1B		6-3	5	1	1	1	0	0	0											
<b>Mike Hargrove, L</b> OBP: 0.326, SLG: 0.425 (1, 3)	BB 1B BB		FC5-4 HBP		E4 WP E 1H		SH1-3 1-2		FC6-4 1B BB	1	1	1	0	2	0	0											
<b>Joe Charboneau, R</b> OBP: 0.356, SLG: 0.460 (7, PR) <b>Miguel Dilone, S</b> OBP: 0.369, SLG: 0.423 (8, 7)	1B BB		F7		5-3				FC6-4 1B	2	0	0	0	1	0	2											
<b>Toby Harrah, R</b> OBP: 0.355, SLG: 0.380 (1, 5)	1-2 2H		FC5-4 1-2		5-3		K		FC6-4 1-2 2-3	5	0	1	1	0	1	6											
<b>Cliff Johnson, R</b> OBP: 0.319, SLG: 0.381 (1, 10)	F3			K			K		5-3	4	0	0	0	1	2	6											
<b>Rick Manning, L</b> OBP: 0.358, SLG: 0.288 (1, 8)			F7		K		F8 1-2 2-3			4	0	1	0	0	1	2											
<b>Bo Diaz, R</b> OBP: 0.346, SLG: 0.408 (8, PH) <b>Ron Hassey, L</b> OBP: 0.360, SLG: 0.422 (9, 2)		5-3					K		G3 1H	3	0	1	0	0	1	0											
<b>Tom Verzyr, R</b> OBP: 0.342, SLG: 0.368 (1, 6)					G3		5-3		G3	4	0	1	0	0	0	2											
<b>Inning Stats</b>	R: 1 E: 0 K: 0 S: 4	H: 1 LOB: 2 BB: 2 P: 12	R: 0 E: 0 K: 0 S: 4	H: 1 LOB: 1 BB: 0 P: 4	R: 0 E: 0 K: 2 S: 8	H: 1 LOB: 1 BB: 0 P: 8	R: 2 E: 2 K: 0 S: 6	H: 2 LOB: 2 BB: 1 P: 10	R: 0 E: 0 K: 1 S: 5	H: 0 LOB: 0 BB: 0 P: 5	R: 0 E: 0 K: 2 S: 8	H: 1 LOB: 2 BB: 0 P: 9	R: 0 E: 0 K: 0 S: 4	H: 2 LOB: 1 BB: 0 P: 4	R: 0 E: 0 K: 0 S: 4	H: 1 LOB: 2 BB: 1 P: 8		1B: 6 2B: 3 3B: 0 HR: 0	SF: 0 SAC: 1 DP: 0 HBP: 2	WP: 2 PB: 0 SB: 0 CS: 0	PA: 42						
<b>PITCHER</b>	IP	WLS	BF	H	R	ER	SO	BB	IBB	HBP	BLK	WP	HR	S	P	ERA	WHIP										
<b>Ken Kravec, L</b> ERA: 6.25 (1, 1)	6.1		31	6	3	2	3	2	1	2	0	0	0	32	46	2.84	1.263										
<b>LaMarr Hoyt, R</b> ERA: (7, 1)	2.2	W	11	3	0	0	2	1	0	0	0	0	0	14	18	0.00	1.500										



Batter	1	2	3	4	5	6	7	8	9	AB	R	H	RBI	BB	SO	LOB	TOP				
Miguel Dilone, S OBP: 0.383, SLG: 0.450										3	1	2	0	1	0	1	<b>Cleveland Indians @ Kansas City Royals</b> Royals Stadium, Kansas City, MO Wed Jun 18 1980, 8:05 PM EDT Att: 23,736 - Unknown - 90 F				
Jorge Orta, L OBP: 0.422, SLG: 0.449										4	0	1	0	0	0	2					
Mike Hargrove, L OBP: 0.320, SLG: 0.417										4	0	0	1	0	1	2					
Joe Charboneau, R OBP: 0.359, SLG: 0.458										3	0	1	0	1	0	1					
Toby Harrah, R OBP: 0.357, SLG: 0.383										1	1	1	0	0	0	0					
Jerry Dybzinski, R OBP: 0.247, SLG: 0.321										2	0	0	0	0	0	3					
Gary Alexander, R OBP: 0.273, SLG: 0.306										1	0	0	0	0	0	0					
Dave Rosello, R OBP: 0.250, SLG: 0.341										0	0	0	0	0	0	0					
Alan Bannister, R OBP: 0.253, SLG: 0.233										3	0	0	0	0	0	2					
Rick Manning, L OBP: 0.350, SLG: 0.280										4	0	0	0	0	2	1					
Bo Diaz, R OBP: 0.339, SLG: 0.396										4	0	1	0	0	0	0					
Tom Verzyer, R OBP: 0.340, SLG: 0.364										4	0	1	0	0	1	1					
<b>Inning Stats</b>	R: 0 E: 0 K: 0 S: 3	H: 0 LOB: 1 BB: 1 P: 7	R: 1 E: 0 K: 1 S: 7	H: 2 LOB: 1 BB: 0 P: 7	R: 1 E: 1 K: 0 S: 6	H: 2 LOB: 2 BB: 0 P: 6	R: 0 E: 0 K: 0 S: 4	H: 1 LOB: 1 BB: 1 P: 4	R: 0 E: 0 K: 1 S: 5	H: 0 LOB: 1 BB: 0 P: 3	R: 0 E: 0 K: 0 S: 4	H: 2 LOB: 1 BB: 0 P: 4	R: 0 E: 0 K: 0 S: 3	H: 0 LOB: 0 BB: 0 P: 3	R: 0 E: 0 K: 2 S: 7	H: 0 LOB: 0 BB: 0 P: 7	1B: 5 2B: 2 3B: 0 HR: 0	SF: 0 SAC: 1 DP: 0 HBP: 0	WP: 0 PB: 0 SB: 3 CS: 0	PA: 36	
<b>PITCHER</b> Lary Gura, L ERA: 2.16	IP: 9.0 WLS: W BF: 36	H: 7 R: 2 ER: 2 SO: 4	BB: 2 IBB: 0 HBP: 0 BLK: 0	WP: 0 HR: 0 S: 42 P: 50	ERA: 2.00 WHIP: 1.000	<b>PITCHER</b>											IP: 9.0 WLS: W BF: 36	H: 7 R: 2 ER: 2 SO: 4	BB: 2 IBB: 0 HBP: 0 BLK: 0	WP: 0 HR: 0 S: 42 P: 50	ERA: 2.00 WHIP: 1.000

Batter	1	2	3	4	5	6	7	8	9	AB	R	H	RBI	BB	SO	LOB	BOTTOM				
Willie Wilson, S OBP: 0.344, SLG: 0.399										5	2	3	0	0	0	4	<b>Cleveland Indians @ Kansas City Royals</b> Royals Stadium, Kansas City, MO Wed Jun 18 1980, 8:05 PM EDT Att: 23,736 - Unknown - 90 F				
Frank White, R OBP: 0.290, SLG: 0.347										4	2	0	0	0	0	2					
Darrell Porter, L OBP: 0.385, SLG: 0.416										3	1	2	1	2	0	1					
Willie Aikens, L OBP: 0.371, SLG: 0.432										3	1	2	0	1	0	2					
German Barranca, L OBP: 0.221, SLG: 0.196										0	1	0	0	0	0	0					
Ralph LaCock, L OBP: 0.221, SLG: 0.196										0	0	0	0	0	0	0					
Amos Otis, R OBP: 0.293, SLG: 0.349										4	1	1	2	0	0	4					
Clint Hurdle, L OBP: 0.394, SLG: 0.568										4	1	2	1	1	0	2					
John Wathan, R OBP: 0.383, SLG: 0.417										3	0	1	1	2	0	2					
Jamie Quirk, L OBP: 0.239, SLG: 0.324										5	0	2	3	0	0	3					
U L Washington, S OBP: 0.341, SLG: 0.380										3	1	1	0	2	0	3					
<b>Inning Stats</b>	R: 0 E: 0 K: 0 S: 3	H: 1 LOB: 1 BB: 1 P: 7	R: 0 E: 0 K: 0 S: 4	H: 1 LOB: 3 BB: 2 P: 12	R: 4 E: 1 K: 0 S: 8	H: 5 LOB: 1 BB: 0 P: 8	R: 1 E: 0 K: 0 S: 5	H: 2 LOB: 2 BB: 0 P: 6	R: 0 E: 0 K: 0 S: 4	H: 1 LOB: 1 BB: 0 P: 4	R: 0 E: 0 K: 0 S: 2	H: 0 LOB: 1 BB: 2 P: 10	R: 0 E: 0 K: 0 S: 2	H: 0 LOB: 0 BB: 1 P: 6	R: 5 E: 1 K: 0 S: 8	H: 4 LOB: 2 BB: 2 P: 16	1B: 11 2B: 3 3B: 1 HR: 0	SF: 1 SAC: 1 DP: 3 HBP: 1	WP: 0 PB: 0 SB: 0 CS: 0	PA: 45	
<b>PITCHER</b> John Denny, R ERA: 3.57	IP: 3.0 WLS: L BF: 18	H: 7 R: 4 ER: 3 SO: 3	BB: 3 IBB: 0 HBP: 0 BLK: 0	WP: 0 HR: 0 S: 15 P: 27	ERA: 9.00 WHIP: 3.333	<b>PITCHER</b>											IP: 3.0 WLS: L BF: 18	H: 7 R: 4 ER: 3 SO: 3	BB: 3 IBB: 0 HBP: 0 BLK: 0	WP: 0 HR: 0 S: 15 P: 27	ERA: 9.00 WHIP: 3.333
Bob Ojehinko, L ERA: 6.1	IP: 4.0 WLS: L BF: 19	H: 4 R: 3 ER: 3 SO: 0	BB: 4 IBB: 0 HBP: 1 BLK: 0	WP: 0 HR: 0 S: 14 P: 31	ERA: 6.75 WHIP: 2.000	<b>PITCHER</b>											IP: 4.0 WLS: L BF: 19	H: 4 R: 3 ER: 3 SO: 0	BB: 4 IBB: 0 HBP: 1 BLK: 0	WP: 0 HR: 0 S: 14 P: 31	ERA: 6.75 WHIP: 2.000
Sid Monge, L ERA: 3.82	IP: 1.0 WLS: L BF: 8	H: 3 R: 3 ER: 1 SO: 0	BB: 1 IBB: 0 HBP: 0 BLK: 0	WP: 0 HR: 0 S: 7 P: 11	ERA: 9.00 WHIP: 4.000	<b>PITCHER</b>											IP: 1.0 WLS: L BF: 8	H: 3 R: 3 ER: 1 SO: 0	BB: 1 IBB: 0 HBP: 0 BLK: 0	WP: 0 HR: 0 S: 7 P: 11	ERA: 9.00 WHIP: 4.000











Batter	1	2	3	4	5	6	7	8	9	AB	R	H	RBI	BB	SO	LOB	TOP					
Jerry Dybzinski, R OBP: 0.245, SLG: 0.311 (1,4)										4	0	2	0	0	1	2						
Jorge Orta, L OBP: 0.423, SLG: 0.445 (1,9)										4	0	2	0	0	0	1						
Mike Hargrove, L OBP: 0.311, SLG: 0.423 (1,3)										4	0	0	0	0	1	3						
Joe Charboneau, R OBP: 0.357, SLG: 0.454 (9, PR)										4	0	2	0	0	2	0						
Toby Harrah, R OBP: 0.369, SLG: 0.396 (1,5)										4	0	2	0	0	0	1						
Gary Alexander, R OBP: 0.271, SLG: 0.288 (9, PH)										3	0	0	0	0	0	1						
Ron Hassey, L OBP: 0.383, SLG: 0.432 (9, PH)										1	0	1	1	0	0	0						
Bo Diaz, R OBP: 0.328, SLG: 0.379 (9, PH)										3	1	1	0	0	1	0						
Miguel Dilone, S OBP: 0.392, SLG: 0.455 (9, PR)										1	0	0	0	0	0	2						
Rick Manning, L OBP: 0.345, SLG: 0.263 (9, PH)										2	0	0	0	0	0	0						
Cliff Johnson, R OBP: 0.320, SLG: 0.379 (9, PR)										0	0	0	0	1	0	0						
Alan Bannister, R OBP: 0.253, SLG: 0.241 (9, PR)										0	0	0	0	0	0	0						
Tom Verzyer, R OBP: 0.331, SLG: 0.348 (1,6)										4	0	2	1	0	0	3						
<b>Inning Stats</b>	R: 0 E: 0 K: 0 S: 3	H: 2 LOB: 0 BB: 0 P: 3	R: 0 E: 0 K: 1 S: 5	H: 1 LOB: 0 BB: 0 P: 5	R: 0 E: 0 K: 1 S: 6	H: 1 LOB: 1 BB: 0 P: 6	R: 0 E: 0 K: 0 S: 4	H: 1 LOB: 1 BB: 0 P: 4	R: 1 E: 0 K: 1 S: 7	H: 2 LOB: 1 BB: 0 P: 7	R: 0 E: 0 K: 2 S: 7	H: 1 LOB: 0 BB: 0 P: 7	R: 0 E: 0 K: 0 S: 3	H: 0 LOB: 0 BB: 0 P: 3	R: 0 E: 0 K: 0 S: 4	H: 1 LOB: 1 BB: 1 P: 4	R: 1 E: 0 K: 0 S: 6	H: 3 LOB: 3 BB: 1 P: 10	1B: 11 2B: 2 3B: 0 HR: 0	SF: 0 SAC: 1 DP: 3 HBP: 0	WP: 0 PB: 0 SB: 0 CS: 1	PA: 36
<b>PITCHER</b>	IP	WLS	BF	H	R	ER	SO	BB	IBB	HBP	BLK	WP	HR	S	P	ERA	WHIP					
Geoff Zahn, L ERA: 4.35 (1,1)	8.1	W	31	10	2	2	5	0	0	0	0	0	0	41	41	2.16	1.200					
John Verhoeven, R ERA: 3.75 (9,1)	0.1		3	2	0	0	0	0	0	0	0	0	0	3	3	0.00	6.000					
Darrell Jackson, L ERA: 3.24 (9,1)	0.1	S	2	0	0	0	0	1	0	0	0	0	0	1	5	0.00	3.000					

Cleveland Indians @ Minnesota Twins  
Metropolitan Stadium, Bloomington, MI  
Sat Jun 21 1980, 4:33 AM EDT  
Att. 7,665 - Unknown - 80 F

AB 34  
R 2  
H 12  
RBI 2  
BB 1  
SO 5  
LOB 13



Batter	1	2	3	4	5	6	7	8	9	AB	R	H	RBI	BB	SO	LOB	BOTTOM				
Butch Wynegar, S OBP: 0.371, SLG: 0.436 (1,2)										4	0	3	3	0	0	0					
Ken Landreaux, L OBP: 0.375, SLG: 0.417 (1,8)										4	0	0	0	0	0	4					
Roy Smalley, S OBP: 0.352, SLG: 0.404 (1,6)										4	0	0	0	0	0	2					
Glenn Adams, L OBP: 0.349, SLG: 0.384 (1,10)										4	0	0	0	0	0	0					
Mike Cabbage, L OBP: 0.352, SLG: 0.395 (1,3)										4	0	1	0	0	0	0					
Hosken Powell, L OBP: 0.306, SLG: 0.339 (1,9)										3	0	0	0	0	0	1					
John Castino, R OBP: 0.336, SLG: 0.418 (1,5)										3	1	1	0	0	0	0					
Ron Jackson, R OBP: 0.294, SLG: 0.353 (1,7)										2	1	1	0	0	0	0					
Dave Edwards, R OBP: 0.277, SLG: 0.269 (8,7)										0	0	0	0	0	0	0					
Rob Wilfong, L OBP: 0.298, SLG: 0.329 (1,4)										3	1	2	0	0	1	1					
<b>Inning Stats</b>	R: 0 E: 0 K: 0 S: 3	H: 0 LOB: 0 BB: 0 P: 3	R: 0 E: 0 K: 0 S: 3	H: 0 LOB: 0 BB: 0 P: 3	R: 1 E: 0 K: 0 S: 6	H: 3 LOB: 2 BB: 0 P: 6	R: 0 E: 0 K: 0 S: 3	H: 0 LOB: 0 BB: 0 P: 3	R: 1 E: 0 K: 0 S: 5	H: 2 LOB: 1 BB: 0 P: 5	R: 0 E: 0 K: 0 S: 4	H: 1 LOB: 1 BB: 0 P: 4	R: 1 E: 0 K: 1 S: 7	H: 2 LOB: 1 BB: 0 P: 7	R: 0 E: 0 K: 0 S: 3	H: 0 LOB: 0 BB: 0 P: 3	1B: 7 2B: 1 3B: 0 HR: 0	SF: 0 SAC: 1 DP: 0 HBP: 0	WP: 0 PB: 0 SB: 0 CS: 0	PA: 32	
<b>PITCHER</b>	IP	WLS	BF	H	R	ER	SO	BB	IBB	HBP	BLK	WP	HR	S	P	ERA	WHIP				
Wayne Garland, R ERA: 3.48 (1,1)	8.0	L	32	8	3	3	1	0	0	0	0	0	0	34	34	3.38	1.000				

Cleveland Indians @ Minnesota Twins  
Metropolitan Stadium, Bloomington, MI  
Sat Jun 21 1980, 4:33 AM EDT  
Att. 7,665 - Unknown - 80 F

AB 31  
R 3  
H 8  
RBI 3  
BB 0  
SO 1  
LOB 8





Batter	1	2	3	4	5	6	7	8	9	AB	R	H	RBI	BB	SO	LOB	TOP																					
Miguel Dilone, S OBP: 0.400, SLG: 0.462 (1, 7)	F7	1B		FC6-4 1B		3B 1B	1B			5	2	3	1	0	0	1	<b>Cleveland Indians @ Minnesota Twins</b> Metropolitan Stadium, Bloomington, MI Sun Jun 22 1980, 4:33 AM EDT Att: 9,676 - Cloudy - 80 F																					
Jorge Orta, L OBP: 0.428, SLG: 0.445 Dell Alston, L OBP: 0.289, SLG: 0.382 (1, 9) (4, FH) (4, 9)	BB		1B 1B	FC5-6 1B		1B 3B	F5			0	1	0	0	2	0	0																						
Mike Hargrove, L OBP: 0.310, SLG: 0.422 (1, 3)	F8		1B 2B	1B		HR 1B	G3			5	2	2	1	0	0	3																						
Joe Charboneau, R OBP: 0.363, SLG: 0.472 (1, 10)	F9		2B 1B	1B		HR		6-3		5	2	3	2	0	0	1																						
Toby Harrah, R OBP: 0.370, SLG: 0.397 Dave Rosello, R OBP: 0.240, SLG: 0.326 (1, 5) (8, 5)	K		F9	FC5-6		G3 1B		G5-4-3 1B		5	0	2	0	0	1	5																						
Jack Brohamer, L OBP: 0.379, SLG: 0.426 (1, 4)	1B 2B		1B 2B			F9		G5-4-3 1B		4	1	2	2	1	0	2																						
Rick Manning, L OBP: 0.347, SLG: 0.267 (1, 8)	2B 1B		1B			K	G3		E4 G4-6-3	5	1	2	1	0	1	2																						
Bo Diaz, R OBP: 0.318, SLG: 0.381 (1, 2)	1B 2B		K			6-3	6-3		G4-6-3	5	0	1	1	0	1	3																						
Tom Verzyer, R OBP: 0.333, SLG: 0.356 (1, 6)	6-3			FC6-4 1B		1B 3B 2B	L3		3-1	5	1	2	0	0	0	2																						
<b>Inning Stats</b>	R: 0 E: 0 K: 0 S: 3	H: 0 LOB: 1 BB: 1 P: 7	R: 2 E: 0 K: 1 S: 7	H: 3 LOB: 2 BB: 1 P: 11	R: 3 E: 0 K: 1 S: 8	H: 4 LOB: 1 BB: 1 P: 12	R: 1 E: 1 K: 0 S: 6	H: 3 LOB: 2 BB: 0 P: 6	R: 0 E: 0 K: 1 S: 5	H: 1 LOB: 0 BB: 0 P: 5	R: 5 E: 0 K: 0 S: 9	H: 6 LOB: 1 BB: 0 P: 9	R: 0 E: 0 K: 0 S: 4	H: 1 LOB: 0 BB: 0 P: 4	R: 0 E: 0 K: 0 S: 3	H: 0 LOB: 0 BB: 0 P: 3	1B: 14 2B: 4 3B: 1 HR: 1	SF: 0 SAC: 0 DP: 3 HBP: 0	WP: 0 PB: 0 SB: 1 CS: 1	PA: 45																		
<b>PITCHER</b>	IP	WLS	BF	H	R	ER	SO	BB	IBB	HBP	BLK	WP	HR	S	P	ERA	WHIP	<b>PITCHER</b>				IP	WLS	BF	H	R	ER	SO	BB	IBB	HBP	BLK	WP	HR	S	P	ERA	WHIP
Pete Redfern, R ERA: 4.61 (1, 1)	3.1	L	19	8	6	6	2	3	0	0	0	0	0	20	32	16.20	3.300																					
Mike Kinnunen, L ERA: 11.37 (4, 1)	1.2		11	7	4	4	1	0	0	0	0	0	0	13	13	21.60	4.200																					
Fernando Arroyo, R ERA: 6.97 (6, 1)	4.0		15	4	1	1	0	0	0	0	0	0	1	15	15	2.25	1.000																					

Batter	1	2	3	4	5	6	7	8	9	AB	R	H	RBI	BB	SO	LOB	BOTTOM																					
Butch Wynegar, S OBP: 0.373, SLG: 0.437 (1, 2)	6-3		G4-6-3 1B		K			F9 1B SF9 1B		4	1	2	0	0	1	0	<b>Cleveland Indians @ Minnesota Twins</b> Metropolitan Stadium, Bloomington, MI Sun Jun 22 1980, 4:33 AM EDT Att: 9,676 - Cloudy - 80 F																					
Roy Smalley, S OBP: 0.350, SLG: 0.401 (1, 6)	K		G4-6-3		F8		1B			4	0	1	0	0	1	1																						
Ken Landreaux, L OBP: 0.372, SLG: 0.414 Rick Sofield, L OBP: 0.278, SLG: 0.406 (1, 8) (4, 7)	F9		K		F8		F9			2	0	0	0	0	1	0																						
Ron Jackson, R OBP: 0.286, SLG: 0.346 (1, 3)	6-3			5-3		L3		SF9		3	0	0	1	0	0	0																						
Jose Morales, R OBP: 0.400, SLG: 0.493 (1, 10)	5-3 E 1B BB			1B 2B		6-3		L7		3	2	1	0	1	0	1																						
John Castino, R OBP: 0.344, SLG: 0.437 (1, 5)	E6 1B 5-3			FC6-4 1B		BB		HR		3	2	2	2	1	0	1																						
Pete Mackanin, R OBP: 0.281, SLG: 0.313 (1, 4)	5-3			F8		F3		4-1		4	0	0	0	0	0	4																						
Dave Edwards, R OBP: 0.276, SLG: 0.268 (1, 7) (4, 8)	CS 1B			FC6-4		L8		F6		4	0	1	2	0	0	2																						
Willie Norwood, R OBP: 0.200, SLG: 0.236 (1, 9)	CS		1B G4-6-3 2B		F7		F7		F2	4	1	1	0	0	0	1																						
<b>Inning Stats</b>	R: 0 E: 0 K: 1 S: 5	H: 0 LOB: 0 BB: 0 P: 5	R: 2 E: 1 K: 0 S: 4	H: 1 LOB: 0 BB: 1 P: 8	R: 1 E: 0 K: 1 S: 6	H: 2 LOB: 0 BB: 0 P: 6	R: 1 E: 0 K: 0 S: 5	H: 2 LOB: 1 BB: 0 P: 5	R: 0 E: 0 K: 1 S: 3	H: 0 LOB: 0 BB: 0 P: 3	R: 0 E: 0 K: 0 S: 3	H: 0 LOB: 0 BB: 1 P: 7	R: 1 E: 0 K: 0 S: 5	H: 2 LOB: 1 BB: 0 P: 5	R: 1 E: 0 K: 0 S: 4	H: 1 LOB: 0 BB: 0 P: 4	1B: 5 2B: 2 3B: 0 HR: 1	SF: 1 SAC: 0 DP: 1 HBP: 0	WP: 0 PB: 0 SB: 0 CS: 1	PA: 37																		
<b>PITCHER</b>	IP	WLS	BF	H	R	ER	SO	BB	IBB	HBP	BLK	WP	HR	S	P	ERA	WHIP	<b>PITCHER</b>				IP	WLS	BF	H	R	ER	SO	BB	IBB	HBP	BLK	WP	HR	S	P	ERA	WHIP
Rick Waits, L ERA: 5.18 (1, 1)	8.0	W	32	7	5	3	3	0	0	0	0	0	0	36	44	3.38	1.125																					
Sid Monge, L ERA: 3.97 (9, 1)	1.0		4	1	1	1	0	0	0	0	0	0	1	4	4	9.00	1.000																					





Batter	1	2	3	4	5	6	7	8	9	AB R H RBI BB SO LOB	TOP																	
<b>Rick Peters, S</b> (1, 8) OBP: 0.292, SLG: 0.283	6-3		G6-4-3		K		FC6-2-1		1B	5 0 1 0 0 1 5	<b>Detroit Tigers @ Cleveland Indians</b> Cleveland Municipal Stadium, Cleveland, OH Mon Jun 23 1980, 7:05 PM EDT Att: 19,564 - Unknown																	
<b>Alan Trammell, R</b> (1, 6) OBP: 0.405, SLG: 0.436	5-3		2-3			6-3 SH1-3 WP	F4		K	5 1 1 0 0 1 3																		
<b>Steve Kemp, L</b> (1, 10) OBP: 0.385, SLG: 0.462	K				K		SH1-3		F8	4 1 1 0 0 2 1																		
<b>Lance Parrish, R</b> (1, 2) OBP: 0.317, SLG: 0.472		1B 2B			F6		6-3		K	4 1 1 0 0 1 2																		
<b>John Wockenfuss, R</b> (1, 3) OBP: 0.295, SLG: 0.304 <b>Richie Hebner, L</b> (8, PH) OBP: 0.346, SLG: 0.470		2B 4-3			F9		WP		1B 4-3	2 1 1 0 1 0 0 1 1 1 0 0 0 0																		
<b>Tom Brookens, R</b> (1, 5) OBP: 0.337, SLG: 0.387		4-3			F6		F7		1B 4-3	4 0 2 2 0 0 1																		
<b>Jim Lentine, R</b> (1, 7) OBP: 0.396, SLG: 0.304 <b>Champ Summers, L</b> (7, PH) OBP: 0.396, SLG: 0.518		4-3							4-3	2 0 1 1 0 0 1 2 0 1 1 0 0 1																		
<b>Stan Papi, R</b> (1, 4) OBP: 0.289, SLG: 0.432 <b>Lou Whitaker, L</b> (7, PH) OBP: 0.352, SLG: 0.234		2-3 3-H							2-3 3-H	1 0 0 0 1 0 1 2 0 1 0 0 1 1																		
<b>Dave Stegman, R</b> (1, 9) OBP: 0.287, SLG: 0.320									K	4 0 2 0 0 1 2																		
<b>Inning Stats</b>	R: 0 E: 0 K: 1 S: 5	H: 0 LOB: 0 BB: 0 P: 5	R: 2 E: 0 K: 0 S: 5	H: 3 LOB: 0 BB: 0 P: 5	R: 0 E: 0 K: 0 S: 3	H: 1 LOB: 0 BB: 0 P: 3	R: 0 E: 0 K: 1 S: 5	H: 0 LOB: 0 BB: 0 P: 5	R: 0 E: 0 K: 1 S: 6	H: 2 LOB: 2 BB: 1 P: 10		R: 1 E: 0 K: 0 S: 4	H: 1 LOB: 1 BB: 1 P: 8	R: 0 E: 0 K: 0 S: 5	H: 2 LOB: 2 BB: 0 P: 5	R: 2 E: 0 K: 2 S: 10	H: 3 LOB: 1 BB: 0 P: 10	R: 0 E: 0 K: 2 S: 8	H: 1 LOB: 1 BB: 0 P: 8	1B: 12 2B: 1 3B: 0 HR: 0	SF: 0 SAC: 1 DP: 1 HBP: 0	WP: 1 PB: 0 SB: 1 CS: 1	PA: 39					
<b>PITCHER</b>	IP WLS BF H R ER SO BB IBB HBP BLK WP HR S P ERA WHIP											<b>PITCHER</b>	IP WLS BF H R ER SO BB IBB HBP BLK WP HR S P ERA WHIP															
<b>Bob Ovwchinko, L</b> (1, 1) ERA: 5.89	6.0		24	7	3	3	3	2	0	0	0	0	1	0	28	36	4.50	1.500										
<b>Mike Stanton, R</b> (7, 1) ERA: 4.09	1.1	L	9	5	2	2	1	0	0	0	0	0	0	0	11	11	13.50	3.750										
<b>Sid Monge, L</b> (8, 1) ERA: 3.79	1.2		6	1	0	0	3	0	0	0	0	0	0	0	12	12	0.00	0.600										

Batter	1	2	3	4	5	6	7	8	9	AB R H RBI BB SO LOB	BOTTOM																	
<b>Miguel Dilone, S</b> (1, 9) OBP: 0.400, SLG: 0.459	HR	F8				F4			G3	5 1 2 0 0 0 3	<b>Detroit Tigers @ Cleveland Indians</b> Cleveland Municipal Stadium, Cleveland, OH Mon Jun 23 1980, 7:05 PM EDT Att: 19,564 - Unknown																	
<b>Alan Bannister, R</b> (1, 7) OBP: 0.258, SLG: 0.262	HR	FC6-4			F8		F9		BB	4 1 1 2 1 0 2																		
<b>Mike Hargrove, L</b> (1, 3) OBP: 0.307, SLG: 0.418	3-1		3-1		K		G5-4-3		G3	5 0 1 0 0 1 2																		
<b>Joe Charboneau, R</b> (1, 10) OBP: 0.370, SLG: 0.483	2B		G5-4-3			SH5-4	BB		G5-4-3	4 1 3 0 0 0 1																		
<b>Toby Harrah, R</b> (1, 5) OBP: 0.375, SLG: 0.397	BB		G5-4-3			SH5-4	2B		E7	2 1 1 0 2 0 1																		
<b>Bo Diaz, R</b> (1, 2) OBP: 0.309, SLG: 0.369	L8				F8		SH5-4		SH5-3	2 0 0 0 0 0 2																		
<b>Rick Manning, L</b> (1, 8) OBP: 0.345, SLG: 0.262	L9				F6		2B		L4	3 0 0 0 1 0 3																		
<b>Jerry Dybzinski, R</b> (1, 4) OBP: 0.245, SLG: 0.319		E5			6-3		BB		L1	4 0 1 2 0 0 1																		
<b>Tom Veryzer, R</b> (1, 6) OBP: 0.331, SLG: 0.350		F7			5-3		2-3 3-H		G3	3 0 0 0 1 0 1																		
<b>Inning Stats</b>	R: 2 E: 0 K: 0 S: 6	H: 3 LOB: 2 BB: 1 P: 10	R: 0 E: 1 K: 0 S: 4	H: 0 LOB: 1 BB: 0 P: 4	R: 0 E: 0 K: 0 S: 3	H: 1 LOB: 0 BB: 0 P: 3	R: 0 E: 0 K: 1 S: 6	H: 0 LOB: 0 BB: 0 P: 3	R: 2 E: 0 K: 0 S: 4	H: 2 LOB: 2 BB: 3 P: 16		R: 0 E: 0 K: 0 S: 3	H: 1 LOB: 1 BB: 0 P: 3	R: 0 E: 0 K: 0 S: 4	H: 1 LOB: 1 BB: 0 P: 4	R: 0 E: 0 K: 0 S: 3	H: 0 LOB: 1 BB: 1 P: 7	1B: 6 2B: 2 3B: 0 HR: 1	SF: 0 SAC: 2 DP: 2 HBP: 0	WP: 0 PB: 0 SB: 2 CS: 0	PA: 39							
<b>PITCHER</b>	IP WLS BF H R ER SO BB IBB HBP BLK WP HR S P ERA WHIP											<b>PITCHER</b>	IP WLS BF H R ER SO BB IBB HBP BLK WP HR S P ERA WHIP															
<b>Pat Underwood, L</b> (1, 1) ERA: 5.11	5.1		26	7	4	4	1	2	0	0	0	0	0	1	25	37	6.75	1.688										
<b>Dan Schatzeder, L</b> (6, 1) ERA: 5.95	3.2	W	13	2	0	0	0	2	0	0	0	0	0	11	19	0.00	1.091											



Batter	1	2	3	4	5	6	7	8	9	AB	R	H	RBI	BB	SO	LOB	TOP								
<b>Rick Peters, S</b> OBP: 0.305, SLG: 0.298 (1, 8)	0-0 SH2-4 FC4-6 1B		0-0 4-3		0-0 6-3		0-0 2B 1B	0-0 BB 1B		5	3	3	0	0	0	0									
<b>Alan Trammell, R</b> OBP: 0.402, SLG: 0.430 (1, 6)	0-0 SH2-4		0-3 K		0-0 4-3		0-0 F7 1-2 2-3	4-0 BB 1B		3	1	0	0	1	1	2									
<b>Steve Kemp, L</b> OBP: 0.394, SLG: 0.459 (6, PR)	4-0 FC4-6 BB		0-0 F6		4-0 S BB		4-0 2B BB	4-0 1B BB		1	1	0	0	4	0	0									
<b>Jim Lentine, R</b> OBP: 0.295, SLG: 0.304 (8, 7)										0	0	0	0	0	0	0									
<b>Richie Hebner, L</b> OBP: 0.353, SLG: 0.476 (1, 3)	0-0 FC4-6 1B				4-0 E 1B BB		0-0 3B 2B	0-0 1-3 2-H 3-H		4	2	2	6	1	0	2									
<b>Tim Corcoran, L</b> OBP: 0.298, SLG: 0.180 (8, 3)					0-0 F3					0	0	0	0	0	0	0									
<b>Champ Summers, L</b> OBP: 0.396, SLG: 0.510 (1, 10)	0-0 1-2 1B				0-0 F6		0-0 F7	4-0 3B IBB		4	1	1	0	1	1	3									
<b>John Wockenfuss, R</b> OBP: 0.390, SLG: 0.488 (1, 2)	0-0 F7				0-0 E5 1B		0-0 F8	0-0 1-H 2-H 3-H		5	0	1	2	0	1	3									
<b>Tom Brookens, R</b> OBP: 0.327, SLG: 0.374 (1, 5)			0-0 4-3		0-3 K		0-0 F3	0-3 K		5	0	0	0	0	2	3									
<b>Dave Stegman, R</b> OBP: 0.283, SLG: 0.314 (1, 9)			0-0 6-3		0-0 1-3 2-H		0-0 K	0-0 L8		5	0	1	1	0	1	0									
<b>Lou Whitaker, L</b> OBP: 0.350, SLG: 0.235 (1, 4)			0-3 K		0-0 5-3		0-0 F7 2B 1B	0-0 F8		4	1	1	0	0	1	2									
<b>Inning Stats</b>	R: 1 E: 0 K: 0 S: 5	H: 2 LOB: 2 BB: 1 P: 9	R: 0 E: 0 K: 1 S: 5	H: 0 LOB: 0 BB: 0 P: 5	R: 0 E: 0 K: 1 S: 5	H: 0 LOB: 0 BB: 0 P: 5	R: 1 E: 1 K: 1 S: 7	H: 1 LOB: 2 BB: 1 P: 11	R: 0 E: 0 K: 0 S: 3	H: 0 LOB: 1 BB: 1 P: 7	R: 0 E: 0 K: 0 S: 3	H: 0 LOB: 0 BB: 0 P: 3	R: 5 E: 0 K: 2 S: 11	H: 4 LOB: 1 BB: 2 P: 19	R: 2 E: 0 K: 1 S: 7	H: 2 LOB: 2 BB: 2 P: 15	R: 0 E: 0 K: 1 S: 5	H: 0 LOB: 0 BB: 0 P: 5	1B: 7 2B: 1 3B: 1 HR: 0	SF: 0 SAC: 1 DP: 0 HBP: 0	WP: 0 PB: 0 SB: 2 CS: 0	PA: 44			
<b>PITCHER</b>	IP	WLS	BF	H	R	ER	SO	BB	IBB	HBP	BLK	WP	HR	S	P	ERA	WHIP								
<b>Len Barker, R</b> ERA: 4.43 (1, 1)	6.2	L	33	7	7	6	4	4	1	0	0	0	0	36	56	8.10	1.650								
<b>Victor Cruz, R</b> ERA: 3.95 (7, 1)	1.0		5	1	2	2	1	1	0	0	0	0	0	6	10	18.00	2.000								
<b>Sid Monge, L</b> ERA: 3.65 (8, 1)	1.1		6	1	0	0	2	1	0	0	0	0	0	9	13	0.00	1.500								

**Detroit Tigers @ Cleveland Indians**  
Cleveland Municipal Stadium, Cleveland, OH  
Tue Jun 24 1980, 7:05 PM EDT  
Att: 11,692 - Unknown

AB 36  
R 9  
H 9  
RBI 9  
BB 7  
SO 7  
LOB 15



Batter	1	2	3	4	5	6	7	8	9	AB	R	H	RBI	BB	SO	LOB	BOTTOM								
<b>Miguel Dilone, S</b> OBP: 0.407, SLG: 0.456 (1, 7)	4-0 S 1B BB		0-0 FC6-4 1B		0-0 3-1		4-0 FC4-6 WP BB	0-0 F7		3	1	1	0	2	0	1									
<b>Jorge Orta, L</b> OBP: 0.427, SLG: 0.442 (1, 9)	0-0 F7		0-0 FC6-4		0-0		4-0 FC4-6 BB	0-0 F7		4	0	1	0	1	0	4									
<b>Dell Alston, L</b> OBP: 0.289, SLG: 0.382 (9, 9)	1-2		1-2		0-0 1B		1-2 FC4-6 BB			0	0	0	0	0	0	0									
<b>Mike Hargrove, L</b> OBP: 0.307, SLG: 0.415 (1, 3)	4-0 1B 4-3 BB		0-0 F9 E 1B		0-0 G3		0-0 FC4-6 1-2 2-3	0-0 F5		4	2	1	0	1	0	3									
<b>Joe Charboneau, R</b> OBP: 0.370, SLG: 0.481 (1, 10)	0-0 4-3 1-3 2-H		0-0 S SF9 1B		0-0 6-3		0-3 K	0-0 6-3		5	1	2	1	0	1	2									
<b>Toby Harrah, R</b> OBP: 0.376, SLG: 0.397 (1, 5)	0-0 4-3		0-0 F9		0-0 F9 BB 1B		0-0 6-3	0-0		5	0	2	1	0	0	3									
<b>Ron Hassey, L</b> OBP: 0.378, SLG: 0.424 (1, 2)	2-3 3-H		0-0 SF9		4-0 1-2 BB		0-0 4-3	0-0 G3		3	0	0	1	1	0	2									
<b>Jack Brohamer, L</b> OBP: 0.371, SLG: 0.406 (1, 4)			0-3 K		0-0 F9 2-3		0-0 F8			3	0	0	0	1	1	2									
<b>Rick Manning, L</b> OBP: 0.338, SLG: 0.256 (1, 8)			0-3 K		0-0 5-3		0-0 4-3	0-0 L6		4	0	0	0	0	1	3									
<b>Tom Verzyr, R</b> OBP: 0.330, SLG: 0.347 (1, 6)			0-0 1B 1B		0-0 F8		0-0 5-3	0-0 E1		4	0	1	0	0	0	0									
<b>Inning Stats</b>	R: 2 E: 0 K: 0 S: 4	H: 1 LOB: 1 BB: 2 P: 12	R: 0 E: 0 K: 2 S: 9	H: 2 LOB: 2 BB: 0 P: 9	R: 2 E: 0 K: 0 S: 5	H: 2 LOB: 1 BB: 1 P: 9	R: 0 E: 0 K: 0 S: 4	H: 1 LOB: 1 BB: 0 P: 4	R: 0 E: 0 K: 1 S: 5	H: 0 LOB: 2 BB: 2 P: 13	R: 0 E: 0 K: 0 S: 3	H: 0 LOB: 0 BB: 0 P: 3	R: 0 E: 1 K: 0 S: 4	H: 0 LOB: 1 BB: 0 P: 4	R: 0 E: 0 K: 0 S: 4	H: 1 LOB: 1 BB: 0 P: 4	1B: 8 2B: 0 3B: 0 HR: 0	SF: 1 SAC: 0 DP: 0 HBP: 0	WP: 1 PB: 0 SB: 3 CS: 0	PA: 42					
<b>PITCHER</b>	IP	WLS	BF	H	R	ER	SO	BB	IBB	HBP	BLK	WP	HR	S	P	ERA	WHIP								
<b>Dan Petry, R</b> ERA: 3.29 (1, 1)	2.2		16	5	4	3	2	3	0	0	0	0	0	17	29	10.12	3.000								
<b>Roger Weaver, R</b> ERA: (3, 1)	3.1	W	15	2	0	0	1	3	0	0	0	1	0	14	26	0.00	1.500								
<b>Aurelio Lopez, R</b> ERA: 4.2 (7, 1)	3.0	S	11	1	0	0	0	0	0	0	0	0	0	11	11	0.00	0.333								

**Detroit Tigers @ Cleveland Indians**  
Cleveland Municipal Stadium, Cleveland, OH  
Tue Jun 24 1980, 7:05 PM EDT  
Att: 11,692 - Unknown

AB 35  
R 4  
H 8  
RBI 3  
BB 6  
SO 3  
LOB 20





Batter	1	2	3	4	5	6	7	8	9	AB	R	H	RBI	BB	SO	LOB	TOP					
<b>Rick Peters, S</b> OBP: 0.320, SLG: 0.318 (1, 8)										6	2	3	1	1	1	3	<b>Detroit Tigers @ Cleveland Indians</b> Cleveland Municipal Stadium, Cleveland, OH Wed Jun 25 1980, 7:05 PM EDT Att: 11,873 - Unknown					
<b>Alan Trammell, R</b> OBP: 0.404, SLG: 0.430 (1, 6)										5	2	2	2	1	0	2						
<b>Steve Kemp, L</b> OBP: 0.402, SLG: 0.463 <b>Tim Corcoran, L</b> OBP: 0.288, SLG: 0.180 (1, 7) (8, 7)										5	1	3	3	1	0	1						
<b>Richie Hebner, L</b> OBP: 0.354, SLG: 0.471 <b>Duffy Dyer, R</b> OBP: 0.217, SLG: 0.341 (1, 3) (6, 2)										4	1	1	1	1	0	5						
<b>Champ Summers, L</b> OBP: 0.405, SLG: 0.510 <b>Lance Parrish, R</b> OBP: 0.315, SLG: 0.468 (1, 10) (6, PH)										2	2	1	1	2	0	1						
<b>John Wockenfuss, R</b> OBP: 0.394, SLG: 0.481 (1, 2) (6, 3)										4	0	1	1	2	1	3						
<b>Tom Brookens, R</b> OBP: 0.339, SLG: 0.384 (1, 5)										4	2	2	2	2	0	4						
<b>Jim Lentine, R</b> OBP: 0.298, SLG: 0.288 (1, 9)										4	1	0	1	2	0	3						
<b>Lou Whitaker, L</b> OBP: 0.354, SLG: 0.235 (1, 4)										4	2	1	1	2	1	3						
<b>Inning Stats</b>	R: 3 E: 0 K: 1 S: 6	H: 1 LOB: 3 BB: 5 P: 26	R: 1 E: 1 K: 0 S: 5	H: 2 LOB: 1 BB: 0 P: 5	R: 2 E: 0 K: 1 S: 8	H: 3 LOB: 3 BB: 2 P: 16	R: 1 E: 0 K: 0 S: 4	H: 2 LOB: 2 BB: 2 P: 12	R: 1 E: 0 K: 0 S: 5	H: 2 LOB: 1 BB: 0 P: 5	R: 5 E: 0 K: 0 S: 6	H: 3 LOB: 2 BB: 4 P: 22	R: 0 E: 0 K: 1 S: 4	H: 1 LOB: 1 BB: 0 P: 4	R: 0 E: 0 K: 1 S: 6	H: 1 LOB: 2 BB: 1 P: 10		R: 0 E: 0 K: 1 S: 5	H: 0 LOB: 0 BB: 0 P: 5	1B: 13 2B: 2 3B: 0 HR: 0	SF: 0 SAC: 0 DP: 1 HBP: 0	WP: 1 PB: 0 SB: 0 CS: 0
<b>PITCHER</b>	IP WLS BF H R ER SO BB IBB HBP BLK WP HR S P ERA WHIP																	<b>PITCHER</b>	IP WLS BF H R ER SO BB IBB HBP BLK WP HR S P ERA WHIP			
<b>Dan Spillner, R</b> ERA: 5.08 (1, 1)	2.2 L 20 6 6 2 2 6 0 0 0 0 0 0 18 42 20.25 4.500																					
<b>Don Collins, L</b> ERA: 7.71 (3, 1)	2.1 4 2 2 0 3 0 0 0 0 1 0 10 22 7.71 3.000																					
<b>Mike Stanton, R</b> ERA: 5.22 (6, 1)	0.0 5 1 5 5 0 4 0 0 0 0 0 0 1 17 ∞ ∞																					
<b>Sid Monge, L</b> ERA: 3.38 (6, 1)	3.0 14 4 0 0 1 1 0 0 0 0 0 0 15 19 0.00 1.667																					
<b>Victor Cruz, R</b> ERA: 3.75 (9, 1)	1.0 3 0 0 0 1 0 0 0 0 0 0 0 5 5 0.00 0.000																					
<b>Batter</b>	<b>1</b>	<b>2</b>	<b>3</b>	<b>4</b>	<b>5</b>	<b>6</b>	<b>7</b>	<b>8</b>	<b>9</b>	<b>AB</b>	<b>R</b>	<b>H</b>	<b>RBI</b>	<b>BB</b>	<b>SO</b>	<b>LOB</b>	<b>BOTTOM</b>					
<b>Miguel Dilone, S</b> OBP: 0.400, SLG: 0.446 (1, 7)										5	1	1	0	0	1	3	<b>Detroit Tigers @ Cleveland Indians</b> Cleveland Municipal Stadium, Cleveland, OH Wed Jun 25 1980, 7:05 PM EDT Att: 11,873 - Unknown					
<b>Jorge Orta, L</b> OBP: 0.426, SLG: 0.438 <b>Dell Alston, L</b> OBP: 0.282, SLG: 0.371 (1, 9) (7, 9)										2	0	0	0	1	0	1						
<b>Mike Hargrove, L</b> OBP: 0.311, SLG: 0.420 (1, 3)										4	0	3	1	0	0	0						
<b>Joe Charboneau, R</b> OBP: 0.368, SLG: 0.474 (1, 10)										3	1	0	0	1	0	4						
<b>Toby Harrah, R</b> OBP: 0.373, SLG: 0.394 <b>Dave Rosello, R</b> OBP: 0.250, SLG: 0.333 (1, 5) (6, PH) (7, 5)										2	0	0	0	0	1	1						
<b>Ron Hassey, L</b> OBP: 0.375, SLG: 0.420 (1, 2)										4	0	1	2	0	0	0						
<b>Jack Brohamer, L</b> OBP: 0.378, SLG: 0.394 (1, 4)										2	0	0	0	2	0	0						
<b>Rick Manning, L</b> OBP: 0.346, SLG: 0.267 (1, 8)										4	0	3	0	0	1	1						
<b>Tom Verczer, R</b> OBP: 0.328, SLG: 0.345 <b>Jerry Dybzinski, R</b> OBP: 0.248, SLG: 0.313 (1, 6) (5, PH) (6, 6)										1	0	0	0	0	0	2						
<b>Inning Stats</b>	R: 0 E: 0 K: 0 S: 3	H: 1 LOB: 1 BB: 1 P: 7	R: 0 E: 0 K: 1 S: 6	H: 1 LOB: 2 BB: 1 P: 10	R: 0 E: 0 K: 0 S: 3	H: 0 LOB: 0 BB: 0 P: 3	R: 0 E: 0 K: 0 S: 2	H: 0 LOB: 0 BB: 1 P: 6	R: 0 E: 0 K: 1 S: 4	H: 0 LOB: 0 BB: 1 P: 8	R: 1 E: 0 K: 0 S: 5	H: 2 LOB: 1 BB: 0 P: 5	R: 0 E: 0 K: 0 S: 4	H: 1 LOB: 1 BB: 0 P: 5	R: 2 E: 1 K: 0 S: 5	H: 3 LOB: 1 BB: 0 P: 5		R: 0 E: 0 K: 1 S: 6	H: 1 LOB: 1 BB: 0 P: 6	1B: 9 2B: 0 3B: 0 HR: 0	SF: 0 SAC: 0 DP: 3 HBP: 1	WP: 0 PB: 0 SB: 0 CS: 0
<b>PITCHER</b>	IP WLS BF H R ER SO BB IBB HBP BLK WP HR S P ERA WHIP																	<b>PITCHER</b>	IP WLS BF H R ER SO BB IBB HBP BLK WP HR S P ERA WHIP			
<b>Milt Wilcox, R</b> ERA: 3.45 (1, 1)	9.0 W 37 9 3 2 3 4 0 0 1 0 0 0 38 55 2.00 1.444																					



Batter	1	2	3	4	5	6	7	8	9	AB	R	H	RBI	BB	SO	LOB	TOP											
Miguel Dilone, S OBP: 0.396, SLG: 0.436	4-0 1B SF8 BB		0-0 F9			0-3 K		0-0 F7		3	1	0	0	1	1	0												
Jorge Orta, L OBP: 0.427, SLG: 0.439	0-0 1B		0-3 K			0-0 4-3 2B 1B		0-0 F6		4	1	2	0	0	1	0												
Mike Hargrove, L OBP: 0.306, SLG: 0.415	0-0 SF8		0-0 3-1			0-0 4-3 1-2		0-0 F8		3	0	0	1	0	0	1												
Joe Charboneau, R OBP: 0.370, SLG: 0.479	0-0 1-2 1B			0-0 F4		0-0 2B			0-3 K	4	0	2	1	0	1	0												
Toby Harrah, R OBP: 0.375, SLG: 0.393	0-0 L5			0-0 G1-4-3 1B		0-3 K			4-0 CS BB	3	0	1	0	1	1	3												
Bo Diaz, R OBP: 0.296, SLG: 0.353	0-0 6-3			0-0 G1-4-3 1-2				0-0 6-3		3	0	0	0	0	0	3												
Ron Hassey, L OBP: 0.373, SLG: 0.418									0-3 K 1-2	1	0	0	0	0	1	1												
Rick Manning, L OBP: 0.341, SLG: 0.263		0-0 4-3			0-0 L8				0-0 2-3	3	0	0	0	0	0	0												
Jerry Dybzinski, R OBP: 0.250, SLG: 0.323		0-0 F8			0-0 L4				0-0 2B	3	0	1	0	0	0	0												
Dave Rosello, R OBP: 0.236, SLG: 0.314		0-0 1-3			0-0 4-3				0-0 F7	3	0	0	0	0	0	1												
<b>Inning Stats</b>	R: 1 E: 0 K: 0 S: 5	H: 2 LOB: 2 BB: 1 P: 9	R: 0 E: 0 K: 0 S: 3	H: 0 LOB: 0 BB: 0 P: 3	R: 0 E: 0 K: 1 S: 5	H: 0 LOB: 0 BB: 0 P: 5	R: 0 E: 0 K: 0 S: 3	H: 1 LOB: 0 BB: 0 P: 3	R: 0 E: 0 K: 0 S: 3	H: 0 LOB: 0 BB: 0 P: 3	R: 1 E: 0 K: 2 S: 9	H: 2 LOB: 1 BB: 0 P: 9	R: 0 E: 0 K: 0 S: 4	H: 1 LOB: 1 BB: 0 P: 4	R: 0 E: 0 K: 0 S: 3	H: 0 LOB: 0 BB: 1 P: 10	1B: 4 2B: 2 3B: 0 HR: 0	SF: 1 SAC: 0 DP: 1 HBP: 0	WP: 0 PB: 0 SB: 0 CS: 1	PA: 33								
<b>PITCHER</b>	IP	WLS	BF	H	R	ER	SO	BB	IBB	HBP	BLK	WP	HR	S	P	ERA	WHIP											
Rudy May, L ERA: 2.28	(1, 1)	7.0	L	27	6	2	2	3	1	0	0	0	0	0	32	36	2.57	1.000										
Rich Gossage, R ERA: 2.65	(8, 1)	2.0		6	0	0	0	2	1	0	0	0	0	0	9	13	0.00	0.500										

Cleveland Indians @ New York Yankees  
Yankee Stadium, Bronx, NY  
Fri Jun 27 1980, 7:05 PM EDT  
Att: 30,421 - Unknown - 87 F


AB 30  
R 2  
H 6  
RBI 2  
BB 2  
SO 5  
LOB 9



Batter	1	2	3	4	5	6	7	8	9	AB	R	H	RBI	BB	SO	LOB	BOTTOM											
Willie Randolph, R OBP: 0.432, SLG: 0.417	0-0 F8		0-0 F4 1-2		0-0 F4			0-0 6-3		4	0	0	0	0	0	2												
Bobby Murcer, L OBP: 0.364, SLG: 0.490	0-0 1-3			0-0 1B 4-3 1B		0-0 L9		0-0 F6		4	0	1	0	0	0	0												
Lou Piniella, R OBP: 0.295, SLG: 0.317	0-0 6-3			0-0 4-3 1-2		0-0 F8			0-0 6-3	4	0	0	0	0	0	1												
Bob Watson, R OBP: 0.374, SLG: 0.446		0-0 4-3		0-0 FC6-4 1B 2-3		0-0 F3			0-0 1B 1B	4	0	2	0	0	0	0												
Eric Soderholm, R OBP: 0.404, SLG: 0.535		0-0 F8		0-0 F6			0-0 6-3		0-0 G6-4-3 1B	4	0	1	0	0	0	2												
Dennis Werth, R OBP: 0.491, SLG: 0.571		0-0 1B		0-0 FC6-4 1-2		4-0 FC6-4 BB			0-0 G6-4-3 1-2	3	0	1	0	1	0	4												
Bobby Brown, S OBP: 0.317, SLG: 0.444		0-3 K			0-0 F8		0-0 FC6-4 FC5-4 1-2			3	0	0	0	0	1	2												
Rick Cerone, R OBP: 0.266, SLG: 0.393			0-0 6-3		0-0 1B		0-0 FC5-4 1-2			3	0	1	0	0	0	1												
Brian Doyle, L OBP: 0.303, SLG: 0.290				0-0 1B			0-0 F7			2	0	1	0	0	0	1												
Oscar Gamble, L OBP: 0.386, SLG: 0.618								0-0 F2		1	0	0	0	0	0	0												
Dennis Sherrill, R OBP: 0.250, SLG: 0.250				CS 1B						0	0	0	0	0	0	0												
<b>Inning Stats</b>	R: 0 E: 0 K: 0 S: 3	H: 0 LOB: 0 BB: 0 P: 3	R: 0 E: 0 K: 1 S: 6	H: 1 LOB: 0 BB: 0 P: 6	R: 0 E: 0 K: 0 S: 3	H: 1 LOB: 0 BB: 0 P: 3	R: 0 E: 0 K: 0 S: 5	H: 2 LOB: 2 BB: 0 P: 5	R: 0 E: 0 K: 0 S: 4	H: 1 LOB: 1 BB: 0 P: 4	R: 0 E: 0 K: 0 S: 3	H: 0 LOB: 0 BB: 0 P: 3	R: 0 E: 0 K: 0 S: 3	H: 0 LOB: 1 BB: 1 P: 7	R: 0 E: 0 K: 0 S: 3	H: 0 LOB: 0 BB: 0 P: 3	R: 0 E: 0 K: 0 S: 4	H: 2 LOB: 1 BB: 0 P: 4	1B: 7 2B: 0 3B: 0 HR: 0	SF: 0 SAC: 0 DP: 1 HBP: 0	WP: 0 PB: 0 SB: 0 CS: 1	PA: 33						
<b>PITCHER</b>	IP	WLS	BF	H	R	ER	SO	BB	IBB	HBP	BLK	WP	HR	S	P	ERA	WHIP											
Rick Waits, L ERA: 4.71	(1, 1)	9.0	W	33	7	0	0	1	1	0	0	0	0	0	34	38	0.00	0.889										

Cleveland Indians @ New York Yankees  
Yankee Stadium, Bronx, NY  
Fri Jun 27 1980, 7:05 PM EDT  
Att: 30,421 - Unknown - 87 F

AB 32  
R 0  
H 7  
RBI 0  
BB 1  
SO 1  
LOB 13





Batter	1	2	3	4	5	6	7	8	9	AB	R	H	RBI	BB	SO	LOB	TOP				
Miguel Dilone, S OBP: 0.403, SLG: 0.442 (1, 7)	0-0 CS 1-3 1B		0-0 FC5-4 1-2 CS	0-0 F7		0-0 SH 1-2 1B		0-0 SH5-3 3B 1B	0-0 S 1B	5	2	3	1	0	0	2					
Jorge Orta, L OBP: 0.425, SLG: 0.436 (1, 9)	0-0 1-3 1-2		0-0 6-3 1-2		0-0 BB 1B	0-0 SH 1-3 2-H 1B		0-0 SH5-3 1-2	0-0 F7 1-2	4	1	1	0	0	0	4					
Mike Hargrove, L OBP: 0.309, SLG: 0.427 (1, 3)	0-0 6-3 2-3			0-0 BB 2B 1B	0-0 F9	0-0 G6-4-3 1-2 1B		0-0 3B 2-H		5	1	3	2	0	0	2					
Joe Charboneau, R OBP: 0.371, SLG: 0.489 (1, 10)		0-0 HR		4-0 2B 1-2 2B BB	0-0 F3	0-0 G6-4-3 1-2 2-3		0-0 F3		4	2	1	1	1	0	4					
Toby Harrah, R OBP: 0.379, SLG: 0.397 (1, 5)		0-0 P1		0-0 2B 1-3 2-H 2B	0-0 1B 1-2 BB	0-0 BB		0-0 F3		3	1	1	1	2	0	1					
Bo Diaz, R OBP: 0.307, SLG: 0.375 (1, 2)		0-0 F9		0-0 2B	0-0 1B	0-0 4-3				4	1	2	3	0	0	2					
Ron Hassey, L OBP: 0.376, SLG: 0.421 (9, PH)									0-0 E 1B	1	0	1	0	0	0	0					
Dell Alston, L OBP: 0.292, SLG: 0.371 (9, PR)										0	1	0	0	0	0	0					
Gary Alexander, R OBP: 0.271, SLG: 0.288 (9, 2)										0	0	0	0	0	0	0					
Rick Manning, L OBP: 0.347, SLG: 0.264 (1, 8)		4-0 BB		0-0 6-3	4-0 IBB		0-0 K		0-0 E5 1-3 1B	3	0	1	0	2	1	1					
Jerry Dybziński, R OBP: 0.239, SLG: 0.308 (1, 6)		0-3 K		0-0 5-3	0-0 6-3		0-0 F8		0-3 K	5	0	0	0	0	2	7					
Dave Rosello, R OBP: 0.263, SLG: 0.346 (1, 4)				4-0 FC5-4 BB	0-0 2B	4-0 SH BB		0-0 F6		1	0	1	1	1	0	0					
Jack Brohamer, L OBP: 0.377, SLG: 0.382 (6, PH)								0-0 F6		2	1	0	0	1	0	2					
<b>Inning Stats</b>	R: 0 E: 0 K: 0 S: 3	H: 1 LOB: 0 BB: 0 P: 3	R: 1 E: 0 K: 1 S: 6	H: 1 LOB: 1 BB: 1 P: 10	R: 0 E: 0 K: 0 S: 2	H: 0 LOB: 0 BB: 1 P: 6	R: 4 E: 0 K: 0 S: 7	H: 4 LOB: 1 BB: 2 P: 11	R: 1 E: 0 K: 0 S: 5	H: 2 LOB: 3 BB: 2 P: 13	R: 2 E: 0 K: 0 S: 5	H: 1 LOB: 2 BB: 2 P: 13	R: 0 E: 0 K: 1 S: 5	H: 0 LOB: 0 BB: 0 P: 5	R: 1 E: 1 K: 0 S: 8	H: 3 LOB: 3 BB: 0 P: 8	1B: 9 2B: 3 3B: 1 HR: 1	SF: 0 SAC: 3 DP: 1 HBP: 0	WP: 0 PB: 0 SB: 1 CS: 2	PA: 47	
<b>PITCHER</b>	IP WLS BF H R ER SO BB IBB HBP BLK WP HR S P ERA WHIP	IP WLS BF H R ER SO BB IBB HBP BLK WP HR S P ERA WHIP	IP WLS BF H R ER SO BB IBB HBP BLK WP HR S P ERA WHIP	IP WLS BF H R ER SO BB IBB HBP BLK WP HR S P ERA WHIP	IP WLS BF H R ER SO BB IBB HBP BLK WP HR S P ERA WHIP	IP WLS BF H R ER SO BB IBB HBP BLK WP HR S P ERA WHIP	IP WLS BF H R ER SO BB IBB HBP BLK WP HR S P ERA WHIP	IP WLS BF H R ER SO BB IBB HBP BLK WP HR S P ERA WHIP	IP WLS BF H R ER SO BB IBB HBP BLK WP HR S P ERA WHIP	IP WLS BF H R ER SO BB IBB HBP BLK WP HR S P ERA WHIP	IP WLS BF H R ER SO BB IBB HBP BLK WP HR S P ERA WHIP	IP WLS BF H R ER SO BB IBB HBP BLK WP HR S P ERA WHIP	IP WLS BF H R ER SO BB IBB HBP BLK WP HR S P ERA WHIP	IP WLS BF H R ER SO BB IBB HBP BLK WP HR S P ERA WHIP	IP WLS BF H R ER SO BB IBB HBP BLK WP HR S P ERA WHIP	IP WLS BF H R ER SO BB IBB HBP BLK WP HR S P ERA WHIP	IP WLS BF H R ER SO BB IBB HBP BLK WP HR S P ERA WHIP	IP WLS BF H R ER SO BB IBB HBP BLK WP HR S P ERA WHIP	IP WLS BF H R ER SO BB IBB HBP BLK WP HR S P ERA WHIP	IP WLS BF H R ER SO BB IBB HBP BLK WP HR S P ERA WHIP	IP WLS BF H R ER SO BB IBB HBP BLK WP HR S P ERA WHIP
Tom Underwood, L ERA: 3.49 (1, 1)	3.2	18	6	5	5	1	3	0	0	0	0	0	0	0	11	29	12.27	2.455			
Ron Davis, R ERA: 3.21 (4, 1)	2.1	15	3	3	2	0	3	1	0	0	0	0	0	11	27	7.71	2.571				
Tim Lollar, L ERA: 4.5 (7, 1)	2.0	8	2	1	1	1	0	0	0	0	0	0	0	10	10	4.50	1.000				
Rich Gossage, R ERA: 3.0 (9, 1)	1.0	W	6	3	1	1	1	0	0	0	0	0	0	8	8	9.00	3.000				

Cleveland Indians @ New York Yankees  
Yankee Stadium, Bronx, NY  
Sat Jun 28 1980, 7:05 PM EDT  
Att: 42,192 - Unknown - 70 F

AB 37  
R 10  
H 14  
RBI 9  
BB 7  
SO 3  
LOB 25



Batter	1	2	3	4	5	6	7	8	9	AB	R	H	RBI	BB	SO	LOB	BOTTOM					
Willie Randolph, R OBP: 0.432, SLG: 0.415 (1, 4)	4-0 HR BB		0-0 F8 SF8 1B		0-0 1-3	0-3 K		0-0 G1-2-3 1-2 2-3 2-H		4	2	1	0	1	1	4						
Bobby Murcer, L OBP: 0.383, SLG: 0.560 (1, 9)	0-0 1-H HR		0-0 F8 1-3		0-0 HR		1-0 PB HBP	0-0 2-H 3-H 1B		4	2	3	5	0	0	1						
Graig Nettles, L OBP: 0.343, SLG: 0.453 (1, 5)	0-0 4-3		0-0 SF8 3-H		1-0 HBP		0-3 K	0-0 G3		3	0	0	1	0	1	2						
Bob Watson, R OBP: 0.371, SLG: 0.440 (1, 10)	0-0 E6		0-0 4-3		0-0 F8		0-0 F9		0-0 SH5-3 1B 1B	5	1	1	0	0	0	2						
Jim Spencer, L OBP: 0.315, SLG: 0.408 (1, 3)	0-3 K			0-0 F6		0-0 HR	0-3 K		0-0 SH5-3 1B 1B	5	2	2	1	0	2	2						
Joe Lefebvre, L OBP: 0.372, SLG: 0.479 (1, 7)	0-3 K			4-0 G5-3 BB BB		4-0 3B BB		4-0 2B 1B BB	0-0 SH5-3	1	0	0	0	1	1	1						
Lou Piniella, R OBP: 0.305, SLG: 0.317 (7, 7)									1-2 2-3 1B	0	2	0	0	2	0	0						
Bobby Brown, S OBP: 0.329, SLG: 0.450 (1, 8)		4-0 CS BB		4-0 1-2 BB		0-3 K		0-0 1B 1B 2B	4-0 1B 1B IBB	2	0	1	0	3	1	1						
Rick Cerone, R OBP: 0.273, SLG: 0.406 (1, 2)		0-0 F4		0-0 G5-3 2-3		0-0 3B		0-0 G1-2-3 1B 1B	0-0 1B	5	1	3	4	0	0	3						
Brian Doyle, L OBP: 0.286, SLG: 0.279 (9, PH)										2	0	0	0	0	0	0						
Eric Soderstrom, R OBP: 0.406, SLG: 0.535 (9, PH)										0	0	0	0	0	0	0						
Oscar Gamble, L OBP: 0.276, SLG: 0.250 (7, 6)										0	0	0	0	0	0	0						
Dennis Sheridan, R OBP: 0.302, SLG: 0.352 (9, PH)										0	0	0	0	0	0	0						
Reggie Jackson, R OBP: 0.401, SLG: 0.571 (9, 5)										0	1	0	0	0	0	0						
<b>Inning Stats</b>	R: 2 E: 1 K: 2 S: 9	H: 1 LOB: 1 BB: 1 P: 13	R: 0 E: 0 K: 0 S: 2	H: 0 LOB: 0 BB: 1 P: 6	R: 1 E: 0 K: 0 S: 4	H: 1 LOB: 0 BB: 0 P: 4	R: 0 E: 0 K: 0 S: 2	H: 0 LOB: 2 BB: 2 P: 10	R: 1 E: 0 K: 0 S: 4	H: 1 LOB: 1 BB: 0 P: 5	R: 2 E: 0 K: 3 S: 11	H: 2 LOB: 1 BB: 1 P: 15	R: 0 E: 0 K: 2 S: 7	H: 0 LOB: 1 BB: 0 P: 8	R: 3 E: 0 K: 0 S: 5	H: 3 LOB: 2 BB: 2 P: 13	R: 2 E: 0 K: 0 S: 4	H: 3 LOB: 2 BB: 1 P: 8	1B: 6 2B: 1 3B: 1 HR: 3	SF: 1 SAC: 1 DP: 2 HBP: 2	WP: 0 PB: 1 SB: 1 CS: 1	PA: 44
<b>PITCHER</b>	IP WLS BF H R ER SO BB IBB HBP BLK WP HR S P ERA WHIP	IP WLS BF H R ER SO BB IBB HBP BLK WP HR S P ERA WHIP	IP WLS BF H R ER SO BB IBB HBP BLK WP HR S P ERA WHIP	IP WLS BF H R ER SO BB IBB HBP BLK WP HR S P ERA WHIP	IP WLS BF H R ER SO BB IBB HBP BLK WP HR S P ERA WHIP	IP WLS BF H R ER SO BB IBB HBP BLK WP HR S P ERA WHIP	IP WLS BF H R ER SO BB IBB HBP BLK WP HR S P ERA WHIP	IP WLS BF H R ER SO BB IBB HBP BLK WP HR S P ERA WHIP	IP WLS BF H R ER SO BB IBB HBP BLK WP HR S P ERA WHIP	IP WLS BF H R ER SO BB IBB HBP BLK WP HR S P ERA WHIP	IP WLS BF H R ER SO BB IBB HBP BLK WP HR S P ERA WHIP	IP WLS BF H R ER SO BB IBB HBP BLK WP HR S P ERA WHIP	IP WLS BF H R ER SO BB IBB HBP BLK WP HR S P ERA WHIP	IP WLS BF H R ER SO BB IBB HBP BLK WP HR S P ERA WHIP	IP WLS BF H R ER SO BB IBB HBP BLK WP HR S P ERA WHIP	IP WLS BF H R ER SO BB IBB HBP BLK WP HR S P ERA WHIP	IP WLS BF H R ER SO BB IBB HBP BLK WP HR S P ERA WHIP	IP WLS BF H R ER SO BB IBB HBP BLK WP HR S P ERA WHIP	IP WLS BF H R ER SO BB IBB HBP BLK WP HR S P ERA WHIP	IP WLS BF H R ER SO BB IBB HBP BLK WP HR S P ERA WHIP	IP WLS BF H R ER SO BB IBB HBP BLK WP HR S P ERA WHIP	
Wayne Garland, R ERA: 3.86 (6, 1)	5.0	22	4	2	2	1	1	0	0	0	0	1	5	9	54.00	9.000						
Bob Ojchinko, L ERA: 6.23 (6, 1)	0.1	4	2	2	2	1	1	0	0	0	0	1	5	9	54.00	9.000						
Mike Stanton, R ERA: 5.66 (8, 1)	1.2	9	2	3	3	4	1	0	1	0	0	0	15	20	16.20	1.800						
Sid Monge, L ERA: 3.38 (8, 1)	0.0	1	0	0	0	0	1	0	0	0	0	0	0	4	∞	∞						
Victor Cruz, R ERA: 4.1 (8, 1)	1.1	L	8	4	2	2	0	1	0	0	0	0	7	11	13.50	3.000						

Cleveland Indians @ New York Yankees  
Yankee Stadium, Bronx, NY  
Sat Jun 28 1980, 7:05 PM EDT  
Att: 42,192 - Unknown - 70 F

AB 32  
R 11  
H 11  
RBI 11  
BB 8  
SO 7  
LOB 17





Batter	1	2	3	4	5	6	7	8	9	AB	R	H	RBI	BB	SO	LOB	TOP					
Miguel Dilone, S OBP: 0.409, SLG: 0.455 (1, 7)										5	0	3	0	0	0	2	<b>Cleveland Indians @ New York Yankees</b> Yankee Stadium, Bronx, NY Sun Jun 29 1980, 3:33 AM EDT Att: 53,231 - Unknown - 70 F					
Jorge Orta, L OBP: 0.424, SLG: 0.435 (1, 9)									5	0	2	0	0	1	3							
Mike Hargrove, L OBP: 0.241, SLG: 0.429 (3, PR)									1	0	1	0	0	0	0							
Ron Hassey, L OBP: 0.372, SLG: 0.416 (3, 3)									2	0	0	0	0	0	2							
Joe Charboneau, R OBP: 0.373, SLG: 0.486 (1, 10)									3	1	1	0	1	0	3							
Toby Harrah, R OBP: 0.377, SLG: 0.394 (1, 5)									4	1	1	0	0	1	2							
Bo Diaz, R OBP: 0.316, SLG: 0.373 (1, 2)									3	0	1	0	1	0	2							
Rick Manning, L OBP: 0.345, SLG: 0.259 (1, 8)									3	0	0	0	1	0	2							
Jerry Dybzinski, R OBP: 0.241, SLG: 0.302 (9, PH)									2	0	0	1	1	1	2							
Dell Alston, L OBP: 0.275, SLG: 0.361 (9, PH)									1	0	0	0	0	0	0							
Dave Rosello, R OBP: 0.254, SLG: 0.333 (6, PH)									2	0	0	0	0	0	1							
Gary Alexander, R OBP: 0.287, SLG: 0.288 (6, PH)									0	0	0	1	0	0	0							
Jack Brohamer, L OBP: 0.372, SLG: 0.377 (6, 4)									1	0	0	0	0	0	0							
<b>Inning Stats</b>	R: 0 E: 0 K: 1 S: 6	H: 2 LOB: 2 BB: 1 P: 10	R: 0 E: 0 K: 1 S: 6	H: 1 LOB: 1 BB: 0 P: 6	R: 0 E: 0 K: 0 S: 3	H: 1 LOB: 2 BB: 0 P: 4	R: 0 E: 0 K: 0 S: 3	H: 0 LOB: 1 BB: 1 P: 7	R: 0 E: 0 K: 0 S: 4	H: 1 LOB: 1 BB: 0 P: 4	R: 2 E: 0 K: 0 S: 5	H: 2 LOB: 2 BB: 2 P: 13	R: 0 E: 0 K: 0 S: 3	H: 1 LOB: 0 BB: 0 P: 3	R: 0 E: 0 K: 1 S: 5	H: 0 LOB: 0 BB: 0 P: 5	R: 0 E: 0 K: 0 S: 4	H: 1 LOB: 1 BB: 0 P: 4	1B: 8 2B: 1 3B: 0 HR: 0	SF: 1 SAC: 0 DP: 2 HBP: 1	WP: 0 PB: 0 SB: 1 CS: 1	PA: 38
<b>PITCHER</b>	IP WLS BF H R ER SO BB IBB HBP BLK WP HR S P ERA WHIP																					
Ron Guidry, L ERA: 3.38 (1, 1)	6.1 W 30 8 2 2 2 4 0 0 0 0 0 0 29 46 2.84 1.895																					
Ron Davis, R ERA: 3.08 (7, 1)	2.2 S 8 1 0 0 1 0 0 0 0 0 0 0 10 10 0.00 0.375																					

AB	32
R	2
H	9
RBI	2
BB	4
SO	3
LOB	19



Batter	1	2	3	4	5	6	7	8	9	AB	R	H	RBI	BB	SO	LOB	BOTTOM			
Willie Randolph, R OBP: 0.429, SLG: 0.410 (1, 4)										3	0	0	0	1	0	1	<b>Cleveland Indians @ New York Yankees</b> Yankee Stadium, Bronx, NY Sun Jun 29 1980, 3:33 AM EDT Att: 53,231 - Unknown - 70 F			
Bobby Murcer, L OBP: 0.376, SLG: 0.544 (1, 9)										3	0	0	0	1	0	2				
Graig Nettles, L OBP: 0.342, SLG: 0.449 (1, 5)										4	1	1	0	0	0	1				
Bob Watson, R OBP: 0.373, SLG: 0.441 (1, 10)									4	1	2	0	0	1	0					
Jim Spencer, L OBP: 0.319, SLG: 0.428 (1, 3)									3	3	1	2	1	0	2					
Joe Lefebvre, L OBP: 0.376, SLG: 0.505 (1, 7)									3	1	1	3	1	0	0					
Bobby Brown, S OBP: 0.332, SLG: 0.451 (1, 8)									4	0	2	1	0	1	0					
Johnny Oates, L OBP: 0.200, SLG: 0.292 (1, 2)									3	0	1	0	1	0	2					
Brian Doyle, L OBP: 0.282, SLG: 0.351 (1, 6)									4	1	1	1	0	0	4					
<b>Inning Stats</b>	R: 0 E: 0 K: 0 S: 3	H: 0 LOB: 0 BB: 0 P: 3	R: 0 E: 0 K: 1 S: 6	H: 0 LOB: 0 BB: 0 P: 5	R: 0 E: 0 K: 1 S: 6	H: 1 LOB: 1 BB: 0 P: 6	R: 2 E: 0 K: 0 S: 4	H: 2 LOB: 0 BB: 1 P: 8	R: 0 E: 0 K: 0 S: 3	H: 0 LOB: 2 BB: 2 P: 11	R: 3 E: 0 K: 0 S: 6	H: 4 LOB: 0 BB: 0 P: 6	R: 1 E: 0 K: 0 S: 4	H: 1 LOB: 1 BB: 0 P: 4	R: 1 E: 0 K: 0 S: 4	H: 1 LOB: 2 BB: 2 P: 12		1B: 6 2B: 1 3B: 0 HR: 3	SF: 0 SAC: 0 DP: 1 HBP: 0	WP: 0 PB: 0 SB: 1 CS: 0
<b>PITCHER</b>	IP WLS BF H R ER SO BB IBB HBP BLK WP HR S P ERA WHIP																			
Len Barker, R ERA: 4.66 (1, 1)	6.1 L 28 8 6 6 2 3 0 0 0 0 0 0 29 41 8.53 1.737																			
Don Collins, L ERA: 6.75 (7, 1)	1.2 8 1 1 1 0 2 0 0 0 0 0 0 6 14 5.40 1.800																			

AB	31
R	7
H	9
RBI	7
BB	5
SO	2
LOB	12










Batter	1	2	3	4	5	6	7	8	9	AB	R	H	RBI	BB	SO	LOB	TOP										
Miguel Dilone, S OBP: 0.402, SLG: 0.451 (1, 8)	F8		F5				K	F8		5	0	1	0	0	1	0											
Jorge Orta, L OBP: 0.423, SLG: 0.431 (1, 9)	F7		5-3				F8			5	1	1	0	0	0	1											
Mike Hargrove, L OBP: 0.318, SLG: 0.429 (1, 3)	1B E		K							3	3	1	0	2	1	0											
Joe Charboneau, R OBP: 0.378, SLG: 0.494 Rick Manning, L OBP: 0.342, SLG: 0.254 (1, 7) (9, 8)	E9									4	1	2	1	1	1	0											
Toby Harrah, R OBP: 0.376, SLG: 0.390 (1, 5)	F8									4	0	1	1	0	0	3											
Gary Alexander, R OBP: 0.286, SLG: 0.286 (1, 10)										4	1	1	0	0	1	4											
Bo Diaz, R OBP: 0.313, SLG: 0.405 (1, 2)										4	1	1	4	0	0	3											
Jerry Dybzinski, R OBP: 0.237, SLG: 0.296 Jack Brohamer, L OBP: 0.373, SLG: 0.370 (1, 4) (6, PH) (6, 4)										2	0	0	0	0	1	0											
Tom Verzyer, R OBP: 0.324, SLG: 0.358 (1, 6)										4	1	1	1	0	0	1											
<b>Inning Stats</b>	R: 1 E: 1 K: 0 S: 5	H: 2 LOB: 1 BB: 0 P: 5	R: 0 E: 0 K: 1 S: 5	H: 0 LOB: 0 BB: 0 P: 5	R: 1 E: 0 K: 1 S: 6	H: 1 LOB: 0 BB: 0 P: 6	R: 0 E: 0 K: 0 S: 4	H: 1 LOB: 1 BB: 0 P: 4	R: 0 E: 0 K: 0 S: 4	H: 1 LOB: 1 BB: 3 P: 16	R: 2 E: 0 K: 2 S: 10	H: 3 LOB: 2 BB: 1 P: 14	R: 0 E: 0 K: 2 S: 3	H: 0 LOB: 0 BB: 0 P: 3	R: 0 E: 0 K: 2 S: 7	H: 0 LOB: 0 BB: 0 P: 7	1B: 6 2B: 1 3B: 0 HR: 2	SF: 0 SAC: 0 DP: 1 HBP: 0	WP: 0 PB: 0 SB: 0 CS: 0	PA: 40							
<b>PITCHER</b>	IP	WLS	BF	H	R	ER	SO	BB	IBB	HBP	BLK	WP	HR	S	P	ERA	WHIP										
Bruce Robbins, L ERA: 3.86 (1, 1)	5.0		22	5	4	3	2	2	0	0	0	0	1	24	32	5.40	1.400										
Roger Weaver, R ERA: 9.99 (6, 1)	0.1		3	1	2	1	0	0	0	0	0	0	1	3	3	27.00	3.000										
Pat Underwood, L ERA: 5.26 (6, 1)	1.0	L	5	1	2	2	1	2	0	0	0	0	0	5	13	18.00	3.000										
Aurelio Lopez, R ERA: 3.78 (7, 1)	2.2		10	2	0	0	3	0	0	0	0	0	0	16	16	0.00	0.750										

Cleveland Indians @ Detroit Tigers  
Tiger Stadium, Detroit, MI  
Tue Jul 01 1980, 7:05 PM EDT  
Att: 27,830 - Unknown


AB 36  
R 8  
H 9  
RBI 7  
BB 4  
SO 6  
LOB 12



Batter	1	2	3	4	5	6	7	8	9	AB	R	H	RBI	BB	SO	LOB	BOTTOM										
Rick Peters, S OBP: 0.360, SLG: 0.364 (1, 8)	L6	F8		E S G3 BB	FC6-2		L4			4	1	0	0	1	0	3											
Alan Trammell, R OBP: 0.401, SLG: 0.427 (1, 6)	1B FC4-6 HBP		F8	K	6-3			FC5-4 BB		3	1	0	0	1	1	2											
Steve Kemp, L OBP: 0.395, SLG: 0.442 (1, 7)	FC4-6 1B		G3	G3		G2		K		4	0	1	1	1	1	1											
Richie Hebner, L OBP: 0.356, SLG: 0.464 (1, 3)	FC4-6		FC4-6	1B	1B	K		FC5-4		5	2	1	1	0	1	3											
Al Cowens, R OBP: 0.329, SLG: 0.342 (1, 9)	4-3		BB	1B	1B			F2		4	1	2	1	1	0	2											
Champ Summers, L OBP: 0.394, SLG: 0.484 Jim Lentine, R OBP: 0.318, SLG: 0.303 Tim Corcoran, L OBP: 0.279, SLG: 0.173 (1, 10) (9, PH) (9, PH)		1B SF8 1B	1B	1B	1B	K			K	3	2	2	0	1	1	1											
John Wockenfuss, R OBP: 0.411, SLG: 0.489 Jack Morris, R (3, PR) Lance Parrish, R OBP: 0.309, SLG: 0.466 (1, 2) (3, PR) (4, 2)				1-3	1-3				1-3	2	0	2	2	0	0	0											
Tom Brookens, R OBP: 0.333, SLG: 0.389 (1, 5)		SF8		1-2 3H	1B					3	0	2	2	1	1	0											
Lou Whitaker, L OBP: 0.352, SLG: 0.255 Stan Papi, R OBP: 0.327, SLG: 0.457 (1, 4) (7, PH) (6, 4)			K	F7		K		F3		3	0	0	0	0	2	4											
<b>Inning Stats</b>	R: 1 E: 0 K: 0 S: 4	H: 1 LOB: 1 BB: 0 P: 5	R: 1 E: 0 K: 1 S: 7	H: 2 LOB: 0 BB: 0 P: 7	R: 3 E: 0 K: 0 S: 6	H: 3 LOB: 2 BB: 2 P: 14	R: 2 E: 0 K: 1 S: 8	H: 3 LOB: 2 BB: 1 P: 12	R: 0 E: 0 K: 1 S: 6	H: 1 LOB: 1 BB: 0 P: 6	R: 0 E: 0 K: 2 S: 7	H: 0 LOB: 1 BB: 1 P: 11	R: 0 E: 0 K: 0 S: 3	H: 0 LOB: 1 BB: 1 P: 7	R: 0 E: 0 K: 1 S: 5	H: 0 LOB: 1 BB: 1 P: 9	R: 0 E: 0 K: 2 S: 7	H: 0 LOB: 0 BB: 0 P: 7	1B: 8 2B: 0 3B: 2 HR: 0	SF: 1 SAC: 0 DP: 0 HBP: 1	WP: 0 PB: 0 SB: 1 CS: 0	PA: 44					
<b>PITCHER</b>	IP	WLS	BF	H	R	ER	SO	BB	IBB	HBP	BLK	WP	HR	S	P	ERA	WHIP										
John Denny, R ERA: 4.1 (1, 1)	3.2		23	8	7	7	2	3	0	1	0	0	0	23	36	0.00	1.154										
Bob Ojchinko, L ERA: 5.71 (4, 1)	4.1	W	18	2	0	0	4	3	0	0	0	0	0	23	35	0.00	1.154										
Mike Stanton, R ERA: 5.48 (9, 1)	1.0	S	3	0	0	0	2	0	0	0	0	0	0	7	7	0.00	0.000										

Cleveland Indians @ Detroit Tigers  
Tiger Stadium, Detroit, MI  
Tue Jul 01 1980, 7:05 PM EDT  
Att: 27,830 - Unknown

AB 36  
R 7  
H 10  
RBI 7  
BB 6  
SO 8  
LOB 19





Batter	1	2	3	4	5	6	7	8	9	AB	R	H	RBI	BB	SO	LOB	TOP			
Miguel Dilone, S OBP: 0.402, SLG: 0.449 (1, 7)										5	1	2	0	0	0	1	<b>Cleveland Indians @ Detroit Tigers</b> Tiger Stadium, Detroit, MI Wed Jul 02 1980, 7:05 PM EDT Att: 25,981 - Unknown			
Jorge Orta, L OBP: 0.423, SLG: 0.428 (1, 9)										4	2	1	0	1	1	3				
Mike Hargrove, L OBP: 0.318, SLG: 0.429 (1, 3)										5	1	2	1	0	0	3				
Joe Charboneau, R OBP: 0.375, SLG: 0.487 (1, 10)										5	0	1	1	0	1	5				
Toby Harrah, R OBP: 0.379, SLG: 0.395 (1, 5)											4	2	2	1	1	0		3		
Ron Hassey, L OBP: 0.377, SLG: 0.425 Bo Diaz, R OBP: 0.321, SLG: 0.425 (7, 2)											3	0	1	1	0	1		2		
Jack Brohamer, L OBP: 0.292, SLG: 0.281 Alan Bannister, R OBP: 0.259, SLG: 0.259 (7, 7)											3	0	1	0	0	0		1		
Rick Manning, L OBP: 0.342, SLG: 0.255 Gary Alexander, R OBP: 0.292, SLG: 0.281 Jerry Dybzinski, R OBP: 0.237, SLG: 0.296 Dell Alston, L OBP: 0.262, SLG: 0.342 (7, 4)											3	0	1	0	0	0		2		
Tom Verzyer, R OBP: 0.316, SLG: 0.348 (1, 6)											5	0	0	0	0	7				
<b>Inning Stats</b>	R: 0 E: 0 K: 0 S: 4	H: 1 LOB: 1 BB: 0 P: 4	R: 1 E: 0 K: 0 S: 4	H: 1 LOB: 1 BB: 1 P: 8	R: 1 E: 0 K: 0 S: 5	H: 2 LOB: 1 BB: 0 P: 5	R: 0 E: 0 K: 0 S: 4	H: 1 LOB: 1 BB: 0 P: 4	R: 1 E: 0 K: 1 S: 8	H: 3 LOB: 2 BB: 0 P: 8	R: 0 E: 0 K: 0 S: 4	H: 1 LOB: 2 BB: 1 P: 11	R: 0 E: 1 K: 2 S: 8	H: 0 LOB: 1 BB: 1 P: 8	R: 0 E: 0 K: 1 S: 6	H: 1 LOB: 2 BB: 1 P: 10		1B: 9 2B: 2 3B: 1 HR: 0	SF: 0 SAC: 1 DP: 0 HBP: 0	WP: 0 PB: 0 SB: 1 CS: 0
<b>PITCHER</b>	IP WLS BF H R ER SO BB IBB HBP BLK WP HR S P ERA WHIP																			
Jack Morris, R ERA: 4.1 (1, 1)	6.1 W 32 10 6 5 1 2 0 0 0 0 0 0 32 40 7.11 1.895																			
Dan Schatzeder, L ERA: 5.55 (7, 1)	1.1 S 7 1 0 0 1 0 0 0 0 0 0 0 9 9 0.00 0.750																			
Aurelio Lopez, R ERA: 3.69 (8, 1)	1.1 S 6 1 0 0 2 1 0 0 0 0 0 0 9 13 0.00 1.500																			

Batter	1	2	3	4	5	6	7	8	9	AB	R	H	RBI	BB	SO	LOB	BOTTOM			
Jim Lentine, R OBP: 0.323, SLG: 0.313 (1, 7)										4	0	1	1	0	1	0	<b>Cleveland Indians @ Detroit Tigers</b> Tiger Stadium, Detroit, MI Wed Jul 02 1980, 7:05 PM EDT Att: 25,981 - Unknown			
Alan Trammell, R OBP: 0.404, SLG: 0.440 (1, 6)										4	2	2	1	1	0	3				
Al Cowens, R OBP: 0.330, SLG: 0.343 (1, 9)										5	2	2	0	0	0	4				
Lance Parrish, R OBP: 0.310, SLG: 0.476 (1, 2)										5	2	2	2	0	0	5				
John Wockenfuss, R OBP: 0.413, SLG: 0.482 (1, 3)										2	0	0	0	2	1	0				
Tom Brookens, R OBP: 0.337, SLG: 0.397 (1, 5)											4	0	2	3	0	1		0		
Duffy Dyer, R OBP: 0.212, SLG: 0.306 (1, 10)											2	0	0	0	1	1		0		
Stan Papi, R OBP: 0.321, SLG: 0.460 Lou Whitaker, L OBP: 0.352, SLG: 0.255 (1, 4)											4	1	1	0	0	1		5		
Dave Stegman, R OBP: 0.282, SLG: 0.305 (1, 8)										3	0	0	0	1	0	3				
<b>Inning Stats</b>	R: 0 E: 0 K: 1 S: 6	H: 1 LOB: 1 BB: 0 P: 6	R: 0 E: 0 K: 0 S: 3	H: 0 LOB: 0 BB: 0 P: 3	R: 1 E: 0 K: 0 S: 5	H: 2 LOB: 1 BB: 0 P: 5	R: 1 E: 0 K: 0 S: 5	H: 2 LOB: 2 BB: 1 P: 9	R: 2 E: 0 K: 0 S: 5	H: 2 LOB: 3 BB: 3 P: 17	R: 3 E: 0 K: 1 S: 8	H: 3 LOB: 0 BB: 0 P: 8	R: 0 E: 0 K: 3 S: 9	H: 0 LOB: 0 BB: 0 P: 9	R: 0 E: 0 K: 0 S: 3	H: 0 LOB: 2 BB: 1 P: 8		1B: 5 2B: 3 3B: 0 HR: 2	SF: 0 SAC: 1 DP: 0 HBP: 1	WP: 0 PB: 0 SB: 0 CS: 0
<b>PITCHER</b>	IP WLS BF H R ER SO BB IBB HBP BLK WP HR S P ERA WHIP																			
Rick Waits, L ERA: 5.06 (1, 1)	5.2 L 31 10 7 7 1 3 0 0 0 0 0 0 29 45 11.12 2.294																			
Sid Monge, L ERA: 3.61 (6, 1)	2.1 9 0 0 0 4 1 0 1 0 0 0 0 15 20 0.00 0.429																			



Batter	1	2	3	4	5	6	7	8	9	AB	R	H	RBI	BB	SO	LOB	TOP		
<b>Bobby Murcer, L</b> OBP: 0.365, SLG: 0.508	0-0 4-3		0-0 3-1			0-0 F7			0-0 F6	4	0	0	0	0	0	0			
<b>Joe Lefebvre, L</b> OBP: 0.383, SLG: 0.477	4-0 FC4-6 BB		0-3 K2-3			0-0 G3			0-0 BB	3	0	1	0	1	1	0			
<b>Graig Nettles, L</b> OBP: 0.341, SLG: 0.452	4-0 FC4-6 BB			0-0 4-3		0-0 G3			4-0 BB	2	0	0	0	2	0	0			
<b>Reggie Jackson, L</b> OBP: 0.365, SLG: 0.581	0-0 FC4-6			0-0 1B			0-3 K		0-0 BB	4	0	1	0	0	1	4			
<b>Bob Watson, R</b> OBP: 0.361, SLG: 0.427	0-0 F8			0-0 F8			0-0 F7			3	0	0	0	0	0	3			
<b>Bobby Brown, S</b> OBP: 0.327, SLG: 0.434		0-3 K		0-0 F2			0-0 4-3			3	0	0	0	0	1	1			
<b>Rick Cerone, R</b> OBP: 0.269, SLG: 0.398		0-0 F3			0-3 K			0-0 F5		3	0	0	0	0	1	0	AB 28		
<b>Bucky Dent, R</b> OBP: 0.311, SLG: 0.362		0-3 K			0-0 F7			0-0 L8		3	0	0	0	0	1	0	R 0		
<b>Brian Doyle, L</b> OBP: 0.279, SLG: 0.341			0-0 F3			0-0 F9		0-0 L7		3	0	0	0	0	0	0	H 2		
<b>Inning Stats</b>	R: 0 E: 0 K: 0 S: 3	H: 0 LOB: 2 BB: 2 P: 11	R: 0 E: 0 K: 2 S: 7	H: 0 LOB: 0 BB: 0 P: 7	R: 0 E: 0 K: 1 S: 5	H: 0 LOB: 0 BB: 0 P: 5	R: 0 E: 0 K: 0 S: 4	H: 1 LOB: 1 BB: 0 P: 4	R: 0 E: 0 K: 1 S: 5	H: 0 LOB: 0 BB: 0 P: 5	R: 0 E: 0 K: 0 S: 5	H: 0 LOB: 0 BB: 0 P: 5	R: 0 E: 0 K: 1 S: 5	H: 0 LOB: 0 BB: 0 P: 3	R: 0 E: 0 K: 0 S: 3	H: 0 LOB: 3 BB: 1 P: 7	1B: 2 2B: 0 3B: 0 HR: 0	SF: 0 SAC: 0 DP: 1 HBP: 0	WP: 0 PA: 31
<b>PITCHER</b> <b>Wayne Garland, R</b> ERA: 3.26	IP: 9.0 WLS: W BF: 31 H: 2 R: 0 ER: 0 SO: 5 BB: 3 IBB: 0 HBP: 0 BLK: 0 WP: 0 HR: 0 S: 38 P: 50 ERA: 0.00 WHIP: 0.556															<b>PITCHER</b>			

**New York Yankees @ Cleveland Indians**  
Cleveland Municipal Stadium, Cleveland, OH

Thu Jul 03 1980, 7:05 PM EDT  
Att: 73,096 - Unknown - 75 F

AB 28  
R 0  
H 2  
RBI 0  
BB 3  
SO 5  
LOB 8



Batter	1	2	3	4	5	6	7	8	9	AB	R	H	RBI	BB	SO	LOB	BOTTOM
<b>Miguel Dilone, S</b> OBP: 0.408, SLG: 0.454	0-0 1B		0-0 1B G3	0-0 1B	4-3			0-0 6-3		5	2	3	0	0	0	0	
<b>Jorge Orta, L</b> OBP: 0.426, SLG: 0.429	0-0 BB		0-0 G3	0-0 1B		0-0 1-3		4-0 1B		4	2	2	1	1	0	2	
<b>Mike Hargrove, L</b> OBP: 0.321, SLG: 0.428	4-0 L3		0-3 K	0-0 F4		4-0 1B		0-0 FC6-4		3	0	1	0	2	1	4	
<b>Joe Charboneau, R</b> OBP: 0.379, SLG: 0.490	0-0 L3		0-0 1B	0-0 WP		0-0 1B		0-0 FC6-4		5	1	3	4	0	0	4	
<b>Toby Harrah, R</b> OBP: 0.380, SLG: 0.391	0-0 F7		4-0 1B	4-0 WP		0-0 F2		0-0 F8		3	0	0	0	2	0	5	
<b>Bo Diaz, R</b> OBP: 0.330, SLG: 0.422		0-0 4-3	0-0 1B	4-0 FC6-4		0-0 F8				3	0	1	2	1	0	2	
<b>Rick Manning, L</b> OBP: 0.336, SLG: 0.250		0-3 K	0-0 F8	0-0 FC6-4			0-0 6-3			4	0	0	0	0	1	5	AB 35
<b>Jerry Dybzinski, R</b> OBP: 0.229, SLG: 0.286		0-0 F3		0-3 K	0-3 K		0-0 F7			4	0	0	0	0	2	0	R 7
<b>Tom Veryzer, R</b> OBP: 0.320, SLG: 0.351			0-0 G3	0-0 1B	6-3		0-0 6-3			4	2	2	0	0	0	0	H 12
<b>Inning Stats</b>	R: 0 E: 0 K: 0 S: 4	H: 2 LOB: 1 BB: 1 P: 8	R: 3 E: 0 K: 1 S: 9	H: 4 LOB: 1 BB: 1 P: 13	R: 3 E: 0 K: 1 S: 9	H: 4 LOB: 3 BB: 2 P: 17	R: 0 E: 0 K: 0 S: 4	H: 1 LOB: 2 BB: 1 P: 8	R: 0 E: 0 K: 0 S: 3	H: 0 LOB: 0 BB: 0 P: 3	R: 1 E: 0 K: 0 S: 4	H: 1 LOB: 1 BB: 1 P: 8	1B: 12 2B: 1 3B: 0 HR: 0	SF: 0 SAC: 0 DP: 1 HBP: 0	WP: 1 PA: 41		
<b>PITCHER</b> <b>Tom Underwood, L</b> ERA: 3.91	IP: 3.1 WLS: L BF: 20 H: 9 R: 6 ER: 6 SO: 3 BB: 2 IBB: 0 HBP: 0 BLK: 0 WP: 0 HR: 0 S: 24 P: 32 ERA: 16.20 WHIP: 3.300															<b>PITCHER</b>	
<b>Tim Lollar, L</b> ERA: 2.7	4.2 WLS: L BF: 21 H: 3 R: 1 ER: 1 SO: 1 BB: 3 IBB: 1 HBP: 0 BLK: 0 WP: 1 HR: 0 S: 19 P: 35 ERA: 1.93 WHIP: 1.286															<b>PITCHER</b>	

**New York Yankees @ Cleveland Indians**  
Cleveland Municipal Stadium, Cleveland, OH

Thu Jul 03 1980, 7:05 PM EDT  
Att: 73,096 - Unknown - 75 F

AB 35  
R 7  
H 12  
RBI 7  
BB 6  
SO 4  
LOB 22









Batter	1	2	3	4	5	6	7	8	9	AB	R	H	RBI	BB	SO	LOB	TOP			
Willie Randolph, R (1,4) OBP: 0.426, SLG: 0.415	F9		HR					4-3		2	1	1	0	2	0	0	<b>New York Yankees @ Cleveland Indians</b> Cleveland Municipal Stadium, Cleveland, OH Sat Jul 05 1980, 7:05 PM EDT Att: 36,614 - Unknown - 83 F <a href="http://livebaseballscorecards.com">livebaseballscorecards.com</a>			
Bobby Murcer, L (1,7) OBP: 0.374, SLG: 0.544	F6		HR				6-3	F8		4	1	1	2	0	0	2				
Graig Nettles, L (1,5) OBP: 0.338, SLG: 0.442	F8		K					4-3		3	0	0	0	1	1	1				
Reggie Jackson, L (1,10) OBP: 0.364, SLG: 0.576	F6							K		4	0	0	0	0	1	2				
Jim Spencer, L (1,3) OBP: 0.324, SLG: 0.420	F6									1	0	0	0	1	0	0				
Bob Watson, R (6,PH) OBP: 0.362, SLG: 0.428										2	0	1	0	0	0	1				
Joe Lefebvre, L (1,9) OBP: 0.380, SLG: 0.496										2	1	1	1	0	0	1				
Lou Piniella, R (6,PH) OBP: 0.315, SLG: 0.323										2	0	0	0	0	0	2				
Bobby Brown, S (1,8) OBP: 0.323, SLG: 0.425	3-1									4	0	0	0	0	1	2				
Johnny Oates, L (1,2) OBP: 0.179, SLG: 0.259			F8					F8		3	0	0	0	0	0	0				
Bucky Dent, R (1,6) OBP: 0.304, SLG: 0.353			4-3					F3		3	0	0	0	0	0	0				
<b>Inning Stats</b>	R: 0 E: 0 K: 0 S: 3	H: 0 LOB: 0 BB: 0 P: 3	R: 1 E: 0 K: 0 S: 4	H: 1 LOB: 0 BB: 0 P: 4	R: 2 E: 0 K: 1 S: 6	H: 1 LOB: 0 BB: 1 P: 10	R: 0 E: 0 K: 0 S: 3	H: 0 LOB: 1 BB: 1 P: 7	R: 0 E: 0 K: 0 S: 4	H: 0 LOB: 1 BB: 0 P: 7	R: 0 E: 0 K: 1 S: 5	H: 0 LOB: 0 BB: 0 P: 5	R: 0 E: 0 K: 1 S: 5	H: 0 LOB: 1 BB: 1 P: 9	R: 0 E: 0 K: 0 S: 3	H: 1 LOB: 0 BB: 0 P: 3	1B: 1 2B: 1 3B: 0 HR: 2	SF: 0 SAC: 0 DP: 1 HBP: 0	WP: 0 PB: 0 SB: 0 CS: 0	PA: 34
<b>PITCHER</b>	IP WLS BF H R ER SO BB IBB HBP BLK WP HR S P ERA WHIP																			
Dan Spillner, R (1,1) ERA: 5.22	5.0 L 21 3 3 3 1 3 0 0 0 0 0 2 20 32 5.40 1.200																			
Sid Monge, L (6,1) ERA: 3.39	3.0 10 0 0 0 2 1 0 0 0 0 0 0 13 17 0.00 0.333																			
Mike Stanton, R (9,1) ERA: 5.36	1.0 3 1 0 0 0 0 0 0 0 0 0 0 3 3 0.00 1.000																			

Batter	1	2	3	4	5	6	7	8	9	AB	R	H	RBI	BB	SO	LOB	BOTTOM			
Miguel Dilone, S (1,7) OBP: 0.399, SLG: 0.442	6-3		4-3					6-3		4	0	0	0	0	1	1	<b>New York Yankees @ Cleveland Indians</b> Cleveland Municipal Stadium, Cleveland, OH Sat Jul 05 1980, 7:05 PM EDT Att: 36,614 - Unknown - 83 F <a href="http://livebaseballscorecards.com">livebaseballscorecards.com</a>			
Jorge Orta, L (1,9) OBP: 0.420, SLG: 0.417	5-3		FC4					F8		3	0	0	0	1	0	0				
Mike Hargrove, L (1,3) OBP: 0.413, SLG: 0.415	4-3		FC4							3	0	0	0	1	0	2				
Dell Alton, L (9,PR) OBP: 0.262, SLG: 0.342										0	0	0	0	0	0	0				
Joe Charboneau, R (1,10) OBP: 0.367, SLG: 0.472	6-3							K		4	0	0	0	0	2	1				
Toby Harrah, R (1,5) OBP: 0.380, SLG: 0.386	5-3							F3		4	0	0	0	0	1	1				
Bo Diaz, R (1,2) OBP: 0.337, SLG: 0.456								F6		3	1	1	1	0	0	0				
Rick Manning, L (1,8) OBP: 0.326, SLG: 0.244	F7							4-3		3	0	0	0	0	0	0				
Jerry Dybzinski, R (1,4) OBP: 0.236, SLG: 0.291										2	0	2	0	0	0	0				
Gary Alexander, R (8,PH) OBP: 0.273, SLG: 0.345										1	1	1	1	0	0	0				
Jack Brohamer, L (9,4) OBP: 0.379, SLG: 0.403										0	0	0	0	0	0	0				
Tom Veryzer, R (1,6) OBP: 0.315, SLG: 0.346			FC6-4					1-3		3	0	0	0	0	0	2				
<b>Inning Stats</b>	R: 0 E: 0 K: 0 S: 3	H: 0 LOB: 0 BB: 0 P: 3	R: 1 E: 0 K: 0 S: 4	H: 1 LOB: 0 BB: 0 P: 4	R: 0 E: 1 K: 0 S: 4	H: 1 LOB: 2 BB: 1 P: 8	R: 0 E: 0 K: 0 S: 3	H: 0 LOB: 0 BB: 0 P: 3	R: 0 E: 0 K: 1 S: 5	H: 0 LOB: 0 BB: 0 P: 5	R: 0 E: 0 K: 1 S: 5	H: 0 LOB: 0 BB: 0 P: 5	R: 1 E: 0 K: 0 S: 4	H: 1 LOB: 0 BB: 0 P: 4	R: 0 E: 0 K: 2 S: 7	H: 0 LOB: 1 BB: 1 P: 11	1B: 2 2B: 1 3B: 0 HR: 2	SF: 0 SAC: 0 DP: 1 HBP: 0	WP: 0 PB: 0 SB: 0 CS: 0	PA: 32
<b>PITCHER</b>	IP WLS BF H R ER SO BB IBB HBP BLK WP HR S P ERA WHIP																			
Tommy John, L (1,1) ERA: 3.08	8.0 W 28 4 2 2 2 1 0 0 0 0 0 2 31 35 2.25 0.625																			
Rich Gossage, R (9,1) ERA: 2.79	1.0 S 4 0 0 0 2 1 0 0 0 0 0 0 7 11 0.00 1.000																			



Batter	1	2	3	4	5	6	7	8	9	AB	R	H	RBI	BB	SO	LOB	TOP									
Willie Randolph, R (1,4) OBP: 0.422, SLG: 0.412	F9		6-3		5-3		SF9		G6-4-3	4	0	1	1	0	0	1										
Lou Piniella, R (1,7) OBP: 0.318, SLG: 0.321	2-3 HR		FC5 1B		5-3		F9		G6-4-3	4	1	1	0	1	0	3										
Bob Watson, R (1,3) OBP: 0.360, SLG: 0.425	2-3				F7		FC6-4			4	0	1	0	0	0	2										
Reggie Jackson, L (1,9) OBP: 0.366, SLG: 0.591	2H HR		K				F6			4	1	2	2	0	1	3										
Eric Soderholm, R (1,5) OBP: 0.398, SLG: 0.524	F8		FC5							4	0	1	0	0	0	4										
Dennis Werth, R (1,10) OBP: 0.456, SLG: 0.522			6-3		F9					4	0	0	0	0	1	2										
Bobby Brown, S (1,8) OBP: 0.318, SLG: 0.417			1-3		5-3		4-3			4	0	0	0	0	0	2										
Rick Cerone, R (1,2) OBP: 0.278, SLG: 0.402			K						K2-3	3	1	1	0	0	2	0										
Bucky Dent, R (1,6) OBP: 0.312, SLG: 0.362					F4					3	0	2	0	1	0	1										
<b>Inning Stats</b>	R: 2 E: 0 K: 0 S: 5	H: 2 LOB: 0 BB: 0 P: 5	R: 0 E: 0 K: 1 S: 5	H: 0 LOB: 0 BB: 0 P: 5	R: 0 E: 0 K: 1 S: 7	H: 2 LOB: 3 BB: 1 P: 11	R: 0 E: 0 K: 0 S: 4	H: 1 LOB: 1 BB: 0 P: 4	R: 0 E: 0 K: 0 S: 3	H: 0 LOB: 0 BB: 0 P: 3	R: 0 E: 0 K: 1 S: 6	H: 1 LOB: 1 BB: 0 P: 6	R: 1 E: 0 K: 0 S: 4	H: 1 LOB: 1 BB: 0 P: 5	R: 0 E: 0 K: 0 S: 4	H: 1 LOB: 1 BB: 0 P: 4	R: 0 E: 0 K: 1 S: 5	H: 1 LOB: 1 BB: 1 P: 9	1B: 6 2B: 2 3B: 0 HR: 1	SF: 1 SAC: 0 DP: 1 HBP: 1	WP: 0 PB: 0 SB: 0 CS: 0	PA: 38				
<b>PITCHER</b>	IP WLS BF H R ER SO BB IBB HBP BLK WP HR S P ERA WHIP	IP WLS BF H R ER SO BB IBB HBP BLK WP HR S P ERA WHIP																								
Rick Waits, L (1,1) ERA: 4.92	8.1	W	37	9	3	3	4	2	0	1	0	0	0	0	0	0	0	0	0	0	0	1	42	51	3.24	1.320
Sid Monge, L (9,1) ERA: 3.33	0.2	S	1	0	0	0	0	0	0	0	0	0	0	0	0	0	0	0	0	0	0	1	1	0.00	0.000	

**New York Yankees @ Cleveland Indians**  
Cleveland Municipal Stadium, Cleveland, OH

AB 34  
R 3  
H 9  
RBI 3  
BB 2  
SO 4  
LOB 18



WP: 0 PA: 38  
PB: 0  
SB: 0  
CS: 0

Sun Jul 06 1980, 3:33 AM EDT  
Att: 43,209 - Sunny - 69 F

**New York Yankees @ Cleveland Indians**  
Cleveland Municipal Stadium, Cleveland, OH

AB 28  
R 5  
H 7  
RBI 5  
BB 7  
SO 4  
LOB 16



WP: 0 PA: 36  
PB: 0  
SB: 0  
CS: 0

Sun Jul 06 1980, 3:33 AM EDT  
Att: 43,209 - Sunny - 69 F

Batter	1	2	3	4	5	6	7	8	9	AB	R	H	RBI	BB	SO	LOB	BOTTOM								
Miguel Dilone, S (1,7) OBP: 0.401, SLG: 0.449	5-3			K						4	0	2	0	0	1	2									
Jorge Orta, L (1,9) OBP: 0.421, SLG: 0.416	K		FC4-6							3	0	1	0	1	1	1									
Mike Hargrove, L (1,3) OBP: 0.311, SLG: 0.411	G3		FC4-6		F7					3	0	0	0	1	0	2									
Joe Charboneau, R (1,10) OBP: 0.361, SLG: 0.465			5-3		G6-4-3					4	0	0	0	0	2	3									
Toby Harrah, R (1,5) OBP: 0.384, SLG: 0.385										1	2	0	0	3	0	1									
Ron Hassey, L (1,2) OBP: 0.373, SLG: 0.415			E8		6-3		FC3-6		F9	4	1	0	0	0	0	3									
Jack Brohamer, L (1,4) OBP: 0.374, SLG: 0.490			SF9		F4					3	1	1	1	0	0	1									
Rick Manning, L (1,8) OBP: 0.332, SLG: 0.248										1	0	1	0	1	0	0									
Gary Alexander, R (6, PH) OBP: 0.294, SLG: 0.407										1	1	1	3	0	0	0									
Alan Bannister, R (7,8) OBP: 0.264, SLG: 0.259										0	0	0	0	1	0	0									
Tom Verzyer, R (1,6) OBP: 0.314, SLG: 0.344										4	0	1	1	0	0	3									
<b>Inning Stats</b>	R: 0 E: 0 K: 1 S: 5	H: 0 LOB: 2 BB: 2 P: 14	R: 1 E: 1 K: 1 S: 6	H: 0 LOB: 2 BB: 2 P: 14	R: 0 E: 0 K: 0 S: 4	H: 2 LOB: 1 BB: 0 P: 4	R: 0 E: 0 K: 1 S: 7	H: 2 LOB: 2 BB: 1 P: 11	R: 0 E: 0 K: 0 S: 2	H: 0 LOB: 0 BB: 1 P: 6	R: 3 E: 0 K: 0 S: 6	H: 3 LOB: 1 BB: 1 P: 10	R: 0 E: 0 K: 1 S: 4	H: 0 LOB: 0 BB: 1 P: 8	R: 0 E: 0 K: 0 S: 3	H: 0 LOB: 1 BB: 1 P: 7	R: 0 E: 0 K: 1 S: 5	H: 0 LOB: 1 BB: 1 P: 9	1B: 5 2B: 1 3B: 0 HR: 1	SF: 1 SAC: 0 DP: 2 HBP: 0	WP: 0 PB: 0 SB: 0 CS: 0	PA: 36			
<b>PITCHER</b>	IP WLS BF H R ER SO BB IBB HBP BLK WP HR S P ERA WHIP	IP WLS BF H R ER SO BB IBB HBP BLK WP HR S P ERA WHIP																							
Ed Figueroa, R (1,1) ERA: 5.33	5.1	L	25	5	4	3	3	5	0	0	0	0	0	0	0	0	0	0	0	0	1	26	46	5.06	1.875
Rudy May, L (6,1) ERA: 2.03	2.2		11	2	1	1	1	2	0	0	0	0	0	0	0	0	0	0	0	0	1	11	19	3.38	1.500



Batter	1	2	3	4	5	6	7	8	9	AB	R	H	RBI	BB	SO	LOB	TOP																			
Miguel Dilone, S (1, 7) OBP: 0.396, SLG: 0.439	4-3		4-3 S 1B BB	6-3		G3	F9			4	1	0	0	1	0	2	<b>Cleveland Indians @ Toronto Blue Jays</b> Exhibition Stadium, Toronto, ON Thu Jul 10 1980, 7:05 PM EDT Att: 17,178 - Unknown - 83 F																			
Jorge Orta, L (1, 9) OBP: 0.427, SLG: 0.419	1-3		4-3 1B BB			F	1B BB			3	2	2	1	2	0	0																				
Mike Hargrove, L (1, 3) OBP: 0.308, SLG: 0.407	K		4-3 1-2 2-3	F5		E9 1B SF7 1B	4-3			5	1	1	0	0	1	5																				
Joe Charboneau, R (1, 10) OBP: 0.362, SLG: 0.461		K	1B 1B BB	K		WP 1B		F7		4	1	1	1	1	2	1																				
Toby Harrah, R (1, 5) OBP: 0.378, SLG: 0.379	5-3		F9		F6	SF7		F2		4	0	0	1	0	0	3																				
Ron Hassey, L (1, 2) OBP: 0.375, SLG: 0.422	1B BB		1B 1-2 2-H 3-H	1B	2B	K		F4		4	1	2	2	1	1	1																				
Jack Brohamer, L (1, 4) OBP: 0.375, SLG: 0.400	1B 1-2		1B 1-3 2-H	1B	F6		6-3		1-3	5	0	2	1	0	0	1																				
Rick Manning, L (1, 8) OBP: 0.341, SLG: 0.259			1B 1-3 2-H	1B	FC5-4 IBB	F9 1B 2B		F8		3	1	2	1	2	0	0																				
Tom Verzyer, R (1, 6) OBP: 0.311, SLG: 0.340	K		6-3		FC5-4 1-2	1B		4-3		5	0	1	0	0	1	7																				
<b>Inning Stats</b>	R: 0 E: 0 K: 1 S: 5	H: 0 LOB: 0 BB: 0 P: 5	R: 1 E: 0 K: 2 S: 9	H: 2 LOB: 2 BB: 1 P: 13	R: 3 E: 0 K: 0 S: 5	H: 2 LOB: 3 BB: 4 P: 21	R: 0 E: 0 K: 1 S: 6	H: 1 LOB: 1 BB: 0 P: 6	R: 0 E: 0 K: 0 S: 4	H: 1 LOB: 2 BB: 1 P: 8	R: 2 E: 1 K: 1 S: 7	H: 2 LOB: 1 BB: 1 P: 11	R: 1 E: 0 K: 0 S: 6	H: 3 LOB: 2 BB: 0 P: 6	R: 0 E: 0 K: 0 S: 3	H: 0 LOB: 0 BB: 0 P: 3	R: 0 E: 0 K: 0 S: 3	H: 0 LOB: 0 BB: 0 P: 3	1B: 9 2B: 2 3B: 0 HR: 0	SF: 1 SAC: 0 DP: 0 HBP: 0	WP: 1 PB: 0 SB: 1 CS: 0	PA: 45														
<b>PITCHER</b>	IP	WLS	BF	H	R	ER	SO	BB	IBB	HBP	BLK	WP	HR	S	P	ERA	WHIP	<b>PITCHER</b>	IP	WLS	BF	H	R	ER	SO	BB	IBB	HBP	BLK	WP	HR	S	P	ERA	WHIP	
Jim Clancy, R (1, 1) ERA: 2.93	5.2	L	32	8	6	6	4	5	2	0	0	0	0	33	61	9.53	2.294																			
Paul Mirabella, L (6, 1) ERA: 4.54	1.1		7	3	1	1	1	0	0	0	0	1	0	9	9	6.75	2.250																			
Tom Buskey, R (8, 1) ERA: 3.97	1.0		3	0	0	0	0	0	0	0	0	0	0	3	3	0.00	0.000																			
Mike Barlow, R (9, 1) ERA: 3.45	1.0		3	0	0	0	0	0	0	0	0	0	0	3	3	0.00	0.000																			

Batter	1	2	3	4	5	6	7	8	9	AB	R	H	RBI	BB	SO	LOB	BOTTOM																				
Alfredo Griffin, S (1, 6) OBP: 0.277, SLG: 0.351	1B 1B		G3		K			FC6-4 1B		4	1	2	0	0	1	1	<b>Cleveland Indians @ Toronto Blue Jays</b> Exhibition Stadium, Toronto, ON Thu Jul 10 1980, 7:05 PM EDT Att: 17,178 - Unknown - 83 F																				
Damaso Garcia, R (1, 4) OBP: 0.252, SLG: 0.409	1B 1-3 G6-3 1B		BB 1B		F7		FC6-4 1B BB			4	2	2	0	0	0	2																					
John Mayberry, L (1, 3) OBP: 0.379, SLG: 0.492	G6-3 1-3 3-H 1B		FC6-4 BB		F9		FC5 1B BB			2	0	1	1	2	0	0																					
Roy Howell, L (1, 5) OBP: 0.310, SLG: 0.364	G6-3 1-2 3-H		FC6-4		4-3		L6			4	0	0	0	0	5																						
Al Woods, L (1, 7) OBP: 0.365, SLG: 0.468	5-3			G5-4-3 BB		F7		1-2 2-H 1B		3	0	1	1	1	0	0																					
Barry Bonnell, R (1, 9) OBP: 0.301, SLG: 0.403	1-3			G5-4-3 1-2		6-3		FC5		4	0	0	0	0	3																						
Lloyd Moseby, L (1, 10) OBP: 0.280, SLG: 0.361	6-3			F8		6-3 BB		FC4-6 1B		3	0	1	0	1	0	0																					
Bob Bailor, R (1, 8) OBP: 0.305, SLG: 0.258	F7					6-3		FC4-6		2	0	1	0	0	0	0																					
Steve Braun, L (7, PH) OBP: 0.115, SLG: 0.042						3-1 2B		FC4-6 6-3-5		1	0	0	0	0	0	1																					
Joe Cannon, L (8, 8) OBP: 0.080, SLG: 0.080								1-2		1	0	0	0	0	0	1																					
Ernie Whitt, L (1, 2) OBP: 0.268, SLG: 0.277								1-2		3	0	0	0	0	0	2																					
Otto Velez, R (9, PH) OBP: 0.391, SLG: 0.523			4-3		3-1			1-3		1	0	0	0	0	0	1																					
<b>Inning Stats</b>	R: 2 E: 0 K: 0 S: 5	H: 3 LOB: 0 BB: 0 P: 5	R: 0 E: 0 K: 0 S: 3	H: 0 LOB: 0 BB: 0 P: 3	R: 0 E: 0 K: 0 S: 4	H: 1 LOB: 2 BB: 1 P: 8	R: 0 E: 0 K: 0 S: 2	H: 0 LOB: 0 BB: 1 P: 6	R: 0 E: 0 K: 1 S: 6	H: 1 LOB: 1 BB: 0 P: 6	R: 0 E: 0 K: 0 S: 3	H: 0 LOB: 0 BB: 0 P: 3	R: 0 E: 0 K: 0 S: 3	H: 0 LOB: 1 BB: 1 P: 7	R: 1 E: 0 K: 0 S: 5	H: 2 LOB: 2 BB: 1 P: 9	R: 0 E: 0 K: 0 S: 3	H: 1 LOB: 0 BB: 0 P: 3	1B: 7 2B: 2 3B: 0 HR: 0	SF: 0 SAC: 0 DP: 3 HBP: 0	WP: 0 PB: 0 SB: 0 CS: 0	PA: 36															
<b>PITCHER</b>	IP	WLS	BF	H	R	ER	SO	BB	IBB	HBP	BLK	WP	HR	S	P	ERA	WHIP	<b>PITCHER</b>	IP	WLS	BF	H	R	ER	SO	BB	IBB	HBP	BLK	WP	HR	S	P	ERA	WHIP		
John Denny, R (1, 1) ERA: 4.01	9.0	W	36	8	3	3	1	4	0	0	0	0	0	34	50	3.00	1.333																				





Batter	1	2	3	4	5	6	7	8	9	AB	R	H	RBI	BB	SO	LOB	TOP			
Miguel Dilone, S OBP: 0.398, SLG: 0.437	0-0 6-3		0-0 3-1 1B		4-0 E SF7 BB		0-3 K			3	1	1	0	1	1	0				
Jorge Orta, L OBP: 0.422, SLG: 0.413	0-0 F9		0-0 3-1		0-0 L5			0-3 K		4	0	0	0	0	1	2				
Mike Hargrove, L OBP: 0.306, SLG: 0.406	0-0 1B		0-0 G3		0-0 SF7			0-0 G3		3	0	1	1	0	0	1				
Joe Charboneau, R OBP: 0.357, SLG: 0.454	0-0 F9			0-0 1-3	0-0 F8			0-0 L6		4	0	0	0	0	0	1				
Toby Harrah, R OBP: 0.377, SLG: 0.375		0-0 5-3		4-0 1B E BB		0-0 F7			0-0 F8	3	1	0	0	1	0	0				
Ron Hassey, L OBP: 0.376, SLG: 0.419		0-0 6-3		0-0 E SF7 1B		0-0 3-1			0-0 4-3	4	1	1	0	0	0	0				
Jack Brohamer, L OBP: 0.370, SLG: 0.386		4-0 BB		0-0 E3 FC6-4		0-0 4-3			0-0 6-3	3	0	0	1	1	0	1				
Rick Manning, L OBP: 0.337, SLG: 0.256		0-0 L3		0-0 SF7			0-0 6-3			2	0	0	1	0	0	1				
Tom Verzyer, R OBP: 0.307, SLG: 0.335			0-0 6-3	0-0 FC6-4			0-0 F4			3	0	0	0	0	0	1				
<b>Inning Stats</b>	R: 0 E: 0 K: 0 S: 4	H: 1 LOB: 1 BB: 0 P: 4	R: 0 E: 0 K: 0 S: 3	H: 0 LOB: 1 BB: 1 P: 7	R: 0 E: 0 K: 0 S: 4	H: 1 LOB: 1 BB: 0 P: 4	R: 2 E: 1 K: 0 S: 5	H: 1 LOB: 0 BB: 1 P: 9	R: 1 E: 1 K: 0 S: 3	H: 0 LOB: 0 BB: 0 P: 7	R: 0 E: 0 K: 1 S: 5	H: 0 LOB: 0 BB: 0 P: 5	R: 0 E: 0 K: 1 S: 5	H: 0 LOB: 0 BB: 0 P: 5	R: 0 E: 0 K: 0 S: 3	H: 0 LOB: 0 BB: 0 P: 3	1B: 3 2B: 0 3B: 0 HR: 0	SF: 2 SAC: 0 DP: 0 HBP: 0	WP: 0 PB: 0 SB: 1 CS: 0	PA: 34
<b>PITCHER</b> Dave Stieb, R ERA: 2.96	IP: 9.0 WLS: W BF: 34 H: 3 R: 3 ER: 1 SO: 2 BB: 3 IBB: 0 HBP: 0 BLK: 0 WP: 0 HR: 0 S: 35 P: 47 ERA: 1.00 WHIP: 0.667															<b>PITCHER</b>				

Cleveland Indians @ Toronto Blue Jays  
Exhibition Stadium, Toronto, ON  
Fri Jul 11, 1980, 7:05 PM EDT  
Att: 16,621 - Unknown - 83 F

AB 29  
R 3  
H 3  
RBI 3  
BB 3  
SO 2  
LOB 7



Batter	1	2	3	4	5	6	7	8	9	AB	R	H	RBI	BB	SO	LOB	BOTTOM			
Alfredo Griffin, S OBP: 0.279, SLG: 0.350	4-0 4-3 BB	0-0 L5		0-0 6-3		0-0 4-3		0-0 CS 1B		4	0	1	0	1	0	4				
Damaso Garcia, R OBP: 0.299, SLG: 0.420	0-0 F8	0-0 1-2 2-H 3-H 1B		0-3 K		0-0 2-3 3B		0-0 1-2 1B		5	0	3	3	0	1	1				
Al Woods, L OBP: 0.366, SLG: 0.466	0-0 4-3	0-0 F9			0-0 HR 1B		0-0 G3		0-0 1-2 1B	5	1	2	0	0	0	4				
Otto Velez, R OBP: 0.396, SLG: 0.535	4-0 BB	0-3 K			0-0 1-H HR		4-0 1B BB		0-3 K	3	1	1	2	2	2	4				
John Mayberry, L OBP: 0.374, SLG: 0.484	0-0 G3		0-0 4-3		0-0 F9		0-0 F8			4	0	0	0	0	0	3				
Roy Howell, L OBP: 0.313, SLG: 0.366		0-0 1B HBP 1B		0-0 F7		0-0 4-3		0-0 FC6-4 1B		4	1	2	0	0	0	0				
Barry Bonnell, R OBP: 0.304, SLG: 0.406		4-0 HBP 1B BB		0-0 2B		0-3 K		0-0 L7		3	1	1	0	1	1	2				
Bob Bailor, R OBP: 0.304, SLG: 0.257		0-0 1B HBP 1B		0-0 F7			0-0 F3	0-0 FC6-4		4	1	1	0	0	0	3				
Bob Davis, R OBP: 0.284, SLG: 0.343		1-0 1B HBP		0-0 5-3			0-0 4-3 3B 2B		0-0 G3	3	1	1	1	0	0	0				
<b>Inning Stats</b>	R: 0 E: 0 K: 0 S: 3	H: 0 LOB: 2 BB: 2 P: 11	R: 3 E: 0 K: 1 S: 8	H: 3 LOB: 2 BB: 1 P: 13	R: 0 E: 0 K: 0 S: 4	H: 1 LOB: 0 BB: 0 P: 4	R: 0 E: 0 K: 1 S: 5	H: 0 LOB: 0 BB: 0 P: 5	R: 2 E: 0 K: 1 S: 7	H: 2 LOB: 0 BB: 0 P: 7	R: 1 E: 0 K: 0 S: 5	H: 2 LOB: 1 BB: 0 P: 5	R: 0 E: 0 K: 0 S: 4	H: 1 LOB: 2 BB: 1 P: 8	R: 0 E: 0 K: 1 S: 7	H: 3 LOB: 2 BB: 0 P: 7	1B: 8 2B: 2 3B: 1 HR: 1	SF: 0 SAC: 0 DP: 0 HBP: 1	WP: 0 PB: 0 SB: 0 CS: 1	PA: 40
<b>PITCHER</b> Wayne Garland, R ERA: 3.82 Bob Ovwchinko, L ERA: 5.55	IP: 5.2 WLS: L BF: 29 H: 8 R: 6 ER: 6 SO: 3 BB: 3 IBB: 0 HBP: 1 BLK: 0 WP: 0 HR: 1 S: 31 P: 44 ERA: 9.53 WHIP: 1.941															<b>PITCHER</b>				

Cleveland Indians @ Toronto Blue Jays  
Exhibition Stadium, Toronto, ON  
Fri Jul 11, 1980, 7:05 PM EDT  
Att: 16,621 - Unknown - 83 F

AB 35  
R 6  
H 12  
RBI 6  
BB 4  
SO 4  
LOB 21





Batter	1	2	3	4	5	6	7	8	9	AB	R	H	RBI	BB	SO	LOB	TOP								
Miguel Dilone, S OBP: 0.393, SLG: 0.431 (1, 7)										5	1	1	0	0	2	3									
Jorge Orta, L OBP: 0.428, SLG: 0.414 (1, 9)										2	3	1	0	2	0	0									
Mike Hargrove, L OBP: 0.306, SLG: 0.413 (1, 3)										5	1	2	1	0	1	3									
Gary Alexander, R OBP: 0.292, SLG: 0.438 (1, 10)										5	1	2	3	0	3	3									
Toby Harrah, R OBP: 0.383, SLG: 0.376 (1, 5)										2	1	1	0	3	1	2									
Ron Hassey, L OBP: 0.377, SLG: 0.418 (1, 2)										5	0	2	2	0	1	6									
Jack Brohamer, L OBP: 0.359, SLG: 0.374 Jerry Dyzinski, R OBP: 0.240, SLG: 0.294 (1, 4) (6, 4)										3	1	0	1	0	0	5	AB								
Rick Manning, L OBP: 0.335, SLG: 0.255 (1, 8)										5	0	1	1	0	0	4	R								
Tom Verzyer, R OBP: 0.309, SLG: 0.341 (1, 6)										5	1	2	1	0	0	1	H								
<b>Inning Stats</b>	R: 2 E: 0 K: 1 S: 8	H: 3 LOB: 2 BB: 1 P: 12	R: 0 E: 0 K: 0 S: 3	H: 0 LOB: 0 BB: 0 P: 3	R: 0 E: 0 K: 1 S: 5	H: 0 LOB: 0 BB: 0 P: 5	R: 2 E: 0 K: 1 S: 7	H: 2 LOB: 1 BB: 1 P: 11	R: 3 E: 0 K: 0 S: 5	H: 2 LOB: 1 BB: 2 P: 13	R: 2 E: 0 K: 1 S: 8	H: 3 LOB: 2 BB: 1 P: 12	R: 0 E: 0 K: 3 S: 10	H: 1 LOB: 1 BB: 0 P: 6	R: 0 E: 0 K: 3 S: 10	H: 1 LOB: 2 BB: 0 P: 11	R: 0 E: 0 K: 0 S: 3	H: 1 LOB: 0 BB: 0 P: 3	1B: 9 2B: 3 3B: 1 HR: 0	SF: 0 SAC: 0 DP: 1 HBP: 1	WP: 0 PB: 0 SB: 2 CS: 1	PA: 45			
<b>PITCHER</b>	IP	WLS	BF	H	R	ER	SO	BB	IBB	HBP	BLK	WP	HR	S	P	ERA	WHIP								
Gaylord Perry, R ERA: 3.61 (1, 1)	4.0	L	21	6	6	6	3	3	0	0	0	0	0	24	36	13.50	2.250								
Jim Kern, R ERA: 5.54 (5, 1)	1.2		11	4	3	3	1	2	0	0	0	0	0	11	19	16.20	3.600								
Sparky Lyle, L ERA: 4.41 (6, 1)	1.1		5	1	0	0	1	0	0	0	0	0	0	7	7	0.00	0.750								
Charlie Hough, R ERA: 5.24 (8, 1)	2.0		8	2	0	0	3	0	0	1	0	0	0	13	14	0.00	1.000								

Cleveland Indians @ Texas Rangers  
Arlington Stadium, Arlington, TX  
Sat Jul 12 1980, 8:05 PM EDT  
Att: 27,784 - Unknown

AB 39  
R 9  
H 13  
RBI 9  
BB 5  
SO 8  
LOB 27



Batter	1	2	3	4	5	6	7	8	9	AB	R	H	RBI	BB	SO	LOB	BOTTOM								
Mickey Rivers, L OBP: 0.328, SLG: 0.391 Pepe Frias, R OBP: 0.284, SLG: 0.315 Johnny Grubb, L OBP: 0.377, SLG: 0.404 Dave Roberts, R OBP: 0.337, SLG: 0.425 (1, 8) (6, 6) (7, PH) (8, 6)										2	1	0	0	0	0	3									
Bump Willis, S OBP: 0.311, SLG: 0.330 (1, 4)										5	2	2	2	0	0	3									
Al Oliver, L OBP: 0.353, SLG: 0.443 (1, 7)										5	0	2	3	0	0	1									
Buddy Bell, R OBP: 0.387, SLG: 0.547 (1, 5)										5	0	1	1	0	1	2									
Rusty Staub, L OBP: 0.379, SLG: 0.461 (1, 10)										4	0	0	0	1	0	2									
Richie Ziek, R OBP: 0.344, SLG: 0.483 (1, 9)										4	1	1	0	0	1	1									
Pat Putnam, L OBP: 0.317, SLG: 0.386 (1, 3)										4	0	1	0	0	1	1	AB								
Jim Sundberg, R OBP: 0.320, SLG: 0.353 (1, 2)										3	1	0	1	0	1	1	R								
Bud Harrelson, S OBP: 0.336, SLG: 0.272 Jim Norris, L OBP: 0.331, SLG: 0.262 (1, 6) (5, PH) (6, 8)										2	1	1	0	1	1	0	H								
<b>Inning Stats</b>	R: 1 E: 0 K: 0 S: 4	H: 1 LOB: 1 BB: 0 P: 5	R: 0 E: 0 K: 0 S: 3	H: 0 LOB: 0 BB: 0 P: 3	R: 0 E: 0 K: 0 S: 3	H: 0 LOB: 0 BB: 0 P: 3	R: 1 E: 0 K: 0 S: 5	H: 2 LOB: 2 BB: 1 P: 9	R: 0 E: 0 K: 1 S: 5	H: 0 LOB: 0 BB: 0 P: 5	R: 4 E: 1 K: 0 S: 7	H: 3 LOB: 1 BB: 1 P: 11	R: 0 E: 0 K: 3 S: 9	H: 0 LOB: 1 BB: 1 P: 13	R: 2 E: 1 K: 1 S: 8	H: 3 LOB: 1 BB: 0 P: 8	1B: 7 2B: 3 3B: 1 HR: 0	SF: 1 SAC: 0 DP: 1 HBP: 1	WP: 0 PB: 0 SB: 0 CS: 0	PA: 41					
<b>PITCHER</b>	IP	WLS	BF	H	R	ER	SO	BB	IBB	HBP	BLK	WP	HR	S	P	ERA	WHIP								
Len Barker, R ERA: 4.88 (7, 1)	6.2	W	28	5	5	3	1	2	0	0	0	0	0	2	2	4.05	1.050								
Sid Monge, L ERA: 3.52 (7, 1)	0.0		2	2	1	0	0	0	0	0	0	0	0	2	2	∞	∞								
Mike Stanton, R ERA: 5.36 Victor Cruz, R ERA: 4.38 (9, 1)	1.2	S	9	3	2	1	4	1	0	0	0	0	0	16	20	5.40	2.400								
0.2	S	2	0	0	0	0	0	0	0	0	0	0	0	2	2	0.00	0.000								

Cleveland Indians @ Texas Rangers  
Arlington Stadium, Arlington, TX  
Sat Jul 12 1980, 8:05 PM EDT  
Att: 27,784 - Unknown

AB 36  
R 8  
H 10  
RBI 7  
BB 3  
SO 5  
LOB 14






Batter	1	2	3	4	5	6	7	8	9	AB	R	H	RBI	BB	SO	LOB	TOP			
Miguel Dilone, S OBP: 0.387, SLG: 0.424 Dell Alston, L OBP: 0.256, SLG: 0.333	(1, 7) X F7		(1) X FC6-4 4-3 BLK			(1) X 4-3		(2) X G4-6-3 1-2		3	0	0	0	0	0	1				
Jorge Orta, L OBP: 0.424, SLG: 0.409 Alan Bannister, R OBP: 0.269, SLG: 0.264	(1, 9) X 4-3		(2) X 4-3			(2) X 4-3			(1) X G4-6-3 1B	3	0	0	0	0	0	1				
Mike Hargrove, L OBP: 0.307, SLG: 0.416	(1, 3) X WP BB		(3) X F7						(1) X E4 G4-6-3	3	0	1	0	1	0	2				
Gary Alexander, R OBP: 0.289, SLG: 0.418	(1, 10) X 1-2 BB			(1) X F3					(2) X G4-6-3 1-2 2-3	3	0	0	0	1	0	3				
Toby Harrah, R OBP: 0.381, SLG: 0.373 Dave Rosello, R OBP: 0.262, SLG: 0.327	(1, 5) X F9			(2) X 5-3					(1) X 1B 1B	2	0	0	0	0	0	2				
Ron Hassey, L OBP: 0.374, SLG: 0.415	(1, 2) X		(1) X 4-3			(3) X 4-3			(1) X 1B BB	4	0	1	1	0	1	0				
Jack Brohamer, L OBP: 0.355, SLG: 0.368	(1, 4) X		(2) X K			(1) X F9			(1) X 1B	4	0	1	1	0	1	0				
Rick Manning, L OBP: 0.330, SLG: 0.250	(1, 8) X		(3) X 6-3			(2) X F8			(1) X 1B	4	0	0	0	0	0	2				
Tom Verzyer, R OBP: 0.311, SLG: 0.343 Jerry Dybzinski, R OBP: 0.246, SLG: 0.294	(1, 6) X FC6-4 1B					(3) X F2			(1) X G4-6-3 BB	2	0	1	0	0	0	0				
<b>Inning Stats</b>	R: 0 E: 0 K: 0 S: 3	H: 0 LOB: 2 BB: 2 P: 11	R: 0 E: 0 K: 1 S: 5	H: 0 LOB: 0 BB: 0 P: 5	R: 0 E: 0 K: 0 S: 4	H: 1 LOB: 1 BB: 0 P: 4	R: 0 E: 0 K: 0 S: 3	H: 0 LOB: 0 BB: 0 P: 3	R: 0 E: 0 K: 0 S: 4	H: 1 LOB: 1 BB: 0 P: 4	R: 0 E: 0 K: 1 S: 5	H: 0 LOB: 0 BB: 0 P: 5	R: 0 E: 0 K: 0 S: 2	H: 0 LOB: 0 BB: 1 P: 6	R: 2 E: 1 K: 0 S: 6	H: 3 LOB: 2 BB: 1 P: 10	1B: 4 2B: 1 3B: 0 HR: 0	SF: 0 SAC: 0 DP: 2 HBP: 0	WP: 1 PB: 0 SB: 0 CS: 0	PA: 35
<b>PITCHER</b> Doc Medich, R ERA: 3.88	(1, 1)	IP: 9.0 WLS: W BF: 35 H: 5 R: 2 ER: 0 SO: 2 BB: 4 IBB: 0 HBP: 0 BLK: 1 WP: 1 HR: 0 S: 35 P: 51 ERA: 0.00 WHIP: 1.000																		

Cleveland Indians @ Texas Rangers  
Arlington Stadium, Arlington, TX  
Sun Jul 13 1980, 8:05 PM EDT  
Att: 12,503 - Unknown


AB 31  
R 2  
H 5  
RBI 2  
BB 4  
SO 2  
LOB 12



Batter	1	2	3	4	5	6	7	8	9	AB	R	H	RBI	BB	SO	LOB	BOTTOM			
Bump Willis, S OBP: 0.311, SLG: 0.328 Pepe Frias, R OBP: 0.284, SLG: 0.315	(1, 4) X E 1B			(1) X L5				(2) X G4-6-3 1-2		5	2	1	0	1	0	4				
Buddy Bell, R OBP: 0.393, SLG: 0.550 Dave Roberts, R OBP: 0.333, SLG: 0.420	(1, 5) X E4 1B HR								(1) X F8	4	1	3	2	0	0	1				
Al Oliver, L OBP: 0.354, SLG: 0.444 Bill Sample, R OBP: 0.301, SLG: 0.275	(1, 7) X HR 1B			(2) X FC3-6 1B					(1) X 6-3	4	1	2	2	0	0	2				
Richie Zisk, R OBP: 0.345, SLG: 0.491	(1, 9) X HR			(1) X 4-3					(1) X K	4	1	1	3	1	1	1				
Rusty Staub, L OBP: 0.380, SLG: 0.456	(1, 10) X F7			(2) X 4-3					(1) X 1B BB	4	1	1	0	1	0	3				
Johnny Grubb, L OBP: 0.376, SLG: 0.402 Jim Norris, L OBP: 0.333, SLG: 0.267	(1, 8) X K								(1) X 1B BB	3	1	1	0	0	1	1				
Pat Putnam, L OBP: 0.323, SLG: 0.401	(1, 3) X 3-1			(2) X FC3-6 1B					(1) X 1B 1B	2	2	1	0	0	1	0				
Jim Sundberg, R OBP: 0.324, SLG: 0.364	(1, 2) X			(3) X E8 1B					(2) X F7	5	1	3	2	0	0	0				
Bud Harrelson, S OBP: 0.348, SLG: 0.289	(1, 6) X			(1) X 5-3					(1) X 1B 1B	3	0	2	2	1	0	0				
<b>Inning Stats</b>	R: 4 E: 1 K: 1 S: 9	H: 3 LOB: 0 BB: 0 P: 9	R: 1 E: 0 K: 0 S: 5	H: 2 LOB: 1 BB: 0 P: 5	R: 1 E: 0 K: 0 S: 5	H: 2 LOB: 2 BB: 1 P: 9	R: 0 E: 0 K: 0 S: 4	H: 1 LOB: 1 BB: 0 P: 4	R: 4 E: 1 K: 0 S: 8	H: 5 LOB: 3 BB: 2 P: 16	R: 0 E: 0 K: 1 S: 6	H: 1 LOB: 1 BB: 0 P: 6	R: 0 E: 0 K: 0 S: 3	H: 0 LOB: 0 BB: 0 P: 3	R: 2 E: 0 K: 1 S: 8	H: 4 LOB: 2 BB: 1 P: 12	1B: 15 2B: 0 3B: 2 HR: 1	SF: 1 SAC: 0 DP: 1 HBP: 0	WP: 0 PB: 0 SB: 0 CS: 0	PA: 46
<b>PITCHER</b> Dan Spillner, R ERA: 5.5 Ross Grimsley, L ERA: 6.85 Sid Monge, L ERA: 3.38 Mike Stanton, R ERA: 5.63	(1, 1)	IP: 3.0 WLS: L BF: 18 H: 7 R: 6 ER: 5 SO: 1 BB: 1 IBB: 0 HBP: 0 BLK: 0 WP: 0 HR: 1 S: 19 P: 23 ERA: 15.00 WHIP: 2.667																		
<b>PITCHER</b>	(4, 1)	IP: 2.0 WLS: L BF: 14 H: 6 R: 4 ER: 4 SO: 0 BB: 2 IBB: 0 HBP: 0 BLK: 0 WP: 0 HR: 0 S: 12 P: 20 ERA: 18.00 WHIP: 4.000																		
<b>PITCHER</b>	(6, 1)	IP: 2.0 WLS: L BF: 7 H: 1 R: 0 ER: 0 SO: 1 BB: 0 IBB: 0 HBP: 0 BLK: 0 WP: 0 HR: 0 S: 9 P: 9 ERA: 0.00 WHIP: 0.500																		
<b>PITCHER</b>	(8, 1)	IP: 1.0 WLS: L BF: 4 H: 2 R: 2 ER: 2 SO: 1 BB: 1 IBB: 0 HBP: 0 BLK: 0 WP: 0 HR: 0 S: 8 P: 12 ERA: 18.00 WHIP: 5.000																		

Cleveland Indians @ Texas Rangers  
Arlington Stadium, Arlington, TX  
Sun Jul 13 1980, 8:05 PM EDT  
Att: 12,503 - Unknown

AB 41  
R 12  
H 18  
RBI 12  
BB 4  
SO 3  
LOB 15





Batter	1	2	3	4	5	6	7	8	9	AB	R	H	RBI	BB	SO	LOB	TOP					
Miguel Dilone, S OBP: 0.389, SLG: 0.426 (1, 7)	F7		SH1-4						K	4	0	2	0	0	1	1	<b>Cleveland Indians @ Texas Rangers</b> Arlington Stadium, Arlington, TX Mon Jul 14 1980, 8:05 PM EDT Att: 9,446 - Unknown					
Jorge Orta, L OBP: 0.422, SLG: 0.406 (1, 9)	4-3		SF8							2	1	0	1	1	0	1						
Mike Hargrove, L OBP: 0.305, SLG: 0.413 (1, 3)	4-3		G3							4	0	1	0	0	0	1						
Joe Charboneau, R OBP: 0.352, SLG: 0.447 (1, 10)		F3		5-3					K	4	0	0	0	0	2	2						
Toby Harrah, R OBP: 0.388, SLG: 0.378 (1, 5)										2	0	2	1	2	0	0						
Ron Hassey, L OBP: 0.372, SLG: 0.409 (1, 2)										3	0	0	0	1	0	3						
Jack Brohamer, L OBP: 0.311, SLG: 0.367 Jerry Dybzinski, R OBP: 0.246, SLG: 0.294 (9, PR)										3	0	1	0	1	0	4						
Rick Manning, L OBP: 0.328, SLG: 0.250 (1, 8)										4	1	1	0	0	0	2						
Tom Verzyer, R OBP: 0.311, SLG: 0.343 Gary Alexander, R OBP: 0.286, SLG: 0.412 (9, PH)										3	0	1	0	0	0	0						
<b>Inning Stats</b>	R: 0 E: 0 K: 0 S: 3	H: 0 LOB: 0 BB: 0 P: 3	R: 0 E: 0 K: 0 S: 3	H: 0 LOB: 1 BB: 1 P: 7	R: 1 E: 0 K: 0 S: 5	H: 2 LOB: 1 BB: 0 P: 5	R: 0 E: 0 K: 0 S: 2	H: 0 LOB: 0 BB: 1 P: 6	R: 0 E: 0 K: 0 S: 3	H: 1 LOB: 0 BB: 0 P: 3	R: 1 E: 0 K: 1 S: 7	H: 3 LOB: 3 BB: 2 P: 15	R: 0 E: 0 K: 0 S: 4	H: 1 LOB: 1 BB: 0 P: 4	R: 0 E: 0 K: 1 S: 6	H: 1 LOB: 1 BB: 0 P: 6	R: 0 E: 0 K: 1 S: 5	H: 0 LOB: 1 BB: 1 P: 9	1B: 8 2B: 0 3B: 0 HR: 0	SF: 1 SAC: 1 DP: 1 HBP: 0	WP: 0 PB: 0 SB: 2 CS: 2	PA: 37
<b>PITCHER</b>	IP	WLS	BF	H	R	ER	SO	BB	IBB	HBP	BLK	WP	HR	S	P	ERA	WHIP					
Steve Comer, R ERA: 8.07 (1, 1)	5.1		21	5	2	2	0	3	0	0	0	0	0	18	30	3.38	1.500					
Danny Darwin, R ERA: 1.85 (6, 1)	3.2	W	16	3	0	0	3	2	0	0	0	0	0	20	28	0.00	1.364					

Batter	1	2	3	4	5	6	7	8	9	AB	R	H	RBI	BB	SO	LOB	BOTTOM				
Mickey Rivers, L OBP: 0.327, SLG: 0.392 (1, 8)			4-3							4	1	1	0	0	0	1	<b>Cleveland Indians @ Texas Rangers</b> Arlington Stadium, Arlington, TX Mon Jul 14 1980, 8:05 PM EDT Att: 9,446 - Unknown				
Bump Willis, S OBP: 0.308, SLG: 0.324 (1, 4)			F3							4	0	0	0	0	2	1					
Al Oliver, L OBP: 0.353, SLG: 0.441 (1, 7)										4	0	1	1	0	1	0					
Buddy Bell, R OBP: 0.391, SLG: 0.545 (1, 5)										4	1	1	0	0	2	1					
Richie Zisk, R OBP: 0.345, SLG: 0.487 Jim Norris, L OBP: 0.333, SLG: 0.267 (9, 9)										2	1	0	0	1	1	1					
John Ellis, R OBP: 0.311, SLG: 0.305 (1, 10)										3	1	1	0	0	0	0					
Pat Putnam, L OBP: 0.325, SLG: 0.402 Bill Sample, R OBP: 0.298, SLG: 0.272 Pepe Frias, R OBP: 0.284, SLG: 0.315 (8, 6)										2	0	1	0	0	0	0					
Jim Sundberg, R OBP: 0.321, SLG: 0.360 (1, 2)										3	0	0	0	0	0	3					
Bud Harrelson, S OBP: 0.351, SLG: 0.293 Rusty Staub, L OBP: 0.383, SLG: 0.465 (8, 3)										2	0	1	0	0	0	0					
<b>Inning Stats</b>	R: 1 E: 0 K: 3 S: 11	H: 2 LOB: 1 BB: 0 P: 11	R: 0 E: 0 K: 0 S: 3	H: 0 LOB: 0 BB: 0 P: 3	R: 0 E: 0 K: 0 S: 3	H: 0 LOB: 0 BB: 0 P: 3	R: 0 E: 0 K: 0 S: 3	H: 0 LOB: 0 BB: 0 P: 3	R: 0 E: 0 K: 1 S: 5	H: 2 LOB: 2 BB: 0 P: 4	R: 3 E: 0 K: 0 S: 6	H: 3 LOB: 1 BB: 1 P: 10	R: 0 E: 0 K: 2 S: 7	H: 0 LOB: 0 BB: 0 P: 7	R: 0 E: 0 K: 2 S: 7	H: 0 LOB: 0 BB: 0 P: 7	1B: 5 2B: 2 3B: 0 HR: 0	SF: 0 SAC: 0 DP: 0 HBP: 0	WP: 0 PB: 0 SB: 0 CS: 0	PA: 31	
<b>PITCHER</b>	IP	WLS	BF	H	R	ER	SO	BB	IBB	HBP	BLK	WP	HR	S	P	ERA	WHIP				
Rick Waits, L ERA: 4.96 (1, 1)	6.1	L	25	6	4	4	4	1	0	0	0	0	0	32	36	5.68	1.105				
Victor Cruz, R ERA: 4.2 (7, 1)	1.2		6	1	0	0	2	0	0	0	0	0	0	10	10	0.00	0.600				



Batter	1	2	3	4	5	6	7	8	9	AB	R	H	RBI	BB	SO	LOB	TOP									
Miguel Dilone, S OBP: 0.387, SLG: 0.422	0-3 K		0-0 CS 1B			0-0 F6		0-0 L1		4	0	1	1	0	1	1	Cleveland Indians @ California Angels Anaheim Stadium, Anaheim, CA Tue Jul 15 1980, 10:05 PM EDT Att: 22,951 - Unknown									
Jorge Orta, L OBP: 0.419, SLG: 0.404	0-0 G3		0-0 CS 1-2	0-0 5-3		0-0 F9		0-0 1B		4	0	1	0	0	0											
Mike Hargrove, L OBP: 0.306, SLG: 0.414	0-0 G3			0-0 G4-3 1B			0-0 FC6-4 1B	0-3 K		4	0	2	0	0	1	2										
Gary Alexander, R OBP: 0.272, SLG: 0.389		0-0 6-3		0-0 G4-3 1-2			0-0 F6		0-0 F8	4	0	0	0	0	2											
Toby Harrah, R OBP: 0.384, SLG: 0.372		0-0 F7			0-0 F2		0-0 FC6-4 1B 1-2		0-0 4-3	4	0	0	0	0	1											
Bo Diaz, R OBP: 0.333, SLG: 0.447		0-0 6-3			0-3 K		0-0 FC6 1B		0-0 F7	4	0	1	0	0	1	0										
Rick Manning, L OBP: 0.332, SLG: 0.252			0-0 SH3 1B		1-0 HBP		0-0 FC6 1-2			2	1	1	0	0	2											
Jerry Dybzinski, R OBP: 0.250, SLG: 0.298			0-0 SH3 1-2		0-0 F5			0-0 1B 1B		2	0	1	0	0	1											
Tom Verzyer, R OBP: 0.307, SLG: 0.338			0-0 5-3			0-0 6-3		0-0 F8		3	0	0	0	0	2											
<b>Inning Stats</b>	R: 0 E: 0 K: 1 S: 5	H: 0 LOB: 0 BB: 0 P: 5	R: 0 E: 0 K: 0 S: 3	H: 0 LOB: 0 BB: 0 P: 3	R: 1 E: 0 K: 0 S: 4	H: 2 LOB: 0 BB: 0 P: 4	R: 0 E: 0 K: 0 S: 3	H: 1 LOB: 0 BB: 0 P: 3	R: 0 E: 0 K: 1 S: 5	H: 0 LOB: 0 BB: 0 P: 6	R: 0 E: 0 K: 0 S: 3	H: 2 LOB: 2 BB: 0 P: 5	R: 0 E: 0 K: 1 S: 7	H: 2 LOB: 2 BB: 0 P: 7	R: 0 E: 0 K: 0 S: 3	H: 0 LOB: 0 BB: 0 P: 3	1B: 7 2B: 0 3B: 0 HR: 0	SF: 0 SAC: 1 DP: 1 HBP: 1	WP: 0 PA: 34 PB: 0 SB: 0 CS: 1							
<b>PITCHER</b>	IP WLS BF H R ER SO BB IBB HBP BLK WP HR S P ERA WHIP	IP WLS BF H R ER SO BB IBB HBP BLK WP HR S P ERA WHIP																								
Frank Tanana, L ERA: 4.39	(1, 1)	8.0	W	30	7	1	1	3	0	0	0	1	0	0	0	0	0	0	0	0	0	0	35	36	1.12	0.875
John Montague, R ERA: 3.09	(9, 1)	1.0		3	0	0	0	0	0	0	0	0	0	0	0	0	0	0	0	0	0	0	3	3	0.00	0.000

Batter	1	2	3	4	5	6	7	8	9	AB	R	H	RBI	BB	SO	LOB	BOTTOM								
Rick Miller, L OBP: 0.338, SLG: 0.314	4-0 BB BB		0-0 F6		0-0 1B 1B	0-0 FC6-4 1B		0-0 F7		4	1	2	0	1	0	0	Cleveland Indians @ California Angels Anaheim Stadium, Anaheim, CA Tue Jul 15 1980, 10:05 PM EDT Att: 22,951 - Unknown								
Carney Lansford, R OBP: 0.329, SLG: 0.407	4-0 G6-4-3 BB		0-3 K		0-0 1B 1-2	0-0 FC6-4 1-2				3	1	1	1	1	1	1									
Rod Carew, L OBP: 0.394, SLG: 0.421	0-3 K		0-0 6-3		0-0 1B 1-2 2-3	0-0 F7				4	1	1	0	0	1	3									
Don Baylor, R OBP: 0.340, SLG: 0.327	0-0 G6-4-3 1-2			1-0 1B HBP	0-0 1B FC3 1B		0-0 6-3			3	1	1	2	0	0	2									
Jason Thompson, L OBP: 0.374, SLG: 0.422		4-0 1B BB		0-0 1B FC6-4 1B	0-0 FC3 SF7-6-2 1B		4-0 BB BB			2	2	2	1	2	0	0									
Larry Harlow, L OBP: 0.385, SLG: 0.429		0-3 K		0-0 FC6-4 1B	0-0 FC3 SF7-6-2 1B		0-3 K			4	0	1	0	0	2	4									
Bobby Grich, R OBP: 0.381, SLG: 0.395			0-0 1B		0-3 K	0-0 SF7-6-2 2-3		0-0 2-3		3	0	1	1	0	1	3									
Freddie Patek, R OBP: 0.314, SLG: 0.409		0-3 K		0-0 FC6-4 WP 1-2		0-0 F8		0-0 4-3		4	0	0	1	0	1	3									
Tom Donohue, R OBP: 0.209, SLG: 0.244		0-3 K		0-0 5-3 1-2		0-0 1B FC6-4 1B		0-3 K		4	1	1	0	0	2	3									
<b>Inning Stats</b>	R: 0 E: 0 K: 1 S: 4	H: 0 LOB: 1 BB: 2 P: 12	R: 0 E: 0 K: 3 S: 10	H: 1 LOB: 2 BB: 1 P: 14	R: 0 E: 0 K: 1 S: 5	H: 0 LOB: 0 BB: 0 P: 5	R: 2 E: 1 K: 1 S: 7	H: 2 LOB: 1 BB: 0 P: 8	R: 4 E: 0 K: 0 S: 7	H: 5 LOB: 0 BB: 0 P: 7	R: 1 E: 0 K: 0 S: 5	H: 2 LOB: 1 BB: 0 P: 5	R: 0 E: 0 K: 1 S: 5	H: 0 LOB: 1 BB: 1 P: 9	R: 0 E: 0 K: 1 S: 5	H: 0 LOB: 0 BB: 0 P: 5	1B: 10 2B: 1 3B: 0 HR: 0	SF: 1 SAC: 0 DP: 2 HBP: 1	WP: 1 PA: 37 PB: 0 SB: 0 CS: 0						
<b>PITCHER</b>	IP WLS BF H R ER SO BB IBB HBP BLK WP HR S P ERA WHIP	IP WLS BF H R ER SO BB IBB HBP BLK WP HR S P ERA WHIP																							
John Denny, R ERA: 4.39	(1, 1)	5.1	L	28	10	7	7	6	3	0	1	0	0	0	0	0	0	0	0	0	0	12	16	0.00	0.375
Mike Stanton, R ERA: 5.33	(6, 1)	2.2		9	0	0	0	2	1	0	0	0	0	0	0	0	0	0	0	0	0	12	16	0.00	0.375



Batter	1	2	3	4	5	6	7	8	9	AB	R	H	RBI	BB	SO	LOB	TOP								
Miguel Dilone, S OBP: 0.392, SLG: 0.431 (1, 10)	4-3			1B	2B	1B			L7	5	2	3	1	0	0	0									
Jorge Orta, L OBP: 0.419, SLG: 0.407 (1, 9)	F7			1B	2B				K	5	1	2	2	0	1	0									
Mike Hargrove, L OBP: 0.307, SLG: 0.419 (1, 3)	4-3			2B	F9					4	1	2	0	0	0	1									
Toby Harrah, R OBP: 0.385, SLG: 0.375 (1, 5)		K		SF8					5-3	3	1	1	1	1	1	1									
Ron Hassey, L OBP: 0.366, SLG: 0.403 (1, 2)		K		SF8	F8				K	3	0	0	1	0	2	3									
Jack Brohamer, L OBP: 0.348, SLG: 0.356 (1, 4)	4-3			SF9					F9	3	0	0	1	0	1	0									
Rick Manning, L OBP: 0.327, SLG: 0.248 (1, 8)			4-3	6-3					4-3	4	0	0	0	0	0	0									
Alan Bannister, R OBP: 0.274, SLG: 0.272 (1, 7)			G3		G3	1B			4-3	3	1	1	0	1	0	0									
Tom Verzyer, R OBP: 0.304, SLG: 0.335 Jerry Dybzinski, R OBP: 0.246, SLG: 0.293 (5, 6)			L3		G3	E3			5-3	2	0	0	0	0	0	1									
<b>Inning Stats</b>	R: 0 E: 0 K: 0 S: 3	H: 0 LOB: 0 BB: 0 P: 3	R: 0 E: 0 K: 2 S: 7	H: 0 LOB: 0 BB: 0 P: 7	R: 0 E: 0 K: 0 S: 3	H: 0 LOB: 0 BB: 0 P: 3	R: 4 E: 0 K: 0 S: 7	H: 4 LOB: 0 BB: 0 P: 7	R: 2 E: 0 K: 0 S: 6	H: 3 LOB: 2 BB: 1 P: 10	R: 0 E: 1 K: 1 S: 6	H: 1 LOB: 2 BB: 1 P: 10	R: 0 E: 0 K: 1 S: 6	H: 1 LOB: 1 BB: 0 P: 6	R: 0 E: 0 K: 0 S: 3	H: 0 LOB: 0 BB: 0 P: 3	R: 0 E: 0 K: 1 S: 5	H: 0 LOB: 0 BB: 0 P: 5	1B: 4 2B: 5 3B: 0 HR: 0	SF: 2 SAC: 0 DP: 0 HBP: 0	WP: 0 PB: 0 SB: 1 CS: 0	PA: 38			
<b>PITCHER</b>	IP	WLS	BF	H	R	ER	SO	BB	IBB	HBP	BLK	WP	HR	S	P	ERA	WHIP								
Don Aase, R ERA: 4.09 (1, 1)	4.1	L	18	5	5	5	2	0	0	0	0	0	0	22	22	10.38	1.154								
Andy Hassler, L ERA: 3.79 (5, 1)	3.2		17	4	1	1	2	2	0	0	0	0	0	19	27	2.46	1.636								
Dave Lemanczyk, R ERA: 5.02 (9, 1)	1.0		3	0	0	0	1	0	0	0	0	0	0	5	5	0.00	0.000								

Cleveland Indians @ California Angels  
Anaheim Stadium, Anaheim, CA  
Wed Jul 16 1980, 10:05 PM EDT  
Att: 23,414 - Unknown

AB 34  
R 6  
H 9  
RBI 6  
BB 2  
SO 5  
LOB 7



Batter	1	2	3	4	5	6	7	8	9	AB	R	H	RBI	BB	SO	LOB	BOTTOM								
Rick Miller, L OBP: 0.340, SLG: 0.318 (1, 8)	4-3				1B				K	4	0	2	2	0	1	0									
Carney Lansford, R OBP: 0.326, SLG: 0.401 (1, 5)	K				K				F3	4	0	0	0	0	3	3									
Rod Carew, L OBP: 0.389, SLG: 0.415 (1, 3)	6-3				F8				3-1	4	0	0	0	0	0	2									
Don Baylor, R OBP: 0.339, SLG: 0.325 (1, 7)		6-3			CS	1B			F9	4	0	1	0	0	0	1									
Jason Thompson, L OBP: 0.369, SLG: 0.416 (1, 10)		F9			K				F8	4	0	0	0	0	1	1									
Larry Harlow, L OBP: 0.383, SLG: 0.424 (1, 9)		6-3			F8				1B	4	0	1	0	0	1	0									
Bobby Grich, R OBP: 0.382, SLG: 0.490 Dickie Thon, R OBP: 0.309, SLG: 0.352 (7, 4)					FC1-5				6-3	2	0	1	0	0	0	0									
Freddie Patek, R OBP: 0.314, SLG: 0.405 (1, 6)					FC1-5				F6	2	1	0	0	0	1	1									
Tom Donohue, R OBP: 0.212, SLG: 0.242 Joe Rudi, R OBP: 0.289, SLG: 0.451 Stan Cliburn, R OBP: 0.162, SLG: 0.222 (8, 2)					FC1-5				L7	1	1	0	0	1	0	2									
<b>Inning Stats</b>	R: 0 E: 0 K: 1 S: 5	H: 0 LOB: 0 BB: 0 P: 5	R: 0 E: 0 K: 0 S: 3	H: 0 LOB: 0 BB: 0 P: 3	R: 1 E: 0 K: 1 S: 7	H: 2 LOB: 2 BB: 0 P: 8	R: 0 E: 0 K: 1 S: 5	H: 1 LOB: 0 BB: 0 P: 5	R: 1 E: 0 K: 2 S: 8	H: 1 LOB: 1 BB: 1 P: 12	R: 0 E: 1 K: 0 S: 3	H: 0 LOB: 0 BB: 0 P: 3	R: 0 E: 0 K: 1 S: 6	H: 1 LOB: 1 BB: 0 P: 6	R: 0 E: 0 K: 1 S: 5	H: 0 LOB: 0 BB: 0 P: 5	R: 0 E: 0 K: 0 S: 4	H: 1 LOB: 1 BB: 0 P: 4	1B: 5 2B: 2 3B: 0 HR: 0	SF: 0 SAC: 0 DP: 2 HBP: 1	WP: 1 PB: 0 SB: 0 CS: 1	PA: 34			
<b>PITCHER</b>	IP	WLS	BF	H	R	ER	SO	BB	IBB	HBP	BLK	WP	HR	S	P	ERA	WHIP								
Wayne Garland, R ERA: 3.59 (1, 1)	9.0	W	34	6	2	2	7	1	0	1	0	1	0	46	51	2.00	0.778								

Cleveland Indians @ California Angels  
Anaheim Stadium, Anaheim, CA  
Wed Jul 16 1980, 10:05 PM EDT  
Att: 23,414 - Unknown

AB 32  
R 2  
H 6  
RBI 2  
BB 1  
SO 7  
LOB 12





Batter	1	2	3	4	5	6	7	8	9	AB	R	H	RBI	BB	SO	LOB	TOP								
Miguel Dilone, S OBP: 0.392, SLG: 0.435 (1, 7)										5	2	2	0	0	0	1	<b>Cleveland Indians @ California Angels</b> Anaheim Stadium, Anaheim, CA Thu Jul 17 1980, 10:05 PM EDT Att: 22,796 - Unknown								
Jorge Orta, L OBP: 0.419, SLG: 0.414 (1, 9)										5	1	2	1	0	0	2									
Mike Hargrove, L OBP: 0.307, SLG: 0.415 (1, 3)										3	0	0	0	2	0	1									
Toby Harrah, R OBP: 0.388, SLG: 0.379 (1, 5)										5	1	3	1	0	0	2									
Ron Hassey, L OBP: 0.367, SLG: 0.408 (1, 2)										5	0	2	2	0	1	5									
Gary Gray, R OBP: 0.750, SLG: 1.667 (1, 10)										3	1	2	1	1	0	2									
Jack Brohamer, L OBP: 0.336, SLG: 0.343 (1, 4)										4	0	0	0	0	0	4									
Rick Manning, L OBP: 0.330, SLG: 0.249 (1, 8)										3	0	1	0	1	0	2									
Jerry Dybzinski, R OBP: 0.241, SLG: 0.286 (1, 6)										3	0	0	0	0	0	1									
<b>Inning Stats</b>	R: 1 E: 0 K: 1 S: 7	H: 2 LOB: 2 BB: 1 P: 11	R: 0 E: 0 K: 0 S: 2	H: 0 LOB: 0 BB: 1 P: 6	R: 0 E: 0 K: 0 S: 3	H: 0 LOB: 0 BB: 0 P: 3	R: 0 E: 0 K: 0 S: 5	H: 2 LOB: 2 BB: 0 P: 5	R: 1 E: 0 K: 0 S: 4	H: 2 LOB: 2 BB: 1 P: 9	R: 1 E: 0 K: 0 S: 4	H: 1 LOB: 0 BB: 0 P: 4	R: 2 E: 0 K: 0 S: 6	H: 3 LOB: 2 BB: 1 P: 10	R: 0 E: 0 K: 0 S: 4	H: 1 LOB: 1 BB: 0 P: 4	R: 0 E: 0 K: 0 S: 3	H: 1 LOB: 0 BB: 0 P: 3	1B: 8 2B: 2 3B: 1 HR: 1	SF: 0 SAC: 1 DP: 1 HBP: 0	WP: 0 PB: 0 SB: 1 CS: 1	PA: 42			
<b>PITCHER</b>	IP WLS BF H R ER SO BB IBB HBP BLK WP HR S P ERA WHIP	IP WLS BF H R ER SO BB IBB HBP BLK WP HR S P ERA WHIP	IP WLS BF H R ER SO BB IBB HBP BLK WP HR S P ERA WHIP	IP WLS BF H R ER SO BB IBB HBP BLK WP HR S P ERA WHIP	IP WLS BF H R ER SO BB IBB HBP BLK WP HR S P ERA WHIP	IP WLS BF H R ER SO BB IBB HBP BLK WP HR S P ERA WHIP	IP WLS BF H R ER SO BB IBB HBP BLK WP HR S P ERA WHIP	IP WLS BF H R ER SO BB IBB HBP BLK WP HR S P ERA WHIP	IP WLS BF H R ER SO BB IBB HBP BLK WP HR S P ERA WHIP	IP WLS BF H R ER SO BB IBB HBP BLK WP HR S P ERA WHIP	IP WLS BF H R ER SO BB IBB HBP BLK WP HR S P ERA WHIP	IP WLS BF H R ER SO BB IBB HBP BLK WP HR S P ERA WHIP	IP WLS BF H R ER SO BB IBB HBP BLK WP HR S P ERA WHIP	IP WLS BF H R ER SO BB IBB HBP BLK WP HR S P ERA WHIP	IP WLS BF H R ER SO BB IBB HBP BLK WP HR S P ERA WHIP	IP WLS BF H R ER SO BB IBB HBP BLK WP HR S P ERA WHIP	IP WLS BF H R ER SO BB IBB HBP BLK WP HR S P ERA WHIP	IP WLS BF H R ER SO BB IBB HBP BLK WP HR S P ERA WHIP	IP WLS BF H R ER SO BB IBB HBP BLK WP HR S P ERA WHIP	IP WLS BF H R ER SO BB IBB HBP BLK WP HR S P ERA WHIP	IP WLS BF H R ER SO BB IBB HBP BLK WP HR S P ERA WHIP	IP WLS BF H R ER SO BB IBB HBP BLK WP HR S P ERA WHIP	IP WLS BF H R ER SO BB IBB HBP BLK WP HR S P ERA WHIP	IP WLS BF H R ER SO BB IBB HBP BLK WP HR S P ERA WHIP	IP WLS BF H R ER SO BB IBB HBP BLK WP HR S P ERA WHIP
Chris Knapp, R ERA: 6.13 (1, 1)	6.0 L	27 7	3 3	3 1	3 1	3 3	0 0	0 0	0 0	0 0	0 0	0 0	0 0	0 0	0 0	0 0	4.50 1.667								
Dave LaRoche, L ERA: 3.32 (7, 1)	1.0 7	3 2	2 0	0 0	0 0	0 0	1 0	0 0	0 0	0 0	0 0	6 10	18.00 3.000												
John Montague, R ERA: 2.96 (8, 1)	2.0 7	2 0	0 0	0 0	0 0	0 0	0 0	0 0	0 0	0 0	0 0	7 7	0.00 1.000												
<b>Batter</b>	<b>1</b>	<b>2</b>	<b>3</b>	<b>4</b>	<b>5</b>	<b>6</b>	<b>7</b>	<b>8</b>	<b>9</b>	<b>AB</b>	<b>R</b>	<b>H</b>	<b>RBI</b>	<b>BB</b>	<b>SO</b>	<b>LOB</b>	<b>BOTTOM</b>								
Rick Miller, L OBP: 0.339, SLG: 0.313 (1, 8)										3	1	0	0	1	1	1	<b>Cleveland Indians @ California Angels</b> Anaheim Stadium, Anaheim, CA Thu Jul 17 1980, 10:05 PM EDT Att: 22,796 - Unknown								
Dickie Thon, R OBP: 0.307, SLG: 0.349 (1, 4)										4	1	1	0	0	1	0									
Rod Carew, L OBP: 0.390, SLG: 0.415 (1, 3)										3	0	1	0	1	0	1									
Don Baylor, R OBP: 0.337, SLG: 0.325 (1, 9)										3	0	1	1	0	0	1									
Jason Thompson, L OBP: 0.367, SLG: 0.412 (1, 10)										2	1	0	1	1	2	2									
Camey Lansford, R OBP: 0.322, SLG: 0.396 (1, 5)										4	0	0	0	0	2	2									
Joe Rudi, R OBP: 0.289, SLG: 0.452 (1, 7)										4	0	1	1	0	0	0									
Freddie Patek, R OBP: 0.317, SLG: 0.411 (1, 6)										4	0	2	0	0	0	1									
Stan Cliburn, R OBP: 0.150, SLG: 0.205 (1, 2)										3	0	0	0	0	1	2									
<b>Inning Stats</b>	R: 0 E: 0 K: 2 S: 8	H: 1 LOB: 1 BB: 0 P: 8	R: 0 E: 0 K: 1 S: 5	H: 0 LOB: 0 BB: 0 P: 5	R: 0 E: 1 K: 1 S: 6	H: 1 LOB: 2 BB: 0 P: 6	R: 0 E: 0 K: 1 S: 6	H: 1 LOB: 1 BB: 0 P: 6	R: 2 E: 0 K: 0 S: 4	H: 1 LOB: 1 BB: 2 P: 12	R: 0 E: 0 K: 0 S: 3	H: 0 LOB: 0 BB: 0 P: 3	R: 0 E: 0 K: 0 S: 3	H: 0 LOB: 0 BB: 0 P: 3	R: 1 E: 0 K: 1 S: 6	H: 1 LOB: 1 BB: 1 P: 10	1B: 4 2B: 3 3B: 0 HR: 0	SF: 2 SAC: 0 DP: 1 HBP: 0	WP: 0 PB: 0 SB: 1 CS: 2	PA: 35					
<b>PITCHER</b>	IP WLS BF H R ER SO BB IBB HBP BLK WP HR S P ERA WHIP	IP WLS BF H R ER SO BB IBB HBP BLK WP HR S P ERA WHIP	IP WLS BF H R ER SO BB IBB HBP BLK WP HR S P ERA WHIP	IP WLS BF H R ER SO BB IBB HBP BLK WP HR S P ERA WHIP	IP WLS BF H R ER SO BB IBB HBP BLK WP HR S P ERA WHIP	IP WLS BF H R ER SO BB IBB HBP BLK WP HR S P ERA WHIP	IP WLS BF H R ER SO BB IBB HBP BLK WP HR S P ERA WHIP	IP WLS BF H R ER SO BB IBB HBP BLK WP HR S P ERA WHIP	IP WLS BF H R ER SO BB IBB HBP BLK WP HR S P ERA WHIP	IP WLS BF H R ER SO BB IBB HBP BLK WP HR S P ERA WHIP	IP WLS BF H R ER SO BB IBB HBP BLK WP HR S P ERA WHIP	IP WLS BF H R ER SO BB IBB HBP BLK WP HR S P ERA WHIP	IP WLS BF H R ER SO BB IBB HBP BLK WP HR S P ERA WHIP	IP WLS BF H R ER SO BB IBB HBP BLK WP HR S P ERA WHIP	IP WLS BF H R ER SO BB IBB HBP BLK WP HR S P ERA WHIP	IP WLS BF H R ER SO BB IBB HBP BLK WP HR S P ERA WHIP	IP WLS BF H R ER SO BB IBB HBP BLK WP HR S P ERA WHIP	IP WLS BF H R ER SO BB IBB HBP BLK WP HR S P ERA WHIP	IP WLS BF H R ER SO BB IBB HBP BLK WP HR S P ERA WHIP	IP WLS BF H R ER SO BB IBB HBP BLK WP HR S P ERA WHIP	IP WLS BF H R ER SO BB IBB HBP BLK WP HR S P ERA WHIP	IP WLS BF H R ER SO BB IBB HBP BLK WP HR S P ERA WHIP	IP WLS BF H R ER SO BB IBB HBP BLK WP HR S P ERA WHIP	IP WLS BF H R ER SO BB IBB HBP BLK WP HR S P ERA WHIP	IP WLS BF H R ER SO BB IBB HBP BLK WP HR S P ERA WHIP
Len Barker, R ERA: 4.74 (1, 1)	9.0 W	35 6	3 3	3 7	3 3	0 0	0 0	0 0	0 0	0 0	0 0	46 58	3.00 1.000												



Batter	1	2	3	4	5	6	7	8	9	AB	R	H	RBI	BB	SO	LOB	TOP					
Miguel Dilone, S OBP: 0.385, SLG: 0.427 (1, 7)	F4		G1			F7		4-3		4	0	0	0	0	0	2						
Jorge Orta, L OBP: 0.415, SLG: 0.410 Dave Rosello, R OBP: 0.258, SLG: 0.321 (1, 9)	K			3-1		4-3		F8		3	0	0	0	0	1	1						
Mike Hargrove, L OBP: 0.306, SLG: 0.413 (1, 3)	F6			4-3				3-1		4	0	1	1	0	0	0						
Toby Harrah, R OBP: 0.385, SLG: 0.375 Joe Charboneau, R OBP: 0.351, SLG: 0.446 (1, 5)		F5		K		K		F2		3	0	0	0	0	2	1						
Ron Hassey, L OBP: 0.366, SLG: 0.407 Gary Alexander, R OBP: 0.272, SLG: 0.389 (1, 2)	E4					4-3				3	0	1	0	0	0	0						
Gary Gray, R OBP: 0.429, SLG: 0.833 (1, 10)	G5-4-3					E5		K		3	0	0	0	0	1	2						
Jack Brohamer, L OBP: 0.328, SLG: 0.333 (1, 4)			4-3			F8		G3-6-1		3	0	0	0	0	0	2						
Rick Manning, L OBP: 0.326, SLG: 0.246 (1, 8)			F8			F4		1-3		3	0	0	0	0	0	1						
Jerry Dybzinski, R OBP: 0.250, SLG: 0.295 (1, 6)								F4		3	1	2	0	0	0	0						
<b>Inning Stats</b>	R: 0 E: 0 K: 1 S: 5	H: 0 LOB: 0 BB: 0 P: 5	R: 0 E: 1 K: 0 S: 3	H: 0 LOB: 0 BB: 0 P: 3	R: 0 E: 0 K: 0 S: 4	H: 1 LOB: 1 BB: 0 P: 4	R: 0 E: 0 K: 1 S: 5	H: 0 LOB: 0 BB: 0 P: 5	R: 0 E: 1 K: 0 S: 4	H: 0 LOB: 1 BB: 0 P: 4	R: 1 E: 0 K: 1 S: 7	H: 2 LOB: 1 BB: 0 P: 7	R: 0 E: 0 K: 1 S: 5	H: 1 LOB: 0 BB: 0 P: 5	R: 0 E: 0 K: 0 S: 3	H: 0 LOB: 0 BB: 0 P: 3	R: 0 E: 0 K: 0 S: 3	H: 0 LOB: 0 BB: 0 P: 3	1B: 4 2B: 0 3B: 0 HR: 0	SF: 0 SAC: 0 DP: 2 HBP: 0	WP: 0 PB: 0 SB: 1 CS: 0	PA: 31
<b>PITCHER</b> Mike Norris, R ERA: 2.44 (1, 1)	IP: 9.0 WLS: W BF: 31 H: 4 R: 1 ER: 1 SO: 4 BB: 0 IBB: 0 HBP: 0 BLK: 0 WP: 0 HR: 0 S: 39 P: 39 ERA: 1.00 WHIP: 0.444															<b>PITCHER</b>						

Cleveland Indians @ Oakland Athletics  
Oakland-Alameda County Coliseum, Oakland, CA

AB 31  
R 1  
H 4  
RBI 1  
BB 0  
SO 4  
LOB 9



WP: 0  
PB: 0  
SB: 1  
CS: 0

PA: 31

ERA: 1.00  
WHIP: 0.444

Fri Jul 18, 1980, 7:05 PM PDT  
Att: 5,912 - Unknown

Batter	1	2	3	4	5	6	7	8	9	AB	R	H	RBI	BB	SO	LOB	BOTTOM					
Rickey Henderson, R OBP: 0.411, SLG: 0.408 (1, 7)	F9		K			F7		F8		4	0	0	0	0	1	1						
Dwayne Murphy, L OBP: 0.394, SLG: 0.427 (1, 8)	F6		WP BB			HR		K		3	1	1	1	1	1	0						
Mike Davis, L OBP: 0.235, SLG: 0.288 Jeff Newman, R OBP: 0.278, SLG: 0.393 (1, 3)	6-3		6-3			HR		5-3 BB		2	0	0	0	0	0	1						
Tony Armas, R OBP: 0.304, SLG: 0.494 (1, 9)		6-3				HR		5-3		4	2	2	3	0	0	1						
Wayne Gross, L OBP: 0.357, SLG: 0.417 Dave McKay, S OBP: 0.230, SLG: 0.252 (1, 5)		HR				F8		L4		3	1	1	0	0	0	0						
Mitchell Page, L OBP: 0.335, SLG: 0.375 (1, 10)		K				S		HR		4	3	3	2	0	1	1						
Jim Essian, R OBP: 0.292, SLG: 0.340 (1, 2)		HR				1B		HR		4	1	2	3	0	0	0						
Mario Guerrero, R OBP: 0.254, SLG: 0.286 (1, 6)		HR				4-3		5-3		4	0	0	0	0	0	1						
Jeff Cox, R OBP: 0.268, SLG: 0.245 (1, 4)		F8				4-3		5-3		4	0	1	0	0	0	1						
<b>Inning Stats</b>	R: 0 E: 0 K: 0 S: 3	H: 0 LOB: 0 BB: 0 P: 3	R: 2 E: 0 K: 1 S: 7	H: 2 LOB: 0 BB: 0 P: 7	R: 0 E: 0 K: 1 S: 5	H: 0 LOB: 1 BB: 1 P: 9	R: 2 E: 0 K: 0 S: 6	H: 3 LOB: 1 BB: 0 P: 6	R: 4 E: 0 K: 0 S: 7	H: 4 LOB: 0 BB: 0 P: 7	R: 0 E: 0 K: 0 S: 3	H: 1 LOB: 0 BB: 0 P: 3	R: 0 E: 0 K: 2 S: 7	H: 0 LOB: 1 BB: 1 P: 11	R: 1 E: 0 K: 0 S: 4	H: 1 LOB: 0 BB: 0 P: 4	R: 0 E: 0 K: 0 S: 4	H: 0 LOB: 0 BB: 0 P: 4	1B: 5 2B: 0 3B: 0 HR: 6	SF: 0 SAC: 0 DP: 0 HBP: 0	WP: 1 PB: 0 SB: 1 CS: 1	PA: 36
<b>PITCHER</b> Dan Spillner, R ERA: 5.7 Bob Ovchinko, L ERA: 5.85 Sandy Whitel, R ERA: 4.5 (1, 1)	IP: 4.1 WLS: L BF: 20 H: 4 R: 3 ER: 3 SO: 2 BB: 1 IBB: 0 HBP: 0 BLK: 0 WP: 1 HR: 3 S: 23 P: 27 ERA: 10.38 WHIP: 1.615															<b>PITCHER</b>						

Cleveland Indians @ Oakland Athletics  
Oakland-Alameda County Coliseum, Oakland, CA

AB 34  
R 9  
H 11  
RBI 9  
BB 2  
SO 4  
LOB 7



WP: 1  
PB: 0  
SB: 1  
CS: 1

PA: 36

ERA: 10.38  
WHIP: 1.615

Fri Jul 18, 1980, 7:05 PM PDT  
Att: 5,912 - Unknown



Batter	1	2	3	4	5	6	7	8	9	AB	R	H	RBI	BB	SO	LOB	TOP		
Miguel Dilone, S OBP: 0.378, SLG: 0.419	1-3		4-3		6-3			F7		4	0	0	0	0	0	1	<b>Cleveland Indians @ Oakland Athletics</b> Oakland-Alameda County Coliseum, Oakland, CA Sat Jul 19 1980, 3:33 AM PDT Att. 6,506 - Unknown - 68 F		
Jorge Orta, L OBP: 0.410, SLG: 0.404	K		F8			F6		F9		4	0	0	0	0	1				
Mike Hargrove, L OBP: 0.307, SLG: 0.412	BB			1B		F5		F7		3	0	1	0	1	0	0			
Toby Harrah, R OBP: 0.380, SLG: 0.370	K			F2		5-3			F5	4	0	0	0	0	1	2			
Ron Hassey, L OBP: 0.364, SLG: 0.404		F8					F7		F8	4	0	1	0	0	0	0			
Gary Gray, R OBP: 0.384, SLG: 0.600		F9		K			WP BB		F9	4	0	1	0	0	1	2			
Jack Brohamer, L OBP: 0.320, SLG: 0.324			4-3				F8			3	0	0	0	0	0	3			
Rick Manning, L OBP: 0.326, SLG: 0.244			4-3		E8			WP		2	0	0	0	1	0	0			
Jerry Dybzinski, R OBP: 0.252, SLG: 0.303				4-3	L1-4			F6		3	0	1	0	0	0	3			
<b>Inning Stats</b>	R: 0 E: 0 K: 2 S: 7	H: 0 LOB: 1 BB: 1 P: 11	R: 0 E: 0 K: 0 S: 3	H: 0 LOB: 0 BB: 0 P: 3	R: 0 E: 0 K: 0 S: 4	H: 1 LOB: 1 BB: 0 P: 4	R: 0 E: 0 K: 1 S: 7	H: 2 LOB: 2 BB: 0 P: 7	R: 0 E: 1 K: 0 S: 3	H: 0 LOB: 0 BB: 0 P: 3	R: 0 E: 0 K: 0 S: 4	H: 1 LOB: 2 BB: 1 P: 8	R: 0 E: 0 K: 0 S: 3	H: 0 LOB: 0 BB: 0 P: 3	R: 0 E: 0 K: 0 S: 3	H: 0 LOB: 0 BB: 0 P: 3	1B: 3 2B: 2 3B: 0 HR: 0	SF: 0 SAC: 0 DP: 1 HBP: 0	WP: 1 PA: 33 PB: 0 SB: 0 CS: 0
<b>PITCHER</b> Steve McCatty, R ERA: 4.81	IP: 9.0 WLS: W BF: 33 H: 4 R: 0 ER: 0 SO: 3 BB: 2 IBB: 0 HBP: 0 BLK: 0 WP: 1 HR: 0 S: 37 P: 45 ERA: 0.00 WHIP: 0.667																		

Batter	1	2	3	4	5	6	7	8	9	AB	R	H	RBI	BB	SO	LOB	BOTTOM		
Rickey Henderson, R OBP: 0.412, SLG: 0.412	CS		F8			F7		SF8		4	1	2	0	0	0	1	<b>Cleveland Indians @ Oakland Athletics</b> Oakland-Alameda County Coliseum, Oakland, CA Sat Jul 19 1980, 3:33 AM PDT Att. 6,506 - Unknown - 68 F		
Dwayne Murphy, L OBP: 0.397, SLG: 0.425	G6-4-3			F9		FC5-4		S		1	1	0	0	3	0	0			
Jim Essian, R OBP: 0.282, SLG: 0.330	G6-4-3			6-3		FC5-4		S		3	0	0	1	0	0	2			
Tony Armas, R OBP: 0.306, SLG: 0.493		4-3		FC5-4		1-3		2-3 3-H		3	0	1	1	1	0	0			
Jeff Newman, R OBP: 0.278, SLG: 0.392		6-3		FC5-4				1-H 3-H		3	0	1	0	0	0	1			
Mike Heath, R OBP: 0.250, SLG: 0.278		F3			4-3		F9			3	0	0	0	0	0	1			
Mario Guerrero, R OBP: 0.251, SLG: 0.282			5-3		F4		F9			3	0	0	0	0	0	1			
Dave McKay, S OBP: 0.232, SLG: 0.254					6-3			F8		3	0	1	0	0	0	0			
Jeff Cox, R OBP: 0.271, SLG: 0.236			F7			6-3		2B		2	1	0	0	1	0	1			
<b>Inning Stats</b>	R: 0 E: 0 K: 0 S: 2	H: 1 LOB: 0 BB: 1 P: 6	R: 0 E: 0 K: 0 S: 3	H: 0 LOB: 0 BB: 0 P: 3	R: 0 E: 0 K: 0 S: 4	H: 1 LOB: 1 BB: 0 P: 4	R: 0 E: 0 K: 0 S: 3	H: 0 LOB: 1 BB: 1 P: 7	R: 0 E: 0 K: 0 S: 4	H: 0 LOB: 0 BB: 0 P: 3	R: 0 E: 0 K: 0 S: 3	H: 1 LOB: 1 BB: 0 P: 4	R: 3 E: 0 K: 0 S: 4	H: 2 LOB: 1 BB: 2 P: 12	R: 0 E: 0 K: 0 S: 4	H: 0 LOB: 0 BB: 0 P: 3	1B: 4 2B: 1 3B: 0 HR: 0	SF: 1 SAC: 0 DP: 1 HBP: 0	WP: 0 PA: 31 PB: 0 SB: 2 CS: 1
<b>PITCHER</b> Rick Waits, L ERA: 4.86	IP: 8.0 WLS: L BF: 31 H: 5 R: 3 ER: 3 SO: 0 BB: 5 IBB: 0 HBP: 0 BLK: 0 WP: 0 HR: 0 S: 26 P: 46 ERA: 3.38 WHIP: 1.250																		



Batter	1	2	3	4	5	6	7	8	9	10	11	12	13	14	AB	R	H	RBI	BB	SO	LOB	TOP								
Miguel Dilone, S OBP: 0.373, SLG: 0.413 (1, 7)	4-3			4-3		1-3			1B HR	4-3			F8		6	1	1	1	0	0	1									
Jorge Orta, L OBP: 0.403, SLG: 0.396 (1, 9)	G3			3-1			L8		F2			F8	F8		6	0	0	0	0	0	2									
Mike Hargrove, L OBP: 0.406, SLG: 0.410 (1, 3)	F9			F9			F7		F7		1B HR	F5	FC6-4 1B		6	1	2	0	0	0	0									
Toby Harrah, R OBP: 0.380, SLG: 0.379 (1, 5)		1-3			5-3				F7		1B HR	WP 1B	FC6-4 1B		6	1	2	4	0	0	1									
Ron Hassey, L OBP: 0.364, SLG: 0.399 (1, 2)		4-3							F3	F6		1B		L9	5	0	1	0	1	0	0									
Gary Gray, R OBP: 0.235, SLG: 0.375 (1, 10)			F9			K			F8	5-3		1B		K	6	0	0	0	0	2	3									
Jack Brohamer, L OBP: 0.305, SLG: 0.308 (1, 4)				F7		G3			3-1					K	6	0	0	0	0	1	1									
Rick Manning, L OBP: 0.328, SLG: 0.247 (1, 8)			4-3			4-3			1B E				3-1		5	1	2	0	0	0	0									
Jerry Dyzinski, R OBP: 0.248, SLG: 0.299 Alan Bannister, R OBP: 0.273, SLG: 0.270 Dave Rosello, R OBP: 0.250, SLG: 0.310 (1, 6)									1B E	1B			F7		2	0	0	0	0	1	0									
<b>Inning Stats</b>	R: 0 E: 0 K: 0 S: 3	H: 0 LOB: 0 BB: 0 P: 3	R: 0 E: 0 K: 0 S: 3	H: 0 LOB: 0 BB: 0 P: 3	R: 0 E: 0 K: 0 S: 3	H: 0 LOB: 0 BB: 0 P: 3	R: 0 E: 0 K: 1 S: 5	H: 1 LOB: 1 BB: 0 P: 6	R: 0 E: 0 K: 0 S: 3	H: 0 LOB: 0 BB: 0 P: 3	R: 0 E: 0 K: 0 S: 3	H: 0 LOB: 0 BB: 0 P: 3	R: 5 E: 1 K: 10 S: 8	H: 4 LOB: 0 BB: 0 P: 8	R: 0 E: 0 K: 0 S: 4	H: 1 LOB: 1 BB: 1 P: 4	R: 0 E: 0 K: 0 S: 3	H: 0 LOB: 0 BB: 0 P: 3	R: 0 E: 0 K: 0 S: 4	H: 1 LOB: 2 BB: 1 P: 8	R: 0 E: 0 K: 2 S: 7	H: 0 LOB: 0 BB: 0 P: 7	R: 0 E: 0 K: 2 S: 7	H: 0 LOB: 0 BB: 0 P: 7	R: 0 E: 0 K: 2 S: 7	H: 0 LOB: 0 BB: 0 P: 7	1B: 7 2B: 0 HR: 1	SF: 0 SAC: 0 DP: 0 HBP: 0	WP: 1 PB: 0 SB: 0 CS: 0	PA: 52
<b>PITCHER</b> Rick Langford, R ERA: 3.34 (1, 1)	IP: 14.0 W: 5 L: 8 BF: 52 H: 8 R: 5 ER: 4 SO: 4 BB: 0 IBB: 1 HBP: 0 BLK: 0 WP: 1 HR: 1 S: 59 P: 63 ERA: 2.57 WHIP: 0.571	<b>PITCHER</b>												<b>PITCHER</b>												IP: 14.0 W: 5 L: 8 BF: 52 H: 8 R: 5 ER: 4 SO: 4 BB: 0 IBB: 1 HBP: 0 BLK: 0 WP: 1 HR: 1 S: 59 P: 63 ERA: 2.57 WHIP: 0.571				

Cleveland Indians @ Oakland Athletics  
Oakland-Alameda County Coliseum, Oakland, CA  
Sun Jul 20 1980, 3:33 AM PDT  
Att: 10,606 - Unknown - 72 F

AB	51
R	8
H	8
RBI	5
BB	1
SO	4
LOB	10



Batter	1	2	3	4	5	6	7	8	9	10	11	12	13	14	AB	R	H	RBI	BB	SO	LOB	BOTTOM				
Rickey Henderson, R OBP: 0.413, SLG: 0.421 (1, 7)	F2						4-3					F7			5	1	2	2	0	0	0					
Dwayne Murphy, L OBP: 0.394, SLG: 0.419 (1, 8)	1-3												K		5	0	0	0	1	1	1					
Jim Essian, R OBP: 0.276, SLG: 0.349 (1, 2)	F9														6	1	1	1	0	0	3					
Tony Armas, R OBP: 0.304, SLG: 0.486 (1, 9)		5-3													5	1	0	0	1	3	3					
Jeff Newman, R OBP: 0.280, SLG: 0.403 (1, 3)			F9												6	1	2	2	0	2	3					
Mike Heath, R OBP: 0.295, SLG: 0.283 Michell Page, L OBP: 0.337, SLG: 0.375 (1, 10)															4	0	2	0	0	1	0					
Mario Guerrero, R OBP: 0.252, SLG: 0.287 Wayne Gross, L OBP: 0.353, SLG: 0.412 (1, 6)															0	1	0	0	1	0	0					
Dave McKay, S OBP: 0.237, SLG: 0.252 (1, 5)				F4											3	1	1	0	0	1	2					
Jeff Cox, R OBP: 0.268, SLG: 0.220 (1, 4)															3	0	0	0	0	1	2					
<b>Inning Stats</b>	R: 0 E: 0 K: 0 S: 3	H: 0 LOB: 1 BB: 0 P: 6	R: 0 E: 0 K: 1 S: 6	H: 1 LOB: 1 BB: 0 P: 6	R: 1 E: 0 K: 0 S: 6	H: 1 LOB: 0 BB: 0 P: 6	R: 1 E: 0 K: 0 S: 6	H: 2 LOB: 1 BB: 0 P: 5	R: 2 E: 0 K: 0 S: 4	H: 2 LOB: 0 BB: 1 P: 8	R: 0 E: 0 K: 0 S: 3	H: 0 LOB: 0 BB: 0 P: 3	R: 0 E: 0 K: 2 S: 7	H: 0 LOB: 0 BB: 0 P: 7	R: 0 E: 0 K: 2 S: 7	H: 0 LOB: 0 BB: 0 P: 7	R: 0 E: 0 K: 2 S: 7	H: 0 LOB: 0 BB: 0 P: 7	R: 0 E: 0 K: 2 S: 7	H: 0 LOB: 0 BB: 0 P: 7	R: 1 E: 0 K: 0 S: 2	H: 1 LOB: 1 BB: 1 P: 6	1B: 5 2B: 1 HR: 3	SF: 0 SAC: 2 DP: 1 HBP: 1	WP: 0 PB: 0 SB: 0 CS: 0	PA: 53
<b>PITCHER</b> Ross Grimsley, L ERA: 6.93 Mike Stanton, R ERA: 5.22 Sandy Wintol, R ERA: 2.7 Victor Cruz, R ERA: 3.94 (7, 1)	IP: 6.0 W: 1 L: 1 BF: 25 H: 7 R: 5 ER: 5 SO: 2 BB: 1 IBB: 0 HBP: 0 BLK: 0 WP: 0 HR: 3 S: 28 P: 32 ERA: 7.50 WHIP: 1.333	<b>PITCHER</b>												<b>PITCHER</b>												IP: 6.0 W: 1 L: 1 BF: 25 H: 7 R: 5 ER: 5 SO: 2 BB: 1 IBB: 0 HBP: 0 BLK: 0 WP: 0 HR: 3 S: 28 P: 32 ERA: 7.50 WHIP: 1.333

Cleveland Indians @ Oakland Athletics  
Oakland-Alameda County Coliseum, Oakland, CA  
Sun Jul 20 1980, 3:33 AM PDT  
Att: 10,606 - Unknown - 72 F

AB	46
R	9
H	9
RBI	6
BB	4
SO	11
LOB	16





Batter	1	2	3	4	5	6	7	8	9	AB	R	H	RBI	BB	SO	LOB	TOP			
Miguel Dilone, S OBP: 0.371, SLG: 0.410 (1, 7)										4	0	1	0	0	1	0	<b>Cleveland Indians @ Seattle Mariners</b> <b>The Kingdome, Seattle, WA</b> Mon Jul 21 1980, 10:05 PM EDT Att: 5,050 - Dome			
Jorge Orta, L OBP: 0.407, SLG: 0.399 (1, 9)										3	0	2	0	1	0	0				
Mike Hargrove, L OBP: 0.306, SLG: 0.410 (1, 3)										3	0	1	0	1	0	3				
Toby Harrah, R OBP: 0.378, SLG: 0.376 Dave Rosello, R OBP: 0.250, SLG: 0.310 (8, 5)										3	0	0	0	1	0	5				
Ron Hassey, L OBP: 0.362, SLG: 0.394 (1, 2)										3	0	0	0	1	0	4				
Joe Charbonneau, R OBP: 0.347, SLG: 0.439 (1, 10)										4	0	0	0	0	1	3				
Jack Brohamer, L OBP: 0.304, SLG: 0.306 (1, 4)										4	0	1	0	0	0	0				
Rick Manning, L OBP: 0.323, SLG: 0.243 (1, 8)										4	0	0	0	0	0	1				
Jerry Dybzinski, R OBP: 0.245, SLG: 0.294 Alan Bannister, R OBP: 0.271, SLG: 0.268 (7, PH)										2	0	0	0	0	0	1				
<b>Inning Stats</b>	R: 0 E: 0 K: 1 S: 6	H: 1 LOB: 2 BB: 1 P: 10	R: 0 E: 0 K: 0 S: 4	H: 1 LOB: 1 BB: 0 P: 4	R: 0 E: 0 K: 0 S: 3	H: 0 LOB: 1 BB: 1 P: 7	R: 0 E: 0 K: 0 S: 3	H: 0 LOB: 0 BB: 0 P: 3	R: 0 E: 0 K: 0 S: 3	H: 0 LOB: 0 BB: 2 P: 11	R: 0 E: 0 K: 0 S: 3	H: 0 LOB: 0 BB: 0 P: 3	R: 0 E: 0 K: 0 S: 5	H: 2 LOB: 2 BB: 0 P: 5	R: 0 E: 0 K: 1 S: 5	H: 0 LOB: 0 BB: 0 P: 5	1B: 5 2B: 0 3B: 0 HR: 0	SF: 0 SAC: 0 DP: 1 HBP: 0	WP: 0 PB: 0 SB: 0 CS: 0	PA: 35
<b>PITCHER</b> Glenn Abbott, R ERA: 3.17 (1, 1)	IP: 9.0 WLS: W BF: 35 H: 5 R: 0 ER: 0 SO: 2 BB: 4 IBB: 0 HBP: 0 BLK: 0 WP: 0 HR: 0 S: 35 P: 51 ERA: 0.00 WHIP: 1.000															<b>PITCHER</b>				

Batter	1	2	3	4	5	6	7	8	9	AB	R	H	RBI	BB	SO	LOB	BOTTOM			
Julio Cruz, S OBP: 0.330, SLG: 0.269 (1, 4)										3	2	1	0	2	0	0	<b>Cleveland Indians @ Seattle Mariners</b> <b>The Kingdome, Seattle, WA</b> Mon Jul 21 1980, 10:05 PM EDT Att: 5,050 - Dome			
Joe Simpson, L OBP: 0.323, SLG: 0.346 (1, 8)										3	1	0	0	0	2	2				
Bruce Bochte, L OBP: 0.366, SLG: 0.446 (1, 3)										4	2	3	3	0	0	1				
Willie Horton, R OBP: 0.332, SLG: 0.338 (1, 10)										4	0	0	0	0	0	3				
Dan Meyer, L OBP: 0.345, SLG: 0.435 (1, 7)										4	1	1	0	0	0	2				
Tom Paciorek, R OBP: 0.347, SLG: 0.527 (1, 9)										3	1	2	3	1	1	0				
Ted Cox, R OBP: 0.292, SLG: 0.301 (1, 5)										4	0	2	1	0	0	1				
Marc Hill, R OBP: 0.179, SLG: 0.262 (1, 2)										4	0	1	0	0	0	3				
Mario Mendoza, R OBP: 0.299, SLG: 0.333 (1, 6)										4	0	0	0	0	0	1				
<b>Inning Stats</b>	R: 3 E: 0 K: 0 S: 7	H: 4 LOB: 2 BB: 1 P: 11	R: 0 E: 0 K: 0 S: 3	H: 0 LOB: 0 BB: 0 P: 3	R: 0 E: 0 K: 1 S: 6	H: 1 LOB: 1 BB: 0 P: 6	R: 4 E: 1 K: 0 S: 8	H: 4 LOB: 1 BB: 0 P: 8	R: 0 E: 0 K: 0 S: 3	H: 0 LOB: 1 BB: 1 P: 7	R: 0 E: 0 K: 0 S: 3	H: 0 LOB: 0 BB: 0 P: 3	R: 0 E: 0 K: 0 S: 3	H: 0 LOB: 0 BB: 0 P: 3	R: 0 E: 0 K: 0 S: 3	H: 0 LOB: 0 BB: 0 P: 3	1B: 7 2B: 2 3B: 0 HR: 1	SF: 0 SAC: 1 DP: 1 HBP: 0	WP: 0 PB: 0 SB: 1 CS: 0	PA: 37
<b>PITCHER</b> Wayne Garland, R ERA: 3.84 Mike Stanton, R ERA: 5.09 Sid Monge, L ERA: 3.24	IP: 4.2 WLS: L BF: 25 H: 10 R: 7 ER: 4 SO: 1 BB: 1 IBB: 0 HBP: 0 BLK: 0 WP: 0 HR: 1 S: 26 P: 30 ERA: 7.71 WHIP: 2.357															<b>PITCHER</b>				



Batter	1	2	3	4	5	6	7	8	9	AB	R	H	RBI	BB	SO	LOB	TOP			
Miguel Dilone, S OBP: 0.365, SLG: 0.403 (1, 8)	1-3	L8			F8		4-3			4	0	0	0	0	0	2	<b>Cleveland Indians @ Seattle Mariners</b> The Kingdome, Seattle, WA Tue Jul 22 1980, 10:05 PM EDT Att: 5,727 - Dome			
Jorge Orta, L OBP: 0.406, SLG: 0.395 (1, 9)	E6 1B 3B				F8			4-3		3	1	0	0	1	0	0				
Mike Hargrove, L OBP: 0.305, SLG: 0.408 (1, 3)	3-1 3B 1B				4-3			F6		4	1	1	0	0	0	2				
Toby Harrah, R OBP: 0.380, SLG: 0.382 (1, 5)	1B 3B		L7			K		WP 1B BB		3	1	1	2	1	1	0				
Joe Charboneau, R OBP: 0.352, SLG: 0.444 Rick Manning, L OBP: 0.323, SLG: 0.243 (1, 7) (8, 8)	WP 1B		F5			G1-6-3 1B		WP 1B		4	1	3	1	0	0	0				
Bo Diaz, R OBP: 0.330, SLG: 0.439 (1, 2)	3-1 1B		1-3			G1-6-3 1-2		4-3		4	0	1	1	0	0	3				
Gary Alexander, R OBP: 0.259, SLG: 0.368 (1, 10)	G6-4-3 1-2				K			K		4	0	0	0	0	3	1				
Alan Bannister, R OBP: 0.276, SLG: 0.294 (1, 4)					F7			F8		4	0	2	0	0	0	0				
Jerry Dybzinski, R OBP: 0.238, SLG: 0.286 (1, 6)	F4				6-3			K		4	0	0	0	0	2	2				
<b>Inning Stats</b>	R: 4 E: 1 K: 0 S: 7	H: 4 LOB: 0 BB: 0 P: 7	R: 0 E: 0 K: 0 S: 4	H: 1 LOB: 2 BB: 1 P: 8	R: 0 E: 0 K: 0 S: 3	H: 0 LOB: 0 BB: 0 P: 3	R: 0 E: 0 K: 1 S: 5	H: 0 LOB: 0 BB: 0 P: 5	R: 0 E: 0 K: 0 S: 3	H: 0 LOB: 0 BB: 0 P: 3	R: 0 E: 0 K: 2 S: 8	H: 1 LOB: 1 BB: 0 P: 8	R: 0 E: 0 K: 0 S: 4	H: 1 LOB: 2 BB: 0 P: 8	R: 0 E: 0 K: 2 S: 7	H: 0 LOB: 0 BB: 0 P: 7		1B: 5 2B: 1 3B: 2 HR: 0	SF: 0 SAC: 0 DP: 2 HBP: 0	WP: 3 PB: 0 SB: 0 CS: 0
<b>PITCHER</b> Floyd Bannister, L ERA: 3.57 (1, 1)	IP: 9.0 WLS: L BF: 36 H: 8 R: 4 ER: 3 SO: 6 BB: 2 IBB: 0 HBP: 0 BLK: 0 WP: 2 HR: 0 S: 46 P: 54 ERA: 3.00 WHIP: 1.111															<b>PITCHER</b>				

AB	34
R	4
H	8
RBI	4
BB	2
SO	6
LOB	10



Batter	1	2	3	4	5	6	7	8	9	AB	R	H	RBI	BB	SO	LOB	BOTTOM			
Julio Cruz, S OBP: 0.329, SLG: 0.269 (1, 4)	F2			4-3		F7				4	0	1	0	0	0	3	<b>Cleveland Indians @ Seattle Mariners</b> The Kingdome, Seattle, WA Tue Jul 22 1980, 10:05 PM EDT Att: 5,727 - Dome			
Joe Simpson, L OBP: 0.317, SLG: 0.339 (1, 8)	K			K		F7		1B 4-3		4	0	0	0	0	2	4				
Bruce Bochte, L OBP: 0.362, SLG: 0.441 (1, 3)	K			K		G3			1-3	4	0	0	0	0	2	3				
Willie Horton, R OBP: 0.326, SLG: 0.332 (1, 10)				K		1-3			6-3	4	0	0	0	0	1	0				
Dan Meyer, L OBP: 0.341, SLG: 0.430 (1, 7)				6-3		F5			5-3	4	0	0	0	0	0	0				
Tom Paciorek, R OBP: 0.346, SLG: 0.529 (1, 9)				K		F3				3	0	1	0	0	1	0				
Ted Cox, R OBP: 0.292, SLG: 0.302 (1, 5)				4-3				1B HBP 1B		3	0	1	0	0	1	1				
Jim Anderson, R OBP: 0.307, SLG: 0.340 (1, 6)				K				1B HBP		2	0	0	0	0	1	0				
Marc Hill, R OBP: 0.186, SLG: 0.265 (1, 2)				6-3				1-2 2-3 1B		3	0	1	0	0	0	0				
<b>Inning Stats</b>	R: 0 E: 0 K: 2 S: 7	H: 0 LOB: 0 BB: 0 P: 7	R: 0 E: 0 K: 2 S: 7	H: 0 LOB: 0 BB: 0 P: 7	R: 0 E: 0 K: 1 S: 5	H: 0 LOB: 0 BB: 0 P: 5	R: 0 E: 0 K: 2 S: 7	H: 0 LOB: 0 BB: 0 P: 7	R: 0 E: 0 K: 0 S: 3	H: 0 LOB: 0 BB: 0 P: 3	R: 0 E: 0 K: 0 S: 6	H: 1 LOB: 1 BB: 0 P: 6	R: 0 E: 0 K: 0 S: 4	H: 1 LOB: 1 BB: 0 P: 4	R: 0 E: 0 K: 0 S: 3	H: 0 LOB: 0 BB: 0 P: 3		1B: 3 2B: 1 3B: 0 HR: 0	SF: 0 SAC: 0 DP: 0 HBP: 1	WP: 0 PB: 0 SB: 0 CS: 0
<b>PITCHER</b> Len Barker, R ERA: 4.43 (1, 1)	IP: 9.0 WLS: W BF: 32 H: 4 R: 0 ER: 0 SO: 8 BB: 0 IBB: 0 HBP: 1 BLK: 0 WP: 0 HR: 0 S: 47 P: 48 ERA: 0.00 WHIP: 0.444															<b>PITCHER</b>				

AB	31
R	0
H	4
RBI	0
BB	0
SO	8
LOB	11









Batter	1	2	3	4	5	6	7	8	9	AB	R	H	RBI	BB	SO	LOB	TOP								
<b>Rick Miller, L</b> OBP: 0.357, SLG: 0.331 (1, 9)	0-0 4-3 1B	0-0 1B		0-0 FC6-4 1B		0-0 6-3 2B		0-0 SF9 WP 1B		5	0	4	4	0	0	0									
<b>Bert Campaneris, R</b> OBP: 0.292, SLG: 0.338 (1, 6)	0-0 S 1B 2B	0-0 F9		0-0 F7		0-0 6-3		4-0 1B 1B		4	1	1	0	1	0	3									
<b>Carney Lansford, R</b> OBP: 0.319, SLG: 0.385 (1, 5)	4-0 1B 2-3 BB	0-0 1B		0-0 FC6-4 1-2		0-0 6-3		0-0 SF9		3	1	1	1	1	0	2									
<b>Don Baylor, R</b> OBP: 0.330, SLG: 0.321 (1, 10)	0-0 1B 1-2 3-H	0-0 F7				0-0 F8		0-0 F6		5	1	1	1	0	0	4									
<b>Joe Rudi, R</b> OBP: 0.296, SLG: 0.446 (1, 7)	0-0 E8 1B 1-2 2-H		4-0 G3-6-3 1B BB		0-0 F9		0-3 K		0-3 K	4	0	1	1	1	2	0									
<b>Bobby Grich, R</b> OBP: 0.387, SLG: 0.419 (1, 4)	0-3 K		0-0 G3-6-3 1B		0-0 5-3		0-3 K		0-3 K	5	0	1	0	0	3	1									
<b>Jason Thompson, L</b> OBP: 0.382, SLG: 0.450 (1, 3)	0-0 2-3		0-0 G3-6-3			4-0 1B 2B WP BB		0-0 SH1-4 1B		4	2	1	0	1	0	3									
<b>Bobby Clark, R</b> OBP: 0.232, SLG: 0.286 (1, 8)		0-3 K		0-0 5-3		0-3 K		0-0 SH1-4		3	0	0	0	0	2	2									
<b>Dan Whitmer, R</b> OBP: 0.353, SLG: 0.333 (1, 2)		0-0 S 1B		0-3 K		0-0 2B 1B		4-0 WP 1B SF9 BB		3	3	2	0	1	1	0									
<b>Inning Stats</b>	R: 3 E: 1 K: 1 S: 8	H: 3 LOB: 1 BB: 1 P: 12	R: 1 E: 0 K: 1 S: 8	H: 3 LOB: 2 BB: 0 P: 8	R: 0 E: 0 K: 0 S: 3	H: 1 LOB: 1 BB: 1 P: 7	R: 0 E: 0 K: 1 S: 6	H: 1 LOB: 1 BB: 0 P: 6	R: 0 E: 0 K: 0 S: 3	H: 0 LOB: 0 BB: 0 P: 3	R: 0 E: 0 K: 2 S: 7	H: 2 LOB: 1 BB: 1 P: 11	R: 0 E: 0 K: 2 S: 7	H: 0 LOB: 0 BB: 0 P: 7	R: 2 E: 0 K: 0 S: 5	H: 2 LOB: 2 BB: 13	R: 0 E: 0 K: 2 S: 7	H: 0 LOB: 0 BB: 7	1B: 10 2B: 2 HR: 0	SF: 1 SAC: 1 DP: 1 HBP: 0	WP: 2 PB: 0 SB: 2 CS: 0	PA: 43			
<b>PITCHER</b>	IP	WLS	BF	H	R	ER	SO	BB	IBB	HBP	BLK	WP	HR	S	P	ERA	WHIP								
<b>Rick Waits, L</b> ERA: 4.94 (1, 1)	5.1		26	8	5	4	4	3	0	0	0	1	0	31	43	6.75	2.062								
<b>Mike Stanton, R</b> ERA: 5.3 (6, 1)	2.0		12	4	3	3	2	2	0	0	0	1	0	14	22	13.50	3.000								
<b>Sandy Whitol, R</b> ERA: 1.8 (8, 1)	1.2	W	5	0	0	0	2	0	0	0	0	0	0	9	9	0.00	0.000								

California Angels @ Cleveland Indians  
Cleveland Municipal Stadium, Cleveland, OH  
Fri Jul 25 1980, 7:05 PM EDT  
Unknown

AB 36  
R 8  
H 12  
RBI 7  
BB 5  
SO 8  
LOB 15



Batter	1	2	3	4	5	6	7	8	9	AB	R	H	RBI	BB	SO	LOB	BOTTOM								
<b>Miguel Dilone, S</b> OBP: 0.363, SLG: 0.407 (1, 8)	0-0 S 1B	0-0 FC4-6 1B			0-0 2-3		0-3 K		0-3 K	5	0	2	2	0	2	1									
<b>Jorge Orta, L</b> OBP: 0.407, SLG: 0.394 (1, 9)	0-3 K	0-0 FC4-6 1-2 2-3			0-0 G6-3 1B			1-0 1B HBP	4-0 HBP BB	3	2	1	0	1	1	3									
<b>Mike Hargrove, L</b> OBP: 0.222, SLG: 0.403 (1, 3)	0-3 K	0-0 F6			0-0 G6-3			0-0 F8 1B 1B	4-0 HBP BB	4	1	1	0	1	1	4									
<b>Rick Manning, L</b> OBP: 0.323, SLG: 0.241 (9, PR)	1-2 K				0-0 G6-3			1-2 1B	1-2 E BB	0	1	0	0	0	0	0									
<b>Toby Harrah, R</b> OBP: 0.379, SLG: 0.375 (1, 5)	0-3 K		0-0 5-3			0-0 F5		0-0 1B 1-3	1-0 E 1B HBP	4	2	1	1	0	1	1									
<b>Joe Charboneau, R</b> OBP: 0.358, SLG: 0.463 (1, 7)		0-0 BB 1B	4-0 G6-4-3 BB			0-0 F7		0-0 F8	0-0 E5 1B	4	1	1	0	1	0	3									
<b>Bo Diaz, R</b> OBP: 0.333, SLG: 0.434 (1, 2)		0-0 F8	0-0 G6-4-3			0-0 F9		0-0 1-3	1-2 1B	5	0	1	1	0	0	4									
<b>Alan Bannister, R</b> OBP: 0.289, SLG: 0.298 (1, 4)		4-0 1B 1B 1B BB		0-3 K		0-0 F9		0-0 2-H 3-H 1B		3	1	1	2	1	1	0									
<b>Gary Alexander, R</b> OBP: 0.281, SLG: 0.380 (1, 10)		0-0 1B 1B		0-3 K		0-0 F9		0-3 K		3	1	2	1	0	1	0									
<b>Ron Hassey, L</b> OBP: 0.394, SLG: 0.396 (8, PH)		1-2 2-H 1B		0-0 K		0-0 1B				1	0	0	0	0	1	1									
<b>Jerry Dybzinski, R</b> OBP: 0.242, SLG: 0.288 (1, 6)		0-0 1B		0-0 F4				0-0 F9		2	0	1	0	0	0	0									
<b>Gary Gray, R</b> OBP: 0.222, SLG: 0.353 (7, PH)										1	0	0	0	0	0	1									
<b>Dave Rosello, R</b> OBP: 0.250, SLG: 0.310 (8, 6)		FC4-6 1B								0	0	0	0	0	0	0									
<b>Jack Brohamer, L</b> OBP: 0.304, SLG: 0.301 (8, PH)		1-2 2-3 1B								1	0	0	0	0	0	0									
<b>Inning Stats</b>	R: 0 E: 0 K: 3 S: 10	H: 1 LOB: 1 BB: 0 P: 10	R: 3 E: 0 K: 0 S: 7	H: 4 LOB: 2 BB: 1 P: 11	R: 0 E: 0 K: 0 S: 2	H: 0 LOB: 0 BB: 1 P: 6	R: 0 E: 0 K: 2 S: 7	H: 0 LOB: 0 BB: 0 P: 7	R: 0 E: 0 K: 0 S: 3	H: 0 LOB: 0 BB: 0 P: 3	R: 0 E: 0 K: 1 S: 6	H: 1 LOB: 1 BB: 0 P: 6	R: 3 E: 0 K: 1 S: 8	H: 3 LOB: 1 BB: 0 P: 9	R: 3 E: 1 K: 1 S: 6	H: 1 LOB: 2 BB: 2 P: 15	1B: 11 2B: 0 3B: 0 HR: 0	SF: 0 SAC: 0 DP: 2 HBP: 2	WP: 0 PB: 0 SB: 1 CS: 0	PA: 42					
<b>PITCHER</b>	IP	WLS	BF	H	R	ER	SO	BB	IBB	HBP	BLK	WP	HR	S	P	ERA	WHIP								
<b>Frank Tanana, L</b> ERA: 4.42 (1, 1)	7.2		34	10	6	6	6	2	0	1	0	0	0	43	52	7.04	1.565								
<b>Mark Clear, R</b> ERA: 3.46 (8, 1)	1.0	L	8	1	3	0	2	2	0	1	0	0	0	9	18	0.00	3.000								

California Angels @ Cleveland Indians  
Cleveland Municipal Stadium, Cleveland, OH  
Fri Jul 25 1980, 7:05 PM EDT  
Unknown

AB 36  
R 9  
H 11  
RBI 7  
BB 4  
SO 8  
LOB 18





Batter	1	2	3	4	5	6	7	8	9	AB	R	H	RBI	BB	SO	LOB	TOP																			
<b>Rick Miller, L</b> OBP: 0.351, SLG: 0.325 (1, 9)	F6		F6		F7			K		4	0	0	0	0	1	0	<b>California Angels @ Cleveland Indians</b> Cleveland Municipal Stadium, Cleveland, OH Fri Jul 25 1980, 7:05 PM EDT Att: 23,791 - Unknown																			
<b>Dickie Thon, R</b> OBP: 0.285, SLG: 0.325 (1, 4)	F8			6-3		2-3		F9		4	0	0	0	0	0	0																				
<b>Carney Lansford, R</b> OBP: 0.324, SLG: 0.392 (1, 5)	1B			1B		2B		F3		4	0	3	0	0	0	0																				
<b>Don Baylor, R</b> OBP: 0.329, SLG: 0.316 (1, 10)	F7			K		G6-4-3 BB		F8		3	0	0	0	1	1	2																				
<b>Joe Rudi, R</b> OBP: 0.292, SLG: 0.440 (1, 7)		K		F7		G6-4-3 1-2		F7		4	0	0	0	0	1	3																				
<b>Jason Thompson, L</b> OBP: 0.381, SLG: 0.451 (1, 3)	4-3				HR			F8		4	1	1	0	0	0	0																				
<b>Bobby Clark, R</b> OBP: 0.224, SLG: 0.275 (1, 8)	6-3			6-3		K2-3				3	0	0	0	0	1	1																				
<b>Freddie Patek, R</b> OBP: 0.309, SLG: 0.395 (1, 6)			F8		F7			E5		3	0	0	0	0	0	1																				
<b>Stan Cliburn, R</b> OBP: 0.200, SLG: 0.292 (1, 2)	F3				2H HR			F7		3	1	1	2	0	0	1																				
<b>Inning Stats</b>	R: 0 E: 0 K: 0 S: 4	H: 1 LOB: 1 BB: 0 P: 4	R: 0 E: 0 K: 1 S: 5	H: 0 LOB: 0 BB: 0 P: 5	R: 0 E: 0 K: 0 S: 3	H: 0 LOB: 0 BB: 0 P: 3	R: 0 E: 0 K: 1 S: 6	H: 1 LOB: 1 BB: 0 P: 6	R: 2 E: 0 K: 0 S: 5	H: 2 LOB: 0 BB: 1 P: 5	R: 0 E: 0 K: 0 S: 3	H: 0 LOB: 1 BB: 0 P: 7	R: 0 E: 0 K: 1 S: 6	H: 0 LOB: 0 BB: 0 P: 6	R: 0 E: 0 K: 0 S: 5	H: 0 LOB: 0 BB: 0 P: 5	R: 0 E: 0 K: 0 S: 3	H: 0 LOB: 0 BB: 0 P: 3	1B: 2 2B: 2 3B: 0 HR: 1	SF: 0 SAC: 0 DP: 1 HBP: 0	WP: 0 PB: 0 SB: 0 CS: 0	PA: 33														
<b>PITCHER</b>	IP	WLS	BF	H	R	ER	SO	BB	IBB	HBP	BLK	WP	HR	S	P	ERA	WHIP	<b>PITCHER</b>		IP	WLS	BF	H	R	ER	SO	BB	IBB	HBP	BLK	WP	HR	S	P	ERA	WHIP
<b>Ross Grimsley, L</b> ERA: 6.59 (1, 1)	5.1	W	22	5	2	2	2	1	0	0	0	0	1	25	29	3.38	1.125			5.1	W	22	5	2	2	2	1	0	0	0	0	1	25	29	3.38	1.125
<b>Sid Monge, L</b> ERA: 3.0 (6, 1)	3.2	S	11	0	0	0	2	0	0	0	0	0	0	15	15	0.00	0.000			3.2	S	11	0	0	0	2	0	0	0	0	0	15	15	0.00	0.000	

AB	32
R	2
H	5
RBI	2
BB	1
SO	4
LOB	8



Batter	1	2	3	4	5	6	7	8	9	AB	R	H	RBI	BB	SO	LOB	BOTTOM																			
<b>Miguel Dilone, S</b> OBP: 0.364, SLG: 0.407 (1, 7)	1-3		F5	6-3			1B BLK			5	1	2	0	0	0	1	<b>California Angels @ Cleveland Indians</b> Cleveland Municipal Stadium, Cleveland, OH Fri Jul 25 1980, 7:05 PM EDT Att: 23,791 - Unknown																			
<b>Jorge Orta, L</b> OBP: 0.407, SLG: 0.404 (1, 9)	K		HR	K			1B	4-3		5	1	2	1	0	2	2																				
<b>Mike Hargrove, L</b> OBP: 0.305, SLG: 0.404 (1, 3)	4-0				F5		SF9-3-6			2	1	1	1	1	0	1																				
<b>Gary Gray, R</b> OBP: 0.222, SLG: 0.353 (8, 3)	1B HR			1B			1-2 3H			0	0	0	0	0	0	0																				
<b>Toby Harrah, R</b> OBP: 0.380, SLG: 0.375 (1, 5)			F9				1B			3	2	1	0	1	0	1																				
<b>Dave Rosello, R</b> OBP: 0.250, SLG: 0.310 (8, 5)	1-2 HR						3B			0	0	0	0	0	0	0																				
<b>Joe Charboneau, R</b> OBP: 0.360, SLG: 0.474 (1, 10)			4-3				3B			4	2	2	3	0	0	1																				
<b>Ron Hassey, L</b> OBP: 0.386, SLG: 0.406 (1, 2)	1-3			WP E			1H 2H			4	1	2	2	0	0	0																				
<b>Alan Bannister, R</b> OBP: 0.293, SLG: 0.294 (1, 4)			G3-6-3 BB		E1 WP		G6-4-3 BB	K		2	1	0	0	2	1	2																				
<b>Rick Manning, L</b> OBP: 0.322, SLG: 0.249 (1, 8)	G3-6-3			1B			F2			4	1	1	2	0	0	2																				
<b>Jerry Dybzinski, R</b> OBP: 0.242, SLG: 0.287 (1, 6)	F7			1H 2H			G6-4-3			4	0	1	1	0	0	1																				
<b>Inning Stats</b>	R: 3 E: 0 K: 1 S: 7	H: 2 LOB: 0 BB: 1 P: 11	R: 0 E: 0 K: 0 S: 2	H: 0 LOB: 0 BB: 1 P: 6	R: 1 E: 0 K: 0 S: 5	H: 2 LOB: 1 BB: 0 P: 5	R: 3 E: 1 K: 1 S: 9	H: 3 LOB: 1 BB: 0 P: 9	R: 0 E: 0 K: 0 S: 3	H: 0 LOB: 0 BB: 0 P: 3	R: 0 E: 0 K: 0 S: 2	H: 0 LOB: 0 BB: 1 P: 6	R: 3 E: 0 K: 1 S: 8	H: 4 LOB: 1 BB: 1 P: 12	R: 0 E: 0 K: 0 S: 4	H: 1 LOB: 1 BB: 0 P: 4	1B: 8 2B: 1 3B: 2 HR: 2	SF: 1 SAC: 0 DP: 3 HBP: 0	WP: 1 PB: 0 SB: 0 CS: 0	PA: 38																
<b>PITCHER</b>	IP	WLS	BF	H	R	ER	SO	BB	IBB	HBP	BLK	WP	HR	S	P	ERA	WHIP	<b>PITCHER</b>		IP	WLS	BF	H	R	ER	SO	BB	IBB	HBP	BLK	WP	HR	S	P	ERA	WHIP
<b>Freddie Martinez, R</b> ERA: 6.63 (1, 1)	3.0	L	17	6	3	6	1	2	0	0	0	0	0	17	25	18.00	2.667			3.0	L	17	6	3	6	1	2	0	0	0	0	17	25	18.00	2.667	
<b>Dave LaRoche, L</b> ERA: 3.8 (4, 1)	5.0		21	6	3	3	2	2	0	0	1	0	0	23	31	5.40	1.600			5.0		21	6	3	3	2	2	0	0	1	0	0	23	31	5.40	1.600





Batter	1	2	3	4	5	6	7	8	9	AB	R	H	RBI	BB	SO	LOB	TOP										
<b>Rick Miller, L</b> OBP: 0.349, SLG: 0.327 (1, 8)	0-0 4-3		0-0 F7		0-0 1B SF8 2B	0-3 K		0-3 K		5	1	1	0	0	2	2	<b>California Angels @ Cleveland Indians</b> Cleveland Municipal Stadium, Cleveland, OH Sat Jul 26 1980, 3:33 AM EDT Att: 17,624 - Unknown - 80 F										
<b>Bert Campaneris, R</b> OBP: 0.299, SLG: 0.342 (1, 6)	0-0 F8		0-0 F2		0-0 1B HBP	0-0 F4		0-0 WP 1B		5	1	2	0	0	0	1											
<b>Carney Lansford, R</b> OBP: 0.327, SLG: 0.495 (1, 5)	0-0 1B		0-0 HR		0-0 SF8		0-0 1B 1B	0-0 F8		4	1	3	2	0	0	2											
<b>Don Baylor, R</b> OBP: 0.326, SLG: 0.309 (1, 10)	0-0 6-3		0-0 F8		0-0 1B SF8 HBP		0-0 F7		0-0 5-3	4	1	0	0	0	0	2											
<b>Jason Thompson, L</b> OBP: 0.384, SLG: 0.457 (1, 3)		0-0 G3		0-0 4-3 2B	0-0 1B 1-3 2-H		0-0 1B		0-0 G3	5	0	3	1	0	0	0											
<b>Joe Rudi, R</b> OBP: 0.291, SLG: 0.438 (1, 7)		0-0 1B		0-0 4-3	0-0 SF8		0-3 K		0-0 F8	4	0	1	1	0	1	3											
<b>Bobby Grich, R</b> OBP: 0.383, SLG: 0.413 (1, 4)		0-0 F8		0-0 F3	0-0 F8		0-3 K			4	0	0	0	0	1	5											
<b>Larry Harlow, L</b> OBP: 0.371, SLG: 0.404 (1, 9)		0-0 1B		4-0 FC5-4 BB		0-0 L8		0-0 F7		3	0	1	0	1	0	0											
<b>Dan Whitmer, R</b> OBP: 0.350, SLG: 0.333 (8, PH)		0-0 5-3		0-0 FC5-4		0-0 1B		0-0 1B		3	0	1	0	0	0	4											
<b>Rod Carew, L</b> OBP: 0.398, SLG: 0.415 (8, PR)				0-0 1-2						1	0	1	0	0	0	0											
<b>Stan Cliburn, R</b> OBP: 0.200, SLG: 0.292 (8, 2)				0-0 1-2						0	0	0	0	0	0	0											
<b>Inning Stats</b>	R: 0 E: 0 K: 0 S: 4	H: 1 LOB: 1 BB: 0 P: 4	R: 0 E: 0 K: 0 S: 5	H: 2 LOB: 2 BB: 0 P: 5	R: 1 E: 0 K: 0 S: 4	H: 1 LOB: 0 BB: 0 P: 4	R: 0 E: 0 K: 0 S: 4	H: 1 LOB: 2 BB: 1 P: 8	R: 3 E: 0 K: 1 S: 6	H: 3 LOB: 1 BB: 0 P: 7	R: 0 E: 0 K: 1 S: 6	H: 1 LOB: 1 BB: 0 P: 6	R: 0 E: 0 K: 2 S: 9	H: 2 LOB: 2 BB: 0 P: 9	R: 0 E: 0 K: 1 S: 7	H: 2 LOB: 0 BB: 0 P: 7	R: 0 E: 0 K: 0 S: 3	H: 0 LOB: 0 BB: 0 P: 3	1B: 10 2B: 2 3B: 0 HR: 1	SF: 2 SAC: 0 DP: 0 HBP: 1	WP: 1 PB: 0 SB: 1 CS: 0	PA: 42					
<b>PITCHER</b>	IP	WLS	BF	H	R	ER	SO	BB	IBB	HBP	BLK	WP	HR	S	P	ERA	WHIP										
<b>Wayne Garland, R</b> ERA: 4.0 (1, 1)	6.0	W	29	9	4	4	1	1	0	1	0	0	1	29	34	6.00	1.667										
<b>Victor Cruz, R</b> ERA: 3.58 (7, 1)	3.0	S	13	4	0	0	3	0	0	0	0	1	0	19	19	0.00	1.333										

AB	38
R	4
H	13
RBI	4
BB	1
SO	4
LOB	19



Batter	1	2	3	4	5	6	7	8	9	AB	R	H	RBI	BB	SO	LOB	BOTTOM										
<b>Miguel Dilone, S</b> OBP: 0.363, SLG: 0.406 (1, 10)	0-0 1B 3B	0-0 F7		0-0 F7	0-0 4-3		0-0 E6	0-0 2B		6	2	2	0	0	0	2	<b>California Angels @ Cleveland Indians</b> Cleveland Municipal Stadium, Cleveland, OH Sat Jul 26 1980, 3:33 AM EDT Att: 17,624 - Unknown - 80 F										
<b>Jorge Orta, L</b> OBP: 0.408, SLG: 0.407 (1, 9)	0-3 K	0-0 BB 1B		0-0 F8		4-0 1B BB	0-0 F6	0-0 1-2 2B		5	1	2	2	1	1	3											
<b>Mike Hargrove, L</b> OBP: 0.407, SLG: 0.405 (1, 3)	0-0 F4	4-0 BB 2B		0-0 BB 1B		0-0 L8		0-0 BB 2B		4	2	2	0	1	0	2											
<b>Gary Gray, R</b> OBP: 0.222, SLG: 0.353 (9, 3)	0-0 1-2 2-3 BB			0-0 1B		0-0 L8		0-0 BB 2B		0	0	0	0	0	0	0											
<b>Toby Harrah, R</b> OBP: 0.386, SLG: 0.378 (1, 5)	0-0 3B	0-0 F6		4-0 1B BB		0-0 E5		4-0 BB 2B		3	4	2	0	2	0	3											
<b>Dave Rosello, R</b> OBP: 0.250, SLG: 0.310 (9, 5)	0-0 2-3 1B			0-0 1B BB		0-0 E5	0-0 1-1 SF8 1B	0-0 1-2 2B BB		0	0	0	0	0	0	0											
<b>Joe Charboneau, R</b> OBP: 0.367, SLG: 0.486 (1, 7)	0-0 1-1 HR 3B			0-0 1B	0-0 1-2 2-H 1B		0-0 SF8	4-0 2B 1B BB		3	2	3	4	1	0	0											
<b>Ron Hassey, L</b> OBP: 0.370, SLG: 0.423 (1, 2)	0-0 3-H HR			0-0 1B	0-0 1-2 2-H 1B		0-0 K	0-0 F7		5	1	3	3	0	1	3											
<b>Alan Bannister, R</b> OBP: 0.286, SLG: 0.286 (1, 4)	0-0 F3			0-0 1B	0-0 G3			0-3 K		5	0	0	0	0	1	7											
<b>Rick Manning, L</b> OBP: 0.323, SLG: 0.260 (1, 8)		0-0 4-3	0-0 F7		0-0 4-3		0-0 E	0-0 1-3 2-H 3-H 2B		5	1	2	2	0	0	2											
<b>Jerry Dybzinski, R</b> OBP: 0.247, SLG: 0.290 (1, 6)	0-0 BB 1B	0-0 F8		0-0 F8	0-3 K		0-0 6-3	0-0 E6 2B 1B		5	1	2	1	0	1	3											
<b>Inning Stats</b>	R: 4 E: 0 K: 1 S: 9	H: 4 LOB: 0 BB: 0 P: 9	R: 0 E: 0 K: 0 S: 5	H: 2 LOB: 3 BB: 1 P: 9	R: 0 E: 0 K: 0 S: 5	H: 2 LOB: 0 BB: 0 P: 5	R: 2 E: 0 K: 0 S: 6	H: 3 LOB: 2 BB: 1 P: 10	R: 0 E: 1 K: 1 S: 6	H: 1 LOB: 0 BB: 1 P: 10	R: 0 E: 1 K: 0 S: 5	H: 1 LOB: 2 BB: 0 P: 5	R: 0 E: 1 K: 1 S: 9	H: 5 LOB: 1 BB: 2 P: 17	R: 6 E: 1 K: 1 S: 9	H: 5 LOB: 1 BB: 2 P: 17	1B: 13 2B: 3 3B: 1 HR: 1	SF: 1 SAC: 0 DP: 0 HBP: 0	WP: 0 PB: 0 SB: 2 CS: 0	PA: 47							
<b>PITCHER</b>	IP	WLS	BF	H	R	ER	SO	BB	IBB	HBP	BLK	WP	HR	S	P	ERA	WHIP										
<b>Don Aase, R</b> ERA: 4.61 (1, 1)	3.2	L	24	11	6	6	1	2	0	0	0	0	0	26	32	14.73	3.545										
<b>John Montague, R</b> ERA: 3.79 (4, 1)	4.1		23	7	8	6	3	3	0	0	0	0	0	26	38	12.46	2.308										

AB	41
R	14
H	18
RBI	12
BB	5
SO	4
LOB	25













Batter	1	2	3	4	5	6	7	8	9	AB	R	H	RBI	BB	SO	LOB	TOP			
Leon Roberts, R OBP: 0.332, SLG: 0.428 (1, 8)	5-3		1B BB					F2		3	1	0	0	1	0	1	<b>Seattle Mariners @ Cleveland Indians</b> Cleveland Municipal Stadium, Cleveland, OH Wed Jul 30 1980, 7:05 PM EDT Att: 10,352 - Unknown <a href="http://livebaseballscorecards.com">livebaseballscorecards.com</a>			
Bill Stein, R OBP: 0.365, SLG: 0.430 (1, 4)	F7		1B 1-2 2-H					5-3		4	0	1	1	0	0	1				
Bruce Bochte, L OBP: 0.355, SLG: 0.436 (1, 3)	3-1		1B 1-3 2-H					G3		4	0	1	1	0	0	1				
Tom Paciorek, R OBP: 0.324, SLG: 0.489 (1, 9)		F9	1-3					F8		4	0	0	0	0	0	2				
Dan Meyer, L OBP: 0.331, SLG: 0.416 (1, 7)		F8		E6 1B				4-3		4	0	1	0	0	0	0				
Willie Horton, R OBP: 0.316, SLG: 0.321 (1, 10)		F4		E6 FC5-4 1-3				L4		4	0	0	0	0	0	1				
Ted Cox, R OBP: 0.291, SLG: 0.307 (1, 5)			4-3	FC5-4 1-2				3-1		3	0	0	0	0	0	1				
Mario Mendoza, R OBP: 0.302, SLG: 0.322 (1, 6)			1B 1-3	4-3				K		3	1	1	0	0	1	1				
Larry Cox, R OBP: 0.256, SLG: 0.308 (1, 2)			1-3					3-1		3	0	1	0	0	0	1				
<b>Inning Stats</b>	R: 0 E: 0 K: 0 S: 3	H: 0 LOB: 0 BB: 0 P: 3	R: 0 E: 0 K: 0 S: 3	H: 0 LOB: 0 BB: 0 P: 3	R: 2 E: 0 K: 0 S: 6	H: 3 LOB: 2 BB: 1 P: 10	R: 0 E: 1 K: 0 S: 4	H: 1 LOB: 1 BB: 0 P: 4	R: 0 E: 0 K: 0 S: 3	H: 0 LOB: 0 BB: 0 P: 3	R: 0 E: 0 K: 1 S: 5	H: 0 LOB: 0 BB: 0 P: 5	R: 0 E: 0 K: 0 S: 3	H: 0 LOB: 0 BB: 0 P: 3	R: 0 E: 0 K: 0 S: 3	H: 0 LOB: 0 BB: 0 P: 3	1B: 5 2B: 0 3B: 0 HR: 0	SF: 0 SAC: 0 DP: 0 HBP: 0	WP: 0 PB: 0 SB: 0 CS: 0	PA: 33
<b>PITCHER</b> Ross Grimsley, L ERA: 5.94 (1, 1)	IP: 9.0 WLS: W BF: 33 H: 5 R: 2 ER: 2 SO: 1 BB: 1 IBB: 0 HBP: 0 BLK: 0 WP: 0 HR: 0 S: 34 P: 38 ERA: 2.00 WHIP: 0.667															<b>PITCHER</b>				

Batter	1	2	3	4	5	6	7	8	9	AB	R	H	RBI	BB	SO	LOB	BOTTOM			
Miguel Dilone, S OBP: 0.370, SLG: 0.421 (1, 7)	4-3 S 1B		4-3					4-3		4	1	1	0	0	0	2	<b>Seattle Mariners @ Cleveland Indians</b> Cleveland Municipal Stadium, Cleveland, OH Wed Jul 30 1980, 7:05 PM EDT Att: 10,352 - Unknown <a href="http://livebaseballscorecards.com">livebaseballscorecards.com</a>			
Jorge Orta, L OBP: 0.409, SLG: 0.405 (1, 9)	4-3		F9					F8 S BB		3	0	0	0	1	1	2				
Alan Bannister, R OBP: 0.289, SLG: 0.289 (8, FR) (9, 9)	1-3							K		0	1	0	0	0	0	0				
Mike Hargrove, L OBP: 0.309, SLG: 0.422 (1, 3)	3-H 1B		4-3					F8		4	0	1	1	0	0	1				
Toby Harrah, R OBP: 0.381, SLG: 0.378 (1, 5)	F9			K				F7		4	1	1	1	0	1	1				
Ron Hassey, L OBP: 0.366, SLG: 0.415 (1, 2)	6-3			F8				F7		4	0	1	1	0	0	1				
Gary Alexander, R OBP: 0.316, SLG: 0.442 (1, 10)		F3		HR				F8 2B BB		2	2	1	1	2	0	0				
Jack Brohamer, L OBP: 0.308, SLG: 0.313 (1, 4)	6-3		4-3					F3		3	0	0	0	0	0	2				
Rick Manning, L OBP: 0.330, SLG: 0.283 (1, 8)								F5		4	0	3	1	0	0	2				
Jerry Dybzinski, R OBP: 0.246, SLG: 0.282 (1, 6)	1-3							F5		2	0	0	0	0	0	2				
<b>Inning Stats</b>	R: 1 E: 0 K: 0 S: 5	H: 2 LOB: 1 BB: 0 P: 5	R: 0 E: 0 K: 0 S: 4	H: 1 LOB: 1 BB: 0 P: 4	R: 0 E: 0 K: 0 S: 3	H: 0 LOB: 0 BB: 0 P: 3	R: 1 E: 0 K: 1 S: 6	H: 1 LOB: 0 BB: 0 P: 6	R: 0 E: 0 K: 0 S: 3	H: 0 LOB: 0 BB: 0 P: 3	R: 1 E: 0 K: 0 S: 4	H: 1 LOB: 1 BB: 1 P: 8	R: 2 E: 0 K: 0 S: 5	H: 2 LOB: 2 BB: 2 P: 13	R: 0 E: 0 K: 0 S: 3	H: 0 LOB: 0 BB: 0 P: 3	1B: 5 2B: 2 3B: 0 HR: 1	SF: 0 SAC: 2 DP: 0 HBP: 0	WP: 0 PB: 0 SB: 2 CS: 0	PA: 35
<b>PITCHER</b> Glenn Abbott, R ERA: 3.68 (1, 1) Shane Rawley, L ERA: 2.9 (8, 1)	IP: 7.1 WLS: L BF: 31 H: 7 R: 5 ER: 5 SO: 2 BB: 2 IBB: 0 HBP: 0 BLK: 0 WP: 0 HR: 1 S: 33 P: 41 ERA: 6.14 WHIP: 1.227															<b>PITCHER</b>				







Batter	1	2	3	4	5	6	7	8	9	AB	R	H	RBI	BB	SO	LOB	TOP				
Rickey Henderson, R OBP: 0.415, SLG: 0.423 (1, 7)	4-0 SH3 CS BB		0-0 2B 1B		0-0 SH5-3	0-0 FC5-2		0-3 K	0-0 HR 2B	4	1	2	1	1	1	4					
Dwayne Murphy, L OBP: 0.386, SLG: 0.400 Jim Essian, R OBP: 0.272, SLG: 0.340 Mike Davis, L OBP: 0.253, SLG: 0.273 (1, 8)	0-0 SH3		0-0 2B		0-0 F5	0-0 F8		0-0 HR 1B	4-0 HR 2B	2	0	2	0	0	0	0					
Wayne Gross, L OBP: 0.359, SLG: 0.469 Dave McKay, S OBP: 0.245, SLG: 0.266 (1, 5)	0-0 1B		0-0 6-3		0-0 F5		0-0 WP 1B	0-0 F8	0-0 HR	6	2	3	3	0	0	4					
Dave Revering, L OBP: 0.356, SLG: 0.520 (1, 3)	0-0 1B			0-0 HR	4-0 IBB		0-0 F5	0-0 HR	0-0 PB 1B	5	2	4	3	1	0	1					
Tony Armas, R OBP: 0.293, SLG: 0.468 (1, 9)	0-0 F9			0-0 5-3	0-0 G3		0-0 1B	0-3 K	0-0 6-3	6	0	1	1	0	1	6					
Orlando Gonzalez, L OBP: 0.429, SLG: 0.368 (1, 10)		0-0 3-1		0-0 4-3		0-0 L3		0-0 1B	4-0 1B SH1-4	4	1	1	0	1	0	0					
Jeff Newman, R OBP: 0.277, SLG: 0.426 (1, 2)	0-0 F7			0-0 HR		0-0 1B FC5-2		0-3 K	0-0 1-4-3	5	1	2	1	0	1	3					
Rob Picciolo, R OBP: 0.258, SLG: 0.340 (1, 6)	0-3 K			0-0 1-3		0-0 FC5-2 1B		0-3 K	0-0 WP SH1-4	5	1	2	0	0	2	2					
Jeff Cox, R OBP: 0.358, SLG: 0.316 (1, 4)			0-0 F3		0-0 1B SH5-3	0-0 FC5-2		4-0 S 1B	0-0 SH1-4	3	1	2	1	1	0	0					
<b>Inning Stats</b>	R: 0 E: 0 K: 0 S: 4	H: 2 LOB: 2 BB: 1 P: 8	R: 0 E: 0 K: 1 S: 5	H: 0 LOB: 0 BB: 0 P: 5	R: 0 E: 0 K: 0 S: 4	H: 2 LOB: 1 BB: 0 P: 4	R: 2 E: 0 K: 0 S: 5	H: 2 LOB: 0 BB: 0 P: 5	R: 0 E: 0 K: 0 S: 6	H: 3 LOB: 3 BB: 0 P: 6	R: 1 E: 0 K: 2 S: 10	H: 3 LOB: 2 BB: 0 P: 10	R: 3 E: 0 K: 2 S: 9	H: 2 LOB: 1 BB: 2 P: 13	R: 5 E: 0 K: 0 S: 7	H: 4 LOB: 1 BB: 2 P: 15	1B: 12 2B: 4 3B: 0 HR: 4	SF: 0 SAC: 3 DP: 0 HBP: 0	WP: 2 PB: 1 SB: 2 CS: 1	PA: 50	
<b>PITCHER</b>	IP WLS BF H R ER SO BB IBB HBP BLK WP HR S P ERA WHIP	5.2 L 28 11 2 2 1 0 1 1 0 0 0 2 28 36 3.18 2.118	0.2 5 3 1 1 0 0 0 0 0 0 0 1 0 5 5 13.50 4.500	1.2 8 2 3 3 4 1 0 0 0 0 1 0 15 19 16.20 1.800	0.2 6 2 4 4 0 2 0 0 0 0 1 0 4 12 54.00 6.000	0.1 3 2 1 1 0 0 0 0 0 0 0 1 3 3 27.00 6.000															

Oakland Athletics @ Cleveland Indians  
Cleveland Municipal Stadium, Cleveland, OH  
Sun Aug 03 1980, 3:33 AM EDT  
Unknown

AB 42  
R 11  
H 20  
RBI 11  
BB 5  
SO 5  
LOB 23



Batter	1	2	3	4	5	6	7	8	9	AB	R	H	RBI	BB	SO	LOB	BOTTOM			
Miguel Dilone, S OBP: 0.376, SLG: 0.429 (1, 7)	0-0 2B		0-0 1B		0-0 1B			0-0 FC4-6 BB	0-3 K	5	1	4	0	0	1	1				
Jorge Orta, L OBP: 0.406, SLG: 0.400 (1, 9)	0-0 F8		0-0 1B			0-0 F7		4-0 FC4-6	0-0 BB	3	0	1	0	1	0	0				
Mike Hargrove, L OBP: 0.308, SLG: 0.422 (1, 3)	0-0 4-3		0-0 4-3			0-3 K		0-0 FC4-6	0-0 SF8	4	0	0	0	0	1	3				
Toby Harrah, R OBP: 0.376, SLG: 0.371 (1, 5)		0-0 F7		0-0 F2		0-0 F7		0-0 SF8	0-0 1B	3	0	0	1	0	0	0				
Joe Charboneau, R OBP: 0.369, SLG: 0.490 (1, 10)		0-0 HR		0-0 5-3		4-0 2B		4-0 BB	4-0 BB	2	2	1	1	2	0	0				
Ron Hassey, L OBP: 0.386, SLG: 0.427 Bo Diaz, R OBP: 0.325, SLG: 0.438 (1, 2)		0-0 FC4-6		0-0 L9		0-3 K		0-3 K	0-3 K	3	0	1	0	0	1	1				
Jack Brohamer, L OBP: 0.309, SLG: 0.321 (1, 4)		0-0 F9			0-0 SH2-3		0-0 FC1-6		0-0 F8	4	0	2	1	0	0	1				
Rick Manning, L OBP: 0.326, SLG: 0.279 Alan Bannister, R OBP: 0.289, SLG: 0.286 (1, 8)		0-0 FC4-6			0-0 F8		0-0 FC1-6-5		4-0 BB	2	0	0	0	0	0	2				
Jerry Dybzinski, R OBP: 0.240, SLG: 0.275 Gary Alexander, R OBP: 0.310, SLG: 0.432 Dave Rosello, R OBP: 0.242, SLG: 0.300 Gary Gray, R OBP: 0.200, SLG: 0.316 (1, 6)			0-0 6-3		0-0 SH2-3		0-0 5-3		0-0 F9	1	0	0	0	0	0	0				
<b>Inning Stats</b>	R: 0 E: 0 K: 0 S: 3	H: 1 LOB: 0 BB: 0 P: 3	R: 1 E: 0 K: 0 S: 5	H: 2 LOB: 1 BB: 0 P: 5	R: 0 E: 0 K: 0 S: 4	H: 2 LOB: 1 BB: 0 P: 4	R: 0 E: 0 K: 0 S: 3	H: 0 LOB: 0 BB: 0 P: 3	R: 0 E: 0 K: 1 S: 5	H: 0 LOB: 0 BB: 0 P: 5	R: 1 E: 0 K: 1 S: 6	H: 1 LOB: 1 BB: 1 P: 10	R: 1 E: 0 K: 1 S: 6	H: 1 LOB: 2 BB: 2 P: 14	R: 0 E: 0 K: 1 S: 5	H: 0 LOB: 1 BB: 1 P: 9	1B: 6 2B: 2 3B: 0 HR: 1	SF: 1 SAC: 1 DP: 0 HBP: 0	WP: 0 PB: 0 SB: 0 CS: 0	PA: 37
<b>PITCHER</b>	IP WLS BF H R ER SO BB IBB HBP BLK WP HR S P ERA WHIP	6.1 W 25 8 2 2 2 0 1 0 0 0 0 5 13 6.75 2.250	1.1 S 5 0 0 0 2 1 0 0 0 0 0 8 12 0.00 0.750																	

Oakland Athletics @ Cleveland Indians  
Cleveland Municipal Stadium, Cleveland, OH  
Sun Aug 03 1980, 3:33 AM EDT  
Unknown

AB 31  
R 3  
H 9  
RBI 3  
BB 4  
SO 4  
LOB 13





Batter	1	2	3	4	5	6	7	8	9	AB	R	H	RBI	BB	SO	LOB	TOP			
Rickey Henderson, R OBP: 0.413, SLG: 0.422 (1, 7)	F3		WP 1B		4-3		F9			4	0	1	0	0	0	0	<b>Oakland Athletics @ Cleveland Indians</b> Cleveland Municipal Stadium, Cleveland, OH Sun Aug 03 1980, 3:38 AM EDT Att: 17,587 - Unknown <a href="http://livebaseballscorecards.com">livebaseballscorecards.com</a>			
Mike Davis, L OBP: 0.241, SLG: 0.259 (1, 9)	F7		K		F8		4-3			4	0	0	0	0	1					
Wayne Gross, L OBP: 0.361, SLG: 0.471 (1, 5)	1B 2B		F4		E BB		K			3	1	1	0	1	1					
Dave Revering, L OBP: 0.361, SLG: 0.521 (1, 3)	2H 1B			BB E BB	E4		G6-3 1B			3	1	2	1	1	0	1				
Tony Armas, R OBP: 0.290, SLG: 0.463 (1, 8)	K			K	5-3		G6-3 1-2F			4	0	0	0	0	2	5				
Orlando Gonzalez, L OBP: 0.400, SLG: 0.318 (1, 10)		K		E BB	4-3		F8			3	0	0	0	1	0					
Jim Essian, R OBP: 0.265, SLG: 0.331 (1, 2)	F9			L5	K		L6			4	0	0	0	0	1	2				
Mario Guerrero, R OBP: 0.262, SLG: 0.289 (9, PH)	F5			E4			F8			3	0	1	0	0	0	1				
Mitchell Page, L OBP: 0.326, SLG: 0.367 (9, PH)				1-3 2H			1B			1	0	0	0	0	0	0				
Jeff Cox, R OBP: 0.349, SLG: 0.306 (1, 4)	F9			F9			F8			3	0	0	0	0	1	3				
Jeff Newman, R OBP: 0.276, SLG: 0.424 (9, PH)				K	4-3		F8			1	0	0	0	0	0	0				
<b>Inning Stats</b>	R: 1 E: 0 K: 1 S: 7	H: 2 LOB: 1 BB: 0 P: 7	R: 0 E: 0 K: 1 S: 5	H: 0 LOB: 0 BB: 0 P: 5	R: 0 E: 0 K: 1 S: 6	H: 1 LOB: 1 BB: 0 P: 6	R: 1 E: 1 K: 2 S: 8	H: 0 LOB: 2 BB: 2 P: 16	R: 0 E: 1 K: 0 S: 4	H: 1 LOB: 1 BB: 0 P: 8	R: 0 E: 0 K: 1 S: 5	H: 0 LOB: 0 BB: 0 P: 5	R: 0 E: 0 K: 0 S: 3	H: 1 LOB: 0 BB: 0 P: 3	R: 0 E: 0 K: 0 S: 3	H: 0 LOB: 0 BB: 0 P: 3	1B: 4 2B: 1 3B: 0 HR: 0	SF: 0 SAC: 0 DP: 1 HBP: 0	WP: 1 PB: 0 SB: 1 CS: 0	PA: 36
<b>PITCHER</b> Len Barker, R ERA: 4.19 (1, 1)	IP: 9.0 WLS: W BF: 36 H: 5 R: 2 ER: 1 SO: 7 BB: 3 IBB: 0 HBP: 0 BLK: 0 WP: 1 HR: 0 S: 47 P: 59 ERA: 1.00 WHIP: 0.889																			

Batter	1	2	3	4	5	6	7	8	9	AB	R	H	RBI	BB	SO	LOB	BOTTOM			
Miguel Dilone, S OBP: 0.379, SLG: 0.432 (1, 9)	6-3		FC4-6 1B		WP S 1-3 1B		SH1-3			3	0	2	0	0	0	0	<b>Oakland Athletics @ Cleveland Indians</b> Cleveland Municipal Stadium, Cleveland, OH Sun Aug 03 1980, 3:38 AM EDT Att: 17,587 - Unknown <a href="http://livebaseballscorecards.com">livebaseballscorecards.com</a>			
Jorge Orta, L OBP: 0.401, SLG: 0.395 (1, 10)	F6		FC4-6 G3-6		F5		F9			4	0	0	0	0	3					
Mike Hargrove, L OBP: 0.307, SLG: 0.418 (1, 3)	F9		G3-6		3H		3-1			3	1	0	0	1	0	2				
Toby Harrah, R OBP: 0.379, SLG: 0.374 (1, 5)		1B 1B		E3 FC5-4		1B 2B BB		G6-4-3 HBP		3	2	2	0	0	0	0				
Joe Charboneau, R OBP: 0.367, SLG: 0.490 (1, 7)	F2		FC5-4 CS		FC5-4 CS		F7			4	0	1	2	0	0	3				
Bo Diaz, R OBP: 0.322, SLG: 0.431 (1, 2)	1B 1B			K		G3 1H 2H 2B		G6-4-3		4	0	1	0	0	2	3				
Jack Brohamer, L OBP: 0.303, SLG: 0.314 (1, 4)	F3			CS		G3				3	0	0	0	0	3					
Rick Manning, L OBP: 0.326, SLG: 0.279 (1, 8)					4-3		F8			3	0	1	1	0	0	1				
Jerry Dybzinski, R OBP: 0.247, SLG: 0.278 (1, 6)	1-3 1B			1B WP 1B			F9 SH1-3 BB			2	1	1	0	1	0	2				
<b>Inning Stats</b>	R: 0 E: 0 K: 0 S: 3	H: 0 LOB: 0 BB: 0 P: 3	R: 1 E: 0 K: 0 S: 6	H: 3 LOB: 2 BB: 0 P: 6	R: 0 E: 0 K: 1 S: 3	H: 1 LOB: 0 BB: 0 P: 3	R: 0 E: 1 K: 1 S: 5	H: 0 LOB: 0 BB: 0 P: 5	R: 1 E: 0 K: 0 S: 5	H: 2 LOB: 1 BB: 0 P: 5	R: 2 E: 0 K: 1 S: 7	H: 2 LOB: 1 BB: 1 P: 11	R: 0 E: 0 K: 0 S: 3	H: 0 LOB: 1 BB: 1 P: 7	R: 0 E: 0 K: 0 S: 2	H: 0 LOB: 0 BB: 0 P: 3		1B: 7 2B: 1 3B: 0 HR: 0	SF: 0 SAC: 1 DP: 2 HBP: 1	WP: 1 PB: 0 SB: 1 CS: 1
<b>PITCHER</b> Mike Norris, R ERA: 2.52 (1, 1)	IP: 8.0 WLS: L BF: 33 H: 8 R: 4 ER: 4 SO: 2 BB: 2 IBB: 0 HBP: 1 BLK: 0 WP: 1 HR: 0 S: 34 P: 43 ERA: 4.50 WHIP: 1.250																			



Batter	1	2	3	4	5	6	7	8	9	AB	R	H	RBI	BB	SO	LOB	TOP				
Alfredo Griffin, S OBP: 0.276, SLG: 0.352 Bob Bailor, R OBP: 0.281, SLG: 0.252	4-0 1B G4-6-3 BB		0-0 F8		0-0 FC3-6 1B		0-0 F7		0-0 F5	3	1	1	0	1	0	0					
Damaso Garcia, R OBP: 0.307, SLG: 0.417	0-0 G4-6-3 1B		0-0 F9		0-0 FC3-6 1-2 2-3		0-0 5-3		0-0 3-1	5	0	1	0	0	0	2					
Al Woods, L OBP: 0.370, SLG: 0.514 Joe Cannon, L OBP: 0.094, SLG: 0.065	0-0 G4-6-3 1-2 3-H			0-0 BB 1B		0-0 F7		0-3 K	1-0 HBP	3	1	1	0	0	0	3					
Otto Velez, R OBP: 0.388, SLG: 0.532 Steve Braun, L OBP: 0.156, SLG: 0.100	4-0 BB			4-0 1B FC6-4 BB		0-3 K		0-0 HR 1B	0-0 F5	1	1	0	0	2	1	0					
John Mayberry, L OBP: 0.342, SLG: 0.436 Doug Ault, R OBP: 0.305, SLG: 0.308	0-0 F9			0-0 FC6-4 1B 1-3 2-H		0-0 F3		0-0 HR		3	0	1	1	0	0	1					
Barry Bonnell, R OBP: 0.316, SLG: 0.436		0-3 K		0-0 FC6-4 CS 1-2 3-H		0-0 BB 1B		0-0 2B		4	0	2	1	0	1	1					
Lloyd Moseby, L OBP: 0.269, SLG: 0.364	0-0 F9			0-0 G3		4-0 FC4-6 BB		0-0 F5		3	0	0	0	1	0	2					
Garth Iorg, R OBP: 0.289, SLG: 0.380	0-0 F9			0-0 FC3-6 1B		0-0 FC4-6 1-2		4-0 BB		3	0	1	0	1	0	2					
Ernie Whitt, L OBP: 0.264, SLG: 0.290			0-3 K		0-0 L8		0-0 4-3	0-3 K		4	0	0	0	0	2	3					
<b>Inning Stats</b>	R: 1 E: 0 K: 0 S: 3	H: 1 LOB: 1 BB: 2 P: 11	R: 0 E: 0 K: 1 S: 5	H: 0 LOB: 0 BB: 0 P: 5	R: 0 E: 0 K: 1 S: 5	H: 0 LOB: 0 BB: 0 P: 5	R: 2 E: 0 K: 0 S: 4	H: 2 LOB: 2 BB: 1 P: 8	R: 0 E: 0 K: 1 S: 6	H: 1 LOB: 2 BB: 1 P: 10	R: 0 E: 0 K: 0 S: 3	H: 0 LOB: 0 BB: 0 P: 3	R: 2 E: 0 K: 2 S: 10	H: 3 LOB: 2 BB: 1 P: 14	R: 0 E: 0 K: 0 S: 3	H: 0 LOB: 1 BB: 0 P: 4	1B: 7 2B: 1 3B: 0 HR: 1	SF: 0 SAC: 0 DP: 1 HBP: 1	WP: 0 PB: 0 SB: 2 CS: 1	PA: 40	
<b>PITCHER</b>	IP WLS BF H R ER SO BB IBB HBP BLK WP HR S P ERA WHIP	6.0 W 26 6 3 3 3 4 0 0 0 0 0 28 44 4.50 1.667	3.0 S 14 3 2 2 2 1 0 1 0 0 1 16 21 6.00 1.333																		

Toronto Blue Jays @ Cleveland Indians  
Cleveland Municipal Stadium, Cleveland, OH

AB 34  
R 5  
H 9  
RBI 4  
BB 5  
SO 5  
LOB 15



Mon Aug 04 1980, 7:05 PM EDT  
Att: 7,583 - Unknown

Batter	1	2	3	4	5	6	7	8	9	AB	R	H	RBI	BB	SO	LOB	BOTTOM					
Miguel Dilone, S OBP: 0.383, SLG: 0.440	0-0 6-3	0-0 L3		0-0 S 1B 1-3 2-H		0-0 HR 2B		0-0 BB		4	2	2	2	1	0	2						
Jorge Orta, L OBP: 0.399, SLG: 0.401	0-0 1-3	0-0 F7		0-0 E4 1B FC4-2 S		0-0 HR 2B		0-0 F8		5	1	1	3	0	0	4						
Mike Hargrove, L OBP: 0.406, SLG: 0.418 Gary Gray, R OBP: 0.182, SLG: 0.286	0-0 1-3		0-0 F7	0-0 FC4-2 1B 1-3 2-H		0-0 F8		0-0 F8		3	0	1	1	0	0	0						
Toby Harrah, R OBP: 0.381, SLG: 0.372 Dave Rosello, R OBP: 0.239, SLG: 0.295		4-0 HR BB	4-0 BB	0-0 FC4-2 FC6-4 1-2 3-H		0-0 F9		0-0 5-3		2	1	0	0	2	0	2						
Joe Charboneau, R OBP: 0.365, SLG: 0.495	0-0 HR 1B	0-0 HR	0-0 6-3	0-0 FC6-4 1-2		0-0 5-3		0-0 F3		5	1	1	2	0	0	3						
Bo Diaz, R OBP: 0.336, SLG: 0.467	0-0 C1-5-6 1B	0-0 5-3		0-0 G5-4-3 1B		0-0 HR				4	1	3	1	0	0	1						
Alan Bannister, R OBP: 0.284, SLG: 0.279	0-0 FC1-5-6 BB 1-2 1B			0-0 E6 BB 2B		0-0 G5-4-3 1-2		0-0 3-1		4	2	0	0	0	0	2						
Rick Manning, L OBP: 0.328, SLG: 0.291	4-0 E 1B 1-2 BB			0-0 L8		0-0 4-3		0-0 HR		3	1	1	1	1	0	1						
Jerry Dybzinski, R OBP: 0.258, SLG: 0.285	0-0 E4 1B 1-3 2-H			4-0 2B E 1-2 BB		0-0 2B 1B		0-0 F7		3	2	2	1	1	0	0						
<b>Inning Stats</b>	R: 0 E: 0 K: 0 S: 3	H: 0 LOB: 0 BB: 0 P: 3	R: 3 E: 1 K: 0 S: 6	H: 3 LOB: 2 BB: 2 P: 14	R: 0 E: 0 K: 0 S: 3	H: 0 LOB: 1 BB: 1 P: 7	R: 3 E: 2 K: 0 S: 7	H: 2 LOB: 2 BB: 1 P: 11	R: 0 E: 0 K: 0 S: 3	H: 1 LOB: 0 BB: 0 P: 3	R: 3 E: 0 K: 0 S: 6	H: 3 LOB: 0 BB: 0 P: 6	R: 2 E: 0 K: 0 S: 5	H: 2 LOB: 1 BB: 1 P: 9	R: 0 E: 0 K: 0 S: 3	H: 0 LOB: 0 BB: 0 P: 3	1B: 5 2B: 2 3B: 0 HR: 4	SF: 0 SAC: 0 DP: 1 HBP: 0	WP: 0 PB: 0 SB: 2 CS: 0	PA: 41		
<b>PITCHER</b>	IP WLS BF H R ER SO BB IBB HBP BLK WP HR S P ERA WHIP	3.1 L 19 4 6 4 0 4 0 0 0 0 0 2 2 ∞ ∞	4.66 L 19 4 6 4 0 4 0 0 0 0 0 2 2 ∞ ∞	5.89 R 16 6 5 5 0 1 0 0 0 0 3 15 19 13.50 2.100	7.1 L 14 4 0 0 0 0 0 0 0 0 0 4 4 0.00 0.000																	


Toronto Blue Jays @ Cleveland Indians  
Cleveland Municipal Stadium, Cleveland, OH

AB 36  
R 11  
H 11  
RBI 11  
BB 5  
SO 0  
LOB 15



Mon Aug 04 1980, 7:05 PM EDT  
Att: 7,583 - Unknown



Batter	1	2	3	4	5	6	7	8	9	AB	R	H	RBI	BB	SO	LOB	TOP								
Alfredo Griffin, S OBP: 0.277, SLG: 0.351 Lloyd Moseby, L OBP: 0.266, SLG: 0.360	F6		G5-4-3 1B		1-3		K		K	3	0	1	0	0	0	1	<b>Toronto Blue Jays @ Cleveland Indians</b> Cleveland Municipal Stadium, Cleveland, OH Tue Aug 05 1980, 7:05 PM EDT Att: 6,707 - Unknown - 87 F								
Damaso Garcia, R OBP: 0.311, SLG: 0.422	4-3 1B		G5-4-3 1-2			2B	L3		1B	5	1	3	0	0	0	2									
Al Woods, L OBP: 0.370, SLG: 0.515	4-3 1-2		4-3			1B			G4-6-3	5	2	2	1	0	0	3									
Otto Velez, R OBP: 0.390, SLG: 0.529	BB				F9	F7		HR		3	1	1	0	1	0	1									
Barry Bonnell, R OBP: 0.315, SLG: 0.443	F7				6-3	F9		HR		4	1	1	3	0	0	3									
John Mayberry, L OBP: 0.341, SLG: 0.434		4-3			F6			F6		4	0	1	1	0	0	0									
Garth Iorg, R OBP: 0.288, SLG: 0.373		6-3				1B		F9		4	0	1	0	0	0	1									
Bob Bailor, R OBP: 0.280, SLG: 0.251					G6-4-3 1B			F3	K	4	0	1	0	0	1	1									
Bob Davis, R OBP: 0.271, SLG: 0.351 Roy Howell, L OBP: 0.319, SLG: 0.386	F9								1B	3	0	2	0	0	0	1									
<b>Inning Stats</b>	R: 0 E: 0 K: 0 S: 4	H: 1 LOB: 2 BB: 1 P: 8	R: 0 E: 0 K: 0 S: 4	H: 1 LOB: 1 BB: 0 P: 4	R: 0 E: 0 K: 0 S: 3	H: 1 LOB: 0 BB: 0 P: 3	R: 0 E: 0 K: 0 S: 3	H: 0 LOB: 0 BB: 0 P: 3	R: 0 E: 0 K: 0 S: 4	H: 2 LOB: 1 BB: 0 P: 4	R: 2 E: 0 K: 0 S: 6	H: 3 LOB: 1 BB: 0 P: 6	R: 0 E: 0 K: 1 S: 6	H: 1 LOB: 1 BB: 0 P: 6	R: 3 E: 0 K: 1 S: 8	H: 3 LOB: 0 BB: 0 P: 8	R: 0 E: 0 K: 1 S: 6	H: 2 LOB: 1 BB: 0 P: 6	1B: 10 2B: 3 HR: 1	SF: 0 SAC: 0 DP: 3 HBP: 0	WP: 0 PB: 0 SB: 0 CS: 0	PA: 39			
<b>PITCHER</b>	IP	WLS	BF	H	R	ER	SO	BB	IBB	HBP	BLK	WP	HR	S	P	ERA	WHIP								
Ross Grimsley, L ERA: 5.99 Victor Cruz, R ERA: 3.74	(1, 1) (8, 1)	7.0 S	32 7	12 2	5 0	5 0	1 2	1 0	0 0	0 0	0 0	0 0	1 0	33 11	37 11	6.43 0.00	1.857 1.000								

Batter	1	2	3	4	5	6	7	8	9	AB	R	H	RBI	BB	SO	LOB	BOTTOM								
Miguel Dilone, S OBP: 0.389, SLG: 0.444	G4-6-3 BB		FC5-2 1B							4	0	3	2	1	0	2	<b>Toronto Blue Jays @ Cleveland Indians</b> Cleveland Municipal Stadium, Cleveland, OH Tue Aug 05 1980, 7:05 PM EDT Att: 6,707 - Unknown - 87 F								
Jorge Orta, L OBP: 0.401, SLG: 0.403	G4-6-3 1-2		3-H 1B			BB		SF8		3	0	2	2	1	0	1									
Mike Hargrove, L OBP: 0.302, SLG: 0.412	4-3		L3			K		G4-6-3 1-2		5	0	0	0	0	1	8									
Toby Harrah, R OBP: 0.379, SLG: 0.370		F2	BB 1B		F7	G5-4-3 1-2				4	1	1	0	0	0	2									
Joe Charboneau, R OBP: 0.361, SLG: 0.489		6-3	F9		F4			F7		4	0	0	0	0	0	1									
Ron Hassey, L OBP: 0.368, SLG: 0.428		BB 1B	BB 1B		4-3			G3		4	2	2	0	0	0	0									
Rick Manning, L OBP: 0.333, SLG: 0.292		BB 1B	BB 1B		1-3			BB		2	2	1	0	2	0	0									
Jack Brohamer, L OBP: 0.308, SLG: 0.315		BB 1B	BB 1B		F9			6-3		3	1	1	2	1	0	1									
Jerry Dybzinski, R OBP: 0.269, SLG: 0.297		BB 1B	BB 1B		6-3			1B SF8		3	2	2	1	1	0	0									
<b>Inning Stats</b>	R: 0 E: 0 K: 0 S: 2	H: 0 LOB: 0 BB: 1 P: 6	R: 3 E: 0 K: 0 S: 8	H: 5 LOB: 3 BB: 1 P: 12	R: 4 E: 1 K: 0 S: 7	H: 4 LOB: 2 BB: 2 P: 15	R: 0 E: 0 K: 0 S: 3	H: 0 LOB: 0 BB: 0 P: 3	R: 0 E: 0 K: 1 S: 5	H: 1 LOB: 1 BB: 1 P: 9	R: 0 E: 0 K: 0 S: 3	H: 0 LOB: 1 BB: 1 P: 7	R: 1 E: 0 K: 0 S: 4	H: 2 LOB: 0 BB: 0 P: 4	1B: 11 2B: 1 3B: 0 HR: 0	SF: 1 SAC: 0 DP: 3 HBP: 0	WP: 0 PB: 0 SB: 0 CS: 0	PA: 39							
<b>PITCHER</b>	IP	WLS	BF	H	R	ER	SO	BB	IBB	HBP	BLK	WP	HR	S	P	ERA	WHIP								
Jack Kucek, R ERA: 7.3 Balor Moore, L ERA: 5.32	(1, 1) (3, 1)	2.1 L	17 22	8 4	7 1	7 1	0 1	3 3	0 0	0 0	0 0	0 0	0 0	21 33	33 26	1.59 4.714	1.235								







Batter	1	2	3	4	5	6	7	8	9	AB	R	H	RBI	BB	SO	LOB	TOP																					
Alfredo Griffin, S OBP: 0.274, SLG: 0.349 (1, 6)	F9		F8			L8			5-3	5	0	1	0	0	0	2	Toronto Blue Jays @ Cleveland Indians Cleveland Municipal Stadium, Cleveland, OH Thu Aug 07 1980, 7:05 PM EDT Att: 9,586 - Unknown - 92 F																					
Damaso Garcia, R OBP: 0.306, SLG: 0.415 (1, 4)	1-3		5-3			6-3		F8		5	0	1	0	0	0	1																						
Roy Howell, L OBP: 0.320, SLG: 0.384 (1, 5)			K			FC4-6 BB		K	F8	4	0	1	0	1	2	1																						
Al Woods, L OBP: 0.366, SLG: 0.506 (1, 7)	F9			F4		FC4-6 1B HR		F8	F8	5	1	0	0	0	0	3																						
John Mayberry, L OBP: 0.342, SLG: 0.433 Bob Davis, R OBP: 0.283, SLG: 0.355 (1, 3) (9, 2)		4-0 BB		F4		1-3 HR		K		3	1	1	0	1	1	0																						
Otto Velez, R OBP: 0.589, SLG: 0.536 (1, 10)				5-3		1-3 HR		F8		0	0	0	0	0	0	0																						
Barry Bonnell, R OBP: 0.311, SLG: 0.434 (1, 8)					5-3		F9	K		4	1	2	3	0	0	0																						
Lloyd Moseby, L OBP: 0.271, SLG: 0.360 (1, 9)					K	1B			4-0 HR	3	1	1	0	1	1	2																						
Ernie Whitt, L OBP: 0.272, SLG: 0.318 Doug Ault, R OBP: 0.333, SLG: 0.436 (9, PH) (9, 3)						1-3 S			1-1 HR	3	1	2	1	0	1	2																						
<b>Inning Stats</b>	R: 0 E: 0 K: 0 S: 4	H: 1 LOB: 1 BB: 0 P: 4	R: 0 E: 0 K: 1 S: 6	H: 1 LOB: 2 BB: 1 P: 10	R: 0 E: 0 K: 1 S: 5	H: 0 LOB: 0 BB: 0 P: 5	R: 0 E: 0 K: 0 S: 3	H: 0 LOB: 0 BB: 0 P: 3	R: 1 E: 0 K: 1 S: 7	H: 2 LOB: 1 BB: 0 P: 7	R: 3 E: 0 K: 0 S: 7	H: 4 LOB: 2 BB: 1 P: 11	R: 0 E: 0 K: 1 S: 5	H: 0 LOB: 0 BB: 0 P: 5	R: 0 E: 0 K: 2 S: 7	H: 0 LOB: 0 BB: 0 P: 7		R: 2 E: 0 K: 0 S: 5	H: 2 LOB: 1 BB: 1 P: 9	1B: 6 2B: 1 3B: 0 HR: 3	SF: 0 SAC: 0 DP: 0 HBP: 0	WP: 0 PB: 0 SB: 1 CS: 0	PA: 40															
<b>PITCHER</b>	IP	WLS	BF	H	R	ER	SO	BB	IBB	HBP	BLK	WP	HR	S	P	ERA	WHIP	<b>PITCHER</b>				IP	WLS	BF	H	R	ER	SO	BB	IBB	HBP	BLK	WP	HR	S	P	ERA	WHIP
Wayne Garland, R ERA: 4.09 Sid Monge, L ERA: 3.22	(1, 1) (6, 1)	5.2 W	25 15	6 4	4 2	4 2	3 3	2 1	0 0	0 0	0 0	0 0	2 1	29 20	37 24	6.35 5.40	1.412 1.500																					

AB 37  
R 6  
H 10  
RBI 6  
BB 3  
SO 6  
LOB 13





Batter	1	2	3	4	5	6	7	8	9	AB	R	H	RBI	BB	SO	LOB	BOTTOM																					
Miguel Dilone, S OBP: 0.393, SLG: 0.449 (1, 7)			L4		F8					3	0	1	1	2	0	0	Toronto Blue Jays @ Cleveland Indians Cleveland Municipal Stadium, Cleveland, OH Thu Aug 07 1980, 7:05 PM EDT Att: 9,586 - Unknown - 92 F																					
Jorge Orta, L OBP: 0.404, SLG: 0.403 (1, 9)			K		BB	BB		G3		5	1	2	0	0	1	4																						
Mike Hargrove, L OBP: 0.305, SLG: 0.419 (1, 3)				BB	1B	BB			F9	3	2	1	1	2	0	0																						
Toby Harrah, R OBP: 0.378, SLG: 0.369 (1, 5)			K		BB	BB			4-3	4	2	1	1	1	1	2																						
Joe Charboneau, R OBP: 0.366, SLG: 0.486 (1, 10)			5-3		BB	BB			F9	2	1	1	0	3	0	0																						
Ron Hassey, L OBP: 0.383, SLG: 0.420 Bo Diaz, R OBP: 0.339, SLG: 0.467 (1, 2) (7, PH) (8, 2)			G3		BB	BB			FC6-4	3	0	1	2	0	0	3																						
Rick Manning, L OBP: 0.337, SLG: 0.292 (1, 8)			F8		BB	BB			FC6-4	2	0	1	1	0	0	1																						
Jack Brohamer, L OBP: 0.317, SLG: 0.320 Alan Bannister, R OBP: 0.287, SLG: 0.283 (1, 4) (6, PH) (7, 4)			F9		BB	BB			F7	2	0	0	0	0	0	1																						
Jerry Dybzinski, R OBP: 0.268, SLG: 0.287 (1, 6)			K		BB	BB			S	1	1	1	0	0	0	0																						
<b>Inning Stats</b>	R: 1 E: 0 K: 2 S: 7	H: 1 LOB: 1 BB: 1 P: 11	R: 0 E: 0 K: 0 S: 3	H: 0 LOB: 0 BB: 0 P: 3	R: 0 E: 0 K: 1 S: 5	H: 0 LOB: 0 BB: 0 P: 5	R: 4 E: 1 K: 0 S: 6	H: 3 LOB: 1 BB: 2 P: 14	R: 0 E: 0 K: 0 S: 4	H: 1 LOB: 3 BB: 2 P: 12	R: 0 E: 0 K: 0 S: 3	H: 0 LOB: 1 BB: 1 P: 7	R: 1 E: 0 K: 1 S: 7	H: 2 LOB: 1 BB: 0 P: 7	R: 1 E: 0 K: 0 S: 3	H: 2 LOB: 2 BB: 1 P: 7		1B: 7 2B: 0 3B: 1 HR: 1	SF: 1 SAC: 1 DP: 0 HBP: 0	WP: 0 PB: 0 SB: 1 CS: 1	PA: 42																	
<b>PITCHER</b>	IP	WLS	BF	H	R	ER	SO	BB	IBB	HBP	BLK	WP	HR	S	P	ERA	WHIP	<b>PITCHER</b>				IP	WLS	BF	H	R	ER	SO	BB	IBB	HBP	BLK	WP	HR	S	P	ERA	WHIP
Jack Kucek, R ERA: 7.42 Joey McLaughlin, R ERA: 4.5 Paul Mirabella, L ERA: 4.57 Jerry Garvin, L ERA: 2.12 Mike Barlow, R ERA: 3.94	(1, 1) (4, 1) (4, 1) (6, 1) (9, 1)	3.0 0.0 2.0 3.1 0.0	12 2 11 15 2	2 1 2 2 2	3 0 2 2 0	3 0 1 2 0	3 0 0 1 0	3 0 0 2 0	0 1 0 1 0	0 0 0 0 0	0 0 0 0 0	0 0 0 0 0	0 0 0 0 0	8 14 26 2	20 24 26 2	4.50 9.00 4.50 5.40 ∞	2.500 1.333 2.500 1.200 ∞																					

AB 31  
R 7  
H 9  
RBI 7  
BB 9  
SO 4  
LOB 14





Batter	1	2	3	4	5	6	7	8	9	AB	R	H	RBI	BB	SO	LOB	TOP			
Miguel Dilone, S OBP: 0.394, SLG: 0.450 (1, 10)	F5		5-3			1B		1B		4	0	2	1	0	0	1	<b>Cleveland Indians @ Milwaukee Brewers</b> Milwaukee County Stadium, Milwaukee, WI Fri Aug 08 1980, 8:05 PM EDT Att: 27,629 - Unknown - 78 F			
Jorge Orta, L OBP: 0.402, SLG: 0.399 (1, 9)	L1			K		F7		BB		3	0	0	0	1	1					
Mike Hargrove, L OBP: 0.303, SLG: 0.416 (1, 3)	4-3			FC6-4 BB		L8		G3-6-3 BB		3	0	0	0	1	0	3				
Toby Harrah, R OBP: 0.377, SLG: 0.366 (1, 5)		5-3		F7		FC6-4 BB			F8	3	0	0	0	1	0	1				
Joe Charboneau, R OBP: 0.362, SLG: 0.480 (1, 7)	F9			FC6-4		K		F9		4	0	0	0	0	1	2				
Bo Diaz, R OBP: 0.328, SLG: 0.452 (1, 2)					K	FC6-4		5-3		4	0	0	0	0	2	1				
Alan Bannister, R OBP: 0.284, SLG: 0.279 (1, 4)				L7		L4		F9		3	0	0	0	0	0	1				
Rick Manning, L OBP: 0.334, SLG: 0.289 (1, 8)			6-3		G3			3-1		3	0	0	0	0	0	0				
Jerry Dybzinski, R OBP: 0.274, SLG: 0.304 (1, 6)						6-3		1B 3B		3	1	2	0	0	0	0				
<b>Inning Stats</b>	R: 0 E: 0 K: 0 S: 3	H: 0 LOB: 0 BB: 0 P: 3	R: 0 E: 0 K: 1 S: 5	H: 0 LOB: 0 BB: 0 P: 5	R: 0 E: 0 K: 0 S: 4	H: 1 LOB: 1 BB: 0 P: 4	R: 0 E: 0 K: 1 S: 5	H: 0 LOB: 1 BB: 1 P: 9	R: 0 E: 0 K: 1 S: 5	H: 0 LOB: 0 BB: 0 P: 5	R: 0 E: 0 K: 1 S: 5	H: 0 LOB: 1 BB: 1 P: 9	R: 1 E: 0 K: 0 S: 4	H: 2 LOB: 1 BB: 1 P: 8	R: 0 E: 0 K: 0 S: 3	H: 0 LOB: 0 BB: 0 P: 3		1B: 3 2B: 0 3B: 1 HR: 0	SF: 0 SAC: 0 DP: 1 HBP: 0	WP: 0 PB: 0 SB: 1 CS: 0
<b>PITCHER</b> Bill Travers, L ERA: 3.03 (1, 1)	IP: 9.0 WLS: W BF: 33 H: 4 R: 1 ER: 1 SO: 4 BB: 3 IBB: 0 HBP: 0 BLK: 0 WP: 0 HR: 0 S: 38 P: 50 ERA: 1.00 WHIP: 0.778																			

Batter	1	2	3	4	5	6	7	8	9	AB	R	H	RBI	BB	SO	LOB	BOTTOM			
Paul Moltor, R OBP: 0.386, SLG: 0.438 (1, 4)	S BB		L3		K		K			3	0	0	0	1	2	1	<b>Cleveland Indians @ Milwaukee Brewers</b> Milwaukee County Stadium, Milwaukee, WI Fri Aug 08 1980, 8:05 PM EDT Att: 27,629 - Unknown - 78 F			
Robin Yount, R OBP: 0.321, SLG: 0.541 (1, 10)	K		6-3		F9		F9			4	0	0	0	0	1	2				
Cecil Cooper, L OBP: 0.388, SLG: 0.529 (1, 3)			G3				2B		F4	3	0	1	1	1	0	0				
Gorman Thomas, R OBP: 0.309, SLG: 0.487 (1, 8)	K			HR 1B	F8		K		K	4	1	1	0	0	2	3				
Ben Oglivie, L OBP: 0.372, SLG: 0.580 (1, 7)	F4			HR		G3		F8		4	1	1	2	0	0	2				
Dick Davis, R OBP: 0.290, SLG: 0.370 (1, 9)		6-3		6-3		S 1B		1B		3	1	1	0	0	0	0				
Charlie Moore, R OBP: 0.341, SLG: 0.330 (1, 2)		K		F7		K				3	0	0	0	0	2	1				
Jim Gantner, L OBP: 0.310, SLG: 0.327 (1, 5)				FC6-4 BB		4-3		CS 1B		2	0	1	1	1	0	0				
Ed Romero, R OBP: 0.316, SLG: 0.294 (1, 6)		FC6-4				S 2B 1B		F8		3	1	1	0	0	0	1				
<b>Inning Stats</b>	R: 0 E: 0 K: 2 S: 7	H: 0 LOB: 2 BB: 2 P: 15	R: 0 E: 0 K: 1 S: 5	H: 0 LOB: 1 BB: 1 P: 9	R: 0 E: 0 K: 0 S: 3	H: 0 LOB: 0 BB: 0 P: 3	R: 2 E: 0 K: 0 S: 5	H: 2 LOB: 0 BB: 0 P: 5	R: 1 E: 0 K: 1 S: 7	H: 2 LOB: 1 BB: 0 P: 7	R: 1 E: 0 K: 1 S: 6	H: 2 LOB: 0 BB: 0 P: 6	R: 0 E: 0 K: 1 S: 5	H: 0 LOB: 0 BB: 0 P: 5	R: 0 E: 0 K: 1 S: 5	H: 0 LOB: 0 BB: 0 P: 5		1B: 4 2B: 1 3B: 0 HR: 1	SF: 0 SAC: 0 DP: 0 HBP: 0	WP: 0 PB: 0 SB: 4 CS: 1
<b>PITCHER</b> Len Barker, R ERA: 4.2 (1, 1)	IP: 8.0 WLS: L BF: 32 H: 6 R: 4 ER: 4 SO: 7 BB: 3 IBB: 0 HBP: 0 BLK: 0 WP: 0 HR: 1 S: 43 P: 55 ERA: 4.50 WHIP: 1.125																			



Batter	1	2	3	4	5	6	7	8	9	AB	R	H	RBI	BB	SO	LOB	TOP			
Miguel Dilone, S OBP: 0.389, SLG: 0.444 (1, 10)	0-0 4-3		0-0 1-3		0-0 F8			0-0 4-3		4	0	0	0	0	0	0				
Jorge Orta, L OBP: 0.401, SLG: 0.398 (1, 9)	0-0 F6		0-0 4-3		0-0 F9			0-0 1B		4	0	1	0	0	0	0				
Mike Hargrove, L OBP: 0.306, SLG: 0.419 (1, 3)	0-0 FC6-4 1B		0-0 4-1		0-0 1B			0-0 FC5-4 1B		4	0	3	0	0	0	0				
Toby Harrah, R OBP: 0.374, SLG: 0.362 (1, 5)	0-0 FC6-4 1-2			0-0 F7		0-0 K		0-0 FC5-4 1-2		4	0	0	0	0	1	4				
Joe Charboneau, R OBP: 0.363, SLG: 0.479 (1, 7)		0-0 2B 4-3 1B		0-0 2B E BB		0-0 F9			0-0 6-3	3	2	1	0	1	0	0				
Ron Hassey, L OBP: 0.365, SLG: 0.425 (1, 2)	0-0 G3 1-2		0-0 G3		0-0 2B			0-0 G4-6-3 1B		4	0	2	0	0	0	1				
Alan Bannister, R OBP: 0.284, SLG: 0.285 (0, PH) Gary Alexander, R OBP: 0.307, SLG: 0.427	0-0 2B		0-0 E5 G6-4-3		0-0 K			0-0 4-3		3	0	1	1	0	1	2	AB 33			
Rick Manning, L OBP: 0.331, SLG: 0.286 (1, 8)	0-0 4-3		0-0 G6-4-3 1-2		0-0 G4-6-3 1-2			0-0 4-3		1	0	0	0	0	0	0	R 2			
Jerry Dybzinski, R OBP: 0.270, SLG: 0.299 (1, 6)	0-0 L7			0-0 F3				0-0 F9		3	0	0	1	0	0	1	H 8			
<b>Inning Stats</b>	R: 0 E: 0 K: 0 S: 4	H: 1 LOB: 1 BB: 0 P: 4	R: 1 E: 0 K: 0 S: 5	H: 2 LOB: 1 BB: 0 P: 5	R: 0 E: 0 K: 0 S: 3	H: 0 LOB: 0 BB: 0 P: 3	R: 1 E: 1 K: 0 S: 4	H: 1 LOB: 1 BB: 1 P: 8	R: 0 E: 0 K: 1 S: 5	H: 0 LOB: 0 BB: 0 P: 3	R: 0 E: 0 K: 1 S: 5	H: 1 LOB: 0 BB: 0 P: 5	R: 0 E: 0 K: 1 S: 5	H: 2 LOB: 2 BB: 0 P: 5	R: 0 E: 0 K: 0 S: 3	H: 0 LOB: 0 BB: 0 P: 3	1B: 6 2B: 2 3B: 0 HR: 0	SF: 0 SAC: 0 DP: 2 HBP: 0	WP: 0 PB: 0 SB: 0 CS: 0	PA: 34
<b>PITCHER</b> Moose Haas, R ERA: 2.88 (1, 1)	IP: 9.0 WLS: W BF: 34 H: 8 R: 2 ER: 2 SO: 2 BB: 1 IBB: 0 HBP: 0 BLK: 0 WP: 0 HR: 0 S: 37 P: 41 ERA: 2.00 WHIP: 1.000															<b>PITCHER</b>				

Cleveland Indians @ Milwaukee Brewers  
Milwaukee County Stadium, Milwaukee, WI  
Sat Aug 09 1980, 4:33 AM EDT  
Att: 37,690 - Unknown - 71 F

AB 33  
R 2  
H 8  
RBI 2  
BB 1  
SO 2  
LOB 12



Batter	1	2	3	4	5	6	7	8	9	AB	R	H	RBI	BB	SO	LOB	BOTTOM			
Paul Molitor, R OBP: 0.388, SLG: 0.448 (1, 4)	0-0 E 2B				0-0 5-3		0-0 SF8			3	1	2	1	0	0	0				
Robin Yount, R OBP: 0.318, SLG: 0.535 (1, 10)	0-0 E1 1B 2-H		0-0 5-3		0-0 K		0-0 F9			4	1	0	0	0	1	1				
Cecil Cooper, L OBP: 0.386, SLG: 0.526 (1, 3)	0-0 BB 1B 3-H		0-0 F8		0-0 F4		0-0 5-3			4	0	1	1	0	0	0				
Gorman Thomas, R OBP: 0.308, SLG: 0.485 (1, 8)	0-0 K		0-0 5-3		0-0 1B 1-3		0-0 F3			4	1	1	0	0	1	1				
Ben Oglivie, L OBP: 0.369, SLG: 0.574 (1, 7)	0-0 K		0-0 F8		0-0 1-3		0-0 F6			4	0	0	0	0	1	2				
Sixto Lezcano, R OBP: 0.287, SLG: 0.391 (1, 9)	0-0 BB		0-0 6-3		0-0 1B 1B		0-0 F6			1	0	0	0	2	0	0				
Sal Bando, R OBP: 0.273, SLG: 0.267 (1, 5)	0-0 F6		0-0 6-3		0-0 1B 1-2		0-0 F6			3	0	1	1	0	0	2	AB 28			
Ed Romero, R OBP: 0.333, SLG: 0.321 (1, 6)		0-0 P2-3 BB		0-0 L5		0-0 1B 1-H 2-H		0-0 6-3 SF8 2B		2	1	1	0	1	0	0	R 4			
Buck Martinez, R OBP: 0.279, SLG: 0.294 (1, 2)	0-0 P2-3 1-2			0-0 F7		0-0 6-3		0-0 6-3		3	0	0	0	0	2	2	H 6			
<b>Inning Stats</b>	R: 2 E: 1 K: 2 S: 10	H: 2 LOB: 2 BB: 1 P: 14	R: 0 E: 0 K: 0 S: 3	H: 1 LOB: 1 BB: 1 P: 7	R: 0 E: 0 K: 0 S: 3	H: 0 LOB: 0 BB: 0 P: 3	R: 0 E: 0 K: 0 S: 3	H: 0 LOB: 0 BB: 0 P: 3	R: 0 E: 0 K: 1 S: 5	H: 0 LOB: 0 BB: 0 P: 5	R: 1 E: 0 K: 0 S: 4	H: 2 LOB: 2 BB: 1 P: 8	R: 1 E: 0 K: 0 S: 4	H: 1 LOB: 0 BB: 0 P: 4	R: 0 E: 0 K: 0 S: 3	H: 0 LOB: 0 BB: 0 P: 3	1B: 3 2B: 4 3B: 0 HR: 0	SF: 1 SAC: 0 DP: 1 HBP: 0	WP: 0 PB: 0 SB: 0 CS: 0	PA: 32
<b>PITCHER</b> Bob Ovchinko, L ERA: 5.96 Victor Cruz, R ERA: 3.59 Sid Monge, L ERA: 3.17	IP: 6.1 WLS: L BF: 27 H: 6 R: 4 ER: 3 SO: 3 BB: 4 IBB: 1 HBP: 0 BLK: 0 WP: 0 HR: 0 S: 30 P: 42 ERA: 4.26 WHIP: 1.263															<b>PITCHER</b>				

Cleveland Indians @ Milwaukee Brewers  
Milwaukee County Stadium, Milwaukee, WI  
Sat Aug 09 1980, 4:33 AM EDT  
Att: 37,690 - Unknown - 71 F

AB 28  
R 4  
H 6  
RBI 3  
BB 3  
SO 3  
LOB 8





Batter	1	2	3	4	5	6	7	8	9	AB	R	H	RBI	BB	SO	LOB	TOP				
Miguel Dilone, S OBP: 0.385, SLG: 0.438 (1, 8)	5-3		6-3			F8		G1-4-3		4	0	0	0	0	0	2	<b>Cleveland Indians @ Milwaukee Brewers</b> Milwaukee County Stadium, Milwaukee, WI Sun Aug 10 1980, 4:33 AM EDT Unknown - 69 F				
Toby Harrah, R OBP: 0.373, SLG: 0.361 (1, 5)	E7 F8 1B		K			F8		5-3		4	0	1	0	0	1	1					
Mike Hargrove, L OBP: 0.303, SLG: 0.415 (1, 3)	F8 2-3			6-3		F7		4-3		4	0	0	0	0	1						
Joe Charboneau, R OBP: 0.362, SLG: 0.476 (7, 9)	K			F4		FC4-6 1B SF7 1B		5-3		4	1	1	0	0	1	1					
Bo Diaz, R OBP: 0.326, SLG: 0.446 (1, 2)		G3		6-3		FC4-6 1-2 1B		F6		4	0	1	0	0	0	0					
Gary Alexander, R OBP: 0.298, SLG: 0.413 (1, 10)		6-3			F7	FC4-6 1-2 2-3				3	0	0	0	0	2						
Alan Bannister, R OBP: 0.284, SLG: 0.287 (7, 4)		5-3				SF7 FC6-4 1B				2	0	1	1	0	0	0					
Dave Rosello, R OBP: 0.246, SLG: 0.290 (7, PH) Gary Gray, R OBP: 0.174, SLG: 0.273 (7, 7)			6-3 BB		FC6-4 1-2	6-3				1	0	0	0	1	0	1					
Jerry Dybzinski, R OBP: 0.271, SLG: 0.300 (1, 6)			F2		5-3			G1-4-3 1B		1	0	0	0	0	1						
Jerry Dybzinski, R OBP: 0.271, SLG: 0.300 (1, 6)			F2		5-3			G1-4-3 1B		3	0	1	0	0	2						
<b>Inning Stats</b>	R: 0 E: 1 K: 1 S: 6	H: 1 LOB: 1 BB: 0 P: 6	R: 0 E: 0 K: 0 S: 3	H: 0 LOB: 0 BB: 0 P: 3	R: 0 E: 0 K: 1 S: 5	H: 0 LOB: 1 BB: 1 P: 9	R: 0 E: 0 K: 0 S: 3	H: 0 LOB: 0 BB: 0 P: 3	R: 0 E: 0 K: 0 S: 3	H: 1 LOB: 1 BB: 0 P: 4	R: 0 E: 0 K: 0 S: 3	H: 0 LOB: 0 BB: 0 P: 3	R: 1 E: 0 K: 0 S: 5	H: 2 LOB: 1 BB: 0 P: 5	R: 0 E: 0 K: 0 S: 3	H: 1 LOB: 0 BB: 0 P: 3	R: 0 E: 0 K: 0 S: 3	H: 0 LOB: 0 BB: 0 P: 3	1B: 5 2B: 0 3B: 0 HR: 0	SF: 1 SAC: 0 DP: 1 HBP: 0	WP: 0 PA: 32
<b>PITCHER</b> Mike Caldwell, L ERA: 4.18 (1, 1)	IP: 9.0 WLS: W BF: 32 H: 5 R: 1 ER: 1 SO: 2 BB: 1 IBB: 0 HBP: 0 BLK: 0 WP: 0 HR: 0 S: 35 P: 39 ERA: 1.00 WHIP: 0.667															<b>PITCHER</b>					

Batter	1	2	3	4	5	6	7	8	9	AB	R	H	RBI	BB	SO	LOB	BOTTOM				
Paul Molitor, R OBP: 0.386, SLG: 0.445 (1, 4)	4-3		2B 1B 1B		F7		6-3			4	1	1	0	0	0	0	<b>Cleveland Indians @ Milwaukee Brewers</b> Milwaukee County Stadium, Milwaukee, WI Sun Aug 10 1980, 4:33 AM EDT Unknown - 69 F				
Sal Bando, R OBP: 0.277, SLG: 0.284 (1, 5)	2B		1B 2B		F2		F9			4	2	2	0	0	0	0					
Cecil Cooper, L OBP: 0.367, SLG: 0.528 (1, 3)	2B		2B 1B		K		F9			4	1	2	3	0	1	0					
Gorman Thomas, R OBP: 0.308, SLG: 0.485 (1, 8)	F8		1-3 2B		6-3		F7			4	0	1	1	0	0	1					
Ben Oglivie, L OBP: 0.370, SLG: 0.573 (1, 7)	F7		1-3 BB		F9		WP 1B			3	0	1	0	1	0	1					
Dick Davis, R OBP: 0.286, SLG: 0.364 (1, 9)		F9	1-3		6-3		F6			4	0	0	0	0	3						
Mark Brouhard, R OBP: 0.281, SLG: 0.413 (1, 10)		F6	5-3			1B 2B		K		4	1	1	0	0	1	3					
Charlie Moore, R OBP: 0.345, SLG: 0.332 (1, 2)		E5 BB	F3			2B 1B				2	0	1	1	1	0	2					
Ed Romero, R OBP: 0.317, SLG: 0.304 (1, 6)		E5			F9		F4			3	0	0	0	0	1						
<b>Inning Stats</b>	R: 1 E: 0 K: 0 S: 5	H: 2 LOB: 1 BB: 0 P: 5	R: 0 E: 1 K: 0 S: 3	H: 0 LOB: 1 BB: 1 P: 7	R: 3 E: 0 K: 0 S: 7	H: 4 LOB: 2 BB: 1 P: 11	R: 0 E: 0 K: 0 S: 3	H: 0 LOB: 0 BB: 0 P: 3	R: 0 E: 0 K: 1 S: 5	H: 0 LOB: 0 BB: 0 P: 5	R: 1 E: 0 K: 0 S: 4	H: 2 LOB: 0 BB: 0 P: 4	R: 0 E: 0 K: 0 S: 3	H: 0 LOB: 0 BB: 0 P: 3	R: 0 E: 0 K: 1 S: 6	H: 1 LOB: 1 BB: 0 P: 6		R: 0 E: 0 K: 0 S: 6	H: 0 LOB: 0 BB: 0 P: 6	1B: 4 2B: 5 3B: 0 HR: 0	SF: 0 SAC: 0 DP: 0 HBP: 0
<b>PITCHER</b> Ross Grimsley, L ERA: 5.95 (1, 1)	IP: 8.0 WLS: L BF: 34 H: 9 R: 5 ER: 5 SO: 2 BB: 2 IBB: 0 HBP: 0 BLK: 0 WP: 1 HR: 0 S: 36 P: 44 ERA: 5.62 WHIP: 1.375															<b>PITCHER</b>					



Batter	1	2	3	4	5	6	7	8	9	AB	R	H	RBI	BB	SO	LOB	TOP							
Miguel Dilone, S OBP: 0.390, SLG: 0.441 (1, 10)										5	1	3	0	0	1	3	<b>Cleveland Indians @ Milwaukee Brewers</b> Milwaukee County Stadium, Milwaukee, WI Sun Aug 10 1980, 4:38 AM EDT Att: 33,857 - Unknown - 69 F							
Jorge Orta, L OBP: 0.400, SLG: 0.396 Dave Rosello, R OBP: 0.250, SLG: 0.292 (1, 9) (3, 4)										2	2	0	0	1	0	0								
Mike Hargrove, L OBP: 0.300, SLG: 0.414 (1, 3)										6	1	1	0	0	0	2								
Joe Charboneau, R OBP: 0.365, SLG: 0.481 (1, 7)										5	1	3	0	0	1	3								
Toby Harrah, R OBP: 0.375, SLG: 0.364 (1, 5)										5	3	3	2	0	0	2								
Ron Hassey, L OBP: 0.388, SLG: 0.424 (1, 2)										3	0	1	1	2	2	2								
Alan Bannister, R OBP: 0.282, SLG: 0.286 (1, 4) (3, 9)										4	0	1	4	0	0	2								
Rick Manning, L OBP: 0.338, SLG: 0.285 (1, 8)										1	0	0	0	4	0	0								
Jerry Dybzinski, R OBP: 0.269, SLG: 0.297 (1, 6)										5	0	1	1	0	0	6								
<b>Inning Stats</b>	R: 4 E: 1 K: 0 S: 8	H: 4 LOB: 3 BB: 2 P: 16	R: 2 E: 1 K: 1 S: 7	H: 1 LOB: 3 BB: 3 P: 19	R: 0 E: 0 K: 1 S: 5	H: 0 LOB: 0 BB: 0 P: 5	R: 0 E: 0 K: 1 S: 6	H: 1 LOB: 1 BB: 0 P: 6	R: 0 E: 0 K: 0 S: 3	H: 1 LOB: 0 BB: 0 P: 3	R: 1 E: 0 K: 1 S: 7	H: 3 LOB: 1 BB: 0 P: 7	R: 0 E: 0 K: 0 S: 3	H: 0 LOB: 2 BB: 1 P: 8	R: 2 E: 0 K: 0 S: 6	H: 3 LOB: 2 BB: 1 P: 10		R: 0 E: 0 K: 0 S: 3	H: 1 LOB: 0 BB: 0 P: 3	1B: 12 2B: 2 3B: 0 HR: 0	SF: 1 SAC: 0 DP: 1 HBP: 1	WP: 1 PB: 0 SB: 1 CS: 1	PA: 49	
<b>PITCHER</b>	IP WLS BF H R ER SO BB IBB HBP BLK WP HR S P ERA WHIP	IP WLS BF H R ER SO BB IBB HBP BLK WP HR S P ERA WHIP	IP WLS BF H R ER SO BB IBB HBP BLK WP HR S P ERA WHIP	IP WLS BF H R ER SO BB IBB HBP BLK WP HR S P ERA WHIP	IP WLS BF H R ER SO BB IBB HBP BLK WP HR S P ERA WHIP	IP WLS BF H R ER SO BB IBB HBP BLK WP HR S P ERA WHIP	IP WLS BF H R ER SO BB IBB HBP BLK WP HR S P ERA WHIP	IP WLS BF H R ER SO BB IBB HBP BLK WP HR S P ERA WHIP	IP WLS BF H R ER SO BB IBB HBP BLK WP HR S P ERA WHIP	IP WLS BF H R ER SO BB IBB HBP BLK WP HR S P ERA WHIP	IP WLS BF H R ER SO BB IBB HBP BLK WP HR S P ERA WHIP	IP WLS BF H R ER SO BB IBB HBP BLK WP HR S P ERA WHIP	IP WLS BF H R ER SO BB IBB HBP BLK WP HR S P ERA WHIP	IP WLS BF H R ER SO BB IBB HBP BLK WP HR S P ERA WHIP	IP WLS BF H R ER SO BB IBB HBP BLK WP HR S P ERA WHIP	IP WLS BF H R ER SO BB IBB HBP BLK WP HR S P ERA WHIP	IP WLS BF H R ER SO BB IBB HBP BLK WP HR S P ERA WHIP	IP WLS BF H R ER SO BB IBB HBP BLK WP HR S P ERA WHIP	IP WLS BF H R ER SO BB IBB HBP BLK WP HR S P ERA WHIP	IP WLS BF H R ER SO BB IBB HBP BLK WP HR S P ERA WHIP	IP WLS BF H R ER SO BB IBB HBP BLK WP HR S P ERA WHIP	IP WLS BF H R ER SO BB IBB HBP BLK WP HR S P ERA WHIP	IP WLS BF H R ER SO BB IBB HBP BLK WP HR S P ERA WHIP	
Reggie Cleveland, R ERA: 3.48 Fred Holdsworth, R ERA: 16.2 Bob McClure, L ERA: 2.85 Bill Castro, R ERA: 2.84 Jerry Augustine, L ERA: 3.98 (1, 1) (1, 1) (2, 1) (8, 1) (9, 1)	0.2 1.0 5.1 1.0 1.0	L 8 21 7 3	4 1 5 3 1	4 2 1 2 0	1 0 1 2 0	1 0 3 2 0	0 0 1 0 0	0 0 0 0 0	0 0 0 0 0	0 0 0 0 0	0 0 0 0 0	0 0 0 0 0	0 0 0 0 0	0 0 0 0 0	0 0 0 0 0	0 0 0 0 0	0 0 0 0 0	0 0 0 0 0	0 0 0 0 0	0 0 0 0 0	0 0 0 0 0	0 0 0 0 0	0 0 0 0 0	0 0 0 0 0
Robin Yount, R OBP: 0.315, SLG: 0.530 (1, 6)										4	0	0	0	0	0	3	<b>Cleveland Indians @ Milwaukee Brewers</b> Milwaukee County Stadium, Milwaukee, WI Sun Aug 10 1980, 4:38 AM EDT Att: 33,857 - Unknown - 69 F							
Jim Gantner, L OBP: 0.305, SLG: 0.327 (1, 5)										3	0	1	1	0	0	0								
Cecil Cooper, L OBP: 0.384, SLG: 0.523 (1, 3)										4	0	0	0	0	0	2								
Gorman Thomas, R OBP: 0.307, SLG: 0.485 (1, 10)										4	1	1	0	0	0	1								
Ben Oglivie, L OBP: 0.367, SLG: 0.567 (1, 7)										4	0	0	0	0	0	1								
Dick Davis, R OBP: 0.285, SLG: 0.363 (1, 9)										3	1	1	1	0	0	0								
Vic Harris, S OBP: 0.300, SLG: 0.240 (1, 8)										3	0	0	0	1	0	0								
Ed Romero, R OBP: 0.318, SLG: 0.305 (1, 4)										3	2	1	0	0	0	2								
Buck Martinez, R OBP: 0.287, SLG: 0.308 (1, 2)										3	0	2	2	0	0	0								
<b>Inning Stats</b>	R: 0 E: 0 K: 0 S: 4	H: 1 LOB: 1 BB: 0 P: 4	R: 2 E: 0 K: 0 S: 5	H: 2 LOB: 1 BB: 1 P: 9	R: 0 E: 0 K: 0 S: 3	H: 0 LOB: 0 BB: 0 P: 3	R: 0 E: 0 K: 0 S: 3	H: 0 LOB: 0 BB: 0 P: 3	R: 0 E: 0 K: 0 S: 3	H: 0 LOB: 0 BB: 0 P: 3	R: 0 E: 0 K: 0 S: 3	H: 0 LOB: 0 BB: 0 P: 3	R: 0 E: 0 K: 0 S: 3	H: 0 LOB: 0 BB: 0 P: 3	R: 1 E: 0 K: 0 S: 5	H: 2 LOB: 1 BB: 0 P: 5		R: 1 E: 0 K: 0 S: 4	H: 1 LOB: 0 BB: 0 P: 4	1B: 4 2B: 2 3B: 0 HR: 0	SF: 2 SAC: 0 DP: 0 HBP: 0	WP: 2 PB: 0 SB: 0 CS: 0	PA: 34	
<b>PITCHER</b>	IP WLS BF H R ER SO BB IBB HBP BLK WP HR S P ERA WHIP	IP WLS BF H R ER SO BB IBB HBP BLK WP HR S P ERA WHIP	IP WLS BF H R ER SO BB IBB HBP BLK WP HR S P ERA WHIP	IP WLS BF H R ER SO BB IBB HBP BLK WP HR S P ERA WHIP	IP WLS BF H R ER SO BB IBB HBP BLK WP HR S P ERA WHIP	IP WLS BF H R ER SO BB IBB HBP BLK WP HR S P ERA WHIP	IP WLS BF H R ER SO BB IBB HBP BLK WP HR S P ERA WHIP	IP WLS BF H R ER SO BB IBB HBP BLK WP HR S P ERA WHIP	IP WLS BF H R ER SO BB IBB HBP BLK WP HR S P ERA WHIP	IP WLS BF H R ER SO BB IBB HBP BLK WP HR S P ERA WHIP	IP WLS BF H R ER SO BB IBB HBP BLK WP HR S P ERA WHIP	IP WLS BF H R ER SO BB IBB HBP BLK WP HR S P ERA WHIP	IP WLS BF H R ER SO BB IBB HBP BLK WP HR S P ERA WHIP	IP WLS BF H R ER SO BB IBB HBP BLK WP HR S P ERA WHIP	IP WLS BF H R ER SO BB IBB HBP BLK WP HR S P ERA WHIP	IP WLS BF H R ER SO BB IBB HBP BLK WP HR S P ERA WHIP	IP WLS BF H R ER SO BB IBB HBP BLK WP HR S P ERA WHIP	IP WLS BF H R ER SO BB IBB HBP BLK WP HR S P ERA WHIP	IP WLS BF H R ER SO BB IBB HBP BLK WP HR S P ERA WHIP	IP WLS BF H R ER SO BB IBB HBP BLK WP HR S P ERA WHIP	IP WLS BF H R ER SO BB IBB HBP BLK WP HR S P ERA WHIP	IP WLS BF H R ER SO BB IBB HBP BLK WP HR S P ERA WHIP	IP WLS BF H R ER SO BB IBB HBP BLK WP HR S P ERA WHIP	
Dan Spillner, R ERA: 5.2 (1, 1)	9.0	W	34	6	4	4	0	1	0	0	0	0	2	0	33	37	4.00	0.778						



Batter	1	2	3	4	5	6	7	8	9	AB	R	H	RBI	BB	SO	LOB	TOP
Mickey Rivers, L OBP: 0.342, SLG: 0.416 (1, 8)										4	1	2	0	0	0	1	<b>Texas Rangers @ Cleveland Indians</b> Cleveland Municipal Stadium, Cleveland, OH Tue Aug 12 1980, 7:05 PM EDT Att: 9,960 - Unknown <a href="http://livebaseballscorecards.com">livebaseballscorecards.com</a>
Bump Willis, S OBP: 0.312, SLG: 0.342 (1, 4)										3	0	1	1	0	0	1	
Al Oliver, L OBP: 0.353, SLG: 0.436 (1, 7)										4	0	0	0	0	0	3	
Buddy Bell, R OBP: 0.380, SLG: 0.501 (1, 5)										3	0	0	0	1	0	0	
Richie Zisk, R OBP: 0.338, SLG: 0.469 (1, 10)										4	0	0	0	0	0	2	
John Ellis, R OBP: 0.285, SLG: 0.297 (1, 3)										3	0	1	0	0	0	0	
Rusty Staub, L OBP: 0.383, SLG: 0.458 (1, 9)										3	0	0	0	0	0	1	
Jim Sundberg, R OBP: 0.345, SLG: 0.382 (1, 2)										3	0	1	0	0	1	1	
Pepe Frias, R OBP: 0.243, SLG: 0.270 (1, 6)										2	0	1	0	0	0	1	
Dave Roberts, R OBP: 0.290, SLG: 0.370 (8, PH) (8, 6)										1	0	0	0	0	0	0	
<b>Inning Stats</b>	R: 1 E: 0 K: 0 S: 4	H: 2 LOB: 0 BB: 0 P: 4	R: 0 E: 0 K: 0 S: 4	H: 1 LOB: 1 BB: 0 P: 4	R: 0 E: 0 K: 0 S: 3	H: 0 LOB: 0 BB: 0 P: 3	R: 0 E: 0 K: 0 S: 3	H: 0 LOB: 0 BB: 0 P: 3	R: 0 E: 0 K: 0 S: 5	H: 0 LOB: 0 BB: 0 P: 5	R: 0 E: 0 K: 0 S: 4	H: 1 LOB: 2 BB: 1 P: 8	1B: 5 2B: 0 3B: 1 HR: 0	SF: 0 SAC: 1 DP: 1 HBP: 0	WP: 0 PB: 0 SB: 1 CS: 1	PA: 33	
<b>PITCHER</b>	IP WLS BF H R ER SO BB IBB HBP BLK WP HR S P ERA WHIP																
Rick Waits, L ERA: 4.46 (1, 1)	8.2 W 30 6 1 1 1 0 0 0 0 0 0 32 32 1.04 0.692																
Victor Cruz, R ERA: 3.57 (9, 1)	0.1 S 2 0 0 0 0 1 0 0 0 0 0 0 1 5 0.00 3.000																

Batter	1	2	3	4	5	6	7	8	9	AB	R	H	RBI	BB	SO	LOB	BOTTOM			
Miguel Dilone, S OBP: 0.388, SLG: 0.438 (1, 9)										4	0	1	0	0	3	3	<b>Texas Rangers @ Cleveland Indians</b> Cleveland Municipal Stadium, Cleveland, OH Tue Aug 12 1980, 7:05 PM EDT Att: 9,960 - Unknown <a href="http://livebaseballscorecards.com">livebaseballscorecards.com</a>			
Alan Bannister, R OBP: 0.286, SLG: 0.296 (1, 4)										4	1	2	0	0	0	1				
Mike Hargrove, L OBP: 0.397, SLG: 0.409 (1, 3)										4	0	0	0	0	0	3				
Joe Charboneau, R OBP: 0.362, SLG: 0.476 (1, 7)										3	0	0	0	0	0	3				
Toby Harrah, R OBP: 0.375, SLG: 0.371 (1, 5)										3	1	1	2	0	1	0				
Ron Hassey, L OBP: 0.368, SLG: 0.423 (1, 2)										3	0	1	0	0	0	0				
Gary Alexander, R OBP: 0.290, SLG: 0.400 (1, 10)										3	0	0	0	0	2	1				
Rick Manning, L OBP: 0.338, SLG: 0.285 (1, 8)										3	0	1	0	0	1	0				
Jerry Dybzinski, R OBP: 0.270, SLG: 0.294 (1, 6)										2	0	0	0	1	0	0				
<b>Inning Stats</b>	R: 0 E: 1 K: 1 S: 6	H: 0 LOB: 1 BB: 0 P: 6	R: 0 E: 0 K: 1 S: 5	H: 0 LOB: 0 BB: 0 P: 5	R: 0 E: 0 K: 2 S: 7	H: 0 LOB: 0 BB: 0 P: 7	R: 0 E: 0 K: 0 S: 3	H: 1 LOB: 0 BB: 0 P: 3	R: 0 E: 0 K: 2 S: 9	H: 2 LOB: 3 BB: 1 P: 13	R: 2 E: 0 K: 0 S: 5	H: 2 LOB: 0 BB: 0 P: 5	R: 0 E: 0 K: 1 S: 5	H: 0 LOB: 0 BB: 0 P: 5	R: 0 E: 0 K: 0 S: 3	H: 1 LOB: 0 BB: 0 P: 3		1B: 4 2B: 2 3B: 0 HR: 1	SF: 0 SAC: 0 DP: 1 HBP: 0	WP: 0 PB: 0 SB: 1 CS: 1
<b>PITCHER</b>	IP WLS BF H R ER SO BB IBB HBP BLK WP HR S P ERA WHIP																			
Fergie Jenkins, R ERA: 3.35 (1, 1)	7.1 L 29 6 2 2 7 1 0 0 0 0 0 1 42 46 2.46 0.955																			
John Henry Johnson, L ERA: 2.4 (8, 1)	0.2 1 0 0 0 0 0 0 0 0 0 0 0 1 1 0.00 0.000																			







Batter	1	2	3	4	5	6	7	8	9	AB	R	H	RBI	BB	SO	LOB	TOP										
Mickey Rivers, L (1, 8) OBP: 0.339, SLG: 0.412	0-3 K		0-0 6-3		0-0 FC4-6		0-0 F5		0-0 1B	5	0	1	1	0	1	1											
Bump Wills, S (1, 4) OBP: 0.311, SLG: 0.338	0-3 K			0-0 G3	0-0 BB	0-0 BB	0-0 1B	0-0 1B	0-3 K	4	0	1	0	1	2	2											
Al Oliver, L (1, 7) OBP: 0.347, SLG: 0.428	0-0 L8			0-0 3-1	0-0 F5		0-0 F7		0-0 F8	5	0	0	0	0	0	5											
Buddy Bell, R (1, 5) OBP: 0.378, SLG: 0.504		0-3 K		0-0 1B	0-0 1B	0-0 6-3		0-0 F8		4	0	1	0	0	1	0											
Rusty Staub, L (1, 9) OBP: 0.391, SLG: 0.461		0-0 1B		0-0 FC6	0-0 1B	0-0 WP	0-0 1B	0-0 6-3		4	1	3	0	0	0	0											
Richie Zisk, R (1, 10) OBP: 0.342, SLG: 0.471	0-0 F9			0-0 FC6	0-0 1B	0-0 4-3	0-0 WP	0-0 1B	0-0 BB	3	0	1	0	1	0	3											
Pat Putnam, L (1, 3) OBP: 0.329, SLG: 0.412	0-0 F5				0-0 1B	0-0 FC4-6	0-0 1B	0-0 4-3	0-0 F8	4	1	1	1	0	0	3											
Jim Sundberg, R (1, 2) OBP: 0.340, SLG: 0.375			0-3 K		0-0 5-3	0-0 6-3			0-0 F9	4	0	0	0	0	1	2											
Pepe Frias, R (1, 6) OBP: 0.245, SLG: 0.272			0-0 6-3						0-0 1B	1	0	0	0	0	0	0											
Jim Norris, L (5, PH) OBP: 0.342, SLG: 0.287										1	0	1	0	0	0	0											
Dave Roberts, R (5, 6) OBP: 0.291, SLG: 0.369										1	0	0	0	0	1	0											
Johnny Grubb, L (9, PH) OBP: 0.396, SLG: 0.414										1	0	1	0	0	0	0											
<b>Inning Stats</b>	R: 0 E: 0 K: 2 S: 7	H: 0 LOB: 0 BB: 0 P: 7	R: 0 E: 0 K: 1 S: 6	H: 1 LOB: 1 BB: 0 P: 6	R: 0 E: 0 K: 1 S: 5	H: 0 LOB: 0 BB: 0 P: 5	R: 0 E: 0 K: 0 S: 5	H: 2 LOB: 2 BB: 0 P: 5	R: 1 E: 0 K: 0 S: 5	H: 2 LOB: 2 BB: 1 P: 9	R: 1 E: 0 K: 0 S: 5	H: 2 LOB: 1 BB: 0 P: 5	R: 0 E: 0 K: 0 S: 6	H: 1 LOB: 1 BB: 0 P: 6	R: 0 E: 0 K: 0 S: 3	H: 0 LOB: 1 BB: 0 P: 7	R: 0 E: 0 K: 1 S: 7	H: 2 LOB: 2 BB: 0 P: 7	1B: 10 2B: 0 3B: 0 HR: 0	SF: 0 SAC: 0 DP: 0 HBP: 0	WP: 1 PB: 0 SB: 1 CS: 0	PA: 39					
<b>PITCHER</b>	IP	WLS	BF	H	R	ER	SO	BB	IBB	HBP	BLK	WP	HR	S	P	ERA	WHIP										
Len Barker, R (1, 1) ERA: 4.11	8.1	W	37	10	2	2	5	2	0	0	0	1	0	45	53	2.16	1.440										
Sid Monge, L (9, 1) ERA: 3.14	0.2		2	0	0	0	1	0	0	0	0	0	0	4	4	0.00	0.000										

Texas Rangers @ Cleveland Indians  
Cleveland Municipal Stadium, Cleveland, OH  
Thu Aug 14 1980, 7:05 PM EDT  
Att: 10,888 - Unknown - 81 F

AB	37
R	2
H	10
RBI	2
BB	2
SO	6
LOB	16



Batter	1	2	3	4	5	6	7	8	9	AB	R	H	RBI	BB	SO	LOB	BOTTOM										
Miguel Dilone, S (1, 9) OBP: 0.388, SLG: 0.437	0-0 4-3		0-0 CS	0-0 1B	0-0 F7		0-0 4-3		0-0 BB	5	0	2	0	0	0	3											
Jorge Orta, L (1, 10) OBP: 0.403, SLG: 0.401	0-0 1B		0-0 1B	0-0 WP	0-0 F7	0-0 2B	0-0 2B	0-3 K		5	1	3	1	0	1	4											
Mike Hargrove, L (1, 3) OBP: 0.303, SLG: 0.416	0-0 F7		0-0 WP	0-0 1B		0-0 2B	0-0 1B	0-0 BB	0-0 BB	3	2	2	0	2	0	1											
Joe Charboneau, R (1, 7) OBP: 0.368, SLG: 0.480	0-0 1B		0-0 F5	0-0 1B	0-0 WP	0-0 1B	0-0 2B	0-0 BB	0-0 BB	4	1	2	2	1	0	2											
Toby Harrah, R (1, 5) OBP: 0.381, SLG: 0.375	0-0 5-3		0-0 F5		0-0 G5-4-3	0-0 1B	0-0 1B	0-0 F9		4	0	1	1	1	0	6											
Ron Hassey, L (1, 2) OBP: 0.367, SLG: 0.427		0-0 6-3		0-0 F8	0-0 K		0-0 K			4	0	1	0	0	2	3											
Alan Bannister, R (1, 4) OBP: 0.301, SLG: 0.322		0-0 6-3		0-0 1B	0-0 3B	0-0 G5-4-3	0-0 1B			4	1	2	1	0	0	2											
Rick Manning, L (1, 8) OBP: 0.344, SLG: 0.299	0-0 F8		0-0 1B	0-0 1B		0-0 SH3-4	0-0 BB	0-0 F7		3	1	1	1	1	0	1											
Jerry Dybzinski, R (1, 6) OBP: 0.280, SLG: 0.304	0-0 5-3		0-0 1B	0-0 1B		0-0 SH3-4	0-0 BB	0-0 BB		3	1	2	0	0	0	1											
<b>Inning Stats</b>	R: 0 E: 0 K: 0 S: 5	H: 2 LOB: 2 BB: 0 P: 5	R: 0 E: 0 K: 0 S: 4	H: 1 LOB: 1 BB: 0 P: 4	R: 1 E: 0 K: 0 S: 5	H: 3 LOB: 1 BB: 0 P: 5	R: 1 E: 0 K: 0 S: 6	H: 3 LOB: 2 BB: 0 P: 6	R: 2 E: 0 K: 1 S: 7	H: 3 LOB: 0 BB: 0 P: 7	R: 1 E: 0 K: 0 S: 3	H: 1 LOB: 1 BB: 1 P: 7	R: 1 E: 0 K: 1 S: 5	H: 1 LOB: 2 BB: 2 P: 13	R: 1 E: 0 K: 1 S: 7	H: 2 LOB: 3 BB: 2 P: 15	R: 1 E: 0 K: 1 S: 7	H: 2 LOB: 2 BB: 2 P: 15	1B: 13 2B: 2 3B: 1 HR: 0	SF: 0 SAC: 1 DP: 1 HBP: 0	WP: 3 PB: 0 SB: 0 CS: 1	PA: 41					
<b>PITCHER</b>	IP	WLS	BF	H	R	ER	SO	BB	IBB	HBP	BLK	WP	HR	S	P	ERA	WHIP										
Ed Figueroa, R (1, 1) ERA: 6.5	4.0	L	23	12	4	4	0	0	0	0	0	0	0	23	23	9.00	3.000										
Sparky Lyle, L (5, 1) ERA: 4.52	2.1		9	1	2	2	1	3	0	0	0	0	0	8	20	7.71	1.714										
John Henry Johnson, L (7, 1) ERA: 2.7	1.2		9	3	1	1	2	2	0	0	0	0	0	11	19	5.40	3.000										

Texas Rangers @ Cleveland Indians  
Cleveland Municipal Stadium, Cleveland, OH  
Thu Aug 14 1980, 7:05 PM EDT  
Att: 10,888 - Unknown - 81 F

AB	35
R	7
H	16
RBI	6
BB	5
SO	3
LOB	23





Batter	1	2	3	4	5	6	7	8	9	AB	R	H	RBI	BB	SO	LOB	TOP			
Paul Moltitor, R OBP: 0.383, SLG: 0.436 (1, 4)										4	1	1	0	0	1	1	<b>Milwaukee Brewers @ Cleveland Indians</b> Cleveland Municipal Stadium, Cleveland, OH Fri Aug 15 1980, 7:05 PM EDT Att: 16,031 - Unknown - 76 F <a href="http://livebaseballscorecards.com">livebaseballscorecards.com</a>			
Robin Yount, R OBP: 0.317, SLG: 0.529 (1, 6)										4	0	0	0	0	0	1				
Cecil Cooper, L OBP: 0.385, SLG: 0.522 (1, 3)										4	0	3	1	0	0	0				
Gorman Thomas, R OBP: 0.306, SLG: 0.475 (1, 8)										3	0	1	0	1	1	0				
Ben Oglivie, L OBP: 0.363, SLG: 0.550 (1, 7)										4	0	1	0	0	0	4				
Sixto Lezcano, R OBP: 0.284, SLG: 0.392 (1, 9)										4	1	1	1	0	1	2				
Dick Davis, R OBP: 0.287, SLG: 0.375 (1, 10)										4	2	2	1	0	0	0				
Sal Bando, R OBP: 0.274, SLG: 0.307 (9, PR)										4	0	1	1	0	0	0				
Jim Gantner, L OBP: 0.314, SLG: 0.343 (9, 5)										0	0	0	0	0	0	0				
Buck Martinez, R OBP: 0.278, SLG: 0.297 (1, 2)										4	0	1	0	0	1	1				
<b>Inning Stats</b>	R: 1 E: 0 K: 0 S: 5	H: 2 LOB: 2 BB: 1 P: 9	R: 0 E: 0 K: 0 S: 4	H: 1 LOB: 1 BB: 0 P: 4	R: 0 E: 0 K: 0 S: 4	H: 2 LOB: 1 BB: 0 P: 4	R: 0 E: 0 K: 0 S: 3	H: 0 LOB: 0 BB: 0 P: 3	R: 0 E: 1 K: 0 S: 3	H: 1 LOB: 0 BB: 0 P: 3	R: 2 E: 0 K: 1 S: 7	H: 2 LOB: 0 BB: 0 P: 7	R: 0 E: 0 K: 1 S: 5	H: 1 LOB: 0 BB: 0 P: 5	R: 1 E: 0 K: 2 S: 9	H: 2 LOB: 1 BB: 0 P: 9	1B: 6 2B: 4 3B: 0 HR: 2	SF: 0 SAC: 0 DP: 1 HBP: 0	WP: 0 PB: 0 SB: 1 CS: 2	PA: 37
<b>PITCHER</b>	IP WLS BF H R ER SO BB IBB HBP BLK WP HR S P ERA WHIP	7.0 L 28 8 3 3 1 1 0 0 0 0 2 29 33 3.86 1.286	2.0 8 3 1 1 3 0 0 0 0 0 0 0 14 14 4.50 1.500																	

Batter	1	2	3	4	5	6	7	8	9	AB	R	H	RBI	BB	SO	LOB	BOTTOM			
Miguel Dilone, S OBP: 0.390, SLG: 0.437 (1, 9)										4	0	2	0	0	1	1	<b>Milwaukee Brewers @ Cleveland Indians</b> Cleveland Municipal Stadium, Cleveland, OH Fri Aug 15 1980, 7:05 PM EDT Att: 16,031 - Unknown - 76 F <a href="http://livebaseballscorecards.com">livebaseballscorecards.com</a>			
Jorge Orta, L OBP: 0.404, SLG: 0.402 (1, 10)										4	0	2	1	0	0	2				
Mike Hargrove, L OBP: 0.304, SLG: 0.415 (1, 3)										3	0	1	0	1	0	4				
Joe Charboneau, R OBP: 0.370, SLG: 0.479 (1, 7)										3	0	1	0	1	0	1				
Toby Harrah, R OBP: 0.377, SLG: 0.371 (1, 5)										4	0	0	0	0	2	5				
Alan Bannister, R OBP: 0.296, SLG: 0.316 (1, 4)										4	0	0	0	0	1	3				
Bo Diaz, R OBP: 0.317, SLG: 0.426 (1, 2)										4	0	0	0	0	2	0				
Rick Manning, L OBP: 0.342, SLG: 0.296 (9, PH)										3	0	0	0	0	1	0				
Gary Alexander, R OBP: 0.277, SLG: 0.384 (9, PH)										1	0	0	0	0	0	0				
Jerry Dybzinski, R OBP: 0.281, SLG: 0.304 (9, PH)										3	1	1	0	0	0	0				
Gary Gray, R OBP: 0.167, SLG: 0.261 (9, PH)										1	0	0	0	0	0	0				
<b>Inning Stats</b>	R: 0 E: 0 K: 1 S: 6	H: 2 LOB: 2 BB: 1 P: 10	R: 0 E: 0 K: 2 S: 7	H: 0 LOB: 0 BB: 0 P: 7	R: 0 E: 0 K: 1 S: 5	H: 0 LOB: 0 BB: 0 P: 5	R: 0 E: 0 K: 0 S: 4	H: 2 LOB: 1 BB: 0 P: 4	R: 0 E: 0 K: 1 S: 7	H: 2 LOB: 2 BB: 0 P: 7	R: 1 E: 2 K: 0 S: 6	H: 1 LOB: 2 BB: 0 P: 6	R: 0 E: 0 K: 1 S: 5	H: 0 LOB: 0 BB: 0 P: 5	R: 0 E: 0 K: 0 S: 3	H: 0 LOB: 0 BB: 0 P: 3	1B: 7 2B: 0 3B: 0 HR: 0	SF: 0 SAC: 0 DP: 2 HBP: 0	WP: 0 PB: 0 SB: 1 CS: 0	PA: 36
<b>PITCHER</b>	IP WLS BF H R ER SO BB IBB HBP BLK WP HR S P ERA WHIP	9.0 W 36 7 1 0 7 2 0 0 0 0 0 48 56 0.00 1.000																		



Batter	1	2	3	4	5	6	7	8	9	AB	R	H	RBI	BB	SO	LOB	TOP					
<b>Paul Moltzer, R</b> OBP: 0.386, SLG: 0.437 (1, 4)										4	1	2	1	1	0	2						
<b>Robin Yount, R</b> OBP: 0.320, SLG: 0.541 (1, 6)										5	2	3	4	0	1	1						
<b>Cecil Cooper, L</b> OBP: 0.387, SLG: 0.522 (1, 3)										4	0	2	0	1	0	1						
<b>Gorman Thomas, R</b> OBP: 0.307, SLG: 0.480 (1, 8)										3	2	1	2	1	0	5						
<b>Ben Oglivie, L</b> OBP: 0.363, SLG: 0.548 (1, 7)										5	1	2	0	0	5							
<b>Sixto Lezcano, R</b> OBP: 0.283, SLG: 0.392 (1, 9)										5	0	1	2	0	2	1						
<b>Dick Davis, R</b> OBP: 0.293, SLG: 0.383 (1, 10)										5	2	3	0	0	1	0						
<b>Jim Gantner, L</b> OBP: 0.318, SLG: 0.354 (1, 5)										5	2	3	1	0	0	1						
<b>Buck Martinez, R</b> OBP: 0.277, SLG: 0.296 (1, 2)										4	0	1	0	0	0	4						
<b>Inning Stats</b>	R: 0 E: 0 K: 0 S: 5	H: 2 LOB: 2 BB: 0 P: 5	R: 4 E: 0 K: 1 S: 8	H: 4 LOB: 0 BB: 1 P: 12	R: 1 E: 0 K: 1 S: 6	H: 2 LOB: 0 BB: 0 P: 6	R: 1 E: 0 K: 0 S: 6	H: 3 LOB: 3 BB: 1 P: 10	R: 1 E: 0 K: 1 S: 7	H: 2 LOB: 1 BB: 0 P: 7	R: 2 E: 0 K: 1 S: 6	H: 2 LOB: 1 BB: 1 P: 10	R: 0 E: 0 K: 0 S: 4	H: 1 LOB: 1 BB: 0 P: 4	R: 1 E: 0 K: 0 S: 4	H: 1 LOB: 0 BB: 0 P: 4	R: 0 E: 0 K: 0 S: 4	H: 1 LOB: 1 BB: 0 P: 4	1B: 10 2B: 7 3B: 0 HR: 2	SF: 1 SAC: 1 DP: 1 HBP: 0	WP: 0 PB: 0 CS: 1	PA: 46
<b>PITCHER</b>	IP	WLS	BF	H	R	ER	SO	BB	IBB	HBP	BLK	WP	HR	S	P	ERA	WHIP					
<b>Dan Spillner, R</b> ERA: 5.45 (1, 1)	2.0	L	14	8	5	5	1	1	0	0	0	0	2	15	19	22.50	4.500					
<b>Sandy Whitol, R</b> ERA: 4.7 (3, 1)	2.1		12	5	2	2	2	0	1	0	0	0	0	15	19	7.71	2.143					
<b>Mike Stanton, R</b> ERA: 5.87 (5, 1)	3.2		15	4	3	3	1	1	0	0	0	0	0	16	20	7.36	1.364					
<b>Sid Monge, L</b> ERA: 3.09 (9, 1)	1.0		4	1	0	0	0	0	0	0	0	0	0	4	4	0.00	1.000					

Milwaukee Brewers @ Cleveland Indians  
Cleveland Municipal Stadium, Cleveland, OH  
Sat Aug 16 1980, 3:33 AM EDT  
Att: 17,883 - Unknown - 74 F

AB 40  
R 10  
H 18  
RBI 10  
BB 3  
SO 4  
LOB 20



Batter	1	2	3	4	5	6	7	8	9	AB	R	H	RBI	BB	SO	LOB	BOTTOM					
<b>Miguel Dilone, S</b> OBP: 0.390, SLG: 0.444 (1, 10)										4	1	2	1	0	0	1						
<b>Jorge Orta, L</b> OBP: 0.404, SLG: 0.399 (1, 9)										3	0	0	0	2	1	1						
<b>Mike Hargrove, L</b> OBP: 0.304, SLG: 0.412 (1, 3)										3	0	0	0	2	0	4						
<b>Joe Charboneau, R</b> OBP: 0.368, SLG: 0.483 (1, 7)										5	1	1	2	0	0	2						
<b>Toby Harrah, R</b> OBP: 0.380, SLG: 0.373 (1, 5)										4	1	2	0	1	0	0						
<b>Ron Hassey, L</b> OBP: 0.369, SLG: 0.431 (1, 2)										4	1	2	0	0	1	3						
<b>Alan Bannister, R</b> OBP: 0.295, SLG: 0.311 (1, 4)										3	1	0	0	1	1	1						
<b>Rick Manning, L</b> OBP: 0.341, SLG: 0.295 (1, 8)										4	0	1	1	0	1	0						
<b>Jerry Dybzinski, R</b> OBP: 0.280, SLG: 0.303 (1, 6)										4	0	1	1	0	1	2						
<b>Inning Stats</b>	R: 1 E: 0 K: 1 S: 7	H: 2 LOB: 2 BB: 1 P: 11	R: 0 E: 0 K: 1 S: 5	H: 0 LOB: 0 BB: 0 P: 5	R: 0 E: 0 K: 0 S: 3	H: 0 LOB: 1 BB: 1 P: 7	R: 3 E: 0 K: 0 S: 6	H: 3 LOB: 2 BB: 2 P: 14	R: 0 E: 0 K: 0 S: 4	H: 1 LOB: 1 BB: 0 P: 4	R: 0 E: 0 K: 1 S: 6	H: 1 LOB: 2 BB: 1 P: 10	R: 0 E: 0 K: 0 S: 2	H: 0 LOB: 0 BB: 1 P: 6	R: 0 E: 0 K: 1 S: 6	H: 1 LOB: 1 BB: 0 P: 6	R: 1 E: 0 K: 1 S: 6	H: 1 LOB: 0 BB: 0 P: 6	1B: 6 2B: 1 3B: 1 HR: 1	SF: 1 SAC: 0 DP: 1 HBP: 0	WP: 0 PB: 0 CS: 0	PA: 41
<b>PITCHER</b>	IP	WLS	BF	H	R	ER	SO	BB	IBB	HBP	BLK	WP	HR	S	P	ERA	WHIP					
<b>Reggie Cleveland, R</b> ERA: 3.68 (1, 1)	3.2		20	5	4	4	2	4	0	0	0	0	0	20	36	9.82	2.455					
<b>Jerry Augustine, L</b> ERA: 3.74 (4, 1)	5.1	W	21	4	1	1	3	2	0	0	0	0	1	25	33	1.69	1.125					

Milwaukee Brewers @ Cleveland Indians  
Cleveland Municipal Stadium, Cleveland, OH  
Sat Aug 16 1980, 3:33 AM EDT  
Att: 17,883 - Unknown - 74 F

AB 34  
R 5  
H 9  
RBI 5  
BB 6  
SO 5  
LOB 14









Batter	1	2	3	4	5	6	7	8	9	AB	R	H	RBI	BB	SO	LOB	TOP											
<b>Robin Yount, R</b> OBP: 0.318, SLG: 0.536 (1, 6)										4	3	1	1	1	1	2	<b>Milwaukee Brewers @ Cleveland Indians</b> Cleveland Municipal Stadium, Cleveland, OH Sun Aug 17 1980, 3:38 AM EDT Att: 23,562 - Unknown - 59 F <a href="http://livebaseballscorecards.com">livebaseballscorecards.com</a>											
<b>Charlie Moore, R</b> OBP: 0.342, SLG: 0.327 (1, 2)										5	1	3	3	0	0	2												
<b>Cecil Cooper, L</b> OBP: 0.369, SLG: 0.521 <b>Mark Brouhard, R</b> OBP: 0.293, SLG: 0.431 (8, PH) (8, 3)										4	1	2	2	0	0	2												
<b>Gorman Thomas, R</b> OBP: 0.304, SLG: 0.474 <b>Vic Harris, S</b> OBP: 0.290, SLG: 0.231 (1, 8) (7, 8)										2	0	0	2	1	0	2												
<b>Ben Oglivie, L</b> OBP: 0.365, SLG: 0.551 (1, 7)										5	0	1	0	0	1	2												
<b>Sixto Lezcano, R</b> OBP: 0.288, SLG: 0.402 (1, 9)										5	1	1	0	0	0	2												
<b>Dick Davis, R</b> OBP: 0.291, SLG: 0.381 (1, 10)										5	2	2	1	0	0	2												
<b>Sal Bando, R</b> OBP: 0.279, SLG: 0.327 <b>Ed Romero, R</b> OBP: 0.310, SLG: 0.297 (1, 5) (7, 4)										3	2	2	1	0	0	0												
<b>Jim Gantner, L</b> OBP: 0.321, SLG: 0.354 (1, 4) (7, 5)										3	1	1	1	1	1	1												
<b>Inning Stats</b>	R: 2 E: 0 K: 1 S: 7	H: 2 LOB: 0 BB: 0 P: 7	R: 4 E: 1 K: 0 S: 7	H: 3 LOB: 1 BB: 1 P: 11	R: 0 E: 0 K: 0 S: 3	H: 0 LOB: 0 BB: 0 P: 3	R: 0 E: 0 K: 0 S: 3	H: 0 LOB: 0 BB: 0 P: 3	R: 1 E: 1 K: 0 S: 6	H: 2 LOB: 2 BB: 0 P: 6	R: 2 E: 0 K: 1 S: 8	H: 3 LOB: 1 BB: 0 P: 8	R: 0 E: 0 K: 0 S: 3	H: 0 LOB: 0 BB: 0 P: 3	R: 0 E: 0 K: 0 S: 3	H: 0 LOB: 0 BB: 0 P: 3		1B: 9 2B: 3 3B: 1 HR: 0	SF: 1 SAC: 1 DP: 0 HBP: 0	WP: 1 PB: 1 CS: 0	PA: 44							
<b>PITCHER</b>	IP	WLS	BF	H	R	ER	SO	BB	IBB	HBP	BLK	WP	HR	S	P	ERA		WHIP										
<b>Bob Ovwchinko, L</b> ERA: 6.36 (1, 1)	1.1	L	9	4	5	4	1	1	0	0	0	1	0	10	14	27.00		3.750										
<b>Sandy Wittol, R</b> ERA: 5.11 (2, 1)	4.2		23	6	4	3	1	2	0	0	1	0	0	23	31	5.79		1.714										
<b>Mike Stanton, R</b> ERA: 5.76 (7, 1)	3.0		12	3	2	2	1	0	0	0	0	0	0	14	14	6.00	1.000											

Batter	1	2	3	4	5	6	7	8	9	AB	R	H	RBI	BB	SO	LOB	BOTTOM											
<b>Miguel Dilone, S</b> OBP: 0.392, SLG: 0.445 (1, 9)										4	1	2	0	0	0	1	<b>Milwaukee Brewers @ Cleveland Indians</b> Cleveland Municipal Stadium, Cleveland, OH Sun Aug 17 1980, 3:38 AM EDT Att: 23,562 - Unknown - 59 F <a href="http://livebaseballscorecards.com">livebaseballscorecards.com</a>											
<b>Jorge Orta, L</b> OBP: 0.399, SLG: 0.393 (1, 10)										4	0	1	0	0	1	2												
<b>Mike Hargrove, L</b> OBP: 0.304, SLG: 0.411 <b>Dave Rosello, R</b> OBP: 0.243, SLG: 0.288 (1, 3) (6, PR) (7, 5)										3	0	1	0	0	0	1												
<b>Joe Charboneau, R</b> OBP: 0.363, SLG: 0.478 (1, 7)										4	0	0	0	0	0	3												
<b>Toby Harrah, R</b> OBP: 0.378, SLG: 0.370 <b>Gary Alexander, R</b> OBP: 0.272, SLG: 0.376 (1, 5) (7, 2)										2	0	1	0	0	0	0												
<b>Ron Hassey, L</b> OBP: 0.370, SLG: 0.429 (1, 2) (7, 3)										3	0	1	0	1	0	1												
<b>Alan Bannister, R</b> OBP: 0.299, SLG: 0.315 (1, 4)										4	0	2	0	0	0	2												
<b>Rick Manning, L</b> OBP: 0.340, SLG: 0.293 (1, 8)										4	0	1	0	0	0	3												
<b>Jerry Dybzinski, R</b> OBP: 0.274, SLG: 0.296 <b>Jack Brohamer, L</b> OBP: 0.310, SLG: 0.311 (1, 6) (9, PH)										3	0	0	0	0	0	1												
<b>Inning Stats</b>	R: 0 E: 0 K: 0 S: 3	H: 1 LOB: 0 BB: 0 P: 3	R: 0 E: 0 K: 0 S: 4	H: 1 LOB: 1 BB: 0 P: 4	R: 0 E: 0 K: 0 S: 3	H: 0 LOB: 0 BB: 0 P: 3	R: 0 E: 0 K: 0 S: 3	H: 0 LOB: 0 BB: 0 P: 3	R: 0 E: 0 K: 1 S: 6	H: 2 LOB: 1 BB: 0 P: 4	R: 0 E: 0 K: 1 S: 8	H: 1 LOB: 1 BB: 0 P: 6	R: 1 E: 2 K: 1 S: 8	H: 1 LOB: 2 BB: 0 P: 8	R: 0 E: 0 K: 0 S: 3	H: 0 LOB: 1 BB: 1 P: 7		1B: 9 2B: 1 3B: 0 HR: 0	SF: 0 SAC: 0 DP: 3 HBP: 0	WP: 0 PB: 0 CS: 0	PA: 36							
<b>PITCHER</b>	IP	WLS	BF	H	R	ER	SO	BB	IBB	HBP	BLK	WP	HR	S	P	ERA		WHIP										
<b>Lary Sorensen, R</b> ERA: 3.87 (1, 1)	8.0	W	32	9	1	0	2	0	0	0	0	0	0	36	36	0.00		1.125										
<b>Bill Castro, R</b> ERA: 3.03 (9, 1)	1.0		4	0	0	0	0	1	0	0	0	0	0	3	7	0.00		1.000										







Batter	1	2	3	4	5	6	7	8	9	AB	R	H	RBI	BB	SO	LOB	TOP										
Miguel Dilone, S OBP: 0.390, SLG: 0.445 (1, 7)										5	2	2	1	0	2	1	<b>Cleveland Indians @ Chicago White Sox</b> Comiskey Park, Chicago, IL Tue Aug 19 1980, 8:05 PM EDT Att: 10,001 - Unknown										
Jorge Orta, L OBP: 0.397, SLG: 0.398 (1, 9)										4	1	0	0	1	1	2											
Mike Hargrove, L OBP: 0.307, SLG: 0.417 (1, 3)										5	2	4	2	0	0	1											
Joe Charboneau, R OBP: 0.362, SLG: 0.474 (1, 10)										3	0	1	1	1	1	2											
Toby Harrah, R OBP: 0.379, SLG: 0.379 (1, 5)										5	1	1	1	0	1	3											
Ron Hassey, L OBP: 0.370, SLG: 0.426 (1, 2)										4	1	1	2	0	1	3											
Alan Bannister, R OBP: 0.308, SLG: 0.326 (1, 4)										0	0	0	0	0	0	0											
Rick Manning, L OBP: 0.339, SLG: 0.293 (1, 8)										4	0	0	0	0	2	4											
Tom Verzyer, R OBP: 0.303, SLG: 0.338 (1, 6)										4	1	1	0	0	2	1											
<b>Inning Stats</b>	R: 4 E: 2 K: 1 S: 10	H: 5 LOB: 1 BB: 0 P: 10	R: 2 E: 0 K: 0 S: 6	H: 3 LOB: 2 BB: 1 P: 10	R: 0 E: 0 K: 2 S: 8	H: 1 LOB: 1 BB: 0 P: 8	R: 1 E: 0 K: 0 S: 3	H: 0 LOB: 0 BB: 1 P: 7	R: 0 E: 0 K: 1 S: 5	H: 0 LOB: 0 BB: 0 P: 5	R: 0 E: 0 K: 2 S: 7	H: 0 LOB: 0 BB: 0 P: 7	R: 1 E: 0 K: 1 S: 7	H: 2 LOB: 2 BB: 1 P: 11	R: 0 E: 0 K: 2 S: 7	H: 0 LOB: 0 BB: 0 P: 7	R: 0 E: 0 K: 1 S: 5	H: 1 LOB: 0 BB: 0 P: 5	1B: 9 2B: 3 3B: 0 HR: 0	SF: 1 SAC: 0 DP: 1 HBP: 0	WP: 1 PB: 0 CS: 0	PA: 41					
<b>PITCHER</b>	IP	WLS	BF	H	R	ER	SO	BB	IBB	HBP	BLK	WP	HR	S	P	ERA	WHIP	<b>PITCHER</b>									
Richard Dotson, R ERA: 4.35 (1, 1)	1.0	L	10	7	6	6	1	0	0	0	0	0	0	12	12	54.00	7.000										
Rich Wortham, L ERA: 5.52 (2, 1)	4.0		16	2	1	1	3	2	0	0	0	1	0	20	28	2.25	1.000										
Dewey Robinson, R ERA: 1.88 (6, 1)	1.2		8	2	1	1	3	1	0	0	0	0	0	13	17	5.40	1.800										
Guy Hoffman, L ERA: 3.15 (7, 1)	1.1		4	0	0	0	2	0	0	0	0	0	0	8	8	0.00	0.000										
Ed Farmer, R ERA: 3.42 (9, 1)	1.0		3	1	0	0	1	0	0	0	0	0	0	5	5	0.00	1.000										
<b>Batter</b>	<b>1</b>	<b>2</b>	<b>3</b>	<b>4</b>	<b>5</b>	<b>6</b>	<b>7</b>	<b>8</b>	<b>9</b>	<b>AB</b>	<b>R</b>	<b>H</b>	<b>RBI</b>	<b>BB</b>	<b>SO</b>	<b>LOB</b>	<b>BOTTOM</b>										
Leo Sutherland, L OBP: 0.300, SLG: 0.345 (1, 8)										4	0	1	0	0	0	0	<b>Cleveland Indians @ Chicago White Sox</b> Comiskey Park, Chicago, IL Tue Aug 19 1980, 8:05 PM EDT Att: 10,001 - Unknown										
Kevin Bell, R OBP: 0.302, SLG: 0.260 (1, 5)										4	1	1	0	0	1	1											
Lamar Johnson, R OBP: 0.323, SLG: 0.427 (1, 10)										4	1	2	0	0	0	1											
Wayne Nordhagen, R OBP: 0.292, SLG: 0.491 (1, 9)										4	0	0	1	0	0	2											
Ron Pruitt, R OBP: 0.316, SLG: 0.375 (1, 7)										4	0	2	2	0	0	1											
Jim Morrison, R OBP: 0.310, SLG: 0.402 (1, 4)										4	0	0	0	0	0	2											
Glenn Borgmann, R OBP: 0.364, SLG: 0.589 (1, 2)										3	0	1	0	1	0	0											
Todd Cruz, R OBP: 0.283, SLG: 0.324 (1, 6)										3	1	0	0	1	1	2											
Mike Squires, L OBP: 0.340, SLG: 0.360 (1, 3)										3	1	1	2	0	0	0											
<b>Inning Stats</b>	R: 2 E: 0 K: 0 S: 6	H: 3 LOB: 1 BB: 0 P: 6	R: 2 E: 0 K: 1 S: 6	H: 1 LOB: 0 BB: 1 P: 10	R: 0 E: 0 K: 0 S: 3	H: 0 LOB: 0 BB: 0 P: 3	R: 0 E: 0 K: 0 S: 3	H: 1 LOB: 0 BB: 0 P: 3	R: 0 E: 0 K: 0 S: 4	H: 0 LOB: 1 BB: 0 P: 4	R: 0 E: 0 K: 1 S: 5	H: 0 LOB: 0 BB: 0 P: 5	R: 0 E: 0 K: 0 S: 3	H: 1 LOB: 0 BB: 0 P: 3	R: 1 E: 0 K: 0 S: 4	H: 1 LOB: 1 BB: 1 P: 8	R: 0 E: 0 K: 0 S: 3	H: 0 LOB: 0 BB: 0 P: 3	1B: 5 2B: 1 3B: 0 HR: 2	SF: 0 SAC: 0 DP: 2 HBP: 0	WP: 0 PB: 0 CS: 0	PA: 35					
<b>PITCHER</b>	IP	WLS	BF	H	R	ER	SO	BB	IBB	HBP	BLK	WP	HR	S	P	ERA	WHIP	<b>PITCHER</b>									
Ross Grimsley, L ERA: 5.72 (1, 1)	8.2		34	8	5	5	2	2	0	0	0	0	2	36	44	5.19	1.154										
Sid Munge, L ERA: 3.12 (9, 1)	0.1	S	1	0	0	0	0	0	0	0	0	0	0	1	1	0.00	0.000										



Batter	1	2	3	4	5	6	7	8	9	AB	R	H	RBI	BB	SO	LOB	TOP					
Miguel Dilone, S (1, 7) OBP: 0.385, SLG: 0.439	5-3	1-3		4-3			G3		1-5-3	5	0	0	0	0	0	4						
Jorge Orta, L (1, 9) OBP: 0.397, SLG: 0.397	1B		BB	BB	L8		F8		L3	4	1	1	0	1	0	2						
Mike Hargrove, L (1, 3) OBP: 0.308, SLG: 0.415	F5		BB	BB	G5-4-3				4-3	2	0	0	0	2	0	1						
Joe Charboneau, R (1, 10) OBP: 0.359, SLG: 0.469	L8		F3		G5-4-3				K	4	0	0	0	0	1	4						
Toby Harrah, R (1, 5) OBP: 0.380, SLG: 0.382		FC2-5	BB	1B	1-3	2-H	P1		E5	4	1	2	1	0	0	0						
Alan Bannister, R (1, 8) (8, 4) OBP: 0.315, SLG: 0.332		BB	IBB				G3		E9	0	1	0	0	0	0	0						
Bo Diaz, R (1, 2) OBP: 0.297, SLG: 0.391		FC2-5	BB	FC4-6	BB	G6-4-3			E6	4	0	0	0	0	0	6						
Dave Rosello, R (1, 4) OBP: 0.247, SLG: 0.279							4-3		L4	2	0	0	0	1	1	0						
Rick Manning, L (8, 8) OBP: 0.336, SLG: 0.292		FC4-6	BB				K			1	0	0	0	0	0	0						
Tom Verzyer, R (1, 6) OBP: 0.307, SLG: 0.345		FC4-6					5-3			4	0	2	1	0	0	2						
<b>Inning Stats</b>	R: 0 E: 0 K: 0 S: 4	H: 1 LOB: 1 BB: 0 P: 4	R: 1 E: 0 K: 0 S: 4	H: 1 LOB: 2 BB: 2 P: 12	R: 1 E: 0 K: 0 S: 3	H: 1 LOB: 2 BB: 3 P: 15	R: 0 E: 0 K: 1 S: 5	H: 0 LOB: 0 BB: 0 P: 5	R: 0 E: 0 K: 0 S: 2	H: 0 LOB: 0 BB: 1 P: 6	R: 0 E: 0 K: 0 S: 3	H: 0 LOB: 0 BB: 0 P: 3	R: 0 E: 0 K: 1 S: 4	H: 1 LOB: 1 BB: 0 P: 4	R: 1 E: 3 K: 1 S: 7	H: 1 LOB: 2 BB: 0 P: 7	R: 0 E: 0 K: 0 S: 4	H: 1 LOB: 1 BB: 0 P: 4	1B: 3 2B: 3 3B: 0 HR: 0	SF: 0 SAC: 0 DP: 2 HBP: 0	WP: 0 PB: 0 SB: 0 CS: 0	PA: 38
<b>PITCHER</b>	IP	WLS	BF	H	R	ER	SO	BB	IBB	HBP	BLK	WP	HR	S	P	ERA	WHIP					
Ken Kravec, L (1, 1) ERA: 7.09	2.1	L	15	3	2	2	0	4	1	0	0	0	0	10	30	7.71	3.000					
Mike Proby, R (3, 1) ERA: 3.09	6.2		23	3	1	0	2	1	0	0	0	0	0	26	30	0.00	0.600					

Cleveland Indians @ Chicago White Sox  
Comiskey Park, Chicago, IL  
Wed Aug 20 1980, 8:05 PM EDT  
Att: 8,696 - Unknown

AB 30  
R 3  
H 5  
RBI 2  
BB 4  
SO 2  
LOB 19



Batter	1	2	3	4	5	6	7	8	9	AB	R	H	RBI	BB	SO	LOB	BOTTOM					
Leo Sutherland, L (1, 8) OBP: 0.294, SLG: 0.333	5-3			1-3		F2			G3	4	0	1	0	0	0	0						
Mike Squires, L (1, 3) OBP: 0.333, SLG: 0.353	6-3			F8			F8		G3	4	0	0	0	0	0	1						
Lamar Johnson, R (1, 10) OBP: 0.323, SLG: 0.423	F9			BB			6-3		F9	3	0	0	0	1	0	1						
Wayne Nordhagen, R (1, 9) OBP: 0.289, SLG: 0.486		F8		F9			K			3	0	0	0	0	1	1						
Bob Molinaro, L (1, 7) OBP: 0.364, SLG: 0.418		1-3				G3			K	3	0	0	0	0	1	0						
Greg Pryor, R (1, 4) OBP: 0.272, SLG: 0.348							K			2	0	0	0	0	1	0						
Chet Lemon, R (8, PH) OBP: 0.368, SLG: 0.417		6-3					K		FC5-4	0	0	0	0	1	0	0						
LaMarr Hoyt, R (8, PR) OBP: 0.310, SLG: 0.402							K		BB	0	0	0	0	0	0	0						
Jim Morrison, R (9, 4) OBP: 0.310, SLG: 0.402							K			0	0	0	0	0	0	0						
Bruce Kimm, R (1, 2) OBP: 0.287, SLG: 0.291				F9			K			2	0	0	0	0	1	0						
Ron Pruitt, R (8, PH) OBP: 0.313, SLG: 0.371							K			1	0	0	0	0	1	1						
Kevin Bell, R (1, 5) OBP: 0.297, SLG: 0.255				F9			K		FC5-4	3	0	0	0	0	1	1						
Todd Cruz, R (1, 6) OBP: 0.281, SLG: 0.321				F9			K			2	0	0	0	0	1	0						
Harold Baines, L (8, PH) OBP: 0.272, SLG: 0.397							K			1	0	0	0	0	1	0						
<b>Inning Stats</b>	R: 0 E: 0 K: 0 S: 3	H: 0 LOB: 0 BB: 0 P: 3	R: 0 E: 0 K: 0 S: 3	H: 0 LOB: 0 BB: 0 P: 3	R: 0 E: 0 K: 0 S: 3	H: 0 LOB: 1 BB: 1 P: 7	R: 0 E: 0 K: 2 S: 7	H: 0 LOB: 0 BB: 0 P: 7	R: 0 E: 0 K: 1 S: 5	H: 0 LOB: 0 BB: 0 P: 5	R: 0 E: 0 K: 2 S: 7	H: 0 LOB: 1 BB: 1 P: 11	R: 0 E: 0 K: 1 S: 6	H: 1 LOB: 1 BB: 0 P: 6	R: 0 E: 0 K: 0 S: 4	H: 1 LOB: 1 BB: 0 P: 4	1B: 1 2B: 0 3B: 0 HR: 0	SF: 0 SAC: 0 DP: 0 HBP: 0	WP: 0 PB: 0 SB: 0 CS: 0	PA: 30		
<b>PITCHER</b>	IP	WLS	BF	H	R	ER	SO	BB	IBB	HBP	BLK	WP	HR	S	P	ERA	WHIP					
Dan Spillner, R (1, 1) ERA: 5.12	9.0	W	30	1	0	0	8	2	0	0	0	0	0	44	52	0.00	0.333					

Cleveland Indians @ Chicago White Sox  
Comiskey Park, Chicago, IL  
Wed Aug 20 1980, 8:05 PM EDT  
Att: 8,696 - Unknown

AB 28  
R 0  
H 1  
RBI 0  
BB 2  
SO 8  
LOB 5





Batter	1	2	3	4	5	6	7	8	9	AB	R	H	RBI	BB	SO	LOB	TOP					
Miguel Dilone, S OBP: 0.383, SLG: 0.439 (1, 7)										4	1	1	0	0	0	3						
Jorge Orta, L OBP: 0.394, SLG: 0.393 (1, 9)										4	0	0	0	0	0	3						
Mike Hargrove, L OBP: 0.310, SLG: 0.416 (1, 3)										2	1	1	0	2	0	1						
Ron Hassey, L OBP: 0.370, SLG: 0.435 Bo Diaz, R OBP: 0.296, SLG: 0.388 (7, PH) (7, 2)										3	1	1	3	0	0	1						
Toby Harrah, R OBP: 0.379, SLG: 0.381 (1, 10)										4	0	1	0	0	0	0						
Alan Bannister, R OBP: 0.314, SLG: 0.339 (9, 4)										4	1	1	0	0	1	1						
Rick Manning, L OBP: 0.339, SLG: 0.301 (1, 8)										4	0	2	1	0	0	1						
Jack Brohamer, L OBP: 0.304, SLG: 0.305 Joe Charboneau, R OBP: 0.358, SLG: 0.458 Dave Rosello, R OBP: 0.247, SLG: 0.279 (9, PH) (9, 5)										3	0	0	0	0	0	3						
Tom Verzyer, R OBP: 0.314, SLG: 0.349 (1, 6)										3	0	2	0	1	0	1						
<b>Inning Stats</b>	R: 3 E: 0 K: 1 S: 7	H: 2 LOB: 0 BB: 1 P: 11	R: 0 E: 0 K: 0 S: 4	H: 1 LOB: 1 BB: 0 P: 4	R: 0 E: 0 K: 0 S: 3	H: 1 LOB: 0 BB: 0 P: 3	R: 0 E: 0 K: 0 S: 4	H: 1 LOB: 1 BB: 1 P: 4	R: 0 E: 0 K: 0 S: 3	H: 0 LOB: 1 BB: 1 P: 7	R: 1 E: 0 K: 0 S: 5	H: 2 LOB: 1 BB: 0 P: 5	R: 0 E: 0 K: 0 S: 4	H: 1 LOB: 2 BB: 1 P: 8	R: 0 E: 0 K: 0 S: 3	H: 0 LOB: 0 BB: 0 P: 3	R: 0 E: 0 K: 0 S: 3	H: 1 LOB: 0 BB: 0 P: 3	1B: 4 2B: 3 3B: 1 HR: 1	SF: 0 SAC: 1 DP: 2 HBP: 0	WP: 0 PB: 1 SB: 0 CS: 0	PA: 37
<b>PITCHER</b>	IP WLS BF H R ER SO BB IBB HBP BLK WP HR S P ERA WHIP	IP WLS BF H R ER SO BB IBB HBP BLK WP HR S P ERA WHIP																				
Steve Busby, R ERA: 6.19 (1, 1)	6.0 L 26 7 4 4 1 2 0 0 0 0 1 26 34 6.00 1.500	3.0 11 2 0 0 0 1 0 0 0 0 0 0 10 14 0.00 1.000																				
Jeff Twitty, L ERA: 5.28 (7, 1)																						

Cleveland Indians @ Kansas City Royals  
Royals Stadium, Kansas City, MO  
Thu Aug 21 1980, 8:05 PM EDT  
Att: 32,139 - Unknown - 84 F

AB	33
R	4
H	9
RBI	4
BB	3
SO	1
LOB	16



Batter	1	2	3	4	5	6	7	8	9	AB	R	H	RBI	BB	SO	LOB	BOTTOM					
U L Washington, S OBP: 0.325, SLG: 0.373 (1, 6)										4	1	2	2	0	1	0						
John Wathan, R OBP: 0.377, SLG: 0.399 (1, 7)										4	0	1	0	0	1	1						
George Brett, L OBP: 0.464, SLG: 0.686 (1, 5)										4	1	1	1	0	1	2						
Hal McRae, R OBP: 0.359, SLG: 0.506 (1, 10)										3	0	0	0	1	0	1						
Amos Otis, R OBP: 0.320, SLG: 0.394 (1, 8)										4	0	1	0	0	0	1						
Darrell Porter, L OBP: 0.383, SLG: 0.396 (1, 2)										3	0	1	0	1	0	0						
Willie Aikens, L OBP: 0.368, SLG: 0.438 Rance Mulliniks, L OBP: 0.267, SLG: 0.231 (9, PR) (9, PH)										3	0	0	0	1	1	3						
Rusty Torres, S OBP: 0.250, SLG: 0.167 Dave Chalk, R OBP: 0.351, SLG: 0.381 Clint Hurdle, L OBP: 0.363, SLG: 0.473 Willie Wilson, S OBP: 0.361, SLG: 0.434 (9, PH) (9, PH)										2	0	0	0	0	0	0						
Frank White, R OBP: 0.282, SLG: 0.333 Jamie Quirk, L OBP: 0.280, SLG: 0.416 (9, PH)										2	1	0	0	1	0	1						
<b>Inning Stats</b>	R: 0 E: 0 K: 2 S: 7	H: 1 LOB: 1 BB: 0 P: 7	R: 0 E: 0 K: 1 S: 6	H: 1 LOB: 0 BB: 0 P: 6	R: 0 E: 0 K: 0 S: 3	H: 0 LOB: 0 BB: 0 P: 3	R: 1 E: 0 K: 0 S: 4	H: 1 LOB: 0 BB: 0 P: 4	R: 0 E: 0 K: 0 S: 3	H: 0 LOB: 0 BB: 0 P: 3	R: 2 E: 0 K: 1 S: 6	H: 1 LOB: 1 BB: 2 P: 14	R: 0 E: 0 K: 1 S: 5	H: 0 LOB: 1 BB: 1 P: 9	R: 0 E: 0 K: 0 S: 4	H: 1 LOB: 1 BB: 0 P: 4	R: 0 E: 0 K: 2 S: 8	H: 1 LOB: 2 BB: 1 P: 12	1B: 3 2B: 2 3B: 0 HR: 2	SF: 0 SAC: 0 DP: 1 HBP: 0	WP: 0 PB: 0 SB: 0 CS: 1	PA: 36
<b>PITCHER</b>	IP WLS BF H R ER SO BB IBB HBP BLK WP HR S P ERA WHIP	IP WLS BF H R ER SO BB IBB HBP BLK WP HR S P ERA WHIP																				
Rick Waits, L ERA: 4.45 (1, 1)	5.0 W 19 4 3 3 3 1 0 0 0 0 2 24 28 5.40 1.000	3.2 16 2 0 0 3 3 0 0 0 0 0 0 19 31 0.00 1.364																				
Stu Mungle, L ERA: 2.96 (6, 1)																						
Victor Cruz, R ERA: 3.52 (9, 1)	0.1 S 1 0 0 0 1 0 0 0 0 0 0 3 3 0.00 0.000																					

Cleveland Indians @ Kansas City Royals  
Royals Stadium, Kansas City, MO  
Thu Aug 21 1980, 8:05 PM EDT  
Att: 32,139 - Unknown - 84 F

AB	32
R	3
H	6
RBI	3
BB	4
SO	7
LOB	14





Batter	1	2	3	4	5	6	7	8	9	AB	R	H	RBI	BB	SO	LOB	TOP					
Miguel Dilone, S OBP: 0.379, SLG: 0.433 (1, 7)	1-3	F8		L6		F4		6-3		5	0	0	0	0	0	3						
Jorge Orta, L OBP: 0.394, SLG: 0.393 (1, 9)	1B	F8			1B		F8	4-3		5	1	2	0	0	0	2						
Mike Hargrove, L OBP: 0.314, SLG: 0.417 (1, 3)	1B		3-1		E		BB		CS	3	2	2	0	2	0	0						
Gary Alexander, R OBP: 0.270, SLG: 0.361 Ron Hassey, L OBP: 0.309, SLG: 0.434 (9, PH)	1B		K		E9		F4		F8	4	1	1	1	0	1	1						
Toby Harrah, R OBP: 0.381, SLG: 0.379 (1, 5)	K		1B		FC6-4		1B		K	2	0	0	0	3	2	3						
Alan Bannister, R OBP: 0.321, SLG: 0.346 (1, 4)	1B				FC6-4					4	0	3	2	0	0	1						
Bo Diaz, R OBP: 0.288, SLG: 0.378 (1, 2)	F7		G3		F7		K			4	0	0	0	0	1	8						
Rick Manning, L OBP: 0.336, SLG: 0.297 (1, 8)		L5		E5		G3		F7		4	0	0	0	0	0	0						
Tom Verzyer, R OBP: 0.317, SLG: 0.356 (1, 6)			6-3		6-3					4	0	2	0	0	0	1						
<b>Inning Stats</b>	R: 1 E: 0 K: 1 S: 9	H: 4 LOB: 3 BB: 0 P: 9	R: 0 E: 0 K: 0 S: 4	H: 1 LOB: 1 BB: 0 P: 4	R: 0 E: 0 K: 1 S: 6	H: 1 LOB: 2 BB: 1 P: 10	R: 0 E: 1 K: 0 S: 3	H: 0 LOB: 0 BB: 0 P: 3	R: 2 E: 2 K: 0 S: 5	H: 2 LOB: 1 BB: 1 P: 9	R: 0 E: 0 K: 0 S: 3	H: 0 LOB: 0 BB: 0 P: 3	R: 1 E: 0 K: 1 S: 6	H: 1 LOB: 2 BB: 2 P: 14	R: 0 E: 0 K: 0 S: 4	H: 1 LOB: 1 BB: 1 P: 4	R: 0 E: 0 K: 1 S: 4	H: 0 LOB: 1 BB: 1 P: 8	1B: 9 2B: 3 3B: 0 HR: 0	SF: 0 SAC: 0 DP: 2 HBP: 0	WP: 0 PB: 0 CS: 1	PA: 41
<b>PITCHER</b>	IP	WLS	BF	H	R	ER	SO	BB	IBB	HBP	BLK	WP	HR	S	P	ERA	WHIP					
Paul Spittorf, L ERA: 4.51 Rene Martin, R ERA: 4.36	(1, 1)	6.2	L	33	9	4	2	2	4	0	0	0	0	0	33	49	2.70	1.950				
(7, 1)	2.1		8	1	0	0	2	1	0	0	0	0	0	11	15	0.00	0.857					

Cleveland Indians @ Kansas City Royals  
Royals Stadium, Kansas City, MO  
Fri Aug 22 1980, 8:05 PM EDT  
Att: 34,526 - Unknown

AB	36
R	4
H	10
RBI	3
BB	5
SO	4
LOB	20



Batter	1	2	3	4	5	6	7	8	9	AB	R	H	RBI	BB	SO	LOB	BOTTOM					
U L Washington, S OBP: 0.326, SLG: 0.378 (1, 6)	4-3				K		G3			4	0	2	0	0	1	2						
John Wathan, R OBP: 0.374, SLG: 0.395 (1, 7)	4-3		3B		6-3		6-3			4	0	0	0	0	1	4						
George Brett, L OBP: 0.462, SLG: 0.680 (1, 5)	F7		6-3			1B		F9		4	0	1	0	0	0	2						
Darrell Porter, L OBP: 0.384, SLG: 0.396 (1, 2)				K			FC4	G3		3	0	1	0	1	1	0						
Willie Aikens, L OBP: 0.365, SLG: 0.433 (1, 10)	K			4-3		F9		4-3		4	0	0	0	0	1	4						
Amos Otis, R OBP: 0.319, SLG: 0.403 (1, 8)		F7			HR	K		F7		4	1	1	1	0	1	2						
Clint Hurdle, L OBP: 0.360, SLG: 0.468 Jose Cardenal, R OBP: 0.280, SLG: 0.190 (9, PH)		K		F9		FC4			BB	3	0	0	0	0	1	2						
Ralph LaCock, L OBP: 0.255, SLG: 0.224 Willie Wilson, S OBP: 0.361, SLG: 0.433 (9, PH)		4-3					6-3		F6	2	0	0	0	1	0	0						
Frank White, R OBP: 0.282, SLG: 0.332 (1, 4)			K		F8		G3		F7	4	0	1	0	0	1	2						
<b>Inning Stats</b>	R: 0 E: 0 K: 1 S: 6	H: 1 LOB: 2 BB: 1 P: 10	R: 0 E: 0 K: 1 S: 5	H: 0 LOB: 0 BB: 0 P: 5	R: 0 E: 0 K: 2 S: 8	H: 1 LOB: 1 BB: 0 P: 8	R: 1 E: 0 K: 1 S: 6	H: 1 LOB: 0 BB: 0 P: 6	R: 0 E: 0 K: 1 S: 5	H: 0 LOB: 1 BB: 1 P: 9	R: 0 E: 0 K: 1 S: 7	H: 2 LOB: 2 BB: 0 P: 7	R: 0 E: 0 K: 0 S: 4	H: 1 LOB: 1 BB: 0 P: 4	R: 0 E: 0 K: 0 S: 3	H: 0 LOB: 0 BB: 0 P: 3	R: 0 E: 0 K: 0 S: 3	H: 0 LOB: 1 BB: 1 P: 7	1B: 4 2B: 0 3B: 1 HR: 1	SF: 0 SAC: 0 DP: 0 HBP: 0	WP: 0 PB: 0 CS: 0	PA: 36
<b>PITCHER</b>	IP	WLS	BF	H	R	ER	SO	BB	IBB	HBP	BLK	WP	HR	S	P	ERA	WHIP					
Len Barker, R ERA: 3.9 Sid Monge, L ERA: 2.89	(1, 1)	7.0	W	29	6	1	1	7	2	0	0	0	0	0	41	49	1.29	1.143				
(8, 1)	2.0	S	7	0	0	0	0	1	0	0	0	0	0	6	10	0.00	0.500					

Cleveland Indians @ Kansas City Royals  
Royals Stadium, Kansas City, MO  
Fri Aug 22 1980, 8:05 PM EDT  
Att: 34,526 - Unknown

AB	33
R	1
H	6
RBI	1
BB	3
SO	7
LOB	19









Batter	1	2	3	4	5	6	7	8	9	AB	R	H	RBI	BB	SO	LOB	TOP								
Miguel Dilone, S OBP: 0.379, SLG: 0.431 (1, 7)	G3		BB 1B		F8		G3		1B 1B	5	1	2	0	0	0	1									
Jorge Orta, L OBP: 0.391, SLG: 0.396 (1, 9)	F8		F9			HR		F8	1B 1B	5	1	2	3	0	0	2									
Mike Hargrove, L OBP: 0.314, SLG: 0.415 Gary Alexander, R OBP: 0.266, SLG: 0.355 (1, 3) (6, 2)	K		BB BB BB BB	BB BB	F8		5-3		K	2	0	0	0	1	1	0									
Ron Hassey, L OBP: 0.374, SLG: 0.436 (1, 2) (6, 3)		WP 1B	G3		F9		1B		FC5-4 1B	5	0	3	1	0	0	3									
Toby Harrah, R OBP: 0.377, SLG: 0.374 Gary Gray, R OBP: 0.138, SLG: 0.214 Joe Charbonneau, R OBP: 0.356, SLG: 0.470 (1, 10) (6, PH) (9, PH)	6-3			1-3		E6		K	FC5-4 1B	2	0	0	0	0	0	1									
Alan Bannister, R OBP: 0.326, SLG: 0.348 (1, 5)	F6			G4-6-3 1B		F8			F7	4	0	1	0	0	0	2									
Rick Manning, L OBP: 0.337, SLG: 0.299 (1, 8)	K			G4-6-3 1B			4-3		1B 1B	4	1	1	0	0	1	2									
Jack Brohamer, L OBP: 0.309, SLG: 0.310 (1, 4)			F7		F5				1B 1B 1B	4	1	2	0	0	0	0									
Tom Verzyer, R OBP: 0.313, SLG: 0.351 Jerry Dybzinski, R OBP: 0.275, SLG: 0.295 (1, 6) (5, 6)			BB 1B		F9		K		1B 1B	2	0	1	0	0	0	0									
<b>Inning Stats</b>	R: 0 E: 0 K: 1 S: 5	H: 0 LOB: 0 BB: 0 P: 5	R: 0 E: 0 K: 1 S: 6	H: 1 LOB: 1 BB: 0 P: 6	R: 0 E: 0 K: 0 S: 5	H: 2 LOB: 3 BB: 1 P: 9	R: 0 E: 0 K: 0 S: 3	H: 1 LOB: 0 BB: 0 P: 3	R: 0 E: 0 K: 0 S: 3	H: 0 LOB: 0 BB: 0 P: 3	R: 1 E: 1 K: 0 S: 5	H: 1 LOB: 1 BB: 0 P: 5	R: 0 E: 0 K: 1 S: 6	H: 1 LOB: 1 BB: 0 P: 6	R: 0 E: 0 K: 1 S: 6	H: 1 LOB: 1 BB: 0 P: 6	R: 4 E: 0 K: 1 S: 11	H: 6 LOB: 2 BB: 0 P: 11	1B: 12 2B: 0 3B: 0 HR: 1	SF: 0 SAC: 0 DP: 1 HBP: 0	WP: 1 PB: 0 SB: 0 CS: 0	PA: 41			
<b>PITCHER</b>	IP	WLS	BF	H	R	ER	SO	BB	IBB	HBP	BLK	WP	HR	S	P	ERA	WHIP	<b>PITCHER</b>							
Dennis Leonard, R ERA: 4.05 (1, 1)	8.1	W	38	12	5	5	4	1	0	0	0	1	1	45	49	5.40	1.560								
Dan Quisenberry, R ERA: 2.74 (9, 1)	0.2	S	3	1	0	0	1	0	0	0	0	0	0	5	5	0.00	1.500								

Cleveland Indians @ Kansas City Royals  
Royals Stadium, Kansas City, MO  
Sun Aug 24 1980, 8:05 PM EDT  
Att: 30,593 - Unknown - 90 F

AB	40
R	5
H	13
RBI	5
BB	1
SO	5
LOB	17



Batter	1	2	3	4	5	6	7	8	9	AB	R	H	RBI	BB	SO	LOB	BOTTOM								
Willie Wilson, S OBP: 0.360, SLG: 0.431 (1, 7)	F8	F9	1B S 1B		4-3		G3			5	0	1	1	0	0	1									
U L Washington, S OBP: 0.330, SLG: 0.381 Rance Mulliniks, L OBP: 0.258, SLG: 0.222 (1, 6) (8, 6)	BB BB 1B		1B 1B		G3		5-3			4	1	3	1	0	0	0									
George Brett, L OBP: 0.459, SLG: 0.670 (1, 5)	BB 1B		L8 K		1B		F8			4	0	1	0	1	1	3									
Amos Otis, R OBP: 0.324, SLG: 0.401 (1, 8)	BB 1B		1B 1B	K	F4		6-3			4	1	1	1	1	1	1									
John Wathan, R OBP: 0.375, SLG: 0.394 (1, 2)	K		4-3 E 1B	2B BB		K				3	2	1	1	1	2	3									
Willie Aikens, L OBP: 0.383, SLG: 0.428 Ralph LaCock, L OBP: 0.255, SLG: 0.224 (1, 3) (7, 3)	F8		4-3	K		F3				4	0	0	0	0	1	5									
Jose Cardenal, R OBP: 0.296, SLG: 0.217 (1, 9)		K	E7 3B 1B	2B 1B		K				4	1	2	1	0	2	0									
Frank White, R OBP: 0.284, SLG: 0.340 (1, 4)	E6		1B 3B	1-3 2H	2B		6-3			4	1	2	2	0	0	0									
Dave Chalk, R OBP: 0.348, SLG: 0.372 (1, 10)	L9		1B 1B	BB	L6		6-3			3	1	0	0	1	0	3									
<b>Inning Stats</b>	R: 0 E: 0 K: 1 S: 6	H: 1 LOB: 3 BB: 2 P: 14	R: 0 E: 1 K: 1 S: 6	H: 0 LOB: 1 BB: 0 P: 6	R: 6 E: 1 K: 1 S: 12	H: 7 LOB: 2 BB: 1 P: 16	R: 1 E: 0 K: 2 S: 9	H: 2 LOB: 2 BB: 1 P: 13	R: 0 E: 0 K: 0 S: 4	H: 1 LOB: 1 BB: 0 P: 4	R: 0 E: 0 K: 2 S: 7	H: 0 LOB: 0 BB: 0 P: 7	R: 0 E: 0 K: 0 S: 3	H: 0 LOB: 0 BB: 0 P: 3	R: 0 E: 0 K: 0 S: 3	H: 0 LOB: 0 BB: 0 P: 3	1B: 9 2B: 1 3B: 1 HR: 0	SF: 0 SAC: 0 DP: 0 HBP: 0	WP: 0 PB: 0 SB: 0 CS: 0	PA: 40					
<b>PITCHER</b>	IP	WLS	BF	H	R	ER	SO	BB	IBB	HBP	BLK	WP	HR	S	P	ERA	WHIP	<b>PITCHER</b>							
Ross Grimsley, L ERA: 6.03 (1, 1)	2.2	L	17	7	5	5	2	2	0	0	0	0	0	19	27	16.88	3.000								
Mike Stanton, R ERA: 5.89 (3, 1)	0.0		3	2	1	1	0	1	0	0	0	0	0	2	6										
Bob Owchinko, L ERA: 6.11 (3, 1)	4.1		17	3	1	1	5	1	0	0	0	0	0	26	30	2.08	0.923								
Sandy Whitol, R ERA: 4.73 (8, 1)	1.0		3	0	0	0	0	0	0	0	0	0	0	3	3	0.00	0.000								

Cleveland Indians @ Kansas City Royals  
Royals Stadium, Kansas City, MO  
Sun Aug 24 1980, 8:05 PM EDT  
Att: 30,593 - Unknown - 90 F

AB	36
R	7
H	11
RBI	7
BB	4
SO	7
LOB	16





Batter	1	2	3	4	5	6	7	8	9	AB	R	H	RBI	BB	SO	LOB	TOP				
<b>Hosken Powell, L</b> (1, 9) OBP: 0.310, SLG: 0.361	0-0 G4-6-3 1B		0-0 1-3 1B		0-0 4-3		0-0 F6		0-0 1B	5	0	3	0	0	0	1	<b>Minnesota Twins @ Cleveland Indians</b> Cleveland Municipal Stadium, Cleveland, OH Mon Aug 25 1980, 7:05 PM EDT Att: 14,211 - Unknown - 75 F				
<b>John Castino, R</b> (1, 5) OBP: 0.337, SLG: 0.435	0-0 G4-6-3 1-2		0-3 K			0-0 F8 1B	0-0 FC4-6 1B		0-0 1-2 1B	5	1	3	0	0	1	3					
<b>Roy Smalley, S</b> (1, 6) OBP: 0.346, SLG: 0.403	0-0 4-3			0-0 1B		4-0 1B	0-0 F5		0-0 L5	4	1	1	0	1	0	4					
<b>Glenn Adams, L</b> (1, 10) OBP: 0.335, SLG: 0.414		0-0 G3		0-0 1B		0-0 F8	0-0 FC4-6			3	0	1	0	0	0	2					
<b>Jose Morales, R</b> (7, PH) OBP: 0.391, SLG: 0.517				1-2 1B		2-3 1B	1-2 1B			1	0	0	0	0	0	2					
<b>Mike Cabbage, L</b> (1, 3) OBP: 0.305, SLG: 0.386		0-0 1-3		0-0 1B		0-0 F7	0-0 F8		0-0 F8	3	1	1	1	0	0	2					
<b>Ron Jackson, R</b> (8, PH) OBP: 0.307, SLG: 0.378						1-2 2B	0-0 K			1	0	0	0	0	0	0					
<b>Butch Wynegar, S</b> (1, 2) OBP: 0.327, SLG: 0.329		0-0 F8		0-0 F7		0-3 K	0-0 F8		0-0 F8	4	0	0	0	0	1	4					
<b>Rick Sofield, L</b> (1, 8) OBP: 0.294, SLG: 0.391			0-0 F8	0-0 F8		0-0 K	0-3 K			4	0	1	2	0	1	2					
<b>Rob Wilfong, L</b> (1, 4) OBP: 0.304, SLG: 0.329			0-0 FC4-6 1B		0-0 F7	0-0 F6			0-3 K	2	0	1	0	0	0	0					
<b>Pete Mackanin, R</b> (6, PH) OBP: 0.305, SLG: 0.357										2	0	0	0	0	1	1					
<b>Bombo Rivera, R</b> (1, 7) OBP: 0.273, SLG: 0.462			0-0 FC4-6 1B		0-0 L5		0-0 1B		0-0 F7	4	0	1	0	0	0	1					
<b>Inning Stats</b>	R: 0 E: 0 K: 0 S: 3	H: 1 LOB: 0 BB: 0 P: 3	R: 0 E: 0 K: 0 S: 3	H: 0 LOB: 0 BB: 0 P: 3	R: 0 E: 0 K: 1 S: 7	H: 2 LOB: 2 BB: 0 P: 7	R: 0 E: 0 K: 0 S: 5	H: 2 LOB: 2 BB: 0 P: 5	R: 0 E: 0 K: 0 S: 3	H: 0 LOB: 0 BB: 0 P: 3	R: 0 E: 0 K: 1 S: 8	H: 3 LOB: 1 BB: 0 P: 12	R: 0 E: 0 K: 0 S: 5	H: 2 LOB: 2 BB: 0 P: 5	R: 0 E: 0 K: 1 S: 7	H: 2 LOB: 2 BB: 0 P: 7	1B: 10 2B: 2 3B: 0 HR: 0	SF: 0 SAC: 0 DP: 1 HBP: 0	WP: 0 PB: 0 SB: 0 CS: 0	PA: 39	
<b>PITCHER</b>	IP	WLS	BF	H	R	ER	SO	BB	IBB	HBP	BLK	WP	HR	S	P	ERA	WHIP				
<b>Dan Spillner, R</b> (1, 1) ERA: 5.1	5.2	W	25	8	3	3	2	1	0	0	0	0	0	28	32	4.76	1.588				
<b>Sid Monge, L</b> (6, 1) ERA: 2.76	3.1	S	14	4	0	0	2	0	0	0	0	0	0	18	18	0.00	1.200				

AB	38
R	3
H	12
RBI	3
BB	1
SO	4
LOB	22



Batter	1	2	3	4	5	6	7	8	9	AB	R	H	RBI	BB	SO	LOB	BOTTOM				
<b>Miguel Dilone, S</b> (1, 7) OBP: 0.378, SLG: 0.429	0-0 F8		0-0 4-3		0-0 6-3		0-0 F8 1B			4	0	1	0	0	0	1	<b>Minnesota Twins @ Cleveland Indians</b> Cleveland Municipal Stadium, Cleveland, OH Mon Aug 25 1980, 7:05 PM EDT Att: 14,211 - Unknown - 75 F				
<b>Jorge Orta, L</b> (1, 9) OBP: 0.392, SLG: 0.398	0-0 4-3		0-0 K		0-0 F6		4-0 1-2 BB			3	0	1	1	1	0	0					
<b>Mike Hargrove, L</b> (1, 3) OBP: 0.315, SLG: 0.416	0-0 1B		0-0 F7		0-0 1B		0-0 F8		2-3	4	0	2	0	0	0	3					
<b>Ron Hassey, L</b> (1, 2) OBP: 0.372, SLG: 0.431	0-0 G3			4-0 WP HR BB	0-0 2-3		0-3 K			3	1	0	0	1	1	4					
<b>Bo Diaz, R</b> (8, 2) OBP: 0.288, SLG: 0.378										0	0	0	0	0	0	0					
<b>Toby Harrah, R</b> (1, 5) OBP: 0.377, SLG: 0.373		0-0 6-3		4-0 HR BB		0-0 K	0-3 K			1	1	0	0	1	0	0					
<b>Jack Brohamer, L</b> (6, PH) OBP: 0.311, SLG: 0.313				1-2 HR BB		0-0 1B	0-0 K		1-2	2	0	1	0	0	1	2					
<b>Joe Charboneau, R</b> (1, 10) OBP: 0.355, SLG: 0.475		0-0 6-3		0-0 HR		0-0 F8		0-0 6-3		4	1	1	3	0	0	1					
<b>Alan Bannister, R</b> (1, 4) OBP: 0.321, SLG: 0.343		0-0 G2		1-2 HR	0-0 5-3		0-0 F9		0-3 K	4	0	0	0	0	1	1					
<b>Rick Manning, L</b> (1, 8) OBP: 0.338, SLG: 0.299			0-0 4-3 2B		0-0 4-3		4-0 1-2 BB		0-0 4-3	3	1	1	0	1	0	0					
<b>Tom Verzer, R</b> (1, 6) OBP: 0.310, SLG: 0.347			0-0 F7		0-0 6-3		0-3 K			3	0	0	0	0	1	3					
<b>Inning Stats</b>	R: 0 E: 0 K: 0 S: 4	H: 1 LOB: 1 BB: 0 P: 4	R: 0 E: 0 K: 0 S: 3	H: 0 LOB: 0 BB: 0 P: 3	R: 1 E: 0 K: 0 S: 5	H: 2 LOB: 1 BB: 0 P: 5	R: 3 E: 0 K: 0 S: 4	H: 1 LOB: 0 BB: 2 P: 12	R: 0 E: 0 K: 1 S: 6	H: 1 LOB: 2 BB: 1 P: 10	R: 0 E: 0 K: 2 S: 8	H: 1 LOB: 2 BB: 1 P: 12	R: 0 E: 0 K: 1 S: 5	H: 0 LOB: 0 BB: 0 P: 5	R: 0 E: 0 K: 1 S: 5	H: 0 LOB: 0 BB: 0 P: 5	1B: 5 2B: 1 3B: 0 HR: 1	SF: 0 SAC: 0 DP: 0 HBP: 0	WP: 1 PB: 0 SB: 3 CS: 0	PA: 35	
<b>PITCHER</b>	IP	WLS	BF	H	R	ER	SO	BB	IBB	HBP	BLK	WP	HR	S	P	ERA	WHIP				
<b>Fernando Arroyo, R</b> (1, 1) ERA: 4.88	5.0	L	23	6	4	4	0	2	0	0	0	0	0	21	29	7.20	1.600				
<b>Albert Williams, R</b> (6, 1) ERA: 4.02	3.0		12	1	0	0	4	2	0	0	0	0	0	18	26	0.00	1.000				





Batter	1	2	3	4	5	6	7	8	9	AB R H RBI BB SO LOB	TOP											
Hosken Powell, L (1,9) OBP: 0.314, SLG: 0.365	0-0 5-3		0-0 4-3		0-0 1B		0-0 SH3-4 1B		0-0 FC5-4 1B	5 1 3 0 0 0 0	<b>Minnesota Twins @ Cleveland Indians</b> Cleveland Municipal Stadium, Cleveland, OH Tue Aug 26 1980, 7:05 PM EDT Alt: 6,483 - Unknown - 82 F <a href="http://livebaseballscorecards.com">livebaseballscorecards.com</a>											
John Castino, R (1,5) OBP: 0.336, SLG: 0.433	0-0 1-3		0-0 6-3		0-0 1B 2B		0-0 SH3-4		0-0 FC5-4 1B	4 1 1 1 0 0 1												
Roy Smalley, S (1,6) OBP: 0.347, SLG: 0.402	0-0 6-3			0-0 F8	0-0 2B 1B		0-0 G5-4-3 BB			3 0 1 2 1 0 0												
Jose Morales, R (1,10) OBP: 0.393, SLG: 0.519		0-0 FC6-4 BB		0-0 1-3	0-0 2B		0-0 G5-4-3			3 0 1 1 1 0 2												
Bombo Rivera, R (1,7) OBP: 0.257, SLG: 0.435		0-0 FC6-4 1B		0-0 6-3	0-0 F2				0-0 F9	4 0 0 0 0 0 3												
Ron Jackson, R (1,3) OBP: 0.306, SLG: 0.376		0-0 F8			0-0 E9 1B				0-0 F7	4 1 1 0 0 1 3												
Pete Mackanin, R (1,4) OBP: 0.305, SLG: 0.357 Rob Wilfong, L (8, PH) OBP: 0.303, SLG: 0.328		0-0 1B		0-0 6-3	0-3 K				0-0 F7	3 0 1 0 0 1 1 1 0 0 0 0 0 0												
Butch Wynegar, S (1,2) OBP: 0.326, SLG: 0.328		0-0 F9		0-0 1B 1B	0-0 F7				0-3 K	4 1 1 1 0 1 2												
Dave Edwards, R (1,8) OBP: 0.284, SLG: 0.326			0-0 F9		0-0 1B 1B		0-0 5-3		0-0 F4	4 1 1 0 0 0 0												
<b>Inning Stats</b>	R: 0 E: 0 K: 0 S: 3	H: 0 LOB: 0 BB: 0 P: 3	R: 0 E: 0 K: 0 S: 4	H: 1 LOB: 2 BB: 1 P: 8	R: 0 E: 0 K: 0 S: 3	H: 0 LOB: 0 BB: 0 P: 3	R: 0 E: 0 K: 0 S: 3	H: 0 LOB: 0 BB: 0 P: 3	R: 5 E: 1 K: 1 S: 12	H: 7 LOB: 2 BB: 0 P: 12		R: 0 E: 0 K: 1 S: 5	H: 0 LOB: 1 BB: 0 P: 5	R: 0 E: 0 K: 0 S: 3	H: 1 LOB: 1 BB: 1 P: 7	R: 0 E: 0 K: 0 S: 3	H: 0 LOB: 0 BB: 0 P: 3	R: 0 E: 0 K: 1 S: 6	H: 1 LOB: 1 BB: 0 P: 6	1B: 9 2B: 1 3B: 0 HR: 0	SF: 0 SAC: 1 DP: 1 HBP: 0	WP: 0 PB: 0 SB: 0 CS: 0
<b>PITCHER</b>	IP WLS BF H R ER SO BB IBB HBP BLK WP HR S P ERA WHIP											IP WLS BF H R ER SO BB IBB HBP BLK WP HR S P ERA WHIP										
Rick Waits, L (1,1) ERA: 4.59	4.1 L 21 7 5 5 0 1 0 0 0 0 0 20 24 10.38 1.846																					
Sandy Whitol, R (5,1) ERA: 3.5	4.2 17 3 0 0 3 1 0 0 0 0 0 22 26 0.00 0.857																					

Batter	1	2	3	4	5	6	7	8	9	AB R H RBI BB SO LOB	BOTTOM											
Miguel Dilone, S (1,7) OBP: 0.379, SLG: 0.430	0-0 6-3		0-0 CS 1B		0-0 1-3			0-0 FC6-4 1B		4 0 2 0 0 0 1	<b>Minnesota Twins @ Cleveland Indians</b> Cleveland Municipal Stadium, Cleveland, OH Tue Aug 26 1980, 7:05 PM EDT Alt: 6,483 - Unknown - 82 F <a href="http://livebaseballscorecards.com">livebaseballscorecards.com</a>											
Jorge Orta, L (1,9) OBP: 0.391, SLG: 0.395	4-0 G4-6-3 BB		0-0 4-3			0-0 F9		0-0 FC6-4 FC4-6		3 0 0 0 1 0 2												
Mike Hargrove, L (1,3) OBP: 0.313, SLG: 0.416	0-0 G4-6-3			0-0 1B 2B		0-0 G3		0-0 FC4-6		4 1 1 0 0 0 2												
Ron Hassey, L (1,2) OBP: 0.374, SLG: 0.430		0-0 F7		0-0 2H 1B		0-0 FC6-4 BB		0-0 4-3		3 0 1 1 1 0 0												
Toby Harrah, R (1,5) OBP: 0.375, SLG: 0.371		0-3 K		0-0 F8		0-0 FC6-4		0-0 L3		3 0 0 0 0 1 1 0 0 0 0 0 0 0 1 0 0 0 0 0 0												
Dave Rosello, R (7,5) OBP: 0.247, SLG: 0.279																						
Jack Brohamer, L (9, PH) OBP: 0.309, SLG: 0.311																						
Joe Charboneau, R (1,10) OBP: 0.356, SLG: 0.474		0-0 WP 1B		0-0 1-3		0-0 5-3		4-0 1B BB		3 0 1 0 1 0 0 0 0 0 0 0 0 0												
Jerry Dybzinski, R (9, FR) OBP: 0.275, SLG: 0.295																						
Alan Bannister, R (1,4) OBP: 0.324, SLG: 0.345		0-0 WP 1B			0-0 F8		0-0 F9		0-0 1B	4 0 2 0 0 0 0												
Rick Manning, L (1,8) OBP: 0.335, SLG: 0.296		0-0 1-5-3		0-0 4-3		0-0 4-3		0-3 K		4 0 0 0 0 1 4												
Tom Veryzer, R (1,6) OBP: 0.310, SLG: 0.347			0-0 6-3		0-0 1B			0-0 F5		3 0 1 0 0 0 0												
<b>Inning Stats</b>	R: 0 E: 0 K: 0 S: 2	H: 0 LOB: 1 BB: 1 P: 6	R: 0 E: 0 K: 1 S: 7	H: 2 LOB: 2 BB: 0 P: 7	R: 0 E: 0 K: 0 S: 3	H: 1 LOB: 0 BB: 0 P: 3	R: 1 E: 0 K: 0 S: 4	H: 2 LOB: 0 BB: 0 P: 4	R: 0 E: 0 K: 0 S: 4	H: 1 LOB: 1 BB: 0 P: 4	R: 0 E: 0 K: 0 S: 3	H: 0 LOB: 1 BB: 1 P: 7	R: 0 E: 0 K: 0 S: 3	H: 0 LOB: 0 BB: 0 P: 3	R: 0 E: 0 K: 0 S: 4	H: 1 LOB: 1 BB: 0 P: 4	R: 0 E: 0 K: 1 S: 6	H: 1 LOB: 2 BB: 1 P: 10	1B: 7 2B: 1 3B: 0 HR: 0	SF: 0 SAC: 0 DP: 1 HBP: 0	WP: 1 PB: 0 SB: 0 CS: 1	PA: 35
<b>PITCHER</b>	IP WLS BF H R ER SO BB IBB HBP BLK WP HR S P ERA WHIP											IP WLS BF H R ER SO BB IBB HBP BLK WP HR S P ERA WHIP										
Roger Erickson, R (1,1) ERA: 3.2	8.0 W 30 7 1 1 1 1 2 0 0 0 0 30 38 1.12 1.125																					
Doug Corbett, R (9,1) ERA: 1.92	1.0 5 1 0 0 1 1 0 0 0 0 0 6 10 0.00 2.000																					



Batter	1	2	3	4	5	6	7	8	9	AB	R	H	RBI	BB	SO	LOB	TOP										
<b>Hosken Powell, L</b> OBP: 0.313, SLG: 0.362 (1, 9)	F7		K						K								5	0	1	0	0	3	5				
<b>John Castino, R</b> OBP: 0.335, SLG: 0.429 (1, 5)	5-3		K						4-3								4	1	0	0	1	2	4				
<b>Roy Smalley, S</b> OBP: 0.351, SLG: 0.406 (1, 6)																	4	0	3	0	0	0	0				
<b>Glenn Adams, L</b> OBP: 0.333, SLG: 0.407 (1, 7)	4-3																3	0	0	0	1	0	2				
<b>Mike Cabbage, L</b> OBP: 0.300, SLG: 0.381 (1, 3)																	3	0	0	1	0	0	1				
<b>Danny Goodwin, L</b> OBP: 0.308, SLG: 0.277 (1, 10)																	3	0	0	0	0	3	1				
<b>Butch Wynegar, S</b> OBP: 0.325, SLG: 0.327 (8, PH)																	1	0	0	0	0	1	2				
<b>Rick Sofield, L</b> OBP: 0.294, SLG: 0.389 (1, 8)																	4	0	1	0	0	2	2				
<b>Rob Wilfong, L</b> OBP: 0.306, SLG: 0.330 (1, 4)																	4	0	2	0	0	0	1				
<b>Sal Butera, R</b> OBP: 0.357, SLG: 0.348 (1, 2)																	3	0	3	0	0	0	0				
<b>Jose Morales, R</b> OBP: 0.391, SLG: 0.516 (9, PH)																	1	0	0	0	0	0	1				
<b>Inning Stats</b>	R: 0 E: 0 K: 0 S: 4	H: 1 LOB: 1 BB: 0 P: 4	R: 0 E: 0 K: 2 S: 7	H: 0 LOB: 0 BB: 0 P: 7	R: 0 E: 0 K: 2 S: 8	H: 2 LOB: 1 BB: 0 P: 8	R: 0 E: 0 K: 1 S: 6	H: 1 LOB: 1 BB: 0 P: 6	R: 0 E: 0 K: 1 S: 7	H: 2 LOB: 2 BB: 0 P: 7	R: 0 E: 0 K: 0 S: 3	H: 0 LOB: 0 BB: 0 P: 3	R: 0 E: 0 K: 2 S: 9	H: 2 LOB: 2 BB: 0 P: 9	R: 1 E: 0 K: 2 S: 8	H: 1 LOB: 2 BB: 2 P: 16	R: 0 E: 0 K: 1 S: 6	H: 1 LOB: 1 BB: 0 P: 6	1B: 10 2B: 0 3B: 0 HR: 0	SF: 1 SAC: 0 DP: 0 HBP: 0	WP: 1 PB: 0 SB: 1 CS: 2	PA: 38					
<b>PITCHER</b>	IP	WLS	BF	H	R	ER	SO	BB	IBB	HBP	BLK	WP	HR	S	P	ERA	WHIP										
<b>Len Barker, R</b> ERA: 3.8 (1, 1)	7.0	W	31	9	1	1	8	2	0	0	0	1	0	45	53	1.29	1.571										
<b>Victor Cruz, R</b> ERA: 3.34 (8, 1)	2.0	S	7	1	0	0	3	0	0	0	0	0	0	13	13	0.00	0.500										

Minnesota Twins @ Cleveland Indians  
Cleveland Municipal Stadium, Cleveland, OH  
Wed Aug 27 1980, 7:05 PM EDT  
Att: 7,572 - Unknown - 86 F

AB 35  
R 1  
H 10  
RBI 1  
BB 2  
SO 11  
LOB 19



Batter	1	2	3	4	5	6	7	8	9	AB	R	H	RBI	BB	SO	LOB	BOTTOM										
<b>Miguel Dilone, S</b> OBP: 0.377, SLG: 0.427 (1, 7)	F8	F9		G4-6-3		F8		4-3		5	0	1	0	0	0	2											
<b>Jorge Orta, L</b> OBP: 0.390, SLG: 0.396 (1, 9)	4-3			G4-6-3		K				4	0	1	1	0	1	1											
<b>Mike Hargrove, L</b> OBP: 0.314, SLG: 0.416 (1, 3)										3	1	1	0	1	0	2											
<b>Joe Charboneau, R</b> OBP: 0.360, SLG: 0.476 (1, 10)										3	0	2	0	1	0	1											
<b>Ron Hassey, L</b> OBP: 0.374, SLG: 0.430 (7, PR)										0	1	0	0	0	0	0											
<b>Alan Bannister, R</b> OBP: 0.330, SLG: 0.353 (1, 4)										3	1	2	2	1	1	0											
<b>Bo Diaz, R</b> OBP: 0.287, SLG: 0.381 (1, 2)										4	0	1	0	0	1	6											
<b>Rick Manning, L</b> OBP: 0.334, SLG: 0.295 (1, 8)										4	0	1	0	0	1	3											
<b>Dave Rosello, R</b> OBP: 0.250, SLG: 0.286 (1, 5)										2	1	1	1	0	0	1											
<b>Toby Harrah, R</b> OBP: 0.375, SLG: 0.370 (8, PH)										1	0	0	0	0	0	0											
<b>Jerry Dybzinski, R</b> OBP: 0.275, SLG: 0.295 (9, 5)										0	0	0	0	0	0	0											
<b>Tom Verzyer, R</b> OBP: 0.309, SLG: 0.345 (1, 6)										4	0	1	0	0	0	2											
<b>Inning Stats</b>	R: 1 E: 0 K: 1 S: 7	H: 2 LOB: 2 BB: 1 P: 11	R: 1 E: 0 K: 1 S: 8	H: 3 LOB: 2 BB: 0 P: 8	R: 1 E: 0 K: 0 S: 5	H: 2 LOB: 2 BB: 1 P: 9	R: 0 E: 0 K: 0 S: 4	H: 2 LOB: 1 BB: 0 P: 4	R: 0 E: 0 K: 1 S: 6	H: 1 LOB: 1 BB: 0 P: 6	R: 0 E: 0 K: 1 S: 5	H: 0 LOB: 0 BB: 0 P: 5	R: 1 E: 0 K: 0 S: 4	H: 1 LOB: 2 BB: 1 P: 8	R: 0 E: 0 K: 0 S: 3	H: 0 LOB: 0 BB: 0 P: 3	1B: 8 2B: 3 3B: 0 HR: 0	SF: 1 SAC: 0 DP: 1 HBP: 0	WP: 0 PB: 0 SB: 0 CS: 0	PA: 37							
<b>PITCHER</b>	IP	WLS	BF	H	R	ER	SO	BB	IBB	HBP	BLK	WP	HR	S	P	ERA	WHIP										
<b>Jerry Kosman, L</b> ERA: 4.49 (1, 1)	6.1	L	32	11	4	4	4	0	0	0	0	0	0	37	49	5.68	2.211										
<b>John Verhoeven, R</b> ERA: 4.17 (7, 1)	1.2		5	0	0	0	0	0	0	0	0	0	0	5	5	0.00	0.000										

Minnesota Twins @ Cleveland Indians  
Cleveland Municipal Stadium, Cleveland, OH  
Wed Aug 27 1980, 7:05 PM EDT  
Att: 7,572 - Unknown - 86 F

AB 33  
R 4  
H 11  
RBI 4  
BB 3  
SO 4  
LOB 18

















Batter	1	2	3	4	5	6	7	8	9	AB	R	H	RBI	BB	SO	LOB	TOP					
Miguel Dilone, S OBP: 0.382, SLG: 0.434 (1, 7)	0-0 6-3		0-0 6-3			0-0 4-3 1B 2B		0-0 G3 FC1-5 1-2 1B	0-0 4-3	5	1	2	0	0	0	3						
Jorge Orta, L OBP: 0.383, SLG: 0.405 (1, 9)	0-0 F8		0-0 G3			0-0 4-3		0-0 FC1-5 G3		4	0	0	0	0	0	3						
Mike Hargrove, L OBP: 0.311, SLG: 0.405 (1, 3)	0-0 G3			0-0 F9		0-0 S 1B		0-0 G3		4	0	1	1	0	0	2						
Joe Charboneau, R OBP: 0.363, SLG: 0.492 (1, 10)		0-0 2B SF8 1B		4-0 FC5-4 BB		0-3 K		0-3 K		3	1	1	0	1	2	3						
Toby Harrah, R OBP: 0.376, SLG: 0.375 (1, 5)		0-0 SF8 SF9 2B		0-0 FC5-4 1-2		0-3 K			0-0 FC4-6 1B	4	1	2	0	0	1	2						
Alan Bannister, R OBP: 0.338, SLG: 0.352 (1, 4)		0-0 SF8		0-3 K			0-0 F9		0-0 FC4-6 3-1 S 1-2	3	0	0	1	0	1	2						
Bo Diaz, R OBP: 0.268, SLG: 0.359 (9, PH)		2-3 3-H SF9			0-3 K		0-0 4-3		4-0 3-1 BB	2	0	0	1	0	1	0						
Ron Hassey, L OBP: 0.376, SLG: 0.433 (9, FR)		3-H 4-3			0-3 K		0-3 K		0-0 3-1	4	0	0	0	0	2	2						
Dell Alston, L OBP: 0.256, SLG: 0.333 (9, FR)									1-2 2-3													
Rick Manning, L OBP: 0.335, SLG: 0.303 (1, 8)																						
Tom Verzyer, R OBP: 0.313, SLG: 0.348 (1, 6)				0-0 F9		0-0 6-3		0-0 FC1-5 1B	1-0 HBP	3	0	1	0	0	0	0						
<b>Inning Stats</b>	R: 0 E: 0 K: 0 S: 3	H: 0 LOB: 0 BB: 0 P: 3	R: 2 E: 0 K: 0 S: 5	H: 2 LOB: 0 BB: 0 P: 5	R: 0 E: 0 K: 0 S: 3	H: 0 LOB: 0 BB: 0 P: 3	R: 0 E: 0 K: 1 S: 5	H: 0 LOB: 1 BB: 1 P: 9	R: 0 E: 0 K: 2 S: 7	H: 0 LOB: 0 BB: 0 P: 7	R: 1 E: 0 K: 2 S: 9	H: 2 LOB: 1 BB: 0 P: 9	R: 0 E: 0 K: 1 S: 5	H: 0 LOB: 0 BB: 0 P: 5	R: 0 E: 0 K: 1 S: 7	H: 2 LOB: 2 BB: 0 P: 7	R: 0 E: 0 K: 0 S: 4	H: 1 LOB: 3 BB: 1 P: 9	1B: 5 2B: 2 HR: 0	SF: 2 SAC: 0 HBP: 1	WP: 0 PB: 0 CS: 0	PA: 37
<b>PITCHER</b>	IP WLS BF H R ER SO BB IBB HBP BLK WP HR S P ERA WHIP																					
Darrell Jackson, L ERA: 4.05 (1, 1)	7.2 W 30 6 3 3 6 1 0 0 0 0 0 41 45 3.52 0.913																					
Doug Corbett, R ERA: 1.9 (8, 1)	1.1 S 7 1 0 0 1 1 0 1 0 0 0 7 12 0.00 1.500																					

Cleveland Indians @ Minnesota Twins  
Metropolitan Stadium, Bloomington, MI  
Tue Sep 02 1980, 8:05 PM EDT  
Att. 2,934 - Unknown - 71 F

AB 32  
R 3  
H 7  
RBI 3  
BB 2  
SO 7  
LOB 17



Batter	1	2	3	4	5	6	7	8	9	AB	R	H	RBI	BB	SO	LOB	BOTTOM			
Hosken Powell, L OBP: 0.309, SLG: 0.353 (1, 9)	0-0 4-3		0-0 S 1B		0-0 5-3	0-0 3-1		0-0 1-3		5	1	1	0	0	0	2				
Rob Wilfong, L OBP: 0.306, SLG: 0.347 (1, 4)	0-0 4-3		0-3 K		4-0 2B	0-0 F6				3	1	0	0	1	1	2				
Roy Smalley, S OBP: 0.348, SLG: 0.402 (1, 6)	0-0 F7		0-3 K		0-0 1-H 2B		0-0 FC2-6 1B			4	0	2	1	0	1	1				
Jose Morales, R OBP: 0.389, SLG: 0.523 (1, 10)		0-0 E4 F9 WP 1B	0-0 FC4 1B		0-0 F7		0-0 FC2-6 1-2			4	1	1	1	0	0	2				
Butch Wynegar, S OBP: 0.329, SLG: 0.327 (1, 2)		4-0 1B BB	0-0 FC4 1-2		0-0 G3		0-0 F4			3	0	0	0	1	0	3				
Glenn Adams, L OBP: 0.319, SLG: 0.388 (1, 7)		0-0 F9		0-0 S 1B		0-0 4-3		0-0 F3		4	0	1	0	0	0	3				
Dave Edwards, R OBP: 0.286, SLG: 0.328 (8, 8)		2-3 F9								0	0	0	0	0	0	0				
Mike Cabbage, L OBP: 0.300, SLG: 0.369 (1, 3)		0-0 1-3 3-H 1B		0-0 F5		0-0 1B 2B		0-0 3-1 SH2-4 1B		4	1	3	1	0	0	1				
John Castino, R OBP: 0.338, SLG: 0.431 (1, 5)		0-3 K		0-0 F9		0-0 2B 1B		0-0 SH2-4		3	1	1	0	0	1	3				
Rick Sofield, L OBP: 0.290, SLG: 0.393 (8, 7)		0-0 L3		0-0 F9		0-0 3-1 2B		0-0 3-1		4	0	1	2	0	0	4				
<b>Inning Stats</b>	R: 0 E: 0 K: 0 S: 3	H: 0 LOB: 0 BB: 0 P: 3	R: 1 E: 1 K: 1 S: 7	H: 1 LOB: 2 BB: 1 P: 11	R: 1 E: 0 K: 2 S: 9	H: 2 LOB: 1 BB: 0 P: 9	R: 0 E: 0 K: 0 S: 4	H: 1 LOB: 1 BB: 0 P: 4	R: 1 E: 0 K: 0 S: 4	H: 1 LOB: 1 BB: 0 P: 8	R: 2 E: 0 K: 0 S: 6	H: 3 LOB: 1 BB: 0 P: 6	R: 0 E: 0 K: 0 S: 4	H: 1 LOB: 1 BB: 0 P: 4	R: 0 E: 0 K: 0 S: 4	H: 1 LOB: 1 BB: 0 P: 4	1B: 8 2B: 2 3B: 0 HR: 0	SF: 0 SAC: 1 DP: 0 HBP: 0	WP: 1 PB: 0 SB: 2 CS: 0	PA: 37
<b>PITCHER</b>	IP WLS BF H R ER SO BB IBB HBP BLK WP HR S P ERA WHIP																			
Wayne Garland, R ERA: 4.35 (1, 1)	7.1 L 35 10 5 4 3 2 0 0 0 0 1 0 39 47 4.91 1.636																			
Bob Ovwchinko, L ERA: 6.12 (8, 1)	0.2 2 0 0 0 0 0 0 0 0 0 0 2 2 0.00 0.000																			

Cleveland Indians @ Minnesota Twins  
Metropolitan Stadium, Bloomington, MI  
Tue Sep 02 1980, 8:05 PM EDT  
Att. 2,934 - Unknown - 71 F

AB 34  
R 5  
H 10  
RBI 5  
BB 2  
SO 3  
LOB 21





Batter	1	2	3	4	5	6	7	8	9	AB	R	H	RBI	BB	SO	LOB	TOP
Miguel Dilone, S OBP: 0.385, SLG: 0.438 (1, 7)										4	3	3	0	0	0	1	<b>Cleveland Indians @ Minnesota Twins</b> Metropolitan Stadium, Bloomington, MI Wed Sep 03 1980, 8:05 PM EDT Att: 2,877 - Unknown - 83 F
Jorge Orta, L OBP: 0.386, SLG: 0.407 (1, 9)										3	1	2	0	1	0	1	
Mike Hargrove, L OBP: 0.314, SLG: 0.408 (1, 3)										4	1	3	2	0	0	2	
Joe Charboneau, R OBP: 0.360, SLG: 0.488 (1, 10)										3	0	0	1	0	0	5	
Toby Harrah, R OBP: 0.375, SLG: 0.373 (1, 5)										3	1	0	0	1	0	0	
Alan Bannister, R OBP: 0.343, SLG: 0.361 (1, 8)										4	1	3	1	0	0	2	
Bo Diaz, R OBP: 0.282, SLG: 0.351 (1, 2)										4	0	0	1	0	0	5	
Dave Rosello, R OBP: 0.250, SLG: 0.297 (1, 4)										4	0	1	2	0	0	2	
Tom Verzyer, R OBP: 0.314, SLG: 0.346 (1, 6)										2	0	0	0	0	0	1	
<b>Inning Stats</b>	R: 5 E: 1 K: 0 S: 8	H: 4 LOB: 1 BB: 1 P: 12	R: 1 E: 0 K: 0 S: 4	H: 2 LOB: 0 BB: 0 P: 4	R: 0 E: 0 K: 0 S: 3	H: 1 LOB: 0 BB: 0 P: 3	R: 1 E: 0 K: 0 S: 6	H: 3 LOB: 2 BB: 0 P: 6	R: 0 E: 0 K: 0 S: 4	H: 1 LOB: 1 BB: 0 P: 4	R: 0 E: 0 K: 0 S: 3	H: 0 LOB: 2 BB: 1 P: 8	R: 0 E: 0 K: 0 S: 4	H: 1 LOB: 1 BB: 0 P: 4			
<b>PITCHER</b>	IP WLS BF H R ER SO BB IBB HBP BLK WP HR S P ERA WHIP																
Geoff Zahn, L ERA: 4.6 (1, 1)	0.2 L 8 4 5 2 0 1 0 0 0 0 0 0 7 11 27.00 7.500																
John Verhoeven, R ERA: 4.1 (1, 1)	4.2 20 7 2 2 0 0 0 1 0 0 0 0 19 20 3.86 1.500																
Mike Kinnunen, L ERA: 4.58 (6, 1)	1.2 7 1 0 0 0 1 0 0 0 0 0 0 6 10 0.00 1.200																

AB	31
R	7
H	12
RBI	7
BB	2
SO	0
LOB	19



Batter	1	2	3	4	5	6	7	8	9	AB	R	H	RBI	BB	SO	LOB	BOTTOM
Hosken Powell, L OBP: 0.309, SLG: 0.356 (1, 9)										4	0	1	0	0	0	1	<b>Cleveland Indians @ Minnesota Twins</b> Metropolitan Stadium, Bloomington, MI Wed Sep 03 1980, 8:05 PM EDT Att: 2,877 - Unknown - 83 F
Rob Wilfong, L OBP: 0.308, SLG: 0.349 (1, 4)										4	0	2	0	0	0	1	
Roy Smalley, S OBP: 0.348, SLG: 0.402 (1, 6)										3	0	1	0	0	0	3	
Jose Morales, R OBP: 0.384, SLG: 0.515 (1, 10)										3	0	0	0	0	0	2	
Butch Wynegar, S OBP: 0.331, SLG: 0.328 (1, 2)										2	1	1	0	1	0	0	
Glenn Adams, L OBP: 0.323, SLG: 0.392 (1, 7)										3	0	2	0	0	1	0	
Mike Cabbage, L OBP: 0.300, SLG: 0.368 (1, 3)										3	0	1	1	0	1	2	
John Castino, R OBP: 0.336, SLG: 0.428 (1, 5)										3	0	0	0	0	1	3	
Rick Sofield, L OBP: 0.290, SLG: 0.393 (1, 8)										3	0	1	0	0	0	2	
<b>Inning Stats</b>	R: 0 E: 0 K: 0 S: 4	H: 1 LOB: 1 BB: 0 P: 4	R: 0 E: 0 K: 2 S: 7	H: 0 LOB: 0 BB: 0 P: 7	R: 0 E: 0 K: 1 S: 7	H: 2 LOB: 2 BB: 0 P: 7	R: 1 E: 0 K: 0 S: 5	H: 2 LOB: 2 BB: 1 P: 9	R: 0 E: 0 K: 0 S: 4	H: 1 LOB: 1 BB: 0 P: 4	R: 0 E: 0 K: 0 S: 4	H: 2 LOB: 1 BB: 0 P: 4	R: 0 E: 0 K: 0 S: 3	H: 1 LOB: 1 BB: 0 P: 3			
<b>PITCHER</b>	IP WLS BF H R ER SO BB IBB HBP BLK WP HR S P ERA WHIP																
Dan Spillner, R ERA: 4.86 (1, 1)	6.2 W 29 9 1 1 3 1 0 0 0 0 0 0 34 38 1.35 1.500																

AB	28
R	1
H	9
RBI	1
BB	1
SO	3
LOB	14





Batter	1	2	3	4	5	6	7	8	9	AB	R	H	RBI	BB	SO	LOB	TOP			
<b>Willie Wilson, S</b> (1, 7) OBP: 0.359, SLG: 0.432	0-0 6-3		0-0 FC1-5 FC6-4		0-0 G6-4-3 1B			0-0 6-3		4	0	1	1	0	0	2	<b>Kansas City Royals @ Cleveland Indians</b> Cleveland Municipal Stadium, Cleveland, OH Fri Sep 05 1980, 7:05 PM EDT Att: 21,808 - Unknown - 81 F			
<b>U L Washington, S</b> (1, 6) OBP: 0.331, SLG: 0.383	0-0 6-3		0-0 FC6-4		0-0 G6-4-3			0-0 F7		4	0	0	0	0	0	3				
<b>George Brett, L</b> (1, 5) OBP: 0.465, SLG: 0.673	0-0 F7							0-0 4-3		4	0	1	0	0	1	0				
<b>Hal McRae, R</b> (1, 10) OBP: 0.355, SLG: 0.501		0-3 K		0-0 5-3		0-0 FC6-4 1B		0-0 F9		4	0	1	0	0	1	1				
<b>Amos Otis, R</b> (1, 8) OBP: 0.322, SLG: 0.397		0-0 6-3		0-0 5-3		0-0 FC6-4 1-2f		0-0 6-3		4	0	0	0	0	0	2				
<b>John Wathan, R</b> (1, 3) OBP: 0.370, SLG: 0.392		0-0 F8		0-0 5-3		0-0 4-3		0-0 2B		4	0	1	0	0	0	2				
<b>Darrell Porter, L</b> (1, 2) OBP: 0.366, SLG: 0.371			0-0 4-3		0-3 K		0-0 F7		0-0 4-3	4	0	0	0	0	1	1				
<b>Jose Cardenal, R</b> (1, 9) OBP: 0.320, SLG: 0.277			4-0 2B FC1-5 BB		0-0 3B 1B		0-0 6-3			2	1	1	0	1	0	0				
<b>Frank White, R</b> (1, 4) OBP: 0.288, SLG: 0.350			0-0 1-3 2B		0-0 1-H 1B 3B		0-0 6-3			3	1	2	1	0	0	0				
<b>Inning Stats</b>	R: 0 E: 0 K: 0 S: 3	H: 0 LOB: 0 BB: 0 P: 3	R: 0 E: 0 K: 1 S: 5	H: 0 LOB: 0 BB: 0 P: 5	R: 0 E: 0 K: 0 S: 4	H: 1 LOB: 2 BB: 1 P: 8	R: 0 E: 0 K: 0 S: 4	H: 1 LOB: 1 BB: 0 P: 4	R: 2 E: 0 K: 1 S: 7	H: 3 LOB: 0 BB: 0 P: 7	R: 0 E: 0 K: 1 S: 6	H: 1 LOB: 1 BB: 0 P: 6	R: 0 E: 0 K: 0 S: 3	H: 0 LOB: 0 BB: 0 P: 3	R: 0 E: 0 K: 0 S: 3	H: 1 LOB: 1 BB: 0 P: 4	1B: 3 2B: 3 3B: 1 HR: 0	SF: 0 SAC: 0 DP: 1 HBP: 0	WP: 0 PB: 0 SB: 0 CS: 0	PA: 34
<b>PITCHER</b> <b>Rick Waits, L</b> (1, 1) ERA: 4.41	IP: 9.0 WLS: L BF: 34	H: 7 R: 2 ER: 2 SO: 3	BB: 1 IBB: 0 HBP: 0 BLK: 0	WP: 0 HR: 0 S: 39 P: 43	ERA: 2.00 WHIP: 0.889											ERA: 2.00 WHIP: 0.889				

AB 33  
R 2  
H 7  
RBI 2  
BB 1  
SO 3  
LOB 11



Batter	1	2	3	4	5	6	7	8	9	AB	R	H	RBI	BB	SO	LOB	BOTTOM			
<b>Miguel Dilone, S</b> (1, 7) OBP: 0.384, SLG: 0.436	0-0 F8			0-0 E3 1B		0-0 L7			0-0 F7	4	1	1	0	0	0	0	<b>Kansas City Royals @ Cleveland Indians</b> Cleveland Municipal Stadium, Cleveland, OH Fri Sep 05 1980, 7:05 PM EDT Att: 21,808 - Unknown - 81 F			
<b>Jorge Orta, L</b> (1, 9) OBP: 0.385, SLG: 0.405	0-0 F4			0-0 G3-6 1B		0-0 L7			0-0 F7	4	0	1	1	0	0	0				
<b>Mike Hargrove, L</b> (1, 3) OBP: 0.311, SLG: 0.405	0-0 L8			0-0 G3-6 1-2f		0-0 4-3			0-0 F7	4	0	0	0	0	0	1				
<b>Joe Charboneau, R</b> (1, 10) OBP: 0.357, SLG: 0.484		0-0 2-3		0-0 L6		0-0 F8				3	0	0	0	0	0	0				
<b>Toby Harrah, R</b> (1, 5) OBP: 0.375, SLG: 0.373		0-0 F8			0-0 F3		0-0 1B			3	0	1	0	0	0	0				
<b>Alan Bannister, R</b> (1, 4) OBP: 0.343, SLG: 0.364		0-0 6-3			0-0 2B		0-0 F8			3	0	1	0	0	0	1				
<b>Bo Diaz, R</b> (1, 2) OBP: 0.258, SLG: 0.345			0-0 F3		0-0 6-3			0-0 5-3		3	0	0	0	0	0	1				
<b>Rick Manning, L</b> (1, 8) OBP: 0.333, SLG: 0.301			0-0 F7		0-3 K		4-0 G4-6-3 BB			2	0	0	0	0	1	1				
<b>Gary Alexander, R</b> (8, PH) OBP: 0.270, SLG: 0.351										0	0	0	0	1	0	0				
<b>Jerry Dybzinski, R</b> (8, PR) OBP: 0.279, SLG: 0.298										0	0	0	0	0	0	0				
<b>Tom Verzyer, R</b> (1, 6) OBP: 0.310, SLG: 0.342			0-0 6-3			0-0 L7		0-0 G4-6-3		3	0	0	0	0	0	1				
<b>Inning Stats</b>	R: 0 E: 0 K: 0 S: 3	H: 0 LOB: 0 BB: 0 P: 3	R: 0 E: 0 K: 0 S: 3	H: 0 LOB: 0 BB: 0 P: 3	R: 1 E: 1 K: 0 S: 4	H: 2 LOB: 0 BB: 0 P: 4	R: 0 E: 0 K: 1 S: 6	H: 1 LOB: 1 BB: 0 P: 6	R: 0 E: 0 K: 0 S: 3	H: 0 LOB: 0 BB: 0 P: 3	R: 0 E: 0 K: 0 S: 4	H: 1 LOB: 1 BB: 0 P: 4	R: 0 E: 0 K: 0 S: 2	H: 0 LOB: 1 BB: 1 P: 6	R: 0 E: 0 K: 0 S: 3	H: 0 LOB: 0 BB: 0 P: 3	1B: 3 2B: 1 3B: 0 HR: 0	SF: 0 SAC: 0 DP: 2 HBP: 0	WP: 0 PB: 0 SB: 0 CS: 0	PA: 30
<b>PITCHER</b> <b>Paul Spittorff, L</b> (1, 1) ERA: 4.22	IP: 9.0 WLS: W BF: 30	H: 4 R: 1 ER: 1 SO: 1	BB: 1 IBB: 0 HBP: 0 BLK: 0	WP: 0 HR: 0 S: 31 P: 35	ERA: 1.00 WHIP: 0.556											ERA: 1.00 WHIP: 0.556				

AB 29  
R 1  
H 4  
RBI 1  
BB 1  
SO 1  
LOB 5















Batter	1	2	3	4	5	6	7	8	9	AB	R	H	RBI	BB	SO	LOB	TOP				
<b>Rick Burlison, R</b> OBP: 0.351, SLG: 0.374										4	3	3	0	2	1	1	<b>Boston Red Sox @ Cleveland Indians</b> Cleveland Municipal Stadium, Cleveland, OH Mon Sep 08 1980, 7:05 PM EDT Att: 5,506 - Unknown - 78 F				
<b>Dave Stapleton, R</b> OBP: 0.327, SLG: 0.475										5	0	1	0	0	0	5					
<b>Carlton Fisk, R</b> OBP: 0.362, SLG: 0.490										4	1	3	4	0	0	0					
<b>Jim Rice, R</b> OBP: 0.323, SLG: 0.478										5	1	2	1	0	0	2					
<b>Tony Perez, R</b> OBP: 0.313, SLG: 0.455										5	0	0	0	0	2	2					
<b>Jim Dwyer, L</b> OBP: 0.354, SLG: 0.442										4	3	3	2	1	0	0					
<b>Dwight Evans, R</b> OBP: 0.353, SLG: 0.468										4	1	3	1	1	1	0					
<b>Dave Rader, L</b> OBP: 0.385, SLG: 0.500										3	0	1	1	0	0	1					
<b>Larry Wolfe, R</b> OBP: 0.136, SLG: 0.333										1	0	0	0	0	0	2					
<b>Garry Hancock, L</b> OBP: 0.234, SLG: 0.348										1	0	1	1	0	0	0					
<b>Glenn Hoffman, R</b> OBP: 0.317, SLG: 0.415										5	1	1	0	0	1	4					
<b>Inning Stats</b>	R: 1 E: 0 K: 1 S: 7	H: 2 LOB: 1 BB: 0 P: 7	R: 0 E: 0 K: 1 S: 5	H: 0 LOB: 1 BB: 1 P: 9	R: 0 E: 0 K: 0 S: 4	H: 3 LOB: 1 BB: 0 P: 4	R: 2 E: 0 K: 1 S: 8	H: 3 LOB: 1 BB: 0 P: 8	R: 0 E: 0 K: 0 S: 3	H: 0 LOB: 0 BB: 0 P: 3	R: 1 E: 0 K: 1 S: 6	H: 1 LOB: 0 BB: 0 P: 6	R: 4 E: 0 K: 1 S: 10	H: 5 LOB: 2 BB: 1 P: 14	R: 1 E: 0 K: 0 S: 4	H: 1 LOB: 1 BB: 1 P: 8	R: 1 E: 0 K: 0 S: 6	H: 3 LOB: 3 BB: 1 P: 10	1B: 13 2B: 4 3B: 0 HR: 2	SF: 1 SAC: 1 DP: 1 HBP: 0	WP: 0 PA: 48 PB: 0 SB: 0 CS: 1
<b>PITCHER</b>	IP WLS BF H R ER SO BB IBB HBP BLK WP HR S P ERA WHIP																				
<b>Dan Spillner, R</b> ERA: 5.01	(1, 1) 6.0 L 28 11 6 6 4 1 0 0 0 0 0 2 35 39 9.00 2.000																				
<b>Victor Cruz, R</b> ERA: 3.59	(7, 1) 0.2 6 3 2 2 1 0 1 0 0 0 0 0 7 11 27.00 4.500																				
<b>Sid Monge, L</b> ERA: 3.28	(7, 1) 1.0 5 1 1 1 0 1 0 0 0 0 0 0 4 8 9.00 2.000																				
<b>Mike Stanton, R</b> ERA: 5.89	(8, 1) 1.1 8 3 1 1 0 1 0 0 0 0 0 0 7 11 6.75 3.000																				

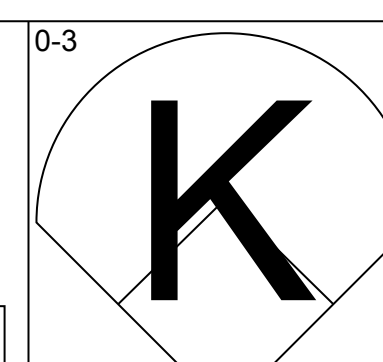
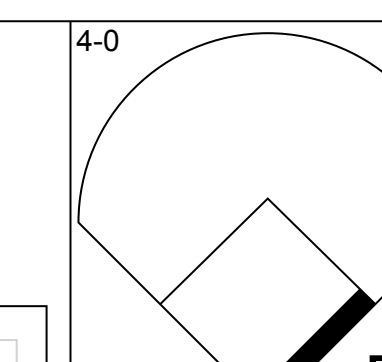
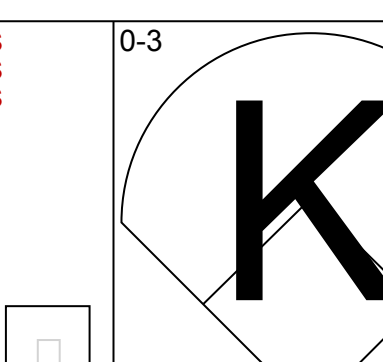
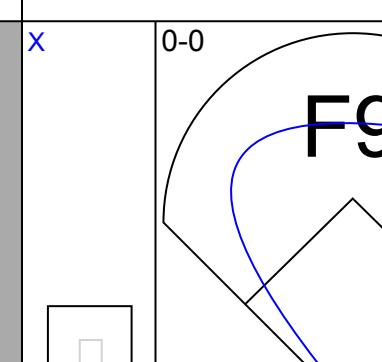
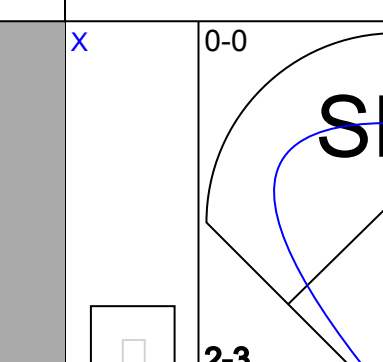
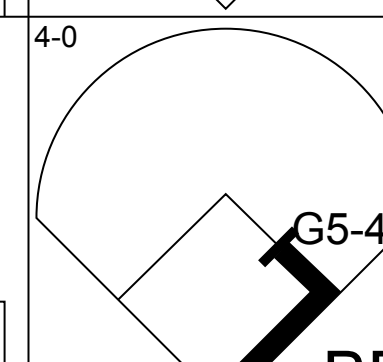
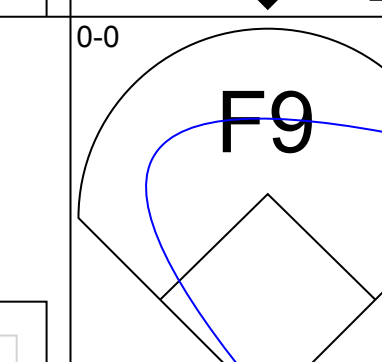
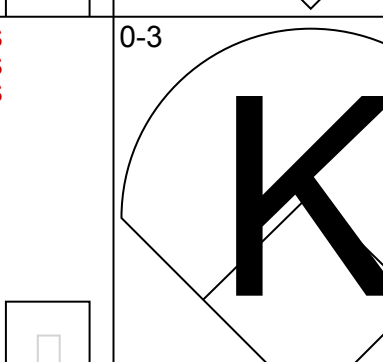
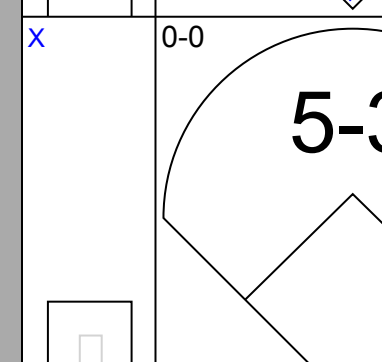
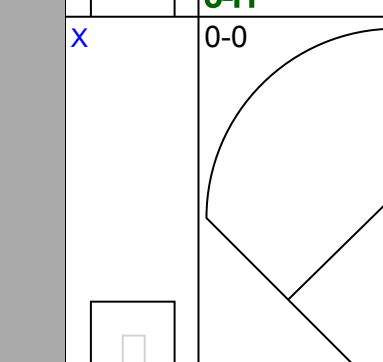
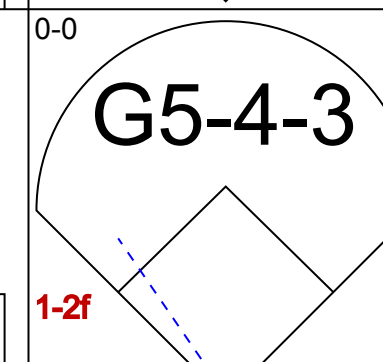
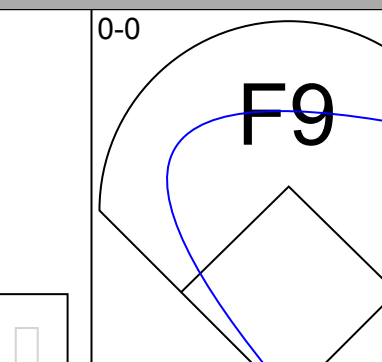
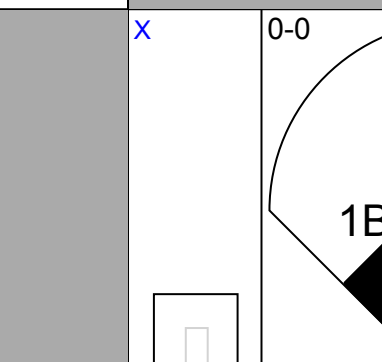
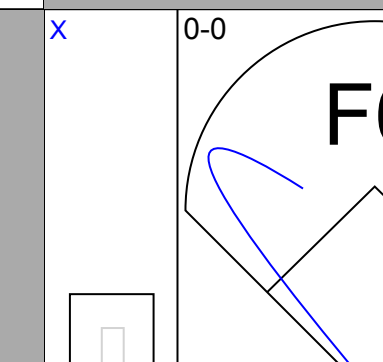
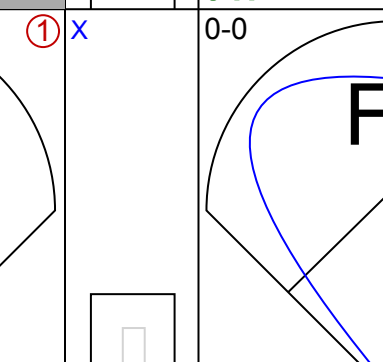
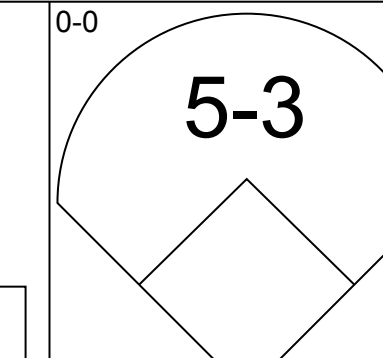
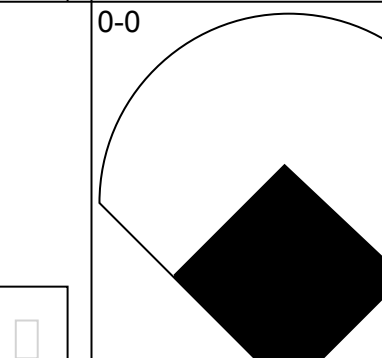
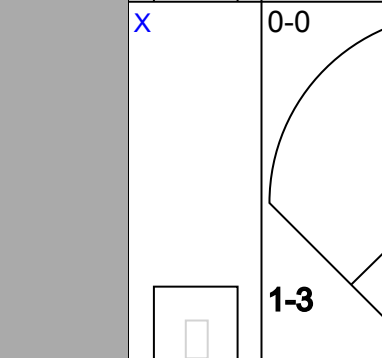
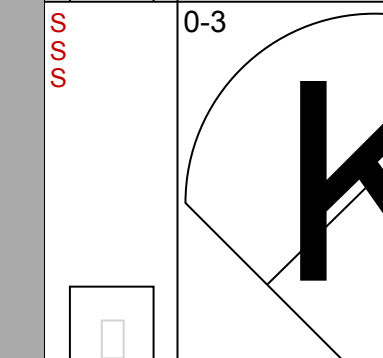
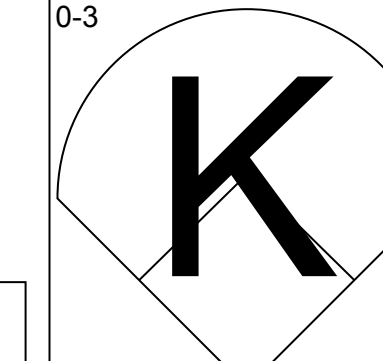
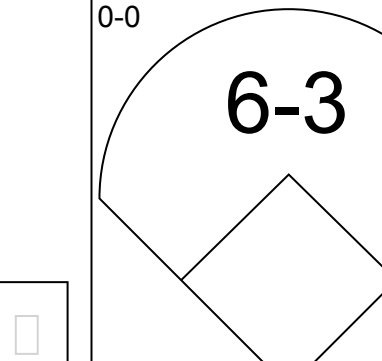
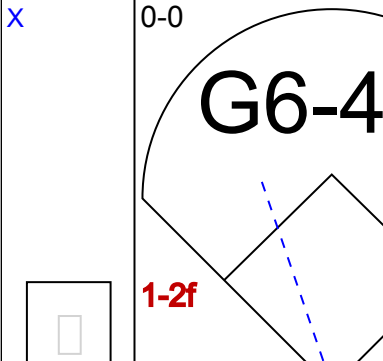
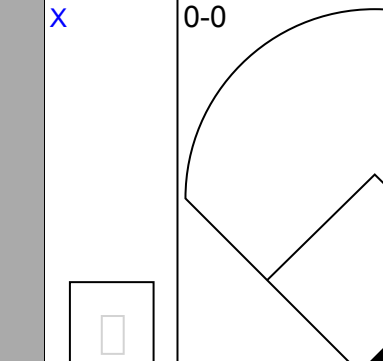
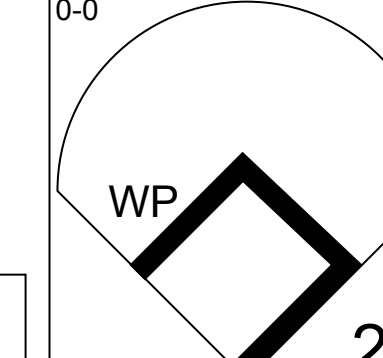
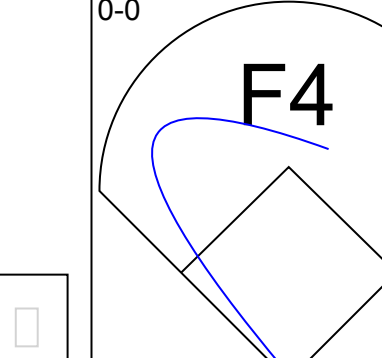
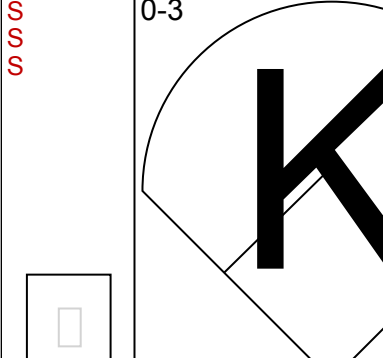
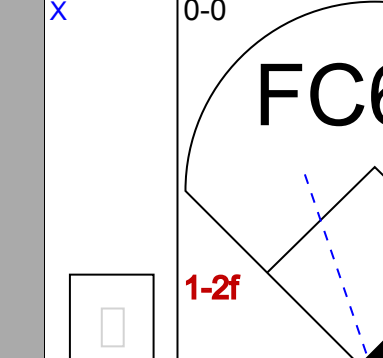
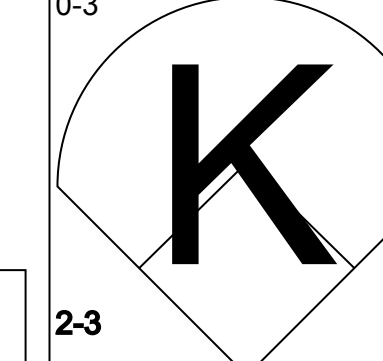
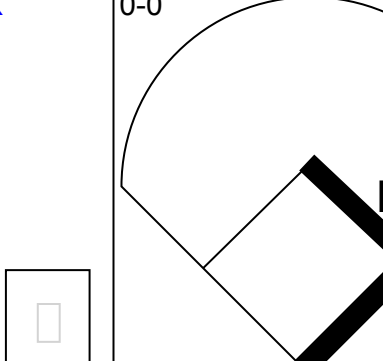
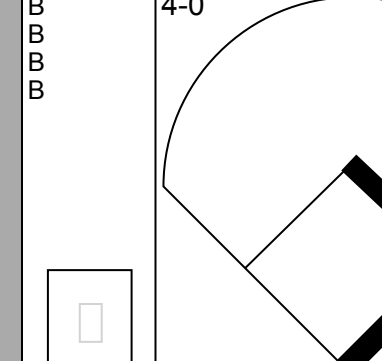
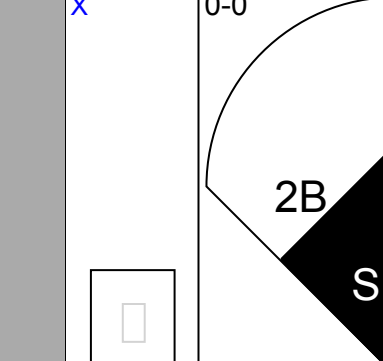
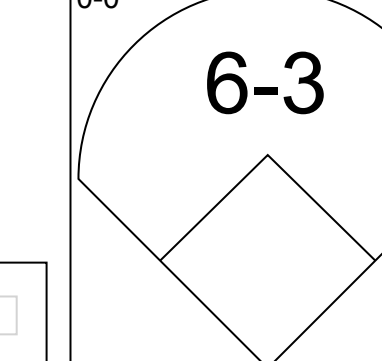
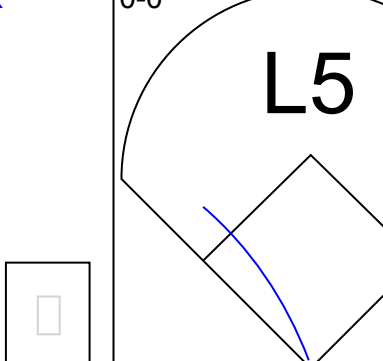
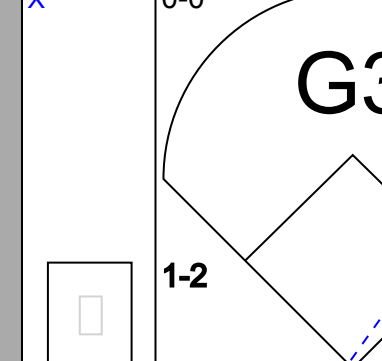
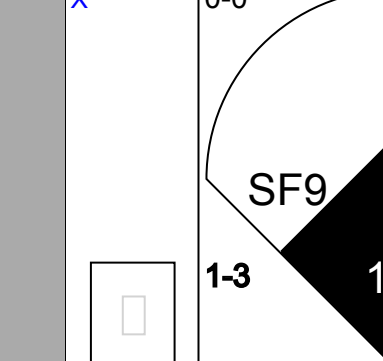
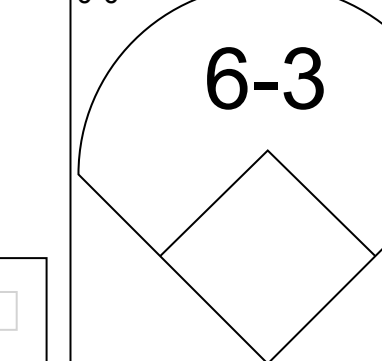
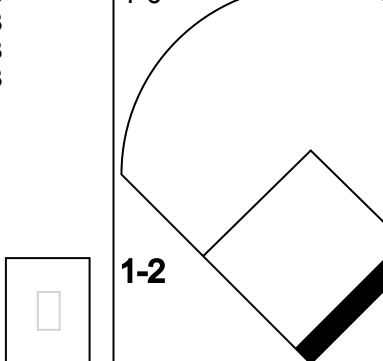
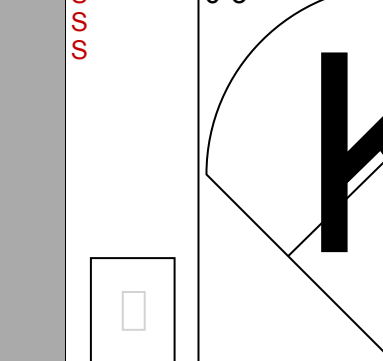
Batter	1	2	3	4	5	6	7	8	9	AB	R	H	RBI	BB	SO	LOB	BOTTOM		
<b>Miguel Dilone, S</b> OBP: 0.383, SLG: 0.432										4	0	2	1	0	0	0	<b>Boston Red Sox @ Cleveland Indians</b> Cleveland Municipal Stadium, Cleveland, OH Mon Sep 08 1980, 7:05 PM EDT Att: 5,506 - Unknown - 78 F		
<b>Jorge Orta, L</b> OBP: 0.382, SLG: 0.405										4	0	0	0	0	0	3			
<b>Mike Hargrove, L</b> OBP: 0.312, SLG: 0.404										3	0	0	0	1	0	0			
<b>Joe Charboneau, R</b> OBP: 0.357, SLG: 0.486										4	1	2	0	0	0	1			
<b>Toby Harrah, R</b> OBP: 0.376, SLG: 0.386										4	1	1	1	0	0	2			
<b>Ron Hassey, L</b> OBP: 0.377, SLG: 0.427										4	1	1	0	0	1	1			
<b>Alan Bannister, R</b> OBP: 0.342, SLG: 0.366										4	1	2	0	0	0	1			
<b>Rick Manning, L</b> OBP: 0.329, SLG: 0.298										3	0	0	1	0	0	3			
<b>Tom Veryzer, R</b> OBP: 0.311, SLG: 0.342										3	0	1	1	0	0	1			
<b>Inning Stats</b>	R: 0 E: 0 K: 0 S: 3	H: 0 LOB: 0 BB: 0 P: 3	R: 0 E: 0 K: 0 S: 3	H: 0 LOB: 0 BB: 0 P: 3	R: 0 E: 0 K: 0 S: 3	H: 0 LOB: 0 BB: 0 P: 3	R: 2 E: 0 K: 1 S: 8	H: 3 LOB: 1 BB: 0 P: 8	R: 0 E: 0 K: 0 S: 4	H: 2 LOB: 2 BB: 1 P: 8	R: 2 E: 0 K: 0 S: 6	H: 4 LOB: 1 BB: 0 P: 6	R: 0 E: 1 K: 0 S: 3	H: 0 LOB: 0 BB: 0 P: 3	R: 0 E: 1 K: 0 S: 3	H: 0 LOB: 0 BB: 0 P: 3		1B: 8 2B: 1 3B: 0 HR: 0	SF: 1 SAC: 0 DP: 4 HBP: 0
<b>PITCHER</b>	IP WLS BF H R ER SO BB IBB HBP BLK WP HR S P ERA WHIP																		
<b>Mike Torrez, R</b> ERA: 4.91	(1, 1) 6.1 W 27 8 4 4 1 1 0 0 0 0 0 0 0 8 8 0.00 0.375																		
<b>Bob Stanley, R</b> ERA: 3.46	(7, 1) 2.2 8 1 0 0 0 0 0 0 0 0 0 0 0 8 8 0.00 0.375																		



Batter	1	2	3	4	5	6	7	8	9	AB	R	H	RBI	BB	SO	LOB	TOP								
<b>Rick Burleson, R</b> OBP: 0.351, SLG: 0.373 (1, 6)	4-0 G6-4-3 BB		0-3 K			0-0 6-3	0-0 5-3		0-0 FC4-6 1B	4	0	1	0	1	1	0	<b>Boston Red Sox @ Cleveland Indians</b> Cleveland Municipal Stadium, Cleveland, OH Tue Sep 09 1980, 7:05 PM EDT Att: 5,182 - Unknown  livebaseballscores.com  <b>AB</b> 31 <b>R</b> 4 <b>H</b> 8 <b>RBI</b> 4 <b>BB</b> 4 <b>SO</b> 3 <b>LOB</b> 10 								
<b>Dave Stapleton, R</b> OBP: 0.325, SLG: 0.471 (1, 4)	0-0 G6-4-3 1-2		0-0 L9			0-0 1B BB SF9 1B		0-0 6-3	FC4-6 1-2 1B	5	1	1	0	0	0	3									
<b>Carlton Fisk, R</b> OBP: 0.363, SLG: 0.489 (1, 2)	0-0 6-3			0-0 FC6-4 1B		4-0 SF9 1B 1-2 1B BB		0-0 5-3		3	1	1	0	1	0	0									
<b>Jim Rice, R</b> OBP: 0.324, SLG: 0.478 (1, 7)		0-0 5-3		0-0 F7		0-0 1B 1-2 2-3 1B		0-0		4	0	2	0	0	0	1									
<b>Tony Perez, R</b> OBP: 0.313, SLG: 0.453 (1, 3)		4-0 2B SF9 BB		0-0 FC6-4 1-2		0-0 SF9 2-3 3-H 0-0		0-0 F3		2	1	0	1	1	0	2									
<b>Dwight Evans, R</b> OBP: 0.354, SLG: 0.471 (1, 9)		0-0 2B		0-0 4-3		0-0 1B 1-2 3-H 0-0			0-3 K	4	0	2	1	0	1	1									
<b>Butch Hobson, R</b> OBP: 0.281, SLG: 0.358 (6, PH)		0-0 SF9			0-3 K			4-0 SH2-3 1B BB		1	0	0	1	0	1	0									
<b>Glenn Hoffman, R</b> OBP: 0.313, SLG: 0.409 (1, 5)		0-0 4-3			0-0 4-3			0-0 SH2-3		3	0	0	0	0	0	1									
<b>Sam Bowen, R</b> OBP: 0.167, SLG: 0.167 (7, PH)			0-0 5-3			0-0 F8		0-0 1B		2	0	0	0	0	0	0									
<b>Garry Hancock, L</b> OBP: 0.245, SLG: 0.354 (7, 8)						0-0 F3		0-0 2-H 1B		2	0	1	1	0	0	0									
<b>Inning Stats</b>	R: 0 E: 0 K: 0 S: 2	H: 0 LOB: 0 BB: 1 P: 6	R: 1 E: 0 K: 0 S: 4	H: 1 LOB: 1 BB: 1 P: 8	R: 0 E: 0 K: 1 S: 5	H: 0 LOB: 0 BB: 0 P: 5	R: 0 E: 0 K: 0 S: 4	H: 1 LOB: 1 BB: 0 P: 4	R: 0 E: 0 K: 1 S: 5	H: 0 LOB: 0 BB: 0 P: 5	R: 2 E: 0 K: 0 S: 6	H: 3 LOB: 2 BB: 1 P: 10	R: 0 E: 0 K: 0 S: 3	H: 0 LOB: 0 BB: 0 P: 3	R: 0 E: 0 K: 0 S: 4	H: 1 LOB: 1 BB: 0 P: 4	R: 1 E: 0 K: 1 S: 7	H: 2 LOB: 2 BB: 1 P: 11	1B: 7 2B: 1 3B: 0 HR: 0	SF: 2 SAC: 1 DP: 1 HBP: 0	WP: 0 PB: 0 SB: 0 CS: 0	PA: 38			
<b>PITCHER</b>	IP	WLS	BF	H	R	ER	SO	BB	IBB	HBP	BLK	WP	HR	S	P	ERA	WHIP								
<b>Ross Grimsley, L</b> ERA: 6.09 (1, 1)	5.1		22	4	3	3	2	3	0	0	0	0	0	23	35	5.06	1.312								
<b>Victor Cruz, R</b> ERA: 3.55 (6, 1)	3.1	L	15	4	1	1	1	1	0	0	0	0	0	16	20	2.70	1.500								
<b>Sandy Wittol, R</b> ERA: 3.32 (9, 1)	0.1		1	0	0	0	0	0	0	0	0	0	0	1	1	0.00	0.000								

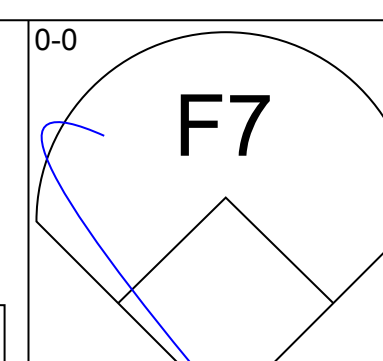
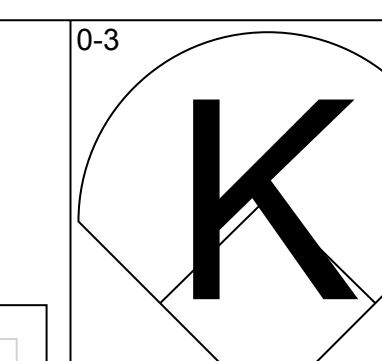
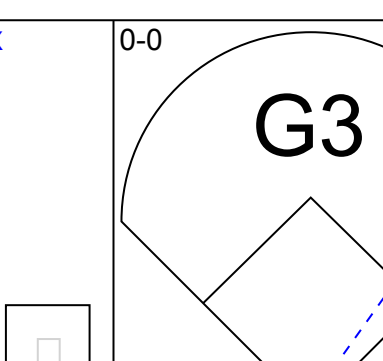
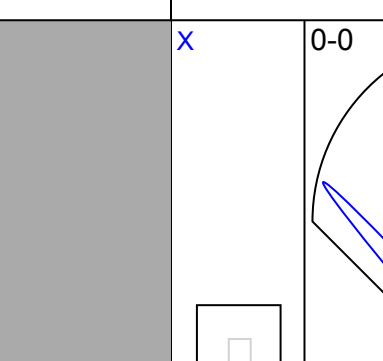
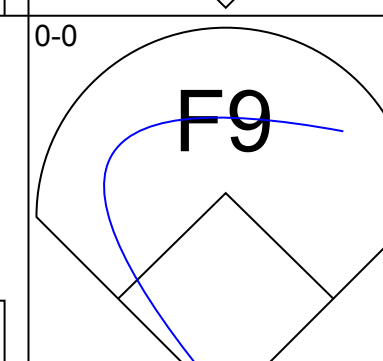
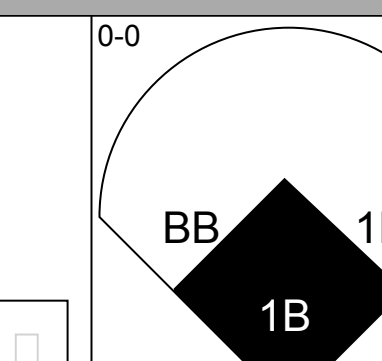
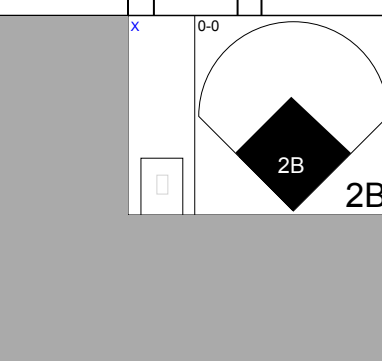
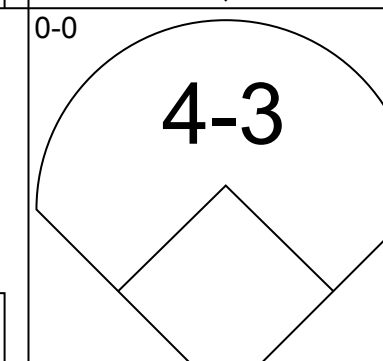
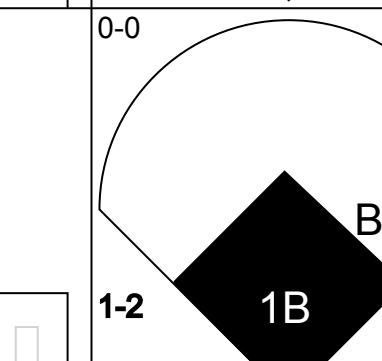
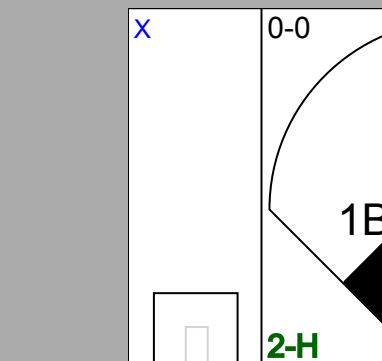
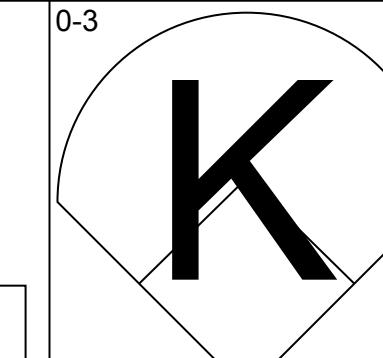
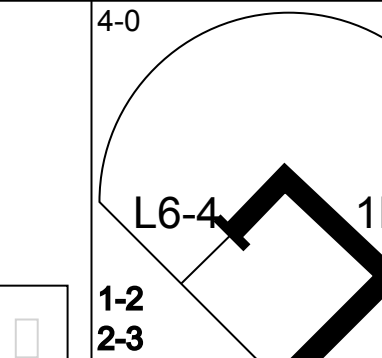
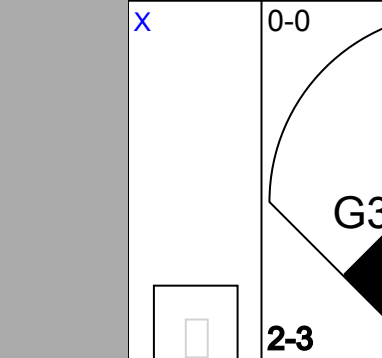
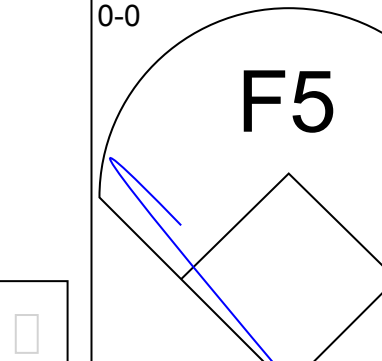
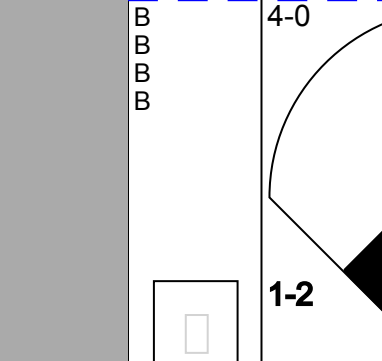
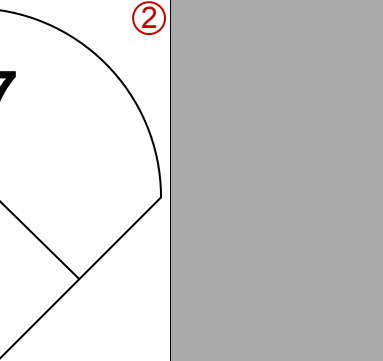

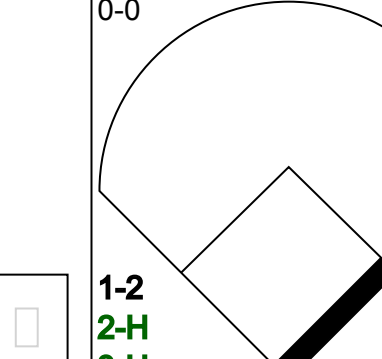
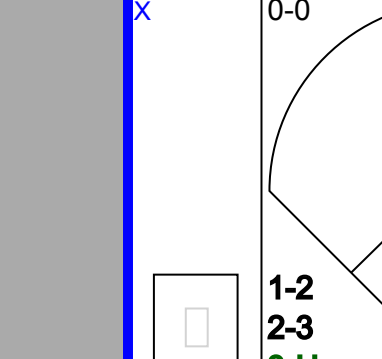
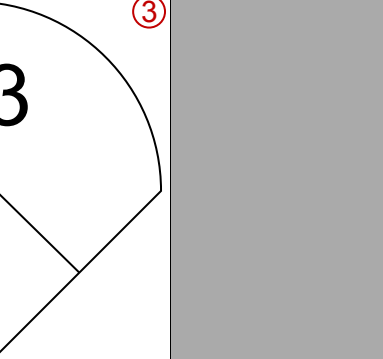

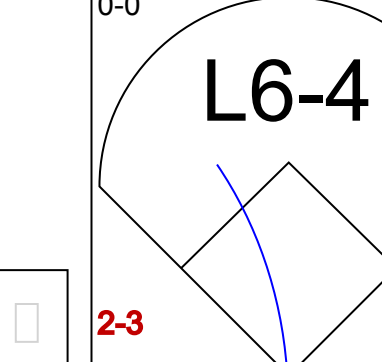
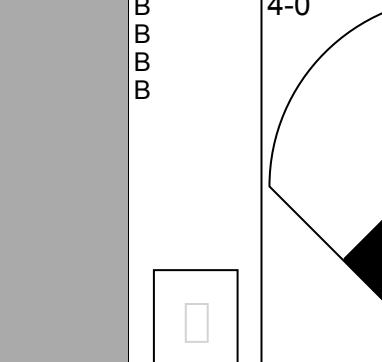


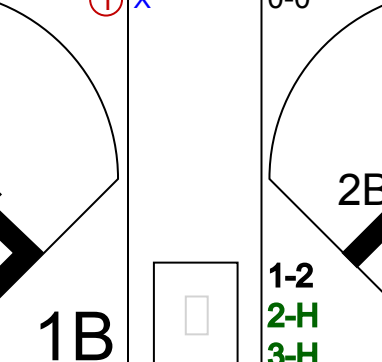
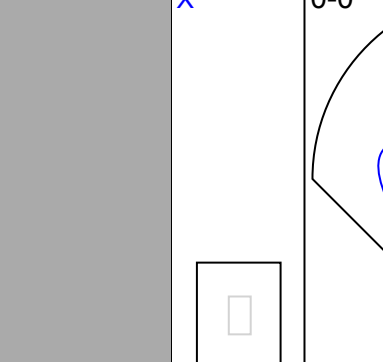
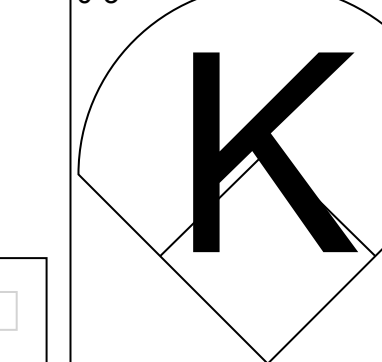
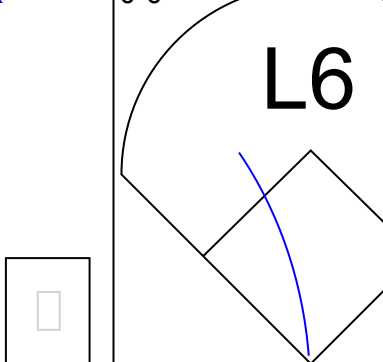
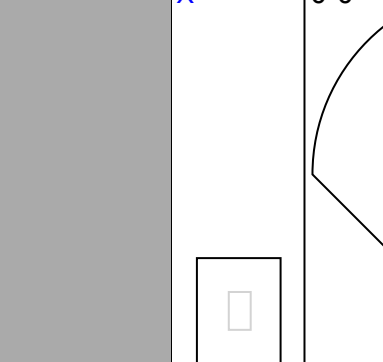
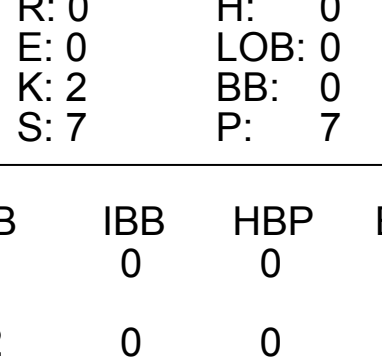
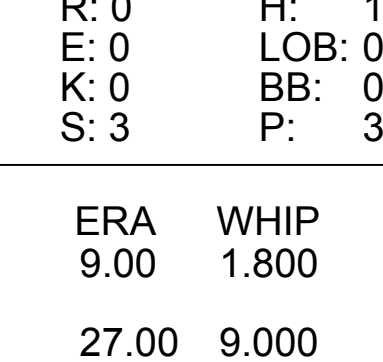
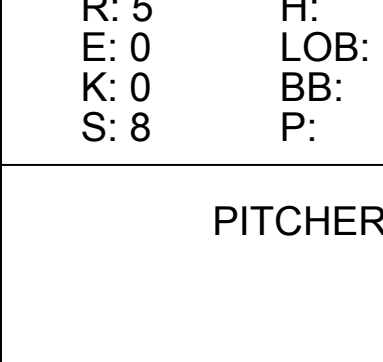
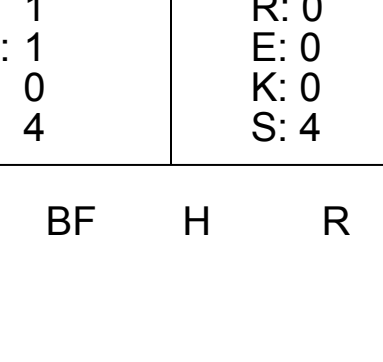
Batter	1	2	3	4	5	6	7	8	9	AB	R	H	RBI	BB	SO	LOB	BOTTOM								
<b>Miguel Dilone, S</b> OBP: 0.382, SLG: 0.432 (1, 7)	0-0 F8	0-0 F6		0-0 SH5-4 1-2 2-3		0-0 2B			0-0 5-3	4	0	1	0	0	0	1	<b>Boston Red Sox @ Cleveland Indians</b> Cleveland Municipal Stadium, Cleveland, OH Tue Sep 09 1980, 7:05 PM EDT Att: 5,182 - Unknown  livebaseballscores.com  <b>AB</b> 33 <b>R</b> 3 <b>H</b> 10 <b>RBI</b> 3 <b>BB</b> 3 <b>SO</b> 4 <b>LOB</b> 16 								
<b>Jorge Orta, L</b> OBP: 0.378, SLG: 0.405 (1, 9)	0-0 BB 1B		4-0 E S 1B BB	0-0 SF8 3-H 4-0		0-3 K		0-0 6-3		3	1	1	1	1	1	1									
<b>Mike Hargrove, L</b> OBP: 0.314, SLG: 0.406 (1, 3)	0-0 BB 1-2 1B		0-0 1-H 2B 1B	0-0 IBB		0-0 F8				3	1	2	1	1	0	0									
<b>Joe Charboneau, R</b> OBP: 0.354, SLG: 0.482 (1, 10)	0-3 K		0-0 F8	0-3 K		0-0 F7				4	0	0	0	0	2	5									
<b>Toby Harrah, R</b> OBP: 0.375, SLG: 0.384 (1, 5)	4-0 BB 1-2 2-3 BB		0-0 F9		0-0 F8		0-0 5-3			3	0	0	0	1	0	1									
<b>Ron Hassey, L</b> OBP: 0.376, SLG: 0.431 (1, 2)	0-0 F9		0-0	0-0 F3		0-0 F3		0-0 CS 1B		4	0	2	1	0	0	3									
<b>Dell Alston, L</b> OBP: 0.256, SLG: 0.333 (8, FR)										0	0	0	0	0	0	0									
<b>Bo Diaz, R</b> OBP: 0.256, SLG: 0.345 (9, 2)			1-H 2B							0	0	0	0	0	0	0									
<b>Alan Bannister, R</b> OBP: 0.338, SLG: 0.361 (1, 4)		0-0 F8	0-3 K		0-0 L8			0-0 F3		4	0	0	0	0	1	2									
<b>Rick Manning, L</b> OBP: 0.333, SLG: 0.305 (1, 8)		0-0 6-3 2B		0-0 SH5-4 SF8 1B 1B		0-0 CS 1B		0-0 F8 1-2		4	1	3	0	0	0	1									
<b>Tom Verzyer, R</b> OBP: 0.310, SLG: 0.340 (1, 6)		0-0 6-3		0-0 SH5-4 1B		0-0 4-3		0-0 F9		4	0	1	0	0	0	2									
<b>Inning Stats</b>	R: 0 E: 0 K: 1 S: 7	H: 2 LOB: 3 BB: 1 P: 11	R: 0 E: 0 K: 0 S: 4	H: 1 LOB: 1 BB: 0 P: 4	R: 2 E: 0 K: 1 S: 7	H: 2 LOB: 1 BB: 1 P: 11	R: 1 E: 0 K: 1 S: 7	H: 2 LOB: 2 BB: 1 P: 11	R: 0 E: 0 K: 0 S: 3	H: 0 LOB: 0 BB: 0 P: 3	R: 0 E: 0 K: 1 S: 6	H: 2 LOB: 1 BB: 0 P: 6	R: 0 E: 0 K: 0 S: 3	H: 0 LOB: 0 BB: 0 P: 3	R: 0 E: 0 K: 0 S: 3	H: 1 LOB: 1 BB: 0 P: 3	R: 0 E: 0 K: 0 S: 3	H: 0 LOB: 0 BB: 0 P: 3	1B: 7 2B: 3 3B: 0 HR: 0	SF: 1 SAC: 1 DP: 0 HBP: 0	WP: 0 PB: 0 SB: 1 CS: 2	PA: 38			
<b>PITCHER</b>	IP	WLS	BF	H	R	ER	SO	BB	IBB	HBP	BLK	WP	HR	S	P	ERA	WHIP								
<b>Dennis Eckersley, R</b> ERA: 4.25 (1, 1)	8.0	W	35	10	3	3	4	2	1	0	0	0	0	40	52	3.38	1.500								
<b>Tom Burgmeier, L</b> ERA: 1.93 (9, 1)	1.0	S	3	0	0	0	0	0	0	0	0	0	0	3	3	0.00	0.000								



Batter	1	2	3	4	5	6	7	8	9	AB	R	H	RBI	BB	SO	LOB	TOP
<b>Rick Burleson, R</b> OBP: 0.350, SLG: 0.371 (1, 6)										3	0	0	1	1	2	4	<b>Boston Red Sox @ Cleveland Indians</b> Cleveland Municipal Stadium, Cleveland, OH Wed Sep 10 1980, 7:05 PM EDT Alt. 5,242 - Unknown - 69 F
<b>Dave Stapleton, R</b> OBP: 0.326, SLG: 0.468 (1, 4)										4	0	1	1	1	1	5	
<b>Carlton Fisk, R</b> OBP: 0.362, SLG: 0.485 (1, 2)										5	1	1	0	0	0	2	
<b>Jim Rice, R</b> OBP: 0.326, SLG: 0.485 (1, 7)										4	1	2	1	0	1	0	
<b>Tony Perez, R</b> OBP: 0.312, SLG: 0.452 (1, 3)										4	0	1	0	0	1	1	
<b>Dwight Evans, R</b> OBP: 0.353, SLG: 0.471 (1, 9)										4	0	1	0	0	1	1	
<b>Butch Hobson, R</b> OBP: 0.287, SLG: 0.361 (1, 10)										3	1	2	0	1	1	1	
<b>Glenn Hoffman, R</b> OBP: 0.312, SLG: 0.411 (1, 5)										4	1	1	0	0	0	2	
<b>Sam Bowen, R</b> OBP: 0.300, SLG: 0.125 (1, 8)										2	0	0	0	2	1	2	
<b>Inning Stats</b>	R: 0 E: 0 K: 1 S: 4	H: 0 LOB: 0 BB: 1 P: 8	R: 0 E: 0 K: 2 S: 8	H: 1 LOB: 1 BB: 0 P: 8	R: 0 E: 0 K: 0 S: 3	H: 0 LOB: 1 BB: 1 P: 7	R: 1 E: 0 K: 0 S: 4	H: 1 LOB: 2 BB: 0 P: 4	R: 0 E: 0 K: 2 S: 8	H: 0 LOB: 2 BB: 2 P: 11	R: 0 E: 0 K: 1 S: 6	H: 1 LOB: 1 BB: 0 P: 6	R: 2 E: 0 K: 1 S: 8	H: 3 LOB: 1 BB: 0 P: 8	1B: 6 2B: 2 3B: 0 HR: 1	SF: 1 SAC: 0 DP: 2 HBP: 0	WP: 1 PA: 39 PB: 0 SB: 0 CS: 0
<b>PITCHER</b>	IP	WLS	BF	H	R	ER	SO	BB	IBB	HBP	BLK	WP	HR	S	P	ERA	WHIP
<b>Rick Waits, L</b> ERA: 4.39 (1, 1)	9.0	W	39	9	4	4	8	5	0	0	0	1	1	50	70	4.00	1.556

AB 33  
R 4  
H 9  
RBI 3  
BB 5  
SO 8  
LOB 18



Batter	1	2	3	4	5	6	7	8	9	AB	R	H	RBI	BB	SO	LOB	BOTTOM		
<b>Miguel Dilone, S</b> OBP: 0.380, SLG: 0.432 (1, 7)										5	0	1	1	0	1	1	<b>Boston Red Sox @ Cleveland Indians</b> Cleveland Municipal Stadium, Cleveland, OH Wed Sep 10 1980, 7:05 PM EDT Alt. 5,242 - Unknown - 69 F		
<b>Alan Bannister, R</b> OBP: 0.340, SLG: 0.367 (1, 9)										4	2	2	0	0	0	2			
<b>Mike Hargrove, L</b> OBP: 0.315, SLG: 0.409 (1, 3)										4	2	2	1	0	0	0			
<b>Joe Charboneau, R</b> OBP: 0.357, SLG: 0.483 (1, 10)										3	1	2	0	1	1	0			
<b>Toby Harrah, R</b> OBP: 0.376, SLG: 0.384 (1, 5)										3	1	1	0	1	0	4			
<b>Bo Diaz, R</b> OBP: 0.281, SLG: 0.346 (6, FH) (7, 2)										2	0	1	2	0	0	1			
<b>Ron Hassey, L</b> OBP: 0.376, SLG: 0.428 (6, FH) (7, 2)										2	0	0	1	0	0	3			
<b>Rick Manning, L</b> OBP: 0.332, SLG: 0.303 (1, 8)										3	1	0	0	1	0	3			
<b>Dave Rosello, R</b> OBP: 0.261, SLG: 0.308 (1, 4)										4	0	2	2	0	0	0			
<b>Jerry Dybzinski, R</b> OBP: 0.277, SLG: 0.296 (1, 6)										4	0	1	0	0	1	2			
<b>Inning Stats</b>	R: 0 E: 0 K: 0 S: 3	H: 0 LOB: 0 BB: 0 P: 3	R: 0 E: 0 K: 1 S: 6	H: 1 LOB: 0 BB: 0 P: 6	R: 0 E: 0 K: 2 S: 7	H: 0 LOB: 0 BB: 0 P: 7	R: 2 E: 0 K: 0 S: 5	H: 3 LOB: 1 BB: 1 P: 9	R: 0 E: 0 K: 0 S: 3	H: 1 LOB: 0 BB: 0 P: 3	R: 5 E: 0 K: 0 S: 8	H: 5 LOB: 2 BB: 2 P: 16	R: 0 E: 0 K: 0 S: 4	H: 1 LOB: 1 BB: 0 P: 4	R: 0 E: 0 K: 0 S: 4	H: 1 LOB: 1 BB: 0 P: 4	1B: 9 2B: 4 3B: 0 HR: 0	SF: 0 SAC: 0 DP: 1 HBP: 0	WP: 0 PA: 37 PB: 0 SB: 0 CS: 0
<b>PITCHER</b>	IP	WLS	BF	H	R	ER	SO	BB	IBB	HBP	BLK	WP	HR	S	P	ERA	WHIP		
<b>John Tudor, L</b> ERA: 2.99 (1, 1)	5.0	L	22	8	5	5	3	1	0	0	0	0	0	27	31	9.00	1.800		
<b>Bill Campbell, R</b> ERA: 4.97 (6, 1)	0.1		4	1	1	1	0	2	0	0	0	0	0	2	10	27.00	9.000		
<b>Skip Lockwood, R</b> ERA: 5.32 (6, 1)	2.2		11	3	1	1	0	0	0	0	0	0	0	11	11	3.38	1.125		

AB 34  
R 7  
H 12  
RBI 7  
BB 3  
SO 3  
LOB 16







Batter	1	2	3	4	5	6	7	8	9	AB	R	H	RBI	BB	SO	LOB	TOP								
<b>Rick Peters, S</b> OBP: 0.376, SLG: 0.378 (1, 8)										5	1	1	1	0	2	0	<b>Detroit Tigers @ Cleveland Indians</b> Cleveland Municipal Stadium, Cleveland, OH Fri Sep 12 1980, 7:05 PM EDT Att: 9,961 - Unknown								
<b>Alan Trammell, R</b> OBP: 0.369, SLG: 0.390 (1, 6)										4	2	2	0	0	0	0									
<b>Tim Corcoran, L</b> OBP: 0.344, SLG: 0.384 (1, 3)										4	0	2	0	0	0	1									
<b>Champ Summers, L</b> OBP: 0.389, SLG: 0.500 (1, 10)										4	1	2	2	0	0	2									
<b>John Wockenfuss, R</b> OBP: 0.383, SLG: 0.438 <b>Dave Stegman, R</b> OBP: 0.259, SLG: 0.272 (1, 7) (8, 7)										3	0	0	0	1	0	3									
<b>Lance Parrish, R</b> OBP: 0.319, SLG: 0.494 (1, 2)										0	0	0	0	0	0	0									
<b>Al Cowens, R</b> OBP: 0.328, SLG: 0.339 (1, 9)										3	0	0	0	0	1	2									
<b>Tom Brookens, R</b> OBP: 0.320, SLG: 0.406 (1, 5)										4	1	1	1	0	1	1									
<b>Lou Whitaker, L</b> OBP: 0.330, SLG: 0.264 (1, 4)										4	0	0	0	0	1	2									
<b>Inning Stats</b>	R: 1 E: 0 K: 1 S: 7	H: 2 LOB: 1 BB: 0 P: 7	R: 0 E: 0 K: 1 S: 5	H: 0 LOB: 0 BB: 0 P: 5	R: 0 E: 0 K: 1 S: 5	H: 0 LOB: 0 BB: 0 P: 5	R: 0 E: 0 K: 0 S: 3	H: 1 LOB: 0 BB: 0 P: 3	R: 2 E: 0 K: 0 S: 5	H: 3 LOB: 0 BB: 0 P: 5	R: 0 E: 0 K: 0 S: 4	H: 1 LOB: 1 BB: 0 P: 4	R: 0 E: 0 K: 1 S: 6	H: 1 LOB: 0 BB: 0 P: 6	R: 3 E: 1 K: 1 S: 8	H: 2 LOB: 1 BB: 1 P: 12	R: 0 E: 0 K: 0 S: 3	H: 0 LOB: 0 BB: 0 P: 3	1B: 8 2B: 0 3B: 1 HR: 1	SF: 0 SAC: 1 DP: 1 HBP: 0	WP: 2 PB: 0 SB: 5 CS: 1	PA: 38			
<b>PITCHER</b>	IP	WLS	BF	H	R	ER	SO	BB	IBB	HBP	BLK	WP	HR	S	P	ERA	WHIP								
<b>Len Barker, R</b> ERA: 3.76 (1, 1)	7.1	L	32	10	6	5	4	1	0	0	0	2	1	39	43	6.14	1.500								
<b>Sandy Whitol, R</b> ERA: 3.05 (8, 1)	1.2		5	0	0	0	1	0	0	0	0	0	0	7	7	0.00	0.000								

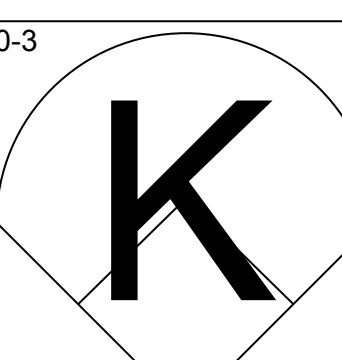
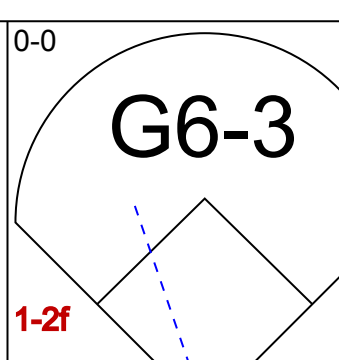
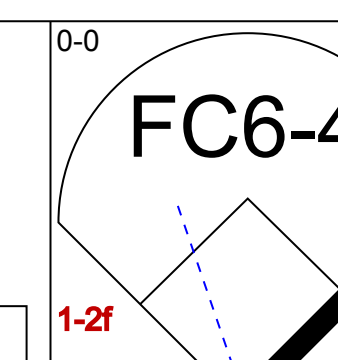
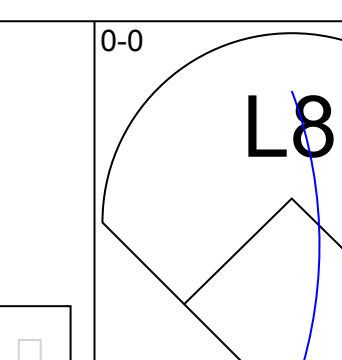
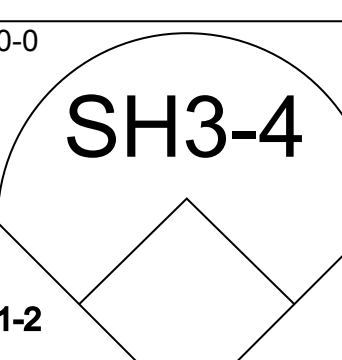
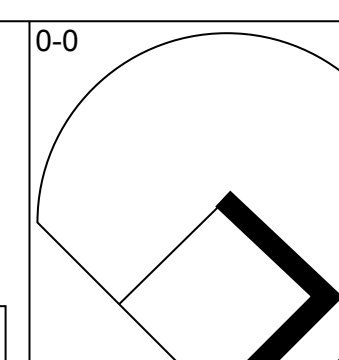
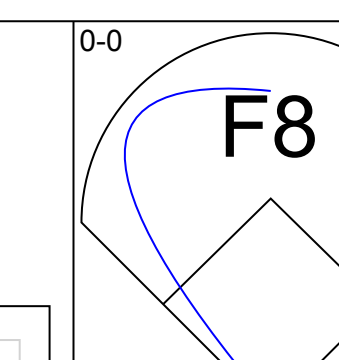
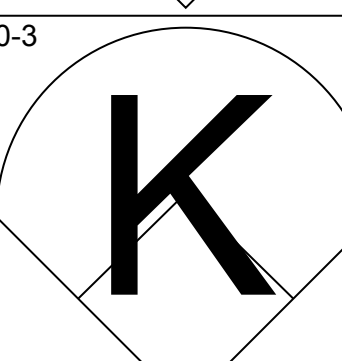
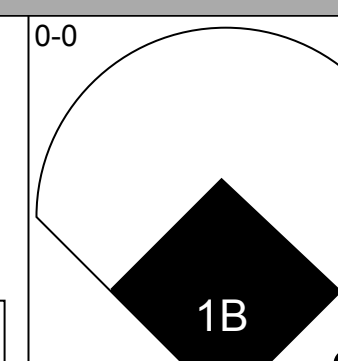
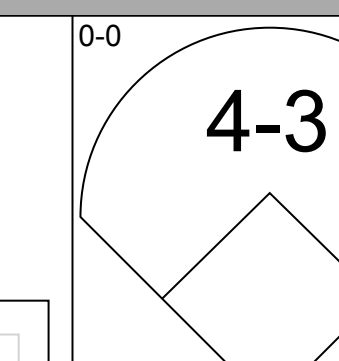
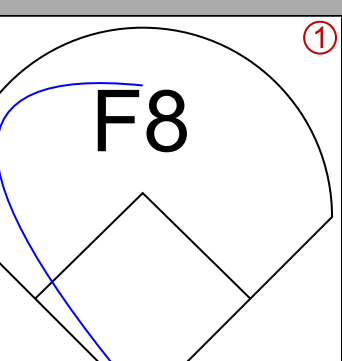
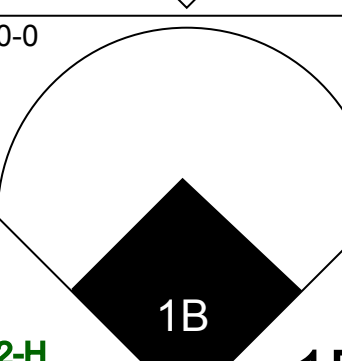
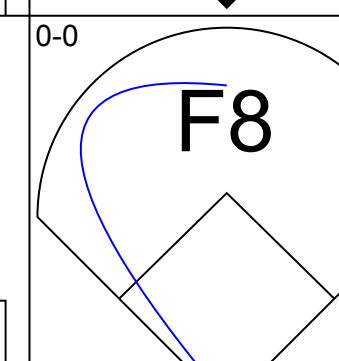
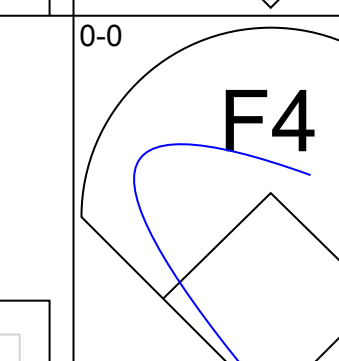
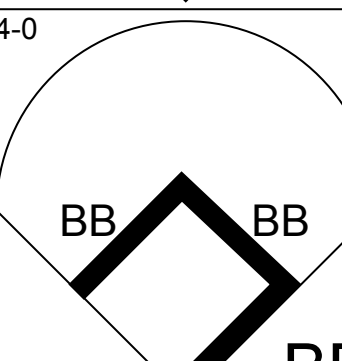
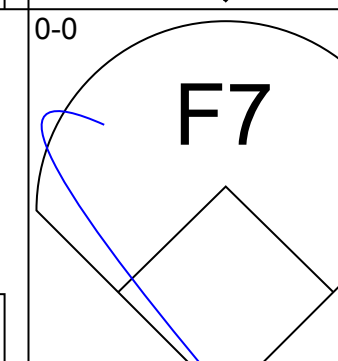
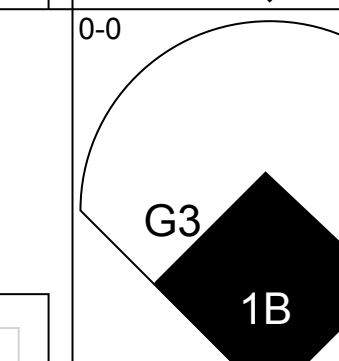
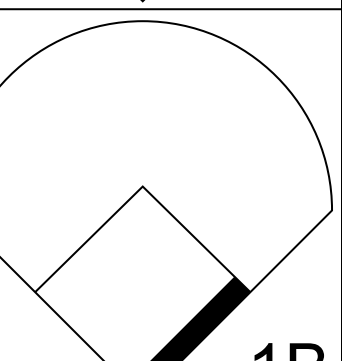
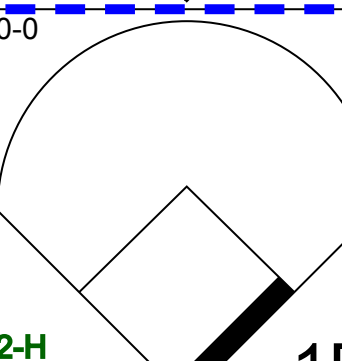
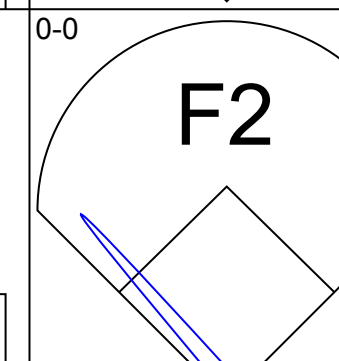
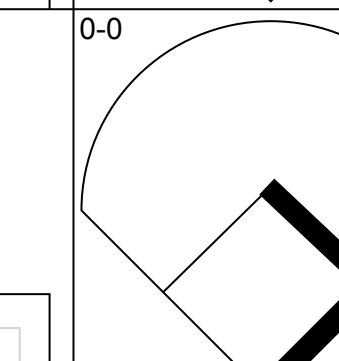
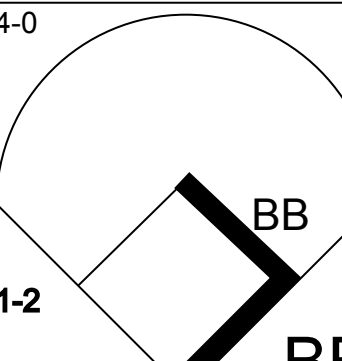
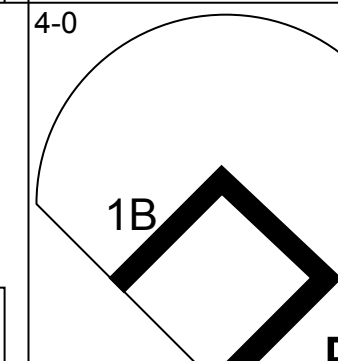
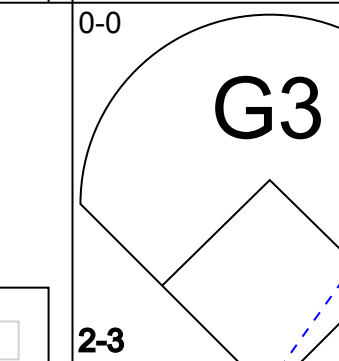
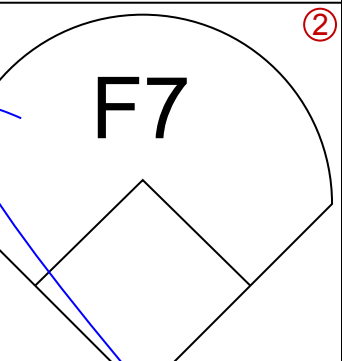
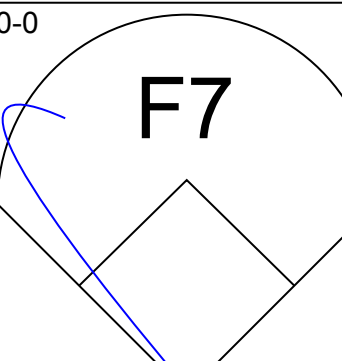

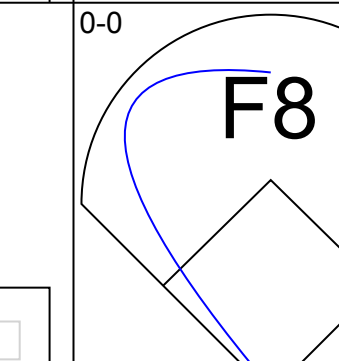
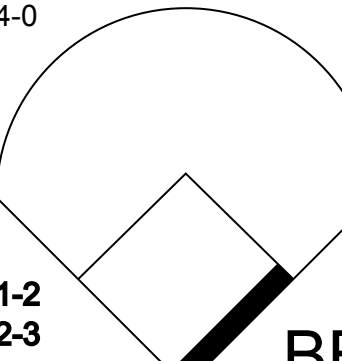
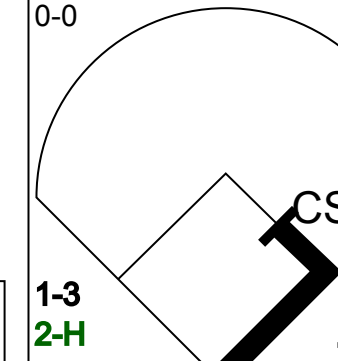
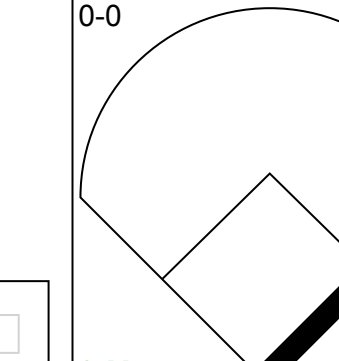
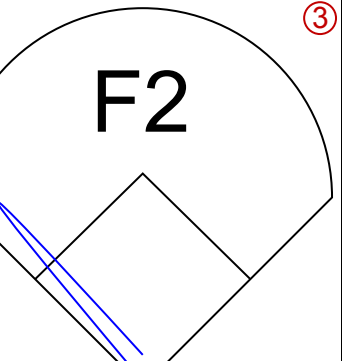
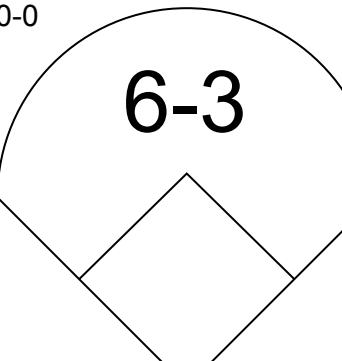

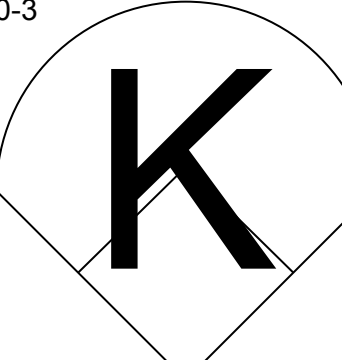
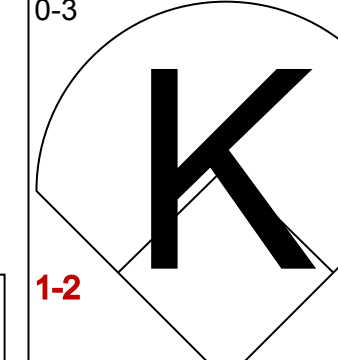
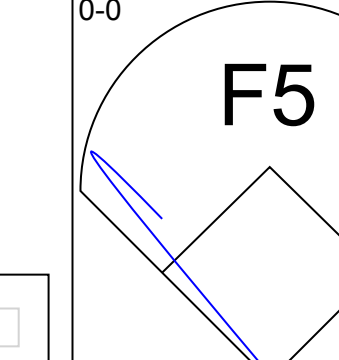








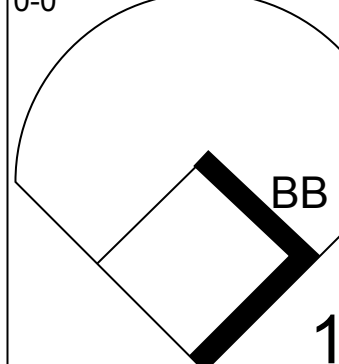
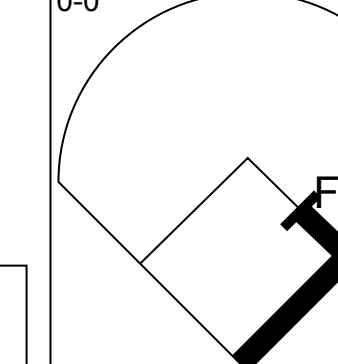
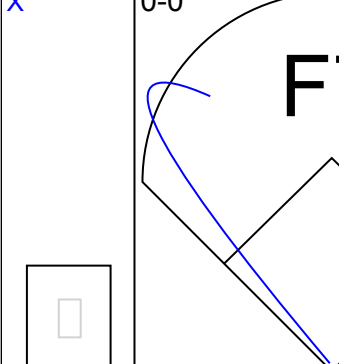





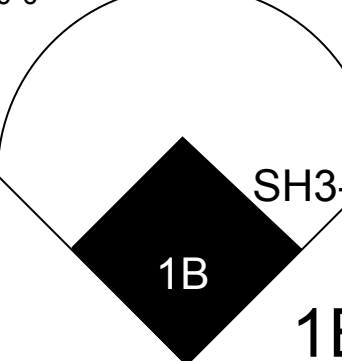
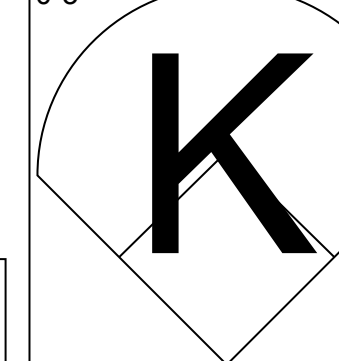
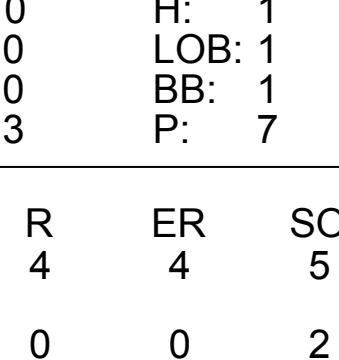
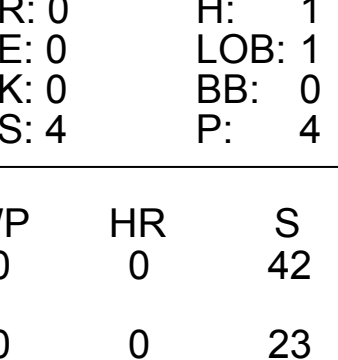

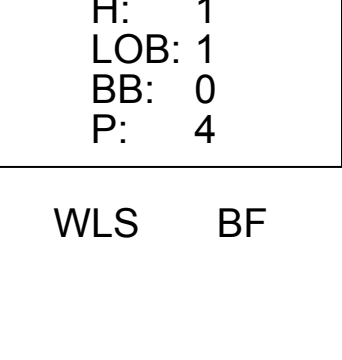
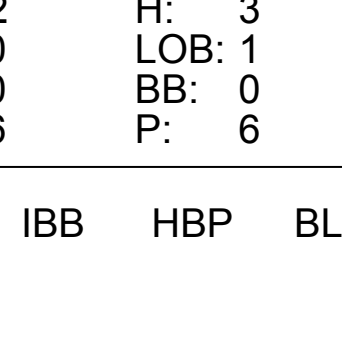
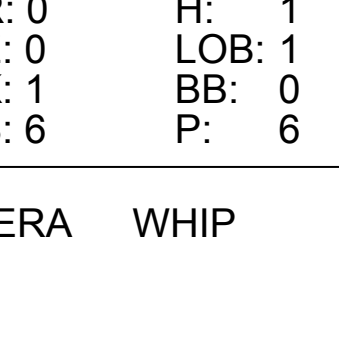
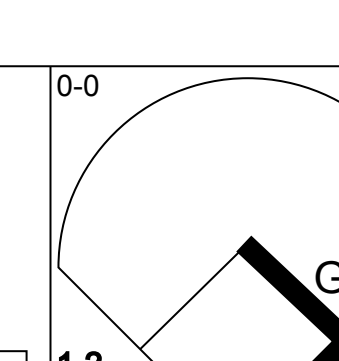








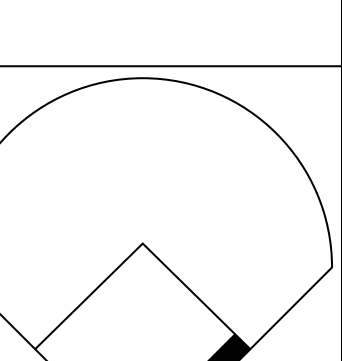
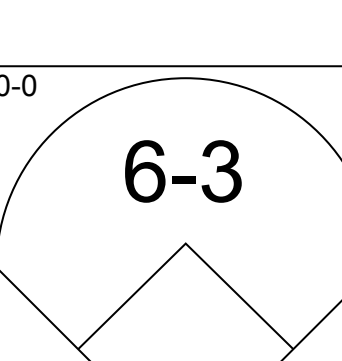

Batter	1	2	3	4	5	6	7	8	9	AB	R	H	RBI	BB	SO	LOB	BOTTOM								
<b>Miguel Dilone, S</b> OBP: 0.384, SLG: 0.436 (1, 7)										5	1	4	1	0	0	2	<b>Detroit Tigers @ Cleveland Indians</b> Cleveland Municipal Stadium, Cleveland, OH Fri Sep 12 1980, 7:05 PM EDT Att: 9,961 - Unknown								
<b>Dell Alton, L</b> OBP: 0.277, SLG: 0.333 (1, 9)										3	0	1	0	0	1	2									
<b>Mike Hargrove, L</b> OBP: 0.315, SLG: 0.408 (1, 3)										1	0	0	1	2	0	0									
<b>Joe Charboneau, R</b> OBP: 0.354, SLG: 0.480 (1, 10)										3	0	0	1	0	0	4									
<b>Toby Harrah, R</b> OBP: 0.373, SLG: 0.380 (1, 5)										4	0	0	0	0	0	3									
<b>Ron Hassey, L</b> OBP: 0.376, SLG: 0.426 <b>Bo Diaz, R</b> OBP: 0.259, SLG: 0.344 (1, 2) (8, 2)										2	0	0	0	1	0	0									
<b>Alan Bannister, R</b> OBP: 0.339, SLG: 0.363 (1, 4)										3	0	0	0	1	1	1									
<b>Rick Manning, L</b> OBP: 0.331, SLG: 0.302 (1, 8)										4	0	1	0	0	1	2									
<b>Tom Verzyer, R</b> OBP: 0.316, SLG: 0.344 (1, 6)										3	2	2	0	0	0	0									
<b>Inning Stats</b>	R: 0 E: 0 K: 0 S: 3	H: 1 LOB: 2 BB: 1 P: 8	R: 0 E: 0 K: 1 S: 5	H: 0 LOB: 0 BB: 0 P: 5	R: 1 E: 1 K: 1 S: 5	H: 1 LOB: 1 BB: 1 P: 10	R: 0 E: 0 K: 0 S: 3	H: 0 LOB: 1 BB: 1 P: 7	R: 2 E: 0 K: 0 S: 5	H: 3 LOB: 0 BB: 0 P: 5	R: 0 E: 0 K: 1 S: 5	H: 0 LOB: 1 BB: 1 P: 9	R: 0 E: 0 K: 0 S: 3	H: 1 LOB: 0 BB: 0 P: 3	R: 0 E: 0 K: 0 S: 3	H: 0 LOB: 0 BB: 0 P: 3	R: 0 E: 0 K: 0 S: 5	H: 2 LOB: 2 BB: 0 P: 5	1B: 8 2B: 0 3B: 0 HR: 0	SF: 2 SAC: 0 DP: 1 HBP: 2	WP: 0 PB: 1 SB: 2 CS: 3	PA: 38			
<b>PITCHER</b>	IP	WLS	BF	H	R	ER	SO	BB	IBB	HBP	BLK	WP	HR	S	P	ERA	WHIP								
<b>Mark Fidrych, R</b> ERA: 4.42 (1, 1)	0.0		20	4	3	2	2	3	0	1	0	0	0	20	33	3.60	1.400								
<b>Roger Weaver, R</b> ERA: 2.4 (1, 1)	5.0		20	4	3	2	2	3	0	1	0	0	0	20	33	3.60	1.400								
<b>Aurelio Lopez, R</b> ERA: 3.61 (6, 1)	4.0	W	15	3	0	0	1	1	0	0	0	0	0	16	20	0.00	1.000								



Batter	1	2	3	4	5	6	7	8	9	10	11	12	13	AB R H RBI BB SO LOB	TOP																			
<b>Rick Peters, S</b> OBP: 0.373, SLG: 0.374 (1.8)	K		4-3		G3		L9		4-1			L7		7 0 1 0 0 1 2	<b>Detroit Tigers @ Cleveland Indians</b> Cleveland Municipal Stadium, Cleveland, OH Sat Sep 13 1980, 3:33 AM EDT Att: 6,380 - Unknown - 85 F  <b>AB 51</b> <b>R 7</b> <b>H 12</b> <b>RBI 5</b> <b>BB 5</b> <b>SO 4</b> <b>LOB 21</b> 																			
<b>Alan Trammell, R</b> OBP: 0.364, SLG: 0.384 (1.6)	6-3		K			F7		6-3		F8		6-3	F8	7 0 0 0 0 1 2																				
<b>Tim Corcoran, L</b> OBP: 0.344, SLG: 0.377 (6, PH)														2 0 0 0 1 0 0																				
<b>Lynn Jones, R</b> OBP: 0.286, SLG: 0.281 (8, 3)	F9													0 1 0 0 1 0 0																				
<b>Stan Pass, R</b> OBP: 0.264, SLG: 0.458 (8, 3)														2 0 0 0 0 0 0																				
<b>Champ Summers, L</b> OBP: 0.397, SLG: 0.513 (1, 10)														4 3 3 1 2 0 1																				
<b>John Wockenfuss, R</b> OBP: 0.389, SLG: 0.433 (8, PH)														3 0 0 0 0 0 2																				
<b>Steve Kemp, L</b> OBP: 0.387, SLG: 0.475 (8, 7)														3 0 2 0 0 0 1																				
<b>Lance Parrish, R</b> OBP: 0.321, SLG: 0.494 (1, 2)														6 2 3 1 0 0 4																				
<b>Al Cowens, R</b> OBP: 0.326, SLG: 0.335 (1, 9)														5 0 0 0 1 0 5																				
<b>Tom Brookens, R</b> OBP: 0.316, SLG: 0.400 (1, 5)														6 1 0 0 0 0 4																				
<b>Lou Whitaker, L</b> OBP: 0.332, SLG: 0.267 (1, 4)														6 0 3 3 0 2 0																				
<b>Inning Stats</b>	R: 0 E: 0 K: 1 S: 5	H: 0 LOB: 0 BB: 0 P: 5	R: 0 E: 0 K: 0 S: 3	H: 0 LOB: 2 BB: 2 P: 11	R: 0 E: 0 K: 1 S: 5	H: 0 LOB: 0 BB: 0 P: 5	R: 0 E: 0 K: 0 S: 3	H: 1 LOB: 1 BB: 1 P: 7	R: 0 E: 0 K: 0 S: 4	H: 1 LOB: 0 BB: 0 P: 4	R: 1 E: 0 K: 2 S: 5	H: 2 LOB: 1 BB: 0 P: 5	R: 2 E: 1 K: 0 S: 5	H: 3 LOB: 1 BB: 1 P: 9		R: 0 E: 0 K: 1 S: 5	H: 0 LOB: 0 BB: 0 P: 5	R: 0 E: 0 K: 0 S: 3	H: 0 LOB: 0 BB: 0 P: 3	R: 3 E: 1 K: 0 S: 8	H: 4 LOB: 2 BB: 0 P: 8	1B: 11 2B: 0 3B: 0 HR: 1	SF: 0 SAC: 0 DP: 1 HBP: 0	W/P: 2 PB: 0 SB: 1 CS: 0	PA: 56									
<b>PITCHER</b>	IP WLS BF H R ER SO BB IBB HBP BLK WP HR S P ERA WHIP																																	
<b>Wayne Garland, R</b> ERA: 4.36 (1, 1)	7.0	3	28	4	2	2	2	2	3	0	0	0	0	0	0	0	2	29	41	2.57	1.000													
<b>Sid Monge, L</b> ERA: 3.48 (8, 1)	0.1	3	1	2	2	0	1	0	0	0	0	0	0	0	0	0	2	6	54.00	6.000														
<b>Sandy Whitol, R</b> ERA: 2.59 (8, 1)	3.2	14	3	0	0	2	1	0	0	0	0	0	0	0	0	0	17	21	0.00	1.091														
<b>Mike Stanton, R</b> ERA: 5.72 (12, 1)	2.0	L	11	4	3	0	0	0	0	0	0	0	0	0	0	0	11	11	0.00	2.000														

Batter	1	2	3	4	5	6	7	8	9	10	11	12	13	AB R H RBI BB SO LOB	BOTTOM																		
<b>Miguel Dilone, S</b> OBP: 0.386, SLG: 0.444 (1, 7)														6 1 3 2 0 1 0	<b>Detroit Tigers @ Cleveland Indians</b> Cleveland Municipal Stadium, Cleveland, OH Sat Sep 13 1980, 3:33 AM EDT Att: 6,380 - Unknown - 85 F  <b>AB 48</b> <b>R 4</b> <b>H 14</b> <b>RBI 4</b> <b>BB 3</b> <b>SO 6</b> <b>LOB 22</b> 																		
<b>Alan Bannister, R</b> OBP: 0.336, SLG: 0.359 (1, 9)														6 0 1 1 0 0 3																			
<b>Mike Hargrove, L</b> OBP: 0.413, SLG: 0.405 (1, 3)														6 0 1 0 0 0 1																			
<b>Ron Hassey, L</b> OBP: 0.380, SLG: 0.426 (1, 2)														4 0 2 0 2 2 1																			
<b>Toby Harrah, R</b> OBP: 0.375, SLG: 0.385 (1, 5)														5 1 2 0 0 0 2																			
<b>Jerry Dybzinski, R</b> OBP: 0.123, SLG: 0.200 (13, PR)														0 0 0 0 0 0 0																			
<b>Joe Charboneau, R</b> OBP: 0.355, SLG: 0.480 (6, PH)														2 1 1 1 0 0 2																			
<b>Gary Alexander, R</b> OBP: 0.267, SLG: 0.345 (6, PH)														4 0 0 0 0 2 2																			
<b>Rick Manning, L</b> OBP: 0.335, SLG: 0.308 (1, 8)														6 1 4 0 0 0 2																			
<b>Jack Brohamer, L</b> OBP: 0.306, SLG: 0.303 (1, 4)														3 0 0 0 1 0 2																			
<b>Dave Tobik, R</b> OBP: 0.123, SLG: 0.200 (11, PH)														1 0 0 0 0 1 1																			
<b>Dave Rosello, R</b> OBP: 0.261, SLG: 0.308 (12, 4)														0 0 0 0 0 0 0																			
<b>Tom Verzyer, R</b> OBP: 0.311, SLG: 0.338 (1, 6)														5 0 0 0 0 0 6																			
<b>Inning Stats</b>	R: 1 E: 0 K: 0 S: 5	H: 3 LOB: 2 BB: 1 P: 9	R: 0 E: 1 K: 0 S: 3	H: 0 LOB: 0 BB: 0 P: 3	R: 0 E: 0 K: 0 S: 3	H: 0 LOB: 0 BB: 0 P: 3	R: 3 E: 0 K: 1 S: 9	H: 4 LOB: 2 BB: 1 P: 13	R: 0 E: 0 K: 0 S: 6	H: 1 LOB: 0 BB: 0 P: 6	R: 0 E: 0 K: 2 S: 8	H: 1 LOB: 1 BB: 0 P: 8	R: 0 E: 0 K: 0 S: 4	H: 1 LOB: 1 BB: 0 P: 4	R: 0 E: 0 K: 0 S: 3	H: 1 LOB: 0 BB: 0 P: 3	R: 0 E: 0 K: 1 S: 6	H: 1 LOB: 1 BB: 0 P: 6	R: 0 E: 0 K: 0 S: 3	H: 0 LOB: 0 BB: 0 P: 3	R: 0 E: 0 K: 1 S: 4	H: 0 LOB: 2 BB: 1 P: 9	1B: 11 2B: 2 3B: 2 HR: 0	SF: 0 SAC: 0 DP: 5 HBP: 1	W/P: 0 PB: 0 SB: 1 CS: 2	PA: 52							
<b>PITCHER</b>	IP WLS BF H R ER SO BB IBB HBP BLK WP HR S P ERA WHIP																																
<b>Milt Wilcox, R</b> ERA: 4.29 (1, 1)	3.2	19	7	4	4	1	2	0	0	0	0	0	0	0	0	0	19	27	9.82	2.455													
<b>Dave Tobik, R</b> ERA: 4.78 (4, 1)	5.1	19	5	0	0	3	0	0	0	0	0	0	0	0	0	0	25	25	0.00	0.938													
<b>Pat Underwood, L</b> ERA: 3.7 (10, 1)	3.0	W	12	2	0	0	1	1	0	0	0	0	0	0	0	0	12	17	0.00	1.000													
<b>Dave Rozema, R</b> ERA: 4.26 (13, 1)	1.0	S	2	0	0	0	1	0	0	0	0	0	0	0	0	0	4	4	0.00	0.000													

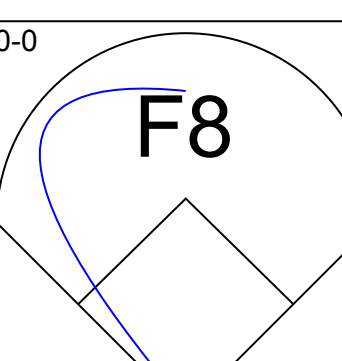
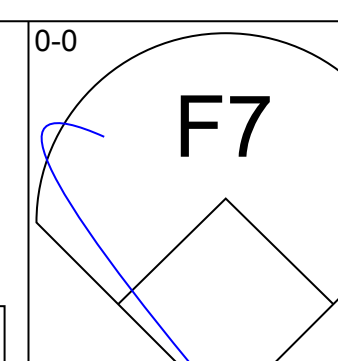
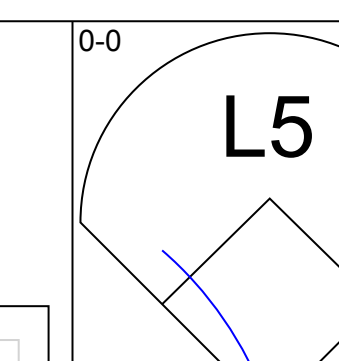
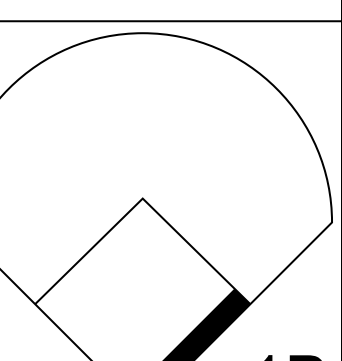
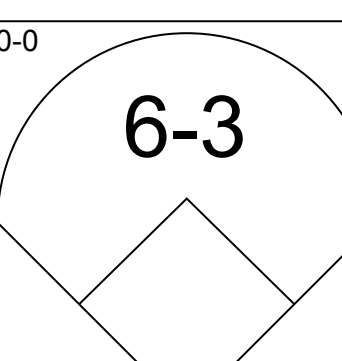


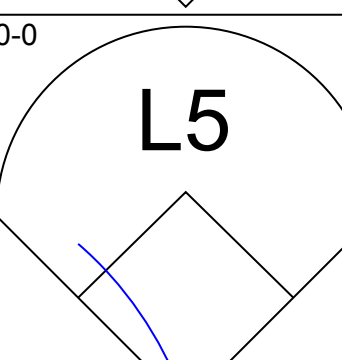
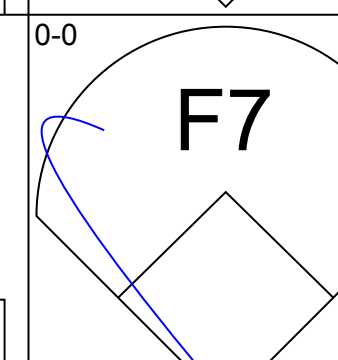
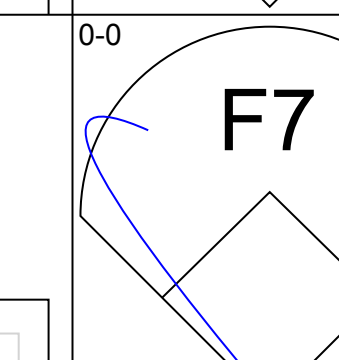
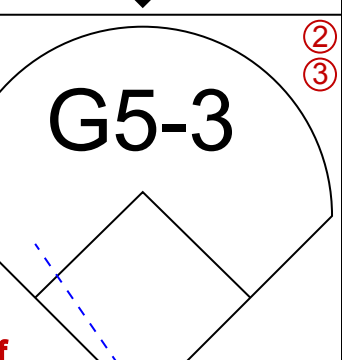



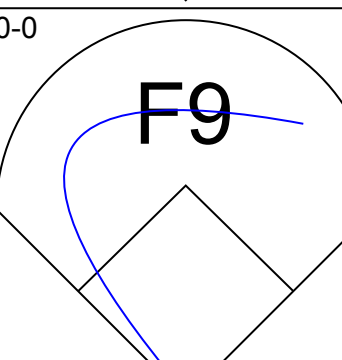

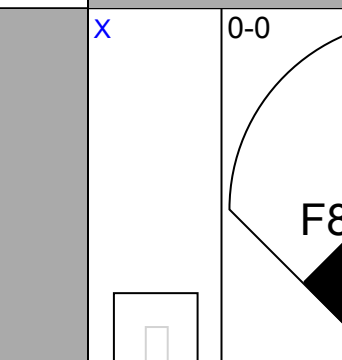
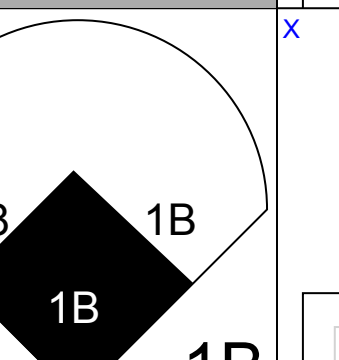
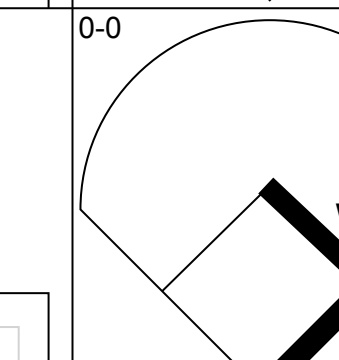
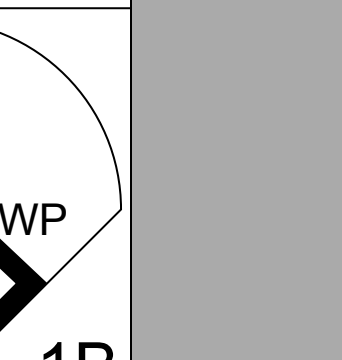



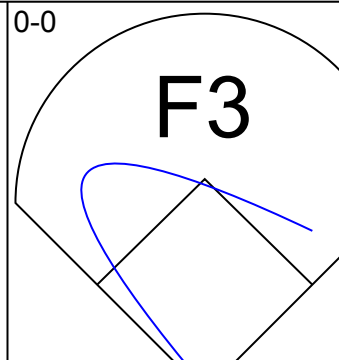
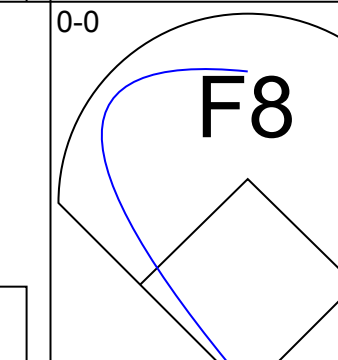
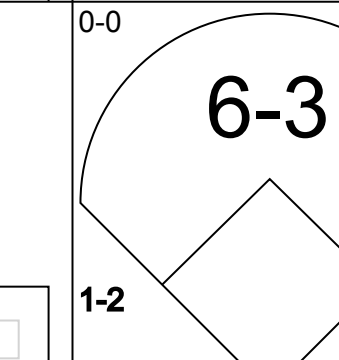



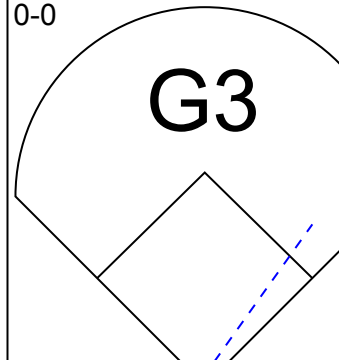
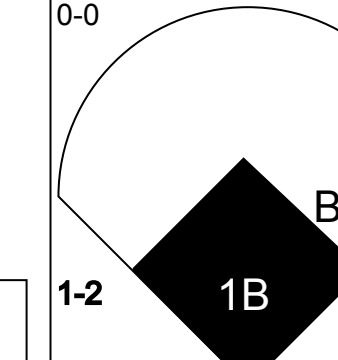



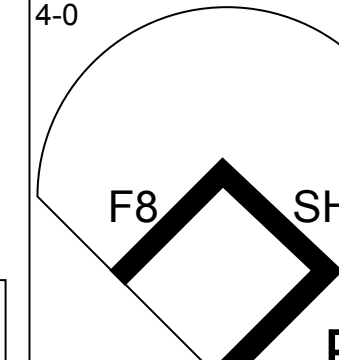
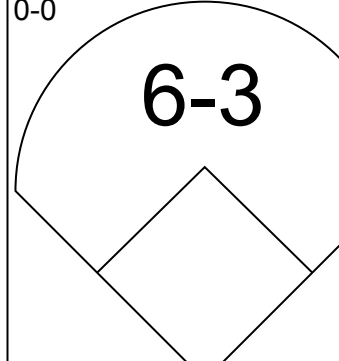
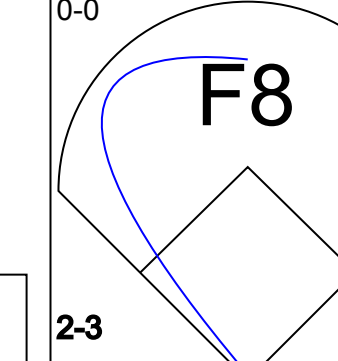
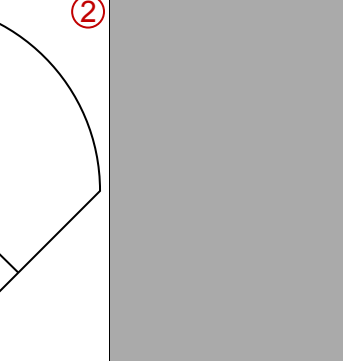

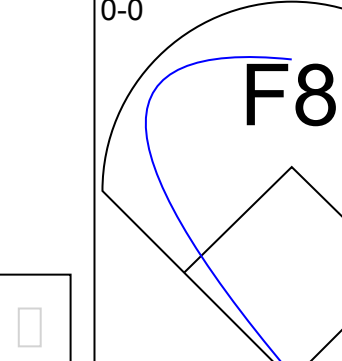

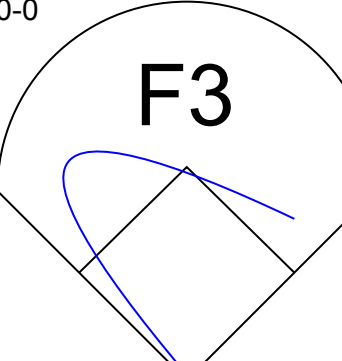
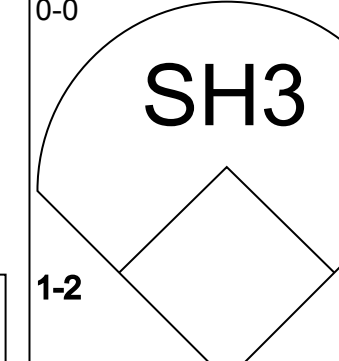
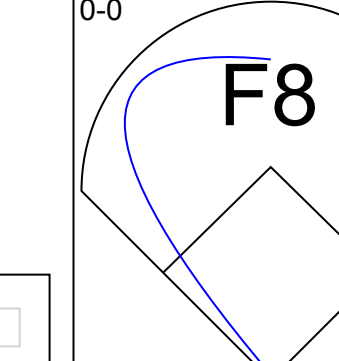

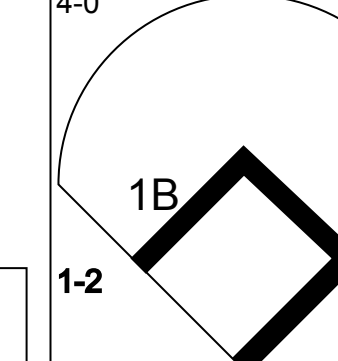


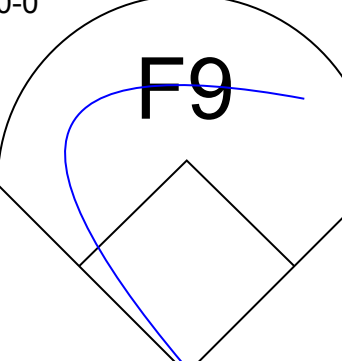
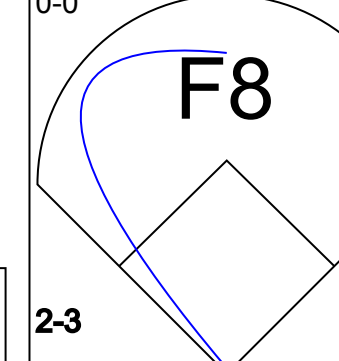
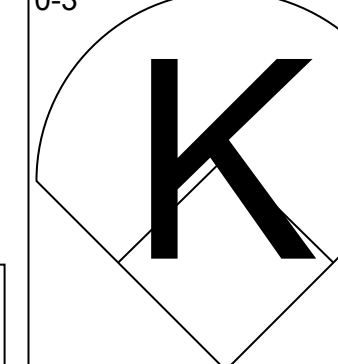
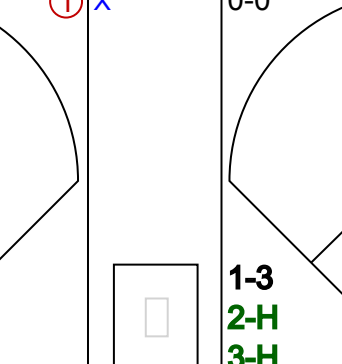
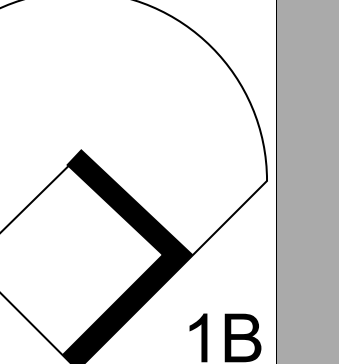

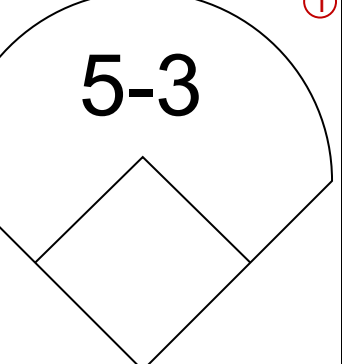
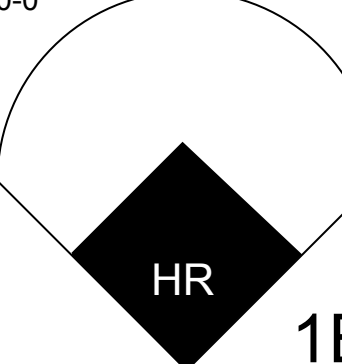
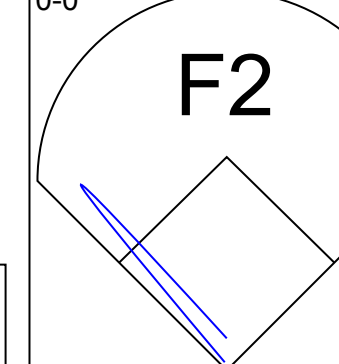
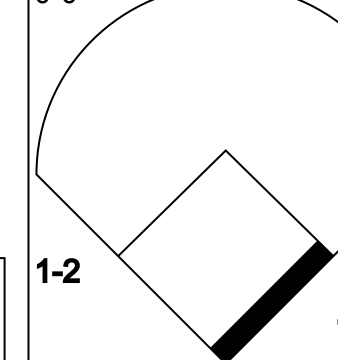
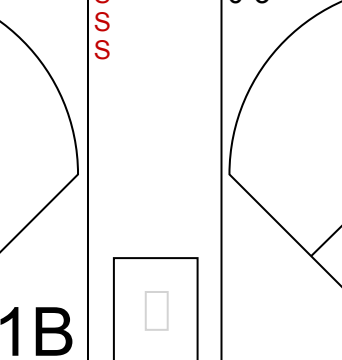


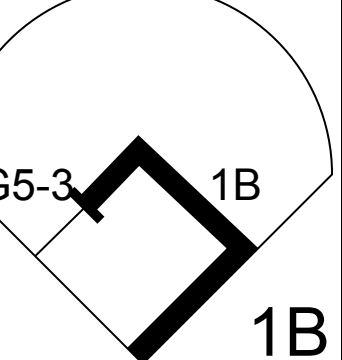
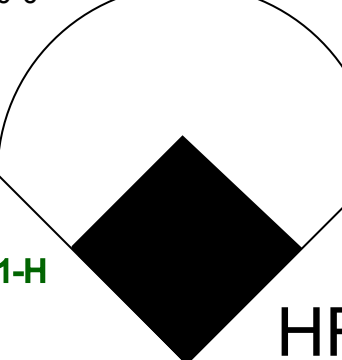

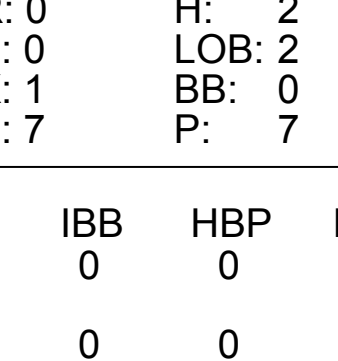
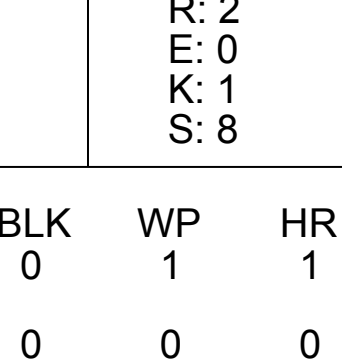
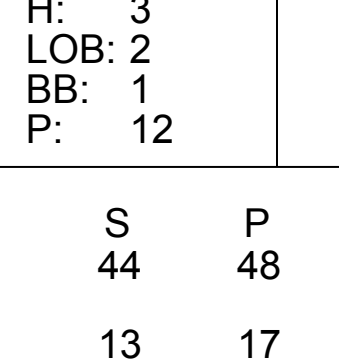
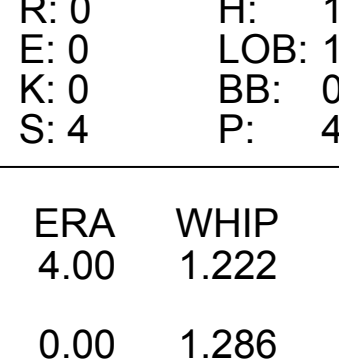
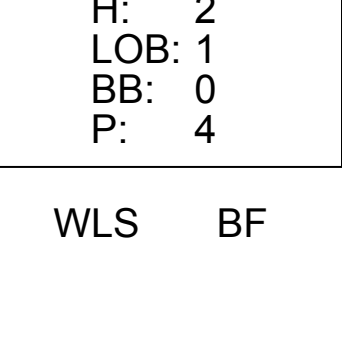
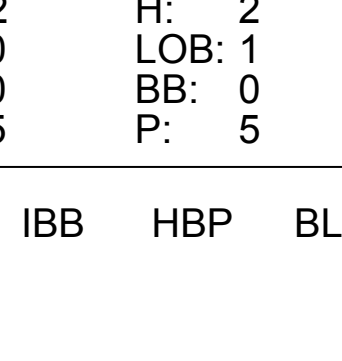
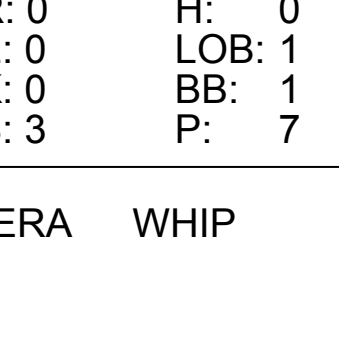









Batter	1	2	3	4	5	6	7	8	9	10	11	12	13	AB	R	H	RBI	BB	SO	LOB	TOP					
<b>Rick Peters, S</b> OBP: 0.370, SLG: 0.373 (1, 8)														6	0	1	0	0	1	4						
<b>Alan Trammell, R</b> OBP: 0.363, SLG: 0.385 (1, 6)														7	2	2	1	0	1	1						
<b>Tim Corcoran, L</b> OBP: 0.362, SLG: 0.408 (1, 3)														6	1	4	1	1	0	2						
<b>Champ Summers, L</b> OBP: 0.397, SLG: 0.508 (9, 7)														3	0	0	0	2	0	3						
<b>Richie Hebner, L</b> OBP: 0.361, SLG: 0.472 (12, PH)														5	0	2	2	1	0	3						
<b>John Wockenfuss, R</b> OBP: 0.382, SLG: 0.433 (1, 2)														5	0	2	2	1	0	3						
<b>Lance Parrish, R</b> OBP: 0.319, SLG: 0.490 (1, 10)														6	0	1	0	0	4	6						
<b>Al Cowens, R</b> OBP: 0.324, SLG: 0.331 (1, 9)														5	0	0	0	1	0	2						
<b>Tom Brookins, R</b> OBP: 0.317, SLG: 0.400 (1, 5)														5	0	2	0	0	0	1						
<b>Steve Kemp, L</b> OBP: 0.299, SLG: 0.475 (12, PH)														0	0	0	0	1	0	0						
<b>Mark Wagner, R</b> OBP: 0.314, SLG: 0.277 (12, 5)														0	0	0	0	0	0	0						
<b>Lou Whitaker, L</b> OBP: 0.332, SLG: 0.266 (1, 4)														5	1	1	0	1	1	5						
<b>Inning Stats</b>	R: 0 E: 0 K: 3 S: 9	H: 0 LOB: 3 BB: 3 P: 21	R: 0 E: 0 K: 0 S: 3	H: 1 LOB: 1 BB: 1 P: 7	R: 1 E: 0 K: 1 S: 6	H: 2 LOB: 1 BB: 1 P: 10	R: 0 E: 0 K: 0 S: 4	H: 1 LOB: 1 BB: 0 P: 4	R: 0 E: 0 K: 0 S: 5	H: 0 LOB: 0 BB: 0 P: 5	R: 1 E: 0 K: 0 S: 4	H: 2 LOB: 1 BB: 0 P: 5	R: 0 E: 0 K: 0 S: 5	H: 0 LOB: 0 BB: 0 P: 7	R: 0 E: 0 K: 0 S: 3	H: 0 LOB: 0 BB: 0 P: 5	R: 0 E: 0 K: 1 S: 6	H: 1 LOB: 1 BB: 0 P: 6	R: 0 E: 0 K: 1 S: 5	H: 2 LOB: 3 BB: 1 P: 9	R: 0 E: 0 K: 0 S: 4	H: 1 LOB: 1 BB: 0 P: 4	1B: 10 2B: 4 3B: 0 HR: 0	SF: 0 SAC: 1 DP: 1 HBP: 0	W/P: 0 PB: 0 SB: 2 CS: 1	PA: 58
<b>PITCHER</b>	IP WLS BF H R ER SO BB IBB HBP BLK WP HR S P ERA WHIP	8.1 38 9 4 4 5 6 0 0 0 0 0 0 42 66 4.32 1.800	4.2 20 5 0 0 2 1 0 0 0 0 0 0 23 27 0.00 1.286																							

Detroit Tigers @ Cleveland Indians  
Cleveland Municipal Stadium, Cleveland, OH  
Sun Sep 14 1980, 3:33 AM EDT  
Unknown

AB 50  
R 4  
H 14  
RBI 4  
BB 7  
SO 7  
LOB 28



Batter	1	2	3	4	5	6	7	8	9	10	11	12	13	AB	R	H	RBI	BB	SO	LOB	BOTTOM		
<b>Miguel Dilone, S</b> OBP: 0.350, SLG: 0.442 (1, 7)														6	0	2	0	0	0	3			
<b>Alan Bannister, R</b> OBP: 0.331, SLG: 0.352 (1, 9)														6	0	0	0	0	1	6			
<b>Mike Hargrove, L</b> OBP: 0.412, SLG: 0.404 (1, 3)														6	1	2	0	0	2	2			
<b>Gary Alexander, R</b> OBP: 0.299, SLG: 0.333 (1, 10)														4	0	0	0	0	1	2			
<b>Ron Hassey, L</b> OBP: 0.381, SLG: 0.425 (10, PH)														1	0	0	0	1	0	0			
<b>Toby Harrah, R</b> OBP: 0.374, SLG: 0.383 (1, 5)														5	1	1	0	1	0	3			
<b>Bo Diaz, R</b> OBP: 0.253, SLG: 0.335 (1, 2)														5	0	0	0	0	0	2			
<b>Dave Rosello, R</b> OBP: 0.266, SLG: 0.301 (1, 4)														5	1	1	0	1	0	1			
<b>Rick Manning, L</b> OBP: 0.335, SLG: 0.308 (9, PH)														3	0	1	2	0	1	1			
<b>Joe Charboneau, R</b> OBP: 0.356, SLG: 0.481 (9, PH)														1	0	1	0	0	0	0			
<b>Jerry Dybzinski, R</b> OBP: 0.276, SLG: 0.295 (10, 6)														1	1	0	0	0	0	1			
<b>Jack Brohamer, L</b> OBP: 0.304, SLG: 0.301 (13, PH)														1	0	0	0	0	0	1			
<b>Tom Verzer, R</b> OBP: 0.314, SLG: 0.341 (1, 6)														3	0	2	0	0	1	2			
<b>Gary Gray, R</b> OBP: 0.206, SLG: 0.364 (9, PH)														3	1	3	3	0	0	0			
<b>Inning Stats</b>	R: 0 E: 0 K: 0 S: 3	H: 0 LOB: 0 BB: 0 P: 3	R: 0 E: 0 K: 0 S: 3	H: 0 LOB: 0 BB: 0 P: 3	R: 0 E: 0 K: 1 S: 7	H: 2 LOB: 2 BB: 0 P: 7	R: 0 E: 0 K: 0 S: 4	H: 1 LOB: 1 BB: 0 P: 4	R: 0 E: 0 K: 0 S: 3	H: 0 LOB: 0 BB: 0 P: 3	R: 0 E: 0 K: 0 S: 5	H: 0 LOB: 0 BB: 0 P: 5	R: 0 E: 0 K: 0 S: 7	H: 2 LOB: 3 BB: 1 P: 11	R: 1 E: 1 K: 0 S: 4	H: 1 LOB: 1 BB: 0 P: 4	1B: 12 2B: 0 3B: 0 HR: 1	SF: 0 SAC: 1 DP: 1 HBP: 0	W/P: 1 PB: 0 SB: 0 CS: 0	PA: 54			
<b>PITCHER</b>	IP WLS BF H R ER SO BB IBB HBP BLK WP HR S P ERA WHIP	9.0 37 10 4 4 4 1 0 0 0 0 0 13 44 4.00 1.222	2.1 2 0 0 0 2 1 0 0 0 0 0 0 5 17 0.00 1.286	0.1 2 0 0 0 0 1 0 0 0 0 0 0 1 5 0.00 3.000	1.0 5 1 1 0 0 0 0 0 0 0 0 5 5 0.00 1.000																		

Detroit Tigers @ Cleveland Indians  
Cleveland Municipal Stadium, Cleveland, OH  
Sun Sep 14 1980, 3:33 AM EDT  
Unknown

AB 50  
R 5  
H 13  
RBI 5  
BB 3  
SO 6  
LOB 24





Batter	1	2	3	4	5	6	7	8	9	AB	R	H	RBI	BB	SO	LOB	TOP			
Lynn Jones, R OBP: 0.308, SLG: 0.286 (1, 8)	4-0 WP BB		G6-4-3 1-2					4-3		3	0	1	0	1	0	1	<b>Detroit Tigers @ Cleveland Indians</b> Cleveland Municipal Stadium, Cleveland, OH Sun Sep 14 1980, 3:38 AM EDT Att: 10,189 - Unknown			
Tom Brookens, R OBP: 0.316, SLG: 0.398 (1, 5)	0-0 F7						FC6-4 1B	F9		3	0	0	0	1	0	2				
John Wockenfuss, R OBP: 0.378, SLG: 0.427 (1, 7)	0-0 F3 1-2							6-3		4	0	0	0	0	1	2				
Lance Parrish, R OBP: 0.319, SLG: 0.490 (1, 10)	0-3 K							6-3		4	0	1	0	0	2	1				
Al Cowens, R OBP: 0.323, SLG: 0.333 (1, 9)		0-0 6-3						6-3		4	0	1	0	0	1	1				
Tim Corcoran, L OBP: 0.368, SLG: 0.410 Rick Peters, S OBP: 0.369, SLG: 0.372 (9, PH)		0-0 WP 1B						6-3		2	0	1	0	1	0	1				
Duffy Dyer, R OBP: 0.264, SLG: 0.316 (1, 2)		0-0 F7 1-2						F9		1	0	0	0	0	0	0				
Stan Papi, R OBP: 0.276, SLG: 0.444 (1, 4)		0-3 K						F2		3	0	0	0	0	2	1				
Mark Wagner, R OBP: 0.315, SLG: 0.269 (1, 6)								6-3		2	0	0	0	1	0	0				
<b>Inning Stats</b>	R: 0 E: 0 K: 1 S: 5	H: 0 LOB: 1 BB: 1 P: 9	R: 0 E: 0 K: 1 S: 6	H: 1 LOB: 1 BB: 0 P: 6	R: 0 E: 0 K: 1 S: 4	H: 0 LOB: 1 BB: 2 P: 12	R: 0 E: 0 K: 0 S: 3	H: 1 LOB: 1 BB: 1 P: 7	R: 0 E: 0 K: 1 S: 6	H: 1 LOB: 1 BB: 0 P: 6	R: 0 E: 0 K: 0 S: 3	H: 0 LOB: 0 BB: 0 P: 3	R: 0 E: 0 K: 1 S: 5	H: 0 LOB: 0 BB: 0 P: 5	R: 0 E: 0 K: 1 S: 5	H: 0 LOB: 0 BB: 0 P: 5		1B: 2 2B: 3 3B: 0 HR: 0	SF: 0 SAC: 0 DP: 2 HBP: 0	WP: 2 PB: 0 SB: 0 CS: 0
<b>PITCHER</b> Bob Ovchinko, L ERA: 5.4 (1, 1)	IP: 9.0 WLS: W BF: 33 H: 4 R: 0 ER: 0 SO: 6 BB: 4 IBB: 0 HBP: 0 BLK: 0 WP: 2 HR: 0 S: 41 P: 57 ERA: 0.00 WHIP: 0.889																			

Batter	1	2	3	4	5	6	7	8	9	AB	R	H	RBI	BB	SO	LOB	BOTTOM			
Miguel Dilone, S OBP: 0.384, SLG: 0.439 (1, 7)	4-0 E S 1B BB		K					4-3		3	1	0	0	1	2	0	<b>Detroit Tigers @ Cleveland Indians</b> Cleveland Municipal Stadium, Cleveland, OH Sun Sep 14 1980, 3:38 AM EDT Att: 10,189 - Unknown			
Alan Bannister, R OBP: 0.330, SLG: 0.351 (1, 9)	0-0 E 1B		F7					F8		4	1	1	1	0	0	0				
Mike Hargrove, L OBP: 0.311, SLG: 0.405 (1, 3)	0-0 E6 FC6-2 2B		F8					F9		4	0	1	1	0	1	0				
Ron Hassey, L OBP: 0.378, SLG: 0.422 (1, 2)	0-0 F8		L4					F9		3	0	0	0	0	0	1				
Gary Gray, R OBP: 0.194, SLG: 0.343 Toby Harrah, R OBP: 0.375, SLG: 0.383 (7, PH)	0-0 FC6-2 2B							SH1-3 BB		2	1	0	0	0	1	1				
Rick Manning, L OBP: 0.336, SLG: 0.311 (1, 8)	0-0 1B 2B							SH1-3		2	0	1	1	0	1	0				
Jack Brohamer, L OBP: 0.310, SLG: 0.304 (1, 4)	0-0 2H 1B							FC5-4 IBB		2	0	1	0	1	0	0				
Dave Rosello, R OBP: 0.268, SLG: 0.302 (1, 5)		0-0 F8						K		3	0	1	0	0	1	2				
Tom Veryzer, R OBP: 0.311, SLG: 0.338 (1, 6)		0-0 6-3						G6-3		3	0	0	0	0	0	3				
<b>Inning Stats</b>	R: 3 E: 1 K: 0 S: 6	H: 4 LOB: 2 BB: 1 P: 10	R: 0 E: 0 K: 1 S: 5	H: 0 LOB: 0 BB: 0 P: 5	R: 0 E: 0 K: 0 S: 3	H: 0 LOB: 0 BB: 0 P: 3	R: 0 E: 0 K: 2 S: 7	H: 0 LOB: 0 BB: 0 P: 7	R: 0 E: 0 K: 1 S: 5	H: 1 LOB: 0 BB: 0 P: 5	R: 0 E: 0 K: 1 S: 5	H: 0 LOB: 0 BB: 0 P: 5	R: 0 E: 0 K: 1 S: 5	H: 0 LOB: 2 BB: 2 P: 13	R: 0 E: 0 K: 0 S: 3	H: 0 LOB: 0 BB: 0 P: 3		1B: 3 2B: 2 3B: 0 HR: 0	SF: 0 SAC: 1 DP: 1 HBP: 0	WP: 0 PB: 0 SB: 1 CS: 0
<b>PITCHER</b> Dan Petry, R ERA: 3.91 (1, 1)	IP: 8.0 WLS: L BF: 30 H: 5 R: 3 ER: 3 SO: 6 BB: 2 IBB: 1 HBP: 0 BLK: 0 WP: 0 HR: 0 S: 39 P: 51 ERA: 3.38 WHIP: 0.875																			











Batter	1	2	3	4	5	6	7	8	9	AB	R	H	RBI	BB	SO	LOB	TOP	
Miguel Dilone, S OBP: 0.377, SLG: 0.431	1-3	4-3		F7			1-3		F6	5	0	0	0	0	0	2	Cleveland Indians @ Detroit Tigers Tiger Stadium, Detroit, MI Sat Sep 20 1980, 3:33 AM EDT Att: 10,985 - Unknown	
Jack Brohamer, L OBP: 0.308, SLG: 0.315	4-3		HR		4-3		E9		F6	5	1	1	1	0	0	0		
Mike Hargrove, L OBP: 0.310, SLG: 0.402 Gary Gray, R OBP: 0.191, SLG: 0.311	BB		4-3		1-3		F4		6-3	2	0	0	0	1	0	0		
Ron Hassey, L OBP: 0.384, SLG: 0.429	4-3		6-3		1B		G3			4	0	1	0	0	0	2		
Toby Harrah, R OBP: 0.379, SLG: 0.384 Dave Rosello, R OBP: 0.295, SLG: 0.323		BB 1B BLK	1B		F8				F8 1B 4-3 BB	1	1	0	0	2	0	1		
Alan Bannister, R OBP: 0.342, SLG: 0.374		BLK BB 1-2	1B		FC6-4		K		4-3 1B	4	0	3	0	0	1	0		
Gary Alexander, R OBP: 0.264, SLG: 0.368		F5	FC6-4		5-3		F8		F8	4	0	0	0	0	0	6		
Dell Alston, L OBP: 0.308, SLG: 0.348		BLK 1-2 2-3	BB		CS 1B		4-3		4-3	3	0	2	1	1	0	1		
Tom Verzyer, R OBP: 0.308, SLG: 0.333		K			F5		6-3		K	4	0	0	0	0	2	5		
<b>Inning Stats</b>	R: 0 E: 0 K: 0 S: 3	H: 0 LOB: 1 BB: 1 P: 7	R: 1 E: 0 K: 1 S: 6	H: 1 LOB: 2 BB: 2 P: 14	R: 1 E: 0 K: 0 S: 5	H: 2 LOB: 0 BB: 1 P: 9	R: 0 E: 0 K: 0 S: 3	H: 1 LOB: 1 BB: 0 P: 4	R: 0 E: 0 K: 1 S: 6	H: 0 LOB: 1 BB: 0 P: 4	R: 1 E: 0 K: 1 S: 6	H: 1 LOB: 1 BB: 1 P: 10	R: 0 E: 0 K: 0 S: 3	H: 0 LOB: 0 BB: 0 P: 3	1B: 6 2B: 0 3B: 0 HR: 1	SF: 0 SAC: 0 DP: 0 HBP: 0		WP: 0 PA: 39 PB: 0 SB: 0 CS: 1
<b>PITCHER</b>	IP WLS BF H R ER SO BB IBB HBP BLK WP HR S P ERA WHIP																	
Dan Petry, R ERA: 3.85	(1, 1)	7.0 W 31 6 2 2 2 4 0 0 0 1 0 1 31 47 2.57 1.429																
Jerry Ujdur, R ERA: 7.32	(8, 1)	2.0 8 1 1 1 1 1 0 0 0 0 0 0 9 13 4.50 1.000																

Batter	1	2	3	4	5	6	7	8	9	AB	R	H	RBI	BB	SO	LOB	BOTTOM		
Rick Peters, S OBP: 0.374, SLG: 0.380 Dave Stegman, R OBP: 0.267, SLG: 0.264	G6-4-3 1B	K		WP HR 1B	1B	K				4	3	3	0	0	1	1	Cleveland Indians @ Detroit Tigers Tiger Stadium, Detroit, MI Sat Sep 20 1980, 3:33 AM EDT Att: 10,985 - Unknown		
Alan Trammell, R OBP: 0.373, SLG: 0.392 Mark Wagner, R OBP: 0.311, SLG: 0.265	G6-4-3 BB		F7	HR BB	3B 1B		K		K	2	2	1	1	2	0	0			
Steve Kemp, L OBP: 0.392, SLG: 0.491	G6-4-3		L3	HR BB	3B		4-3			4	1	2	6	1	0	2			
John Wockenfuss, R OBP: 0.377, SLG: 0.434	1B BB		L3	K	BB		K		K	3	0	0	0	2	2	1			
Lance Parrish, R OBP: 0.320, SLG: 0.493 Duffy Dyer, R OBP: 0.262, SLG: 0.313	1-2 3-H		S BB	K	F5			4-3		3	1	1	1	1	1	2			
Al Cowens, R OBP: 0.328, SLG: 0.338 Jim Lentine, R OBP: 0.344, SLG: 0.312	F4		1B	S 1B	1B		F3		1B BB	4	2	2	0	0	4	0			
Tom Brookens, R OBP: 0.315, SLG: 0.402		K		K	SF9 3B		K		K	5	1	1	1	0	4	3			
Lynn Jones, R OBP: 0.346, SLG: 0.318	F8		1B	1B BB	1B		SF9		1B	2	1	1	1	2	0	0			
Lou Whitaker, L OBP: 0.331, SLG: 0.272 Stan Papi, R OBP: 0.274, SLG: 0.440		1B		WP HR 1B	1B		K		K	4	2	3	2	0	1	1			
<b>Inning Stats</b>	R: 1 E: 0 K: 0 S: 4	H: 2 LOB: 2 BB: 2 P: 12	R: 0 E: 0 K: 2 S: 8	H: 1 LOB: 1 BB: 0 P: 8	R: 0 E: 0 K: 0 S: 2	H: 0 LOB: 0 BB: 1 P: 6	R: 7 E: 0 K: 3 S: 13	H: 4 LOB: 3 BB: 3 P: 25	R: 5 E: 0 K: 0 S: 9	H: 6 LOB: 2 BB: 1 P: 13	R: 0 E: 0 K: 3 S: 9	H: 0 LOB: 1 BB: 1 P: 13	R: 0 E: 0 K: 2 S: 7	H: 0 LOB: 0 BB: 0 P: 7	R: 0 E: 0 K: 2 S: 8	H: 1 LOB: 2 BB: 1 P: 12		1B: 11 2B: 1 3B: 2 HR: 1	SF: 1 SAC: 0 DP: 2 HBP: 0
<b>PITCHER</b>	IP WLS BF H R ER SO BB IBB HBP BLK WP HR S P ERA WHIP																		
Rick Waits, L ERA: 4.54	(1, 1)	3.1 L 18 5 5 5 3 5 0 0 0 0 1 0 19 39 13.50 3.000																	
Sandy Whitel, R ERA: 3.33	(4, 1)	0.0 2 1 0 0 0 1 0 0 0 0 1 0 1 5 ∞ ∞																	
Ross Grimsley, L ERA: 6.65	(4, 1)	1.0 10 7 8 8 2 0 0 0 0 0 1 14 14 72.00 7.000																	
Mike Stanton, R ERA: 5.15	(5, 1)	3.2 15 1 0 0 7 3 0 0 0 0 0 0 26 38 0.00 1.091																	



Batter	1	2	3	4	5	6	7	8	9	AB	R	H	RBI	BB	SO	LOB	TOP					
Miguel Dilone, S OBP: 0.377, SLG: 0.433	G3		4-3		3-1 1-3 2B		FC4-6 1B		FC6-4	5	0	2	0	0	0	1	<b>Cleveland Indians @ Detroit Tigers</b> Tiger Stadium, Detroit, MI Sun Sep 21 1980, 3:33 AM EDT Att: 10,682 - Unknown					
Rick Manning, L OBP: 0.332, SLG: 0.307	F9				SF7		FC4-6			2	0	0	1	1	0	1						
Mike Hargrove, L OBP: 0.308, SLG: 0.399 Gary Gray, R OBP: 0.191, SLG: 0.311	4-3				3-1		F9			4	0	0	0	0	1	3						
Ron Hassey, L OBP: 0.383, SLG: 0.425					3-1				F5	3	0	0	0	1	1	1						
Toby Harrah, R OBP: 0.378, SLG: 0.382 Dave Rosello, R OBP: 0.295, SLG: 0.323					F7				5-3	3	0	0	0	1	1	1						
Alan Bannister, R OBP: 0.344, SLG: 0.378							F3		5-3	4	0	2	0	0	0	1						
Gary Alexander, R OBP: 0.263, SLG: 0.360									K	3	0	0	0	1	3	3						
Jack Brohamer, L OBP: 0.307, SLG: 0.314										4	0	1	0	0	0	5						
Tom Verzyer, R OBP: 0.307, SLG: 0.332					6-3				FC4-6	4	1	1	0	0	0	1						
<b>Inning Stats</b>	R: 0 E: 0 K: 0 S: 3	H: 0 LOB: 0 BB: 0 P: 3	R: 0 E: 0 K: 2 S: 8	H: 1 LOB: 2 BB: 1 P: 12	R: 0 E: 0 K: 1 S: 5	H: 0 LOB: 1 BB: 1 P: 9	R: 0 E: 0 K: 0 S: 4	H: 1 LOB: 2 BB: 1 P: 8	R: 1 E: 0 K: 1 S: 7	H: 2 LOB: 1 BB: 0 P: 7	R: 0 E: 0 K: 1 S: 5	H: 0 LOB: 1 BB: 0 P: 9	R: 0 E: 0 K: 0 S: 4	H: 1 LOB: 0 BB: 0 P: 4	R: 0 E: 0 K: 0 S: 3	H: 0 LOB: 0 BB: 0 P: 3	R: 0 E: 0 K: 1 S: 6	H: 1 LOB: 1 BB: 0 P: 6	1B: 4 2B: 2 3B: 0 HR: 0	SF: 1 SAC: 0 DP: 0 HBP: 0	WP: 0 PB: 0 SB: 1 CS: 0	PA: 37
<b>PITCHER</b>	IP	WLS	BF	H	R	ER	SO	BB	IBB	HBP	BLK	WP	HR	S	P	ERA	WHIP					
Jack Morris, R ERA: 4.31	6.0	W	26	4	1	1	5	4	0	0	0	0	0	32	48	1.50	1.333					
Pat Underwood, L ERA: 3.7	3.0	S	11	2	0	0	1	0	0	0	0	0	0	13	13	0.00	0.667					

Batter	1	2	3	4	5	6	7	8	9	AB	R	H	RBI	BB	SO	LOB	BOTTOM				
Rick Peters, S OBP: 0.376, SLG: 0.378 Lynn Jones, R OBP: 0.340, SLG: 0.311							F7		FC5	2	1	0	0	1	0	1	<b>Cleveland Indians @ Detroit Tigers</b> Tiger Stadium, Detroit, MI Sun Sep 21 1980, 3:33 AM EDT Att: 10,682 - Unknown				
Alan Trammell, R OBP: 0.375, SLG: 0.395 Mark Wagner, R OBP: 0.307, SLG: 0.261										4	2	3	1	0	0	0					
Steve Kemp, L OBP: 0.394, SLG: 0.497 Jim Lentine, R OBP: 0.344, SLG: 0.312										5	1	3	4	0	0	2					
Champ Summers, L OBP: 0.392, SLG: 0.498										5	1	1	0	0	1	5					
Tim Corcoran, L OBP: 0.358, SLG: 0.385										3	1	0	0	2	0	3					
Lance Parrish, R OBP: 0.323, SLG: 0.494 Duffy Dyer, R OBP: 0.269, SLG: 0.313										3	2	2	2	1	0	0					
Al Cowens, R OBP: 0.330, SLG: 0.340 Dave Stegman, R OBP: 0.255, SLG: 0.262										4	1	2	2	0	0	3					
Tom Brookens, R OBP: 0.316, SLG: 0.411										5	1	2	3	0	0	4					
Lou Whitaker, L OBP: 0.330, SLG: 0.272 Stan Papi, R OBP: 0.280, SLG: 0.446										4	2	1	0	0	0	2					
										1	0	1	0	0	0	0					
<b>Inning Stats</b>	R: 7 E: 0 K: 0 S: 7	H: 4 LOB: 0 BB: 3 P: 19	R: 0 E: 0 K: 0 S: 4	H: 1 LOB: 0 BB: 0 P: 4	R: 2 E: 0 K: 0 S: 6	H: 3 LOB: 2 BB: 0 P: 7	R: 0 E: 0 K: 0 S: 3	H: 0 LOB: 0 BB: 0 P: 3	R: 0 E: 0 K: 0 S: 4	H: 1 LOB: 1 BB: 0 P: 4	R: 2 E: 0 K: 0 S: 6	H: 3 LOB: 2 BB: 1 P: 10	R: 2 E: 0 K: 1 S: 7	H: 2 LOB: 2 BB: 0 P: 8	R: 0 E: 0 K: 0 S: 4	H: 1 LOB: 2 BB: 1 P: 8	1B: 11 2B: 3 3B: 0 HR: 1	SF: 0 SAC: 0 DP: 0 HBP: 2	WP: 2 PB: 0 SB: 0 CS: 0	PA: 46	
<b>PITCHER</b>	IP	WLS	BF	H	R	ER	SO	BB	IBB	HBP	BLK	WP	HR	S	P	ERA	WHIP				
Dan Spillner, R ERA: 5.29	2.2	L	20	8	9	9	0	3	0	1	0	0	0	16	29	30.38	4.125				
Sandy Whitford, R ERA: 3.94	5.1		26	7	4	4	1	2	0	1	0	1	0	25	34	6.75	1.688				







Batter	1	2	3	4	5	6	7	8	9	AB	R	H	RBI	BB	SO	LOB	TOP				
Miguel Dilone, S OBP: 0.373, SLG: 0.427	F8		CS S 1B		E3 3-1 S		6-3		F6	5	0	1	0	0	0	2	<b>Cleveland Indians @ New York Yankees</b> Yankee Stadium, Bronx, NY Tue Sep 23 1980, 7:05 PM EDT Att: 24,061 - Unknown - 71 F				
Alan Bannister, R OBP: 0.346, SLG: 0.378	1-3 2B BB		F4		F8			3-1	F8	4	1	0	0	1	0	3					
Mike Hargrove, L OBP: 0.309, SLG: 0.400	1-3 2B 1B		1B		3-1			1B 1B		4	3	3	0	0	0	1					
Gary Alexander, R OBP: 0.264, SLG: 0.357	1-3 1-2 2-3		2B 1B		F8			F9		4	0	1	0	0	0	4					
Toby Harrah, R OBP: 0.379, SLG: 0.387	2-H 3-H 2B		1-3 2-H 2B		5-3			1B 1B		4	0	3	3	0	0	0					
Bo Diaz, R OBP: 0.251, SLG: 0.340	6-3		6-3		F7			1-2 3-H 1B		1	0	0	0	0	0	1					
Ron Hassey, L OBP: 0.384, SLG: 0.426	6-3		6-3		G3			1-2 3-H 1B		3	0	1	1	0	0	2					
Rick Manning, L OBP: 0.327, SLG: 0.302		4-3			F8			F7		4	0	0	0	0	0	2					
Dave Rosello, R OBP: 0.294, SLG: 0.320		K			3-1			G3		1	0	0	0	0	1	0					
Jack Brohamer, L OBP: 0.311, SLG: 0.317		K			3-1			WP 1B		3	0	1	0	0	0	0					
Tom Verzyer, R OBP: 0.307, SLG: 0.332	F4		F2		F2			K 1-3		4	0	1	0	0	1	1					
<b>Inning Stats</b>	R: 2 E: 0 K: 0 S: 5	H: 2 LOB: 1 BB: 1 P: 9	R: 0 E: 0 K: 1 S: 5	H: 0 LOB: 0 BB: 0 P: 5	R: 1 E: 0 K: 0 S: 6	H: 4 LOB: 2 BB: 0 P: 6	R: 0 E: 0 K: 0 S: 3	H: 0 LOB: 0 BB: 0 P: 3	R: 0 E: 1 K: 0 S: 4	H: 0 LOB: 1 BB: 0 P: 4	R: 0 E: 0 K: 0 S: 3	H: 0 LOB: 0 BB: 0 P: 3	R: 0 E: 0 K: 1 S: 3	H: 1 LOB: 0 BB: 0 P: 3	R: 1 E: 0 K: 0 S: 6	H: 3 LOB: 2 BB: 0 P: 6	R: 0 E: 0 K: 1 S: 6	H: 1 LOB: 1 BB: 0 P: 6	1B: 9 2B: 2 3B: 0 HR: 0	SF: 0 SAC: 0 DP: 0 HBP: 0	WP: 2 PA: 38
<b>PITCHER</b>	IP WLS BF H R ER SO BB IBB HBP BLK WP HR S P ERA WHIP	IP WLS BF H R ER SO BB IBB HBP BLK WP HR S P ERA WHIP																			
Rudy May, L ERA: 2.46	(1, 1)	2.2	14	6	3	3	1	1	0	0	0	0	0	0	0	15	19	10.12	2.625		
Doug Bird, R ERA: 2.53	(3, 1)	4.1	14	1	0	0	0	0	0	0	0	0	0	0	14	14	0.00	0.231			
Tom Underwood, L ERA: 3.83	(8, 1)	1.0	6	3	1	1	0	0	0	0	0	0	0	6	6	9.00	3.000				
Ron Davis, R ERA: 2.86	(9, 1)	1.0	W	4	1	0	0	1	0	0	0	0	1	0	6	6	0.00	1.000			

Batter	1	2	3	4	5	6	7	8	9	AB	R	H	RBI	BB	SO	LOB	BOTTOM				
Willie Randolph, R OBP: 0.421, SLG: 0.409	6-3		6-3 1B		5-3				FC3-6 1B	4	1	1	0	1	0	3	<b>Cleveland Indians @ New York Yankees</b> Yankee Stadium, Bronx, NY Tue Sep 23 1980, 7:05 PM EDT Att: 24,061 - Unknown - 71 F				
Bobby Brown, S OBP: 0.301, SLG: 0.398	K 1B		6-3		9-2			K	G3 1B	5	1	2	1	0	1	3					
Bob Watson, R OBP: 0.372, SLG: 0.469	K								G3 1B	4	0	2	1	1	1	1					
Ted Wilborn, S OBP: 0.391, SLG: 0.568	K								G3 1B	0	1	0	0	0	0	0					
Reggie Jackson, L OBP: 0.391, SLG: 0.568		2B SF8 1B	F3						G3	5	1	2	0	0	0	5					
Oscar Gamble, L OBP: 0.343, SLG: 0.525										2	0	2	0	2	0	0					
Eric Soderholm, R OBP: 0.345, SLG: 0.431		SF8 1-3 2B			FC6-4 1B					1	0	1	2	0	0	0					
Lou Piniella, R OBP: 0.341, SLG: 0.365		F4			FC6-4 FC5-4					4	0	0	0	0	0	7					
Rick Cerone, R OBP: 0.323, SLG: 0.437		SF8			F7				F7	3	0	0	1	0	0	5					
Bucky Dent, R OBP: 0.330, SLG: 0.360		F3			FC5-4					3	1	0	0	1	0	2					
Aurelio Rodriguez, R OBP: 0.245, SLG: 0.314			F3							3	0	1	0	0	0	0					
Bobby Murcer, L OBP: 0.346, SLG: 0.454									FC3-6 1B	0	0	0	0	1	0	0					
<b>Inning Stats</b>	R: 0 E: 0 K: 1 S: 5	H: 1 LOB: 0 BB: 0 P: 5	R: 1 E: 0 K: 0 S: 5	H: 2 LOB: 1 BB: 0 P: 5	R: 0 E: 0 K: 0 S: 4	H: 1 LOB: 2 BB: 1 P: 8	R: 0 E: 0 K: 0 S: 4	H: 1 LOB: 1 BB: 0 P: 4	R: 0 E: 0 K: 0 S: 3	H: 1 LOB: 0 BB: 0 P: 3	R: 0 E: 0 K: 0 S: 4	H: 1 LOB: 2 BB: 1 P: 8	R: 0 E: 0 K: 1 S: 5	H: 0 LOB: 1 BB: 1 P: 9	R: 0 E: 0 K: 0 S: 4	H: 1 LOB: 2 BB: 1 P: 8	R: 4 E: 0 K: 0 S: 5	H: 3 LOB: 1 BB: 2 P: 13	1B: 8 2B: 3 3B: 1 HR: 0	SF: 1 SAC: 0 DP: 1 HBP: 0	WP: 0 PA: 41
<b>PITCHER</b>	IP WLS BF H R ER SO BB IBB HBP BLK WP HR S P ERA WHIP	IP WLS BF H R ER SO BB IBB HBP BLK WP HR S P ERA WHIP																			
Wayne Garland, R ERA: 4.61	(1, 1)	8.0	36	8	3	3	2	5	1	0	0	0	0	0	34	58	3.38	1.625			
Mike Stanton, R ERA: 5.39	(9, 1)	0.1	L	3	2	0	0	0	0	0	0	0	0	3	3	0.00	6.000				
Sid Monge, L ERA: 3.63	(9, 1)	0.1	2	1	2	2	0	0	0	0	0	0	0	2	2	54.00	3.000				



Batter	1	2	3	4	5	6	7	8	9	AB	R	H	RBI	BB	SO	LOB	TOP			
Miguel Dilone, S OBP: 0.372, SLG: 0.426 (1, 7)										4	0	1	0	0	1	0	<b>Cleveland Indians @ New York Yankees</b> Yankee Stadium, Bronx, NY Wed Sep 24 1980, 7:05 PM EDT Att: 22,159 - Unknown - 62 F			
Rick Manning, L OBP: 0.324, SLG: 0.299 (1, 8)										4	0	0	0	0	1	1				
Mike Hargrove, L OBP: 0.308, SLG: 0.399 (1, 3)										4	0	1	0	0	0	1				
Ron Hassey, L OBP: 0.382, SLG: 0.424 (1, 2)										4	0	1	0	0	1	2				
Toby Harrah, R OBP: 0.377, SLG: 0.384 (1, 5)										4	0	0	0	0	0	1				
Alan Bannister, R OBP: 0.348, SLG: 0.376 (1, 9)										2	1	0	0	2	0	1				
Gary Alexander, R OBP: 0.270, SLG: 0.363 (1, 10)										3	2	1	1	1	0	1				
Jack Brohamer, L OBP: 0.316, SLG: 0.328 Gary Gray, R OBP: 0.188, SLG: 0.304 (9, PH)										3	0	2	2	0	0	0				
Tom Verzyer, R OBP: 0.304, SLG: 0.329 (1, 6)										3	0	0	0	0	0	2				
<b>Inning Stats</b>	R: 0 E: 0 K: 1 S: 5	H: 0 LOB: 0 BB: 0 P: 5	R: 2 E: 0 K: 0 S: 5	H: 2 LOB: 1 BB: 1 P: 9	R: 0 E: 0 K: 0 S: 3	H: 0 LOB: 0 BB: 0 P: 3	R: 0 E: 0 K: 0 S: 3	H: 1 LOB: 0 BB: 0 P: 3	R: 0 E: 0 K: 1 S: 6	H: 1 LOB: 1 BB: 0 P: 6	R: 1 E: 0 K: 0 S: 4	H: 1 LOB: 1 BB: 1 P: 8	R: 0 E: 0 K: 1 S: 6	H: 1 LOB: 1 BB: 1 P: 6	R: 0 E: 0 K: 0 S: 3	H: 0 LOB: 1 BB: 1 P: 7		1B: 4 2B: 3 3B: 0 HR: 0	SF: 0 SAC: 0 DP: 1 HBP: 0	WP: 0 PB: 0 SB: 0 CS: 0
<b>PITCHER</b>	IP WLS BF H R ER SO BB IBB HBP BLK WP HR S P ERA WHIP																			
Luis Tiant, R ERA: 4.6 (1, 1)	5.0 W 18 3 2 2 1 1 1 0 0 0 0 0 0 19 23 3.60 0.800																			
Tom Underwood, L ERA: 3.79 (6, 1)	4.0 S 17 3 1 1 2 2 0 0 0 0 0 0 0 19 27 2.25 1.250																			

Batter	1	2	3	4	5	6	7	8	9	AB	R	H	RBI	BB	SO	LOB	BOTTOM			
Willie Randolph, R OBP: 0.421, SLG: 0.408 Brian Doyle, L OBP: 0.238, SLG: 0.230 (9, 4)										4	2	1	0	1	1	1	<b>Cleveland Indians @ New York Yankees</b> Yankee Stadium, Bronx, NY Wed Sep 24 1980, 7:05 PM EDT Att: 22,159 - Unknown - 62 F			
Bucky Dent, R OBP: 0.331, SLG: 0.361 (1, 6)										5	2	2	1	0	1	1				
Bob Watson, R OBP: 0.374, SLG: 0.473 (1, 3)										5	2	3	3	0	1	1				
Reggie Jackson, L OBP: 0.392, SLG: 0.569 Joe Lefebvre, L OBP: 0.351, SLG: 0.427 (7, PR) (8, 9)										4	0	2	1	0	2	1				
Rick Cerone, R OBP: 0.322, SLG: 0.436 Johnny Oates, L OBP: 0.222, SLG: 0.283 (1, 2) (9, 2)										4	0	1	0	0	0	5				
Eric Soderholm, R OBP: 0.343, SLG: 0.428 Oscar Gamble, L OBP: 0.349, SLG: 0.525 (1, 10) (5, PH)										2	0	0	0	0	0	1				
Lou Piniella, R OBP: 0.343, SLG: 0.365 (1, 7)										3	0	1	1	1	0	1				
Aurelio Rodriguez, R OBP: 0.242, SLG: 0.310 (1, 5)										4	1	0	0	0	0	6				
Bobby Brown, S OBP: 0.303, SLG: 0.398 (1, 8)										3	0	1	0	1	1	1				
<b>Inning Stats</b>	R: 0 E: 0 K: 3 S: 9	H: 0 LOB: 0 BB: 0 P: 9	R: 0 E: 0 K: 1 S: 6	H: 1 LOB: 0 BB: 0 P: 6	R: 3 E: 1 K: 1 S: 8	H: 2 LOB: 1 BB: 1 P: 12	R: 0 E: 0 K: 0 S: 3	H: 0 LOB: 0 BB: 0 P: 3	R: 3 E: 0 K: 0 S: 8	H: 6 LOB: 3 BB: 1 P: 12	R: 0 E: 0 K: 1 S: 5	H: 0 LOB: 0 BB: 0 P: 5	R: 1 E: 0 K: 0 S: 4	H: 2 LOB: 2 BB: 1 P: 9	R: 0 E: 0 K: 0 S: 3	H: 0 LOB: 1 BB: 1 P: 7		1B: 9 2B: 2 3B: 0 HR: 0	SF: 0 SAC: 0 DP: 1 HBP: 1	WP: 0 PB: 1 SB: 0 CS: 1
<b>PITCHER</b>	IP WLS BF H R ER SO BB IBB HBP BLK WP HR S P ERA WHIP																			
Bob Ovwchinko, L ERA: 5.57 (1, 1)	4.1 L 22 8 6 5 5 1 1 1 0 0 0 0 11 20 4.50 2.077																			
Sandy Whitford, R ERA: 3.98 (5, 1)	2.0 12 3 1 1 1 1 1 1 0 0 0 4 8 0.00 0.600																			
Mike Stanton, R ERA: 5.25 (7, 1)	1.2 5 0 0 0 0 1 0 0 0 0 0 0 4 8 0.00 0.600																			



Batter	1	2	3	4	5	6	7	8	9	AB	R	H	RBI	BB	SO	LOB	TOP					
Miguel Dilone, S OBP: 0.372, SLG: 0.429 (1, 7)	0-0 WP 3B		0-0 1B SF7		0-0 4-3		0-3 K		0-0 4-3	5	2	2	0	0	1	1						
Rick Manning, L OBP: 0.329, SLG: 0.303 (1, 8)	0-0 F7		0-0 F8 SF7 1B			0-0 G3-6-3 1B		0-0 G3 FC 1B	4-0 BB BB	4	1	3	0	1	0	0						
Mike Hargrove, L OBP: 0.308, SLG: 0.399 (1, 3)	0-0 BB 1B		0-0 SF7			0-0 G3-6-3 1-2		0-0 G3 1B	4-0 BB BB	3	0	1	1	1	0	2						
Ron Hassey, L OBP: 0.387, SLG: 0.424 (1, 2)	4-0 1-2 BB		0-0 F8			0-0 1B 1B		4-0 1B FC SF BB	4-0 FC4 BB	2	1	1	0	3	0	1						
Toby Harrah, R OBP: 0.376, SLG: 0.382 (1, 5)	0-0 F4			0-3 K		0-0 1B 1B		0-0 FC 1B SF	0-0 F5	5	1	1	1	0	1	6						
Alan Bannister, R OBP: 0.346, SLG: 0.373 (1, 9)	0-3 K			0-0 6-3		0-0 F9		0-0 SF 1B	0-0 FC4	5	0	1	0	0	1	7						
Gary Alexander, R OBP: 0.277, SLG: 0.365 (8, PH)		4-0 G6-4-3 BB		0-3 K				0-0 4-3 SH1-4 1B	0-0 SF	2	0	1	0	1	1	0						
Dell Alston, L OBP: 0.308, SLG: 0.348 (8, FR)									1-2 2-H 3-H	0	0	0	1	0	0	0						
Jack Brohamer, L OBP: 0.312, SLG: 0.323 (1, 4)		0-0 G6-4-3 1-2			0-0 6-3			0-0 SH1-4	0-0 F4	3	0	0	0	0	0	3						
Tom Verzyer, R OBP: 0.301, SLG: 0.325 (1, 6)		0-3 K			0-0 F9			0-0 4-3	0-0 6-3	4	0	0	0	0	1	3						
<b>Inning Stats</b>	R: 1 E: 0 K: 1 S: 7	H: 2 LOB: 2 BB: 1 P: 11	R: 0 E: 0 K: 1 S: 4	H: 0 LOB: 0 BB: 1 P: 8	R: 1 E: 0 K: 0 S: 4	H: 2 LOB: 1 BB: 0 P: 4	R: 0 E: 0 K: 2 S: 7	H: 0 LOB: 0 BB: 0 P: 7	R: 0 E: 0 K: 0 S: 3	H: 3 LOB: 2 BB: 0 P: 5	R: 0 E: 0 K: 1 S: 6	H: 1 LOB: 1 BB: 0 P: 6	R: 3 E: 1 K: 0 S: 7	H: 2 LOB: 2 BB: 1 P: 11	R: 0 E: 0 K: 0 S: 3	H: 0 LOB: 3 BB: 3 P: 15	1B: 9 2B: 0 3B: 1 HR: 0	SF: 2 SAC: 1 DP: 2 HBP: 0	WP: 1 PB: 0 SB: 1 CS: 0	PA: 42		
<b>PITCHER</b>	IP WLS BF H R ER SO BB IBB HBP BLK WP HR S P ERA WHIP	IP WLS BF H R ER SO BB IBB HBP BLK WP HR S P ERA WHIP	IP WLS BF H R ER SO BB IBB HBP BLK WP HR S P ERA WHIP	IP WLS BF H R ER SO BB IBB HBP BLK WP HR S P ERA WHIP	IP WLS BF H R ER SO BB IBB HBP BLK WP HR S P ERA WHIP	IP WLS BF H R ER SO BB IBB HBP BLK WP HR S P ERA WHIP	IP WLS BF H R ER SO BB IBB HBP BLK WP HR S P ERA WHIP	IP WLS BF H R ER SO BB IBB HBP BLK WP HR S P ERA WHIP	IP WLS BF H R ER SO BB IBB HBP BLK WP HR S P ERA WHIP	IP WLS BF H R ER SO BB IBB HBP BLK WP HR S P ERA WHIP	IP WLS BF H R ER SO BB IBB HBP BLK WP HR S P ERA WHIP	IP WLS BF H R ER SO BB IBB HBP BLK WP HR S P ERA WHIP	IP WLS BF H R ER SO BB IBB HBP BLK WP HR S P ERA WHIP	IP WLS BF H R ER SO BB IBB HBP BLK WP HR S P ERA WHIP	IP WLS BF H R ER SO BB IBB HBP BLK WP HR S P ERA WHIP	IP WLS BF H R ER SO BB IBB HBP BLK WP HR S P ERA WHIP	IP WLS BF H R ER SO BB IBB HBP BLK WP HR S P ERA WHIP	IP WLS BF H R ER SO BB IBB HBP BLK WP HR S P ERA WHIP	IP WLS BF H R ER SO BB IBB HBP BLK WP HR S P ERA WHIP	IP WLS BF H R ER SO BB IBB HBP BLK WP HR S P ERA WHIP	IP WLS BF H R ER SO BB IBB HBP BLK WP HR S P ERA WHIP	IP WLS BF H R ER SO BB IBB HBP BLK WP HR S P ERA WHIP

Cleveland Indians @ New York Yankees  
Yankee Stadium, Bronx, NY  
Thu Sep 25 1980, 7:05 PM EDT  
Att: 21,441 - Unknown - 63 F

AB 33  
R 5  
H 10  
RBI 3  
BB 6  
SO 5  
LOB 23



Batter	1	2	3	4	5	6	7	8	9	AB	R	H	RBI	BB	SO	LOB	BOTTOM					
Willie Randolph, R OBP: 0.421, SLG: 0.405 (1, 4)	0-0 5-3		4-0 1-2 2-3 BB		4-0 BB BB		0-0 4-3		0-0 F8	3	0	0	0	2	0	0						
Bobby Brown, S OBP: 0.303, SLG: 0.396 (1, 8)	0-0 BB 1B		0-3 K		0-3 K		0-0 6-3			4	0	1	0	0	2	4						
Bob Watson, R OBP: 0.377, SLG: 0.476 (1, 3)	0-0 1-2 BB 1B		0-0 2B		4-0 FC5-4 BB		0-0 F8			3	0	2	0	1	0	0						
Eric Soderholm, R OBP: 0.341, SLG: 0.423 (1, 10)	4-0 1-2 2-3 BB		0-0 6-3		0-0 F8			0-0 F8		3	0	0	0	1	0	3						
Rick Cerone, R OBP: 0.322, SLG: 0.434 (8, FR)	0-0 G6-4-3 BB		0-3 K		0-0 FC5-4			0-0 1B		4	0	1	0	0	1	6						
Johnny Oates, L OBP: 0.222, SLG: 0.283 (9, 2)	0-0 1-2				0-0 FC5-4 1-2					0	0	0	0	0	0	0						
Lou Piniella, R OBP: 0.339, SLG: 0.360 (1, 7)		0-0 1-3		0-0 F9		0-0 6-3		0-3 K		4	0	0	0	0	1	2						
Dennis Werth, R OBP: 0.394, SLG: 0.433 (1, 9)		0-0 5-3		0-0 F8		0-0 FC5-4 1B		0-0 F9		4	0	1	0	0	0	1						
Aurelio Rodriguez, R OBP: 0.242, SLG: 0.309 (1, 5)		0-0 BB 1B 1B		0-0 K		0-0 FC5-4 FC6-4 1-2		0-0 5-3		4	0	1	0	0	1	1						
Fred Stanley, R OBP: 0.247, SLG: 0.250 (1, 6)		0-0 BB 1B		0-0 F2		0-0 FC6-4 1-2		0-3 K		4	0	1	0	0	1	1						
<b>Inning Stats</b>	R: 0 E: 0 K: 0 S: 4	H: 2 LOB: 3 BB: 1 P: 8	R: 0 E: 0 K: 1 S: 7	H: 2 LOB: 3 BB: 1 P: 11	R: 0 E: 0 K: 1 S: 6	H: 1 LOB: 0 BB: 0 P: 6	R: 0 E: 0 K: 1 S: 5	H: 0 LOB: 0 BB: 0 P: 5	R: 0 E: 0 K: 1 S: 5	H: 0 LOB: 2 BB: 2 P: 13	R: 0 E: 0 K: 0 S: 4	H: 1 LOB: 1 BB: 0 P: 4	R: 0 E: 0 K: 0 S: 3	H: 0 LOB: 0 BB: 0 P: 3	R: 0 E: 0 K: 1 S: 6	H: 1 LOB: 1 BB: 0 P: 6	R: 0 E: 0 K: 1 S: 5	H: 0 LOB: 0 BB: 0 P: 5	1B: 6 2B: 1 3B: 0 HR: 0	SF: 0 SAC: 0 DP: 1 HBP: 0	WP: 0 PB: 0 SB: 0 CS: 0	PA: 37
<b>PITCHER</b>	IP WLS BF H R ER SO BB IBB HBP BLK WP HR S P ERA WHIP	IP WLS BF H R ER SO BB IBB HBP BLK WP HR S P ERA WHIP	IP WLS BF H R ER SO BB IBB HBP BLK WP HR S P ERA WHIP	IP WLS BF H R ER SO BB IBB HBP BLK WP HR S P ERA WHIP	IP WLS BF H R ER SO BB IBB HBP BLK WP HR S P ERA WHIP	IP WLS BF H R ER SO BB IBB HBP BLK WP HR S P ERA WHIP	IP WLS BF H R ER SO BB IBB HBP BLK WP HR S P ERA WHIP	IP WLS BF H R ER SO BB IBB HBP BLK WP HR S P ERA WHIP	IP WLS BF H R ER SO BB IBB HBP BLK WP HR S P ERA WHIP	IP WLS BF H R ER SO BB IBB HBP BLK WP HR S P ERA WHIP	IP WLS BF H R ER SO BB IBB HBP BLK WP HR S P ERA WHIP	IP WLS BF H R ER SO BB IBB HBP BLK WP HR S P ERA WHIP	IP WLS BF H R ER SO BB IBB HBP BLK WP HR S P ERA WHIP	IP WLS BF H R ER SO BB IBB HBP BLK WP HR S P ERA WHIP	IP WLS BF H R ER SO BB IBB HBP BLK WP HR S P ERA WHIP	IP WLS BF H R ER SO BB IBB HBP BLK WP HR S P ERA WHIP	IP WLS BF H R ER SO BB IBB HBP BLK WP HR S P ERA WHIP	IP WLS BF H R ER SO BB IBB HBP BLK WP HR S P ERA WHIP	IP WLS BF H R ER SO BB IBB HBP BLK WP HR S P ERA WHIP	IP WLS BF H R ER SO BB IBB HBP BLK WP HR S P ERA WHIP	IP WLS BF H R ER SO BB IBB HBP BLK WP HR S P ERA WHIP	IP WLS BF H R ER SO BB IBB HBP BLK WP HR S P ERA WHIP

Cleveland Indians @ New York Yankees  
Yankee Stadium, Bronx, NY  
Thu Sep 25 1980, 7:05 PM EDT  
Att: 21,441 - Unknown - 63 F

AB 33  
R 0  
H 7  
RBI 0  
BB 4  
SO 6  
LOB 18





Batter	1	2	3	4	5	6	7	8	9	AB	R	H	RBI	BB	SO	LOB	TOP								
<b>Al Bumby, L</b> OBP: 0.391, SLG: 0.428 (1, 8)										4	1	2	0	1	1	1	<b>Baltimore Orioles @ Cleveland Indians</b> Cleveland Municipal Stadium, Cleveland, OH Fri Sep 26 1980, 7:05 PM EDT Att: 6,362 - Unknown								
<b>Rich Dauer, R</b> OBP: 0.339, SLG: 0.347 (1, 4)										5	0	1	1	0	1	3									
<b>Kiko Garcia, R</b> OBP: 0.254, SLG: 0.233 (9, PR)										0	1	0	0	0	0	0									
<b>Ken Singleton, S</b> OBP: 0.391, SLG: 0.469 (1, 9)										5	1	3	0	0	1	1									
<b>Drungo Hazewood, R</b> OBP: 0.254, SLG: 0.233 (9, PR)										0	1	0	0	0	0	0									
<b>Eddie Murray, S</b> OBP: 0.360, SLG: 0.518 (1, 3)										4	0	2	1	1	0	1									
<b>Pat Kelly, L</b> OBP: 0.359, SLG: 0.368 (1, 7)										5	0	3	2	0	1	3									
<b>Steve Stone, R</b> OBP: 0.368, SLG: 0.481 (2, PH)										0	0	0	0	0	0	0									
<b>Benny Ayala, R</b> OBP: 0.347, SLG: 0.523 (9, PH)										3	0	0	0	1	1	3									
<b>Doug DeCinces, R</b> OBP: 0.316, SLG: 0.390 (1, 5)										3	0	0	0	1	0	3									
<b>Rick Dempsey, R</b> OBP: 0.337, SLG: 0.422 (1, 2)										4	0	1	0	0	0	3									
<b>Mark Belanger, R</b> OBP: 0.258, SLG: 0.269 (1, 6)										2	0	0	0	0	2	0									
<b>Dan Graham, L</b> OBP: 0.299, SLG: 0.447 (9, PH)										1	0	0	0	0	1	0									
<b>Inning Stats</b>	R: 1 E: 0 K: 2 S: 8	H: 2 LOB: 1 BB: 1 P: 12	R: 0 E: 0 K: 1 S: 5	H: 0 LOB: 0 BB: 0 P: 5	R: 0 E: 0 K: 2 S: 7	H: 2 LOB: 1 BB: 0 P: 7	R: 1 E: 1 K: 0 S: 5	H: 2 LOB: 1 BB: 0 P: 5	R: 0 E: 0 K: 0 S: 5	H: 2 LOB: 2 BB: 0 P: 5	R: 0 E: 0 K: 1 S: 6	H: 1 LOB: 1 BB: 0 P: 6	R: 0 E: 0 K: 0 S: 5	H: 2 LOB: 2 BB: 0 P: 5	R: 0 E: 0 K: 1 S: 6	H: 1 LOB: 1 BB: 0 P: 6	R: 0 E: 0 K: 0 S: 4	H: 1 LOB: 3 BB: 2 P: 12	R: 2 E: 0 K: 1 S: 8	H: 3 LOB: 2 BB: 1 P: 12	1B: 8 2B: 4 3B: 1 HR: 0	SF: 0 SAC: 1 DP: 1 HBP: 0	WP: 1 PB: 0 SB: 0 CS: 1	PA: 42	
<b>PITCHER</b>	IP	WLS	BF	H	R	ER	SO	BB	IBB	HBP	BLK	WP	HR	S	P	ERA	WHIP								
<b>Dan Spillner, R</b> ERA: 5.24 (1, 1)	8.2	W	39	10	4	4	8	3	1	0	0	1	0	51	67	4.15	1.500								
<b>Victor Cruz, R</b> ERA: 3.47 (9, 1)	0.0		2	2	0	0	0	0	0	0	0	0	0	2	2	∞	∞								
<b>Sid Monge, L</b> ERA: 3.62 (9, 1)	0.1	S	1	0	0	0	0	0	0	0	0	0	0	1	1	0.00	0.000								


AB	37
R	4
H	12
RBI	4
BB	4
SO	8
LOB	20




Batter	1	2	3	4	5	6	7	8	9	AB	R	H	RBI	BB	SO	LOB	BOTTOM								
<b>Miguel Dilone, S</b> OBP: 0.373, SLG: 0.430 (1, 7)										4	0	2	0	0	0	1	<b>Baltimore Orioles @ Cleveland Indians</b> Cleveland Municipal Stadium, Cleveland, OH Fri Sep 26 1980, 7:05 PM EDT Att: 6,362 - Unknown								
<b>Alan Bannister, R</b> OBP: 0.342, SLG: 0.369 (1, 9)										4	0	0	0	0	0	2									
<b>Mike Hargrove, L</b> OBP: 0.308, SLG: 0.399 (1, 3)										3	1	1	0	1	1	0									
<b>Gary Alexander, R</b> OBP: 0.276, SLG: 0.368 (1, 10)										4	1	1	0	0	0	1									
<b>Toby Harrah, R</b> OBP: 0.378, SLG: 0.382 (1, 5)										2	1	1	0	2	0	0									
<b>Bo Diaz, R</b> OBP: 0.256, SLG: 0.348 (1, 2)										4	1	2	2	0	1	1									
<b>Rick Manning, L</b> OBP: 0.327, SLG: 0.302 (1, 8)										2	0	0	0	0	2	2									
<b>Joe Charboneau, R</b> OBP: 0.354, SLG: 0.483 (7, PH)										1	1	1	2	0	0	0									
<b>Dell Alston, L</b> OBP: 0.321, SLG: 0.362 (8, 9)										1	0	1	1	0	0	0									
<b>Dave Rosello, R</b> OBP: 0.295, SLG: 0.320 (1, 4)										3	0	1	0	0	1	0									
<b>Ron Hassey, L</b> OBP: 0.368, SLG: 0.423 (8, PH)										1	0	0	0	0	0	2									
<b>Jerry Dybzinski, R</b> OBP: 0.278, SLG: 0.301 (9, 4)										0	0	0	0	0	0	0									
<b>Tom Verzyer, R</b> OBP: 0.301, SLG: 0.325 (1, 6)										3	0	1	0	0	0	1									
<b>Inning Stats</b>	R: 0 E: 0 K: 0 S: 3	H: 1 LOB: 1 BB: 1 P: 7	R: 0 E: 0 K: 2 S: 7	H: 0 LOB: 0 BB: 0 P: 7	R: 0 E: 0 K: 0 S: 4	H: 2 LOB: 1 BB: 0 P: 4	R: 0 E: 0 K: 2 S: 8	H: 1 LOB: 2 BB: 1 P: 12	R: 0 E: 0 K: 1 S: 5	H: 0 LOB: 0 BB: 0 P: 5	R: 0 E: 0 K: 0 S: 3	H: 0 LOB: 0 BB: 0 P: 3	R: 2 E: 0 K: 0 S: 6	H: 3 LOB: 1 BB: 0 P: 6	R: 3 E: 0 K: 0 S: 6	H: 4 LOB: 1 BB: 1 P: 10	1B: 8 2B: 2 3B: 0 HR: 1	SF: 0 SAC: 0 DP: 2 HBP: 0	WP: 0 PB: 0 SB: 0 CS: 1	PA: 35					
<b>PITCHER</b>	IP	WLS	BF	H	R	ER	SO	BB	IBB	HBP	BLK	WP	HR	S	P	ERA	WHIP								
<b>Mike Flanagan, L</b> ERA: 4.16 (1, 1)	7.1	L	33	10	5	5	5	2	1	0	0	0	0	40	52	6.14	1.636								
<b>Tippy Martinez, L</b> ERA: 3.0 (8, 1)	0.0		1	1	0	0	0	0	0	0	0	0	0	1	1	∞	∞								
<b>Tim Stoddard, R</b> ERA: 2.58 (8, 1)	0.2		1	0	0	0	0	0	0	0	0	0	0	1	1	0.00	0.000								





Batter	1	2	3	4	5	6	7	8	9	AB	R	H	RBI	BB	SO	LOB	TOP				
<b>Al Bumby, L</b> OBP: 0.393, SLG: 0.429 (1, 8)	0-0 4-3 S 1B		0-0 2-3 S 1B		0-0 1B 1B	0-0 4-3 1-3		0-3 K	5 1 3 0 0 1 2								<b>Baltimore Orioles @ Cleveland Indians</b> Cleveland Municipal Stadium, Cleveland, OH Sat Sep 27 1980, 3:33 AM EDT Att: 9,989 - Unknown  <b>AB 38</b> <b>R 5</b> <b>H 12</b> <b>RBI 4</b> <b>BB 1</b> <b>SO 6</b> <b>LOB 18</b>  				
<b>Pat Kelly, L</b> OBP: 0.357, SLG: 0.362 (1, 7)	0-0 4-3 1-3		0-3 K		4-0 BLK 1B 1B BB	0-3 K		0-0 F9	3 1 0 0 1 2 4 1 0 0 0 0 0 1												
<b>Benny Ayala, R</b> OBP: 0.345, SLG: 0.519 (9, PH)			0-0 1-3		0-0 1B BLK 1B			0-3 K	5 1 1 1 0 2 4												
<b>Ken Singleton, S</b> OBP: 0.389, SLG: 0.467 (1, 9)	0-3 K		0-0 1-3		0-0 1B 1B		0-0 F7		4 0 1 2 0 1 1												
<b>Eddie Murray, S</b> OBP: 0.359, SLG: 0.516 (1, 3)	0-3 K			0-0 F9	0-0 1B 1B		0-0 F8		0 0 0 0 0 0 0 4 0 1 0 0 0 0												
<b>Mike Flanagan, L</b> (1, 10)		0-0 F8		0-0 3-1	0-0 1B		0-0 6-3		4 0 1 0 0 0 2												
<b>Terry Crowley, L</b> OBP: 0.366, SLG: 0.477 (2, PH)		0-0 G5-4-3 1B		0-0 2-3	0-0 F7		0-0 F8		4 2 2 0 0 0 1												
<b>Dan Graham, L</b> OBP: 0.298, SLG: 0.444 (1, 2)		0-0 G5-4-3 1B		0-0 1B 4-3 1B	0-0 6-3 1B	0-0 F8	0-0 F9		4 0 1 0 0 0 2												
<b>Doug DeCinces, R</b> OBP: 0.317, SLG: 0.391 (1, 5)		0-0 G5-4-3 1B		0-0 4-3 1B	0-0 5-3 1B	0-0 F8	0-0 F9		3 0 1 1 0 0 1 1 0 1 0 0 0 0 0 0 0 0 0 0 0												
<b>Rich Dauer, R</b> OBP: 0.338, SLG: 0.346 (1, 4)			0-0 1B 4-3 1B	0-0 4-3 1B	0-0 6-3 1B	0-0 F8	0-0 F9		4 0 1 0 0 0 2												
<b>Kiko Garcia, R</b> OBP: 0.255, SLG: 0.234 (1, 6)			0-0 4-3 1-2	0-0 4-3 1-2	0-0 5-3 3H	0-0 4-3 S 1B															
<b>Lee May, R</b> OBP: 0.290, SLG: 0.403 (9, PH)																					
<b>Mark Belanger, R</b> OBP: 0.258, SLG: 0.269 (9, PR)																					
<b>Inning Stats</b>	R: 0 E: 0 K: 2 S: 8	H: 1 LOB: 1 BB: 0 P: 8	R: 0 E: 0 K: 0 S: 3	H: 1 LOB: 0 BB: 0 P: 3	R: 0 E: 0 K: 1 S: 7	H: 2 LOB: 2 BB: 0 P: 7	R: 0 E: 0 K: 0 S: 3	H: 0 LOB: 0 BB: 0 P: 3	R: 4 E: 0 K: 0 S: 8	H: 5 LOB: 2 BB: 1 P: 12	R: 1 E: 0 K: 1 S: 7	H: 2 LOB: 1 BB: 0 P: 7	R: 0 E: 0 K: 0 S: 3	H: 0 LOB: 0 BB: 0 P: 3	R: 0 E: 0 K: 0 S: 3	H: 0 LOB: 0 BB: 0 P: 3	R: 0 E: 0 K: 2 S: 8	H: 1 LOB: 1 BB: 0 P: 8	1B: 12 2B: 0 3B: 0 HR: 0	SF: 0 SAC: 0 DP: 1 HBP: 0	WP: 2 PA: 39 PB: 0 SB: 5 CS: 0
<b>PITCHER</b>	IP WLS BF H R ER SO BB IBB HBP BLK WP HR S P ERA WHIP	IP WLS BF H R ER SO BB IBB HBP BLK WP HR S P ERA WHIP															IP WLS BF H R ER SO BB IBB HBP BLK WP HR S P ERA WHIP				
<b>Len Barker, R</b> ERA: 3.83 (1, 1)	8.0 W 36 12 5 5 4	1.0 S 3 0 0 0 2															1.0 S 3 0 0 0 2				
<b>Sid Monge, L</b> ERA: 3.99 (9, 1)	1.0 S 3 0 0 0 2															1.0 S 3 0 0 0 2					

Batter	1	2	3	4	5	6	7	8	9	AB	R	H	RBI	BB	SO	LOB	BOTTOM
<b>Miguel Dilone, S</b> OBP: 0.373, SLG: 0.429 (1, 7)	4-0 S BB		0-0 1B		0-0 6-3	0-0 6-3		0-0 F7	4 0 1 0 1 0 1								<b>Baltimore Orioles @ Cleveland Indians</b> Cleveland Municipal Stadium, Cleveland, OH Sat Sep 27 1980, 3:33 AM EDT Att: 9,989 - Unknown  <b>AB 31</b> <b>R 6</b> <b>H 11</b> <b>RBI 6</b> <b>BB 6</b> <b>SO 4</b> <b>LOB 17</b>  
<b>Alan Bannister, R</b> OBP: 0.348, SLG: 0.373 (1, 9)	0-0 F8		0-0 1B		4-0 1B BB		0-0 1B SF8	0-0 1B	4 2 3 0 1 0 1								
<b>Mike Hargrove, L</b> OBP: 0.311, SLG: 0.401 (1, 3)	4-0 G4-6-3 BB		0-0 G3		0-0 BB 2B 1B		0-0 CI 1B	0-0 1B	4 1 3 1 1 0 2								
<b>Gary Alexander, R</b> OBP: 0.283, SLG: 0.370 (1, 10)	0-0 G4-6-3			0-0 FC2-5 1B	4-0 2B BB		0-0 SF8		2 1 1 0 1 0 2 0 0 0 1 0 0 0								
<b>Jorge Orta, L</b> OBP: 0.380, SLG: 0.405 (7, PH)	0-0 G4-6-3			0-0 FC2-5 1B	4-0 2B BB		0-0 CI BB		2 1 1 1 2 0 0								
<b>Toby Harrah, R</b> OBP: 0.380, SLG: 0.383 (1, 5)		0-0 F7		0-0 S FC2-5 1B	4-0 2B BB		4-0 CI BB		3 0 1 3 0 1 2								
<b>Bo Diaz, R</b> OBP: 0.257, SLG: 0.353 (1, 2)		0-3 K		0-0 FC2-5 S	0-0 2B		0-1 CI		3 0 0 0 0 1 3 1 0 0 0 0 0 3 0 0 0 0 0 0 0								
<b>Rick Manning, L</b> OBP: 0.326, SLG: 0.300 (1, 8)		0-0 4-3		0-3 K	0-0 4-3		0-0 G6-4-3		4 1 1 0 0 1 2								
<b>Joe Charboneau, R</b> OBP: 0.353, SLG: 0.482 (7, PH)				0-0 L1	0-3 K		0-0 L3		4 0 0 0 0 1 1								
<b>Dell Alston, L</b> OBP: 0.321, SLG: 0.362 (8, 9)				0-0 6-3		0-0 5-3	0-0 F8										
<b>Dave Rosello, R</b> OBP: 0.293, SLG: 0.317 (1, 4)								0-0 1B 1B									
<b>Tom Verzyer, R</b> OBP: 0.298, SLG: 0.322 (1, 6)								0-3 K									
<b>Inning Stats</b>	R: 0 E: 0 K: 0 S: 2	H: 0 LOB: 1 BB: 2 P: 10	R: 0 E: 0 K: 1 S: 5	H: 0 LOB: 0 BB: 0 P: 5	R: 0 E: 0 K: 2 S: 9	H: 2 LOB: 2 BB: 0 P: 9	R: 4 E: 0 K: 0 S: 5	H: 2 LOB: 1 BB: 3 P: 17	R: 0 E: 0 K: 0 S: 3	H: 0 LOB: 0 BB: 0 P: 3	R: 1 E: 1 K: 0 S: 5	H: 2 LOB: 2 BB: 1 P: 9	R: 1 E: 0 K: 1 S: 7	H: 3 LOB: 2 BB: 0 P: 7	1B: 10 2B: 1 3B: 0 HR: 0	SF: 1 SAC: 0 DP: 2 HBP: 0	WP: 0 PA: 39 PB: 0 SB: 4 CS: 0
<b>PITCHER</b>	IP WLS BF H R ER SO BB IBB HBP BLK WP HR S P ERA WHIP	IP WLS BF H R ER SO BB IBB HBP BLK WP HR S P ERA WHIP															IP WLS BF H R ER SO BB IBB HBP BLK WP HR S P ERA WHIP
<b>Scott McGregor, L</b> ERA: 3.23 (1, 1)	6.0 W 30 8 5 5 3	0.1 L 6 3 1 1 1															0.1 L 6 3 1 1 1
<b>Sammy Stewart, R</b> ERA: 3.59 (7, 1)	0.1 L 6 3 1 1 1															0.1 L 6 3 1 1 1	
<b>Tippy Martinez, L</b> ERA: 3.05 (7, 1)	1.2 L 6 3 1 1 1															1.2 L 6 3 1 1 1	



Batter	1	2	3	4	5	6	7	8	9	AB	R	H	RBI	BB	SO	LOB	TOP										
<b>Al Bumby, L</b> OBP: 0.393, SLG: 0.430 (1, 8)	6-3		K		G3		1B		2B	5	0	2	0	0	1	0	<b>Baltimore Orioles @ Cleveland Indians</b> Cleveland Municipal Stadium, Cleveland, OH Sun Sep 28 1980, 3:33 AM EDT Att: 10,631 - Unknown										
<b>Rich Dauer, R</b> OBP: 0.341, SLG: 0.347 (1, 4)	6-3		1B			P5	1B		BB	4	0	2	1	1	0	0											
<b>Ken Singleton, S</b> OBP: 0.391, SLG: 0.474 (1, 9)										4	2	3	1	0	1	2											
<b>Mark Corey, R</b> OBP: 0.382, SLG: 0.448 (8, 9)	HR		1B			WP	K		F3	1	0	0	0	0	0	2											
<b>Eddie Murray, S</b> OBP: 0.357, SLG: 0.513 (1, 3)	E9		1B		FC5-4	1B				4	0	0	0	0	1	5											
<b>Steve Stone, R</b> OBP: 0.344, SLG: 0.516 (1, 10)	K				5-3	HR				0	0	0	0	0	0	0											
<b>Benny Ayala, R</b> OBP: 0.344, SLG: 0.516 (1, PH)						2H	1B			3	1	1	1	0	1	1											
<b>Pat Kelly, L</b> OBP: 0.356, SLG: 0.360 (8, PH)										1	0	0	0	0	1	0											
<b>Doug DeCinces, R</b> OBP: 0.317, SLG: 0.397 (1, 5)		F8			F7					4	1	1	2	0	0	0											
<b>Gary Roenicke, R</b> OBP: 0.341, SLG: 0.385 (1, 7)		F7			5-3	HR				4	0	0	0	0	0	0											
<b>Rick Dempsey, R</b> OBP: 0.333, SLG: 0.417 (1, 2)		F8					F7		F8	4	0	0	0	0	1	0											
<b>Mark Belanger, R</b> OBP: 0.258, SLG: 0.269 (1, 6)			6-3				F8		K	4	1	1	0	0	1	0											
<b>Inning Stats</b>	R: 1 E: 1 K: 1 S: 7	H: 1 LOB: 1 BB: 0 P: 7	R: 0 E: 0 K: 0 S: 3	H: 0 LOB: 0 BB: 0 P: 3	R: 0 E: 0 K: 1 S: 7	H: 2 LOB: 2 BB: 0 P: 7	R: 0 E: 0 K: 0 S: 3	H: 0 LOB: 0 BB: 0 P: 3	R: 0 E: 0 K: 1 S: 5	H: 0 LOB: 0 BB: 0 P: 5	R: 3 E: 0 K: 1 S: 8	H: 3 LOB: 0 BB: 0 P: 8	R: 1 E: 0 K: 1 S: 8	H: 3 LOB: 2 BB: 0 P: 8	R: 0 E: 0 K: 1 S: 5	H: 0 LOB: 0 BB: 0 P: 5	R: 0 E: 0 K: 1 S: 6	H: 1 LOB: 2 BB: 1 P: 10	1B: 7 2B: 1 3B: 0 HR: 2	SF: 0 SAC: 0 DP: 0 HBP: 0	WP: 1 PB: 0 SB: 0 CS: 0	PA: 39					
<b>PITCHER</b>	IP	WLS	BF	H	R	ER	SO	BB	IBB	HBP	BLK	WP	HR	S	P	ERA	WHIP										
<b>Bob Ovchinko, L</b> ERA: 5.66 (1, 1)	6.1	L	28	8	5	5	4	0	0	0	0	1	2	36	36	7.11	1.263										
<b>Sandy Whitol, R</b> ERA: 3.67 (7, 1)	2.2		11	2	0	0	3	1	0	0	0	0	0	16	20	0.00	1.125										

AB	38
R	5
H	10
RBI	5
BB	1
SO	7
LOB	10



Batter	1	2	3	4	5	6	7	8	9	AB	R	H	RBI	BB	SO	LOB	BOTTOM										
<b>Miguel Dilone, S</b> OBP: 0.374, SLG: 0.432 (1, 7)	SH5-3		FC6				1-3		K	5	2	2	0	0	1	3	<b>Baltimore Orioles @ Cleveland Indians</b> Cleveland Municipal Stadium, Cleveland, OH Sun Sep 28 1980, 3:33 AM EDT Att: 10,631 - Unknown										
<b>Gary Gray, R</b> OBP: 0.188, SLG: 0.304 (9, 7)	6-3		1B		1B					0	0	0	0	0	0	0											
<b>Rick Manning, L</b> OBP: 0.327, SLG: 0.306 (1, 8)	SH5-3		F7		4-3		BB		FC1-5	4	0	2	0	0	0	2											
<b>Mike Hargrove, L</b> OBP: 0.313, SLG: 0.400 (1, 3)	6-3				E6		BB		FC1-5	2	1	0	1	3	0	0											
<b>Ron Hassey, L</b> OBP: 0.386, SLG: 0.422 (1, 2)	4-3				F7				FC1-5	3	0	1	1	0	0	1											
<b>Joe Charboneau, R</b> OBP: 0.354, SLG: 0.482 (7, PH)									FC1-5	0	0	0	0	1	0	0											
<b>Dell Alston, L</b> OBP: 0.321, SLG: 0.362 (7, PR)									FC1-5	0	0	0	0	0	0	0											
<b>Bo Diaz, R</b> OBP: 0.256, SLG: 0.351 (8, 2)									FC1-5	1	0	0	0	0	0	2											
<b>Dave Rosello, R</b> OBP: 0.293, SLG: 0.317 (8, PR)									FC1-5	0	0	0	0	0	0	0											
<b>Toby Harrah, R</b> OBP: 0.379, SLG: 0.380 (1, 5)		F2			F7		FC4		K	4	0	0	0	1	1	7											
<b>Alan Bannister, R</b> OBP: 0.351, SLG: 0.375 (1, 9)		CS			BB		F9		4-3	4	0	2	1	1	0	2											
<b>Jack Brohamer, L</b> OBP: 0.311, SLG: 0.327 (1, 4)		BB			1B					4	0	1	0	0	1	3											
<b>Gary Alexander, R</b> OBP: 0.282, SLG: 0.367 (1, 10)					F8		K		K	4	0	1	0	0	2	4											
<b>Tom Veryzer, R</b> OBP: 0.298, SLG: 0.322 (1, 6)					CS				K	3	0	1	0	0	0	0											
<b>Jorge Orta, L</b> OBP: 0.360, SLG: 0.404 (8, PH)					1B		F7		K	1	0	0	0	0	1	2											
<b>Jerry Dybzinski, R</b> OBP: 0.278, SLG: 0.301 (8, 6)					1B				K	0	0	0	0	0	0	0											
<b>Inning Stats</b>	R: 1 E: 0 K: 0 S: 4	H: 1 LOB: 0 BB: 0 P: 4	R: 0 E: 0 K: 0 S: 2	H: 0 LOB: 0 BB: 1 P: 6	R: 0 E: 0 K: 0 S: 4	H: 2 LOB: 1 BB: 0 P: 4	R: 1 E: 1 K: 0 S: 5	H: 1 LOB: 2 BB: 1 P: 9	R: 1 E: 0 K: 0 S: 5	H: 2 LOB: 2 BB: 1 P: 9	R: 0 E: 0 K: 2 S: 7	H: 0 LOB: 0 BB: 0 P: 7	R: 0 E: 0 K: 0 S: 4	H: 1 LOB: 3 BB: 2 P: 12	R: 0 E: 0 K: 3 S: 11	H: 2 LOB: 2 BB: 0 P: 11	R: 0 E: 0 K: 1 S: 6	H: 1 LOB: 3 BB: 1 P: 10	1B: 6 2B: 3 3B: 1 HR: 0	SF: 0 SAC: 1 DP: 0 HBP: 0	WP: 1 PB: 0 SB: 0 CS: 2	PA: 42					
<b>PITCHER</b>	IP	WLS	BF	H	R	ER	SO	BB	IBB	HBP	BLK	WP	HR	S	P	ERA	WHIP										
<b>Jim Palmer, R</b> ERA: 3.98 (1, 1)	6.2	W	29	7	3	2	2	3	0	0	0	0	0	30	42	2.70	1.500										
<b>Tippy Martinez, L</b> ERA: 3.05 (7, 1)	0.0		1	0	0	0	0	1	0	0	0	0	0	0	4	∞	∞										
<b>Tim Stoddard, R</b> ERA: 2.5 (7, 1)	2.1	S	12	3	0	0	4	2	0	0	0	1	0	18	26	0.00	2.143										

AB	35
R	3
H	10
RBI	3
BB	6
SO	6
LOB	26





Batter	1	2	3	4	5	6	7	8	9	AB	R	H	RBI	BB	SO	LOB	TOP																
Willie Randolph, R (1.4)	6-3		F9	1B BB		6-3		K		4	0	0	0	1	1	0	<b>New York Yankees @ Cleveland Indians</b> Cleveland Municipal Stadium, Cleveland, OH Tue Sep 30 1980, 7:05 PM EDT Att: 11,919 - Unknown <a href="http://livebaseballscorecards.com">livebaseballscorecards.com</a>																
Bucky Dent, R (1.6)	HR BB		BB	1B	1-2 3-H	F7		K		4	1	2	1	1	1	0																	
Bob Watson, R (1.3)	F9		FC5-4 BB		F9		K	F9		4	0	0	0	1	1	3																	
Reggie Jackson, L (1.9)	HR		L5		G3		F5	BB	1B	5	1	2	2	0	0	2																	
Eric Soderholm, R (1.10)	1B		FC5-4		HR		BB	HR	1B	4	2	3	1	1	0	2																	
Rick Carone, R (1.2)	F8			F3	E7		HR	BB	K	4	2	1	0	1	1	3																	
Lou Piniella, R (1.7)		5-3		F9	1B		HR	BB	K	3	0	1	1	0	0	0																	
Oscar Gamble, L (7, PH)				F9	1B		HR	BB	K	0	0	0	0	0	0	0																	
Dennis Werth, R (7, PH)				2-H	1B		HR	BB	K	1	1	1	3	0	0	0																	
Joe Lefebvre, L (7.7)					1B				K	1	0	0	0	0	1	2																	
Aurelio Rodriguez, R (1.5)		5-3			1-3				G3	4	1	1	0	0	0	1																	
Bobby Murcer, L (9, PH)				3B	1B					1	0	0	0	0	0	2																	
Bobby Brown, S (1.8)	F8			1-H	1B	3B				4	1	1	1	0	0	1																	
<b>Inning Stats</b>	R: 2 E: 0 K: 0 S: 5	H: 2 LOB: 1 BB: 1 P: 9	R: 0 E: 0 K: 0 S: 3	H: 0 LOB: 0 BB: 0 P: 3	R: 0 E: 0 K: 0 S: 4	H: 1 LOB: 2 BB: 1 P: 8	R: 2 E: 0 K: 0 S: 6	H: 3 LOB: 2 BB: 1 P: 10	R: 2 E: 1 K: 0 S: 6	H: 3 LOB: 1 BB: 0 P: 6	R: 0 E: 0 K: 1 S: 5	H: 0 LOB: 0 BB: 0 P: 5	R: 3 E: 0 K: 0 S: 5	H: 2 LOB: 0 BB: 1 P: 9	R: 0 E: 0 K: 2 S: 7	H: 0 LOB: 0 BB: 0 P: 7	R: 0 E: 0 K: 2 S: 8	H: 1 LOB: 2 BB: 1 P: 12	1B: 8 2B: 0 3B: 1 HR: 3	SF: 0 SAC: 0 DP: 0 HBP: 0	WP: 0 PB: 0 SB: 0 CS: 0	PA: 44											
<b>PITCHER</b>	IP WLS BF H R ER SO BB IBB HBP BLK WP HR S P ERA WHIP																																
Rick Waits, L (1.1)	4.1	24	8	6	5	0	3	0	0	0	0	0	2	21	33	10.38	2.538																
Dan Spillner, R (5.1)	2.0	9	2	2	2	1	1	0	0	0	0	0	0	10	14	9.00	1.500																
Sid Monge, L (7.1)	1.2	W	8	2	1	1	1	0	0	0	0	0	1	11	15	5.40	1.800																
Sandy Wihitol, R (9.1)	1.0	S	3	0	0	0	2	0	0	0	0	0	0	7	7	0.00	0.000																

Batter	1	2	3	4	5	6	7	8	9	AB	R	H	RBI	BB	SO	LOB	BOTTOM															
Dell Alton, L (1.7)	K	SF		G3		K		K		3	1	0	1	0	2	0	<b>New York Yankees @ Cleveland Indians</b> Cleveland Municipal Stadium, Cleveland, OH Tue Sep 30 1980, 7:05 PM EDT Att: 11,919 - Unknown <a href="http://livebaseballscorecards.com">livebaseballscorecards.com</a>															
Jorge Orta, L (8, PH)		2B								1	0	0	0	0	1	2																
Gary Gray, R (9.7)										0	0	0	0	0	0	0																
Rick Manning, L (1.8)	4-3	HR		1B	BB			1B	BB	3	2	1	2	2	1	0																
Mike Hargrove, L (1.3)	F8	5-3			1B			1B	1B	5	0	2	2	0	0	1																
Ron Hassey, L (1.2)		2B		3-4-3				1B	1B	5	2	3	3	0	0	2																
Toby Harrah, R (1.5)		HR			5-3			K		4	1	0	0	1	1	2																
Alan Bannister, R (1.9)		SH1-4		F2	E9			1B	1B	3	1	2	0	0	0	0																
Gary Alexander, R (1.10)		1-2 2-3			1B			1B	1B	3	1	1	2	0	1	1																
Jerry Dybzinski, R (8, PH)		1B		6-3				BB	1B	0	0	0	0	0	0	0																
Joe Charboneau, R (8, PH)		1B						1B	1B	1	0	1	1	0	0	0																
Miguel Dilone, S (8, PR)		SF						1-H	1B	0	1	0	0	0	0	0																
Dave Rosello, R (1.4)		2-H 3-H						1B	1B	4	2	2	0	0	2	1																
Tom Verzyer, R (1.6)		HBP						BB	1B	3	1	0	0	0	1	2																
<b>Inning Stats</b>	R: 0 E: 0 K: 1 S: 5	H: 0 LOB: 0 BB: 0 P: 5	R: 3 E: 1 K: 0 S: 9	H: 5 LOB: 1 BB: 1 P: 14	R: 0 E: 0 K: 1 S: 5	H: 0 LOB: 0 BB: 0 P: 5	R: 0 E: 0 K: 0 S: 4	H: 1 LOB: 2 BB: 1 P: 8	R: 0 E: 0 K: 2 S: 8	H: 1 LOB: 1 BB: 0 P: 8	R: 0 E: 0 K: 2 S: 7	H: 0 LOB: 0 BB: 0 P: 7	R: 0 E: 0 K: 0 S: 3	H: 0 LOB: 0 BB: 0 P: 3	R: 4 E: 0 K: 3 S: 14	H: 5 LOB: 2 BB: 1 P: 18	1B: 9 2B: 2 3B: 0 HR: 1	SF: 1 SAC: 1 DP: 0 HBP: 1	WP: 0 PB: 1 SB: 0 CS: 0	PA: 41												
<b>PITCHER</b>	IP WLS BF H R ER SO BB IBB HBP BLK WP HR S P ERA WHIP																															
Luis Tiant, R (1.1)	1.1	11	4	7	6	1	1	0	0	0	1	20	24	40.50	3.750																	
Doug Bird, R (2.1)	3.2	15	3	1	0	3	1	0	0	0	0	1	20	24	0.00	1.091																
Tom Underwood, L (6.1)	1.2	5	0	0	0	2	0	0	0	0	0	9	9	0.00	0.000																	
Rich Gossage, R (7.1)	1.0	L	9	5	4	4	2	1	0	0	0	12	16	36.00	6.000																	
Ron Davis, R (8.1)	0.1	1	0	0	0	1	0	0	0	0	0	3	3	0.00	0.000																	



Batter	1	2	3	4	5	6	7	8	9	AB	R	H	RBI	BB	SO	LOB	TOP										
Willie Randolph, R (1,4) OBP: 0.426, SLG: 0.408 Brian Doyle, L (7,4) OBP: 0.235, SLG: 0.227	F9	HR	1B	4-3		E9		F2		3	2	1	1	2	0	1											
Bobby Murcer, L (1,10) OBP: 0.341, SLG: 0.441 Marshall Brant, R (9,PH)	1B	F8	1B			K			K	5	2	2	0	0	1	3											
Oscar Gamble, L (1,7) OBP: 0.367, SLG: 0.556 Joe Lefebvre, L (7,7) OBP: 0.349, SLG: 0.418	F9	HR	2B			F5			K	5	3	3	4	0	0	1											
Reggie Jackson, L (1,9) OBP: 0.394, SLG: 0.581 Ted Wilborn, S (9,7)	2H	F7	2B			K		4-3	HR	6	1	3	4	0	1	1											
Bob Watson, R (1,3) OBP: 0.372, SLG: 0.461 Jim Spencer, L (7,PH) OBP: 0.309, SLG: 0.418	4-3		1B			HR			K	2	2	1	0	2	0	1											
Rick Carone, R (1,2) OBP: 0.323, SLG: 0.436 Johnny Oates, L (5,2)		SH5-4	HR			HR			4-3	4	3	2	3	0	0	3											
Bucky Dent, R (1,6) OBP: 0.330, SLG: 0.357 Fred Stanley, R (8,6) OBP: 0.256, SLG: 0.250		SH5-4	SF8	6-3	5-3			K		3	0	0	1	0	1	0											
Aurelio Rodriguez, R (1,5) OBP: 0.243, SLG: 0.315		HR	5-3	K		1B		1B		5	2	3	2	0	1	0											
Bobby Brown, S (1,8) OBP: 0.308, SLG: 0.419	HR	HR	HR			1B		K		5	3	4	1	0	1	1											
<b>Inning Stats</b>	R: 1 E: 0 K: 0 S: 5	H: 2 LOB: 1 BB: 0 P: 5	R: 5 E: 0 K: 0 S: 7	H: 4 LOB: 0 BB: 1 P: 11	R: 6 E: 1 K: 0 S: 9	H: 5 LOB: 2 BB: 2 P: 17	R: 0 E: 0 K: 1 S: 6	H: 1 LOB: 1 BB: 0 P: 6	R: 3 E: 0 K: 2 S: 9	H: 2 LOB: 0 BB: 1 P: 13	R: 2 E: 1 K: 0 S: 5	H: 3 LOB: 0 BB: 0 P: 5	R: 0 E: 0 K: 2 S: 8	H: 1 LOB: 1 BB: 0 P: 8	R: 1 E: 0 K: 3 S: 11	H: 1 LOB: 1 BB: 0 P: 11	1B: 11 2B: 3 3B: 0 HR: 5	SF: 1 SAC: 1 DP: 1 HBP: 0	WP: 1 PB: 2 SB: 1 CS: 0	PA: 51							
<b>PITCHER</b>	IP	WLS	BF	H	R	ER	SO	BB	IBB	HBP	BLK	WP	HR	S	P	ERA	WHIP										
Len Barker, R (1,1) ERA: 4.03	1.2	L	12	6	6	6	0	1	0	0	0	1	2	11	15	32.40	4.200										
Ross Grimsley, L (2,1) ERA: 6.59	1.0		10	5	6	0	0	1	0	0	0	0	1	9	13	0.00	6.000										
Mike Stanton, R (3,1) ERA: 5.46	3.1		17	6	5	4	3	2	0	0	0	0	1	21	29	10.80	2.400										
Victor Cruz, R (7,1) ERA: 3.45	3.0		12	2	1	1	6	0	0	0	0	0	1	24	24	3.00	0.667										

New York Yankees @ Cleveland Indians  
Cleveland Municipal Stadium, Cleveland, OH  
Wed Oct 01 1980, 7:05 PM EDT  
Att: 19,037 - Unknown - 75 F

AB 45  
R 18  
H 19  
RBI 16  
BB 4  
SO 9  
LOB 13



Batter	1	2	3	4	5	6	7	8	9	AB	R	H	RBI	BB	SO	LOB	BOTTOM										
Alan Bannister, R (1,9) OBP: 0.351, SLG: 0.375	4-3		K		F4	FC6-4			1B	5	0	1	1	0	1	2											
Rick Manning, L (1,8) OBP: 0.328, SLG: 0.309	L4			2B	3-1			G3	F8	5	1	1	0	0	0	3											
Mike Hargrove, L (1,3) OBP: 0.315, SLG: 0.404	1B			1B	2B	2B		F8	1B	4	2	3	2	1	0	0											
Gary Alexander, R (1,7) OBP: 0.286, SLG: 0.367	1-3			1B	2B	1B		K	F4	5	1	2	2	0	1	3											
Toby Harrah, R (1,5) OBP: 0.377, SLG: 0.379 Jerry Dybzinski, R (6,5) OBP: 0.280, SLG: 0.303		2-3		FC5-4	WP	1B		5-3		3	0	1	1	0	0	1											
Bo Diaz, R (1,2) OBP: 0.250, SLG: 0.343	F6			F3	F6			F9	F9	5	0	0	0	0	0	5											
Gary Gray, R (1,10) OBP: 0.192, SLG: 0.286	5-3			FC6-4	BB			F7	F8	3	0	0	0	1	0	0											
Dave Rosello, R (1,4) OBP: 0.293, SLG: 0.315 Joe Charboneau, R (9,PH) OBP: 0.357, SLG: 0.485 Dell Alton, L (9,FR) OBP: 0.298, SLG: 0.340			4-3	FC6-4		6-3			1B	3	0	0	0	0	0	2											
Tom Verzyer, R (1,6) OBP: 0.302, SLG: 0.325	4-3				3-1	1B		FC6-4	1B	3	2	2	0	0	0	0											
<b>Inning Stats</b>	R: 0 E: 0 K: 0 S: 4	H: 1 LOB: 1 BB: 0 P: 4	R: 0 E: 0 K: 0 S: 3	H: 0 LOB: 0 BB: 0 P: 3	R: 0 E: 0 K: 1 S: 5	H: 0 LOB: 0 BB: 0 P: 5	R: 2 E: 0 K: 0 S: 6	H: 3 LOB: 2 BB: 1 P: 10	R: 3 E: 0 K: 0 S: 6	H: 3 LOB: 1 BB: 1 P: 10	R: 0 E: 0 K: 0 S: 3	H: 0 LOB: 0 BB: 0 P: 4	R: 0 E: 0 K: 1 S: 5	H: 0 LOB: 0 BB: 0 P: 5	R: 0 E: 0 K: 0 S: 3	H: 0 LOB: 0 BB: 0 P: 3	R: 2 E: 0 K: 0 S: 8	H: 5 LOB: 3 BB: 0 P: 8	1B: 8 2B: 4 3B: 0 HR: 0	SF: 0 SAC: 0 DP: 0 HBP: 1	WP: 1 PB: 0 SB: 0 CS: 0	PA: 42					
<b>PITCHER</b>	IP	WLS	BF	H	R	ER	SO	BB	IBB	HBP	BLK	WP	HR	S	P	ERA	WHIP										
Tommy John, L (1,1) ERA: 3.43	4.2		23	7	5	5	1	2	0	0	0	0	0	23	31	9.64	1.929										
Gaylord Perry, R (5,1) ERA: 3.66	4.1	W	19	5	2	2	1	0	0	1	0	1	0	20	21	4.15	1.154										

New York Yankees @ Cleveland Indians  
Cleveland Municipal Stadium, Cleveland, OH  
Wed Oct 01 1980, 7:05 PM EDT  
Att: 19,037 - Unknown - 75 F

AB 39  
R 7  
H 12  
RBI 6  
BB 2  
SO 2  
LOB 16






Batter	1	2	3	4	5	6	7	8	9	10	11	12	13	AB	R	H	RBI	BB	SO	LOB	TOP							
Miguel Dilone, S OBP: 0.375, SLG: 0.432 (1, 7)														5	1	2	0	0	1	1								
Rick Manning, L OBP: 0.325, SLG: 0.305 (1, 8)														6	0	0	0	0	3	4								
Mike Hargrove, L OBP: 0.415, SLG: 0.403 (1, 3)															6	0	2	1	0	1	3							
Ron Hassey, L OBP: 0.388, SLG: 0.435 (1, 2)														3	0	1	0	0	1	1								
Bo Diaz, R OBP: 0.250, SLG: 0.343 (8, 2)															0	0	0	0	0	0								
Joe Charbonneau, R OBP: 0.359, SLG: 0.486 (9, PH)															1	0	1	0	0	0								
Jerry Dybzinski, R OBP: 0.278, SLG: 0.300 (9, PR)														2	1	0	0	0	1	1								
Toby Harrah, R OBP: 0.380, SLG: 0.383 (1, 5)														5	0	4	0	0	0	1								
Alan Bannister, R OBP: 0.347, SLG: 0.370 (1, 9)														5	0	0	0	0	0	6								
Gary Alexander, R OBP: 0.289, SLG: 0.368 (1, 10)														5	0	2	0	0	3	1								
Dave Rosello, R OBP: 0.286, SLG: 0.307 (1, 4)														3	0	0	0	0	1	1								
Dell Aiston, L OBP: 0.293, SLG: 0.333 (9, PH)														1	0	0	0	0	0	2								
Bob Owchinko, L OBP: 0.189, SLG: 0.280 (12, PH)														0	0	0	0	0	0	0								
Gary Gray, R OBP: 0.189, SLG: 0.280 (12, 1)														0	0	0	0	0	1	0								
Sid Monge, S OBP: 0.304, SLG: 0.322 (1, 6)														3	0	0	0	1	0	0								
Tom Verzer, R OBP: 0.304, SLG: 0.322 (1, 6)														3	0	0	0	1	0	0								
<b>Inning Stats</b>	R: 1 E: 0 K: 0 S: 5	H: 2 LOB: 1 BB: 0 P: 5	R: 0 E: 0 K: 0 S: 3	H: 1 LOB: 0 BB: 0 P: 3	R: 0 E: 0 K: 1 S: 3	H: 0 LOB: 1 BB: 0 P: 4	R: 0 E: 0 K: 1 S: 6	H: 2 LOB: 1 BB: 0 P: 6	R: 0 E: 0 K: 1 S: 6	H: 1 LOB: 2 BB: 1 P: 10	R: 0 E: 0 K: 1 S: 5	H: 0 LOB: 0 BB: 0 P: 5	R: 0 E: 0 K: 3 S: 9	H: 0 LOB: 0 BB: 0 P: 9	R: 1 E: 0 K: 0 S: 5	H: 3 LOB: 2 BB: 0 P: 5	R: 0 E: 0 K: 1 S: 4	H: 0 LOB: 0 BB: 0 P: 5	R: 0 E: 0 K: 1 S: 6	H: 1 LOB: 1 BB: 0 P: 6	R: 0 E: 0 K: 2 S: 7	H: 0 LOB: 0 BB: 0 P: 7	R: 0 E: 0 K: 1 S: 6	H: 1 LOB: 1 BB: 0 P: 6	1B: 11 2B: 2 3B: 0 HR: 0	SF: 0 SAC: 0 DP: 4 HBP: 2	W/P: 0 PB: 0 SB: 1 CS: 1	PA: 49
<b>PITCHER</b>	IP 7.0	WLS 27	BF 7	H 1	R 1	ER 1	SO 4	BB 1	IBB 0	HBP 1	BLK 0	WP 0	HR 0	S 33	P 38	ERA 1.29	WHIP 1.143											
Steve Stone, R ERA: 3.23 (1, 1)	1.0	3	0	0	0	3	0	0	0	0	0	0	0	9	9	0.00	0.000											
Tippy Martinez, L ERA: 3.01 (8, 1)	3.0	12	4	1	1	2	0	0	0	1	0	0	0	15	16	3.00	1.333											
Tim Stoddard, R ERA: 2.91 (9, 1)	2.0	W	7	1	0	0	3	0	0	0	0	0	0	13	13	0.00	0.500											
Sammy Stewart, R ERA: 3.56 (12, 1)																												
Batter	1	2	3	4	5	6	7	8	9	10	11	12	13	AB	R	H	RBI	BB	SO	LOB	BOTTOM							
Al Bumbry, L OBP: 0.352, SLG: 0.431 (1, 8)														6	1	2	0	0	1	2								
Rich Dauer, R OBP: 0.340, SLG: 0.354 (1, 4)													5	0	0	0	1	0	2									
Ken Singleton, S OBP: 0.390, SLG: 0.487 (1, 9)													3	0	1	0	1	1	2									
Mark Corey, R OBP: 0.361, SLG: 0.419 (8, 9)													2	0	0	0	0	0	0									
Eddie Murray, S OBP: 0.356, SLG: 0.522 (1, 3)													6	0	1	1	0	0	4									
Doug DeCinces, R OBP: 0.317, SLG: 0.401 (1, 5)													5	0	1	0	1	1	2									
Jim Palmer, R OBP: 0.337, SLG: 0.508 (2, PH)													5	0	1	0	1	1	2									
Benny Ayala, R OBP: 0.337, SLG: 0.508 (2, PH)													5	0	1	0	1	1	2									
Gary Roenicke, R OBP: 0.343, SLG: 0.387 (1, 7)													4	1	1	1	2	0	1									
Rick Dempsey, R OBP: 0.333, SLG: 0.425 (1, 2)													4	0	1	0	0	0	1									
Mark Belanger, R OBP: 0.261, SLG: 0.276 (1, 6)													4	0	1	1	0	0	2									
Drungo Hazewood, R (11, PH)													1	0	0	0	0	1										
Bobby Bonner, R OBP: 0.317, SLG: 0.401 (1, 5)													0	0	0	0	0	0	0									
<b>Inning Stats</b>	R: 0 E: 0 K: 1 S: 6	H: 1 LOB: 2 BB: 1 P: 10	R: 1 E: 0 K: 0 S: 5	H: 2 LOB: 1 BB: 0 P: 5	R: 0 E: 0 K: 1 S: 3	H: 0 LOB: 0 BB: 0 P: 3	R: 0 E: 0 K: 0 S: 4	H: 1 LOB: 1 BB: 0 P: 4	R: 0 E: 0 K: 2 S: 9	H: 2 LOB: 2 BB: 1 P: 13	R: 0 E: 0 K: 0 S: 3	H: 0 LOB: 0 BB: 0 P: 3	R: 0 E: 0 K: 1 S: 5	H: 0 LOB: 1 BB: 0 P: 7	R: 0 E: 0 K: 0 S: 3	H: 0 LOB: 0 BB: 0 P: 3	R: 1 E: 0 K: 1 S: 5	H: 1 LOB: 0 BB: 0 P: 5	1B: 6 2B: 1 3B: 1 HR: 1	SF: 0 SAC: 1 DP: 0 HBP: 0	W/P: 1 PB: 0 SB: 0 CS: 0	PA: 52						
<b>PITCHER</b>	IP 11.0	WLS 46	BF 8	H 2	R 2	ER 2	SO 5	BB 5	IBB 0	HBP 0	BLK 0	WP 1	HR 0	S 51	P 71	ERA 1.64	WHIP 1.182											
Bob Owchinko, L ERA: 5.27 (1, 1)	11.0	46	8	2	2	5	5	0	0	0	0	1	0	51	71	1.64	1.182											
Bob Owchinko, L ERA: 5.27 (9, 1)	1.2	L	6	1	1	1	1	0	0	0	0	0	1	8	8	5.40	0.600											
Sid Monge, L ERA: 3.66 (12, 1)																												


Cleveland Indians @ Baltimore Orioles  
Memorial Stadium, Baltimore, MD  
Sat Oct 04 1980, 7:05 PM EDT  
Unknown

AB 46  
R 2  
H 12  
RBI 1  
BB 1  
SO 12  
LOB 21

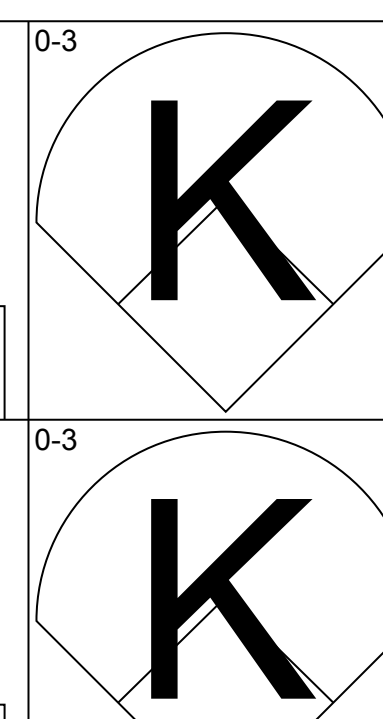
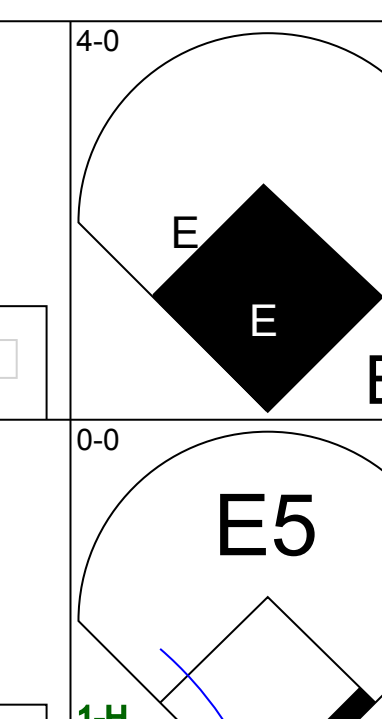
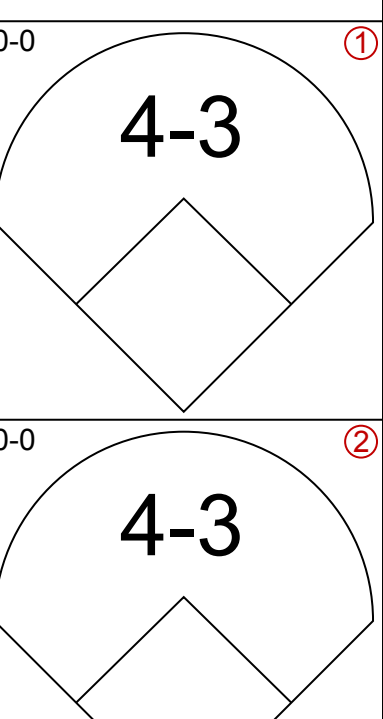
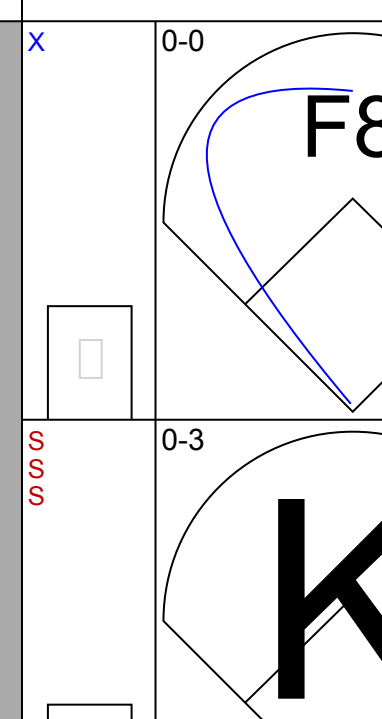
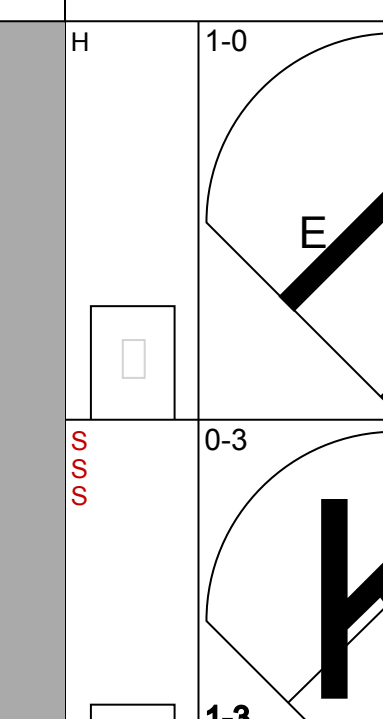
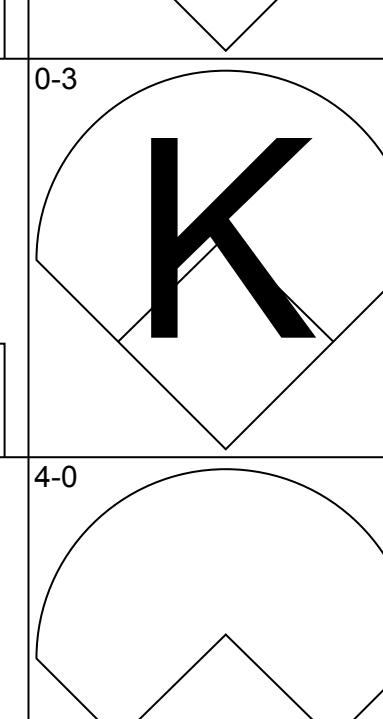
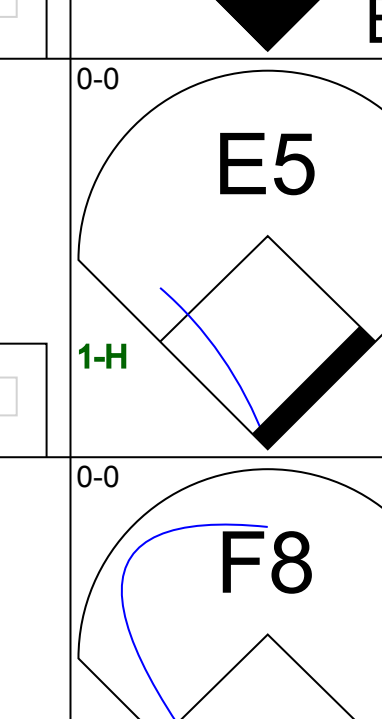
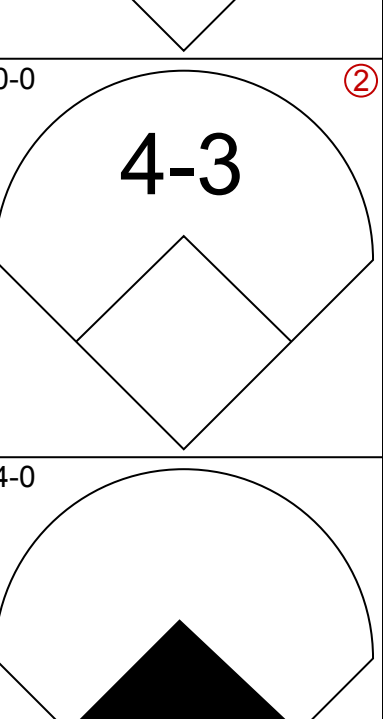
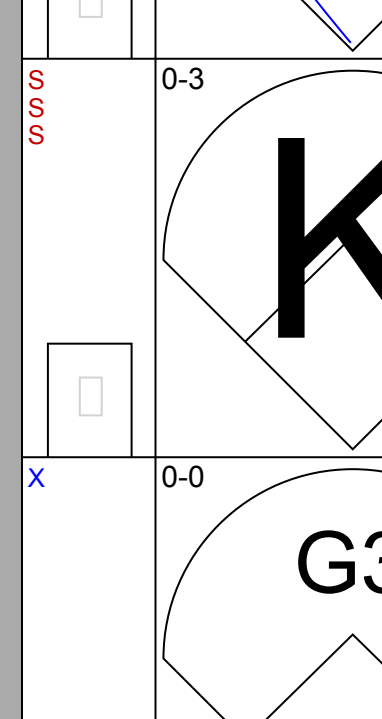
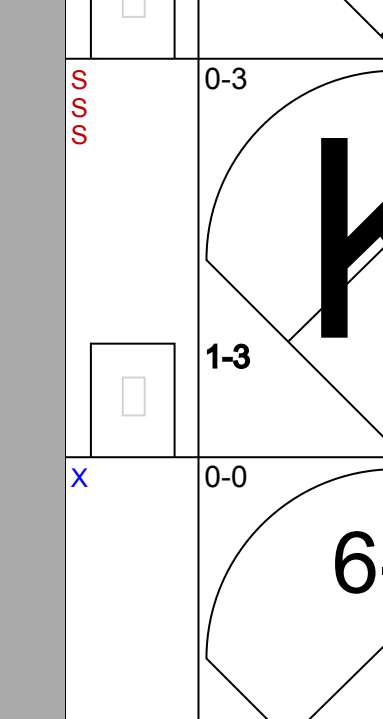
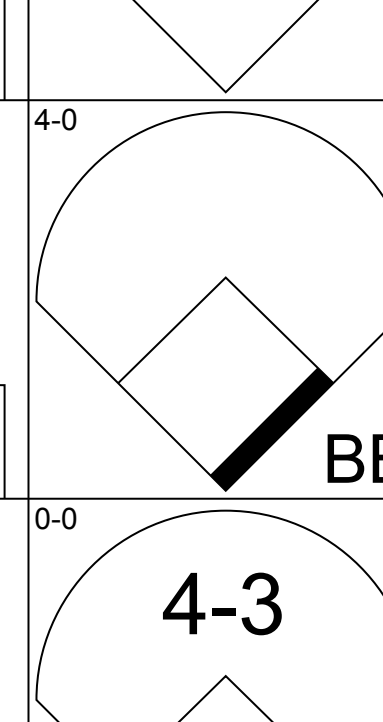
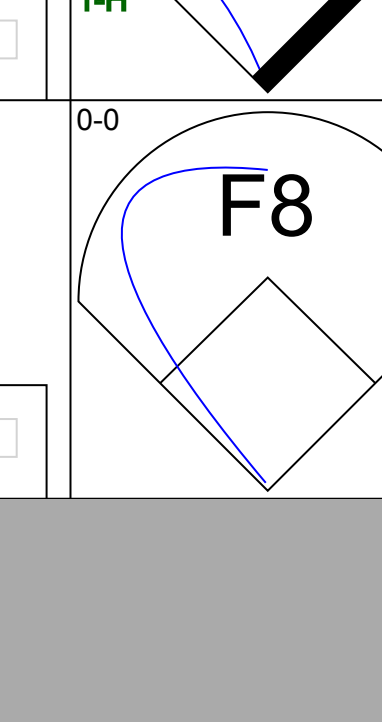
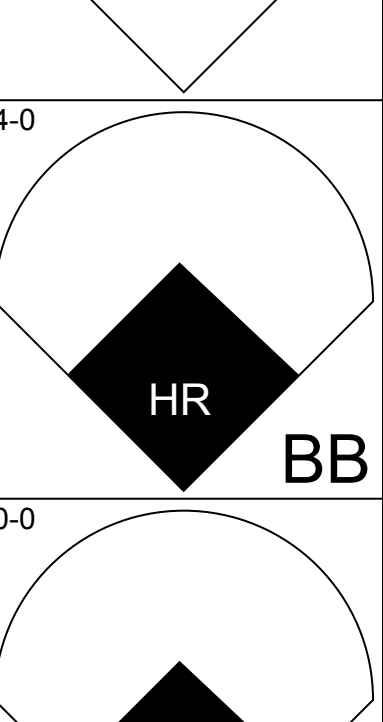
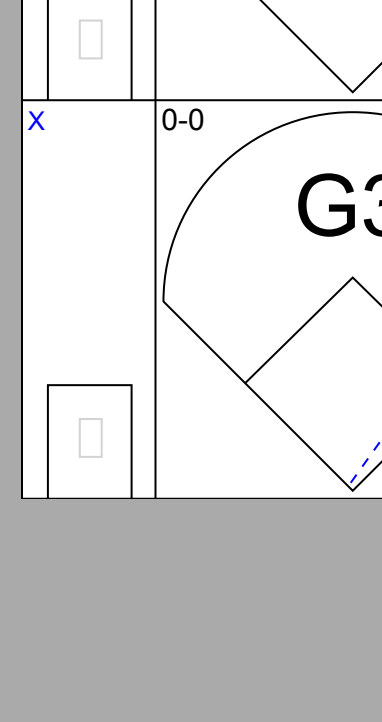
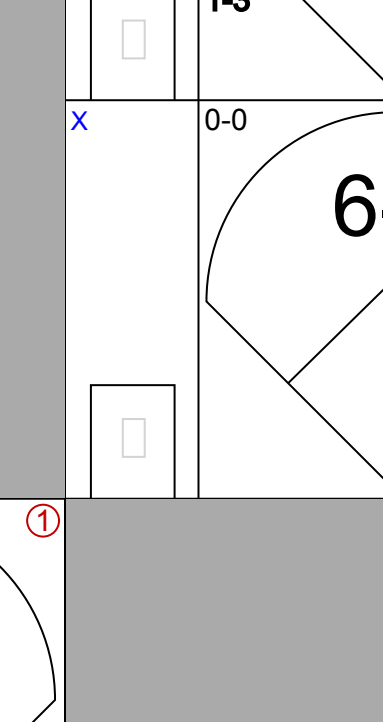
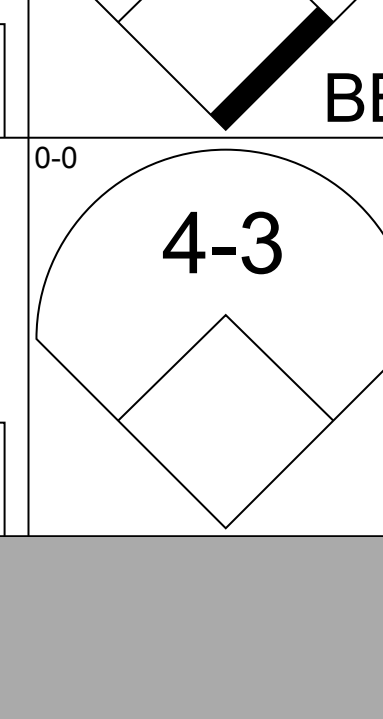
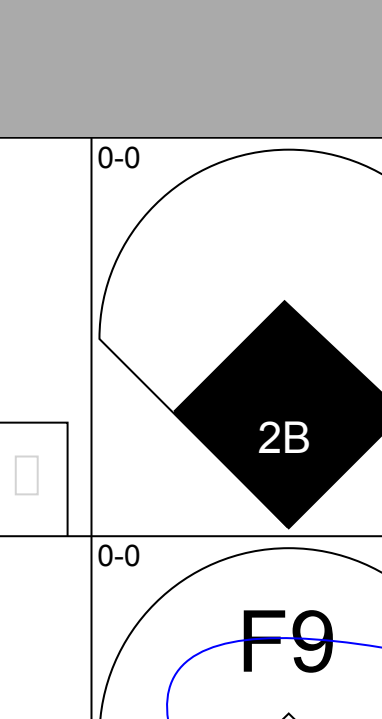
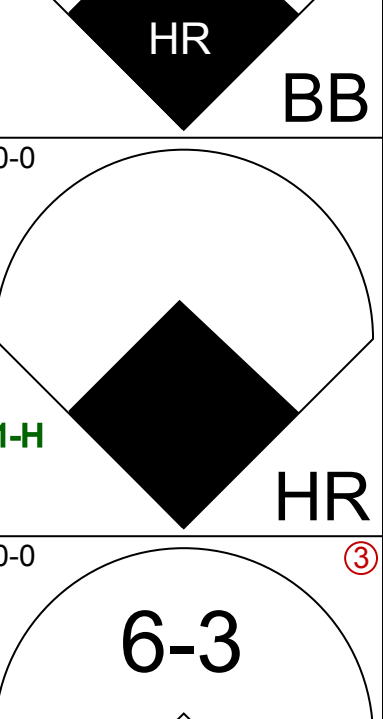
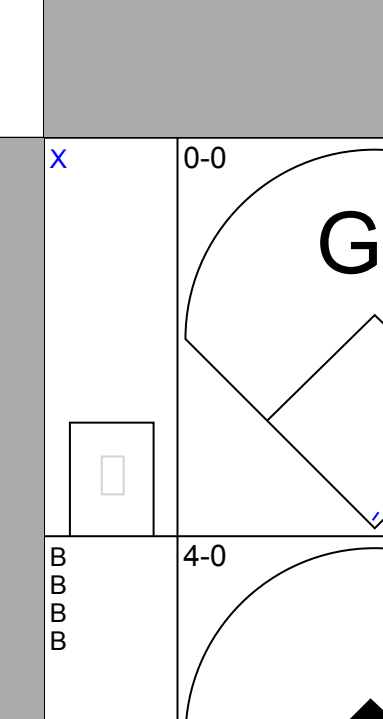
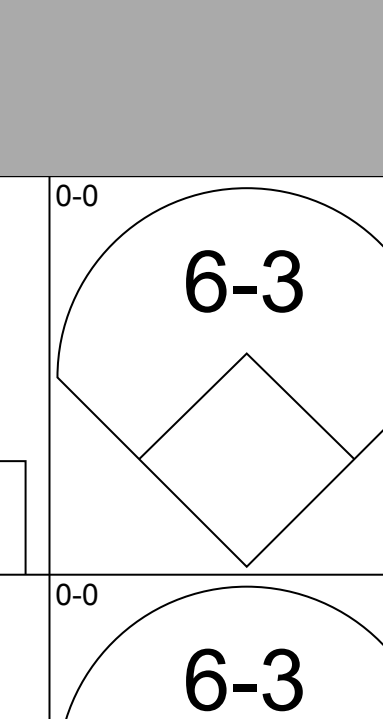
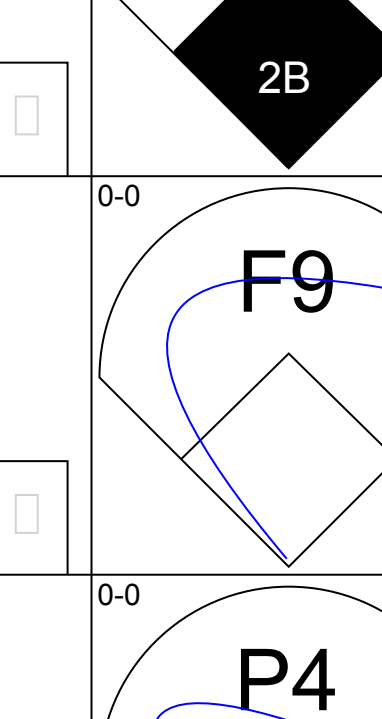
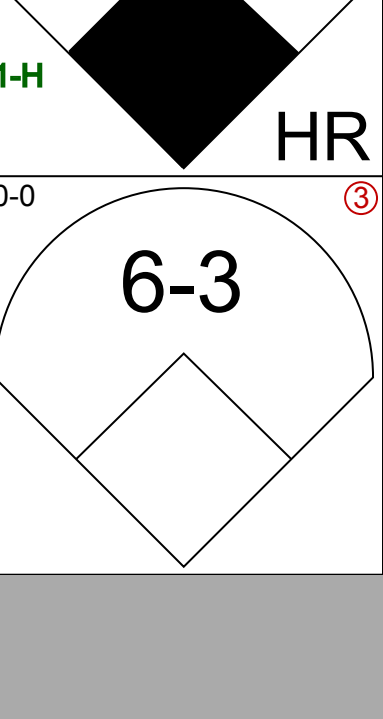
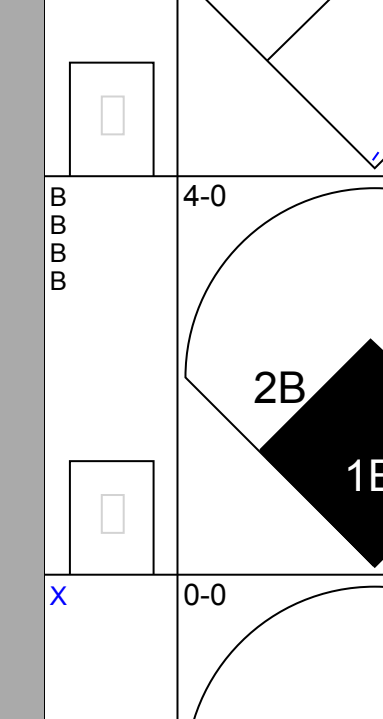

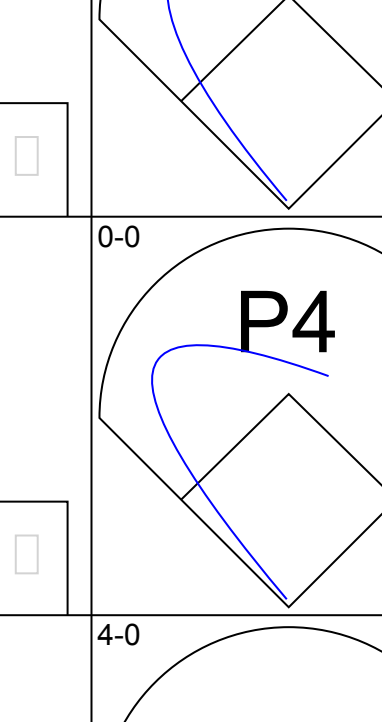
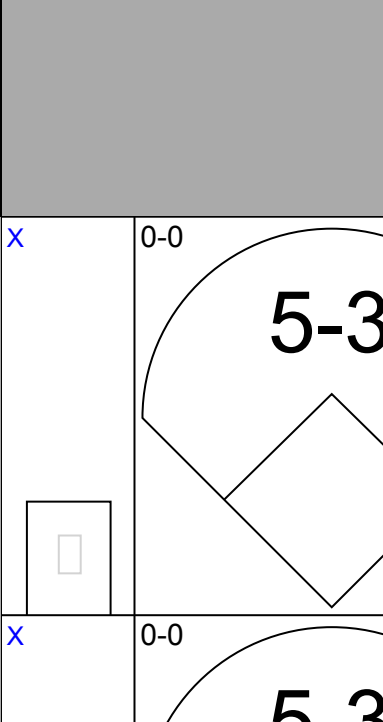
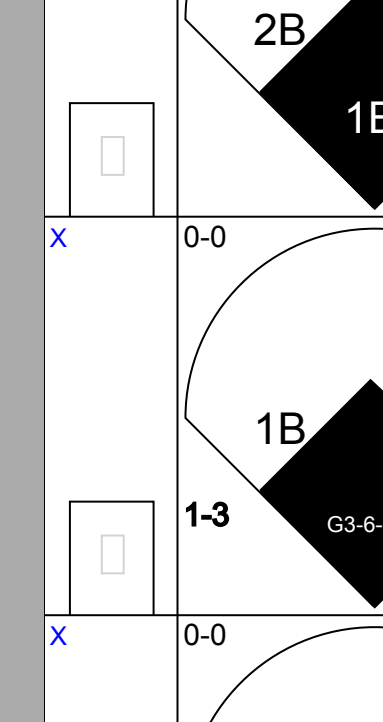

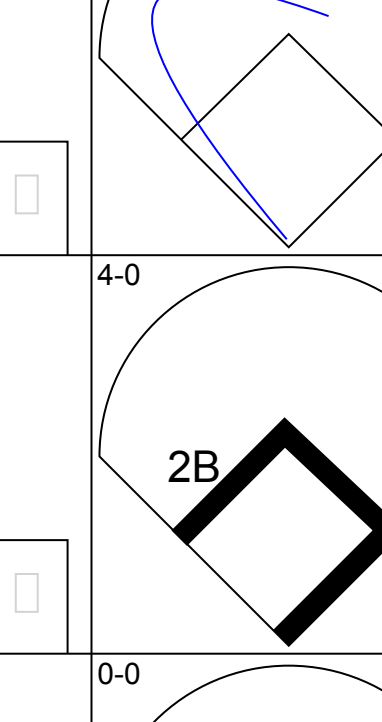
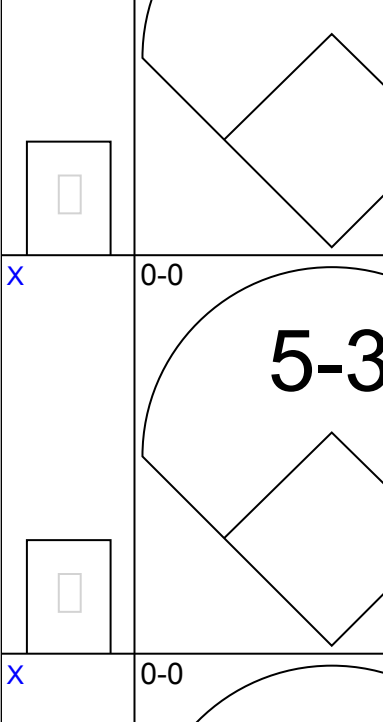
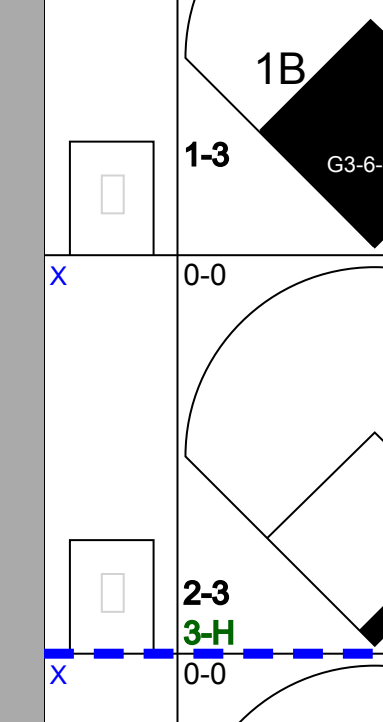
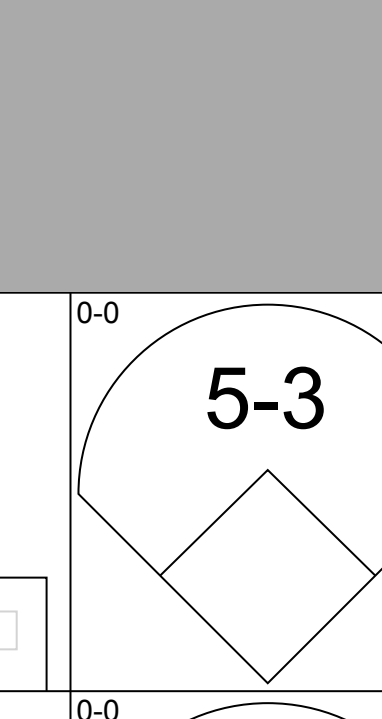
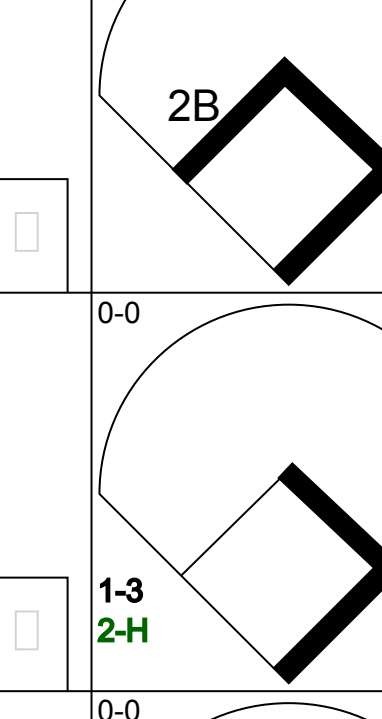
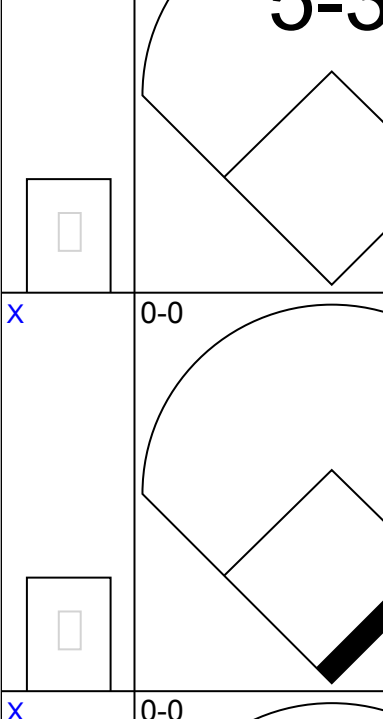
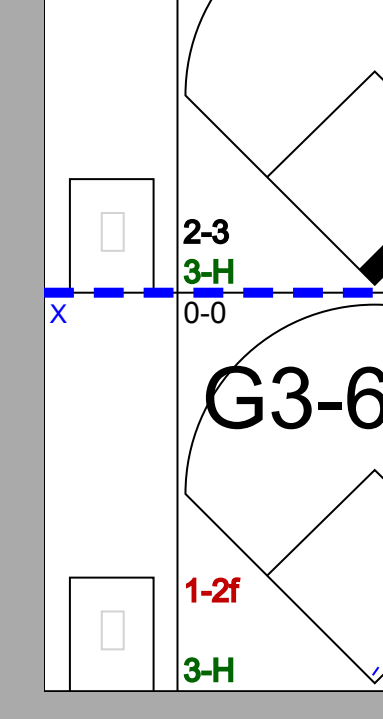
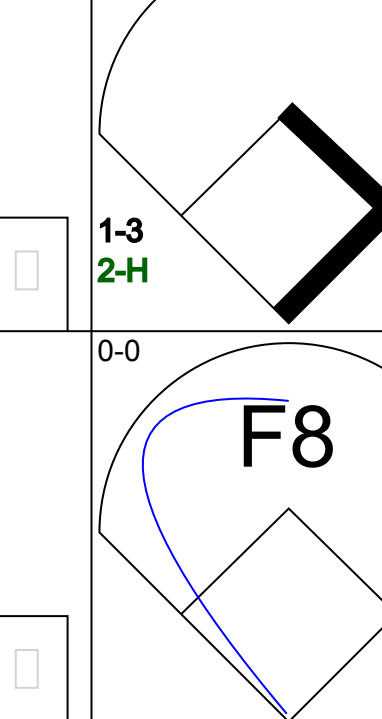

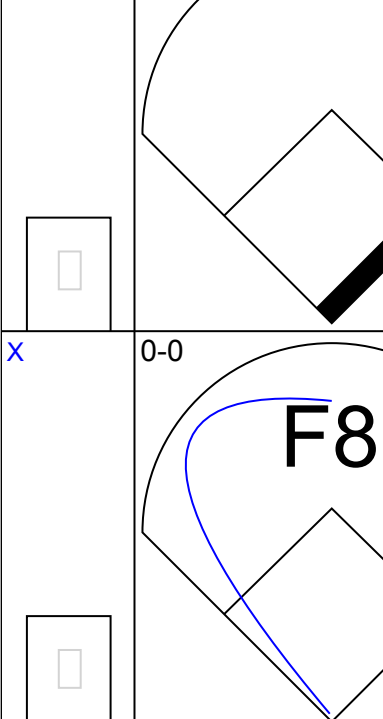
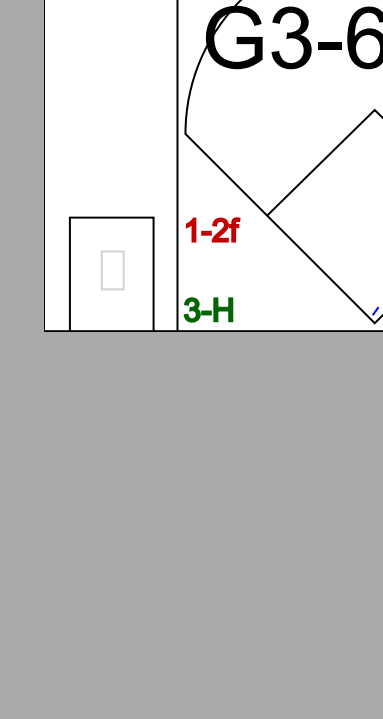
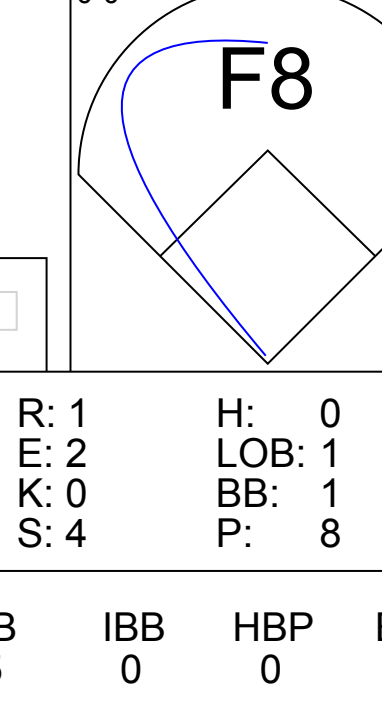
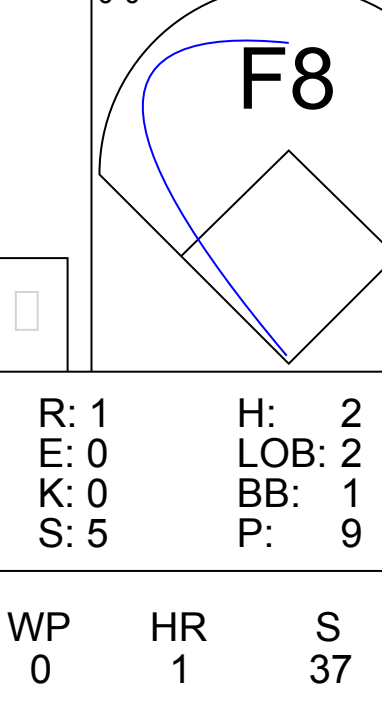
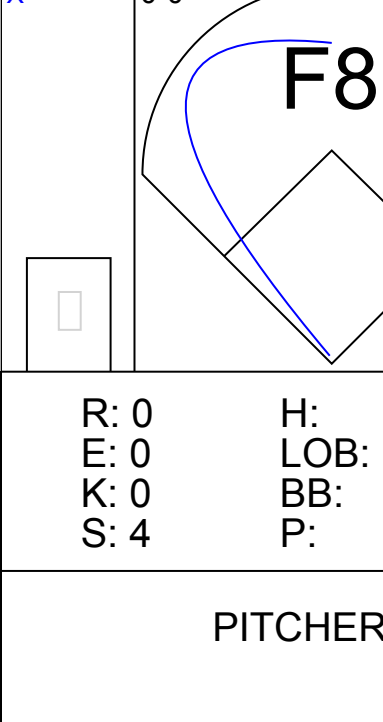
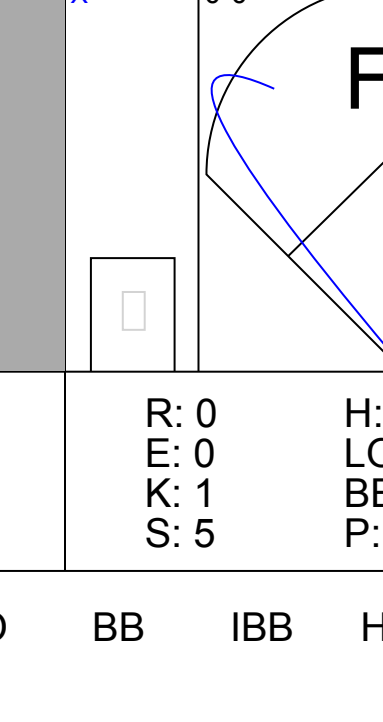


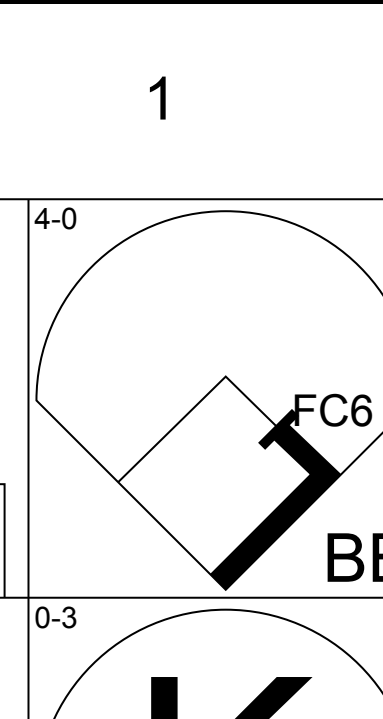
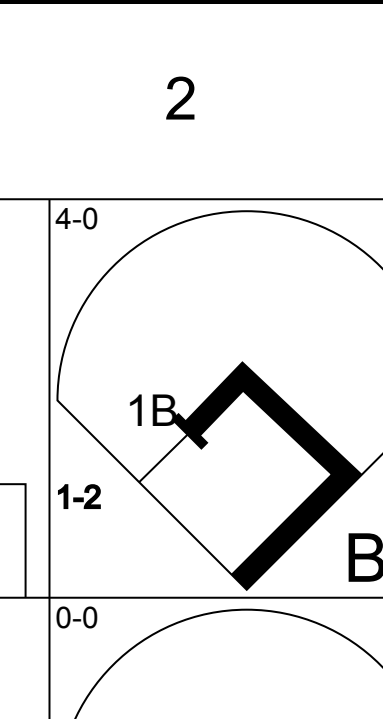
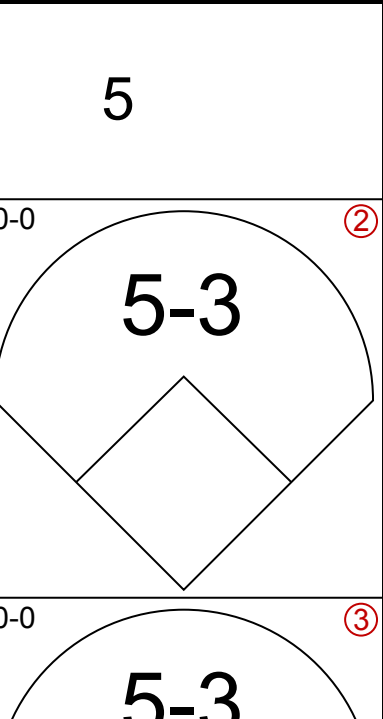
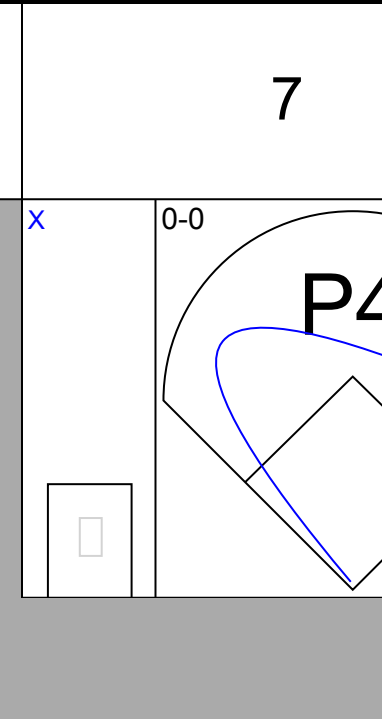
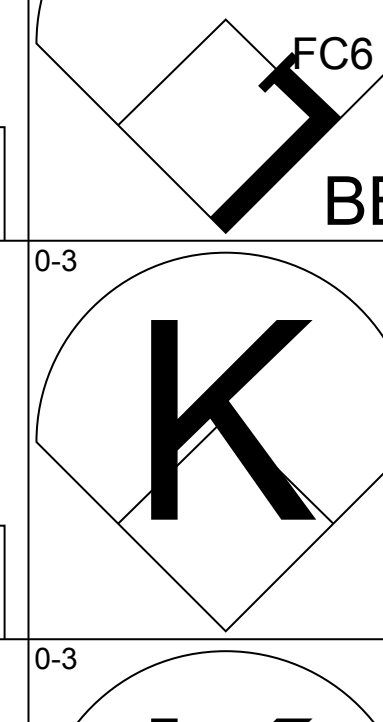
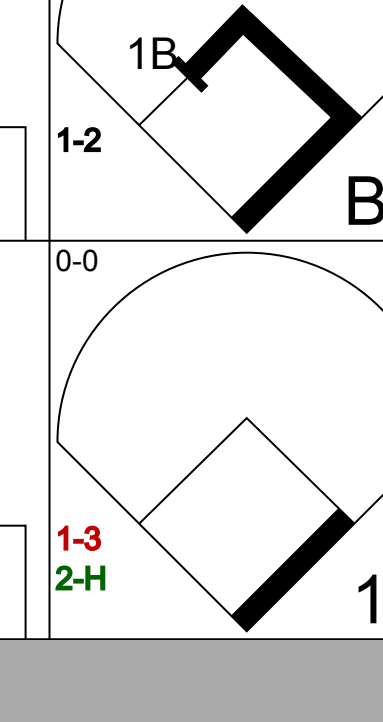
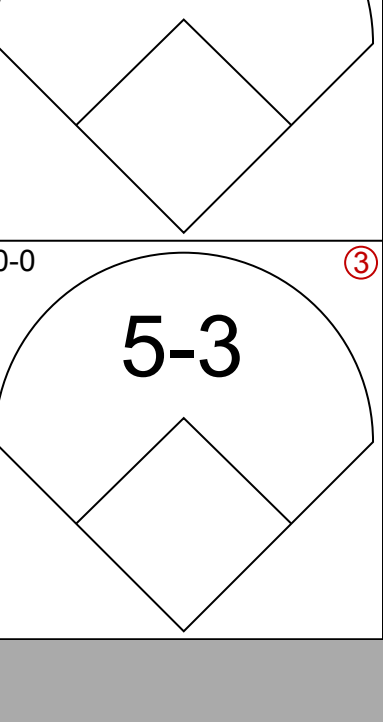
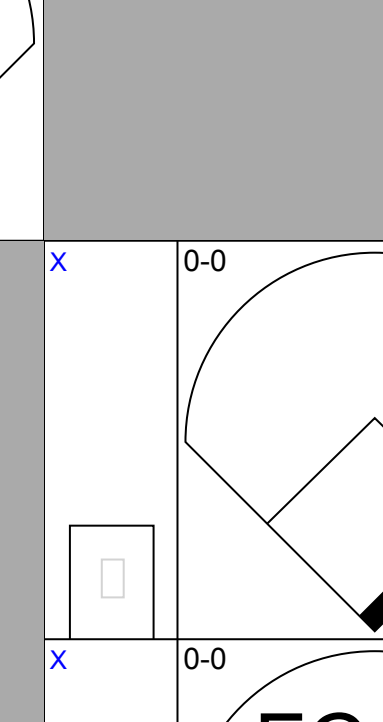
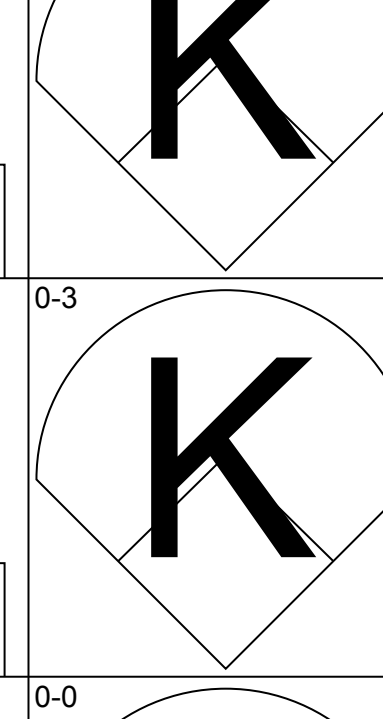
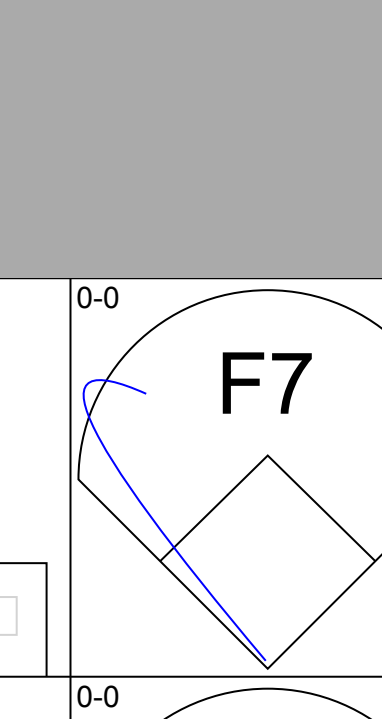
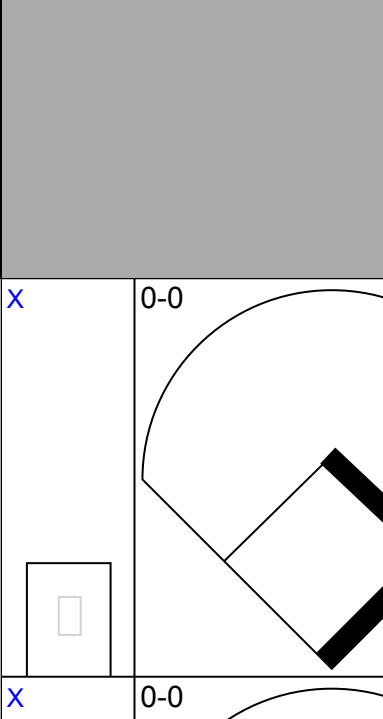
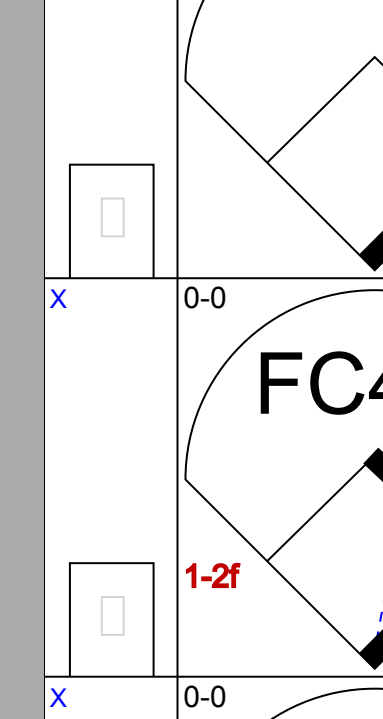
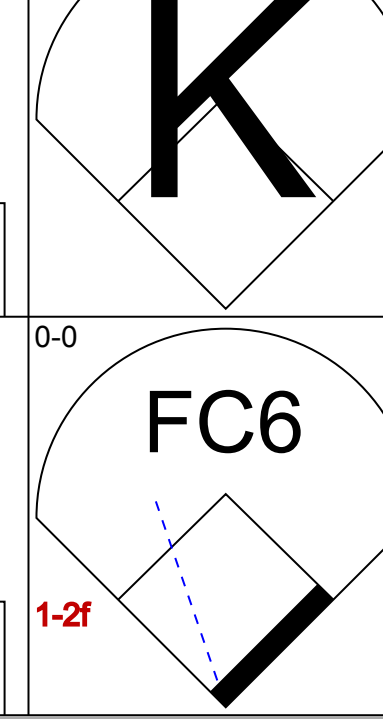
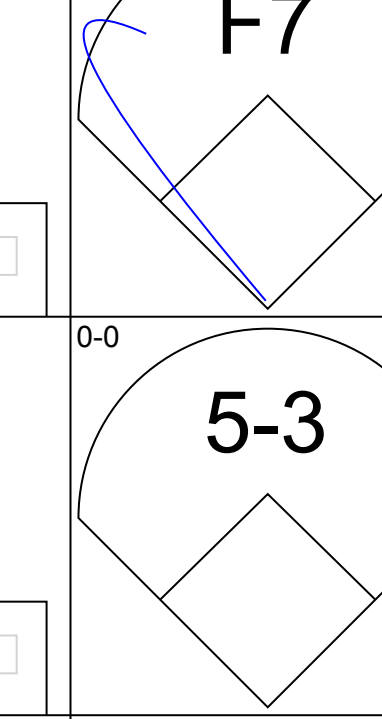
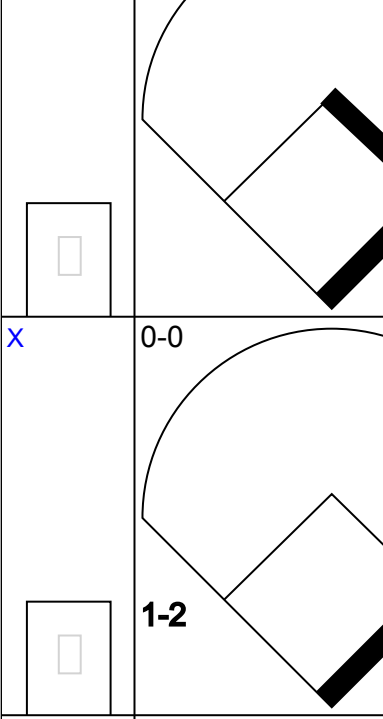
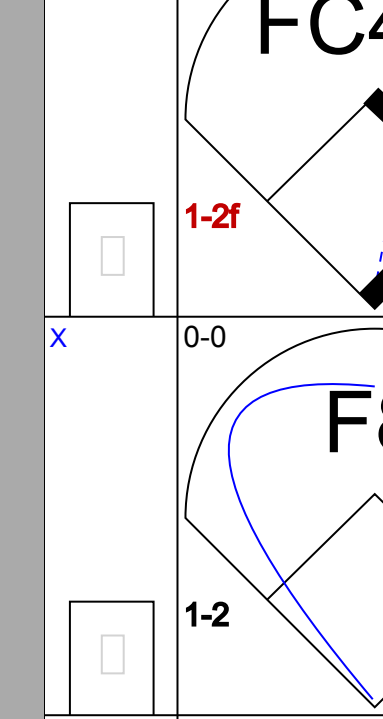
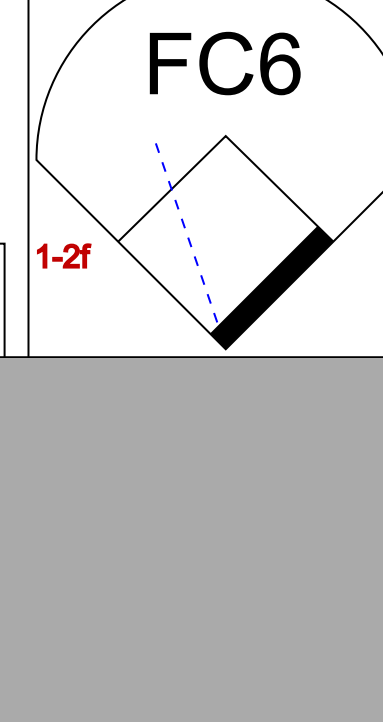
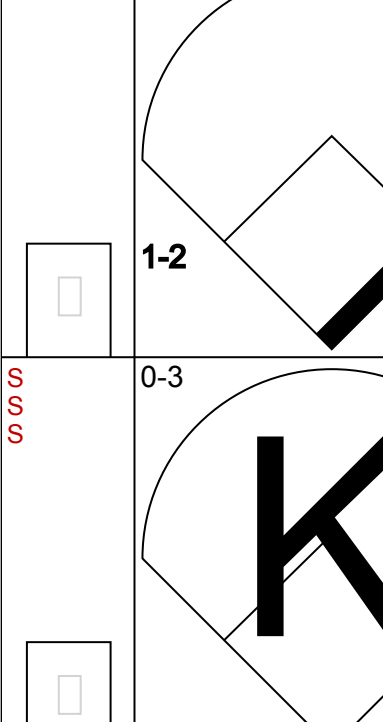
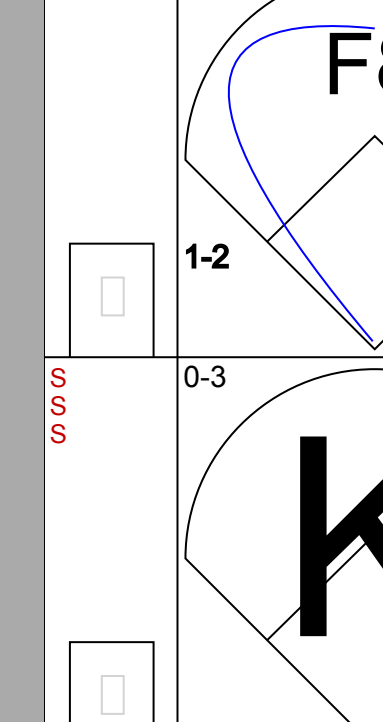
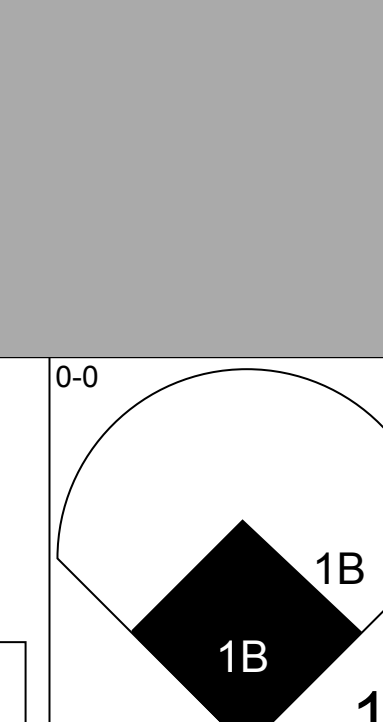
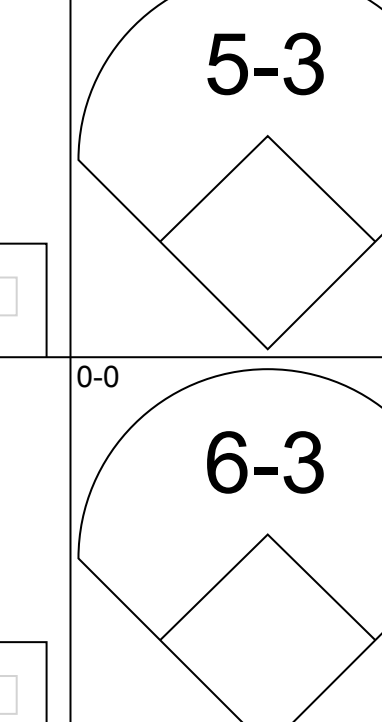
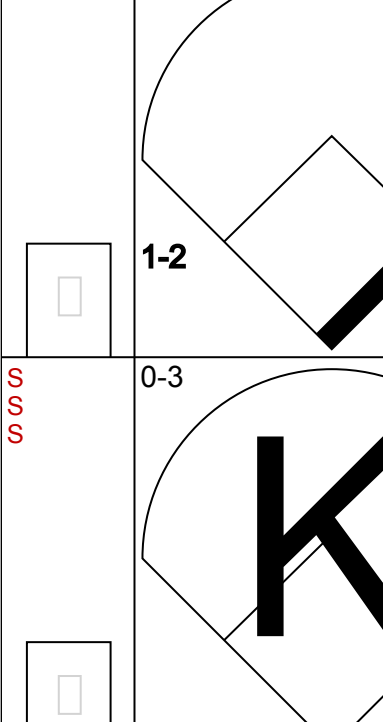
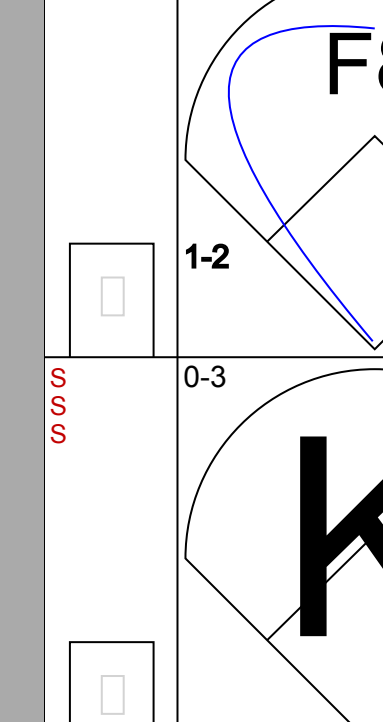
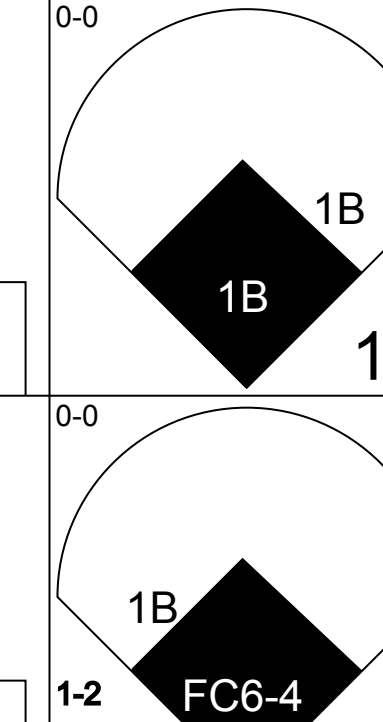
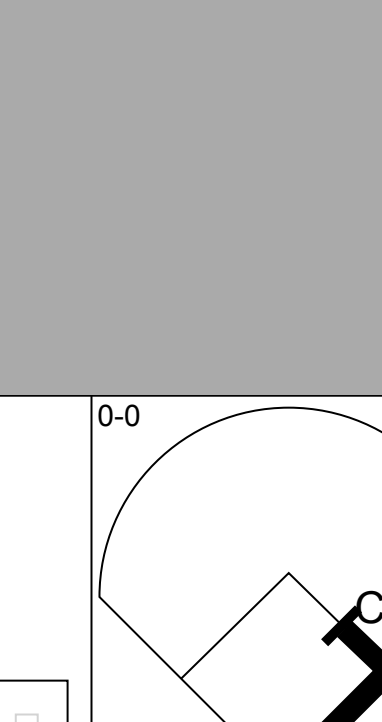
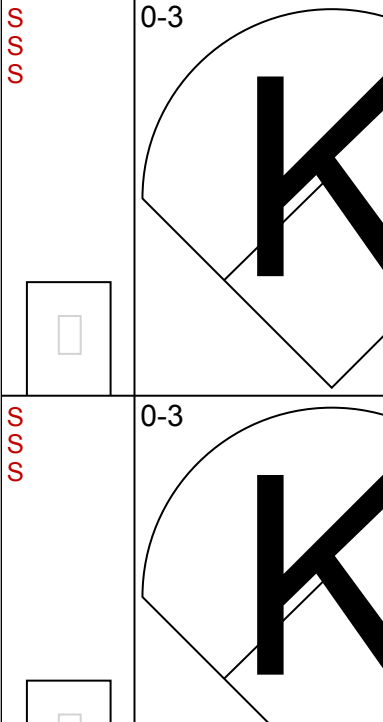
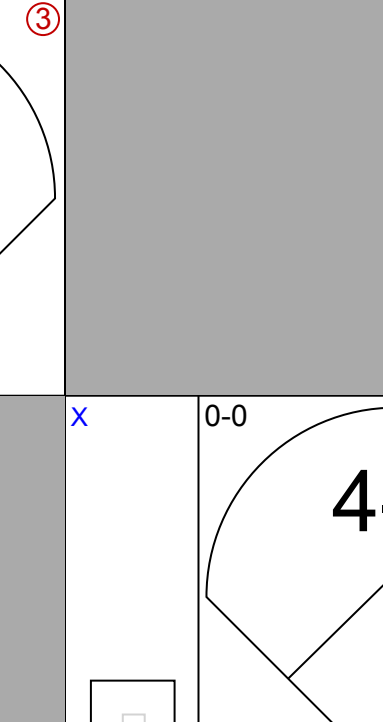

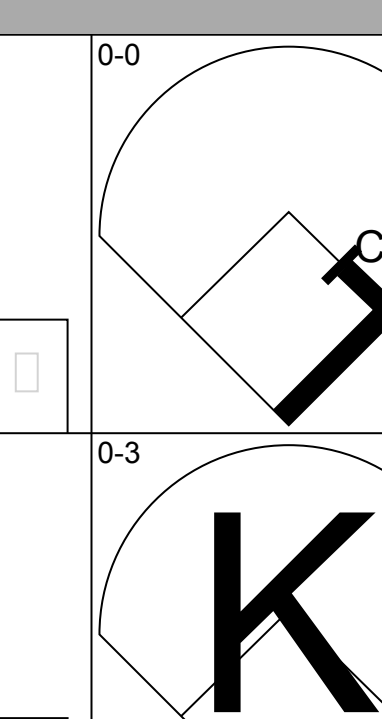
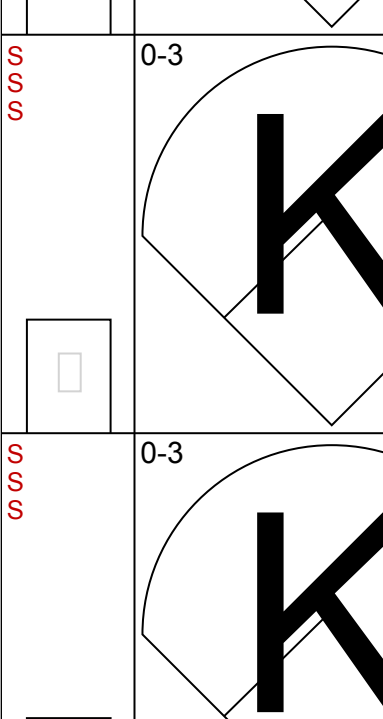

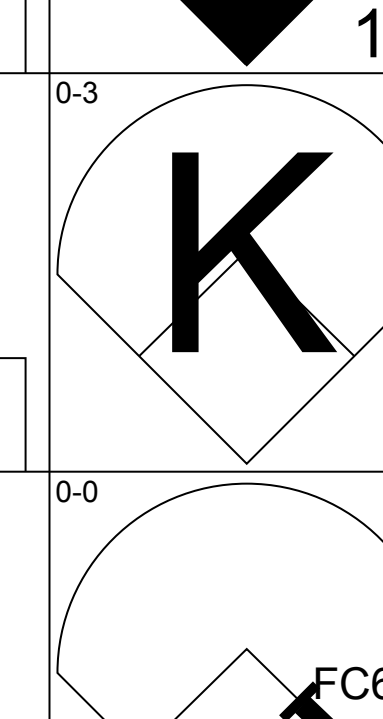
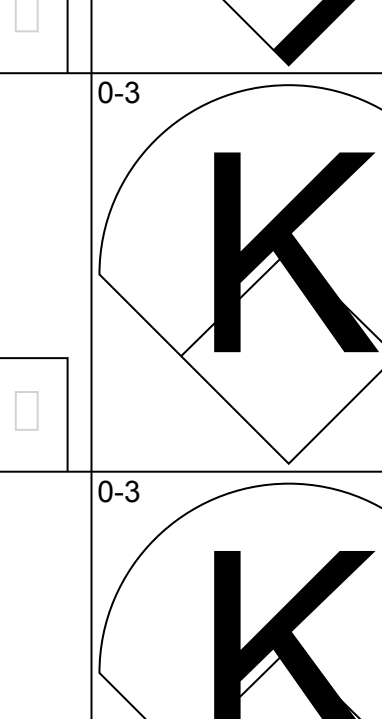
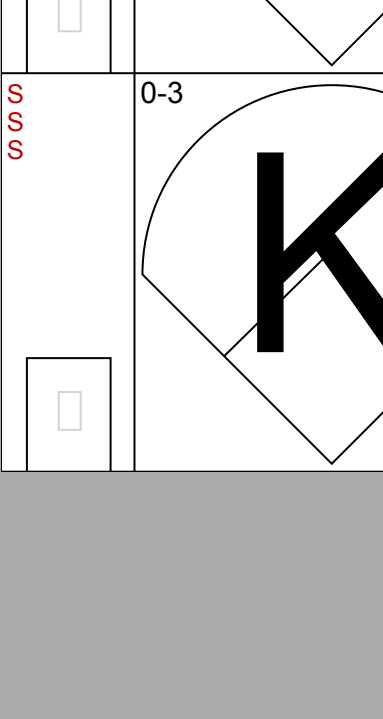

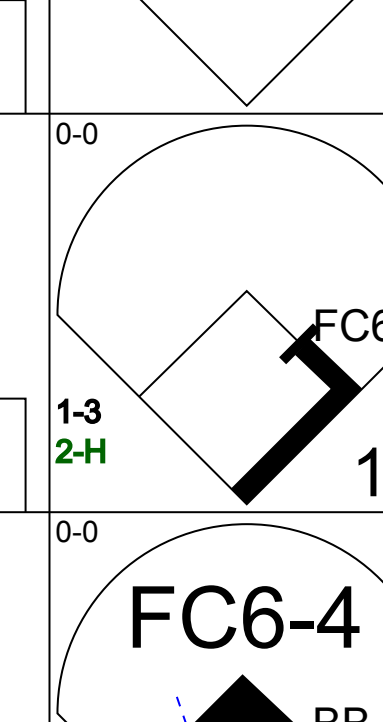
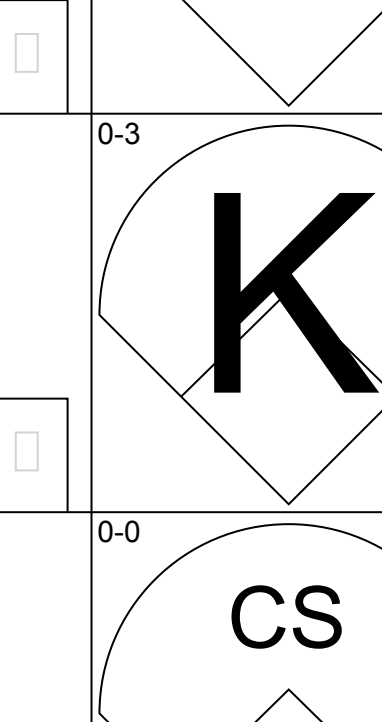

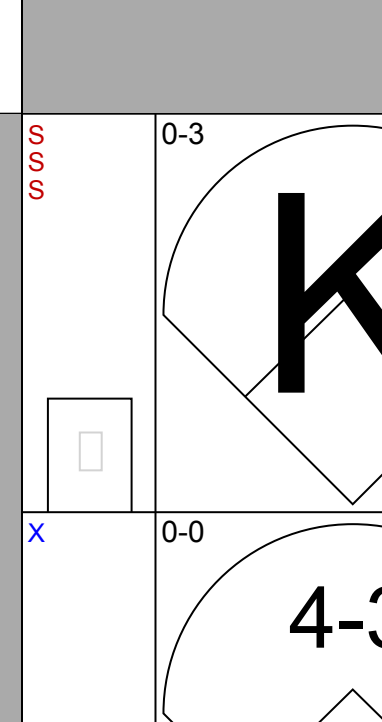
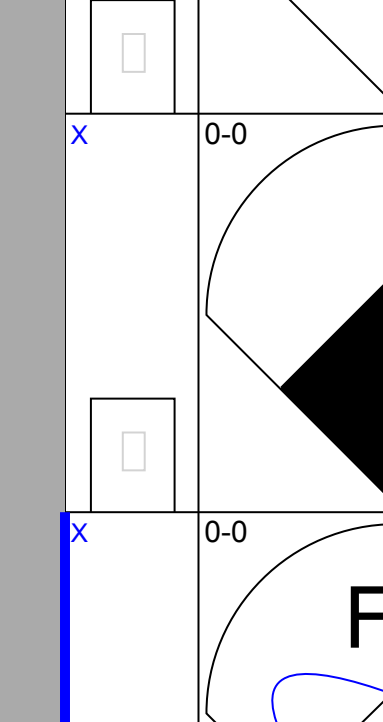

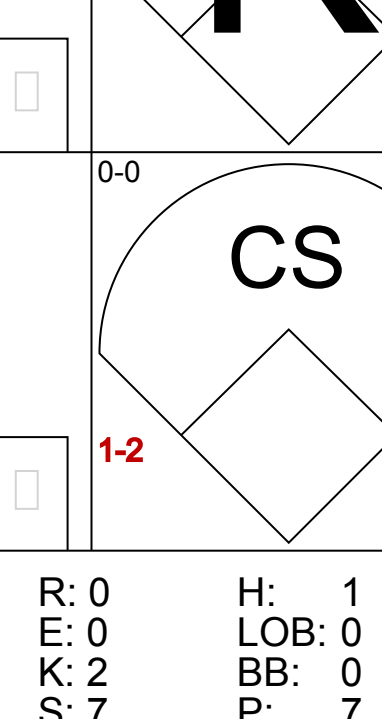
Cleveland Indians @ Baltimore Orioles  
Memorial Stadium, Baltimore, MD  
Sat Oct 04 1980, 7:05 PM EDT  
Unknown

AB 46  
R 3  
H 9  
RBI 3  
BB 5  
SO 6  
LOB 21

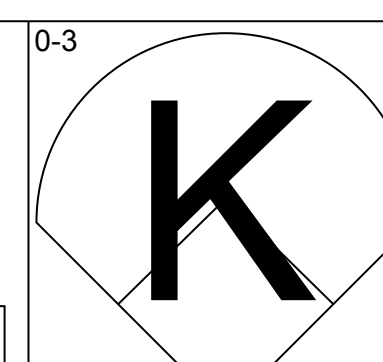
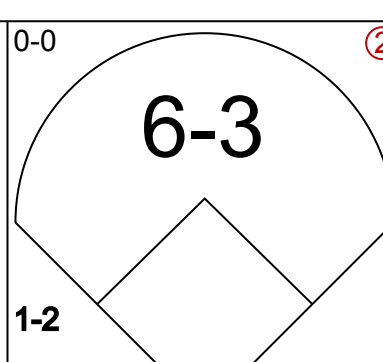
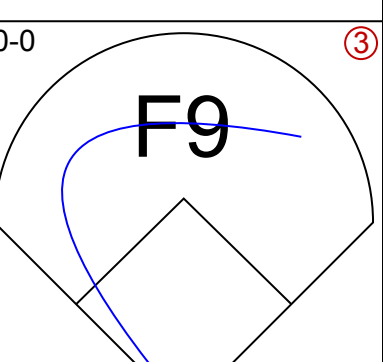
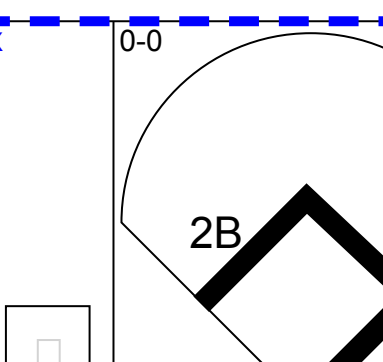
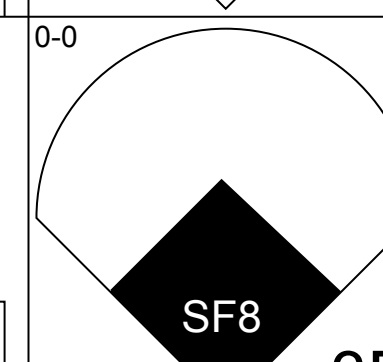
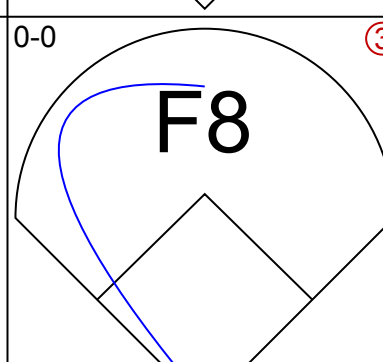
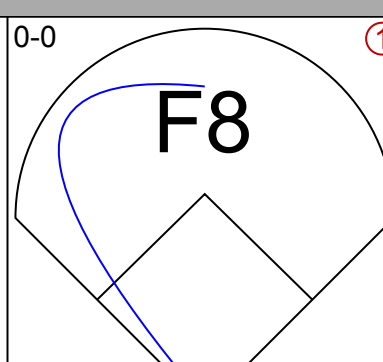
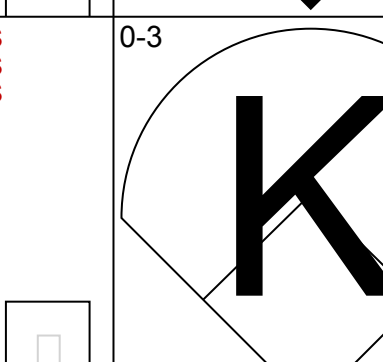
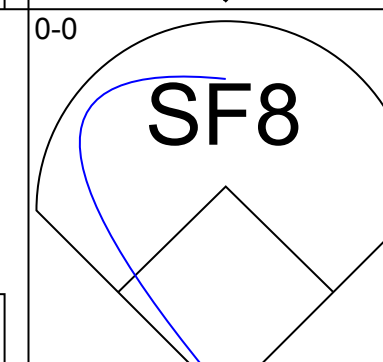
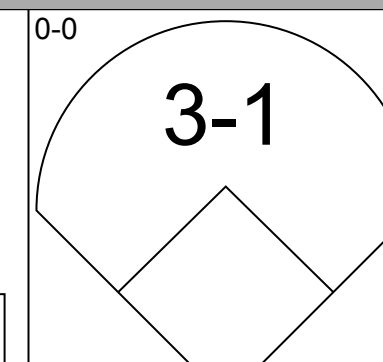
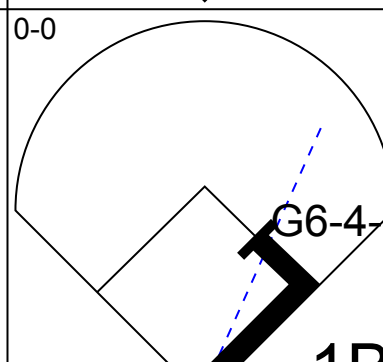
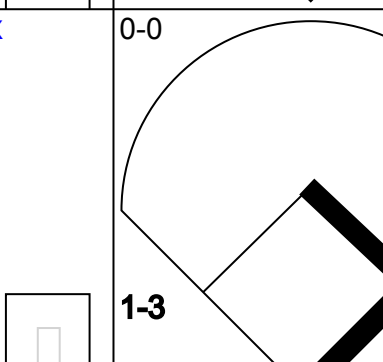
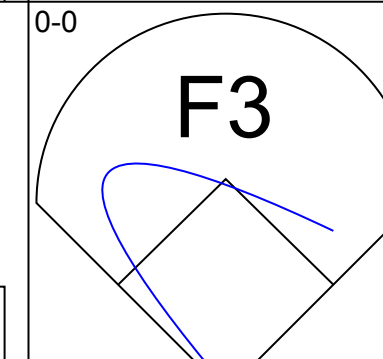
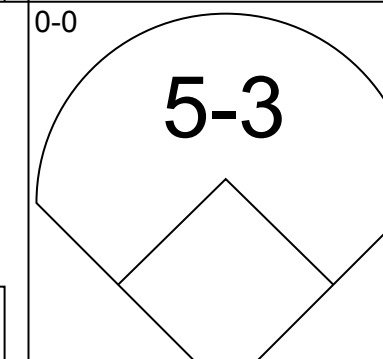
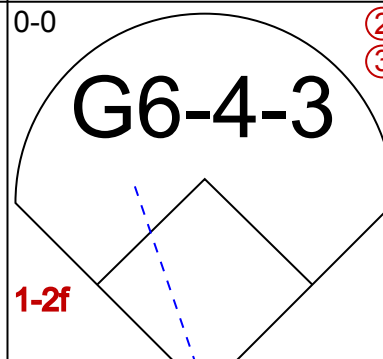
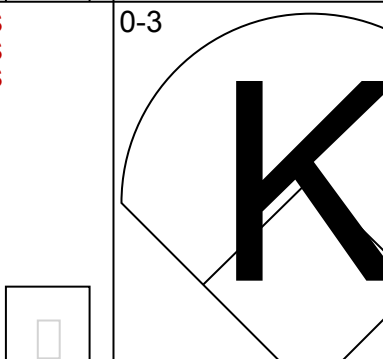
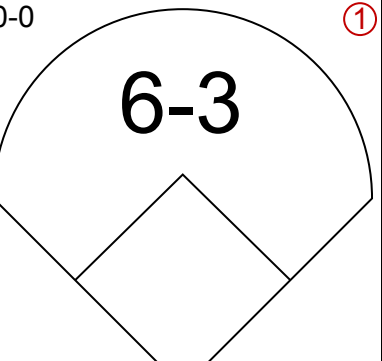
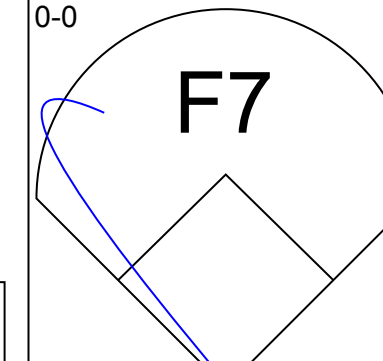
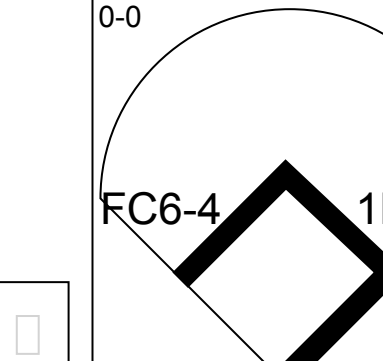
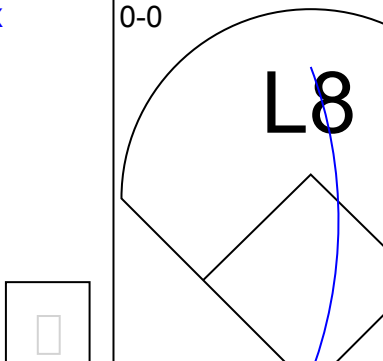

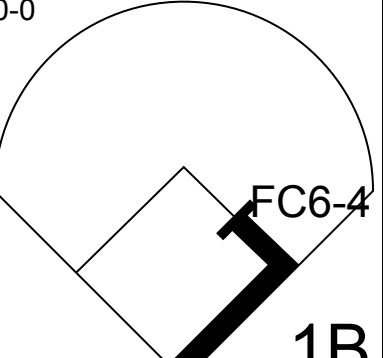
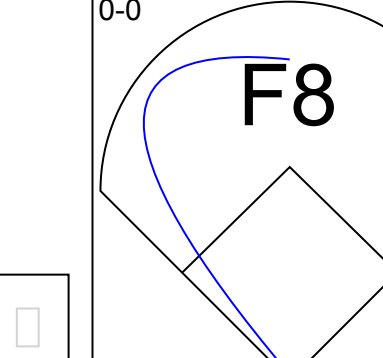
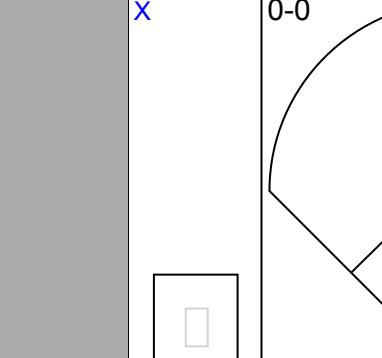

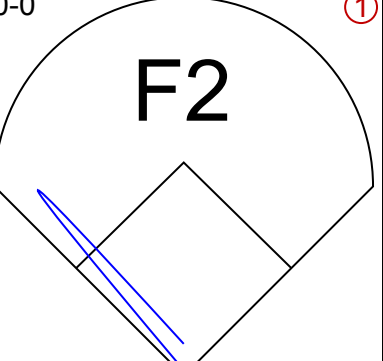
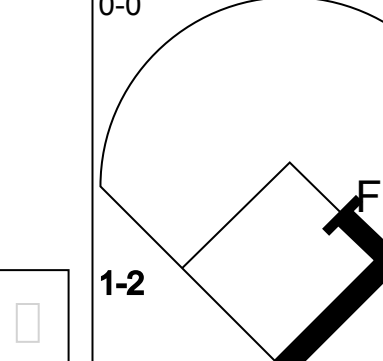
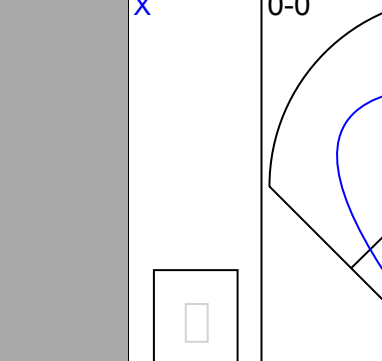
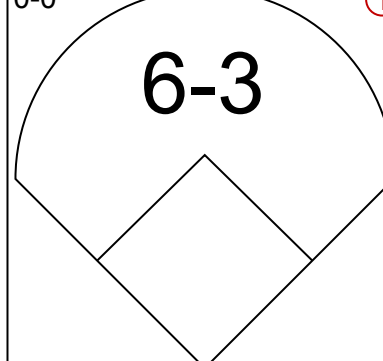
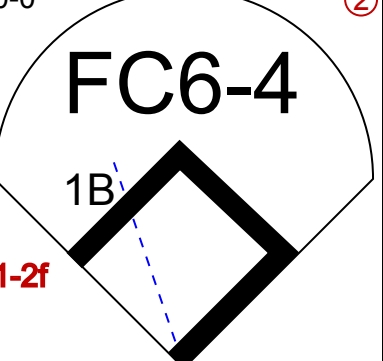
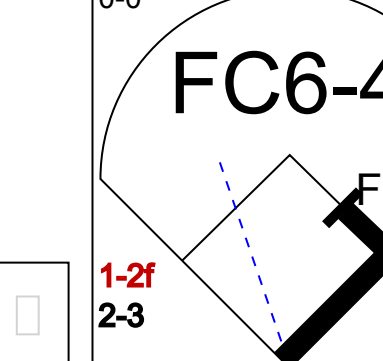
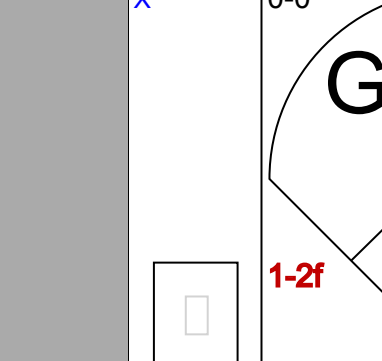
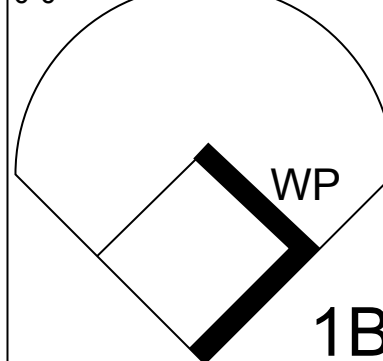
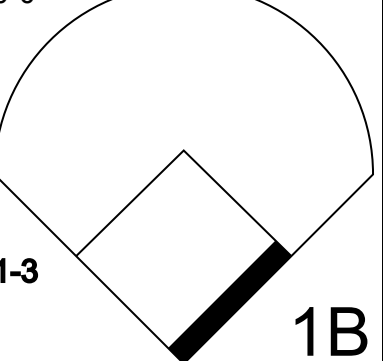
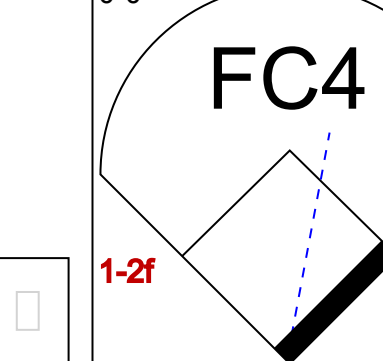


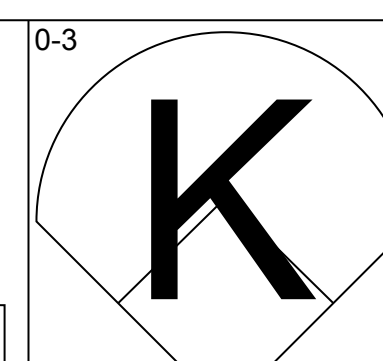
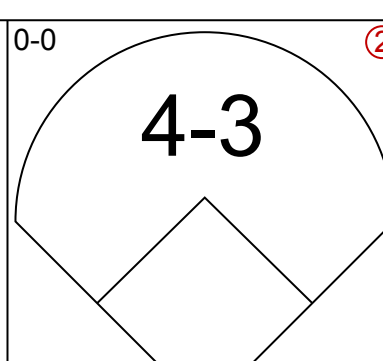
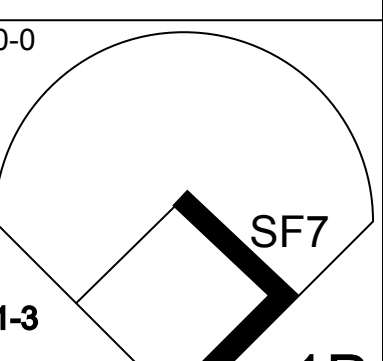
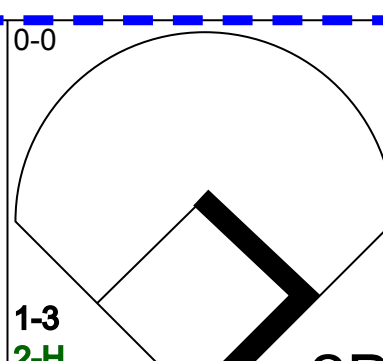
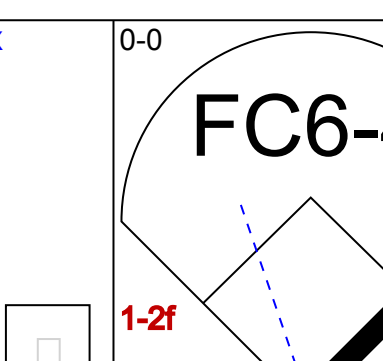
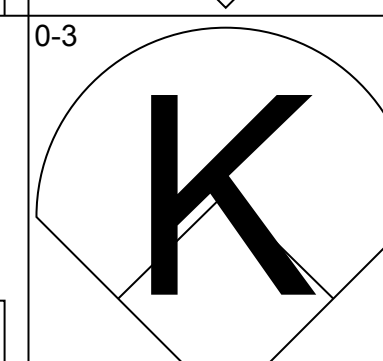
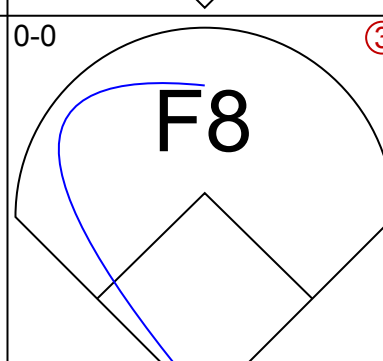
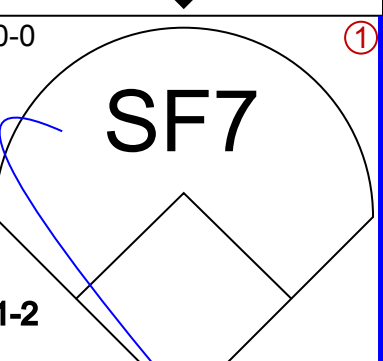
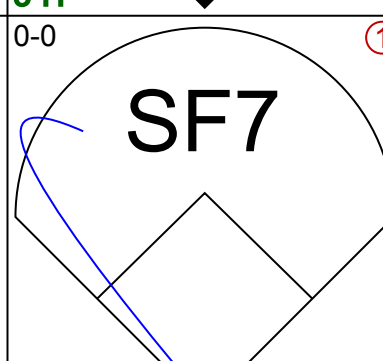
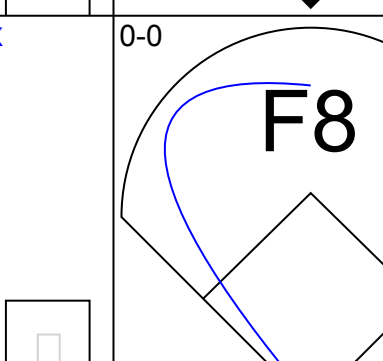
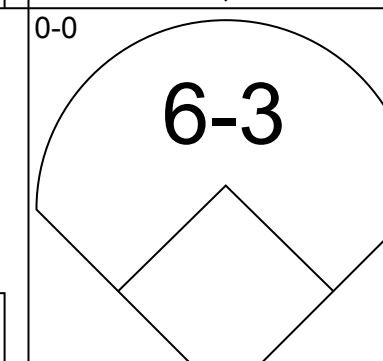
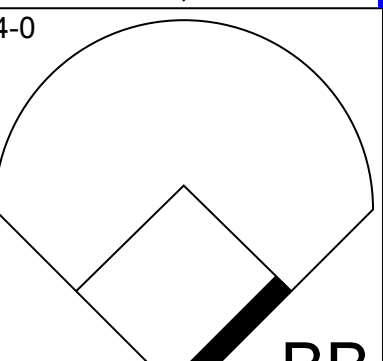
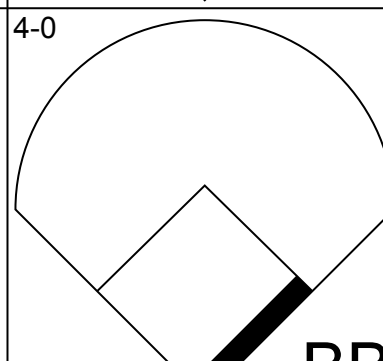

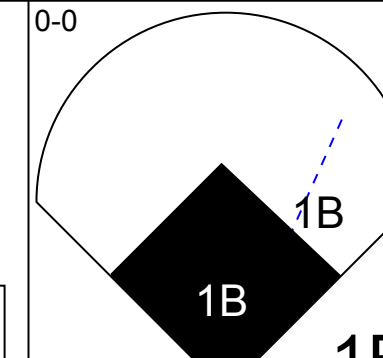
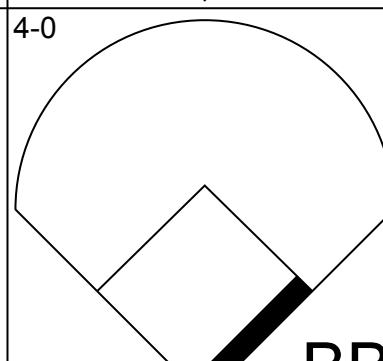
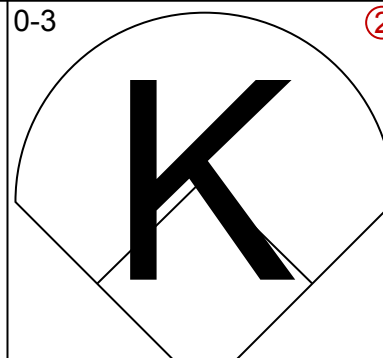
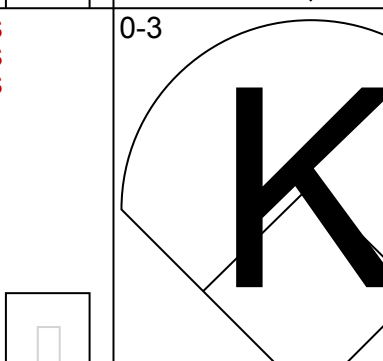

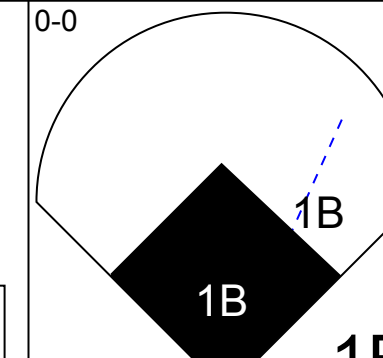
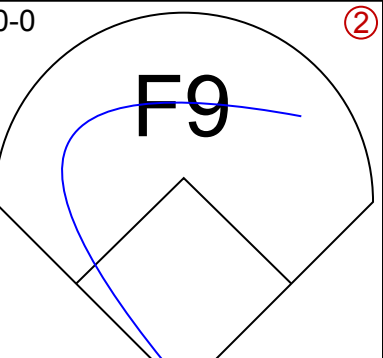
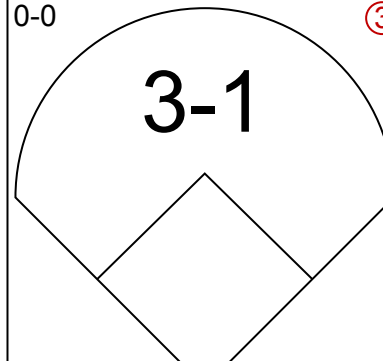

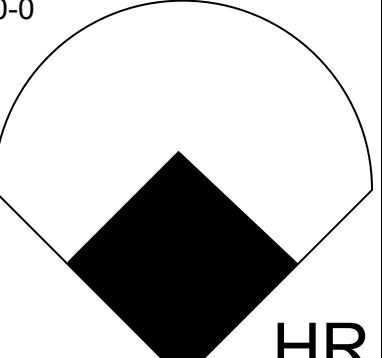
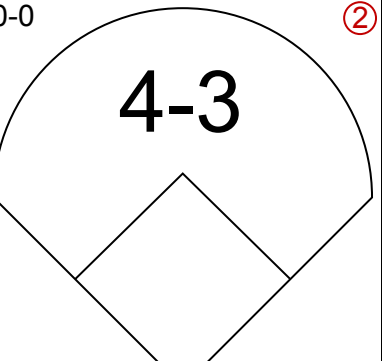
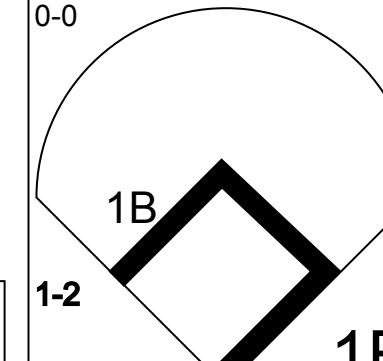
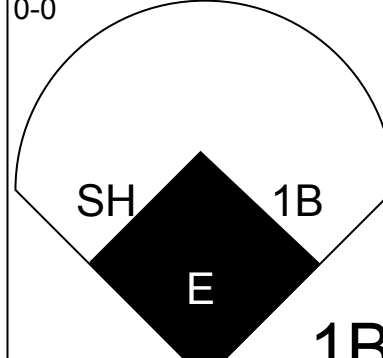
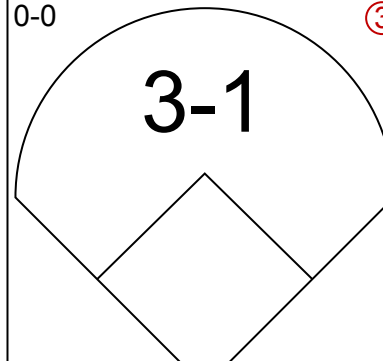
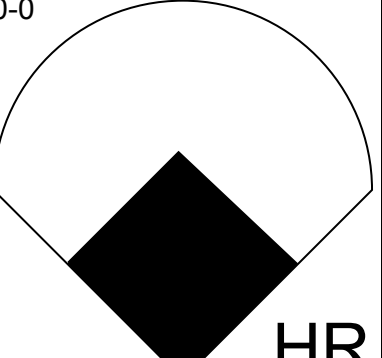
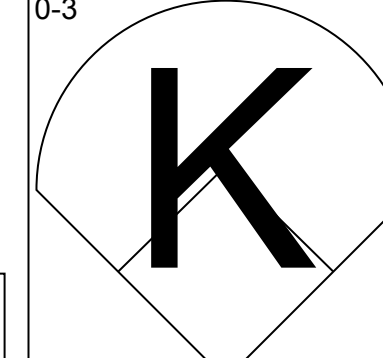
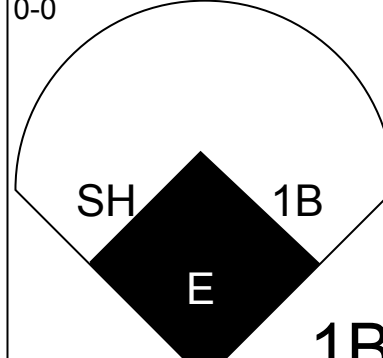

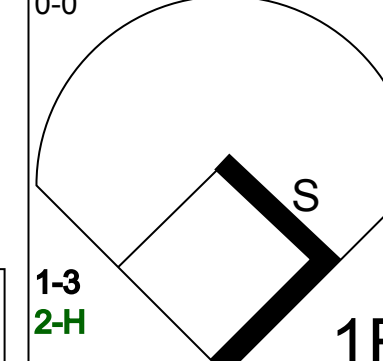

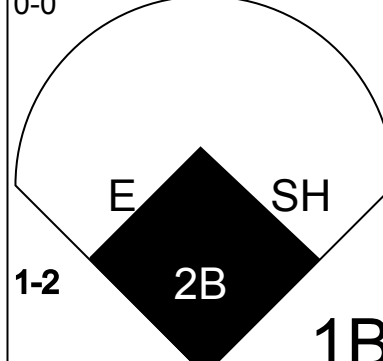

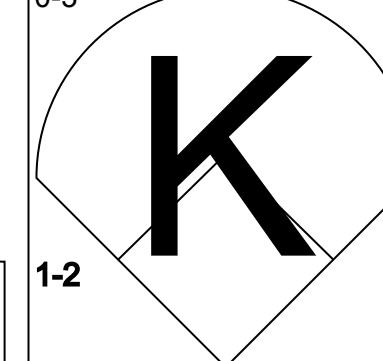
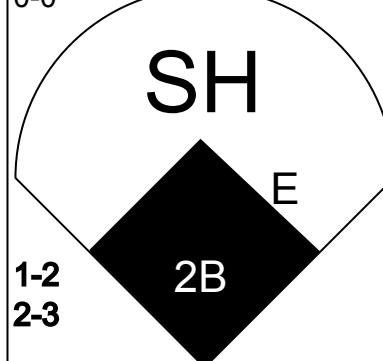

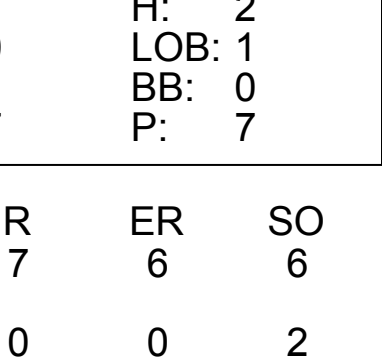
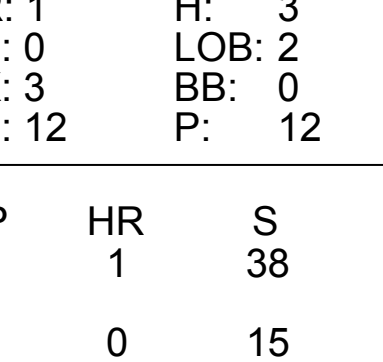
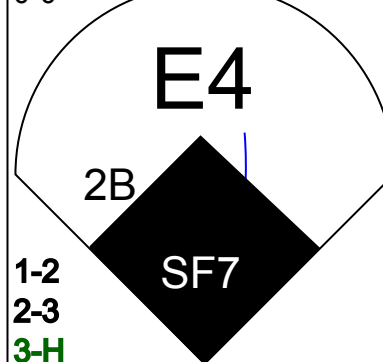
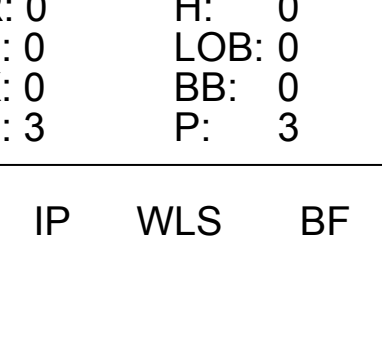






Batter	1	2	3	4	5	6	7	8	9	AB	R	H	RBI	BB	SO	LOB	TOP					
Dell Alton, L OBP: 0.302, SLG: 0.315 (1, 7)										3	1	0	0	1	1	0	<b>Cleveland Indians @ Baltimore Orioles</b> Memorial Stadium, Baltimore, MD Sat Oct 04 1980, 7:05 PM EDT Att: 15,755 - Unknown - 54 F					
Rick Manning, L OBP: 0.322, SLG: 0.302 (1, 8)										5	0	0	0	0	3	1						
Mike Hargrove, L OBP: 0.315, SLG: 0.401 (1, 3)										3	1	0	0	2	0	2						
Ron Hassey, L OBP: 0.389, SLG: 0.446 (1, 2)										4	2	2	2	0	0	1						
Toby Harrah, R OBP: 0.380, SLG: 0.381 (1, 5)										3	1	0	0	1	0	1						
Alan Bannister, R OBP: 0.346, SLG: 0.371 (1, 9)										4	1	1	0	0	0	1						
Gary Alexander, R OBP: 0.294, SLG: 0.368 (1, 10)										3	0	1	1	1	1	0						
Dave Rosello, R OBP: 0.295, SLG: 0.325 (1, 4)										3	0	2	1	0	0	0						
Jerry Dvornick, R OBP: 0.277, SLG: 0.299 (6, 4)										1	0	0	0	0	0	1						
Tom Verzyer, R OBP: 0.301, SLG: 0.318 (1, 6)										4	0	0	0	0	0	3						
<b>Inning Stats</b>	R: 0 E: 0 K: 2 S: 7	H: 0 LOB: 1 BB: 1 P: 11	R: 0 E: 0 K: 1 S: 5	H: 0 LOB: 2 BB: 0 P: 5	R: 1 E: 2 K: 0 S: 4	H: 0 LOB: 1 BB: 1 P: 8	R: 1 E: 0 K: 0 S: 5	H: 2 LOB: 2 BB: 1 P: 9	R: 2 E: 0 K: 0 S: 4	H: 1 LOB: 0 BB: 0 P: 8	R: 0 E: 0 K: 1 S: 5	H: 0 LOB: 0 BB: 0 P: 5	R: 0 E: 0 K: 0 S: 4	H: 2 LOB: 1 BB: 1 P: 8	R: 2 E: 0 K: 0 S: 4	H: 2 LOB: 0 BB: 1 P: 8	R: 0 E: 0 K: 1 S: 5	H: 0 LOB: 1 BB: 0 P: 6	1B: 2 2B: 4 3B: 0 HR: 1	SF: 0 SAC: 0 DP: 1 HBP: 1	WP: 0 PB: 0 SB: 1 CS: 0	PA: 39
<b>PITCHER</b>	IP WLS BF H R ER SO BB IBB HBP BLK WP HR S P ERA WHIP																					
Mike Boddicker, R ERA: 6.14 (1, 1)	7.1 L 34 6 6 5 4 5 0 0 0 0 0 1 37 57 6.14 1.500																					
Dave Ford, R ERA: 4.26 (8, 1)	1.2 5 0 0 0 1 0 0 1 0 0 0 0 6 7 0.00 0.000																					

Batter	1	2	3	4	5	6	7	8	9	AB	R	H	RBI	BB	SO	LOB	BOTTOM					
Lenn Sakata, R OBP: 0.244, SLG: 0.313 (1, 4)										2	0	0	0	2	0	0	<b>Cleveland Indians @ Baltimore Orioles</b> Memorial Stadium, Baltimore, MD Sat Oct 04 1980, 7:05 PM EDT Att: 15,755 - Unknown - 54 F					
Floyd Rayford, R OBP: 0.222, SLG: 0.222 (1, 5)										4	0	2	1	0	1	1						
Gary Roenicke, R OBP: 0.342, SLG: 0.385 (1, 8)										4	0	1	0	0	1	2						
Eddie Murray, S OBP: 0.355, SLG: 0.520 (1, 3)										2	0	0	0	0	0	1						
Rick Dempsey, R OBP: 0.333, SLG: 0.425 (4, 3)										2	0	1	0	0	0	1						
Benny Ayala, R OBP: 0.335, SLG: 0.500 (1, 10)										4	1	1	0	0	2	3						
Mark Corey, R OBP: 0.375, SLG: 0.429 (1, 7)										4	1	2	0	0	1	2						
Drungo Hazewood, R (1, 9)										4	0	0	0	0	4	5						
Dan Graham, L OBP: 0.307, SLG: 0.469 (1, 2)										4	1	2	2	0	2	1						
Bobby Bonner, R (1, 6)										3	1	0	1	0	0	1						
Doug DeCinces, R (8, PH) OBP: 0.316, SLG: 0.400										1	0	0	0	0	0	0						
<b>Inning Stats</b>	R: 0 E: 0 K: 2 S: 7	H: 0 LOB: 1 BB: 1 P: 11	R: 3 E: 0 K: 1 S: 8	H: 4 LOB: 2 BB: 1 P: 12	R: 0 E: 0 K: 0 S: 3	H: 0 LOB: 0 BB: 0 P: 3	R: 0 E: 0 K: 2 S: 7	H: 1 LOB: 0 BB: 0 P: 7	R: 0 E: 0 K: 0 S: 3	H: 0 LOB: 0 BB: 0 P: 3	R: 0 E: 0 K: 3 S: 11	H: 2 LOB: 2 BB: 0 P: 11	R: 0 E: 0 K: 1 S: 5	H: 0 LOB: 0 BB: 0 P: 5	R: 0 E: 0 K: 1 S: 6	H: 1 LOB: 1 BB: 0 P: 6	R: 1 E: 0 K: 1 S: 6	H: 1 LOB: 0 BB: 0 P: 6	1B: 8 2B: 0 3B: 0 HR: 1	SF: 0 SAC: 0 DP: 0 HBP: 0	WP: 1 PB: 0 SB: 0 CS: 1	PA: 37
<b>PITCHER</b>	IP WLS BF H R ER SO BB IBB HBP BLK WP HR S P ERA WHIP																					
Rick Waits, L ERA: 4.45 (1, 1)	9.0 W 36 9 4 4 11 2 0 0 0 0 1 1 56 64 4.00 1.222																					



Batter	1	2	3	4	5	6	7	8	9	AB	R	H	RBI	BB	SO	LOB	TOP			
<b>Alan Bannister, R</b> OBP: 0.346, SLG: 0.370 (1, 9)										4	0	1	0	0	1	3	<b>Cleveland Indians @ Baltimore Orioles</b> Memorial Stadium, Baltimore, MD Sun Oct 05 1980, 3:33 AM EDT Att: 20,407 - Unknown			
<b>Rick Manning, L</b> OBP: 0.321, SLG: 0.306 (1, 8)										4	1	1	0	0	1	2				
<b>Mike Hargrove, L</b> OBP: 0.315, SLG: 0.404 (1, 3)										3	0	2	1	0	0	0				
<b>Gary Alexander, R</b> OBP: 0.288, SLG: 0.360 (1, 10)										4	0	0	0	0	1	3				
<b>Toby Harrah, R</b> OBP: 0.379, SLG: 0.380 (1, 5)										4	0	1	0	0	0	2				
<b>Ron Hassey, L</b> OBP: 0.390, SLG: 0.446 (1, 2)										4	0	2	0	0	0	1				
<b>Gary Gray, R</b> OBP: 0.193, SLG: 0.278 (1, 7)										4	0	1	0	0	1	2				
<b>Jerry Dybzinski, R</b> OBP: 0.273, SLG: 0.294 (1, 4)										4	0	0	0	0	0	4				
<b>Tom Verzyer, R</b> OBP: 0.303, SLG: 0.321 (1, 6)										3	0	2	0	0	0	2				
<b>Inning Stats</b>	R: 1 E: 0 K: 1 S: 6	H: 1 LOB: 0 BB: 7 P: 6	R: 0 E: 0 K: 1 S: 5	H: 0 LOB: 0 BB: 0 P: 5	R: 0 E: 0 K: 0 S: 4	H: 1 LOB: 1 BB: 0 P: 4	R: 0 E: 0 K: 0 S: 3	H: 0 LOB: 0 BB: 0 P: 3	R: 0 E: 0 K: 0 S: 5	H: 2 LOB: 2 BB: 0 P: 5	R: 0 E: 0 K: 0 S: 3	H: 1 LOB: 0 BB: 0 P: 3	R: 0 E: 0 K: 0 S: 5	H: 2 LOB: 2 BB: 0 P: 5	R: 0 E: 0 K: 2 S: 9	H: 1 LOB: 0 BB: 0 P: 3	1B: 8 2B: 1 3B: 1 HR: 0	SF: 1 SAC: 0 DP: 2 HBP: 0	WP: 1 PB: 0 SB: 0 CS: 0	PA: 35
<b>PITCHER</b>	IP	WLS	BF	H	R	ER	SO	BB	IBB	HBP	BLK	WP	HR	S	P	ERA	WHIP			
<b>Scott McGregor, L</b> ERA: 3.32 (1, 1)	7.0	W	27	7	1	1	2	0	0	0	0	1	0	31	31	1.29	1.000			
<b>Dennis Martinez, R</b> ERA: 3.97 (8, 1)	2.0		8	3	0	0	2	0	0	0	0	0	0	12	12	0.00	1.500			

Batter	1	2	3	4	5	6	7	8	9	AB	R	H	RBI	BB	SO	LOB	BOTTOM			
<b>Al Bumby, L</b> OBP: 0.392, SLG: 0.433 (1, 8)										5	0	2	2	0	1	1	<b>Cleveland Indians @ Baltimore Orioles</b> Memorial Stadium, Baltimore, MD Sun Oct 05 1980, 3:33 AM EDT Att: 20,407 - Unknown			
<b>Pat Kelly, L</b> OBP: 0.383, SLG: 0.365 (1, 7)										2	0	0	1	0	1	0				
<b>Gary Roenicke, R</b> OBP: 0.340, SLG: 0.384 (6, PH) (7, 7)										1	0	0	1	0	0	1				
<b>Ken Singleton, S</b> OBP: 0.397, SLG: 0.485 (1, 9)										2	0	0	0	2	1	0				
<b>Mark Corey, R</b> OBP: 0.366, SLG: 0.417 (6, PR) (7, 9)										1	0	0	0	0	1	1				
<b>Eddie Murray, S</b> OBP: 0.354, SLG: 0.519 (1, 3)										4	1	1	0	0	2	4				
<b>Rick Dempsey, R</b> OBP: 0.333, SLG: 0.425 (8, 3)										0	0	0	0	0	0	0				
<b>Terry Crowley, L</b> OBP: 0.364, SLG: 0.476 (1, 10)										4	0	1	0	0	0	4				
<b>Dan Graham, L</b> OBP: 0.310, SLG: 0.481 (1, 2)										4	2	2	1	0	1	2				
<b>Doug DeCinces, R</b> OBP: 0.319, SLG: 0.403 (1, 5)										4	1	3	1	0	0	0				
<b>Rich Dauer, R</b> OBP: 0.338, SLG: 0.352 (1, 4)										3	1	0	0	0	1	3				
<b>Kiko Garcia, R</b> OBP: 0.255, SLG: 0.235 (1, 6)										4	2	2	1	0	0	2				
<b>Inning Stats</b>	R: 0 E: 0 K: 2 S: 7	H: 0 LOB: 0 BB: 0 P: 7	R: 1 E: 0 K: 1 S: 7	H: 2 LOB: 1 BB: 0 P: 7	R: 0 E: 0 K: 0 S: 3	H: 0 LOB: 0 BB: 0 P: 3	R: 1 E: 0 K: 3 S: 12	H: 3 LOB: 2 BB: 0 P: 12	R: 1 E: 0 K: 0 S: 5	H: 2 LOB: 2 BB: 1 P: 9	R: 4 E: 1 K: 1 S: 10	H: 3 LOB: 2 BB: 1 P: 14	R: 0 E: 0 K: 0 S: 3	H: 0 LOB: 0 BB: 0 P: 3	R: 0 E: 0 K: 1 S: 6	H: 1 LOB: 1 BB: 0 P: 6	1B: 9 2B: 1 3B: 0 HR: 1	SF: 2 SAC: 1 DP: 0 HBP: 0	WP: 0 PB: 0 SB: 1 CS: 0	PA: 39
<b>PITCHER</b>	IP	WLS	BF	H	R	ER	SO	BB	IBB	HBP	BLK	WP	HR	S	P	ERA	WHIP			
<b>Len Barker, R</b> ERA: 4.17 (1, 1)	5.0	L	27	9	7	6	6	1	0	0	0	0	0	38	42	10.80	2.000			
<b>Sid Monge, L</b> ERA: 3.53 (6, 1)	3.0		12	2	0	0	2	1	0	0	0	0	0	15	19	0.00	1.000			

AB	34
R	1
H	10
RBI	1
BB	0
SO	4
LOB	19



AB	34
R	7
H	11
RBI	7
BB	2
SO	8
LOB	18

