

Cleveland Indians - 1981

Milwaukee Brewers @ Cleveland Indians
 Cleveland Municipal Stadium, Cleveland, OH

Sat Apr 11 1981, 3:33 AM EST
 Att. 71,067 - Unknown - 60 F

livebaseballscorecards.com



Batter	1	2	3	4	5	6	7	8	9	AB R H RBI BB SO LOB	TOP
Paul Molitor, R (1, 8) OBP: 0.600, SLG: 0.800	0-0 2B 1B		0-0 1-H 2B		0-0 6-3		0-0 4-3		0-0 CS 1B	5 0 3 1 0 0 0	
Robin Yount, R (1, 6)	0-0 F3		0-3 K		0-0 F9		0-0 E5		0-0 CS	4 0 0 0 0 1 2	
Cecil Cooper, L (1, 3) OBP: 0.250, SLG: 0.500	0-0 1-3 2B		0-0 F8		0-0 F8		0-0 F8			4 0 1 0 0 0 2	
Ben Oglivie, L (1, 7) OBP: 0.500, SLG: 0.333	0-3 K		1-0 HBP		0-0 FC4-6 1B		0-0 G3			3 0 1 0 0 1 2	
Ted Simmons, S (1, 2) Ned Yost, R (8, 2)	0-3 K2-3		0-0 F9		0-0 FC4-6 1-2f HR		0-0 4-3			4 1 0 0 0 1 5 0 0 0 0 0 0 0	
Larry Hisle, R (1, 10) OBP: 0.250, SLG: 1.000		0-0 F9		0-0 5-3		0-0 1-H HR		0-0 G3		4 1 1 2 0 0 0	
Gorman Thomas, R (1, 9) Marshall Edwards, L (9, PR)		0-3 K		0-0 CS 1B		0-0 HR		4-0 FC3-6 BB	3 1 2 1 1 1 0 0 0 0 0 0 0 0		
Don Money, R (1, 5)		0-3 K		0-0 F9		0-0 L7		0-0 FC3-6 1-2f 3B	4 1 0 0 0 1 2		
Jim Gantner, L (1, 4) OBP: 0.500, SLG: 1.000			4-0 2B BB		0-0 CS 1-2		0-0 F8		0-0 CS 3B	3 1 1 1 1 0 0	
Inning Stats	R: 0 H: 2 E: 0 LOB: 2 K: 2 BB: 0 S: 9 P: 9	R: 0 H: 0 E: 0 LOB: 0 K: 2 BB: 0 S: 7 P: 7	R: 1 H: 1 E: 0 LOB: 2 K: 1 BB: 1 S: 6 P: 11	R: 0 H: 1 E: 0 LOB: 0 K: 0 BB: 0 S: 3 P: 3	R: 0 H: 0 E: 0 LOB: 0 K: 0 BB: 0 S: 3 P: 3	R: 3 H: 3 E: 0 LOB: 0 K: 0 BB: 0 S: 6 P: 6	R: 0 H: 0 E: 1 LOB: 1 K: 0 BB: 0 S: 4 P: 4	R: 0 H: 0 E: 0 LOB: 0 K: 0 BB: 0 S: 3 P: 3	R: 1 H: 2 E: 0 LOB: 1 K: 0 BB: 1 S: 3 P: 7	1B: 4 SF: 0 2B: 2 SAC: 0 3B: 1 DP: 0 HR: 2 HBP: 1	WP: 0 PA: 39 PB: 0 SB: 0 CS: 3
PITCHER Bert Blyleven, R (1, 1) ERA: 4.5 Dan Spillner, R (9, 1) ERA: 9.0	IP WLS BF H R ER SO BB IBB HBP BLK 8.0 L 33 7 4 4 5 1 0 1 0	IP WLS BF H R ER SO BB IBB HBP BLK 1.0 4 2 1 1 0 1 0 0 0	IP WLS BF H R ER SO BB IBB HBP BLK 4.0 2 1 1 0 0 1 0 0 0	IP WLS BF H R ER SO BB IBB HBP BLK 0 0 3 7 0 0 0 0 0 0	IP WLS BF H R ER SO BB IBB HBP BLK 0 0 3 7 0 0 0 0 0 0	IP WLS BF H R ER SO BB IBB HBP BLK 0 0 3 7 0 0 0 0 0 0	IP WLS BF H R ER SO BB IBB HBP BLK 0 0 3 7 0 0 0 0 0 0	IP WLS BF H R ER SO BB IBB HBP BLK 0 0 3 7 0 0 0 0 0 0	IP WLS BF H R ER SO BB IBB HBP BLK 0 0 3 7 0 0 0 0 0 0	ERA WHIP 4.50 1.000 9.00 3.000	ERA WHIP 4.50 1.000 9.00 3.000

Batter	1	2	3	4	5	6	7	8	9	AB R H RBI BB SO LOB
Miguel Dilone, S (1, 10) ^x	0-0 F8 ①		4-0 BB 1-2		0-0 4-3 ③		0-3 K ②		0-3 K ③	4 0 0 0 1 2 2
Rick Manning, L (1, 8) ^x OBP: 0.250, SLG: 0.250	0-0 6-3 ②		0-3 K ③			0-0 2B 1B	0-3 K ③			4 1 1 0 0 2 3
Mike Hargrove, L (1, 3) ^x OBP: 0.250, SLG: 0.500	0-0 6-3 ③			0-0 6-3 ①		0-0 6-3 2B		0-0 F7 ①		4 1 1 1 0 0 0
Joe Charboneau, R (1, 7) ^x OBP: 0.500, SLG: 0.333		0-0 1-3 ①		0-0 F7 ②		4-0 3-1 S BB		0-0 2B 1B		3 0 1 0 1 0 0
Toby Harrah, R (1, 5) ^x OBP: 0.500, SLG: 0.750		0-0 G4-6-3 1B		0-0 5-3 ③		0-0 6-3 ①		0-0 2B		4 0 2 1 0 0 1
Jorge Orta, L (1, 9) ^x OBP: 0.500, SLG: 0.333		0-0 G4-6-3 ② ③			0-0 SH1-3 1B	0-0 3-1 ②		4-0 G6-4-3 IBB		3 1 1 0 1 0 2
Bo Diaz, R (1, 2)			0-0 F3 ①		0-0 SH1-3 ①	0-0 F8 ③		0-0 G6-4-3 ② ③		2 0 0 0 0 0 1
Ron Hassey, L (8, PH) (9, 2)					1-2			1-2		1 0 0 0 0 0 3
Alan Bannister, R (1, 4)			0-0 5-3 ②		0-0 6-3 ②		0-0 F9 ①		0-0 4-3 ①	4 0 0 0 0 0 1
Tom Veryzer, R (1, 6) ^x OBP: 0.667, SLG: 0.667 Pat Kelly, L (9, PH)			0-0 BB 1B		0-0 2-H 1B		0-0 E6		0-0 P4 ②	3 0 2 1 0 0 0 1 0 0 0 0 0 0

Inning Stats	R: 0	H: 0	E: 0	K: 0	S: 3	R: 0	H: 1	E: 0	K: 0	S: 3	R: 0	H: 1	E: 0	K: 1	S: 6	R: 0	H: 0	E: 0	K: 0	S: 3	R: 1	H: 2	E: 0	K: 0	S: 5	R: 2	H: 2	E: 0	K: 0	S: 5	R: 0	H: 0	E: 1	K: 2	S: 8	R: 0	H: 2	E: 0	K: 0	S: 4	R: 0	H: 0	E: 0	K: 1	S: 5	1B: 6	SF: 0	2B: 2	SAC: 1	3B: 0	DP: 2	HR: 0	HBP: 0	WP: 0	PA: 37
--------------	------	------	------	------	------	------	------	------	------	------	------	------	------	------	------	------	------	------	------	------	------	------	------	------	------	------	------	------	------	------	------	------	------	------	------	------	------	------	------	------	------	------	------	------	------	-------	-------	-------	--------	-------	-------	-------	--------	-------	--------

PITCHER	IP	WLS	BF	H	R	ER	SO	BB	IBB	HBP	BLK	WP	HR	S	P	ERA	WHIP
Mike Caldwell, L (1, 1) ERA: 5.4	5.0	W	21	6	3	3	1	1	0	0	0	0	0	22	26	5.40	1.400
Reggie Cleveland, R (6, 1) ERA:	0.1		2	0	0	0	0	1	0	0	0	0	0	1	5	0.00	3.000
Jamie Easterly, L (6, 1) ERA:	2.0		7	0	0	0	2	0	0	0	0	0	0	11	11	0.00	0.000
Rollie Fingers, R (8, 1) ERA:	1.2	S	7	2	0	0	1	0	1	0	0	0	0	8	12	0.00	1.200

BOTTOM

Milwaukee Brewers @ Cleveland Indians
Cleveland Municipal Stadium, Cleveland, OH

Sat Apr 11 1981, 3:33 AM EST
Att: 71,067 - Unknown - 60 F

AB	33
R	3
H	8
RBI	3
BB	3
SO	4
LOB	13



WP	HR	S	P	ERA	WHIP
0	0	0	0	0	0

Batter	1	2	3	4	5	6	7	8	9	AB R H RBI BB SO LOB	TOP																																		
Paul Molitor, R (1, 8) OBP: 0.400, SLG: 0.444	4-0 1B 4-3 BB	0-0 G5-3 2-3f			0-3 K		0-3 K		0-0 FC4-6 1-2f	4 1 0 0 1 2 3																																			
Robin Yount, R (1, 6) OBP: 0.222, SLG: 0.333	0-0 1-3 1B		0-0 FC1-5 2B		0-0 5-3			0-0 F7	0-3 K	5 0 2 0 0 1 1																																			
Cecil Cooper, L (1, 3) OBP: 0.125, SLG: 0.250	0-0 1-2 3-H		0-0 FC1-5 HR		0-0 P6			0-0 4-3		4 1 0 1 0 0 2																																			
Ben Oglivie, L (1, 7) OBP: 0.500, SLG: 0.857	0-0 F9		0-0 1-H HR			0-0 F8		0-0 HR 1B		4 2 2 2 0 0 1																																			
Ted Simmons, S (1, 2) OBP: 0.250, SLG: 0.571	4-0 FC6-4 BB		0-0 P6		0-0 F7			0-0 1-H HR		3 1 1 2 1 0 0																																			
Larry Hisle, R (1, 10) OBP: 0.250, SLG: 0.625	0-0 FC6-4 1-2f		0-0 5-3		0-0 F8			0-0 WP 1B		4 0 1 0 0 0 2																																			
Gorman Thomas, R (1, 9) OBP: 0.625, SLG: 1.000 Marshall Edwards, L (8, 9)		0-0 FC1-6 1B		0-0 F7		4-0 E SF7 BB		0-3 K 1-2		3 1 1 0 1 1 1 0 0 0 0 0 0 0	AB 34 R 6 H 9 RBI 6 BB 3 SO 4 LOB 11																																		
Don Money, R (1, 5)		0-0 FC1-6 G5-3 1-2f 1B		0-0 F8		0-0 1-H SF7			0-0 5-3	3 0 0 1 0 0 1																																			
Jim Gantner, L (1, 4) OBP: 0.500, SLG: 0.714		0-0 1-2 1B		0-0 G3		0-0 F7			0-0 FC4-6 1B	4 0 2 0 0 0 0																																			
Inning Stats	R: 1 E: 0 K: 0 S: 4	H: 1 LOB: 2 BB: 2 P: 12	R: 0 E: 0 K: 0 S: 4	H: 2 LOB: 1 BB: 0 P: 4	R: 2 E: 0 K: 0 S: 5	H: 2 LOB: 0 BB: 0 P: 5	R: 0 E: 0 K: 0 S: 3	H: 0 LOB: 0 BB: 0 P: 3	R: 0 E: 0 K: 1 S: 5	H: 0 LOB: 0 BB: 0 P: 5	R: 0 E: 0 K: 0 S: 3	H: 0 LOB: 0 BB: 0 P: 3	R: 1 E: 1 K: 1 S: 5	H: 0 LOB: 0 BB: 1 P: 9	R: 2 E: 0 K: 1 S: 8	H: 3 LOB: 1 BB: 0 P: 8	R: 0 E: 0 K: 1 S: 6	H: 1 LOB: 1 BB: 0 P: 6	1B: 6 2B: 1 3B: 0 HR: 2	SF: 1 SAC: 0 DP: 1 HBP: 0	WP: 1 PB: 0 SB: 0 CS: 0	PA: 38																							
PITCHER	IP	WLS	BF	H	R	ER	SO	BB	IBB	HBP	BLK	WP	HR	S	P	ERA	WHIP	PITCHER										IP	WLS	BF	H	R	ER	SO	BB	IBB	HBP	BLK	WP	HR	S	P	ERA	WHIP	
John Denny, R (1, 1) ERA: 4.7	7.2	L	31	6	5	4	2	3	0	0	0	0	1	32	44	4.70	1.174																												
Bob Lacey, L (8, 1) ERA: 13.5	0.2		5	3	1	1	1	0	0	0	0	1	1	7	7	13.50	4.500																												
Mike Stanton, R (9, 1) ERA:	0.2		2	0	0	0	1	0	0	0	0	0	0	4	4	0.00	0.000																												

Milwaukee Brewers @ Cleveland Indians
Cleveland Municipal Stadium, Cleveland, OH
Sun Apr 12 1981, 3:33 AM EST
Att. 13,094 - Unknown - 48 F

livebaseballscorecards.com



Batter	1	2	3	4	5	6	7	8	9	AB	R	H	RBI	BB	SO	LOB
Miguel Dilone, S (1, 7)	0-0 1-3		0-0 L6			0-3 K	0-0 6-3			4	0	0	0	0	1	1
Rick Manning, L (1, 8) OBP: 0.286, SLG: 0.167 Larry Littleton, R (8, PH)	0-3 K			4-0 1B BB		0-0 4-3		0-0 6-3		2	0	0	0	1	1	0
Mike Hargrove, L (1, 3) OBP: 0.500, SLG: 0.625	0-0 4-3			0-0 1B BB		0-0 BB 1B		0-0 1B 1B		4	0	3	0	0	0	0
Joe Charboneau, R (1, 10) OBP: 0.500, SLG: 0.333		0-0 F3		0-0 F7		4-0 BB 1B		0-0 1B 1B		3	0	1	0	1	0	2
Jorge Orta, L (1, 9) OBP: 0.250, SLG: 0.143		0-3 K		0-0 G4-6-3		0-0 F7		0-0 G4-6-3		4	0	0	0	0	1	6
Toby Harrah, R (1, 5) OBP: 0.500, SLG: 0.571		0-0 1B			0-0 6-3		4-0 FC3-6 BB SF7 BB		0-3 K	3	1	1	0	1	1	0
Ron Hassey, L (1, 2) OBP: 0.500, SLG: 0.667 Bo Diaz, R (9, PH) Jerry Dybzinski, R (9, PR)		0-0 G3			0-0 2B		4-0 FC3-6 BB		0-0 1B	2	0	1	0	1	0	1
Alan Bannister, R (1, 4)			0-3 K		0-0 F2		0-0 FC3-6 SF7		0-0 FC5-4	4	0	0	0	0	1	4
Tom Verzyer, R (1, 6) OBP: 0.286, SLG: 0.333			0-0 4-3		0-0 F9		0-0 SF7		0-0 FC5-4	3	0	0	1	0	0	2

Inning Stats	R: 0	H: 0	E: 0	K: 1	S: 5	R: 0	H: 1	E: 0	K: 1	S: 6	R: 0	H: 0	E: 0	K: 1	S: 5	R: 0	H: 1	E: 0	K: 0	S: 3	R: 0	H: 1	E: 0	K: 0	S: 4	R: 0	H: 1	E: 0	K: 1	S: 6	R: 1	H: 0	E: 0	K: 0	S: 3	R: 0	H: 2	E: 0	K: 0	S: 4	R: 0	H: 1	E: 0	K: 1	S: 6	1B: 6	SF: 1	2B: 1	3B: 0	HR: 0
	LOB: 0	BB: 0	P: 5	LOB: 1	BB: 0	P: 6	LOB: 0	BB: 0	P: 5		LOB: 1	BB: 1	P: 7	LOB: 1	BB: 0	P: 4	LOB: 2	BB: 1	P: 10		LOB: 1	BB: 2	P: 11	LOB: 1	BB: 1	P: 4	LOB: 1	BB: 0	P: 6	LOB: 0	BB: 0	P: 4	LOB: 1	BB: 1	P: 6	LOB: 1	BB: 0	P: 6	LOB: 0	BB: 0	P: 6	1B: 0	SF: 0	2B: 0	3B: 0	HR: 0				

BOTTOM

Milwaukee Brewers @ Cleveland Indians
Cleveland Municipal Stadium, Cleveland, OH


Sun Apr 12 1981, 3:33 AM EST
 Att: 13,094 - Unknown - 48 F

livebaseballscores.com

AB	31
R	1
H	7
RBI	1
BB	4
SO	5
LOB	16



PITCHER	IP	WLS	BF	H	R	ER	SO	BB	IBB	HBP	BLK	WP	HR	S	P	ERA	WHIP
Jim Slaton, R (1, 1)	5.2	W	22	4	0	0	4	2	0	0	0	0	0	28	36	0.00	1.059
Jamie Easterly, L (6, 1)	3.1	S	14	3	1	1	1	2	0	0	0	0	0	14	22	2.70	1.500

Batter	1	2	3	4	5	6	7	8	9	AB R H RBI BB SO LOB	TOP														
Miguel Dilone, S (1, 7) OBP: 0.154, SLG: 0.083 Larry Littleton, R (7, 7)	0-0 6-3	0-0 1-3		0-0 5-3			0-0 SH1-4 WP 1B		0-0 6-3	4 0 1 0 0 0 0 1 0 0 0 0 0 0	<p>Cleveland Indians @ Texas Rangers Arlington Stadium, Arlington, TX</p> <p>Tue Apr 14 1981, 7:05 PM EST Att: 22,761 - Unknown</p> <p>livebaseballscorecards.com</p> <table border="1"> <tr><td>AB</td><td>34</td></tr> <tr><td>R</td><td>7</td></tr> <tr><td>H</td><td>8</td></tr> <tr><td>RBI</td><td>6</td></tr> <tr><td>BB</td><td>3</td></tr> <tr><td>SO</td><td>3</td></tr> <tr><td>LOB</td><td>12</td></tr> </table> 	AB	34	R	7	H	8	RBI	6	BB	3	SO	3	LOB	12
AB	34																								
R	7																								
H	8																								
RBI	6																								
BB	3																								
SO	3																								
LOB	12																								
Rick Manning, L (1, 8) OBP: 0.182, SLG: 0.100	0-0 F7	0-0 F8			0-0 4-3	0-0 SH1-4 1-3		0-0 6-3	4 0 0 0 0 0 0																
Mike Hargrove, L (1, 3) OBP: 0.462, SLG: 0.455	4-0 1B 3B BB		H 1-0 G4-3 BB E HBP		0-0 1-3	0-0 F7		0-0 F5	3 2 0 0 1 0 1																
Joe Charboneau, R (1, 10) OBP: 0.500, SLG: 0.333	0-0 1-2 3B 1B		B B B B 4-0 G4-3 BB 1-2		0-3 K	0-0 6-3			3 1 1 0 1 1 1																
Toby Harrah, R (1, 5) OBP: 0.500, SLG: 0.700 Von Hayes, L (9, 5)	0-0 1-H 2-H 2B 3B		X 0-0 G4-3 1-2f 2-3		B B B B 4-0 1B BB		0-0 E1 2B		3 2 1 2 1 0 2 0 0 0 0 0 0 0																
Jorge Orta, L (1, 9) OBP: 0.250, SLG: 0.273	0-0 3-H 1B 2B		X 0-0 E4 3-H		S S S 0-3 K		0-0 P5		4 1 1 1 0 1 2																
Bo Diaz, R (1, 2) OBP: 0.429, SLG: 0.571	0-0 3-H 2-H FC4-6 1B		X 0-0 4-3		S S S 0-3 K		0-0 1-H 1B 2B		4 1 2 2 0 1 2																
Alan Bannister, R (1, 4) OBP: 0.167, SLG: 0.167	0-0 FC4-6 1-2f		X 0-0 5-3		X 0-0 1-3 1B		0-0 G6-3 2-H 1B		4 0 2 1 0 0 1																
Tom Veryzer, R (1, 6) OBP: 0.182, SLG: 0.200		0-0 6-3	X 0-0 1-3		X 0-0 6-3		0-0 G6-3 1-2f		4 0 0 0 0 0 3																
Inning Stats	R: 4 H: 4 E: 0 LOB: 1 K: 0 BB: 1 S: 7 P: 11	R: 0 H: 0 E: 0 LOB: 0 K: 0 BB: 0 S: 3 P: 3	R: 1 H: 0 E: 1 LOB: 1 K: 0 BB: 1 S: 3 P: 8	R: 0 H: 0 E: 0 LOB: 0 K: 0 BB: 0 S: 3 P: 3	R: 0 H: 0 E: 0 LOB: 0 K: 1 BB: 0 S: 5 P: 5	R: 0 H: 1 E: 0 LOB: 2 K: 2 BB: 1 S: 8 P: 12	R: 0 H: 1 E: 0 LOB: 1 K: 0 BB: 0 S: 4 P: 4	R: 2 H: 2 E: 1 LOB: 0 K: 0 BB: 0 S: 5 P: 5	R: 0 H: 0 E: 0 LOB: 0 K: 0 BB: 0 S: 3 P: 3	1B: 5 SF: 0 2B: 2 SAC: 1 3B: 1 DP: 2 HR: 0 HBP: 1	WP: 1 PA: 39 PB: 0 SB: 0 CS: 0														
PITCHER Jon Matlack, L (1, 1) ERA: 6.92 Bob Babcock, R (8, 1) ERA:	IP WLS BF H R ER SO BB IBB HBP BLK WP HR S P ERA WHIP											PITCHER IP WLS BF H R ER SO BB IBB HBP BLK WP HR S P ERA WHIP													
	7.1 L 34 7 7 5 3 3 0 1 0 1 0 36 49 6.14 1.364																								

Batter	1	2	3	4	5	6	7	8	9	AB	R	H	RBI	BB	SO	LOB
Bump Wills, S OBP: 0.444, SLG: 0.400 (1, 4) BBB	4-0 4-3 BB		0-0 FC6-4 1-2f		0-0 FC5 2-3f		0-0 FC6-4 1-2f			3	0	0	0	1	0	4
Mickey Rivers, L OBP: 0.389, SLG: 0.438 (1, 8) X	0-0 F8		0-0 G1 1-2			0-0 1B 2B		0-0 F9		4	1	1	0	0	0	2
Al Oliver, L OBP: 0.111, SLG: 0.111 (1, 10) X	0-0 4-3 1-2			0-0 4-3		0-3 K		0-0 F8		4	0	0	0	0	1	2
Buddy Bell, R OBP: 0.444, SLG: 0.444 (1, 5) (8, 6) SSS	0-3 K			0-0 1B		0-0 1B 2-H		0-0 1B		4	0	3	1	0	1	1
Bill Sample, R OBP: 0.125, SLG: 0.071 (1, 7) X		0-0 L8-3 1B		0-0 F7		0-0 6-3		0-0 4-3		4	0	1	0	0	0	2
Johnny Grubb, L OBP: 0.250, SLG: 0.333 (1, 9) X		0-0 L8-3 1-2			0-0 G3-6-3 1B		0-0 F3		0-0 6-3	4	0	1	0	0	0	2
Pat Putnam, L OBP: 0.333, SLG: 0.467 (1, 3) X		0-0 F9			0-0 G3-6-3 1-2f		0-0 F5		0-0 WP 1B	4	0	1	0	0	0	1
Jim Sundberg, R OBP: 0.533, SLG: 0.417 (1, 2) X			0-0 FC1-6 1B		4-0 FC5 1B BB		0-0 1-3		0-0 F8	3	0	1	0	1	0	1
Mario Mendoza, R OBP: 0.364, SLG: 0.400 (1, 6) Bill Stein, R OBP: 0.500, SLG: 0.500 (7, PH) (8, 5) X			0-0 FC1-6 FC6-4 1-2f		0-0 1B		0-0 FC6-4 1B		0-3 K	2	0	1	0	0	0	1
										2	0	1	0	0	1	1

BOTTOM

Cleveland Indians @ Texas Rangers
Arlington Stadium, Arlington, TX
Tue Apr 14 1981, 7:05 PM EST
Att. 22,761 - Unknown

livebaseballscorecards.com

AB	34
R	1
H	10
RBI	1
BB	2
SO	3
LOB	17



Inning Stats	R: 0 E: 0 K: 1 S: 5	H: 0 LOB: 1 BB: 1 P: 9	R: 0 E: 0 K: 0 S: 3	H: 1 LOB: 0 BB: 0 P: 3	R: 0 E: 0 K: 0 S: 4	H: 1 LOB: 1 BB: 0 P: 4	R: 0 E: 0 K: 0 S: 3	H: 1 LOB: 0 BB: 0 P: 3	R: 0 E: 0 K: 0 S: 4	H: 2 LOB: 2 BB: 1 P: 8	R: 1 E: 0 K: 1 S: 7	H: 2 LOB: 1 BB: 0 P: 7	R: 0 E: 0 K: 0 S: 4	H: 1 LOB: 1 BB: 0 P: 4	R: 0 E: 0 K: 0 S: 4	H: 1 LOB: 1 BB: 0 P: 4	R: 0 E: 0 K: 1 S: 6	H: 1 LOB: 1 BB: 0 P: 6	1B: 9 2B: 2 3B: 0 HR: 0	SF: 0 SAC: 0 DP: 2 HBP: 0	WP: 1 PB: 0 SB: 1 CS: 0	PA: 36
---------------------	------------------------------	---------------------------------	------------------------------	---------------------------------	------------------------------	---------------------------------	------------------------------	---------------------------------	------------------------------	---------------------------------	------------------------------	---------------------------------	------------------------------	---------------------------------	------------------------------	---------------------------------	------------------------------	---------------------------------	----------------------------------	------------------------------------	----------------------------------	--------

PITCHER Rick Waits, L ERA: 1.0 (1, 1)	IP 9.0	WLS W	BF 36	H 10	R 1	ER 1	SO 3	BB 2	IBB 0	HBP 0	BLK 0	WP 1	HR 0	S 40	P 48	ERA 1.00	WHIP 1.333	PITCHER	IP 9.0	WLS W	BF 36	H 10	R 1	ER 1	SO 3	BB 2	IBB 0	HBP 0	BLK 0	WP 1	HR 0	S 40	P 48	ERA 1.00	WHIP 1.333
--------------------------------------------------------------	-----------	----------	----------	---------	--------	---------	---------	---------	----------	----------	----------	---------	---------	---------	---------	-------------	---------------	----------------	-----------	----------	----------	---------	--------	---------	---------	---------	----------	----------	----------	---------	---------	---------	---------	-------------	---------------

Batter	1	2	3	4	5	6	7	8	9	AB R H RBI BB SO LOB	TOP									
Miguel Dilone, S (1, 10) OBP: 0.235, SLG: 0.188	0-0 5-3-2 1B		0-3 K			0-0 F7		0-0 1B		4 0 2 0 0 1 2										
Rick Manning, L (1, 8) OBP: 0.200, SLG: 0.143	0-0 F7 1-2			0-0 4-3		0-0 1B		0-0 F7		4 0 1 0 0 0 2										
Mike Hargrove, L (1, 3) OBP: 0.353, SLG: 0.333	0-0 5-3-2 2-Hf			0-0 3-1		0-0 F8			0-0 4-3	4 0 0 0 0 0 3										
Joe Charboneau, R (1, 7) OBP: 0.375, SLG: 0.231		0-0 1-3		0-3 K		0-0 F9			0-0 3-1	4 0 0 0 0 1 2										
Jorge Orta, L (1, 9) OBP: 0.188, SLG: 0.200		0-0 4-3			0-0 4-3		0-0 1-3		0-0 4-3	4 0 0 0 0 0 0										
Toby Harrah, R (1, 5) OBP: 0.467, SLG: 0.615		0-3 K			0-0 1B		0-0 6-3			3 0 1 0 0 1 0										
Ron Hassey, L (1, 2) OBP: 0.286, SLG: 0.333			0-0 4-3		0-3 K		0-0 3-1			3 0 0 0 0 1 1										
Bo Diaz, R (7, 2) OBP: 0.429, SLG: 0.571										0 0 0 0 0 0 0										
Alan Bannister, R (1, 4) OBP: 0.200, SLG: 0.267			0-0 6-3 2B		0-0 1-3			0-0 5-3		3 0 1 0 0 0 1										
Tom Verzyer, R (1, 6) OBP: 0.231, SLG: 0.250			0-0 6-3			0-0 1B		0-0 F9		2 0 1 0 0 0 1										
Pat Kelly, L (8, PH)										0 0 0 0 0 0 0										
Larry Littleton, R (8, PH)										1 0 0 0 0 0 0										
Jerry Dybzinski, R (8, 6)			2-3							0 0 0 0 0 0 0										
Inning Stats	R: 0 E: 0 K: 0 S: 3	H: 1 LOB: 0 BB: 0 P: 3	R: 0 E: 0 K: 1 S: 5	H: 0 LOB: 0 BB: 0 P: 5	R: 0 E: 0 K: 1 S: 5	H: 1 LOB: 1 BB: 0 P: 6	R: 0 E: 0 K: 1 S: 6	H: 0 LOB: 0 BB: 0 P: 5	R: 0 E: 0 K: 0 S: 5	H: 2 LOB: 2 BB: 0 P: 5	R: 0 E: 0 K: 0 S: 3	H: 0 LOB: 0 BB: 0 P: 3	R: 0 E: 0 K: 0 S: 4	H: 1 LOB: 1 BB: 0 P: 4	R: 0 E: 0 K: 0 S: 3	H: 0 LOB: 0 BB: 0 P: 3	1B: 5 2B: 2 3B: 0 HR: 0	SF: 0 SAC: 0 DP: 1 HBP: 0	WP: 0 PB: 0 SB: 1 CS: 0	PA: 32
PITCHER	IP WLS BF H R ER SO BB IBB HBP BLK WP HR S P ERA WHIP																			ERA WHIP
Doc Medich, R (1, 1) ERA: 1.93	7.1 W 26 5 0 0 4 0 0 0 0 0 0 34 34 0.00 0.682																			
John Henry Johnson, L (8, 1) ERA: 1.93	1.2 L 6 1 0 0 0 0 0 0 0 0 0 6 6 0.00 0.600																			

Cleveland Indians @ Texas Rangers
Arlington Stadium, Arlington, TX
Wed Apr 15 1981, 7:05 PM EST
Att: 10,845 - Unknown

livebaseballscorecards.com

AB	32
R	0
H	6
RBI	0
BB	0
SO	4
LOB	12



Batter	1	2	3	4	5	6	7	8	9	AB	R	H	RBI	BB	SO	LOB
Bump Wills, S OBP: 0.435, SLG: 0.400 (1, 4)	0-0 F7		0-0 F7		0-0 F8		0-0 FC4 2B	0-0 4-3 1B		5	1	2	1	0	0	1
Mickey Rivers, L OBP: 0.348, SLG: 0.429 (1, 8)	0-0 P6		0-0 F7		0-0 E3 2B		0-0 FC4 SF9 2B	0-0 4-3 1B		5	2	1	1	0	0	2
Al Oliver, L OBP: 0.174, SLG: 0.348 (1, 10)	0-0 HR		0-0 4-3		0-0 2B		0-0 FC4	0-0 L6		5	1	2	3	0	0	3
Buddy Bell, R OBP: 0.409, SLG: 0.476 (1, 5)	0-0 6-3			0-0 1B 2B	0-0 F9		0-0 SF9			3	1	1	1	0	0	1
Johnny Grubb, L OBP: 0.250, SLG: 0.316 (1, 9)		0-0 L4		0-0 CS 1B		0-0 F8	0-3 K			4	0	1	1	0	1	1
Pat Putnam, L OBP: 0.368, SLG: 0.474 (1, 3)		0-0 1B		0-0 F8		0-0 1B		0-3 K		4	0	2	0	0	1	1
Bill Sample, R OBP: 0.200, SLG: 0.118 (1, 7)		0-3 K		0-0 1B		0-0 P6		4-0 BB		3	1	1	0	1	1	2
Jim Sundberg, R OBP: 0.474, SLG: 0.375 (1, 2)		0-3 K		0-0 6-3		0-0 L5		0-0 1B 1B		4	1	1	0	0	1	3
Mario Mendoza, R OBP: 0.400, SLG: 0.385 (1, 6)		4-0 BB			0-0 5-3		0-0 4-3	0-0 1B 4-3 1B		3	1	1	1	1	0	0

Inning Stats	R: 1	H: 1	E: 0	K: 0	S: 4	R: 0	H: 1	E: 0	K: 2	S: 8	R: 0	H: 0	E: 0	K: 0	S: 3	R: 1	H: 3	E: 0	K: 0	S: 5	R: 1	H: 1	E: 1	K: 0	S: 5	R: 0	H: 1	E: 0	K: 1	S: 8	R: 3	H: 3	E: 0	K: 1	S: 8	1B: 8	2B: 3	3B: 0	HR: 1	SF: 1	SAC: 0	DP: 0	HBP: 0	WP: 0	PB: 0	SB: 2	CS: 1	PA: 39
--------------	------	------	------	------	------	------	------	------	------	------	------	------	------	------	------	------	------	------	------	------	------	------	------	------	------	------	------	------	------	------	------	------	------	------	------	-------	-------	-------	-------	-------	--------	-------	--------	-------	-------	-------	-------	--------

PITCHER	IP	WLS	BF	H	R	ER	SO	BB	IBB	HBP	BLK	WP	HR	S	P	ERA	WHIP
Len Barker, R ERA: 5.68 (1, 1)	6.1	L	29	9	5	4	2	1	0	0	0	0	1	32	36	5.68	1.579
Bob Lacey, L ERA: 15.43 (7, 1)	1.2		10	3	3	3	2	1	0	0	0	0	0	13	17	16.20	2.400

BOTTOM

Cleveland Indians @ Texas Rangers
Arlington Stadium, Arlington, TX
Wed Apr 15 1981, 7:05 PM EST
Att. 10,845 - Unknown

livebaseballscores.com

AB	36
R	8
H	12
RBI	8
BB	2
SO	4
LOB	14



Batter	1	2	3	4	5	6	7	8	9	AB R H RBI BB SO LOB	TOP											
Miguel Dilone, S OBP: 0.190, SLG: 0.150 (1, 10) X	0-0 L4		0-3 K		0-0 P3			0-0 5-3		4 0 0 0 0 1 3												
Rick Manning, L OBP: 0.158, SLG: 0.111 (1, 8) X	0-0 L6			0-0 P6	0-3 K			0-0 6-3		4 0 0 0 0 1 3												
Mike Hargrove, L OBP: 0.333, SLG: 0.316 Larry Littleton, R (1, 3) X (9, 7)	0-0 4-3			0-0 G3		0-0 F8			0-0 FC1-6 1B	4 0 1 0 0 0 0 0 0 0 0 0 0 0												
Joe Charboneau, R OBP: 0.368, SLG: 0.250 Jerry Dybzinski, R (1, 7) (9, PH) (9, 4)		0-0 L8		0-0 FC6-4 1B		0-3 K		0-0 FC1-6 1-2f	0-0 FC1-6 S	3 0 1 0 0 1 0 1 0 0 0 0 0 1												
Toby Harrah, R OBP: 0.421, SLG: 0.500 (1, 5)		4-0 2B BB		0-0 FC6-4 1-2f		0-0 6-3		0-3 K		3 1 0 0 1 1 2												
Jorge Orta, L OBP: 0.200, SLG: 0.167 (1, 9)		0-3 K			0-0 4-3		0-0 4-3	4-0 FC6-4 1-2 IBB		3 0 0 0 1 1 1												
Bo Diaz, R OBP: 0.455, SLG: 0.636 (1, 2)		0-0 1-H 2B			0-0 1B 1B 1B		0-0 F8	0-0 FC6-4 1-2f		4 0 2 1 0 0 2												
Alan Bannister, R OBP: 0.222, SLG: 0.278 (1, 4) (9, 3)			0-0 F7		0-0 1B 1B		0-0 P6			3 0 1 0 0 0 0												
Tom Veryzer, R OBP: 0.250, SLG: 0.267 (1, 6)			0-0 F9		0-0 1B 1-2 2-3			0-0 F9		3 0 1 0 0 0 0												
Inning Stats	R: 0 E: 0 K: 0 S: 3	H: 0 LOB: 0 BB: 0 P: 3	R: 1 E: 0 K: 1 S: 5	H: 1 LOB: 1 BB: 1 P: 9	R: 0 E: 0 K: 1 S: 5	H: 0 LOB: 0 BB: 0 P: 5	R: 0 E: 0 K: 1 S: 4	H: 1 LOB: 1 BB: 0 P: 4	R: 0 E: 0 K: 1 S: 8	H: 3 LOB: 3 BB: 0 P: 8	R: 0 E: 0 K: 1 S: 5	H: 0 LOB: 0 BB: 0 P: 5	R: 0 E: 0 K: 0 S: 3	H: 0 LOB: 0 BB: 0 P: 3	R: 0 E: 0 K: 1 S: 6	H: 0 LOB: 0 BB: 0 P: 3	R: 0 E: 0 K: 1 S: 6	H: 1 LOB: 2 BB: 1 P: 10	1B: 5 2B: 1 3B: 0 HR: 0	SF: 0 SAC: 0 DP: 0 HBP: 0	WP: 0 PB: 0 SB: 1 CS: 0	PA: 34
PITCHER	IP WLS BF H R ER SO BB IBB HBP BLK WP HR S P ERA WHIP																					
Mike Caldwell, L ERA: 2.77 (1, 1)	8.0 L 30 6 1 1 4 1 0 0 0 0 0 0 37 41 1.12 0.875																					
Rollie Fingers, R ERA: 1.93 (9, 1)	1.0 4 0 0 0 1 0 1 0 0 0 0 0 5 9 0.00 0.000																					

Cleveland Indians @ Milwaukee Brewers
Milwaukee County Stadium, Milwaukee, WI

Thu Apr 16 1981, 4:33 AM EST
Att. 54,296 - Unknown - 61 F

livebaseballscorecards.com

AB	32
R	1
H	6
RBI	1
BB	2
SO	5
LOB	12



Batter	1	2	3	4	5	6	7	8	9	AB	R	H	RBI	BB	SO	LOB
Paul Molitor, R OBP: 0.261, SLG: 0.273 (1, 8)	0-0 F8			0-0 B1-3		0-0 F9		0-0 6-3		4	0	0	0	0	0	2
Robin Yount, R OBP: 0.190, SLG: 0.200 (1, 6)	0-0 F7			4-0 1B BB		0-0 P4		0-0 F9		3	0	0	0	1	0	2
Cecil Cooper, L OBP: 0.250, SLG: 0.222 (1, 3)	0-0 F7			0-0 1B		0-3 K			0-0 4-3 S 1B	4	0	2	0	0	1	0
Ben Oglivie, L OBP: 0.400, SLG: 0.500 (1, 7)		0-0 G3		0-0 G4-6-3			0-0 2B		0-0 4-3	4	0	1	0	0	0	3
Larry Hisle, R OBP: 0.250, SLG: 0.579 (1, 10)		0-0 5-3			0-0 6-3			0-3 K		4	0	0	0	0	1	2
Ted Simmons, S OBP: 0.250, SLG: 0.421 (1, 2)		0-0 G3			0-0 1B		0-0 F9		0-0 4-3	4	0	1	0	0	0	2
Gorman Thomas, R OBP: 0.474, SLG: 0.786 (1, 9)			0-0 F3		0-0 1B		0-0 3-1			3	0	1	0	0	0	1
Don Money, R OBP: 0.222, SLG: 0.471 (1, 5)			0-0 L8		0-0 F8			0-0 6-3 SH3-4 1B		3	0	1	0	0	0	2
Marshall Edwards, L (8, PR)										0	0	0	0	0	0	0
Roy Howell, L (9, 5)										0	0	0	0	0	0	0
Jim Gantner, L OBP: 0.267, SLG: 0.357 (1, 4)			0-0 P4		0-0 3-1			0-0 SH3-4		2	0	0	0	0	0	2


Inning Stats	R: 0 E: 0 K: 0 S: 3	H: 0 LOB: 0 BB: 0 P: 3	R: 0 E: 0 K: 0 S: 3	H: 0 LOB: 0 BB: 0 P: 3	R: 0 E: 0 K: 0 S: 3	H: 0 LOB: 0 BB: 0 P: 3	R: 0 E: 0 K: 0 S: 3	H: 1 LOB: 1 BB: 1 P: 7	R: 0 E: 0 K: 0 S: 5	H: 2 LOB: 2 BB: 0 P: 5	R: 0 E: 0 K: 1 S: 5	H: 0 LOB: 0 BB: 0 P: 5	R: 0 E: 0 K: 0 S: 4	H: 1 LOB: 1 BB: 0 P: 4	R: 0 E: 0 K: 0 S: 4	H: 1 LOB: 2 BB: 0 P: 4	R: 0 E: 0 K: 1 S: 6	H: 1 LOB: 1 BB: 0 P: 6	1B: 5 2B: 1 3B: 0 HR: 0	SF: 0 SAC: 1 DP: 1 HBP: 0	WP: 0 PB: 0 SB: 1 CS: 0	PA: 33											
PITCHER Wayne Garland, R ERA:	IP 9.0	WLS W	BF 33	H 6	R 0	ER 0	SO 2	BB 1	IBB 0	HBP 0	BLK 0	WP 0	HR 0	S 36	P 40	ERA 0.00	WHIP 0.778																
PITCHER																	IP	WLS	BF	H	R	ER	SO	BB	IBB	HBP	BLK	WP	HR	S	P	ERA	WHIP

BOTTOM

Cleveland Indians @ Milwaukee Brewers
Milwaukee County Stadium, Milwaukee, WI

Thu Apr 16 1981, 4:33 AM EST
 Att: 54,296 - Unknown - 61 F

AB	31
R	0
H	6
RBI	0
BB	1
SO	2
LOB	16



livebaseballscorecards.com

Batter	1	2	3	4	5	6	7	8	9	AB R H RBI BB SO LOB	TOP											
Miguel Dilone, S (1, 7) OBP: 0.240, SLG: 0.174 Larry Littleton, R (7, 7)	0-0 CS 1B		0-3 K			4-0 BB S E BB	0-0 6-3			3 1 1 0 1 1 0 0 0 0 0 0 0 0												
Rick Manning, L (1, 8) OBP: 0.174, SLG: 0.095	0-0 G3 1-2			0-0 4-3		4-0 BB E BB	0-0 4-3			3 1 0 0 1 0 1												
Mike Hargrove, L (1, 3) OBP: 0.320, SLG: 0.273	0-0 6-3			0-0 F9		4-0 E 4-3 BB		0-0 L4		3 1 0 0 1 0 0												
Joe Charboneau, R (1, 10) OBP: 0.348, SLG: 0.250		0-0 6-3		0-0 6-3		0-0 E7 4-3 1B 1B		0-3 K		4 1 1 2 0 1 0												
Jorge Orta, L (1, 9) OBP: 0.208, SLG: 0.227		0-0 1-3			0-0 4-3 SF8 2B	0-0 4-3		0-3 K		4 1 1 1 0 1 1												
Toby Harrah, R (1, 5) OBP: 0.435, SLG: 0.500		0-0 1B			0-0 4-3	0-0 1B 1B		0-0 5-3		4 0 2 1 0 0 1												
Bo Diaz, R (1, 2) OBP: 0.400, SLG: 0.571		0-3 K			0-0 SF8	0-0 FC6-4 1B		0-0 5-3		3 0 1 1 0 1 1												
Alan Bannister, R (1, 4) OBP: 0.182, SLG: 0.227			0-3 K		0-0 5-3	0-0 FC6-4		0-0 5-3		4 0 0 0 0 1 2												
Tom Verzyer, R (1, 6) OBP: 0.211, SLG: 0.222			0-0 1-3			0-0 6-3	0-0 4-3			3 0 0 0 0 0 0												
Inning Stats	R: 0 E: 0 K: 0 S: 3	H: 1 LOB: 0 BB: 0 P: 3	R: 0 E: 0 K: 1 S: 6	H: 1 LOB: 1 BB: 0 P: 6	R: 0 E: 0 K: 2 S: 7	H: 0 LOB: 0 BB: 0 P: 7	R: 0 E: 0 K: 0 S: 3	H: 0 LOB: 0 BB: 0 P: 3	R: 1 E: 0 K: 0 S: 4	H: 1 LOB: 0 BB: 0 P: 4	R: 4 E: 1 K: 0 S: 6	H: 3 LOB: 2 BB: 3 P: 18	R: 0 E: 0 K: 2 S: 7	H: 0 LOB: 0 BB: 0 P: 7	R: 0 E: 0 K: 0 S: 3	H: 0 LOB: 0 BB: 0 P: 3	R: 0 E: 0 K: 0 S: 3	H: 0 LOB: 0 BB: 0 P: 3	1B: 5 2B: 1 3B: 0 HR: 0	SF: 1 SAC: 0 DP: 0 HBP: 0	WP: 0 PB: 0 SB: 1 CS: 1	PA: 35
PITCHER	IP WLS BF H R ER SO BB IBB HBP BLK WP HR S P ERA WHIP																					
Jim Slaton, R (1, 1) ERA: 4.09	5.1 L 22 4 5 5 3 3 0 0 0 0 0 0 25 37 8.44 1.312																					
Jamie Easterly, L (6, 1) ERA: 1.5	0.2 4 2 0 0 0 0 0 0 0 0 0 0 4 4 0.00 3.000																					
Randy Lerch, L (7, 1) ERA:	3.0 9 0 0 0 2 0 0 0 0 0 0 0 13 13 0.00 0.000																					

Cleveland Indians @ Milwaukee Brewers
 Milwaukee County Stadium, Milwaukee, WI
 Sat Apr 18 1981, 4:33 AM EST
 Att. 18,250 - Unknown - 41 F

AB	31
R	5
H	6
RBI	5
BB	3
SO	5
LOB	6



Batter	1	2	3	4	5	6	7	8	9	AB R H RBI BB SO LOB
Paul Molitor, R (1, 8) OBP: 0.222, SLG: 0.231	0-3 K		0-0 6-3			0-0 L6			0-0 1-3	4 0 0 0 0 1 0
Robin Yount, R (1, 6) OBP: 0.160, SLG: 0.167	0-0 4-3			0-0 5-3		0-0 F7			0-0 5-3	4 0 0 0 0 0 0
Cecil Cooper, L (1, 3) OBP: 0.292, SLG: 0.273	0-0 F7			0-0 FC5-4 1B			0-0 6-3		0-0 1B	4 0 2 0 0 0 0
Ben Oglivie, L (1, 7) OBP: 0.333, SLG: 0.400		0-3 K		0-0 F9			0-0 F7		0-3 K	4 0 0 0 0 2 2
Larry Hisle, R (1, 10) OBP: 0.261, SLG: 0.591		0-3 K		0-0 FC5-4 1-2f			0-0 2B			3 0 1 0 0 1 1
Ted Simmons, S (1, 2) OBP: 0.261, SLG: 0.409			0-0 1B		0-3 K		0-0 3-1			3 0 1 0 0 1 1
Gorman Thomas, R (1, 9) OBP: 0.409, SLG: 0.647		0-3 K			0-0 F8			0-0 6-3		3 0 0 0 0 1 1
Don Money, R (1, 5) OBP: 0.190, SLG: 0.400			0-3 K		0-0 F7			0-0 6-3		3 0 0 0 0 1 0
Jim Gantner, L (1, 4) OBP: 0.222, SLG: 0.294			0-3 K			0-0 F8		0-0 G3		3 0 0 0 0 1 0

Inning Stats	R: 0 E: 0 K: 1 S: 5	H: 0 LOB: 0 BB: 0 P: 5	R: 0 E: 0 K: 3 S: 10	H: 1 LOB: 1 BB: 0 P: 10	R: 0 E: 0 K: 2 S: 7	H: 0 LOB: 0 BB: 0 P: 7	R: 0 E: 0 K: 0 S: 4	H: 1 LOB: 1 BB: 0 P: 4	R: 0 E: 0 K: 1 S: 5	H: 0 LOB: 0 BB: 0 P: 5	R: 0 E: 0 K: 0 S: 3	H: 0 LOB: 0 BB: 0 P: 3	R: 0 E: 0 K: 0 S: 4	H: 1 LOB: 1 BB: 0 P: 4	R: 0 E: 0 K: 0 S: 3	H: 0 LOB: 0 BB: 0 P: 3	R: 0 E: 0 K: 1 S: 6	H: 1 LOB: 1 BB: 0 P: 6	1B: 3 2B: 1 3B: 0 HR: 0	SF: 0 SAC: 0 DP: 0 HBP: 0
--------------	------------------------------	---------------------------------	-------------------------------	----------------------------------	------------------------------	---------------------------------	------------------------------	---------------------------------	------------------------------	---------------------------------	------------------------------	---------------------------------	------------------------------	---------------------------------	------------------------------	---------------------------------	------------------------------	---------------------------------	----------------------------------	------------------------------------

PITCHER	IP	WLS	BF	H	R	ER	SO	BB	IBB	HBP	BLK	WP	HR	S	P	ERA	WHIP	PITCHER	IP	WLS	BF	H	R	ER	SO	BB	IBB	HBP	BLK	WP	HR	S	P	ERA	WHIP	
Bert Blyleven, R (1, 1) ERA: 2.12	9.0	W	31	4	0	0	8	0	0	0	0	0	0	47	47	0.00	0.444																			

BOTTOM

Cleveland Indians @ Milwaukee Brewers
Milwaukee County Stadium, Milwaukee, WI

Sat Apr 18 1981, 4:33 AM EST
Att: 18,250 - Unknown - 41 F

livebaseballscorecards.com

AB	31
R	0
H	4
RBI	0
BB	0
SO	8
LOB	5



WP: 0	PA: 31
PB: 0	
SB: 0	
CS: 0	

Batter	1	2	3	4	5	6	7	8	9	AB R H RBI BB SO LOB	TOP											
Miguel Dilone, S (1, 7) OBP: 0.207, SLG: 0.148 Rick Manning, L (8, 8) OBP: 0.167, SLG: 0.091	0-0 6-3		0-0 G4-6-3		0-0 F8			0-0 6-3	0-3 K	4 0 0 0 0 0 1 1 0 0 0 0 1 1												
Alan Bannister, R (1, 4) OBP: 0.192, SLG: 0.200	0-0 F8		4-0 1B BB		0-0 F8			0-3 K		3 1 0 0 1 1 0												
Mike Hargrove, L (1, 3) OBP: 0.379, SLG: 0.346	0-0 FC5 1B		0-0 1B		0-0 E4			0-0 1B		4 0 3 1 0 0 0												
Andre Thornton, R (1, 10) OBP: 0.500, SLG: 1.250	0-0 1-2 1B			0-0 HR		0-0 F4		0-3 K		4 1 2 1 0 1 2												
Joe Charboneau, R (1, 9) OBP: 0.296, SLG: 0.208	0-0 FC5			0-3 K		0-0 L6			0-0 1-3	4 0 0 0 0 1 3												
Toby Harrah, R (1, 5) OBP: 0.444, SLG: 0.478		0-0 G4-6-3 1B		0-0 6-3		0-3 K			4-0 1B E BB	3 1 1 0 1 1 1												
Bo Diaz, R (1, 2) OBP: 0.421, SLG: 0.556		0-0 G4-6-3		0-0 FC6-4 1B		0-0 F3			0-0 E PB 1B	4 1 2 0 0 0 1												
Larry Littleton, R (1, 8) OBP: 0.200, SLG: 0.217		0-0 F8		0-0 FC6-4		0-0 L9			0-0 PB E4 PB	3 0 0 0 0 0 1 1 0 0 1 0 0 1												
Tom Veryzer, R (1, 6) OBP: 0.227, SLG: 0.238 Pat Kelly, L (9, PH) Jerry Dybzinski, R (9, 6)			0-0 G4-6-3 1B		0-0 4-3		0-0 F8		0-3 K	3 0 1 0 0 0 0 1 0 0 0 0 1 1 0 0 0 0 0 0 0												
Inning Stats	R: 0 E: 0 K: 0 S: 5	H: 2 LOB: 2 BB: 0 P: 5	R: 0 E: 0 K: 0 S: 3	H: 1 LOB: 0 BB: 0 P: 3	R: 1 E: 0 K: 0 S: 3	H: 2 LOB: 1 BB: 1 P: 7	R: 1 E: 0 K: 1 S: 7	H: 2 LOB: 1 BB: 0 P: 7	R: 0 E: 0 K: 0 S: 3	H: 0 LOB: 0 BB: 0 P: 3	R: 0 E: 1 K: 1 S: 6	H: 0 LOB: 1 BB: 0 P: 6	R: 0 E: 0 K: 0 S: 3	H: 0 LOB: 0 BB: 0 P: 3	R: 0 E: 0 K: 2 S: 8	H: 1 LOB: 1 BB: 0 P: 8	R: 2 E: 1 K: 2 S: 9	H: 1 LOB: 1 BB: 1 P: 13	1B: 8 2B: 0 3B: 0 HR: 1	SF: 0 SAC: 0 DP: 2 HBP: 0	WP: 0 PB: 2 SB: 2 CS: 0	PA: 37
PITCHER	IP WLS BF H R ER SO BB IBB HBP BLK WP HR S P ERA WHIP																					
Paul Splittorff, L (1, 1) ERA: 4.5	8.1 L 33 8 3 3 4 2 0 0 0 0 0 1 39 47 3.24 1.200																					
Dan Quisenberry, R (9, 1) ERA: 2.25	0.0 1 1 0 0 0 0 0 0 0 0 0 0 1 1 ∞ ∞																					
Ken Brett, L (9, 1) ERA: 3.86	0.0 1 0 0 0 0 0 0 0 0 0 0 0 1 1 ∞ ∞																					
Juan Berenguer, R (9, 1) ERA:	0.2 2 0 1 0 2 0 0 0 0 0 0 0 6 6 0.00 0.000																					

Cleveland Indians @ Kansas City Royals
Royals Stadium, Kansas City, MO
Mon Apr 20 1981, 7:05 PM EST
Att. 21,658 - Unknown - 57 F

AB	35
R	4
H	9
RBI	3
BB	2
SO	6
LOB	12



Batter	1	2	3	4	5	6	7	8	9	AB	R	H	RBI	BB	SO	LOB
Willie Wilson, S OBP: 0.167, SLG: 0.267 (1, 8)	0-0 F6	0-0 PO	0-3 K		0-0 G3		0-0 4-3			4	0	0	0	0	1	2
Hal McRae, R OBP: 0.267, SLG: 0.276 (1, 10)	0-0 1-3		0-0 1-3			0-0 L3		0-0 4-3		4	0	0	0	0	0	0
George Brett, L OBP: 0.333, SLG: 0.333 (1, 5)	0-0 BB		0-0 4-3			0-0 G6-3		0-0 4-3		4	0	2	0	0	0	0
Willie Aikens, L OBP: 0.308, SLG: 0.391 (1, 3)	4-0 BB			0-0 1-3		0-0 G6-3		0-3 K		3	0	0	0	1	1	1
Amos Otis, R OBP: 0.250, SLG: 0.208 (1, 7)	4-0 BB			0-0 1-3			0-0 G4-6-3		0-0 F7	3	0	1	0	1	0	0
Jamie Quirk, L (1, 2)	0-0 G3			0-0 1-3			0-0 G4-6-3		0-0 1-3	4	0	0	0	0	0	4
Rance Mulliniks, L OBP: 0.500, SLG: 0.500 (1, 4)		0-3 K			0-0 FC3-6		0-0 E		0-0 F6	4	1	2	0	0	1	0
Cesar Geronimo, L (1, 9)		0-0 6-3			0-0 FC3-6		0-0 E			3	1	0	0	0	0	2
U L Washington, S OBP: 0.444, SLG: 0.391 (1, 6)		4-0 PO			0-0 FC6		0-0 E			2	0	1	1	1	0	1

Inning Stats	R: 0	H: 1	E: 0	K: 0	S: 4	LOB: 3	BB: 2	P: 12	R: 0	H: 0	E: 0	K: 1	S: 4	LOB: 0	BB: 1	P: 8	R: 0	H: 0	E: 0	K: 1	S: 5	LOB: 0	BB: 0	P: 5	R: 0	H: 0	E: 0	K: 0	S: 3	LOB: 0	BB: 0	P: 3	R: 0	H: 1	E: 0	K: 0	S: 3	LOB: 0	BB: 0	P: 3	R: 2	H: 3	E: 2	K: 0	S: 6	LOB: 1	BB: 0	P: 6	R: 0	H: 0	E: 0	K: 1	S: 5	LOB: 0	BB: 0	P: 5	R: 0	H: 0	E: 0	K: 0	S: 3	LOB: 0	BB: 0	P: 3	1B: 5	SF: 0	2B: 1	SAC: 0	3B: 0	DP: 2	HR: 0	HBP: 0	WP: 0	PA: 35
--------------	------	------	------	------	------	--------	-------	-------	------	------	------	------	------	--------	-------	------	------	------	------	------	------	--------	-------	------	------	------	------	------	------	--------	-------	------	------	------	------	------	------	--------	-------	------	------	------	------	------	------	--------	-------	------	------	------	------	------	------	--------	-------	------	------	------	------	------	------	--------	-------	------	-------	-------	-------	--------	-------	-------	-------	--------	-------	--------


PITCHER	IP	WLS	BF	H	R	ER	SO	BB	IBB	HBP	BLK	WP	HR	S	P	ERA	WHIP
John Denny, R ERA: 2.3 (1, 1)	8.0	W	31	6	2	0	3	3	0	0	0	0	0	34	46	0.00	1.125
Dan Spillner, R ERA: 4.5 (9, 1)	1.0	S	3	0	0	0	0	0	0	0	0	0	0	3	3	0.00	0.000

BOTTOM

Cleveland Indians @ Kansas City Royals
Royals Stadium, Kansas City, MO

Mon Apr 20 1981, 7:05 PM EST
Att: 21,658 - Unknown - 57 F

AB	31
R	2
H	6
RBI	1
BB	3
SO	3
LOB	10



livebaseballscores.com

Batter	1	2	3	4	5	6	7	8	9	AB R H RBI BB SO LOB	TOP																
Alan Bannister, R (1, 4) OBP: 0.226, SLG: 0.267	0-0 6-3		0-0 L7		0-0 FC5-4			0-0 SF8 SH1-3 1B	0-0 2B	5 1 2 1 0 0 3																	
Jorge Orta, L (1, 9) OBP: 0.207, SLG: 0.259	0-0 6-3		0-3 K			0-0 6-3		0-0 SH1-3	0-0 2B	4 0 1 1 0 1 2																	
Mike Hargrove, L (1, 3) OBP: 0.324, SLG: 0.300	0-0 3-1		0-0 F8			0-0 F7		0-0 SF8	0-0 F6	4 0 0 1 0 0 3																	
Andre Thornton, R (1, 10) OBP: 0.375, SLG: 0.714		0-0 5-3		0-0 F7		0-0 5-3		4-0 BB		3 0 0 0 1 0 0																	
Joe Charboneau, R (1, 7) OBP: 0.290, SLG: 0.250		0-0 2B		0-0 5-3			0-0 F9	0-3 K		4 0 1 0 0 1 2																	
Larry Littleton, R (9, 7)										0 0 0 0 0 0 0																	
Toby Harrah, R (1, 5) OBP: 0.452, SLG: 0.440		0-3 K		0-0 6-3			4-0 F7 BB		4-0 2B BB	2 1 0 0 2 1 1																	
Bo Diaz, R (1, 2) OBP: 0.391, SLG: 0.545		0-0 L9			0-0 F8		0-0 F7		0-0 2B	4 0 1 1 0 0 2																	
Rick Manning, L (1, 8) OBP: 0.214, SLG: 0.120			0-0 S 1B 1B		0-0 4-3		0-3 K		4-0 6-3 S 2B BB	3 1 1 0 1 1 1																	
Tom Veryzer, R (1, 6) OBP: 0.320, SLG: 0.333			0-0 S 1B		0-0 FC5-4 1B			0-0 SH1-3 1B 1B	0-0 6-3	3 0 3 0 0 0 0																	
Jerry Dybzinski, R (8, PR) (8, 6)			1-2 1B						1-3	1 1 0 0 0 0 1																	
Inning Stats	R: 0 E: 0 K: 0 S: 3	H: 0 LOB: 0 BB: 0 P: 3	R: 0 E: 0 K: 1 S: 6	H: 1 LOB: 1 BB: 0 P: 6	R: 0 E: 0 K: 1 S: 7	H: 2 LOB: 2 BB: 0 P: 7	R: 0 E: 0 K: 0 S: 3	H: 0 LOB: 0 BB: 0 P: 3	R: 0 E: 0 K: 1 S: 4	H: 1 LOB: 1 BB: 0 P: 4	R: 0 E: 0 K: 0 S: 3	H: 0 LOB: 0 BB: 0 P: 3	R: 0 E: 0 K: 1 S: 5	H: 0 LOB: 1 BB: 1 P: 9	R: 1 E: 0 K: 1 S: 7	H: 2 LOB: 2 BB: 1 P: 11	R: 3 E: 0 K: 0 S: 5	H: 3 LOB: 1 BB: 2 P: 13	1B: 5 2B: 4 3B: 0 HR: 0	SF: 1 SAC: 1 DP: 0 HBP: 0	WP: 0 PB: 0 SB: 3 CS: 0	PA: 39					
PITCHER	IP WLS BF H R ER SO BB IBB HBP BLK WP HR S P ERA WHIP																										
Larry Gura, L (1, 1) ERA: 2.95	7.2	31	6	1	1	3	2	0	0	0	0	0	0	35	43	1.17	1.043										
Juan Berenguer, R (8, 1) ERA: 13.5	1.1	L	8	3	3	1	2	0	0	0	0	0	0	8	16	20.25	3.750										

Cleveland Indians @ Kansas City Royals
Royals Stadium, Kansas City, MO

Tue Apr 21 1981, 7:05 PM EST
Att. 19,165 - Unknown - 64 F

livebaseballscorecards.com

AB	33
R	4
H	9
RBI	4
BB	4
SO	4
LOB	15



Batter	1	2	3	4	5	6	7	8	9	AB	R	H	RBI	BB	SO	LOB
Willie Wilson, S OBP: 0.147, SLG: 0.235 (1, 8)	0-3 K		0-0 1-3		0-0 4-3		0-0 E6			4	0	0	0	0	1	1
U L Washington, S OBP: 0.452, SLG: 0.444 (1, 6)	0-0 F8 1B		0-0 F8		0-0 2B		0-0 1-3			4	0	2	1	0	0	1
George Brett, L OBP: 0.324, SLG: 0.323 (1, 5)	0-0 1B		0-0 4-3		0-0 1-3			0-0 4-3		4	0	1	0	0	0	1
Hal McRae, R OBP: 0.265, SLG: 0.273 (1, 10)	0-0 F8			0-0 1B		0-0 4-3		0-0 6-3		4	0	1	0	0	0	2
Amos Otis, R OBP: 0.250, SLG: 0.185 (1, 7)	4-0 BB			0-0 L9		0-0 F8		0-3 K		3	0	0	0	1	1	1
Willie Aikens, L OBP: 0.300, SLG: 0.370 (1, 3)	0-0 4-3			0-0 F7		0-0 1B			0-0 5-3	4	0	1	0	0	0	4
John Wathan, R OBP: 0.250, SLG: 0.391 (1, 9)		0-0 4-3		0-0 1-3		0-0 2-3			0-0 F7	4	0	0	0	0	0	2
Frank White, R OBP: 0.333, SLG: 0.400 (1, 4)		0-0 4-3			0-0 2B		0-0 1-3		0-0 1B	3	1	1	0	0	0	0
Rance Mulliniks, L OBP: 0.500, SLG: 0.500 (9, 4)										0	0	0	0	0	0	0
Dave Chalk, R OBP: 1.000, SLG: 1.000 (9, PH)										1	0	1	0	0	0	0
Jerry Grote, R OBP: 0.333, SLG: 0.400 (1, 2)		0-0 4-3			0-0 5-3		0-3 K		0-0 F9	3	0	0	0	0	1	1
Lee May, R OBP: 0.600, SLG: 0.800 (9, PH)					1-2					1	0	0	0	0	0	1

Inning Stats	R: 0	H: 2	R: 0	H: 0	R: 0	H: 0	R: 0	H: 1	R: 1	H: 2	R: 0	H: 1	R: 0	H: 0	R: 0	H: 1	R: 0	H: 1	R: 0	H: 0	R: 0	H: 1	1B: 6	SF: 0	WP: 0	PA: 36
	E: 0	LOB: 3	E: 0	LOB: 0	E: 0	LOB: 0	E: 0	LOB: 1	E: 0	LOB: 1	E: 0	LOB: 1	E: 1	LOB: 1	E: 0	LOB: 0	E: 0	LOB: 1	E: 0	LOB: 1	E: 0	LOB: 0	2B: 1	SAC: 0	PB: 0	
	K: 1	BB: 1	K: 0	BB: 0	K: 0	BB: 0	K: 0	BB: 0	K: 0	BB: 0	K: 0	BB: 0	K: 1	BB: 0	K: 1	BB: 0	K: 0	BB: 0	K: 0	BB: 0	K: 1	BB: 0	3B: 0	DP: 0	SB: 0	
	P: 7		P: 3		P: 3		P: 4		P: 5		P: 4		P: 6		P: 5		P: 4		P: 4		P: 4		HR: 0	HBP: 0	CS: 0	

PITCHER	IP	WLS	BF	H	R	ER	SO	BB	IBB	HBP	BLK	WP	HR	S	P	ERA	WHIP	PITCHER	IP	WLS	BF	H	R	ER	SO	BB	IBB	HBP	BLK	WP	HR	S	P	ERA	WHIP	
Rick Waits, L ERA: 1.0 (1, 1)	9.0	W	36	7	1	1	3	1	0	0	0	0	0	41	45	1.00	0.889																			

BOTTOM

Cleveland Indians @ Kansas City Royals
Royals Stadium, Kansas City, MO

Tue Apr 21 1981, 7:05 PM EST
Att: 19,165 - Unknown - 64 F

livebaseballscores.com

AB	35
R	1
H	7
RBI	1
BB	1
SO	3
LOB	14



Batter	1	2	3	4	5	6	7	8	9	AB R H RBI BB SO LOB	TOP											
Rick Manning, L (1, 8) OBP: 0.212, SLG: 0.133	0-3 K		0-0 FC1-6 1-2 1B		0-0 E4		0-0 F8	0-0 F7		5 0 1 0 0 1 4	Cleveland Indians @ Kansas City Royals Royals Stadium, Kansas City, MO Wed Apr 22 1981, 7:05 PM EST Att. 19,776 - Unknown - 65 F											
Jorge Orta, L (1, 9) OBP: 0.265, SLG: 0.313	0-0 1B		0-0 FC1-6 1-2 2-3		0-0 F4		0-0 2B 1B		0-0 F9 1B	5 1 3 1 0 0 3												
Mike Hargrove, L (1, 3) OBP: 0.308, SLG: 0.314	0-0 F4		0-0 L7			0-0 F6	0-0 1B 2B		0-0 F9 1-2	5 1 1 2 0 0 4												
Pat Kelly, L (1, 10) OBP: 0.571, SLG: 0.400	0-0 G3			0-0 4-3 S 1B		0-0 E S 1B	4-0 1B IBB		4-0 IBB	3 0 2 0 2 0 1												
Joe Charboneau, R (1, 7) OBP: 0.286, SLG: 0.250		0-0 5-3		0-0 F8 1-2		0-0 F9 1-3	0-0 1-3 2-H 1B		0-3 K	4 0 1 1 0 0 2 1 0 0 0 0 1 2												
Larry Littleton, R (7, 7)																						
Toby Harrah, R (1, 5) OBP: 0.389, SLG: 0.367		0-0 5-3		0-0 4-3 2-3		0-0 1-3		0-0 4-3	0-0 F7	5 0 0 0 0 0 4												
Bo Diaz, R (1, 2) OBP: 0.370, SLG: 0.500		0-0 F6		0-0 5-3			0-0 6-3	0-0 1B 1B		4 0 1 0 0 0 1												
Alan Bannister, R (1, 4) OBP: 0.229, SLG: 0.265			0-0 1-3		0-0 6-3		0-0 1B 1B	0-0 F7		4 1 1 0 0 0 1 0 0 0 0 0 0 0												
Jerry Dybzinski, R (8, 4)																						
Tom Veryzer, R (1, 6) OBP: 0.379, SLG: 0.393			0-0 FC1-6 1B 1B		0-0 6-3		0-0 1-2 2B 1B	0-0 1-2 1B		4 1 3 0 0 0 0												
Inning Stats	R: 0 E: 0 K: 1 S: 6	H: 1 LOB: 1 BB: 0 P: 6	R: 0 E: 0 K: 0 S: 3	H: 0 LOB: 0 BB: 0 P: 3	R: 0 E: 0 K: 0 S: 5	H: 2 LOB: 2 BB: 0 P: 5	R: 0 E: 0 K: 0 S: 4	H: 1 LOB: 1 BB: 0 P: 4	R: 0 E: 1 K: 0 S: 4	H: 0 LOB: 1 BB: 0 P: 4	R: 0 E: 0 K: 0 S: 4	H: 1 LOB: 1 BB: 0 P: 4	R: 4 E: 0 K: 0 S: 7	H: 5 LOB: 2 BB: 1 P: 11	R: 0 E: 0 K: 0 S: 5	H: 2 LOB: 2 BB: 0 P: 5	R: 0 E: 0 K: 1 S: 6	H: 1 LOB: 2 BB: 1 P: 10	1B: 12 2B: 1 3B: 0 HR: 0	SF: 0 SAC: 0 DP: 0 HBP: 0	WP: 0 PB: 0 SB: 2 CS: 0	PA: 42
PITCHER	IP WLS BF H R ER SO BB IBB HBP BLK WP HR S P ERA WHIP											PITCHER	IP WLS BF H R ER SO BB IBB HBP BLK WP HR S P ERA WHIP									
Dennis Leonard, R (1, 1) ERA: 2.91	6.2 L 30 9 4 4 1 0 0 0 0 0 0 32 32 5.40 1.350											Jim Wright, R (7, 1) ERA:	2.1 12 4 0 0 1 0 2 0 0 0 0 12 20 0.00 1.714									

livebaseballscorecards.com

AB	40
R	4
H	13
RBI	4
BB	2
SO	2
LOB	22



Batter	1	2	3	4	5	6	7	8	9	AB R H RBI BB SO LOB
Willie Wilson, S (1, 8) OBP: 0.179, SLG: 0.256	0-0 1B		0-0 1B		0-0 6-3		0-3 K		0-0 4-3	5 0 2 0 0 1 3
Hal McRae, R (1, 10) OBP: 0.237, SLG: 0.243	0-0 L9		0-0 F9		0-3 K			0-0 E4 BB		4 0 0 0 0 1 2
George Brett, L (1, 5) OBP: 0.289, SLG: 0.286	0-0 L7		0-0 L7			0-3 K		0-0 F5		4 0 0 0 0 1 3
Willie Aikens, L (1, 3) OBP: 0.324, SLG: 0.367	0-0 4-3		0-0 1B			0-0 F8		4-0 1-2 BB		3 0 1 0 1 0 1
Amos Otis, R (1, 7) OBP: 0.222, SLG: 0.161		0-3 K	0-0 G3			0-3 K		0-3 K		4 0 0 0 0 3 4
John Wathan, R (1, 2) OBP: 0.296, SLG: 0.400 Ken Phelps, L (8, PH) Jerry Grote, R (9, 2) OBP: 0.333, SLG: 0.400		4-0 5-3 BB BB		0-0 CS 1B			0-0 4-3	0-3 K		2 0 1 0 1 0 0 1 0 0 0 0 1 2 0 0 0 0 0 0 0
Cesar Geronimo, L (1, 9) OBP: 0.200, SLG: 0.111		4-0 1-2 5-3 BB BB		0-0 F8 1-2			0-0 1B 1B		0-3 K	3 0 1 0 1 1 1
U L Washington, S (1, 6) OBP: 0.429, SLG: 0.419		0-0 5-3 1-2 2-3		0-0 L6			0-0 1-2 1B		0-0 F8	4 0 1 0 0 0 2
Rance Mulliniks, L (1, 4) OBP: 0.286, SLG: 0.286 Jamie Quirk, L (9, PH) OBP: 0.143, SLG: 0.143		0-0 F7			0-0 F7		0-3 K		0-0 1B	3 0 0 0 0 1 4 1 0 1 0 0 0 0

Inning Stats	R: 0 E: 0 K: 0 S: 4	H: 1 LOB: 1 BB: 0 P: 4	R: 0 E: 0 K: 1 S: 5	H: 0 LOB: 2 BB: 2 P: 13	R: 0 E: 0 K: 0 S: 5	H: 2 LOB: 2 BB: 0 P: 5	R: 0 E: 0 K: 0 S: 3	H: 1 LOB: 0 BB: 0 P: 3	R: 0 E: 0 K: 1 S: 5	H: 0 LOB: 0 BB: 0 P: 5	R: 0 E: 0 K: 2 S: 7	H: 0 LOB: 0 BB: 0 P: 7	R: 0 E: 0 K: 2 S: 9	H: 2 LOB: 2 BB: 0 P: 9	R: 0 E: 1 K: 2 S: 8	H: 0 LOB: 2 BB: 1 P: 12	R: 0 E: 0 K: 1 S: 6	H: 1 LOB: 1 BB: 0 P: 6	1B: 7 2B: 0 3B: 0 HR: 0	SF: 0 SAC: 0 DP: 0 HBP: 0
--------------	------------------------------	---------------------------------	------------------------------	----------------------------------	------------------------------	---------------------------------	------------------------------	---------------------------------	------------------------------	---------------------------------	------------------------------	---------------------------------	------------------------------	---------------------------------	------------------------------	----------------------------------	------------------------------	---------------------------------	----------------------------------	------------------------------------

PITCHER	IP	WLS	BF	H	R	ER	SO	BB	IBB	HBP	BLK	WP	HR	S	P	ERA	WHIP
Len Barker, R (1, 1) ERA: 2.35	9.0	W	37	7	0	0	9	3	0	0	0	0	0	52	64	0.00	1.111

BOTTOM

Cleveland Indians @ Kansas City Royals
 Royals Stadium, Kansas City, MO

Wed Apr 22 1981, 7:05 PM EST
 Att: 19,776 - Unknown - 65 F

AB	34
R	0
H	7
RBI	0
BB	3
SO	9
LOB	22



WP	PA	ERA	WHIP
0	37		

Batter	1	2	3	4	5	6	7	8	9	AB R H RBI BB SO LOB	TOP											
Bump Wills, S (1, 4) OBP: 0.404, SLG: 0.489	0-0 S 1B	0-0 L6 2B		0-0 E6 1B		0-0 F7		0-0 G5-4-3 1-2f		5 1 2 1 0 0 1												
Mickey Rivers, L (1, 8) OBP: 0.321, SLG: 0.360	0-0 4-3 1B	0-0 L6		0-0		0-0 5-3			0-0 F9	5 1 2 1 0 0 1												
Al Oliver, L (1, 10) OBP: 0.278, SLG: 0.385	0-0 4-3 1B		0-0 1B	0-0 4-3		0-0 L4			0-0 4-3	5 1 2 0 0 0 2												
Buddy Bell, R (1, 5) OBP: 0.340, SLG: 0.451	0-0 4-3		0-0 F8		0-0 F9		0-0 6-3		0-0 5-3	5 0 0 0 0 0 3												
Johnny Grubb, L (1, 9) OBP: 0.366, SLG: 0.474	0-0 4-3		0-0 FC6-4 1B		0-0 E HR 1B		0-0 4-3			4 1 2 1 0 0 1												
Pat Putnam, L (1, 3) OBP: 0.326, SLG: 0.452	0-0 1B		0-0 K		0-0 E4 HR		0-3 K			4 1 1 1 0 2 3												
Jim Sundberg, R (1, 2) OBP: 0.404, SLG: 0.537	0-0 F9		0-0 FC6-4		0-0 HR			4-0 SH3-4 1B BB		3 2 1 3 1 0 3												
Bill Sample, R (1, 7) OBP: 0.283, SLG: 0.357		0-0 SH3-4 2B		0-0 F2		0-0 5-3		0-0 SH3-4		3 1 1 0 0 0 0												
Mario Mendoza, R (1, 6) OBP: 0.306, SLG: 0.303		0-0 SH3-4		0-0 F7		0-0 5-3		0-0 G5-4-3 1B		3 0 1 1 0 0 0												
Inning Stats	R: 3 E: 0 K: 0 S: 7	H: 4 LOB: 1 BB: 0 P: 7	R: 1 E: 0 K: 0 S: 4	H: 2 LOB: 0 BB: 0 P: 4	R: 0 E: 0 K: 1 S: 7	H: 2 LOB: 2 BB: 0 P: 7	R: 0 E: 1 K: 0 S: 5	H: 1 LOB: 2 BB: 0 P: 5	R: 3 E: 1 K: 0 S: 6	H: 2 LOB: 0 BB: 0 P: 6	R: 0 E: 0 K: 0 S: 3	H: 0 LOB: 0 BB: 0 P: 3	R: 0 E: 0 K: 1 S: 5	H: 0 LOB: 0 BB: 0 P: 5	R: 1 E: 0 K: 0 S: 3	H: 1 LOB: 0 BB: 1 P: 7	R: 0 E: 0 K: 0 S: 3	H: 0 LOB: 0 BB: 0 P: 3	1B: 9 2B: 3 3B: 0 HR: 1	SF: 0 SAC: 2 DP: 2 HBP: 0	WP: 0 PB: 0 SB: 1 CS: 0	PA: 40
PITCHER	IP WLS BF H R ER SO BB IBB HBP BLK WP HR S P ERA WHIP																					
Wayne Garland, R (1, 1) ERA: 3.18	2.1 L 14 8 4 4 0 0 0 0 0 0 0 0 14 14 15.43 3.429																					
Bob Lacey, L (3, 1) ERA: 10.8	2.2 13 3 3 2 1 0 0 0 0 0 0 1 15 15 6.75 1.125																					
Sid Monge, L (6, 1) ERA: 3.0	3.0 10 1 1 1 1 1 0 0 0 0 0 0 11 15 3.00 0.667																					
Mike Stanton, R (9, 1) ERA:	1.0 3 0 0 0 0 0 0 0 0 0 0 0 3 3 0.00 0.000																					

Texas Rangers @ Cleveland Indians
Cleveland Municipal Stadium, Cleveland, OH

Sat Apr 25 1981, 3:33 AM EST
Att. 10,413 - Unknown - 44 F

livebaseballscorecards.com

AB	37
R	8
H	12
RBI	8
BB	1
SO	2
LOB	14



Batter	1	2	3	4	5	6	7	8	9	AB	R	H	RBI	BB	SO	LOB
Miguel Dilone, S OBP: 0.212, SLG: 0.161 (1, 7)	0-3 K		0-0 FC6-4 1B			0-0 5-3	0-3 K			4	0	1	0	0	2	1
Alan Bannister, R OBP: 0.231, SLG: 0.263 (1, 4)	0-0 F7		0-0 FC6-4 1-2f			0-0 1B HR 1B		0-0 5-3		4	1	1	0	0	0	1
Mike Hargrove, L OBP: 0.302, SLG: 0.308 (1, 3)	0-0 F7			0-0 F5		0-0 1-3 HR 1B		0-0 4-3		4	1	1	0	0	0	0
Andre Thornton, R OBP: 0.417, SLG: 0.909 (1, 10)		0-0 5-3		0-3 K		0-0 1-H 3-H HR		0-0 1B		4	1	2	3	0	1	0
Toby Harrah, R OBP: 0.350, SLG: 0.324 (1, 5)		0-3 K		0-0 5-3		0-0 5-3		0-0 F9		4	0	0	0	0	1	1
Jorge Orta, L OBP: 0.263, SLG: 0.306 (1, 9)			0-0 1B		0-0 F8	0-3 K			0-0 F7	4	0	1	0	0	1	0
Bo Diaz, R OBP: 0.355, SLG: 0.567 (1, 2)		0-0 5-3			0-0 HR		0-0 F8		0-0 F8	4	1	1	1	0	0	1
Rick Manning, L OBP: 0.189, SLG: 0.118 (1, 8)			0-0 4-3		0-0 4-3		0-0 4-3		0-0 G3	4	0	0	0	0	0	0
Tom Verzyer, R OBP: 0.375, SLG: 0.387 (1, 6)			0-0 4-3		0-0 5-3		0-0 1B			3	0	1	0	0	0	0

BOTTOM

Texas Rangers @ Cleveland Indians
Cleveland Municipal Stadium, Cleveland, OH

Sat Apr 25 1981, 3:33 AM EST
Att: 10,413 - Unknown - 44 F

livebaseballscorecards.com

AB	35
R	4
H	8
RBI	4
BB	0
SO	5
LOB	4



Inning Stats	R: 0	H: 0	E: 0	K: 1	S: 5	LOB: 0	BB: 0	P: 5	R: 0	H: 1	E: 0	K: 1	S: 6	LOB: 1	BB: 0	P: 6	R: 0	H: 1	E: 0	K: 0	S: 4	LOB: 1	BB: 0	P: 4	R: 0	H: 0	E: 0	K: 1	S: 5	LOB: 0	BB: 0	P: 5	R: 1	H: 1	E: 0	K: 0	S: 4	LOB: 0	BB: 0	P: 4	R: 3	H: 3	E: 0	K: 1	S: 8	LOB: 0	BB: 0	P: 8	R: 0	H: 1	E: 0	K: 1	S: 6	LOB: 1	BB: 0	P: 6	R: 0	H: 1	E: 0	K: 0	S: 4	LOB: 1	BB: 0	P: 4	R: 0	H: 0	E: 0	K: 0	S: 3	LOB: 0	BB: 0	P: 3	1B: 6	SF: 0	2B: 0	SAC: 0	3B: 0	DP: 0	HR: 2	HBP: 0	WP: 0	PA: 35	PB: 0	SB: 0	CS: 0
--------------	------	------	------	------	------	--------	-------	------	------	------	------	------	------	--------	-------	------	------	------	------	------	------	--------	-------	------	------	------	------	------	------	--------	-------	------	------	------	------	------	------	--------	-------	------	------	------	------	------	------	--------	-------	------	------	------	------	------	------	--------	-------	------	------	------	------	------	------	--------	-------	------	------	------	------	------	------	--------	-------	------	-------	-------	-------	--------	-------	-------	-------	--------	-------	--------	-------	-------	-------

PITCHER	IP	WLS	BF	H	R	ER	SO	BB	IBB	HBP	BLK	WP	HR	S	P	ERA	WHIP
Rick Honeycutt, L ERA: 6.3 (1, 1)	6.0	W	24	6	4	4	4	0	0	0	0	0	2	32	32	6.00	1.000
Steve Comer, R ERA: 5.4 (7, 1)	3.0	S	11	2	0	0	1	0	0	0	0	0	0	13	13	0.00	0.667

Batter	1	2	3	4	5	6	7	8	9	AB R H RBI BB SO LOB	TOP											
Bump Wills, S (1, 4) OBP: 0.368, SLG: 0.440	0-0 1-3	0-0 G3		0-0 3-1			0-3 K		0-0 F7	5 0 0 0 0 1 3												
Mickey Rivers, L (1, 8) OBP: 0.333, SLG: 0.358	0-3 K2-3		4-0 WP 1B 1B BB	0-0 G3			0-0 G6-3 1B			3 1 1 0 1 1 0												
Al Oliver, L (1, 10) OBP: 0.310, SLG: 0.411	0-0 1B 1B		0-0 WP 1-2 1B 1B				0-0 G6-3 1-2f			4 1 3 0 0 0 1												
Buddy Bell, R (1, 5) OBP: 0.351, SLG: 0.444	0-0 1-2 1B		4-0 1B 1-2 FC5-2 2-3 BB				0-0 F8			3 0 1 0 1 0 1												
Johnny Grubb, L (1, 9) OBP: 0.378, SLG: 0.463	0-0 1-3		0-0 FC5-2 1-3 2-H 3-H 1B				0-0 F7			3 0 1 2 1 0 3												
Pat Putnam, L (1, 3) OBP: 0.298, SLG: 0.413		0-0 F8	0-0 F2				0-0 1-3			4 0 0 0 0 0 4												
Jim Sundberg, R (1, 2) OBP: 0.412, SLG: 0.556		0-0 1B FC6-4 1B	0-0 FC5-2 1-2 FC6-4 3-H				0-3 K			4 1 2 0 0 1 2												
Bill Sample, R (1, 7) OBP: 0.280, SLG: 0.348		0-0 FC6-4 1-3 1B	0-0 FC6-4 1-2f				0-0 F8			4 0 1 0 0 0 3												
Mario Mendoza, R (1, 6) OBP: 0.300, SLG: 0.297		0-0 FC6-4 1-2f 3-H		0-0 CS 1B			0-0 5-3			4 0 1 1 0 0 2												
Inning Stats	R: 0 E: 0 K: 1 S: 7	H: 2 LOB: 2 BB: 0 P: 7	R: 1 E: 0 K: 0 S: 5	H: 2 LOB: 1 BB: 0 P: 5	R: 2 E: 0 K: 0 S: 5	H: 2 LOB: 2 BB: 2 P: 13	R: 0 E: 0 K: 0 S: 3	H: 1 LOB: 0 BB: 0 P: 3	R: 0 E: 0 K: 0 S: 4	H: 1 LOB: 1 BB: 0 P: 4	R: 0 E: 0 K: 1 S: 5	H: 0 LOB: 0 BB: 0 P: 5	R: 0 E: 0 K: 1 S: 5	H: 1 LOB: 0 BB: 0 P: 5	R: 0 E: 0 K: 0 S: 2	H: 0 LOB: 0 BB: 1 P: 6	R: 0 E: 0 K: 0 S: 4	H: 1 LOB: 1 BB: 0 P: 4	1B: 9 2B: 1 3B: 0 HR: 0	SF: 0 SAC: 0 DP: 1 HBP: 0	WP: 1 PB: 0 SB: 0 CS: 2	PA: 37
PITCHER Bert Blyleven, R (1, 1) ERA: 2.42	IP: 9.0 WLS: W BF: 37 H: 10 R: 3 ER: 3 SO: 3 BB: 3 IBB: 0 HBP: 0 BLK: 0 WP: 1 HR: 0 S: 40 P: 52 ERA: 3.00 WHIP: 1.444																					
PITCHER	IP	WLS	BF	H	R	ER	SO	BB	IBB	HBP	BLK	WP	HR	S	P	ERA	WHIP					

Texas Rangers @ Cleveland Indians
Cleveland Municipal Stadium, Cleveland, OH

Sun Apr 26 1981, 3:33 AM EDT
Att. 13,777 - Unknown - 50 F

livebaseballscorecards.com

AB 34
R 3
H 10
RBI 3
BB 3
SO 3
LOB 19



BOTTOM

Texas Rangers @ Cleveland Indians
 Cleveland Municipal Stadium, Cleveland, OH

Sun Apr 26 1981, 3:33 AM EDT
 Att. 13,777 - Unknown - 50 F

livebaseballscores.com

AB	34
R	4
H	9
RBI	4
BB	4
SO	3
LOB	22



WP: 0	PA: 39
PB: 0	
SB: 0	
CS: 0	

AB R H RBI BB SO LOB

5	1	1	2	0	0	4
4	0	1	1	0	1	2
4	0	1	1	1	0	1
4	0	2	0	0	2	1
4	0	0	0	0	0	4
4	1	2	0	0	0	2
3	0	1	0	1	0	2
0	1	0	0	0	0	0
2	1	1	0	2	0	0
3	0	0	0	0	0	4
1	0	0	0	0	0	2

Batter	1	2	3	4	5	6	7	8	9
Alan Bannister, R (1, 4) OBP: 0.227, SLG: 0.256	0-0 5-3		0-0 6-3		0-0 FC6-4		0-0 1-3		0-0 SF8 1B
Jorge Orta, L (1, 9) OBP: 0.256, SLG: 0.300	0-0 F8			0-3 K	0-0 FC6-4			0-0 FC3-8 1B	0-0 SF8
Mike Hargrove, L (1, 3) OBP: 0.313, SLG: 0.302	0-0 F7			4-0 FC5-4 BB		0-0 F8		0-0 FC3-6 FC5-4 1B	0-0 1B
Andre Thornton, R (1, 10) OBP: 0.438, SLG: 0.800		0-3 K		0-3 K		0-0 G6-4-3 1B		0-0 1-2 1B	
Joe Charboneau, R (1, 7) OBP: 0.256, SLG: 0.222		0-0 F4		0-0 FC5-4		0-0 G6-4-3		0-0 P3	
Toby Harrah, R (1, 5) OBP: 0.364, SLG: 0.368		0-0 1B			0-0 E FC6-4 2B		0-0 5-3	0-0 FC5	
Bo Diaz, R (1, 2) OBP: 0.371, SLG: 0.545 Jerry Dybzinski, R (9, PR)		0-0 F3		0-0 6-3		0-0 4-3 BB 1B			4-0 BB 1B BB
Rick Manning, L (1, 8) OBP: 0.244, SLG: 0.139			0-0 G3		0-0 FC6-4 E 1B		4-0 1-2 4-3 BB	4-0 1-2 1B SF8 BB	
Tom Veryzer, R (1, 6) OBP: 0.343, SLG: 0.353 Miguel Dilone, S (9, PH)			0-0 5-3		0-0 E6 FC6-4		0-0 1-2 2-3 4-3	0-0 F4	

Inning Stats	R: 0	H: 0	E: 0	K: 0	S: 3	R: 0	H: 1	E: 0	K: 1	S: 6	R: 0	H: 0	E: 0	K: 0	S: 3	R: 0	H: 0	E: 0	K: 2	S: 7	R: 1	H: 2	E: 1	K: 0	S: 6	R: 0	H: 1	E: 0	K: 0	S: 3	R: 0	H: 1	E: 0	K: 0	S: 4	R: 0	H: 2	E: 0	K: 0	S: 5	R: 3	H: 2	E: 0	K: 0	S: 4
	0	0	0	0	3	0	1	0	1	6	0	0	0	0	3	0	0	0	1	11	1	2	1	0	6	0	1	0	0	3	0	1	0	0	8	0	2	0	0	5	3	2	0	2	12

PITCHER	IP	WLS	BF	H	R	ER	SO	BB	IBB	HBP	BLK	WP	HR	S	P	ERA	WHIP
Jon Matlack, L (1, 1) ERA: 3.07	7.1		31	7	1	0	3	2	0	0	0	0	0	35	43	0.00	1.227
Jim Kern, R (8, 1) ERA: 3.6	0.2		4	0	2	2	0	2	0	0	0	0	0	2	10	27.00	3.000
John Henry Johnson, L (9, 1) ERA: 3.18	0.2	L	4	2	1	1	0	0	0	0	0	0	0	4	4	13.50	3.000

1B	2B	3B	HR	SF	SAC	DP	HBP
8	1	0	0	1	0	1	0

WP	HR	S	P	ERA	WHIP
0	0	0	0		

Batter	1	2	3	4	5	6	7	8	9	AB	R	H	RBI	BB	SO	LOB	TOP							
Bill Almon, R (1, 6) <small>OBP: 0.406, SLG: 0.393</small>	0-0 	0-0 		0-0 		0-3 			4-0 	4	0	2	0	1	1	2								
Tony Bernazard, S (1, 4) <small>OBP: 0.397, SLG: 0.522</small>	0-0 	0-0 			0-3 		0-0 	0-0 	0-0 	5	0	1	2	0	1	2								
Wayne Nordhagen, R (1, 9) <small>OBP: 0.333, SLG: 0.325</small> Harold Baines, L (7, PR) <small>OBP: 0.214, SLG: 0.296</small> (7, 9)	0-0 	0-0 			0-0 		0-0 			4	0	1	0	0	0	3								
Greg Luzinski, R (1, 10) <small>OBP: 0.457, SLG: 0.517</small>	0-0 		0-0 		0-0 		0-3 			4	0	2	0	0	1	1								
Lamar Johnson, R (1, 3) <small>OBP: 0.348, SLG: 0.409</small>	0-0 		0-0 		0-0 		0-0 			4	0	1	0	0	0	4								
Chet Lemon, R (1, 8) <small>OBP: 0.406, SLG: 0.404</small>		0-3 	0-0 			0-0 		0-0 		4	0	0	0	0	1	1								
Jim Essian, R (1, 2) <small>OBP: 0.217, SLG: 0.304</small>		0-0 	0-0 			0-0 		0-0 		4	1	1	0	0	0	1								
Rusty Kuntz, R (1, 7) <small>OBP: 0.423, SLG: 0.409</small>		4-0 		0-0 		4-0 		0-0 		2	1	0	0	2	0	0								
Greg Pryor, R (1, 5) <small>OBP: 0.368, SLG: 0.343</small>		0-0 		0-0 		0-0 		0-0 		4	0	1	0	0	0	2								
Inning Stats	R: 0 E: 0 K: 0 S: 5	H: 2 LOB: 2 BB: 0 P: 5	R: 2 E: 0 K: 1 S: 8	H: 3 LOB: 2 BB: 1 P: 12	R: 0 E: 0 K: 0 S: 4	H: 1 LOB: 1 BB: 0 P: 4	R: 0 E: 0 K: 0 S: 3	H: 0 LOB: 0 BB: 0 P: 3	R: 0 E: 0 K: 1 S: 6	H: 1 LOB: 1 BB: 0 P: 6	R: 0 E: 0 K: 1 S: 6	H: 1 LOB: 2 BB: 1 P: 10	R: 0 E: 0 K: 1 S: 6	H: 1 LOB: 1 BB: 0 P: 6	R: 0 E: 0 K: 0 S: 3	H: 0 LOB: 0 BB: 0 P: 3	R: 0 E: 0 K: 0 S: 2	H: 0 LOB: 0 BB: 1 P: 6	1B: 8 2B: 1 3B: 0 HR: 0	SF: 0 SAC: 0 DP: 1 HBP: 0	WP: 0 PB: 0 SB: 0 CS: 0	PA: 38		
PITCHER Rick Waits, L (1, 1) <small>ERA: 1.33</small>	IP: 9.0 WLS: W BF: 38 H: 9 R: 2 ER: 2 SO: 4 BB: 3 IBB: 0 HBP: 0 BLK: 0 WP: 0 HR: 0 S: 43 P: 55 ERA: 2.00 WHIP: 1.333																							

Chicago White Sox @ Cleveland Indians
 Cleveland Municipal Stadium, Cleveland, OH

Thu Apr 30 1981, 7:05 PM EDT
 Att: 6,639 - Unknown - 54 F

livebaseballscorecards.com

AB	35
R	2
H	9
RBI	2
BB	3
SO	4
LOB	16



Batter	1	2	3	4	5	6	7	8	9
Alan Bannister, R (1, 4) OBP: 0.208, SLG: 0.234	0-0 1-3 ①		0-0 F7 ②			0-0 F8 ①	0-0 CS ③	0-0 4-3 ①	
Jorge Orta, L (1, 9) OBP: 0.277, SLG: 0.318	0-0 4-3 ②		0-0 1B ③			0-0 G4-6-3 1B ②		0-0 G3 ②	
Mike Hargrove, L (1, 3) OBP: 0.288, SLG: 0.277	0-0 E3 BLK ③		0-0 4-3 ③			0-0 G4-6-3 1-2f ② ③		0-0 F9 ③	
Andre Thornton, R (1, 10) OBP: 0.421, SLG: 0.706	0-0 F8 1-2 ③			0-3 K ①			4-0 FC6-4 BB ①		
Joe Charboneau, R (1, 7) OBP: 0.262, SLG: 0.211 Larry Littleton, R (9, 7)		4-0 5-3 BB ①		0-3 K ②			0-0 FC6-4 HR ①		
Toby Harrah, R (1, 5) OBP: 0.362, SLG: 0.439		0-3 K ①		0-0 5-3 ③			0-0 HR ①		
Bo Diaz, R (1, 2) OBP: 0.368, SLG: 0.514		0-0 5-3 ②			0-0 L6 ①		4-0 1B BB ①		
Rick Manning, L (1, 8) OBP: 0.250, SLG: 0.154		0-0 1-3 ③			0-0 F8 ②		0-0 E2 FC4-2 1B ①		
Tom Verzyer, R (1, 6) OBP: 0.324, SLG: 0.333 Pat Kelly, L (7, PH) OBP: 0.500, SLG: 0.333 Jerry Dybzinski, R (8, 6)			0-0 L1 ①		0-0 F4 ③		0-0 FC4-2 CS ②		

Inning Stats	R: 0	H: 0	E: 1	LOB: 1	K: 0	BB: 0	S: 4	P: 4
	R: 0	H: 0	E: 0	LOB: 1	K: 1	BB: 1	S: 5	P: 9
	R: 0	H: 1	E: 0	LOB: 1	K: 0	BB: 0	S: 4	P: 4
	R: 0	H: 0	E: 0	LOB: 0	K: 2	BB: 0	S: 7	P: 7
	R: 0	H: 0	E: 0	LOB: 0	K: 0	BB: 0	S: 3	P: 3
	R: 0	H: 1	E: 0	LOB: 0	K: 0	BB: 0	S: 3	P: 3
	R: 3	H: 2	E: 1	LOB: 0	K: 0	BB: 2	S: 4	P: 12
	R: 0	H: 0	E: 0	LOB: 0	K: 0	BB: 0	S: 3	P: 3

PITCHER	IP	WLS	BF	H	R	ER	SO	BB	IBB	HBP	BLK	WP	HR	S	P	ERA	WHIP
Ross Baumgarten, L (1, 1) ERA: 3.7	6.1	L	26	4	3	2	3	3	0	0	1	0	1	29	41	2.84	1.105
LaMarr Hoyt, R (7, 1) ERA: 1.38	1.2		4	0	0	0	0	0	0	0	0	0	0	4	4	0.00	0.000


BOTTOM

Chicago White Sox @ Cleveland Indians
Cleveland Municipal Stadium, Cleveland, OH

Thu Apr 30 1981, 7:05 PM EDT
Att. 6,639 - Unknown - 54 F

AB	R	H	RBI	BB	SO	LOB
4	0	0	0	0	0	0
4	0	2	0	0	0	0
4	0	0	0	0	0	2
2	0	0	0	1	1	1
2	1	0	0	1	1	1
0	0	0	0	0	0	0
3	1	1	2	0	1	1
2	1	0	0	1	0	1
3	0	1	0	0	0	1
2	0	0	0	0	0	0
1	0	0	0	0	0	1
0	0	0	0	0	0	0

AB	27
R	3
H	4
RBI	2
BB	3
SO	3
LOB	8



WP	PA
0	31

Batter	1	2	3	4	5	6	7	8	9	AB R H RBI BB SO LOB	TOP																						
Bill Almon, R (1, 6) OBP: 0.397, SLG: 0.385	0-0 6-3			0-3 K			0-3 K	0-0 1-2 2-3 1B		4 0 1 0 0 2 0																							
Tony Bernazard, S (1, 4) OBP: 0.377, SLG: 0.493	0-0 4-3			0-0 F8			0-0 5-3	0-0 G3		4 0 0 0 0 0 3																							
Wayne Nordhagen, R (1, 7) OBP: 0.326, SLG: 0.386	0-0 6-3			0-3 K			0-0 HR		0-0 F8	4 1 1 1 0 1 0																							
Greg Luzinski, R (1, 10) OBP: 0.459, SLG: 0.516				0-3 K		0-0 G6-4-3 1B	0-0 1-3		0-0 1B 1B	4 0 2 0 0 1 0																							
Lamar Johnson, R (1, 3) OBP: 0.340, SLG: 0.396				0-3 K		0-0 G6-4-3 1-2f			0-0 F7 G1-6-3 1B	4 0 1 0 0 1 1																							
Chet Lemon, R (1, 8) OBP: 0.397, SLG: 0.410				0-3 K		0-0 5-3			0-0 3-1 WP 2B 1-2f	4 1 1 0 0 1 2																							
Harold Baines, L (1, 9) OBP: 0.203, SLG: 0.281				0-0 F8			0-0 F7		0-0 3-1 2-3	3 0 0 0 0 0 1																							
Jim Essian, R (1, 2) OBP: 0.240, SLG: 0.292 Bob Molinaro, L (8, PH) OBP: 0.889, SLG: 3.000 Marc Hill, R (8, 2)				0-0 4-3			4-0 G5-4-3 BB		4-0 1B 1B 3-H BB	1 0 0 0 1 0 0 0 0 0 0 1 0 0 0 0 0 0 0 0 0																							
Greg Pryor, R (1, 5) OBP: 0.350, SLG: 0.324 Mike Squires, L (8, PH) OBP: 0.394, SLG: 0.393 Jim Morrison, R (8, 5)				0-0 6-3			0-0 G5-4-3 1-2f		0-0 1-2 1B 1B	2 0 0 0 0 0 1 1 0 1 0 0 0 0 0 0 0 0 0 0 0																							
Inning Stats	R: 0 E: 0 K: 0 S: 3	H: 0 LOB: 0 BB: 0 P: 3	R: 0 E: 0 K: 3 S: 9	H: 0 LOB: 0 BB: 0 P: 9	R: 0 E: 0 K: 0 S: 3	H: 0 LOB: 0 BB: 0 P: 3	R: 0 E: 0 K: 2 S: 7	H: 0 LOB: 0 BB: 0 P: 7	R: 0 E: 0 K: 0 S: 3	H: 1 LOB: 0 BB: 0 P: 3	R: 0 E: 0 K: 0 S: 2	H: 0 LOB: 0 BB: 1 P: 6	R: 1 E: 0 K: 1 S: 6	H: 1 LOB: 0 BB: 0 P: 6	R: 1 E: 0 K: 0 S: 6	H: 3 LOB: 3 BB: 1 P: 10	R: 0 E: 0 K: 0 S: 4	H: 2 LOB: 1 BB: 0 P: 4	1B: 5 2B: 1 3B: 0 HR: 1	SF: 0 SAC: 0 DP: 3 HBP: 0	WP: 1 PB: 0 SB: 0 CS: 0	PA: 33											
PITCHER John Denny, R (1, 1) ERA: 2.19	IP 9.0	WLS W	BF 33	H 7	R 2	ER 2	SO 6	BB 2	IBB 0	HBP 0	BLK 0	WP 1	HR 1	S 43	P 51	ERA 2.00	WHIP 1.000																
											PITCHER	IP	WLS	BF	H	R	ER	SO	BB	IBB	HBP	BLK	WP	HR	S	P	ERA	WHIP					

Chicago White Sox @ Cleveland Indians
Cleveland Municipal Stadium, Cleveland, OH

Fri May 01 1981, 7:05 PM EDT
Att. 9,142 - Unknown - 50 F

AB	31
R	2
H	7
RBI	1
BB	2
SO	6
LOB	8



livebaseballscorecards.com

Batter	1	2	3	4	5	6	7	8	9
Alan Bannister, R (1, 4) OBP: 0.264, SLG: 0.288	0-0 FC4-6 1B		0-0 E 2B 1B	0-0 4-3 S 1B		0-3 K		0-0 G1 2B 1B	
Jorge Orta, L (1, 9) OBP: 0.250, SLG: 0.286	0-0 FC4-6 FC5-4 1-2f		0-3 K 1-2 2-3	0-0 4-3 1-3			0-3 K	0-0 G1 1-2 2-3	
Mike Hargrove, L (1, 3) OBP: 0.298, SLG: 0.294	0-3 K		4-0 2B BB	0-0 F7			0-0 6-3	0-0 1B 2B	
Andre Thornton, R (1, 10) OBP: 0.458, SLG: 0.714	0-0 FC5-4 1-2f		0-0 2B 2B 1-H 2-H 3-H		0-0 1-3		4-0 WP S BB	0-0 BB 1B 2-H	
Joe Charboneau, R (1, 7) OBP: 0.239, SLG: 0.190 Larry Littleton, R (8, 7)		0-0 6-3	0-0 F9		0-3 K		0-0 F4 1-3	4-0 BB 1B	
Toby Harrah, R (1, 5) OBP: 0.365, SLG: 0.422		0-0 F8	4-0 2B BB		0-0 L6			WP 1B 5-3 1B	
Bo Diaz, R (1, 2) OBP: 0.381, SLG: 0.538		0-0 1B	0-0 1-H 2-H 2B			0-3 K		0-0 5-3 1-2 1B	
Rick Manning, L (1, 8) OBP: 0.250, SLG: 0.163		0-0 G3	0-3 K			0-0 1-3		0-0 1B 1B 2-H	
Tom Verzyer, R (1, 6) OBP: 0.366, SLG: 0.359			1-0 E 1B 2B HBP		0-3 K		0-0 E7 WP 1B	0-0 G1 1B 1-2 2B 1B	

AB	R	H	RBI	BB	SO	LOB
5	2	4	1	0	1	1
5	0	0	0	0	2	6
4	2	1	2	1	1	2
4	1	2	4	1	0	1
4	0	0	0	0	1	2
0	0	0	0	1	0	0
4	2	1	0	1	1	2
4	0	2	2	0	1	1
4	1	1	1	0	1	2
3	2	2	0	0	1	0

BOTTOM

Chicago White Sox @ Cleveland Indians
Cleveland Municipal Stadium, Cleveland, OH

Fri May 01 1981, 7:05 PM EDT
Att. 9,142 - Unknown - 50 F

livebaseballscorecards.com

AB	37
R	10
H	13
RBI	10
BB	4
SO	9
LOB	17



1B: 10	SF: 0	WP: 3	PA: 42
2B: 3	SAC: 0	PB: 0	
3B: 0	DP: 0	SB: 2	
HR: 0	HBP: 1	CS: 0	

Inning Stats	R: 0	H: 1	E: 0	K: 1	S: 6	R: 0	H: 1	E: 0	K: 0	S: 4	R: 5	H: 3	E: 1	K: 2	S: 10	R: 0	H: 1	E: 0	K: 1	S: 6	R: 0	H: 0	E: 0	K: 1	S: 5	R: 0	H: 1	E: 1	K: 2	S: 8	R: 0	H: 0	E: 0	K: 1	S: 5	R: 5	H: 6	E: 0	K: 1	S: 11
	LOB: 1	BB: 0	P: 6	LOB: 1	BB: 0	LOB: 1	BB: 0	LOB: 1	BB: 0	P: 4	LOB: 1	BB: 2	P: 19	LOB: 1	BB: 0	LOB: 1	BB: 0	LOB: 1	BB: 0	P: 6	LOB: 1	BB: 0	LOB: 0	BB: 0	P: 5	LOB: 1	BB: 0	LOB: 1	BB: 0	P: 8	LOB: 1	BB: 1	P: 9	LOB: 2	BB: 1	P: 15				

PITCHER	IP	WLS	BF	H	R	ER	SO	BB	IBB	HBP	BLK	WP	HR	S	P	ERA	WHIP
Britt Burns, L (1, 1) ERA: 4.01	4.0	L	21	6	5	5	4	2	0	1	0	0	0	26	35	11.25	2.000
Dennis Lamp, R (5, 1) ERA: 4.32	3.1		16	5	4	4	4	1	0	0	0	3	0	23	27	10.80	1.800
Kevin Hickey, L (8, 1) ERA: 1.69	0.2		5	2	1	1	1	1	0	0	0	0	0	6	10	13.50	4.500

Batter	1	2	3	4	5	6	7	8	9	AB R H RBI BB SO LOB	TOP
Ron LeFlore, R (1, 7) OBP: 0.367, SLG: 0.370	4-0 BB 1B		0-3 K		0-3 K		0-0 6-3		0-3 K	4 0 0 0 1 3 4	
Tony Bernazard, S (1, 4) OBP: 0.385, SLG: 0.500 Greg Pryor, R (1, 4) OBP: 0.381, SLG: 0.342	0-0 1B		0-0 SH1-3			0-0 FC5-4 1B		4-0 FC6-4 BB		1 0 1 0 0 0 0 1 0 1 0 1 0 0	
Carlton Fisk, R (1, 2) OBP: 0.431, SLG: 0.659	0-3 K		0-0 F7			0-0 FC5-4 1-2f		0-3 K		4 0 0 0 0 2 5	
Greg Luzinski, R (1, 10) OBP: 0.436, SLG: 0.485	0-3 K			0-0 3-1		0-0 FC5-4 1-2f		0-0 F8		4 0 0 0 0 1 3	
Lamar Johnson, R (1, 3) OBP: 0.315, SLG: 0.365		0-0 5-3		0-0 F7		0-0 F8		0-0 FC6-4 1-2f		4 0 0 0 0 0 2	
Chet Lemon, R (1, 8) OBP: 0.403, SLG: 0.446		0-3 K		0-0 3B			0-0 PB 1B SF8 1B		0-0 6-3	4 1 2 0 0 1 0	
Harold Baines, L (1, 9) OBP: 0.222, SLG: 0.295		0-0 FC6 1B		0-0 F7			0-0 PB 1B		0-3 K2-3	4 0 2 0 0 1 1	
Jim Morrison, R (1, 5) OBP: 0.194, SLG: 0.367		0-0 FC6 1-2f			0-0 4-3		0-0 F8		0-0 E4	4 0 0 0 0 0 3	
Bill Almon, R (1, 6) OBP: 0.395, SLG: 0.388 Bob Molinaro, L (9, PH) OBP: 0.800, SLG: 1.500			0-0 SH1-3 1B		0-0 F8		0-0 SF8 1-2 2-H		0-0 E6	2 0 1 1 0 0 0 1 0 0 0 0 0 1	
Inning Stats	R: 0 H: 1 E: 0 LOB: 1 K: 2 BB: 1 S: 7 P: 11	R: 0 H: 1 E: 0 LOB: 1 K: 1 BB: 0 S: 6 P: 6	R: 0 H: 1 E: 0 LOB: 1 K: 1 BB: 0 S: 6 P: 6	R: 0 H: 1 E: 0 LOB: 1 K: 0 BB: 0 S: 4 P: 4	R: 0 H: 0 E: 0 LOB: 0 K: 1 BB: 0 S: 5 P: 5	R: 0 H: 1 E: 0 LOB: 1 K: 0 BB: 0 S: 4 P: 4	R: 1 H: 2 E: 0 LOB: 1 K: 0 BB: 0 S: 5 P: 5	R: 0 H: 0 E: 0 LOB: 1 K: 1 BB: 1 S: 5 P: 9	R: 0 H: 0 E: 2 LOB: 2 K: 2 BB: 0 S: 9 P: 9	1B: 6 SF: 1 2B: 0 SAC: 1 3B: 1 DP: 0 HR: 0 HBP: 0	WP: 0 PA: 37 PB: 1 SB: 0 CS: 0
PITCHER Len Barker, R (1, 1) ERA: 1.85	IP WLS BF H R ER SO BB IBB HBP BLK WP HR S P ERA WHIP										
	9.0 W 37 7 1 1 8 2 0 0 0 0 0 0 51 59 1.00 1.000										

Chicago White Sox @ Cleveland Indians
Cleveland Municipal Stadium, Cleveland, OH
Sat May 02 1981, 3:33 AM EDT
Att. 11,618 - Sunny - 49 F

livebaseballscorecards.com



Batter	1	2	3	4	5	6	7	8	9	AB	R	H	RBI	BB	SO	LOB
Miguel Dilone, S OBP: 0.184, SLG: 0.139 Larry Littleton, R (9.7)	0-3 K		0-0 FC6 4-3 1-2f 2-3		0-0 F8			0-0 F9		4	0	0	0	0	1	2
Rick Manning, L OBP: 0.250, SLG: 0.152 (1.8)	0-0 F9		0-0 4-3 1-3 3-H			4-0 FC6 BB		0-0 F9		3	1	0	1	1	0	1
Mike Hargrove, L OBP: 0.279, SLG: 0.273 (1.3)	0-0 F9		0-0 F9			0-3 K 1-3		0-0 5-3		4	0	0	0	0	1	2
Andre Thornton, R OBP: 0.444, SLG: 0.652 (1.10)		0-3 K		0-0 F8		4-0 FC6 BB				2	0	0	0	1	1	0
Jorge Orta, L OBP: 0.236, SLG: 0.269 (1.9)		0-0 4-3		0-0 4-3		0-0 FC6 1-2f 3-H				3	0	0	1	0	0	1
Toby Harrah, R OBP: 0.364, SLG: 0.417 (1.5)		0-0 1B		0-0 1-3		0-0 F8				3	0	1	0	0	0	1
Bo Diaz, R OBP: 0.378, SLG: 0.524 (1.2)		0-0 6-3			0-0 1B G4-6-3 1B			0-3 K		3	1	1	0	0	1	1
Duane Kuiper, L OBP: 0.667, SLG: 0.667 (1.4)			0-0 FC6 1B 4-3 1B		0-0 1B G4-6-3 1B			0-0 6-3		3	1	2	0	0	0	0
Tom Veryzer, R OBP: 0.364, SLG: 0.357 (1.6)			0-0 FC6 1B 1-2		0-0 1B G4-6-3 1-2f 3-H			0-0 6-3		3	0	1	0	0	0	1
Inning Stats	R: 0 E: 0 K: 1 S: 5	H: 0 LOB: 0 BB: 0 P: 5	R: 0 E: 0 K: 1 S: 6	H: 1 LOB: 1 BB: 0 P: 6	R: 1 E: 0 K: 0 S: 5	H: 2 LOB: 1 BB: 0 P: 5	R: 0 E: 0 K: 0 S: 3	H: 0 LOB: 0 BB: 0 P: 3	R: 1 E: 0 K: 1 S: 5	H: 0 LOB: 1 BB: 2 P: 13	R: 0 E: 0 K: 1 S: 5	H: 0 LOB: 0 BB: 0 P: 5	R: 0 E: 0 K: 0 S: 3	H: 0 LOB: 0 BB: 0 P: 3	R: 0 E: 0 K: 0 S: 3	H: 0 LOB: 0 BB: 0 P: 3
PITCHER Francisco Barrios, R ERA: 2.74 (1.1)	IP: 8.0 WLS: L BF: 30 H: 5 R: 3 ER: 2 SO: 4 BB: 2 IBB: 0 HBP: 0 BLK: 0 WP: 0 HR: 0 S: 36 P: 44 ERA: 2.25 WHIP: 0.875							PITCHER	IP: 0.0 WLS: 0 BF: 0 H: 0 R: 0 ER: 0 SO: 0 BB: 0 IBB: 0 HBP: 0 BLK: 0 WP: 0 HR: 0 S: 0 P: 0 ERA: 0.00 WHIP: 0.00							

BOTTOM

Chicago White Sox @ Cleveland Indians
Cleveland Municipal Stadium, Cleveland, OH

Sat May 02 1981, 3:33 AM EDT
Att. 11,618 - Sunny - 49 F

livebaseballscorecards.com

AB	28
R	3
H	5
RBI	2
BB	2
SO	4
LOB	9



WP: 0	PA: 30
PB: 0	
SB: 2	
CS: 0	

Batter	1	2	3	4	5	6	7	8	9	AB	R	H	RBI	BB	SO	LOB	TOP							
Ron LeFlore, R (1, 7) OBP: 0.371, SLG: 0.406 Rusty Kuntz, R (8, 7) OBP: 0.423, SLG: 0.409	0-3 K	0-3 K		1-2 2-H 1B		SF9 1-3 2B		3-1		5	1	2	1	0	2	1								
Mike Squires, L (1, 3) OBP: 0.368, SLG: 0.375	0-0 G3		0-0 1B	4-3		SF9		K		4	0	1	1	0	1	2								
Carlton Fisk, R (1, 2) OBP: 0.436, SLG: 0.689 Ross Baumgarten, L (6, PR) Marc Hill, R (6, 2)	0-0 2B		0-0 L6		0-0 F7		E 2B	6-3		4	0	2	1	0	0	1								
Greg Luzinski, R (1, 10) OBP: 0.446, SLG: 0.478	4-0 BB		0-0 F8		0-0 1B 1B		3-H 2B	5-3		3	1	1	0	2	0	2								
Harold Baines, L (1, 9) OBP: 0.221, SLG: 0.288	0-0 4-3		0-0 1-3		0-0 1B 1B		2-3 E6	G6-4-3 BB		5	1	1	0	0	0	5								
Chet Lemon, R (1, 8) OBP: 0.402, SLG: 0.443		0-0 E7 SH2-4 1B		0-0 G3		0-0 1-2 3-H 1B		K		5	1	2	1	0	1	3								
Tony Bernazard, S (1, 4) OBP: 0.395, SLG: 0.506		0-0 SH2-4		0-0 1B 1B		0-0 2-H 1B		F8		3	1	2	1	0	0	0								
Jim Morrison, R (1, 5) OBP: 0.200, SLG: 0.353		0-0 1B 1B		0-0 P6		0-0 6-3		F7		4	0	1	1	0	0	2								
Bill Almon, R (1, 6) OBP: 0.413, SLG: 0.408		0-0 1B		0-0 1B 1B		0-0 1-2 1B		2B SF9 1B		4	1	3	0	0	0	0								
Inning Stats	R: 0 E: 0 K: 1 S: 6	H: 1 LOB: 2 BB: 1 P: 10	R: 1 E: 1 K: 1 S: 7	H: 3 LOB: 1 BB: 0 P: 7	R: 0 E: 0 K: 0 S: 4	H: 1 LOB: 1 BB: 0 P: 4	R: 1 E: 0 K: 0 S: 6	H: 3 LOB: 2 BB: 0 P: 6	R: 2 E: 0 K: 0 S: 6	H: 4 LOB: 1 BB: 0 P: 6	R: 2 E: 1 K: 1 S: 9	H: 3 LOB: 3 BB: 0 P: 9	R: 0 E: 0 K: 0 S: 3	H: 0 LOB: 0 BB: 0 P: 3	R: 0 E: 0 K: 1 S: 5	H: 0 LOB: 0 BB: 0 P: 5	R: 0 E: 0 K: 0 S: 2	H: 0 LOB: 0 BB: 1 P: 6	1B: 12 2B: 3 3B: 0 HR: 0	SF: 1 SAC: 1 DP: 1 HBP: 0	WP: 0 PB: 0 SB: 0 CS: 0	PA: 42		
PITCHER	IP WLS BF H R ER SO BB IBB HBP BLK WP HR S P ERA WHIP	Wayne Garland, R (1, 1) ERA: 4.5	4.2 L 25 12 4 4 2 1 0 0 0 0 0 28 32 7.71 2.786	Dan Spillner, R (5, 1) ERA: 5.06	3.1 14 3 2 2 2 0 0 0 0 0 0 18 18 5.40 0.900	Sid Monge, L (9, 1) ERA: 2.25	1.0 3 0 0 0 0 1 0 0 0 0 0 2 6 0.00 1.000	PITCHER	IP WLS BF H R ER SO BB IBB HBP BLK WP HR S P ERA WHIP															

Chicago White Sox @ Cleveland Indians
Cleveland Municipal Stadium, Cleveland, OH
Sun May 03 1981, 3:33 AM EDT
Att. 31,287 - Sunny - 56 F

AB	38
R	6
H	15
RBI	6
BB	2
SO	4
LOB	16



Batter	1	2	3	4	5	6	7	8	9	AB R H RBI BB SO LOB
--------	---	---	---	---	---	---	---	---	---	----------------------

Miguel Dilone, S OBP: 0.190, SLG: 0.150 (1, 7)	0-0 1-3		0-0 1B			0-0 1-2		0-0 1-3		4 0 1 0 0 0 1
Rick Manning, L OBP: 0.268, SLG: 0.163 (1, 8)	0-0 CS 1B 1B		0-3 K			4-0 BB		0-0 4-3		3 0 1 0 1 1 1
Mike Hargrove, L OBP: 0.277, SLG: 0.271 (1, 3)	0-0 1-2 CS 1B			0-0 F9		0-0 F8		0-0 F7		4 0 1 0 0 0 2
Andre Thornton, R OBP: 0.387, SLG: 0.556 (1, 10)	0-0 1-2 2-3 5-3			0-0 F3		0-0 F8		0-0 F7		4 0 0 0 0 0 4
Jorge Orta, L OBP: 0.220, SLG: 0.250 (1, 9)		0-0 4-3		0-0 3-1			0-0 F2		0-0 3-1	4 0 0 0 0 0 0
Toby Harrah, R OBP: 0.362, SLG: 0.412 (1, 5)		0-0 L4-3 1B		0-3 K			0-0 5-3			3 0 1 0 0 1 0
Dave Rosello, R (8, 5)										0 0 0 0 0 0 0
Ron Hassey, L OBP: 0.300, SLG: 0.250 (1, 2)		0-0 L4-3 1-2			0-0 F7		4-0 BB			2 0 0 0 1 0 1
Alan Bannister, R OBP: 0.250, SLG: 0.273 (1, 4)			0-0 4-3		0-0 6-3			0-0 1-3		3 0 0 0 0 0 1
Tom Verzyer, R OBP: 0.362, SLG: 0.356 (1, 6)			0-3 K			0-0 4-3 1B		0-0 6-3		3 0 1 0 0 1 0

Inning Stats	R: 0 E: 0 K: 0 S: 4	H: 2 LOB: 1 BB: 0 P: 4	R: 0 E: 0 K: 0 S: 3	H: 1 LOB: 0 BB: 0 P: 3	R: 0 E: 0 K: 2 S: 8	H: 1 LOB: 1 BB: 0 P: 8	R: 0 E: 0 K: 0 S: 3	H: 0 LOB: 0 BB: 0 P: 3	R: 0 E: 0 K: 1 S: 5	H: 0 LOB: 0 BB: 0 P: 5	R: 0 E: 0 K: 0 S: 4	H: 1 LOB: 2 BB: 1 P: 8	R: 0 E: 0 K: 0 S: 3	H: 0 LOB: 1 BB: 1 P: 7	R: 0 E: 0 K: 0 S: 3	H: 0 LOB: 0 BB: 0 P: 3	R: 0 E: 0 K: 0 S: 3	H: 0 LOB: 0 BB: 0 P: 3	1B: 5 2B: 1 3B: 0 HR: 0	SF: 0 SAC: 0 DP: 1 HBP: 0	WP: 0 PB: 0 SB: 1 CS: 2	PA: 32
--------------	------------------------------	---------------------------------	------------------------------	---------------------------------	------------------------------	---------------------------------	------------------------------	---------------------------------	------------------------------	---------------------------------	------------------------------	---------------------------------	------------------------------	---------------------------------	------------------------------	---------------------------------	------------------------------	---------------------------------	----------------------------------	------------------------------------	----------------------------------	--------

PITCHER	IP	WLS	BF	H	R	ER	SO	BB	IBB	HBP	BLK	WP	HR	S	P	ERA	WHIP	PITCHER	IP	WLS	BF	H	R	ER	SO	BB	IBB	HBP	BLK	WP	HR	S	P	ERA	WHIP		
Richard Dotson, R ERA: 3.89 (1, 1)	9.0	W	32	5	0	0	3	2	0	0	0	0	0	36	44	0.00	0.778																				

BOTTOM

Chicago White Sox @ Cleveland Indians
Cleveland Municipal Stadium, Cleveland, OH

Sun May 03 1981, 3:33 AM EDT
Att. 31,287 - Sunny - 56 F

livebaseballscorecards.com

AB	30
R	0
H	5
RBI	0
BB	2
SO	3
LOB	10



Batter	1	2	3	4	5	6	7	8	9	AB R H RBI BB SO LOB	TOP											
Alan Bannister, R (1, 9) OBP: 0.250, SLG: 0.259	4-0 G6-3 BB		0-3 K		0-3 K		0-0 F7			3 0 0 0 1 2 3												
Rick Manning, L (1, 8) OBP: 0.283, SLG: 0.208	0-0 G6-3 1-2f		0-0 E9 E 1B		0-0 FC4-6		0-0 FC6-4 BB			4 2 2 0 0 0 2												
Mike Hargrove, L (1, 3) OBP: 0.275, SLG: 0.258	0-0 4-3		0-0 E5 2-H 3-H		0-0 F9		0-3 K			3 0 0 0 1 0 1												
Andre Thornton, R (1, 10) OBP: 0.343, SLG: 0.484		0-3 K	0-0 L5		0-0 F7		0-3 K			4 0 0 0 0 2 3												
Toby Harrah, R (1, 5) OBP: 0.355, SLG: 0.389		0-3 K		0-0 5-3		4-0 E6 E BB		0-0 FC6-4 1-2f 2-H		3 0 0 0 1 1 1												
Ron Hassey, L (1, 2) OBP: 0.286, SLG: 0.250		0-0 4-3		0-0 1B		0-0 E6 1-3		0-0 G1		4 0 1 0 0 0 2												
Joe Charboneau, R (1, 7) OBP: 0.240, SLG: 0.217			0-0 E FC5-2 2B		0-0 F8		0-0 6-3		0-0 F3	4 0 1 0 0 0 2	AB 33											
Larry Littleton, R (9, 7)										0 0 0 0 0 0 0	R 4											
Duane Kuiper, L (1, 4) OBP: 0.286, SLG: 0.286			0-0 E6 1B FC5-2 E 2-3		0-0 F9		0-0 6-3		0-0 L8	4 1 0 0 0 0 2	H 5											
Tom Verzyer, R (1, 6) OBP: 0.353, SLG: 0.347			0-0 FC5-2 E 1-2 3-H			0-0 FC4-6 1B		0-0 5-3	0-0 4-3	4 1 1 0 0 0 2	RBI 0											
											BB 3											
											SO 5											
											LOB 18											
Inning Stats	R: 0 E: 0 K: 0 S: 2	H: 0 LOB: 0 BB: 1 P: 6	R: 0 E: 0 K: 2 S: 7	H: 0 LOB: 0 BB: 0 P: 7	R: 3 E: 3 K: 1 S: 9	H: 2 LOB: 1 BB: 0 P: 9	R: 0 E: 0 K: 0 S: 4	H: 1 LOB: 1 BB: 0 P: 4	R: 0 E: 0 K: 1 S: 6	H: 1 LOB: 1 BB: 0 P: 6	R: 0 E: 1 K: 0 S: 3	H: 0 LOB: 1 BB: 1 P: 7	R: 0 E: 0 K: 0 S: 3	H: 0 LOB: 0 BB: 0 P: 3	R: 1 E: 1 K: 1 S: 6	H: 1 LOB: 1 BB: 1 P: 10	R: 0 E: 0 K: 0 S: 3	H: 0 LOB: 0 BB: 0 P: 3	1B: 3 2B: 2 3B: 0 HR: 0	SF: 0 SAC: 0 DP: 1 HBP: 0	WP: 0 PB: 0 SB: 0 CS: 0	PA: 36
PITCHER	IP WLS BF H R ER SO BB IBB HBP BLK WP HR S P ERA WHIP																					
Jackson Todd, R (1, 1) ERA: 3.38	7.0 L 30 5 4 0 4 3 0 0 0 0 0 0 35 47 0.00 1.143																					
Luis Leal, R (8, 1) ERA: 4.2	2.0 6 0 0 0 1 0 0 0 0 0 0 0 8 8 0.00 0.000																					

Cleveland Indians @ Toronto Blue Jays
Exhibition Stadium, Toronto, ON
Wed May 06 1981, 7:05 PM EDT
Att. 11,469 - Unknown

livebaseballscorecards.com



Batter	1	2	3	4	5	6	7	8	9	AB R H RBI BB SO LOB
Lloyd Moseby, L (1, 8) OBP: 0.298, SLG: 0.447	0-3 K			0-0 4-3		0-3 K			0-0 1B 2B	4 1 1 0 0 2 0
Danny Ainge, R (1, 5) OBP: 0.195, SLG: 0.212 George Bell, R (9, PH) OBP: 0.348, SLG: 0.522	0-0 F3			0-0 F9			0-0 5-3		0-0 2-H 1B	3 0 0 0 0 0 0 1 0 1 1 0 0 0
Willie Upshaw, L (1, 3) OBP: 0.293, SLG: 0.472	0-3 K			0-0 E7			0-3 K		0-0 F8	4 0 0 0 0 2 1
John Mayberry, L (1, 10) OBP: 0.434, SLG: 0.444		0-0 4-3		0-0 P5			4-0 BB BB		0-3 K	3 0 0 0 1 1 2
Al Woods, L (1, 7) OBP: 0.260, SLG: 0.275		0-0 F8			0-0 4-3		4-0 BB BB		0-0 F8	3 0 0 0 1 0 1
Barry Bonnell, R (1, 9) OBP: 0.229, SLG: 0.215 Otto Velez, R (7, PH) OBP: 0.388, SLG: 0.311 Rick Bosetti, R (8, 9) OBP: 0.267, SLG: 0.214		0-3 K			0-0 1-3		0-3 K			2 0 0 0 0 1 0 1 0 0 0 0 1 2 0 0 0 0 0 0 0
Garth Iorg, R (1, 4) OBP: 0.269, SLG: 0.320			0-0 4-3		0-0 F8			0-0 4-3		3 0 0 0 0 0 0
Alfredo Griffin, S (1, 6) OBP: 0.214, SLG: 0.264			0-3 K			0-0 6-3		0-0 P4		3 0 0 0 0 1 0
Ernie Whitt, L (1, 2) OBP: 0.224, SLG: 0.208			0-0 5-3			0-0 F7		0-3 K		3 0 0 0 0 1 0

Inning Stats	R: 0 E: 0 K: 2 S: 7	H: 0 LOB: 0 BB: 0 P: 7	R: 0 E: 0 K: 1 S: 5	H: 0 LOB: 0 BB: 0 P: 5	R: 0 E: 0 K: 1 S: 5	H: 0 LOB: 0 BB: 0 P: 5	R: 0 E: 1 K: 0 S: 4	H: 0 LOB: 1 BB: 0 P: 4	R: 0 E: 0 K: 0 S: 3	H: 0 LOB: 0 BB: 0 P: 3	R: 0 E: 0 K: 1 S: 5	H: 0 LOB: 0 BB: 0 P: 5	R: 0 E: 0 K: 2 S: 7	H: 0 LOB: 2 BB: 2 P: 15	R: 0 E: 0 K: 1 S: 5	H: 0 LOB: 0 BB: 0 P: 5	R: 1 E: 0 K: 1 S: 7	H: 2 LOB: 1 BB: 0 P: 7	1B: 1 2B: 1 3B: 0 HR: 0	SF: 0 SAC: 0 DP: 0 HBP: 0	WP: 0 PB: 0 SB: 0 CS: 0	PA: 32	
PITCHER Bert Blyleven, R (1, 1) ERA: 2.06	IP 9.0 WLS W BF 32 H 2 R 1 ER 1 SO 9 BB 2 IBB 0 HBP 0 BLK 0 WP 0 HR 0 S 48 P 56 ERA 1.00 WHIP 0.444																						

BOTTOM

Cleveland Indians @ Toronto Blue Jays
Exhibition Stadium, Toronto, ON
Wed May 06 1981, 7:05 PM EDT
Att. 11,469 - Unknown

livebaseballscorecards.com

AB	30
R	1
H	2
RBI	1
BB	2
SO	9
LOB	6



Batter	1	2	3	4	5	6	7	8	9	AB R H RBI BB SO LOB	TOP									
Alan Bannister, R (1, 9) OBP: 0.234, SLG: 0.242	0-0 5-3		0-0 6-3			0-0 FC5 1B		0-0 FC6-4		4 1 0 0 0 0 2	Cleveland Indians @ Toronto Blue Jays Exhibition Stadium, Toronto, ON Thu May 07 1981, 7:05 PM EDT Att. 11,328 - Unknown - 55 F									
Rick Manning, L (1, 8) OBP: 0.266, SLG: 0.193	0-0 F7			0-0 L6		0-0 F8		0-0 F8		4 0 0 0 0 0 3										
Mike Hargrove, L (1, 3) OBP: 0.288, SLG: 0.273	0-0 1B			0-0 G3		0-0 1B 1-2 2-H		0-0 F8		4 0 2 1 0 0 1										
Pat Kelly, L (1, 10) OBP: 0.417, SLG: 0.300	0-0 1-3		0-0 6-3		0-0 1B 1-3 2-H			0-0 P6		4 0 1 1 0 0 1										
Toby Harrah, R (1, 5) OBP: 0.333, SLG: 0.362		0-0 F8		0-0 5-3		0-0 F9		0-3 K		4 0 0 0 0 1 2										
Bo Diaz, R (1, 2) OBP: 0.367, SLG: 0.489		0-0 5-3		0-0 5-3		4-0 BB G6-4-3		0-3 K		3 0 0 0 1 1 0										
Larry Littleton, R (1, 7)		0-3 K		0-3 K		0-0 G6-4-3 1-2f				3 0 0 0 0 2 1										
Duane Kuiper, L (1, 4) OBP: 0.200, SLG: 0.200			0-0 5-3		0-0 5-3		0-0 6-3			3 0 0 0 0 0 0										
Tom Veryzer, R (1, 6) OBP: 0.370, SLG: 0.365			0-0 5-3		0-0 1B E		0-0 FC6-4 1B			3 1 2 0 0 0 0										
Inning Stats	R: 0 E: 0 K: 0 S: 4	H: 1 LOB: 1 BB: 0 P: 4	R: 0 E: 0 K: 1 S: 5	H: 0 LOB: 0 BB: 0 P: 5	R: 0 E: 0 K: 0 S: 3	H: 0 LOB: 0 BB: 0 P: 3	R: 0 E: 0 K: 1 S: 5	H: 0 LOB: 0 BB: 0 P: 5	R: 2 E: 1 K: 0 S: 7	H: 3 LOB: 2 BB: 0 P: 7	R: 0 E: 0 K: 0 S: 2	H: 0 LOB: 0 BB: 1 P: 6	R: 0 E: 0 K: 0 S: 4	H: 1 LOB: 1 BB: 0 P: 4	R: 0 E: 0 K: 2 S: 7	H: 0 LOB: 0 BB: 0 P: 7	1B: 5 2B: 0 3B: 0 HR: 0	SF: 0 SAC: 0 DP: 1 HBP: 0	WP: 0 PB: 0 SB: 0 CS: 0	PA: 33
PITCHER Dave Stieb, R (1, 1) ERA: 3.27	IP 9.0 WLS W BF 33 H 5 R 2 ER 0 SO 4 BB 1 IBB 0 HBP 0 BLK 0 WP 0 HR 0 S 40 P 44 ERA 0.00 WHIP 0.667																			

AB	32
R	2
H	5
RBI	2
BB	1
SO	4
LOB	10



livebaseballscorecards.com

Batter	1	2	3	4	5	6	7	8	9
Alfredo Griffin, S (1, 6) OBP: 0.204, SLG: 0.250	0-0 E5 4-3		0-0 F7 1-3	0-3 K		0-0 F8		0-0 F9 2-3 3-H	
Damaso Garcia, R (1, 4) OBP: 0.259, SLG: 0.260	0-3 K		0-0 F7	0-0 6-3		0-0 5-3			
Barry Bonnell, R (1, 9) OBP: 0.216, SLG: 0.203	0-0 4-3 2-3			0-0 F8	0-0 4-3		0-0 F9		
Otto Velez, R (1, 10) OBP: 0.393, SLG: 0.359	0-0 5-3			0-0 HR	4-0 2B BB		0-0 F7		
George Bell, R (1, 7) OBP: 0.370, SLG: 0.500		0-0 5-3		0-0 1B BB	0-0 1-3		4-0 CS BB		
John Mayberry, L (1, 3) OBP: 0.448, SLG: 0.492		0-0 F3		4-0 1B BB	4-0 2B BB		0-0 CS 1-2	0-0 HR	
Rick Bosetti, R (1, 8) OBP: 0.368, SLG: 0.389		0-0 P4		0-0 1B 1-3 2-H	0-0 1B 1-3 2-H		0-0 2B CS 1B		
Danny Ainge, R (1, 5) OBP: 0.209, SLG: 0.236			0-0 L6	0-0 1B 1-3 3-H	0-0 4-3		0-0 CS 1-3 2B		
Ernie Whitt, L (1, 2) OBP: 0.238, SLG: 0.213			4-0 WP S BB	0-0 1B 1-2 3-H		0-3 K	0-3 K		

Inning Stats	R: 0 E: 1 K: 1 S: 6	H: 0 LOB: 1 BB: 0 P: 6	R: 0 E: 0 K: 0 S: 3	H: 0 LOB: 0 BB: 0 P: 3	R: 0 E: 0 K: 0 S: 3	H: 0 LOB: 1 BB: 1 P: 7	R: 4 E: 0 K: 1 S: 10	H: 5 LOB: 2 BB: 1 P: 14	R: 1 E: 0 K: 0 S: 4	H: 1 LOB: 2 BB: 2 P: 12	R: 0 E: 0 K: 1 S: 5	H: 0 LOB: 0 BB: 0 P: 5	R: 0 E: 0 K: 0 S: 2	H: 0 LOB: 0 BB: 1 P: 6	R: 1 E: 0 K: 1 S: 7	H: 3 LOB: 1 BB: 0 P: 7
--------------	------------------------------	---------------------------------	------------------------------	---------------------------------	------------------------------	---------------------------------	-------------------------------	----------------------------------	------------------------------	----------------------------------	------------------------------	---------------------------------	------------------------------	---------------------------------	------------------------------	---------------------------------

PITCHER	IP	WLS	BF	H	R	ER	SO	BB	IBB	HBP	BLK	WP	HR	S	P	ERA	WHIP
Rick Waits, L (1, 1) ERA: 2.37	3.1	L	18	5	4	4	1	2	0	0	0	1	1	18	26	10.80	2.100
Dan Spillner, R (4, 1) ERA: 5.0	3.2		17	4	2	2	2	3	0	0	0	0	1	18	30	4.91	1.909
Sid Monge, L (8, 1) ERA: 1.8	1.0		2	0	0	0	1	0	0	0	0	0	0	4	4	0.00	0.000

BOTTOM

Cleveland Indians @ Toronto Blue Jays
Exhibition Stadium, Toronto, ON
Thu May 07 1981, 7:05 PM EDT
Att. 11,328 - Unknown - 55 F

livebaseballscores.com

AB	32
R	6
H	9
RBI	6
BB	5
SO	4
LOB	16



1B: 5	SF: 0	WP: 1	PA: 38
2B: 2	SAC: 0	PB: 0	
3B: 0	DP: 0	SB: 1	
HR: 2	HBP: 0	CS: 3	

PITCHER	IP	WLS	BF	H	R	ER	SO	BB	IBB	HBP	BLK	WP	HR	S	P	ERA	WHIP
---------	----	-----	----	---	---	----	----	----	-----	-----	-----	----	----	---	---	-----	------

Batter	1	2	3	4	5	6	7	8	9	AB R H RBI BB SO LOB	TOP																								
Miguel Dilone, S OBP: 0.213, SLG: 0.178 (1, 7) X	0-0 F2		0-0 F5		0-0 F7		0-0 CS		0-0 SH1-4 1B	5 1 2 2 0 0 1																									
Rick Manning, L OBP: 0.279, SLG: 0.186 (1, 8) B B B	4-0 L5-4 BB		0-3 K			4-0 S BB	0-0 CS	0-0 G3	0-0 SH1-4 1B	2 0 0 0 2 1 0																									
Alan Bannister, R OBP: 0.246, SLG: 0.254 (9, PH) (9, 8)							1-2		1-2 2B 1B	1 1 1 0 0 0 0																									
Mike Hargrove, L OBP: 0.312, SLG: 0.269 (1, 3) B B B	4-0 1-2 BB			4-0 G4-3 1B BB		0-0 F8		4-0 BB 1B BB	0-0 SH1-4	1 1 0 0 3 0 1																									
Andre Thornton, R OBP: 0.350, SLG: 0.457 (1, 10) X	0-0 L5-4			0-0 G4-3 1B		0-3 K		4-0 1B 1B BB	0-3 K	4 1 1 0 1 2 5																									
Joe Charboneau, R OBP: 0.241, SLG: 0.220 (1, 9) (8, 9)		0-0 L8		0-0 G4-3		0-0 6-3		0-0 1B SF7 1B	0-0	4 1 1 1 0 0 3																									
Larry Littleton, R OBP: 0.220, SLG: 0.250 (9, PH)				1-2f 2-3				1-2 2-H 2B		0 0 0 0 0 0 0																									
Jorge Orta, L OBP: 0.380, SLG: 0.522 (9, PH)										1 0 0 1 2 0 0 0																									
Bo Diaz, R OBP: 0.380, SLG: 0.522 (9, PH)										0 0 0 0 0 0 0																									
Jerry Dybzinski, R OBP: 0.417, SLG: 0.300 (9, PR)										0 0 0 0 0 0 0																									
Pat Kelly, L										0 0 0 0 0 0 0																									
Toby Harrah, R OBP: 0.338, SLG: 0.355 (1, 5) X	0-0 F8		0-0 5-3				0-0 6-3	0-0 1B 1B	4-0	4 0 1 1 1 0 1																									
Ron Hassey, L OBP: 0.368, SLG: 0.286 (1, 2) B B B		4-0 BB			0-0 FC4-6 1B		4-0 BLK 1B BB	0-0 SF7	0-0 4-3	2 1 1 1 2 0 2																									
Duane Kuiper, L OBP: 0.286, SLG: 0.286 (1, 4) S S S		0-3 K			0-0 FC4-6		0-0 BLK 1B	0-0 FC6-4		4 1 2 0 0 1 2																									
Tom Verzyer, R OBP: 0.345, SLG: 0.339 (1, 6) X			0-0 6-3		0-0 F9		0-0 P6	0-0 FC6-4		4 0 0 0 0 0 5																									
Inning Stats	R: 0 H: 0 E: 0 K: 0 S: 2	H: 0 LOB: 1 BB: 2 P: 10	R: 0 H: 0 E: 0 K: 1 S: 5	H: 0 LOB: 1 BB: 1 P: 9	R: 0 H: 0 E: 0 K: 1 S: 5	H: 0 LOB: 0 BB: 0 P: 5	R: 0 H: 1 E: 0 K: 0 S: 3	H: 1 LOB: 1 BB: 1 P: 7	R: 0 H: 1 E: 0 K: 0 S: 4	H: 1 LOB: 1 BB: 0 P: 4	R: 0 H: 0 E: 0 K: 1 S: 5	H: 0 LOB: 1 BB: 1 P: 9	R: 2 H: 2 E: 0 K: 0 S: 4	H: 2 LOB: 0 BB: 1 P: 8	R: 3 H: 3 E: 0 K: 0 S: 6	H: 3 LOB: 2 BB: 2 P: 14	R: 2 H: 3 E: 0 K: 1 S: 8	H: 3 LOB: 2 BB: 1 P: 12	1B: 9 SF: 1	2B: 2 SAC: 1	3B: 0 DP: 2	HR: 0 HBP: 0	WP: 0 PA: 44												
PITCHER	IP WLS BF H R ER SO BB IBB HBP BLK WP HR S P ERA WHIP																																		
Albert Williams, R ERA: 3.0 (1, 1)	7.1	30	4	3	3	3	7	0	0	1	0	0	29	57	3.68	1.500																			
Doug Corbett, R ERA: 2.01 (8, 1)	0.1	5	3	2	2	0	1	0	0	0	0	0	4	8	54.00	12.000																			
John Verhoeven, R ERA: 4.82 (8, 1)	0.1	2	1	1	1	0	0	0	0	0	0	0	2	2	27.00	3.000																			
Darrell Jackson, L ERA: 27.0 (9, 1)	0.1	2	1	0	0	0	0	0	0	0	0	0	2	2	0.00	3.000																			
Don Cooper, R ERA: 4.15 (9, 1)	0.1	1	0	0	0	1	0	0	0	0	0	0	3	3	0.00	0.000																			
PITCHER	IP WLS BF H R ER SO BB IBB HBP BLK WP HR S P ERA WHIP																																		
Jack O'Connor, L ERA: 2.08 (9, 1)	0.1	W	3	1	1	1	0	0	0	0	0	0	0	6	27.00	3.000																			

Cleveland Indians @ Minnesota Twins
Metropolitan Stadium, Bloomington, MI

Fri May 08 1981, 8:05 PM EDT
Att: 4,664 - Cloudy - 60 F

livebaseballscorecards.com

AB	32
R	7
H	10
RBI	7
BB	9
SO	4
LOB	20



Batter	1	2	3	4	5	6	7	8	9	AB	R	H	RBI	BB	SO	LOB
Hosken Powell, L (1, 9) OBP: 0.333, SLG: 0.353 Dave Engle, R (9, PH) OBP: 0.317, SLG: 0.421	0-0 4-3	0-0 FC5-4 1B		0-0 F7		0-0 1B		0-3 K	0-0 F7	5	0	2	1	0	1	1
John Castino, R (1, 5) OBP: 0.303, SLG: 0.413	0-3 K	0-0 FC5-4 1B		0-0 5-3		4-0 1B		0-0 2B E 1B	0-0 1B	5	1	2	1	1	1	3
Mickey Hatcher, R (1, 8) OBP: 0.301, SLG: 0.371	0-3 K		0-0 6-3		4-0 BB		0-0 L8	0-0 E 2B		4	1	1	1	1	1	2
Roy Smalley, S (1, 6) OBP: 0.421, SLG: 0.563 Chuck Baker, R (4, 6) Danny Goodwin, L (8, PH) OBP: 0.320, SLG: 0.348 Pete Mackanin, R (9, 6) OBP: 0.188, SLG: 0.219		0-3 K	0-0 FC1-6 1B	0-0 4-3		0-0 FC5-4 1B		0-0 E7 BB 1B		2	0	1	0	0	1	0
Glenn Adams, L (1, 10) OBP: 0.322, SLG: 0.373		0-3 K	0-0 FC1-6 1B BB		0-0 3-1		0-0 2-4 1B	4-0 BB IBB		4	1	1	0	1	1	1
Gary Ward, R (1, 7) OBP: 0.373, SLG: 0.434		0-0 E BB 1B	4-0 1-2 1B BB		0-3 K		0-0 2-4	4-0 1-2 2-3 BB		3	2	1	0	2	1	1
Rob Wilfong, L (1, 4) OBP: 0.260, SLG: 0.304		0-0 BB E 1B	0-0 1-2 2-3 1B		0-0 1B		0-0 1-3	0-3 K		5	1	3	0	0	1	3
Ron Jackson, R (1, 3) OBP: 0.321, SLG: 0.403		0-0 E6 1B BB	0-0 FC5-4 1B		0-0 F9		0-0 6-3	0-0 F9		5	0	1	2	0	0	3
Sal Butera, R (1, 2) OBP: 0.458, SLG: 0.475		4-0 1B BB	0-0 FC5-4 1B		0-0 5-3		0-0 1B 2B BB	0-0 PB 1B 1B		3	2	1	1	2	0	2

BOTTOM																	
Cleveland Indians @ Minnesota Twins Metropolitan Stadium, Bloomington, MI Fri May 08 1981, 8:05 PM EDT Att. 4,664 - Cloudy - 60 F																	
										AB	40						
										R	8						
										H	14						
										RBI	8						
										BB	7						
										SO	7						
										LOB	20						
										WP: 0	PA: 47						
										PB: 1	CS: 0						
										SB: 1	CS: 0						

Inning Stats																																																	
R: 0	H: 0	E: 0	K: 2	S: 7	R: 2	H: 3	E: 1	K: 2	S: 11	R: 2	H: 3	E: 0	K: 0	S: 6	R: 0	H: 0	E: 0	K: 1	S: 3	R: 0	H: 1	E: 0	K: 0	S: 4	R: 0	H: 1	E: 0	K: 0	S: 3	R: 3	H: 3	E: 1	K: 2	S: 10	R: 1	H: 2	E: 0	K: 0	S: 4	1B: 13	SF: 0	2B: 2	SAC: 0	3B: 0	DP: 1	HR: 0	HBP: 0	WP: 0	PA: 47

PITCHER																										
IP	WLS	BF	H	R	ER	SO	BB	IBB	HBP	BLK	WP	HR	S	P	ERA	WHIP										
7.2		42	12	7	5	6	6	1	0	0	0	0	47	75	5.87	2.348										
1.0	L	5	2	1	0	1	0	0	0	0	0	0	7	7	0.00	2.000										



Batter	1	2	3	4	5	6	7	8	9	10	AB R H RBI BB SO LOB	TOP										
Rick Manning, L (1, 8) OBP: 0.274, SLG: 0.188	0-0 1-3		0-0 FC4-6			0-3 K		0-0 1B BB	0-3 K		5 1 1 0 0 2 2	Cleveland Indians @ Minnesota Twins Metropolitan Stadium, Bloomington, MI Sat May 09 1981, 8:05 PM EDT Att. 4,187 - Unknown - 51 F										
Jorge Orta, L (1, 9) OBP: 0.250, SLG: 0.279	0-0 CS 1B		0-0 F6			0-0 G4-6-3 1B		0-0 L7		0-0 SH3-4 1B	5 1 3 0 0 0 2											
Mike Hargrove, L (1, 3) OBP: 0.333, SLG: 0.275	4-0 FC6-4 BB			0-0 1B		0-0 G4-6-3 1-2f		4-0 1B BB		0-0 SH3-4 1-2	2 0 1 0 2 0 1											
Andre Thornton, R (1, 10) OBP: 0.356, SLG: 0.450	0-0 FC6-4 1-2f			0-0 F6			0-0 1B	0-0 BB 1B		0-3 K	5 0 2 1 0 1 3											
Joe Charboneau, R (1, 7) OBP: 0.228, SLG: 0.208		0-3 K		0-3 K			0-3 K	4-0 BB 1B		0-0 E6 1B	3 0 0 0 0 3 2											
Pat Kelly, L (8, PH) OBP: 0.462, SLG: 0.300											0 0 0 0 1 0 0											
Larry Littleton, R (8, 7)											0 0 0 0 0 0 0											
Miguel Dilone, S (10, PH) OBP: 0.229, SLG: 0.196											1 0 1 0 0 0 0											
Toby Harrah, R (1, 5) OBP: 0.316, SLG: 0.328		0-0 5-3		0-0 F9			0-3 K	0-0 F5		0-0 F7	5 0 0 0 0 1 6											
Ron Hassey, L (1, 2) OBP: 0.348, SLG: 0.278		0-3 K				0-0 F5		0-0 FC4-6 1B		0-0 F8	4 0 1 0 0 1 0											
Duane Kuiper, L (1, 4) OBP: 0.333, SLG: 0.333			0-0 FC4-6 1B			0-0 G3		0-0 FC4-6 1-2f		0-0 1B	4 0 2 0 0 0 2											
Tom Veryzer, R (1, 6) OBP: 0.323, SLG: 0.317			0-0 F2			0-0 F9		0-0 6-3		0-0 F9	4 0 0 0 0 0 2											
Inning Stats	R: 0 E: 0 K: 0 S: 3	H: 1 LOB: 1 BB: 1 P: 7	R: 0 E: 0 K: 2 S: 7	H: 0 LOB: 0 BB: 0 P: 7	R: 0 E: 0 K: 1 S: 6	H: 1 LOB: 1 BB: 0 P: 6	R: 0 E: 0 K: 0 S: 3	H: 0 LOB: 0 BB: 0 P: 3	R: 0 E: 0 K: 1 S: 5	H: 2 LOB: 2 BB: 0 P: 9	R: 0 E: 0 K: 2 S: 9	H: 2 LOB: 3 BB: 2 P: 13	R: 0 E: 0 K: 1 S: 6	H: 1 LOB: 1 BB: 0 P: 6	R: 1 E: 1 K: 1 S: 7	H: 2 LOB: 1 BB: 0 P: 7	1B: 11 2B: 0 3B: 0 HR: 0	SF: 0 SAC: 1 DP: 1 HBP: 0	WP: 0 PB: 0 SB: 0 CS: 1	PA: 42		
PITCHER	IP WLS BF H R ER SO BB IBB HBP BLK WP HR S P ERA WHIP																					
Pete Redfern, R (1, 1) ERA: 2.93	9.1	L	39	10	2	1	7	3	0	0	0	0	0	0	0	0	0	0	0	0	0.96	1.393
Don Cooper, R (10, 1) ERA: 3.95	0.2		3	1	0	0	1	0	0	0	0	0	0	0	0	0	0	0	0	0	0.00	1.500

AB	38
R	2
H	11
RBI	1
BB	3
SO	8
LOB	20



BOTTOM

Cleveland Indians @ Minnesota Twins
Metropolitan Stadium, Bloomington, MI

Sat May 09 1981, 8:05 PM EDT
Att. 4,187 - Unknown - 51 F

livebaseballscorecards.com

AB	36
R	1
H	6
RBI	1
BB	3
SO	7
LOB	16



AB R H RBI BB SO LOB

5	0	2	0	0	0	0
5	1	1	0	0	0	2
5	0	2	1	0	1	2
4	0	0	0	0	1	3
3	0	0	0	1	0	1
2	0	1	0	1	0	0
0	0	0	0	1	0	0
4	0	0	0	0	2	5
2	0	0	0	0	2	0
1	0	0	0	0	0	0
1	0	0	0	0	0	3
4	0	0	0	0	1	0

Batter	1	2	3	4	5	6	7	8	9	10
Hosken Powell, L OBP: 0.338, SLG: 0.356 (1, 9)	0-0 S 1B		0-0 5-3			0-0 FC6-4 1B		0-0 F8		0-0 F4
John Castino, R OBP: 0.298, SLG: 0.422 (1, 5) (10, 4)	0-0 F8 1-2			0-0 F9		0-0 FC6-4 1-2f			0-0 3B	0-0 E4
Mickey Hatcher, R OBP: 0.306, SLG: 0.394 (1, 8)	0-3 K			0-0 5-3			0-0 4-3 G3 1B		0-0 3B	0-0 P3
Glenn Adams, L OBP: 0.309, SLG: 0.356 (1, 10)	0-0 F7			0-0 3-1			0-0 G3 1-2		0-3 K	
Gary Ward, R OBP: 0.365, SLG: 0.411 (1, 7)		0-0 4-3			0-0 F9		0-0 4-3		4-0 IBB IBB	
Rob Wilfong, L OBP: 0.273, SLG: 0.309 (1, 4) Dave Engle, R OBP: 0.333, SLG: 0.421 (9, PH) (10, 5)		0-0 1B		0-0 F6		4-0 BB BB		4-0 1-2 IBB		
Ron Jackson, R OBP: 0.305, SLG: 0.382 (1, 3)		0-0 4-3		0-3 K		0-3 K		0-0 F5		
Pete Mackanin, R OBP: 0.176, SLG: 0.206 (1, 6) Roy Smalley, S OBP: 0.417, SLG: 0.557 (8, PH) Chuck Baker, R (9, 6)			0-3 K			0-3 K		0-0 F5	0-0 F8	
Sal Butera, R OBP: 0.423, SLG: 0.432 (1, 2)			0-0 6-3			0-0 F8		0-3 K		0-0 F2

Inning Stats	R: 0	H: 1	E: 0	K: 1	S: 6	P: 6	R: 0	H: 1	E: 0	K: 0	S: 3	P: 3	R: 0	H: 0	E: 0	K: 1	S: 5	R: 0	H: 0	E: 0	K: 0	S: 3	P: 3	R: 0	H: 0	E: 0	K: 1	S: 5	R: 0	H: 1	E: 0	K: 1	S: 6	R: 0	H: 1	E: 0	K: 1	S: 6	R: 0	H: 0	E: 0	K: 1	S: 5	R: 0	H: 0	E: 0	K: 1	S: 5	R: 0	H: 2	E: 0	K: 1	S: 7	R: 0	H: 0	E: 1	K: 0	S: 4	1B: 4	2B: 0	3B: 2	HR: 0	SF: 0	SAC: 0	DP: 0	HBP: 0	WP: 0	PA: 39
--------------	------	------	------	------	------	------	------	------	------	------	------	------	------	------	------	------	------	------	------	------	------	------	------	------	------	------	------	------	------	------	------	------	------	------	------	------	------	------	------	------	------	------	------	------	------	------	------	------	------	------	------	------	------	------	------	------	------	------	-------	-------	-------	-------	-------	--------	-------	--------	-------	--------

PITCHER	IP	WLS	BF	H	R	ER	SO	BB	IBB	HBP	BLK	WP	HR	S	P	ERA	WHIP
Len Barker, R ERA: 1.67 (1, 1)	8.0		30	6	1	1	6	1	0	0	0	0	0	41	45	1.12	0.875
Sid Monge, L ERA: 1.13 (9, 1)	2.0	W	9	0	0	0	1	0	2	0	0	0	0	9	17	0.00	0.000

Batter	1	2	3	4	5	6	7	8	9	AB R H RBI BB SO LOB	TOP											
Alan Bannister, R (1, 9) OBP: 0.271, SLG: 0.299	0-3 K		0-0 3B		0-0 1B	4-0 BB		0-0 F6		4 1 2 0 1 1 2												
Larry Littleton, R (1, 8) (8, 7)	0-0 4-3		0-0 F3		0-0 SF8	0-0 F8		0-0 6-3		4 0 0 1 0 0 3												
Mike Hargrove, L (1, 3) OBP: 0.337, SLG: 0.274	4-0 BB			0-0 1-4-3	0-0 3-1		0-0 4-3		0-0 G5-4-3 1B	4 0 1 0 1 0 2												
Andre Thornton, R (1, 10)	0-3 K			0-3 K	0-0 1B		0-0 F8		0-0 G5-4-3 1-2f	5 0 1 2 0 2 2												
Toby Harrah, R (1, 5) OBP: 0.313, SLG: 0.324		0-0 3-1		0-0 1B	0-0 4-3		0-0 6-3			4 0 1 0 0 0 1												
Joe Charboneau, R (1, 7) OBP: 0.213, SLG: 0.193		0-0 6-3		0-3 K		0-0 6-3		0-0 F5		4 0 0 0 0 1 1												
Rick Manning, L (8, 8) OBP: 0.274, SLG: 0.188										0 0 0 0 0 0 0												
Bo Diaz, R (1, 2) OBP: 0.389, SLG: 0.540		0-0 F7			0-0 1B 2B	0-0 E 4-3 1B		0-0 E6 FC6-4 1B		4 2 2 0 0 0 0												
Dave Rosello, R (1, 4) OBP: 0.500, SLG: 0.500			0-0 F3		0-0 1B SF8 1B	0-0 4-3		0-0 FC6-4 1B		4 1 2 0 0 0 1												
Tom Veryzer, R (1, 6) OBP: 0.328, SLG: 0.323			0-0 5-3		0-0 1B 1B	0-0 E6		0-0 FC6-4 1-2f 2-3		2 1 1 1 0 0 0												
Jerry Dybzinski, R (5, 6)					1-2 3-H 1B	2-3				2 0 0 0 0 0 3												
Inning Stats	R: 0 E: 0 K: 2 S: 7	H: 0 LOB: 1 BB: 1 P: 11	R: 0 E: 0 K: 0 S: 3	H: 0 LOB: 0 BB: 0 P: 3	R: 0 E: 0 K: 0 S: 4	H: 1 LOB: 1 BB: 0 P: 4	R: 0 E: 0 K: 2 S: 8	H: 1 LOB: 1 BB: 0 P: 8	R: 4 E: 0 K: 0 S: 8	H: 5 LOB: 1 BB: 0 P: 8	R: 1 E: 1 K: 0 S: 5	H: 1 LOB: 2 BB: 1 P: 9	R: 0 E: 0 K: 0 S: 3	H: 0 LOB: 0 BB: 0 P: 3	R: 0 E: 1 K: 0 S: 5	H: 1 LOB: 2 BB: 0 P: 5	R: 0 E: 0 K: 0 S: 3	H: 1 LOB: 0 BB: 0 P: 3	1B: 8 2B: 1 3B: 1 HR: 0	SF: 1 SAC: 0 DP: 1 HBP: 0	WP: 0 PB: 0 SB: 2 CS: 0	PA: 40
PITCHER	IP WLS BF H R ER SO BB IBB HBP BLK WP HR S P ERA WHIP												PITCHER	IP WLS BF H R ER SO BB IBB HBP BLK WP HR S P ERA WHIP								
Jerry Koosman, L (1, 1) ERA: 4.95	4.2 L 22 7 4 4 4 1 0 0 0 0 0 0 29 33 7.71 1.714																					
John Verhoeven, R (5, 1) ERA: 3.29	4.1 18 3 1 0 0 1 0 0 0 0 0 0 17 21 0.00 0.923																					

Cleveland Indians @ Minnesota Twins
 Metropolitan Stadium, Bloomington, MI
 Sun May 10 1981, 4:33 AM EDT
 Att. 3,609 - Unknown

livebaseballscorecards.com

AB 37
 R 5
 H 10
 RBI 4
 BB 2
 SO 4
 LOB 15



Batter	1	2	3	4	5	6	7	8	9	AB	R	H	RBI	BB	SO	LOB				
Hosken Powell, L (1, 9) OBP: 0.333, SLG: 0.364	0-0 4-3		0-0 2B		0-0 6-3		0-0 G3			4	0	1	0	0	0	1				
John Castino, R (1, 5) OBP: 0.297, SLG: 0.416	0-0 1B		0-0 F9			0-0 1-3		0-0 F4		4	0	1	0	0	0	1				
Mickey Hatcher, R (1, 8) OBP: 0.304, SLG: 0.388	0-0 1-3		0-0 F4			0-0 4-3		0-0 5-3		4	0	1	0	0	0	1				
Glenn Adams, L (1, 10) OBP: 0.316, SLG: 0.356	0-0 F6		0-0 6-3			0-0 1B		4-0 BB		3	0	1	0	1	0	3				
Gary Ward, R (1, 7) OBP: 0.358, SLG: 0.390	4-0 1-2			0-0 1-3		0-0 F9		0-0 4-3		3	0	0	0	1	0	2				
Rob Wilfong, L (1, 4) OBP: 0.282, SLG: 0.320	0-0 3-1			0-0 F2			0-0 1B		4-0 BB	3	1	1	0	1	0	3				
Pete Mackanin, R (1, 6) OBP: 0.211, SLG: 0.237		0-0 G5-4-3		0-0 F2			0-0 2B		0-0 F6	4	0	2	0	0	0	1				
Ron Jackson, R (1, 3) OBP: 0.294, SLG: 0.367		0-0 F8			0-0 6-3		0-3 K		0-3 K	3	0	0	0	0	1	3				
Danny Goodwin, L (9, PH) OBP: 0.308, SLG: 0.333		0-0 F8					0-3 K		0-3 K	1	0	0	0	0	1	1				
Sal Butera, R (1, 2) OBP: 0.400, SLG: 0.413		0-0 G5-4-3			0-3 K		0-0 SF7		0-0 F9	2	0	0	1	0	1	1				
Roy Smalley, S (9, PH) OBP: 0.413, SLG: 0.551		0-0 G5-4-3					3-H			1	0	0	0	0	0	1				
Inning Stats	R: 0 E: 0 K: 0 S: 5	H: 2 LOB: 3 BB: 1 P: 9	R: 0 E: 0 K: 0 S: 3	H: 1 LOB: 0 BB: 0 P: 3	R: 0 E: 0 K: 0 S: 4	H: 0 LOB: 0 BB: 0 P: 3	R: 0 E: 0 K: 1 S: 5	H: 0 LOB: 0 BB: 0 P: 5	R: 0 E: 0 K: 0 S: 4	H: 1 LOB: 1 BB: 0 P: 4	R: 1 E: 0 K: 1 S: 7	H: 2 LOB: 1 BB: 0 P: 7	R: 0 E: 0 K: 0 S: 3	H: 0 LOB: 1 BB: 1 P: 7	R: 0 E: 0 K: 1 S: 5	H: 0 LOB: 1 BB: 1 P: 9	1B: 5 2B: 2 3B: 0 HR: 0	SF: 1 SAC: 0 DP: 1 HBP: 0	WP: 0 PB: 0 SB: 0 CS: 0	PA: 36
PITCHER Wayne Garland, R (1, 1) ERA: 3.24	IP: 9.0 WLS: W BF: 36 H: 7 R: 1 ER: 1 SO: 3 BB: 3 IBB: 0 HBP: 0 BLK: 0 WP: 0 HR: 0 S: 39 P: 51 ERA: 1.00 WHIP: 1.111																			
PITCHER	IP: 0.0 WLS: 0 BF: 0 H: 0 R: 0 ER: 0 SO: 0 BB: 0 IBB: 0 HBP: 0 BLK: 0 WP: 0 HR: 0 S: 0 P: 0 ERA: 0.00 WHIP: 0.000																			

BOTTOM

Cleveland Indians @ Minnesota Twins
Metropolitan Stadium, Bloomington, MI
 Sun May 10 1981, 4:33 AM EDT
 Att. 3,609 - Unknown

livebaseballscorecards.com

AB	32
R	1
H	7
RBI	1
BB	3
SO	3
LOB	18



Batter	1	2	3	4	5	6	7	8	9	AB R H RBI BB SO LOB	TOP											
Alan Bannister, R (1, 9) OBP: 0.297, SLG: 0.329	0-0 4-3 2B		0-0 2-H 1B		4-0 IBB		0-0 F8 1-2			3 0 2 1 1 0 1												
Larry Littleton, R (1, 8) (7, 7)	0-3 K		0-3 K		0-0 F9			0-0 5-3		4 0 0 0 0 2 4												
Mike Hargrove, L (1, 3)	0-0 4-3 2-3			0-0 4-3		0-0 6-3		0-0 L4		4 0 0 0 0 0 1												
Andre Thornton, R (1, 10)	0-3 K			0-0 F9		0-3 K		0-0 F3		4 0 0 0 0 2 1												
Toby Harrah, R (1, 5)		0-0 G5-4-3 1B		0-0 1B		0-3 K			0-0 4-3 9-2 2B	4 0 3 0 0 1 0												
Bo Diaz, R (1, 2)		0-0 F6		0-0 6-3			0-0 HR 1B		0-0 4-3 2-3	4 1 1 0 0 0 3												
Joe Charboneau, R (1, 7) Rick Manning, L (7, 8)		0-0 G5-4-3		0-0 SH2-3 1B			0-0 1-H HR		4-0 BB	3 1 2 2 0 0 1 0 0 0 0 1 0 0												
Dave Rosello, R (1, 4)			4-0 SH1-4 1B BB		0-0 SH2-3		0-0 CS 1B		0-0 9-2	2 1 1 0 1 0 2												
Jerry Dybzinski, R (1, 6)			0-0 SH1-4		0-0 L1		0-3 K			2 0 0 0 0 1 2												
Inning Stats	R: 0 E: 0 K: 2 S: 8	H: 1 LOB: 1 BB: 0 P: 8	R: 0 E: 0 K: 0 S: 3	H: 1 LOB: 0 BB: 0 P: 3	R: 1 E: 0 K: 1 S: 5	H: 1 LOB: 0 BB: 1 P: 9	R: 0 E: 0 K: 0 S: 4	H: 1 LOB: 1 BB: 0 P: 4	R: 0 E: 0 K: 0 S: 4	H: 1 LOB: 2 BB: 1 P: 8	R: 0 E: 0 K: 2 S: 7	H: 0 LOB: 0 BB: 0 P: 7	R: 2 E: 0 K: 1 S: 7	H: 3 LOB: 0 BB: 0 P: 7	R: 0 E: 0 K: 0 S: 3	H: 0 LOB: 0 BB: 0 P: 3	R: 0 E: 0 K: 0 S: 3	H: 1 LOB: 1 BB: 1 P: 7	1B: 6 2B: 3 3B: 0 HR: 1	SF: 0 SAC: 2 DP: 2 HBP: 0	WP: 0 PB: 0 SB: 0 CS: 2	PA: 35
PITCHER Ross Baumgarten, L (1, 1) ERA: 4.23 Ed Farmer, R (9, 1) ERA: 9.26	IP 8.0	WLS L	BF 31	H 8	R 3	ER 3	SO 6	BB 1	IBB 1	HBP 0	BLK 0	WP 0	HR 1	S 41	P 49	ERA 3.38	WHIP 1.125					
PITCHER	IP	WLS	BF	H	R	ER	SO	BB	IBB	HBP	BLK	WP	HR	S	P	ERA	WHIP					

Cleveland Indians @ Chicago White Sox
Comiskey Park, Chicago, IL
Mon May 11 1981, 8:05 PM EDT
Att. 16,806 - Cloudy - 44 F

livebaseballscorecards.com

AB	30
R	3
H	9
RBI	3
BB	3
SO	6
LOB	15



Batter	1	2	3	4	5	6	7	8	9	AB	R	H	RBI	BB	SO	LOB
Ron LeFlore, R OBP: 0.290, SLG: 0.316 (1, 8)	0-0 6-3		4-0 E S BB		0-0 6-3		0-0 1-3			3	0	0	0	1	0	0
Tony Bernazard, S OBP: 0.364, SLG: 0.451 (1, 4)	4-0 1-3 S BB		0-3 K			0-3 K		0-0 1-3		3	0	0	0	1	2	1
Carlton Fisk, R OBP: 0.395, SLG: 0.547 (1, 2)	0-0 1-3			0-3 K		4-0 BB 1B BB		0-0 5-3		3	1	0	0	1	1	1
Greg Luzinski, R OBP: 0.411, SLG: 0.416 (1, 10)	0-3 K			0-0 2B 1B		4-0 1B BB		0-3 K		3	0	1	0	1	2	1
Wayne Nordhagen, R OBP: 0.361, SLG: 0.466 (1, 7)		0-0 F8 1B		0-0 1B 2B		0-0 1B		0-3 K		4	0	3	1	0	1	0
Harold Baines, L OBP: 0.244, SLG: 0.346 (1, 9)		0-0 F8 1-2		0-3 K		0-0 F2		0-0 4-3		4	0	0	0	0	1	5
Jim Morrison, R OBP: 0.259, SLG: 0.370 (1, 5)		0-0 F9		0-3 K		0-0 F9		4-0 FC5-4 BB		3	0	0	0	1	1	4
Mike Squires, L OBP: 0.345, SLG: 0.367 (1, 3)			0-0 F7		0-0 6-3		0-0 F7		0-0 FC5-4 1-2f	4	0	0	0	0	0	1
Bill Almon, R OBP: 0.370, SLG: 0.374 (1, 6)			0-0 F7		0-3 K		0-0 6-3			3	0	0	0	0	1	0

Inning Stats	R: 0 E: 0 K: 1 S: 5	H: 0 LOB: 1 BB: 1 P: 9	R: 0 E: 0 K: 0 S: 3	H: 1 LOB: 0 BB: 0 P: 3	R: 0 E: 0 K: 1 S: 5	H: 0 LOB: 1 BB: 1 P: 9	R: 0 E: 0 K: 3 S: 11	H: 2 LOB: 2 BB: 0 P: 11	R: 0 E: 0 K: 1 S: 5	H: 0 LOB: 0 BB: 0 P: 5	R: 1 E: 0 K: 1 S: 6	H: 1 LOB: 2 BB: 2 P: 14	R: 0 E: 0 K: 0 S: 3	H: 0 LOB: 0 BB: 0 P: 3	R: 0 E: 0 K: 1 S: 5	H: 0 LOB: 1 BB: 1 P: 9	1B: 3 2B: 1 3B: 0 HR: 0	SF: 0 SAC: 0 DP: 0 HBP: 0	
PITCHER Bert Blyleven, R ERA: 1.84 (1, 1)	IP 9.0	WLS W	BF 35	H 4	R 1	ER 1	SO 9	BB 5	IBB 0	HBP 0	BLK 0	WP 0	HR 0	S 48	P 68	ERA 1.00	WHIP 1.000	WP: 0 PB: 0 SB: 2 CS: 0	PA: 35 ERA WHIP

BOTTOM

Cleveland Indians @ Chicago White Sox
Comiskey Park, Chicago, IL

Mon May 11 1981, 8:05 PM EDT
Att. 16,806 - Cloudy - 44 F

livebaseballscorecards.com

AB	30
R	1
H	4
RBI	1
BB	5
SO	9
LOB	13



Batter	1	2	3	4	5	6	7	8	9	AB R H RBI BB SO LOB	TOP	
Alan Bannister, R (1, 9) <small>OBP: 0.321, SLG: 0.351</small> (7, 6)	0-0 G1-6-3 1B		0-0 5-3			0-0 FC1 BB E 1B	0-0 1-2 1B			4 1 3 0 0 0 0		
Larry Littleton, R (1, 8) Pat Kelly, L (7, PH) <small>OBP: 0.429, SLG: 0.273</small> Rick Manning, L (7, 8) <small>OBP: 0.284, SLG: 0.188</small>	0-0 G1-6-3 1-2f			0-0 F9		4-0 E 1-2 G6-4-3 BB	0-0 6-3			2 1 0 0 1 0 1 1 0 0 0 0 0 2 0 0 0 0 0 0 0		
Mike Hargrove, L (1, 3) <small>OBP: 0.309, SLG: 0.247</small>	0-0 F8			0-3 K		0-0 FC1 G6-4-3 1-3 2-H		0-0 3-1		4 0 0 0 0 1 1		
Andre Thornton, R (1, 10) <small>OBP: 0.310, SLG: 0.365</small>		0-0 F9		4-0 BB		0-0 G6-4-3 1-2f 3-H		0-0 5-3		3 0 0 0 1 0 1		
Toby Harrah, R (1, 5) <small>OBP: 0.330, SLG: 0.354</small>		0-0 G6-4-3 1B		0-0 F2		0-0 5-3		0-0 F8		4 0 1 0 0 0 1		
Bo Diaz, R (1, 2) <small>OBP: 0.371, SLG: 0.500</small>		0-0 G6-4-3 1-2f		0-0 6-3			0-0 5-3		0-0 1-3 1B		4 0 1 0 0 0 1	
Joe Charboneau, R (1, 7) <small>OBP: 0.235, SLG: 0.313</small>			0-0 1-3		0-0 4-3		0-0 HR		0-0 1-3		4 1 1 1 0 0 1	
Dave Rosello, R (1, 4) <small>OBP: 0.667, SLG: 1.000</small> Duane Kuiper, L (7, PH) <small>OBP: 0.300, SLG: 0.300</small> (7, 4)			0-0 HR		0-0 FC4-6 1B		0-0 6-3		0-3 K		2 1 2 1 0 0 0 2 0 0 0 0 1 1	
Jerry Dybzinski, R (1, 6) Jorge Orta, L (7, PH) <small>OBP: 0.258, SLG: 0.286</small> (7, 9)			0-0 1-3		0-0 FC4-6 1-2f		0-0 1B 1B		0-0 5-3		2 0 0 0 0 0 1 2 0 1 0 0 0 1	
Inning Stats	R: 0 H: 1 E: 0 LOB: 0 K: 0 BB: 0 S: 3 P: 3	R: 0 H: 1 E: 0 LOB: 0 K: 0 BB: 0 S: 3 P: 3	R: 1 H: 1 E: 0 LOB: 0 K: 0 BB: 0 S: 4 P: 4	R: 0 H: 0 E: 0 LOB: 1 K: 1 BB: 1 S: 5 P: 9	R: 0 H: 1 E: 0 LOB: 1 K: 0 BB: 0 S: 4 P: 4	R: 2 H: 1 E: 1 LOB: 0 K: 0 BB: 1 S: 4 P: 8	R: 1 H: 3 E: 0 LOB: 2 K: 0 BB: 0 S: 6 P: 6	R: 0 H: 0 E: 0 LOB: 0 K: 0 BB: 0 S: 3 P: 3	R: 0 H: 1 E: 0 LOB: 1 K: 1 BB: 0 S: 6 P: 6	1B: 7 SF: 0 2B: 0 SAC: 0 3B: 0 DP: 3 HR: 2 HBP: 0	WP: 0 PA: 36 PB: 0 SB: 0 CS: 0	
Steve Trout, L (1, 1) <small>ERA: 2.14</small> LaMarr Hoyt, R (6, 1) <small>ERA: 2.19</small>	IP WLS BF H R ER SO BB IBB HBP BLK WP HR S P ERA WHIP											PITCHER IP WLS BF H R ER SO BB IBB HBP BLK WP HR S P ERA WHIP
	5.0 W 21 5 3 1 1 2 0 0 0 0 0 1 21 29 1.80 1.400											

Cleveland Indians @ Chicago White Sox
 Comiskey Park, Chicago, IL
 Tue May 12 1981, 8:05 PM EDT
 Att. 13,263 - Unknown - 47 F

AB	34
R	4
H	9
RBI	2
BB	2
SO	2
LOB	11



livebaseballscorecards.com

Batter	1	2	3	4	5	6	7	8	9
Ron LeFlore, R OBP: 0.328, SLG: 0.344 (1, 8)	4-0 3B BB	0-0 FC5-4 1B		0-0 S 1B		0-0 F6		0-0 S SH 1B	
Tony Bernazard, S OBP: 0.369, SLG: 0.472 (1, 4)	0-0 1B 3B	0-0 FC5-4 1B		0-0 F9		0-0 BB S WP 1B		0-0 SH S 1B	
Carlton Fisk, R OBP: 0.407, SLG: 0.552 (1, 2)	0-0 G6-4-3 1B	0-0 1B		0-0 F4		4-0 WP BB IBB		0-0 SF7	
Greg Luzinski, R OBP: 0.411, SLG: 0.402 (1, 10)	0-0 F7	0-0 F8			0-0 F6	4-0 WP BB		4-0 BB	
Wayne Nordhagen, R OBP: 0.333, SLG: 0.429 Rusty Kuntz, R OBP: 0.393, SLG: 0.375 (1, 7) (9, 7)	0-0 G6-4-3		0-0 6-3		0-0 3-1	0-0 G3		0-3 K	
Jim Morrison, R OBP: 0.286, SLG: 0.379 (1, 5)		0-0 FC1-5 BB 1B	0-0 S 1B		1-0 1B HBP		0-0 F8	0-0 F9	
Harold Baines, L OBP: 0.256, SLG: 0.346 (1, 9)		4-0 FC6 FC1-5 E BB	0-3 K		0-0 1B		0-0 F6		
Mike Squires, L OBP: 0.322, SLG: 0.340 (1, 3)		0-0 FC1-5 E 1B	0-0 F7		0-0 1-3		0-0 4-3		
Bill Almon, R OBP: 0.365, SLG: 0.368 (1, 6)		0-0 FC6 FC5-4 1B		0-0 F9		0-0 2-3		0-0 SH 1B SF7 1B	

Inning Stats	R: 2	H: 2	E: 0	K: 0	S: 4	LOB: 0	BB: 1	P: 8
	R: 3	H: 3	E: 1	K: 0	S: 7	LOB: 2	BB: 1	P: 11
	R: 0	H: 1	E: 0	K: 1	S: 6	LOB: 1	BB: 0	P: 6
	R: 0	H: 1	E: 0	K: 0	S: 4	LOB: 1	BB: 0	P: 4
	R: 0	H: 1	E: 0	K: 0	S: 4	LOB: 2	BB: 0	P: 5
	R: 1	H: 1	E: 0	K: 0	S: 4	LOB: 2	BB: 2	P: 12
	R: 0	H: 0	E: 0	K: 0	S: 3	LOB: 0	BB: 0	P: 3
	R: 1	H: 2	E: 0	K: 1	S: 8	LOB: 3	BB: 1	P: 12

PITCHER	IP	WLS	BF	H	R	ER	SO	BB	IBB	HBP	BLK	WP	HR	S	P	ERA	WHIP
Rick Waits, L ERA: 3.0 (1, 1)	5.2	L	30	9	6	4	1	2	1	1	0	0	0	28	41	6.35	1.941
Dan Spillner, R ERA: 4.76 (6, 1)	2.1		12	2	1	1	1	2	0	0	0	1	0	12	20	3.86	1.714

AB R H RBI BB SO LOB

4	1	3	1	1	0	0
4	2	2	1	0	0	3
3	0	2	3	1	0	1
3	0	0	0	2	0	3
5	0	0	0	0	1	6
0	0	0	0	0	0	0
4	0	2	0	0	0	3
3	1	1	0	1	1	1
4	1	0	0	0	0	5
4	2	1	0	0	0	1

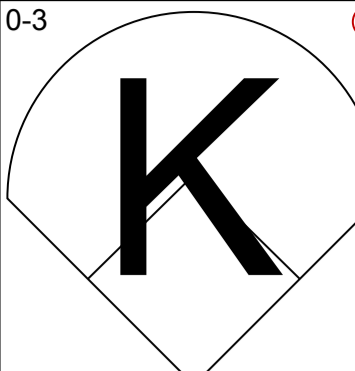
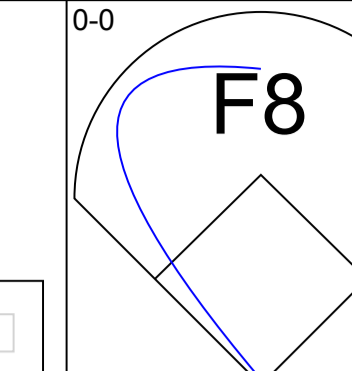
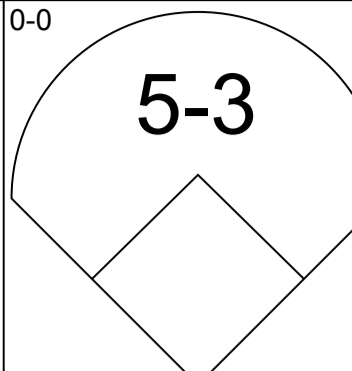
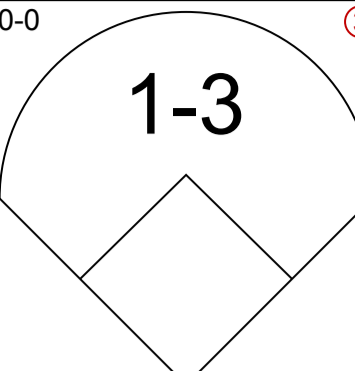
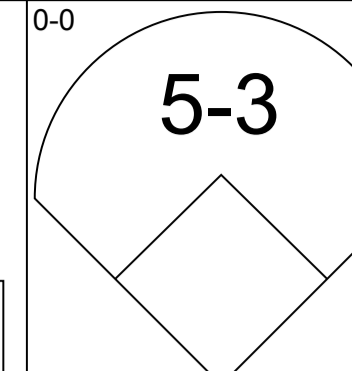
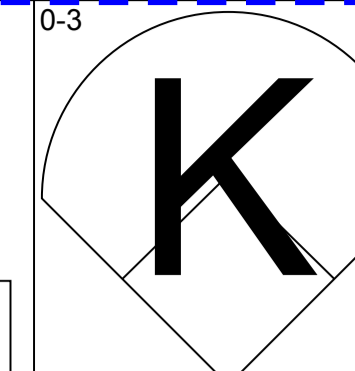
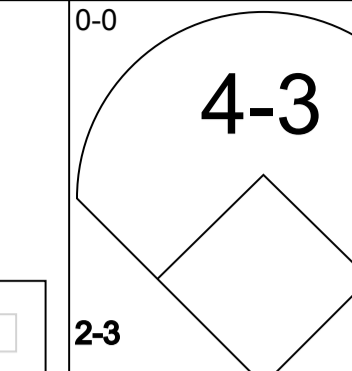
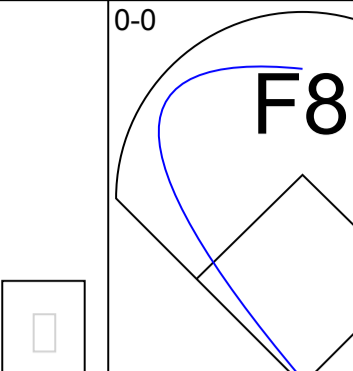
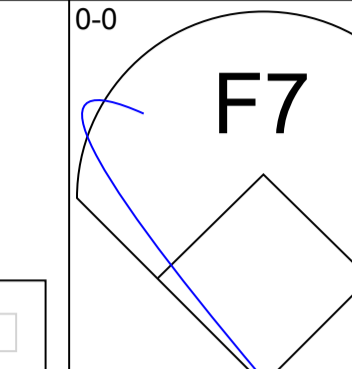
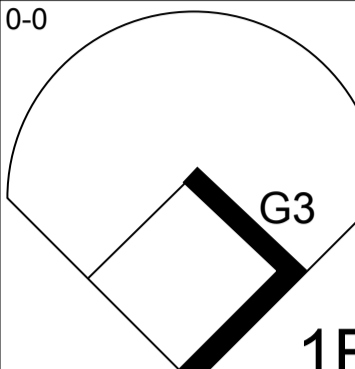
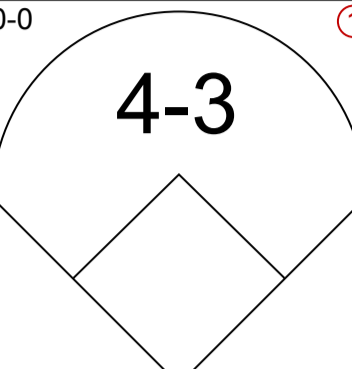
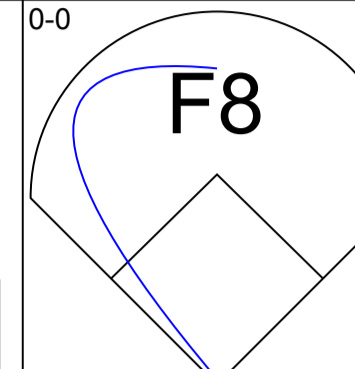
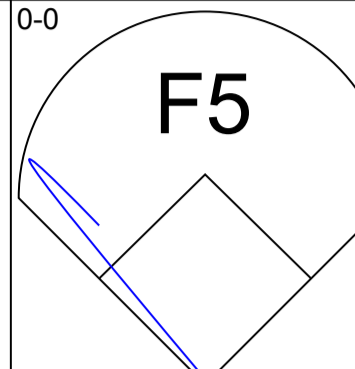
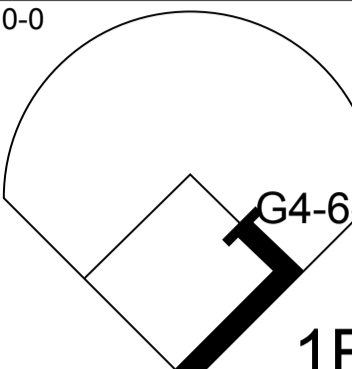
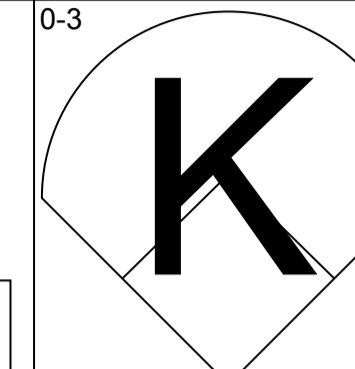
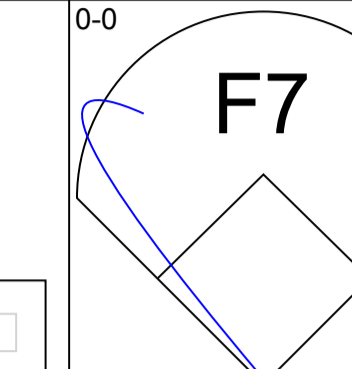
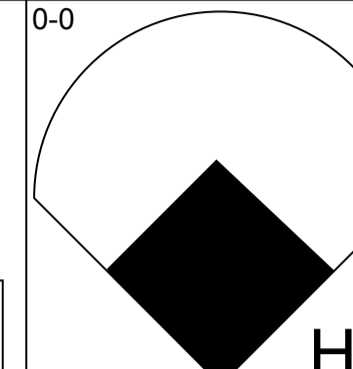
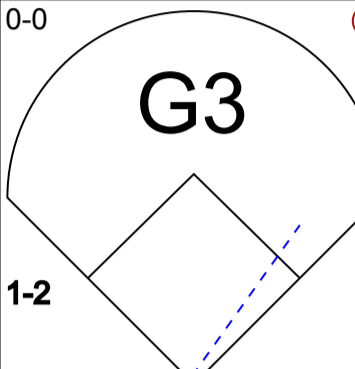
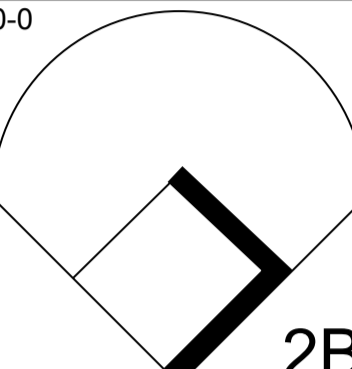
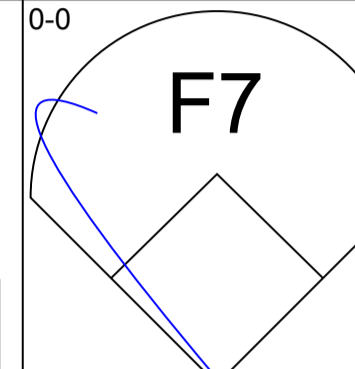
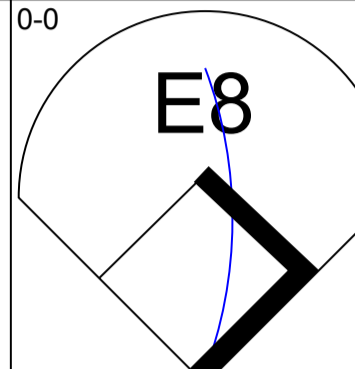
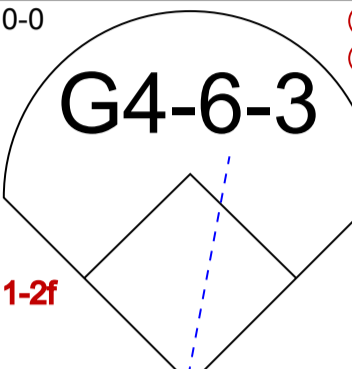
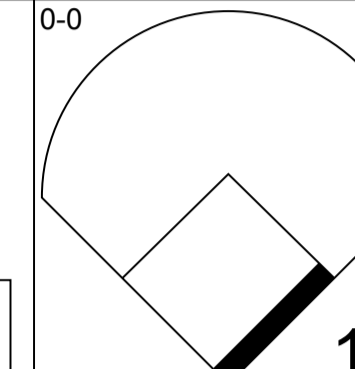
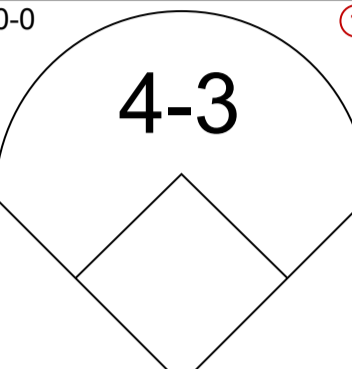
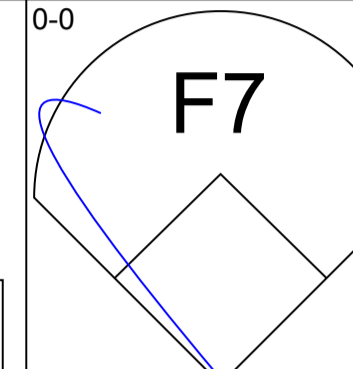
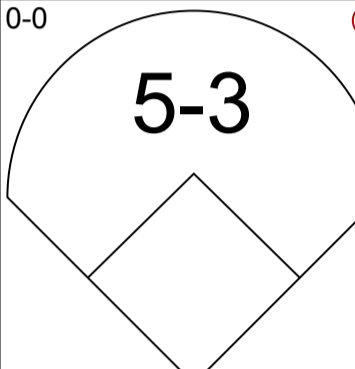
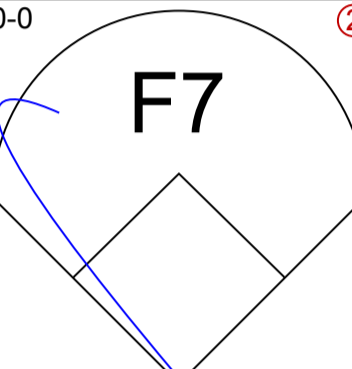
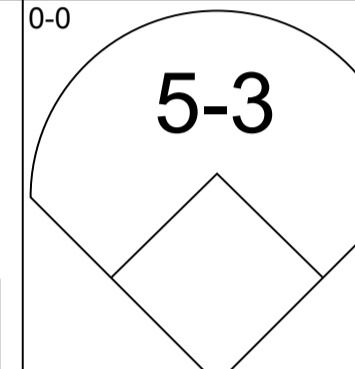
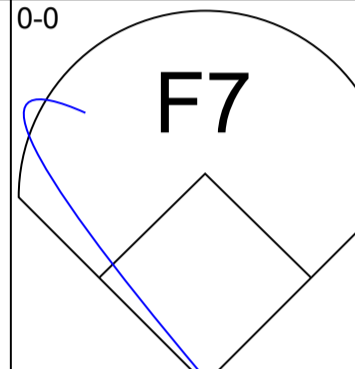
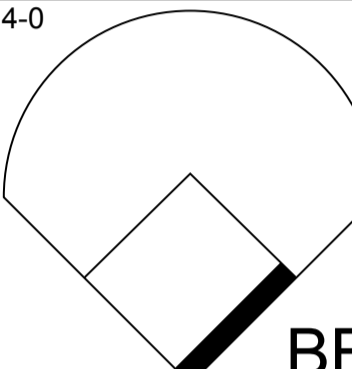
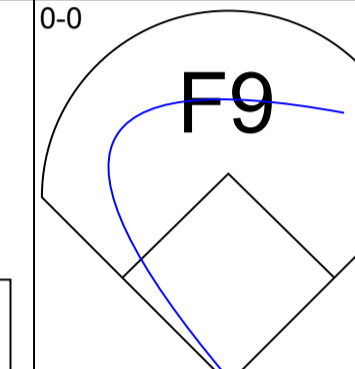
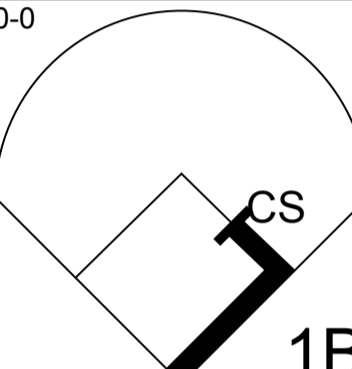
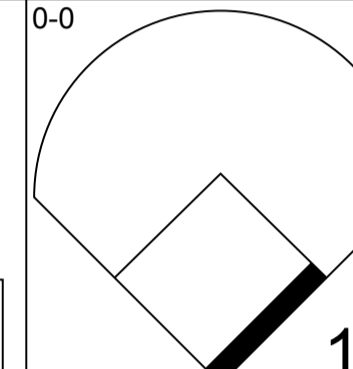
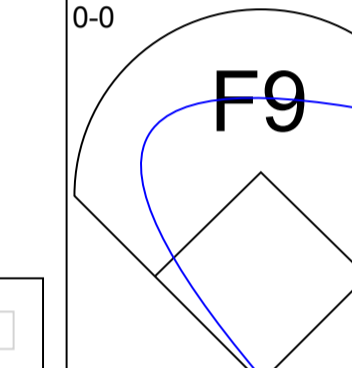
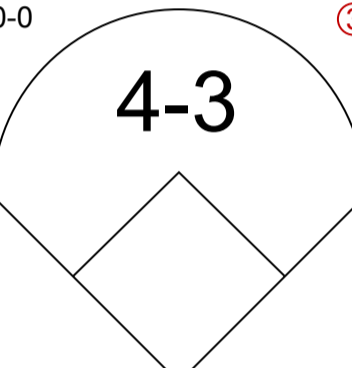
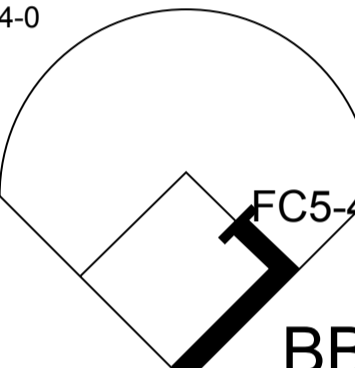
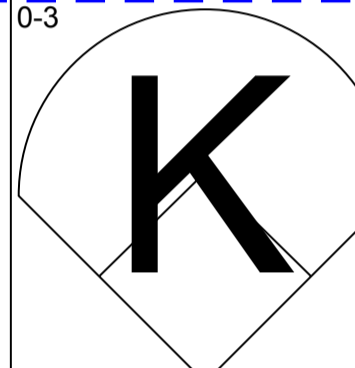
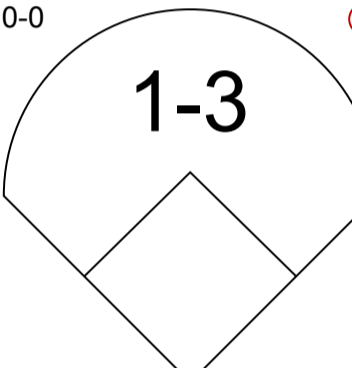
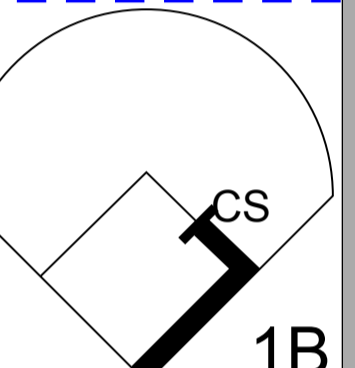
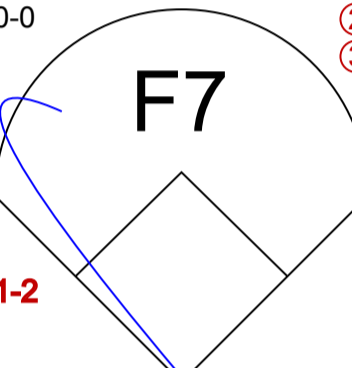
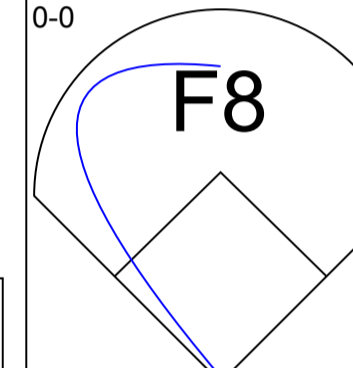
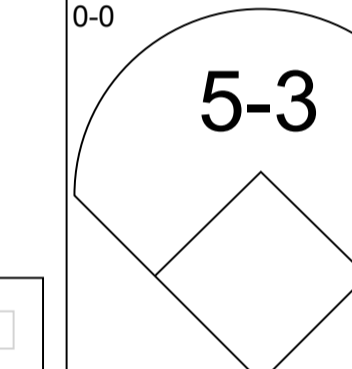
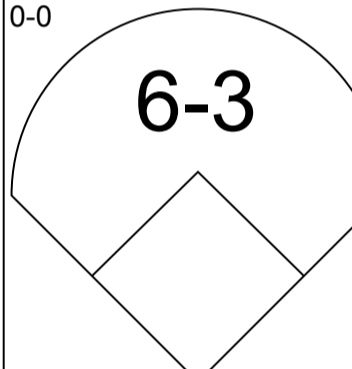
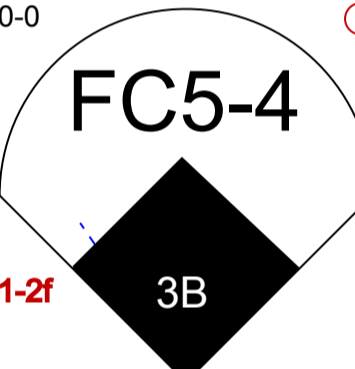
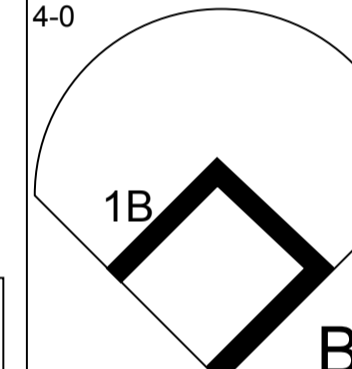
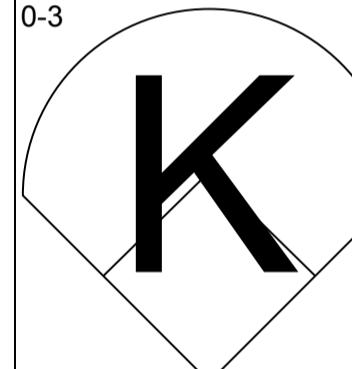

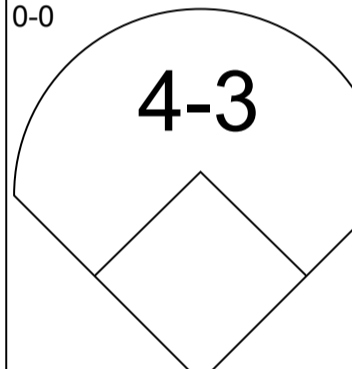
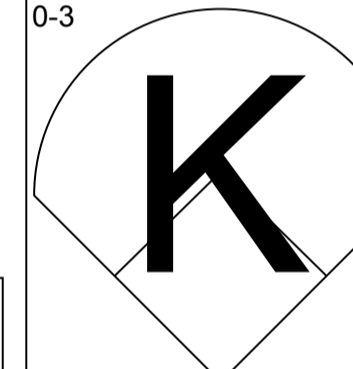
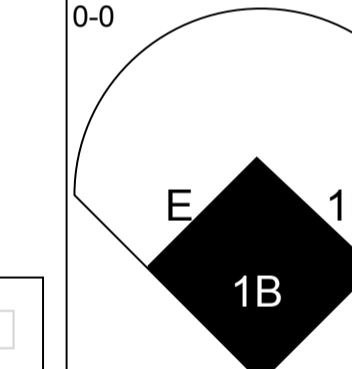
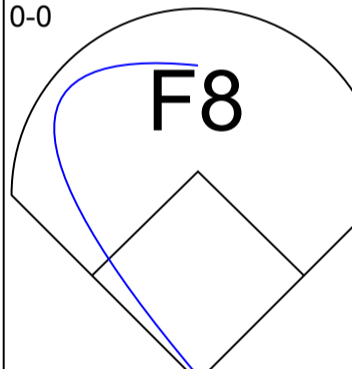
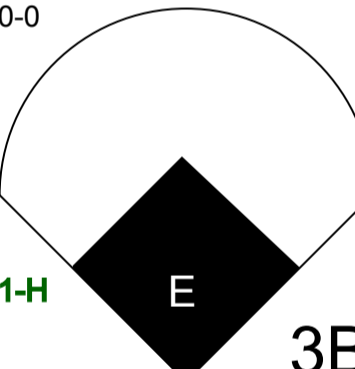
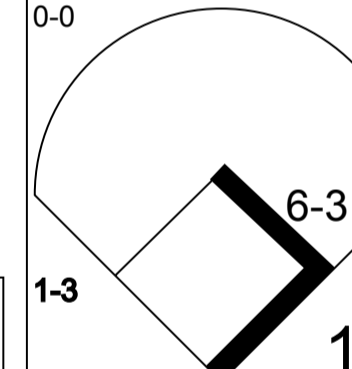
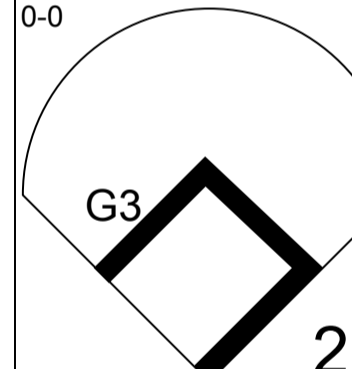
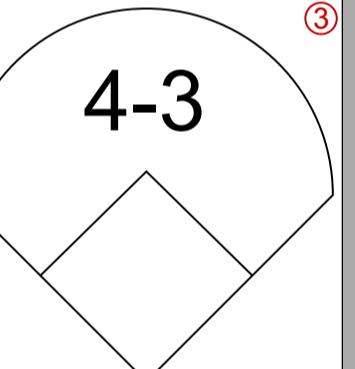
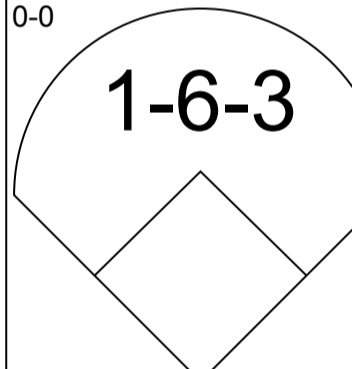
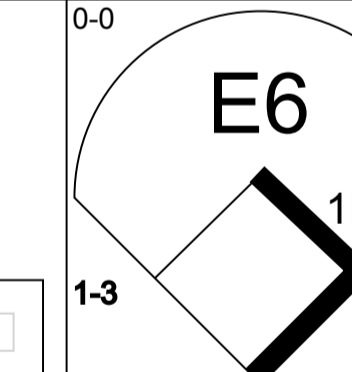
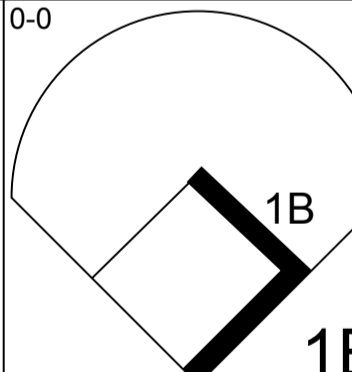
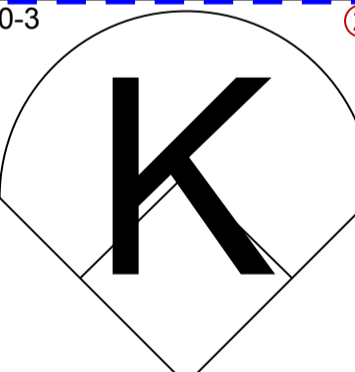
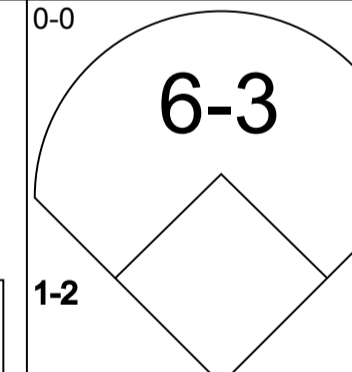
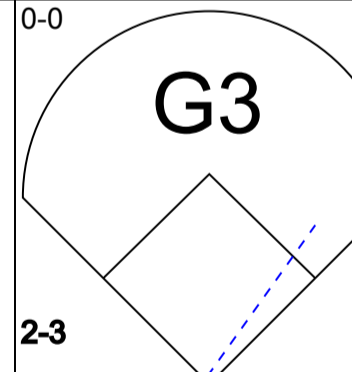
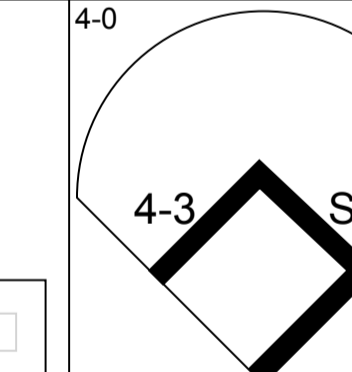
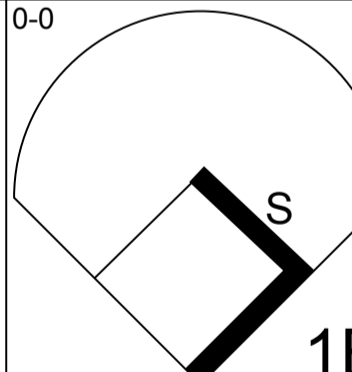
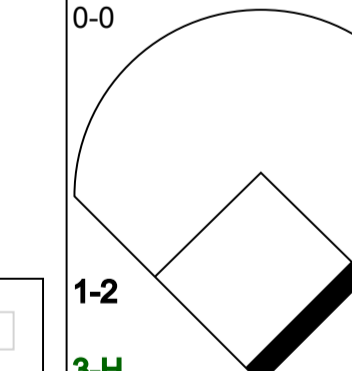
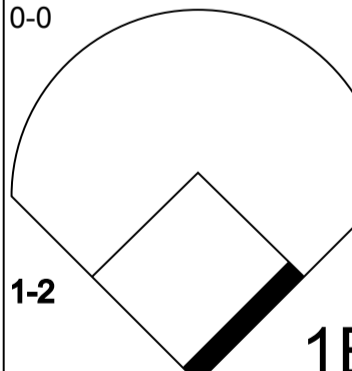
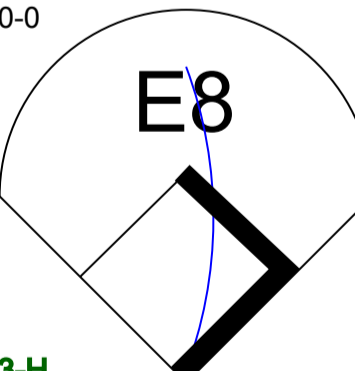
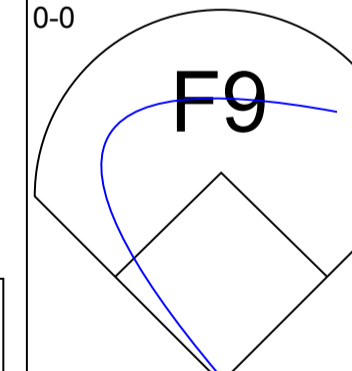
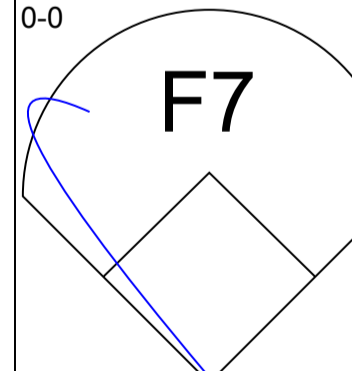
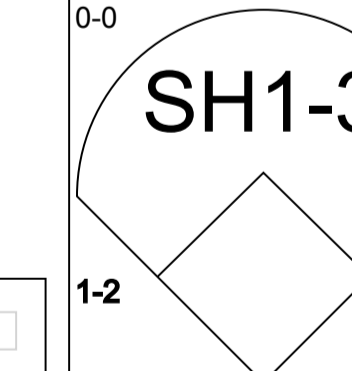
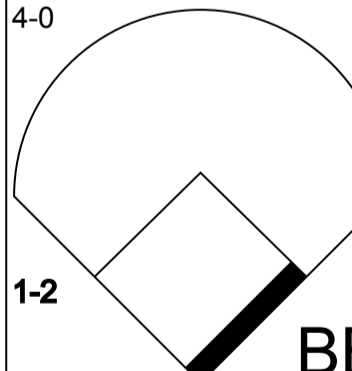
AB	R	H	RBI	BB	SO	LOB
34	7	11	5	5	2	23

WP	PA
1	42

Cleveland Indians @ Chicago White Sox
 Comiskey Park, Chicago, IL
 Tue May 12 1981, 8:05 PM EDT
 Att: 13,263 - Unknown - 47 F

livebaseballscorecards.com



Batter	1	2	3	4	5	6	7	8	9	10	11	12	13	14	15	16	AB R H RBI BB SO LOB	TOP
Rick Manning, L OBP: 0.266, SLG: 0.174 (1, 8) Larry Littleton, R (11, PH)																	5 0 0 0 0 1 7 1 0 0 0 0 1 0 2 0 0 0 0 0 3	
Pat Kelly, L OBP: 0.375, SLG: 0.231 (13, PH) (13, 9)																	8 1 3 1 0 1 1	
Jorge Orta, L OBP: 0.270, SLG: 0.338 (1, 9) (13, 8)	 1B								 1B								8 0 2 0 0 0 2	
Mike Hargrove, L OBP: 0.304, SLG: 0.258 (1, 3)	 1-2								 1-2								7 0 2 0 1 0 4	
Andre Thornton, R OBP: 0.318, SLG: 0.356 (1, 10)													 1B				2 0 0 0 1 0 1 5 0 1 0 0 1 4	
Ron Hassey, L OBP: 0.346, SLG: 0.250 (1, 2) Bo Diaz, R OBP: 0.358, SLG: 0.476 (7, PH) (7, 2)						 BB						 1B	 1-2			2 0 0 0 1 0 1 5 0 1 0 0 1 4		
Toby Harrah, R OBP: 0.313, SLG: 0.326 (1, 5)						 3B		 BB									7 1 0 0 1 2 3	
Joe Charboneau, R OBP: 0.267, SLG: 0.380 (1, 7)		 1B				 3B		 1B		 2B							7 2 4 1 0 0 0	
Duane Kuiper, L OBP: 0.364, SLG: 0.364 (1, 4) Alan Bannister, R OBP: 0.325, SLG: 0.346 (6, PH) (6, 4)		 1B						 1-2		 2-3		 SH1-3 BB		 1B			2 0 2 0 0 0 0 4 0 1 0 1 1 4	
Jerry Dyzinski, R OBP: 0.182, SLG: 0.182 (1, 6) Miguel Dilone, S OBP: 0.224, SLG: 0.191 (6, PH) Dave Rosello, R OBP: 0.636, SLG: 0.889 (8, 6)		 3-H 1B				 3-H						 1-2					3 0 2 1 0 0 0 1 0 0 0 0 0 2 1 0 0 0 1 0 1	
Inning Stats	R: 0 H: 1 E: 0 LOB: 1 K: 1 BB: 0 S: 6 P: 6	R: 1 H: 3 E: 1 LOB: 2 K: 0 BB: 0 S: 6 P: 6	R: 0 H: 1 E: 0 LOB: 1 K: 0 BB: 0 S: 4 P: 4	R: 0 H: 2 E: 0 LOB: 2 K: 0 BB: 0 S: 5 P: 5	R: 0 H: 0 E: 0 LOB: 0 K: 0 BB: 0 S: 3 P: 3	R: 2 H: 1 E: 1 LOB: 1 K: 1 BB: 1 S: 7 P: 11	R: 0 H: 0 E: 1 LOB: 1 K: 1 BB: 0 S: 6 P: 6	R: 0 H: 1 E: 0 LOB: 2 K: 0 BB: 1 S: 4 P: 8	R: 0 H: 1 E: 0 LOB: 1 K: 0 BB: 1 S: 3 P: 7	R: 0 H: 1 E: 0 LOB: 1 K: 1 BB: 0 S: 6 P: 6	R: 0 H: 1 E: 0 LOB: 1 K: 2 BB: 0 S: 8 P: 8	R: 0 H: 1 E: 0 LOB: 0 K: 0 BB: 0 S: 3 P: 3	R: 0 H: 0 E: 0 LOB: 1 K: 0 BB: 1 S: 3 P: 7	R: 0 H: 1 E: 0 LOB: 0 K: 0 BB: 0 S: 3 P: 3	R: 0 H: 1 E: 0 LOB: 1 K: 1 BB: 1 S: 4 P: 8	R: 1 H: 2 E: 0 LOB: 1 K: 1 BB: 0 S: 7 P: 7	1B: 13 SF: 0 2B: 2 SAC: 1 3B: 1 DP: 1 HR: 1 HBP: 0	WP: 0 PA: 69 PB: 0 SB: 1 CS: 2
PITCHER	IP WLS BF H R ER SO BB IBB HBP BLK WP HR S P ERA WHIP	PITCHER																IP WLS BF H R ER SO BB IBB HBP BLK WP HR S P ERA WHIP
Francisco Barrios, R ERA: 3.86 (1, 1)	5.1	25	8	3	2	1	1	0	0	0	0	0	0	0	8	8	0.00	0.000
Kevin Hickey, L ERA: 1.17 (6, 1)	1.1	6	0	0	0	1	0	0	0	0	0	0	0	0	0	0	0.00	0.000
Ed Farmer, R ERA: 7.2 (7, 1)	3.1	14	3	0	0	2	2	0	0	0	0	0	0	0	16	24	0.00	1.500
Britt Burns, L ERA: 3.98 (11, 1)	1.0	4	1	0	0	2	0	0	0	0	0	0	0	0	8	8	0.00	1.000
Dennis Lamp, R ERA: 2.93 (12, 1)	5.0	L 20	5	1	1	1	2	0	0	0	0	0	0	1	20	28	1.80	1.400

Cleveland Indians @ Chicago White Sox
Comiskey Park, Chicago, IL
Wed May 13 1981, 8:05 PM EDT
Att: 10,463 - Cloudy - 47 F

AB	63
R	4
H	17
RBI	3
BB	5
SO	7
LOB	32



WP: 0	PA: 69
PB: 0	
SB: 1	
CS: 2	

1B: 13	SF: 0
2B: 2	SAC: 1
3B: 1	DP: 1
HR: 1	HBP: 0

Batter	1	2	3	4	5	6	7	8	9	10	11	12	13	14	15	16	AB	R	H	RBI	BB	SO	LOB
Ron LeFlore, R OBP: 0.320, SLG: 0.313 (1, 8)	4-0 3-1 S SF7 BB	0-0 FC5-4			4-0 FC1 S E BB		0-0 F4		0-3 K			0-3 K		0-0 FC5-6 CS		0-3 K	6	2	0	0	2	3	3
Tony Bernazard, S OBP: 0.370, SLG: 0.450 (1, 4)	4-0 3-1 1-2 BB		0-0 F7		4-0 E 1-2 BB		0-0 1-3			0-0 G3		4-0 CS BB		0-0 E6 1B 1-2		0-0 4-3	5	0	0	0	3	0	1
Carlton Fisk, R OBP: 0.398, SLG: 0.521 (1, 2)	0-0 3-1 1-2 2-3		0-0 F4		0-0 FC1 G6-4-3 1-2 2-H		0-0 E5			0-0 5-3		4-0 BB 1-2		0-0 IBB 1B			6	0	1	0	1	0	3
Greg Luzinski, R OBP: 0.395, SLG: 0.381 Greg Pryor, R OBP: 0.364, SLG: 0.325 (1, 10) (14, PR)	0-0 SF7 3-H		0-3 K		0-0 G6-4-3 1-2		0-3 K			0-0 5-3		0-0 F8		4-0 FC5-4 1B 1-2			5	0	0	1	1	2	4
Bob Molinaro, L OBP: 0.667, SLG: 0.714 Rusty Kuntz, R OBP: 0.367, SLG: 0.346 Wayne Nordhagen, R OBP: 0.328, SLG: 0.422 (1, 7) (9, 7) (14, PH) (15, 7)	0-0 1-3			0-0 6-3		0-0 F8		0-0 G4-6-3 1B			0-0 6-3		0-3 K		0-0 FC5-4 1B 1-2		4	0	1	0	0	0	1
Harold Baines, L OBP: 0.269, SLG: 0.352 (1, 9)		0-0 1B 1B		0-0 6-3		0-0 1B 4-3 1B		0-0 G4-6-3 1B 1-2		0-0 6-3		0-0 1B		0-0 1B		0-0 4-3	7	1	3	0	0	0	1
Jim Morrison, R OBP: 0.300, SLG: 0.375 (1, 5)		0-0 F9		4-0 BB		0-0 4-3 1B		0-3 K		0-0 2B 1B		0-0 1B		0-0 F6		0-0 F5	6	0	2	0	1	1	2
Mike Squires, L OBP: 0.318, SLG: 0.350 (1, 3)		0-0 FC5-4 1B		0-0 4-3		0-0 4-3		0-0 6-3		0-0 6-3		0-0 2B		0-3 K		0-0 4-3	7	0	2	1	0	1	3
Bill Almon, R OBP: 0.351, SLG: 0.353 (1, 6)		0-3 K			0-0 5-3		0-0 6-3		0-3 K		0-0 F7			0-0 FC5-6 1B		0-0 G3	7	0	1	0	0	2	5

AB	6	5	6	5	4	7	6	7	7
R	2	0	0	0	0	1	0	0	0
H	0	0	0	0	0	3	0	0	0
RBI	0	0	0	0	0	0	0	0	0
BB	2	3	0	0	0	0	0	0	0
SO	3	0	1	0	0	0	0	0	0
LOB	3	1	3	0	0	1	2	1	3

WP	0
PB	0
SB	2
CS	2
PA	65

Inning Stats	R	H	E	K	S	IP	WLS	BF	H	R	ER	SO	BB	IBB	HBP	BLK	WP	HR	S	P	ERA	WHIP
John Denny, R ERA: 2.7 Mike Stanton, R ERA:	1	0	0	2	11	11.0	45	7	3	2	6	5	0	0	0	0	0	0	52	72	1.64	1.091
	0	0	0	1	7	5.0	20	3	0	0	4	2	1	0	0	0	0	0	25	37	0.00	1.000

Cleveland Indians @ Chicago White Sox
 Comiskey Park, Chicago, IL
 Wed May 13 1981, 8:05 PM EDT
 Att. 10,463 - Cloudy - 47 F

AB	56
R	3
H	10
RBI	2
BB	8
SO	10
LOB	26



Batter	1	2	3	4	5	6	7	8	9	AB R H RBI BB SO LOB	TOP						
Alfredo Griffin, S (1, 6) OBP: 0.235, SLG: 0.320	0-0 6-3			0-0 F7			0-0 4-3			3 0 0 0 0 0 0							
Lloyd Moseby, L (1, 9) OBP: 0.292, SLG: 0.417	0-0 6-3			0-3 K			0-3 K			3 0 0 0 0 2 0							
George Bell, R (1, 7) OBP: 0.283, SLG: 0.462	0-0 G3			0-3 K			0-3 K			3 0 0 0 0 2 0							
John Mayberry, L (1, 3) OBP: 0.416, SLG: 0.432		0-0 F8		0-3 K			0-3 K			3 0 0 0 0 2 0							
Willie Upshaw, L (1, 10) OBP: 0.281, SLG: 0.451		0-0 4-3		0-0 F5			0-0 4-3			3 0 0 0 0 0 0							
Damaso Garcia, R (1, 4) OBP: 0.252, SLG: 0.255		0-0 F8		0-3 K			0-3 K			3 0 0 0 0 2 0							
Rick Bosetti, R (1, 8) OBP: 0.364, SLG: 0.387			0-0 6-3			0-0 4-3		0-0 F5		3 0 0 0 0 0 0	AB 27						
Danny Ainge, R (1, 5) OBP: 0.212, SLG: 0.239			0-0 4-3			0-3 K		0-3 K		2 0 0 0 0 1 0	R 0						
Al Woods, L (9, PH) OBP: 0.247, SLG: 0.250										1 0 0 0 0 1 0	H 0						
Buck Martinez, R (1, 2) OBP: 0.250, SLG: 0.273			0-0 F8			0-3 K		0-0 F8		2 0 0 0 0 1 0	RBI 0						
Ernie Whitt, L (9, PH) OBP: 0.239, SLG: 0.209										1 0 0 0 0 0 0	BB 0						
											SO 11						
											LOB 0						
Inning Stats	R: 0 E: 0 K: 0 S: 3	H: 0 LOB: 0 BB: 0 P: 3	R: 0 E: 0 K: 0 S: 3	H: 0 LOB: 0 BB: 0 P: 3	R: 0 E: 0 K: 2 S: 7	H: 0 LOB: 0 BB: 0 P: 7	R: 0 E: 0 K: 2 S: 7	H: 0 LOB: 0 BB: 0 P: 7	R: 0 E: 0 K: 2 S: 7	H: 0 LOB: 0 BB: 0 P: 7	R: 0 E: 0 K: 1 S: 5	H: 0 LOB: 0 BB: 0 P: 5	1B: 0 2B: 0 3B: 0 HR: 0	SF: 0 SAC: 0 DP: 0 HBP: 0	WP: 0 PB: 0 SB: 0 CS: 0	PA: 27	
PITCHER Len Barker, R (1, 1) ERA: 1.31	IP 9.0 WLS W BF 27 H 0 R 0 ER 0 SO 11 BB 0 IBB 0 HBP 0 BLK 0 WP 0 HR 0 S 49 P 49 ERA 0.00 WHIP 0.000																

Toronto Blue Jays @ Cleveland Indians
Cleveland Municipal Stadium, Cleveland, OH

Fri May 15 1981, 7:05 PM EDT
Att: 7,290 - Unknown - 49 F

livebaseballscorecards.com



Batter	1	2	3	4	5	6	7	8	9
Rick Manning, L OBP: 0.265, SLG: 0.178 (1, 8) X	0-0 E SF8 1B	0-0 F7			0-0 4-3		0-3 K		
Jorge Orta, L OBP: 0.295, SLG: 0.400 (1, 9) X	0-0 F6		0-0 F9 1B		0-0 CS 1B			0-0 HR	
Mike Hargrove, L OBP: 0.302, SLG: 0.258 (1, 3) X	0-0 E3 SF8 1B		0-0 F9		0-0 CS	0-0 1B 1B		0-0 E6	
Andre Thornton, R OBP: 0.300, SLG: 0.339 (1, 10) X	0-0 SF8		0-0 F5		0-0 F4			0-0 F8	
Ron Hassey, L OBP: 0.333, SLG: 0.250 (1, 2) X	0-0 2-H 1B		0-0 F7		0-0 F9			0-0 F9	
Toby Harrah, R OBP: 0.310, SLG: 0.322 (1, 5) S	0-3 K			0-0 6-3		0-0 1-2 1B		0-0 1-3	
Joe Charboneau, R OBP: 0.256, SLG: 0.365 (1, 7)		0-3 K		0-0 F4		0-0 4-3			
Duane Kuiper, L OBP: 0.320, SLG: 0.320 (1, 4)		0-0 3-1		0-3 K			0-3 K		
Tom Verzyer, R OBP: 0.313, SLG: 0.308 (1, 6)		0-0 E4			0-0 F8		0-0 F9		

Inning Stats	R: 2 E: 1 K: 1 S: 8	H: 2 LOB: 1 BB: 0 P: 8	R: 0 E: 1 K: 1 S: 6	H: 0 LOB: 1 BB: 0 P: 6	R: 0 E: 0 K: 0 S: 4	H: 1 LOB: 1 BB: 0 P: 4	R: 0 E: 0 K: 1 S: 5	H: 0 LOB: 0 BB: 0 P: 5	R: 0 E: 0 K: 0 S: 3	H: 1 LOB: 0 BB: 0 P: 3	R: 0 E: 0 K: 0 S: 5	H: 2 LOB: 2 BB: 0 P: 5	R: 0 E: 0 K: 2 S: 7	H: 0 LOB: 0 BB: 0 P: 7	R: 1 E: 1 K: 0 S: 5	H: 1 LOB: 1 BB: 0 P: 5
1B: 6 2B: 0 3B: 0 HR: 1	SF: 1 SAC: 0 DP: 0 HBP: 0	WP: 0 PB: 0 SB: 0 CS: 1	PA: 34													

PITCHER	IP	WLS	BF	H	R	ER	SO	BB	IBB	HBP	BLK	WP	HR	S	P	ERA	WHIP
Luis Leal, R ERA: 3.43 (1, 1)	8.0	L	33	7	3	1	5	0	0	0	0	0	1	43	43	1.12	0.875

BOTTOM

Toronto Blue Jays @ Cleveland Indians
Cleveland Municipal Stadium, Cleveland, OH

Fri May 15 1981, 7:05 PM EDT
Att. 7,290 - Unknown - 49 F

livebaseballscorecards.com

AB	32
R	3
H	7
RBI	3
BB	0
SO	5
LOB	14



Batter	1	2	3	4	5	6	7	8	9	AB R H RBI BB SO LOB	TOP													
Lloyd Moseby, L (1, 9) OBP: 0.298, SLG: 0.429	0-0 CS 1B		0-0 2-H 2B	0-0 4-3			0-0 F8			4 0 2 1 0 0 2														
Danny Ainge, R (1, 5) OBP: 0.205, SLG: 0.230	0-0 F8		0-0 6-3		0-0 6-3			0-3 K		4 0 0 0 0 1 2														
George Bell, R (1, 7) OBP: 0.263, SLG: 0.429	0-0 F9		0-0 6-3		0-3 K			0-0 F8		4 0 0 0 0 1 1														
John Mayberry, L (1, 3) OBP: 0.410, SLG: 0.424		0-3 K		0-0 FC1-5 1B	0-0 F8			0-3 K		4 0 1 0 0 2 0														
Willie Upshaw, L (1, 10) OBP: 0.295, SLG: 0.455	0-0 F8			0-0 BB FC1-5 1-2 FC1-2 1B		0-0 CS 5-3 1B		0-0 F5		4 0 2 0 0 0 0														
Damaso Garcia, R (1, 4) OBP: 0.243, SLG: 0.245	0-3 K			0-0 FC1-5 FC1-2 BB 1-2 2-3f 1B		0-0 5-3		0-0 F9		4 1 0 0 0 1 3														
Alfredo Griffin, S (1, 6) OBP: 0.243, SLG: 0.328			0-0 SH1-3 SF 2B	4-0 BB BB BB 1-2 2-3 1B	FC1-2 BB	0-0 F5		0-0 F8		3 2 1 0 1 0 1														
Rick Bosetti, R (1, 8) OBP: 0.343, SLG: 0.364			0-0 SH1-3	0-0 FC1-2 1B			0-0 1-3			2 0 0 0 0 0 3														
Buck Martinez, R (1, 2) OBP: 0.267, SLG: 0.308			0-0 SF 2B	0-0 1-3 2-H 3-H 1B			0-0 5-3			2 1 1 3 0 0 0														
Inning Stats	R: 0 E: 0 K: 0 S: 3	H: 1 LOB: 0 BB: 0 P: 3	R: 0 E: 0 K: 2 S: 7	H: 0 LOB: 0 BB: 0 P: 7	R: 2 E: 1 K: 0 S: 6	H: 2 LOB: 1 BB: 0 P: 6	R: 2 E: 0 K: 0 S: 6	H: 3 LOB: 2 BB: 1 P: 10	R: 0 E: 0 K: 1 S: 5	H: 0 LOB: 0 BB: 0 P: 5	R: 0 E: 0 K: 0 S: 3	H: 1 LOB: 0 BB: 0 P: 3	R: 0 E: 0 K: 0 S: 3	H: 0 LOB: 0 BB: 0 P: 3	R: 0 E: 0 K: 2 S: 7	H: 0 LOB: 0 BB: 0 P: 7	R: 0 E: 0 K: 0 S: 3	H: 0 LOB: 0 BB: 0 P: 3	R: 0 E: 0 K: 0 S: 3	H: 0 LOB: 0 BB: 0 P: 3	1B: 5 2B: 2 3B: 0 HR: 0	SF: 1 SAC: 1 DP: 0 HBP: 0	WP: 0 PB: 0 SB: 0 CS: 2	PA: 34
PITCHER	IP WLS BF H R ER SO BB IBB HBP BLK WP HR S P ERA WHIP																				IP WLS BF H R ER SO BB IBB HBP BLK WP HR S P ERA WHIP			
Wayne Garland, R (1, 1) ERA: 3.77	3.2 L 18 6 4 3 2 1 0 0 0 0 0 0 21 25 7.36 1.909																							
Bob Lacey, L (4, 1) ERA: 6.48	3.1 10 1 0 0 1 0 0 0 0 0 0 0 12 12 0.00 0.300																							
Sid Monge, L (8, 1) ERA: 0.9	2.0 6 0 0 0 2 0 0 0 0 0 0 0 10 10 0.00 0.000																							

Toronto Blue Jays @ Cleveland Indians
Cleveland Municipal Stadium, Cleveland, OH

Sat May 16 1981, 3:33 AM EDT
Att. 24,964 - Unknown - 58 F

livebaseballscorecards.com

AB	31
R	4
H	7
RBI	4
BB	1
SO	5
LOB	12



Batter	1	2	3	4	5	6	7	8	9	AB	R	H	RBI	BB	SO	LOB
Rick Manning, L (1, 8) OBP: 0.264, SLG: 0.208	0-0 3B		0-0 4-3			0-0 3-1		0-3 K		4	0	1	0	0	1	1
Jorge Orta, L (1, 9) OBP: 0.293, SLG: 0.392	0-0 2-3		0-0 4-3			0-0 4-3		0-0 1B		4	0	1	1	0	0	1
Mike Hargrove, L (1, 3) OBP: 0.309, SLG: 0.268	0-0 G3			0-0 1B		0-0 1B		0-0 4-3		4	0	2	0	0	0	2
Andre Thornton, R (1, 10) OBP: 0.284, SLG: 0.318	0-0 F9			0-0 F7		0-0 F6		0-0 F8		4	0	0	0	0	0	3
Ron Hassey, L (1, 2) OBP: 0.324, SLG: 0.250		0-0 1B		0-0 F8		0-0 F8		0-0 F8		4	0	1	0	0	0	1
Toby Harrah, R (1, 5) OBP: 0.298, SLG: 0.309		0-0 F8		0-3 K		0-0 5-3		0-0 F8		4	0	0	0	0	1	2
Joe Charboneau, R (1, 7) OBP: 0.247, SLG: 0.351		0-0 F8			0-0 6-3		0-0 F8			3	0	0	0	0	0	1
Duane Kuiper, L (1, 4) OBP: 0.286, SLG: 0.286		0-0 F6			0-0 6-3		0-0 F6			3	0	0	0	0	0	1
Tom Verzyer, R (1, 6) OBP: 0.304, SLG: 0.299			0-0 F6			0-0 F3		0-0 1B		2	0	0	0	0	0	0
Miguel Dilone, S (8, PH) OBP: 0.240, SLG: 0.208										1	1	1	0	0	0	0
Jerry Dybzinski, R (9, 6) OBP: 0.182, SLG: 0.182										0	0	0	0	0	0	0

Inning Stats	R: 0	H: 1	R: 0	H: 1	R: 0	H: 0	R: 0	H: 0	R: 0	H: 1	R: 0	H: 0	R: 1	H: 2	R: 0	H: 0
	E: 0	LOB: 1	E: 0	LOB: 1	E: 0	LOB: 0	E: 0	LOB: 0	E: 0	LOB: 1	E: 0	LOB: 0	E: 0	LOB: 1	E: 0	LOB: 0
	K: 0	BB: 0	K: 0	BB: 0	K: 0	BB: 0	K: 1	BB: 0	K: 0	BB: 0	K: 0	BB: 0	K: 1	BB: 0	K: 0	BB: 0
	S: 4	P: 4	S: 4	P: 4	S: 3	P: 3	S: 6	P: 6	S: 3	P: 4	S: 3	P: 3	S: 7	P: 7	S: 3	P: 3


PITCHER	IP	WLS	BF	H	R	ER	SO	BB	IBB	HBP	BLK	WP	HR	S	P	ERA	WHIP
Jackson Todd, R (1, 1) ERA: 3.43	9.0	W	33	6	1	1	2	0	0	0	0	0	0	37	37	1.00	0.667

BOTTOM

Toronto Blue Jays @ Cleveland Indians
Cleveland Municipal Stadium, Cleveland, OH

Sat May 16 1981, 3:33 AM EDT
Att: 24,964 - Unknown - 58 F

AB	33
R	1
H	6
RBI	1
BB	0
SO	2
LOB	12



WP	PA	ERA	WHIP
0	33		

Batter	1	2	3	4	5	6	7	8	9	AB R H RBI BB SO LOB	TOP	
Alfredo Griffin, S (1, 6) OBP: 0.241, SLG: 0.324	0-0 6-3	0-0 4-3			0-0 1-3 1B		0-0 F8		0-0 6-3	5 0 1 0 0 0 3		
Danny Ainge, R (1, 5) OBP: 0.213, SLG: 0.231	0-3 K		0-0 G3		0-0 1-3		0-0 1B		4-0 FC5-4 BB	4 0 1 0 1 1 2		
George Bell, R (1, 7) OBP: 0.274, SLG: 0.426	0-0 1B		0-3 K		0-0 4-3		0-0 1B		0-0 FC5-4 1-2f	5 0 2 0 0 1 3		
Otto Velez, R (1, 10) OBP: 0.366, SLG: 0.319	0-0 F9		0-0 F9			0-0 F8	0-0 1-3		0-0 F3	5 0 0 0 0 0 4		
Barry Bonnell, R (1, 9) OBP: 0.245, SLG: 0.302		0-0 E2 1B 1B		0-0 5-3		0-0 G3 2B		0-0 SH2-4 1B		4 0 2 0 0 0 0		
Damaso Garcia, R (1, 4) OBP: 0.237, SLG: 0.239		0-0 F3		0-0 6-3		0-0 G3		0-0 SH2-4		3 0 0 0 0 0 2		
Ken Macha, R (1, 3) OBP: 0.250, SLG: 0.261		0-0 1B		0-0 F8		4-0 FC6-4 BB		0-0 1B		3 0 2 0 1 0 0		
Rick Bosetti, R (1, 8) OBP: 0.308, SLG: 0.324		0-0 F4		0-0 6-3		0-0 FC6-4		0-0 F9		4 0 0 0 0 0 6		
Buck Martinez, R (1, 2) OBP: 0.333, SLG: 0.333		0-0 1B		4-0 1-3 1B BB			0-0 F7	0-0 F7		2 0 1 0 1 0 0		
Garth Iorg, R (8, PH) OBP: 0.244, SLG: 0.275										1 0 0 0 0 0 2		
Ernie Whitt, L (8, 2) OBP: 0.239, SLG: 0.209										0 0 0 0 0 0 0		
Inning Stats	R: 0 H: 1 E: 0 LOB: 1 K: 1 BB: 0 S: 6 P: 6	R: 0 H: 2 E: 1 LOB: 3 K: 0 BB: 0 S: 6 P: 6	R: 0 H: 0 E: 0 LOB: 0 K: 1 BB: 0 S: 5 P: 5	R: 0 H: 0 E: 0 LOB: 0 K: 0 BB: 0 S: 3 P: 3	R: 0 H: 1 E: 0 LOB: 2 K: 0 BB: 1 S: 4 P: 8	R: 0 H: 1 E: 0 LOB: 2 K: 0 BB: 1 S: 4 P: 8	R: 0 H: 2 E: 0 LOB: 2 K: 0 BB: 0 S: 5 P: 5	R: 0 H: 2 E: 0 LOB: 2 K: 0 BB: 0 S: 5 P: 5	R: 0 H: 0 E: 0 LOB: 1 K: 0 BB: 1 S: 3 P: 7	1B: 8 SF: 0 2B: 1 SAC: 1 3B: 0 DP: 0 HR: 0 HBP: 0	WP: 0 PA: 40 PB: 0 SB: 0 CS: 0	
PITCHER	IP WLS BF H R ER SO BB IBB HBP BLK WP HR S P ERA WHIP											
Rick Waits, L (1, 1) ERA: 2.45	8.0 W 36 9 0 0 2 2 0 0 0 0 0 0 38 46 0.00 1.375											
Sid Monge, L (9, 1) ERA: 0.82	1.0 S 4 0 0 0 0 1 0 0 0 0 0 0 3 7 0.00 1.000											

Toronto Blue Jays @ Cleveland Indians
Cleveland Municipal Stadium, Cleveland, OH
Sun May 17 1981, 3:33 AM EDT
Unknown

livebaseballscorecards.com

AB	36
R	0
H	9
RBI	0
BB	3
SO	2
LOB	22



Batter	1	2	3	4	5	6	7	8	9
Miguel Dilone, S (1, 7) OBP: 0.259, SLG: 0.269 Larry Littleton, R (8, 7)	0-0 5-3 ①		0-0 3B 1B		0-0 2-H 1B		0-0 1-3 ③		
Jorge Orta, L (1, 9) OBP: 0.291, SLG: 0.386	0-0 6-3 ②		0-0 4-3 ②		0-0 1-2 1B			0-3 K ①	
Mike Hargrove, L (1, 3) OBP: 0.316, SLG: 0.270	0-0 1B		0-0 F9 ③		0-0 G3 ③			4-0 BB	
Andre Thornton, R (1, 10) OBP: 0.269, SLG: 0.300	0-3 K ③			0-0 F3 ①		0-3 K2-3 ①		0-0 F7 ②	
Ron Hassey, L (1, 2) OBP: 0.289, SLG: 0.219		0-0 4-3 ①		0-0 F7 ②		0-0 F8 ②		0-0 F6 ③	
Toby Harrah, R (1, 5) OBP: 0.308, SLG: 0.313		0-0 1B		0-0 F2 ③		4-0 BB			
Rick Manning, L (1, 8) OBP: 0.267, SLG: 0.213		0-3 K ②			0-0 SH5-3 1B 1B		0-0 1-3 ③		
Duane Kuiper, L (1, 4) OBP: 0.267, SLG: 0.267		0-0 F9 ③			0-0 SH5-3 1-2		0-0 6-3 ①		
Tom Verzyer, R (1, 6) OBP: 0.292, SLG: 0.286			0-0 4-3 ①		0-0 1-3 ②		0-0 5-3 ②		


AB	R	H	RBI	BB	SO	LOB
4	0	2	1	0	0	0
0	0	0	0	0	0	0
4	0	1	0	0	1	1
3	0	1	0	1	0	3
4	0	0	0	0	2	2
4	0	0	0	0	0	1
2	0	1	0	1	0	0
3	1	1	0	0	1	2
2	0	0	0	0	0	1
3	0	0	0	0	0	1

BOTTOM

Toronto Blue Jays @ Cleveland Indians
Cleveland Municipal Stadium, Cleveland, OH
 Sun May 17 1981, 3:33 AM EDT
 Unknown

livebaseballscorecards.com

AB	29
R	1
H	6
RBI	1
BB	2
SO	4
LOB	11



WP: 0	PA: 32
PB: 0	CS: 0
SB: 0	

Inning Stats	R: 0	H: 1	E: 0	LOB: 1	K: 1	BB: 0	S: 6	P: 6
R: 0 H: 1 E: 0 LOB: 1 K: 1 BB: 0 S: 6 P: 6	R: 0 H: 1 E: 0 LOB: 1 K: 0 BB: 0 S: 4 P: 4	R: 0 H: 0 E: 0 LOB: 0 K: 0 BB: 0 S: 3 P: 3	R: 1 H: 3 E: 0 LOB: 2 K: 0 BB: 0 S: 6 P: 6	R: 0 H: 0 E: 0 LOB: 1 K: 1 BB: 1 S: 5 P: 9	R: 0 H: 0 E: 0 LOB: 0 K: 0 BB: 0 S: 3 P: 3	R: 0 H: 0 E: 0 LOB: 1 K: 1 BB: 1 S: 5 P: 9		

PITCHER	IP	WLS	BF	H	R	ER	SO	BB	IBB	HBP	BLK	WP	HR	S	P	ERA	WHIP
Dave Stieb, R (1, 1) ERA: 2.78	8.0	L	32	6	1	1	4	2	0	0	0	0	0	38	46	1.12	1.000

Batter	1	2	3	4	5	6	7	8	9	10	AB R H RBI BB SO LOB	TOP												
Lloyd Moseby, L (1, 9) OBP: 0.289, SLG: 0.414	0-3 K		0-0 4-3			0-0 G4-3			0-0 F6		4 0 0 0 0 1 1	Toronto Blue Jays @ Cleveland Indians Cleveland Municipal Stadium, Cleveland, OH Sun May 17 1981, 3:38 AM EDT Att. 46,168 - Unknown												
Garth Iorg, R (1, 5) OBP: 0.289, SLG: 0.318	0-0 FC4-6 1B			0-0 F8			0-0 SH2-4 1B		0-0 1B		4 1 3 0 0 0 0													
Al Woods, L (1, 7) OBP: 0.250, SLG: 0.253	0-0 FC4-6			0-0 CS 1B			0-0 SH2-4		0-0 F8		3 0 1 0 0 0 2													
Barry Bonnell, R (9, 7) OBP: 0.245, SLG: 0.302	1-2f S						1-2				0 0 0 0 0 0 0													
John Mayberry, L (1, 3) OBP: 0.405, SLG: 0.417	0-0 G3			0-3 K			0-0 1B		0-0 1B		4 0 1 1 0 1 2													
Willie Upshaw, L (1, 10) OBP: 0.277, SLG: 0.424		0-0 F9			0-0 G3		0-0 F7			0-0 F7	4 0 0 0 0 0 0													
Damaso Garcia, R (1, 4) OBP: 0.237, SLG: 0.239		0-0 6-3			0-0 F9			0-3 K		0-0 G3	4 0 0 0 0 0 0													
Alfredo Griffin, S (1, 6) OBP: 0.235, SLG: 0.314		0-3 K			0-0 F8			0-3 K		0-0 1B	4 0 1 0 0 1 0													
Rick Bosetti, R (1, 8) OBP: 0.286, SLG: 0.300			0-3 K			0-0 F8		0-0 F5		0-0 F8	4 0 0 0 0 1 1													
Ernie Whitt, L (1, 2) OBP: 0.242, SLG: 0.213				0-3 K		0-0 F6		0-0 F8		0-0 F8	3 0 0 0 0 1 0													
			0-0 4-3			0-0 G4-3 1B			0-0 4-3		3 0 1 0 0 0 0													
Inning Stats	R: 0 E: 0 K: 1 S: 6	H: 1 LOB: 1 BB: 0 P: 6	R: 0 E: 0 K: 1 S: 5	H: 0 LOB: 0 BB: 0 P: 5	R: 0 E: 0 K: 1 S: 5	H: 0 LOB: 0 BB: 0 P: 5	R: 0 E: 0 K: 1 S: 5	H: 1 LOB: 0 BB: 0 P: 5	R: 0 E: 0 K: 0 S: 3	H: 0 LOB: 0 BB: 0 P: 3	R: 0 E: 0 K: 1 S: 5	H: 2 LOB: 0 BB: 0 P: 4	R: 0 E: 0 K: 1 S: 5	H: 0 LOB: 0 BB: 0 P: 5	R: 0 E: 0 K: 0 S: 4	H: 1 LOB: 1 BB: 0 P: 4	R: 0 E: 0 K: 0 S: 4	H: 1 LOB: 1 BB: 0 P: 4	R: 0 E: 0 K: 0 S: 4	H: 1 LOB: 1 BB: 0 P: 4	1B: 7 2B: 0 3B: 0 HR: 0	SF: 0 SAC: 1 DP: 1 HBP: 0	WP: 0 PB: 0 SB: 1 CS: 1	PA: 34
PITCHER Bert Blyleven, R (1, 1) ERA: 1.67	IP 10.0 WLS W BF 34 H 7 R 1 ER 1 SO 5 BB 0 IBB 0 HBP 0 BLK 0 WP 0 HR 0 S 44 P 44 ERA 0.90 WHIP 0.700																							

livebaseballscores.com

AB 33
R 1
H 7
RBI 1
BB 0
SO 5
LOB 6



Batter	1	2	3	4	5	6	7	8	9	10	AB R H RBI BB SO LOB
Miguel Dilone, S (1, 7) OBP: 0.288, SLG: 0.304	0-0 5-3			0-0 6-3		0-0 1B 2B		0-0 1B		4-0 1B IBB	4 0 2 0 1 0 0
Jorge Orta, L (1, 9) OBP: 0.286, SLG: 0.375	0-0 4-3			0-0 6-3		0-3 K		0-0 F7		0-0 1B	5 0 1 1 0 1 2
Alan Bannister, R (1, 4) OBP: 0.326, SLG: 0.346 Mike Hargrove, L (8, PH) OBP: 0.322, SLG: 0.270	0-3 K			0-3 K		0-0 G5-4-3 1B		4-0 G5-4-3 IBB			3 0 1 0 0 2 0 0 0 0 0 1 0 0
Andre Thornton, R (1, 3) OBP: 0.256, SLG: 0.284 Jerry Dyzbinski, R (9, 4) OBP: 0.182, SLG: 0.182		0-0 5-3		0-0 5-3		0-0 G5-4-3		0-0 G5-4-3			4 0 0 0 0 0 4 0 0 0 0 0 0 0
Toby Harrah, R (1, 5) OBP: 0.315, SLG: 0.323		4-0 BB			0-0 WP E 2B		0-3 K		0-0 5-3		3 1 1 0 1 1 0
Bo Diaz, R (1, 2) OBP: 0.352, SLG: 0.455		0-0 G4-3			0-0 E5 BB		4-0 1B BB		0-0 L5		3 0 0 1 1 0 1
Joe Charboneau, R (1, 10) OBP: 0.259, SLG: 0.350			0-0 F9		4-0 FC5-4 BB		0-0 1-2 1B		0-0 1-3		3 0 1 0 1 0 0
Rick Manning, L (1, 8) OBP: 0.266, SLG: 0.238			0-0 F7		0-0 FC5-4		0-0 F7			0-0 1B 3B	4 1 1 0 0 0 4
Tom Verzyer, R (1, 6) OBP: 0.289, SLG: 0.274			0-0 F9		0-0 FC5-4		0-0 F3			4-0 1B IBB	3 0 0 0 1 0 4

Inning Stats	R: 0 E: 0 K: 1 S: 5	H: 0 LOB: 0 BB: 0 P: 5	R: 0 E: 0 K: 0 S: 2	H: 0 LOB: 0 BB: 1 P: 6	R: 0 E: 0 K: 0 S: 3	H: 0 LOB: 0 BB: 0 P: 3	R: 0 E: 0 K: 1 S: 5	H: 0 LOB: 0 BB: 0 P: 5	R: 1 E: 1 K: 0 S: 5	H: 1 LOB: 2 BB: 1 P: 9	R: 0 E: 0 K: 1 S: 6	H: 2 LOB: 1 BB: 0 P: 6	R: 0 E: 0 K: 1 S: 6	H: 1 LOB: 2 BB: 1 P: 10	R: 0 E: 0 K: 0 S: 3	H: 1 LOB: 1 BB: 1 P: 7	R: 0 E: 0 K: 0 S: 3	H: 0 LOB: 0 BB: 0 P: 3	R: 0 E: 0 K: 0 S: 2	H: 2 LOB: 3 BB: 2 P: 10	1B: 4 2B: 2 3B: 1 HR: 0	SF: 0 SAC: 0 DP: 3 HBP: 0
--------------	------------------------------	---------------------------------	------------------------------	---------------------------------	------------------------------	---------------------------------	------------------------------	---------------------------------	------------------------------	---------------------------------	------------------------------	---------------------------------	------------------------------	----------------------------------	------------------------------	---------------------------------	------------------------------	---------------------------------	------------------------------	----------------------------------	----------------------------------	------------------------------------

PITCHER	IP	WLS	BF	H	R	ER	SO	BB	IBB	HBP	BLK	WP	HR	S	P	ERA	WHIP
Jerry Garvin, L (1, 1) ERA: 2.93	7.0		27	4	1	1	4	3	0	0	0	1	0	32	44	1.29	1.000
Roy Lee Jackson, R (8, 1) ERA: 3.26	2.0	L	10	2	1	1	0	0	3	0	0	0	0	7	19	4.50	1.000
Mike Willis, L (10, 1) ERA: 5.56	0.0		1	1	0	0	0	0	0	0	0	0	0	1	1	∞	∞

Toronto Blue Jays @ Cleveland Indians
Cleveland Municipal Stadium, Cleveland, OH

Sun May 17 1981, 3:38 AM EDT
Att: 46,168 - Unknown

livebaseballscorecards.com

AB	32
R	2
H	7
RBI	2
BB	6
SO	4
LOB	15



WP: 1	PA: 38
PB: 0	
SB: 1	
CS: 0	

Batter	1	2	3	4	5	6	7	8	9	AB R H RBI BB SO LOB	TOP	
Rod Carew, L (1, 3) OBP: 0.365, SLG: 0.365	0-0 1-3		0-0 G4-6-3			0-0 SH1-4 SF9 1B	0-0 G4-6-3		0-0 1B 2B	5 2 3 1 0 0 1		
Rick Burleson, R (1, 6) OBP: 0.384, SLG: 0.417	0-0 L4			0-0 FC4-6 FC1-4 1B		0-0 WP SH1-4 1B	0-0 G4-6-3		0-0 3-H 2B 1B	5 2 3 1 0 0 2		
Dan Ford, R (1, 9) OBP: 0.311, SLG: 0.464	0-0 B1-3			1-0 FC4-6 1-2 HBP		0-0 SH1-4		0-0 E G3 1B	0-0 F9	3 0 1 0 0 0 0		
Fred Lynn, L (1, 8) OBP: 0.370, SLG: 0.482		0-0 1-3		0-0 FC4-6 FC1-4		4-0 WP 1B IBB		0-0 G3		3 1 0 0 1 0 3		
Don Baylor, R (1, 10) OBP: 0.264, SLG: 0.298		0-0 F4		0-0 FC1-4		0-0 SF9		4-0 G6-4-3 BB		2 0 0 2 1 0 1		
Brian Downing, R (1, 7) OBP: 0.402, SLG: 0.430		0-0 2B		0-0 F8		0-0 3-H 1B		0-0 G6-4-3		4 0 2 2 0 0 3		
Ed Ott, L (1, 2) OBP: 0.264, SLG: 0.294		0-3 K2-3			0-3 K	0-3 K			0-0 2B 3B	4 1 1 0 0 3 2	AB 30 R 7 H 11 RBI 7 BB 5 SO 5 LOB 14	
Bobby Grich, R (1, 4) OBP: 0.361, SLG: 0.455			0-3 K		4-0 G6-4-3 BB		4-0 1B BB		0-0 SH1-3 2B	2 1 1 1 2 1 0		
Butch Hobson, R (1, 5) OBP: 0.357, SLG: 0.404			4-0 G6-4-3 BB				0-3 K		0-0 SH1-3	2 0 0 0 1 1 2		
Bert Campaneris, R (9, PH) OBP: 0.174, SLG: 0.227					0-0 G6-4-3				0-0 2-3	0 0 0 0 0 0 0		
Inning Stats	R: 0 E: 0 K: 0 S: 3 H: 0 LOB: 0 BB: 0 P: 3	R: 0 E: 0 K: 1 S: 6 H: 1 LOB: 1 BB: 0 P: 6	R: 0 E: 0 K: 1 S: 4 H: 0 LOB: 0 BB: 1 P: 8	R: 1 E: 0 K: 0 S: 4 H: 1 LOB: 1 BB: 0 P: 5	R: 0 E: 0 K: 1 S: 4 H: 0 LOB: 0 BB: 1 P: 8	R: 3 E: 0 K: 1 S: 8 H: 3 LOB: 1 BB: 1 P: 12	R: 0 E: 0 K: 1 S: 5 H: 1 LOB: 1 BB: 1 P: 9	R: 0 E: 1 K: 0 S: 3 H: 1 LOB: 1 BB: 1 P: 7	R: 3 E: 0 K: 0 S: 6 H: 4 LOB: 0 BB: 0 P: 6	1B: 7 2B: 3 3B: 1 HR: 0 SF: 1 SAC: 2 DP: 4 HBP: 1	WP: 1 PB: 0 SB: 0 CS: 0 PA: 39	
PITCHER	IP WLS BF H R ER SO BB IBB HBP BLK WP HR S P ERA WHIP											
John Denny, R (1, 1) ERA: 3.02	7.1 L 32 7 4 4 5 4 1 1 0 1 0 36 57 4.91 1.500											
Mike Stanton, R (8, 1) ERA: 3.24	1.2 7 4 3 3 0 0 0 0 0 0 0 7 7 16.20 2.400											

California Angels @ Cleveland Indians
Cleveland Municipal Stadium, Cleveland, OH
Mon May 18 1981, 7:05 PM EDT
Att: 9,010 - Unknown - 53 F

livebaseballscorecards.com



Batter	1	2	3	4	5	6	7	8	9	AB R H RBI BB SO LOB
Miguel Dilone, S OBP: 0.297, SLG: 0.300 (1, 7)	4-0 G3 1B BB	0-3 K		0-0 FC4-6 E S 1-2f		0-0 FC6-4 1B			0-0 F7	4 1 1 0 1 1 3
Jorge Orta, L OBP: 0.274, SLG: 0.359 (1, 9) Larry Littleton, R (9, PH)	0-0 G3 1-2	0-0 F9		0-3 K 1-3		0-0 FC6-4 1-2f 2-3			0-0 6-3	4 0 0 0 0 1 6 1 0 0 0 0 0 0
Mike Hargrove, L OBP: 0.328, SLG: 0.272 (1, 3) Joe Charboneau, R (9, PH)	0-0 1B 2-H 1B				0-0 F8	0-3 K			0-0 BB 1B	3 0 1 1 1 1 2 1 1 1 0 0 0 0
Andre Thornton, R OBP: 0.276, SLG: 0.295 (1, 10)	0-3 K			0-0 1B	0-0 BB 1B			0-0 F9	4-0 FC5 1B BB	4 0 2 0 1 1 1
Ron Hassey, L OBP: 0.317, SLG: 0.235 (1, 2) Bo Diaz, R (7, PH)	0-0 1B			0-3 K	4-0 1B			0-0 6-3	0-0 1B 2-H	2 0 1 0 1 1 2 2 0 1 1 0 0 0
Toby Harrah, R OBP: 0.302, SLG: 0.308 (1, 5)	0-0 F6			0-0 F7	0-3 K	0-3 K		0-0 F5	0-0 FC5 2-3f	5 0 0 0 0 1 8
Rick Manning, L OBP: 0.258, SLG: 0.230 (1, 8) Alan Bannister, R (8, PH)				0-3 K	0-3 K			0-0 F9		3 0 0 0 0 2 4 1 0 0 0 0 0 0
Duane Kuiper, L OBP: 0.303, SLG: 0.303 (1, 4) Dave Rosello, R (8, PH)				0-0 FC4-6 1B		0-0 F9		0-0 F9		3 0 2 0 0 0 0 1 0 0 0 0 0 0
Tom Verzyer, R OBP: 0.300, SLG: 0.286 (1, 6)				0-0 F9		0-0 FC6-4 1B		0-3 K		4 0 2 0 0 1 1

Inning Stats	R: 1	H: 2	E: 0	K: 1	S: 7	LOB: 2	BB: 1	P: 11	R: 0	H: 2	E: 0	K: 1	S: 7	LOB: 2	BB: 0	P: 7	R: 0	H: 1	E: 0	K: 2	S: 8	LOB: 1	BB: 1	P: 12	R: 0	H: 1	E: 0	K: 2	S: 8	LOB: 2	BB: 1	P: 12	R: 0	H: 2	E: 0	K: 1	S: 7	LOB: 2	BB: 0	P: 7	R: 0	H: 0	E: 0	K: 0	S: 3	LOB: 0	BB: 0	P: 3	R: 0	H: 0	E: 0	K: 1	S: 5	LOB: 0	BB: 0	P: 5	R: 1	H: 2	E: 0	K: 0	S: 5	LOB: 2	BB: 1	P: 9	1B: 11	SF: 0	2B: 0	SAC: 0	3B: 0	DP: 0	HR: 0	HBP: 0	WP: 0	PA: 42
--------------	------	------	------	------	------	--------	-------	-------	------	------	------	------	------	--------	-------	------	------	------	------	------	------	--------	-------	-------	------	------	------	------	------	--------	-------	-------	------	------	------	------	------	--------	-------	------	------	------	------	------	------	--------	-------	------	------	------	------	------	------	--------	-------	------	------	------	------	------	------	--------	-------	------	--------	-------	-------	--------	-------	-------	-------	--------	-------	--------


PITCHER	IP	WLS	BF	H	R	ER	SO	BB	IBB	HBP	BLK	WP	HR	S	P	ERA	WHIP
Steve Renko, R ERA: 2.58 (1, 1)	5.1	W	28	9	1	1	7	3	0	0	0	0	0	39	51	1.69	2.250
Andy Hassler, L ERA: 2.67 (6, 1)	3.2	S	14	2	1	1	2	1	0	0	0	0	0	17	21	2.46	0.818

BOTTOM

California Angels @ Cleveland Indians
Cleveland Municipal Stadium, Cleveland, OH

Mon May 18 1981, 7:05 PM EDT
Att. 9,010 - Unknown - 53 F

AB	38
R	2
H	11
RBI	2
BB	4
SO	9
LOB	27



livebaseballscores.com

Batter	1	2	3	4	5	6	7	8	9	AB R H RBI BB SO LOB	TOP	
Rod Carew, L (1, 3) OBP: 0.377, SLG: 0.379	0-0 1B	0-0 E2 1B			0-0 1B 1B		0-0 4-3		0-0 1B 1B	5 0 4 0 0 0 0		
Rick Burleson, R (1, 6) OBP: 0.384, SLG: 0.413	0-3 K	0-3 K			0-3 K		4-0 BB		0-0 FC4-6 1B	4 0 1 0 1 3 5		
Dan Ford, R (1, 9) OBP: 0.314, SLG: 0.457	0-3 K			4-0 G3-6-3 BB	0-0 1B		0-3 K		0-0 FC4-6	4 0 1 1 1 2 4		
Fred Lynn, L (1, 8) OBP: 0.359, SLG: 0.465	0-0 F4			0-0 G3-6-3	0-0 F8		0-0 F9		0-0 F9	4 0 0 0 0 0 4		
Don Baylor, R (1, 10) OBP: 0.257, SLG: 0.288		0-0 F8		0-0 F9	0-3 K		0-3 K		0-3 K	4 0 0 0 0 2 2		
Brian Downing, R (1, 7) OBP: 0.405, SLG: 0.433		0-0 BB SF7 1B		0-0 5-3		0-0 4-3		0-0 1B		4 1 2 0 0 0 0		
Ed Ott, L (1, 2) OBP: 0.264, SLG: 0.284		4-0 1B E BB		0-0 F8		0-0 4-3		0-0 G3		3 1 0 0 1 0 1		
Bobby Grich, R (1, 4) OBP: 0.358, SLG: 0.442		4-0 E BB		0-3 K		0-3 K			0-0 F9	3 0 0 0 1 2 0		
Butch Hobson, R (1, 5) OBP: 0.353, SLG: 0.396		0-0 SF7		4-0 1B BB			0-0 F9		0-0 F9	2 1 0 1 1 0 0		
Inning Stats	R: 0 E: 0 K: 2 S: 8 H: 1 LOB: 1 BB: 0 P: 8	R: 2 E: 1 K: 1 S: 7 H: 2 LOB: 2 BB: 2 P: 15	R: 0 E: 0 K: 0 S: 2 H: 0 LOB: 0 BB: 1 P: 6	R: 0 E: 0 K: 1 S: 5 H: 0 LOB: 0 BB: 0 P: 5	R: 1 E: 0 K: 2 S: 9 H: 2 LOB: 2 BB: 1 P: 13	R: 0 E: 0 K: 1 S: 5 H: 0 LOB: 0 BB: 0 P: 5	R: 0 E: 0 K: 1 S: 5 H: 0 LOB: 1 BB: 1 P: 9	R: 0 E: 0 K: 1 S: 6 H: 1 LOB: 1 BB: 0 P: 6	R: 0 E: 0 K: 0 S: 5 H: 2 LOB: 2 BB: 0 P: 5	1B: 8 2B: 0 3B: 0 HR: 0 SF: 1 SAC: 0 DP: 1 HBP: 0	WP: 0 PB: 0 SB: 0 CS: 0 PA: 39	
PITCHER	IP WLS BF H R ER SO BB IBB HBP BLK WP HR S P ERA WHIP											
Dan Spillner, R (1, 1) ERA: 3.72	8.0 W 34 6 3 2 9 5 0 0 0 0 0 0 47 67 2.25 1.375											
Mike Stanton, R (9, 1) ERA: 2.89	1.0 5 2 0 0 0 0 0 0 0 0 0 0 5 5 0.00 2.000											

California Angels @ Cleveland Indians
Cleveland Municipal Stadium, Cleveland, OH

Tue May 19 1981, 7:05 PM EDT
Att: 6,488 - Unknown - 58 F

livebaseballscorecards.com

AB 33
R 3
H 8
RBI 2
BB 5
SO 9
LOB 16



Batter	1	2	3	4	5	6	7	8	9
Miguel Dilone, S (1, 7) OBP: 0.275, SLG: 0.277 Larry Littleton, R (9, 7)	0-0 6-3	0-0 5-3		0-3 K		0-3 K		0-0 4-3	
Alan Bannister, R (1, 8) OBP: 0.304, SLG: 0.322 (8, 9)	0-0 6-3		0-0 6-3	0-0 F9		0-0 F7		0-0 4-3	
Mike Hargrove, L (1, 3) OBP: 0.333, SLG: 0.280	0-0 4-3		0-0 F7		0-0 WP 4-3 2B 1B		0-0 1B 1B		
Andre Thornton, R (1, 10) OBP: 0.286, SLG: 0.305		0-0 6-3 1B 6-3 1B	0-0 1B HR 1B		0-0 F4		0-0 F8		
Toby Harrah, R (1, 5) OBP: 0.317, SLG: 0.324		0-0 1-2 2B 1B	0-0 1-3 HR 1B		0-0 4-3		0-0 1B 1B		
Bo Diaz, R (1, 2) OBP: 0.364, SLG: 0.493		0-0 1-2 2-3 6-3	0-0 1-H 3-H HR		4-0 2B BB		0-0 F9		
Joe Charboneau, R (1, 9) OBP: 0.270, SLG: 0.369 Rick Manning, L (7, PH) OBP: 0.265, SLG: 0.239 (8, 8)		0-0 3-H 6-3	0-0 G3		0-0 1-3 3-H 2B		0-0 1-3 2-H 1B		
Dave Rosello, R (1, 4) OBP: 0.615, SLG: 0.909 Duane Kuiper, L (4, PH) OBP: 0.333, SLG: 0.333 (5, 4)		0-0 E 2-H 2B		0-0 SH3-4 1B		0-0 1B		0-0 1-3	
Jerry Dybzinski, R (1, 6) OBP: 0.214, SLG: 0.214		0-0 2-3 1B		0-0 SH3-4 1-2		0-0 F3		0-0 6-3	

Inning Stats	R: 0	H: 0	E: 0	K: 0	S: 3	P: 3	R: 2	H: 4	E: 1	K: 0	S: 7	R: 3	H: 3	E: 0	K: 0	S: 6	R: 0	H: 1	E: 0	K: 1	S: 6	R: 1	H: 2	E: 0	K: 0	S: 4	R: 0	H: 1	E: 0	K: 1	S: 6	R: 1	H: 3	E: 0	K: 0	S: 6	R: 0	H: 0	E: 0	K: 0	S: 3
	0	0	0	0	3	3	2	4	1	0	7	3	3	0	0	6	0	1	1	0	6	1	2	0	0	0	8	0	1	0	0	6	1	3	0	0	6	0	0	3	

PITCHER	IP	WLS	BF	H	R	ER	SO	BB	IBB	HBP	BLK	WP	HR	S	P	ERA	WHIP
Geoff Zahn, L (1, 1) ERA: 3.09	3.0	L	16	7	5	5	0	0	0	0	0	0	1	16	16	15.00	2.333
Luis Sanchez, R (4, 1) ERA: 3.47	5.0		22	7	2	2	2	1	0	0	0	1	0	25	29	3.60	1.600

BOTTOM

AB	R	H	RBI	BB	SO	LOB
5	0	0	0	0	2	4
0	0	0	0	0	0	0
5	0	0	0	0	0	2
4	2	2	0	0	0	0
4	2	2	0	0	0	2
4	2	3	0	0	0	1
3	1	1	3	1	0	4
3	0	1	2	0	0	1
1	0	1	1	0	0	0
1	0	1	1	0	0	0
3	0	1	0	0	0	1

AB	36
R	7
H	14
RBI	7
BB	1
SO	2
LOB	17



WP	HR	S	P	ERA	WHIP
1	0	3	3	3.60	1.600

California Angels @ Cleveland Indians
Cleveland Municipal Stadium, Cleveland, OH
 Tue May 19 1981, 7:05 PM EDT
 Att. 6,488 - Unknown - 58 F

livebaseballscorecards.com

Batter	1	2	3	4	5	6	7	8	9	AB R H RBI BB SO LOB	TOP											
Joe Simpson, L (1, 8) OBP: 0.239, SLG: 0.307	0-3 K		0-0 1B 3B		0-0 F8			0-0 SH3-4		3 1 1 0 0 1 0												
Lenny Randle, S (1, 4) OBP: 0.253, SLG: 0.273	0-0 F7		0-0 1B		0-3 K			0-0 F8		4 0 1 1 0 1 1												
Dan Meyer, L (1, 5) OBP: 0.180, SLG: 0.188	0-3 K		0-0 1-3					0-0 4-3		4 0 0 0 0 2 2												
Julio Cruz, S (8, 4) OBP: 0.277, SLG: 0.244										0 0 0 0 0 0 0												
Gary Gray, R (1, 10) OBP: 0.300, SLG: 0.644		0-0 F8		0-0 4-3 2B 1B		0-3 K		0-0 5-3		4 1 1 0 0 1 0												
Bruce Bochte, L (1, 3) OBP: 0.297, SLG: 0.292		0-0 6-3 1B		0-0 4-3 1-3		0-3 K		0-0 F7		4 0 1 0 0 1 1												
Jeff Burroughs, R (1, 9) OBP: 0.359, SLG: 0.456		0-0 6-3		0-3 K				0-0 K		4 1 1 1 0 2 2												
Dave Henderson, R (9, 9) OBP: 0.256, SLG: 0.292		1-2 K		0-0 K				0-0 HR		0 0 0 0 0 0 0												
Tom Paciorek, R (1, 7) OBP: 0.333, SLG: 0.442		0-3 K		0-0 2B		0-3 K		0-0 K		4 0 2 1 0 2 1												
Jerry Narron, L (1, 2) OBP: 0.286, SLG: 0.324			0-0 F7	0-0 4-3				0-0 4-3		4 0 1 0 0 0 1												
Jim Anderson, R (1, 6) OBP: 0.304, SLG: 0.271			0-0 5-3		0-0 F5			4-0 F8 SH3-4 BB		2 0 0 0 1 0 0												
Inning Stats	R: 0 E: 0 K: 2 S: 7	H: 0 LOB: 0 BB: 0 P: 7	R: 0 E: 0 K: 1 S: 6	H: 1 LOB: 1 BB: 0 P: 6	R: 1 E: 0 K: 0 S: 5	H: 2 LOB: 1 BB: 0 P: 5	R: 1 E: 0 K: 1 S: 7	H: 2 LOB: 1 BB: 0 P: 7	R: 0 E: 0 K: 1 S: 5	H: 0 LOB: 0 BB: 0 P: 5	R: 0 E: 0 K: 3 S: 9	H: 0 LOB: 0 BB: 0 P: 9	R: 0 E: 0 K: 2 S: 7	H: 0 LOB: 0 BB: 0 P: 7	R: 0 E: 0 K: 0 S: 3	H: 0 LOB: 1 BB: 1 P: 7	R: 1 E: 0 K: 0 S: 5	H: 3 LOB: 2 BB: 0 P: 5	1B: 5 2B: 1 3B: 1 HR: 1	SF: 0 SAC: 1 DP: 0 HBP: 0	WP: 0 PB: 0 SB: 2 CS: 0	PA: 35
PITCHER Len Barker, R (1, 1) ERA: 1.61	IP: 9.0 WLS: L BF: 35 H: 8 R: 3 ER: 3 SO: 10 BB: 1 IBB: 0 HBP: 0 BLK: 0 WP: 0 HR: 1 S: 54 P: 58 ERA: 3.00 WHIP: 1.000											PITCHER	IP: 9.0 WLS: L BF: 35 H: 8 R: 3 ER: 3 SO: 10 BB: 1 IBB: 0 HBP: 0 BLK: 0 WP: 0 HR: 1 S: 54 P: 58 ERA: 3.00 WHIP: 1.000									

Seattle Mariners @ Cleveland Indians
Cleveland Municipal Stadium, Cleveland, OH

Wed May 20 1981, 7:05 PM EDT
Att. 11,860 - Unknown - 60 F

livebaseballscorecards.com

AB	33
R	3
H	8
RBI	3
BB	1
SO	10
LOB	8



Batter	1	2	3	4	5	6	7	8	9	AB R H RBI BB SO LOB
Miguel Dilone, S (1, 7) OBP: 0.301, SLG: 0.319	0-0 E8 4-3 3-1 1B		0-0 2B			0-0 FC4-6 1B		0-0 6-3		4 1 3 0 0 0 0
Jorge Orta, L (1, 9) OBP: 0.263, SLG: 0.344	0-0 4-3 2-3		0-3 K			0-0 FC4-6 6-3 1-2f		0-0 F6		4 0 0 0 0 1 3
Mike Hargrove, L (1, 3) OBP: 0.323, SLG: 0.270	0-0 3-1		0-0 4-3			0-0 6-3 1-2		0-0 6-3		4 0 0 1 0 0 2
Andre Thornton, R (1, 10) OBP: 0.284, SLG: 0.302	0-3 K			0-0 5-3		0-0 F9		0-0 1B		4 0 1 0 0 1 1
Ron Hassey, L (1, 2) OBP: 0.295, SLG: 0.216		0-0 G3		0-0 F8		0-0 F8		0-3 K		3 0 0 0 0 0 0
Joe Charboneau, R (9, PH) OBP: 0.267, SLG: 0.365										1 0 0 0 0 1 1
Toby Harrah, R (1, 5) OBP: 0.323, SLG: 0.324		0-0 E 1B		0-0 F7		4-0 FC4 BB		0-0 F3		3 0 1 0 1 0 1
Rick Manning, L (1, 8) OBP: 0.257, SLG: 0.231		0-0 F8 1-2			0-0 G3		0-0 FC4 1-2f			3 0 0 0 0 0 2
Duane Kuiper, L (1, 4) OBP: 0.308, SLG: 0.308		0-0 4-3			0-0 4-3		0-0 4-3			3 0 0 0 0 0 2
Tom Verzyer, R (1, 6) OBP: 0.289, SLG: 0.275			0-0 6-3		0-0 5-3			0-0 4-3		3 0 0 0 0 0 0

Inning Stats	R: 1	H: 1	E: 1	K: 1	S: 6	LOB: 0	BB: 0	P: 6	R: 0	H: 1	E: 1	K: 0	S: 4	LOB: 1	BB: 0	P: 4	R: 0	H: 1	E: 0	K: 1	S: 6	LOB: 1	BB: 0	P: 6	R: 0	H: 0	E: 0	K: 0	S: 3	LOB: 0	BB: 0	P: 3	R: 0	H: 1	E: 0	K: 0	S: 4	LOB: 1	BB: 0	P: 4	R: 0	H: 0	E: 0	K: 0	S: 3	LOB: 1	BB: 1	P: 7	R: 0	H: 0	E: 0	K: 0	S: 3	LOB: 0	BB: 0	P: 3	R: 0	H: 0	E: 0	K: 1	S: 6	LOB: 1	BB: 0	P: 6
--------------	------	------	------	------	------	--------	-------	------	------	------	------	------	------	--------	-------	------	------	------	------	------	------	--------	-------	------	------	------	------	------	------	--------	-------	------	------	------	------	------	------	--------	-------	------	------	------	------	------	------	--------	-------	------	------	------	------	------	------	--------	-------	------	------	------	------	------	------	--------	-------	------

PITCHER	IP	WLS	BF	H	R	ER	SO	BB	IBB	HBP	BLK	WP	HR	S	P	ERA	WHIP
Brian Allard, R (1, 1) ERA: 5.21	7.0	W	26	4	1	0	2	1	0	0	0	0	0	29	33	0.00	0.714
Shane Rawley, L (8, 1) ERA: 3.52	2.0	S	7	1	0	0	1	0	0	0	0	0	0	9	9	0.00	0.500

BOTTOM

Seattle Mariners @ Cleveland Indians
Cleveland Municipal Stadium, Cleveland, OH

Wed May 20 1981, 7:05 PM EDT
Att. 11,860 - Unknown - 60 F

livebaseballscorecards.com

AB	32
R	1
H	5
RBI	1
BB	1
SO	3
LOB	12



WP	PA	ERA	WHIP
0	33		

Batter	1	2	3	4	5	6	7	8	9	AB R H RBI BB SO LOB
Lenny Randle, S (1, 4) OBP: 0.260, SLG: 0.272	0-0 G3		0-0 F5	0-0 1B		0-0 5-3		4-0 FC5-4 BB		4 0 1 0 1 0 0
Dave Adler, R (1, 5) OBP: 0.280, SLG: 0.206	0-0 1-3		0-0 1B 1B	0-0 F8		0-0 6-3		0-0 FC5-4		5 1 1 0 0 0 5
Bruce Bochte, L (1, 3) OBP: 0.301, SLG: 0.297	0-0 2-3		0-0 1B 1B	0-0 F8		0-0 4-3		0-0 3-6 1B		5 0 2 0 0 0 3
Jeff Burroughs, R (1, 9) OBP: 0.373, SLG: 0.458 Joe Simpson, L (9, 8) OBP: 0.239, SLG: 0.307		4-0 2B SF7 BB	0-0 8-4 1B		0-0 2B 1B		0-3 K	0-0 8-6 1-2f		4 1 2 1 1 1 1 0 0 0 0 0 0 0
Dan Meyer, L (1, 10) OBP: 0.182, SLG: 0.208		0-0 SF7 4-3 2B	0-0 8-4 1-2f		0-3 K		0-0 4-3	0-0 6-3		5 1 1 0 0 1 3
Tom Paciorek, R (1, 7) OBP: 0.345, SLG: 0.459		0-0 4-3 SF7 1B		0-0 S 1B 1B		0-0 4-3				4 2 3 0 0 0 0
Dave Henderson, R (1, 8) OBP: 0.256, SLG: 0.307		0-0 SF7		0-0 1-3		0-0 1B 2B		0-0 F9		3 1 1 2 0 0 1
Jerry Narron, L (1, 2) OBP: 0.296, SLG: 0.333		0-0 4-3		0-0 1B 1B		0-0 1B 1B		0-0 F9		4 0 2 3 0 0 1
Jim Anderson, R (1, 6) OBP: 0.317, SLG: 0.275		0-0 F9		0-0 1B 1B		0-0 5-3		4-0 BB BB		3 0 1 0 1 0 2

Seattle Mariners @ Cleveland Indians
Cleveland Municipal Stadium, Cleveland, OH
 Thu May 21 1981, 7:05 PM EDT
 Att: 7,710 - Unknown - 68 F

livebaseballscorecards.com

AB	37
R	6
H	14
RBI	6
BB	3
SO	2
LOB	16



Inning Stats	R: 0	H: 0	E: 0	K: 0	S: 3	P: 3	R: 2	H: 2	E: 0	K: 0	S: 5	P: 9	R: 1	H: 3	E: 0	K: 0	S: 5	R: 1	H: 4	E: 0	K: 0	S: 7	P: 7	R: 2	H: 4	E: 0	K: 1	S: 8	P: 8	R: 0	H: 0	E: 0	K: 0	S: 3	P: 3	R: 0	H: 0	E: 0	K: 1	S: 5	P: 5	R: 0	H: 0	E: 0	K: 0	S: 3	P: 11	R: 0	H: 1	E: 0	K: 0	S: 3	P: 3	1B: 11	SF: 1	2B: 5	SAC: 0	3B: 0	DP: 2	HR: 0	HBP: 0	WP: 0	PA: 41
--------------	------	------	------	------	------	------	------	------	------	------	------	------	------	------	------	------	------	------	------	------	------	------	------	------	------	------	------	------	------	------	------	------	------	------	------	------	------	------	------	------	------	------	------	------	------	------	-------	------	------	------	------	------	------	--------	-------	-------	--------	-------	-------	-------	--------	-------	--------

PITCHER	IP	WLS	BF	H	R	ER	SO	BB	IBB	HBP	BLK	WP	HR	S	P	ERA	WHIP
Wayne Garland, R (1, 1) ERA: 4.5	3.1	L	18	8	4	4	0	1	0	0	0	0	0	17	21	10.80	2.700
Bob Lacey, L (4, 1) ERA: 6.55	2.2		12	5	2	2	1	0	0	0	0	0	0	14	14	6.75	1.875
Mike Stanton, R (7, 1) ERA: 2.38	2.0		8	0	0	0	1	2	0	0	0	0	0	8	16	0.00	1.000
Sid Monge, L (9, 1) ERA: 0.75	1.0		3	1	0	0	0	0	0	0	0	0	0	3	3	0.00	1.000

PITCHER	IP	WLS	BF	H	R	ER	SO	BB	IBB	HBP	BLK	WP	HR	S	P	ERA	WHIP
---------	----	-----	----	---	---	----	----	----	-----	-----	-----	----	----	---	---	-----	------

Batter	1	2	3	4	5	6	7	8	9	AB	R	H	RBI	BB	SO	LOB
Miguel Dilone, S OBP: 0.299, SLG: 0.329 (1, 7)	0-0 4-3		0-0 4-3		0-0 4-3			0-0 FC5 1-H 2B		4	0	1	1	0	0	1
Jorge Orta, L OBP: 0.265, SLG: 0.343 (1, 9) Joe Charboneau, R OBP: 0.267, SLG: 0.365 (8, PH) Pat Kelly, L OBP: 0.412, SLG: 0.231 (8, PH) (9, 9)	0-0 1B SF9 1B		0-0 4-3			0-0 4-3		4-0 FC5 BB		3	1	1	0	0	0	0
Mike Hargrove, L OBP: 0.328, SLG: 0.278 (1, 3)	0-0 1-3 SF9 1B		0-0 3-1			0-0 1B 1B		0-3 K		4	1	2	0	0	1	2
Andre Thornton, R OBP: 0.273, SLG: 0.292 (1, 10)	0-0 1-2 3-H SF9			0-0 F3		0-3 K		0-0 FC5 1-2 2-3f		3	0	0	1	0	1	3
Ron Hassey, L OBP: 0.313, SLG: 0.244 (1, 2)	0-0 2-H 1B			0-0 6-3		0-0 1-2 1B		0-3 K		4	0	2	1	0	1	2
Toby Harrah, R OBP: 0.313, SLG: 0.313 (1, 5)	0-3 K			0-0 F6			0-0 F7		0-0 5-3	4	0	0	0	0	1	1
Rick Manning, L OBP: 0.257, SLG: 0.232 (1, 8)		0-0 F8			0-0 FC6-4 1B		0-0 F8		0-0 1-3	4	0	1	0	0	0	0
Duane Kuiper, L OBP: 0.302, SLG: 0.302 (1, 4)		0-0 G4-6-3 1B		0-0 F8		0-0 F8		0-0 L6		4	0	1	0	0	0	1
Tom Verzyer, R OBP: 0.291, SLG: 0.277 (1, 6)		0-0 G4-6-3 1-2f		0-0 FC6-4 1-2f			0-0 FC6-4 2B 1B			3	1	1	0	0	0	2

Inning Stats	R: 2	H: 3	E: 0	LOB: 1	K: 1	P: 8	R: 0	H: 1	E: 0	LOB: 0	K: 0	P: 3	R: 0	H: 0	E: 0	LOB: 0	K: 0	P: 3	R: 0	H: 0	E: 0	LOB: 0	K: 0	P: 3	R: 0	H: 2	E: 0	LOB: 1	K: 1	P: 6	R: 0	H: 0	E: 0	LOB: 0	K: 0	P: 3	R: 1	H: 2	E: 0	LOB: 2	K: 2	P: 13	R: 0	H: 0	E: 0	LOB: 0	K: 0	P: 3	R: 0	H: 0	E: 0	LOB: 0	K: 0	P: 3	1B: 8	SF: 1	2B: 1	SAC: 0	3B: 0	DP: 1	HR: 0	HBP: 0	WP: 0	PA: 35
--------------	------	------	------	--------	------	------	------	------	------	--------	------	------	------	------	------	--------	------	------	------	------	------	--------	------	------	------	------	------	--------	------	------	------	------	------	--------	------	------	------	------	------	--------	------	-------	------	------	------	--------	------	------	------	------	------	--------	------	------	-------	-------	-------	--------	-------	-------	-------	--------	-------	--------

PITCHER	IP	WLS	BF	H	R	ER	SO	BB	IBB	HBP	BLK	WP	HR	S	P	ERA	WHIP
Glenn Abbott, R ERA: 5.5 (1, 1)	7.0	W	26	7	2	2	2	0	0	0	0	0	0	30	30	2.57	1.000
Jerry Don Gleaton, L ERA: 6.26 (8, 1)	0.0		2	2	1	1	0	0	0	0	0	0	0	2	2	∞	∞
Larry Andersen, R ERA: 2.25 (8, 1)	2.0	S	7	0	0	0	2	1	0	0	0	0	0	10	14	0.00	0.500

BOTTOM

Seattle Mariners @ Cleveland Indians
Cleveland Municipal Stadium, Cleveland, OH

Thu May 21 1981, 7:05 PM EDT
Att. 7,710 - Unknown - 68 F

livebaseballscorecards.com

AB	33
R	3
H	9
RBI	3
BB	1
SO	4
LOB	12



Batter	1	2	3	4	5	6	7	8	9	AB R H RBI BB SO LOB	TOP											
Miguel Dilone, S (1, 7) OBP: 0.296, SLG: 0.325	0-3 K		0-0 SH1-3	0-0 G5-4-3		0-0 G4-6-3 1B		0-3 K		4 0 1 0 0 2 4	Cleveland Indians @ New York Yankees Yankee Stadium, Bronx, NY Fri May 22 1981, 7:05 PM EDT Att. 30,182 - Unknown - 64 F											
Alan Bannister, R (1, 4) OBP: 0.316, SLG: 0.333 Jorge Orta, L (6, PH) OBP: 0.260, SLG: 0.337 (6, 9)	0-0 G4-6-3 1B		0-0 F9		0-0 SH1-3 1B SF9 1B	0-0 G4-6-3		0-0 F9		3 1 2 0 0 0 1 2 0 0 0 0 0 3												
Mike Hargrove, L (1, 3) OBP: 0.324, SLG: 0.275	0-0 G4-6-3 1-2f		0-0 3-1		0-0 SF9 SH1-3 1B		0-0 6-3	0-0 P5		5 0 1 0 0 0 4												
Andre Thornton, R (1, 10) OBP: 0.282, SLG: 0.286		0-0 F8		4-0 FC6-4 BB	0-0 SH1-3		4-0 1B BB	0-0 F7		2 1 0 0 2 0 0												
Toby Harrah, R (1, 5) OBP: 0.316, SLG: 0.311		0-0 6-3		0-0 FC6-4 HR 1-2f			0-0 1B 1B	0-3 K		4 2 1 0 1 1 1												
Bo Diaz, R (1, 2) OBP: 0.378, SLG: 0.500		0-0 2B 1B		4-0 HR BB 1-2	0-0 SF9		0-0 1B 1B	0-3 K		3 1 2 3 1 1 0												
Joe Charboneau, R (1, 9) OBP: 0.280, SLG: 0.420 Duane Kuiper, L (6, 4) OBP: 0.295, SLG: 0.295		0-0 1-3 2B		0-0 HR 1-H 2-H	0-0 5-3		0-0 F7			3 1 2 3 0 0 2 1 0 0 0 0 0 0												
Rick Manning, L (1, 8) OBP: 0.275, SLG: 0.276		0-0 1-3		4-0 S BB		0-0 HR		0-0 F9 BB 1B		3 1 2 1 1 0 2												
Tom Verzyer, R (1, 6) OBP: 0.300, SLG: 0.271			4-0 SH1-3 BB	0-0 E9 G5-4-3		0-0 6-3		4-0 1-2 BB		2 0 0 0 2 0 1												
Inning Stats	R: 0 E: 0 K: 1 S: 5	H: 1 LOB: 0 BB: 0 P: 5	R: 0 E: 0 K: 0 S: 5	H: 2 LOB: 2 BB: 0 P: 5	R: 0 E: 0 K: 0 S: 3	H: 0 LOB: 1 BB: 1 P: 7	R: 3 E: 1 K: 0 S: 4	H: 1 LOB: 1 BB: 3 P: 16	R: 1 E: 0 K: 0 S: 5	H: 2 LOB: 2 BB: 1 P: 9	R: 1 E: 0 K: 0 S: 4	H: 2 LOB: 0 BB: 0 P: 4	R: 2 E: 0 K: 0 S: 4	H: 2 LOB: 0 BB: 1 P: 8	R: 0 E: 0 K: 1 S: 6	H: 1 LOB: 2 BB: 1 P: 10	R: 0 E: 0 K: 2 S: 7	H: 0 LOB: 0 BB: 0 P: 7	1B: 8 2B: 1 3B: 0 HR: 2	SF: 1 SAC: 2 DP: 3 HBP: 0	WP: 0 PB: 0 SB: 1 CS: 0	PA: 42
PITCHER	IP WLS BF H R ER SO BB IBB HBP BLK WP HR S P ERA WHIP																					
Tommy John, L (1, 1) ERA: 3.19	5.0 L 25 6 4 4 1 4 1 0 0 0 1 22 42 7.20 2.000																					
Doug Bird, R (6, 1) ERA: 2.38	2.0 9 4 3 3 0 1 0 0 0 0 0 1 8 12 13.50 2.500																					
Bill Castro, R (8, 1) ERA: 4.5	0.1 3 1 0 0 1 1 0 0 0 0 0 0 4 8 0.00 6.000																					
Dave LaRoche, L (8, 1) ERA: 0.77	1.2 5 0 0 0 2 0 0 0 0 0 0 0 9 9 0.00 0.000																					

livebaseballscorecards.com

AB	32
R	7
H	11
RBI	7
BB	7
SO	4
LOB	18



Batter	1	2	3	4	5	6	7	8	9	AB	R	H	RBI	BB	SO	LOB
Willie Randolph, R (1, 4) OBP: 0.319, SLG: 0.348	0-0 F9		0-0 1B 2B		0-0 F9		0-0 G6-4-3 1B			4	1	2	1	0	0	0
Jerry Mumphrey, S (1, 8) OBP: 0.373, SLG: 0.447 Lou Piniella, R (6, 7) OBP: 0.328, SLG: 0.321	0-0 E5		0-0 BB 1B		0-0 G3 1B 1B		0-0 G6-4-3 1-2f			3	1	2	1	0	0	0
Dave Winfield, R (1, 7) OBP: 0.417, SLG: 0.466	0-0 F8		4-0 1B BB		0-0 G3 1B			0-3 K		3	0	1	0	1	1	1
Reggie Jackson, L (1, 9) OBP: 0.313, SLG: 0.404	0-3 K		0-0 1-3 2-H 1B		0-0 G3			0-3 K		4	0	1	1	0	2	3
Oscar Gamble, L (1, 10) OBP: 0.382, SLG: 0.566 Bobby Murcer, L (5, PH) OBP: 0.350, SLG: 0.509		4-0 BB G3-6-3 BB	0-3 K		0-3 K			0-0 F7		1	0	0	0	1	1	2
Graig Nettles, L (1, 5) OBP: 0.301, SLG: 0.336		0-0 G3-6-3 1-2f	0-0 P6				0-0 F8		0-3 K	4	0	0	0	0	1	3
Dave Revering, L (1, 3) OBP: 0.314, SLG: 0.319		0-3 K		0-0 4-3			0-0 P6		0-0 F8	4	0	0	0	0	1	0
Barry Foote, R (1, 2) OBP: 0.240, SLG: 0.378			0-0 WP 2B 1B		0-0 L9		0-0 6-3		0-0 F7	4	1	1	0	0	0	0
Bucky Dent, R (1, 6) OBP: 0.280, SLG: 0.398			0-3 K		0-0 L8		0-0 F7			3	0	0	0	0	1	1

Inning Stats	R: 0 E: 1 K: 1 S: 6	H: 0 LOB: 1 BB: 0 P: 6	R: 0 E: 0 K: 1 S: 4	H: 0 LOB: 0 BB: 1 P: 8	R: 3 E: 0 K: 2 S: 11	H: 4 LOB: 2 BB: 1 P: 15	R: 0 E: 0 K: 0 S: 3	H: 0 LOB: 0 BB: 0 P: 3	R: 0 E: 0 K: 1 S: 7	H: 2 LOB: 2 BB: 0 P: 7	R: 0 E: 0 K: 0 S: 3	H: 0 LOB: 0 BB: 0 P: 3	R: 0 E: 0 K: 0 S: 3	H: 0 LOB: 0 BB: 0 P: 7	R: 0 E: 0 K: 1 S: 5	H: 0 LOB: 0 BB: 0 P: 5	1B: 6 2B: 1 3B: 0 HR: 0	SF: 0 SAC: 0 DP: 2 HBP: 0
PITCHER Bert Blyleven, R (1, 1) ERA: 1.86	IP: 9.0 WLS: W BF: 35 H: 7 R: 3 ER: 3 SO: 8 BB: 2 IBB: 0 HBP: 0 BLK: 0 WP: 1 HR: 0 S: 49 P: 57 ERA: 3.00 WHIP: 1.000																	


BOTTOM

Cleveland Indians @ New York Yankees
Yankee Stadium, Bronx, NY

Fri May 22 1981, 7:05 PM EDT
Att: 30,182 - Unknown - 64 F

livebaseballscorecards.com

AB	33
R	3
H	7
RBI	3
BB	2
SO	8
LOB	13



WP: 1	PA: 35
PB: 0	SB: 0
CS: 0	

Batter	1	2	3	4	5	6	7	8	9	AB R H RBI BB SO LOB	TOP
Miguel Dilone, S (1, 7) OBP: 0.286, SLG: 0.313 Larry Littleton, R (7, 7) Duane Kuiper, L (8, 4) OBP: 0.295, SLG: 0.295	0-0 L4		0-0 F7		0-0 5-3			4-0 2B SF8 BB		3 0 0 0 0 0 0 0 1 0 0 1 0 0 0 0 0 0 0 0 0	Cleveland Indians @ New York Yankees Yankee Stadium, Bronx, NY Sat May 23 1981, 7:05 PM EDT Att. 37,179 - Unknown - 72 F
Alan Bannister, R (1, 4) OBP: 0.306, SLG: 0.323 Jorge Orta, L (8, PH) OBP: 0.267, SLG: 0.353 (8, 9)	0-0 F8		0-0 4-3			0-0 4-3		0-0 1-3 2B		3 0 0 0 0 0 0 1 0 1 0 0 0 0	
Mike Hargrove, L (1, 3) OBP: 0.321, SLG: 0.270	4-0 BB		0-0 F7			0-3 K		0-0 SF8		2 0 0 1 1 1 0	
Andre Thornton, R (1, 10) OBP: 0.283, SLG: 0.298 Pat Kelly, L (8, PH) OBP: 0.389, SLG: 0.214	0-3 K			0-3 K		0-0 2B		0-0 3-H G2		3 0 1 0 0 2 1 1 0 0 0 0 0 1	
Toby Harrah, R (1, 5) OBP: 0.314, SLG: 0.303		4-0 1B BB		0-0 F2		0-0 F2		0-3 K		3 1 0 0 0 1 1 2	
Bo Diaz, R (1, 2) OBP: 0.384, SLG: 0.526		0-0 1-3 1-2		0-0 2B			0-0 2B		0-3 K	4 0 2 0 0 1 1	
Joe Charboneau, R (1, 9) OBP: 0.268, SLG: 0.402 (8, 7)				0-3 K			0-3 K		0-3 K	4 0 0 0 0 3 3	
Rick Manning, L (1, 8) OBP: 0.274, SLG: 0.275					0-3 K		0-0 5-3		0-3 K	4 0 1 1 0 2 1	
Tom Veryzer, R (1, 6) OBP: 0.290, SLG: 0.261					0-0 L7		0-0 6-3			3 0 0 0 0 1 2	
Inning Stats	R: 0 H: 0 E: 0 LOB: 1 K: 1 BB: 1 S: 5 P: 9	R: 1 H: 1 E: 0 LOB: 1 K: 1 BB: 1 S: 6 P: 10	R: 0 H: 0 E: 0 LOB: 0 K: 0 BB: 0 S: 3 P: 3	R: 0 H: 1 E: 0 LOB: 1 K: 2 BB: 0 S: 8 P: 8	R: 0 H: 0 E: 0 LOB: 0 K: 1 BB: 0 S: 5 P: 5	R: 0 H: 1 E: 0 LOB: 1 K: 1 BB: 0 S: 6 P: 6	R: 0 H: 1 E: 0 LOB: 1 K: 1 BB: 0 S: 6 P: 6	R: 1 H: 1 E: 0 LOB: 1 K: 3 BB: 1 S: 9 P: 10	R: 0 H: 0 E: 0 LOB: 0 K: 3 BB: 0 S: 9 P: 9	1B: 1 SF: 1 2B: 4 SAC: 0 3B: 0 DP: 0 HR: 0 HBP: 0	
PITCHER Dave Righetti, L (1, 1) ERA: 2.57 Ron Davis, R (8, 1) ERA: 2.89	IP WLS BF H R ER SO BB IBB HBP BLK WP HR S P ERA WHIP	7.0 W 28 4 2 2 7 3 0 0 0 0 0 0 39 51 2.57 1.000	2.0 S 7 1 0 0 4 0 0 0 0 0 0 0 15 15 0.00 0.500								

livebaseballscores.com

AB	31
R	2
H	5
RBI	2
BB	3
SO	11
LOB	11



BOTTOM

Cleveland Indians @ New York Yankees
Yankee Stadium, Bronx, NY

Sat May 23 1981, 7:05 PM EDT
Att. 37,179 - Unknown - 72 F

livebaseballscorecards.com

AB 31
R 3
H 9
RBI 3
BB 2
SO 5
LOB 17



WP: 1 PA: 34
PB: 0
SB: 0
CS: 0

AB R H RBI BB SO LOB

4 1 2 1 0 0 2

4 0 1 0 0 2 4

4 1 1 2 0 1 2

4 0 1 0 0 1 1

4 0 2 0 0 0 2

3 0 0 0 0 1 2

2 0 0 0 1 0 3

1 1 1 0 0 0 0

1 0 0 0 1 0 0

1B: 4 SF: 0
2B: 4 SAC: 1
3B: 1 DP: 0
HR: 1 HBP: 0

Batter	1	2	3	4	5	6	7	8	9
Larry Milbourne, S OBP: 0.375, SLG: 0.467 (1, 4) X	0-0 6-3 ① 1B		X 0-0 HR 2B 1-H	X 0-0 P4 ② 1B			X 0-0 1B		
Bobby Murcer, L OBP: 0.344, SLG: 0.492 (1, 10) X	0-0 WP 1B		S S 0-3 K ① X 1B	0-0 3-1 ③ 1B			S S 0-3 K ② 1B		
Dave Winfield, R OBP: 0.413, SLG: 0.481 (1, 8) S S	0-3 K ② 1-2		X 0-0 HR 2-H		X 0-0 5-3 ① 1B		X 0-0 4-3 ③ 1B		
Reggie Jackson, L OBP: 0.312, SLG: 0.407 (1, 9) X	0-0 L4 ③ 1B		X 0-0 L8 2B		S S 0-3 K ② 1B		X 0-0 3-1 ① 1B		
Lou Piniella, R OBP: 0.324, SLG: 0.333 (1, 7) X		X 0-0 F8 2B	X 0-0 L8 ② 2-3		X 0-0 L5 ③ 1B		X 0-0 6-3 ② 1B		
Barry Foote, R OBP: 0.250, SLG: 0.394 (1, 2) X		X 0-0 6-3 ① X	0-0 F8 ③ 1B			X 0-0 SH 1B G5-4-3		X 0-0 2B	
Graig Nettles, L OBP: 0.295, SLG: 0.328 (1, 5) X		X 0-0 F8 ② 2-3		X 0-0 F7 ① 1B		X 0-0 SH 1-2 G5-4-3		S S 0-3 K ③ 1B	
Bucky Dent, R OBP: 0.281, SLG: 0.391 (1, 6) X		X 0-0 6-3 ③ 1B		B B B B 4-0 BB BB 1B		X 0-0 G5-4-3 ① ② ③ 1-2f 2-3f 1B			
Dennis Werth, R OBP: 0.250, SLG: 0.133 Dave Revere, L OBP: 0.318, SLG: 0.315 (1, 3) (4, 3)			X 0-0 2B 1B B B B B	B B B B 4-0 BB 1-2			X 0-0 F8 ① 1B		
Inning Stats	R: 0 H: 1 E: 0 LOB: 1 K: 1 BB: 0 S: 6 P: 6	R: 0 H: 1 E: 0 LOB: 1 K: 0 BB: 0 S: 4 P: 4	R: 3 H: 4 E: 0 LOB: 1 K: 1 BB: 0 S: 9 P: 9	R: 0 H: 0 E: 0 LOB: 2 K: 0 BB: 2 S: 3 P: 11	R: 0 H: 0 E: 0 LOB: 0 K: 1 BB: 0 S: 5 P: 5	R: 0 H: 1 E: 0 LOB: 0 K: 0 BB: 0 S: 3 P: 3	R: 0 H: 1 E: 0 LOB: 1 K: 1 BB: 0 S: 6 P: 6	R: 0 H: 1 E: 0 LOB: 1 K: 1 BB: 0 S: 6 P: 6	

PITCHER Rick Waits, L (1, 1) ERA: 2.6
IP WLS BF H R ER SO BB IBB HBP BLK WP HR S P ERA WHIP
8.0 L 34 9 3 3 5 2 0 0 0 1 1 42 50 3.38 1.375

PITCHER IP WLS BF H R ER SO BB IBB HBP BLK WP HR S P ERA WHIP

Batter	1	2	3	4	5	6	7	8	9	AB R H RBI BB SO LOB	TOP		
Alan Bannister, R (1, 7) OBP: 0.327, SLG: 0.337 (6, 9)										5 3 3 0 1 0 2	Cleveland Indians @ New York Yankees Yankee Stadium, Bronx, NY Sun May 24 1981, 3:33 AM EDT Att. 53,874 - Unknown - 82 F livebaseballscorecards.com		
Dave Rosello, R (1, 4) OBP: 0.526, SLG: 0.706 (5, 5)										6 1 2 2 0 0 5			
Mike Hargrove, L (1, 3) OBP: 0.331, SLG: 0.291										5 2 3 3 0 0 1			
Andre Thornton, R (1, 10) OBP: 0.279, SLG: 0.286										4 1 0 0 1 0 2			
Toby Harrah, R (1, 5) OBP: 0.319, SLG: 0.328 Duane Kuiper, L (5, 4) OBP: 0.289, SLG: 0.289										3 2 2 1 0 0 1 1 0 0 0 0 0 0			
Bo Diaz, R (1, 2) OBP: 0.385, SLG: 0.512										4 1 1 2 0 0 1			
Joe Charboneau, R (1, 9) OBP: 0.257, SLG: 0.385 Larry Littleton, R (6, 7)										4 1 0 1 0 0 3 1 0 0 0 0 0 0			
Rick Manning, L (1, 8) OBP: 0.280, SLG: 0.274										4 0 1 2 1 0 0			
Tom Veryzer, R (1, 6) OBP: 0.296, SLG: 0.261										4 1 1 1 1 0 2			
Inning Stats	R: 6 H: 4 E: 1 LOB: 2 K: 0 BB: 2 S: 8 P: 17	R: 1 H: 1 E: 0 LOB: 0 K: 0 BB: 0 S: 4 P: 4	R: 2 H: 2 E: 1 LOB: 1 K: 0 BB: 0 S: 6 P: 6	R: 1 H: 2 E: 0 LOB: 2 K: 0 BB: 1 S: 5 P: 9	R: 2 H: 3 E: 0 LOB: 1 K: 0 BB: 0 S: 6 P: 6	R: 0 H: 0 E: 0 LOB: 0 K: 0 BB: 0 S: 3 P: 3	R: 0 H: 0 E: 0 LOB: 0 K: 0 BB: 0 S: 3 P: 3	R: 0 H: 0 E: 0 LOB: 0 K: 0 BB: 0 S: 3 P: 3	R: 0 H: 1 E: 0 LOB: 2 K: 0 BB: 1 S: 4 P: 8	1B: 11 SF: 1 2B: 1 SAC: 0 3B: 1 DP: 0 HR: 0 HBP: 1	WP: 0 PA: 47 PB: 0 SB: 2 CS: 0		
PITCHER	IP WLS BF H R ER SO BB IBB HBP BLK WP HR S P ERA WHIP											PITCHER	IP WLS BF H R ER SO BB IBB HBP BLK WP HR S P ERA WHIP
Rudy May, L (1, 1) ERA: 4.14	0.1 L 8 3 6 5 0 2 0 0 1 0 0 0 5 14 135.00 15.000												
Doug Bird, R (1, 1) ERA: 2.27	1.2 7 2 1 0 0 0 0 0 0 0 0 0 7 7 0.00 1.200												
Bill Castro, R (3, 1) ERA: 4.24	7.0 32 8 5 3 0 2 0 0 0 0 0 0 30 38 3.86 1.429												

Batter	1	2	3	4	5	6	7	8	9	AB R H RBI BB SO LOB
Larry Milbourne, S OBP: 0.476, SLG: 0.500 (1, 4) (4, 6)	0-0 G3-1 1B		0-0 1B 1B		4-0 FC3-6 BB	0-0 G1			4-0 BB BB	3 1 2 0 2 0 2
Bobby Murcer, L OBP: 0.348, SLG: 0.476 (1, 10)	0-0 G3-1 1-2f		0-0 1B 1B		0-0 FC3-6 1B			0-0 F9	4-0 BB BB	4 0 1 1 1 0 3
Dave Winfield, R OBP: 0.412, SLG: 0.479 (1, 8)	0-3 K		0-0 G1-6-3 1B		0-0 1B			0-0 5-3	0-0 G3	5 0 2 2 0 1 2
Reggie Jackson, L OBP: 0.303, SLG: 0.393 (1, 9)		0-0 4-3	0-0 G1-6-3		0-3 K			0-0 2-3		4 0 0 0 0 1 4
Oscar Gamble, L OBP: 0.376, SLG: 0.588 (1, 7)		0-0 F2		0-0 P4		0-0 HR		0-0 F7		4 1 1 1 0 0 0
Graig Nettles, L OBP: 0.294, SLG: 0.349 (1, 5)		0-0 HR		0-0 4-3		0-3 K		0-0 4-3		4 1 1 1 0 1 0
Dave Revering, L OBP: 0.315, SLG: 0.313 (1, 3)		0-0 F8		0-0 4-3		0-0 1B 1B		0-0 3-1		4 0 1 0 0 0 0
Bucky Dent, R OBP: 0.279, SLG: 0.387 Aurelio Rodriguez, R OBP: 0.273, SLG: 0.618 (1, 6) (4, 4)			0-0 F8		0-0 6-3	0-0 F2		0-0 6-3		1 0 0 0 0 0 0 3 0 0 0 0 0 1
Johnny Oates, L OBP: 0.250, SLG: 0.231 Rick Cerone, R OBP: 0.222, SLG: 0.200 (1, 2) (7, 2)			0-0 E3 1B		4-0 FC3-6 BB 1B	0-0 1B		0-0 5-3		2 2 1 0 1 0 0 1 0 0 0 0 0 0

Inning Stats	R: 0	H: 1	E: 0	LOB: 0	K: 1	S: 5	P: 5	R: 1	H: 1	E: 0	LOB: 0	K: 0	S: 4	R: 2	H: 3	E: 1	LOB: 1	K: 0	S: 6	R: 0	H: 0	E: 0	LOB: 0	K: 0	S: 3	R: 1	H: 1	E: 0	LOB: 2	K: 1	S: 6	R: 1	H: 3	E: 0	LOB: 2	K: 1	S: 8	R: 0	H: 0	E: 0	LOB: 0	K: 0	S: 3	R: 0	H: 0	E: 0	LOB: 0	K: 0	S: 3	R: 0	H: 0	E: 0	LOB: 2	K: 0	S: 3	R: 0	H: 0	E: 0	LOB: 2	K: 0	S: 11	1B: 7	2B: 0	3B: 0	HR: 2	SF: 0	SAC: 0	DP: 2	HBP: 0	WP: 0	PB: 0	SB: 0	CS: 0	PA: 39
PITCHER John Denny, R ERA: 3.17 (1, 1)	IP	WLS	BF	H	R	ER	SO	BB	IBB	HBP	BLK	WP	HR	S	P	ERA	WHIP																			IP	WLS	BF	H	R	ER	SO	BB	IBB	HBP	BLK	WP	HR	S	P	ERA	WHIP																						

BOTTOM

Cleveland Indians @ New York Yankees
 Yankee Stadium, Bronx, NY
 Sun May 24 1981, 3:33 AM EDT
 Att: 53,874 - Unknown - 82 F

livebaseballscorecards.com

AB	35
R	5
H	9
RBI	5
BB	4
SO	3
LOB	12



Batter	1	2	3	4	5	6	7	8	9	AB R H RBI BB SO LOB	TOP																									
Rick Manning, L (1, 8) OBP: 0.293, SLG: 0.282	0-0 FC6-4 1B	0-0 G3 1B		0-3 K			0-0 5-3	4-0 BB		4 0 2 1 1 1 0																										
Jorge Orta, L (1, 9) OBP: 0.255, SLG: 0.336	0-0 FC6-4 2B	0-0 G3 1B			0-0 3-1		0-0 4-3	0-0 F9		5 1 0 0 0 0 5																										
Mike Hargrove, L (1, 3) OBP: 0.347, SLG: 0.318	0-0 2B 4-3 2B	0-0 L7			0-0 1B		0-0 HR 1B		0-0 SH1-4 1B	5 2 4 0 0 0 2																										
Andre Thornton, R (1, 10) OBP: 0.287, SLG: 0.333	0-0 4-3 2B		0-0 F6		0-0 L7		0-0 HR		0-0 SH1-4	4 1 2 3 0 0 1																										
Ron Hassey, L (1, 2) OBP: 0.283, SLG: 0.217	0-0 4-3 2B		0-0 F5		0-0 F7		0-0 L4		0-3 K	5 0 0 1 0 1 3																										
Toby Harrah, R (1, 5) OBP: 0.329, SLG: 0.357	0-0 F9		0-0 K			0-0 G4-6-3 1B		0-0 HR	4-0 IBB	4 1 2 1 1 1 1																										
Joe Charboneau, R (1, 7) OBP: 0.267, SLG: 0.430		0-0 1B 1B 2B		0-0 HR		0-0 G4-6-3		0-0 F4	0-3 K	4 2 2 1 0 0 1																										
Larry Littleton, R (8, 7)						0-0 G4-6-3				0 0 0 0 0 0 0	AB 39																									
Pat Kelly, L (9, PH) OBP: 0.368, SLG: 0.200						0-0 G4-6-3				1 0 0 0 0 0 1	R 7																									
Alan Bannister, R (9, 7) OBP: 0.327, SLG: 0.337						0-0 G4-6-3				0 0 0 0 0 0 0	H 14																									
Duane Kuiper, L (1, 4) OBP: 0.286, SLG: 0.306		0-0 F7		0-0 4-3		0-0 2B		0-0 6-3		4 0 1 0 0 0 1	RBI 7																									
Tom Veryzer, R (1, 6) OBP: 0.304, SLG: 0.263		0-0 G3 1B 1B		0-0 6-3		0-0 1-3		4-0 WP BB		3 0 1 0 1 0 1	SO 4																									
Inning Stats	R: 2 E: 0 K: 0 S: 6	H: 3 LOB: 1 BB: 0 P: 6	R: 1 E: 0 K: 0 S: 6	H: 3 LOB: 2 BB: 0 P: 6	R: 0 E: 0 K: 1 S: 5	H: 0 LOB: 0 BB: 0 P: 5	R: 1 E: 0 K: 1 S: 6	H: 1 LOB: 0 BB: 0 P: 6	R: 0 E: 0 K: 0 S: 4	H: 2 LOB: 1 BB: 0 P: 4	R: 2 E: 0 K: 0 S: 5	H: 2 LOB: 0 BB: 0 P: 5	R: 1 E: 0 K: 0 S: 4	H: 1 LOB: 2 BB: 2 P: 12	R: 0 E: 0 K: 2 S: 8	H: 1 LOB: 2 BB: 1 P: 12	1B: 7 2B: 4 3B: 0 HR: 3	SF: 0 SAC: 1 DP: 1 HBP: 0	WP: 1 PB: 0 SB: 1 CS: 0	PA: 43																
PITCHER	IP WLS BF H R ER SO BB IBB HBP BLK WP HR S P ERA WHIP																																			
Steve Crawford, R (1, 1) ERA: 4.81	6.2		31	12	6	6	2	0	0	0	0	0	2	35	35	8.10	1.800																			
Bob Stanley, R (7, 1) ERA: 3.95	0.1		1	0	0	0	0	0	0	0	0	0	1	1	0.00	0.000																				
Mark Clear, R (8, 1) ERA: 2.78	2.0	W	11	2	1	1	2	2	1	0	0	1	1	12	24	4.50	2.000																			

Cleveland Indians @ Boston Red Sox
Fenway Park, Boston, MA
Mon May 25 1981, 7:05 PM EDT
Att. 20,860 - Unknown - 81 F

livebaseballscorecards.com



Batter	1	2	3	4	5	6	7	8	9	AB	R	H	RBI	BB	SO	LOB
Jerry Remy, L (1, 4) OBP: 0.424, SLG: 0.389	0-0 1-3 1B		4-0 BB 1B		0-0 4-3 1B		0-0 SH BB 1B	0-0 1-2 2-3 1B		3	1	1	1	1	0	2
Dwight Evans, R (1, 9) OBP: 0.476, SLG: 0.601	0-3 K 1B		0-0 F9 1B			0-0 1B BB SF7 1B	4-0 1B BB SF9 BB	0-0 L9 1B		4	2	1	1	1	1	3
Carl Yastrzemski, L (1, 3) OBP: 0.313, SLG: 0.298	0-0 4-3 1B			0-3 K 1B		4-0 WP 1B 6-3 BB	0-0 FC5-4 1B		4-0 2B BB 1B	3	2	1	2	2	1	0
Jim Rice, R (1, 7) OBP: 0.310, SLG: 0.439		0-0 FC6-5 5-3 1B		0-0 6-3 1B		0-0 WP 1B	0-0 SF9 1B		0-0 1B BB 2B	4	0	3	1	0	0	0
Tony Perez, R (1, 10) OBP: 0.302, SLG: 0.368		0-0 5-3 1B		0-3 K 1B		0-0 SF7 1B	0-0 FC5-4 CS		4-0 1B IBB	3	0	0	1	0	1	2
Reid Nichols, R (7, PR) OBP: 0.217, SLG: 0.227		1-2				3-H	1-2			0	0	0	0	0	0	0
Garry Hancock, L (9, PH)										0	0	0	0	1	0	0
Carney Lansford, R (1, 5) OBP: 0.380, SLG: 0.464		0-0 FC6-5 1B			0-0 S 1B	0-0 6-3 1B	0-0 CS 1B	4-0 SH1-4 BB	0-0 1-2 2-3 3-H 1B	4	1	2	2	1	0	2
Dave Stapleton, R (1, 6) OBP: 0.291, SLG: 0.328		0-0 L7 1B			0-0 L7 1B	0-0 F9 1B		0-0 SH1-4 1B		3	0	0	0	0	0	3
Rich Gedman, L (1, 2) OBP: 0.200, SLG: 0.130			0-0 1-3 1B		0-3 K 1B		0-0 SH BB 1B	0-3 K 1B		3	1	1	0	0	1	1
Joe Rudi, R (8, PH) OBP: 0.229, SLG: 0.295										1	0	0	0	0	1	1
Dave Schmidt, R (9, 2) OBP: 0.341, SLG: 0.405										0	0	0	0	0	0	0
Rick Miller, L (1, 8) OBP: 0.364, SLG: 0.383			0-3 K 1B		4-0 BB 1B		0-0 BB SH 1B	4-0 1B BB		2	1	1	0	2	1	0

Inning Stats	R: 0	H: 0	E: 0	K: 1	S: 5	H: 0	LOB: 0	BB: 0	P: 5	R: 0	H: 1	E: 0	K: 0	S: 4	R: 0	H: 0	E: 0	K: 1	S: 5	R: 0	H: 0	E: 0	K: 2	S: 7	R: 0	H: 1	E: 0	K: 1	S: 6	R: 2	H: 2	E: 0	K: 0	S: 5	R: 4	H: 3	E: 1	K: 0	S: 6	R: 1	H: 1	E: 0	K: 1	S: 6	R: 1	H: 2	E: 0	K: 0	S: 2	1B: 9	2B: 1	3B: 0	HR: 0	SF: 2	SAC: 2	DP: 0	HBP: 0	WP: 1	PB: 0	SB: 1	CS: 1	PA: 43
--------------	------	------	------	------	------	------	--------	-------	------	------	------	------	------	------	------	------	------	------	------	------	------	------	------	------	------	------	------	------	------	------	------	------	------	------	------	------	------	------	------	------	------	------	------	------	------	------	------	------	------	-------	-------	-------	-------	-------	--------	-------	--------	-------	-------	-------	-------	--------

PITCHER	IP	WLS	BF	H	R	ER	SO	BB	IBB	HBP	BLK	WP	HR	S	P	ERA	WHIP
Len Barker, R (1, 1) ERA: 2.08	6.0		27	6	4	4	5	3	0	0	0	1	0	34	46	6.00	1.500
Dan Spillner, R (7, 1) ERA: 4.22	2.0		11	2	3	2	1	3	0	0	0	0	0	10	22	9.00	2.500
Sid Monge, L (9, 1) ERA: 1.5	0.0	L	2	1	1	1	0	1	0	0	0	0	0	1	5	∞	∞
Mike Stanton, R (9, 1) ERA: 2.38	0.0		2	1	0	0	0	0	1	0	0	0	0	1	5	∞	∞

BOTTOM

Cleveland Indians @ Boston Red Sox
 Fenway Park, Boston, MA
 Mon May 25 1981, 7:05 PM EDT
 Att: 20,860 - Unknown - 81 F

livebaseballscores.com

AB	30
R	8
H	10
RBI	8
BB	8
SO	6
LOB	14



Batter	1	2	3	4	5	6	7	8	9	AB R H RBI BB SO LOB	TOP									
Rick Manning, L (1, 8) OBP: 0.291, SLG: 0.281	0-0 4-3		0-0 1B 1-2 1B	0-3 K			0-0 F7			4 1 1 0 0 1 0										
Jorge Orta, L (1, 9) OBP: 0.263, SLG: 0.342	0-0 F8		0-0 1B 1-3 2-H 1B			0-0 P3		0-0 G4-6-3 1B		4 1 2 1 0 0 0										
Mike Hargrove, L (1, 3) OBP: 0.357, SLG: 0.331	0-0 FC5-4 1B		0-0 1B 1-2 3-H 1B			0-0 CS 1B		0-0 G4-6-3 1-2f		4 1 3 1 0 0 1										
Andre Thornton, R (1, 10) OBP: 0.286, SLG: 0.340	0-0 FC5-4 1-2f		0-0 1B 1-3 2-H E 2B			0-0 F8 1-2		0-0 E5 1B		4 1 1 1 0 0 2										
Ron Hassey, L (1, 2) OBP: 0.298, SLG: 0.240		0-0 1-3	0-0 FC5-4 1B 2-3 3-H			0-0 P4		0-0 1-3 1B		4 0 2 1 0 0 0										
Toby Harrah, R (1, 5) OBP: 0.320, SLG: 0.346		0-0 F7	0-0 FC5-4 1-2f 3-H			0-0 P6		0-3 K		4 0 0 0 0 1 3										
Joe Charboneau, R (1, 7) OBP: 0.257, SLG: 0.413		0-0 F7	0-0 6-3			0-0 6-3			0-0 F8	4 0 0 0 0 0 1										
Larry Littleton, R (9, 7)										0 0 0 0 0 0 0										
Duane Kuiper, L (1, 4) OBP: 0.283, SLG: 0.302			0-0 1B 1B	0-0 6-3			0-0 4-3		0-0 F7	4 1 1 0 0 0 0										
Tom Verzyer, R (1, 6) OBP: 0.292, SLG: 0.253			0-0 F9	0-0 6-3			0-0 5-3		0-0 1-3	4 0 0 0 0 0 1										
Inning Stats	R: 0 E: 0 K: 0 S: 4	H: 1 LOB: 1 BB: 0 P: 4	R: 0 E: 0 K: 0 S: 3	H: 0 LOB: 0 BB: 0 P: 3	R: 5 E: 1 K: 0 S: 9	H: 6 LOB: 1 BB: 0 P: 9	R: 0 E: 0 K: 1 S: 5	H: 0 LOB: 0 BB: 0 P: 5	R: 0 E: 0 K: 0 S: 3	H: 1 LOB: 0 BB: 0 P: 3	R: 0 E: 0 K: 0 S: 3	H: 0 LOB: 0 BB: 0 P: 3	R: 0 E: 1 K: 1 S: 7	H: 2 LOB: 2 BB: 0 P: 7	R: 0 E: 0 K: 0 S: 3	H: 0 LOB: 0 BB: 0 P: 3	1B: 9 2B: 1 3B: 0 HR: 0	SF: 0 SAC: 0 DP: 1 HBP: 0	WP: 0 PB: 0 SB: 0 CS: 1	PA: 36
PITCHER Dennis Eckersley, R (1, 1) ERA: 5.18	IP: 9.0 WLS: L BF: 36 H: 10 R: 5 ER: 4 SO: 2 BB: 0 IBB: 0 HBP: 0 BLK: 0 WP: 0 HR: 0 S: 40 P: 40 ERA: 4.00 WHIP: 1.111																			
PITCHER	IP: 0.0 WLS: 0 BF: 0 H: 0 R: 0 ER: 0 SO: 0 BB: 0 IBB: 0 HBP: 0 BLK: 0 WP: 0 HR: 0 S: 0 P: 0 ERA: 0.00 WHIP: 0.000																			

Cleveland Indians @ Boston Red Sox
Fenway Park, Boston, MA
 Tue May 26 1981, 7:05 PM EDT
 Att. 16,986 - Unknown - 81 F

livebaseballscorecards.com

AB	36
R	5
H	10
RBI	4
BB	0
SO	2
LOB	8



Batter	1	2	3	4	5	6	7	8	9	AB R H RBI BB SO LOB
Jerry Remy, L (1, 4) OBP: 0.431, SLG: 0.407	0-0 L8		0-0 1B			0-0 1B	0-0 2B		0-0 1-3	5 0 3 0 0 0 0
Dwight Evans, R (1, 9) OBP: 0.467, SLG: 0.586	0-0 5-3		0-0 F8			0-0 G4-6-3	0-0 P2			4 0 0 0 0 0 5
Carl Yastrzemski, L (1, 3) OBP: 0.318, SLG: 0.294	0-0 P6			0-0 F7		4-0 BB		4-0 FC6-4 BB		2 0 0 0 2 0 0
Jim Rice, R (1, 7) OBP: 0.314, SLG: 0.434		0-0 5-3		0-0 1-3		4-0 BB		4-0 FC6-4 BB		2 0 0 0 2 0 0
Joe Rudi, R (1, 10) OBP: 0.212, SLG: 0.271		0-0 P6		0-0 L8		0-0 BB		0-3 K		4 0 0 0 0 1 4
Carney Lansford, R (1, 5) OBP: 0.377, SLG: 0.465		0-0 5-3			0-0 F9		0-0 L9 SF7 2B	0-0 FC6-4		4 1 1 0 0 0 2
Dave Stapleton, R (1, 6) OBP: 0.282, SLG: 0.317			0-0 5-3		0-0 3-1		0-0 L9	0-3 K		4 0 0 0 0 1 3
Rich Gedman, L (1, 2) OBP: 0.241, SLG: 0.346			0-0 1B 2B		0-0 HR		0-0 SF7		0-0 F9	3 1 2 2 0 0 0
Rick Miller, L (1, 8) OBP: 0.361, SLG: 0.378			0-0 F7		0-0 L8		0-0 2B 1B		0-3 K	4 0 1 0 0 1 1

Inning Stats	R: 0	H: 0	E: 0	K: 0	S: 3	LOB: 0	BB: 0	P: 3	R: 0	H: 0	E: 0	K: 0	S: 3	LOB: 0	BB: 0	P: 3	R: 0	H: 0	E: 0	K: 0	S: 3	LOB: 0	BB: 0	P: 3	R: 0	H: 0	E: 0	K: 0	S: 3	LOB: 0	BB: 0	P: 3	R: 1	H: 1	E: 0	K: 0	S: 4	LOB: 0	BB: 0	P: 4	R: 0	H: 1	E: 0	K: 0	S: 3	LOB: 2	BB: 2	P: 11	R: 1	H: 3	E: 0	K: 0	S: 6	LOB: 2	BB: 0	P: 6	R: 0	H: 0	E: 0	K: 2	S: 7	LOB: 2	BB: 2	P: 15	R: 0	H: 0	E: 0	K: 1	S: 5	LOB: 0	BB: 0	P: 5	1B: 3	SF: 1	2B: 3	SAC: 0	3B: 0	DP: 1	HR: 1	HBP: 0	WP: 0	PA: 37
--------------	------	------	------	------	------	--------	-------	------	------	------	------	------	------	--------	-------	------	------	------	------	------	------	--------	-------	------	------	------	------	------	------	--------	-------	------	------	------	------	------	------	--------	-------	------	------	------	------	------	------	--------	-------	-------	------	------	------	------	------	--------	-------	------	------	------	------	------	------	--------	-------	-------	------	------	------	------	------	--------	-------	------	-------	-------	-------	--------	-------	-------	-------	--------	-------	--------

PITCHER	IP	WLS	BF	H	R	ER	SO	BB	IBB	HBP	BLK	WP	HR	S	P	ERA	WHIP
Wayne Garland, R (1, 1) ERA: 4.19	6.2	W	27	6	2	2	0	2	0	0	0	0	1	25	33	2.70	1.200
Dan Spillner, R (7, 1) ERA: 3.8	2.1	S	10	1	0	0	3	2	0	0	0	0	0	14	22	0.00	1.286

BOTTOM

Cleveland Indians @ Boston Red Sox
 Fenway Park, Boston, MA
 Tue May 26 1981, 7:05 PM EDT
 Att: 16,986 - Unknown - 81 F

livebaseballscorecards.com

AB	32
R	2
H	7
RBI	2
BB	4
SO	3
LOB	15



Batter	1	2	3	4	5	6	7	8	9	AB	R	H	RBI	BB	SO	LOB	TOP								
Alan Bannister, R OBP: 0.312, SLG: 0.320 (1, 9)	0-0 6-3		0-0 4-3	0-0 CS 1-2	0-0 5-3	0-0 L4		0-0 P3		5	0	0	0	0	0	3									
Dave Rosello, R OBP: 0.500, SLG: 0.682 (1, 4) (5, 5)	0-0 F8		0-0 2B 1B 3-H		0-0 1B 2B	0-3 K		0-0 P3		5	1	2	1	0	1	2									
Mike Hargrove, L OBP: 0.371, SLG: 0.350 (1, 3)	0-0 4-3		0-0 2B 1-3		0-0 1B		4-0 WP 1B BB		0-0 1B 1B	4	1	3	1	1	0	0									
Andre Thornton, R OBP: 0.274, SLG: 0.324 (1, 10)		0-0 F8	0-0 F8		0-0 F7		0-3 K		0-3 K	5	0	0	0	0	2	5									
Toby Harrah, R OBP: 0.329, SLG: 0.351 Duane Kuiper, L OBP: 0.321, SLG: 0.327 (5, PH) (5, 4)		4-0 BB		0-0 F8 1B 1B	4-0 FC5-4 BB		0-0 WP 1B		0-0 1B 1B	1	1	1	0	1	0	0									
Bo Diaz, R OBP: 0.385, SLG: 0.506 (1, 2)		0-0 F9		0-0 1B E SF9 1B	0-0 FC5-4 1-2f		0-3 K		0-0 1B	5	1	2	1	0	1	5									
Joe Charboneau, R OBP: 0.254, SLG: 0.404 (1, 7)		0-0 F9		0-0 F8 1-2 2-3		0-0 SH1-4 1B 1B		0-3 K		5	0	1	0	0	1	7									
Rick Manning, L OBP: 0.305, SLG: 0.305 (1, 8)			0-0 4-3 1B 2B	0-0 CS 1B 2-3 3-H		0-0 SH1-4 1B		0-3 K		4	1	3	1	0	1	0									
Tom Verzyer, R OBP: 0.284, SLG: 0.248 (1, 6)			0-0 4-3	0-0 SF9 2-3 3-H		0-0 SH1-4		0-3 K		2	0	0	1	0	1	1									
Inning Stats	R: 0 E: 0 K: 0 S: 3	H: 0 LOB: 0 BB: 0 P: 3	R: 0 E: 0 K: 0 S: 3	H: 0 LOB: 1 BB: 1 P: 7	R: 1 E: 0 K: 0 S: 6	H: 3 LOB: 2 BB: 0 P: 6	R: 2 E: 1 K: 0 S: 5	H: 3 LOB: 0 BB: 0 P: 5	R: 1 E: 0 K: 0 S: 5	H: 2 LOB: 2 BB: 1 P: 9	R: 0 E: 0 K: 1 S: 7	H: 2 LOB: 2 BB: 0 P: 7	R: 0 E: 0 K: 3 S: 10	H: 1 LOB: 2 BB: 1 P: 14	R: 0 E: 0 K: 2 S: 7	H: 0 LOB: 0 BB: 0 P: 7	R: 1 E: 0 K: 1 S: 8	H: 3 LOB: 2 BB: 0 P: 8	1B: 11 2B: 3 3B: 0 HR: 0	SF: 1 SAC: 1 DP: 0 HBP: 0	WP: 1 PB: 0 SB: 0 CS: 1	PA: 44			
PITCHER	IP	WLS	BF	H	R	ER	SO	BB	IBB	HBP	BLK	WP	HR	S	P	ERA	WHIP								
John Tudor, L ERA: 4.18 (1, 1)	4.0		18	6	3	2	0	1	0	0	0	0	0	17	21	4.50	1.750								
Bob Stanley, R ERA: 4.14 (5, 1)	0.1		3	2	1	1	0	0	0	0	0	0	0	3	3	27.00	6.000								
Mark Clear, R ERA: 2.68 (5, 1)	4.2	W	22	6	1	1	7	2	0	0	0	1	0	34	42	1.93	1.714								

Cleveland Indians @ Boston Red Sox
 Fenway Park, Boston, MA
 Wed May 27 1981, 7:05 PM EDT
 Att. 17,294 - Unknown - 78 F

AB	38
R	5
H	14
RBI	5
BB	3
SO	7
LOB	23



livebaseballscorecards.com

Batter	1	2	3	4	5	6	7	8	9	AB R H RBI BB SO LOB	TOP		
Willie Randolph, R (1, 4) OBP: 0.324, SLG: 0.329	0-0 6-3		0-0 SH1 E SF9 1B	0-0 P3		0-0 1-3		0-0 6-3		5 1 1 0 0 0 2			
Jerry Mumphrey, S (1, 8) OBP: 0.382, SLG: 0.454	0-0 F9		0-0 E5 SF9 2B SH1	0-0 1-3 1B		0-0 1B		0-0 1B	5 1 3 1 0 0 1				
Lou Piniella, R (1, 9) OBP: 0.333, SLG: 0.357 Bobby Brown, S (6, PH) (6, 9)	0-0 6-3		0-0 SH1	0-3 K		0-3 K		0-3 K	2 0 0 0 0 1 2 2 0 0 0 0 2 2				
Dave Winfield, R (1, 7) OBP: 0.397, SLG: 0.462		0-0 1B FC6-4 1B	0-0 SF9	0-3 K		0-0 6-3		0-0 G4-6-3 1B	4 1 2 1 0 1 2				
Reggie Jackson, L (1, 10) OBP: 0.313, SLG: 0.409		0-0 FC6-4 1B	4-0 2B 1B BB		0-0 F8		0-3 K	0-0 G4-6-3	4 1 1 0 1 1 2				
Rick Cerone, R (1, 2) OBP: 0.256, SLG: 0.256		0-0 FC6-4 2B 1-2f 3-H	0-0 1B 2B		0-0 L8		4-0 BB		3 0 1 2 1 0 1				
Graig Nettles, L (1, 5) OBP: 0.321, SLG: 0.380		0-3 K	0-0 1B		0-0 2B		0-0 L6		4 0 2 1 0 1 2				
Dave Revering, L (1, 3) OBP: 0.308, SLG: 0.308		0-0 1-3 2B		4-0 1B BB		0-0 3-1		0-3 K	3 1 1 0 1 1 1				
Bucky Dent, R (1, 6) OBP: 0.292, SLG: 0.421		0-0 F7		0-0 1B 1B		0-0 L8		0-0 F7	4 0 1 0 0 0 2				
Inning Stats	R: 0 H: 0 E: 0 LOB: 0 K: 0 BB: 0 S: 3 P: 3	R: 1 H: 3 E: 0 LOB: 2 K: 1 BB: 0 S: 8 P: 8	R: 3 H: 3 E: 1 LOB: 2 K: 0 BB: 1 S: 6 P: 10	R: 1 H: 2 E: 0 LOB: 2 K: 2 BB: 1 S: 9 P: 13	R: 0 H: 1 E: 0 LOB: 1 K: 0 BB: 0 S: 4 P: 4	R: 0 H: 1 E: 0 LOB: 1 K: 1 BB: 0 S: 6 P: 6	R: 0 H: 0 E: 0 LOB: 1 K: 1 BB: 1 S: 5 P: 9	R: 0 H: 0 E: 0 LOB: 0 K: 1 BB: 0 S: 5 P: 5	R: 0 H: 2 E: 0 LOB: 1 K: 1 BB: 0 S: 6 P: 6	1B: 9 SF: 1 2B: 3 SAC: 1 3B: 0 DP: 1 HR: 0 HBP: 0	WP: 0 PA: 41 PB: 0 SB: 0 CS: 0		
PITCHER	IP WLS BF H R ER SO BB IBB HBP BLK WP HR S P ERA WHIP											PITCHER	IP WLS BF H R ER SO BB IBB HBP BLK WP HR S P ERA WHIP
Rick Waits, L (1, 1) ERA: 2.77	3.1 L 20 8 5 2 1 2 0 0 0 0 0 0 20 28 5.40 3.000												
Mike Stanton, R (4, 1) ERA: 1.72	3.2 14 2 0 0 4 1 0 0 0 0 0 0 21 25 0.00 0.818												
Bob Lacey, L (8, 1) ERA: 5.79	2.0 7 2 0 0 2 0 0 0 0 0 0 0 11 11 0.00 1.000												

New York Yankees @ Cleveland Indians
Cleveland Municipal Stadium, Cleveland, OH

Fri May 29 1981, 7:05 PM EDT
Att: 65,311 - Unknown

livebaseballscorecards.com

AB	36
R	5
H	12
RBI	5
BB	3
SO	7
LOB	17



Batter	1	2	3	4	5	6	7	8	9	AB R H RBI BB SO LOB	TOP	
Willie Randolph, R (1, 4) OBP: 0.323, SLG: 0.327	0-0 1B G3 1B		0-0 4-3			0-0 F8		0-0 F8		4 1 1 0 0 0 0		
Jerry Mumphrey, S (1, 8) OBP: 0.385, SLG: 0.455	0-0 1-3 G3 1B		0-0 P6			0-0 1B		0-0 L8		4 0 2 0 0 0 0		
Oscar Gamble, L (1, 9) OBP: 0.365, SLG: 0.534 Bobby Brown, S (9, 9)	0-0 1-2 3-H G3			0-3 K		0-0 F8			0-0 F7	4 0 0 1 0 1 2 0 0 0 0 0 0 0		
Dave Winfield, R (1, 7) OBP: 0.394, SLG: 0.457	0-3 K			0-0 F3		0-0 F9			0-0 1B 1B	4 0 1 0 0 1 2		
Reggie Jackson, L (1, 10) OBP: 0.305, SLG: 0.397	0-0 4-3			0-0 F8			0-3 K		0-0 F5	4 0 0 0 0 1 2		
Graig Nettles, L (1, 5) OBP: 0.325, SLG: 0.384		0-0 F8			0-0 F8		0-0 1B CS 1B		0-0 1-3 1B	4 0 2 0 0 0 0		
Dave Revering, L (1, 3) OBP: 0.315, SLG: 0.308		0-3 K			0-3 K		0-0 1-3 CS 1B		4-0 IBB	3 0 1 0 1 2 0		
Rick Cerone, R (1, 2) OBP: 0.255, SLG: 0.256		0-0 1-3			0-0 1B		0-3 K 1-2 3-H		0-3 K	4 0 1 0 0 2 5		
Bucky Dent, R (1, 6) OBP: 0.286, SLG: 0.411			0-3 K		0-0 F9			0-0 G1		3 0 0 0 0 1 1		
Inning Stats	R: 1 H: 2 E: 0 LOB: 1 K: 1 BB: 0 S: 7 P: 7	R: 0 H: 0 E: 0 LOB: 0 K: 1 BB: 0 S: 5 P: 5	R: 0 H: 0 E: 0 LOB: 0 K: 1 BB: 0 S: 5 P: 5	R: 0 H: 0 E: 0 LOB: 0 K: 1 BB: 0 S: 5 P: 5	R: 0 H: 1 E: 0 LOB: 1 K: 1 BB: 0 S: 6 P: 6	R: 0 H: 1 E: 0 LOB: 1 K: 0 BB: 0 S: 4 P: 4	R: 0 H: 2 E: 0 LOB: 1 K: 2 BB: 0 S: 8 P: 8	R: 0 H: 0 E: 0 LOB: 0 K: 0 BB: 0 S: 3 P: 3	R: 0 H: 2 E: 0 LOB: 3 K: 1 BB: 1 S: 7 P: 11	1B: 8 SF: 0 2B: 0 SAC: 0 3B: 0 DP: 0 HR: 0 HBP: 0	WP: 0 PA: 35 PB: 0 SB: 0 CS: 2	
PITCHER Dan Spillner, R (1, 1) ERA: 3.03	IP WLS BF H R ER SO BB IBB HBP BLK WP HR S P ERA WHIP	9.0 L 35 8 1 1 8 0 1 0 0 0 0 0 50 54 1.00 0.889										

New York Yankees @ Cleveland Indians
Cleveland Municipal Stadium, Cleveland, OH

Sat May 30 1981, 3:33 AM EDT
Att. 24,318 - Cloudy - 65 F

livebaseballscorecards.com

AB 34
R 1
H 8
RBI 1
BB 1
SO 8
LOB 12



Batter	1	2	3	4	5	6	7	8	9	AB R H RBI BB SO LOB
Miguel Dilone, S OBP: 0.307, SLG: 0.325 (1, 7)	0-0 G4-3 S 1B		0-0 6-3 S 1B		0-0 4-3			4-0 CS BB		3 0 2 0 1 0 1
Jorge Orta, L OBP: 0.263, SLG: 0.333 (1, 9)	4-0 G4-3 1-2 BB		0-0 6-3 1-3			0-0 4-3		0-0 F7 1-2		3 0 0 0 1 0 2
Mike Hargrove, L OBP: 0.353, SLG: 0.331 (1, 3)	0-0 G4-3 1-2f 2-3		0-3 K			0-0 5-3		0-0 F7		4 0 0 0 0 1 3
Pat Kelly, L OBP: 0.348, SLG: 0.167 (1, 10)	0-0 L9			0-0 L8		4-0 FC5-4 BB		0-3 K		3 0 0 0 1 1 1
Toby Harrah, R OBP: 0.319, SLG: 0.333 (1, 5)		0-0 5-3		0-0 P6		0-0 FC5-4 1-2f		0-0 F8		4 0 0 0 0 0 1
Ron Hassey, L OBP: 0.300, SLG: 0.245 (1, 2)		0-0 L8		0-0 L9			0-0 CS 1B			3 0 1 0 0 0 0
Jerry Dybzinski, R OBP: 0.214, SLG: 0.214 (7, PR)										0 0 0 0 0 0 0
Bo Diaz, R OBP: 0.390, SLG: 0.511 (8, 2)										0 0 0 0 0 0 0
Rick Manning, L OBP: 0.304, SLG: 0.293 (1, 8)		4-0 S BB			4-0 FC2-6 BB		0-0 P5			1 0 0 0 2 0 1
Duane Kuiper, L OBP: 0.305, SLG: 0.310 (1, 4)		0-3 K 1-2			0-0 FC2-6 1-2f		0-3 K 1-2			3 0 0 0 0 2 3
Tom Verzyer, R OBP: 0.278, SLG: 0.243 (1, 6)			0-0 L9		0-0 P5			0-3 K		3 0 0 0 0 1 1

Inning Stats	R: 0	H: 1	E: 0	K: 3	S: 3	LOB: 1	BB: 1	P: 7	R: 0	H: 0	E: 0	K: 1	S: 5	LOB: 1	BB: 1	P: 9	R: 0	H: 1	E: 0	K: 1	S: 6	LOB: 1	BB: 0	P: 6	R: 0	H: 0	E: 0	K: 0	S: 3	LOB: 0	BB: 0	P: 3	R: 0	H: 0	E: 0	K: 0	S: 3	LOB: 1	BB: 1	P: 7	R: 0	H: 1	E: 0	K: 1	S: 5	LOB: 1	BB: 0	P: 5	R: 0	H: 0	E: 0	K: 1	S: 4	LOB: 0	BB: 1	P: 8	R: 0	H: 0	E: 0	K: 1	S: 5	LOB: 0	BB: 0	P: 5
--------------	------	------	------	------	------	--------	-------	------	------	------	------	------	------	--------	-------	------	------	------	------	------	------	--------	-------	------	------	------	------	------	------	--------	-------	------	------	------	------	------	------	--------	-------	------	------	------	------	------	------	--------	-------	------	------	------	------	------	------	--------	-------	------	------	------	------	------	------	--------	-------	------


PITCHER	IP	WLS	BF	H	R	ER	SO	BB	IBB	HBP	BLK	WP	HR	S	P	ERA	WHIP
Gene Nelson, R ERA: 4.1 (1, 1)	5.2	W	22	2	0	0	2	4	0	0	0	0	0	22	38	0.00	1.059
Ron Davis, R ERA: 2.65 (6, 1)	1.2		6	1	0	0	2	1	0	0	0	0	0	9	13	0.00	1.200
Rich Gossage, R ERA: 0.75 (8, 1)	1.2	S	4	0	0	0	1	0	0	0	0	0	0	6	6	0.00	0.000

BOTTOM

New York Yankees @ Cleveland Indians
Cleveland Municipal Stadium, Cleveland, OH

Sat May 30 1981, 3:33 AM EDT
Att. 24,318 - Cloudy - 65 F

AB	27
R	0
H	3
RBI	0
BB	5
SO	5
LOB	13



WP: 0	PA: 32
PB: 0	
SB: 3	
CS: 2	

1B	2B	3B	HR	SF	SAC	DP	HBP	WP	HR	S	P	ERA	WHIP
3	1	0	0	0	2	0	0	0	0	0	0	0.00	1.059

Batter	1	2	3	4	5	6	7	8	9	AB R H RBI BB SO LOB	TOP																								
Bobby Brown, S OBP: 0.143, SLG: 0.286 (1, 9) (3, 8)	0-0 5-3		0-0 E1 1B		0-0 1-3		0-3 K		0-0 2B 1-H	5 1 1 1 0 1 1																									
Jerry Mumphrey, S OBP: 0.380, SLG: 0.448 Lou Piniella, R OBP: 0.333, SLG: 0.356 (1, 8) (3, 9)	0-3 K		0-3 K 1-2		0-0 4-3			0-0 G3 1B	0-0 6-3	2 0 0 0 0 2 1 3 0 1 0 0 0 1																									
Oscar Gamble, L OBP: 0.370, SLG: 0.522 (1, 10)	4-0 BB		4-0 1B BB		0-0 F7			0-0 G3 1-2		2 0 0 0 2 0 1																									
Dave Winfield, R OBP: 0.391, SLG: 0.452 (1, 7)	0-3 K		0-0 BB 1-3 2-H 1B		0-0 4-3			0-0 F8		4 0 1 1 0 1 2																									
Graig Nettles, L OBP: 0.329, SLG: 0.378 Aurelio Rodriguez, R OBP: 0.278, SLG: 0.588 (1, 5) (8, 5)		0-0 F8	4-0 1-2 BB		0-0 L9			4-0 BB		2 0 0 0 2 0 0 0 0 0 0 0 0 0																									
Dave Revere, L OBP: 0.305, SLG: 0.297 (1, 3)		0-0 G3	0-0 L9		0-0 F9			0-0 F7		4 0 0 0 0 0 5																									
Rick Cerone, R OBP: 0.275, SLG: 0.298 (1, 2)		0-0 2B		0-0 6-3			0-0 6-3		0-0 2B 1B	4 1 2 0 0 0 0																									
Larry Milbourne, S OBP: 0.440, SLG: 0.455 (1, 4)		0-0 F7		0-0 F7			0-0 4-3 1B		0-3 K	4 0 1 0 0 1 2																									
Bucky Dent, R OBP: 0.278, SLG: 0.398 (1, 6)			0-0 F7	0-0 5-3			0-0 4-3		0-0 P6	4 0 0 0 0 0 2																									
Inning Stats	R: 0 E: 0 K: 2 S: 7 H: 0 LOB: 1 BB: 1 P: 11	R: 0 E: 0 K: 0 S: 4 H: 1 LOB: 1 BB: 0 P: 4	R: 1 E: 1 K: 1 S: 7 H: 1 LOB: 3 BB: 2 P: 15	R: 0 E: 0 K: 0 S: 3 H: 0 LOB: 0 BB: 0 P: 3	R: 0 E: 0 K: 0 S: 3 H: 0 LOB: 0 BB: 0 P: 3	R: 0 E: 0 K: 0 S: 3 H: 0 LOB: 0 BB: 0 P: 3	R: 0 E: 0 K: 1 S: 6 H: 1 LOB: 1 BB: 0 P: 6	R: 0 E: 0 K: 0 S: 4 H: 1 LOB: 2 BB: 1 P: 8	R: 1 E: 0 K: 1 S: 7 H: 2 LOB: 1 BB: 0 P: 7	1B: 4 2B: 2 3B: 0 HR: 0 SF: 0 SAC: 0 DP: 0 HBP: 0	WP: 0 PB: 0 SB: 1 CS: 0 PA: 38																								
PITCHER Len Barker, R ERA: 1.93 (1, 1)	IP 9.0	WLS W	BF 38	H 6	R 2	ER 1	SO 5	BB 4	IBB 0	HBP 0	BLK 0	WP 0	HR 0	S 44	P 60	ERA 1.00	WHIP 1.111	PITCHER	IP 9.0	WLS W	BF 38	H 6	R 2	ER 1	SO 5	BB 4	IBB 0	HBP 0	BLK 0	WP 0	HR 0	S 44	P 60	ERA 1.00	WHIP 1.111

New York Yankees @ Cleveland Indians
Cleveland Municipal Stadium, Cleveland, OH

Sun May 31 1981, 3:33 AM EDT
Att. 40,045 - Sunny - 57 F

AB	34
R	2
H	6
RBI	2
BB	4
SO	5
LOB	15



Batter	1	2	3	4	5	6	7	8	9
Alan Bannister, R <small>(1, 9) OBP: 0.331, SLG: 0.364 (8, 7)</small>	0-0 S 1B	0-0 6-3 1-H 2B			4-0 SH1-4 1B BB	0-0 HR		0-0 F8	
Dave Rosello, R <small>(1, 4) OBP: 0.375, SLG: 0.500</small>	0-3 K	0-0 6-3 2-3			0-0 SH1-4 1-2	0-0 F8		0-0 5-3	
Mike Hargrove, L <small>(1, 3) OBP: 0.355, SLG: 0.333</small>	0-0 F7 1-2				0-0 1B 2B 2-H	0-0 1B		0-0 F8	
Andre Thornton, R <small>(1, 10) OBP: 0.295, SLG: 0.342</small>	4-0 FC6-4 BB				0-0 6-3 2B	0-0 1B			
Bo Diaz, R <small>(1, 2) OBP: 0.385, SLG: 0.511</small>	0-0 FC6-4 1-2f				0-0 6-3 2B	0-3 K			
Toby Harrah, R <small>(1, 5) OBP: 0.329, SLG: 0.336</small>		4-0 1B E BB			4-0 IBB			0-0 FC4 1B	
Joe Charboneau, R <small>(1, 7) OBP: 0.246, SLG: 0.397</small> Jorge Orta, L <small>(8, 9) OBP: 0.263, SLG: 0.333</small>		0-0 F6			0-0 6-3	0-0 F9		0-0 FC4 G5-4-3 1-2	
Rick Manning, L <small>(1, 8) OBP: 0.303, SLG: 0.291</small>		0-0 E8 1B 1-H			0-0 1-3	0-0 4-3		0-3 K	
Tom Verzyer, R <small>(1, 6) OBP: 0.277, SLG: 0.243</small>		0-0 2B 1B 2-H			0-0 L4			0-0 G5-4-3 1-2f	

Inning Stats	R: 0	H: 1	E: 0	K: 1	S: 6	R: 3	H: 3	E: 1	K: 0	S: 5	R: 0	H: 1	E: 0	K: 0	S: 4	R: 0	H: 0	E: 0	K: 0	S: 3	R: 3	H: 3	E: 0	K: 0	S: 6	R: 1	H: 3	E: 0	K: 1	S: 8	R: 0	H: 1	E: 0	K: 1	S: 6	R: 0	H: 0	E: 0	K: 0	S: 3
	LOB: 2	BB: 1	P: 10	LOB: 0	BB: 1	P: 9	LOB: 1	BB: 0	P: 4	LOB: 0	BB: 0	P: 3	LOB: 2	BB: 2	P: 14	LOB: 1	BB: 0	P: 6	LOB: 1	BB: 0	P: 3	LOB: 0	BB: 0	P: 3	LOB: 0	BB: 0	P: 3	LOB: 0	BB: 0	P: 3	LOB: 0	BB: 0	P: 3	LOB: 0	BB: 0	P: 3	LOB: 0	BB: 0	P: 3	

PITCHER	IP	WLS	BF	H	R	ER	SO	BB	IBB	HBP	BLK	WP	HR	S	P	ERA	WHIP
Rudy May, L <small>(1, 1) ERA: 4.71</small>	4.1	L	22	7	6	6	1	3	0	0	0	0	0	21	33	12.46	2.308
Dave LaRoche, L <small>(5, 1) ERA: 1.1</small>	1.2		11	5	1	1	1	0	1	0	0	0	1	12	16	5.40	3.000
Bill Castro, R <small>(7, 1) ERA: 3.79</small>	2.0		6	0	0	0	1	0	0	0	0	0	0	8	8	0.00	0.000

BOTTOM

New York Yankees @ Cleveland Indians
Cleveland Municipal Stadium, Cleveland, OH

Sun May 31 1981, 3:33 AM EDT
Att: 40,045 - Sunny - 57 F


AB	R	H	RBI	BB	SO	LOB
4	2	3	2	1	0	0
4	0	0	0	0	1	2
5	1	2	1	0	0	1
3	1	3	0	1	0	0
4	0	1	2	0	1	5
2	1	1	0	2	0	1
4	0	0	0	0	0	4
0	0	0	0	0	0	0
4	1	1	0	0	1	4
4	1	1	1	0	0	2

1B:	8	SF:	0
2B:	3	SAC:	1
3B:	0	DP:	1
HR:	1	HBP:	0

WP:	0	PA:	39
PB:	0	SB:	1
CS:	0		

livebaseballscorecards.com

AB 34
R 7
H 12
RBI 6
BB 4
SO 3
LOB 19



Batter	1	2	3	4	5	6	7	8	9	AB R H RBI BB SO LOB	TOP	
Willie Randolph, R (1, 4) OBP: 0.330, SLG: 0.331	0-0 1B	4-0 BB		0-0 1B	0-0 FC6-4			0-0 4-3		4 0 2 0 1 0 3		
Bobby Brown, S (1, 9) OBP: 0.250, SLG: 0.333	0-0 F7	0-0 F8		0-0 1B		0-0 1B		0-0 3-1		5 0 2 0 0 0 4		
Jerry Mumphy, S (1, 8) OBP: 0.366, SLG: 0.431	0-0 F7		0-0 4-3	0-0 4-3		0-0 G6-4-3			0-0 F7	5 0 0 0 0 0 4		
Dave Winfield, R (1, 7) OBP: 0.391, SLG: 0.468	0-0 6-3		0-0 1B		0-0 HR	0-3 K			0-0 L9	5 1 2 1 0 1 1		
Reggie Jackson, L (1, 10) OBP: 0.308, SLG: 0.404		0-0 1B 2B	0-0 L7		0-0 FC1-5 1B		0-0 F7		0-0 4-3	5 1 2 0 0 0 1		
Graig Nettles, L (1, 5) OBP: 0.327, SLG: 0.375		0-0 4-3	0-0 F8		0-0 FC1-5 1B		0-3 K			4 1 1 0 0 1 2		
Dave Reevering, L (1, 3) OBP: 0.303, SLG: 0.296		0-0 1B SF8 1B		0-0 L8	0-0 FC1-5 E 1B		0-0 L6			4 1 1 1 0 0 2		
Rick Cerone, R (1, 2) OBP: 0.291, SLG: 0.314		0-0 BB 1B		0-0 F9	0-0 E8 FC6-4 1B		0-3 K			4 0 2 1 0 1 0		
Bucky Dent, R (1, 6) OBP: 0.284, SLG: 0.426		0-0 SF8		0-0 HR	0-0 F8		0-0 E4 4-3 1B			3 1 2 2 0 0 2		
Inning Stats	R: 0 E: 0 K: 0 S: 4 H: 1 LOB: 1 BB: 0 P: 4	R: 2 E: 0 K: 0 S: 6 H: 3 LOB: 2 BB: 1 P: 10	R: 0 E: 0 K: 0 S: 4 H: 1 LOB: 1 BB: 0 P: 4	R: 1 E: 0 K: 0 S: 6 H: 3 LOB: 2 BB: 0 P: 6	R: 2 E: 1 K: 0 S: 7 H: 4 LOB: 2 BB: 0 P: 7	R: 0 E: 0 K: 1 S: 5 H: 1 LOB: 0 BB: 0 P: 5	R: 0 E: 0 K: 1 S: 5 H: 0 LOB: 0 BB: 0 P: 5	R: 0 E: 1 K: 1 S: 6 H: 1 LOB: 1 BB: 0 P: 6	R: 0 E: 0 K: 0 S: 3 H: 0 LOB: 0 BB: 0 P: 3	1B: 11 2B: 1 3B: 0 HR: 2 SF: 1 SAC: 0 DP: 1 HBP: 0	WP: 0 PB: 0 SB: 0 CS: 0 PA: 41	
PITCHER	IP WLS BF H R ER SO BB IBB HBP BLK WP HR S P ERA WHIP											
Wayne Garland, R (1, 1) ERA: 4.64	4.0 L 22 9 4 4 0 1 0 0 0 0 2 21 25 9.00 2.500											
Bob Lacey, L (5, 1) ERA: 6.28	0.1 4 3 1 1 0 0 0 0 0 0 0 4 4 27.00 9.000											
Mike Stanton, R (5, 1) ERA: 1.33	4.2 15 2 0 0 3 0 0 0 0 0 0 21 21 0.00 0.429											

New York Yankees @ Cleveland Indians
Cleveland Municipal Stadium, Cleveland, OH

Mon Jun 01 1981, 7:05 PM EDT
Att. 30,198 - Cloudy - 61 F

livebaseballscorecards.com

AB	39
R	5
H	14
RBI	5
BB	1
SO	3
LOB	19



Batter	1	2	3	4	5	6	7	8	9	AB	R	H	RBI	BB	SO	LOB
Miguel Dilone, S OBP: 0.301, SLG: 0.318 (1, 7)	0-0 1B S 4-3 1B	0-0 L8		0-0 F2		0-0 F8		0-0 F8		5	1	1	0	0	0	3
Jorge Orta, L OBP: 0.268, SLG: 0.361 (1, 9)	0-0 4-3 1-3 1B		0-0 HR		0-0 F5	0-3 K		0-0 F9		5	1	2	1	0	1	2
Mike Hargrove, L OBP: 0.356, SLG: 0.342 (1, 3)	0-0 4-3 1-2 3-H 1B		0-0 2B		0-0 5-3 1B		0-0 L6		0-0 4-3	5	1	2	1	0	0	1
Andre Thornton, R OBP: 0.314, SLG: 0.350 (1, 10)	4-0 BB		4-0 FC6-4 BB		0-0 5-3	1-2	0-0 FC4 BB 1B		0-0 FC5-4 1B	3	0	2	0	2	0	1
Ron Hassey, L OBP: 0.308, SLG: 0.246 (1, 2)	0-3 K		0-0 F7		0-0 2-H 1B		4-0 FC4 BB		0-0 FC5-4 1-2f	4	0	1	1	1	1	5
Toby Harrah, R OBP: 0.321, SLG: 0.327 (1, 5)	0-0 L9		0-0 F3		0-3 K		0-0 FC4 FC6-4 1-2f 2-3		0-0 FC5-4	4	0	0	0	0	1	7
Rick Manning, L OBP: 0.301, SLG: 0.305 (1, 8)		0-0 3B	0-0 FC6-4 1-2f		0-0 5-3	0-3 K	0-0 FC6-4 1-2f		0-0 F7	4	0	1	0	0	1	4
Duane Kuiper, L OBP: 0.302, SLG: 0.306 (1, 4)		0-0 5-3		0-0 5-3		0-0 1B 1B		0-0 F7		4	0	1	0	0	0	1
Tom Verzyer, R OBP: 0.279, SLG: 0.246 (1, 6)		0-0 6-3		0-0 F8		0-0 1B		0-0 F7		3	0	1	0	0	0	1
Pat Kelly, L OBP: 0.333, SLG: 0.158 (8, PH)										1	0	0	0	0	0	0
Jerry Dyzbinski, R OBP: 0.214, SLG: 0.214 (9, 6)										0	0	0	0	0	0	0

Inning Stats	R: 1	H: 2	E: 0	K: 1	S: 7	H: 2	LOB: 2	BB: 1	P: 11	R: 0	H: 1	E: 0	K: 0	S: 4	H: 1	LOB: 1	BB: 0	P: 4	R: 1	H: 2	E: 0	K: 0	S: 5	R: 0	H: 0	E: 0	K: 0	S: 3	R: 1	H: 2	E: 0	K: 1	S: 7	R: 0	H: 2	E: 0	K: 2	S: 9	R: 0	H: 1	E: 0	K: 0	S: 4	R: 0	H: 0	E: 0	K: 0	S: 3	R: 0	H: 1	E: 0	K: 0	S: 4	R: 0	H: 1	E: 0	K: 0	S: 4
--------------	------	------	------	------	------	------	--------	-------	-------	------	------	------	------	------	------	--------	-------	------	------	------	------	------	------	------	------	------	------	------	------	------	------	------	------	------	------	------	------	------	------	------	------	------	------	------	------	------	------	------	------	------	------	------	------	------	------	------	------	------


PITCHER	IP	WLS	BF	H	R	ER	SO	BB	IBB	HBP	BLK	WP	HR	S	P	ERA	WHIP
Doug Bird, R ERA: 3.0 (1, 1)	5.0		24	7	3	3	2	2	0	0	0	0	1	26	34	5.40	1.800
Ron Davis, R ERA: 2.39 (6, 1)	3.2		16	4	0	0	2	1	0	0	0	0	0	19	23	0.00	1.364
Rich Gossage, R ERA: 0.74 (9, 1)	0.1	S	1	0	0	0	0	0	0	0	0	0	0	1	1	0.00	0.000

BOTTOM

New York Yankees @ Cleveland Indians
Cleveland Municipal Stadium, Cleveland, OH

Mon Jun 01 1981, 7:05 PM EDT
Att: 30,198 - Cloudy - 61 F

AB	38
R	3
H	11
RBI	3
BB	3
SO	4
LOB	25



WP	HR	S	P	ERA	WHIP
0	0	0	0	0.00	0.000
0	0	0	0	0.00	0.000
0	0	0	0	0.00	0.000

Batter	1	2	3	4	5	6	7	8	9	AB R H RBI BB SO LOB	TOP
Jerry Remy, L (1, 4) OBP: 0.403, SLG: 0.387	0-0 L8			0-0 4-3 2B		0-3 K		0-0 6-3	0-0 6-3	5 0 1 0 0 1 2	
Dwight Evans, R (1, 9) OBP: 0.452, SLG: 0.605	0-3 K			0-0 F3		0-0 WP 1-H 2B		0-0 HR		4 1 2 2 0 1 1	
Carl Yastrzemski, L (1, 3) OBP: 0.329, SLG: 0.322	0-0 G3			0-0 4-3		0-0 F7		0-3 K		4 0 0 0 0 1 2	
Jim Rice, R (1, 7) OBP: 0.305, SLG: 0.442			0-0 F8			0-3 K		0-0 6-3		4 0 0 0 0 1 2	
Carney Lansford, R (1, 10) OBP: 0.379, SLG: 0.458			0-0 6-3		0-0 G6-3 1B		0-0 6-3		4-0 2B BB	3 1 1 0 1 0 0	
Dave Stapleton, R (1, 5) OBP: 0.289, SLG: 0.326			0-0 3-1		0-0 1-2 G6-3 1B		0-0 1B 1B		0-0 1B FC4-6 2B	4 1 3 1 0 0 0	
Rich Gedman, L (1, 2) OBP: 0.313, SLG: 0.511			0-0 4-3		0-0 1-2f 2-3 G6-3		0-0 1-2 1B		0-0 FC4-6 1B	4 0 2 0 0 0 2	
Glenn Hoffman, R (1, 6) OBP: 0.252, SLG: 0.236			0-0 6-3		0-0 6-3		0-3 K		0-0 FC4-6	4 0 0 1 0 1 4	
Rick Miller, L (1, 8) OBP: 0.347, SLG: 0.397			0-0 F8			0-0 2B 1B		0-3 K	0-0 L7	4 1 1 0 0 1 3	
Inning Stats	R: 0 H: 0 E: 0 LOB: 0 K: 1 BB: 0 S: 5 P: 5	R: 0 H: 0 E: 0 LOB: 0 K: 0 BB: 0 S: 3 P: 3	R: 0 H: 0 E: 0 LOB: 0 K: 0 BB: 0 S: 3 P: 3	R: 0 H: 1 E: 0 LOB: 1 K: 0 BB: 0 S: 4 P: 4	R: 0 H: 2 E: 0 LOB: 1 K: 0 BB: 0 S: 4 P: 4	R: 1 H: 2 E: 0 LOB: 1 K: 2 BB: 0 S: 9 P: 9	R: 0 H: 2 E: 0 LOB: 2 K: 2 BB: 0 S: 9 P: 9	R: 1 H: 1 E: 0 LOB: 0 K: 1 BB: 0 S: 6 P: 6	R: 2 H: 2 E: 0 LOB: 1 K: 0 BB: 1 S: 5 P: 9	1B: 6 SF: 0 2B: 3 SAC: 0 3B: 0 DP: 1 HR: 1 HBP: 0	WP: 1 PA: 37 PB: 0 SB: 0 CS: 0
PITCHER Bert Blyleven, R (1, 1) ERA: 2.74	IP WLS BF H R ER SO BB IBB HBP BLK WP HR S P ERA WHIP										

Boston Red Sox @ Cleveland Indians
Cleveland Municipal Stadium, Cleveland, OH

Tue Jun 02 1981, 7:05 PM EDT
Att: 6,315 - Unknown - 63 F

AB	36
R	4
H	10
RBI	4
BB	1
SO	6
LOB	16



Batter	1	2	3	4	5	6	7	8	9	AB R H RBI BB SO LOB
--------	---	---	---	---	---	---	---	---	---	----------------------

Miguel Dilone, S OBP: 0.299, SLG: 0.315 (1, 7)	0-0 CS 1B		0-0 F5		0-0 F7			0-0 L3		4 0 1 0 0 0 0
Rick Manning, L OBP: 0.300, SLG: 0.311 (1, 8)	0-0 3-1 1-2		0-0 2B			0-0 G3		0-0 F7		4 0 1 0 0 0 1
Mike Hargrove, L OBP: 0.359, SLG: 0.342 (1, 3)	0-0 1B		4-0 BB			0-0 F9		0-0 4-3		3 0 1 0 1 0 0
Andre Thornton, R OBP: 0.312, SLG: 0.341 (1, 10)	0-0 F8		0-0 F7			4-0 BB		0-0 F8		3 0 0 0 1 0 3
Jorge Orta, L OBP: 0.266, SLG: 0.358 (1, 9)		0-0 F3		0-0 F8		0-0 4-3		0-0 1B		4 0 1 0 0 0 1
Toby Harrah, R OBP: 0.320, SLG: 0.320 (1, 5)		4-0 BB		0-3 K			0-0 1-3	0-0 F6		3 0 0 0 1 1 1
Ron Hassey, L OBP: 0.294, SLG: 0.233 (1, 2)		0-0 F8 1-2		0-0 F7			0-0 F9			3 0 0 0 0 0 1
Duane Kuiper, L OBP: 0.286, SLG: 0.292 (1, 4)		0-0 F7			0-0 4-3		0-0 F7			3 0 0 0 0 0 1
Tom Verzyer, R OBP: 0.274, SLG: 0.241 (1, 6)			0-0 F5		0-3 K			0-3 K		2 0 0 0 0 1 0
Pat Kelly, L OBP: 0.320, SLG: 0.150 (8, PH)										1 0 0 0 0 1 0
Jerry Dybzinski, R OBP: 0.214, SLG: 0.214 (9, 6)										0 0 0 0 0 0 0

Inning Stats	R: 0 E: 0 K: 0 S: 4	H: 2 LOB: 1 BB: 0 P: 4	R: 0 E: 0 K: 0 S: 3	H: 0 LOB: 1 BB: 1 P: 7	R: 0 E: 0 K: 0 S: 4	H: 1 LOB: 2 BB: 1 P: 8	R: 0 E: 0 K: 1 S: 5	H: 0 LOB: 0 BB: 0 P: 5	R: 0 E: 0 K: 1 S: 5	H: 0 LOB: 0 BB: 0 P: 5	R: 0 E: 0 K: 0 S: 3	H: 0 LOB: 1 BB: 1 P: 7	R: 0 E: 0 K: 0 S: 3	H: 0 LOB: 0 BB: 0 P: 3	R: 0 E: 0 K: 1 S: 5	H: 0 LOB: 0 BB: 0 P: 5	R: 0 E: 0 K: 0 S: 4	H: 1 LOB: 1 BB: 0 P: 4	1B: 3 2B: 1 3B: 0 HR: 0	SF: 0 SAC: 0 DP: 0 HBP: 0	WP: 0 PB: 0 SB: 1 CS: 1	PA: 33
--------------	------------------------------	---------------------------------	------------------------------	---------------------------------	------------------------------	---------------------------------	------------------------------	---------------------------------	------------------------------	---------------------------------	------------------------------	---------------------------------	------------------------------	---------------------------------	------------------------------	---------------------------------	------------------------------	---------------------------------	----------------------------------	------------------------------------	----------------------------------	--------

PITCHER	IP	WLS	BF	H	R	ER	SO	BB	IBB	HBP	BLK	WP	HR	S	P	ERA	WHIP	PITCHER	IP	WLS	BF	H	R	ER	SO	BB	IBB	HBP	BLK	WP	HR	S	P	ERA	WHIP		
Dennis Eckersley, R ERA: 4.54 (1, 1)	9.0	W	33	4	0	0	3	3	0	0	0	0	0	36	48	0.00	0.778																				

BOTTOM

Boston Red Sox @ Cleveland Indians
Cleveland Municipal Stadium, Cleveland, OH

Tue Jun 02 1981, 7:05 PM EDT
Att. 6,315 - Unknown - 63 F

livebaseballscorecards.com

AB	30
R	0
H	4
RBI	0
BB	3
SO	3
LOB	8



Batter	1	2	3	4	5	6	7	8	9	AB R H RBI BB SO LOB	TOP
Reid Nichols, R (1, 8) OBP: 0.286, SLG: 0.346	0-0 F7		0-0 6-3		0-0 WP 1B			0-0 4-3 3B		4 1 2 0 0 0 0	Boston Red Sox @ Cleveland Indians Cleveland Municipal Stadium, Cleveland, OH Wed Jun 03 1981, 7:05 PM EDT Att: 9,710 - Unknown - 79 F
Dwight Evans, R (1, 9) OBP: 0.448, SLG: 0.597	0-0 F8		0-0 1B 1B		0-0 F9 1-2			0-0 4-3		4 0 1 1 0 0 1	
Carney Lansford, R (1, 10) OBP: 0.386, SLG: 0.464	0-0 1B		0-0 1-2 1B		0-3 K			0-0 3-H G4-6-3 1B		4 0 3 0 0 1 1	
Jim Rice, R (1, 7) OBP: 0.300, SLG: 0.433	0-0 L6		0-0 F8					0-0 G4-6-3 1-2f		4 0 0 0 0 0 4	
Joe Rudi, R (1, 3) OBP: 0.214, SLG: 0.297		0-0 F9		0-0 6-3				0-0 L7		4 0 0 0 0 0 0	
Dave Stapleton, R (1, 5) OBP: 0.301, SLG: 0.333		0-0 1B 1B		0-0 FC5-4 1B				0-0 F9		3 0 2 0 1 0 0	
Dave Schmidt, R (1, 2) OBP: 0.347, SLG: 0.405		0-0 G6-4-3 1B		0-3 K				0-0 G2		4 0 1 0 0 2 2	
Glenn Hoffman, R (1, 6) OBP: 0.244, SLG: 0.228		0-0 G6-4-3 1-2f		0-0 FC5-4 1-2f				0-0 1-3		4 0 0 0 0 0 4	
Jerry Remy, L (1, 4) OBP: 0.395, SLG: 0.379			0-0 F7		0-0 L6			0-0 F7		3 0 0 0 0 0 0	
Inning Stats	R: 0 H: 1 E: 0 LOB: 1 K: 0 BB: 0 S: 4 P: 4	R: 0 H: 2 E: 0 LOB: 1 K: 0 BB: 0 S: 4 P: 4	R: 0 H: 2 E: 0 LOB: 2 K: 0 BB: 0 S: 5 P: 5	R: 0 H: 1 E: 0 LOB: 1 K: 1 BB: 0 S: 6 P: 6	R: 0 H: 1 E: 0 LOB: 1 K: 1 BB: 0 S: 6 P: 6	R: 0 H: 0 E: 0 LOB: 0 K: 0 BB: 0 S: 3 P: 3	R: 0 H: 0 E: 0 LOB: 0 K: 0 BB: 0 S: 3 P: 3	R: 1 H: 2 E: 0 LOB: 0 K: 0 BB: 0 S: 4 P: 4	R: 0 H: 0 E: 0 LOB: 1 K: 1 BB: 1 S: 5 P: 9	1B: 8 SF: 0 2B: 0 SAC: 0 3B: 1 DP: 2 HR: 0 HBP: 0	
PITCHER	IP WLS BF H R ER SO BB IBB HBP BLK WP HR S P ERA WHIP										
Rick Waits, L (1, 1) ERA: 2.54	8.1 W 33 9 1 1 2 1 0 0 0 0 1 0 36 40 1.08 1.200										
Sid Monge, L (9, 1) ERA: 2.93	0.2 S 2 0 0 0 1 0 0 0 0 0 0 0 4 4 0.00 0.000										

livebaseballscorecards.com

AB	34
R	1
H	9
RBI	1
BB	1
SO	3
LOB	12



Batter	1	2	3	4	5	6	7	8	9
Alan Bannister, R (1, 7) OBP: 0.317, SLG: 0.348	0-0 F9		0-0 F9	0-0 1-3			0-0 F9	0-0 FC5	
Jorge Orta, L (1, 9) OBP: 0.267, SLG: 0.354	0-0 1B		0-0 G3			0-0 4-3	0-0 1-3		
Mike Hargrove, L (1, 3) OBP: 0.368, SLG: 0.354	0-0 F7		0-0 E			4-0 FC6-4 BB	0-0 2B		
Andre Thornton, R (1, 10) OBP: 0.310, SLG: 0.339	0-0 L7		0-0 E5			0-0 F8	0-0 5-3		
Bo Diaz, R (1, 2) OBP: 0.389, SLG: 0.520		0-0 HR	0-0 6-3			0-0 FC6-4		0-0 SH3	
Toby Harrah, R (1, 5) OBP: 0.335, SLG: 0.368		0-0 HR		4-0 L8		0-0 HR	4-0 FC5 SH3		
Dave Rosello, R (1, 4) OBP: 0.343, SLG: 0.455		0-0 F9		0-0 L8		0-0 F8	0-0 SH3		
Rick Manning, L (1, 8) OBP: 0.299, SLG: 0.304		0-3 K		0-3 K		0-0 5-3	4-0 IBB		
Tom Verzyer, R (1, 6) OBP: 0.276, SLG: 0.244		0-0 5-3		0-0 1B		0-0 6-3	0-3 K		
Pat Kelly, L (8, PH) OBP: 0.308, SLG: 0.143									
Jerry Dyzbinski, R (9, 6) OBP: 0.214, SLG: 0.214									

AB	R	H	RBI	BB	SO	LOB
5	0	0	0	0	0	4
4	0	1	0	0	0	0
3	0	2	0	1	0	1
4	0	1	0	0	0	3
4	1	2	0	0	0	3
2	3	2	3	2	0	0
3	0	0	0	0	0	1
3	0	0	0	1	2	1
3	0	1	1	0	0	0
1	0	0	0	0	1	3
0	0	0	0	0	0	0

BOTTOM

Boston Red Sox @ Cleveland Indians
Cleveland Municipal Stadium, Cleveland, OH

Wed Jun 03 1981, 7:05 PM EDT
Att. 9,710 - Unknown - 79 F

livebaseballscorecards.com

AB	32
R	4
H	9
RBI	4
BB	4
SO	3
LOB	16



1B: 5	SF: 0
2B: 2	SAC: 1
3B: 0	DP: 0
HR: 2	HBP: 0

WP: 0	PA: 37
PB: 0	
SB: 0	
CS: 0	

Inning	R	H	E	K	S	P	BB	IBB	HBP	BLK	WP	HR	S	P	ERA	WHIP
1	0	1	0	4	4	4	0	0	0	0	0	2	29	37	6.00	1.500
2	2	2	0	1	7	7	2	0	0	0	0	0	10	18	0.00	1.500

PITCHER	IP	WLS	BF	H	R	ER	SO	BB	IBB	HBP	BLK	WP	HR	S	P	ERA	WHIP
John Tudor, L (1, 1) ERA: 4.39	6.0	L	27	7	4	4	2	2	0	0	0	0	2	29	37	6.00	1.500
Bill Campbell, R (7, 1) ERA: 2.95	2.0		10	2	0	0	1	1	1	0	0	0	0	10	18	0.00	1.500

Batter	1	2	3	4	5	6	7	8	9	AB R H RBI BB SO LOB	TOP		
Jerry Remy, L (1, 4) OBP: 0.395, SLG: 0.389	0-0 G3		0-0 WP 3B		4-0 1B BB		0-0 F7		0-0 F7	4 1 1 1 1 0 1			
Dwight Evans, R (1, 9) OBP: 0.451, SLG: 0.600	0-0 4-3 2B		0-3 K		0-0 1-3 2B 1B		4-0 G3-6-3 BB		0-3 K	4 1 2 0 1 2 2			
Carl Yastrzemski, L (1, 3) OBP: 0.328, SLG: 0.327	0-0 4-3 2-3		0-0 6-3		0-0 1-H 2B		0-0 G3-6-3 1-2f			4 0 1 1 0 0 3			
Jim Rice, R (1, 7) OBP: 0.294, SLG: 0.424	0-3 K		0-3 K		0-0 5-3			0-3 K		4 0 0 0 0 3 2			
Carney Lansford, R (1, 10) OBP: 0.389, SLG: 0.480		0-3 K	0-3 K			0-0 1B SF8 1B		0-0 HR		4 2 2 1 0 2 1			
Dave Stapleton, R (1, 5) OBP: 0.300, SLG: 0.331		0-3 K		0-0 F8		0-0 1-3 FC5-4 1B		0-0 F4		4 0 1 0 0 1 0			
Rich Gedman, L (1, 2) OBP: 0.308, SLG: 0.500				0-0 1-3 1B		0-0 SF8		0-0 6-3		3 0 1 1 0 0 0			
Glenn Hoffman, R (1, 6) OBP: 0.252, SLG: 0.237			0-0 2B 1B	0-0 9-3		0-0 FC5-4			0-0 CS 1B	4 1 2 0 0 0 2			
Rick Miller, L (1, 8) OBP: 0.351, SLG: 0.407			0-0 1-H 3B 2B		0-0 F8	0-0 3-1			0-0 1-2 1B	4 1 2 1 0 0 1			
Inning Stats	R: 0 E: 0 K: 1 S: 6 H: 1 LOB: 1 BB: 0 P: 6	R: 0 E: 0 K: 2 S: 7 H: 0 LOB: 0 BB: 0 P: 7	R: 3 E: 0 K: 3 S: 13 H: 3 LOB: 1 BB: 0 P: 13	R: 0 E: 0 K: 0 S: 3 H: 1 LOB: 0 BB: 0 P: 3	R: 1 E: 0 K: 0 S: 4 H: 2 LOB: 1 BB: 1 P: 8	R: 1 E: 0 K: 0 S: 5 H: 2 LOB: 1 BB: 0 P: 5	R: 0 E: 0 K: 0 S: 2 H: 0 LOB: 0 BB: 1 P: 6	R: 1 E: 0 K: 1 S: 6 H: 1 LOB: 0 BB: 0 P: 6	R: 0 E: 0 K: 1 S: 6 H: 2 LOB: 1 BB: 0 P: 6	1B: 7 2B: 4 3B: 1 HR: 1 SF: 1 SAC: 0 DP: 2 HBP: 0	WP: 1 PB: 0 SB: 0 CS: 1 PA: 38		
PITCHER	IP WLS BF H R ER SO BB IBB HBP BLK WP HR S P ERA WHIP											PITCHER	IP WLS BF H R ER SO BB IBB HBP BLK WP HR S P ERA WHIP
Dan Spillner, R (1, 1) ERA: 3.82	5.0 L 24 9 5 5 6 1 0 0 0 1 0 35 39 9.00 2.000												
Sid Monge, L (6, 1) ERA: 2.84	3.2 13 3 1 1 1 1 0 0 0 0 1 14 18 2.46 1.091												
Mike Stanton, R (9, 1) ERA: 1.31	0.1 1 0 0 0 0 1 0 0 0 0 0 3 3 0.00 0.000												

Boston Red Sox @ Cleveland Indians
Cleveland Municipal Stadium, Cleveland, OH

Thu Jun 04 1981, 7:05 PM EDT
 Att. 11,797 - Unknown - 71 F

livebaseballscorecards.com

AB	35
R	6
H	12
RBI	5
BB	2
SO	8
LOB	12



Batter	1	2	3	4	5	6	7	8	9	AB R H RBI BB SO LOB
Miguel Dilone, S OBP: 0.324, SLG: 0.333 (1, 7) X	0-0 3-1 G3 1B		0-0 G3			0-0 1B G4-6-3 1B		4-0 S 1B BB	0-0 1B	4 2 3 0 1 0 0
Jorge Orta, L OBP: 0.272, SLG: 0.351 (1, 9) X	0-0 G3 1-2			0-0 F4		0-0 G4-6-3 1B		4-0 1B BB	0-0 F7	4 0 1 0 1 0 2
Mike Hargrove, L OBP: 0.365, SLG: 0.351 (1, 3) X	0-0 3-1 2-3			0-0 3-1		0-0 G4-6-3 1-2f 3-H		0-0 1B		4 0 1 1 0 0 2
Andre Thornton, R OBP: 0.309, SLG: 0.336 (1, 10) X	0-0 1-3			0-0 F9		0-0 1B		0-0 F6		4 0 1 0 0 0 3
Bo Diaz, R OBP: 0.393, SLG: 0.549 (1, 2) X		0-0 CS 1B			0-0 HR	0-3 K		0-0 L7		4 1 2 1 0 1 3
Toby Harrah, R OBP: 0.333, SLG: 0.361 (1, 5) X		0-0 5-3 1-2		0-0 6-3			0-0 F7	4-0 HR BB		3 1 0 0 1 0 1
Rick Manning, L OBP: 0.304, SLG: 0.326 (1, 8) X		0-0 L8		4-0 4-3 BB		0-0 4-3	0-0 4-3	0-0 HR		3 1 1 2 1 0 0
Duane Kuiper, L OBP: 0.275, SLG: 0.279 (1, 4) X			0-0 5-3		0-0 4-3		0-0 4-3		0-0 F9	3 0 0 0 0 0 1
Alan Bannister, R OBP: 0.315, SLG: 0.345 (9, PH) X				1-2 4-3						1 0 0 0 0 0 0
Tom Verzyer, R OBP: 0.271, SLG: 0.240 (1, 6) X			0-0 6-3		0-0 F7			0-0 4-3	0-0 F8	2 0 0 0 0 0 1
Pat Kelly, L OBP: 0.296, SLG: 0.136 (8, PH) X										1 0 0 0 0 0 0
Jerry Dyzbinski, R OBP: 0.214, SLG: 0.214 (9, 6) X										0 0 0 0 0 0 0
Dave Rosello, R OBP: 0.333, SLG: 0.441 (9, PH) X										1 0 0 0 0 0 0

Inning Stats	R: 0 E: 0 K: 0 S: 4	H: 1 LOB: 1 BB: 0 P: 4	R: 0 E: 0 K: 0 S: 3	H: 1 LOB: 0 BB: 0 P: 3	R: 0 E: 0 K: 0 S: 3	H: 0 LOB: 0 BB: 0 P: 3	R: 0 E: 0 K: 0 S: 3	H: 0 LOB: 0 BB: 0 P: 3	R: 1 E: 0 K: 0 S: 4	H: 1 LOB: 1 BB: 1 P: 8	R: 1 E: 0 K: 1 S: 7	H: 3 LOB: 1 BB: 0 P: 7	R: 0 E: 0 K: 0 S: 3	H: 0 LOB: 0 BB: 0 P: 3	R: 1 E: 0 K: 0 S: 4	H: 1 LOB: 2 BB: 2 P: 12	R: 2 E: 0 K: 0 S: 5	H: 2 LOB: 1 BB: 1 P: 9	1B: 7 2B: 0 3B: 0 HR: 2	SF: 0 SAC: 0 DP: 1 HBP: 0
--------------	------------------------------	---------------------------------	------------------------------	---------------------------------	------------------------------	---------------------------------	------------------------------	---------------------------------	------------------------------	---------------------------------	------------------------------	---------------------------------	------------------------------	---------------------------------	------------------------------	----------------------------------	------------------------------	---------------------------------	----------------------------------	------------------------------------

PITCHER	IP	WLS	BF	H	R	ER	SO	BB	IBB	HBP	BLK	WP	HR	S	P	ERA	WHIP
Mike Torrez, R ERA: 4.08 (1, 1)	5.2	W	22	6	2	2	0	1	0	0	0	0	1	21	25	3.18	1.235
Mark Clear, R ERA: 3.12 (6, 1)	2.1		12	2	3	3	1	3	0	0	0	0	1	11	23	11.57	2.143
Tom Burgmeier, L ERA: 3.3 (9, 1)	1.0	S	4	1	0	0	0	0	0	0	0	0	0	4	4	0.00	1.000

BOTTOM

Boston Red Sox @ Cleveland Indians
Cleveland Municipal Stadium, Cleveland, OH

Thu Jun 04 1981, 7:05 PM EDT
Att: 11,797 - Unknown - 71 F

livebaseballscorecards.com

AB	34
R	5
H	9
RBI	4
BB	4
SO	1
LOB	13



WP: 0	PA: 38
PB: 0	
SB: 1	
CS: 1	

Batter	1	2	3	4	5	6	7	8	9	AB R H RBI BB SO LOB	TOP											
Miguel Dilone, S OBP: 0.346, SLG: 0.370 (1, 7) X	0-0 4-3	0-0 SF7 1B		X 0-0 1B		B B B 4-0 3-1 BB		X 0-0 4-3 3B		4 2 3 2 1 0 0												
Jorge Orta, L OBP: 0.277, SLG: 0.363 (1, 9) X	0-0 4-3 1B	0-0 SF7 2B		X 0-0 4-3 1B		S S S 0-3 K		X 0-0 4-3		4 1 2 4 0 1 2												
Mike Hargrove, L OBP: 0.358, SLG: 0.343 (1, 3) X	0-0 4-3	0-0 5-3		X 0-0 4-3		X 0-0 3-1		S S S 0-3 K		4 0 0 0 0 0 5 1 0 0 0 0 1 0												
Alan Bannister, R OBP: 0.312, SLG: 0.342 (6, 3) X	0-0 2-3			X 0-0 1-2		X 0-0 1-2 2-3																
Andre Thornton, R OBP: 0.312, SLG: 0.338 (1, 10) X	0-0 3-H 1B		X 0-0 6-3		S S S 0-3 K		X 0-0 F3		X 0-0 1B	5 0 2 1 0 1 3												
Ron Hassey, L OBP: 0.301, SLG: 0.234 (1, 2) X	0-0 G3		X 0-0 F8		X 0-0 F8 BB 1B		B B B B 4-0 1B BB		X 0-0 F5	4 0 1 0 1 0 2												
Toby Harrah, R OBP: 0.339, SLG: 0.363 (1, 5) X		X 0-0 S 1B		X 0-0 6-3		B B B B 4-0 L5-4 F8 BB		X 0-0 F8		2 1 1 0 1 0 0 2 0 0 0 0 0 2												
Dave Rosello, R OBP: 0.316, SLG: 0.417 (5, 5) X																						
Rick Manning, L OBP: 0.301, SLG: 0.317 (1, 8) X		B B B B 4-0 SH1-4 1B BB		X 0-0 F7		X 0-0 F8		S S S 0-3 K		X 0-0 G3	4 1 0 0 1 1 4											
Duane Kuiper, L OBP: 0.288, SLG: 0.292 (1, 4) X		X 0-0 1B SH1-4 SF7 1B		X 0-0 2B 1B		X 0-0 L5-4		X 0-0 3-1		4 2 2 1 0 0 3												
Tom Verzyer, R OBP: 0.280, SLG: 0.258 (1, 6) X		X 0-0 SH1-4		X 0-0 1B 2B		X 0-0 3-1 BB 1B		X 0-0 6-3		3 1 2 0 0 0 0												
Inning Stats	R: 1 E: 0 K: 0 S: 5	H: 2 LOB: 1 BB: 0 P: 5	R: 3 E: 0 K: 0 S: 6	H: 3 LOB: 1 BB: 1 P: 10	R: 0 E: 0 K: 0 S: 3	H: 0 LOB: 0 BB: 0 P: 3	R: 3 E: 0 K: 1 S: 9	H: 4 LOB: 1 BB: 0 P: 9	R: 0 E: 0 K: 0 S: 3	H: 1 LOB: 1 BB: 1 P: 7	R: 0 E: 0 K: 1 S: 6	H: 1 LOB: 2 BB: 1 P: 10	R: 0 E: 0 K: 1 S: 5	H: 0 LOB: 1 BB: 1 P: 9	R: 1 E: 0 K: 1 S: 6	H: 1 LOB: 0 BB: 0 P: 6	R: 0 E: 0 K: 0 S: 4	H: 1 LOB: 1 BB: 0 P: 4	1B: 10 2B: 3 3B: 1 HR: 0	SF: 1 SAC: 1 DP: 1 HBP: 0	WP: 0 PB: 0 SB: 2 CS: 0	PA: 43
PITCHER	IP WLS BF H R ER SO BB IBB HBP BLK WP HR S P ERA WHIP																					
Mike Parrott, R ERA: 5.25 (1, 1)	1.1 L 10 5 4 4 0 1 0 0 0 0 0 0 9 13 27.00 4.500																					
Bob Galasso, R ERA: 5.19 (2, 1)	5.2 25 6 3 3 3 3 0 0 0 0 0 0 28 40 4.76 1.588																					
Dick Drago, R ERA: 4.94 (8, 1)	1.0 4 1 1 1 1 0 0 0 0 0 0 0 6 6 9.00 1.000																					
Shane Rawley, L ERA: 4.23 (9, 1)	1.0 4 1 0 0 0 0 0 0 0 0 0 0 4 4 0.00 1.000																					

Cleveland Indians @ Seattle Mariners
The Kingdome, Seattle, WA
Fri Jun 05 1981, 10:05 PM EDT
Att. 15,634 - Dome

livebaseballscorecards.com

AB	37
R	8
H	13
RBI	8
BB	4
SO	4
LOB	21



Batter	1	2	3	4	5	6	7	8	9	AB R H RBI BB SO LOB
Julio Cruz, S (1, 4) OBP: 0.310, SLG: 0.295	0-0 4-3		0-0 6-3		0-3 K			0-0 1B 3B		4 1 1 0 0 1 1
Tom Paciorek, R (1, 7) OBP: 0.367, SLG: 0.486 Casey Parsons, L (8, PH) OBP: 0.500, SLG: 0.500	0-0 WP 1B		0-3 K		0-3 K			0-0 1B		3 0 1 0 0 2 0 1 0 1 1 0 0 0
Bruce Bochte, L (1, 3) OBP: 0.324, SLG: 0.327	0-0 F8 1-2			0-0 G3		0-0 4-3		0-3 K		4 0 0 0 0 1 2
Dan Meyer, L (1, 5) OBP: 0.265, SLG: 0.337	0-0 4-3			0-0 4-3		0-0 FC6-4 1B		0-0 F7		4 0 1 0 0 0 2
Jeff Burroughs, R (1, 9) OBP: 0.352, SLG: 0.415		0-0 F6		0-0 E5		0-0 FC6-4 1-2f		0-0 6-3		4 0 0 0 0 0 1
Gary Gray, R (1, 10) OBP: 0.291, SLG: 0.605		0-0 F8		0-0 5-3			0-0 F2		0-0 E3	4 0 0 0 0 0 1
Jerry Narron, L (1, 2) OBP: 0.302, SLG: 0.324		4-0 BB			0-0 E 1B		0-0 F8		0-3 K	3 0 1 0 1 1 1
Rick Auerbach, R (1, 6) OBP: 0.192, SLG: 0.235		0-3 K			0-0 L7 1-2		0-0 6-3		0-0 F8	4 0 0 0 0 1 3
Dave Henderson, R (1, 8) OBP: 0.244, SLG: 0.349			0-0 F3		0-3 K			0-3 K		3 0 0 0 0 2 1

Inning Stats	R: 0 E: 0 K: 0 S: 4	H: 1 LOB: 1 BB: 0 P: 4	R: 0 E: 0 K: 1 S: 5	H: 0 LOB: 1 BB: 1 P: 9	R: 0 E: 0 K: 1 S: 5	H: 0 LOB: 0 BB: 0 P: 5	R: 0 E: 1 K: 0 S: 4	H: 0 LOB: 1 BB: 0 P: 4	R: 0 E: 1 K: 2 S: 8	H: 1 LOB: 1 BB: 0 P: 8	R: 0 E: 0 K: 1 S: 6	H: 1 LOB: 1 BB: 0 P: 6	R: 0 E: 0 K: 0 S: 3	H: 0 LOB: 0 BB: 0 P: 3	R: 1 E: 0 K: 2 S: 9	H: 2 LOB: 1 BB: 0 P: 9	R: 0 E: 1 K: 1 S: 6	H: 0 LOB: 1 BB: 0 P: 6	1B: 4 2B: 0 3B: 1 HR: 0	SF: 0 SAC: 0 DP: 0 HBP: 0	WP: 1 PB: 0 SB: 0 CS: 0	PA: 35
--------------	------------------------------	---------------------------------	------------------------------	---------------------------------	------------------------------	---------------------------------	------------------------------	---------------------------------	------------------------------	---------------------------------	------------------------------	---------------------------------	------------------------------	---------------------------------	------------------------------	---------------------------------	------------------------------	---------------------------------	----------------------------------	------------------------------------	----------------------------------	--------

PITCHER	IP	WLS	BF	H	R	ER	SO	BB	IBB	HBP	BLK	WP	HR	S	P	ERA	WHIP	PITCHER	IP	WLS	BF	H	R	ER	SO	BB	IBB	HBP	BLK	WP	HR	S	P	ERA	WHIP	
Len Barker, R (1, 1) ERA: 1.82	9.0	W	35	5	1	1	8	1	0	0	0	1	0	50	54	1.00	0.667																			

BOTTOM

Cleveland Indians @ Seattle Mariners
The Kingdome, Seattle, WA
Fri Jun 05 1981, 10:05 PM EDT
Att. 15,634 - Dome

livebaseballscorecards.com

AB	34
R	1
H	5
RBI	1
BB	1
SO	8
LOB	12



Batter 1 2 3 4 5 6 7 8 9 AB R H RBI BB SO LOB TOP

Main table containing batter statistics, play diagrams, and game progress. Rows include Miguel Dilone, Rick Manning, Jorge Orta, Andre Thornton, Ron Hassey, Bo Diaz, Toby Harrah, Joe Charboneau, Duane Kuiper, Alan Bannister, Tom Verzyer, Pat Kelly, Jerry Dyzinski, Mike Hargrove, and Dave Rosello. Columns represent innings 1 through 9.

Inning Stats table with columns for R, H, E, K, S, P and rows for each of the 9 innings.

PITCHER table with columns for IP, WLS, BF, H, R, ER, SO, BB, IBB, HBP, BLK, WP, HR, S, P, ERA, WHIP and rows for Brian Allard, Shane Rawley, Larry Andersen, and Dick Drago.

Cleveland Indians @ Seattle Mariners
The Kingdom, Seattle, WA
Sat Jun 06 1981, 10:05 PM EDT
Att. 26,780 - Dome

Summary statistics table:
AB 37
R 5
H 13
RBI 5
BB 2
SO 3
LOB 19



Additional stats: WP: 1, PA: 41, PB: 0, SB: 1, CS: 0

BOTTOM

Cleveland Indians @ Seattle Mariners
The Kingdome, Seattle, WA
Sat Jun 06 1981, 10:05 PM EDT
Att. 26,780 - Dome

livebaseballscorecards.com

AB 36
R 3
H 10
RBI 3
BB 3
SO 7
LOB 23



WP: 0 PA: 41
PB: 1
SB: 1
CS: 0

AB R H RBI BB SO LOB

5	1	1	0	0	2	1
5	0	1	0	0	1	2
4	0	2	1	0	0	1
1	0	1	0	0	0	0
5	1	4	1	0	0	1
4	0	1	0	1	1	3
3	0	0	1	0	0	4
2	0	0	0	2	0	4
4	0	0	0	0	1	7
3	0	0	0	0	2	0
0	1	0	0	0	0	0

Batter	1	2	3	4	5	6	7	8	9
Joe Simpson, L OBP: 0.261, SLG: 0.321 (1, 8)	0-3 K		0-0 2B 1B		0-3 K		0-0 6-3		0-0 F8
Lenny Randle, S OBP: 0.276, SLG: 0.326 (1, 4) (9, 5)	0-3 K		0-0 L9		0-0 2B		0-0 L6		0-0 F7
Bruce Bochte, L OBP: 0.328, SLG: 0.338 Julio Cruz, S OBP: 0.314, SLG: 0.300 (1, 3) (8, PR) (9, 4)	0-0 F7		0-0 2B		0-0 G3		0-0 2B FC6-2 1B	0-0 1B	0-0 1B
Dan Meyer, L OBP: 0.290, SLG: 0.369 (1, 5) (9, 3)		0-0 PB 1B SF8 1B	0-0 G3		0-0 4-3 1B		0-0 FC6-2 2B	0-0 1B	0-0 1B
Jeff Burroughs, R OBP: 0.354, SLG: 0.409 (1, 9)		0-0 6-3 PB 1B		0-0 F4		0-0 4-3	0-0 FC6-2 IBB	0-3 K	
Gary Gray, R OBP: 0.281, SLG: 0.590 (1, 10)		0-0 SF8		0-0 6-3		0-0 F4	0-0 FC6-2		
Tom Paciorek, R OBP: 0.370, SLG: 0.481 (1, 7)		0-0 6-3		4-0 S BB		4-0 BB	0-0 F4		
Jerry Narron, L OBP: 0.292, SLG: 0.313 (1, 2)		0-0 F9		0-0 F9		0-3 K	0-0 F1		
Rick Auerbach, R OBP: 0.184, SLG: 0.225 Casey Parsons, L OBP: 0.667, SLG: 0.500 (1, 6) (9, PH)			0-0 L4		0-3 K		0-3 K	1-0 1B HBP	

Inning Stats	R: 0 H: 0 E: 0 K: 2 S: 7	R: 1 H: 2 E: 0 K: 0 S: 5	R: 1 H: 2 E: 0 K: 0 S: 5	R: 0 H: 0 E: 0 K: 0 S: 3	R: 0 H: 1 E: 0 K: 2 S: 8	R: 0 H: 1 E: 0 K: 1 S: 6	R: 0 H: 0 E: 0 K: 1 S: 5	R: 0 H: 2 E: 0 K: 0 S: 5	R: 1 H: 2 E: 0 K: 1 S: 7
--------------	--------------------------	--------------------------	--------------------------	--------------------------	--------------------------	--------------------------	--------------------------	--------------------------	--------------------------

PITCHER	IP	WLS	BF	H	R	ER	SO	BB	IBB	HBP	BLK	WP	HR	S	P	ERA	WHIP
Bert Blyleven, R ERA: 2.67 (1, 1)	8.2	W	40	10	3	2	6	2	1	1	0	0	0	48	61	2.08	1.385
Mike Stanton, R ERA: 1.29 (9, 1)	0.1	S	1	0	0	0	1	0	0	0	0	0	0	3	3	0.00	0.000

Batter	1	2	3	4	5	6	7	8	9	10	11	AB R H RBI BB SO LOB	TOP				
Miguel Dilone, S (1, 7) OBP: 0.342, SLG: 0.364	0-3 K ①		x 0-0 G4-3 ① ②			x 0-0 1B 1B	x 0-0 4-3 ③		x 0-0 4-3 ③			5 1 1 0 0 1 4	Cleveland Indians @ Seattle Mariners The Kingdome, Seattle, WA Sun Jun 07 1981, 6:33 AM EDT Att. 15,004 - Dome				
Rick Manning, L (1, 8) OBP: 0.312, SLG: 0.329	0-0 4-3		x 0-0 1B			x 0-0 2B 1B		x 0-0 1B	x 0-0 SH1-3 1B			5 1 4 1 0 0 0					
Jorge Orta, L (1, 9) OBP: 0.287, SLG: 0.375	0-0 1B		x 0-0 F4			x 0-0 2B		x 0-0 F8	x 0-0 SH1-3 1-2			4 0 2 1 0 0 2					
Andre Thornton, R (1, 3) OBP: 0.293, SLG: 0.315	0-0 F4 ③			x 0-0 6-3 ①		x 0-0 FC1-6-5 ①		x 0-0 G6-4-3 ② ③	x 0-0 5-3 ②			5 0 0 0 0 0 4					
Bo Diaz, R (1, 2) OBP: 0.387, SLG: 0.528		x 0-0 5-3 ①		B 4-0 BB		x 0-0 FC4 ②		x 0-0 SH1-3 1B 1B	x 0-0 F6 ③			4 1 1 0 1 0 2					
Toby Harrah, R (1, 5) OBP: 0.349, SLG: 0.370		x 0-0 5-3 ②		x 0-0 G4-6-3 ② ③		x 0-0 4-3 ③		x 0-0 SH1-3 1B 1B	x 0-0 F9 ①			5 1 1 0 0 0 2					
Pat Kelly, L (1, 10) OBP: 0.323, SLG: 0.192		x 0-0 FC6-4 1B			x 0-0 4-3 ①		x 0-0 4-3 ①		x 0-0 SH1-3 ①			3 0 1 0 0 0 0					
Jerry Dybzinski, R (9, PH) OBP: 0.214, SLG: 0.214		x 0-0 FC6-4 1B							x 1-2 2-3			0 0 0 0 0 0 0					
Dave Rosello, R (11, PH) OBP: 0.333, SLG: 0.432		x 0-0 FC6-4 ③			x 0-0 FC5-4 1B				x 0-0 S 1B			1 0 1 0 0 0 0					
Duane Kuiper, L (1, 4) OBP: 0.295, SLG: 0.299		x 0-0 FC6-4 ③			x 0-0 G5-4-3 1B				x 2-H 3-H			3 0 2 0 0 0 1					
Joe Charboneau, R (9, PH) OBP: 0.248, SLG: 0.395									x 0-0 F9 ②			0 0 0 0 0 0 0					
Ron Hassey, L (9, PH) OBP: 0.325, SLG: 0.265									x 0-0 S 1B			1 0 1 2 0 0 0					
Alan Bannister, R (9, PR) OBP: 0.315, SLG: 0.339									x 0-0 F7 ②			1 0 0 0 0 0 1					
Tom Verzyer, R (1, 6) OBP: 0.273, SLG: 0.252			x 0-0 G4-3 1B		x 0-0 G5-4-3 ② ③		x 0-0 FC5-4 ②		x 0-0 F7 ②		x 0-0 FC6-4 ③	5 0 1 0 0 0 4					
Inning Stats	R: 0 H: 1 E: 0 LOB: 1 K: 1 BB: 0 S: 6 P: 6	R: 0 H: 1 E: 0 LOB: 1 K: 0 BB: 0 S: 4 P: 4	R: 0 H: 2 E: 0 LOB: 1 K: 0 BB: 0 S: 4 P: 4	R: 0 H: 0 E: 0 LOB: 0 K: 0 BB: 1 S: 2 P: 6	R: 0 H: 1 E: 0 LOB: 0 K: 0 BB: 0 S: 3 P: 3	R: 2 H: 3 E: 0 LOB: 1 K: 0 BB: 0 S: 6 P: 6	R: 0 H: 1 E: 0 LOB: 1 K: 0 BB: 0 S: 4 P: 4	R: 0 H: 1 E: 0 LOB: 0 K: 0 BB: 0 S: 3 P: 3	R: 2 H: 3 E: 0 LOB: 2 K: 0 BB: 0 S: 6 P: 6	R: 0 H: 1 E: 0 LOB: 1 K: 0 BB: 0 S: 4 P: 4	R: 0 H: 1 E: 0 LOB: 1 K: 0 BB: 0 S: 4 P: 4	1B: 14 SF: 0 2B: 1 SAC: 2 3B: 0 DP: 4 HR: 0 HBP: 0	WP: 0 PA: 45 PB: 0 SB: 4 CS: 0				
PITCHER	IP WLS BF H R ER SO BB IBB HBP BLK WP HR S P ERA WHIP																
Glenn Abbott, R (1, 1) ERA: 4.58	8.0			12	4	4	1	1	0	0	0	0	0	34	38	4.50	1.625
Shane Rawley, L (9, 1) ERA: 4.5	0.1		1	0	0	0	0	0	0	0	0	0	0	1	1	0.00	0.000
Dick Drago, R (9, 1) ERA: 4.4	2.2	W	11	3	0	0	0	0	0	0	0	0	0	11	11	0.00	1.125

livebaseballscorecards.com

AB	42
R	4
H	15
RBI	4
BB	1
SO	1
LOB	20



Batter	1	2	3	4	5	6	7	8	9	10	11	AB R H RBI BB SO LOB	BOTTOM													
Julio Cruz, S OBP: 0.315, SLG: 0.297 (1, 4)	0-0 F9			4-0 F9 1B BB	0-0 FC6-4		0-0 F8		0-0 F7		0-0 S 1B	5 1 1 0 1 0 2	Cleveland Indians @ Seattle Mariners The Kingdome, Seattle, WA Sun Jun 07 1981, 6:33 AM EDT Att. 15,004 - Dome													
Lenny Randle, S OBP: 0.276, SLG: 0.322 (1, 5)	0-0 F8			0-0 1B		0-0 6-3	0-3 K		0-0 L7		4-0 1B IBB	5 0 1 0 1 1 0														
Tom Paciorek, R OBP: 0.369, SLG: 0.476 (1, 7) (11, 3)	0-0 F7			0-0 F9		0-0 2B E 1B		0-0 F8	0-0 F3		0-0 1B	6 1 2 1 0 0 2														
Gary Gray, R OBP: 0.286, SLG: 0.615 (1, 10)		0-0 5-3		0-3 K		0-0 1-3 E 2B		0-0 HR		0-0 6-3		5 2 2 1 0 1 2														
Jeff Burroughs, R OBP: 0.358, SLG: 0.408 (1, 9)		0-0 1-3		0-3 K		0-0 E7 1B		4-0 BB 1B BB		0-0 F7		3 1 1 2 1 1 2 1 0 0 0 0 0 0														
Casey Parsons, L OBP: 0.500, SLG: 0.333 (8, PR) (9, 9)						2-H 3-H 1B																				
Bruce Bochte, L OBP: 0.341, SLG: 0.352 (1, 3)		0-3 K			0-0 6-3 SH3-4 1B	0-0 1B CS 1B		0-0 1-2 BB 1B		0-0 BB 1B		5 0 4 1 0 1 0 0 0 0 0 0 0 0														
Reggie Walton, R (10, PR) (11, 7)						2-H 1B CS 1B																				
Bud Bulling, R OBP: 0.388, SLG: 0.268 (1, 2)			0-0 5-3		0-0 SH3-4	0-0 WP CS 1B		0-0 F9		4-0 BB 1B		3 0 1 0 0 0 2 0 0 0 0 1 0 0														
Jerry Narron, L OBP: 0.298, SLG: 0.313 (10, PH) (11, 2)					1-2 1B	1-3 1B				1-2 BB																
Jim Anderson, R OBP: 0.293, SLG: 0.280 (1, 6)			0-0 5-3		0-0 6-3	0-3 K		4-0 BB 1B BB		0-0 F7		3 0 0 0 1 1 3 1 0 0 0 0 0 2 0 0 0 0 0 0 0														
Dan Meyer, L OBP: 0.287, SLG: 0.365 (10, PH)					2-3 BB	1-3 3-H BB																				
Rick Auerbach, R OBP: 0.184, SLG: 0.225 (11, 6)								0-3 K																		
Joe Simpson, L OBP: 0.258, SLG: 0.310 (1, 8)			0-0 F7		4-0 FC6-4 BB		0-0 F9		0-3 K		0-3 K	4 0 0 0 1 2 3														
Inning Stats	R: 0 E: 0 K: 0 S: 3	H: 0 LOB: 0 BB: 0 P: 3	R: 0 E: 0 K: 1 S: 5	H: 0 LOB: 0 BB: 0 P: 5	R: 0 E: 0 K: 0 S: 3	H: 0 LOB: 0 BB: 0 P: 3	R: 0 E: 0 K: 2 S: 8	H: 1 LOB: 2 BB: 1 P: 12	R: 0 E: 0 K: 0 S: 4	H: 1 LOB: 2 BB: 1 P: 8	R: 3 E: 1 K: 1 S: 9	H: 5 LOB: 1 BB: 0 P: 9	R: 0 E: 0 K: 1 S: 5	H: 0 LOB: 0 BB: 0 P: 5	R: 1 E: 0 K: 1 S: 7	H: 2 LOB: 3 BB: 2 P: 15	R: 0 E: 0 K: 0 S: 3	H: 0 LOB: 0 BB: 0 P: 3	R: 0 E: 0 K: 0 S: 4	H: 1 LOB: 2 BB: 1 P: 8	R: 1 E: 0 K: 1 S: 5	H: 2 LOB: 2 BB: 1 P: 9	1B: 10 2B: 1 3B: 0 HR: 1	SF: 0 SAC: 1 DP: 0 HBP: 0	WP: 1 PB: 0 SB: 1 CS: 2	PA: 48
PITCHER	IP	WLS	BF	H	R	ER	SO	BB	IBB	HBP	BLK	WP	HR	S	P	ERA	WHIP									
Rick Waits, L ERA: 2.74 (1, 1)	5.1		25	7	3	3	3	2	0	0	0	0	0	29	37	5.06	1.688									
Sid Monge, L ERA: 3.0 (6, 1)	2.0		8	2	1	1	2	1	0	0	0	1	1	11	15	4.50	1.500									
Mike Stanton, R ERA: 1.5 (8, 1)	3.0	L	15	3	1	1	2	2	1	0	0	0	0	16	28	3.00	1.667									

livebaseballscores.com



Batter	1	2	3	4	5	6	7	8	9	AB R H RBI BB SO LOB	TOP	
Miguel Dilone, S OBP: 0.331, SLG: 0.351 (1, 7) X	0-0 6-3 ①		X 0-0 6-3 ①		X 0-0 F9 ③			X 0-0 6-3 ①		4 0 0 0 0 0 0	Cleveland Indians @ California Angels Anaheim Stadium, Anaheim, CA Mon Jun 08 1981, 10:05 PM EDT Att. 22,703 - Unknown livebaseballscorecards.com	
Jorge Orta, L OBP: 0.286, SLG: 0.372 (1, 9) X	0-0 2B 1B		X 0-0 4-3 ②			X 0-0 4-3 ①		X 0-0 4-3 ②		4 1 1 0 0 0 0		
Alan Bannister, R OBP: 0.305, SLG: 0.328 (1, 4) X	0-0 F7		X 0-0 6-3 ③			X 0-0 3-1 ②		X 0-0 F4		4 0 0 0 0 0 1		
Andre Thornton, R OBP: 0.298, SLG: 0.327 (1, 3) X	0-0 1-H 2B			X 0-0 6-3 ①		X 0-0 1B		X 0-0 F5 ①		4 0 2 1 0 0 0		
Bo Diaz, R OBP: 0.382, SLG: 0.545 (1, 2) X	0-0 F9			X 0-0 HR		X 0-0 F3 ③		X 0-0 4-3 ②		4 1 1 1 0 0 2		
Toby Harrah, R OBP: 0.347, SLG: 0.367 (1, 5) X		X 0-0 1-3 ①		X 0-0 F7 ②		X 0-0 4-3 5-3 1B		X 0-3 K ③		4 0 1 0 0 1 0		
Joe Charboneau, R OBP: 0.242, SLG: 0.385 (1, 10) X		X 0-0 F7 ②		X 0-0 5-3 ③		X 0-0 5-3 ①		X 0-0 1-2		3 0 0 0 0 0 1		
Rick Manning, L OBP: 0.313, SLG: 0.325 (1, 8) X		BB			X 0-0 K		X 0-0 4-3 ②		X 0-0 2-3			2 0 0 0 1 1 1
Tom Veryzer, R OBP: 0.268, SLG: 0.246 (1, 6) X		X 0-0 BB			X 0-0 1-3 ②		X 0-0 F3 ③			3 0 0 0 0 0 2		
Inning Stats	R: 1 H: 2 E: 0 LOB: 1 K: 0 BB: 0 S: 5 P: 5	R: 0 H: 0 E: 0 LOB: 1 K: 0 BB: 1 S: 3 P: 7	R: 0 H: 0 E: 0 LOB: 0 K: 0 BB: 0 S: 3 P: 3	R: 1 H: 1 E: 0 LOB: 0 K: 0 BB: 0 S: 4 P: 4	R: 0 H: 0 E: 0 LOB: 0 K: 1 BB: 0 S: 5 P: 5	R: 0 H: 1 E: 0 LOB: 1 K: 0 BB: 0 S: 4 P: 4	R: 0 H: 1 E: 0 LOB: 1 K: 0 BB: 0 S: 4 P: 4	R: 0 H: 0 E: 0 LOB: 0 K: 1 BB: 0 S: 5 P: 5	R: 0 H: 0 E: 0 LOB: 0 K: 1 BB: 0 S: 5 P: 5	R: 0 H: 0 E: 0 LOB: 0 K: 1 BB: 0 S: 5 P: 5	1B: 3 SF: 0 2B: 1 SAC: 0 3B: 0 DP: 0 HR: 1 HBP: 0	WP: 0 PA: 33 PB: 0 SB: 0 CS: 0
PITCHER Geoff Zahn, L (1, 1) ERA: 3.79	IP WLS BF H R ER SO BB IBB HBP BLK WP HR S P ERA WHIP	9.0 W 33 5 2 2 2 1 0 0 0 0 1 36 40 2.00 0.667										



Batter	1	2	3	4	5	6	7	8	9
Rod Carew, L OBP: 0.375, SLG: 0.384 (1, 3)	0-0 G4-6-3 1B		0-0 F7		0-0 6-3		0-0 1B	0-0 1B 1-2 2-H	
Rick Burleson, R OBP: 0.364, SLG: 0.386 (1, 6)	0-0 G4-6-3 1-2f		4-0 BB		0-0 F9		0-0 6-3	0-0 1B 1-3 2-H	
Fred Lynn, L OBP: 0.327, SLG: 0.408 (1, 8)	0-0 F3		0-0 F7		0-0 F2		0-0 F7	0-0 G4-6-3 1-2f	
Dan Ford, R OBP: 0.343, SLG: 0.515 (1, 9)		0-3 K	0-3 K		0-0 HR		0-0 HR	0-0 1B HR	
Brian Downing, R OBP: 0.390, SLG: 0.427 (1, 2)		0-0 2B 2B 1B		0-0 F8		0-0 F8		0-0 1H HR	
Don Baylor, R OBP: 0.291, SLG: 0.349 (1, 10)		0-0 1-3 2B 2B		0-0 4-3		4-0 BB		0-0 1B E3	
Larry Harlow, L OBP: 0.405, SLG: 0.242 (1, 7)		4-0 BB 2B BB		0-0 1B		0-0 6-3		0-0 1B 1-2 1B	
Butch Hobson, R OBP: 0.378, SLG: 0.429 (1, 5)		0-0 1-H 2-H 3-H 2B		0-3 K		0-0 5-3		0-0 1B 1-3 2-H 1B	
Freddie Patek, R OBP: 0.258, SLG: 0.333 (1, 4)		0-3 K		0-0 F5		0-0 F3		0-0 1B 1-2 3-H 1B	

Inning Stats	R: 0	H: 1	E: 0	K: 0	S: 3	LOB: 0	BB: 0	P: 3
	R: 3	H: 3	E: 0	K: 2	S: 9	LOB: 0	BB: 1	P: 13
	R: 0	H: 0	E: 0	K: 1	S: 5	LOB: 1	BB: 1	P: 9
	R: 0	H: 1	E: 0	K: 1	S: 6	LOB: 1	BB: 0	P: 6
	R: 0	H: 0	E: 0	K: 0	S: 3	LOB: 0	BB: 0	P: 3
	R: 1	H: 1	E: 0	K: 0	S: 4	LOB: 1	BB: 1	P: 8
	R: 0	H: 1	E: 0	K: 0	S: 4	LOB: 1	BB: 0	P: 4
	R: 6	H: 7	E: 1	K: 0	S: 10	LOB: 1	BB: 0	P: 10

PITCHER	IP	WLS	BF	H	R	ER	SO	BB	IBB	HBP	BLK	WP	HR	S	P	ERA	WHIP
Dan Spillner, R ERA: 4.8 (1, 1)	7.1	L	35	11	9	8	4	3	0	0	0	0	2	40	52	9.82	1.909
Bob Lacey, L ERA: 6.6 (8, 1)	0.2		4	3	1	1	0	0	0	0	0	0	4	4	13.50	4.500	

AB	R	H	RBI	BB	SO	LOB
5	0	3	1	0	0	0
4	0	1	1	1	0	2
5	0	0	0	0	0	3
4	2	2	1	0	2	1
4	2	2	2	0	0	0
3	2	1	0	1	0	0
3	2	2	0	1	0	1
4	1	2	4	0	1	1
4	1	1	1	0	1	0

BOTTOM

Cleveland Indians @ California Angels
Anaheim Stadium, Anaheim, CA
 Mon Jun 08 1981, 10:05 PM EDT
 Att. 22,703 - Unknown

livebaseballscorecards.com

AB	36
R	10
H	14
RBI	10
BB	3
SO	4
LOB	8



1B	2B	3B	HR	SF	SAC	DP	HBP	WP	PA
10	2	0	2	0	2	0	0	0	39

Batter	1	2	3	4	5	6	7	8	9	AB R H RBI BB SO LOB	TOP
Miguel Dilone, S OBP: 0.333, SLG: 0.353 (1, 7)	0-0 4-3 S 1B	0-0 1-2 2-3 1B		0-0 FC6-5 2-3 S		0-0 F4			0-0 B1-3	5 0 2 0 0 0 2	
Rick Manning, L OBP: 0.307, SLG: 0.319 (1, 8)	0-3 K	0-3 K		0-0 1-3		0-0 F3			0-3 K	3 0 0 0 0 2 5 2 0 0 0 0 1 1	
Alan Bannister, R OBP: 0.301, SLG: 0.323 (6, PH) (6, 8)											
Jorge Orta, L OBP: 0.289, SLG: 0.373 (1, 9)	0-0 4-3 2-3	0-3 K			0-0 G6-3 1B			0-0 G3	0-0 FC5-4 1B	5 0 2 0 0 1 4	
Andre Thornton, R OBP: 0.295, SLG: 0.318 (1, 10)	0-0 F5			0-0 S 1B BB		0-0 G6-3 1-2f		0-3 K	0-0 FC5-4 1-2f	4 0 0 0 1 1 3	
Bo Diaz, R OBP: 0.394, SLG: 0.548 (1, 2)		4-0 S 1B BB		0-0 F9		0-0 WP 1B 1B		0-0 1B		3 1 2 0 1 0 1	
Toby Harrah, R OBP: 0.345, SLG: 0.364 (1, 5)		0-3 K		0-0 F8		0-0 WP 1B		0-0 1-3		4 0 1 0 0 1 3	
Ron Hassey, L OBP: 0.333, SLG: 0.278 (1, 3)		0-0 S 1B 1B		0-0 1B		0-0 F8 1-2 2-3			0-3 K	4 1 2 1 0 1 2	
Duane Kuiper, L OBP: 0.305, SLG: 0.309 (1, 4)		0-0 1B 1B 2-H		0-0 FC6-5 SH1-4 1B		0-0 F8			0-0 5-3	4 0 2 1 0 0 0	
Tom Verzyer, R OBP: 0.278, SLG: 0.257 (1, 6)		0-0 1B 1B		0-0 SH1-4		0-0 1B			0-3 K	2 0 2 0 0 0 0 1 0 0 0 0 1 0 0 0 0 0 0 0 0	
Pat Kelly, L OBP: 0.313, SLG: 0.185 (8, PH)											
Jerry Dyzinski, R OBP: 0.214, SLG: 0.214 (8, 6)											
Inning Stats	R: 0 E: 0 K: 1 S: 6 H: 1 LOB: 1 BB: 0 P: 6	R: 2 E: 0 K: 3 S: 13 H: 4 LOB: 3 BB: 1 P: 17	R: 0 E: 0 K: 0 S: 3 H: 1 LOB: 2 BB: 1 P: 7	R: 0 E: 0 K: 0 S: 4 H: 1 LOB: 1 BB: 0 P: 4	R: 0 E: 0 K: 0 S: 5 H: 3 LOB: 2 BB: 0 P: 5	R: 0 E: 0 K: 0 S: 4 H: 1 LOB: 1 BB: 0 P: 4	R: 0 E: 0 K: 1 S: 6 H: 1 LOB: 1 BB: 0 P: 6	R: 0 E: 0 K: 2 S: 7 H: 0 LOB: 0 BB: 0 P: 7	R: 0 E: 0 K: 1 S: 6 H: 1 LOB: 1 BB: 0 P: 6	1B: 13 SF: 0 2B: 0 SAC: 1 3B: 0 DP: 1 HR: 0 HBP: 0	WP: 1 PA: 40 PB: 0 SB: 4 CS: 0
PITCHER Mike Witt, R ERA: 4.18 (1, 1)	IP: 1.1 WLS: W BF: 10 H: 5 R: 2 ER: 2 SO: 2 BB: 1 IBB: 0 HBP: 0 BLK: 0 WP: 0 HR: 0 S: 13 P: 17 ERA: 13.50 WHIP: 4.500	Andy Hassler, L ERA: 3.19 (2, 1)	IP: 5.0 WLS: W BF: 20 H: 6 R: 0 ER: 0 SO: 2 BB: 1 IBB: 0 HBP: 0 BLK: 0 WP: 1 HR: 0 S: 23 P: 27 ERA: 0.00 WHIP: 1.400	Don Aase, R ERA: 1.57 (7, 1)	IP: 2.2 WLS: S BF: 10 H: 2 R: 0 ER: 0 SO: 4 BB: 0 IBB: 0 HBP: 0 BLK: 0 WP: 0 HR: 0 S: 18 P: 18 ERA: 0.00 WHIP: 0.750	PITCHER	IP: WLS: BF: H: R: ER: SO: BB: IBB: HBP: BLK: WP: HR: S: P: ERA: WHIP				

Cleveland Indians @ California Angels
Anaheim Stadium, Anaheim, CA
Tue Jun 09 1981, 10:05 PM EDT
Att. 22,490 - Unknown

livebaseballscorecards.com

AB	37
R	2
H	13
RBI	2
BB	2
SO	8
LOB	21



Batter	1	2	3	4	5	6	7	8	9
Larry Harlow, L (1, 9) OBP: 0.413, SLG: 0.270	0-0 SH5-3 E 1B		0-0 1-3		0-0 FC4-6 1B	0-3 K			
Rick Burleson, R (1, 6) OBP: 0.359, SLG: 0.380	0-0 E1 SH5-3 1-2		0-0 4-3		0-0 FC4-6 1B 2B		0-0 F8		
Rod Carew, L (1, 3) OBP: 0.379, SLG: 0.388	0-0 SH5-3 1-2 2-3		0-0 1B		0-0 1-3 2B 1B		0-0 F7		
Fred Lynn, L (1, 8) OBP: 0.331, SLG: 0.413	0-3 K		0-3 K		0-0 1-H 3-H HR 2B		4-0 BB		
Brian Downing, R (1, 7) OBP: 0.387, SLG: 0.422	0-0 4-3			0-0 FC5-4 1B	0-0 F8		0-0 F8		
Don Baylor, R (1, 10) OBP: 0.291, SLG: 0.363		0-3 K		0-0 FC5-4 FC4-6 1-2f	0-0 HR		0-0 1-3		
Ed Ott, L (1, 2) OBP: 0.267, SLG: 0.298		0-0 2B		0-0 FC4-6 1B 1-2f	0-0 3-1		0-0 F2		
Butch Hobson, R (1, 5) Bert Campaneris, R (8, PR) (9, 5) OBP: 0.381, SLG: 0.430 OBP: 0.179, SLG: 0.222		0-0 1-3		0-0 1-2 1B		0-3 K	0-0 S 1B		
Freddie Patek, R (1, 4) OBP: 0.229, SLG: 0.294		0-0 F9		0-0 F9		0-0 1-3	0-3 K 1-2		

Inning Stats	R: 0	H: 1	E: 1	LOB: 2	K: 1	BB: 0	S: 7	P: 7
	R: 0	H: 1	E: 0	LOB: 1	K: 1	BB: 0	S: 6	P: 6
	R: 0	H: 1	E: 0	LOB: 1	K: 1	BB: 0	S: 6	P: 6
	R: 0	H: 2	E: 0	LOB: 2	K: 0	BB: 0	S: 5	P: 5
	R: 4	H: 4	E: 0	LOB: 0	K: 0	BB: 0	S: 7	P: 7
	R: 0	H: 0	E: 0	LOB: 0	K: 2	BB: 0	S: 7	P: 7
	R: 0	H: 0	E: 0	LOB: 1	K: 0	BB: 1	S: 3	P: 7
	R: 0	H: 1	E: 0	LOB: 2	K: 1	BB: 0	S: 6	P: 6

PITCHER	IP	WLS	BF	H	R	ER	SO	BB	IBB	HBP	BLK	WP	HR	S	P	ERA	WHIP
Len Barker, R (1, 1) ERA: 2.08	8.0	L	36	10	4	4	6	1	0	0	0	0	1	47	51	4.50	1.375

BOTTOM

AB	R	H	RBI	BB	SO	LOB
4	0	2	0	0	1	0
4	1	0	0	0	0	2
3	1	2	0	0	0	0
3	1	1	2	1	2	3
4	0	1	0	0	0	4
4	1	1	2	0	1	1
4	0	1	0	0	0	1
4	0	2	0	0	1	1
0	0	0	0	0	0	0
4	0	0	0	0	1	4

AB	34
R	4
H	10
RBI	4
BB	1
SO	6
LOB	16



WP	PA
0	36

Cleveland Indians @ California Angels
Anaheim Stadium, Anaheim, CA
 Tue Jun 09 1981, 10:05 PM EDT
 Att. 22,490 - Unknown

livebaseballscorecards.com

Cleveland Indians @ California Angels
Anaheim Stadium, Anaheim, CA
 Wed Jun 10 1981, 10:05 PM EDT
 Att: 23,744 - Unknown

AB	35
R	3
H	10
RBI	3
BB	0
SO	5
LOB	12



Batter	1	2	3	4	5	6	7	8	9	AB R H RBI BB SO LOB
Miguel Dilone, S (1, 7) OBP: 0.346, SLG: 0.366	0-0 6-3 S 1B		0-0 1B		0-3 K		0-0 1B			4 0 3 0 0 1 1
Rick Manning, L (1, 8) OBP: 0.306, SLG: 0.317	0-3 K 1-2		0-0 1B		0-0 F8			0-0 F8		4 0 1 0 0 1 2
Jorge Orta, L (1, 9) OBP: 0.282, SLG: 0.363	0-0 6-3 2-3		0-0 F9			0-0 F3		0-0 F6		4 0 0 0 0 0 3
Bo Diaz, R (1, 2) OBP: 0.400, SLG: 0.568 Andre Thornton, R (6, 3) OBP: 0.293, SLG: 0.316	0-3 K			0-0 4-3 SF7 2B		0-0 1B 2B		0-3 K		3 2 2 0 0 1 1 1 0 0 0 0 1 0
Ron Hassey, L (1, 3) OBP: 0.329, SLG: 0.276 (6, 2)		0-0 F7		0-0 4-3 2-3 1B		0-0 2-H 1B		0-0 G3		4 0 1 1 0 0 1
Toby Harrah, R (1, 5) OBP: 0.343, SLG: 0.364		0-0 5-3		0-0 SF7 3-H		0-0 F8		0-0 2B 1B		3 1 1 1 0 0 1
Joe Charboneau, R (1, 10) OBP: 0.237, SLG: 0.376 Mike Hargrove, L (9, PH) OBP: 0.364, SLG: 0.356 Jerry Dybzinski, R (9, PR) OBP: 0.214, SLG: 0.214		0-0 5-3		0-0 F6		0-0 F5		0-0 1-H 2B		3 0 0 0 0 0 1 1 0 1 1 0 0 0 0 0 0 0 0 0 0
Duane Kuiper, L (1, 4) OBP: 0.291, SLG: 0.294			0-0 F7		0-0 F7		0-0 6-3		0-0 5-3	4 0 0 0 0 0 1
Tom Veryzer, R (1, 6) OBP: 0.279, SLG: 0.266 Pat Kelly, L (9, PH) OBP: 0.303, SLG: 0.179			0-0 F6		0-0 2B		0-0 F8		0-3 K	3 0 1 0 0 0 0 1 0 0 0 0 1 1

Inning Stats	R: 0	H: 1	R: 0	H: 0	R: 0	H: 2	R: 1	H: 1	R: 0	H: 1	R: 1	H: 2	R: 0	H: 1	R: 0	H: 0	R: 1	H: 2	1B: 6	SF: 1	WP: 0	PA: 36
E: 0	LOB: 1	E: 0	LOB: 0	E: 0	LOB: 2	E: 0	LOB: 0	E: 0	LOB: 1	E: 0	LOB: 1	E: 0	LOB: 0	E: 0	LOB: 0	E: 0	LOB: 1	E: 0	LOB: 1	2B: 4	SAC: 0	PB: 0
K: 2	BB: 0	K: 0	BB: 0	K: 0	BB: 0	K: 0	BB: 0	K: 1	BB: 0	K: 0	BB: 0	K: 0	BB: 0	K: 1	BB: 0	K: 1	BB: 0	K: 1	BB: 0	3B: 0	DP: 0	SB: 1
S: 8	P: 8	S: 3	P: 3	S: 5	P: 5	S: 4	P: 4	S: 6	P: 6	S: 5	P: 5	S: 3	P: 3	S: 7	P: 7	S: 7	P: 7	S: 7	P: 7	HR: 0	HBP: 0	CS: 0

PITCHER	IP	WLS	BF	H	R	ER	SO	BB	IBB	HBP	BLK	WP	HR	S	P	ERA	WHIP
Steve Renko, R (1, 1) ERA: 3.12	8.1	W	33	9	3	3	4	0	0	0	0	0	0	41	41	3.24	1.080
Don Aase, R (9, 1) ERA: 1.54	0.2	S	3	1	0	0	1	0	0	0	0	0	0	5	5	0.00	1.500

WP: 0	PA: 36
PB: 0	
SB: 1	
CS: 0	

Batter	1	2	3	4	5	6	7	8	9	AB	R	H	RBI	BB	SO	LOB
--------	---	---	---	---	---	---	---	---	---	----	---	---	-----	----	----	-----

Rod Carew, L OBP: 0.377, SLG: 0.385 (1, 3)	0-0 BB SH3-4 1B	0-0 4-3			0-0 F7		0-3 K			4	1	1	0	0	1	0
Rick Burleson, R OBP: 0.362, SLG: 0.393 (1, 6)	0-0 SH3-4 1-2		H 1-0 2B HBP		0-0 5-3			0-0 HR		2	2	1	1	0	0	0
Fred Lynn, L OBP: 0.335, SLG: 0.422 (1, 8)	0-0 F8		0-0 2B 1-H		0-0 1B			0-3 K		4	0	2	1	0	1	1
Dan Ford, R OBP: 0.350, SLG: 0.517 (1, 9)	4-0 BB 1B BB		0-0 FC6-4 1B		0-0 L9			0-0 FC6-4 1B		3	1	2	0	1	0	1
Brian Downing, R OBP: 0.385, SLG: 0.415 (1, 7)	4-0 1B BB		0-0 FC6-4		0-0 1-3			0-0 FC6-4		3	0	0	0	1	0	2
Bobby Clark, R OBP: 0.310, SLG: 0.424 (9, 7)	1-2 2-3 BB		1-2f					1-2f		0	0	0	0	0	0	0
Don Baylor, R OBP: 0.290, SLG: 0.361 (1, 10)	0-0 1B		0-0 L7		0-0 5-3			0-0 F8		4	0	1	2	0	0	2
Ed Ott, L OBP: 0.261, SLG: 0.292 (1, 2)	0-0 G3				0-0 4-3					3	0	0	0	0	0	2
Butch Hobson, R OBP: 0.375, SLG: 0.423 (1, 5)		0-3 K			0-3 K			0-0 L9		3	0	0	0	0	2	0
Bert Campaneris, R OBP: 0.179, SLG: 0.222 (8, 5)										0	0	0	0	0	0	0
Freddie Patek, R OBP: 0.211, SLG: 0.270 (1, 4)		0-0 6-3			0-0 4-3			0-3 K		3	0	0	0	0	1	0

Inning Stats	R: 2	H: 2	R: 0	H: 0	R: 1	H: 2	R: 0	H: 0	R: 0	H: 1	R: 0	H: 0	R: 0	H: 0	R: 1	H: 2
	E: 0	LOB: 2	E: 0	LOB: 0	E: 0	LOB: 1	E: 0	LOB: 0	E: 0	LOB: 1	E: 0	LOB: 0	E: 0	LOB: 0	E: 0	LOB: 1
	K: 0	BB: 2	K: 1	BB: 0	K: 0	BB: 0	K: 1	BB: 0	K: 0	BB: 0	K: 2	BB: 0	K: 1	BB: 0	K: 1	BB: 0
	S: 5	P: 13	S: 5	P: 5	S: 4	P: 5	S: 5	P: 5	S: 4	P: 4	S: 7	P: 7	S: 3	P: 3	S: 7	P: 7

PITCHER	IP	WLS	BF	H	R	ER	SO	BB	IBB	HBP	BLK	WP	HR	S	P	ERA	WHIP
Bert Blyleven, R ERA: 2.83 (1, 1)	8.0	L	33	7	4	4	5	2	0	1	0	0	1	40	49	4.50	1.125

BOTTOM

Cleveland Indians @ California Angels
 Anaheim Stadium, Anaheim, CA
 Wed Jun 10 1981, 10:05 PM EDT
 Att. 23,744 - Unknown

AB	29
R	4
H	7
RBI	4
BB	2
SO	5
LOB	8



1B:	5	SF:	0	WP:	0	PA:	33
2B:	1	SAC:	1	PB:	0		
3B:	0	DP:	0	SB:	0		
HR:	1	HBP:	1	CS:	0		

livebaseballscorecards.com

Batter	1	2	3	4	5	6	7	8	9	10	11	12	13	AB R H RBI BB SO LOB	TOP		
Thad Bosley, L (1, 9) <small>OBP: 0.429, SLG: 0.348</small> Mark Brouhard, R (10, PH) <small>OBP: 0.322, SLG: 0.379</small> Marshall Edwards, L (10, 9) <small>OBP: 0.236, SLG: 0.291</small>	 <small>0-3</small>		 <small>0-0</small>		 <small>0-0</small>		 <small>0-0</small>			 <small>0-3</small>			 <small>0-0</small>	4 0 0 0 0 1 1 1 0 0 0 0 1 0 1 1 1 0 0 0 0	Milwaukee Brewers @ Cleveland Indians Cleveland Municipal Stadium, Cleveland, OH Mon Aug 10 1981, 7:05 PM EDT Att. 4,773 - Unknown - 78 F		
Roy Howell, L (1, 10) <small>OBP: 0.336, SLG: 0.418</small>	 <small>0-0</small>		 <small>0-0</small>		 <small>0-0</small>		 <small>0-0</small>			 <small>0-0</small>			 <small>0-0</small>	5 3 3 0 0 0 1			
Cecil Cooper, L (1, 3) <small>OBP: 0.326, SLG: 0.383</small>	 <small>0-0</small>		 <small>0-0</small>		 <small>0-0</small>					 <small>0-0</small>			 <small>4-0</small>	5 1 1 0 1 0 2			
Ben Oglivie, L (1, 7) <small>OBP: 0.316, SLG: 0.363</small>	 <small>0-0</small>		 <small>0-0</small>		 <small>0-0</small>					 <small>0-0</small>			 <small>0-0</small>	5 0 2 2 0 0 1			
Gorman Thomas, R (1, 8) <small>OBP: 0.363, SLG: 0.563</small>	 <small>0-0</small>		 <small>0-3</small>		 <small>0-0</small>					 <small>0-0</small>			 <small>0-0</small>	6 0 2 3 0 1 3			
Ted Simmons, S (1, 2) <small>OBP: 0.288, SLG: 0.392</small>	 <small>0-0</small>			 <small>0-0</small>		 <small>0-0</small>				 <small>0-0</small>			 <small>0-0</small>	6 0 0 0 0 0 3			
Don Money, R (1, 5) <small>OBP: 0.295, SLG: 0.308</small>		 <small>0-3</small>		 <small>0-0</small>		 <small>0-0</small>				 <small>0-0</small>			 <small>0-0</small>	5 0 0 0 1 1 1			
Robin Yount, R (1, 6) <small>OBP: 0.297, SLG: 0.408</small>		 <small>0-0</small>		 <small>0-0</small>		 <small>0-0</small>				 <small>0-0</small>			 <small>0-0</small>	5 0 1 0 0 0 1			
Jim Gantner, L (1, 4) <small>OBP: 0.327, SLG: 0.340</small> Charlie Moore, R (10, PH) <small>OBP: 0.365, SLG: 0.418</small> Ed Romero, R (10, 4) <small>OBP: 0.226, SLG: 0.269</small>		 <small>0-0</small>		 <small>0-3</small>		 <small>0-0</small>				 <small>0-0</small>				3 0 1 0 0 1 1 1 0 0 0 0 0 0 1 0 0 0 0 0 1			
Inning Stats	R: 1 H: 3 E: 0 LOB: 2 K: 1 BB: 0 S: 8 P: 8	R: 0 H: 0 E: 0 LOB: 0 K: 1 BB: 0 S: 5 P: 5	R: 1 H: 2 E: 0 LOB: 1 K: 1 BB: 0 S: 7 P: 7	R: 0 H: 1 E: 0 LOB: 1 K: 1 BB: 0 S: 6 P: 6	R: 0 H: 2 E: 0 LOB: 2 K: 0 BB: 0 S: 5 P: 5	R: 0 H: 0 E: 0 LOB: 0 K: 0 BB: 0 S: 3 P: 3	R: 0 H: 1 E: 0 LOB: 0 K: 0 BB: 0 S: 3 P: 3	R: 0 H: 0 E: 0 LOB: 0 K: 0 BB: 0 S: 3 P: 3	R: 0 H: 0 E: 0 LOB: 0 K: 0 BB: 0 S: 3 P: 3	R: 0 H: 0 E: 0 LOB: 0 K: 1 BB: 0 S: 5 P: 5	R: 0 H: 0 E: 0 LOB: 0 K: 0 BB: 0 S: 3 P: 3	R: 0 H: 0 E: 0 LOB: 1 K: 0 BB: 1 S: 3 P: 7	R: 3 H: 2 E: 1 LOB: 1 K: 0 BB: 1 S: 6 P: 10	1B: 10 SF: 1 2B: 1 SAC: 1 3B: 0 DP: 1 HR: 0 HBP: 0		WP: 2 PA: 52 PB: 0 SB: 0 CS: 1	
PITCHER Bert Blyleven, R (1, 1) <small>ERA: 2.75</small> Sid Monge, L (10, 1) <small>ERA: 2.74</small> Mike Stanton, R (12, 1) <small>ERA: 2.42</small>	IP 9.0 WLS BF 35 H 9 R 2 ER 2 SO 4 BB 0 IBB 0 HBP 0 BLK 0 WP 0 HR 0 S 43 P 43 ERA 2.00 WHIP 1.000					PITCHER IP 2.0 WLS BF 6 H 0 R 0 ER 0 SO 1 BB 0 IBB 0 HBP 0 BLK 0 WP 1 HR 0 S 8 P 8 ERA 0.00 WHIP 0.000											

livebaseballscorecards.com

AB	48
R	5
H	11
RBI	5
BB	2
SO	5
LOB	15



Batter	1	2	3	4	5	6	7	8	9	10	11	12	13	AB	R	H	RBI	BB	SO	LOB												
Miguel Dilone, S (1, 7) OBP: 0.338, SLG: 0.372	0-0 SF7 3B		0-0 6-3		0-0 4-3			0-0 L7		0-0 1-3		0-0 5-3		6	1	1	0	0	0	3												
Jorge Orta, L (1, 9) OBP: 0.290, SLG: 0.370	0-0 SF7		0-0 CS 1B			0-3 K		0-0 1-3 1B		0-0 F4			0-0 1B	5	0	3	1	0	1	0												
Mike Hargrove, L (1, 3) OBP: 0.358, SLG: 0.346	0-0 6-3		4-0 BB			0-0 6-3		0-0 F8			0-0 4-3		0-0 F8	5	0	0	0	1	0	3												
Andre Thornton, R (1, 10) OBP: 0.288, SLG: 0.310	0-3 K		0-3 K			0-0 6-3			0-0 F7		0-0 F7		0-0 F8	3	0	0	0	0	2	1												
Pat Kelly, L (9, PH) OBP: 0.278, SLG: 0.161														3	0	0	0	0	0	1												
Ron Hassey, L (1, 2) OBP: 0.322, SLG: 0.269		0-0 F8		0-0 1-3			0-0 F3		0-0 S E 1B		0-3 K		0-0 F7	2	0	0	0	0	0	0												
Alan Bannister, R (7, PH) (8, 4) OBP: 0.299, SLG: 0.320														4	1	1	0	0	1	1												
Toby Harrah, R (1, 5) OBP: 0.340, SLG: 0.359		0-0 B1-3		0-0 F8			0-0 F9		0-0 F5			0-0 1B 1B		5	0	1	0	0	0	1												
Rick Manning, L (1, 8) OBP: 0.314, SLG: 0.321		4-0 BB 1B		0-0 6-3			0-0 1-3		0-0 E9 1B			0-0 FC4-6 1B		4	0	2	1	1	0	0												
Duane Kuiper, L (1, 4) OBP: 0.295, SLG: 0.299		0-0 1B				0-0 1-4-3		0-0 F3		0-0 F7		0-0 FC4-6 G3		2	0	1	0	0	0	0												
Bo Diaz, R (8, 2) OBP: 0.391, SLG: 0.554		1-2 1B										0-0 1-2 G3		3	0	0	0	0	0	3												
Tom Verzyer, R (1, 6) OBP: 0.280, SLG: 0.268		0-0 F9		0-0 6-3				0-0 1B 1B			0-0 6-3		0-0 G3	1	0	0	0	0	0	2												
Jerry Dybzinski, R (8, PR) (9, 6) OBP: 0.200, SLG: 0.200														1	0	0	0	0	0	0												
Joe Charboneau, R (12, PH) OBP: 0.235, SLG: 0.373														1	0	0	0	0	0	2												
Dave Rosello, R (13, 6) OBP: 0.333, SLG: 0.432														0	0	0	0	0	0	0												
Inning Stats	R: 1 E: 0 K: 1 S: 6	H: 1 LOB: 0 BB: 0 P: 6	R: 0 E: 0 K: 0 S: 4	H: 1 LOB: 1 BB: 1 P: 8	R: 0 E: 0 K: 1 S: 5	H: 1 LOB: 1 BB: 1 P: 9	R: 0 E: 0 K: 0 S: 3	H: 0 LOB: 0 BB: 0 P: 3	R: 0 E: 0 K: 1 S: 5	H: 0 LOB: 0 BB: 0 P: 5	R: 0 E: 0 K: 0 S: 5	H: 0 LOB: 0 BB: 0 P: 5	R: 0 E: 0 K: 0 S: 5	H: 0 LOB: 0 BB: 0 P: 5	R: 0 E: 0 K: 1 S: 5	H: 2 LOB: 2 BB: 0 P: 5	R: 0 E: 0 K: 0 S: 5	H: 0 LOB: 0 BB: 0 P: 5	R: 0 E: 0 K: 0 S: 5	H: 2 LOB: 2 BB: 0 P: 5	R: 0 E: 0 K: 0 S: 5	H: 2 LOB: 2 BB: 0 P: 5	R: 0 E: 0 K: 0 S: 5	H: 2 LOB: 2 BB: 0 P: 5	R: 0 E: 0 K: 0 S: 5	H: 2 LOB: 2 BB: 0 P: 5	R: 0 E: 0 K: 0 S: 5	H: 2 LOB: 2 BB: 0 P: 5	1B: 9 2B: 0 3B: 1 HR: 0	SF: 1 SAC: 0 DP: 0 HBP: 0	WP: 0 PB: 0 SB: 1 CS: 1	PA: 50

BOTTOM

Milwaukee Brewers @ Cleveland Indians
Cleveland Municipal Stadium, Cleveland, OH

Mon Aug 10 1981, 7:05 PM EDT
 Att: 4,773 - Unknown - 78 F

livebaseballscorecards.com

AB	47
R	2
H	10
RBI	2
BB	2
SO	4
LOB	17



	PITCHER	IP	WLS	BF	H	R	ER	SO	BB	IBB	HBP	BLK	WP	HR	S	P	ERA	WHIP
Pete Vuckovich, R (1, 1) ERA: 3.32	5.0		19	3	1	1	2	2	0	0	0	0	0	0	21	29	1.80	1.000
Jerry Augustine, L (6, 1) ERA: 3.29	3.0		11	2	0	0	1	0	0	0	0	0	0	0	13	13	0.00	0.667
Rollie Fingers, R (9, 1) ERA: 1.52	1.0		5	2	1	1	0	0	0	0	0	0	0	5	5	9.00	2.000	
Rickey Keeton, R (10, 1) ERA: 4.5	4.0	W	15	3	0	0	1	0	0	0	0	0	0	0	17	17	0.00	0.750

Batter	1	2	3	4	5	6	7	8	9	AB R H RBI BB SO LOB	TOP									
Thad Bosley, L (1, 9) OBP: 0.364, SLG: 0.286	0-3 K	1-3 K		2-3 K		1-0 L7		0-1 1-3		5 0 0 0 0 3 5										
Roy Howell, L (1, 5) OBP: 0.338, SLG: 0.449	0-0 2B		2-0 L8		1-0 HR	2-2 F6		0-1 1-3		5 2 2 1 0 0 2										
Cecil Cooper, L (1, 3) OBP: 0.332, SLG: 0.394	0-0 2B		1-2 1B		1-0 HBP		0-0 F2		0-1 1-3	4 1 2 1 0 0 0										
Ben Oglivie, L (1, 7) OBP: 0.309, SLG: 0.355	2-3 K		1-2 F8		2-2 G3-6-3		0-2 L3		2-2 F7	5 0 0 0 0 1 3										
Gorman Thomas, R (1, 8) OBP: 0.364, SLG: 0.559	3-1 5-3		2-2 1B		1-3 K		2-2 1B		0-3 K	5 1 2 1 0 2 1										
Ted Simmons, S (1, 10) OBP: 0.272, SLG: 0.399		2-1 G3		2-2 G3		0-0 2B	1-1 1B			4 1 2 0 0 0 0										
Robin Yount, R (1, 6) OBP: 0.302, SLG: 0.426		1-2 6-3		3-1 HR		2-0 4-3	0-0 1B			4 1 2 2 0 0 1										
Charlie Moore, R (1, 2) OBP: 0.370, SLG: 0.416		3-2 1B		2-0 B1-3		4-0 1B	0-0 1-3			3 0 1 0 1 0 2										
Jim Gantner, L (1, 4) OBP: 0.335, SLG: 0.348		0-1 1B		0-2 1B		0-1 1B		1-1 F7		4 0 3 0 0 0 0										
Inning Stats	R: 1 E: 0 K: 2 S: 10	H: 2 LOB: 1 BB: 0 P: 15	R: 0 E: 0 K: 1 S: 13	H: 2 LOB: 2 BB: 0 P: 20	R: 1 E: 0 K: 0 S: 10	H: 2 LOB: 1 BB: 0 P: 16	R: 1 E: 0 K: 1 S: 7	H: 1 LOB: 0 BB: 0 P: 12	R: 1 E: 0 K: 0 S: 8	H: 2 LOB: 2 BB: 1 P: 17	R: 1 E: 0 K: 0 S: 11	H: 3 LOB: 2 BB: 0 P: 14	R: 0 E: 0 K: 0 S: 6	H: 0 LOB: 0 BB: 0 P: 7	R: 0 E: 0 K: 1 S: 8	H: 0 LOB: 0 BB: 0 P: 10	1B: 8 2B: 4 3B: 0 HR: 2	SF: 0 SAC: 0 DP: 1 HBP: 1	WP: 2 PB: 0 SB: 0 CS: 0	PA: 41
PITCHER	IP WLS BF H R ER SO BB IBB HBP BLK WP HR S P ERA WHIP																			
John Denny, R (1, 1) ERA: 3.6	5.1 L 26 10 5 5 5 1 0 1 0 2 2 54 92 8.44 2.062																			
Bob Lacey, L (6, 1) ERA: 6.61	1.1 7 3 1 1 0 0 0 0 0 0 0 15 21 6.75 2.250																			
Dan Spillner, R (7, 1) ERA: 4.56	2.1 8 1 0 0 1 0 0 0 0 0 0 16 19 0.00 0.429																			

Milwaukee Brewers @ Cleveland Indians
Cleveland Municipal Stadium, Cleveland, OH

AB	39
R	6
H	14
RBI	5
BB	1
SO	6
LOB	14



Tue Aug 11 1981, 3:33 AM EDT
Unknown - 76 F

livebaseballscorecards.com

Batter	1	2	3	4	5	6	7	8	9	AB	R	H	RBI	BB	SO	LOB
Miguel Dilone, S OBP: 0.343, SLG: 0.386 (1, 7)	1-0 SF7 3B	4-1 BB			0-0 5-3		0-2 6-3		0-0 SH1-4	3	1	1	0	1	0	0
Jorge Orta, L OBP: 0.287, SLG: 0.367 (1, 9)	2-0 SF7 3-H	1-0 4-3			0-1 4-3			0-1 2B 4-3 1B	2-0 3-1	4	1	1	1	0	0	3
Mike Hargrove, L OBP: 0.359, SLG: 0.350 Von Hayes, L (9, PR)	0-1 F8		2-2 F6		0-0 4-3			0-1 4-3 1B 2B	4-1 BB	4	1	1	0	1	0	0
Andre Thornton, R OBP: 0.289, SLG: 0.311 Ron Hassey, L OBP: 0.318, SLG: 0.266 Dave Rosello, R OBP: 0.325, SLG: 0.421 (1, 10)	0-0 HR 1B		1-2 F3		0-0 5-3			1-0 4-3 2-3 3-H	0-1 F7	3	1	1	0	0	0	0
Bo Diaz, R OBP: 0.394, SLG: 0.584 (1, 2)	0-1 HR		2-2 F3		0-0 2B			1-1 L4		4	1	2	2	0	0	1
Toby Harrah, R OBP: 0.347, SLG: 0.364 (1, 5)	2-2 1B			4-2 BB		0-0 F7		0-0 1B 3-H		3	0	2	1	1	0	1
Alan Bannister, R OBP: 0.298, SLG: 0.318 (1, 4)	1-0 6-3			0-0 F7		2-2 F9		1-1 1B 1-3		4	0	1	0	0	0	3
Rick Manning, L OBP: 0.307, SLG: 0.314 (1, 8)		1-2 F8		0-0 F8			0-1 G3	1-2 F8		4	0	0	0	0	0	3
Tom Verzyer, R OBP: 0.279, SLG: 0.267 Jerry Dyzinski, R OBP: 0.200, SLG: 0.200 (9, PR)		0-1 F8		0-0 5-3			0-0 1-3		0-0 3-1 SH1-4 1B	4	0	1	0	0	0	1

Inning Stats																	1B	2B	3B	HR	SF	SAC	DP	HBP	WP	HR	S	P	ERA	WHIP
R: 3	H: 4	R: 0	H: 0	R: 0	H: 0	R: 0	H: 0	R: 0	H: 1	R: 0	H: 0	R: 2	H: 4	R: 0	H: 1	1B: 6	SF: 1	WP: 0	HR: 0	S: 13	P: 17	6.43	1.286							
E: 0	LOB: 1	E: 0	LOB: 1	E: 0	LOB: 0	E: 0	LOB: 1	E: 0	LOB: 1	E: 0	LOB: 0	E: 0	LOB: 2	E: 0	LOB: 2	2B: 2	SAC: 1	PB: 0	HR: 1	S: 6	P: 12	0.00	3.000							
K: 0	BB: 0	K: 0	BB: 1	K: 0	BB: 0	K: 0	BB: 1	K: 0	BB: 0	K: 0	BB: 0	K: 0	BB: 0	K: 0	BB: 1	3B: 1	DP: 0	SB: 1	HR: 0	S: 6	P: 6	0.00	1.500							
S: 11	P: 17	S: 7	P: 13	S: 9	P: 14	S: 5	P: 9	S: 4	P: 4	S: 6	P: 8	S: 6	P: 17	S: 6	P: 12	HR: 1	HBP: 0	CS: 0	PA: 40											

Milwaukee Brewers @ Cleveland Indians
Cleveland Municipal Stadium, Cleveland, OH
 Tue Aug 11 1981, 3:33 AM EDT
 Unknown - 76 F

AB	35
R	5
H	10
RBI	5
BB	3
SO	0
LOB	15



Batter	1	2	3	4	5	6	7	8	9	AB R H RBI BB SO LOB	TOP									
Charlie Moore, R (1, 9) <small>OBP: 0.369, SLG: 0.413</small> Thad Bosley, L (6, 9) <small>OBP: 0.343, SLG: 0.267</small>	1-0 G3		0-0 G6-4-3		0-1 FC6-4 1B		0-1 L6		1-3 K	3 0 1 0 0 0 1 2 0 0 0 0 1 0										
Robin Yount, R (1, 6) <small>OBP: 0.299, SLG: 0.420</small>	1-0 F8		0-1 5-3		0-0 FC6-4		3-2 1B SF9 1B		3-2 F7	5 1 1 0 0 0 2										
Cecil Cooper, L (1, 3) <small>OBP: 0.346, SLG: 0.440</small>	1-1 HR			3-1 FC6-4 1B		3-1 HR	2-1 1B		1-1 1B 2B	5 3 5 2 0 0 0										
Gorman Thomas, R (1, 8) <small>OBP: 0.360, SLG: 0.552</small>	0-3 K			0-2 FC6-4 1B		1-2 6-3	0-1 SF9		0-0 1B	4 0 1 2 0 1 1										
Ben Oglivie, L (1, 7) <small>OBP: 0.307, SLG: 0.351</small> Marshall Edwards, L (9, 7) <small>OBP: 0.236, SLG: 0.291</small>		2-1 F7		1-0 G6-4-3 1B		2-1 3-1	0-0 4-3		0-0 3-1	5 0 1 0 0 0 2 0 0 0 0 0 0 0										
Ted Simmons, S (1, 10) <small>OBP: 0.276, SLG: 0.401</small>		2-1 1B		2-0 G6-4-3		0-0 2B 1B		1-2 F5		4 1 2 0 0 0 2										
Sal Bando, R (1, 5) <small>OBP: 0.367, SLG: 0.615</small>		0-0 F3			2-0 F8	0-0 1B 2B		0-0 2B		4 1 2 0 0 0 1										
Ed Romero, R (1, 4) <small>OBP: 0.221, SLG: 0.263</small> Mark Brouhard, R (6, PH) <small>OBP: 0.328, SLG: 0.385</small> Jim Gantner, L (6, PR) <small>OBP: 0.333, SLG: 0.347</small>		0-1 F8			1-2 5-3	0-0 2B 1B		3-2 F8		2 0 0 0 0 0 1 1 0 1 2 0 0 0 1 0 0 0 0 0 1										
Ned Yost, R (1, 2) <small>OBP: 0.333, SLG: 0.625</small>			2-2 G6-4-3 1B		2-2 1B	1-1 F6		0-0 6-3		4 0 2 0 0 0 2										
Inning Stats	R: 1 E: 0 K: 1 S: 7	H: 1 LOB: 0 BB: 0 P: 10	R: 0 E: 0 K: 0 S: 7	H: 1 LOB: 1 BB: 0 P: 11	R: 0 E: 0 K: 0 S: 6	H: 1 LOB: 0 BB: 0 P: 8	R: 0 E: 0 K: 0 S: 10	H: 2 LOB: 1 BB: 0 P: 15	R: 3 E: 0 K: 0 S: 12	H: 4 LOB: 1 BB: 0 P: 19	R: 1 E: 0 K: 0 S: 10	H: 2 LOB: 1 BB: 0 P: 15	R: 0 E: 0 K: 0 S: 8	H: 1 LOB: 1 BB: 0 P: 12	R: 1 E: 0 K: 1 S: 10	H: 2 LOB: 1 BB: 0 P: 15	1B: 11 2B: 3 3B: 0 HR: 2	SF: 1 SAC: 0 DP: 2 HBP: 0	WP: 0 PB: 0 SB: 0 CS: 0	PA: 41
PITCHER	IP WLS BF H R ER SO BB IBB HBP BLK WP HR S P ERA WHIP																			
Rick Waits, L (1, 1) <small>ERA: 3.0</small> Dan Spillner, R (7, 1) <small>ERA: 4.56</small> Sid Monge, L (9, 1) <small>ERA: 3.0</small>	6.0 L 27 11 4 4 1 0 0 0 0 0 0 2 49 76 6.00 1.833	2.0 9 3 1 1 0 0 0 0 0 0 0 0 18 27 4.50 1.500	1.0 5 2 1 1 1 0 0 0 0 0 0 0 10 15 9.00 2.000																	

Milwaukee Brewers @ Cleveland Indians
Cleveland Municipal Stadium, Cleveland, OH

AB	40
R	6
H	16
RBI	6
BB	0
SO	2
LOB	13



Tue Aug 11 1981, 7:05 PM EDT
Att. 7,776 - Unknown

livebaseballscorecards.com

Batter	1	2	3	4	5	6	7	8	9	AB	R	H	RBI	BB	SO	LOB
Miguel Dilone, S (1, 7) OBP: 0.340, SLG: 0.382	3-1 5-3		X 0-0 1-2 3-H 1B		B X 1-0 FC5-4			X 0-0 F2		4	0	1	1	0	0	1
Jorge Orta, L (1, 9) OBP: 0.287, SLG: 0.361	0-1 4-3		B S X 2-1 G4-6-3		B B S X 3-2 F8			B B S B 4-1 BB		3	0	0	0	1	0	3
Mike Hargrove, L (1, 3) OBP: 0.362, SLG: 0.349	1-1 1-5-3			S S B X 1-2 5-3		B X 1-0 G6-4-3 1B		S B B S B 4-2 G6-3 BB		3	0	1	0	1	0	0
Ron Hassey, L (1, 2) OBP: 0.319, SLG: 0.259		X 0-0 1-3		S B B B X 4-2 1B BB		B S X 1-1 G6-4-3		B B X 2-0 G6-3		2	0	0	0	1	0	1
Bo Diaz, R (8, PH) OBP: 0.391, SLG: 0.579										1	0	0	0	0	0	2
Toby Harrah, R (1, 5) OBP: 0.341, SLG: 0.356		X 0-0 F7		B X 1-0 L7		S S B X 1-2 5-3			X 0-0 4-3	4	0	0	0	0	0	1
Von Hayes, L (1, 10) OBP: 0.667, SLG: 0.500		X 0-0 3-1		B B X 1-1 1B					X 0-0 F9	2	0	1	0	1	0	0
Dave Rosello, R (9, PH) OBP: 0.317, SLG: 0.410										1	0	0	0	0	0	0
Rick Manning, L (1, 8) OBP: 0.308, SLG: 0.314			S X 0-1 E FC5 1B		B B X 2-0 G3		B B S B X 2-1 G6-3		X 0-0 1B	3	1	1	0	0	0	3
Alan Bannister, R (9, PH) OBP: 0.303, SLG: 0.323										1	0	1	0	0	0	0
Duane Kuiper, L (1, 4) OBP: 0.297, SLG: 0.292			B X 1-0 F8		B S B X 2-1 4-3		B B S B X 4-0 WP BB		X 0-0 F8	2	0	0	0	1	0	1
Andre Thornton, R (9, PH) OBP: 0.287, SLG: 0.309										1	0	0	0	0	0	1
Tom Verzyer, R (1, 6) OBP: 0.282, SLG: 0.265			X 0-0 FC5		B B B X 4-0 FC5-4 BB		B B S B X 2-1 F7			1	0	0	0	1	0	1
Pat Kelly, L (7, PH) OBP: 0.270, SLG: 0.156										1	0	0	0	0	0	1
Jerry Dybzinski, R (8, 6) OBP: 0.200, SLG: 0.200										0	0	0	0	0	0	0

Inning Stats	R: 0	H: 0	E: 0	LOB: 0	K: 0	BB: 0	S: 6	R: 0	H: 0	E: 0	LOB: 0	K: 0	BB: 0	S: 3	R: 1	H: 2	E: 1	LOB: 1	K: 0	BB: 0	S: 7	R: 0	H: 1	E: 0	LOB: 2	K: 0	BB: 1	S: 9	R: 0	H: 0	E: 0	LOB: 1	K: 0	BB: 1	S: 6	R: 0	H: 1	E: 0	LOB: 0	K: 0	BB: 0	S: 6	R: 0	H: 0	E: 0	LOB: 1	K: 0	BB: 2	S: 5	R: 0	H: 0	E: 0	LOB: 1	K: 0	BB: 2	S: 5	R: 0	H: 0	E: 0	LOB: 1	K: 0	BB: 2	S: 5	R: 0	H: 1	E: 0	LOB: 1	K: 0	BB: 0	S: 4	R: 0	H: 1	E: 0	LOB: 1	K: 0	BB: 0	S: 4	1B: 5	SF: 0	2B: 0	SAC: 0	3B: 0	DP: 4	HR: 0	HBP: 0	WP: 1	PA: 35
--------------	------	------	------	--------	------	-------	------	------	------	------	--------	------	-------	------	------	------	------	--------	------	-------	------	------	------	------	--------	------	-------	------	------	------	------	--------	------	-------	------	------	------	------	--------	------	-------	------	------	------	------	--------	------	-------	------	------	------	------	--------	------	-------	------	------	------	------	--------	------	-------	------	------	------	------	--------	------	-------	------	------	------	------	--------	------	-------	------	-------	-------	-------	--------	-------	-------	-------	--------	-------	--------

PITCHER	IP	WLS	BF	H	R	ER	SO	BB	IBB	HBP	BLK	WP	HR	S	P	ERA	WHIP
Jim Slaton, R (1, 1) ERA: 3.68	6.0	W	24	4	1	0	0	3	0	0	0	0	0	38	71	0.00	1.167
Reggie Cleveland, R (7, 1) ERA: 4.78	1.1		6	0	0	0	0	3	0	0	0	1	0	8	24	0.00	2.250
Jerry Augustine, L (8, 1) ERA: 3.15	1.2	S	5	1	0	0	0	0	0	0	0	0	0	5	7	0.00	0.600

BOTTOM

Milwaukee Brewers @ Cleveland Indians
Cleveland Municipal Stadium, Cleveland, OH

Tue Aug 11 1981, 7:05 PM EDT
Att. 7,776 - Unknown

AB	29
R	1
H	5
RBI	1
BB	6
SO	0
LOB	15



PITCHER	IP	WLS	BF	H	R	ER	SO	BB	IBB	HBP	BLK	WP	HR	S	P	ERA	WHIP
---------	----	-----	----	---	---	----	----	----	-----	-----	-----	----	----	---	---	-----	------

Batter	1	2	3	4	5	6	7	8	9	AB R H RBI BB SO LOB	TOP											
Thad Bosley, L (1, 9) OBP: 0.333, SLG: 0.265	2-0 C1-6-3 1B 1B		0-1 6-3		0-0 4-3			0-0 F9		4 1 1 0 0 0 1												
Roy Howell, L (1, 5) OBP: 0.342, SLG: 0.450	0-0 G1-6-3 1-2 1B		2-2 F7			0-0 G3			0-0 1B 1B 1B	4 1 2 0 0 0 0												
Cecil Cooper, L (1, 3) OBP: 0.344, SLG: 0.437	0-0 G1-6-3 1-2f 2-3			0-3 K		0-0 F7			0-0 1-2 1B 1B	4 1 1 0 0 1 2												
Ben Oglivie, L (1, 7) OBP: 0.310, SLG: 0.354	0-2 3-H 1B			0-0 G3		0-0 F7			0-0 1-2 2-3 F8 1B 1B	4 1 2 1 0 0 0												
Gorman Thomas, R (1, 8) OBP: 0.362, SLG: 0.551	1-3 K			0-0 1B		0-0 5-3			0-0 1-2 2-H 3-H FC5-4 1B	4 0 2 2 0 1 1												
Ted Simmons, S (1, 2) OBP: 0.271, SLG: 0.393		0-2 4-3		0-0 F6		0-0 3-1			0-0 2-3 F8	4 0 0 0 0 0 3												
Robin Yount, R (1, 6) OBP: 0.298, SLG: 0.422		1-3 K			0-0 2B	0-0 6-3			0-0 1-2f 3-H FC5-4	4 0 1 1 0 1 1												
Paul Molitor, R (1, 10) OBP: 0.318, SLG: 0.333		1-3 K			2-3 K			0-0 G3	0-3 K	4 0 0 0 0 3 2												
Jim Gantner, L (1, 4) OBP: 0.329, SLG: 0.341			0-0 4-3		2-0 L8			0-0 3-1		3 0 0 0 0 0 1												
Inning Stats	R: 1 E: 0 K: 1 S: 9	H: 3 LOB: 1 BB: 0 P: 12	R: 0 E: 0 K: 2 S: 9	H: 0 LOB: 0 BB: 0 P: 11	R: 0 E: 0 K: 0 S: 6	H: 0 LOB: 0 BB: 0 P: 8	R: 0 E: 0 K: 1 S: 6	H: 1 LOB: 1 BB: 0 P: 6	R: 0 E: 0 K: 1 S: 6	H: 1 LOB: 1 BB: 0 P: 10	R: 0 E: 0 K: 0 S: 3	H: 0 LOB: 0 BB: 0 P: 3	R: 0 E: 0 K: 0 S: 3	H: 0 LOB: 0 BB: 0 P: 3	R: 0 E: 0 K: 1 S: 9	H: 0 LOB: 0 BB: 0 P: 9	R: 3 E: 0 K: 1 S: 9	H: 4 LOB: 1 BB: 0 P: 9	1B: 8 2B: 1 3B: 0 HR: 0	SF: 0 SAC: 0 DP: 1 HBP: 0	WP: 0 PB: 0 SB: 0 CS: 0	PA: 35
PITCHER	IP WLS BF H R ER SO BB IBB HBP BLK WP HR S P ERA WHIP																					
Len Barker, R (1, 1) ERA: 2.19	8.0 W 30 7 3 3 5 0 0 0 0 0 0 0 47 58 3.38 0.875																					
Mike Stanton, R (9, 1) ERA: 2.67	1.0 5 2 1 1 1 0 0 0 0 0 0 0 7 7 9.00 2.000																					

Milwaukee Brewers @ Cleveland Indians
Cleveland Municipal Stadium, Cleveland, OH

AB	35
R	4
H	9
RBI	4
BB	0
SO	6
LOB	11



Wed Aug 12 1981, 7:05 PM EDT
 Att: 5,819 - Unknown - 78 F

livebaseballscorecards.com

Batter	1	2	3	4	5	6	7	8	9	AB R H RBI BB SO LOB	TOP											
Thad Bosley, L (1, 9) OBP: 0.318, SLG: 0.256	0-0 L4	0-3 K		0-0 1B G3 1-3 2-H	0-0 3-1			0-0 G4-3 1-2f		5 1 1 1 0 1 4												
Roy Howell, L (1, 5) OBP: 0.338, SLG: 0.463	0-0 HR		0-3 K	0-0 G3		0-0 L9		0-3 K	5 1 1 2 0 2 1													
Cecil Cooper, L (1, 3) OBP: 0.353, SLG: 0.463	0-0 HR		0-0 1B	0-0 1B		0-3 K		0-0 2B 1B	5 3 4 1 0 1 0													
Ben Oglvie, L (1, 7) OBP: 0.312, SLG: 0.355	0-0 F2		0-0 1B	0-0 1B		0-3 K		0-3 K	5 0 2 2 0 2 1													
Gorman Thomas, R (1, 8) OBP: 0.359, SLG: 0.547	0-3 K		0-3 K	0-0 F8		0-0 F3		0-0 2B	5 0 1 1 0 2 3													
Ted Simmons, S (1, 2) OBP: 0.270, SLG: 0.389		0-0 SH2-3 1B	0-0 5-3		0-0 5-3		0-0 6-3	0-3 K	5 0 1 0 0 1 2													
Robin Yount, R (1, 6) OBP: 0.297, SLG: 0.418		0-0 L7		0-0 F3	0-0 1B SF8		0-0 P4		4 1 1 0 0 0 1													
Paul Molitor, R (1, 10) OBP: 0.330, SLG: 0.345		0-0 SH2-3		0-0 1B 1B	0-0 1B SF8		0-0 F8		3 1 2 0 0 0 0													
Jim Gantner, L (1, 4) OBP: 0.336, SLG: 0.348		4-0 BB		0-0 1B G3	0-0 SF8		0-0 G4-3 1B		2 1 2 1 1 0 0													
Inning Stats	R: 2 E: 0 K: 1 S: 7	H: 2 LOB: 0 BB: 0 P: 7	R: 0 E: 0 K: 1 S: 6	H: 1 LOB: 2 BB: 1 P: 10	R: 1 E: 1 K: 2 S: 9	H: 2 LOB: 1 BB: 0 P: 9	R: 3 E: 1 K: 0 S: 8	H: 5 LOB: 2 BB: 0 P: 8	R: 1 E: 0 K: 0 S: 5	H: 2 LOB: 1 BB: 0 P: 5	R: 0 E: 0 K: 2 S: 7	H: 0 LOB: 0 BB: 0 P: 7	R: 0 E: 0 K: 0 S: 3	H: 0 LOB: 0 BB: 0 P: 3	R: 0 E: 0 K: 0 S: 3	H: 1 LOB: 0 BB: 0 P: 3	R: 1 E: 0 K: 3 S: 11	H: 2 LOB: 1 BB: 0 P: 11	1B: 11 2B: 2 3B: 0 HR: 2	SF: 1 SAC: 1 DP: 1 HBP: 0	WP: 0 PB: 0 SB: 0 CS: 0	PA: 42
PITCHER	IP WLS BF H R ER SO BB IBB HBP BLK WP HR S P ERA WHIP																					
Wayne Garland, R (1, 1) ERA: 5.0	2.1 L 13 5 3 3 3 1 0 0 0 0 0 2 18 22 11.57 2.571																					
Sid Monge, L (3, 1) ERA: 3.86	6.1 27 9 5 5 5 0 0 0 0 0 0 0 37 37 7.11 1.421																					
Dan Spillner, R (9, 1) ERA: 4.53	0.1 2 1 0 0 1 0 0 0 0 0 0 0 4 4 0.00 3.000																					

Milwaukee Brewers @ Cleveland Indians
Cleveland Municipal Stadium, Cleveland, OH
Thu Aug 13 1981, 7:05 PM EDT
Att: 5,639 - Unknown - 81 F

AB	39
R	8
H	15
RBI	8
BB	1
SO	9
LOB	12



Batter	1	2	3	4	5	6	7	8	9	AB	R	H	RBI	BB	SO	LOB
Miguel Dilone, S (1, 7) OBP: 0.351, SLG: 0.397	0-0 4-3 S 1B		0-0 1B 1B		0-3 K		0-0 4-3	0-0 1-2 2-3 1B		5	1	3	0	0	1	0
Jorge Orta, L (1, 9) OBP: 0.298, SLG: 0.367	0-3 K2-3 1-2		0-0 1B 1B		0-0 3-1		0-0 BB 1B	0-0 SF8 3-H		4	2	2	1	0	1	1
Mike Hargrove, L (1, 3) OBP: 0.373, SLG: 0.364	0-0 4-3 2-3		0-0 1B 1B		0-0 G3		4-0 1B 1B BB	0-0 4-3		4	1	1	1	1	0	3
Ron Hassey, L (1, 2) OBP: 0.316, SLG: 0.261 Andre Thornton, R (7, PH) OBP: 0.294, SLG: 0.323 Chris Bando, S (8, 2)	0-0 F7		0-0 G6-4-3 1-2 2-H 1B		0-0 6-3		0-0 1-3 2-H 1B 1B			3	0	1	1	0	0	1
Toby Harrah, R (1, 5) OBP: 0.339, SLG: 0.350		0-0 F8	0-0 G6-4-3 1-2f		4-0 FC6-4 BB		0-0 1-2 3-H 1B			4	0	1	1	1	0	2
Von Hayes, L (1, 10) OBP: 0.250, SLG: 0.143		0-0 4-3		0-0 F8		0-0 FC6-4 1-2f 1B	0-3 K			5	0	0	0	0	1	3
Rick Manning, L (1, 8) OBP: 0.325, SLG: 0.346		0-0 1B		0-0 G3		0-0 1-2 1B		0-0 4-3		4	0	2	0	0	0	0
Duane Kuiper, L (1, 4) OBP: 0.290, SLG: 0.286 Alan Bannister, R (6, PH) OBP: 0.309, SLG: 0.336 (7, 4)	0-0 F7			0-0 E6		0-0 F7		0-0 1B 1B SF8 1B		2	0	0	0	0	0	1
Tom Verzyer, R (1, 6) OBP: 0.276, SLG: 0.260			0-3 K		0-0 F9		0-0 F8	0-0 1-2 1B		2	1	1	0	0	0	2
										4	0	1	0	0	1	1

Inning Stats	R: 0	H: 1	E: 0	K: 1	S: 6	LOB: 1	BB: 0	P: 6	R: 0	H: 1	E: 0	K: 0	S: 4	LOB: 1	BB: 0	P: 4	R: 2	H: 4	E: 0	K: 1	S: 8	LOB: 1	BB: 0	P: 8	R: 0	H: 0	E: 1	K: 0	S: 4	LOB: 1	BB: 0	P: 4	R: 0	H: 1	E: 0	K: 1	S: 5	LOB: 2	BB: 1	P: 8	R: 2	H: 3	E: 0	K: 1	S: 8	LOB: 2	BB: 1	P: 12	R: 1	H: 3	E: 0	K: 0	S: 6	LOB: 2	BB: 0	P: 6	R: 0	H: 0	E: 0	K: 0	S: 3	LOB: 0	BB: 0	P: 3
1B: 13	SF: 1	2B: 0	SAC: 0	3B: 0	DP: 1	HR: 0	HBP: 0	WP: 0	PA: 42																																																							

PITCHER	IP	WLS	BF	H	R	ER	SO	BB	IBB	HBP	BLK	WP	HR	S	P	ERA	WHIP
Moose Haas, R (1, 1) ERA: 4.5	5.0		21	6	2	2	3	0	0	0	0	0	0	27	27	3.60	1.200
Jerry Augustine, L (6, 1) ERA: 3.43	2.0		12	4	2	2	1	2	0	0	0	0	0	12	20	9.00	3.000
Jamie Easterly, L (8, 1) ERA: 3.65	1.0		6	3	1	1	0	0	0	0	0	0	0	6	6	9.00	3.000
Rollie Fingers, R (9, 1) ERA: 1.49	1.0	S	3	0	0	0	0	0	0	0	0	0	0	3	3	0.00	0.000

BOTTOM

Milwaukee Brewers @ Cleveland Indians
Cleveland Municipal Stadium, Cleveland, OH

Thu Aug 13 1981, 7:05 PM EDT
Att. 5,639 - Unknown - 81 F

livebaseballscores.com

AB	39
R	5
H	13
RBI	5
BB	2
SO	4
LOB	14



Batter	1	2	3	4	5	6	7	8	9	AB R H RBI BB SO LOB	TOP											
Willie Wilson, S OBP: 0.316, SLG: 0.352 (1, 7) X	0-0 FC 1B		0-0 G4-3 1B			0-0 BB SF9 1B	0-0 1-2 1B			4 2 4 0 0 0 0												
U L Washington, S OBP: 0.324, SLG: 0.290 (1, 6) X	0-0 FC 1B		0-0 G4-3 1-2f			4-0 BB 1-2 BB	0-0 4-3			3 0 0 1 1 0 3												
Hal McRae, R OBP: 0.300, SLG: 0.389 (1, 10) X	0-0 5-3 1-2			0-3 K		0-3 K		0-0 HR		4 1 1 1 0 2 3												
Willie Aikens, L OBP: 0.385, SLG: 0.456 (1, 3) X	0-0 1B			0-0 HR		4-0 FC5-4 1-2 2-3 BB		0-0 F7		3 1 2 1 1 0 0												
Amos Otis, R OBP: 0.302, SLG: 0.426 (1, 8) X	0-0 F9			0-0 B1-3		0-0 SF9		0-0 6-3		3 0 0 1 0 0 1												
Frank White, R OBP: 0.294, SLG: 0.406 (1, 4) X		0-0 F2		0-0 1-3		0-0 FC5-4 1-2f		0-3 K		4 0 0 0 0 1 2												
Darryl Motley, R OBP: 0.236, SLG: 0.286 (1, 9) X		0-0 F8			0-0 F8		0-0 CS S 1B		0-0 5-3	4 0 1 0 0 0 0												
Jamie Quirk, L OBP: 0.328, SLG: 0.404 (1, 2) X		0-0 L8			0-0 G4-6-3 1B		0-0 F7 1-3		0-0 CS 1B	4 0 2 0 0 0 1												
Rance Mulliniks, L OBP: 0.167, SLG: 0.208 (1, 5) X			0-0 L8		0-0 G4-6-3 1-2f		0-0 E5 1B		0-3 K 1-2	4 0 0 0 0 1 2												
Inning Stats	R: 1 E: 0 K: 0 S: 5	H: 2 LOB: 1 BB: 0 P: 5	R: 0 E: 0 K: 0 S: 3	H: 0 LOB: 0 BB: 0 P: 3	R: 0 E: 0 K: 0 S: 3	H: 1 LOB: 0 BB: 0 P: 3	R: 1 E: 0 K: 1 S: 6	H: 1 LOB: 0 BB: 0 P: 6	R: 0 E: 0 K: 1 S: 3	H: 1 LOB: 0 BB: 0 P: 3	R: 1 E: 0 K: 1 S: 6	H: 1 LOB: 2 BB: 2 P: 14	R: 0 E: 1 K: 0 S: 5	H: 2 LOB: 2 BB: 0 P: 5	R: 1 E: 0 K: 1 S: 6	H: 1 LOB: 0 BB: 0 P: 6	R: 0 E: 0 K: 1 S: 5	H: 1 LOB: 1 BB: 0 P: 5	1B: 8 2B: 1 3B: 0 HR: 2	SF: 1 SAC: 0 DP: 3 HBP: 0	WP: 0 PB: 0 SB: 3 CS: 3	PA: 36
PITCHER	IP WLS BF H R ER SO BB IBB HBP BLK WP HR S P ERA WHIP																					
Bert Blyleven, R ERA: 2.82 (1, 1)	7.0 L 29 8 3 3 2 2 0 0 0 0 0 1 31 39 3.86 1.429																					
Mike Stanton, R ERA: 2.79 (8, 1)	2.0 7 2 1 1 2 0 0 0 0 0 1 11 11 4.50 1.000																					

Kansas City Royals @ Cleveland Indians
 Cleveland Municipal Stadium, Cleveland, OH
 Fri Aug 14 1981, 7:05 PM EDT
 Att: 7,971 - Unknown - 77 F

AB	33
R	4
H	10
RBI	4
BB	2
SO	4
LOB	12



Batter	1	2	3	4	5	6	7	8	9	AB R H RBI BB SO LOB
Miguel Dilone, S OBP: 0.346, SLG: 0.391 (1, 7)	0-0 FC6-4 1B		0-0 F9		0-0 3-1		0-0 6-3		0-0 F7	5 0 1 0 0 0 2
Alan Bannister, R OBP: 0.307, SLG: 0.340 (1, 9)	0-0 FC6-4 1B		0-0 2B		0-0 F9		0-0 5-3			4 1 1 0 0 0 2
Mike Hargrove, L OBP: 0.375, SLG: 0.364 (1, 3)	0-0 2B 1B		0-0 L7		4-0 BB		0-0 G3			3 0 1 1 1 0 2
Andre Thornton, R OBP: 0.295, SLG: 0.329 (1, 10)	0-0 L5 2B		0-0 F9		0-0 F8			0-0 FC4-6 1B		3 0 1 0 0 0 4 1 0 1 0 0 0 0
Von Hayes, L OBP: 0.333, SLG: 0.250 (8, PH)										
Toby Harrah, R OBP: 0.338, SLG: 0.348 (1, 5)	0-0 L5			0-0 L6		0-0 1B		0-3 K		4 0 1 0 0 1 3
Ron Hassey, L OBP: 0.314, SLG: 0.261 (1, 2)		0-0 6-3		0-0 L7		0-0 FC6-4 1B		0-0 FC4-6		4 0 1 0 0 0 1
Dave Rosello, R OBP: 0.318, SLG: 0.405 (1, 4)		0-0 L4		0-0		0-0 P4		0-0 F5		3 0 1 0 0 0 2 1 0 0 0 0 0 1
Duane Kuiper, L OBP: 0.287, SLG: 0.283 (8, 4)										
Rick Manning, L OBP: 0.319, SLG: 0.339 (1, 8)		0-3 K		0-0 4-3		0-3 K			0-0 F7	4 0 0 0 0 2 3
Tom Verzyer, R OBP: 0.283, SLG: 0.258 (1, 6)			4-0 2B BB		4-0 F9 3-1 BB		0-0 FC6-4		0-0 F8	1 0 0 0 2 0 2 1 0 0 0 0 0 0
Chris Bando, S OBP: 0.258, SLG: 0.258 (9, PH)										

Inning Stats	R: 1	H: 3	E: 0	K: 5	S: 5	LOB: 1	BB: 0	P: 5	R: 0	H: 0	E: 0	K: 1	S: 5	LOB: 0	BB: 0	P: 5	R: 0	H: 1	E: 0	K: 0	S: 4	LOB: 2	BB: 1	P: 8	R: 0	H: 1	E: 0	K: 0	S: 4	LOB: 1	BB: 0	P: 4	R: 0	H: 0	E: 0	K: 1	S: 7	LOB: 2	BB: 0	P: 7	R: 0	H: 0	E: 0	K: 0	S: 3	LOB: 0	BB: 0	P: 3	R: 0	H: 1	E: 0	K: 1	S: 6	LOB: 1	BB: 0	P: 6	R: 0	H: 0	E: 0	K: 0	S: 3	LOB: 0	BB: 0	P: 3	R: 0	H: 0	E: 0	K: 0	S: 3	LOB: 0	BB: 0	P: 3
1B: 6	SF: 0	2B: 3	SAC: 0	3B: 0	DP: 1	HR: 0	HBP: 0	WP: 0	HR: 0	S: 28	P: 40	ERA: 1.50	WHIP: 1.667	1B: 6	SF: 0	2B: 3	SAC: 0	3B: 0	DP: 1	HR: 0	HBP: 0	WP: 0	HR: 0	S: 12	P: 12	ERA: 0.00	WHIP: 0.333	1B: 6	SF: 0	2B: 3	SAC: 0	3B: 0	DP: 1	HR: 0	HBP: 0	WP: 0	HR: 0	S: 28	P: 40	ERA: 1.50	WHIP: 1.667	1B: 6	SF: 0	2B: 3	SAC: 0	3B: 0	DP: 1	HR: 0	HBP: 0	WP: 0	HR: 0	S: 12	P: 12	ERA: 0.00	WHIP: 0.333	1B: 6	SF: 0	2B: 3	SAC: 0	3B: 0	DP: 1	HR: 0	HBP: 0	WP: 0	HR: 0	S: 28	P: 40	ERA: 1.50	WHIP: 1.667			

PITCHER	IP	WLS	BF	H	R	ER	SO	BB	IBB	HBP	BLK	WP	HR	S	P	ERA	WHIP
Mike Jones, L ERA: 1.0 (1, 1)	6.0	W	27	7	1	1	2	3	0	0	0	0	0	28	40	1.50	1.667
Renie Martin, R ERA: 2.7 (7, 1)	3.0	S	10	1	0	0	1	0	0	0	0	0	0	12	12	0.00	0.333

BOTTOM

Kansas City Royals @ Cleveland Indians
Cleveland Municipal Stadium, Cleveland, OH

Fri Aug 14 1981, 7:05 PM EDT
Att. 7,971 - Unknown - 77 F

AB	34
R	1
H	8
RBI	1
BB	3
SO	3
LOB	22



WP : 0	PA : 37
PB : 0	
SB : 1	
CS : 0	

livebaseballscorecards.com

Batter	1	2	3	4	5	6	7	8	9	AB R H RBI BB SO LOB	TOP		
Willie Wilson, S OBP: 0.313, SLG: 0.349 (1, 7) X	0-0 4-3	0-0 4-3		0-0 FC6-4 1B		0-0 4-3			0-0 F6	5 0 1 2 0 0 2			
U L Washington, S OBP: 0.326, SLG: 0.285 (1, 6) B B B B	4-0 E 1B SF7 BB		4-0 G1-6-3 BB	0-0 FC6-4 1B		0-0 4-3			0-3 K	3 1 0 1 2 1 1			
Hal McRae, R OBP: 0.308, SLG: 0.395 (1, 10) X	0-0 E7 1B		0-0 G1-6-3	0-0 BB 1B				0-0 G4-3-6-1 1B		4 0 3 0 0 0 1			
Willie Aikens, L OBP: 0.382, SLG: 0.451 (1, 3) X	0-0 SF7		0-0 4-3	4-0 BB				0-0 G4-3-6-1 1B		2 0 0 1 1 0 1			
Amos Otis, R OBP: 0.305, SLG: 0.427 (1, 8) S S S	0-3 K			1-2 2-3 BB				0-0 CS 1B		4 0 2 0 0 1 4			
Frank White, R OBP: 0.293, SLG: 0.402 (1, 4) X		0-0 L5		0-0 FC3-2 1B WP 1B		0-0 F9		0-0 CS	0-0 F9	4 1 1 0 0 0 0			
Darryl Motley, R OBP: 0.240, SLG: 0.280 (1, 9) S S S S		0-3 K		0-0 WP FC3-2 1B 1B		0-0 1-3		0-0 F8		4 1 1 0 0 1 0			
Jamie Quirk, L OBP: 0.323, SLG: 0.383 (1, 2) B B B B		4-0 1B BB		0-0 FC3-2 1B WP		0-0 4-3		0-0 F7		3 1 0 0 1 0 3			
Rance Mulliniks, L OBP: 0.214, SLG: 0.222 (1, 5) X		0-0 1B		4-0 1B FC6-4 BB		0-0 4-3		0-0 F7		3 1 1 0 1 0 0			
Inning Stats	R: 1 E: 1 K: 1 S: 6 H: 1 LOB: 1 BB: 1 P: 10	R: 0 E: 0 K: 1 S: 6 H: 1 LOB: 2 BB: 1 P: 10	R: 0 E: 0 K: 0 S: 2 H: 0 LOB: 0 BB: 1 P: 6	R: 4 E: 0 K: 0 S: 8 H: 5 LOB: 3 BB: 2 P: 16	R: 0 E: 0 K: 0 S: 3 H: 0 LOB: 0 BB: 0 P: 3	R: 0 E: 0 K: 0 S: 3 H: 0 LOB: 0 BB: 0 P: 3	R: 0 E: 0 K: 0 S: 3 H: 2 LOB: 0 BB: 0 P: 3	R: 0 E: 0 K: 0 S: 3 H: 0 LOB: 0 BB: 0 P: 3	R: 0 E: 0 K: 1 S: 5 H: 0 LOB: 0 BB: 0 P: 5	1B: 9 2B: 0 3B: 0 HR: 0 SF: 1 SAC: 0 DP: 2 HBP: 0	WP: 1 PB: 0 SB: 0 CS: 1 PA: 39		
PITCHER	IP WLS BF H R ER SO BB IBB HBP BLK WP HR S P ERA WHIP											PITCHER	IP WLS BF H R ER SO BB IBB HBP BLK WP HR S P ERA WHIP
John Denny, R ERA: 3.93 (1, 1)	3.2 L 21 7 5 4 2 4 0 0 0 0 1 0 21 37 9.82 3.000												
Bob Lacey, L ERA: 6.61 (4, 1)	0.0 1 0 0 0 0 1 0 0 0 0 0 0 0 4 ∞ ∞												
Dan Spillner, R ERA: 4.09 (4, 1)	5.1 16 2 0 0 1 0 0 0 0 0 0 0 18 18 0.00 0.375												

Kansas City Royals @ Cleveland Indians
 Cleveland Municipal Stadium, Cleveland, OH
 Sat Aug 15 1981, 3:33 AM EDT
 Att: 7,582 - Cloudy - 73 F

livebaseballscorecards.com

AB	32
R	5
H	9
RBI	4
BB	5
SO	3
LOB	12



BOTTOM

Kansas City Royals @ Cleveland Indians
Cleveland Municipal Stadium, Cleveland, OH

Sat Aug 15 1981, 3:33 AM EDT
Att. 7,582 - Cloudy - 73 F

livebaseballscorecards.com

AB	31
R	3
H	6
RBI	3
BB	4
SO	1
LOB	8



WP:	0	PA:	35
PB:	0		
SB:	0		
CS:	1		

AB	R	H	RBI	BB	SO	LOB
3	0	0	0	1	0	0
3	1	1	0	1	1	0
4	2	2	2	0	0	1
3	0	1	1	1	0	0
4	0	0	0	0	0	3
4	0	0	0	0	0	0
3	0	0	0	1	0	0
4	0	2	0	0	0	1
2	0	0	0	0	0	2
1	0	0	0	0	0	1
0	0	0	0	0	0	0

Batter	1	2	3	4	5	6	7	8	9
Miguel Dilone, S (1, 7) OBP: 0.344, SLG: 0.383	4-0 BB CS		0-0 F7		0-0 F8			0-0 F7	
Jorge Orta, L (1, 9) OBP: 0.302, SLG: 0.367	4-0 1-2 HR BB		0-0 BB 1B		0-3 K2-3			0-0 F9	
Mike Hargrove, L (1, 3) OBP: 0.377, SLG: 0.386	0-0 1-H HR		0-0 F9		0-0 F5			0-0 1B 2B	
Ron Hassey, L (1, 2) OBP: 0.321, SLG: 0.263	0-0 F7		4-0 1-2 BB		0-0 3-1			0-0 2-H 1B	
Toby Harrah, R (1, 5) OBP: 0.332, SLG: 0.341	0-0 P6		0-0 F7		0-0 L7			0-0 F8	
Von Hayes, L (1, 10) OBP: 0.231, SLG: 0.167		0-0 F9		0-0 F7		0-0 F9		0-0 3-1	
Rick Manning, L (1, 8) OBP: 0.318, SLG: 0.333		0-0 3-1		4-0 BB		0-0 F7		0-0 4-3	
Duane Kuiper, L (1, 4) OBP: 0.296, SLG: 0.292		0-0 1B		0-0 F8		0-0 G6-4-3 1B		0-0 G1	
Tom Verzyer, R (1, 6) OBP: 0.280, SLG: 0.255		0-0 F7		0-0 F8		0-0 G6-4-3			
Pat Kelly, L (7, PH) OBP: 0.263, SLG: 0.152									
Jerry Dybzinski, R (8, 6) OBP: 0.200, SLG: 0.200									

Inning	1	2	3	4	5	6	7	8	9
R: 2	R: 0	R: 0	R: 0	R: 0	R: 0	R: 0	R: 0	R: 1	R: 0
E: 0	E: 0	E: 0	E: 0	E: 0	E: 0	E: 0	E: 0	E: 0	E: 0
K: 0	K: 0	K: 0	K: 0	K: 0	K: 1	K: 0	K: 0	K: 0	K: 0
S: 3	S: 4	S: 4	S: 4	S: 3	S: 5	S: 3	S: 3	S: 5	S: 3
H: 1	H: 1	H: 1	H: 1	H: 0	H: 0	H: 0	H: 1	H: 2	H: 0
LOB: 0	LOB: 1	LOB: 1	LOB: 2	LOB: 1	LOB: 0	LOB: 0	LOB: 0	LOB: 1	LOB: 0
BB: 2	BB: 0	BB: 0	BB: 1	BB: 1	BB: 0	BB: 0	BB: 0	BB: 0	BB: 0
P: 11	P: 4	P: 4	P: 8	P: 7	P: 5	P: 3	P: 3	P: 5	P: 3

PITCHER	IP	WLS	BF	H	R	ER	SO	BB	IBB	HBP	BLK	WP	HR	S	P	ERA	WHIP
Dennis Leonard, R (1, 1) ERA: 3.69	7.2	W	31	6	3	3	1	4	0	0	0	0	1	29	45	3.52	1.304
Dan Quisenberry, R (8, 1) ERA: 2.45	1.1	S	4	0	0	0	0	0	0	0	0	0	0	4	4	0.00	0.000

Batter	1	2	3	4	5	6	7	8	9	AB R H RBI BB SO LOB	TOP									
Willie Wilson, S (1, 7) OBP: 0.315, SLG: 0.350	0-0 F2	0-0 1B			0-0 5-3		0-0 2B SF7 1B	0-3 K		5 1 2 0 0 1 1										
U L Washington, S (1, 6) OBP: 0.327, SLG: 0.298	0-0 2B	0-0 L9			0-0 6-3		0-0 F7 1B 2B	0-3 K		5 1 2 1 0 1 1										
George Brett, L (1, 5) OBP: 0.337, SLG: 0.406	0-0 1-3		0-0 3-1		0-0 G3		0-0 SF7	0-0 F4		4 0 0 1 0 0 1										
Hal McRae, R (1, 10) OBP: 0.310, SLG: 0.400	0-0 5-3		0-0 1B			0-0 F9	0-0 F7	0-0 2B		5 0 2 0 0 0 2										
Amos Otis, R (1, 8) OBP: 0.311, SLG: 0.431		0-0 1B HR 1B	0-0 F8			0-0 1B 1B	0-0 E S 1B	0-0 F8		5 1 3 1 0 0 2										
Lee May, R (1, 3) OBP: 0.356, SLG: 0.409		0-0 1B HR 1B	0-0 L8			0-0 1B	0-3 K			4 1 2 0 0 1 2										
Frank White, R (1, 4) OBP: 0.292, SLG: 0.417		0-0 1B HR		0-0 1-3		0-0 F8		0-0 E6		4 1 1 3 0 0 2										
Darryl Motley, R (1, 9) OBP: 0.207, SLG: 0.241		0-0 1-3		0-0 5-3		0-0 F8		0-0 F9		4 0 0 0 0 0 3										
John Wathan, R (1, 2) OBP: 0.294, SLG: 0.315		0-0 L7		0-0 F8			0-0 1B 2B 1B	0-0 F4		4 1 1 0 0 0 1										
Inning Stats	R: 0 E: 0 K: 0 S: 4	H: 1 LOB: 1 BB: 0 P: 4	R: 3 E: 0 K: 0 S: 7	H: 4 LOB: 1 BB: 0 P: 7	R: 0 E: 0 K: 0 S: 4	H: 1 LOB: 1 BB: 0 P: 4	R: 0 E: 0 K: 0 S: 3	H: 0 LOB: 0 BB: 0 P: 3	R: 0 E: 0 K: 0 S: 5	H: 2 LOB: 2 BB: 0 P: 5	R: 3 E: 0 K: 1 S: 9	H: 4 LOB: 1 BB: 0 P: 9	R: 0 E: 1 K: 1 S: 6	H: 0 LOB: 1 BB: 0 P: 6	R: 0 E: 0 K: 1 S: 6	H: 1 LOB: 1 BB: 0 P: 6	1B: 9 2B: 3 3B: 0 HR: 1	SF: 1 SAC: 0 DP: 0 HBP: 0	WP: 0 PB: 0 SB: 2 CS: 0	PA: 41
PITCHER	IP WLS BF H R ER SO BB IBB HBP BLK WP HR S P ERA WHIP																			
Rick Waits, L (1, 1) ERA: 3.43	6.1 L 30 11 6 6 0 0 0 0 0 0 0 1 30 30 8.53 1.737																			
Mike Stanton, R (7, 1) ERA: 2.67	1.1 6 1 0 0 1 0 0 0 0 0 0 0 8 8 0.00 0.750																			
Bob Lacey, L (8, 1) ERA: 6.11	1.1 5 1 0 0 2 0 0 0 0 0 0 0 9 9 0.00 0.750																			

Kansas City Royals @ Cleveland Indians
Cleveland Municipal Stadium, Cleveland, OH

Sun Aug 16 1981, 3:33 AM EDT
Cloudy - 68 F

livebaseballscorecards.com

AB	40
R	6
H	13
RBI	6
BB	0
SO	3
LOB	15



Batter	1	2	3	4	5	6	7	8	9	AB R H RBI BB SO LOB
Miguel Dilone, S (1, 7) OBP: 0.347, SLG: 0.386	0-0 5-3		0-0 1B		0-0 2-H 1B		0-0 F8			4 0 2 1 0 0 0
Jorge Orta, L (1, 9) OBP: 0.296, SLG: 0.359	0-0 L7		0-3 K		0-0 F8			0-0 G3		4 0 0 0 0 1 1
Mike Hargrove, L (1, 3) OBP: 0.379, SLG: 0.393	0-0 F8		0-0 F8			0-0 BB 1B		0-0 1B FC5-4 2B		4 1 2 0 0 0 1
Andre Thornton, R (1, 10) OBP: 0.294, SLG: 0.328		0-0 F4		0-0 F8		0-0 F8		0-0 FC5-4 1B		4 0 1 0 0 0 1
Toby Harrah, R (1, 5) OBP: 0.339, SLG: 0.343		0-0 1B 1B		4-0 E9 BB		4-0 1-2 BB		0-0 FC5-4		2 0 1 1 2 0 1
Alan Bannister, R (1, 4) OBP: 0.299, SLG: 0.331		0-0 L7		0-0 E9 1-3		0-0 F8		0-0 5-3		4 0 0 0 0 0 5
Chris Bando, S (1, 2) OBP: 0.167, SLG: 0.167 Jerry Dybzinski, R (9, PR) OBP: 0.200, SLG: 0.200		0-0 1-2 1B		0-0 6-3		0-0 1-3			0-0 E5 G4-6-3	4 0 1 0 0 0 3 0 0 0 0 0 0 0
Rick Manning, L (1, 8) OBP: 0.316, SLG: 0.337		0-0 F3			0-0 1B 2B		0-0 4-3		0-0 G4-6-3 1-2f	4 1 1 0 0 0 3
Tom Verzyer, R (1, 6) OBP: 0.273, SLG: 0.248			0-0 4-3		0-0 F8		0-0 5-3		0-0 6-3	4 0 0 0 0 0 2

Inning Stats	R: 0 E: 0 K: 0 S: 3	H: 0 LOB: 0 BB: 0 P: 3	R: 0 E: 0 K: 0 S: 5	H: 2 LOB: 2 BB: 0 P: 5	R: 0 E: 0 K: 1 S: 6	H: 1 LOB: 1 BB: 0 P: 6	R: 0 E: 1 K: 0 S: 3	H: 0 LOB: 1 BB: 1 P: 7	R: 1 E: 0 K: 0 S: 4	H: 2 LOB: 0 BB: 0 P: 4	R: 0 E: 0 K: 0 S: 4	H: 1 LOB: 2 BB: 1 P: 8	R: 0 E: 0 K: 0 S: 3	H: 0 LOB: 0 BB: 0 P: 3	R: 1 E: 0 K: 0 S: 5	H: 2 LOB: 1 BB: 0 P: 5	R: 0 E: 1 K: 0 S: 3	H: 0 LOB: 1 BB: 0 P: 3	1B: 6 2B: 2 3B: 0 HR: 0	SF: 0 SAC: 0 DP: 1 HBP: 0	WP: 0 PB: 0 SB: 0 CS: 0	PA: 36
--------------	------------------------------	---------------------------------	------------------------------	---------------------------------	------------------------------	---------------------------------	------------------------------	---------------------------------	------------------------------	---------------------------------	------------------------------	---------------------------------	------------------------------	---------------------------------	------------------------------	---------------------------------	------------------------------	---------------------------------	----------------------------------	------------------------------------	----------------------------------	--------

PITCHER	IP	WLS	BF	H	R	ER	SO	BB	IBB	HBP	BLK	WP	HR	S	P	ERA	WHIP
Larry Gura, L (1, 1) ERA: 3.78	6.0	W	25	6	1	1	1	2	0	0	0	0	0	25	33	1.50	1.333
Ken Brett, L (7, 1) ERA: 4.82	3.0	S	11	2	1	1	0	0	0	0	0	0	0	11	11	3.00	0.667

BOTTOM

Kansas City Royals @ Cleveland Indians
Cleveland Municipal Stadium, Cleveland, OH

Sun Aug 16 1981, 3:33 AM EDT
Cloudy - 68 F

livebaseballscorecards.com

AB	34
R	2
H	8
RBI	2
BB	2
SO	1
LOB	17



Kansas City Royals @ Cleveland Indians
Cleveland Municipal Stadium, Cleveland, OH

Sun Aug 16 1981, 3:38 AM EDT
 Att. 12,790 - Cloudy - 68 F

livebaseballscorecards.com

AB	37
R	6
H	11
RBI	6
BB	4
SO	4
LOB	19



WP: 0	PA: 42
PB: 0	
SB: 1	
CS: 1	

Batter	1	2	3	4	5	6	7	8	9	AB	R	H	RBI	BB	SO	LOB
Willie Wilson, S (1, 7) OBP: 0.313, SLG: 0.351	0-0 F7		0-0 4-3		0-0 4-3	0-0 CS	0-0 F4		0-0 2B	5	0	1	1	0	0	1
U L Washington, S (1, 6) OBP: 0.333, SLG: 0.299	0-0 1B		0-0 L7		4-0 HR BB		4-0 2B BB		0-3 K	3	2	1	0	2	1	1
George Brett, L (1, 5) OBP: 0.338, SLG: 0.422	0-0 F8		0-0 1B		0-0 HR		0-0 L8		0-0 F8	5	1	2	3	0	0	3
Willie Aikens, L (1, 3) OBP: 0.383, SLG: 0.452 John Wathan, R (9, PR) OBP: 0.294, SLG: 0.315	0-0 F8		0-0 4-3		0-0 L8		0-0 2B		4-0 BB	4	0	1	1	1	0	2
Hal McRae, R (1, 10) OBP: 0.312, SLG: 0.404		0-0 1B 2B		0-0 F9		0-0 1B		0-0 6-3	0-0 5-3	5	1	2	0	0	0	3
Frank White, R (1, 4) OBP: 0.291, SLG: 0.413		0-0 F8		0-3 K		0-3 K		0-0 6-3 1B		4	0	1	0	0	2	2
Jamie Quirk, L (1, 2) OBP: 0.333, SLG: 0.381		0-0 2-H 1B		0-0 4-3		4-0 CS BB		0-0 F7		3	0	1	1	1	0	1
Darryl Motley, R (1, 9) OBP: 0.212, SLG: 0.242		0-0 F7		0-0 1B 4-3		0-0 L7		0-0 6-3		4	1	1	0	0	0	3
Cesar Geronimo, L (1, 8) OBP: 0.271, SLG: 0.307 Amos Otis, R (8, PH) OBP: 0.310, SLG: 0.429 (8, 8)		0-0 F7		0-0 HR 1B		0-0 F6		0-3 K		3	1	1	0	0	0	2
										1	0	0	0	0	1	1

Inning Stats	R: 0	H: 1	E: 0	LOB: 1	K: 0	BB: 0	S: 4	P: 4	R: 1	H: 2	E: 0	LOB: 1	K: 0	BB: 0	S: 5	P: 5	R: 0	H: 1	E: 0	LOB: 1	K: 0	BB: 0	S: 4	P: 4	R: 0	H: 0	E: 0	LOB: 0	K: 1	BB: 0	S: 5	P: 5	R: 4	H: 4	E: 0	LOB: 1	K: 1	BB: 1	S: 9	P: 13	R: 0	H: 0	E: 0	LOB: 0	K: 0	BB: 1	S: 2	P: 6	R: 1	H: 1	E: 0	LOB: 1	K: 0	BB: 1	S: 4	P: 8	R: 0	H: 1	E: 0	LOB: 1	K: 1	BB: 0	S: 6	P: 6	R: 0	H: 1	E: 0	LOB: 2	K: 1	BB: 1	S: 6	P: 10	1B: 7	SF: 0	2B: 3	SAC: 0	3B: 0	DP: 0	HR: 1	HBP: 0	WP: 0	PA: 42
--------------	------	------	------	--------	------	-------	------	------	------	------	------	--------	------	-------	------	------	------	------	------	--------	------	-------	------	------	------	------	------	--------	------	-------	------	------	------	------	------	--------	------	-------	------	-------	------	------	------	--------	------	-------	------	------	------	------	------	--------	------	-------	------	------	------	------	------	--------	------	-------	------	------	------	------	------	--------	------	-------	------	-------	-------	-------	-------	--------	-------	-------	-------	--------	-------	--------

PITCHER	IP	WLS	BF	H	R	ER	SO	BB	IBB	HBP	BLK	WP	HR	S	P	ERA	WHIP
Len Barker, R (1, 1) ERA: 2.6	6.2		31	9	6	6	2	3	0	0	0	0	1	32	44	8.10	1.800
Mike Stanton, R (7, 1) ERA: 2.56	1.1	W	5	1	0	0	1	0	0	0	0	0	0	7	7	0.00	0.750
Sid Monge, L (9, 1) ERA: 3.73	1.0	S	5	1	0	0	1	1	0	0	0	0	0	6	10	0.00	2.000

Batter	1	2	3	4	5	6	7	8	9	AB	R	H	RBI	BB	SO	LOB	BOTTOM
Miguel Dilone, S OBP: 0.351, SLG: 0.386 Jorge Orta, L OBP: 0.300, SLG: 0.362	4-0 2B BB	0-3 K			0-0 1B 1B		0-0 2B 1B	0-0 F9		0	1	0	0	1	0	0	Kansas City Royals @ Cleveland Indians Cleveland Municipal Stadium, Cleveland, OH Sun Aug 16 1981, 3:38 AM EDT Att: 12,790 - Cloudy - 68 F
Alan Bannister, R OBP: 0.309, SLG: 0.346	0-0 SH1-3 SF8 1-H 2B	0-0 1B			0-0 L3 1B		0-0 F9 2B 1B	0-0 4-3		5	1	3	2	0	0	1	
Mike Hargrove, L OBP: 0.379, SLG: 0.397	0-0 SH1-3 2-3	0-3 K			0-0 L3 1-2 1B		0-0 1B 2B			3	1	1	1	0	1	3	
Andre Thornton, R OBP: 0.289, SLG: 0.324 Von Hayes, L OBP: 0.286, SLG: 0.231	0-0 SF8 3-H			0-0 5-3		0-0 F8		0-0 1B 1B		2	0	0	1	0	0	1	
Toby Harrah, R OBP: 0.346, SLG: 0.344	4-0 2B BB			0-0 F6		4-0 S SH3-4 BB		0-0 1B 1B		2	2	1	1	2	0	0	
Ron Hassey, L OBP: 0.330, SLG: 0.286	0-0 1-H 2B			0-0 G3		0-0 SH3-4 1-2		0-0 BB 1B		3	0	2	1	0	0	0	
Rick Manning, L OBP: 0.315, SLG: 0.332	0-0 F9			0-0 4-3		0-0 1-3 2-3		4-0 BB 1B		3	0	0	0	1	0	2	
Duane Kuiper, L OBP: 0.294, SLG: 0.290		0-0 SH2-3 1B 1B		0-0 6-3		0-0 F7 3-H		0-0 F5		4	1	1	0	0	0	3	
Jerry Dybzinski, R OBP: 0.167, SLG: 0.167		0-0 SH2-3 1-2		0-0 6-3				0-0 4-3	0-0 5-3	3	0	0	0	0	0	0	

Kansas City Royals @ Cleveland Indians
Cleveland Municipal Stadium, Cleveland, OH

Sun Aug 16 1981, 3:38 AM EDT
Att: 12,790 - Cloudy - 68 F

AB	30
R	8
H	11
RBI	7
BB	4
SO	2
LOB	11



Inning Stats	R	H	E	K	S	H	LOB	BB	P	R	H	E	K	S	R	H	E	K	S	R	H	E	K	S	R	H	E	K	S	R	H	E	K	S	1B	2B	3B	HR	SF	SAC	DP	HBP	WP	PB	SB	CS	PA
	3	2	0	5	13	1	2	0	9	0	0	0	3	3	0	0	0	0	3	0	0	0	4	2	0	0	0	0	0	0	0	0	0	8	4	0	0	0	0	0	0	0	38				

PITCHER	IP	WLS	BF	H	R	ER	SO	BB	IBB	HBP	BLK	WP	HR	S	P	ERA	WHIP
Paul Splittorf, L ERA: 4.75	2.0		12	4	4	4	2	2	0	0	0	0	0	14	22	18.00	3.000
Atlee Hammaker, L ERA: 2.16	4.1		16	3	2	2	0	1	0	0	0	0	0	15	19	4.15	0.923
Renie Martin, R ERA: 3.09	0.1	L	4	3	2	2	0	0	0	0	0	0	0	4	4	54.00	9.000
Ken Brett, L ERA: 4.5	1.1		6	1	0	0	0	1	0	0	0	0	0	5	9	0.00	1.500

Batter	1	2	3	4	5	6	7	8	9	AB R H RBI BB SO LOB
Alan Bannister, R (1, 7) OBP: 0.299, SLG: 0.335	0-0 6-3			x 0-0 F3	x 0-0 6-3		x 0-0 4-3		x 0-0 F7	5 0 0 0 0 0 3
Jorge Orta, L (1, 9) OBP: 0.302, SLG: 0.368	0-0 4-3			x 0-0 2B		x 0-0 4-3 6-3 1B		x 0-0 F9	x 0-3 K	5 0 2 0 0 1 1
Mike Hargrove, L (1, 3) OBP: 0.377, SLG: 0.392	0-0 F9			x 0-0 G3		x 0-0 6-3		BB x 4-0 FC4-8 BB		3 0 0 0 1 0 2
Ron Hassey, L (1, 2) OBP: 0.319, SLG: 0.275		x 0-0 F7		x 0-0 F7		x 0-0 4-3		x 0-0 FC4-6 BLK		4 0 0 0 0 0 3
Toby Harrah, R (1, 5) OBP: 0.344, SLG: 0.357		x 0-0 F7			x 0-0 HR		x 0-0 F8	SS x 0-3 K		4 1 1 1 0 1 2
Von Hayes, L (1, 10) Andre Thornton, R (7, PH) OBP: 0.296, SLG: 0.354		x 0-0 5-3			BB x 4-0 6-3 1B BB		x 0-0 HR	x 0-0 2B 2B		1 1 0 0 1 0 0 2 2 2 1 0 0 0
Rick Manning, L (1, 8) OBP: 0.314, SLG: 0.335			x 0-0 4-3		x 0-0 F7		x 0-0 G3	x 0-0 WP 2B 2B		4 1 1 1 0 0 1
Duane Kuiper, L (1, 4) OBP: 0.292, SLG: 0.288			x 0-0 B3-4 1B		x 0-0 6-3		x 0-0 1-3	x 0-0 4-3		4 0 1 0 0 0 2
Tom Veryzer, R (1, 6) OBP: 0.284, SLG: 0.267			x 0-0 B3-4		x 0-0 1B		x 0-0 1B	x 0-0 2B		4 0 3 2 0 0 1

Cleveland Indians @ Seattle Mariners
 The Kingdome, Seattle, WA
 Tue Aug 18 1981, 10:05 PM EDT
 Att. 10,624 - Dome

AB	36
R	5
H	10
RBI	5
BB	2
SO	2
LOB	15



Inning Stats	R: 0	H: 0	E: 0	K: 0	S: 3	P: 3	R: 0	H: 0	E: 0	K: 0	S: 3	P: 3	R: 0	H: 1	E: 0	K: 0	S: 3	P: 3	R: 0	H: 1	E: 0	K: 0	S: 4	P: 4	R: 2	H: 2	E: 0	K: 0	S: 5	P: 9	R: 0	H: 1	E: 0	K: 0	S: 4	P: 4	R: 1	H: 2	E: 0	K: 0	S: 5	P: 5	R: 0	H: 0	E: 0	K: 1	S: 5	P: 9	R: 2	H: 3	E: 0	K: 1	S: 8	P: 8	1B: 4	SF: 0	2B: 5	SAC: 0	3B: 0	DP: 1	HR: 2	HBP: 0	WP: 1	PA: 38
--------------	------	------	------	------	------	------	------	------	------	------	------	------	------	------	------	------	------	------	------	------	------	------	------	------	------	------	------	------	------	------	------	------	------	------	------	------	------	------	------	------	------	------	------	------	------	------	------	------	------	------	------	------	------	------	-------	-------	-------	--------	-------	-------	-------	--------	-------	--------

PITCHER	IP	WLS	BF	H	R	ER	SO	BB	IBB	HBP	BLK	WP	HR	S	P	ERA	WHIP
Ken Clay, R (1, 1) ERA: 5.4	5.0		20	5	2	2	0	1	0	0	0	0	1	19	23	3.60	1.200
Bryan Clark, L (6, 1) ERA: 3.36	3.1	L	15	4	3	3	1	1	0	0	1	1	1	16	20	8.10	1.500
Larry Andersen, R (9, 1) ERA: 2.72	0.2		3	1	0	0	1	0	0	0	0	0	0	5	5	0.00	1.500

PITCHER	IP	WLS	BF	H	R	ER	SO	BB	IBB	HBP	BLK	WP	HR	S	P	ERA	WHIP
---------	----	-----	----	---	---	----	----	----	-----	-----	-----	----	----	---	---	-----	------

BOTTOM

Cleveland Indians @ Seattle Mariners
The Kingdome, Seattle, WA
Tue Aug 18 1981, 10:05 PM EDT
Att. 10,624 - Dome

livebaseballscorecards.com

AB 33
R 2
H 11
RBI 2
BB 2
SO 6
LOB 18



WP: 0 PA: 37
PB: 0
SB: 2
CS: 2

ERA WHIP

AB R H RBI BB SO LOB

3 1 1 0 1 1 1

3 1 1 0 0 0 1

1 0 0 0 0 1 3

3 0 2 1 0 0 0

4 0 2 1 0 0 0

0 0 0 0 0 0 0

4 0 1 0 0 1 4

3 0 1 0 1 1 2

4 0 1 0 0 0 3

4 0 0 0 0 1 3

4 0 2 0 0 1 1

1B: 9 SF: 1
2B: 2 SAC: 0
3B: 0 DP: 2
HR: 0 HBP: 0

Batter	1	2	3	4	5	6	7	8	9
Julio Cruz, S OBP: 0.320, SLG: 0.301 (1, 4)	0-0 4-3 S SF8 1B		0-0 6-3 1-2			0-3 K	4-0 1-2 BB		
Bruce Bochte, L OBP: 0.338, SLG: 0.343 (1, 3) Gary Gray, R OBP: 0.286, SLG: 0.580 (7, PH) (8, 3)	0-0 4-3 1-3		0-0 F6			0-0 1B 1B	0-3 K		
Tom Paciorek, R OBP: 0.381, SLG: 0.540 (1, 7)	0-0 SF8 3-H			0-0 F9		0-0 1B 1-2 1B	0-0 1B CS 2B		
Richie Zisk, R OBP: 0.370, SLG: 0.548 (1, 10) Casey Parsons, L OBP: 0.333, SLG: 0.286 (8, PR)	0-0 F8			0-0 F4		0-0 G4-6-3 1-2 2-H 1B	0-0 2-3 1B		
Jeff Burroughs, R OBP: 0.367, SLG: 0.457 (1, 9)		0-0 B2-5-3 2B			0-0 F7	0-0 G4-6-3 1-2f	0-3 K		
Dan Meyer, L OBP: 0.293, SLG: 0.350 (1, 5)					4-0 S BB		0-0 6-3	0-3 K	
Joe Simpson, L OBP: 0.248, SLG: 0.301 (1, 8)		0-0 B2-5-3 1B			0-0 F4		0-0 1B 1B	0-0 CS	0-0 F8
Jerry Narron, L OBP: 0.286, SLG: 0.289 (1, 2)		0-0 1-2 2-3f			0-0 F7		0-0 F9	0-0 3-H	0-0 F8
Jim Anderson, R OBP: 0.283, SLG: 0.291 (1, 6)			0-0 CS 1B		0-3 K		0-0 1-3 BB 1B		0-0 5-3

Inning Stats	R: 1	H: 1	E: 0	K: 0	S: 4	LOB: 0	BB: 0	P: 4
	R: 0	H: 2	E: 0	K: 1	S: 6	LOB: 1	BB: 0	P: 6
	R: 0	H: 1	E: 0	K: 0	S: 3	LOB: 0	BB: 0	P: 3
	R: 0	H: 0	E: 0	K: 0	S: 3	LOB: 0	BB: 0	P: 3
	R: 0	H: 0	E: 0	K: 1	S: 5	LOB: 1	BB: 1	P: 9
	R: 1	H: 3	E: 0	K: 1	S: 7	LOB: 1	BB: 0	P: 7
	R: 0	H: 2	E: 0	K: 1	S: 7	LOB: 3	BB: 1	P: 11
	R: 0	H: 2	E: 0	K: 2	S: 8	LOB: 1	BB: 0	P: 8
	R: 0	H: 0	E: 0	K: 0	S: 3	LOB: 0	BB: 0	P: 3

PITCHER	IP	WLS	BF	H	R	ER	SO	BB	IBB	HBP	BLK	WP	HR	S	P	ERA	WHIP
Bert Blyleven, R ERA: 2.82 (1, 1)	6.2	W	28	9	2	2	3	2	0	0	0	0	0	32	40	2.70	1.650
Sid Monge, L ERA: 3.69 (7, 1)	0.1		1	0	0	0	1	0	0	0	0	0	0	3	3	0.00	0.000
Dan Spillner, R ERA: 3.95 (8, 1)	2.0	S	7	2	0	0	2	0	0	0	0	0	0	11	11	0.00	1.000

Batter	1	2	3	4	5	6	7	8	9	10	AB R H RBI BB SO LOB	TOP											
Alan Bannister, R (1, 7) OBP: 0.297, SLG: 0.327	4-0 HBP BB		x 0-0 1-3		x 0-0 F9		x 0-0 F7		x 0-0 F7		4 0 0 0 1 0 2	Cleveland Indians @ Seattle Mariners The Kingdome, Seattle, WA Wed Aug 19 1981, 10:05 PM EDT Att: 7,800 - Dome											
Jorge Orta, L (1, 9) OBP: 0.305, SLG: 0.365	1-0 G5-4-3 HBP		x 0-0 F7			x 0-0 6-3		x 0-0 2B 1B	0-3 K		4 1 1 0 0 1 1												
Mike Hargrove, L (1, 3) OBP: 0.377, SLG: 0.396	0-0 F9		x 0-0 1B			x 0-0 6-3		x 0-0 F9 1-H SF8 2B	x 0-0 F7		5 1 2 1 0 0 2												
Andre Thornton, R (1, 10) OBP: 0.297, SLG: 0.359 Von Hayes, L (8, PH) OBP: 0.278, SLG: 0.188	0-0 G5-4-3 1-2f		0-3 K			x 0-0 2B		x 0-0 F9 2-3	x 0-0 F9		3 0 1 0 0 1 3 2 0 0 0 0 0 1												
Toby Harrah, R (1, 5) OBP: 0.349, SLG: 0.358		x 0-0 FC5-4 SF7 1B		x 0-0 F4		x 0-0 BB BB		x 0-0 SF8 3-H	x 4-0 BB BB		2 1 1 1 2 0 0												
Ron Hassey, L (1, 2) OBP: 0.314, SLG: 0.271		x 0-0 E3 FC5-4 1-2		x 0-0 F7		x 0-0 F7		x 0-0 1B	x 0-0 4-3		5 0 1 0 0 0 4												
Dave Rosello, R (1, 4) OBP: 0.313, SLG: 0.378		x 0-0 FC5-4 1-2f 2-3		0-3 K			x 4-0 BB	x 0-0 F4			3 0 0 0 1 1 3												
Rick Manning, L (1, 8) OBP: 0.308, SLG: 0.330		x 0-0 SF7 3-H		x 0-0 F9		x 0-0 F8		x 0-0 F7			3 0 0 1 0 0 1												
Tom Veryzer, R (1, 6) OBP: 0.283, SLG: 0.266 Jerry Dybzinski, R (9, PR) OBP: 0.167, SLG: 0.167		x 0-0 F9		x 0-0 F8		x 0-0 F8		x 0-0 S 1B			4 0 1 0 0 0 2 0 0 0 0 0 0 0												
Inning Stats	R: 0 E: 0 K: 0 S: 2	H: 0 LOB: 1 BB: 1 P: 7	R: 1 E: 1 K: 0 S: 5	H: 1 LOB: 1 BB: 0 P: 5	R: 0 E: 0 K: 1 S: 6	H: 1 LOB: 1 BB: 0 P: 6	R: 0 E: 0 K: 1 S: 5	H: 0 LOB: 0 BB: 0 P: 5	R: 0 E: 0 K: 0 S: 3	H: 1 LOB: 2 BB: 1 P: 8	R: 0 E: 0 K: 0 S: 4		H: 0 LOB: 1 BB: 1 P: 7	R: 2 E: 0 K: 0 S: 6	H: 3 LOB: 1 BB: 0 P: 6	R: 0 E: 0 K: 1 S: 6	H: 1 LOB: 2 BB: 0 P: 6	R: 0 E: 0 K: 0 S: 3	H: 0 LOB: 1 BB: 1 P: 7	1B: 5 2B: 2 3B: 0 HR: 0	SF: 2 SAC: 0 DP: 1 HBP: 1	WP: 0 PB: 0 SB: 1 CS: 0	PA: 42
PITCHER	IP WLS BF H R ER SO BB IBB HBP BLK WP HR S P ERA WHIP																						
Jerry Don Gleaton, L (1, 1) ERA: 4.98	7.0																						
Dick Drago, R ERA: 5.05	1.2																						
Shane Rawley, L (9, 1) ERA: 3.76	1.1	W																					

livebaseballscorecards.com

AB	35
R	3
H	7
RBI	3
BB	4
SO	3
LOB	19



Batter	1	2	3	4	5	6	7	8	9	10	11	12	13	14	AB	R	H	RBI	BB	SO	LOB	TOP								
Miguel Dilone, S OBP: 0.349, SLG: 0.388 (1, 7)	0-0 B1-3	0-0 4-3			0-0 F6			0-0 G4-6-3 1B	0-0 FC3-2 1-3 2-H 2B		0-0 4-3		0-0 4-3		7	0	2	1	0	0	1									
Jorge Orta, L OBP: 0.309, SLG: 0.384 (1, 9)	0-0 HR		0-3 K			0-3 K		0-0 G4-6-3 1-2f	4-0 FC3-2 IBB		0-0 2B		0-0 P3		6	1	2	1	1	2	1									
Mike Hargrove, L OBP: 0.366, SLG: 0.395 (1, 3)	0-0 6-3		4-0 G6-3 BB			4-0 G3 BB		4-0 FC5-4 BB	0-0 FC3-2		4-0 IBB		0-0 2B		3	1	1	0	4	0	3									
Ron Hassey, L OBP: 0.314, SLG: 0.273 Andre Thornton, R OBP: 0.296, SLG: 0.357 Chris Bando, S OBP: 0.222, SLG: 0.222 (1, 2)	0-0 2B 1B		0-0 G6-3		0-0 G3		0-0 FC5-4 1-2f	0-0 L4	0-0 L4		0-0 F9		0-0 F9		3	0	1	0	0	0	2									
Toby Harrah, R OBP: 0.351, SLG: 0.362 (1, 10)	0-0 1-3 2B			0-0 F9		0-0 F8		4-0 1B 1B	0-0 G3 SH1-4 1B		0-0 6-3		0-0 F8		6	1	2	0	1	0	3									
Von Hayes, L OBP: 0.286, SLG: 0.263 Alan Bannister, R OBP: 0.303, SLG: 0.333 (1, 5)	0-0 G3			0-0 G3			0-0 1B 2B	0-0 1B 1B	0-0 SH1-4		0-0 F9		0-0 F9		3	1	1	0	0	0	2									
Rick Manning, L OBP: 0.313, SLG: 0.335 (1, 8)		0-0 4-3 1B		0-0 4-3			0-0 G6-4-3 1B	0-0 FC1-5 1-2 2-3 1B	0-0 G3		0-0 F5		0-0 F5		6	0	3	1	0	0	1									
Duane Kuiper, L OBP: 0.287, SLG: 0.283 Dave Rosello, R OBP: 0.306, SLG: 0.370 Pat Kelly, L OBP: 0.282, SLG: 0.176 Jerry Dybzinski, R OBP: 0.150, SLG: 0.150 (7, 4)		0-0 4-3		0-0 L8		0-0 G6-4-3		0-0 FC1-5 1-2 2-H 3-H 2B 1B	0-0 F8		0-0 F8		0-0 4-3		2	0	0	0	0	0	1									
Tom Verzyer, R OBP: 0.274, SLG: 0.257 (1, 6)		0-0 F9		0-0 F8		0-0 6-3		0-0 FC1-5 1-2 2-3f 2B FC3-2		0-0 F3		0-0 F8		6	0	0	0	0	0	0	3									
Inning Stats	R: 1 E: 0 K: 0 S: 6	H: 3 LOB: 2 BB: 0 P: 6	R: 0 E: 0 K: 1 S: 4	H: 1 LOB: 1 BB: 1 P: 4	R: 0 E: 0 K: 1 S: 4	H: 0 LOB: 0 BB: 1 P: 8	R: 0 E: 0 K: 0 S: 3	H: 0 LOB: 0 BB: 0 P: 3	R: 0 E: 0 K: 1 S: 5	H: 0 LOB: 1 BB: 1 P: 9	R: 1 E: 0 K: 0 S: 4	H: 2 LOB: 0 BB: 0 P: 4	R: 0 E: 0 K: 0 S: 3	H: 1 LOB: 1 BB: 1 P: 7	R: 3 E: 0 K: 0 S: 7	H: 4 LOB: 3 BB: 2 P: 15	R: 0 E: 0 K: 0 S: 4	H: 1 LOB: 1 BB: 0 P: 4	R: 0 E: 0 K: 0 S: 4	H: 1 LOB: 2 BB: 1 P: 8	R: 0 E: 0 K: 0 S: 3	H: 0 LOB: 0 BB: 0 P: 3	R: 0 E: 0 K: 0 S: 3	H: 0 LOB: 0 BB: 0 P: 3	R: 1 E: 0 K: 0 S: 5	H: 3 LOB: 2 BB: 0 P: 5	1B: 11 2B: 4 3B: 0 HR: 1	SF: 0 SAC: 1 DP: 3 HBP: 0	WP: 0 PB: 0 SB: 0 CS: 0	PA: 60
PITCHER	IP WLS BF H R ER SO BB IBB HBP BLK WP HR S P ERA WHIP																													
Glenn Abbott, R ERA: 3.94 (1, 1)	6.0	25	6	2	2	2	2	0	0	0	0	0	0	0	1	27	35	3.00	1.333											
Shane Rawley, L ERA: 4.24 (7, 1)	2.0	9	3	3	3	0	2	0	0	0	0	0	0	0	0	7	15	13.50	2.500											
Larry Andersen, R ERA: 2.7 (9, 1)	0.1	2	1	0	0	0	0	0	0	0	0	0	0	0	0	2	2	0.00	3.000											
Bryan Clark, L ERA: 3.31 (9, 1)	1.1	7	2	0	0	0	0	1	0	0	0	0	0	0	6	10	0.00	1.500												
Dick Drago, R ERA: 4.73 (10, 1)	4.1	17	4	1	1	0	0	1	0	0	0	0	0	0	16	20	2.08	0.923												

Cleveland Indians @ Seattle Mariners
The Kingdom, Seattle, WA
Thu Aug 20 1981, 10:05 PM EDT
Att. 7,630 - Dome

AB	53
R	6
H	16
RBI	6
BB	6
SO	2
LOB	25



Batter	1	2	3	4	5	6	7	8	9	10	11	12	13	14
Julio Cruz, S (1, 4) OBP: 0.320, SLG: 0.300	4-0 S 1B BB	0-0 1B 2B		0-3 K		0-0 4-3			0-0 F3		0-3 K			0-0 S 1B
Lenny Randle, S (1, 5) OBP: 0.273, SLG: 0.309	0-0 P4 1-2	0-0 BB 1B		0-0 3-1		0-0 1B			0-0 2B			0-0 F8		0-0 F8 1-2
Tom Paclerek, R (1, 8) OBP: 0.384, SLG: 0.530	0-0 1B 2H	0-0 F8		0-0 F9		0-0 F8			4-0 G5-4-3 IBB			0-3 K		
Richie Zisk, R (1, 10) OBP: 0.370, SLG: 0.536	0-0 F8	4-0 1-2 BB			0-0 1B 1B			0-0 6-3	0-0 G5-4-3 1-2f			0-0 F7		
Jeff Burroughs, R (1, 9) OBP: 0.359, SLG: 0.448	0-0 P7	0-0 F9			0-0 F9 1B			0-0 F9		0-0 6-3			0-3 K	
Gary Gray, R (1, 3) Joe Simpson, L (7, 8) OBP: 0.281, SLG: 0.571 OBP: 0.247, SLG: 0.304		0-0 1B 2B		0-0 F9		0-3 K		0-0 F7		0-0 L3			0-0 G3	
Bruce Bochte, L (1, 7) OBP: 0.347, SLG: 0.355		0-0 1B 2B 1B 2H		4-0 BB		0-0 1-2 1B		0-0 F7		0-3 K			0-3 K	
Bud Bulling, R (1, 2) OBP: 0.337, SLG: 0.250 Jerry Narron, L (11, PH) OBP: 0.277, SLG: 0.279		0-0 BB 2B 1B		0-0 F9		0-0 6-3		0-0 G6-4-3 1B			0-0 P5			0-0 F8
Jim Anderson, R (1, 6) Dan Meyer, L (11, PH) Vance McHenry, R (12, 6) OBP: 0.281, SLG: 0.276 OBP: 0.301, SLG: 0.351 OBP: 0.333, SLG: 0.333		4-0 BB 2B 1B 1-2 BB		0-3 K		0-0 F9		0-0 G6-4-3 1-2f			0-0 F8			0-0 G3

Inning Stats	R: 1	H: 1	E: 0	K: 0	S: 4	LOB: 1	BB: 1	P: 8	R: 4	H: 5	E: 0	K: 0	S: 7	LOB: 2	BB: 2	P: 15	R: 0	H: 0	E: 0	K: 1	S: 5	LOB: 1	BB: 1	P: 9	R: 0	H: 0	E: 0	K: 1	S: 5	LOB: 0	BB: 0	P: 5	R: 0	H: 2	E: 0	K: 1	S: 7	LOB: 2	BB: 0	P: 7	R: 0	H: 1	E: 0	K: 0	S: 3	LOB: 1	BB: 0	P: 4	R: 0	H: 0	E: 0	K: 0	S: 3	LOB: 0	BB: 0	P: 3	R: 0	H: 1	E: 0	K: 0	S: 3	LOB: 0	BB: 0	P: 3	R: 0	H: 1	E: 0	K: 0	S: 3	LOB: 1	BB: 1	P: 7	R: 0	H: 0	E: 0	K: 1	S: 5	LOB: 0	BB: 0	P: 5	R: 0	H: 0	E: 0	K: 2	S: 7	LOB: 0	BB: 0	P: 7	R: 0	H: 0	E: 0	K: 1	S: 5	LOB: 0	BB: 0	P: 5	R: 0	H: 0	E: 0	K: 1	S: 5	LOB: 0	BB: 0	P: 5	R: 0	H: 0	E: 0	K: 2	S: 7	LOB: 0	BB: 0	P: 7	R: 0	H: 1	E: 0	K: 0	S: 4	LOB: 1	BB: 0	P: 4	R: 0	H: 1	E: 0	K: 0	S: 4	LOB: 1	BB: 0	P: 4
--------------	------	------	------	------	------	--------	-------	------	------	------	------	------	------	--------	-------	-------	------	------	------	------	------	--------	-------	------	------	------	------	------	------	--------	-------	------	------	------	------	------	------	--------	-------	------	------	------	------	------	------	--------	-------	------	------	------	------	------	------	--------	-------	------	------	------	------	------	------	--------	-------	------	------	------	------	------	------	--------	-------	------	------	------	------	------	------	--------	-------	------	------	------	------	------	------	--------	-------	------	------	------	------	------	------	--------	-------	------	------	------	------	------	------	--------	-------	------	------	------	------	------	------	--------	-------	------	------	------	------	------	------	--------	-------	------	------	------	------	------	------	--------	-------	------

PITCHER	IP	WLS	BF	H	R	ER	SO	BB	IBB	HBP	BLK	WP	HR	S	P	ERA	WHIP
Rick Waits, L (1, 1) ERA: 3.92	1.1			6	5	5	0	2	0	0	0	0	0	9	17	33.75	6.000
Dan Spillner, R (2, 1) ERA: 3.52	7.0		28	5	0	0	3	2	1	0	0	0	0	31	43	0.00	1.000
Mike Stanton, R (9, 1) ERA: 2.17	5.2	W	17	1	0	0	5	0	0	0	0	0	0	27	27	0.00	0.176

BOTTOM

Cleveland Indians @ Seattle Mariners
The Kingdom, Seattle, WA

Thu Aug 20 1981, 10:05 PM EDT
Att: 7,630 - Dome

AB	R	H	RBI	BB	SO	LOB
6	2	2	2	1	2	0
7	0	3	1	0	0	2
5	0	1	1	1	1	2
5	0	1	0	1	0	3
6	0	0	0	0	1	4
3	1	1	0	0	1	1
3	0	0	0	0	0	0
5	1	2	1	1	2	0
4	1	2	0	0	0	3
2	0	0	0	0	0	0
3	0	0	0	1	1	2
1	0	0	0	0	0	0
1	0	0	0	0	0	0

AB	51
R	5
H	12
RBI	5
BB	5
SO	8
LOB	17



Batter	1	2	3	4	5	6	7	8	9	AB R H RBI BB SO LOB	TOP	
Rick Manning, L (1, 8) OBP: 0.307, SLG: 0.329	0-0 F7		0-0 G3		0-0 SF9		0-0 F5		0-0 F8	4 0 0 1 0 0 2		
Jorge Orta, L (1, 9) OBP: 0.317, SLG: 0.393	0-0 F8 1B		4-0 G6-3 BB		0-0 SF9 2B		0-0 L4			3 0 2 0 1 0 0		
Mike Hargrove, L (1, 3) Andre Thornton, R (8, 3) OBP: 0.296, SLG: 0.357	0-0 1-2 1B		0-0 G6-3		0-0 SF9			0-0 3-1		3 0 1 1 0 0 1 0 0 0 0 0 0 0		
Ron Hassey, L (1, 2) OBP: 0.312, SLG: 0.272	0-0 2-3 F8			0-0 G3 1B		0-0 4-3		0-0 G3		4 0 1 0 0 0 3		
Toby Harrah, R (1, 5) Jerry Dybzinski, R (8, 5) OBP: 0.150, SLG: 0.150	0-0 F8		0-0 G3			0-0 4-3 G3 1B		0-0 F7		4 0 1 0 0 0 3 0 0 0 0 0 0 0		
Von Hayes, L (1, 10) OBP: 0.280, SLG: 0.227		0-0 F9		4-0 G4-6-3 BB		0-0 G3		0-0 F8		3 0 0 0 1 0 1		
Pat Kelly, L (1, 7) OBP: 0.302, SLG: 0.189		0-0 4-3 1B		0-0 G4-6-3		0-0 4-3		4-0 1B BB		3 0 1 0 1 0 3		
Duane Kuiper, L (1, 4) OBP: 0.285, SLG: 0.300		0-0 4-3			0-0 1B SF9 2B		0-0 6-3		0-0 1-2 1B	4 1 2 0 0 0 2		
Tom Verzyer, R (1, 6) Chris Bando, S (9, PH) OBP: 0.200, SLG: 0.200		0-0 6-3			0-0 2B SF9 1B		0-0 F9		0-0 F7	3 1 1 0 0 0 1 1 0 0 0 0 0 2		
Inning Stats	R: 0 E: 0 K: 0 S: 5 H: 2 LOB: 2 BB: 0 P: 5	R: 0 E: 0 K: 0 S: 4 H: 1 LOB: 1 BB: 0 P: 4	R: 0 E: 0 K: 0 S: 2 H: 0 LOB: 0 BB: 1 P: 6	R: 0 E: 0 K: 0 S: 3 H: 1 LOB: 1 BB: 1 P: 7	R: 2 E: 0 K: 0 S: 6 H: 3 LOB: 1 BB: 0 P: 6	R: 0 E: 0 K: 0 S: 4 H: 1 LOB: 1 BB: 0 P: 4	R: 0 E: 0 K: 0 S: 3 H: 0 LOB: 0 BB: 0 P: 3	R: 0 E: 0 K: 0 S: 3 H: 0 LOB: 0 BB: 0 P: 3	R: 0 E: 0 K: 0 S: 4 H: 1 LOB: 2 BB: 1 P: 8	1B: 7 2B: 2 3B: 0 HR: 0 SF: 2 SAC: 0 DP: 2 HBP: 0	WP: 0 PB: 0 SB: 0 CS: 0 PA: 37	
PITCHER Ken Forsch, R (1, 1) ERA: 2.77	IP 9.0 WLS W BF 37 H 9 R 2 ER 2 SO 0 BB 3 IBB 0 HBP 0 BLK 0 WP 0 HR 0 S 34 P 46 ERA 2.00 WHIP 1.333											PITCHER IP WLS BF H R ER SO BB IBB HBP BLK WP HR S P ERA WHIP

Cleveland Indians @ California Angels
Anaheim Stadium, Anaheim, CA
Fri Aug 21 1981, 10:05 PM EDT
Att: 31,482 - Unknown

livebaseballscorecards.com

AB 32
R 2
H 9
RBI 2
BB 3
SO 0
LOB 18



Batter	1	2	3	4	5	6	7	8	9	AB	R	H	RBI	BB	SO	LOB
Rod Carew, L OBP: 0.390, SLG: 0.416 (1, 3)	0-0 5-3 BB 1B	0-0 1B 1-2 2-3 3-H 1B		0-0 CS 1B		0-0 1B	0-0 SF7 1B			5	0	5	1	0	0	0
Rick Burleson, R OBP: 0.366, SLG: 0.396 (1, 6)	0-0 F7	0-0 1-3 1B		0-3 K 1-2		0-0 F9	0-0 SF7			4	0	1	3	0	1	3
Fred Lynn, L OBP: 0.345, SLG: 0.374 (1, 8)	4-0 5-3 BB 1-2	0-0 1-3 1-2			4-0 6-3 SH1-4 2B BB	0-0 F9	0-0 F7			3	1	0	0	2	0	5
Bobby Grich, R OBP: 0.403, SLG: 0.550 (1, 4)	0-0 5-3 1-2 2-3	0-3 K			0-0 SH1-4 1-2		0-0 2B 1B	0-0 L6		4	1	1	0	0	1	4
Don Baylor, R OBP: 0.295, SLG: 0.370 (1, 10)	1-0 HBP	0-0 F8			0-0 6-3 2-3		0-0 2B 2B	0-0 F7		4	1	1	0	0	0	3
Brian Downing, R OBP: 0.371, SLG: 0.393 (1, 7)	0-3 K		0-0 F9		0-0 2B 2B		4-0 2B 1B BB	0-0 HR 1B		4	3	2	1	1	1	3
Dan Ford, R OBP: 0.332, SLG: 0.494 (1, 9)		0-0 1B 1B	0-3 K		0-0 2B 2B		0-0 1B 2B	0-0 HR		5	3	4	5	0	1	0
Ed Ott, L OBP: 0.265, SLG: 0.291 (1, 2)		0-0 1B 1B	0-3 K		0-0 F8		0-0 FC6-4 1B	0-0 P6		5	1	2	2	0	1	1
Butch Hobson, R OBP: 0.356, SLG: 0.387 Bert Campaneris, R OBP: 0.212, SLG: 0.250 (7, PR) (8, 5)		4-0 1B 1B BB		0-3 K		0-3 K	0-0 FC6-4 1B SF7			3	1	0	0	1	2	1
										0	1	0	0	0	0	0


Inning Stats	R: 0	H: 1	E: 0	K: 1	S: 6	LOB: 3	BB: 1	P: 11	R: 3	H: 4	E: 0	K: 1	S: 9	LOB: 2	BB: 1	P: 13	R: 0	H: 0	E: 0	K: 2	S: 7	LOB: 0	BB: 0	P: 7	R: 0	H: 1	E: 0	K: 2	S: 7	LOB: 0	BB: 0	P: 7	R: 2	H: 2	E: 0	K: 0	S: 5	LOB: 1	BB: 1	P: 9	R: 0	H: 1	E: 0	K: 1	S: 6	LOB: 1	BB: 0	P: 6	R: 5	H: 5	E: 0	K: 0	S: 8	LOB: 2	BB: 1	P: 12	R: 2	H: 2	E: 0	K: 0	S: 5	LOB: 0	BB: 0	P: 5
PITCHER	IP	WLS	BF	H	R	ER	SO	BB	IBB	HBP	BLK	WP	HR	S	P	ERA	WHIP																																															
Len Barker, R ERA: 3.15 Bob Lacey, L ERA: 7.32	(1, 1) (7, 1)	6.0 2.0	L	33 11	11 5	8 4	8 4	7 0	4 0	0 0	1 0	0 0	0 0	0 1	42 11	59 11	12.00 18.00	2.500 2.500																																														

BOTTOM

Cleveland Indians @ California Angels
Anaheim Stadium, Anaheim, CA
 Fri Aug 21 1981, 10:05 PM EDT
 Att. 31,482 - Unknown

livebaseballscorecards.com

AB	37
R	12
H	16
RBI	12
BB	4
SO	7
LOB	20



WP: 0	PA: 44
PB: 0	
SB: 0	
CS: 1	

Batter	1	2	3	4	5	6	7	8	9	10	AB R H RBI BB SO LOB	TOP																			
Rick Manning, L (1, 8) OBP: 0.300, SLG: 0.321	0-0 4-3	0-0 F8		0-0 G3		0-0 6-3			0-0 4-3		5 0 0 0 0 0 2	Cleveland Indians @ California Angels Anaheim Stadium, Anaheim, CA Sat Aug 22 1981, 10:05 PM EDT Att. 26,743 - Unknown																			
Jorge Orta, L (1, 9) OBP: 0.314, SLG: 0.389	0-0 E6 F8 1B 1B	0-0 6-3		0-0 6-3			0-0 1B		0-0 6-3		5 1 1 0 0 0 1																				
Mike Hargrove, L (1, 10) OBP: 0.388, SLG: 0.394	0-0 BB 1B 1-2 1B		4-0 G5-4-3 BB		0-0 L8		0-3 K		4-0 CS BB		3 0 1 0 2 1 1 0 0 0 0 0 0 0																				
Miguel Dilone, S (9, PR) OBP: 0.349, SLG: 0.388																															
Andre Thornton, R (1, 3) OBP: 0.268, SLG: 0.348	0-0 F8 2-3		0-0 G5-4-3 1-2f		0-0 5-3		0-0 F7		0-0 CS 1-2	0-0 F9	5 0 0 0 0 0 4																				
Toby Harrah, R (1, 5) OBP: 0.354, SLG: 0.362	0-0 BB 1-2 1B 3-H		0-0 HBP 1B 1B		0-0 F7		4-0 IBB			0-0 F7	4 0 2 1 1 0 0																				
Ron Hassey, L (1, 2) OBP: 0.331, SLG: 0.314	4-0 1-2 2-3 BB		0-0 HBP 1B 1B		0-0 HR		0-0 G3			0-0 1B	4 1 3 1 1 0 2																				
Von Hayes, L (1, 7) OBP: 0.267, SLG: 0.192	0-0 4-3		1-0 1-2 2-3 HBP		0-0 4-3			0-0 B1		0-0 4-3	4 0 0 0 0 0 4																				
Duane Kuiper, L (1, 4) OBP: 0.284, SLG: 0.289		0-0 P6	0-0 1-3		0-0 6-3			0-0 F7			4 0 0 0 0 0 3																				
Tom Veryzer, R (1, 6) OBP: 0.280, SLG: 0.269		0-0 1B		0-0 6-3		0-0 2B		0-3 K			4 0 2 0 0 1 0																				
Inning Stats	R: 1 E: 1 K: 0 S: 6	H: 2 LOB: 3 BB: 1 P: 10	R: 0 E: 0 K: 0 S: 4	H: 1 LOB: 1 BB: 0 P: 4	R: 0 E: 0 K: 0 S: 4	H: 2 LOB: 3 BB: 1 P: 9	R: 0 E: 0 K: 0 S: 3	H: 0 LOB: 0 BB: 0 P: 3	R: 0 E: 0 K: 0 S: 5	H: 2 LOB: 1 BB: 0 P: 5	R: 0 E: 0 K: 1 S: 6	H: 1 LOB: 2 BB: 1 P: 10	R: 0 E: 0 K: 1 S: 5	H: 0 LOB: 0 BB: 0 P: 5	R: 0 E: 0 K: 0 S: 2	H: 0 LOB: 1 BB: 1 P: 6	R: 0 E: 0 K: 0 S: 4	H: 1 LOB: 1 BB: 0 P: 4	R: 0 E: 0 K: 0 S: 4	H: 1 LOB: 1 BB: 0 P: 4	1B: 7 2B: 1 3B: 0 HR: 1	SF: 0 SAC: 0 DP: 1 HBP: 1	WP: 0 PB: 0 SB: 1 CS: 1	PA: 44							
PITCHER	IP WLS BF H R ER SO BB IBB HBP BLK WP HR S P ERA WHIP	IP WLS BF H R ER SO BB IBB HBP BLK WP HR S P ERA WHIP														IP WLS BF H R ER SO BB IBB HBP BLK WP HR S P ERA WHIP															
Mike Witt, R (1, 1) ERA: 3.93	5.2	27	7	2	1	0	2	1	1	0	0	0	0	0	0	0	1.59	1.588													
Andy Hassler, L (6, 1) ERA: 2.86	3.0	12	1	0	0	0	2	1	1	0	0	0	0	0	0	0	0.00	0.667													
Don Aase, R (9, 1) ERA: 1.63	1.1	4	1	0	0	0	0	0	0	0	0	0	0	0	0	0	0.00	0.750													

AB	38
R	2
H	9
RBI	2
BB	4
SO	2
LOB	17



livebaseballscorecards.com

Batter	1	2	3	4	5	6	7	8	9	10	AB R H RBI BB SO LOB
Rod Carew, L OBP: 0.388, SLG: 0.414 (1, 3)	0-0 G3-6-3 1B		0-0 G3		0-0 4-3			0-0 6-3		0-0 SH BB FC1-5 SF9	4 1 1 0 0 0 0
Rick Burleson, R OBP: 0.366, SLG: 0.397 (1, 6)	0-0 G3-6-3 1-2f		4-0 1B CS BB			0-0 7-5 2B		0-0 P4		0-0 FC1-5 BB	4 0 1 0 1 0 3
Fred Lynn, L OBP: 0.346, SLG: 0.371 (1, 8)	0-3 K		0-0 1B			0-0 7-5 2-3f		0-3 K		4-0 1-2 2-3 BB	4 0 1 0 1 2 1
Dan Ford, R OBP: 0.337, SLG: 0.510 (1, 9)		0-0 1B BLK 1B	0-0 CS	0-0 2B 1B		0-0 P7			0-0 HR	0-0 SF9 3-H	4 2 3 2 0 0 0
Don Baylor, R OBP: 0.297, SLG: 0.377 (1, 10)		0-0 CS 1B 1-H		0-0 2B 1B			0-0 P5		0-0 P4		4 0 2 1 0 0 0
Bobby Grich, R OBP: 0.404, SLG: 0.547 (1, 4)		0-0 1B 1-2		4-0 2B BB			0-3 K		0-0 5-3		3 0 1 0 1 1 0
Brian Downing, R OBP: 0.373, SLG: 0.389 (1, 7)		0-3 K		0-0 FC3-2-5-6 1-3 2-H			4-0 1B BB		4-0 BB		2 0 0 0 2 1 4
Ed Ott, L OBP: 0.264, SLG: 0.290 (1, 2)	0-3 K				0-0 4-3		0-0 1B		0-3 K		4 0 1 0 0 2 3
Bert Campaneris, R OBP: 0.216, SLG: 0.250 (1, 5)			0-3 K		0-0 6-3		0-0 F8			0-0 FC1-5 SH 1B	4 0 1 0 0 1 2

Inning Stats	R: 0	H: 1	E: 0	K: 1	S: 5	P: 5	R: 1	H: 3	E: 0	K: 2	S: 9	P: 9	R: 0	H: 1	E: 0	K: 1	S: 5	R: 0	H: 2	E: 0	K: 0	S: 3	P: 7	R: 0	H: 0	E: 0	K: 0	S: 3	P: 3	R: 0	H: 1	E: 0	K: 1	S: 6	P: 10	R: 0	H: 0	E: 0	K: 1	S: 5	P: 5	R: 1	H: 1	E: 0	K: 1	S: 6	P: 10	R: 1	H: 1	E: 1	K: 0	S: 4	P: 8	1B: 8	SF: 1	2B: 5	SAC: 1	3B: 0	DP: 4	HR: 1	HBP: 0	WP: 0	PA: 41
--------------	------	------	------	------	------	------	------	------	------	------	------	------	------	------	------	------	------	------	------	------	------	------	------	------	------	------	------	------	------	------	------	------	------	------	-------	------	------	------	------	------	------	------	------	------	------	------	-------	------	------	------	------	------	------	-------	-------	-------	--------	-------	-------	-------	--------	-------	--------

PITCHER	IP	WLS	BF	H	R	ER	SO	BB	IBB	HBP	BLK	WP	HR	S	P	ERA	WHIP
Bert Blyleven, R ERA: 2.73 (1, 1)	7.0		27	9	1	1	5	3	0	0	1	0	0	34	46	1.29	1.714
Sid Monge, L ERA: 3.5 (8, 1)	2.0	L	10	2	2	1	2	1	0	0	0	0	1	13	17	4.50	1.500
Dan Spillner, R ERA: 3.48 (10, 1)	0.2		3	0	0	0	0	1	0	0	0	0	0	2	6	0.00	1.500

BOTTOM

Cleveland Indians @ California Angels
Anaheim Stadium, Anaheim, CA

Sat Aug 22 1981, 10:05 PM EDT
 Att: 26,743 - Unknown

livebaseballscorecards.com

AB	33
R	3
H	11
RBI	3
BB	5
SO	7
LOB	13



Batter	1	2	3	4	5	6	7	8	9	AB R H RBI BB SO LOB	TOP		
Miguel Dilone, S (1, 7) x OBP: 0.344, SLG: 0.382	0-0 ① 5-3		x 0-0 ① BB BB 1-2 SF7 1B		x 0-0 ① L4		x 0-0 ① 5-3		x 0-0 ① FC3-6 CS 1-2f	5 1 1 0 0 0 1			
Jorge Orta, L (1, 9) B B B OBP: 0.320, SLG: 0.388	4-0 G6-4-3 BB		x 4-0 BB BB 1-2 2-3 1B BB		x 0-0 ② F8		x 0-0 1B SF7 1B		x 0-0 ② ③ L8 1-2	3 2 1 0 2 0 1			
Mike Hargrove, L (1, 10) x OBP: 0.394, SLG: 0.402	0-0 ② ③ G6-4-3 1-2f		x 4-0 BB BB 1-2 2-3 3-H FC5 1B BB		x 0-0 2B		x 0-0 SF7 1B			3 0 2 1 1 0 1			
Ron Hassey, L (1, 2) OBP: 0.321, SLG: 0.308		x 0-0 ① x 4-3	x 0-0 ② SF7 3-H		x 0-0 ③ G3		x 0-0 ② SF7 1-2 3-H			2 0 0 2 0 0 1			
Toby Harrah, R (1, 5) OBP: 0.357, SLG: 0.362		x 0-0 ② x F9	x 0-0 ③ 1-2 2-H 1B			B B B 4-0 HR BB		x 0-0 ③ 6-3		3 1 1 1 1 0 1			
Andre Thornton, R (1, 3) OBP: 0.292, SLG: 0.366		x 0-0 1B	x 0-0 ③ FC5 2-3f			x 0-0 1-H HR		S S S 0-3 ① K		4 1 2 2 0 1 2			
Rick Manning, L (1, 8) OBP: 0.296, SLG: 0.315		x 0-0 ③ F5		x 0-0 ① G3		x 0-0 ① G3		x 0-0 ② 4-3		4 0 0 0 0 0 1			
Duane Kuiper, L (1, 4) OBP: 0.283, SLG: 0.288			x 0-0 ① x 4-3		x 0-0 G6-4-3 1B		S S S 0-3 ② K		x 0-0 ③ 3-1	4 0 1 0 0 1 0			
Tom Verzyer, R (1, 6) OBP: 0.284, SLG: 0.270			x 4-0 BB BB 1B BB		x 0-0 ② ③ G6-4-3 1-2f		x 0-0 ③ 1-3		x 0-0 FC3-6 1B	3 1 1 0 1 0 1			
Inning Stats	R: 0 H: 0 E: 0 LOB: 0 K: 0 BB: 1 S: 2 P: 6	R: 0 H: 1 E: 0 LOB: 1 K: 0 BB: 0 S: 4 P: 4	R: 3 H: 2 E: 0 LOB: 2 K: 0 BB: 3 S: 5 P: 17	R: 0 H: 1 E: 0 LOB: 0 K: 0 BB: 0 S: 3 P: 3	R: 0 H: 1 E: 0 LOB: 1 K: 0 BB: 0 S: 4 P: 4	R: 2 H: 1 E: 0 LOB: 0 K: 1 BB: 1 S: 6 P: 10	R: 1 H: 2 E: 0 LOB: 1 K: 0 BB: 0 S: 5 P: 5	R: 0 H: 0 E: 0 LOB: 0 K: 1 BB: 0 S: 5 P: 5	R: 0 H: 1 E: 0 LOB: 0 K: 0 BB: 0 S: 3 P: 3	1B: 7 SF: 2 2B: 1 SAC: 0 3B: 0 DP: 2 HR: 1 HBP: 0	WP: 0 PA: 38 PB: 0 SB: 0 CS: 1		
PITCHER	IP WLS BF H R ER SO BB IBB HBP BLK WP HR S P ERA WHIP											PITCHER	IP WLS BF H R ER SO BB IBB HBP BLK WP HR S P ERA WHIP
Dave Frost, R (1, 1) ERA: 4.07	2.2 L 14 3 3 3 0 4 0 0 0 0 0 0 10 26 10.12 2.625												
Bruce Kison, R (3, 1) ERA: 3.86	3.2 15 4 3 3 1 1 0 0 0 0 0 1 16 20 7.36 1.364												
Angel Moreno, L (7, 1) ERA: 13.5	0.1 2 1 0 0 0 0 0 0 0 0 0 0 2 2 0.00 3.000												
Jesse Jefferson, R (7, 1) ERA: 3.99	2.1 7 1 0 0 1 0 0 0 0 0 0 0 9 9 0.00 0.429												

Cleveland Indians @ California Angels
Anaheim Stadium, Anaheim, CA
Sun Aug 23 1981, 6:33 AM EDT
Att: 21,926 - Unknown

livebaseballscorecards.com

AB	31
R	6
H	9
RBI	6
BB	5
SO	2
LOB	9



Batter	1	2	3	4	5	6	7	8	9	AB	R	H	RBI	BB	SO	LOB	BOTTOM
--------	---	---	---	---	---	---	---	---	---	----	---	---	-----	----	----	-----	--------

Rod Carew, L <small>(1, 3) OBP: 0.385, SLG: 0.410</small>	0-0 4-3 	0-0 FC6-4 			0-3 K 		0-0 FC6-4 		0-0 FC5 BB 	5	0	1	0	0	1	3	Cleveland Indians @ California Angels Anaheim Stadium, Anaheim, CA Sun Aug 23 1981, 6:33 AM EDT Att. 21,926 - Unknown livebaseballscorecards.com
Rick Burleson, R <small>(1, 6) OBP: 0.367, SLG: 0.393</small>	4-0 FC6-4 BB 		0-0 4-3 		0-0 1-3 			4-0 1B BB 	0-0 F8 	3	1	0	0	2	0	2	
Fred Lynn, L <small>(1, 8) OBP: 0.348, SLG: 0.369</small>	0-0 FC6-4 		0-0 2-3 			0-0 F8 		0-0 6-3 1B 	4-0 	4	0	1	0	1	0	1	
Dan Ford, R <small>(1, 9) OBP: 0.338, SLG: 0.506</small>	0-0 FC5-4 		1-0 		0-0 6-3 			0-0 6-3 1B 	0-0 FC5 	4	0	1	1	0	0	4	
Don Baylor, R <small>(1, 10) OBP: 0.300, SLG: 0.379</small>		0-0 E 1B 		0-0 FC4-6 		0-0 1-3 		0-0 6-3 		1	1	1	0	0	0	0	
John Harris, L <small>(3, PH) OBP: 0.245, SLG: 0.333</small>										3	0	0	0	0	0	3	
Bobby Grich, R <small>(1, 4) OBP: 0.403, SLG: 0.544</small>		0-0 SH 		0-0 F2 			0-0 F8 BB 	0-0 P9 		3	1	1	0	0	0	2	
Brian Downing, R <small>(1, 7) OBP: 0.371, SLG: 0.384</small>		0-3 K 		0-0 F8 			4-0 FC6-4 BB 	0-0 4-3 		3	0	0	0	1	1	2	
Ed Ott, L <small>(1, 2) OBP: 0.264, SLG: 0.285</small>		0-0 5-3 		0-0 F9 			0-0 F8 		4-0 1B BB 	3	0	0	0	1	0	2	
Bert Campaneris, R <small>(1, 5) OBP: 0.225, SLG: 0.237</small>					0-0 F8 		0-3 K 		0-3 K 	2	0	0	0	1	1	2	
Larry Harlow, L <small>(9, PH) OBP: 0.373, SLG: 0.238</small>		4-0 FC6-4 BB 								1	0	0	0	0	1	1	

Inning Stats	R: 0 E: 0 K: 3	H: 0 LOB: 1 BB: 1 P: 7	R: 2 E: 1 K: 1 S: 7	H: 1 LOB: 1 BB: 1 P: 11	R: 0 E: 0 K: 3	H: 0 LOB: 1 BB: 0 P: 4	R: 0 E: 0 K: 3	H: 0 LOB: 0 BB: 0 P: 3	R: 0 E: 0 K: 5	H: 0 LOB: 0 BB: 0 P: 5	R: 0 E: 0 K: 3	H: 1 LOB: 2 BB: 1 P: 10	R: 1 E: 0 K: 5	H: 2 LOB: 2 BB: 1 P: 9	R: 0 E: 0 K: 6	H: 1 LOB: 3 BB: 2 P: 14	1B: 5 2B: 0 3B: 0 HR: 0	SF: 0 SAC: 1 DP: 0 HBP: 1	WP: 0 PB: 0 SB: 0 CS: 0	PA: 40
---------------------	----------------------	---------------------------------	------------------------------	----------------------------------	----------------------	---------------------------------	----------------------	---------------------------------	----------------------	---------------------------------	----------------------	----------------------------------	----------------------	---------------------------------	----------------------	----------------------------------	----------------------------------	------------------------------------	----------------------------------	--------

PITCHER														PITCHER																			
IP	WLS	BF	H	R	ER	SO	BB	IBB	HBP	BLK	WP	HR	S	P	ERA	WHIP	IP	WLS	BF	H	R	ER	SO	BB	IBB	HBP	BLK	WP	HR	S	P	ERA	WHIP
John Denny, R <small>(1, 1) ERA: 3.7</small>	7.0	W	30	3	3	1	3	4	0	1	0	0	31	48	1.29	1.000	Mike Stanton, R <small>(8, 1) ERA: 2.06</small>	2.0	S	10	2	0	0	1	2	0	0	0	0	10	18	0.00	2.000



Batter	1	2	3	4	5	6	7	8	9	AB R H RBI BB SO LOB	TOP									
Miguel Dilone, S (1, 7) OBP: 0.337, SLG: 0.374	0-0 F7	0-0 F6		0-0 6-3			0-0 F6			4 0 0 0 0 0 1										
Jorge Orta, L (1, 9) OBP: 0.323, SLG: 0.399	0-0 1B		0-0 1B		0-0 F4			0-0 F8		4 2 2 0 0 0 0										
Mike Hargrove, L (1, 10) OBP: 0.399, SLG: 0.403	4-0 1B		0-0 1B		4-0 BB			0-0 1-3		2 1 1 0 2 0 0										
Ron Hassey, L (1, 3) OBP: 0.326, SLG: 0.317	4-0 1B		0-0 G6-3		0-0 F9			0-0 2B		3 0 1 0 1 0 2										
Toby Harrah, R (1, 5) OBP: 0.356, SLG: 0.362	0-0 1B		0-3 K		0-0 F8			0-3 K		3 0 1 2 0 1 0										
Jerry Dybzinski, R (6, 5) OBP: 0.143, SLG: 0.143	1-2 2-H 3-H 1B									1 0 0 0 0 1 1										
Chris Bando, S (1, 2) OBP: 0.143, SLG: 0.143	0-0 F7				0-0 F8			0-0 F7		4 0 0 0 0 0 2										
Rick Manning, L (1, 8) OBP: 0.291, SLG: 0.310	0-0 F7				0-0 F7			0-0 F7		4 0 0 0 0 0 2										
Duane Kuiper, L (1, 4) OBP: 0.290, SLG: 0.303		0-0 F9			0-0 1B			0-0 F9		4 1 2 0 0 0 0										
Tom Verzyer, R (1, 6) OBP: 0.284, SLG: 0.270		0-0 F1			0-0 1B			0-0 F8		4 0 1 1 0 0 1										
Inning Stats	R: 2 E: 0 K: 0 S: 5	H: 2 LOB: 2 BB: 2 P: 13	R: 0 E: 0 K: 0 S: 3	H: 0 LOB: 0 BB: 0 P: 3	R: 1 E: 0 K: 1 S: 6	H: 2 LOB: 0 BB: 0 P: 6	R: 1 E: 0 K: 0 S: 5	H: 2 LOB: 1 BB: 0 P: 5	R: 0 E: 0 K: 0 S: 2	H: 0 LOB: 0 BB: 1 P: 6	R: 0 E: 0 K: 0 S: 3	H: 0 LOB: 0 BB: 0 P: 3	R: 0 E: 0 K: 1 S: 6	H: 1 LOB: 1 BB: 0 P: 6	R: 0 E: 0 K: 0 S: 4	H: 1 LOB: 1 BB: 0 P: 4	1B: 5 2B: 2 3B: 1 HR: 0	SF: 0 SAC: 0 DP: 1 HBP: 0	WP: 0 PB: 0 SB: 0 CS: 1	PA: 36
PITCHER Matt Keough, R (1, 1) ERA: 2.99	IP: 9.0 WLS: W BF: 36 H: 8 R: 4 ER: 4 SO: 2 BB: 3 IBB: 0 HBP: 0 BLK: 0 WP: 0 HR: 0 S: 37 P: 49 ERA: 4.00 WHIP: 1.222																			

Cleveland Indians @ Oakland Athletics
Oakland-Alameda County Coliseum, Oakland, CA

Mon Aug 24 1981, 7:05 PM PDT
Att: 30,139 - Unknown

livebaseballscorecards.com

AB 33
R 4
H 8
RBI 3
BB 3
SO 2
LOB 9



Batter	1	2	3	4	5	6	7	8	9
Rickey Henderson, R (1, 7) OBP: 0.416, SLG: 0.458 Jim Spencer, L (8, 3) OBP: 0.241, SLG: 0.238	0-0 HR		0-0 1B 1B	0-0 1B 2B		0-0 1B	0-0 SF7		
Rick Bosetti, R (1, 8) OBP: 0.263, SLG: 0.259	0-0 F7		4-0 1B BB	0-0 1B		0-0 F4	0-0 5-3		
Cliff Johnson, R (1, 10) OBP: 0.337, SLG: 0.481	0-0 F4		0-0 1B 1B	0-0 F9		0-0 F6		0-0 HR	
Tony Armas, R (1, 9) OBP: 0.317, SLG: 0.532	0-0 F9		0-0 1B 1B		0-0 5-3	0-3 K2-3		0-0 FC1-5 3B	
Jeff Newman, R (1, 3) OBP: 0.274, SLG: 0.347 (8, 2)		0-0 FC5-4 CS 1B	0-0 SH5-3		0-0 1B 2B		0-0 HR	0-3 K	
Mike Heath, R (1, 2) OBP: 0.284, SLG: 0.350 (8, 7)		0-0 FC5-4 1B	0-0 1B		0-0 3B 1B		0-0 F4	0-0 FC1-5 1B	
Shooty Babitt, R (1, 4) OBP: 0.305, SLG: 0.301		0-0 FC5-4 1B	0-0 5-3		0-0 SF8 3B		0-0 2B E 1B	0-0 FC4-6 1B	
Dave McKay, S (1, 5) OBP: 0.266, SLG: 0.295		0-3 K			0-0 F7	0-0 SF8	0-0 E 2B	0-0 FC4-6	
Fred Stanley, R (1, 6) OBP: 0.282, SLG: 0.217			0-0 BB 1B 1B	0-0 F4	0-0 F6		0-0 E5 SF7		

AB	R	H	RBI	BB	SO	LOB
4	3	4	2	0	0	0
0	0	0	0	0	0	0
4	1	1	1	1	0	1
5	2	2	3	0	0	2
5	1	2	1	0	1	1
4	2	3	1	0	1	1
5	2	3	3	0	0	1
5	2	3	2	0	0	2
4	1	1	1	0	1	3
4	2	1	0	0	0	0

BOTTOM

Cleveland Indians @ Oakland Athletics
Oakland-Alameda County Coliseum, Oakland, CA

AB	40
R	16
H	20
RBI	14
BB	1
SO	3
LOB	11



WP: 0	PA: 44
PB: 0	
SB: 0	
CS: 1	

Inning Stats	R: 1	H: 1	E: 0	K: 0	S: 4	LOB: 0	BB: 0	P: 4	R: 0	H: 2	E: 0	K: 1	S: 6	LOB: 1	BB: 0	P: 6	R: 5	H: 5	E: 0	K: 0	S: 7	LOB: 0	BB: 1	P: 11	R: 1	H: 2	E: 0	K: 0	S: 5	LOB: 1	BB: 0	P: 5	R: 3	H: 3	E: 0	K: 0	S: 6	LOB: 0	BB: 0	P: 6	R: 0	H: 1	E: 0	K: 1	S: 6	LOB: 1	BB: 0	P: 6	R: 4	H: 3	E: 1	K: 0	S: 7	LOB: 0	BB: 0	P: 7	R: 2	H: 3	E: 0	K: 1	S: 8	LOB: 1	BB: 0	P: 8
PITCHER	IP	WLS	BF	H	R	ER	SO	BB	IBB	HBP	BLK	WP	HR	S	P	ERA	WHIP																																															
Rick Waits, L (1, 1) ERA: 4.46	2.0	L	13	7	6	6	1	1	0	0	0	0	0	14	18	27.00	4.000																																															
Wayne Garland, R (3, 1) ERA: 5.47	4.1		22	10	7	5	1	0	0	0	0	0	1	24	24	10.38	2.308																																															
Bob Lacey, L (7, 1) ERA: 7.59	1.2		9	3	3	2	1	0	0	0	0	0	1	11	11	10.80	1.800																																															

Mon Aug 24 1981, 7:05 PM PDT
Att. 30,139 - Unknown

livebaseballscores.com

Batter	1	2	3	4	5	6	7	8	9	AB R H RBI BB SO LOB	TOP
Miguel Dilone, S (1, 7) x OBP: 0.333, SLG: 0.369	0-0 ① 6-3		x 0-0 ② F4			x 0-0 ① 4-3		x 0-0 ① F9 S 1B	0-3 ③ K	5 0 1 0 0 1 3	Cleveland Indians @ Oakland Athletics Oakland-Alameda County Coliseum, Oakland, CA Tue Aug 25 1981, 3:33 AM PDT Att. 14,841 - Sunny livebaseballscorecards.com
Jorge Orta, L (1, 9) x OBP: 0.318, SLG: 0.392	0-0 ② F8		x 0-0 ③ 3-1			x 0-0 ② 4-3		x 0-0 ① F9 1-3		4 0 0 0 0 0 3	
Mike Hargrove, L (1, 3) x OBP: 0.404, SLG: 0.401	0-0 ③ G3			B B B B 4-0 9-6 1B BB		B B B B 4-0 BB		4-0 S IBB		1 0 0 0 3 0 0	
Ron Hassey, L (1, 2) OBP: 0.317, SLG: 0.307		x 0-0 ① 3-1		x 0-0 ① F4		x 0-0 ③ 4-3		S S S 0-3 ② K 1-2		4 0 0 0 0 1 4	
Toby Harrah, R (1, 5) OBP: 0.358, SLG: 0.364		S S S 0-3 ② K		x 0-0 1-2 1B			x 0-0 F8 SH2-4 E 1B	x 0-0 ③ G3		4 1 2 0 0 1 2	
Von Hayes, L (1, 10) OBP: 0.273, SLG: 0.207		x 0-0 CS 1B		x 0-0 ② ③ 9-6 2-3f			x 0-0 ① SH2-4 1-2	x 0-0 ① F8		3 0 1 0 0 0 2	
Rick Manning, L (1, 8) OBP: 0.294, SLG: 0.317		0-0 ③ CS 1-2	x 0-0 ① F6		x 0-0 SH1 S FC1-2-4 1B		x 0-0 ② F8 2-3	x 0-0 1B 2B		4 1 2 0 0 0 1	
Duane Kuiper, L (1, 4) OBP: 0.307, SLG: 0.320			x 0-0 1B 1B		x 0-0 ① SH1 1-3		x 0-0 E6 1B	x 0-0 SH1-4 1B		3 0 3 2 0 0 0	
Tom Veryzer, R (1, 6) OBP: 0.284, SLG: 0.271			x 0-0 1B		x 0-0 ② ③ FC1-2-4 3-H		x 0-0 ③ F7	x 0-0 ② SH1-4 1-2		3 0 1 0 0 0 2	
Inning Stats	R: 0 H: 0 E: 0 LOB: 0 K: 0 BB: 0 S: 3 P: 3	R: 0 H: 1 E: 0 LOB: 0 K: 1 BB: 0 S: 5 P: 5	R: 0 H: 2 E: 0 LOB: 2 K: 0 BB: 0 S: 5 P: 5	R: 0 H: 1 E: 0 LOB: 1 K: 0 BB: 1 S: 3 P: 7	R: 0 H: 1 E: 0 LOB: 0 K: 0 BB: 0 S: 3 P: 3	R: 0 H: 0 E: 0 LOB: 1 K: 0 BB: 1 S: 3 P: 7	R: 1 H: 2 E: 1 LOB: 1 K: 0 BB: 0 S: 5 P: 5	R: 0 H: 1 E: 0 LOB: 2 K: 1 BB: 1 S: 6 P: 10	R: 1 H: 2 E: 0 LOB: 1 K: 1 BB: 0 S: 7 P: 7	1B: 9 SF: 0 2B: 3 SAC: 3 3B: 0 DP: 2 HR: 0 HBP: 0	WP: 0 PA: 38 PB: 0 SB: 3 CS: 1
PITCHER Steve McCatty, R (1, 1) ERA: 2.46	IP WLS BF H R ER SO BB IBB HBP BLK WP HR S P ERA WHIP										

Cleveland Indians @ Oakland Athletics
Oakland-Alameda County Coliseum, Oakland, CA
 Tue Aug 25 1981, 3:33 AM PDT
 Att. 14,841 - Sunny

AB	31
R	2
H	10
RBI	2
BB	3
SO	3
LOB	17



Batter	1	2	3	4	5	6	7	8	9	AB R H RBI BB SO LOB
Rickey Henderson, R (1, 7) OBP: 0.411, SLG: 0.451	0-0 F3		0-0 1-3			0-0 6-3			0-3 K	4 0 0 0 0 1 1
Dwayne Murphy, L (1, 8) OBP: 0.374, SLG: 0.414	0-0 F8			4-0 FC4-6 BB		4-0 BB			0-0 4-3	2 0 0 0 2 0 0
Cliff Johnson, R (1, 10) OBP: 0.335, SLG: 0.476	0-0 2-3		0-0 FC4-6 CS	1-2f		0-0 1-3			0-0 1B	4 0 1 0 0 0 3
Tony Armas, R (1, 9) OBP: 0.313, SLG: 0.525		0-3 K	0-3 K	1-2		0-0 F5			0-3 K	4 0 0 0 0 3 2
Wayne Gross, L (1, 5) OBP: 0.307, SLG: 0.350		4-0 CS 1B BB			0-0 G3	0-0 3-1				2 0 0 0 1 0 0
Jim Spencer, L (1, 3) OBP: 0.242, SLG: 0.240		0-0 CS 1B	1-2		0-0 4-3	0-0 F7				3 0 1 0 0 0 0
Mike Heath, R (1, 2) OBP: 0.280, SLG: 0.345		0-3 K	1-2 2-3		0-0 F7			0-3 K		3 0 0 0 0 2 2
Dave McKay, S (1, 4) OBP: 0.266, SLG: 0.313			0-3 K			0-0 3B		0-0 6-3		3 0 1 0 0 1 0
Rob Picciolo, R (1, 6) OBP: 0.263, SLG: 0.333			0-0 F9			0-3 K		0-3 K		2 0 0 0 0 1 1
Jeff Newman, R (8, PH) OBP: 0.272, SLG: 0.344										1 0 0 0 0 1 0
Fred Stanley, R (9, 6) OBP: 0.282, SLG: 0.217										0 0 0 0 0 0 0

Inning Stats	R: 0	H: 0	E: 0	K: 0	S: 3	R: 0	H: 1	E: 0	K: 2	S: 7	R: 0	H: 0	E: 0	K: 1	S: 5	R: 0	H: 0	E: 0	K: 1	S: 4	R: 0	H: 0	E: 0	K: 0	S: 3	R: 0	H: 1	E: 0	K: 1	S: 6	R: 0	H: 0	E: 0	K: 0	S: 3	R: 0	H: 0	E: 0	K: 2	S: 7	R: 0	H: 1	E: 0	K: 2	S: 8	R: 0	H: 0	E: 0	K: 0	S: 7	R: 0	H: 1	E: 0	K: 2	S: 8	1B: 2	2B: 0	3B: 1	HR: 0	SF: 0	SAC: 0	DP: 0	HBP: 0	WP: 0	PB: 0	SB: 0	CS: 3	PA: 31
--------------	------	------	------	------	------	------	------	------	------	------	------	------	------	------	------	------	------	------	------	------	------	------	------	------	------	------	------	------	------	------	------	------	------	------	------	------	------	------	------	------	------	------	------	------	------	------	------	------	------	------	------	------	------	------	------	-------	-------	-------	-------	-------	--------	-------	--------	-------	-------	-------	-------	--------

PITCHER	IP	WLS	BF	H	R	ER	SO	BB	IBB	HBP	BLK	WP	HR	S	P	ERA	WHIP
Len Barker, R (1, 1) ERA: 2.89	9.0	W	31	3	0	0	9	3	0	0	0	0	0	46	58	0.00	0.667


BOTTOM

Cleveland Indians @ Oakland Athletics
Oakland-Alameda County Coliseum, Oakland, CA

Tue Aug 25 1981, 3:33 AM PDT
Att. 14,841 - Sunny

livebaseballscorecards.com

AB	28
R	0
H	3
RBI	0
BB	3
SO	9
LOB	9



Batter	1	2	3	4	5	6	7	8	9	AB R H RBI BB SO LOB	TOP											
Julio Cruz, S (1, 4) <small>OBP: 0.326, SLG: 0.301</small> Vance McHenry, R (8, 6) <small>OBP: 0.400, SLG: 0.250</small>	0-0 6-3		0-0 6-3			0-0 4-3		0-3 K	0-0 F8	4 0 0 1 0 1 3 1 0 0 0 0 0 0												
Bruce Bochte, L (1, 3) <small>OBP: 0.361, SLG: 0.373</small> Casey Parsons, L (8, 3) <small>OBP: 0.333, SLG: 0.400</small>	4-0 G1-6-3 BB			0-3 K	0-0 F8		0-0 F8			3 0 0 0 1 1 3 0 0 0 0 0 0 0												
Tom Paciorek, R (1, 7) <small>OBP: 0.375, SLG: 0.513</small>	0-0 G1-6-3 1-2f			1-0 DI HBP		0-0 1B 1B		0-0 1B FC3-6 1B		3 1 2 0 0 0 1												
Richie Zisk, R (1, 10) <small>OBP: 0.380, SLG: 0.550</small>		0-0 1B		0-3 K		0-3 K		0-0 FC3-6 1B 1B		4 0 2 0 0 2 2												
Jeff Burroughs, R (1, 9) <small>OBP: 0.359, SLG: 0.438</small>		0-0 F7		0-3 K		0-0 FC6 1B		0-3 K		4 0 1 0 0 2 4												
Joe Simpson, L (1, 8) <small>OBP: 0.259, SLG: 0.303</small>		0-3 K			0-0 F7	0-0 F8		0-0 FC3-6 1B		4 0 1 0 0 1 3												
Lenny Randle, S (1, 5) <small>OBP: 0.265, SLG: 0.299</small>		0-0 G3			0-0 PB 4-3 1B	0-0 FC6 1-2f		0-0 FC3-6 CS		4 1 1 1 0 0 5												
Jerry Narron, L (1, 2) <small>OBP: 0.272, SLG: 0.273</small>			0-0 G3		0-0 4-3 PB 1B		0-0 FC4-6 1B	0-0 CS	0-0 F5	4 0 2 0 0 0 0												
Jim Anderson, R (1, 6) <small>OBP: 0.273, SLG: 0.252</small>			0-3 K		4-0 4-3 BB		0-0 FC4-6		0-3 K	3 0 0 0 1 2 1												
Inning Stats	R: 0 E: 0 K: 0 S: 2	H: 0 LOB: 0 BB: 1 P: 6	R: 0 E: 0 K: 1 S: 6	H: 1 LOB: 1 BB: 0 P: 6	R: 0 E: 0 K: 1 S: 5	H: 0 LOB: 0 BB: 0 P: 5	R: 0 E: 0 K: 3 S: 9	H: 0 LOB: 1 BB: 0 P: 10	R: 1 E: 0 K: 0 S: 5	H: 2 LOB: 2 BB: 1 P: 9	R: 0 E: 0 K: 1 S: 7	H: 2 LOB: 2 BB: 0 P: 7	R: 0 E: 1 K: 1 S: 6	H: 1 LOB: 1 BB: 0 P: 6	R: 1 E: 0 K: 1 S: 7	H: 3 LOB: 1 BB: 0 P: 7	R: 0 E: 0 K: 1 S: 5	H: 0 LOB: 0 BB: 0 P: 5	1B: 9 2B: 0 3B: 0 HR: 0	SF: 0 SAC: 0 DP: 1 HBP: 1	WP: 0 PB: 1 SB: 0 CS: 1	PA: 38
PITCHER Bert Blyleven, R (1, 1) <small>ERA: 2.65</small> Dennis Lewallyn, R (8, 1) <small>ERA: 4.5</small>	IP: 7.0 WLS: W BF: 29 H: 6 R: 1 ER: 1 SO: 7 BB: 2 IBB: 0 HBP: 1 BLK: 0 WP: 0 HR: 0 S: 40 P: 49 ERA: 1.29 WHIP: 1.143	IP: 2.0 WLS: BF: 8 H: 3 R: 1 ER: 1 SO: 2 BB: 0 IBB: 0 HBP: 0 BLK: 0 WP: 0 HR: 0 S: 12 P: 12 ERA: 4.50 WHIP: 1.500											PITCHER IP: WLS: BF: H: R: ER: SO: BB: IBB: HBP: BLK: WP: HR: S: P: ERA: WHIP:									

Seattle Mariners @ Cleveland Indians
Cleveland Municipal Stadium, Cleveland, OH
Thu Aug 27 1981, 7:05 PM EDT
Att. 5,759 - Unknown - 73 F

livebaseballscorecards.com

AB	34
R	2
H	9
RBI	2
BB	2
SO	9
LOB	22



BOTTOM

Seattle Mariners @ Cleveland Indians
 Cleveland Municipal Stadium, Cleveland, OH

Thu Aug 27 1981, 7:05 PM EDT
 Att. 5,759 - Unknown - 73 F

livebaseballscorecards.com

AB	35
R	12
H	12
RBI	12
BB	7
SO	2
LOB	13



WP: 3	PA: 43
PB: 0	
SB: 0	
CS: 0	

AB	R	H	RBI	BB	SO	LOB
4	2	1	0	1	0	2
4	2	2	4	0	0	1
0	0	0	0	1	0	0
5	1	3	2	0	0	1
3	1	0	0	2	0	3
3	1	2	3	0	1	0
1	0	0	0	0	0	0
4	1	1	1	1	1	1
4	2	2	0	1	0	0
3	1	0	0	1	0	4
4	1	1	2	0	0	1
1B: 5	SF: 1					
2B: 5	SAC: 0					
3B: 2	DP: 0					
HR: 0	HBP: 0					

Batter	1	2	3	4	5	6	7	8	9
Alan Bannister, R (1, 7) OBP: 0.306, SLG: 0.337	4-0 6-3 3B BB	0-0 1-3 2B 2B	0-0 F4 1-3 2B	0-0 F8 1-3 2B			0-0 G3 1-3 2B		
Jorge Orta, L (1, 9) OBP: 0.321, SLG: 0.403	0-0 F7 1-3 2B	0-0 WP 1B 2B	0-0 2B 2B	0-0 4-3			4-0 1B BB		
Pat Kelly, L (7, PH) OBP: 0.318, SLG: 0.189		2-H 3-H	1-H 2-H						
Mike Hargrove, L (1, 3) OBP: 0.408, SLG: 0.409	0-0 6-3 1-2	0-0 WP 1B	0-0 WP SF7 2B		0-0 F8		0-0 1-2 1B		
Ron Hassey, L (1, 2) OBP: 0.320, SLG: 0.300	4-0 3B BB	0-0 4-3 1-2	4-0 1B BB BB		0-0 4-3		0-0 F8		
Toby Harrah, R (1, 5) OBP: 0.360, SLG: 0.380	0-0 3B		0-0 3B 2B		0-3 K		0-0 5-3		
Dave Rosello, R (6, 5) OBP: 0.300, SLG: 0.362	1-H 2-H		SF7						
Von Hayes, L (1, 10) OBP: 0.289, SLG: 0.273	0-0 F7		0-0 1B 3B		0-0 G3		0-3 K		
Rick Manning, L (1, 8) OBP: 0.300, SLG: 0.321		0-0 2B 2B 1B	0-0 1B BB		0-0 6-3		0-0 G3		
Duane Kuiper, L (1, 4) OBP: 0.305, SLG: 0.313		0-0 F7	0-0 1B BB		0-0 1-3				
Tom Verzyer, R (1, 6) OBP: 0.284, SLG: 0.270		0-0 F3	0-0 2B 1B	0-0 6-3			0-0 F4		

Inning	R	H	E	K	S	P	BB	SO	LOB
1	2	1	0	0	4	12	2	0	1
2	3	4	0	0	7	11	2	0	1
3	7	6	0	0	25	9	2	0	3
4	0	0	0	0	3	3	0	0	0
5	0	0	0	0	5	5	0	0	0
6	0	0	0	0	3	3	0	0	0
7	0	1	0	0	8	4	0	1	0
8	0	0	0	1	5	5	0	0	0
9	0	0	0	0	5	5	0	0	0

PITCHER	IP	WLS	BF	H	R	ER	SO	BB	IBB	HBP	BLK	WP	HR	S	P	ERA	WHIP
Mike Parrott, R (1, 1) ERA: 4.98	1.2	L	11	4	5	5	0	2	0	0	0	0	0	9	17	27.00	3.600
Bryan Clark, L (2, 1) ERA: 4.03	0.1		6	3	4	4	0	2	0	0	0	2	0	4	12	108.00	15.000
Randy Stein, R (3, 1) ERA: 10.61	1.0		9	4	3	3	0	2	0	0	0	1	0	7	15	27.00	6.000
Bob Galasso, R (4, 1) ERA: 4.94	4.0		14	1	0	0	1	1	0	0	0	0	0	15	19	0.00	0.500
Larry Andersen, R (8, 1) ERA: 2.95	1.0		3	0	0	0	1	0	0	0	0	0	0	5	5	0.00	0.000

Batter	1	2	3	4	5	6	7	8	9	AB R H RBI BB SO LOB	TOP									
Julio Cruz, S (1, 4) OBP: 0.325, SLG: 0.300	0-0 4-3		0-0 FC4-6			0-0 1-3		0-0 2-3		4 0 1 0 0 0 1										
Bruce Bochte, L (1, 3) OBP: 0.360, SLG: 0.371	0-0 3-1			0-3 K		0-0 FC5-4		0-3 K		4 0 1 0 0 2 2										
Tom Paciorek, R (1, 7) OBP: 0.370, SLG: 0.505	0-3 K			0-3 K		0-0 FC5-4		0-0 F8		4 0 0 0 0 2 3										
Richie Zisk, R (1, 10) OBP: 0.386, SLG: 0.554		0-0 6-3		0-0 2B		4-0 FC4-6		4-0 IBB		2 0 1 0 2 0 0										
Jeff Burroughs, R (1, 9) OBP: 0.357, SLG: 0.435		0-0 G1-6-3		0-3 K		0-3 K		0-0 F7		4 0 1 0 0 2 5										
Joe Simpson, L (1, 8) OBP: 0.259, SLG: 0.302		0-0 G1-6-3			0-0 2-3		0-0 FC4-6		0-0 F7	4 0 1 0 0 0 1										
Lenny Randle, S (1, 5) OBP: 0.261, SLG: 0.293			0-0 4-3		0-0 F8		0-0 FC4-6		0-0 G3	4 0 0 0 0 0 2										
Jerry Narron, L (1, 2) OBP: 0.271, SLG: 0.268			4-0 FC4-6		0-0 4-3		0-0 F8		0-0 4-3	3 0 0 0 1 0 2										
Jim Anderson, R (1, 6) OBP: 0.274, SLG: 0.261			0-0 F3			0-0 5-3		0-0 1B		3 0 1 0 0 0 1										
Inning Stats	R: 0 E: 0 K: 1 S: 5	H: 0 LOB: 0 BB: 0 P: 5	R: 0 E: 0 K: 0 S: 3	H: 1 LOB: 0 BB: 0 P: 3	R: 0 E: 0 K: 0 S: 3	H: 0 LOB: 1 BB: 1 P: 7	R: 0 E: 0 K: 3 S: 10	H: 1 LOB: 1 BB: 0 P: 10	R: 0 E: 0 K: 0 S: 3	H: 0 LOB: 0 BB: 0 P: 3	R: 0 E: 0 K: 1 S: 6	H: 1 LOB: 2 BB: 1 P: 10	R: 0 E: 0 K: 1 S: 7	H: 2 LOB: 3 BB: 1 P: 11	R: 0 E: 0 K: 0 S: 3	H: 0 LOB: 0 BB: 0 P: 3	1B: 4 2B: 2 3B: 0 HR: 0	SF: 0 SAC: 0 DP: 1 HBP: 0	WP: 0 PB: 0 SB: 1 CS: 0	PA: 35
PITCHER John Denny, R (1, 1) ERA: 3.34	IP: 9.0 WLS: W BF: 35 H: 6 R: 0 ER: 0 SO: 6 BB: 2 IBB: 1 HBP: 0 BLK: 0 WP: 0 HR: 0 S: 44 P: 56 ERA: 0.00 WHIP: 0.889																			


Seattle Mariners @ Cleveland Indians
Cleveland Municipal Stadium, Cleveland, OH

Fri Aug 28 1981, 7:05 PM EDT
Att: 7,785 - Unknown - 79 F

livebaseballscorecards.com

AB	32
R	0
H	6
RBI	0
BB	3
SO	6
LOB	17



Batter	1	2	3	4	5	6	7	8	9	AB R H RBI BB SO LOB	TOP		
Julio Cruz, S (1, 4) OBP: 0.333, SLG: 0.308	0-0 E8 SH5-4 1B		4-0 1B SF9 BB		0-0 CS 1B		0-0 2B 1B		0-0 B5-3 1-2 2-3	4 2 3 0 1 0 2	Seattle Mariners @ Cleveland Indians Cleveland Municipal Stadium, Cleveland, OH Sat Aug 29 1981, 7:05 PM EDT Att: 8,556 - Unknown - 80 F livebaseballscorecards.com AB 32 R 3 H 10 RBI 3 BB 5 SO 3 LOB 20 		
Lenny Randle, S (1, 5) OBP: 0.269, SLG: 0.306	0-0 SH5-4 2-3		0-0 BB 1-3 1B		0-0 FC5-4 1-2 1B		0-0 1-H 1B 2B		0-0 1-3	4 1 3 1 0 0 2			
Tom Paciorek, R (1, 7) OBP: 0.367, SLG: 0.502	0-0 1-6-3		0-0 SF9		0-0 FC5-4 1-2f		0-0 2-H 1B		0-0 F9	4 0 1 2 0 0 4			
Richie Zisk, R (1, 10) OBP: 0.379, SLG: 0.544	0-3 K		0-0 F9		0-0 F8		0-0 F8			4 0 0 0 0 1 4			
Jeff Burroughs, R (1, 9) OBP: 0.364, SLG: 0.435		4-0 BB BB BB BB	4-0 BB 1-2 BB		0-0 G5-4-3 1B		0-0 4-3		0-0 4-3	2 0 1 0 2 0 0			
Gary Gray, R (1, 3) OBP: 0.272, SLG: 0.538		0-0 G4-3	0-0 F9		0-0 G5-4-3 1-2f		0-0 F8		0-0 F8	3 0 0 0 0 0 4			
Bruce Bochte, L (8, PH) OBP: 0.358, SLG: 0.370		0-0 1-2f	0-0 F9		0-0 4-3		0-0 F6		0-0 F6	1 0 0 0 0 0 0			
Joe Simpson, L (1, 8) OBP: 0.259, SLG: 0.301		0-0 BB 1B		0-3 K		0-0 4-3		0-0 F6		4 0 1 0 0 1 0			
Bud Bulling, R (1, 2) OBP: 0.382, SLG: 0.289		4-0 BB BB BB BB	4-0 BB 1-2 BB		0-0 4-3		0-0 G1-6-3 1B		4-0 B5-3 FC4 BB	2 0 1 0 1 0 0			
Jerry Narron, L (9, PH) OBP: 0.275, SLG: 0.268		0-0 1-2 BB		0-0 4-3		0-0 G1-6-3 1-2f		0-0 F6		0 0 0 0 1 0 0			
Jim Anderson, R (1, 6) OBP: 0.269, SLG: 0.255		0-3 K		0-0 F7		0-0 G1-6-3 1-2f		0-0 F6		3 0 0 0 0 1 3			
Dan Meyer, L (9, PH) OBP: 0.293, SLG: 0.335		0-0 K		0-0 F7		0-0 G1-6-3 1-2f		0-0 FC4 B5-3		1 0 0 0 0 0 1			
Inning Stats	R: 0 E: 1 K: 1 S: 6 H: 1 LOB: 1 BB: 0 P: 6	R: 0 E: 0 K: 1 S: 5 H: 1 LOB: 2 BB: 2 P: 13	R: 1 E: 0 K: 0 S: 4 H: 1 LOB: 2 BB: 2 P: 12	R: 0 E: 0 K: 1 S: 5 H: 0 LOB: 0 BB: 0 P: 5	R: 0 E: 0 K: 0 S: 4 H: 2 LOB: 1 BB: 0 P: 4	R: 0 E: 0 K: 0 S: 3 H: 1 LOB: 0 BB: 0 P: 3	R: 2 E: 0 K: 0 S: 6 H: 4 LOB: 1 BB: 0 P: 6	R: 0 E: 0 K: 0 S: 3 H: 0 LOB: 0 BB: 0 P: 3	R: 0 E: 1 K: 0 S: 4 H: 0 LOB: 2 BB: 1 P: 8	1B: 9 2B: 1 3B: 0 HR: 0 SF: 1 SAC: 1 DP: 3 HBP: 0	WP: 0 PB: 0 SB: 0 CS: 1 PA: 39		
PITCHER	IP WLS BF H R ER SO BB IBB HBP BLK WP HR S P ERA WHIP											PITCHER	IP WLS BF H R ER SO BB IBB HBP BLK WP HR S P ERA WHIP
Rick Waits, L (1, 1) ERA: 4.43	6.2 W 29 9 3 3 3 4 0 0 0 0 0 0 31 47 4.05 1.950												
Dan Spillner, R (7, 1) ERA: 3.36	2.1 10 1 0 0 0 1 0 0 0 0 0 0 9 13 0.00 0.857												

BOTTOM

Seattle Mariners @ Cleveland Indians
Cleveland Municipal Stadium, Cleveland, OH

Sat Aug 29 1981, 7:05 PM EDT
Att. 8,556 - Unknown - 80 F

livebaseballscorecards.com

AB	32
R	7
H	10
RBI	6
BB	5
SO	0
LOB	12



WP:	0	PA:	38
PB:	0		
SB:	2		
CS:	1		

AB R H RBI BB SO LOB

5 0 2 2 0 0 1

5 0 0 0 0 0 4

3 0 1 0 0 0 0

3 0 0 0 1 0 3

3 1 0 0 1 0 2

3 2 1 0 1 0 2

3 2 1 0 0 0

0 0 0 0 1 0 0

3 2 1 2 1 0 0

4 0 3 1 0 0 0

1B:	10	SF:	0
2B:	0	SAC:	0
3B:	0	DP:	1
HR:	0	HBP:	1

Batter	1	2	3	4	5	6	7	8	9
Miguel Dilone, S OBP: 0.335, SLG: 0.370 (1, 10)	0-0 F6 1-2 2-H 1B	0-0 HBP 1B		0-0 6-3		0-0 FC4 1-2f		0-0 G1-6-3 1B	
Jorge Orta, L OBP: 0.313, SLG: 0.391 (1, 9)	0-0 4-3	0-0 F8		0-0 F5			0-0 4-3	0-0 G1-6-3 1-2f	
Mike Hargrove, L OBP: 0.414, SLG: 0.409 (1, 3)	0-0 F8	1-0 FC6-4 HBP		0-0 1-3			0-0 FC5 BB 1B		
Alan Bannister, R OBP: 0.303, SLG: 0.330 (1, 7) (7, 8)		F8 FC6-4		0-0 L5			4-0 FC5 1-2 BB		
Toby Harrah, R OBP: 0.357, SLG: 0.373 (1, 5)		4-0 1B BB	0-0 F7		0-0 F6		0-0 FC5 1-3 2-3f		
Chris Bando, S OBP: 0.222, SLG: 0.176 (1, 2)		0-0 1B 1-2 1B	4-0 1B E BB		0-0 G3		0-0 5-3		
Rick Manning, L OBP: 0.311, SLG: 0.332 Pat Kelly, L OBP: 0.333, SLG: 0.189 (1, 8) (7, 7)		0-0 1B 1-3 2-H 1B	0-0 S 6-3 1B			0-0 G1		4-0 CS BB	
Dave Rosello, R OBP: 0.315, SLG: 0.360 (1, 4)		0-0 1B 1-2 1B 3-H	0-0 6-3			0-0 5-3		4-0 1B 1-2 BB	
Tom Verzyer, R OBP: 0.288, SLG: 0.276 (1, 6)		0-0 HBP 1B 1-2 2-H 1B	0-0 L1			0-0 FC4 1B		0-0 1B 1-3 1B	

Inning Stats	R: 0	H: 0	E: 0	K: 0	S: 3	H: 0	LOB: 0	BB: 0	P: 3	R: 2	H: 1	E: 0	K: 0	S: 4	R: 0	H: 0	E: 0	K: 0	S: 3	R: 0	H: 1	E: 0	K: 0	S: 4	R: 0	H: 1	E: 1	K: 0	S: 4	R: 1	H: 2	E: 0	K: 0	S: 3	1B: 10	SF: 0	2B: 0	SAC: 0	3B: 0	DP: 1	HR: 0	HBP: 1	WP: 0	PA: 38
--------------	------	------	------	------	------	------	--------	-------	------	------	------	------	------	------	------	------	------	------	------	------	------	------	------	------	------	------	------	------	------	------	------	------	------	------	--------	-------	-------	--------	-------	-------	-------	--------	-------	--------

PITCHER	IP	WLS	BF	H	R	ER	SO	BB	IBB	HBP	BLK	WP	HR	S	P	ERA	WHIP
Floyd Bannister, L ERA: 4.93 (1, 1)	1.1	L	10	5	4	4	0	1	0	0	0	0	0	9	13	27.00	4.500
Larry Andersen, R ERA: 2.85 (2, 1)	4.2		18	2	2	1	0	1	0	1	0	0	0	16	21	1.93	0.643
Bryan Clark, L ERA: 4.07 (7, 1)	1.1		7	1	1	1	0	3	0	0	0	0	0	4	16	6.75	3.000
Dick Drago, R ERA: 5.06 (8, 1)	0.2		3	2	0	0	0	0	0	0	0	0	0	3	3	0.00	3.000

Batter	1	2	3	4	5	6	7	8	9	AB R H RBI BB SO LOB	TOP																
Julio Cruz, S (1, 4) OBP: 0.337, SLG: 0.313	0-0 5-3		0-0 1B 1B	0-3 K		0-0 1B G6-4-3	0-0 1B 2-H		0-0 5-3	6 2 3 1 0 1 0																	
Bruce Bochte, L (1, 3) OBP: 0.361, SLG: 0.373	0-3 K		0-0 1B 1B	0-0 4-3		0-0 1B G6-4-3 BB	0-0 F8		0-0 BB 1B	6 2 3 0 0 1 1																	
Tom Paciorek, R (1, 7) OBP: 0.373, SLG: 0.505	0-0 F8		0-0 BB 1B 1-2 3-H	0-0 2B		4-0 BB G6-4-3		0-0 5-3	4-0 BB FC6-4 BB	4 1 2 1 2 0 0																	
Richie Zisk, R (1, 10) OBP: 0.382, SLG: 0.543		0-0 2B 1B	0-0 1B BB 1-2 2-H	0-0 F9		0-0 G6-4-3		0-0 1B 1B	0-0 FC6-4	6 2 3 1 0 0 5																	
Dan Meyer, L (1, 5) OBP: 0.302, SLG: 0.340		0-0 F9	4-0 BB CS 1B 1-2 2-3		0-0 F9	0-0 1B		0-0 1B 1B		4 1 2 1 1 0 1																	
Jeff Burroughs, R (1, 9) OBP: 0.368, SLG: 0.441		0-0 1B 2B 1-3	0-3 K	4-0 HR BB		0-3 K		0-0 1B 1B 1-3 2-H		4 1 2 0 1 2 4																	
Joe Simpson, L (1, 8) OBP: 0.272, SLG: 0.330		0-3 K	0-0 CS BB 1B 1-2 2-3 3-H		0-0 HR		0-0 1B 1B	0-0 1B		5 2 4 4 0 1 2																	
Jerry Narron, L (1, 2) OBP: 0.279, SLG: 0.268		0-0 1B	4-0 CS BB	0-3 K		0-3 K		0-0 F9		4 0 1 2 1 2 3																	
Vance McHenry, R (1, 6) OBP: 0.222, SLG: 0.125		0-0 1-3	0-3 K	0-0 5-3		0-0 5-3			0-0 F8	4 0 0 0 0 1 6																	
Lenny Randle, S (9, PH) OBP: 0.268, SLG: 0.305			1-2 2-3 3-H							1 0 0 0 0 0 0																	
Inning Stats	R: 0 E: 0 K: 1 S: 5	H: 0 LOB: 0 BB: 0 P: 5	R: 1 E: 0 K: 1 S: 8	H: 3 LOB: 2 BB: 0 P: 8	R: 4 E: 0 K: 2 S: 11	H: 5 LOB: 2 BB: 2 P: 19	R: 0 E: 0 K: 1 S: 6	H: 1 LOB: 1 BB: 0 P: 6	R: 2 E: 0 K: 1 S: 6	H: 1 LOB: 0 BB: 1 P: 10	R: 2 E: 0 K: 1 S: 7	H: 3 LOB: 1 BB: 1 P: 11	R: 1 E: 0 K: 1 S: 7	H: 2 LOB: 1 BB: 0 P: 7	R: 1 E: 0 K: 0 S: 6	H: 4 LOB: 2 BB: 0 P: 6	R: 0 E: 0 K: 0 S: 4	H: 1 LOB: 2 BB: 1 P: 8	1B: 17 2B: 2 3B: 0 HR: 1	SF: 0 SAC: 0 DP: 1 HBP: 0	WP: 0 PB: 0 SB: 1 CS: 3	PA: 49					
PITCHER	IP WLS BF H R ER SO BB IBB HBP BLK WP HR S P ERA WHIP																										
Len Barker, R (1, 1) ERA: 3.24	2.0		14	7	5	5	2	1	0	0	0	0	0	17	21	22.50	4.000										
Mike Stanton, R (3, 1) ERA: 2.76	3.0		15	5	4	4	4	2	0	0	0	0	1	21	29	12.00	2.333										
Dennis Lewallyn, R (6, 1) ERA: 4.91	1.2		8	3	1	1	2	1	0	0	0	0	0	11	15	5.40	2.400										
Sid Monge, L (7, 1) ERA: 3.52	2.1	W	12	5	1	1	0	1	0	0	0	0	0	11	15	3.86	2.571										

Seattle Mariners @ Cleveland Indians
Cleveland Municipal Stadium, Cleveland, OH

Sun Aug 30 1981, 3:33 AM EDT
Att. 11,409 - Unknown - 75 F

AB	44
R	11
H	20
RBI	10
BB	5
SO	8
LOB	22



Batter	1	2	3	4	5	6	7	8	9	AB R H RBI BB SO LOB	TOP											
Rickey Henderson, R OBP: 0.408, SLG: 0.448 (1, 7)	0-0 4-3		0-0 F9		0-0 HR 1B	0-0 G1-6-3			0-0 FC4-6 1B	5 1 2 0 0 0 3												
Dwayne Murphy, L OBP: 0.383, SLG: 0.424 (1, 8)	0-3 K		4-0 BB		0-0 HR			0-3 K	0-0 FC4-6 1B	4 1 2 4 1 2 0												
Wayne Gross, L OBP: 0.307, SLG: 0.335 Cliff Johnson, R OBP: 0.330, SLG: 0.492 Rob Picciolo, R OBP: 0.259, SLG: 0.326 (1, 5)	0-0 4-3		0-3 K		4-0 2B BB			0-0 F7	0-0 FC4-6 FC6-4	3 1 0 0 1 1 2 1 0 0 0 0 0 2 0 0 0 0 0 0 0												
Tony Armas, R OBP: 0.310, SLG: 0.517 (1, 9)		0-0 E6 FC6-4		0-3 K	0-0 2B			0-0 F9	0-0 FC6-4	5 0 1 1 0 1 2												
Mike Davis, L (1, 10)		0-0 FC6-4 L6-4 1B		0-0 F7	0-0 4-3			0-3 K2-3		4 0 0 0 0 1 2												
Jim Spencer, L OBP: 0.253, SLG: 0.258 (1, 3)		0-0 1B		0-0 FC6-4 1B	0-3 K			0-0 P4		4 0 2 0 0 1 1												
Mike Heath, R OBP: 0.283, SLG: 0.379 (1, 2)		0-0 L6-4		0-0 FC6-4		0-0 F8		0-0 5-3		4 0 0 0 0 0 3												
Dave McKay, S OBP: 0.273, SLG: 0.304 (1, 4)			0-3 K		0-0 FC5-4 1B	0-0 1B			1-0 1B HBP	3 1 2 0 0 1 0												
Fred Stanley, R OBP: 0.292, SLG: 0.228 (1, 6)			0-0 BB 1B		0-0 FC5-4 1B HR	0-0 G1-6-3 1B			0-0 P3	4 1 2 0 0 0 2												
Inning Stats	R: 0 E: 0 K: 1 S: 5	H: 0 LOB: 0 BB: 0 P: 5	R: 0 E: 1 K: 0 S: 4	H: 1 LOB: 1 BB: 0 P: 4	R: 0 E: 0 K: 2 S: 8	H: 1 LOB: 2 BB: 1 P: 12	R: 0 E: 0 K: 1 S: 6	H: 1 LOB: 1 BB: 0 P: 6	R: 4 E: 0 K: 1 S: 9	H: 4 LOB: 1 BB: 1 P: 13	R: 0 E: 0 K: 0 S: 4	H: 2 LOB: 1 BB: 0 P: 4	R: 0 E: 0 K: 1 S: 5	H: 0 LOB: 0 BB: 0 P: 5	R: 0 E: 0 K: 1 S: 5	H: 0 LOB: 0 BB: 0 P: 5	R: 1 E: 0 K: 0 S: 5	H: 2 LOB: 2 BB: 0 P: 6	1B: 9 2B: 2 3B: 0 HR: 1	SF: 0 SAC: 0 DP: 2 HBP: 1	WP: 0 PB: 0 SB: 0 CS: 0	PA: 40
PITCHER	IP WLS BF H R ER SO BB IBB HBP BLK WP HR S P ERA WHIP																				PITCHER	IP WLS BF H R ER SO BB IBB HBP BLK WP HR S P ERA WHIP
Bert Blyleven, R ERA: 2.82 (1, 1)	8.1 L 37 10 5 5 7 2 0 1 0 0 1 48 57 5.40 1.440																					
Sid Monge, L ERA: 3.52 (9, 1)	0.0 1 1 0 0 0 0 0 0 0 0 0 0 1 1 ∞ ∞																					
Dan Spillner, R ERA: 3.33 (9, 1)	0.2 2 0 0 0 0 0 0 0 0 0 0 0 2 2 0.00 0.000																					

Oakland Athletics @ Cleveland Indians
Cleveland Municipal Stadium, Cleveland, OH

Mon Aug 31 1981, 7:05 PM EDT
Att: 8,442 - Unknown - 77 F

livebaseballscorecards.com

AB	37
R	5
H	11
RBI	5
BB	2
SO	7
LOB	17



Batter	1	2	3	4	5	6	7	8	9	AB	R	H	RBI	BB	SO	LOB
Miguel Dilone, S (1, 7) OBP: 0.346, SLG: 0.376	0-0 F8		0-0 1B		0-0 FC5-4		0-0 1B		0-0 F9	5	1	2	0	0	0	1
Jorge Orta, L (1, 9) OBP: 0.317, SLG: 0.393	0-3 K		0-0 6-3		0-0 E6		4-0 1B			3	0	0	0	1	1	0
Mike Hargrove, L (1, 3) OBP: 0.414, SLG: 0.402	0-0 1B			0-3 K	1-0 FC5		4-0 1B			2	0	1	0	1	1	0
Ron Hassey, L (1, 2) OBP: 0.318, SLG: 0.289	0-0 F8			0-0 3-1	4-0 1B		0-0 G6-4-3			2	0	0	0	1	0	1
Chris Bando, S (7, PH) OBP: 0.250, SLG: 0.227					1-2 2-3 BB		1-2f			1	0	0	0	0	0	2
Toby Harrah, R (1, 5) OBP: 0.360, SLG: 0.374		0-0 1B		0-0 2B	0-0 FC5			0-3 K		4	1	2	0	0	1	3
Pat Kelly, L (1, 10) OBP: 0.360, SLG: 0.357		0-0 F7		0-0 2B		0-0 HR		0-0 1-3		3	1	2	2	0	0	1
Joe Charboneau, R (8, PH) OBP: 0.231, SLG: 0.367										1	0	0	0	0	0	0
Rick Manning, L (1, 8) OBP: 0.312, SLG: 0.327		0-0 F7		0-0 G3		0-0 1B		0-0 F7		4	0	1	0	0	0	2
Duane Kuiper, L (1, 4) OBP: 0.309, SLG: 0.331		0-0 F7				0-0 1B				3	0	1	0	0	0	2
Dave Rosello, R (9, PH) OBP: 0.328, SLG: 0.377						0-0 FC5-4		0-3 K		1	0	0	0	0	1	0
Tom Verzyer, R (1, 6) OBP: 0.281, SLG: 0.268			0-0 L6			0-0 FC5-4				3	0	0	0	0	0	1
Bo Diaz, R (9, PH) OBP: 0.393, SLG: 0.578					0-0 FC5-4		0-0 4-3		0-0 F9	1	0	0	0	0	0	0

Inning Stats	R: 0	H: 1	E: 0	LOB: 1	K: 1	BB: 0	S: 6	P: 6	R: 0	H: 1	E: 0	LOB: 1	K: 0	BB: 0	S: 4	P: 4	R: 0	H: 1	E: 0	LOB: 0	K: 0	BB: 0	S: 3	P: 3	R: 1	H: 2	E: 0	LOB: 1	K: 1	BB: 0	S: 7	P: 7	R: 1	H: 1	E: 1	LOB: 3	K: 0	BB: 1	S: 5	P: 10	R: 1	H: 2	E: 0	LOB: 0	K: 0	BB: 0	S: 4	P: 4	R: 0	H: 1	E: 0	LOB: 1	K: 0	BB: 2	S: 2	P: 10	R: 0	H: 0	E: 0	LOB: 0	K: 1	BB: 0	S: 5	P: 5	R: 0	H: 0	E: 0	LOB: 0	K: 1	BB: 0	S: 5	P: 5	R: 0	H: 0	E: 0	LOB: 0	K: 1	BB: 0	S: 5	P: 5	R: 0	H: 0	E: 0	LOB: 0	K: 1	BB: 0	S: 5	P: 5
PITCHER	IP	WLS	BF	H	R	ER	SO	BB	IBB	HBP	BLK	WP	HR	S	P	ERA	WHIP																																																																							
Rick Langford, R (1, 1) ERA: 2.87	6.1	W	29	9	3	2	2	2	0	1	0	0	0	1	30	39	2.84	1.737																																																																						
Tom Underwood, L (7, 1) ERA: 3.92	2.2	S	8	0	0	0	2	1	0	0	0	0	0	11	15	0.00	0.375																																																																							

BOTTOM

Oakland Athletics @ Cleveland Indians
Cleveland Municipal Stadium, Cleveland, OH

Mon Aug 31 1981, 7:05 PM EDT
Att. 8,442 - Unknown - 77 F

livebaseballscorecards.com

AB	33
R	3
H	9
RBI	2
BB	3
SO	4
LOB	13



WP: 0	PA: 37
PB: 0	
SB: 1	
CS: 0	

Batter	1	2	3	4	5	6	7	8	9	AB R H RBI BB SO LOB	TOP											
Rickey Henderson, R OBP: 0.409, SLG: 0.445 (1, 7)	0-0 6-3		0-0 6-3		4-0 BB			4-0 BB		2 0 0 0 2 0 0												
Dwayne Murphy, L OBP: 0.382, SLG: 0.420 (1, 8)	4-0 G3 BB		0-0 F6		0-0 3-1			0-0 G4-6-3 1-2f		3 0 0 0 1 0 3												
Wayne Gross, L OBP: 0.301, SLG: 0.328 (1, 5)	0-0 G3 1-2		0-0 3-1		0-3 K			0-3 K		4 0 0 0 0 2 1												
Tony Armas, R OBP: 0.309, SLG: 0.514 (1, 9)	0-0 2-3			0-3 K		0-0 6-3			0-0 G5-6-3 1B	4 0 1 0 0 1 1												
Jim Spencer, L OBP: 0.253, SLG: 0.264 (1, 3)				0-0 G3 2B		0-0 G3			0-0 G5-6-3 1-2f	4 0 1 0 0 0 1												
Cliff Johnson, R OBP: 0.324, SLG: 0.481 (1, 10)				0-3 K		0-0 6-3			0-3 K	4 0 0 0 0 3 1												
Dave McKay, S OBP: 0.275, SLG: 0.313 (1, 4)				0-0 F2		0-0 2B				3 0 1 0 0 0 1												
Jeff Newman, R OBP: 0.281, SLG: 0.368 (1, 2)				4-0 BB		0-3 K				2 0 1 0 1 1 1												
Rob Picciolo, R OBP: 0.255, SLG: 0.321 (1, 6)				0-0 6-3		0-0 5-3				2 0 0 0 0 0 3												
Mike Davis, L (7, PH)										1 0 0 0 0 1 1												
Fred Stanley, R OBP: 0.292, SLG: 0.228 (7, 6)										0 0 0 0 0 0 0												
Inning Stats	R: 0 E: 0 K: 0 S: 3	H: 0 LOB: 1 BB: 1 P: 7	R: 0 E: 0 K: 1 S: 6	H: 1 LOB: 2 BB: 1 P: 10	R: 0 E: 0 K: 0 S: 3	H: 0 LOB: 0 BB: 0 P: 3	R: 0 E: 0 K: 2 S: 7	H: 0 LOB: 0 BB: 0 P: 7	R: 0 E: 0 K: 1 S: 6	H: 1 LOB: 2 BB: 1 P: 10	R: 0 E: 0 K: 1 S: 5	H: 0 LOB: 0 BB: 0 P: 5	R: 0 E: 0 K: 1 S: 6	H: 1 LOB: 1 BB: 0 P: 6	R: 0 E: 0 K: 1 S: 4	H: 0 LOB: 0 BB: 1 P: 8	R: 0 E: 0 K: 1 S: 5	H: 1 LOB: 0 BB: 0 P: 5	1B: 2 2B: 2 3B: 0 HR: 0	SF: 0 SAC: 0 DP: 2 HBP: 0	WP: 0 PB: 0 SB: 0 CS: 0	PA: 33
PITCHER John Denny, R (1, 1) ERA: 3.04	IP: 9.0 WLS: W BF: 33 H: 4 R: 0 ER: 0 SO: 8 BB: 4 IBB: 0 HBP: 0 BLK: 0 WP: 0 HR: 0 S: 45 P: 61 ERA: 0.00 WHIP: 0.889											PITCHER	IP: 9.0 WLS: W BF: 33 H: 4 R: 0 ER: 0 SO: 8 BB: 4 IBB: 0 HBP: 0 BLK: 0 WP: 0 HR: 0 S: 45 P: 61 ERA: 0.00 WHIP: 0.889									

Oakland Athletics @ Cleveland Indians
Cleveland Municipal Stadium, Cleveland, OH

livebaseballscorecards.com

AB	29
R	0
H	4
RBI	0
BB	4
SO	8
LOB	13



Wed Sep 02 1981, 7:05 PM EDT
Cloudy - 72 F

Batter	1	2	3	4	5	6	7	8	9	AB R H RBI BB SO LOB
Miguel Dilone, S OBP: 0.340, SLG: 0.369 (1, 7)	0-0 4-3	0-0 4-3			0-0 4-3			0-0 F7		4 0 0 0 0 0 2
Jorge Orta, L OBP: 0.312, SLG: 0.387 (1, 9)	0-3 K		0-0 4-3		0-0 F7			0-0 L7		4 0 0 0 0 1 0
Mike Hargrove, L OBP: 0.415, SLG: 0.401 (1, 3)	4-0 CS BB		0-0 3-1			0-0 3-1		0-0 1B		3 0 1 0 1 0 0
Pat Kelly, L OBP: 0.352, SLG: 0.348 (1, 10)	0-0 CS	0-0 SH5-3 1B 1B	0-0 4-3			0-0 F7		0-0 4-3		4 1 1 0 0 0 1
Toby Harrah, R OBP: 0.363, SLG: 0.377 (1, 5)		0-0 SH5-3 1B 1B		0-0 G3 1B		0-0 F8				3 1 2 0 0 0 0
Ron Hassey, L OBP: 0.314, SLG: 0.285 (1, 2)		0-0 SH5-3		0-0 F7			0-0 F9			2 0 0 0 0 0 1
Rick Manning, L OBP: 0.315, SLG: 0.332 (1, 8)		4-0 1B BB		0-0 G3			0-0 2B			2 0 1 0 1 0 1
Duane Kuiper, L OBP: 0.303, SLG: 0.324 (1, 4)		0-3 K		0-0 L9			0-0 F9			3 0 0 0 0 1 5
Jerry Dybzinski, R OBP: 0.167, SLG: 0.167 (1, 6)		0-0 1B			0-0 4-3		0-0 6-3			3 0 1 2 0 0 1

Inning Stats	R: 0 E: 0 K: 1 S: 4	H: 0 LOB: 0 BB: 1 P: 8	R: 2 E: 0 K: 1 S: 8	H: 3 LOB: 2 BB: 1 P: 12	R: 0 E: 0 K: 0 S: 3	H: 0 LOB: 0 BB: 0 P: 3	R: 0 E: 0 K: 0 S: 4	H: 1 LOB: 1 BB: 0 P: 4	R: 0 E: 0 K: 0 S: 3	H: 0 LOB: 0 BB: 0 P: 3	R: 0 E: 0 K: 0 S: 4	H: 1 LOB: 1 BB: 0 P: 4	R: 0 E: 0 K: 0 S: 4	H: 1 LOB: 1 BB: 0 P: 4	1B: 5 2B: 1 3B: 0 HR: 0	SF: 0 SAC: 1 DP: 0 HBP: 0	WP: 0 PB: 0 SB: 0 CS: 1	PA: 32
--------------	------------------------------	---------------------------------	------------------------------	----------------------------------	------------------------------	---------------------------------	------------------------------	---------------------------------	------------------------------	---------------------------------	------------------------------	---------------------------------	------------------------------	---------------------------------	----------------------------------	------------------------------------	----------------------------------	--------

PITCHER	IP	WLS	BF	H	R	ER	SO	BB	IBB	HBP	BLK	WP	HR	S	P	ERA	WHIP
Mike Norris, R ERA: 3.8 (1, 1)	8.0	L	31	6	2	2	2	2	0	0	0	0	0	33	41	2.25	1.000

BOTTOM

Oakland Athletics @ Cleveland Indians
Cleveland Municipal Stadium, Cleveland, OH

AB	28
R	2
H	6
RBI	2
BB	2
SO	2
LOB	11



PITCHER	IP	WLS	BF	H	R	ER	SO	BB	IBB	HBP	BLK	WP	HR	S	P	ERA	WHIP
---------	----	-----	----	---	---	----	----	----	-----	-----	-----	----	----	---	---	-----	------

Wed Sep 02 1981, 7:05 PM EDT
Cloudy - 72 F

livebaseballscorecards.com

Batter	1	2	3	4	5	6	7	8	9	AB R H RBI BB SO LOB	TOP	
Rickey Henderson, R OBP: 0.409, SLG: 0.441 (1, 7) BB	4-0 2B 4-3 BB		x 0-0 6-3		x 0-0 3-1		0-3 K		4-0 2B 1-2 BB	3 2 0 0 2 1 1		
Dwayne Murphy, L OBP: 0.385, SLG: 0.425 (1, 8) x	0-0 4-3 1-3 2B		x 0-0 F7		x 0-0 1B		4-0 FC5-4 BB		x 0-0 F7	4 0 2 1 1 0 2		
Cliff Johnson, R OBP: 0.326, SLG: 0.484 (1, 10) x	0-0 4-3 2-3 3-H		x 0-0 1B		x 0-0 F8		x 0-0 FC5-4 1-2f		x 0-0 4-3 1-H 2-H 2B	5 0 2 3 0 0 3		
Tony Armas, R OBP: 0.310, SLG: 0.515 (1, 9) x	0-0 5-3		x 0-0 6-3		x 0-0 1B		x 0-0 1B		x 0-0 4-3 2B	5 0 2 0 0 0 3		
Mickey Klutts, R OBP: 0.364, SLG: 0.909 (1, 5) SS	0-3 K		x 0-0 5-3		x 0-0 5-3		x 0-3 K		x 0-0 6-3 SS	5 0 0 0 0 3 4		
Mike Heath, R OBP: 0.279, SLG: 0.373 (1, 2) x		x 0-0 L8		x 0-0 5-3		x 0-3 K		x 0-0 F7		4 0 0 0 0 1 2		
Kelvin Moore, R OBP: 0.462, SLG: 0.300 (1, 3) BB		BB 4-0 BB BB		SS 0-3 K		x 0-0 1B		BB 4-0 BB		2 0 1 0 2 1 0		
Shooty Babitt, R OBP: 0.310, SLG: 0.297 Mike Davis, L (8, PH) Dave McKay, S (8, 4) OBP: 0.275, SLG: 0.313		BB 4-0 1-2 BB		x 0-0 6-3		x 0-0 F9		x 0-0 5-3		2 0 0 0 1 0 2 1 0 0 0 0 0 2 0 0 0 0 0 0 0		
Fred Stanley, R OBP: 0.293, SLG: 0.240 Jim Spencer, L (9, PH) OBP: 0.257, SLG: 0.268		x 0-0 F7		x 0-0 3-1 1B 2B		x 0-0 F8		x 0-0 BB 2B 1B		3 1 1 0 0 0 1 1 1 1 0 0 0 0		
Inning Stats	R: 1 E: 0 K: 1 S: 6 H: 1 LOB: 1 BB: 1 P: 10	R: 0 E: 0 K: 0 S: 2 H: 0 LOB: 1 BB: 2 P: 10	R: 0 E: 0 K: 0 S: 4 H: 1 LOB: 1 BB: 0 P: 4	R: 0 E: 0 K: 1 S: 5 H: 0 LOB: 0 BB: 0 P: 5	R: 1 E: 0 K: 0 S: 5 H: 2 LOB: 1 BB: 0 P: 5	R: 0 E: 0 K: 2 S: 9 H: 2 LOB: 2 BB: 0 P: 9	R: 0 E: 0 K: 1 S: 5 H: 0 LOB: 1 BB: 1 P: 9	R: 0 E: 0 K: 0 S: 4 H: 1 LOB: 2 BB: 1 P: 8	R: 2 E: 0 K: 1 S: 7 H: 2 LOB: 1 BB: 1 P: 11	1B: 5 2B: 4 3B: 0 HR: 0 SF: 0 SAC: 0 DP: 0 HBP: 0	WP: 0 PB: 0 SB: 0 CS: 0 PA: 41	
PITCHER	IP WLS BF H R ER SO BB IBB HBP BLK WP HR S P ERA WHIP											
Rick Waits, L ERA: 4.36 Dan Spillner, R ERA: 3.42	(1, 1) 5.2 25 6 2 2 4 3 0 0 0 0 0 30 42 3.18 1.588											
	(6, 1) 3.1 16 3 2 2 2 3 0 0 0 0 0 17 29 5.40 1.800											

Oakland Athletics @ Cleveland Indians
Cleveland Municipal Stadium, Cleveland, OH

livebaseballscorecards.com

AB	35
R	4
H	9
RBI	4
BB	6
SO	6
LOB	20



Wed Sep 02 1981, 7:05 PM EDT
Att. 5,198 - Cloudy

Batter	1	2	3	4	5	6	7	8	9
Miguel Dilone, S (1, 7) OBP: 0.346, SLG: 0.374	0-0 4-3 1B		0-3 K	0-0 1-3 1B			0-0 SH 1B	0-0 3-1	
Jorge Orta, L (1, 9) OBP: 0.311, SLG: 0.385	0-0 4-3 1-2		0-0 F7	0-0 F7			0-0 SH SH2-4 1B	0-0 HR 1B	
Mike Hargrove, L (1, 3) OBP: 0.421, SLG: 0.418	0-0 F7		4-0 BB		0-0 G4-6-3 1B		0-0 1B SH2-4 2B 1B	0-0 HR 1-H	
Pat Kelly, L (1, 10) OBP: 0.333, SLG: 0.327 Dave Rosello, R (7, PH) OBP: 0.339, SLG: 0.377	0-0 3-1		0-0 G3		0-0 F9		0-0 SH2-4 1B	4-0 G3 1B BB	
Toby Harrah, R (1, 5) OBP: 0.367, SLG: 0.379		0-0 6-3		4-0 G3 SH3-4 1B BB	0-0 G4-6-3		0-0 2B 1B	0-0 G3 1B	
Chris Bando, S (1, 2) OBP: 0.250, SLG: 0.269		0-0 F8		0-0 SH3-4		0-0 F7	0-0 1B E 2B	0-0 G3	
Rick Manning, L (1, 8) OBP: 0.317, SLG: 0.331		4-0 BB		0-0 G3		0-0 F7	0-0 S SF7 1B	0-0 4-3	
Duane Kuiper, L (1, 4) OBP: 0.301, SLG: 0.319		0-0 L7		4-0 1B S BB		0-0 F8	0-0 SF7		
Jerry Dybzinski, R (1, 6) OBP: 0.250, SLG: 0.222			0-0 E 1B	4-0 1B BB			E7 SH 1B		

Inning Stats	R: 0 E: 0 K: 0 S: 4	H: 1 LOB: 1 BB: 0 P: 4	R: 0 E: 0 K: 0 S: 3	H: 0 LOB: 1 BB: 1 P: 7	R: 0 E: 1 K: 1 S: 6	H: 1 LOB: 2 BB: 1 P: 10	R: 1 E: 0 K: 0 S: 4	H: 1 LOB: 3 BB: 3 P: 16	R: 0 E: 0 K: 0 S: 3	H: 0 LOB: 0 BB: 0 P: 3	R: 0 E: 0 K: 0 S: 3	H: 0 LOB: 0 BB: 0 P: 3	R: 7 E: 1 K: 1 S: 12	H: 6 LOB: 0 BB: 0 P: 12	R: 2 E: 0 K: 0 S: 6	H: 3 LOB: 2 BB: 1 P: 10
1B: 11 2B: 1 3B: 0 HR: 1	SF: 1 SAC: 3 DP: 1 HBP: 0	WP: 0 PB: 0 SB: 3 CS: 0														

BOTTOM

Oakland Athletics @ Cleveland Indians
Cleveland Municipal Stadium, Cleveland, OH

Wed Sep 02 1981, 7:05 PM EDT
Att. 5,198 - Cloudy

AB	33
R	10
H	13
RBI	9
BB	6
SO	2
LOB	18



PITCHER	IP	WLS	BF	H	R	ER	SO	BB	IBB	HBP	BLK	WP	HR	S	P	ERA	WHIP
Matt Keough, R (1, 1) ERA: 3.27	6.0	L	28	6	3	3	1	5	0	0	0	0	0	25	45	4.50	1.833
Bob Owchinko, L (7, 1) ERA: 2.57	0.0		2	1	0	0	0	0	0	0	0	0	0	2	2	∞	∞
Jeff Jones, R (7, 1) ERA: 3.04	0.1		3	2	2	2	0	0	0	0	0	0	0	3	3	54.00	6.000
Dave Beard, R (7, 1) ERA:	0.2		3	1	3	1	1	0	0	0	0	0	0	5	5	13.50	1.500
Bo McLaughlin, R (8, 1) ERA: 9.0	1.0		7	3	2	2	0	1	0	0	0	0	1	6	10	18.00	4.000

Batter	1	2	3	4	5	6	7	8	9	AB R H RBI BB SO LOB	TOP				
Rod Carew, L (1, 3) OBP: 0.382, SLG: 0.392	0-0 F7		0-0 3-1 SH3-4 1B		4-0 FC6-4 BB	4-0 1-2 2-3 BB				2 0 1 0 2 0 0	California Angels @ Cleveland Indians Cleveland Municipal Stadium, Cleveland, OH Fri Sep 04 1981, 7:05 PM EDT Att. 10,972 - Unknown - 64 F				
Rick Burleson, R (1, 6) OBP: 0.365, SLG: 0.389	0-0 F8		0-0 SH3-4 1-2		0-0 FC6-4 1B 1-2 2-3	0-3 K				3 0 0 0 0 1 5					
Fred Lynn, L (1, 8) OBP: 0.342, SLG: 0.343	4-0 E BB		0-0 3-1 2-3		0-0 1-3 3-H 1B					2 1 1 1 1 0 1					
Don Baylor, R (1, 10) OBP: 0.316, SLG: 0.399	0-0 E5 1-3		0-3 K		0-3 K					3 0 0 0 0 2 4					
Bobby Grich, R (1, 4) OBP: 0.399, SLG: 0.567	0-3 K 1-2 3-H		0-3 K		0-0 3-1 1B 2B					3 1 1 0 0 2 1					
Dan Ford, R (1, 9) OBP: 0.326, SLG: 0.465		0-0 4-3 SH1-4 1B		0-0 4-3		0-0 6-3				2 0 1 0 0 0 0					
Bobby Clark, R (4, 9) OBP: 0.305, SLG: 0.432										1 0 0 0 0 0 1					
Brian Downing, R (1, 2) OBP: 0.365, SLG: 0.366		0-0 SH1-4 1-2		0-0 P8		0-0 3-1				2 0 0 0 0 0 1					
Larry Harlow, L (1, 7) OBP: 0.389, SLG: 0.267		0-0 4-3 2-3			0-0 FC6-4 5-3 1B	0-0 BB WP 1B				3 1 2 1 0 0 1					
Butch Hobson, R (1, 5) OBP: 0.340, SLG: 0.366		0-3 K			0-0 5-3 1-2	4-0 BB BB				2 0 0 0 1 1 2					
Bert Campaneris, R (6, 5) OBP: 0.260, SLG: 0.319						1-2 BB				0 0 0 0 0 0 0					
Inning Stats	R: 1 E: 2 K: 1 S: 6	H: 0 LOB: 1 BB: 1 P: 10	R: 0 E: 0 K: 1 S: 6	H: 1 LOB: 1 BB: 0 P: 6	R: 0 E: 0 K: 1 S: 6	H: 1 LOB: 1 BB: 0 P: 6	R: 0 E: 0 K: 1 S: 5	H: 0 LOB: 0 BB: 0 P: 5	R: 1 E: 0 K: 1 S: 7	H: 2 LOB: 2 BB: 1 P: 11	R: 1 E: 0 K: 1 S: 7	H: 2 LOB: 3 BB: 2 P: 15	1B: 5 2B: 1 3B: 0 HR: 0	SF: 0 SAC: 2 DP: 0 HBP: 0	WP: 1 PA: 29 PB: 0 SB: 0 CS: 0
PITCHER Len Barker, R (1, 1) ERA: 3.23	IP: 6.0 WLS: L BF: 29 H: 6 R: 3 ER: 2 SO: 6 BB: 4 IBB: 0 HBP: 0 BLK: 0 WP: 1 HR: 0 S: 37 P: 53 ERA: 3.00 WHIP: 1.667											PITCHER	IP: WLS: BF: H: R: ER: SO: BB: IBB: HBP: BLK: WP: HR: S: P: ERA: WHIP		

livebaseballscorecards.com

AB	23
R	3
H	6
RBI	2
BB	4
SO	6
LOB	16



Batter	1	2	3	4	5	6	7	8	9	AB	R	H	RBI	BB	SO	LOB
Jerry Dybzinski, R OBP: 0.233, SLG: 0.207 (1, 6) X	0-0 4-3 ①		X 0-0 6-3 ③			0-0				3	0	0	0	0	0	0
Jorge Orta, L OBP: 0.313, SLG: 0.383 (1, 9) B B B B	4-0 BB				0-3 K ①					1	0	0	0	1	1	0
Mike Hargrove, L OBP: 0.418, SLG: 0.415 (1, 3) S S S	0-3 K ②				0-0 6-3 ②					2	0	0	0	0	1	1
Bo Diaz, R OBP: 0.387, SLG: 0.569 (1, 10) S S S	0-3 K2-3 ③				0-0 5-3 ③					2	0	0	0	0	1	1
Toby Harrah, R OBP: 0.368, SLG: 0.380 (1, 5) X		0-0 F7 ①				0-0 2B 1B				2	1	1	0	0	0	0
Ron Pruitt, R (1, 7) X		0-0 1-3 ②				0-0 L9 ①				2	0	0	0	0	0	1
Chris Bando, S OBP: 0.267, SLG: 0.321 (1, 2) X		0-0 F9 ③				0-0 1-H 2B				2	0	1	1	0	0	0
Rick Manning, L OBP: 0.315, SLG: 0.328 (1, 8) X			0-0 4-3 ①			0-3 K ②				2	0	0	0	0	1	1
Dave Rosello, R OBP: 0.328, SLG: 0.364 (1, 4) S S S			0-3 K ②			0-0 G3 ③				2	0	0	0	0	1	1

Inning Stats	R: 0 H: 0 E: 0 LOB: 1 K: 2 BB: 1 S: 7 P: 11	R: 0 H: 0 E: 0 LOB: 0 K: 0 BB: 0 S: 3 P: 3	R: 0 H: 0 E: 0 LOB: 0 K: 1 BB: 0 S: 5 P: 5	R: 0 H: 0 E: 0 LOB: 0 K: 1 BB: 0 S: 5 P: 5	R: 1 H: 2 E: 0 LOB: 1 K: 1 BB: 0 S: 7 P: 7	R: 0 H: 0 E: 0 LOB: 0 K: 0 BB: 0 S: 0 P: 0
---------------------	------------------------------------------------------	-----------------------------------------------------	-----------------------------------------------------	-----------------------------------------------------	-----------------------------------------------------	-----------------------------------------------------

PITCHER Geoff Zahn, L ERA: 4.15 (1, 1)	IP 5.0 WLS W BF 19 H 2 R 1 ER 1 SO 5 BB 1 IBB 0 HBP 0 BLK 0 WP 0 HR 0 S 27 P 31 ERA 1.80 WHIP 0.600	PITCHER	IP WLS BF H R ER SO BB IBB HBP BLK WP HR S P ERA WHIP
--------------------------------------------------------	-----------------------------------------------------------------------------------------------------------------------------------------------------	----------------	-------------------------------------------------------------------------------------------------------

BOTTOM

California Angels @ Cleveland Indians
Cleveland Municipal Stadium, Cleveland, OH

Fri Sep 04 1981, 7:05 PM EDT
Att: 10,972 - Unknown - 64 F

livebaseballscorecards.com

AB	18
R	1
H	2
RBI	1
BB	1
SO	5
LOB	5



1B: 1	SF: 0	WP: 0	PA: 19
2B: 1	SAC: 0	PB: 0	
3B: 0	DP: 0	SB: 0	
HR: 0	HBP: 0	CS: 0	

Batter	1	2	3	4	5	6	7	8	9	AB R H RBI BB SO LOB	TOP	
Rod Carew, L (1, 3) OBP: 0.380, SLG: 0.387	0-0 4-3	0-0 G3		4-0 BB		0-3 K			0-0 6-3	4 0 0 0 1 1 2		
Rick Burleson, R (1, 6) OBP: 0.368, SLG: 0.388	0-0 FC4-6 1B		4-0 FC3-6 BB	0-3 K		4-0 G1 1B BB			0-0 F8	3 1 1 0 2 1 3		
Fred Lynn, L (1, 8) OBP: 0.339, SLG: 0.340	0-0 L8		0-0 FC3-6 1-2f		0-0 F9		0-0 G1 1-2		0-0 FC5-4 1B	5 0 1 0 0 0 3		
Don Baylor, R (1, 10) OBP: 0.314, SLG: 0.396	0-0 FC4-6 1-2f		0-0 F7 1-2f		0-0 6-3		0-0 FC1-4 1B 2-H		0-0 FC5-4 1-2f	5 0 1 1 0 0 3		
Bobby Grich, R (1, 4) OBP: 0.401, SLG: 0.565		4-0 FC3-6 SH3-4 1B BB	0-3 K		0-0 E 1B		0-0 FC1-4 1-2f			3 1 1 0 1 1 2		
Dan Ford, R (1, 9) OBP: 0.326, SLG: 0.462		0-0 SH3-4 1-2		4-0 FC3-6 BB	0-0 E5 1-3		0-0 P4			2 0 0 0 1 0 2		
Larry Harlow, L (1, 7) OBP: 0.379, SLG: 0.250		4-0 FC3-6 BB		0-0 FC3-6 1B FC5-2 1-2f	0-0 6-3			0-3 K		3 0 0 0 1 1 3		
Ed Ott, L (1, 2) OBP: 0.266, SLG: 0.279		0-0 FC3-6 1B 1-2f 2-3		0-0 BB FC5-2 1B 1-3		0-0 P1		0-0 4-3		4 0 1 0 0 0 2		
Bert Campaneris, R (1, 5) OBP: 0.259, SLG: 0.314		0-0 1B 1-2 3-H		0-0 FC5-2 BB 1-2 3-H		0-0 F7		0-0 B3		4 0 1 1 0 0 2		
Inning Stats	R: 0 E: 0 K: 0 S: 4 H: 1 LOB: 1 BB: 0 P: 4	R: 1 E: 0 K: 0 S: 4 H: 1 LOB: 2 BB: 2 P: 12	R: 0 E: 0 K: 1 S: 5 H: 0 LOB: 1 BB: 1 P: 9	R: 0 E: 0 K: 1 S: 6 H: 1 LOB: 3 BB: 2 P: 14	R: 0 E: 1 K: 0 S: 5 H: 1 LOB: 2 BB: 0 P: 5	R: 0 E: 0 K: 1 S: 5 H: 0 LOB: 0 BB: 0 P: 5	R: 1 E: 0 K: 0 S: 4 H: 1 LOB: 1 BB: 1 P: 8	R: 0 E: 0 K: 1 S: 5 H: 0 LOB: 0 BB: 0 P: 5	R: 0 E: 0 K: 0 S: 4 H: 1 LOB: 1 BB: 0 P: 4	1B: 6 2B: 0 3B: 0 HR: 0 SF: 0 SAC: 1 DP: 0 HBP: 0	WP: 0 PB: 0 SB: 0 CS: 0 PA: 40	
PITCHER Bert Blyleven, R (1, 1) ERA: 2.77	IP 9.0 WLS W BF 40 H 6 R 2 ER 2 SO 4 BB 6 IBB 0 HBP 0 BLK 0 WP 0 HR 0 S 42 P 66 ERA 2.00 WHIP 1.333											PITCHER IP WLS BF H R ER SO BB IBB HBP BLK WP HR S P ERA WHIP

California Angels @ Cleveland Indians
Cleveland Municipal Stadium, Cleveland, OH
Sat Sep 05 1981, 3:33 AM EDT
Unknown - 70 F

livebaseballscorecards.com

AB	33
R	2
H	6
RBI	2
BB	6
SO	4
LOB	22



Batter	1	2	3	4	5	6	7	8	9
Rick Manning, L (1, 8) OBP: 0.317, SLG: 0.335	0-0 F9		0-0 SH	0-0 4-3		0-0 E4		0-0 2B	
Jorge Orta, L (1, 9) OBP: 0.310, SLG: 0.377	0-0 F8		0-0 1-3		4-0 BB SF8 BB	0-0 4-3		0-3 K	
Mike Hargrove, L (1, 3) OBP: 0.420, SLG: 0.415 Karl Pagel, L (2, 3) OBP: 0.667, SLG: 0.500	4-0 BB		0-3 K		0-0 BB BB 1B	4-0 G6-4-3 BB			
Pat Kelly, L (1, 10) OBP: 0.344, SLG: 0.314	0-0 F8		4-0 FC4 BB		4-0 PB BB 1B BB	0-0 G6-4-3			
Toby Harrah, R (1, 5) OBP: 0.366, SLG: 0.377		4-0 G3 BB	0-0 FC4		0-0 SF8		0-0 5-3		
Ron Hassey, L (1, 2) OBP: 0.310, SLG: 0.281 Chris Bando, S (5, PH) (6, 2)		0-0 5-3		0-0 G3	0-0 P4		0-0 F7		
Von Hayes, L (1, 7) OBP: 0.273, SLG: 0.282 Ron Pruitt, R (5, PH) (6, 7)		0-0 G3		0-0 1B 2B	4-0 PB 1B BB		0-3 K		
Duane Kuiper, L (1, 4) OBP: 0.304, SLG: 0.322 Bo Diaz, R (5, PH) OBP: 0.392, SLG: 0.569 Dave Rosello, R (5, PR) OBP: 0.323, SLG: 0.357 (6, 4)		0-0 G3		0-0 FC4-6 1B	4-0 1B IBB		0-3 K		
Jerry Dybzinski, R (1, 6) OBP: 0.294, SLG: 0.250 Mike Fischlin, R (9, 6)			0-0 SH 1B	0-0 FC4-6	0-0 1B		4-0 2B BB		

Inning Stats	R: 0	H: 0	E: 0	K: 0	S: 3	R: 0	H: 0	E: 0	K: 0	S: 3	R: 0	H: 1	E: 1	K: 1	S: 7	R: 1	H: 2	E: 0	K: 0	S: 5	R: 3	H: 2	E: 0	K: 0	S: 4	R: 0	H: 1	E: 1	K: 0	S: 3	R: 0	H: 0	E: 0	K: 1	S: 5	R: 0	H: 1	E: 0	K: 2	S: 7	R: 0	H: 1	E: 0	K: 1	S: 7	1B: 5	2B: 2	3B: 0	HR: 0	SF: 1	SAC: 1	DP: 1	HBP: 0	WP: 0	PB: 1	SB: 1	CS: 0	PA: 38
--------------	------	------	------	------	------	------	------	------	------	------	------	------	------	------	------	------	------	------	------	------	------	------	------	------	------	------	------	------	------	------	------	------	------	------	------	------	------	------	------	------	------	------	------	------	------	-------	-------	-------	-------	-------	--------	-------	--------	-------	-------	-------	-------	--------

PITCHER	IP	WLS	BF	H	R	ER	SO	BB	IBB	HBP	BLK	WP	HR	S	P	ERA	WHIP
Steve Renko, R (1, 1) ERA: 3.68	4.1	L	23	4	4	4	1	5	0	0	0	0	0	20	40	8.31	2.077
Andy Hassler, L (5, 1) ERA: 2.93	1.2		8	2	0	0	0	2	1	0	0	0	0	5	17	0.00	2.400
Jesse Jefferson, R (7, 1) ERA: 3.73	1.2		6	1	0	0	2	1	0	0	0	0	0	9	13	0.00	1.200
Mickey Mahler, L (8, 1) ERA:	0.1		1	0	0	0	1	0	0	0	0	0	0	3	3	0.00	0.000

BOTTOM


California Angels @ Cleveland Indians
Cleveland Municipal Stadium, Cleveland, OH

Sat Sep 05 1981, 3:33 AM EDT
Unknown - 70 F

AB	27
R	4
H	7
RBI	3
BB	9
SO	4
LOB	19



PITCHER	IP	WLS	BF	H	R	ER	SO	BB	IBB	HBP	BLK	WP	HR	S	P	ERA	WHIP
---------	----	-----	----	---	---	----	----	----	-----	-----	-----	----	----	---	---	-----	------

Batter	1	2	3	4	5	6	7	8	9	AB R H RBI BB SO LOB	TOP
Rod Carew, L (1, 3) OBP: 0.378, SLG: 0.386	0-0 SH3-4 1B		0-0 6-3		0-0 4-3		0-0 L8			4 0 1 0 0 0 0	
Rick Burleson, R (1, 6) OBP: 0.368, SLG: 0.388	0-0 SH3-4 1-2		0-3 K		0-0 1B		0-0 F9			3 0 1 0 0 1 0	
Fred Lynn, L (1, 8) OBP: 0.335, SLG: 0.335	0-3 K			0-0 F5	0-0 P3			0-0 F8		4 0 0 0 0 1 2	
Don Baylor, R (1, 10) OBP: 0.313, SLG: 0.404	0-0 F9			0-0 L6		0-0 HR		0-0 6-3		4 1 1 1 0 0 1	
Bobby Grich, R (1, 4) OBP: 0.402, SLG: 0.574		0-0 F7		0-0 HR		0-0 P6		4-0 BB		3 1 1 1 1 0 0	
Dan Ford, R (1, 9) OBP: 0.331, SLG: 0.465		0-0 1B		0-0 1B		0-0 1B		0-0 F8		4 0 3 0 0 0 1	
Brian Downing, R (1, 2) OBP: 0.363, SLG: 0.364		0-0 F9		0-0 1B		0-0 P7			0-0 L4	4 0 1 0 0 0 2	AB 34 R 2 H 8 RBI 2 BB 1 SO 3 LOB 10
Larry Harlow, L (1, 7) OBP: 0.355, SLG: 0.231		0-0 4-3		0-0 F7		0-0 4-3			0-0 F8	4 0 0 0 0 0 4	
Butch Hobson, R (1, 5) OBP: 0.335, SLG: 0.360			0-0 P8		0-0 F8		0-0 F7		0-3 K2-3	4 0 0 0 0 1 0	
Inning Stats	R: 0 H: 1 E: 0 LOB: 1 K: 1 BB: 0 S: 6 P: 6	R: 0 H: 1 E: 0 LOB: 1 K: 0 BB: 0 S: 4 P: 4	R: 0 H: 0 E: 0 LOB: 0 K: 1 BB: 0 S: 5 P: 5	R: 1 H: 3 E: 0 LOB: 2 K: 0 BB: 0 S: 6 P: 6	R: 0 H: 1 E: 0 LOB: 1 K: 0 BB: 0 S: 4 P: 4	R: 1 H: 2 E: 0 LOB: 1 K: 0 BB: 0 S: 5 P: 5	R: 0 H: 0 E: 0 LOB: 0 K: 0 BB: 0 S: 3 P: 3	R: 0 H: 0 E: 0 LOB: 1 K: 0 BB: 1 S: 3 P: 7	R: 0 H: 0 E: 0 LOB: 0 K: 1 BB: 0 S: 5 P: 5	1B: 6 SF: 0 2B: 0 SAC: 1 3B: 0 DP: 0 HR: 2 HBP: 0	WP: 0 PA: 36 PB: 0 SB: 0 CS: 0
PITCHER Tom Brennan, R (1, 1) ERA: 3.38 Dan Spillner, R (6, 1) ERA: 3.25	IP WLS BF H R ER SO BB IBB HBP BLK WP HR S P ERA WHIP										
	5.1 W 24 8 2 2 2 0 0 0 0 0 0 2 28 28 3.38 1.500										
	3.2 S 12 0 0 0 1 1 0 0 0 0 0 0 13 17 0.00 0.273										

California Angels @ Cleveland Indians
Cleveland Municipal Stadium, Cleveland, OH
Sat Sep 05 1981, 3:38 AM EDT
Att. 8,543 - Unknown

livebaseballscorecards.com

Batter	1	2	3	4	5	6	7	8	9	AB	R	H	RBI	BB	SO	LOB
Rick Manning, L OBP: 0.323, SLG: 0.340 (1, 8)	4-0 6-3 S WP BB	0-0 2-H 2B		4-0 1-2 BB		0-0 F8				2	1	1	1	2	0	0
Jorge Orta, L OBP: 0.310, SLG: 0.373 (1, 9)	0-0 6-3 1-3	4-0 BB 2B		0-0 1-3			0-3 K			3	0	0	0	1	1	3
Ron Hassey, L OBP: 0.309, SLG: 0.280 (1, 2) (6, 3)	0-0 1-4-3 3-H	0-3 K			0-0 BB 1B		0-0 6-3			4	0	1	0	0	1	2
Pat Kelly, L OBP: 0.344, SLG: 0.315 (1, 10)	0-0 G3		0-0 CS 1B		0-0 L7		0-0 F7			3	0	1	0	0	0	1
Bo Diaz, R OBP: 0.389, SLG: 0.565 (7, PH)										1	0	0	0	0	0	0
Toby Harrah, R OBP: 0.365, SLG: 0.373 (1, 5)		4-0 2B BB	0-3 K		0-0 P6		0-0 F7			3	1	0	0	1	1	2
Von Hayes, L OBP: 0.292, SLG: 0.310 (1, 7)		0-0 F8 1B 2B	0-3 K		4-0 1-2 BB		0-0 F7			3	1	1	1	1	1	0
Karl Pagel, L OBP: 0.600, SLG: 0.333 (1, 3)		0-0 F8		4-0 BB BB	0-0 4-3		0-0 G3			1	0	0	0	1	0	1
Chris Bando, S OBP: 0.235, SLG: 0.281 (5, PH) (6, 2)		0-0 2-3 F8		0-3 BB BB						2	0	0	0	0	0	2
Duane Kuiper, L OBP: 0.307, SLG: 0.324 (1, 4)		0-0 5-3 2B 1B		0-3 K		0-0 F9				2	1	1	1	0	1	1
Dave Rosello, R OBP: 0.317, SLG: 0.351 (6, PH) (7, 4)		0-0 3-H 5-3 2B 1B		0-3 K		0-0 F9				1	0	0	0	0	0	0
Mike Fischlin, R (1, 6)		0-0 5-3 1-2		0-0 F8		0-0 F7				3	0	0	0	0	0	2

Inning Stats	R: 1	H: 0	E: 0	K: 0	S: 3	H: 0	LOB: 0	BB: 1	P: 7	R: 3	H: 3	E: 0	K: 1	S: 8	R: 0	H: 1	E: 0	K: 2	S: 7	R: 0	H: 0	E: 0	K: 1	S: 5	R: 0	H: 1	E: 0	K: 0	S: 4	R: 0	H: 0	E: 0	K: 1	S: 3	R: 0	H: 0	E: 0	K: 0	S: 5	R: 0	H: 0	E: 0	K: 1	S: 3	R: 0	H: 0	E: 0	K: 0	S: 3	R: 0	H: 0	E: 0	K: 0	S: 3
--------------	------	------	------	------	------	------	--------	-------	------	------	------	------	------	------	------	------	------	------	------	------	------	------	------	------	------	------	------	------	------	------	------	------	------	------	------	------	------	------	------	------	------	------	------	------	------	------	------	------	------	------	------	------	------	------

PITCHER	IP	WLS	BF	H	R	ER	SO	BB	IBB	HBP	BLK	WP	HR	S	P	ERA	WHIP
Dave Frost, R ERA: 4.58 (1, 1)	1.2	L	9	2	4	4	0	2	0	0	0	1	0	7	15	21.60	2.400
Andy Hassler, L ERA: 2.78 (2, 1)	3.1		16	3	0	0	4	4	0	0	0	0	0	20	36	0.00	2.100
Mickey Mahler, L ERA: (6, 1)	1.2		5	0	0	0	1	0	0	0	0	0	0	7	7	0.00	0.000
Don Aase, R ERA: 1.82 (7, 1)	1.1		4	0	0	0	0	0	0	0	0	0	0	4	4	0.00	0.000

BOTTOM

California Angels @ Cleveland Indians
Cleveland Municipal Stadium, Cleveland, OH

Sat Sep 05 1981, 3:38 AM EDT
Att. 8,543 - Unknown

AB	28
R	4
H	5
RBI	3
BB	6
SO	5
LOB	14



1B	2B	3B	HR	SF	SAC	DP	HBP	WP	HR	S	P	ERA	WHIP
3	2	0	0	0	0	0	0	1	0	0	0	34	

Batter	1	2	3	4	5	6	7	8	9	AB R H RBI BB SO LOB	TOP											
Rod Carew, L (1, 3) OBP: 0.377, SLG: 0.382	0-0 4-3		0-0 FC5-4			4-0 BB			0-3 K	3 0 0 0 1 1 1												
Rick Burleson, R (1, 6) OBP: 0.369, SLG: 0.387	4-0 G3-6-1 BB			0-0 6-3		0-0 1-3			0-0 BB 1B	3 0 1 0 1 0 1												
Fred Lynn, L (1, 8) OBP: 0.333, SLG: 0.331	0-0 G3-6-1			0-0 F8			0-0 4-3		4-0 FC6-4 BB	3 0 0 0 1 0 1												
Don Baylor, R (1, 10) OBP: 0.310, SLG: 0.399		0-3 K		0-0 5-3			0-0 6-3		0-0 FC6-4	4 0 0 0 0 1 2												
Bobby Grich, R (1, 4) OBP: 0.398, SLG: 0.567		0-0 E6 FC4-6			0-0 P4		0-3 K			3 0 0 0 0 1 0												
Dan Ford, R (1, 9) OBP: 0.331, SLG: 0.464		0-0 FC4-6 CS						0-0 G1-6-3 1B		3 0 1 0 0 1 1												
Brian Downing, R (1, 7) OBP: 0.363, SLG: 0.368		0-0 CS	0-0 FC1-6-5-6 2B		0-0 4-3			0-0 G1-6-3		3 0 1 0 0 0 1												
Ed Ott, L (1, 2) OBP: 0.262, SLG: 0.275			0-0 FC1-6-5-6 FC5-4			0-3 K		0-3 K		3 0 0 0 0 2 1												
Bert Campaneris, R (1, 5) OBP: 0.250, SLG: 0.302			0-3 K			0-0 1-3			0-0 F7	2 0 0 0 0 1 1												
John Harris, L (9, PH) OBP: 0.230, SLG: 0.288										1 0 0 0 0 0 0												
Inning Stats	R: 0 E: 0 K: 0 S: 2	H: 0 LOB: 0 BB: 1 P: 6	R: 0 E: 1 K: 1 S: 5	H: 0 LOB: 0 BB: 0 P: 5	R: 0 E: 0 K: 1 S: 6	H: 1 LOB: 1 BB: 0 P: 6	R: 0 E: 0 K: 0 S: 3	H: 0 LOB: 0 BB: 0 P: 3	R: 0 E: 0 K: 1 S: 5	H: 0 LOB: 0 BB: 0 P: 5	R: 0 E: 0 K: 1 S: 5	H: 0 LOB: 1 BB: 1 P: 9	R: 0 E: 0 K: 1 S: 5	H: 0 LOB: 0 BB: 0 P: 5	R: 0 E: 0 K: 1 S: 5	H: 1 LOB: 0 BB: 0 P: 5	R: 0 E: 0 K: 1 S: 6	H: 1 LOB: 2 BB: 1 P: 10	1B: 2 2B: 1 3B: 0 HR: 0	SF: 0 SAC: 0 DP: 2 HBP: 0	WP: 0 PB: 0 SB: 0 CS: 1	PA: 32
PITCHER John Denny, R (1, 1) ERA: 2.79	IP: 9.0 WLS: W BF: 31 H: 3 R: 0 ER: 0 SO: 7 BB: 3 IBB: 0 HBP: 0 BLK: 0 WP: 0 HR: 0 S: 42 P: 54 ERA: 0.00 WHIP: 0.667											PITCHER IP: 0 WLS: 0 BF: 0 H: 0 R: 0 ER: 0 SO: 0 BB: 0 IBB: 0 HBP: 0 BLK: 0 WP: 0 HR: 0 S: 0 P: 0 ERA: 0.00 WHIP: 0.000										

California Angels @ Cleveland Indians
Cleveland Municipal Stadium, Cleveland, OH

Sun Sep 06 1981, 3:33 AM EDT
Att: 9,027 - Unknown - 70 F

livebaseballscorecards.com

AB 28
R 0
H 3
RBI 0
BB 3
SO 7
LOB 9



Batter	1	2	3	4	5	6	7	8	9
Rick Manning, L OBP: 0.322, SLG: 0.338 (1, 8) X	0-0 4-3 S 1B		0-0 4-3		0-0 L6		0-0 F9 1-2		
Jorge Orta, L OBP: 0.309, SLG: 0.371 (1, 9) X	0-0 4-3 1-3		0-0 4-3			0-0 SH3-4 E 1B		0-0 F9	
Von Hayes, L OBP: 0.294, SLG: 0.333 (1, 7) X	0-0 4-3			0-0 F8		0-0 SH3-4 1-2		0-0 S 2B	
Pat Kelly, L OBP: 0.338, SLG: 0.328 (1, 10) X	0-0 G3			0-0 1B 2B		0-0 F9		0-0 P8 2-3	
Toby Harrah, R OBP: 0.360, SLG: 0.367 (1, 5) X		0-0 F9		0-0 F8		0-0 E4 2-H		0-0 P6	
Ron Hassey, L OBP: 0.309, SLG: 0.281 (1, 2) X		0-0 1-3		0-0 2-H 1B		0-0 F7			
Karl Pagel, L OBP: 0.500, SLG: 0.667 (1, 3) X		0-0 3B		0-0 F8			0-0 L8		
Duane Kuiper, L OBP: 0.301, SLG: 0.318 (1, 4) X		0-0 1-3			0-0 3-1		0-0 F8		
Mike Fischlin, R OBP: 0.167, SLG: 0.167 (1, 6) X			0-0 F7		0-0 5-3		0-0 S 1B		

Inning Stats	R: 0	H: 1	E: 0	LOB: 1	K: 0	BB: 0	S: 4	P: 4
	R: 0	H: 1	E: 0	LOB: 1	K: 0	BB: 0	S: 4	P: 4
	R: 0	H: 0	E: 0	LOB: 0	K: 0	BB: 0	S: 3	P: 3
	R: 1	H: 2	E: 0	LOB: 1	K: 0	BB: 0	S: 5	P: 5
	R: 0	H: 0	E: 0	LOB: 0	K: 0	BB: 0	S: 3	P: 3
	R: 1	H: 1	E: 1	LOB: 1	K: 0	BB: 0	S: 5	P: 5
	R: 0	H: 1	E: 0	LOB: 1	K: 0	BB: 0	S: 4	P: 4
	R: 0	H: 1	E: 0	LOB: 1	K: 0	BB: 0	S: 4	P: 4

PITCHER	IP	WLS	BF	H	R	ER	SO	BB	IBB	HBP	BLK	WP	HR	S	P	ERA	WHIP
Ken Forsch, R ERA: 2.76 (1, 1)	8.0	L	32	7	2	1	0	0	0	0	0	0	0	32	32	1.12	0.875

BOTTOM

AB	R	H	RBI	BB	SO	LOB
4	0	1	0	0	0	1
4	1	1	0	0	0	1
3	0	1	0	0	0	1
4	1	1	0	0	0	3
4	0	0	0	0	0	2
3	0	1	1	0	0	1
3	0	1	0	0	0	1
3	0	1	0	0	0	0

AB	31
R	2
H	7
RBI	1
BB	0
SO	0
LOB	11



WP	PA
0	32

California Angels @ Cleveland Indians
Cleveland Municipal Stadium, Cleveland, OH
 Sun Sep 06 1981, 3:33 AM EDT
 Att. 9,027 - Unknown - 70 F

livebaseballscorecards.com

Batter	1	2	3	4	5	6	7	8	9	AB R H RBI BB SO LOB	TOP												
Miguel Dilone, S OBP: 0.344, SLG: 0.372 (1, 7) X	0-0 1-3		0-0 FC6-4 1-2f		0-0 F7		0-0 1B			4 0 1 0 0 0 2													
Rick Manning, L OBP: 0.321, SLG: 0.335 (1, 8) X	0-0 F7		4-0 1-2 BB			0-0 F8	0-0 3-1			3 0 0 0 1 0 2													
Von Hayes, L OBP: 0.327, SLG: 0.404 (1, 9) B B B	4-0 S BB		0-0 F7			0-0 HR		4-0 S 1B BB		2 2 1 1 2 0 2													
Pat Kelly, L OBP: 0.333, SLG: 0.323 (1, 10) X	0-0 F9 1-2			0-0 F7		0-0 F8		0-0 G5-4-3 1-H 1B		4 0 1 1 0 0 1													
Toby Harrah, R OBP: 0.360, SLG: 0.365 (1, 5)		0-0 L8		0-0 F4		4-0 BB		0-3 K		2 0 0 0 1 0 0													
Dave Rosello, R OBP: 0.313, SLG: 0.345 (6, 5)										1 0 0 0 0 1 1													
Ron Hassey, L OBP: 0.304, SLG: 0.275 (1, 2)		0-0 F7		0-0 6-3		0-0 4-3		0-0 G5-4-3 1-2f		3 0 0 0 0 0 1													
Ron Pruitt, R (8, PH) (8, 2)										1 0 0 0 0 0 1													
Karl Pagel, L OBP: 0.364, SLG: 0.444 (1, 3)		0-0 F8			0-0 F7		0-0 4-3		0-3 K	3 0 0 0 0 0 0													
Chris Bando, S OBP: 0.229, SLG: 0.273 (9, PH)										1 0 0 0 0 1 0	AB 30 R 2 H 4 RBI 2 BB 6 SO 4 LOB 12												
Duane Kuiper, L OBP: 0.308, SLG: 0.320 (1, 4)			4-0 FC1-6 BB		0-0 1B		0-0 4-3		0-3 K	2 0 1 0 1 0 0													
Joe Charboneau, R OBP: 0.230, SLG: 0.364 (9, PH)										1 0 0 0 0 1 0													
Mike Fischlin, R OBP: 0.200, SLG: 0.111 (1, 6) X			0-0 FC1-6 FC6-4 1-2f		0-0 F9		4-0 1B BB		0-3 K	3 0 0 0 1 1 2													
Inning Stats	R: 0 E: 0 K: 0 S: 3	H: 0 LOB: 1 BB: 1 P: 7	R: 0 E: 0 K: 0 S: 3	H: 0 LOB: 0 BB: 0 P: 3	R: 0 E: 0 K: 0 S: 3	H: 0 LOB: 2 BB: 2 P: 11	R: 0 E: 0 K: 0 S: 3	H: 0 LOB: 0 BB: 0 P: 3	R: 0 E: 0 K: 0 S: 4	H: 1 LOB: 1 BB: 0 P: 4	R: 1 E: 0 K: 0 S: 4	H: 1 LOB: 1 BB: 1 P: 8	R: 0 E: 0 K: 0 S: 4	H: 1 LOB: 2 BB: 1 P: 8	R: 1 E: 0 K: 1 S: 5	H: 1 LOB: 0 BB: 1 P: 9	R: 0 E: 0 K: 3 S: 9	H: 0 LOB: 0 BB: 0 P: 9	1B: 3 2B: 0 3B: 0 HR: 1	SF: 0 SAC: 0 DP: 1 HBP: 0	WP: 0 PB: 0 SB: 3 CS: 0	PA: 36	
PITCHER	IP WLS BF H R ER SO BB IBB HBP BLK WP HR S P ERA WHIP																					PITCHER	IP WLS BF H R ER SO BB IBB HBP BLK WP HR S P ERA WHIP
Jim Palmer, R ERA: 3.57 (1, 1)	7.1 W 32 4 2 2 1 6 0 0 0 0 0 1 28 52 2.46 1.364																						
Tippy Martinez, L ERA: 2.09 (8, 1)	1.2 4 0 0 0 3 0 0 0 0 0 0 0 10 10 0.00 0.000																						

Cleveland Indians @ Baltimore Orioles
 Memorial Stadium, Baltimore, MD
 Mon Sep 07 1981, 7:05 PM EDT
 Att. 21,377 - Unknown - 76 F

livebaseballscorecards.com



Batter	1	2	3	4	5	6	7	8	9
Al Bumbry, L (1, 8) OBP: 0.360, SLG: 0.331	0-0 CS 1B		0-0 G1-6-3 1-2f		0-0 BB HR 1B	0-0 2B		0-0 G5-3 2-H 1B	
Rich Dauer, R (1, 4) OBP: 0.313, SLG: 0.367	0-0 5-3 1-2		0-0 F4		4-0 BB HR BB	0-0 F7		0-0 F6	
Ken Singleton, S (1, 9) Jim Dwyer, L (7, 7) OBP: 0.412, SLG: 0.502 OBP: 0.312, SLG: 0.282	0-3 K			0-3 K	4-0 HR BB	0-0 F7		4-0 BB	
Eddie Murray, S (1, 3) OBP: 0.336, SLG: 0.488		0-0 PB 1B		0-0 4-3 1B 2B	0-0 1-H 2-H 3-H HR		0-0 FC5-4 1B	0-0 G5-3 2-3f	
Doug DeCinces, R (1, 5) OBP: 0.330, SLG: 0.456		0-3 K		0-0 4-3	0-0 E5		0-0 F7		
Benny Ayala, R (1, 10) OBP: 0.343, SLG: 0.300		4-0 BB G6-4-3		4-0 1B BB	0-0 F8		0-0 FC5-4 1-2f BB		
Gary Roenicke, R (1, 7) OBP: 0.374, SLG: 0.398		0-0 G6-4-3 1-2f		0-0 1-2 3-H 1B	0-0 F5		4-0 BB		
Rick Dempsey, R (1, 2) OBP: 0.325, SLG: 0.371			0-0 HR	0-0 2-H 1B	0-0 4-3		0-3 K		
Lenn Sakata, R (1, 6) OBP: 0.338, SLG: 0.348			0-0 G1-6-3 1B		4-0 BB 1B BB	0-0 F7		0-0 1B 2B	

Inning Stats	R: 0 E: 0 K: 1 S: 5	H: 1 LOB: 0 BB: 0 P: 5	R: 0 E: 0 K: 1 S: 5	H: 1 LOB: 1 BB: 1 P: 9	R: 1 E: 0 K: 0 S: 4	H: 2 LOB: 0 BB: 0 P: 4	R: 2 E: 0 K: 1 S: 7	H: 3 LOB: 1 BB: 1 P: 11	R: 5 E: 1 K: 0 S: 6	H: 2 LOB: 1 BB: 3 P: 18	R: 0 E: 0 K: 1 S: 4	H: 1 LOB: 1 BB: 0 P: 4	R: 0 E: 0 K: 1 S: 6	H: 1 LOB: 2 BB: 1 P: 10	R: 1 E: 0 K: 0 S: 4	H: 2 LOB: 1 BB: 1 P: 8
1B: 8 2B: 3 3B: 0 HR: 2	SF: 0 SAC: 0 DP: 3 HBP: 0	WP: 0 PA: 40 ERA WHIP														

PITCHER	IP	WLS	BF	H	R	ER	SO	BB	IBB	HBP	BLK	WP	HR	S	P	ERA	WHIP
Rick Waits, L (1, 1) ERA: 4.72	4.0	L	20	8	6	6	3	4	0	0	0	0	1	22	38	13.50	3.000
Wayne Garland, R (5, 1) ERA: 5.61	2.0		10	2	2	2	0	1	0	0	0	0	1	9	13	9.00	1.500
Ed Glynn, L (7, 1) ERA: 4.5	2.0		10	3	1	1	1	2	0	0	0	0	0	10	18	4.50	2.500

BOTTOM

Cleveland Indians @ Baltimore Orioles
Memorial Stadium, Baltimore, MD
 Mon Sep 07 1981, 7:05 PM EDT
 Att: 21,377 - Unknown - 76 F

livebaseballscorecards.com

AB	33
R	9
H	13
RBI	9
BB	7
SO	4
LOB	18



Batter	1	2	3	4	5	6	7	8	9	AB R H RBI BB SO LOB	TOP																					
Miguel Dilone, S OBP: 0.345, SLG: 0.370 (1, 7) X	0-0 S F8 PB 1B	0-0 5-3			0-0 F8		4-0 1B BB		0-0 B5-3	4 1 1 0 1 0 1																						
Rick Manning, L OBP: 0.329, SLG: 0.354 (1, 8) X	0-0 F8 1-2		0-0 G6-3 1B		0-0 S 1B		0-0 G5-4-3 1B		0-0 HR	5 1 4 1 0 0 1																						
Ron Pruitt, R (1, 9) S S S	0-3 K 2-3		0-0 F7		0-0 F8 1-2		0-0 F9		4-0 5-3 BB	4 0 0 0 0 1 5 0 0 0 0 1 0 0																						
Von Hayes, L OBP: 0.339, SLG: 0.404 (9, PH) S S S	0-3 K 3-H		0-0 G6-3 1-2f			0-0 E BB 3-1 1B		0-0 G5-4-3 1-2f	0-0 5-3	5 1 1 0 0 1 4																						
Andre Thornton, R OBP: 0.290, SLG: 0.362 (1, 3) S S S	0-3 K 1B																															
Toby Harrah, R OBP: 0.367, SLG: 0.374 (1, 5) X	0-0 1-2 1B			0-0 2B		4-0 3-1 E 1-2 BB		0-0 HR 1B	0-0 4-3	4 1 3 0 1 0 1																						
Bo Diaz, R OBP: 0.385, SLG: 0.578 (1, 2) X	0-0 F7		0-3 K		0-0 E6 1-2 2-3 3-1			0-0 1-H HR		4 1 1 2 0 1 5																						
Chris Bando, S OBP: 0.231, SLG: 0.297 (1, 10) X		0-0 G3 2B		0-0 5-3		0-0 F6		0-0 F3		4 0 1 0 0 0 4																						
Duane Kuiper, L OBP: 0.300, SLG: 0.312 (1, 4) X		0-0 F7		0-0 L6		0-0 3-1		0-0 4-1		4 0 0 1 0 0 4																						
Mike Fischlin, R OBP: 0.143, SLG: 0.077 (1, 6) X		0-0 G3 2-3		0-3 K		0-0 F3		0-0 F5		4 0 0 0 0 1 3																						
Inning Stats	R: 1 E: 0 K: 2 S: 10	H: 2 LOB: 2 BB: 0 P: 10	R: 0 E: 0 K: 0 S: 4	H: 1 LOB: 1 BB: 0 P: 4	R: 0 E: 0 K: 0 S: 3	H: 1 LOB: 0 BB: 0 P: 3	R: 0 E: 0 K: 1 S: 6	H: 1 LOB: 1 BB: 0 P: 6	R: 0 E: 0 K: 1 S: 6	H: 1 LOB: 1 BB: 0 P: 6	R: 1 E: 1 K: 0 S: 5	H: 1 LOB: 2 BB: 1 P: 9	R: 0 E: 0 K: 0 S: 3	H: 1 LOB: 1 BB: 1 P: 7	R: 2 E: 0 K: 0 S: 5	H: 2 LOB: 0 BB: 0 P: 5	R: 1 E: 0 K: 0 S: 4	H: 1 LOB: 1 BB: 1 P: 8	1B: 7 2B: 2 3B: 0 HR: 2	SF: 0 SAC: 0 DP: 2 HBP: 0	WP: 0 PB: 1 SB: 2 CS: 0	PA: 41										
PITCHER Scott McGregor, L ERA: 3.54 (1, 1)	IP 9.0	WLS W	BF 41	H 11	R 5	ER 3	SO 4	BB 3	IBB 0	HBP 0	BLK 0	WP 0	HR 2	S 46	P 58	ERA 3.00	WHIP 1.556															
											PITCHER	IP	WLS	BF	H	R	ER	SO	BB	IBB	HBP	BLK	WP	HR	S	P	ERA	WHIP				

Cleveland Indians @ Baltimore Orioles
 Memorial Stadium, Baltimore, MD
 Tue Sep 08 1981, 7:05 PM EDT
 Att. 8,193 - Unknown

livebaseballscorecards.com

AB 38
 R 5
 H 11
 RBI 4
 BB 3
 SO 4
 LOB 28



Batter	1	2	3	4	5	6	7	8	9
Al Bumbry, L OBP: 0.366, SLG: 0.337 (1, 8) X	0-0 1B SF8 1B	0-0 F7		0-0 F8		4-0 BB 1B BB	4-0 HR BB	0-0 2B	
Jim Dwyer, L OBP: 0.305, SLG: 0.272 (1, 9) X (7, 7)	0-0 F4	0-3 K		0-0 L9		4-0 1B BB	0-0 SF8	0-0 F4	
Ken Singleton, S OBP: 0.409, SLG: 0.497 (1, 10) X	0-0 1B 2B 1B		0-3 K	0-0 F6		0-0 F4	0-3 K		
Eddie Murray, S OBP: 0.340, SLG: 0.503 (1, 3) X	0-0 SF8		0-0 HR 2B		0-0 F8	4-0 1B BB	0-0 HR		
Doug DeCinces, R OBP: 0.334, SLG: 0.470 (1, 5) X Cal Ripken Jr., R OBP: 0.135, SLG: 0.111 (9, 5)	0-0 2B 2B 1B		0-0 HR		0-0 F8	0-0 1B	0-3 K		
John Lowenstein, L OBP: 0.345, SLG: 0.428 (1, 7) X Gary Roenicke, R OBP: 0.376, SLG: 0.405 (6, PH) (7, 9)	0-0 2B		0-0 1-3		0-0 2B 1B	0-0 F4		0-0 4-3 1B 2B	
Dan Graham, L OBP: 0.262, SLG: 0.265 (1, 2) X Rick Dempsey, R OBP: 0.326, SLG: 0.372 (7, 2)	0-0 2B		4-0 BB		0-0 2B		0-0 2B 1B	0-0 4-3	
Lenn Sakata, R OBP: 0.329, SLG: 0.351 (1, 6) X	0-0 F8		0-3 K		0-0 F7		0-0 BB SF8 2B	0-3 K	
Rich Dauer, R OBP: 0.317, SLG: 0.368 (1, 4) X		0-0 5-3		0-0 1B		0-3 K2-3	4-0 SF8 HR BB	0-0 2B	

AB	R	H	RBI	BB	SO	LOB
4	3	2	2	2	0	1
4	0	0	1	1	1	3
5	1	1	0	0	2	5
3	2	2	4	1	0	0
5	2	3	3	0	1	0
0	0	0	0	0	0	0
3	1	2	1	0	0	0
2	1	1	0	0	0	3
2	0	2	2	1	0	0
2	1	1	0	0	0	1
5	1	1	0	0	2	5
4	2	2	1	1	1	0

WP	HR	S	P	ERA	WHIP
0	2	3	35	10.80	2.200
0	0	8	28	45.00	8.000
0	1	16	16	13.50	2.000

1B	2B	3B	HR	SF	SAC	DP	HBP
8	7	0	2	2	0	0	0
0	0	0	0	0	0	0	0
2	7	0	2	0	0	0	0

WP	HR	S	P	ERA	WHIP
0	2	3	35	10.80	2.200

Cleveland Indians @ Baltimore Orioles
Memorial Stadium, Baltimore, MD
 Tue Sep 08 1981, 7:05 PM EDT
 Att. 8,193 - Unknown

AB	39
R	14
H	17
RBI	14
BB	6
SO	7
LOB	18



PITCHER	IP	WLS	BF	H	R	ER	SO	BB	IBB	HBP	BLK	WP	HR	S	P	ERA	WHIP
Len Barker, R ERA: 3.53 (1, 1)	5.0	L	26	10	6	6	3	1	0	0	0	0	1	31	35	10.80	2.200
Sid Monge, L ERA: 4.58 (6, 1)	1.0		11	3	5	5	1	5	0	0	0	0	0	8	28	45.00	8.000
Dennis Lewallyn, R ERA: 7.94 (7, 1)	2.0		10	4	3	3	3	0	0	0	0	0	1	16	16	13.50	2.000

Batter	1	2	3	4	5	6	7	8	9	AB R H RBI BB SO LOB	TOP											
Miguel Dilone, S (1, 10) OBP: 0.345, SLG: 0.366 Joe Charboneau, R (6, PH) OBP: 0.241, SLG: 0.369	0-0 4-3	0-0 G4-6-3		0-0 CS	4-0 2B	4-0 E BB		0-0 1B 1B		2 1 0 0 1 0 2 1 0 1 0 1 0 0												
Rick Manning, L (1, 8) OBP: 0.333, SLG: 0.362	0-3 K		0-0 F8 SH2-3 1B		0-0 1-H 2B	0-3 K		0-0 1-3 1B		5 2 3 1 0 2 1												
Jorge Orta, L (1, 9) OBP: 0.308, SLG: 0.369	0-0 F8		0-0 SH2-3		0-3 K		0-0 SH3 1B	0-3 K		4 1 1 0 0 2 3												
Ron Hassey, L (1, 3) OBP: 0.308, SLG: 0.283		0-0 F7	0-0 F8		0-0 1B 2B		0-0 SH3	1-0 HBP		3 1 1 1 0 0 1												
Toby Harrah, R (1, 5) OBP: 0.367, SLG: 0.378		0-0 1B 2B	0-0 1B		0-3 K		0-0 L5	0-3 K		5 1 2 1 0 2 5												
Von Hayes, L (1, 7) OBP: 0.361, SLG: 0.412		4-0 1B 2B BB	0-0 F8		0-0 2-H 1B		0-0 1B 1B		0-0 4-3	4 1 2 2 1 0 1												
Bo Diaz, R (1, 2) OBP: 0.386, SLG: 0.571		0-0 2B 1B 1B		0-0 F9	0-0 F4		0-0 1-3 1B		0-0 F6	5 1 2 1 0 0 1												
Duane Kuiper, L (1, 4) OBP: 0.297, SLG: 0.314		0-0 1B 2B		0-0 F8		0-0 6-3	0-0 1-3		0-0 4-3	5 0 1 1 0 0 2												
Mike Fischlin, R (1, 6) OBP: 0.222, SLG: 0.176		0-0 G4-6-3 1B		0-0 CS 1B		0-3 K		0-0 6-3		4 0 2 1 0 1 0												
Inning Stats	R: 0 E: 0 K: 1 S: 5	H: 0 LOB: 0 BB: 0 P: 5	R: 3 E: 0 K: 0 S: 6	H: 4 LOB: 1 BB: 1 P: 10	R: 1 E: 0 K: 0 S: 5	H: 2 LOB: 1 BB: 0 P: 5	R: 0 E: 0 K: 0 S: 3	H: 1 LOB: 0 BB: 0 P: 3	R: 3 E: 0 K: 2 S: 10	H: 3 LOB: 1 BB: 1 P: 14	R: 0 E: 1 K: 2 S: 7	H: 0 LOB: 1 BB: 1 P: 11	R: 1 E: 0 K: 0 S: 6	H: 3 LOB: 2 BB: 0 P: 6	R: 0 E: 0 K: 2 S: 9	H: 2 LOB: 3 BB: 0 P: 10	R: 0 E: 0 K: 0 S: 3	H: 0 LOB: 0 BB: 0 P: 3	1B: 11 2B: 4 3B: 0 HR: 0	SF: 0 SAC: 2 DP: 1 HBP: 1	WP: 0 PB: 0 SB: 1 CS: 1	PA: 45
PITCHER	IP WLS BF H R ER SO BB IBB HBP BLK WP HR S P ERA WHIP																					
Steve Stone, R (1, 1) ERA: 4.09	1.1 L 9 4 3 3 1 1 0 0 0 0 0 0 10 14 20.25 3.750																					
Dave Ford, R (2, 1) ERA: 6.53	2.2 11 4 3 3 0 1 0 0 0 0 0 0 10 14 10.12 1.875																					
Jeff Schneider, L (5, 1) ERA: 4.5	3.2 20 7 2 2 5 1 0 1 0 0 0 0 28 33 4.91 2.182																					
Steve Luebber, R (8, 1) ERA: 6.75	1.1 4 0 0 0 0 1 0 0 0 0 0 0 6 6 0.00 0.000																					

Cleveland Indians @ Baltimore Orioles
 Memorial Stadium, Baltimore, MD
 Wed Sep 09 1981, 7:05 PM EDT
 Att: 10,637 - Unknown

livebaseballscorecards.com

AB	38
R	8
H	15
RBI	8
BB	3
SO	7
LOB	16



Batter	1	2	3	4	5	6	7	8	9	AB R H RBI BB SO LOB
Al Bumbry, L (1, 8) OBP: 0.364, SLG: 0.333	0-0 4-3			0-0 4-3		0-0 3-1		4-0 1B BB		3 1 0 0 1 0 0
Rich Dauer, R (1, 4) OBP: 0.316, SLG: 0.367	0-0 6-3			0-0 5-3		0-0 F3		0-0 1B FC3-6 1B		4 1 1 0 0 0 0
Ken Singleton, S (1, 9) OBP: 0.408, SLG: 0.493	0-3 K			0-0 F7		0-0 F8		0-0 FC3-6 1B		4 0 1 1 0 1 0
Eddie Murray, S (1, 3) OBP: 0.339, SLG: 0.500		0-0 4-3			0-0 1B HR 1B		0-3 K	0-0 FC3-6		4 1 1 1 0 1 1
John Lowenstein, L (1, 7) OBP: 0.337, SLG: 0.417		0-3 K			0-3 K		0-3 K	0-0 4-3		4 0 0 0 0 3 2
Doug DeCinces, R (1, 5) OBP: 0.337, SLG: 0.474		0-3 K			0-0 1B HR		0-0 2B		0-0 F9	4 1 2 0 0 1 0
Terry Crowley, L (1, 10) OBP: 0.362, SLG: 0.368			4-0 BB G5-4-3		0-0 1B HR		4-0 BB		0-0 F7	2 1 1 3 2 0 0
Lenn Sakata, R (1, 6) OBP: 0.321, SLG: 0.342			0-0 G5-4-3		0-0 F5		0-0 F9		0-3 K	2 0 0 0 0 0 1
Dan Graham, L (7, PH) OBP: 0.280, SLG: 0.263			1-2f							1 0 0 0 0 0 2
Wayne Krenchicki, L (8, 6) OBP: 0.267, SLG: 0.286										0 0 0 0 0 0 0
Jim Dwyer, L (9, PH) OBP: 0.303, SLG: 0.270										1 0 0 0 0 1 0
Rick Dempsey, R (1, 2) OBP: 0.322, SLG: 0.366			0-0 6-3		0-0 F6			0-0 F5		3 0 0 0 0 0 0

Inning Stats	R: 0	H: 0	E: 0	K: 1	S: 5	R: 0	H: 0	E: 0	K: 2	S: 7	R: 0	H: 0	E: 0	K: 0	S: 2	R: 3	H: 3	E: 0	K: 1	S: 8	R: 0	H: 0	E: 0	K: 2	S: 8	R: 2	H: 2	E: 0	K: 0	S: 5	R: 0	H: 0	E: 0	K: 1	S: 5	1B: 4	SF: 0	2B: 1	SAC: 0	3B: 0	DP: 1	HR: 1	HBP: 0	WP: 0	PA: 35	
Bert Blyleven, R (1, 1) ERA: 2.82	7.0	WLS	W	26	H	4	R	3	ER	3	SO	6	BB	2	IBB	0	HBP	0	BLK	0	WP	0	HR	1	S	36	P	44	ERA	3.86	WHIP	0.857														
Dan Spillner, R (8, 1) ERA: 3.4	2.0	WLS		9	H	2	R	2	ER	2	SO	1	BB	1	IBB	0	HBP	0	BLK	0	WP	0	HR	0	S	10	P	14	ERA	9.00	WHIP	1.500														

BOTTOM

Cleveland Indians @ Baltimore Orioles
Memorial Stadium, Baltimore, MD

Wed Sep 09 1981, 7:05 PM EDT
Att. 10,637 - Unknown

livebaseballscorecards.com

AB	32
R	5
H	6
RBI	5
BB	3
SO	7
LOB	6



Batter	1	2	3	4	5	6	7	8	9	AB R H RBI BB SO LOB	TOP
--------	---	---	---	---	---	---	---	---	---	----------------------	-----

Rick Manning, L (1, 8) <small>OBP: 0.331, SLG: 0.363</small>	0-3 		0-0 			0-0 		0-3 	0-0 	5 1 1 0 0 2 5	
Jorge Orta, L (1, 9) <small>OBP: 0.311, SLG: 0.371</small>	0-0 			0-0 		0-0 		0-3 		4 1 2 0 0 1 2	
Mike Hargrove, L (1, 3) <small>OBP: 0.421, SLG: 0.415</small>	0-0 			0-0 		0-0 		4-0 		2 0 1 1 1 0 1	
Ron Hassey, L (1, 2) <small>OBP: 0.301, SLG: 0.276</small>		0-0 		0-0 		0-0 		0-0 		4 0 0 0 0 0 4	
Toby Harrah, R (1, 5) <small>OBP: 0.366, SLG: 0.377</small>		0-3 		0-0 			0-0 		0-0 	3 1 1 1 0 1 0	
Von Hayes, L (1, 7) <small>OBP: 0.359, SLG: 0.426</small>		0-0 		0-0 			0-0 		0-0 	3 1 1 0 0 0 1	
Pat Kelly, L (1, 10) <small>OBP: 0.347, SLG: 0.328</small> Bo Diaz, R (9, PH) <small>OBP: 0.390, SLG: 0.571</small> Miguel Dilone, S (9, PR) <small>OBP: 0.345, SLG: 0.366</small>			4-0 		0-0 		0-0 		4-0 	2 0 1 1 1 0 0	
Duane Kuiper, L (1, 4) <small>OBP: 0.290, SLG: 0.307</small>			0-0 		0-0 		0-3 		0-0 	4 0 0 0 0 1 4	
Mike Fischlin, R (1, 6) <small>OBP: 0.318, SLG: 0.211</small>			4-0 		0-3 		0-0 		4-0 	2 0 1 0 2 1 0	

Inning Stats	R: 0 H: 1 E: 0 LOB: 0 K: 1 BB: 0 S: 5 P: 5	R: 0 H: 0 E: 0 LOB: 0 K: 1 BB: 0 S: 5 P: 5	R: 0 H: 0 E: 0 LOB: 1 K: 0 BB: 2 S: 2 P: 10	R: 1 H: 2 E: 0 LOB: 1 K: 0 BB: 0 S: 5 P: 5	R: 0 H: 0 E: 0 LOB: 0 K: 1 BB: 0 S: 5 P: 5	R: 1 H: 1 E: 0 LOB: 0 K: 0 BB: 0 S: 4 P: 4	R: 1 H: 2 E: 0 LOB: 0 K: 1 BB: 0 S: 6 P: 6	R: 0 H: 1 E: 0 LOB: 2 K: 2 BB: 1 S: 8 P: 12	R: 1 H: 1 E: 0 LOB: 3 K: 0 BB: 2 S: 4 P: 12	1B: 6 SF: 2 2B: 3 SAC: 1 3B: 0 DP: 2 HR: 0 HBP: 0	WP: 1 PA: 38 PB: 1 SB: 1 CS: 1
--------------	--------------------------------------------	--------------------------------------------	---------------------------------------------	--------------------------------------------	--------------------------------------------	--------------------------------------------	--------------------------------------------	---------------------------------------------	---------------------------------------------	---------------------------------------------------	--------------------------------

PITCHER	Sammy Stewart, R (1, 1) <small>ERA: 1.94</small> Tippy Martinez, L (8, 1) <small>ERA: 2.19</small>	IP WLS BF H R ER SO BB IBB HBP BLK WP HR S P ERA WHIP	7.0 L 26 6 3 3 4 2 0 0 0 0 0 0 32 40 3.86 1.143 2.0 11 2 1 1 2 2 1 0 0 1 0 12 24 4.50 2.000	PITCHER IP WLS BF H R ER SO BB IBB HBP BLK WP HR S P ERA WHIP
---------	---------------------------------------------------------------------------------------------------------------------------	-------------------------------------------------------	------------------------------------------------------------------------------------------------	---------------------------------------------------------------

Cleveland Indians @ Baltimore Orioles
 Memorial Stadium, Baltimore, MD
 Thu Sep 10 1981, 7:05 PM EDT
 Att: 10,616 - Unknown

AB	29
R	4
H	8
RBI	3
BB	5
SO	6
LOB	17



Batter	1	2	3	4	5	6	7	8	9	AB R H RBI BB SO LOB
Al Bumbry, L (1, 8) OBP: 0.363, SLG: 0.332	0-0 CS 1B		0-3 K			0-0 F8		0-0 FC5-4 1B		4 1 1 0 0 1 1
Rich Dauer, R (1, 4) OBP: 0.312, SLG: 0.362	0-3 1-2 K		0-0 1-3			0-0 1-3		0-0 1-3		4 0 0 0 0 1 2
Ken Singleton, S (1, 9) OBP: 0.411, SLG: 0.495	0-0 BB 1B		0-3 K			4-0 BB		0-0 BB 1B		3 0 2 1 1 1 0
Eddie Murray, S (1, 3) OBP: 0.341, SLG: 0.497	4-0 1-2 BB			0-3 K		0-3 K		4-0 1-2 BB		2 0 0 0 2 2 1
Terry Crowley, L (1, 10) OBP: 0.352, SLG: 0.356	0-3 K			0-0 4-3			0-0 L8	0-0 F8		4 0 0 0 0 1 4
Doug DeCinces, R (1, 5) OBP: 0.339, SLG: 0.473		4-0 BB 1B		0-3 K			0-0 F7		0-0 1B	3 0 1 0 1 1 0
John Lowenstein, L (1, 7) OBP: 0.341, SLG: 0.415		0-0 1-2 G6-4-3 1B			0-3 K		4-0 FC6-4 BB		0-0 F8	3 0 1 0 1 1 1
Lenn Sakata, R (1, 6) OBP: 0.310, SLG: 0.329		0-3 K			0-0 5-3		0-0 FC6-4		0-0 F8	3 0 0 0 0 1 3
Jim Dwyer, L (9, PH) OBP: 0.301, SLG: 0.267							1-2f			1 0 0 0 0 0 1
Rick Dempsey, R (1, 2) OBP: 0.321, SLG: 0.364		0-0 G6-4-3 1-2f			0-3 K			0-0 FC5-4 1B	0-0 L7	4 0 1 0 0 1 3

Inning Stats		R: 0	H: 2	E: 0	K: 2	S: 8	LOB: 2	BB: 1	P: 12	R: 0	H: 1	E: 0	K: 1	S: 5	LOB: 1	BB: 1	P: 9	R: 0	H: 0	E: 0	K: 2	S: 7	LOB: 0	BB: 0	P: 7	R: 0	H: 0	E: 0	K: 2	S: 7	LOB: 0	BB: 0	P: 7	R: 0	H: 0	E: 0	K: 1	S: 5	LOB: 1	BB: 1	P: 9	R: 0	H: 0	E: 0	K: 0	S: 3	LOB: 1	BB: 1	P: 7	R: 1	H: 2	E: 0	K: 0	S: 5	LOB: 2	BB: 1	P: 9	R: 0	H: 1	E: 0	K: 0	S: 4	LOB: 1	BB: 0	P: 4	1B: 6	SF: 0	2B: 0	SAC: 0	3B: 0	DP: 1	HR: 0	HBP: 0	WP: 0	PA: 36
John Denny, R (1, 1) ERA: 2.68	IP	WLS	BF	H	R	ER	SO	BB	IBB	HBP	BLK	WP	HR	S	P	ERA	WHIP																																																										
Dan Spillner, R (8, 1) ERA: 3.35	IP	WLS	BF	H	R	ER	SO	BB	IBB	HBP	BLK	WP	HR	S	P	ERA	WHIP																																																										

BOTTOM

Cleveland Indians @ Baltimore Orioles
Memorial Stadium, Baltimore, MD

Thu Sep 10 1981, 7:05 PM EDT
Att. 10,616 - Unknown

livebaseballscorecards.com

AB	31
R	1
H	6
RBI	1
BB	5
SO	10
LOB	16



Batter	1	2	3	4	5	6	7	8	9	AB R H RBI BB SO LOB	TOP																									
Rick Manning, L (1, 8) OBP: 0.327, SLG: 0.358	0-0 4-3	0-3 K		0-3 K			0-0 F8			4 0 0 0 0 2 0	<p>Cleveland Indians @ Detroit Tigers</p> <p>Tiger Stadium, Detroit, MI</p> <p>Fri Sep 11 1981, 7:05 PM EDT</p> <p>Att. 29,541 - Unknown - 75 F</p>																									
Jorge Orta, L (1, 9) OBP: 0.310, SLG: 0.373	0-0 1-3		0-0 WP 1-3 2B		0-0 B1	0-0 P3			4 1 1 0 0 0 0																											
Mike Hargrove, L (1, 3) OBP: 0.425, SLG: 0.422	0-0 2B 1B		4-0 1-3 WP BB 2B		0-0 2B		0-0 F7		3 1 2 0 1 0 0																											
Bo Diaz, R (1, 2) OBP: 0.386, SLG: 0.569	0-0 1B 2B		0-3 K 1-2 2-3		0-0 F7		0-0 F8		4 1 1 1 0 1 3																											
Toby Harrah, R (1, 5) OBP: 0.367, SLG: 0.377	0-0 E 1B 2-H 1B		4-0 1-3 IBB		0-0 L4		0-0 6-3		3 0 1 1 1 0 1																											
Joe Charboneau, R (1, 10) OBP: 0.241, SLG: 0.366	0-0 E9 1-3 1B		0-0 1-3 1-2 2-3 3-H		0-0 F8		0-3 K		4 0 1 1 0 1 2																											
Von Hayes, L (1, 7) OBP: 0.336, SLG: 0.397	0-3 K		0-0 5-3		0-0 G1		0-0 4-3		4 0 0 0 0 1 4																											
Duane Kuiper, L (1, 4) OBP: 0.285, SLG: 0.301		0-0 G3		0-0 5-3		0-0 6-3		0-0 P4	3 0 0 0 0 0 0																											
Dave Rosello, R (9, PH) OBP: 0.308, SLG: 0.339									1 0 0 0 0 0 0																											
Mike Fischlin, R (1, 6) OBP: 0.280, SLG: 0.182		0-0 1-3		0-3 K		0-0 P6			3 0 0 0 0 1 0																											
Inning Stats	R: 2 E: 1 K: 1 S: 9	H: 4 LOB: 2 BB: 0 P: 9	R: 0 E: 0 K: 1 S: 5	H: 0 LOB: 0 BB: 0 P: 5	R: 1 E: 0 K: 1 S: 6	H: 1 LOB: 2 BB: 2 P: 14	R: 0 E: 0 K: 2 S: 7	H: 0 LOB: 0 BB: 0 P: 7	R: 0 E: 0 K: 0 S: 4	H: 1 LOB: 1 BB: 0 P: 4	R: 0 E: 0 K: 0 S: 3	H: 0 LOB: 0 BB: 0 P: 3	R: 0 E: 0 K: 0 S: 3	H: 0 LOB: 0 BB: 0 P: 3	R: 0 E: 0 K: 1 S: 5	H: 0 LOB: 0 BB: 0 P: 5	1B: 3 2B: 3 3B: 0 HR: 0	SF: 0 SAC: 0 DP: 0 HBP: 0	WP: 1 PB: 0 SB: 0 CS: 0	PA: 35																
PITCHER	IP WLS BF H R ER SO BB IBB HBP BLK WP HR S P ERA WHIP																																			
George Cappuzzello, L (1, 1) ERA: 3.68	2.1		13	5	3	3	3	1	0	0	0	1	0	18	22	11.57	2.571																			
Larry Rothschild, R (3, 1) ERA:	0.1		2	0	0	0	0	0	1	0	0	0	0	1	5	0.00	0.000																			
Dan Schatzeder, L (3, 1) ERA: 5.45	6.1	W	20	1	0	0	3	0	0	0	0	0	0	26	26	0.00	0.158																			

livebaseballscorecards.com

AB	33
R	3
H	6
RBI	3
BB	2
SO	6
LOB	10



Batter	1	2	3	4	5	6	7	8	9
Al Cowens, R OBP: 0.323, SLG: 0.356 (1, 8)	4-0 F8 FC3-2 1B BB	0-0 E6 1-2		0-3 K			0-0 SH1-4 1-2		
Alan Trammell, R OBP: 0.365, SLG: 0.359 (1, 6)	0-0 FC3-2 1B 1B	0-0 6-3		0-0 F9			0-0 1B 2B		
Kirk Gibson, L OBP: 0.367, SLG: 0.490 (1, 9)	0-0 F8 2-3		0-0 2B 4-3 1B		0-0 F7		0-0 FC1-6 2-H 1B		
Steve Kemp, L OBP: 0.374, SLG: 0.433 (1, 7)	0-0 FC3-2 1B 1-2 3-H		0-0 4-3 1B 2B		0-0 1-3		0-0 FC1-6 1-3		
Ron Jackson, R OBP: 0.300, SLG: 0.381 Richie Hebner, L OBP: 0.299, SLG: 0.323 (3, PH) Rick Leach, L OBP: 0.357, SLG: 0.259 (8, 3)	0-0 1B 1-3 2-H 1B		0-0 4-3		0-0 P6		0-3 K		
Lance Parrish, R OBP: 0.295, SLG: 0.383 (1, 2)	0-0 1B 1-3 3-H		0-0 L1-4 E 1B 3-H		0-3 K		0-3 K		
John Wockenfuss, R OBP: 0.284, SLG: 0.297 Darrell Brown, S (8, PR)		0-0 E 1B 1-2	0-0 E4 1-2		0-0 6-3		4-0 S BB		
Stan Papi, R OBP: 0.253, SLG: 0.365 Mick Kelleher, R OBP: 0.291, SLG: 0.292 (9, 5)		0-0 F7 1-2	0-0 L1-4 2-3		0-0 6-3		0-3 K 1-2		
Lou Whitaker, L OBP: 0.342, SLG: 0.382 (1, 4)		0-0 F8		0-0 5-3			0-0 SH1-4 2B 1B	0-0 F8	

Inning Stats	R: 2 E: 0 K: 0 S: 5	H: 3 LOB: 2 BB: 1 P: 9	R: 0 E: 1 K: 0 S: 5	H: 1 LOB: 2 BB: 0 P: 5	R: 2 E: 1 K: 0 S: 6	H: 3 LOB: 1 BB: 0 P: 6	R: 0 E: 0 K: 1 S: 5	H: 0 LOB: 0 BB: 0 P: 5	R: 0 E: 0 K: 0 S: 3	H: 0 LOB: 0 BB: 0 P: 3	R: 0 E: 0 K: 1 S: 5	H: 0 LOB: 0 BB: 0 P: 5	R: 2 E: 0 K: 1 S: 8	H: 3 LOB: 1 BB: 0 P: 8	R: 0 E: 0 K: 2 S: 7	H: 0 LOB: 2 BB: 1 P: 11
1B: 8 2B: 3 3B: 0 HR: 0	SF: 0 SAC: 1 DP: 1 HBP: 0	WP: 0 PB: 0 SB: 2 CS: 0	1B: 8 2B: 3 3B: 0 HR: 0	SF: 0 SAC: 1 DP: 1 HBP: 0	WP: 0 PB: 0 SB: 2 CS: 0	1B: 8 2B: 3 3B: 0 HR: 0	SF: 0 SAC: 1 DP: 1 HBP: 0	WP: 0 PB: 0 SB: 2 CS: 0	1B: 8 2B: 3 3B: 0 HR: 0	SF: 0 SAC: 1 DP: 1 HBP: 0	WP: 0 PB: 0 SB: 2 CS: 0	1B: 8 2B: 3 3B: 0 HR: 0	SF: 0 SAC: 1 DP: 1 HBP: 0	WP: 0 PB: 0 SB: 2 CS: 0	1B: 8 2B: 3 3B: 0 HR: 0	

PITCHER	IP	WLS	BF	H	R	ER	SO	BB	IBB	HBP	BLK	WP	HR	S	P	ERA	WHIP
Rick Waits, L ERA: 4.98 (1, 1)	2.0	L	13	6	4	4	0	1	0	0	0	0	0	12	16	18.00	3.500
Tom Brennan, R ERA: 3.72 (3, 1)	4.1		16	3	2	2	2	0	0	0	0	0	0	20	20	4.15	0.692
Sid Monge, L ERA: 4.39 (7, 1)	1.2		7	1	0	0	3	1	0	0	0	0	0	12	16	0.00	1.200

AB R H RBI BB SO LOB

2	0	0	0	1	1	1
4	2	2	1	0	0	2
4	1	2	1	0	0	2
4	2	1	0	0	0	3
1	0	1	1	0	0	0
3	0	0	1	0	1	2
0	0	0	0	0	0	0
4	0	2	2	0	2	0
3	0	1	0	1	0	1
0	0	0	0	0	0	0
4	0	2	2	0	2	0
3	0	1	0	1	0	1
0	0	0	0	0	0	0
4	0	0	0	0	1	4
0	0	0	0	0	0	0
4	1	1	0	0	0	3

AB	33
R	6
H	10
RBI	6
BB	2
SO	5
LOB	18



WP	PA
0	36

Cleveland Indians @ Detroit Tigers
Tiger Stadium, Detroit, MI
Fri Sep 11 1981, 7:05 PM EDT
Att: 29,541 - Unknown - 75 F

livebaseballscorecards.com

Batter	1	2	3	4	5	6	7	8	9	10	11	12	AB	R	H	RBI	BB	SO	LOB	TOP	
Rick Manning, L OBP: 0.330, SLG: 0.354 (1, 8)	4-0 S 1B BB	0-3 K		4-0 1B SF8 BB		0-0 F8		4-0 BB BB		0-0 1-3 1-2			3	2	0	0	3	1	1		
Jorge Orta, L OBP: 0.310, SLG: 0.370 (1, 9)	4-0 F8 1B SF8 BB	0-0 F5		0-0 1B 8-4			0-0 P6	0-0 F5		0-0 4-3			5	1	1	0	1	0	2		
Von Hayes, L OBP: 0.351, SLG: 0.403 (1, 7)	0-0 BLK 3B 1B			0-0 SF8			0-0 BB SF9 1B	0-0 F5		0-0 4-3			4	3	2	2	1	0	1		
Ron Hassey, L OBP: 0.306, SLG: 0.277 Chris Bando, S OBP: 0.220, SLG: 0.282 (1, 2) (9, PH) (9, 2)	0-0 F8 2-3		0-0 E SF7 1B	0-0 8-4			4-0 SF9 BB BB		0-0 P6		0-0 1-3		3	1	1	0	1	0	3		
Toby Harrah, R OBP: 0.370, SLG: 0.376 (1, 5)	0-0 SF8		0-0 E8 1B		0-0 5-3		4-0 S BB		1-0 E 1B HBP		0-3 K		3	1	1	2	1	1	0		
Pat Kelly, L OBP: 0.342, SLG: 0.318 Joe Charboneau, R OBP: 0.246, SLG: 0.370 Miguel Dilone, S OBP: 0.344, SLG: 0.364 (1, 10) (9, PH) (9, PR)	4-0 3B BB		0-0 5-3		0-0 4-3		0-0 SF9		0-0 G5-4-3 1B		0-0 B4-1		2	1	0	1	1	0	2		
Karl Pagel, L OBP: 0.417, SLG: 0.700 Andre Thornton, R OBP: 0.293, SLG: 0.357 (1, 3) (3, PH) (3, 3)	0-0 3B		4-0 IBB		0-3 K		4-0 FC4 BB		0-0 G5-4-3		0-0 F8		1	0	1	2	0	0	0		
Duane Kuiper, L OBP: 0.253, SLG: 0.299 Bo Diaz, R OBP: 0.386, SLG: 0.569 Mike Hargrove, L OBP: 0.424, SLG: 0.422 Dave Rosello, R OBP: 0.304, SLG: 0.323 (1, 4) (3, PH) (3, PH) (3, 4)	0-3 K		0-0 SF7		0-0 F7		0-0 FC4			4-0 FC1-6 BB		0-0 6-3	1	0	0	0	0	1	1		
Mike Fischlin, R OBP: 0.233, SLG: 0.148 (1, 6)		0-0 P4	0-0 F8		0-0 P4		0-0 F2			0-0 FC1-6			5	0	0	0	0	0	3		
Inning Stats	R: 4 E: 0 K: 1 S: 7	H: 2 LOB: 1 BB: 3 P: 19	R: 0 E: 0 K: 1 S: 5	H: 0 LOB: 0 BB: 0 P: 5	R: 2 E: 1 K: 0 S: 5	H: 2 LOB: 2 BB: 2 P: 13	R: 1 E: 0 K: 0 S: 3	H: 1 LOB: 0 BB: 1 P: 7	R: 0 E: 0 K: 1 S: 5	H: 0 LOB: 0 BB: 0 P: 5	R: 0 E: 0 K: 0 S: 3	H: 0 LOB: 1 BB: 1 P: 7	R: 1 E: 1 K: 0 S: 3	H: 1 LOB: 1 BB: 0 P: 4	R: 0 E: 0 K: 0 S: 3	H: 0 LOB: 0 BB: 0 P: 5	R: 0 E: 0 K: 0 S: 3	H: 0 LOB: 0 BB: 0 P: 3	1B: 6 2B: 1 3B: 1 HR: 0	SF: 4 SAC: 0 DP: 2 HBP: 1	WP: 0 PA: 53 PB: 0 SB: 2 CS: 0
PITCHER	IP WLS BF H R ER SO BB IBB HBP BLK WP HR S P ERA WHIP	IP WLS BF H R ER SO BB IBB HBP BLK WP HR S P ERA WHIP																			IP WLS W BF H R ER SO BB IBB HBP BLK WP HR S P ERA WHIP
Jack Morris, R ERA: 3.1	(1, 1) 0.2 7 2 4 4 0 3 0 0 0 0 0 4 16 54.00 7.500	(1, 1) 1.2 9 2 2 2 1 1 0 0 0 0 0 11 19 10.80 1.800																			(9, 1) 3.2 3 11 0 0 0 1 1 0 0 0 0 16 54.00 7.500
Dennis Kinney, L ERA: 10.8	(1, 1) 1.2 9 2 2 2 1 1 0 0 0 0 0 11 19 10.80 1.800	(3, 1) 4.0 15 2 2 2 1 2 0 0 0 0 0 15 23 4.50 1.000																			
Aurelio Lopez, R ERA: 3.36	(3, 1) 4.0 15 2 2 2 1 2 0 0 0 0 0 15 23 4.50 1.000	(7, 1) 1.2 8 0 0 0 0 3 0 0 0 0 0 5 17 0.00 1.800																			
Larry Rothschild, R ERA:	(7, 1) 1.2 8 0 0 0 0 3 0 0 0 0 0 5 17 0.00 1.800	(9, 1) 0.1 3 1 1 0 0 0 0 0 1 0 0 0 2 3 0.00 3.000																			
Kevin Saucier, L ERA: 1.7	(9, 1) 0.1 3 1 1 0 0 0 0 0 1 0 0 0 2 3 0.00 3.000																				

Cleveland Indians @ Detroit Tigers
 Tiger Stadium, Detroit, MI
 Sat Sep 12 1981, 3:33 AM EDT
 Att. 23,464 - Unknown - 80 F

AB	37
R	9
H	7
RBI	9
BB	11
SO	4
LOB	17



Batter	1	2	3	4	5	6	7	8	9	10	11	12
Rick Peters, S OBP: 0.336, SLG: 0.312 Al Cowens, R OBP: 0.322, SLG: 0.354	0-3 K		0-0 4-3		0-0 G4-6-3 1B		0-0 L4	0-0 F9 1B 2B		0-3 K		
Alan Trammell, R OBP: 0.364, SLG: 0.355	4-0 S 1B BB		4-0 S 2B BB		0-0 F3		0-0 F7	0-0 F9		0-0 F9		
Kirk Gibson, L OBP: 0.371, SLG: 0.493	0-0 F7		0-0 S E 2B		0-0 G4-6-3		4-0 BB BB	0-0 BB 1B			0-0 1-3	
Steve Kemp, L OBP: 0.383, SLG: 0.437 Marty Castillo, R OBP: 0.125, SLG: 0.125	0-0 2-H 1B		0-0 E7 4-3 1B			4-0 F9 1B BB	4-0 1-2 2-3 BB	4-0 1-2 BB			0-0 F7	
Richie Hebner, L OBP: 0.300, SLG: 0.323 Ron Jackson, R OBP: 0.297, SLG: 0.376	0-0 4-3		0-0 4-3			0-0 1-2 1B	0-3 K	0-3 K			0-0 F8	
Champ Summers, L OBP: 0.361, SLG: 0.368 John Wockenfuss, R OBP: 0.287, SLG: 0.295 Darrell Brown, S (12, PR)		0-3 K	0-3 K			0-0 F7		0-0 HR 2B		0-0 5-3		4-0 HR BB
Bill Fahey, L OBP: 0.263, SLG: 0.315 Lance Parrish, R OBP: 0.297, SLG: 0.394		4-0 FC4-6 BB			0-0 F9		0-0 F9	0-0 2-H HR		0-0 F7		0-0 1-H HR
Stan Papi, R OBP: 0.247, SLG: 0.355 Rick Leach, L OBP: 0.352, SLG: 0.255 Mick Kelleher, R OBP: 0.291, SLG: 0.292 Lynn Jones, R OBP: 0.350, SLG: 0.359		0-3 K			0-0 L4		0-3 K	0-0 1B 2B 1B		0-0 F9		
Lou Whitaker, L OBP: 0.343, SLG: 0.383		0-0 FC4-6			0-0 F8			0-0 BB BB 1B			0-0 F8	

AB	R	H	RBI	BB	SO	LOB
5	1	2	2	0	1	1
1	0	0	0	0	1	0
4	2	0	0	2	0	3
5	1	2	2	1	0	2
2	1	2	2	3	0	0
1	0	0	0	0	0	0
3	0	1	1	0	0	1
3	0	0	0	0	2	4
4	1	1	0	0	2	2
1	0	0	0	1	0	0
0	1	0	0	0	0	0
3	1	1	2	1	0	2
2	1	1	2	0	0	0
2	0	0	0	0	1	1
1	0	0	0	0	1	2
0	0	0	0	0	0	0
2	1	1	0	0	0	0
5	1	2	0	0	0	1

BOTTOM

Cleveland Indians @ Detroit Tigers
Tiger Stadium, Detroit, MI
 Sat Sep 12 1981, 3:33 AM EDT
 Att: 23,464 - Unknown - 80 F

livebaseballscorecards.com

AB	44
R	11
H	13
RBI	11
BB	8
SO	8
LOB	19



Inning Stats	R: 1	H: 1	E: 0	LOB: 1	K: 1	S: 6	R: 0	H: 0	E: 0	LOB: 1	K: 2	S: 7	R: 3	H: 2	E: 1	LOB: 0	K: 1	S: 7	R: 0	H: 0	E: 0	LOB: 0	K: 0	S: 3	R: 0	H: 1	E: 0	LOB: 2	K: 1	S: 6	R: 0	H: 1	E: 0	LOB: 3	K: 1	S: 6	R: 5	H: 6	E: 0	LOB: 1	K: 1	S: 10	R: 0	H: 0	E: 0	LOB: 0	K: 0	S: 3	R: 0	H: 0	E: 0	LOB: 0	K: 1	S: 5	R: 0	H: 1	E: 0	LOB: 1	K: 0	S: 1	R: 2	H: 1	E: 0	LOB: 1	K: 0	S: 1	1B: 8	2B: 3	3B: 0	HR: 2	SF: 0	SAC: 0	DP: 1	HBP: 0	WP: 0	PA: 52
--------------	------	------	------	--------	------	------	------	------	------	--------	------	------	------	------	------	--------	------	------	------	------	------	--------	------	------	------	------	------	--------	------	------	------	------	------	--------	------	------	------	------	------	--------	------	-------	------	------	------	--------	------	------	------	------	------	--------	------	------	------	------	------	--------	------	------	------	------	------	--------	------	------	-------	-------	-------	-------	-------	--------	-------	--------	-------	--------

PITCHER	IP	WLS	BF	H	R	ER	SO	BB	IBB	HBP	BLK	WP	HR	S	P	ERA	WHIP
Len Barker, R ERA: 3.55	(1, 1)	6.2	30	6	4	3	5	5	0	0	0	0	0	35	55	4.05	1.650
Ed Glynn, L ERA: 4.5	(7, 1)	0.0	1	0	0	0	0	1	0	0	0	0	0	4	∞	∞	
Mike Stanton, R ERA: 3.8	(7, 1)	0.1	6	5	5	5	1	0	0	0	0	0	1	8	8	135.00	15.000
Dennis Lewallyn, R ERA: 7.5	(8, 1)	0.1	1	0	0	0	0	0	0	0	0	0	0	1	1	0.00	0.000
Sid Monge, L ERA: 4.43	(8, 1)	3.2	L 14	2	2	2	2	2	0	0	0	0	1	16	24	4.91	1.091

Batter	1	2	3	4	5	6	7	8	9	AB R H RBI BB SO LOB	TOP														
Rick Manning, L (1, 8) OBP: 0.325, SLG: 0.348	0-3 K		0-3 K		0-0 4-3		0-0 4-3		0-3 K	5 0 0 0 0 3 1															
Jorge Orta, L (1, 9) OBP: 0.315, SLG: 0.367	4-0 BB			4-0 1B G4-6-3 BB		0-0 F5	0-0 5-3		4-0 2B BB	2 2 0 0 3 0 1															
Mike Hargrove, L (1, 3) OBP: 0.428, SLG: 0.425	0-3 K			0-0 1B G4-6-3		0-0 FC4-6 1B		4-0 FC6-4 1B BB	0-0 2B	3 0 2 0 1 1 1 0 1 0 0 0 0 0															
Karl Pagel, L (8, PR) OBP: 0.417, SLG: 0.700				1-3 1B					1-H 2B	1 0 1 1 0 0 0															
Andre Thornton, R (9, PH) OBP: 0.296, SLG: 0.365	1-2 K																								
Pat Kelly, L (1, 10) OBP: 0.329, SLG: 0.304		0-0 4-3		0-0 G4-6-3		0-0 FC4-6 3B		4-0 FC6-4 BB	0-0 P6	3 1 0 0 0 0 2 0 0 0 0 1 0 0 1 0 0 0 0 0 1															
Joe Charboneau, R (8, PH) OBP: 0.252, SLG: 0.370				1-2f 3-H		1-2f 3B		1-2 2-3																	
Chris Bando, S (9, PH) OBP: 0.214, SLG: 0.275																									
Toby Harrah, R (1, 5) OBP: 0.373, SLG: 0.376		0-0 1B		4-0 2B S BB		4-0 3B BB		0-0 FC6-4 1B HBP	0-0 F3	3 2 1 0 2 0 3															
Von Hayes, L (1, 7) OBP: 0.372, SLG: 0.462		0-0 F9		0-0 2B		0-0 3B		1-0 1B HBP		3 0 2 3 0 0 1															
Bo Diaz, R (1, 2) OBP: 0.379, SLG: 0.558				1-H 2B		1-H 2-H 3B																			
Ron Hassey, L (8, PH) OBP: 0.309, SLG: 0.281				0-0 K		0-0 F8		0-0 1B		3 0 0 0 0 1 3 1 0 1 1 0 0 0															
Duane Kuiper, L (1, 4) OBP: 0.282, SLG: 0.298			0-0 F7		0-0 4-3		0-0 4-3 1B	0-3 K		4 0 1 0 0 1 3															
Mike Fischlin, R (1, 6) OBP: 0.219, SLG: 0.138			0-0 1-3		0-0 F9		0-0 4-3	0-0 F2		2 0 0 0 0 0 0 2 0 0 0 0 0 4															
Dave Rosello, R (7, PH) OBP: 0.296, SLG: 0.313																									
Larry Rothschild, R (9, 1) ERA:																									
Inning Stats	R: 0 E: 0 K: 2 S: 6	H: 0 LOB: 0 BB: 1 P: 10	R: 0 E: 0 K: 0 S: 4	H: 1 LOB: 1 BB: 0 P: 4	R: 0 E: 0 K: 1 S: 5	H: 0 LOB: 0 BB: 0 P: 5	R: 2 E: 0 K: 1 S: 6	H: 2 LOB: 1 BB: 2 P: 14	R: 0 E: 0 K: 0 S: 3	H: 0 LOB: 0 BB: 0 P: 3	R: 2 E: 0 K: 0 S: 5	H: 2 LOB: 1 BB: 1 P: 9	R: 0 E: 0 K: 0 S: 4	H: 1 LOB: 1 BB: 0 P: 4	R: 1 E: 0 K: 1 S: 6	H: 1 LOB: 3 BB: 2 P: 15	R: 1 E: 0 K: 1 S: 6	H: 1 LOB: 1 BB: 1 P: 10	1B: 5 2B: 2 3B: 1 HR: 0	SF: 0 SAC: 0 DP: 1 HBP: 1	WP: 0 PB: 0 SB: 1 CS: 0	PA: 41			
PITCHER	IP	WLS	BF	H	R	ER	SO	BB	IBB	HBP	BLK	WP	HR	S	P	ERA	WHIP								
Milt Wilcox, R (1, 1) ERA: 3.07	7.0	W	30	6	5	5	4	5	0	0	0	0	0	33	53	6.43	1.571								
Kevin Saucier, L (8, 1) ERA: 1.69	0.1		3	0	0	0	0	1	0	1	0	0	0	1	6	0.00	3.000								
Dave Tobik, R (8, 1) ERA: 2.39	0.2		3	1	0	0	1	0	0	0	0	0	0	5	5	0.00	1.500								
Dennis Kinney, L (9, 1) ERA: 13.5	0.1		3	1	1	1	1	1	0	0	0	0	0	4	8	27.00	6.000								
Larry Rothschild, R (9, 1) ERA:	0.2	S	2	0	0	0	0	0	0	0	0	0	0	2	2	0.00	0.000								

Cleveland Indians @ Detroit Tigers
Tiger Stadium, Detroit, MI
Sun Sep 13 1981, 3:33 AM EDT
Att. 24,916 - Unknown - 78 F

AB	33
R	6
H	8
RBI	5
BB	7
SO	6
LOB	20



WP: 0	PA: 41
PB: 0	
SB: 1	
CS: 0	

ERA	WHIP

Batter	1	2	3	4	5	6	7	8	9
Rick Peters, S (1, 8) OBP: 0.344, SLG: 0.321 Al Cowens, R (8, PH) OBP: 0.321, SLG: 0.353 (9, 8)	0-0 SH1-4 1B		0-0 3-H 1B	0-0 F7		0-0 2-H 2B 1B		0-0 6-3	
Alan Trammell, R (1, 6) OBP: 0.363, SLG: 0.351	0-0 SH1-4 1-2		0-0 F8		0-0 L3	4-0 2B BB		0-0 F8	
Kirk Gibson, L (1, 10) OBP: 0.373, SLG: 0.498	0-3 K		0-0 4-3		0-0 BB 1B	0-0 1-H 2-H 1B 2B			
Steve Kemp, L (1, 7) OBP: 0.384, SLG: 0.436	0-0 6-3			4-0 E F8 FC4-6 BB	0-0 F7	0-0 2-H 1B			
Richie Hebner, L (1, 3) OBP: 0.299, SLG: 0.318 Rick Leach, L (8, 3) OBP: 0.352, SLG: 0.255		0-0 3-1		0-0 F8 1-2	4-0 BB		0-0 P3		
Champ Summers, L (1, 9) OBP: 0.353, SLG: 0.359 Lynn Jones, R (7, 9) OBP: 0.348, SLG: 0.357		0-3 K		0-0 E4 FC4-6 2-3	0-0 6-3		0-3 K		
Bill Fahey, L (1, 2) OBP: 0.262, SLG: 0.328		0-0 3-1		0-0 FC4-6 1-2f 3B 3-H		0-0 G3	0-0 2B		
Tom Brookens, R (1, 5) OBP: 0.297, SLG: 0.371			0-0 E7 F7 1B 1B	0-0 1-H 2B 3B		0-3 K	0-0 F9		
Lou Whitaker, L (1, 4) OBP: 0.345, SLG: 0.391			0-0 F7	0-0 3-H 2B		0-0 1B 2B	0-3 K		

AB	R	H	RBI	BB	SO	LOB
4	1	3	2	0	0	1
1	0	0	0	0	0	0
3	1	0	0	1	0	1
4	1	2	2	0	1	2
3	1	1	1	1	0	2
3	0	0	0	1	0	1
0	0	0	0	0	0	0
3	0	0	0	0	1	3
1	0	0	0	0	1	0
4	1	1	1	0	0	1
4	2	2	1	0	1	1
4	1	2	1	0	1	1
1B: 6	SF: 0	2B: 4	SAC: 1	3B: 1	DP: 0	HR: 0
BB: 3	HBP: 0	SO: 5	CS: 0			

BOTTOM

Cleveland Indians @ Detroit Tigers
Tiger Stadium, Detroit, MI
 Sun Sep 13 1981, 3:33 AM EDT
 Att: 24,916 - Unknown - 78 F

AB	34
R	8
H	11
RBI	8
BB	3
SO	5
LOB	13



Inning Stats		R: 0	H: 1	E: 0	LOB: 1	K: 1	BB: 0	S: 6	P: 6								
PITCHER	IP	WLS	BF	H	R	ER	SO	BB	IBB	HBP	BLK	WP	HR	S	P	ERA	WHIP
Dan Spillner, R (1, 1) ERA: 3.44	5.2	L	29	8	7	3	3	3	0	0	0	0	0	32	44	4.76	1.941
Sid Monge, L (6, 1) ERA: 4.4	2.1		9	3	1	1	2	0	0	0	0	0	0	13	13	3.86	1.286

WP: 0	PA: 38
PB: 0	CS: 0

Baltimore Orioles @ Cleveland Indians
Cleveland Municipal Stadium, Cleveland, OH

Tue Sep 15 1981, 7:05 PM EDT
Att. 5,397 - Unknown

livebaseballscorecards.com

AB	36
R	7
H	8
RBI	7
BB	2
SO	6
LOB	15



WP:	0	PA:	38
PB:	0		
SB:	0		
CS:	0		

AB R H RBI BB SO LOB

TOP

Batter	1	2	3	4	5	6	7	8	9
Al Bumbry, L (1, 8) OBP: 0.362, SLG: 0.338	0-0 1-3		0-0 E6 2B		0-0 4-3		0-0 1-3		0-0 F3
Rich Dauer, R (1, 4) OBP: 0.305, SLG: 0.353	0-0 6-3		0-0 1-H 3-H 2B		0-0 6-3			0-0 F8	0-0 F8
Ken Singleton, S (1, 9) OBP: 0.404, SLG: 0.481 Gary Roenicke, R (8, 9) OBP: 0.373, SLG: 0.418	0-0 F7		0-0 F7			4-0 1B FC4-6 BB		0-0 1-3	
Eddie Murray, S (1, 3) OBP: 0.340, SLG: 0.497		0-0 F8		0-0 6-3		0-0 1-3 FC4-6 1B		0-0 P6	
Terry Crowley, L (1, 10) OBP: 0.356, SLG: 0.369 John Shelby, S (9, PR)		0-3 K		0-0 2B		0-0 FC4-6 1-2f 3-H			0-0 1B 2B 1B
John Lowenstein, L (1, 7) OBP: 0.346, SLG: 0.405		0-0 F9		0-3 K		0-0 F9			0-0 2B 1-3 HR 1B
Doug DeCinces, R (1, 5) OBP: 0.344, SLG: 0.472			0-0 E 2B 1B		4-0 BB	0-0 F7			0-0 1-3 3-H HR 2B
Lenn Sakata, R (1, 6) OBP: 0.290, SLG: 0.304 Jim Dwyer, L (7, PH) OBP: 0.304, SLG: 0.267 Bobby Bonner, R (7, 6) OBP: 0.310, SLG: 0.370 Jose Morales, R (9, PH) OBP: 0.329, SLG: 0.388 Willie Royster, R (9, 2)			0-3 K		0-3 K		0-0 F8		0-3 K
Rick Dempsey, R (1, 2) OBP: 0.315, SLG: 0.352 Dan Graham, L (7, PH) OBP: 0.254, SLG: 0.256 (7, 2) Benny Ayala, R (9, PH) OBP: 0.373, SLG: 0.406 Mark Belanger, R (9, 6) OBP: 0.242, SLG: 0.237		0-3 K			0-0 F8		0-0 F7		0-0 2-H 3-H HR

5	1	0	0	0	0	2
5	0	1	2	0	0	1
3	1	0	0	1	0	1
0	0	0	0	0	0	0
4	0	1	0	0	0	0
4	0	2	1	0	1	1
0	1	0	0	0	0	0
4	1	1	0	0	1	2
3	2	2	1	1	0	1
2	0	0	0	0	2	3
1	0	0	0	0	0	0
0	0	0	0	0	0	0
1	0	0	0	0	1	3
0	0	0	0	0	0	0
2	0	0	0	0	1	1
1	0	0	0	0	0	0
1	1	1	3	0	0	0
0	0	0	0	0	0	0

Inning Stats	R: 0 E: 0 K: 0 S: 3	H: 0 LOB: 0 BB: 0 P: 3	R: 0 E: 0 K: 1 S: 5	H: 0 LOB: 0 BB: 0 P: 5	R: 2 E: 1 K: 2 S: 10	H: 2 LOB: 1 BB: 0 P: 10	R: 0 E: 0 K: 2 S: 8	H: 1 LOB: 2 BB: 1 P: 12	R: 0 E: 0 K: 0 S: 3	H: 0 LOB: 0 BB: 0 P: 3	R: 1 E: 0 K: 0 S: 4	H: 1 LOB: 1 BB: 1 P: 8	R: 0 E: 0 K: 0 S: 3	H: 0 LOB: 0 BB: 0 P: 3	R: 0 E: 0 K: 0 S: 3	H: 0 LOB: 0 BB: 0 P: 3	R: 4 E: 0 K: 1 S: 9	H: 4 LOB: 1 BB: 0 P: 9	1B: 4 2B: 3 3B: 0 HR: 1	SF: 0 SAC: 0 DP: 0 HBP: 0
--------------	------------------------------	---------------------------------	------------------------------	---------------------------------	-------------------------------	----------------------------------	------------------------------	----------------------------------	------------------------------	---------------------------------	------------------------------	---------------------------------	------------------------------	---------------------------------	------------------------------	---------------------------------	------------------------------	---------------------------------	----------------------------------	------------------------------------

PITCHER	IP	WLS	BF	H	R	ER	SO	BB	IBB	HBP	BLK	WP	HR	S	P	ERA	WHIP
Tom Brennan, R (1, 1) ERA: 3.06	8.0		32	5	4	2	5	2	0	0	0	0	0	40	48	2.25	0.875
Mike Stanton, R (9, 1) ERA: 4.19	0.1	L	3	2	0	0	1	0	0	0	0	0	0	5	5	0.00	6.000
Sid Monge, L (9, 1) ERA: 4.53	0.2		3	1	3	3	0	0	0	0	0	0	1	3	3	40.50	1.500

WP:	0	PA:	38
PB:	0		
SB:	0		
CS:	0		

Batter	1	2	3	4	5	6	7	8	9	AB R H RBI BB SO LOB
Miguel Dilone, S (1, 10) OBP: 0.341, SLG: 0.358	0-0 1-3		0-3 K	0-0 4-3			4-0 BB		0-0 4-3	4 0 0 0 1 1 3
Jorge Orta, L (1, 9) OBP: 0.311, SLG: 0.362	0-3 K		0-0 FC3-2-5-2 WP		0-0 4-3		0-0 1-3			4 0 0 0 0 1 3
Mike Hargrove, L (1, 3) OBP: 0.426, SLG: 0.420	0-0 F9		1-0 WP HBP		0-0 1-3			0-0 4-3		3 0 0 0 0 0 0
Ron Hassey, L (1, 2) OBP: 0.303, SLG: 0.274		0-0 F7	0-0 3-1		0-0 4-3			0-0 4-3		4 0 0 0 0 0 2
Toby Harrah, R (1, 5) OBP: 0.372, SLG: 0.377		0-0 1-3		0-0 E 1B 2B		0-0 5-3		0-0 4-1		4 1 1 0 0 0 0
Von Hayes, L (1, 7) OBP: 0.354, SLG: 0.435		0-3 K		0-0 4-3		0-0 3-1		0-0 6-3		4 0 0 0 0 1 1
Rick Manning, L (1, 8) OBP: 0.327, SLG: 0.350			0-0 1B 1B	0-0 S SF8 1B		0-3 K		0-0 F7		4 2 2 1 0 1 0
Duane Kuiper, L (1, 4) OBP: 0.293, SLG: 0.305			0-0 1B 1B	0-0 3-H 1B	4-0 1-3 BB		0-0 L5	0-0 HR 1B		3 1 2 0 1 0 0
Mike Fischlin, R (1, 6) OBP: 0.229, SLG: 0.161			0-0 1B	0-0 SF8			0-3 K		0-0 HR	2 1 1 2 0 1 0
Karl Pagel, L (9, PH) OBP: 0.462, SLG: 1.000			0-0 1B						1-H HR	1 1 1 2 0 0 0

Inning Stats	R: 0 E: 0 K: 1 S: 5	H: 0 LOB: 0 BB: 0 P: 5	R: 0 E: 0 K: 1 S: 5	H: 0 LOB: 0 BB: 0 P: 5	R: 2 E: 0 K: 1 S: 8	H: 3 LOB: 2 BB: 0 P: 9	R: 2 E: 1 K: 0 S: 5	H: 2 LOB: 1 BB: 1 P: 9	R: 0 E: 0 K: 0 S: 3	H: 0 LOB: 0 BB: 0 P: 3	R: 0 E: 0 K: 1 S: 5	H: 0 LOB: 0 BB: 0 P: 5	R: 0 E: 0 K: 0 S: 3	H: 0 LOB: 0 BB: 0 P: 3	R: 2 E: 0 K: 0 S: 5	H: 2 LOB: 0 BB: 0 P: 5	R: 0 E: 0 K: 0 S: 3	H: 0 LOB: 0 BB: 0 P: 3	R: 2 E: 0 K: 0 S: 5	H: 2 LOB: 0 BB: 0 P: 5	1B: 5 2B: 1 3B: 0 HR: 1	SF: 1 SAC: 0 DP: 0 HBP: 1	WP: 1 PB: 0 SB: 2 CS: 0	PA: 37											
PITCHER Dennis Martinez, R (1, 1) ERA: 3.19	IP 9.0	WLS W	BF 37	H 7	R 6	ER 6	SO 5	BB 2	IBB 0	HBP 1	BLK 0	WP 1	HR 1	S 44	P 53	ERA 6.00	WHIP 1.000	PITCHER	IP 9.0	WLS W	BF 37	H 7	R 6	ER 6	SO 5	BB 2	IBB 0	HBP 1	BLK 0	WP 1	HR 1	S 44	P 53	ERA 6.00	WHIP 1.000

BOTTOM

Baltimore Orioles @ Cleveland Indians
Cleveland Municipal Stadium, Cleveland, OH

Tue Sep 15 1981, 7:05 PM EDT
Att. 5,397 - Unknown

livebaseballscorecards.com

AB	33
R	6
H	7
RBI	5
BB	2
SO	5
LOB	9



Baltimore Orioles @ Cleveland Indians
Cleveland Municipal Stadium, Cleveland, OH

Thu Sep 17 1981, 7:05 PM EDT
 Att. 3,272 - Unknown

AB	38
R	6
H	12
RBI	6
BB	2
SO	3
LOB	24



Batter	1	2	3	4	5	6	7	8	9	AB	R	H	RBI	BB	SO	LOB
Al Bumbry, L (1, 8) OBP: 0.362, SLG: 0.339	0-0 F7		0-0 F7		0-0 1B 1B		0-0 E 1B 1B	0-0 G3		5	1	2	1	0	0	5
Rich Dauer, R (1, 4) OBP: 0.307, SLG: 0.354	0-0 6-3		0-0 L6		0-0 1B		0-0 E 1B 1B	0-0 F7		5	1	2	2	0	0	5
Ken Singleton, S (1, 10) OBP: 0.402, SLG: 0.476	0-0 6-3			0-0 1B	0-3 K		0-0 E4 WP 1B SF8		0-0 F8	5	1	1	0	0	1	4
Eddie Murray, S (1, 3) OBP: 0.338, SLG: 0.492		0-0 F8		0-3 K	0-3 K		0-0 WP 1B		0-0 5-3	5	0	1	2	0	2	3
Doug DeCinces, R (1, 5) OBP: 0.341, SLG: 0.469		0-0 F7		0-0 F5		0-0 6-3	0-0 SF8		0-0 1B	4	0	1	1	0	0	1
John Lowenstein, L (1, 7) OBP: 0.338, SLG: 0.395		0-0 F8		0-0 F8		0-0 F9	0-0 F8		0-0 5-3	4	0	0	0	0	0	2
Mark Corey, R (9, PH) (9, 7)										1	0	0	0	0	0	1
Dan Graham, L (1, 2) OBP: 0.268, SLG: 0.266			0-0 1B 1B		4-0 FC1-5 1B BB		0-0 F9		0-0 SH1-4 BB 1B	3	0	2	0	1	0	0
Rick Dempsey, R (8, PR) (8, 2)										0	0	0	0	0	0	0
Gary Roenicke, R (1, 9) OBP: 0.376, SLG: 0.417		0-0 F8		0-0 FC1-5 1B 1B			0-0 5-3		4-0 SH1-4 BB	3	1	1	0	1	0	1
Lenn Sakata, R (1, 6) OBP: 0.301, SLG: 0.326			0-0 1B		0-0 FC1-5 1B 1B		0-0 1B 2B		0-0 SH1-4	3	2	2	0	0	0	2

Inning Stats	R: 0	H: 0	E: 0	K: 0	S: 3	R: 0	H: 0	E: 0	K: 0	S: 3	R: 0	H: 2	E: 0	K: 0	S: 5	R: 0	H: 1	E: 0	K: 1	S: 6	R: 2	H: 3	E: 0	K: 2	S: 10	R: 0	H: 0	E: 0	K: 0	S: 3	R: 4	H: 4	E: 1	K: 0	S: 8	R: 0	H: 1	E: 0	K: 0	S: 4	R: 0	H: 1	E: 0	K: 0	S: 4	R: 0	H: 1	E: 0	K: 0	S: 4	1B: 11	SF: 1	2B: 1	3B: 0	HR: 0	WP: 1	PB: 0	SB: 0	CS: 0	PA: 42
--------------	------	------	------	------	------	------	------	------	------	------	------	------	------	------	------	------	------	------	------	------	------	------	------	------	-------	------	------	------	------	------	------	------	------	------	------	------	------	------	------	------	------	------	------	------	------	------	------	------	------	------	--------	-------	-------	-------	-------	-------	-------	-------	-------	--------

PITCHER	IP	WLS	BF	H	R	ER	SO	BB	IBB	HBP	BLK	WP	HR	S	P	ERA	WHIP
Len Barker, R (1, 1) ERA: 3.72	6.1	L	30	9	6	5	3	1	0	0	0	0	0	35	39	7.11	1.579
Dan Spillner, R (7, 1) ERA: 3.38	1.2		8	2	0	0	0	1	0	0	0	1	0	7	11	0.00	1.800
Ed Glynn, L (9, 1) ERA: 3.0	1.0		4	1	0	0	0	0	0	0	0	0	0	4	4	0.00	1.000

PITCHER	IP	WLS	BF	H	R	ER	SO	BB	IBB	HBP	BLK	WP	HR	S	P	ERA	WHIP
---------	----	-----	----	---	---	----	----	----	-----	-----	-----	----	----	---	---	-----	------

Batter	1	2	3	4	5	6	7	8	9	AB	R	H	RBI	BB	SO	LOB
Alan Bannister, R (1, 7) OBP: 0.321, SLG: 0.352	0-0 1B SF8 1B		0-0 F8		0-0 CS	0-0 1B 2B	0-0 S 1B		4-0 S BB	4	2	3	0	1	0	0
Jorge Orta, L (1, 9) OBP: 0.306, SLG: 0.356	0-3 K		0-0 F2			0-0 F9	0-0 4-3		0-0 6-3	5	0	0	0	0	1	6
Mike Hargrove, L (1, 3) OBP: 0.427, SLG: 0.421	0-0 SF8 1-3 1B			0-0 P4		0-0 FC5-4 2-H 1B		0-3 K		4	0	2	1	0	1	0
Andre Thornton, R (1, 10) OBP: 0.295, SLG: 0.365	0-0 SF8 1-2 3-H		0-3 K		0-0 FC5-4 1-2f		0-0 L4-6 1B		0-0 1B	3	0	1	1	0	1	1
Toby Harrah, R (1, 5) OBP: 0.376, SLG: 0.382	0-0 F5			0-0 1B		0-0 FC6-4 1-2 1B		0-0 1-2 1B		4	0	3	0	0	0	1
Bo Diaz, R (1, 2) OBP: 0.372, SLG: 0.547		0-3 K		0-3 K		0-0 FC6-4 1-2f		0-0 L4-6 2-3		3	0	0	0	0	2	3
Karl Pagel, L (8, PH) OBP: 0.429, SLG: 0.917										1	0	0	0	0	0	2
Ron Hassey, L (9, 2) OBP: 0.303, SLG: 0.274										0	0	0	0	0	0	0
Rick Manning, L (1, 8) OBP: 0.326, SLG: 0.352		0-0 4-3			0-0 4-3		0-0 F8		0-0 4-3 2B	4	0	1	0	0	0	0
Dave Rosello, R (1, 4) OBP: 0.297, SLG: 0.313		0-0 L6			0-0 6-3		0-0 1B 1B		0-0 F5	3	0	1	0	0	0	0
Von Hayes, L (9, PH) OBP: 0.349, SLG: 0.429									0-0 F5	1	0	0	0	0	0	1
Mike Fischlin, R (1, 6) OBP: 0.216, SLG: 0.152			0-0 F7		0-0 E6 CS		0-0 F8		0-0 4-3	2	0	0	0	0	0	0
Chris Bando, S (7, PH) OBP: 0.209, SLG: 0.268									0-0 4-3	1	0	0	0	0	0	1
Tom Verzyer, R (8, 6) OBP: 0.281, SLG: 0.268									0-0 4-3	0	0	0	0	0	0	0
Pat Kelly, L (9, PH) OBP: 0.325, SLG: 0.300									2-3	1	0	0	0	0	0	1

Inning Stats	R: 1	H: 2	E: 0	K: 1	S: 7	R: 0	H: 0	E: 0	K: 1	S: 5	R: 0	H: 0	E: 0	K: 0	S: 3	R: 0	H: 1	E: 0	K: 2	S: 8	R: 0	H: 0	E: 1	K: 0	S: 3	R: 1	H: 3	E: 0	K: 0	S: 6	R: 0	H: 2	E: 0	K: 0	S: 5	R: 0	H: 2	E: 0	K: 1	S: 6	R: 0	H: 1	E: 0	K: 0	S: 4	1B: 9	2B: 3	3B: 0	HR: 0	SF: 1	SAC: 0	DP: 1	HBP: 0	WP: 0	PB: 0	SB: 2	CS: 1	PA: 39
PITCHER Scott McGregor, L (1, 1) ERA: 3.42 Tim Stoddard, R (8, 1) ERA: 4.02	IP	WLS	BF	H	R	ER	SO	BB	IBB	HBP	BLK	WP	HR	S	P	ERA	WHIP																			IP	WLS	BF	H	R	ER	SO	BB	IBB	HBP	BLK	WP	HR	S	P	ERA	WHIP						

BOTTOM

Baltimore Orioles @ Cleveland Indians
 Cleveland Municipal Stadium, Cleveland, OH

Thu Sep 17 1981, 7:05 PM EDT
 Att. 3,272 - Unknown

livebaseballscores.com

AB	36
R	2
H	11
RBI	2
BB	1
SO	5
LOB	16



Batter	1	2	3	4	5	6	7	8	9
Alan Bannister, R (1, 7) OBP: 0.323, SLG: 0.353	0-0 F8		0-0 3B 1B		0-0 FC5-4 F8 S 1B 1-2	0-0 E S 1B		0-0 F8	
Jorge Orta, L (1, 9) OBP: 0.307, SLG: 0.361	0-0 F7		0-0 1B 3B 1-H		0-0 F8 1-3	4-0 1B BB 1-3		0-0 F6	
Mike Hargrove, L (1, 3) OBP: 0.426, SLG: 0.419	0-0 F7		0-0 1-3		4-0 1B BB 1B	0-0 1B 1-2		0-3 K	
Andre Thornton, R (1, 10) OBP: 0.297, SLG: 0.366		0-0 F9	0-0 1B 3-H		0-0 1B 1B 1-2	0-0 1B 1-2			
Von Hayes, L (5, PH) OBP: 0.365, SLG: 0.444									
Toby Harrah, R (1, 5) OBP: 0.377, SLG: 0.384		0-0 HR 1B	0-0 5-3		0-0 S 1B 1-3 2-H	0-0 F5			
Bo Diaz, R (1, 2) OBP: 0.381, SLG: 0.575		0-0 HR			0-0 F9 1-2				
Rick Manning, L (1, 8) OBP: 0.323, SLG: 0.347		0-0 F9			0-0 4-3	0-0 G3		0-0 F4	
Dave Rosello, R (1, 4) OBP: 0.289, SLG: 0.304								0-0 F8	
Duane Kuiper, L (6, PH) OBP: 0.290, SLG: 0.301									
Tom Veryzer, R (1, 6) OBP: 0.280, SLG: 0.264			0-0 F9		0-0 BB	4-0 FC5-4 BB		0-0 3-4-1	0-0 5-3

Inning Stats	R: 0	H: 0	E: 0	K: 0	S: 3	R: 2	H: 2	E: 0	K: 0	S: 5	R: 2	H: 3	E: 0	K: 0	S: 6	R: 0	H: 0	E: 0	K: 0	S: 3	R: 2	H: 2	E: 0	K: 0	S: 5	R: 2	H: 3	E: 0	K: 0	S: 6	R: 0	H: 1	E: 0	K: 0	S: 4	R: 0	H: 0	E: 0	K: 1	S: 5
	LOB: 0	BB: 0	P: 3	LOB: 0	BB: 0	P: 5	LOB: 1	BB: 0	P: 6	LOB: 0	BB: 0	P: 3	LOB: 0	BB: 0	P: 3	LOB: 3	BB: 3	P: 17	LOB: 2	BB: 3	P: 10	LOB: 1	BB: 1	P: 4	LOB: 0	BB: 0	P: 5	LOB: 0	BB: 0	P: 5	LOB: 0	BB: 0	P: 5	LOB: 0	BB: 0	P: 5	LOB: 0	BB: 0	P: 5	

PITCHER	IP	WLS	BF	H	R	ER	SO	BB	IBB	HBP	BLK	WP	HR	S	P	ERA	WHIP
Dan Schatzeder, L (1, 1) ERA: 5.86	4.2	L	21	5	6	6	0	2	0	0	0	0	1	19	27	11.57	1.500
Larry Rothschild, R (5, 1) ERA: 2.45	1.0		7	3	1	1	0	1	0	0	0	0	0	6	10	9.00	4.000
Kevin Saucier, L (6, 1) ERA: 1.8	2.1		11	3	1	1	1	1	0	0	0	0	0	12	16	3.86	1.714

AB R H RBI BB SO LOB

5	3	2	0	0	0	1
4	2	1	1	1	0	1
4	1	1	1	1	1	1
2	0	1	1	0	0	0
2	0	2	2	0	0	0
4	1	2	1	0	0	3
3	1	2	2	1	0	0
4	0	0	0	0	0	4
2	0	0	0	0	0	0
2	0	0	0	0	0	1
3	0	0	0	1	0	1

AB	35
R	8
H	11
RBI	8
BB	4
SO	1
LOB	12



Detroit Tigers @ Cleveland Indians
 Cleveland Municipal Stadium, Cleveland, OH
 Fri Sep 18 1981, 7:05 PM EDT
 Att. 6,492 - Unknown - 52 F

livebaseballscorecards.com

WP	0	PA	39
PB	0		
SB	3		
CS	0		

Batter	1	2	3	4	5	6	7	8	9	AB R H RBI BB SO LOB	TOP											
Alan Trammell, R (1, 6) OBP: 0.355, SLG: 0.336	0-0 6-3		0-0 F8		0-0 1-2 3-H 1B		4-0 1-2 BB		0-0 F8	4 0 1 1 1 0 1	Detroit Tigers @ Cleveland Indians Cleveland Municipal Stadium, Cleveland, OH Sat Sep 19 1981, 3:33 AM EDT Att: 7,052 - Unknown - 63 F											
Kirk Gibson, L (1, 8) OBP: 0.357, SLG: 0.468	0-0 4-3			0-0 4-3	0-0 F8		0-3 K	0-3 K	5 0 0 0 0 2 3													
Steve Kemp, L (1, 7) OBP: 0.379, SLG: 0.435	0-3 K			0-0 1-3		0-0 HR 2B	0-3 K		4 1 1 0 0 2 1													
Ron Jackson, R (1, 3) OBP: 0.312, SLG: 0.385		0-0 4-3		0-0 E6 1B		0-0 6-3		4-0 1B BB	3 0 1 0 1 0 1													
Champ Summers, L (1, 10) John Wockenfuss, R (8, PH) OBP: 0.354, SLG: 0.383 OBP: 0.299, SLG: 0.320		0-0 G3-6-3 1B		0-0 F7		0-0 HR 2-H		0-0 F8	3 1 2 2 0 0 1 1 0 0 0 0 0 1													
Bill Fahey, L (1, 2) OBP: 0.277, SLG: 0.339		0-0 G3-6-3			0-0 1B 1B	0-0 4-3		0-0 1-2 1B	4 1 2 0 0 0 1													
Lynn Jones, R (1, 9) OBP: 0.339, SLG: 0.346			0-0 L4		0-0 1-3 1B	0-0 F8		0-0 F3	4 0 1 0 0 0 2													
Stan Papi, R (1, 5) Mick Kelleher, R (7, 5) OBP: 0.239, SLG: 0.373 OBP: 0.288, SLG: 0.288			0-0 L5		0-3 K		0-0 HR	0-0 4-3	3 1 1 1 0 1 1 1 0 0 0 0 0 2													
Lou Whitaker, L (1, 4) OBP: 0.342, SLG: 0.372			0-0 E3		4-0 1B BB		4-0 CS BB	0-3 K	2 0 0 0 2 1 0													
Inning Stats	R: 0 E: 0 K: 1 S: 5	H: 0 LOB: 0 BB: 0 P: 5	R: 0 E: 0 K: 0 S: 3	H: 1 LOB: 0 BB: 0 P: 3	R: 0 E: 1 K: 0 S: 4	H: 0 LOB: 1 BB: 0 P: 4	R: 0 E: 1 K: 0 S: 4	H: 1 LOB: 1 BB: 0 P: 4	R: 1 E: 0 K: 1 S: 7	H: 3 LOB: 2 BB: 1 P: 11		R: 2 E: 0 K: 0 S: 5	H: 2 LOB: 0 BB: 0 P: 5	R: 1 E: 0 K: 2 S: 7	H: 1 LOB: 1 BB: 2 P: 15	R: 0 E: 0 K: 0 S: 4	H: 1 LOB: 2 BB: 1 P: 8	R: 0 E: 0 K: 2 S: 7	H: 0 LOB: 0 BB: 0 P: 7	1B: 6 2B: 1 3B: 0 HR: 2	SF: 0 SAC: 0 DP: 1 HBP: 0	WP: 0 PB: 0 SB: 0 CS: 1
PITCHER	IP WLS BF H R ER SO BB IBB HBP BLK WP HR S P ERA WHIP												IP WLS BF H R ER SO BB IBB HBP BLK WP HR S P ERA WHIP									
Bert Blyleven, R (1, 1) ERA: 2.88	6.0 L 25 7 3 3 2 1 0 0 0 0 0 1 28 32 4.50 1.333																					
Mike Stanton, R (7, 1) ERA: 4.36	0.1 3 1 1 1 0 2 0 0 0 0 0 1 1 9 27.00 9.000																					
Sid Monge, L (7, 1) ERA: 4.29	2.2 10 1 0 0 4 1 0 0 0 0 0 0 17 21 0.00 0.750																					

AB	34
R	4
H	9
RBI	4
BB	4
SO	6
LOB	14



livebaseballscorecards.com

Batter	1	2	3	4	5	6	7	8	9	AB	R	H	RBI	BB	SO	LOB
Alan Bannister, R (1, 7) OBP: 0.316, SLG: 0.344	0-0 6-3 ①		0-3 K ②		0-0 6-3 ②		0-0 6-3 ②		0-0 F9 ③	5	0	0	0	0	1	2
Jorge Orta, L (1, 9) OBP: 0.307, SLG: 0.360	0-0 4-3 ②		0-0 4-3 ③		0-0 1B ③		0-0 F7 ③			4	0	1	0	0	0	1
Mike Hargrove, L (1, 3) OBP: 0.430, SLG: 0.425	0-0 1B ③			0-0 F7 2B ①	0-0 4-3 ③			4-0 G4-6-3 BB ①		3	1	2	0	1	0	1
Ron Hassey, L (1, 2) OBP: 0.296, SLG: 0.268	0-0 G3 ③			0-0 F7 ①		0-0 L4 ①		0-0 G4-6-3 ①		4	0	0	0	0	0	3
Toby Harrah, R (1, 5) OBP: 0.376, SLG: 0.385		0-0 4-3 ①		0-0 BLK FC3 2B ②		0-0 1-3 ②		0-0 5-3 ③		4	1	1	1	0	0	0
Von Hayes, L (1, 10) OBP: 0.371, SLG: 0.461		0-3 K ②		0-0 FC3 1-3 ②		0-0 1B S 1B ②			0-0 1B 2B ③	4	1	2	1	0	1	0
Rick Manning, L (1, 8) OBP: 0.322, SLG: 0.346		0-0 F7 ③		0-0 1-3 ②		0-0 1B ③			0-3 K ①	4	0	1	0	0	1	2
Duane Kuiper, L (1, 4) Miguel Dilone, S (9, PR) OBP: 0.289, SLG: 0.300 OBP: 0.341, SLG: 0.358			0-0 1-3 ①	0-0 F8 ③		0-0 4-3 ③			0-0 E S FC5-2 1B ②	4	0	1	1	0	0	3
Tom Verzyer, R (1, 6) Pat Kelly, L (7, PH) Mike Fischlin, R (8, 6) Karl Pagel, L (9, PH) Andre Thornton, R (9, PH) OBP: 0.278, SLG: 0.262 OBP: 0.321, SLG: 0.296 OBP: 0.216, SLG: 0.152 OBP: 0.429, SLG: 0.917 OBP: 0.296, SLG: 0.364			0-0 E5 ①		0-0 6-3 ①		0-3 K ①		0-0 FC5-2 ②	2	0	0	0	0	0	0
Inning Stats	R: 0 H: 1 E: 0 LOB: 1 K: 0 BB: 0 S: 4 P: 4	R: 0 H: 0 E: 0 LOB: 0 K: 1 BB: 0 S: 5 P: 5	R: 0 H: 0 E: 1 LOB: 1 K: 1 BB: 0 S: 6 P: 6	R: 2 H: 2 E: 0 LOB: 1 K: 0 BB: 0 S: 6 P: 6	R: 0 H: 1 E: 0 LOB: 1 K: 0 BB: 0 S: 4 P: 4	R: 0 H: 2 E: 0 LOB: 2 K: 0 BB: 0 S: 5 P: 5	R: 0 H: 0 E: 0 LOB: 0 K: 1 BB: 0 S: 5 P: 5	R: 0 H: 0 E: 0 LOB: 0 K: 1 BB: 0 S: 2 P: 6	R: 1 H: 2 E: 0 LOB: 1 K: 1 BB: 0 S: 7 P: 7	1B: 5 SF: 0 2B: 3 SAC: 0 3B: 0 DP: 1 HR: 0 HBP: 0	WP: 0 PA: 37 PB: 0 SB: 2 CS: 0					
PITCHER	IP WLS BF H R ER SO BB IBB HBP BLK WP HR S P ERA WHIP	IP WLS BF H R ER SO BB IBB HBP BLK WP HR S P ERA WHIP														
Dan Petry, R (1, 1) ERA: 3.02	8.1 W 35 H 8 R 3 ER 3 SO 4	0.2 S 2 H 0 R 0 ER 0 SO 0														
George Cappuzzello, L (9, 1) ERA: 3.57																

BOTTOM

Detroit Tigers @ Cleveland Indians
Cleveland Municipal Stadium, Cleveland, OH

Sat Sep 19 1981, 3:33 AM EDT
Att. 7,052 - Unknown - 63 F

livebaseballscores.com

AB	36
R	3
H	8
RBI	3
BB	1
SO	4
LOB	13



Batter	1	2	3	4	5	6	7	8	9	AB R H RBI BB SO LOB	TOP	
Alan Trammell, R (1, 6) OBP: 0.350, SLG: 0.331	0-0 6-3		0-0 F2		0-0 G1-6-3		0-0 F8		0-3 K	5 0 0 0 0 1 7		
Kirk Gibson, L (1, 8) OBP: 0.362, SLG: 0.469	0-0 F7		0-0 1B		0-0 1B		0-0 F8	0-0 F8	4-0 2B IBB	4 1 2 1 1 0 0		
Steve Kemp, L (1, 7) OBP: 0.382, SLG: 0.438	0-0 1B		0-0 F7		0-0 CS	0-0 4-3		0-0 FC6-4 BB	0-0 2B	4 0 2 3 1 0 2		
Ron Jackson, R (1, 3) OBP: 0.306, SLG: 0.377	0-0 6-3		0-0 F9		0-0 6-3		0-0 FC6-4	0-0 K	0-3 K	5 0 0 0 0 1 6		
Champ Summers, L (1, 10) OBP: 0.351, SLG: 0.379		0-0 F7		0-0 F7		0-0 1B		0-0 FC4-6		4 0 1 0 0 0 1		
Bill Fahey, L (1, 2) OBP: 0.279, SLG: 0.338		0-0 L4		0-0 FC6-4 1B		0-0 4-3		0-0 FC3-6 BB		3 0 1 0 0 0 1		
Rick Peters, S (9, PH) OBP: 0.354, SLG: 0.322										0 0 0 0 1 0 0		
John Wockenfuss, R (9, 2) OBP: 0.299, SLG: 0.320										0 0 0 0 0 0 0		
Lynn Jones, R (1, 9) OBP: 0.331, SLG: 0.338		0-0 6-3		0-0 FC6-4		0-0 6-3		0-0 FC3-6 1B		4 1 0 0 0 0 2		
Stan Papi, R (1, 5) OBP: 0.242, SLG: 0.372			0-0 BB 1B		0-0 F8		0-0 6-3	0-0 2B	0-0 2B 1B	3 1 1 0 0 0 1		
Richie Hebner, L (9, PH) OBP: 0.303, SLG: 0.319										1 0 1 0 0 0 0		
Darrell Brown, S (9, PR)										0 1 0 0 0 0 0		
Mick Kelleher, R (9, 5) OBP: 0.288, SLG: 0.288										0 0 0 0 0 0 0		
Lou Whitaker, L (1, 4) OBP: 0.350, SLG: 0.382			4-0 1B BB		0-0 G1-6-3 1B		0-0 1B	0-0 2B	0-0 2B	3 1 3 1 1 0 0		
Inning Stats	R: 0 H: 1 E: 0 LOB: 1 K: 0 BB: 0 S: 4 P: 4	R: 0 H: 0 E: 0 LOB: 0 K: 0 BB: 0 S: 3 P: 3	R: 1 H: 2 E: 0 LOB: 2 K: 0 BB: 1 S: 5 P: 9	R: 0 H: 1 E: 0 LOB: 1 K: 0 BB: 0 S: 4 P: 4	R: 0 H: 2 E: 0 LOB: 0 K: 0 BB: 0 S: 3 P: 3	R: 0 H: 1 E: 0 LOB: 1 K: 0 BB: 0 S: 4 P: 4	R: 0 H: 1 E: 0 LOB: 1 K: 0 BB: 0 S: 4 P: 4	R: 0 H: 0 E: 0 LOB: 1 K: 0 BB: 1 S: 3 P: 7	R: 4 H: 3 E: 0 LOB: 2 K: 2 BB: 2 S: 10 P: 18	1B: 9 SF: 0 2B: 2 SAC: 0 3B: 0 DP: 1 HR: 0 HBP: 0	WP: 0 PA: 41 PB: 1 SB: 0 CS: 1	
PITCHER	IP WLS BF H R ER SO BB IBB HBP BLK WP HR S P ERA WHIP											
Tom Brennan, R (1, 1) ERA: 3.46	8.1 L 36 10 5 5 0 3 0 0 0 0 0 0 33 45 5.40 1.560											
Dan Spillner, R (9, 1) ERA: 3.43	0.2 4 1 0 0 2 0 1 0 0 0 0 0 7 11 0.00 1.500											

Detroit Tigers @ Cleveland Indians
Cleveland Municipal Stadium, Cleveland, OH

Sun Sep 20 1981, 3:33 AM EDT
Att: 9,930 - Unknown - 60 F

livebaseballscorecards.com

AB	36
R	5
H	11
RBI	5
BB	4
SO	2
LOB	20



Batter	1	2	3	4	5	6	7	8	9	AB	R	H	RBI	BB	SO	LOB						
Alan Bannister, R OBP: 0.310, SLG: 0.337 (1, 7)	0-0 5-3		0-0 F9		0-0 5-3		0-0 F8			4	0	0	0	0	0	3						
Jorge Orta, L OBP: 0.306, SLG: 0.365 (1, 9)	0-0 F7		0-3 K			0-0 SF8 3B		0-0 F8		4	1	1	0	0	1	1						
Mike Hargrove, L OBP: 0.428, SLG: 0.422 (1, 3)	4-0 BB			0-0 F8		0-0 SF8		0-0 F7		2	0	0	1	1	0	0						
Bo Diaz, R OBP: 0.378, SLG: 0.567 (1, 2)	0-3 K			0-0 F9 1B		0-0 L5		0-3 K		4	0	1	0	0	2	1						
Toby Harrah, R OBP: 0.380, SLG: 0.386 (1, 5)		4-0 BB		0-0 S 1B		0-0 2-3			4-0 S BB	2	0	1	0	2	0	0						
Von Hayes, L OBP: 0.355, SLG: 0.438 (1, 10)		0-0 G4-6-3		0-0 F9		0-0 4-3			0-3 K	4	0	0	0	0	1	4						
Rick Manning, L OBP: 0.321, SLG: 0.345 (1, 8)		0-0 6-3		0-0 4-3		0-0 4-3 S 1B			0-0 F8	4	0	1	0	0	0	3						
Duane Kuiper, L OBP: 0.283, SLG: 0.293 (1, 4)			0-0 F7		0-0 3-1		0-0 4-3		0-0 F8	4	0	0	0	0	0	2						
Tom Verzyer, R OBP: 0.279, SLG: 0.264 (1, 6)			0-0 F7		0-0 F4		4-0 S IBB			2	0	1	0	0	0	0						
Karl Pagel, L OBP: 0.467, SLG: 0.917 (7, PH)										0	0	0	0	1	0	0						
Mike Fischlin, R OBP: 0.216, SLG: 0.152 (8, 6)										0	0	0	0	0	0	0						
Inning Stats	R: 0 E: 0 K: 1 S: 5	H: 0 LOB: 1 BB: 1 P: 9	R: 0 E: 0 K: 0 S: 2	H: 0 LOB: 0 BB: 1 P: 6	R: 0 E: 0 K: 1 S: 6	H: 1 LOB: 1 BB: 0 P: 6	R: 0 E: 0 K: 0 S: 5	H: 2 LOB: 2 BB: 0 P: 5	R: 0 E: 0 K: 0 S: 3	H: 0 LOB: 0 BB: 0 P: 3	R: 1 E: 0 K: 0 S: 4	H: 1 LOB: 0 BB: 0 P: 4	R: 0 E: 0 K: 0 S: 4	H: 1 LOB: 3 BB: 1 P: 8	R: 0 E: 0 K: 1 S: 5	H: 0 LOB: 0 BB: 0 P: 5	R: 0 E: 0 K: 1 S: 5	H: 0 LOB: 1 BB: 1 P: 9	1B: 4 2B: 0 3B: 1 HR: 0	SF: 1 SAC: 0 DP: 1 HBP: 0	WP: 0 PB: 0 SB: 4 CS: 0	PA: 35
PITCHER Jack Morris, R ERA: 2.93 (1, 1)	IP 9.0	WLS W	BF 35	H 5	R 1	ER 1	SO 4	BB 3	IBB 1	HBP 0	BLK 0	WP 0	HR 0	S 39	P 55	ERA 1.00	WHIP 0.889					

BOTTOM

Detroit Tigers @ Cleveland Indians
Cleveland Municipal Stadium, Cleveland, OH

Sun Sep 20 1981, 3:33 AM EDT
Att. 9,930 - Unknown - 60 F

livebaseballscorecards.com

AB	30
R	1
H	5
RBI	1
BB	4
SO	4
LOB	14



Batter	1	2	3	4	5	6	7	8	9	AB R H RBI BB SO LOB	TOP		
Alan Bannister, R (1, 7) OBP: 0.307, SLG: 0.330	0-0 F7		0-0 5-3		0-0 4-3			4-0 CS BB	0-0 F9	4 0 0 0 1 0 3	Cleveland Indians @ New York Yankees Yankee Stadium, Bronx, NY Mon Sep 21 1981, 7:05 PM EDT Att. 20,102 - Unknown - 67 F		
Jorge Orta, L (1, 9) OBP: 0.302, SLG: 0.360	0-0 5-3		0-3 K		0-0 F7			0-3 K 1-2		4 0 0 0 0 2 2			
Mike Hargrove, L (1, 3) OBP: 0.423, SLG: 0.416	0-0 L5			0-0 4-3		0-0 G3		0-0 F7		4 0 0 0 0 0 0			
Bo Diaz, R (1, 2) OBP: 0.369, SLG: 0.553		0-0 F5		0-0 6-3		0-3 K		0-0 6-3		4 0 0 0 0 1 0			
Toby Harrah, R (1, 5) OBP: 0.381, SLG: 0.386 (9, 6)		0-0 1B 1B		0-0 4-3		0-0 F8		4-0 E 2B BB		3 1 1 0 1 0 0			
Andre Thornton, R (1, 10) OBP: 0.292, SLG: 0.359 Karl Pagel, L (9, PH) OBP: 0.438, SLG: 0.846 Miguel Dilone, S (9, PR) OBP: 0.341, SLG: 0.358		0-0 L5		0-0 6-3		0-0 F9		0-0 E4 2B SF8 1-2		3 0 0 0 0 0 1 1 0 0 0 0 0 1 0 1 0 0 0 0 0			
Rick Manning, L (1, 8) OBP: 0.326, SLG: 0.351		0-0 S 1B		4-0 E 1B BB		0-0 E1 S WP		0-0 SF8 2B 1-3 2-H		3 2 2 1 1 0 0			
Dave Rosello, R (1, 4) OBP: 0.291, SLG: 0.306 Duane Kuiper, L (9, PH) OBP: 0.286, SLG: 0.293 (9, 4)		0-0 5-3 1-2		0-0 E 1B		0-3 K 1-2		4-0 IBB		3 1 1 0 0 1 3 0 0 0 0 1 0 0			
Mike Fischlin, R (1, 6) OBP: 0.225, SLG: 0.194 Von Hayes, L (9, PH) OBP: 0.351, SLG: 0.438 (9, 5)		0-0 F7		0-0 E7 1-H 2-H 2B		0-0 L4 2-H		0-0 SF8 2-3 3-H		3 0 1 2 0 0 0 0 0 0 1 0 0 0			
Inning Stats	R: 0 E: 0 K: 0 S: 3 H: 0 LOB: 0 BB: 0 P: 3	R: 0 E: 0 K: 0 S: 5 H: 2 LOB: 2 BB: 0 P: 5	R: 0 E: 0 K: 1 S: 5 H: 0 LOB: 0 BB: 0 P: 5	R: 0 E: 0 K: 0 S: 3 H: 0 LOB: 0 BB: 0 P: 3	R: 2 E: 1 K: 0 S: 5 H: 2 LOB: 1 BB: 1 P: 9	R: 0 E: 0 K: 1 S: 5 H: 0 LOB: 0 BB: 0 P: 5	R: 1 E: 1 K: 1 S: 6 H: 0 LOB: 0 BB: 0 P: 6	R: 0 E: 0 K: 1 S: 4 H: 0 LOB: 0 BB: 1 P: 8	R: 2 E: 1 K: 0 S: 5 H: 1 LOB: 2 BB: 2 P: 13	1B: 3 2B: 2 3B: 0 HR: 0 SF: 1 SAC: 0 DP: 0 HBP: 0		WP: 1 PB: 0 SB: 3 CS: 1 PA: 37	
PITCHER	IP WLS BF H R ER SO BB IBB HBP BLK WP HR S P ERA WHIP											PITCHER	IP WLS BF H R ER SO BB IBB HBP BLK WP HR S P ERA WHIP
Rudy May, L (1, 1) ERA: 4.15	7.0 L 27 4 3 2 3 1 0 0 0 1 0 32 36 2.57 0.714												
George Frazier, R (8, 1) ERA: 1.64	1.1 8 1 2 0 1 2 1 0 0 0 0 7 19 0.00 2.250												
Dave LaRoche, L (9, 1) ERA: 2.21	0.2 2 0 0 0 0 0 0 0 0 0 0 2 2 0.00 0.000												

livebaseballscores.com

AB	32
R	5
H	5
RBI	4
BB	4
SO	4
LOB	10



Batter	1	2	3	4	5	6	7	8	9	AB	R	H	RBI	BB	SO	LOB
Willie Randolph, R OBP: 0.344, SLG: 0.322 (1, 4)	0-3 K		4-0 BB		0-0 6-3		0-0 FC6-4		0-0 F7	4	0	0	0	1	1	5
Larry Milbourne, S OBP: 0.348, SLG: 0.413 (1, 6)	0-0 1-3		0-0 F8			0-0 6-3		0-0 1-3		4	0	0	0	0	0	1
Dave Winfield, R OBP: 0.366, SLG: 0.465 (1, 8)	0-0 4-3			0-3 K		0-3 K		0-0 F8		4	0	0	0	0	2	0
Lou Piniella, R OBP: 0.325, SLG: 0.441 (1, 10)		0-0 F8		0-0 FC5 1B		0-0 4-3		0-0 2B		4	0	2	0	0	0	0
Reggie Jackson, L OBP: 0.329, SLG: 0.410 (1, 9)		0-0 3-1		0-0 F9			4-0 1-3 1B	0-0 3-1		3	0	0	0	1	0	2
Graig Nettles, L OBP: 0.334, SLG: 0.404 (1, 5)		4-0 BB		0-0 1B			0-0 1-3 1B		0-0 3-1	3	0	2	0	1	0	0
Bob Watson, R OBP: 0.329, SLG: 0.413 (1, 3)		0-0 F8		0-0 FC5			0-0 F3		0-0 FC1-4 BB	4	0	1	0	0	0	5
Bobby Brown, S OBP: 0.227, SLG: 0.195 (1, 7)			0-0 1-3		0-0 3-1		0-0 1-3		4-0 FC1-4 BB	3	0	0	0	1	0	2
Rick Cerone, R OBP: 0.263, SLG: 0.305 (1, 2)			0-0 CS 1B		0-0 F9		4-0 FC6-4 BB		0-0 FC1-4	3	0	1	0	1	0	2

Inning Stats	R: 0	H: 0	R: 0	H: 0	R: 0	H: 1	R: 0	H: 2	R: 0	H: 0	R: 0	H: 0	R: 0	H: 1	R: 0	H: 1	1B: 5	SF: 0	WP: 0	PA: 37
	E: 0	LOB: 0	E: 0	LOB: 1	E: 0	LOB: 1	E: 0	LOB: 2	E: 0	LOB: 0	E: 0	LOB: 3	E: 0	LOB: 2	E: 0	LOB: 2	2B: 1	SAC: 0	PB: 0	
	K: 1	BB: 0	K: 0	BB: 1	K: 0	BB: 1	K: 1	BB: 0	K: 0	BB: 0	K: 0	BB: 2	K: 0	BB: 0	K: 0	BB: 1	3B: 0	DP: 0	SB: 0	
	S: 5	P: 5	S: 3	P: 7	S: 3	P: 7	S: 7	P: 7	S: 3	P: 3	S: 4	P: 12	S: 4	P: 4	S: 4	P: 8	HR: 0	HBP: 0	CS: 1	

PITCHER	IP	WLS	BF	H	R	ER	SO	BB	IBB	HBP	BLK	WP	HR	S	P	ERA	WHIP	PITCHER	IP	WLS	BF	H	R	ER	SO	BB	IBB	HBP	BLK	WP	HR	S	P	ERA	WHIP		
Rick Waits, L ERA: 4.57 (1, 1)	9.0	W	37	6	0	0	3	5	0	0	0	0	0	38	58	0.00	1.222																				

BOTTOM

Cleveland Indians @ New York Yankees
 Yankee Stadium, Bronx, NY
 Mon Sep 21 1981, 7:05 PM EDT
 Att: 20,102 - Unknown - 67 F

livebaseballscorecards.com

AB	32
R	0
H	6
RBI	0
BB	5
SO	3
LOB	17



Batter	1	2	3	4	5	6	7	8	9	AB R H RBI BB SO LOB	TOP									
Miguel Dilone, S OBP: 0.342, SLG: 0.356 (1, 7) X	0-0 F8		4-0 1B 2B BB	0-0 E4		0-0 1B SF7 1B		0-3 K		4 2 1 0 1 1 0										
Alan Bannister, R OBP: 0.309, SLG: 0.332 (1, 9) X	0-0 L1		0-0 1B 2B BB	0-0 F9		0-0 WP SF7 1B		0-0 4-3		5 1 2 2 0 0 1										
Mike Hargrove, L OBP: 0.423, SLG: 0.415 (1, 3) X	0-0 3-1		4-0 1B 2B SF9 BB	0-0 6-3		0-0 SF7		0-0 1B		3 1 1 1 1 0 1										
Bo Diaz, R OBP: 0.376, SLG: 0.560 (1, 2)		0-0 BB 1B	0-0 F8 2B		0-0 BB BLK 1B	0-0 6-3		0-0 F7		5 0 3 2 0 0 2										
Toby Harrah, R OBP: 0.376, SLG: 0.381 (1, 5) (5, 6)		0-3 K	0-0 SF9		0-0 F2	0-0 F9		0-0 F9		4 0 0 1 0 1 3										
Andre Thornton, R OBP: 0.298, SLG: 0.363 (1, 10)		4-0 BB G4-6-3	0-0 F8		0-0 F7		0-0 3-1 2B	4-0 S BB		3 0 1 0 2 0 2										
Rick Manning, L OBP: 0.330, SLG: 0.349 (1, 8)		0-0 G4-6-3	4-0 BB		4-0 BB BB	1-2 BB BB		4-0 BB		2 0 0 0 3 0 3										
Dave Rosello, R OBP: 0.296, SLG: 0.311 (1, 4)					4-0 BB			0-0 F8		2 1 1 0 0 0 2										
Karl Pagel, L OBP: 0.471, SLG: 0.846 (5, PH)								0-0 F8		0 0 0 0 1 0 0										
Duane Kuiper, L OBP: 0.284, SLG: 0.290 (5, 4)								0-0 F8		2 0 0 0 0 0 3										
Mike Fischlin, R OBP: 0.238, SLG: 0.211 (1, 6)								0-0 P1		2 1 1 0 0 0 0										
Von Hayes, L OBP: 0.340, SLG: 0.422 (5, PH) (5, 5)								0-0 P1		3 0 0 0 0 0 6										
Inning Stats	R: 0 H: 0 E: 0 K: 0 S: 3	H: 0 LOB: 0 BB: 0 P: 3	R: 0 H: 1 E: 0 K: 1 S: 5	H: 1 LOB: 1 BB: 1 P: 9	R: 5 H: 4 E: 0 K: 0 S: 7	H: 4 LOB: 2 BB: 3 P: 19	R: 0 H: 0 E: 1 K: 0 S: 4	H: 0 LOB: 1 BB: 0 P: 4	R: 0 H: 1 E: 0 K: 0 S: 4	H: 1 LOB: 3 BB: 2 P: 12	R: 1 H: 2 E: 0 K: 0 S: 5	H: 2 LOB: 1 BB: 0 P: 5	R: 0 H: 1 E: 0 K: 0 S: 4	H: 1 LOB: 1 BB: 0 P: 4	R: 0 H: 1 E: 0 K: 1 S: 6	H: 1 LOB: 1 BB: 0 P: 6	R: 0 H: 0 E: 0 K: 0 S: 3	H: 0 LOB: 2 BB: 2 P: 11	1B: 8 SF: 2 2B: 2 SAC: 0 3B: 0 DP: 1 HR: 0 HBP: 0	WP: 1 PA: 45 PB: 0 SB: 2 CS: 0
PITCHER	IP WLS BF H R ER SO BB IBB HBP BLK WP HR S P ERA WHIP																			
Dave Righetti, L ERA: 2.22 (1, 1)	2.0 L 13 5 5 5 1 3 0 0 0 0 0 0 12 24 22.50 4.000																			
Andy McGaffigan, R ERA: (3, 1)	3.0 14 1 0 0 0 3 0 0 1 0 0 11 23 0.00 1.333																			
Gene Nelson, R ERA: 4.81 (6, 1)	3.1 16 4 1 1 1 2 0 0 0 1 0 16 24 2.70 1.800																			
Dave LaRoche, L ERA: 2.18 (9, 1)	0.2 2 0 0 0 0 0 0 0 0 0 0 2 2 0.00 0.000																			

Cleveland Indians @ New York Yankees
 Yankee Stadium, Bronx, NY
 Tue Sep 22 1981, 7:05 PM EDT
 Att. 15,098 - Unknown - 68 F

AB	35
R	6
H	10
RBI	6
BB	8
SO	2
LOB	23



WP: 1	PA: 45
PB: 0	
SB: 2	
CS: 0	

PITCHER	IP	WLS	BF	H	R	ER	SO	BB	IBB	HBP	BLK	WP	HR	S	P	ERA	WHIP
Dave Righetti, L	2.0	L	13	5	5	5	1	3	0	0	0	0	0	12	24	22.50	4.000
Andy McGaffigan, R	3.0		14	1	0	0	0	3	0	0	1	0	0	11	23	0.00	1.333
Gene Nelson, R	3.1		16	4	1	1	1	2	0	0	0	1	0	16	24	2.70	1.800
Dave LaRoche, L	0.2		2	0	0	0	0	0	0	0	0	0	0	2	2	0.00	0.000

Batter	1	2	3	4	5	6	7	8	9	AB	R	H	RBI	BB	SO	LOB
Willie Randolph, R OBP: 0.345, SLG: 0.321 (1, 4)	4-0 1B SF9 BB	0-0 WP 1B		0-3 K		0-0 4-3		0-0 5-3		4	1	1	1	1	1	1
Larry Milbourne, S OBP: 0.357, SLG: 0.420 (1, 6)	0-0 FC3-6 1B	0-3 K		0-0 4-3			0-0 WP 1B		0-0 1B 1B	5	0	3	0	0	1	1
Oscar Gamble, L OBP: 0.371, SLG: 0.469 Dave Winfield, R OBP: 0.365, SLG: 0.463 (1, 10)	0-0 SF9		0-3 K		0-0 F7		0-3 K		0-0 P6	3	0	0	1	0	2	1
Graig Nettles, L OBP: 0.332, SLG: 0.401 (1, 5)	0-0 FC3-6 1-2f		0-0 1B 1B		0-0 P5		0-0 L4		0-3 K	5	0	1	0	0	1	3
Lou Piniella, R OBP: 0.333, SLG: 0.446 (1, 9)	0-0 4-3		0-0 1B 1B		0-0 BB 1B		0-3 K 1-2		0-0 1B 1B	5	0	3	0	0	1	2
Dave Revering, L OBP: 0.319, SLG: 0.328 Bob Watson, R OBP: 0.327, SLG: 0.410 (1, 3)		0-0 4-3	0-3 K		4-0 1-2 BB		0-3 K		0-0 4-3	3	0	0	0	1	2	4
Bobby Brown, S OBP: 0.208, SLG: 0.178 (1, 8)		0-0 1-3	0-3 K		0-0 F8		0-3 K			4	0	0	0	0	2	4
Mike Patterson, L OBP: 0.414, SLG: 0.630 (1, 7)		0-0 3B 3B		0-0 3-1		0-0 F7		0-0 3B		4	1	2	0	0	0	0
Rick Cerone, R OBP: 0.267, SLG: 0.333 (1, 2)		0-0 1B 3B		0-0 HR		0-0 5-3		0-3 K		4	2	2	2	0	1	1

Inning Stats	R: 1	H: 1	E: 0	K: 0	S: 4	H: 1	LOB: 1	BB: 1	P: 8	R: 2	H: 3	E: 0	K: 1	S: 8	R: 0	H: 2	E: 0	K: 3	S: 11	R: 1	H: 1	E: 0	K: 1	S: 6	R: 0	H: 1	E: 0	K: 0	S: 4	R: 0	H: 0	E: 0	K: 0	S: 3	R: 0	H: 1	E: 0	K: 3	S: 11	R: 0	H: 1	E: 0	K: 2	S: 8	R: 0	H: 2	E: 0	K: 1	S: 7	1B: 8	SF: 1	2B: 0	SAC: 0	3B: 3	DP: 0	HR: 1	HBP: 0	WP: 3	PA: 42
PITCHER	IP	WLS	BF	H	R	ER	SO	BB	IBB	HBP	BLK	WP	HR	S	P	ERA	WHIP											IP	WLS	BF	H	R	ER	SO	BB	IBB	HBP	BLK	WP	HR	S	P	ERA	WHIP															
Len Barker, R ERA: 3.76 (1, 1)	8.0	W	37	10	4	4	10	2	0	0	0	2	1	55	63	4.50	1.500																																										
Sid Monge, L ERA: 4.21 (9, 1)	1.0	S	5	2	0	0	1	0	0	0	0	0	0	7	7	0.00	2.000																																										

BOTTOM

Cleveland Indians @ New York Yankees
 Yankee Stadium, Bronx, NY
 Tue Sep 22 1981, 7:05 PM EDT
 Att: 15,098 - Unknown - 68 F

livebaseballscores.com

AB	39
R	4
H	12
RBI	4
BB	2
SO	11
LOB	20



Batter	1	2	3	4	5	6	7	8	9	AB R H RBI BB SO LOB	TOP											
Miguel Dilone, S OBP: 0.340, SLG: 0.354 (1, 10) X	0-0 CS 1B		0-0 1-3		0-0 B1		0-0 G4-3 1-2f			4 0 1 0 0 0 2												
Jorge Orta, L OBP: 0.305, SLG: 0.362 (1, 9) S S	0-3 K 1-2		0-0 4-3		0-0 G5-4-3 1B			0-0 G6-4-3 1B		4 0 2 0 0 1 1												
Mike Hargrove, L OBP: 0.418, SLG: 0.410 (1, 3) X	0-0 4-3			0-0 G3	0-0 G5-4-3 1-2f			0-0 G6-4-3 1-2f		4 0 0 0 0 0 2												
Von Hayes, L OBP: 0.337, SLG: 0.414 (1, 7) X		0-0 6-3		0-0 1B 1B		0-0 6-3		0-0 F8		4 1 1 0 0 0 0												
Toby Harrah, R OBP: 0.376, SLG: 0.380 (1, 5)		0-0 F8		0-0 E 1B 1-2		0-0 1-3			0-0 5-3	3 0 1 0 0 0 0 1 0 0 0 0 0 0												
Dave Rosello, R OBP: 0.293, SLG: 0.307 (6, 5)				0-0 E 1B 1-2 2-H		0-0 4-3			0-0 F8	4 0 2 1 0 0 0												
Ron Hassey, L OBP: 0.301, SLG: 0.273 (1, 2) X		0-0 E 1B		0-0 P6 1-2 2-3			0-0 3-1		0-0 4-3	4 0 0 0 0 0 3												
Rick Manning, L OBP: 0.326, SLG: 0.345 (1, 8) X		0-0 E6		0-0 E6 1-2 2-3			0-0 1B 1B			3 0 1 0 0 0 4												
Duane Kuiper, L OBP: 0.284, SLG: 0.291 (1, 4) X		0-0 4-3		0-0 1-4-3	0-0 1-3		0-0 G4-3 1-2 1B			1 0 0 0 0 0 0 1 0 0 0 0 0 3 1 0 1 0 0 0 0												
Tom Verzyer, R OBP: 0.278, SLG: 0.263 (1, 6)																						
Karl Pagel, L OBP: 0.444, SLG: 0.786 (4, PH)																						
Mike Fischlin, R OBP: 0.256, SLG: 0.231 (4, 6)																						
Inning Stats	R: 0 E: 0 K: 1 S: 5	H: 1 LOB: 0 BB: 0 P: 5	R: 0 E: 1 K: 0 S: 5	H: 1 LOB: 2 BB: 0 P: 5	R: 0 E: 1 K: 0 S: 3	H: 0 LOB: 0 BB: 0 P: 3	R: 1 E: 1 K: 0 S: 7	H: 3 LOB: 3 BB: 0 P: 7	R: 0 E: 0 K: 0 S: 3	H: 1 LOB: 0 BB: 0 P: 3	R: 0 E: 0 K: 0 S: 4	H: 2 LOB: 1 BB: 0 P: 4	R: 0 E: 0 K: 0 S: 3	H: 1 LOB: 0 BB: 0 P: 3	R: 0 E: 0 K: 0 S: 3	H: 0 LOB: 0 BB: 0 P: 3	1B: 9 2B: 0 3B: 0 HR: 0	SF: 0 SAC: 0 DP: 3 HBP: 0	WP: 0 PB: 0 SB: 0 CS: 1	PA: 34		
PITCHER Rick Reuschel, R ERA: 2.84 (1, 1)	IP 9.0	WLS W	BF 34	H 9	R 1	ER 1	SO 1	BB 0	IBB 0	HBP 0	BLK 0	WP 0	HR 0	S 36	P 36	ERA 1.00	WHIP 1.000					PITCHER IP WLS BF H R ER SO BB IBB HBP BLK WP HR S P ERA WHIP

Cleveland Indians @ New York Yankees
 Yankee Stadium, Bronx, NY
 Wed Sep 23 1981, 7:05 PM EDT
 Att. 21,596 - Unknown - 51 F

AB	34
R	1
H	9
RBI	1
BB	0
SO	1
LOB	15



livebaseballscorecards.com

Batter	1	2	3	4	5	6	7	8	9	AB	R	H	RBI	BB	SO	LOB
Willie Randolph, R OBP: 0.345, SLG: 0.320 (1, 4)	4-0 1B BB	0-0 4-3 1B	0-0 G5-4-3		0-0 9-6			0-0 F9		4	1	1	1	1	0	3
Larry Milbourne, S OBP: 0.354, SLG: 0.415 (1, 6)	0-0 F7	0-0 F8		0-0 FC6-4 1B		0-0 5-3				4	0	1	0	0	0	3
Dave Winfield, R OBP: 0.361, SLG: 0.458 (1, 7)	0-0 F8	0-0 4-3		0-0 FC6-4 WP HR		0-0 F3				4	1	0	0	0	0	4
Reggie Jackson, L OBP: 0.332, SLG: 0.422 (1, 9)	0-0 1B	0-3 K		0-0 HR		0-3 K				3	1	2	2	0	1	2
Dennis Werth, R OBP: 0.262, SLG: 0.113 (5, 9)	1-2 1B			1-H HR						1	0	0	0	0	1	0
Graig Nettles, L OBP: 0.334, SLG: 0.402 (1, 5)	0-0 BB 1B		0-0 2B E 1B		0-0 F8		0-0 F7			4	1	2	1	0	0	0
Bobby Murcer, L OBP: 0.345, SLG: 0.485 (1, 10)	4-0 1-2 BB		0-0 1-3 E 2B		0-0 2B		0-0 F5			3	1	2	0	1	0	0
Dave Revering, L OBP: 0.315, SLG: 0.323 (1, 3)	0-3 K		0-3 K		0-0 P6		0-0 F7			3	0	0	0	0	2	6
Bob Watson, R OBP: 0.325, SLG: 0.407 (7, PH) (8, 3)										1	0	0	0	0	0	0
Bobby Brown, S OBP: 0.231, SLG: 0.204 (1, 8)		0-0 1B 1B	0-0 E8 1B		0-3 K		0-3 K			4	1	2	2	0	2	0
Rick Cerone, R OBP: 0.276, SLG: 0.335 (1, 2)		0-0 4-3 1B 1B	0-0 G5-4-3 BB		4-0 9-6 BB		0-0 F7			2	0	1	0	2	0	0

Inning Stats	R: 1	H: 2	E: 0	K: 1	S: 7	H: 3	LOB: 3	BB: 2	P: 15	R: 1	H: 3	E: 0	K: 1	S: 8	R: 2	H: 3	E: 1	K: 1	S: 7	R: 2	H: 3	E: 0	K: 0	S: 6	R: 0	H: 0	E: 0	K: 1	S: 4	R: 0	H: 0	E: 0	K: 0	S: 5	R: 0	H: 0	E: 0	K: 0	S: 3	R: 0	H: 0	E: 0	K: 1	S: 5	R: 0	H: 0	E: 0	K: 1	S: 5
--------------	------	------	------	------	------	------	--------	-------	-------	------	------	------	------	------	------	------	------	------	------	------	------	------	------	------	------	------	------	------	------	------	------	------	------	------	------	------	------	------	------	------	------	------	------	------	------	------	------	------	------

PITCHER	IP	WLS	BF	H	R	ER	SO	BB	IBB	HBP	BLK	WP	HR	S	P	ERA	WHIP
John Denny, R ERA: 3.15 (1, 1)	3.1	L	22	10	6	6	3	3	0	0	0	1	1	25	37	16.20	3.900
Ed Glynn, L ERA: 1.17 (4, 1)	4.2		15	1	0	0	3	1	0	0	0	0	0	20	24	0.00	0.429

BOTTOM

Cleveland Indians @ New York Yankees
Yankee Stadium, Bronx, NY
 Wed Sep 23 1981, 7:05 PM EDT
 Att: 21,596 - Unknown - 51 F

AB	33
R	6
H	11
RBI	6
BB	4
SO	6
LOB	18



WP	PA	1B	SF	2B	SAC	3B	DP	HR	HBP	CS
1	37	8	0	3	0	0	2	1	0	0

Batter	1	2	3	4	5	6	7	8	9	AB R H RBI BB SO LOB	TOP											
Miguel Dilone, S OBP: 0.341, SLG: 0.349 (1, 7)	0-3 K		4-0 G4-6-3 BB		0-3 K2-3		4-0 SH5-3 1B BB	0-0 E4 2-3 G6-4-3		3 1 0 0 2 2 1	Cleveland Indians @ Boston Red Sox Fenway Park, Boston, MA Thu Sep 24 1981, 7:05 PM EDT Att. 14,720 - Unknown - 62 F											
Jorge Orta, L OBP: 0.301, SLG: 0.358 (1, 9)	0-0 F7		0-0 G4-6-3 1-2f		0-0 F8		0-0 SH5-3 1-2	0-0 G6-4-3 1-2f		4 0 0 0 0 0 3												
Mike Hargrove, L OBP: 0.421, SLG: 0.416 (1, 3)	0-0 2B		0-0 FC4 1B		0-0 6-3		0-0 1B 2B 1B			5 1 3 1 0 0 0												
Von Hayes, L OBP: 0.340, SLG: 0.407 (1, 10)	0-0 4-3		0-0 FC4 1-2f			0-0 F7	0-0 2B 1-2 E 1B			4 2 1 0 1 0 2												
Toby Harrah, R OBP: 0.381, SLG: 0.388 (1, 5)		0-0 1B 6-3 1B		4-0 PB S BB		0-0 4-3 1B 1B	0-0 E7 5-3 1-H 2-H 2B			4 1 3 1 1 0 1												
Ron Hassey, L OBP: 0.308, SLG: 0.282 (1, 2)		0-0 1B		0-0 P6 1-2		0-0 4-3 1B	0-0 5-3 2-3			5 0 3 1 0 0 2												
Rick Manning, L OBP: 0.325, SLG: 0.341 (1, 8)		0-3 K		4-0 S BB		0-0 4-3 1-2 2-3	0-3 K			3 0 0 0 1 2 5												
Duane Kuiper, L OBP: 0.285, SLG: 0.288 (1, 4)		0-0 6-3		0-0 L7		4-0 FC6 IBB		4-0 E SH1-4 BB		2 0 0 1 1 0 3												
Alan Bannister, R OBP: 0.312, SLG: 0.332 (8, PH)		3-H		0-0 1-3		0-0 FC6 1-2f		0-0 SH1-4		0 0 0 0 1 0 0												
Tom Verzyer, R OBP: 0.276, SLG: 0.260 (1, 6)		0-0 1-3		0-0 6-3						2 0 0 0 0 0 3												
Pat Kelly, L OBP: 0.318, SLG: 0.292 (6, PH)										1 0 0 0 0 0 3												
Mike Fischlin, R OBP: 0.256, SLG: 0.231 (6, 6)										0 0 0 0 0 0 0												
Inning Stats	R: 0 E: 0 K: 1 S: 6	H: 1 LOB: 1 BB: 0 P: 6	R: 1 E: 0 K: 1 S: 7	H: 2 LOB: 1 BB: 0 P: 7	R: 0 E: 0 K: 0 S: 3	H: 1 LOB: 1 BB: 1 P: 7	R: 0 E: 0 K: 0 S: 3	H: 0 LOB: 2 BB: 2 P: 11	R: 0 E: 0 K: 1 S: 5	H: 0 LOB: 0 BB: 0 P: 5	R: 0 E: 0 K: 0 S: 5	H: 2 LOB: 3 BB: 1 P: 9	R: 3 E: 1 K: 1 S: 8	H: 3 LOB: 1 BB: 1 P: 12	R: 0 E: 1 K: 0 S: 3	H: 0 LOB: 1 BB: 1 P: 7	R: 1 E: 0 K: 0 S: 3	H: 1 LOB: 0 BB: 1 P: 7	1B: 8 2B: 2 3B: 0 HR: 0	SF: 0 SAC: 2 DP: 2 HBP: 0	WP: 0 PB: 1 SB: 2 CS: 1	PA: 43
PITCHER	IP WLS BF H R ER SO BB IBB HBP BLK WP HR S P ERA WHIP												IP WLS BF H R ER SO BB IBB HBP BLK WP HR S P ERA WHIP									
Mike Torrez, R ERA: 3.93 (1, 1)	6.1 L 32 9 4 3 3 4 1 0 0 0 0 33 53 4.26 2.053																					
Tom Burgmeier, L ERA: 2.93 (7, 1)	2.2 10 1 1 1 1 2 0 0 0 0 0 10 18 3.38 1.125																					

livebaseballscorecards.com

AB	33
R	5
H	10
RBI	4
BB	7
SO	4
LOB	23



Batter	1	2	3	4	5	6	7	8	9	AB	R	H	RBI	BB	SO	LOB
Jerry Remy, L (1, 4) OBP: 0.379, SLG: 0.352	0-0 FC5 5-3 1B	0-0 7-2 3-Hr			0-0 1-3	0-0 FC3 1-3 3-H		0-0 F8		5	0	1	0	0	0	4
Dwight Evans, R (1, 9) OBP: 0.419, SLG: 0.508	0-0 L7		4-0 BB BB BB		4-0 3-1 1B BB	0-0 P4			0-3 K	3	0	0	0	2	1	3
Jim Rice, R (1, 7) OBP: 0.337, SLG: 0.446	0-0 5-3 1-2		0-0 1-2 G6-3 1B		0-0 1-2 3-1 1B	0-0 P4			0-0 F8	5	0	2	0	0	0	3
Carl Yastrzemski, L (1, 10) OBP: 0.354, SLG: 0.365	4-0 BB		0-0 L8		0-0 3-1 1-2 2-3		0-0 P5		0-0 F9	4	0	0	0	1	0	4
Carney Lansford, R (1, 5) OBP: 0.390, SLG: 0.440	0-0 FC5 2-3r		0-0 G6-3 1-2r		4-0 IBB		0-0 L3			3	0	0	0	1	0	4
Dave Stapleton, R (1, 6) OBP: 0.317, SLG: 0.404		0-0 F8		0-0 F8	0-0 F9		0-0 2B			4	0	1	0	0	0	3
Tony Perez, R (1, 3) OBP: 0.321, SLG: 0.413		0-0 1B 7-2 2B		0-3 K		0-0 G1	0-0 6-3			4	0	1	0	0	1	1
Rich Gedman, L (1, 2) OBP: 0.314, SLG: 0.433		0-0 BB 2-3 1B		0-0 HR		0-0 1B E 2B		0-0 F7		4	2	3	1	0	0	0
Rick Miller, L (1, 8) OBP: 0.347, SLG: 0.379		4-0 BB 1-2 BB		0-0 L8		0-0 E 2-3 1B		0-0 B1-3		3	0	1	0	1	0	0

Inning Stats	R: 0	H: 1	E: 0	K: 0	S: 4	H: 1	LOB: 2	BB: 1	P: 8	R: 0	H: 2	E: 0	K: 0	S: 4	H: 1	LOB: 2	BB: 1	P: 8	R: 0	H: 1	E: 0	K: 0	S: 3	R: 1	H: 1	E: 0	K: 1	S: 6	H: 1	LOB: 0	BB: 0	P: 6	R: 0	H: 1	E: 0	K: 0	S: 4	H: 1	LOB: 3	BB: 2	P: 12	R: 1	H: 2	E: 1	K: 0	S: 6	H: 2	LOB: 2	BB: 0	P: 6	R: 0	H: 1	E: 0	K: 0	S: 4	H: 0	LOB: 0	BB: 0	P: 3	R: 0	H: 0	E: 0	K: 1	S: 5	H: 0	LOB: 0	BB: 0	P: 5	1B: 5	SF: 0	2B: 4	SAC: 0	3B: 0	DP: 2	HR: 1	HBP: 0	WP: 0	PA: 40
--------------	------	------	------	------	------	------	--------	-------	------	------	------	------	------	------	------	--------	-------	------	------	------	------	------	------	------	------	------	------	------	------	--------	-------	------	------	------	------	------	------	------	--------	-------	-------	------	------	------	------	------	------	--------	-------	------	------	------	------	------	------	------	--------	-------	------	------	------	------	------	------	------	--------	-------	------	-------	-------	-------	--------	-------	-------	-------	--------	-------	--------

PITCHER	IP	WLS	BF	H	R	ER	SO	BB	IBB	HBP	BLK	WP	HR	S	P	ERA	WHIP
Tom Brennan, R (1, 1) ERA: 3.16	5.1		27	8	2	1	1	4	1	0	0	0	1	24	44	1.69	2.250
Dan Spillner, R (6, 1) ERA: 3.29	3.2	W	13	1	0	0	1	0	0	0	0	0	0	15	15	0.00	0.273

BOTTOM

Cleveland Indians @ Boston Red Sox
Fenway Park, Boston, MA
 Thu Sep 24 1981, 7:05 PM EDT
 Att: 14,720 - Unknown - 62 F

livebaseballscorecards.com

AB	35
R	2
H	9
RBI	1
BB	5
SO	2
LOB	22



Batter	1	2	3	4	5	6	7	8	9	AB R H RBI BB SO LOB	TOP					
Miguel Dilone, S OBP: 0.336, SLG: 0.343 (1, 7) X	0-0 G3		0-0 E5 FC4-8	0-0 4-3			0-0 1-3			4 0 0 0 0 0 2						
Jorge Orta, L OBP: 0.301, SLG: 0.354 (1, 9) X	0-0 6-3		0-0 FC4-6 1-2f			4-0 G6-4-3 BB	0-0 4-3			3 0 0 0 1 0 2						
Mike Hargrove, L OBP: 0.419, SLG: 0.412 (1, 3) X	0-0 1-6-3		0-0 G3			0-0 L7		4-0 G5-4-3 BB		3 0 0 0 1 0 2						
Bo Diaz, R OBP: 0.373, SLG: 0.559 (1, 2)		0-0 WP G5-4-3 2B		0-0 1-5-3		0-0 G6-4-3 1-2f		0-0 G5-4-3 1-2f		4 1 1 0 0 0 2						
Toby Harrah, R OBP: 0.382, SLG: 0.387 (1, 5) (7, 6)		4-0 G5-4-3 2-3 BB		0-0 1B 2B 1B		0-0 G3		0-0 4-3		3 1 1 0 1 0 0						
Andre Thornton, R OBP: 0.299, SLG: 0.363 (1, 10) Pat Kelly, L OBP: 0.314, SLG: 0.288 (9, PH)		0-0 G5-4-3 1-2f 3-H		0-0 2B 4-3 1B		0-0 G3		0-0 G3		3 1 1 0 0 0 1 1 0 0 0 0 0 0						
Alan Bannister, R OBP: 0.316, SLG: 0.340 (1, 4)		0-0 1B		0-0 4-3 1B 2B		0-0 F8		0-0 5-3		4 1 2 1 0 0 0						
Rick Manning, L OBP: 0.322, SLG: 0.337 (1, 8)	0-0 K			0-0 4-3			0-0 6-3		0-0 4-3	4 0 0 1 0 1 2						
Tom Verzyer, R OBP: 0.278, SLG: 0.262 (1, 6) Von Hayes, L OBP: 0.346, SLG: 0.407 (7, PH) (7, 5)			0-0 5-3	0-0 3-H 1B		4-0 1-3 S BB				2 0 1 1 0 0 0 0 0 0 0 1 0 0						
Inning Stats	R: 0 H: 0 E: 0 LOB: 0 K: 0 BB: 0 S: 3 P: 3	R: 1 H: 2 E: 0 LOB: 1 K: 1 BB: 1 S: 6 P: 10	R: 0 H: 0 E: 1 LOB: 1 K: 0 BB: 0 S: 4 P: 4	R: 3 H: 4 E: 0 LOB: 1 K: 0 BB: 0 S: 7 P: 7	R: 0 H: 0 E: 0 LOB: 0 K: 0 BB: 1 S: 2 P: 6	R: 0 H: 0 E: 0 LOB: 0 K: 0 BB: 0 S: 3 P: 3	R: 0 H: 0 E: 0 LOB: 1 K: 0 BB: 1 S: 3 P: 7	R: 0 H: 0 E: 0 LOB: 0 K: 0 BB: 1 S: 2 P: 6	R: 0 H: 0 E: 0 LOB: 0 K: 0 BB: 0 S: 3 P: 3	1B: 4 SF: 0 2B: 2 SAC: 0 3B: 0 DP: 3 HR: 0 HBP: 0	WP: 1 PA: 35 PB: 0 SB: 1 CS: 0					
PITCHER	IP WLS BF H R ER SO BB IBB HBP BLK WP HR S P ERA WHIP															
Bruce Hurst, L ERA: 3.43 (1, 1)	3.2	17	5	4	4	1	1	0	0	0	1	0	18	22	9.82	1.636
Bob Stanley, R ERA: 3.55 (4, 1)	5.1	18	1	0	0	0	3	0	0	0	0	0	15	27	0.00	0.750

Cleveland Indians @ Boston Red Sox
 Fenway Park, Boston, MA
 Fri Sep 25 1981, 7:05 PM EDT
 Att. 26,136 - Unknown - 68 F

livebaseballscorecards.com

AB 31
R 4
H 6
RBI 3
BB 4
SO 1
LOB 11



Batter	1	2	3	4	5	6	7	8	9	AB	R	H	RBI	BB	SO	LOB
Jerry Remy, L OBP: 0.377, SLG: 0.350 (1, 4)	0-0 FC6-4 1B	0-0 1-3		0-0 F8		0-0 4-3		0-3 K		5	0	1	0	0	1	4
Dwight Evans, R OBP: 0.419, SLG: 0.507 (1, 9)	0-0 FC6-4 F8 1-2f HR		0-0 G3 1B	0-0 3-H 1B		0-0 6-3		0-0 6-3		5	2	2	1	0	0	2
Jim Rice, R OBP: 0.334, SLG: 0.441 (1, 7)	0-0 F8 1-2		0-0 P6	0-3 K		0-3 K				4	0	0	0	0	2	3
Carl Yastrzemski, L OBP: 0.353, SLG: 0.373 (1, 10)	0-0 2-H HR		0-0 G3		0-0 6-3		0-0 4-3			4	1	1	2	0	0	1
Carney Lansford, R OBP: 0.394, SLG: 0.444 (1, 5)	0-0 5-3		0-0 1B 2-H 1B		0-0 2B		4-0 S BB			3	1	2	1	1	0	0
Dave Stapleton, R OBP: 0.319, SLG: 0.404 (1, 6)		0-0 5-3	0-0 1-2 1B		4-0 2B BB		0-0 F8 1-2			3	0	1	0	1	0	1
Tony Perez, R OBP: 0.317, SLG: 0.407 (1, 3)		0-3 K	0-0 L8		0-0 P6		0-0 P3			4	0	0	0	0	1	5
Rich Gedman, L OBP: 0.323, SLG: 0.446 (1, 2)		0-0 BB 1B		0-0 F8 PB 1B	0-0 1-3 2-H 2B			0-0 4-3		4	1	3	1	0	0	0
Rick Miller, L OBP: 0.349, SLG: 0.379 (1, 8)		4-0 BB		0-0 L8	0-3 K			0-0 E5 1B		3	0	1	0	1	1	3

Inning Stats	R: 2	H: 2	E: 0	K: 0	S: 5	LOB: 0	BB: 0	P: 5	R: 0	H: 1	E: 0	K: 1	S: 6	LOB: 2	BB: 1	P: 10	R: 1	H: 3	E: 0	K: 0	S: 6	LOB: 1	BB: 0	P: 6	R: 1	H: 2	E: 0	K: 1	S: 7	LOB: 0	BB: 0	P: 7	R: 1	H: 2	E: 0	K: 1	S: 7	LOB: 2	BB: 1	P: 11	R: 0	H: 0	E: 0	K: 1	S: 5	LOB: 0	BB: 0	P: 5	R: 0	H: 0	E: 0	K: 0	S: 3	LOB: 1	BB: 1	P: 7	R: 0	H: 1	E: 1	K: 1	S: 6	LOB: 1	BB: 0	P: 6
--------------	------	------	------	------	------	--------	-------	------	------	------	------	------	------	--------	-------	-------	------	------	------	------	------	--------	-------	------	------	------	------	------	------	--------	-------	------	------	------	------	------	------	--------	-------	-------	------	------	------	------	------	--------	-------	------	------	------	------	------	------	--------	-------	------	------	------	------	------	------	--------	-------	------

PITCHER	IP	WLS	BF	H	R	ER	SO	BB	IBB	HBP	BLK	WP	HR	S	P	ERA	WHIP
Wayne Garland, R ERA: 5.79 (1, 1)	4.2	L	26	10	5	4	2	2	0	0	0	0	1	28	36	7.71	2.571
Dennis Lewallyn, R ERA: 4.82 (5, 1)	3.1		12	1	0	0	3	1	0	0	0	0	0	17	21	0.00	0.600

BOTTOM

Cleveland Indians @ Boston Red Sox
 Fenway Park, Boston, MA
 Fri Sep 25 1981, 7:05 PM EDT
 Att: 26,136 - Unknown - 68 F

livebaseballscorecards.com

AB	35
R	5
H	11
RBI	5
BB	3
SO	5
LOB	19



WP: 0	PA: 38
PB: 1	CS: 0
SB: 1	

Batter	1	2	3	4	5	6	7	8	9	AB R H RBI BB SO LOB	TOP		
Miguel Dilone, S (1, 7) OBP: 0.331, SLG: 0.338 Alan Bannister, R (8, PH) OBP: 0.319, SLG: 0.343 (8, 7)	0-0 4-3	0-3 K		0-0 F9		0-0 G3		0-0 G6-3 1B		4 0 0 0 0 1 1 1 0 1 0 0 0 0			
Jorge Orta, L (1, 9) OBP: 0.305, SLG: 0.358	0-0 1B 1B 1B	0-0 L7			0-0 1B 1B		0-0 E6 1B	0-0 G6-3 1-2f		5 3 3 0 0 0 2			
Mike Hargrove, L (1, 3) OBP: 0.424, SLG: 0.414	0-0 1B 1B 1-2 3-4-1 1B		0-0 4-3		4-0 1B 1-2 BB		0-0 SH3-4 1B 2-H		4-0 B1-6-4 BB	3 1 2 1 2 0 0			
Von Hayes, L (1, 10) OBP: 0.351, SLG: 0.411	0-0 3-4-1 1B 1-2 2-3 1B		0-0 S E 1B		0-3 K		0-0 SH3-4 1-2		0-0 B1-6-4 1-2f	4 2 2 0 0 1 3			
Toby Harrah, R (1, 5) OBP: 0.385, SLG: 0.389	0-0 3-4-1 1B 1-2 2-3 3-H 1B		0-3 K		0-0 CS 1B 1-3 2-H		4-0 IBB		0-3 K	4 1 2 2 1 2 1			
Ron Hassey, L (1, 2) OBP: 0.308, SLG: 0.283 Bo Diaz, R (7, PH) OBP: 0.371, SLG: 0.556 (7, 2)	0-0 3-4-1		0-0 E7 2-H 1B		0-0 G3 1-2		0-3 K		0-3 K	3 0 1 2 0 0 4 1 0 0 0 0 1 2			
Rick Manning, L (1, 8) OBP: 0.321, SLG: 0.336	0-0 FC6-4 2-H 3-H 1B		0-0 L7		0-3 K		0-3 K			4 0 1 2 0 2 3			
Duane Kuiper, L (1, 4) OBP: 0.289, SLG: 0.292	0-0 FC6-4 1-2f		0-0 F8		0-0 E 1B			0-0 CS 1B 1B		4 0 2 0 0 0 1			
Jerry Dybzinski, R (1, 6) OBP: 0.289, SLG: 0.250		0-0 F9		0-3 K		0-0 F9 1-2		0-0 1B CS 1B		4 0 1 0 0 1 1			
Inning Stats	R: 4 H: 5 E: 0 LOB: 1 K: 0 BB: 0 S: 8 P: 8	R: 0 H: 0 E: 0 LOB: 0 K: 1 BB: 0 S: 5 P: 5	R: 1 H: 2 E: 1 LOB: 1 K: 1 BB: 0 S: 7 P: 7	R: 0 H: 0 E: 0 LOB: 0 K: 1 BB: 0 S: 5 P: 5	R: 1 H: 2 E: 0 LOB: 1 K: 1 BB: 1 S: 6 P: 10	R: 0 H: 1 E: 1 LOB: 1 K: 1 BB: 0 S: 6 P: 6	R: 1 H: 2 E: 1 LOB: 2 K: 2 BB: 1 S: 9 P: 13	R: 0 H: 3 E: 0 LOB: 1 K: 0 BB: 0 S: 4 P: 4	R: 0 H: 0 E: 0 LOB: 0 K: 1 BB: 1 S: 4 P: 8	1B: 15 SF: 0 2B: 0 SAC: 1 3B: 0 DP: 2 HR: 0 HBP: 0	WP: 0 PA: 41 PB: 0 SB: 1 CS: 3		
PITCHER	IP WLS BF H R ER SO BB IBB HBP BLK WP HR S P ERA WHIP											PITCHER	IP WLS BF H R ER SO BB IBB HBP BLK WP HR S P ERA WHIP
Dennis Eckersley, R (1, 1) ERA: 4.21	6.0 L 30 12 7 6 5 1 0 0 0 0 0 0 39 43 9.00 2.167												
Tom Burgmeier, L (7, 1) ERA: 2.78	3.0 11 3 0 0 3 1 1 0 0 0 0 0 15 23 0.00 1.333												

Cleveland Indians @ Boston Red Sox
 Fenway Park, Boston, MA
 Sat Sep 26 1981, 3:33 AM EDT
 Att. 24,034 - Unknown - 70 F

livebaseballscorecards.com

AB 37
 R 7
 H 15
 RBI 7
 BB 3
 SO 8
 LOB 18



Batter	1	2	3	4	5	6	7	8	9	AB R H RBI BB SO LOB
Jerry Remy, L (1, 4) OBP: 0.374, SLG: 0.347 Joe Rudi, R (7, PH) OBP: 0.244, SLG: 0.361 Glenn Hoffman, R (8, 6) OBP: 0.258, SLG: 0.267 Rich Gedman, L (9, PH) OBP: 0.321, SLG: 0.443	0-3 K		0-3 K		0-0 4-3		0-0 SF7		0-3 K2-3	3 0 0 0 0 2 1 0 0 0 1 0 0 0 0 0 0 0 0 0 0 1 0 0 0 0 1 1
Dwight Evans, R (1, 9) OBP: 0.420, SLG: 0.508	0-0 4-3		4-0 1B 1-2 2B BB		0-3 K		0-0 2B			3 1 1 1 1 1 0
Jim Rice, R (1, 7) OBP: 0.335, SLG: 0.442	0-0 WP 1B		0-0 2B 1B		0-0 L9		0-0 5-3			4 1 2 1 0 0 1
Carl Yastrzemski, L (1, 10) OBP: 0.352, SLG: 0.375	0-3 K		0-0 1B 2B		0-0 F8		0-0 4-3			4 0 1 2 0 1 1
Carney Lansford, R (1, 5) OBP: 0.392, SLG: 0.442		0-0 6-3	0-0 FC4-6 1B		0-0 F8		0-0 F3			4 0 1 0 0 0 0
Dave Stapleton, R (1, 6) OBP: 0.315, SLG: 0.399 (8, 4)		0-0 F8	0-0 FC4-6		0-0 F8		0-0 F8			4 0 0 0 0 0 2
Tony Perez, R (1, 3) OBP: 0.313, SLG: 0.401		0-0 6-3		0-0 4-3			0-3 K		0-0 4-3	4 0 0 0 0 1 0
Gary Allenson, R (1, 2) OBP: 0.327, SLG: 0.378			4-0 BB 1B BB	0-0 6-3			0-0 2B SF7 1B		0-0 6-3	3 2 1 0 1 0 0
Rick Miller, L (1, 8) OBP: 0.351, SLG: 0.382			0-0 F7	0-0 F7			0-0 2B		4-0 BLK BB	3 1 1 0 1 0 1

Inning Stats	R: 0 E: 0 K: 2 S: 8	H: 1 LOB: 1 BB: 0 P: 8	R: 0 E: 0 K: 0 S: 3	H: 0 LOB: 0 BB: 0 P: 3	R: 3 E: 0 K: 1 S: 8	H: 3 LOB: 2 BB: 2 P: 16	R: 0 E: 0 K: 0 S: 3	H: 0 LOB: 0 BB: 0 P: 3	R: 0 E: 0 K: 1 S: 5	H: 0 LOB: 0 BB: 0 P: 5	R: 0 E: 0 K: 0 S: 3	H: 0 LOB: 0 BB: 0 P: 3	R: 2 E: 0 K: 1 S: 8	H: 3 LOB: 1 BB: 0 P: 8	R: 0 E: 0 K: 0 S: 3	H: 0 LOB: 0 BB: 0 P: 3	R: 0 E: 0 K: 1 S: 5	H: 0 LOB: 1 BB: 1 P: 9	1B: 4 2B: 3 3B: 0 HR: 0	SF: 1 SAC: 0 DP: 0 HBP: 0
--------------	------------------------------	---------------------------------	------------------------------	---------------------------------	------------------------------	----------------------------------	------------------------------	---------------------------------	------------------------------	---------------------------------	------------------------------	---------------------------------	------------------------------	---------------------------------	------------------------------	---------------------------------	------------------------------	---------------------------------	----------------------------------	------------------------------------

PITCHER	IP	WLS	BF	H	R	ER	SO	BB	IBB	HBP	BLK	WP	HR	S	P	ERA	WHIP
Rick Waits, L (1, 1) ERA: 4.69	6.2	W	28	6	5	5	5	2	0	0	0	1	0	36	44	6.75	1.200
Dan Spillner, R (7, 1) ERA: 3.21	2.1	S	9	1	0	0	1	1	0	0	1	0	0	10	14	0.00	0.857

BOTTOM

Cleveland Indians @ Boston Red Sox
 Fenway Park, Boston, MA
 Sat Sep 26 1981, 3:33 AM EDT
 Att: 24,034 - Unknown - 70 F

AB	33
R	5
H	7
RBI	5
BB	3
SO	6
LOB	7



WP	PA	ERA	WHIP
1	37		

Batter	1	2	3	4	5	6	7	8	9	10	11	AB R H RBI BB SO LOB	TOP					
Miguel Dilone, S (1, 7) Duane Kuiper, L (8, 4) OBP: 0.328, SLG: 0.335 OBP: 0.288, SLG: 0.291	F9	F9		G4-6-3 1B	F8			4-3			F8	5 0 1 0 0 0 3 1 0 0 0 0 0 0	Cleveland Indians @ Boston Red Sox Fenway Park, Boston, MA Sun Sep 27 1981, 3:33 AM EDT Att: 31,727 - Unknown - 75 F					
Jorge Orta, L (1, 9) OBP: 0.308, SLG: 0.373	HR	G3		G4-6-3 1B				4-3			2B 2B	6 2 3 1 0 0 4						
Mike Hargrove, L (1, 3) OBP: 0.422, SLG: 0.411	1-3			1B				G4-6-3			2B IBB	5 0 1 1 1 1 1						
Bo Diaz, R (1, 2) OBP: 0.370, SLG: 0.551	P4			F7				5-3			2B	5 0 1 1 1 0 1						
Toby Harrah, R (1, 5) OBP: 0.387, SLG: 0.385											6-3	3 1 0 0 3 0 2						
Andre Thornton, R (1, 10) Von Hayes, L (10, PH) OBP: 0.302, SLG: 0.362 OBP: 0.354, SLG: 0.412											F9	3 2 1 0 1 0 1 2 0 1 0 0 0 2						
Alan Bannister, R (1, 4) OBP: 0.316, SLG: 0.344 (8, 7)												5 1 1 1 0 3 5						
Rick Manning, L (1, 8) OBP: 0.322, SLG: 0.340												5 1 2 2 0 1 5						
Jerry Dybzinski, R (1, 6) Pat Kelly, L (10, PH) Mike Fischlin, R (10, 6) OBP: 0.317, SLG: 0.263 OBP: 0.310, SLG: 0.284 OBP: 0.256, SLG: 0.231												2 1 1 2 1 0 0 1 0 0 0 0 1 1 0 0 0 0 0 0 0						
Inning Stats	R: 1 H: 1 E: 0 LOB: 0 K: 0 BB: 0 S: 4 P: 4	R: 3 H: 2 E: 0 LOB: 1 K: 0 BB: 1 S: 6 P: 10	R: 0 H: 0 E: 0 LOB: 3 K: 0 BB: 3 S: 3 P: 15	R: 1 H: 2 E: 0 LOB: 1 K: 0 BB: 1 S: 4 P: 8	R: 2 H: 2 E: 1 LOB: 1 K: 1 BB: 0 S: 8 P: 8	R: 0 H: 1 E: 0 LOB: 0 K: 0 BB: 0 S: 3 P: 3	R: 0 H: 0 E: 0 LOB: 0 K: 1 BB: 1 S: 4 P: 8	R: 0 H: 1 E: 0 LOB: 1 K: 0 BB: 0 S: 4 P: 4	R: 0 H: 0 E: 0 LOB: 0 K: 1 BB: 0 S: 5 P: 5	R: 0 H: 1 E: 0 LOB: 1 K: 3 BB: 0 S: 10 P: 10	R: 1 H: 2 E: 0 LOB: 2 K: 0 BB: 1 S: 5 P: 9	1B: 7 SF: 0 2B: 4 SAC: 1 3B: 0 DP: 3 HR: 1 HBP: 0		WP: 0 PA: 51 PB: 0 SB: 2 CS: 0				
PITCHER	IP WLS BF H R ER SO BB IBB HBP BLK WP HR S P ERA WHIP																	
Bob Ojeda, L (1, 1) ERA: 3.12	2.1	14	3	4	4	0	3	0	0	0	0	0	0	0	11	23	15.43	2.571
Bill Campbell, R (3, 1) ERA: 2.93	2.2	14	4	3	1	1	2	0	0	0	0	0	0	0	14	22	3.38	2.250
Luis Aponte, R (6, 1) ERA: 0.68	3.0	10	2	0	0	1	1	0	0	0	0	0	0	0	11	15	0.00	1.000
Mark Clear, R (9, 1) ERA: 3.58	3.0	L 13	3	1	1	4	0	1	0	0	0	0	0	0	20	24	3.00	1.000

livebaseballscorecards.com

AB	43
R	8
H	12
RBI	8
BB	7
SO	6
LOB	25



Batter	1	2	3	4	5	6	7	8	9	10	11	AB R H RBI BB SO LOB	BOTTOM				
Jerry Remy, L OBP: 0.372, SLG: 0.343 (1, 4)	F8		L7		F9		G6-4-3 BB		K			4 0 0 1 1 1 1	Cleveland Indians @ Boston Red Sox Fenway Park, Boston, MA Sun Sep 27 1981, 3:33 AM EDT Att: 31,727 - Unknown - 75 F				
Dwight Evans, R OBP: 0.419, SLG: 0.518 (1, 9)	F8		P4			G3 2B	SF8		HR			4 2 2 3 0 0 0					
Jim Rice, R OBP: 0.334, SLG: 0.446 (1, 7)	HR		F8			4-3 2-3	G6-4-3 1-2f		5-3			5 1 1 1 0 0 3					
Carl Yastrzemski, L OBP: 0.350, SLG: 0.372 (1, 10)	2B 1B			F8		G3		3-1		P6		5 1 1 1 0 0 0					
Dave Stapleton, R OBP: 0.319, SLG: 0.405 (1, 5) (3, 6)	1-H 2B			6-3		1B		FC5-4 1B		F8		5 0 3 1 0 0 0					
Tony Perez, R OBP: 0.308, SLG: 0.394 (1, 3)	K			E3		F8		L8		K		5 0 0 0 0 2 3					
Rich Gedman, L OBP: 0.322, SLG: 0.441 (1, 2)		G3			F7		1B BB 1B	FC5-4 1-2f		K		3 1 1 0 0 0 1					
Joe Rudi, R OBP: 0.242, SLG: 0.358 (8, PH)												1 0 0 0 0 0 1					
Gary Allenson, R OBP: 0.325, SLG: 0.375 (9, 2)												1 0 0 0 0 1 0					
Rick Miller, L OBP: 0.349, SLG: 0.379 (1, 8)		K				K	BB SF8 1B		F7		F7	5 1 1 0 0 2 0					
Glenn Hoffman, R OBP: 0.258, SLG: 0.267 (1, 6)			P4			1-3	SF8 BB 1B			HR 1B		0 0 0 0 0 0 0					
Carney Lansford, R OBP: 0.392, SLG: 0.442 (2, PH) (3, 5)											K	5 1 2 0 0 1 0					
Inning Stats	R: 2 H: 3 E: 0 LOB: 1 K: 1 BB: 0 S: 8 P: 8	R: 0 H: 0 E: 0 LOB: 0 K: 1 BB: 0 S: 5 P: 5	R: 0 H: 0 E: 0 LOB: 0 K: 0 BB: 0 S: 3 P: 3	R: 0 H: 0 E: 1 LOB: 1 K: 0 BB: 0 S: 4 P: 4	R: 0 H: 0 E: 0 LOB: 0 K: 1 BB: 0 S: 5 P: 5	R: 1 H: 2 E: 0 LOB: 1 K: 0 BB: 0 S: 5 P: 5	R: 2 H: 3 E: 0 LOB: 1 K: 0 BB: 1 S: 5 P: 9	R: 0 H: 1 E: 0 LOB: 1 K: 0 BB: 0 S: 4 P: 4	R: 2 H: 2 E: 0 LOB: 0 K: 1 BB: 0 S: 7 P: 7	R: 0 H: 0 E: 0 LOB: 0 K: 1 BB: 0 S: 5 P: 5	R: 0 H: 0 E: 0 LOB: 0 K: 2 BB: 0 S: 7 P: 7	1B: 7 SF: 1 2B: 2 SAC: 0 3B: 0 DP: 1 HR: 2 HBP: 0	WP: 0 PA: 45 PB: 0 SB: 0 CS: 0				
PITCHER	IP WLS BF H R ER SO BB IBB HBP BLK WP HR S P ERA WHIP																
Len Barker, R ERA: 3.81 (1, 1)	3.0	12	3	2	2	2	0	0	0	0	0	0	1	16	16	6.00	1.000
Dennis Lewallyn, R ERA: 5.84 (4, 1)	3.0	15	5	3	3	1	0	0	0	0	0	0	0	17	17	9.00	1.667
Sid Monge, L ERA: 4.15 (7, 1)	5.0	W 18	3	2	2	4	1	0	0	0	0	0	1	25	29	3.60	0.800



Batter	1	2	3	4	5	6	7	8	9	AB R H RBI BB SO LOB	TOP																						
Bobby Murcer, L (1, 10) OBP: 0.336, SLG: 0.487	0-0 G3		4-0 1B BB		0-3 K		0-0 F7			3 0 0 0 1 1 3																							
Larry Milbourne, S (1, 6) OBP: 0.350, SLG: 0.407	0-0 L4		0-0 1B 1-2 2-H		0-0 4-3			0-0 1-3		4 0 1 1 0 0 1																							
Dave Winfield, R (1, 8) OBP: 0.358, SLG: 0.448	0-0 5-3		0-0 F8			0-0 F9		0-0 P6		4 0 0 0 0 0 2																							
Reggie Jackson, L (1, 9) OBP: 0.333, SLG: 0.442		4-0 G6-4-3 BB		0-0 HR		0-3 K		0-0 PB 1B		3 1 2 1 1 1 0																							
Oscar Gamble, L (1, 7) OBP: 0.362, SLG: 0.456		0-0 F9		0-0 F5		0-3 K		0-0 F7 1-2		4 0 0 0 0 1 2																							
Graig Nettles, L (1, 5) OBP: 0.331, SLG: 0.389		0-0 G6-4-3 1-2f		0-0 F7			0-0 E1 1B		0-0 F5	4 0 0 0 0 0 1																							
Dave Revering, L (1, 3) OBP: 0.314, SLG: 0.342			0-0 P4		0-0 F9		0-0 F9		0-0 1-3	4 0 0 0 0 0 1																							
Rick Cerone, R (1, 2) OBP: 0.280, SLG: 0.345			0-0 5-3			0-0 B1		0-0 1-2 1B		0-0 5-3	4 0 1 0 0 0 0																						
Andre Robertson, R (1, 4) OBP: 0.286, SLG: 0.357			0-0 BB 1B			0-0 1B		0-0 F8		3 1 2 0 0 0 2																							
Inning Stats	R: 0 E: 0 K: 0 S: 3	H: 0 LOB: 0 BB: 0 P: 3	R: 0 E: 0 K: 0 S: 2	H: 0 LOB: 0 BB: 1 P: 6	R: 1 E: 0 K: 0 S: 5	H: 2 LOB: 2 BB: 1 P: 9	R: 1 E: 0 K: 0 S: 4	H: 1 LOB: 0 BB: 0 P: 4	R: 0 E: 0 K: 1 S: 6	H: 1 LOB: 1 BB: 0 P: 6	R: 0 E: 0 K: 2 S: 7	H: 0 LOB: 0 BB: 0 P: 7	R: 0 E: 1 K: 0 S: 5	H: 1 LOB: 2 BB: 0 P: 5	R: 0 E: 0 K: 0 S: 4	H: 1 LOB: 1 BB: 0 P: 4	R: 0 E: 0 K: 0 S: 3	H: 0 LOB: 0 BB: 0 P: 3	1B: 5 2B: 0 3B: 0 HR: 1	SF: 0 SAC: 0 DP: 1 HBP: 0	WP: 0 PB: 1 SB: 0 CS: 0	PA: 35											
PITCHER Tom Brennan, R (1, 1) ERA: 2.9	IP 9.0	WLS W	BF 35	H 6	R 2	ER 2	SO 3	BB 2	IBB 0	HBP 0	BLK 0	WP 0	HR 1	S 39	P 47	ERA 2.00	WHIP 0.889																
											PITCHER	IP	WLS	BF	H	R	ER	SO	BB	IBB	HBP	BLK	WP	HR	S	P	ERA	WHIP					

New York Yankees @ Cleveland Indians
Cleveland Municipal Stadium, Cleveland, OH

Mon Sep 28 1981, 7:05 PM EDT
Att: 6,168 - Unknown - 52 F

livebaseballscorecards.com

AB 33
R 2
H 6
RBI 2
BB 2
SO 3
LOB 12



Batter	1	2	3	4	5	6	7	8	9
Miguel Dilone, S OBP: 0.333, SLG: 0.348 (1, 7)	0-0 1B 1B	0-0 1-3 1B 1B		0-0 B1			0-0 1B 3B	0-3 K	
Jorge Orta, L OBP: 0.310, SLG: 0.374 (1, 9)	0-0 F8	0-0 1-H 3-H 1B 1B		0-0 F8			0-0 3-H 2B 1B		
Mike Hargrove, L OBP: 0.422, SLG: 0.410 (1, 3)	0-0 F8	0-0 1-2 1B		0-0 F8			0-0 1-2 SH5-3		
Von Hayes, L OBP: 0.359, SLG: 0.426 (1, 10)	0-0 1B 1-3 1B	0-0 F8		0-0 F8			0-0 2-H 1B 2B		
Toby Harrah, R OBP: 0.388, SLG: 0.387 (1, 5)	0-0 1-3 3-H 1B		0-0 L5		0-0 P5		0-0 2-H 1B		
Ron Hassey, L OBP: 0.302, SLG: 0.277 (1, 2)	0-0 L3		0-3 K		0-0 3-1		0-0 F7		
Rick Manning, L OBP: 0.321, SLG: 0.337 (1, 8)		0-0 4-3	4-0 E S BB		0-0 F7		0-3 K		
Duane Kuiper, L OBP: 0.282, SLG: 0.285 (1, 4)		0-0 4-1	0-0 F2		0-0 F7		0-0 4-3		
Jerry Dybzinski, R OBP: 0.333, SLG: 0.286 (1, 6)		0-0 1B 1B 1B		0-0 S 1B		0-0 P3		0-3 K	

Inning Stats	R: 1	H: 3	E: 0	K: 0	S: 6	LOB: 2	BB: 0	P: 6	R: 2	H: 4	E: 0	K: 0	S: 7	LOB: 2	BB: 0	P: 7	R: 0	H: 0	E: 0	K: 1	S: 5	LOB: 1	BB: 1	P: 9	R: 0	H: 1	E: 0	K: 0	S: 4	LOB: 1	BB: 0	P: 4	R: 0	H: 0	E: 0	K: 0	S: 3	LOB: 0	BB: 0	P: 3	R: 3	H: 4	E: 0	K: 1	S: 9	LOB: 1	BB: 0	P: 9	R: 0	H: 0	E: 0	K: 2	S: 7	LOB: 0	BB: 0	P: 7
--------------	------	------	------	------	------	--------	-------	------	------	------	------	------	------	--------	-------	------	------	------	------	------	------	--------	-------	------	------	------	------	------	------	--------	-------	------	------	------	------	------	------	--------	-------	------	------	------	------	------	------	--------	-------	------	------	------	------	------	------	--------	-------	------

PITCHER	IP	WLS	BF	H	R	ER	SO	BB	IBB	HBP	BLK	WP	HR	S	P	ERA	WHIP
Rick Reuschel, R ERA: 2.99 (1, 1)	1.2	L	12	7	3	3	0	0	0	0	0	0	0	12	12	16.20	4.200
Dave LaRoche, L ERA: 2.54 (2, 1)	4.2		19	4	3	3	1	1	0	0	0	0	0	20	24	5.79	1.071
George Frazier, R ERA: 1.69 (7, 1)	1.2		6	1	0	0	3	0	0	0	0	0	0	12	12	0.00	0.600

BOTTOM

New York Yankees @ Cleveland Indians
Cleveland Municipal Stadium, Cleveland, OH

Mon Sep 28 1981, 7:05 PM EDT
Att. 6,168 - Unknown - 52 F

AB	R	H	RBI	BB	SO	LOB
5	3	3	0	0	1	1
4	1	2	3	0	0	2
3	0	1	0	0	0	2
4	1	2	1	0	0	2
4	0	2	2	0	0	0
4	0	0	0	0	1	3
3	0	0	0	1	1	1
4	0	0	0	0	0	1
4	1	2	0	0	1	0

AB	35
R	6
H	12
RBI	6
BB	1
SO	4
LOB	12

livebaseballscorecards.com

AB 35
R 6
H 12
RBI 6
BB 1
SO 4
LOB 12

C

WP: 0	PA: 37
PB: 0	
SB: 3	
CS: 0	

Batter	1	2	3	4	5	6	7	8	9	AB R H RBI BB SO LOB	TOP											
Bobby Murcer, L (1, 10) OBP: 0.331, SLG: 0.470	4-0 WP FC1-2 1B BB	0-3 K			0-0 G3		0-0 G3		0-0 G3	4 0 0 1 1 1 4												
Larry Milbourne, S (1, 6) OBP: 0.345, SLG: 0.400	0-0 WP E 1B		0-0 6-3		0-0 6-3		0-0 F9	0-0 F9	0-0 6-3	5 1 1 0 0 0 3												
Oscar Gamble, L (1, 7) OBP: 0.356, SLG: 0.446	0-3 K		0-0 F7		0-0 4-3		0-0 G3	0-0 G3		4 0 0 0 0 1 2												
Reggie Jackson, L (1, 9) OBP: 0.338, SLG: 0.443	4-0 E BB		4-0 1B BB		0-0 P6		0-0 FC6-4 1B	0-0 FC6-4 1B		2 0 1 0 2 0 0												
Graig Nettles, L (1, 5) OBP: 0.330, SLG: 0.388	0-0 FC1-2		0-0 1B		0-0 F8		0-0 FC6-4	0-0 FC6-4		4 0 1 0 0 0 3												
Dave Revering, L (1, 3) OBP: 0.309, SLG: 0.335	0-3 K		0-0 5-3		0-3 K		0-3 K	0-3 K		4 0 0 0 0 3 4												
Rick Cerone, R (1, 2) OBP: 0.283, SLG: 0.353		0-0 6-3		0-0 L9		0-0 FC1-5 2B	0-0 FC1-5 2B	0-0 FC1-5 2B	0-0 1B G3 1B	4 1 2 0 0 0 0	AB 35											
Bobby Brown, S (1, 8) OBP: 0.273, SLG: 0.246		0-0 CS 1B		0-0 5-3		0-0 FC1-5 S	0-0 FC1-5 S	0-0 FC1-5 S	0-0 G3 1B 1B	4 0 2 0 0 0 1	R 2											
Andre Robertson, R (1, 4) OBP: 0.294, SLG: 0.353		0-0 E S 1B		0-0 6-3		0-0 F9	0-0 F9	0-0 F9	0-0 G3 1B	3 0 1 0 0 0 1	H 9											
Bob Watson, R (9, PH) OBP: 0.316, SLG: 0.392									1-2 2-3	1 0 1 0 0 0 0	RBI 1											
Tucker Ashford, R (9, PR)										0 0 0 0 0 0 0	BB 3											
Inning Stats	R: 1 E: 1 K: 2 S: 8	H: 1 LOB: 2 BB: 2 P: 16	R: 0 E: 0 K: 1 S: 6	H: 2 LOB: 1 BB: 0 P: 6	R: 0 E: 0 K: 0 S: 4	H: 1 LOB: 2 BB: 1 P: 8	R: 0 E: 0 K: 0 S: 3	H: 0 LOB: 0 BB: 0 P: 3	R: 0 E: 0 K: 0 S: 3	H: 0 LOB: 0 BB: 0 P: 3	R: 0 E: 0 K: 1 S: 5	H: 0 LOB: 0 BB: 0 P: 5	R: 0 E: 0 K: 0 S: 4	H: 1 LOB: 1 BB: 0 P: 4	R: 0 E: 0 K: 0 S: 4	H: 1 LOB: 1 BB: 0 P: 4	R: 1 E: 0 K: 1 S: 8	H: 3 LOB: 3 BB: 0 P: 8	1B: 8 2B: 1 3B: 0 HR: 0	SF: 0 SAC: 0 DP: 0 HBP: 0	WP: 1 PB: 0 SB: 2 CS: 1	PA: 38
PITCHER John Denny, R (1, 1) ERA: 3.01	IP: 9.0 WLS: W BF: 38 H: 9 R: 2 ER: 1 SO: 5 BB: 3 IBB: 0 HBP: 0 BLK: 0 WP: 1 HR: 0 S: 45 P: 57 ERA: 1.00 WHIP: 1.333											PITCHER IP: WLS: BF: H: R: ER: SO: BB: IBB: HBP: BLK: WP: HR: S: P: ERA: WHIP										

New York Yankees @ Cleveland Indians
Cleveland Municipal Stadium, Cleveland, OH
 Tue Sep 29 1981, 7:05 PM EDT
 Att: 7,003 - Cloudy - 56 F

AB	35
R	2
H	9
RBI	1
BB	3
SO	5
LOB	18



Batter	1	2	3	4	5	6	7	8	9	AB R H RBI BB SO LOB	TOP														
Jerry Remy, L (1, 4) OBP: 0.368, SLG: 0.338 Chico Walker, S (4, 4) OBP: 0.444, SLG: 0.375	0-0 F7		0-0 4-3		0-0 FC1-6 1-2f	0-0 5-3			0-0 L4-3 1B	2 0 0 0 0 0 1 3 0 1 0 0 0 2	Boston Red Sox @ Cleveland Indians Cleveland Municipal Stadium, Cleveland, OH Fri Oct 02 1981, 7:05 PM EDT Att: 4,047 - Unknown - 47 F														
Dwight Evans, R (1, 9) OBP: 0.413, SLG: 0.506	0-0 F7			4-0 F8 1B BB	0-0 F8			0-0 L4-3 1-2	3 1 0 0 2 0 2																
Jim Rice, R (1, 7) OBP: 0.333, SLG: 0.437	0-3 K			4-0 F8 1-2 BB 1B BB	0-0 F9			0-0 F8	4 0 0 0 1 2 2																
Carl Yastrzemski, L (1, 3) OBP: 0.344, SLG: 0.362		0-0 F7		0-0 F8 2-3		4-0 F7 E 1B 2B BB		0-0 F7	3 1 0 0 1 0 3																
Carney Lansford, R (1, 10) OBP: 0.389, SLG: 0.439 Tony Perez, R (4, PH) OBP: 0.308, SLG: 0.393		0-3 K		0-3 K		0-0 E8 1-3 2B 1B		0-3 K	1 0 0 0 0 1 0 3 1 1 0 0 2 3																
Dave Stapleton, R (1, 5) OBP: 0.323, SLG: 0.425		0-0 4-3		0-0 K 1-2 3-H 1B		0-0 G3 2-H 3-H 1B 2B		0-0 L5	4 1 2 3 0 0 0																
Rich Gedman, L (1, 2) OBP: 0.324, SLG: 0.447			0-0 L6	4-0 K 1-2 2-3 BB		0-0 G3		0-0 F8	3 0 0 0 1 0 1																
Rick Miller, L (1, 8) OBP: 0.352, SLG: 0.381			0-0 6-3	0-0 F7		0-0 K 3-H 1B		0-0 K 1B	4 0 2 1 0 0 3																
Glenn Hoffman, R (1, 6) OBP: 0.263, SLG: 0.274 Joe Rudi, R (8, PH) OBP: 0.239, SLG: 0.352 Julio Valdez, S (8, 6) OBP: 0.208, SLG: 0.217			0-0 K 2B		4-0 FC1-6 BB	0-0 FC5-4 1-2f 1B		0-0 F8	2 0 1 0 1 0 1 1 0 0 0 0 0 1 0 0 0 0 0 0 0																
Inning Stats	R: 0 E: 0 K: 1 S: 5	H: 0 LOB: 0 BB: 0 P: 5	R: 0 E: 0 K: 1 S: 5	H: 0 LOB: 0 BB: 0 P: 5	R: 0 E: 0 K: 0 S: 4	H: 1 LOB: 1 BB: 0 P: 4	R: 1 E: 0 K: 1 S: 6	H: 1 LOB: 3 BB: 3 P: 18	R: 0 E: 0 K: 0 S: 3	H: 0 LOB: 1 BB: 1 P: 7	R: 3 E: 1 K: 0 S: 6	H: 3 LOB: 1 BB: 1 P: 10	R: 0 E: 0 K: 2 S: 7	H: 0 LOB: 1 BB: 1 P: 11	R: 0 E: 0 K: 0 S: 4	H: 1 LOB: 1 BB: 0 P: 4	R: 0 E: 0 K: 0 S: 3	H: 1 LOB: 0 BB: 0 P: 3	1B: 5 2B: 3 3B: 0 HR: 0	SF: 0 SAC: 0 DP: 1 HBP: 0	WP: 0 PB: 0 SB: 0 CS: 0	PA: 39			
PITCHER Len Barker, R (1, 1) ERA: 3.91 Dan Spillner, R (6, 1) ERA: 3.08	IP 5.1	WLS 26	H 5	R 4	ER 4	SO 3	BB 5	IBB 0	HBP 0	BLK 0	WP 0	HR 0	S 27	P 47	ERA 6.75	WHIP 1.875						ERA 0.00	WHIP 0.818		

AB	33
R	4
H	7
RBI	4
BB	6
SO	5
LOB	19



livebaseballscorecards.com

Batter	1	2	3	4	5	6	7	8	9
Miguel Dilone, S (1, 7) OBP: 0.341, SLG: 0.355	0-0 F9		0-0 1B			0-0 1B S FC3-6	0-0 BB BB 1B	0-0 2B 1B	
Jorge Orta, L (1, 9) Alan Bannister, R (7, PH) Pat Kelly, L (8, 9) OBP: 0.313, SLG: 0.377 OBP: 0.308, SLG: 0.335	0-0 1-3		0-0 S 1B			0-0 FC3-6 1B	0-0 F8	0-0 F9	
Mike Hargrove, L (1, 3) OBP: 0.422, SLG: 0.404	0-0 F8		0-0 F7			0-0 FC3-6 BB E	4-0 BB BB	4-0 2B BB	
Von Hayes, L (1, 10) Andre Thornton, R (7, PH) Pat Kelly, L (7, PH) OBP: 0.364, SLG: 0.417 OBP: 0.302, SLG: 0.376 OBP: 0.326, SLG: 0.307		0-0 3-1		0-3 K		4-0 FC6 BB	4-0 BB	0-0 2B	
Toby Harrah, R (1, 5) OBP: 0.380, SLG: 0.378		0-0 4-3		0-0 1-3		0-0 FC6	0-0 L6	0-0 L1	
Ron Hassey, L (1, 2) Mike Fischlin, R (8, PR) Bo Diaz, R (8, PH) OBP: 0.301, SLG: 0.273 OBP: 0.256, SLG: 0.231 OBP: 0.360, SLG: 0.536		0-0 F8		0-0 F6		0-0 F7			
Rick Manning, L (1, 8) OBP: 0.321, SLG: 0.339			0-0 F8		0-0 6-3		0-0 1B SH3-4 1B	0-0 E5 1B S	
Duane Kuiper, L (1, 4) OBP: 0.283, SLG: 0.286			0-0 F8		0-0 5-3		0-0 SH3-4	0-0 1B BB 1B	
Jerry Dybzinski, R (1, 6) OBP: 0.353, SLG: 0.298			0-0 1B 1B		0-0 F8		0-0 1B BB 1B	4-0 BB 2B BB	

Inning Stats	R: 0	H: 0	E: 0	K: 0	S: 3	R: 0	H: 0	E: 0	K: 0	S: 3	R: 1	H: 3	E: 0	K: 0	S: 6	R: 0	H: 0	E: 0	K: 1	S: 5	R: 0	H: 0	E: 0	K: 0	S: 3	R: 2	H: 2	E: 1	K: 0	S: 5	R: 2	H: 3	E: 0	K: 0	S: 6	R: 6	H: 3	E: 1	K: 1	S: 9			
	0	0	0	0	3	0	0	0	0	3	1	3	0	0	6	0	0	0	1	5	0	0	0	0	3	0	0	1	0	0	2	3	0	0	6	0	0	0	3	3	0	0	21

PITCHER	IP	WLS	BF	H	R	ER	SO	BB	IBB	HBP	BLK	WP	HR	S	P	ERA	WHIP
Dennis Eckersley, R (1, 1) ERA: 4.27	6.1	L	28	8	5	4	1	1	0	0	0	0	0	29	33	5.68	1.421
Tom Burgmeier, L (7, 1) ERA: 2.76	0.1		2	0	0	0	0	1	0	0	0	0	0	1	5	0.00	3.000
Mark Clear, R (7, 1) ERA: 4.11	0.2		9	2	6	5	0	4	0	0	0	0	0	5	21	67.50	9.000
Bill Campbell, R (8, 1) ERA: 3.17	0.2		3	1	0	0	1	0	0	0	0	0	0	5	5	0.00	1.500

BOTTOM


Boston Red Sox @ Cleveland Indians
Cleveland Municipal Stadium, Cleveland, OH

Fri Oct 02 1981, 7:05 PM EDT
Att. 4,047 - Unknown - 47 F

AB	R	H	RBI	BB	SO	LOB
5	2	4	2	0	0	0
3	0	2	1	0	0	0
2	0	0	0	0	0	5
3	2	0	2	2	0	3
2	0	0	0	1	1	0
0	0	0	0	0	0	0
1	0	1	4	1	0	0
5	0	0	0	0	0	6
3	0	0	0	1	0	1
0	1	0	0	0	0	0
1	0	0	0	0	1	2
4	2	1	0	0	0	1
3	1	1	1	0	0	0
3	3	2	0	1	0	0

AB	35
R	11
H	11
RBI	10
BB	6
SO	2
LOB	18

WP: 0 PA: 42
PB: 0
SB: 3
CS: 0



PITCHER	IP	WLS	BF	H	R	ER	SO	BB	IBB	HBP	BLK	WP	HR	S	P	ERA	WHIP
Dennis Eckersley, R (1, 1) ERA: 4.27	6.1	L	28	8	5	4	1	1	0	0	0	0	0	29	33	5.68	1.421
Tom Burgmeier, L (7, 1) ERA: 2.76	0.1		2	0	0	0	0	1	0	0	0	0	0	1	5	0.00	3.000
Mark Clear, R (7, 1) ERA: 4.11	0.2		9	2	6	5	0	4	0	0	0	0	0	5	21	67.50	9.000
Bill Campbell, R (8, 1) ERA: 3.17	0.2		3	1	0	0	1	0	0	0	0	0	0	5	5	0.00	1.500

Batter	1	2	3	4	5	6	7	8	9	AB R H RBI BB SO LOB	TOP									
Chico Walker, S (1, 4) OBP: 0.357, SLG: 0.308	0-0 4-3	0-0 FC1-5-2			0-0 G6-4-3 1B	0-0 F7			0-0 6-3	5 0 1 0 0 0 4										
Dwight Evans, R (1, 9) OBP: 0.413, SLG: 0.504	0-0 4-3	4-0 FC5-4 BB			0-0 G6-4-3 1B		0-0 1-3		0-0 F4	4 0 1 0 1 0 0										
Jim Rice, R (1, 7) OBP: 0.333, SLG: 0.442	0-0 HR	0-0 FC5-4			0-0 G6-4-3 1B		0-0 F4			4 1 1 1 0 0 5										
Carl Yastrzemski, L (1, 10) OBP: 0.340, SLG: 0.357	0-0 F8				0-0 F7		0-0 E4			4 0 0 0 0 0 1										
Dave Stapleton, R (1, 5) OBP: 0.323, SLG: 0.422		4-0 FC4-6 BB		0-0 6-3		0-3 K	0-0 F7			3 0 0 0 1 1 1										
Rich Gedman, L (1, 2) OBP: 0.318, SLG: 0.438		0-0 FC4-6 1B		0-3 K		0-0 F7		0-0 G3		4 1 0 0 0 1 1										
Tony Perez, R (1, 3) OBP: 0.310, SLG: 0.394		0-0 1B			0-0 G3		0-0 1B	0-0 6-3		4 2 2 0 0 0 0										
Rick Miller, L (1, 8) OBP: 0.354, SLG: 0.383		0-0 1B			0-0 F7		0-0 E	0-0 3-1		4 0 2 1 0 0 0										
Glenn Hoffman, R (1, 6) OBP: 0.267, SLG: 0.277		0-0 FC1-5-2 1B			0-0 L7		0-0 E6		0-0 F7	4 0 2 2 0 0 0										
Inning Stats	R: 1 E: 0 K: 0 S: 4	H: 1 LOB: 0 BB: 0 P: 4	R: 2 E: 0 K: 0 S: 6	H: 3 LOB: 3 BB: 2 P: 14	R: 0 E: 0 K: 1 S: 5	H: 0 LOB: 0 BB: 0 P: 5	R: 0 E: 0 K: 0 S: 3	H: 0 LOB: 0 BB: 0 P: 3	R: 0 E: 0 K: 1 S: 8	H: 2 LOB: 1 BB: 0 P: 8	R: 0 E: 1 K: 0 S: 4	H: 0 LOB: 1 BB: 0 P: 4	R: 0 E: 0 K: 0 S: 3	H: 0 LOB: 0 BB: 0 P: 3	R: 0 E: 0 K: 0 S: 3	H: 0 LOB: 0 BB: 0 P: 3	1B: 8 2B: 0 3B: 0 HR: 1	SF: 0 SAC: 0 DP: 1 HBP: 0	WP: 0 PB: 0 SB: 0 CS: 0	PA: 38
PITCHER Tom Brennan, R (1, 1) ERA: 3.17	IP: 8.0 WLS: L BF: 35 H: 9 R: 4 ER: 4 SO: 2 BB: 2 IBB: 0 HBP: 0 BLK: 0 WP: 0 HR: 1 S: 37 P: 45 ERA: 4.50 WHIP: 1.375																			
PITCHER Dennis Lewallyn, R (9, 1) ERA: 5.4	IP: 1.0 WLS: 3 BF: 0 H: 0 R: 0 ER: 0 SO: 0 BB: 0 IBB: 0 HBP: 0 BLK: 0 WP: 0 HR: 0 S: 3 P: 3 ERA: 0.00 WHIP: 0.000																			

Boston Red Sox @ Cleveland Indians
Cleveland Municipal Stadium, Cleveland, OH

Sat Oct 03 1981, 3:33 AM EDT
Att: 7,114 - Unknown - 48 F

livebaseballscorecards.com

AB	36
R	4
H	9
RBI	4
BB	2
SO	2
LOB	12



Batter	1	2	3	4	5	6	7	8	9	AB	R	H	RBI	BB	SO	LOB
Miguel Dilone, S OBP: 0.335, SLG: 0.349 (1, 7)	0-0 6-3		0-0 6-3		0-0 G6-3		0-0 F7		0-0 F9	5	0	0	0	0	0	4
Jerry Dybzinski, R OBP: 0.364, SLG: 0.300 (1, 6)	0-0 S 1B		0-0 F9		4-0 FC5-4 BB			0-0 L9		3	0	1	0	1	0	0
Alan Bannister, R OBP: 0.311, SLG: 0.338 (1, 9) (8, 8)	0-0 F2 1-2		0-0 S 1B		0-0 FC5-4 1-2			0-0 1B		4	0	2	0	0	0	2
Andre Thornton, R OBP: 0.306, SLG: 0.375 (1, 3) BB BB BB	4-0 FC6-4 BB		0-3 K 1-2		0-0 G4-6-3 1B			0-0 F9		3	0	1	0	1	1	2
Joe Charboneau, R OBP: 0.247, SLG: 0.362 (1, 10) Ron Pruitt, R (8, PH)	0-0 FC6-4 1-2f			0-0 5-3		0-0 G4-6-3 1-2f		0-0 F8		3	0	0	0	0	0	3
Dave Rosello, R OBP: 0.303, SLG: 0.329 (1, 5)		0-0 K 2B		0-0 F8		0-0 F7		0-3 K		4	0	1	0	0	1	0
Chris Bando, S OBP: 0.234, SLG: 0.289 (1, 2)		0-3 K		0-0 1B			0-0 F7		0-0 1B 1B	4	0	2	0	0	1	1
Rick Manning, L OBP: 0.319, SLG: 0.337 (1, 8) Toby Harrah, R OBP: 0.382, SLG: 0.380 (7, PH) Pat Kelly, L OBP: 0.326, SLG: 0.307 (8, 9) Bo Diaz, R OBP: 0.359, SLG: 0.533 (9, PH)		0-0 4-3		0-0 3-1			0-0 4-3 WP 1B		0-0 F3	2	0	0	0	0	0	2
Mike Fischlin, R OBP: 0.277, SLG: 0.256 (1, 4)		0-0 F7			0-0 G6-3 1B		0-0 4-3		0-0 1B	4	0	2	0	0	0	2

Inning Stats	R: 0	H: 1	E: 0	LOB: 2	K: 0	BB: 1	S: 4	P: 8	R: 0	H: 1	E: 0	LOB: 1	K: 1	BB: 0	S: 6	P: 6	R: 0	H: 1	E: 0	LOB: 1	K: 0	BB: 0	S: 6	P: 6	R: 0	H: 1	E: 0	LOB: 0	K: 0	BB: 0	S: 3	P: 7	R: 0	H: 1	E: 0	LOB: 1	K: 0	BB: 0	S: 4	P: 4	R: 0	H: 1	E: 0	LOB: 1	K: 1	BB: 0	S: 7	P: 7	R: 0	H: 2	E: 0	LOB: 2	K: 1	BB: 0	S: 7	P: 7	1B: 9	SF: 0	2B: 1	SAC: 0	3B: 0	DP: 2	HR: 0	HBP: 0	WP: 1	PA: 37
PITCHER Frank Tanana, L ERA: 4.01 (1, 1)	IP	WLS	BF	H	R	ER	SO	BB	IBB	HBP	BLK	WP	HR	S	P	ERA	WHIP	IP	WLS	BF	H	R	ER	SO	BB	IBB	HBP	BLK	WP	HR	S	P	ERA	WHIP	IP	WLS	BF	H	R	ER	SO	BB	IBB	HBP	BLK	WP	HR	S	P	ERA	WHIP															

BOTTOM

Boston Red Sox @ Cleveland Indians
Cleveland Municipal Stadium, Cleveland, OH

Sat Oct 03 1981, 3:33 AM EDT
Att. 7,114 - Unknown - 48 F

livebaseballscorecards.com

AB	35
R	0
H	10
RBI	0
BB	2
SO	3
LOB	18



Batter	1	2	3	4	5	6	7	8	9	AB R H RBI BB SO LOB	TOP									
Rick Miller, L (1, 8) OBP: 0.349, SLG: 0.377	0-0 F8		0-0 4-3		0-3 K		0-3 K2-3		0-0 6-3	5 0 0 0 0 2 2										
Dwight Evans, R (1, 9) OBP: 0.415, SLG: 0.522	0-0 1B 2B		0-0 HR		0-0 F8			0-0 HR	0-3 K	5 3 3 2 0 1 2										
Jim Rice, R (1, 7) OBP: 0.333, SLG: 0.441	0-0 2-H 1B		0-0 F8			0-0 F8		0-0 P6	0-0 1B	5 0 2 2 0 0 0										
Carl Yastrzemski, L (1, 10) OBP: 0.338, SLG: 0.355	0-0 F8			0-0 F7		0-0 1B 1B		0-0 3-1	0-0 G3	5 0 1 0 0 0 2										
Dave Stapleton, R (1, 5) OBP: 0.325, SLG: 0.423	0-0 4-3			0-3 K		0-0 G4-3 1B		0-0 FC4-6 1B		4 0 2 0 0 1 1										
Rich Gedman, L (1, 2) OBP: 0.317, SLG: 0.434		0-0 6-3		0-0 FC4-6 1B		0-0 G4-3 1B		0-0 FC4-6		4 0 1 0 0 0 3										
Tony Perez, R (1, 3) OBP: 0.310, SLG: 0.395		0-3 K		0-0 FC4-6 1-2f			0-3 K		0-0 1B 2B	4 1 1 0 0 2 1										
Chico Walker, S (1, 4) OBP: 0.389, SLG: 0.353		0-0 CS 1B			0-0 B1-3		0-0 4-3		0-0 2B 1B	4 1 2 1 0 0 0										
Glenn Hoffman, R (1, 6) OBP: 0.271, SLG: 0.285		0-0 CS 1-2	0-0 6-3		0-0 F9		0-0 1B		0-0 6-3 1B 2B	4 1 2 1 0 0 0										
Inning Stats	R: 1 E: 0 K: 0 S: 5	H: 2 LOB: 1 BB: 0 P: 5	R: 0 E: 0 K: 1 S: 5	H: 1 LOB: 0 BB: 0 P: 5	R: 1 E: 0 K: 0 S: 4	H: 1 LOB: 1 BB: 0 P: 4	R: 0 E: 0 K: 1 S: 6	H: 1 LOB: 1 BB: 0 P: 6	R: 0 E: 0 K: 1 S: 6	H: 0 LOB: 1 BB: 0 P: 6	R: 0 E: 0 K: 2 S: 8	H: 1 LOB: 1 BB: 0 P: 8	R: 1 E: 0 K: 0 S: 5	H: 2 LOB: 1 BB: 0 P: 5	R: 3 E: 0 K: 1 S: 9	H: 4 LOB: 1 BB: 0 P: 9	1B: 9 2B: 3 3B: 0 HR: 2	SF: 0 SAC: 0 DP: 1 HBP: 0	WP: 1 PB: 0 SB: 0 CS: 1	PA: 41
PITCHER	IP WLS BF H R ER SO BB IBB HBP BLK WP HR S P ERA WHIP																			
John Denny, R (1, 1) ERA: 3.15	8.0 L 35 12 5 5 5 0 0 0 0 1 2 45 45 5.62 1.500																			
Dan Spillner, R (9, 1) ERA: 3.14	1.0 5 2 1 1 1 0 0 0 0 0 0 7 7 9.00 2.000																			

Boston Red Sox @ Cleveland Indians
Cleveland Municipal Stadium, Cleveland, OH
 Sun Oct.04 1981, 3:33 AM EDT
 Att: 6,674 - Unknown - 53 F

livebaseballscorecards.com

AB	40
R	6
H	14
RBI	6
BB	0
SO	6
LOB	11



Batter	1	2	3	4	5	6	7	8	9	AB	R	H	RBI	BB	SO	LOB
Miguel Dilone, S (1, 7) OBP: 0.336, SLG: 0.350	0-0 CS 1B		0-0 F8			0-0 CS 1B	0-0 6-3		0-0 1-3	5	0	2	0	0	0	3
Rick Manning, L (1, 8) OBP: 0.321, SLG: 0.339	0-0 BB 1B		0-0 1B			0-0 G3 1-2		0-0 F9		4	0	2	0	0	0	1
Mike Hargrove, L (1, 3) OBP: 0.426, SLG: 0.403	4-0 L3 BB		0-0 F8			4-0 BB		1-0 FC4-6 HBP		1	0	0	0	2	0	1
Von Hayes, L (1, 10) OBP: 0.352, SLG: 0.402	0-0 L3 1-2			0-0 F8		0-3 K		0-0 FC4-6 2B		4	1	0	0	0	1	4
Toby Harrah, R (1, 5) OBP: 0.383, SLG: 0.389		0-3 K2-3		0-0 4-3			0-0 4-3 3B	0-0 1-H 2B		4	1	2	1	0	1	0
Ron Hassey, L (1, 2) OBP: 0.297, SLG: 0.268		0-0 G3		0-0 6-3			0-0 4-3	0-3 K		3	0	0	1	0	0	0
Bo Diaz, R (8, PH) OBP: 0.359, SLG: 0.533										0	0	0	0	0	0	0
Jorge Orta, L (8, PH) OBP: 0.312, SLG: 0.376										1	0	0	0	0	1	1
Chris Bando, S (9, 2) OBP: 0.234, SLG: 0.289										0	0	0	0	0	0	0
Alan Bannister, R (1, 9) OBP: 0.310, SLG: 0.336		0-0 1B				0-0 6-3		0-0 P5		4	0	1	0	0	0	0
Duane Kuiper, L (1, 4) OBP: 0.284, SLG: 0.286		0-3 K				0-0 4-3		0-0 1B		3	0	1	0	0	1	1
Mike Fischlin, R (7, PR) OBP: 0.277, SLG: 0.256										0	0	0	0	0	0	0
Dave Rosello, R (8, 4) OBP: 0.303, SLG: 0.329										0	0	0	0	0	0	0
Pat Kelly, L (9, PH) OBP: 0.333, SLG: 0.307										0	0	0	0	1	0	0
Jerry Dybzinski, R (1, 6) OBP: 0.356, SLG: 0.296			0-0 L9			0-0 6-3		0-0 1B		4	0	1	0	0	1	1

Inning Stats	R: 0	H: 2	E: 0	K: 0	S: 3	H: 1	LOB: 1	BB: 1	P: 7	R: 0	H: 1	E: 0	K: 2	S: 8	H: 1	LOB: 1	BB: 0	P: 8	R: 0	H: 1	E: 0	K: 0	S: 4	H: 0	LOB: 0	BB: 0	P: 4	R: 0	H: 0	E: 0	K: 0	S: 3	R: 0	H: 1	E: 0	K: 1	S: 5	H: 3	LOB: 2	BB: 0	P: 6	R: 1	H: 1	E: 0	K: 1	S: 6	H: 1	LOB: 1	BB: 0	P: 7	R: 0	H: 0	E: 0	K: 1	S: 5	H: 0	LOB: 1	BB: 1	P: 9	1B: 7	2B: 2	3B: 1	HR: 0	SF: 0	SAC: 0	DP: 1	HBP: 1	WP: 0	PB: 0	SB: 1	CS: 2	PA: 37
--------------	------	------	------	------	------	------	--------	-------	------	------	------	------	------	------	------	--------	-------	------	------	------	------	------	------	------	--------	-------	------	------	------	------	------	------	------	------	------	------	------	------	--------	-------	------	------	------	------	------	------	------	--------	-------	------	------	------	------	------	------	------	--------	-------	------	-------	-------	-------	-------	-------	--------	-------	--------	-------	-------	-------	-------	--------

PITCHER	IP	WLS	BF	H	R	ER	SO	BB	IBB	HBP	BLK	WP	HR	S	P	ERA	WHIP
Mike Torrez, R (1, 1) ERA: 3.68	6.2	W	27	8	1	1	3	2	0	0	0	0	0	31	39	1.35	1.500
Tom Burgmeier, L (7, 1) ERA: 2.87	1.0		5	1	1	1	0	0	0	1	0	0	0	4	5	9.00	1.000
Luis Aponte, R (8, 1) ERA: 0.57	1.1	S	5	0	0	0	2	1	0	0	0	0	0	8	12	0.00	0.750

BOTTOM

Boston Red Sox @ Cleveland Indians
Cleveland Municipal Stadium, Cleveland, OH

Sun Oct 04 1981, 3:33 AM EDT
Att. 6,674 - Unknown - 53 F

AB	33
R	2
H	9
RBI	2
BB	3
SO	5
LOB	12

livebaseballscorecards.com



Batter	1	2	3	4	5	6	7	8	9	AB	R	H	RBI	BB	SO	LOB	TOP					
Willie Wilson, S OBP: 0.335, SLG: 0.364 Cesar Geronimo, L OBP: 0.305, SLG: 0.331	0-3 K	0-3 K		0-3 K		0-0 FC3-6		0-0 HR		5	1	1	0	0	3	3						
Frank White, R OBP: 0.285, SLG: 0.376	0-0 2B		0-3 K	0-0 E 1B		0-0 F8		0-0 F4		5	0	2	0	0	1	3						
George Brett, L OBP: 0.361, SLG: 0.484	0-0 F5		0-0 1B	0-0 FC6-4 1B		0-0 5-3		0-0 HR		5	2	3	3	0	0	1						
Amos Otis, R OBP: 0.321, SLG: 0.417	0-0 L9		0-0 1B	0-0 FC6-4		0-0 F8		0-0 1B		5	1	2	1	0	0	3						
Hal McRae, R OBP: 0.330, SLG: 0.396			0-0 1B	0-0 1B		0-0 4-3		0-0 F9		4	1	1	0	1	0	1						
Willie Aikens, L OBP: 0.377, SLG: 0.458 Ken Phelps, L OBP: 0.174, SLG: 0.227		0-0 F9 1B	0-0 FC5-4 1B	0-0 1B		0-0 4-3		0-0 2B 1B	0-0 F5	5	2	3	1	0	0	0						
John Wathan, R OBP: 0.298, SLG: 0.312 Greg Keatley, R OBP: 0.276, SLG: 0.312		0-0 FC5-4 1B	0-0 F8	0-0 G3		0-0 6-3 1B		0-0 1B	0-0 1B	5	1	3	2	0	0	2						
Darryl Motley, R OBP: 0.276, SLG: 0.312		0-0 F9	0-3 K			0-0 FC3-6 1B		0-0 6-3	0-3 K	5	0	1	0	0	2	6						
U L Washington, S OBP: 0.310, SLG: 0.307		0-0 FC5-4		0-0 CS 1B		0-0 F9		0-0 HR 1B	0-0 F9	5	1	2	2	0	0	3						
Inning Stats	R: 0 E: 0 K: 1 S: 6	H: 1 LOB: 1 BB: 0 P: 6	R: 2 E: 0 K: 1 S: 7	H: 2 LOB: 1 BB: 1 P: 11	R: 2 E: 0 K: 2 S: 11	H: 4 LOB: 2 BB: 0 P: 11	R: 0 E: 0 K: 1 S: 7	H: 3 LOB: 2 BB: 0 P: 7	R: 0 E: 0 K: 0 S: 3	H: 0 LOB: 0 BB: 0 P: 3	R: 0 E: 0 K: 0 S: 4	H: 1 LOB: 1 BB: 0 P: 4	R: 0 E: 0 K: 0 S: 3	H: 0 LOB: 0 BB: 0 P: 3	R: 5 E: 0 K: 0 S: 9	H: 6 LOB: 1 BB: 0 P: 9	R: 0 E: 0 K: 1 S: 6	H: 1 LOB: 1 BB: 0 P: 6	1B: 14 2B: 3 3B: 0 HR: 1	SF: 0 SAC: 0 DP: 0 HBP: 0	WP: 0 PB: 0 SB: 1 CS: 1	PA: 45

Kansas City Royals @ Cleveland Indians
Cleveland Municipal Stadium, Cleveland, OH

Mon Oct 05 1981, 3:33 AM EDT
Att: 3,006 - Unknown - 62 F

AB	44
R	9
H	18
RBI	9
BB	1
SO	6
LOB	22



PITCHER	IP	WLS	BF	H	R	ER	SO	BB	IBB	HBP	BLK	WP	HR	S	P	ERA	WHIP
Rick Waits, L ERA: 4.92	(1, 1)	7.1	L	36	14	7	7	5	1	0	0	0	0	45	49	8.59	2.045
Sid Monge, L ERA: 4.34	(8, 1)	1.2		9	4	2	2	1	0	0	0	0	1	11	11	10.80	2.400

Batter	1	2	3	4	5	6	7	8	9	AB	R	H	RBI	BB	SO	LOB
Miguel Dilone, S (1, 7) OBP: 0.334, SLG: 0.346	0-0 6-3		4-0 FC6-4 BB			0-0 4-3		0-0 FC4-6 S		3	0	0	0	1	0	1
Alan Bannister, R (1, 9) OBP: 0.309, SLG: 0.332	4-0 4-3 S BB		0-0 FC6-4 1-2f			0-0 F8		0-0 6-3		3	0	0	0	1	0	2
Mike Hargrove, L (1, 3) OBP: 0.244, SLG: 0.401	0-0 4-3			0-0 G4-6-3 1B				0-0 6-3	0-0 F8	4	0	1	0	0	0	1
Andre Thornton, R (1, 10) OBP: 0.303, SLG: 0.372 Von Hayes, L (7, PH) OBP: 0.346, SLG: 0.394	0-0 L7			0-0 F3				0-0 4-3	0-0 1-3	2	0	0	0	0	0	2
										2	0	0	0	0	0	0
Toby Harrah, R (1, 5) OBP: 0.382, SLG: 0.388		0-0 L8		0-0 G4-6-3 1-2f				0-0 S 1B	0-0 6-3	4	0	1	0	0	0	1
Chris Bando, S (1, 2) OBP: 0.240, SLG: 0.277		0-0 F3			0-0 F3			4-0 1-2 BB		2	0	0	0	1	0	0
Dave Rosello, R (1, 4) OBP: 0.297, SLG: 0.321 Karl Pagel, L (7, PH) OBP: 0.421, SLG: 0.733 Duane Kuiper, L (8, 4) OBP: 0.284, SLG: 0.286		0-0 L8			0-3 K			0-0 L8		2	0	0	0	0	1	0
										1	0	0	0	0	0	2
										0	0	0	0	0	0	0
Rick Manning, L (1, 8) OBP: 0.318, SLG: 0.336			0-0 5-3		0-0 4-3			0-3 K		3	0	0	0	0	1	0
Jerry Dybzinski, R (1, 6) OBP: 0.355, SLG: 0.298			0-0 F9			0-3 K		0-0 FC4-6 1B		3	0	1	0	0	1	0

Inning Stats	R: 0	H: 0	E: 0	K: 0	S: 3	R: 0	H: 0	E: 0	K: 0	S: 3	R: 0	H: 1	E: 0	K: 0	S: 3	R: 0	H: 0	E: 0	K: 1	S: 5	R: 0	H: 0	E: 0	K: 1	S: 5	R: 0	H: 1	E: 0	K: 0	S: 4	R: 0	H: 1	E: 0	K: 1	S: 6	R: 0	H: 0	E: 0	K: 0	S: 3	1B: 3	2B: 0	3B: 0	HR: 0	SF: 0	SAC: 0	DP: 1	HBP: 0	WP: 0	PB: 0	SB: 3	CS: 0	PA: 32					
PITCHER	IP	WLS	BF	H	R	ER	SO	BB	IBB	HBP	BLK	WP	HR	S	P	ERA	WHIP																																									
Paul Splittorf, L (1, 1) ERA: 4.36	5.0		17	1	0	0	1	2	0	0	0	0	0	17	25	0.00	0.600																																									
Jim Wright, R (6, 1) ERA: 3.46	3.0		12	2	0	0	2	1	0	0	0	0	0	15	19	0.00	1.000																																									
Atlee Hammaker, L (9, 1) ERA: 5.54	1.0		3	0	0	0	0	0	0	0	0	0	0	3	3	0.00	0.000																																									

BOTTOM

Kansas City Royals @ Cleveland Indians
Cleveland Municipal Stadium, Cleveland, OH

Mon Oct 05 1981, 3:33 AM EDT
Att. 3,006 - Unknown - 62 F

AB	29
R	0
H	3
RBI	0
BB	3
SO	3
LOB	9

