Cleveland Indians - 1982

Batter	1	2	3	4	5	6	7	8	9	AB	R	H	RBI	BB	SO	LOB
George Wright, S (1, 8) OBP: 0.800, SLG: 1.750	SSS 0-3 ① K		x 0-0 HR	x 0-0 1-3 2-H 1B		x 0-0 4-3 1B 2-H 2B		BBB 4-0 CS BB		4	2	3	3	1	1	0
Lee Mazzilli, S (1, 7) OBP: 0.400, SLG: 0.400	x 0-0 G4-6-3 1B		x 0-0 ① 5-3	x 0-0 ③ F4		x 0-0 ② 4-3 2-3		x 0-0 ② S 1-2 1B		5	0	2	0	0	0	3
Buddy Bell, R (1, 5) OBP: 0.600, SLG: 1.800	x 0-0 ② ③ G4-6-3 1-2f		x 0-0 HR		x 0-0 HR	x 0-0 3-H 1B		SSS 0-3 ③ K 1-2		5	2	3	3	0	1	2
Larry Parrish, R (1, 9) OBP: 0.200, SLG: 0.200		x 0-0 E 1B 1B	x 0-0 ② F7		x 0-0 ① 6-3	x 0-0 ③ F6			x 0-0 ① 6-3	5	1	1	0	0	0	1
Lamar Johnson, R (1, 3) Pat Putnam, L (6, 3)		x 0-0 E6 1B 1-2	x 0-0 ③ 6-3		x 0-0 ② 5-3		BBBB 4-0 SH1-4 BB		x 0-0 ② 4-3	3 1	0 0	0 0	0 0	0 1	0 0	1 0
Jim Sundberg, R (1, 2) OBP: 0.750, SLG: 0.667		x 0-0 ① FC4-6 1-3 2-H 1B		x 0-0 ① 5-3	BBBB 4-0 BB		x 0-0 ① SH1-4 1-2		x 0-0 2B 1B	3	1	2	1	1	0	0
Mike Richardt, R (1, 10) OBP: 0.200, SLG: 0.400		x 0-0 ② FC4-6 E S 1-2f		x 0-0 ② L7	x 0-0 ③ F4		x 0-0 ② F4		x 0-0 1-H 2B	5	0	1	1	0	0	3
Mark Wagner, R (1, 6) OBP: 0.400, SLG: 0.250	BBB 4-0 1-3 BB			x 0-0 1B 1B 1B		x 0-0 ① F7	x 0-0 ③ F8		x 0-0 ③ 6-3	4	1	1	0	1	0	2
Doug Flynn, R (1, 4) OBP: 0.500, SLG: 0.750		x 0-0 ③ F8		x 0-0 1B 1-2 1B		x 0-0 2B 2B		x 0-0 ① F4-3		4	1	2	0	0	0	2
Inning Stats	R: 0 E: 0 K: 1 S: 5 H: 1 LOB: 0 BB: 0 P: 5	R: 1 E: 1 K: 0 S: 5 H: 2 LOB: 2 BB: 1 P: 9	R: 2 E: 0 K: 0 S: 5 H: 2 LOB: 0 BB: 0 P: 5	R: 1 E: 0 K: 0 S: 6 H: 3 LOB: 2 BB: 0 P: 6	R: 1 E: 0 K: 0 S: 4 H: 1 LOB: 1 BB: 1 P: 8	R: 2 E: 0 K: 0 S: 6 H: 3 LOB: 1 BB: 0 P: 6	R: 0 E: 0 K: 0 S: 3 H: 0 LOB: 1 BB: 1 P: 7	R: 0 E: 0 K: 1 S: 5 H: 1 LOB: 1 BB: 1 P: 9	R: 1 E: 0 K: 0 S: 5 H: 2 LOB: 1 BB: 0 P: 5	1B: 9 2B: 3 3B: 0 HR: 3	SF: 0 SAC: 1 DP: 1 HBP: 0						

PITCHER		IP	WLS	BF	H	R	ER	SO	BB	IBB	HBP	BLK	WP	HR	S	P	ERA	WHIP
Rick Waits, L ERA: 7.71	(1, 1)	4.2	L	24	9	5	4	1	2	0	0	0	0	3	24	32	7.71	2.357
Tom Brennan, R ERA: 7.71	(5, 1)	2.1		11	3	2	2	0	1	0	0	0	0	0	10	14	7.71	1.714
Ed Whitson, R ERA: 4.5	(8, 1)	2.0		9	3	1	1	1	1	0	0	0	0	0	10	14	4.50	2.000

PITCHER	IP	WLS	BF	H	R	ER	SO	BB	IBB	HBP	BLK	WP	HR	S	P	ERA	WHIP

TOP

Texas Rangers @ Cleveland Indians

Cleveland Municipal Stadium, Cleveland, OH

Sat Apr 10 1982, 3:33 AM EST
Att. 62,443 - Unknown - 38 F

livebaseballscorecards.com

AB	39
R	8
H	15
RBI	8
BB	4
SO	2
LOB	14

1B: 9	SF: 0	WP: 0	PA: 44
2B: 3	SAC: 1	PB: 0	
3B: 0	DP: 1	SB: 2	
HR: 3	HBP: 0	CS: 1	

Texas Rangers @ Cleveland Indians

Cleveland Municipal Stadium, Cleveland, OH

Sat Apr 10 1982, 3:33 AM EST

Att. 62,443 - Unknown - 38 F

livebaseballscorecards.com

BOTTOM

Batter	1	2	3	4	5	6	7	8	9	AB	R	H	RBI	BB	SO	LOB
Miguel Dilone, S (1, 7) OBP: 0.250, SLG: 0.250	F4-3	CS 1B		K			1-3			4	0	1	0	0	1	1
Toby Harrah, R (1, 5) OBP: 0.500, SLG: 1.333	FC1-6 BB 1B HBP	F 1-2	HR		5-3		K			4	2	1	1	0	1	1
Mike Hargrove, L (1, 3)	BB 1-2		F3		CS BB			F4-3		2	0	0	0	2	0	0
Andre Thornton, R (1, 10)	FC1-6 1B 1B 1-2f 2-3		5-3		K 1-2			F5		4	1	0	0	0	1	3
Bake McBride, L (1, 9) OBP: 0.750, SLG: 0.750 Alan Bannister, R (9, 9)	1B 1B 1-3 3-H		S 1B			3-1 G3 1B		F6		4 0	0 0	3 0	1 0	0 0	0 0	0 0
Ron Hassey, L (1, 2) OBP: 0.250, SLG: 0.250	1B 1-3 3-H		6-3 1-2			G3 1-2			K	4	0	1	1	0	1	2
Rick Manning, L (1, 8)	5-3			F8		3-1 2-3			F4-3	4	0	0	0	0	0	3
Jack Perconte, L (1, 4) OBP: 0.500, SLG: 0.500		G1-6-3 1B		S 1B		F4-3			F4-3	4	0	2	0	0	0	1
Jerry Dybzinski, R (1, 6) Von Hayes, L (7, PH) Mike Fischlin, R (8, 6)		G1-6-3 1-2f		6-3 1-2			1-3			2 1 0	0 0 0	0 0 0	0 0 0	0 0 0	0 0 0	2 0 0
Inning Stats	R: 2 E: 0 K: 0 S: 5 H: 2 LOB: 2 BB: 1 P: 10	R: 0 E: 0 K: 0 S: 3 H: 2 LOB: 0 BB: 0 P: 3	R: 1 E: 0 K: 0 S: 5 H: 2 LOB: 1 BB: 0 P: 5	R: 0 E: 0 K: 1 S: 6 H: 1 LOB: 1 BB: 0 P: 6	R: 0 E: 0 K: 1 S: 4 H: 0 LOB: 1 BB: 1 P: 8	R: 0 E: 0 K: 0 S: 4 H: 1 LOB: 1 BB: 0 P: 4	R: 0 E: 0 K: 1 S: 5 H: 0 LOB: 0 BB: 0 P: 5	R: 0 E: 0 K: 0 S: 3 H: 0 LOB: 0 BB: 0 P: 3	R: 0 E: 0 K: 1 S: 5 H: 0 LOB: 0 BB: 0 P: 5	1B: 7 2B: 1 3B: 0 HR: 1 SF: 0 SAC: 0 DP: 2 HBP: 1							

	AB	33
	R	3
	H	8
	RBI	3
	BB	2
	SO	4
	LOB	13

PITCHER	IP	WLS	BF	H	R	ER	SO	BB	IBB	HBP	BLK	WP	HR	S	P	ERA	WHIP
Charlie Hough, R (1, 1) ERA: 3.0	9.0	W	36	8	3	3	4	2	0	1	0	0	1	40	49	3.00	1.111

PITCHER	IP	WLS	BF	H	R	ER	SO	BB	IBB	HBP	BLK	WP	HR	S	P	ERA	WHIP

Texas Rangers @ Cleveland Indians

Cleveland Municipal Stadium, Cleveland, OH

Sun Apr 11 1982, 3:33 AM EST
Att. 3,821 - Unknown - 35 F

TOP

livebaseballscorecards.com

Batter	1	2	3	4	5	6	7	8	9	AB	R	H	RBI	BB	SO	LOB
George Wright, S (1, 8) OBP: 0.667, SLG: 1.286	S S S 0-3 ① K		x 0-0 ① 2B			x 0-0 ① 6-3		B B B 4-0 PB 1B BB		3	0	1	0	1	1	0
Lee Mazzilli, S (1, 7) OBP: 0.222, SLG: 0.222	x 0-0 ② F7		x 0-0 ③ F8			x 0-0 ② F8		x 0-0 ② F8		4	0	0	0	0	0	2
Buddy Bell, R (1, 5) OBP: 0.444, SLG: 1.111	S S S 0-3 ③ K			x 0-0 ① 5-3		x 0-0 ③ 5-3		x 0-0 PB 1-2 1B		4	0	1	0	0	1	0
Larry Parrish, R (1, 9) OBP: 0.286, SLG: 0.167		x 0-0 ① L5		H 1-0 G1-6-3 HBP			x 0-0 ① F9	x 0-0 ③ F8 1-2 2-3		1	0	0	0	0	0	0
Leon Roberts, R (4, PR) (4, 9)										2	0	0	0	0	0	2
Pat Putnam, L (1, 3) OBP: 0.500, SLG: 0.400		x 0-0 FC6-4 1B		x 0-0 ② ③ G1-6-3 1-2f			x 0-0 1B 1B		x 0-0 ① 4-3	4	0	2	0	0	0	1
Jim Sundberg, R (1, 2) OBP: 0.750, SLG: 1.143		x 0-0 ② F7			x 0-0 1B		x 0-0 1-2 1B		x 0-0 HR	4	1	3	1	0	0	1
Mike Richardt, R (1, 10) OBP: 0.111, SLG: 0.222		x 0-0 ③ FC6-4 1-2f			x 0-0 ① F8		x 0-0 ② F3		x 0-0 ② F8	4	0	0	0	0	0	4
Mark Wagner, R (1, 6) OBP: 0.333, SLG: 0.250			x 0-0 ① 1-3		S S S 0-3 ② K		x 0-0 ③ G3		x 0-0 1B	4	0	1	0	0	1	3
Doug Flynn, R (1, 4) OBP: 0.250, SLG: 0.375			x 0-0 ② F4-3		x 0-0 ③ F4			x 0-0 ① F4-3	x 0-0 ③ F4-3	4	0	0	0	0	0	2
Inning Stats	R: 0 E: 0 K: 2 S: 7 H: 0 LOB: 0 BB: 0 P: 7	R: 0 E: 0 K: 0 S: 4 H: 1 LOB: 1 BB: 0 P: 4	R: 0 E: 0 K: 0 S: 4 H: 1 LOB: 1 BB: 0 P: 4	R: 0 E: 0 K: 0 S: 2 H: 0 LOB: 1 BB: 0 P: 3	R: 0 E: 0 K: 1 S: 6 H: 1 LOB: 1 BB: 0 P: 6	R: 0 E: 0 K: 0 S: 3 H: 0 LOB: 0 BB: 0 P: 3	R: 0 E: 0 K: 0 S: 5 H: 2 LOB: 2 BB: 0 P: 5	R: 0 E: 0 K: 0 S: 4 H: 1 LOB: 2 BB: 1 P: 8	R: 1 E: 0 K: 0 S: 5 H: 2 LOB: 1 BB: 0 P: 5	1B: 6 2B: 1 3B: 0 HR: 1	SF: 0 SAC: 0 DP: 1 HBP: 1						

	AB	34
	R	1
	H	8
	RBI	1
	BB	1
	SO	3
	LOB	15

WP: 0 PB: 1 SB: 0 CS: 0 PA: 36

PITCHER		IP	WLS	BF	H	R	ER	SO	BB	IBB	HBP	BLK	WP	HR	S	P	ERA	WHIP
Len Barker, R ERA: 1.0	(1, 1)	9.0	W	36	8	1	1	3	1	0	1	0	0	1	40	45	1.00	1.000

PITCHER	IP	WLS	BF	H	R	ER	SO	BB	IBB	HBP	BLK	WP	HR	S	P	ERA	WHIP

Batter	1	2	3	4	5	6	7	8	9	AB	R	H	RBI	BB	SO	LOB
Von Hayes, L (1, 7) OBP: 0.333, SLG: 0.333	F8		S 1B 1-3 1B	1B WP 1-3 1B	FC6 1B 1B 3-H		K			5	3	2	1	0	1	1
Toby Harrah, R (1, 5) OBP: 0.625, SLG: 1.000 Mike Fischlin, R (6, 5)	K		6-3 S 1-H 1B 3-H	WP BB 1-3 1B 3-H	1B SF7 1-3 1B 2-H		FC4-6 BB			4 0	1 0	3 0	4 0	0 1	1 0	0 0
Mike Hargrove, L (1, 3) OBP: 0.444, SLG: 0.167	F4-3		6-3 1-3	WP 1-2 BB	BB 1-3 1B 3-H		F9			4	0	1	1	1	0	2
Andre Thornton, R (1, 10)		F8	F8	K 1-2 2-3 3-H	SF7 3-H		FC4-6 1-2f			4	0	0	1	0	1	4
Bake McBride, L (1, 9) OBP: 0.857, SLG: 1.167 Alan Bannister, R (5, PH) OBP: 1.000, SLG: 1.000 (6, 9)		FC6 BB		F5-4-3 3B 2B	1B FC3 2B 1-2 BB			E 1B 1B		2 1	2 1	2 1	0 0	1 1	0 0	0 0
Ron Hassey, L (1, 2) OBP: 0.222, SLG: 0.125	FC6 S 1-2f			F5-4-3 BB	K F8			F7		4	0	0	0	1	1	5
Rick Manning, L (1, 8) OBP: 0.222, SLG: 0.222	F8 1-2			F5-4-3 1-2 2-3	E 1B 2-3 1B	F4-3		E8 1-H 1B		5	1	2	0	0	0	3
Jack Perconte, L (1, 4) OBP: 0.444, SLG: 0.625			1B 1B BB	1B 3-H 3B	FC3 E 1B 1-2 FC6 3-H	F9		F6		4	3	1	2	1	0	2
Jerry Dybzinski, R (1, 6) OBP: 0.286, SLG: 0.286			B1-4	1B 1B 3-H 1B	E2 1B 1-3 2-H 1B	L7		6-3		5	2	2	2	0	0	2
Inning Stats	R: 0 H: 0 E: 0 LOB: 0 K: 1 BB: 0 S: 5 P: 5	R: 0 H: 0 E: 0 LOB: 1 K: 0 BB: 1 S: 3 P: 7	R: 2 H: 2 E: 0 LOB: 1 K: 0 BB: 1 S: 5 P: 9	R: 4 H: 5 E: 0 LOB: 2 K: 1 BB: 2 S: 9 P: 17	R: 6 H: 5 E: 2 LOB: 2 K: 1 BB: 1 S: 12 P: 16	R: 0 H: 0 E: 0 LOB: 0 K: 0 BB: 0 S: 3 P: 3	R: 0 H: 0 E: 0 LOB: 1 K: 1 BB: 1 S: 5 P: 9	R: 1 H: 2 E: 1 LOB: 1 K: 0 BB: 0 S: 5 P: 5		1B: 11 SF: 1 2B: 2 SAC: 0 3B: 1 DP: 1 HR: 0 HBP: 0						

BOTTOM

Texas Rangers @ Cleveland Indians

Cleveland Municipal Stadium, Cleveland, OH

Sun Apr 11 1982, 3:33 AM EST

Att. 3,821 - Unknown - 35 F

livebaseballscorecards.com

AB	38
R	13
H	14
RBI	11
BB	6
SO	4
LOB	19

PITCHER		IP	WLS	BF	H	R	ER	SO	BB	IBB	HBP	BLK	WP	HR	S	P	ERA	WHIP	PITCHER	IP	WLS	BF	H	R	ER	SO	BB	IBB	HBP	BLK	WP	HR	S	P	ERA	WHIP
Doc Medich, R ERA: 14.73	(1, 1)	3.2	L	19	6	6	6	1	3	0	0	0	0	0	18	30	14.73	2.455																	
Dave Schmidt, R ERA: 40.5	(4, 1)	0.2		8	4	4	3	2	1	0	0	0	1	0	11	15	40.50	7.500																	
Paul Mirabella, L ERA: 5.4	(5, 1)	1.2		9	2	2	1	0	1	0	0	0	0	0	8	12	5.40	1.800																	
Danny Darwin, R ERA:	(7, 1)	1.0		4	0	0	0	1	1	0	0	0	0	0	5	9	0.00	1.000																	
Steve Comer, R ERA:	(8, 1)	1.0		5	2	1	0	0	0	0	0	0	0	0	5	5	0.00	2.000																	

Batter	1	2	3	4	5	6	7	8	9	10	AB	R	H	RBI	BB	SO	LOB
Paul Molitor, R (1, 5) (9, 6) OBP: 0.609, SLG: 0.600	4-3 6-4-3 BB 1B	E6 1B 2B	1-2 FC5-4 1B	K			F8			1B 3B	6	3	3	0	0	1	2
Charlie Moore, R (1, 9) OBP: 0.435, SLG: 0.565	6-4-3 1-2	1-2 2B 1B	1-2f FC5-4		F7			6-3		1B 3-H 1B	6	1	2	1	0	0	3
Cecil Cooper, L (1, 3) OBP: 0.565, SLG: 0.636	4-3 2-3	F7		WP 1B 2B 1B	3-1			4-3		K	6	1	1	0	0	1	4
Ted Simmons, S (1, 2) OBP: 0.667, SLG: 0.800 Ned Yost, R (10, PR) (10, 2) OBP: 0.600, SLG: 0.750	BB BB BB	1-H 2-H 2B		2B 1-2 1B	4-3			F9		1-3 1B	5 0	1 0	3 0	2 0	1 0	0 0	0 0
Ben Oglivie, L (1, 7) OBP: 0.391, SLG: 0.619	BB 1-2 BB	6-3		K 2-3		P4			4-3	F7	5	0	0	0	1	1	5
Gorman Thomas, R (1, 8) OBP: 0.476, SLG: 0.375	1-2 2-3 3-H BB		F8	1-3 3-H 1B 2B		K			FC5-4 1B		4	1	2	2	1	1	0
Larry Hisle, R (1, 10) OBP: 0.095, SLG: 0.050	4-3		F9	K		P3			FC5-4 1-2f		5	0	0	0	0	1	6
Robin Yount, R (1, 6) OBP: 0.563, SLG: 0.929 Ed Romero, R (4, PR) (4, 6) Roy Howell, L (9, PH) Don Money, R (9, 5)	HR	1B 2B		2B 2-H 3-H 1B			L6		L8		3 1 1 0	2 0 0 0	3 0 0 0	3 0 0 0	0 0 0 0	0 0 0 0	0 0 1 0
Jim Gantner, L (1, 4) OBP: 0.333, SLG: 0.214	4-3	2-H 1B 1B		1-3 2B			L4			G3	5	0	2	1	0	0	0
Inning Stats	R: 1 E: 0 K: 0 S: 4 / H: 1 LOB: 3 BB: 3 P: 16	R: 3 E: 1 K: 0 S: 7 / H: 3 LOB: 1 BB: 0 P: 7	R: 1 E: 0 K: 0 S: 6 / H: 3 LOB: 2 BB: 0 P: 6	R: 3 E: 0 K: 3 S: 14 / H: 5 LOB: 2 BB: 0 P: 14	R: 0 E: 0 K: 0 S: 3 / H: 0 LOB: 0 BB: 0 P: 3	R: 0 E: 0 K: 1 S: 5 / H: 0 LOB: 0 BB: 0 P: 5	R: 0 E: 0 K: 0 S: 3 / H: 0 LOB: 0 BB: 0 P: 3	R: 0 E: 0 K: 0 S: 3 / H: 0 LOB: 0 BB: 0 P: 3	R: 0 E: 0 K: 0 S: 4 / H: 1 LOB: 1 BB: 0 P: 4	R: 1 E: 0 K: 1 S: 8 / H: 3 LOB: 2 BB: 0 P: 8	1B: 10 2B: 4 3B: 1 HR: 1	SF: 0 SAC: 0 DP: 0 HBP: 0						

PITCHER		IP	WLS	BF	H	R	ER	SO	BB	IBB	HBP	BLK	WP	HR	S	P	ERA	WHIP
Lary Sorensen, R ERA: 9.0	(1, 1)	3.0		20	7	5	3	0	3	0	0	0	0	1	17	29	9.00	3.333
Rick Sutcliffe, R ERA: 40.5	(4, 1)	0.2		7	5	3	3	2	0	0	0	0	1	0	11	11	40.50	7.500
Dennis Lewallyn, R ERA: 1.59	(4, 1)	5.2	L	20	3	1	1	2	0	0	0	0	0	0	24	24	1.59	0.529
Dan Spillner, R ERA:	(10, 1)	0.2		3	1	0	0	1	0	0	0	0	0	0	5	5	0.00	1.500

PITCHER	IP	WLS	BF	H	R	ER	SO	BB	IBB	HBP	BLK	WP	HR	S	P	ERA	WHIP

TOP

Milwaukee Brewers @ Cleveland Indians

Cleveland Municipal Stadium, Cleveland, OH

Tue Apr 13 1982, 3:33 AM EST
Att. 6,258 - Unknown - 44 F

livebaseballscorecards.com

AB	47
R	9
H	16
RBI	9
BB	3
SO	5
LOB	21

WP: 1	PA: 50		
PB: 0			
SB: 0			
CS: 0			

Batter	1	2	3	4	5	6	7	8	9	10	AB	R	H	RBI	BB	SO	LOB
Alan Bannister, R (1, 9) (9, 7) OBP: 0.625, SLG: 0.400	BBBB 4-0 F9 S SF7 BB	x 0-0 ③ F8		BBBB 4-0 1B BB		x 0-0 E4 L9-3 3-H	SSS 0-3 ③ K 1-2			x 0-0 ① 1B	4	1	1	1	2	1	2
Toby Harrah, R (1, 5) (9, 6) OBP: 0.571, SLG: 1.000	x 0-0 ① F9 1-3	x 0-0 HR	x 0-0 1-2 1B			x 0-0 ① ② L9-3 1-2		x 0-0 S 1B		SSS 0-3 ② K	6	1	3	1	0	1	2
Mike Hargrove, L (1, 3) OBP: 0.333, SLG: 0.182 Rod Craig, S (10, PR)	x 0-0 ② SF7 3-H	x 0-0 ① 4-3	SSS 0-3 ③ K			x 0-0 1B		x 0-0 ① F7		x 0-0 E6	5	0	1	1	0	1	3
											0	0	0	0	0	0	0
Andre Thornton, R (1, 10) OBP: 0.200, SLG: 0.714	x 0-0 1B 2B	x 0-0 HR			x 0-0 HR	x 0-0 ③ F8		x 0-0 ② P5		SSS 0-3 ③ K	6	3	3	2	0	1	3
Joe Charboneau, R (1, 7) OBP: 0.250, SLG: 0.250 Mike Fischlin, R (8, 6) Bake McBride, L (8, PH) OBP: 0.875, SLG: 1.167 (9, 9)	x 0-0 2-H 1B	x 0-0 ② 6-3			x 0-0 ① 4-3		x 0-0 ① 6-3	4-0 1-2 IBB			4	0	1	1	0	0	0
											0	0	0	0	0	0	0
											0	0	0	0	1	0	0
Chris Bando, S (1, 2) OBP: 0.400, SLG: 0.250	SSS 0-3 ③ K	x 0-0 1B		BBB 4-0 BB			x 0-0 ② 1-3	x 0-0 ③ F7			4	0	1	0	1	1	3
Rick Manning, L (1, 8) OBP: 0.286, SLG: 0.286		x 0-0 4-3 S 1B	x 0-0 ③ F8		x 0-0 ② F2		x 0-0 2B 1B		x 0-0 ① F7		5	1	2	0	0	0	2
Jack Perconte, L (1, 4) OBP: 0.429, SLG: 0.615		x 0-0 ① L4 1-2		x 0-0 G6-4-3 1B	x 0-0 ③ F8		x 0-0 1-H 1B 2B		SSS 0-3 ② K		5	1	2	1	0	1	2
Jerry Dybzinski, R (1, 6) OBP: 0.300, SLG: 0.500 Von Hayes, L (7, PH) OBP: 0.375, SLG: 0.375 (8, 7) (9, 5)		x 0-0 ② 4-3 2-3		x 0-0 ① ② G6-4-3 1-2f		x 0-0 E 3B	x 0-0 S 2-H 1B		x 0-0 ③ 3-1		3	1	1	0	0	0	2
											2	0	1	1	0	0	0
Inning Stats	R: 2 E: 0 K: 1 S: 7 H: 2 LOB: 1 BB: 1 P: 11	R: 0 E: 0 K: 0 S: 4 H: 1 LOB: 1 BB: 0 P: 4	R: 2 E: 0 K: 0 S: 6 H: 3 LOB: 1 BB: 0 P: 6	R: 0 E: 0 K: 1 S: 6 H: 2 LOB: 2 BB: 1 P: 10	R: 1 E: 0 K: 0 S: 4 H: 1 LOB: 1 BB: 1 P: 8	R: 1 E: 1 K: 0 S: 5 H: 2 LOB: 1 BB: 0 P: 5	R: 2 E: 0 K: 1 S: 8 H: 3 LOB: 1 BB: 0 P: 8	R: 0 E: 0 K: 0 S: 4 H: 1 LOB: 2 BB: 1 P: 8	R: 0 E: 0 K: 1 S: 5 H: 0 LOB: 0 BB: 0 P: 5	R: 0 E: 1 K: 2 S: 8 H: 1 LOB: 1 BB: 0 P: 8	1B: 10 2B: 3 3B: 1 HR: 3	SF: 1 SAC: 0 DP: 2 HBP: 0						

PITCHER	IP	WLS	BF	H	R	ER	SO	BB	IBB	HBP	BLK	WP	HR	S	P	ERA	WHIP
Randy Lerch, L (1, 1)	5.0		26	9	5	5	2	3	0	0	0	0	3	27	39	9.00	2.400
ERA: 9.0																	
Dwight Bernard, R (6, 1)	1.2		9	4	3	3	0	0	0	0	0	0	0	9	9	16.20	2.400
ERA: 7.36																	
Rollie Fingers, R (7, 1)	3.1	W	14	3	0	0	4	0	1	0	0	0	0	21	25	0.00	0.900
ERA: 1.8																	

PITCHER	IP	WLS	BF	H	R	ER	SO	BB	IBB	HBP	BLK	WP	HR	S	P	ERA	WHIP

BOTTOM

Milwaukee Brewers @ Cleveland Indians

Cleveland Municipal Stadium, Cleveland, OH

Tue Apr 13 1982, 3:33 AM EST
Att. 6,258 - Unknown - 44 F

livebaseballscorecards.com

AB	44
R	8
H	16
RBI	8
BB	4
SO	6
LOB	19

WP: 0 PA: 49
PB: 0
SB: 4
CS: 0

Batter	1	2	3	4	5	6	7	8	9	AB	R	H	RBI	BB	SO	LOB
Paul Molitor, R (1, 6) OBP: 0.571, SLG: 0.500	B B B B 4-0 WP SH1-3 BB		S S S 0-3 ② K		B B B B 4-0 BB BB		x 0-0 ② 5-3		S S S 0-3 ② K	3	0	0	0	2	2	0
Charlie Moore, R (1, 9) OBP: 0.444, SLG: 0.538	x 0-0 ① SH1-3 1-2		x 0-0 ③ F2		B B B B 4-0 1-2 2-3 3-H BB		x 0-0 1B 1B		x 0-0 ③ P3	3	0	1	1	1	0	0
Cecil Cooper, L (1, 3) OBP: 0.556, SLG: 0.600	B B B B 4-0 G1-6-3 2-3 BB			x 0-0 ① 6-3	S S S 0-3 ② K		x 0-0 1-3 1B			3	0	1	0	1	1	3
Ted Simmons, S (1, 2) OBP: 0.400, SLG: 0.444	x 0-0 ② ③ G1-6-3 1-2f			x 0-0 ② 4-3	x 0-0 ③ 3-1		x 0-0 ③ F7			4	0	0	0	0	0	7
Ben Oglivie, L (1, 7) OBP: 0.370, SLG: 0.560		x 0-0 ① L4		x 0-0 E4		x 0-0 ① L3		x 0-0 FC4-6 1B		4	0	1	0	0	0	0
Gorman Thomas, R (1, 8) OBP: 0.480, SLG: 0.421		x 0-0 2B		S S S 0-3 ③ K		B B B B 4-0 G6-4-3 BB		x 0-0 ① F8		3	0	1	0	1	1	2
Roy Howell, L (1, 10) OBP: 0.167, SLG: 0.333		x 0-0 ② F9			x 0-0 1B BB 2B	x 0-0 ② ③ G6-4-3 1-2f		x 0-0 ② FC4-6 1-2f		4	1	1	0	0	0	3
Don Money, R (1, 5) OBP: 0.250, SLG: 1.000		x 0-0 ③ 6-3			x 0-0 ① 6-3		x 0-0 HR	S S S 0-3 ③ K		4	1	1	1	0	1	3
Jim Gantner, L (1, 4) OBP: 0.318, SLG: 0.222			x 0-0 ① 4-3		x 0-0 BB 2-3 1B		x 0-0 ① 4-3		x 0-0 ① F8	4	0	1	0	0	0	0
Inning Stats	R: 0 E: 0 K: 0 S: 2 H: 0 LOB: 1 BB: 2 P: 10	R: 0 E: 0 K: 0 S: 4 H: 1 LOB: 1 BB: 0 P: 4	R: 0 E: 0 K: 1 S: 5 H: 0 LOB: 0 BB: 0 P: 5	R: 0 E: 1 K: 1 S: 6 H: 0 LOB: 1 BB: 0 P: 6	R: 1 E: 0 K: 1 S: 7 H: 2 LOB: 3 BB: 2 P: 15	R: 0 E: 0 K: 0 S: 2 H: 0 LOB: 0 BB: 1 P: 6	R: 1 E: 0 K: 0 S: 6 H: 3 LOB: 2 BB: 0 P: 6	R: 0 E: 0 K: 1 S: 6 H: 1 LOB: 1 BB: 0 P: 6	R: 0 E: 0 K: 1 S: 5 H: 0 LOB: 0 BB: 0 P: 5	1B: 4 2B: 2 3B: 0 HR: 1 SF: 0 SAC: 1 DP: 2 HBP: 0						

TOP

Milwaukee Brewers @ Cleveland Indians

Cleveland Municipal Stadium, Cleveland, OH

Wed Apr 14 1982, 3:33 AM EST
Att. 7,017 - Unknown - 39 F

livebaseballscorecards.com

AB	32
R	2
H	7
RBI	2
BB	5
SO	5
LOB	18

WP: 1 PA: 38
PB: 0
SB: 0
CS: 0

PITCHER		IP	WLS	BF	H	R	ER	SO	BB	IBB	HBP	BLK	WP	HR	S	P	ERA	WHIP
John Denny, R ERA: 2.57	(1, 1)	7.0	W	31	6	2	2	3	5	0	0	0	1	1	32	52	2.57	1.571
Dan Spillner, R ERA:	(8, 1)	2.0		7	1	0	0	2	0	0	0	0	0	0	11	11	0.00	0.500

PITCHER	IP	WLS	BF	H	R	ER	SO	BB	IBB	HBP	BLK	WP	HR	S	P	ERA	WHIP

BOTTOM

Milwaukee Brewers @ Cleveland Indians

Cleveland Municipal Stadium, Cleveland, OH

Wed Apr 14 1982, 3:33 AM EST

Att. 7,017 - Unknown - 39 F

livebaseballscorecards.com

Batter	1	2	3	4	5	6	7	8	9	AB	R	H	RBI	BB	SO	LOB
Miguel Dilone, S (1, 7) OBP: 0.444, SLG: 0.429	5-3	S, BB		FC4-6, BB, S, 1B 1-2f		E 1B, 1B, BB	SF9, 1B 1-3			3	3	1	0	2	0	1
Toby Harrah, R (1, 5) OBP: 0.632, SLG: 0.933	P4	1-2 BB		1-2 BB, 1B, BB		BB, 1B, FC4-2 1-2 1B	1B IBB			2	1	1	0	3	0	0
Mike Hargrove, L (1, 3) OBP: 0.400, SLG: 0.231	WP, 1B BB	4-3		1B 1-2 2-3 BB		FC4-2, BB 1-2 2-H 1B	SF9 2-3 3-H			2	0	1	2	2	0	3
Andre Thornton, R (1, 10) OBP: 0.350, SLG: 0.722	WP 1-2 1B		F7	1-2 2-H 3-H 1B		FC4-2 1-2 2-3 BB	1-2 3-H 1B			4	0	3	3	1	0	0
Bake McBride, L (1, 9) OBP: 0.583, SLG: 0.700 Chris Bando, S (7, 2) OBP: 0.333, SLG: 0.200	L9 1-2 2-3		F7	F7		FC4-2 1-2 2-3 3-Hf	K			4 1	0 0	0 0	0 0	0 0	0 1	7 2
Ron Hassey, L (1, 2) OBP: 0.333, SLG: 0.364 Alan Bannister, R (6, PH) OBP: 0.500, SLG: 0.286 (7, 9)		1B, SF9, 1B	2B	4-3		P3		4-3		3 2	1 0	2 0	0 0	0 0	0 0	2 3
Rick Manning, L (1, 8) OBP: 0.316, SLG: 0.278		SF9, S 1-3 1B	FC6-4 BB		K	P3		F5		4	0	1	0	1	1	3
Jack Perconte, L (1, 4) OBP: 0.316, SLG: 0.444		P6	FC6-4 1-2f		F8		K	G3		5	0	0	0	0	1	4
Jerry Dybzinski, R (1, 6) OBP: 0.357, SLG: 0.500		SF9 1-3 3-H		FC4-6 1B	K		2B, SF9, BB			2	1	1	1	1	1	0
Inning Stats	R: 0 E: 0 K: 0 S: 4 H: 1 LOB: 2 BB: 1 P: 8	R: 1 E: 0 K: 0 S: 5 H: 2 LOB: 3 BB: 2 P: 13	R: 0 E: 0 K: 0 S: 4 H: 1 LOB: 2 BB: 1 P: 8	R: 2 E: 0 K: 0 S: 5 H: 2 LOB: 2 BB: 2 P: 13	R: 0 E: 0 K: 2 S: 7 H: 0 LOB: 0 BB: 0 P: 7	R: 1 E: 1 K: 0 S: 5 H: 2 LOB: 3 BB: 2 P: 13	R: 2 E: 0 K: 2 S: 9 H: 2 LOB: 2 BB: 2 P: 17	R: 0 E: 0 K: 0 S: 3 H: 0 LOB: 0 BB: 0 P: 3		1B: 8 2B: 2 3B: 0 HR: 0 SF: 2 SAC: 0 DP: 0 HBP: 0						

	AB	32
	R	6
	H	10
	RBI	6
	BB	10
	SO	4
	LOB	25

PITCHER		IP	WLS	BF	H	R	ER	SO	BB	IBB	HBP	BLK	WP	HR	S	P	ERA	WHIP
Pete Vuckovich, R ERA: 6.75	(1, 1)	3.1	L	22	6	3	3	0	6	0	0	0	1	0	16	40	8.10	3.600
Bob McClure, L ERA: 3.86	(4, 1)	3.1		17	3	3	3	3	3	1	0	0	0	0	19	35	8.10	1.800
Doug Jones, R ERA: 3.86	(7, 1)	0.1		2	1	0	0	1	0	0	0	0	0	0	4	4	0.00	3.000
Jamie Easterly, L ERA:	(8, 1)	1.0		3	0	0	0	0	0	0	0	0	0	0	3	3	0.00	0.000

PITCHER		IP	WLS	BF	H	R	ER	SO	BB	IBB	HBP	BLK	WP	HR	S	P	ERA	WHIP

WP: 1 PA: 44
PB: 0
SB: 3
CS: 0

Milwaukee Brewers @ Cleveland Indians

Cleveland Municipal Stadium, Cleveland, OH

Thu Apr 15 1982, 3:33 AM EST
Att. 9,072 - Unknown - 49 F

livebaseballscorecards.com

Batter	1	2	3	4	5	6	7	8	9	AB	R	H	RBI	BB	SO	LOB
Paul Molitor, R (1, 6) OBP: 0.500, SLG: 0.409	SSS 0-3 ① K			SSS 0-3 ① K		SSS 0-3 ① K			x 0-0 ① 6-3	4	0	0	0	0	3	1
Charlie Moore, R (1, 2) OBP: 0.419, SLG: 0.500	x 0-0 ② F8			x 0-0 ② 6-3		SSS 0-3 ② K			x 0-0 FC6-4 1B	4	0	1	0	0	1	1
Cecil Cooper, L (1, 3) OBP: 0.484, SLG: 0.517	x 0-0 ③ 4-3			x 0-0 ③ F7		x 0-0 ③ FC6 1-2f			x 0-0 ② FC6-4 1-2f	4	0	0	0	0	0	2
Ted Simmons, S (1, 10) OBP: 0.286, SLG: 0.308		SSS 0-3 ① K			x 0-0 ① 3-1		x 0-0 ① 4-3		x 0-0 ③ P4	4	0	0	0	0	1	1
Ben Oglivie, L (1, 7) OBP: 0.367, SLG: 0.571		x 0-0 ② F5			x 0-0 1B 2B		x 0-0 ② F7			3	1	1	0	0	0	0
Gorman Thomas, R (1, 8) OBP: 0.429, SLG: 0.364		x 0-0 ③ P6			SSS 0-3 ② K		x 0-0 ③ F7			3	0	0	0	0	1	1
Don Money, R (1, 5) OBP: 0.429, SLG: 0.857			x 0-0 ① 6-3		x 0-0 FC4-6 2-H 1B			x 0-0 L3 1B		3	0	2	1	0	0	0
Jim Gantner, L (1, 4) OBP: 0.280, SLG: 0.190			SSS 0-3 ② K		x 0-0 ③ FC4-6 1-2f			x 0-0 ① L4		3	0	0	0	0	1	2
Kevin Bass, S (1, 9)			x 0-0 ③ 4-3			BBBB 4-0 FC6 BB		x 0-0 ② ③ L3 1-2		2	0	0	0	1	0	1

Inning Stats	1	2	3	4	5	6	7	8	9	AB	R	H	RBI	BB	SO	LOB
	R: 0 E: 0 K: 1 S: 5	R: 0 E: 0 K: 1 S: 5	R: 0 E: 0 K: 1 S: 5	R: 0 E: 0 K: 1 S: 5	R: 1 E: 0 K: 1 S: 7	R: 0 E: 0 K: 2 S: 7	R: 0 E: 0 K: 0 S: 3	R: 0 E: 0 K: 0 S: 3	R: 0 E: 0 K: 0 S: 4	1B: 3 2B: 2 3B: 0 HR: 0	SF: 0 SAC: 0 DP: 1 HBP: 0	WP: 0 PB: 0 SB: 0 CS: 0	PA: 31			

PITCHER		IP	WLS	BF	H	R	ER	SO	BB	IBB	HBP	BLK	WP	HR	S	P	ERA	WHIP
Bert Blyleven, R ERA: 1.29	(1, 1)	7.0	W	24	2	1	1	7	1	0	0	0	0	0	37	41	1.29	0.429
Ed Whitson, R ERA: 2.25	(8, 1)	2.0		7	2	0	0	0	0	0	0	0	0	0	7	7	0.00	1.000

PITCHER	IP	WLS	BF	H	R	ER	SO	BB	IBB	HBP	BLK	WP	HR	S	P	ERA	WHIP

Batter	1	2	3	4	5	6	7	8	9	AB	R	H	RBI	BB	SO	LOB
Miguel Dilone, S (1, 7) OBP: 0.357, SLG: 0.333	0-0 1B 1B 1B	0-0 F7 ①		0-0 F3 ①		0-0 6-3 ③		0-3 K ②		5	1	1	0	0	1	3
Toby Harrah, R (1, 5) OBP: 0.625, SLG: 0.842	0-0 WP 1-3 1B 1B	0-0 F7 ②		0-0 4-3 1-3 1B			0-0 F8 ①	4-0 1-2 BB		4	1	2	0	1	0	1
Mike Hargrove, L (1, 3) OBP: 0.417, SLG: 0.200 Von Hayes, L (8, 3) OBP: 0.333, SLG: 0.333	4-0 1B 1-2 1B BB	0-0 G1 ③		0-0 4-3 ② 1-2 3-H			4-0 E 1B WP BB	0-3 K ③		2 1	2 0	0 0	1 0	2 0	0 1	2 2
Andre Thornton, R (1, 10) OBP: 0.333, SLG: 0.636	0-3 K ①		0-0 6-3 ①	0-3 K ③			0-0 WP E 1-2 1B 1B			4	1	1	0	0	2	4
Bake McBride, L (1, 9) OBP: 0.563, SLG: 0.643 Alan Bannister, R (7, PR) OBP: 0.500, SLG: 0.286 (8, 9)	0-0 1B 1-2 2-H 3-H 1B		0-0 1B WP 1B		0-0 F7 ①		0-0 E6 WP 1-2 2-3 1B			4 0	1 0	2 0	2 0	0 0	0 0	2 0
Chris Bando, S (1, 2) OBP: 0.300, SLG: 0.222	0-0 F8 ②		0-0 1-3 WP 1B		0-0 6-3 ②		0-0 F9 ②			4	1	1	0	0	0	5
Rick Manning, L (1, 8) OBP: 0.348, SLG: 0.318	0-0 1-3 2-H 1B		0-0 4-3 ②		0-0 4-3 ③		0-0 ③ 1-H 2-H 3-H 1B			4	0	2	2	0	0	2
Jack Perconte, L (1, 4) OBP: 0.304, SLG: 0.409	0-0 6-3 ③		0-0 4-3 ③ 2-H 3-H			0-0 5-3 ①		0-0 BB 1B		4	0	1	0	0	0	2
Jerry Dybzinski, R (1, 6) OBP: 0.389, SLG: 0.533		0-0 2B		4-0 1B 4-3 BB		0-0 5-3 ②		0-0 F8 ①		3	1	1	0	1	0	1
Inning Stats	R: 3 H: 4 E: 0 LOB: 2 K: 1 BB: 1 S: 9 P: 13	R: 0 H: 1 E: 0 LOB: 1 K: 0 BB: 0 S: 4 P: 4	R: 2 H: 2 E: 0 LOB: 0 K: 0 BB: 0 S: 5 P: 5	R: 1 H: 1 E: 0 LOB: 1 K: 1 BB: 1 S: 6 P: 10	R: 0 H: 0 E: 0 LOB: 0 K: 0 BB: 0 S: 3 P: 3	R: 0 H: 0 E: 0 LOB: 0 K: 0 BB: 0 S: 3 P: 3	R: 2 H: 2 E: 1 LOB: 2 K: 0 BB: 1 S: 5 P: 9	R: 0 H: 1 E: 0 LOB: 2 K: 2 BB: 1 S: 8 P: 12		1B: 10 SF: 0 2B: 1 SAC: 0 3B: 0 DP: 0 HR: 0 HBP: 0						

PITCHER		IP	WLS	BF	H	R	ER	SO	BB	IBB	HBP	BLK	WP	HR	S	P	ERA	WHIP
Mike Caldwell, L ERA: 6.97	(1, 1)	3.1	L	20	8	6	6	1	2	0	0	0	2	0	20	28	16.20	3.000
Jerry Augustine, L ERA:	(4, 1)	4.2		19	3	2	0	3	2	0	0	0	1	0	23	31	0.00	1.071

PITCHER	IP	WLS	BF	H	R	ER	SO	BB	IBB	HBP	BLK	WP	HR	S	P	ERA	WHIP

BOTTOM

Milwaukee Brewers @ Cleveland Indians

Cleveland Municipal Stadium, Cleveland, OH

Thu Apr 15 1982, 3:33 AM EST
Att. 9,072 - Unknown - 49 F

livebaseballscorecards.com

AB	35
R	8
H	11
RBI	5
BB	4
SO	4
LOB	24

WP: 4 PA: 39
PB: 0
SB: 0
CS: 0

Batter	1	2	3	4	5	6	7	8	9	AB	R	H	RBI	BB	SO	LOB
Tom Poquette, L (1, 7) OBP: 0.348, SLG: 0.300	BBBB 4-0 1B S BB		x 0-0 ② F6		SSS 0-3 ② K		x 0-0 ③ F7			3	0	0	0	1	1	1
John Wathan, R (1, 2) OBP: 0.290, SLG: 0.310	x 0-0 ① F4		BBBB 4-0 S 2B BB		x 0-0 ③ 6-3			x 0-0 ① 5-3		3	1	0	0	1	0	1
George Brett, L (1, 5) OBP: 0.290, SLG: 0.519	x 0-0 FC4 1-3 1B		x 0-0 1-H 2B			SSS 0-3 ① K		BBBB 4-0 E 1B FC6-4 BB		3	1	2	1	1	1	0
Amos Otis, R (1, 8) OBP: 0.321, SLG: 0.593	SSS 0-3 ② K		x 0-0 ③ L8			SSS 0-3 ② K		x 0-0 E8 FC6-4 1-3 1B		4	0	1	0	0	2	3
Hal McRae, R (1, 10) OBP: 0.308, SLG: 0.261	x 0-0 ③ FC4 1-2f			x 0-0 1B		x 0-0 ③ 4-3		x 0-0 ② FC6-4 1-2f 3-H		4	0	1	1	0	0	3
Lee May, R (1, 3) Dennis Werth, R (8, 3)		SSS 0-3 ① K		SSS 0-3 ① K			x 0-0 3B 1B	SSS 0-3 ③ K		4 0	1 0	1 0	0 0	0 0	3 0	2 0
Jerry Martin, R (1, 9) OBP: 0.385, SLG: 0.455		SSS 0-3 ② K		SSS 0-3 ② K			x 0-0 ① F3		x 0-0 ① F8	4	0	0	0	0	2	2
Frank White, R (1, 4) OBP: 0.269, SLG: 0.440		SSS 0-3 ③ K		x 0-0 ③ 6-3			SSS 0-3 ② K		x 0-0 ② 6-3	4	0	0	0	0	2	2
U L Washington, S (1, 6) OBP: 0.333, SLG: 0.304			x 0-0 ① 6-3		x 0-0 ① F7		x 0-0 1-H 3B		x 0-0 ③ 3-1	4	0	1	1	0	0	0
Inning Stats	R: 0 E: 0 K: 1 S: 6 H: 1 LOB: 2 BB: 1 P: 10	R: 0 E: 0 K: 3 S: 9 H: 0 LOB: 0 BB: 0 P: 9	R: 1 E: 0 K: 0 S: 4 H: 1 LOB: 1 BB: 1 P: 8	R: 0 E: 0 K: 2 S: 8 H: 1 LOB: 1 BB: 0 P: 8	R: 0 E: 0 K: 1 S: 5 H: 0 LOB: 0 BB: 0 P: 5	R: 0 E: 0 K: 2 S: 7 H: 0 LOB: 0 BB: 0 P: 7	R: 1 E: 0 K: 1 S: 7 H: 2 LOB: 1 BB: 0 P: 7	R: 1 E: 1 K: 1 S: 6 H: 1 LOB: 1 BB: 1 P: 10	R: 0 E: 0 K: 0 S: 3 H: 0 LOB: 0 BB: 0 P: 3	1B: 4 2B: 1 3B: 1 HR: 0 SF: 0 SAC: 0 DP: 0 HBP: 0						

PITCHER		IP	WLS	BF	H	R	ER	SO	BB	IBB	HBP	BLK	WP	HR	S	P	ERA	WHIP
Len Barker, R ERA: 1.69	(1, 1)	7.0	L	28	5	2	2	10	2	0	0	0	0	0	46	54	2.57	1.000
Dan Spillner, R ERA:	(8, 1)	2.0		8	1	1	0	1	1	0	0	0	0	0	9	13	0.00	1.000

PITCHER	IP	WLS	BF	H	R	ER	SO	BB	IBB	HBP	BLK	WP	HR	S	P	ERA	WHIP

TOP

Kansas City Royals @ Cleveland Indians

Cleveland Municipal Stadium, Cleveland, OH

Fri Apr 16 1982, 6:05 PM EST
Att. 6,360 - Unknown - 69 F

livebaseballscorecards.com

AB	33
R	3
H	6
RBI	3
BB	3
SO	11
LOB	14

WP: 0	PA: 36		
PB: 0			
SB: 2			
CS: 0			

BOTTOM

Kansas City Royals @ Cleveland Indians

Cleveland Municipal Stadium, Cleveland, OH

Fri Apr 16 1982, 6:05 PM EST

Att. 6,360 - Unknown - 69 F

livebaseballscorecards.com

Batter	1	2	3	4	5	6	7	8	9	AB	R	H	RBI	BB	SO	LOB
Miguel Dilone, S (1, 7) OBP: 0.278, SLG: 0.250	F8		F7			K		6-3		4	0	0	0	0	1	0
Toby Harrah, R (1, 5) OBP: 0.571, SLG: 0.870	6-3		HR			6-3			F7	4	1	1	1	0	0	0
Mike Hargrove, L (1, 3) OBP: 0.393, SLG: 0.211	F8		F8			E3 FC6-4			1B	4	0	1	0	0	0	0
Rod Craig, S (9, PR)										0	0	0	0	0	0	0
Andre Thornton, R (1, 10) OBP: 0.357, SLG: 0.600		BB 1B		F3		FC6-4 1-2f			1-2 1B	3	0	1	0	1	0	1
Jack Perconte, L (9, PR) OBP: 0.304, SLG: 0.409										0	0	0	0	0	0	0
Joe Charboneau, R (1, 9) OBP: 0.143, SLG: 0.143		K		K			F8		F8	3	0	0	0	0	2	1
Von Hayes, L (9, PH) OBP: 0.300, SLG: 0.300										1	0	0	0	0	0	2
Chris Bando, S (1, 2) OBP: 0.231, SLG: 0.167		F8		F9			F9		K	3	0	0	0	0	0	1
Ron Hassey, L (9, PH) OBP: 0.308, SLG: 0.333										1	0	0	0	0	1	2
Rick Manning, L (1, 8) OBP: 0.346, SLG: 0.320	1-2 1B				G3		L9			3	0	1	0	0	0	0
Alan Bannister, R (1, 4) OBP: 0.385, SLG: 0.200	F7				5-3			3-1		3	0	0	0	0	0	2
Jerry Dybzinski, R (1, 6) OBP: 0.350, SLG: 0.471			F7		K			G3		2	0	0	0	0	1	0
Bake McBride, L (8, PH) OBP: 0.529, SLG: 0.600										1	0	0	0	0	0	0
Mike Fischlin, R (9, 6)										0	0	0	0	0	0	0
Inning Stats	R: 0 H: 0 E: 0 LOB: 0 K: 0 BB: 0 S: 3 P: 3	R: 0 H: 1 E: 0 LOB: 2 K: 1 BB: 1 S: 6 P: 10	R: 1 H: 1 E: 0 LOB: 0 K: 0 BB: 0 S: 4 P: 4	R: 0 H: 0 E: 0 LOB: 0 K: 1 BB: 0 S: 5 P: 5	R: 0 H: 0 E: 0 LOB: 0 K: 1 BB: 0 S: 5 P: 5	R: 0 H: 0 E: 1 LOB: 1 K: 1 BB: 0 S: 6 P: 6	R: 0 H: 0 E: 0 LOB: 0 K: 0 BB: 0 S: 3 P: 3	R: 0 H: 0 E: 0 LOB: 0 K: 0 BB: 0 S: 3 P: 3	R: 0 H: 2 E: 0 LOB: 2 K: 1 BB: 0 S: 7 P: 7	1B: 3 SF: 0 2B: 0 SAC: 0 3B: 0 DP: 0 HR: 1 HBP: 0						

	AB	32
	R	1
	H	4
	RBI	1
	BB	1
	SO	5
	LOB	9

WP: 0 PB: 0 SB: 0 CS: 0 PA: 33

PITCHER		IP	WLS	BF	H	R	ER	SO	BB	IBB	HBP	BLK	WP	HR	S	P	ERA	WHIP
Vida Blue, L ERA: 1.13	(1, 1)	7.0	W	25	2	1	1	4	1	0	0	0	0	1	32	36	1.29	0.429
Dan Quisenberry, R ERA:	(8, 1)	2.0	S	8	2	0	0	1	0	0	0	0	0	0	10	10	0.00	1.000

PITCHER	IP	WLS	BF	H	R	ER	SO	BB	IBB	HBP	BLK	WP	HR	S	P	ERA	WHIP

Batter	1	2	3	4	5	6	7	8	9	AB	R	H	RBI	BB	SO	LOB
Tom Poquette, L (1, 7) OBP: 0.393, SLG: 0.360	F8		6-3 1B	F2	1B		FC6-4 1B	SH1-4		5	0	3	1	0	0	2
John Wathan, R (1, 2) OBP: 0.297, SLG: 0.314	4-3		6-3	E 1B 1B	K		FC6-4 SF8	FC3-6 1B		6	2	2	1	0	1	5
George Brett, L (1, 5) OBP: 0.351, SLG: 0.563	FC5-4 1B		2B 2B	E4 1B	IBB		BB 1B	FC3-6 2B		5	2	3	1	1	0	3
Amos Otis, R (1, 8) OBP: 0.353, SLG: 0.656	FC5-4		2B	S 1B	K		SF8	2B		5	0	3	5	0	1	4
Hal McRae, R (1, 10) OBP: 0.375, SLG: 0.385		HR	BB	FC6-4 BB		F6	BB	K		3	1	1	1	3	1	2
Lee May, R (1, 3) OBP: 0.462, SLG: 0.364		L6-4 BB 1B	F7	FC6-4		2B 1B	6-3		G5-3 BB	5	0	2	0	0	0	7
Dennis Werth, R (8, 3)										0	0	0	0	1	0	0
Jerry Martin, R (1, 9) OBP: 0.469, SLG: 0.538		L6-4 BB		F9 1B BLK 1B	F6	1-3 2B		2B 1B	G5-3 BB	4	2	3	0	2	0	0
Frank White, R (1, 4) OBP: 0.313, SLG: 0.516		L6-4		BLK 1B 1B	1B 2B	6-3		1B 2B	G5-3	6	3	3	0	0	0	6
U L Washington, S (1, 6) OBP: 0.355, SLG: 0.308			1B 2B 1B	F9	1B BB	F8		1B SH1-4 2B 1B	K	3	1	1	0	1	0	4
Willie Aikens, L (8, PH) OBP: 0.364, SLG: 0.333										1	0	1	2	0	0	0
Greg Pryor, R (8, PR) (8, 6)										1	1	0	0	0	1	1

TOP

Kansas City Royals @ Cleveland Indians

Cleveland Municipal Stadium, Cleveland, OH

Sat Apr 17 1982, 3:33 AM EST
Att. 7,089 - Cloudy - 64 F

livebaseballscorecards.com

AB	44
R	12
H	22
RBI	11
BB	8
SO	4
LOB	34

Inning Stats	1	2	3	4	5	6	7	8	9
	R: 0 E: 0 K: 0 S: 4	R: 1 E: 0 K: 0 S: 3	R: 2 E: 0 K: 0 S: 6	R: 3 E: 1 K: 0 S: 8	R: 1 E: 0 K: 2 S: 9	R: 0 E: 0 K: 0 S: 5	R: 1 E: 0 K: 0 S: 5	R: 4 E: 0 K: 1 S: 10	R: 0 E: 0 K: 1 S: 4
	H: 1 LOB: 1 BB: 0 P: 4	H: 2 LOB: 0 BB: 1 P: 7	H: 4 LOB: 2 BB: 1 P: 10	H: 4 LOB: 3 BB: 1 P: 12	H: 2 LOB: 3 BB: 2 P: 17	H: 2 LOB: 2 BB: 0 P: 5	H: 2 LOB: 2 BB: 1 P: 9	H: 5 LOB: 2 BB: 0 P: 10	H: 0 LOB: 1 BB: 2 P: 12

| | | | | | | | | | |

BOTTOM

Kansas City Royals @ Cleveland Indians

Cleveland Municipal Stadium, Cleveland, OH

Sat Apr 17 1982, 3:33 AM EST
Att. 7,089 - Cloudy - 64 F

livebaseballscorecards.com

Batter	1	2	3	4	5	6	7	8	9	AB	R	H	RBI	BB	SO	LOB
Miguel Dilone, S (1, 7) OBP: 0.217, SLG: 0.190	5-3		F9		5-3 4-3			3-1		5	0	0	0	0	0	3
Toby Harrah, R (1, 5) OBP: 0.515, SLG: 0.750	L6		6-3 1B 2-H 1B		K	E6 HR		6-3		5	2	1	1	0	1	0
Mike Hargrove, L (1, 3) OBP: 0.364, SLG: 0.174	4-3		6-3 1-2		1B BB 2B HBP	F7		6-3		4	1	0	0	0	0	2
Andre Thornton, R (1, 10) OBP: 0.394, SLG: 0.700		F9 2-H 1B	2-H 1B		BB 1-2 2B 1B	1-H HR			K	5	2	3	3	0	1	0
Joe Charboneau, R (1, 9) OBP: 0.300, SLG: 0.222 Von Hayes, L (6, 9) OBP: 0.250, SLG: 0.250		2B 1B 1B	1-3		2B 1-2 2-3 1B BB	F7			F8	2 2	2 0	1 0	0 0	1 0	0 0	1 0
Alan Bannister, R (1, 4) OBP: 0.529, SLG: 0.538 Bake McBride, L (9, PH) OBP: 0.556, SLG: 0.625 Jack Perconte, L (9, PR) OBP: 0.304, SLG: 0.409		1B 1-3 2B		G6-4-3 1B 1B	1B 1-3 2-H 3-H 2B	CS BB			1B	3 1 0	1 0 0	3 1 0	2 0 0	1 0 0	0 0 0	0 0 0
Rick Manning, L (1, 8) OBP: 0.387, SLG: 0.345		CS 2-3 3-H 1B		G6-4-3 1-2 1B	1B 1B BB	CS 1-2	F7		4-3	4	1	2	1	1	0	1
Ron Hassey, L (1, 2) OBP: 0.267, SLG: 0.286 Chris Bando, S (5, PH) OBP: 0.267, SLG: 0.214 (6, 2)		K 1-2		G6-4-3 1-2f 2-3	1B 1-2 2-H 3-H 1B		F7			2 2	0 0	0 1	0 2	0 0	1 0	4 0
Jerry Dybzinski, R (1, 6) OBP: 0.333, SLG: 0.429			E6 1B	6-3	1-3 2-H 1B		6-3			4	1	1	1	0	0	1

	AB	39
	R	10
	H	13
	RBI	10
	BB	3
	SO	3
	LOB	12

Inning Stats	1	2	3	4	5	6	7	8	9
	R: 0 E: 0 K: 0 S: 3	R: 1 E: 0 K: 1 S: 7	R: 2 E: 1 K: 0 S: 6	R: 0 E: 0 K: 0 S: 4	R: 5 E: 0 K: 1 S: 9	R: 2 E: 1 K: 0 S: 4	R: 0 E: 0 K: 0 S: 3	R: 0 E: 0 K: 0 S: 3	R: 0 E: 0 K: 1 S: 6
	H: 0 LOB: 0 BB: 0 P: 3	H: 3 LOB: 1 BB: 0 P: 7	H: 2 LOB: 1 BB: 0 P: 6	H: 2 LOB: 1 BB: 0 P: 4	H: 4 LOB: 2 BB: 2 P: 18	H: 1 LOB: 0 BB: 1 P: 8	H: 0 LOB: 0 BB: 0 P: 3	H: 0 LOB: 0 BB: 0 P: 3	H: 1 LOB: 1 BB: 0 P: 6

	1B: 10	SF: 0	WP: 0	PA: 44
	2B: 2	SAC: 0	PB: 0	
	3B: 0	DP: 1	SB: 0	
	HR: 1	HBP: 1	CS: 2	

PITCHER		IP	WLS	BF	H	R	ER	SO	BB	IBB	HBP	BLK	WP	HR	S	P	ERA	WHIP
Larry Gura, L ERA: 6.5	(1, 1)	4.2		26	10	8	6	2	2	0	1	0	0	0	27	36	11.57	2.571
Dave Frost, R ERA: 1.5	(5, 1)	2.1	W	10	2	2	1	0	1	0	0	0	0	1	9	13	3.86	1.286
Dan Quisenberry, R ERA:	(8, 1)	2.0	S	7	1	0	0	1	0	0	0	0	0	0	9	9	0.00	0.500

PITCHER	IP	WLS	BF	H	R	ER	SO	BB	IBB	HBP	BLK	WP	HR	S	P	ERA	WHIP

Batter	1	2	3	4	5	6	7	8	9	AB	R	H	RBI	BB	SO	LOB
Tom Poquette, L (1, 7) OBP: 0.344, SLG: 0.310	3-1			4-3		6-3		F8		4	0	0	0	0	0	1
John Wathan, R (1, 2) OBP: 0.293, SLG: 0.308	5-3			K		2B 1B (2-H)		K		4	1	1	1	0	2	0
George Brett, L (1, 5) OBP: 0.366, SLG: 0.571	4-3			BB		2B (1-H)			F7	3	0	1	1	1	0	0
Willie Aikens, L (1, 3) OBP: 0.346, SLG: 0.318		G5-4-3 1B		6-3		K			K	4	0	1	0	0	2	2
Amos Otis, R (1, 8) OBP: 0.316, SLG: 0.583		G5-4-3 (1-2f)			6-3		F8		K	4	0	0	0	0	1	1
Hal McRae, R (1, 10) OBP: 0.343, SLG: 0.345		K			6-3		5-3			3	0	0	0	0	1	0
Jerry Martin, R (1, 9) OBP: 0.457, SLG: 0.517			K		K		FC6-4 1B			3	0	1	0	0	2	0
Frank White, R (1, 4) OBP: 0.314, SLG: 0.529			F7			WP 1B 2B	FC6-4 (1-2f)			3	1	1	0	0	0	1
U L Washington, S (1, 6) OBP: 0.324, SLG: 0.276			K			F7		5-3		3	0	0	0	0	1	1
Inning Stats	R: 0 E: 0 K: 0 S: 3 / H: 0 LOB: 0 BB: 0 P: 3	R: 0 E: 0 K: 1 S: 5 / H: 1 LOB: 0 BB: 0 P: 5	R: 0 E: 0 K: 2 S: 7 / H: 0 LOB: 0 BB: 0 P: 7	R: 0 E: 0 K: 1 S: 5 / H: 0 LOB: 1 BB: 1 P: 9	R: 0 E: 0 K: 1 S: 5 / H: 0 LOB: 0 BB: 0 P: 5	R: 2 E: 0 K: 1 S: 8 / H: 3 LOB: 1 BB: 0 P: 8	R: 0 E: 0 K: 0 S: 4 / H: 1 LOB: 1 BB: 0 P: 4	R: 0 E: 0 K: 1 S: 5 / H: 0 LOB: 0 BB: 0 P: 5	R: 0 E: 0 K: 2 S: 7 / H: 0 LOB: 0 BB: 0 P: 7	1B: 3 2B: 2 3B: 0 HR: 0	SF: 0 SAC: 0 DP: 1 HBP: 0	WP: 1 PB: 0 SB: 0 CS: 0	PA: 32				

PITCHER		IP	WLS	BF	H	R	ER	SO	BB	IBB	HBP	BLK	WP	HR	S	P	ERA	WHIP
John Denny, R ERA: 2.57	(1, 1)	7.0	W	26	5	2	2	6	1	0	0	0	1	0	37	41	2.57	0.857
Ed Whitson, R ERA: 1.5	(8, 1)	2.0		6	0	0	0	3	0	0	0	0	0	0	12	12	0.00	0.000

PITCHER	IP	WLS	BF	H	R	ER	SO	BB	IBB	HBP	BLK	WP	HR	S	P	ERA	WHIP

TOP

Kansas City Royals @ Cleveland Indians

Cleveland Municipal Stadium, Cleveland, OH

Sun Apr 18 1982, 3:33 AM EST
Att. 11,373 - Sunny - 46 F

livebaseballscorecards.com

AB	31
R	2
H	5
RBI	2
BB	1
SO	9
LOB	6

Batter	1	2	3	4	5	6	7	8	9	AB	R	H	RBI	BB	SO	LOB
Miguel Dilone, S (1, 7) OBP: 0.185, SLG: 0.160	4-3	L7		G5-4-3 1-2f		F8 1-H				4	0	0	0	0	0	1
Toby Harrah, R (1, 5) OBP: 0.541, SLG: 0.844	1B 2B 1B	F7			L6-4 BB 1B		HR			4	2	3	1	0	0	0
Mike Hargrove, L (1, 3) OBP: 0.378, SLG: 0.259	1-2 2B 1B		BLK BLK 2B		F8		L5			4	1	2	0	0	0	1
Andre Thornton, R (1, 10) OBP: 0.405, SLG: 0.697	1-H 2-H 2B 2B		5-3		B B B 4-0 1-2 BB		L7			3	1	1	1	1	0	1
Joe Charboneau, R (1, 9) OBP: 0.429, SLG: 0.200	B B B B 4-0 2B BB		B B B B 4-0 BLK 2-3 BB		0-0 L6-4 2-3		B B B B 4-0 BB			1	1	0	0	3	0	2
Alan Bannister, R (1, 4) OBP: 0.476, SLG: 0.529	1-H 3-H 2B 2B		1-3 1-2 3-H			F8	F9			4	1	1	2	0	0	2
Rick Manning, L (1, 8) OBP: 0.400, SLG: 0.394	2-H 2B		4-3			F7 1B 1B		L5		4	1	2	1	0	0	1
Chris Bando, S (1, 2) OBP: 0.263, SLG: 0.176	F9			B B B B 4-0 G5-4-3 BB		F7 1-2		S S S 0-3 K		3	0	0	0	1	1	2
Jerry Dybzinski, R (1, 6) OBP: 0.321, SLG: 0.400		5-3		F8		S E 2-H 1B		F5		4	1	1	1	0	0	1
Inning Stats	R: 4 H: 5 E: 0 LOB: 1 K: 0 BB: 1 S: 7 P: 11	R: 0 H: 0 E: 0 LOB: 0 K: 0 BB: 0 S: 3 P: 3	R: 1 H: 1 E: 0 LOB: 1 K: 0 BB: 1 S: 4 P: 8	R: 0 H: 0 E: 0 LOB: 0 K: 0 BB: 1 S: 2 P: 6	R: 0 H: 1 E: 0 LOB: 1 K: 0 BB: 1 S: 3 P: 7	R: 2 H: 2 E: 0 LOB: 0 K: 0 BB: 0 S: 5 P: 5	R: 1 H: 1 E: 0 LOB: 1 K: 0 BB: 1 S: 4 P: 8	R: 0 H: 0 E: 0 LOB: 0 K: 1 BB: 0 S: 5 P: 5		1B: 5 SF: 0 2B: 5 SAC: 0 3B: 0 DP: 2 HR: 1 HBP: 0						

PITCHER	IP	WLS	BF	H	R	ER	SO	BB	IBB	HBP	BLK	WP	HR	S	P	ERA	WHIP
Bud Black, L (1, 1) ERA: 8.1	5.2	L	27	9	7	6	0	4	0	0	2	0	0	23	39	9.53	2.294
Grant Jackson, L (6, 1) ERA: 10.38	2.1		9	1	1	1	1	1	0	0	0	0	1	10	14	3.86	0.857

PITCHER	IP	WLS	BF	H	R	ER	SO	BB	IBB	HBP	BLK	WP	HR	S	P	ERA	WHIP

BOTTOM

Kansas City Royals @ Cleveland Indians

Cleveland Municipal Stadium, Cleveland, OH

Sun Apr 18 1982, 3:33 AM EST
Att. 11,373 - Sunny - 46 F

livebaseballscorecards.com

AB	31
R	8
H	10
RBI	6
BB	5
SO	1
LOB	11

Batter	1	2	3	4	5	6	7	8	9	AB	R	H	RBI	BB	SO	LOB
Miguel Dilone, S (1, 7) OBP: 0.188, SLG: 0.167	F7			F9 5-3		BB 1-2 1B		K		5	0	1	0	0	1	1
Toby Harrah, R (1, 5) OBP: 0.548, SLG: 0.806	L7			1B 2B 1B	HR 1B	BB 1-2 2-3		5-3		4	2	2	0	1	0	0
Mike Hargrove, L (1, 3) OBP: 0.381, SLG: 0.281	F3			2B 1-3 1B 1B	L7	F8			FC5-4 1B	5	1	2	0	0	0	4
Andre Thornton, R (1, 10) OBP: 0.405, SLG: 0.763		F8		1B 1-3 3-H 2B	1-H HR		F5		K	5	2	2	3	0	1	1
Bake McBride, L (1, 9) OBP: 0.524, SLG: 0.579 Rod Craig, S (7, PH) (7, 9) OBP: 0.500, SLG: 0.500		F8		1B 2-H 3-H 1B	L9		2B 1B		FC5-4 1-2f	3 2	1 1	1 1	2 0	0 0	0 0	0 1
Ron Hassey, L (1, 2) OBP: 0.300, SLG: 0.368		F4-3		1B 2-H 1B	L8		F4-3 1-H 2B		G3	5	1	2	2	0	0	1
Rick Manning, L (1, 8) OBP: 0.385, SLG: 0.378			F6	F4-3 1-3 1B 1B		F2	F4-3 2-3			4	1	1	0	0	0	1
Jack Perconte, L (1, 4) OBP: 0.259, SLG: 0.346			K	F4-3 1-2		5-3	L6			4	0	0	0	0	1	3
Jerry Dybzinski, R (1, 6) OBP: 0.344, SLG: 0.414			6-3	2-H 3-H 1B		BB 1B 1B		5-3		4	0	2	2	0	0	0
Inning Stats	R: 0 E: 0 K: 0 S: 3 H: 0 LOB: 0 BB: 0 P: 3	R: 0 E: 0 K: 0 S: 3 H: 0 LOB: 0 BB: 0 P: 3	R: 0 E: 0 K: 1 S: 5 H: 0 LOB: 0 BB: 0 P: 5	R: 6 E: 0 K: 0 S: 10 H: 7 LOB: 1 BB: 0 P: 10	R: 2 E: 0 K: 0 S: 5 H: 2 LOB: 0 BB: 0 P: 5	R: 0 E: 0 K: 0 S: 5 H: 2 LOB: 3 BB: 1 P: 9	R: 1 E: 0 K: 0 S: 5 H: 2 LOB: 1 BB: 0 P: 5	R: 0 E: 0 K: 1 S: 5 H: 0 LOB: 0 BB: 0 P: 5	R: 0 E: 0 K: 1 S: 6 H: 1 LOB: 1 BB: 0 P: 6	1B: 11 2B: 2 3B: 0 HR: 1 SF: 0 SAC: 0 DP: 0 HBP: 0				WP: 0 PB: 0 SB: 0 CS: 0 PA: 42		

TOP

Cleveland Indians @ Texas Rangers

Arlington Stadium, Arlington, TX

Tue Apr 20 1982, 7:05 PM EST

Att. 10,352 - Unknown

livebaseballscorecards.com

AB	41
R	9
H	14
RBI	9
BB	1
SO	3
LOB	12

PITCHER		IP	WLS	BF	H	R	ER	SO	BB	IBB	HBP	BLK	WP	HR	S	P	ERA	WHIP
Charlie Hough, R ERA: 4.22	(1, 1)	3.1	L	16	6	6	6	1	0	0	0	0	0	0	18	18	16.20	1.800
Paul Mirabella, L ERA: 6.75	(4, 1)	2.1		13	5	2	2	0	1	0	0	0	0	1	12	16	7.71	2.571
Jon Matlack, L ERA: 3.38	(6, 1)	3.1		13	3	1	1	2	0	0	0	0	0	0	17	17	2.70	0.900

PITCHER	IP	WLS	BF	H	R	ER	SO	BB	IBB	HBP	BLK	WP	HR	S	P	ERA	WHIP

BOTTOM

Cleveland Indians @ Texas Rangers

Arlington Stadium, Arlington, TX

Tue Apr 20 1982, 7:05 PM EST

Att. 10,352 - Unknown

Batter	1	2	3	4	5	6	7	8	9	AB	R	H	RBI	BB	SO	LOB
George Wright, S (1, 8) OBP: 0.372, SLG: 0.564	K		K		BB		K		K	4	1	0	0	1	4	0
Lee Mazzilli, S (1, 7) OBP: 0.389, SLG: 0.344	BB		BB		1B		FC5-4		E9	0	0	0	0	2	0	0
Bill Sample, R (5, 7) OBP: 0.571, SLG: 0.400										3	1	2	0	0	0	0
Buddy Bell, R (1, 5) OBP: 0.419, SLG: 0.585	K		L4		2B		FC5-4		1B	5	1	2	2	0	1	3
Larry Parrish, R (1, 9) OBP: 0.310, SLG: 0.259		1-3		3-1	1B			1-3	F3	5	0	1	1	0	0	2
Pat Putnam, L (1, 3) OBP: 0.400, SLG: 0.348		BB		F5	K			BB	G3	3	1	0	0	2	1	3
Jim Sundberg, R (1, 2) OBP: 0.447, SLG: 0.514		F9		FC5-4		6-3		BB		3	0	1	0	1	0	1
Mike Richardt, R (1, 10) OBP: 0.211, SLG: 0.206		BB		FC5-4		L4		F4		3	0	0	0	1	0	3
Mark Wagner, R (1, 6) OBP: 0.364, SLG: 0.400		K			L8	K		2B		4	0	1	1	0	2	2
Doug Flynn, R (1, 4) OBP: 0.161, SLG: 0.200			F5		F6-3		F1-3	K		3	0	0	0	0	0	0
Bill Stein, R (8, PH) OBP: 0.500, SLG: 1.000 (9, 4)										1	0	0	0	0	1	2
Inning Stats	R: 0 E: 0 K: 2 S: 6 H: 0 LOB: 0 BB: 1 P: 10	R: 0 E: 0 K: 1 S: 5 H: 0 LOB: 2 BB: 2 P: 13	R: 0 E: 0 K: 1 S: 5 H: 0 LOB: 1 BB: 1 P: 9	R: 0 E: 0 K: 0 S: 4 H: 1 LOB: 1 BB: 0 P: 4	R: 3 E: 0 K: 1 S: 8 H: 3 LOB: 1 BB: 1 P: 12	R: 0 E: 0 K: 1 S: 5 H: 0 LOB: 0 BB: 0 P: 5	R: 0 E: 0 K: 1 S: 6 H: 1 LOB: 1 BB: 0 P: 6	R: 1 E: 0 K: 1 S: 6 H: 1 LOB: 2 BB: 2 P: 14	R: 0 E: 1 K: 1 S: 7 H: 1 LOB: 2 BB: 0 P: 7	1B: 5 2B: 2 3B: 0 HR: 0 SF: 0 SAC: 0 DP: 0 HBP: 0	WP: 0 PB: 0 SB: 0 CS: 1 PA: 41					

livebaseballscorecards.com

	AB	34
	R	4
	H	7
	RBI	4
	BB	7
	SO	9
	LOB	16

PITCHER	IP	WLS	BF	H	R	ER	SO	BB	IBB	HBP	BLK	WP	HR	S	P	ERA	WHIP
Bert Blyleven, R (1, 1) ERA: 2.57	7.0	W	30	5	3	3	7	5	0	0	0	0	0	39	59	3.86	1.429
Ed Whitson, R (8, 1) ERA: 2.25	2.0		11	2	1	1	2	2	0	0	0	0	0	13	21	4.50	2.000

PITCHER	IP	WLS	BF	H	R	ER	SO	BB	IBB	HBP	BLK	WP	HR	S	P	ERA	WHIP

Batter	1	2	3	4	5	6	7	8	9	AB	R	H	RBI	BB	SO	LOB
Von Hayes, L (1, 7) OBP: 0.235, SLG: 0.250	x 0-0 ① F7		x 0-0 ① 6-3		x 0-0 ① F9	x 0-0 ② SF9 3-H			x 0-0 F4-6-3 1B	4	0	1	1	0	0	1
Toby Harrah, R (1, 5) OBP: 0.532, SLG: 0.750	x 0-0 ② 5-3		x 0-0 S 1B		B B B 4-0 1B 1-2 BB	x 0-0 ③ 5-3			x 0-0 ① ② F4-6-3 1-2	4	0	1	0	1	0	2
Mike Hargrove, L (1, 3) OBP: 0.447, SLG: 0.343 Rod Craig, S (9, PR) OBP: 0.500, SLG: 0.500	x 0-0 BB 1B		B B B 4-0 1-2 BB		x 0-0 1-2 2-3 1B		x 0-0 FC6-4 1B 1B		B B B 4-0 BB BB	3 0	0 0	3 0	0 0	2 0	0 0	0 0
Andre Thornton, R (1, 10) OBP: 0.426, SLG: 0.732	B B B 4-0 1-2 BB		S S S 0-3 ② K		x 0-0 ② F2		x 0-0 FC6-4 1-2 1B		B B B 4-0 1-2 BB	3	0	1	0	2	1	5
Bake McBride, L (1, 9) OBP: 0.423, SLG: 0.458	x 0-0 ③ 6-3		x 0-0 ③ F8		S S S 0-3 ③ K		x 0-0 ① FC6-4 CS 1-2f 2-3		x 0-0 ③ F4-3	5	0	0	0	0	1	11
Chris Bando, S (1, 2) OBP: 0.304, SLG: 0.158		B B B 4-0 FC4-6 BB		x 0-0 ① F7		B B B 4-0 F4-3 1B 1B BB	S S S 0-3 ② ③ K 1-2			2	1	0	0	2	1	2
Rick Manning, L (1, 8) OBP: 0.372, SLG: 0.366		x 0-0 ① FC4-6 S 1-2f		x 0-0 ② F4-3		x 0-0 1B F4-3 1-2 SF9 1B		x 0-0 ① F8		4	1	1	0	0	0	1
Jack Perconte, L (1, 4) OBP: 0.226, SLG: 0.300		x 0-0 ② F9 1-2		x 0-0 ③ F4-3		x 0-0 ① F4-3 1-2 2-3		x 0-0 ② F9		4	0	0	0	0	0	3
Jerry Dybzinski, R (1, 6) OBP: 0.371, SLG: 0.419 Miguel Dilone, S (8, PH) OBP: 0.182, SLG: 0.161 Mike Fischlin, R (8, 6)		x 0-0 ③ 6-3			B B B 4-0 1B BB BB	x 0-0 2-3 3-H 1B		x 0-0 ③ L8		2 1 0	0 0 0	1 0 0	1 0 0	1 0 0	0 0 0	1 0 0
Inning Stats	R: 0 H: 1 E: 0 LOB: 2 K: 0 BB: 1 S: 4 P: 8	R: 0 H: 0 E: 0 LOB: 1 K: 0 BB: 1 S: 3 P: 7	R: 0 H: 1 E: 0 LOB: 2 K: 1 BB: 1 S: 6 P: 10	R: 0 H: 0 E: 0 LOB: 0 K: 0 BB: 0 S: 3 P: 3	R: 0 H: 1 E: 0 LOB: 3 K: 1 BB: 2 S: 6 P: 14	R: 2 H: 2 E: 0 LOB: 1 K: 0 BB: 1 S: 5 P: 9	R: 0 H: 2 E: 0 LOB: 2 K: 1 BB: 0 S: 6 P: 6	R: 0 H: 0 E: 0 LOB: 0 K: 0 BB: 0 S: 3 P: 3	R: 0 H: 1 E: 0 LOB: 2 K: 0 BB: 2 S: 3 P: 11	1B: 8 SF: 1 2B: 1 SAC: 0 3B: 0 DP: 2 HR: 0 HBP: 0						WP: 0 PA: 41 PB: 0 SB: 2 CS: 1

TOP

Cleveland Indians @ Texas Rangers

Arlington Stadium, Arlington, TX

Wed Apr 21 1982, 7:05 PM EST

Att. 8,457 - Unknown

livebaseballscorecards.com

AB	32
R	2
H	8
RBI	2
BB	8
SO	3
LOB	26

PITCHER		IP	WLS	BF	H	R	ER	SO	BB	IBB	HBP	BLK	WP	HR	S	P	ERA	WHIP
Doc Medich, R ERA: 8.31	(1, 1)	5.0	W	25	4	2	2	2	6	0	0	0	0	0	23	47	3.60	2.000
Steve Comer, R ERA: 1.08	(6, 1)	4.0	S	16	4	0	0	1	2	0	0	0	0	0	16	24	0.00	1.500

PITCHER	IP	WLS	BF	H	R	ER	SO	BB	IBB	HBP	BLK	WP	HR	S	P	ERA	WHIP

Cleveland Indians @ Texas Rangers

Arlington Stadium, Arlington, TX

Wed Apr 21 1982, 7:05 PM EST

Att. 8,457 - Unknown

livebaseballscorecards.com

BOTTOM

Batter	1	2	3	4	5	6	7	8	9	AB	R	H	RBI	BB	SO	LOB
George Wright, S (1, 8) OBP: 0.383, SLG: 0.571	K	BB		1B		K				3	1	1	0	1	2	0
Bill Sample, R (1, 7) OBP: 0.455, SLG: 0.250	BB	F8		K		5-3				3	0	0	0	1	1	4
Buddy Bell, R (1, 5) OBP: 0.426, SLG: 0.568	G5-4-3 BB		F9	1B			6-3			3	0	1	1	1	0	0
Larry Parrish, R (1, 9) OBP: 0.303, SLG: 0.290	G5-4-3		BB SF9 2B	5-3			F5			4	1	1	0	0	0	3
Leon Roberts, R (8, 9) OBP: 0.077, SLG: 0.167										0	0	0	0	0	0	0
Lamar Johnson, R (1, 3) OBP: 0.500, SLG: 0.786		4-3 1B 2B	SF9 BB BB		E4 SH1-3 1B		6-3			3	2	1	0	1	0	0
Pat Putnam, L (8, 3) OBP: 0.400, SLG: 0.348										0	0	0	0	0	0	0
Jim Sundberg, R (1, 2) OBP: 0.439, SLG: 0.486		4-3	BB		SH1-3			5-3		2	0	0	0	1	0	1
Mike Richardt, R (1, 10) OBP: 0.214, SLG: 0.216		G3	SF9		CS 1B			K		3	0	1	2	0	1	1
Mark Wagner, R (1, 6) OBP: 0.378, SLG: 0.455		BB 1B BB	5-3		F9			3B		3	0	1	0	1	0	3
Doug Flynn, R (1, 4) OBP: 0.171, SLG: 0.206		BB 1B		F6-3		F3		F4-3		4	0	1	1	0	0	1
Inning Stats	R: 0 E: 0 K: 1 S: 4 H: 0 LOB: 1 BB: 2 P: 12	R: 1 E: 0 K: 0 S: 5 H: 2 LOB: 3 BB: 2 P: 13	R: 1 E: 0 K: 0 S: 4 H: 1 LOB: 2 BB: 2 P: 12	R: 1 E: 0 K: 1 S: 7 H: 2 LOB: 1 BB: 0 P: 7	R: 1 E: 1 K: 0 S: 4 H: 1 LOB: 0 BB: 0 P: 4	R: 0 E: 0 K: 1 S: 5 H: 0 LOB: 0 BB: 0 P: 5	R: 0 E: 0 K: 0 S: 3 H: 0 LOB: 0 BB: 0 P: 3	R: 0 E: 0 K: 1 S: 6 H: 1 LOB: 1 BB: 0 P: 6		1B: 3 2B: 3 3B: 1 HR: 0 SF: 1 SAC: 1 DP: 1 HBP: 0						

	AB	28
	R	4
	H	7
	RBI	4
	BB	6
	SO	4
	LOB	13

WP: 0 PB: 0 SB: 0 CS: 1 PA: 36

PITCHER		IP	WLS	BF	H	R	ER	SO	BB	IBB	HBP	BLK	WP	HR	S	P	ERA	WHIP
Rick Waits, L ERA: 8.59	(1, 1)	2.1	L	15	3	2	2	1	6	0	0	0	0	0	11	35	7.71	3.857
Tom Brennan, R ERA: 6.43	(3, 1)	3.2		14	3	2	1	2	0	0	0	0	0	0	18	18	2.46	0.818
Dan Spillner, R ERA: 1.08	(7, 1)	2.0		7	1	0	0	1	0	0	0	0	0	0	9	9	0.00	0.500

PITCHER	IP	WLS	BF	H	R	ER	SO	BB	IBB	HBP	BLK	WP	HR	S	P	ERA	WHIP

Batter	1	2	3	4	5	6	7	8	9	AB	R	H	RBI	BB	SO	LOB
Alan Bannister, R (1, 4) (9, 7) OBP: 0.462, SLG: 0.476	B B B B 4-0 G3 1B SF9 BB	x 0-0 ③ F2		x 0-0 ② F8		x 0-0 BB 2-3 1B		x 0-0 ② 6-3		4	1	1	0	1	0	1
Toby Harrah, R (1, 5) OBP: 0.538, SLG: 0.721	x 0-0 G3 1-2 1B		x 0-0 ① F7	B B B B 4-0 BB		B B B B 4-0 1-2 BB		x 0-0 ③ 1-3		3	0	1	0	2	0	0
Mike Hargrove, L (1, 3) OBP: 0.442, SLG: 0.333	x 0-0 ① G3 1-2 2-3		B B B B 4-0 1B 2B BB	x 0-0 ③ F7		x 0-0 ③ F8			x 0-0 1B FC1-5-2 1B	4	1	1	0	1	0	6
Andre Thornton, R (1, 10) OBP: 0.442, SLG: 0.705	I I I I 4-0 IBB		x 0-0 2B 3B 1-2 1B		x 0-0 ① 5-3		B B B B 4-0 FC5-4 BB		x 0-0 ① F2	3	1	1	0	2	0	1
Joe Charboneau, R (1, 7) OBP: 0.389, SLG: 0.308 Bake McBride, L (9, PH) OBP: 0.444, SLG: 0.480 Jack Perconte, L (9, 4) OBP: 0.226, SLG: 0.300	x 0-0 ② SF9 3-H	x 0-0 3B 1-3 2-H 2B		x 0-0 ② F8		x 0-0 ① FC5-4 FC3-6 1-2f		x	x 0-0 FC1-5-2 1-3 1B	3 1 0	1 0 0	1 1 0	2 0 0	0 0 0	0 0 0	1 0 0
Von Hayes, L (1, 9) OBP: 0.182, SLG: 0.190	x 0-0 ③ F4		x 0-0 ② G3		S S S 0-3 ③ K		x 0-0 ② FC3-6 S 1-2f		x 0-0 ② FC1-5-2 1-3 3-H	5	0	0	0	0	1	7
Rick Manning, L (1, 8) OBP: 0.396, SLG: 0.422		x 0-0 S 1-3 1B	x 0-0 2-H 3-H 3B			x 0-0 ① 6-3	B B B B 4-0 1-2 BB		x 0-0 ③ F7	4	0	2	2	1	0	2
Chris Bando, S (1, 2) OBP: 0.296, SLG: 0.174		x 0-0 ① 1-3 1-2	S S S 0-3 ③ K			x 0-0 1B 3-1 1B	x 0-0 ③ F3			4	0	1	0	0	1	4
Jerry Dybzinski, R (1, 6) OBP: 0.333, SLG: 0.371		x 0-0 ② 6-3 2-3		x 0-0 ① F4		x 0-0 ② 3-1 1-2		S S S 0-3 ① K		4	0	0	0	0	1	2
Inning Stats	R: 1 H: 1 E: 0 LOB: 2 K: 0 BB: 2 S: 4 P: 12	R: 0 H: 1 E: 0 LOB: 1 K: 0 BB: 0 S: 4 P: 4	R: 3 H: 3 E: 0 LOB: 1 K: 1 BB: 1 S: 8 P: 12	R: 0 H: 0 E: 0 LOB: 1 K: 0 BB: 1 S: 3 P: 7	R: 0 H: 0 E: 0 LOB: 0 K: 1 BB: 0 S: 5 P: 5	R: 0 H: 2 E: 0 LOB: 3 K: 0 BB: 1 S: 5 P: 9	R: 0 H: 0 E: 0 LOB: 2 K: 0 BB: 2 S: 3 P: 11	R: 0 H: 0 E: 0 LOB: 0 K: 1 BB: 0 S: 5 P: 5	R: 0 H: 2 E: 0 LOB: 2 K: 0 BB: 0 S: 5 P: 5	1B: 7 SF: 1 2B: 1 SAC: 0 3B: 1 DP: 0 HR: 0 HBP: 0						WP: 0 PA: 43 PB: 0 SB: 2 CS: 0	

Cleveland Indians @ Texas Rangers

Arlington Stadium, Arlington, TX

Thu Apr 22 1982, 7:05 PM EST

Att. 8,954 - Unknown

TOP

livebaseballscorecards.com

AB	35
R	4
H	9
RBI	4
BB	7
SO	3
LOB	24

PITCHER		IP	WLS	BF	H	R	ER	SO	BB	IBB	HBP	BLK	WP	HR	S	P	ERA	WHIP
Frank Tanana, L ERA: 5.51	(1, 1)	7.0	L	35	7	4	4	2	6	1	0	0	0	0	32	60	5.14	1.857
Danny Darwin, R ERA:	(8, 1)	2.0		8	2	0	0	1	0	0	0	0	0	0	10	10	0.00	1.000

PITCHER	IP	WLS	BF	H	R	ER	SO	BB	IBB	HBP	BLK	WP	HR	S	P	ERA	WHIP

BOTTOM

Cleveland Indians @ Texas Rangers

Arlington Stadium, Arlington, TX

Thu Apr 22 1982, 7:05 PM EST

Att. 8,954 - Unknown

livebaseballscorecards.com

Batter	1	2	3	4	5	6	7	8	9	AB	R	H	RBI	BB	SO	LOB
George Wright, S (1, 8) OBP: 0.365, SLG: 0.522	BBBB 4-0 BB E BB		x 0-0 ① G3			SSS 0-3 ① K	x 0-0 ② 4-3 1-2 2-3 3-H		x 0-0 ③ 4-3	4	1	0	1	1	1	3
Bill Sample, R (1, 7) OBP: 0.333, SLG: 0.167	x 0-0 ① F7		x 0-0 ② 5-3			x 0-0 ② F8	x 0-0 ③ F9			4	0	0	0	0	0	3
Buddy Bell, R (1, 5) OBP: 0.431, SLG: 0.543	BBBB 4-0 E 1-2 BB		x 0-0 ③ F8			BBBB 4-0 BB		x 0-0 ① F3		2	0	0	0	2	0	0
Larry Parrish, R (1, 9) OBP: 0.297, SLG: 0.286 Wayne Tolleson, S (8, PR) Leon Roberts, R (9, 9) OBP: 0.077, SLG: 0.167	x 0-0 E6 1-3 2-H			SSS 0-3 ① K		x 0-0 ③ F3		x 0-0 CS 1B		4 0 0	0 0 0	1 0 0	0 0 0	0 0 0	1 0 0	2 0 0
Pat Putnam, L (1, 3) OBP: 0.441, SLG: 0.360	SSS 0-3 ② K			BBBB 4-0 G5-4-3 BB			BBBB 4-0 1B BB 1B BB	x 0-0 ② 1-2 1B		2	1	1	0	2	1	2
Jim Sundberg, R (1, 2) OBP: 0.422, SLG: 0.450	x 0-0 ③ F8			x 0-0 ②③ G5-4-3 1-2f			BBBB 4-0 1B 1B 1-2 4-3 BB	SSS 0-3 ③ K		3	1	0	0	1	1	4
Mike Richardt, R (1, 10) OBP: 0.239, SLG: 0.244		SSS 0-3 ① K		x 0-0 G4-6-3 1B			x 0-0 4-3 1B 1-2 2-3 1B		x 0-0 ① 5-3	4	0	2	0	0	1	0
Mark Wagner, R (1, 6) OBP: 0.350, SLG: 0.417 Lamar Johnson, R (9, PH) OBP: 0.529, SLG: 0.800		x 0-0 ② 6-3		x 0-0 ①② G4-6-3 1-2f			x 0-0 ① F5		x 0-0 1B	3 1	0 0	0 1	0 0	0 0	0 0	4 0
Doug Flynn, R (1, 4) OBP: 0.162, SLG: 0.194 Bill Stein, R (7, PH) OBP: 0.500, SLG: 0.750 (8, 4)		x 0-0 ③ F1-3		x 0-0 ③ F6-3			x 0-0 4-3 1-2 2-3 3-H 1B		x 0-0 ② L7	2 2	0 0	0 1	0 1	0 0	0 0	0 1
Inning Stats	R: 1 H: 0 E: 1 LOB: 2 K: 1 BB: 2 S: 6 P: 14	R: 0 H: 0 E: 0 LOB: 0 K: 1 BB: 0 S: 5 P: 5	R: 0 H: 0 E: 0 LOB: 0 K: 0 BB: 0 S: 3 P: 3	R: 0 H: 0 E: 0 LOB: 0 K: 1 BB: 1 S: 4 P: 8	R: 0 H: 1 E: 0 LOB: 0 K: 0 BB: 0 S: 3 P: 3	R: 0 H: 0 E: 0 LOB: 1 K: 1 BB: 1 S: 5 P: 9	R: 2 H: 2 E: 0 LOB: 2 K: 0 BB: 2 S: 5 P: 13	R: 0 H: 2 E: 0 LOB: 1 K: 1 BB: 0 S: 6 P: 6	R: 0 H: 1 E: 0 LOB: 1 K: 0 BB: 0 S: 4 P: 4	1B: 6 2B: 0 3B: 0 HR: 0		SF: 0 SAC: 0 DP: 2 HBP: 0		WP: 0 PB: 0 SB: 0 CS: 1		PA: 37

PITCHER		IP	WLS	BF	H	R	ER	SO	BB	IBB	HBP	BLK	WP	HR	S	P	ERA	WHIP
Len Barker, R ERA: 2.05	(1, 1)	6.0	W	25	2	3	2	4	6	0	0	0	0	0	27	51	3.00	1.333
Dan Spillner, R ERA: 0.79	(7, 1)	3.0	S	12	4	0	0	1	0	0	0	0	0	0	14	14	0.00	1.333

PITCHER	IP	WLS	BF	H	R	ER	SO	BB	IBB	HBP	BLK	WP	HR	S	P	ERA	WHIP

Cleveland Indians @ Kansas City Royals

Royals Stadium, Kansas City, MO

Fri Apr 23 1982, 7:05 PM EST

Att. 24,332 - Unknown - 63 F

TOP

livebaseballscorecards.com

Batter	1	2	3	4	5	6	7	8	9	AB	R	H	RBI	BB	SO	LOB
Miguel Dilone, S (1, 7) OBP: 0.167, SLG: 0.147	S S S 0-3 ① K	x 0-0 ② F7		x 0-0 ③ 4-3		x 0-0 ③ F3			x 0-0 ① F8	3	0	0	0	0	1	2
Joe Charboneau, R (6, PH) OBP: 0.350, SLG: 0.267 (6, 7)										2	0	0	0	0	0	1
Toby Harrah, R (1, 5) OBP: 0.526, SLG: 0.702	x 0-0 ② F8	x 0-0 ③ F7			x 0-0 ① F7		x 0-0 4-3 2B		B B B B 4-0 L6-4 DI BB	4	0	1	0	1	0	2
Mike Hargrove, L (1, 3) OBP: 0.421, SLG: 0.318	x 0-0 ③ 6-3		S S S 0-3 ① K		x 0-0 HR 1B		x 0-0 ① 4-3 2-3		x 0-0 ②③ L6-4 1-3	5	1	1	0	0	1	2
Andre Thornton, R (1, 10) OBP: 0.446, SLG: 0.750		x 0-0 3B 1B	S S S 0-3 ② K		x 0-0 1-H HR		x 0-0 ② P5			4	2	2	2	0	1	1
Bake McBride, L (1, 9) OBP: 0.452, SLG: 0.552		x 0-0 1-H 1B 3B	x 0-0 1B		x 0-0 E3 L4-3		x 0-0 ③ 4-3			4	1	2	1	0	0	1
Ron Hassey, L (1, 2) OBP: 0.318, SLG: 0.381		x 0-0 1B 4-3 1B 3-H 1B	x 0-0 ③ F7		x 0-0 ②③ L4-3 1-2			x 0-0 ① L6		2	1	1	1	0	0	1
Chris Bando, S (5, PH) OBP: 0.276, SLG: 0.160 (5, 2)										2	0	0	0	0	0	1
Alan Bannister, R (1, 8) OBP: 0.433, SLG: 0.520		x 0-0 ① 4-3 1-2		x 0-0 4-3 3B		x 0-0 ① F7		x 0-0 ② 6-3		4	1	1	0	0	0	1
Jack Perconte, L (1, 4) OBP: 0.235, SLG: 0.303		x 0-0 1B 2-3 1B		x 0-0 ① 4-3 3-H		x 0-0 ② F7		x 0-0 1B		3	0	1	1	0	0	0
Mike Fischlin, R (8, PH) OBP: 1.000, SLG: 1.000 (8, 4)										1	0	1	0	0	0	0
Jerry Dybzinski, R (1, 6) OBP: 0.349, SLG: 0.385		x 0-0 1-3 3-H 1B		x 0-0 ② F8		x 0-0 1B		S S S 0-3 ③ K		4	0	2	1	0	1	1

	AB	38
	R	6
	H	12
	RBI	6
	BB	1
	SO	4
	LOB	13

Inning Stats																								
	R: 0	H: 0	R: 3	H: 5	R: 0	H: 1	R: 1	H: 1	R: 2	H: 2	R: 0	H: 1	R: 0	H: 1	R: 0	H: 1	R: 0	H: 0	1B: 8	SF: 0	WP: 0	PA: 39
	E: 0	LOB: 0	E: 0	LOB: 2	E: 0	LOB: 1	E: 0	LOB: 0	E: 1	LOB: 0	E: 0	LOB: 1	E: 0	LOB: 1	E: 0	LOB: 1	E: 0	LOB: 0	2B: 3	SAC: 0	PB: 0	
	K: 1	BB: 0	K: 0	BB: 0	K: 2	BB: 0	K: 0	BB: 0	K: 0	BB: 0	K: 0	BB: 0	K: 0	BB: 0	K: 1	BB: 0	K: 0	BB: 1	3B: 2	DP: 2	SB: 0	
	S: 5	P: 5	S: 8	P: 8	S: 8	P: 8	S: 4	P: 4	S: 5	P: 5	S: 4	P: 4	S: 4	P: 4	S: 6	P: 6	S: 2	P: 6	HR: 1	HBP: 0	CS: 0	

PITCHER		IP	WLS	BF	H	R	ER	SO	BB	IBB	HBP	BLK	WP	HR	S	P	ERA	WHIP
Dennis Leonard, R ERA: 7.91	(1, 1)	4.1		22	9	6	6	3	0	0	0	0	0	1	28	28	12.46	2.077
Grant Jackson, L ERA: 5.0	(5, 1)	3.2	W	14	3	0	0	1	0	0	0	0	0	0	16	16	0.00	0.818
Dave Frost, R ERA: 2.16	(9, 1)	1.0		3	0	0	0	0	1	0	0	0	0	0	2	6	0.00	1.000

PITCHER	IP	WLS	BF	H	R	ER	SO	BB	IBB	HBP	BLK	WP	HR	S	P	ERA	WHIP

Batter	1	2	3	4	5	6	7	8	9	AB	R	H	RBI	BB	SO	LOB
Tom Poquette, L (1, 7) OBP: 0.261, SLG: 0.214	F7	4-3	L7		3-1 2-3	F5		L8		6	0	0	0	0	0	6
John Wathan, R (1, 2) OBP: 0.298, SLG: 0.283	1B S BB	F7		3B 1B	5-3	F9				4	2	1	0	1	0	3
George Brett, L (1, 5) OBP: 0.310, SLG: 0.471	K 1-2	BB		2B 1-H 3B		F7	F8			4	1	1	1	1	1	1
Amos Otis, R (1, 8) OBP: 0.327, SLG: 0.558	1B 1B 2-H 1B	1-3		4-3 SF9 3-H 2B		HR 2B	P3			5	3	3	2	0	0	1
Hal McRae, R (1, 10) OBP: 0.346, SLG: 0.444	BB 1B BB 1-3 1B		5-3	4-3 2-3		2-H HR	1B			5	2	3	2	0	0	1
Lee May, R (1, 3) OBP: 0.500, SLG: 0.467 Dennis Werth, R (6, PR) (7, 3)	BB BB 1-2 3-H 1B		FC5-4 1B 1B 1B	SF9 3-H		2B 1B	L1			3 1	1 1	3 0	2 0	0 0	0 0	0 1
Jerry Martin, R (1, 9) OBP: 0.469, SLG: 0.585	BB 1-2 2-3 BB		FC5-4 1-2 1B	K		WP 1B 1-H 2B		BB		3	1	2	1	2	1	0
Frank White, R (1, 4) OBP: 0.341, SLG: 0.488 Greg Pryor, R (8, PH) OBP: 0.200, SLG: 0.800 (9, 4)	1-2 2-3 3-H BB		FC5-4 1B 1-2f 2-3		3-1 S 1B	1B 2-3 BB		K		2 1	0 0	1 0	1 0	2 0	0 1	2 1
U L Washington, S (1, 6) OBP: 0.286, SLG: 0.233	K		1-2 3-H 1B		P3 1-2	1-2 3-H 1B		K		5	0	2	2	0	2	5
Inning Stats	R: 3 E: 0 K: 2 S: 10 H: 3 LOB: 3 BB: 3 P: 22	R: 0 E: 0 K: 0 S: 3 H: 0 LOB: 1 BB: 1 P: 7	R: 1 E: 0 K: 0 S: 6 H: 3 LOB: 2 BB: 0 P: 6	R: 3 E: 0 K: 1 S: 8 H: 3 LOB: 0 BB: 0 P: 8	R: 0 E: 0 K: 0 S: 4 H: 1 LOB: 1 BB: 0 P: 4	R: 4 E: 0 K: 0 S: 8 H: 5 LOB: 2 BB: 1 P: 12	R: 0 E: 0 K: 0 S: 4 H: 1 LOB: 1 BB: 0 P: 4	R: 0 E: 0 K: 2 S: 7 H: 0 LOB: 1 BB: 1 P: 11		1B: 11 2B: 3 3B: 1 HR: 1 SF: 1 SAC: 0 DP: 0 HBP: 0						

PITCHER		IP	WLS	BF	H	R	ER	SO	BB	IBB	HBP	BLK	WP	HR	S	P	ERA	WHIP
Lary Sorensen, R ERA: 13.5	(1, 1)	3.0	L	22	9	7	7	2	4	0	0	0	0	0	22	38	21.00	4.333
Dennis Lewallyn, R ERA: 5.59	(4, 1)	2.1		10	3	2	2	1	0	0	0	0	0	1	12	12	7.71	1.286
Ed Whitson, R ERA: 4.15	(6, 1)	0.2		6	3	2	2	0	1	0	0	0	1	0	5	9	27.00	6.000
Tom Brennan, R ERA: 5.0	(7, 1)	2.0		8	1	0	0	2	1	0	0	0	0	0	11	15	0.00	1.000

PITCHER	IP	WLS	BF	H	R	ER	SO	BB	IBB	HBP	BLK	WP	HR	S	P	ERA	WHIP

BOTTOM

Cleveland Indians @ Kansas City Royals

Royals Stadium, Kansas City, MO

Fri Apr 23 1982, 7:05 PM EST
Att. 24,332 - Unknown - 63 F

livebaseballscorecards.com

AB	39
R	11
H	16
RBI	11
BB	6
SO	5
LOB	21

WP: 1 PA: 46
PB: 0
SB: 2
CS: 0

Batter	1	2	3	4	5	6	7	8	9	AB	R	H	RBI	BB	SO	LOB
Alan Bannister, R (1, 8) OBP: 0.412, SLG: 0.483	1-3			F9		1-3 1B 1B		6-3		4	0	1	0	0	0	0
Toby Harrah, R (1, 5) OBP: 0.525, SLG: 0.680	5-3			FC5-4 HBP		1-3 1-2 1B		F9		3	0	1	0	0	0	0
Mike Hargrove, L (1, 3) OBP: 0.410, SLG: 0.313	F8			F8		1-3 1-2 2-3			L1-3 1B	4	0	1	0	0	0	3
Andre Thornton, R (1, 10) OBP: 0.433, SLG: 0.706		BBBB CS BB		FC5-4 1-2f		G3			L1-3 1-2	3	0	0	0	1	0	4
Bake McBride, L (1, 9) OBP: 0.429, SLG: 0.515		SSS K 1-2			F9 S 6-3 1B		G3		L5	4	1	1	0	0	1	1
Joe Charboneau, R (1, 7) OBP: 0.304, SLG: 0.222 Von Hayes, L (7, 7) OBP: 0.182, SLG: 0.190		6-3			F9 1-3		SSS K			3 0	0 0	0 0	0 0	0 0	1 0	1 0
Chris Bando, S (1, 2) OBP: 0.281, SLG: 0.214			F3		6-3 3-H		E 2B			3	0	1	1	0	0	0
Jack Perconte, L (1, 4) OBP: 0.222, SLG: 0.286 Rod Craig, S (7, PH) OBP: 0.333, SLG: 0.333 Mike Fischlin, R (7, 4) OBP: 1.000, SLG: 1.000			F5		SSS K		4-3 2-3			2 1 0	0 0 0	0 0 0	0 0 0	0 0 0	1 0 0	0 1 0
Jerry Dybzinski, R (1, 6) OBP: 0.326, SLG: 0.357			6-3			F9		1-3		3	0	0	0	0	0	0

Inning Stats																								
	R: 0 E: 0 K: 0 S: 3	H: 0 LOB: 0 BB: 0 P: 3	R: 0 E: 0 K: 1 S: 4	H: 0 LOB: 0 BB: 1 P: 8	R: 0 E: 0 K: 0 S: 3	H: 0 LOB: 0 BB: 0 P: 3	R: 0 E: 0 K: 0 S: 3	H: 0 LOB: 1 BB: 0 P: 4	R: 1 E: 0 K: 1 S: 6	H: 1 LOB: 0 BB: 0 P: 6	R: 0 E: 0 K: 0 S: 5	H: 2 LOB: 2 BB: 0 P: 5	R: 0 E: 1 K: 1 S: 6	H: 1 LOB: 1 BB: 0 P: 6	R: 0 E: 0 K: 0 S: 3	H: 0 LOB: 0 BB: 0 P: 3	R: 0 E: 0 K: 0 S: 3	H: 1 LOB: 0 BB: 0 P: 3	1B: 4 2B: 3 3B: 0 HR: 0	SF: 0 SAC: 0 DP: 2 HBP: 1	WP: 0 PB: 0 SB: 1 CS: 1	PA: 32				

PITCHER		IP	WLS	BF	H	R	ER	SO	BB	IBB	HBP	BLK	WP	HR	S	P	ERA	WHIP
Paul Splittorff, L ERA: 1.72	(1, 1)	6.2	W	25	4	1	1	3	1	0	1	0	0	0	29	34	1.35	0.750
Dan Quisenberry, R ERA: 1.38	(7, 1)	2.1	S	7	1	0	0	0	0	0	0	0	0	0	7	7	0.00	0.429

PITCHER		IP	WLS	BF	H	R	ER	SO	BB	IBB	HBP	BLK	WP	HR	S	P	ERA	WHIP

TOP

Cleveland Indians @ Kansas City Royals

Royals Stadium, Kansas City, MO

Sat Apr 24 1982, 7:05 PM EST
Att. 25,065 - Unknown - 65 F

livebaseballscorecards.com

AB	30
R	1
H	5
RBI	1
BB	1
SO	3
LOB	10

BOTTOM

Cleveland Indians @ Kansas City Royals

Royals Stadium, Kansas City, MO

Sat Apr 24 1982, 7:05 PM EST

Att. 25,065 - Unknown - 65 F

livebaseballscorecards.com

Batter	1	2	3	4	5	6	7	8	9	AB	R	H	RBI	BB	SO	LOB
Tom Poquette, L (1, 7) OBP: 0.260, SLG: 0.200	H 1-0 1B HBP HBP	x 0-0 ① F9		x 0-0 ② F8			x 0-0 ① 1-3			3	1	0	0	0	0	1
John Wathan, R (1, 2) OBP: 0.311, SLG: 0.298	x 0-0 HBP WP 1-3 1B	x 0-0 2-H 1B		x 0-0 ③ 5-3			x 0-0 ② 1-3			4	0	2	1	0	0	0
George Brett, L (1, 5) OBP: 0.306, SLG: 0.473	S S S 0-3 ① K 1-2	x 0-0 ② F8			x 0-0 ① 4-3		x 0-0 2B			4	0	1	0	0	1	3
Amos Otis, R (1, 8) OBP: 0.339, SLG: 0.564	I I I I 4-0 HBP IBB	x 0-0 ③ F7			x 0-0 2B		S S S 0-3 ③ K			3	0	1	0	1	1	2
Hal McRae, R (1, 10) OBP: 0.357, SLG: 0.438	H 1-0 FC6-4 1-2 2-3 3-H HBP		x 0-0 G6-4-3 E 1B		x 0-0 ② 5-3			x 0-0 ① 6-3		3	0	1	1	0	0	1
Lee May, R (1, 3) OBP: 0.429, SLG: 0.389 Dennis Werth, R (7, 3)	S S S 0-3 ② K		x 0-0 E5 G6-4-3 1-2		x 0-0 ③ 5-3			B B B B 4-0 HR BB		3 0	0 1	0 0	0 0	1 1	0 0	5 0
Jerry Martin, R (1, 9) OBP: 0.453, SLG: 0.622	x 0-0 ③ FC6-4 1-2f		x 0-0 ① ② G6-4-3 1-2f 2-3			S S S 0-3 ① K		x 0-0 1-H HR		4	1	1	2	0	1	5
Frank White, R (1, 4) OBP: 0.333, SLG: 0.511		x 0-0 2B 3B	x 0-0 ③ 5-3			S S S 0-3 ② K		S S S 0-3 ② K		4	1	1	0	0	2	1
U L Washington, S (1, 6) OBP: 0.283, SLG: 0.255		x 0-0 1B 3-H 2B		x 0-0 ① 1-3		x 0-0 ③ 6-3		x 0-0 ③ F8		4	1	1	1	0	0	0
Inning Stats	R: 1 E: 0 K: 2 S: 8 H: 1 LOB: 3 BB: 1 P: 14	R: 2 E: 0 K: 0 S: 6 H: 3 LOB: 1 BB: 0 P: 6	R: 0 E: 1 K: 0 S: 4 H: 1 LOB: 1 BB: 0 P: 4	R: 0 E: 0 K: 0 S: 3 H: 0 LOB: 0 BB: 0 P: 3	R: 0 E: 0 K: 0 S: 4 H: 1 LOB: 1 BB: 0 P: 4	R: 0 E: 0 K: 2 S: 7 H: 0 LOB: 0 BB: 0 P: 7	R: 0 E: 0 K: 1 S: 6 H: 1 LOB: 1 BB: 0 P: 6	R: 2 E: 0 K: 1 S: 6 H: 1 LOB: 0 BB: 1 P: 10		1B: 3 2B: 3 3B: 1 HR: 1 SF: 0 SAC: 0 DP: 1 HBP: 2						

AB	32
R	5
H	8
RBI	5
BB	2
SO	6
LOB	18

WP: 1 PB: 0 SB: 0 CS: 0 PA: 36

PITCHER	IP	WLS	BF	H	R	ER	SO	BB	IBB	HBP	BLK	WP	HR	S	P	ERA	WHIP
John Denny, R (1, 1) ERA: 3.68	8.0	L	36	8	5	5	6	1	1	2	0	1	1	44	54	5.62	1.125

PITCHER	IP	WLS	BF	H	R	ER	SO	BB	IBB	HBP	BLK	WP	HR	S	P	ERA	WHIP

Batter	1	2	3	4	5	6	7	8	9	AB	R	H	RBI	BB	SO	LOB
Miguel Dilone, S (1, 7) OBP: 0.150, SLG: 0.132	5-3	4-3			5-3		L5			4	0	0	0	0	0	2
Toby Harrah, R (1, 5) OBP: 0.523, SLG: 0.722	3B 1B		1-3		HR		FC6-4 1-2f			4	2	2	1	0	0	1
Mike Hargrove, L (1, 3) OBP: 0.400, SLG: 0.346	1-H 3B		3-1		F9			P4		4	0	1	1	0	0	0
Andre Thornton, R (1, 10) OBP: 0.438, SLG: 0.691	P4		FC6-4 1B			F3		FC5-4 1B		4	0	2	0	0	0	1
Joe Charboneau, R (1, 9) OBP: 0.259, SLG: 0.182	5-3		FC6-4 1-2f			P4		P6		4	0	0	0	0	0	3
Alan Bannister, R (1, 4) OBP: 0.421, SLG: 0.469		F7		BBBB G4-6-3 BB		1B		FC5-4 1-2f		3	0	1	0	1	0	1
Rick Manning, L (1, 8) OBP: 0.365, SLG: 0.388		SSS K		G4-6-3 1-2f		G3			P4	4	0	0	0	0	1	2
Ron Hassey, L (1, 2) OBP: 0.320, SLG: 0.348		BBBB E BB		4-3			P5		G3	2	1	0	0	1	0	0
Chris Bando, S (9, PH) OBP: 0.273, SLG: 0.207										1	0	0	0	0	0	0
Jerry Dybzinski, R (1, 6) OBP: 0.347, SLG: 0.400		E7 1-H 2B			F7		FC6-4 1B		6-3	3	0	2	1	0	0	0
Bake McBride, L (9, PH) OBP: 0.417, SLG: 0.500										1	0	0	0	0	0	0
Inning Stats	R: 1 E: 0 K: 0 S: 5 H: 2 LOB: 1 BB: 0 P: 5	R: 1 E: 1 K: 1 S: 6 H: 1 LOB: 1 BB: 1 P: 10	R: 0 E: 0 K: 0 S: 4 H: 1 LOB: 1 BB: 0 P: 4	R: 0 E: 0 K: 0 S: 2 H: 0 LOB: 0 BB: 1 P: 6	R: 1 E: 0 K: 0 S: 4 H: 1 LOB: 0 BB: 0 P: 4	R: 0 E: 0 K: 0 S: 4 H: 1 LOB: 1 BB: 0 P: 4	R: 0 E: 0 K: 0 S: 4 H: 1 LOB: 1 BB: 0 P: 4	R: 0 E: 0 K: 0 S: 4 H: 1 LOB: 1 BB: 0 P: 4	R: 0 E: 0 K: 0 S: 3 H: 0 LOB: 0 BB: 0 P: 3	1B: 5 2B: 1 3B: 1 HR: 1		SF: 0 SAC: 0 DP: 1 HBP: 0				

TOP

Cleveland Indians @ Kansas City Royals

Royals Stadium, Kansas City, MO

Sun Apr 25 1982, 4:33 AM EDT
Att. 20,867 - Unknown - 57 F

livebaseballscorecards.com

AB	34
R	3
H	8
RBI	3
BB	2
SO	1
LOB	10

WP: 0 PB: 0 SB: 0 CS: 0 PA: 36

PITCHER	IP	WLS	BF	H	R	ER	SO	BB	IBB	HBP	BLK	WP	HR	S	P	ERA	WHIP
Larry Gura, L (1, 1) ERA: 5.14	9.0	W	36	8	3	3	1	2	0	0	0	0	1	36	44	3.00	1.111

PITCHER	IP	WLS	BF	H	R	ER	SO	BB	IBB	HBP	BLK	WP	HR	S	P	ERA	WHIP

Batter	1	2	3	4	5	6	7	8	9	AB	R	H	RBI	BB	SO	LOB
Tom Poquette, L (1, 7) OBP: 0.241, SLG: 0.188	L9	F7		SF8 3-H		5-3				3	0	0	1	0	0	1
John Wathan, R (1, 2) OBP: 0.308, SLG: 0.295	6-3		4-3	K			CS 1B			4	0	1	0	0	1	0
George Brett, L (1, 5) OBP: 0.318, SLG: 0.517	S BB		HR		F9		F9			3	1	1	1	1	0	1
Amos Otis, R (1, 8) OBP: 0.349, SLG: 0.552	1-2 BB		2B 1B		E5 S HR		6-3 1-2			3	2	1	0	1	0	1
Hal McRae, R (1, 10) OBP: 0.350, SLG: 0.442	K		1-H 2B		K 1-2			6-3		4	0	1	1	0	2	3
Lee May, R (1, 3) OBP: 0.480, SLG: 0.682		2B 2B	K		2-H HR			2B		4	2	3	2	0	1	1
Dennis Werth, R (8, PR) (9, 3)										0	0	0	0	0	0	0
Jerry Martin, R (1, 9) OBP: 0.439, SLG: 0.612	FC6-5 2-H 2B		F9		F5			5-3		4	0	1	1	0	0	2
Frank White, R (1, 4) OBP: 0.308, SLG: 0.469	FC6-5 FC5-4 2-3			E5 E S SF8		F8		F8		4	1	0	0	0	0	2
U L Washington, S (1, 6) OBP: 0.268, SLG: 0.240	FC5-4 1-2f			K 1-3		K				3	0	0	0	0	2	2
Inning Stats	R: 0 H: 0 E: 0 LOB: 2 K: 1 BB: 2 S: 5 P: 13	R: 1 H: 2 E: 0 LOB: 1 K: 0 BB: 0 S: 5 P: 5	R: 2 H: 3 E: 0 LOB: 1 K: 1 BB: 0 S: 8 P: 8	R: 1 H: 0 E: 1 LOB: 0 K: 2 BB: 0 S: 8 P: 8	R: 2 H: 1 E: 1 LOB: 0 K: 1 BB: 0 S: 7 P: 7	R: 0 H: 0 E: 0 LOB: 0 K: 1 BB: 0 S: 5 P: 5	R: 0 H: 1 E: 0 LOB: 0 K: 0 BB: 0 S: 3 P: 3	R: 0 H: 1 E: 0 LOB: 1 K: 0 BB: 0 S: 4 P: 4		1B: 2 SF: 1 2B: 4 SAC: 0 3B: 0 DP: 0 HR: 2 HBP: 0						WP: 0 PA: 35 PB: 0 SB: 3 CS: 1

PITCHER	IP	WLS	BF	H	R	ER	SO	BB	IBB	HBP	BLK	WP	HR	S	P	ERA	WHIP
Bert Blyleven, R (1, 1) ERA: 3.32	5.0	L	25	6	6	3	5	2	0	0	0	0	2	33	41	5.40	1.600
Dan Spillner, R (6, 1) ERA: 0.63	3.0		10	2	0	0	1	0	0	0	0	0	0	12	12	0.00	0.667

PITCHER	IP	WLS	BF	H	R	ER	SO	BB	IBB	HBP	BLK	WP	HR	S	P	ERA	WHIP

BOTTOM

Cleveland Indians @ Kansas City Royals

Royals Stadium, Kansas City, MO

Sun Apr 25 1982, 4:33 AM EDT
Att. 20,867 - Unknown - 57 F

livebaseballscorecards.com

AB	32
R	6
H	8
RBI	6
BB	2
SO	6
LOB	13

Batter	1	2	3	4	5	6	7	8	9	10	11	AB	R	H	RBI	BB	SO	LOB
Julio Cruz, S (1, 4) OBP: 0.354, SLG: 0.296	4-3	F8			BBBB 4-0 CS BB			4-3 2-3		F6	1B	5	0	1	0	1	0	2
Manny Castillo, S (1, 5) OBP: 0.270, SLG: 0.280	1B 1B 1B		F8		5-3 1-2			SF7 3-H		F7	4-3	5	1	1	1	0	0	3
Bruce Bochte, L (1, 7) OBP: 0.451, SLG: 0.433	1B 1-2 1B		1B 1B			4-3		BBBB 4-0 S BB			1B 2B 1B	3	0	2	0	1	0	0
Thad Bosley, L (8, PR) OBP: 0.250, SLG: 0.217 (8, 7)												1	1	1	0	0	0	0
Richie Zisk, R (1, 10) OBP: 0.398, SLG: 0.443	F9		1-3 1B			SSS 0-3 K		F3 1-2			2B SF7 1-2 1B	5	0	2	0	0	1	3
Lenny Randle, S (11, PR) OBP: 0.188, SLG: 0.188												0	1	0	0	0	0	0
Jim Maler, R (1, 3) OBP: 0.344, SLG: 0.457	BB 1-3 2-H 1B		6-3			F9			SSS 0-3 K		FC5 1-3 2-H 2B	5	0	2	2	0	1	1
Al Cowens, R (1, 9) OBP: 0.297, SLG: 0.392	BBBB 4-0 FC6-4 1-2 BB			F8			6-3		F9		SF7 3-H	3	0	0	1	1	0	0
Jim Essian, R (1, 2) OBP: 0.348, SLG: 0.410	FC6-4 1-2f			F9			F3		5-3		FC5 HR 2-3	5	1	0	0	0	0	5
Dave Henderson, R (1, 8) OBP: 0.440, SLG: 0.696		F8		F7			5-3			BBBB 4-0 SH2-4 BB	1-H HR	4	1	1	2	1	0	0
Todd Cruz, R (1, 6) OBP: 0.353, SLG: 0.545		3-1			5-3			4-3 SF7 2B		SH2-4 1-2	HR	4	2	2	1	0	0	0
Inning Stats	R: 1 H: 3 E: 0 LOB: 3 K: 0 BB: 1 S: 6 P: 10	R: 0 H: 0 E: 0 LOB: 0 K: 0 BB: 0 S: 3 P: 3	R: 0 H: 2 E: 0 LOB: 1 K: 0 BB: 0 S: 4 P: 4	R: 0 H: 0 E: 0 LOB: 0 K: 0 BB: 0 S: 3 P: 3	R: 0 H: 0 E: 0 LOB: 0 K: 0 BB: 1 S: 2 P: 6	R: 0 H: 0 E: 0 LOB: 0 K: 1 BB: 0 S: 5 P: 5	R: 0 H: 0 E: 0 LOB: 0 K: 0 BB: 0 S: 3 P: 3	R: 1 H: 1 E: 0 LOB: 2 K: 0 BB: 1 S: 4 P: 8	R: 0 H: 0 E: 0 LOB: 0 K: 1 BB: 0 S: 5 P: 5	R: 0 H: 0 E: 0 LOB: 0 K: 0 BB: 1 S: 3 P: 7	R: 5 H: 6 E: 0 LOB: 1 K: 0 BB: 0 S: 9 P: 9	1B: 8 SF: 2 2B: 2 SAC: 1 3B: 0 DP: 0 HR: 2 HBP: 0						

PITCHER		IP	WLS	BF	H	R	ER	SO	BB	IBB	HBP	BLK	WP	HR	S	P	ERA	WHIP
Rick Waits, L ERA: 5.65	(1, 1)	7.0		27	6	2	2	1	2	0	0	0	0	0	27	35	2.57	1.143
Dan Spillner, R ERA: 2.04	(8, 1)	3.1	L	15	3	4	4	1	2	0	0	0	0	0	15	23	10.80	1.500
Dennis Lewallyn, R ERA: 6.97	(11, 1)	0.2		5	3	1	1	0	0	0	0	0	0	2	5	5	13.50	4.500

PITCHER	IP	WLS	BF	H	R	ER	SO	BB	IBB	HBP	BLK	WP	HR	S	P	ERA	WHIP

TOP

Seattle Mariners @ Cleveland Indians

Cleveland Municipal Stadium, Cleveland, OH

Tue Apr 27 1982, 7:05 PM EDT

Att. 3,275 - Unknown

livebaseballscorecards.com

AB	40
R	7
H	12
RBI	7
BB	4
SO	2
LOB	14

WP: 0 PA: 47
PB: 0
SB: 1
CS: 1

Seattle Mariners @ Cleveland Indians

Cleveland Municipal Stadium, Cleveland, OH

Tue Apr 27 1982, 7:05 PM EDT

Att. 3,275 - Unknown

livebaseballscorecards.com

Batter	1	2	3	4	5	6	7	8	9	10	11	AB	R	H	RBI	BB	SO	LOB
Alan Bannister, R (1, 4) (9, 9) OBP: 0.455, SLG: 0.556	BBBB 4-0 BB		x 0-0 ① F4		x 0-0 ① F3		x 0-0 2-H HR		BBBB 4-0 4-3 BB		x 0-0 1-2 1B 1B 1B	4	2	2	2	2	0	1
Toby Harrah, R (1, 5) OBP: 0.515, SLG: 0.709	x 0-0 ① F2		x 0-0 1-2 BB 1B		x 0-0 ② 6-3		SSS 0-3 ③ K		x 0-0 ② 4-3 1-2 2-3		x 0-0 ② F8	1	0	0	0	0	0	1
Miguel Dilone, S (2, 7) OBP: 0.156, SLG: 0.140												5	0	1	0	0	1	4
Mike Hargrove, L (1, 3) OBP: 0.394, SLG: 0.333	x 0-0 ② F9		x 0-0 ② F9 2-3		x 0-0 ③ 6-3			x 0-0 ① F8	IIII 4-0 IBB		x 0-0 1B 1-2 2-3 1B	5	0	1	0	1	0	3
Andre Thornton, R (1, 10) OBP: 0.443, SLG: 0.661	x 0-0 ③ F8		BBBB 4-0 1-2 BB			x 0-0 ① F8		BBBB 4-0 S BB	x 0-0 ③ F2		x 0-0 1-3 2-H 3-H 1B	4	0	1	2	2	0	4
Joe Charboneau, R (1, 7) OBP: 0.233, SLG: 0.160		x 0-0 ① F9	x 0-0 ③ F8			SSS 0-3 ② K		SSS 0-3 ② K		x 0-0 ① G3	x 0-0 ③ F8	3	0	0	0	0	1	3
(2, 9)																		
Ron Hassey, L (8, PH) OBP: 0.308, SLG: 0.333												1	0	0	0	0	1	1
Jack Perconte, L (9, 4) OBP: 0.216, SLG: 0.278						x 0-0 ③ 4-3						1	0	0	0	0	0	0
Rod Craig, S (11, PH) OBP: 0.250, SLG: 0.250												1	0	0	0	0	0	2
Von Hayes, L (1, 9) OBP: 0.222, SLG: 0.200		x 0-0 E6 1B		x 0-0 ① F8				BBBB 4-0 1-2 BB		x 0-0 ② 4-3		4	0	1	0	1	0	0
(2, 5)																		
Rick Manning, L (1, 8) OBP: 0.351, SLG: 0.370		x 0-0 ② F8		x 0-0 S 1B			x 0-0 ① F8	x 0-0 ③ F8		SSS 0-3 ③ K		5	0	1	0	0	1	3
Chris Bando, S (1, 2) OBP: 0.289, SLG: 0.235		x 0-0 ③ 5-3		x 0-0 ② F8			x 0-0 4-3 HR 1B		x 0-0 ① F7		x 0-0 FC2-6 1B	5	1	2	0	0	0	2
Jerry Dybzinski, R (1, 6) OBP: 0.352, SLG: 0.420			x 0-0 F9 1B 1B	x 0-0 ③ 4-3 1-2			x 0-0 ② 4-3 1-2		x 0-0 4-3 2B		x 0-0 ① FC2-6 1B 1B 1B 1-2f	5	1	2	0	0	0	3

Inning Stats	1	2	3	4	5	6	7	8	9	10	11	1B: 9	SF: 0	WP: 0	PA: 50
	R: 0 H: 0 E: 0 LOB: 1 K: 0 BB: 1 S: 3 P: 7	R: 0 H: 1 E: 1 LOB: 1 K: 0 BB: 0 S: 4 P: 4	R: 0 H: 2 E: 0 LOB: 3 K: 0 BB: 1 S: 5 P: 9	R: 0 H: 1 E: 0 LOB: 1 K: 0 BB: 0 S: 4 P: 4	R: 0 H: 0 E: 0 LOB: 0 K: 0 BB: 0 S: 3 P: 3	R: 0 H: 0 E: 0 LOB: 0 K: 1 BB: 0 S: 5 P: 5	R: 2 H: 2 E: 0 LOB: 0 K: 1 BB: 0 S: 7 P: 7	R: 0 H: 0 E: 0 LOB: 2 K: 1 BB: 2 S: 5 P: 13	R: 0 H: 1 E: 0 LOB: 3 K: 0 BB: 2 S: 4 P: 12	R: 0 H: 0 E: 0 LOB: 0 K: 1 BB: 0 S: 5 P: 5	R: 2 H: 4 E: 0 LOB: 2 K: 0 BB: 0 S: 7 P: 7	2B: 1 SAC: 0 3B: 0 DP: 0 HR: 1 HBP: 0		PB: 0 SB: 2 CS: 0	

PITCHER		IP	WLS	BF	H	R	ER	SO	BB	IBB	HBP	BLK	WP	HR	S	P	ERA	WHIP
Floyd Bannister, L ERA: 3.46	(1, 1)	7.1		31	6	2	2	2	3	0	0	0	0	1	32	44	2.46	1.227
Bill Caudill, R ERA: 1.35	(8, 1)	3.1	W	18	5	2	2	2	2	1	0	0	0	0	19	31	5.40	2.100
Ed Vande Berg, L ERA: 2.03	(11, 1)	0.1	S	1	0	0	0	0	0	0	0	0	0	0	1	1	0.00	0.000

PITCHER	IP	WLS	BF	H	R	ER	SO	BB	IBB	HBP	BLK	WP	HR	S	P	ERA	WHIP

BOTTOM	
AB	44
R	4
H	11
RBI	4
BB	6
SO	4
LOB	27

Seattle Mariners @ Cleveland Indians

Cleveland Municipal Stadium, Cleveland, OH

Wed Apr 28 1982, 7:05 PM EDT

Att. 3,889 - Unknown

TOP

livebaseballscorecards.com

Batter	1	2	3	4	5	6	7	8	9	AB	R	H	RBI	BB	SO	LOB
Julio Cruz, S (1, 4) OBP: 0.350, SLG: 0.286	S S S 0-3 ① K		x 0-0 ③ 1-3			B B B B 4-0 1B 4-3 BB		x 0-0 ① 4-3		3	1	0	0	1	1	0
Manny Castillo, S (1, 5) OBP: 0.290, SLG: 0.294	x 0-0 BB 1B			B B B B 4-0 6-3 BB		x 0-0 1B 4-3 1-3 1B		x 0-0 ② 6-3		3	0	2	0	1	0	0
Bruce Bochte, L (1, 7) OBP: 0.453, SLG: 0.429	B B B B 4-0 ② FC6-4 1-2 BB			x 0-0 ① 6-3 1-2		x 0-0 ① 4-3 1-2 3-H		x 0-0 1B		3	0	1	1	1	0	2
Richie Zisk, R (1, 10) OBP: 0.380, SLG: 0.422	x 0-0 ③ FC6-4 1-2f			S S S 0-3 ② K		S S S 0-3 ② K		S S S 0-3 ③ K		4	0	0	0	0	3	4
Jim Maler, R (1, 3) OBP: 0.351, SLG: 0.452		x 0-0 ① F3		B B B B 4-0 BB		x 0-0 2-3 1B			x 0-0 ① 6-3	3	0	1	0	1	0	0
Al Cowens, R (1, 9) OBP: 0.284, SLG: 0.373		x 0-0 ② F7		S S S 0-3 ③ K		S S S 0-3 ③ K			x 0-0 ② 1-3	4	0	0	0	0	2	4
Joe Simpson, L (1, 8) OBP: 0.348, SLG: 0.371		S S S 0-3 ③ K			x 0-0 ① F8		x 0-0 ① 4-3		x 0-0 ③ G1	4	0	0	0	0	1	0
Jim Essian, R (1, 2) OBP: 0.333, SLG: 0.391			x 0-0 ① 6-3		x 0-0 ② 6-3		x 0-0 ② 4-3			3	0	0	0	0	0	0
Todd Cruz, R (1, 6) OBP: 0.338, SLG: 0.522			x 0-0 ② F4		x 0-0 ③ F3		x 0-0 ③ F7			3	0	0	0	0	0	0
Inning Stats	R: 0 E: 0 K: 1 S: 5 H: 1 LOB: 1 BB: 1 P: 9	R: 0 E: 0 K: 1 S: 5 H: 0 LOB: 0 BB: 0 P: 5	R: 0 E: 0 K: 0 S: 3 H: 0 LOB: 0 BB: 0 P: 3	R: 0 E: 0 K: 2 S: 7 H: 0 LOB: 2 BB: 2 P: 15	R: 0 E: 0 K: 0 S: 3 H: 0 LOB: 0 BB: 0 P: 3	R: 1 E: 0 K: 2 S: 9 H: 2 LOB: 2 BB: 1 P: 13	R: 0 E: 0 K: 0 S: 3 H: 0 LOB: 0 BB: 0 P: 3	R: 0 E: 0 K: 1 S: 6 H: 1 LOB: 1 BB: 0 P: 6	R: 0 E: 0 K: 0 S: 3 H: 0 LOB: 0 BB: 0 P: 3	1B: 4 2B: 0 3B: 0 HR: 0	SF: 0 SAC: 0 DP: 0 HBP: 0						

	AB	30
	R	1
	H	4
	RBI	1
	BB	4
	SO	7
	LOB	10

WP: 0 PB: 0 SB: 0 CS: 0 PA: 34

PITCHER	IP	WLS	BF	H	R	ER	SO	BB	IBB	HBP	BLK	WP	HR	S	P	ERA	WHIP
Len Barker, R (1, 1) ERA: 1.86	7.0	W	27	3	1	1	6	4	0	0	0	0	0	35	51	1.29	1.000
Tom Brennan, R (8, 1) ERA: 4.09	2.0		7	1	0	0	1	0	0	0	0	0	0	9	9	0.00	0.500

PITCHER	IP	WLS	BF	H	R	ER	SO	BB	IBB	HBP	BLK	WP	HR	S	P	ERA	WHIP

Seattle Mariners @ Cleveland Indians

Cleveland Municipal Stadium, Cleveland, OH

Wed Apr 28 1982, 7:05 PM EDT

Att. 3,889 - Unknown

livebaseballscorecards.com

BOTTOM

Batter	1	2	3	4	5	6	7	8	9	AB	R	H	RBI	BB	SO	LOB
Alan Bannister, R (1, 7) OBP: 0.429, SLG: 0.500	BBB 4-0 6-3 S 1B BB x 0-0 F7 ③			x 0-0 F8 ①		x 0-0 4-3 ②		x 0-0 F7 ②		4	1	0	0	1	0	1
Toby Harrah, R (1, 5) OBP: 0.493, SLG: 0.683	x 0-0 6-3 ① 1-3	x 0-0 F7 ①		x 0-0 2B		x 0-0 F8 ③		x 0-0 3-1 ③		5	0	1	0	0	0	1
Mike Hargrove, L (1, 3) OBP: 0.387, SLG: 0.328	x 0-0 2B 1B 1B 3-H	x 0-0 3-1 ②		SSS 0-3 K ②			x 0-0 E5 K BB			4	1	1	1	0	1	1
Andre Thornton, R (1, 10) OBP: 0.473, SLG: 0.705	x 0-0 1B 1B 1-3 2B	x 0-0 2B		I I I 4-0 IBB			BBB 4-0 BB 1B 1-2 BB			2	1	2	0	2	0	0
Von Hayes, L (1, 9) OBP: 0.226, SLG: 0.207	x 0-0 S 1B 2-3 3-H 1B	SSS 0-3 K ③		x 0-0 L4 ③			SSS 0-3 K ①② 2-3			4	1	1	1	0	2	5
Ron Hassey, L (1, 2) OBP: 0.333, SLG: 0.333	BBB 4-0 1B 1B 1-2 BB	x 0-0 6-3 ①			x 0-0 6-3 ①		x 0-0 BB 1-2 1B			3	1	1	0	1	0	0
Rick Manning, L (1, 8) OBP: 0.361, SLG: 0.368	x 0-0 S 1B 1-3 2-H 3-H 1B	x 0-0 4-3 ②			x 0-0 4-3 ②		BBB 4-0 1-2 2-3 BB			3	1	1	2	1	0	0
Jack Perconte, L (1, 4) OBP: 0.244, SLG: 0.300	x 0-0 1-H 3-H 1B	x 0-0 FC4-6 1B			x 0-0 6-3 ③		x 0-0 F5 ③			4	0	2	2	0	0	3
Jerry Dybzinski, R (1, 6) OBP: 0.328, SLG: 0.389	x 0-0 F9 ②	x 0-0 FC4-6 ③ 1-2f				x 0-0 4-3 ①		x 0-0 F9 ①		4	0	0	0	0	0	2
Inning Stats	R: 6 E: 0 K: 0 S: 8 H: 5 LOB: 1 BB: 2 P: 16	R: 0 E: 0 K: 1 S: 6 H: 1 LOB: 1 BB: 0 P: 6	R: 0 E: 0 K: 0 S: 4 H: 1 LOB: 1 BB: 0 P: 4	R: 0 E: 0 K: 1 S: 6 H: 1 LOB: 2 BB: 1 P: 10	R: 0 E: 0 K: 0 S: 3 H: 0 LOB: 0 BB: 0 P: 3	R: 0 E: 0 K: 0 S: 3 H: 0 LOB: 0 BB: 0 P: 3	R: 0 E: 1 K: 1 S: 6 H: 1 LOB: 3 BB: 2 P: 14	R: 0 E: 0 K: 0 S: 3 H: 0 LOB: 0 BB: 0 P: 3		1B: 6 2B: 3 3B: 0 HR: 0	SF: 0 SAC: 0 DP: 0 HBP: 0					

	AB	33
	R	6
	H	9
	RBI	6
	BB	5
	SO	3
	LOB	13

WP: 0 PB: 0 SB: 3 CS: 0 PA: 38

PITCHER		IP	WLS	BF	H	R	ER	SO	BB	IBB	HBP	BLK	WP	HR	S	P	ERA	WHIP
Mike Moore, R ERA: 9.39	(1, 1)	0.1	L	7	4	6	6	0	2	0	0	0	0	0	5	13	162.00	18.000
Bryan Clark, L ERA:	(1, 1)	6.2		28	5	0	0	3	2	1	0	0	0	0	31	43	0.00	1.050
Larry Andersen, R ERA: 6.23	(8, 1)	1.0		3	0	0	0	0	0	0	0	0	0	0	3	3	0.00	0.000

PITCHER	IP	WLS	BF	H	R	ER	SO	BB	IBB	HBP	BLK	WP	HR	S	P	ERA	WHIP

Seattle Mariners @ Cleveland Indians

Cleveland Municipal Stadium, Cleveland, OH

Thu Apr 29 1982, 7:05 PM EDT

Att. 3,984 - Unknown

livebaseballscorecards.com

Batter	1	2	3	4	5	6	7	8	9	AB	R	H	RBI	BB	SO	LOB
Julio Cruz, S (1, 4) OBP: 0.356, SLG: 0.287	G3-6-3 1B		4-3		F8			FC4-6 BB		3	0	1	0	1	0	3
Manny Castillo, S (1, 5) OBP: 0.278, SLG: 0.281	G3-6-3 1-2f			6-3		K2-3		FC4-6 1-2f		4	0	0	0	0	1	2
Bruce Bochte, L (1, 7) OBP: 0.433, SLG: 0.405	4-3			4-3		1-3			F7	4	0	0	0	0	0	0
Richie Zisk, R (1, 10) OBP: 0.375, SLG: 0.414		G6-4-3 1B		F3		5-3			6-3	4	0	1	0	0	0	0
Jim Maler, R (1, 3) OBP: 0.347, SLG: 0.437		F9			1B FC6-4 HBP		K		6-3	3	1	0	0	0	1	1
Al Cowens, R (1, 9) OBP: 0.276, SLG: 0.360		G6-4-3 1-2f			F7		6-3			3	0	0	0	0	0	2
Joe Simpson, L (1, 8) OBP: 0.347, SLG: 0.369			6-3		FC6-4 1-3 1B		K			3	0	1	0	0	1	0
Jim Essian, R (1, 2) OBP: 0.333, SLG: 0.388			1B		FC6-4 1B 1-2f 3-H			F2		3	0	1	1	0	0	1
Todd Cruz, R (1, 6) OBP: 0.338, SLG: 0.514			K		1-2 1B			5-3		3	0	1	0	0	1	1

Inning Stats	1	2	3	4	5	6	7	8	9	AB	R	H	RBI	BB	SO	LOB
	R: 0 E: 0 K: 0 S: 3	H: 1 LOB: 0 BB: 0 P: 3	R: 0 E: 0 K: 0 S: 3	H: 1 LOB: 0 BB: 0 P: 3	R: 0 E: 0 K: 1 S: 6	H: 1 LOB: 1 BB: 0 P: 6	R: 0 E: 0 K: 0 S: 3	H: 0 LOB: 0 BB: 0 P: 3	R: 1 E: 0 K: 0 S: 5	H: 2 LOB: 2 BB: 0 P: 6	R: 0 E: 0 K: 1 S: 5	H: 0 LOB: 0 BB: 0 P: 5	R: 0 E: 0 K: 2 S: 7	H: 0 LOB: 0 BB: 0 P: 7	R: 0 E: 0 K: 0 S: 3	H: 0 LOB: 1 BB: 1 P: 7	R: 0 E: 0 K: 0 S: 3	H: 0 LOB: 0 BB: 0 P: 3

PITCHER	IP	WLS	BF	H	R	ER	SO	BB	IBB	HBP	BLK	WP	HR	S	P	ERA	WHIP
Lary Sorensen, R (1, 1) ERA: 7.13	9.0	W	32	5	1	1	4	1	0	1	0	0	0	38	43	1.00	0.667

PITCHER	IP	WLS	BF	H	R	ER	SO	BB	IBB	HBP	BLK	WP	HR	S	P	ERA	WHIP

1B: 5	SF: 0	WP: 0	PA: 32														
2B: 0	SAC: 0	PB: 0															
3B: 0	DP: 2	SB: 0															
HR: 0	HBP: 1	CS: 0															

AB	30
R	1
H	5
RBI	1
BB	1
SO	4
LOB	10

Seattle Mariners @ Cleveland Indians

Cleveland Municipal Stadium, Cleveland, OH

Thu Apr 29 1982, 7:05 PM EDT

Att. 3,984 - Unknown

BOTTOM

livebaseballscorecards.com

Batter	1	2	3	4	5	6	7	8	9	AB	R	H	RBI	BB	SO	LOB
Alan Bannister, R (1, 7) OBP: 0.407, SLG: 0.455	BBBB 4-0 1B 1B BB	x 0-0 F4 ③		x 0-0 F3 ②		x 0-0 F6 ③		SSS 0-3 K ③ 1-2		4	1	0	0	1	1	3
Toby Harrah, R (1, 5) OBP: 0.493, SLG: 0.719	x 0-0 S 1-3 1B 1B		x 0-0 HR	x 0-0 F7 ③			x 0-0 F2 ①			4	2	2	1	0	0	0
Mike Hargrove, L (1, 3) OBP: 0.392, SLG: 0.328	BBBB 4-0 WP 1B 1-2 BB		x 0-0 3-1 ①		x 0-0 4-3 ①		x 0-0 2B 1B			3	1	1	0	1	0	0
Andre Thornton, R (1, 10) OBP: 0.474, SLG: 0.688	x 0-0 CS 1-2 2-H 3-H 1B		BBBB 4-0 2B 3-4-3 BB		SSS 0-3 K ②		x 0-0 F9 ②			3	1	1	2	1	1	1
Von Hayes, L (1, 9) OBP: 0.286, SLG: 0.313	x 0-0 F3 ①		x 0-0 1-3 2B		BBBB 4-0 S BB		x 0-0 1-H 2B			3	0	2	1	1	0	2
Ron Hassey, L (1, 2) OBP: 0.294, SLG: 0.290	x 0-0 4-3 ② ③ 1-2 2-3		x 0-0 3-4-3 ② 3-H		x 0-0 3-1 ③ 1-2		x 0-0 F7 ③			4	0	0	1	0	0	5
Rick Manning, L (1, 8) OBP: 0.369, SLG: 0.356		x 0-0 F8 ①	BBBB 4-0 BB			BBBB 4-0 1B BB		x 0-0 F9 ①		2	0	0	0	2	0	0
Jack Perconte, L (1, 4) OBP: 0.244, SLG: 0.295		x 0-0 FC6-5 S 1B	x 0-0 3-1 ③			x 0-0 F8 ①		x 0-0 F7 ②		4	0	1	0	0	0	3
Jerry Dybzinski, R (1, 6) OBP: 0.339, SLG: 0.386		x 0-0 FC6-5 ② 1-3		x 0-0 F9 ①		x 0-0 ② 1-3 1B		BBBB 4-0 S BB		3	0	1	0	1	0	1
Inning Stats	R: 2 E: 0 K: 0 S: 4 H: 2 LOB: 1 BB: 2 P: 12	R: 0 E: 0 K: 0 S: 4 H: 1 LOB: 1 BB: 0 P: 4	R: 2 E: 0 K: 0 S: 5 H: 2 LOB: 2 BB: 2 P: 13	R: 0 E: 0 K: 0 S: 3 H: 0 LOB: 0 BB: 0 P: 3	R: 0 E: 0 K: 1 S: 5 H: 0 LOB: 1 BB: 1 P: 9	R: 0 E: 0 K: 0 S: 3 H: 1 LOB: 1 BB: 1 P: 7	R: 1 E: 0 K: 0 S: 5 H: 2 LOB: 1 BB: 0 P: 5	R: 0 E: 0 K: 1 S: 5 H: 0 LOB: 1 BB: 1 P: 9		1B: 5 2B: 2 3B: 0 HR: 1	SF: 0 SAC: 0 DP: 0 HBP: 0					

	AB	30
	R	5
	H	8
	RBI	5
	BB	7
	SO	2
	LOB	15

WP: 1 PB: 0 SB: 4 CS: 1 PA: 37

PITCHER		IP	WLS	BF	H	R	ER	SO	BB	IBB	HBP	BLK	WP	HR	S	P	ERA	WHIP
Gene Nelson, R ERA: 3.51	(1, 1)	6.2	L	32	8	5	5	1	6	0	0	0	1	1	28	52	6.75	2.100
Mike Stanton, R ERA: 1.76	(7, 1)	1.1		5	0	0	0	1	1	0	0	0	0	0	6	10	0.00	0.750

PITCHER	IP	WLS	BF	H	R	ER	SO	BB	IBB	HBP	BLK	WP	HR	S	P	ERA	WHIP

Oakland Athletics @ Cleveland Indians

Cleveland Municipal Stadium, Cleveland, OH

Fri Apr 30 1982, 7:05 PM EDT
Att. 11,113 - Unknown - 56 F

livebaseballscorecards.com

Batter	1	2	3	4	5	6	7	8	9	AB	R	H	RBI	BB	SO	LOB
Rickey Henderson, R (1, 7) OBP: 0.445, SLG: 0.316	F9		FC5-4 BLK HR 1-2f		S 1B 1B	6-3		PB BB BB	CS 2-3	4	2	1	0	1	0	2
Dwayne Murphy, L (1, 8) OBP: 0.271, SLG: 0.321	F8		HR 1-H		BB 1-H 1B		G3-6-3 BB	PB 1-2 BB		3	1	2	3	2	0	0
Dan Meyer, L (1, 10) OBP: 0.333, SLG: 0.508	4-3		1B		BB 1-2		G3-6-3 1-2f	K 1-2 2-3		4	0	1	0	1	1	3
Tony Armas, R (1, 9) OBP: 0.330, SLG: 0.448		1B 1B	K		K		1B 1B BB	K		4	1	1	0	1	3	5
Jim Spencer, L (1, 3) OBP: 0.250, SLG: 0.352		K	F7		K		1B 1B 2B 1-3 1B	K		5	1	1	0	0	3	6
Wayne Gross, L (1, 5) OBP: 0.286, SLG: 0.219		1-2 1B		F8		K	1B 2B 1-2 3-H 1B		F9	5	1	2	1	0	1	0
Davey Lopes, R (1, 4) OBP: 0.329, SLG: 0.449		F8		F9		S 1B 1B	1B 2B 1-2 2-3 1B		F7	4	2	2	0	0	0	2
Dave McKay, S (7, 4) OBP: 0.267, SLG: 0.214										1	0	0	0	0	0	0
Jeff Newman, R (1, 2) OBP: 0.350, SLG: 0.556		F9		6-3		FC6 1-H 1B	1B 2B 1-H 2-H 3-H		CS BB BB	4	0	2	4	1	0	2
Fred Stanley, R (1, 6) OBP: 0.318, SLG: 0.143			FC5-4 1B		4-3	FC6 1-2f	K		BB 1-2	4	0	1	0	1	1	2

Inning Stats	1	2	3	4	5	6	7	8	9		
	R: 0 H: 0 E: 0 LOB: 0 K: 0 BB: 0 S: 3 P: 3	R: 0 H: 2 E: 0 LOB: 2 K: 1 BB: 0 S: 7 P: 7	R: 2 H: 3 E: 0 LOB: 1 K: 1 BB: 0 S: 8 P: 8	R: 0 H: 0 E: 0 LOB: 0 K: 0 BB: 0 S: 3 P: 3	R: 1 H: 2 E: 0 LOB: 2 K: 2 BB: 1 S: 9 P: 13	R: 1 H: 2 E: 1 LOB: 1 K: 1 BB: 0 S: 7 P: 7	R: 4 H: 4 E: 0 LOB: 1 K: 1 BB: 2 S: 8 P: 16	R: 0 H: 0 E: 0 LOB: 2 K: 3 BB: 2 S: 9 P: 17	R: 0 H: 0 E: 0 LOB: 1 K: 0 BB: 2 S: 2 P: 10	1B: 11 SF: 0 2B: 1 SAC: 0 3B: 0 DP: 1 HR: 1 HBP: 0	WP: 0 PA: 46 PB: 1 SB: 2 CS: 1

PITCHER		IP	WLS	BF	H	R	ER	SO	BB	IBB	HBP	BLK	WP	HR	S	P	ERA	WHIP
John Denny, R ERA: 5.02	(1, 1)	6.2	L	33	11	7	7	5	3	0	0	1	0	1	40	52	9.45	2.100
Rick Sutcliffe, R ERA: 9.64	(7, 1)	2.1		12	2	1	1	4	4	0	0	0	0	0	16	32	3.86	2.571

PITCHER	IP	WLS	BF	H	R	ER	SO	BB	IBB	HBP	BLK	WP	HR	S	P	ERA	WHIP

Batter	1	2	3	4	5	6	7	8	9	AB	R	H	RBI	BB	SO	LOB
Miguel Dilone, S (1, 7) OBP: 0.204, SLG: 0.174	S 1B		BBBB 4-0 WP BB			0-0 1B			0-0 ① 6-3	3	0	2	0	1	0	0
Toby Harrah, R (1, 5) OBP: 0.481, SLG: 0.691	0-0 ① F2 1-2		0-0 ③ 6-3 1-2			0-0 ② F7			0-0 4-3 1B	4	0	1	0	0	0	3
Mike Hargrove, L (1, 3) OBP: 0.373, SLG: 0.309	SSS 0-3 ② K			0-0 ① F9		0-0 ③ F7			0-0 ② 4-3 1-2	4	0	0	0	0	1	3
Andre Thornton, R (1, 10) OBP: 0.451, SLG: 0.647	0-0 ③ F9			0-0 ② F7			0-0 ① F8		SSS 0-3 ③ K	4	0	0	0	0	1	2
Von Hayes, L (1, 9) OBP: 0.263, SLG: 0.286		SSS 0-3 ① K		0-0 ③ 1-3			0-0 ② F7			3	0	0	0	0	1	0
Ron Hassey, L (1, 2) OBP: 0.270, SLG: 0.265		0-0 ② F8			0-0 ① F8		0-0 ③ F8			3	0	0	0	0	0	0
Rick Manning, L (1, 8) OBP: 0.358, SLG: 0.344 Rod Craig, S (8, PH) OBP: 0.200, SLG: 0.200 (9, 8)		0-0 ③ 6-3			0-0 ② 4-3			0-0 ① G3		2 1	0 0	0 0	0 0	0 0	0 0	0 0
Jack Perconte, L (1, 4) OBP: 0.229, SLG: 0.277			0-0 ① F7		0-0 ③ 6-3			0-0 ② F7		3	0	0	0	0	0	0
Jerry Dybzinski, R (1, 6) OBP: 0.328, SLG: 0.373 Chris Bando, S (8, PH) OBP: 0.282, SLG: 0.229 Mike Fischlin, R (9, 6) OBP: 1.000, SLG: 1.000			0-0 ② 1-3			0-0 ① 6-3		0-0 ③ F7		2 1 0	0 0 0	0 0 0	0 0 0	0 0 0	0 0 0	0 0 0
Inning Stats	R: 0 H: 1 E: 0 LOB: 1 K: 1 BB: 0 S: 6 P: 6	R: 0 H: 0 E: 0 LOB: 0 K: 1 BB: 0 S: 5 P: 5	R: 0 H: 0 E: 0 LOB: 1 K: 0 BB: 1 S: 3 P: 7	R: 0 H: 0 E: 0 LOB: 0 K: 0 BB: 0 S: 3 P: 3	R: 0 H: 0 E: 0 LOB: 0 K: 0 BB: 0 S: 3 P: 3	R: 0 H: 1 E: 0 LOB: 1 K: 0 BB: 0 S: 4 P: 4	R: 0 H: 0 E: 0 LOB: 0 K: 0 BB: 0 S: 3 P: 3	R: 0 H: 0 E: 0 LOB: 0 K: 0 BB: 0 S: 3 P: 3	R: 0 H: 1 E: 0 LOB: 1 K: 1 BB: 0 S: 6 P: 6	1B: 3 2B: 0 3B: 0 HR: 0	SF: 0 SAC: 0 DP: 0 HBP: 0			WP: 1 PB: 0 SB: 1 CS: 0		PA: 31	

PITCHER	IP	WLS	BF	H	R	ER	SO	BB	IBB	HBP	BLK	WP	HR	S	P	ERA	WHIP
Rick Langford, R (1, 1) ERA: 3.4	9.0	W	31	3	0	0	3	1	0	0	0	1	0	36	40	0.00	0.444

PITCHER	IP	WLS	BF	H	R	ER	SO	BB	IBB	HBP	BLK	WP	HR	S	P	ERA	WHIP

BOTTOM

Oakland Athletics @ Cleveland Indians

Cleveland Municipal Stadium, Cleveland, OH

Fri Apr 30 1982, 7:05 PM EDT
Att. 11,113 - Unknown - 56 F

livebaseballscorecards.com

AB	30
R	0
H	3
RBI	0
BB	1
SO	3
LOB	8

Oakland Athletics @ Cleveland Indians

Cleveland Municipal Stadium, Cleveland, OH

Sat May 01 1982, 3:33 AM EDT

Att. 20,634 - Unknown - 56 F

TOP

livebaseballscorecards.com

Batter	1	2	3	4	5	6	7	8	9	AB	R	H	RBI	BB	SO	LOB
Rickey Henderson, R (1, 7) OBP: 0.443, SLG: 0.313	5-3	BB			1-3	FC6			S 1B	4	1	1	1	1	0	1
Dwayne Murphy, L (1, 8) OBP: 0.267, SLG: 0.310	G3	SF7			F3		BB		F5	3	0	0	1	1	0	1
Dan Meyer, L (1, 10) OBP: 0.310, SLG: 0.469	6-3	F9			F8		F8		F3	5	0	0	0	0	0	4
Wayne Gross, L (1, 5) OBP: 0.320, SLG: 0.294		2B SF9 1B	F9			HR	BB		3-H 1B	4	2	3	2	1	0	0
Jim Spencer, L (1, 3) OBP: 0.246, SLG: 0.356		SF9 1-3 1B 2B	G3			F7	F5		F9	5	1	1	0	0	0	3
Jeff Burroughs, R (1, 9) OBP: 0.414, SLG: 0.364		BB BB 1B BB	K			S 3B 1B	F4			2	1	1	0	1	1	0
Jimmy Sexton, R (6, PR)										0	1	0	0	0	0	0
Joe Rudi, R (6, 9) OBP: 0.319, SLG: 0.317										1	0	0	0	0	0	2
Mike Heath, R (1, 2) OBP: 0.333, SLG: 0.391		SF9 2-3 3-H		F6		1-H 1B 3B		K		3	1	1	2	0	1	0
Dave McKay, S (1, 4) OBP: 0.294, SLG: 0.250		BB BB SF7 1-2 3-H 1B		F9		FC6 3-H 1B		F7		4	1	2	2	0	0	0
Fred Stanley, R (1, 6) OBP: 0.313, SLG: 0.132		SF7 BB 1-2 2-3 BB		K		K		F3		3	0	0	0	1	2	1

Inning Stats	R: 0	E: 0	K: 0	S: 3	H: 0	LOB: 0	BB: 0	P: 3	R: 4	E: 0	K: 0	S: 6	H: 3	LOB: 2	BB: 3	P: 18	R: 0	E: 0	K: 1	S: 5	H: 0	LOB: 0	BB: 0	P: 5	R: 0	E: 0	K: 1	S: 5	H: 0	LOB: 0	BB: 0	P: 5
	R: 0	E: 0	K: 0	S: 3	H: 0	LOB: 0	BB: 0	P: 3	R: 3	E: 0	K: 1	S: 9	H: 4	LOB: 1	BB: 0	P: 9	R: 0	E: 0	K: 0	S: 3	H: 0	LOB: 2	BB: 2	P: 11	R: 0	E: 0	K: 1	S: 5	H: 0	LOB: 0	BB: 0	P: 5
	R: 1	E: 0	K: 0	S: 5	H: 2	LOB: 1	BB: 0	P: 5	1B: 6	2B: 1	3B: 1	HR: 1	SF: 2	SAC: 0	DP: 0	HBP: 0	WP: 0	PB: 0	SB: 4	CS: 0	PA: 41										

PITCHER	IP	WLS	BF	H	R	ER	SO	BB	IBB	HBP	BLK	WP	HR	S	P	ERA	WHIP
Bert Blyleven, R (1, 1) ERA: 4.87	1.1	L	10	3	4	4	0	3	0	0	0	0	0	7	19	27.00	4.500
Tom Brennan, R (2, 1) ERA: 4.8	4.0		16	4	3	3	2	0	0	0	0	0	1	20	20	6.75	1.000
Ed Whitson, R (6, 1) ERA: 3.65	3.2		15	2	1	1	2	2	0	0	0	0	0	17	25	2.46	1.091

PITCHER	IP	WLS	BF	H	R	ER	SO	BB	IBB	HBP	BLK	WP	HR	S	P	ERA	WHIP

AB	34
R	8
H	9
RBI	8
BB	5
SO	4
LOB	12

BOTTOM

Oakland Athletics @ Cleveland Indians

Cleveland Municipal Stadium, Cleveland, OH

Sat May 01 1982, 3:33 AM EDT

Att. 20,634 - Unknown - 56 F

livebaseballscorecards.com

Batter	1	2	3	4	5	6	7	8	9	AB	R	H	RBI	BB	SO	LOB
Miguel Dilone, S (1, 7) OBP: 0.222, SLG: 0.196	G3		3B 1B		4-3		FC6-4 1B		F5	5	1	2	0	0	0	1
Toby Harrah, R (1, 5) OBP: 0.464, SLG: 0.685	F8		1-H 1B 3B		F5		FC6-4 BB 1-2f		F7	5	1	1	1	0	0	2
Mike Hargrove, L (1, 3) OBP: 0.391, SLG: 0.338	K		3-H 1B		2B		FC5-4 BB 1-2			3	0	2	1	1	1	0
Andre Thornton, R (1, 10) OBP: 0.442, SLG: 0.620		BB 1B 1B	K		F7		FC5-4 1-2f			3	0	0	0	1	1	4
Bake McBride, L (1, 9) OBP: 0.410, SLG: 0.486 Von Hayes, L (7, 9) OBP: 0.256, SLG: 0.278		1B 1B 1-2	F8			4-3		K		3 1	0 0	1 0	0 0	0 0	0 1	1 0
Ron Hassey, L (1, 2) OBP: 0.256, SLG: 0.250 Chris Bando, S (6, PH) OBP: 0.275, SLG: 0.222 Mike Fischlin, R (7, 2) OBP: 0.667, SLG: 0.500		F7		3-1		F9		F8		2 1 1	0 0 0	0 0 0	0 0 0	0 0 0	0 0 0	2 0 0
Rick Manning, L (1, 8) OBP: 0.366, SLG: 0.354		S 1-3 2-H 1B		K		1B		6-3		4	0	2	0	0	1	0
Jack Perconte, L (1, 4) OBP: 0.240, SLG: 0.271 Alan Bannister, R (6, PH) OBP: 0.393, SLG: 0.435 (7, 4)		4-3 1-2		FC4-6 BB		4-3			F8	1 2	0 0	0 0	0 0	1 0	0 0	2 1
Jerry Dybzinski, R (1, 6) OBP: 0.324, SLG: 0.365			F3	FC4-6 1-2f			6-3		1B	4	0	1	0	0	0	1

	AB	35
	R	2
	H	9
	RBI	2
	BB	3
	SO	4
	LOB	14

Inning Stats	1	2	3	4	5	6	7	8	9	1B: 7	SF: 0	WP: 0	PA: 38
	R: 0 H: 0	R: 0 H: 2	R: 2 H: 3	R: 0 H: 0	R: 0 H: 1	R: 0 H: 1	R: 0 H: 1	R: 0 H: 0	R: 0 H: 1	2B: 1	SAC: 0	PB: 0	
	E: 0 LOB: 0	E: 0 LOB: 2	E: 0 LOB: 1	E: 0 LOB: 1	E: 0 LOB: 1	E: 0 LOB: 1	E: 0 LOB: 2	E: 0 LOB: 0	E: 0 LOB: 1	3B: 1	DP: 0	SB: 1	
	K: 1 BB: 0	K: 0 BB: 1	K: 1 BB: 0	K: 1 BB: 1	K: 0 BB: 0	K: 0 BB: 0	K: 0 BB: 1	K: 1 BB: 0	K: 0 BB: 0	HR: 0	HBP: 0	CS: 0	
	S: 5 P: 5	S: 4 P: 8	S: 8 P: 8	S: 5 P: 9	S: 4 P: 4	S: 4 P: 4	S: 4 P: 8	S: 5 P: 5	S: 4 P: 4				

PITCHER		IP	WLS	BF	H	R	ER	SO	BB	IBB	HBP	BLK	WP	HR	S	P	ERA	WHIP
Jeff Jones, R ERA: 4.12	(1, 1)	5.0	W	22	6	2	2	3	2	0	0	0	0	0	26	34	3.60	1.600
Tom Underwood, L ERA: 1.72	(6, 1)	4.0	S	16	3	0	0	1	1	0	0	0	0	0	17	21	0.00	1.000

PITCHER	IP	WLS	BF	H	R	ER	SO	BB	IBB	HBP	BLK	WP	HR	S	P	ERA	WHIP

Oakland Athletics @ Cleveland Indians

Cleveland Municipal Stadium, Cleveland, OH

Sun May 02 1982, 3:33 AM EDT

Att. 22,385 - Unknown - 57 F

TOP

livebaseballscorecards.com

Batter	1	2	3	4	5	6	7	8	9	AB	R	H	RBI	BB	SO	LOB
Rickey Henderson, R (1, 7) OBP: 0.442, SLG: 0.322	1-3		FC6 S 1-2f	FC6-4 1-2f		BB			2B	4	0	1	0	1	0	2
Dwayne Murphy, L (1, 8) OBP: 0.264, SLG: 0.303	K		1-3 1-2		2B 1B	4-3			F8	5	1	1	0	0	1	3
Mickey Klutts, R (1, 5) OBP: 0.250, SLG: 0.179	FC5-4 BB		F9		K		F8		6-3	4	0	0	0	1	1	3
Cliff Johnson, R (1, 10) OBP: 0.245, SLG: 0.333	FC5-4 1-2f			5-3	K		FC6-5 2B		K	5	0	1	0	0	2	3
Jeff Burroughs, R (1, 9) OBP: 0.455, SLG: 0.520		3B		2B 6-3 BB	1-H 1B 2B		FC6-5 2-3			3	2	2	1	1	0	1
Joe Rudi, R (1, 3) OBP: 0.333, SLG: 0.356		6-3		6-3 1-3 HR 2B	2-H 1B		F9			4	1	2	1	0	0	2
Jim Spencer, L (9, 3) OBP: 0.246, SLG: 0.356										0	0	0	0	0	0	0
Dave McKay, S (1, 4) OBP: 0.263, SLG: 0.222		F4		6-3 2-3 3-H	F8			6-3		4	0	0	1	0	0	3
Jeff Newman, R (1, 2) OBP: 0.341, SLG: 0.600		F9		HR 3-H		F9		F9		4	1	1	2	0	0	1
Rob Picciolo, R (1, 6) OBP: 0.268, SLG: 0.275			FC6 1B	FC6-4 1B		1-3		5-3		4	0	2	0	0	0	0

	AB	37
	R	5
	H	10
	RBI	5
	BB	3
	SO	4
	LOB	18

Inning Stats	1	2	3	4	5	6	7	8	9
	R: 0 E: 0 K: 1 S: 5	H: 0 LOB: 1 BB: 1 P: 9	R: 0 E: 0 K: 0 S: 4	H: 1 LOB: 1 BB: 0 P: 4	R: 0 E: 0 K: 0 S: 4	H: 1 LOB: 1 BB: 0 P: 4	R: 3 E: 0 K: 0 S: 6	H: 3 LOB: 1 BB: 1 P: 10	R: 2 E: 0 K: 2 S: 10	H: 3 LOB: 1 BB: 0 P: 10	R: 0 E: 0 K: 0 S: 3	H: 0 LOB: 1 BB: 1 P: 7	R: 0 E: 0 K: 0 S: 4	H: 1 LOB: 1 BB: 0 P: 4	R: 0 E: 0 K: 0 S: 3	H: 0 LOB: 0 BB: 0 P: 3	R: 0 E: 0 K: 1 S: 6	H: 1 LOB: 1 BB: 0 P: 6

	1B: 4	SF: 0	WP: 0	PA: 40
	2B: 4	SAC: 0	PB: 0	
	3B: 1	DP: 0	SB: 1	
	HR: 1	HBP: 0	CS: 0	

PITCHER	IP	WLS	BF	H	R	ER	SO	BB	IBB	HBP	BLK	WP	HR	S	P	ERA	WHIP
Rick Waits, L (1, 1) ERA: 5.48	8.2	L	39	10	5	5	3	3	0	0	0	0	1	42	54	5.19	1.500
Ed Whitson, R (9, 1) ERA: 3.55	0.1		1	0	0	0	1	0	0	0	0	0	0	3	3	0.00	0.000

PITCHER	IP	WLS	BF	H	R	ER	SO	BB	IBB	HBP	BLK	WP	HR	S	P	ERA	WHIP

Batter	1	2	3	4	5	6	7	8	9	AB	R	H	RBI	BB	SO	LOB
Miguel Dilone, S (1, 7) OBP: 0.241, SLG: 0.204	B B B 4-0 6-3 S BB		x 0-0 BLK HR 1B		x 0-0 ① F7		S S S 0-3 ② K			3	1	1	0	1	1	1
Toby Harrah, R (1, 5) OBP: 0.455, SLG: 0.701	x 0-0 ① 6-3 1-3		x 0-0 1-H HR		x 0-0 ② F7		x 0-0 ③ F8			4	1	1	2	0	0	2
Mike Hargrove, L (1, 3) OBP: 0.385, SLG: 0.324	S S S 0-3 ② K		B B B 4-0 FC6-4 BB		x 0-0 ③ F8			x 0-0 ① F8		3	0	0	0	1	1	1
Andre Thornton, R (1, 10) OBP: 0.433, SLG: 0.595	x 0-0 ③ 6-3		x 0-0 ③ FC6-4 1-2f			B B B B 4-0 3-1 S BB		x 0-0 ② 6-3		3	0	0	0	1	0	2
Bake McBride, L (1, 9) OBP: 0.381, SLG: 0.450 Von Hayes, L (7, 9) OBP: 0.250, SLG: 0.270		S S S 0-3 ① K		S S S 0-3 ① K		x 0-0 ① F8 1-2		x 0-0 ③ F4		3 1	0 0	0 0	0 0	0 0	2 0	1 0
Ron Hassey, L (1, 2) OBP: 0.233, SLG: 0.225		x 0-0 ② F7		x 0-0 ② F5		x 0-0 ② 3-1 2-3			x 0-0 ① F5	4	0	0	0	0	0	1
Rick Manning, L (1, 8) OBP: 0.360, SLG: 0.348		x 0-0 ③ 1-3		x 0-0 1B 1B		x 0-0 ③ 3-1			x 0-0 ② 3-1	4	0	1	0	0	0	1
Jack Perconte, L (1, 4) OBP: 0.241, SLG: 0.269			S S S 0-3 ① K	x 0-0 FC6-4 1-3 1B			x 0-0 E4		x 0-0 ③ 4-3	4	0	1	0	0	1	0
Jerry Dybzinski, R (1, 6) OBP: 0.310, SLG: 0.348			x 0-0 ② F7	x 0-0 ③ FC6-4 1-2f			x 0-0 ① F8			3	0	0	0	0	0	3
Inning Stats	R: 0 H: 0 E: 0 LOB: 1 K: 1 BB: 1 S: 5 P: 9	R: 0 H: 0 E: 0 LOB: 0 K: 1 BB: 0 S: 5 P: 5	R: 2 H: 2 E: 0 LOB: 1 K: 1 BB: 1 S: 7 P: 11	R: 0 H: 2 E: 0 LOB: 2 K: 1 BB: 0 S: 7 P: 7	R: 0 H: 0 E: 0 LOB: 0 K: 0 BB: 0 S: 3 P: 3	R: 0 H: 0 E: 0 LOB: 1 K: 0 BB: 1 S: 3 P: 7	R: 0 H: 0 E: 1 LOB: 1 K: 1 BB: 0 S: 6 P: 6	R: 0 H: 0 E: 0 LOB: 0 K: 0 BB: 0 S: 3 P: 3	R: 0 H: 0 E: 0 LOB: 0 K: 0 BB: 0 S: 3 P: 3	1B: 3 SF: 0 2B: 0 SAC: 0 3B: 0 DP: 0 HR: 1 HBP: 0						WP: 0 PA: 35 PB: 0 SB: 2 CS: 0	

PITCHER	IP	WLS	BF	H	R	ER	SO	BB	IBB	HBP	BLK	WP	HR	S	P	ERA	WHIP
Mike Norris, R (1, 1) ERA: 2.78	9.0	W	35	4	2	2	5	3	0	0	1	0	1	42	54	2.00	0.778

PITCHER	IP	WLS	BF	H	R	ER	SO	BB	IBB	HBP	BLK	WP	HR	S	P	ERA	WHIP

BOTTOM

Oakland Athletics @ Cleveland Indians

Cleveland Municipal Stadium, Cleveland, OH

Sun May 02 1982, 3:33 AM EDT
Att. 22,385 - Unknown - 57 F

livebaseballscorecards.com

AB	32
R	2
H	4
RBI	2
BB	3
SO	5
LOB	12

Batter	1	2	3	4	5	6	7	8	9	AB	R	H	RBI	BB	SO	LOB
Brian Downing, R (1, 7) OBP: 0.321, SLG: 0.552	BBBB 4-0 SH1-3 BB		x 0-0 ② F8		SSS 0-3 ① K	SSS 0-3 ③ K 1-2		x 0-0 ③ F9		4	0	0	0	1	2	1
Juan Beniquez, R (9, 9) OBP: 0.375, SLG: 0.321										0	0	0	0	0	0	0
Rod Carew, L (1, 3) OBP: 0.456, SLG: 0.375	x 0-0 ① SH1-3 1-2		x 0-0 1B		x 0-0 1B 1B		x 0-0 ① 6-3		x 0-0 F8 BB SF8 1B	4	2	3	0	0	0	0
Fred Lynn, L (1, 8) OBP: 0.400, SLG: 0.395	x 0-0 ② F9		x 0-0 ③ G3		x 0-0 1-3 1B 1-2 1B		x 0-0 ② 4-3		BBBB 4-0 S 1-2 BB	4	0	1	0	1	0	2
Reggie Jackson, L (1, 9) OBP: 0.337, SLG: 0.286	SSS 0-3 ③ K			BBBB 4-0 WP E BB	x 0-0 1-3 1-2 2-H 1B		BBBB 4-0 WP 2B BB		x 0-0 ① F8 2-3	3	2	1	1	2	1	3
Bobby Clark, R (9, 7) OBP: 0.182, SLG: 0.182										0	0	0	0	0	0	0
Don Baylor, R (1, 10) OBP: 0.302, SLG: 0.455		SSS 0-3 ① K		x 0-0 ① F7	x 0-0 ② 1-3 1-2 2-3		x 0-0 1B 1-H 2B		x 0-0 ② SF8 3-H	4	0	1	2	0	1	3
Bobby Grich, R (1, 4) OBP: 0.418, SLG: 0.484		BBBB 4-0 BB		BBBB 4-0 E 1-2 SF8 BB	x 0-0 ③ 6-3		x 0-0 2-3 1B		BBBB 4-0 1-2 BB	2	1	1	0	3	0	2
Doug DeCinces, R (1, 5) OBP: 0.311, SLG: 0.396		SSS 0-3 ② K		x 0-0 E5 FC6-4 1-3 2-H		x 0-0 ① 6-3	x 0-0 ③ F5		SSS 0-3 ③ K	5	0	0	0	0	2	6
Tim Foli, R (1, 6) OBP: 0.207, SLG: 0.228		x 0-0 ③ L7		x 0-0 ② SF8 3-H		x 0-0 ② F7		x 0-0 ① 1-6-3		3	0	0	1	0	0	1
Bob Boone, R (1, 2) OBP: 0.318, SLG: 0.325			x 0-0 ① F8	x 0-0 ③ FC6-4 1-2f		BBBB 4-0 WP BB		x 0-0 ② F2		3	0	0	0	1	0	1
Inning Stats	R: 0 H: 0 E: 0 LOB: 1 K: 1 BB: 1 S: 5 P: 9	R: 0 H: 0 E: 0 LOB: 1 K: 2 BB: 1 S: 7 P: 11	R: 0 H: 1 E: 0 LOB: 1 K: 0 BB: 0 S: 4 P: 4	R: 2 H: 0 E: 1 LOB: 1 K: 0 BB: 2 S: 4 P: 12	R: 1 H: 3 E: 0 LOB: 2 K: 1 BB: 0 S: 8 P: 8	R: 0 H: 0 E: 0 LOB: 1 K: 1 BB: 1 S: 5 P: 9	R: 1 H: 2 E: 0 LOB: 2 K: 0 BB: 1 S: 5 P: 9	R: 0 H: 0 E: 0 LOB: 0 K: 0 BB: 0 S: 3 P: 3	R: 1 H: 1 E: 0 LOB: 2 K: 1 BB: 2 S: 6 P: 14	1B: 6 SF: 2 2B: 1 SAC: 1 3B: 0 DP: 0 HR: 0 HBP: 0						

PITCHER		IP	WLS	BF	H	R	ER	SO	BB	IBB	HBP	BLK	WP	HR	S	P	ERA	WHIP
Len Barker, R ERA: 1.95	(1, 1)	8.0		37	6	4	2	5	6	0	0	0	3	0	41	65	2.25	1.500
Dan Spillner, R ERA: 2.41	(9, 1)	1.0	L	6	1	1	1	1	2	0	0	0	0	0	6	14	9.00	3.000

PITCHER	IP	WLS	BF	H	R	ER	SO	BB	IBB	HBP	BLK	WP	HR	S	P	ERA	WHIP

TOP

California Angels @ Cleveland Indians

Cleveland Municipal Stadium, Cleveland, OH

Mon May 03 1982, 7:05 PM EDT

Att. 6,844 - Unknown - 61 F

livebaseballscorecards.com

AB	32
R	5
H	7
RBI	4
BB	8
SO	6
LOB	19

WP: 3	PA: 43		
PB: 0			
SB: 1			
CS: 0			

BOTTOM

California Angels @ Cleveland Indians

Cleveland Municipal Stadium, Cleveland, OH

Mon May 03 1982, 7:05 PM EDT

Att. 6,844 - Unknown - 61 F

livebaseballscorecards.com

Batter	1	2	3	4	5	6	7	8	9	AB	R	H	RBI	BB	SO	LOB
Miguel Dilone, S (1, 7) OBP: 0.222, SLG: 0.186	F8	4-3		F9	G6-4-3				K	5	0	0	0	0	1	4
Toby Harrah, R (1, 5) OBP: 0.457, SLG: 0.688	BB	1B		6-3			5-3			3	1	1	0	1	0	1
Mike Hargrove, L (1, 3) OBP: 0.400, SLG: 0.338	BB	1B			FC6		F4			3	1	2	1	1	0	0
Andre Thornton, R (1, 10) OBP: 0.426, SLG: 0.577	1B	F8			F9		L5			4	0	1	1	0	0	3
Von Hayes, L (1, 9) OBP: 0.250, SLG: 0.268	G4-6-3		1-3		F8				K	4	0	1	1	0	1	1
Ron Hassey, L (1, 2) OBP: 0.213, SLG: 0.205	G4-6-3		F7		FC6				K	4	0	0	0	0	1	3
Rick Manning, L (1, 8) OBP: 0.342, SLG: 0.329		K	F3			K		K		4	0	0	0	0	3	0
Jack Perconte, L (1, 4) OBP: 0.276, SLG: 0.291		BB E		SH1-4		BB			F9	3	1	2	0	1	0	0
Jerry Dybzinski, R (1, 6) OBP: 0.329, SLG: 0.358		1B E		SH1-4		G6-4-3			K	1	1	1	0	1	0	0
Bake McBride, L (9, PH) OBP: 0.372, SLG: 0.439		1B								1	0	0	0	0	1	0
Inning Stats	R: 2 E: 0 K: 0 S: 4 H: 2 LOB: 1 BB: 2 P: 12	R: 2 E: 1 K: 1 S: 8 H: 3 LOB: 2 BB: 1 P: 12	R: 0 E: 0 K: 0 S: 3 H: 0 LOB: 0 BB: 0 P: 3	R: 0 E: 0 K: 0 S: 4 H: 1 LOB: 1 BB: 0 P: 4	R: 0 E: 0 K: 0 S: 4 H: 1 LOB: 1 BB: 0 P: 4	R: 0 E: 0 K: 1 S: 5 H: 1 LOB: 1 BB: 1 P: 9	R: 0 E: 0 K: 0 S: 3 H: 0 LOB: 0 BB: 0 P: 3	R: 0 E: 0 K: 3 S: 9 H: 0 LOB: 0 BB: 0 P: 9	R: 0 E: 0 K: 2 S: 7 H: 0 LOB: 0 BB: 0 P: 7	1B: 8 2B: 0 3B: 0 HR: 0	SF: 0 SAC: 1 DP: 2 HBP: 0						

	AB	32
	R	4
	H	8
	RBI	3
	BB	4
	SO	7
	LOB	12

WP: 0 PB: 0 SB: 0 CS: 0 PA: 37

PITCHER		IP	WLS	BF	H	R	ER	SO	BB	IBB	HBP	BLK	WP	HR	S	P	ERA	WHIP
Mike Witt, R	(1, 1)	1.2		11	4	4	4	1	3	0	0	0	0	0	10	22	21.60	4.200
ERA: 3.86																		
Andy Hassler, L	(2, 1)	5.0		19	4	0	0	1	1	0	0	0	0	0	20	24	0.00	1.000
ERA:																		
Don Aase, R	(7, 1)	2.1	W	7	0	0	0	5	0	0	0	0	0	0	17	17	0.00	0.000
ERA: 0.67																		

PITCHER	IP	WLS	BF	H	R	ER	SO	BB	IBB	HBP	BLK	WP	HR	S	P	ERA	WHIP

Batter	1	2	3	4	5	6	7	8	9	AB	R	H	RBI	BB	SO	LOB
Brian Downing, R (1, 7) OBP: 0.324, SLG: 0.545	4-3			G6-3, 1B	G5-3 2-3f			1B, 1B	K	5	1	2	0	0	1	4
Rod Carew, L (1, 3) OBP: 0.449, SLG: 0.369	K			G6-3 1-2f		K		1B 1-2, 1B		4	0	1	0	0	2	1
Fred Lynn, L (1, 8) OBP: 0.394, SLG: 0.388	F6			F8		3-1		1-3 2-H, 1B		4	0	1	1	0	0	0
Reggie Jackson, L (1, 9) OBP: 0.333, SLG: 0.284		F8			BB, 1B 1B, 1B	F9		4-3		4	1	1	0	0	0	2
Don Baylor, R (1, 10) OBP: 0.300, SLG: 0.447		L6			F9		F8		E 6-3, 1B	4	1	1	0	0	0	1
Doug DeCinces, R (1, 5) OBP: 0.309, SLG: 0.389		F7			1B, BB 1-2, 1B		F2		K	4	1	1	0	0	1	1
Jose Moreno, S (1, 4)			1-3		B B B 4-0 1B, 1B 1-2 2-3, BB		F5		E4 6-3 1-3, E	3	1	0	0	1	0	1
Tim Foli, R (1, 6) OBP: 0.212, SLG: 0.232 Bobby Grich, R (9, PH) OBP: 0.413, SLG: 0.477			F9		G5-3, 1B 1-2 2-3 3-H, 1B			F9	6-3 2-3 3-H	3 1	0 0	1 0	1 1	0 0	0 0	0 1
Bob Boone, R (1, 2) OBP: 0.315, SLG: 0.321 Mick Kelleher, R (9, PR)			6-3		1-2 2-3 3-H, 1B			F4	E6 3-H	4 0	0 0	1 0	1 0	0 0	0 0	0 0
Inning Stats	R: 0 E: 0 K: 1 S: 5 H: 0 LOB: 0 BB: 0 P: 5	R: 0 E: 0 K: 0 S: 3 H: 0 LOB: 0 BB: 0 P: 3	R: 0 E: 0 K: 0 S: 3 H: 0 LOB: 0 BB: 0 P: 3	R: 0 E: 0 K: 0 S: 3 H: 1 LOB: 0 BB: 0 P: 3	R: 2 E: 0 K: 0 S: 6 H: 4 LOB: 2 BB: 1 P: 10	R: 0 E: 0 K: 1 S: 5 H: 0 LOB: 0 BB: 0 P: 5	R: 0 E: 0 K: 0 S: 3 H: 0 LOB: 0 BB: 0 P: 3	R: 1 E: 0 K: 0 S: 6 H: 3 LOB: 2 BB: 0 P: 6	R: 2 E: 2 K: 2 S: 10 H: 1 LOB: 1 BB: 0 P: 10	1B: 9 2B: 0 3B: 0 HR: 0 SF: 0 SAC: 0 DP: 2 HBP: 0						

TOP

California Angels @ Cleveland Indians

Cleveland Municipal Stadium, Cleveland, OH

Tue May 04 1982, 7:05 PM EDT

Att. 5,435 - Unknown - 57 F

livebaseballscorecards.com

AB	36
R	5
H	9
RBI	4
BB	1
SO	4
LOB	11

PITCHER		IP	WLS	BF	H	R	ER	SO	BB	IBB	HBP	BLK	WP	HR	S	P	ERA	WHIP
Lary Sorensen, R ERA: 6.04	(1, 1)	7.2	W	29	7	3	3	2	1	0	0	0	0	0	32	36	3.52	1.043
Dan Spillner, R ERA: 2.25	(8, 1)	1.1	S	8	2	2	0	2	0	0	0	0	0	0	12	12	0.00	1.500

PITCHER		IP	WLS	BF	H	R	ER	SO	BB	IBB	HBP	BLK	WP	HR	S	P	ERA	WHIP

California Angels @ Cleveland Indians

Cleveland Municipal Stadium, Cleveland, OH

Tue May 04 1982, 7:05 PM EDT

Att. 5,435 - Unknown - 57 F

livebaseballscorecards.com

BOTTOM

Batter	1	2	3	4	5	6	7	8	9	AB	R	H	RBI	BB	SO	LOB
Alan Bannister, R (1, 7) OBP: 0.377, SLG: 0.412	0-0 2-3	0-3 K			0-0 F4	0-0 F7		0-0 1-3 3-H 1B		5	0	1	1	0	1	2
Toby Harrah, R (1, 5) OBP: 0.443, SLG: 0.671	0-0 F9		0-0 F5		0-0 2B 2B		0-0 5-3	0-0 G3		5	1	1	0	0	0	2
Mike Hargrove, L (1, 3) OBP: 0.410, SLG: 0.350	BBBB 4-0 2B BB		0-0 F8		0-0 2B 2-H 2B		BBBB 4-0 2B BB	0-0 G3		3	2	1	1	2	0	2
Andre Thornton, R (1, 10) OBP: 0.439, SLG: 0.593	0-0 1-H 2B		0-0 1B		4-0 2B IBB		SSS 0-3 K			3	1	2	1	1	1	1
Bill Nahorodny, R (1, 2) OBP: 0.500, SLG: 1.000	0-0 F8		0-0 L5		0-0 1-H 2-H 2B		0-0 1-3 2B			4	0	2	2	0	0	2
Von Hayes, L (1, 9) OBP: 0.229, SLG: 0.244		0-0 2-3		0-0 1-3	SSS 0-3 K		SSS 0-3 K			4	0	0	0	0	2	3
Rick Manning, L (1, 8) OBP: 0.337, SLG: 0.338		0-0 L6		0-0 6-3	SSS 0-3 K			0-0 4-3 1B 2B		4	1	1	0	0	1	0
Jack Perconte, L (1, 4) OBP: 0.290, SLG: 0.322		0-0 1B 2B		0-0 4-3	0-0 CS 1B			0-0 4-3 2-3		4	1	2	0	0	0	1
Jerry Dybzinski, R (1, 6) OBP: 0.351, SLG: 0.362		0-0 2-H 1B			0-0 6-3	BBBB 4-0 1-2 BB		H 1-0 1B HBP		2	0	1	1	1	0	0
Inning Stats	R: 1 E: 0 K: 0 S: 4 H: 1 LOB: 1 BB: 1 P: 8	R: 1 E: 0 K: 1 S: 7 H: 2 LOB: 1 BB: 0 P: 7	R: 0 E: 0 K: 0 S: 4 H: 1 LOB: 1 BB: 0 P: 4	R: 0 E: 0 K: 0 S: 3 H: 0 LOB: 0 BB: 0 P: 3	R: 3 E: 0 K: 1 S: 8 H: 3 LOB: 1 BB: 1 P: 12	R: 0 E: 0 K: 1 S: 5 H: 1 LOB: 1 BB: 1 P: 9	R: 0 E: 0 K: 2 S: 8 H: 1 LOB: 2 BB: 1 P: 12	R: 1 E: 0 K: 0 S: 5 H: 2 LOB: 2 BB: 0 P: 6		1B: 4 2B: 7 3B: 0 HR: 0	SF: 0 SAC: 0 DP: 0 HBP: 1					

	AB	34
	R	6
	H	11
	RBI	6
	BB	4
	SO	5
	LOB	13

PITCHER		IP	WLS	BF	H	R	ER	SO	BB	IBB	HBP	BLK	WP	HR	S	P	ERA	WHIP
Geoff Zahn, L ERA: 1.88	(1, 1)	5.1	L	26	8	5	5	3	1	1	0	0	0	0	30	38	8.44	1.688
Stan Bahnsen, R ERA: 5.19	(6, 1)	1.1		6	1	0	0	1	2	0	0	0	0	0	6	14	0.00	2.250
Andy Hassler, L ERA:	(7, 1)	0.1		1	0	0	0	1	0	0	0	0	0	0	3	3	0.00	0.000
Luis Sanchez, R ERA: 3.31	(8, 1)	1.0		6	2	1	1	0	0	0	1	0	0	0	5	6	9.00	2.000

PITCHER	IP	WLS	BF	H	R	ER	SO	BB	IBB	HBP	BLK	WP	HR	S	P	ERA	WHIP

Batter	1	2	3	4	5	6	7	8	9	AB	R	H	RBI	BB	SO	LOB
Jack Perconte, L (1, 4) OBP: 0.284, SLG: 0.313	F6		FC3-6, 1B, 1-2f		F8		BB, 1B, 1B		4-3	5	1	1	0	0	0	3
Toby Harrah, R (1, 5) OBP: 0.461, SLG: 0.670	F7		1-3, 1B		1B		BBBB, 1B, 1-2, BB		BBBB, BB	3	0	2	0	2	0	0
Mike Hargrove, L (1, 3) OBP: 0.410, SLG: 0.353	1B			F8	4-3		1-2, 2-H, 1B		F9	5	0	2	1	0	0	3
Andre Thornton, R (1, 10) OBP: 0.431, SLG: 0.612	SSS, K			HR		F7	SSS, K			4	1	1	1	0	2	3
Bake McBride, L (1, 9) OBP: 0.362, SLG: 0.422		3-1		SSS, K2-3		FC6-4, 1B		F4		4	0	1	0	0	1	0
Alan Bannister, R (8, 7) OBP: 0.377, SLG: 0.412										0	0	0	0	0	0	0
Von Hayes, L (1, 7) OBP: 0.231, SLG: 0.245 (8, 9)		4-3		S, BB, 1B		1-2f		F9		4	0	1	0	0	0	1
Rick Manning, L (1, 8) OBP: 0.345, SLG: 0.338		CS, 1B		BBBB, 1-2, BB		F7		F7		3	0	1	0	1	0	1
Ron Hassey, L (1, 2) OBP: 0.196, SLG: 0.188		CS, 1-2	SSS, K	SSS, K, 2-3			F7	E4, 4-3		4	0	0	0	0	2	2
Mike Fischlin, R (9, PR) OBP: 0.667, SLG: 0.500										0	0	0	0	0	0	0
Jerry Dybzinski, R (1, 6) OBP: 0.350, SLG: 0.352			BBBB, FC3-6, BB		SSS, K		F8	4-3, 1-2		2	0	0	0	1	1	0
Miguel Dilone, S (9, PH) OBP: 0.219, SLG: 0.183										1	0	0	0	0	0	1
Inning Stats	R: 0 E: 0 K: 1 S: 6 H: 1 LOB: 1 BB: 0 P: 6	R: 0 E: 0 K: 0 S: 3 H: 1 LOB: 0 BB: 0 P: 3	R: 0 E: 0 K: 1 S: 5 H: 1 LOB: 2 BB: 1 P: 9	R: 1 E: 0 K: 2 S: 9 H: 2 LOB: 2 BB: 1 P: 13	R: 0 E: 0 K: 1 S: 6 H: 1 LOB: 1 BB: 0 P: 6	R: 0 E: 0 K: 0 S: 4 H: 1 LOB: 1 BB: 0 P: 4	R: 1 E: 0 K: 1 S: 7 H: 2 LOB: 2 BB: 1 P: 11	R: 0 E: 0 K: 0 S: 3 H: 0 LOB: 0 BB: 0 P: 3	R: 0 E: 1 K: 0 S: 4 H: 0 LOB: 2 BB: 1 P: 8	1B: 8 2B: 0 3B: 0 HR: 1 SF: 0 SAC: 0 DP: 0 HBP: 0	WP: 0 PB: 0 SB: 1 CS: 1 PA: 40					

PITCHER		IP	WLS	BF	H	R	ER	SO	BB	IBB	HBP	BLK	WP	HR	S	P	ERA	WHIP
Steve McCatty, R ERA: 4.07	(1, 1)	6.2	W	29	8	2	2	5	3	0	0	0	0	1	36	48	2.70	1.650
Bob Owchinko, L ERA: 2.16	(7, 1)	0.0		1	1	0	0	0	0	0	0	0	0	0	1	1	∞	∞
Dave Beard, R ERA:	(7, 1)	2.1	S	9	0	0	0	1	1	0	0	0	0	0	10	14	0.00	0.429

PITCHER	IP	WLS	BF	H	R	ER	SO	BB	IBB	HBP	BLK	WP	HR	S	P	ERA	WHIP

TOP

Cleveland Indians @ Oakland Athletics

Oakland-Alameda County Coliseum, Oakland, CA

Thu May 06 1982, 7:05 PM PDT
Att. 15,373 - Unknown

livebaseballscorecards.com

AB	35
R	2
H	9
RBI	2
BB	4
SO	6
LOB	14

Batter	1	2	3	4	5	6	7	8	9	AB	R	H	RBI	BB	SO	LOB
Rickey Henderson, R (1, 7) OBP: 0.444, SLG: 0.380	E6	1-2, 2-H, 1B			K			6-3		4	1	1	1	0	1	0
Dwayne Murphy, L (1, 8) OBP: 0.275, SLG: 0.347	BB, 1-3	F9			K			HR		3	2	1	1	1	1	2
Dan Meyer, L (1, 10) OBP: 0.303, SLG: 0.449	FC6-4, 1-3, 3-H	K			1-3			F4		4	0	1	1	0	1	2
Tony Armas, R (1, 9) OBP: 0.312, SLG: 0.422	FC6-4, 1-2f, 3-H		1-3			K		5-3		4	0	0	1	0	1	1
Wayne Gross, L (1, 5) OBP: 0.308, SLG: 0.282	K		3-1			4-3				3	0	0	0	0	1	1
Jim Spencer, L (1, 3) OBP: 0.234, SLG: 0.339	K		K			K				3	0	0	0	0	3	1
Davey Lopes, R (1, 4) OBP: 0.344, SLG: 0.432		5-3		F8			5-3			3	0	0	0	0	0	0
Mike Heath, R (1, 2) OBP: 0.294, SLG: 0.310		BB, 1B, BB		6-3			F7			2	1	0	0	1	0	0
Fred Stanley, R (1, 6) OBP: 0.302, SLG: 0.119		1-2, 1B, BB		F8			K			2	0	0	0	1	1	0
Inning Stats	R: 2 E: 1 K: 2 S: 9 H: 1 LOB: 1 BB: 1 P: 13	R: 1 E: 0 K: 1 S: 6 H: 1 LOB: 2 BB: 2 P: 14	R: 0 E: 0 K: 1 S: 5 H: 0 LOB: 0 BB: 0 P: 5	R: 0 E: 0 K: 0 S: 3 H: 0 LOB: 0 BB: 0 P: 3	R: 0 E: 0 K: 2 S: 7 H: 0 LOB: 0 BB: 0 P: 7	R: 0 E: 0 K: 2 S: 7 H: 0 LOB: 0 BB: 0 P: 7	R: 0 E: 0 K: 1 S: 5 H: 0 LOB: 0 BB: 0 P: 5	R: 1 E: 0 K: 0 S: 4 H: 1 LOB: 0 BB: 0 P: 4		1B: 2 2B: 0 3B: 0 HR: 1 SF: 0 SAC: 0 DP: 0 HBP: 0						

PITCHER	IP	WLS	BF	H	R	ER	SO	BB	IBB	HBP	BLK	WP	HR	S	P	ERA	WHIP
John Denny, R (1, 1) ERA: 4.66	8.0	L	31	3	4	3	9	3	0	0	0	0	1	46	58	3.38	0.750

PITCHER	IP	WLS	BF	H	R	ER	SO	BB	IBB	HBP	BLK	WP	HR	S	P	ERA	WHIP

BOTTOM

Cleveland Indians @ Oakland Athletics

Oakland-Alameda County Coliseum, Oakland, CA

Thu May 06 1982, 7:05 PM PDT

Att. 15,373 - Unknown

livebaseballscorecards.com

AB	28
R	4
H	3
RBI	4
BB	3
SO	9
LOB	7

Cleveland Indians @ Oakland Athletics

Oakland-Alameda County Coliseum, Oakland, CA

Fri May 07 1982, 7:05 PM PDT

Att. 22,314 - Unknown

TOP

livebaseballscorecards.com

Batter	1	2	3	4	5	6	7	8	9	AB	R	H	RBI	BB	SO	LOB
Jack Perconte, L (1, 4) OBP: 0.301, SLG: 0.348	6-3		FC6-4 (1-2f)	2B; 1-2 2-3 3-H; 1B		1B; 3B	BB; 1B; FC6; BB	F1		5	2	2	1	1	0	2
Toby Harrah, R (1, 5) OBP: 0.463, SLG: 0.670	K		1-3	1-6-3; 1-3 2-3 3-H; 2B		WP; 1B; 3-H; 1B	FC6; BB; 1-2; 3B; 1B	FC6-4 (1-2f)		6	2	3	2	0	1	2
Mike Hargrove, L (1, 3) OBP: 0.414, SLG: 0.348	3-4-1			HR; 1B		BB; 1B; 2B; 1-3; BB	FC6; 1-2 2-3; BB			4	2	1	1	2	1	1
Andre Thornton, R (1, 10) OBP: 0.449, SLG: 0.648 Joe Charboneau, R (9, PH) OBP: 0.258, SLG: 0.192		G4-6-3; 1B		HR; IBB		1B; 2B; 1-2; BB	FC6; 1-2f 2-3 3-H; 3B		1B	3 3 2 3 2 0 2 1 0 1 0 0 0 0						
Bake McBride, L (1, 9) OBP: 0.385, SLG: 0.480 Rod Craig, S (8, 9) OBP: 0.167, SLG: 0.167		G4-6-3 (1-2f)		1B; BB; 1B; 1B; K		2B; 1-2 2-3 3-H; 1B	1B; 1-H 3-H; 3B		F7	5 2 3 3 0 1 3 1 0 0 0 0 0 1						
Von Hayes, L (1, 7) OBP: 0.276, SLG: 0.296		1B		1B; 1B; 1B; 1-2; BB	K	2B; 1-3 2-H 3-H; 2B	L6-3; 3-H; 1B		K	5	1	3	3	1	2	1
Rick Manning, L (1, 8) OBP: 0.337, SLG: 0.329		F8		1B; 1B; 1B; 1-2 2-3; 1B	4-3	4-3	L6-3; 1-2			5	1	1	0	0	0	4
Ron Hassey, L (1, 2) OBP: 0.214, SLG: 0.192			G3	1B; 1B; 2B; 1-2 2-3 3-H; 1B	BB	F6		4-3		4	1	1	1	1	0	2
Jerry Dybzinski, R (1, 6) OBP: 0.346, SLG: 0.347 Miguel Dilone, S (4, PH) OBP: 0.231, SLG: 0.197 Mike Fischlin, R (4, 6) OBP: 0.500, SLG: 0.400			E3; FC6-4	2B; 1B; 1-6-3; 1-2 2-3 3-H; 1B	6-3	F9		FC6-4; 1B		1 0 0 0 0 0 0 1 1 1 1 0 0 0 3 0 1 0 0 0 3						
Inning Stats	R: 0 E: 0 K: 1 S: 5 H: 0 LOB: 0 BB: 0 P: 5	R: 0 E: 0 K: 0 S: 4 H: 2 LOB: 1 BB: 0 P: 4	R: 0 E: 1 K: 0 S: 4 H: 0 LOB: 1 BB: 0 P: 4	R: 7 E: 0 K: 1 S: 12 H: 8 LOB: 2 BB: 2 P: 20	R: 0 E: 0 K: 1 S: 5 H: 0 LOB: 1 BB: 1 P: 9	R: 4 E: 0 K: 0 S: 7 H: 4 LOB: 2 BB: 2 P: 15	R: 4 E: 0 K: 0 S: 5 H: 3 LOB: 0 BB: 2 P: 13	R: 0 E: 0 K: 0 S: 4 H: 1 LOB: 1 BB: 0 P: 4	R: 0 E: 0 K: 2 S: 8 H: 1 LOB: 1 BB: 0 P: 8	1B: 14 2B: 3 3B: 2 HR: 1 SF: 0 SAC: 0 DP: 2 HBP: 0						

AB	44
R	15
H	19
RBI	15
BB	7
SO	5
LOB	21

WP: 1 PB: 0 SB: 0 CS: 0 PA: 51

PITCHER		IP	WLS	BF	H	R	ER	SO	BB	IBB	HBP	BLK	WP	HR	S	P	ERA	WHIP
Rick Langford, R ERA: 4.44	(1, 1)	3.0	L	19	9	7	7	1	1	0	0	0	0	1	20	24	21.00	3.333
Jeff Jones, R ERA: 5.06	(4, 1)	0.1		1	1	0	0	0	0	0	0	0	0	0	1	1	0.00	3.000
Bob Owchinko, L ERA: 3.44	(4, 1)	1.2		10	2	3	3	2	2	1	0	0	1	0	11	23	16.20	2.400
Tom Underwood, L ERA: 3.2	(6, 1)	3.0		17	6	5	5	0	3	0	0	0	0	0	14	26	15.00	3.000
Dave Beard, R ERA:	(9, 1)	1.0		4	1	0	0	2	0	0	0	0	0	0	8	8	0.00	1.000

PITCHER	IP	WLS	BF	H	R	ER	SO	BB	IBB	HBP	BLK	WP	HR	S	P	ERA	WHIP

BOTTOM

Cleveland Indians @ Oakland Athletics

Oakland-Alameda County Coliseum, Oakland, CA

Fri May 07 1982, 7:05 PM PDT

Att. 22,314 - Unknown

livebaseballscorecards.com

Batter	1	2	3	4	5	6	7	8	9	AB	R	H	RBI	BB	SO	LOB
Rickey Henderson, R (1, 7) OBP: 0.438, SLG: 0.373	5-3			4-3		K			F7	2	0	0	0	0	0	2
Dan Meyer, L (4, PH) (5, 7) OBP: 0.291, SLG: 0.431	4-3									3	0	0	0	0	1	0
Dwayne Murphy, L (1, 8) OBP: 0.280, SLG: 0.349	HR 1B	F7			BB 1B 1B	K			F7	5	2	2	0	0	1	0
Cliff Johnson, R (1, 10) OBP: 0.246, SLG: 0.365	1-H HR	F7			BB BB 1-2 1B		K		4-3	5	1	2	2	0	1	0
Tony Armas, R (1, 9) OBP: 0.301, SLG: 0.406	F4	6-3			F7		K			4	0	0	0	0	1	2
Jeff Burroughs, R (8, 9) OBP: 0.457, SLG: 0.519										0	0	0	0	0	0	0
Joe Rudi, R (1, 3) OBP: 0.369, SLG: 0.393	1B 1B 1B		3-1		BB 1-2 2-3 BB		BB			2	1	1	0	2	0	0
Jim Spencer, L (8, 3) OBP: 0.234, SLG: 0.339										0	0	0	0	0	0	0
Davey Lopes, R (1, 4) OBP: 0.351, SLG: 0.429	1B 1B 1-2 1B		F7		4-0 BB 1-2 2-3 3-H BB		F9			3	1	1	1	1	0	1
Dave McKay, S (8, 4) OBP: 0.292, SLG: 0.289										0	0	0	0	0	0	0
Mickey Klutts, R (1, 5) OBP: 0.273, SLG: 0.207	BB 1B 1-3 2-H 1B		4-3		F5			F5		1	1	1	1	0	0	0
Wayne Gross, L (2, 5) OBP: 0.296, SLG: 0.270										3	0	0	0	0	0	3
Jeff Newman, R (1, 2) OBP: 0.365, SLG: 0.578	1B 1-2 BB			K	K			F9		2	0	0	0	1	2	3
Mike Heath, R (6, 2) OBP: 0.286, SLG: 0.300										1	0	0	0	0	0	0
Rob Picciolo, R (1, 6) OBP: 0.245, SLG: 0.250	1-3 2-H 3-H 1B			F3		K			4-3	4	0	1	2	0	1	0
Inning Stats	R: 5 E: 0 K: 0 S: 9 H: 6 LOB: 2 BB: 1 P: 13	R: 0 E: 0 K: 0 S: 3 H: 0 LOB: 0 BB: 0 P: 3	R: 0 E: 0 K: 0 S: 3 H: 0 LOB: 0 BB: 0 P: 3	R: 0 E: 0 K: 1 S: 5 H: 0 LOB: 0 BB: 0 P: 5	R: 1 E: 0 K: 1 S: 7 H: 2 LOB: 3 BB: 2 P: 15	R: 0 E: 0 K: 3 S: 9 H: 0 LOB: 0 BB: 0 P: 9	R: 0 E: 0 K: 2 S: 7 H: 0 LOB: 1 BB: 1 P: 11	R: 0 E: 0 K: 0 S: 3 H: 0 LOB: 0 BB: 0 P: 3	R: 0 E: 0 K: 0 S: 3 H: 0 LOB: 0 BB: 0 P: 3	1B: 7 2B: 0 3B: 0 HR: 1 SF: 0 SAC: 0 DP: 0 HBP: 0							

	AB	35
	R	6
	H	8
	RBI	6
	BB	4
	SO	7
	LOB	11

WP: 0 PB: 0 SB: 0 CS: 0 PA: 39

PITCHER		IP	WLS	BF	H	R	ER	SO	BB	IBB	HBP	BLK	WP	HR	S	P	ERA	WHIP
Rick Waits, L ERA: 7.23	(1, 1)	0.2		9	6	5	5	0	1	0	0	0	0	1	8	12	67.50	10.500
Rick Sutcliffe, R ERA: 6.48	(1, 1)	3.2	W	15	2	1	1	1	2	0	0	0	0	0	15	23	2.46	1.091
Ed Whitson, R ERA: 2.6	(5, 1)	4.2	S	15	0	0	0	6	1	0	0	0	0	0	26	30	0.00	0.214

PITCHER	IP	WLS	BF	H	R	ER	SO	BB	IBB	HBP	BLK	WP	HR	S	P	ERA	WHIP

Batter	1	2	3	4	5	6	7	8	9	AB	R	H	RBI	BB	SO	LOB
Miguel Dilone, S (1, 7) OBP: 0.246, SLG: 0.246	G3	S, SF8, 1-H, 3-H, 2B		6-3		2B, 3-H		SH, 1B, 1-H		4	2	2	3	0	0	0
Toby Harrah, R (1, 5) OBP: 0.460, SLG: 0.660	1B, BB, BBBB	SF8, 2-H		K, SSS		F7		G4-6-3, 1B, 3-H		3	0	1	2	1	1	1
Mike Hargrove, L (1, 3) OBP: 0.414, SLG: 0.344	1B, 1-2, SSS	K		F8		IBB		G4-6-3, 1-2f		4	0	1	0	1	1	1
Andre Thornton, R (1, 10) OBP: 0.438, SLG: 0.620	F7		BB, BB, BBBB		F6	K, SSS		K, SSS		4	0	0	0	1	2	4
Von Hayes, L (1, 9) OBP: 0.270, SLG: 0.276	F3		BB, 1-2, BBBB		G3		F2		4-3	4	0	0	0	1	0	2
Ron Hassey, L (1, 2) OBP: 0.213, SLG: 0.193		2B, FC6-4, 1B	F7		F5		E3, FC6-4		4-3	5	1	1	0	0	0	2
Rick Manning, L (1, 8) OBP: 0.340, SLG: 0.337		FC6-4, 1-3, 2B, 2B	1-2, 2-3, BB, BBBB			6-3	FC6-4, 1-2f		K, SSS	4	1	1	0	1	1	1
Jack Perconte, L (1, 4) OBP: 0.307, SLG: 0.343		FC6-4, BB, BBBB	F3			2B, BB, BBBB	F7			1	0	0	0	1	0	3
Alan Bannister, R (4, 4) OBP: 0.381, SLG: 0.404										1	1	0	0	1	0	1
Mike Fischlin, R (1, 6) OBP: 0.500, SLG: 0.556		FC6-4, WP, 1-2f, 2-3, 3-H, 2B, SSS	K			1-H, 2B, 2B		SH, 1B		4	3	2	2	0	1	5
Inning Stats	R: 0 E: 0 K: 0 S: 4 H: 1 LOB: 2 BB: 1 P: 8	R: 4 E: 0 K: 1 S: 8 H: 3 LOB: 0 BB: 1 P: 12	R: 0 E: 0 K: 1 S: 5 H: 0 LOB: 3 BB: 3 P: 17	R: 0 E: 0 K: 1 S: 5 H: 0 LOB: 0 BB: 0 P: 5	R: 0 E: 0 K: 0 S: 3 H: 0 LOB: 0 BB: 0 P: 3	R: 2 E: 0 K: 1 S: 7 H: 2 LOB: 2 BB: 2 P: 15	R: 0 E: 1 K: 0 S: 4 H: 0 LOB: 1 BB: 0 P: 4	R: 2 E: 1 K: 1 S: 7 H: 2 LOB: 0 BB: 0 P: 7	R: 0 E: 0 K: 1 S: 5 H: 0 LOB: 0 BB: 0 P: 5							

PITCHER	IP	WLS	BF	H	R	ER	SO	BB	IBB	HBP	BLK	WP	HR	S	P	ERA	WHIP
Mike Norris, R (1, 1) ERA: 3.42	2.0	L	12	4	4	4	1	2	0	0	0	1	0	12	20	18.00	3.000
Jeff Jones, R (3, 1) ERA: 4.98	0.1		4	0	0	0	0	3	0	0	0	0	0	1	13	0.00	9.000
Dave Beard, R (3, 1) ERA: 1.26	3.2		15	2	2	2	3	1	1	0	0	0	0	19	27	4.91	0.818
Tom Underwood, L (7, 1) ERA: 3.19	3.0		12	2	2	1	2	0	0	0	0	0	0	16	16	3.00	0.667

PITCHER	IP	WLS	BF	H	R	ER	SO	BB	IBB	HBP	BLK	WP	HR	S	P	ERA	WHIP

TOP

Cleveland Indians @ Oakland Athletics

Oakland-Alameda County Coliseum, Oakland, CA

Sat May 08 1982, 3:33 AM PDT
Att. 37,408 - Unknown

livebaseballscorecards.com

AB	34
R	8
H	8
RBI	7
BB	7
SO	6
LOB	20

1B: 4	SF: 1	WP: 1	PA: 43
2B: 4	SAC: 1	PB: 0	
3B: 0	DP: 1	SB: 1	
HR: 0	HBP: 0	CS: 0	

BOTTOM

Cleveland Indians @ Oakland Athletics

Oakland-Alameda County Coliseum, Oakland, CA

Sat May 08 1982, 3:33 AM PDT

Att. 37,408 - Unknown

livebaseballscorecards.com

Batter	1	2	3	4	5	6	7	8	9	AB	R	H	RBI	BB	SO	LOB
Rickey Henderson, R (1, 7) OBP: 0.444, SLG: 0.371	0-0 S 1B		0-0 ① 6-3		4-0 BB		0-0 ② F7		4-0 F9 S BB	3	0	1	0	2	0	2
Dwayne Murphy, L (1, 8) OBP: 0.285, SLG: 0.345	0-3 ① K 1-3		0-0 1B SF9-3-6-4 1B		0-0 ③ F8		4-0 1B 1B BB 1-2 2-3		0-0 ② F9 1-3	4	2	1	0	1	1	3
Dan Meyer, L (1, 10) OBP: 0.298, SLG: 0.429	0-0 ② 5-3		0-0 SF9-3-6-4 1-3 1B			0-0 ① 5-3	0-0 1B 1-2 2-H 3-H 1B		0-0 ③ F3	5	0	2	2	0	0	2
Tony Armas, R (1, 9) OBP: 0.299, SLG: 0.404	0-0 ③ 3-1		0-0 ② ③ SF9-3-6-4 1-2 3-H			0-0 ② F7	0-0 1-2 2-H 1B			3	0	1	2	0	0	1
Wayne Gross, L (1, 5) OBP: 0.294, SLG: 0.269		0-0 ① F7		0-3 ① K		0-0 1B	0-0 ③ 4-3			4	0	1	0	0	1	2
Jim Spencer, L (1, 3) OBP: 0.221, SLG: 0.318		0-3 ② K		0-0 ② F7		0-0 ③ F8		0-0 ① F5		4	0	0	0	0	1	1
Dave McKay, S (1, 4) OBP: 0.288, SLG: 0.271		0-0 E4 1B S		0-0 ③ 4-3			4-0 BB BB 1B BB	0-3 ② K		3	2	0	0	1	1	0
Mike Heath, R (1, 2) OBP: 0.308, SLG: 0.303		0-0 S 1-3 1B			0-0 ① 3-1		4-0 BB 1B BB 1-2	0-0 ③ F4		3	1	1	0	1	0	0
Fred Stanley, R (1, 6) OBP: 0.291, SLG: 0.114 Jeff Burroughs, R (7, PH) OBP: 0.444, SLG: 0.500 Rob Picciolo, R (8, 6) OBP: 0.245, SLG: 0.250 Cliff Johnson, R (9, PH) OBP: 0.243, SLG: 0.359		0-3 ③ K 1-2 3-H			0-0 ② 3-1		0-3 ① K		0-0 ① G1	2 1 0 1	0 0 0 0	0 0 0 0	0 0 0 0	1 1 0 0	1 2 0 0	1 2 0 0
Inning Stats	R: 0 E: 0 K: 1 S: 6 H: 1 LOB: 1 BB: 0 P: 6	R: 1 E: 1 K: 2 S: 9 H: 1 LOB: 1 BB: 0 P: 9	R: 1 E: 0 K: 0 S: 4 H: 2 LOB: 0 BB: 0 P: 4	R: 0 E: 0 K: 1 S: 5 H: 0 LOB: 0 BB: 0 P: 5	R: 0 E: 0 K: 0 S: 3 H: 0 LOB: 1 BB: 1 P: 7	R: 0 E: 0 K: 0 S: 4 H: 1 LOB: 1 BB: 0 P: 4	R: 3 E: 0 K: 1 S: 7 H: 2 LOB: 2 BB: 3 P: 19	R: 0 E: 0 K: 1 S: 5 H: 0 LOB: 0 BB: 0 P: 5	R: 0 E: 0 K: 0 S: 3 H: 0 LOB: 1 BB: 1 P: 7	1B: 7 2B: 1 3B: 0 HR: 0	SF: 1 SAC: 0 DP: 1 HBP: 0						

	AB	33
	R	5
	H	7
	RBI	4
	BB	5
	SO	6
	LOB	14

WP: 0 PB: 0 SB: 5 CS: 0 PA: 39

PITCHER		IP	WLS	BF	H	R	ER	SO	BB	IBB	HBP	BLK	WP	HR	S	P	ERA	WHIP
Len Barker, R ERA: 2.3	(1, 1)	6.0	W	26	5	4	3	4	3	0	0	0	0	0	31	43	4.50	1.333
Dan Spillner, R ERA: 2.35	(7, 1)	3.0	S	13	2	1	1	2	2	0	0	0	0	0	15	23	3.00	1.333

PITCHER	IP	WLS	BF	H	R	ER	SO	BB	IBB	HBP	BLK	WP	HR	S	P	ERA	WHIP

Batter	1	2	3	4	5	6	7	8	9	AB	R	H	RBI	BB	SO	LOB
Miguel Dilone, S (1, 7) OBP: 0.240, SLG: 0.254	4-3		1B 2B	F8		F6		G4-6-3 1-2f	E4 FC5-4 1-2 2-H	6	1	1	0	0	0	4
Toby Harrah, R (1, 5) OBP: 0.462, SLG: 0.640 Jerry Dybzinski, R (9, 6) OBP: 0.346, SLG: 0.347	G3 HR HBP		F9	BB		F5			HR BB FC5-4 2B	3 0	3 0	0 0	0 0	2 0	0 0	3 0
Mike Hargrove, L (1, 3) OBP: 0.418, SLG: 0.394	G3 1-2		HR 2-H 1B	F8			3-1		HR 2B	6	2	3	5	0	0	3
Andre Thornton, R (1, 10) OBP: 0.453, SLG: 0.684 Rod Craig, S (9, PR) OBP: 0.143, SLG: 0.143	HR 2-H		HR 1-H		2B BB		F6		HR BB K	3 1	3 1	2 0	4 0	2 0	0 1	0 2
Bake McBride, L (1, 9) OBP: 0.411, SLG: 0.519 Von Hayes, L (7, PR) OBP: 0.266, SLG: 0.271 (7, 9)	F7		BLK 1B		1-H 2B		1B		F9	4 1	0 0	3 0	1 0	0 0	0 0	0 1
Ron Hassey, L (1, 2) OBP: 0.242, SLG: 0.250		4-3	1-2 BB		BB		4-3		1-H HR	3	1	1	2	2	0	1
Rick Manning, L (1, 8) OBP: 0.333, SLG: 0.362		F6	4-3		F8			F7	HR	5	1	1	1	0	0	3
Jack Perconte, L (1, 4) OBP: 0.325, SLG: 0.360		1-3		5-3 1B	F8			1B 1B	BB E 1B	5	1	3	0	0	0	1
Mike Fischlin, R (1, 6) OBP: 0.467, SLG: 0.462 (9, 5)			F8	5-3 1-2		5-3		G4-6-3 1-2 1B	FC5-4 1-2 E 2B BB	4	1	1	0	1	0	1
Inning Stats	R: 2 E: 0 K: 0 S: 4 H: 1 LOB: 0 BB: 0 P: 5	R: 0 E: 0 K: 0 S: 3 H: 0 LOB: 0 BB: 0 P: 3	R: 3 E: 0 K: 0 S: 7 H: 4 LOB: 2 BB: 1 P: 11	R: 0 E: 0 K: 0 S: 4 H: 1 LOB: 1 BB: 1 P: 8	R: 1 E: 0 K: 0 S: 3 H: 1 LOB: 1 BB: 2 P: 11	R: 0 E: 0 K: 0 S: 3 H: 0 LOB: 0 BB: 0 P: 3	R: 0 E: 0 K: 0 S: 4 H: 1 LOB: 1 BB: 0 P: 4	R: 0 E: 0 K: 0 S: 4 H: 2 LOB: 1 BB: 0 P: 4	R: 8 E: 1 K: 1 S: 11 H: 5 LOB: 2 BB: 3 P: 23	1B: 7 2B: 3 3B: 0 HR: 5 SF: 0 SAC: 0 DP: 1 HBP: 1						

TOP

Cleveland Indians @ Oakland Athletics

Oakland-Alameda County Coliseum, Oakland, CA

Sun May 09 1982, 3:33 AM PDT

Att. 30,386 - Unknown

livebaseballscorecards.com

AB	41
R	14
H	15
RBI	13
BB	7
SO	1
LOB	19

PITCHER		IP	WLS	BF	H	R	ER	SO	BB	IBB	HBP	BLK	WP	HR	S	P	ERA	WHIP
Matt Keough, R ERA: 4.6	(1, 1)	4.1	L	23	7	6	6	0	3	0	1	1	0	2	19	32	12.46	2.308
Jeff Jones, R ERA: 5.81	(5, 1)	4.2		26	8	8	5	1	4	0	0	0	0	3	24	40	9.64	2.571

PITCHER	IP	WLS	BF	H	R	ER	SO	BB	IBB	HBP	BLK	WP	HR	S	P	ERA	WHIP

BOTTOM

Cleveland Indians @ Oakland Athletics

Oakland-Alameda County Coliseum, Oakland, CA

Sun May 09 1982, 3:33 AM PDT

Att. 30,386 - Unknown

livebaseballscorecards.com

Batter	1	2	3	4	5	6	7	8	9	AB	R	H	RBI	BB	SO	LOB
Rickey Henderson, R (1, 7) OBP: 0.442, SLG: 0.361	E6 CS	BB		6-3			F8		S BB	3	0	0	0	2	0	0
Dwayne Murphy, L (1, 8) OBP: 0.281, SLG: 0.368	K 1-2	SF8 3-H			G3		HR		1-2	4	1	1	2	0	1	2
Dan Meyer, L (1, 10) OBP: 0.307, SLG: 0.444	1B 1B	F2			2B		F9			4	0	2	0	0	0	2
Tony Armas, R (1, 9) OBP: 0.298, SLG: 0.398	BB 1-3 1B		5-3		K			F9		4	0	1	0	0	1	1
Wayne Gross, L (1, 5) OBP: 0.292, SLG: 0.259	BB 1-2		F6		F7			F6		3	0	0	0	1	0	1
Davey Lopes, R (1, 4) OBP: 0.357, SLG: 0.432	1-3		S 1B			F9		1B		4	0	2	0	0	0	3
Jim Spencer, L (1, 3) OBP: 0.221, SLG: 0.318		SH5-4 1B SF8 1B	K 1-2			G6-3 1B		F6		0	0	0	0	0	0	0
Cliff Johnson, R (2, 3) OBP: 0.257, SLG: 0.368										4	1	2	0	0	1	2
Jeff Newman, R (1, 2) OBP: 0.357, SLG: 0.551		SH5-4 1-2 1B		4-3		G6-3 1-2f			4-3	4	0	1	0	0	0	1
Rob Picciolo, R (1, 6) OBP: 0.240, SLG: 0.245		SH5-4 1-2 2-3		1-3			4-3		F8	1	0	0	0	0	0	0
Dave McKay, S (7, PH) (8, 6) OBP: 0.278, SLG: 0.260										2	0	0	0	0	0	0

	AB	33
	R	2
	H	9
	RBI	2
	BB	3
	SO	3
	LOB	12

Inning Stats	1	2	3	4	5	6	7	8	9
	R: 0 H: 2 E: 1 LOB: 3 K: 1 BB: 1 S: 7 P: 11	R: 1 H: 2 E: 0 LOB: 2 K: 0 BB: 1 S: 5 P: 9	R: 0 H: 1 E: 0 LOB: 1 K: 1 BB: 0 S: 6 P: 6	R: 0 H: 0 E: 0 LOB: 0 K: 0 BB: 0 S: 3 P: 3	R: 0 H: 1 E: 0 LOB: 1 K: 1 BB: 0 S: 6 P: 6	R: 0 H: 1 E: 0 LOB: 0 K: 0 BB: 0 S: 3 P: 3	R: 1 H: 1 E: 0 LOB: 0 K: 0 BB: 0 S: 4 P: 4	R: 0 H: 1 E: 0 LOB: 1 K: 0 BB: 0 S: 4 P: 4	R: 0 H: 0 E: 0 LOB: 1 K: 0 BB: 1 S: 3 P: 7

1B: 7 SF: 1
2B: 1 SAC: 1
3B: 0 DP: 1
HR: 1 HBP: 0

WP: 0 PA: 38
PB: 0
SB: 2
CS: 1

PITCHER	IP	WLS	BF	H	R	ER	SO	BB	IBB	HBP	BLK	WP	HR	S	P	ERA	WHIP
Lary Sorensen, R (1, 1) ERA: 4.98	9.0	W	38	9	2	2	3	3	0	0	0	0	1	41	53	2.00	1.333

PITCHER	IP	WLS	BF	H	R	ER	SO	BB	IBB	HBP	BLK	WP	HR	S	P	ERA	WHIP

Batter	1	2	3	4	5	6	7	8	9	AB	R	H	RBI	BB	SO	LOB
Miguel Dilone, S (1, 7) OBP: 0.266, SLG: 0.260	BBBB		x 0-0 ① 3-1		x 0-0 1B S 1-3 1B		BBBB 4-0 PO BB		x 0-0 ③ 4-3	2	1	1	0	2	0	0
Bill Nahorodny, R (9, PH) OBP: 0.500, SLG: 1.000										0	0	0	0	0	0	0
Von Hayes, L (9, PH) OBP: 0.262, SLG: 0.267	4-0 3-1 G3 1B BB									1	0	0	0	0	0	1
Toby Harrah, R (1, 5) OBP: 0.463, SLG: 0.631	x 0-0 ① G3 1-2		x 0-0 ② 5-3		x 0-0 1B 1-3 3-H		0-0 ③ PO 1-2	BBBB 4-0 G4-6-3 BB		3	0	1	1	1	0	1
Mike Hargrove, L (1, 3) OBP: 0.413, SLG: 0.388	x 0-0 ② 3-1 2-3		x 0-0 ③ 1B		x 0-0 ② F9			x 0-0 ①② G4-6-3 1-2f		4	0	1	0	0	0	4
Andre Thornton, R (1, 10) OBP: 0.455, SLG: 0.670	BBBB 4-0 1B BB			x 0-0 ① 5-3	x 0-0 ③ 5-3			BBBB 4-0 S BB		2	0	0	0	2	0	2
Bake McBride, L (1, 9) OBP: 0.400, SLG: 0.500	x 0-0 1-2 3-H 1B			x 0-0 ② 6-3		x 0-0 ① 3-1		x 0-0 ③ F9 1-2		4	0	1	1	0	0	1
Ron Hassey, L (1, 2) OBP: 0.232, SLG: 0.238	x 0-0 ③ F8			x 0-0 ③ 3-1		x 0-0 ② G3			BBBB 4-0 G1-4-3 BB	3	0	0	0	0	0	2
Alan Bannister, R (9, PH) OBP: 0.391, SLG: 0.404										0	0	0	0	1	0	0
Rick Manning, L (1, 8) OBP: 0.333, SLG: 0.361		x 0-0 ① 4-3			x 0-0 SH SF9 1B	x 0-0 ③ F9			x 0-0 ①② G1-4-3 1-2f	3	1	1	0	0	0	0
Rod Craig, S (9, PH) OBP: 0.125, SLG: 0.125										1	0	0	0	0	0	1
Jack Perconte, L (1, 4) OBP: 0.317, SLG: 0.351		x 0-0 ② 4-3			x 0-0 SH 1B 1B 1-3		x 0-0 ① 1-3		x 0-0 HR	2	1	0	0	0	0	0
Joe Charboneau, R (9, PH) OBP: 0.281, SLG: 0.333										1	1	1	1	0	0	0
Jerry Dybzinski, R (1, 6) OBP: 0.341, SLG: 0.347		x 0-0 ③ F8			x 0-0 ① SF9 3-H		x 0-0 ② 6-3		x 0-0 1B	3	0	1	1	0	0	0
Inning Stats	R: 1 E: 0 K: 0 S: 4 H: 1 LOB: 2 BB: 2 P: 12	R: 0 E: 0 K: 0 S: 3 H: 0 LOB: 0 BB: 0 P: 3	R: 0 E: 0 K: 0 S: 3 H: 1 LOB: 1 BB: 0 P: 3	R: 0 E: 0 K: 0 S: 3 H: 0 LOB: 0 BB: 0 P: 3	R: 2 E: 1 K: 0 S: 7 H: 3 LOB: 2 BB: 0 P: 7	R: 0 E: 0 K: 0 S: 3 H: 0 LOB: 0 BB: 0 P: 3	R: 0 E: 0 K: 0 S: 2 H: 0 LOB: 0 BB: 1 P: 6	R: 0 E: 0 K: 0 S: 2 H: 0 LOB: 1 BB: 2 P: 10	R: 1 E: 0 K: 0 S: 4 H: 2 LOB: 1 BB: 1 P: 8	1B: 6 2B: 0 3B: 0 HR: 1	SF: 1 SAC: 1 DP: 2 HBP: 0						

TOP

Cleveland Indians @ Seattle Mariners

The Kingdome, Seattle, WA

Mon May 10 1982, 10:05 PM EDT

Att. 4,625 - Unknown

livebaseballscorecards.com

AB	29
R	4
H	7
RBI	4
BB	6
SO	0
LOB	12

WP: 0 PB: 0 SB: 2 CS: 0 PA: 38

PITCHER		IP	WLS	BF	H	R	ER	SO	BB	IBB	HBP	BLK	WP	HR	S	P	ERA	WHIP
Mike Moore, R ERA: 6.98	(1, 1)	7.0		29	5	3	2	0	4	0	0	0	0	0	25	41	2.57	1.286
Ed Vande Berg, L ERA: 2.76	(8, 1)	1.2	W	7	2	1	1	0	2	0	0	0	0	1	5	13	5.40	2.400
Bill Caudill, R ERA: 1.9	(9, 1)	0.1	S	1	0	0	0	0	0	0	0	0	0	0	1	1	0.00	0.000

PITCHER	IP	WLS	BF	H	R	ER	SO	BB	IBB	HBP	BLK	WP	HR	S	P	ERA	WHIP

BOTTOM

Cleveland Indians @ Seattle Mariners

The Kingdome, Seattle, WA

Mon May 10 1982, 10:05 PM EDT

Att. 4,625 - Unknown

livebaseballscorecards.com

Batter	1	2	3	4	5	6	7	8	9	AB	R	H	RBI	BB	SO	LOB
Bobby Brown, S (1, 8) OBP: 0.154, SLG: 0.333	BBBB 4-0 CS HBP BB		x 0-0 L6 ②		SSS 0-3 K ②		SSS 0-3 K ③			3	0	0	0	1	2	0
Manny Castillo, S (1, 5) OBP: 0.297, SLG: 0.293	H 1-0 1-2 HBP		x 0-0 F8 ③		x 0-0 CS 1B			BBBB 4-0 1B 1B 1B BB		2	1	1	0	1	0	0
Bruce Bochte, L (1, 7) OBP: 0.416, SLG: 0.396	SSS 0-3 K ①② 2-3			x 0-0 4-3 ①	0-0 CS ③ 1-2	x 0-0 F7 ①		x 0-0 F7 ①		4	0	0	0	0	1	3
Richie Zisk, R (1, 10) OBP: 0.363, SLG: 0.393 Lenny Randle, S (8, PR) OBP: 0.250, SLG: 0.227	SSS 0-3 K ③			x 0-0 F8 ②		x 0-0 1B 1B		x 0-0 1B 1B 1B 1-2 1B		4 0	0 1	2 0	0 0	0 0	1 0	1 0
Todd Cruz, R (1, 6) OBP: 0.327, SLG: 0.464		x 0-0 1-3 ①		x 0-0 4-3 ③		x 0-0 F9 ②		x 0-0 1B 1B 1-2 2-3 1B		4	1	1	0	0	0	1
Jim Maler, R (1, 3) OBP: 0.313, SLG: 0.395		SSS 0-3 K ②			x 0-0 6-3 ①	x 0-0 1-2 1B		SSS 0-3 K ②		4	0	1	0	0	2	3
Al Cowens, R (1, 9) OBP: 0.281, SLG: 0.409		x 0-0 2B			x 0-0 HR 1B	x 0-0 F4 ③		x 0-0 1B 1-2 2-3 3-H 1B		4	1	3	1	0	0	2
Jim Essian, R (1, 2) OBP: 0.300, SLG: 0.372		x 0-0 F9 ③			x 0-0 1-H HR		x 0-0 5-3 ①	x 0-0 1-3 2-H 3-H 1B		4	1	2	4	0	0	1
Julio Cruz, S (1, 4) OBP: 0.345, SLG: 0.303			x 0-0 F8 ①		x 0-0 HR		SSS 0-3 K ②	x 0-0 F9 ③		4	1	1	1	0	1	2
Inning Stats	R: 0 H: 0 E: 0 LOB: 1 K: 2 BB: 1 S: 6 P: 11	R: 0 H: 1 E: 0 LOB: 1 K: 1 BB: 0 S: 6 P: 6	R: 0 H: 0 E: 0 LOB: 0 K: 0 BB: 0 S: 3 P: 3	R: 0 H: 0 E: 0 LOB: 0 K: 0 BB: 0 S: 3 P: 3	R: 3 H: 4 E: 0 LOB: 0 K: 1 BB: 0 S: 8 P: 8	R: 0 H: 2 E: 0 LOB: 2 K: 0 BB: 0 S: 5 P: 5	R: 0 H: 0 E: 0 LOB: 0 K: 2 BB: 0 S: 7 P: 7	R: 3 H: 4 E: 0 LOB: 2 K: 1 BB: 1 S: 9 P: 13		1B: 8 SF: 0 2B: 1 SAC: 0 3B: 0 DP: 0 HR: 2 HBP: 1				WP: 0 PA: 37 PB: 0 SB: 0 CS: 2		

	AB	33
	R	6
	H	11
	RBI	6
	BB	2
	SO	7
	LOB	13

PITCHER		IP	WLS	BF	H	R	ER	SO	BB	IBB	HBP	BLK	WP	HR	S	P	ERA	WHIP
John Bohnet, L ERA: 6.23	(1, 1)	4.1		18	4	3	3	3	1	0	1	0	0	2	22	27	6.23	1.154
Rick Sutcliffe, R ERA: 6.35	(5, 1)	3.0	L	13	4	2	2	3	1	0	0	0	0	0	18	22	6.00	1.667
Ed Whitson, R ERA: 3.0	(8, 1)	0.2		5	3	1	1	1	0	0	0	0	0	0	7	7	13.50	4.500

PITCHER	IP	WLS	BF	H	R	ER	SO	BB	IBB	HBP	BLK	WP	HR	S	P	ERA	WHIP

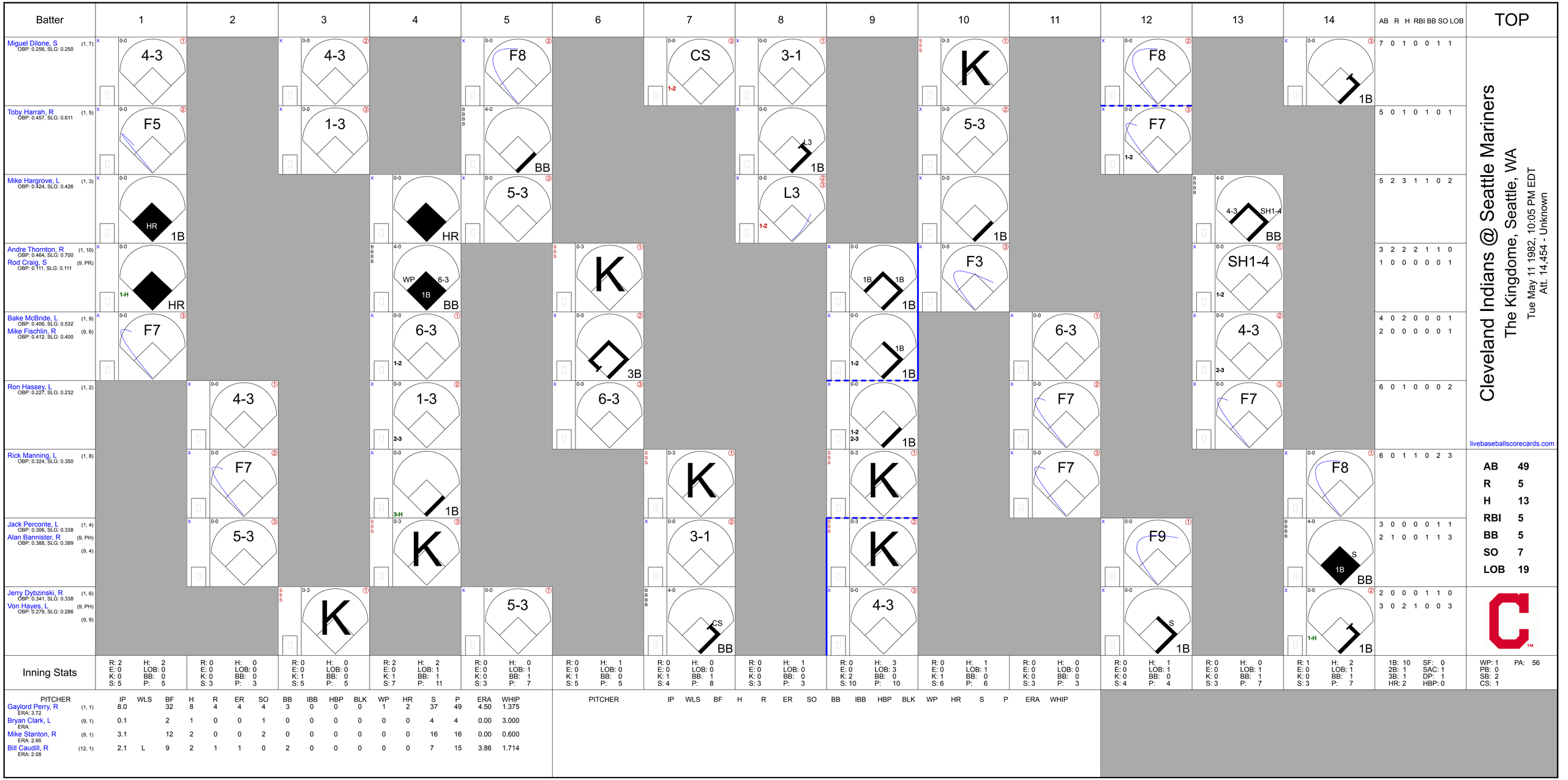
Batter
1
2
3
4
5
6
7
8
9
10
11
12
13
14
AB R H RBI BB SO LOB
TOP
Miguel Dilone, S (1, 7) OBP: 0.256, SLG: 0.250
4-3
F8
CS
3-1
K
F8
1B
Toby Harrah, R (1, 5) OBP: 0.457, SLG: 0.611
F5
4-3
1-3
F8
F7
5-3
L3
1B
F7
Mike Hargrove, L (1, 3) OBP: 0.424, SLG: 0.426
HR
1B
HR
5-3
L3
1B
4-3 SH1-4
BB
Andre Thornton, R (1, 10) OBP: 0.464, SLG: 0.700
Rod Craig, S (9, PR) OBP: 0.111, SLG: 0.111
HR
WP 6-3
1B
BB
K
1B 1B
1B
F3
SH1-4
Bake McBride, L (1, 9) OBP: 0.406, SLG: 0.532
Mike Fischlin, R (9, 6) OBP: 0.412, SLG: 0.400
F7
6-3
3B
6-3
1B
6-3
4-3
Ron Hassey, L (1, 2) OBP: 0.227, SLG: 0.232
4-3
1-3
6-3
F7
F7
Rick Manning, L (1, 8) OBP: 0.324, SLG: 0.350
F7
1B
K
K
F7
F8
Jack Perconte, L (1, 4) OBP: 0.306, SLG: 0.338
Alan Bannister, R (9, PH) OBP: 0.388, SLG: 0.389 (9, 4)
5-3
K
3-1
K
F9
S
1B
S
BB
Jerry Dybzinski, R (1, 6) OBP: 0.341, SLG: 0.338
Von Hayes, L (9, PH) OBP: 0.279, SLG: 0.286 (9, 9)
K
5-3
CS
BB
4-3
S
1B
1-H
1B
Inning Stats
R: 2 E: 0 K: 0 S: 5 H: 2 LOB: 0 BB: 0 P: 5
R: 0 E: 0 K: 0 S: 3 H: 0 LOB: 0 BB: 0 P: 3
R: 0 E: 0 K: 1 S: 5 H: 0 LOB: 0 BB: 0 P: 5
R: 2 E: 0 K: 1 S: 7 H: 2 LOB: 1 BB: 1 P: 11
R: 0 E: 0 K: 0 S: 3 H: 0 LOB: 1 BB: 1 P: 7
R: 0 E: 0 K: 1 S: 5 H: 1 LOB: 0 BB: 0 P: 5
R: 0 E: 0 K: 1 S: 4 H: 0 LOB: 0 BB: 1 P: 8
R: 0 E: 0 K: 0 S: 3 H: 1 LOB: 0 BB: 0 P: 3
R: 0 E: 0 K: 2 S: 10 H: 3 LOB: 3 BB: 0 P: 10
R: 0 E: 0 K: 1 S: 6 H: 1 LOB: 1 BB: 0 P: 6
R: 0 E: 0 K: 0 S: 3 H: 0 LOB: 0 BB: 0 P: 3
R: 0 E: 0 K: 0 S: 4 H: 1 LOB: 1 BB: 0 P: 4
R: 0 E: 0 K: 0 S: 3 H: 0 LOB: 1 BB: 1 P: 7
R: 1 E: 0 K: 0 S: 3 H: 2 LOB: 1 BB: 1 P: 7
1B: 10 2B: 1 3B: 1 HR: 2 SF: 0 SAC: 1 DP: 1 HBP: 0
WP: 1 PB: 0 SB: 2 CS: 1 PA: 56
PITCHER IP WLS BF H R ER SO BB IBB HBP BLK WP HR S P ERA WHIP
Gaylord Perry, R (1, 1) ERA: 3.72 8.0 32 8 4 4 4 3 0 0 0 1 2 37 49 4.50 1.375
Bryan Clark, L (9, 1) ERA: 0.1 2 1 0 0 1 0 0 0 0 0 0 0 4 4 0.00 3.000
Mike Stanton, R (9, 1) ERA: 2.66 3.1 12 2 0 0 2 0 0 0 0 0 0 16 16 0.00 0.600
Bill Caudill, R (12, 1) ERA: 2.08 2.1 L 9 2 1 1 0 2 0 0 0 0 0 7 15 3.86 1.714
Cleveland Indians @ Seattle Mariners
The Kingdome, Seattle, WA
Tue May 11 1982, 10:05 PM EDT
Att. 14,454 - Unknown
livebaseballscorecards.com
AB 49
R 5
H 13
RBI 5
BB 5
SO 7
LOB 19

BOTTOM

Cleveland Indians @ Seattle Mariners

The Kingdome, Seattle, WA

Tue May 11 1982, 10:05 PM EDT

Att. 14,454 - Unknown

livebaseballscorecards.com

Batter	1	2	3	4	5	6	7	8	9	10	11	12	13	14	AB	R	H	RBI	BB	SO	LOB
Joe Simpson, L (1, 8) OBP: 0.297, SLG: 0.297	BBBB 4-0 FC4-6 BB		x 0-0 1-3			x 0-0 4-3		x 0-0 G3 1-3 3-H	x 0-0 F8 1-2			SSS 0-3 K	SSS 0-3 K		6	0	0	1	1	2	5
Manny Castillo, S (1, 5) OBP: 0.289, SLG: 0.287	x 0-0 FC4-6 1-2f		x 0-0 F8			SSS 0-3 K		x 0-0 SF8 3-H		x 0-0 4-3		x 0-0 BB 1B		x 0-0 4-3	6	0	1	1	0	1	1
Bruce Bochte, L (1, 7) Jim Essian, R (9, 2) OBP: 0.411, SLG: 0.385 OBP: 0.301, SLG: 0.365	x 0-0 F8		SSS 0-3 K			BBBB 4-0 BB		SSS 0-3 K		x 0-0 L6		x 0-0 F7		BBBB 4-0 BB	3	0	0	0	1	2	1
															2	0	0	0	1	0	1
Richie Zisk, R (1, 10) Lenny Randle, S (9, PR) OBP: 0.360, SLG: 0.389 OBP: 0.296, SLG: 0.217	x 0-0 F8			SSS 0-3 K		x 0-0 5-3			x 0-0 2B 1-3 1B	BBBB 4-0 WP S BB		BBBB 4-0 FC6-4 1-2 BB		x 0-0 F5	4	0	1	0	0	1	2
															1	1	0	0	2	0	1
Todd Cruz, R (1, 6) OBP: 0.325, SLG: 0.443		BBBB 4-0 6-3 1B BB		x 0-0 6-3			x 0-0 F8		x 0-0 1-3 1-2	IIII 4-0 WP 1-2 IBB		x 0-0 FC6-4 1-2f		x 0-0 L4	5	0	0	0	2	0	4
Jim Maler, R (1, 3) OBP: 0.307, SLG: 0.384		x 0-0 6-3 1-2 1B		x 0-0 F8			SSS 0-3 K		x 0-0 E6 2B FC4-6	SSS 0-3 K 1-2 2-3			x 0-0 F8		6	1	1	0	0	2	4
Al Cowens, R (1, 9) OBP: 0.276, SLG: 0.405		x 0-0 F9	x 0-0 1-3				x 0-0 5-3		x 0-0 FC4-6 1-3 2-H 2B		SSS 0-3 K		x 0-0 6-3		6	0	1	1	0	1	2
Bud Bulling, R (1, 2) Steve Stroughter, L (8, PH) (9, 7) OBP: 0.414, SLG: 0.400 OBP: 0.364, SLG: 0.389		x 0-0 6-3 1-2 2-3	x 0-0 5-3					BBBB 4-0 1B G3 BB	IIII 4-0 FC4-6 IBB		SSS 0-3 K		x 0-0 1B 1B		2	0	0	0	0	0	2
															2	1	1	0	2	1	0
Julio Cruz, S (1, 4) OBP: 0.345, SLG: 0.305		x 0-0 F6	SSS 0-3 K					x 0-0 G3 S SF8 1-3 1B	x 0-0 FC4-6 DI 1-2f 2-3 3-H		x 0-0 G3		x 0-0 1-2 1B		6	1	2	1	0	1	4
Inning Stats	R: 0 E: 0 K: 0 S: 3 H: 0 LOB: 1 BB: 1 P: 7	R: 0 E: 0 K: 0 S: 4 H: 1 LOB: 2 BB: 1 P: 8	R: 0 E: 0 K: 1 S: 5 H: 0 LOB: 0 BB: 0 P: 5	R: 0 E: 0 K: 1 S: 5 H: 0 LOB: 0 BB: 0 P: 5	R: 0 E: 0 K: 1 S: 5 H: 0 LOB: 0 BB: 0 P: 5	R: 0 E: 0 K: 1 S: 5 H: 0 LOB: 1 BB: 1 P: 9	R: 0 E: 0 K: 1 S: 5 H: 0 LOB: 0 BB: 0 P: 5	R: 2 E: 0 K: 1 S: 6 H: 1 LOB: 0 BB: 1 P: 10	R: 2 E: 1 K: 0 S: 6 H: 2 LOB: 3 BB: 1 P: 10	R: 0 E: 0 K: 1 S: 5 H: 0 LOB: 2 BB: 2 P: 13	R: 0 E: 0 K: 2 S: 7 H: 0 LOB: 0 P: 7	R: 0 E: 0 K: 1 S: 6 H: 1 LOB: 2 BB: 1 P: 10	R: 0 E: 0 K: 1 S: 7 H: 2 LOB: 2 BB: 0 P: 7	R: 0 E: 0 K: 0 S: 3 H: 0 LOB: 1 BB: 1 P: 7	1B: 6 2B: 1 3B: 0 HR: 0	SF: 1 SAC: 0 DP: 0 HBP: 0	WP: 1 PB: 0 SB: 2 CS: 0	PA: 59			

	AB	49
	R	4
	H	7
	RBI	4
	BB	9
	SO	11
	LOB	27

PITCHER		IP	WLS	BF	H	R	ER	SO	BB	IBB	HBP	BLK	WP	HR	S	P	ERA	WHIP
John Denny, R ERA: 4.4	(1, 1)	8.1		35	4	4	3	6	4	1	0	0	0	0	42	62	3.24	0.960
Dan Spillner, R ERA: 1.98	(9, 1)	4.1		18	2	0	0	4	2	1	0	0	1	0	23	35	0.00	0.923
Ed Whitson, R ERA: 2.79	(13, 1)	1.1	W	6	1	0	0	1	1	0	0	0	0	0	7	11	0.00	1.500

PITCHER	IP	WLS	BF	H	R	ER	SO	BB	IBB	HBP	BLK	WP	HR	S	P	ERA	WHIP

Batter	1	2	3	4	5	6	7	8	9	AB	R	H	RBI	BB	SO	LOB
Miguel Dilone, S (1, 7) OBP: 0.244, SLG: 0.238	S S S 0-3 ① K	S S S 0-3 ① K 1-2	0-0 ③ CS 1-2	X 0-0 ① F8		X 0-0 ① SH5-4 1-2	0-0 ③ PO 1-2	X 0-0 ① F7		4	0	0	0	0	2	1
Toby Harrah, R (1, 5) OBP: 0.463, SLG: 0.604	X 0-0 BB E 1B	B B B B 4-0 1B 1B BB		S S S 0-3 ② K		B B B B 4-0 L6-4 BB		X 0-0 ② F8		3	2	1	0	2	1	0
Mike Hargrove, L (1, 3) OBP: 0.431, SLG: 0.432	B B B B 4-0 E 1-2 1B BB	X 0-0 ② F7		S S S 0-3 ③ K		B B B B 4-0 1-2 2-3 BB		X 0-0 1B 2B		3	2	1	0	2	1	2
Andre Thornton, R (1, 10) OBP: 0.462, SLG: 0.686	X 0-0 E5 1B 1B 1-2 2-H	X 0-0 1B 1-3 2-H 1B			X 0-0 ① F8	X 0-0 ② L6-4 ③ 2-3		X 0-0 2-H 1B		5	1	2	2	0	0	4
Joe Charboneau, R (1, 9) OBP: 0.324, SLG: 0.469 Von Hayes, L (8, 9) OBP: 0.279, SLG: 0.286	X 0-0 1B 1-2 2-H 1B	X 0-0 1-2 3-H 1B			X 0-0 HR		S S S 0-3 ① K	X 0-0 ③ F6		5 0	1 0	3 0	3 0	0 0	1 0	1 0
Alan Bannister, R (1, 4) OBP: 0.375, SLG: 0.373	X 0-0 S 1-3 2-H 1B	S S S 0-3 ③ K			X 0-0 ② 5-3		X 0-0 ② F6		X 0-0 ① 6-3	5	0	1	1	0	1	2
Rick Manning, L (1, 8) OBP: 0.336, SLG: 0.364	S S S 0-3 ② K		X 0-0 ① 4-3		X 0-0 1B		X 0-0 1B 2B		B B B B 4-0 G3 BB	4	1	2	0	1	1	2
Bill Nahorodny, R (1, 2) OBP: 0.286, SLG: 0.571 Ron Hassey, L (7, PH) OBP: 0.234, SLG: 0.229 (7, 2)	S S S 0-3 ③ K 1-2		X 0-0 ② F6		X 0-0 ③ 6-3	B B B B 4-0 1B BB		X 0-0 ② G3 1-2		3 1	0 0	0 0	0 0	0 1	1 0	3 1
Jerry Dybzinski, R (1, 6) OBP: 0.366, SLG: 0.342		B B B B 4-0 S 1B BB	H 1-0 CS HBP			B B B B 4-0 BB SH5-4 BB	X 0-0 PO 1-3 2-H 1B		X 0-0 ③ 1-3	2	1	1	1	2	0	1
Inning Stats	R: 3 H: 3 E: 1 LOB: 2 K: 3 BB: 1 S: 13 P: 17	R: 2 H: 2 E: 0 LOB: 2 K: 2 BB: 2 S: 9 P: 17	R: 0 H: 0 E: 0 LOB: 0 K: 0 BB: 0 S: 2 P: 3	R: 0 H: 0 E: 0 LOB: 0 K: 2 BB: 0 S: 7 P: 7	R: 1 H: 2 E: 0 LOB: 1 K: 0 BB: 0 S: 5 P: 5	R: 0 H: 0 E: 0 LOB: 2 K: 0 BB: 3 S: 2 P: 14	R: 1 H: 2 E: 0 LOB: 1 K: 1 BB: 1 S: 6 P: 10	R: 1 H: 2 E: 0 LOB: 1 K: 0 BB: 0 S: 5 P: 5	R: 0 H: 0 E: 0 LOB: 1 K: 0 BB: 1 S: 3 P: 7	1B: 8 SF: 0 2B: 3 SAC: 1 3B: 0 DP: 1 HR: 1 HBP: 1						WP: 0 PA: 47 PB: 0 SB: 2 CS: 1

PITCHER	IP	WLS	BF	H	R	ER	SO	BB	IBB	HBP	BLK	WP	HR	S	P	ERA	WHIP
Floyd Bannister, L (1, 1) ERA: 3.68	5.1	L	30	7	6	5	7	6	0	1	0	0	1	37	62	8.44	2.438
Larry Andersen, R (6, 1) ERA: 6.75	3.2		15	4	2	2	1	2	0	0	0	0	0	15	23	4.91	1.636

PITCHER	IP	WLS	BF	H	R	ER	SO	BB	IBB	HBP	BLK	WP	HR	S	P	ERA	WHIP

TOP

Cleveland Indians @ Seattle Mariners

The Kingdome, Seattle, WA

Wed May 12 1982, 10:05 PM EDT

Att. 4,691 - Unknown

livebaseballscorecards.com

AB	35
R	8
H	11
RBI	7
BB	8
SO	8
LOB	17

BOTTOM

Cleveland Indians @ Seattle Mariners

The Kingdome, Seattle, WA

Wed May 12 1982, 10:05 PM EDT

Att. 4,691 - Unknown

livebaseballscorecards.com

Batter	1	2	3	4	5	6	7	8	9	AB	R	H	RBI	BB	SO	LOB
Bobby Brown, S (1, 8) OBP: 0.222, SLG: 0.313	BBBB 4-0 1-3 S BB	x 0-0 ① 4-3 1-3		x 0-0 1B 1-3 1B		x 0-0 ① F6		x 0-0 ③ 6-3		4	0	1	0	1	0	1
Manny Castillo, S (1, 5) OBP: 0.279, SLG: 0.276	SSS 0-3 ① K	SSS 0-3 ② K		x 0-0 ② F5		x 0-0 ② 3-1			x 0-0 ① F7	5	0	0	0	0	2	4
Bruce Bochte, L (1, 7) OBP: 0.418, SLG: 0.389	BBBB 4-0 1-3 1-2 BB	x 0-0 ③ F8		x 0-0 1-2 3-H 1B		x 0-0 1B			x 0-0 ② F9	4	0	2	1	1	0	1
Richie Zisk, R (1, 10) OBP: 0.347, SLG: 0.374	x 0-0 ② 1-3 1-2 2-3		x 0-0 E6 1B	x 0-0 ③ F8		SSS 0-3 ③ K			x 0-0 ③ F7	5	0	0	0	0	1	5
Todd Cruz, R (1, 6) OBP: 0.323, SLG: 0.437	x 0-0 ③ 1-3		x 0-0 ① F3		x 0-0 1-6-3 2B 1B		x 0-0 ① F7			4	1	1	0	0	0	3
Jim Maler, R (1, 3) OBP: 0.312, SLG: 0.388		x 0-0 2B E 1B	x 0-0 G4-3 1-2 1B		x 0-0 ① 1-6-3 1-2		x 0-0 ② F2			4	1	2	0	0	0	1
Al Cowens, R (1, 9) OBP: 0.283, SLG: 0.424		x 0-0 1-3 E 2B	x 0-0 ② ③ G4-3 1-2f		x 0-0 2-H 2B		SSS 0-3 ③ K			4	1	2	1	0	1	2
Jim Essian, R (1, 2) OBP: 0.301, SLG: 0.365 Bud Bulling, R (1, 2) OBP: 0.394, SLG: 0.414		x 0-0 E9 1B 2-H 3-H 2B		x 0-0 ① F4	x 0-0 ② F8			x 0-0 ① F7		0 4	0 1	0 1	0 2	0 0	0 0	0 1
Julio Cruz, S (1, 4) OBP: 0.349, SLG: 0.311		x 0-0 4-3 WP 3-H 1B		x 0-0 SSS 1B 1B	SSS 0-3 ③ K			SSS 0-3 ② K		4	1	2	1	0	2	1
Inning Stats	R: 0 H: 0 E: 0 LOB: 2 K: 1 BB: 2 S: 5 P: 13	R: 3 H: 4 E: 1 LOB: 1 K: 1 BB: 0 S: 9 P: 9	R: 0 H: 1 E: 1 LOB: 1 K: 0 BB: 0 S: 4 P: 4	R: 1 H: 3 E: 0 LOB: 2 K: 0 BB: 0 S: 6 P: 6	R: 1 H: 2 E: 0 LOB: 1 K: 1 BB: 0 S: 7 P: 7	R: 0 H: 1 E: 0 LOB: 1 K: 1 BB: 0 S: 6 P: 6	R: 0 H: 0 E: 0 LOB: 0 K: 1 BB: 0 S: 5 P: 5	R: 0 H: 0 E: 0 LOB: 0 K: 1 BB: 0 S: 5 P: 5	R: 0 H: 0 E: 0 LOB: 0 K: 0 BB: 0 S: 3 P: 3							

AB	38
R	5
H	11
RBI	5
BB	2
SO	6
LOB	19

PITCHER		IP	WLS	BF	H	R	ER	SO	BB	IBB	HBP	BLK	WP	HR	S	P	ERA	WHIP	PITCHER	IP	WLS	BF	H	R	ER	SO	BB	IBB	HBP	BLK	WP	HR	S	P	ERA	WHIP
Rick Waits, L ERA: 8.03	(1, 1)	1.0		9	4	3	3	1	2	0	0	0	0	0	9	17	27.00	6.000																	
Tom Brennan, R ERA: 4.91	(2, 1)	3.1		16	6	2	2	1	0	0	0	0	1	0	18	18	5.40	1.800																	
Rick Sutcliffe, R ERA: 4.5	(5, 1)	4.2	W	15	1	0	0	4	0	0	0	0	0	0	23	23	0.00	0.214																	

1B: 8	SF: 0	WP: 1	PA: 40
2B: 3	SAC: 0	PB: 0	
3B: 0	DP: 1	SB: 1	
HR: 0	HBP: 0	CS: 0	

Batter	1	2	3	4	5	6	7	8	9	10	11	12	AB	R	H	RBI	BB	SO	LOB
Alan Bannister, R (1, 4) OBP: 0.359, SLG: 0.354	5-3		5-3		E3 1B		1B 1-2 1B		F3		K		6	0	1	0	0	1	2
Toby Harrah, R (1, 5) OBP: 0.471, SLG: 0.607	1B		F7		1-3 1B		FC6-4 1-2 2-H 1B		F9			SH3-4 1B	6	0	4	1	0	0	1
Mike Hargrove, L (1, 3) OBP: 0.415, SLG: 0.414	F8		G3		F8		F8			F8		SH3-4 1-2	5	0	0	0	0	0	5
Andre Thornton, R (1, 10) OBP: 0.449, SLG: 0.655	5-3			5-3		F7	FC6-4 1-2f			1B BB		F8	5	0	0	0	1	0	4
Bake McBride, L (1, 9) OBP: 0.414, SLG: 0.529		1B 1B		K		E4		FC4-6 1B		G4-6-3 1-2 1B		K	6	0	3	0	0	2	1
Von Hayes, L (1, 7) OBP: 0.274, SLG: 0.324		F2		HR		K		FC4-6 CS 1-2f		G4-6-3 1-2f			5	1	1	1	0	1	5
Rick Manning, L (1, 8) OBP: 0.333, SLG: 0.360													4	0	1	0	0	0	2
Miguel Dilone, S (8, 8) OBP: 0.253, SLG: 0.247		1-2 1B		F5		F7		F4			CS 1B		1	0	1	0	0	0	0
Ron Hassey, L (1, 2) OBP: 0.232, SLG: 0.227		F7			1B		F7	CS 1-2		F8		K	5	0	1	0	0	1	3
Jerry Dybzinski, R (1, 6) OBP: 0.378, SLG: 0.341		F8			F2		1B 1B 1B			BB		BB 1-2	3	1	1	0	2	0	2
Inning Stats	R: 0 E: 0 K: 0 S: 4 H: 1 LOB: 1 BB: 0 P: 4	R: 0 E: 0 K: 0 S: 5 H: 2 LOB: 2 BB: 0 P: 5	R: 0 E: 0 K: 0 S: 3 H: 0 LOB: 0 BB: 0 P: 3	R: 1 E: 0 K: 1 S: 6 H: 1 LOB: 0 BB: 0 P: 6	R: 0 E: 1 K: 0 S: 5 H: 2 LOB: 2 BB: 0 P: 5	R: 0 E: 1 K: 1 S: 6 H: 0 LOB: 1 BB: 0 P: 6	R: 1 E: 0 K: 0 S: 6 H: 3 LOB: 2 BB: 0 P: 6	R: 0 E: 0 K: 0 S: 3 H: 1 LOB: 0 BB: 0 P: 3	R: 0 E: 0 K: 0 S: 3 H: 0 LOB: 1 BB: 1 P: 7	R: 0 E: 0 K: 0 S: 3 H: 1 LOB: 1 BB: 1 P: 7	R: 0 E: 0 K: 2 S: 7 H: 1 LOB: 1 BB: 1 P: 11	R: 0 E: 0 K: 1 S: 6 H: 1 LOB: 1 BB: 0 P: 6	1B: 12 2B: 0 3B: 0 HR: 1	SF: 0 SAC: 1 DP: 1 HBP: 0					

PITCHER		IP	WLS	BF	H	R	ER	SO	BB	IBB	HBP	BLK	WP	HR	S	P	ERA	WHIP
Steve Renko, R ERA: 2.12	(1, 1)	6.1		28	8	2	2	2	0	0	0	0	0	1	32	32	2.84	1.263
Don Aase, R ERA: 2.11	(7, 1)	5.1		21	5	0	0	2	3	0	0	0	0	0	22	34	0.00	1.500
Andy Hassler, L ERA: 1.06	(12, 1)	0.1	W	1	0	0	0	1	0	0	0	0	0	0	3	3	0.00	0.000

PITCHER	IP	WLS	BF	H	R	ER	SO	BB	IBB	HBP	BLK	WP	HR	S	P	ERA	WHIP

Cleveland Indians @ California Angels

Anaheim Stadium, Anaheim, CA

Thu May 13 1982, 10:05 PM EDT

Att. 21,459 - Unknown

TOP

livebaseballscorecards.com

AB	46
R	2
H	13
RBI	2
BB	3
SO	5
LOB	25

WP: 0 PB: 0 SB: 0 CS: 2 PA: 51

Cleveland Indians @ California Angels

Anaheim Stadium, Anaheim, CA

Thu May 13 1982, 10:05 PM EDT

Att. 21,459 - Unknown

BOTTOM

livebaseballscorecards.com

Batter	1	2	3	4	5	6	7	8	9	10	11	12	AB	R	H	RBI	BB	SO	LOB
Brian Downing, R (1, 7) OBP: 0.319, SLG: 0.492	2B 1-3 2B	4-3			E6 BB BB	FC4-6 1-2f			G6-4-3 1B		FC6-4 1-2f		6	1	2	0	0	0	2
Rod Carew, L (1, 3) OBP: 0.438, SLG: 0.358	1-3 2-3 2B		CS BB		BB 1-2 BB		1B		G6-4-3 1-2f			F7	4	0	2	0	2	0	1
Bobby Grich, R (1, 4) OBP: 0.435, SLG: 0.521	1-3 BB		K 1-2		BB 1-2 2-3		F8			F9		6-3	4	0	0	0	2	1	1
Fred Lynn, L (1, 8) OBP: 0.368, SLG: 0.336	1-3 1-2 2-3 3-H		FC5-4 BB		F6		F7			F7		1B BB 1B	5	1	1	1	1	0	5
Don Baylor, R (1, 10) OBP: 0.313, SLG: 0.467	FC6-4 IBB		FC5-4 1-2f		F2			K		2B		BB IBB 1-3 1B	5	0	2	0	1	1	4
Doug DeCinces, R (1, 5) OBP: 0.312, SLG: 0.381 Mick Kelleher, R (2, 5) Ron Jackson, R (8, PH) OBP: 0.345, SLG: 0.269 (9, 5) Reggie Jackson, L (12, PH) OBP: 0.379, SLG: 0.381 Rob Wilfong, L (12, PR) OBP: 0.238, SLG: 0.173	K	4-3			SH3-4 1B BB			4-3		F6		BB IBB 1-2	1 1 2 0 0	0 1 0 0 0	0 0 0 0 0	0 0 0 1 0	0 1 0 0 0	1 0 1 0 0	3 0 1 0 0
Juan Beniquez, R (1, 9) OBP: 0.412, SLG: 0.432	FC6-4 1-2f	F7				SH3-4 1-2		3B			5-3	BB 1-2 2-3 3-H	4	0	1	1	1	0	3
Tim Foli, R (1, 6) OBP: 0.243, SLG: 0.273		6-3	F8			1B 2-H		F4			FC6-4 1B		5	0	2	1	0	0	1
Bob Boone, R (1, 2) OBP: 0.322, SLG: 0.308		4-3			F6	FC4-6 1B			6-3		F9		5	0	1	0	0	0	1

	AB	42
	R	3
	H	11
	RBI	3
	BB	9
	SO	3
	LOB	22

Inning Stats	1	2	3	4	5	6	7	8	9	10	11	12
	R: 1 H: 2 E: 0 LOB: 3 K: 1 BB: 2 S: 7 P: 15	R: 0 H: 0 E: 0 LOB: 0 K: 0 BB: 0 S: 3 P: 3	R: 0 H: 0 E: 0 LOB: 1 K: 1 BB: 2 S: 4 P: 12	R: 0 H: 0 E: 0 LOB: 0 K: 0 BB: 0 S: 3 P: 3	R: 0 H: 0 E: 1 LOB: 3 K: 0 BB: 2 S: 4 P: 12	R: 1 H: 2 E: 0 LOB: 1 K: 0 BB: 1 S: 4 P: 8	R: 0 H: 1 E: 0 LOB: 0 K: 0 BB: 0 S: 3 P: 3	R: 0 H: 1 E: 0 LOB: 1 K: 1 BB: 0 S: 6 P: 6	R: 0 H: 1 E: 0 LOB: 0 K: 0 BB: 0 S: 3 P: 3	R: 0 H: 1 E: 0 LOB: 1 K: 0 BB: 0 S: 4 P: 4	R: 0 H: 1 E: 0 LOB: 1 K: 0 BB: 0 S: 4 P: 4	R: 1 H: 2 E: 0 LOB: 3 K: 0 BB: 2 S: 4 P: 12

	1B: 7	SF: 0	WP: 0	PA: 52
	2B: 4	SAC: 1	PB: 0	
	3B: 1	DP: 2	SB: 0	
	HR: 0	HBP: 0	CS: 1	

PITCHER	IP	WLS	BF	H	R	ER	SO	BB	IBB	HBP	BLK	WP	HR	S	P	ERA	WHIP
Len Barker, R (1, 1) ERA: 2.25	9.0		38	7	2	2	3	6	1	0	0	0	0	37	65	2.00	1.444
Dan Spillner, R (10, 1) ERA: 2.1	2.2	L	14	4	1	1	0	1	1	0	0	0	0	12	20	3.38	1.875

PITCHER	IP	WLS	BF	H	R	ER	SO	BB	IBB	HBP	BLK	WP	HR	S	P	ERA	WHIP

Batter	1	2	3	4	5	6	7	8	9	AB	R	H	RBI	BB	SO	LOB
Miguel Dilone, S (1, 7) OBP: 0.263, SLG: 0.270	1-3		1B		6-3		1-3 2B			4	1	2	0	0	0	0
Toby Harrah, R (1, 5) OBP: 0.472, SLG: 0.600	BB SF7 1B BB		F7		G6-4-3 1B		4-3			3	1	1	0	1	0	3
Mike Hargrove, L (1, 3) OBP: 0.411, SLG: 0.408	1-2 BB 1B		F9		G6-4-3 1-2f			G3		4	0	1	0	0	0	2
Andre Thornton, R (1, 10) OBP: 0.450, SLG: 0.646	1-2 2-3 BB		1B 1-2 1B			3-1		K		3	0	1	0	1	1	0
Bake McBride, L (1, 9) OBP: 0.405, SLG: 0.521	SF7 3-H		1-3 2-H 1B			F7		3-1		3	0	1	2	0	0	0
Von Hayes, L (1, 8) OBP: 0.260, SLG: 0.306	F8		G3			G3			K	4	0	0	0	0	1	4
Alan Bannister, R (1, 4) OBP: 0.341, SLG: 0.333		1-3		K			6-3		6-3	4	0	0	0	0	1	0
Ron Hassey, L (1, 2) OBP: 0.221, SLG: 0.215		F6		3-1			4-3		G3	4	0	0	0	0	0	0
Jerry Dybzinski, R (1, 6) OBP: 0.376, SLG: 0.333		4-3		4-3			BB 2B			2	0	0	0	1	0	0
Inning Stats	R: 1 E: 0 K: 0 S: 4 H: 1 LOB: 2 BB: 2 P: 12	R: 0 E: 0 K: 0 S: 3 H: 0 LOB: 0 BB: 0 P: 3	R: 1 E: 0 K: 0 S: 6 H: 3 LOB: 2 BB: 0 P: 6	R: 0 E: 0 K: 1 S: 5 H: 0 LOB: 0 BB: 0 P: 5	R: 0 E: 0 K: 0 S: 3 H: 1 LOB: 0 BB: 0 P: 3	R: 0 E: 0 K: 0 S: 3 H: 0 LOB: 0 BB: 0 P: 3	R: 0 E: 0 K: 0 S: 4 H: 1 LOB: 2 BB: 1 P: 8	R: 0 E: 0 K: 1 S: 5 H: 0 LOB: 0 BB: 0 P: 5	R: 0 E: 0 K: 1 S: 5 H: 0 LOB: 0 BB: 0 P: 5	1B: 5 2B: 1 3B: 0 HR: 0	SF: 1 SAC: 0 DP: 1 HBP: 0						

TOP

Cleveland Indians @ California Angels

Anaheim Stadium, Anaheim, CA

Fri May 14 1982, 10:05 PM EDT

Att. 26,862 - Unknown

livebaseballscorecards.com

AB	31
R	2
H	6
RBI	2
BB	3
SO	3
LOB	9

WP: 0 PB: 0 SB: 0 CS: 0 PA: 35

PITCHER	IP	WLS	BF	H	R	ER	SO	BB	IBB	HBP	BLK	WP	HR	S	P	ERA	WHIP
Bruce Kison, R (1, 1) ERA: 2.61	6.2	W	28	6	2	2	1	3	0	0	0	0	0	27	39	2.70	1.350
Doug Corbett, R (7, 1) ERA: 4.81	2.1	S	7	0	0	0	2	0	0	0	0	0	0	11	11	0.00	0.000

PITCHER	IP	WLS	BF	H	R	ER	SO	BB	IBB	HBP	BLK	WP	HR	S	P	ERA	WHIP

Batter	1	2	3	4	5	6	7	8	9	AB	R	H	RBI	BB	SO	LOB
Brian Downing, R (1, 7) OBP: 0.331, SLG: 0.507	SH5-3 1B 1B	5-3			1B 2B		5-3 SH5-4 1B	FC1-2 1-2 2-3 3-Hf		4	2	3	0	0	0	1
Juan Beniquez, R (7, PR) (8, 9) OBP: 0.404, SLG: 0.422										1	0	0	0	0	0	3
Rod Carew, L (1, 3) OBP: 0.435, SLG: 0.351	SH5-3 1-2	4-3			1B BB		SH5-4 1-2	F8		2	0	0	0	1	0	3
Bobby Grich, R (1, 4) OBP: 0.437, SLG: 0.515	1B BB	F7			1-2 2-H 1B		5-3 2-3			3	0	1	1	1	0	2
Reggie Jackson, L (1, 9) OBP: 0.374, SLG: 0.376	G6-4-3 1-2 2-H 1B	F7			K		F8			4	0	1	1	0	1	4
Bobby Clark, R (8, 7) OBP: 0.167, SLG: 0.167										0	0	0	0	0	0	0
Don Baylor, R (1, 10) OBP: 0.311, SLG: 0.457	G6-4-3 1-2f			F4		E 1B BB		5-3		3	1	0	0	1	0	2
Fred Lynn, L (1, 8) OBP: 0.372, SLG: 0.342		F8		6-3		7-3 1-H 1B		E 1B 1B		4	1	2	1	0	0	0
Doug DeCinces, R (1, 5) OBP: 0.303, SLG: 0.369		5-3		K		7-3 1-2f		E6 1B 1B 1-3 FC1-2		4	0	0	0	0	1	2
Tim Foli, R (1, 6) OBP: 0.261, SLG: 0.289		2B 1B			6-3	FC6-4 1B		FC1-2 1B 1-2 3-H 1B		4	1	3	1	0	0	0
Bob Boone, R (1, 2) OBP: 0.328, SLG: 0.324		1-H 2B			K	FC6-4 1-2f		FC1-2 1-2 2-3 1B		4	0	2	1	0	1	1
Inning Stats	R: 1 E: 0 K: 0 S: 4 H: 2 LOB: 1 BB: 1 P: 8	R: 1 E: 0 K: 0 S: 5 H: 2 LOB: 1 BB: 0 P: 5	R: 0 E: 0 K: 0 S: 3 H: 0 LOB: 0 BB: 0 P: 3	R: 0 E: 0 K: 1 S: 5 H: 0 LOB: 0 BB: 0 P: 5	R: 1 E: 0 K: 2 S: 9 H: 2 LOB: 2 BB: 1 P: 13	R: 1 E: 1 K: 0 S: 4 H: 2 LOB: 1 BB: 1 P: 8	R: 0 E: 0 K: 0 S: 4 H: 1 LOB: 2 BB: 0 P: 4	R: 1 E: 1 K: 0 S: 7 H: 3 LOB: 3 BB: 0 P: 7		1B: 10 2B: 3 3B: 0 HR: 0 SF: 0 SAC: 2 DP: 2 HBP: 0						

PITCHER		IP	WLS	BF	H	R	ER	SO	BB	IBB	HBP	BLK	WP	HR	S	P	ERA	WHIP
Lary Sorensen, R ERA: 4.97	(1, 1)	7.1	L	33	10	5	4	3	3	0	0	0	0	0	36	48	4.91	1.773
Ed Whitson, R ERA: 2.7	(8, 1)	0.2		5	2	0	0	0	0	0	0	0	0	0	5	5	0.00	3.000

PITCHER	IP	WLS	BF	H	R	ER	SO	BB	IBB	HBP	BLK	WP	HR	S	P	ERA	WHIP

BOTTOM

Cleveland Indians @ California Angels

Anaheim Stadium, Anaheim, CA

Fri May 14 1982, 10:05 PM EDT

Att. 26,862 - Unknown

livebaseballscorecards.com

AB	33
R	5
H	12
RBI	5
BB	3
SO	3
LOB	18

Batter	1	2	3	4	5	6	7	8	9	AB	R	H	RBI	BB	SO	LOB
Miguel Dilone, S (1, 7) OBP: 0.280, SLG: 0.290	F6		6-3 1-3 2-H		S 1B		F2		BB	4	1	2	1	1	0	0
Toby Harrah, R (1, 5) OBP: 0.463, SLG: 0.584	G4-6-3 1B		6-3 2-3 3-H		F7		F8		K	5	0	1	1	0	1	3
Mike Hargrove, L (1, 3) OBP: 0.411, SLG: 0.403	G4-6-3 1-2f		BB		BB 1-H 1B		3-1		G3	4	0	1	1	1	0	2
Andre Thornton, R (1, 10) OBP: 0.451, SLG: 0.635		F7	F7		FC6-4 1-2 BB			FC3-6 1B E BB		2	1	0	0	2	0	2
Joe Charboneau, R (1, 9) OBP: 0.317, SLG: 0.444		5-3		5-3	K			FC3-6 1-2 1B		4	0	1	0	0	1	2
Alan Bannister, R (1, 4) OBP: 0.326, SLG: 0.315		5-3		6-3	FC6-4 1-2f			K		4	0	0	0	0	1	4
Von Hayes, L (1, 8) OBP: 0.284, SLG: 0.329			E 2B 1B	HR 1B		CS 1B		FC3-6 1-2f 2-3		4	2	3	0	0	0	2
Bill Nahorodny, R (1, 2) OBP: 0.300, SLG: 0.800 Rod Craig, S (8, PH) OBP: 0.100, SLG: 0.100 Ron Hassey, L (8, 2) OBP: 0.221, SLG: 0.215			L4 1-H HR		K 1-2			3-1 1-1 3-H		3 1 0	1 0 0	1 0 0	2 0 0	0 0 0	1 0 0	2 1 0
Jerry Dybzinski, R (1, 6) OBP: 0.362, SLG: 0.318			E5 2B 1-2 6-3	4-3	F9				K	4	1	0	0	0	1	1
Inning Stats	R: 0 E: 0 K: 0 S: 3 H: 1 LOB: 0 BB: 0 P: 3	R: 0 E: 0 K: 0 S: 3 H: 0 LOB: 0 BB: 0 P: 3	R: 2 E: 1 K: 0 S: 6 H: 2 LOB: 2 BB: 1 P: 10	R: 2 E: 0 K: 0 S: 5 H: 2 LOB: 0 BB: 0 P: 5	R: 1 E: 0 K: 1 S: 7 H: 2 LOB: 2 BB: 1 P: 11	R: 0 E: 0 K: 1 S: 5 H: 1 LOB: 0 BB: 0 P: 5	R: 0 E: 0 K: 0 S: 3 H: 0 LOB: 0 BB: 0 P: 3	R: 1 E: 1 K: 1 S: 6 H: 1 LOB: 1 BB: 1 P: 10	R: 0 E: 0 K: 2 S: 7 H: 0 LOB: 1 BB: 1 P: 11	1B: 7 2B: 1 3B: 0 HR: 1 SF: 0 SAC: 0 DP: 1 HBP: 0						WP: 0 PB: 0 SB: 1 CS: 1 PA: 39	

PITCHER		IP	WLS	BF	H	R	ER	SO	BB	IBB	HBP	BLK	WP	HR	S	P	ERA	WHIP
Geoff Zahn, L ERA: 2.07	(1, 1)	4.0		18	5	4	3	0	1	0	0	0	0	1	17	21	6.75	1.500
Luis Sanchez, R ERA: 3.48	(5, 1)	1.0		6	2	1	1	1	1	0	0	0	0	0	7	11	9.00	3.000
Mike Witt, R ERA: 3.62	(6, 1)	2.1	W	9	2	1	0	2	1	0	0	0	0	0	12	16	0.00	1.286
Andy Hassler, L ERA: 1.04	(8, 1)	0.1		1	0	0	0	0	0	0	0	0	0	0	1	1	0.00	0.000
Doug Corbett, R ERA: 4.56	(8, 1)	1.1	S	5	0	0	0	2	1	0	0	0	0	0	8	12	0.00	0.750

PITCHER	IP	WLS	BF	H	R	ER	SO	BB	IBB	HBP	BLK	WP	HR	S	P	ERA	WHIP

TOP

Cleveland Indians @ California Angels

Anaheim Stadium, Anaheim, CA

Sat May 15 1982, 10:05 PM EDT

Att. 41,557 - Unknown

livebaseballscorecards.com

AB	35
R	6
H	9
RBI	5
BB	4
SO	5
LOB	19

BOTTOM

Cleveland Indians @ California Angels

Anaheim Stadium, Anaheim, CA

Sat May 15 1982, 10:05 PM EDT

Att. 41,557 - Unknown

Batter	1	2	3	4	5	6	7	8	9	AB	R	H	RBI	BB	SO	LOB
Brian Downing, R (1, 7) OBP: 0.340, SLG: 0.504	BBBB 4-0 SH1-4 BB		x 0-0 ① 4-3		BBBB 4-0 BB	x 0-0 ③ F9		x 0-0 1-2 E 1B 1B		3	1	1	0	2	0	1
Juan Beniquez, R (1, 9) OBP: 0.393, SLG: 0.408	x 0-0 ① SH1-4 1-2		x 0-0 ② 4-3		SSS 0-3 ② K		x 0-0 E8 1B	x 0-0 1-H 2-H E7 1B		4	1	1	1	0	1	3
Bobby Grich, R (1, 4) OBP: 0.419, SLG: 0.490	x 0-0 ② 5-3		x 0-0 ③ F9		x 0-0 ③ F6		x 0-0 ① 4-3	SSS 0-3 ② K		5	0	0	0	0	1	6
Don Baylor, R (1, 10) OBP: 0.307, SLG: 0.448	x 0-0 ③ L4			x 0-0 ① F8		x 0-0 ① 6-3	x 0-0 1B FC4-6 3-H 1B	x 0-0 ③ 4-3		5	1	1	1	0	0	2
Doug DeCinces, R (1, 5) OBP: 0.315, SLG: 0.384		x 0-0 HR 2B		x 0-0 ② F8		BBBB 4-0 1B 2B BB	x 0-0 FC4-6 1-3 1B			3	2	2	0	1	0	0
Ron Jackson, R (1, 3) OBP: 0.313, SLG: 0.241 Rod Carew, L (7, PH) OBP: 0.432, SLG: 0.347 (8, 3)		x 0-0 ① F7		x 0-0 ③ F3		x 0-0 ② F9	x 0-0 ② FC4-6 1-2f 3-H			3 1	0 0	0 0	0 1	0 0	0 0	2 1
Bobby Clark, R (1, 8) OBP: 0.250, SLG: 0.357		x 0-0 2-H HR			x 0-0 4-3 1B 1B	x 0-0 1-2 2B 1B	x 0-0 ③ 6-3			4	2	3	2	0	0	1
Tim Foli, R (1, 6) OBP: 0.268, SLG: 0.305		x 0-0 ② F7			x 0-0 1-2 4-3 1B	x 0-0 1-H 2-H 1B 2B		x 0-0 ① 6-3		4	1	2	2	0	0	0
Bob Boone, R (1, 2) OBP: 0.333, SLG: 0.325		x 0-0 ③ 3-1			x 0-0 ① 4-3 1-2 2-3	x 0-0 2-H 1B		BBBB 4-0 1B 1B BB		3	1	1	1	1	0	2
Inning Stats	R: 0 E: 0 K: 0 S: 3 H: 0 LOB: 1 BB: 1 P: 7	R: 2 E: 0 K: 0 S: 5 H: 2 LOB: 0 BB: 0 P: 5	R: 0 E: 0 K: 0 S: 3 H: 0 LOB: 0 BB: 0 P: 3	R: 0 E: 0 K: 0 S: 3 H: 0 LOB: 0 BB: 0 P: 3	R: 0 E: 0 K: 1 S: 7 H: 2 LOB: 3 BB: 1 P: 11	R: 3 E: 0 K: 0 S: 6 H: 3 LOB: 1 BB: 1 P: 10	R: 2 E: 1 K: 0 S: 6 H: 2 LOB: 1 BB: 0 P: 6	R: 2 E: 1 K: 1 S: 7 H: 2 LOB: 1 BB: 1 P: 11		1B: 8 2B: 2 3B: 0 HR: 1	SF: 0 SAC: 1 DP: 0 HBP: 0					

livebaseballscorecards.com

AB	35
R	9
H	11
RBI	8
BB	4
SO	2
LOB	18

WP: 0 PB: 0 SB: 0 CS: 0 PA: 40

PITCHER		IP	WLS	BF	H	R	ER	SO	BB	IBB	HBP	BLK	WP	HR	S	P	ERA	WHIP
John Bohnet, L ERA: 6.3	(1, 1)	5.2		25	5	4	4	1	3	0	0	0	0	1	24	36	6.35	1.412
Tom Brennan, R ERA: 5.21	(6, 1)	0.2	L	7	4	3	1	0	0	0	0	0	0	0	7	7	13.50	6.000
Ed Glynn, L ERA: 9.0	(7, 1)	1.0		6	2	2	1	0	1	0	0	0	0	0	5	9	9.00	3.000
Ed Whitson, R ERA: 2.61	(8, 1)	0.2		2	0	0	0	1	0	0	0	0	0	0	4	4	0.00	0.000

PITCHER	IP	WLS	BF	H	R	ER	SO	BB	IBB	HBP	BLK	WP	HR	S	P	ERA	WHIP

Batter	1	2	3	4	5	6	7	8	9	AB	R	H	RBI	BB	SO	LOB
Miguel Dilone, S (1, 7) OBP: 0.269, SLG: 0.278	S S S 0-3 ① K		x 0-0 ② 4-3			x 0-0 ② F9		x 0-0 ③ F7		4	0	0	0	0	1	1
Toby Harrah, R (1, 5) OBP: 0.458, SLG: 0.574	x 0-0 F9 1B		x 0-0 ③ F7			x 0-0 ③ 1-3			x 0-0 ① 3-1	4	0	1	0	0	0	0
Mike Hargrove, L (1, 3) OBP: 0.413, SLG: 0.402	x 0-0 ② F9 1-2			x 0-0 ① F7			x 0-0 F7 1B		B B B B 4-0 G4-6-3 BB	3	0	1	0	1	0	1
Andre Thornton, R (1, 10) OBP: 0.439, SLG: 0.613	x 0-0 ③ F3			S S S 0-3 ② K			x 0-0 ① F7 1-2		x 0-0 ② ③ G4-6-3 1-2f	4	0	0	0	0	1	3
Von Hayes, L (1, 9) OBP: 0.274, SLG: 0.316		x 0-0 ① F7		x 0-0 ③ G3			x 0-0 ② F7			3	0	0	0	0	0	1
Ron Hassey, L (1, 2) OBP: 0.225, SLG: 0.220		x 0-0 CS 1B			x 0-0 ① G3		x 0-0 ③ 1-3			3	0	1	0	0	0	1
Rick Manning, L (1, 8) OBP: 0.341, SLG: 0.363		B B B B 4-0 ② 1-2 BB			x 0-0 ② 6-3			x 0-0 4-3 SH1-3 1B		2	0	1	0	1	0	0
Jack Perconte, L (1, 4) OBP: 0.299, SLG: 0.329		x 0-0 ③ F7			x 0-0 ③ F8			x 0-0 ① SH1-3 1-2		2	0	0	0	0	0	1
Jerry Dybzinski, R (1, 6) OBP: 0.355, SLG: 0.311			x 0-0 ① 6-3			S S S 0-3 ① K		x 0-0 ② 4-3 2-3		2	0	0	0	0	1	0
Rod Craig, S (8, PH) OBP: 0.091, SLG: 0.091										1	0	0	0	0	0	1
Mike Fischlin, R (8, 6) OBP: 0.412, SLG: 0.400										0	0	0	0	0	0	0
Inning Stats	R: 0 E: 0 K: 1 S: 6 H: 1 LOB: 1 BB: 0 P: 6	R: 0 E: 0 K: 0 S: 3 H: 1 LOB: 1 BB: 1 P: 7	R: 0 E: 0 K: 0 S: 3 H: 0 LOB: 0 BB: 0 P: 3	R: 0 E: 0 K: 1 S: 5 H: 0 LOB: 0 BB: 0 P: 5	R: 0 E: 0 K: 0 S: 3 H: 0 LOB: 0 BB: 0 P: 3	R: 0 E: 0 K: 1 S: 5 H: 0 LOB: 0 BB: 0 P: 5	R: 0 E: 0 K: 0 S: 4 H: 1 LOB: 1 BB: 0 P: 4	R: 0 E: 0 K: 0 S: 4 H: 1 LOB: 1 BB: 0 P: 4	R: 0 E: 0 K: 0 S: 2 H: 0 LOB: 0 BB: 1 P: 6	1B: 4 2B: 0 3B: 0 HR: 0	SF: 0 SAC: 1 DP: 1 HBP: 0						

PITCHER	IP	WLS	BF	H	R	ER	SO	BB	IBB	HBP	BLK	WP	HR	S	P	ERA	WHIP
Ken Forsch, R (1, 1) ERA: 2.92	9.0	W	31	4	0	0	3	2	0	0	0	0	0	35	43	0.00	0.667

PITCHER	IP	WLS	BF	H	R	ER	SO	BB	IBB	HBP	BLK	WP	HR	S	P	ERA	WHIP

TOP

Cleveland Indians @ California Angels

Anaheim Stadium, Anaheim, CA

Sun May 16 1982, 6:33 AM EDT

Att. 27,054 - Unknown

livebaseballscorecards.com

AB	28
R	0
H	4
RBI	0
BB	2
SO	3
LOB	9

WP: 0 PB: 0 SB: 0 CS: 1 PA: 31

Batter	1	2	3	4	5	6	7	8	9	AB	R	H	RBI	BB	SO	LOB
Brian Downing, R (1, 7) OBP: 0.338, SLG: 0.497	F7		5-3		1B		5-3			4	0	1	0	0	0	0
Juan Beniquez, R (9, 9) OBP: 0.393, SLG: 0.408										0	0	0	0	0	0	0
Rod Carew, L (1, 3) OBP: 0.426, SLG: 0.343	CS 1B		K		F8		4-3			4	0	1	0	0	1	1
Reggie Jackson, L (1, 9) OBP: 0.378, SLG: 0.410	F9			K	1-2 1B			HR		4	1	2	1	0	1	1
Bobby Clark, R (9, 7) OBP: 0.250, SLG: 0.357										0	0	0	0	0	0	0
Don Baylor, R (1, 10) OBP: 0.306, SLG: 0.442	CS 1-2	F9		WP 1B 1B	F2			F6		4	1	1	0	0	0	2
Fred Lynn, L (1, 8) OBP: 0.383, SLG: 0.376		4-3		1B 1-2 BB		FC2-6 1B		HR		3	1	2	1	1	0	0
Rob Wilfong, L (1, 4) OBP: 0.226, SLG: 0.165		E4 FC5		K		FC2-6 S 1-2f		F8		4	0	0	0	0	1	3
Doug DeCinces, R (1, 5) OBP: 0.320, SLG: 0.383		BB		1-2 2-H 1B		K 1-2		F7		3	0	1	1	1	1	1
Tim Foli, R (1, 6) OBP: 0.262, SLG: 0.298		FC5 2-3f		6-3		F9				3	0	0	0	0	0	5
Joe Ferguson, R (1, 2) OBP: 0.273, SLG: 0.238			K		4-3		5-3			3	0	0	0	0	1	0
Inning Stats	R: 0 E: 0 K: 0 S: 3 H: 1 LOB: 0 BB: 0 P: 3	R: 0 E: 1 K: 0 S: 4 H: 0 LOB: 2 BB: 1 P: 8	R: 0 E: 0 K: 2 S: 7 H: 0 LOB: 0 BB: 0 P: 7	R: 1 E: 0 K: 2 S: 9 H: 2 LOB: 2 BB: 1 P: 13	R: 0 E: 0 K: 0 S: 5 H: 2 LOB: 2 BB: 0 P: 5	R: 0 E: 0 K: 1 S: 6 H: 1 LOB: 1 BB: 0 P: 6	R: 0 E: 0 K: 0 S: 3 H: 0 LOB: 0 BB: 0 P: 3	R: 2 E: 0 K: 0 S: 5 H: 2 LOB: 0 BB: 0 P: 5		1B: 6 2B: 0 3B: 0 HR: 2	SF: 0 SAC: 0 DP: 0 HBP: 0						

BOTTOM

Cleveland Indians @ California Angels

Anaheim Stadium, Anaheim, CA

Sun May 16 1982, 6:33 AM EDT

Att. 27,054 - Unknown

livebaseballscorecards.com

AB	32
R	3
H	8
RBI	3
BB	2
SO	5
LOB	13

WP: 1 PB: 0 SB: 1 CS: 1 PA: 35

PITCHER		IP	WLS	BF	H	R	ER	SO	BB	IBB	HBP	BLK	WP	HR	S	P	ERA	WHIP
John Denny, R ERA: 4.3	(1, 1)	7.1	L	32	8	3	3	5	2	0	0	0	1	2	40	48	3.68	1.364
Dan Spillner, R ERA: 2.05	(8, 1)	0.2		2	0	0	0	0	0	0	0	0	0	0	2	2	0.00	0.000

PITCHER	IP	WLS	BF	H	R	ER	SO	BB	IBB	HBP	BLK	WP	HR	S	P	ERA	WHIP

Batter	1	2	3	4	5	6	7	8	9	AB	R	H	RBI	BB	SO	LOB
Damaso Garcia, R (1, 4) OBP: 0.366, SLG: 0.394	SH1-3 S SF8 1B		FC4-6 1-2f		PO 2-3	4-3	FC6-4 1-2 2-H 1B		K	5	1	2	1	0	1	1
Rance Mulliniks, L (1, 5) (7, 6) OBP: 0.330, SLG: 0.367	SH1-3 1-3		F7			1B	K			3	0	1	0	0	1	3
Barry Bonnell, R (1, 7) OBP: 0.452, SLG: 0.615	SF8 3-H			F9		F9	FC6-4 1-2f			3	0	0	1	0	0	3
Willie Upshaw, L (1, 3) OBP: 0.363, SLG: 0.496	K			F9		F9		4-3		4	0	0	0	0	1	1
Dave Revering, L (1, 10) OBP: 0.243, SLG: 0.250		F9		F9			BB 1B SF7 BB	FC4-6 BB		2	1	0	0	2	0	0
Tony Johnson, R (8, PR)										0	0	0	0	0	0	0
Hosken Powell, L (1, 9) OBP: 0.259, SLG: 0.321		1-3			5-3		BB 1-2 1B 1B	FC4-6 1-2f CS		4	1	1	0	0	0	1
Lloyd Moseby, L (1, 8) OBP: 0.288, SLG: 0.349		K			1B PO HBP		1B 1-2 2-3 BB	CS 1-2	SF9 3B	2	2	1	0	1	1	0
Ernie Whitt, L (1, 2) OBP: 0.346, SLG: 0.507			FC4-6 1B		F4		SF7 3-H		4-3	3	0	1	1	0	0	2
Alfredo Griffin, S (1, 6) OBP: 0.254, SLG: 0.299			K		1B 1-2		1B 1-2 2-H 1B		SF9 3-H	2	0	1	0	0	1	1
Al Woods, L (7, PH) OBP: 0.250, SLG: 0.213										1	0	1	1	0	0	0
Garth Iorg, R (7, 5) OBP: 0.321, SLG: 0.425										0	0	0	1	0	0	0
Inning Stats	R: 1 E: 0 K: 1 S: 6 H: 1 LOB: 0 BB: 0 P: 6	R: 0 E: 0 K: 1 S: 5 H: 0 LOB: 0 BB: 0 P: 5	R: 0 E: 0 K: 1 S: 6 H: 1 LOB: 1 BB: 0 P: 6	R: 0 E: 0 K: 0 S: 3 H: 0 LOB: 0 BB: 0 P: 3	R: 0 E: 0 K: 0 S: 3 H: 1 LOB: 1 BB: 0 P: 4	R: 0 E: 0 K: 0 S: 4 H: 1 LOB: 1 BB: 0 P: 4	R: 3 E: 0 K: 1 S: 8 H: 3 LOB: 2 BB: 2 P: 16	R: 0 E: 0 K: 0 S: 2 H: 0 LOB: 1 BB: 1 P: 6	R: 1 E: 0 K: 1 S: 6 H: 1 LOB: 0 BB: 0 P: 6	1B: 7 2B: 0 3B: 1 HR: 0 SF: 3 SAC: 1 DP: 0 HBP: 1							

PITCHER		IP	WLS	BF	H	R	ER	SO	BB	IBB	HBP	BLK	WP	HR	S	P	ERA	WHIP
Rick Sutcliffe, R ERA: 3.68	(1, 1)	6.0		22	4	1	1	3	0	0	1	0	0	0	27	28	1.50	0.667
Ed Whitson, R ERA: 3.86	(7, 1)	0.1		5	2	3	3	0	2	0	0	0	0	0	3	11	81.00	12.000
Dan Spillner, R ERA: 2.16	(7, 1)	2.2	W	10	2	1	1	2	1	0	0	0	0	0	13	17	3.38	1.125

PITCHER	IP	WLS	BF	H	R	ER	SO	BB	IBB	HBP	BLK	WP	HR	S	P	ERA	WHIP

TOP

Toronto Blue Jays @ Cleveland Indians

Cleveland Municipal Stadium, Cleveland, OH

Tue May 18 1982, 7:05 PM EDT
Att. 5,865 - Unknown

livebaseballscorecards.com

AB	29
R	5
H	8
RBI	5
BB	3
SO	5
LOB	12

WP: 0	PB: 0	SB: 1	CS: 1	PA: 39				

Batter	1	2	3	4	5	6	7	8	9	AB	R	H	RBI	BB	SO	LOB
Jack Perconte, L (1, 4) OBP: 0.297, SLG: 0.326	0-0 S 1B 1B	0-0 ① SH1-3 1-2		0-0 ② F7		0-0 ② F7			0-0 ① 4-3	4	1	1	0	0	0	1
Toby Harrah, R (1, 5) OBP: 0.462, SLG: 0.597	0-0 ① F9 1-2	0-0 E8 2-H 1B		0-0 ③ F4		0-0 1B			0-0 HR	5	1	3	2	0	0	2
Mike Hargrove, L (1, 3) OBP: 0.409, SLG: 0.392	B B B B 4-0 E 1B HR BB	0-0 ② 4-3			0-0 ① F7	0-0 ③ F9				3	1	0	0	1	0	2
Andre Thornton, R (1, 10) OBP: 0.434, SLG: 0.602	0-0 E9 HR 1-3 2-H 1B	S S S 0-3 ③ K			0-0 ② F7		0-0 ① F7			4	1	1	1	0	1	1
Bake McBride, L (1, 9) OBP: 0.410, SLG: 0.520	0-0 ② F7		0-0 ① 4-3		0-0 BB 1B 1B		0-0 CS 1B			4	0	2	0	0	0	2
Von Hayes, L (1, 7) OBP: 0.284, SLG: 0.361	0-0 1-H 3-H HR		0-0 ② 3-1		0-0 BB 1-2 1B		0-0 ② ③ F7 1-2			4	1	2	3	0	0	1
Rick Manning, L (1, 8) OBP: 0.346, SLG: 0.362	0-0 1B		0-0 ③ 3-1		B B B B 4-0 1-2 2-3 BB			S S S 0-3 ① K		3	0	1	0	1	1	0
Ron Hassey, L (1, 2) OBP: 0.215, SLG: 0.209	0-0 ③ 1-3			0-0 ① F7	0-0 ③ 4-3			0-0 ② 6-3		4	0	0	0	0	0	4
Jerry Dybzinski, R (1, 6) OBP: 0.360, SLG: 0.312		0-0 E SH1-3 1B		B B B B 4-0 BB		0-0 ① 4-3		0-0 ③ 5-3		3	1	1	0	1	0	0
Inning Stats	R: 4 H: 4 E: 1 LOB: 1 K: 0 BB: 1 S: 7 P: 11	R: 1 H: 2 E: 1 LOB: 1 K: 1 BB: 0 S: 7 P: 7	R: 0 H: 0 E: 0 LOB: 0 K: 0 BB: 0 S: 3 P: 3	R: 0 H: 0 E: 0 LOB: 1 K: 0 BB: 1 S: 3 P: 7	R: 0 H: 2 E: 0 LOB: 3 K: 0 BB: 1 S: 5 P: 9	R: 0 H: 1 E: 0 LOB: 1 K: 0 BB: 0 S: 4 P: 4	R: 0 H: 1 E: 0 LOB: 0 K: 0 BB: 0 S: 3 P: 3	R: 0 H: 0 E: 0 LOB: 0 K: 1 BB: 0 S: 5 P: 5	R: 1 H: 1 E: 0 LOB: 0 K: 0 BB: 0 S: 2 P: 2	1B: 9 SF: 0 2B: 0 SAC: 1 3B: 0 DP: 0 HR: 2 HBP: 0						WP: 0 PA: 38 PB: 0 SB: 1 CS: 1	

PITCHER		IP	WLS	BF	H	R	ER	SO	BB	IBB	HBP	BLK	WP	HR	S	P	ERA	WHIP
Dave Stieb, R ERA: 3.69	(1, 1)	4.2		25	8	5	5	1	3	0	0	0	0	1	24	36	9.64	2.357
Dale Murray, R ERA: 3.81	(5, 1)	3.2	L	13	3	1	1	1	0	0	0	0	0	1	15	15	2.46	0.818

PITCHER	IP	WLS	BF	H	R	ER	SO	BB	IBB	HBP	BLK	WP	HR	S	P	ERA	WHIP

BOTTOM

Toronto Blue Jays @ Cleveland Indians

Cleveland Municipal Stadium, Cleveland, OH

Tue May 18 1982, 7:05 PM EDT

Att. 5,865 - Unknown

livebaseballscorecards.com

AB	34
R	6
H	11
RBI	6
BB	3
SO	2
LOB	13

TOP

Toronto Blue Jays @ Cleveland Indians

Cleveland Municipal Stadium, Cleveland, OH

Wed May 19 1982, 7:05 PM EDT

Att. 5,724 - Unknown

livebaseballscorecards.com

Batter	1	2	3	4	5	6	7	8	9	AB	R	H	RBI	BB	SO	LOB
Damaso Garcia, R (1, 4) OBP: 0.370, SLG: 0.412	FC6-4 3B		E4 4-3 1-2		F7			2B 1B	SH1-4 1-2	4	2	2	0	0	0	1
Rance Mulliniks, L (1, 5) OBP: 0.344, SLG: 0.398	BBBB FC6-4 BB		4-3 1-2 2-3			G3		1-H 1B 2B	2-H 1B 2B	4	2	2	2	1	0	2
Hosken Powell, L (1, 9) OBP: 0.274, SLG: 0.356 Barry Bonnell, R (8, 7) OBP: 0.459, SLG: 0.620	FC6-4 CS 1-2f 3-H		4-3			SF9 3B		BBBB 1B 2B BB	S 2-H 1B	3 1	2 0	1 1	1 1	1 0	0 0	2 0
Willie Upshaw, L (1, 10) OBP: 0.359, SLG: 0.492 Wayne Nordhagen, R (9, PH) OBP: 0.333, SLG: 0.333	SSS K 1-2			G3		SF9 3-H		2B 1-3 2-H 1B	SSS K 1-2	3 1	0 0	1 0	2 0	0 0	1 1	1 1
Dave Revering, L (1, 3) OBP: 0.240, SLG: 0.262		3-1		G3		L1		1-3 3-H 2B	SSS K	5	0	1	1	0	1	1
Al Woods, L (1, 7) OBP: 0.268, SLG: 0.260 Jesse Barfield, R (8, 9) OBP: 0.337, SLG: 0.448		F7		1B 3B			3-1	IBB		3 0	1 0	1 0	0 0	1 0	0 0	0 0
Lloyd Moseby, L (1, 8) OBP: 0.295, SLG: 0.372		3B		CS 1B 3-H			SSS K	F6		4	0	2	1	0	1	3
Ernie Whitt, L (1, 2) OBP: 0.329, SLG: 0.480		4-3		CS 1-2	G3		4-3	F9		4	0	0	0	0	0	4
Alfredo Griffin, S (1, 6) OBP: 0.262, SLG: 0.294			BBBB 4-3 E BB		F8			4-3	BBBB SH1-4 2B BB	2	1	0	0	2	0	0

AB	34
R	8
H	11
RBI	8
BB	5
SO	4
LOB	15

Inning Stats	1	2	3	4	5	6	7	8	9
	R: 1 E: 0 K: 1 S: 5	R: 0 E: 0 K: 0 S: 4	R: 0 E: 1 K: 0 S: 3	R: 1 E: 0 K: 0 S: 4	R: 0 E: 0 K: 0 S: 3	R: 1 E: 0 K: 0 S: 4	R: 0 E: 0 K: 1 S: 5	R: 3 E: 0 K: 0 S: 7	R: 2 E: 0 K: 2 S: 9
	H: 1 LOB: 0 BB: 1 P: 9	H: 1 LOB: 1 BB: 0 P: 4	H: 0 LOB: 1 BB: 1 P: 7	H: 2 LOB: 0 BB: 0 P: 4	H: 0 LOB: 0 BB: 0 P: 3	H: 1 LOB: 0 BB: 0 P: 4	H: 0 LOB: 0 BB: 0 P: 5	H: 4 LOB: 3 BB: 2 P: 15	H: 2 LOB: 1 BB: 1 P: 13

1B: 4 SF: 1
2B: 3 SAC: 1
3B: 4 DP: 0
HR: 0 HBP: 0

WP: 0 PA: 42
PB: 0
SB: 1
CS: 2

PITCHER		IP	WLS	BF	H	R	ER	SO	BB	IBB	HBP	BLK	WP	HR	S	P	ERA	WHIP
Len Barker, R ERA: 2.88	(1, 1)	7.1	L	31	8	6	6	2	3	0	0	0	0	0	32	44	7.36	1.500
Ed Whitson, R ERA: 4.5	(8, 1)	1.0		8	3	2	2	0	1	1	0	0	0	0	6	14	18.00	4.000
Ed Glynn, L ERA: 5.4	(9, 1)	0.2		2	0	0	0	2	0	0	0	0	0	0	6	6	0.00	0.000

PITCHER	IP	WLS	BF	H	R	ER	SO	BB	IBB	HBP	BLK	WP	HR	S	P	ERA	WHIP

BOTTOM

Toronto Blue Jays @ Cleveland Indians

Cleveland Municipal Stadium, Cleveland, OH

Wed May 19 1982, 7:05 PM EDT

Att. 5,724 - Unknown

Batter	1	2	3	4	5	6	7	8	9	AB	R	H	RBI	BB	SO	LOB
Jack Perconte, L (1, 4) OBP: 0.287, SLG: 0.315	F8		F9	3-1 1-2 2-3		SH1-3 1-2		G6-4-3 1-2f		3	0	0	0	0	0	2
Joe Charboneau, R (8, PH) OBP: 0.310, SLG: 0.432 (9, 7)										1	0	0	0	0	0	2
Toby Harrah, R (1, 5) OBP: 0.472, SLG: 0.628	BBBB F7 BB BB		2B 2B	F8		IBB			HR	3	2	2	1	2	0	2
Mike Hargrove, L (1, 3) OBP: 0.421, SLG: 0.410	BBBB 1-2 BB		6-3 2-H 2B		WP HR 1B	4-3			1B	4	1	3	1	1	0	2
Mike Fischlin, R (9, PR) OBP: 0.412, SLG: 0.400										0	0	0	0	0	0	0
Andre Thornton, R (1, 10) OBP: 0.427, SLG: 0.609	F7 2-3		6-3 2-3		1-H HR		6-3		F2	5	1	1	2	0	0	4
Bake McBride, L (1, 9) OBP: 0.402, SLG: 0.506	4-3		K		FC1-6 1B		6-3		K	4	0	1	0	0	1	3
Alan Bannister, R (8, 7) OBP: 0.322, SLG: 0.311 (9, 4)										1	0	0	0	0	1	1
Von Hayes, L (1, 7) OBP: 0.280, SLG: 0.352		4-3		F8 S 1B 1B	FC1-6 G4-6-3 1-2f		4-1		K	5	1	1	0	0	1	2
(8, 9)																
Rick Manning, L (1, 8) OBP: 0.336, SLG: 0.350		K		F8 1-3	G4-6-3 1-2f			K		4	0	0	0	0	2	2
Ron Hassey, L (1, 2) OBP: 0.229, SLG: 0.225		1B		3-1 1B 3-H 1B		F8		BBBB 1B BB		3	0	2	1	0	0	0
Bill Nahorodny, R (8, PH) OBP: 0.364, SLG: 0.800 (9, 2)										0	0	0	0	1	0	0
Jerry Dybzinski, R (1, 6) OBP: 0.374, SLG: 0.330		L3		3-1 1-2 1B		SH1-3 1B		G6-4-3 1-2 1B		4	0	3	0	0	0	1

Inning Stats	1	2	3	4	5	6	7	8	9
	R: 0 H: 0 E: 0 LOB: 2 K: 0 BB: 2 S: 3 P: 11	R: 0 H: 1 E: 0 LOB: 1 K: 1 BB: 0 S: 6 P: 6	R: 1 H: 2 E: 0 LOB: 1 K: 1 BB: 0 S: 7 P: 7	R: 1 H: 3 E: 0 LOB: 2 K: 0 BB: 0 S: 6 P: 6	R: 2 H: 3 E: 0 LOB: 0 K: 0 BB: 0 S: 5 P: 5	R: 0 H: 1 E: 0 LOB: 2 K: 0 BB: 1 S: 4 P: 8	R: 0 H: 0 E: 0 LOB: 0 K: 0 BB: 0 S: 3 P: 3	R: 0 H: 1 E: 0 LOB: 1 K: 1 BB: 1 S: 5 P: 9	R: 1 H: 2 E: 0 LOB: 1 K: 2 BB: 0 S: 9 P: 9

| | | | | | | | | | | | | | | | |

Batter	1	2	3	4	5	6	7	8	9	AB	R	H	RBI	BB	SO	LOB
Damaso Garcia, R (1, 4) OBP: 0.371, SLG: 0.411	K		4-3		1B		1B		F8	5	0	2	1	0	1	1
Rance Mulliniks, L (1, 5) OBP: 0.340, SLG: 0.391	FC4-6 1B		4-3		K		F8			4	0	1	0	0	1	3
Garth Iorg, R (8, 5) OBP: 0.321, SLG: 0.425										0	0	0	0	0	0	0
Hosken Powell, L (1, 9) OBP: 0.258, SLG: 0.333	FC4-6 1B		6-3			4-3		F9		4	0	0	0	0	0	1
Jesse Barfield, R (8, 9) OBP: 0.337, SLG: 0.448										0	0	0	0	0	0	0
Willie Upshaw, L (1, 3) OBP: 0.371, SLG: 0.500	1B			L3		G3-6 1B		FC5-4 1B		4	0	3	0	0	0	0
Dave Revering, L (1, 10) OBP: 0.231, SLG: 0.250	4-3			F8		G3-6		FC5-4		3	0	0	0	0	0	3
Wayne Nordhagen, R (8, PH) OBP: 0.330, SLG: 0.329								FC5-4		1	0	0	0	0	0	1
Al Woods, L (1, 7) OBP: 0.271, SLG: 0.264		4-3		4-3			4-3 1B 1B			3	1	1	0	0	0	0
Barry Bonnell, R (7, 7) OBP: 0.453, SLG: 0.613								FC5-4		1	0	0	0	0	0	1
Lloyd Moseby, L (1, 8) OBP: 0.286, SLG: 0.359		3-1			5-3		4-3		F9	4	0	0	0	0	0	1
Ernie Whitt, L (1, 2) OBP: 0.348, SLG: 0.487		1B			3-1		1B		BB	3	1	2	1	1	0	0
Alfredo Griffin, S (1, 6) OBP: 0.262, SLG: 0.293		F7			1B		F7		K	4	0	1	0	0	1	3
Inning Stats	R: 0 E: 0 K: 1 S: 7 H: 2 LOB: 2 BB: 0 P: 7	R: 0 E: 0 K: 0 S: 4 H: 1 LOB: 1 BB: 0 P: 4	R: 0 E: 0 K: 0 S: 3 H: 0 LOB: 0 BB: 0 P: 3	R: 0 E: 0 K: 0 S: 3 H: 0 LOB: 0 BB: 0 P: 3	R: 0 E: 0 K: 1 S: 7 H: 2 LOB: 2 BB: 0 P: 7	R: 0 E: 0 K: 0 S: 3 H: 1 LOB: 0 BB: 0 P: 3	R: 2 E: 0 K: 0 S: 6 H: 3 LOB: 1 BB: 0 P: 6	R: 0 E: 0 K: 0 S: 4 H: 1 LOB: 1 BB: 0 P: 4	R: 0 E: 0 K: 1 S: 5 H: 0 LOB: 1 BB: 1 P: 9	1B: 10 2B: 0 3B: 0 HR: 0 SF: 0 SAC: 0 DP: 1 HBP: 0							

PITCHER		IP	WLS	BF	H	R	ER	SO	BB	IBB	HBP	BLK	WP	HR	S	P	ERA	WHIP
Lary Sorensen, R ERA: 4.59	(1, 1)	7.1	L	31	10	2	2	2	0	0	0	0	0	0	35	35	2.46	1.364
Ed Glynn, L ERA: 2.7	(8, 1)	1.2		6	0	0	0	1	1	0	0	0	0	0	7	11	0.00	0.600

PITCHER	IP	WLS	BF	H	R	ER	SO	BB	IBB	HBP	BLK	WP	HR	S	P	ERA	WHIP

TOP

Toronto Blue Jays @ Cleveland Indians

Cleveland Municipal Stadium, Cleveland, OH

Thu May 20 1982, 7:05 PM EDT

Att. 6,226 - Unknown

livebaseballscorecards.com

AB	36
R	2
H	10
RBI	2
BB	1
SO	3
LOB	14

WP: 0 PB: 0 SB: 0 CS: 0 PA: 37

BOTTOM

Toronto Blue Jays @ Cleveland Indians

Cleveland Municipal Stadium, Cleveland, OH

Thu May 20 1982, 7:05 PM EDT

Att. 6,226 - Unknown

livebaseballscorecards.com

Batter	1	2	3	4	5	6	7	8	9	AB	R	H	RBI	BB	SO	LOB
Alan Bannister, R (1, 4) OBP: 0.319, SLG: 0.299	B B B B 4-0 G3 BB		x 0-0 F9 ①		S S S 0-3 K ③		x 0-0 1-3 ③			3	0	0	0	1	1	2
Toby Harrah, R (1, 5) OBP: 0.473, SLG: 0.624	x 0-0 F9 ①		x 0-0 1-2 1B			x 0-0 F7 ①		x 0-0 1B 1B		4	0	2	0	0	0	1
Mike Hargrove, L (1, 3) OBP: 0.417, SLG: 0.401	x 0-0 G3 ② 1-2		x 0-0 F8 ②			B B B B 4-0 E 1B BB		S S S 0-3 K ①		3	0	0	0	1	1	4
Andre Thornton, R (1, 10) OBP: 0.429, SLG: 0.606	x 0-0 4-3 ③		x 0-0 F8 ③			x 0-0 E 1-2 1B		x 0-0 G4 1-2 1B		4	0	2	0	0	0	3
Bake McBride, L (1, 9) OBP: 0.384, SLG: 0.482		x 0-0 4-3 ①		x 0-0 4-3 ①		x 0-0 E4 G4-6-3 1-2 2-3		x 0-0 G4 ②③ 1-2f		4	0	0	0	0	0	4
Von Hayes, L (1, 7) OBP: 0.289, SLG: 0.370		x 0-0 6-3 2B		S S S 0-3 K ②		x 0-0 G4-6-3 ②③ 1-2f			x 0-0 G1-6-3 1B	4	0	2	0	0	1	3
Rick Manning, L (1, 8) OBP: 0.326, SLG: 0.339		x 0-0 6-3 ② 2-3		x 0-0 F8 ③			x 0-0 F9 ①		x 0-0 G1-6-3 ①② 1-2f	4	0	0	0	0	0	2
Ron Hassey, L (1, 2) OBP: 0.240, SLG: 0.239 Rod Craig, S (9, PR) OBP: 0.091, SLG: 0.091		x 0-0 F7 ③			x 0-0 G3 ①		x 0-0 2B		B B B B 4-0 BB	3 0	0 0	1 0	0 0	1 0	0 0	1 0
Jerry Dybzinski, R (1, 6) OBP: 0.373, SLG: 0.330 Joe Charboneau, R (9, PH) OBP: 0.302, SLG: 0.421			x 0-0 1B 1B		x 0-0 F4 ②		S S S 0-3 K ②		x 0-0 6-3 ③	3 1	0 0	1 0	0 0	0 0	1 0	1 1
Inning Stats	R: 0 H: 0 E: 0 LOB: 1 K: 0 BB: 1 S: 3 P: 7	R: 0 H: 1 E: 0 LOB: 1 K: 0 BB: 0 S: 4 P: 4	R: 0 H: 2 E: 0 LOB: 2 K: 0 BB: 0 S: 5 P: 5	R: 0 H: 0 E: 0 LOB: 0 K: 1 BB: 0 S: 5 P: 5	R: 0 H: 0 E: 0 LOB: 0 K: 1 BB: 0 S: 5 P: 5	R: 0 H: 1 E: 1 LOB: 2 K: 0 BB: 1 S: 4 P: 8	R: 0 H: 1 E: 0 LOB: 1 K: 1 BB: 0 S: 6 P: 6	R: 0 H: 2 E: 0 LOB: 1 K: 1 BB: 0 S: 6 P: 6	R: 0 H: 1 E: 0 LOB: 1 K: 0 BB: 1 S: 3 P: 7	1B: 6 SF: 0 2B: 2 SAC: 0 3B: 0 DP: 3 HR: 0 HBP: 0						

PITCHER	IP	WLS	BF	H	R	ER	SO	BB	IBB	HBP	BLK	WP	HR	S	P	ERA	WHIP
Jim Clancy, R (1, 1) ERA: 4.21	9.0	W	36	8	0	0	4	3	0	0	0	0	0	41	53	0.00	1.222

PITCHER	IP	WLS	BF	H	R	ER	SO	BB	IBB	HBP	BLK	WP	HR	S	P	ERA	WHIP

AB	33
R	0
H	8
RBI	0
BB	3
SO	4
LOB	22

WP: 0 PA: 36
PB: 0
SB: 0
CS: 0

Batter	1	2	3	4	5	6	7	8	9	AB	R	H	RBI	BB	SO	LOB
Alan Bannister, R (1, 4) OBP: 0.316, SLG: 0.296	L5		F7			2B 1B	F8			4	1	1	0	0	0	1
Toby Harrah, R (1, 5) OBP: 0.476, SLG: 0.639	2B		F2			G3 E 2B 1-H				3	1	2	1	0	0	0
Mike Hargrove, L (1, 3) OBP: 0.409, SLG: 0.393	F7			4-3		G3 2-3				3	0	0	0	0	0	2
Andre Thornton, R (1, 10) OBP: 0.433, SLG: 0.602	IBB			BB		F8				1	0	0	0	2	0	1
Bake McBride, L (1, 9) OBP: 0.375, SLG: 0.471 Joe Charboneau, R (5, 7) OBP: 0.318, SLG: 0.436	K			K		E4 3-H 1B				2 1	0 0	0 1	0 1	0 0	2 0	3 0
Bill Nahorodny, R (1, 2) OBP: 0.286, SLG: 0.615		6-3		K		6-3				3	0	0	0	0	1	2
Rick Manning, L (1, 8) OBP: 0.333, SLG: 0.346		F7			1B		SH2-4 1B			3	0	2	0	0	0	0
Von Hayes, L (1, 7) OBP: 0.283, SLG: 0.362 (5, 9)		F8			F8		SH2-4 1-2			2	0	0	0	0	0	0
Jerry Dybzinski, R (1, 6) OBP: 0.364, SLG: 0.320			4-3		K		F3			3	0	0	0	0	1	1
Inning Stats	R: 0 E: 0 K: 1 S: 6 H: 1 LOB: 2 BB: 1 P: 10	R: 0 E: 0 K: 0 S: 3 H: 0 LOB: 0 BB: 0 P: 3	R: 0 E: 0 K: 0 S: 3 H: 0 LOB: 0 BB: 0 P: 3	R: 0 E: 0 K: 2 S: 7 H: 0 LOB: 1 BB: 1 P: 11	R: 0 E: 0 K: 1 S: 5 H: 1 LOB: 0 BB: 0 P: 5	R: 2 E: 1 K: 0 S: 6 H: 3 LOB: 1 BB: 0 P: 6	R: 0 E: 0 K: 0 S: 4 H: 1 LOB: 1 BB: 0 P: 4			1B: 4 2B: 2 3B: 0 HR: 0 SF: 0 SAC: 1 DP: 0 HBP: 0						

PITCHER	IP	WLS	BF	H	R	ER	SO	BB	IBB	HBP	BLK	WP	HR	S	P	ERA	WHIP
Britt Burns, L (1, 1) ERA: 2.78	7.0	W	28	6	2	2	4	1	1	0	0	0	0	34	42	2.57	1.000

PITCHER	IP	WLS	BF	H	R	ER	SO	BB	IBB	HBP	BLK	WP	HR	S	P	ERA	WHIP

TOP

Cleveland Indians @ Chicago White Sox

Comiskey Park, Chicago, IL

Fri May 21 1982, 8:05 PM EDT

Att. 22,567 - Cloudy - 57 F

livebaseballscorecards.com

AB	25
R	2
H	6
RBI	2
BB	2
SO	4
LOB	10

WP: 0 PA: 28
PB: 0
SB: 0
CS: 0

Batter	1	2	3	4	5	6	7	8	9	AB	R	H	RBI	BB	SO	LOB
Ron LeFlore, R (1, 8) OBP: 0.361, SLG: 0.463	F9	BB			K					2	0	0	0	1	1	0
Tony Bernazard, S (1, 4) OBP: 0.325, SLG: 0.349	BB	F8			F8					2	0	0	0	1	0	2
Steve Kemp, L (1, 7) OBP: 0.387, SLG: 0.377	FC6-4		4-3			P3				3	0	0	0	0	0	1
Greg Luzinski, R (1, 10) OBP: 0.361, SLG: 0.452	L4		4-3			F2				3	0	0	0	0	0	1
Tom Paciorek, R (1, 3) OBP: 0.380, SLG: 0.485		HR 3B	K			CS 1B				3	1	2	0	0	1	0
Marc Hill, R (1, 2) OBP: 0.294, SLG: 0.625		HR		5-3		CS	F8			3	1	1	2	0	0	0
Harold Baines, L (1, 9) OBP: 0.315, SLG: 0.368		6-3		3-1			WP 2B BB			2	1	0	0	1	0	0
Jim Morrison, R (1, 5) OBP: 0.322, SLG: 0.505		BB		L4			F7			2	0	0	0	1	0	1
Bill Almon, R (1, 6) OBP: 0.398, SLG: 0.495		F9			5-3		2B			3	0	1	1	0	0	1
Inning Stats	R: 0 E: 0 K: 0 S: 3 H: 0 LOB: 1 BB: 1 P: 7	R: 2 E: 0 K: 0 S: 5 H: 2 LOB: 2 BB: 2 P: 13	R: 0 E: 0 K: 1 S: 5 H: 0 LOB: 0 BB: 0 P: 5	R: 0 E: 0 K: 0 S: 3 H: 0 LOB: 0 BB: 0 P: 3	R: 0 E: 0 K: 1 S: 5 H: 0 LOB: 0 BB: 0 P: 5	R: 0 E: 0 K: 0 S: 3 H: 1 LOB: 0 BB: 0 P: 3	R: 1 E: 0 K: 0 S: 3 H: 1 LOB: 1 BB: 1 P: 7			1B: 1 2B: 1 3B: 1 HR: 1	SF: 0 SAC: 0 DP: 0 HBP: 0					

PITCHER		IP	WLS	BF	H	R	ER	SO	BB	IBB	HBP	BLK	WP	HR	S	P	ERA	WHIP
John Bohnet, L ERA: 6.94	(1, 1)	1.2		10	2	2	2	0	3	0	0	0	0	1	7	19	10.80	3.000
Tom Brennan, R ERA: 4.24	(2, 1)	4.1		13	1	0	0	2	0	0	0	0	0	0	17	17	0.00	0.231
Dan Spillner, R ERA: 2.38	(7, 1)	0.2	L	4	1	1	1	0	1	0	0	0	1	0	3	7	13.50	3.000

PITCHER	IP	WLS	BF	H	R	ER	SO	BB	IBB	HBP	BLK	WP	HR	S	P	ERA	WHIP

BOTTOM

Cleveland Indians @ Chicago White Sox

Comiskey Park, Chicago, IL

Fri May 21 1982, 8:05 PM EDT
Att. 22,567 - Cloudy - 57 F

livebaseballscorecards.com

AB	23
R	3
H	4
RBI	3
BB	4
SO	2
LOB	6

WP: 1 PA: 28
PB: 0
SB: 0
CS: 1

Batter	1	2	3	4	5	6	7	8	9	AB	R	H	RBI	BB	SO	LOB
Miguel Dilone, S (1, 7) OBP: 0.266, SLG: 0.275	x 0-0 E6 G5-4-3		x 0-0 1B 1B 1B	x 0-0 ③ P4		x 0-0 ③ L6		x 0-0 ② FC5-4 BB 1-2f		5	1	1	0	0	0	5
Toby Harrah, R (1, 5) OBP: 0.480, SLG: 0.635	x 0-0 ① ② G5-4-3 1-2f		x 0-0 ① F8		x 0-0 G6-4-3 1B		x 0-0 2B 1B 1B	B B B B 4-0 1-2 BB		4	1	2	0	1	0	2
Mike Hargrove, L (1, 3) OBP: 0.403, SLG: 0.386	x 0-0 ③ F7		x 0-0 1B 1-3 1B		x 0-0 ① ② G6-4-3 1-2f		x 0-0 ① F8	x 0-0 ③ F7		5	0	1	0	0	0	4
Andre Thornton, R (1, 10) OBP: 0.438, SLG: 0.606		B B B B 4-0 1B 1B BB	x 0-0 1-2 3-H 1B		x 0-0 ③ F7		x 0-0 1B 1-3 2B		x 0-0 ① 6-3	4	1	2	1	1	0	0
Alan Bannister, R (1, 4) OBP: 0.320, SLG: 0.302		x 0-0 1B 1-2 1B	x 0-0 ② F7			x 0-0 ① F9	x 0-0 2-3 3-H 1B		x 0-0 ② F9	5	0	2	1	0	0	2
Bill Nahorodny, R (1, 2) OBP: 0.353, SLG: 0.625 Ron Hassey, L (7, PH) OBP: 0.238, SLG: 0.237 (7, 2) Joe Charboneau, R (9, PH) OBP: 0.311, SLG: 0.425		x 0-0 1-2 2-H 1B	x 0-0 ③ P4			x 0-0 BB BB 1B	S S S 0-3 ② K		x 0-0 ③ 5-3	3 1 1	0 0 0	2 0 0	1 0 0	0 1 0	0 2 0	2 2 0
Rick Manning, L (1, 8) OBP: 0.331, SLG: 0.338		S S S 0-3 ① K		x 0-0 ① P4		B B B B 4-0 1-2 BB	x 0-0 ③ F9			3	0	0	0	1	1	4
Von Hayes, L (1, 9) OBP: 0.291, SLG: 0.361		x 0-0 ② P6		x 0-0 S 1B		B B B B 4-0 1-2 2-3 BB		x 0-0 ① F8		3	0	1	0	1	0	2
Jerry Dybzinski, R (1, 6) OBP: 0.358, SLG: 0.314 Rod Craig, S (6, PH) OBP: 0.083, SLG: 0.083 Mike Fischlin, R (6, 6) OBP: 0.444, SLG: 0.438		S S S 0-3 ③ K		x 0-0 ② F7 1-2		S S S 0-3 ② K		x 0-0 FC5-4 1B		2 1 1	0 0 0	0 0 1	0 0 0	1 1 0	3 3 0	3 3 0
Inning Stats	R: 0 E: 1 K: 0 S: 3 H: 0 LOB: 0 BB: 0 P: 3	R: 1 E: 0 K: 2 S: 9 H: 2 LOB: 2 BB: 1 P: 13	R: 1 E: 0 K: 0 S: 6 H: 3 LOB: 2 BB: 0 P: 6	R: 0 E: 0 K: 0 S: 4 H: 1 LOB: 1 BB: 0 P: 4	R: 0 E: 0 K: 0 S: 3 H: 1 LOB: 0 BB: 0 P: 3	R: 0 E: 0 K: 1 S: 6 H: 1 LOB: 3 BB: 2 P: 14	R: 1 E: 0 K: 1 S: 8 H: 3 LOB: 2 BB: 0 P: 8	R: 0 E: 0 K: 0 S: 4 H: 1 LOB: 2 BB: 1 P: 8	R: 0 E: 0 K: 0 S: 3 H: 0 LOB: 0 BB: 0 P: 3	1B: 11 2B: 1 3B: 0 HR: 0	SF: 0 SAC: 0 DP: 2 HBP: 0						

TOP

Cleveland Indians @ Chicago White Sox

Comiskey Park, Chicago, IL

Sat May 22 1982, 8:05 PM EDT
Att. 20,558 - Cloudy - 55 F

livebaseballscorecards.com

AB	38
R	3
H	12
RBI	3
BB	4
SO	4
LOB	29

PITCHER		IP	WLS	BF	H	R	ER	SO	BB	IBB	HBP	BLK	WP	HR	S	P	ERA	WHIP
Steve Trout, L ERA: 3.12	(1, 1)	5.1	W	26	8	2	2	2	3	0	0	0	0	0	27	39	3.38	2.062
Chico Escarrega, R ERA: 2.61	(6, 1)	1.0		6	3	1	1	1	0	0	0	0	0	0	8	8	9.00	3.000
Jerry Koosman, L ERA: 5.08	(7, 1)	2.2	S	10	1	0	0	1	1	0	0	0	0	0	11	15	0.00	0.750

PITCHER	IP	WLS	BF	H	R	ER	SO	BB	IBB	HBP	BLK	WP	HR	S	P	ERA	WHIP

WP: 0 PB: 0 SB: 1 CS: 0 PA: 42

Batter	1	2	3	4	5	6	7	8	9	AB	R	H	RBI	BB	SO	LOB
Ron LeFlore, R (1, 8) OBP: 0.356, SLG: 0.455	3B 1B	F8		4-3 1-2		F8		1-3		5	1	1	0	0	0	1
Tony Bernazard, S (1, 4) OBP: 0.333, SLG: 0.370	1-H 2B 3B	6-3		2-H 1B		1B 1B		K		5	1	3	2	0	1	0
Steve Kemp, L (1, 7) OBP: 0.396, SLG: 0.379	2B 1B BB		BB 1B BB	G3		1-2 1B				2	1	1	0	2	0	1
Greg Luzinski, R (1, 10) OBP: 0.371, SLG: 0.467	1B 1-3 SF9 3-H 2B		G5-3 BB 1-2 1B		FC6-4 1B	F3				4	1	3	1	0	0	2
Tom Paciorek, R (1, 3) OBP: 0.377, SLG: 0.474 Mike Squires, L (8, 3) OBP: 0.381, SLG: 0.316	1B BB	K		FC6-4 1-2f HR			5-3			3 0	1 0	0 0	0 0	1 0	1 0	3 0
Harold Baines, L (1, 9) OBP: 0.327, SLG: 0.397	G6-4-3 1-2 2-3 3-H 1B		1-2 2-3 BB		1-H HR		K			3	1	2	3	1	1	0
Marc Hill, R (1, 2) OBP: 0.286, SLG: 0.556	SF9 3-H		G5-3 2-3f		5-3		BB			2	0	0	1	1	0	3
Jim Morrison, R (1, 5) OBP: 0.320, SLG: 0.496 Aurelio Rodriguez, R (8, 5) OBP: 0.167, SLG: 0.063	G6-4-3 1-2f			4-3 1B	F9		6-3			4 0	1 0	1 0	0 0	0 0	0 0	3 0
Bill Almon, R (1, 6) OBP: 0.386, SLG: 0.478		K		K		F9		6-3		4	0	0	0	0	2	1
Inning Stats	R: 4 H: 4 E: 0 LOB: 1 K: 0 BB: 2 S: 6 P: 14	R: 0 H: 0 E: 0 LOB: 0 K: 1 BB: 0 S: 5 P: 5	R: 0 H: 1 E: 0 LOB: 2 K: 1 BB: 2 S: 5 P: 13	R: 1 H: 2 E: 0 LOB: 1 K: 1 BB: 0 S: 7 P: 7	R: 2 H: 2 E: 0 LOB: 0 K: 0 BB: 0 S: 5 P: 5	R: 0 H: 2 E: 0 LOB: 2 K: 0 BB: 0 S: 5 P: 5	R: 0 H: 0 E: 0 LOB: 1 K: 1 BB: 1 S: 5 P: 9	R: 0 H: 0 E: 0 LOB: 0 K: 1 BB: 0 S: 5 P: 5		1B: 8 SF: 1 2B: 1 SAC: 0 3B: 1 DP: 2 HR: 1 HBP: 0						

PITCHER	IP	WLS	BF	H	R	ER	SO	BB	IBB	HBP	BLK	WP	HR	S	P	ERA	WHIP
John Denny, R (1, 1) ERA: 4.77	8.0	L	38	11	7	7	5	5	0	0	0	0	1	43	63	7.88	2.000

PITCHER	IP	WLS	BF	H	R	ER	SO	BB	IBB	HBP	BLK	WP	HR	S	P	ERA	WHIP

BOTTOM

Cleveland Indians @ Chicago White Sox

Comiskey Park, Chicago, IL

Sat May 22 1982, 8:05 PM EDT

Att. 20,558 - Cloudy - 55 F

livebaseballscorecards.com

AB	32
R	7
H	11
RBI	7
BB	5
SO	5
LOB	14

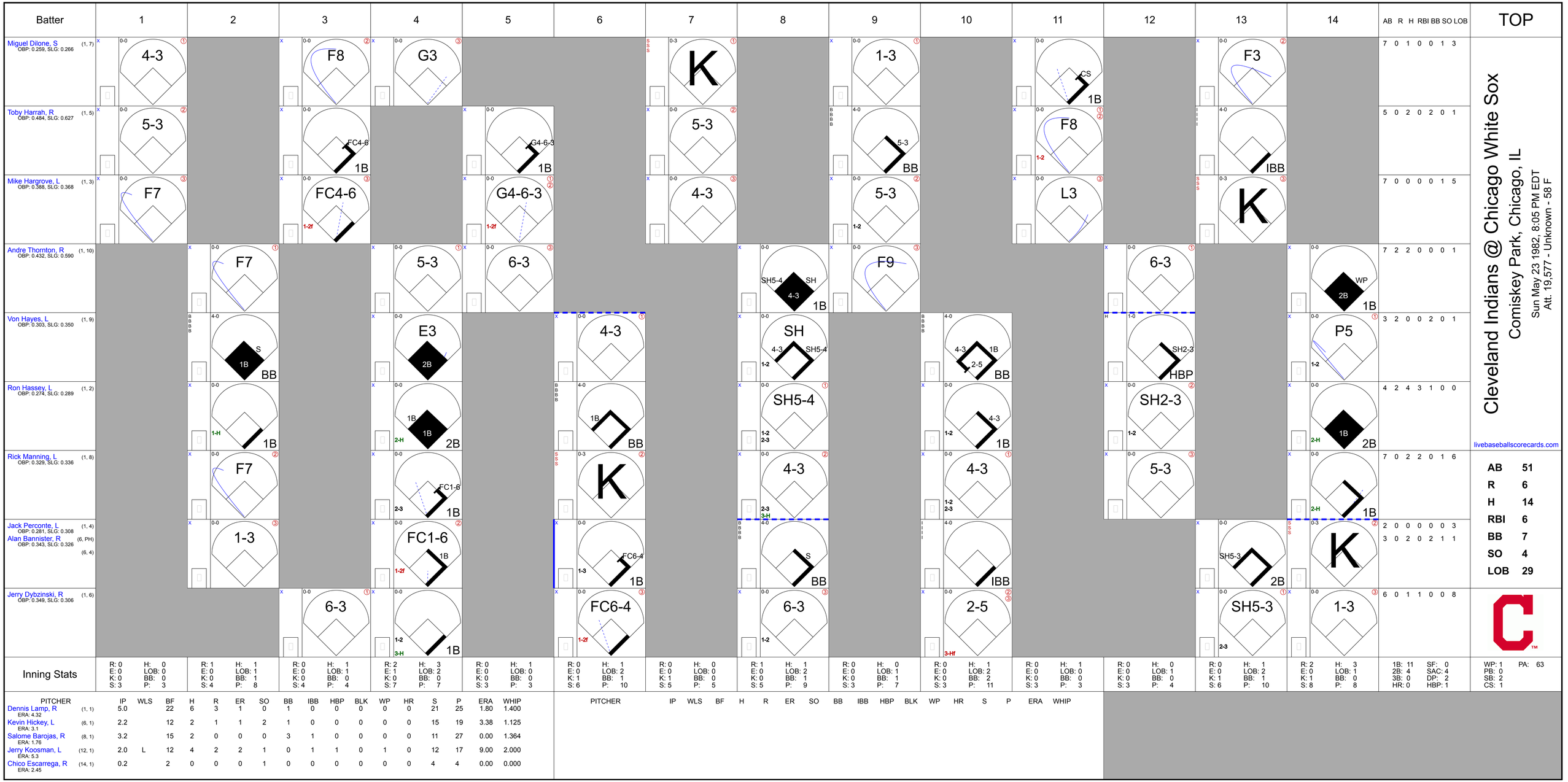
Batter
1
2
3
4
5
6
7
8
9
10
11
12
13
14
AB R H RBI BB SO LOB
TOP
Miguel Dilone, S (1, 7) OBP: 0.259, SLG: 0.266
4-3
F8
G3
K
1-3
CS 1B
F3
7 0 1 0 0 1 3
Toby Harrah, R (1, 5) OBP: 0.484, SLG: 0.627
5-3
FC4-6 1B
G4-6-3 1B
5-3
5-3 BB
F8
IBB
5 0 2 0 2 0 1
Mike Hargrove, L (1, 3) OBP: 0.388, SLG: 0.368
F7
FC4-6
G4-6-3
4-3
5-3
L3
K
7 0 0 0 0 1 5
Andre Thornton, R (1, 10) OBP: 0.432, SLG: 0.590
F7
5-3
6-3
SH5-4 4-3 SH 1B
F9
6-3
WP 2B 1B
7 2 2 0 0 0 1
Von Hayes, L (1, 9) OBP: 0.303, SLG: 0.350
S 1B BB
E3 2B
4-3
SH 4-3 SH5-4
4-3 1B 2-5 BB
SH2-3 HBP
P5
3 2 0 0 2 0 1
Ron Hassey, L (1, 2) OBP: 0.274, SLG: 0.289
1B
1B 1B 2B
1B
SH5-4
4-3
SH2-3
1B 2B
4 2 4 3 1 0 0
Rick Manning, L (1, 8) OBP: 0.329, SLG: 0.336
F7
FC1-6 1B
K
4-3
4-3
5-3
1B
7 0 2 2 0 1 6
Jack Perconte, L (1, 4) OBP: 0.281, SLG: 0.308
1-3
FC1-6 1B
FC6-4 1B
4-3
S BB
IBB
2 0 0 0 0 0 3
Alan Bannister, R (6, PH) (6, 4) OBP: 0.343, SLG: 0.326
SH5-3 2B
K
3 0 2 0 2 1 1
Jerry Dybzinski, R (1, 6) OBP: 0.349, SLG: 0.306
6-3
FC6-4
6-3
2-5
SH5-3
1-3
6 0 1 1 0 0 8
Cleveland Indians @ Chicago White Sox
Comiskey Park, Chicago, IL
Sun May 23 1982, 8:05 PM EDT
Att. 19,577 - Unknown - 58 F
livebaseballscorecards.com
AB 51
R 6
H 14
RBI 6
BB 7
SO 4
LOB 29
Inning Stats
R: 0 H: 0 E: 0 LOB: 0 K: 0 BB: 0 S: 3 P: 3
R: 1 H: 1 E: 0 LOB: 1 K: 0 BB: 1 S: 4 P: 8
R: 0 H: 1 E: 0 LOB: 1 K: 0 BB: 0 S: 4 P: 4
R: 2 H: 3 E: 1 LOB: 2 K: 0 BB: 0 S: 7 P: 7
R: 0 H: 1 E: 0 LOB: 0 K: 0 BB: 0 S: 3 P: 3
R: 0 H: 1 E: 0 LOB: 2 K: 1 BB: 1 S: 6 P: 10
R: 0 H: 0 E: 0 LOB: 0 K: 1 BB: 0 S: 5 P: 5
R: 1 H: 1 E: 0 LOB: 2 K: 0 BB: 1 S: 5 P: 9
R: 0 H: 0 E: 0 LOB: 1 K: 0 BB: 1 S: 3 P: 7
R: 0 H: 1 E: 0 LOB: 1 K: 0 BB: 2 S: 3 P: 11
R: 0 H: 1 E: 0 LOB: 0 K: 0 BB: 0 S: 3 P: 3
R: 0 H: 0 E: 0 LOB: 1 K: 0 BB: 0 S: 3 P: 4
R: 0 H: 1 E: 0 LOB: 2 K: 1 BB: 1 S: 6 P: 10
R: 2 H: 3 E: 0 LOB: 1 K: 1 BB: 0 S: 8 P: 8
1B: 11 SF: 0 2B: 4 SAC: 4 3B: 0 DP: 2 HR: 0 HBP: 1
WP: 1 PA: 63 PB: 0 SB: 2 CS: 1
PITCHER IP WLS BF H R ER SO BB IBB HBP BLK WP HR S P ERA WHIP
Dennis Lamp, R (1, 1) ERA: 4.32 5.0 22 6 3 1 0 1 0 0 0 0 0 21 25 1.80 1.400
Kevin Hickey, L (6, 1) ERA: 3.1 2.2 12 2 1 1 2 1 0 0 0 0 0 15 19 3.38 1.125
Salome Barojas, R (8, 1) ERA: 1.76 3.2 15 2 0 0 3 1 0 0 0 0 0 11 27 0.00 1.364
Jerry Koosman, L (12, 1) ERA: 5.3 2.0 L 12 4 2 2 1 0 1 1 0 1 0 12 17 9.00 2.000
Chico Escarrega, R (14, 1) ERA: 2.45 0.2 2 0 0 0 1 0 0 0 0 0 0 4 4 0.00 0.000
PITCHER IP WLS BF H R ER SO BB IBB HBP BLK WP HR S P ERA WHIP

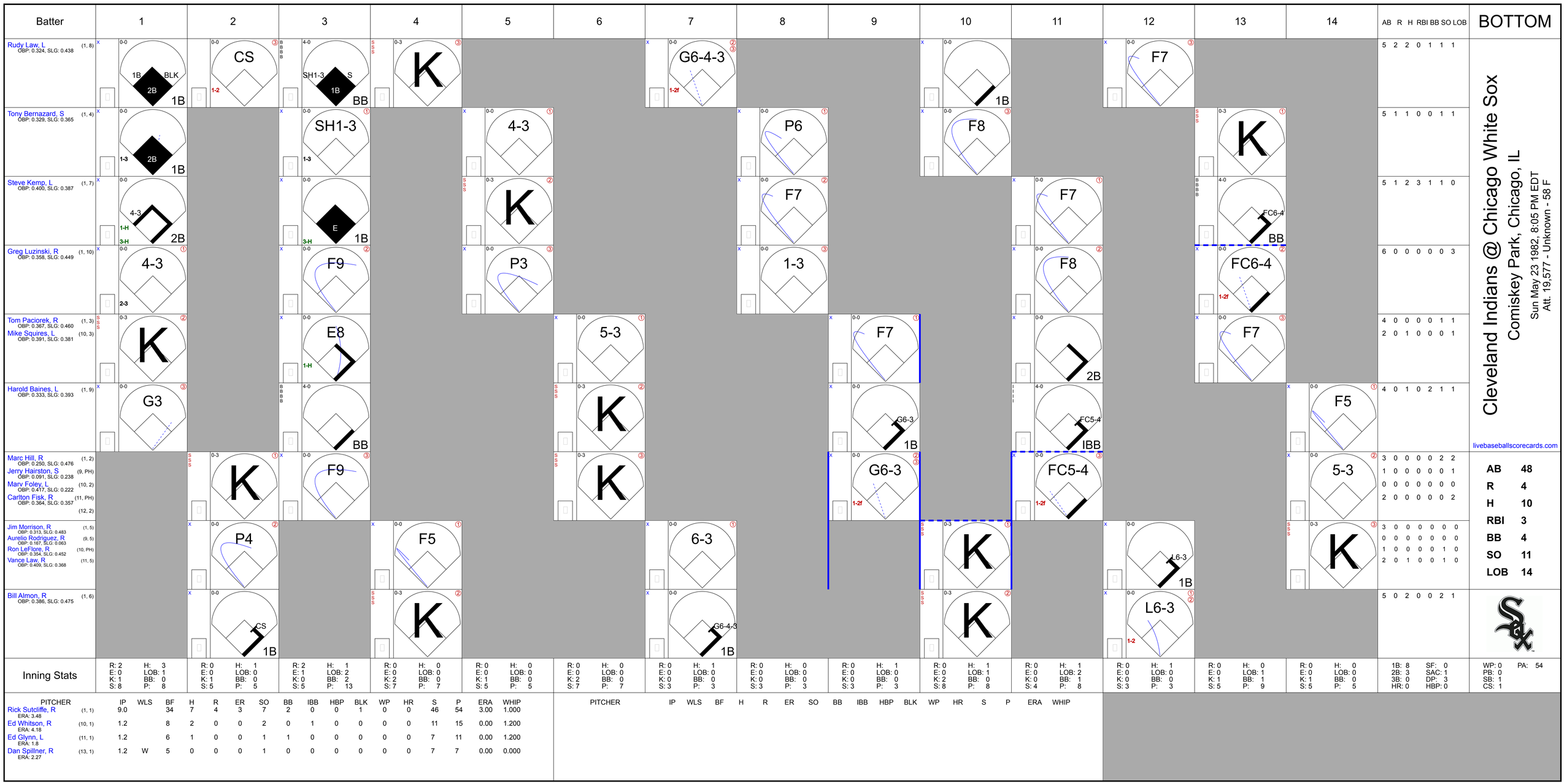
Batter
1
2
3
4
5
6
7
8
9
10
11
12
13
14
AB R H RBI BB SO LOB
BOTTOM
Rudy Law, L (1, 8) OBP: 0.324, SLG: 0.438
Tony Bernazard, S (1, 4) OBP: 0.329, SLG: 0.365
Steve Kemp, L (1, 7) OBP: 0.400, SLG: 0.387
Greg Luzinski, R (1, 10) OBP: 0.358, SLG: 0.449
Tom Paciorek, R (1, 3) OBP: 0.367, SLG: 0.460
Mike Squires, L (10, 3) OBP: 0.391, SLG: 0.381
Harold Baines, L (1, 9) OBP: 0.333, SLG: 0.393
Marc Hill, R (1, 2) OBP: 0.250, SLG: 0.476
Jerry Hairston, S (9, PH) OBP: 0.091, SLG: 0.238
Mary Foley, L (10, 2) OBP: 0.417, SLG: 0.222
Carlton Fisk, R (11, PH) OBP: 0.364, SLG: 0.357
(12, 2)
Jim Morrison, R (1, 5) OBP: 0.313, SLG: 0.483
Aurelio Rodriguez, R (9, 5) OBP: 0.167, SLG: 0.063
Ron LeFlore, R (10, PH) OBP: 0.354, SLG: 0.452
Vance Law, R (11, 5) OBP: 0.409, SLG: 0.368
Bill Almon, R (1, 6) OBP: 0.386, SLG: 0.475
Inning Stats
PITCHER IP WLS BF H R ER SO BB IBB HBP BLK WP HR S P ERA WHIP
Rick Sutcliffe, R (1, 1) ERA: 3.48
Ed Whitson, R (10, 1) ERA: 4.18
Ed Glynn, L (11, 1) ERA: 1.8
Dan Spillner, R (13, 1) ERA: 2.27
Cleveland Indians @ Chicago White Sox
Comiskey Park, Chicago, IL
Sun May 23 1982, 8:05 PM EDT
Att. 19,577 - Unknown - 58 F
livebaseballscorecards.com
AB 48
R 4
H 10
RBI 3
BB 4
SO 11
LOB 14
1B: 8 SF: 0
2B: 3 SAC: 1
3B: 0 DP: 3
HR: 0 HBP: 0
WP: 0 PA: 54
PB: 0
SB: 1
CS: 1

Cleveland Indians @ Minnesota Twins

Hubert H. Humphrey Metrodome, Minneapolis, MN

Mon May 24 1982, 8:05 PM EDT

Att. 5,515 - Dome - 70 F

TOP

livebaseballscorecards.com

Batter	1	2	3	4	5	6	7	8	9	AB	R	H	RBI	BB	SO	LOB
Miguel Dilone, S (1, 7) OBP: 0.264, SLG: 0.281	HR S 1B	2B 3-H 2B	6-3			5-3		5-3		5	2	2	1	0	0	1
Toby Harrah, R (1, 5) Mike Fischlin, R (6, 5) OBP: 0.478, SLG: 0.624 OBP: 0.421, SLG: 0.412	F5 1-2	4-3 2-H 2B		L6		F9		SSS K		4 1	0 0	1 0	1 0	0 0	0 1	1 0
Mike Hargrove, L (1, 3) OBP: 0.388, SLG: 0.365	BBB HR BB	4-3 2-3		L6		1B			E3 BB	4	1	1	0	1	0	1
Andre Thornton, R (1, 10) OBP: 0.431, SLG: 0.601	1-H 2-H HR	F3		F3		F7			BBBB 1-2 BB	4	1	1	3	1	0	2
Von Hayes, L (1, 9) OBP: 0.298, SLG: 0.337	SSS K		BBBB S 2B BB		F9		SSS K		SSS K	4	1	0	0	1	3	2
Ron Hassey, L (1, 2) OBP: 0.270, SLG: 0.284	3-1		L8		1B SF8 1B		4-3		L8	5	1	1	0	0	0	3
Rick Manning, L (1, 8) OBP: 0.344, SLG: 0.369		HR	BBBB 1-2 2B BB		1-3 1B		1B		4-3	4	2	3	1	1	0	2
Jack Perconte, L (1, 4) OBP: 0.270, SLG: 0.298		L6	F6		SF8 3-H		4-3			3	0	0	1	0	0	3
Jerry Dybzinski, R (1, 6) OBP: 0.353, SLG: 0.339		2B 3B	1-H 2-H 2B		5-3				F9	4	1	2	2	0	0	1
Inning Stats	R: 3 E: 0 K: 1 S: 7 H: 2 LOB: 0 BB: 1 P: 11	R: 3 E: 0 K: 0 S: 7 H: 4 LOB: 1 BB: 0 P: 7	R: 2 E: 0 K: 0 S: 4 H: 1 LOB: 2 BB: 1 P: 12	R: 0 E: 0 K: 0 S: 3 H: 0 LOB: 0 BB: 0 P: 3	R: 1 E: 0 K: 0 S: 5 H: 2 LOB: 1 BB: 0 P: 5	R: 0 E: 0 K: 0 S: 4 H: 1 LOB: 1 BB: 0 P: 4	R: 0 E: 0 K: 1 S: 6 H: 1 LOB: 1 BB: 0 P: 6	R: 0 E: 0 K: 1 S: 5 H: 0 LOB: 0 BB: 0 P: 5	R: 0 E: 1 K: 1 S: 6 H: 0 LOB: 2 BB: 1 P: 10	1B: 5 2B: 3 3B: 1 HR: 2 SF: 1 SAC: 0 DP: 0 HBP: 0						

	AB	38
	R	9
	H	11
	RBI	9
	BB	4
	SO	4
	LOB	16

WP: 0 PB: 0 SB: 2 CS: 0 PA: 43

PITCHER	IP	WLS	BF	H	R	ER	SO	BB	IBB	HBP	BLK	WP	HR	S	P	ERA	WHIP
Pete Redfern, R (1, 1) ERA: 6.89	1.1	L	10	5	6	6	1	1	0	0	0	0	2	11	15	40.50	4.500
Terry Felton, R (2, 1) ERA: 4.13	1.1		8	2	2	2	0	2	0	0	0	0	0	6	14	13.50	3.000
Pete Filson, L (3, 1) ERA: 6.55	6.1		25	4	1	1	3	1	0	0	0	0	0	30	34	1.42	0.789

PITCHER	IP	WLS	BF	H	R	ER	SO	BB	IBB	HBP	BLK	WP	HR	S	P	ERA	WHIP

Batter	1	2	3	4	5	6	7	8	9	AB	R	H	RBI	BB	SO	LOB
Ron Washington, R (1, 6) OBP: 0.363, SLG: 0.411	S S S 0-3 ① K		x 0-0 ① F9		x 0-0 ③ 6-3			x 0-0 ① 4-3 1-2		4	0	0	0	0	1	1
Larry Milbourne, S (1, 4) OBP: 0.250, SLG: 0.250	x 0-0 ② 1-3		x 0-0 4-3 3B			x 0-0 ① L6		S S S 0-3 ② K		4	1	1	0	0	1	1
Randy Johnson, L (1, 10) OBP: 0.374, SLG: 0.565	x 0-0 2B		x 0-0 ② 4-3 3-H			x 0-0 ② F4		S S S 0-3 ③ K		4	0	1	1	0	1	1
Tom Brunansky, R (1, 8) OBP: 0.340, SLG: 0.585	x 0-0 ③ 6-3		x 0-0 ③ 6-3			x 0-0 ③ F9			S S S 0-3 ① K	4	0	0	0	0	1	1
Jesus Vega, R (1, 3) OBP: 0.308, SLG: 0.370		x 0-0 ① 5-3		x 0-0 ① F6			x 0-0 F7 S WP 1B		x 0-0 ② 6-3	4	1	1	0	0	0	0
Dave Engle, R (1, 9) OBP: 0.284, SLG: 0.347		x 0-0 ② 6-3		x 0-0 ② G3			x 0-0 ① F7 1-3		x 0-0 ③ 6-3	4	0	0	0	0	0	1
Mickey Hatcher, R (1, 7) OBP: 0.294, SLG: 0.308		x 0-0 BB 1B		x 0-0 ③ F4			S S S 0-3 ② K 3-H			3	0	1	0	0	1	0
Gary Gaetti, R (1, 5) OBP: 0.271, SLG: 0.405		B B B B 4-0 1-2 BB			x 0-0 ① 5-3		S S S 0-3 ③ K			2	0	0	0	1	1	0
Sal Butera, R (1, 2) OBP: 0.357, SLG: 0.277		S S S 0-3 ③ K			x 0-0 ② 6-3			B B B B 4-0 4-3 BB		2	0	0	0	1	1	2
Inning Stats	R: 0 H: 1 E: 0 LOB: 1 K: 1 BB: 0 S: 6 P: 6	R: 0 H: 1 E: 0 LOB: 2 K: 1 BB: 1 S: 6 P: 10	R: 1 H: 1 E: 0 LOB: 0 K: 0 BB: 0 S: 4 P: 4	R: 0 H: 0 E: 0 LOB: 0 K: 0 BB: 0 S: 3 P: 3	R: 0 H: 0 E: 0 LOB: 0 K: 0 BB: 0 S: 3 P: 3	R: 0 H: 0 E: 0 LOB: 0 K: 0 BB: 0 S: 3 P: 3	R: 1 H: 1 E: 0 LOB: 0 K: 2 BB: 0 S: 8 P: 8	R: 0 H: 0 E: 0 LOB: 1 K: 2 BB: 1 S: 7 P: 11	R: 0 H: 0 E: 0 LOB: 0 K: 1 BB: 0 S: 5 P: 5	1B: 2 SF: 0 2B: 1 SAC: 0 3B: 1 DP: 0 HR: 0 HBP: 0						WP: 1 PA: 33 PB: 0 SB: 1 CS: 0	

PITCHER	IP	WLS	BF	H	R	ER	SO	BB	IBB	HBP	BLK	WP	HR	S	P	ERA	WHIP
Len Barker, R (1, 1) ERA: 2.77	9.0	W	33	4	2	2	7	2	0	0	0	1	0	45	53	2.00	0.667

PITCHER	IP	WLS	BF	H	R	ER	SO	BB	IBB	HBP	BLK	WP	HR	S	P	ERA	WHIP

Cleveland Indians @ Minnesota Twins

Hubert H. Humphrey Metrodome, Minneapolis, MN

Mon May 24 1982, 8:05 PM EDT

Att. 5,515 - Dome - 70 F

livebaseballscorecards.com

BOTTOM

AB	31
R	2
H	4
RBI	1
BB	2
SO	7
LOB	7

Batter	1	2	3	4	5	6	7	8	9	AB	R	H	RBI	BB	SO	LOB
Alan Bannister, R (1, 4) OBP: 0.336, SLG: 0.351	F9	F3		F8			HR	E6		5	1	1	1	0	0	2
Toby Harrah, R (1, 5) OBP: 0.471, SLG: 0.611	L7		K	1B			F7	6-3		5	0	1	0	0	1	1
Mike Hargrove, L (1, 3) OBP: 0.394, SLG: 0.365	BB		F9 1B HR 1B	F8			F8		BB	3	1	1	0	2	0	1
Andre Thornton, R (1, 10) OBP: 0.432, SLG: 0.599 Rod Craig, S (9, PH) OBP: 0.077, SLG: 0.077	5-3		1-2 HR 1B		K		3B 1B		F6	4 1	2 0	2 0	0 0	0 0	1 0	1 1
Joe Charboneau, R (1, 7) OBP: 0.300, SLG: 0.444		L6	F9 2-3		5-3		1-H 3B		F8	5	0	1	1	0	0	3
Von Hayes, L (1, 9) OBP: 0.303, SLG: 0.361		E3 4-3 S E	1-H 3-H HR		K		BB		G3	4	2	1	3	1	1	1
Rick Manning, L (1, 8) OBP: 0.335, SLG: 0.359		4-3 1-3	3-1		K		4-3			4	0	0	0	0	1	3
Ron Hassey, L (1, 2) OBP: 0.278, SLG: 0.314		BB E		HR	G3			F5		3	1	1	1	1	0	0
Jerry Dybzinski, R (1, 6) OBP: 0.343, SLG: 0.328		E4 1-2 3-H		L9	K			F9		4	0	0	0	0	1	1
Inning Stats	R: 0 E: 0 K: 0 S: 3 H: 0 LOB: 1 BB: 1 P: 7	R: 1 E: 2 K: 0 S: 5 H: 0 LOB: 2 BB: 1 P: 9	R: 3 E: 0 K: 1 S: 8 H: 3 LOB: 0 BB: 0 P: 8	R: 1 E: 0 K: 0 S: 5 H: 2 LOB: 1 BB: 0 P: 5	R: 0 E: 0 K: 2 S: 7 H: 0 LOB: 0 BB: 0 P: 7	R: 0 E: 0 K: 2 S: 7 H: 0 LOB: 0 BB: 0 P: 7	R: 2 E: 0 K: 0 S: 6 H: 3 LOB: 2 BB: 1 P: 10	R: 0 E: 1 K: 0 S: 4 H: 0 LOB: 1 BB: 0 P: 4	R: 0 E: 0 K: 0 S: 3 H: 0 LOB: 1 BB: 1 P: 7	1B: 4 2B: 0 3B: 1 HR: 3 SF: 0 SAC: 0 DP: 0 HBP: 0						

PITCHER	IP	WLS	BF	H	R	ER	SO	BB	IBB	HBP	BLK	WP	HR	S	P	ERA	WHIP
Brad Havens, L (1, 1) ERA: 5.37	6.2	L	31	7	7	6	5	2	0	0	0	0	3	39	47	8.10	1.350
Paul Boris, R (7, 1) ERA: 12.0	2.1		11	1	0	0	0	2	0	0	0	0	0	9	17	0.00	1.286

PITCHER	IP	WLS	BF	H	R	ER	SO	BB	IBB	HBP	BLK	WP	HR	S	P	ERA	WHIP

TOP

Cleveland Indians @ Minnesota Twins

Hubert H. Humphrey Metrodome, Minneapolis, MN

Tue May 25 1982, 8:05 PM EDT
Att. 5,665 - Dome - 70 F

livebaseballscorecards.com

AB	38
R	7
H	8
RBI	6
BB	4
SO	5
LOB	14

WP: 0 PA: 42
PB: 0
SB: 1
CS: 0

BOTTOM

Cleveland Indians @ Minnesota Twins

Hubert H. Humphrey Metrodome, Minneapolis, MN

Tue May 25 1982, 8:05 PM EDT

Att. 5,665 - Dome - 70 F

livebaseballscorecards.com

Batter	1	2	3	4	5	6	7	8	9	AB	R	H	RBI	BB	SO	LOB
Ron Washington, R (1, 6) OBP: 0.359, SLG: 0.414	F9		K			2B		L9		4	0	1	0	0	1	2
Larry Milbourne, S (1, 4) OBP: 0.263, SLG: 0.254	G4-6-3 1B			4-3		F8			BB G5-3 1B	3	0	1	0	1	0	1
Randy Johnson, L (1, 10) OBP: 0.362, SLG: 0.545	G4-6-3 1-2f			4-3		K			K	4	0	0	0	0	2	3
Kent Hrbek, L (1, 3) OBP: 0.373, SLG: 0.613		F8		1B			4-3		1-2 1B	4	0	2	0	0	0	0
Tom Brunansky, R (1, 8) OBP: 0.314, SLG: 0.533		G3		F8			K		G5-3 2-3f	4	0	0	0	0	1	3
Mickey Hatcher, R (1, 7) OBP: 0.296, SLG: 0.309		F4			G4-3 1B		F8			3	0	1	0	0	0	0
Gary Ward, R (1, 9) OBP: 0.270, SLG: 0.331			4-3	G4-3 1-2f				K		3	0	0	0	0	1	1
Gary Gaetti, R (1, 5) OBP: 0.272, SLG: 0.411			4-3 2B		K			6-3		3	0	1	0	0	1	0
Tim Laudner, R (1, 2) OBP: 0.190, SLG: 0.200			4-3 2-3			4-3		2B		3	0	1	0	0	0	1

	AB	31
	R	0
	H	7
	RBI	0
	BB	1
	SO	6
	LOB	11

Inning Stats	1	2	3	4	5	6	7	8	9
	R: 0 E: 0 K: 0 S: 3	R: 0 E: 0 K: 0 S: 3	R: 0 E: 0 K: 1 S: 6	R: 0 E: 0 K: 0 S: 4	R: 0 E: 0 K: 1 S: 5	R: 0 E: 0 K: 1 S: 6	R: 0 E: 0 K: 1 S: 5	R: 0 E: 0 K: 1 S: 6	R: 0 E: 0 K: 1 S: 5
	H: 1 LOB: 0 BB: 0 P: 3	H: 0 LOB: 0 BB: 0 P: 3	H: 1 LOB: 1 BB: 0 P: 6	H: 1 LOB: 1 BB: 0 P: 4	H: 1 LOB: 0 BB: 0 P: 5	H: 1 LOB: 1 BB: 0 P: 6	H: 0 LOB: 0 BB: 0 P: 5	H: 1 LOB: 1 BB: 0 P: 6	H: 1 LOB: 1 BB: 1 P: 9

1B: 4	SF: 0	WP: 0	PA: 32
2B: 3	SAC: 0	PB: 0	
3B: 0	DP: 3	SB: 0	
HR: 0	HBP: 0	CS: 0	

PITCHER	IP	WLS	BF	H	R	ER	SO	BB	IBB	HBP	BLK	WP	HR	S	P	ERA	WHIP
Lary Sorensen, R (1, 1) ERA: 3.88	9.0	W	32	7	0	0	6	1	0	0	0	0	0	43	47	0.00	0.889

PITCHER	IP	WLS	BF	H	R	ER	SO	BB	IBB	HBP	BLK	WP	HR	S	P	ERA	WHIP

Cleveland Indians @ Minnesota Twins

Hubert H. Humphrey Metrodome, Minneapolis, MN

Wed May 26 1982, 8:05 PM EDT

Att. 5,188 - Dome - 68 F

TOP

livebaseballscorecards.com

Batter	1	2	3	4	5	6	7	8	9	AB	R	H	RBI	BB	SO	LOB
Alan Bannister, R (1, 4) OBP: 0.342, SLG: 0.344	F9		F8			BB, 1B, 1B		BB, FC3-6, 1-2		2	0	0	0	2	0	0
Toby Harrah, R (1, 5) OBP: 0.477, SLG: 0.612	G6-3, 1B			BB, 1B, G5-4-3		1B, 1-2		F6		3	1	2	0	1	0	2
Mike Hargrove, L (1, 3) OBP: 0.391, SLG: 0.362	G6-3, 1-2f			G5-4-3, 1-3		F7		FC3-6, 1-2f, 2-3		4	0	1	0	0	0	5
Andre Thornton, R (1, 10) OBP: 0.434, SLG: 0.596		1B		G5-4-3, 1-2f, 3-H		1B, 1-2, 2-3		K		4	0	2	0	0	1	3
Joe Charboneau, R (1, 7) OBP: 0.283, SLG: 0.417		F4		6-3		5-3			K	3	0	0	0	0	0	4
Miguel Dilone, S (8, 7) OBP: 0.262, SLG: 0.278										1	0	0	0	0	1	0
Von Hayes, L (1, 9) OBP: 0.309, SLG: 0.393		L9			F9		CS, 1B		HR	4	1	2	1	0	0	1
Rick Manning, L (1, 8) OBP: 0.340, SLG: 0.376		F8			CS, 1B		4-3, 1-2		3B	4	0	2	0	0	0	2
Bill Nahorodny, R (1, 2) OBP: 0.286, SLG: 0.500			6-3		F9		F2		K	4	0	0	0	0	1	2
Jerry Dybzinski, R (1, 6) OBP: 0.340, SLG: 0.320			F8		CS, 1-2	5-3		FC3-6, BB	K	3	0	0	0	1	1	1
Inning Stats	R: 0 E: 0 K: 0 S: 3 H: 1 LOB: 0 BB: 0 P: 3	R: 0 E: 0 K: 0 S: 4 H: 1 LOB: 1 BB: 0 P: 4	R: 0 E: 0 K: 0 S: 3 H: 0 LOB: 0 BB: 0 P: 3	R: 1 E: 0 K: 0 S: 3 H: 1 LOB: 0 BB: 1 P: 7	R: 0 E: 0 K: 0 S: 3 H: 1 LOB: 0 BB: 1 P: 3	R: 0 E: 0 K: 0 S: 5 H: 2 LOB: 3 BB: 1 P: 9	R: 0 E: 0 K: 0 S: 3 H: 1 LOB: 0 BB: 0 P: 3	R: 0 E: 0 K: 1 S: 5 H: 0 LOB: 2 BB: 2 P: 13	R: 1 E: 0 K: 3 S: 11 H: 2 LOB: 1 BB: 0 P: 11	1B: 7 2B: 0 3B: 1 HR: 1 SF: 0 SAC: 0 DP: 2 HBP: 0				WP: 0 PB: 0 SB: 0 CS: 2		PA: 37

	AB	32
	R	2
	H	9
	RBI	1
	BB	4
	SO	4
	LOB	20

PITCHER		IP	WLS	BF	H	R	ER	SO	BB	IBB	HBP	BLK	WP	HR	S	P	ERA	WHIP
Darrell Jackson, L ERA: 5.88	(1, 1)	5.2		22	6	1	1	0	2	0	0	0	0	0	20	28	1.59	1.412
Terry Felton, R ERA: 4.02	(6, 1)	1.1		6	1	0	0	0	2	0	0	0	0	0	4	12	0.00	2.250
Ron Davis, R ERA: 4.02	(8, 1)	2.0	L	8	2	1	1	4	0	0	0	0	0	1	16	16	4.50	1.000

PITCHER	IP	WLS	BF	H	R	ER	SO	BB	IBB	HBP	BLK	WP	HR	S	P	ERA	WHIP

Batter	1	2	3	4	5	6	7	8	9	AB	R	H	RBI	BB	SO	LOB
Ron Washington, R (1, 6) OBP: 0.347, SLG: 0.400	S S S 0-3 ① K		x 0-0 ② 5-3			x 0-0 ① FC3-6 1B 1-2f 1B		x 0-0 ② 1-3		4	1	0	0	0	1	2
Larry Milbourne, S (1, 4) OBP: 0.263, SLG: 0.253	x 0-0 1B		x 0-0 ③ G3			x 0-0 ② F9		x 0-0 ③ G3		4	0	1	0	0	0	2
Tom Brunansky, R (1, 8) OBP: 0.309, SLG: 0.510	S S S 0-3 ② K			x 0-0 ① F9		x 0-0 1B 1-2 1B			x 0-0 ① 6-3	4	0	1	0	0	1	1
Kent Hrbek, L (1, 3) OBP: 0.369, SLG: 0.603	x 0-0 ③ 4-3			x 0-0 ② 4-3		x 0-0 1B 1-3 2-H			x 0-0 ② 6-3	4	0	1	1	0	0	1
Jesus Vega, R (1, 10) OBP: 0.299, SLG: 0.359 Randy Johnson, L (9, PH) OBP: 0.359, SLG: 0.540		x 0-0 ① F8		x 0-0 ③ F6		x 0-0 ③ L9			x 0-0 ③ F8	3 1	0 0	0 0	0 0	0 0	0 0	2 0
Mickey Hatcher, R (1, 7) OBP: 0.284, SLG: 0.296		x 0-0 ② F8			x 0-0 ① 5-3		x 0-0 ① F8			3	0	0	0	0	0	0
Gary Ward, R (1, 9) OBP: 0.265, SLG: 0.325		x 0-0 ③ F8			x 0-0 ② 6-3		x 0-0 ② 4-3			3	0	0	0	0	0	0
Gary Gaetti, R (1, 5) OBP: 0.266, SLG: 0.402			S S S 0-3 ① K		x 0-0 ③ F9		x 0-0 ③ L6			3	0	0	0	0	1	0
Tim Laudner, R (1, 2) OBP: 0.250, SLG: 0.273			x 0-0 2B			B B B B 4-0 FC3-6 BB		x 0-0 ① L5		2	0	1	0	1	0	0
Inning Stats	R: 0 H: 1 E: 0 LOB: 1 K: 2 BB: 0 S: 8 P: 8	R: 0 H: 0 E: 0 LOB: 0 K: 0 BB: 0 S: 3 P: 3	R: 0 H: 1 E: 0 LOB: 1 K: 1 BB: 0 S: 6 P: 6	R: 0 H: 0 E: 0 LOB: 0 K: 0 BB: 0 S: 3 P: 3	R: 0 H: 0 E: 0 LOB: 0 K: 0 BB: 0 S: 3 P: 3	R: 1 H: 2 E: 0 LOB: 2 K: 0 BB: 1 S: 5 P: 9	R: 0 H: 0 E: 0 LOB: 0 K: 0 BB: 0 S: 3 P: 3	R: 0 H: 0 E: 0 LOB: 0 K: 0 BB: 0 S: 3 P: 3	R: 0 H: 0 E: 0 LOB: 0 K: 0 BB: 0 S: 3 P: 3	1B: 3 SF: 0 2B: 1 SAC: 0 3B: 0 DP: 0 HR: 0 HBP: 0						WP: 0 PA: 32 PB: 0 SB: 0 CS: 0	

PITCHER		IP	WLS	BF	H	R	ER	SO	BB	IBB	HBP	BLK	WP	HR	S	P	ERA	WHIP
Rick Waits, L ERA: 6.54	(1, 1)	7.0		26	4	1	1	3	1	0	0	0	0	0	31	35	1.29	0.714
Dan Spillner, R ERA: 2.15	(8, 1)	2.0	W	6	0	0	0	0	0	0	0	0	0	0	6	6	0.00	0.000

PITCHER	IP	WLS	BF	H	R	ER	SO	BB	IBB	HBP	BLK	WP	HR	S	P	ERA	WHIP

BOTTOM

Cleveland Indians @ Minnesota Twins

Hubert H. Humphrey Metrodome, Minneapolis, MN

Wed May 26 1982, 8:05 PM EDT

Att. 5,188 - Dome - 68 F

livebaseballscorecards.com

AB	31
R	1
H	4
RBI	1
BB	1
SO	3
LOB	8

Batter	1	2	3	4	5	6	7	8	9	AB	R	H	RBI	BB	SO	LOB
Ron LeFlore, R (1, 8) OBP: 0.339, SLG: 0.424	G3		SH1-3 S, 4-3 1B	6-3			K			4	1	1	0	0	1	0
Tony Bernazard, S (1, 4) OBP: 0.337, SLG: 0.359	BBBB, 1B BB		SH1-3, 1-3		F8			F9		2	0	0	0	1	0	0
Steve Kemp, L (1, 7) OBP: 0.398, SLG: 0.383	1-2, G6-4-3 1B		4-3, 3-H		F8			SSS, K		4	0	1	1	0	1	0
Greg Luzinski, R (1, 10) OBP: 0.365, SLG: 0.488	G6-4-3, 1-2f		BB 1B		L6			5-3		4	1	1	0	0	0	2
Tom Paciorek, R (1, 3) OBP: 0.358, SLG: 0.442		SSS, K	BBBB, 1B BB, 1-2			6-3			5-3	3	0	0	0	1	1	0
Harold Baines, L (1, 9) OBP: 0.322, SLG: 0.387		F7 BB, 1B	1-2, 2-H, 1B			G3			4-3	4	0	2	1	0	0	0
Carlton Fisk, R (1, 2) OBP: 0.353, SLG: 0.375		BBBB, FC5-4, 1-2 BB	1-3			F9			6-3	3	0	0	0	1	0	2
Jim Morrison, R (1, 5) OBP: 0.291, SLG: 0.442		F7, 2-3		F9			F9			3	0	0	0	0	0	2
Bill Almon, R (1, 6) OBP: 0.375, SLG: 0.458		FC5-4, 1-2f		F9			6-3			3	0	0	0	0	0	2
Inning Stats	R: 0 E: 0 K: 0 S: 3 H: 1 LOB: 1 BB: 1 P: 7	R: 0 E: 0 K: 1 S: 6 H: 1 LOB: 2 BB: 1 P: 10	R: 2 E: 0 K: 0 S: 6 H: 3 LOB: 2 BB: 1 P: 10	R: 0 E: 0 K: 0 S: 3 H: 0 LOB: 0 BB: 0 P: 3	R: 0 E: 0 K: 0 S: 3 H: 0 LOB: 0 BB: 0 P: 3	R: 0 E: 0 K: 0 S: 3 H: 0 LOB: 0 BB: 0 P: 3	R: 0 E: 0 K: 1 S: 5 H: 0 LOB: 0 BB: 0 P: 5	R: 0 E: 0 K: 1 S: 5 H: 0 LOB: 0 BB: 0 P: 5	R: 0 E: 0 K: 0 S: 3 H: 0 LOB: 0 BB: 0 P: 3	1B: 5 2B: 0 3B: 0 HR: 0 SF: 0 SAC: 1 DP: 1 HBP: 0						

PITCHER	IP	WLS	BF	H	R	ER	SO	BB	IBB	HBP	BLK	WP	HR	S	P	ERA	WHIP
John Denny, R (1, 1) ERA: 4.41	9.0	W	34	5	2	2	3	3	0	0	0	0	0	37	49	2.00	0.889

PITCHER	IP	WLS	BF	H	R	ER	SO	BB	IBB	HBP	BLK	WP	HR	S	P	ERA	WHIP

TOP

Chicago White Sox @ Cleveland Indians

Cleveland Municipal Stadium, Cleveland, OH

Fri May 28 1982, 7:05 PM EDT
Att. 25,105 - Unknown - 67 F

livebaseballscorecards.com

AB	30
R	2
H	5
RBI	2
BB	3
SO	3
LOB	8

WP: 0	PB: 0	SB: 1	CS: 0
PA: 34			

Batter	1	2	3	4	5	6	7	8	9	AB	R	H	RBI	BB	SO	LOB
Miguel Dilone, S (1, 7) OBP: 0.262, SLG: 0.277	K		F5	F6			G4-6-3 1B			4	0	1	0	0	1	4
Toby Harrah, R (1, 5) OBP: 0.472, SLG: 0.601	6-3		1B 2B IBB	F3			G4-6-3 1-2f			3	1	0	0	1	0	3
Mike Hargrove, L (1, 3) OBP: 0.388, SLG: 0.359	4-3		2B E 1-3 2-H 3-H 1B		1-4-3			6-3		4	1	1	2	0	0	0
Andre Thornton, R (1, 10) OBP: 0.430, SLG: 0.594		F3	E7 1-H 3-H 2B		5-3			F9		4	1	1	1	0	0	0
Alan Bannister, R (1, 4) OBP: 0.356, SLG: 0.354		CS BB	S 1B		K			E 1B		3	0	2	0	1	1	0
Von Hayes, L (1, 9) OBP: 0.299, SLG: 0.379		4-3 1-2	K 1-2			K		1-3 1-3		4	0	0	0	0	2	3
Rick Manning, L (1, 8) OBP: 0.345, SLG: 0.377			2B 1B 1B	SH1-3 BB		G3				2	1	1	0	1	0	0
Bill Nahorodny, R (1, 2) OBP: 0.304, SLG: 0.545			1-3 1B 2B	SH1-3 1-2		F8				2	1	1	0	0	0	0
Jerry Dybzinski, R (1, 6) OBP: 0.340, SLG: 0.315			L4	BB			K			2	0	0	0	1	1	2
Inning Stats	R: 0 E: 0 K: 1 S: 5 H: 0 LOB: 0 BB: 0 P: 5	R: 0 E: 0 K: 0 S: 2 H: 0 LOB: 0 BB: 1 P: 6	R: 5 E: 1 K: 1 S: 10 H: 5 LOB: 1 BB: 1 P: 14	R: 0 E: 0 K: 0 S: 3 H: 0 LOB: 2 BB: 2 P: 11	R: 0 E: 0 K: 1 S: 5 H: 0 LOB: 0 BB: 0 P: 5	R: 0 E: 0 K: 1 S: 5 H: 0 LOB: 0 BB: 0 P: 5	R: 0 E: 0 K: 1 S: 5 H: 1 LOB: 0 BB: 0 P: 5	R: 0 E: 1 K: 0 S: 4 H: 1 LOB: 1 BB: 0 P: 4		1B: 5 2B: 2 3B: 0 HR: 0 SF: 0 SAC: 1 DP: 1 HBP: 0						

PITCHER		IP	WLS	BF	H	R	ER	SO	BB	IBB	HBP	BLK	WP	HR	S	P	ERA	WHIP
Steve Trout, L ERA: 3.78	(1, 1)	3.1	L	18	5	5	5	2	3	1	0	0	0	0	18	34	13.50	2.400
Jerry Koosman, L ERA: 4.69	(4, 1)	4.2		15	2	0	0	3	0	0	0	0	0	0	21	21	0.00	0.429

PITCHER		IP	WLS	BF	H	R	ER	SO	BB	IBB	HBP	BLK	WP	HR	S	P	ERA	WHIP

BOTTOM

Chicago White Sox @ Cleveland Indians

Cleveland Municipal Stadium, Cleveland, OH

Fri May 28 1982, 7:05 PM EDT
Att. 25,105 - Unknown - 67 F

livebaseballscorecards.com

AB	28
R	5
H	7
RBI	3
BB	4
SO	5
LOB	12

Batter	1	2	3	4	5	6	7	8	9	AB	R	H	RBI	BB	SO	LOB
Ron LeFlore, R (1, 8) OBP: 0.335, SLG: 0.414	SSS 0-3 ① K	x 0-0 ③ 1-3			BBB 4-0 E S SF8 BB		SSS 0-3 ① K		SSS 0-3 ① K	4	1	0	0	1	3	2
Tony Bernazard, S (1, 4) OBP: 0.339, SLG: 0.374	SSS 0-3 ② K		SSS 0-3 ① K		BBBB 4-0 G6-3 1-3 BB		x 0-0 HR		x 0-0 ② 6-3	4	1	1	1	1	2	0
Steve Kemp, L (1, 7) OBP: 0.403, SLG: 0.388	x 0-0 1B 1B		x 0-0 ② F9		x 0-0 ① SF8 3-H		x 0-0 E2 1B		BBBB 4-0 BB BB	3	0	2	1	1	0	0
Greg Luzinski, R (1, 10) OBP: 0.365, SLG: 0.483	x 0-0 FC6-4 1-3 1B		x 0-0 ③ L7		x 0-0 ②③ G6-3 1-2f		x 0-0 ② F2		BBBB 4-0 FC4-6 1-2 BB	4	0	1	0	1	0	2
Tom Paciorek, R (1, 3) OBP: 0.348, SLG: 0.428	x 0-0 ③ FC6-4 1-2f			x 0-0 ① F9		SSS 0-3 ① K	x 0-0 ③ F9		x 0-0 ③ FC4-6 1-2f	5	0	0	0	0	1	5
Harold Baines, L (1, 9) OBP: 0.320, SLG: 0.384		SSS 0-3 ① K		x 0-0 WP 1B		x 0-0 ② F4		x 0-0 ① F9		4	0	1	0	0	1	0
Carlton Fisk, R (1, 2) OBP: 0.365, SLG: 0.377		x 0-0 ② 6-3		BBBB 4-0 FC4-6 1-2 BB		x 0-0 2B 1B		BBBB 4-0 S BB		2	0	1	0	2	0	0
Jim Morrison, R (1, 5) OBP: 0.297, SLG: 0.451		x 0-0 1B 1B		x 0-0 ② F7		x 0-0 1-3 2B		x 0-0 ② F8 1-2		4	0	2	0	0	0	3
Bill Almon, R (1, 6) OBP: 0.372, SLG: 0.452		x 0-0 1-3 1B		x 0-0 ③ FC4-6 1-2f		x 0-0 ③ F8		x 0-0 ③ F9		4	0	1	0	0	0	5
Inning Stats	R: 0 H: 2 E: 0 LOB: 2 K: 2 BB: 0 S: 9 P: 9	R: 0 H: 2 E: 0 LOB: 2 K: 1 BB: 0 S: 7 P: 7	R: 0 H: 0 E: 0 LOB: 0 K: 1 BB: 0 S: 5 P: 5	R: 0 H: 1 E: 0 LOB: 2 K: 0 BB: 1 S: 4 P: 8	R: 1 H: 0 E: 0 LOB: 0 K: 0 BB: 2 S: 2 P: 10	R: 0 H: 2 E: 0 LOB: 2 K: 1 BB: 0 S: 7 P: 7	R: 1 H: 2 E: 1 LOB: 1 K: 1 BB: 0 S: 7 P: 7	R: 0 H: 0 E: 0 LOB: 1 K: 0 BB: 1 S: 3 P: 7	R: 0 H: 0 E: 0 LOB: 2 K: 1 BB: 2 S: 5 P: 13	1B: 7 SF: 1 2B: 1 SAC: 0 3B: 0 DP: 1 HR: 1 HBP: 0						

TOP

Chicago White Sox @ Cleveland Indians

Cleveland Municipal Stadium, Cleveland, OH

Sat May 29 1982, 3:33 AM EDT
Att. 17,282 - Unknown - 66 F

livebaseballscorecards.com

AB	34
R	2
H	9
RBI	2
BB	6
SO	7
LOB	17

WP: 1 PA: 41
PB: 0
SB: 2
CS: 0

PITCHER	IP	WLS	BF	H	R	ER	SO	BB	IBB	HBP	BLK	WP	HR	S	P	ERA	WHIP
Rick Sutcliffe, R (1, 1) ERA: 3.13	6.1	W	30	9	2	1	6	3	0	0	0	1	1	39	51	1.42	1.895
Dan Spillner, R (7, 1) ERA: 2.01	2.2	S	11	0	0	0	1	3	0	0	0	0	0	10	22	0.00	1.125

PITCHER	IP	WLS	BF	H	R	ER	SO	BB	IBB	HBP	BLK	WP	HR	S	P	ERA	WHIP

BOTTOM

Chicago White Sox @ Cleveland Indians

Cleveland Municipal Stadium, Cleveland, OH

Sat May 29 1982, 3:33 AM EDT

Att. 17,282 - Unknown - 66 F

livebaseballscorecards.com

Batter	1	2	3	4	5	6	7	8	9	AB	R	H	RBI	BB	SO	LOB
Miguel Dilone, S (1, 7) OBP: 0.277, SLG: 0.325	0-0 1B SF7-5-4 2B	0-0 ② 4-3 1-3		0-0 HR		0-0 6-3 S 1B				4	2	3	1	0	0	1
Toby Harrah, R (1, 5) OBP: 0.473, SLG: 0.599	0-0 SF7-5-4 2-3 1B	0-0 ③ 6-3		0-0 1B 1B		0-0 ② 6-3 1-3				4	0	2	0	0	0	2
Mike Hargrove, L (1, 3) OBP: 0.390, SLG: 0.365	0-0 ①② SF7-5-4 1-2 3-H		0-0 1B 1B	0-0 1-3 1B		0-0 ③ F7				3	0	2	1	0	0	1
Andre Thornton, R (1, 10) OBP: 0.426, SLG: 0.585	0-0 ③ F2		0-0 1-2 1B	0-0 ③ F8			S S S 0-3 ① K			4	0	1	0	0	1	2
Von Hayes, L (1, 9) OBP: 0.305, SLG: 0.383		0-0 1B E 1B	0-0 ① F6		0-0 CS 1B		0-0 ② 4-3			4	1	2	0	0	0	2
Ron Hassey, L (1, 2) OBP: 0.277, SLG: 0.312		0-0 E 1-2 1B 1B	0-0 ② F7		0-0 ①② F6 1-2		0-0 ③ 3-1			4	1	1	0	0	0	3
Rick Manning, L (1, 8) OBP: 0.343, SLG: 0.374		0-0 E3 1-3 2-H 1B	0-0 ③ G3		0-0 1B			0-0 ① F8		4	1	1	0	0	0	3
Alan Bannister, R (1, 4) OBP: 0.361, SLG: 0.359		0-0 4-3 S 2-H 3-H 1B		S S S 0-3 ① K	0-0 ③ L9			0-0 G6-3 1B		4	0	2	2	0	1	1
Jerry Dybzinski, R (1, 6) OBP: 0.331, SLG: 0.305		S S S 0-3 ① K		0-0 ② 6-3		0-0 ① 1-3		0-0 ②③ G6-3 1-2f		4	0	0	0	0	1	2
Inning Stats	R: 1 E: 0 K: 0 S: 4 H: 2 LOB: 0 BB: 0 P: 4	R: 3 E: 1 K: 1 S: 9 H: 3 LOB: 1 BB: 0 P: 9	R: 0 E: 0 K: 0 S: 5 H: 2 LOB: 2 BB: 0 P: 5	R: 1 E: 0 K: 1 S: 8 H: 3 LOB: 2 BB: 0 P: 8	R: 0 E: 0 K: 0 S: 4 H: 2 LOB: 1 BB: 0 P: 4	R: 0 E: 0 K: 0 S: 4 H: 1 LOB: 1 BB: 0 P: 4	R: 0 E: 0 K: 1 S: 5 H: 0 LOB: 0 BB: 0 P: 5	R: 0 E: 0 K: 0 S: 3 H: 1 LOB: 0 BB: 0 P: 3		1B: 12 2B: 2 3B: 0 HR: 1 SF: 1 SAC: 0 DP: 2 HBP: 0						

	AB	35
	R	5
	H	14
	RBI	4
	BB	0
	SO	3
	LOB	17

WP: 0 PB: 0 SB: 2 CS: 1 PA: 36

PITCHER	IP	WLS	BF	H	R	ER	SO	BB	IBB	HBP	BLK	WP	HR	S	P	ERA	WHIP
LaMarr Hoyt, R (1, 1) ERA: 1.8	8.0	L	36	14	5	4	3	0	0	0	0	0	1	42	42	4.50	1.750

PITCHER	IP	WLS	BF	H	R	ER	SO	BB	IBB	HBP	BLK	WP	HR	S	P	ERA	WHIP

Chicago White Sox @ Cleveland Indians

Cleveland Municipal Stadium, Cleveland, OH

Sun May 30 1982, 3:33 AM EDT
Att. 13,892 - Unknown - 63 F

livebaseballscorecards.com

Batter	1	2	3	4	5	6	7	8	9	AB	R	H	RBI	BB	SO	LOB
Rudy Law, L (1, 8) OBP: 0.333, SLG: 0.459	x 0-0 CS 1B	x 0-0 1-3 3-H 2B		x 0-0 4-3 ③		SSS 0-3 K ③			SSS 0-3 K ③	5	0	2	1	0	2	2
Tony Bernazard, S (1, 4) OBP: 0.337, SLG: 0.367	BBBB 4-0 1B 1-2 BB ①	x 0-0 F9 ③			x 0-0 4-3 ①		x 0-0 F8 ①			3	0	0	0	1	0	2
Steve Kemp, L (1, 7) OBP: 0.405, SLG: 0.404	SSS 0-3 K ②		x 0-0 2B		x 0-0 1B 2B		x 0-0 5-3 ②			4	1	2	0	0	1	1
Greg Luzinski, R (1, 10) OBP: 0.368, SLG: 0.483	x 0-0 1-3 1B		SSS 0-3 K ①		x 0-0 2-H 1B		x 0-0 5-3 ③			4	0	2	1	0	1	1
Harold Baines, L (1, 9) OBP: 0.313, SLG: 0.374	x 0-0 F7 ③		SSS 0-3 K ②		x 0-0 F6 ②			SSS 0-3 K ①		4	0	0	0	0	2	4
Carlton Fisk, R (1, 2) OBP: 0.362, SLG: 0.368		BBBB 4-0 1B 2B BB	x 0-0 F8 ③		SSS 0-3 K ③			x 0-0 F6 ②		3	1	0	0	1	1	2
Mike Squires, L (1, 3) OBP: 0.303, SLG: 0.267		x 0-0 F8 ①		x 0-0 4-3 ①		x 0-0 F8 ①		SSS 0-3 K ③		4	0	0	0	0	1	1
Jim Morrison, R (1, 5) OBP: 0.302, SLG: 0.460		x 0-0 2B 1-3 1B		x 0-0 L5 ②		x 0-0 2B			x 0-0 F4 ①	4	0	2	0	0	0	0
Bill Almon, R (1, 6) OBP: 0.368, SLG: 0.446		SSS 0-3 K ②		x 0-0 1B		x 0-0 F8 ②			SSS 0-3 K ②	4	0	1	0	0	2	3

Inning Stats	1	2	3	4	5	6	7	8	9			
	R: 0 H: 2	R: 1 H: 2	R: 0 H: 1	R: 0 H: 1	R: 1 H: 2	R: 0 H: 1	R: 0 H: 0	R: 0 H: 0	R: 0 H: 0	1B: 5 SF: 0	WP: 0 PA: 37
	E: 0 LOB: 2	E: 0 LOB: 2	E: 0 LOB: 1	E: 0 LOB: 1	E: 0 LOB: 1	E: 0 LOB: 1	E: 0 LOB: 0	E: 0 LOB: 0	E: 0 LOB: 0	2B: 4 SAC: 0	PB: 0
	K: 1 BB: 1	K: 1 BB: 1	K: 2 BB: 0	K: 0 BB: 0	K: 1 BB: 0	K: 1 BB: 0	K: 0 BB: 0	K: 2 BB: 0	K: 2 BB: 0	3B: 0 DP: 0	SB: 0
	S: 6 P: 10	S: 7 P: 11	S: 8 P: 8	S: 4 P: 4	S: 7 P: 7	S: 6 P: 6	S: 3 P: 3	S: 7 P: 7	S: 7 P: 7	HR: 0 HBP: 0	CS: 1

PITCHER	IP	WLS	BF	H	R	ER	SO	BB	IBB	HBP	BLK	WP	HR	S	P	ERA	WHIP
Len Barker, R (1, 1) ERA: 2.68	9.0	W	37	9	2	2	10	2	0	0	0	0	0	55	63	2.00	1.222

PITCHER	IP	WLS	BF	H	R	ER	SO	BB	IBB	HBP	BLK	WP	HR	S	P	ERA	WHIP

AB	35
R	2
H	9
RBI	2
BB	2
SO	10
LOB	16

BOTTOM

Chicago White Sox @ Cleveland Indians

Cleveland Municipal Stadium, Cleveland, OH

Sun May 30 1982, 3:33 AM EDT

Att. 13,892 - Unknown - 63 F

livebaseballscorecards.com

Batter	1	2	3	4	5	6	7	8	9	AB	R	H	RBI	BB	SO	LOB
Miguel Dilone, S (1, 7) OBP: 0.278, SLG: 0.325	0-0 1B 1B		0-0 5-3 ① 1B	0-0 SH G4-6-3 1-2 2-3		0-0 F6 ③				3	0	1	0	0	0	0
Toby Harrah, R (1, 5) OBP: 0.478, SLG: 0.617	0-0 G5-4-3 1-2 1B		4-0 BB HR BB	0-0 F3 ① 1-2			0-0 HR			3	2	2	1	1	0	3
Mike Hargrove, L (1, 3) OBP: 0.392, SLG: 0.360	0-0 F7 ① 1-2		4-0 HR 1-2 BB	0-0 G4-6-3 ②③ 1-2f			4-0 G5-4-3 BB			2	1	0	0	2	0	5
Andre Thornton, R (1, 10) OBP: 0.428, SLG: 0.599	0-0 G5-4-3 ②③ 1-2f		0-0 HR 1-H 2-H		4-0 FC6-4 SH BB		0-0 G5-4-3 ①② 1-2f			3	1	1	3	1	0	3
Von Hayes, L (1, 9) (4, 8) OBP: 0.313, SLG: 0.385		0-0 1-3 ① 1-3	0-0 1-3 1B		0-0 SH FC6-4 1-2		1-0 HBP			2	0	1	0	0	0	0
Ron Hassey, L (1, 2) OBP: 0.268, SLG: 0.301		0-0 5-3 ② 1-3	0-0 1-3 ② 1-2		0-0 FC6-4 ① G5-4-3 1-2f 2-3		0-0 6-3 ③			4	0	0	0	0	0	4
Alan Bannister, R (1, 8) OBP: 0.363, SLG: 0.362 Joe Charboneau, R (4, 9) OBP: 0.273, SLG: 0.400		0-0 S 1B	0-0 5-3 ③		0-0 G5-4-3 ②③ 1-2f			0-3 K ①		2 2	0 0	1 0	0 0	0 0	0 1	1 2
Jack Perconte, L (1, 4) OBP: 0.279, SLG: 0.299		4-0 BB 1-2		0-0 SH HBP 1B		0-0 4-3 ①		0-3 K ②		3	0	1	0	1	1	0
Jerry Dybzinski, R (1, 6) OBP: 0.329, SLG: 0.298		0-0 1-3 ③		1-0 SH 1-2 HBP		0-0 6-3 ②		0-0 F8 ③		3	0	0	0	0	0	2

	AB	27
	R	4
	H	7
	RBI	4
	BB	5
	SO	2
	LOB	20

Inning Stats	1	2	3	4	5	6	7	8	9
	R: 0 H: 2 E: 0 LOB: 1 K: 0 BB: 0 S: 4 P: 4	R: 0 H: 1 E: 0 LOB: 2 K: 0 BB: 1 S: 4 P: 8	R: 3 H: 2 E: 0 LOB: 1 K: 0 BB: 2 S: 5 P: 13	R: 0 H: 1 E: 1 LOB: 2 K: 0 BB: 0 S: 4 P: 5	R: 0 H: 0 E: 1 LOB: 1 K: 0 BB: 1 S: 3 P: 7	R: 0 H: 0 E: 0 LOB: 0 K: 0 BB: 0 S: 3 P: 3	R: 1 H: 1 E: 0 LOB: 1 K: 0 BB: 1 S: 3 P: 8	R: 0 H: 0 E: 0 LOB: 0 K: 2 BB: 0 S: 7 P: 7	

	1B	5	SF	0	WP	0	PA	36
	2B	0	SAC	2	PB	0		
	3B	0	DP	4	SB	1		
	HR	2	HBP	2	CS	0		

PITCHER		IP	WLS	BF	H	R	ER	SO	BB	IBB	HBP	BLK	WP	HR	S	P	ERA	WHIP
Dennis Lamp, R ERA: 4.5	(1, 1)	6.0	L	29	7	4	4	0	4	0	1	0	0	2	24	41	6.00	1.833
Kevin Hickey, L ERA: 3.57	(7, 1)	1.0		4	0	0	0	0	1	0	1	0	0	0	2	7	0.00	1.000
Chico Escarrega, R ERA: 1.88	(8, 1)	1.0		3	0	0	0	2	0	0	0	0	0	0	7	7	0.00	0.000

PITCHER	IP	WLS	BF	H	R	ER	SO	BB	IBB	HBP	BLK	WP	HR	S	P	ERA	WHIP

Batter	1	2	3	4	5	6	7	8	9	AB	R	H	RBI	BB	SO	LOB
Jim Eisenreich, L (1, 8) OBP: 0.388, SLG: 0.448	E 1B 1B	G1-3-6 1-2f		SSS K			5-3			2	1	1	0	0	0	2
Dave Engle, R (2, 9) OBP: 0.272, SLG: 0.349										2	0	0	0	0	1	2
Larry Milbourne, S (1, 4) OBP: 0.267, SLG: 0.250	L6 1-3		HR 1B	G6-4-3 1-2f			6-3			4	1	1	0	0	0	3
Tom Brunansky, R (1, 9) OBP: 0.319, SLG: 0.569 (2, 8)	6-3		F9		F8		F8			4	0	0	0	0	0	2
Kent Hrbek, L (1, 3) OBP: 0.385, SLG: 0.622	E 3-H 1B		1-H HR		6-3			4-3		4	1	2	3	0	0	0
Randy Johnson, L (1, 10) OBP: 0.356, SLG: 0.525	E4 1-2		F2		F9			G6-3 1B		4	0	1	0	0	0	1
Mickey Hatcher, R (1, 7) OBP: 0.278, SLG: 0.326	5-3		F7			FC6-5-4 2B		G6-3 1-2f		4	0	1	0	0	0	3
John Castino, R (1, 5) OBP: 0.276, SLG: 0.321		F8		2B 1B		1-3			G4-6-3 1B	4	1	2	0	0	0	1
Ron Washington, R (1, 6) OBP: 0.341, SLG: 0.402		2B		1-H 2B		FC6-5-4 FC6-4 2-3			F9	4	0	2	1	0	0	2
Sal Butera, R (1, 2) OBP: 0.365, SLG: 0.269		BBB G1-3-6 BB		BBB G6-4-3 BB		FC6-4 1-2f			G4-6-3 1-2f	1	0	0	0	2	0	1
Jesus Vega, R (9, PH) OBP: 0.294, SLG: 0.352										1	0	0	0	0	0	1
Inning Stats	R: 1 E: 2 K: 0 S: 6 H: 2 LOB: 2 BB: 0 P: 6	R: 0 E: 0 K: 0 S: 3 H: 1 LOB: 1 BB: 1 P: 7	R: 2 E: 0 K: 0 S: 5 H: 2 LOB: 0 BB: 0 P: 5	R: 1 E: 0 K: 1 S: 6 H: 2 LOB: 1 BB: 1 P: 10	R: 0 E: 0 K: 0 S: 3 H: 0 LOB: 0 BB: 0 P: 3	R: 0 E: 0 K: 0 S: 4 H: 1 LOB: 1 BB: 0 P: 4	R: 0 E: 0 K: 0 S: 3 H: 0 LOB: 0 BB: 0 P: 3	R: 0 E: 0 K: 0 S: 3 H: 1 LOB: 0 BB: 0 P: 3	R: 0 E: 0 K: 0 S: 3 H: 1 LOB: 0 BB: 0 P: 3	1B: 6 2B: 3 3B: 0 HR: 1 SF: 0 SAC: 0 DP: 4 HBP: 0						

TOP

Minnesota Twins @ Cleveland Indians

Cleveland Municipal Stadium, Cleveland, OH

Mon May 31 1982, 7:05 PM EDT

Att. 14,690 - Unknown - 73 F

livebaseballscorecards.com

AB	34
R	4
H	10
RBI	4
BB	2
SO	1
LOB	18

PITCHER		IP	WLS	BF	H	R	ER	SO	BB	IBB	HBP	BLK	WP	HR	S	P	ERA	WHIP
Lary Sorensen, R ERA: 3.9	(1, 1)	9.0	W	36	10	4	4	1	2	0	0	0	0	1	36	44	4.00	1.333

PITCHER	IP	WLS	BF	H	R	ER	SO	BB	IBB	HBP	BLK	WP	HR	S	P	ERA	WHIP

BOTTOM

Minnesota Twins @ Cleveland Indians

Cleveland Municipal Stadium, Cleveland, OH

Mon May 31 1982, 7:05 PM EDT

Att. 14,690 - Unknown - 73 F

livebaseballscorecards.com

Batter	1	2	3	4	5	6	7	8	9	AB	R	H	RBI	BB	SO	LOB
Miguel Dilone, S (1, 7) OBP: 0.283, SLG: 0.328	1B BLK 1B 1B	G3		4-3		6-3		1B		5	1	2	0	0	0	0
Toby Harrah, R (1, 5) OBP: 0.481, SLG: 0.612	1B HR 1B 1-3		2B BB		BB BB BB BB	F2		K2-3		3	3	1	0	2	1	1
Mike Hargrove, L (1, 3) OBP: 0.399, SLG: 0.371	HR 1B 1-2 3-H		1-H HR 2B		BB BB BB 1-2		F6			3	2	2	2	1	0	0
Andre Thornton, R (1, 10) OBP: 0.429, SLG: 0.612	F3		2-H HR		BB 1-2 2-3		F3			3	1	1	2	1	0	2
Joe Charboneau, R (1, 9) OBP: 0.288, SLG: 0.415	F4		L3 HBP		F4		2B 2B			3	1	1	0	0	0	5
Von Hayes, L (1, 8) OBP: 0.326, SLG: 0.424	1-H HR 2-H		L3 1-2		1-2 BB 2-3 3-H		2-H 2B			3	1	2	5	1	0	1
Bill Nahorodny, R (1, 2) OBP: 0.259, SLG: 0.462	5-3		F4		F6		F6			4	0	0	0	0	0	4
Jack Perconte, L (1, 4) OBP: 0.269, SLG: 0.287		G3		G3	F7			F4		4	0	0	0	0	0	3
Jerry Dybzinski, R (1, 6) OBP: 0.321, SLG: 0.289		F8		4-3		F6		F8		4	0	0	0	0	0	0
Inning Stats	R: 4 H: 4 E: 0 LOB: 0 K: 0 BB: 0 S: 7 P: 7	R: 0 H: 0 E: 0 LOB: 0 K: 0 BB: 0 S: 3 P: 3	R: 3 H: 2 E: 0 LOB: 0 K: 0 BB: 1 S: 4 P: 9	R: 0 H: 0 E: 0 LOB: 0 K: 0 BB: 0 S: 3 P: 3	R: 1 H: 0 E: 0 LOB: 3 K: 0 BB: 4 S: 3 P: 19	R: 0 H: 0 E: 0 LOB: 0 K: 0 BB: 0 S: 3 P: 3	R: 1 H: 2 E: 0 LOB: 1 K: 0 BB: 0 S: 5 P: 5	R: 0 H: 1 E: 0 LOB: 1 K: 1 BB: 0 S: 6 P: 6		1B: 4 SF: 0 2B: 4 SAC: 0 3B: 0 DP: 1 HR: 2 HBP: 1						

AB	32
R	9
H	9
RBI	9
BB	5
SO	1
LOB	16

WP: 0 PA: 38
PB: 0
SB: 0
CS: 0

PITCHER		IP	WLS	BF	H	R	ER	SO	BB	IBB	HBP	BLK	WP	HR	S	P	ERA	WHIP
Pete Filson, L ERA: 8.76	(1, 1)	1.0	L	7	4	4	4	0	0	0	0	1	0	1	7	7	36.00	4.000
Terry Felton, R ERA: 4.35	(2, 1)	3.0		15	2	4	4	0	4	0	1	0	0	1	10	27	12.00	2.000
Paul Boris, R ERA: 7.0	(5, 1)	4.0		16	3	1	1	1	1	0	0	0	0	0	17	21	2.25	1.000

PITCHER	IP	WLS	BF	H	R	ER	SO	BB	IBB	HBP	BLK	WP	HR	S	P	ERA	WHIP

Minnesota Twins @ Cleveland Indians

Cleveland Municipal Stadium, Cleveland, OH

Tue Jun 01 1982, 7:05 PM EDT

Att. 4,045 - Unknown - 59 F

livebaseballscorecards.com

TOP

Batter	1	2	3	4	5	6	7	8	9	AB	R	H	RBI	BB	SO	LOB
Ron Washington, R (1, 6) OBP: 0.340, SLG: 0.400	F4			5-3 2B 1B	L7			SH3-4 1-2		3	1	1	0	0	0	1
Larry Milbourne, S (1, 4) OBP: 0.266, SLG: 0.250	L5			5-3 1-2	6-3			1B 2-3 1B		4	0	1	0	0	0	2
Tom Brunansky, R (1, 8) OBP: 0.316, SLG: 0.544	K			2B BB		5-3		K		3	1	0	0	1	2	2
Kent Hrbek, L (1, 3) OBP: 0.388, SLG: 0.625		F9		1-H 2-H 2B		K		1-2 3-H 1B		4	0	2	3	0	1	0
Jesus Vega, R (1, 10) OBP: 0.292, SLG: 0.349		5-3 1B		5-3		6-3		F5		4	0	1	0	0	0	3
Mickey Hatcher, R (1, 7) OBP: 0.266, SLG: 0.311		5-3 1-2		F8			5-3		F8	4	0	0	0	0	0	2
Gary Ward, R (1, 9) OBP: 0.277, SLG: 0.349			5-3		SH5-3 2B 1B		5-3		5-3	4	1	1	0	0	0	0
John Castino, R (1, 5) OBP: 0.269, SLG: 0.312			6-3		SH5-3 1-2		4-3		K	3	0	0	0	0	1	0
Tim Laudner, R (1, 2) OBP: 0.286, SLG: 0.290			6-3		2-H 2B			1B SH3-4 1B BB		2	0	1	1	1	0	0
Jim Eisenreich, L (8, PR) OBP: 0.388, SLG: 0.448										0	1	0	0	0	0	0
Sal Butera, R (8, 2) OBP: 0.365, SLG: 0.269										0	0	0	0	0	0	0

	AB	31
	R	4
	H	7
	RBI	4
	BB	2
	SO	4
	LOB	10

Inning Stats	1	2	3	4	5	6	7	8	9
	R: 0 E: 0 K: 1 S: 5 H: 0 LOB: 0 BB: 0 P: 5	R: 0 E: 0 K: 0 S: 3 H: 1 LOB: 1 BB: 0 P: 3	R: 0 E: 0 K: 0 S: 3 H: 0 LOB: 0 BB: 0 P: 3	R: 2 E: 0 K: 0 S: 5 H: 2 LOB: 1 BB: 1 P: 9	R: 1 E: 0 K: 0 S: 5 H: 2 LOB: 1 BB: 0 P: 5	R: 0 E: 0 K: 1 S: 5 H: 0 LOB: 0 BB: 0 P: 5	R: 0 E: 0 K: 0 S: 3 H: 0 LOB: 0 BB: 0 P: 3	R: 1 E: 0 K: 1 S: 7 H: 2 LOB: 2 BB: 1 P: 11	R: 0 E: 0 K: 1 S: 5 H: 0 LOB: 0 BB: 0 P: 5

	1B: 5	SF: 0
	2B: 2	SAC: 2
	3B: 0	DP: 0
	HR: 0	HBP: 0

	WP: 0	PA: 35
	PB: 0	
	SB: 0	
	CS: 0	

PITCHER		IP	WLS	BF	H	R	ER	SO	BB	IBB	HBP	BLK	WP	HR	S	P	ERA	WHIP
Rick Waits, L ERA: 6.28	(1, 1)	7.0		27	5	4	4	2	2	0	0	0	0	0	29	37	5.14	1.000
Ed Whitson, R ERA: 4.07	(8, 1)	0.2		3	1	0	0	1	0	0	0	0	0	0	5	5	0.00	1.500
Ed Glynn, L ERA: 1.69	(8, 1)	0.1	W	2	1	0	0	0	0	0	0	0	0	0	2	2	0.00	3.000
Dan Spillner, R ERA: 1.96	(9, 1)	1.0	S	3	0	0	0	1	0	0	0	0	0	0	5	5	0.00	0.000

PITCHER		IP	WLS	BF	H	R	ER	SO	BB	IBB	HBP	BLK	WP	HR	S	P	ERA	WHIP

Batter	1	2	3	4	5	6	7	8	9	AB	R	H	RBI	BB	SO	LOB
Miguel Dilone, S (1, 7) OBP: 0.294, SLG: 0.328	L5		K		G5-4-3 BB		FC6-4 1B	1-2 2-3 3-H BB		3	0	1	1	2	1	0
Toby Harrah, R (1, 5) OBP: 0.479, SLG: 0.607	FC5-4 1B			BB HR 1B	G5-4-3 1-2f		FC6-4 1-2f	K		5	1	2	0	0	1	5
Mike Hargrove, L (1, 3) OBP: 0.396, SLG: 0.365	F9			1-2 HR BB	L7		F7			3	1	0	0	1	0	2
Andre Thornton, R (1, 10) OBP: 0.431, SLG: 0.624	FC5-4 1-2f			1-H 2-H HR		9-6 BB		F8		3	1	1	3	1	0	1
Joe Charboneau, R (1, 9) OBP: 0.286, SLG: 0.393		6-3		F9		0-6 1-2 BB		4-3		3	0	0	0	1	0	0
Von Hayes, L (1, 8) OBP: 0.331, SLG: 0.442		3-1		1B 3B		9-6 1-2f 2-3		BB S BB 1B		4	2	2	0	0	0	2
Bill Nahorodny, R (1, 2) OBP: 0.276, SLG: 0.464 Ron Hassey, L (6, PH) OBP: 0.280, SLG: 0.301 (7, 2)		F9		BB 3-H 1B		IBB		BB BB 1-2 BB IBB		2 0	0 1	1 0	1 0	0 2	0 0	0 0
Jack Perconte, L (1, 4) OBP: 0.277, SLG: 0.282		1-3		G6-3 1-2 BB		F7		BB BB 1-2 2-3 BB		2	0	0	0	2	0	2
Jerry Dybzinski, R (1, 6) OBP: 0.314, SLG: 0.283 Karl Pagel, L (8, PH) Mike Fischlin, R (8, PR) OBP: 0.421, SLG: 0.412 (9, 6)		F9		G6-3 1-2f			5-3	BB 1-2 2-3 3-H BB		3 0 0	0 0 0	0 0 0	0 1 0	0 1 0	0 0 0	2 0 0
Inning Stats	R: 0 E: 0 K: 0 S: 4 H: 1 LOB: 1 BB: 0 P: 4	R: 0 E: 0 K: 0 S: 3 H: 0 LOB: 0 BB: 0 P: 3	R: 0 E: 0 K: 1 S: 5 H: 0 LOB: 0 BB: 0 P: 5	R: 4 E: 0 K: 0 S: 6 H: 4 LOB: 1 BB: 2 P: 14	R: 0 E: 0 K: 0 S: 2 H: 0 LOB: 0 BB: 1 P: 6	R: 0 E: 0 K: 0 S: 2 H: 0 LOB: 2 BB: 3 P: 14	R: 0 E: 0 K: 0 S: 4 H: 1 LOB: 1 BB: 0 P: 4	R: 2 E: 0 K: 1 S: 6 H: 1 LOB: 3 BB: 4 P: 22		1B: 5 2B: 1 3B: 1 HR: 1	SF: 0 SAC: 0 DP: 3 HBP: 0					

BOTTOM

Minnesota Twins @ Cleveland Indians

Cleveland Municipal Stadium, Cleveland, OH

Tue Jun 01 1982, 7:05 PM EDT

Att. 4,045 - Unknown - 59 F

livebaseballscorecards.com

AB	28
R	6
H	7
RBI	6
BB	10
SO	2
LOB	14

WP: 0 PB: 0 SB: 1 CS: 0 PA: 38

PITCHER		IP	WLS	BF	H	R	ER	SO	BB	IBB	HBP	BLK	WP	HR	S	P	ERA	WHIP
Darrell Jackson, L ERA: 6.25	(1, 1)	3.1		17	5	4	4	1	2	0	0	0	0	1	17	25	10.80	2.100
John Pacella, R ERA: 5.59	(4, 1)	1.2		6	0	0	0	0	3	0	0	0	0	0	3	15	0.00	1.800
Ron Davis, R ERA: 5.25	(6, 1)	2.2	L	13	2	2	2	0	2	2	0	0	0	0	9	25	6.75	1.500
Paul Boris, R ERA: 6.75	(8, 1)	0.1		2	0	0	0	1	1	0	0	0	0	0	3	7	0.00	3.000

PITCHER	IP	WLS	BF	H	R	ER	SO	BB	IBB	HBP	BLK	WP	HR	S	P	ERA	WHIP

Batter	1	2	3	4	5	6	7	8	9	AB	R	H	RBI	BB	SO	LOB
Ron Washington, R (1, 6) OBP: 0.331, SLG: 0.388	F4		F4		FC6 1-2f			F8		4	0	0	0	0	0	2
Larry Milbourne, S (1, 4) OBP: 0.265, SLG: 0.250	K		K			1B SF8 1B		F9		4	1	1	0	0	2	1
Tom Brunansky, R (1, 8) OBP: 0.325, SLG: 0.542	1B			CS 1-3 1B		K		F5		4	0	2	0	0	1	1
Kent Hrbek, L (1, 3) OBP: 0.390, SLG: 0.622	K			1-3 1-2		1-3 1B			S 1B	4	0	2	0	0	1	2
Randy Johnson, L (1, 10) OBP: 0.348, SLG: 0.517		L9		1-3 2-3		SF8 3-H			K	2	0	0	1	0	0	1
Jesus Vega, R (9, PH) OBP: 0.289, SLG: 0.345										1	0	0	0	0	1	1
Mickey Hatcher, R (1, 7) OBP: 0.258, SLG: 0.301		5-3			F4	L5			K	3	0	0	0	0	0	1
Jim Eisenreich, L (9, PH) OBP: 0.384, SLG: 0.443										1	0	0	0	0	1	1
Gary Ward, R (1, 9) OBP: 0.282, SLG: 0.370		F7			HR		G6-3 1B		K 1-2	4	1	2	1	0	1	1
John Castino, R (1, 5) OBP: 0.270, SLG: 0.306			BB		6-3		G6-3 1-2f			2	0	0	0	1	0	1
Tim Laudner, R (1, 2) OBP: 0.289, SLG: 0.294			F9		FC6 1B		K			3	0	1	0	0	1	1
Inning Stats	R: 0 E: 0 K: 2 S: 8 H: 1 LOB: 1 BB: 0 P: 8	R: 0 E: 0 K: 0 S: 3 H: 0 LOB: 0 BB: 0 P: 3	R: 0 E: 0 K: 1 S: 5 H: 0 LOB: 1 BB: 1 P: 9	R: 0 E: 0 K: 0 S: 3 H: 1 LOB: 0 BB: 0 P: 3	R: 1 E: 0 K: 0 S: 5 H: 2 LOB: 1 BB: 0 P: 5	R: 1 E: 0 K: 1 S: 7 H: 2 LOB: 1 BB: 0 P: 7	R: 0 E: 0 K: 1 S: 5 H: 1 LOB: 0 BB: 0 P: 5	R: 0 E: 0 K: 0 S: 3 H: 0 LOB: 0 BB: 0 P: 3	R: 0 E: 0 K: 3 S: 10 H: 1 LOB: 1 BB: 0 P: 10	1B: 7 2B: 0 3B: 0 HR: 1 SF: 1 SAC: 0 DP: 1 HBP: 0							

TOP

Minnesota Twins @ Cleveland Indians

Cleveland Municipal Stadium, Cleveland, OH

Wed Jun 02 1982, 7:05 PM EDT

Att. 11,495 - Unknown - 68 F

livebaseballscorecards.com

AB	32
R	2
H	8
RBI	2
BB	1
SO	8
LOB	13

WP: 0 PB: 0 SB: 1 CS: 1 PA: 34

PITCHER		IP	WLS	BF	H	R	ER	SO	BB	IBB	HBP	BLK	WP	HR	S	P	ERA	WHIP
Rick Sutcliffe, R ERA: 2.98	(1, 1)	8.0	W	30	7	2	2	5	1	0	0	0	0	1	39	43	2.25	1.000
Ed Glynn, L ERA: 1.69	(9, 1)	0.0		1	1	0	0	0	0	0	0	0	0	0	1	1	∞	∞
Ed Whitson, R ERA: 3.91	(9, 1)	1.0	S	3	0	0	0	3	0	0	0	0	0	0	9	9	0.00	0.000

PITCHER	IP	WLS	BF	H	R	ER	SO	BB	IBB	HBP	BLK	WP	HR	S	P	ERA	WHIP

BOTTOM

Minnesota Twins @ Cleveland Indians

Cleveland Municipal Stadium, Cleveland, OH

Wed Jun 02 1982, 7:05 PM EDT

Att. 11,495 - Unknown - 68 F

Batter	1	2	3	4	5	6	7	8	9	AB	R	H	RBI	BB	SO	LOB
Miguel Dilone, S (1, 7) OBP: 0.293, SLG: 0.321	BBBB 4-0 E S 1B BB	x 0-0 ③ 6-3		x 0-0 ②③ F5 1-2			x 0-0 ① 4-3			3	1	0	0	1	0	1
Toby Harrah, R (1, 5) OBP: 0.484, SLG: 0.608	x 0-0 HR 1-H 1B		BBBB 4-0 E 1B 2B BB		x 0-0 ① F9		x 0-0 1B 1B			3	2	2	1	1	0	0
Mike Hargrove, L (1, 3) OBP: 0.398, SLG: 0.365	SSS 0-3 ① K		x 0-0 ① F7		BBBB 4-0 BB		x 0-0 1-3 1B			3	0	1	0	1	1	2
Andre Thornton, R (1, 10) OBP: 0.437, SLG: 0.642	x 0-0 HR 1-H		x 0-0 E7 2B 1-3 1B		x 0-0 ② L8		4-0 IBB			3	1	2	2	1	0	1
Von Hayes, L (1, 8) OBP: 0.329, SLG: 0.444	x 0-0 ② 3-1		x 0-0 1-3 3-H 2B		x 0-0 ③ F3		SSS 0-3 ② K			4	0	1	1	0	1	4
Ron Hassey, L (1, 2) OBP: 0.291, SLG: 0.301 Bill Nahorodny, R (6, PH) OBP: 0.258, SLG: 0.433 (7, 2)	BBBB 4-0 BB	IIII 4-0 L3 IBB			SSS 0-3 ① K	x 0-0 ③ F9				0 2	0 0	0 0	0 0	2 0	0 1	0 3
Rod Craig, S (1, 9) OBP: 0.118, SLG: 0.118	x 0-0 ③ L9	x 0-0 ②③ L3 1-2			x 0-0 1B			x 0-0 ① F5		4	0	1	0	0	0	4
Jack Perconte, L (1, 4) OBP: 0.276, SLG: 0.280		SSS 0-3 ① K		x 0-0 ① 4-3		x 0-0 ② F8		x 0-0 CS 1B		4	0	1	0	0	1	1
Jerry Dybzinski, R (1, 6) OBP: 0.313, SLG: 0.277		x 0-0 ② 4-3		BBBB 4-0 CS BB		x 0-0 ③ F8		SSS 0-3 ②③ K 1-2		3	0	0	0	1	1	2
Inning Stats	R: 3 H: 2 E: 0 LOB: 1 K: 1 BB: 2 S: 7 P: 15	R: 0 H: 0 E: 0 LOB: 0 K: 1 BB: 0 S: 5 P: 5	R: 1 H: 2 E: 1 LOB: 2 K: 0 BB: 2 S: 4 P: 12	R: 0 H: 0 E: 0 LOB: 0 K: 0 BB: 1 S: 2 P: 6	R: 0 H: 0 E: 0 LOB: 1 K: 0 BB: 1 S: 3 P: 7	R: 0 H: 1 E: 0 LOB: 1 K: 1 BB: 0 S: 6 P: 6	R: 0 H: 2 E: 0 LOB: 3 K: 1 BB: 1 S: 7 P: 11	R: 0 H: 1 E: 0 LOB: 0 K: 1 BB: 0 S: 5 P: 5		1B: 6 SF: 0 2B: 2 SAC: 0 3B: 0 DP: 1 HR: 1 HBP: 0						

	AB	29
	R	4
	H	8
	RBI	4
	BB	7
	SO	5
	LOB	18

WP: 0 PA: 36
PB: 0
SB: 1
CS: 2

livebaseballscorecards.com

PITCHER		IP	WLS	BF	H	R	ER	SO	BB	IBB	HBP	BLK	WP	HR	S	P	ERA	WHIP
Bobby Castillo, R ERA: 4.24	(1, 1)	6.1	L	30	7	4	4	3	5	1	0	0	0	1	30	54	5.68	1.895
Terry Felton, R ERA: 4.24	(7, 1)	1.2		6	1	0	0	2	0	1	0	0	0	0	9	13	0.00	0.600

PITCHER	IP	WLS	BF	H	R	ER	SO	BB	IBB	HBP	BLK	WP	HR	S	P	ERA	WHIP

Batter	1	2	3	4	5	6	7	8	9	AB	R	H	RBI	BB	SO	LOB
Miguel Dilone, S (1, 7) OBP: 0.303, SLG: 0.336	BBBB 4-0 3B BB		BBBB 4-0 1B S G3 BB	x 0-0 ③ 5-3 1-2			x 0-0 ① 6-3	x 0-0 2-H 3-H 3B		3	2	1	2	2	0	1
Toby Harrah, R (1, 5) OBP: 0.487, SLG: 0.616	x 0-0 1-H 3B		x 0-0 S G3 1-3 1B		BBBB 4-0 S BB		x 0-0 ② 2-3	x 0-0 ③ 6-3		4	0	2	1	1	0	1
Mike Hargrove, L (1, 3) OBP: 0.398, SLG: 0.368	SSS 0-3 ① K		x 0-0 ① G3 1-2 3-H		SSS 0-3 ① K 1-2		x 0-0 2B		BBBB 4-0 1B BB	4	0	1	1	1	2	3
Andre Thornton, R (1, 10) OBP: 0.427, SLG: 0.624	SSS 0-3 ② K		x 0-0 ② F4 2-3		SSS 0-3 ② K		x 0-0 ③ F6		SSS 0-3 ① K	5	0	0	0	0	3	5
Von Hayes, L (1, 9) OBP: 0.325, SLG: 0.435	SSS 0-3 ③ K		x 0-0 ③ 1-3		x 0-0 ③ 3-1			x 0-0 ① 1-3	x 0-0 1-2 1B	5	0	1	0	0	1	3
Ron Hassey, L (1, 2) OBP: 0.295, SLG: 0.308		BBBB 4-0 1B BB		x 0-0 ① 4-3		SSS 0-3 ① K2-3		x 0-0 1B 1B 2B	SSS 0-3 ② K	4	1	1	0	1	2	2
Rick Manning, L (1, 8) OBP: 0.345, SLG: 0.371		SSS 0-3 ① K		BBBB 4-0 1B SF7 BB		x 0-0 ② G3		x 0-0 G3 1B 2-3 3B 1B	x 0-0 ③ F7	4	2	1	0	1	1	3
Jack Perconte, L (1, 4) OBP: 0.300, SLG: 0.300		x 0-0 G4-6-3 1-2 1B		x 0-0 S 1-3 1B		BBBB 4-0 FC6-4 BB		x 0-0 G3 1-2 3-H 3B 1B		3	1	3	1	1	0	0
Jerry Dybzinski, R (1, 6) OBP: 0.307, SLG: 0.273 Rod Craig, S (8, PH) OBP: 0.111, SLG: 0.111 Mike Fischlin, R (8, 6) OBP: 0.421, SLG: 0.412		x 0-0 ② ③ G4-6-3 1-2f		x 0-0 ② SF7 3-H		x 0-0 ③ FC6-4 1-2f		x 0-0 ② G3 1-2 2-3		2 1 0	0 0 0	0 0 0	1 0 0	0 0 0	0 0 0	3 2 0
Inning Stats	R: 1 H: 1 E: 0 LOB: 1 K: 3 BB: 1 S: 10 P: 14	R: 0 H: 1 E: 0 LOB: 1 K: 1 BB: 1 S: 5 P: 9	R: 1 H: 1 E: 0 LOB: 1 K: 0 BB: 1 S: 4 P: 8	R: 1 H: 1 E: 0 LOB: 1 K: 0 BB: 1 S: 4 P: 8	R: 0 H: 0 E: 0 LOB: 1 K: 2 BB: 1 S: 7 P: 11	R: 0 H: 0 E: 0 LOB: 1 K: 1 BB: 1 S: 5 P: 9	R: 0 H: 1 E: 0 LOB: 1 K: 0 BB: 0 S: 4 P: 4	R: 3 H: 4 E: 0 LOB: 1 K: 0 BB: 0 S: 7 P: 7	R: 0 H: 1 E: 0 LOB: 2 K: 2 BB: 1 S: 8 P: 12	1B: 6 SF: 1 2B: 2 SAC: 0 3B: 2 DP: 1 HR: 0 HBP: 0						

PITCHER		IP	WLS	BF	H	R	ER	SO	BB	IBB	HBP	BLK	WP	HR	S	P	ERA	WHIP
Jim Gott, R ERA: 3.46	(1, 1)	5.0		23	4	3	3	6	5	0	0	0	0	0	30	50	5.40	1.800
Dale Murray, R ERA: 4.75	(6, 1)	2.2	L	14	5	3	3	1	1	0	0	0	0	0	15	19	10.12	2.250
Joey McLaughlin, R ERA: 4.05	(8, 1)	1.1		6	1	0	0	2	1	0	0	0	0	0	9	13	0.00	1.500

PITCHER	IP	WLS	BF	H	R	ER	SO	BB	IBB	HBP	BLK	WP	HR	S	P	ERA	WHIP

Cleveland Indians @ Toronto Blue Jays

Exhibition Stadium, Toronto, ON

Fri Jun 04 1982, 7:05 PM EDT

Att. 12,371 - Unknown - 59 F

TOP

livebaseballscorecards.com

AB	35
R	6
H	10
RBI	6
BB	7
SO	9
LOB	23

PA: 43

WP: 0 PB: 0 SB: 4 CS: 0

BOTTOM

Cleveland Indians @ Toronto Blue Jays

Exhibition Stadium, Toronto, ON

Fri Jun 04 1982, 7:05 PM EDT

Att. 12,371 - Unknown - 59 F

livebaseballscorecards.com

Batter	1	2	3	4	5	6	7	8	9	AB	R	H	RBI	BB	SO	LOB
Damaso Garcia, R (1, 4) OBP: 0.355, SLG: 0.386	F8		1B 2B		4-3		4-3		F8	5	1	1	0	0	0	1
Rance Mulliniks, L (1, 5) OBP: 0.336, SLG: 0.377	K		2-H 1B		BB 3B		5-3			3	1	1	1	1	1	0
Willie Upshaw, L (1, 3) OBP: 0.364, SLG: 0.468	F7		1-3		1-H SF8 3B			BB FC4-6		3	1	1	1	1	0	1
Dave Revering, L (1, 10) OBP: 0.269, SLG: 0.295		BB FC3-6		BB 1B WP	3-H SF8			1-2f FC4-6		1	0	0	1	2	0	1
Ernie Whitt, L (1, 2) OBP: 0.350, SLG: 0.462		FC3-6 4-3 1-2f		F6	F7			K		4	0	0	0	0	1	3
Hosken Powell, L (1, 9) OBP: 0.264, SLG: 0.337		4-3 2-3		1-3 1B		6-3		F2		4	0	1	0	0	0	2
Al Woods, L (1, 7) OBP: 0.234, SLG: 0.225		G3		F5		F3			F7	4	0	0	0	0	0	3
Lloyd Moseby, L (1, 8) OBP: 0.286, SLG: 0.329			K	HBP		F5			K	3	0	0	0	0	2	0
Alfredo Griffin, S (1, 6) OBP: 0.253, SLG: 0.287			F4	F5			K		1B	3	0	0	0	0	1	3
Barry Bonnell, R (9, PH) OBP: 0.414, SLG: 0.535										1	0	1	0	0	0	0

Inning Stats	1	2	3	4	5	6	7	8	9
	R: 0 H: 0 E: 0 LOB: 0 K: 1 BB: 0 S: 5 P: 5	R: 0 H: 0 E: 1 LOB: 1 K: 0 BB: 1 S: 3 P: 7	R: 1 H: 2 E: 0 LOB: 1 K: 1 BB: 0 S: 7 P: 7	R: 0 H: 1 E: 0 LOB: 3 K: 0 BB: 1 S: 4 P: 9	R: 2 H: 1 E: 0 LOB: 0 K: 0 BB: 1 S: 4 P: 8	R: 0 H: 0 E: 0 LOB: 0 K: 0 BB: 0 S: 3 P: 3	R: 0 H: 0 E: 0 LOB: 0 K: 1 BB: 0 S: 5 P: 5	R: 0 H: 0 E: 0 LOB: 1 K: 1 BB: 1 S: 5 P: 9	R: 0 H: 1 E: 0 LOB: 1 K: 1 BB: 0 S: 6 P: 6

AB	31
R	3
H	5
RBI	3
BB	4
SO	5
LOB	14

		1B: 3	SF: 1	WP: 1	PA: 37
		2B: 1	SAC: 0	PB: 0	
		3B: 1	DP: 0	SB: 0	
		HR: 0	HBP: 1	CS: 0	

PITCHER		IP	WLS	BF	H	R	ER	SO	BB	IBB	HBP	BLK	WP	HR	S	P	ERA	WHIP
Len Barker, R ERA: 2.77	(1, 1)	7.0	W	30	4	3	3	3	4	0	1	0	1	0	31	48	3.86	1.143
Dan Spillner, R ERA: 1.87	(8, 1)	2.0	S	7	1	0	0	2	0	0	0	0	0	0	11	11	0.00	0.500

PITCHER	IP	WLS	BF	H	R	ER	SO	BB	IBB	HBP	BLK	WP	HR	S	P	ERA	WHIP

Batter	1	2	3	4	5	6	7	8	9	AB	R	H	RBI	BB	SO	LOB
Miguel Dilone, S (1, 7) OBP: 0.301, SLG: 0.347	1B 3B		1-3		4-3			4-3		4	1	1	0	0	0	0
Toby Harrah, R (1, 5) OBP: 0.487, SLG: 0.611	G4-6-3 1B 3-H		BB BB		F3			F7		3	0	1	1	1	0	0
Mike Hargrove, L (1, 3) OBP: 0.396, SLG: 0.362	G4-6-3 1-2f		BB 1-2		F7			F9		3	0	0	0	1	0	1
Andre Thornton, R (1, 10) OBP: 0.423, SLG: 0.616	1B		4-3			6-3			5-3	4	0	1	0	0	0	2
Von Hayes, L (1, 9) OBP: 0.316, SLG: 0.423	G3			4-3		F8			F7	4	0	0	0	0	0	1
Ron Hassey, L (1, 2) OBP: 0.294, SLG: 0.306		P6		FC4-6 1B		G3			4-3	4	0	1	0	0	0	0
Rick Manning, L (1, 8) OBP: 0.339, SLG: 0.364		6-3		FC4-6 BB 1-2f			F9			3	0	0	0	0	0	1
Jack Perconte, L (1, 4) OBP: 0.301, SLG: 0.295		F7		BB 1-2			4-3			2	0	0	0	1	0	0
Jerry Dybzinski, R (1, 6) OBP: 0.302, SLG: 0.267			F8	K			4-3			3	0	0	0	0	1	2
Inning Stats	R: 1 E: 0 K: 0 S: 5 H: 3 LOB: 1 BB: 0 P: 5	R: 0 E: 0 K: 0 S: 3 H: 0 LOB: 0 BB: 0 P: 3	R: 0 E: 0 K: 0 S: 3 H: 0 LOB: 2 BB: 2 P: 11	R: 0 E: 0 K: 1 S: 6 H: 1 LOB: 2 BB: 1 P: 10	R: 0 E: 0 K: 0 S: 3 H: 0 LOB: 0 BB: 0 P: 3	R: 0 E: 0 K: 0 S: 3 H: 0 LOB: 0 BB: 0 P: 3	R: 0 E: 0 K: 0 S: 3 H: 0 LOB: 0 BB: 0 P: 3	R: 0 E: 0 K: 0 S: 3 H: 0 LOB: 0 BB: 0 P: 3	R: 0 E: 0 K: 0 S: 3 H: 0 LOB: 0 BB: 0 P: 3	1B: 3 2B: 0 3B: 1 HR: 0 SF: 0 SAC: 0 DP: 1 HBP: 0						

TOP

Cleveland Indians @ Toronto Blue Jays

Exhibition Stadium, Toronto, ON

Sun Jun 06 1982, 3:33 AM EDT

Unknown - 59 F

livebaseballscorecards.com

AB	30
R	1
H	4
RBI	1
BB	3
SO	1
LOB	7

PITCHER	IP	WLS	BF	H	R	ER	SO	BB	IBB	HBP	BLK	WP	HR	S	P	ERA	WHIP
Dave Stieb, R (1, 1) ERA: 3.39	9.0	W	33	4	1	1	1	3	0	0	0	0	0	32	44	1.00	0.778

PITCHER	IP	WLS	BF	H	R	ER	SO	BB	IBB	HBP	BLK	WP	HR	S	P	ERA	WHIP

Batter	1	2	3	4	5	6	7	8	9	AB	R	H	RBI	BB	SO	LOB
Damaso Garcia, R (1, 4) OBP: 0.353, SLG: 0.383	5-3			L7		P3		S 3-4-1 1-3 1B		4	0	1	0	0	0	0
Rance Mulliniks, L (1, 5) OBP: 0.325, SLG: 0.364	6-3			G3			P6	3-4-1 1-2 3-H		4	0	0	1	0	0	1
Willie Upshaw, L (1, 3) OBP: 0.367, SLG: 0.486	4-3			1B			HR	P5 2-3		4	1	2	1	0	0	1
Dave Revering, L (1, 10) OBP: 0.278, SLG: 0.337		CS 1B		4-3			HR	K		4	1	2	1	0	1	2
Barry Bonnell, R (1, 7) OBP: 0.406, SLG: 0.523		F8 1-2			K		5-3			3	0	0	0	0	1	1
Ernie Whitt, L (1, 2) OBP: 0.342, SLG: 0.450		K			4-3		1-3			3	0	0	0	0	1	0
Hosken Powell, L (1, 9) OBP: 0.267, SLG: 0.337			4-3		5-3			HR 1B		3	1	1	0	0	0	0
Lloyd Moseby, L (1, 8) OBP: 0.287, SLG: 0.349			K			K		1-H HR		3	1	1	2	0	2	0
Alfredo Griffin, S (1, 6) OBP: 0.249, SLG: 0.282			6-3			F8		E6 1B 3-4-1		3	1	0	0	0	0	0
Inning Stats	R: 0 E: 0 K: 0 S: 3 H: 0 LOB: 0 BB: 0 P: 3	R: 0 E: 0 K: 1 S: 5 H: 1 LOB: 0 BB: 0 P: 5	R: 0 E: 0 K: 1 S: 5 H: 0 LOB: 0 BB: 0 P: 5	R: 0 E: 0 K: 0 S: 4 H: 1 LOB: 1 BB: 0 P: 4	R: 0 E: 0 K: 1 S: 5 H: 0 LOB: 0 BB: 0 P: 5	R: 0 E: 0 K: 1 S: 5 H: 0 LOB: 0 BB: 0 P: 5	R: 2 E: 0 K: 0 S: 5 H: 2 LOB: 0 BB: 0 P: 5	R: 3 E: 1 K: 1 S: 9 H: 3 LOB: 1 BB: 0 P: 9		1B: 4 2B: 0 3B: 0 HR: 3 SF: 0 SAC: 0 DP: 0 HBP: 0						

PITCHER		IP	WLS	BF	H	R	ER	SO	BB	IBB	HBP	BLK	WP	HR	S	P	ERA	WHIP
Lary Sorensen, R ERA: 4.01	(1, 1)	7.0	L	27	6	5	4	4	0	0	0	0	0	3	35	35	5.14	0.857
Ed Whitson, R ERA: 3.76	(8, 1)	1.0		4	1	0	0	1	0	0	0	0	0	0	6	6	0.00	1.000

PITCHER	IP	WLS	BF	H	R	ER	SO	BB	IBB	HBP	BLK	WP	HR	S	P	ERA	WHIP

BOTTOM

Cleveland Indians @ Toronto Blue Jays

Exhibition Stadium, Toronto, ON

Sun Jun 06 1982, 3:33 AM EDT

Unknown - 59 F

livebaseballscorecards.com

AB	31
R	5
H	7
RBI	5
BB	0
SO	5
LOB	5

WP: 0	PA: 31		
PB: 0			
SB: 1			
CS: 1			

Cleveland Indians @ Toronto Blue Jays

Exhibition Stadium, Toronto, ON

Sun Jun 06 1982, 7:05 PM EDT

Att. 17,131 - Unknown - 59 F

TOP

livebaseballscorecards.com

Batter	1	2	3	4	5	6	7	8	9	AB	R	H	RBI	BB	SO	LOB
Miguel Dilone, S (1, 7) OBP: 0.309, SLG: 0.380	K		2B	2-3			HR	1B BB 1-2 1B 2-3	K	6	2	3	1	0	2	3
Toby Harrah, R (1, 5) OBP: 0.483, SLG: 0.599	F3		BB	F8			P3	1B 1-2 1B 2-3	6-3	4	1	0	1	2	0	3
Mike Hargrove, L (1, 3) OBP: 0.396, SLG: 0.359	F8		F7		F9		BB S BB	FC6-5 1B 1-2 1B 2-3 3-H		4	0	1	1	1	0	2
Andre Thornton, R (1, 10) OBP: 0.423, SLG: 0.614		5-3	K		4-3		BB 1-2 BB	K		4	0	1	0	1	2	5
Von Hayes, L (1, 9) OBP: 0.319, SLG: 0.429		1B 2B	F8		4-3 2-3		F9	FC6-5 1-2 2-H 3-H 1B		5	1	2	2	0	0	5
Alan Bannister, R (1, 4) OBP: 0.373, SLG: 0.368		2B 2-H 1B	BB 1B BB	1-6-3			BB 1-2 2-3	FC6-5 1-2 2-3f		1	1	1	1	1	0	0
Jack Perconte, L (4, 4) OBP: 0.298, SLG: 0.292										1	0	0	0	0	0	1
Rod Craig, S (7, PH) OBP: 0.158, SLG: 0.111										0	0	0	0	1	0	0
Jerry Dybzinski, R (7, 6) OBP: 0.300, SLG: 0.265										1	0	0	0	0	0	2
Rick Manning, L (1, 8) OBP: 0.335, SLG: 0.365		1-3 2B	K	3-1		F7		K		5	0	1	0	0	2	6
Bill Nahorodny, R (1, 2) OBP: 0.286, SLG: 0.424		5-3	2-3 1B 1-2 BB	6-3				1B SH BB 1B	WP BB	3	1	1	0	1	0	2
Ron Hassey, L (8, 2) OBP: 0.299, SLG: 0.306										0	0	0	0	1	0	0
Mike Fischlin, R (1, 6) OBP: 0.391, SLG: 0.381 (7, 4)		K	2-3 1-2 2-H 1B	F9				SH BB 1B 1-2 1B	P3 1-2	4	1	1	1	0	1	3

Inning Stats										
	R: 0 H: 0 E: 0 LOB: 0 K: 1 BB: 0 S: 5 P: 5	R: 1 H: 3 E: 0 LOB: 2 K: 1 BB: 0 S: 8 P: 8	R: 0 H: 1 E: 0 LOB: 2 K: 1 BB: 1 S: 6 P: 10	R: 1 H: 1 E: 0 LOB: 2 K: 1 BB: 2 S: 6 P: 14	R: 0 H: 1 E: 0 LOB: 1 K: 0 BB: 0 S: 4 P: 4	R: 0 H: 0 E: 0 LOB: 0 K: 0 BB: 0 S: 3 P: 3	R: 1 H: 1 E: 0 LOB: 3 K: 0 BB: 3 S: 4 P: 16	R: 4 H: 4 E: 1 LOB: 2 K: 2 BB: 1 S: 12 P: 16	R: 0 H: 0 E: 0 LOB: 1 K: 1 BB: 1 S: 5 P: 9	1B: 6 SF: 0 2B: 4 SAC: 1 3B: 0 DP: 0 HR: 1 HBP: 0	WP: 1 PA: 47 PB: 0 SB: 1 CS: 0

	AB	38
	R	7
	H	11
	RBI	7
	BB	8
	SO	7
	LOB	32

PITCHER		IP	WLS	BF	H	R	ER	SO	BB	IBB	HBP	BLK	WP	HR	S	P	ERA	WHIP
Jim Clancy, R ERA: 4.83	(1, 1)	3.1		18	5	2	2	4	3	0	0	0	0	0	23	35	5.40	2.400
Dale Murray, R ERA: 4.42	(4, 1)	2.2		9	1	0	0	0	0	0	0	0	0	0	9	9	0.00	0.375
Roy Lee Jackson, R ERA: 3.46	(7, 1)	0.1		4	1	1	1	0	2	0	0	0	0	1	2	10	27.00	9.000
Jerry Garvin, L ERA: 7.94	(7, 1)	0.2	L	6	2	3	3	0	1	0	0	0	0	0	5	9	40.50	4.500
Joey McLaughlin, R ERA: 4.19	(8, 1)	1.0		6	2	1	0	2	1	0	0	0	0	0	9	13	0.00	3.000

PITCHER		IP	WLS	BF	H	R	ER	SO	BB	IBB	HBP	BLK	WP	HR	S	P	ERA	WHIP
Steve Senteney, R ERA:	(9, 1)	1.0		4	0	0	0	1	1	0	0	0	1	0	5	9	0.00	1.000

Batter	1	2	3	4	5	6	7	8	9	AB	R	H	RBI	BB	SO	LOB
Damaso Garcia, R (1, 4) OBP: 0.350, SLG: 0.384	6-3		G3 1B 2B		P6		K	F3		5	1	1	0	0	1	3
Garth Iorg, R (1, 5) OBP: 0.318, SLG: 0.390	F9		G3 2-3		5-3		P3	K		4	0	0	0	0	0	1
Al Woods, L (8, PH) (9, 7) OBP: 0.231, SLG: 0.222										1	0	0	0	0	1	3
Barry Bonnell, R (1, 9) (7, 7) (9, 5) OBP: 0.412, SLG: 0.529	K		3-H 1B		CS HBP		2B	FC6-4 1-2f		4	0	2	1	0	1	3
Wayne Nordhagen, R (1, 10) OBP: 0.333, SLG: 0.336		K	F8		CS 1-2	P6	BB		G4-6-3 BB	2	0	0	0	0	1	1
Dave Revering, L (5, PH) OBP: 0.288, SLG: 0.333										1	0	0	0	2	0	0
Tony Johnson, R (1, 7) OBP: 0.261, SLG: 0.400		6-3	F9			HR 1B	K		G4-6-3 1-2f	2	0	0	0	0	0	1
Hosken Powell, L (6, PH) (7, 9) OBP: 0.269, SLG: 0.337										3	1	1	0	0	1	3
Buck Martinez, R (1, 2) OBP: 0.326, SLG: 0.368		1B 2B		K		K		BB BB BB BB	F7	2	1	1	0	0	1	0
Ernie Whitt, L (6, PH) (7, 2) OBP: 0.341, SLG: 0.441										2	1	0	0	1	1	1
Willie Upshaw, L (1, 3) OBP: 0.380, SLG: 0.508		1B 2-H 1B		BB		HR 1-H		BB 1-2 BB		2	1	2	3	2	0	0
Lloyd Moseby, L (1, 8) OBP: 0.298, SLG: 0.368		1-2 1B		F9		3B		BB 1-2 2-3 BB		3	0	2	0	1	0	1
Alfredo Griffin, S (1, 6) OBP: 0.245, SLG: 0.278		F9		K		4-3		FC6-4 1-2 2-3 3-H BB		3	0	0	0	0	1	4
Rance Mulliniks, L (8, PH) (9, 6) OBP: 0.331, SLG: 0.364										0	0	0	1	1	0	0
Inning Stats	R: 0 E: 0 K: 1 S: 5 H: 0 LOB: 0 BB: 0 P: 5	R: 1 E: 0 K: 1 S: 8 H: 3 LOB: 2 BB: 0 P: 8	R: 1 E: 0 K: 0 S: 5 H: 2 LOB: 1 BB: 0 P: 5	R: 0 E: 0 K: 2 S: 7 H: 0 LOB: 1 BB: 1 P: 11	R: 0 E: 0 K: 0 S: 2 H: 0 LOB: 0 BB: 0 P: 3	R: 2 E: 0 K: 1 S: 8 H: 3 LOB: 1 BB: 0 P: 8	R: 0 E: 0 K: 2 S: 8 H: 1 LOB: 2 BB: 1 P: 12	R: 1 E: 0 K: 1 S: 5 H: 0 LOB: 3 BB: 4 P: 21	R: 0 E: 0 K: 0 S: 2 H: 0 LOB: 0 BB: 1 P: 6	1B: 4 2B: 3 3B: 1 HR: 1 SF: 0 SAC: 0 DP: 1 HBP: 1						

PITCHER		IP	WLS	BF	H	R	ER	SO	BB	IBB	HBP	BLK	WP	HR	S	P	ERA	WHIP
Rick Waits, L ERA: 6.2	(1, 1)	2.0		9	3	1	1	2	0	0	0	0	0	0	13	13	4.50	1.500
Tom Brennan, R ERA: 4.39	(3, 1)	3.1		14	3	2	2	2	1	0	1	0	0	0	16	21	5.40	1.200
Ed Glynn, L ERA: 3.86	(6, 1)	1.2	W	12	3	2	2	3	4	0	0	0	0	1	14	30	10.80	4.200
Ed Whitson, R ERA: 3.76	(8, 1)	0.0		1	0	0	0	0	1	0	0	0	0	0	0	4	∞	∞
Dan Spillner, R ERA: 1.79	(8, 1)	2.0	S	6	0	0	0	1	1	0	0	0	0	0	7	11	0.00	0.500

PITCHER	IP	WLS	BF	H	R	ER	SO	BB	IBB	HBP	BLK	WP	HR	S	P	ERA	WHIP

BOTTOM

Cleveland Indians @ Toronto Blue Jays

Exhibition Stadium, Toronto, ON

Sun Jun 06 1982, 7:05 PM EDT

Att. 17,131 - Unknown - 59 F

livebaseballscorecards.com

AB	34
R	5
H	9
RBI	5
BB	7
SO	8
LOB	21

Batter	1	2	3	4	5	6	7	8	9	AB	R	H	RBI	BB	SO	LOB
Miguel Dilone, S (1, 7) OBP: 0.307, SLG: 0.377	SSS 0-3 ① K			x 0-0 FC3-6 1B 1B 1B	x 0-0 ② 4-3 2-3		x 0-0 ③ 4-3			4	1	1	0	0	1	2
Jack Perconte, L (1, 4) OBP: 0.297, SLG: 0.291	x 0-0 ② F9			x 0-0 FC3-6 1-2 1B	x 0-0 ③ F2			x 0-0 ① G3		4	0	1	0	0	0	1
Mike Hargrove, L (1, 3) OBP: 0.393, SLG: 0.354	x 0-0 ③ 4-3			x 0-0 ① FC3-6 1B 1-2f 2-3		x 0-0 ① F9		BBBB 4-0 BB		3	0	0	0	1	0	2
Andre Thornton, R (1, 10) OBP: 0.420, SLG: 0.606		x 0-0 ① F6		x 0-0 FC3-6 1-3 3-H 1B		x 0-0 ② F3		x 0-0 ② F8		4	0	1	1	0	0	1
Von Hayes, L (1, 5) OBP: 0.317, SLG: 0.420		BBBB 4-0 G4-6-3 BB		x 0-0 ② FC3-6 1-2f		x 0-0 ③ P4		x 0-0 ③ F9		3	0	0	0	1	0	3
Ron Hassey, L (1, 2) OBP: 0.291, SLG: 0.296		x 0-0 ②③ G4-6-3 1-2f		x 0-0 ③ G3			x 0-0 ① 6-3		x 0-0 ① P6	4	0	0	0	0	0	3
Rick Manning, L (1, 8) OBP: 0.339, SLG: 0.392			x 0-0 ① 4-3		x 0-0 2B 2B		x 0-0 HR		x 0-0 ② 6-3	4	2	2	1	0	0	0
Rod Craig, S (1, 9) OBP: 0.182, SLG: 0.100 Toby Harrah, R (9, PH) OBP: 0.481, SLG: 0.596			SSS 0-3 ② K	x 0-0 ① P4		BBBB 4-0 BB		x 0-0 ③ P3		2 1	0 0	0 0	0 0	1 0	1 0	1 0
Jerry Dybzinski, R (1, 6) OBP: 0.301, SLG: 0.273			SSS 0-3 ③ K	x 0-0 4-3 2-H 2B			SSS 0-3 ② K			3	0	1	1	0	2	1
Inning Stats	R: 0 E: 0 K: 1 S: 5 H: 0 LOB: 0 BB: 0 P: 5	R: 0 E: 0 K: 0 S: 2 H: 0 LOB: 0 BB: 1 P: 6	R: 0 E: 0 K: 2 S: 7 H: 0 LOB: 0 BB: 0 P: 7	R: 1 E: 0 K: 0 S: 6 H: 3 LOB: 2 BB: 0 P: 6	R: 1 E: 0 K: 0 S: 5 H: 2 LOB: 1 BB: 0 P: 5	R: 0 E: 0 K: 0 S: 3 H: 0 LOB: 0 BB: 0 P: 3	R: 1 E: 0 K: 1 S: 6 H: 1 LOB: 1 BB: 1 P: 10	R: 0 E: 0 K: 0 S: 3 H: 0 LOB: 1 BB: 1 P: 7	R: 0 E: 0 K: 0 S: 3 H: 0 LOB: 0 BB: 0 P: 3	1B: 3 2B: 2 3B: 0 HR: 1	SF: 0 SAC: 0 DP: 1 HBP: 0						

PITCHER	IP	WLS	BF	H	R	ER	SO	BB	IBB	HBP	BLK	WP	HR	S	P	ERA	WHIP
Luis Leal, R (1, 1) ERA: 2.98	9.0	W	35	6	3	3	4	3	0	0	0	0	1	40	52	3.00	1.000

PITCHER	IP	WLS	BF	H	R	ER	SO	BB	IBB	HBP	BLK	WP	HR	S	P	ERA	WHIP

TOP

Cleveland Indians @ Toronto Blue Jays

Exhibition Stadium, Toronto, ON

Mon Jun 07 1982, 7:05 PM EDT

Att. 11,150 - Unknown - 54 F

livebaseballscorecards.com

AB	32
R	3
H	6
RBI	3
BB	3
SO	4
LOB	14

1B: 3 SF: 0
2B: 2 SAC: 0
3B: 0 DP: 1
HR: 1 HBP: 0

WP: 0 PA: 35
PB: 0
SB: 0
CS: 0

Cleveland Indians @ Toronto Blue Jays

Exhibition Stadium, Toronto, ON

Mon Jun 07 1982, 7:05 PM EDT

Att. 11,150 - Unknown - 54 F

livebaseballscorecards.com

BOTTOM

Batter	1	2	3	4	5	6	7	8	9	AB	R	H	RBI	BB	SO	LOB
Damaso Garcia, R (1, 4) OBP: 0.348, SLG: 0.381	6-3		6-3 (3-H)	1B (3-H)			P4			4	0	1	2	0	0	1
Rance Mulliniks, L (1, 5) OBP: 0.320, SLG: 0.351	4-3		4-3 (2-3)	K			K			4	0	0	0	0	2	2
Willie Upshaw, L (1, 3) OBP: 0.383, SLG: 0.541	HR		IHR (3-H)		4-1			P4		4	2	2	3	0	0	0
Dave Revering, L (1, 10) OBP: 0.278, SLG: 0.320	P4		K		K			6-3		4	0	0	0	0	2	0
Barry Bonnell, R (1, 7) OBP: 0.408, SLG: 0.518		5-3		HBP (1B, S, 3B)	K			F7		3	1	0	0	0	1	0
Ernie Whitt, L (1, 2) OBP: 0.333, SLG: 0.430		G3		K (1-2)			P4			3	0	0	0	0	1	1
Hosken Powell, L (1, 9) OBP: 0.281, SLG: 0.348		4-3		3B (2-3) 1B			G4-6-3 1B			3	1	2	0	0	0	0
Lloyd Moseby, L (1, 8) OBP: 0.298, SLG: 0.364			BB (2B, 6-3)	L4			G4-6-3 (1-2f)			2	1	0	0	1	0	3
Alfredo Griffin, S (1, 6) OBP: 0.251, SLG: 0.301			IHR (4-3, 1-3) 2B	3B (1-H, 3-H)			F8			3	2	2	2	0	0	0

	AB	30
	R	7
	H	7
	RBI	7
	BB	1
	SO	6
	LOB	7

Inning Stats	1	2	3	4	5	6	7	8	9
	R: 1 E: 0 K: 0 S: 4 H: 1 LOB: 0 BB: 0 P: 4	R: 0 E: 0 K: 0 S: 3 H: 0 LOB: 0 BB: 0 P: 3	R: 3 E: 0 K: 1 S: 7 H: 2 LOB: 0 BB: 1 P: 11	R: 3 E: 0 K: 2 S: 10 H: 3 LOB: 1 BB: 0 P: 11	R: 0 E: 0 K: 2 S: 7 H: 0 LOB: 0 BB: 0 P: 7	R: 0 E: 0 K: 0 S: 3 H: 1 LOB: 0 BB: 0 P: 3	R: 0 E: 0 K: 1 S: 5 H: 0 LOB: 0 BB: 0 P: 5	R: 0 E: 0 K: 0 S: 3 H: 0 LOB: 0 BB: 0 P: 3	

	1B: 3	SF: 0	WP: 0	PA: 32
	2B: 1	SAC: 0	PB: 0	
	3B: 1	DP: 1	SB: 1	
	HR: 2	HBP: 1	CS: 0	

PITCHER		IP	WLS	BF	H	R	ER	SO	BB	IBB	HBP	BLK	WP	HR	S	P	ERA	WHIP
John Denny, R (1, 1) ERA: 4.96		5.0	L	23	6	7	7	5	1	0	1	0	0	1	31	36	12.60	1.400
Ed Whitson, R (6, 1) ERA: 3.38		3.0		9	1	0	0	1	0	0	0	0	0	0	11	11	0.00	0.333

PITCHER	IP	WLS	BF	H	R	ER	SO	BB	IBB	HBP	BLK	WP	HR	S	P	ERA	WHIP

Batter	1	2	3	4	5	6	7	8	9	AB	R	H	RBI	BB	SO	LOB
Miguel Dilone, S (1, 7) OBP: 0.304, SLG: 0.371	F6		F8	FC6-4 3-H			G3		L3 1-2	5	0	1	1	0	0	2
Toby Harrah, R (1, 5) OBP: 0.481, SLG: 0.594	F5		FC6-4 1-2	1-2f			1B			4	0	2	0	0	0	1
Mike Hargrove, L (1, 3) OBP: 0.391, SLG: 0.352	1B		FC6-4 1-2f 2-3		4-3		F7			4	1	1	0	0	0	3
Andre Thornton, R (1, 10) OBP: 0.426, SLG: 0.607	FC5-4 1-2		B B B 1B 1-2		6-3			4-3		3	0	2	0	1	0	0
Alan Bannister, R (1, 4) OBP: 0.369, SLG: 0.364	FC5-4 1-2f		1-2 2-H 3-H		F7			F9		4	0	1	2	0	0	3
Von Hayes, L (1, 9) OBP: 0.315, SLG: 0.416		CS	F8			3-1		4-3 1-2		4	0	1	0	0	0	3
Rick Manning, L (1, 8) OBP: 0.332, SLG: 0.383		K		E6 6-3		K		4-3		4	1	0	0	0	2	2
Bill Nahorodny, R (1, 2) OBP: 0.263, SLG: 0.389 Ron Hassey, L (9, PH) OBP: 0.289, SLG: 0.294		F7 1-2		F8		F4			F9	3 1	0 0	0 0	0 0	0 0	0 0	2 0
Jerry Dybzinski, R (1, 6) OBP: 0.301, SLG: 0.275 Rod Craig, S (9, PH) OBP: 0.217, SLG: 0.143			FC6-4 1B	6-3 1-3			5-3		L3	3 1	1 0	1 1	0 0	0 0	0 0	1 0

Inning Stats									
	R: 0 E: 0 K: 0 S: 5	H: 2 LOB: 2 BB: 0 P: 5	R: 0 E: 0 K: 1 S: 5	H: 1 LOB: 0 BB: 0 P: 5	R: 2 E: 0 K: 0 S: 6	H: 3 LOB: 2 BB: 1 P: 10	R: 1 E: 1 K: 0 S: 5	H: 1 LOB: 1 BB: 0 P: 5	R: 0 E: 0 K: 0 S: 3	H: 0 LOB: 0 BB: 0 P: 3
	R: 0 E: 0 K: 1 S: 5	H: 0 LOB: 0 BB: 0 P: 5	R: 0 E: 0 K: 0 S: 4	H: 1 LOB: 1 BB: 0 P: 4	R: 0 E: 0 K: 0 S: 4	H: 1 LOB: 1 BB: 0 P: 4	R: 0 E: 0 K: 0 S: 3	H: 1 LOB: 0 BB: 0 P: 3	1B: 10 2B: 1 3B: 0 HR: 0	SF: 0 SAC: 0 DP: 1 HBP: 0	WP: 0 PB: 0 SB: 1 CS: 1	PA: 37

PITCHER	IP	WLS	BF	H	R	ER	SO	BB	IBB	HBP	BLK	WP	HR	S	P	ERA	WHIP
Pat Underwood, L (1, 1) ERA: 4.29	8.0	W	34	9	3	2	2	1	0	0	0	0	0	37	41	2.25	1.250
Dave Tobik, R (9, 1) ERA: 3.45	1.0		3	1	0	0	0	0	0	0	0	0	0	3	3	0.00	1.000

PITCHER	IP	WLS	BF	H	R	ER	SO	BB	IBB	HBP	BLK	WP	HR	S	P	ERA	WHIP

Cleveland Indians @ Detroit Tigers

Tiger Stadium, Detroit, MI

Tue Jun 08 1982, 7:05 PM EDT

Att. 21,308 - Unknown - 84 F

TOP

livebaseballscorecards.com

AB	36
R	3
H	10
RBI	3
BB	1
SO	2
LOB	17

Batter	1	2	3	4	5	6	7	8	9	AB	R	H	RBI	BB	SO	LOB
Chet Lemon, R (1, 9) OBP: 0.384, SLG: 0.373	6-3		HR	BB		F7		HR		4	2	2	2	1	0	1
Enos Cabell, R (1, 5) (8, 3) OBP: 0.320, SLG: 0.407	F8		L8	1B		F5		F6		5	0	1	2	0	0	1
Kirk Gibson, L (1, 8) OBP: 0.332, SLG: 0.389	BB		5-3	BB			G3			2	0	0	0	2	0	0
Mike Ivie, R (1, 10) OBP: 0.315, SLG: 0.479	PO	HR	2B	1-3			3B	BB		3	2	2	1	1	0	2
Richie Hebner, L (1, 3) OBP: 0.379, SLG: 0.407		K	F6		F8		K			4	0	0	0	0	2	2
Tom Brookens, R (8, 5) OBP: 0.337, SLG: 0.353										0	0	0	0	0	0	0
Larry Herndon, R (1, 7) OBP: 0.388, SLG: 0.590		BB		1B	K		WP	3B		3	1	2	1	1	1	0
Lance Parrish, R (1, 2) OBP: 0.378, SLG: 0.527		K		BB	K		F4			3	1	0	0	1	2	1
Lou Whitaker, L (1, 4) OBP: 0.330, SLG: 0.394		BB		BB		SH2-4		4-3		2	1	1	0	2	0	0
Alan Trammell, R (1, 6) OBP: 0.287, SLG: 0.309		F9		1B		SH2-4		L6		3	1	1	1	0	0	2
Inning Stats	R: 0 E: 0 K: 0 S: 2	H: 0 LOB: 0 BB: 1 P: 6	R: 1 E: 0 K: 2 S: 8	H: 1 LOB: 2 BB: 2 P: 16	R: 1 E: 0 K: 0 S: 5	H: 2 LOB: 1 BB: 0 P: 5	R: 3 E: 0 K: 0 S: 4	H: 3 LOB: 2 BB: 4 P: 20	R: 0 E: 0 K: 2 S: 7	H: 0 LOB: 0 BB: 0 P: 7	R: 0 E: 0 K: 0 S: 4	H: 1 LOB: 1 BB: 0 P: 4	R: 2 E: 0 K: 1 S: 6	H: 1 LOB: 0 BB: 1 P: 10	R: 1 E: 0 K: 0 S: 4	H: 1 LOB: 0 BB: 0 P: 4						

PITCHER		IP	WLS	BF	H	R	ER	SO	BB	IBB	HBP	BLK	WP	HR	S	P	ERA	WHIP
Rick Sutcliffe, R ERA: 3.78	(1, 1)	7.0	L	34	8	7	7	5	8	0	0	0	1	2	36	68	9.00	2.286
Ed Glynn, L ERA: 4.5	(8, 1)	1.0		4	1	1	1	0	0	0	0	0	0	1	4	4	9.00	1.000

PITCHER	IP	WLS	BF	H	R	ER	SO	BB	IBB	HBP	BLK	WP	HR	S	P	ERA	WHIP

BOTTOM

Cleveland Indians @ Detroit Tigers

Tiger Stadium, Detroit, MI

Tue Jun 08 1982, 7:05 PM EDT

Att. 21,308 - Unknown - 84 F

livebaseballscorecards.com

AB	29
R	8
H	9
RBI	7
BB	8
SO	5
LOB	9

1B: 4	SF: 0	WP: 1	PA: 39
2B: 1	SAC: 1	PB: 0	
3B: 1	DP: 0	SB: 3	
HR: 3	HBP: 0	CS: 0	

Batter	1	2	3	4	5	6	7	8	9	AB	R	H	RBI	BB	SO	LOB
Miguel Dilone, S (1, 7) OBP: 0.297, SLG: 0.362	F6	F6			B2 1-2			L4		4	0	0	0	0	0	3
Toby Harrah, R (1, 5) OBP: 0.478, SLG: 0.587	F7		FC6-4 1B		K			6-3		4	0	1	0	0	1	0
Mike Hargrove, L (1, 3) OBP: 0.393, SLG: 0.351	BB		F9			G4-3 1B		K		3	0	1	0	1	1	1
Andre Thornton, R (1, 10) OBP: 0.418, SLG: 0.595	1-3		FC6-4 CS 1-2f			G4-3 1-2f			F8	4	0	0	0	0	0	3
Von Hayes, L (1, 9) OBP: 0.308, SLG: 0.405		F9	CS 1-2	F9		G3			F9	4	0	0	0	0	0	0
Rick Manning, L (1, 8) OBP: 0.335, SLG: 0.385		BB 1B 1B		5-3 1B			G3		G1	4	1	2	0	0	0	0
Ron Hassey, L (1, 2) OBP: 0.297, SLG: 0.297		1B 1-2 BB		5-3 1-2			1B			2	0	1	0	1	0	1
Jack Perconte, L (1, 4) OBP: 0.290, SLG: 0.283		K		F7			F9			3	0	0	0	0	1	4
Jerry Dybzinski, R (1, 6) OBP: 0.307, SLG: 0.282		1-3 2-H 1B			CS 1B		4-3			3	0	2	1	0	0	1
Inning Stats	R: 0 E: 0 K: 0 S: 3 H: 0 LOB: 1 BB: 1 P: 7	R: 1 E: 0 K: 1 S: 7 H: 2 LOB: 2 BB: 1 P: 11	R: 0 E: 0 K: 0 S: 3 H: 1 LOB: 0 BB: 0 P: 3	R: 0 E: 0 K: 0 S: 4 H: 1 LOB: 1 BB: 0 P: 4	R: 0 E: 0 K: 1 S: 5 H: 1 LOB: 0 BB: 0 P: 5	R: 0 E: 0 K: 0 S: 3 H: 1 LOB: 0 BB: 0 P: 3	R: 0 E: 0 K: 0 S: 4 H: 1 LOB: 1 BB: 0 P: 4	R: 0 E: 0 K: 1 S: 5 H: 0 LOB: 0 BB: 0 P: 5	R: 0 E: 0 K: 0 S: 3 H: 0 LOB: 0 BB: 0 P: 3	1B: 7 2B: 0 3B: 0 HR: 0	SF: 0 SAC: 0 DP: 1 HBP: 0						

PITCHER	IP	WLS	BF	H	R	ER	SO	BB	IBB	HBP	BLK	WP	HR	S	P	ERA	WHIP
Jack Morris, R (1, 1) ERA: 2.94	9.0	W	33	7	1	1	3	2	0	0	0	0	0	37	45	1.00	1.000

PITCHER	IP	WLS	BF	H	R	ER	SO	BB	IBB	HBP	BLK	WP	HR	S	P	ERA	WHIP

TOP

Cleveland Indians @ Detroit Tigers

Tiger Stadium, Detroit, MI

Wed Jun 09 1982, 7:05 PM EDT

Unknown

livebaseballscorecards.com

AB	31
R	1
H	7
RBI	1
BB	2
SO	3
LOB	13

1B: 7 2B: 0 3B: 0 HR: 0 SF: 0 SAC: 0 DP: 1 HBP: 0

WP: 0 PB: 0 SB: 0 CS: 2 PA: 34

Cleveland Indians @ Detroit Tigers

Tiger Stadium, Detroit, MI

Wed Jun 09 1982, 7:05 PM EDT

Unknown

livebaseballscorecards.com

Batter	1	2	3	4	5	6	7	8	9	AB	R	H	RBI	BB	SO	LOB
Larry Herndon, R (1, 7) OBP: 0.381, SLG: 0.578	K		F8			6-3		F9		4	0	0	0	0	1	3
Enos Cabell, R (1, 3) OBP: 0.319, SLG: 0.404	F2			FC4-6, 1B		6-3		1-3		4	0	1	0	0	0	2
Kirk Gibson, L (1, 8) OBP: 0.332, SLG: 0.388	4-3			F7			HR, 1B			3	1	1	0	0	0	1
Jerry Turner, L (1, 9) OBP: 0.257, SLG: 0.348 Alan Trammell, R (8, 6) OBP: 0.287, SLG: 0.309		6-3		FC4-6, CS 1-2f			1-H, HR			3 0	1 0	1 0	2 0	0 0	0 0	1 0
Richie Hebner, L (1, 10) OBP: 0.368, SLG: 0.394		4-3	CS 1-2		F9		F5			3	0	0	0	0	0	0
Lance Parrish, R (1, 2) OBP: 0.377, SLG: 0.522		K			G6-4-3, 1B		K			3	0	1	0	0	2	0
Lou Whitaker, L (1, 4) OBP: 0.330, SLG: 0.389			G4-6-3 BB		G6-4-3 1-2f		K			2	0	0	0	1	1	1
Tom Brookens, R (1, 5) OBP: 0.337, SLG: 0.352			G4-6-3 1-2f			S, SH3-4, 1B		K		3	0	1	0	0	1	1
Mark DeJohn, S (1, 6) OBP: 0.357, SLG: 0.462 Chet Lemon, R (8, 9) OBP: 0.387, SLG: 0.373			2B			SH3-4 1-2		BB		1 0	0 0	1 0	0 0	0 1	0 0	0 0
Inning Stats	R: 0 E: 0 K: 1 S: 5 H: 0 LOB: 0 BB: 0 P: 5	R: 0 E: 0 K: 1 S: 5 H: 0 LOB: 0 BB: 0 P: 5	R: 0 E: 0 K: 0 S: 3 H: 1 LOB: 1 BB: 1 P: 7	R: 0 E: 0 K: 0 S: 3 H: 1 LOB: 0 BB: 0 P: 3	R: 0 E: 0 K: 0 S: 3 H: 1 LOB: 0 BB: 0 P: 3	R: 0 E: 0 K: 0 S: 4 H: 1 LOB: 1 BB: 0 P: 4	R: 2 E: 0 K: 2 S: 9 H: 2 LOB: 0 BB: 0 P: 9	R: 0 E: 0 K: 1 S: 5 H: 0 LOB: 1 BB: 1 P: 9		1B: 4 2B: 1 3B: 0 HR: 1 SF: 0 SAC: 1 DP: 2 HBP: 0						

	AB	26
	R	2
	H	6
	RBI	2
	BB	2
	SO	5
	LOB	9

PITCHER	IP	WLS	BF	H	R	ER	SO	BB	IBB	HBP	BLK	WP	HR	S	P	ERA	WHIP
Len Barker, R (1, 1) ERA: 2.73	8.0	L	29	6	2	2	5	2	0	0	0	0	1	37	45	2.25	1.000

PITCHER	IP	WLS	BF	H	R	ER	SO	BB	IBB	HBP	BLK	WP	HR	S	P	ERA	WHIP

Cleveland Indians @ Boston Red Sox

Fenway Park, Boston, MA

Fri Jun 11 1982, 7:05 PM EDT

Att. 30,846 - Unknown - 52 F

TOP

livebaseballscorecards.com

Batter	1	2	3	4	5	6	7	8	9	AB	R	H	RBI	BB	SO	LOB
Miguel Dilone, S (1, 7) OBP: 0.296, SLG: 0.353	P9		6-3			E6 (4-3 G3)		1B		4	0	1	0	0	0	0
Toby Harrah, R (1, 5) OBP: 0.486, SLG: 0.596	1B 1B HBP		G3-6-3 BB			G3 (1-2)		1B (1-2)		2	1	1	0	1	0	1
Mike Hargrove, L (1, 3) OBP: 0.390, SLG: 0.341	WP 1B G3 1B (1-3)		G3-6-3 (1-2f)			4-3 (2-3)		G3		4	1	1	0	0	0	4
Andre Thornton, R (1, 10) OBP: 0.418, SLG: 0.579	G3 WP 1B (1-2, 3-H)			L3 BB		5-3			G6-4-3 1B	3	0	2	1	1	0	1
Von Hayes, L (1, 9) OBP: 0.299, SLG: 0.388	G3 (1-3, 2-H)			L3 (1-2)			F9		F8	4	0	0	1	0	0	3
Bill Nahorodny, R (1, 2) OBP: 0.238, SLG: 0.350	F7			5-3			F6		G6-4-3 (1-2f)	4	0	0	0	0	0	2
Rick Manning, L (1, 8) OBP: 0.322, SLG: 0.365		4-3			1-3		G3			3	0	0	0	0	0	0
Mike Fischlin, R (1, 6) OBP: 0.321, SLG: 0.308		1-3			F8			6-3		3	0	0	0	0	0	0
Jack Perconte, L (1, 4) OBP: 0.277, SLG: 0.270		SSS K			5-3			SSS K		3	0	0	0	0	2	0
Inning Stats	R: 2 E: 0 K: 0 S: 5 H: 2 LOB: 1 BB: 0 P: 6	R: 0 E: 0 K: 1 S: 5 H: 0 LOB: 0 BB: 0 P: 5	R: 0 E: 0 K: 0 S: 2 H: 0 LOB: 0 BB: 1 P: 6	R: 0 E: 0 K: 0 S: 2 H: 0 LOB: 0 BB: 1 P: 6	R: 0 E: 0 K: 0 S: 3 H: 0 LOB: 0 BB: 0 P: 3	R: 0 E: 1 K: 0 S: 4 H: 0 LOB: 1 BB: 0 P: 4	R: 0 E: 0 K: 0 S: 3 H: 0 LOB: 0 BB: 0 P: 3	R: 0 E: 0 K: 1 S: 7 H: 2 LOB: 2 BB: 0 P: 7	R: 0 E: 0 K: 0 S: 3 H: 1 LOB: 0 BB: 0 P: 3	1B: 5 2B: 1 3B: 0 HR: 0	SF: 0 SAC: 0 DP: 3 HBP: 1						

	AB	30
	R	2
	H	5
	RBI	2
	BB	2
	SO	2
	LOB	11

WP: 1 PB: 0 SB: 0 CS: 0 PA: 33

PITCHER	IP	WLS	BF	H	R	ER	SO	BB	IBB	HBP	BLK	WP	HR	S	P	ERA	WHIP
Bob Ojeda, L (1, 1) ERA: 5.4	1.0		6	2	2	2	0	0	0	1	0	1	0	5	6	18.00	2.000
Tom Burgmeier, L (2, 1) ERA: 0.95	8.0	W	27	3	0	0	2	2	0	0	0	0	0	29	37	0.00	0.625

PITCHER	IP	WLS	BF	H	R	ER	SO	BB	IBB	HBP	BLK	WP	HR	S	P	ERA	WHIP

Batter	1	2	3	4	5	6	7	8	9	AB	R	H	RBI	BB	SO	LOB
Jerry Remy, L (1, 4) OBP: 0.340, SLG: 0.313	E1 WP 1B 1B	6-3			6-3	BBBB 1-2 BB		3-1		4	1	1	0	1	0	2
Dwight Evans, R (1, 9) OBP: 0.373, SLG: 0.382	BBBB 4-0 WP 1B BB	SSS 0-3 K			BBBB 4-0 1B 1B BB	0-0 F9				2	2	0	0	2	1	2
Jim Rice, R (1, 7) OBP: 0.371, SLG: 0.452	0-0 1B BLK BLK 1-H 2-H 1B		0-0 5-3		0-0 FC5-4 1B 1-3 1B		0-0 F9			4	1	2	2	0	0	0
Carl Yastrzemski, L (1, 10) OBP: 0.397, SLG: 0.528	SSS 0-3 K		0-0 5-3		0-0 FC5-4 1-2 3-H 1B		0-0 F7			4	0	1	1	0	1	1
Carney Lansford, R (1, 5) OBP: 0.347, SLG: 0.385	0-0 1B BLK E 1-3 1B		0-0 P6		0-0 FC5-4 1-2f 2-3		0-0 5-3			4	1	1	0	0	0	2
Dave Stapleton, R (1, 3) OBP: 0.285, SLG: 0.372	0-0 1-3 3-H 1B			0-0 6-3	SSS 0-3 K			0-0 6-3		4	0	1	0	0	1	2
Rich Gedman, L (1, 2) OBP: 0.331, SLG: 0.485	0-0 L7 3-H			0-0 SF8 3B		SSS 0-3 K		0-0 BB 1B		4	1	2	0	0	1	1
Glenn Hoffman, R (1, 6) OBP: 0.312, SLG: 0.364	0-0 6-3			0-0 SF8 3-H		BBBB 4-0 BB BB		0-0 F8		2	0	0	1	1	0	2
Rick Miller, L (1, 8) OBP: 0.329, SLG: 0.335		SSS 0-3 K		0-0 4-3		0-0 L8		BBBB 4-0 1-2 BB		3	0	0	0	1	1	1
Inning Stats	R: 4 H: 4 E: 2 LOB: 1 K: 1 BB: 1 S: 9 P: 13	R: 0 H: 0 E: 0 LOB: 0 K: 2 BB: 0 S: 7 P: 7	R: 0 H: 0 E: 0 LOB: 0 K: 0 BB: 0 S: 3 P: 3	R: 1 H: 1 E: 0 LOB: 0 K: 0 BB: 0 S: 4 P: 4	R: 1 H: 2 E: 0 LOB: 2 K: 1 BB: 1 S: 7 P: 11	R: 0 H: 0 E: 0 LOB: 2 K: 1 BB: 2 S: 5 P: 13	R: 0 H: 0 E: 0 LOB: 0 K: 0 BB: 0 S: 3 P: 3	R: 0 H: 1 E: 0 LOB: 2 K: 0 BB: 1 S: 4 P: 8		1B: 7 SF: 1 2B: 0 SAC: 0 3B: 1 DP: 0 HR: 0 HBP: 0						

PITCHER		IP	WLS	BF	H	R	ER	SO	BB	IBB	HBP	BLK	WP	HR	S	P	ERA	WHIP
Lary Sorensen, R ERA: 4.33	(1, 1)	5.0	L	24	7	6	5	4	2	0	0	2	1	0	30	38	9.00	1.800
Bud Anderson, R ERA:	(6, 1)	3.0		13	1	0	0	1	3	0	0	0	0	0	12	24	0.00	1.333

PITCHER	IP	WLS	BF	H	R	ER	SO	BB	IBB	HBP	BLK	WP	HR	S	P	ERA	WHIP

BOTTOM

Cleveland Indians @ Boston Red Sox

Fenway Park, Boston, MA

Fri Jun 11 1982, 7:05 PM EDT
Att. 30,846 - Unknown - 52 F

livebaseballscorecards.com

AB	31
R	6
H	8
RBI	4
BB	5
SO	5
LOB	13

WP: 1	PA: 37		
PB: 0			
SB: 0			
CS: 0			

Batter	1	2	3	4	5	6	7	8	9	AB	R	H	RBI	BB	SO	LOB
Mike Hargrove, L (1, 3) OBP: 0.386, SLG: 0.335	F8	G3 1-2		F9		5-3		BB 1-2 1B		4	0	0	0	1	0	1
Toby Harrah, R (1, 5) OBP: 0.492, SLG: 0.615	HR	6-3			WP BB 1B 1B	1B		1-2 2-3 G4-6-3 1B		5	2	4	1	0	0	1
Von Hayes, L (1, 9) OBP: 0.302, SLG: 0.385	K		CS 1B		BB 1-2 WP 1B	4-3		1-2f G4-6-3		4	1	1	0	1	1	4
Andre Thornton, R (1, 10) OBP: 0.422, SLG: 0.596	BB 2B		BB 1-2 1B BB		F9		F7		HR	4	1	2	1	1	0	2
Ron Hassey, L (1, 2) OBP: 0.299, SLG: 0.285	BB BB		F7		FC4-6 BB 1-H 2-H 1B		5-3		4-3	4	0	1	2	1	0	1
Rick Manning, L (1, 8) OBP: 0.333, SLG: 0.366	FC4 1-2 2-3 BB		1-3 1B		FC4-6 1-2 BB		S BB		4-3	2	0	1	0	3	0	0
Miguel Dilone, S (1, 7) OBP: 0.288, SLG: 0.343	FC4 1-2f		F8		FC4-6 FC4-6 1-2f 2-3		4-3 1-2		E3 BB	5	0	0	0	0	0	8
Jack Perconte, L (1, 4) OBP: 0.270, SLG: 0.262 Karl Pagel, L (9, PH) OBP: 1.000, SLG: 1.000		K		4-3	FC4-6 1-2f			K	1-2 BB	4 0	0 0	0 0	0 0	0 1	2 0	2 0
Mike Fischlin, R (1, 6) OBP: 0.344, SLG: 0.286 Rod Craig, S (9, PH) OBP: 0.222, SLG: 0.200		G3 BB		K		K		1B BB BB	G3	2 1	0 0	0 0	0 0	2 0	2 0	0 2
Inning Stats	R: 1 E: 0 K: 1 S: 7 H: 2 LOB: 3 BB: 2 P: 15	R: 0 E: 0 K: 1 S: 5 H: 0 LOB: 1 BB: 1 P: 9	R: 0 E: 0 K: 0 S: 4 H: 2 LOB: 2 BB: 1 P: 8	R: 0 E: 0 K: 1 S: 5 H: 0 LOB: 0 BB: 0 P: 5	R: 2 E: 0 K: 0 S: 5 H: 2 LOB: 2 BB: 2 P: 13	R: 0 E: 0 K: 1 S: 6 H: 1 LOB: 1 BB: 0 P: 6	R: 0 E: 0 K: 0 S: 3 H: 0 LOB: 1 BB: 1 P: 7	R: 0 E: 0 K: 1 S: 5 H: 1 LOB: 2 BB: 2 P: 13	R: 1 E: 1 K: 0 S: 5 H: 1 LOB: 2 BB: 1 P: 9	1B: 6 2B: 1 3B: 0 HR: 2 SF: 0 SAC: 0 DP: 1 HBP: 0						

PITCHER	IP	WLS	BF	H	R	ER	SO	BB	IBB	HBP	BLK	WP	HR	S	P	ERA	WHIP
Mike Torrez, R (1, 1) ERA: 6.62	4.1		23	6	3	3	3	5	0	0	0	1	1	24	44	6.23	2.538
Bob Stanley, R (5, 1) ERA: 2.69	4.2	W	22	3	1	1	2	5	0	0	0	0	1	21	41	1.93	1.714

PITCHER	IP	WLS	BF	H	R	ER	SO	BB	IBB	HBP	BLK	WP	HR	S	P	ERA	WHIP

TOP

Cleveland Indians @ Boston Red Sox

Fenway Park, Boston, MA

Sat Jun 12 1982, 3:33 AM EDT

Att. 30,531 - Unknown

livebaseballscorecards.com

AB	35
R	4
H	9
RBI	4
BB	10
SO	5
LOB	21

Cleveland Indians @ Boston Red Sox

Fenway Park, Boston, MA

Sat Jun 12 1982, 3:33 AM EDT

Att. 30,531 - Unknown

BOTTOM

livebaseballscorecards.com

Batter	1	2	3	4	5	6	7	8	9	AB	R	H	RBI	BB	SO	LOB
Jerry Remy, L (1, 4) OBP: 0.337, SLG: 0.311	WP 6-3 1B 1B	4-3		4-3		FC3-6 CS 1-2f		K		5	1	1	0	0	1	4
Dwight Evans, R (1, 9) OBP: 0.374, SLG: 0.382	6-3 1-2		F7	2-H 1B		CS 1-2	1B 1B	K 1-2		5	1	2	1	0	1	2
Jim Rice, R (1, 7) OBP: 0.377, SLG: 0.452 Reid Nichols, R (7, PR) (8, 7) OBP: 0.359, SLG: 0.472	CS 1B 2-3 BB		BB BB BB	K			1B 2B 1-3 1B	BB		2 0	0 1	1 0	0 0	2 1	1 0	1 0
Carl Yastrzemski, L (1, 10) OBP: 0.402, SLG: 0.528	1-2 3-H 1B		BB 1-2 BB		4-3		2B 1-3 3-H 1B	K		4	1	2	2	1	1	2
Carney Lansford, R (1, 5) OBP: 0.349, SLG: 0.392	K 2-3		K		1B S 1B		2B 2-H 3-H			4	0	2	2	0	2	4
Dave Stapleton, R (1, 3) OBP: 0.293, SLG: 0.389		HR	1-2 2-3 BB		G1-6-3 1-3 1B		5-3			3	1	2	1	1	0	2
Rich Gedman, L (1, 2) OBP: 0.321, SLG: 0.470		L7	K2-3		G1-6-3 1-2f		K			4	0	0	0	0	2	7
Glenn Hoffman, R (1, 6) OBP: 0.316, SLG: 0.363		1B	SH1-4 1B BB			5-3	K			3	1	1	0	1	1	2
Rick Miller, L (1, 8) OBP: 0.335, SLG: 0.338		K	SH1-4 1-2			FC3-6 BB		S 1B		2	0	1	0	1	1	1
Inning Stats	R: 1 H: 2 E: 0 LOB: 2 K: 1 BB: 1 S: 6 P: 10	R: 1 H: 2 E: 0 LOB: 1 K: 1 BB: 0 S: 7 P: 7	R: 0 H: 0 E: 0 LOB: 3 K: 2 BB: 3 S: 7 P: 19	R: 1 H: 1 E: 0 LOB: 1 K: 1 BB: 1 S: 6 P: 10	R: 0 H: 2 E: 0 LOB: 1 K: 0 BB: 0 S: 4 P: 4	R: 0 H: 0 E: 0 LOB: 0 K: 0 BB: 1 S: 2 P: 6	R: 3 H: 4 E: 0 LOB: 2 K: 2 BB: 0 S: 11 P: 11	R: 0 H: 1 E: 0 LOB: 2 K: 3 BB: 1 S: 10 P: 14		1B: 10 SF: 0 2B: 2 SAC: 1 3B: 0 DP: 2 HR: 1 HBP: 0						

	AB	32
	R	6
	H	12
	RBI	6
	BB	7
	SO	10
	LOB	25

WP: 1 PA: 41
PB: 0
SB: 2
CS: 2

PITCHER		IP	WLS	BF	H	R	ER	SO	BB	IBB	HBP	BLK	WP	HR	S	P	ERA	WHIP
John Denny, R ERA: 5.24	(1, 1)	6.1	L	33	11	6	6	5	6	0	0	0	1	1	37	61	8.53	2.684
Ed Glynn, L ERA: 3.72	(7, 1)	1.2		7	1	0	0	5	1	0	0	0	0	0	16	20	0.00	1.200

PITCHER	IP	WLS	BF	H	R	ER	SO	BB	IBB	HBP	BLK	WP	HR	S	P	ERA	WHIP

Batter	1	2	3	4	5	6	7	8	9	AB	R	H	RBI	BB	SO	LOB
Kirk Gibson, L (1, 8) OBP: 0.341, SLG: 0.416	0-0 6-3 1B		0-3 K			0-0 F8 ①		0-0 1B		4	0	2	0	0	1	0
Enos Cabell, R (1, 3) OBP: 0.307, SLG: 0.390	0-0 6-3 1-2 ①		0-3 K ③			0-3 K ②		0-3 K ②		2	0	0	0	0	1	1
Rick Leach, L (6, PH) OBP: 0.250, SLG: 0.267 (6, 3)										2	0	0	0	0	2	1
Jerry Turner, L (1, 9) OBP: 0.253, SLG: 0.366	0-0 6-3 ②			0-0 F8 ①		0-0 F6 ③		0-0 F2 ③		4	0	0	0	0	0	2
Richie Hebner, L (1, 10) OBP: 0.353, SLG: 0.363	0-3 K ③			4-0 WP BB			0-0 F7 ①		0-3 K ①	3	0	0	0	1	2	1
Larry Herndon, R (1, 7) OBP: 0.368, SLG: 0.565		0-3 K ①		0-0 F3 1-2 ②			0-0 F4 ②		0-0 5-3 ②	4	0	0	0	0	1	1
Lance Parrish, R (1, 2) OBP: 0.381, SLG: 0.519		0-0 2B		0-3 K ③			0-0 BB 1B		0-0 5-3 ③	2	0	1	0	0	1	1
John Wockenfuss, R (5, 2) OBP: 0.357, SLG: 0.312										2	0	1	0	0	0	0
Lou Whitaker, L (1, 4) OBP: 0.327, SLG: 0.366		0-0 F7 ②			0-0 5-3 ①		4-0 1-2 BB			2	0	0	0	1	0	1
Tom Brookens, R (1, 5) OBP: 0.331, SLG: 0.394		0-0 1-3 ③			0-3 K ②		0-3 K ③			3	0	0	0	0	2	3
Alan Trammell, R (1, 6) OBP: 0.287, SLG: 0.302			0-3 K ①		0-0 F7 ③			0-0 6-3 ①		3	0	0	0	0	1	0
Inning Stats	R: 0 E: 0 K: 1 S: 6 H: 1 LOB: 1 BB: 0 P: 6	R: 0 E: 0 K: 1 S: 6 H: 1 LOB: 1 BB: 0 P: 6	R: 0 E: 0 K: 3 S: 9 H: 0 LOB: 0 BB: 0 P: 9	R: 0 E: 0 K: 1 S: 5 H: 0 LOB: 1 BB: 1 P: 9	R: 0 E: 0 K: 1 S: 5 H: 0 LOB: 0 BB: 0 P: 5	R: 0 E: 0 K: 1 S: 5 H: 0 LOB: 0 BB: 0 P: 5	R: 0 E: 0 K: 1 S: 6 H: 1 LOB: 2 BB: 1 P: 10	R: 0 E: 0 K: 1 S: 6 H: 1 LOB: 1 BB: 0 P: 6	R: 0 E: 0 K: 1 S: 5 H: 0 LOB: 0 BB: 0 P: 5	1B: 3 2B: 1 3B: 0 HR: 0	SF: 0 SAC: 0 DP: 0 HBP: 0						

TOP

Detroit Tigers @ Cleveland Indians

Cleveland Municipal Stadium, Cleveland, OH

Mon Jun 14 1982, 7:05 PM EDT

Unknown - 70 F

livebaseballscorecards.com

AB	31
R	0
H	4
RBI	0
BB	2
SO	11
LOB	11

PITCHER	IP	WLS	BF	H	R	ER	SO	BB	IBB	HBP	BLK	WP	HR	S	P	ERA	WHIP
Len Barker, R (1, 1) ERA: 2.49	9.0	W	33	4	0	0	11	2	0	0	0	1	0	53	61	0.00	0.667

PITCHER	IP	WLS	BF	H	R	ER	SO	BB	IBB	HBP	BLK	WP	HR	S	P	ERA	WHIP

Batter	1	2	3	4	5	6	7	8	9	AB	R	H	RBI	BB	SO	LOB
Mike Hargrove, L (1, 3) OBP: 0.384, SLG: 0.330	1-3	BB 1-2 2-3 FC5-4		K		F7				3	0	0	0	1	1	3
Toby Harrah, R (1, 5) OBP: 0.489, SLG: 0.606	G1	FC5-4 1-2f		IBB HBP		F8				3	0	0	0	1	0	4
Von Hayes, L (1, 9) OBP: 0.301, SLG: 0.379	K		F7	HBP 1-2 2-3 3-H G6-4-3			4-3			3	0	0	1	0	1	0
Andre Thornton, R (1, 10) OBP: 0.419, SLG: 0.588		BB 2B 1B	K	G6-4-3 1-2f			6-3			3	1	0	0	1	1	3
Ron Hassey, L (1, 2) OBP: 0.304, SLG: 0.286		K	HR 1B		K		BB			3	1	1	0	1	2	1
Rick Manning, L (1, 8) OBP: 0.336, SLG: 0.390		2B 1-3 1B 1B	HR 1-H		6-3		4-3			4	2	2	2	0	0	1
Alan Bannister, R (1, 4) OBP: 0.363, SLG: 0.357		1B 2-3 3-H FC3-6	5-3		6-3			L6		4	0	1	1	0	0	0
Miguel Dilone, S (1, 7) OBP: 0.287, SLG: 0.337		FC3-6 BB 1B 1-2f		HBP 2B BB		G1		5-3		3	1	0	0	1	0	2
Mike Fischlin, R (1, 6) OBP: 0.389, SLG: 0.375		1B 1-2 3-H BB		2B 1-3 HBP		1B		F8		4	0	3	1	0	0	0
Inning Stats	R: 0 E: 0 K: 1 S: 5 H: 0 LOB: 0 BB: 0 P: 5	R: 2 E: 0 K: 1 S: 8 H: 3 LOB: 3 BB: 2 P: 16	R: 2 E: 0 K: 1 S: 7 H: 2 LOB: 0 BB: 0 P: 7	R: 1 E: 0 K: 1 S: 5 H: 1 LOB: 2 BB: 2 P: 14	R: 0 E: 0 K: 1 S: 5 H: 0 LOB: 0 BB: 0 P: 5	R: 0 E: 0 K: 0 S: 4 H: 1 LOB: 1 BB: 0 P: 4	R: 0 E: 0 K: 0 S: 3 H: 0 LOB: 1 BB: 1 P: 7	R: 0 E: 0 K: 0 S: 3 H: 0 LOB: 0 BB: 0 P: 3		1B: 4 2B: 2 3B: 0 HR: 1 SF: 0 SAC: 0 DP: 1 HBP: 1					

PITCHER	IP	WLS	BF	H	R	ER	SO	BB	IBB	HBP	BLK	WP	HR	S	P	ERA	WHIP
Jack Morris, R (1, 1) ERA: 3.27	3.0	L	18	6	5	5	3	3	0	0	0	0	1	21	33	15.00	3.000
Kevin Saucier, L (4, 1) ERA: 2.1	4.0		15	1	0	0	2	1	1	1	0	0	0	16	25	0.00	0.500
Aurelio Lopez, R (8, 1) ERA: 4.74	1.0		3	0	0	0	0	0	0	0	0	0	0	3	3	0.00	0.000

PITCHER	IP	WLS	BF	H	R	ER	SO	BB	IBB	HBP	BLK	WP	HR	S	P	ERA	WHIP

BOTTOM

Detroit Tigers @ Cleveland Indians

Cleveland Municipal Stadium, Cleveland, OH

Mon Jun 14 1982, 7:05 PM EDT

Unknown - 70 F

livebaseballscorecards.com

AB	30
R	5
H	7
RBI	5
BB	5
SO	5
LOB	14

Detroit Tigers @ Cleveland Indians

Cleveland Municipal Stadium, Cleveland, OH

Mon Jun 14 1982, 7:05 PM EDT

Att. 27,098 - Unknown - 70 F

livebaseballscorecards.com

Batter	1	2	3	4	5	6	7	8	9	AB	R	H	RBI	BB	SO	LOB
Kirk Gibson, L (1, 8) OBP: 0.335, SLG: 0.408	1-3		K 1-2		F8			F7		4	0	0	0	0	1	1
Enos Cabell, R (1, 5) OBP: 0.310, SLG: 0.393	FC6 1B		K			F8			K	1	0	1	0	0	0	0
Tom Brookens, R (1, 5) OBP: 0.325, SLG: 0.387										2	0	0	0	0	1	1
Rick Leach, L (9, PH) OBP: 0.235, SLG: 0.250										1	0	0	0	0	1	0
Larry Herndon, R (1, 7) OBP: 0.370, SLG: 0.577	FC6 S 1-2f			HR		K			1B	4	1	2	1	0	1	1
Mike Ivie, R (1, 10) OBP: 0.308, SLG: 0.462	F9 1-2			F3		F8			K	4	0	0	0	0	1	2
Richie Hebner, L (1, 3) OBP: 0.350, SLG: 0.352		3-1		K			CS BB		F7	3	0	0	0	1	1	1
Lance Parrish, R (1, 2) OBP: 0.380, SLG: 0.515		F3		1B			K 1-2			3	0	1	0	0	1	1
Lou Whitaker, L (1, 4) OBP: 0.322, SLG: 0.360		F7		1-3			K			3	0	0	0	0	1	1
Lynn Jones, R (1, 9) OBP: 0.206, SLG: 0.250			6-3		4-3			6-3		3	0	0	0	0	0	0
Mark DeJohn, S (1, 6) OBP: 0.348, SLG: 0.316			BB		F6			K		1	0	0	0	1	0	0
Jerry Turner, L (8, PH) OBP: 0.250, SLG: 0.361										1	0	0	0	0	1	0
Alan Trammell, R (8, 6) OBP: 0.287, SLG: 0.302										0	0	0	0	0	0	0

TOP	
AB	30
R	1
H	4
RBI	1
BB	2
SO	9
LOB	8

Inning Stats	1	2	3	4	5	6	7	8	9
	R: 0 E: 0 K: 0 S: 4	H: 1 LOB: 1 BB: 0 P: 4	R: 0 E: 0 K: 0 S: 3	H: 0 LOB: 0 BB: 0 P: 3	R: 0 E: 0 K: 2 S: 7	H: 0 LOB: 1 BB: 1 P: 11	R: 1 E: 0 K: 1 S: 7	H: 2 LOB: 1 BB: 0 P: 7	R: 0 E: 0 K: 0 S: 3	H: 0 LOB: 0 BB: 0 P: 3	R: 0 E: 0 K: 1 S: 5	H: 0 LOB: 0 BB: 0 P: 5	R: 0 E: 0 K: 2 S: 6	H: 0 LOB: 0 BB: 1 P: 10	R: 0 E: 0 K: 1 S: 5	H: 0 LOB: 0 BB: 0 P: 5	R: 0 E: 0 K: 2 S: 8	H: 1 LOB: 1 BB: 0 P: 8

	1B: 3	SF: 0	WP: 0	PA: 32
	2B: 1	SAC: 0	PB: 0	
	3B: 0	DP: 1	SB: 2	
	HR: 1	HBP: 0	CS: 1	

PITCHER		IP	WLS	BF	H	R	ER	SO	BB	IBB	HBP	BLK	WP	HR	S	P	ERA	WHIP
Rick Sutcliffe, R ERA: 3.41	(1, 1)	8.1	W	30	4	1	1	8	2	0	0	0	0	1	44	52	1.08	0.720
Dan Spillner, R ERA: 1.55	(9, 1)	0.2	S	2	0	0	0	1	0	0	0	0	0	0	4	4	0.00	0.000

PITCHER		IP	WLS	BF	H	R	ER	SO	BB	IBB	HBP	BLK	WP	HR	S	P	ERA	WHIP

BOTTOM

Detroit Tigers @ Cleveland Indians

Cleveland Municipal Stadium, Cleveland, OH

Mon Jun 14 1982, 7:05 PM EDT

Att. 27,098 - Unknown - 70 F

livebaseballscorecards.com

Batter	1	2	3	4	5	6	7	8	9	AB	R	H	RBI	BB	SO	LOB
Mike Hargrove, L (1, 3) OBP: 0.386, SLG: 0.330	4-3		4-3			1B (2-H)		BB (SH3)		3	0	1	1	1	0	0
Toby Harrah, R (1, 5) OBP: 0.487, SLG: 0.601	HBP (FC5-4)			F5		K		SH3 (1-2)		2	0	0	0	0	1	1
Von Hayes, L (1, 9) OBP: 0.294, SLG: 0.370	F8			4-3		G3		F5		4	0	0	0	0	0	3
Andre Thornton, R (1, 10) OBP: 0.420, SLG: 0.598	FC5-4 (1-2f)			K			HR	IBB		3	1	1	1	1	1	1
Ron Hassey, L (1, 2) OBP: 0.297, SLG: 0.278		F7			F7		L9	3-1		4	0	0	0	0	0	2
Rick Manning, L (1, 8) OBP: 0.336, SLG: 0.389		F6			4-3		BB (1B)			3	0	1	0	0	0	0
Alan Bannister, R (1, 4) OBP: 0.362, SLG: 0.350		F7			K		FC4 (1-2) BB			2	0	0	0	1	1	0
Miguel Dilone, S (1, 7) OBP: 0.288, SLG: 0.337			L1			SH1-3 (1B) 1B	F7			3	1	1	0	0	0	2
Mike Fischlin, R (1, 6) OBP: 0.368, SLG: 0.353			K			SH1-3 (1-2)	FC4 (1-2f)			2	0	0	0	0	1	2
Inning Stats	R: 0 H: 0 E: 0 LOB: 1 K: 0 BB: 0 S: 3 P: 4	R: 0 H: 0 E: 0 LOB: 0 K: 0 BB: 0 S: 3 P: 3	R: 0 H: 0 E: 0 LOB: 0 K: 1 BB: 0 S: 5 P: 5	R: 0 H: 0 E: 0 LOB: 0 K: 1 BB: 0 S: 5 P: 5	R: 0 H: 0 E: 0 LOB: 0 K: 1 BB: 0 S: 5 P: 5	R: 1 H: 2 E: 0 LOB: 1 K: 1 BB: 0 S: 7 P: 7	R: 1 H: 2 E: 0 LOB: 2 K: 0 BB: 1 S: 5 P: 9	R: 0 H: 0 E: 0 LOB: 2 K: 0 BB: 2 S: 3 P: 11		1B: 3 SF: 0 2B: 0 SAC: 2 3B: 0 DP: 0 HR: 1 HBP: 1						

AB	26	
R	2	
H	4	
RBI	2	
BB	3	
SO	4	
LOB	11	

WP: 0 PB: 0 SB: 0 CS: 0 PA: 32

PITCHER

PITCHER		IP	WLS	BF	H	R	ER	SO	BB	IBB	HBP	BLK	WP	HR	S	P	ERA	WHIP
Jerry Ujdur, R ERA: 3.29	(1, 1)	6.1	L	25	4	2	2	4	1	0	1	0	0	1	31	36	2.84	0.789
Dave Tobik, R ERA: 2.59	(7, 1)	1.2		7	0	0	0	0	1	1	0	0	0	0	5	13	0.00	0.600

PITCHER

PITCHER	IP	WLS	BF	H	R	ER	SO	BB	IBB	HBP	BLK	WP	HR	S	P	ERA	WHIP

Batter	1	2	3	4	5	6	7	8	9	AB	R	H	RBI	BB	SO	LOB
Jerry Remy, L (1, 4) OBP: 0.326, SLG: 0.300	F7		F7		4-3	SF9 BB 1-3 1B		G4-6-3 1-2f		5	0	1	0	0	0	2
Dwight Evans, R (1, 9) OBP: 0.369, SLG: 0.372	1B 2B		1B 1-2 1B		F3	BBBB 4-0 1-2 BB			S S S K	4	1	2	0	1	1	0
Carney Lansford, R (1, 5) OBP: 0.351, SLG: 0.390	F8		1-2 2-H 1B		S 1B	SF9 2-3 3-H			F8	4	0	2	1	0	0	1
Carl Yastrzemski, L (1, 10) OBP: 0.407, SLG: 0.518	2-H 1B		4-3		BBBB 4-0 1-2 BB	F7			BBBB 4-0 1B 2B BB	3	1	1	1	2	0	4
Rich Gedman, L (1, 2) OBP: 0.329, SLG: 0.471	4-3			1-3	1-6-3		G4-6-3 1B		2B 1-2 1B	5	0	2	0	0	0	3
Dave Stapleton, R (1, 3) OBP: 0.294, SLG: 0.403		6-3		HR		5-3	G4-6-3 1-2f		1-3 2-H 2B	5	1	2	2	0	0	1
Glenn Hoffman, R (1, 6) OBP: 0.308, SLG: 0.349		F8		4-3		3B 1B	1-3		4-3	5	1	1	0	0	0	2
Reid Nichols, R (1, 7) OBP: 0.396, SLG: 0.500		5-3		1B		1-H 1B 3B		F2		4	1	2	1	0	0	0
Rick Miller, L (1, 8) OBP: 0.347, SLG: 0.333			BBBB 4-0 1B 1B BB	F8		1B SF9 3-H 1B		BBBB 4-0 G4-6-3 BB		2	1	1	1	2	0	1
Inning Stats	R: 1 H: 2 E: 0 LOB: 1 K: 0 BB: 0 S: 5 P: 5	R: 0 H: 0 E: 0 LOB: 0 K: 0 BB: 0 S: 3 P: 3	R: 0 H: 2 E: 0 LOB: 2 K: 0 BB: 1 S: 4 P: 8	R: 1 H: 2 E: 0 LOB: 1 K: 0 BB: 0 S: 5 P: 5	R: 0 H: 1 E: 0 LOB: 2 K: 0 BB: 1 S: 4 P: 8	R: 3 H: 4 E: 0 LOB: 2 K: 0 BB: 1 S: 7 P: 11	R: 0 H: 1 E: 0 LOB: 0 K: 0 BB: 0 S: 3 P: 3	R: 0 H: 0 E: 0 LOB: 0 K: 0 BB: 1 S: 2 P: 6	R: 1 H: 2 E: 0 LOB: 2 K: 1 BB: 1 S: 7 P: 11	1B: 10 SF: 1 2B: 2 SAC: 0 3B: 1 DP: 2 HR: 1 HBP: 0						

TOP

Boston Red Sox @ Cleveland Indians

Cleveland Municipal Stadium, Cleveland, OH

Thu Jun 17 1982, 7:05 PM EDT
Att. 12,824 - Unknown - 63 F

livebaseballscorecards.com

AB	37
R	6
H	14
RBI	6
BB	5
SO	1
LOB	14

WP: 0 PB: 0 SB: 1 CS: 0 PA: 43

PITCHER		IP	WLS	BF	H	R	ER	SO	BB	IBB	HBP	BLK	WP	HR	S	P	ERA	WHIP
Lary Sorensen, R ERA: 4.48	(1, 1)	5.1	L	26	9	4	4	0	2	0	0	0	0	1	24	32	6.75	2.062
Ed Glynn, L ERA: 4.66	(6, 1)	0.0		2	2	0	0	0	0	0	0	0	0	0	2	2	∞	∞
Ed Whitson, R ERA: 3.0	(6, 1)	1.2		6	1	1	1	0	1	0	0	0	0	0	5	9	5.40	1.200
Bud Anderson, R ERA: 1.08	(8, 1)	2.0		9	2	1	1	1	2	0	0	0	0	0	9	17	4.50	2.000

PITCHER		IP	WLS	BF	H	R	ER	SO	BB	IBB	HBP	BLK	WP	HR	S	P	ERA	WHIP

Batter	1	2	3	4	5	6	7	8	9	AB	R	H	RBI	BB	SO	LOB
Miguel Dilone, S (1, 7) OBP: 0.282, SLG: 0.330	G3			5-3		F4		6-3		4	0	0	0	0	0	0
Toby Harrah, R (1, 5) OBP: 0.480, SLG: 0.590	6-3			4-3		6-3			5-3	4	0	0	0	0	0	0
Mike Hargrove, L (1, 3) OBP: 0.388, SLG: 0.330	L3			BB, 1B		G3			1B, 1B, 2B, BB	3	1	1	0	1	0	0
Andre Thornton, R (1, 10) OBP: 0.422, SLG: 0.595		G4-6-3, 1B		1-2, BB			5-3		F7	3	0	1	0	1	0	1
Rick Manning, L (1, 8) OBP: 0.339, SLG: 0.391		F5		4-3			1B		1-2, 1B, 2B	4	1	2	0	0	0	3
Von Hayes, L (1, 9) OBP: 0.294, SLG: 0.368		G4-6-3, 1-2f			K		F3		1-2, 2-3, 2B, 1B	4	1	1	0	0	1	2
Alan Bannister, R (1, 4) (9, 6) OBP: 0.359, SLG: 0.355		F7			K		6-3		1-H, 2-H, 3-H, 2B	4	0	1	3	0	1	1
Chris Bando, S (1, 2) OBP: 0.295, SLG: 0.231		F7			1B			6-3	BB	3	0	1	0	1	0	0
Mike Fischlin, R (1, 6) OBP: 0.350, SLG: 0.333 Jack Perconte, L (8, PH) OBP: 0.268, SLG: 0.260 (9, 4) Karl Pagel, L (9, PH) OBP: 0.750, SLG: 0.500		1-3			K			6-3	K	2 1 1	0 0 0	0 0 0	0 0 0	0 0 0	1 0 1	1 0 2
Inning Stats	R: 0 E: 0 K: 0 S: 3 H: 0 LOB: 0 BB: 0 P: 3	R: 0 E: 0 K: 0 S: 3 H: 1 LOB: 0 BB: 0 P: 3	R: 0 E: 0 K: 0 S: 3 H: 0 LOB: 0 BB: 0 P: 3	R: 0 E: 0 K: 0 S: 4 H: 1 LOB: 2 BB: 1 P: 8	R: 0 E: 0 K: 3 S: 10 H: 1 LOB: 1 BB: 0 P: 10	R: 0 E: 0 K: 0 S: 3 H: 0 LOB: 0 BB: 0 P: 3	R: 0 E: 0 K: 0 S: 4 H: 1 LOB: 1 BB: 0 P: 4	R: 0 E: 0 K: 0 S: 3 H: 0 LOB: 0 BB: 0 P: 3	R: 3 E: 0 K: 1 S: 8 H: 3 LOB: 2 BB: 2 P: 16	1B: 6 2B: 1 3B: 0 HR: 0	SF: 0 SAC: 0 DP: 1 HBP: 0						

BOTTOM

Boston Red Sox @ Cleveland Indians

Cleveland Municipal Stadium, Cleveland, OH

Thu Jun 17 1982, 7:05 PM EDT
Att. 12,824 - Unknown - 63 F

livebaseballscorecards.com

AB	33
R	3
H	7
RBI	3
BB	3
SO	4
LOB	10

PITCHER		IP	WLS	BF	H	R	ER	SO	BB	IBB	HBP	BLK	WP	HR	S	P	ERA	WHIP
Mike Torrez, R ERA: 6.12	(1, 1)	8.2	W	34	7	3	3	3	2	0	0	0	0	0	38	46	3.12	1.038
Mark Clear, R ERA: 1.69	(9, 1)	0.1	S	2	0	0	0	1	1	0	0	0	0	0	3	7	0.00	3.000

PITCHER	IP	WLS	BF	H	R	ER	SO	BB	IBB	HBP	BLK	WP	HR	S	P	ERA	WHIP

Boston Red Sox @ Cleveland Indians

Cleveland Municipal Stadium, Cleveland, OH

Fri Jun 18 1982, 7:05 PM EDT

Att. 16,618 - Unknown - 66 F

TOP

livebaseballscorecards.com

Batter	1	2	3	4	5	6	7	8	9	AB	R	H	RBI	BB	SO	LOB
Jerry Remy, L (1, 4) OBP: 0.327, SLG: 0.299	SSS 0-3 ① K		BBBB 4-0 1B 1B BB	x 0-0 ③ 4-3			x 0-0 ②③ G3-6-3 1-2f		x 0-0 BB 1-3 1B	4	1	1	0	1	1	2
Dwight Evans, R (1, 9) OBP: 0.373, SLG: 0.369	BBBB 4-0 2B BB		SSS 0-3 ① K		x 0-0 ① 1-3			BBBB 4-0 F9 1B 6-3 BB	BBBB 4-0 1-2 BB	2	1	0	0	3	1	1
Carney Lansford, R (1, 5) OBP: 0.351, SLG: 0.389 Wade Boggs, L (6, 5) OBP: 0.344, SLG: 0.321	x 0-0 ② F9		x 0-0 1B 1-2 6-3 1B		SSS 0-3 ② K			x 0-0 6-3 F9 1-2 1B	x 0-0 ③ L9	3 2	1 0	1 1	0 0	0 0	1 0	1 3
Carl Yastrzemski, L (1, 10) OBP: 0.409, SLG: 0.523	x 0-0 ③ 1-H 2B		x 0-0 6-3 1-3 2-H 1B		x 0-0 G3			x 0-0 ① F9 1-2 2-3		4	0	2	1	0	0	2
Rich Gedman, L (1, 2) OBP: 0.329, SLG: 0.469 Roger LaFrancois, L (6, 2)		x 0-0 FC2-5 BB 1B	x 0-0 ② 6-3 1-2 3-H			x 0-0 ① L9		x 0-0 ② 6-3 2-3 3-H		3 1	0 0	1 0	1 1	0 0	0 0	1 1
Dave Stapleton, R (1, 3) OBP: 0.294, SLG: 0.397		BBBB 4-0 FC6-4 FC2-5 1-2 BB	SSS 0-3 ③ K			SSS 0-3 ② K		x 0-0 ③ F3		3	0	0	0	1	2	2
Glenn Hoffman, R (1, 6) OBP: 0.309, SLG: 0.349 Julio Valdez, S (6, 6) OBP: 0.500, SLG: 0.500		x 0-0 ① FC2-5 FC6-4 1-2 2-3f	x 0-0 1-3 1B			x 0-0 ③ 5-3			x 0-0 FC4 1B	3 1	0 0	1 1	0 0	0 0	0 0	2 0
Reid Nichols, R (1, 7) OBP: 0.386, SLG: 0.471		x 0-0 ② FC6-4 1-2f 2-3	x 0-0 ① 1-3 1-2				BBBB 4-0 G3-6-3 BB		x 0-0 ① F4	3	0	0	0	1	0	4
Rick Miller, L (1, 8) OBP: 0.340, SLG: 0.326		x 0-0 ③ 6-3	x 0-0 ② F7				x 0-0 ① F7		x 0-0 ② FC4 1B 1-2f	4	0	0	0	0	0	5

Inning Stats	R: 0 E: 0 K: 1 S: 5	H: 1 LOB: 2 BB: 1 P: 9	R: 0 E: 0 K: 0 S: 4	H: 1 LOB: 2 BB: 1 P: 8	R: 2 E: 0 K: 2 S: 9	H: 2 LOB: 1 BB: 1 P: 13	R: 0 E: 0 K: 0 S: 4	H: 1 LOB: 1 BB: 0 P: 4	R: 0 E: 0 K: 1 S: 5	H: 0 LOB: 0 BB: 0 P: 5	R: 0 E: 0 K: 1 S: 5	H: 0 LOB: 0 BB: 0 P: 5	R: 0 E: 0 K: 0 S: 2	H: 0 LOB: 0 BB: 1 P: 6	R: 1 E: 0 K: 0 S: 4	H: 1 LOB: 1 BB: 1 P: 8	R: 0 E: 0 K: 0 S: 5	H: 2 LOB: 3 BB: 1 P: 9	1B: 7 2B: 1 3B: 0 HR: 0	SF: 0 SAC: 0 DP: 1 HBP: 0	WP: 0 PB: 0 SB: 0 CS: 0	PA: 39

	AB	33
	R	3
	H	8
	RBI	3
	BB	6
	SO	5
	LOB	24

PITCHER		IP	WLS	BF	H	R	ER	SO	BB	IBB	HBP	BLK	WP	HR	S	P	ERA	WHIP
John Denny, R ERA: 5.11	(1, 1)	7.1	W	31	6	3	3	5	5	0	0	0	0	0	36	56	3.68	1.500
Dan Spillner, R ERA: 1.5	(8, 1)	1.2		8	2	0	0	0	1	0	0	0	0	0	7	11	0.00	1.800

PITCHER	IP	WLS	BF	H	R	ER	SO	BB	IBB	HBP	BLK	WP	HR	S	P	ERA	WHIP

Boston Red Sox @ Cleveland Indians

Cleveland Municipal Stadium, Cleveland, OH

Fri Jun 18 1982, 7:05 PM EDT

Att. 16,618 - Unknown - 66 F

livebaseballscorecards.com

BOTTOM

Batter	1	2	3	4	5	6	7	8	9	AB	R	H	RBI	BB	SO	LOB
Miguel Dilone, S (1, 7) OBP: 0.280, SLG: 0.342	F7		HR; FC6		F7		F8			5	1	1	2	0	0	4
Toby Harrah, R (1, 5) OBP: 0.486, SLG: 0.616	1B 2B		HR	FC3-6 1B 2B 1B		F9 2B	F8			5	3	4	1	0	0	2
Mike Hargrove, L (1, 3) OBP: 0.395, SLG: 0.338	E2 6-3 1B; 2-H		BBB 2B BB	FC3-6; 1-2 1B		SSS K		4-3 1B		4	2	3	1	1	1	1
Andre Thornton, R (1, 10) OBP: 0.421, SLG: 0.593	6-3; 3-H		1-H 2B 2B	F9		IBB		F9		4	1	1	2	1	0	3
Rick Manning, L (1, 8) OBP: 0.332, SLG: 0.382	1-3		SSS K	FC3-6 1B-2f 2B 2-3		F9 2-3		4-3 1-2		5	1	0	0	0	1	6
Von Hayes, L (1, 9) OBP: 0.296, SLG: 0.379		SSS K	S 4-3 2B; 2-H	1-H 2B 3-H		G3		4-3		5	1	2	3	0	1	3
Alan Bannister, R (1, 4) OBP: 0.349, SLG: 0.344		F7	4-3; 2-H	F8			SSS K			4	0	0	1	0	1	1
Chris Bando, S (1, 2) OBP: 0.313, SLG: 0.238		3-1	1B 1B		6-3		BBB 1B BB			3	0	1	0	1	0	0
Mike Fischlin, R (1, 6) OBP: 0.386, SLG: 0.375			HR 1B; FC6 1B		F3		1-2 1B			4	1	3	0	0	0	0
Inning Stats	R: 2 E: 1 K: 0 S: 5 H: 2 LOB: 0 BB: 0 P: 5	R: 0 E: 0 K: 1 S: 5 H: 0 LOB: 0 BB: 0 P: 5	R: 6 E: 0 K: 1 S: 12 H: 7 LOB: 2 BB: 1 P: 16	R: 2 E: 0 K: 0 S: 6 H: 3 LOB: 1 BB: 0 P: 6	R: 0 E: 0 K: 0 S: 3 H: 0 LOB: 0 BB: 0 P: 3	R: 0 E: 0 K: 1 S: 6 H: 1 LOB: 2 BB: 1 P: 10	R: 0 E: 0 K: 1 S: 6 H: 1 LOB: 2 BB: 1 P: 10	R: 0 E: 0 K: 0 S: 4 H: 1 LOB: 1 BB: 0 P: 4		1B: 8 2B: 5 3B: 0 HR: 2	SF: 0 SAC: 0 DP: 0 HBP: 0						

PITCHER		IP	WLS	BF	H	R	ER	SO	BB	IBB	HBP	BLK	WP	HR	S	P	ERA	WHIP
Dennis Eckersley, R (1, 1) ERA: 3.32		2.0	L	13	6	7	6	1	1	0	0	0	0	2	14	18	27.00	3.500
Tom Burgmeier, L (3, 1) ERA: 1.5		4.0		20	7	3	3	2	0	1	0	0	0	0	23	27	6.75	1.750
Luis Aponte, R (7, 1) ERA: 3.08		2.0		9	2	0	0	1	1	0	0	0	0	0	10	14	0.00	1.500

PITCHER	IP	WLS	BF	H	R	ER	SO	BB	IBB	HBP	BLK	WP	HR	S	P	ERA	WHIP

AB	39
R	10
H	15
RBI	10
BB	3
SO	4
LOB	20

PA: 42

Batter	1	2	3	4	5	6	7	8	9	AB	R	H	RBI	BB	SO	LOB
Jerry Remy, L (1, 4) OBP: 0.332, SLG: 0.296	B B B B 4-0 FC6-4 BB		S S S 0-3 ③ K			B B B B 4-0 1B BB 1B BB	B B B B 4-0 F8 S BB		x 0-0 ① 5-3	2	1	0	0	3	1	0
Dwight Evans, R (1, 9) OBP: 0.380, SLG: 0.383	S S S 0-3 ① K			x 0-0 HR		B B B B 4-0 1B 1B 1-2 1B BB	B B B B 4-0 F8 1-2 BB		B B B B 4-0 5-3 BB	2	2	1	1	3	1	1
Carney Lansford, R (1, 5) OBP: 0.348, SLG: 0.385	x 0-0 ② F8			x 0-0 ① L6		x 0-0 1B 1B 1-2 2-3 1B	x 0-0 ② F8 1-2 2-3		x 0-0 ② 5-3 1-2	5	1	1	0	0	0	4
Carl Yastrzemski, L (1, 10) OBP: 0.409, SLG: 0.517	x 0-0 ③ FC6-4 1-2f			B B B B 4-0 BB		x 0-0 1B SF7 1-2 2-3 3-H 1B	x 0-0 ③ F9		x 0-0 ③ F6	4	1	1	1	1	0	4
Rich Gedman, L (1, 2) OBP: 0.327, SLG: 0.459		x 0-0 ① F8	S S S 0-3 ② K			S S S 0-3 ① K		B B B B 4-0 2B SF8 BB		3	1	0	0	1	2	4
Dave Stapleton, R (1, 3) OBP: 0.297, SLG: 0.403		x 0-0 ② 6-3		x 0-0 ③ F9		x 0-0 1-3 2-H 3-H 1B		x 0-0 SF8 1-3 SF9 2B		4	1	2	2	0	0	1
Glenn Hoffman, R (1, 6) OBP: 0.304, SLG: 0.345		x 0-0 ③ F8			x 0-0 ① F9	x 0-0 ② SF7 3-H		x 0-0 ① SF8 2-3 3-H		2	0	0	2	0	0	0
Reid Nichols, R (1, 7) OBP: 0.361, SLG: 0.444			x 0-0 ① F6		x 0-0 ② F8	x 0-0 ③ F9		x 0-0 ② SF9 3-H		3	0	0	1	0	0	1
Rick Miller, L (1, 8) OBP: 0.333, SLG: 0.318			x 0-0 ② 4-3		x 0-0 ③ F7		x 0-0 ① 4-3	x 0-0 ③ G3		4	0	0	0	0	0	0
Inning Stats	R: 0 E: 0 K: 1 S: 5 H: 0 LOB: 1 BB: 1 P: 9	R: 0 E: 0 K: 0 S: 3 H: 0 LOB: 0 BB: 0 P: 3	R: 0 E: 0 K: 1 S: 5 H: 0 LOB: 0 BB: 0 P: 5	R: 1 E: 0 K: 1 S: 6 H: 1 LOB: 1 BB: 1 P: 10	R: 0 E: 0 K: 0 S: 3 H: 0 LOB: 0 BB: 0 P: 3	R: 4 E: 0 K: 1 S: 8 H: 3 LOB: 1 BB: 2 P: 16	R: 0 E: 0 K: 0 S: 3 H: 0 LOB: 2 BB: 2 P: 11	R: 2 E: 0 K: 0 S: 4 H: 1 LOB: 0 BB: 1 P: 8	R: 0 E: 0 K: 0 S: 3 H: 0 LOB: 1 BB: 1 P: 7	1B: 3 2B: 1 3B: 0 HR: 1	SF: 3 SAC: 0 DP: 0 HBP: 0						

TOP

Boston Red Sox @ Cleveland Indians

Cleveland Municipal Stadium, Cleveland, OH

Sat Jun 19 1982, 7:05 PM EDT
Att. 18,744 - Unknown - 57 F

livebaseballscorecards.com

AB	29
R	7
H	5
RBI	7
BB	8
SO	4
LOB	15

WP: 0 PB: 0 SB: 1 CS: 0 PA: 40

PITCHER		IP	WLS	BF	H	R	ER	SO	BB	IBB	HBP	BLK	WP	HR	S	P	ERA	WHIP
Rick Sutcliffe, R ERA: 3.7	(1, 1)	5.0	L	21	2	4	4	3	4	0	0	0	0	1	23	39	7.20	1.200
Ed Glynn, L ERA: 5.4	(6, 1)	0.1		2	1	0	0	1	0	0	0	0	0	0	4	4	0.00	3.000
Ed Whitson, R ERA: 3.19	(6, 1)	3.2		17	2	3	3	0	4	0	0	0	0	0	13	29	7.36	1.636

PITCHER	IP	WLS	BF	H	R	ER	SO	BB	IBB	HBP	BLK	WP	HR	S	P	ERA	WHIP

BOTTOM

Boston Red Sox @ Cleveland Indians

Cleveland Municipal Stadium, Cleveland, OH

Sat Jun 19 1982, 7:05 PM EDT

Att. 18,744 - Unknown - 57 F

livebaseballscorecards.com

Batter	1	2	3	4	5	6	7	8	9	AB	R	H	RBI	BB	SO	LOB
Miguel Dilone, S (1, 7) OBP: 0.283, SLG: 0.340	6-3		HBP		E S 1B 3-H		G1-6-3 1-2f		K	4	0	1	1	0	1	1
Toby Harrah, R (1, 5) OBP: 0.481, SLG: 0.608	5-3		1-3		F5 1-3		1B 1B		1-3	5	0	1	0	0	0	2
Mike Hargrove, L (1, 3) OBP: 0.392, SLG: 0.335	3-1			5-3	L9		1-2 1B		F9	5	0	1	0	0	0	1
Andre Thornton, R (1, 10) OBP: 0.419, SLG: 0.591		K		6-3		F9 3B 2B	6-3			4	1	1	0	0	1	2
Rick Manning, L (1, 8) OBP: 0.330, SLG: 0.379		F8		1B 1B		F9 2-3		3-1		4	0	1	0	0	0	1
Von Hayes, L (1, 9) OBP: 0.300, SLG: 0.392		1-3		1-3 1B		3B 3-H		5-3		4	0	2	1	0	0	0
Alan Bannister, R (1, 4) (9, 6) OBP: 0.353, SLG: 0.344			S 6-3 SF8 BB	F7		K		E 1B 1B		3	1	1	0	1	1	3
Chris Bando, S (1, 2) OBP: 0.327, SLG: 0.283			6-3 1-2		SH1-4 1B 2B	K		E9 1-3		4	1	2	0	0	1	2
Mike Fischlin, R (1, 6) OBP: 0.391, SLG: 0.390			SF8 2-H		SH1-4 2-3		G1-6-3 1B	K		1	0	1	1	0	0	0
Karl Pagel, L (8, PH) OBP: 0.600, SLG: 0.333										1	0	0	0	0	1	2
Jack Perconte, L (9, 4) OBP: 0.268, SLG: 0.260										0	0	0	0	0	0	0
Inning Stats	R: 0 E: 0 K: 0 S: 3 — H: 0 LOB: 0 BB: 0 P: 3	R: 0 E: 0 K: 1 S: 5 — H: 0 LOB: 0 BB: 0 P: 5	R: 1 E: 0 K: 0 S: 3 — H: 0 LOB: 1 BB: 1 P: 8	R: 0 E: 0 K: 0 S: 5 — H: 2 LOB: 2 BB: 0 P: 5	R: 1 E: 0 K: 0 S: 5 — H: 2 LOB: 1 BB: 0 P: 5	R: 1 E: 0 K: 2 S: 9 — H: 2 LOB: 1 BB: 0 P: 9	R: 0 E: 0 K: 0 S: 5 — H: 3 LOB: 2 BB: 0 P: 5	R: 0 E: 1 K: 1 S: 7 — H: 2 LOB: 2 BB: 0 P: 7	R: 0 E: 0 K: 1 S: 5 — H: 0 LOB: 0 BB: 0 P: 5	1B: 8 2B: 2 3B: 1 HR: 0 — SF: 1 SAC: 1 DP: 1 HBP: 1						

	AB	35
	R	3
	H	11
	RBI	3
	BB	1
	SO	5
	LOB	14

WP: 0 PB: 0 SB: 2 CS: 0 — PA: 39

PITCHER		IP	WLS	BF	H	R	ER	SO	BB	IBB	HBP	BLK	WP	HR	S	P	ERA	WHIP
Chuck Rainey, R ERA: 4.38	(1, 1)	5.1	W	24	6	3	3	1	1	0	1	0	0	0	24	29	5.06	1.312
Bob Stanley, R ERA: 2.63	(6, 1)	3.2	S	15	5	0	0	4	0	0	0	0	0	0	23	23	0.00	1.364

PITCHER	IP	WLS	BF	H	R	ER	SO	BB	IBB	HBP	BLK	WP	HR	S	P	ERA	WHIP

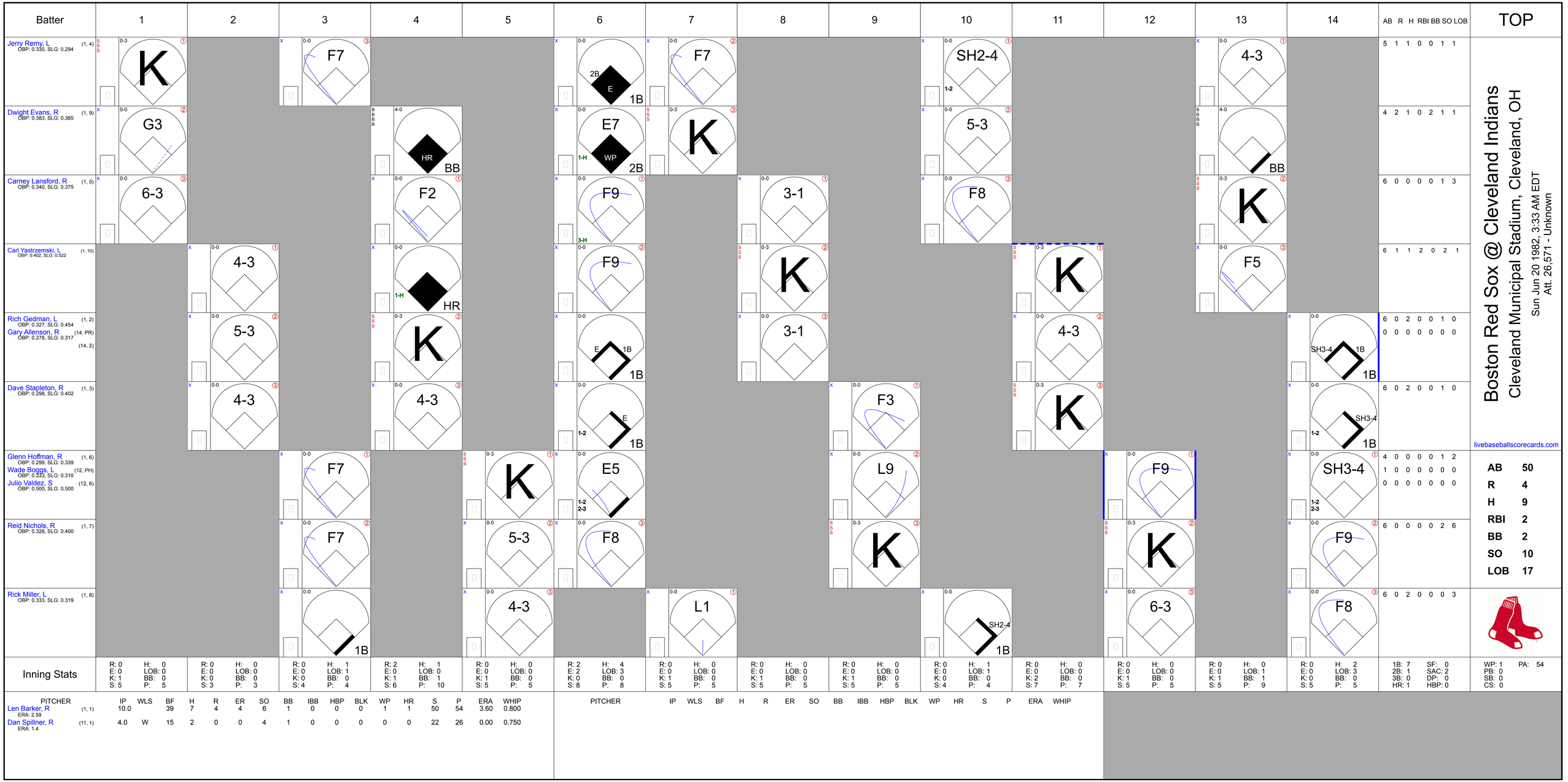
Batter
1
2
3
4
5
6
7
8
9
10
11
12
13
14
AB R H RBI BB SO LOB
TOP
Jerry Remy, L (1, 4) OBP: 0.330, SLG: 0.294
Dwight Evans, R (1, 9) OBP: 0.383, SLG: 0.385
Carney Lansford, R (1, 5) OBP: 0.340, SLG: 0.375
Carl Yastrzemski, L (1, 10) OBP: 0.402, SLG: 0.522
Rich Gedman, L (1, 2) OBP: 0.327, SLG: 0.454
Gary Allenson, R (14, PR) OBP: 0.278, SLG: 0.317
(14, 2)
Dave Stapleton, R (1, 3) OBP: 0.298, SLG: 0.402
Glenn Hoffman, R (1, 6) OBP: 0.299, SLG: 0.339
Wade Boggs, L (12, PH) OBP: 0.333, SLG: 0.310
Julio Valdez, S (12, 6) OBP: 0.500, SLG: 0.500
Reid Nichols, R (1, 7) OBP: 0.328, SLG: 0.400
Rick Miller, L (1, 8) OBP: 0.333, SLG: 0.319
Boston Red Sox @ Cleveland Indians
Cleveland Municipal Stadium, Cleveland, OH
Sun Jun 20 1982, 3:33 AM EDT
Att. 26,571 - Unknown
livebaseballscorecards.com
AB 50
R 4
H 9
RBI 2
BB 2
SO 10
LOB 17
Inning Stats
PITCHER IP WLS BF H R ER SO BB IBB HBP BLK WP HR S P ERA WHIP
Len Barker, R (1, 1) ERA: 2.59
Dan Spillner, R (11, 1) ERA: 1.4

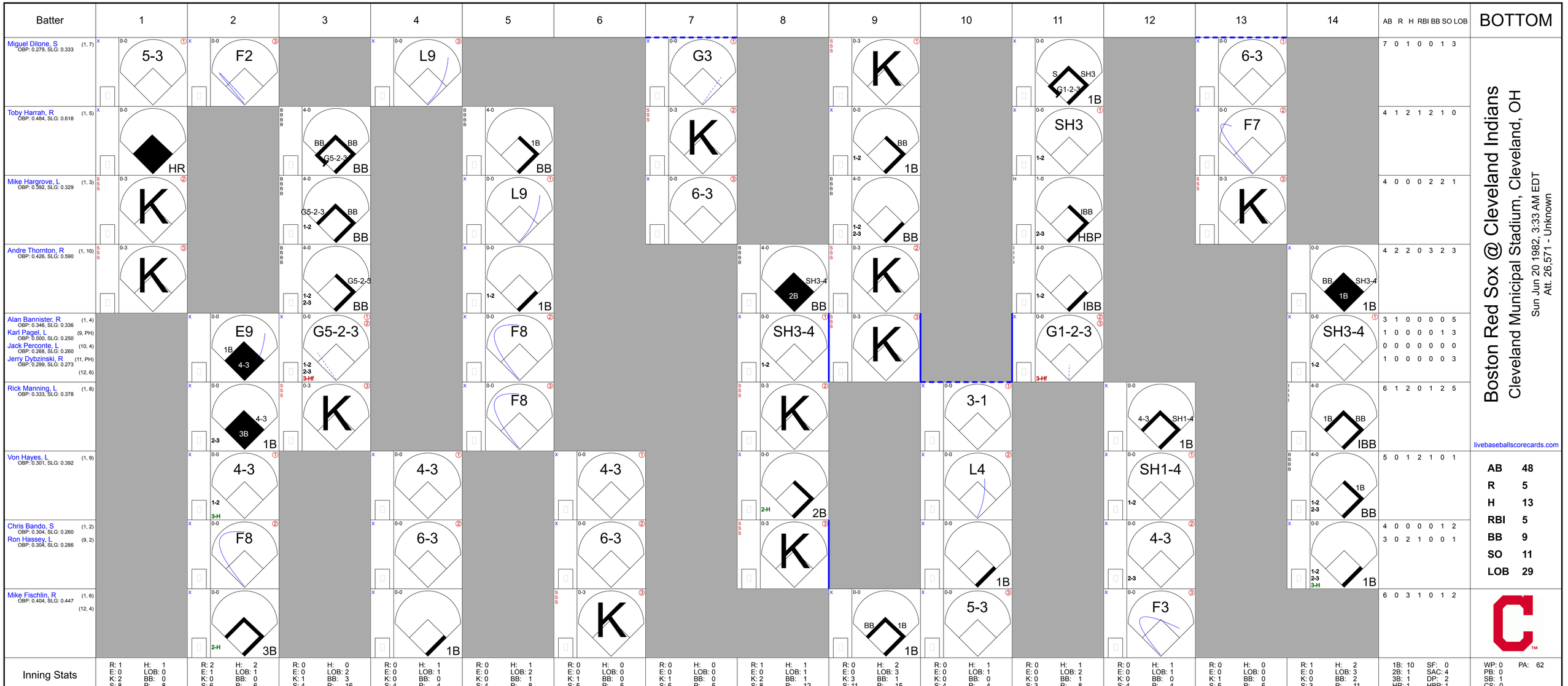
Batter
1
2
3
4
5
6
7
8
9
10
11
12
13
14
AB R H RBI BB SO LOB
BOTTOM
Miguel Dilone, S (1, 7)
OBP: 0.279, SLG: 0.333
5-3
F2
L9
G3
K
K
S SH3
G1-2-3
1B
6-3
7 0 1 0 0 1 3
Toby Harrah, R (1, 5)
OBP: 0.484, SLG: 0.618
HR
BB BB
G5-2-3
BB
1B
BB
BB
1-2
1B
SH3
1-2
F7
4 1 2 1 2 1 0
Mike Hargrove, L (1, 3)
OBP: 0.392, SLG: 0.329
K
G5-2-3 BB
1-2
BB
L9
6-3
1-2 2-3
BB
IBB
2-3
HBP
K
4 0 0 0 2 2 1
Andre Thornton, R (1, 10)
OBP: 0.426, SLG: 0.590
K
G5-2-3
1-2 2-3
BB
1-2
1B
2B
SH3-4
BB
K
1-2
IBB
BB SH3-4
1B
1B
4 2 2 0 3 2 3
Alan Bannister, R (1, 4)
OBP: 0.346, SLG: 0.336
Karl Pagel, L (9, PH)
OBP: 0.500, SLG: 0.250
Jack Perconte, L (10, 4)
OBP: 0.268, SLG: 0.260
Jerry Dybzinski, R (11, PH)
OBP: 0.299, SLG: 0.273
(12, 6)
E9
1B
4-3
G5-2-3
1-2 2-3 3-Hf
F8
SH3-4
1-2
K
G1-2-3
3-Hf
SH3-4
1-2
3 1 0 0 0 0 5
1 0 0 0 0 1 3
0 0 0 0 0 0 0
1 0 0 0 0 0 3
Rick Manning, L (1, 8)
OBP: 0.333, SLG: 0.378
4-3
2-3
3B
1B
K
F8
K
3-1
4-3 SH1-4
1B
1B BB
IBB
6 1 2 0 1 2 5
Von Hayes, L (1, 9)
OBP: 0.301, SLG: 0.392
4-3
1-2
3-H
4-3
4-3
2-H
2B
L4
SH1-4
1-2
1B
BB
5 0 1 2 1 0 1
Chris Bando, S (1, 2)
OBP: 0.304, SLG: 0.260
Ron Hassey, L (9, 2)
OBP: 0.304, SLG: 0.286
F8
6-3
6-3
K
K
1B
4-3
2-3
1-2 2-3 3-H
1B
4 0 0 0 0 1 2
3 0 2 1 0 0 1
Mike Fischlin, R (1, 6)
OBP: 0.404, SLG: 0.447
(12, 4)
2-H
3B
1B
K
BB
1B
1B
5-3
F3
6 0 3 1 0 1 2
Inning Stats
R: 1 E: 0 K: 2 S: 8
H: 1 LOB: 0 BB: 0 P: 8
R: 2 E: 1 K: 0 S: 6
H: 2 LOB: 1 BB: 0 P: 6
R: 0 E: 0 K: 1 S: 4
H: 0 LOB: 2 BB: 3 P: 16
R: 0 E: 0 K: 0 S: 4
H: 1 LOB: 1 BB: 0 P: 4
R: 0 E: 0 K: 0 S: 4
H: 1 LOB: 2 BB: 1 P: 8
R: 0 E: 0 K: 1 S: 5
H: 0 LOB: 0 BB: 0 P: 5
R: 0 E: 0 K: 1 S: 5
H: 0 LOB: 0 BB: 0 P: 5
R: 1 E: 0 K: 2 S: 8
H: 1 LOB: 1 BB: 1 P: 12
R: 0 E: 0 K: 3 S: 11
H: 2 LOB: 3 BB: 1 P: 15
R: 0 E: 0 K: 0 S: 4
H: 1 LOB: 1 BB: 0 P: 4
R: 0 E: 0 K: 0 S: 3
H: 1 LOB: 2 BB: 1 P: 8
R: 0 E: 0 K: 0 S: 4
H: 1 LOB: 1 BB: 0 P: 4
R: 0 E: 0 K: 1 S: 5
H: 0 LOB: 0 BB: 0 P: 5
R: 1 E: 0 K: 0 S: 3
H: 2 LOB: 3 BB: 2 P: 11
1B: 10 2B: 1 3B: 1 HR: 1
SF: 0 SAC: 4 DP: 2 HBP: 1
WP: 0 PB: 0 SB: 1 CS: 0
PA: 62
PITCHER IP WLS BF H R ER SO BB IBB HBP BLK WP HR S P ERA WHIP
Bruce Hurst, L (1, 1) ERA: 3.44 6.0 27 5 3 1 4 4 0 0 0 0 1 31 47 1.50 1.500
Mark Clear, R (7, 1) ERA: 1.77 3.0 14 3 1 1 6 2 0 0 0 0 0 24 32 3.00 1.667
Tom Burgmeier, L (10, 1) ERA: 1.4 3.0 13 3 0 0 0 0 1 1 0 0 0 11 16 0.00 1.000
Luis Aponte, R (13, 1) ERA: 3.25 1.1 L 8 2 1 1 1 1 1 0 0 0 0 8 16 6.75 2.250
PITCHER IP WLS BF H R ER SO BB IBB HBP BLK WP HR S P ERA WHIP
Boston Red Sox @ Cleveland Indians
Cleveland Municipal Stadium, Cleveland, OH
Sun Jun 20 1982, 3:33 AM EDT
Att. 26,571 - Unknown
livebaseballscorecards.com
AB 48
R 5
H 13
RBI 5
BB 9
SO 11
LOB 29

Baltimore Orioles @ Cleveland Indians

Cleveland Municipal Stadium, Cleveland, OH

Mon Jun 21 1982, 7:05 PM EDT

Att. 10,633 - Unknown

TOP

livebaseballscorecards.com

Batter	1	2	3	4	5	6	7	8	9	AB	R	H	RBI	BB	SO	LOB
Al Bumbry, L (1, 8) OBP: 0.316, SLG: 0.329	0-0 SF9 1B	0-0 FC6-4 3-4 1-2f		0-0 G1-6-3 1-2f		0-0 6-3			0-0 1B 2B	5	2	2	0	0	0	3
Rich Dauer, R (1, 4) OBP: 0.345, SLG: 0.421	0-0 BB 1B 1-3 1B	0-0 3-4 1-2	0-0 5-3		0-0 6-3		0-0 F7		0-0 P5	5	1	1	0	0	0	1
Dan Ford, R (1, 9) OBP: 0.299, SLG: 0.409	B B B B 4-0 1B 2B 1-2 BB		0-0 G3		0-0 1B HR 2B		S S S 0-3 K		0-0 1B 2-3 1B	4	2	2	0	1	1	0
Eddie Murray, S (1, 3) OBP: 0.398, SLG: 0.547	0-0 SF9 3-H		B B B B 4-0 1B BB		0-0 HR 2-3 1B		0-0 1B		0-0 1B 1-2 3-H	3	1	3	2	1	0	0
Gary Roenicke, R (1, 7) OBP: 0.407, SLG: 0.567 Benny Ayala, R (1, 7) OBP: 0.333, SLG: 0.596 John Lowenstein, L (5, PH) (5, 7) OBP: 0.414, SLG: 0.645	0-0 2B 1B 1-2 2-H		0-0 1B 1-2		0-0 F8		0-0 G3		0-0 F9	1 1 3	0 0 0	1 1 0	1 0 0	0 0 0	0 0 0	0 0 5
Cal Ripken Jr., R (1, 5) OBP: 0.290, SLG: 0.445	0-0 2B 1-H 2-H		S S S 0-3 K		0-0 HR 1-H 3-H			0-0 FC4-6 1B	S S S 0-3 K	5	1	3	4	0	2	4
Ken Singleton, S (1, 10) OBP: 0.365, SLG: 0.354	0-0 4-3		B B B B 4-0 1B BB		0-0 6-3			S S S 0-3 K		3	0	0	0	1	1	2
Rick Dempsey, R (1, 2) OBP: 0.314, SLG: 0.329		0-0 5-3		0-0 F7		0-0 F8		0-0 FC4-6 1-2f		4	0	0	0	0	0	2
Lenn Sakata, R (1, 6) OBP: 0.319, SLG: 0.345		B B B B 4-0 FC6-4 BB		0-0 G1-6-3 1-2 1B		0-0 F7		0-0 L6		3	0	1	0	1	0	1
Inning Stats	R: 3 H: 4 E: 0 LOB: 1 K: 0 BB: 1 S: 6 P: 10	R: 0 H: 0 E: 0 LOB: 1 K: 0 BB: 1 S: 2 P: 6	R: 0 H: 1 E: 0 LOB: 2 K: 1 BB: 1 S: 6 P: 10	R: 0 H: 1 E: 0 LOB: 1 K: 0 BB: 1 S: 3 P: 7	R: 3 H: 3 E: 0 LOB: 0 K: 0 BB: 0 S: 6 P: 6	R: 0 H: 0 E: 0 LOB: 0 K: 0 BB: 0 S: 3 P: 3	R: 0 H: 1 E: 0 LOB: 1 K: 1 BB: 0 S: 6 P: 6	R: 0 H: 1 E: 0 LOB: 1 K: 1 BB: 0 S: 6 P: 6	R: 1 H: 3 E: 0 LOB: 2 K: 1 BB: 0 S: 8 P: 8	1B: 10 SF: 1 2B: 3 SAC: 0 3B: 0 DP: 1 HR: 1 HBP: 0						

	AB	37
	R	7
	H	14
	RBI	7
	BB	4
	SO	4
	LOB	18

WP: 0 PA: 42
PB: 0
SB: 0
CS: 0

PITCHER		IP	WLS	BF	H	R	ER	SO	BB	IBB	HBP	BLK	WP	HR	S	P	ERA	WHIP
Rick Waits, L ERA: 6.6	(1, 1)	4.1	L	23	8	5	5	1	4	0	0	0	0	0	20	36	10.38	2.769
Tom Brennan, R ERA: 4.14	(5, 1)	4.2		20	6	2	2	3	0	0	0	0	0	1	26	26	3.86	1.286

PITCHER		IP	WLS	BF	H	R	ER	SO	BB	IBB	HBP	BLK	WP	HR	S	P	ERA	WHIP

Batter	1	2	3	4	5	6	7	8	9	AB	R	H	RBI	BB	SO	LOB
Miguel Dilone, S (1, 7) OBP: 0.274, SLG: 0.327	3-1		L6			F8			F8	4	0	0	0	0	0	1
Toby Harrah, R (1, 5) OBP: 0.479, SLG: 0.611	5-3			K			K		F7	3	0	0	0	0	2	0
Karl Pagel, L (8, 3) OBP: 0.429, SLG: 0.200										1	0	0	0	0	0	0
Mike Hargrove, L (1, 3) OBP: 0.389, SLG: 0.325	K			F7			4-3			3	0	0	0	0	1	0
Jerry Dybzinski, R (8, 6) OBP: 0.299, SLG: 0.273										0	0	0	0	0	0	0
Andre Thornton, R (1, 10) OBP: 0.422, SLG: 0.582		K		F9			F7			3	0	0	0	0	1	0
Von Hayes, L (1, 9) OBP: 0.301, SLG: 0.391		F8			G6-4-3 1B			P3		3	0	1	0	0	0	0
Rick Manning, L (1, 8) OBP: 0.333, SLG: 0.377		6-3			F7			1B		3	0	1	0	0	0	1
Ron Hassey, L (1, 2) OBP: 0.298, SLG: 0.280			6-3		G6-4-3 1-2f			F7		3	0	0	0	0	0	2
Alan Bannister, R (1, 4) OBP: 0.346, SLG: 0.336			S 1B			F9		F2		3	0	1	0	0	0	1
Mike Fischlin, R (1, 6) OBP: 0.382, SLG: 0.420 (8, 5)			F9 1-2			K			5-3	3	0	0	0	0	1	1
Inning Stats	R: 0 E: 0 K: 1 S: 5 H: 0 LOB: 0 BB: 0 P: 5	R: 0 E: 0 K: 1 S: 5 H: 0 LOB: 0 BB: 0 P: 5	R: 0 E: 0 K: 0 S: 4 H: 1 LOB: 1 BB: 0 P: 4	R: 0 E: 0 K: 1 S: 5 H: 0 LOB: 0 BB: 0 P: 5	R: 0 E: 0 K: 0 S: 3 H: 1 LOB: 0 BB: 0 P: 3	R: 0 E: 0 K: 1 S: 5 H: 0 LOB: 0 BB: 0 P: 5	R: 0 E: 0 K: 1 S: 5 H: 0 LOB: 0 BB: 0 P: 5	R: 0 E: 0 K: 0 S: 4 H: 1 LOB: 1 BB: 0 P: 4	R: 0 E: 0 K: 0 S: 3 H: 0 LOB: 0 BB: 0 P: 3	1B: 3 2B: 0 3B: 0 HR: 0	SF: 0 SAC: 0 DP: 1 HBP: 0						

PITCHER	IP	WLS	BF	H	R	ER	SO	BB	IBB	HBP	BLK	WP	HR	S	P	ERA	WHIP
Dennis Martinez, R (1, 1) ERA: 3.97	9.0	W	29	3	0	0	5	0	0	0	0	0	0	39	39	0.00	0.333

PITCHER	IP	WLS	BF	H	R	ER	SO	BB	IBB	HBP	BLK	WP	HR	S	P	ERA	WHIP

BOTTOM

Baltimore Orioles @ Cleveland Indians

Cleveland Municipal Stadium, Cleveland, OH

Mon Jun 21 1982, 7:05 PM EDT

Att. 10,633 - Unknown

livebaseballscorecards.com

AB	29
R	0
H	3
RBI	0
BB	0
SO	5
LOB	6

1B: 3	SF: 0	WP: 0	PA: 29
2B: 0	SAC: 0	PB: 0	
3B: 0	DP: 1	SB: 1	
HR: 0	HBP: 0	CS: 0	

Baltimore Orioles @ Cleveland Indians

Cleveland Municipal Stadium, Cleveland, OH

Tue Jun 22 1982, 7:05 PM EDT

Att. 7,400 - Unknown

TOP

livebaseballscorecards.com

Batter	1	2	3	4	5	6	7	8	9	AB	R	H	RBI	BB	SO	LOB
Al Bumbry, L (1, 8) OBP: 0.313, SLG: 0.324	1-3		F7			BBBB 4-0 FC5-4 BB	5-3		F7	4	0	0	0	1	0	1
Dan Ford, R (1, 9) OBP: 0.297, SLG: 0.413	F7		6-3			FC5-4 1B 1-2f		SF7 3B	SSS K	5	2	1	0	0	1	1
Ken Singleton, S (1, 10) OBP: 0.366, SLG: 0.357	1B		6-3			1B 1-2 1B		SF7 3-H	L6	4	0	2	1	0	0	0
Eddie Murray, S (1, 3) OBP: 0.395, SLG: 0.557	4-3			4-3		SSS K		HR		4	1	1	1	0	1	3
Cal Ripken Jr., R (1, 5) (7, 6) (8, 5) OBP: 0.298, SLG: 0.455		G4-3-6 1B 2B 1B		F8		1-3 2-H 1B		1B 2B 2B		4	2	3	1	0	0	0
Joe Nolan, L (1, 2) OBP: 0.289, SLG: 0.392		G4-3-6 1-2 1B		4-3		SSS K		2B 4-3 2-3 1B		4	1	2	0	0	1	2
Gary Roenicke, R (1, 7) OBP: 0.409, SLG: 0.578		G4-3-6 1-2f 2-3			6-3		2B	4-3 1-3 3-H 2B		4	0	2	1	0	0	2
Lenn Sakata, R (1, 6) OBP: 0.320, SLG: 0.351		3-H 2B			4-3		P5	4-3 2-3 3-H		3	0	1	1	0	0	1
Floyd Rayford, R (7, 5) OBP: 0.222, SLG: 0.125										0	0	0	0	0	0	0
Terry Crowley, L (8, PH) OBP: 0.400, SLG: 0.429										1	0	0	1	0	0	1
Bobby Bonner, R (8, 6) OBP: 0.213, SLG: 0.254										0	0	0	0	0	0	0
Rich Dauer, R (1, 4) OBP: 0.340, SLG: 0.414		F9			5-3	SSS K		F7		4	0	0	0	0	1	3
Inning Stats	R: 0 E: 0 K: 0 S: 4 H: 1 LOB: 1 BB: 0 P: 4	R: 1 E: 0 K: 0 S: 5 H: 3 LOB: 1 BB: 0 P: 5	R: 0 E: 0 K: 0 S: 3 H: 0 LOB: 0 BB: 0 P: 3	R: 0 E: 0 K: 0 S: 3 H: 0 LOB: 0 BB: 0 P: 3	R: 0 E: 0 K: 0 S: 3 H: 0 LOB: 0 BB: 0 P: 3	R: 1 E: 0 K: 2 S: 9 H: 2 LOB: 2 BB: 1 P: 13	R: 0 E: 0 K: 1 S: 6 H: 1 LOB: 1 BB: 0 P: 6	R: 4 E: 0 K: 0 S: 8 H: 5 LOB: 1 BB: 0 P: 8	R: 0 E: 0 K: 1 S: 5 H: 0 LOB: 0 BB: 0 P: 5	1B: 6 2B: 4 3B: 1 HR: 1 SF: 1 SAC: 0 DP: 1 HBP: 0						

	AB	37
	R	6
	H	12
	RBI	6
	BB	1
	SO	4
	LOB	14

WP: 0 PB: 0 SB: 0 CS: 0 PA: 39

PITCHER	IP	WLS	BF	H	R	ER	SO	BB	IBB	HBP	BLK	WP	HR	S	P	ERA	WHIP
Lary Sorensen, R (1, 1) ERA: 4.61	7.1	W	32	10	5	5	3	1	0	0	0	0	1	37	41	6.14	1.500
Ed Whitson, R (8, 1) ERA: 3.29	1.2		7	2	1	1	1	0	0	0	0	0	0	9	9	5.40	1.200

PITCHER	IP	WLS	BF	H	R	ER	SO	BB	IBB	HBP	BLK	WP	HR	S	P	ERA	WHIP

Batter	1	2	3	4	5	6	7	8	9	AB	R	H	RBI	BB	SO	LOB
Alan Bannister, R (1, 7) OBP: 0.346, SLG: 0.338	BBBB 4-0 S 1B BB	x 0-0 ①② G6-4-3 1-2f 3-H	x 0-0 ③ FC5 2-3f		x 0-0 BB 1B 2B 1-3	SSS 0-3 ③ K		SSS 0-3 ③ K 1-2		5	2	1	0	1	2	7
Toby Harrah, R (1, 5) OBP: 0.481, SLG: 0.607	BBBBB 4-0 BB 1B BB 1-2	x 0-0 1B 1B		x 0-0 ① F7	4-0 BB 1B IBB		x 0-0 ① F7			3	1	1	0	2	0	0
Mike Hargrove, L (1, 3) OBP: 0.385, SLG: 0.322	x 0-0 ① F7	x 0-0 BB 1B 1-3		x 0-0 ② F7	SSS 0-3 ② K		x 0-0 ② 4-3			5	0	1	0	0	1	5
Andre Thornton, R (1, 10) OBP: 0.425, SLG: 0.579	x 0-0 ② F8	BBBB 4-0 BB 1-2		x 0-0 ③ F6	BBBB 4-0 1B BB 1-2 2-3 3-H		x 0-0 E8 1B			3	0	1	1	2	0	2
Von Hayes, L (1, 9) OBP: 0.308, SLG: 0.406	x 0-0 BB 1B 1-2 2-H	x 0-0 ③ P4			x 0-0 3B 1B 0-0 1-3 2-H 3-H 1B		x 0-0 ③ F8			5	1	3	3	0	0	4
Rick Manning, L (1, 8) OBP: 0.335, SLG: 0.375	BBBB 4-0 BB 1-2 2-3		x 0-0 ① 4-3		x 0-0 1B E 1B 3-H	SSS 0-3 ① K		x 0-0 ① 4-3		4	1	1	1	1	1	0
Ron Hassey, L (1, 2) OBP: 0.295, SLG: 0.277	x 0-0 ③ 1-3		x 0-0 ② F7		x 0-0 E5 SF8 1B 1-H	SSS 0-3 ② K		x 0-0 ② 6-3		5	1	1	0	0	1	3
Jack Perconte, L (1, 4) OBP: 0.286, SLG: 0.291		x 0-0 G6-4-3 3B	BBBB 4-0 FC5 1B BB		x 0-0 ① SF8 3-H	x 0-0 E S 1B		x 0-0 WP S 1B		3	1	3	1	1	0	0
Mike Fischlin, R (1, 6) OBP: 0.433, SLG: 0.442		BBBB 4-0 G6-4-3 BB	x 0-0 1-2 1B		x 0-0 2B BB 1B	BBBB 4-0 1-3 BB		BBBB 4-0 S 1-3 BB		2	1	2	0	3	0	0
Inning Stats	R: 1 E: 0 K: 0 S: 4 H: 1 LOB: 3 BB: 3 P: 16	R: 1 E: 0 K: 0 S: 5 H: 3 LOB: 3 BB: 2 P: 13	R: 0 E: 0 K: 0 S: 4 H: 1 LOB: 2 BB: 1 P: 8	R: 0 E: 0 K: 0 S: 3 H: 0 LOB: 0 BB: 0 P: 3	R: 6 E: 1 K: 1 S: 10 H: 6 LOB: 2 BB: 2 P: 18	R: 0 E: 0 K: 3 S: 10 H: 1 LOB: 2 BB: 1 P: 14	R: 0 E: 1 K: 0 S: 4 H: 1 LOB: 1 BB: 0 P: 4	R: 0 E: 0 K: 1 S: 6 H: 1 LOB: 2 BB: 1 P: 10		1B: 11 2B: 1 3B: 2 HR: 0 SF: 1 SAC: 0 DP: 1 HBP: 0						

BOTTOM

Baltimore Orioles @ Cleveland Indians

Cleveland Municipal Stadium, Cleveland, OH

Tue Jun 22 1982, 7:05 PM EDT

Att. 7,400 - Unknown

livebaseballscorecards.com

AB	35
R	8
H	14
RBI	6
BB	10
SO	5
LOB	21

PITCHER		IP	WLS	BF	H	R	ER	SO	BB	IBB	HBP	BLK	WP	HR	S	P	ERA	WHIP
Sammy Stewart, R ERA: 4.54	(1, 1)	1.2	L	13	4	2	2	0	5	0	0	0	0	0	8	28	10.80	5.400
Ross Grimsley, L ERA: 4.54	(2, 1)	3.0		18	6	6	6	1	2	1	0	0	0	0	17	29	18.00	2.667
Tippy Martinez, L ERA: 4.04	(5, 1)	1.1		6	2	0	0	3	1	0	0	0	0	0	11	15	0.00	2.250
Tim Stoddard, R ERA: 3.46	(7, 1)	2.0		9	2	0	0	1	1	0	0	0	1	0	10	14	0.00	1.500

PITCHER	IP	WLS	BF	H	R	ER	SO	BB	IBB	HBP	BLK	WP	HR	S	P	ERA	WHIP

Batter	1	2	3	4	5	6	7	8	9	AB	R	H	RBI	BB	SO	LOB
Al Bumbry, L (1, 8) OBP: 0.308, SLG: 0.317	S S S 0-3 ① K		x 0-0 ① 4-3		S S S 0-3 ③ K		x 0-0 ③ 1-3		x 0-0 ② 4-3	5	0	0	0	0	2	2
Rich Dauer, R (1, 4) OBP: 0.345, SLG: 0.413	B B B B 4-0 1B BB		S S S 0-3 ② K			x 0-0 ① F7		x 0-0 E4 FC1 1B	B B B B 4-0 BB	3	0	1	0	2	1	0
Ken Singleton, S (1, 10) OBP: 0.363, SLG: 0.351	x 0-0 ② F7		x 0-0 ③ 6-3			B B B B 4-0 BB		x 0-0 ① FC1 2B 2-3	x 0-0 ③ 4-3	4	1	0	0	1	0	3
Eddie Murray, S (1, 3) OBP: 0.397, SLG: 0.562	x 0-0 1-3 1B			x 0-0 ① 4-3		S S S 0-3 ② K		x 0-0 1-H 1B 2B		4	1	2	1	0	1	1
John Lowenstein, L (1, 7) OBP: 0.403, SLG: 0.624	x 0-0 ③ 4-3			S S S 0-3 ② K		x 0-0 ③ G3		S S S 0-3 ② K		4	0	0	0	0	2	4
Cal Ripken Jr., R (1, 5) OBP: 0.301, SLG: 0.468		x 0-0 ① 6-3		x 0-0 HR			S S S 0-3 ① K	x 0-0 1B 2-H 1B		4	1	2	2	0	1	0
Jim Dwyer, L (1, 9) OBP: 0.379, SLG: 0.481		x 0-0 FC6 1B		x 0-0 ③ 4-3			x 0-0 FC6-4 BLK 1B	x 0-0 1-3 1B		4	0	3	0	0	0	0
Rick Dempsey, R (1, 2) OBP: 0.313, SLG: 0.323		x 0-0 FC6 G6-4-3 1-2			x 0-0 ① 6-3		B B B B 4-0 FC6-4 1-2 BB	x 0-0 ③ 5-3		3	0	0	0	1	0	3
Bobby Bonner, R (1, 6) OBP: 0.203, SLG: 0.240		x 0-0 ② ③ G6-4-3 1-2f			S S S 0-3 ② K		x 0-0 ② FC6-4 1-2f 2-3		x 0-0 ① 5-3	4	0	0	0	0	1	4
Inning Stats	R: 0 E: 0 K: 1 S: 6 H: 1 LOB: 2 BB: 1 P: 10	R: 0 E: 0 K: 0 S: 4 H: 1 LOB: 1 BB: 0 P: 4	R: 0 E: 0 K: 1 S: 5 H: 0 LOB: 0 BB: 0 P: 5	R: 1 E: 0 K: 1 S: 6 H: 1 LOB: 0 BB: 0 P: 6	R: 0 E: 0 K: 2 S: 7 H: 0 LOB: 0 BB: 0 P: 7	R: 0 E: 0 K: 1 S: 5 H: 0 LOB: 1 BB: 1 P: 9	R: 0 E: 0 K: 1 S: 6 H: 1 LOB: 2 BB: 1 P: 10	R: 2 E: 1 K: 1 S: 9 H: 4 LOB: 2 BB: 0 P: 9	R: 0 E: 0 K: 0 S: 3 H: 0 LOB: 1 BB: 1 P: 7	1B: 6 2B: 1 3B: 0 HR: 1 SF: 0 SAC: 0 DP: 1 HBP: 0						WP: 0 PB: 0 SB: 0 CS: 0	PA: 39	

PITCHER	IP	WLS	BF	H	R	ER	SO	BB	IBB	HBP	BLK	WP	HR	S	P	ERA	WHIP
John Denny, R (1, 1) ERA: 4.92	9.0	L	39	8	3	3	8	4	0	0	1	0	1	51	67	3.00	1.333

PITCHER	IP	WLS	BF	H	R	ER	SO	BB	IBB	HBP	BLK	WP	HR	S	P	ERA	WHIP

TOP

Baltimore Orioles @ Cleveland Indians

Cleveland Municipal Stadium, Cleveland, OH

Wed Jun 23 1982, 7:05 PM EDT

Att. 14,005 - Unknown

livebaseballscorecards.com

AB	35
R	3
H	8
RBI	3
BB	4
SO	8
LOB	17

BOTTOM

Baltimore Orioles @ Cleveland Indians

Cleveland Municipal Stadium, Cleveland, OH

Wed Jun 23 1982, 7:05 PM EDT

Att. 14,005 - Unknown

livebaseballscorecards.com

Batter	1	2	3	4	5	6	7	8	9	AB	R	H	RBI	BB	SO	LOB
Alan Bannister, R (1, 7) (9, 4) OBP: 0.341, SLG: 0.333	K	P4			1B		K		K	5	0	1	0	0	3	2
Toby Harrah, R (1, 5) OBP: 0.477, SLG: 0.599	1B		P5		F9		F7		F7	5	0	1	0	0	0	1
Mike Hargrove, L (1, 3) OBP: 0.392, SLG: 0.329	1-2 1B		L4-3 1B		1-3 BB 1B		BB 2B BB		4-3	4	1	3	0	1	0	0
Andre Thornton, R (1, 10) OBP: 0.426, SLG: 0.574	P4		L4-3 1-2		1-2 BB		1-2 2B BB			2	0	0	0	2	0	3
Von Hayes, L (1, 9) OBP: 0.307, SLG: 0.408	4-3			F7	4-3		1-H 2-H 2B			4	0	1	1	0	0	5
Rick Manning, L (1, 8) OBP: 0.337, SLG: 0.382		2B		1B		F8		4-3		4	0	2	0	0	0	0
Ron Hassey, L (1, 2) OBP: 0.296, SLG: 0.278		4-3		F7		1B		K		3	0	1	0	0	0	2
Miguel Dilone, S (8, PH) (9, 7) OBP: 0.272, SLG: 0.325										1	0	0	0	0	1	0
Jack Perconte, L (1, 4) OBP: 0.280, SLG: 0.285		5-3		3-1		F8		1B		3	0	0	0	0	0	3
Chris Bando, S (8, PH) (9, 2) OBP: 0.316, SLG: 0.275										1	0	1	0	0	0	0
Mike Fischlin, R (1, 6) OBP: 0.429, SLG: 0.426		BB			K	F9		4-3		2	0	0	0	1	1	1
Rod Craig, S (8, PH) OBP: 0.214, SLG: 0.192										1	0	0	0	0	0	1
Jerry Dybzinski, R (9, 6) OBP: 0.299, SLG: 0.273										0	0	0	0	0	0	0
Inning Stats	R: 0 E: 0 K: 1 S: 7 H: 2 LOB: 2 BB: 0 P: 7	R: 0 E: 0 K: 0 S: 4 H: 1 LOB: 2 BB: 1 P: 8	R: 0 E: 0 K: 0 S: 3 H: 1 LOB: 0 BB: 0 P: 3	R: 0 E: 0 K: 0 S: 4 H: 1 LOB: 1 BB: 0 P: 4	R: 0 E: 0 K: 1 S: 7 H: 2 LOB: 3 BB: 1 P: 11	R: 0 E: 0 K: 0 S: 4 H: 1 LOB: 1 BB: 0 P: 4	R: 1 E: 0 K: 1 S: 5 H: 1 LOB: 2 BB: 2 P: 13	R: 0 E: 0 K: 1 S: 6 H: 1 LOB: 1 BB: 0 P: 6	R: 0 E: 0 K: 1 S: 5 H: 0 LOB: 0 BB: 0 P: 5	1B: 8 2B: 3 3B: 0 HR: 0	SF: 0 SAC: 0 DP: 1 HBP: 0						

AB	35
R	1
H	10
RBI	1
BB	4
SO	5
LOB	18

WP: 0 PB: 0 SB: 0 CS: 0 PA: 39

PITCHER		IP	WLS	BF	H	R	ER	SO	BB	IBB	HBP	BLK	WP	HR	S	P	ERA	WHIP
Jim Palmer, R ERA: 4.46	(1, 1)	7.0	W	32	9	1	1	3	4	0	0	0	0	0	34	50	1.29	1.857
Tippy Martinez, L ERA: 3.93	(8, 1)	1.0		4	1	0	0	1	0	0	0	0	0	0	6	6	0.00	1.000
Tim Stoddard, R ERA: 3.33	(9, 1)	1.0	S	3	0	0	0	1	0	0	0	0	0	0	5	5	0.00	0.000

PITCHER	IP	WLS	BF	H	R	ER	SO	BB	IBB	HBP	BLK	WP	HR	S	P	ERA	WHIP

Batter	1	2	3	4	5	6	7	8	9	AB	R	H	RBI	BB	SO	LOB
Miguel Dilone, S (1, 7) OBP: 0.272, SLG: 0.324	x 0-0 G5-4-3 1B		x 0-0 ② F7	0-0 ③ CS 1-2	S S S 0-3 ① K		x 0-0 ③ F9		x 0-0 FC3-6 1-3 2-H 1B	4	0	1	0	0	1	0
Jack Perconte, L (7, 4) OBP: 0.285, SLG: 0.290										1	0	1	1	0	0	0
Toby Harrah, R (1, 5) OBP: 0.476, SLG: 0.598	x 0-0 ① ② G5-4-3 1-2f		B B B B 4-0 1B BB		S S S 0-3 ② K			x 0-0 1B 2B	x 0-0 ② FC3-6 1-2f 3-H	4	1	1	1	1	1	2
Mike Hargrove, L (1, 3) OBP: 0.395, SLG: 0.332	B B B B 4-0 BB		x 0-0 1-3 1B		S S S 0-3 ③ K			x 0-0 FC5-4 2-H 1B	x 0-0 ③ F5	4	0	2	1	1	1	1
Andre Thornton, R (1, 10) OBP: 0.423, SLG: 0.569	S S S 0-3 ③ K		x 0-0 ③ F8			x 0-0 FC3-5 BB 1B		x 0-0 ① FC5-4 FC5-4 1-2f		4	0	1	0	0	1	4
Alan Bannister, R (1, 4) OBP: 0.345, SLG: 0.333 (7, 7)		x 0-0 E S 1B		x 0-0 ① 5-3		B B B B 4-0 1-2 FC3-5 BB		x 0-0 ② FC5-4 S 1-2f		3	0	1	0	1	0	1
Von Hayes, L (1, 9) OBP: 0.306, SLG: 0.405		S S S 0-3 ① K 1-3		x 0-0 2B 1B		x 0-0 ① FC3-5 G4-3 1-2 2-3f		x 0-0 ③ F7 1-2		4	1	1	0	0	1	4
Rick Manning, L (1, 8) OBP: 0.336, SLG: 0.377		x 0-0 ② G3		x 0-0 ② F6		x 0-0 ② ③ G4-3 1-2f			B B B B 4-0 S 1B BB	3	1	0	0	1	0	4
Chris Bando, S (1, 2) OBP: 0.311, SLG: 0.291		S S S 0-3 ③ K		x 0-0 1-H 1B 2B			x 0-0 ① F9		x 0-0 ① F3	4	1	1	1	0	1	2
Mike Fischlin, R (1, 6) OBP: 0.433, SLG: 0.421			S S S 0-3 ① K	x 0-0 CS 2-H 1B			x 0-0 ② G3		B B B B 4-0 1B 1-2 FC3-6 BB	3	1	1	1	1	1	0
Inning Stats	R: 0 H: 1 E: 0 LOB: 1 K: 1 BB: 1 S: 5 P: 9	R: 0 H: 1 E: 0 LOB: 1 K: 2 BB: 0 S: 8 P: 8	R: 0 H: 1 E: 0 LOB: 2 K: 1 BB: 1 S: 6 P: 10	R: 2 H: 3 E: 0 LOB: 0 K: 0 BB: 0 S: 5 P: 5	R: 0 H: 0 E: 0 LOB: 0 K: 3 BB: 0 S: 9 P: 9	R: 0 H: 1 E: 0 LOB: 1 K: 0 BB: 1 S: 3 P: 7	R: 0 H: 0 E: 0 LOB: 0 K: 0 BB: 0 S: 3 P: 3	R: 1 H: 2 E: 0 LOB: 1 K: 0 BB: 0 S: 5 P: 5	R: 2 H: 1 E: 0 LOB: 1 K: 0 BB: 2 S: 4 P: 12	1B: 8 SF: 0 2B: 2 SAC: 0 3B: 0 DP: 2 HR: 0 HBP: 0						

TOP

Cleveland Indians @ New York Yankees

Yankee Stadium, Bronx, NY

Thu Jun 24 1982, 7:05 PM EDT

Att. 23,449 - Unknown - 75 F

livebaseballscorecards.com

AB	34
R	5
H	10
RBI	5
BB	5
SO	7
LOB	18

PITCHER		IP	WLS	BF	H	R	ER	SO	BB	IBB	HBP	BLK	WP	HR	S	P	ERA	WHIP
Ron Guidry, L ERA: 3.04	(1, 1)	7.0	L	30	9	3	3	7	3	0	0	0	0	0	41	53	3.86	1.714
George Frazier, R ERA: 2.25	(8, 1)	0.2		2	0	0	0	0	0	0	0	0	0	0	2	2	0.00	0.000
Shane Rawley, L ERA: 3.64	(8, 1)	1.1		7	1	2	2	0	2	0	0	0	0	0	5	13	13.50	2.250

PITCHER	IP	WLS	BF	H	R	ER	SO	BB	IBB	HBP	BLK	WP	HR	S	P	ERA	WHIP

Batter	1	2	3	4	5	6	7	8	9	AB	R	H	RBI	BB	SO	LOB
Willie Randolph, R (1, 4) OBP: 0.376, SLG: 0.379	1-6-3		BB		BB		FC1-6 1-2 BB		F9	2	0	0	0	3	0	0
Ken Griffey, L (1, 9) OBP: 0.327, SLG: 0.406	F2		F5		F5		FC1-6 1B 1-2f 2-3			4	0	0	0	0	0	6
Jerry Mumphrey, S (1, 8) OBP: 0.380, SLG: 0.391	3B			3-2	F7		1B 1-2 3-H			4	0	2	1	0	0	3
Dave Winfield, R (1, 7) OBP: 0.349, SLG: 0.492	F8			K		PB G3 1B	4-3			4	0	1	0	0	1	3
Oscar Gamble, L (1, 10) OBP: 0.343, SLG: 0.453		K		K		F9		K		4	0	0	0	0	3	1
John Mayberry, L (1, 3) OBP: 0.328, SLG: 0.352		F8			E 1-3 3B HBP	G3 1-2		F8		3	1	0	0	0	0	1
Butch Wynegar, S (1, 2) OBP: 0.376, SLG: 0.372		4-3			1-3 1-2	K 2-3		F9		4	0	0	0	0	1	2
Graig Nettles, L (1, 5) OBP: 0.313, SLG: 0.331			L3		3B 2-H		K		4-3	4	0	1	1	0	1	0
Roy Smalley, S (1, 6) OBP: 0.335, SLG: 0.373			K		BB		FC1-6 BB 1B		K	2	1	0	0	2	2	0
Inning Stats	R: 0 E: 0 K: 0 S: 4 H: 1 LOB: 1 BB: 0 P: 4	R: 0 E: 0 K: 1 S: 5 H: 0 LOB: 0 BB: 0 P: 5	R: 0 E: 0 K: 1 S: 5 H: 0 LOB: 1 BB: 1 P: 9	R: 0 E: 0 K: 2 S: 7 H: 0 LOB: 0 BB: 0 P: 7	R: 1 E: 1 K: 0 S: 4 H: 1 LOB: 3 BB: 2 P: 13	R: 0 E: 0 K: 1 S: 6 H: 1 LOB: 1 BB: 0 P: 6	R: 1 E: 0 K: 1 S: 6 H: 1 LOB: 2 BB: 2 P: 14	R: 0 E: 0 K: 1 S: 5 H: 0 LOB: 0 BB: 0 P: 5	R: 0 E: 0 K: 1 S: 5 H: 0 LOB: 0 BB: 0 P: 5	1B: 2 2B: 0 3B: 2 HR: 0	SF: 0 SAC: 0 DP: 0 HBP: 1						

PITCHER		IP	WLS	BF	H	R	ER	SO	BB	IBB	HBP	BLK	WP	HR	S	P	ERA	WHIP
Rick Sutcliffe, R ERA: 3.63	(1, 1)	6.1		28	3	2	2	6	5	0	1	0	0	0	34	55	2.84	1.263
Dan Spillner, R ERA: 1.34	(7, 1)	2.2	W	9	1	0	0	2	0	0	0	0	0	0	13	13	0.00	0.375

PITCHER	IP	WLS	BF	H	R	ER	SO	BB	IBB	HBP	BLK	WP	HR	S	P	ERA	WHIP

BOTTOM

Cleveland Indians @ New York Yankees

Yankee Stadium, Bronx, NY

Thu Jun 24 1982, 7:05 PM EDT
Att. 23,449 - Unknown - 75 F

livebaseballscorecards.com

AB	31
R	2
H	4
RBI	2
BB	5
SO	8
LOB	16

Cleveland Indians @ New York Yankees

Yankee Stadium, Bronx, NY

Fri Jun 25 1982, 7:05 PM EDT

Att. 21,948 - Overcast - 78 F

TOP

livebaseballscorecards.com

Batter	1	2	3	4	5	6	7	8	9	AB	R	H	RBI	BB	SO	LOB
Alan Bannister, R (1, 7) OBP: 0.349, SLG: 0.358	HR		6-3		E 4-3 1-2 1B		4-3			4	2	2	1	0	0	0
Toby Harrah, R (1, 5) OBP: 0.471, SLG: 0.591	4-3		4-3		FC5 4-3 1B 1-3 2-3f		K			3	1	0	0	0	0	2
Jerry Dybzinski, R (5, 6) OBP: 0.297, SLG: 0.272										1	0	0	0	0	1	0
Mike Hargrove, L (1, 3) OBP: 0.398, SLG: 0.336	1B 1B		1B		4-3 2-3 3-H			K		3	0	2	1	0	0	1
Karl Pagel, L (5, 3) OBP: 0.375, SLG: 0.167										1	0	0	0	0	1	0
Andre Thornton, R (1, 10) OBP: 0.424, SLG: 0.568	G4-6-3 1-2 1B		K		1B 3-H			F3		4	0	2	1	0	1	1
Chris Bando, S (1, 2) OBP: 0.302, SLG: 0.281	G4-6-3 1-2f			6-3	6-3			F9		2	0	0	0	0	0	2
Bill Nahorodny, R (4, 2) OBP: 0.227, SLG: 0.333										2	0	0	0	0	0	1
Von Hayes, L (1, 9) OBP: 0.305, SLG: 0.402		1-3		1B		3-1			K	4	0	1	0	0	1	0
(5, 8)																
Rick Manning, L (1, 8) OBP: 0.333, SLG: 0.373		4-3		F7		6-3			6-3	2	0	0	0	0	0	1
Rod Craig, S (5, 9) OBP: 0.200, SLG: 0.179										2	0	0	0	0	0	0
Mike Fischlin, R (1, 6) OBP: 0.423, SLG: 0.410		E6 S		5-3		4-3			1B	4	0	1	0	0	0	1
(5, 5)																
Jack Perconte, L (1, 4) OBP: 0.284, SLG: 0.284		4-3 1-2			FC5 1B BB		4-3		F8	3	0	0	0	1	0	2
Inning Stats	R: 1 E: 0 K: 0 S: 5 H: 3 LOB: 1 BB: 0 P: 5	R: 0 E: 1 K: 0 S: 4 H: 0 LOB: 1 BB: 0 P: 4	R: 0 E: 0 K: 1 S: 6 H: 1 LOB: 1 BB: 0 P: 6	R: 0 E: 0 K: 0 S: 4 H: 1 LOB: 1 BB: 0 P: 4	R: 2 E: 1 K: 0 S: 5 H: 2 LOB: 1 BB: 1 P: 9	R: 0 E: 0 K: 0 S: 3 H: 0 LOB: 0 BB: 0 P: 3	R: 0 E: 0 K: 1 S: 5 H: 0 LOB: 0 BB: 0 P: 5	R: 0 E: 0 K: 1 S: 5 H: 0 LOB: 0 BB: 0 P: 5	R: 0 E: 0 K: 1 S: 6 H: 1 LOB: 1 BB: 0 P: 6	1B: 7 2B: 0 3B: 0 HR: 1 SF: 0 SAC: 0 DP: 1 HBP: 0						

	AB	35
	R	3
	H	8
	RBI	3
	BB	1
	SO	4
	LOB	11

WP: 0 PB: 0 SB: 1 CS: 0 PA: 36

PITCHER	IP	WLS	BF	H	R	ER	SO	BB	IBB	HBP	BLK	WP	HR	S	P	ERA	WHIP
Tommy John, L (1, 1) ERA: 2.95	8.0	W	32	7	3	3	3	1	0	0	0	0	1	37	41	3.38	1.000
Dave LaRoche, L (9, 1) ERA: 2.57	1.0		4	1	0	0	1	0	0	0	0	0	0	6	6	0.00	1.000

PITCHER	IP	WLS	BF	H	R	ER	SO	BB	IBB	HBP	BLK	WP	HR	S	P	ERA	WHIP

BOTTOM

Cleveland Indians @ New York Yankees

Yankee Stadium, Bronx, NY

Fri Jun 25 1982, 7:05 PM EDT
Att. 21,948 - Overcast - 78 F

livebaseballscorecards.com

Batter	1	2	3	4	5	6	7	8	9	AB	R	H	RBI	BB	SO	LOB
Willie Randolph, R (1, 4) OBP: 0.378, SLG: 0.379	1-3	1B	6-3			BB	BB			3	1	1	0	1	0	0
Bobby Murcer, L (7, PH) OBP: 0.308, SLG: 0.398										0	0	0	0	1	0	0
Andre Robertson, R (7, PR) OBP: 0.271, SLG: 0.326 (8, 4)										0	0	0	0	0	0	0
Ken Griffey, L (1, 9) OBP: 0.319, SLG: 0.396	K	K		3-1		F7	F8			5	0	0	0	0	2	5
Dave Collins, S (8, 9) OBP: 0.295, SLG: 0.324										0	0	0	0	0	0	0
Jerry Mumphrey, S (1, 8) OBP: 0.381, SLG: 0.392	4-3		K	1B WP		1B WP		F7		5	2	2	0	0	1	0
Dave Winfield, R (1, 7) OBP: 0.360, SLG: 0.508		2B 3-1 1B	2B 2B	4-3 WP		SF8		1B		4	2	4	1	0	0	0
Oscar Gamble, L (1, 10) OBP: 0.352, SLG: 0.475		3-1 SF9 2B	BB HR 2B	4-3		1B		F5		5	2	3	2	0	0	2
John Mayberry, L (1, 3) OBP: 0.318, SLG: 0.340		3-1	F9	F9		1-3		F9		5	0	0	1	0	0	5
Butch Wynegar, S (1, 2) OBP: 0.378, SLG: 0.373		SF9	BB HR BB		4-3		FC3-6 1B			2	1	1	1	1	0	0
Juan Espino, R (7, PR) (8, 2)										0	0	0	0	0	0	0
Graig Nettles, L (1, 5) OBP: 0.318, SLG: 0.351		HR	HR BB		4-3		FC3-6 FC4-6			3	2	1	1	1	0	1
Roy Smalley, S (1, 6) OBP: 0.338, SLG: 0.388		1B BB	HR		K		FC4-6 BB			3	1	1	4	1	1	1
Inning Stats	R: 0 E: 0 K: 1 S: 5 H: 0 LOB: 0 BB: 0 P: 5	R: 3 E: 0 K: 1 S: 9 H: 4 LOB: 2 BB: 1 P: 13	R: 5 E: 0 K: 1 S: 8 H: 3 LOB: 0 BB: 2 P: 16	R: 1 E: 0 K: 0 S: 5 H: 2 LOB: 1 BB: 0 P: 5	R: 0 E: 0 K: 1 S: 5 H: 0 LOB: 0 BB: 0 P: 5	R: 2 E: 0 K: 0 S: 5 H: 2 LOB: 1 BB: 1 P: 9	R: 0 E: 0 K: 0 S: 4 H: 1 LOB: 2 BB: 1 P: 8	R: 0 E: 0 K: 0 S: 4 H: 1 LOB: 1 BB: 0 P: 4		1B: 8 2B: 3 3B: 0 HR: 2 SF: 2 SAC: 0 DP: 0 HBP: 0				WP: 2 PB: 0 SB: 0 CS: 0 PA: 42	

AB	35
R	11
H	13
RBI	10
BB	5
SO	4
LOB	14

PITCHER		IP	WLS	BF	H	R	ER	SO	BB	IBB	HBP	BLK	WP	HR	S	P	ERA	WHIP
Len Barker, R ERA: 3.16	(1, 1)	2.2	L	18	7	8	8	3	3	0	0	0	0	2	21	33	27.00	3.750
Bud Anderson, R ERA: 2.63	(3, 1)	5.1		24	6	3	3	1	2	0	0	0	2	0	24	32	5.06	1.500

PITCHER	IP	WLS	BF	H	R	ER	SO	BB	IBB	HBP	BLK	WP	HR	S	P	ERA	WHIP

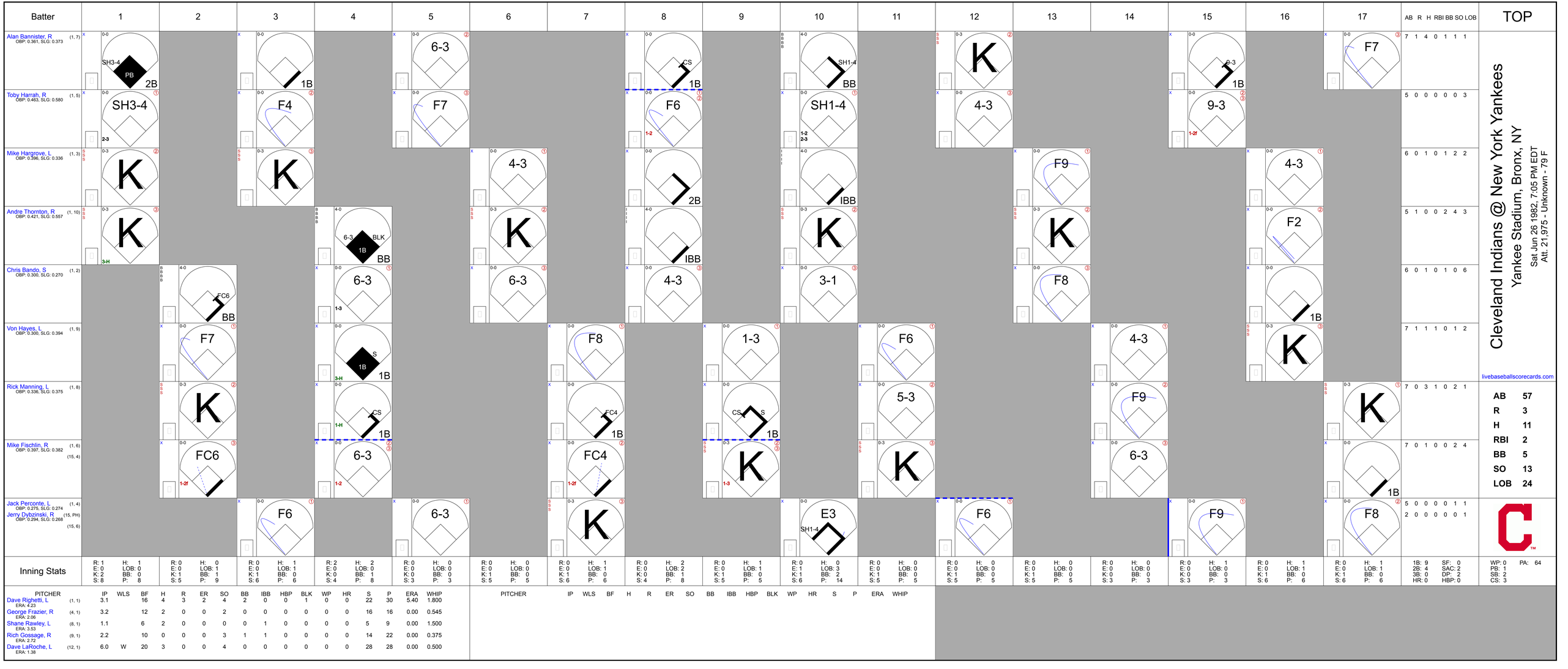
Batter
1
2
3
4
5
6
7
8
9
10
11
12
13
14
15
16
17
AB R H RBI BB SO LOB
TOP
Alan Bannister, R (1, 7) OBP: 0.361, SLG: 0.373
SH3-4 PB 2B
6-3
CS 1B
SH1-4 BB
K
4-3
9-3 1B
F7
7 1 4 0 1 1 1
Toby Harrah, R (1, 5) OBP: 0.463, SLG: 0.580
SH3-4
F4
F7
F6
SH1-4
4-3
9-3
5 0 0 0 0 0 3
Mike Hargrove, L (1, 3) OBP: 0.396, SLG: 0.336
K
K
4-3
F9
4-3
6 0 1 0 1 2 2
Andre Thornton, R (1, 10) OBP: 0.421, SLG: 0.557
K
6-3 BLK 1B BB
K
2B
IBB
K
K
F8
F2
5 1 0 0 2 4 3
Chris Bando, S (1, 2) OBP: 0.300, SLG: 0.270
FC6 BB
6-3
6-3
4-3
3-1
F8
1B
6 0 1 0 1 0 6
Von Hayes, L (1, 9) OBP: 0.300, SLG: 0.394
F7
S 1B 1B
F8
1-3
F6
4-3
K
7 1 1 1 0 1 2
Rick Manning, L (1, 8) OBP: 0.336, SLG: 0.375
K
CS 1B
FC4 1B
CS S 1B
5-3
F9
K
7 0 3 1 0 2 1
Mike Fischlin, R (1, 6) (15, 4) OBP: 0.397, SLG: 0.382
FC6
6-3
FC4
K
K
6-3
1B
7 0 1 0 0 2 4
Jack Perconte, L (1, 4) OBP: 0.275, SLG: 0.274
Jerry Dybzinski, R (15, PH) (15, 6) OBP: 0.294, SLG: 0.268
F6
6-3
K
E3 SH1-4
F6
F9
F8
5 0 0 0 0 1 1
2 0 0 0 0 0 1
Inning Stats
R: 1 E: 0 K: 2 S: 8 H: 1 LOB: 0 BB: 0 P: 8
R: 0 E: 0 K: 1 S: 5 H: 0 LOB: 1 BB: 1 P: 9
R: 0 E: 0 K: 1 S: 6 H: 1 LOB: 1 BB: 0 P: 6
R: 2 E: 0 K: 0 S: 4 H: 2 LOB: 0 BB: 1 P: 8
R: 0 E: 0 K: 0 S: 3 H: 0 LOB: 0 BB: 0 P: 3
R: 0 E: 0 K: 1 S: 5 H: 0 LOB: 0 BB: 0 P: 5
R: 0 E: 0 K: 1 S: 6 H: 1 LOB: 1 BB: 0 P: 6
R: 0 E: 0 K: 0 S: 4 H: 2 LOB: 2 BB: 1 P: 8
R: 0 E: 0 K: 1 S: 5 H: 1 LOB: 1 BB: 0 P: 5
R: 0 E: 0 K: 1 S: 6 H: 0 LOB: 3 BB: 2 P: 14
R: 0 E: 0 K: 1 S: 5 H: 0 LOB: 0 BB: 0 P: 5
R: 0 E: 0 K: 1 S: 5 H: 0 LOB: 0 BB: 0 P: 5
R: 0 E: 0 K: 1 S: 5 H: 0 LOB: 0 BB: 0 P: 5
R: 0 E: 0 K: 0 S: 3 H: 0 LOB: 0 BB: 0 P: 3
R: 0 E: 0 K: 0 S: 3 H: 1 LOB: 0 BB: 0 P: 3
R: 0 E: 0 K: 1 S: 6 H: 1 LOB: 1 BB: 0 P: 6
R: 0 E: 0 K: 1 S: 6 H: 1 LOB: 1 BB: 0 P: 6
1B: 9 2B: 4 3B: 0 HR: 0 SF: 0 SAC: 2 DP: 2 HBP: 0
WP: 0 PB: 1 SB: 2 CS: 3 PA: 64
PITCHER IP WLS BF H R ER SO BB IBB HBP BLK WP HR S P ERA WHIP
Dave Righetti, L (1, 1) ERA: 4.23 3.1 16 4 3 2 4 2 0 0 0 0 0 22 30 5.40 1.800
George Frazier, R (4, 1) ERA: 2.06 3.2 12 2 0 0 2 0 0 0 0 0 0 16 16 0.00 0.545
Shane Rawley, L (8, 1) ERA: 3.53 1.1 6 2 0 0 0 0 1 0 0 0 0 5 9 0.00 1.500
Rich Gossage, R (9, 1) ERA: 2.72 2.2 10 0 0 0 3 1 1 0 0 0 0 14 22 0.00 0.375
Dave LaRoche, L (12, 1) ERA: 1.38 6.0 W 20 3 0 0 4 0 0 0 0 0 0 28 28 0.00 0.500
PITCHER IP WLS BF H R ER SO BB IBB HBP BLK WP HR S P ERA WHIP
Cleveland Indians @ New York Yankees
Yankee Stadium, Bronx, NY
Sat Jun 26 1982, 7:05 PM EDT
Att. 21,975 - Unknown - 79 F
livebaseballscorecards.com
AB 57
R 3
H 11
RBI 2
BB 5
SO 13
LOB 24

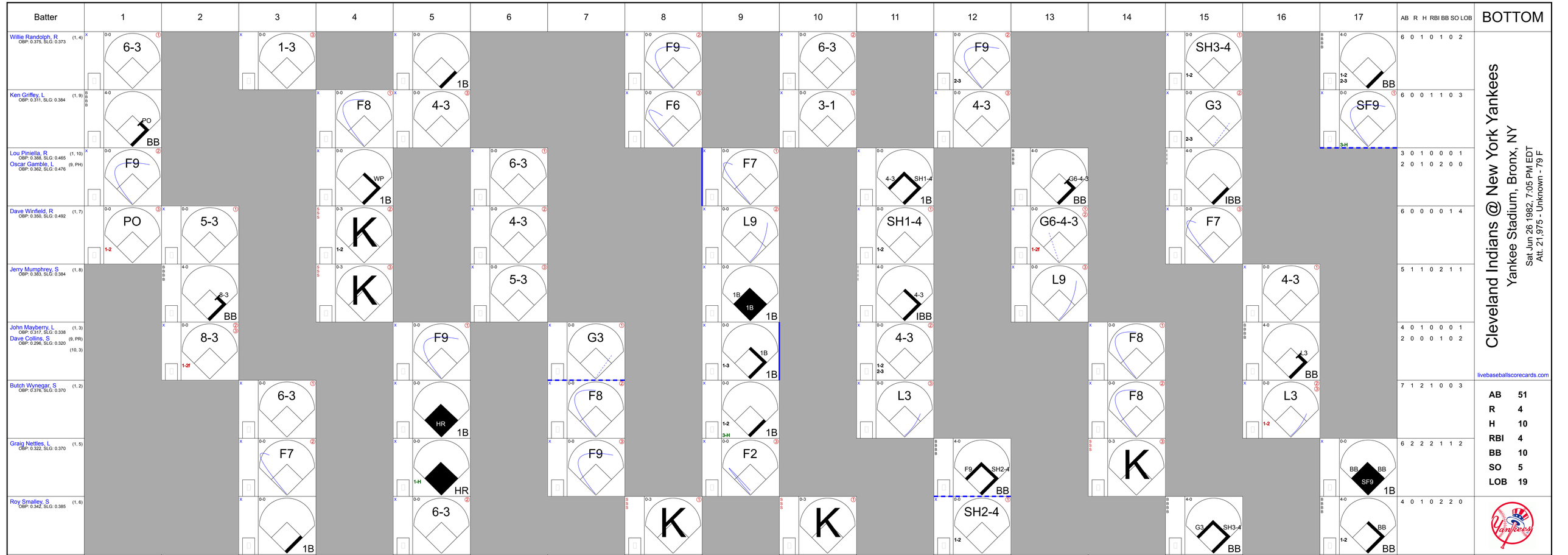
Batter
1
2
3
4
5
6
7
8
9
10
11
12
13
14
15
16
17
AB R H RBI BB SO LOB
BOTTOM
Willie Randolph, R (1, 4) OBP: 0.375, SLG: 0.373
6-3
1-3
1B
F9
6-3
F9
SH3-4
BB
6 0 1 0 1 0 2
Ken Griffey, L (1, 9) OBP: 0.311, SLG: 0.384
PO
BB
F8
4-3
F6
3-1
4-3
G3
SF9
6 0 0 1 1 0 3
Lou Piniella, R (1, 10) OBP: 0.388, SLG: 0.465
Oscar Gamble, L (9, PH) OBP: 0.362, SLG: 0.476
F9
WP
1B
6-3
F7
4-3
SH1-4
1B
G6-4-3
BB
IBB
3 0 1 0 0 0 1
2 0 1 0 2 0 0
Dave Winfield, R (1, 7) OBP: 0.350, SLG: 0.492
PO
5-3
K
4-3
L9
SH1-4
G6-4-3
F7
6 0 0 0 0 1 4
Jerry Mumphrey, S (1, 8) OBP: 0.383, SLG: 0.384
8-3
BB
K
5-3
1B
1B
4-3
IBB
L9
4-3
5 1 1 0 2 1 1
John Mayberry, L (1, 3) OBP: 0.317, SLG: 0.338
Dave Collins, S (9, PR) OBP: 0.296, SLG: 0.320
(10, 3)
8-3
F9
G3
1B
1B
4-3
F8
4-3
L3
BB
4 0 1 0 0 0 1
2 0 0 0 1 0 2
Butch Wynegar, S (1, 2) OBP: 0.376, SLG: 0.370
6-3
HR
1B
F8
1B
L3
F8
L3
7 1 2 1 0 0 3
Graig Nettles, L (1, 5) OBP: 0.322, SLG: 0.370
F7
HR
F9
F2
F9
SH2-4
BB
K
BB
BB
SF9
1B
6 2 2 2 1 1 2
Roy Smalley, S (1, 6) OBP: 0.042, SLG: 0.385
1B
6-3
K
K
SH2-4
G3
SH3-4
BB
BB
BB
4 0 1 0 2 2 0
Inning Stats
R: 0 E: 0 K: 0 S: 2
H: 0 LOB: 0 BB: 1 P: 6
R: 0 E: 0 K: 0 S: 2
H: 0 LOB: 0 BB: 1 P: 6
R: 0 E: 0 K: 0 S: 4
H: 1 LOB: 1 BB: 0 P: 4
R: 0 E: 0 K: 2 S: 8
H: 1 LOB: 1 BB: 0 P: 8
R: 2 E: 0 K: 0 S: 6
H: 3 LOB: 1 BB: 0 P: 6
R: 0 E: 0 K: 0 S: 3
H: 0 LOB: 0 BB: 0 P: 3
R: 0 E: 0 K: 0 S: 3
H: 0 LOB: 0 BB: 0 P: 3
R: 0 E: 0 K: 1 S: 5
H: 0 LOB: 0 BB: 0 P: 5
R: 1 E: 0 K: 0 S: 6
H: 3 LOB: 2 BB: 0 P: 6
R: 0 E: 0 K: 1 S: 5
H: 0 LOB: 0 BB: 0 P: 5
R: 0 E: 0 K: 0 S: 4
H: 1 LOB: 2 BB: 1 P: 8
R: 0 E: 0 K: 0 S: 3
H: 0 LOB: 1 BB: 1 P: 7
R: 0 E: 0 K: 0 S: 2
H: 0 LOB: 0 BB: 1 P: 6
R: 0 E: 0 K: 1 S: 5
H: 0 LOB: 0 BB: 1 P: 5
R: 0 E: 0 K: 0 S: 3
H: 0 LOB: 2 BB: 2 P: 11
R: 0 E: 0 K: 0 S: 2
H: 0 LOB: 0 BB: 1 P: 6
R: 1 E: 0 K: 0 S: 2
H: 1 LOB: 2 BB: 2 P: 10
1B: 9 2B: 2 3B: 0 HR: 1
SF: 1 SAC: 3 DP: 3 HBP: 0
WP: 1 PB: 0 SB: 0 CS: 0
PA: 66
PITCHER IP WLS BF H R ER SO BB IBB HBP BLK WP HR S P ERA WHIP
Rick Waits, L (1, 1) ERA: 6.18 6.0 23 5 2 2 2 2 0 0 0 1 1 25 33 3.00 1.167
Dan Spillner, R (7, 1) ERA: 1.37 5.0 20 4 1 1 2 0 1 0 0 0 0 23 27 1.80 0.800
Ed Whitson, R (12, 1) ERA: 3.12 5.0 L 21 1 1 1 1 6 1 0 0 0 0 16 44 1.80 1.400
Ed Glynn, L (17, 1) ERA: 5.23 0.1 1 0 0 0 0 0 0 0 0 0 0 1 1 0.00 0.000
PITCHER IP WLS BF H R ER SO BB IBB HBP BLK WP HR S P ERA WHIP
Cleveland Indians @ New York Yankees
Yankee Stadium, Bronx, NY
Sat Jun 26 1982, 7:05 PM EDT
Att. 21,975 - Unknown - 79 F
livebaseballscorecards.com
AB 51
R 4
H 10
RBI 4
BB 10
SO 5
LOB 19

Cleveland Indians @ New York Yankees

Yankee Stadium, Bronx, NY

Sun Jun 27 1982, 3:33 AM EDT

Att. 55,521 - Unknown - 76 F

TOP

livebaseballscorecards.com

Batter	1	2	3	4	5	6	7	8	9	AB	R	H	RBI	BB	SO	LOB
Alan Bannister, R (1, 7) OBP: 0.367, SLG: 0.380	6-3 1B		BB 1B		5-3		G4-3 1B	K		5	1	3	0	0	1	3
Toby Harrah, R (1, 5) OBP: 0.459, SLG: 0.571	6-3 1-2		BBBB 1-2 BB		E5 1B 1B		G4-3 1-2f	FC5-4 1-2f		4	1	0	0	1	0	5
Mike Hargrove, L (1, 3) OBP: 0.399, SLG: 0.341	FC6-4 2-H 1B		F8		1B 1-3 1B		F8		SH1 1B	5	0	3	1	0	0	2
Andre Thornton, R (1, 10) OBP: 0.422, SLG: 0.560	FC6-4 1-2f		F8		1-2 3-H 1B			SH2-4 1B 2B	SH1 1-2	4	1	2	1	0	0	3
Von Hayes, L (1, 9) OBP: 0.296, SLG: 0.387	F9		F4		F7			SH2-4 2-3	L6	4	0	0	0	0	0	6
Rick Manning, L (1, 8) OBP: 0.337, SLG: 0.373		F8		F8	F9			BB 1B 3-H 1B	FC4-6 IBB	4	1	1	1	1	0	2
Ron Hassey, L (1, 2) OBP: 0.297, SLG: 0.280		1B		5-3		4-3		1B 1-2 BB	FC4-6 1-2f	3	0	1	0	0	0	0
Chris Bando, S (8, PH) OBP: 0.306, SLG: 0.277 (8, 2)										2	0	1	0	0	0	2
Jack Perconte, L (1, 4) OBP: 0.280, SLG: 0.275		F9		1B		4-1		BBBB 1-2 2-3 BB		3	0	1	0	1	0	1
Mike Fischlin, R (1, 6) OBP: 0.392, SLG: 0.377		K		4-3		6-3		FC5-4 1-2 2-3 3-H 1B		1	0	0	0	0	1	1
Jerry Dybzinski, R (3, 6) OBP: 0.295, SLG: 0.269										3	0	1	1	0	0	1

AB	38
R	4
H	13
RBI	4
BB	3
SO	2
LOB	26

Inning Stats	1	2	3	4	5	6	7	8	9
	R: 1 E: 0 K: 0 S: 5	R: 0 E: 0 K: 1 S: 6	R: 0 E: 0 K: 0 S: 4	R: 0 E: 0 K: 0 S: 4	R: 1 E: 1 K: 0 S: 6	R: 0 E: 0 K: 0 S: 3	R: 0 E: 0 K: 0 S: 3	R: 2 E: 0 K: 1 S: 9	R: 0 E: 0 K: 0 S: 4
	H: 2 LOB: 1 BB: 0 P: 5	H: 1 LOB: 1 BB: 0 P: 6	H: 1 LOB: 2 BB: 1 P: 8	H: 1 LOB: 1 BB: 0 P: 4	H: 2 LOB: 2 BB: 0 P: 6	H: 0 LOB: 0 BB: 0 P: 3	H: 1 LOB: 0 BB: 0 P: 3	H: 4 LOB: 3 BB: 1 P: 13	H: 1 LOB: 2 BB: 1 P: 8

1B: 12	SF: 0
2B: 1	SAC: 2
3B: 0	DP: 1
HR: 0	HBP: 0

WP: 0	PA: 43
PB: 0	
SB: 0	
CS: 0	

PITCHER		IP	WLS	BF	H	R	ER	SO	BB	IBB	HBP	BLK	WP	HR	S	P	ERA	WHIP
Roger Erickson, R ERA: 4.9	(1, 1)	7.0	L	31	9	3	2	1	1	0	0	0	0	0	32	36	2.57	1.429
Rudy May, L ERA: 4.35	(8, 1)	0.1		5	3	1	1	0	1	0	0	0	0	0	4	8	27.00	12.000
George Frazier, R ERA: 1.99	(8, 1)	1.2		7	1	0	0	1	0	1	0	0	0	0	8	12	0.00	0.600

PITCHER		IP	WLS	BF	H	R	ER	SO	BB	IBB	HBP	BLK	WP	HR	S	P	ERA	WHIP

BOTTOM

Cleveland Indians @ New York Yankees

Yankee Stadium, Bronx, NY

Sun Jun 27 1982, 3:33 AM EDT

Att. 55,521 - Unknown - 76 F

livebaseballscorecards.com

Batter	1	2	3	4	5	6	7	8	9	AB	R	H	RBI	BB	SO	LOB
Willie Randolph, R (1, 4) OBP: 0.372, SLG: 0.369	6-3		6-3 1-2 2-3		K			1B FC4-6 1B	FC6-4 1-2f	5	1	1	0	0	1	4
Jerry Mumphrey, S (1, 8) OBP: 0.379, SLG: 0.383	F7		SF7 3-H		K 1-2			FC4-6 1-3 1B		3	0	1	1	0	1	1
Oscar Gamble, L (1, 10) OBP: 0.359, SLG: 0.477	3-1		2-H 2B			K		FC4-6 3-1 S 1-2f 3-H		4	0	1	2	0	1	1
Dave Winfield, R (1, 7) OBP: 0.348, SLG: 0.485		5-3	F8			F6		BB 4-0 3-1 1-2		3	0	0	0	1	0	1
John Mayberry, L (1, 3) OBP: 0.321, SLG: 0.338		BB 4-0		G4-6-3 1B		3-1		3-1 1-2 2-3		3	0	1	0	1	0	2
Butch Wynegar, S (1, 2) OBP: 0.369, SLG: 0.362		F8		G4-6-3 1-2f			6-3	F9		4	0	0	0	0	0	4
Graig Nettles, L (1, 5) OBP: 0.315, SLG: 0.361		4-3		4-3			4-3		F6	4	0	0	0	0	0	1
Roy Smalley, S (1, 6) OBP: 0.349, SLG: 0.392			6-3 1B SF7 1B		F8		FC6-4 1B		FC6-4 1B	4	1	3	0	0	0	0
Dave Collins, S (1, 9) OBP: 0.302, SLG: 0.326			E 6-3 1-2 2B 1B		S 1B		FC6-4 1-2f		F8	3	1	2	0	0	0	1
Bobby Murcer, L (9, PH) OBP: 0.305, SLG: 0.394										1	0	0	0	0	0	1

	AB	34
	R	3
	H	9
	RBI	3
	BB	2
	SO	3
	LOB	16

Inning Stats	1	2	3	4	5	6	7	8	9
	R: 0 E: 0 K: 0 S: 3 H: 0 LOB: 0 BB: 0 P: 3	R: 0 E: 0 K: 0 S: 3 H: 0 LOB: 1 BB: 1 P: 7	R: 2 E: 1 K: 0 S: 6 H: 3 LOB: 1 BB: 0 P: 6	R: 0 E: 0 K: 0 S: 3 H: 1 LOB: 0 BB: 0 P: 3	R: 0 E: 0 K: 2 S: 8 H: 1 LOB: 1 BB: 0 P: 8	R: 0 E: 0 K: 1 S: 5 H: 0 LOB: 0 BB: 0 P: 5	R: 0 E: 0 K: 0 S: 4 H: 1 LOB: 1 BB: 0 P: 4	R: 1 E: 0 K: 0 S: 5 H: 2 LOB: 2 BB: 1 P: 9	R: 0 E: 0 K: 0 S: 4 H: 1 LOB: 1 BB: 0 P: 4

	1B: 8	SF: 1
	2B: 1	SAC: 0
	3B: 0	DP: 1
	HR: 0	HBP: 0

	WP: 0	PA: 37
	PB: 0	
	SB: 2	
	CS: 0	

PITCHER		IP	WLS	BF	H	R	ER	SO	BB	IBB	HBP	BLK	WP	HR	S	P	ERA	WHIP
Lary Sorensen, R ERA: 4.56	(1, 1)	7.0	W	29	8	3	3	3	1	0	0	0	0	0	34	38	3.86	1.286
Rick Sutcliffe, R ERA: 3.53	(8, 1)	2.0	S	8	1	0	0	0	1	0	0	0	0	0	7	11	0.00	1.000

PITCHER		IP	WLS	BF	H	R	ER	SO	BB	IBB	HBP	BLK	WP	HR	S	P	ERA	WHIP

Batter	1	2	3	4	5	6	7	8	9	AB	R	H	RBI	BB	SO	LOB
Alan Bannister, R (1, 7) OBP: 0.368, SLG: 0.373	F7		F3			BB 1B 2B	F5	BB 1B 1-2 2-3 3-H		3	1	0	1	2	0	0
Toby Harrah, R (1, 5) OBP: 0.455, SLG: 0.564	5-3		F8			F6	K	1B 1-3 2-H 3-H		5	0	1	2	0	1	1
Mike Hargrove, L (1, 3) OBP: 0.396, SLG: 0.338	3-1			F9		FC3-6 2B 1-2 1B	K	4-3		5	1	1	0	0	1	2
Andre Thornton, R (1, 10) OBP: 0.423, SLG: 0.574 Karl Pagel, L (9, PH) OBP: 0.333, SLG: 0.143		HR		K		FC3-6 1B 1-3 2-H 2B		6-3	K	4 1	2 0	2 0	2 0	0 0	1 1	0 0
Chris Bando, S (1, 2) OBP: 0.351, SLG: 0.333		FC5-4 1B		1B		FC3-6 IBB		1B 1B BB 1B	FC6-5 2B	4	1	4	0	1	0	0
Von Hayes, L (1, 9) OBP: 0.294, SLG: 0.383		FC5-4 S 1-2f		K		FC3-6 BB 1B 1-2f 2-3 3-H		BB 1B 1-2 BB 1B	F8	5	2	1	1	0	1	5
Rick Manning, L (1, 8) OBP: 0.342, SLG: 0.372		1-3 1-2			L4	1B 1-2 BB		BB BB 1B 1-2 2-3 1B	BB	3	1	1	0	2	0	1
Mike Fischlin, R (1, 6) OBP: 0.381, SLG: 0.365		5-3			F5	S 1-3 2-H 3-H 1B		K	FC6-5 2-3f	5	0	1	2	0	1	6
Jack Perconte, L (1, 4) OBP: 0.280, SLG: 0.270			F9		F9	F7 1-2		BB 1B 1-2 2-3 3-H BB		3	1	0	1	1	0	2
Inning Stats	R: 0 E: 0 K: 0 S: 3 H: 0 LOB: 0 BB: 0 P: 3	R: 1 E: 0 K: 0 S: 5 H: 2 LOB: 1 BB: 0 P: 5	R: 0 E: 0 K: 0 S: 3 H: 0 LOB: 0 BB: 0 P: 3	R: 0 E: 0 K: 2 S: 8 H: 1 LOB: 1 BB: 0 P: 8	R: 0 E: 0 K: 0 S: 3 H: 0 LOB: 0 BB: 0 P: 3	R: 4 E: 0 K: 0 S: 6 H: 3 LOB: 2 BB: 3 P: 18	R: 0 E: 0 K: 2 S: 7 H: 0 LOB: 0 BB: 0 P: 7	R: 4 E: 0 K: 1 S: 9 H: 4 LOB: 2 BB: 2 P: 17	R: 0 E: 0 K: 1 S: 6 H: 1 LOB: 2 BB: 1 P: 10	1B: 8 2B: 2 3B: 0 HR: 1 SF: 0 SAC: 0 DP: 0 HBP: 0						

PITCHER		IP	WLS	BF	H	R	ER	SO	BB	IBB	HBP	BLK	WP	HR	S	P	ERA	WHIP
Scott McGregor, L ERA: 3.86	(1, 1)	5.2	L	26	6	5	5	2	2	1	0	0	0	1	27	39	7.94	1.412
Ross Grimsley, L ERA: 4.74	(6, 1)	1.2		7	2	2	2	2	0	0	0	0	0	0	11	11	10.80	1.200
Tippy Martinez, L ERA: 4.38	(8, 1)	0.1		3	1	0	0	1	1	0	0	0	0	0	4	8	0.00	6.000
Tim Stoddard, R ERA: 2.97	(8, 1)	1.1		8	2	2	2	1	2	0	0	0	0	0	8	16	13.50	3.000

PITCHER	IP	WLS	BF	H	R	ER	SO	BB	IBB	HBP	BLK	WP	HR	S	P	ERA	WHIP

TOP

Cleveland Indians @ Baltimore Orioles

Memorial Stadium, Baltimore, MD

Tue Jun 29 1982, 7:05 PM EDT
Att. 12,551 - Unknown - 82 F

livebaseballscorecards.com

AB	38
R	9
H	11
RBI	9
BB	6
SO	6
LOB	17

PA: 44

WP: 0
PB: 0
SB: 2
CS: 0

Batter	1	2	3	4	5	6	7	8	9	AB	R	H	RBI	BB	SO	LOB
Al Bumbry, L (1, 8) OBP: 0.305, SLG: 0.315	L4		6-3		6-3		4-3			4	0	0	0	0	0	2
Lenn Sakata, R (8, 6) OBP: 0.322, SLG: 0.346										0	0	0	0	0	0	0
Dan Ford, R (1, 9) OBP: 0.295, SLG: 0.406	F8			BB FC5-2 2B	K			K		4	0	1	0	0	2	0
Ken Singleton, S (1, 10) OBP: 0.362, SLG: 0.342	4-3			FC5-2 BB 1B BB		3-1		F7		3	1	0	0	1	0	0
Eddie Murray, S (1, 3) OBP: 0.400, SLG: 0.559		K		FC5-2 1B 1-2 2-3 BB		4-3		FC6-4 1B		3	1	1	0	1	1	0
Cal Ripken Jr., R (1, 5) OBP: 0.303, SLG: 0.460		BB		K		F2		FC6-4 1-2f		3	0	0	0	1	1	4
Gary Roenicke, R (1, 7) OBP: 0.392, SLG: 0.559 (8, 8)		K		FC5-2 1B 1-2 2-3 3-Hf			K		L8	4	0	0	0	0	2	4
Joe Nolan, L (1, 2) OBP: 0.289, SLG: 0.379		4-3		1B 1-2 2-H 3-H			3-1		F7	4	0	1	2	0	0	1
Rich Dauer, R (1, 4) OBP: 0.337, SLG: 0.404			6-3	F4			2B		F9	3	0	1	0	0	0	2
Terry Crowley, L (9, PH) OBP: 0.388, SLG: 0.400										1	0	0	0	0	0	0
Bobby Bonner, R (1, 6) OBP: 0.198, SLG: 0.234			F8		4-3		BB			2	0	0	0	0	0	0
Jim Dwyer, L (7, PH) OBP: 0.385, SLG: 0.466 (8, 7)										0	0	0	0	1	0	0
Inning Stats	R: 0 E: 0 K: 0 S: 3 H: 0 LOB: 0 BB: 0 P: 3	R: 0 E: 0 K: 2 S: 7 H: 0 LOB: 1 BB: 1 P: 11	R: 0 E: 0 K: 0 S: 3 H: 0 LOB: 0 BB: 0 P: 3	R: 2 E: 0 K: 1 S: 7 H: 2 LOB: 2 BB: 2 P: 15	R: 0 E: 0 K: 1 S: 5 H: 0 LOB: 0 BB: 0 P: 5	R: 0 E: 0 K: 0 S: 3 H: 0 LOB: 0 BB: 0 P: 3	R: 0 E: 0 K: 1 S: 6 H: 1 LOB: 2 BB: 1 P: 10	R: 0 E: 0 K: 1 S: 6 H: 1 LOB: 1 BB: 0 P: 6	R: 0 E: 0 K: 0 S: 3 H: 0 LOB: 0 BB: 0 P: 3	1B: 2 2B: 2 3B: 0 HR: 0	SF: 0 SAC: 0 DP: 0 HBP: 0			WP: 0 PB: 0 SB: 0 CS: 0	PA: 35	

PITCHER		IP	WLS	BF	H	R	ER	SO	BB	IBB	HBP	BLK	WP	HR	S	P	ERA	WHIP
John Denny, R ERA: 4.76	(1, 1)	7.0	W	28	3	2	2	5	4	0	0	0	0	0	34	50	2.57	1.000
Tom Brennan, R ERA: 3.92	(8, 1)	2.0		7	1	0	0	1	0	0	0	0	0	0	9	9	0.00	0.500

PITCHER	IP	WLS	BF	H	R	ER	SO	BB	IBB	HBP	BLK	WP	HR	S	P	ERA	WHIP

BOTTOM

Cleveland Indians @ Baltimore Orioles

Memorial Stadium, Baltimore, MD

Tue Jun 29 1982, 7:05 PM EDT
Att. 12,551 - Unknown - 82 F

livebaseballscorecards.com

AB	31
R	2
H	4
RBI	2
BB	4
SO	6
LOB	13

Batter	1	2	3	4	5	6	7	8	9	AB	R	H	RBI	BB	SO	LOB
Alan Bannister, R (1, 7) OBP: 0.369, SLG: 0.374	F2		1B 2-H 1B	5-3			BB S 1-H BB 1B	F7		5	2	2	2	0	0	1
Toby Harrah, R (1, 5) OBP: 0.455, SLG: 0.560	4-3		1B WP 2-H 1B		G3		BB BB 1-2 SF8 HBP		4-3	4	2	1	1	0	0	0
Mike Hargrove, L (1, 3) OBP: 0.396, SLG: 0.335	6-3		L4		F9		SF8 BB 1-2 2-3 1B BB		BB 2B BB	3	2	0	0	2	0	1
Andre Thornton, R (1, 10) OBP: 0.429, SLG: 0.575		6-3 1B 1B	WP 1-3 1B		6-3		1B 1-2 2-3 3-H BB		2B 1-2 BB	3	1	2	1	2	0	0
Chris Bando, S (1, 2) OBP: 0.354, SLG: 0.333		6-3 1-2	FC3-6 1-2 3-H BB			G3-6-3 1B	SF8 2-3 3-H		F8	3	0	1	1	1	0	3
Von Hayes, L (1, 9) OBP: 0.300, SLG: 0.392		G6-3 2-H 1B	FC3-6 1-2f			G3-6-3 1-2f	1-2 3-H 1B		1-3 2-H 2B	5	0	3	3	0	0	3
Rick Manning, L (1, 8) OBP: 0.336, SLG: 0.365		G6-3 1-2f		6-3		K	K		K	5	0	0	0	0	3	5
Mike Fischlin, R (1, 6) OBP: 0.386, SLG: 0.372			SH1-4 1B 1B	S 1B			5-3	6-3		4	1	2	0	0	0	0
Jack Perconte, L (1, 4) OBP: 0.281, SLG: 0.271			SH1-4 1-2	F8 1-2			S 1B 1B	K		3	1	1	0	0	1	1
Inning Stats	R: 0 E: 0 K: 0 S: 3 H: 0 LOB: 0 BB: 0 P: 3	R: 1 E: 0 K: 0 S: 4 H: 2 LOB: 0 BB: 0 P: 4	R: 3 E: 0 K: 0 S: 7 H: 4 LOB: 2 BB: 1 P: 11	R: 0 E: 0 K: 0 S: 4 H: 1 LOB: 1 BB: 0 P: 4	R: 0 E: 0 K: 0 S: 3 H: 0 LOB: 0 BB: 0 P: 3	R: 0 E: 0 K: 1 S: 5 H: 1 LOB: 0 BB: 0 P: 5	R: 4 E: 0 K: 1 S: 8 H: 3 LOB: 2 BB: 2 P: 17	R: 0 E: 0 K: 1 S: 5 H: 0 LOB: 0 BB: 0 P: 5	R: 1 E: 0 K: 1 S: 6 H: 1 LOB: 2 BB: 2 P: 14	1B: 11 2B: 1 3B: 0 HR: 0 SF: 1 SAC: 1 DP: 2 HBP: 1						

PITCHER	IP	WLS	BF	H	R	ER	SO	BB	IBB	HBP	BLK	WP	HR	S	P	ERA	WHIP
Mike Flanagan, L (1, 1) ERA: 3.25	2.2	L	14	6	4	4	0	1	0	0	0	1	0	13	17	13.50	2.625
Don Stanhouse, R (3, 1) ERA: 6.39	3.2		16	4	4	4	1	1	0	1	0	0	0	16	21	9.82	1.364
Tippy Martinez, L (7, 1) ERA: 4.31	2.2		13	2	1	1	3	3	0	0	0	0	0	16	28	3.38	1.875

PITCHER	IP	WLS	BF	H	R	ER	SO	BB	IBB	HBP	BLK	WP	HR	S	P	ERA	WHIP

TOP

Cleveland Indians @ Baltimore Orioles

Memorial Stadium, Baltimore, MD

Wed Jun 30 1982, 7:05 PM EDT
Att. 14,259 - Unknown - 78 F

livebaseballscorecards.com

AB	35
R	9
H	12
RBI	8
BB	5
SO	4
LOB	14

WP: 1	PA: 43		
PB: 0			
SB: 3			
CS: 0			

Batter	1	2	3	4	5	6	7	8	9	AB	R	H	RBI	BB	SO	LOB
Al Bumbry, L (1, 8) OBP: 0.301, SLG: 0.310	K			K		F8			6-3	4	0	0	0	0	2	0
Dan Ford, R (1, 9) OBP: 0.290, SLG: 0.399	F8			5-3			K		K	4	0	0	0	0	2	0
Ken Singleton, S (1, 10) OBP: 0.365, SLG: 0.344	4-3			4-0 CS 1B BB			1B			2	0	1	0	1	0	0
Eddie Murray, S (1, 3) OBP: 0.404, SLG: 0.561		G3		1-2 1B			1-2 G3-6-1 1B			3	0	2	0	0	0	0
John Lowenstein, L (1, 7) OBP: 0.406, SLG: 0.615		F7		CS 2-3	F9		G3-6-1 1-2f			3	0	0	0	0	0	2
Cal Ripken Jr., R (1, 5) OBP: 0.300, SLG: 0.455		F7			6-3			6-3		3	0	0	0	0	0	0
Joe Nolan, L (1, 2) OBP: 0.280, SLG: 0.367			K		F7			F6		3	0	0	0	0	1	0
Rich Dauer, R (1, 4) OBP: 0.337, SLG: 0.403			F8			G5-4-3 1B		6-3		3	0	1	0	0	0	0
Lenn Sakata, R (1, 6) OBP: 0.319, SLG: 0.342			F4			G5-4-3 1-2f			4-3	2	0	0	0	0	0	1
Terry Crowley, L (9, PH) OBP: 0.382, SLG: 0.393										1	0	0	0	0	0	0
Inning Stats	R: 0 E: 0 K: 1 S: 5 H: 0 LOB: 0 BB: 0 P: 5	R: 0 E: 0 K: 0 S: 3 H: 0 LOB: 0 BB: 0 P: 3	R: 0 E: 0 K: 1 S: 5 H: 0 LOB: 0 BB: 0 P: 5	R: 0 E: 0 K: 1 S: 5 H: 1 LOB: 1 BB: 1 P: 9	R: 0 E: 0 K: 0 S: 3 H: 0 LOB: 0 BB: 0 P: 3	R: 0 E: 0 K: 0 S: 3 H: 1 LOB: 0 BB: 0 P: 3	R: 0 E: 0 K: 1 S: 6 H: 2 LOB: 1 BB: 0 P: 6	R: 0 E: 0 K: 0 S: 3 H: 0 LOB: 0 BB: 0 P: 3	R: 0 E: 0 K: 1 S: 5 H: 0 LOB: 0 BB: 0 P: 5	1B: 4 2B: 0 3B: 0 HR: 0	SF: 0 SAC: 0 DP: 2 HBP: 0					

PITCHER	IP	WLS	BF	H	R	ER	SO	BB	IBB	HBP	BLK	WP	HR	S	P	ERA	WHIP
Rick Sutcliffe, R (1, 1) ERA: 3.22	7.0	W	23	4	0	0	4	1	0	0	0	0	0	30	34	0.00	0.714
Ed Whitson, R (8, 1) ERA: 2.98	2.0		6	0	0	0	1	0	0	0	0	0	0	8	8	0.00	0.000

PITCHER	IP	WLS	BF	H	R	ER	SO	BB	IBB	HBP	BLK	WP	HR	S	P	ERA	WHIP

BOTTOM

Cleveland Indians @ Baltimore Orioles

Memorial Stadium, Baltimore, MD

Wed Jun 30 1982, 7:05 PM EDT
Att. 14,259 - Unknown - 78 F

livebaseballscorecards.com

AB	28
R	0
H	4
RBI	0
BB	1
SO	5
LOB	3

WP: 0	PA: 30		
PB: 0			
SB: 0			
CS: 1			

Cleveland Indians @ Baltimore Orioles

Memorial Stadium, Baltimore, MD

Thu Jul 01 1982, 7:05 PM EDT

Att. 23,642 - Unknown

TOP

livebaseballscorecards.com

Batter	1	2	3	4	5	6	7	8	9	AB	R	H	RBI	BB	SO	LOB
Alan Bannister, R (1, 7) OBP: 0.369, SLG: 0.381	F4		5-3		5-3 2-3		FC1-5 1-H 2B		1B 2-H	5	0	2	2	0	0	1
Toby Harrah, R (1, 5) OBP: 0.454, SLG: 0.555	HR 1B 1B		F8		BB 3-H		FC1-5 G6-3 2-3		F8	4	1	1	0	1	0	2
Mike Hargrove, L (1, 3) OBP: 0.394, SLG: 0.333	HR 1-2 1B		K		G3		G6-3 1-2f			4	1	1	0	0	1	2
Andre Thornton, R (1, 10) OBP: 0.427, SLG: 0.569	F8			F7		BB 4-3		K		3	0	0	0	1	1	2
Von Hayes, L (1, 9) OBP: 0.303, SLG: 0.410	HR 1-H 2-H			2B		4-3 1-2		4-3		4	1	2	3	0	0	1
Rick Manning, L (1, 8) OBP: 0.331, SLG: 0.359	F9			F7		6-3		4-3		4	0	0	0	0	0	2
Ron Hassey, L (1, 2) OBP: 0.301, SLG: 0.276		F8		4-3		BB			FC1-6 BB	2	0	0	0	2	0	1
Mike Fischlin, R (1, 6) OBP: 0.380, SLG: 0.366		4-3		5-3 SH1-3 WP 1B		F9			FC1-6 S 1B 1-2f	4	2	1	0	0	0	3
Jack Perconte, L (1, 4) OBP: 0.282, SLG: 0.272		K		SH1-3 1-2		2B 1B			K 1-2	3	1	1	0	0	2	1
Inning Stats	R: 3 E: 0 K: 0 S: 6 H: 3 LOB: 0 BB: 0 P: 6	R: 0 E: 0 K: 1 S: 5 H: 0 LOB: 0 BB: 0 P: 5	R: 0 E: 0 K: 1 S: 5 H: 0 LOB: 0 BB: 0 P: 5	R: 0 E: 0 K: 0 S: 4 H: 1 LOB: 1 BB: 0 P: 4	R: 1 E: 0 K: 0 S: 4 H: 1 LOB: 1 BB: 1 P: 8	R: 0 E: 0 K: 0 S: 3 H: 0 LOB: 2 BB: 2 P: 11	R: 1 E: 0 K: 0 S: 4 H: 2 LOB: 0 BB: 0 P: 4	R: 0 E: 0 K: 1 S: 5 H: 0 LOB: 0 BB: 0 P: 5	R: 1 E: 0 K: 1 S: 6 H: 1 LOB: 1 BB: 1 P: 10	1B: 5 2B: 2 3B: 0 HR: 1 SF: 0 SAC: 1 DP: 1 HBP: 0						

	AB	33
	R	6
	H	8
	RBI	5
	BB	4
	SO	4
	LOB	15

WP: 1 PB: 0 SB: 1 CS: 0 PA: 38

PITCHER		IP	WLS	BF	H	R	ER	SO	BB	IBB	HBP	BLK	WP	HR	S	P	ERA	WHIP
Dennis Martinez, R ERA: 3.92	(1, 1)	6.0	L	28	7	5	5	2	3	0	0	0	1	1	29	41	7.50	1.667
Tim Stoddard, R ERA: 2.97	(7, 1)	3.0		10	1	1	1	2	1	0	0	0	0	0	13	17	3.00	0.667

PITCHER	IP	WLS	BF	H	R	ER	SO	BB	IBB	HBP	BLK	WP	HR	S	P	ERA	WHIP

Batter	1	2	3	4	5	6	7	8	9	AB	R	H	RBI	BB	SO	LOB
Al Bumbry, L (1, 8) OBP: 0.304, SLG: 0.311	K		BB		5-3			1B		3	0	1	0	1	1	0
Rich Dauer, R (1, 4) OBP: 0.336, SLG: 0.399	BB		FC4-6 1B		K			FC4-6 1B		3	1	0	0	1	1	2
Ken Singleton, S (1, 10) OBP: 0.366, SLG: 0.350	2B		1B			F8		F7		4	1	2	1	0	0	1
Eddie Murray, S (1, 3) OBP: 0.405, SLG: 0.564	2B		F8			F7		1B		4	0	2	1	0	0	2
Cal Ripken Jr., R (1, 6) (8, 5) OBP: 0.296, SLG: 0.448	K		K			K		F3		4	0	0	0	0	3	5
John Lowenstein, L (1, 7) OBP: 0.403, SLG: 0.604	K		K				4-3		1B	4	0	1	0	0	2	1
Dan Ford, R (1, 9) OBP: 0.285, SLG: 0.392		K	K	K			F7		K	4	0	0	0	0	3	1
Rick Dempsey, R (1, 2) OBP: 0.314, SLG: 0.325		P3	1-3				1B		K	4	0	1	0	0	1	1
Floyd Rayford, R (1, 5) OBP: 0.182, SLG: 0.100		F7		F8			4-3		F5	2	0	0	0	0	0	0
Terry Crowley, L (7, PH) OBP: 0.377, SLG: 0.386										1	0	0	0	0	0	1
Lenn Sakata, R (8, 6) OBP: 0.319, SLG: 0.342										0	0	0	0	0	0	0
Jim Dwyer, L (9, PH) OBP: 0.379, SLG: 0.458										1	0	0	0	0	0	1
Inning Stats	R: 2 H: 2 E: 0 LOB: 1 K: 3 BB: 1 S: 11 P: 15	R: 0 H: 0 E: 0 LOB: 0 K: 1 BB: 0 S: 5 P: 5	R: 0 H: 1 E: 0 LOB: 2 K: 1 BB: 1 S: 6 P: 10	R: 0 H: 0 E: 0 LOB: 0 K: 2 BB: 0 S: 7 P: 7	R: 0 H: 0 E: 0 LOB: 0 K: 1 BB: 0 S: 5 P: 5	R: 0 H: 0 E: 0 LOB: 0 K: 1 BB: 0 S: 5 P: 5	R: 0 H: 1 E: 0 LOB: 1 K: 0 BB: 0 S: 4 P: 4	R: 0 H: 2 E: 0 LOB: 2 K: 0 BB: 0 S: 5 P: 5	R: 0 H: 1 E: 0 LOB: 1 K: 2 BB: 0 S: 8 P: 8	1B: 5 SF: 0 2B: 2 SAC: 0 3B: 0 DP: 0 HR: 0 HBP: 0						

PITCHER		IP	WLS	BF	H	R	ER	SO	BB	IBB	HBP	BLK	WP	HR	S	P	ERA	WHIP
Len Barker, R ERA: 3.12	(1, 1)	7.0	W	27	4	2	2	9	2	0	0	0	0	0	43	51	2.57	0.857
Dan Spillner, R ERA: 1.33	(8, 1)	2.0	S	9	3	0	0	2	0	0	0	0	0	0	13	13	0.00	1.500

PITCHER	IP	WLS	BF	H	R	ER	SO	BB	IBB	HBP	BLK	WP	HR	S	P	ERA	WHIP

BOTTOM

Cleveland Indians @ Baltimore Orioles

Memorial Stadium, Baltimore, MD

Thu Jul 01 1982, 7:05 PM EDT

Att. 23,642 - Unknown

livebaseballscorecards.com

AB	34
R	2
H	7
RBI	2
BB	2
SO	11
LOB	15

Batter	1	2	3	4	5	6	7	8	9	AB	R	H	RBI	BB	SO	LOB
Willie Randolph, R (1, 4) OBP: 0.368, SLG: 0.361	L9		G5-4-3 1-2f			BBBB 4-0 F9 SH2-4 1B BB		6-3		3	1	0	0	1	0	1
Jerry Mumphrey, S (1, 8) OBP: 0.370, SLG: 0.359	F9			F9		SH2-4 1-2		F9		3	0	0	0	0	0	0
Dave Winfield, R (1, 7) OBP: 0.347, SLG: 0.519	HR			1B		F9 2-3			HR	4	2	3	2	0	0	1
Lou Piniella, R (1, 9) OBP: 0.386, SLG: 0.453 Ken Griffey, L (9, PH) OBP: 0.333, SLG: 0.418 (9, 9)	6-3			L5		3-H 1B			BBBB 4-0 SH1-4 BB	3 0	0 0	1 0	1 0	0 1	0 0	1 0
Roy Smalley, S (1, 10) OBP: 0.353, SLG: 0.394		SSS 0-3 K		F3		F6			0-0 SH1-4 1-2	3	0	0	0	0	1	2
Graig Nettles, L (1, 5) OBP: 0.303, SLG: 0.343		0-0 F7			0-0 F7		0-0 F9		SSS 0-3 K	4	0	0	0	0	1	1
Butch Wynegar, S (1, 2) OBP: 0.368, SLG: 0.359		0-0 F8			0-0 1-3		SSS 0-3 K		BBBB 4-0 BB	3	0	0	0	1	1	0
Dave Collins, S (1, 3) OBP: 0.302, SLG: 0.318			0-0 L7		0-0 1B		0-0 6-3		0-0 F8	4	0	1	0	0	0	2
Bucky Dent, R (1, 6) OBP: 0.185, SLG: 0.170			0-0 G5-4-3 1B		SSS 0-3 K			0-0 6-3		3	0	1	0	0	1	1
Inning Stats	R: 1 E: 0 K: 0 S: 4 H: 1 LOB: 0 BB: 0 P: 4	R: 0 E: 0 K: 1 S: 5 H: 0 LOB: 0 BB: 0 P: 5	R: 0 E: 0 K: 0 S: 3 H: 1 LOB: 0 BB: 0 P: 3	R: 0 E: 0 K: 0 S: 4 H: 1 LOB: 1 BB: 0 P: 4	R: 0 E: 0 K: 1 S: 6 H: 1 LOB: 1 BB: 0 P: 6	R: 1 E: 0 K: 0 S: 4 H: 1 LOB: 1 BB: 1 P: 8	R: 0 E: 0 K: 1 S: 5 H: 0 LOB: 0 BB: 0 P: 5	R: 0 E: 0 K: 0 S: 3 H: 0 LOB: 0 BB: 0 P: 3	R: 1 E: 0 K: 1 S: 6 H: 1 LOB: 2 BB: 2 P: 14	1B: 4 2B: 0 3B: 0 HR: 2	SF: 0 SAC: 2 DP: 1 HBP: 0						

PITCHER		IP	WLS	BF	H	R	ER	SO	BB	IBB	HBP	BLK	WP	HR	S	P	ERA	WHIP
Rick Waits, L ERA: 5.64	(1, 1)	8.0	L	29	5	2	2	3	1	0	0	0	0	1	34	38	2.25	0.750
Ed Whitson, R ERA: 3.15	(9, 1)	0.1		3	1	1	1	0	1	0	0	0	0	1	2	6	27.00	6.000
Ed Glynn, L ERA: 4.91	(9, 1)	0.2		3	0	0	0	1	1	0	0	0	0	0	4	8	0.00	1.500

PITCHER	IP	WLS	BF	H	R	ER	SO	BB	IBB	HBP	BLK	WP	HR	S	P	ERA	WHIP

TOP

New York Yankees @ Cleveland Indians

Cleveland Municipal Stadium, Cleveland, OH

Fri Jul 02 1982, 7:05 PM EDT
Att. 31,735 - Cloudy - 70 F

livebaseballscorecards.com

AB	30
R	3
H	6
RBI	3
BB	3
SO	4
LOB	9

WP: 0 PB: 0 SB: 0 CS: 0 PA: 35

Batter	1	2	3	4	5	6	7	8	9	AB	R	H	RBI	BB	SO	LOB
Alan Bannister, R (1, 7) OBP: 0.367, SLG: 0.378	F8		F9			1B	K			4	1	1	0	0	1	1
Toby Harrah, R (1, 5) OBP: 0.451, SLG: 0.551	K			1B		L6		K		4	0	1	0	0	2	1
Mike Hargrove, L (1, 3) OBP: 0.395, SLG: 0.336	1B			L8		1B		F9		4	0	2	0	0	0	1
Andre Thornton, R (1, 10) OBP: 0.422, SLG: 0.560	F6			F9		F4		6-3		4	0	0	0	0	0	4
Von Hayes, L (1, 9) OBP: 0.302, SLG: 0.407		3-1		L8		1B			F9	4	0	1	1	0	0	1
Rick Manning, L (1, 8) OBP: 0.326, SLG: 0.354		F8			F4	4-3			L9	4	0	0	0	0	0	2
Ron Hassey, L (1, 2) OBP: 0.303, SLG: 0.279		6-3			FC5-4		SH1-4		K	2	0	1	0	0	0	0
Chris Bando, S (7, PH) OBP: 0.357, SLG: 0.338 (8, 2)					1B		1B			2	0	1	0	0	1	0
Mike Fischlin, R (1, 6) OBP: 0.383, SLG: 0.369 (8, 4)			G2-6-3		FC5-4		SH1-4			2	0	1	0	0	0	1
			1B		FC4-6		1-2									
Jack Perconte, L (1, 4) OBP: 0.278, SLG: 0.269			G2-6-3		FC4-6		F9			2	0	0	0	0	0	2
Rod Craig, S (7, PH) OBP: 0.194, SLG: 0.172			1-2f		1-2f					1	0	0	0	0	0	1
Jerry Dybzinski, R (8, 6) OBP: 0.295, SLG: 0.269										0	0	0	0	0	0	0
Inning Stats	R: 0 E: 0 K: 1 S: 6 H: 1 LOB: 1 BB: 0 P: 6	R: 0 E: 0 K: 0 S: 3 H: 0 LOB: 0 BB: 0 P: 3	R: 0 E: 0 K: 0 S: 3 H: 1 LOB: 0 BB: 0 P: 3	R: 0 E: 0 K: 0 S: 4 H: 1 LOB: 1 BB: 0 P: 4	R: 0 E: 0 K: 0 S: 4 H: 1 LOB: 1 BB: 0 P: 4	R: 1 E: 0 K: 0 S: 6 H: 3 LOB: 2 BB: 0 P: 6	R: 0 E: 0 K: 1 S: 6 H: 1 LOB: 1 BB: 0 P: 6	R: 0 E: 0 K: 1 S: 5 H: 0 LOB: 0 BB: 0 P: 5	R: 0 E: 0 K: 1 S: 5 H: 0 LOB: 0 BB: 0 P: 5	1B: 8 2B: 0 3B: 0 HR: 0	SF: 0 SAC: 1 DP: 1 HBP: 0						

PITCHER		IP	WLS	BF	H	R	ER	SO	BB	IBB	HBP	BLK	WP	HR	S	P	ERA	WHIP
Roger Erickson, R ERA: 4.67	(1, 1)	5.2	W	22	6	1	1	1	0	0	0	0	0	0	24	24	1.59	1.059
Dave LaRoche, L ERA: 0.98	(6, 1)	1.0		5	2	0	0	0	0	0	0	0	0	0	5	5	0.00	2.000
George Frazier, R ERA: 2.27	(7, 1)	0.1		1	0	0	0	1	0	0	0	0	0	0	3	3	0.00	0.000
Rich Gossage, R ERA: 2.45	(8, 1)	2.0	S	6	0	0	0	2	0	0	0	0	0	0	10	10	0.00	0.000

PITCHER	IP	WLS	BF	H	R	ER	SO	BB	IBB	HBP	BLK	WP	HR	S	P	ERA	WHIP

BOTTOM

New York Yankees @ Cleveland Indians

Cleveland Municipal Stadium, Cleveland, OH

Fri Jul 02 1982, 7:05 PM EDT
Att. 31,735 - Cloudy - 70 F

livebaseballscorecards.com

AB	33
R	1
H	8
RBI	1
BB	0
SO	4
LOB	14

WP: 0	PA: 34		
PB: 0			
SB: 0			
CS: 0			

Batter	1	2	3	4	5	6	7	8	9	AB	R	H	RBI	BB	SO	LOB
Willie Randolph, R (1, 4) OBP: 0.364, SLG: 0.356	F8	1-3 2-H 3-H 2B 1B		6-3		6-3		F9	4-3	6	1	1	2	0	0	2
Ken Griffey, L (1, 9) OBP: 0.339, SLG: 0.427	6-3	4-3 2-H 3-H 2B		1B			E5 4-3 1B 1B	L6		5	1	3	2	0	0	0
Jerry Mumphrey, S (1, 8) OBP: 0.365, SLG: 0.349	B B B S BB	4-3 2-3		1-3			4-3 2-3	F7		4	0	0	0	1	0	3
Oscar Gamble, L (1, 10) OBP: 0.372, SLG: 0.489	B B B B 1-2 BB	6-3			2B		WP 1B 1B 1B 3-H		F9	4	1	2	1	1	0	1
Dave Winfield, R (1, 7) OBP: 0.352, SLG: 0.534	1-3		6-3		CS 1B		WP 1B 1-2 1B		HR	5	2	3	1	0	0	2
John Mayberry, L (1, 3) OBP: 0.318, SLG: 0.325 Dave Collins, S (7, PR) OBP: 0.300, SLG: 0.316 (7, 3)		B B B 1B 1B 1B BB	F3		F8		1B 1-2 2-3 BB		5-3	2 1	1 0	0 0	0 0	2 0	0 0	1 0
Roy Smalley, S (1, 6) OBP: 0.355, SLG: 0.396 Bobby Murcer, L (9, PH) OBP: 0.317, SLG: 0.415 Bucky Dent, R (9, 6) OBP: 0.185, SLG: 0.170		1B 1-2 1B 1B	1B		CS 1-2	F7 S S S	K		HR 1B	4 1 0	1 1 0	2 1 0	0 0 0	0 0 0	1 0 0	3 0 0
Graig Nettles, L (1, 5) OBP: 0.305, SLG: 0.361		F7 S S S	K			F9	1-2 2-H 3-H 1B		1-H HR	5	1	2	4	0	1	3
Butch Wynegar, S (1, 2) OBP: 0.373, SLG: 0.362		1B 1-2 2-3 2B 1B		F6		B B B 4-0 BB	4-3		1B	4	1	2	0	1	0	2

| Inning Stats | | |

Batter	1	2	3	4	5	6	7	8	9	AB	R	H	RBI	BB	SO	LOB
Alan Bannister, R (1, 7) OBP: 0.368, SLG: 0.378	5-3	5-3			4-3	1-2 3B 1B		1B		5	1	2	0	0	0	2
Toby Harrah, R (1, 5) OBP: 0.453, SLG: 0.562	G3 HR 2B		E FC4 5-3 1B		6-3	1-H 2-H 3B		F4		5	2	3	2	0	0	1
Mike Hargrove, L (1, 3) OBP: 0.393, SLG: 0.333	G3 2-3		FC4 WP 1-3		E 1B	SSS K			F8	5	0	1	0	0	1	3
Andre Thornton, R (1, 10) OBP: 0.424, SLG: 0.570	3-H HR		F3		E8 1-3 1B	BBBB SH1-3 BB			F6	4	1	2	2	1	0	2
Chris Bando, S (1, 2) OBP: 0.352, SLG: 0.325	SSS K		5-3 3-H		L7		SH1-3 1-2		BBBBB BB	3	0	0	1	1	1	3
Von Hayes, L (1, 9) OBP: 0.296, SLG: 0.399		SSS K	4-3 2-3			G3	SSS K		F5	5	0	0	0	0	2	3
Rick Manning, L (1, 8) OBP: 0.329, SLG: 0.354		BBBB 1B SH5-3 BB		G3		1-3 1B 1B	F8			3	1	1	0	1	0	1
Mike Fischlin, R (1, 6) OBP: 0.371, SLG: 0.356 (9, 4)		SH5-3 1-2		5-3		1-3 1-2		F7		3	0	0	0	0	0	1
Jack Perconte, L (1, 4) OBP: 0.285, SLG: 0.276		2-3 1B		F7		2-H 1B 3B 1B		F8		3	1	2	1	0	0	0
Rod Craig, S (8, PH) OBP: 0.188, SLG: 0.167										1	0	0	0	0	0	0
Jerry Dybzinski, R (9, 6) OBP: 0.295, SLG: 0.269										0	0	0	0	0	0	0
Inning Stats	R: 2 H: 2 E: 0 LOB: 0 K: 1 BB: 0 S: 7 P: 7	R: 0 H: 1 E: 0 LOB: 2 K: 1 BB: 1 S: 6 P: 10	R: 1 H: 1 E: 1 LOB: 1 K: 0 BB: 0 S: 5 P: 5	R: 0 H: 0 E: 0 LOB: 0 K: 0 BB: 0 S: 3 P: 3	R: 0 H: 2 E: 1 LOB: 2 K: 0 BB: 0 S: 5 P: 5	R: 3 H: 4 E: 0 LOB: 1 K: 1 BB: 0 S: 9 P: 9	R: 0 H: 0 E: 0 LOB: 1 K: 1 BB: 1 S: 5 P: 9	R: 0 H: 1 E: 0 LOB: 1 K: 0 BB: 0 S: 4 P: 4	R: 0 H: 0 E: 0 LOB: 1 K: 0 BB: 1 S: 3 P: 7	1B: 8 SF: 0 2B: 1 SAC: 2 3B: 1 DP: 0 HR: 1 HBP: 0						WP: 1 PA: 42 PB: 0 SB: 0 CS: 0	

PITCHER		IP	WLS	BF	H	R	ER	SO	BB	IBB	HBP	BLK	WP	HR	S	P	ERA	WHIP
Tommy John, L ERA: 3.57	(1, 1)	5.2		29	10	6	5	2	1	0	0	0	1	1	32	36	7.94	1.941
George Frazier, R ERA: 2.23	(6, 1)	0.2	W	3	0	0	0	1	1	0	0	0	0	0	4	8	0.00	1.500
Dave LaRoche, L ERA: 0.92	(7, 1)	1.1		4	0	0	0	1	0	0	0	0	0	0	6	6	0.00	0.000
Rich Gossage, R ERA: 2.4	(8, 1)	1.1	S	6	1	0	0	0	1	0	0	0	0	0	5	9	0.00	1.500

PITCHER	IP	WLS	BF	H	R	ER	SO	BB	IBB	HBP	BLK	WP	HR	S	P	ERA	WHIP

BOTTOM

New York Yankees @ Cleveland Indians

Cleveland Municipal Stadium, Cleveland, OH

Sat Jul 03 1982, 7:05 PM EDT

Att. 69,557 - Unknown - 64 F

livebaseballscorecards.com

AB	37
R	6
H	11
RBI	6
BB	3
SO	4
LOB	16

Batter	1	2	3	4	5	6	7	8	9	AB	R	H	RBI	BB	SO	LOB
Willie Randolph, R (1, 4) OBP: 0.364, SLG: 0.352	6-3	F9		CS 1-2	F8		FC6-4 1-2f		BB BB	3	0	0	0	2	0	3
Ken Griffey, L (1, 9) OBP: 0.340, SLG: 0.423	1B BB 1B	FC6-4 1-2f			FC6-4 BB		L4		G6-4-3 1-2 BB	4	1	1	0	1	0	2
Jerry Mumphrey, S (1, 8) OBP: 0.372, SLG: 0.349	BB E 1-3 FC3-2 1B		4-3		K			2B 1B BB	F6	3	0	1	0	2	0	2
Oscar Gamble, L (1, 10) OBP: 0.367, SLG: 0.475	E5 FC3-2 BB 1-2		K		FC6-4 1-2f			1B 1-3 FC6-2 2B	G6-4-3 1-2f	4	1	0	0	1	1	5
Dave Winfield, R (1, 7) OBP: 0.353, SLG: 0.533	FC3-2 1-2 2-3 3-H BB		1B		K			FC6-2 1B SF8 BB		4	0	1	1	1	1	3
John Mayberry, L (1, 3) OBP: 0.322, SLG: 0.325 Dave Collins, S (8, PR) OBP: 0.300, SLG: 0.316 (8, 3)	FC3-2 1-2 2-3 3-Hf		K			G6-3 BB		FC6-2 1-2 2-3 3-H 1B		3 0	0 1	1 0	0 0	1 0	1 0	3 0
Graig Nettles, L (1, 5) OBP: 0.311, SLG: 0.363	F7			F8		G6-3 1-2f		FC6-2 FC4-6 1-2 2-3 3-Hf		2	0	1	1	1	1	1
Roy Smalley, S (1, 6) OBP: 0.351, SLG: 0.391 Lou Piniella, R (8, PH) OBP: 0.384, SLG: 0.450 Bucky Dent, R (8, 6) OBP: 0.185, SLG: 0.170		L4		FC4-6 BB			4-3	SF8 3-H		3 1 0	0 0 0	0 0 0	0 0 0	0 0 0	0 0 0	4 3 0
Butch Wynegar, S (1, 2) OBP: 0.371, SLG: 0.358		FC6-4 BB		FC4-6 CS 1-2f			FC6-4 BB	FC4-6 1-2f		2	0	0	1	1	0	0
Inning Stats	R: 1 H: 2 E: 1 LOB: 3 K: 0 BB: 1 S: 6 P: 10	R: 0 H: 0 E: 0 LOB: 1 K: 0 BB: 1 S: 3 P: 7	R: 0 H: 1 E: 0 LOB: 1 K: 2 BB: 0 S: 8 P: 8	R: 0 H: 0 E: 0 LOB: 0 K: 0 BB: 1 S: 2 P: 6	R: 0 H: 0 E: 0 LOB: 1 K: 1 BB: 1 S: 5 P: 9	R: 0 H: 0 E: 0 LOB: 0 K: 1 BB: 1 S: 4 P: 8	R: 0 H: 0 E: 0 LOB: 1 K: 0 BB: 1 S: 3 P: 7	R: 2 H: 2 E: 0 LOB: 2 K: 0 BB: 2 S: 5 P: 13	R: 0 H: 0 E: 0 LOB: 1 K: 0 BB: 2 S: 2 P: 10	1B: 4 SF: 1 2B: 1 SAC: 0 3B: 0 DP: 2 HR: 0 HBP: 0						WP: 0 PA: 41 PB: 0 SB: 0 CS: 1	

TOP

New York Yankees @ Cleveland Indians

Cleveland Municipal Stadium, Cleveland, OH

Sun Jul 04 1982, 3:33 AM EDT

Att. 22,652 - Unknown - 69 F

livebaseballscorecards.com

AB	29
R	3
H	5
RBI	3
BB	10
SO	4
LOB	26

PITCHER		IP	WLS	BF	H	R	ER	SO	BB	IBB	HBP	BLK	WP	HR	S	P	ERA	WHIP
John Denny, R ERA: 4.62	(1, 1)	7.0	L	33	5	3	2	4	8	0	0	0	0	0	33	65	2.57	1.857
Ed Glynn, L ERA: 4.63	(8, 1)	0.2		2	0	0	0	0	0	0	0	0	0	0	2	2	0.00	0.000
Ed Whitson, R ERA: 3.06	(8, 1)	1.1		5	0	0	0	0	2	0	0	0	0	0	3	11	0.00	1.500

PITCHER	IP	WLS	BF	H	R	ER	SO	BB	IBB	HBP	BLK	WP	HR	S	P	ERA	WHIP

BOTTOM

New York Yankees @ Cleveland Indians

Cleveland Municipal Stadium, Cleveland, OH

Sun Jul 04 1982, 3:33 AM EDT

Att. 22,652 - Unknown - 69 F

livebaseballscorecards.com

Batter	1	2	3	4	5	6	7	8	9	AB	R	H	RBI	BB	SO	LOB
Alan Bannister, R (1, 7) OBP: 0.366, SLG: 0.372	F9		1-3		SH3-4 1-2		FC6-5 S BB		F5	3	0	0	0	1	0	0
Toby Harrah, R (1, 5) OBP: 0.450, SLG: 0.554	F8		F6		1B SF9 BB		FC6-5 1B 1-3		F4	4	1	0	0	1	0	1
Mike Hargrove, L (1, 3) OBP: 0.397, SLG: 0.339	4-3			5-3 5-3 1B	SF9 1-3 2-H 1B		1-2 1B			4	0	3	1	0	0	0
Andre Thornton, R (1, 10) OBP: 0.422, SLG: 0.564		F7		5-3 1-2	FC4-6 IBB		F8			3	0	0	0	1	0	3
Chris Bando, S (1, 2) OBP: 0.359, SLG: 0.338		E 1B		5-3 1B	SF9 2-3 3-H		F8			3	0	2	1	0	0	2
Von Hayes, L (1, 9) OBP: 0.292, SLG: 0.393		E5 1-3		5-3 1-2 2-3	FC4-6 1-2f			F4		4	0	0	0	0	0	5
Rick Manning, L (1, 8) OBP: 0.328, SLG: 0.350		F8		BB		F6		4-3		3	0	0	0	1	0	2
Larry Milbourne, S (1, 4) OBP: 0.252, SLG: 0.238		F9		F3		6-3		L5		4	0	0	0	0	0	5
Mike Fischlin, R (1, 6) OBP: 0.366, SLG: 0.352			K		SH3-4 1B 1B	K			F9	4	1	1	0	0	2	0
Inning Stats	R: 0 H: 0 E: 0 LOB: 0 K: 0 BB: 0 S: 3 P: 3	R: 0 H: 1 E: 1 LOB: 2 K: 0 BB: 0 S: 5 P: 5	R: 0 H: 0 E: 0 LOB: 0 K: 1 BB: 0 S: 5 P: 5	R: 0 H: 2 E: 0 LOB: 3 K: 0 BB: 1 S: 5 P: 9	R: 2 H: 2 E: 0 LOB: 2 K: 0 BB: 2 S: 5 P: 13	R: 0 H: 0 E: 0 LOB: 0 K: 1 BB: 0 S: 5 P: 5	R: 0 H: 1 E: 0 LOB: 2 K: 0 BB: 1 S: 4 P: 8	R: 0 H: 0 E: 0 LOB: 0 K: 0 BB: 0 S: 3 P: 3	R: 0 H: 0 E: 0 LOB: 0 K: 0 BB: 0 S: 3 P: 3	1B: 6 SF: 1 2B: 0 SAC: 1 3B: 0 DP: 0 HR: 0 HBP: 0						

AB	32
R	2
H	6
RBI	2
BB	4
SO	2
LOB	18

WP: 0 PA: 38
PB: 0
SB: 1
CS: 0

PITCHER		IP	WLS	BF	H	R	ER	SO	BB	IBB	HBP	BLK	WP	HR	S	P	ERA	WHIP
Ron Guidry, L ERA: 3.53	(1, 1)	6.1		30	6	2	2	2	3	1	0	0	0	0	30	46	2.84	1.421
George Frazier, R ERA: 2.2	(7, 1)	0.2	W	2	0	0	0	0	0	0	0	0	0	0	2	2	0.00	0.000
Dave LaRoche, L ERA: 0.87	(8, 1)	1.0		3	0	0	0	0	0	0	0	0	0	0	3	3	0.00	0.000
Roger Erickson, R ERA: 4.61	(9, 1)	1.0	S	3	0	0	0	0	0	0	0	0	0	0	3	3	0.00	0.000

PITCHER	IP	WLS	BF	H	R	ER	SO	BB	IBB	HBP	BLK	WP	HR	S	P	ERA	WHIP

Batter	1	2	3	4	5	6	7	8	9	AB	R	H	RBI	BB	SO	LOB
Alan Bannister, R (1, 7) OBP: 0.359, SLG: 0.365	F6		K		6-3			L7		4	0	0	0	0	1	2
Toby Harrah, R (1, 5) OBP: 0.445, SLG: 0.547	K		F9			4-3		F3		4	0	0	0	0	1	1
Mike Hargrove, L (1, 3) OBP: 0.398, SLG: 0.341	1B			3-1		F7		2-3 1B		4	0	2	0	0	0	0
Andre Thornton, R (1, 10) OBP: 0.423, SLG: 0.563	1-2 1B			1B		F3		F5		4	0	2	0	0	0	2
Chris Bando, S (1, 2) OBP: 0.354, SLG: 0.325	4-3			F3			BB		F7	3	0	0	0	1	0	3
Von Hayes, L (1, 9) OBP: 0.288, SLG: 0.387		G3		G3			F9		F4	4	0	0	0	0	0	2
Rick Manning, L (1, 8) OBP: 0.330, SLG: 0.356		1-3			2B		K		1B	4	0	2	0	0	1	1
Larry Milbourne, S (1, 4) OBP: 0.246, SLG: 0.233 Ron Hassey, L (9, PH) OBP: 0.302, SLG: 0.277		4-3			5-3		K		F6	3 1	0 0	0 0	0 0	0 0	1 0	2 1
Mike Fischlin, R (1, 6) OBP: 0.365, SLG: 0.362			5-3		F8			1B 2B		3	0	1	0	0	0	1
Inning Stats	R: 0 H: 2 E: 0 LOB: 2 K: 1 BB: 0 S: 7 P: 7	R: 0 H: 0 E: 0 LOB: 0 K: 0 BB: 0 S: 3 P: 3	R: 0 H: 0 E: 0 LOB: 0 K: 1 BB: 0 S: 5 P: 5	R: 0 H: 1 E: 0 LOB: 1 K: 0 BB: 0 S: 4 P: 4	R: 0 H: 1 E: 0 LOB: 1 K: 0 BB: 0 S: 4 P: 4	R: 0 H: 0 E: 0 LOB: 0 K: 0 BB: 0 S: 3 P: 3	R: 0 H: 0 E: 0 LOB: 1 K: 2 BB: 1 S: 7 P: 11	R: 0 H: 2 E: 0 LOB: 2 K: 0 BB: 0 S: 5 P: 5	R: 0 H: 1 E: 0 LOB: 1 K: 0 BB: 0 S: 4 P: 4	1B: 5 SF: 0 2B: 2 SAC: 0 3B: 0 DP: 0 HR: 0 HBP: 0						

TOP

Cleveland Indians @ Oakland Athletics

Oakland-Alameda County Coliseum, Oakland, CA

Mon Jul 05 1982, 7:05 PM PDT

Att. 15,083 - Unknown

livebaseballscorecards.com

AB	34
R	0
H	7
RBI	0
BB	1
SO	4
LOB	15

PITCHER		IP	WLS	BF	H	R	ER	SO	BB	IBB	HBP	BLK	WP	HR	S	P	ERA	WHIP
Tom Underwood, L ERA: 3.35	(1, 1)	7.2	W	30	6	0	0	4	1	0	0	0	0	0	37	41	0.00	0.913
Dave Beard, R ERA: 4.17	(8, 1)	1.1	S	5	1	0	0	0	0	0	0	0	0	0	5	5	0.00	0.750

PITCHER	IP	WLS	BF	H	R	ER	SO	BB	IBB	HBP	BLK	WP	HR	S	P	ERA	WHIP

Batter	1	2	3	4	5	6	7	8	9	AB	R	H	RBI	BB	SO	LOB
Rickey Henderson, R (1, 7) OBP: 0.420, SLG: 0.416	4-3		F7		FC3-6 1B		CS BB			3	0	1	0	1	0	0
Dwayne Murphy, L (1, 8) OBP: 0.346, SLG: 0.400	S BB		F7		FC3-6 CS 1-2f		F6 1-2			3	0	0	0	1	0	2
Dan Meyer, L (1, 3) OBP: 0.271, SLG: 0.393	K 1-2		HR		FC5-4 1-2 1B		6-3			4	1	2	1	0	1	1
Tony Armas, R (1, 9) OBP: 0.264, SLG: 0.357	BB		F9		FC5-4 1-2f			F4		3	0	0	0	1	0	1
Wayne Gross, L (1, 5) OBP: 0.356, SLG: 0.323	K			FC6-4 1B		SH1-4 1B 1B		4-3		4	1	2	0	0	1	2
Danny Goodwin, L (1, 10) OBP: 0.271, SLG: 0.467		K		K		SH1-4 1-2		K		3	0	0	0	0	3	1
Mike Heath, R (1, 2) OBP: 0.313, SLG: 0.346		BB		FC6-4 S 1B 1-2f		2-H 1B				2	0	1	1	1	0	1
Davey Lopes, R (1, 4) OBP: 0.300, SLG: 0.332		L7		S 1-2 1B		F5				3	0	1	0	0	0	2
Fred Stanley, R (1, 6) OBP: 0.288, SLG: 0.204		5-3		F3 1-2 2-3		4-3				3	0	0	0	0	0	4
Inning Stats	R: 0 H: 0 E: 0 LOB: 2 K: 2 BB: 2 S: 7 P: 15	R: 0 H: 0 E: 0 LOB: 1 K: 1 BB: 1 S: 5 P: 9	R: 1 H: 1 E: 0 LOB: 0 K: 0 BB: 0 S: 4 P: 4	R: 0 H: 2 E: 0 LOB: 2 K: 1 BB: 0 S: 7 P: 7	R: 0 H: 2 E: 0 LOB: 1 K: 0 BB: 0 S: 4 P: 4	R: 1 H: 2 E: 0 LOB: 1 K: 0 BB: 0 S: 5 P: 5	R: 0 H: 0 E: 0 LOB: 0 K: 0 BB: 1 S: 2 P: 6	R: 0 H: 0 E: 0 LOB: 0 K: 1 BB: 0 S: 5 P: 5		1B: 6 SF: 0 2B: 0 SAC: 1 3B: 0 DP: 0 HR: 1 HBP: 0						

PITCHER	IP	WLS	BF	H	R	ER	SO	BB	IBB	HBP	BLK	WP	HR	S	P	ERA	WHIP
Rick Sutcliffe, R (1, 1) ERA: 3.13	8.0	L	33	7	2	2	5	4	0	0	0	0	1	39	55	2.25	1.375

PITCHER	IP	WLS	BF	H	R	ER	SO	BB	IBB	HBP	BLK	WP	HR	S	P	ERA	WHIP

BOTTOM

Cleveland Indians @ Oakland Athletics

Oakland-Alameda County Coliseum, Oakland, CA

Mon Jul 05 1982, 7:05 PM PDT

Att. 15,083 - Unknown

livebaseballscorecards.com

AB	28
R	2
H	7
RBI	2
BB	4
SO	5
LOB	14

PA: 33

WP: 0 PB: 0 SB: 3 CS: 2

Batter	1	2	3	4	5	6	7	8	9	AB	R	H	RBI	BB	SO	LOB
Miguel Dilone, S (1, 7) OBP: 0.270, SLG: 0.321	F7	FC4 1-2f			HR 1B		F7		F7	5	1	1	0	0	0	3
Toby Harrah, R (1, 5) OBP: 0.443, SLG: 0.553	K		6-3		1-H HR		F7			4	1	1	2	0	1	0
Mike Hargrove, L (1, 3) OBP: 0.399, SLG: 0.339	1B BB		F9		1B BB			K		2	0	0	0	2	1	0
Andre Thornton, R (1, 10) OBP: 0.427, SLG: 0.564	1-2 1B		F8		1-2 1B			L3 BB		3	0	2	0	1	0	0
Von Hayes, L (1, 9) OBP: 0.284, SLG: 0.381	F4			F9	G3			L3 1-2		4	0	0	0	0	0	5
Rick Manning, L (1, 8) OBP: 0.332, SLG: 0.358		FC3-6 HBP 1B		4-3		F9			F8 1B SF7	4	1	2	0	0	0	0
Alan Bannister, R (1, 4) OBP: 0.362, SLG: 0.364		1-2 FC3-6 HBP		F9		F9			S 1-2 1B	3	0	1	0	0	0	0
Ron Hassey, L (1, 2) OBP: 0.295, SLG: 0.271		1-2f 2-3 FC3-6 FC4			F4	F5			F8 2-3	4	0	0	0	0	0	4
Mike Fischlin, R (1, 6) OBP: 0.355, SLG: 0.351 Larry Milbourne, S (9, PH) OBP: 0.245, SLG: 0.233		F6			6-3		F7		1-2 3-H SF7	3 0	0 0	0 0	0 1	0 0	0 0	2 0
Inning Stats	R: 0 E: 0 K: 1 S: 6 H: 1 LOB: 2 BB: 1 P: 10	R: 0 E: 0 K: 0 S: 4 H: 1 LOB: 2 BB: 0 P: 5	R: 0 E: 0 K: 0 S: 3 H: 0 LOB: 0 BB: 0 P: 3	R: 0 E: 0 K: 0 S: 3 H: 0 LOB: 0 BB: 0 P: 3	R: 2 E: 0 K: 0 S: 6 H: 3 LOB: 2 BB: 1 P: 10	R: 0 E: 0 K: 0 S: 3 H: 0 LOB: 0 BB: 0 P: 3	R: 0 E: 0 K: 0 S: 3 H: 0 LOB: 0 BB: 0 P: 3	R: 0 E: 0 K: 1 S: 4 H: 0 LOB: 0 BB: 1 P: 8	R: 1 E: 0 K: 0 S: 5 H: 2 LOB: 1 BB: 0 P: 5	1B: 6 2B: 1 3B: 0 HR: 1 SF: 1 SAC: 0 DP: 1 HBP: 1						

TOP

Cleveland Indians @ Oakland Athletics

Oakland-Alameda County Coliseum, Oakland, CA

Tue Jul 06 1982, 3:33 AM PDT

Att. 12,073 - Sunny

livebaseballscorecards.com

AB	32
R	3
H	7
RBI	3
BB	3
SO	2
LOB	14

WP: 0 PB: 0 SB: 1 CS: 0 PA: 37

PITCHER	IP	WLS	BF	H	R	ER	SO	BB	IBB	HBP	BLK	WP	HR	S	P	ERA	WHIP
Brian Kingman, R (1, 1) ERA: 3.74	9.0	W	37	7	3	3	2	3	0	1	0	0	1	37	50	3.00	1.111

PITCHER	IP	WLS	BF	H	R	ER	SO	BB	IBB	HBP	BLK	WP	HR	S	P	ERA	WHIP

Batter	1	2	3	4	5	6	7	8	9	AB	R	H	RBI	BB	SO	LOB
Rickey Henderson, R (1, 7) OBP: 0.420, SLG: 0.412	BBBB 4-0 4-3 S 1B BB	x 0-0 ③ 4-3			BBBB 4-0 S 1B BB	x 0-0 ② 6-3 1-2		SSS 0-3 ③ K		3	2	0	0	2	1	1
Dwayne Murphy, L (1, 8) OBP: 0.347, SLG: 0.399	x 0-0 ① 4-3 1-3		x 0-0 ① G3		x 0-0 1B 1-H 1B	BBBB 4-0 BB				3	0	1	1	1	0	1
Dan Meyer, L (1, 3) OBP: 0.275, SLG: 0.395	x 0-0 3-H 1B		x 0-0 G6-4-3 1B		x 0-0 ① F9	x 0-0 ③ 4-3				4	0	2	1	0	0	3
Tony Armas, R (1, 9) OBP: 0.264, SLG: 0.356	SSS 0-3 ② K		x 0-0 ②③ G6-4-3 1-2f		x 0-0 1-2 1B		SSS 0-3 ① K			4	0	1	0	0	2	2
Wayne Gross, L (1, 5) OBP: 0.355, SLG: 0.321	x 0-0 ③ F9			x 0-0 SH1-4 1B 1B	x 0-0 ② F8		SSS 0-3 ② K			4	1	1	0	0	1	3
Danny Goodwin, L (1, 10) OBP: 0.255, SLG: 0.438		x 0-0 ① F9		x 0-0 ① SH1-4 1-2	x 0-0 ③ F8		x 0-0 ③ G3			3	0	0	0	0	0	2
Mike Heath, R (1, 2) OBP: 0.324, SLG: 0.354		BBBB 4-0 HR BB		x 0-0 2-H 1B		x 0-0 6-3 1B 1B		x 0-0 ① 4-3		3	2	2	1	1	0	0
Davey Lopes, R (1, 4) OBP: 0.304, SLG: 0.362		x 0-0 1-H HR		x 0-0 ② 5-3		x 0-0 ① 6-3 1-2		x 0-0 HR		4	2	2	3	0	0	2
Fred Stanley, R (1, 6) OBP: 0.287, SLG: 0.205		x 0-0 ② 6-3		x 0-0 ③ F9		x 0-0 6-3 2-H 1B		SSS 0-3 ② K		4	0	1	1	0	1	1
Inning Stats	R: 1 H: 1 E: 0 LOB: 1 K: 1 BB: 1 S: 6 P: 10	R: 2 H: 1 E: 0 LOB: 0 K: 0 BB: 1 S: 4 P: 8	R: 0 H: 1 E: 0 LOB: 0 K: 0 BB: 0 S: 3 P: 3	R: 1 H: 2 E: 0 LOB: 1 K: 0 BB: 0 S: 5 P: 5	R: 1 H: 2 E: 0 LOB: 2 K: 0 BB: 1 S: 5 P: 9	R: 1 H: 2 E: 0 LOB: 2 K: 0 BB: 1 S: 5 P: 9	R: 0 H: 0 E: 0 LOB: 0 K: 2 BB: 0 S: 7 P: 7	R: 1 H: 1 E: 0 LOB: 0 K: 2 BB: 0 S: 8 P: 8		1B: 8 SF: 0 2B: 0 SAC: 1 3B: 0 DP: 1 HR: 2 HBP: 0					WP: 0 PA: 37 PB: 0 SB: 2 CS: 0	

PITCHER		IP	WLS	BF	H	R	ER	SO	BB	IBB	HBP	BLK	WP	HR	S	P	ERA	WHIP
Len Barker, R ERA: 3.41	(1, 1)	5.2	L	28	9	6	6	1	3	0	0	0	0	1	27	39	9.53	2.118
Ed Glynn, L ERA: 4.15	(6, 1)	1.1		5	0	0	0	2	1	0	0	0	0	0	8	12	0.00	0.750
Bud Anderson, R ERA: 3.07	(8, 1)	1.0		4	1	1	1	2	0	0	0	0	0	1	8	8	9.00	1.000

PITCHER	IP	WLS	BF	H	R	ER	SO	BB	IBB	HBP	BLK	WP	HR	S	P	ERA	WHIP

BOTTOM

Cleveland Indians @ Oakland Athletics

Oakland-Alameda County Coliseum, Oakland, CA

Tue Jul 06 1982, 3:33 AM PDT

Att. 12,073 - Sunny

livebaseballscorecards.com

AB	32
R	7
H	10
RBI	7
BB	4
SO	5
LOB	15

Cleveland Indians @ California Angels

Anaheim Stadium, Anaheim, CA

Wed Jul 07 1982, 10:05 PM EDT

Att. 25,288 - Unknown

TOP

livebaseballscorecards.com

Batter	1	2	3	4	5	6	7	8	9	AB	R	H	RBI	BB	SO	LOB
Miguel Dilone, S (1, 7) OBP: 0.266, SLG: 0.315	S S S 0-3 ① K	x 0-0 ②③ G3-6-3 1-2f		x 0-0 ③ FC4-6 1-2f		x 0-0 ③ L4		x 0-0 ② F5		4	0	0	0	0	1	3
Alan Bannister, R (8, PH) OBP: 0.360, SLG: 0.362 (8, 7)										1	0	0	0	0	0	2
Toby Harrah, R (1, 5) OBP: 0.439, SLG: 0.546	B B B B 4-0 1B SF8 BB	x 0-0 ① 6-3		x 0-0 ① 6-3		x 0-0 ① 4-3		x 0-0 ③ 4-3		4	1	0	0	1	0	2
Mike Hargrove, L (1, 3) OBP: 0.399, SLG: 0.340	x 0-0 1-3 1B	x 0-0 ② F8		x 0-0 G3 E 1B		B B B B 4-0 HR BB			x 0-0 ① 4-3	2	0	1	0	0	0	0
Karl Pagel, L (4, 3) OBP: 0.417, SLG: 0.222										2	2	1	0	1	0	0
Andre Thornton, R (1, 10) OBP: 0.421, SLG: 0.557	x 0-0 ② SF8 3-H	x 0-0 ③ F6		x 0-0 ② G3 1-2		x 0-0 ② F9			S S S 0-3 ② K	4	0	0	1	0	1	2
Von Hayes, L (1, 9) OBP: 0.289, SLG: 0.392	x 0-0 ③ 6-3		B B B B 4-0 1B SF8 BB	B B B B 4-0 E BLK BB		x 0-0 1-H HR			S S S 0-3 ③ K	3	3	1	2	2	1	1
Rick Manning, L (1, 8) OBP: 0.334, SLG: 0.363		x 0-0 4-3 3B 2B		x 0-0 FC3-6 1-3 1B	x 0-0 E3 BLK 1-3 2-H		S S S 0-3 ③ K			4	1	2	0	0	1	1
Ron Hassey, L (1, 2) OBP: 0.289, SLG: 0.266		x 0-0 ① 4-3 2-3		x 0-0 ① SF8 3-H	x 0-0 ③ F7 1-2 3-H			x 0-0 ① 6-3		3	0	0	1	0	0	2
Larry Milbourne, S (1, 4) OBP: 0.252, SLG: 0.255		x 0-0 E 3-H 3B		x 0-0 ② FC3-6 HBP 1-2f		x 0-0 ① L6		x 0-0 1B 1B		4	1	2	1	0	0	1
Mike Fischlin, R (1, 6) OBP: 0.360, SLG: 0.350		x 0-0 E5 G3-6-3 3-H		H 1-0 FC4-6 1-2 HBP		x 0-0 ② 6-3		x 0-0 1-3 1B		3	0	1	0	0	0	0

	AB	34
	R	8
	H	8
	RBI	5
	BB	4
	SO	4
	LOB	14

Inning Stats	1	2	3	4	5	6	7	8	9	1B: 5	SF: 2	WP: 0	PA: 41
R:	1	2	0	1	2	0	2	0	0	2B: 1	SAC: 0	PB: 0	
E:	0	1	0	0	1	0	0	0	0	3B: 1	DP: 1	SB: 0	
K:	1	0	0	0	0	0	1	0	2	HR: 1	HBP: 1	CS: 0	
S:	6	5	3	4	5	3	6	5	7				
H:	1	2	0	1	1	0	1	2	0				
LOB:	1	0	0	2	1	0	1	2	0				
BB:	1	0	0	1	1	0	1	0	0				
P:	10	5	3	9	9	3	10	5	7				

PITCHER		IP	WLS	BF	H	R	ER	SO	BB	IBB	HBP	BLK	WP	HR	S	P	ERA	WHIP
Mike Witt, R ERA: 3.59	(1, 1)	4.2	L	22	5	5	3	1	2	0	1	0	0	0	21	30	5.79	1.500
Andy Hassler, L ERA: 2.01	(5, 1)	2.1		11	1	3	2	1	2	0	0	1	0	1	11	19	7.71	1.286
Mickey Mahler, L ERA:	(8, 1)	0.1		3	2	0	0	0	0	0	0	0	0	0	3	3	0.00	6.000
Ken Forsch, R ERA: 3.41	(8, 1)	1.2		5	0	0	0	2	0	0	0	0	0	0	9	9	0.00	0.000

PITCHER		IP	WLS	BF	H	R	ER	SO	BB	IBB	HBP	BLK	WP	HR	S	P	ERA	WHIP

Batter	1	2	3	4	5	6	7	8	9	AB	R	H	RBI	BB	SO	LOB
Brian Downing, R (1, 7) OBP: 0.338, SLG: 0.453	BBBB 4-0 FC3-6 BB		BBBB 4-0 FC6-5 BB 1-2		x 0-0 ② 1-3		SSS 0-3 ② K		x 0-0 ② F6	3	0	0	0	2	1	1
Rod Carew, L (1, 3) OBP: 0.395, SLG: 0.368	x 0-0 ① FC3-6 CS 1-2f		x 0-0 ② FC6-5 1-2 2-3f		x 0-0 ③ F7		BBBB 4-0 HR BB		x 0-0 ③ 4-3	4	1	0	0	1	0	3
Reggie Jackson, L (1, 9) OBP: 0.347, SLG: 0.471	x 0-0 ②③ 3-1 1-2		SSS 0-3 ③ K			x 0-0 ① F9	x 0-0 1-H 2-H HR			4	1	1	3	0	1	3
Don Baylor, R (1, 10) OBP: 0.305, SLG: 0.427		SSS 0-3 ① K		x 0-0 ① F7		x 0-0 ② 5-3	x 0-0 ③ 5-3			4	0	0	0	0	1	0
Doug DeCinces, R (1, 5) OBP: 0.329, SLG: 0.458		BBBB 4-0 1B BB		x 0-0 1B SF9 1B		x 0-0 ③ 5-3		x 0-0 ① F9		3	1	1	0	1	0	0
Bobby Grich, R (1, 4) OBP: 0.366, SLG: 0.439		x 0-0 G5-4-3 1-2 1B		x 0-0 SF9 1-3 1B			BBBB 4-0 HR BB	SSS 0-3 ② K		3	1	2	0	1	1	0
Fred Lynn, L (1, 8) OBP: 0.350, SLG: 0.450		x 0-0 ②③ G5-4-3 1-2f		x 0-0 ② SF9 1-2 3-H			x 0-0 1-H HR	x 0-0 1B		3	1	2	3	0	0	2
Tim Foli, R (1, 6) OBP: 0.305, SLG: 0.354			x 0-0 ① 5-3	x 0-0 ③ F8			x 0-0 S HR 1B	x 0-0 ③ F9		4	1	1	0	0	0	2
Bob Boone, R (1, 2) OBP: 0.337, SLG: 0.339			BBBB 4-0 FC6-5 BB BB		x 0-0 ① 6-3		SSS 0-3 ① K 1-2		x 0-0 ① F4	3	0	0	0	1	1	1
Inning Stats	R: 0 E: 0 K: 0 S: 2 H: 0 LOB: 0 BB: 1 P: 6	R: 0 E: 0 K: 1 S: 5 H: 1 LOB: 1 BB: 1 P: 9	R: 0 E: 0 K: 1 S: 5 H: 0 LOB: 2 BB: 2 P: 13	R: 1 E: 0 K: 0 S: 5 H: 2 LOB: 1 BB: 0 P: 5	R: 0 E: 0 K: 0 S: 3 H: 0 LOB: 0 BB: 0 P: 3	R: 0 E: 0 K: 0 S: 3 H: 0 LOB: 0 BB: 0 P: 3	R: 5 E: 0 K: 2 S: 10 H: 3 LOB: 0 BB: 2 P: 18	R: 0 E: 0 K: 1 S: 6 H: 1 LOB: 1 BB: 0 P: 6	R: 0 E: 0 K: 0 S: 3 H: 0 LOB: 0 BB: 0 P: 3	1B: 5 2B: 0 3B: 0 HR: 2	SF: 1 SAC: 0 DP: 1 HBP: 0						

PITCHER		IP	WLS	BF	H	R	ER	SO	BB	IBB	HBP	BLK	WP	HR	S	P	ERA	WHIP
Rick Waits, L ERA: 5.68	(1, 1)	6.0	W	26	5	4	4	2	5	0	0	0	0	1	25	45	6.00	1.667
Dan Spillner, R ERA: 1.96	(7, 1)	3.0	S	12	2	2	2	3	1	0	0	0	0	1	17	21	6.00	1.000

PITCHER	IP	WLS	BF	H	R	ER	SO	BB	IBB	HBP	BLK	WP	HR	S	P	ERA	WHIP

BOTTOM

Cleveland Indians @ California Angels

Anaheim Stadium, Anaheim, CA

Wed Jul 07 1982, 10:05 PM EDT

Att. 25,288 - Unknown

livebaseballscorecards.com

AB	31
R	6
H	7
RBI	6
BB	6
SO	5
LOB	12

Batter	1	2	3	4	5	6	7	8	9	AB	R	H	RBI	BB	SO	LOB
Alan Bannister, R (1, 7) OBP: 0.365, SLG: 0.365	2B 1B	1-2 1B		L5		G5-4-3 1-2f			BB	4	1	2	0	1	0	4
Toby Harrah, R (1, 5) OBP: 0.433, SLG: 0.537	F9	F7			5-3		F8		F8	5	0	0	0	0	0	4
Mike Hargrove, L (1, 10) OBP: 0.397, SLG: 0.338	F8		4-1		BB 1B		4-3		4-3	5	0	1	0	0	0	2
Andre Thornton, R (1, 3) OBP: 0.419, SLG: 0.556	1-H 2B		E5 4-3		F8		F7			4	0	1	1	0	0	1
Von Hayes, L (1, 9) OBP: 0.292, SLG: 0.389	BB		4-3 1-2f		FC4-6 1-2 BB			K		2	0	0	0	2	1	1
Rick Manning, L (1, 8) OBP: 0.333, SLG: 0.362	F8			4-3	FC4-6 1-2f			1B		4	0	1	0	0	0	4
Ron Hassey, L (1, 2) OBP: 0.294, SLG: 0.263		F7		BB		1B BB		K		2	0	0	0	2	1	1
Larry Milbourne, S (1, 4) OBP: 0.245, SLG: 0.248		4-3		F6		F8		1-3		4	0	0	0	0	0	3
Mike Fischlin, R (1, 6) OBP: 0.377, SLG: 0.356 Jack Perconte, L (9, PH) OBP: 0.283, SLG: 0.274		1B BB		1-2 BB		G5-4-3 1-2 1B			4-3	1 1	0 0	1 0	0 0	2 0	0 0	0 0
Inning Stats	R: 1 E: 0 K: 0 S: 5 H: 2 LOB: 2 BB: 1 P: 9	R: 0 E: 0 K: 0 S: 4 H: 1 LOB: 2 BB: 1 P: 8	R: 0 E: 1 K: 0 S: 3 H: 0 LOB: 0 BB: 0 P: 3	R: 0 E: 0 K: 0 S: 3 H: 0 LOB: 2 BB: 2 P: 11	R: 0 E: 0 K: 0 S: 4 H: 1 LOB: 2 BB: 1 P: 8	R: 0 E: 0 K: 0 S: 3 H: 1 LOB: 1 BB: 1 P: 7	R: 0 E: 0 K: 0 S: 3 H: 0 LOB: 0 BB: 0 P: 3	R: 0 E: 0 K: 2 S: 8 H: 1 LOB: 1 BB: 0 P: 8	R: 0 E: 0 K: 0 S: 3 H: 0 LOB: 1 BB: 1 P: 7	1B: 5 2B: 2 3B: 0 HR: 0	SF: 0 SAC: 0 DP: 2 HBP: 0						

TOP

Cleveland Indians @ California Angels

Anaheim Stadium, Anaheim, CA

Thu Jul 08 1982, 10:05 PM EDT

Att. 23,374 - Unknown

livebaseballscorecards.com

AB	32
R	1
H	6
RBI	1
BB	7
SO	2
LOB	20

PITCHER		IP	WLS	BF	H	R	ER	SO	BB	IBB	HBP	BLK	WP	HR	S	P	ERA	WHIP
Dave Goltz, R ERA: 3.94	(1, 1)	5.1	W	27	5	1	1	0	6	0	0	0	0	0	21	45	1.69	2.062
Doug Corbett, R ERA: 4.58	(6, 1)	3.2	S	12	1	0	0	2	1	0	0	0	0	0	15	19	0.00	0.545

PITCHER	IP	WLS	BF	H	R	ER	SO	BB	IBB	HBP	BLK	WP	HR	S	P	ERA	WHIP

BOTTOM

Cleveland Indians @ California Angels

Anaheim Stadium, Anaheim, CA

Thu Jul 08 1982, 10:05 PM EDT

Att. 23,374 - Unknown

Batter	1	2	3	4	5	6	7	8	9	AB	R	H	RBI	BB	SO	LOB
Brian Downing, R (1, 7) OBP: 0.343, SLG: 0.464 Juan Beniquez, R (8, 7) OBP: 0.326, SLG: 0.341	HR		1B HR 1B	BB		F7 ③				3 0	2 0	2 0	1 0	1 0	0 0	0 0
Rod Carew, L (1, 3) OBP: 0.394, SLG: 0.367	G3 ①		1-2 HR 1B	4-3 ③			S S S K ①			4	1	1	0	0	1	1
Reggie Jackson, L (1, 9) OBP: 0.346, SLG: 0.465 Bobby Clark, R (8, 9) OBP: 0.269, SLG: 0.385	F8 ②		S S S K ①		B B B 1B 4-3 BB		S S S K ②			3 0	1 0	0 0	0 0	1 0	2 0	2 0
Don Baylor, R (1, 10) OBP: 0.308, SLG: 0.428	1B 1B		F8 ②		FC5-4-5 4-3 1-3 1B		S S S K ③			4	0	2	0	0	1	2
Fred Lynn, L (1, 8) OBP: 0.352, SLG: 0.462	1-2 1B		1-H 2-H HR		4-3 ① 1-2 3-H			S S S K ①		4	1	2	4	0	1	1
Doug DeCinces, R (1, 5) OBP: 0.331, SLG: 0.458	4-3 ③		FC5-4 1B		FC5-4-5 WP ② 2-3			WP 1B		4	0	2	0	0	0	3
Bobby Grich, R (1, 4) OBP: 0.362, SLG: 0.432		F4 ①	FC5-4 ③ 1-2f		6-3 ③ 1-2			S S S K ② 1-2		4	0	0	0	0	1	3
Tim Foli, R (1, 6) OBP: 0.301, SLG: 0.348		5-3 ②		5-3 ①		F3 ①				4	0	0	0	0	0	1
Bob Boone, R (1, 2) OBP: 0.333, SLG: 0.335		5-3 ③		F8 ②		F8 ②				3	0	0	0	0	0	0
Inning Stats	R: 1 E: 0 K: 0 S: 6 H: 3 LOB: 2 BB: 0 P: 6	R: 0 E: 0 K: 0 S: 3 H: 0 LOB: 0 BB: 0 P: 3	R: 3 E: 0 K: 1 S: 9 H: 4 LOB: 1 BB: 0 P: 9	R: 0 E: 0 K: 0 S: 3 H: 0 LOB: 1 BB: 1 P: 7	R: 1 E: 0 K: 0 S: 4 H: 1 LOB: 1 BB: 1 P: 8	R: 0 E: 0 K: 0 S: 3 H: 0 LOB: 0 BB: 0 P: 3	R: 0 E: 0 K: 3 S: 9 H: 0 LOB: 0 BB: 0 P: 9	R: 0 E: 0 K: 2 S: 8 H: 1 LOB: 1 BB: 0 P: 8		1B: 7 2B: 0 3B: 0 HR: 2 SF: 0 SAC: 0 DP: 0 HBP: 0						

livebaseballscorecards.com

AB	33
R	5
H	9
RBI	5
BB	2
SO	6
LOB	13

WP: 2 PB: 0 SB: 0 CS: 0 PA: 35

PITCHER		IP	WLS	BF	H	R	ER	SO	BB	IBB	HBP	BLK	WP	HR	S	P	ERA	WHIP
Lary Sorensen, R ERA: 4.95	(1, 1)	6.0	L	28	8	5	5	1	2	0	0	0	1	2	28	36	7.50	1.667
Ed Glynn, L ERA: 3.6	(7, 1)	2.0		7	1	0	0	5	0	0	0	0	1	0	17	17	0.00	0.500

PITCHER	IP	WLS	BF	H	R	ER	SO	BB	IBB	HBP	BLK	WP	HR	S	P	ERA	WHIP

Batter	1	2	3	4	5	6	7	8	9	AB	R	H	RBI	BB	SO	LOB
Alan Bannister, R (1, 7) OBP: 0.362, SLG: 0.366	S S S 0-3 ① K		x 0-0 ② F8 3-H		x 0-0 F9 6-3 2B	x 0-0 ③ F7			x 0-0 ② F8	5	1	1	0	0	1	2
Toby Harrah, R (1, 5) OBP: 0.427, SLG: 0.528	S S S 0-3 ② K		x 0-0 ③ F7		x 0-0 ① F9 2-3		x 0-0 ① F3		x 0-0 ③ L4	5	0	0	0	0	1	2
Mike Hargrove, L (1, 3) OBP: 0.392, SLG: 0.333	S S S 0-3 ③ K			x 0-0 ① 1-3	x 0-0 ② 6-3 3-H		x 0-0 ② 4-3			4	0	0	1	0	1	0
Andre Thornton, R (1, 10) OBP: 0.420, SLG: 0.552		x 0-0 ① F2		B B B B 4-0 HR BB	B B B 4-0 BB		S S S 0-3 ③ K			2	1	0	0	2	1	0
Chris Bando, S (1, 2) OBP: 0.350, SLG: 0.356		x 0-0 ② F8		x 0-0 1-H HR	x 0-0 ③ G3			x 0-0 ① 1-3		4	1	1	2	0	0	1
Von Hayes, L (1, 9) OBP: 0.292, SLG: 0.387		x 0-0 1B		S S S 0-3 ② K		x 0-0 ① F7		x 0-0 ② F8		4	0	1	0	0	1	0
Rick Manning, L (1, 8) OBP: 0.335, SLG: 0.365		x 0-0 ③ 4-3		B B B B 4-0 HR BB		x 0-0 1B 6-3 2B		x 0-0 ③ 4-3		3	2	1	0	1	0	1
Larry Milbourne, S (1, 4) OBP: 0.258, SLG: 0.290			x 0-0 SH1-3 WP 2B	x 0-0 1-H HR		x 0-0 2-3 6-3 1B			x 0-0 ① 4-3	4	2	3	2	0	0	0
Mike Fischlin, R (1, 6) OBP: 0.376, SLG: 0.356			x 0-0 ① SH1-3 2-3	x 0-0 ③ 4-3		x 0-0 ② 6-3 1-2 3-H			x 0-0 E7 1B	3	0	1	1	0	0	1
Inning Stats	R: 0 H: 0 E: 0 LOB: 0 K: 3 BB: 0 S: 9 P: 9	R: 0 H: 1 E: 0 LOB: 1 K: 0 BB: 0 S: 4 P: 4	R: 1 H: 1 E: 0 LOB: 0 K: 0 BB: 0 S: 4 P: 4	R: 4 H: 2 E: 0 LOB: 0 K: 1 BB: 2 S: 7 P: 15	R: 1 H: 1 E: 0 LOB: 1 K: 0 BB: 1 S: 4 P: 8	R: 1 H: 2 E: 0 LOB: 0 K: 0 BB: 0 S: 5 P: 5	R: 0 H: 0 E: 0 LOB: 0 K: 1 BB: 0 S: 5 P: 5	R: 0 H: 0 E: 0 LOB: 0 K: 0 BB: 0 S: 3 P: 3	R: 0 H: 1 E: 1 LOB: 1 K: 0 BB: 0 S: 4 P: 4	1B: 3 SF: 0 2B: 3 SAC: 1 3B: 0 DP: 0 HR: 2 HBP: 0						WP: 1 PA: 38 PB: 0 SB: 0 CS: 0	

TOP

Cleveland Indians @ Seattle Mariners

The Kingdome, Seattle, WA

Fri Jul 09 1982, 10:05 PM EDT

Att. 14,437 - Unknown

livebaseballscorecards.com

AB	34
R	7
H	8
RBI	6
BB	3
SO	5
LOB	7

PITCHER	IP	WLS	BF	H	R	ER	SO	BB	IBB	HBP	BLK	WP	HR	S	P	ERA	WHIP
Floyd Bannister, L (1, 1) ERA: 3.15	4.2	L	22	5	6	6	4	3	0	0	0	1	2	27	39	11.57	1.714
Larry Andersen, R (5, 1) ERA: 5.15	4.1		16	3	1	1	1	0	0	0	0	0	0	18	18	2.08	0.692

PITCHER	IP	WLS	BF	H	R	ER	SO	BB	IBB	HBP	BLK	WP	HR	S	P	ERA	WHIP

Cleveland Indians @ Seattle Mariners

The Kingdome, Seattle, WA

Fri Jul 09 1982, 10:05 PM EDT

Att. 14,437 - Unknown

livebaseballscorecards.com

BOTTOM

Batter	1	2	3	4	5	6	7	8	9	AB	R	H	RBI	BB	SO	LOB
Manny Castillo, S (1, 5) OBP: 0.309, SLG: 0.327	BBBB 4-0 1B BB		x 0-0 F7 ②		x 0-0 F8 ①	x 0-0 SF7 ② 3-H		x 0-0 F8 ②		3	0	0	1	1	0	1
Bobby Brown, S (1, 7) OBP: 0.298, SLG: 0.315	x 0-0 F6 ①		x 0-0 1B 1B		x 0-0 1B FC6-4 1-2 1B	x 0-0 2B		SSS 0-3 K ③		5	1	3	0	0	1	1
Bruce Bochte, L (1, 3) OBP: 0.404, SLG: 0.409	x 0-0 1-3 1B		x 0-0 1-3 1B		x 0-0 FC6-4 1-3 2-H 1B	x 0-0 F8 ③			BBBB 4-0 BB BB	4	0	3	1	1	0	1
Al Cowens, R (1, 9) OBP: 0.335, SLG: 0.488	x 0-0 F4 ②		x 0-0 4-3 ③		x 0-0 FC6-4 BB ② 1-2f 3-H		x 0-0 F4 ①		BBBB 4-0 1-2 BB	4	0	0	1	1	0	5
Gary Gray, R (1, 10) OBP: 0.346, SLG: 0.379	x 0-0 F8 ③			x 0-0 5-3 ①	BBBB 4-0 1-2 BB		x 0-0 BB 1B		SSS 0-3 K ①	4	0	1	0	1	1	4
Rick Sweet, S (1, 2) OBP: 0.378, SLG: 0.453		x 0-0 F9 ①		x 0-0 FC6-4 1B	x 0-0 G3 ③		x 0-0 F6 ②		SSS 0-3 K ②	5	0	1	0	0	1	5
Dave Henderson, R (1, 8) OBP: 0.374, SLG: 0.543		x 0-0 F4 ②		x 0-0 FC6-4 ② 1-2f		BBBB 4-0 1B E BB	BBBB 4-0 1-2 BB		SSS 0-3 K ③	3	1	0	0	2	1	3
Todd Cruz, R (1, 6) OBP: 0.263, SLG: 0.376		SSS 0-3 K ③		x 0-0 F9 ③		SSS 0-3 K ①	x 0-0 F6 ③			4	0	0	0	0	2	4
Paul Serna, R (1, 4) OBP: 0.238, SLG: 0.292			x 0-0 F9 ①		x 0-0 1B 1B 1B	x 0-0 E9 1-H SF7 1B		x 0-0 F9 ①		4	2	2	0	0	0	0

Inning Stats	1	2	3	4	5	6	7	8	9
	R: 0 E: 0 K: 0 S: 4 H: 1 LOB: 2 BB: 1 P: 8	R: 0 E: 0 K: 1 S: 5 H: 0 LOB: 0 BB: 0 P: 5	R: 0 E: 0 K: 0 S: 5 H: 2 LOB: 2 BB: 0 P: 5	R: 0 E: 0 K: 0 S: 4 H: 1 LOB: 1 BB: 0 P: 4	R: 2 E: 0 K: 0 S: 6 H: 3 LOB: 2 BB: 1 P: 10	R: 2 E: 1 K: 1 S: 7 H: 2 LOB: 1 BB: 1 P: 11	R: 0 E: 0 K: 0 S: 4 H: 1 LOB: 2 BB: 1 P: 8	R: 0 E: 0 K: 1 S: 5 H: 0 LOB: 0 BB: 0 P: 5	R: 0 E: 0 K: 3 S: 9 H: 0 LOB: 2 BB: 2 P: 17

1B: 9 SF: 1
2B: 1 SAC: 0
3B: 0 DP: 0
HR: 0 HBP: 0

WP: 0 PA: 43
PB: 0
SB: 0
CS: 0

	AB	36
	R	4
	H	10
	RBI	3
	BB	6
	SO	6
	LOB	24

PITCHER		IP	WLS	BF	H	R	ER	SO	BB	IBB	HBP	BLK	WP	HR	S	P	ERA	WHIP
John Denny, R ERA: 4.68	(1, 1)	6.1	W	32	10	4	4	2	3	0	0	0	0	0	33	45	5.68	2.053
Ed Whitson, R ERA: 2.96	(7, 1)	1.2		8	0	0	0	1	3	0	0	0	0	0	7	19	0.00	1.800
Dan Spillner, R ERA: 1.94	(9, 1)	1.0	S	3	0	0	0	3	0	0	0	0	0	0	9	9	0.00	0.000

PITCHER		IP	WLS	BF	H	R	ER	SO	BB	IBB	HBP	BLK	WP	HR	S	P	ERA	WHIP

Batter	1	2	3	4	5	6	7	8	9	AB	R	H	RBI	BB	SO	LOB
Alan Bannister, R (1, 7) OBP: 0.367, SLG: 0.373	0-0 CS 1B		0-0 L6-3 1-2		0-0 CS 1-2	0-0 6-3	BBB 4-0 2B WP 1-2 BB		0-0 F9 6-3 2B	4	2	2	0	1	0	1
Toby Harrah, R (1, 5) OBP: 0.427, SLG: 0.539	SSS 0-3 K 1-2			SSS 0-3 K		0-0 HR	0-0 WP 1-3 2-H 2B		0-0 F9 2-3	5	1	2	2	0	2	2
Mike Hargrove, L (1, 10) OBP: 0.390, SLG: 0.329	0-0 F5			BBB 4-0 2B BB		0-0 F9	0-0 F8 2-3 3-H		0-0 6-3 3-H	4	0	0	1	1	0	1
Andre Thornton, R (1, 3) OBP: 0.420, SLG: 0.548		0-0 3-1 1B		0-0 F9		BBB 4-0 HR BB		0-0 F8	SSS 0-3 K	4	1	1	0	1	1	1
Von Hayes, L (1, 9) OBP: 0.294, SLG: 0.403		0-0 F9		0-0 1-3 2B		0-0 1-H HR		0-0 E4 BB S SF8		4	2	2	2	0	0	1
Rick Manning, L (1, 8) OBP: 0.334, SLG: 0.361		0-0 3-1 1-2		0-0 4-3		0-0 4-3		BBBB 4-0 BB 1-2 BB		3	0	0	0	1	0	3
Chris Bando, S (1, 2) OBP: 0.356, SLG: 0.348		0-0 F7			BBB 4-0 FC1-4 BB		SSS 0-3 K	BBB 4-0 1-2 2-3 BB		2	0	0	0	2	1	1
Larry Milbourne, S (1, 4) OBP: 0.258, SLG: 0.291			0-0 L6-3 1B		SSS 0-3 K		0-0 6-3	0-0 SF8 3-H		3	0	1	1	0	1	1
Mike Fischlin, R (1, 6) OBP: 0.372, SLG: 0.346			SSS 0-3 K		0-0 FC1-4 CS 1-2f		BBB 4-0 BB 2B BB	0-0 F4		3	1	0	0	1	1	4
Inning Stats	R: 0 H: 1 E: 0 LOB: 0 K: 1 BB: 0 S: 5 P: 5	R: 0 H: 1 E: 0 LOB: 1 K: 0 BB: 0 S: 4 P: 4	R: 0 H: 1 E: 0 LOB: 0 K: 1 BB: 0 S: 5 P: 5	R: 0 H: 1 E: 0 LOB: 2 K: 1 BB: 1 S: 6 P: 10	R: 0 H: 0 E: 0 LOB: 0 K: 1 BB: 1 S: 4 P: 8	R: 3 H: 2 E: 0 LOB: 0 K: 0 BB: 1 S: 5 P: 9	R: 2 H: 1 E: 0 LOB: 1 K: 1 BB: 2 S: 6 P: 14	R: 1 H: 0 E: 1 LOB: 2 K: 0 BB: 2 S: 4 P: 12	R: 1 H: 1 E: 0 LOB: 0 K: 1 BB: 0 S: 6 P: 6	1B: 3 SF: 1 2B: 4 SAC: 0 3B: 0 DP: 1 HR: 2 HBP: 0						WP: 1 PA: 41 PB: 0 SB: 1 CS: 2	

PITCHER		IP	WLS	BF	H	R	ER	SO	BB	IBB	HBP	BLK	WP	HR	S	P	ERA	WHIP
Jim Beattie, R ERA: 2.91	(1, 1)	5.2	L	23	6	3	3	4	3	0	0	0	0	2	28	40	4.76	1.588
Bryan Clark, L ERA: 2.01	(6, 1)	1.1		7	1	2	2	1	2	0	0	0	1	0	7	15	13.50	2.250
Gene Nelson, R ERA: 4.18	(8, 1)	2.0		10	1	2	1	1	2	0	0	0	0	0	10	18	4.50	1.500

PITCHER	IP	WLS	BF	H	R	ER	SO	BB	IBB	HBP	BLK	WP	HR	S	P	ERA	WHIP

Cleveland Indians @ Seattle Mariners

The Kingdome, Seattle, WA

Sat Jul 10 1982, 10:05 PM EDT

Att. 23,893 - Unknown

TOP

livebaseballscorecards.com

AB	32
R	7
H	8
RBI	6
BB	7
SO	6
LOB	15

Cleveland Indians @ Seattle Mariners

The Kingdome, Seattle, WA

Sat Jul 10 1982, 10:05 PM EDT

Att. 23,893 - Unknown

BOTTOM

Batter	1	2	3	4	5	6	7	8	9	AB	R	H	RBI	BB	SO	LOB
Julio Cruz, S (1, 4) OBP: 0.332, SLG: 0.327	K		1-3		S			F3		3	0	0	0	1	1	2
Manny Castillo, S (1, 5) OBP: 0.311, SLG: 0.330	FC6 1B		F7		L5			1B		4	0	2	0	0	0	3
Bruce Bochte, L (1, 3) OBP: 0.399, SLG: 0.404	FC6			K		F9		F2		4	0	0	0	0	1	3
Steve Stroughter, L (1, 10) OBP: 0.245, SLG: 0.267	F6			F7		K		F8		4	0	0	0	0	1	3
Dave Henderson, R (1, 8) OBP: 0.366, SLG: 0.529		5-3		G3		F6			F7	4	0	0	0	0	0	0
Rick Sweet, S (1, 2) OBP: 0.382, SLG: 0.456		F1			E9 4-3 1B		6-3		1B	4	1	2	0	0	0	0
Joe Simpson, L (1, 9) OBP: 0.278, SLG: 0.292		6-3			4-3		4-3		F9	4	0	0	0	0	0	2
Todd Cruz, R (1, 6) OBP: 0.259, SLG: 0.369			F8		4-3 3-H		K		F8	4	0	0	1	0	1	1
Bobby Brown, S (1, 7) OBP: 0.315, SLG: 0.321			1-3 S BB		S S BB			1B		1	0	1	0	2	0	0
Inning Stats	R: 0 H: 1 E: 0 LOB: 1 K: 1 BB: 0 S: 6 P: 6	R: 0 H: 0 E: 0 LOB: 0 K: 0 BB: 0 S: 3 P: 3	R: 0 H: 0 E: 0 LOB: 1 K: 0 BB: 1 S: 3 P: 7	R: 0 H: 0 E: 0 LOB: 0 K: 1 BB: 0 S: 5 P: 5	R: 1 H: 1 E: 1 LOB: 2 K: 0 BB: 2 S: 4 P: 12	R: 0 H: 0 E: 0 LOB: 0 K: 1 BB: 0 S: 5 P: 5	R: 0 H: 0 E: 0 LOB: 0 K: 1 BB: 0 S: 5 P: 5	R: 0 H: 2 E: 0 LOB: 2 K: 0 BB: 0 S: 5 P: 5	R: 0 H: 1 E: 0 LOB: 1 K: 0 BB: 0 S: 4 P: 4	1B: 5 SF: 0 2B: 0 SAC: 0 3B: 0 DP: 0 HR: 0 HBP: 0							

livebaseballscorecards.com

	AB	32
	R	1
	H	5
	RBI	1
	BB	3
	SO	4
	LOB	14

WP: 0 PA: 35
PB: 0
SB: 4
CS: 0

PITCHER	IP	WLS	BF	H	R	ER	SO	BB	IBB	HBP	BLK	WP	HR	S	P	ERA	WHIP
Rick Sutcliffe, R (1, 1) ERA: 2.85	9.0	W	35	5	1	0	4	3	0	0	0	0	0	40	52	0.00	0.889

PITCHER	IP	WLS	BF	H	R	ER	SO	BB	IBB	HBP	BLK	WP	HR	S	P	ERA	WHIP

Batter	1	2	3	4	5	6	7	8	9	AB	R	H	RBI	BB	SO	LOB
Alan Bannister, R (1, 7) OBP: 0.367, SLG: 0.379	S S S 0-3 ① K		S S S 0-3 ② K		x 0-0 BB 1B 1-3 1B 1B		x 0-0 SH1-3 2B		x 0-0 ② F9	5	1	2	0	0	2	1
Toby Harrah, R (1, 5) OBP: 0.428, SLG: 0.548	x 0-0 ② 6-3		x 0-0 ③ F9		x 0-0 BB 1B 1-2 3-H 1B		x 0-0 ① SH1-3 2-3		x 0-0 HR	4	1	2	2	0	0	1
Mike Hargrove, L (1, 10) OBP: 0.387, SLG: 0.325	x 0-0 ③ 6-3			x 0-0 ① 4-3	B B B B 4-0 1B 1B 1-2 2-3 BB		S S S 0-3 ② K		x 0-0 ③ F4	4	0	0	0	1	1	1
Andre Thornton, R (1, 3) OBP: 0.420, SLG: 0.546		x 0-0 ① F9		x 0-0 ② 6-3	x 0-0 ② 1B 1-2 2-H 3-H 1B		4-0 IBB			3	0	1	1	1	0	0
Von Hayes, L (1, 9) OBP: 0.300, SLG: 0.408		x 0-0 S 1B 1B		x 0-0 1B 1B	x 0-0 ③ 1-2 2-H 1B		x 0-0 ③ G1			4	1	3	0	0	0	2
Rick Manning, L (1, 8) OBP: 0.340, SLG: 0.364		x 0-0 CS 1-H 1B		x 0-0 1-2 1B		B B B B 4-0 FC6-4 BB		x 0-0 ① F6		3	0	2	1	1	0	0
Chris Bando, S (1, 2) OBP: 0.343, SLG: 0.333		x 0-0 ② ③ L6 1-2		x 0-0 ③ 4-3		x 0-0 ① FC6-4 G3 1-2f		x 0-0 ② 5-3		4	0	0	0	0	0	4
Larry Milbourne, S (1, 4) OBP: 0.264, SLG: 0.296		x 0-0 CS 1B		x 0-0 FC3-6 1B		x 0-0 ② G3 1-2		S S S 0-3 ③ K		4	0	2	0	0	1	1
Mike Fischlin, R (1, 6) OBP: 0.368, SLG: 0.336		B B B B 4-0 ① 1-2 BB		x 0-0 ① FC3-6 1B 1-2f 1B		S S S 0-3 ③ K			S S S 0-3 ① K	3	1	0	0	1	2	2
Inning Stats	R: 0 E: 0 K: 1 S: 5 H: 0 LOB: 0 BB: 0 P: 5	R: 1 E: 0 K: 0 S: 4 H: 2 LOB: 0 BB: 0 P: 4	R: 0 E: 0 K: 1 S: 5 H: 1 LOB: 1 BB: 1 P: 9	R: 0 E: 0 K: 0 S: 5 H: 2 LOB: 2 BB: 0 P: 5	R: 2 E: 0 K: 0 S: 6 H: 5 LOB: 2 BB: 1 P: 10	R: 0 E: 0 K: 1 S: 5 H: 0 LOB: 1 BB: 1 P: 9	R: 0 E: 0 K: 1 S: 6 H: 1 LOB: 2 BB: 1 P: 10	R: 0 E: 0 K: 1 S: 5 H: 0 LOB: 0 BB: 0 P: 5	R: 1 E: 0 K: 1 S: 6 H: 1 LOB: 0 BB: 0 P: 6	1B: 10 2B: 1 3B: 0 HR: 1 SF: 0 SAC: 1 DP: 0 HBP: 0							

TOP

Cleveland Indians @ Seattle Mariners

The Kingdome, Seattle, WA

Sun Jul 11 1982, 6:33 AM EDT

Att. 11,645 - Unknown

livebaseballscorecards.com

AB	34
R	4
H	12
RBI	4
BB	4
SO	6
LOB	12

PITCHER		IP	WLS	BF	H	R	ER	SO	BB	IBB	HBP	BLK	WP	HR	S	P	ERA	WHIP
Gaylord Perry, R ERA: 4.65	(1, 1)	6.1		29	11	3	3	3	3	0	0	0	0	0	32	44	4.26	2.211
Ed Vande Berg, L ERA: 1.8	(7, 1)	2.0		7	0	0	0	3	0	1	0	0	0	0	12	16	0.00	0.000
Bill Caudill, R ERA: 2.09	(9, 1)	0.2	L	3	1	1	1	0	0	0	0	0	0	1	3	3	13.50	1.500

PITCHER		IP	WLS	BF	H	R	ER	SO	BB	IBB	HBP	BLK	WP	HR	S	P	ERA	WHIP

Batter	1	2	3	4	5	6	7	8	9	AB	R	H	RBI	BB	SO	LOB
Julio Cruz, S (1, 4) OBP: 0.329, SLG: 0.323	4-3		K			SH 2B 4-3 1-2		K		3	1	0	0	0	2	1
Manny Castillo, S (1, 5) OBP: 0.310, SLG: 0.332	F8			6-3		4-3 2B 1-3 2-H		G3		4	0	1	1	0	0	0
Bruce Bochte, L (1, 3) OBP: 0.397, SLG: 0.401	F7			4-3 S 1B		4-3 2-3 3-H		F7		4	0	1	1	0	0	1
Al Cowens, R (1, 9) OBP: 0.331, SLG: 0.481		F8		4-3 1-3		6-3			F9	4	0	0	0	0	0	2
Gary Gray, R (1, 10) OBP: 0.337, SLG: 0.369		3-1		K		K			K	4	0	0	0	0	3	2
Rick Sweet, S (1, 2) OBP: 0.377, SLG: 0.457		F7			4-3		SH G4-3 2B		4-3	4	1	1	0	0	0	0
Dave Henderson, R (1, 8) OBP: 0.362, SLG: 0.522			K		K		SH G4-3 2-3			2	0	0	0	0	2	0
Todd Cruz, R (1, 6) OBP: 0.256, SLG: 0.365			5-3		3-1		G4-3 1-2f 3-H			3	0	0	0	0	0	1
Bobby Brown, S (1, 7) OBP: 0.323, SLG: 0.330			1B			SH 2B 1B	L7			3	1	2	0	0	0	0
Inning Stats	R: 0 H: 0 E: 0 LOB: 0 K: 0 BB: 0 S: 3 P: 3	R: 0 H: 0 E: 0 LOB: 0 K: 0 BB: 0 S: 3 P: 3	R: 0 H: 1 E: 0 LOB: 1 K: 2 BB: 0 S: 8 P: 8	R: 0 H: 1 E: 0 LOB: 1 K: 1 BB: 0 S: 6 P: 6	R: 0 H: 0 E: 0 LOB: 0 K: 1 BB: 0 S: 5 P: 5	R: 2 H: 2 E: 1 LOB: 1 K: 1 BB: 0 S: 8 P: 8	R: 1 H: 1 E: 0 LOB: 0 K: 0 BB: 0 S: 4 P: 4	R: 0 H: 0 E: 0 LOB: 0 K: 1 BB: 0 S: 5 P: 5	R: 0 H: 0 E: 0 LOB: 0 K: 1 BB: 0 S: 5 P: 5	1B: 3 SF: 0 2B: 2 SAC: 2 3B: 0 DP: 1 HR: 0 HBP: 0						

PITCHER	IP	WLS	BF	H	R	ER	SO	BB	IBB	HBP	BLK	WP	HR	S	P	ERA	WHIP
Len Barker, R (1, 1) ERA: 3.32	9.0	W	33	5	3	2	7	0	0	0	0	0	0	47	47	2.00	0.556

PITCHER	IP	WLS	BF	H	R	ER	SO	BB	IBB	HBP	BLK	WP	HR	S	P	ERA	WHIP

BOTTOM

Cleveland Indians @ Seattle Mariners

The Kingdome, Seattle, WA

Sun Jul 11 1982, 6:33 AM EDT

Att. 11,645 - Unknown

livebaseballscorecards.com

AB	31
R	3
H	5
RBI	2
BB	0
SO	7
LOB	7

Batter	1	2	3	4	5	6	7	8	9	AB	R	H	RBI	BB	SO	LOB
Brian Downing, R (1, 7) OBP: 0.349, SLG: 0.488	BBBB 4-0 FC6-4 BB	x 0-0 F9 ③	x 0-0 1-H 1B			x 0-0 HR	SSS 0-3 K ②		x 0-0 2B	5	1	3	2	1	1	3
Juan Beniquez, R (9, 7) OBP: 0.326, SLG: 0.341										0	0	0	0	0	0	0
Rod Carew, L (1, 3) OBP: 0.389, SLG: 0.362	x 0-0 FC6-4 ① 1-2f CS		x 0-0 FC4-6 1B			x 0-0 G3 ①	x 0-0 2-H 1B		BBBB 4-0 BB	5	0	2	1	1	0	2
			x 0-0 L8 ③													
Reggie Jackson, L (1, 9) OBP: 0.356, SLG: 0.485	x 0-0 HBP ② 1-2 1B	x 0-0 FC4-6 ① 1B 1-2f HR	BBBB 4-0 FC3-6 BB			BBBB 4-0 1B 1B BB	x 0-0 4-3 ③		SSS 0-3 K ③	3	1	1	0	2	0	2
Bobby Clark, R (7, 9) OBP: 0.278, SLG: 0.389										1	0	0	0	0	1	2
Don Baylor, R (1, 10) OBP: 0.312, SLG: 0.431	H 1-0 FC6-4 1-2 HBP	x 0-0 BB 1-3 HR 1B	x 0-0 FC3-6 ① G6-4-3 1-2f			x 0-0 1B 1-2 1B		x 0-0 G4-6-3 1B 1B		4	1	3	0	0	0	1
Doug DeCinces, R (1, 5) OBP: 0.335, SLG: 0.459	x 0-0 FC6-4 ③ 1-2f		BBBB 4-0 1-2 HR BB	x 0-0 G6-4-3 ② ③ 1-2f		x 0-0 1-2 2-3 1B		x 0-0 G4-6-3 1-2 1B		4	1	2	0	1	0	3
Fred Lynn, L (1, 8) OBP: 0.356, SLG: 0.489		x 0-0 FC1-5 E 1B	x 0-0 1-H 2-H 3-H HR		x 0-0 L6 ①	SSS 0-3 K ②		x 0-0 G4-6-3 ① ② 1-2f 2-3		5	1	2	4	0	1	5
Bobby Grich, R (1, 4) OBP: 0.365, SLG: 0.444		x 0-0 E4 FC5-4 FC1-5 1-2	x 0-0 HR		x 0-0 ② F9 SSS	0-3 K ③		SSS 0-3 K ③		5	1	1	1	0	2	5
Bob Boone, R (1, 2) OBP: 0.332, SLG: 0.337		x 0-0 FC1-5 ① FC5-4 1-2 2-3f	x 0-0 FC4-6 1B		x 0-0 1B	x 0-0 SH3-4 1B 1B			x 0-0 F8 ①	5	1	3	0	0	0	2
Mick Kelleher, R (1, 6)		x 0-0 FC5-4 ② 1-2f 2-3	x 0-0 FC4-6 ② S 1-2f 1B		x 0-0 L9 ③		x 0-0 SH3-4 ① 1-2		x 0-0 L4 ②	4	1	0	0	0	0	4
Inning Stats	R: 0 H: 1 E: 0 LOB: 2 K: 0 BB: 1 S: 3 P: 8	R: 0 H: 1 E: 1 LOB: 2 K: 0 BB: 0 S: 5 P: 5	R: 6 H: 6 E: 0 LOB: 1 K: 0 BB: 1 S: 9 P: 13	R: 0 H: 0 E: 0 LOB: 0 K: 0 BB: 1 S: 2 P: 6	R: 0 H: 1 E: 0 LOB: 1 K: 0 BB: 0 S: 4 P: 4	R: 1 H: 3 E: 0 LOB: 3 K: 2 BB: 1 S: 10 P: 14	R: 1 H: 2 E: 0 LOB: 1 K: 1 BB: 0 S: 7 P: 7	R: 0 H: 2 E: 0 LOB: 1 K: 1 BB: 0 S: 6 P: 6	R: 0 H: 1 E: 0 LOB: 2 K: 1 BB: 1 S: 6 P: 10	1B: 13 SF: 0 2B: 1 SAC: 1 3B: 0 DP: 2 HR: 3 HBP: 1						

TOP

California Angels @ Cleveland Indians

Cleveland Municipal Stadium, Cleveland, OH

Thu Jul 15 1982, 7:05 PM EDT
Att. 10,375 - Unknown - 77 F

livebaseballscorecards.com

AB	41
R	8
H	17
RBI	8
BB	5
SO	5
LOB	29

| | | | | | | | | | | | | |

BOTTOM

California Angels @ Cleveland Indians

Cleveland Municipal Stadium, Cleveland, OH

Thu Jul 15 1982, 7:05 PM EDT

Att. 10,375 - Unknown - 77 F

livebaseballscorecards.com

Batter	1	2	3	4	5	6	7	8	9	AB	R	H	RBI	BB	SO	LOB
Alan Bannister, R (1, 7) OBP: 0.364, SLG: 0.375	F8		6-3			4-3 4-3 1-2 1B		L6		2	0	0	0	0	0	0
Miguel Dilone, S (6, 7) OBP: 0.268, SLG: 0.317										2	0	1	0	0	0	0
Toby Harrah, R (1, 5) OBP: 0.426, SLG: 0.544	L8			G5-4-3 BB 1B		4-3 1-2 2-3			1-3	4	0	1	0	0	0	2
Mike Hargrove, L (1, 3) OBP: 0.386, SLG: 0.322	L3			BBBB 4-0 G5-4-3 1-2 BB		4-3 2-3 3-H			6-3	3	0	0	1	1	0	1
Andre Thornton, R (1, 10) OBP: 0.421, SLG: 0.544		BBBB 4-0 WP 4-3 SF7 BB		G5-4-3 1-2f 2-3		L5			1B	3	1	1	0	1	0	3
Von Hayes, L (1, 9) OBP: 0.296, SLG: 0.402		4-3 1-2		SSS K			6-3		F9	4	0	0	0	0	1	3
Chris Bando, S (1, 2) OBP: 0.333, SLG: 0.326		SF7 2-H			5-3		4-3			2	0	0	1	0	0	0
Bill Nahorodny, R (8, 2) OBP: 0.227, SLG: 0.333										0	0	0	0	0	0	0
Rick Manning, L (1, 8) OBP: 0.336, SLG: 0.361		F8			6-3		6-3			3	0	0	0	0	0	0
Rod Craig, S (8, 8) OBP: 0.188, SLG: 0.167										0	0	0	0	0	0	0
Larry Milbourne, S (1, 4) OBP: 0.259, SLG: 0.290			6-3		6-3			F7		3	0	0	0	0	0	0
Mike Fischlin, R (1, 6) OBP: 0.367, SLG: 0.330			F4			BBBB 4-0 4-3 1B 4-3 BB		L4		2	1	0	0	1	0	0

	AB	28
	R	2
	H	3
	RBI	2
	BB	3
	SO	1
	LOB	9

Inning Stats	1	2	3	4	5	6	7	8	9
	R: 0 H: 0 E: 0 LOB: 0 K: 0 BB: 0 S: 3 P: 3	R: 1 H: 0 E: 0 LOB: 0 K: 0 BB: 1 S: 3 P: 7	R: 0 H: 0 E: 0 LOB: 0 K: 0 BB: 0 S: 3 P: 3	R: 0 H: 1 E: 0 LOB: 1 K: 1 BB: 1 S: 5 P: 9	R: 0 H: 0 E: 0 LOB: 0 K: 0 BB: 0 S: 3 P: 3	R: 1 H: 1 E: 0 LOB: 1 K: 0 BB: 1 S: 4 P: 8	R: 0 H: 0 E: 0 LOB: 0 K: 0 BB: 0 S: 3 P: 3	R: 0 H: 0 E: 0 LOB: 0 K: 0 BB: 0 S: 3 P: 3	R: 0 H: 1 E: 0 LOB: 1 K: 0 BB: 0 S: 4 P: 4

1B: 3 SF: 1
2B: 0 SAC: 0
3B: 0 DP: 1
HR: 0 HBP: 0

WP: 1 PA: 32
PB: 0
SB: 0
CS: 0

PITCHER	IP	WLS	BF	H	R	ER	SO	BB	IBB	HBP	BLK	WP	HR	S	P	ERA	WHIP
Dave Goltz, R (1, 1) ERA: 3.51	9.0	W	32	3	2	2	1	3	0	0	0	1	0	31	43	2.00	0.667

PITCHER	IP	WLS	BF	H	R	ER	SO	BB	IBB	HBP	BLK	WP	HR	S	P	ERA	WHIP

California Angels @ Cleveland Indians

Cleveland Municipal Stadium, Cleveland, OH

Fri Jul 16 1982, 7:05 PM EDT

Att. 18,472 - Unknown - 79 F

TOP

livebaseballscorecards.com

Batter	1	2	3	4	5	6	7	8	9	AB	R	H	RBI	BB	SO	LOB
Brian Downing, R (1, 7) OBP: 0.354, SLG: 0.487	H 1-0 1B PB 1B HBP	x 0-0 ② F8			B 4-0 E BB 4-0 1B 1-2 2-3 1B BB		S S S 0-3 ① K		x 0-0 ① 5-3	1	3	0	0	2	0	0
Juan Beniquez, R (5, 7) OBP: 0.320, SLG: 0.333										2	0	0	0	0	1	0
Rod Carew, L (1, 3) OBP: 0.394, SLG: 0.373	x 0-0 ① 1-6-3 1-2	x 0-0 ③ G3			x 0-0 E8 1-H 3B 0-0 1B 1-3 2-H 3-H 1B		B B B B 4-0 F9 1B BB		x 0-0 4-3 HR 1B	5	3	3	3	1	0	1
Reggie Jackson, L (1, 9) OBP: 0.357, SLG: 0.486	x 0-0 1B 1B 2-3 1B	x 0-0 ① 4-3			x 0-0 4-3 0-0 BB 1-3 1B 3-H 1B		x 0-0 FC5-4 1-2 1B		x 0-0 ② 4-3 1-2	4	1	2	1	0	0	0
Bobby Clark, R (5, PR) OBP: 0.286, SLG: 0.393 (5, 9)										2	1	1	0	0	0	1
Don Baylor, R (1, 10) OBP: 0.317, SLG: 0.444	S S S 0-3 ② K	H 1-0 FC1-6 HBP			x 0-0 2B 4-0 1B 1-2 BB		x 0-0 ② F9 2-3		x 0-0 2-H HR	4	2	2	2	1	1	4
Fred Lynn, L (1, 8) OBP: 0.362, SLG: 0.495	x 0-0 BB 1B 1-3 3-H 1B	x 0-0 ② FC1-6 1-2f			H 0-0 BB 2B HBP 0-0 1B 1-2 2-H 3-H 1B		x 0-0 ③ FC5-4 1-2f		x 0-0 2B	5	2	3	3	0	0	3
Doug DeCinces, R (1, 5) OBP: 0.334, SLG: 0.454	B B B B 4-0 1B 1-2 BB	x 0-0 ③ F2			x 0-0 F8 0-3 ③ K			x 0-0 4-3 G3 1B	x 0-0 ③ F5	3	0	0	0	1	1	5
Ron Jackson, R (7, 5) OBP: 0.275, SLG: 0.292										2	0	1	0	0	0	1
Bobby Grich, R (1, 4) OBP: 0.368, SLG: 0.444	x 0-0 1-3 2-H 3-H FC6 1B			x 0-0 ① F3	B B B B 4-0 1-2 2-3 2B BB	x 0-0 ① G3		x 0-0 ① G3 1-2		2	1	1	2	1	0	0
Rob Wilfong, L (5, 4) OBP: 0.243, SLG: 0.204										2	0	0	0	0	0	1
Bob Boone, R (1, 2) OBP: 0.330, SLG: 0.339	x 0-0 ③ FC6 1-2f			x 0-0 ② 6-3	x 0-0 BB 1B 1-H 2-H 3-H 2B	x 0-0 ② 4-3		x 0-0 ② 4-3 2-3		5	1	1	3	0	0	3
Mick Kelleher, R (1, 6)		x 0-0 ① 4-3		x 0-0 ③ F7	B B B B 4-0 BB 1B BB	x 0-0 ③ L3		x 0-0 ③ L8		4	1	0	0	1	0	1

Inning Stats																								
	R: 3	H: 3	R: 0	H: 0	R: 0	H: 0	R: 0	H: 0	R: 10	H: 6	R: 0	H: 0	R: 0	H: 1	R: 0	H: 1	R: 2	H: 3	1B: 9	SF: 0	WP: 0	PA: 51
	E: 0	LOB: 2	E: 0	LOB: 0	E: 0	LOB: 1	E: 0	LOB: 0	E: 1	LOB: 2	E: 0	LOB: 0	E: 0	LOB: 2	E: 0	LOB: 1	E: 0	LOB: 1	2B: 3	SAC: 0	PB: 1	
	K: 1	BB: 1	K: 0	BB: 0	K: 0	BB: 1	K: 0	BB: 0	K: 1	BB: 5	K: 0	BB: 0	K: 1	BB: 1	K: 0	BB: 0	K: 0	BB: 0	3B: 1	DP: 0	SB: 0	
	S: 8	P: 13	S: 3	P: 3	S: 3	P: 4	S: 3	P: 3	S: 11	P: 32	S: 3	P: 3	S: 6	P: 10	S: 4	P: 4	S: 6	P: 6	HR: 1	HBP: 3	CS: 0	

PITCHER		IP	WLS	BF	H	R	ER	SO	BB	IBB	HBP	BLK	WP	HR	S	P	ERA	WHIP
John Denny, R ERA: 5.03	(1, 1)	4.1	L	23	5	7	7	1	2	0	3	0	0	0	20	31	14.54	1.615
Ed Whitson, R ERA: 4.04	(5, 1)	0.1		8	3	4	4	0	4	0	0	0	0	0	4	20	108.00	21.000
Bud Anderson, R ERA: 2.7	(5, 1)	2.1		10	2	2	2	2	1	0	0	0	0	0	13	17	7.71	1.286
Tom Brennan, R ERA: 4.23	(8, 1)	2.0		10	4	2	2	0	0	0	0	0	0	1	10	10	9.00	2.000

PITCHER		IP	WLS	BF	H	R	ER	SO	BB	IBB	HBP	BLK	WP	HR	S	P	ERA	WHIP

AB	41
R	15
H	14
RBI	14
BB	7
SO	3
LOB	20

BOTTOM

California Angels @ Cleveland Indians

Cleveland Municipal Stadium, Cleveland, OH

Fri Jul 16 1982, 7:05 PM EDT

Att. 18,472 - Unknown - 79 F

livebaseballscorecards.com

Batter	1	2	3	4	5	6	7	8	9	AB	R	H	RBI	BB	SO	LOB
Miguel Dilone, S (1, 7) OBP: 0.263, SLG: 0.311	1-3		F6			F6		G3 1-2 2-3		4	0	0	0	0	0	3
Toby Harrah, R (1, 5) OBP: 0.425, SLG: 0.542	5-3			1B		F8		G3		3	0	1	0	0	0	1
Jack Perconte, L (7, 4) OBP: 0.282, SLG: 0.273										1	0	0	0	0	0	2
Mike Hargrove, L (1, 3) OBP: 0.383, SLG: 0.319	K			F4		4-3			K	3	0	0	0	0	1	2
Karl Pagel, L (7, 3) OBP: 0.385, SLG: 0.200										1	0	0	0	0	1	0
Andre Thornton, R (1, 10) OBP: 0.417, SLG: 0.537		F7		F8			F4		F4	4	0	0	0	0	0	1
Von Hayes, L (1, 9) OBP: 0.296, SLG: 0.403		F9		G3			F8		2B	4	0	1	0	0	0	1
Chris Bando, S (1, 2) OBP: 0.330, SLG: 0.323		E4 1B			4-3		L7		K	4	0	1	0	0	1	1
Rick Manning, L (1, 8) OBP: 0.336, SLG: 0.360		4-3			K			G3 BB 1B		3	0	1	0	0	1	1
Larry Milbourne, S (1, 4) (7, 5) OBP: 0.254, SLG: 0.285			6-3		3-1			F4		3	0	0	0	0	0	1
Mike Fischlin, R (1, 6) OBP: 0.374, SLG: 0.327			F6			BB		1-2 G3 BB		1	0	0	0	2	0	0
Inning Stats	R: 0 E: 0 K: 1 S: 5 H: 0 LOB: 0 BB: 0 P: 5	R: 0 E: 1 K: 0 S: 4 H: 1 LOB: 1 BB: 0 P: 4	R: 0 E: 0 K: 0 S: 3 H: 0 LOB: 0 BB: 0 P: 3	R: 0 E: 0 K: 0 S: 4 H: 1 LOB: 1 BB: 0 P: 4	R: 0 E: 0 K: 1 S: 5 H: 0 LOB: 0 BB: 0 P: 5	R: 0 E: 0 K: 0 S: 3 H: 0 LOB: 1 BB: 1 P: 7	R: 0 E: 0 K: 0 S: 3 H: 0 LOB: 0 BB: 0 P: 3	R: 0 E: 0 K: 0 S: 4 H: 1 LOB: 2 BB: 1 P: 8	R: 0 E: 0 K: 2 S: 8 H: 1 LOB: 1 BB: 0 P: 8	1B: 3 2B: 1 3B: 0 HR: 0 SF: 0 SAC: 0 DP: 0 HBP: 0						

	AB	31
	R	0
	H	4
	RBI	0
	BB	2
	SO	4
	LOB	13

PITCHER	IP	WLS	BF	H	R	ER	SO	BB	IBB	HBP	BLK	WP	HR	S	P	ERA	WHIP
Ken Forsch, R (1, 1) ERA: 3.37	9.0	W	33	4	0	0	4	2	0	0	0	0	0	39	47	0.00	0.667

PITCHER	IP	WLS	BF	H	R	ER	SO	BB	IBB	HBP	BLK	WP	HR	S	P	ERA	WHIP

Batter	1	2	3	4	5	6	7	8	9	AB	R	H	RBI	BB	SO	LOB
Brian Downing, R (1, 7) OBP: 0.358, SLG: 0.496 Juan Beniquez, R (7, 7) OBP: 0.320, SLG: 0.333	HR		BB G6-4-3		6-3 ②		BB 1-2			2 0	1 0	1 0	1 0	2 0	0 0	0 0
Rod Carew, L (1, 3) OBP: 0.392, SLG: 0.378	3B 1B		G6-4-3 ①② 1-2f		5-3 ③		4-3 ③			4	1	1	0	0	0	3
Reggie Jackson, L (1, 9) OBP: 0.359, SLG: 0.496	1B G6-4-3 3-H		HR			4-3 ①		K ①		4	1	2	2	0	1	0
Don Baylor, R (1, 10) OBP: 0.317, SLG: 0.442	G6-4-3 ①② 1-2f		1B S			F9 ②		F7 ②		4	0	1	0	0	0	1
Fred Lynn, L (1, 8) OBP: 0.361, SLG: 0.502	3-1 ③		4-3 ③ 1-2			HR		K ③		4	1	1	1	0	1	1
Doug DeCinces, R (1, 5) OBP: 0.339, SLG: 0.455		BB CS		1B G5-4-3		K ③			BB	2	0	1	0	2	1	0
Bobby Grich, R (1, 4) OBP: 0.367, SLG: 0.440		BB CS 1-2		G5-4-3 ①② 1-2f			L1 ①		F9 ①	3	0	0	0	1	0	2
Bob Boone, R (1, 2) OBP: 0.325, SLG: 0.333		5-3 ①② 1-2 2-3		F8 ③			F8 ②		F9 ②	4	0	0	0	0	0	3
Mick Kelleher, R (1, 6) OBP: 0.121, SLG: 0.033 Rob Wilfong, L (9, PH) OBP: 0.241, SLG: 0.202		1-3 ③			F7 ①		BB 1B		K ③	3 1	0 0	1 0	0 0	0 0	0 1	1 1
Inning Stats	R: 2 E: 0 K: 0 S: 5 H: 3 LOB: 0 BB: 0 P: 5	R: 0 E: 0 K: 0 S: 2 H: 0 LOB: 1 BB: 2 P: 10	R: 1 E: 0 K: 0 S: 4 H: 2 LOB: 1 BB: 1 P: 8	R: 0 E: 0 K: 0 S: 3 H: 1 LOB: 0 BB: 0 P: 3	R: 0 E: 0 K: 0 S: 3 H: 0 LOB: 0 BB: 0 P: 3	R: 1 E: 0 K: 1 S: 6 H: 1 LOB: 0 BB: 0 P: 6	R: 0 E: 0 K: 0 S: 4 H: 1 LOB: 2 BB: 1 P: 8	R: 0 E: 0 K: 2 S: 7 H: 0 LOB: 0 BB: 0 P: 7	R: 0 E: 0 K: 1 S: 5 H: 0 LOB: 1 BB: 1 P: 9	1B: 4 2B: 0 3B: 1 HR: 3 SF: 0 SAC: 0 DP: 3 HBP: 0						

PITCHER	IP	WLS	BF	H	R	ER	SO	BB	IBB	HBP	BLK	WP	HR	S	P	ERA	WHIP
Rick Sutcliffe, R (1, 1) ERA: 3.01	6.2		28	8	4	4	1	4	0	0	0	0	3	26	42	5.40	1.800
Ed Glynn, L (7, 1) ERA: 3.31	1.1	W	4	0	0	0	2	0	0	0	0	0	0	8	8	0.00	0.000
Dan Spillner, R (9, 1) ERA: 1.91	1.0		4	0	0	0	1	1	0	0	0	0	0	5	9	0.00	1.000

PITCHER	IP	WLS	BF	H	R	ER	SO	BB	IBB	HBP	BLK	WP	HR	S	P	ERA	WHIP

TOP

California Angels @ Cleveland Indians

Cleveland Municipal Stadium, Cleveland, OH

Sat Jul 17 1982, 3:33 AM EDT
Att. 19,831 - Unknown - 85 F

livebaseballscorecards.com

AB	31
R	4
H	8
RBI	4
BB	5
SO	4
LOB	12

WP: 0	PA: 36																
PB: 0																	
SB: 1																	
CS: 2																	

BOTTOM

California Angels @ Cleveland Indians

Cleveland Municipal Stadium, Cleveland, OH

Sat Jul 17 1982, 3:33 AM EDT

Att. 19,831 - Unknown - 85 F

livebaseballscorecards.com

Batter	1	2	3	4	5	6	7	8	9	AB	R	H	RBI	BB	SO	LOB
Larry Milbourne, S (1, 4) OBP: 0.266, SLG: 0.292	F8		1B			BB	SH3-4	2B		3	2	2	0	1	0	0
Toby Harrah, R (1, 5) OBP: 0.427, SLG: 0.545	F7		5-3			1B	4-3	1B		4	3	2	1	1	0	1
Mike Hargrove, L (1, 3) OBP: 0.386, SLG: 0.321	L4			G6-4-3		K	E6	1B		4	1	2	2	1	1	2
Andre Thornton, R (1, 10) OBP: 0.417, SLG: 0.532		F9		K		BB	4-3	F8		3	2	0	0	2	1	2
Bill Nahorodny, R (1, 2) OBP: 0.234, SLG: 0.333		K		G6-4-3		BB	4-3	F8		3	0	1	2	0	1	1
Miguel Dilone, S (7, PH) (8, 7) OBP: 0.261, SLG: 0.309						1B				2	0	0	1	0	0	3
Von Hayes, L (1, 9) OBP: 0.302, SLG: 0.402		FC1-4-6			F3	BB	1B			1	0	0	0	3	0	0
Rick Manning, L (1, 8) OBP: 0.338, SLG: 0.360		FC1-4-6			F7	BB				3	0	1	3	1	0	1
Carmen Castillo, R (1, 7)			F4		5-3	K	PO	4-3		3	0	0	0	0	1	3
Ron Hassey, L (7, PH) (8, 2) OBP: 0.292, SLG: 0.261										1	0	0	0	0	0	0
Mike Fischlin, R (1, 6) OBP: 0.385, SLG: 0.330			1B			L6	1B SH3-4 E	1B 2B		2	2	1	0	2	0	0
Inning Stats	R: 0 E: 0 K: 0 S: 3 H: 0 LOB: 0 BB: 0 P: 3	R: 0 E: 0 K: 1 S: 5 H: 0 LOB: 1 BB: 1 P: 9	R: 0 E: 0 K: 0 S: 4 H: 2 LOB: 1 BB: 0 P: 4	R: 0 E: 0 K: 1 S: 4 H: 0 LOB: 0 BB: 1 P: 8	R: 0 E: 0 K: 0 S: 3 H: 0 LOB: 0 BB: 0 P: 3	R: 3 E: 0 K: 2 S: 9 H: 2 LOB: 3 BB: 4 P: 25	R: 4 E: 1 K: 0 S: 4 H: 2 LOB: 1 BB: 4 P: 20	R: 3 E: 0 K: 0 S: 6 H: 3 LOB: 1 BB: 1 P: 10		1B: 8 2B: 1 3B: 0 HR: 0 SF: 0 SAC: 1 DP: 1 HBP: 0						

	AB	29
	R	10
	H	9
	RBI	9
	BB	11
	SO	4
	LOB	13

WP: 0 PB: 0 SB: 0 CS: 0 PA: 42

PITCHER		IP	WLS	BF	H	R	ER	SO	BB	IBB	HBP	BLK	WP	HR	S	P	ERA	WHIP
Geoff Zahn, L ERA: 3.19	(1, 1)	5.2		23	4	3	3	3	4	0	0	0	0	0	25	41	4.76	1.412
Andy Hassler, L ERA: 1.84	(6, 1)	0.0		2	0	0	0	0	2	0	0	0	0	0	0	8	∞	∞
Doug Corbett, R ERA: 5.12	(6, 1)	1.0	L	7	1	4	4	1	2	1	0	0	0	0	6	18	36.00	3.000
Mickey Mahler, L ERA:	(7, 1)	0.0		2	1	0	0	0	1	0	0	0	0	0	1	5	∞	∞
Don Aase, R ERA: 3.46	(7, 1)	0.2		5	3	3	3	0	1	0	0	0	0	0	4	8	40.50	6.000

PITCHER		IP	WLS	BF	H	R	ER	SO	BB	IBB	HBP	BLK	WP	HR	S	P	ERA	WHIP
Bruce Kison, R ERA: 3.71	(8, 1)	0.2		2	0	0	0	0	0	0	0	0	0	0	2	2	0.00	0.000

California Angels @ Cleveland Indians

Cleveland Municipal Stadium, Cleveland, OH

Sun Jul 18 1982, 3:33 AM EDT

Att. 16,416 - Unknown - 86 F

TOP

livebaseballscorecards.com

Batter	1	2	3	4	5	6	7	8	9	AB	R	H	RBI	BB	SO	LOB
Brian Downing, R (1, 7) OBP: 0.356, SLG: 0.490	K		4-3		L4		SH3-4 BB		L6	4	0	0	0	1	1	0
Juan Beniquez, R (9, 7) OBP: 0.320, SLG: 0.333										0	0	0	0	0	0	0
Rod Carew, L (1, 3) OBP: 0.394, SLG: 0.383	4-3		S 2B		1B 1B		SH3-4 1-2		E4	4	0	2	0	0	0	0
Reggie Jackson, L (1, 9) OBP: 0.360, SLG: 0.493	K		K		1-3 1B		BB		K	4	0	1	0	1	3	2
Bobby Clark, R (9, 9) OBP: 0.286, SLG: 0.393			2-3							0	0	0	0	0	0	0
Don Baylor, R (1, 10) OBP: 0.313, SLG: 0.435		K	K 2-3		6-3		F9		F9	5	0	0	0	0	2	6
Fred Lynn, L (1, 8) OBP: 0.363, SLG: 0.503		HR BB		1-6-3 2B		F8	6-3			3	1	1	0	1	0	2
Doug DeCinces, R (1, 5) OBP: 0.341, SLG: 0.474		1-H HR		1-6-3 2-3		F9		HR		4	2	2	3	0	0	1
Bobby Grich, R (1, 4) OBP: 0.368, SLG: 0.451		FC6-4 1B		F3		HR		K		4	1	2	1	0	1	1
Tim Foli, R (1, 6) OBP: 0.307, SLG: 0.350		FC6-4 1-2f		K		1B		F8		4	0	1	0	0	1	2
Bob Boone, R (1, 2) OBP: 0.320, SLG: 0.328		5-3			L1	4-3		F8		4	0	0	0	0	0	2
Inning Stats	R: 0 E: 0 K: 2 S: 7 H: 0 LOB: 0 BB: 0 P: 7	R: 2 E: 0 K: 1 S: 7 H: 2 LOB: 1 BB: 1 P: 11	R: 0 E: 0 K: 2 S: 8 H: 1 LOB: 1 BB: 0 P: 8	R: 0 E: 0 K: 1 S: 6 H: 1 LOB: 1 BB: 0 P: 6	R: 0 E: 0 K: 0 S: 5 H: 2 LOB: 2 BB: 0 P: 5	R: 1 E: 0 K: 0 S: 5 H: 2 LOB: 1 BB: 0 P: 5	R: 0 E: 0 K: 0 S: 3 H: 0 LOB: 2 BB: 2 P: 11	R: 1 E: 0 K: 1 S: 6 H: 1 LOB: 0 BB: 0 P: 6	R: 0 E: 1 K: 1 S: 6 H: 0 LOB: 1 BB: 0 P: 6	1B: 4 2B: 2 3B: 0 HR: 3 SF: 0 SAC: 1 DP: 0 HBP: 0						

	AB	36
	R	4
	H	9
	RBI	4
	BB	3
	SO	8
	LOB	16

PITCHER		IP	WLS	BF	H	R	ER	SO	BB	IBB	HBP	BLK	WP	HR	S	P	ERA	WHIP
Len Barker, R ERA: 3.37	(1, 1)	6.0		28	8	3	3	6	2	0	0	0	0	2	38	46	4.50	1.667
Ed Glynn, L ERA: 3.26	(7, 1)	3.0	W	12	1	1	1	2	1	0	0	0	0	1	15	19	3.00	0.667

PITCHER	IP	WLS	BF	H	R	ER	SO	BB	IBB	HBP	BLK	WP	HR	S	P	ERA	WHIP

WP: 0	PA: 40					
PB: 0						
SB: 1						
CS: 0						

Batter	1	2	3	4	5	6	7	8	9	AB	R	H	RBI	BB	SO	LOB
Larry Milbourne, S (1, 4) (9, 6) OBP: 0.271, SLG: 0.297	5-3		F6			G6-4-3 1B		WP 3-1 1B		4	0	2	0	0	0	1
Toby Harrah, R (1, 5) OBP: 0.428, SLG: 0.552	G6-4-3 HBP			HR		G6-4-3		3-1		3	1	1	2	0	0	2
Mike Hargrove, L (1, 3) OBP: 0.384, SLG: 0.318	G6-4-3			F8		F9		FC6-4 BB		3	0	0	0	1	0	1
Andre Thornton, R (1, 10) OBP: 0.412, SLG: 0.525		K		F8			5-3	FC6-4		4	0	0	0	0	1	2
Von Hayes, L (1, 9) OBP: 0.298, SLG: 0.397		L1		G3			3-1		F4	4	0	0	0	0	0	0
Rick Manning, L (1, 8) OBP: 0.337, SLG: 0.356		5-3			F8		BB		F9	3	0	0	0	1	0	0
Ron Hassey, L (1, 2) OBP: 0.296, SLG: 0.263 Rod Craig, S (9, PR) OBP: 0.188, SLG: 0.167			SH5-3 1B		3-1		F7		BB 3B BB	3 0	0 1	1 0	0 0	1 0	0 0	1 0
Carmen Castillo, R (1, 7) Miguel Dilone, S (8, PH) (9, 7) OBP: 0.260, SLG: 0.307 Karl Pagel, L (9, PH) OBP: 0.429, SLG: 0.200			SH5-3		5-3			G3	3B BB	1 1 0	0 0 1	0 0 0	0 0 0	0 0 1	0 0 0	0 0 0
Mike Fischlin, R (1, 6) OBP: 0.387, SLG: 0.328 Jack Perconte, L (8, PH) (9, 4) OBP: 0.286, SLG: 0.277 Bill Nahorodny, R (9, PH) OBP: 0.250, SLG: 0.391			F9			1B G6-4-3 BB		1B 3-1	3B	1 1 1	1 1 0	0 1 1	0 0 2	1 0 0	0 0 0	1 0 0
Inning Stats	R: 0 E: 0 K: 0 S: 2 H: 0 LOB: 0 BB: 0 P: 3	R: 0 E: 0 K: 1 S: 5 H: 0 LOB: 0 BB: 0 P: 5	R: 0 E: 0 K: 0 S: 4 H: 1 LOB: 1 BB: 0 P: 4	R: 1 E: 0 K: 0 S: 4 H: 1 LOB: 0 BB: 0 P: 4	R: 0 E: 0 K: 0 S: 3 H: 0 LOB: 0 BB: 0 P: 3	R: 1 E: 0 K: 0 S: 3 H: 1 LOB: 0 BB: 1 P: 7	R: 0 E: 0 K: 0 S: 3 H: 0 LOB: 1 BB: 1 P: 7	R: 1 E: 0 K: 0 S: 5 H: 2 LOB: 2 BB: 1 P: 9	R: 2 E: 0 K: 0 S: 3 H: 1 LOB: 2 BB: 2 P: 11	1B: 4 2B: 0 3B: 1 HR: 1	SF: 0 SAC: 1 DP: 2 HBP: 1						

PITCHER		IP	WLS	BF	H	R	ER	SO	BB	IBB	HBP	BLK	WP	HR	S	P	ERA	WHIP
Mike Witt, R ERA: 3.51	(1, 1)	7.0		25	3	2	2	1	2	0	1	0	0	1	24	33	2.57	0.714
Doug Corbett, R ERA: 5.43	(8, 1)	1.2	L	10	2	3	3	0	3	0	0	0	1	0	7	19	16.20	3.000
Andy Hassler, L ERA: 1.84	(9, 1)	0.0		1	1	0	0	0	0	0	0	0	0	0	1	1	∞	∞

PITCHER	IP	WLS	BF	H	R	ER	SO	BB	IBB	HBP	BLK	WP	HR	S	P	ERA	WHIP

BOTTOM

California Angels @ Cleveland Indians

Cleveland Municipal Stadium, Cleveland, OH

Sun Jul 18 1982, 3:33 AM EDT

Att. 16,416 - Unknown - 86 F

livebaseballscorecards.com

AB	29
R	5
H	6
RBI	4
BB	5
SO	1
LOB	8

WP: 1 PA: 36
PB: 0
SB: 0
CS: 0

Batter	1	2	3	4	5	6	7	8	9	AB	R	H	RBI	BB	SO	LOB
Rickey Henderson, R (1, 7) OBP: 0.421, SLG: 0.408	6-3		BBBB 4-0 S 1B BB		F9		L4			3	1	0	0	1	0	0
Dwayne Murphy, L (1, 8) OBP: 0.351, SLG: 0.415	SSS 0-3 K		0-0 S 1-H 1B		0-0 2B			0-0 L7		4	0	2	1	0	1	0
Dan Meyer, L (1, 3) OBP: 0.276, SLG: 0.404	0-0 FC6-4 1B		0-0 4-3 1-2		0-0 4-3			0-0 1-3 1B		4	0	2	0	0	0	2
Jeff Burroughs, R (1, 9) OBP: 0.330, SLG: 0.500	0-0 FC6-4 1-2f			0-0 5-3		0-0 HR		0-0 1-3 1-2		4	1	1	1	0	0	2
Wayne Gross, L (1, 5) OBP: 0.333, SLG: 0.319		0-0 G6-4-3 1B		0-0 F8		0-0 F9		0-0 G3		4	0	1	0	0	0	1
Mitchell Page, L (1, 10) OBP: 0.364, SLG: 0.333		0-0 G6-4-3 1-2f		H 1-0 WP HR HBP		0-0 F7			0-0 CS 1B	3	1	1	0	0	0	1
Jeff Newman, R (1, 2) OBP: 0.237, SLG: 0.352 Mike Heath, R (7, 2) OBP: 0.310, SLG: 0.344		0-0 6-3		0-0 1-H HR		0-0 F7			SSS 0-3 K 1-2	3	1	1	2	0	0	0
										1	0	0	0	0	1	1
Dave McKay, S (1, 4) OBP: 0.225, SLG: 0.252			SSS 0-3 K	0-0 L4			0-0 1-3		0-0 1B	4	0	1	0	0	1	0
Jimmy Sexton, R (1, 6) OBP: 0.278, SLG: 0.313			SSS 0-3 K		0-0 F4		0-0 1-3		0-0 L7	4	0	0	0	0	1	1
Inning Stats	R: 0 H: 1 E: 0 LOB: 1 K: 1 BB: 0 S: 6 P: 6	R: 0 H: 1 E: 0 LOB: 0 K: 0 BB: 0 S: 3 P: 3	R: 1 H: 1 E: 0 LOB: 1 K: 2 BB: 1 S: 8 P: 12	R: 2 H: 1 E: 0 LOB: 0 K: 0 BB: 0 S: 4 P: 5	R: 0 H: 1 E: 0 LOB: 1 K: 0 BB: 0 S: 4 P: 4	R: 1 H: 1 E: 0 LOB: 0 K: 0 BB: 0 S: 4 P: 4	R: 0 H: 0 E: 0 LOB: 0 K: 0 BB: 0 S: 3 P: 3	R: 0 H: 1 E: 0 LOB: 1 K: 0 BB: 0 S: 4 P: 4	R: 0 H: 2 E: 0 LOB: 1 K: 1 BB: 0 S: 6 P: 6	1B: 6 SF: 0 2B: 1 SAC: 0 3B: 0 DP: 1 HR: 2 HBP: 1						

PITCHER	IP	WLS	BF	H	R	ER	SO	BB	IBB	HBP	BLK	WP	HR	S	P	ERA	WHIP
Lary Sorensen, R (1, 1) ERA: 4.94	7.1		30	7	4	4	3	1	0	1	0	1	2	34	39	4.91	1.091
Dan Spillner, R (8, 1) ERA: 1.87	1.2	W	6	2	0	0	1	0	0	0	0	0	0	8	8	0.00	1.200

PITCHER	IP	WLS	BF	H	R	ER	SO	BB	IBB	HBP	BLK	WP	HR	S	P	ERA	WHIP

TOP

Oakland Athletics @ Cleveland Indians

Cleveland Municipal Stadium, Cleveland, OH

Mon Jul 19 1982, 7:05 PM EDT

Att. 11,850 - Unknown - 73 F

livebaseballscorecards.com

AB	34
R	4
H	9
RBI	4
BB	1
SO	4
LOB	8

WP: 1 PA: 36
PB: 0
SB: 2
CS: 1

Batter	1	2	3	4	5	6	7	8	9	AB	R	H	RBI	BB	SO	LOB
Larry Milbourne, S (1, 4) OBP: 0.275, SLG: 0.314	6-3 3B		FC1-5 S 1B	K 1-2			F7		SF9 3-H	4	1	2	1	0	1	2
Toby Harrah, R (1, 5) OBP: 0.425, SLG: 0.547	6-3 3-H		FC1-5 S 1-3		K		F8		E5 1-2 2-H 1B	5	0	1	1	0	1	1
Mike Hargrove, L (1, 3) OBP: 0.386, SLG: 0.318	1B		BB 1-2		F4			F5		3	0	1	0	1	0	0
Andre Thornton, R (1, 10) OBP: 0.408, SLG: 0.519	L5		L7		K			F9		4	0	0	0	0	1	3
Von Hayes, L (1, 7) OBP: 0.300, SLG: 0.401	F7			F9 1B 2B		S 1B 1B		F8		4	2	2	0	0	0	1
Rick Manning, L (1, 8) OBP: 0.336, SLG: 0.355		6-3		F9 2-3		F8 1-2			SH5-4 BB SF9 1B	4	1	1	0	0	0	2
Ron Hassey, L (1, 2) OBP: 0.297, SLG: 0.264 Jack Perconte, L (9, PH) OBP: 0.290, SLG: 0.277		1-4-3		F5		L5-3 2-H 1B			1B SH5-4 E 1-2 BB	3 0	0 1	1 0	1 0	0 1	0 0	1 0
Carmen Castillo, R (1, 9) OBP: 0.125, SLG: 0.125 Miguel Dilone, S (9, PH) OBP: 0.260, SLG: 0.307		F7		1B 3-H 1B		L5-3 1-2			SH5-4 1-2 2-3	3 0	0 0	1 0	1 0	0 0	0 0	1 0
Mike Fischlin, R (1, 6) OBP: 0.386, SLG: 0.328 Karl Pagel, L (9, PH) OBP: 0.467, SLG: 0.200			F8	S 1-3 1B			K		E IBB	3 0	0 0	1 0	0 0	1 1	0 0	1 0
Inning Stats	R: 1 H: 2 E: 0 LOB: 1 K: 0 BB: 0 S: 5 P: 5	R: 0 H: 0 E: 0 LOB: 0 K: 0 BB: 0 S: 3 P: 3	R: 0 H: 1 E: 0 LOB: 2 K: 0 BB: 1 S: 4 P: 8	R: 1 H: 3 E: 0 LOB: 2 K: 1 BB: 0 S: 8 P: 8	R: 0 H: 0 E: 0 LOB: 0 K: 2 BB: 0 S: 7 P: 7	R: 1 H: 2 E: 0 LOB: 0 K: 0 BB: 0 S: 4 P: 4	R: 0 H: 0 E: 0 LOB: 0 K: 1 BB: 0 S: 5 P: 5	R: 0 H: 0 E: 0 LOB: 0 K: 0 BB: 0 S: 3 P: 3	R: 2 H: 2 E: 1 LOB: 2 K: 0 BB: 2 S: 4 P: 12	1B: 8 2B: 2 3B: 1 HR: 0	SF: 1 SAC: 1 DP: 1 HBP: 0					

PITCHER		IP	WLS	BF	H	R	ER	SO	BB	IBB	HBP	BLK	WP	HR	S	P	ERA	WHIP
Steve McCatty, R ERA: 3.89	(1, 1)	6.0		26	8	3	3	3	1	0	0	0	0	0	31	35	4.50	1.500
Dave Beard, R ERA: 4.06	(7, 1)	2.2	L	12	2	2	1	1	1	1	0	0	0	0	12	20	3.38	1.125

PITCHER	IP	WLS	BF	H	R	ER	SO	BB	IBB	HBP	BLK	WP	HR	S	P	ERA	WHIP

BOTTOM

Oakland Athletics @ Cleveland Indians

Cleveland Municipal Stadium, Cleveland, OH

Mon Jul 19 1982, 7:05 PM EDT

Att. 11,850 - Unknown - 73 F

livebaseballscorecards.com

AB	33
R	5
H	10
RBI	4
BB	3
SO	4
LOB	11

Batter	1	2	3	4	5	6	7	8	9	AB	R	H	RBI	BB	SO	LOB
Rickey Henderson, R (1, 7) OBP: 0.419, SLG: 0.404	F9		F8		F9		1B BB	5-3		4	1	0	0	1	0	2
Dwayne Murphy, L (1, 8) OBP: 0.357, SLG: 0.419	2B BB		BB		1-H 2B		1B FC4-6 1-2 BB		F7	2	2	1	1	3	0	0
Cliff Johnson, R (1, 10) OBP: 0.312, SLG: 0.365 Jimmy Sexton, R (7, PR) OBP: 0.270, SLG: 0.303	K		L7		G6-4-3 IBB		FC4-6 S 1-3 2-H 1B		K	3 1	0 0	1 0	1 0	1 0	1 1	2 0
Jeff Burroughs, R (1, 9) OBP: 0.333, SLG: 0.500 Tony Armas, R (9, 9) OBP: 0.266, SLG: 0.397	1-H 2B			E9 2B	G6-4-3 1-2f		FC4-6 1-2 BB		K	4 0	1 0	1 0	1 0	1 0	1 0	2 0
Mickey Klutts, R (1, 5) OBP: 0.232, SLG: 0.264	6-3			WP 2-H 2B		K	FC4-6 1-2f 2-3 3-H			4	0	1	2	0	1	3
Joe Rudi, R (1, 3) OBP: 0.331, SLG: 0.321		F2		6-3 2-3		HR	F6			4	1	1	1	0	0	3
Davey Lopes, R (1, 4) OBP: 0.302, SLG: 0.364		5-3		6-3		F6		S 1B		4	0	1	0	0	0	1
Mike Heath, R (1, 2) OBP: 0.303, SLG: 0.335		4-3		6-3		F9		6-3 1-2		4	0	0	0	0	0	2
Fred Stanley, R (1, 6) OBP: 0.280, SLG: 0.218			5-3		2B 1B		F9	K		4	1	1	0	0	1	1
Inning Stats	R: 1 E: 0 K: 1 S: 6 H: 1 LOB: 1 BB: 1 P: 10	R: 0 E: 0 K: 0 S: 3 H: 0 LOB: 0 BB: 0 P: 3	R: 0 E: 0 K: 0 S: 3 H: 0 LOB: 1 BB: 1 P: 7	R: 1 E: 1 K: 0 S: 5 H: 1 LOB: 1 BB: 0 P: 5	R: 1 E: 0 K: 0 S: 4 H: 2 LOB: 1 BB: 1 P: 8	R: 1 E: 0 K: 1 S: 6 H: 1 LOB: 0 BB: 0 P: 6	R: 2 E: 0 K: 0 S: 4 H: 1 LOB: 2 BB: 3 P: 16	R: 0 E: 0 K: 1 S: 6 H: 1 LOB: 1 BB: 0 P: 6	R: 0 E: 0 K: 2 S: 7 H: 0 LOB: 0 BB: 0 P: 7	1B: 3 2B: 3 3B: 0 HR: 1	SF: 0 SAC: 0 DP: 1 HBP: 0					

TOP

Oakland Athletics @ Cleveland Indians

Cleveland Municipal Stadium, Cleveland, OH

Tue Jul 20 1982, 7:05 PM EDT

Att. 9,257 - Unknown - 75 F

livebaseballscorecards.com

AB	34
R	6
H	7
RBI	6
BB	6
SO	5
LOB	16

WP: 1 PB: 0 SB: 5 CS: 0 PA: 40

PITCHER		IP	WLS	BF	H	R	ER	SO	BB	IBB	HBP	BLK	WP	HR	S	P	ERA	WHIP
Rick Waits, L ERA: 6.03	(1, 1)	4.1	L	21	4	3	2	1	2	1	0	0	1	0	20	32	4.15	1.385
Ed Whitson, R ERA: 4.41	(5, 1)	2.0		10	2	3	3	1	3	0	0	0	0	1	9	21	13.50	2.500
Ed Glynn, L ERA: 3.15	(7, 1)	0.2		2	0	0	0	0	0	0	0	0	0	0	2	2	0.00	0.000
Bud Anderson, R ERA: 2.45	(8, 1)	2.0		7	1	0	0	3	0	0	0	0	0	0	13	13	0.00	0.500

PITCHER	IP	WLS	BF	H	R	ER	SO	BB	IBB	HBP	BLK	WP	HR	S	P	ERA	WHIP

Oakland Athletics @ Cleveland Indians

Cleveland Municipal Stadium, Cleveland, OH

Tue Jul 20 1982, 7:05 PM EDT
Att. 9,257 - Unknown - 75 F

livebaseballscorecards.com

Batter	1	2	3	4	5	6	7	8	9	AB	R	H	RBI	BB	SO	LOB
Larry Milbourne, S (1, 4) OBP: 0.274, SLG: 0.312	4-3		6-3			2B 1B 1B	F8			4	1	1	0	0	0	1
Toby Harrah, R (1, 5) OBP: 0.424, SLG: 0.546	5-3			E5 G4-6-3		1-3 1B 2B		F6		4	1	1	0	0	0	0
Mike Hargrove, L (1, 3) OBP: 0.384, SLG: 0.318	4-3			G4-6-3 1-2f		2-H 3-H 1B		K		4	0	1	2	0	1	1
Andre Thornton, R (1, 10) OBP: 0.412, SLG: 0.529		FC4-6 1B HBP		1B		5-3		HR		3	1	2	1	0	0	0
Von Hayes, L (1, 7) OBP: 0.300, SLG: 0.399		FC4-6 1-2 1B		F7		3-1		4-3		4	0	1	0	0	0	1
Rick Manning, L (1, 8) OBP: 0.335, SLG: 0.352		FC4-6 G4-6-3 1-2f 2-3			4-3 BB		K		4-3	3	0	0	0	1	1	2
Ron Hassey, L (1, 2) OBP: 0.291, SLG: 0.258		G4-6-3 1-2f			4-3 1-2		4-3		F8	4	0	0	0	0	0	3
Carmen Castillo, R (1, 9) OBP: 0.250, SLG: 0.250			F7		G6-4-3 1B		E1 2B 1B		F9	4	1	2	0	0	0	0
Mike Fischlin, R (1, 6) OBP: 0.385, SLG: 0.336			K		G6-4-3 1-2f		3-H 2B			3	0	1	1	0	1	2

Inning Stats	1	2	3	4	5	6	7	8	9	1B	SF	WP	PA
	R: 0 H: 0 E: 0 LOB: 0 K: 0 BB: 0 S: 3 P: 3	R: 0 H: 1 E: 0 LOB: 1 K: 0 BB: 0 S: 3 P: 4	R: 0 H: 0 E: 0 LOB: 0 K: 1 BB: 0 S: 5 P: 5	R: 0 H: 1 E: 1 LOB: 1 K: 0 BB: 0 S: 4 P: 4	R: 0 H: 1 E: 0 LOB: 1 K: 0 BB: 1 S: 3 P: 7	R: 2 H: 3 E: 0 LOB: 0 K: 0 BB: 0 S: 5 P: 5	R: 1 H: 2 E: 1 LOB: 1 K: 1 BB: 0 S: 7 P: 7	R: 1 H: 1 E: 0 LOB: 0 K: 1 BB: 0 S: 6 P: 6	R: 0 H: 0 E: 0 LOB: 0 K: 0 BB: 0 S: 3 P: 3	1B: 6 2B: 2 3B: 0 HR: 1	SF: 0 SAC: 0 DP: 3 HBP: 1	WP: 0 PB: 0 SB: 0 CS: 0	PA: 35

PITCHER	IP	WLS	BF	H	R	ER	SO	BB	IBB	HBP	BLK	WP	HR	S	P	ERA	WHIP
Mike Norris, R (1, 1) ERA: 4.46	9.0	W	35	9	4	3	3	1	0	1	0	0	1	39	44	3.00	1.111

PITCHER	IP	WLS	BF	H	R	ER	SO	BB	IBB	HBP	BLK	WP	HR	S	P	ERA	WHIP

Batter	1	2	3	4	5	6	7	8	9	AB	R	H	RBI	BB	SO	LOB
Rickey Henderson, R (1, 7) OBP: 0.416, SLG: 0.401	K		4-3 2-3		BB 1B 1-2 3-H 1B		F9		5-3	5	1	1	1	0	1	2
Dwayne Murphy, L (1, 8) OBP: 0.358, SLG: 0.417	4-3			F4	1B 1B 1-2 2-3 BB		1-3		BB 1B	4	1	1	0	1	0	0
Dan Meyer, L (1, 3) OBP: 0.283, SLG: 0.405	3-1			4-3	1B 1-3 2-H 3-H 1B		1B		BB 1-2	4	0	2	2	1	0	0
Tony Armas, R (1, 9) OBP: 0.265, SLG: 0.393		4-3		K	1B 1-2 3-H 1B		K		K	5	0	1	1	0	3	3
Wayne Gross, L (1, 5) OBP: 0.328, SLG: 0.314		F5			F9 K			F6		4	0	0	0	0	1	2
Jeff Burroughs, R (1, 10) OBP: 0.347, SLG: 0.524		F7			FC5 BB BB	FC5-4 1B CS 1B		1B 3B		3	1	2	0	1	0	0
Davey Lopes, R (1, 4) OBP: 0.312, SLG: 0.369			4-3 S BB		FC5 1B 1-2 BB	FC5-4 1-2 1B		CS 3-H 1B		2	1	2	1	2	0	0
Mike Heath, R (1, 2) OBP: 0.296, SLG: 0.327			K		FC5 1B 1-2 2-3f	FC5-4 1-2f 2-3		4-3 1-2		4	1	0	0	0	1	6
Fred Stanley, R (1, 6) OBP: 0.286, SLG: 0.221			1-2 BB		BB 1B 1B 1-3 2-H	F7 3-H			F9	3	1	1	1	1	0	2

Inning Stats									
	R: 0 E: 0 K: 1 S: 5	H: 0 LOB: 0 BB: 0 P: 5	R: 0 E: 0 K: 0 S: 3	H: 0 LOB: 0 BB: 0 P: 3	R: 0 E: 0 K: 1 S: 4	H: 0 LOB: 1 BB: 2 P: 12	R: 0 E: 0 K: 1 S: 5	H: 0 LOB: 0 BB: 0 P: 5
	R: 5 E: 0 K: 1 S: 9	H: 4 LOB: 2 BB: 3 P: 21	R: 0 E: 0 K: 0 S: 4	H: 2 LOB: 1 BB: 0 P: 4	R: 0 E: 0 K: 1 S: 6	H: 1 LOB: 1 BB: 0 P: 6	R: 1 E: 0 K: 0 S: 4	H: 2 LOB: 0 BB: 0 P: 4
	R: 0 E: 0 K: 1 S: 6	H: 1 LOB: 2 BB: 1 P: 10	1B: 9 2B: 0 3B: 1 HR: 0	SF: 0 SAC: 0 DP: 0 HBP: 0	WP: 0 PB: 0 SB: 1 CS: 2	PA: 40		

PITCHER	IP	WLS	BF	H	R	ER	SO	BB	IBB	HBP	BLK	WP	HR	S	P	ERA	WHIP
John Denny, R (1, 1) ERA: 5.2	4.2	L	20	2	5	5	3	5	0	0	0	0	0	21	41	9.64	1.500
Ed Glynn, L (5, 1) ERA: 3.1	0.1		3	2	0	0	1	0	0	0	0	0	0	5	5	0.00	6.000
Tom Brennan, R (6, 1) ERA: 4.05	2.0		8	3	0	0	1	0	0	0	0	0	0	10	10	0.00	1.500
Dan Spillner, R (8, 1) ERA: 1.94	2.0		9	3	1	1	1	1	0	0	0	0	0	10	14	4.50	2.000

PITCHER	IP	WLS	BF	H	R	ER	SO	BB	IBB	HBP	BLK	WP	HR	S	P	ERA	WHIP

TOP

Oakland Athletics @ Cleveland Indians

Cleveland Municipal Stadium, Cleveland, OH

Wed Jul 21 1982, 7:05 PM EDT

Att. 12,404 - Unknown - 76 F

livebaseballscorecards.com

AB	34
R	6
H	10
RBI	6
BB	6
SO	6
LOB	15

BOTTOM

Oakland Athletics @ Cleveland Indians

Cleveland Municipal Stadium, Cleveland, OH

Wed Jul 21 1982, 7:05 PM EDT

Att. 12,404 - Unknown - 76 F

livebaseballscorecards.com

Batter	1	2	3	4	5	6	7	8	9	AB	R	H	RBI	BB	SO	LOB
Larry Milbourne, S (1, 4) (9, 6) OBP: 0.267, SLG: 0.305	F6		F2		FC4-6 1-2f 3-H		SF7 3-H	F9		4	0	0	2	0	0	3
Toby Harrah, R (1, 5) OBP: 0.423, SLG: 0.547	F8		F8		F2		BB 1-2 2-H		2B	5	0	2	1	0	0	1
Mike Hargrove, L (1, 3) OBP: 0.380, SLG: 0.313	6-3		F5			G3	F9 2-3		F8	5	0	0	0	0	0	3
Andre Thornton, R (1, 10) OBP: 0.414, SLG: 0.538		HR		F9		1B	BB 1-2		F8	4	1	2	1	1	0	1
Bill Nahorodny, R (1, 2) OBP: 0.255, SLG: 0.388		FC4-6 1B 1B		L8		F9	K		F5	3	0	1	0	0	0	1
Ron Hassey, L (7, PH) (8, 2) OBP: 0.288, SLG: 0.255										2	0	0	0	0	1	4
Von Hayes, L (1, 7) OBP: 0.299, SLG: 0.397		FC4-6 1-2 1B		F8		F9		F9		4	0	1	0	0	0	1
Rick Manning, L (1, 8) OBP: 0.340, SLG: 0.355		F7			1B FC4-6 BB		BB SF7 BB 1B	BB 1B		3	2	2	0	1	0	2
Carmen Castillo, R (1, 9) OBP: 0.313, SLG: 0.267		FC4-6 1-2f 2-3			FC4-6 1-3 1B		BB 1-2 1B BB		F7	3	1	1	0	1	0	3
Mike Fischlin, R (1, 6) OBP: 0.384, SLG: 0.331		F4			F4		F9 1B 1-2 2-3 BB		1-2 BB	2	0	0	0	1	0	4
Karl Pagel, L (8, PH) OBP: 0.500, SLG: 0.200										0	0	0	0	1	0	0
Jack Perconte, L (8, PR) (9, 4) OBP: 0.290, SLG: 0.277										0	0	0	0	0	0	0
Inning Stats	R: 0 E: 0 K: 0 S: 3 H: 0 LOB: 0 BB: 0 P: 3	R: 1 E: 0 K: 0 S: 6 H: 3 LOB: 2 BB: 0 P: 6	R: 0 E: 0 K: 0 S: 3 H: 0 LOB: 0 BB: 0 P: 3	R: 0 E: 0 K: 0 S: 3 H: 0 LOB: 0 BB: 0 P: 3	R: 1 E: 0 K: 0 S: 4 H: 1 LOB: 1 BB: 1 P: 8	R: 0 E: 0 K: 0 S: 4 H: 1 LOB: 1 BB: 0 P: 4	R: 2 E: 0 K: 1 S: 7 H: 2 LOB: 3 BB: 3 P: 19	R: 0 E: 0 K: 0 S: 4 H: 1 LOB: 2 BB: 1 P: 8	R: 0 E: 0 K: 0 S: 4 H: 1 LOB: 1 BB: 0 P: 4	1B: 7 2B: 1 3B: 0 HR: 1	SF: 1 SAC: 0 DP: 0 HBP: 0						

	AB	35
	R	4
	H	9
	RBI	4
	BB	5
	SO	1
	LOB	23

WP: 0 PB: 0 SB: 0 CS: 0 PA: 41

PITCHER		IP	WLS	BF	H	R	ER	SO	BB	IBB	HBP	BLK	WP	HR	S	P	ERA	WHIP
Tom Underwood, L ERA: 3.19	(1, 1)	6.0	W	27	6	4	4	0	3	0	0	0	0	1	24	36	6.00	1.500
Dave Beard, R ERA: 4.04	(7, 1)	0.1		2	1	0	0	0	0	0	0	0	0	0	2	2	0.00	3.000
Bob Owchinko, L ERA: 4.92	(7, 1)	0.1		1	0	0	0	0	0	0	0	0	0	0	1	1	0.00	0.000
Brian Kingman, R ERA: 4.63	(7, 1)	2.1	S	11	2	0	0	1	2	0	0	0	0	0	11	19	0.00	1.714

PITCHER	IP	WLS	BF	H	R	ER	SO	BB	IBB	HBP	BLK	WP	HR	S	P	ERA	WHIP

Batter	1	2	3	4	5	6	7	8	9	10	11	AB	R	H	RBI	BB	SO	LOB
Julio Cruz, S (1, 4) OBP: 0.317, SLG: 0.308	F7	BB 1-2 2-3			6-3		K			F5		4	0	0	0	1	1	0
Manny Castillo, S (1, 5) OBP: 0.305, SLG: 0.334	4-3	F7			2B		F8			5-3		5	0	1	0	0	0	3
Bruce Bochte, L (1, 3) OBP: 0.383, SLG: 0.396	6-3		F5		F5			F2			4-3	5	0	0	0	0	0	1
Richie Zisk, R (1, 10) OBP: 0.352, SLG: 0.444 Steve Stroughter, L (11, PR) OBP: 0.235, SLG: 0.255		5-3	1B		K			3-1			4-3 2B	5 0	0 0	2 0	0 0	0 0	1 0	1 0
Al Cowens, R (1, 9) OBP: 0.329, SLG: 0.473		1B S SF7 1B	K			1B 2B		K			4-3 2-3	5	2	2	0	0	2	2
Rick Sweet, S (1, 2) OBP: 0.357, SLG: 0.421		BB 1-3 1B	F8			F5			G6-3 1B		4-3	5	1	2	0	0	0	4
Dave Henderson, R (1, 8) OBP: 0.357, SLG: 0.521		BB 1B 1-2 BB		E5 CS		K			G6-3 1-2f			3	0	0	0	1	1	2
Todd Cruz, R (1, 6) OBP: 0.260, SLG: 0.364		SF7 3-H		F7		2-H 1B			F6			3	0	1	2	0	0	1
Bobby Brown, S (1, 7) OBP: 0.296, SLG: 0.315		BB 1-2 2-H 1B		F7 1-2			F7			F9		4	0	1	1	0	0	1
Inning Stats	R: 0 E: 0 K: 0 S: 3 H: 0 LOB: 0 BB: 0 P: 3	R: 2 E: 0 K: 0 S: 6 H: 3 LOB: 3 BB: 2 P: 14	R: 0 E: 0 K: 1 S: 6 H: 1 LOB: 1 BB: 0 P: 6	R: 0 E: 1 K: 0 S: 3 H: 0 LOB: 0 BB: 0 P: 3	R: 0 E: 0 K: 1 S: 6 H: 1 LOB: 1 BB: 0 P: 6	R: 1 E: 0 K: 1 S: 6 H: 2 LOB: 1 BB: 0 P: 6	R: 0 E: 0 K: 1 S: 5 H: 0 LOB: 0 BB: 0 P: 5	R: 0 E: 0 K: 1 S: 5 H: 0 LOB: 0 BB: 0 P: 5	R: 0 E: 0 K: 0 S: 3 H: 1 LOB: 0 BB: 0 P: 3	R: 0 E: 0 K: 0 S: 3 H: 0 LOB: 0 BB: 0 P: 3	R: 0 E: 0 K: 0 S: 4 H: 1 LOB: 2 BB: 0 P: 4	1B: 6 2B: 3 3B: 0 HR: 0 SF: 1 SAC: 0 DP: 1 HBP: 0				WP: 0 PB: 0 SB: 1 CS: 1	PA: 42	

PITCHER		IP	WLS	BF	H	R	ER	SO	BB	IBB	HBP	BLK	WP	HR	S	P	ERA	WHIP
Rick Sutcliffe, R ERA: 3.01	(1, 1)	9.0		35	8	3	3	5	2	0	0	0	0	0	43	51	3.00	1.111
Dan Spillner, R ERA: 1.89	(10, 1)	2.0	W	7	1	0	0	0	0	0	0	0	0	0	7	7	0.00	0.500

PITCHER	IP	WLS	BF	H	R	ER	SO	BB	IBB	HBP	BLK	WP	HR	S	P	ERA	WHIP

TOP

Seattle Mariners @ Cleveland Indians

Cleveland Municipal Stadium, Cleveland, OH

Fri Jul 23 1982, 7:05 PM EDT

Att. 13,352 - Unknown

livebaseballscorecards.com

AB	39
R	3
H	9
RBI	3
BB	2
SO	5
LOB	15

Seattle Mariners @ Cleveland Indians

Cleveland Municipal Stadium, Cleveland, OH

Fri Jul 23 1982, 7:05 PM EDT

Att. 13,352 - Unknown

livebaseballscorecards.com

BOTTOM

Batter	1	2	3	4	5	6	7	8	9	10	11	AB	R	H	RBI	BB	SO	LOB
Miguel Dilone, S (1, 7) OBP: 0.267, SLG: 0.314	FC4-6 1B		FC5-4 1B		FC4 1-2f		1B 1-3 1B		K			5	0	3	0	0	1	3
Toby Harrah, R (1, 5) (10, 6) OBP: 0.423, SLG: 0.543	FC4-6 1-2f		FC5-4 1-2f			F8	1-3 3-H 1B			BBBB CS BB		4	0	1	1	1	0	2
Mike Hargrove, L (1, 3) OBP: 0.377, SLG: 0.314	F5			1-4-3		2B		4-3		G3 1-2		5	0	1	0	0	0	2
Andre Thornton, R (1, 10) OBP: 0.414, SLG: 0.535	F8			G4-6-3 1B		F7		L5		BBBB BB		4	0	1	0	1	0	2
Von Hayes, L (1, 9) (10, 5) OBP: 0.295, SLG: 0.391		SSS K		G4-6-3 1-2f		F4		G3		4-3		5	0	0	0	0	1	3
Chris Bando, S (1, 2) OBP: 0.336, SLG: 0.324 Rod Craig, S (9, PR) OBP: 0.212, SLG: 0.194 (10, 9)		F6	1B SF9-3 1B				SSS K		BBBB SH BB		FC5-4 SH SF 1B	3 1	1 1	1 1	0 0	1 0	1 0	0 0
Rick Manning, L (1, 8) OBP: 0.340, SLG: 0.354		F4			SF9-3 1-3 1B		F8		SH 1-2		SH FC5-4 1-2	3	0	1	0	0	0	0
Larry Milbourne, S (1, 4) (8, 6) (10, 4) OBP: 0.265, SLG: 0.309			F5		SF9-3 1-2 3-H		WP 1B 2B		F7		FC5-4 SF 1-2f 2-3	4	1	1	1	0	0	4
Mike Fischlin, R (1, 6) OBP: 0.385, SLG: 0.333 Karl Pagel, L (7, PH) OBP: 0.529, SLG: 0.273 Jack Perconte, L (7, PR) OBP: 0.290, SLG: 0.277 (8, 4) Bill Nahorodny, R (9, PH) OBP: 0.245, SLG: 0.380 (10, 2)			5-3		FC4 1B		1B 1B 2-H		F8		SF 1-2 3-H	2 1 0 1	0 0 1 0	1 1 0 0	0 0 0 0	0 0 0 0	0 0 0 0	0 0 0 2
Inning Stats	R: 0 E: 0 K: 0 S: 4 H: 1 LOB: 1 BB: 0 P: 4	R: 0 E: 0 K: 1 S: 5 H: 0 LOB: 0 BB: 0 P: 5	R: 0 E: 0 K: 0 S: 4 H: 1 LOB: 1 BB: 0 P: 4	R: 0 E: 0 K: 0 S: 3 H: 1 LOB: 0 BB: 0 P: 3	R: 1 E: 0 K: 0 S: 5 H: 3 LOB: 1 BB: 0 P: 5	R: 0 E: 0 K: 0 S: 4 H: 1 LOB: 1 BB: 0 P: 4	R: 2 E: 0 K: 1 S: 8 H: 4 LOB: 2 BB: 0 P: 8	R: 0 E: 0 K: 0 S: 3 H: 0 LOB: 0 BB: 0 P: 3	R: 0 E: 0 K: 1 S: 6 H: 0 LOB: 2 BB: 1 P: 10	R: 0 E: 0 K: 0 S: 2 H: 0 LOB: 1 BB: 2 P: 10	R: 1 E: 1 K: 0 S: 4 H: 1 LOB: 2 BB: 0 P: 4	1B: 10 2B: 3 3B: 0 HR: 0 SF: 2 SAC: 2 DP: 2 HBP: 0						

WP: 1 PB: 0 SB: 0 CS: 1 PA: 45

	AB	38
	R	4
	H	12
	RBI	4
	BB	3
	SO	3
	LOB	18

PITCHER		IP	WLS	BF	H	R	ER	SO	BB	IBB	HBP	BLK	WP	HR	S	P	ERA	WHIP
Gaylord Perry, R (1, 1) ERA: 4.82		6.2		28	10	3	3	2	0	0	0	0	1	0	32	32	4.05	1.500
Mike Stanton, R (7, 1) ERA: 2.27		1.1		6	1	0	0	0	1	0	0	0	0	0	5	9	0.00	1.500
Ed Vande Berg, L (9, 1) ERA: 2.17		2.1	L	11	1	1	1	1	2	0	0	0	0	0	11	19	3.86	1.286

PITCHER	IP	WLS	BF	H	R	ER	SO	BB	IBB	HBP	BLK	WP	HR	S	P	ERA	WHIP

Seattle Mariners @ Cleveland Indians

Cleveland Municipal Stadium, Cleveland, OH

Sat Jul 24 1982, 7:05 PM EDT

Att. 27,583 - Unknown

TOP

livebaseballscorecards.com

Batter	1	2	3	4	5	6	7	8	9	AB	R	H	RBI	BB	SO	LOB
Julio Cruz, S (1, 4) OBP: 0.318, SLG: 0.310	E6 HR 1B	1-3		G3		1B 2-H 1B		F6		5	2	2	1	0	0	2
Manny Castillo, S (1, 5) OBP: 0.303, SLG: 0.332	F7	F6			K	1B 1-3 1B		FC6-4 E 1-2f 1B		5	1	1	0	0	1	2
Bobby Brown, S (1, 7) OBP: 0.293, SLG: 0.331	2-H HR	K			F9	F6		E3 1B 1-3		5	1	1	2	0	1	3
Richie Zisk, R (1, 10) OBP: 0.359, SLG: 0.454 Steve Stroughter, L (8, PR) OBP: 0.235, SLG: 0.255	CS 2B	BB 1B			F7	1-2 3-H 1B		1-2 3-H 1B		5 0	0 0	4 0	2 0	0 0	0 0	0 0
Al Cowens, R (1, 9) OBP: 0.332, SLG: 0.476	E S 1B 2-3 1B	4-0 1-2 BB				1B 2B F2		F9		4	2	2	0	1	0	4
Rick Sweet, S (1, 2) OBP: 0.359, SLG: 0.420	1-H 1B	1-3				1B 2-H 1B	6-3		3-1	5	1	2	2	0	0	2
Gary Gray, R (1, 3) OBP: 0.337, SLG: 0.359	F9			F8		1B 1-2 1B	G5-4-3 BB		K	4	1	1	0	1	1	1
Todd Cruz, R (1, 6) OBP: 0.259, SLG: 0.361		K		F7		1B 1-2 2-H 1B	G5-4-3 1-2f		K	5	0	1	1	0	2	1
Joe Simpson, L (1, 8) OBP: 0.291, SLG: 0.306		K		1B		1B 1-3 2-H 1B		FC6-4 1B		4	1	3	1	0	1	0
Inning Stats	R: 3 E: 1 K: 0 S: 7 H: 5 LOB: 1 BB: 0 P: 7	R: 0 E: 0 K: 2 S: 7 H: 0 LOB: 0 BB: 0 P: 7	R: 0 E: 0 K: 1 S: 6 H: 1 LOB: 2 BB: 1 P: 10	R: 0 E: 0 K: 0 S: 4 H: 1 LOB: 1 BB: 0 P: 4	R: 0 E: 0 K: 1 S: 5 H: 0 LOB: 0 BB: 0 P: 5	R: 5 E: 0 K: 0 S: 10 H: 8 LOB: 2 BB: 0 P: 10	R: 0 E: 0 K: 0 S: 2 H: 0 LOB: 0 BB: 1 P: 6	R: 1 E: 1 K: 0 S: 6 H: 2 LOB: 2 BB: 0 P: 6	R: 0 E: 0 K: 2 S: 7 H: 0 LOB: 0 BB: 0 P: 7	1B: 14 2B: 2 3B: 0 HR: 1 SF: 0 SAC: 0 DP: 1 HBP: 0						

	AB	42
	R	9
	H	17
	RBI	9
	BB	2
	SO	6
	LOB	15

WP: 0 PB: 0 SB: 1 CS: 1 PA: 44

PITCHER		IP	WLS	BF	H	R	ER	SO	BB	IBB	HBP	BLK	WP	HR	S	P	ERA	WHIP
Len Barker, R ERA: 3.67	(1, 1)	5.1	L	27	12	7	7	4	1	0	0	0	0	1	34	38	11.81	2.438
Bud Anderson, R ERA: 2.55	(6, 1)	2.2		14	5	2	1	0	1	0	0	0	0	0	13	17	3.38	2.250
Ed Glynn, L ERA: 2.95	(9, 1)	1.0		3	0	0	0	2	0	0	0	0	0	0	7	7	0.00	0.000

PITCHER	IP	WLS	BF	H	R	ER	SO	BB	IBB	HBP	BLK	WP	HR	S	P	ERA	WHIP

Seattle Mariners @ Cleveland Indians

Cleveland Municipal Stadium, Cleveland, OH

Sat Jul 24 1982, 7:05 PM EDT

Att. 27,583 - Unknown

BOTTOM

Batter	1	2	3	4	5	6	7	8	9	AB	R	H	RBI	BB	SO	LOB
Miguel Dilone, S (1, 7) OBP: 0.263, SLG: 0.308	3-1		6-3		4-3			6-3		4	0	0	0	0	0	2
Toby Harrah, R (1, 5) OBP: 0.425, SLG: 0.543	1B			BB G4-6-3		4-3		6-3		2	0	1	0	1	0	0
Jack Perconte, L (7, 4) OBP: 0.288, SLG: 0.275	1B									1	0	0	0	0	0	1
Mike Hargrove, L (1, 3) OBP: 0.377, SLG: 0.314	1-2 G5-4-3 1B			1-2f G4-6-3		F9			S S S K	3	0	1	0	0	0	1
Karl Pagel, L (7, 3) OBP: 0.500, SLG: 0.250										1	0	0	0	0	1	0
Andre Thornton, R (1, 10) OBP: 0.412, SLG: 0.530	1-2f G5-4-3			BB 2B		F6			F3	3	0	0	0	1	0	2
Von Hayes, L (1, 9) OBP: 0.294, SLG: 0.392		F7		1-3 2B			4-1		G3	4	0	1	0	0	0	0
Chris Bando, S (1, 2) OBP: 0.328, SLG: 0.314		F7		F8			6-3			3	0	0	0	0	0	2
Rick Manning, L (1, 8) OBP: 0.338, SLG: 0.352		G3			S S S K		S S S K			2	0	0	0	0	1	0
Carmen Castillo, R (7, 8) OBP: 0.294, SLG: 0.250										1	0	0	0	0	1	0
Larry Milbourne, S (1, 4) OBP: 0.261, SLG: 0.304			G3		3-1			F7		3	0	0	0	0	0	0
(7, 5)																
Mike Fischlin, R (1, 6) OBP: 0.391, SLG: 0.344			6-3		BB			2B		2	0	1	0	1	0	0

Inning Stats										
	R: 0 E: 0 K: 0 S: 4	H: 2 LOB: 1 BB: 0 P: 4	R: 0 E: 0 K: 0 S: 3	H: 0 LOB: 0 BB: 0 P: 3	R: 0 E: 0 K: 0 S: 3	H: 0 LOB: 0 BB: 0 P: 3	R: 0 E: 0 K: 0 S: 3	H: 1 LOB: 2 BB: 2 P: 11	R: 0 E: 0 K: 1 S: 5	H: 0 LOB: 1 BB: 1 P: 9
	R: 0 E: 0 K: 0 S: 3	H: 0 LOB: 0 BB: 0 P: 3	R: 0 E: 0 K: 1 S: 5	H: 0 LOB: 0 BB: 0 P: 5	R: 0 E: 0 K: 0 S: 4	H: 1 LOB: 1 BB: 0 P: 4	R: 0 E: 0 K: 1 S: 5	H: 0 LOB: 0 BB: 0 P: 5	1B: 2 2B: 2 3B: 0 HR: 0	SF: 0 SAC: 0 DP: 2 HBP: 0

PITCHER	IP	WLS	BF	H	R	ER	SO	BB	IBB	HBP	BLK	WP	HR	S	P	ERA	WHIP
Mike Moore, R (1, 1) ERA: 5.56	9.0	W	32	4	0	0	3	3	0	0	0	0	0	35	47	0.00	0.778

PITCHER	IP	WLS	BF	H	R	ER	SO	BB	IBB	HBP	BLK	WP	HR	S	P	ERA	WHIP

livebaseballscorecards.com

AB	29
R	0
H	4
RBI	0
BB	3
SO	3
LOB	8

WP: 0 PB: 0 SB: 0 CS: 0 PA: 32

Batter	1	2	3	4	5	6	7	8	9	AB	R	H	RBI	BB	SO	LOB
Julio Cruz, S (1, 4) OBP: 0.320, SLG: 0.315	S S S 0-3 ① K		x 0-0 2B 1B		x 0-0 ③ F7			x 0-0 1B 2B		4	1	2	0	0	1	1
Manny Castillo, S (1, 5) OBP: 0.306, SLG: 0.338	x 0-0 ② F7		x 0-0 1-3 2B			x 0-0 ① 6-3		x 0-0 1B 2-H 1B		4	0	2	1	0	0	0
Bruce Bochte, L (1, 3) OBP: 0.379, SLG: 0.391	x 0-0 ③ F9		x 0-0 ③ 3-1			x 0-0 ② F7		S S S 0-3 ② K		4	0	0	0	0	1	3
Richie Zisk, R (1, 10) OBP: 0.361, SLG: 0.464		x 0-0 HR		x 0-0 ① 6-3		x 0-0 ③ F9		x 0-0 ③ 1-3 1B		4	1	2	1	0	0	0
Al Cowens, R (1, 9) OBP: 0.332, SLG: 0.482		S S S 0-3 ① K		S S S 0-3 ② K			x 0-0 HR		S S S 0-3 ① K	4	1	1	1	0	3	0
Rick Sweet, S (1, 2) OBP: 0.356, SLG: 0.415		x 0-0 ② 4-3		x 0-0 ③ 4-3			x 0-0 G5-4-3 1B		x 0-0 ② L6	4	0	1	0	0	0	0
Todd Cruz, R (1, 6) OBP: 0.255, SLG: 0.356		x 0-0 ③ F8			x 0-0 ① F8		x 0-0 ① ② 1-2f G5-4-3		x 0-0 E6 1B	4	0	0	0	0	0	1
Joe Simpson, L (1, 8) OBP: 0.296, SLG: 0.312			x 0-0 ① F4		x 0-0 4-3 1B		x 0-0 ③ F1		x 0-0 1-2 1B	4	0	2	0	0	0	0
Bobby Brown, S (1, 7) OBP: 0.287, SLG: 0.323			x 0-0 ② 4-3		x 0-0 ② 1-2 4-3			x 0-0 ① S S S F8	S S S 0-3 ③ K	4	0	0	0	0	1	3
Inning Stats	R: 0 E: 0 K: 1 S: 5 H: 0 LOB: 0 BB: 0 P: 5	R: 1 E: 0 K: 1 S: 6 H: 1 LOB: 0 BB: 0 P: 6	R: 0 E: 0 K: 0 S: 5 H: 2 LOB: 2 BB: 0 P: 5	R: 0 E: 0 K: 1 S: 5 H: 0 LOB: 0 BB: 0 P: 5	R: 0 E: 0 K: 0 S: 4 H: 1 LOB: 1 BB: 0 P: 4	R: 0 E: 0 K: 0 S: 3 H: 0 LOB: 0 BB: 0 P: 3	R: 1 E: 0 K: 0 S: 4 H: 2 LOB: 0 BB: 0 P: 4	R: 1 E: 0 K: 1 S: 7 H: 3 LOB: 2 BB: 0 P: 7	R: 0 E: 1 K: 2 S: 9 H: 1 LOB: 2 BB: 0 P: 9	1B: 6 2B: 2 3B: 0 HR: 2 SF: 0 SAC: 0 DP: 1 HBP: 0						

PITCHER		IP	WLS	BF	H	R	ER	SO	BB	IBB	HBP	BLK	WP	HR	S	P	ERA	WHIP
Lary Sorensen, R ERA: 4.85	(1, 1)	6.0	W	24	6	2	2	3	0	0	0	0	0	2	30	30	3.00	1.000
Dan Spillner, R ERA: 1.93	(7, 1)	3.0	S	12	4	1	1	3	0	0	0	0	0	0	18	18	3.00	1.333

PITCHER	IP	WLS	BF	H	R	ER	SO	BB	IBB	HBP	BLK	WP	HR	S	P	ERA	WHIP

TOP

Seattle Mariners @ Cleveland Indians

Cleveland Municipal Stadium, Cleveland, OH

Sun Jul 25 1982, 3:33 AM EDT

Att. 14,500 - Unknown

livebaseballscorecards.com

AB	36
R	3
H	10
RBI	3
BB	0
SO	6
LOB	8

1B: 6	SF: 0	WP: 0	PA: 36
2B: 2	SAC: 0	PB: 0	
3B: 0	DP: 1	SB: 0	
HR: 2	HBP: 0	CS: 0	

BOTTOM

Batter	1	2	3	4	5	6	7	8	9	AB	R	H	RBI	BB	SO	LOB
Miguel Dilone, S (1, 7) OBP: 0.265, SLG: 0.310	0-0 BB S 1B	0-0 3-H 1B			0-0 4-3	0-0 F6		0-0 4-3		5	0	2	1	0	0	2
Toby Harrah, R (1, 5) OBP: 0.426, SLG: 0.550	4-0 BB WP 1-2 BB	0-0 F7			0-0 HR	0-0 5-3 1-2 2-3				3	1	1	1	1	0	3
Mike Hargrove, L (1, 3) OBP: 0.381, SLG: 0.313	4-0 BB 1-2 2-3 BB		0-0 3-1		4-0 BB 1B BB		4-0 3B BB			1	2	0	0	3	0	0
Andre Thornton, R (1, 10) OBP: 0.415, SLG: 0.536	4-0 1-2 2-3 BB		0-0 F8		4-0 1B 1-2 BB		0-0 1-H 3B			2	0	1	1	2	0	0
Von Hayes, L (1, 9) OBP: 0.294, SLG: 0.391	0-0 F8		0-0 4-3		0-0 G4-6-3 1-2 2-H 1B		0-0 L4			4	0	1	1	0	0	4
Ron Hassey, L (1, 2) OBP: 0.290, SLG: 0.263 Chris Bando, S (5, PH) OBP: 0.323, SLG: 0.308 (6, 2)	0-3 K			0-0 3-1 SF7 2B	0-0 G4-6-3 1-2f		0-0 F8			2 2	1 0	1 0	0 0	0 0	1 0	3 3
Rick Manning, L (1, 8) OBP: 0.337, SLG: 0.354		0-0 4-3 1B 2B		0-0 3-1 2-3		0-0 F8	0-0 6-3			4	1	1	0	0	0	2
Larry Milbourne, S (1, 4) OBP: 0.256, SLG: 0.299		0-0 F8		0-0 SF7 3-H		0-0 E6 S 1B		0-0 F9		3	0	0	1	0	0	1
Mike Fischlin, R (1, 6) OBP: 0.387, SLG: 0.341		0-0 4-3 2-3		0-3 K		0-0 S 1-2 1B		0-3 K		4	0	1	0	0	2	1
Inning Stats	R: 0 E: 0 K: 1 S: 5 H: 1 LOB: 3 BB: 3 P: 17	R: 1 E: 0 K: 0 S: 5 H: 2 LOB: 1 BB: 0 P: 5	R: 0 E: 0 K: 0 S: 3 H: 0 LOB: 0 BB: 0 P: 3	R: 1 E: 0 K: 1 S: 6 H: 1 LOB: 0 BB: 0 P: 6	R: 2 E: 0 K: 0 S: 4 H: 2 LOB: 1 BB: 2 P: 12	R: 0 E: 1 K: 0 S: 5 H: 1 LOB: 2 BB: 0 P: 5	R: 1 E: 0 K: 0 S: 4 H: 1 LOB: 1 BB: 1 P: 8	R: 0 E: 0 K: 1 S: 5 H: 0 LOB: 0 BB: 0 P: 5		1B: 4 2B: 2 3B: 1 HR: 1	SF: 1 SAC: 0 DP: 1 HBP: 0			WP: 1 PB: 0 SB: 3 CS: 0	PA: 37		

PITCHER		IP	WLS	BF	H	R	ER	SO	BB	IBB	HBP	BLK	WP	HR	S	P	ERA	WHIP
Jim Beattie, R ERA: 3.12	(1, 1)	4.1	L	23	6	4	4	2	5	0	0	0	1	1	22	42	8.31	2.538
Bryan Clark, L ERA: 2.35	(5, 1)	1.2		8	2	1	1	0	1	0	0	0	0	0	7	11	5.40	1.800
Ed Vande Berg, L ERA: 2.09	(7, 1)	1.2		5	0	0	0	1	0	0	0	0	0	0	7	7	0.00	0.000
Bill Caudill, R ERA: 2.12	(8, 1)	0.1		1	0	0	0	0	0	0	0	0	0	0	1	1	0.00	0.000

PITCHER	IP	WLS	BF	H	R	ER	SO	BB	IBB	HBP	BLK	WP	HR	S	P	ERA	WHIP

Seattle Mariners @ Cleveland Indians

Cleveland Municipal Stadium, Cleveland, OH

Sun Jul 25 1982, 3:33 AM EDT

Att. 14,500 - Unknown

livebaseballscorecards.com

AB	30
R	5
H	8
RBI	5
BB	6
SO	3
LOB	19

Kansas City Royals @ Cleveland Indians

Cleveland Municipal Stadium, Cleveland, OH

Mon Jul 26 1982, 7:05 PM EDT

Att. 13,841 - Unknown - 75 F

TOP

livebaseballscorecards.com

Batter	1	2	3	4	5	6	7	8	9	AB	R	H	RBI	BB	SO	LOB
Willie Wilson, S (1, 8) OBP: 0.374, SLG: 0.476	G3		F7		2B 3B	1-H 2-H 3B		F7		5	1	2	2	0	0	2
Cesar Geronimo, L (9, 8) OBP: 0.349, SLG: 0.542										0	0	0	0	0	0	0
U L Washington, S (1, 6) OBP: 0.335, SLG: 0.387	K		E 1B 1-2 3-H 1B		3-H 2B	F7		F8		5	1	2	2	0	1	1
George Brett, L (1, 5) OBP: 0.387, SLG: 0.499	F8		F9		BBBB BB		HR 1B	F7		4	1	1	0	1	0	2
Hal McRae, R (1, 10) OBP: 0.385, SLG: 0.551		F9 2B	E9 1-H 2-H 1B		F3		1-H HR		1B	5	1	4	3	0	0	2
Willie Aikens, L (1, 3) OBP: 0.310, SLG: 0.368		F9 2-3	K		F9		6-3		F7	5	0	0	0	0	1	5
Steve Hammond, L (1, 9) OBP: 0.333, SLG: 0.500		F7		4-3		1B 3B 1B	3-1		F8	5	1	1	0	0	0	2
Jerry Martin, R (1, 7) OBP: 0.315, SLG: 0.384		F3		F7		F8	1B 1B		K	5	0	1	0	0	1	3
Frank White, R (1, 4) OBP: 0.335, SLG: 0.481			1B 1B 1B	6-3		1-2 3B 1B	FC6-4 1-2 1B			3	2	2	0	0	0	0
Onix Concepcion, R (6, 4) OBP: 0.271, SLG: 0.315										1	0	1	0	0	0	0
Jamie Quirk, L (1, 2) OBP: 0.271, SLG: 0.284			1B 1-3 1B		G3	F5	FC6-4 1-2f			4	1	1	0	0	0	4

AB	42
R	8
H	15
RBI	7
BB	1
SO	3
LOB	21

Inning Stats	1	2	3	4	5	6	7	8	9
	R: 0 E: 0 K: 1 S: 5	H: 0 LOB: 0 BB: 0 P: 5	R: 0 E: 0 K: 0 S: 4	H: 1 LOB: 1 BB: 0 P: 4	R: 3 E: 1 K: 1 S: 9	H: 4 LOB: 1 BB: 0 P: 9	R: 0 E: 0 K: 0 S: 3	H: 0 LOB: 0 BB: 0 P: 3	R: 1 E: 0 K: 0 S: 5	H: 2 LOB: 2 BB: 1 P: 9	R: 2 E: 0 K: 0 S: 6	H: 3 LOB: 1 BB: 0 P: 6	R: 2 E: 0 K: 0 S: 7	H: 4 LOB: 2 BB: 0 P: 7	R: 0 E: 0 K: 0 S: 3	H: 0 LOB: 0 BB: 0 P: 3	R: 0 E: 0 K: 1 S: 6	H: 1 LOB: 1 BB: 0 P: 6

1B: 10	SF: 0
2B: 2	SAC: 0
3B: 2	DP: 0
HR: 1	HBP: 0

WP: 0	PA: 43
PB: 0	
SB: 0	
CS: 0	

PITCHER		IP	WLS	BF	H	R	ER	SO	BB	IBB	HBP	BLK	WP	HR	S	P	ERA	WHIP
Tom Brennan, R ERA: 4.7	(1, 1)	7.0	L	36	14	8	7	2	1	0	0	0	0	1	39	43	9.00	2.143
Bud Anderson, R ERA: 2.36	(8, 1)	2.0		7	1	0	0	1	0	0	0	0	0	0	9	9	0.00	0.500

PITCHER	IP	WLS	BF	H	R	ER	SO	BB	IBB	HBP	BLK	WP	HR	S	P	ERA	WHIP

Batter	1	2	3	4	5	6	7	8	9	AB	R	H	RBI	BB	SO	LOB
Larry Milbourne, S (1, 4) (8, 5) OBP: 0.264, SLG: 0.313	6-3		1B			BB 1B 1B 1B	2B		G4-6-3 1-2f	5	1	3	0	0	0	2
Toby Harrah, R (1, 5) OBP: 0.425, SLG: 0.548	K		L5			1B BB 1-2 1B	BB			3	0	1	0	0	1	1
Jack Perconte, L (7, PH) (8, 4) OBP: 0.292, SLG: 0.275										0	0	0	0	1	0	0
Mike Hargrove, L (1, 3) OBP: 0.379, SLG: 0.311	F9			3-1		1B 1-2 2-3 BB	F6			3	0	0	0	1	0	2
Andre Thornton, R (1, 10) OBP: 0.416, SLG: 0.534		F6		G6-4-3 BB		1B 1-2 2-3 3-H		F9		3	0	1	1	1	0	0
Chris Bando, S (1, 2) OBP: 0.320, SLG: 0.300		BB		G6-4-3 1-2f		K		4-3		3	0	0	0	1	1	4
Von Hayes, L (1, 9) OBP: 0.290, SLG: 0.386		F9			E4 FC3-6	L1		6-3		4	0	0	0	0	0	4
Rick Manning, L (1, 8) OBP: 0.334, SLG: 0.351		4-3			FC3-6 FC5-4 1-2f	F8			1B 1B	3	0	0	0	0	0	5
Rod Craig, S (8, 7) OBP: 0.235, SLG: 0.219										1	0	1	0	0	0	0
Carmen Castillo, R (1, 7) (8, 8) OBP: 0.286, SLG: 0.250			L3		FC5-4 1-2f		K		G4-6-3 1-2 1B	4	0	1	0	0	1	1
Mike Fischlin, R (1, 6) OBP: 0.380, SLG: 0.333			L6		K		F9		K	3	0	0	0	0	1	1
Karl Pagel, L (9, PH) OBP: 0.474, SLG: 0.231										1	0	0	0	0	1	2
Inning Stats	R: 0 E: 0 K: 1 S: 5 H: 0 LOB: 0 BB: 0 P: 5	R: 0 E: 0 K: 0 S: 3 H: 0 LOB: 1 BB: 1 P: 7	R: 0 E: 0 K: 0 S: 4 H: 1 LOB: 1 BB: 0 P: 4	R: 0 E: 0 K: 0 S: 2 H: 0 LOB: 0 BB: 1 P: 6	R: 0 E: 2 K: 1 S: 6 H: 0 LOB: 1 BB: 0 P: 6	R: 1 E: 0 K: 1 S: 8 H: 3 LOB: 3 BB: 1 P: 12	R: 0 E: 0 K: 1 S: 6 H: 1 LOB: 2 BB: 1 P: 10	R: 0 E: 0 K: 0 S: 3 H: 0 LOB: 0 BB: 0 P: 3	R: 0 E: 0 K: 1 S: 6 H: 2 LOB: 1 BB: 0 P: 6	1B: 6 2B: 1 3B: 0 HR: 0	SF: 0 SAC: 0 DP: 2 HBP: 0						

PITCHER	IP	WLS	BF	H	R	ER	SO	BB	IBB	HBP	BLK	WP	HR	S	P	ERA	WHIP
Vida Blue, L (1, 1) ERA: 4.14	7.0	W	30	5	1	1	4	4	0	0	0	0	0	34	50	1.29	1.286
Dan Quisenberry, R (8, 1) ERA: 3.26	2.0		7	2	0	0	1	0	0	0	0	0	0	9	9	0.00	1.000

PITCHER	IP	WLS	BF	H	R	ER	SO	BB	IBB	HBP	BLK	WP	HR	S	P	ERA	WHIP

BOTTOM

Kansas City Royals @ Cleveland Indians

Cleveland Municipal Stadium, Cleveland, OH

Mon Jul 26 1982, 7:05 PM EDT

Att. 13,841 - Unknown - 75 F

livebaseballscorecards.com

AB	33
R	1
H	7
RBI	1
BB	4
SO	5
LOB	22

1B: 6	SF: 0	WP: 0	PA: 37
2B: 1	SAC: 0	PB: 0	
3B: 0	DP: 2	SB: 0	
HR: 0	HBP: 0	CS: 0	

Batter	1	2	3	4	5	6	7	8	9	AB	R	H	RBI	BB	SO	LOB
Willie Wilson, S (1, 8) OBP: 0.372, SLG: 0.470	BBBB 4-0 1B 1B BB	SSS 0-3 ③ K			x 0-0 E6 FC6-4	x 0-0 ③ F4		x 0-0 ② G3		4	1	0	0	1	1	5
U L Washington, S (1, 6) OBP: 0.332, SLG: 0.383	x 0-0 ① F8		x 0-0 ① 6-3		x 0-0 ① F7		x 0-0 ① 1-3	x 0-0 HR 2-H 3-H 1B		5	1	1	2	0	0	2
George Brett, L (1, 7) OBP: 0.390, SLG: 0.509	x 0-0 1B 1-2 1B		x 0-0 ② F8		x 0-0 ② FC6-4 1-2f		x 0-0 E 1B	x 0-0 1-H HR		5	1	3	2	0	0	1
Hal McRae, R (1, 10) OBP: 0.383, SLG: 0.546	x 0-0 ② 1-3 2-H 1B		x 0-0 ③ 5-3		x 0-0 ③ F9		SSS 0-3 ② K	x 0-0 ③ F8		5	0	1	1	0	1	2
Jerry Martin, R (1, 9) OBP: 0.316, SLG: 0.384	SSS 0-3 ③ K			x 0-0 1B 2B 1B		x 0-0 HR 1B	x 0-0 E6 1-2		SSS 0-3 ① K	5	2	2	0	0	2	2
Lee May, R (1, 3) OBP: 0.441, SLG: 0.610		x 0-0 SH5-3 1B		SSS 0-3 ① K		x 0-0 1-H HR	SSS 0-3 ③ K		SSS 0-3 ② K	5	1	2	2	0	3	3
Don Slaught, R (1, 2) OBP: 0.365, SLG: 0.429		x 0-0 ① SH5-3 1-2		x 0-0 1-2 2B 1B		BBBB 4-0 BB		x 0-0 1B SH1-4 1B 1B	x 0-0 ③ F3	3	1	2	0	1	0	0
Greg Pryor, R (1, 5) OBP: 0.348, SLG: 0.489		x 0-0 1B		x 0-0 ② 1-H 2-H 2B		x 0-0 ① F8		x 0-0 ① SH1-4 1-2		3	0	2	1	0	0	1
Onix Concepcion, R (1, 4) OBP: 0.271, SLG: 0.313		x 0-0 ② F3		SSS 0-3 ③ K		x 0-0 ② F4		x 0-0 1B 2-3 1B		4	1	1	0	0	1	4
Inning Stats	R: 1 E: 0 K: 1 S: 6 H: 2 LOB: 1 BB: 1 P: 10	R: 0 E: 0 K: 1 S: 7 H: 2 LOB: 2 BB: 0 P: 7	R: 0 E: 0 K: 0 S: 3 H: 0 LOB: 0 BB: 0 P: 3	R: 1 E: 0 K: 2 S: 9 H: 3 LOB: 1 BB: 0 P: 9	R: 0 E: 1 K: 0 S: 4 H: 0 LOB: 1 BB: 0 P: 4	R: 2 E: 0 K: 0 S: 5 H: 2 LOB: 1 BB: 1 P: 9	R: 0 E: 1 K: 2 S: 9 H: 1 LOB: 2 BB: 0 P: 9	R: 4 E: 0 K: 0 S: 7 H: 4 LOB: 0 BB: 0 P: 7	R: 0 E: 0 K: 2 S: 7 H: 0 LOB: 0 BB: 0 P: 7	1B: 11 2B: 1 3B: 0 HR: 2 SF: 0 SAC: 2 DP: 0 HBP: 0						

PITCHER		IP	WLS	BF	H	R	ER	SO	BB	IBB	HBP	BLK	WP	HR	S	P	ERA	WHIP
Rick Waits, L ERA: 5.97	(1, 1)	6.2	L	31	10	4	4	5	2	0	0	0	0	1	39	47	5.40	1.800
Dan Spillner, R ERA: 2.32	(7, 1)	1.1		9	4	4	4	1	0	0	0	0	0	1	11	11	27.00	3.000
Ed Glynn, L ERA: 2.82	(9, 1)	1.0		3	0	0	0	2	0	0	0	0	0	0	7	7	0.00	0.000

PITCHER	IP	WLS	BF	H	R	ER	SO	BB	IBB	HBP	BLK	WP	HR	S	P	ERA	WHIP

TOP

Kansas City Royals @ Cleveland Indians

Cleveland Municipal Stadium, Cleveland, OH

Tue Jul 27 1982, 7:05 PM EDT
Att. 8,908 - Unknown - 76 F

livebaseballscorecards.com

AB	39
R	8
H	14
RBI	8
BB	2
SO	8
LOB	20

WP: 0 PA: 43
PB: 0
SB: 0
CS: 0

Batter	1	2	3	4	5	6	7	8	9	AB	R	H	RBI	BB	SO	LOB
Miguel Dilone, S (1, 7) OBP: 0.272, SLG: 0.313	BBBB 4-0 E BB		x 0-0 ① G3		x 0-0 2B S SF9 1B		x 0-0 FC4 1B		x 0-0 ③ G3	4	1	2	0	1	0	1
Toby Harrah, R (1, 5) OBP: 0.423, SLG: 0.547	x 0-0 ① 5-3 1-3		x 0-0 ② 5-3		x 0-0 SF9 1-3 7-2 2B		x 0-0 ③ FC4 1-2f			4	0	1	0	0	0	2
Mike Hargrove, L (1, 3) OBP: 0.378, SLG: 0.311	x 0-0 ② F3		x 0-0 FC6-4 1B		x 0-0 ① SF9 2-3 3-H			x 0-0 ① 4-3		3	0	1	1	0	0	1
Andre Thornton, R (1, 10) OBP: 0.412, SLG: 0.528	SSS 0-3 ③ K		x 0-0 ③ FC6-4 1-2f		x 0-0 ②③ 7-2 3-Hf			x 0-0 ② 4-3		4	0	0	0	0	1	3
Von Hayes, L (1, 9) OBP: 0.290, SLG: 0.382		x 0-0 ① 4-3		x 0-0 ① F7		x 0-0 ① F8		BBBB 4-0 BB		3	0	0	0	1	0	0
Larry Milbourne, S (1, 6) OBP: 0.264, SLG: 0.311		x 0-0 ② F9		x 0-0 1B 1B		x 0-0 ② G3		x 0-0 ③ 1-3		4	0	1	0	0	0	1
Rick Manning, L (1, 8) OBP: 0.336, SLG: 0.353		x 0-0 1B 1B		x 0-0 1-2 1B		x 0-0 ③ L9			x 0-0 ① 6-3	4	0	2	0	0	0	0
Ron Hassey, L (1, 2) OBP: 0.290, SLG: 0.263		x 0-0 1-2 1B		SSS 0-3 ② K			x 0-0 ① F8		x 0-0 ② F2	4	0	1	0	0	1	2
Jack Perconte, L (1, 4) OBP: 0.291, SLG: 0.281		x 0-0 ③ F6		x 0-0 ③ F9			x 0-0 ② F8		x 0-0 2B	4	0	1	0	0	0	4
Inning Stats	R: 0 H: 0 E: 1 LOB: 1 K: 1 BB: 1 S: 5 P: 9	R: 0 H: 2 E: 0 LOB: 2 K: 0 BB: 0 S: 5 P: 5	R: 0 H: 1 E: 0 LOB: 1 K: 0 BB: 0 S: 4 P: 4	R: 0 H: 2 E: 0 LOB: 2 K: 1 BB: 0 S: 7 P: 7	R: 1 H: 2 E: 0 LOB: 0 K: 0 BB: 0 S: 4 P: 4	R: 0 H: 0 E: 0 LOB: 0 K: 0 BB: 0 S: 3 P: 3	R: 0 H: 1 E: 0 LOB: 1 K: 0 BB: 0 S: 4 P: 4	R: 0 H: 0 E: 0 LOB: 1 K: 0 BB: 1 S: 3 P: 7	R: 0 H: 1 E: 0 LOB: 1 K: 0 BB: 0 S: 4 P: 4	1B: 7 SF: 1 2B: 3 SAC: 0 3B: 0 DP: 1 HR: 0 HBP: 0						

PITCHER		IP	WLS	BF	H	R	ER	SO	BB	IBB	HBP	BLK	WP	HR	S	P	ERA	WHIP
Dave Frost, R ERA: 4.76	(1, 1)	5.0	W	22	7	1	1	2	1	0	0	0	0	0	25	29	1.80	1.600
Mike Armstrong, R ERA: 2.1	(6, 1)	3.0		11	1	0	0	0	1	0	0	0	0	0	10	14	0.00	0.667
Dan Quisenberry, R ERA: 3.22	(9, 1)	1.0		4	1	0	0	0	0	0	0	0	0	0	4	4	0.00	1.000

PITCHER	IP	WLS	BF	H	R	ER	SO	BB	IBB	HBP	BLK	WP	HR	S	P	ERA	WHIP

BOTTOM

Kansas City Royals @ Cleveland Indians

Cleveland Municipal Stadium, Cleveland, OH

Tue Jul 27 1982, 7:05 PM EDT
Att. 8,908 - Unknown - 76 F

livebaseballscorecards.com

AB	34
R	1
H	9
RBI	1
BB	2
SO	2
LOB	14

WP: 0	PA: 37		
PB: 0			
SB: 1			
CS: 0			

Batter	1	2	3	4	5	6	7	8	9	AB	R	H	RBI	BB	SO	LOB
Willie Wilson, S (1, 8) OBP: 0.367, SLG: 0.464	1-3		F9 1-2 2-3 3-H			F8		4-3		4	0	0	0	0	0	3
U L Washington, S (1, 6) OBP: 0.326, SLG: 0.375	G3		F6			K			F6	4	0	0	0	0	1	1
George Brett, L (1, 5) OBP: 0.388, SLG: 0.504	F8			K			F9		4-0 DI 1B BB	3	1	0	0	1	1	0
Hal McRae, R (1, 10) OBP: 0.379, SLG: 0.540		F6		F9			F9		F3	4	0	0	0	0	0	1
Willie Aikens, L (1, 3) OBP: 0.312, SLG: 0.367 Bud Black, L (9, PR)		K		K			4-0 BB		WP 1-H 1B	3 0	0 0	1 0	1 0	1 0	2 0	0 0
Steve Hammond, L (1, 9) OBP: 0.297, SLG: 0.444		K			K		F5		K 1-3	4	0	0	0	0	3	2
Jerry Martin, R (1, 7) OBP: 0.314, SLG: 0.381			E5 BB 1B WP		F9			K2-3		3	1	0	0	0	1	0
Don Slaught, R (1, 2) OBP: 0.364, SLG: 0.424			F9 BB 1-2 1B		K			F8		3	0	1	0	0	1	0
Onix Concepcion, R (1, 4) OBP: 0.277, SLG: 0.315			WP 1-2 2-3 BB			F8		1B		2	0	1	0	1	0	0
Inning Stats	R: 0 E: 0 K: 0 S: 3 H: 0 LOB: 0 BB: 0 P: 3	R: 0 E: 0 K: 2 S: 7 H: 0 LOB: 0 BB: 0 P: 7	R: 1 E: 1 K: 0 S: 4 H: 1 LOB: 1 BB: 1 P: 8	R: 0 E: 0 K: 2 S: 7 H: 0 LOB: 0 BB: 0 P: 7	R: 0 E: 0 K: 2 S: 7 H: 0 LOB: 0 BB: 0 P: 7	R: 0 E: 0 K: 1 S: 5 H: 0 LOB: 0 BB: 0 P: 5	R: 0 E: 0 K: 0 S: 3 H: 0 LOB: 1 BB: 1 P: 7	R: 0 E: 0 K: 1 S: 6 H: 1 LOB: 1 BB: 0 P: 6	R: 1 E: 0 K: 1 S: 6 H: 1 LOB: 2 BB: 1 P: 10	1B: 3 2B: 0 3B: 0 HR: 0 SF: 0 SAC: 0 DP: 0 HBP: 0	WP: 3 PB: 0 SB: 0 CS: 0 PA: 33					

PITCHER	IP	WLS	BF	H	R	ER	SO	BB	IBB	HBP	BLK	WP	HR	S	P	ERA	WHIP
Rick Sutcliffe, R (1, 1) ERA: 2.87	8.2	W	32	3	2	1	8	3	0	0	0	1	0	45	57	1.04	0.692
Dan Spillner, R (9, 1) ERA: 2.31	0.1	S	1	0	0	0	1	0	0	0	0	1	0	3	3	0.00	0.000

PITCHER	IP	WLS	BF	H	R	ER	SO	BB	IBB	HBP	BLK	WP	HR	S	P	ERA	WHIP

TOP

Kansas City Royals @ Cleveland Indians

Cleveland Municipal Stadium, Cleveland, OH

Wed Jul 28 1982, 7:05 PM EDT

Att. 9,868 - Unknown - 74 F

livebaseballscorecards.com

AB	30
R	2
H	3
RBI	1
BB	3
SO	9
LOB	7

BOTTOM

Kansas City Royals @ Cleveland Indians

Cleveland Municipal Stadium, Cleveland, OH

Wed Jul 28 1982, 7:05 PM EDT

Att. 9,868 - Unknown - 74 F

livebaseballscorecards.com

Batter	1	2	3	4	5	6	7	8	9	AB	R	H	RBI	BB	SO	LOB
Larry Milbourne, S (1, 4) OBP: 0.264, SLG: 0.315	F9 SF8 2B		4-3	F7		K				4	1	1	0	0	1	3
Toby Harrah, R (1, 5) OBP: 0.419, SLG: 0.542	F9 2-3		6-3	F7			6-3			4	0	0	0	0	0	4
Mike Hargrove, L (1, 3) OBP: 0.377, SLG: 0.311	SF8 3-H		1B 1B		4-3		F8			3	0	1	1	0	0	0
Andre Thornton, R (1, 10) OBP: 0.415, SLG: 0.529	1B		1-2 1B		5-3		BBBB CS BB			3	0	2	0	1	0	0
Chris Bando, S (1, 2) OBP: 0.318, SLG: 0.316	L9		4-3		6-3		1-2 CS	1B 3B		4	1	1	0	0	0	3
Rod Craig, S (1, 7) OBP: 0.237, SLG: 0.222		1-3		F8		G3		3-H S 1B		4	0	1	1	0	0	0
Rick Manning, L (1, 8) OBP: 0.335, SLG: 0.351		G3		E6 1B 1B		HR 1B		1-2 F8		4	1	1	0	0	0	1
Carmen Castillo, R (1, 9) OBP: 0.360, SLG: 0.458		1B		1-2 1B		1-H HR		SSS K		4	1	3	2	0	1	1
Mike Fischlin, R (1, 6) OBP: 0.377, SLG: 0.331		5-3		1-2 2-3 1B		F9		6-3		4	0	1	0	0	0	2
Inning Stats	R: 1 E: 0 K: 0 S: 5 H: 2 LOB: 1 BB: 0 P: 5	R: 0 E: 0 K: 0 S: 4 H: 1 LOB: 1 BB: 0 P: 4	R: 0 E: 0 K: 0 S: 5 H: 2 LOB: 2 BB: 0 P: 5	R: 0 E: 1 K: 0 S: 6 H: 2 LOB: 3 BB: 0 P: 6	R: 0 E: 0 K: 0 S: 3 H: 0 LOB: 0 BB: 0 P: 3	R: 2 E: 0 K: 1 S: 7 H: 2 LOB: 0 BB: 0 P: 7	R: 0 E: 0 K: 0 S: 2 H: 0 LOB: 0 BB: 1 P: 6	R: 1 E: 0 K: 1 S: 7 H: 2 LOB: 1 BB: 0 P: 7		1B: 8 2B: 1 3B: 1 HR: 1		SF: 1 SAC: 0 DP: 0 HBP: 0			WP: 0 PB: 0 SB: 1 CS: 1		PA: 37

	AB	34
	R	4
	H	11
	RBI	4
	BB	1
	SO	2
	LOB	14

PITCHER		IP	WLS	BF	H	R	ER	SO	BB	IBB	HBP	BLK	WP	HR	S	P	ERA	WHIP
Paul Splittorff, L ERA: 3.43	(1, 1)	0.1		2	1	1	1	0	0	0	0	0	0	0	2	2	27.00	3.000
Bill Castro, R ERA: 2.52	(1, 1)	5.2	L	26	8	2	2	1	0	0	0	0	0	1	28	28	3.18	1.412
Don Hood, L ERA: 2.93	(7, 1)	2.0		8	2	1	1	1	1	0	0	0	0	0	9	13	4.50	1.500

PITCHER	IP	WLS	BF	H	R	ER	SO	BB	IBB	HBP	BLK	WP	HR	S	P	ERA	WHIP

Batter	1	2	3	4	5	6	7	8	9	10	11	12	AB	R	H	RBI	BB	SO	LOB
Miguel Dilone, S (1, 7) OBP: 0.270, SLG: 0.308	F8			BB		5-3		4-3	FC6-2			SH3-4	4	1	0	0	1	0	3
Toby Harrah, R (1, 5) OBP: 0.418, SLG: 0.537	K			1-3		F7		1B	FC5-4			BB	5	1	1	0	1	1	4
Mike Hargrove, L (1, 3) OBP: 0.379, SLG: 0.310	K			F7		BB		F7		G5-4-3		HR	4	1	1	0	2	1	2
Andre Thornton, R (1, 10) OBP: 0.417, SLG: 0.537		1-3		1B		F9		1-3		G5-4-3		HR	6	1	3	5	0	0	2
Von Hayes, L (1, 9) OBP: 0.288, SLG: 0.378		F9		1-2			F6	F9		L5		F6	6	0	1	0	0	0	2
Ron Hassey, L (1, 2) OBP: 0.295, SLG: 0.270		F8		4-3			FC3-6		FC3-6		4-3	1B	6	0	3	0	0	0	2
Rick Manning, L (1, 8) OBP: 0.335, SLG: 0.351			K		4-3		FC3-6		FC3-6		F6	1B	6	0	2	0	0	1	1
Larry Milbourne, S (1, 4) (9, 6) OBP: 0.270, SLG: 0.317			CS HBP		F7		FC3-6		FC6-2 BB		CS	4-3	5	0	2	0	0	0	4
Mike Fischlin, R (1, 6) OBP: 0.370, SLG: 0.324 Rod Craig, S (9, PH) OBP: 0.256, SLG: 0.222 Jack Perconte, L (9, 4) OBP: 0.295, SLG: 0.285			F9		1-3		5-3		FC6-2		CS	WP SH3-4 HR	3 0 1	0 0 1	0 0 1	0 1 0	0 0 0	0 0 0	3 0 0
Inning Stats	R: 0 H: 0 E: 0 LOB: 0 K: 2 BB: 0 S: 7 P: 7	R: 0 H: 0 E: 0 LOB: 0 K: 0 BB: 0 S: 3 P: 3	R: 0 H: 0 E: 0 LOB: 0 K: 1 BB: 0 S: 4 P: 5	R: 1 H: 2 E: 0 LOB: 2 K: 0 BB: 1 S: 5 P: 9	R: 0 H: 0 E: 0 LOB: 0 K: 0 BB: 0 S: 3 P: 3	R: 0 H: 0 E: 0 LOB: 1 K: 0 BB: 1 S: 3 P: 7	R: 0 H: 2 E: 0 LOB: 2 K: 0 BB: 0 S: 5 P: 5	R: 0 H: 2 E: 0 LOB: 2 K: 0 BB: 0 S: 5 P: 5	R: 0 H: 2 E: 0 LOB: 3 K: 0 BB: 1 S: 5 P: 9	R: 0 H: 1 E: 0 LOB: 0 K: 0 BB: 0 S: 3 P: 3	R: 0 H: 1 E: 0 LOB: 0 K: 0 BB: 0 S: 3 P: 3	R: 4 H: 4 E: 0 LOB: 2 K: 0 BB: 2 S: 7 P: 15	1B: 13 SF: 0 2B: 0 SAC: 1 3B: 0 DP: 1 HR: 1 HBP: 1						

PITCHER		IP	WLS	BF	H	R	ER	SO	BB	IBB	HBP	BLK	WP	HR	S	P	ERA	WHIP
Pete Vuckovich, R ERA: 2.92	(1, 1)	11.0		44	10	1	1	3	3	0	1	0	0	0	46	59	0.82	1.182
Jim Slaton, R ERA: 3.56	(12, 1)	1.0	L	9	4	4	4	0	2	0	0	0	1	1	7	15	36.00	6.000

PITCHER	IP	WLS	BF	H	R	ER	SO	BB	IBB	HBP	BLK	WP	HR	S	P	ERA	WHIP

TOP

Cleveland Indians @ Milwaukee Brewers

Milwaukee County Stadium, Milwaukee, WI

Thu Jul 29 1982, 8:05 PM EDT

Att. 29,781 - Unknown - 74 F

livebaseballscorecards.com

AB	46
R	5
H	14
RBI	5
BB	5
SO	3
LOB	23

Batter	1	2	3	4	5	6	7	8	9	10	11	12	AB	R	H	RBI	BB	SO	LOB
Paul Molitor, R (1, 5) OBP: 0.357, SLG: 0.416	K		2B 1B		K		6-3			K	F9		6	0	1	0	0	3	3
Robin Yount, R (1, 6) OBP: 0.375, SLG: 0.612	F9		1-3 2B			4-3 1B 2B		F4		4-3		K	6	1	2	0	0	1	0
Cecil Cooper, L (1, 3) OBP: 0.346, SLG: 0.540	5-3		F5			2-3 4-3		1B		1B		F8	6	0	2	0	0	0	3
Ted Simmons, S (1, 2) OBP: 0.297, SLG: 0.447		K	K			F6		F8		G3		4-3	6	0	0	0	0	2	5
Ben Oglivie, L (1, 7) OBP: 0.326, SLG: 0.472		K		L9		1B BB		F4			FC2-6 1B		4	0	1	0	1	1	1
Gorman Thomas, R (1, 8) OBP: 0.342, SLG: 0.527	2B			K		1-3 3-H 1B			G3		FC2-6 1B 1B 1-2f		5	0	2	1	0	1	1
Roy Howell, L (1, 10) OBP: 0.311, SLG: 0.372		BB		1-4-3		F7			G3		F8		3	0	0	0	1	0	2
Don Money, R (11, PH) OBP: 0.373, SLG: 0.561													1	0	0	0	0	0	1
Marshall Edwards, L (1, 9) OBP: 0.268, SLG: 0.367		L6			6-3		6-3		S 1B		1B 1-2		4	0	1	0	0	0	2
Charlie Moore, R (11, PH) (12, 9) OBP: 0.295, SLG: 0.360													1	0	1	0	0	0	0
Jim Gantner, L (1, 4) OBP: 0.371, SLG: 0.417			F8		F3		4-3		F4 1-2		1-2 2-3 1B		5	0	1	0	0	0	1
Inning Stats	R: 0 H: 0 E: 0 LOB: 0 K: 1 BB: 0 S: 5 P: 5	R: 0 H: 1 E: 0 LOB: 2 K: 2 BB: 1 S: 8 P: 12	R: 0 H: 2 E: 0 LOB: 2 K: 1 BB: 0 S: 7 P: 7	R: 0 H: 0 E: 0 LOB: 0 K: 1 BB: 0 S: 5 P: 5	R: 0 H: 0 E: 0 LOB: 0 K: 1 BB: 0 S: 5 P: 5	R: 1 H: 2 E: 0 LOB: 2 K: 0 BB: 1 S: 5 P: 9	R: 0 H: 0 E: 0 LOB: 0 K: 0 BB: 0 S: 3 P: 3	R: 0 H: 1 E: 0 LOB: 1 K: 0 BB: 0 S: 4 P: 4	R: 0 H: 1 E: 0 LOB: 1 K: 0 BB: 0 S: 4 P: 4	R: 0 H: 1 E: 0 LOB: 1 K: 1 BB: 0 S: 6 P: 6	R: 0 H: 3 E: 0 LOB: 3 K: 0 BB: 0 S: 6 P: 6	R: 0 H: 0 E: 0 LOB: 0 K: 1 BB: 0 S: 5 P: 5	1B: 8 2B: 3 3B: 0 HR: 0	SF: 0 SAC: 0 DP: 0 HBP: 0	WP: 0 PB: 0 SB: 1 CS: 0	PA: 49			

PITCHER		IP	WLS	BF	H	R	ER	SO	BB	IBB	HBP	BLK	WP	HR	S	P	ERA	WHIP
Len Barker, R ERA: 3.5	(1, 1)	10.0		40	8	1	1	7	2	0	0	0	0	0	52	60	0.90	1.000
Ed Glynn, L ERA: 2.74	(11, 1)	0.2		5	3	0	0	0	0	0	0	0	0	0	5	5	0.00	4.500
Dan Spillner, R ERA: 2.28	(11, 1)	1.1	W	4	0	0	0	1	0	0	0	0	0	0	6	6	0.00	0.000

PITCHER	IP	WLS	BF	H	R	ER	SO	BB	IBB	HBP	BLK	WP	HR	S	P	ERA	WHIP

BOTTOM

Cleveland Indians @ Milwaukee Brewers

Milwaukee County Stadium, Milwaukee, WI

Thu Jul 29 1982, 8:05 PM EDT

Att. 29,781 - Unknown - 74 F

livebaseballscorecards.com

AB	47
R	1
H	11
RBI	1
BB	2
SO	8
LOB	19

Cleveland Indians @ Milwaukee Brewers

Milwaukee County Stadium, Milwaukee, WI

Fri Jul 30 1982, 8:05 PM EDT

Att. 27,103 - Unknown - 77 F

TOP

livebaseballscorecards.com

Batter	1	2	3	4	5	6	7	8	9	AB	R	H	RBI	BB	SO	LOB
Larry Milbourne, S (1, 4) OBP: 0.273, SLG: 0.317	HBP 1B 1B	BBB 1-2 2-3 BB		SF8 3-H		1-3		G4-6-3 1-2f		3	1	1	1	1	0	1
Toby Harrah, R (1, 5) OBP: 0.420, SLG: 0.546	BB 1B 1-2 HBP	SF7-4 2-3 3-H		1B		HR		L5		3	1	2	2	0	0	0
Mike Hargrove, L (1, 3) OBP: 0.377, SLG: 0.309	G5-3 BB 1-2 2-H 1B		E5 E 1B FC1-2	F6		4-3			G3	5	0	1	1	0	0	1
Andre Thornton, R (1, 10) OBP: 0.421, SLG: 0.546	BBBB 1-2 2-3 BB		FC1-2 E 1-2 7-2 1B		L8	HR			BBBB BB	3	1	2	1	2	0	0
Chris Bando, S (1, 2) OBP: 0.307, SLG: 0.303	SSS K		E9 FC1-2 1-2 2-3		F9	F9			F9	5	0	0	0	0	1	6
Rod Craig, S (1, 7) OBP: 0.262, SLG: 0.231 Miguel Dilone, S (7, PH) (7, 7) OBP: 0.268, SLG: 0.306	G5-3 2-3f		FC1-2 1-2 2-3 3-H		S HR 1B		F9		L6	3 2	1 0	1 0	0 0	0 0	0 0	6 1
Rick Manning, L (1, 8) OBP: 0.337, SLG: 0.360		BBB BB SF7-4 BB	7-2 3-Hf		1-H HR		F8			3	2	1	2	1	0	3
Carmen Castillo, R (1, 9) OBP: 0.414, SLG: 0.500		BBBB SF7-4 BB 1-2 BB		BBBB 6-3 PB SF8 BB	2B		F4			2	1	1	0	2	0	0
Mike Fischlin, R (1, 6) OBP: 0.367, SLG: 0.322		F9		6-3 1-3	F8			G4-6-3 1B		4	0	1	0	0	0	4

	AB	33
	R	7
	H	10
	RBI	7
	BB	6
	SO	1
	LOB	22

Inning Stats	1	2	3	4	5	6	7	8	9
	R: 1 E: 0 K: 1 S: 6	H: 2 LOB: 2 BB: 1 P: 11	R: 1 E: 0 K: 0 S: 2	H: 0 LOB: 1 BB: 3 P: 14	R: 0 E: 2 K: 0 S: 5	H: 1 LOB: 2 BB: 0 P: 5	R: 1 E: 0 K: 0 S: 4	H: 1 LOB: 1 BB: 1 P: 8	R: 2 E: 0 K: 0 S: 6	H: 3 LOB: 1 BB: 0 P: 6	R: 2 E: 0 K: 0 S: 5	H: 2 LOB: 0 BB: 0 P: 5	R: 0 E: 0 K: 0 S: 3	H: 0 LOB: 0 BB: 0 P: 3	R: 0 E: 0 K: 0 S: 3	H: 1 LOB: 0 BB: 0 P: 3	R: 0 E: 0 K: 0 S: 3	H: 0 LOB: 1 BB: 1 P: 7

	1B: 6	SF: 2	WP: 0	PA: 42
	2B: 3	SAC: 0	PB: 1	
	3B: 0	DP: 4	SB: 1	
	HR: 3	HBP: 1	CS: 0	

PITCHER		IP	WLS	BF	H	R	ER	SO	BB	IBB	HBP	BLK	WP	HR	S	P	ERA	WHIP
Randy Lerch, L ERA: 5.15	(1, 1)	1.0	L	8	2	2	2	1	3	0	1	0	0	0	6	19	18.00	5.000
Jerry Augustine, L ERA: 4.09	(2, 1)	5.0		24	7	5	4	0	2	0	0	0	0	3	22	30	7.20	1.800
Dwight Bernard, R ERA: 3.1	(7, 1)	2.0		6	1	0	0	0	0	0	0	0	0	0	6	6	0.00	0.500
Pete Ladd, R ERA: 1.8	(9, 1)	1.0		4	0	0	0	0	1	0	0	0	0	0	3	7	0.00	1.000

PITCHER		IP	WLS	BF	H	R	ER	SO	BB	IBB	HBP	BLK	WP	HR	S	P	ERA	WHIP

Batter	1	2	3	4	5	6	7	8	9	AB	R	H	RBI	BB	SO	LOB
Paul Molitor, R (1, 5) OBP: 0.356, SLG: 0.415	1-3			1B 1B 1B	F8		4-3 1-2 2-3			4	1	1	0	0	0	3
Robin Yount, R (1, 6) OBP: 0.374, SLG: 0.608	5-3			1B 1-3 SF8 1B	F6		6-3			4	1	1	0	0	0	3
Cecil Cooper, L (1, 3) OBP: 0.348, SLG: 0.543	F7			1B 1-3 3-H 1B		2B		5-3		4	0	2	1	0	0	0
Gorman Thomas, R (1, 8) OBP: 0.338, SLG: 0.522		G3		SF8 3-H		5-3		L7		3	0	0	1	0	0	1
Ben Oglivie, L (1, 7) OBP: 0.325, SLG: 0.470		1-3		F9		4-3		1B		4	0	1	0	0	0	2
Roy Howell, L (1, 10) OBP: 0.309, SLG: 0.369		F5		1-3 1B		F9		4-3		4	0	1	0	0	0	2
Marshall Edwards, L (1, 9) OBP: 0.267, SLG: 0.363			4-3	4-3			FC1-6 1B		1-3	4	0	1	0	0	0	2
Jim Gantner, L (1, 4) OBP: 0.369, SLG: 0.415			F7		FC5-4 1B		FC1-6 4-3 1B 1-2f		5-3	4	0	1	0	0	0	1
Ned Yost, R (1, 2) OBP: 0.338, SLG: 0.400			3-1		FC5-4 1-2f		4-3 1-2 1B		L5	4	0	1	0	0	0	1
Inning Stats	R: 0 E: 0 K: 0 S: 3 H: 0 LOB: 0 BB: 0 P: 3	R: 0 E: 0 K: 0 S: 3 H: 0 LOB: 0 BB: 0 P: 3	R: 0 E: 0 K: 0 S: 3 H: 0 LOB: 0 BB: 0 P: 3	R: 2 E: 0 K: 0 S: 7 H: 4 LOB: 2 BB: 0 P: 7	R: 0 E: 0 K: 0 S: 4 H: 1 LOB: 1 BB: 0 P: 4	R: 0 E: 0 K: 0 S: 4 H: 1 LOB: 1 BB: 0 P: 4	R: 0 E: 0 K: 0 S: 5 H: 2 LOB: 2 BB: 0 P: 5	R: 0 E: 0 K: 0 S: 4 H: 1 LOB: 1 BB: 0 P: 4	R: 0 E: 0 K: 0 S: 3 H: 0 LOB: 0 BB: 0 P: 3	1B: 8 2B: 1 3B: 0 HR: 0 SF: 1 SAC: 0 DP: 0 HBP: 0						

PITCHER	IP	WLS	BF	H	R	ER	SO	BB	IBB	HBP	BLK	WP	HR	S	P	ERA	WHIP
Lary Sorensen, R (1, 1) ERA: 4.66	9.0	W	36	9	2	2	0	0	0	0	0	0	0	36	36	2.00	1.000

PITCHER	IP	WLS	BF	H	R	ER	SO	BB	IBB	HBP	BLK	WP	HR	S	P	ERA	WHIP

BOTTOM

Cleveland Indians @ Milwaukee Brewers

Milwaukee County Stadium, Milwaukee, WI

Fri Jul 30 1982, 8:05 PM EDT

Att. 27,103 - Unknown - 77 F

livebaseballscorecards.com

AB	35
R	2
H	9
RBI	2
BB	0
SO	0
LOB	15

WP: 0	PA: 36		
PB: 0			
SB: 0			
CS: 0			

Batter	1	2	3	4	5	6	7	8	9	AB	R	H	RBI	BB	SO	LOB
Miguel Dilone, S (1, 7) OBP: 0.264, SLG: 0.301	5-6-3	L5-4 2-3			5-3			F7		4	0	0	0	0	0	3
Toby Harrah, R (1, 5) OBP: 0.419, SLG: 0.551	HR		1-3			6-3		F8		4	1	1	1	0	0	1
Mike Hargrove, L (1, 3) OBP: 0.376, SLG: 0.316	HR		4-3			F7		1-3		4	1	1	1	0	0	1
Andre Thornton, R (1, 10) OBP: 0.422, SLG: 0.551	2B		K			2B			K	4	0	2	0	0	2	0
Chris Bando, S (1, 2) OBP: 0.298, SLG: 0.293	6-3			6-3		L6			K	4	0	0	0	0	1	2
Carmen Castillo, R (1, 9) OBP: 0.375, SLG: 0.448 Von Hayes, L (9, PH) OBP: 0.287, SLG: 0.377	F8			F9			6-3		3-1	3 1	0 0	0 0	0 0	0 0	0 0	1 0
Rick Manning, L (1, 8) OBP: 0.337, SLG: 0.358		G3		5-3			BB G6-3			2	0	0	0	1	0	0
Larry Milbourne, S (1, 4) OBP: 0.270, SLG: 0.313		E5 L5-4 BB			5-3		1-2f			3	0	0	0	0	0	1
Mike Fischlin, R (1, 6) OBP: 0.372, SLG: 0.324		BB 1-2			F9			1B		2	0	1	0	1	0	0
Inning Stats	R: 2 E: 0 K: 0 S: 6 H: 3 LOB: 1 BB: 0 P: 6	R: 0 E: 1 K: 0 S: 3 H: 0 LOB: 1 BB: 1 P: 7	R: 0 E: 0 K: 1 S: 5 H: 0 LOB: 0 BB: 0 P: 5	R: 0 E: 0 K: 0 S: 3 H: 0 LOB: 0 BB: 0 P: 3	R: 0 E: 0 K: 0 S: 3 H: 0 LOB: 0 BB: 0 P: 3	R: 0 E: 0 K: 0 S: 4 H: 1 LOB: 1 BB: 0 P: 4	R: 0 E: 0 K: 0 S: 2 H: 0 LOB: 0 BB: 1 P: 6	R: 0 E: 0 K: 0 S: 4 H: 1 LOB: 1 BB: 0 P: 4	R: 0 E: 0 K: 2 S: 7 H: 0 LOB: 0 BB: 0 P: 7	1B: 1 2B: 3 3B: 0 HR: 2 SF: 0 SAC: 0 DP: 2 HBP: 0						

PITCHER		IP	WLS	BF	H	R	ER	SO	BB	IBB	HBP	BLK	WP	HR	S	P	ERA	WHIP
Mike Caldwell, L ERA: 4.59	(1, 1)	8.0	W	30	5	2	2	1	2	0	0	0	0	2	30	38	2.25	0.875
Rollie Fingers, R ERA: 2.84	(9, 1)	1.0	S	3	0	0	0	2	0	0	0	0	0	0	7	7	0.00	0.000

PITCHER		IP	WLS	BF	H	R	ER	SO	BB	IBB	HBP	BLK	WP	HR	S	P	ERA	WHIP

TOP

Cleveland Indians @ Milwaukee Brewers

Milwaukee County Stadium, Milwaukee, WI

Sat Jul 31 1982, 4:33 AM EDT

Att. 41,421 - Unknown - 81 F

livebaseballscorecards.com

AB	31
R	2
H	5
RBI	2
BB	2
SO	3
LOB	9

Batter	1	2	3	4	5	6	7	8	9	AB	R	H	RBI	BB	SO	LOB
Paul Molitor, R (1, 5) OBP: 0.355, SLG: 0.415	0-0 1B 1B 2B	0-0 F7 ③			0-0 L1 ①		0-0 6-3 ②			4	1	1	0	0	0	1
Robin Yount, R (1, 6) OBP: 0.375, SLG: 0.606	0-0 E E 2-3 1B		BBBB 4-0 1B G5-4-3 BB		0-0 F7 ②		SSS 0-3 K ③			3	2	1	0	1	1	0
Cecil Cooper, L (1, 3) OBP: 0.347, SLG: 0.540	0-0 L5 ①		0-0 G5-4-3 1-3 1B		0-0 F8 ③			0-0 4-3 ①		4	0	1	0	0	0	2
Gorman Thomas, R (1, 8) OBP: 0.343, SLG: 0.522	0-0 E 1-2 3-H 1B		0-0 G5-4-3 ① ② 1-2f 3-H			BBBB 4-0 SH3-4 BB BB		BBBB 4-0 BB		2	1	1	1	2	0	1
Ben Oglivie, L (1, 7) OBP: 0.325, SLG: 0.466	0-0 L4 ② 1-H 2-H		0-0 L3 ③			BBBB 4-0 SH3-4 1-2 BB		0-0 F2 ②		3	0	0	0	1	0	1
Don Money, R (1, 10) OBP: 0.368, SLG: 0.553	0-0 5-3 ③			SSS 0-3 K ①		0-0 SH3-4 ① 1-2 2-3		0-0 F8 ③		3	0	0	0	0	1	2
Charlie Moore, R (1, 9) OBP: 0.299, SLG: 0.365		0-0 4-3 ①		0-0 2B		4-0 G5-4-3 IBB				2	0	1	0	1	0	0
Ned Yost, R (1, 2) OBP: 0.324, SLG: 0.381		SSS 0-3 K ②		0-0 6-3 ②		0-0 G5-4-3 ② ③ 1-2f				3	0	0	0	0	1	4
Jim Gantner, L (1, 4) OBP: 0.369, SLG: 0.414		0-0 1B		0-0 6-3 ③			SSS 0-3 K ①			3	0	1	0	0	1	1
Inning Stats	R: 3 H: 3 E: 1 LOB: 1 K: 0 BB: 0 S: 6 P: 6	R: 0 H: 1 E: 0 LOB: 1 K: 1 BB: 0 S: 6 P: 6	R: 1 H: 1 E: 0 LOB: 0 K: 0 BB: 1 S: 3 P: 7	R: 0 H: 1 E: 0 LOB: 1 K: 1 BB: 0 S: 6 P: 6	R: 0 H: 0 E: 0 LOB: 0 K: 0 BB: 0 S: 3 P: 3	R: 0 H: 0 E: 0 LOB: 2 K: 0 BB: 3 S: 2 P: 14	R: 0 H: 0 E: 0 LOB: 0 K: 2 BB: 0 S: 7 P: 7	R: 0 H: 0 E: 0 LOB: 1 K: 0 BB: 1 S: 3 P: 7		1B: 4 SF: 0 2B: 2 SAC: 1 3B: 0 DP: 2 HR: 0 HBP: 0						

PITCHER	IP	WLS	BF	H	R	ER	SO	BB	IBB	HBP	BLK	WP	HR	S	P	ERA	WHIP
Rick Waits, L (1, 1) ERA: 5.63	8.0	L	33	6	4	2	4	4	1	0	0	0	0	36	56	2.25	1.250

PITCHER	IP	WLS	BF	H	R	ER	SO	BB	IBB	HBP	BLK	WP	HR	S	P	ERA	WHIP

BOTTOM

Cleveland Indians @ Milwaukee Brewers

Milwaukee County Stadium, Milwaukee, WI

Sat Jul 31 1982, 4:33 AM EDT

Att. 41,421 - Unknown - 81 F

livebaseballscorecards.com

AB	27
R	4
H	6
RBI	1
BB	5
SO	4
LOB	12

WP: 0 PA: 33
PB: 0
SB: 0
CS: 0

Cleveland Indians @ Milwaukee Brewers

Milwaukee County Stadium, Milwaukee, WI

Sun Aug 01 1982, 4:33 AM EDT

Unknown - 81 F

TOP

livebaseballscorecards.com

Batter	1	2	3	4	5	6	7	8	9	AB	R	H	RBI	BB	SO	LOB
Miguel Dilone, S (1, 7) OBP: 0.264, SLG: 0.300	G3		G3		4-3		S 1B 3-H		F8	4	0	1	1	0	0	0
Carmen Castillo, R (7, 7) OBP: 0.364, SLG: 0.433										1	0	0	0	0	0	2
Toby Harrah, R (1, 5) OBP: 0.419, SLG: 0.551	K			4-3 SF8 2B	1B		K 1-2		F8	5	1	2	0	0	2	3
Mike Hargrove, L (1, 3) OBP: 0.374, SLG: 0.316	K			4-3 2-3	F8			S 1B 1B		4	0	1	0	0	1	2
Andre Thornton, R (1, 10) OBP: 0.420, SLG: 0.549		6-3		SF8 3-H		CS 1B		F5 1-2		3	0	1	1	0	0	1
Von Hayes, L (1, 9) OBP: 0.289, SLG: 0.377		F9 S 1B		E 2B 1B BBBB		F2		F9		3	1	1	0	1	0	2
Ron Hassey, L (1, 2) OBP: 0.299, SLG: 0.275		F9 1-3		E7 2B 1-3	1B	F5		1B 2-H		4	1	2	0	0	0	2
Rick Manning, L (1, 8) OBP: 0.339, SLG: 0.362		F7		2B 2-H 3-H		CS 1-2	F8 4-3 1B 1B		K	4	1	2	2	0	1	1
Jack Perconte, L (1, 4) OBP: 0.299, SLG: 0.290		CS 1B		F9			4-3 1-2		1B 1B	4	0	2	0	0	0	2
Mike Fischlin, R (1, 6) OBP: 0.369, SLG: 0.322		F9 1-2			F3		F8 2-3		1B 1-2	4	0	1	0	0	0	2

	AB	36
	R	4
	H	13
	RBI	4
	BB	1
	SO	4
	LOB	17

Inning Stats	1	2	3	4	5	6	7	8	9	1B: 11	SF: 1	WP: 0	PA: 39
	R: 0	R: 0	R: 0	R: 3	R: 0	R: 0	R: 1	R: 0	R: 0	2B: 2	SAC: 0	PB: 0	
	E: 0	E: 0	E: 0	E: 1	E: 0	E: 0	E: 0	E: 0	E: 0	3B: 0	DP: 0	SB: 3	
	K: 2	K: 0	K: 0	K: 0	K: 0	K: 0	K: 1	K: 0	K: 1	HR: 0	HBP: 0	CS: 2	
	S: 7	S: 4	S: 3	S: 6	S: 4	S: 3	S: 7	S: 4	S: 7				
	H: 0	H: 1	H: 1	H: 3	H: 1	H: 1	H: 2	H: 2	H: 2				
	LOB: 0	LOB: 1	LOB: 0	LOB: 1	LOB: 1	LOB: 0	LOB: 1	LOB: 2	LOB: 2				
	BB: 0	BB: 0	BB: 0	BB: 1	BB: 0	BB: 0	BB: 0	BB: 0	BB: 0				
	P: 7	P: 4	P: 3	P: 10	P: 4	P: 3	P: 7	P: 4	P: 7				

PITCHER	IP	WLS	BF	H	R	ER	SO	BB	IBB	HBP	BLK	WP	HR	S	P	ERA	WHIP
Moose Haas, R (1, 1) ERA: 4.6	9.0	L	38	13	4	4	4	1	0	0	0	0	0	45	49	4.00	1.556

PITCHER	IP	WLS	BF	H	R	ER	SO	BB	IBB	HBP	BLK	WP	HR	S	P	ERA	WHIP

Batter	1	2	3	4	5	6	7	8	9	AB	R	H	RBI	BB	SO	LOB
Paul Molitor, R (1, 5) OBP: 0.354, SLG: 0.416	F7	4-3 1-2			K			2B		4	0	1	0	0	1	1
Robin Yount, R (1, 6) OBP: 0.374, SLG: 0.602	BB 1B BB		F8			F9		K		3	0	0	0	1	1	1
Cecil Cooper, L (1, 3) OBP: 0.346, SLG: 0.537	BB 1-2 1B		K			F7		F9		4	0	1	0	0	1	1
Ted Simmons, S (1, 2) OBP: 0.297, SLG: 0.453	F9		5-3			HR			F6	4	1	1	1	0	0	2
Ben Oglivie, L (1, 7) OBP: 0.324, SLG: 0.462	1-2 2-3 BB			F5		L6			G3	3	0	0	0	1	0	0
Gorman Thomas, R (1, 8) OBP: 0.339, SLG: 0.516	6-3			F8			6-3		F2	4	0	0	0	0	0	3
Roy Howell, L (1, 10) OBP: 0.304, SLG: 0.362		3-1		F8			K			3	0	0	0	0	1	0
Marshall Edwards, L (1, 9) OBP: 0.269, SLG: 0.362		FC4-6 1B			6-3		F2			3	0	1	0	0	0	0
Jim Gantner, L (1, 4) OBP: 0.365, SLG: 0.409		FC4-6 S 1-2f			F7			4-3		3	0	0	0	0	0	1
Inning Stats	R: 0 H: 1 E: 0 LOB: 3 K: 0 BB: 2 S: 4 P: 12	R: 0 H: 1 E: 0 LOB: 1 K: 0 BB: 0 S: 4 P: 4	R: 0 H: 0 E: 0 LOB: 0 K: 1 BB: 0 S: 5 P: 5	R: 0 H: 0 E: 0 LOB: 0 K: 0 BB: 0 S: 3 P: 3	R: 0 H: 0 E: 0 LOB: 0 K: 1 BB: 0 S: 5 P: 5	R: 1 H: 1 E: 0 LOB: 0 K: 0 BB: 0 S: 4 P: 4	R: 0 H: 0 E: 0 LOB: 0 K: 1 BB: 0 S: 5 P: 5	R: 0 H: 1 E: 0 LOB: 1 K: 1 BB: 0 S: 6 P: 6	R: 0 H: 0 E: 0 LOB: 0 K: 0 BB: 0 S: 3 P: 3	1B: 2 2B: 1 3B: 0 HR: 1	SF: 0 SAC: 0 DP: 0 HBP: 0			WP: 0 PB: 0 SB: 1 CS: 0		PA: 33	

PITCHER		IP	WLS	BF	H	R	ER	SO	BB	IBB	HBP	BLK	WP	HR	S	P	ERA	WHIP
Ed Whitson, R ERA: 4.11	(1, 1)	6.0	W	23	3	1	1	2	2	0	0	0	0	1	25	33	1.50	0.833
Dan Spillner, R ERA: 2.2	(7, 1)	3.0	S	10	1	0	0	2	0	0	0	0	0	0	14	14	0.00	0.333

PITCHER	IP	WLS	BF	H	R	ER	SO	BB	IBB	HBP	BLK	WP	HR	S	P	ERA	WHIP

BOTTOM

Cleveland Indians @ Milwaukee Brewers

Milwaukee County Stadium, Milwaukee, WI

Sun Aug 01 1982, 4:33 AM EDT

Unknown - 81 F

livebaseballscorecards.com

AB	31
R	1
H	4
RBI	1
BB	2
SO	4
LOB	9

Cleveland Indians @ Milwaukee Brewers

Milwaukee County Stadium, Milwaukee, WI

Sun Aug 01 1982, 4:38 AM EDT

Att. 41,891 - Unknown - 80 F

TOP

livebaseballscorecards.com

Batter	1	2	3	4	5	6	7	8	9	AB	R	H	RBI	BB	SO	LOB
Miguel Dilone, S (1, 7) OBP: 0.264, SLG: 0.300	3-1 5-3 1B		G4-6-3 1-2f			4-3 1-2		F7		4	0	1	0	0	0	2
Toby Harrah, R (1, 5) OBP: 0.418, SLG: 0.552	5-3 1-2			F8		4-3 1B 2B 2-H		F8		3	0	1	1	0	0	1
Mike Fischlin, R (6, PR) OBP: 0.367, SLG: 0.320										1	1	0	0	0	0	0
Mike Hargrove, L (6, 6) OBP: 0.372, SLG: 0.313	3-1 2-3			F3		4-3 2-3		F8		3	0	0	0	0	0	2
Karl Pagel, L (1, 3) OBP: 0.450, SLG: 0.214										1	0	0	0	0	0	0
Andre Thornton, R (6, 3) OBP: 0.422, SLG: 0.550	L7			1B		1B 3-H			FC4-6 HBP	3	0	2	1	0	0	1
Carmen Castillo, R (1, 10) OBP: 0.382, SLG: 0.433										0	0	0	0	0	0	0
Von Hayes, L (9, PH) OBP: 0.286, SLG: 0.372		4-3		4-3		G3			FC4-6 1-2f	4	0	0	0	0	0	4
Larry Milbourne, S (1, 9) OBP: 0.269, SLG: 0.312		F7			G4-3 1B		4-3		F7	4	0	1	0	0	0	1
Rick Manning, L (1, 6)										2	0	0	0	0	0	1
Rod Craig, S (6, 6) OBP: 0.273, SLG: 0.268		4-3			G4-3 1-2f		2B		F9	2	0	1	0	0	0	1
Chris Bando, S (1, 8) OBP: 0.337, SLG: 0.360			K		G3		F8			3	0	0	0	0	1	1
Jack Perconte, L (1, 2) OBP: 0.292, SLG: 0.286			BB G4-6-3			4-3 2B 1B	K			2	1	1	0	1	1	1
Inning Stats	R: 0 E: 0 K: 0 S: 4 H: 1 LOB: 1 BB: 0 P: 4	R: 0 E: 0 K: 0 S: 3 H: 0 LOB: 0 BB: 0 P: 3	R: 0 E: 0 K: 1 S: 4 H: 0 LOB: 0 BB: 1 P: 8	R: 0 E: 0 K: 0 S: 4 H: 1 LOB: 1 BB: 0 P: 4	R: 0 E: 0 K: 0 S: 3 H: 1 LOB: 0 BB: 0 P: 3	R: 2 E: 0 K: 0 S: 6 H: 3 LOB: 2 BB: 0 P: 6	R: 0 E: 0 K: 1 S: 6 H: 1 LOB: 1 BB: 0 P: 6	R: 0 E: 0 K: 0 S: 3 H: 0 LOB: 0 BB: 0 P: 3	R: 0 E: 0 K: 0 S: 3 H: 0 LOB: 1 BB: 0 P: 4	1B: 5 2B: 2 3B: 0 HR: 0	SF: 0 SAC: 0 DP: 2 HBP: 1						

	AB	32
	R	2
	H	7
	RBI	2
	BB	1
	SO	2
	LOB	15

WP: 0 PB: 0 SB: 0 CS: 0 PA: 34

PITCHER	IP	WLS	BF	H	R	ER	SO	BB	IBB	HBP	BLK	WP	HR	S	P	ERA	WHIP
Jim Slaton, R (1, 1) ERA: 3.48	7.0	W	27	7	2	2	2	1	0	0	0	0	0	30	34	2.57	1.143
Dwight Bernard, R (8, 1) ERA: 3.0	2.0		7	0	0	0	0	0	0	1	0	0	0	6	7	0.00	0.000

PITCHER	IP	WLS	BF	H	R	ER	SO	BB	IBB	HBP	BLK	WP	HR	S	P	ERA	WHIP

Cleveland Indians @ Milwaukee Brewers

Milwaukee County Stadium, Milwaukee, WI

Sun Aug 01 1982, 4:38 AM EDT

Att. 41,891 - Unknown - 80 F

BOTTOM

Batter	1	2	3	4	5	6	7	8	9	AB	R	H	RBI	BB	SO	LOB
Paul Molitor, R (1, 5) OBP: 0.357, SLG: 0.418	F9			2B 1B 1B	E S 1B 1B	BBB FC6-4 BB				3	2	2	0	1	0	0
Robin Yount, R (1, 6) OBP: 0.373, SLG: 0.601	L5			SSS 1-3 1B 2B	1-3 K	1-2f FC6-4				4	1	1	0	0	1	2
Cecil Cooper, L (1, 3) OBP: 0.348, SLG: 0.536	6-3			F7	3-H 2B 2B 1B		FC5-4 1B			4	1	2	1	0	0	2
Gorman Thomas, R (1, 8) OBP: 0.343, SLG: 0.521		G3-6-3 1B		2-H 3-H 1B 1B 1B	1-3 2B 2B		1-2f FC5-4			4	2	3	2	0	0	1
Ben Oglivie, L (1, 7) OBP: 0.326, SLG: 0.461		1-2f G3-6-3		1-3 1B 1B 1B	2B IBB		F7			3	1	1	0	1	0	2
Don Money, R (1, 10) OBP: 0.370, SLG: 0.557		L4		3-H FC5-4 1B 1B	1-3 2-H 3-H L3 2B		L5			4	0	2	3	0	0	1
Marshall Edwards, L (1, 9) OBP: 0.268, SLG: 0.358		6-3		1-2 3-H FC5-4 1B	2-3 L3			F3		4	0	1	1	0	0	2
Charlie Moore, R (1, 2) OBP: 0.295, SLG: 0.359		F9		FC5-4		6-3		1-3		4	0	0	0	0	0	2
Jim Gantner, L (1, 4) OBP: 0.360, SLG: 0.402		F9		F7		F7		F7		4	0	0	0	0	0	2
Inning Stats	R: 0 E: 0 K: 0 S: 3 H: 0 LOB: 0 BB: 0 P: 3	R: 0 E: 0 K: 0 S: 3 H: 1 LOB: 0 BB: 0 P: 3	R: 0 E: 0 K: 0 S: 3 H: 0 LOB: 0 BB: 0 P: 3	R: 4 E: 0 K: 0 S: 9 H: 6 LOB: 2 BB: 0 P: 9	R: 3 E: 0 K: 1 S: 8 H: 4 LOB: 1 BB: 1 P: 12	R: 0 E: 0 K: 0 S: 3 H: 0 LOB: 1 BB: 1 P: 7	R: 0 E: 0 K: 0 S: 4 H: 1 LOB: 1 BB: 0 P: 4	R: 0 E: 0 K: 0 S: 3 H: 0 LOB: 0 BB: 0 P: 3		1B: 9 2B: 4 3B: 0 HR: 0	SF: 0 SAC: 0 DP: 2 HBP: 0						

PITCHER	IP	WLS	BF	H	R	ER	SO	BB	IBB	HBP	BLK	WP	HR	S	P	ERA	WHIP
Bud Anderson, R (1, 1) ERA: 3.3	3.1	L	16	7	4	4	0	0	0	0	0	0	0	16	16	10.80	2.100
Tom Brennan, R (4, 1) ERA: 4.78	4.2		20	5	3	3	1	1	1	0	0	0	0	20	28	5.79	1.286

PITCHER	IP	WLS	BF	H	R	ER	SO	BB	IBB	HBP	BLK	WP	HR	S	P	ERA	WHIP

livebaseballscorecards.com

AB	34
R	7
H	12
RBI	7
BB	2
SO	1
LOB	14

WP: 0 PB: 0 SB: 1 CS: 0 PA: 36

Batter	1	2	3	4	5	6	7	8	9	AB	R	H	RBI	BB	SO	LOB
Bill Sample, R (1, 7) OBP: 0.342, SLG: 0.418	4-3		F8		BB SF8			F7		3	0	0	0	1	0	0
Mickey Rivers, L (1, 10) OBP: 0.238, SLG: 0.339	F7		F6		SF8 1-2 3-H			6-3		3	0	0	1	0	0	0
Buddy Bell, R (1, 5) OBP: 0.368, SLG: 0.438	1B		1B		6-3			K		4	0	2	0	0	1	1
Bill Stein, R (8, 5) OBP: 0.267, SLG: 0.277										0	0	0	0	0	0	0
Dave Hostetler, R (1, 3) OBP: 0.332, SLG: 0.537	K		K			G6-4-3 1B			F9	4	0	1	0	0	2	2
Johnny Grubb, L (1, 9) OBP: 0.386, SLG: 0.385		K	4-3			K			F7	4	0	0	0	0	2	1
Jim Sundberg, R (1, 2) OBP: 0.313, SLG: 0.338		BB S 1B	6-3			G6-4-3 1-2f			F3	3	1	0	0	1	0	1
Mike Richardt, R (1, 4) OBP: 0.268, SLG: 0.279		F8 1-2	6-3				K			3	0	0	0	0	1	1
George Wright, S (1, 8) OBP: 0.283, SLG: 0.360		1B 2-H			E9 SF8 1B		F7			3	1	2	1	0	0	0
Wayne Tolleson, S (1, 6)		F7			F8		K			3	0	0	0	0	1	2

TOP

Texas Rangers @ Cleveland Indians

Cleveland Municipal Stadium, Cleveland, OH

Mon Aug 02 1982, 7:05 PM EDT

Att. 8,657 - Unknown - 75 F

livebaseballscorecards.com

AB	30
R	2
H	5
RBI	2
BB	2
SO	7
LOB	8

Inning Stats	1	2	3	4	5	6	7	8	9	1B: 5	SF: 1	WP: 0	PA: 33
R	0	1	0	0	1	0	0	0	0	2B: 0	SAC: 0	PB: 0	
E	0	0	0	0	1	0	0	0	0	3B: 0	DP: 1	SB: 1	
K	1	1	1	0	0	1	2	1	0	HR: 0	HBP: 0	CS: 0	
S	6	6	6	3	4	5	7	5	3				
H	1	1	1	0	1	1	0	0	0				
LOB	1	1	0	0	1	0	0	0	0				
BB	0	1	0	0	1	0	0	0	0				
P	6	10	6	3	8	5	7	5	3				

PITCHER	IP	WLS	BF	H	R	ER	SO	BB	IBB	HBP	BLK	WP	HR	S	P	ERA	WHIP
Rick Sutcliffe, R (1, 1) ERA: 2.74	9.0	W	33	5	2	1	7	2	0	0	0	0	0	45	53	1.00	0.778

Texas Rangers @ Cleveland Indians

Cleveland Municipal Stadium, Cleveland, OH

Mon Aug 02 1982, 7:05 PM EDT

Att. 8,657 - Unknown - 75 F

livebaseballscorecards.com

BOTTOM

Batter	1	2	3	4	5	6	7	8	9	AB	R	H	RBI	BB	SO	LOB
Larry Milbourne, S (1, 4) OBP: 0.276, SLG: 0.323	F7	FC6-4 2-3 1B		BB 2B		4-3		BB 1-2 1B		5	0	3	0	0	0	0
Toby Harrah, R (1, 5) OBP: 0.422, SLG: 0.552	1B	FC6-4 1-2f 3-H 2B		BB HBP		BB BB BB 4-0 BB		BB BB BB 4-0 1-2 2-3 BB		2	1	1	1	2	0	1
Mike Hargrove, L (1, 3) OBP: 0.373, SLG: 0.317 Karl Pagel, L (3, 3) OBP: 0.435, SLG: 0.188	F9	1B 1-H 2B		BB BB BB 4-0 1-2 2-3 BB		SSS 0-3 K		SSS 0-3 K		2 2	1 0	1 0	1 0	0 1	0 2	1 4
Andre Thornton, R (1, 10) OBP: 0.420, SLG: 0.547	5-3	1B 2-H		F6			6-3			4	0	1	1	0	0	4
Chris Bando, S (1, 2) OBP: 0.291, SLG: 0.285		FC5-6 1B K		F8			L5			4	0	1	0	0	1	4
Rod Craig, S (1, 7) OBP: 0.271, SLG: 0.267		FC5-6 1-2 2B 1B	F8		SSS 0-3 K		F8			4	1	1	0	0	1	0
Rick Manning, L (1, 8) OBP: 0.336, SLG: 0.359		FC5-6 2B 1-2 2-3f 1B	4-1		8-3 1B			F8		4	1	1	0	0	0	2
Carmen Castillo, R (1, 9) OBP: 0.395, SLG: 0.471		1B 1-3 2-H 2B	SSS K		8-3 1-2f			BB 1B		4	1	2	1	0	1	1
Mike Fischlin, R (1, 6) OBP: 0.365, SLG: 0.318		1B FC6-4 2-H 3-H 1B		5-3		F4		F8		4	1	1	2	0	0	1

AB	35
R	6
H	12
RBI	6
BB	3
SO	5
LOB	18

Inning Stats	1	2	3	4	5	6	7	8	9
	R: 0 E: 0 K: 0 S: 4	H: 1 LOB: 1 BB: 0 P: 4	R: 6 E: 0 K: 1 S: 12	H: 7 LOB: 1 BB: 0 P: 12	R: 0 E: 0 K: 1 S: 5	H: 0 LOB: 0 BB: 0 P: 5	R: 0 E: 0 K: 0 S: 4	H: 1 LOB: 3 BB: 1 P: 9	R: 0 E: 0 K: 1 S: 5	H: 1 LOB: 0 BB: 0 P: 5	R: 0 E: 0 K: 1 S: 5	H: 0 LOB: 1 BB: 1 P: 9	R: 0 E: 0 K: 0 S: 3	H: 0 LOB: 0 BB: 0 P: 3	R: 0 E: 0 K: 1 S: 7	H: 2 LOB: 3 BB: 1 P: 11

1B: 9	SF: 0
2B: 4	SAC: 0
3B: 0	DP: 1
HR: 0	HBP: 1

WP: 0	PA: 39
PB: 0	
SB: 0	
CS: 0	

PITCHER	IP	WLS	BF	H	R	ER	SO	BB	IBB	HBP	BLK	WP	HR	S	P	ERA	WHIP
Frank Tanana, L (1, 1) ERA: 3.7	8.0	L	39	12	6	6	5	3	0	1	0	0	0	45	58	6.75	1.875

PITCHER	IP	WLS	BF	H	R	ER	SO	BB	IBB	HBP	BLK	WP	HR	S	P	ERA	WHIP

Batter	1	2	3	4	5	6	7	8	9	AB	R	H	RBI	BB	SO	LOB
Bill Sample, R (1, 7) OBP: 0.337, SLG: 0.411	SSS 0-3 ① K		x 0-0 ② 6-3		SSS 0-3 ② K 1-2		x 0-0 ③ F9			4	0	0	0	0	2	1
Mickey Rivers, L (1, 10) OBP: 0.224, SLG: 0.318	x 0-0 ② F3		x 0-0 ③ F5		x 0-0 ③ F9			x 0-0 ① F4		4	0	0	0	0	0	1
Buddy Bell, R (1, 5) OBP: 0.367, SLG: 0.435	x 0-0 ③ 5-3			x 0-0 ① 4-3		x 0-0 ① 6-3		BBBB 4-0 1B BB		3	0	0	0	1	0	0
Dave Hostetler, R (1, 3) OBP: 0.335, SLG: 0.536		x 0-0 ① F7		x 0-0 BB 1B		x 0-0 1B FC3-2 1B		SSS 0-3 ② K		4	0	2	0	0	1	1
Johnny Grubb, L (1, 9) OBP: 0.397, SLG: 0.391		BBBB 4-0 WP BB		BBBB 4-0 1-2 BB		x 0-0 FC3-2 1-3 1B		x 0-0 1-2 1B		2	0	2	0	2	0	0
Jim Sundberg, R (1, 2) OBP: 0.312, SLG: 0.334		BBBB 4-0 1-2 BB		x 0-0 ② F8		x 0-0 ② FC3-2 1-2 3-H		SSS 0-3 ③ K		3	0	0	0	1	1	6
George Wright, S (1, 8) OBP: 0.280, SLG: 0.355		SSS 0-3 ② K		SSS 0-3 ③ K		x 0-0 ③ 4-3			x 0-0 ① F6	4	0	0	0	0	2	6
Mike Richardt, R (1, 4) OBP: 0.264, SLG: 0.275 Lee Mazzilli, S (9, PH) OBP: 0.347, SLG: 0.365		x 0-0 ③ F8			x 0-0 ① F3		x 0-0 ① F9		SSS 0-3 ② K	3 1	0 0	0 0	0 0	0 0	0 1	2 0
Wayne Tolleson, S (1, 6) Bill Stein, R (9, PH) OBP: 0.264, SLG: 0.274			x 0-0 ① 1-3		BBBB 4-0 S BB		SSS 0-3 ② K		SSS 0-3 ③ K	2 1	0 0	0 0	0 0	1 0	1 1	0 0
Inning Stats	R: 0 H: 0 E: 0 LOB: 0 K: 1 BB: 0 S: 5 P: 5	R: 0 H: 0 E: 0 LOB: 2 K: 1 BB: 2 S: 5 P: 13	R: 0 H: 0 E: 0 LOB: 0 K: 0 BB: 0 S: 3 P: 3	R: 0 H: 1 E: 0 LOB: 2 K: 1 BB: 1 S: 6 P: 10	R: 0 H: 0 E: 0 LOB: 1 K: 1 BB: 1 S: 5 P: 9	R: 0 H: 2 E: 0 LOB: 2 K: 0 BB: 0 S: 5 P: 5	R: 0 H: 0 E: 0 LOB: 0 K: 1 BB: 0 S: 5 P: 5	R: 0 H: 1 E: 0 LOB: 2 K: 2 BB: 1 S: 8 P: 12	R: 0 H: 0 E: 0 LOB: 0 K: 2 BB: 0 S: 7 P: 7	1B: 4 SF: 0 2B: 0 SAC: 0 3B: 0 DP: 0 HR: 0 HBP: 0						

PITCHER		IP	WLS	BF	H	R	ER	SO	BB	IBB	HBP	BLK	WP	HR	S	P	ERA	WHIP
Len Barker, R ERA: 3.34	(1, 1)	7.1	W	30	3	0	0	5	5	0	0	0	1	0	35	55	0.00	1.091
Dan Spillner, R ERA: 2.16	(8, 1)	1.2	S	6	1	0	0	4	0	0	0	0	0	0	14	14	0.00	0.600

PITCHER	IP	WLS	BF	H	R	ER	SO	BB	IBB	HBP	BLK	WP	HR	S	P	ERA	WHIP

TOP

Texas Rangers @ Cleveland Indians

Cleveland Municipal Stadium, Cleveland, OH

Tue Aug 03 1982, 7:05 PM EDT

Unknown - 79 F

livebaseballscorecards.com

AB	31
R	0
H	4
RBI	0
BB	5
SO	9
LOB	17

1B: 4	SF: 0	WP: 1	PA: 36
2B: 0	SAC: 0	PB: 0	
3B: 0	DP: 0	SB: 1	
HR: 0	HBP: 0	CS: 0	

Batter	1	2	3	4	5	6	7	8	9	AB	R	H	RBI	BB	SO	LOB
Miguel Dilone, S (1, 7) OBP: 0.267, SLG: 0.310	6-3		F8		3B		1B			4	1	2	0	0	0	0
Toby Harrah, R (1, 5) OBP: 0.423, SLG: 0.551	5-3		G3 1B		CS 1B			K		4	0	2	1	0	1	0
Mike Hargrove, L (1, 3) OBP: 0.374, SLG: 0.324	2B		G3		CS	BB 2B		4-3		4	0	2	0	0	0	1
Andre Thornton, R (1, 10) OBP: 0.421, SLG: 0.544 Rod Craig, S (8, PR) OBP: 0.271, SLG: 0.267	5-3		F4			CS BB		S BB		2 0	0 0	0 0	0 0	2 0	0 0	2 0
Ron Hassey, L (1, 2) OBP: 0.306, SLG: 0.300		HR		F9		2B		BB		3	1	2	1	1	0	0
Rick Manning, L (1, 8) OBP: 0.332, SLG: 0.355		4-3		1-3		F9		L7		4	0	0	0	0	0	3
Larry Milbourne, S (1, 4) OBP: 0.277, SLG: 0.323		1B		4-3			F9			3	0	1	0	0	0	0
Carmen Castillo, R (1, 9) OBP: 0.366, SLG: 0.432		K			2-3		F4			3	0	0	0	0	1	1
Mike Fischlin, R (1, 6) OBP: 0.364, SLG: 0.319		F8			4-3		1B			3	0	1	0	0	0	1
Inning Stats	R: 0 H: 1 E: 0 LOB: 1 K: 0 BB: 0 S: 4 P: 4	R: 1 H: 2 E: 0 LOB: 1 K: 1 BB: 0 S: 7 P: 7	R: 0 H: 1 E: 0 LOB: 1 K: 0 BB: 0 S: 4 P: 4	R: 0 H: 0 E: 0 LOB: 0 K: 0 BB: 0 S: 3 P: 3	R: 1 H: 2 E: 0 LOB: 0 K: 0 BB: 0 S: 4 P: 4	R: 0 H: 2 E: 0 LOB: 1 K: 0 BB: 1 S: 3 P: 7	R: 0 H: 2 E: 0 LOB: 2 K: 0 BB: 0 S: 4 P: 4	R: 0 H: 0 E: 0 LOB: 2 K: 1 BB: 2 S: 5 P: 13		1B: 5 SF: 0 2B: 3 SAC: 0 3B: 1 DP: 0 HR: 1 HBP: 0						

PITCHER		IP	WLS	BF	H	R	ER	SO	BB	IBB	HBP	BLK	WP	HR	S	P	ERA	WHIP
Dave Schmidt, R ERA: 2.48	(1, 1)	6.0	L	24	8	2	2	1	1	0	0	0	0	1	25	29	3.00	1.500
Danny Darwin, R ERA: 3.34	(7, 1)	2.0		9	2	0	0	1	2	0	0	0	0	0	9	17	0.00	2.000

PITCHER	IP	WLS	BF	H	R	ER	SO	BB	IBB	HBP	BLK	WP	HR	S	P	ERA	WHIP

BOTTOM

Texas Rangers @ Cleveland Indians

Cleveland Municipal Stadium, Cleveland, OH

Tue Aug 03 1982, 7:05 PM EDT

Unknown - 79 F

livebaseballscorecards.com

AB	30
R	2
H	10
RBI	2
BB	3
SO	2
LOB	8

Batter	1	2	3	4	5	6	7	8	9	10	AB	R	H	RBI	BB	SO	LOB
George Wright, S (1, 8) OBP: 0.279, SLG: 0.353	SSS 0-3 ① K		x 0-0 ② 4-3			x 0-0 ① F5		x 0-0 ① FC3-5 6-3 1B; 1-2 2-3f	x 0-0 1-3 1B		5	1	1	0	0	1	2
Bill Stein, R (1, 4) (8, 6) OBP: 0.260, SLG: 0.270	x 0-0 FC5-4 1B		x 0-0 ③ F9			x 0-0 ② 5-3		x 0-0 ② 6-3; 1-2 2-3	x 0-0 ③ 4-3		5	0	1	0	0	0	4
Buddy Bell, R (1, 5) OBP: 0.367, SLG: 0.431	x 0-0 ② FC5-4 BB; 1-2f			x 0-0 ① 5-3		BBB 4-0 FC6-4 BB		I I I 4-0 1B IBB		x 0-0 ① F9	3	0	0	0	2	0	1
Dave Hostetler, R (1, 3) OBP: 0.336, SLG: 0.531	BBBB 4-0 1-2 BB			x 0-0 ② 6-3		x 0-0 ③ FC6-4; 1-2f		x 0-0 BB 1B; 1-3 2-H 3-H		x 0-0 ② F7	4	0	1	2	1	0	1
Johnny Grubb, L (1, 7) OBP: 0.397, SLG: 0.388	x 0-0 ③ F7			x 0-0 ③ 4-3			x 0-0 ① 4-3	BBBB 4-0 1-2 BB		x 0-0 1B HR 1B	4	1	1	0	1	0	2
Lee Mazzilli, S (1, 10) OBP: 0.343, SLG: 0.360		x 0-0 ① 4-3			x 0-0 ① F2		x 0-0 ② 1-3	x 0-0 ③ F7		x 0-0 1-2 HR 1B	5	1	1	0	0	0	3
Larry Parrish, R (1, 9) OBP: 0.259, SLG: 0.327		x 0-0 ② 6-3			x 0-0 E6 S		x 0-0 ③ 6-3		SSS 0-3 ① K	x 0-0 1-H 2-H HR	5	1	1	3	0	1	0
Don Werner, R (1, 2) OBP: 0.302, SLG: 0.300 Mike Richardt, R (8, PR) OBP: 0.266, SLG: 0.277 (8, 4)		x 0-0 ③ 5-3			SSS 0-3 ② K 1-2			BBBB 4-0 FC3-5 1B BB	x 0-0 1B 1B	x 0-0 ③ F7	2	0	0	0	1	1	1
											2	0	1	0	0	0	0
Wayne Tolleson, S (1, 6) Mickey Rivers, L (8, PH) OBP: 0.235, SLG: 0.328 Jim Sundberg, R (8, 2) OBP: 0.311, SLG: 0.333			SSS 0-3 ① K		SSS 0-3 ③ K			x 0-0 6-3 FC3-5 1B; 1-2 1B	SSS 0-3 ② K		2	0	0	0	0	2	1
											1	1	1	0	0	0	0
											1	0	0	0	0	1	1
Inning Stats	R: 0 E: 0 K: 1 S: 6 H: 1 LOB: 2 BB: 1 P: 10	R: 0 E: 0 K: 0 S: 3 H: 0 LOB: 0 BB: 0 P: 3	R: 0 E: 0 K: 1 S: 5 H: 0 LOB: 0 BB: 0 P: 5	R: 0 E: 0 K: 0 S: 3 H: 0 LOB: 0 BB: 0 P: 3	R: 0 E: 1 K: 2 S: 8 H: 0 LOB: 1 BB: 0 P: 8	R: 0 E: 0 K: 0 S: 3 H: 0 LOB: 1 BB: 1 P: 7	R: 0 E: 0 K: 0 S: 3 H: 0 LOB: 0 BB: 0 P: 3	R: 2 E: 0 K: 0 S: 5 H: 2 LOB: 3 BB: 3 P: 17	R: 0 E: 0 K: 2 S: 9 H: 2 LOB: 2 BB: 0 P: 9	R: 3 E: 0 K: 0 S: 6 H: 3 LOB: 0 BB: 0 P: 6	1B: 7 2B: 0 3B: 0 HR: 1 SF: 0 SAC: 0 DP: 0 HBP: 0						

PITCHER		IP	WLS	BF	H	R	ER	SO	BB	IBB	HBP	BLK	WP	HR	S	P	ERA	WHIP
Lary Sorensen, R ERA: 4.53	(1, 1)	7.2		29	2	2	2	4	3	0	0	0	0	0	34	46	2.35	0.652
Dan Spillner, R ERA: 2.39	(8, 1)	2.1	L	15	6	3	3	2	1	1	0	0	0	1	17	25	11.57	3.000

PITCHER	IP	WLS	BF	H	R	ER	SO	BB	IBB	HBP	BLK	WP	HR	S	P	ERA	WHIP

TOP

Texas Rangers @ Cleveland Indians

Cleveland Municipal Stadium, Cleveland, OH

Tue Aug 03 1982, 7:05 PM EDT

Att. 19,754 - Unknown

livebaseballscorecards.com

AB	39
R	5
H	8
RBI	5
BB	5
SO	6
LOB	16

1B: 7	SF: 0	WP: 0	PA: 44
2B: 0	SAC: 0	PB: 0	
3B: 0	DP: 0	SB: 1	
HR: 1	HBP: 0	CS: 0	

Batter	1	2	3	4	5	6	7	8	9	10	AB	R	H	RBI	BB	SO	LOB
Miguel Dilone, S (1, 7) OBP: 0.270, SLG: 0.312	6-3 1-3 1B		1-3 1B		K			1-3		G1-6-3 1-2f 3-H	5	0	2	0	0	1	1
Toby Harrah, R (1, 5) OBP: 0.423, SLG: 0.557	1-3 1-2		K			5-3 6-3 1B		F3		HR	5	1	2	1	0	1	2
Mike Hargrove, L (1, 3) OBP: 0.375, SLG: 0.324 Von Hayes, L (9, PR) OBP: 0.286, SLG: 0.372 Karl Pagel, L (10, 3) OBP: 0.435, SLG: 0.188 Ron Hassey, L (10, PH) OBP: 0.309, SLG: 0.308	6-3 2-3			G4-6-3 BB 1B		6-3 1-2			F9 SH1-4 1B BB	2B	3 0 0 1	0 1 0 0	1 0 0 1	0 0 0 0	1 0 0 0	0 0 0 0	2 0 0 0
Andre Thornton, R (1, 10) OBP: 0.420, SLG: 0.540	5-3			G4-6-3 BB 1-2		5-3 2-3			SH1-4 1-2	F8	3	0	0	0	1	0	3
Rick Manning, L (1, 8) OBP: 0.330, SLG: 0.352 Bill Nahorodny, R (9, PH) OBP: 0.241, SLG: 0.373 Rod Craig, S (10, 8) OBP: 0.271, SLG: 0.267		F7		G4-6-3 1-2f 2-3		L9			F9 2-3		3 1 0	0 0 0	0 0 0	0 0 0	0 0 0	0 0 0	3 2 0
Larry Milbourne, S (1, 6) OBP: 0.280, SLG: 0.323		G4-6-3 BB		1-3			4-3		1B 3-H		3	0	1	1	1	0	1
Chris Bando, S (1, 2) OBP: 0.289, SLG: 0.291		G4-6-3 1-2f			4-3 SF9 2B		F7		F9		4	1	1	0	0	0	2
Carmen Castillo, R (1, 9) OBP: 0.356, SLG: 0.439			6-3		4-3 2-3		4-3			1B G1-6-3 2B	4	1	1	0	0	0	1
Jack Perconte, L (1, 4) OBP: 0.305, SLG: 0.291 Mike Fischlin, R (10, PH) OBP: 0.368, SLG: 0.323			1B BB		SF9 3-H			4-3		G1-6-3 1B 2-3	1 1	0 0	0 1	1 0	1 0	0 0	0 0
Inning Stats	R: 0 H: 1 E: 0 LOB: 1 K: 0 BB: 0 S: 4 P: 4	R: 0 H: 0 E: 0 LOB: 0 K: 0 BB: 1 S: 2 P: 6	R: 0 H: 1 E: 0 LOB: 1 K: 1 BB: 1 S: 5 P: 9	R: 0 H: 1 E: 0 LOB: 1 K: 0 BB: 1 S: 3 P: 7	R: 1 H: 1 E: 0 LOB: 0 K: 1 BB: 0 S: 6 P: 6	R: 0 H: 1 E: 0 LOB: 1 K: 0 BB: 0 S: 4 P: 4	R: 0 H: 0 E: 0 LOB: 0 K: 0 BB: 0 S: 3 P: 3	R: 0 H: 0 E: 0 LOB: 0 K: 0 BB: 0 S: 3 P: 3	R: 1 H: 1 E: 0 LOB: 1 K: 0 BB: 1 S: 4 P: 8	R: 2 H: 4 E: 0 LOB: 1 K: 0 BB: 0 S: 6 P: 6	1B: 6 SF: 1 2B: 3 SAC: 1 3B: 0 DP: 3 HR: 1 HBP: 0						

PITCHER		IP	WLS	BF	H	R	ER	SO	BB	IBB	HBP	BLK	WP	HR	S	P	ERA	WHIP
John Butcher, R ERA: 6.62	(1, 1)	8.0		30	5	2	2	2	4	0	0	0	0	0	30	46	2.25	1.125
Danny Darwin, R ERA: 3.32	(9, 1)	0.1		1	0	0	0	0	0	0	0	0	0	0	1	1	0.00	0.000
Jon Matlack, L ERA: 3.58	(9, 1)	1.1	W	8	5	2	2	0	0	0	0	0	0	1	8	8	13.50	3.750
Steve Comer, R ERA: 3.63	(10, 1)	0.1	S	1	0	0	0	0	0	0	0	0	0	0	1	1	0.00	0.000

PITCHER	IP	WLS	BF	H	R	ER	SO	BB	IBB	HBP	BLK	WP	HR	S	P	ERA	WHIP

BOTTOM

Texas Rangers @ Cleveland Indians

Cleveland Municipal Stadium, Cleveland, OH

Tue Aug 03 1982, 7:05 PM EDT
Att. 19,754 - Unknown

livebaseballscorecards.com

AB	34
R	4
H	10
RBI	3
BB	4
SO	2
LOB	17
WP: 0	PA: 40
PB: 0	
SB: 0	
CS: 0	

Batter	1	2	3	4	5	6	7	8	9	AB	R	H	RBI	BB	SO	LOB
George Wright, S (1, 8) OBP: 0.280, SLG: 0.363	6-3		F3			HR	F9		1B	5	1	2	3	0	0	3
Lee Mazzilli, S (1, 7) OBP: 0.335, SLG: 0.350	6-3		F8			F9	F8		K	5	0	0	0	0	1	4
Buddy Bell, R (1, 5) OBP: 0.368, SLG: 0.429	6-3			F7		BB		BB		2	1	0	0	2	0	0
Dave Hostetler, R (1, 3) OBP: 0.339, SLG: 0.530		G6-4-3		1-4-3		E		G5-4-3		4	0	2	0	0	0	1
Lamar Johnson, R (1, 10) OBP: 0.326, SLG: 0.357		G6-4-3		F9		F4		1B		4	0	1	0	0	0	3
Larry Parrish, R (1, 9) OBP: 0.255, SLG: 0.322		1-3			3-1	E6		K		4	0	0	0	0	1	2
Bill Stein, R (1, 4) OBP: 0.250, SLG: 0.258			G3		4-3	G3			5-3	4	0	0	0	0	0	2
Jim Sundberg, R (1, 2) OBP: 0.316, SLG: 0.339			BB		6-3		SH1-4		G1	4	1	3	0	0	0	0
Wayne Tolleson, S (1, 6) Mickey Rivers, L (9, PH) OBP: 0.232, SLG: 0.324			BB			BB	SH1-4		G1	0 1	1 0	0 0	0 0	2 0	0 0	0 1
Inning Stats	R: 0 E: 0 K: 0 S: 3 H: 0 LOB: 0 BB: 0 P: 3	R: 0 E: 0 K: 0 S: 3 H: 1 LOB: 0 BB: 0 P: 3	R: 0 E: 0 K: 0 S: 4 H: 1 LOB: 2 BB: 1 P: 8	R: 0 E: 0 K: 0 S: 3 H: 0 LOB: 0 BB: 0 P: 3	R: 0 E: 0 K: 0 S: 3 H: 0 LOB: 0 BB: 0 P: 3	R: 3 E: 1 K: 0 S: 6 H: 2 LOB: 2 BB: 2 P: 14	R: 0 E: 0 K: 0 S: 4 H: 1 LOB: 1 BB: 0 P: 4	R: 0 E: 0 K: 1 S: 5 H: 1 LOB: 1 BB: 1 P: 9	R: 1 E: 0 K: 1 S: 7 H: 2 LOB: 1 BB: 0 P: 7	1B: 7 2B: 0 3B: 0 HR: 1 SF: 0 SAC: 1 DP: 2 HBP: 0	WP: 0 PB: 0 SB: 0 CS: 0 PA: 38					

PITCHER		IP	WLS	BF	H	R	ER	SO	BB	IBB	HBP	BLK	WP	HR	S	P	ERA	WHIP
Rick Waits, L ERA: 5.5	(1, 1)	5.1		22	4	3	2	0	3	0	0	0	0	1	19	31	3.38	1.312
Bud Anderson, R ERA: 3.21	(6, 1)	3.2	W	16	4	1	1	2	1	0	0	0	0	0	19	23	2.46	1.364

PITCHER	IP	WLS	BF	H	R	ER	SO	BB	IBB	HBP	BLK	WP	HR	S	P	ERA	WHIP

TOP

Texas Rangers @ Cleveland Indians

Cleveland Municipal Stadium, Cleveland, OH

Wed Aug 04 1982, 7:05 PM EDT
Att. 7,168 - Unknown - 79 F

livebaseballscorecards.com

AB	33
R	4
H	8
RBI	3
BB	4
SO	2
LOB	16

Texas Rangers @ Cleveland Indians

Cleveland Municipal Stadium, Cleveland, OH

Wed Aug 04 1982, 7:05 PM EDT

Att. 7,168 - Unknown - 79 F

livebaseballscorecards.com

BOTTOM

Batter	1	2	3	4	5	6	7	8	9	AB	R	H	RBI	BB	SO	LOB
Miguel Dilone, S (1, 7) OBP: 0.282, SLG: 0.317	BBBB 4-0 BB S G3 BB	BBBB 4-0 BB			x 0-0 6-3 S 1B 1B		x 0-0 BB 1B 1-2 SF7 1B	BBBB 4-0 FC6-2 1B BB		2	4	2	0	3	0	0
Carmen Castillo, R (9, 7) OBP: 0.356, SLG: 0.439										0	0	0	0	0	0	0
Toby Harrah, R (1, 5) OBP: 0.422, SLG: 0.554	BBBBB 4-0 G3 BB 1-2 4-3 BB	x 0-0 ③ F5			x 0-0 ① 6-3 1-3		x 0-0 BB 1-2 2-3 1B 1B	x 0-0 ② FC6-2 1B 1-2 2-3 3-Hf		4	2	1	0	1	0	5
Mike Hargrove, L (1, 3) OBP: 0.377, SLG: 0.324	BBBB 4-0 4-3 G3 1-2 2-3 BB		SSS 0-3 ① K		x 0-0 ② 2-3		BBBB 4-0 1B 1-2 2-3 3-H BB	x 0-0 1-3 2-H 3-H 1B		3	0	1	3	2	1	1
Andre Thornton, R (1, 10) OBP: 0.417, SLG: 0.537	x 0-0 ① G3 1-2 2-3 3-H		x 0-0 ② 4-3		x 0-0 3-H 1B		x 0-0 ① SF7 3-H	x 0-0 ③ 5-3		4	0	1	3	0	0	4
Von Hayes, L (1, 9) OBP: 0.286, SLG: 0.371	x 0-0 ② 4-3 2-3 3-H		x 0-0 ③ L3		x 0-0 ③ G3		x 0-0 G4-6-3 1-2 2-H 1B			4	0	1	2	0	0	2
Ron Hassey, L (1, 2) OBP: 0.308, SLG: 0.303	BBBB 4-0 BB			x 0-0 ① 4-3		x 0-0 ① 3-1	x 0-0 ② ③ G4-6-3 1-2f			3	0	0	0	1	0	2
Rick Manning, L (1, 8) OBP: 0.329, SLG: 0.351	x 0-0 ③ 4-3			x 0-0 ② 1-3		x 0-0 ② 4-3		x 0-0 SH3-4 1B FC6-2 1B		4	0	1	0	0	0	2
Larry Milbourne, S (1, 4) OBP: 0.284, SLG: 0.330		x 0-0 ① 6-3		x 0-0 2B		x 0-0 ③ L9		x 0-0 FC6-2 SH3-4 1-2 1B 1B		4	1	2	0	0	0	0
Mike Fischlin, R (1, 6) OBP: 0.367, SLG: 0.319		x 0-0 ② 4-3		x 0-0 ③ 5-3			BBBB 4-0 1B 1B BB BB	x 0-0 ① SH3-4 1-2 2-3		2	1	0	0	1	0	1
Inning Stats	R: 2 E: 0 K: 0 S: 3 H: 0 LOB: 2 BB: 4 P: 19	R: 0 E: 0 K: 0 S: 3 H: 0 LOB: 1 BB: 1 P: 7	R: 0 E: 0 K: 1 S: 5 H: 0 LOB: 0 BB: 0 P: 5	R: 0 E: 0 K: 0 S: 4 H: 1 LOB: 1 BB: 0 P: 4	R: 1 E: 0 K: 0 S: 5 H: 2 LOB: 1 BB: 0 P: 5	R: 0 E: 0 K: 0 S: 3 H: 0 LOB: 0 BB: 0 P: 3	R: 3 E: 0 K: 0 S: 5 H: 3 LOB: 1 BB: 1 P: 13	R: 2 E: 0 K: 0 S: 6 H: 3 LOB: 2 BB: 1 P: 10		1B: 8 2B: 1 3B: 0 HR: 0 SF: 1 SAC: 1 DP: 1 HBP: 0						

	AB	30
	R	8
	H	9
	RBI	8
	BB	8
	SO	1
	LOB	17

WP: 0 PB: 0 SB: 2 CS: 0 PA: 40

PITCHER		IP	WLS	BF	H	R	ER	SO	BB	IBB	HBP	BLK	WP	HR	S	P	ERA	WHIP
Doc Medich, R ERA: 4.82	(1, 1)	6.0	L	29	5	6	6	1	6	0	0	0	0	0	25	49	9.00	1.833
Paul Mirabella, L ERA: 4.5	(7, 1)	0.0		1	0	0	0	0	1	0	0	0	0	0	0	4	∞	∞
Danny Darwin, R ERA: 3.27	(7, 1)	1.0		3	1	0	0	0	0	0	0	0	0	0	3	3	0.00	1.000
Steve Comer, R ERA: 3.91	(8, 1)	1.0		7	3	2	2	0	1	0	0	0	0	0	6	10	18.00	4.000

PITCHER	IP	WLS	BF	H	R	ER	SO	BB	IBB	HBP	BLK	WP	HR	S	P	ERA	WHIP

Batter	1	2	3	4	5	6	7	8	9	10	AB	R	H	RBI	BB	SO	LOB
Paul Molitor, R (1, 5) OBP: 0.364, SLG: 0.437	BBBB 4-0 S BB		BBBB 4-0 BB			x 0-0 FC6-4 1B		x 0-0 HR 1B		x 0-0 E7 FC1-6-3 1B	3	1	3	0	2	0	0
Robin Yount, R (1, 6) OBP: 0.365, SLG: 0.583	x 0-0 ① F8 1-2		x 0-0 ③ F2			x 0-0 ① FC6-4 1-2f		SSS 0-3 ② K		x 0-0 ① FC1-6-5 1B 2-3	5	1	0	0	0	1	5
Cecil Cooper, L (1, 3) OBP: 0.352, SLG: 0.560	x 0-0 ② L7			x 0-0 ① F6		x 0-0 ② F8		x 0-0 1-H HR		x 0-0 HR 2-H 1B	5	2	2	3	0	0	2
Ted Simmons, S (1, 2) OBP: 0.302, SLG: 0.474	x 0-0 ③ F4			BBBB 4-0 BB		x 0-0 ③ F7		x 0-0 ③ 6-3		x 0-0 HR 2-H	4	1	1	2	1	0	2
Ben Oglivie, L (1, 7) OBP: 0.316, SLG: 0.444		x 0-0 ① G3		SSS 0-3 ② K			x 0-0 ① F9		x 0-0 ① F9	x 0-0 ② 4-3	5	0	0	0	0	1	1
Gorman Thomas, R (1, 8) OBP: 0.344, SLG: 0.523		x 0-0 ② F8		SSS 0-3 ③ K			x 0-0 ② L8		x 0-0 1B	SSS 0-3 ③ K	5	0	1	0	0	2	1
Don Money, R (1, 10) OBP: 0.375, SLG: 0.556		SSS 0-3 ③ K			SSS 0-3 ① K		BBBB 4-0 BB		x 0-0 1-3 1B		3	0	1	0	1	2	0
Marshall Edwards, L (1, 9) OBP: 0.263, SLG: 0.351 Charlie Moore, R (9, PH) OBP: 0.292, SLG: 0.356 (9, 9)			x 0-0 ① 6-3		x 0-0 ② 4-3		x 0-0 ③ F9		x 0-0 ② F5		3 1	0 0	0 0	0 0	0 0	0 0	1 2
Jim Gantner, L (1, 4) OBP: 0.359, SLG: 0.397			x 0-0 ② 6-3		x 0-0 ③ F7			x 0-0 ① F8	x 0-0 ③ F7		4	0	0	0	0	0	2
Inning Stats	R: 0 H: 0 E: 0 LOB: 1 K: 0 BB: 1 S: 3 P: 7	R: 0 H: 0 E: 0 LOB: 0 K: 1 BB: 0 S: 5 P: 5	R: 0 H: 0 E: 0 LOB: 1 K: 0 BB: 1 S: 3 P: 7	R: 0 H: 0 E: 0 LOB: 1 K: 2 BB: 1 S: 7 P: 11	R: 0 H: 0 E: 0 LOB: 0 K: 1 BB: 0 S: 5 P: 5	R: 0 H: 1 E: 0 LOB: 1 K: 0 BB: 0 S: 4 P: 4	R: 0 H: 0 E: 0 LOB: 1 K: 0 BB: 1 S: 3 P: 7	R: 2 H: 2 E: 0 LOB: 0 K: 1 BB: 0 S: 7 P: 7	R: 0 H: 2 E: 0 LOB: 2 K: 0 BB: 0 S: 5 P: 5	R: 3 H: 3 E: 1 LOB: 0 K: 1 BB: 0 S: 8 P: 8	1B: 6 SF: 0 2B: 0 SAC: 0 3B: 0 DP: 0 HR: 2 HBP: 0						WP: 0 PA: 42 PB: 0 SB: 1 CS: 0

PITCHER	IP	WLS	BF	H	R	ER	SO	BB	IBB	HBP	BLK	WP	HR	S	P	ERA	WHIP
Ed Whitson, R (1, 1) ERA: 3.86	8.1		34	5	2	2	5	4	0	0	0	0	1	40	56	2.16	1.080
Ed Glynn, L (9, 1) ERA: 3.65	1.2	L	8	3	3	3	1	0	0	0	0	0	1	10	10	16.20	1.800

PITCHER	IP	WLS	BF	H	R	ER	SO	BB	IBB	HBP	BLK	WP	HR	S	P	ERA	WHIP

TOP

Milwaukee Brewers @ Cleveland Indians

Cleveland Municipal Stadium, Cleveland, OH

Fri Aug 06 1982, 7:05 PM EDT
Att. 18,243 - Unknown - 75 F

livebaseballscorecards.com

AB	38
R	5
H	8
RBI	5
BB	4
SO	6
LOB	16

Batter	1	2	3	4	5	6	7	8	9	10	AB	R	H	RBI	BB	SO	LOB
Miguel Dilone, S (1, 7) OBP: 0.277, SLG: 0.311	S S S 0-3 ① K		x 0-0 ① 6-3		x 0-0 ① 6-3	x 0-0 ③ 4-3			x 0-0 ① 6-3		5	0	0	0	0	1	2
Toby Harrah, R (1, 5) OBP: 0.422, SLG: 0.562	x 0-0 ② 6-3		x 0-0 2B		x 0-0 HR		x 0-0 ① F8		x 0-0 ② 6-3		5	1	2	1	0	0	0
Mike Hargrove, L (1, 3) OBP: 0.375, SLG: 0.321	B B B B 4-0 BB		S S S 0-3 ② K		x 0-0 ② 6-3		x 0-0 ② 6-3		x 0-0 ③ 1-6-3		4	0	0	0	1	1	1
Andre Thornton, R (1, 10) OBP: 0.413, SLG: 0.530	x 0-0 ③ L8		x 0-0 ③ F3		x 0-0 E5 FC6-4		x 0-0 ③ F6			S S S 0-3 ① K	5	0	0	0	0	1	2
Von Hayes, L (1, 9) OBP: 0.290, SLG: 0.377		x 0-0 F8 1B 2B		S S S 0-3 ① K	x 0-0 ③ FC6-4 1-2f			x 0-0 CS 1B		x 0-0 4-3 WP 1B	5	1	3	0	0	1	1
Ron Hassey, L (1, 2) OBP: 0.310, SLG: 0.302		x 0-0 ① F8 2-3		x 0-0 FC6-4 1B		B B B 4-0 FC1-5 1B BB		S S S 0-3 ①② K 1-2		x 0-0 ② 4-3 1-3	4	0	1	0	1	1	3
Rick Manning, L (1, 8) OBP: 0.335, SLG: 0.355		x 0-0 FC3-6 3-H 1B		x 0-0 ② FC6-4 1B 1-2f		x 0-0 6-4-3 FC1-5 1-2 1B		x 0-0 1B 1B		B B B B 4-0 BB	4	0	3	1	1	0	1
Larry Milbourne, S (1, 4) OBP: 0.286, SLG: 0.332		x 0-0 ② FC3-6 1-2f		x 0-0 1-3 1B		x 0-0 ① FC1-5 6-4-3 1-2 2-3f		x 0-0 FC6-4 1-3 1B		x 0-0 ③ L7	5	0	2	0	0	0	5
Mike Fischlin, R (1, 6) OBP: 0.359, SLG: 0.311		S S S 0-3 ③ K		x 0-0 ③ F9		x 0-0 ② 6-4-3 1-2 2-3		x 0-0 ③ FC6-4 1-2f			4	0	0	0	0	1	7
Inning Stats	R: 0 E: 0 K: 1 S: 5 H: 0 LOB: 1 BB: 1 P: 9	R: 1 E: 0 K: 1 S: 7 H: 2 LOB: 1 BB: 0 P: 7	R: 0 E: 0 K: 1 S: 6 H: 1 LOB: 1 BB: 0 P: 6	R: 0 E: 0 K: 1 S: 7 H: 2 LOB: 2 BB: 0 P: 7	R: 1 E: 1 K: 0 S: 5 H: 1 LOB: 1 BB: 0 P: 5	R: 0 E: 0 K: 0 S: 4 H: 1 LOB: 2 BB: 1 P: 8	R: 0 E: 0 K: 0 S: 3 H: 0 LOB: 0 BB: 0 P: 3	R: 0 E: 0 K: 1 S: 7 H: 3 LOB: 2 BB: 0 P: 7	R: 0 E: 0 K: 0 S: 3 H: 0 LOB: 0 BB: 0 P: 3	R: 0 E: 0 K: 1 S: 6 H: 1 LOB: 2 BB: 1 P: 10	1B: 8 2B: 2 3B: 0 HR: 1	SF: 0 SAC: 0 DP: 0 HBP: 0	WP: 1 PB: 0 SB: 0 CS: 1	PA: 44			

PITCHER	IP	WLS	BF	H	R	ER	SO	BB	IBB	HBP	BLK	WP	HR	S	P	ERA	WHIP
Moose Haas, R (1, 1) ERA: 4.44	9.0	W	39	10	2	2	5	2	0	0	0	0	1	47	55	2.00	1.333
Rollie Fingers, R (10, 1) ERA: 2.67	1.0	S	5	1	0	0	1	1	0	0	0	1	0	6	10	0.00	2.000

PITCHER	IP	WLS	BF	H	R	ER	SO	BB	IBB	HBP	BLK	WP	HR	S	P	ERA	WHIP

Milwaukee Brewers @ Cleveland Indians

Cleveland Municipal Stadium, Cleveland, OH

Fri Aug 06 1982, 7:05 PM EDT
Att. 18,243 - Unknown - 75 F

BOTTOM

livebaseballscorecards.com

AB	41
R	2
H	11
RBI	2
BB	3
SO	6
LOB	22

Batter	1	2	3	4	5	6	7	8	9	10	11	AB	R	H	RBI	BB	SO	LOB
Paul Molitor, R (1, 5) OBP: 0.364, SLG: 0.436	0-0 S 1B		0-0 1-3		0-3 K		0-0 5-3			0-0 FC6-4 1B		5	0	2	0	0	1	1
Robin Yount, R (1, 6) OBP: 0.361, SLG: 0.576	0-0 F7 1-2		0-3 K		0-0 F9		0-0 F8			0-0 FC6-4 1-2f		5	0	0	0	0	1	3
Cecil Cooper, L (1, 3) OBP: 0.353, SLG: 0.558	0-3 K		0-0 BB 1B			0-0 6-3 WP 1B 1B		0-0 6-3		0-0 F2		5	1	2	0	0	1	2
Ted Simmons, S (1, 2) OBP: 0.303, SLG: 0.470 Ned Yost, R (11, PR) OBP: 0.319, SLG: 0.375 (11, 2)	0-3 K		4-0 1-2 BB			0-0 6-3 1-3		0-0 F8			4-0 SH1-4 BB	3	0	0	0	2	1	2
												0	0	0	0	0	0	0
Ben Oglivie, L (1, 7) OBP: 0.316, SLG: 0.443		0-0 4-3	0-0 F2			0-0 K 3-H 1B		0-0 F6			4-0 SH1-4 1-2 BB	4	0	1	1	1	0	2
Gorman Thomas, R (1, 8) OBP: 0.343, SLG: 0.523		0-0 1B 2B		0-3 K		0-3 K 1-2			0-3 K		0-0 SH1-4 1-2 2-3	4	1	1	0	0	3	1
Don Money, R (1, 10) OBP: 0.380, SLG: 0.552		0-0 FC4-6 2-H 1B		0-0 F7			4-0 SH1-3 E BB		0-0 F8		4-0 IBB	3	1	1	1	2	0	0
Marshall Edwards, L (1, 9) OBP: 0.264, SLG: 0.350 Charlie Moore, R (11, PH) OBP: 0.291, SLG: 0.354 (11, 9)		0-0 FC4-6 S 1-2f		0-0 PO 1B			0-0 SH1-3 1-2		0-0 F8		0-0 F3	3	0	1	0	0	0	1
												1	0	0	0	0	0	3
Jim Gantner, L (1, 4) OBP: 0.357, SLG: 0.394		0-0 4-3 1-2		0-0 PO 1-2	0-0 F5		0-0 E8 2-H 1B			0-0 3-1	0-0 F8	5	0	1	1	0	0	4
Inning Stats	R: 0 E: 0 K: 2 S: 8 H: 1 LOB: 1 BB: 0 P: 8	R: 1 E: 0 K: 0 S: 5 H: 2 LOB: 1 BB: 0 P: 5	R: 0 E: 0 K: 1 S: 6 H: 1 LOB: 2 BB: 1 P: 10	R: 0 E: 0 K: 1 S: 5 H: 1 LOB: 0 BB: 0 P: 5	R: 0 E: 0 K: 1 S: 5 H: 0 LOB: 0 BB: 0 P: 5	R: 1 E: 0 K: 1 S: 6 H: 2 LOB: 0 BB: 0 P: 6	R: 1 E: 1 K: 0 S: 4 H: 1 LOB: 1 BB: 1 P: 8	R: 0 E: 0 K: 0 S: 3 H: 0 LOB: 0 BB: 0 P: 3	R: 0 E: 0 K: 1 S: 5 H: 0 LOB: 0 BB: 0 P: 5	R: 0 E: 0 K: 0 S: 4 H: 1 LOB: 1 BB: 0 P: 4	R: 0 E: 0 K: 0 S: 3 H: 0 LOB: 3 BB: 3 P: 15	1B: 8 2B: 1 3B: 0 HR: 0	SF: 0 SAC: 2 DP: 0 HBP: 0						

TOP

Milwaukee Brewers @ Cleveland Indians

Cleveland Municipal Stadium, Cleveland, OH

Sat Aug 07 1982, 7:05 PM EDT

Att. 19,883 - Unknown - 76 F

livebaseballscorecards.com

AB	38
R	3
H	9
RBI	3
BB	5
SO	7
LOB	19

WP: 1 PB: 0 SB: 2 CS: 0 PA: 46

PITCHER		IP	WLS	BF	H	R	ER	SO	BB	IBB	HBP	BLK	WP	HR	S	P	ERA	WHIP
Rick Sutcliffe, R ERA: 2.8	(1, 1)	7.0		29	8	3	3	6	2	0	0	0	1	0	39	47	3.86	1.429
Dan Spillner, R ERA: 2.31	(8, 1)	3.1		14	1	0	0	1	2	1	0	0	0	0	13	25	0.00	0.900
Ed Glynn, L ERA: 3.55	(11, 1)	0.2	W	2	0	0	0	0	0	0	0	0	0	0	2	2	0.00	0.000

PITCHER	IP	WLS	BF	H	R	ER	SO	BB	IBB	HBP	BLK	WP	HR	S	P	ERA	WHIP

Milwaukee Brewers @ Cleveland Indians

Cleveland Municipal Stadium, Cleveland, OH

Sat Aug 07 1982, 7:05 PM EDT

Att. 19,883 - Unknown - 76 F

livebaseballscorecards.com

BOTTOM

Batter	1	2	3	4	5	6	7	8	9	10	11	AB	R	H	RBI	BB	SO	LOB
Larry Milbourne, S (1, 4) OBP: 0.288, SLG: 0.333	F7		1B			4-3		1B G4-3 1B		B3		5	1	2	0	0	0	1
Toby Harrah, R (1, 5) OBP: 0.424, SLG: 0.561	BB		1-2 1B			F7		1-3 G4-3 1B		1-2 4-3		4	0	2	0	1	0	1
Mike Hargrove, L (1, 3) OBP: 0.373, SLG: 0.319	F8		4-3			HR 1B		G4-3 1-2f 3-H		F7		5	1	1	0	0	0	5
Andre Thornton, R (1, 10) OBP: 0.411, SLG: 0.533	F8			6-3		1-H HR		6-3			F7	5	1	1	2	0	0	1
Chris Bando, S (1, 2) OBP: 0.295, SLG: 0.287		G5-4-3 BB		5-3		L3			SH1-4 BB		F8 S 1B	2	0	0	0	2	0	0
Miguel Dilone, S (9, PR) OBP: 0.280, SLG: 0.313 (10, 7)												1	1	1	0	0	0	0
Rod Craig, S (1, 7) OBP: 0.255, SLG: 0.250		G5-4-3 1-2f		F7			6-3		SH1-4 1-2		1-2 1B HBP	3	0	0	0	0	0	1
Ron Hassey, L (10, 2) OBP: 0.313, SLG: 0.302												0	0	0	0	0	0	0
Rick Manning, L (1, 8) OBP: 0.333, SLG: 0.353		K			F9		1B		F8		F8 2-3	5	0	1	0	0	1	4
Carmen Castillo, R (1, 9) OBP: 0.333, SLG: 0.409			K		5-3		F4		4-3		1-2 1B 3-H	3	0	0	0	0	1	1
Von Hayes, L (9, PH) OBP: 0.291, SLG: 0.378 (10, 9)												2	0	1	1	0	0	2
Mike Fischlin, R (1, 6) OBP: 0.357, SLG: 0.310			F9		F5		F5			4-3 1B		4	0	1	0	0	0	1

Inning Stats	1	2	3	4	5	6	7	8	9	10	11
	R: 0 H: 0 E: 0 LOB: 1 K: 0 BB: 1 S: 3 P: 7	R: 0 H: 0 E: 0 LOB: 0 K: 1 BB: 1 S: 4 P: 8	R: 0 H: 2 E: 0 LOB: 2 K: 1 BB: 0 S: 7 P: 7	R: 0 H: 0 E: 0 LOB: 0 K: 0 BB: 0 S: 3 P: 3	R: 0 H: 0 E: 0 LOB: 0 K: 0 BB: 0 S: 3 P: 3	R: 2 H: 2 E: 0 LOB: 0 K: 0 BB: 0 S: 5 P: 5	R: 0 H: 1 E: 0 LOB: 1 K: 0 BB: 0 S: 4 P: 4	R: 1 H: 2 E: 0 LOB: 0 K: 0 BB: 0 S: 4 P: 4	R: 0 H: 0 E: 0 LOB: 2 K: 0 BB: 1 S: 3 P: 7	R: 0 H: 1 E: 0 LOB: 1 K: 0 BB: 0 S: 4 P: 4	R: 1 H: 2 E: 0 LOB: 2 K: 0 BB: 0 S: 4 P: 5

1B: 9	SF: 0
2B: 0	SAC: 1
3B: 0	DP: 2
HR: 1	HBP: 1
WP: 0	PA: 44
PB: 0	
SB: 1	
CS: 0	

AB	**39**
R	**4**
H	**10**
RBI	**3**
BB	**3**
SO	**2**
LOB	**17**

PITCHER		IP	WLS	BF	H	R	ER	SO	BB	IBB	HBP	BLK	WP	HR	S	P	ERA	WHIP
Bob McClure, L ERA: 4.7	(1, 1)	7.0		28	6	3	3	2	2	0	0	0	0	1	30	38	3.86	1.143
Jim Slaton, R ERA: 3.44	(8, 1)	3.2	L	16	4	1	1	0	1	0	1	0	0	0	14	19	2.46	1.364

PITCHER	IP	WLS	BF	H	R	ER	SO	BB	IBB	HBP	BLK	WP	HR	S	P	ERA	WHIP

Milwaukee Brewers @ Cleveland Indians

Cleveland Municipal Stadium, Cleveland, OH

Sun Aug 08 1982, 3:33 AM EDT

Att. 32,337 - Unknown - 76 F

livebaseballscorecards.com

Batter	1	2	3	4	5	6	7	8	9	AB	R	H	RBI	BB	SO	LOB
Paul Molitor, R (1, 5) OBP: 0.367, SLG: 0.445	3-1		G6-4-3 1B		6-3		S 1B		1-H HR	5	1	3	2	0	0	0
Robin Yount, R (1, 6) OBP: 0.359, SLG: 0.572	G3 1B		G6-4-3 1-2f		4-3		F8 1-2		4-3	5	0	1	0	0	0	2
Cecil Cooper, L (1, 3) OBP: 0.350, SLG: 0.553	G3 1-2		F9			K	F8			4	0	0	0	0	1	2
Ted Simmons, S (1, 2) OBP: 0.303, SLG: 0.468	3-1			L4		1B FC6 1B		F2		4	1	1	0	0	0	1
Ben Oglivie, L (1, 7) OBP: 0.320, SLG: 0.444		1B SF7 BB		HR 1B		1-3 FC6 1B		K		3	3	2	0	1	1	0
Gorman Thomas, R (1, 8) OBP: 0.347, SLG: 0.532		FC4-6 1-3 1B		1-H HR		FC6 IBB		F7		3	1	2	2	1	0	0
Charlie Moore, R (9, 9) OBP: 0.291, SLG: 0.354										0	0	0	0	0	0	0
Roy Howell, L (1, 10) OBP: 0.295, SLG: 0.352		SF7 3-H		F7		FC6 1-2f 2-H 3-H			K	3	0	0	3	0	1	1
Marshall Edwards, L (1, 9) (9, 8) OBP: 0.257, SLG: 0.340		FC4-6 1-2f		L4		G3			6-3	4	0	0	0	0	0	2
Jim Gantner, L (1, 4) OBP: 0.355, SLG: 0.391		F8			F8		F8		HR 1B	4	1	1	0	0	0	1

	AB	35
	R	7
	H	10
	RBI	7
	BB	2
	SO	3
	LOB	9

Inning Stats	1	2	3	4	5	6	7	8	9	1B: 8 SF: 1	WP: 0 PA: 38
	R: 0 H: 1 E: 0 LOB: 1 K: 0 BB: 0 S: 4 P: 4	R: 1 H: 1 E: 0 LOB: 1 K: 0 BB: 1 S: 4 P: 8	R: 0 H: 1 E: 0 LOB: 0 K: 0 BB: 0 S: 3 P: 3	R: 2 H: 2 E: 0 LOB: 0 K: 0 BB: 0 S: 5 P: 5	R: 0 H: 0 E: 0 LOB: 0 K: 0 BB: 0 S: 3 P: 3	R: 2 H: 2 E: 0 LOB: 1 K: 1 BB: 1 S: 7 P: 11	R: 0 H: 1 E: 0 LOB: 1 K: 0 BB: 0 S: 4 P: 4	R: 0 H: 0 E: 0 LOB: 0 K: 1 BB: 0 S: 5 P: 5	R: 2 H: 2 E: 0 LOB: 0 K: 1 BB: 0 S: 7 P: 7	2B: 0 SAC: 0 3B: 0 DP: 1 HR: 2 HBP: 0	PB: 0 SB: 1 CS: 0

PITCHER	IP	WLS	BF	H	R	ER	SO	BB	IBB	HBP	BLK	WP	HR	S	P	ERA	WHIP
Len Barker, R (1, 1) ERA: 3.53	9.0	L	38	10	7	7	3	1	1	0	0	0	2	42	50	7.00	1.222

PITCHER	IP	WLS	BF	H	R	ER	SO	BB	IBB	HBP	BLK	WP	HR	S	P	ERA	WHIP

Batter	1	2	3	4	5	6	7	8	9	AB	R	H	RBI	BB	SO	LOB
Miguel Dilone, S (1, 7) OBP: 0.282, SLG: 0.313	4-3		F7	4-3		1B 1-2 2-3 1B		4-3 5-3 1B BB		4	1	1	0	1	0	2
Toby Harrah, R (1, 5) OBP: 0.428, SLG: 0.571	HR		G3-6 1B		5-3 BB 1B	1-3 2-H 3-H 1B		5-3 1-2		5	1	4	3	0	0	1
Mike Hargrove, L (1, 3) OBP: 0.372, SLG: 0.316	G3		G3-6 1-2f		5-3 1-2 BB	F5		4-3 2-3		4	0	0	0	1	0	4
Andre Thornton, R (1, 10) OBP: 0.410, SLG: 0.532	S 1B			6-3	F6	L8		1B 3-H 1B		5	0	2	1	0	0	4
Von Hayes, L (1, 9) OBP: 0.295, SLG: 0.389	K 1-2			HR	5-3 1-2 2-3		F9 S 1B	1-2 1B		5	1	3	1	0	1	3
Ron Hassey, L (1, 2) OBP: 0.317, SLG: 0.301										1	1	0	0	2	0	2
Chris Bando, S (7, PH) OBP: 0.291, SLG: 0.283 (8, 2)		CS 1B BB		1B BB	F9		K 1-2	F9		2	0	0	0	0	1	3
Rick Manning, L (1, 8) OBP: 0.334, SLG: 0.352		CS 1-2 1B		F7		F7	BB		G3	4	0	1	0	1	0	1
Larry Milbourne, S (1, 4) OBP: 0.291, SLG: 0.335		K 1-2 2-3		1B 1-2 1B		1B BB 1B	F9 2-3		1-3	5	1	2	0	0	1	4
Mike Fischlin, R (1, 6) OBP: 0.360, SLG: 0.310 Karl Pagel, L (9, PH) OBP: 0.417, SLG: 0.176		F9		1-2 2-H 1B		1B 1-2 BB	F8		K	3	1	1	1	1	0	3
										1	0	0	0	0	1	0
Inning Stats	R: 1 E: 0 K: 1 S: 7 H: 2 LOB: 1 BB: 0 P: 7	R: 0 E: 0 K: 1 S: 5 H: 1 LOB: 1 BB: 1 P: 9	R: 0 E: 0 K: 0 S: 3 H: 1 LOB: 0 BB: 0 P: 3	R: 2 E: 0 K: 0 S: 6 H: 3 LOB: 2 BB: 1 P: 10	R: 0 E: 0 K: 0 S: 4 H: 1 LOB: 2 BB: 1 P: 8	R: 2 E: 0 K: 0 S: 6 H: 3 LOB: 2 BB: 1 P: 10	R: 0 E: 0 K: 1 S: 6 H: 1 LOB: 2 BB: 1 P: 10	R: 1 E: 0 K: 0 S: 5 H: 2 LOB: 2 BB: 1 P: 9	R: 0 E: 0 K: 1 S: 5 H: 0 LOB: 0 BB: 0 P: 5	1B: 12 2B: 0 3B: 0 HR: 2 SF: 0 SAC: 0 DP: 1 HBP: 0							

PITCHER		IP	WLS	BF	H	R	ER	SO	BB	IBB	HBP	BLK	WP	HR	S	P	ERA	WHIP
Pete Vuckovich, R ERA: 3.24	(1, 1)	6.0		31	11	5	5	2	4	0	0	0	0	2	31	47	7.50	2.500
Jerry Augustine, L ERA: 4.3	(7, 1)	0.2		4	1	0	0	1	1	0	0	0	0	0	5	9	0.00	3.000
Dwight Bernard, R ERA: 3.08	(7, 1)	1.1	W	7	2	1	1	0	1	0	0	0	0	0	6	10	6.75	2.250
Rollie Fingers, R ERA: 2.64	(9, 1)	1.0	S	3	0	0	0	1	0	0	0	0	0	0	5	5	0.00	0.000

PITCHER	IP	WLS	BF	H	R	ER	SO	BB	IBB	HBP	BLK	WP	HR	S	P	ERA	WHIP

BOTTOM

Milwaukee Brewers @ Cleveland Indians

Cleveland Municipal Stadium, Cleveland, OH

Sun Aug 08 1982, 3:33 AM EDT
Att. 32,337 - Unknown - 76 F

livebaseballscorecards.com

AB	39
R	6
H	14
RBI	6
BB	6
SO	4
LOB	27

PA: 45

Batter	1	2	3	4	5	6	7	8	9	AB	R	H	RBI	BB	SO	LOB
Miguel Dilone, S (1, 7) OBP: 0.283, SLG: 0.315	BBBB 4-0 FC5-4 BB	x 0-0 FC5-4 ③ 1-2f		x 0-0 1-3 2B		x 0-0 P6 ③		x 0-0 L5 ③		4	0	1	0	1	0	4
Toby Harrah, R (1, 5) OBP: 0.425, SLG: 0.567	x 0-0 FC5-4 ① 1-2f FC4-6		x 0-0 F8 ①	SSS 0-3 K ③			x 0-0 6-3 ①		x 0-0 G3 ①	3	0	0	0	0	1	3
Jack Perconte, L (5, 4) OBP: 0.302, SLG: 0.287										2	0	0	0	0	0	0
Mike Hargrove, L (1, 3) OBP: 0.373, SLG: 0.318	x 0-0 FC4-6 ② 1-2f		x 0-0 FC6-4 BB 1B		SSS 0-3 K ①		x 0-0 FC6-4 1B		x 0-0 F8 ②	4	0	2	0	0	1	1
Karl Pagel, L (7, PR) OBP: 0.400, SLG: 0.167 (7, 3)										1	0	0	0	0	0	0
Andre Thornton, R (1, 10) OBP: 0.410, SLG: 0.529	x 0-0 F8 ③		BBBB 4-0 FC6-4 1-2 BB		x 0-0 4-3 ②		x 0-0 FC6-4 2B 1-2f		x 0-0 1B	4	0	1	0	1	0	2
Carmen Castillo, R (1, 9) OBP: 0.340, SLG: 0.417 (7, 8)		BBBB 4-0 FC1-5 E BB	x 0-0 FC6-4 ② 1-2f 2-3 FC5-4		x 0-0 5-3 ③		x 0-0 1-3 2B		x 0-0 F3 ③	4	0	1	0	1	0	3
Larry Milbourne, S (1, 4) OBP: 0.290, SLG: 0.333 (5, 5)		x 0-0 E1 BB FC1-5 1-2	x 0-0 FC5-4 ③ 1-2f			x 0-0 FC4-6 1B	x 0-0 6-3 ③			4	0	1	0	0	0	6
Rick Manning, L (1, 8) OBP: 0.332, SLG: 0.349		x 0-0 FC1-5 ① BB 1-2 2-3f		SSS 0-3 K ①		x 0-0 FC4-6 ① 1-2f HR		x 0-0 1B		3	1	0	0	0	1	3
Rod Craig, S (7, 9) OBP: 0.269, SLG: 0.265										1	0	1	0	0	0	0
Ron Hassey, L (1, 2) OBP: 0.323, SLG: 0.304	BBBB 4-0 FC5-4 1-2 2-3 BB			x 0-0 2B 1B		x 0-0 1-H HR		SSS 0-3 K ①		1	0	1	0	1	0	0
Bill Nahorodny, R (6, PH) OBP: 0.250, SLG: 0.434 (6, 2)										2	1	1	2	0	1	1
Mike Fischlin, R (1, 6) OBP: 0.353, SLG: 0.303		SSS 0-3 K ②		x 0-0 F9 ②		x 0-0 P4 ②		SSS 0-3 K ②		4	0	0	0	0	2	5
Inning Stats	R: 0 E: 0 K: 0 S: 3 H: 0 LOB: 1 BB: 1 P: 7	R: 0 E: 1 K: 1 S: 6 H: 0 LOB: 3 BB: 2 P: 14	R: 0 E: 0 K: 0 S: 4 H: 1 LOB: 2 BB: 1 P: 8	R: 0 E: 0 K: 2 S: 9 H: 2 LOB: 2 BB: 0 P: 9	R: 0 E: 0 K: 1 S: 5 H: 0 LOB: 0 BB: 0 P: 5	R: 2 E: 0 K: 0 S: 5 H: 2 LOB: 0 BB: 0 P: 5	R: 0 E: 0 K: 0 S: 5 H: 2 LOB: 3 BB: 0 P: 5	R: 0 E: 0 K: 2 S: 8 H: 1 LOB: 1 BB: 0 P: 8	R: 0 E: 0 K: 0 S: 4 H: 1 LOB: 1 BB: 0 P: 4	1B: 6 2B: 2 3B: 0 HR: 1	SF: 0 SAC: 0 DP: 0 HBP: 0						

TOP

Cleveland Indians @ Kansas City Royals

Royals Stadium, Kansas City, MO

Mon Aug 09 1982, 8:05 PM EDT
Att. 40,044 - Unknown - 81 F

livebaseballscorecards.com

AB	37
R	2
H	9
RBI	2
BB	4
SO	6
LOB	28

PITCHER		IP	W/L/S	BF	H	R	ER	SO	BB	IBB	HBP	BLK	WP	HR	S	P	ERA	WHIP
Larry Gura, L ERA: 4.4	(1, 1)	7.0	W	33	7	2	2	4	4	0	0	0	0	1	37	53	2.57	1.571
Don Hood, L ERA: 2.49	(8, 1)	2.0		8	2	0	0	2	0	0	0	0	0	0	12	12	0.00	1.000

PITCHER	IP	W/L/S	BF	H	R	ER	SO	BB	IBB	HBP	BLK	WP	HR	S	P	ERA	WHIP

Batter	1	2	3	4	5	6	7	8	9	AB	R	H	RBI	BB	SO	LOB
Willie Wilson, S (1, 7) OBP: 0.374, SLG: 0.460	1B	S	4-3		F7		F8			5	1	2	0	0	0	3
U L Washington, S (1, 6) OBP: 0.325, SLG: 0.393	S 1B E 1-2	6-3 1-2		F9	5-3		5-3			5	1	1	0	0	0	3
George Brett, L (1, 5) OBP: 0.381, SLG: 0.512 Greg Pryor, R (7, PR) OBP: 0.344, SLG: 0.478 (8, 5)	1-3 E 1-2 2-H	2B	WP	L4		2-H				5 0	2 0	4 0	2 0	0 0	0 0	0 0
Amos Otis, R (1, 8) OBP: 0.347, SLG: 0.449	E4 1-3 1-2 2-H	1-H	1B 1-H	2B		F8				5	3	3	3	0	0	2
Hal McRae, R (1, 10) OBP: 0.385, SLG: 0.556	1-3 1-2 2-3	B B B B	1B BB	1B 1-3		2-H		4-3 SF7		4	3	3	1	1	0	2
Willie Aikens, L (1, 3) OBP: 0.323, SLG: 0.390	G6-4-3 IBB	G6-4-3 1-3 2-H	G3-6-1 1-2 3-H		4-3 2-H			4-3 2-3		4	1	3	3	1	0	1
Steve Hammond, L (1, 9) OBP: 0.274, SLG: 0.367	G6-4-3 1-2f	G6-4-3 1-2 3-H	G3-6-1 1-2f		4-3 2-3			SF7 3-H		4	0	1	2	0	0	6
Frank White, R (1, 4) OBP: 0.327, SLG: 0.475 Onix Concepcion, R (6, 4) OBP: 0.275, SLG: 0.311		6-3	G6-4-3 1-2f 2-3		F5 S S S	K		5-3		3 2	0 0	0 0	0 0	0 0	0 1	2 1
Don Slaught, R (1, 2) OBP: 0.340, SLG: 0.381		F8	3-H	1B			2B			4	1	3	1	0	0	0
Inning Stats	R: 2 E: 1 K: 0 S: 6 H: 3 LOB: 2 BB: 1 P: 10	R: 0 E: 0 K: 0 S: 4 H: 1 LOB: 1 BB: 0 P: 4	R: 4 E: 0 K: 0 S: 7 H: 5 LOB: 1 BB: 1 P: 11	R: 2 E: 0 K: 0 S: 6 H: 4 LOB: 1 BB: 0 P: 6	R: 0 E: 0 K: 0 S: 4 H: 1 LOB: 1 BB: 0 P: 4	R: 2 E: 0 K: 1 S: 8 H: 3 LOB: 1 BB: 0 P: 8	R: 1 E: 0 K: 0 S: 5 H: 2 LOB: 1 BB: 0 P: 5	R: 1 E: 0 K: 0 S: 4 H: 1 LOB: 0 BB: 0 P: 4		1B: 13 2B: 7 3B: 0 HR: 0 SF: 1 SAC: 0 DP: 3 HBP: 0				WP: 1 PB: 0 SB: 2 CS: 0	PA: 44	

PITCHER		IP	WLS	BF	H	R	ER	SO	BB	IBB	HBP	BLK	WP	HR	S	P	ERA	WHIP
Lary Sorensen, R ERA: 4.93	(1, 1)	3.1	L	23	12	8	8	0	1	1	0	0	1	0	21	29	21.60	3.900
Tom Brennan, R ERA: 5.0	(4, 1)	4.2		21	8	4	4	1	0	0	0	0	0	0	23	23	7.71	1.714

PITCHER	IP	WLS	BF	H	R	ER	SO	BB	IBB	HBP	BLK	WP	HR	S	P	ERA	WHIP

BOTTOM

Cleveland Indians @ Kansas City Royals

Royals Stadium, Kansas City, MO

Mon Aug 09 1982, 8:05 PM EDT

Att. 40,044 - Unknown - 81 F

livebaseballscorecards.com

AB	41
R	12
H	20
RBI	12
BB	2
SO	1
LOB	20

Batter	1	2	3	4	5	6	7	8	9	AB	R	H	RBI	BB	SO	LOB
Miguel Dilone, S (1, 7) OBP: 0.280, SLG: 0.311	4-3		G6-4-3 1-2f		6-3		F7			4	0	0	0	0	0	2
Toby Harrah, R (1, 5) OBP: 0.426, SLG: 0.570	BBBB 4-0 FC3-6 BB		3B		F7			F8		3	0	1	0	1	0	0
Mike Hargrove, L (1, 3) OBP: 0.370, SLG: 0.315	FC3-6 1-2f		4-3		F8			G3		4	0	0	0	0	0	2
Andre Thornton, R (1, 10) OBP: 0.409, SLG: 0.525	F7			BBBB 4-0 WP 1B BB		SSS 0-3 K		6-3		3	1	0	0	1	1	1
Carmen Castillo, R (1, 9) OBP: 0.345, SLG: 0.420		L7		1B 1-H 1B		F9			F5	2	0	1	1	0	0	0
Von Hayes, L (6, PH) OBP: 0.294, SLG: 0.387 (6, 9)										2	0	0	0	0	0	0
Larry Milbourne, S (1, 4) OBP: 0.289, SLG: 0.332 (7, 6)		6-3		L5		F9			G6-4-3 1B	4	0	1	0	0	0	1
Rick Manning, L (1, 8) OBP: 0.333, SLG: 0.351		1B		1-2 1B			F7		G6-4-3 1-2f	4	0	2	0	0	0	1
Ron Hassey, L (1, 2) OBP: 0.323, SLG: 0.309		4-3		L9			2B			3	0	1	0	0	0	3
Mike Fischlin, R (1, 6) OBP: 0.354, SLG: 0.302			BBBB 4-0 G6-4-3 BB	P4			F8			1	0	0	0	1	0	2
Jack Perconte, L (7, PH) OBP: 0.300, SLG: 0.286 (7, 4)										1	0	0	0	0	0	1
Inning Stats	R: 0 E: 0 K: 0 S: 3 H: 0 LOB: 1 BB: 1 P: 7	R: 0 E: 0 K: 0 S: 4 H: 1 LOB: 1 BB: 0 P: 4	R: 0 E: 0 K: 0 S: 3 H: 1 LOB: 1 BB: 1 P: 7	R: 1 E: 0 K: 0 S: 5 H: 2 LOB: 2 BB: 1 P: 9	R: 0 E: 0 K: 0 S: 3 H: 0 LOB: 0 BB: 0 P: 3	R: 0 E: 0 K: 1 S: 5 H: 0 LOB: 0 BB: 0 P: 5	R: 0 E: 0 K: 0 S: 4 H: 1 LOB: 1 BB: 0 P: 4	R: 0 E: 0 K: 0 S: 3 H: 0 LOB: 0 BB: 0 P: 3	R: 0 E: 0 K: 0 S: 3 H: 1 LOB: 0 BB: 0 P: 3	1B: 4 2B: 1 3B: 1 HR: 0 SF: 0 SAC: 0 DP: 2 HBP: 0						

PITCHER		IP	WLS	BF	H	R	ER	SO	BB	IBB	HBP	BLK	WP	HR	S	P	ERA	WHIP
Vida Blue, L ERA: 3.96	(1, 1)	3.2		17	4	1	1	0	3	0	0	0	1	0	14	26	2.46	1.909
Mike Armstrong, R ERA: 2.16	(4, 1)	5.1	W	17	2	0	0	1	0	0	0	0	0	0	19	19	0.00	0.375

PITCHER		IP	WLS	BF	H	R	ER	SO	BB	IBB	HBP	BLK	WP	HR	S	P	ERA	WHIP

TOP

Cleveland Indians @ Kansas City Royals

Royals Stadium, Kansas City, MO

Tue Aug 10 1982, 8:05 PM EDT
Att. 25,864 - Unknown - 63 F

livebaseballscorecards.com

AB	31
R	1
H	6
RBI	1
BB	3
SO	1
LOB	13

WP: 1	PA: 34		
PB: 0			
SB: 0			
CS: 0			

Batter	1	2	3	4	5	6	7	8	9	AB	R	H	RBI	BB	SO	LOB
Willie Wilson, S (1, 7) OBP: 0.377, SLG: 0.462	F8	F3 1-2			S 1-3 1B		S 1B 1B	 1-2 1B		5	1	3	0	0	0	1
U L Washington, S (1, 6) OBP: 0.322, SLG: 0.389	1-3		F9		F3		2B 1-H 1B	K 2-3		5	0	1	1	0	1	4
George Brett, L (1, 5) OBP: 0.379, SLG: 0.510	1B 1B		4-3		SF9 3-H		F7	4-3		4	0	1	1	0	0	3
Amos Otis, R (1, 8) OBP: 0.351, SLG: 0.454	 1-3 1B		BB		4-3 1-2		 1-3 2B			3	0	2	0	1	0	1
Hal McRae, R (1, 10) OBP: 0.386, SLG: 0.555	P3		F8			E7 SF8 1B	IBB			3	1	1	0	1	0	3
Jerry Martin, R (1, 9) OBP: 0.305, SLG: 0.378		F7		CS 1B		K	K			4	0	1	0	0	2	4
Willie Aikens, L (1, 3) OBP: 0.322, SLG: 0.388		 2B 1B BB		K		SF8 3-H	4-3			2	1	0	1	1	1	4
Frank White, R (1, 4) OBP: 0.329, SLG: 0.478		 1-3 1B 2B		P6 1-2		 1B		5-3		4	1	2	0	0	0	1
John Wathan, R (1, 2) OBP: 0.346, SLG: 0.313		CS 2-H 3-H 1B			1B SF9 1B	5-3		S 1B BB		3	1	2	2	1	0	1
Inning Stats	R: 0 E: 0 K: 0 S: 5 H: 2 LOB: 2 BB: 0 P: 5	R: 2 E: 0 K: 0 S: 4 H: 2 LOB: 0 BB: 1 P: 8	R: 0 E: 0 K: 0 S: 3 H: 0 LOB: 1 BB: 1 P: 7	R: 0 E: 0 K: 1 S: 5 H: 1 LOB: 0 BB: 0 P: 5	R: 1 E: 0 K: 0 S: 5 H: 2 LOB: 1 BB: 0 P: 5	R: 1 E: 1 K: 1 S: 7 H: 2 LOB: 1 BB: 0 P: 7	R: 1 E: 0 K: 1 S: 8 H: 3 LOB: 3 BB: 1 P: 12	R: 0 E: 0 K: 1 S: 6 H: 1 LOB: 2 BB: 1 P: 10		1B: 11 2B: 2 3B: 0 HR: 0 SF: 2 SAC: 0 DP: 0 HBP: 0						

PITCHER		IP	WLS	BF	H	R	ER	SO	BB	IBB	HBP	BLK	WP	HR	S	P	ERA	WHIP
Rick Waits, L ERA: 5.51	(1, 1)	3.0	L	14	4	2	2	0	2	0	0	0	0	0	12	20	6.00	2.000
Bud Anderson, R ERA: 3.44	(4, 1)	3.0		15	7	3	2	2	0	0	0	0	0	0	19	19	6.00	2.333
Ed Glynn, L ERA: 3.29	(7, 1)	2.0		10	2	0	0	2	1	1	0	0	0	0	12	20	0.00	1.500

PITCHER	IP	WLS	BF	H	R	ER	SO	BB	IBB	HBP	BLK	WP	HR	S	P	ERA	WHIP

BOTTOM

Cleveland Indians @ Kansas City Royals

Royals Stadium, Kansas City, MO

Tue Aug 10 1982, 8:05 PM EDT
Att. 25,864 - Unknown - 63 F

livebaseballscorecards.com

AB	33
R	5
H	13
RBI	5
BB	4
SO	4
LOB	22

Batter	1	2	3	4	5	6	7	8	9	AB	R	H	RBI	BB	SO	LOB
Miguel Dilone, S (1, 7) OBP: 0.280, SLG: 0.310	x 0-0 BB S 1B	x 0-0 ③ F9			x 0-0 ②③ G6-3 1-2f			x 0-0 ② 1-3		4	0	1	0	0	0	3
Toby Harrah, R (1, 5) OBP: 0.425, SLG: 0.569	S S S 0-3 ① K 1-2		S S S 0-3 ① K			x 0-0 ① 3-1		x 0-0 ③ 3-1		1	0	0	0	0	1	1
Jack Perconte, L (1, 4) OBP: 0.296, SLG: 0.281										3	0	0	0	0	1	0
Mike Hargrove, L (1, 3) OBP: 0.371, SLG: 0.315	B B B B 4-0 BB BB		x 0-0 ② 5-3			S S S 0-3 ② K			x 0-0 FC4-6 1B 1B	3	0	1	0	1	1	0
Andre Thornton, R (1, 10) OBP: 0.408, SLG: 0.521	B B B B 4-0 G5-4-3 1-2 2-3 BB		S S S 0-3 ③ K			S S S 0-3 ③ K			x 0-0 ① L4	3	0	0	0	1	2	1
Carmen Castillo, R (1, 9) OBP: 0.345, SLG: 0.415	x 0-0 ②③ G5-4-3 1-2f			x 0-0 ① 5-3			x 0-0 3-1 WP 1B		x 0-0 FC4-6 1-2 1B	3	0	1	0	0	0	3
Von Hayes, L (9, PH) OBP: 0.295, SLG: 0.389										1	0	1	0	0	0	0
Larry Milbourne, S (1, 4) (1, 5) OBP: 0.285, SLG: 0.327		x 0-0 ① 4-3		x 0-0 ② 5-3			x 0-0 ① F9		x 0-0 ② FC4-6 1-2f 2-3	4	0	0	0	0	0	3
Rick Manning, L (1, 8) OBP: 0.330, SLG: 0.347		x 0-0 ② F8		x 0-0 ③ F8			x 0-0 ② 3-1 1-3		x 0-0 ③ F8	4	0	0	0	0	0	3
Ron Hassey, L (1, 2) OBP: 0.327, SLG: 0.308	B B B B 4-0 BB BB				B B B B 4-0 G6-3 BB		x 0-0 ③ 6-3			1	0	0	0	2	0	1
Bill Nahorodny, R (7, 2) OBP: 0.250, SLG: 0.434										0	0	0	0	0	0	0
Mike Fischlin, R (1, 6) OBP: 0.354, SLG: 0.298	B B B B 4-0 1-2 BB				x 0-0 ① L7			x 0-0 ① G3		2	0	0	0	1	0	1
Inning Stats	R: 0 E: 0 K: 1 S: 5 H: 1 LOB: 2 BB: 2 P: 13	R: 0 E: 0 K: 0 S: 3 H: 0 LOB: 2 BB: 2 P: 11	R: 0 E: 0 K: 2 S: 7 H: 0 LOB: 0 BB: 0 P: 7	R: 0 E: 0 K: 0 S: 3 H: 0 LOB: 0 BB: 0 P: 3	R: 0 E: 0 K: 0 S: 2 H: 0 LOB: 0 BB: 1 P: 6	R: 0 E: 0 K: 2 S: 7 H: 0 LOB: 0 BB: 0 P: 7	R: 0 E: 0 K: 0 S: 4 H: 1 LOB: 1 BB: 0 P: 4	R: 0 E: 0 K: 0 S: 3 H: 0 LOB: 0 BB: 0 P: 3	R: 0 E: 0 K: 0 S: 5 H: 2 LOB: 2 BB: 0 P: 5	1B: 4 2B: 0 3B: 0 HR: 0	SF: 0 SAC: 0 DP: 2 HBP: 0						

TOP

Cleveland Indians @ Kansas City Royals

Royals Stadium, Kansas City, MO

Wed Aug 11 1982, 8:05 PM EDT
Att. 27,540 - Unknown - 74 F

livebaseballscorecards.com

AB	29
R	0
H	4
RBI	0
BB	5
SO	5
LOB	16

PITCHER		IP	WLS	BF	H	R	ER	SO	BB	IBB	HBP	BLK	WP	HR	S	P	ERA	WHIP
Paul Splittorff, L ERA: 3.38	(1, 1)	2.0		10	1	0	0	1	4	0	0	0	0	0	8	24	0.00	2.500
Don Hood, L ERA: 2.23	(3, 1)	5.0	W	16	1	0	0	4	1	0	0	0	1	0	23	27	0.00	0.400
Dan Quisenberry, R ERA: 3.03	(8, 1)	2.0		8	2	0	0	0	0	0	0	0	0	0	8	8	0.00	1.000

PITCHER	IP	WLS	BF	H	R	ER	SO	BB	IBB	HBP	BLK	WP	HR	S	P	ERA	WHIP

1B: 4	SF: 0	WP: 1	PA: 34
2B: 0	SAC: 0	PB: 0	
3B: 0	DP: 2	SB: 1	
HR: 0	HBP: 0	CS: 0	

BOTTOM

Cleveland Indians @ Kansas City Royals

Royals Stadium, Kansas City, MO

Wed Aug 11 1982, 8:05 PM EDT

Att. 27,540 - Unknown - 74 F

livebaseballscorecards.com

Batter	1	2	3	4	5	6	7	8	9	AB	R	H	RBI	BB	SO	LOB
Willie Wilson, S (1, 7) OBP: 0.377, SLG: 0.462	E WP 1B	FC4-6 1-2f 2B		1-3 1B		1-3		F7		5	2	2	0	0	0	2
U L Washington, S (1, 6) OBP: 0.316, SG: 0.383	E5 WP 1-3 1B	F7		SF7 3-H		F7		SSS K		4	1	0	1	0	1	3
George Brett, L (1, 5) OBP: 0.382, SLG: 0.517	F5 2-3 3-H	1-H 2B		F7		1B 3B		BBBB BB		4	1	2	1	1	0	2
Onix Concepcion, R (8, PR) (9, 4) OBP: 0.275, SLG: 0.311										0	0	0	0	0	0	0
Amos Otis, R (1, 8) OBP: 0.354, SLG: 0.456	WP BLK 1B 3-H 1B	4-3			1B BB FC5-4 1B	FC6-4 3-H 1B		F8		5	2	3	2	0	0	3
Hal McRae, R (1, 10) OBP: 0.385, SLG: 0.551	F4	F9			BBBB 4-0 1B 1-2 BB	FC6-4 1-2f				3	0	0	0	1	0	2
Willie Aikens, L (1, 3) OBP: 0.324, SLG: 0.389	1-H 1B	L4			FC5-4 BB 1-3 2-3 1B		6-3			4	0	2	1	0	0	0
Jerry Martin, R (1, 9) OBP: 0.304, SLG: 0.375	SSS K	4-3			BBBB 4-0 FC5-4 1-2 BB		F8			3	0	0	0	1	1	1
Frank White, R (1, 4) OBP: 0.328, SLG: 0.478		1B 2B		G3	FC5-4 1-2f 2-3 3-H		F9			4	1	1	1	0	0	2
Greg Pryor, R (9, 5) OBP: 0.344, SLG: 0.478										0	0	0	0	0	0	0
John Wathan, R (1, 2) OBP: 0.351, SLG: 0.320		FC4-6 2-H 1B		BBB SSS 1B S SF7 BB	K			2B		3	1	2	1	1	1	2
Inning Stats	R: 3 E: 1 K: 1 S: 9 H: 3 LOB: 1 BB: 0 P: 9	R: 2 E: 0 K: 0 S: 6 H: 3 LOB: 1 BB: 0 P: 6	R: 0 E: 0 K: 0 S: 3 H: 0 LOB: 0 BB: 0 P: 3	R: 1 E: 0 K: 0 S: 4 H: 1 LOB: 1 BB: 1 P: 8	R: 1 E: 0 K: 1 S: 6 H: 2 LOB: 2 BB: 2 P: 14	R: 1 E: 0 K: 0 S: 5 H: 2 LOB: 1 BB: 0 P: 5	R: 0 E: 0 K: 0 S: 3 H: 0 LOB: 0 BB: 0 P: 3	R: 0 E: 0 K: 1 S: 6 H: 1 LOB: 2 BB: 1 P: 10		1B: 8 2B: 3 3B: 1 HR: 0 SF: 1 SAC: 0 DP: 0 HBP: 0						

	AB	35
	R	8
	H	12
	RBI	7
	BB	4
	SO	3
	LOB	17

WP: 2 PB: 0 SB: 1 CS: 0 PA: 40

PITCHER		IP	WLS	BF	H	R	ER	SO	BB	IBB	HBP	BLK	WP	HR	S	P	ERA	WHIP
Ed Whitson, R ERA: 4.09	(1, 1)	5.0	L	27	9	7	4	2	3	0	0	1	2	0	28	40	7.20	2.400
Tom Brennan, R ERA: 4.98	(6, 1)	2.0		8	2	1	1	0	0	0	0	0	0	0	8	8	4.50	1.000
Bud Anderson, R ERA: 3.35	(8, 1)	1.0		5	1	0	0	1	1	0	0	0	0	0	6	10	0.00	2.000

PITCHER	IP	WLS	BF	H	R	ER	SO	BB	IBB	HBP	BLK	WP	HR	S	P	ERA	WHIP

Batter	1	2	3	4	5	6	7	8	9	AB	R	H	RBI	BB	SO	LOB
Miguel Dilone, S (1, 7) OBP: 0.281, SLG: 0.313	0-0 4-3 HR 2B	0-0 F8 ③		H 1-0 FC5-4 HBP		0-0 5-3 ③		0-0 6-3 ②		4	1	1	0	0	0	1
Toby Harrah, R (1, 5) OBP: 0.423, SLG: 0.564	0-0 4-3 ① 2-3		0-0 F8 ①	0-0 FC5-4 ③ 1-2f			BBB 4-0 SH1-4 2B BB	0-0 6-3 ③		4	1	0	0	1	0	3
Mike Hargrove, L (1, 3) OBP: 0.376, SLG: 0.320	BBB 4-0 HR BB		0-0 2B 1B		0-0 CS 5-3 1B		0-0 SH1-4 ① 1-2		0-0 G6-4-3 1B	3	1	3	0	1	0	0
Andre Thornton, R (1, 10) OBP: 0.410, SLG: 0.534	0-0 1-H 3-H HR		0-0 1-3 2B		0-0 5-3 ① 1-2		0-0 2-H 2B		0-0 G6-4-3 ①② 1-2f	5	2	3	4	0	0	2
Carmen Castillo, R (1, 9) OBP: 0.361, SLG: 0.407 Von Hayes, L (7, PH) (7, 9) OBP: 0.296, SLG: 0.388	0-0 F8 ②		4-0 G6-4-3 IBB		4-0 IBB		4-0 2B IBB		0-0 F2 ③	1	0	0	0	2	0	0
										1	1	0	0	1	0	0
Chris Bando, S (1, 2) OBP: 0.286, SLG: 0.277 Ron Hassey, L (7, PH) (7, 2) OBP: 0.329, SLG: 0.315	0-0 F8 ③		0-0 G6-4-3 ②③ 1-2f		SSS 0-3 K ②③ 2-3		0-0 1-H 2-H 2B			3	0	0	0	0	1	5
										1	0	1	2	0	0	0
Rick Manning, L (1, 8) OBP: 0.329, SLG: 0.354		0-0 F9 ①		0-0 F8 ①		0-0 HR	0-0 4-3 ②			4	1	1	1	0	0	1
Larry Milbourne, S (1, 4) OBP: 0.281, SLG: 0.322		0-0 6-3 ②		0-0 6-3 ②		0-0 1-3 ①	0-0 L4 ③			4	0	0	0	0	0	1
Mike Fischlin, R (1, 6) OBP: 0.357, SLG: 0.308		0-0 1B		0-0 2B		0-0 5-3 ②		0-0 F7 ①		4	0	2	0	0	0	0
Inning Stats	R: 3 E: 0 K: 0 S: 5 H: 2 LOB: 0 BB: 1 P: 9	R: 0 E: 0 K: 0 S: 4 H: 1 LOB: 1 BB: 0 P: 4	R: 0 E: 0 K: 0 S: 4 H: 2 LOB: 2 BB: 1 P: 8	R: 0 E: 0 K: 0 S: 4 H: 1 LOB: 2 BB: 0 P: 5	R: 0 E: 0 K: 1 S: 5 H: 1 LOB: 2 BB: 1 P: 9	R: 1 E: 0 K: 0 S: 4 H: 1 LOB: 0 BB: 0 P: 4	R: 3 E: 0 K: 0 S: 5 H: 2 LOB: 1 BB: 2 P: 13	R: 0 E: 0 K: 0 S: 3 H: 0 LOB: 0 BB: 0 P: 3	R: 0 E: 0 K: 0 S: 3 H: 1 LOB: 0 BB: 0 P: 3	1B: 4 2B: 6 3B: 0 HR: 2	SF: 0 SAC: 1 DP: 3 HBP: 1						

TOP

Cleveland Indians @ Texas Rangers

Arlington Stadium, Arlington, TX

Fri Aug 13 1982, 8:05 PM EDT

Att. 13,691 - Unknown

livebaseballscorecards.com

AB	34
R	7
H	11
RBI	7
BB	5
SO	1
LOB	13

WP: 0 PB: 0 SB: 0 CS: 1 PA: 41

PITCHER		IP	WLS	BF	H	R	ER	SO	BB	IBB	HBP	BLK	WP	HR	S	P	ERA	WHIP
Frank Tanana, L ERA: 4.09	(1, 1)	6.1		30	8	5	5	1	2	2	1	0	0	2	27	44	7.11	1.579
Danny Darwin, R ERA: 3.33	(7, 1)	2.2	W	11	3	2	2	0	0	1	0	0	0	0	10	14	6.75	1.125

PITCHER		IP	WLS	BF	H	R	ER	SO	BB	IBB	HBP	BLK	WP	HR	S	P	ERA	WHIP

Cleveland Indians @ Texas Rangers

Arlington Stadium, Arlington, TX

Fri Aug 13 1982, 8:05 PM EDT

Att. 13,691 - Unknown

BOTTOM

Batter	1	2	3	4	5	6	7	8	9	AB	R	H	RBI	BB	SO	LOB
George Wright, S (1, 8) OBP: 0.290, SLG: 0.370	G5-3, HBP, 1B		1B, G6-4-3, 1B		F9		1-2, 2B, 1B		2B, SF9, 1-2, 2-3, 1B	5	3	4	0	0	0	0
Johnny Grubb, L (1, 7) OBP: 0.391, SLG: 0.414	1-0, G5-3, 1-2, HBP		G6-4-3, 1-3, 1B			2B, 2B	1-H, 2-H, 2B		1-3, 2-H, 3-H, 2B	3	1	3	2	0	0	0
Bill Stein, R (9, PH) OBP: 0.266, SLG: 0.294										1	0	1	2	0	0	0
Buddy Bell, R (1, 5) OBP: 0.369, SLG: 0.421	G5-3, 1-2, 2-3f		G6-4-3, 1-2f, 3-H			F6	F8		IBB	4	0	0	0	1	0	5
Dave Hostetler, R (1, 3) OBP: 0.333, SLG: 0.551	BB		5-3			K		6-3	SF9, 3-H	3	0	0	1	1	1	1
Larry Parrish, R (1, 9) OBP: 0.278, SLG: 0.366	K			F8		2-H, 2B		HR		4	1	2	2	0	1	2
Lamar Johnson, R (1, 10) OBP: 0.319, SLG: 0.350		CS, 1B, 1B		K		F8		6-3		4	0	1	0	0	1	1
Jim Sundberg, R (1, 2) OBP: 0.310, SLG: 0.328		F7		F8			BB, 1B, 2B	6-3		3	1	0	0	1	0	1
Mike Richardt, R (1, 4) OBP: 0.285, SLG: 0.292		FC5-4, 1-2, 1B			F9		F8		1B, BB, 2B, 1B	4	1	2	0	0	0	1
Bucky Dent, R (1, 6) OBP: 0.199, SLG: 0.175		FC5-4, 1-2f, 2-3			K		F9		1-2, 1B, 2B, BB	3	0	0	0	1	1	3
Bill Sample, R (9, PR) OBP: 0.337, SLG: 0.411										0	1	0	0	0	0	0
Inning Stats	R: 0 E: 0 K: 1 S: 5 H: 1 LOB: 2 BB: 1 P: 10	R: 0 E: 0 K: 0 S: 4 H: 2 LOB: 1 BB: 0 P: 4	R: 1 E: 0 K: 0 S: 4 H: 2 LOB: 0 BB: 0 P: 4	R: 0 E: 0 K: 1 S: 5 H: 0 LOB: 0 BB: 0 P: 5	R: 0 E: 0 K: 1 S: 5 H: 0 LOB: 0 BB: 0 P: 5	R: 1 E: 0 K: 1 S: 7 H: 2 LOB: 1 BB: 0 P: 7	R: 2 E: 0 K: 0 S: 5 H: 2 LOB: 1 BB: 1 P: 9	R: 1 E: 0 K: 0 S: 4 H: 1 LOB: 0 BB: 0 P: 4	R: 3 E: 0 K: 0 S: 4 H: 3 LOB: 2 BB: 2 P: 12	1B: 8 2B: 4 3B: 0 HR: 1	SF: 1 SAC: 0 DP: 2 HBP: 1						

livebaseballscorecards.com

AB	34
R	8
H	13
RBI	7
BB	4
SO	4
LOB	14

WP: 0 PB: 0 SB: 0 CS: 1 PA: 40

PITCHER		IP	WLS	BF	H	R	ER	SO	BB	IBB	HBP	BLK	WP	HR	S	P	ERA	WHIP
Rick Sutcliffe, R ERA: 2.92	(1, 1)	6.2		28	8	4	4	4	2	0	1	0	0	0	33	42	5.40	1.500
Dan Spillner, R ERA: 2.65	(7, 1)	1.1	L	9	4	4	4	0	1	0	0	0	0	1	8	12	27.00	3.750
Ed Glynn, L ERA: 3.29	(9, 1)	0.0		2	1	0	0	0	0	1	0	0	0	0	1	5	∞	∞
Bud Anderson, R ERA: 3.32	(9, 1)	0.1		1	0	0	0	0	0	0	0	0	0	0	1	1	0.00	0.000

PITCHER	IP	WLS	BF	H	R	ER	SO	BB	IBB	HBP	BLK	WP	HR	S	P	ERA	WHIP

Batter	1	2	3	4	5	6	7	8	9	AB	R	H	RBI	BB	SO	LOB
Miguel Dilone, S (1, 7) OBP: 0.281, SLG: 0.312	5-3		K			1-4-3		FC5-4 1B		4	0	1	0	0	1	0
Toby Harrah, R (1, 5) OBP: 0.419, SLG: 0.558	4-3			F5		K		FC5-4 1-2f		4	0	0	0	0	1	1
Mike Hargrove, L (1, 3) OBP: 0.377, SLG: 0.320	6-3			4-3		FC6-4 1B			BB L4 SH1-3	3	0	1	0	1	0	0
Jack Perconte, L (9, PR) OBP: 0.296, SLG: 0.281										0	0	0	0	0	0	0
Karl Pagel, L (9, 3) OBP: 0.400, SLG: 0.167										0	0	0	0	0	0	0
Andre Thornton, R (1, 10) OBP: 0.411, SLG: 0.534		1-3 1B		BB HR		FC6-4 1-2f			SH1-3 1-2	2	1	1	0	1	0	1
Von Hayes, L (1, 9) OBP: 0.298, SLG: 0.396		L9		HR 1-H			6-3		IBB E	3	1	1	2	1	0	1
Ron Hassey, L (1, 2) OBP: 0.324, SLG: 0.310		1-3 1-2		F8			4-3		L4 1-2 2-3	4	0	0	0	0	0	3
Rick Manning, L (1, 8) OBP: 0.326, SLG: 0.350		3-1			K		4-3		P6	4	0	0	0	0	1	4
Larry Milbourne, S (1, 4) OBP: 0.278, SLG: 0.318			6-3		5-3			G3		3	0	0	0	0	0	0
Mike Fischlin, R (1, 6) OBP: 0.352, SLG: 0.303			5-3		1-4-3			F8		3	0	0	0	0	0	0
Inning Stats	R: 0 E: 0 K: 0 S: 3 H: 0 LOB: 0 BB: 0 P: 3	R: 0 E: 0 K: 0 S: 4 H: 1 LOB: 1 BB: 0 P: 4	R: 0 E: 0 K: 1 S: 5 H: 0 LOB: 0 BB: 0 P: 5	R: 2 E: 0 K: 0 S: 4 H: 1 LOB: 0 BB: 1 P: 8	R: 0 E: 0 K: 1 S: 5 H: 0 LOB: 0 BB: 0 P: 5	R: 0 E: 0 K: 1 S: 6 H: 1 LOB: 1 BB: 0 P: 6	R: 0 E: 0 K: 0 S: 3 H: 0 LOB: 0 BB: 0 P: 3	R: 0 E: 0 K: 0 S: 4 H: 1 LOB: 1 BB: 0 P: 4	R: 0 E: 1 K: 0 S: 3 H: 0 LOB: 3 BB: 2 P: 11	1B: 3 2B: 0 3B: 0 HR: 1 SF: 0 SAC: 1 DP: 0 HBP: 0						

PITCHER	IP	WLS	BF	H	R	ER	SO	BB	IBB	HBP	BLK	WP	HR	S	P	ERA	WHIP
John Butcher, R (1, 1) ERA: 5.59	9.0	W	34	4	2	2	3	2	1	0	0	0	1	37	49	2.00	0.667

PITCHER	IP	WLS	BF	H	R	ER	SO	BB	IBB	HBP	BLK	WP	HR	S	P	ERA	WHIP

TOP

Cleveland Indians @ Texas Rangers

Arlington Stadium, Arlington, TX

Sat Aug 14 1982, 8:05 PM EDT

Att. 35,019 - Unknown

livebaseballscorecards.com

AB	30
R	2
H	4
RBI	2
BB	3
SO	3
LOB	10

1B: 3 SF: 0
2B: 0 SAC: 1
3B: 0 DP: 0
HR: 1 HBP: 0

WP: 0 PA: 34
PB: 0
SB: 0
CS: 0

Batter	1	2	3	4	5	6	7	8	9	AB	R	H	RBI	BB	SO	LOB
George Wright, S (1, 8) OBP: 0.290, SLG: 0.369	3-1		CS 1B			K		B1		4	0	1	0	0	1	0
Johnny Grubb, L (1, 7) OBP: 0.392, SLG: 0.416	4-3		CS 1-2	1B		K		G5-4-3 1B		4	0	2	0	0	1	0
Buddy Bell, R (1, 5) OBP: 0.370, SLG: 0.420	6-3			G4-6-3 1-2 1B			4-3 1B 1B BB	G5-4-3 1-2f		3	1	1	0	1	0	1
Dave Hostetler, R (1, 3) OBP: 0.329, SLG: 0.542		6-3		F7			L9		1-3	4	0	0	0	0	0	3
Larry Parrish, R (1, 9) OBP: 0.281, SLG: 0.380		K		G4-6-3 1-2f			4-3 1-2 1B		HR	4	2	2	1	0	1	2
Lamar Johnson, R (1, 10) OBP: 0.319, SLG: 0.347		BB			1-3		4-3 1-2 2-3			2	0	0	0	1	0	2
Jim Sundberg, R (1, 2) OBP: 0.310, SLG: 0.326		F7			L9		BB			2	0	0	0	1	0	1
Mike Richardt, R (1, 4) OBP: 0.285, SLG: 0.293			F9		K		1-2 2-H 3-H 1B			3	0	1	2	0	1	0
Bucky Dent, R (1, 6) OBP: 0.196, SLG: 0.172			F3			6-3	F7			3	0	0	0	0	0	2
Inning Stats	R: 0 E: 0 K: 0 S: 3 H: 0 LOB: 0 BB: 0 P: 3	R: 0 E: 0 K: 1 S: 5 H: 0 LOB: 1 BB: 1 P: 9	R: 0 E: 0 K: 0 S: 3 H: 1 LOB: 0 BB: 0 P: 3	R: 0 E: 0 K: 0 S: 4 H: 2 LOB: 1 BB: 0 P: 4	R: 0 E: 0 K: 1 S: 5 H: 0 LOB: 0 BB: 0 P: 5	R: 0 E: 0 K: 2 S: 7 H: 0 LOB: 0 BB: 0 P: 7	R: 2 E: 0 K: 0 S: 5 H: 2 LOB: 2 BB: 2 P: 13	R: 0 E: 0 K: 0 S: 3 H: 1 LOB: 0 BB: 0 P: 3	R: 1 E: 0 K: 0 S: 2 H: 1 LOB: 0 BB: 0 P: 2	1B: 6 2B: 0 3B: 0 HR: 1 SF: 0 SAC: 0 DP: 2 HBP: 0						

PITCHER	IP	WLS	BF	H	R	ER	SO	BB	IBB	HBP	BLK	WP	HR	S	P	ERA	WHIP
Len Barker, R (1, 1) ERA: 3.52	8.1	L	32	7	3	3	4	3	0	0	0	0	1	37	49	3.24	1.200

PITCHER	IP	WLS	BF	H	R	ER	SO	BB	IBB	HBP	BLK	WP	HR	S	P	ERA	WHIP

BOTTOM

Cleveland Indians @ Texas Rangers

Arlington Stadium, Arlington, TX

Sat Aug 14 1982, 8:05 PM EDT

Att. 35,019 - Unknown

livebaseballscorecards.com

AB	29
R	3
H	7
RBI	3
BB	3
SO	4
LOB	11

Cleveland Indians @ Texas Rangers

Arlington Stadium, Arlington, TX

Sun Aug 15 1982, 8:05 PM EDT

Att. 9,321 - Unknown

TOP

livebaseballscorecards.com

Batter	1	2	3	4	5	6	7	8	9	AB	R	H	RBI	BB	SO	LOB
Miguel Dilone, S (1, 7) OBP: 0.289, SLG: 0.319	S 1B		G3		PB S 1B	BB 1B		S 1B		5	0	4	2	0	0	0
Toby Harrah, R (1, 5) OBP: 0.419, SLG: 0.556	G5-4-3 BB		F7		PB BB	SF8		K		2	0	0	1	2	1	1
Mike Hargrove, L (1, 3) OBP: 0.377, SLG: 0.318	K			F2	K			G6-4-3 BB		3	0	0	0	2	2	4
Andre Thornton, R (1, 10) OBP: 0.409, SLG: 0.530	G5-4-3			K				G6-4-3		5	1	1	0	0	1	7
Von Hayes, L (1, 9) OBP: 0.302, SLG: 0.398		G5-4-3 BB		2B					K	3	1	1	0	2	1	3
Ron Hassey, L (1, 2) OBP: 0.330, SLG: 0.313		G5-4-3		3-1		E 1B 1B	G6-3 1B		S 1B BB	4	1	2	0	1	0	2
Rick Manning, L (1, 8) OBP: 0.330, SLG: 0.353		1B			F7	1B E 1B	G6-3		K	5	1	3	2	0	1	1
Larry Milbourne, S (1, 4) OBP: 0.284, SLG: 0.323		L9			2B 1B	1B HBP SF8	G6-3			5	2	3	1	0	0	3
Mike Fischlin, R (1, 6) OBP: 0.355, SLG: 0.309			4-3		1-3 1B 2B	BB 1B HBP	L6			3	0	1	0	0	0	1

	AB	35
	R	6
	H	15
	RBI	6
	BB	7
	SO	6
	LOB	22

Inning Stats	1	2	3	4	5	6	7	8	9
	R: 0 E: 0 K: 1 S: 5 H: 1 LOB: 1 BB: 1 P: 9	R: 0 E: 0 K: 0 S: 3 H: 1 LOB: 1 BB: 1 P: 7	R: 0 E: 0 K: 0 S: 3 H: 0 LOB: 0 BB: 0 P: 3	R: 0 E: 0 K: 1 S: 6 H: 1 LOB: 1 BB: 0 P: 6	R: 1 E: 0 K: 1 S: 7 H: 3 LOB: 2 BB: 1 P: 11	R: 5 E: 1 K: 0 S: 8 H: 5 LOB: 3 BB: 2 P: 17	R: 0 E: 0 K: 0 S: 4 H: 2 LOB: 1 BB: 0 P: 4	R: 0 E: 0 K: 1 S: 5 H: 1 LOB: 1 BB: 1 P: 9	R: 0 E: 0 K: 2 S: 7 H: 1 LOB: 2 BB: 1 P: 11

| | | | | |

Cleveland Indians @ Texas Rangers

Arlington Stadium, Arlington, TX

Sun Aug 15 1982, 8:05 PM EDT

Att. 9,321 - Unknown

BOTTOM

Batter	1	2	3	4	5	6	7	8	9	AB	R	H	RBI	BB	SO	LOB
George Wright, S (1, 8) OBP: 0.288, SLG: 0.367	F7		F7		4-3		K		1-2 2-3 1B	5	0	1	0	0	1	0
Johnny Grubb, L (1, 7) OBP: 0.392, SLG: 0.416	F8		FC6-4 1B		4-3			BB 1B 1B	2-3 L6-4	5	1	2	0	0	0	3
Buddy Bell, R (1, 5) OBP: 0.371, SLG: 0.418	BB		FC6-4 1-2f		L7			1B 1-2 BB		2	0	0	0	2	0	1
Dave Hostetler, R (1, 3) OBP: 0.328, SLG: 0.549	F9			HR		K		F3		4	1	1	1	0	1	3
Larry Parrish, R (1, 9) OBP: 0.291, SLG: 0.393		4-3 2B		1B BLK 1B		FC5-4 1B		G4-6-3 1-2 2-H 1B		4	1	4	1	0	0	0
Lamar Johnson, R (1, 10) OBP: 0.318, SLG: 0.346		4-3 2-3		4-3 BLK 1-3 WP 1B		F8		G4-6-3 1-2f		4	1	1	0	0	0	4
Jim Sundberg, R (1, 2) OBP: 0.310, SLG: 0.326		6-3		F8 1-2 3-H		FC5-4 1-2f			1B 1B 1B	4	0	1	0	0	0	3
Mike Richardt, R (1, 4) OBP: 0.285, SLG: 0.293 Bill Stein, R (2, 4) OBP: 0.257, SLG: 0.283		F9		4-3 2-3			6-3		K	0 4	0 0	0 0	0 0	0 0	0 1	0 3
Bucky Dent, R (1, 6) OBP: 0.197, SLG: 0.174 Wayne Tolleson, S (9, PR) OBP: 0.122, SLG: 0.079			6-3	K 3-H			6-3		L6-4 1-2 1B	4 0	0 0	1 0	0 0	0 0	1 0	0 0
Inning Stats	R: 0 E: 0 K: 0 S: 3 H: 0 LOB: 1 BB: 1 P: 7	R: 0 E: 0 K: 0 S: 4 H: 1 LOB: 1 BB: 0 P: 4	R: 0 E: 0 K: 0 S: 4 H: 1 LOB: 1 BB: 0 P: 4	R: 3 E: 0 K: 1 S: 8 H: 3 LOB: 0 BB: 0 P: 8	R: 0 E: 0 K: 0 S: 3 H: 0 LOB: 0 BB: 0 P: 3	R: 0 E: 0 K: 1 S: 6 H: 1 LOB: 1 BB: 0 P: 6	R: 0 E: 0 K: 1 S: 5 H: 0 LOB: 0 BB: 0 P: 5	R: 1 E: 0 K: 0 S: 4 H: 2 LOB: 1 BB: 1 P: 8	R: 0 E: 0 K: 1 S: 7 H: 3 LOB: 2 BB: 0 P: 7	1B: 9 2B: 2 3B: 0 HR: 1 SF: 0 SAC: 0 DP: 2 HBP: 0						

livebaseballscorecards.com

AB	36
R	4
H	11
RBI	2
BB	2
SO	4
LOB	17

PITCHER		IP	WLS	BF	H	R	ER	SO	BB	IBB	HBP	BLK	WP	HR	S	P	ERA	WHIP
Lary Sorensen, R ERA: 4.94	(1, 1)	7.0	W	30	7	4	4	3	2	0	0	1	1	1	34	42	5.14	1.286
Dan Spillner, R ERA: 2.61	(8, 1)	1.1		7	4	0	0	1	0	0	0	0	0	0	9	9	0.00	3.000
Ed Glynn, L ERA: 3.21	(9, 1)	0.2	S	1	0	0	0	0	0	0	0	0	0	0	1	1	0.00	0.000

PITCHER	IP	WLS	BF	H	R	ER	SO	BB	IBB	HBP	BLK	WP	HR	S	P	ERA	WHIP

Cleveland Indians @ Toronto Blue Jays

Exhibition Stadium, Toronto, ON

Mon Aug 16 1982, 7:05 PM EDT

Att. 17,704 - Unknown - 82 F

TOP

livebaseballscorecards.com

Batter	1	2	3	4	5	6	7	8	9	AB	R	H	RBI	BB	SO	LOB
Miguel Dilone, S (1, 7) OBP: 0.288, SLG: 0.316	B B B B 4-0 CS S BB		x 0-0 ② 4-3			x 0-0 ② 6-3		x 0-0 ① P5		3	0	0	0	1	0	0
Mike Hargrove, L (1, 3) OBP: 0.378, SLG: 0.320	x 0-0 ① L6 1-2		x 0-0 ③ 4-3			B B B B 4-0 BB		x 0-0 2B		3	0	1	0	1	0	1
Toby Harrah, R (1, 5) OBP: 0.418, SLG: 0.552	H 1-0 ② 2-3 HBP			x 0-0 ① 5-3		x 0-0 ③ F8		x 0-0 ② 5-3		3	0	0	0	0	0	2
Andre Thornton, R (1, 10) OBP: 0.410, SLG: 0.529	x 0-0 ③ F8			B B B B 4-0 CS BB			x 0-0 1B SH1-4 FC6-4 1B	x 0-0 ③ F8		3	1	1	0	1	0	2
Von Hayes, L (1, 9) OBP: 0.300, SLG: 0.395		x 0-0 ① 4-3		x 0-0 ② ③ 6-3 1-2			x 0-0 ① SH1-4 1-2		x 0-0 ① 4-3	3	0	0	0	0	0	1
Ron Hassey, L (1, 2) OBP: 0.332, SLG: 0.313		x 0-0 1B 1B			x 0-0 ① 4-3		B B B B 4-0 FC6-4 1B BB		x 0-0 ② F8	3	0	1	0	1	0	0
Rick Manning, L (1, 8) OBP: 0.331, SLG: 0.355		x 0-0 ② 1-3 1B			x 0-0 ② F8		x 0-0 FC6-4 1-2 2-3 1B		x 0-0 ③ 1-3	4	0	2	0	0	0	0
Alan Bannister, R (1, 4) OBP: 0.360, SLG: 0.370		x 0-0 ③ F8			x 0-0 ③ 1-3		x 0-0 ② FC6-4 1-2f 2-3 3-H			3	0	0	1	0	0	3
Mike Fischlin, R (1, 6) OBP: 0.351, SLG: 0.306			x 0-0 ① F8			x 0-0 ① 6-3	x 0-0 ③ 4-3			2	0	0	0	0	0	0
Larry Milbourne, S (7, PH) (7, 6) OBP: 0.283, SLG: 0.322										1	0	0	0	0	0	2
Inning Stats	R: 0 E: 0 K: 0 S: 2 H: 0 LOB: 1 BB: 1 P: 7	R: 0 E: 0 K: 0 S: 4 H: 2 LOB: 1 BB: 0 P: 4	R: 0 E: 0 K: 0 S: 3 H: 0 LOB: 0 BB: 0 P: 3	R: 0 E: 0 K: 0 S: 2 H: 0 LOB: 0 BB: 1 P: 6	R: 0 E: 0 K: 0 S: 3 H: 0 LOB: 0 BB: 0 P: 3	R: 0 E: 0 K: 0 S: 3 H: 0 LOB: 1 BB: 1 P: 7	R: 1 E: 0 K: 0 S: 5 H: 2 LOB: 2 BB: 1 P: 9	R: 0 E: 0 K: 0 S: 4 H: 1 LOB: 1 BB: 0 P: 4	R: 0 E: 0 K: 0 S: 3 H: 0 LOB: 0 BB: 0 P: 3	1B: 4 2B: 1 3B: 0 HR: 0	SF: 0 SAC: 1 DP: 0 HBP: 1						

	AB	28
	R	1
	H	5
	RBI	1
	BB	4
	SO	0
	LOB	11

WP: 0 PB: 0 SB: 1 CS: 2 PA: 34

PITCHER		IP	WLS	BF	H	R	ER	SO	BB	IBB	HBP	BLK	WP	HR	S	P	ERA	WHIP
Jim Gott, R ERA: 4.15	(1, 1)	8.0	W	31	5	1	1	0	4	0	1	0	0	0	26	43	1.12	1.125
Joey McLaughlin, R ERA: 2.69	(9, 1)	1.0	S	3	0	0	0	0	0	0	0	0	0	0	3	3	0.00	0.000

PITCHER	IP	WLS	BF	H	R	ER	SO	BB	IBB	HBP	BLK	WP	HR	S	P	ERA	WHIP

BOTTOM

Cleveland Indians @ Toronto Blue Jays

Exhibition Stadium, Toronto, ON

Mon Aug 16 1982, 7:05 PM EDT

Att. 17,704 - Unknown - 82 F

livebaseballscorecards.com

Batter	1	2	3	4	5	6	7	8	9	AB	R	H	RBI	BB	SO	LOB
Damaso Garcia, R (1, 4) OBP: 0.351, SLG: 0.410	P3		BBBB 4-0 1B BB		F8		2-3 CS 1B			3	0	1	0	1	0	0
Garth Iorg, R (1, 5) OBP: 0.311, SLG: 0.378	5-3		SSS 0-3 K		SSS 0-3 K		1-2 3-H F9			4	0	0	0	0	2	2
Barry Bonnell, R (1, 8) OBP: 0.355, SLG: 0.445 (8, 7)	BBBB 4-0 WP BB		1-2 1B			F9 SF8 2B		F9		3	1	2	0	1	0	0
Jesse Barfield, R (1, 9) OBP: 0.343, SLG: 0.444	BBBB 4-0 1-2 FC6-4 BB		4-3			F9 2-3		E5 FC6-4		3	0	0	0	1	0	3
Leon Roberts, R (1, 10) OBP: 0.250, SLG: 0.276	FC6-4 1-2f			1B		SF8 3-H		FC6-4 WP 1-2f		3	0	1	1	0	0	3
Willie Upshaw, L (1, 3) OBP: 0.344, SLG: 0.462		4-3		F5		2B		F8 1-2		4	0	1	0	0	0	2
Tony Johnson, R (1, 7) OBP: 0.305, SLG: 0.387 Lloyd Moseby, L (8, 8) OBP: 0.288, SLG: 0.353		SSS 0-3 K		SSS 0-3 K		3-1				3 0	0 0	0 0	0 0	0 0	2 0	2 0
Buck Martinez, R (1, 2) OBP: 0.308, SLG: 0.405 Al Woods, L (7, PR) OBP: 0.279, SLG: 0.311 Ernie Whitt, L (8, 2) OBP: 0.326, SLG: 0.466		SSS 0-3 K		F9			BBBB 4-0 1B SH5-4 CS BB			2 0 0	0 1 0	0 0 0	0 0 0	1 0 0	1 0 0	1 0 0
Alfredo Griffin, S (1, 6) OBP: 0.273, SLG: 0.325			5-3		SSS 0-3 K		SH5-4 1-2			2	0	0	0	0	1	0
Inning Stats	R: 0 E: 0 K: 0 S: 3 H: 0 LOB: 2 BB: 2 P: 11	R: 0 E: 0 K: 2 S: 7 H: 0 LOB: 0 BB: 0 P: 7	R: 0 E: 0 K: 1 S: 6 H: 1 LOB: 2 BB: 1 P: 10	R: 0 E: 0 K: 1 S: 6 H: 1 LOB: 1 BB: 0 P: 6	R: 0 E: 0 K: 2 S: 7 H: 0 LOB: 0 BB: 0 P: 7	R: 1 E: 0 K: 0 S: 5 H: 2 LOB: 1 BB: 0 P: 5	R: 1 E: 0 K: 0 S: 3 H: 1 LOB: 1 BB: 1 P: 7	R: 0 E: 1 K: 0 S: 4 H: 0 LOB: 1 BB: 0 P: 4		1B: 3 2B: 2 3B: 0 HR: 0	SF: 1 SAC: 1 DP: 0 HBP: 0						

	AB	27
	R	2
	H	5
	RBI	1
	BB	4
	SO	6
	LOB	13

WP: 2 PB: 0 SB: 0 CS: 2 PA: 33

PITCHER		IP	WLS	BF	H	R	ER	SO	BB	IBB	HBP	BLK	WP	HR	S	P	ERA	WHIP
Rick Waits, L ERA: 5.26	(1, 1)	8.0	L	33	5	2	2	6	4	0	0	0	2	0	41	57	2.25	1.125

PITCHER	IP	WLS	BF	H	R	ER	SO	BB	IBB	HBP	BLK	WP	HR	S	P	ERA	WHIP

Batter	1	2	3	4	5	6	7	8	9	AB	R	H	RBI	BB	SO	LOB
Miguel Dilone, S (1, 7) OBP: 0.290, SLG: 0.318	P4		E5 1B		6-3	G3 3-H		1B 1-2 1B		5	0	2	1	0	0	1
Mike Hargrove, L (1, 3) OBP: 0.380, SLG: 0.326	2B		1-3		2B 1B	K SSS		1-2 2-H 1B		5	0	3	1	0	1	2
Toby Harrah, R (1, 5) OBP: 0.418, SLG: 0.552	F7		P4		1-3 2B		BBBB G3 1B BB	K SSS		4	1	1	0	1	1	4
Andre Thornton, R (1, 10) OBP: 0.410, SLG: 0.533	4-3		F6		IBB		K SSS		HR	4	1	1	1	1	1	3
Ron Hassey, L (1, 2) OBP: 0.326, SLG: 0.307		4-3		4-3	L6		G3 1-2		G1	5	0	0	0	0	0	4
Von Hayes, L (1, 9) OBP: 0.301, SLG: 0.395		HR 1B		G3	G3		2-H 1B		G3	5	1	2	1	0	0	3
Rick Manning, L (1, 8) OBP: 0.334, SLG: 0.363		1-H HR		BBBB 1B BB		SH5-4 E G3 1B		4-3	F8	4	2	2	2	1	0	0
Alan Bannister, R (1, 4) OBP: 0.362, SLG: 0.369		BBBB 4-3 BB		1-3 1B		E5 SH5-4 1-2		E3 FC5-4		3	0	1	0	1	0	1
Larry Milbourne, S (9, 4) OBP: 0.283, SLG: 0.322										0	0	0	0	0	0	0
Mike Fischlin, R (1, 6) OBP: 0.347, SLG: 0.301		4-3 1-2f		SSS K		SH5-4 1-2 2-3		FC5-4 1B 1-2f 1B		3	1	0	0	0	1	4

TOP

Cleveland Indians @ Toronto Blue Jays

Exhibition Stadium, Toronto, ON

Tue Aug 17 1982, 7:05 PM EDT

Unknown - 73 F

livebaseballscorecards.com

AB	38
R	6
H	12
RBI	6
BB	4
SO	4
LOB	22

Inning Stats	1	2	3	4	5	6	7	8	9
	R: 0 E: 0 K: 0 S: 4	H: 1 LOB: 1 BB: 0 P: 4	R: 2 E: 0 K: 0 S: 4	H: 2 LOB: 0 BB: 1 P: 8	R: 0 E: 1 K: 0 S: 4	H: 1 LOB: 1 BB: 0 P: 4	R: 0 E: 0 K: 1 S: 6	H: 1 LOB: 2 BB: 1 P: 10	R: 0 E: 0 K: 0 S: 5	H: 2 LOB: 3 BB: 1 P: 9
	R: 1 E: 1 K: 1 S: 7	H: 1 LOB: 1 BB: 0 P: 7	R: 1 E: 0 K: 1 S: 5	H: 1 LOB: 1 BB: 1 P: 9	R: 1 E: 1 K: 1 S: 8	H: 2 LOB: 2 BB: 0 P: 8	R: 1 E: 0 K: 0 S: 4	H: 1 LOB: 0 BB: 0 P: 4		

	1B: 8	SF: 0
	2B: 3	SAC: 1
	3B: 0	DP: 1
	HR: 2	HBP: 0

	WP: 0	PA: 43
	PB: 0	
	SB: 0	
	CS: 0	

PITCHER		IP	WLS	BF	H	R	ER	SO	BB	IBB	HBP	BLK	WP	HR	S	P	ERA	WHIP
Luis Leal, R ERA: 3.87	(1, 1)	5.0		25	8	3	2	1	2	1	0	0	0	1	24	36	3.60	2.000
Dale Murray, R ERA: 2.83	(6, 1)	2.2		13	3	2	1	2	1	0	0	0	0	0	16	20	3.38	1.500
Joey McLaughlin, R ERA: 2.77	(8, 1)	1.1	L	5	1	1	1	1	0	0	0	0	0	1	7	7	6.75	0.750

PITCHER	IP	WLS	BF	H	R	ER	SO	BB	IBB	HBP	BLK	WP	HR	S	P	ERA	WHIP

BOTTOM

Cleveland Indians @ Toronto Blue Jays

Exhibition Stadium, Toronto, ON

Tue Aug 17 1982, 7:05 PM EDT

Unknown - 73 F

livebaseballscorecards.com

Batter	1	2	3	4	5	6	7	8	9	AB	R	H	RBI	BB	SO	LOB
Damaso Garcia, R (1, 4) OBP: 0.349, SLG: 0.410	E4 S		4-3 1-3 2B 2B	1-3		F8		F9		5	1	1	0	0	0	6
Rance Mulliniks, L (1, 5) OBP: 0.320, SLG: 0.350	F8 1-2		4-3 2-3 3-H		BBBB WP SF9 BB		F7		4-3	4	1	0	1	1	0	2
Ernie Whitt, L (1, 2) OBP: 0.324, SLG: 0.466	SSS K		3-H 2B		SF9 1-H		F8		4-3	4	0	1	2	0	1	1
Willie Upshaw, L (1, 3) OBP: 0.345, SLG: 0.475	SSS K		SSS K		HR		HR		F7	5	2	2	2	0	2	2
Al Woods, L (1, 10) OBP: 0.273, SLG: 0.304		F5		F9	4-3		SSS K			3	0	0	0	0	0	0
Leon Roberts, R (7, PH) OBP: 0.248, SLG: 0.274										1	0	0	0	0	1	0
Barry Bonnell, R (1, 7) OBP: 0.354, SLG: 0.443		SSS K		1B S 1B	5-3			1-3		4	0	1	0	0	1	0
Lloyd Moseby, L (1, 8) OBP: 0.287, SLG: 0.351		F7		SSS K 1-2		SSS K		BBBB 1B BB		3	0	0	0	1	2	1
Hosken Powell, L (1, 9) OBP: 0.284, SLG: 0.362			2B 4-3 1B	2-3 BB 1B		3-1 2B		SSS K		3	1	3	0	0	0	0
Jesse Barfield, R (7, 9) OBP: 0.342, SLG: 0.442										1	0	0	0	0	1	1
Alfredo Griffin, S (1, 6) OBP: 0.275, SLG: 0.325			P4	BBBB 1-2 BB		3-1 2-3		1-3 1B		3	0	1	0	1	0	2
Inning Stats	R: 0 E: 1 K: 2 S: 8 H: 0 LOB: 1 BB: 0 P: 8	R: 0 E: 0 K: 1 S: 5 H: 0 LOB: 0 BB: 0 P: 5	R: 2 E: 0 K: 1 S: 8 H: 3 LOB: 1 BB: 0 P: 8	R: 0 E: 0 K: 1 S: 7 H: 2 LOB: 3 BB: 1 P: 11	R: 2 E: 0 K: 0 S: 4 H: 1 LOB: 0 BB: 1 P: 8	R: 0 E: 0 K: 1 S: 6 H: 1 LOB: 1 BB: 0 P: 6	R: 1 E: 0 K: 1 S: 6 H: 1 LOB: 0 BB: 0 P: 6	R: 0 E: 0 K: 1 S: 6 H: 1 LOB: 2 BB: 1 P: 10	R: 0 E: 0 K: 0 S: 3 H: 0 LOB: 0 BB: 0 P: 3	1B: 4 2B: 3 3B: 0 HR: 2	SF: 1 SAC: 0 DP: 0 HBP: 0						

	AB	36
	R	5
	H	9
	RBI	5
	BB	3
	SO	8
	LOB	15

WP: 2 PB: 0 SB: 2 CS: 0 PA: 40

PITCHER		IP	WLS	BF	H	R	ER	SO	BB	IBB	HBP	BLK	WP	HR	S	P	ERA	WHIP
Ed Whitson, R ERA: 4.32	(1, 1)	6.2		31	8	5	5	6	2	0	0	0	1	2	41	49	6.75	1.500
Ed Glynn, L ERA: 3.14	(7, 1)	0.2		3	0	0	0	1	1	0	0	0	0	0	4	8	0.00	1.500
Dan Spillner, R ERA: 2.57	(8, 1)	1.2	W	6	1	0	0	1	0	0	0	0	0	0	8	8	0.00	0.600

PITCHER	IP	WLS	BF	H	R	ER	SO	BB	IBB	HBP	BLK	WP	HR	S	P	ERA	WHIP

Cleveland Indians @ Toronto Blue Jays

Exhibition Stadium, Toronto, ON

Tue Aug 17 1982, 7:05 PM EDT

Att. 26,636 - Unknown - 68 F

TOP

livebaseballscorecards.com

Batter	1	2	3	4	5	6	7	8	9	AB	R	H	RBI	BB	SO	LOB
Larry Milbourne, S (1, 4) OBP: 0.277, SLG: 0.315	x 0-0 ① 4-3		x 0-0 ① F7	x 0-0 ① F9	x 0-0 ② G3 1-2 2-3 3-H		x 0-0 ②③ G6-4-3 1-2f		x 0-0 ② F9	6	0	0	0	0	0	7
Mike Hargrove, L (1, 10) OBP: 0.380, SLG: 0.328	x 0-0 ② F9		x 0-0 1B 1B 1B	x 0-0 E 1-3 2B	x 0-0 ③ G3			x 0-0 ① 1-3	x 0-0 ③ 4-3	6	2	2	0	0	0	4
Toby Harrah, R (1, 5) OBP: 0.421, SLG: 0.551	x 0-0 ③ F8		x 0-0 1B 1-3 1B	4-0 FC6-4 IBB		B B B B 4-0 BB		B B B B 4-0 BB		2	1	1	0	3	0	0
Andre Thornton, R (1, 3) OBP: 0.408, SLG: 0.528		x 0-0 ① P6	4-0 4-3 1B IBB	x 0-0 ② FC6-4 1-2f 2-H 3-H		x 0-0 ① P6		S S S 0-3 ② K		4	0	0	1	1	1	3
Carmen Castillo, R (1, 9) OBP: 0.364, SLG: 0.397		H 1-0 4-3 HR HBP	x 0-0 4-3 1-2 2-H 3-H 1B	x 0-0 ③ P4		x 0-0 ② P4		x 0-0 ③ 1-3		4	1	1	2	0	0	3
Rod Craig, S (1, 7) OBP: 0.246, SLG: 0.241	x 0-0 ② 4-3 1-2	x 0-0 ② 4-3 1-2 2-3			x 0-0 ① 4-3	x 0-0 ③ F9			x 0-0 ① 6-3	5	0	0	0	0	0	4
Rick Manning, L (1, 8) OBP: 0.341, SLG: 0.367	B B B B 4-0 HR BB	I I I I 4-0 IBB			x 0-0 E BB WP 1B		B B B B 4-0 1B BB		x 0-0 E4 1B 1B 1B	2	3	2	0	3	0	0
Chris Bando, S (1, 2) OBP: 0.301, SLG: 0.310	x 0-0 1-H 2-H HR	S S S 0-3 ③ K			B B B B 4-0 WP E 1-2 BB		x 0-0 G6-4-3 1-2 1B		x 0-0 1B 2-3 1B	4	1	3	3	1	1	3
Mike Fischlin, R (1, 6) OBP: 0.348, SLG: 0.300	x 0-0 ③ 6-3			B B B B 4-0 2B FC6-4 BB	x 0-0 E5 WP 1-2 2-3		S S S 0-3 ① K		x 0-0 1-2 3-H 1B	4	1	1	1	1	1	4

	AB	37
	R	9
	H	10
	RBI	7
	BB	9
	SO	3
	LOB	28

Inning Stats																		
	R: 0	H: 0	R: 3	H: 1	R: 2	H: 3	R: 2	H: 1	R: 1	H: 1	R: 0	H: 0	R: 0	H: 1	R: 0	H: 0	R: 1	H: 3
	E: 0	LOB: 0	E: 0	LOB: 0	E: 0	LOB: 3	E: 1	LOB: 1	E: 1	LOB: 2	E: 0	LOB: 1	E: 0	LOB: 1	E: 0	LOB: 1	E: 1	LOB: 2
	K: 0	BB: 0	K: 0	BB: 1	K: 1	BB: 2	K: 0	BB: 2	K: 0	BB: 1	K: 0	BB: 1	K: 1	BB: 1	K: 1	BB: 1	K: 0	BB: 0
	S: 3	P: 3	S: 4	P: 9	S: 8	P: 16	S: 4	P: 12	S: 5	P: 9	S: 3	P: 7	S: 5	P: 9	S: 5	P: 9	S: 6	P: 6

	1B: 8	SF: 0	WP: 1	PA: 47
	2B: 1	SAC: 0	PB: 0	
	3B: 0	DP: 1	SB: 0	
	HR: 1	HBP: 1	CS: 0	

PITCHER		IP	WLS	BF	H	R	ER	SO	BB	IBB	HBP	BLK	WP	HR	S	P	ERA	WHIP
Dave Geisel, L	(1, 1)	2.1	L	14	4	5	5	0	1	1	1	0	0	1	11	20	19.29	2.143
ERA: 4.96																		
Ken Schrom, R	(3, 1)	3.2		19	2	3	2	1	3	2	0	0	1	0	16	36	4.91	1.364
ERA: 2.89																		
Jerry Garvin, L	(7, 1)	3.0		14	4	1	1	2	2	0	0	0	0	0	16	24	3.00	2.000
ERA: 7.16																		

PITCHER	IP	WLS	BF	H	R	ER	SO	BB	IBB	HBP	BLK	WP	HR	S	P	ERA	WHIP

Batter	1	2	3	4	5	6	7	8	9	AB	R	H	RBI	BB	SO	LOB
Damaso Garcia, R (1, 4) OBP: 0.348, SLG: 0.408	6-3		K		P6		1B		F9	5	0	1	1	0	1	4
Rance Mulliniks, L (1, 5) OBP: 0.321, SLG: 0.351	K			K	1B		F7		1B	5	0	2	1	0	2	1
Ernie Whitt, L (1, 2) OBP: 0.318, SLG: 0.457	P4			F9	G3			P6	F8	5	0	0	0	0	0	4
Willie Upshaw, L (1, 3) OBP: 0.342, SLG: 0.471		F5		F9		F8		K		4	0	0	0	0	1	0
Al Woods, L (1, 10) OBP: 0.286, SLG: 0.319		G6-4-3 BB			4-3 BB 2B	P5		1B		3	1	2	0	1	0	0
Barry Bonnell, R (1, 7) OBP: 0.351, SLG: 0.438		G6-4-3 1-2f			4-3 2-3	P4		3-1		4	0	0	0	0	0	3
Lloyd Moseby, L (1, 8) OBP: 0.292, SLG: 0.354			K		BB 1B BB		4-3 1B 2B		HR BB	2	3	1	0	2	1	0
Hosken Powell, L (1, 9) OBP: 0.288, SLG: 0.377			F8		1B BB 1-2 BB		4-3		1-H HR	3	1	1	2	1	0	1
Alfredo Griffin, S (1, 6) OBP: 0.277, SLG: 0.325			1B		1B 1-2 2-3 3-H BB		4-3 2-3		1-3	3	0	1	1	1	0	1
Inning Stats	R: 0 E: 0 K: 1 S: 5 H: 0 LOB: 0 BB: 0 P: 5	R: 0 E: 0 K: 0 S: 2 H: 0 LOB: 0 BB: 1 P: 6	R: 0 E: 0 K: 2 S: 8 H: 1 LOB: 1 BB: 0 P: 8	R: 0 E: 0 K: 1 S: 5 H: 0 LOB: 0 BB: 0 P: 5	R: 2 E: 0 K: 0 S: 5 H: 2 LOB: 3 BB: 3 P: 17	R: 0 E: 0 K: 0 S: 3 H: 0 LOB: 0 BB: 0 P: 3	R: 1 E: 0 K: 0 S: 5 H: 2 LOB: 1 BB: 0 P: 5	R: 0 E: 0 K: 1 S: 6 H: 1 LOB: 1 BB: 0 P: 6	R: 2 E: 0 K: 0 S: 5 H: 2 LOB: 1 BB: 1 P: 9	1B: 5 2B: 2 3B: 0 HR: 1 SF: 0 SAC: 0 DP: 1 HBP: 0						

PITCHER	IP	WLS	BF	H	R	ER	SO	BB	IBB	HBP	BLK	WP	HR	S	P	ERA	WHIP
Rick Sutcliffe, R (1, 1) ERA: 3.0	8.0	W	34	6	4	4	5	5	0	0	0	0	0	39	59	4.50	1.375
Dan Spillner, R (9, 1) ERA: 2.63	1.0		5	2	1	1	0	0	0	0	0	0	1	5	5	9.00	2.000

PITCHER	IP	WLS	BF	H	R	ER	SO	BB	IBB	HBP	BLK	WP	HR	S	P	ERA	WHIP

BOTTOM

Cleveland Indians @ Toronto Blue Jays

Exhibition Stadium, Toronto, ON

Tue Aug 17 1982, 7:05 PM EDT
Att. 26,636 - Unknown - 68 F

livebaseballscorecards.com

AB	34
R	5
H	8
RBI	5
BB	5
SO	5
LOB	14

Batter	1	2	3	4	5	6	7	8	9	AB	R	H	RBI	BB	SO	LOB
Bobby Mitchell, L (1, 8) OBP: 0.339, SLG: 0.297	6-3		4-3			FC4 BB	4-3			3	0	0	0	1	0	0
John Castino, R (1, 4) OBP: 0.305, SLG: 0.322	6-3		6-3			FC4 BB BB SF9 1-2f		4-3		4	1	0	0	0	0	1
Tom Brunansky, R (1, 9) OBP: 0.395, SLG: 0.511	HR 1B			6-3		 BB E 1-2 BB		F7		3	2	1	0	1	0	0
Kent Hrbek, L (1, 3) OBP: 0.382, SLG: 0.522	 1-H HR			5-3 1B		 S 1B 1-2 2-3 BB		 BB		2	2	2	2	2	0	0
Gary Ward, R (1, 7) OBP: 0.315, SLG: 0.500	4-3			5-3 1-2		SF9 2-H 3-H		K		3	0	0	1	0	1	2
Gary Gaetti, R (1, 5) OBP: 0.284, SLG: 0.461		K		F2		 1-H 1B			F9	4	0	1	1	0	1	1
Tim Laudner, R (1, 2) OBP: 0.345, SLG: 0.394		K			1-3	K			 1B	4	0	1	0	0	2	1
Mickey Hatcher, R (1, 10) OBP: 0.268, SLG: 0.319		4-3			6-3		F6		F8	4	0	0	0	0	0	1
Lenny Faedo, R (1, 6) OBP: 0.253, SLG: 0.301			1-3		6-3		4-3		4-3	3	0	0	0	0	0	0
Randy Johnson, L (9, PH) OBP: 0.323, SLG: 0.422										1	0	0	0	0	0	1
Inning Stats	R: 2 E: 0 K: 0 S: 5 H: 2 LOB: 0 BB: 0 P: 5	R: 0 E: 0 K: 2 S: 7 H: 0 LOB: 0 BB: 0 P: 7	R: 0 E: 0 K: 0 S: 3 H: 0 LOB: 0 BB: 0 P: 3	R: 0 E: 0 K: 0 S: 4 H: 1 LOB: 1 BB: 0 P: 4	R: 0 E: 0 K: 0 S: 3 H: 0 LOB: 0 BB: 0 P: 3	R: 3 E: 1 K: 1 S: 6 H: 1 LOB: 1 BB: 3 P: 18	R: 0 E: 0 K: 0 S: 3 H: 0 LOB: 0 BB: 0 P: 3	R: 0 E: 0 K: 1 S: 5 H: 0 LOB: 1 BB: 1 P: 9	R: 0 E: 0 K: 0 S: 4 H: 1 LOB: 1 BB: 0 P: 4	1B: 4 2B: 0 3B: 0 HR: 1 SF: 1 SAC: 0 DP: 0 HBP: 0						

PITCHER	IP	WLS	BF	H	R	ER	SO	BB	IBB	HBP	BLK	WP	HR	S	P	ERA	WHIP
Len Barker, R (1, 1) ERA: 3.61	8.0	W	32	4	5	5	4	4	0	0	0	0	1	36	52	5.62	1.000
Dan Spillner, R (9, 1) ERA: 2.6	1.0	S	4	1	0	0	0	0	0	0	0	0	0	4	4	0.00	1.000

PITCHER	IP	WLS	BF	H	R	ER	SO	BB	IBB	HBP	BLK	WP	HR	S	P	ERA	WHIP

TOP

Minnesota Twins @ Cleveland Indians

Cleveland Municipal Stadium, Cleveland, OH

Fri Aug 20 1982, 7:05 PM EDT
Att. 11,066 - Unknown - 75 F

livebaseballscorecards.com

AB	31
R	5
H	5
RBI	4
BB	4
SO	4
LOB	7

WP: 0 PB: 0 SB: 1 CS: 0 PA: 36

BOTTOM

Minnesota Twins @ Cleveland Indians

Cleveland Municipal Stadium, Cleveland, OH

Fri Aug 20 1982, 7:05 PM EDT
Att. 11,066 - Unknown - 75 F

Batter	1	2	3	4	5	6	7	8	9	AB	R	H	RBI	BB	SO	LOB
Alan Bannister, R (1, 7) (7, 4) OBP: 0.367, SLG: 0.369	F8		CS, BB		BB	F9		1B, 1B		3	0	1	1	2	0	3
Mike Hargrove, L (1, 3) OBP: 0.380, SLG: 0.327	5-3		K		K		SH1-3, 1B, BB	WP, 1B		4	1	1	1	1	2	3
Toby Harrah, R (1, 5) OBP: 0.422, SLG: 0.550	F7			FC5-4, BB		S, BB, 1B	SH1-3	4-3		3	1	1	0	1	0	1
Andre Thornton, R (1, 10) OBP: 0.406, SLG: 0.524		K		F6		1B, S, BB, BB	K			3	1	0	0	1	2	2
Carmen Castillo, R (1, 9) (7, 7) OBP: 0.348, SLG: 0.377		6-3		FC5-4		K				3	0	0	0	0	1	3
Ron Hassey, L (7, PH) (8, 2) OBP: 0.329, SLG: 0.310										1	0	1	1	0	0	0
Chris Bando, S (1, 2) OBP: 0.302, SLG: 0.306		K		K		BB, 1B, BB	K			2	0	0	0	1	2	1
Miguel Dilone, S (7, PH) (8, 7) OBP: 0.289, SLG: 0.317										1	0	0	0	0	1	1
Rick Manning, L (1, 8) OBP: 0.347, SLG: 0.373			HR, 1B		SH1-3, 1B	BB, 1B		SH2-4, BB, 1B		4	2	4	1	0	0	0
Larry Milbourne, S (1, 4) (7, 6) OBP: 0.284, SLG: 0.329			1-H, HR		SH1-3	BB		1B, SH2-4, 1B, BB		1	2	1	3	2	0	0
Mike Fischlin, R (1, 6) OBP: 0.349, SLG: 0.299			CS, BB		F3	F4		SH2-4		1	0	0	0	1	0	1
Von Hayes, L (6, PH) (7, 9) OBP: 0.300, SLG: 0.394										1	0	0	0	0	0	3
Inning Stats	R: 0 E: 0 K: 0 S: 3 H: 0 LOB: 0 BB: 0 P: 3	R: 0 E: 0 K: 2 S: 7 H: 0 LOB: 0 BB: 0 P: 7	R: 2 E: 0 K: 1 S: 5 H: 2 LOB: 1 BB: 2 P: 13	R: 0 E: 0 K: 1 S: 5 H: 0 LOB: 1 BB: 1 P: 9	R: 0 E: 0 K: 1 S: 6 H: 1 LOB: 2 BB: 1 P: 10	R: 2 E: 0 K: 1 S: 7 H: 2 LOB: 3 BB: 3 P: 19	R: 1 E: 0 K: 2 S: 8 H: 1 LOB: 1 BB: 1 P: 12	R: 2 E: 0 K: 0 S: 5 H: 3 LOB: 1 BB: 1 P: 9		1B: 8 2B: 1 3B: 0 HR: 1	SF: 0 SAC: 3 DP: 1 HBP: 0						

AB	27
R	7
H	9
RBI	7
BB	9
SO	8
LOB	18

WP: 1 PB: 0 SB: 2 CS: 2 PA: 39

PITCHER		IP	WLS	BF	H	R	ER	SO	BB	IBB	HBP	BLK	WP	HR	S	P	ERA	WHIP
Brad Havens, L ERA: 4.37	(1, 1)	5.1		25	5	4	4	6	6	0	0	0	0	1	31	55	6.75	2.062
Terry Felton, R ERA: 4.84	(6, 1)	0.0		1	0	0	0	0	1	0	0	0	0	0	0	4	∞	∞
Jeff Little, L ERA: 4.4	(6, 1)	0.1		1	0	0	0	0	0	0	0	0	0	0	1	1	0.00	0.000
Pete Redfern, R ERA: 6.75	(6, 1)	1.2	L	9	2	3	3	2	2	0	0	0	0	0	11	19	16.20	2.400
Ron Davis, R ERA: 4.64	(8, 1)	0.2		3	2	0	0	0	0	0	0	0	1	0	3	3	0.00	3.000

PITCHER	IP	WLS	BF	H	R	ER	SO	BB	IBB	HBP	BLK	WP	HR	S	P	ERA	WHIP

livebaseballscorecards.com

Batter	1	2	3	4	5	6	7	8	9	AB	R	H	RBI	BB	SO	LOB
Bobby Mitchell, L (1, 8) OBP: 0.337, SLG: 0.297	F7	F5			SF7 3-H		F7		S 1B	4	0	1	1	0	0	2
Ron Washington, R (1, 4) OBP: 0.292, SLG: 0.383	F8 BB 2B 1B		K		4-3			1B SF8 1B	F9 1-2	5	2	2	0	0	1	1
Tom Brunansky, R (1, 9) OBP: 0.398, SLG: 0.513	2B 1-2 BB	F7				FC4 1B		SF8 1-3 1B		3	1	2	0	1	0	0
Kent Hrbek, L (1, 3) OBP: 0.381, SLG: 0.518	F8 2-3		6-3			FC4 FC6 1-2f		1B IBB		3	0	0	0	1	0	3
Gary Ward, R (1, 7) OBP: 0.316, SLG: 0.504	1-3 3-H 2B			6-3 1B		FC6 1-2f		SF8 2-3 3-H		3	0	2	2	0	0	1
Gary Gaetti, R (1, 5) OBP: 0.284, SLG: 0.459	K			F9		K		G6-4-3 1-2 3-H 1B		4	0	1	1	0	2	4
Mickey Hatcher, R (1, 10) OBP: 0.267, SLG: 0.322		6-3		9-3 1-2f			2B	G6-4-3 1-2f		4	0	1	0	0	0	3
Tim Laudner, R (1, 2) OBP: 0.344, SLG: 0.396		F5			4-3 SF7 2B		5-3		5-3	4	1	1	0	0	0	1
Lenny Faedo, R (1, 6) OBP: 0.253, SLG: 0.299		1B			4-3 2-3		L3		F8	4	0	1	0	0	0	2
Inning Stats	R: 1 E: 0 K: 1 S: 7 H: 2 LOB: 2 BB: 1 P: 11	R: 0 E: 0 K: 0 S: 4 H: 1 LOB: 1 BB: 0 P: 4	R: 0 E: 0 K: 1 S: 5 H: 0 LOB: 0 BB: 0 P: 5	R: 0 E: 0 K: 0 S: 3 H: 1 LOB: 0 BB: 0 P: 3	R: 1 E: 0 K: 0 S: 4 H: 1 LOB: 0 BB: 0 P: 4	R: 0 E: 0 K: 1 S: 6 H: 1 LOB: 1 BB: 0 P: 6	R: 0 E: 0 K: 0 S: 4 H: 1 LOB: 1 BB: 0 P: 4	R: 2 E: 0 K: 0 S: 5 H: 3 LOB: 1 BB: 1 P: 9	R: 0 E: 0 K: 0 S: 4 H: 1 LOB: 1 BB: 0 P: 4	1B: 8 2B: 4 3B: 0 HR: 0 SF: 2 SAC: 0 DP: 2 HBP: 0						

PITCHER	IP	WLS	BF	H	R	ER	SO	BB	IBB	HBP	BLK	WP	HR	S	P	ERA	WHIP
Lary Sorensen, R (1, 1) ERA: 4.95	7.0	L	31	9	4	4	3	1	1	0	0	0	0	35	43	5.14	1.429
Dan Spillner, R (8, 1) ERA: 2.56	2.0		7	2	0	0	0	0	0	0	0	0	0	7	7	0.00	1.000

PITCHER	IP	WLS	BF	H	R	ER	SO	BB	IBB	HBP	BLK	WP	HR	S	P	ERA	WHIP

TOP

Minnesota Twins @ Cleveland Indians

Cleveland Municipal Stadium, Cleveland, OH

Sat Aug 21 1982, 3:33 AM EDT
Att. 12,778 - Unknown - 70 F

livebaseballscorecards.com

AB	34
R	4
H	11
RBI	4
BB	2
SO	3
LOB	17

WP: 0	PA: 38		
PB: 0			
SB: 1			
CS: 0			

BOTTOM

Minnesota Twins @ Cleveland Indians

Cleveland Municipal Stadium, Cleveland, OH

Sat Aug 21 1982, 3:33 AM EDT
Att. 12,778 - Unknown - 70 F

Batter	1	2	3	4	5	6	7	8	9	AB	R	H	RBI	BB	SO	LOB
Miguel Dilone, S (1, 7) OBP: 0.291, SLG: 0.318	F8 BLK 1B	FC4-6 1-2f			F7		1-3 1-2	1-2 2-H 3-H 1B		5	0	2	2	0	0	4
Mike Hargrove, L (1, 3) OBP: 0.378, SLG: 0.324	F5		BBBB G5-4-3 BB		E6 FC6-4 1-2		6-3 2-3	F9		4	0	0	0	1	0	5
Toby Harrah, R (1, 5) OBP: 0.422, SLG: 0.547	BBBB S 1-2 BB		F8		FC6-4 1-2f 2-3		F7		G1-6-3 1B	4	0	1	0	1	0	4
Andre Thornton, R (1, 10) OBP: 0.403, SLG: 0.518	F8 2-3		G5-4-3 1-2f		5-3			F8	G1-6-3 1-2f	5	0	0	0	0	0	6
Ron Hassey, L (1, 2) OBP: 0.326, SLG: 0.305	SSS K 1-2			BBBB BB		4-3		F8	L9	4	0	0	0	1	1	2
Von Hayes, L (1, 9) OBP: 0.302, SLG: 0.393		F9		L9		1-3 S 1B		BBBB 2B BB		3	1	1	0	1	0	1
Rick Manning, L (1, 8) OBP: 0.346, SLG: 0.374		1-3		F7		1-3 1-3		1B 1-H 1B 2B		4	1	1	1	0	0	2
Alan Bannister, R (1, 4) OBP: 0.369, SLG: 0.371		1B 1B		F2		F7		BB 1B 2-3 1B		4	1	2	0	0	0	2
Mike Fischlin, R (1, 6) OBP: 0.357, SLG: 0.305		FC4-6 1-2 1B			FC6-4 E 1B		BBBB 6-3 S BB	BBBB 1B 1-2 BB		2	0	2	0	1	0	0
Rod Craig, S (8, PH) OBP: 0.259, SLG: 0.241										0	0	0	0	1	0	0
Larry Milbourne, S (9, 6) OBP: 0.284, SLG: 0.329										0	0	0	0	0	0	0
Inning Stats	R: 0 H: 1 E: 0 LOB: 2 K: 1 BB: 1 S: 6 P: 10	R: 0 H: 2 E: 0 LOB: 2 K: 0 BB: 0 S: 5 P: 5	R: 0 H: 0 E: 0 LOB: 0 K: 0 BB: 1 S: 2 P: 6	R: 0 H: 0 E: 0 LOB: 1 K: 0 BB: 1 S: 3 P: 7	R: 0 H: 1 E: 1 LOB: 2 K: 0 BB: 0 S: 5 P: 5	R: 0 H: 1 E: 0 LOB: 1 K: 0 BB: 0 S: 4 P: 4	R: 0 H: 0 E: 0 LOB: 1 K: 0 BB: 1 S: 3 P: 7	R: 3 H: 3 E: 0 LOB: 2 K: 0 BB: 2 S: 6 P: 14	R: 0 H: 1 E: 0 LOB: 0 K: 0 BB: 0 S: 3 P: 3	1B: 8 SF: 0 2B: 1 SAC: 0 3B: 0 DP: 2 HR: 0 HBP: 0						PA: 41

PITCHER		IP	WLS	BF	H	R	ER	SO	BB	IBB	HBP	BLK	WP	HR	S	P	ERA	WHIP
Albert Williams, R ERA: 5.09	(1, 1)	6.0	W	26	5	0	0	1	3	0	0	1	0	0	25	37	0.00	1.333
Terry Felton, R ERA: 4.94	(7, 1)	1.2		8	1	2	2	0	2	0	0	0	0	0	6	14	10.80	1.800
Ron Davis, R ERA: 4.67	(8, 1)	1.1	S	7	3	1	1	0	1	0	0	0	0	0	6	10	6.75	3.000

PITCHER	IP	WLS	BF	H	R	ER	SO	BB	IBB	HBP	BLK	WP	HR	S	P	ERA	WHIP

AB	35
R	3
H	9
RBI	3
BB	6
SO	1
LOB	26

livebaseballscorecards.com

Minnesota Twins @ Cleveland Indians

Cleveland Municipal Stadium, Cleveland, OH

Sun Aug 22 1982, 3:33 AM EDT
Att. 10,929 - Overcast - 67 F

livebaseballscorecards.com

Batter	1	2	3	4	5	6	7	8	9	AB	R	H	RBI	BB	SO	LOB
Bobby Mitchell, L (1, 8) OBP: 0.336, SLG: 0.294	F8		K		E4 CS		IBB			3	0	0	0	1	1	0
John Castino, R (1, 4) OBP: 0.301, SLG: 0.318	F3		F9		L3 1-2		SF8 3-H			3	0	0	1	0	0	1
Tom Brunansky, R (1, 9) OBP: 0.399, SLG: 0.509	FC5-4 BB		BB			F9	F4			2	0	0	0	2	0	2
Kent Hrbek, L (1, 3) OBP: 0.377, SLG: 0.513	FC5-4 1-2f		F9			4-3		F4		4	0	0	0	0	0	2
Gary Ward, R (1, 7) OBP: 0.318, SLG: 0.508		FC6-4 1B		G3		PO 3B		F7		4	0	2	0	0	0	0
Gary Gaetti, R (1, 5) OBP: 0.283, SLG: 0.456		FC6-4 1B SF7 1-2f		G3		PO 3-H	1B 2B 1B	4-3		4	2	1	0	0	0	1
Randy Johnson, L (1, 10) OBP: 0.325, SLG: 0.421		1-3 1B		BB			F7		F8	3	0	1	0	1	0	1
Tim Laudner, R (1, 2) OBP: 0.342, SLG: 0.395		SF7 3-H		K			2B SF8 1-2 1B		F8	3	1	1	1	0	1	1
Lenny Faedo, R (1, 6) OBP: 0.250, SLG: 0.295		F9			6-3		1-3 2-H 2B		F9	2	0	0	0	0	0	1
Randy Bush, L (7, PH) OBP: 0.213, SLG: 0.244										1	0	1	1	0	0	0
Ron Washington, R (7, PR) OBP: 0.291, SLG: 0.382										1	0	0	0	0	0	0
(7, 6)																

Inning Stats	1	2	3	4	5	6	7	8	9	
	R: 0 H: 0 E: 0 LOB: 1 K: 0 BB: 1 S: 3 P: 7	R: 1 H: 2 E: 0 LOB: 1 K: 0 BB: 0 S: 5 P: 5	R: 0 H: 0 E: 0 LOB: 1 K: 1 BB: 1 S: 5 P: 9	R: 0 H: 0 E: 0 LOB: 1 K: 1 BB: 1 S: 5 P: 9	R: 0 H: 0 E: 1 LOB: 0 K: 0 BB: 0 S: 3 P: 3	R: 0 H: 1 E: 0 LOB: 0 K: 0 BB: 0 S: 3 P: 3	R: 2 H: 3 E: 0 LOB: 2 K: 0 BB: 1 S: 6 P: 10	R: 0 H: 0 E: 0 LOB: 0 K: 0 BB: 0 S: 3 P: 3	R: 0 H: 0 E: 0 LOB: 0 K: 0 BB: 0 S: 3 P: 3	1B: 4 SF: 2 2B: 1 SAC: 0 3B: 1 DP: 0 HR: 0 HBP: 0	WP: 0 PA: 37 PB: 0 SB: 0 CS: 1

PITCHER	IP	WLS	BF	H	R	ER	SO	BB	IBB	HBP	BLK	WP	HR	S	P	ERA	WHIP
Rick Sutcliffe, R (1, 1) ERA: 3.0	9.0	W	36	6	3	3	2	3	1	0	0	0	0	36	52	3.00	1.000

PITCHER	IP	WLS	BF	H	R	ER	SO	BB	IBB	HBP	BLK	WP	HR	S	P	ERA	WHIP

AB	30
R	3
H	6
RBI	3
BB	4
SO	2
LOB	9

Batter	1	2	3	4	5	6	7	8	9	AB	R	H	RBI	BB	SO	LOB
Alan Bannister, R (1, 4) OBP: 0.369, SLG: 0.382	F4	F3			HR		5-3		BB, E, 1-2	4	1	1	1	1	0	2
Mike Hargrove, L (1, 3) OBP: 0.382, SLG: 0.327	FC5, HBP, BB	BB			G6-4-3, 1B		F8		E4, 1-2, 2-H, 1B	3	0	2	0	2	0	0
Toby Harrah, R (1, 5) OBP: 0.420, SLG: 0.544	1-2, HBP	L5			F4		L5			3	0	0	0	0	0	2
Andre Thornton, R (1, 10) OBP: 0.400, SLG: 0.514	F2	F8			G6-4-3, 1-2f			F8		4	0	0	0	0	0	4
Rod Craig, S (1, 7) OBP: 0.274, SLG: 0.259	FC5, 2-3f	F9				SH5-4, HR, 1B		CS, 1B		4	1	2	0	0	0	3
Larry Milbourne, S (1, 6) OBP: 0.285, SLG: 0.326		F7		CS, BB		SH5-4, 1-2		K, 1-2		2	0	0	0	1	1	1
Rick Manning, L (1, 8) OBP: 0.348, SLG: 0.374		FC3-6, BB, 1B		1-2, BB		F7			6-3	3	0	1	0	1	0	1
Chris Bando, S (1, 2) OBP: 0.312, SLG: 0.329		FC3-6, 1-2, BB		F8		2-H, HR			1B, BB, E, BB	2	1	1	2	2	0	1
Jack Perconte, L (9, PR) OBP: 0.296, SLG: 0.281										0	1	0	0	0	0	0
Carmen Castillo, R (1, 9) OBP: 0.333, SLG: 0.359		FC3-6, 1-2f, 2-3		L6		5-3			L7	3	0	0	0	0	0	3
Von Hayes, L (9, PH) OBP: 0.302, SLG: 0.392										1	0	0	0	0	0	1
Inning Stats	R: 0 E: 0 K: 0 S: 3 H: 0 LOB: 2 BB: 1 P: 8	R: 0 E: 0 K: 0 S: 4 H: 1 LOB: 2 BB: 1 P: 8	R: 0 E: 0 K: 0 S: 3 H: 0 LOB: 1 BB: 1 P: 7	R: 0 E: 0 K: 0 S: 2 H: 0 LOB: 1 BB: 2 P: 10	R: 1 E: 0 K: 0 S: 4 H: 2 LOB: 0 BB: 0 P: 4	R: 2 E: 0 K: 0 S: 5 H: 2 LOB: 0 BB: 0 P: 5	R: 0 E: 0 K: 0 S: 3 H: 0 LOB: 0 BB: 0 P: 3	R: 0 E: 0 K: 1 S: 5 H: 1 LOB: 0 BB: 0 P: 5	R: 1 E: 1 K: 0 S: 3 H: 1 LOB: 2 BB: 2 P: 11	1B: 5 2B: 0 3B: 0 HR: 2	SF: 0 SAC: 1 DP: 1 HBP: 1						

PITCHER	IP	WLS	BF	H	R	ER	SO	BB	IBB	HBP	BLK	WP	HR	S	P	ERA	WHIP
Jack O'Connor, L (1, 1) ERA: 4.34	8.1	L	35	6	4	3	1	6	0	1	0	0	2	30	55	3.24	1.440
Pete Redfern, R (9, 1) ERA: 6.72	0.1		2	0	0	0	0	1	0	0	0	0	0	1	5	0.00	3.000
Jeff Little, L (9, 1) ERA: 4.4	0.0		1	1	0	0	0	0	0	0	0	0	0	1	1	∞	∞

PITCHER	IP	WLS	BF	H	R	ER	SO	BB	IBB	HBP	BLK	WP	HR	S	P	ERA	WHIP

Minnesota Twins @ Cleveland Indians

Cleveland Municipal Stadium, Cleveland, OH

Sun Aug 22 1982, 3:33 AM EDT
Att. 10,929 - Overcast - 67 F

BOTTOM

livebaseballscorecards.com

AB	29
R	4
H	7
RBI	3
BB	7
SO	1
LOB	18

PA: 38	WP: 0	PB: 0	SB: 0	CS: 2

Chicago White Sox @ Cleveland Indians

Cleveland Municipal Stadium, Cleveland, OH

Mon Aug 23 1982, 7:05 PM EDT
Att. 7,603 - Unknown - 71 F

TOP

livebaseballscorecards.com

Batter	1	2	3	4	5	6	7	8	9	AB	R	H	RBI	BB	SO	LOB
Rudy Law, L (1, 8) OBP: 0.357, SLG: 0.418	F7		F9 1-2			SH5-3 1-2	K		K	4	0	0	0	0	2	1
Tony Bernazard, S (1, 4) OBP: 0.339, SLG: 0.376	F5			5-3		BB 1B 2-H 2B	F6		1B	5	1	2	1	0	0	0
Harold Baines, L (1, 9) OBP: 0.313, SLG: 0.452	F8			1B 1B		1B 4-3 BB		4-3	F7	4	1	1	0	1	0	1
Greg Luzinski, R (1, 10) OBP: 0.369, SLG: 0.444 Ron LeFlore, R (8, PR) OBP: 0.332, SLG: 0.395		CS BB		G5-4-3 1-3 1B		4-3 1B 1-2 2-3 BB		S 1B BB		1 0	0 1	1 0	0 0	3 0	0 0	0 0
Steve Kemp, L (1, 7) OBP: 0.389, SLG: 0.428		K 1-2		G5-4-3 1-2f		4-3 1B 1-2 2-3 3-H		1B 1-2 BB		3	0	1	1	1	1	3
Tom Paciorek, R (1, 3) OBP: 0.367, SLG: 0.492		BB			K	4-3 1-2 2-3 3-H		L4		3	0	0	1	1	1	4
Carlton Fisk, R (1, 2) OBP: 0.349, SLG: 0.405		F3			F7	IBB		FC6-4 1-2 2-H 1B		3	0	1	1	1	0	1
Vance Law, R (1, 6) OBP: 0.342, SLG: 0.370			CS 1B		L4	F8		FC6-4 1-2f		4	0	1	0	0	0	5
Aurelio Rodriguez, R (1, 5) OBP: 0.247, SLG: 0.305 Jerry Hairston, S (9, PH) OBP: 0.301, SLG: 0.500			F9			SH5-3 2B 1B	6-3		F9	3 1	1 0	1 0	0 0	0 0	0 0	1 0
AB 31																
R 4																
H 8																
RBI 4																
BB 7																
SO 4																
LOB 16																
Inning Stats	R: 0 E: 0 K: 0 S: 3 H: 0 LOB: 0 BB: 0 P: 3	R: 0 E: 0 K: 1 S: 4 H: 0 LOB: 1 BB: 2 P: 12	R: 0 E: 0 K: 0 S: 3 H: 1 LOB: 0 BB: 0 P: 3	R: 0 E: 0 K: 0 S: 4 H: 2 LOB: 1 BB: 0 P: 4	R: 0 E: 0 K: 1 S: 5 H: 0 LOB: 0 BB: 0 P: 5	R: 3 E: 0 K: 0 S: 6 H: 3 LOB: 3 BB: 3 P: 18	R: 0 E: 0 K: 1 S: 5 H: 0 LOB: 0 BB: 0 P: 5	R: 1 E: 0 K: 0 S: 4 H: 1 LOB: 2 BB: 2 P: 12	R: 0 E: 0 K: 1 S: 6 H: 1 LOB: 1 BB: 0 P: 6	1B: 7 2B: 2 3B: 0 HR: 0 SF: 0 SAC: 1 DP: 2 HBP: 0						
										WP: 0 PB: 0 SB: 1 CS: 2			PA: 39			

PITCHER	IP	WLS	BF	H	R	ER	SO	BB	IBB	HBP	BLK	WP	HR	S	P	ERA	WHIP
Ed Whitson, R (1, 1) ERA: 4.22	2.0		8	1	0	0	1	2	0	0	0	0	0	8	16	0.00	1.500
Rick Waits, L (3, 1) ERA: 5.35	3.1		15	5	3	3	1	2	0	0	0	0	0	15	23	8.10	2.100
Bud Anderson, R (6, 1) ERA: 3.38	2.0		8	0	1	1	1	1	1	0	0	0	0	8	16	4.50	0.500
Ed Glynn, L (8, 1) ERA: 3.14	0.0		1	0	0	0	0	1	0	0	0	0	0	0	4	∞	∞
Dan Spillner, R (8, 1) ERA: 2.52	1.2	W	7	2	0	0	1	0	0	0	0	0	0	9	9	0.00	1.200

PITCHER	IP	WLS	BF	H	R	ER	SO	BB	IBB	HBP	BLK	WP	HR	S	P	ERA	WHIP

BOTTOM

Chicago White Sox @ Cleveland Indians

Cleveland Municipal Stadium, Cleveland, OH

Mon Aug 23 1982, 7:05 PM EDT

Att. 7,603 - Unknown - 71 F

livebaseballscorecards.com

Batter	1	2	3	4	5	6	7	8	9	AB	R	H	RBI	BB	SO	LOB
Miguel Dilone, S (1, 7) OBP: 0.294, SLG: 0.319	BBBB 4-0 S BB		x 0-0 ①② G6-4-3 1-2f		0-0 ③ CS 1-2	x 0-0 E 1B 1B	SSS 0-3 ② K			2	1	1	0	1	0	1
Rod Craig, S (7, PH) (8, 7) OBP: 0.270, SLG: 0.254										1	0	0	0	0	1	1
Mike Hargrove, L (1, 3) OBP: 0.381, SLG: 0.326	SSS 0-3 ① K 1-2		x 0-0 ③ F8			x 0-0 E8 1B 1-3 1B	x 0-0 ③ 3-1			4	1	1	0	0	1	2
Toby Harrah, R (1, 5) OBP: 0.417, SLG: 0.539	x 0-0 ② F8			x 0-0 ① F8		x 0-0 ① F7		x 0-0 ① 5-3		4	0	0	0	0	0	3
Andre Thornton, R (1, 10) OBP: 0.400, SLG: 0.512	SSS 0-3 ③ K			x 0-0 1B SF7 1B		x 0-0 ② 1-3		BBBB 4-0 S 2B BB		3	2	1	0	1	1	3
Von Hayes, L (1, 9) OBP: 0.306, SLG: 0.398		x 0-0 ① 4-3		x 0-0 CS 1-3 1B		x 0-0 2-H 3-H 1B		x 0-0 1-H 2B		4	0	3	3	0	0	0
Ron Hassey, L (1, 2) OBP: 0.326, SLG: 0.303		BBBB 4-0 BB		x 0-0 ② SF7 3-H		x 0-0 ③ 5-3		x 0-0 ② F9		1	0	0	1	1	0	1
Chris Bando, S (8, PH) (9, 2) OBP: 0.310, SLG: 0.327										1	0	0	0	0	0	1
Rick Manning, L (1, 8) OBP: 0.347, SLG: 0.371		x 0-0 ② L5		0-0 ③ CS 1-2	x 0-0 ① F8		x 0-0 ① F6	BBBB 4-0 BB		3	0	0	0	1	0	1
Alan Bannister, R (1, 4) OBP: 0.368, SLG: 0.380		x 0-0 ③ F7			x 0-0 ② F6		x 0-0 3B 1B	x 0-0 ③ 1-3		4	1	1	0	0	0	3
Larry Milbourne, S (1, 6) OBP: 0.292, SLG: 0.340			x 0-0 G6-4-3 1B		x 0-0 CS 1B		x 0-0 1-H 3B			3	0	3	1	0	0	0

| | | | | | | | | | |

Batter	1	2	3	4	5	6	7	8	9	AB	R	H	RBI	BB	SO	LOB
Rudy Law, L (1, 8) OBP: 0.355, SLG: 0.415	3-1		1B S 2B 1B	1-3		F8			E7 SF8 1B	4	1	1	0	0	0	0
Marc Hill, R (6, 2) OBP: 0.301, SLG: 0.358										1	1	1	0	0	0	0
Tony Bernazard, S (1, 4) OBP: 0.342, SLG: 0.384	1B 4-3 1B		BBBB 1-2 1B 2B BB		5-3		HR		SSS K	3	3	2	1	1	0	0
Bill Almon, R (7, 6) OBP: 0.331, SLG: 0.376										1	0	0	0	0	1	1
Harold Baines, L (1, 9) OBP: 0.316, SLG: 0.454	4-3 BB 1-3 1B		2B 4-3 1-2 2-3 1B		BBBB 2B BB		SSS K		SF8 3-H	3	2	2	1	1	1	0
Greg Luzinski, R (1, 10) OBP: 0.369, SLG: 0.444	BBBB 4-3 1-2 BB		4-3 1-3 2-H 3-H 2B		SSS K	3-1	4-3		SSS K	4	0	1	2	1	2	1
Steve Kemp, L (1, 7) OBP: 0.388, SLG: 0.425	4-3 1-2 2-3 3-H		4-3 2-3 3-H		BBBB 2B 1-2 BB					3	0	0	2	1	0	3
Mike Squires, L (8, 3) OBP: 0.313, SLG: 0.339										0	0	0	0	0	0	0
Tom Paciorek, R (1, 3) (8, 7) OBP: 0.366, SLG: 0.493	SSS K		F3		1-3 2-H 2B			6-3		4	0	1	1	0	1	3
Carlton Fisk, R (1, 2) OBP: 0.347, SLG: 0.402		6-3	5-3		SSS K			2B		3	0	0	0	0	1	3
Jerry Hairston, S (6, 8) OBP: 0.310, SLG: 0.520										1	0	1	0	0	0	0
Vance Law, R (1, 6) (7, 4) OBP: 0.336, SLG: 0.363		6-3		L7		6-3		SSS K		4	0	0	0	0	1	1
Aurelio Rodriguez, R (1, 5) OBP: 0.242, SLG: 0.298		SSS K		6-3		SSS K		F8		4	0	0	0	0	2	1
Inning Stats	R: 1 E: 0 K: 1 S: 7 H: 2 LOB: 2 BB: 1 P: 11	R: 0 E: 0 K: 1 S: 5 H: 0 LOB: 0 BB: 0 P: 5	R: 3 E: 0 K: 0 S: 6 H: 3 LOB: 1 BB: 1 P: 10	R: 0 E: 0 K: 0 S: 3 H: 0 LOB: 0 BB: 0 P: 3	R: 1 E: 0 K: 2 S: 8 H: 1 LOB: 2 BB: 2 P: 16	R: 0 E: 0 K: 1 S: 5 H: 0 LOB: 0 BB: 0 P: 5	R: 1 E: 0 K: 1 S: 6 H: 1 LOB: 0 BB: 0 P: 6	R: 0 E: 0 K: 1 S: 6 H: 1 LOB: 1 BB: 0 P: 6	R: 1 E: 1 K: 2 S: 8 H: 1 LOB: 0 BB: 0 P: 8	1B: 5 2B: 3 3B: 0 HR: 1 SF: 1 SAC: 0 DP: 0 HBP: 0						

TOP

Chicago White Sox @ Cleveland Indians

Cleveland Municipal Stadium, Cleveland, OH

Tue Aug 24 1982, 7:05 PM EDT
Att. 6,575 - Unknown - 72 F

livebaseballscorecards.com

AB	35
R	7
H	9
RBI	7
BB	4
SO	9
LOB	13

WP: 0 PB: 0 SB: 1 CS: 0 PA: 40

PITCHER		IP	WLS	BF	H	R	ER	SO	BB	IBB	HBP	BLK	WP	HR	S	P	ERA	WHIP
John Denny, R ERA: 5.4	(1, 1)	2.0		13	5	4	4	2	2	0	0	0	0	0	15	23	18.00	3.500
Rick Waits, L ERA: 5.28	(3, 1)	3.0	W	12	1	1	1	2	2	0	0	0	0	0	14	22	3.00	1.000
Tom Brennan, R ERA: 4.83	(6, 1)	4.0	S	15	3	2	1	5	0	0	0	0	0	1	25	25	2.25	0.750

PITCHER	IP	WLS	BF	H	R	ER	SO	BB	IBB	HBP	BLK	WP	HR	S	P	ERA	WHIP

BOTTOM

Chicago White Sox @ Cleveland Indians

Cleveland Municipal Stadium, Cleveland, OH

Tue Aug 24 1982, 7:05 PM EDT

Att. 6,575 - Unknown - 72 F

livebaseballscorecards.com

Batter	1	2	3	4	5	6	7	8	9	AB	R	H	RBI	BB	SO	LOB
Miguel Dilone, S (1, 7) OBP: 0.297, SLG: 0.320	0-0 S 2B 1B	0-0 S E 1B	0-0 ① FC6-4 1B BB 1B 1-2f 2-3 3-H	0-0 ② F3		BBB 4-0 1B 1-2 BB		SSS 0-3 ③ K		5	3	2	1	1	1	4
Mike Hargrove, L (1, 3) OBP: 0.385, SLG: 0.333	0-0 4-3 1B 1-H 2B	BBBB 4-0 2B 2B 1-H BB	BBBB 4-0 1B 1B 1-2 BB	0-0 2-H 3-H 2B		0-0 ② F9 2-3				3	2	2	3	2	0	2
Toby Harrah, R (1, 5) OBP: 0.419, SLG: 0.542 Jack Perconte, L (7, 4) OBP: 0.296, SLG: 0.281	0-0 ① 4-3 2-3	0-0 2B 1-3 2B	0-0 1B 1-2 2-3 3-H 1B	0-0 ③ F4		0-0 1-2 3-H 1B				5 0	1 0	3 0	2 0	0 0	0 0	2 0
Andre Thornton, R (1, 10) OBP: 0.402, SLG: 0.516	0-0 HR 3-H 1B	0-0 2-H 3-H 2B	0-0 1-2 2-3 3-H 1B		0-0 ① 6-3	0-0 ③ F9				5	1	3	4	0	0	2
Von Hayes, L (1, 9) OBP: 0.305, SLG: 0.394	0-0 ② F8	SSS 0-3 ③ K	0-0 ② F5		BBB 4-0 BB	SSS 0-3 ② K	0-0 ① F8			4	0	0	0	1	1	5
Ron Hassey, L (1, 2) OBP: 0.328, SLG: 0.315	0-0 1-H HR	BBB 4-0 SH 1B BB 0-0 ③ F9					0-0 ② 4-3			4	2	1	2	1	1	4
Rick Manning, L (1, 8) OBP: 0.347, SLG: 0.371	0-0 ③ 6-3		0-0 1-2 1B SH FC6-4 1B	0-0 2B 2B 1B	0-0 ③ F9		0-0 ③ F8			5	2	2	0	0	0	1
Alan Bannister, R (1, 4) (7, 5) OBP: 0.362, SLG: 0.373		0-0 ① F8	0-0 1-2 2-3 SH FC6-4 1B 1B	0-0 ① F3		SSS 0-3 ① K		0-0 ① 5-3		4	1	0	0	0	1	1
Mike Fischlin, R (1, 6) OBP: 0.357, SLG: 0.305 Larry Milbourne, S (2, PH) OBP: 0.297, SLG: 0.348 (3, 6)		0-0 ② F7	0-0 1-2 2-3 3-H FC6-4 1B	0-0 1-3 2B 2B		0-0 F9 BB 1B 1B		0-0 ② 4-3		0 5	0 2	0 3	0 1	0 0	0 0	0 0
Inning Stats	R: 4 H: 4 E: 0 LOB: 0 K: 0 BB: 0 S: 7 P: 7	R: 3 H: 3 E: 0 LOB: 1 K: 1 BB: 1 S: 8 P: 12	R: 4 H: 4 E: 0 LOB: 3 K: 0 BB: 2 S: 8 P: 16	R: 2 H: 3 E: 0 LOB: 1 K: 0 BB: 0 S: 6 P: 6	R: 0 H: 0 E: 0 LOB: 1 K: 1 BB: 1 S: 5 P: 9	R: 1 H: 2 E: 0 LOB: 2 K: 1 BB: 1 S: 7 P: 11	R: 0 H: 0 E: 0 LOB: 0 K: 0 BB: 0 S: 3 P: 3	R: 0 H: 0 E: 0 LOB: 0 K: 1 BB: 0 S: 5 P: 5		1B: 10 SF: 0 2B: 5 SAC: 1 3B: 0 DP: 0 HR: 1 HBP: 0						

	AB	40
	R	14
	H	16
	RBI	13
	BB	5
	SO	4
	LOB	21

WP: 0 PA: 46
PB: 0
SB: 2
CS: 0

PITCHER		IP	WLS	BF	H	R	ER	SO	BB	IBB	HBP	BLK	WP	HR	S	P	ERA	WHIP
LaMarr Hoyt, R ERA: 3.37	(1, 1)	1.2	L	11	5	6	6	0	1	0	0	0	0	1	10	14	32.40	3.600
Jim Kern, R ERA: 3.4	(2, 1)	0.2		9	4	5	5	1	2	0	0	0	0	0	9	17	67.50	9.000
Dennis Lamp, R ERA: 4.08	(3, 1)	1.0		7	4	2	2	0	0	0	0	0	0	0	7	7	18.00	4.000
Steve Trout, L ERA: 4.34	(4, 1)	1.0		5	1	0	0	0	1	0	0	0	0	0	4	8	0.00	2.000
Chico Escarrega, R ERA: 3.68	(5, 1)	2.2		11	2	1	1	2	1	0	0	0	0	0	14	18	3.38	1.125

PITCHER		IP	WLS	BF	H	R	ER	SO	BB	IBB	HBP	BLK	WP	HR	S	P	ERA	WHIP
Sparky Lyle, L ERA: 4.97	(8, 1)	1.0		3	0	0	0	1	0	0	0	0	0	0	5	5	0.00	0.000

Chicago White Sox @ Cleveland Indians

Cleveland Municipal Stadium, Cleveland, OH

Wed Aug 25 1982, 7:05 PM EDT
Att. 8,461 - Unknown - 68 F

livebaseballscorecards.com

Batter	1	2	3	4	5	6	7	8	9	AB	R	H	RBI	BB	SO	LOB
Rudy Law, L (1, 8) OBP: 0.354, SLG: 0.410	F7			BB BB 2B BB	F8		F9			3	1	0	0	1	0	1
Tony Bernazard, S (1, 4) OBP: 0.340, SLG: 0.380	K			K	3-1		5-3			4	0	0	0	0	2	2
Harold Baines, L (1, 9) OBP: 0.317, SLG: 0.453	3-1			BB 2B BB 1-2	K			E S 4-3 1B		3	2	1	0	1	1	0
Greg Luzinski, R (1, 10) OBP: 0.368, SLG: 0.442		6-3		2B E BB 1-2 2-3		F8		K 1-3		3	1	0	0	1	1	1
Steve Kemp, L (1, 7) OBP: 0.387, SLG: 0.426		F8		E SH1-3 2B 1-3 2-H 3-H		4-3		4-3 3-H		4	1	1	3	0	0	0
Carlton Fisk, R (1, 2) OBP: 0.346, SLG: 0.398		K		SH1-3 E BB		E3 S		K		3	0	0	0	1	2	0
Mike Squires, L (1, 3) OBP: 0.304, SLG: 0.328			4-3	E6 SH1-3 1-2 2-3 3-H		3-1 1-2			E4 G6-4-3	4	0	0	1	0	0	3
Vance Law, R (1, 5) OBP: 0.336, SLG: 0.363			K	SH1-3 1-2 2-3 3-H			1B		K	3	0	1	1	0	2	1
Aurelio Rodriguez, R (9, 5) OBP: 0.242, SLG: 0.298										0	0	0	0	0	0	0
Bill Almon, R (1, 6) OBP: 0.327, SLG: 0.371			K	F9			F9		G6-4-3 1-2f	4	0	0	0	0	1	4

Inning Stats	1	2	3	4	5	6	7	8	9		
	R: 0 H: 0 E: 0 LOB: 0 K: 1 BB: 0 S: 5 P: 5	R: 0 H: 0 E: 0 LOB: 0 K: 1 BB: 0 S: 5 P: 5	R: 0 H: 0 E: 0 LOB: 0 K: 2 BB: 0 S: 7 P: 7	R: 4 H: 1 E: 1 LOB: 2 K: 1 BB: 4 S: 7 P: 23	R: 0 H: 0 E: 0 LOB: 0 K: 1 BB: 0 S: 5 P: 5	R: 0 H: 0 E: 1 LOB: 1 K: 0 BB: 0 S: 4 P: 4	R: 0 H: 1 E: 0 LOB: 1 K: 0 BB: 0 S: 4 P: 4	R: 1 H: 1 E: 0 LOB: 0 K: 2 BB: 0 S: 8 P: 8	R: 0 H: 0 E: 1 LOB: 0 K: 1 BB: 0 S: 5 P: 5	1B: 2 SF: 0 2B: 1 SAC: 1 3B: 0 DP: 1 HR: 0 HBP: 0	WP: 0 PA: 36 PB: 0 SB: 2 CS: 0

PITCHER	IP	WLS	BF	H	R	ER	SO	BB	IBB	HBP	BLK	WP	HR	S	P	ERA	WHIP
Len Barker, R (1, 1) ERA: 3.58	9.0	L	36	3	5	3	9	4	0	0	0	0	0	50	66	3.00	0.778

PITCHER	IP	WLS	BF	H	R	ER	SO	BB	IBB	HBP	BLK	WP	HR	S	P	ERA	WHIP

Batter	1	2	3	4	5	6	7	8	9	AB	R	H	RBI	BB	SO	LOB
Miguel Dilone, S (1, 7) OBP: 0.295, SLG: 0.318	G3		2-3			G3		4-3		3	0	0	0	0	0	0
Carmen Castillo, R (8, PH) (9, 7) OBP: 0.329, SLG: 0.354										1	0	0	0	0	0	0
Mike Hargrove, L (1, 3) OBP: 0.384, SLG: 0.332	K			1B BB		F8		G3		4	0	1	0	0	1	0
Toby Harrah, R (1, 5) OBP: 0.421, SLG: 0.545	S 1B			1B 1-2 BB		WP 1B 2B		F8		3	1	2	0	1	0	0
Andre Thornton, R (1, 10) OBP: 0.403, SLG: 0.515	K 1-2			G4-6-3 1-2 2-3 1B		BB 2-H 1B			K	4	0	2	1	0	2	1
Von Hayes, L (1, 9) OBP: 0.304, SLG: 0.391		K	F7			FC6-4 1-2 BB			F5	3	0	0	0	1	1	3
Ron Hassey, L (1, 2) OBP: 0.325, SLG: 0.312		L4	G4-6-3 1-2f			FC6-4 1-2f			F9	2	0	0	0	0	0	3
Chris Bando, S (6, PH) (7, 2) OBP: 0.307, SLG: 0.322										2	0	0	0	0	0	2
Rick Manning, L (1, 8) OBP: 0.345, SLG: 0.369		4-3			K		3-1			3	0	0	0	0	1	0
Alan Bannister, R (1, 4) OBP: 0.362, SLG: 0.373			F7		F4		G4-6-3 1B			3	0	1	0	0	0	0
Larry Milbourne, S (1, 6) OBP: 0.294, SLG: 0.345			1-3		F7		G4-6-3 1-2f			3	0	0	0	0	0	1
Inning Stats	R: 0 H: 1 E: 0 LOB: 1 K: 2 BB: 0 S: 8 P: 8	R: 0 H: 0 E: 0 LOB: 0 K: 1 BB: 0 S: 5 P: 5	R: 0 H: 0 E: 0 LOB: 0 K: 0 BB: 0 S: 3 P: 3	R: 0 H: 2 E: 0 LOB: 2 K: 0 BB: 1 S: 4 P: 8	R: 0 H: 0 E: 0 LOB: 0 K: 1 BB: 0 S: 5 P: 5	R: 1 H: 2 E: 0 LOB: 2 K: 0 BB: 1 S: 5 P: 9	R: 0 H: 1 E: 0 LOB: 0 K: 0 BB: 0 S: 3 P: 3	R: 0 H: 0 E: 0 LOB: 0 K: 0 BB: 0 S: 3 P: 3	R: 0 H: 0 E: 0 LOB: 0 K: 1 BB: 0 S: 5 P: 5	1B: 5 SF: 0 2B: 1 SAC: 0 3B: 0 DP: 2 HR: 0 HBP: 0						

PITCHER		IP	WLS	BF	H	R	ER	SO	BB	IBB	HBP	BLK	WP	HR	S	P	ERA	WHIP
Richard Dotson, R ERA: 4.15	(1, 1)	5.2	W	23	5	1	1	4	2	0	0	0	1	0	29	37	1.59	1.235
Sparky Lyle, L ERA: 4.57	(6, 1)	3.1	S	10	1	0	0	1	0	0	0	0	0	0	12	12	0.00	0.300

PITCHER	IP	WLS	BF	H	R	ER	SO	BB	IBB	HBP	BLK	WP	HR	S	P	ERA	WHIP

BOTTOM

Chicago White Sox @ Cleveland Indians

Cleveland Municipal Stadium, Cleveland, OH

Wed Aug 25 1982, 7:05 PM EDT

Att. 8,461 - Unknown - 68 F

livebaseballscorecards.com

AB	31
R	1
H	6
RBI	1
BB	2
SO	5
LOB	10

Batter	1	2	3	4	5	6	7	8	9	AB	R	H	RBI	BB	SO	LOB
Miguel Dilone, S (1, 7) OBP: 0.296, SLG: 0.319	F6		4-3		1B		BB 2-H	L5		5	0	2	1	0	0	1
Mike Hargrove, L (1, 3) OBP: 0.388, SLG: 0.338	4-3		2B		BB 1-3		BBBB 4-0 1-2 BB		G6-4-3 1B	4	0	3	0	1	0	0
Jack Perconte, L (9, PR) OBP: 0.296, SLG: 0.281										0	0	0	0	0	0	0
Toby Harrah, R (1, 5) OBP: 0.421, SLG: 0.542	E 1B		F9		BBBB 4-0 1-2 BB		F5		G6-4-3 1-2f	4	0	1	0	1	0	4
Andre Thornton, R (1, 10) OBP: 0.403, SLG: 0.514	E7 1-3 1B			G4-6-3 1B	F6		6-3		F3	5	0	2	0	0	0	6
Von Hayes, L (1, 9) OBP: 0.304, SLG: 0.390	F9			G4-6-3 1-2 1B		1-3		4-3		4	0	1	0	0	0	2
Ron Hassey, L (1, 2) OBP: 0.324, SLG: 0.311		F5		G4-6-3 1-2f 2-3		4-3		FC6 1-2f 3B		4	0	1	0	0	0	2
Rick Manning, L (1, 8) OBP: 0.342, SLG: 0.365		F5		SSS K		G3		FC6 S 1-2f 3B		4	1	0	0	0	1	2
Alan Bannister, R (1, 4) OBP: 0.364, SLG: 0.372		6-3			F7		G3 1B 1B	BBBB 4-0 1-2 3B BB		3	2	1	0	1	0	0
Larry Milbourne, S (1, 6) OBP: 0.293, SLG: 0.350			4-3		6-3		G3 1-2	1-H 2-H 3B		4	0	1	2	0	0	1
Inning Stats	R: 0 E: 1 K: 0 S: 5 H: 2 LOB: 2 BB: 0 P: 5	R: 0 E: 0 K: 0 S: 3 H: 0 LOB: 0 BB: 0 P: 3	R: 0 E: 0 K: 0 S: 4 H: 1 LOB: 1 BB: 0 P: 4	R: 0 E: 0 K: 1 S: 6 H: 2 LOB: 1 BB: 0 P: 6	R: 0 E: 0 K: 0 S: 5 H: 2 LOB: 3 BB: 1 P: 9	R: 0 E: 0 K: 0 S: 3 H: 0 LOB: 0 BB: 0 P: 3	R: 1 E: 0 K: 0 S: 5 H: 2 LOB: 2 BB: 1 P: 9	R: 2 E: 0 K: 0 S: 5 H: 2 LOB: 1 BB: 1 P: 9	R: 0 E: 0 K: 0 S: 3 H: 1 LOB: 1 BB: 0 P: 3	1B: 10 2B: 1 3B: 1 HR: 0 SF: 0 SAC: 0 DP: 2 HBP: 0						

TOP

Cleveland Indians @ Minnesota Twins

Hubert H. Humphrey Metrodome, Minneapolis, MN

Fri Aug 27 1982, 8:05 PM EDT

Att. 6,638 - Dome - 72 F

livebaseballscorecards.com

AB	37
R	3
H	12
RBI	3
BB	3
SO	1
LOB	18

PITCHER		IP	WLS	BF	H	R	ER	SO	BB	IBB	HBP	BLK	WP	HR	S	P	ERA	WHIP
Albert Williams, R ERA: 4.9	(1, 1)	6.1	W	29	9	1	1	1	2	0	0	0	0	0	29	37	1.42	1.737
Ron Davis, R ERA: 4.74	(7, 1)	2.2	S	11	3	2	2	0	1	0	0	0	0	0	10	14	6.75	1.500

PITCHER	IP	WLS	BF	H	R	ER	SO	BB	IBB	HBP	BLK	WP	HR	S	P	ERA	WHIP

BOTTOM

Cleveland Indians @ Minnesota Twins

Hubert H. Humphrey Metrodome, Minneapolis, MN

Fri Aug 27 1982, 8:05 PM EDT

Att. 6,638 - Dome - 72 F

livebaseballscorecards.com

Batter	1	2	3	4	5	6	7	8	9	AB	R	H	RBI	BB	SO	LOB
Bobby Mitchell, L (1, 8) OBP: 0.335, SLG: 0.298	5-3 1B G1-2-3 1B	4-3		5-3 1B		6-3		4-3		5	0	2	0	0	0	2
John Castino, R (1, 4) OBP: 0.309, SLG: 0.343	5-3 1-2 1B		E 2B	F6		6-3		6-3		5	1	2	0	0	0	1
Tom Brunansky, R (1, 9) OBP: 0.397, SLG: 0.498	5-3 1-2 2-3		B B B E 1B BB	5-3 1-2		1B				3	1	1	0	1	0	3
Kent Hrbek, L (1, 3) OBP: 0.368, SLG: 0.498	IBB		E6 1B FC6-4 1-3 2-H	1-3		L6				3	1	0	0	1	0	3
Gary Ward, R (1, 7) OBP: 0.321, SLG: 0.511	G1-2-3 3-Hf		FC6-4 2-3 3-H 1B		F9		F3			4	0	1	1	0	0	3
Gary Gaetti, R (1, 5) OBP: 0.280, SLG: 0.447		6-3	FC6-4 1-2f HR 3-H		PB 1B 1B		F3			4	1	1	1	0	0	1
Randy Bush, L (1, 10) OBP: 0.255, SLG: 0.286		1B 1B	S S S K		PB 1-2 1B		1B			4	0	3	0	0	1	1
Tim Laudner, R (1, 2) OBP: 0.347, SLG: 0.409		S S S K	1-H HR		G6-4-3 1-2 2-3 IBB		L7			3	1	1	2	1	1	2
Lenny Faedo, R (1, 6) OBP: 0.253, SLG: 0.295		1-2 1B	F8		G6-4-3 1-2f			5-3		4	0	1	0	0	0	3
Inning Stats	R: 0 E: 0 K: 0 S: 4 H: 2 LOB: 2 BB: 1 P: 8	R: 0 E: 0 K: 1 S: 7 H: 2 LOB: 2 BB: 0 P: 7	R: 5 E: 1 K: 1 S: 9 H: 3 LOB: 0 BB: 1 P: 13	R: 0 E: 0 K: 0 S: 4 H: 1 LOB: 1 BB: 0 P: 4	R: 0 E: 0 K: 0 S: 4 H: 2 LOB: 2 BB: 1 P: 8	R: 0 E: 0 K: 0 S: 4 H: 1 LOB: 1 BB: 0 P: 4	R: 0 E: 0 K: 0 S: 4 H: 1 LOB: 1 BB: 0 P: 4	R: 0 E: 0 K: 0 S: 3 H: 0 LOB: 0 BB: 0 P: 3		1B: 10 2B: 1 3B: 0 HR: 1 SF: 0 SAC: 0 DP: 2 HBP: 0						

	AB	35
	R	5
	H	12
	RBI	4
	BB	3
	SO	2
	LOB	19

WP: 0 PB: 1 SB: 0 CS: 0 PA: 38

PITCHER	IP	WLS	BF	H	R	ER	SO	BB	IBB	HBP	BLK	WP	HR	S	P	ERA	WHIP
Lary Sorensen, R (1, 1) ERA: 4.76	8.0	L	38	12	5	1	2	1	2	0	0	0	1	39	51	1.12	1.625

PITCHER	IP	WLS	BF	H	R	ER	SO	BB	IBB	HBP	BLK	WP	HR	S	P	ERA	WHIP

Batter	1	2	3	4	5	6	7	8	9	AB	R	H	RBI	BB	SO	LOB
Alan Bannister, R (1, 4) OBP: 0.362, SLG: 0.371	G4-6-3 1B			L8		6-3		F8		4	0	1	0	0	0	2
Mike Hargrove, L (1, 3) OBP: 0.385, SLG: 0.335 Von Hayes, L (7, 3) OBP: 0.303, SLG: 0.389	G4-6-3 1-2f			G3		G3			4-3	3 1	0 0	0 0	0 0	0 0	0 0	1 0
Toby Harrah, R (1, 5) OBP: 0.421, SLG: 0.543 Bill Nahorodny, R (7, 2) OBP: 0.246, SLG: 0.426	K			2B			5-3		F7	3 1	0 0	1 0	0 0	0 0	1 0	0 0
Andre Thornton, R (1, 10) OBP: 0.402, SLG: 0.511		5-3		5-3			5-3		FC5-4 BB	3	0	0	0	1	0	1
Chris Bando, S (1, 2) (7, 5) OBP: 0.300, SLG: 0.314		K			F8		F3		FC5-4 1-2f	4	0	0	0	0	1	1
Larry Milbourne, S (1, 6) OBP: 0.291, SLG: 0.347		F8			6-3			6-3		3	0	0	0	0	0	0
Rick Manning, L (1, 8) OBP: 0.344, SLG: 0.367			G5-4-3 1B		FC6-4 1B			F8		3	0	2	0	0	0	0
Rod Craig, S (1, 7) OBP: 0.273, SLG: 0.258			G5-4-3 1-2f		FC6-4 1-2f			1B 1B		3	0	1	0	0	0	2
Carmen Castillo, R (1, 9) OBP: 0.329, SLG: 0.353			F9			4-3		1-3 1B		3	0	1	0	0	0	0
Inning Stats	R: 0 H: 1 E: 0 LOB: 0 K: 1 BB: 0 S: 5 P: 5	R: 0 H: 0 E: 0 LOB: 0 K: 1 BB: 0 S: 5 P: 5	R: 0 H: 1 E: 0 LOB: 0 K: 0 BB: 0 S: 3 P: 3	R: 0 H: 1 E: 0 LOB: 1 K: 0 BB: 0 S: 4 P: 4	R: 0 H: 1 E: 0 LOB: 1 K: 0 BB: 0 S: 4 P: 4	R: 0 H: 0 E: 0 LOB: 0 K: 0 BB: 0 S: 3 P: 3	R: 0 H: 0 E: 0 LOB: 0 K: 0 BB: 0 S: 3 P: 3	R: 0 H: 2 E: 0 LOB: 2 K: 0 BB: 0 S: 5 P: 5	R: 0 H: 0 E: 0 LOB: 1 K: 0 BB: 1 S: 3 P: 7	1B: 5 SF: 0 2B: 1 SAC: 0 3B: 0 DP: 2 HR: 0 HBP: 0						

PITCHER	IP	WLS	BF	H	R	ER	SO	BB	IBB	HBP	BLK	WP	HR	S	P	ERA	WHIP
Jack O'Connor, L (1, 1) ERA: 3.89	9.0	W	32	6	0	0	2	1	0	0	0	0	0	35	39	0.00	0.778

PITCHER	IP	WLS	BF	H	R	ER	SO	BB	IBB	HBP	BLK	WP	HR	S	P	ERA	WHIP

TOP

Cleveland Indians @ Minnesota Twins

Hubert H. Humphrey Metrodome, Minneapolis, MN

Sat Aug 28 1982, 8:05 PM EDT

Att. 10,458 - Dome - 72 F

livebaseballscorecards.com

AB	31
R	0
H	6
RBI	0
BB	1
SO	2
LOB	7

1B: 5	SF: 0	WP: 0	PA: 32
2B: 1	SAC: 0	PB: 0	
3B: 0	DP: 2	SB: 0	
HR: 0	HBP: 0	CS: 0	

Batter	1	2	3	4	5	6	7	8	9	AB	R	H	RBI	BB	SO	LOB
Mickey Hatcher, R (1, 9) OBP: 0.265, SLG: 0.330	5-3	1B		HR 1-H	K		FC4-6 1-2f			5	1	2	2	0	1	3
John Castino, R (1, 4) OBP: 0.307, SLG: 0.339	BB 1B 1B	K		K		L9	L8			4	1	0	0	1	2	2
Tom Brunansky, R (1, 8) OBP: 0.400, SLG: 0.501	1B 2B 1-3		F8	5-3		1B 2B		BB 4-3 HR		4	3	2	0	1	0	0
Kent Hrbek, L (1, 3) OBP: 0.373, SLG: 0.500	2B SF7 1-2 3-H		BB 1B	1B		1B 2-H		4-3 1-2		4	2	3	2	1	0	1
Gary Ward, R (1, 7) OBP: 0.324, SLG: 0.514	SF7 1-3 2-H		F8	K		1-2		HR		4	1	2	1	1	1	2
Gary Gaetti, R (1, 5) OBP: 0.282, SLG: 0.453	SF7 2-3 3-H		1B 1-2		F9	F9		1-H 2-H		3	1	1	4	1	0	2
Randy Bush, L (1, 10) OBP: 0.286, SLG: 0.302	L6		1-3 2-H		1B	F9		FC6-4		4	0	2	1	1	0	3
Tim Laudner, R (1, 2) OBP: 0.341, SLG: 0.401		6-3	F8		K		K	FC6-4 1-2f		5	0	0	0	0	2	4
Lenny Faedo, R (1, 6) OBP: 0.263, SLG: 0.301		F8		HR	1-2		FC4-6	F8		4	1	2	0	1	0	1
Inning Stats	R: 3 E: 0 K: 0 S: 6 H: 3 LOB: 1 BB: 1 P: 10	R: 0 E: 0 K: 1 S: 6 H: 1 LOB: 1 BB: 0 P: 6	R: 1 E: 0 K: 0 S: 4 H: 1 LOB: 2 BB: 2 P: 12	R: 2 E: 0 K: 2 S: 10 H: 3 LOB: 1 BB: 0 P: 10	R: 0 E: 0 K: 2 S: 9 H: 2 LOB: 2 BB: 0 P: 9	R: 1 E: 0 K: 0 S: 6 H: 3 LOB: 2 BB: 0 P: 6	R: 0 E: 0 K: 1 S: 5 H: 0 LOB: 1 BB: 1 P: 9	R: 3 E: 0 K: 0 S: 4 H: 1 LOB: 1 BB: 3 P: 16		1B: 10 2B: 2 3B: 0 HR: 2 SF: 1 SAC: 0 DP: 0 HBP: 0						

PITCHER		IP	WLS	BF	H	R	ER	SO	BB	IBB	HBP	BLK	WP	HR	S	P	ERA	WHIP
Rick Sutcliffe, R ERA: 3.26	(1, 1)	3.2	L	22	8	6	6	2	3	0	0	0	0	1	23	35	14.73	3.000
Bud Anderson, R ERA: 3.4	(4, 1)	2.1		12	5	1	1	3	0	0	0	0	0	0	18	18	3.86	2.143
Ed Glynn, L ERA: 3.82	(7, 1)	2.0		11	1	3	3	1	4	0	0	0	0	1	9	25	13.50	2.500

PITCHER	IP	WLS	BF	H	R	ER	SO	BB	IBB	HBP	BLK	WP	HR	S	P	ERA	WHIP

BOTTOM

Cleveland Indians @ Minnesota Twins

Hubert H. Humphrey Metrodome, Minneapolis, MN

Sat Aug 28 1982, 8:05 PM EDT

Att. 10,458 - Dome - 72 F

livebaseballscorecards.com

AB	37
R	10
H	14
RBI	10
BB	7
SO	6
LOB	18

WP: 0 PA: 45
PB: 0
SB: 0
CS: 0

Batter	1	2	3	4	5	6	7	8	9	AB	R	H	RBI	BB	SO	LOB
Miguel Dilone, S (1, 7) OBP: 0.296, SLG: 0.318	S G3 HR 1B	G3 ②			4-3 ②		SSS K ③			4	1	1	0	0	1	0
Mike Hargrove, L (1, 3) OBP: 0.384, SLG: 0.333	G3 ① 1-2	F7 ③			BBBB BB			SSS K ①		3	0	0	0	1	1	1
Toby Harrah, R (1, 5) OBP: 0.419, SLG: 0.540	BBBB HR 2-3 BB		SSS K ①		F9 ③			4-3 ②		3	1	0	0	1	1	1
Andre Thornton, R (1, 10) OBP: 0.401, SLG: 0.515	HR 1-H 3-H		5-3 ②			F8 ①		6-3 ③		4	1	1	3	0	0	0
Von Hayes, L (1, 9) OBP: 0.300, SLG: 0.385	5-3 ②		F6 ③			SSS K ②			F8 ①	4	0	0	0	0	1	0
Ron Hassey, L (1, 2) OBP: 0.330, SLG: 0.315 Mike Fischlin, R (9, PR) OBP: 0.357, SLG: 0.305	1B 1B			L9 ①		BBBB BB			1B	3 0	0 0	2 0	0 0	1 0	0 0	0 0
Rick Manning, L (1, 8) OBP: 0.344, SLG: 0.366	1-3 1B			E3 CS		4-3 ③			F3 ②	4	0	1	0	0	0	2
Alan Bannister, R (1, 4) OBP: 0.357, SLG: 0.365	SSS K ③			SSS K2-3 ②③ 1-2			F7 ①		SSS K ③	4	0	0	0	0	3	4
Larry Milbourne, S (1, 6) OBP: 0.288, SLG: 0.343		F3 ①			4-3 ①		1-3 ②			3	0	0	0	0	0	0

TOP

Cleveland Indians @ Minnesota Twins

Hubert H. Humphrey Metrodome, Minneapolis, MN

Sun Aug 29 1982, 4:33 AM EDT

Att. 8,926 - Dome - 70 F

livebaseballscorecards.com

AB	32
R	3
H	5
RBI	3
BB	3
SO	7
LOB	8

Inning Stats	1	2	3	4	5	6	7	8	9
	R: 3 E: 0 K: 1 S: 9 H: 4 LOB: 2 BB: 1 P: 13	R: 0 E: 0 K: 0 S: 3 H: 0 LOB: 0 BB: 0 P: 3	R: 0 E: 0 K: 1 S: 5 H: 0 LOB: 0 BB: 0 P: 5	R: 0 E: 1 K: 1 S: 5 H: 0 LOB: 0 BB: 0 P: 5	R: 0 E: 0 K: 0 S: 3 H: 0 LOB: 1 BB: 1 P: 7	R: 0 E: 0 K: 1 S: 5 H: 0 LOB: 1 BB: 1 P: 9	R: 0 E: 0 K: 1 S: 5 H: 0 LOB: 0 BB: 0 P: 5	R: 0 E: 0 K: 1 S: 5 H: 0 LOB: 0 BB: 0 P: 5	R: 0 E: 0 K: 1 S: 6 H: 1 LOB: 1 BB: 0 P: 6

1B: 4 SF: 0
2B: 0 SAC: 0
3B: 0 DP: 0
HR: 1 HBP: 0

WP: 0 PA: 35
PB: 0
SB: 1
CS: 1

PITCHER	IP	WLS	BF	H	R	ER	SO	BB	IBB	HBP	BLK	WP	HR	S	P	ERA	WHIP
Bobby Castillo, R (1, 1) ERA: 4.26	9.0	W	35	5	3	3	7	3	0	0	0	0	1	46	58	3.00	0.889

PITCHER	IP	WLS	BF	H	R	ER	SO	BB	IBB	HBP	BLK	WP	HR	S	P	ERA	WHIP

Cleveland Indians @ Minnesota Twins

Hubert H. Humphrey Metrodome, Minneapolis, MN

Sun Aug 29 1982, 4:33 AM EDT

Att. 8,926 - Dome - 70 F

livebaseballscorecards.com

BOTTOM

Batter	1	2	3	4	5	6	7	8	9	AB	R	H	RBI	BB	SO	LOB
Mickey Hatcher, R (1, 9) OBP: 0.260, SLG: 0.323	F9	L4			F9		5-3	K		5	0	0	0	0	1	5
John Castino, R (1, 4) OBP: 0.307, SLG: 0.338	F9		5-3		1-2 1B		L8			4	0	1	0	0	0	0
Tom Brunansky, R (1, 8) OBP: 0.399, SLG: 0.501	F5		K		F8			1B 1B 2B		4	1	1	0	0	1	2
Kent Hrbek, L (1, 3) OBP: 0.374, SLG: 0.499		BB 1B E BB	F8			6-3		1B 1B 6-3 2-3 1B		3	2	1	0	1	0	0
Gary Ward, R (1, 7) OBP: 0.325, SLG: 0.514		E6 BB 1B 1-2		5-3		1B SF8 1B		6-3 1B 1B 1-2 3-H		4	2	2	1	0	0	1
Gary Gaetti, R (1, 5) OBP: 0.284, SLG: 0.454		K		F7		1-3 1B		6-3 1B 1-2 2-3 1B		4	1	2	0	0	1	2
Randy Bush, L (1, 10) OBP: 0.283, SLG: 0.304		BB 1-2 2-3 1B		K		SF8 3-H		6-3 1-2 2-3 3-H		3	0	1	2	0	1	2
Sal Butera, R (1, 2) OBP: 0.376, SLG: 0.297		K			5-3	F9		2-H 3-H 1B		4	0	1	2	0	1	4
Lenny Faedo, R (1, 6) OBP: 0.269, SLG: 0.301		1-2 2-3 3-H BB			1B 1B		6-3	F8		3	0	1	1	1	0	1
Inning Stats	R: 0 E: 0 K: 0 S: 3 H: 0 LOB: 0 BB: 0 P: 3	R: 1 E: 1 K: 2 S: 9 H: 1 LOB: 3 BB: 2 P: 17	R: 0 E: 0 K: 1 S: 5 H: 0 LOB: 0 BB: 0 P: 5	R: 0 E: 0 K: 1 S: 5 H: 0 LOB: 0 BB: 0 P: 5	R: 0 E: 0 K: 0 S: 5 H: 2 LOB: 2 BB: 0 P: 5	R: 1 E: 0 K: 0 S: 5 H: 2 LOB: 1 BB: 0 P: 5	R: 0 E: 0 K: 0 S: 3 H: 0 LOB: 0 BB: 0 P: 3	R: 4 E: 0 K: 1 S: 10 H: 5 LOB: 1 BB: 0 P: 10		1B: 9 2B: 1 3B: 0 HR: 0 SF: 1 SAC: 0 DP: 0 HBP: 0						

	AB	34
	R	6
	H	10
	RBI	6
	BB	2
	SO	5
	LOB	17

WP: 0 PB: 0 SB: 0 CS: 0 PA: 37

PITCHER		IP	WLS	BF	H	R	ER	SO	BB	IBB	HBP	BLK	WP	HR	S	P	ERA	WHIP
Ed Whitson, R ERA: 3.98	(1, 1)	7.0		29	5	2	1	4	2	0	0	0	0	0	35	43	1.29	1.000
Dan Spillner, R ERA: 2.82	(8, 1)	1.0	L	8	5	4	4	1	0	0	0	0	0	0	10	10	36.00	5.000

PITCHER	IP	WLS	BF	H	R	ER	SO	BB	IBB	HBP	BLK	WP	HR	S	P	ERA	WHIP

Batter	1	2	3	4	5	6	7	8	9	AB	R	H	RBI	BB	SO	LOB
Miguel Dilone, S (1, 7) OBP: 0.296, SLG: 0.318	P3		SH1-3 2-3		S 1B	G6-4-3 1-2f		K 1-2 2-3		3	0	1	0	0	0	3
Bill Nahorodny, R (8, PH) OBP: 0.246, SLG: 0.426										0	0	0	0	0	0	0
Jack Perconte, L (8, PH) OBP: 0.295, SLG: 0.280										1	0	0	0	0	1	2
Rod Craig, S (8, 7) OBP: 0.273, SLG: 0.258										0	0	0	0	0	0	0
Mike Hargrove, L (1, 3) OBP: 0.383, SLG: 0.331	6-3		BB		F7 1-2		6-3	P6		4	0	0	0	1	0	3
Toby Harrah, R (1, 5) OBP: 0.421, SLG: 0.541	S 1B		P4		BB		S 2B		5-3	4	0	2	0	1	0	2
Andre Thornton, R (1, 10) OBP: 0.401, SLG: 0.512	BB 1-2		BB 1-2		P3		P5 2-3		F9	3	0	0	0	2	0	3
Von Hayes, L (1, 9) OBP: 0.297, SLG: 0.380	F5		F3		3-1		G3			5	0	0	0	0	0	8
Ron Hassey, L (1, 2) OBP: 0.332, SLG: 0.319		5-3		4-3 2B		FC1-5 1B BB		F8		3	0	1	0	1	0	0
Rick Manning, L (1, 8) OBP: 0.345, SLG: 0.367		F7		4-3 2-3		1B FC1-5 1-2 1B		2B 1B		4	1	2	0	0	0	1
Alan Bannister, R (1, 4) OBP: 0.356, SLG: 0.367	6-3			K		FC1-5 1B 1-2 2-3f		WP 1-H 2B		4	0	1	1	0	1	3
Larry Milbourne, S (1, 6) OBP: 0.294, SLG: 0.350			SH1-3 2B	F8		G6-4-3 1-2 2-3 1B		WP HBP		3	0	2	0	0	0	1
Inning Stats	R: 0 H: 1 E: 0 LOB: 2 K: 0 BB: 1 S: 4 P: 8	R: 0 H: 0 E: 0 LOB: 0 K: 0 BB: 0 S: 3 P: 3	R: 0 H: 1 E: 0 LOB: 3 K: 0 BB: 2 S: 4 P: 12	R: 0 H: 1 E: 0 LOB: 1 K: 1 BB: 0 S: 6 P: 6	R: 0 H: 1 E: 0 LOB: 2 K: 0 BB: 1 S: 4 P: 8	R: 0 H: 2 E: 0 LOB: 2 K: 0 BB: 1 S: 4 P: 8	R: 0 H: 1 E: 0 LOB: 1 K: 0 BB: 0 S: 4 P: 4	R: 1 H: 2 E: 0 LOB: 2 K: 1 BB: 0 S: 7 P: 8	R: 0 H: 0 E: 0 LOB: 0 K: 0 BB: 0 S: 3 P: 3	1B: 5 SF: 0 2B: 4 SAC: 1 3B: 0 DP: 1 HR: 0 HBP: 1						

PITCHER		IP	WLS	BF	H	R	ER	SO	BB	IBB	HBP	BLK	WP	HR	S	P	ERA	WHIP
Richard Dotson, R ERA: 4.01	(1, 1)	7.1	W	35	9	1	1	1	5	0	0	0	0	0	32	52	1.23	1.909
Kevin Hickey, L ERA: 3.34	(8, 1)	0.0		1	0	0	0	0	0	0	1	0	0	0	0	1	∞	∞
Jim Kern, R ERA: 3.47	(8, 1)	1.2	S	5	0	0	0	1	0	0	0	0	1	0	7	7	0.00	0.000

PITCHER	IP	WLS	BF	H	R	ER	SO	BB	IBB	HBP	BLK	WP	HR	S	P	ERA	WHIP

TOP

Cleveland Indians @ Chicago White Sox

Comiskey Park, Chicago, IL

Mon Aug 30 1982, 8:05 PM EDT

Att. 14,322 - Overcast - 67 F

livebaseballscorecards.com

AB	34
R	1
H	9
RBI	1
BB	5
SO	2
LOB	26

WP: 1	PA: 41		
PB: 0			
SB: 3			
CS: 0			

Batter	1	2	3	4	5	6	7	8	9	AB	R	H	RBI	BB	SO	LOB
Rudy Law, L (1, 8) OBP: 0.356, SLG: 0.416	BBBB 4-0 4-3 S BB		x 0-0 CS 1B		x 0-0 3B			x 0-0 ② F8		3	0	2	0	1	0	0
Tony Bernazard, S (1, 4) OBP: 0.339, SLG: 0.382	x 0-0 ① F8 1-2		x 0-0 ② 1-2 HR		x 0-0 ③ 1-3			H 1-0 1B 2B HBP		3	2	1	1	0	0	2
Harold Baines, L (1, 9) OBP: 0.323, SLG: 0.460	x 0-0 ② 4-3 2-3		x 0-0 ③ 4-3			S S S 0-3 ① K		x 0-0 2B 1-2 1B		4	1	1	0	0	1	1
Greg Luzinski, R (1, 10) OBP: 0.366, SLG: 0.439	S S S 0-3 ③ K			x 0-0 G3 2B		S S S 0-3 ② K		x 0-0 1-H 2-H 2B		4	0	2	2	0	2	1
Carlton Fisk, R (1, 2) OBP: 0.343, SLG: 0.404		x 0-0 S S 1B 1B		S S S 0-3 ① K		S S S 0-3 ③ K		x 0-0 ③ P6		4	1	1	0	0	2	2
Steve Kemp, L (1, 7) OBP: 0.386, SLG: 0.422		S S S 0-3 ① K 1-2		x 0-0 ② G3 2-3			x 0-0 CS 1B			3	0	1	0	0	1	2
Chris Nyman, R (1, 3) OBP: 0.167, SLG: 0.167 Mike Squires, L (7, PH) OBP: 0.303, SLG: 0.326 (8, 3)		x 0-0 ② F7 2-3		x 0-0 ③ F7			x 0-0 ① ② F8 1-2			2 1	0 0	0 0	0 0	0 0	0 0	2 1
Vance Law, R (1, 6) OBP: 0.323, SLG: 0.347		x 0-0 PO 3-H 1B			x 0-0 ① 3-1		x 0-0 ③ F8			3	0	1	1	0	0	0
Aurelio Rodriguez, R (1, 5) OBP: 0.236, SLG: 0.287		0-0 ③ PO 1-2	x 0-0 ① 6-3		x 0-0 ② 4-3			x 0-0 ① F8		3	0	0	0	0	0	0
Inning Stats	R: 0 E: 0 K: 1 S: 5 H: 0 LOB: 1 BB: 1 P: 9	R: 1 E: 0 K: 1 S: 6 H: 2 LOB: 0 BB: 0 P: 6	R: 1 E: 0 K: 0 S: 4 H: 2 LOB: 0 BB: 0 P: 4	R: 0 E: 0 K: 1 S: 6 H: 1 LOB: 1 BB: 0 P: 6	R: 0 E: 0 K: 0 S: 4 H: 1 LOB: 1 BB: 0 P: 4	R: 0 E: 0 K: 3 S: 9 H: 0 LOB: 0 BB: 0 P: 9	R: 0 E: 0 K: 0 S: 3 H: 1 LOB: 0 BB: 0 P: 3	R: 2 E: 0 K: 0 S: 5 H: 2 LOB: 1 BB: 0 P: 6		1B: 5 2B: 2 3B: 1 HR: 1 SF: 0 SAC: 0 DP: 0 HBP: 1						

PITCHER		IP	WLS	BF	H	R	ER	SO	BB	IBB	HBP	BLK	WP	HR	S	P	ERA	WHIP
Rick Waits, L ERA: 5.21	(1, 1)	5.0	L	20	6	2	2	3	1	0	0	0	0	0	25	29	3.60	1.400
Tom Brennan, R ERA: 4.88	(6, 1)	3.0		12	3	2	2	3	0	0	1	0	0	0	17	18	6.00	1.000

PITCHER	IP	WLS	BF	H	R	ER	SO	BB	IBB	HBP	BLK	WP	HR	S	P	ERA	WHIP

BOTTOM

Cleveland Indians @ Chicago White Sox

Comiskey Park, Chicago, IL

Mon Aug 30 1982, 8:05 PM EDT
Att. 14,322 - Overcast - 67 F

livebaseballscorecards.com

AB	30
R	4
H	9
RBI	4
BB	1
SO	6
LOB	11

Batter	1	2	3	4	5	6	7	8	9	AB	R	H	RBI	BB	SO	LOB
Miguel Dilone, S (1, 7) OBP: 0.296, SLG: 0.317 Rod Craig, S (9, PH) OBP: 0.269, SLG: 0.254	F9		K		E SH5-3 1-2 FC5 1B	F8			G6-4-3 1-2f 2-3	4 1	1 0	1 0	0 0	0 0	1 0	2 2
Mike Hargrove, L (1, 3) OBP: 0.385, SLG: 0.333	G3			BB 1B 1B	SH5-3 1-2 2-3		G6-3 BB		1B 3-H	3	1	2	1	1	0	0
Toby Harrah, R (1, 5) OBP: 0.422, SLG: 0.540 Chris Bando, S (7, 5) OBP: 0.298, SLG: 0.312	P6			BB 1B 1-2 FC3-2 BB	E7 FC5 2-3 3-H 1B		G6-3 1-2f		F8	3 1	0 0	1 0	1 0	1 0	0 0	1 1
Andre Thornton, R (1, 10) OBP: 0.401, SLG: 0.511		3-1		FC3-2 BB 1-2 2-H 1B	FC5 1B IBB		6-3			3	2	1	1	1	0	0
Ron Hassey, L (1, 2) OBP: 0.333, SLG: 0.318 Bill Nahorodny, R (5, PH) OBP: 0.237, SLG: 0.411 (5, 2)		G3		1B FC3-2 1-2 2-3 BB	FC5 1B 1-2 2-3f 3-H			1-3		1 2	0 0	0 0	0 1	1 0	0 0	0 2
Von Hayes, L (1, 9) OBP: 0.296, SLG: 0.379	P6			FC3-2 1B 1-2 2-3 3-Hf	CS 1-3 2-H 1B			6-3		4	0	1	1	0	0	3
Rick Manning, L (1, 8) OBP: 0.345, SLG: 0.367 Carmen Castillo, R (8, PH) OBP: 0.325, SLG: 0.348 (8, 8)			F7	G6-3 1-2 2-3 3-H 1B	CS 1-2	5-3		G3		3 1	0 0	1 0	1 0	0 0	0 0	0 0
Alan Bannister, R (1, 4) OBP: 0.355, SLG: 0.369			4-3 2B	G6-3 1-2f		F9			E6 G6-4-3 1B 1B	4	1	1	0	0	0	3
Larry Milbourne, S (1, 6) OBP: 0.299, SLG: 0.355			4-3 2-3		SH5-3 1B 1B				G6-4-3 1-2 1B	4	1	3	0	0	0	1

Inning Stats	1	2	3	4	5	6	7	8	9
	R: 0 E: 0 K: 0 S: 3	R: 0 E: 0 K: 0 S: 3	R: 0 E: 0 K: 1 S: 6	R: 2 E: 0 K: 0 S: 5	R: 3 E: 1 K: 0 S: 6	R: 0 E: 0 K: 0 S: 4	R: 0 E: 0 K: 0 S: 2	R: 0 E: 0 K: 0 S: 3	R: 1 E: 1 K: 0 S: 5
	H: 0 LOB: 0 BB: 0 P: 3	H: 0 LOB: 0 BB: 0 P: 3	H: 1 LOB: 1 BB: 0 P: 6	H: 3 LOB: 2 BB: 2 P: 13	H: 4 LOB: 1 BB: 1 P: 10	H: 1 LOB: 1 BB: 0 P: 4	H: 0 LOB: 0 BB: 1 P: 6	H: 0 LOB: 0 BB: 0 P: 3	H: 2 LOB: 1 BB: 0 P: 5

1B: 10 SF: 0
2B: 1 SAC: 1
3B: 0 DP: 3
HR: 0 HBP: 0

WP: 0 PA: 40
PB: 0
SB: 0
CS: 1

PITCHER	IP	WLS	BF	H	R	ER	SO	BB	IBB	HBP	BLK	WP	HR	S	P	ERA	WHIP
Dennis Lamp, R (1, 1) ERA: 4.27	4.1		22	7	5	5	1	2	1	0	0	0	0	21	33	10.38	2.077
Kevin Hickey, L (5, 1) ERA: 3.11	4.2	W	17	4	1	0	0	1	0	0	0	0	0	16	20	0.00	1.071

PITCHER	IP	WLS	BF	H	R	ER	SO	BB	IBB	HBP	BLK	WP	HR	S	P	ERA	WHIP

TOP

Cleveland Indians @ Chicago White Sox

Comiskey Park, Chicago, IL

Tue Aug 31 1982, 8:05 PM EDT
Att. 9,058 - Cloudy - 70 F

livebaseballscorecards.com

AB	34
R	6
H	11
RBI	6
BB	4
SO	1
LOB	15

Batter	1	2	3	4	5	6	7	8	9	AB	R	H	RBI	BB	SO	LOB
Rudy Law, L (1, 8) OBP: 0.357, SLG: 0.414	S 1B	4-3	BB	K F9						4	0	1	0	1	1	3
Tony Bernazard, S (1, 4) OBP: 0.336, SLG: 0.378	K 1-2	E4 L4	K	F8	F2					5	0	0	0	0	2	5
Harold Baines, L (1, 9) OBP: 0.321, SLG: 0.459	F8	L4 1-2		F7	BB E 2B 1-3 2-H	F7				5	1	1	1	0	0	2
Greg Luzinski, R (1, 10) OBP: 0.370, SLG: 0.448	K		G6-4-3 1B 1B	3B 1B	E BB IBB	HR				4	4	3	1	1	1	1
Steve Kemp, L (1, 7) OBP: 0.388, SLG: 0.430		HR	G6-4-3 1-2 1B	K	E BB 1-2 2-3 3-H	3-1				4	2	2	2	1	1	1
Jerry Hairston, S (8, 7) OBP: 0.303, SLG: 0.494										0	0	0	0	0	0	0
Carlton Fisk, R (1, 2) OBP: 0.344, SLG: 0.409		F9 WP 1B	G6-4-3 1-2f 2-3	3B 1-H	E7 E 1-H 2-H 3-H	F9				5	1	2	1	0	0	2
Marc Hill, R (9, 2) OBP: 0.301, SLG: 0.358										0	0	0	0	0	0	0
Mike Squires, L (1, 3) OBP: 0.306, SLG: 0.324	F7 1-2		S 2B 1B 3-H	F8	E 1B IBB	4-3				4	2	1	1	1	0	2
Vance Law, R (1, 6) OBP: 0.325, SLG: 0.352	F9 2-3		2B 1-H		1B 2B 1B E6 1B 1-3 2-H	K				5	3	2	1	0	1	2
Aurelio Rodriguez, R (1, 5) OBP: 0.246, SLG: 0.303	K		2B 2-H		2B BB 1B 1-2 1B 2-H 3-H					4	1	3	3	0	1	1
Inning Stats	R: 0 E: 0 K: 2 S: 8 H: 1 LOB: 1 BB: 0 P: 8	R: 1 E: 0 K: 1 S: 7 H: 2 LOB: 1 BB: 0 P: 7	R: 0 E: 1 K: 0 S: 3 H: 0 LOB: 0 BB: 0 P: 3	R: 3 E: 0 K: 1 S: 9 H: 5 LOB: 2 BB: 1 P: 13	R: 1 E: 0 K: 1 S: 7 H: 2 LOB: 1 BB: 0 P: 7	R: 8 E: 2 K: 1 S: 11 H: 4 LOB: 1 BB: 3 P: 23	R: 1 E: 0 K: 0 S: 4 H: 1 LOB: 0 BB: 0 P: 4	R: 0 E: 0 K: 1 S: 5 H: 0 LOB: 0 BB: 0 P: 5		1B: 9 2B: 3 3B: 1 HR: 2	SF: 0 SAC: 0 DP: 1 HBP: 0						

BOTTOM

Cleveland Indians @ Chicago White Sox

Comiskey Park, Chicago, IL

Tue Aug 31 1982, 8:05 PM EDT

Att. 9,058 - Cloudy - 70 F

livebaseballscorecards.com

AB	40
R	14
H	15
RBI	10
BB	4
SO	7
LOB	19

PITCHER		IP	WLS	BF	H	R	ER	SO	BB	IBB	HBP	BLK	WP	HR	S	P	ERA	WHIP
Len Barker, R ERA: 3.8	(1, 1)	5.0	L	27	12	7	7	5	1	0	0	0	1	1	36	40	12.60	2.600
Ed Glynn, L ERA: 3.73	(6, 1)	0.2		5	1	0	0	1	1	1	0	0	0	0	5	13	0.00	3.000
Bud Anderson, R ERA: 3.43	(6, 1)	2.1		12	2	7	1	1	0	1	0	0	0	1	13	17	3.86	0.857

PITCHER	IP	WLS	BF	H	R	ER	SO	BB	IBB	HBP	BLK	WP	HR	S	P	ERA	WHIP

Batter	1	2	3	4	5	6	7	8	9	AB	R	H	RBI	BB	SO	LOB
Larry Milbourne, S (1, 4) OBP: 0.296, SLG: 0.350	F9		K			6-3			K	4	0	0	0	0	2	1
Mike Hargrove, L (1, 3) OBP: 0.383, SLG: 0.331	6-3			F7			K		G6-4-3 1B	3	0	0	0	0	1	0
Rod Craig, S (9, PH) OBP: 0.279, SLG: 0.266										1	0	1	0	0	0	0
Toby Harrah, R (1, 5) OBP: 0.419, SLG: 0.536	6-3			F9			F8		G6-4-3 1-2f	4	0	0	0	0	0	1
Andre Thornton, R (1, 10) OBP: 0.399, SLG: 0.507		F8		K			P4			3	0	0	0	0	1	0
Alan Bannister, R (1, 7) OBP: 0.351, SLG: 0.365 (8, 8)		F9			4-3			F3		3	0	0	0	0	0	0
Chris Bando, S (1, 2) OBP: 0.299, SLG: 0.313		P6			K			1B BB 1B		3	0	1	0	0	1	0
Rick Manning, L (1, 8) OBP: 0.343, SLG: 0.366			K		F8			1-2 1B BB		2	0	0	0	0	1	0
Kevin Rhomberg, R (8, PH) (8, 7)										0	0	0	0	1	0	0
Carmen Castillo, R (1, 9) OBP: 0.325, SLG: 0.347			BB 1B			5-3		K		3	0	1	0	0	1	2
Jerry Dybzinski, R (1, 6) OBP: 0.301, SLG: 0.272			1-2 BB			F8		1-2 2-3 1B		2	0	1	0	1	0	0
Inning Stats	R: 0 E: 0 K: 0 S: 3 H: 0 LOB: 0 BB: 0 P: 3	R: 0 E: 0 K: 0 S: 3 H: 0 LOB: 0 BB: 0 P: 3	R: 0 E: 0 K: 2 S: 7 H: 1 LOB: 1 BB: 1 P: 11	R: 0 E: 0 K: 1 S: 5 H: 0 LOB: 0 BB: 0 P: 5	R: 0 E: 0 K: 1 S: 5 H: 0 LOB: 0 BB: 0 P: 5	R: 0 E: 0 K: 0 S: 3 H: 0 LOB: 0 BB: 0 P: 3	R: 0 E: 0 K: 1 S: 5 H: 0 LOB: 0 BB: 0 P: 5	R: 0 E: 0 K: 1 S: 6 H: 2 LOB: 2 BB: 1 P: 10	R: 0 E: 0 K: 1 S: 5 H: 1 LOB: 0 BB: 0 P: 5	1B: 4 2B: 0 3B: 0 HR: 0	SF: 0 SAC: 0 DP: 1 HBP: 0					

PITCHER	IP	WLS	BF	H	R	ER	SO	BB	IBB	HBP	BLK	WP	HR	S	P	ERA	WHIP
Jerry Koosman, L (1, 1) ERA: 3.64	9.0	W	30	4	0	0	7	2	0	0	0	0	0	42	50	0.00	0.667

PITCHER	IP	WLS	BF	H	R	ER	SO	BB	IBB	HBP	BLK	WP	HR	S	P	ERA	WHIP

TOP

Cleveland Indians @ Chicago White Sox

Comiskey Park, Chicago, IL

Wed Sep 01 1982, 8:05 PM EDT

Att. 8,797 - Unknown - 72 F

livebaseballscorecards.com

AB	28
R	0
H	4
RBI	0
BB	2
SO	7
LOB	4
PA:	30

WP: 0 PB: 0 SB: 0 CS: 0

1B: 4 2B: 0 3B: 0 HR: 0 SF: 0 SAC: 0 DP: 1 HBP: 0

Batter	1	2	3	4	5	6	7	8	9	AB	R	H	RBI	BB	SO	LOB
Rudy Law, L (1, 8) OBP: 0.354, SLG: 0.409	3-1		K		F8	F7		1B		5	0	1	0	0	1	2
Tony Bernazard, S (1, 4) OBP: 0.336, SLG: 0.378	BB BB 1B		G3			F7	FC5 WP 1B	K		5	0	2	0	0	1	1
Harold Baines, L (1, 9) OBP: 0.319, SLG: 0.455	P6		F8			6-3	P5			4	0	0	0	0	0	2
Greg Luzinski, R (1, 10) OBP: 0.375, SLG: 0.451	BB 1-2 BB			G6-4-3 BB HBP		1B 2B	FC5 1-2 1B BB			1	2	1	0	2	0	0
Steve Kemp, L (1, 7) OBP: 0.391, SLG: 0.430	FC6-4 1-2 2-3 BB			G6-4-3 1-2 BB		1B 2-H 1B 1B	FC5 1B 1-2 2-3f 1B			2	2	1	1	2	0	2
Carlton Fisk, R (1, 2) OBP: 0.345, SLG: 0.410	FC6-4 1-2f			G6-4-3 1-2f 2-3		1B 1-2 1B 1B	1-H 2-H 1B			4	1	2	2	0	0	5
Mike Squires, L (1, 3) OBP: 0.311, SLG: 0.329		CS 1B		4-3		1B 1-3 2-H 1B	P5			4	1	2	1	0	0	2
Vance Law, R (1, 6) OBP: 0.323, SLG: 0.348		6-3 1-2			6-3	1B IBB		K		3	0	0	0	1	1	1
Aurelio Rodriguez, R (1, 5) OBP: 0.246, SLG: 0.302		F9			F9	1B 1-3 2-H 3-H		L4		4	0	1	2	0	0	0
Inning Stats	R: 0 H: 1 E: 0 LOB: 3 K: 0 BB: 2 S: 4 P: 12	R: 0 H: 1 E: 0 LOB: 0 K: 0 BB: 0 S: 3 P: 3	R: 0 H: 0 E: 0 LOB: 0 K: 1 BB: 0 S: 5 P: 5	R: 0 H: 0 E: 0 LOB: 1 K: 0 BB: 1 S: 2 P: 7	R: 0 H: 0 E: 0 LOB: 0 K: 0 BB: 0 S: 3 P: 3	R: 4 H: 5 E: 0 LOB: 2 K: 0 BB: 1 S: 8 P: 12	R: 2 H: 2 E: 0 LOB: 1 K: 0 BB: 1 S: 5 P: 9	R: 0 H: 1 E: 0 LOB: 1 K: 2 BB: 0 S: 8 P: 8		1B: 9 SF: 0 2B: 1 SAC: 0 3B: 0 DP: 1 HR: 0 HBP: 1				WP: 1 PA: 38 PB: 0 SB: 0 CS: 1		

PITCHER		IP	WLS	BF	H	R	ER	SO	BB	IBB	HBP	BLK	WP	HR	S	P	ERA	WHIP
Lary Sorensen, R ERA: 4.81	(1, 1)	5.2	L	27	7	4	4	1	3	1	1	0	0	0	24	41	6.35	1.765
Ed Glynn, L ERA: 4.18	(6, 1)	1.0		5	1	2	2	0	1	0	0	0	1	0	4	8	18.00	2.000
Dan Spillner, R ERA: 2.79	(7, 1)	1.1		6	2	0	0	2	0	0	0	0	0	0	10	10	0.00	1.500

PITCHER	IP	WLS	BF	H	R	ER	SO	BB	IBB	HBP	BLK	WP	HR	S	P	ERA	WHIP

BOTTOM

Cleveland Indians @ Chicago White Sox

Comiskey Park, Chicago, IL

Wed Sep 01 1982, 8:05 PM EDT

Att. 8,797 - Unknown - 72 F

livebaseballscorecards.com

AB	32
R	6
H	10
RBI	6
BB	5
SO	3
LOB	15

Cleveland Indians @ Milwaukee Brewers

Milwaukee County Stadium, Milwaukee, WI

Thu Sep 02 1982, 8:05 PM EDT

Unknown - 72 F

TOP

livebaseballscorecards.com

Batter	1	2	3	4	5	6	7	8	9	AB	R	H	RBI	BB	SO	LOB
Miguel Dilone, S (1, 7) OBP: 0.292, SLG: 0.314	4-3			F6		G3		K		4	0	0	0	0	1	0
Mike Hargrove, L (1, 3) OBP: 0.384, SLG: 0.333	G3			F8		2B			SH3-4 BB	3	0	1	0	1	0	0
Kevin Rhomberg, R (9, PR)										0	0	0	0	0	0	0
Toby Harrah, R (1, 5) OBP: 0.418, SLG: 0.534	F8			1B		5-3			SH3-4	3	0	1	0	0	0	1
Andre Thornton, R (1, 10) OBP: 0.398, SLG: 0.507		F5		F7			FC3-5 2B		K	4	0	1	0	0	1	3
Von Hayes, L (1, 9) OBP: 0.296, SLG: 0.385		F8			HR		FC3-5 S		K2-3	4	1	1	1	0	1	3
Alan Bannister, R (1, 4) OBP: 0.351, SLG: 0.364		K			G6-3 1B		F9			3	0	1	0	0	1	1
Rick Manning, L (1, 8) OBP: 0.341, SLG: 0.363			F7		F7		F8			3	0	0	0	0	0	2
Chris Bando, S (1, 2) OBP: 0.296, SLG: 0.309			K		G6-3			K		2	0	0	0	0	1	1
Larry Milbourne, S (8, PH) OBP: 0.295, SLG: 0.349										1	0	0	0	0	1	0
(8, 6)																
Jerry Dybzinski, R (1, 6) OBP: 0.297, SLG: 0.269			6-3			F8		K		2	0	0	0	0	0	0
Ron Hassey, L (8, PH) OBP: 0.332, SLG: 0.317										1	0	0	0	0	1	0
(8, 2)																

Inning Stats	1	2	3	4	5	6	7	8	9
R	0	0	0	0	1	0	0	0	0
E	0	0	0	0	0	0	0	0	0
K	0	1	1	0	0	0	0	3	2
S	3	5	5	4	4	4	4	9	7
H	0	0	0	1	2	1	1	0	0
LOB	0	0	0	1	0	1	1	0	2
BB	0	0	0	0	0	0	0	0	1
P	3	5	5	4	4	4	4	9	11

1B	2
2B	2
3B	0
HR	1
SF	0
SAC	1
DP	1
HBP	0

WP	0
PB	0
SB	1
CS	0
PA	32

AB	30
R	1
H	5
RBI	1
BB	1
SO	7
LOB	11

PITCHER	IP	WLS	BF	H	R	ER	SO	BB	IBB	HBP	BLK	WP	HR	S	P	ERA	WHIP
Moose Haas, R (1, 1) ERA: 4.73	6.1	W	23	5	1	1	2	0	0	0	0	0	1	27	27	1.42	0.789
Dwight Bernard, R (7, 1) ERA: 2.92	0.2		2	0	0	0	0	0	0	0	0	0	0	2	2	0.00	0.000
Rollie Fingers, R (8, 1) ERA: 2.6	1.1		5	0	0	0	3	1	0	0	0	0	0	10	14	0.00	0.750
Pete Ladd, R (9, 1) ERA: 2.84	0.2	S	2	0	0	0	2	0	0	0	0	0	0	6	6	0.00	0.000

PITCHER	IP	WLS	BF	H	R	ER	SO	BB	IBB	HBP	BLK	WP	HR	S	P	ERA	WHIP

Batter	1	2	3	4	5	6	7	8	9	AB	R	H	RBI	BB	SO	LOB
Paul Molitor, R (1, 5) OBP: 0.365, SLG: 0.434	E4 S 1B		F9 ①		6-3 ①		F9 ②			4	1	0	0	0	0	1
Robin Yount, R (1, 6) OBP: 0.371, SLG: 0.578	BB 1-2 1B		BB 1B		F4 ②		F6 ③			2	1	0	0	2	0	1
Cecil Cooper, L (1, 3) OBP: 0.346, SLG: 0.533	L6 ①		1-3 1B		F2 ③			F4 ①		4	0	1	0	0	0	2
Gorman Thomas, R (1, 8) OBP: 0.354, SLG: 0.532	L7 ②		1-2 3-H 1B			6-3 ①		F2 ②		4	0	1	1	0	0	2
Ben Oglivie, L (1, 7) OBP: 0.322, SLG: 0.432	1-3 2-H 1B		K ②			F9 ②		3-1 ③		4	0	1	1	0	1	2
Roy Howell, L (1, 10) OBP: 0.321, SLG: 0.377	G3 ③		K ③			BB				2	0	0	0	1	1	4
Charlie Moore, R (1, 9) OBP: 0.283, SLG: 0.334		BB CS		4-3 ①		6-3 ③				2	0	0	0	1	0	1
Jim Gantner, L (1, 4) OBP: 0.335, SLG: 0.381		F2 ①		4-3 ②			SH3-4 1B			3	0	1	0	0	0	1
Ned Yost, R (1, 2) OBP: 0.333, SLG: 0.393		K ②③ 1-2		K ③			SH3-4 ① 1-2			2	0	0	0	0	2	1
Inning Stats	R: 1 E: 1 K: 0 S: 5 H: 1 LOB: 2 BB: 1 P: 9	R: 0 E: 0 K: 1 S: 4 H: 0 LOB: 0 BB: 1 P: 8	R: 1 E: 0 K: 2 S: 9 H: 2 LOB: 2 BB: 1 P: 13	R: 0 E: 0 K: 1 S: 5 H: 0 LOB: 0 BB: 0 P: 5	R: 0 E: 0 K: 0 S: 3 H: 0 LOB: 0 BB: 0 P: 3	R: 0 E: 0 K: 0 S: 3 H: 0 LOB: 1 BB: 1 P: 7	R: 0 E: 0 K: 0 S: 4 H: 1 LOB: 1 BB: 0 P: 4	R: 0 E: 0 K: 0 S: 3 H: 0 LOB: 0 BB: 0 P: 3		1B: 4 2B: 0 3B: 0 HR: 0 SF: 0 SAC: 1 DP: 0 HBP: 0						

PITCHER	IP	WLS	BF	H	R	ER	SO	BB	IBB	HBP	BLK	WP	HR	S	P	ERA	WHIP
Rick Sutcliffe, R (1, 1) ERA: 3.16	8.0	L	32	4	2	1	4	4	0	0	0	0	0	36	52	1.12	1.000

PITCHER	IP	WLS	BF	H	R	ER	SO	BB	IBB	HBP	BLK	WP	HR	S	P	ERA	WHIP

BOTTOM

Cleveland Indians @ Milwaukee Brewers

Milwaukee County Stadium, Milwaukee, WI

Thu Sep 02 1982, 8:05 PM EDT

Unknown - 72 F

livebaseballscorecards.com

AB	27
R	2
H	4
RBI	2
BB	4
SO	4
LOB	15

Batter	1	2	3	4	5	6	7	8	9	AB	R	H	RBI	BB	SO	LOB
Alan Bannister, R (1, 7) OBP: 0.353, SLG: 0.364	BBBB 4-0 L5-3 BB		SSS 0-3 K			x 0-0 6-3		x 0-0 1-3 1-2 2-3		0	0	0	0	1	0	0
Kevin Rhomberg, R (3, PH) (3, 7)										2	0	0	0	0	1	1
Jack Perconte, L (8, PH) OBP: 0.293, SLG: 0.278 (8, 4)										1	0	0	0	0	0	2
Mike Hargrove, L (1, 3) OBP: 0.383, SLG: 0.338	x 0-0 L5-3 1-2		x 0-0 L9			x 0-0 HR		x 0-0 F8		4	1	1	1	0	0	4
Toby Harrah, R (1, 5) OBP: 0.417, SLG: 0.532	x 0-0 6-3			x 0-0 G5-4-3 1B		x 0-0 6-3			x 0-0 F2	4	0	1	0	0	0	0
Andre Thornton, R (1, 10) OBP: 0.397, SLG: 0.505		SSS 0-3 K		x 0-0 G5-4-3 1-2f			x 0-0 F4		x 0-0 HR 1B 1B	4	0	1	0	0	1	1
Carmen Castillo, R (9, PR) OBP: 0.325, SLG: 0.347										0	1	0	0	0	0	0
Ron Hassey, L (1, 2) OBP: 0.331, SLG: 0.316		x 0-0 F8		x 0-0 F7			x 0-0 L4		x 0-0 1-2 HR 1B	4	0	1	0	0	0	0
Mike Fischlin, R (9, PR) OBP: 0.357, SLG: 0.305										0	1	0	0	0	0	0
Chris Bando, S (9, 2) OBP: 0.296, SLG: 0.309										0	0	0	0	0	0	0
Von Hayes, L (1, 9) OBP: 0.298, SLG: 0.392		BBBB 4-0 S BB			x 0-0 4-3		SSS 0-3 K		x 0-0 1-H 2-H HR	3	1	1	3	1	1	0
Rick Manning, L (1, 8) OBP: 0.341, SLG: 0.362		x 0-0 4-3 1-2			x 0-0 3-1			x 0-0 3-1	x 0-0 CS 1B	4	0	1	0	0	0	1
Larry Milbourne, S (1, 4) OBP: 0.297, SLG: 0.351 (8, 6)			x 0-0 SH1-3 1B		x 0-0 F7			x 0-0 1-3 E 1B	x 0-0 F9 1-2	4	0	2	0	0	0	1
Jerry Dybzinski, R (1, 6) OBP: 0.296, SLG: 0.267			x 0-0 SH1-3 1-2			x 0-0 L6		x 0-0 E6 1-3 1-2		1	0	0	0	0	0	0
Miguel Dilone, S (8, PH) OBP: 0.292, SLG: 0.313 (8, 7)										1	0	0	0	0	0	1
Inning Stats	R: 0 H: 0 E: 0 LOB: 0 K: 0 BB: 1 S: 2 P: 6	R: 0 H: 0 E: 0 LOB: 1 K: 1 BB: 1 S: 5 P: 9	R: 0 H: 1 E: 0 LOB: 1 K: 1 BB: 0 S: 6 P: 6	R: 0 H: 1 E: 0 LOB: 0 K: 0 BB: 0 S: 3 P: 3	R: 0 H: 0 E: 0 LOB: 0 K: 0 BB: 0 S: 3 P: 3	R: 1 H: 1 E: 0 LOB: 0 K: 0 BB: 0 S: 4 P: 4	R: 0 H: 0 E: 0 LOB: 0 K: 1 BB: 0 S: 5 P: 5	R: 0 H: 1 E: 1 LOB: 2 K: 0 BB: 0 S: 5 P: 5	R: 3 H: 4 E: 0 LOB: 1 K: 0 BB: 0 S: 6 P: 6	1B: 6 SF: 0 2B: 1 SAC: 1 3B: 0 DP: 2 HR: 2 HBP: 0						

PITCHER	IP	WLS	BF	H	R	ER	SO	BB	IBB	HBP	BLK	WP	HR	S	P	ERA	WHIP
Don Sutton, R (1, 1) ERA: 3.04	9.0	L	35	8	4	4	3	2	0	0	0	0	2	39	47	4.00	1.111

PITCHER	IP	WLS	BF	H	R	ER	SO	BB	IBB	HBP	BLK	WP	HR	S	P	ERA	WHIP

TOP

Cleveland Indians @ Milwaukee Brewers

Milwaukee County Stadium, Milwaukee, WI

Thu Sep 02 1982, 8:05 PM EDT

Att. 18,056 - Unknown - 61 F

livebaseballscorecards.com

AB	32
R	4
H	8
RBI	4
BB	2
SO	3
LOB	11

Batter	1	2	3	4	5	6	7	8	9	AB	R	H	RBI	BB	SO	LOB
Paul Molitor, R (1, 5) OBP: 0.364, SLG: 0.433	6-3		5-3		1B		SF8 3-H			3	0	1	1	0	0	0
Robin Yount, R (1, 6) OBP: 0.371, SLG: 0.579	2B		6-3		F9		S 1B			4	0	2	0	0	0	1
Cecil Cooper, L (1, 3) OBP: 0.346, SLG: 0.531	F8		1B			L6	4-3 1-2			4	0	1	0	0	0	2
Ted Simmons, S (1, 2) OBP: 0.307, SLG: 0.446	F2		F5			6-3		K		4	0	0	0	0	1	2
Ben Oglivie, L (1, 7) OBP: 0.323, SLG: 0.432		G3 PB E 1B		F2		BB 1B		F8		4	1	2	0	0	0	0
Gorman Thomas, R (1, 8) OBP: 0.353, SLG: 0.528		G3 1-3		F5		4-0 1-2 BB		F7		3	0	0	0	1	0	1
Roy Howell, L (1, 10) OBP: 0.320, SLG: 0.375		E9 3-H 1B		K		F5			F8	4	0	1	1	0	1	2
Charlie Moore, R (1, 9) OBP: 0.283, SLG: 0.333		K			F7		E7 4-3 SF8 1B		F2	4	1	1	0	0	1	1
Jim Gantner, L (1, 4) OBP: 0.332, SLG: 0.377		K			F8		4-3 2-3		G3	4	0	0	0	0	1	2
Inning Stats	R: 0 E: 0 K: 0 S: 4 H: 1 LOB: 1 BB: 0 P: 4	R: 1 E: 1 K: 2 S: 9 H: 2 LOB: 1 BB: 0 P: 9	R: 0 E: 0 K: 0 S: 4 H: 1 LOB: 1 BB: 0 P: 4	R: 0 E: 0 K: 1 S: 5 H: 0 LOB: 0 BB: 0 P: 5	R: 0 E: 0 K: 0 S: 4 H: 1 LOB: 1 BB: 0 P: 4	R: 0 E: 0 K: 0 S: 4 H: 1 LOB: 2 BB: 1 P: 8	R: 1 E: 1 K: 0 S: 5 H: 2 LOB: 1 BB: 0 P: 5	R: 0 E: 0 K: 1 S: 5 H: 0 LOB: 0 BB: 0 P: 5	R: 0 E: 0 K: 0 S: 3 H: 0 LOB: 0 BB: 0 P: 3	1B: 7 2B: 1 3B: 0 HR: 0	SF: 1 SAC: 0 DP: 0 HBP: 0	WP: 0 PB: 1 SB: 1 CS: 0	PA: 36				

PITCHER		IP	WLS	BF	H	R	ER	SO	BB	IBB	HBP	BLK	WP	HR	S	P	ERA	WHIP
Ed Whitson, R ERA: 3.83	(1, 1)	5.2		23	6	1	1	3	0	0	0	0	0	0	29	29	1.59	1.059
Dan Spillner, R ERA: 2.71	(6, 1)	3.1	W	13	2	1	0	1	1	0	0	0	0	0	14	18	0.00	0.900

PITCHER		IP	WLS	BF	H	R	ER	SO	BB	IBB	HBP	BLK	WP	HR	S	P	ERA	WHIP

BOTTOM

Cleveland Indians @ Milwaukee Brewers

Milwaukee County Stadium, Milwaukee, WI

Thu Sep 02 1982, 8:05 PM EDT

Att. 18,056 - Unknown - 61 F

livebaseballscorecards.com

AB	34
R	2
H	8
RBI	2
BB	1
SO	4
LOB	11

Toronto Blue Jays @ Cleveland Indians

Cleveland Municipal Stadium, Cleveland, OH

Fri Sep 03 1982, 7:05 PM EDT

Att. 12,131 - Unknown - 69 F

TOP

livebaseballscorecards.com

Batter	1	2	3	4	5	6	7	8	9	AB	R	H	RBI	BB	SO	LOB
Rance Mulliniks, L (1, 5) OBP: 0.321, SLG: 0.348	0-0 3-1		S S S 0-3 K		B B B 4-0 BB			0-0 FC5 BB 1B	0-0 FC6-4 1B 1-3	3	0	1	0	1	1	0
Tony Johnson, R (9, PH) OBP: 0.301, SLG: 0.407										1	0	1	0	0	0	0
Garth Iorg, R (1, 4) OBP: 0.301, SLG: 0.356	0-0 BB 1B		0-0 F7		0-0 F4			0-0 F4	0-0 FC6-4 1-2f	5	0	1	0	0	0	4
Ernie Whitt, L (1, 2) OBP: 0.319, SLG: 0.453	S S S 0-3 K			S S S 0-3 K		X 0-0 F7		B B B B 4-0 1-2 BB		2	0	0	0	0	2	1
Buck Martinez, R (6, PH) OBP: 0.297, SLG: 0.393										1	0	0	0	1	0	0
(6, 2)																
Willie Upshaw, L (1, 3) OBP: 0.330, SLG: 0.444	B B B B 4-0 1-2 BB			X 0-0 2B		X 0-0 4-3		S S S 0-3 K		3	0	1	0	1	1	2
Barry Bonnell, R (1, 7) OBP: 0.347, SLG: 0.422	S S S 0-3 K			X 0-0 5-3		X 0-0 F8		X 0-0 FC5 2-3f		4	0	0	0	0	1	5
Lloyd Moseby, L (1, 8) OBP: 0.292, SLG: 0.361		S S S 0-3 K		X 0-0 6-3			X 0-0 F3		S S S 0-3 K	4	0	0	0	0	2	1
Hosken Powell, L (1, 10) OBP: 0.305, SLG: 0.395		X 0-0 F8			X 0-0 2B 1B		X 0-0 2B		X 0-0 F8	2	1	1	0	0	0	0
Wayne Nordhagen, R (7, PH) OBP: 0.324, SLG: 0.336										2	0	1	0	0	0	0
Jesse Barfield, R (1, 9) OBP: 0.337, SLG: 0.435		X 0-0 5-3			X 0-0 1-H 2B		X 0-0 F3		X 0-0 E7 1B 1B	4	1	2	1	0	0	1
Alfredo Griffin, S (1, 6) OBP: 0.268, SLG: 0.316			X 0-0 F7		X 0-0 3-1		X 0-0 F7		X 0-0 1B 2-H 1B	3	0	0	0	0	0	1
Leon Roberts, R (9, PH) OBP: 0.247, SLG: 0.277										1	0	1	1	0	0	0
Damaso Garcia, R (9, PR) OBP: 0.347, SLG: 0.402										0	0	0	0	0	0	0
Inning Stats	R: 0 E: 0 K: 2 S: 8 H: 1 LOB: 2 BB: 1 P: 12	R: 0 E: 0 K: 1 S: 5 H: 0 LOB: 0 BB: 0 P: 5	R: 0 E: 0 K: 1 S: 5 H: 0 LOB: 0 BB: 0 P: 5	R: 0 E: 0 K: 1 S: 6 H: 1 LOB: 1 BB: 0 P: 6	R: 1 E: 0 K: 0 S: 4 H: 2 LOB: 1 BB: 1 P: 8	R: 0 E: 0 K: 0 S: 3 H: 0 LOB: 0 BB: 0 P: 3	R: 0 E: 0 K: 0 S: 4 H: 1 LOB: 1 BB: 0 P: 4	R: 0 E: 0 K: 1 S: 6 H: 1 LOB: 2 BB: 1 P: 10	R: 1 E: 1 K: 1 S: 8 H: 3 LOB: 2 BB: 0 P: 8	1B: 6 2B: 3 3B: 0 HR: 0 SF: 0 SAC: 0 DP: 0 HBP: 0						

	AB	35
	R	2
	H	9
	RBI	2
	BB	3
	SO	7
	LOB	15

WP: 0 PB: 0 SB: 0 CS: 0 PA: 38

PITCHER		IP	WLS	BF	H	R	ER	SO	BB	IBB	HBP	BLK	WP	HR	S	P	ERA	WHIP
Bud Anderson, R ERA: 3.26	(1, 1)	5.0	W	20	4	1	1	5	2	0	0	0	0	0	28	36	1.80	1.200
Neal Heaton, L ERA: 2.45	(6, 1)	3.2		17	5	1	1	2	1	0	0	0	0	0	20	24	2.46	1.636
Tom Brennan, R ERA: 4.85	(9, 1)	0.1	S	1	0	0	0	0	0	0	0	0	0	0	1	1	0.00	0.000

PITCHER	IP	WLS	BF	H	R	ER	SO	BB	IBB	HBP	BLK	WP	HR	S	P	ERA	WHIP

BOTTOM

Toronto Blue Jays @ Cleveland Indians

Cleveland Municipal Stadium, Cleveland, OH

Fri Sep 03 1982, 7:05 PM EDT

Att. 12,131 - Unknown - 69 F

livebaseballscorecards.com

Batter	1	2	3	4	5	6	7	8	9	AB	R	H	RBI	BB	SO	LOB
Miguel Dilone, S (1, 7) OBP: 0.289, SLG: 0.309	4-3		4-3	L4 2-3			F9			4	0	0	0	0	0	3
Mike Hargrove, L (1, 3) OBP: 0.382, SLG: 0.337	L3		PB 1B 1B		K		4-3			4	0	1	0	0	1	1
Toby Harrah, R (1, 5) OBP: 0.418, SLG: 0.537	HR		1B 1-2 BB		6-3			F6		3	1	1	1	1	0	0
Andre Thornton, R (1, 10) OBP: 0.398, SLG: 0.510 Kevin Rhomberg, R (8, PR)	HR		F8		F3			DI BB		3 0	1 0	1 0	1 0	1 0	0 0	2 0
Ron Hassey, L (1, 2) OBP: 0.333, SLG: 0.316	S BB		1-3 2-H 1B			K		G3 1-2		3	0	1	0	1	1	1
Von Hayes, L (1, 9) OBP: 0.297, SLG: 0.389	3-1 1-2			3-1 1B BB		F6		F5		3	1	0	0	1	0	3
Rick Manning, L (1, 8) OBP: 0.339, SLG: 0.360		1-3	3-1 1-2			K				3	0	0	0	0	1	1
Larry Milbourne, S (1, 4) OBP: 0.297, SLG: 0.351		F6	L4 BB 2-H 1B				5-3			3	0	1	1	0	0	0
Jerry Dybzinski, R (1, 6) OBP: 0.302, SLG: 0.270		K	1-2 BB				1B			2	0	1	0	1	1	0
Inning Stats	R: 2 H: 2 E: 0 LOB: 1 K: 0 BB: 1 S: 5 P: 9		R: 0 H: 0 E: 0 LOB: 0 K: 1 BB: 0 S: 5 P: 5	R: 0 H: 2 E: 0 LOB: 3 K: 0 BB: 1 S: 4 P: 8	R: 1 H: 1 E: 0 LOB: 1 K: 0 BB: 2 S: 3 P: 11	R: 0 H: 0 E: 0 LOB: 0 K: 1 BB: 0 S: 5 P: 5	R: 0 H: 0 E: 0 LOB: 0 K: 2 BB: 0 S: 7 P: 7	R: 0 H: 1 E: 0 LOB: 1 K: 0 BB: 0 S: 4 P: 4	R: 0 H: 0 E: 0 LOB: 2 K: 0 BB: 1 S: 3 P: 7		1B: 4 SF: 0 2B: 1 SAC: 0 3B: 0 DP: 1 HR: 2 HBP: 0				WP: 0 PA: 33 PB: 1 SB: 1 CS: 0		

PITCHER		IP	WLS	BF	H	R	ER	SO	BB	IBB	HBP	BLK	WP	HR	S	P	ERA	WHIP
Jim Clancy, R ERA: 4.24	(1, 1)	3.1	L	18	5	3	3	1	4	0	0	0	0	2	16	32	8.10	2.700
Dave Geisel, L ERA: 3.9	(4, 1)	3.2		11	1	0	0	3	0	0	0	0	0	0	17	17	0.00	0.273
Roy Lee Jackson, R ERA: 3.49	(8, 1)	1.0		4	0	0	0	0	1	0	0	0	0	0	3	7	0.00	1.000

PITCHER	IP	WLS	BF	H	R	ER	SO	BB	IBB	HBP	BLK	WP	HR	S	P	ERA	WHIP

Toronto Blue Jays @ Cleveland Indians

Cleveland Municipal Stadium, Cleveland, OH

Sat Sep 04 1982, 3:33 AM EDT

Att. 6,110 - Unknown - 65 F

TOP

livebaseballscorecards.com

Batter	1	2	3	4	5	6	7	8	9	AB	R	H	RBI	BB	SO	LOB
Rance Mulliniks, L (1, 5) OBP: 0.320, SLG: 0.346	BB 1B		3-1			1-3	CS 1-2	L7		4	0	1	0	0	0	0
Al Woods, L (1, 7) OBP: 0.281, SLG: 0.288 Barry Bonnell, R (6, PH) OBP: 0.346, SLG: 0.420 (6, 7)	BBBB 1-2 BB		3-1			6-3		1-3		1 2	0 0	0 0	0 0	1 0	0 0	0 0
Willie Upshaw, L (1, 3) OBP: 0.327, SLG: 0.440	SSS K			F6		L6		F9		4	0	0	0	0	1	2
Lloyd Moseby, L (1, 8) OBP: 0.292, SLG: 0.360	SSS K			F9			2B 1B		4-3	4	1	1	0	0	1	2
Hosken Powell, L (1, 10) OBP: 0.302, SLG: 0.392 Wayne Nordhagen, R (7, PH) OBP: 0.327, SLG: 0.346	6-3			3-1			1B SF9 1-H 2B		4-3	2 2	0 1	0 1	0 1	0 0	0 0	2 0
Jesse Barfield, R (1, 9) OBP: 0.339, SLG: 0.436		SSS K			FC6-5 6-3 1B		SF9 1B 2-3 1B		SSS K	4	1	2	0	0	2	0
Garth Iorg, R (1, 4) OBP: 0.298, SLG: 0.353		5-3			6-3 1-2		SF9 2-3 3-H			2	0	0	1	0	0	1
Buck Martinez, R (1, 2) OBP: 0.294, SLG: 0.390 Geno Petralli, L (7, PH) (7, 2)		5-3			FC6-5 2-3		SSS K			2 1	0 0	0 0	0 0	0 0	0 1	1 1
Alfredo Griffin, S (1, 6) OBP: 0.269, SLG: 0.316			1-3		F2		CS 1B 3-H			3	0	1	1	0	0	1

	AB	31
	R	3
	H	6
	RBI	3
	BB	1
	SO	5
	LOB	10

Inning Stats																												
	R: 0	H: 1	R: 0	H: 0	R: 0	H: 0	R: 0	H: 0	R: 0	H: 1	R: 0	H: 0	R: 3	H: 4	R: 0	H: 0	R: 0	H: 0	1B: 5	SF: 1	WP: 0	PA: 34						
	E: 0	LOB: 2	E: 0	LOB: 0	E: 0	LOB: 0	E: 0	LOB: 0	E: 0	LOB: 1	E: 0	LOB: 0	E: 0	LOB: 0	E: 0	LOB: 0	E: 0	LOB: 0	2B: 1	SAC: 0	PB: 0							
	K: 2	BB: 1	K: 1	BB: 0	K: 0	BB: 0	K: 0	BB: 0	K: 0	BB: 0	K: 0	BB: 0	K: 1	BB: 0	K: 0	BB: 0	K: 1	BB: 0	3B: 0	DP: 0	SB: 0							
	S: 8	P: 12	S: 5	P: 5	S: 3	P: 3	S: 3	P: 3	S: 4	P: 4	S: 3	P: 3	S: 8	P: 8	S: 3	P: 3	S: 5	P: 5	HR: 0	HBP: 0	CS: 1							

PITCHER		IP	WLS	BF	H	R	ER	SO	BB	IBB	HBP	BLK	WP	HR	S	P	ERA	WHIP
John Denny, R ERA: 5.2	(1, 1)	5.0		18	2	0	0	3	1	0	0	0	0	0	23	27	0.00	0.600
Rick Waits, L ERA: 5.4	(6, 1)	1.0		6	3	3	3	0	0	0	0	0	0	0	6	6	27.00	3.000
Tom Brennan, R ERA: 4.74	(7, 1)	1.2	W	5	1	0	0	1	0	0	0	0	0	0	7	7	0.00	0.600
Ed Glynn, L ERA: 4.09	(8, 1)	0.2		2	0	0	0	0	0	0	0	0	0	0	2	2	0.00	0.000
Dan Spillner, R ERA: 2.69	(9, 1)	0.2	S	2	0	0	0	1	0	0	0	0	0	0	4	4	0.00	0.000

PITCHER	IP	WLS	BF	H	R	ER	SO	BB	IBB	HBP	BLK	WP	HR	S	P	ERA	WHIP

Batter	1	2	3	4	5	6	7	8	9	AB	R	H	RBI	BB	SO	LOB
Miguel Dilone, S (1, 7) OBP: 0.286, SLG: 0.306	6-3	K			6-3		K			4	0	0	0	0	2	3
Mike Hargrove, L (1, 3) OBP: 0.380, SLG: 0.335	4-3		F8			F8		K		4	0	0	0	0	1	0
Toby Harrah, R (1, 5) OBP: 0.415, SLG: 0.533	1-3		F6			5-3		K		4	0	0	0	0	1	0
Andre Thornton, R (1, 10) OBP: 0.397, SLG: 0.507		BB, 1B, BB	5-3			K		4-3		3	1	0	0	1	1	0
Ron Hassey, L (1, 2) OBP: 0.333, SLG: 0.314		4-3, 1B, 1-2, 1B, BB		G3			F8			2	1	0	0	1	0	0
Von Hayes, L (1, 9) OBP: 0.300, SLG: 0.391		4-3, 1-2, 2-H, 1B		F8			S, 1B			3	2	2	1	0	0	0
Rick Manning, L (1, 8) OBP: 0.339, SLG: 0.360		4-3, 1-2, 2-3		F8			1B, 1-H			3	0	1	1	0	0	2
Jack Perconte, L (1, 4) OBP: 0.289, SLG: 0.274		F5			F8		F8			3	0	0	0	0	0	3
Jerry Dybzinski, R (1, 6) OBP: 0.307, SLG: 0.277		2-H, 3-H, 1B			F3		1-2, 1B			3	0	2	2	0	0	0

BOTTOM

Toronto Blue Jays @ Cleveland Indians

Cleveland Municipal Stadium, Cleveland, OH

Sat Sep 04 1982, 3:33 AM EDT

Att. 6,110 - Unknown - 65 F

livebaseballscorecards.com

	AB	R	H	RBI	BB	SO	LOB
	29	4	5	4	2	5	8

Inning Stats	1	2	3	4	5	6	7	8	9
R	0	3	0	0	0	0	1	0	
E	0	0	0	0	0	0	0	0	
K	0	1	0	0	0	1	1	2	
S	3	7	3	3	3	5	8	7	
H	0	2	0	0	0	0	3	0	
LOB	0	1	0	0	0	0	2	0	
BB	0	2	0	0	0	0	0	0	
P	3	15	3	3	3	5	8	7	

1B	5
2B	0
3B	0
HR	0
SF	0
SAC	0
DP	0
HBP	0
WP	0
PB	0
SB	1
CS	0
PA	31

PITCHER		IP	WLS	BF	H	R	ER	SO	BB	IBB	HBP	BLK	WP	HR	S	P	ERA	WHIP
Mark Eichhorn, R ERA: 6.75	(1, 1)	6.0		22	2	3	3	2	2	0	0	0	0	0	24	32	4.50	0.667
Dale Murray, R ERA: 2.65	(7, 1)	2.0	L	9	3	1	1	3	0	0	0	0	0	0	15	15	4.50	1.500

PITCHER	IP	WLS	BF	H	R	ER	SO	BB	IBB	HBP	BLK	WP	HR	S	P	ERA	WHIP

Batter	1	2	3	4	5	6	7	8	9	AB	R	H	RBI	BB	SO	LOB
Rance Mulliniks, L (1, 5) OBP: 0.321, SLG: 0.358	4-3		G3-6-3 1-2f		1-H HR		4-3		SH5-4 1B	5	1	2	2	0	0	1
Geno Petralli, L (1, 2) OBP: 0.400, SLG: 0.600	2B			F8	6-3 1B		K		SH5-4 1-2	4	0	2	0	0	1	0
Lloyd Moseby, L (1, 8) OBP: 0.291, SLG: 0.358	K			2B 1B	6-3 1-2		K		F8	5	1	1	0	0	2	3
Willie Upshaw, L (1, 3) OBP: 0.328, SLG: 0.437	F5			F5	K			BBBB SH3-4 1B BB	IBB	3	1	0	0	2	1	3
Hosken Powell, L (1, 9) OBP: 0.307, SLG: 0.400 Jesse Barfield, R (8, PH) OBP: 0.338, SLG: 0.435 (8, 9)		6-3		1-H 2B 2B		E8 1B 1B		SH3-4 1-2	F4	3 1	2 0	2 0	1 0	0 0	0 0	0 2
Al Woods, L (1, 7) OBP: 0.291, SLG: 0.305 Barry Bonnell, R (9, 7) OBP: 0.346, SLG: 0.420		K		2-H 2B		4-3 2-H 1B		FC5 BB 2-H 1B		4 0	0 0	3 0	3 0	0 0	1 0	0 0
Glenn Adams, L (1, 10) OBP: 0.311, SLG: 0.418 Wayne Nordhagen, R (6, PH) OBP: 0.329, SLG: 0.343 Tony Johnson, R (8, PR) OBP: 0.301, SLG: 0.407		L9		F9		4-3 1-2		BBBB FC5 1-2 BB		2 1 0	0 0 0	0 0 0	0 0 0	0 1 0	0 0 0	1 1 0
Garth Iorg, R (1, 4) OBP: 0.297, SLG: 0.352			K 1B		HR 1B	F9		FC5 1-2 2-3f		4	1	1	0	0	1	3
Alfredo Griffin, S (1, 6) OBP: 0.269, SLG: 0.315			G3-6-3 1B		F1	F7		4-3		4	0	1	0	0	0	4
Inning Stats	R: 0 H: 1 E: 0 LOB: 1 K: 1 BB: 0 S: 6 P: 6	R: 0 H: 0 E: 0 LOB: 0 K: 1 BB: 0 S: 5 P: 5	R: 0 H: 1 E: 0 LOB: 0 K: 1 BB: 0 S: 5 P: 5	R: 2 H: 3 E: 0 LOB: 1 K: 0 BB: 0 S: 6 P: 6	R: 2 H: 3 E: 0 LOB: 1 K: 1 BB: 0 S: 8 P: 8	R: 1 H: 2 E: 1 LOB: 1 K: 0 BB: 0 S: 5 P: 5	R: 0 H: 0 E: 0 LOB: 0 K: 2 BB: 0 S: 7 P: 7	R: 1 H: 1 E: 0 LOB: 2 K: 0 BB: 2 S: 4 P: 12	R: 0 H: 1 E: 0 LOB: 2 K: 0 BB: 1 S: 4 P: 8	1B: 8 SF: 0 2B: 3 SAC: 2 3B: 0 DP: 1 HR: 1 HBP: 0						WP: 0 PA: 41 PB: 0 SB: 0 CS: 0	

TOP

Toronto Blue Jays @ Cleveland Indians

Cleveland Municipal Stadium, Cleveland, OH

Sun Sep 05 1982, 3:33 AM EDT

Att. 6,968 - Unknown - 75 F

livebaseballscorecards.com

AB	36
R	6
H	12
RBI	6
BB	3
SO	6
LOB	18

PITCHER		IP	WLS	BF	H	R	ER	SO	BB	IBB	HBP	BLK	WP	HR	S	P	ERA	WHIP
Len Barker, R ERA: 3.92	(1, 1)	5.0	L	24	10	5	5	4	0	0	0	0	0	1	32	32	9.00	2.000
Ed Glynn, L ERA: 4.11	(6, 1)	2.0		7	0	1	1	2	1	0	0	0	0	0	10	14	4.50	0.500
Dan Spillner, R ERA: 2.65	(8, 1)	2.0		10	2	0	0	0	1	1	0	0	0	0	8	16	0.00	1.500

PITCHER	IP	WLS	BF	H	R	ER	SO	BB	IBB	HBP	BLK	WP	HR	S	P	ERA	WHIP

BOTTOM

Toronto Blue Jays @ Cleveland Indians

Cleveland Municipal Stadium, Cleveland, OH

Sun Sep 05 1982, 3:33 AM EDT

Att. 6,968 - Unknown - 75 F

livebaseballscorecards.com

Batter	1	2	3	4	5	6	7	8	9	AB	R	H	RBI	BB	SO	LOB
Miguel Dilone, S (1, 7) OBP: 0.286, SLG: 0.306 Andre Thornton, R (7, PH) OBP: 0.396, SLG: 0.507 Kevin Rhomberg, R (8, 7) OBP: 0.500, SLG: 0.333	0-0 E3 SH3-4 2B	0-0 ② F6			0-0 CS 1B		0-0 ① SF7 3-H	0-0 1B 1-3 1B		3 0 1	1 0 0	1 0 1	0 1 0	0 0 0	0 0 0	2 0 0
Alan Bannister, R (1, 10) OBP: 0.358, SLG: 0.370	0-0 ① SH3-4 2-3	0-0 FC5-4 1-2 2-H 1B			0-0 ① ② 1-3 1-2		0-0 E 1B 2-H 1B	0-0 FC5-4 1-2 3-H 1B		4	0	3	3	0	0	1
Toby Harrah, R (1, 5) OBP: 0.415, SLG: 0.533	0-0 FC1 3-H 2B	0-0 ③ FC5-4 1-2f			0-0 ③ L8		0-0 E 1-2 1B	0-0 ③ FC5-4 1-2f		5	0	2	1	0	0	4
Mike Hargrove, L (1, 3) OBP: 0.377, SLG: 0.331	0-0 ② FC1 BB 2-3	0-0 ① L3			0-0 ① 1-6-3		0-0 ② F8	0-0 ① F8		5	0	0	0	0	0	3
Von Hayes, L (1, 9) OBP: 0.300, SLG: 0.389 Carmen Castillo, R (7, 9) OBP: 0.317, SLG: 0.338	B B B B 4-0 1-2 BB	0-0 ② F9			S S S 0-3 ② K		0-0 E6 FC6-4 1-2 2-3	0-0 ② 6-3		2 2	0 0	0 0	0 0	1 0	1 0	0 2
Ron Hassey, L (1, 2) OBP: 0.331, SLG: 0.309	0-0 ③ F5	0-0 ③ F7			B B B B 4-0 BB		0-0 ③ FC6-4 1-2f	0-0 ③ 4-3		4	0	0	0	1	0	5
Rick Manning, L (1, 8) OBP: 0.338, SLG: 0.359		0-0 1B 1B 1B		0-0 ① F8		0-0 ③ 4-3		0-0 ① 4-3		4	1	1	0	0	0	1
Larry Milbourne, S (1, 4) OBP: 0.303, SLG: 0.354		0-0 1B 1-2 1B		0-0 ② G3			B B B B 4-0 2B SF7 BB	0-0 1B 1B 1B		3	2	2	0	1	0	0
Jerry Dybzinski, R (1, 6) OBP: 0.306, SLG: 0.282		S S S 0-3 ① K		0-0 ③ F8			0-0 1-3 1B 2B	S S S 0-3 ② K		4	1	1	0	0	2	3
Inning Stats	R: 1 E: 1 K: 0 S: 5 H: 1 LOB: 2 BB: 1 P: 9	R: 1 E: 0 K: 1 S: 8 H: 3 LOB: 2 BB: 0 P: 8	R: 0 E: 0 K: 0 S: 3 H: 0 LOB: 0 BB: 0 P: 3	R: 0 E: 0 K: 0 S: 3 H: 0 LOB: 0 BB: 0 P: 3	R: 0 E: 0 K: 0 S: 3 H: 1 LOB: 0 BB: 0 P: 3	R: 0 E: 0 K: 1 S: 5 H: 0 LOB: 1 BB: 1 P: 9	R: 2 E: 1 K: 0 S: 7 H: 3 LOB: 3 BB: 1 P: 11	R: 1 E: 0 K: 1 S: 8 H: 3 LOB: 2 BB: 0 P: 8	R: 0 E: 0 K: 0 S: 3 H: 0 LOB: 0 BB: 0 P: 3	1B: 9 2B: 2 3B: 0 HR: 0	SF: 1 SAC: 1 DP: 0 HBP: 0						

	AB	37
	R	5
	H	11
	RBI	5
	BB	3
	SO	3
	LOB	21

PITCHER		IP	WLS	BF	H	R	ER	SO	BB	IBB	HBP	BLK	WP	HR	S	P	ERA	WHIP
Luis Leal, R ERA: 3.8	(1, 1)	6.0	W	27	6	4	3	2	3	0	0	0	0	0	28	40	4.50	1.500
Roy Lee Jackson, R ERA: 3.47	(7, 1)	0.1		2	1	0	0	0	0	0	0	0	0	0	2	2	0.00	3.000
Dale Murray, R ERA: 2.67	(7, 1)	2.2	S	13	4	1	1	1	0	0	0	0	0	0	15	15	3.38	1.500

PITCHER	IP	WLS	BF	H	R	ER	SO	BB	IBB	HBP	BLK	WP	HR	S	P	ERA	WHIP

Boston Red Sox @ Cleveland Indians

Cleveland Municipal Stadium, Cleveland, OH

Mon Sep 06 1982, 3:33 AM EDT

Att. 37,699 - Unknown - 75 F

TOP

livebaseballscorecards.com

Batter	1	2	3	4	5	6	7	8	9	AB	R	H	RBI	BB	SO	LOB
Jerry Remy, L (1, 4) OBP: 0.346, SLG: 0.336	BBBB 4-0 1B HR BB	0-0 ② F7	0-0 1B 1-2 1B		x 0-0 ②③ G4-6-3 1-2f			x 0-0 ① F7 2-3	x 0-0 ③ 4-3	4	1	1	0	1	0	2
Marty Barrett, R (8, 4)										1	0	0	0	0	0	0
Dwight Evans, R (1, 9) OBP: 0.385, SLG: 0.519	x 0-0 1-3 HR 1B	x 0-0 2B 1B	x 0-0 ① P4			x 0-0 ① 6-3		x 0-0 ② F2		5	2	2	0	0	0	3
Garry Hancock, L (8, 9)										0	0	0	0	0	0	0
Jim Rice, R (1, 7) OBP: 0.383, SLG: 0.506	x 0-0 1-H 3-H HR	x 0-0 1-H 1B 2B	x 0-0 1-2 2-3 G4-6-3 1B			x 0-0 ② 6-3		x 0-0 3-H HR 1B		5	3	4	5	0	0	0
Reid Nichols, R (8, 7) OBP: 0.359, SLG: 0.506										0	0	0	0	0	0	0
Carl Yastrzemski, L (1, 10) OBP: 0.348, SLG: 0.423	x 0-0 ① 1-3	x 0-0 1B 1B 2-H 1B	x 0-0 ②③ G4-6-3 1-2f			x 0-0 ③ 3-1		x 0-0 1-H HR		5	2	2	3	0	0	3
Carney Lansford, R (1, 5) OBP: 0.369, SLG: 0.466	x 0-0 ② L4	x 0-0 1B 1-2 E 1B		x 0-0 ① F8			x 0-0 E5 6-3	x 0-0 1B 1B		5	1	2	0	0	0	0
Ed Jurak, R (8, 5) OBP: 0.286, SLG: 0.231										0	0	0	0	0	0	0
Wade Boggs, L (1, 3) OBP: 0.425, SLG: 0.460	BBBB 4-0 1B BB	x 0-0 E 1-3 2-H 1B		x 0-0 ② F7			SSS 0-3 ① K	x 0-0 1-3 1B		4	0	2	1	1	1	1
Dave Stapleton, R (1, 6) OBP: 0.294, SLG: 0.382	x 0-0 1-2 1B	x 0-0 E5 1-3 3-H		x 0-0 ③ 5-3			x 0-0 ② 6-3 1-2 SSS	x 0-3 ③ K		4	0	1	0	0	0	2
Glenn Hoffman, R (7, 6) OBP: 0.273, SLG: 0.322										1	0	0	0	0	1	2
Rick Miller, L (1, 8) OBP: 0.316, SLG: 0.324	x 0-0 ③ 4-3	x 0-0 ③ F7			x 0-0 ① 5-3		x 0-0 ③ P6		x 0-0 ① L7	5	0	0	0	0	0	5
Gary Allenson, R (1, 2) OBP: 0.294, SLG: 0.302		x 0-0 ① F9	BBBB 4-0 1B 1B BB		BBBB 4-0 G4-6-3 BB			x 0-0 F7 1B 2B	x 0-0 ② P4	3	1	1	0	2	0	0

	AB	R	H	RBI	BB	SO	LOB
AB	**42**						
R	**10**						
H	**15**						
RBI	**9**						
BB	**4**						
SO	**2**						
LOB	**18**						

Inning Stats	1	2	3	4	5	6	7	8	9	1B	SF	WP	PA
R	3	4	0	0	0	0	0	3	0	11	0	0	46
E	0	1	0	0	0	0	1	0	0	2B 2	SAC 0	PB 0	
K	0	0	0	0	0	0	1	1	0	3B 0	DP 2	SB 0	
S	6	9	4	3	2	3	6	10	3	HR 2	HBP 0	CS 0	
H	3	5	2	0	0	0	0	5	0				
LOB	2	2	2	0	0	1	2	2	0				
BB	2	0	1	0	1	0	0	0	0				
P	14	9	8	3	6	3	6	10	3				

PITCHER		IP	WLS	BF	H	R	ER	SO	BB	IBB	HBP	BLK	WP	HR	S	P	ERA	WHIP
Lary Sorensen, R ERA: 5.08	(1, 1)	1.2	L	13	6	6	6	0	2	0	0	0	0	1	11	19	32.40	4.800
Bud Anderson, R ERA: 3.12	(2, 1)	2.1		12	4	1	0	0	1	0	0	0	0	0	11	15	0.00	2.143
Neal Heaton, L ERA: 2.57	(5, 1)	3.1		12	1	1	1	1	1	0	0	0	0	0	13	17	2.70	0.600
Tom Brennan, R ERA: 4.88	(8, 1)	1.2		9	4	2	2	1	0	0	0	0	0	1	11	11	10.80	2.400

PITCHER	IP	WLS	BF	H	R	ER	SO	BB	IBB	HBP	BLK	WP	HR	S	P	ERA	WHIP

BOTTOM

Boston Red Sox @ Cleveland Indians

Cleveland Municipal Stadium, Cleveland, OH

Mon Sep 06 1982, 3:33 AM EDT

Att. 37,699 - Unknown - 75 F

livebaseballscorecards.com

Batter	1	2	3	4	5	6	7	8	9	AB	R	H	RBI	BB	SO	LOB
Alan Bannister, R (1, 7) OBP: 0.356, SLG: 0.367	6-3		FC6-4, 3-H, 1B		F8		5-3	F7		5	0	1	1	0	0	3
Larry Milbourne, S (1, 4) OBP: 0.301, SLG: 0.352	6-3		FC6-4, 1-2f			F7	BB, 1B		6-3	5	0	1	0	0	0	1
Toby Harrah, R (1, 5) OBP: 0.414, SLG: 0.531	F7			L5		E5, HR	BB, 1-2		3-1	4	1	1	0	0	0	0
Mike Fischlin, R (9, 5) OBP: 0.356, SLG: 0.304										1	0	0	0	0	0	0
Andre Thornton, R (1, 3) OBP: 0.396, SLG: 0.511		P6		F8		HR, 1-H, BBBB	G4-6-3, BB, 1-2, 2-3		P4	4	1	1	2	1	0	0
Von Hayes, L (1, 9) OBP: 0.302, SLG: 0.393		F7		1B		2B, HBP	G4-6-3, 1-2f			4	0	2	0	0	0	3
Ron Hassey, L (1, 10) OBP: 0.327, SLG: 0.305		F7		4-3		F7		4-3		4	0	0	0	0	0	2
Rick Manning, L (1, 8) OBP: 0.339, SLG: 0.359			G5-4-3, BB, 1B		4-3	HBP, BBBB		4-3		3	1	1	0	1	0	0
Chris Bando, S (1, 2) OBP: 0.298, SLG: 0.307			G5-4-3, 1-2, BB, BBBB		6-3	HBP, H, 1-2, 2-3		1B		1	0	0	0	1	0	0
Mike Hargrove, L (6, PH) OBP: 0.378, SLG: 0.331										0	0	0	0	0	0	0
Kevin Rhomberg, R (6, PR) OBP: 0.500, SLG: 0.333										0	0	0	0	0	0	0
Bill Nahorodny, R (7, 2) OBP: 0.250, SLG: 0.421										1	0	1	0	0	0	0
Jerry Dybzinski, R (1, 6) OBP: 0.310, SLG: 0.286			G5-4-3, 1-2f, 2-3		1B	4-3		1-2, 1B		4	0	2	0	0	0	5
Inning Stats	R: 0 E: 0 K: 0 S: 3 H: 0 LOB: 0 BB: 0 P: 3	R: 0 E: 0 K: 0 S: 3 H: 0 LOB: 0 BB: 0 P: 3	R: 1 E: 0 K: 0 S: 4 H: 2 LOB: 1 BB: 1 P: 8	R: 0 E: 0 K: 0 S: 4 H: 1 LOB: 1 BB: 0 P: 4	R: 0 E: 0 K: 0 S: 4 H: 1 LOB: 1 BB: 0 P: 4	R: 2 E: 1 K: 0 S: 6 H: 2 LOB: 3 BB: 1 P: 11	R: 0 E: 0 K: 0 S: 4 H: 2 LOB: 2 BB: 1 P: 8	R: 0 E: 0 K: 0 S: 5 H: 2 LOB: 2 BB: 0 P: 5	R: 0 E: 0 K: 0 S: 3 H: 0 LOB: 0 BB: 0 P: 3	1B: 8 2B: 1 3B: 0 HR: 1 SF: 0 SAC: 0 DP: 2 HBP: 1						

	AB	36
	R	3
	H	10
	RBI	3
	BB	3
	SO	0
	LOB	14

WP: 0 PB: 0 SB: 0 CS: 0 PA: 40

PITCHER		IP	WLS	BF	H	R	ER	SO	BB	IBB	HBP	BLK	WP	HR	S	P	ERA	WHIP
Mike Torrez, R ERA: 5.79	(1, 1)	5.2	W	25	6	3	2	0	2	0	0	0	0	1	23	31	3.18	1.412
Bob Stanley, R ERA: 3.39	(6, 1)	3.1	S	15	4	0	0	0	1	0	1	0	0	0	13	18	0.00	1.500

PITCHER	IP	WLS	BF	H	R	ER	SO	BB	IBB	HBP	BLK	WP	HR	S	P	ERA	WHIP

Batter	1	2	3	4	5	6	7	8	9	10	AB	R	H	RBI	BB	SO	LOB
Jerry Remy, L (1, 4) OBP: 0.346, SLG: 0.335	4-0 1B BB		0-3 K		0-0 FC6-4 CS 1-2f		0-0 1B HR 1B	0-0 4-3		0-0 L3	5	1	1	0	1	1	4
Dwight Evans, R (1, 9) OBP: 0.385, SLG: 0.523	0-0 F9		0-0 5-3		0-0 CS 1-2	0-0 HR	0-0 HR 1-2 1B		0-3 K		5	2	2	1	0	1	1
Jim Rice, R (1, 7) OBP: 0.383, SLG: 0.511	0-3 K			0-0 F7		0-0 5-3	0-0 HR 1-H 2-H		4-0 WP BB		4	1	1	3	1	1	1
Carl Yastrzemski, L (1, 10) OBP: 0.351, SLG: 0.427	0-0 1B 1-2			4-0 CS 1B BB		0-0 F7	0-0 6-3 2B		0-0 F6 1-2		4	0	2	0	1	0	1
Carney Lansford, R (1, 5) OBP: 0.369, SLG: 0.463	0-0 F7			0-0 1B 1B 1-2		4-0 BB 1B BB	0-0 6-3 2-3		0-0 F9		4	0	1	0	1	0	4
Wade Boggs, L (1, 3) OBP: 0.429, SLG: 0.463		0-0 L6		0-0 1B 1-3 2-3		0-0 BB 1-2 1B	0-0 6-3			0-0 1B SH5-4 1B	5	0	3	0	0	0	1
Dave Stapleton, R (1, 6) OBP: 0.294, SLG: 0.381		0-0 4-3		0-0 F7		4-0 1-2 2-3 BB		0-0 4-3		0-0 SH5-4 1-2	2	0	0	0	1	0	2
Rich Gedman, L (7, 2) OBP: 0.278, SLG: 0.362											1	0	0	0	0	0	0
Rick Miller, L (1, 8) OBP: 0.313, SLG: 0.321		0-3 K			0-0 F9	0-0 4-3		0-0 4-3		0-0 L6	4	0	0	0	0	1	3
Tony Perez, R (10, PH) OBP: 0.341, SLG: 0.435											1	0	0	0	0	0	1
Reid Nichols, R (10, 8) OBP: 0.359, SLG: 0.506											0	0	0	0	0	0	0
Gary Allenson, R (1, 2) OBP: 0.296, SLG: 0.301			0-0 F6		4-0 FC6-4 BB		0-0 F4	0-0 1B		0-0 1B 2-3	1	0	0	0	1	0	0
Garry Hancock, L (7, PH)											1	0	0	0	0	0	0
Glenn Hoffman, R (7, 6) OBP: 0.276, SLG: 0.325											2	0	2	0	0	0	0
Inning Stats	R: 0 E: 0 K: 1 S: 6 H: 1 LOB: 2 BB: 1 P: 10	R: 0 E: 0 K: 1 S: 5 H: 0 LOB: 0 BB: 0 P: 5	R: 0 E: 0 K: 1 S: 5 H: 0 LOB: 0 BB: 0 P: 5	R: 0 E: 0 K: 0 S: 4 H: 2 LOB: 2 BB: 1 P: 8	R: 0 E: 0 K: 0 S: 2 H: 0 LOB: 0 BB: 1 P: 6	R: 1 E: 0 K: 0 S: 5 H: 2 LOB: 3 BB: 2 P: 13	R: 3 E: 0 K: 0 S: 7 H: 4 LOB: 1 BB: 0 P: 7	R: 0 E: 0 K: 0 S: 4 H: 1 LOB: 1 BB: 0 P: 4	R: 0 E: 0 K: 1 S: 5 H: 0 LOB: 1 BB: 1 P: 9	R: 0 E: 0 K: 0 S: 5 H: 2 LOB: 2 BB: 0 P: 5	1B: 9 2B: 1 3B: 0 HR: 2	SF: 0 SAC: 1 DP: 0 HBP: 0						

PITCHER	IP	WLS	BF	H	R	ER	SO	BB	IBB	HBP	BLK	WP	HR	S	P	ERA	WHIP
Rick Sutcliffe, R (1, 1) ERA: 3.21	8.1		39	10	4	4	4	6	0	0	0	0	2	41	65	4.32	1.920
Ed Glynn, L (9, 1) ERA: 4.0	1.0		4	1	0	0	0	0	0	0	0	1	0	4	4	0.00	1.000
Dan Spillner, R (10, 1) ERA: 2.63	0.2	W	3	1	0	0	0	0	0	0	0	0	0	3	3	0.00	1.500

PITCHER	IP	WLS	BF	H	R	ER	SO	BB	IBB	HBP	BLK	WP	HR	S	P	ERA	WHIP

TOP

Boston Red Sox @ Cleveland Indians

Cleveland Municipal Stadium, Cleveland, OH

Tue Sep 07 1982, 7:05 PM EDT
Att. 4,219 - Unknown - 59 F

livebaseballscorecards.com

AB	39
R	4
H	12
RBI	4
BB	6
SO	4
LOB	18

1B: 9	SF: 0	WP: 1	PA: 47
2B: 1	SAC: 1	PB: 0	
3B: 0	DP: 0	SB: 0	
HR: 2	HBP: 0	CS: 2	

Batter	1	2	3	4	5	6	7	8	9	10	AB	R	H	RBI	BB	SO	LOB
Alan Bannister, R (1, 7) OBP: 0.355, SLG: 0.364	6-3		1-3		F8	5-3			BB 1B	1-2 2-3 3-H 1B	5	0	1	1	1	0	4
Larry Milbourne, S (1, 4) OBP: 0.300, SLG: 0.349	L4		2-H 1B		F8		K		F7		5	0	1	1	0	1	2
Toby Harrah, R (1, 5) OBP: 0.415, SLG: 0.532	FC5-4 1B		G3			1B 1B	F9		1-3 2-H 1B		5	0	3	1	0	0	1
Andre Thornton, R (1, 3) OBP: 0.395, SLG: 0.508	FC5-4 1-2f			F4		E7 1-H FC3-2 1B	K		K		5	0	1	0	0	2	3
Von Hayes, L (1, 9) OBP: 0.301, SLG: 0.389		6-3		K		FC3-2 1B IBB		4-3		L4	4	1	0	0	1	1	0
Ron Hassey, L (1, 10) OBP: 0.328, SLG: 0.306 Kevin Rhomberg, R (6, PH) OBP: 0.400, SLG: 0.250 Miguel Dilone, S (8, PH) OBP: 0.287, SLG: 0.310		F7		BB 1B		FC3-2 1B 1B 1-2 3-H		6-3		BB FC5-2 2B	2 1 2	0 1 0	1 0 1	0 0 0	0 0 0	0 0 0	0 2 0
Rick Manning, L (1, 8) OBP: 0.342, SLG: 0.358		F9		1-2 BB		1B 1B 1-3 2-H 1B		G3		FC5-2 BB 1B IBB	3	1	1	1	2	0	0
Chris Bando, S (1, 2) OBP: 0.307, SLG: 0.319 Mike Fischlin, R (9, PR) OBP: 0.356, SLG: 0.304 (10, 6) Mike Hargrove, L (10, PH) OBP: 0.379, SLG: 0.331 Jack Perconte, L (10, PR) OBP: 0.289, SLG: 0.274			1B 2B	F9		1B 1-2 3-H 1B			SH1-4 1B BB	1B FC5-2 1-2 2-3 BB	3 0 0 0	1 1 0 0	2 0 0 0	1 0 0 0	1 0 1 0	0 0 0 0	2 0 0 0
Jerry Dybzinski, R (1, 6) OBP: 0.310, SLG: 0.287 Bill Nahorodny, R (10, 2) OBP: 0.246, SLG: 0.414			F9		6-3	1-2 2-3 1B			SH1-4 1-2	FC5-2 1B 1-2 2-3 3-Hf	3 1	0 0	1 0	0 0	0 0	0 0	1 3
Inning Stats	R: 0 E: 0 K: 0 S: 4 H: 1 LOB: 1 BB: 0 P: 4	R: 0 E: 0 K: 0 S: 3 H: 0 LOB: 0 BB: 0 P: 3	R: 1 E: 0 K: 0 S: 5 H: 2 LOB: 1 BB: 0 P: 5	R: 0 E: 0 K: 1 S: 6 H: 1 LOB: 2 BB: 1 P: 10	R: 0 E: 0 K: 0 S: 3 H: 0 LOB: 0 BB: 0 P: 3	R: 2 E: 1 K: 0 S: 7 H: 5 LOB: 3 BB: 1 P: 11	R: 0 E: 0 K: 2 S: 7 H: 0 LOB: 0 BB: 0 P: 7	R: 0 E: 0 K: 0 S: 3 H: 0 LOB: 0 BB: 0 P: 3	R: 1 E: 0 K: 1 S: 6 H: 1 LOB: 2 BB: 2 P: 14	R: 1 E: 0 K: 0 S: 4 H: 2 LOB: 3 BB: 2 P: 12	1B: 10 2B: 2 3B: 0 HR: 0 SF: 0 SAC: 1 DP: 0 HBP: 0						

PITCHER	IP	WLS	BF	H	R	ER	SO	BB	IBB	HBP	BLK	WP	HR	S	P	ERA	WHIP
Brian Denman, R (1, 1) ERA: 5.48	5.1		23	6	3	3	1	1	1	0	0	0	0	23	31	5.06	1.312
Tom Burgmeier, L (6, 1) ERA: 2.44	0.1		3	2	0	0	0	0	0	0	0	0	0	3	3	0.00	6.000
Luis Aponte, R (6, 1) ERA: 3.33	0.1		2	1	0	0	0	0	0	0	0	0	0	2	2	0.00	3.000
Mark Clear, R (7, 1) ERA: 2.79	3.2	L	18	3	2	2	3	3	1	0	0	0	0	20	36	4.91	1.636

PITCHER	IP	WLS	BF	H	R	ER	SO	BB	IBB	HBP	BLK	WP	HR	S	P	ERA	WHIP

BOTTOM

Boston Red Sox @ Cleveland Indians

Cleveland Municipal Stadium, Cleveland, OH

Tue Sep 07 1982, 7:05 PM EDT

Att. 4,219 - Unknown - 59 F

livebaseballscorecards.com

AB	39
R	5
H	12
RBI	5
BB	6
SO	4
LOB	18

WP: 0 PA: 46
PB: 0
SB: 0
CS: 0

Batter	1	2	3	4	5	6	7	8	9	AB	R	H	RBI	BB	SO	LOB
Jerry Remy, L (1, 4) OBP: 0.345, SLG: 0.334	FC5-4 BB 1B		F7		F7		F7			4	0	1	0	0	0	2
Dwight Evans, R (1, 9) OBP: 0.386, SLG: 0.521	BBBB 1-2 FC5-4 BB		BBBB BB		FC5-4 1-2f		F7			2	0	0	0	2	0	2
Jim Rice, R (1, 7) OBP: 0.382, SLG: 0.508	SSS K		F8			1B 1B		SSS K		4	0	1	0	0	2	3
Carl Yastrzemski, L (1, 10) OBP: 0.348, SLG: 0.423	FC5-4 1-2f 2-3		F9			F5		F8		4	0	0	0	0	0	4
Carney Lansford, R (1, 5) OBP: 0.368, SLG: 0.461	F7			6-3		F8		FC6-4 1B		4	0	1	0	0	0	3
Wade Boggs, L (1, 3) OBP: 0.426, SLG: 0.460		6-3		4-1		1-2 1B		FC6-4 1-2f		4	0	1	0	0	0	1
Reid Nichols, R (1, 8) OBP: 0.362, SLG: 0.505		S 1B		F7		5-3			G4-6-3 1B	4	0	2	0	0	0	2
Dave Stapleton, R (1, 6) OBP: 0.294, SLG: 0.380		F7 1-2			F8		SH3-4 1B		G4-6-3 1-2f	4	0	1	0	0	0	2
Gary Allenson, R (1, 2) OBP: 0.294, SLG: 0.298		F4			E6 FC5-4		SH3-4 1-2		F9	2	0	0	0	0	0	1
Tony Perez, R (9, PH) OBP: 0.339, SLG: 0.432										1	0	0	0	0	0	0
Inning Stats	R: 0 H: 1 E: 0 LOB: 2 K: 1 BB: 1 S: 6 P: 10	R: 0 H: 1 E: 0 LOB: 1 K: 0 BB: 0 S: 4 P: 4	R: 0 H: 0 E: 0 LOB: 1 K: 0 BB: 1 S: 3 P: 7	R: 0 H: 0 E: 0 LOB: 0 K: 0 BB: 0 S: 3 P: 3	R: 0 H: 0 E: 1 LOB: 1 K: 0 BB: 0 S: 4 P: 4	R: 0 H: 2 E: 0 LOB: 2 K: 0 BB: 0 S: 5 P: 5	R: 0 H: 1 E: 0 LOB: 1 K: 0 BB: 0 S: 4 P: 4	R: 0 H: 1 E: 0 LOB: 1 K: 1 BB: 0 S: 6 P: 6	R: 0 H: 1 E: 0 LOB: 0 K: 0 BB: 0 S: 3 P: 3	1B: 7 SF: 0 2B: 0 SAC: 1 3B: 0 DP: 1 HR: 0 HBP: 0						

PITCHER	IP	WLS	BF	H	R	ER	SO	BB	IBB	HBP	BLK	WP	HR	S	P	ERA	WHIP
Ed Whitson, R (1, 1) ERA: 3.49	9.0	W	36	7	0	0	2	2	0	0	0	0	0	38	46	0.00	1.000

PITCHER	IP	WLS	BF	H	R	ER	SO	BB	IBB	HBP	BLK	WP	HR	S	P	ERA	WHIP

TOP

Boston Red Sox @ Cleveland Indians

Cleveland Municipal Stadium, Cleveland, OH

Wed Sep 08 1982, 7:05 PM EDT

Att. 4,907 - Unknown

AB	33
R	0
H	7
RBI	0
BB	2
SO	2
LOB	20

WP: 0 PA: 36
PB: 0
SB: 1
CS: 0

livebaseballscorecards.com

BOTTOM

Batter	1	2	3	4	5	6	7	8	9	AB	R	H	RBI	BB	SO	LOB
Kevin Rhomberg, R (1, 10) OBP: 0.444, SLG: 0.750	S S S 0-3 ① K		x 0-0 CS 1B		S S S 0-3 ③ K			x 0-0 HR		4	1	2	1	0	2	0
Larry Milbourne, S (1, 4) OBP: 0.296, SLG: 0.345	x 0-0 ② F2		x 0-0 ②③ 4-1 1-2			x 0-0 ① F7		x 0-0 ① 4-3		4	0	0	0	0	0	1
Toby Harrah, R (1, 5) OBP: 0.416, SLG: 0.531	x 0-0 2B 1B			S S S 0-3 ① K		B B B 4-0 FC6-4 BB		x 0-0 ② 6-3		3	1	1	0	1	1	0
Andre Thornton, R (1, 3) OBP: 0.395, SLG: 0.509	x 0-0 1-H 2B			B B B 4-0 BB BB		x 0-0 ② F7		x 0-0 ③ F3		3	0	1	1	1	0	1
Alan Bannister, R (1, 7) OBP: 0.352, SLG: 0.360	x 0-0 ③ F8			S S S 0-3 ② K		x 0-0 ③ FC6-4 1-2f				3	0	0	0	0	1	3
Von Hayes, L (1, 9) OBP: 0.301, SLG: 0.387		S S S 0-3 ① K		B B B 4-0 1-2 BB			x 0-0 ① 1-3			2	0	0	0	1	1	0
Rick Manning, L (1, 8) OBP: 0.340, SLG: 0.356		x 0-0 ② F7		S S S 0-3 ③ K			S S S 0-3 ② K			3	0	0	0	0	2	2
Chris Bando, S (1, 2) OBP: 0.308, SLG: 0.320		S S S 0-3 ③ K			S S S 0-3 ① K		x 0-0 1B			3	0	1	0	0	2	0
Jerry Dybzinski, R (1, 6) OBP: 0.306, SLG: 0.283			x 0-0 ① F7		x 0-0 ② F3		x 0-0 ③ F8			3	0	0	0	0	0	1
Inning Stats	R: 1 E: 0 K: 1 S: 7 H: 2 LOB: 1 BB: 0 P: 7	R: 0 E: 0 K: 2 S: 7 H: 0 LOB: 0 BB: 0 P: 7	R: 0 E: 0 K: 0 S: 3 H: 1 LOB: 0 BB: 0 P: 3	R: 0 E: 0 K: 3 S: 9 H: 0 LOB: 2 BB: 2 P: 17	R: 0 E: 0 K: 2 S: 7 H: 0 LOB: 0 BB: 0 P: 7	R: 0 E: 0 K: 0 S: 3 H: 0 LOB: 1 BB: 1 P: 7	R: 0 E: 0 K: 1 S: 6 H: 1 LOB: 1 BB: 0 P: 6	R: 1 E: 0 K: 0 S: 4 H: 1 LOB: 0 BB: 0 P: 4		1B: 3 2B: 1 3B: 0 HR: 1	SF: 0 SAC: 0 DP: 0 HBP: 0					

PITCHER	IP	WLS	BF	H	R	ER	SO	BB	IBB	HBP	BLK	WP	HR	S	P	ERA	WHIP
John Tudor, L (1, 1) ERA: 3.95	8.0	L	31	5	2	2	9	3	0	0	0	0	1	46	58	2.25	1.000

PITCHER	IP	WLS	BF	H	R	ER	SO	BB	IBB	HBP	BLK	WP	HR	S	P	ERA	WHIP

Boston Red Sox @ Cleveland Indians

Cleveland Municipal Stadium, Cleveland, OH

Wed Sep 08 1982, 7:05 PM EDT

Att. 4,907 - Unknown

livebaseballscorecards.com

AB	28
R	2
H	5
RBI	2
BB	3
SO	9
LOB	8

1B: 3	SF: 0	WP: 0	PA: 31
2B: 1	SAC: 0	PB: 0	
3B: 0	DP: 0	SB: 0	
HR: 1	HBP: 0	CS: 1	

Batter	1	2	3	4	5	6	7	8	9	AB	R	H	RBI	BB	SO	LOB
Jim Dwyer, L (1, 9) OBP: 0.367, SLG: 0.475	x 0-0 4-3 FC4-2 2B		x 0-0 ① F9		SSS 0-3 ② K			x 0-0 ② 4-3		4	0	1	0	0	1	1
Lenn Sakata, R (8, 4) OBP: 0.321, SLG: 0.371										0	0	0	0	0	0	0
Glenn Gulliver, L (1, 5) OBP: 0.359, SLG: 0.262	x 0-0 ① 4-3 2-3		x 0-0 ② F9		x 0-0 ③ F8			BBBB 4-0 BB		3	0	0	0	1	0	2
Ken Singleton, S (1, 10) OBP: 0.356, SLG: 0.393	x 0-0 ② FC4-2 3-H		x 0-0 BB 1-2 1B			x 0-0 ① 3-1		x 0-0 ③ 1-3		4	0	1	0	0	0	2
Eddie Murray, S (1, 3) OBP: 0.384, SLG: 0.544	SSS 0-3 ③ K		BBBB 4-0 1-2 2-3 BB			x 0-0 ② F7			x 0-0 ① F5	3	0	0	0	1	1	1
John Lowenstein, L (1, 7) OBP: 0.404, SLG: 0.612		x 0-0 ① L3	x 0-0 ③ F7			x 0-0 ③ 1-3			SSS 0-3 ② K	4	0	0	0	0	1	3
Cal Ripken Jr., R (1, 6) OBP: 0.321, SLG: 0.481		x 0-0 ② 6-3		x 0-0 ① 5-3			SSS 0-3 ① K		x 0-0 ③ F8	4	0	0	0	0	1	0
Joe Nolan, L (1, 2) OBP: 0.273, SLG: 0.354		BBBB 4-0 BB		x 0-0 ② F8			x 0-0 ② 1-3			2	0	0	0	1	0	0
Gary Roenicke, R (1, 8) OBP: 0.380, SLG: 0.512 (8, 9)		SSS 0-3 ③ K		x 0-0 ③ F7			x 0-0 ③ 6-3			3	0	0	0	0	1	1
Rich Dauer, R (1, 4) OBP: 0.331, SLG: 0.364			BBBB 4-0 BB 1B BB		x 0-0 ① 6-3			SSS 0-3 ① K		1	0	0	0	1	0	0
Al Bumbry, L (8, PH) (8, 8) OBP: 0.311, SLG: 0.343										1	0	0	0	0	1	0

TOP

Baltimore Orioles @ Cleveland Indians

Cleveland Municipal Stadium, Cleveland, OH

Thu Sep 09 1982, 7:05 PM EDT

Att. 4,279 - Unknown

livebaseballscorecards.com

AB	29
R	0
H	2
RBI	0
BB	4
SO	6
LOB	10

Inning Stats	1	2	3	4	5	6	7	8	9
R	0	0	0	0	0	0	0	0	0
E	0	0	0	0	0	0	0	0	0
K	1	1	0	0	1	0	1	1	1
S	6	5	4	3	5	3	5	5	5
H	1	0	1	0	0	0	0	0	0
LOB	1	1	3	0	0	0	0	1	0
BB	0	1	2	0	0	0	0	1	0
P	6	9	12	3	5	3	5	9	5

1B	1
2B	1
3B	0
HR	0
SF	0
SAC	0
DP	0
HBP	0

WP	0
PB	0
SB	0
CS	0
PA	33

PITCHER		IP	WLS	BF	H	R	ER	SO	BB	IBB	HBP	BLK	WP	HR	S	P	ERA	WHIP
John Denny, R ERA: 5.01	(1, 1)	5.0		20	2	0	0	3	3	0	0	0	0	0	23	35	0.00	1.000
Bud Anderson, R ERA: 2.89	(6, 1)	4.0	W	13	0	0	0	3	1	0	0	0	0	0	18	22	0.00	0.250

PITCHER		IP	WLS	BF	H	R	ER	SO	BB	IBB	HBP	BLK	WP	HR	S	P	ERA	WHIP

BOTTOM

Baltimore Orioles @ Cleveland Indians

Cleveland Municipal Stadium, Cleveland, OH

Thu Sep 09 1982, 7:05 PM EDT

Att. 4,279 - Unknown

livebaseballscorecards.com

Batter	1	2	3	4	5	6	7	8	9	AB	R	H	RBI	BB	SO	LOB
Alan Bannister, R (1, 7) OBP: 0.351, SLG: 0.359	F8		6-3		F9		1B (2-H)			4	0	1	1	0	0	0
Larry Milbourne, S (1, 4) OBP: 0.296, SLG: 0.342	1-3		BB			K	F7			3	0	0	0	1	1	1
Toby Harrah, R (1, 5) OBP: 0.415, SLG: 0.528	5-3		K			F8		BB		3	0	0	0	1	1	1
Andre Thornton, R (1, 10) OBP: 0.394, SLG: 0.509		F7		2B		F9		F8		4	0	1	0	0	0	1
Mike Hargrove, L (1, 3) OBP: 0.378, SLG: 0.333		6-3		K			SH 2B	F9		4	1	1	0	0	1	2
Von Hayes, L (1, 9) OBP: 0.301, SLG: 0.385		1B BB		K			SH 2B (2-3)	4-3		2	1	0	0	1	1	2
Rick Manning, L (1, 8) OBP: 0.340, SLG: 0.356		1-3 1B		F5			L6			3	0	1	0	0	0	3
Ron Hassey, L (1, 2) OBP: 0.328, SLG: 0.310		4-3			4-3		1B (1-H, 3-H) 2B			3	1	1	2	0	0	2
Jerry Dybzinski, R (1, 6) OBP: 0.301, SLG: 0.278			P6		F9		F8			3	0	0	0	0	0	1
Inning Stats	R: 0 E: 0 K: 0 S: 3 H: 0 LOB: 0 BB: 0 P: 3	R: 0 E: 0 K: 0 S: 4 H: 1 LOB: 2 BB: 1 P: 8	R: 0 E: 0 K: 1 S: 5 H: 0 LOB: 1 BB: 1 P: 9	R: 0 E: 0 K: 2 S: 8 H: 1 LOB: 1 BB: 0 P: 8	R: 0 E: 0 K: 0 S: 3 H: 0 LOB: 0 BB: 0 P: 3	R: 0 E: 0 K: 1 S: 5 H: 0 LOB: 0 BB: 0 P: 5	R: 3 E: 0 K: 0 S: 7 H: 3 LOB: 1 BB: 0 P: 7	R: 0 E: 0 K: 0 S: 3 H: 0 LOB: 1 BB: 1 P: 7		1B: 2 2B: 3 3B: 0 HR: 0	SF: 0 SAC: 1 DP: 0 HBP: 0						

	AB	29
	R	3
	H	5
	RBI	3
	BB	3
	SO	4
	LOB	13

WP: 0 PB: 0 SB: 0 CS: 0 PA: 33

PITCHER		IP	WLS	BF	H	R	ER	SO	BB	IBB	HBP	BLK	WP	HR	S	P	ERA	WHIP
Dennis Martinez, R ERA: 4.04	(1, 1)	6.2	L	28	5	3	3	4	2	0	0	0	0	0	34	42	4.05	1.050
Sammy Stewart, R ERA: 4.27	(7, 1)	1.1		5	0	0	0	0	1	0	0	0	0	0	4	8	0.00	0.750

PITCHER	IP	WLS	BF	H	R	ER	SO	BB	IBB	HBP	BLK	WP	HR	S	P	ERA	WHIP

Batter	1	2	3	4	5	6	7	8	9	10	11	12	13	AB	R	H	RBI	BB	SO	LOB
Al Bumbry, L (1, 8) OBP: 0.310, SLG: 0.341	S S S 0-3 K		x 0-0 6-3			x 0-0 SH 1-2		x 0-0 L5			x 0-0 F8	x 0-0 L4		3	0	0	0	0	1	0
Benny Ayala, R (11, PH) OBP: 0.312, SLG: 0.467 (11, 7)														2	0	0	0	0	0	2
Glenn Gulliver, L (1, 5) OBP: 0.366, SLG: 0.267	B B B B 4-0 6-3 BB			x 0-0 G4-6-3 1B		x 0-0 F7		S S S 0-3 K			x 0-0 2-3		x 0-0 F8	2	0	1	0	1	0	2
Lenn Sakata, R (8, PH) OBP: 0.318, SLG: 0.368 (8, 4)														3	0	0	0	0	1	0
Ken Singleton, S (1, 10) OBP: 0.354, SLG: 0.391	x 0-0 6-3 1-2			x 0-0 G4-6-3 1-2f		S S S 0-3 K		x 0-0 1-3			x 0-0 WP 1B		S S S 0-3 K	5	0	1	0	0	1	4
Floyd Rayford, R (11, PR) OBP: 0.220, SLG: 0.302														1	0	0	0	0	1	0
Eddie Murray, S (1, 3) OBP: 0.385, SLG: 0.549	x 0-0 F8			S S S 0-3 K			x 0-0 2B SF7 1B		S S S 0-3 K		I I I I 4-0 1-2 IBB		x 0-0 HR	5	2	2	1	1	2	1
John Lowenstein, L (1, 7) OBP: 0.404, SLG: 0.613		x 0-0 F8			x 0-0 F7		x 0-0 SF7 1-3 1B 2B		S S S 0-3 K		x 0-0 F7		S S S 0-3 K	3	1	1	0	0	0	0
Gary Roenicke, R (9, PH) OBP: 0.380, SLG: 0.510 (9, 7)														1	0	0	0	0	1	0
Terry Crowley, L (11, PH) OBP: 0.362, SLG: 0.349														1	0	0	0	0	0	2
John Shelby, S (11, 8)														1	0	0	0	0	1	0
Cal Ripken Jr., R (1, 6) OBP: 0.321, SLG: 0.481		x 0-0 1-3			S S S 0-3 K		H 1-0 CS HBP		S S S 0-3 K			x 0-0 6-3 2B		4	0	1	0	0	2	0
Jim Dwyer, L (1, 9) OBP: 0.359, SLG: 0.467		x 0-0 F9			x 0-0 G3		x 0-0 SF7 2-3 3-H			S S S 0-3 K		x 0-0 6-3 2-3		2	0	0	1	0	0	0
Dan Ford, R (10, PH) OBP: 0.282, SLG: 0.364 (10, 9)														2	0	0	0	0	1	1
Rick Dempsey, R (1, 2) OBP: 0.330, SLG: 0.348			x 0-0 6-3			x 0-0 F9	x 0-0 1-2 3-H 1B			x 0-0 P4		S S S 0-3 K		5	0	1	1	0	1	1
Rich Dauer, R (1, 4) OBP: 0.332, SLG: 0.363 (8, 5)			S S S 0-3 K			x 0-0 SH 1B	x 0-0 F7			x 0-0 5-3		B B B B 4-0 BB		4	0	1	0	1	1	1
Inning Stats	R: 0 E: 0 K: 1 S: 5 H: 0 LOB: 1 BB: 1 P: 9	R: 0 E: 0 K: 0 S: 3 H: 0 LOB: 0 BB: 0 P: 3	R: 0 E: 0 K: 1 S: 5 H: 0 LOB: 0 BB: 0 P: 5	R: 0 E: 0 K: 1 S: 5 H: 1 LOB: 0 BB: 0 P: 5	R: 0 E: 0 K: 1 S: 5 H: 0 LOB: 0 BB: 0 P: 5	R: 0 E: 1 K: 1 S: 7 H: 1 LOB: 2 BB: 0 P: 7	R: 2 E: 0 K: 0 S: 5 H: 3 LOB: 1 BB: 0 P: 6	R: 0 E: 0 K: 1 S: 5 H: 0 LOB: 0 BB: 0 P: 5	R: 0 E: 0 K: 3 S: 9 H: 0 LOB: 0 BB: 0 P: 9	R: 0 E: 0 K: 1 S: 5 H: 0 LOB: 0 BB: 0 P: 5	R: 0 E: 0 K: 0 S: 4 H: 1 LOB: 2 BB: 1 P: 8	R: 0 E: 0 K: 1 S: 6 H: 1 LOB: 2 BB: 1 P: 10	R: 1 E: 0 K: 2 S: 8 H: 1 LOB: 0 BB: 0 P: 8	1B: 5 2B: 2 3B: 0 HR: 1 SF: 1 SAC: 1 DP: 1 HBP: 1						

PITCHER		IP	WLS	BF	H	R	ER	SO	BB	IBB	HBP	BLK	WP	HR	S	P	ERA	WHIP
Len Barker, R ERA: 3.88	(1, 1)	7.0		27	5	2	2	5	1	0	1	0	0	0	35	40	2.57	0.857
Ed Glynn, L ERA: 3.63	(8, 1)	3.2		13	1	0	0	5	0	1	0	0	1	0	22	26	0.00	0.273
Dan Spillner, R ERA: 2.65	(11, 1)	2.1	L	10	2	1	1	3	1	0	0	0	0	1	15	19	3.86	1.286

PITCHER	IP	WLS	BF	H	R	ER	SO	BB	IBB	HBP	BLK	WP	HR	S	P	ERA	WHIP

TOP

Baltimore Orioles @ Cleveland Indians

Cleveland Municipal Stadium, Cleveland, OH

Fri Sep 10 1982, 7:05 PM EDT

Att. 8,374 - Unknown

livebaseballscorecards.com

AB	44
R	3
H	8
RBI	3
BB	3
SO	13
LOB	14

Baltimore Orioles @ Cleveland Indians

Cleveland Municipal Stadium, Cleveland, OH

Fri Sep 10 1982, 7:05 PM EDT

Att. 8,374 - Unknown

livebaseballscorecards.com

BOTTOM

Batter	1	2	3	4	5	6	7	8	9	10	11	12	13	AB	R	H	RBI	BB	SO	LOB
Alan Bannister, R (1, 7) (13, 9) OBP: 0.351, SLG: 0.356	F7		SF9 2-3 3-H			SH3-4 1-2		BB			E4 SH3-4		BB	2	0	0	1	2	0	0
Larry Milbourne, S (1, 4) OBP: 0.295, SLG: 0.340	4-3		4-3			6-3 2-H 1B		F9			SH3-4 1-2		F7	5	0	1	1	0	0	3
Toby Harrah, R (1, 5) OBP: 0.413, SLG: 0.524	G3			6-3		6-3 2-3			P4		G5-4-3 BB			4	0	0	0	1	0	1
Andre Thornton, R (1, 10) OBP: 0.393, SLG: 0.506		6-3		G6-4-3 1B		6-3			6-3		G5-4-3 1-2f			5	0	1	0	0	0	3
Mike Hargrove, L (1, 3) OBP: 0.376, SLG: 0.330		F8		G6-4-3 1-2f			3-1		6-3			CS BB		4	0	0	0	1	0	1
Kevin Rhomberg, R (12, PR) OBP: 0.444, SLG: 0.750														0	0	0	0	0	0	0
Miguel Dilone, S (13, 7) OBP: 0.287, SLG: 0.310														0	0	0	0	0	0	0
Chris Bando, S (1, 2) OBP: 0.302, SLG: 0.312		5-3			4-3		6-3			4-3		B2		4	0	0	0	0	0	0
Jack Perconte, L (12, PH) OBP: 0.288, SLG: 0.272														1	0	0	0	0	0	1
Ron Hassey, L (13, 2) OBP: 0.328, SLG: 0.310														0	0	0	0	0	0	0
Rick Manning, L (1, 8) OBP: 0.338, SLG: 0.355			SH1-4 1B SF9 1B		6-3		K			K		K 1-2		5	1	1	0	0	3	1
Von Hayes, L (1, 9) (13, 3) OBP: 0.302, SLG: 0.388			SF9 SH1-4 1-2 1B		G3			1-3		2B			F8	5	0	2	0	0	0	0
Jerry Dybzinski, R (1, 6) OBP: 0.302, SLG: 0.276			SH1-4 1-2 2-3			SH3-4 1B BB		P5		5-3			4-3	2	1	0	0	1	0	1
Rod Craig, S (13, PH) OBP: 0.275, SLG: 0.262														1	0	0	0	0	0	0

Inning Stats	1	2	3	4	5	6	7	8	9	10	11	12	13			
	R: 0 E: 0 K: 0 S: 3	H: 0 LOB: 0 BB: 0 P: 3	R: 0 E: 0 K: 0 S: 3	H: 0 LOB: 0 BB: 0 P: 3	R: 1 E: 0 K: 0 S: 5	H: 2 LOB: 1 BB: 0 P: 5	R: 0 E: 0 K: 0 S: 3	H: 1 LOB: 0 BB: 0 P: 3	R: 0 E: 0 K: 0 S: 3	H: 0 LOB: 0 BB: 0 P: 3	R: 1 E: 0 K: 0 S: 4	H: 1 LOB: 1 BB: 1 P: 8	R: 0 E: 0 K: 5 S: 5	H: 0 LOB: 0 BB: 0 P: 5	R: 0 E: 0 K: 0 S: 3	H: 0 LOB: 1 BB: 0 P: 7	R: 0 E: 0 K: 0 S: 3	H: 0 LOB: 0 BB: 0 P: 3	R: 0 E: 0 K: 1 S: 6	H: 1 LOB: 1 BB: 0 P: 6	R: 0 E: 1 K: 0 S: 3	H: 0 LOB: 1 BB: 1 P: 7	R: 0 E: 0 K: 1 S: 4	H: 0 LOB: 1 BB: 1 P: 8	R: 0 E: 0 K: 0 S: 3	H: 0 LOB: 1 BB: 1 P: 7	1B: 4 2B: 1 3B: 0 HR: 0	SF: 1 SAC: 3 DP: 2 HBP: 0	WP: 0 PB: 0 SB: 0 CS: 1	PA: 47

PITCHER		IP	WLS	BF	H	R	ER	SO	BB	IBB	HBP	BLK	WP	HR	S	P	ERA	WHIP
Scott McGregor, L ERA: 4.44	(1, 1)	3.0		11	2	1	1	0	0	0	0	0	0	0	11	11	3.00	0.667
Storm Davis, R ERA: 3.06	(4, 1)	4.1		15	2	1	1	1	1	0	0	0	0	0	16	20	2.08	0.692
Tippy Martinez, L ERA: 3.29	(8, 1)	2.2		10	1	0	0	1	1	0	0	0	0	0	11	15	0.00	0.750
Sammy Stewart, R ERA: 4.17	(11, 1)	3.0	W	11	0	0	0	1	3	0	0	0	0	0	10	22	0.00	1.000

PITCHER	IP	WLS	BF	H	R	ER	SO	BB	IBB	HBP	BLK	WP	HR	S	P	ERA	WHIP

AB	38
R	2
H	5
RBI	2
BB	5
SO	3
LOB	11

Baltimore Orioles @ Cleveland Indians

Cleveland Municipal Stadium, Cleveland, OH

Sat Sep 11 1982, 3:33 AM EDT

Att. 8,827 - Unknown

TOP

livebaseballscorecards.com

Batter	1	2	3	4	5	6	7	8	9	AB	R	H	RBI	BB	SO	LOB
Al Bumbry, L (1, 8) OBP: 0.313, SLG: 0.345	4-3		G6-3 1-2 1B	1-H 2B			BBB 4-0 FC4-6 1B 2B BB	SSS 0-3 K		3	0	2	1	1	0	0
John Shelby, S (7, PR) (7, 8)										1	1	0	0	0	1	1
Glenn Gulliver, L (1, 5) OBP: 0.361, SLG: 0.262	F9		G6-3 1-2f 2-3	F7			0-0 FC4-6 1-2 1B	FC6-4 1-2f		2	0	0	0	0	0	2
Lenn Sakata, R (4, PH) OBP: 0.319, SLG: 0.367										3	0	1	0	0	0	2
										4	3	3	2	1	0	1
Ken Singleton, S (1, 10) OBP: 0.355, SLG: 0.396	2B		1B 3-H 2B		F9		FC4-6 1-2f 2-3 2B		P6	4	2	2	1	0	0	2
Terry Crowley, L (9, PH) OBP: 0.358, SLG: 0.345										1	0	0	0	0	0	0
Eddie Murray, S (1, 3) OBP: 0.386, SLG: 0.549	F9		BB 2-H 1B		1-3		1-H 3-H 2B		F9	5	0	2	3	0	0	1
John Lowenstein, L (1, 7) OBP: 0.408, SLG: 0.618		F7 1B 2B	BBB 4-0 1-2 BB		6-3		L5		E5	1	1	1	0	1	0	0
Dan Ford, R (5, PH) OBP: 0.280, SLG: 0.361										3	0	0	0	0	0	2
										4	1	1	0	0	0	2
Cal Ripken Jr., R (1, 6) OBP: 0.320, SLG: 0.479		F7 2-3	F8			F8		2B SF9 1B		5	1	1	0	0	0	4
Gary Roenicke, R (1, 9) OBP: 0.383, SLG: 0.516		L3 3-H 1B		2B 1B		F5		SF9 1-3 1B 2B		4	2	3	1	0	0	0
(5, 7)																
Joe Nolan, L (1, 2) OBP: 0.268, SLG: 0.349		L3 1-2		F9		3-1		SF9 2-3 3-H		3	0	0	1	0	0	2
										1	0	0	0	0	0	0
Rich Dauer, R (1, 4) OBP: 0.333, SLG: 0.365			G6-3 1B 2B 1B	F8			F7	FC6-4 3-H 1B		4	1	2	1	0	0	1
(4, 5)																
										4	1	2	1	0	0	1
Inning Stats	R: 0 E: 0 K: 0 S: 4 H: 1 LOB: 1 BB: 0 P: 4	R: 1 E: 0 K: 0 S: 4 H: 2 LOB: 0 BB: 0 P: 4	R: 2 E: 0 K: 0 S: 6 H: 4 LOB: 2 BB: 1 P: 10	R: 1 E: 0 K: 0 S: 5 H: 2 LOB: 1 BB: 0 P: 5	R: 0 E: 0 K: 0 S: 3 H: 0 LOB: 0 BB: 0 P: 3	R: 0 E: 0 K: 0 S: 3 H: 0 LOB: 0 BB: 0 P: 3	R: 2 E: 0 K: 0 S: 5 H: 2 LOB: 2 BB: 1 P: 9	R: 2 E: 0 K: 1 S: 8 H: 3 LOB: 1 BB: 0 P: 8	R: 0 E: 1 K: 0 S: 4 H: 0 LOB: 1 BB: 0 P: 4	1B: 8 2B: 7 3B: 0 HR: 0 SF: 1 SAC: 0 DP: 2 HBP: 0						

	AB	39
	R	8
	H	14
	RBI	8
	BB	2
	SO	1
	LOB	17

PITCHER		IP	WLS	BF	H	R	ER	SO	BB	IBB	HBP	BLK	WP	HR	S	P	ERA	WHIP
Lary Sorensen, R ERA: 5.18	(1, 1)	3.2	L	19	9	4	4	0	1	0	0	0	0	0	18	22	9.82	2.727
Neal Heaton, L ERA: 5.06	(4, 1)	3.2		16	4	4	4	0	1	0	0	0	0	0	15	19	9.82	1.364
Tom Brennan, R ERA: 4.77	(8, 1)	1.2		7	1	0	0	1	0	0	0	0	0	0	9	9	0.00	0.600

PITCHER	IP	WLS	BF	H	R	ER	SO	BB	IBB	HBP	BLK	WP	HR	S	P	ERA	WHIP

WP: 0 PB: 0 SB: 0 CS: 0 PA: 42

Baltimore Orioles @ Cleveland Indians

Cleveland Municipal Stadium, Cleveland, OH

Sat Sep 11 1982, 3:33 AM EDT

Att. 8,827 - Unknown

livebaseballscorecards.com

BOTTOM

Batter	1	2	3	4	5	6	7	8	9	AB	R	H	RBI	BB	SO	LOB
Alan Bannister, R (1, 7) OBP: 0.347, SLG: 0.351	6-3	FC5-4 1-2f			F3		F9			4	0	0	0	0	0	3
Larry Milbourne, S (1, 4) OBP: 0.291, SLG: 0.336	F8		F7		F7			6-3		4	0	0	0	0	0	0
Toby Harrah, R (1, 5) OBP: 0.414, SLG: 0.524	1B 1B		BBBB 1B BB			E5 0-3		6-3		2	0	1	0	1	0	0
Jerry Dybzinski, R (8, 6) OBP: 0.300, SLG: 0.274										1	0	0	0	0	0	0
Andre Thornton, R (1, 10) OBP: 0.395, SLG: 0.508	1-2 1B		1-3 G4-6-3 1B			9-3 1-2f		1B		4	0	3	0	0	0	1
Mike Hargrove, L (1, 3) OBP: 0.374, SLG: 0.327	1-3		G4-6-3 1-2f			G3		L6		4	0	0	0	0	0	5
Chris Bando, S (1, 2) OBP: 0.302, SLG: 0.313		F9		6-3			G4-3 1B		F7	3	0	1	0	0	0	0
Carmen Castillo, R (7, PR) OBP: 0.313, SLG: 0.333 (8, 8)										1	0	0	0	0	0	0
Rick Manning, L (1, 8) OBP: 0.338, SLG: 0.354		1B FC5-4 1B		P5			G4-3 1-2f		5-3 1B	3	1	1	0	0	0	1
Bill Nahorodny, R (8, 2) OBP: 0.258, SLG: 0.424										1	0	1	0	0	0	0
Von Hayes, L (1, 9) OBP: 0.304, SLG: 0.387		1-3 FC5-4 1B		4-3			BBBB 1B BB		1-2 5-3	3	0	1	0	1	0	1
Mike Fischlin, R (1, 6) OBP: 0.354, SLG: 0.303 (8, 5)		1-2f FC5-4 FC5-4 3-H			5-3		1-2 1B		6-3	4	0	1	1	0	0	2

AB	34
R	1
H	9
RBI	1
BB	2
SO	0
LOB	13

Inning Stats	1	2	3	4	5	6	7	8	9
	R: 0 E: 0 K: 0 S: 5	R: 1 E: 0 K: 0 S: 5	R: 0 E: 0 K: 0 S: 3	R: 0 E: 0 K: 0 S: 3	R: 0 E: 0 K: 0 S: 3	R: 0 E: 1 K: 0 S: 3	R: 0 E: 0 K: 0 S: 4	R: 0 E: 0 K: 0 S: 4	R: 0 E: 0 K: 0 S: 4
	H: 2 LOB: 2 BB: 0 P: 5	H: 2 LOB: 1 BB: 0 P: 5	H: 1 LOB: 1 BB: 1 P: 7	H: 0 LOB: 0 BB: 0 P: 3	H: 0 LOB: 0 BB: 0 P: 3	H: 0 LOB: 0 BB: 0 P: 3	H: 2 LOB: 2 BB: 1 P: 8	H: 1 LOB: 1 BB: 0 P: 4	H: 1 LOB: 1 BB: 0 P: 4

	1B	SF	WP	PA
	9	0	0	36
	2B: 1	SAC: 0	PB: 0	
	3B: 0	DP: 3	SB: 0	
	HR: 0	HBP: 0	CS: 0	

PITCHER		IP	WLS	BF	H	R	ER	SO	BB	IBB	HBP	BLK	WP	HR	S	P	ERA	WHIP
Mike Flanagan, L ERA: 3.53	(1, 1)	9.0	W	36	9	1	1	0	2	0	0	0	0	0	34	42	1.00	1.222

PITCHER		IP	WLS	BF	H	R	ER	SO	BB	IBB	HBP	BLK	WP	HR	S	P	ERA	WHIP

Baltimore Orioles @ Cleveland Indians

Cleveland Municipal Stadium, Cleveland, OH

Sun Sep 12 1982, 3:33 AM EDT

Att. 7,860 - Unknown

TOP

livebaseballscorecards.com

Batter	1	2	3	4	5	6	7	8	9	AB	R	H	RBI	BB	SO	LOB
Al Bumbry, L (1, 8) OBP: 0.311, SLG: 0.342	x 0-0 ① P5		S S S 0-3 ② K		x 0-0 ③ G3			S S S 0-3 ②③ K 1-2		4	0	0	0	0	2	2
Lenn Sakata, R (8, 4) OBP: 0.319, SLG: 0.367										0	0	0	0	0	0	0
Glenn Gulliver, L (1, 5) OBP: 0.372, SLG: 0.266	x 0-0 L5-3 1B		B B B B 4-0 BB			x 0-0 ① F9			B B B B 4-0 2B BB	2	0	1	0	2	0	0
Ken Singleton, S (1, 10) OBP: 0.353, SLG: 0.392	x 0-0 ②③ L5-3 1-2		x 0-0 ③ F9			x 0-0 ② 3-1			x 0-0 ① F7	4	0	0	0	0	0	4
Eddie Murray, S (1, 3) OBP: 0.386, SLG: 0.550		x 0-0 ① F8		B B B B 4-0 CS BB		S S S 0-3 ③ K			x 0-0 L4-6 1-3 2B	3	0	1	0	1	1	0
John Lowenstein, L (1, 7) OBP: 0.402, SLG: 0.609		x 0-0 ② F8		x 0-0 ① P4			S S S 0-3 ① K		x 0-0 ②③ L4-6 2-3	4	0	0	0	0	1	3
Cal Ripken Jr., R (1, 6) OBP: 0.322, SLG: 0.478		B B B B 4-0 BB		B B B B 4-0 ② 1B 1-2 BB			S S S 0-3 ② K			1	0	0	0	2	1	0
Jim Dwyer, L (1, 9) OBP: 0.359, SLG: 0.464		x 0-0 ③ F9		x 0-0 ③ 1-2 1B			x 0-0 ③ F7			3	0	1	0	0	0	1
Rick Dempsey, R (1, 2) OBP: 0.330, SLG: 0.346			x 0-0 E7 F9		x 0-0 ① F9			B B B B 4-0 FC3-6 BB		2	0	0	0	1	0	0
Rich Dauer, R (1, 4) OBP: 0.331, SLG: 0.362			x 0-0 ① F9 2-3		S S S 0-3 ② K			x 0-0 ① FC3-6 CS 1-2f		3	0	0	0	0	1	2
John Shelby, S (8, PR) (8, 8)										0	0	0	0	0	0	0

	AB	26
	R	0
	H	3
	RBI	0
	BB	6
	SO	6
	LOB	12

Inning Stats	1	2	3	4	5	6	7	8	9	1B: 2	SF: 0	WP: 0	PA: 32
	R: 0 H: 1	R: 0 H: 0	R: 0 H: 0	R: 0 H: 1	R: 0 H: 0	R: 0 H: 0	R: 0 H: 0	R: 0 H: 0	R: 0 H: 1	2B: 3	SAC: 0	PB: 0	
	E: 0 LOB: 0	E: 0 LOB: 1	E: 1 LOB: 2	E: 0 LOB: 1	E: 0 LOB: 0	E: 0 LOB: 0	E: 0 LOB: 0	E: 0 LOB: 1	E: 0 LOB: 1	3B: 0	DP: 2	SB: 0	
	K: 0 BB: 0	K: 0 BB: 1	K: 1 BB: 1	K: 0 BB: 2	K: 1 BB: 0	K: 1 BB: 0	K: 2 BB: 0	K: 1 BB: 1	K: 0 BB: 1	HR: 0	HBP: 0	CS: 2	
	S: 3 P: 3	S: 3 P: 7	S: 6 P: 10	S: 2 P: 10	S: 5 P: 5	S: 5 P: 5	S: 7 P: 7	S: 4 P: 8	S: 3 P: 7				

PITCHER	IP	WLS	BF	H	R	ER	SO	BB	IBB	HBP	BLK	WP	HR	S	P	ERA	WHIP
Rick Sutcliffe, R (1, 1) ERA: 3.06	9.0	W	32	3	0	0	6	6	0	0	0	0	0	38	62	0.00	1.000

PITCHER	IP	WLS	BF	H	R	ER	SO	BB	IBB	HBP	BLK	WP	HR	S	P	ERA	WHIP

Batter	1	2	3	4	5	6	7	8	9	AB	R	H	RBI	BB	SO	LOB
Alan Bannister, R (1, 7) OBP: 0.344, SLG: 0.348	F7		5-3			F9		SH1-3 1-2 2-3		3	0	0	0	0	0	0
Jack Perconte, L (1, 4) OBP: 0.292, SLG: 0.273	F9			E S 1B		K2-3		1B IBB		3	0	1	0	1	1	0
Toby Harrah, R (1, 5) OBP: 0.411, SLG: 0.520	F7			F9		P6		P4		4	0	0	0	0	0	4
Andre Thornton, R (1, 10) OBP: 0.394, SLG: 0.506		5-3		5-3 1-2			K	1B 1-2 2-H 3-H		4	0	1	2	0	1	1
Mike Hargrove, L (1, 3) OBP: 0.372, SLG: 0.325		F7		F8 2-3			F7	4-3		4	0	0	0	0	0	3
Von Hayes, L (1, 9) OBP: 0.304, SLG: 0.387		S 1B		3-1			K			3	0	1	0	0	1	0
Rick Manning, L (1, 8) OBP: 0.338, SLG: 0.354		F8 1-2		F8				1B 1B 1B		3	1	1	0	0	0	1
Ron Hassey, L (1, 2) OBP: 0.331, SLG: 0.311			K	BB				SH1-3 1B 1-3 1B		2	0	1	0	1	1	0
Carmen Castillo, R (8, PR) OBP: 0.313, SLG: 0.333								1B		0	1	0	0	0	0	0
Chris Bando, S (9, 2) OBP: 0.302, SLG: 0.313										0	0	0	0	0	0	0
Mike Fischlin, R (1, 6) OBP: 0.354, SLG: 0.303			K	G3				SH1-3 1-2 3-H 1B		3	1	1	1	0	1	1
Inning Stats	R: 0 H: 0 E: 0 LOB: 0 K: 0 BB: 0 S: 3 P: 3	R: 0 H: 1 E: 0 LOB: 1 K: 0 BB: 0 S: 4 P: 4	R: 0 H: 0 E: 0 LOB: 0 K: 2 BB: 0 S: 7 P: 7	R: 0 H: 1 E: 1 LOB: 1 K: 0 BB: 0 S: 4 P: 4	R: 0 H: 0 E: 0 LOB: 1 K: 0 BB: 1 S: 3 P: 7	R: 0 H: 0 E: 0 LOB: 0 K: 1 BB: 0 S: 5 P: 5	R: 0 H: 0 E: 0 LOB: 0 K: 2 BB: 0 S: 7 P: 7	R: 3 H: 4 E: 0 LOB: 2 K: 0 BB: 1 S: 7 P: 11		1B: 6 SF: 0 2B: 0 SAC: 1 3B: 0 DP: 0 HR: 0 HBP: 0						

PITCHER		IP	WLS	BF	H	R	ER	SO	BB	IBB	HBP	BLK	WP	HR	S	P	ERA	WHIP
Jim Palmer, R ERA: 3.32	(1, 1)	7.0		24	2	0	0	5	1	0	0	0	0	0	33	37	0.00	0.429
Tippy Martinez, L ERA: 3.63	(8, 1)	0.0	L	3	3	3	3	0	0	0	0	0	0	0	3	3	∞	∞
Sammy Stewart, R ERA: 4.13	(8, 1)	1.0		5	1	0	0	0	0	1	0	0	0	0	4	8	0.00	1.000

PITCHER	IP	WLS	BF	H	R	ER	SO	BB	IBB	HBP	BLK	WP	HR	S	P	ERA	WHIP

BOTTOM

Baltimore Orioles @ Cleveland Indians

Cleveland Municipal Stadium, Cleveland, OH

Sun Sep 12 1982, 3:33 AM EDT

Att. 7,860 - Unknown

livebaseballscorecards.com

AB	29
R	3
H	6
RBI	3
BB	2
SO	5
LOB	10

WP: 0 PA: 32
PB: 0
SB: 2
CS: 0

Batter	1	2	3	4	5	6	7	8	9	AB	R	H	RBI	BB	SO	LOB
Alan Bannister, R (1, 7) OBP: 0.342, SLG: 0.345	F8		K		BB 1B		1-3		F8	5	0	1	0	0	1	1
Jack Perconte, L (1, 4) OBP: 0.291, SLG: 0.269	1-3		F8		G6-4-3 1-2 BB		4-3		G6-4-3 1-2f	3	0	0	0	1	0	0
Larry Milbourne, S (9, PH) OBP: 0.291, SLG: 0.335 (9, 4)										1	0	0	0	0	0	1
Toby Harrah, R (1, 5) OBP: 0.410, SLG: 0.519	1B 2B		F8		G6-4-3 1-2f		B2			4	1	1	0	0	0	2
Andre Thornton, R (1, 10) OBP: 0.398, SLG: 0.508	1B BB			4-3 1B		1B 1B		SH3 1B BB		2	2	2	0	2	0	0
Mike Hargrove, L (1, 3) OBP: 0.371, SLG: 0.325	1-2 2-H 1B			4-3 1-2		P5		SH3 1-2		3	0	1	1	0	0	2
Von Hayes, L (1, 9) OBP: 0.303, SLG: 0.386	6-3			F9		FC5 1B 1-2		K		4	0	1	0	0	1	4
Rick Manning, L (1, 8) OBP: 0.341, SLG: 0.357		G3		2-H 1B		1-2 2-3 1B		2-H 1B		4	0	3	2	0	0	0
Ron Hassey, L (1, 2) OBP: 0.329, SLG: 0.309		F8		4-3		P4		1-3		2	0	0	0	0	0	1
Bill Nahorodny, R (6, PH) OBP: 0.250, SLG: 0.410 (6, 2)										2	0	0	0	0	0	4
Mike Fischlin, R (1, 6) OBP: 0.352, SLG: 0.302		6-3			F9	FC5 2-3f			G6-4-3 1B	4	0	1	0	0	0	3
Inning Stats	R: 1 E: 0 K: 0 S: 5 H: 2 LOB: 2 BB: 1 P: 9	R: 0 E: 0 K: 0 S: 3 H: 0 LOB: 0 BB: 0 P: 3	R: 0 E: 0 K: 1 S: 5 H: 0 LOB: 0 BB: 0 P: 5	R: 1 E: 0 K: 0 S: 5 H: 2 LOB: 1 BB: 0 P: 5	R: 0 E: 0 K: 0 S: 3 H: 1 LOB: 1 BB: 1 P: 7	R: 0 E: 0 K: 0 S: 6 H: 3 LOB: 3 BB: 0 P: 6	R: 0 E: 0 K: 0 S: 3 H: 0 LOB: 0 BB: 0 P: 3	R: 1 E: 0 K: 1 S: 6 H: 1 LOB: 1 BB: 1 P: 10	R: 0 E: 0 K: 0 S: 3 H: 1 LOB: 0 BB: 0 P: 3	1B: 9 2B: 1 3B: 0 HR: 0 SF: 0 SAC: 1 DP: 2 HBP: 0							

PITCHER	IP	WLS	BF	H	R	ER	SO	BB	IBB	HBP	BLK	WP	HR	S	P	ERA	WHIP
Oil Can Boyd, R (1, 1) ERA: 3.38	5.1	L	24	7	2	2	1	2	0	0	0	0	0	24	32	3.38	1.688
Tom Burgmeier, L (6, 1) ERA: 2.44	3.2		14	3	1	1	1	1	0	0	0	0	0	15	19	2.46	1.091

PITCHER	IP	WLS	BF	H	R	ER	SO	BB	IBB	HBP	BLK	WP	HR	S	P	ERA	WHIP

TOP

Cleveland Indians @ Boston Red Sox

Fenway Park, Boston, MA

Mon Sep 13 1982, 7:05 PM EDT

Unknown - 61 F

livebaseballscorecards.com

AB	34
R	3
H	10
RBI	3
BB	3
SO	2
LOB	18

BOTTOM

Cleveland Indians @ Boston Red Sox

Fenway Park, Boston, MA

Mon Sep 13 1982, 7:05 PM EDT

Unknown - 61 F

livebaseballscorecards.com

Batter	1	2	3	4	5	6	7	8	9	AB	R	H	RBI	BB	SO	LOB
Jerry Remy, L (1, 4) OBP: 0.341, SLG: 0.331	K		SH1-3 2B		G3		1B		F7	5	0	2	0	0	1	1
Dwight Evans, R (1, 9) OBP: 0.388, SLG: 0.518	P4		SH1-3 2-3		5-3		K			3	0	0	0	0	1	1
Jim Rice, R (1, 7) OBP: 0.380, SLG: 0.501	1B		4-3			BB 1B		K		4	0	2	0	0	1	1
Carl Yastrzemski, L (1, 10) OBP: 0.356, SLG: 0.436	F9		G3			F9		G5-4-3 1B		4	0	1	0	0	0	3
Carney Lansford, R (1, 5) OBP: 0.367, SLG: 0.453		1B 1B		6-3		1-2 BB		G5-4-3 1-2f		3	0	1	0	1	0	1
Wade Boggs, L (1, 3) OBP: 0.431, SLG: 0.462		F7		FC4-6 1B		L8			B5-3 1B 2B	4	1	2	0	0	0	3
Reid Nichols, R (1, 8) OBP: 0.371, SLG: 0.500		1-2 1B		P3		F7			B5-3 2-3	4	0	1	0	0	0	4
Dave Stapleton, R (1, 6) OBP: 0.300, SLG: 0.382		K		FC4-6 1-2f			L6		L3	4	0	0	0	0	1	4
Gary Allenson, R (1, 2) OBP: 0.294, SLG: 0.295		F2			4-3		F8		3-H 1B	3	0	0	0	0	0	2
Rick Miller, L (9, PH) OBP: 0.313, SLG: 0.321										1	0	1	1	0	0	0
Inning Stats	R: 0 H: 1 E: 0 LOB: 1 K: 1 BB: 0 S: 6 P: 6	R: 0 H: 2 E: 0 LOB: 2 K: 1 BB: 0 S: 7 P: 7	R: 0 H: 1 E: 0 LOB: 1 K: 0 BB: 0 S: 4 P: 4	R: 0 H: 1 E: 0 LOB: 1 K: 0 BB: 0 S: 4 P: 4	R: 0 H: 0 E: 0 LOB: 0 K: 0 BB: 0 S: 3 P: 3	R: 0 H: 1 E: 0 LOB: 2 K: 0 BB: 1 S: 4 P: 8	R: 0 H: 1 E: 0 LOB: 1 K: 1 BB: 0 S: 6 P: 6	R: 0 H: 1 E: 0 LOB: 0 K: 1 BB: 0 S: 5 P: 5	R: 1 H: 2 E: 0 LOB: 1 K: 0 BB: 0 S: 5 P: 5	1B: 8 SF: 0 2B: 2 SAC: 1 3B: 0 DP: 1 HR: 0 HBP: 0							

PITCHER	IP	WLS	BF	H	R	ER	SO	BB	IBB	HBP	BLK	WP	HR	S	P	ERA	WHIP
Ed Whitson, R (1, 1) ERA: 3.26	7.0	W	29	7	0	0	3	1	0	0	0	0	0	34	38	0.00	1.143
Dan Spillner, R (8, 1) ERA: 2.69	2.0	S	8	3	1	1	1	0	0	0	0	0	0	10	10	4.50	1.500

PITCHER	IP	WLS	BF	H	R	ER	SO	BB	IBB	HBP	BLK	WP	HR	S	P	ERA	WHIP

AB	35
R	1
H	10
RBI	1
BB	1
SO	4
LOB	20

1B: 8 SF: 0
2B: 2 SAC: 1
3B: 0 DP: 1
HR: 0 HBP: 0

WP: 0 PA: 37
PB: 0
SB: 0
CS: 0

Batter	1	2	3	4	5	6	7	8	9	10	11	AB	R	H	RBI	BB	SO	LOB
Alan Bannister, R (1, 7) OBP: 0.342, SLG: 0.348	P8		FC4-6 1-2f		2B 1-H 2-H		K		G6-3 1B		F8 1-2	6	0	2	2	0	1	4
Larry Milbourne, S (1, 4) OBP: 0.289, SLG: 0.331	F9			BB	3-1		FC1-2 1-2 3-H		G6-3 1-2f		F7	5	0	0	0	1	0	5
Toby Harrah, R (1, 5) OBP: 0.409, SLG: 0.517	F8			K	E6 G5-4-3		F8			S S 1B		5	0	1	0	0	1	3
Andre Thornton, R (1, 10) OBP: 0.396, SLG: 0.504		F7		K	G5-4-3 1-2f			BB E 1B G4-6-3		F7 1-2		4	1	0	0	1	1	3
Mike Hargrove, L (1, 3) OBP: 0.372, SLG: 0.325 Carmen Castillo, R (8, PR) OBP: 0.313, SLG: 0.333 Chris Bando, S (8, 2) OBP: 0.300, SLG: 0.311		F8		K		1B 1B BB		E7 G4-6-3 1-3 1B		K 2-3		3 0 1	0 0 0	1 0 0	0 0 0	1 0 0	1 0 1	1 0 1
Von Hayes, L (1, 9) OBP: 0.304, SLG: 0.386		CS 1B			F7	1B 1-2 1B		G4-6-3 1-2f 3-H		K		5	0	2	0	0	1	2
Rick Manning, L (1, 8) OBP: 0.342, SLG: 0.358		CS 1-2	G3		1-3	1B 1-2 2-H		1B			F8	5	0	2	0	0	0	0
Ron Hassey, L (1, 2) OBP: 0.333, SLG: 0.328 (8, 3)			4-3		1B 2B 1B		SH FC1-2 2B	6-3			HR	5	2	3	1	0	0	1
Jerry Dybzinski, R (1, 6) OBP: 0.305, SLG: 0.280 Miguel Dilone, S (11, PH) OBP: 0.286, SLG: 0.309 Mike Fischlin, R (11, 6) OBP: 0.352, SLG: 0.302			FC4-6 1B		2B 1-2 1B		SH FC1-2 2-3		1-3		E5 WP	3 1 0	1 0 0	2 0 0	0 0 0	0 0 0	0 0 0	0 0 0
Inning Stats	R: 0 H: 0 E: 0 LOB: 0 K: 0 BB: 0 S: 3 P: 3	R: 0 H: 1 E: 0 LOB: 0 K: 0 BB: 0 S: 3 P: 3	R: 0 H: 1 E: 0 LOB: 1 K: 0 BB: 0 S: 4 P: 4	R: 0 H: 0 E: 0 LOB: 1 K: 3 BB: 1 S: 9 P: 13	R: 2 H: 3 E: 0 LOB: 1 K: 0 BB: 0 S: 6 P: 6	R: 0 H: 2 E: 1 LOB: 2 K: 0 BB: 1 S: 4 P: 8	R: 0 H: 1 E: 1 LOB: 2 K: 1 BB: 0 S: 7 P: 7	R: 1 H: 2 E: 1 LOB: 1 K: 0 BB: 1 S: 4 P: 8	R: 0 H: 1 E: 0 LOB: 0 K: 0 BB: 0 S: 3 P: 3	R: 0 H: 1 E: 0 LOB: 1 K: 2 BB: 0 S: 8 P: 8	R: 1 H: 1 E: 1 LOB: 1 K: 0 BB: 0 S: 5 P: 5	1B: 10 SF: 0 2B: 2 SAC: 1 3B: 0 DP: 3 HR: 1 HBP: 0						

PITCHER		IP	WLS	BF	H	R	ER	SO	BB	IBB	HBP	BLK	WP	HR	S	P	ERA	WHIP
Chuck Rainey, R ERA: 4.71	(1, 1)	6.0		25	7	2	2	3	2	0	0	0	0	0	29	37	3.00	1.500
Mark Clear, R ERA: 2.76	(7, 1)	4.0		17	5	1	1	3	1	0	0	0	0	0	22	26	2.25	1.500
Luis Aponte, R ERA: 3.27	(11, 1)	1.0	L	5	1	1	1	0	0	0	0	0	1	1	5	5	9.00	1.000

PITCHER	IP	WLS	BF	H	R	ER	SO	BB	IBB	HBP	BLK	WP	HR	S	P	ERA	WHIP

TOP

Cleveland Indians @ Boston Red Sox

Fenway Park, Boston, MA

Mon Sep 13 1982, 7:05 PM EDT

Att. 19,717 - Unknown - 62 F

livebaseballscorecards.com

AB	43
R	4
H	13
RBI	3
BB	3
SO	6
LOB	20

WP: 1	PA: 48		
PB: 0			
SB: 2			
CS: 1			

Cleveland Indians @ Boston Red Sox

Fenway Park, Boston, MA

Mon Sep 13 1982, 7:05 PM EDT

Att. 19,717 - Unknown - 62 F

BOTTOM

livebaseballscorecards.com

Batter	1	2	3	4	5	6	7	8	9	10	11	AB	R	H	RBI	BB	SO	LOB
Jerry Remy, L (1, 4) OBP: 0.339, SLG: 0.329	F7	K			K		SH3-4 (1-2)		F8			4	0	0	0	0	2	1
Dwight Evans, R (1, 9) OBP: 0.390, SLG: 0.517	1B	BB (1-2)			BB		K			P4		3	0	1	0	2	1	1
Jim Rice, R (1, 7) OBP: 0.377, SLG: 0.496	F8	F8			F8		6-3 (2-3)			F3		5	0	0	0	0	0	5
Carl Yastrzemski, L (1, 10) OBP: 0.354, SLG: 0.432	G3		BB (G6-3)		4-3			L3		K		4	0	0	0	1	1	2
Carney Lansford, R (1, 5) OBP: 0.365, SLG: 0.453		K HR	G6-3 (1-2f)			F8		L7			P1-5	5	1	1	0	0	1	1
Wade Boggs, L (1, 3) OBP: 0.437, SLG: 0.483		HR (1-H)	3-1			2B		1B			1B (2-3)	5	1	4	2	0	0	0
Reid Nichols, R (1, 8) OBP: 0.362, SLG: 0.488		K			5-3	F7		F8			P1-5 (3-Hf)	5	0	0	0	0	1	4
Dave Stapleton, R (1, 6) OBP: 0.300, SLG: 0.387 Glenn Hoffman, R (7, 6) OBP: 0.275, SLG: 0.324 Rick Miller, L (11, PH) OBP: 0.312, SLG: 0.320		HR			F3	F7			6-3		K	3 1 1	1 0 0	1 0 0	1 0 0	0 0 0	0 0 1	1 0 1
Rich Gedman, L (1, 2) OBP: 0.280, SLG: 0.363		BB	3-1				WP SH3-4	1B	4-3			4	0	2	0	0	0	0

	AB	40
	R	3
	H	9
	RBI	3
	BB	3
	SO	7
	LOB	16

Inning Stats																						
	R: 0	H: 1	R: 3	H: 3	R: 0	H: 0	R: 0	H: 0	R: 0	H: 1	R: 0	H: 1	R: 0	H: 1	R: 0	H: 0	R: 0	H: 0	R: 0	H: 2	1B: 5	SF: 0	WP: 2	PA: 44
	E: 0	LOB: 1	E: 0	LOB: 2	E: 0	LOB: 0	E: 0	LOB: 0	E: 0	LOB: 1	E: 0	LOB: 1	E: 0	LOB: 1	E: 0	LOB: 0	E: 0	LOB: 0	E: 0	LOB: 1	2B: 3	SAC: 1	PB: 0	
	K: 0	BB: 0	K: 3	BB: 1	K: 0	BB: 1	K: 0	BB: 0	K: 1	BB: 1	K: 0	BB: 0	K: 1	BB: 0	K: 0	BB: 0	K: 1	BB: 0	K: 1	BB: 0	3B: 0	DP: 2	SB: 0	
	S: 4	P: 4	S: 13	P: 17	S: 2	P: 6	S: 3	P: 3	S: 5	P: 9	S: 4	P: 4	S: 6	P: 4	S: 4	P: 4	S: 3	P: 3	S: 5	P: 5	HR: 2	HBP: 0	CS: 0	

PITCHER	IP	WLS	BF	H	R	ER	SO	BB	IBB	HBP	BLK	WP	HR	S	P	ERA	WHIP
Bud Anderson, R (1, 1) ERA: 2.91	9.0		37	7	3	3	5	3	0	0	0	2	2	44	56	3.00	1.111
Tom Brennan, R (10, 1) ERA: 4.65	2.0	W	7	2	0	0	2	0	0	0	0	0	0	11	11	0.00	1.000

PITCHER	IP	WLS	BF	H	R	ER	SO	BB	IBB	HBP	BLK	WP	HR	S	P	ERA	WHIP

Cleveland Indians @ Boston Red Sox

Fenway Park, Boston, MA

Tue Sep 14 1982, 7:05 PM EDT

Att. 15,765 - Unknown - 66 F

TOP

livebaseballscorecards.com

Batter	1	2	3	4	5	6	7	8	9	AB	R	H	RBI	BB	SO	LOB
Alan Bannister, R (1, 7) (3, 9) OBP: 0.346, SLG: 0.348	5-3		BB 1-2		BB 1B		F9		1-2 1B	3	0	1	0	2	0	0
Larry Milbourne, S (1, 4) OBP: 0.288, SLG: 0.329	5-3		6-3		1-2 3-H 1B		F8		F8	5	0	1	1	0	0	3
Toby Harrah, R (1, 5) OBP: 0.407, SLG: 0.514	G3			K	K			G4-6-3 1B		3	0	0	0	0	2	2
Kevin Rhomberg, R (6, 5) OBP: 0.500, SLG: 0.778										1	0	1	0	0	0	0
Andre Thornton, R (1, 10) OBP: 0.399, SLG: 0.510		6-3 2B		2B		FC4-6 1B 1B		G4-6-3 1-2f		4	0	3	0	0	0	1
Mike Hargrove, L (1, 3) OBP: 0.371, SLG: 0.326		6-3 2-3		K		K		2B		4	0	1	0	0	2	3
Ron Hassey, L (8, PR) (8, 3) OBP: 0.333, SLG: 0.328										0	0	0	0	0	0	0
Chris Bando, S (1, 2) OBP: 0.300, SLG: 0.309		1-3		K		FC4-6 1-2 1B		F7		4	0	1	0	0	1	3
Von Hayes, L (1, 9) OBP: 0.304, SLG: 0.385		K2-3			E4 S 1B	FC4-6 1-2f 2-3			B5-3	1	0	0	0	0	1	1
Miguel Dilone, S (3, 7) OBP: 0.284, SLG: 0.307										3	1	0	0	0	0	2
Carmen Castillo, R (1, 8) OBP: 0.299, SLG: 0.316			P6		6-3	K			4-3	4	0	0	0	0	1	3
Jerry Dybzinski, R (1, 6) OBP: 0.309, SLG: 0.281			BB CS		K 2-3		6-3		1B 1B	3	0	1	0	1	1	1
Inning Stats	R: 0 E: 0 K: 0 S: 3 H: 0 LOB: 0 BB: 0 P: 3	R: 0 E: 0 K: 1 S: 6 H: 1 LOB: 1 BB: 0 P: 6	R: 0 E: 0 K: 0 S: 2 H: 0 LOB: 1 BB: 2 P: 10	R: 0 E: 0 K: 3 S: 10 H: 1 LOB: 1 BB: 0 P: 10	R: 1 E: 1 K: 2 S: 9 H: 1 LOB: 2 BB: 1 P: 13	R: 0 E: 0 K: 2 S: 9 H: 2 LOB: 2 BB: 0 P: 9	R: 0 E: 0 K: 0 S: 3 H: 0 LOB: 0 BB: 0 P: 3	R: 0 E: 0 K: 0 S: 4 H: 2 LOB: 1 BB: 0 P: 4	R: 0 E: 0 K: 0 S: 5 H: 2 LOB: 2 BB: 0 P: 5	1B: 6 2B: 3 3B: 0 HR: 0	SF: 0 SAC: 0 DP: 1 HBP: 0					

	AB	35
	R	1
	H	9
	RBI	1
	BB	3
	SO	8
	LOB	19

WP: 0 PB: 0 SB: 1 CS: 1 PA: 38

PITCHER		IP	WLS	BF	H	R	ER	SO	BB	IBB	HBP	BLK	WP	HR	S	P	ERA	WHIP
John Tudor, L ERA: 3.79	(1, 1)	7.0	W	29	5	1	0	8	3	0	0	0	0	0	42	54	0.00	1.143
Steve Crawford, R ERA:	(8, 1)	2.0		9	4	0	0	0	0	0	0	0	0	0	9	9	0.00	2.000

PITCHER	IP	WLS	BF	H	R	ER	SO	BB	IBB	HBP	BLK	WP	HR	S	P	ERA	WHIP

BOTTOM

Batter	1	2	3	4	5	6	7	8	9	AB	R	H	RBI	BB	SO	LOB
Jerry Remy, L (1, 4) OBP: 0.341, SLG: 0.329	F8	WP, BB		1-2, 1B	K	1B, BB, 1B, BB	F2			3	1	1	0	2	1	1
Marty Barrett, R (8, 4)										1	0	0	0	0	0	2
Dwight Evans, R (1, 9) OBP: 0.393, SLG: 0.516	2B, BB	1-2, BB		FC6-5, 2-3f	1-2, BB		1-2, 1B, 1B, BB	L9		1	2	0	0	4	0	2
Garry Hancock, L (8, 9)										1	0	0	0	0	0	2
Jim Rice, R (1, 7) OBP: 0.377, SLG: 0.497	1-H, 1B, 2B	F2			F9, 5-3		1B, 1-2, 2-3, 1B			5	1	2	1	0	0	4
Rick Miller, L (8, 8) OBP: 0.312, SLG: 0.320										0	0	0	0	0	0	0
Carney Lansford, R (1, 5) OBP: 0.368, SLG: 0.460	1B, BB		5-3		E, 3B, BB	HR	1-3, 2-H, 3-H, FC1-6, 1B			2	2	1	1	2	0	0
Ed Jurak, R (7, 5) OBP: 0.333, SLG: 0.286										1	0	1	2	0	0	0
Wade Boggs, L (1, 3) OBP: 0.436, SLG: 0.482	1-2, 2-H, 1B		4-3		E6, 1-2, 3B	PB, HR, 1B	1-2f, FC1-6			5	2	2	1	0	0	2
Tony Perez, R (1, 10) OBP: 0.333, SLG: 0.435	K		F8		1-H, 2-H, E, 3B	L8, 1-2	4-3			5	1	1	2	0	1	4
Reid Nichols, R (1, 8) OBP: 0.354, SLG: 0.476	K			F8	E6, 1B, 3-H	P3		K		5	1	0	0	0	2	3
(8, 7)																
Glenn Hoffman, R (1, 6) OBP: 0.279, SLG: 0.334		K		L5	2-H, 1B, 1B	2-H, HR		1B, 1B		5	2	3	3	0	1	0
Gary Allenson, R (1, 2) OBP: 0.298, SLG: 0.296		K		FC6-5, 1B, BB	2-H, BB, 1B	5-3		1-3, 1B		3	0	1	1	1	1	0
Roger LaFrancois, L (8, PH) OBP: 0.400, SLG: 0.600										1	0	1	0	0	0	0
(9, 2)																
Inning Stats	R: 2, E: 0, K: 2, S: 9, H: 2, LOB: 2, BB: 2, P: 17	R: 0, E: 0, K: 2, S: 7, H: 0, LOB: 2, BB: 2, P: 15	R: 0, E: 0, K: 0, S: 3, H: 0, LOB: 0, BB: 0, P: 3	R: 0, E: 0, K: 0, S: 4, H: 1, LOB: 2, BB: 1, P: 8	R: 5, E: 2, K: 1, S: 10, H: 3, LOB: 2, BB: 2, P: 18	R: 3, E: 0, K: 0, S: 6, H: 3, LOB: 0, BB: 0, P: 6	R: 2, E: 0, K: 0, S: 4, H: 2, LOB: 1, BB: 2, P: 12	R: 0, E: 0, K: 1, S: 7, H: 2, LOB: 2, BB: 0, P: 7		1B: 9, 2B: 1, 3B: 1, HR: 2, SF: 0, SAC: 0, DP: 0, HBP: 0						WP: 1, PB: 1, SB: 0, CS: 0, PA: 47

PITCHER		IP	WLS	BF	H	R	ER	SO	BB	IBB	HBP	BLK	WP	HR	S	P	ERA	WHIP
Neal Heaton, L ERA: 5.4	(1, 1)	4.1	L	23	3	4	4	4	6	0	0	0	1	0	25	49	8.31	2.077
Lary Sorensen, R ERA: 5.31	(5, 1)	0.2		9	5	5	2	1	1	0	0	0	0	1	10	14	27.00	9.000
Sandy Wihtol, R ERA: 13.5	(6, 1)	2.0		10	3	3	3	0	2	0	0	0	0	1	8	16	13.50	2.500
Jerry Reed, R ERA: 4.66	(8, 1)	1.0		5	2	0	0	1	0	0	0	0	0	0	7	7	0.00	2.000

PITCHER	IP	WLS	BF	H	R	ER	SO	BB	IBB	HBP	BLK	WP	HR	S	P	ERA	WHIP

Cleveland Indians @ Boston Red Sox

Fenway Park, Boston, MA

Tue Sep 14 1982, 7:05 PM EDT

Att. 15,765 - Unknown - 66 F

livebaseballscorecards.com

AB	38
R	12
H	13
RBI	11
BB	9
SO	6
LOB	20

Cleveland Indians @ Boston Red Sox

Fenway Park, Boston, MA

Wed Sep 15 1982, 7:05 PM EDT

Att. 15,264 - Unknown - 61 F

TOP

livebaseballscorecards.com

Batter	1	2	3	4	5	6	7	8	9	AB	R	H	RBI	BB	SO	LOB
Miguel Dilone, S (1, 7) OBP: 0.286, SLG: 0.307	4-3		S 1B HR BB	CS 1-2	FC3-6 1B	P5		L7		3	1	1	0	1	0	1
Carmen Castillo, R (8, PH) OBP: 0.295, SLG: 0.313 (8, 7)										1	0	0	0	0	0	0
Larry Milbourne, S (1, 5) OBP: 0.292, SLG: 0.335 (5, 4)	2B		1-2 L3 1B		FC3-6 F8 1B 1-2f 2B	1-2 FC3-6 1B		4-3		5	1	3	0	0	0	1
Mike Hargrove, L (1, 3) OBP: 0.370, SLG: 0.325	F7		1-2 2-3 L3	1-2 F8 2B 1B	1-2f FC3-6 1B 2-3				G3	5	1	1	0	0	0	5
Andre Thornton, R (1, 10) OBP: 0.400, SLG: 0.516	F7		3-H HR	1-2 2-3 F8	1-2 FC4-6 1B 3-H				FC2-6 1B	5	1	3	3	0	0	3
Kevin Rhomberg, R (9, PR) OBP: 0.500, SLG: 0.778										0	0	0	0	0	0	0
Von Hayes, L (1, 9) OBP: 0.305, SLG: 0.387		1B 1B 1B	5-3		2-H 3-H 1B 2B	1-2f FC4-6			FC2-6 CS 1-2f	5	1	2	2	0	0	3
Ron Hassey, L (1, 2) OBP: 0.338, SLG: 0.337		L9		F9 1B 2B	2-H 1B		G1-6-3 1B		CS 1-2	4	1	3	1	0	0	1
Rick Manning, L (1, 8) OBP: 0.343, SLG: 0.359		FC5 1B 1-2 1B		5-3	1-2 1B		G1-6-3 1-2f			4	0	2	0	0	0	2
Jack Perconte, L (1, 4) OBP: 0.293, SLG: 0.271		1-2 2-3		F9 2-3	K		F3			2	0	1	0	0	0	1
Alan Bannister, R (5, PH) OBP: 0.345, SLG: 0.347										1	0	0	0	0	1	2
Jerry Dybzinski, R (5, 6) OBP: 0.307, SLG: 0.279										1	0	0	0	0	0	0
Toby Harrah, R (9, 5) OBP: 0.407, SLG: 0.514										0	0	0	0	0	0	0
Mike Fischlin, R (1, 6) OBP: 0.355, SLG: 0.306 (5, 5) (9, 6)		2-3f FC5		3-H CS 1B		FC3-6 1B 1B		4-3		4	1	2	1	0	0	2
Inning Stats	R: 0 E: 0 K: 0 S: 4 H: 1 LOB: 1 BB: 0 P: 4	R: 0 E: 0 K: 0 S: 5 H: 3 LOB: 2 BB: 0 P: 5	R: 2 E: 0 K: 0 S: 4 H: 2 LOB: 0 BB: 1 P: 8	R: 1 E: 0 K: 0 S: 4 H: 2 LOB: 0 BB: 0 P: 4	R: 3 E: 0 K: 1 S: 10 H: 5 LOB: 2 BB: 0 P: 10	R: 1 E: 0 K: 0 S: 6 H: 3 LOB: 2 BB: 0 P: 6	R: 0 E: 0 K: 0 S: 3 H: 1 LOB: 0 BB: 0 P: 3	R: 0 E: 0 K: 0 S: 3 H: 0 LOB: 0 BB: 0 P: 3	R: 0 E: 0 K: 0 S: 3 H: 1 LOB: 1 BB: 0 P: 3							

AB	40
R	7
H	18
RBI	7
BB	1
SO	1
LOB	21

1B: 14 SF: 0
2B: 4 SAC: 0
3B: 0 DP: 2
HR: 1 HBP: 0

WP: 0 PA: 43
PB: 0
SB: 1
CS: 2

PITCHER		IP	WLS	BF	H	R	ER	SO	BB	IBB	HBP	BLK	WP	HR	S	P	ERA	WHIP
Dennis Eckersley, R ERA: 3.7	(1, 1)	4.2	L	23	11	6	6	0	1	0	0	0	0	1	22	26	11.57	2.571
Tom Burgmeier, L ERA: 2.42	(5, 1)	4.1		18	7	1	1	1	0	0	0	0	0	0	20	20	2.08	1.615

PITCHER	IP	WLS	BF	H	R	ER	SO	BB	IBB	HBP	BLK	WP	HR	S	P	ERA	WHIP

BOTTOM

Cleveland Indians @ Boston Red Sox

Fenway Park, Boston, MA

Wed Sep 15 1982, 7:05 PM EDT

Att. 15,264 - Unknown - 61 F

Batter	1	2	3	4	5	6	7	8	9	AB	R	H	RBI	BB	SO	LOB
Jerry Remy, L (1, 4) OBP: 0.339, SLG: 0.326	F7		4-3 (2-3, 3-H)		B1-3		F8		F8	5	0	0	1	0	0	1
Dwight Evans, R (1, 9) OBP: 0.394, SLG: 0.515	K		FC6-4 1B (3-H)		6-3		1B BB			3	0	1	1	1	1	0
Jim Rice, R (1, 7) OBP: 0.376, SLG: 0.495	K		FC6-4 (1-2f)			E6 (F9, G3, 1B)	1-2 1B			4	1	1	0	0	1	1
Carl Yastrzemski, L (1, 10) OBP: 0.351, SLG: 0.428		F7		P4		G3 (1-2)	K			4	0	0	0	0	1	3
Carney Lansford, R (1, 5) OBP: 0.365, SLG: 0.456		L7		6-3		F9 (2-3)		F7		4	0	0	0	0	0	1
Wade Boggs, L (1, 3) OBP: 0.437, SLG: 0.480		1-3		1B 1B		1B BB		F9		3	1	1	0	1	0	0
Rick Miller, L (1, 8) OBP: 0.316, SLG: 0.323			SH5-4 E (4-3) BB	FC3-6 (1-H) 1B		1-2 (3-H) 1B		F7		3	1	2	2	1	0	0
Glenn Hoffman, R (1, 6) OBP: 0.277, SLG: 0.332			E3 (4-3, SH5-4) 1B (1-2)	FC3-6 (1-2f)		K			P9	3	1	0	0	0	1	4
Dave Stapleton, R (9, PH) OBP: 0.299, SLG: 0.387										1	0	0	0	0	0	0
Gary Allenson, R (1, 2) OBP: 0.295, SLG: 0.293			SH5-4 (1-2, 2-3)		F8		F9		K	2	0	0	0	0	0	0
Tony Perez, R (9, PH) OBP: 0.332, SLG: 0.432										1	0	0	0	0	1	0

	AB	R	H	RBI	BB	SO	LOB
	33	4	5	4	3	5	10

Inning Stats	1	2	3	4	5	6	7	8	9
	R: 0 E: 0 K: 2 S: 7	H: 0 LOB: 0 BB: 0 P: 7	R: 0 E: 0 K: 0 S: 3	H: 0 LOB: 0 BB: 0 P: 3	R: 2 E: 1 K: 0 S: 5	H: 1 LOB: 1 BB: 1 P: 9	R: 1 E: 0 K: 0 S: 5	H: 2 LOB: 1 BB: 0 P: 5	R: 0 E: 0 K: 0 S: 3	H: 0 LOB: 0 BB: 0 P: 3
	R: 1 E: 1 K: 1 S: 7	H: 1 LOB: 2 BB: 1 P: 11	R: 0 E: 0 K: 1 S: 6	H: 1 LOB: 2 BB: 1 P: 10	R: 0 E: 0 K: 0 S: 3	H: 0 LOB: 0 BB: 0 P: 3	R: 0 E: 0 K: 1 S: 5	H: 0 LOB: 0 BB: 0 P: 5	1B: 5 2B: 0 3B: 0 HR: 0	SF: 0 SAC: 1 DP: 0 HBP: 0
	WP: 0 PB: 0 SB: 0 CS: 0	PA: 37								

PITCHER	IP	WLS	BF	H	R	ER	SO	BB	IBB	HBP	BLK	WP	HR	S	P	ERA	WHIP
Len Barker, R (1, 1) ERA: 3.82	6.0	W	26	4	4	1	3	2	0	0	0	0	0	30	38	1.50	1.000
Dan Spillner, R (7, 1) ERA: 2.62	3.0	S	11	1	0	0	2	1	0	0	0	0	0	14	18	0.00	0.667

PITCHER	IP	WLS	BF	H	R	ER	SO	BB	IBB	HBP	BLK	WP	HR	S	P	ERA	WHIP

livebaseballscorecards.com

Cleveland Indians @ Baltimore Orioles

Memorial Stadium, Baltimore, MD

Fri Sep 17 1982, 7:05 PM EDT

Att. 14,924 - Unknown

TOP

livebaseballscorecards.com

Batter	1	2	3	4	5	6	7	8	9	AB	R	H	RBI	BB	SO	LOB
Alan Bannister, R (1, 7) OBP: 0.348, SLG: 0.351	6-3 1B		S 1B			4-3 S 1B	4-3 1-2		G3	5	0	3	0	0	0	1
Larry Milbourne, S (1, 4) OBP: 0.290, SLG: 0.333	6-3 1-2		6-3 1-2			F5 1-2		1-3	1B	5	0	1	0	0	0	3
Toby Harrah, R (1, 5) OBP: 0.405, SLG: 0.513	4-3			6-3		4-3 2-3		BB 1B 2B	K	5	1	1	0	0	1	3
Andre Thornton, R (1, 10) OBP: 0.399, SLG: 0.513	K			5-3		5-3		BB 1B IBB		3	1	0	0	1	1	2
Mike Hargrove, L (1, 3) OBP: 0.371, SLG: 0.325		K		4-3			HR 1B	1B 1-2 2-3 BB		3	1	1	0	1	1	0
Von Hayes, L (1, 9) OBP: 0.306, SLG: 0.395		K			4-3		1-H HR	L4-6 BB 1-3 2-H 3-H 1B		4	1	2	4	0	1	0
Rick Manning, L (1, 8) OBP: 0.344, SLG: 0.365		L8			6-3		HR	1-2 BB		3	1	1	1	1	0	0
Ron Hassey, L (1, 2) OBP: 0.337, SLG: 0.336			K		1B		K	L4-6 2-3		4	0	1	0	0	2	3
Mike Fischlin, R (1, 6) OBP: 0.353, SLG: 0.305			L4		F6		CS 1B		6-3	4	0	1	0	0	0	1
Inning Stats	R: 0 E: 0 K: 1 S: 6 H: 1 LOB: 1 BB: 0 P: 6	R: 0 E: 0 K: 2 S: 7 H: 0 LOB: 0 BB: 0 P: 7	R: 0 E: 0 K: 1 S: 6 H: 1 LOB: 1 BB: 0 P: 6	R: 0 E: 0 K: 0 S: 3 H: 0 LOB: 0 BB: 0 P: 3	R: 0 E: 0 K: 0 S: 4 H: 1 LOB: 1 BB: 0 P: 4	R: 0 E: 0 K: 0 S: 4 H: 1 LOB: 1 BB: 0 P: 4	R: 3 E: 0 K: 1 S: 8 H: 4 LOB: 0 BB: 0 P: 8	R: 2 E: 0 K: 0 S: 4 H: 2 LOB: 2 BB: 3 P: 16	R: 0 E: 0 K: 1 S: 6 H: 1 LOB: 1 BB: 0 P: 6	1B: 8 2B: 2 3B: 0 HR: 2	SF: 0 SAC: 0 DP: 1 HBP: 0						

	AB	36
	R	5
	H	11
	RBI	5
	BB	3
	SO	6
	LOB	13

WP: 0 PB: 0 SB: 2 CS: 1 PA: 39

PITCHER		IP	WLS	BF	H	R	ER	SO	BB	IBB	HBP	BLK	WP	HR	S	P	ERA	WHIP
Dennis Martinez, R ERA: 4.17	(1, 1)	6.0	L	25	7	3	3	4	0	0	0	0	0	2	33	33	4.50	1.167
Sammy Stewart, R ERA: 4.13	(7, 1)	1.1		6	2	2	2	1	0	1	0	0	0	0	7	11	13.50	1.500
Tippy Martinez, L ERA: 3.4	(8, 1)	0.2		4	1	0	0	0	2	0	0	0	0	0	2	10	0.00	4.500
Don Stanhouse, R ERA: 5.23	(9, 1)	1.0		4	1	0	0	1	0	0	0	0	0	0	6	6	0.00	1.000

PITCHER		IP	WLS	BF	H	R	ER	SO	BB	IBB	HBP	BLK	WP	HR	S	P	ERA	WHIP

BOTTOM

Batter	1	2	3	4	5	6	7	8	9	AB	R	H	RBI	BB	SO	LOB
Al Bumbry, L (1, 8) OBP: 0.309, SLG: 0.337	BB 1B 1B		K ①	K ②		F7 ③			6-3 WP WP BB	4	0	1	0	0	2	3
Gary Roenicke, R (9, PH) OBP: 0.391, SLG: 0.512										0	1	0	0	1	0	0
Glenn Gulliver, L (1, 5) OBP: 0.378, SLG: 0.267	F9 ①		4-3 BB	K ③			BB		6-3 1-3 ②	2	0	0	0	2	1	3
Dan Ford, R (9, PH) OBP: 0.287, SLG: 0.383										1	0	0	0	0	0	1
Ken Singleton, S (1, 10) OBP: 0.349, SLG: 0.384	BB 1-2 1B		4-3 1-2 ②		6-3 ①		K ①		K 3-H ③	4	0	1	0	0	1	2
Benny Ayala, R (9, PH) OBP: 0.325, SLG: 0.500										1	0	0	0	0	1	0
Eddie Murray, S (1, 3) OBP: 0.387, SLG: 0.545	K ②		K ③		1B BB		F5 ②			3	0	0	0	1	2	4
John Lowenstein, L (1, 7) OBP: 0.408, SLG: 0.599	1-2 2-3 BB			FC 1B E BB	G6-4-3 1-2 1B		F8 ③			2	1	1	0	2	0	1
Cal Ripken Jr., R (1, 6) OBP: 0.320, SLG: 0.477	F3 ③			E 1-2 E 1B	G6-4-3 ② ③ 1-2f			F8 ①		4	1	1	0	0	0	5
Jim Dwyer, L (1, 9) OBP: 0.356, SLG: 0.453		G3 ①		FC 1-H 2-H		SH1-4 BB		F6 ②		3	0	0	0	1	0	0
Joe Nolan, L (1, 2) OBP: 0.264, SLG: 0.338		F9 ②		F8 ①		SH1-4 ① 1-2		3-1 ③		3	0	0	0	0	0	1
Rich Dauer, R (1, 4) OBP: 0.327, SLG: 0.358		6-3 ③		BB		1-3 ②			K 3-H ①	3	0	0	0	1	1	1
Inning Stats	R: 0 E: 0 K: 1 S: 7 H: 2 LOB: 3 BB: 1 P: 11	R: 0 E: 0 K: 0 S: 3 H: 0 LOB: 0 BB: 0 P: 3	R: 0 E: 0 K: 2 S: 7 H: 0 LOB: 1 BB: 1 P: 11	R: 2 E: 1 K: 2 S: 9 H: 1 LOB: 2 BB: 2 P: 17	R: 0 E: 0 K: 0 S: 3 H: 1 LOB: 1 BB: 1 P: 7	R: 0 E: 0 K: 0 S: 3 H: 0 LOB: 1 BB: 1 P: 7	R: 0 E: 0 K: 1 S: 5 H: 0 LOB: 1 BB: 1 P: 9	R: 0 E: 0 K: 0 S: 3 H: 0 LOB: 0 BB: 0 P: 3	R: 1 E: 0 K: 2 S: 7 H: 0 LOB: 0 BB: 1 P: 11	1B: 4 2B: 0 3B: 0 HR: 0 SF: 0 SAC: 1 DP: 1 HBP: 0							

PITCHER	IP	WLS	BF	H	R	ER	SO	BB	IBB	HBP	BLK	WP	HR	S	P	ERA	WHIP
Rick Sutcliffe, R (1, 1) ERA: 2.94	8.0	W	35	4	2	0	6	7	0	0	0	0	0	40	68	0.00	1.375
Ed Glynn, L (9, 1) ERA: 3.76	1.0	S	4	0	1	1	2	1	0	0	0	2	0	7	11	9.00	1.000

PITCHER	IP	WLS	BF	H	R	ER	SO	BB	IBB	HBP	BLK	WP	HR	S	P	ERA	WHIP

Cleveland Indians @ Baltimore Orioles

Memorial Stadium, Baltimore, MD

Fri Sep 17 1982, 7:05 PM EDT

Att. 14,924 - Unknown

livebaseballscorecards.com

AB	30
R	3
H	4
RBI	0
BB	8
SO	8
LOB	21

Cleveland Indians @ Baltimore Orioles

Memorial Stadium, Baltimore, MD

Sat Sep 18 1982, 7:05 PM EDT

Att. 23,172 - Unknown

TOP

livebaseballscorecards.com

Batter	1	2	3	4	5	6	7	8	9	AB	R	H	RBI	BB	SO	LOB
Alan Bannister, R (1, 7) OBP: 0.347, SLG: 0.350	6-3			FC6-4 1B	6-3			4-3		4	0	1	0	0	0	1
Larry Milbourne, S (1, 4) OBP: 0.290, SLG: 0.332	P4			FC6-4 BB 1B 1-2f		1-3		1B		4	0	1	0	0	0	1
Toby Harrah, R (1, 5) OBP: 0.407, SLG: 0.514	F7			BB 1B 1-2		1B		1B		4	0	3	0	0	0	0
Jerry Dybzinski, R (8, 5) OBP: 0.307, SLG: 0.279										0	0	0	0	0	0	0
Andre Thornton, R (1, 10) OBP: 0.397, SLG: 0.509		6-3		F3		F8		6-3		4	0	0	0	0	0	5
Mike Hargrove, L (1, 3) OBP: 0.370, SLG: 0.323		3-1		BBBB 1-2 2-3 BB		L9			F7	3	0	0	0	1	0	1
Chris Bando, S (1, 2) OBP: 0.299, SLG: 0.304		6-3		F8			F8		BBBB 4-3 HR BB	3	0	0	0	1	0	3
Kevin Rhomberg, R (9, PR) OBP: 0.500, SLG: 0.778										0	1	0	0	0	0	0
Rick Manning, L (1, 8) OBP: 0.342, SLG: 0.362			SSS K		4-3		F6		4-3 1-2	4	0	0	0	0	1	1
Von Hayes, L (1, 9) OBP: 0.308, SLG: 0.401		1-3			H HBP		F7		2-H HR	3	1	1	2	0	0	0
Mike Fischlin, R (1, 6) OBP: 0.349, SLG: 0.301		F7			F9			SSS K	SSS K	3	0	0	0	0	1	1
Miguel Dilone, S (9, PH) OBP: 0.286, SLG: 0.306										1	0	0	0	0	1	1

	AB	33
	R	2
	H	6
	RBI	2
	BB	2
	SO	3
	LOB	14

Inning Stats										
	R: 0 E: 0 K: 0 S: 3	H: 0 LOB: 0 BB: 0 P: 3	R: 0 E: 0 K: 0 S: 3	H: 0 LOB: 0 BB: 0 P: 3	R: 0 E: 0 K: 1 S: 5	H: 0 LOB: 0 BB: 0 P: 5	R: 0 E: 0 K: 0 S: 5	H: 2 LOB: 3 BB: 1 P: 9	R: 0 E: 0 K: 0 S: 3	H: 0 LOB: 1 BB: 0 P: 4
	R: 0 E: 0 K: 0 S: 4	H: 1 LOB: 1 BB: 0 P: 4	R: 0 E: 0 K: 0 S: 3	H: 0 LOB: 0 BB: 0 P: 3	R: 0 E: 0 K: 1 S: 7	H: 2 LOB: 2 BB: 0 P: 7	R: 2 E: 0 K: 1 S: 6	H: 1 LOB: 1 BB: 1 P: 10	1B: 5 2B: 0 3B: 0 HR: 1	SF: 0 SAC: 0 DP: 0 HBP: 1
	WP: 0 PB: 0 SB: 0 CS: 0	PA: 36								

PITCHER		IP	WLS	BF	H	R	ER	SO	BB	IBB	HBP	BLK	WP	HR	S	P	ERA	WHIP
Scott McGregor, L ERA: 4.42	(1, 1)	7.0	W	26	3	0	0	1	1	0	1	0	0	0	26	31	0.00	0.571
Storm Davis, R ERA: 3.26	(8, 1)	2.0		10	3	2	2	2	1	0	0	0	0	1	13	17	9.00	2.000

PITCHER	IP	WLS	BF	H	R	ER	SO	BB	IBB	HBP	BLK	WP	HR	S	P	ERA	WHIP

Cleveland Indians @ Baltimore Orioles

Memorial Stadium, Baltimore, MD

Sat Sep 18 1982, 7:05 PM EDT

Att. 23,172 - Unknown

BOTTOM

livebaseballscorecards.com

Batter	1	2	3	4	5	6	7	8	9	AB	R	H	RBI	BB	SO	LOB
Al Bumbry, L (1, 8) OBP: 0.307, SLG: 0.335	0-0 L5 ①	0-0 6-3 ①		0-0 4-3 ③		0-0 4-3 ③				4	0	0	0	0	0	0
John Shelby, S (8, 8) OBP: 0.333, SLG: 0.500										0	0	0	0	0	0	0
Glenn Gulliver, L (1, 5) OBP: 0.382, SLG: 0.269	BBBB 4-0 BB 2B BB BB	0-0 F6 ②			0-0 1B 1B 1B		0-0 L7 ①			3	2	1	0	1	0	0
Ken Singleton, S (1, 10) OBP: 0.350, SLG: 0.384	BBBB 4-0 1-2 BB 2B BB	0-0 1B			0-0 F4 ①		0-0 F7 ②			3	1	1	0	1	0	1
Eddie Murray, S (1, 3) OBP: 0.390, SLG: 0.544	BBBB 4-0 1-2 2-3 2B 2B BB	0-0 1-3 ③			0-0 FC6-5 1B 1-3 1B		BBBB 4-0 BB			2	1	1	0	2	0	1
John Lowenstein, L (1, 7) OBP: 0.409, SLG: 0.601	0-0 1-3 2-H 3-H 2B 2B		0-0 L5 ①		0-0 FC6-5 1-2 3-H 1B		SSS 0-3 K ③			4	1	2	3	0	1	1
Cal Ripken Jr., R (1, 6) OBP: 0.318, SLG: 0.473	0-0 5-3 ②		0-0 L4 ②		0-0 FC6-5 ② 1-2 2-3f			SSS 0-3 K ①		4	0	0	0	0	1	4
Gary Roenicke, R (1, 9) OBP: 0.394, SLG: 0.515	0-0 2-H 3-H 2B		BBBB 4-0 CS BB		0-0 5-3 ③			BBBB 4-0 2B 9-2 BB		2	0	1	2	2	0	2
Joe Nolan, L (1, 2) OBP: 0.272, SLG: 0.348	BBBB 4-0 BB	0-0 CS ③ 1-2		0-0 G6-4-3 1B		SSS 0-3 K ①		0-0 1-3 2B		3	0	2	0	1	1	0
Rich Dauer, R (1, 4) OBP: 0.325, SLG: 0.355	SSS 0-3 K ③			0-0 G6-4-3 ① ② 1-2f		0-0 F9 ②		0-0 9-2 ② ③ 3-Hf		4	0	0	0	0	1	5
Inning Stats	R: 4 E: 0 K: 1 S: 7 H: 2 LOB: 2 BB: 4 P: 23	R: 0 E: 0 K: 0 S: 4 H: 1 LOB: 1 BB: 0 P: 4	R: 0 E: 0 K: 0 S: 2 H: 0 LOB: 0 BB: 1 P: 6	R: 0 E: 0 K: 0 S: 3 H: 1 LOB: 0 BB: 0 P: 3	R: 1 E: 0 K: 0 S: 6 H: 3 LOB: 2 BB: 0 P: 6	R: 0 E: 0 K: 1 S: 5 H: 0 LOB: 0 BB: 0 P: 5	R: 0 E: 0 K: 1 S: 5 H: 0 LOB: 1 BB: 1 P: 9	R: 0 E: 0 K: 1 S: 5 H: 1 LOB: 1 BB: 1 P: 9		1B: 5 2B: 4 3B: 0 HR: 0	SF: 0 SAC: 0 DP: 2 HBP: 0					

	AB	29
	R	5
	H	8
	RBI	5
	BB	7
	SO	4
	LOB	14

WP: 0 PB: 0 SB: 0 CS: 1 PA: 37

PITCHER		IP	WLS	BF	H	R	ER	SO	BB	IBB	HBP	BLK	WP	HR	S	P	ERA	WHIP
Bud Anderson, R ERA: 3.34	(1, 1)	5.0	L	25	7	5	5	1	5	0	0	0	0	0	22	42	9.00	2.400
Jerry Reed, R ERA: 3.86	(6, 1)	2.0		7	0	0	0	2	1	0	0	0	0	0	10	14	0.00	0.500
Sandy Wihtol, R ERA: 9.0	(8, 1)	1.0		4	1	0	0	1	1	0	0	0	0	0	5	9	0.00	2.000

PITCHER	IP	WLS	BF	H	R	ER	SO	BB	IBB	HBP	BLK	WP	HR	S	P	ERA	WHIP

Batter	1	2	3	4	5	6	7	8	9	10	AB	R	H	RBI	BB	SO	LOB
Alan Bannister, R (1, 7) OBP: 0.348, SLG: 0.351	G6-4-3 1B		5-3		6-3			6-3		1-2 1B	5	0	2	0	0	0	1
Larry Milbourne, S (1, 4) OBP: 0.289, SLG: 0.331	G6-4-3 1-2f		K 1B			F8		5-3		F7	5	0	1	0	0	0	3
Toby Harrah, R (1, 5) OBP: 0.406, SLG: 0.513	B5-3		K 1-2			1B		6-3			4	0	1	0	0	1	1
Andre Thornton, R (1, 10) OBP: 0.394, SLG: 0.506		F7		F9		F9			5-3		4	0	0	0	0	0	1
Mike Hargrove, L (1, 3) OBP: 0.369, SLG: 0.323		4-3		6-3		K			G4-6-3 1B		4	0	1	0	0	1	1
Bill Nahorodny, R (1, 2) OBP: 0.250, SLG: 0.446 Ron Hassey, L (9, 2) OBP: 0.337, SLG: 0.336	HR			5-3			F6		G4-6-3 1-2f		4 0	1 0	1 0	1 0	0 0	0 0	1 0
Rick Manning, L (1, 8) OBP: 0.343, SLG: 0.364	1B 2B				1-3		FC6-4 BB			5-3	3	1	1	0	1	0	0
Von Hayes, L (1, 9) OBP: 0.307, SLG: 0.400	2-H 1B				5-3		FC6-4 1-2f			K	4	0	1	1	0	1	1
Mike Fischlin, R (1, 6) OBP: 0.351, SLG: 0.301	6-3				BB		F3			1B 1B	3	0	1	0	1	0	2

TOP

Cleveland Indians @ Baltimore Orioles

Memorial Stadium, Baltimore, MD

Sun Sep 19 1982, 3:33 AM EDT
Att. 41,127 - Unknown - 70 F

livebaseballscorecards.com

AB	36
R	2
H	9
RBI	2
BB	2
SO	3
LOB	11

Inning Stats	1	2	3	4	5	6	7	8	9	10
	R: 0 E: 0 K: 0 S: 3	R: 2 E: 0 K: 0 S: 6	R: 0 E: 0 K: 1 S: 5	R: 0 E: 0 K: 0 S: 3	R: 0 E: 0 K: 0 S: 3	R: 0 E: 0 K: 1 S: 6	R: 0 E: 0 K: 0 S: 3	R: 0 E: 0 K: 0 S: 3	R: 0 E: 0 K: 0 S: 3	R: 0 E: 0 K: 1 S: 7
	H: 1 LOB: 0 BB: 0 P: 3	H: 3 LOB: 1 BB: 0 P: 6	H: 1 LOB: 0 BB: 0 P: 5	H: 0 LOB: 0 BB: 0 P: 3	H: 0 LOB: 1 BB: 1 P: 7	H: 1 LOB: 1 BB: 0 P: 6	H: 0 LOB: 1 BB: 1 P: 7	H: 0 LOB: 0 BB: 0 P: 3	H: 1 LOB: 0 BB: 0 P: 3	H: 2 LOB: 2 BB: 0 P: 7

1B: 7 SF: 0
2B: 1 SAC: 0
3B: 0 DP: 2
HR: 1 HBP: 0

WP: 0 PA: 38
PB: 0
SB: 0
CS: 0

PITCHER	IP	WLS	BF	H	R	ER	SO	BB	IBB	HBP	BLK	WP	HR	S	P	ERA	WHIP
Mike Flanagan, L (1, 1) ERA: 3.58	10.0	W	38	9	2	2	3	2	0	0	0	0	1	42	50	1.80	1.100

PITCHER	IP	WLS	BF	H	R	ER	SO	BB	IBB	HBP	BLK	WP	HR	S	P	ERA	WHIP

Cleveland Indians @ Baltimore Orioles

Memorial Stadium, Baltimore, MD

Sun Sep 19 1982, 3:33 AM EDT

Att. 41,127 - Unknown - 70 F

BOTTOM

Batter	1	2	3	4	5	6	7	8	9	10	AB	R	H	RBI	BB	SO	LOB
John Shelby, S (1, 8) OBP: 0.389, SLG: 0.500	BB 1B	K		F7			E SF7 SH1-4 1B	1-2 1B		5-3 2-3	6	1	3	0	0	1	4
Rich Dauer, R (1, 5) OBP: 0.326, SLG: 0.361	F8	F7	F8 1B 1B				SH1-4 1-2	F8		HR 3-H	5	1	2	2	0	0	3
Cal Ripken Jr., R (1, 6) OBP: 0.322, SLG: 0.474	BB 1-2	WP 1B 1B	K				SF7 E BB		E8 FC5 1B		3	1	2	0	2	1	1
Eddie Murray, S (1, 3) OBP: 0.392, SLG: 0.544	F3	FC5-4 1-H 1B	1-2 1B				E6 SF7 1-2 2-3		FC5 IBB		4	0	2	1	1	0	4
Benny Ayala, R (1, 10) OBP: 0.317, SLG: 0.487 Ken Singleton, S (7, PH) OBP: 0.349, SLG: 0.384 Al Bumbry, L (9, PH) OBP: 0.307, SLG: 0.334	F9	FC5-4 1-2f	F8 2-3				SF7 1-2 2-3 3-H		FC5 1-2 2-3f		3 0 1	0 0 0	0 0 0	0 1 0	0 0 0	0 0 0	5 0 2
Gary Roenicke, R (1, 7) OBP: 0.391, SLG: 0.511 John Lowenstein, L (7, PH) OBP: 0.408, SLG: 0.599 (8, 7) Leo Hernandez, R (9, PH) Mike Young, S (10, 7)		F9 K	F8				K		K		3 1 1 0	0 0 0 0	0 0 0 0	0 0 0 0	1 1 1 0	3 2 2 0	3 2 2 0
Dan Ford, R (1, 9) OBP: 0.283, SLG: 0.379		6-3		F3		F7		F8	F6		5	0	0	0	0	0	2
Lenn Sakata, R (1, 4) OBP: 0.317, SLG: 0.360		1B 1B		1B		6-3		4-3		6-3	5	0	2	0	0	0	0
Rick Dempsey, R (1, 2) OBP: 0.332, SLG: 0.348		1-2 1B		F4		6-3		1B 1B		WP HR 2B	5	1	3	0	0	0	1
Inning Stats	R: 0 H: 1 E: 0 LOB: 2 K: 0 BB: 1 S: 4 P: 8	R: 0 H: 2 E: 0 LOB: 2 K: 1 BB: 0 S: 7 P: 7	R: 1 H: 2 E: 0 LOB: 1 K: 1 BB: 0 S: 7 P: 7	R: 0 H: 1 E: 0 LOB: 1 K: 0 BB: 0 S: 4 P: 4	R: 0 H: 2 E: 0 LOB: 2 K: 1 BB: 0 S: 7 P: 7	R: 0 H: 0 E: 0 LOB: 0 K: 0 BB: 0 S: 3 P: 3	R: 1 H: 1 E: 1 LOB: 2 K: 1 BB: 1 S: 7 P: 11	R: 0 H: 2 E: 0 LOB: 2 K: 0 BB: 0 S: 5 P: 5	R: 0 H: 1 E: 1 LOB: 2 K: 1 BB: 1 S: 6 P: 10	R: 2 H: 2 E: 0 LOB: 0 K: 0 BB: 0 S: 4 P: 4	1B: 12 SF: 1 2B: 1 SAC: 1 3B: 0 DP: 0 HR: 1 HBP: 0						

livebaseballscorecards.com

AB	42
R	4
H	14
RBI	4
BB	3
SO	5
LOB	29

WP: 2 PA: 47
PB: 0
SB: 0
CS: 0

PITCHER		IP	WLS	BF	H	R	ER	SO	BB	IBB	HBP	BLK	WP	HR	S	P	ERA	WHIP
Neal Heaton, L ERA: 4.22	(1, 1)	6.1		29	9	2	1	3	1	0	0	0	1	0	34	38	1.42	1.579
Dan Spillner, R ERA: 2.59	(7, 1)	1.2		11	3	0	0	1	1	1	0	0	0	0	11	19	0.00	2.400
Ed Glynn, L ERA: 4.04	(9, 1)	1.2	L	7	2	2	2	1	0	0	0	0	1	1	9	9	10.80	1.200

PITCHER		IP	WLS	BF	H	R	ER	SO	BB	IBB	HBP	BLK	WP	HR	S	P	ERA	WHIP

Cleveland Indians @ New York Yankees

Yankee Stadium, Bronx, NY

Tue Sep 21 1982, 7:05 PM EDT

Unknown - 65 F

TOP

livebaseballscorecards.com

Batter	1	2	3	4	5	6	7	8	9	AB	R	H	RBI	BB	SO	LOB
Alan Bannister, R (1, 7) OBP: 0.345, SLG: 0.347	F8	F4		K		1B		F2	E4 1-2 2-3 3-H	6	0	1	0	0	1	6
Von Hayes, L (1, 9) OBP: 0.312, SLG: 0.404	BB 1B S	1B 1-3 2-H		2B		F8			1B K	5	2	3	1	1	1	4
Toby Harrah, R (1, 5) OBP: 0.406, SLG: 0.512	1B 1-H	F3		F8			6-3		HBP 1B 1-3	5	2	2	1	0	0	3
Andre Thornton, R (1, 10) OBP: 0.393, SLG: 0.502 Jack Perconte, L (9, PR) OBP: 0.293, SLG: 0.271	F8	K	K		K		F5		1B 2B HBP 1-2	4 0	0 1	0 0	0 0	0 0	2 0	1 0
Mike Hargrove, L (1, 3) OBP: 0.371, SLG: 0.325	1B 2-H	1B 2B		F9			F6		2B E 1B 1-3 2-H 3-H	5	2	3	3	0	0	0
Larry Milbourne, S (1, 4) OBP: 0.290, SLG: 0.334	K	F6		FC5-4 1B				K	E 2B 1-3 3-H	5	0	2	1	0	2	2
Rick Manning, L (1, 8) OBP: 0.343, SLG: 0.363	6-3	1B 2B 1-2		FC5-4 1-2f				4-3	E IBB	4	1	1	0	1	0	1
Ron Hassey, L (1, 2) OBP: 0.341, SLG: 0.341	E 1B 1B	2B 1-H 2-H				K		1B BB	K	4	1	2	2	1	2	3
Mike Fischlin, R (1, 6) OBP: 0.348, SLG: 0.299	E4 1B 1-2			F4		F9		1B 1-2	K	5	0	1	0	0	1	4

| | | | |

Batter	1	2	3	4	5	6	7	8	9	AB	R	H	RBI	BB	SO	LOB
Willie Randolph, R (1, 4) OBP: 0.360, SLG: 0.338	F9		E8 1-2 3B	FC3-6 1B 1-2f 2B		SF8 1-3 1B		F8		5	2	1	0	0	0	3
Jerry Mumphrey, S (1, 8) OBP: 0.366, SLG: 0.436	G3-6 1B		1B 1-H 2-H 3B	2B 1-3 1B		SF8 1-2 3-H		FC6-4 2B 1-2f		4	2	3	3	0	0	1
Ken Griffey, L (1, 9) OBP: 0.327, SLG: 0.409	G3-6 1-2f		S 3-H 1B	1-H 3-H 2B		K		2B 1-3		5	0	3	3	0	1	2
Dave Winfield, R (1, 7) OBP: 0.327, SLG: 0.560		F4	F7	6-3			HR 1B	6-3		5	1	1	0	0	0	4
Oscar Gamble, L (1, 10) OBP: 0.392, SLG: 0.545 Lou Piniella, R (9, PH) OBP: 0.361, SLG: 0.450 Mike Patterson, L (9, PR) OBP: 0.250, SLG: 0.583		1B BB	K 1-2		K		1-H HR		FC5-6 1B	3 1 0	1 0 0	1 1 0	2 0 0	1 0 0	2 0 0	1 0 0
Graig Nettles, L (1, 5) OBP: 0.322, SLG: 0.411	F9	BB			F8		K		FC5-6 1-2f	4	0	0	0	1	1	2
Roy Smalley, S (1, 6) OBP: 0.353, SLG: 0.429	1-2 1B		K		F9		F8		K	5	0	1	0	0	2	3
Steve Balboni, R (1, 3) OBP: 0.250, SLG: 0.299 Lee Mazzilli, S (9, PH) OBP: 0.347, SLG: 0.381	K			K		F8	3-1		F9	4 1	0 0	0 0	0 0	0 0	2 0	2 1
Butch Wynegar, S (1, 2) OBP: 0.380, SLG: 0.364			E 3B 1B	FC3-6 1B		1B SF8 BB		FC6-4 1B		3	2	3	0	1	0	0
Inning Stats	R: 0 E: 0 K: 0 S: 3 H: 1 LOB: 0 BB: 0 P: 3	R: 0 E: 0 K: 1 S: 6 H: 1 LOB: 2 BB: 1 P: 10	R: 3 E: 1 K: 2 S: 11 H: 3 LOB: 2 BB: 1 P: 15	R: 2 E: 0 K: 1 S: 8 H: 3 LOB: 1 BB: 0 P: 8	R: 0 E: 0 K: 1 S: 5 H: 0 LOB: 0 BB: 0 P: 5	R: 1 E: 0 K: 1 S: 6 H: 1 LOB: 1 BB: 1 P: 10	R: 2 E: 0 K: 1 S: 7 H: 2 LOB: 0 BB: 0 P: 7	R: 0 E: 0 K: 0 S: 5 H: 2 LOB: 2 BB: 0 P: 5	R: 0 E: 0 K: 1 S: 6 H: 1 LOB: 1 BB: 0 P: 6	1B: 10 2B: 2 3B: 1 HR: 1 SF: 1 SAC: 0 DP: 1 HBP: 0						WP: 0 PB: 0 SB: 1 CS: 0 PA: 44

PITCHER		IP	WLS	BF	H	R	ER	SO	BB	IBB	HBP	BLK	WP	HR	S	P	ERA	WHIP
Len Barker, R ERA: 3.98	(1, 1)	7.0		35	11	8	7	7	3	0	0	0	0	1	46	58	9.00	2.000
Jerry Reed, R ERA: 3.55	(8, 1)	1.0	W	5	2	0	0	0	0	0	0	0	0	0	5	5	0.00	2.000
Ed Glynn, L ERA: 3.95	(9, 1)	1.0	S	4	1	0	0	1	0	0	0	0	0	0	6	6	0.00	1.000

PITCHER	IP	WLS	BF	H	R	ER	SO	BB	IBB	HBP	BLK	WP	HR	S	P	ERA	WHIP

BOTTOM

Cleveland Indians @ New York Yankees

Yankee Stadium, Bronx, NY

Tue Sep 21 1982, 7:05 PM EDT

Unknown - 65 F

livebaseballscorecards.com

AB	40
R	8
H	14
RBI	8
BB	3
SO	8
LOB	19

Batter	1	2	3	4	5	6	7	8	9	AB	R	H	RBI	BB	SO	LOB
Alan Bannister, R (1, 7) OBP: 0.343, SLG: 0.348	1-3		6-3 2-3		F9 1-H 2B		4-3 2-3		FC6-4 1-2f	5	0	1	1	0	0	3
Von Hayes, L (1, 9) OBP: 0.311, SLG: 0.402	K		1B 3-H		F9 2-3		6-3			4	0	1	1	0	1	2
Toby Harrah, R (1, 5) OBP: 0.404, SLG: 0.508	F8		F4		F7			K		4	0	0	0	0	1	2
Andre Thornton, R (1, 10) OBP: 0.394, SLG: 0.500		K		F7		5-3 BB		BB		2	0	0	0	2	1	0
Mike Hargrove, L (1, 3) OBP: 0.372, SLG: 0.325		1B		FC5-4 BB		5-3 1-2		F8		3	0	1	0	1	0	2
Bill Nahorodny, R (1, 2) OBP: 0.236, SLG: 0.420		F7		FC5-4 WP 1-2f		F4		F2		4	0	0	0	0	0	4
Rick Manning, L (1, 8) OBP: 0.341, SLG: 0.360		4-3		K 1-2		K			F9	4	0	0	0	0	2	3
Larry Milbourne, S (1, 4) OBP: 0.290, SLG: 0.333			6-3		F8		K 4-3 SH3-4		FC6-4 1B	4	0	1	0	0	1	0
Mike Fischlin, R (1, 6) OBP: 0.352, SLG: 0.308			6-3 1B 2B		S 2B 1B		SH3-4 1-2		K	3	2	2	0	0	1	1
Inning Stats	R: 0 E: 0 K: 1 S: 5 H: 0 LOB: 0 BB: 0 P: 5	R: 0 E: 0 K: 1 S: 6 H: 1 LOB: 1 BB: 0 P: 6	R: 1 E: 0 K: 0 S: 5 H: 2 LOB: 1 BB: 0 P: 5	R: 0 E: 0 K: 1 S: 5 H: 0 LOB: 1 BB: 1 P: 9	R: 1 E: 0 K: 0 S: 5 H: 2 LOB: 1 BB: 0 P: 5	R: 0 E: 0 K: 1 S: 5 H: 0 LOB: 1 BB: 1 P: 9	R: 0 E: 0 K: 1 S: 6 H: 0 LOB: 1 BB: 0 P: 6	R: 0 E: 0 K: 1 S: 5 H: 0 LOB: 1 BB: 1 P: 9	R: 0 E: 0 K: 1 S: 6 H: 1 LOB: 1 BB: 0 P: 6	1B: 4 2B: 2 3B: 0 HR: 0 SF: 0 SAC: 1 DP: 0 HBP: 0	WP: 1 PB: 1 SB: 1 CS: 0 PA: 37					

PITCHER	IP	WLS	BF	H	R	ER	SO	BB	IBB	HBP	BLK	WP	HR	S	P	ERA	WHIP
Dave Righetti, L (1, 1) ERA: 3.74	9.0	W	37	6	2	2	7	3	0	0	0	1	0	48	60	2.00	1.000

PITCHER	IP	WLS	BF	H	R	ER	SO	BB	IBB	HBP	BLK	WP	HR	S	P	ERA	WHIP

TOP

Cleveland Indians @ New York Yankees

Yankee Stadium, Bronx, NY

Tue Sep 21 1982, 7:05 PM EDT

Att. 15,339 - Unknown

livebaseballscorecards.com

AB	33
R	2
H	6
RBI	2
BB	3
SO	7
LOB	17

Batter	1	2	3	4	5	6	7	8	9	AB	R	H	RBI	BB	SO	LOB
Willie Randolph, R (1, 4) OBP: 0.361, SLG: 0.340	6-3			G6-4-3	SF9 2-3 3-H			2B		3	1	2	1	0	0	0
Jerry Mumphrey, S (1, 8) OBP: 0.365, SLG: 0.437	4-3			G6-4-3 1-2f	SF8 3-H			1-H 1B		3	1	1	2	0	0	1
Ken Griffey, L (1, 9) OBP: 0.328, SLG: 0.409	F8			BB 1B	F8			BBBB 1B		3	2	1	0	1	0	1
Dave Winfield, R (1, 7) OBP: 0.326, SLG: 0.557		5-3		BBBB 1-2		F3		SSS K		3	0	0	0	1	1	2
Oscar Gamble, L (1, 10) OBP: 0.391, SLG: 0.543 Lou Piniella, R (8, PH) OBP: 0.363, SLG: 0.452		L5		1-2 2-H		F5		1B 1-3 2-H 9-2		3 1	0 0	1 1	1 1	0 0	0 0	0 0
Graig Nettles, L (1, 5) OBP: 0.322, SLG: 0.410		5-3		L4		F8		1-3 3-H		4	0	1	1	0	0	2
Roy Smalley, S (1, 6) OBP: 0.352, SLG: 0.427			3-1	1B SF9 1B			F7	9-2 3-Hf		4	1	1	0	0	0	2
Lee Mazzilli, S (1, 3) OBP: 0.347, SLG: 0.381 John Mayberry, L (8, 3) OBP: 0.328, SLG: 0.368			SSS K	SF9 1B 1-2 SF8			1-3			3 0	1 0	1 0	0 0	0 0	1 0	0 0
Rick Cerone, R (1, 2) OBP: 0.257, SLG: 0.281		6-3		1-2 2-3			SSS K			3	0	1	0	0	1	0
Inning Stats	R: 0 H: 0 E: 0 LOB: 0 K: 0 BB: 0 S: 3 P: 3	R: 0 H: 0 E: 0 LOB: 0 K: 0 BB: 0 S: 3 P: 3	R: 0 H: 0 E: 0 LOB: 0 K: 1 BB: 0 S: 5 P: 5	R: 1 H: 3 E: 0 LOB: 2 K: 0 BB: 1 S: 5 P: 9	R: 2 H: 3 E: 0 LOB: 1 K: 0 BB: 0 S: 6 P: 6	R: 0 H: 0 E: 0 LOB: 0 K: 0 BB: 0 S: 3 P: 3	R: 0 H: 0 E: 0 LOB: 0 K: 1 BB: 0 S: 5 P: 5	R: 3 H: 4 E: 0 LOB: 1 K: 1 BB: 1 S: 8 P: 12		1B: 9 SF: 2 2B: 2 SAC: 0 3B: 0 DP: 2 HR: 0 HBP: 0						

PITCHER		IP	WLS	BF	H	R	ER	SO	BB	IBB	HBP	BLK	WP	HR	S	P	ERA	WHIP
Lary Sorensen, R ERA: 5.35	(1, 1)	7.0	L	29	8	5	5	2	1	0	0	0	0	0	32	36	6.43	1.286
Ed Glynn, L ERA: 4.06	(8, 1)	1.0		5	2	1	1	1	1	0	0	0	0	0	6	10	9.00	3.000

PITCHER	IP	WLS	BF	H	R	ER	SO	BB	IBB	HBP	BLK	WP	HR	S	P	ERA	WHIP

BOTTOM

Cleveland Indians @ New York Yankees

Yankee Stadium, Bronx, NY

Tue Sep 21 1982, 7:05 PM EDT

Att. 15,339 - Unknown

livebaseballscorecards.com

AB	30
R	6
H	10
RBI	6
BB	2
SO	3
LOB	8

1B: 9	SF: 2	WP: 0	PA: 34
2B: 2	SAC: 0	PB: 0	
3B: 0	DP: 2	SB: 0	
HR: 0	HBP: 0	CS: 0	

Batter	1	2	3	4	5	6	7	8	9	AB	R	H	RBI	BB	SO	LOB
Alan Bannister, R (1, 7) OBP: 0.342, SLG: 0.347	4-3	5-3			K		SH E 1B			4	0	1	0	0	1	2
Carmen Castillo, R (7, PR) OBP: 0.295, SLG: 0.313										0	1	0	0	0	0	0
(7, 7)																
Larry Milbourne, S (1, 4) OBP: 0.290, SLG: 0.336	L6 2B		K		K		SH E 1B 1-2			3	1	1	0	0	2	0
Toby Harrah, R (1, 5) OBP: 0.403, SLG: 0.505	BB		K		F7		K			3	0	0	0	1	2	2
Andre Thornton, R (1, 10) OBP: 0.391, SLG: 0.496	L6 2-3		F8			F9	E5 1B 1-3 2-H			4	0	0	0	0	0	3
Mike Hargrove, L (1, 3) OBP: 0.376, SLG: 0.333		1B 2B		F8 SF9 2B		4-3 2B BB	BB 1B 1-3 3-H			3	3	3	1	1	0	0
Von Hayes, L (1, 9) OBP: 0.309, SLG: 0.399		F8		F8 2-3		4-3 1-2	F6			4	0	0	0	0	0	5
Rick Manning, L (1, 8) OBP: 0.342, SLG: 0.362		K		SF9 3-H		2B 2-H	BB 1-2			2	0	1	2	1	1	1
Ron Hassey, L (1, 2) OBP: 0.345, SLG: 0.344		1B 1B 2-H		1B		FC5-4 IBB	K			3	0	2	1	1	1	3
Mike Fischlin, R (1, 6) OBP: 0.352, SLG: 0.308		1B 2-3		F8		FC5-4 1-2f				3	0	1	0	0	0	3
Inning Stats	R: 0 E: 0 K: 0 S: 3 H: 1 LOB: 1 BB: 1 P: 7	R: 1 E: 0 K: 1 S: 8 H: 3 LOB: 2 BB: 0 P: 8	R: 0 E: 0 K: 2 S: 7 H: 0 LOB: 0 BB: 0 P: 7	R: 1 E: 0 K: 0 S: 5 H: 2 LOB: 1 BB: 0 P: 5	R: 0 E: 0 K: 2 S: 7 H: 0 LOB: 0 BB: 0 P: 7	R: 1 E: 0 K: 0 S: 4 H: 1 LOB: 2 BB: 2 P: 12	R: 2 E: 1 K: 2 S: 11 H: 2 LOB: 3 BB: 1 P: 15			1B: 5 2B: 5 3B: 0 HR: 0 SF: 1 SAC: 1 DP: 1 HBP: 0						

TOP

Cleveland Indians @ New York Yankees

Yankee Stadium, Bronx, NY

Wed Sep 22 1982, 7:05 PM EDT

Att. 16,922 - Unknown - 61 F

livebaseballscorecards.com

AB	29
R	5
H	9
RBI	4
BB	4
SO	7
LOB	19

PITCHER		IP	WLS	BF	H	R	ER	SO	BB	IBB	HBP	BLK	WP	HR	S	P	ERA	WHIP
Doyle Alexander, R ERA: 6.79	(1, 1)	6.1	L	32	9	5	4	6	2	1	0	0	0	0	41	53	5.68	1.737
George Frazier, R ERA: 3.67	(7, 1)	0.2		3	0	0	0	1	1	0	0	0	0	0	4	8	0.00	1.500

PITCHER	IP	WLS	BF	H	R	ER	SO	BB	IBB	HBP	BLK	WP	HR	S	P	ERA	WHIP

Batter	1	2	3	4	5	6	7	8	9	AB	R	H	RBI	BB	SO	LOB
Willie Randolph, R (1, 4) OBP: 0.363, SLG: 0.342	G4-6-3 1B			G3 S 1B		F7				3	0	2	0	0	0	0
Jerry Mumphrey, S (1, 8) OBP: 0.363, SLG: 0.434	G4-6-3 1-2f			K 1-2			K			3	0	0	0	0	2	2
Ken Griffey, L (1, 9) OBP: 0.327, SLG: 0.407	K			G3 2-3			K			2	0	0	0	0	1	1
Don Mattingly, L (6, 9)										1	0	0	0	0	1	0
Dave Winfield, R (1, 7) OBP: 0.324, SLG: 0.554		F8		1-3			F8			3	0	0	0	0	0	1
Oscar Gamble, L (1, 10) OBP: 0.389, SLG: 0.540		F5			F5					2	0	0	0	0	0	0
Graig Nettles, L (1, 5) OBP: 0.320, SLG: 0.408		L3			F7					2	0	0	0	0	0	0
Roy Smalley, S (1, 6) OBP: 0.351, SLG: 0.425			F7		F7					2	0	0	0	0	0	0
Steve Balboni, R (1, 3) OBP: 0.243, SLG: 0.290			F7			F8				2	0	0	0	0	0	0
Butch Wynegar, S (1, 2) OBP: 0.378, SLG: 0.361			4-3			4-3				2	0	0	0	0	0	0
Inning Stats	R: 0 E: 0 K: 1 S: 5 H: 1 LOB: 0 BB: 0 P: 5	R: 0 E: 0 K: 0 S: 3 H: 0 LOB: 0 BB: 0 P: 3	R: 0 E: 0 K: 0 S: 3 H: 0 LOB: 0 BB: 0 P: 3	R: 0 E: 0 K: 1 S: 6 H: 1 LOB: 1 BB: 0 P: 6	R: 0 E: 0 K: 0 S: 3 H: 0 LOB: 0 BB: 0 P: 3	R: 0 E: 0 K: 0 S: 3 H: 0 LOB: 0 BB: 0 P: 3	R: 0 E: 0 K: 2 S: 7 H: 0 LOB: 0 BB: 0 P: 7			1B: 2 2B: 0 3B: 0 HR: 0	SF: 0 SAC: 0 DP: 1 HBP: 0					

PITCHER	IP	WLS	BF	H	R	ER	SO	BB	IBB	HBP	BLK	WP	HR	S	P	ERA	WHIP
Rick Sutcliffe, R (1, 1) ERA: 2.85	6.0	W	19	2	0	0	2	0	0	0	0	0	0	23	23	0.00	0.333
Ed Glynn, L (7, 1) ERA: 3.97	1.0		3	0	0	0	2	0	0	0	0	0	0	7	7	0.00	0.000

PITCHER	IP	WLS	BF	H	R	ER	SO	BB	IBB	HBP	BLK	WP	HR	S	P	ERA	WHIP

BOTTOM

Cleveland Indians @ New York Yankees

Yankee Stadium, Bronx, NY

Wed Sep 22 1982, 7:05 PM EDT
Att. 16,922 - Unknown - 61 F

livebaseballscorecards.com

AB	22
R	0
H	2
RBI	0
BB	0
SO	4
LOB	4

WP: 0 PA: 22
PB: 0
SB: 1
CS: 0

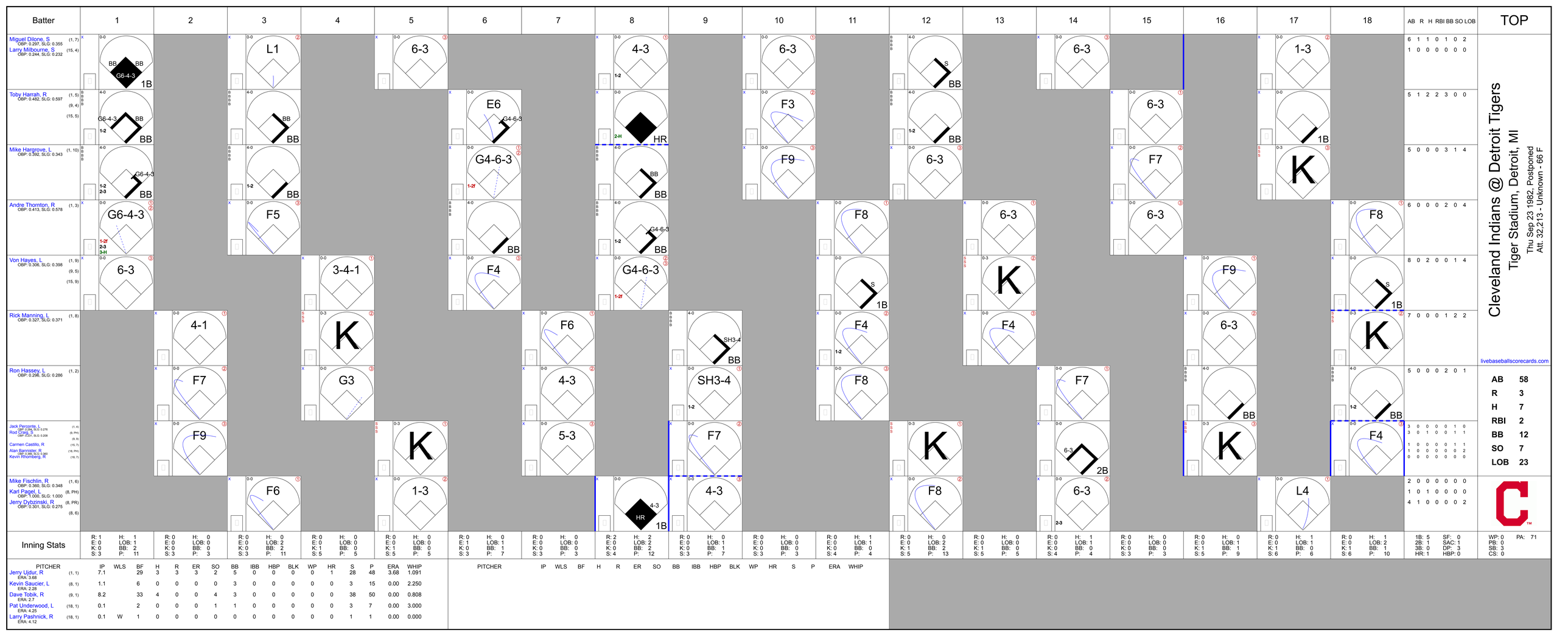

Cleveland Indians @ Detroit Tigers

Tiger Stadium, Detroit, MI

Thu Sep 23 1982, Postponed
Att. 32,213 - Unknown - 66 F

livebaseballscorecards.com

Batter	1	2	3	4	5	6	7	8	9	10	11	12	13	14	15	16	17	18	AB	R	H	RBI	BB	SO	LOB
Miguel Dilone, S (1, 7) OBP: 0.297, SLG: 0.355	BB BB G6-4-3 1B		L1		6-3			4-3 1-2		6-3		S BB		6-3			1-3		6	1	1	0	1	0	2
Larry Milbourne, S (15, 4) OBP: 0.244, SLG: 0.232																			1	0	0	0	0	0	0
Toby Harrah, R (1, 5) OBP: 0.482, SLG: 0.597 (9, 4) (15, 5)	G6-4-3 1-2 BB BB		BB BB			E6 G4-6-3		2-H HR		F3		1-2 BB			6-3		1B		5	1	2	2	3	0	0
Mike Hargrove, L (1, 10) OBP: 0.392, SLG: 0.343	G6-4-3 1-2 2-3 BB		1-2 BB			G4-6-3 1-2f		BB BB		F9		6-3			F7		K		5	0	0	0	3	1	4
Andre Thornton, R (1, 3) OBP: 0.413, SLG: 0.578	G6-4-3 1-2f 2-3 3-H		F5			BB		G4-6-3 1-2 BB			F8		6-3		6-3			F8	6	0	0	0	2	0	4
Von Hayes, L (1, 9) OBP: 0.306, SLG: 0.398 (9, 5) (15, 9)	6-3			3-4-1		F4		G4-6-3 1-2f			S 1B		K			F9		S 1B	8	0	2	0	0	1	4
Rick Manning, L (1, 8) OBP: 0.327, SLG: 0.371		4-1		K			F6		SH3-4 BB		F4 1-2		F4			6-3		K	7	0	0	0	1	2	2
Ron Hassey, L (1, 2) OBP: 0.296, SLG: 0.286		F7		G3			4-3		SH3-4 1-2		F8			F7		BB		1-2 BB	5	0	0	0	2	0	1
Jack Perconte, L (1, 4) OBP: 0.254, SLG: 0.276		F9			K		5-3		F7			K		6-3 2B		K		F4	3	0	0	0	0	1	0
Rod Craig, S (9, PH) OBP: 0.231, SLG: 0.208 (9, 9)																			3	0	1	0	0	1	1
Carmen Castillo, R (15, 7)																			1	0	0	0	0	1	1
Alan Bannister, R (18, PH) OBP: 0.366, SLG: 0.360																			1	0	0	0	0	0	2
Kevin Rhomberg, R (18, 7)																			0	0	0	0	0	0	0
Mike Fischlin, R (1, 6) OBP: 0.360, SLG: 0.348			F6		1-3			HR 4-3 1B	4-3			F8		6-3 2-3			L4		2	0	0	0	0	0	0
Karl Pagel, L (8, PH) OBP: 1.000, SLG: 1.000																			1	0	1	0	0	0	0
Jerry Dybzinski, R (8, PR) OBP: 0.301, SLG: 0.275 (8, 6)																			4	1	0	0	0	0	2

Inning Stats	1	2	3	4	5	6	7	8	9	10	11	12	13	14	15	16	17	18
	R: 1 E: 0 K: 0 S: 3	H: 1 LOB: 1 BB: 2 P: 11	R: 0 E: 0 K: 0 S: 3	H: 0 LOB: 0 BB: 0 P: 3	R: 0 E: 0 K: 0 S: 3	H: 0 LOB: 2 BB: 2 P: 11	R: 0 E: 0 K: 1 S: 5	H: 0 LOB: 0 BB: 0 P: 5	R: 0 E: 0 K: 1 S: 5	H: 0 LOB: 0 BB: 0 P: 5	R: 0 E: 0 K: 0 S: 3	H: 0 LOB: 1 BB: 1 P: 7	R: 0 E: 0 K: 0 S: 3	H: 0 LOB: 0 BB: 0 P: 3	R: 0 E: 0 K: 0 S: 4	H: 1 LOB: 1 BB: 0 P: 4	R: 0 E: 0 K: 0 S: 3	H: 0 LOB: 0 BB: 0 P: 3	R: 0 E: 0 K: 1 S: 5	H: 0 LOB: 1 BB: 1 P: 9	R: 0 E: 0 K: 1 S: 6	H: 1 LOB: 1 BB: 0 P: 6	R: 0 E: 0 K: 1 S: 6	H: 1 LOB: 2 BB: 1 P: 10

PITCHER		IP	WLS	BF	H	R	ER	SO	BB	IBB	HBP	BLK	WP	HR	S	P	ERA	WHIP
Jerry Ujdur, R ERA: 3.68	(1, 1)	7.1		29	3	3	3	2	5	0	0	0	0	1	28	48	3.68	1.091
Kevin Saucier, L ERA: 2.28	(8, 1)	1.1		6	0	0	0	0	3	0	0	0	0	0	3	15	0.00	2.250
Dave Tobik, R ERA: 2.7	(9, 1)	8.2		33	4	0	0	4	3	0	0	0	0	0	38	50	0.00	0.808
Pat Underwood, L ERA: 4.25	(18, 1)	0.1		2	0	0	0	1	1	0	0	0	0	0	3	7	0.00	3.000
Larry Pashnick, R ERA: 4.12	(18, 1)	0.1	W	1	0	0	0	0	0	0	0	0	0	0	1	1	0.00	0.000

PITCHER	IP	WLS	BF	H	R	ER	SO	BB	IBB	HBP	BLK	WP	HR	S	P	ERA	WHIP

	AB	R	H	RBI	BB	SO	LOB
	6	1	1	0	1	0	2
	1	0	0	0	0	0	0
	5	1	2	2	3	0	0
	5	0	0	0	3	1	4
	6	0	0	0	2	0	4
	8	0	2	0	0	1	4
	7	0	0	0	1	2	2
	5	0	0	0	2	0	1
	3	0	0	0	0	1	0
	3	0	1	0	0	1	1
	1	0	0	0	0	1	1
	1	0	0	0	0	0	2
	0	0	0	0	0	0	0
	2	0	0	0	0	0	0
	1	0	1	0	0	0	0
	4	1	0	0	0	0	2

AB	58
R	3
H	7
RBI	2
BB	12
SO	7
LOB	23

1B: 5	SF: 0
2B: 1	SAC: 1
3B: 0	DP: 3
HR: 1	HBP: 0

WP: 0 PB: 0 SB: 3 CS: 0 PA: 71

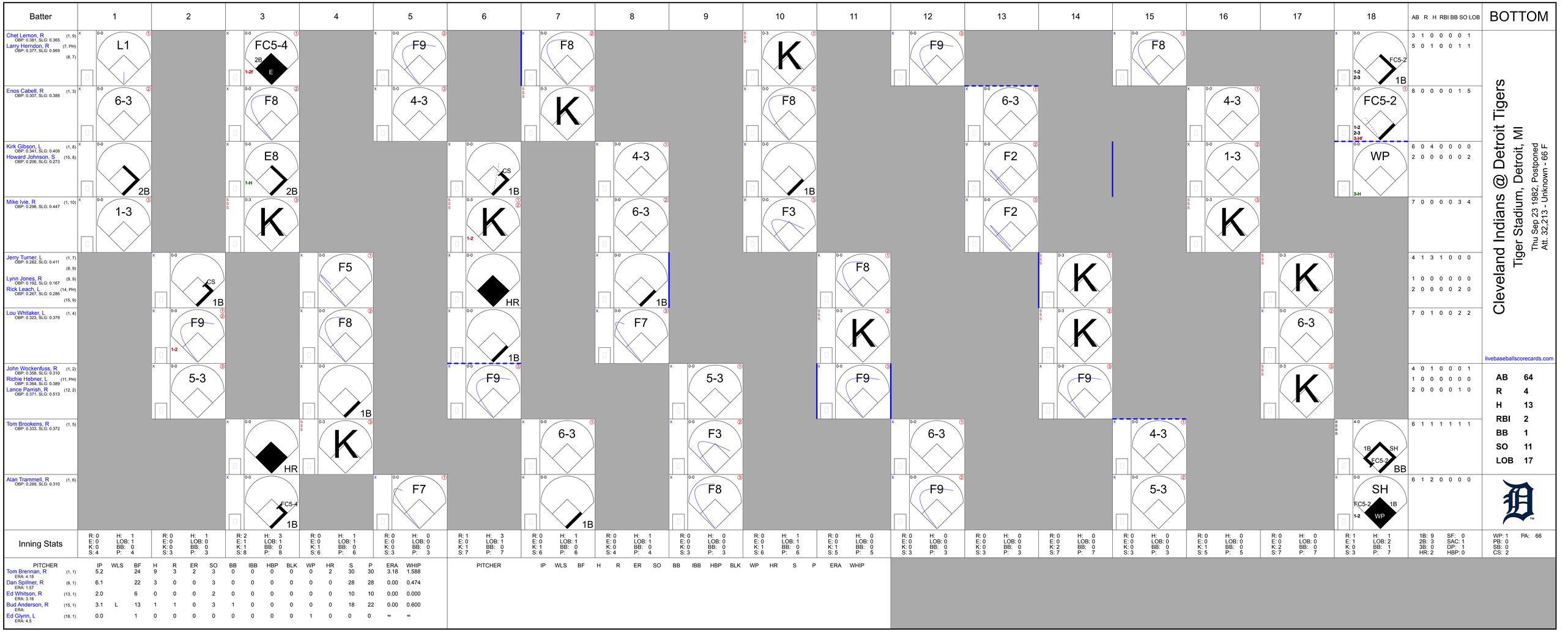
Batter
1
2
3
4
5
6
7
8
9
10
11
12
13
14
15
16
17
18
AB R H RBI BB SO LOB
BOTTOM
Chet Lemon, R (1, 9) OBP: 0.381, SLG: 0.365
Larry Herndon, R (7, PH) OBP: 0.377, SLG: 0.569 (8, 7)
Enos Cabell, R (1, 3) OBP: 0.307, SLG: 0.388
Kirk Gibson, L (1, 8) OBP: 0.341, SLG: 0.408
Howard Johnson, S (15, 8) OBP: 0.206, SLG: 0.273
Mike Ivie, R (1, 10) OBP: 0.296, SLG: 0.447
Jerry Turner, L (1, 7) OBP: 0.282, SLG: 0.411 (8, 9)
Lynn Jones, R (9, 9) OBP: 0.192, SLG: 0.167
Rick Leach, L (14, PH) OBP: 0.267, SLG: 0.286 (15, 9)
Lou Whitaker, L (1, 4) OBP: 0.323, SLG: 0.379
John Wockenfuss, R (1, 2) OBP: 0.358, SLG: 0.310
Richie Hebner, L (11, PH) OBP: 0.364, SLG: 0.389
Lance Parrish, R (12, 2) OBP: 0.371, SLG: 0.513
Tom Brookens, R (1, 5) OBP: 0.333, SLG: 0.372
Alan Trammell, R (1, 6) OBP: 0.289, SLG: 0.310
L1
6-3
2B
1-3
CS 1B
F9
1-2
5-3
F5
F8
1B
HR
K
FC5-4
2B
E
F7
F8
4-3
E8
1-H
2B
F9
4-3
6-3
1B
F7
5-3
F3
6-3
F9
K
CS
1B
HR
1B
F8
K
F9
6-3
F2
F2
K
4-3
1-3
K
K
6-3
K
FC5-2
1B
1-2
2-3
FC5-2
1-2
2-3
3-H
WP
3-H
SH
FC5-2
1B
1-2
WP
BB
1B
SH
FC5-2
3 1 0 0 0 0 1
5 0 1 0 0 1 1
8 0 0 0 0 1 5
6 0 4 0 0 0 0
2 0 0 0 0 0 2
7 0 0 0 0 3 4
4 1 3 1 0 0 0
1 0 0 0 0 0 0
2 0 0 0 0 2 0
7 0 1 0 0 2 2
4 0 1 0 0 0 1
1 0 0 0 0 0 0
2 0 0 0 0 1 0
6 1 1 1 1 1 1
6 1 2 0 0 0 0
Cleveland Indians @ Detroit Tigers
Tiger Stadium, Detroit, MI
Thu Sep 23 1982, Postponed
Att. 32,213 - Unknown - 66 F
livebaseballscorecards.com
AB 64
R 4
H 13
RBI 2
BB 1
SO 11
LOB 17
Inning Stats
R: 0 H: 1 E: 0 LOB: 1 K: 0 BB: 0 S: 4 P: 4
R: 0 H: 1 E: 0 LOB: 0 K: 0 BB: 0 S: 3 P: 3
R: 2 H: 3 E: 1 LOB: 1 K: 1 BB: 0 S: 8 P: 8
R: 0 H: 1 E: 0 LOB: 1 K: 1 BB: 0 S: 6 P: 6
R: 0 H: 0 E: 0 LOB: 0 K: 0 BB: 0 S: 3 P: 3
R: 1 H: 3 E: 1 LOB: 1 K: 1 BB: 0 S: 7 P: 7
R: 0 H: 1 E: 0 LOB: 1 K: 1 BB: 0 S: 6 P: 6
R: 0 H: 1 E: 0 LOB: 1 K: 0 BB: 0 S: 4 P: 4
R: 0 H: 0 E: 0 LOB: 0 K: 1 BB: 0 S: 3 P: 3
R: 0 H: 1 E: 0 LOB: 1 K: 1 BB: 0 S: 6 P: 6
R: 0 H: 0 E: 0 LOB: 0 K: 1 BB: 0 S: 5 P: 5
R: 0 H: 0 E: 0 LOB: 0 K: 1 BB: 0 S: 3 P: 3
R: 0 H: 0 E: 0 LOB: 0 K: 0 BB: 0 S: 3 P: 3
R: 0 H: 0 E: 0 LOB: 0 K: 2 BB: 0 S: 7 P: 7
R: 0 H: 0 E: 0 LOB: 0 K: 0 BB: 0 S: 3 P: 3
R: 0 H: 0 E: 0 LOB: 0 K: 1 BB: 0 S: 5 P: 5
R: 0 H: 0 E: 0 LOB: 0 K: 2 BB: 0 S: 7 P: 7
R: 1 H: 1 E: 1 LOB: 2 K: 0 BB: 1 S: 3 P: 7
1B: 9 SF: 0 2B: 3 SAC: 1 3B: 0 DP: 1 HR: 2 HBP: 0
WP: 1 PA: 66 PB: 0 SB: 0 CS: 2
PITCHER IP WLS BF H R ER SO BB IBB HBP BLK WP HR S P ERA WHIP
Tom Brennan, R (1, 1) ERA: 4.18 5.2 24 9 3 2 3 0 0 0 0 0 0 30 30 3.18 1.588
Dan Spillner, R (6, 1) ERA: 1.57 6.1 22 3 0 0 3 0 0 0 0 0 0 28 28 0.00 0.474
Ed Whitson, R (13, 1) ERA: 3.16 2.0 6 0 0 0 2 0 0 0 0 0 0 10 10 0.00 0.000
Bud Anderson, R (15, 1) ERA: 3.1 L 13 1 1 0 3 1 0 0 0 0 0 18 22 0.00 0.600
Ed Glynn, L (18, 1) ERA: 4.5 0.0 1 0 0 0 0 0 0 0 0 1 0 0 0 ∞ ∞
PITCHER IP WLS BF H R ER SO BB IBB HBP BLK WP HR S P ERA WHIP

Cleveland Indians @ Detroit Tigers

Tiger Stadium, Detroit, MI

Fri Sep 24 1982, 7:05 PM EDT

Att. 7,226 - Unknown - 59 F

TOP

livebaseballscorecards.com

Batter	1	2	3	4	5	6	7	8	9	AB	R	H	RBI	BB	SO	LOB
Larry Milbourne, S (1, 4) OBP: 0.287, SLG: 0.332	F8			G3	G4-6-3 1-2f 2-3 3-H		G3		5-3	5	0	0	0	0	0	2
Von Hayes, L (1, 9) OBP: 0.310, SLG: 0.398	4-3			FC5-4 1B	BB		G3		4-3	4	0	1	0	1	0	0
Toby Harrah, R (1, 5) OBP: 0.401, SLG: 0.503	K			FC5-4 2B 1-2f	F5			F7	1B	5	1	1	0	0	1	3
Andre Thornton, R (1, 10) OBP: 0.393, SLG: 0.498		BB G4-6-3		1-H 2B		F9		1B 2B 1B	L7	4	1	2	1	1	0	1
Mike Hargrove, L (1, 3) OBP: 0.375, SLG: 0.332		G4-6-3 1-2f		F5		1-3		2B 1-2 1B 1B		4	1	1	0	0	0	2
Ron Hassey, L (1, 2) OBP: 0.350, SLG: 0.350		F8			1B BB 1B 1B	BB BB		E 1-3 2-H 2B		3	2	2	1	1	0	0
Rick Manning, L (1, 8) OBP: 0.343, SLG: 0.361			G3		1B 1B G4-6-3 1-2 BB	FC5-4 1-2 BB		4-3		2	1	0	0	2	0	2
Carmen Castillo, R (1, 7) OBP: 0.304, SLG: 0.321			L4		G4-6-3 1B 1-2 2-3 1B	FC5-4 1-2f		E5 2-H 3-H 1B		4	0	2	1	0	0	2
Mike Fischlin, R (1, 6) OBP: 0.350, SLG: 0.307			L5		G4-6-3 1-2 2-3 3-H 1B		5-3	6-3		4	0	1	1	0	0	1

	AB	35
	R	6
	H	10
	RBI	4
	BB	5
	SO	1
	LOB	13

Inning Stats	1	2	3	4	5	6	7	8	9
	R: 0 E: 0 K: 1 S: 5	H: 0 LOB: 0 BB: 0 P: 5	R: 0 E: 0 K: 0 S: 2	H: 0 LOB: 0 BB: 1 P: 6	R: 0 E: 0 K: 0 S: 3	H: 0 LOB: 0 BB: 0 P: 3	R: 1 E: 0 K: 0 S: 5	H: 2 LOB: 1 BB: 0 P: 5	R: 2 E: 0 K: 0 S: 5	H: 3 LOB: 2 BB: 2 P: 13	R: 0 E: 0 K: 0 S: 3	H: 0 LOB: 2 BB: 2 P: 11	R: 0 E: 0 K: 0 S: 3	H: 0 LOB: 0 BB: 0 P: 3	R: 3 E: 1 K: 0 S: 7	H: 4 LOB: 1 BB: 0 P: 7	R: 0 E: 0 K: 0 S: 4	H: 1 LOB: 1 BB: 0 P: 4

	1B: 8	SF: 0	WP: 0	PA: 40
	2B: 2	SAC: 0	PB: 0	
	3B: 0	DP: 2	SB: 0	
	HR: 0	HBP: 0	CS: 0	

PITCHER		IP	WLS	BF	H	R	ER	SO	BB	IBB	HBP	BLK	WP	HR	S	P	ERA	WHIP
Jerry Ujdur, R ERA: 3.9	(1, 1)	7.1	L	33	8	6	5	1	5	0	0	0	0	0	30	50	6.14	1.773
Howard Bailey, L ERA:	(8, 1)	1.2		7	2	0	0	0	0	0	0	0	0	0	7	7	0.00	1.200

PITCHER	IP	WLS	BF	H	R	ER	SO	BB	IBB	HBP	BLK	WP	HR	S	P	ERA	WHIP

Batter	1	2	3	4	5	6	7	8	9	AB	R	H	RBI	BB	SO	LOB
Lou Whitaker, L (1, 4) OBP: 0.340, SLG: 0.439	L7			K		1-3		F8		4	0	0	0	0	1	1
Howard Johnson, S (1, 10) OBP: 0.385, SLG: 0.458	F7			FC5-4 1B		E4 BB 1B 2-H		K		4	0	2	0	0	1	0
Larry Herndon, R (1, 7) OBP: 0.334, SLG: 0.491	F4			K		BB 1B 1-2		F8		4	0	1	0	0	1	1
Lance Parrish, R (1, 2) OBP: 0.339, SLG: 0.525		5-3		FC5-4 1-2f		K			K	4	0	0	0	0	2	3
Chet Lemon, R (1, 8) OBP: 0.368, SLG: 0.449		5-3			2B	BB 1-2 2-3			HR	3	1	2	1	1	0	0
Mike Laga, L (1, 3) OBP: 0.292, SLG: 0.484		K			F6	F8			K	4	0	0	0	0	2	4
Tom Brookens, R (1, 5) OBP: 0.284, SLG: 0.361			F2		F7		5-3		K	4	0	0	0	0	1	1
Rick Leach, L (1, 9) OBP: 0.297, SLG: 0.322			3-1		G3		F9			3	0	0	0	0	0	1
Alan Trammell, R (1, 6) OBP: 0.323, SLG: 0.380			F9			E 2B	F7			3	1	1	0	0	0	0
Inning Stats	R: 0 H: 0 E: 0 LOB: 0 K: 0 BB: 0 S: 3 P: 3	R: 0 H: 0 E: 0 LOB: 0 K: 1 BB: 0 S: 5 P: 5	R: 0 H: 0 E: 0 LOB: 0 K: 0 BB: 0 S: 3 P: 3	R: 0 H: 1 E: 0 LOB: 1 K: 2 BB: 0 S: 8 P: 8	R: 0 H: 1 E: 0 LOB: 1 K: 0 BB: 0 S: 4 P: 4	R: 1 H: 3 E: 1 LOB: 3 K: 1 BB: 1 S: 8 P: 12	R: 0 H: 0 E: 0 LOB: 0 K: 0 BB: 0 S: 3 P: 3	R: 0 H: 0 E: 0 LOB: 0 K: 1 BB: 0 S: 5 P: 5	R: 1 H: 1 E: 0 LOB: 0 K: 3 BB: 0 S: 10 P: 10	1B: 3 SF: 0 2B: 2 SAC: 0 3B: 0 DP: 0 HR: 1 HBP: 0						

PITCHER		IP	WLS	BF	H	R	ER	SO	BB	IBB	HBP	BLK	WP	HR	S	P	ERA	WHIP
Tom Brennan, R ERA: 4.46	(1, 1)	5.1	W	21	5	1	1	3	0	0	0	0	0	0	27	27	1.69	0.938
Dan Spillner, R ERA: 2.58	(6, 1)	3.2	S	13	1	1	1	5	1	0	0	0	0	1	22	26	2.46	0.545

PITCHER	IP	WLS	BF	H	R	ER	SO	BB	IBB	HBP	BLK	WP	HR	S	P	ERA	WHIP

BOTTOM

Cleveland Indians @ Detroit Tigers

Tiger Stadium, Detroit, MI

Fri Sep 24 1982, 7:05 PM EDT

Att. 7,226 - Unknown - 59 F

livebaseballscorecards.com

AB	33
R	2
H	6
RBI	1
BB	1
SO	8
LOB	11

WP: 0	PA: 34		
PB: 0			
SB: 0			
CS: 0			

Batter	1	2	3	4	5	6	7	8	9	AB	R	H	RBI	BB	SO	LOB
Jack Perconte, L (1, 4) OBP: 0.296, SLG: 0.272	x 0-0 E S 1B		x 0-0 ② 3-1		B B B 4-0 BB		S S S 0-3 ② K			3	0	1	0	1	1	1
Von Hayes, L (1, 9) OBP: 0.307, SLG: 0.395	x 0-0 ① F9		x 0-0 ③ 3-1		x 0-0 ③ G3		S S S 0-3 ③ K			4	0	0	0	0	1	3
Toby Harrah, R (1, 5) OBP: 0.401, SLG: 0.500	B B B 4-0 S 1-3 BB			x 0-0 ① 4-3		x 0-0 ① F8		x 0-0 ① F9		3	0	0	0	1	0	0
Andre Thornton, R (1, 10) OBP: 0.392, SLG: 0.496	S S S 0-3 ② K 1-2			x 0-0 ② 6-3		x 0-0 1B 1B		x 0-0 ② F8		4	0	1	0	0	1	2
Mike Hargrove, L (1, 3) OBP: 0.374, SLG: 0.332	x 0-0 ③ G3			x 0-0 BB 1B		x 0-0 ② F8		x 0-0 ③ F5		4	0	1	0	0	0	3
Ron Hassey, L (1, 2) OBP: 0.354, SLG: 0.354		x 0-0 L6-3 1B		B B B 4-0 1-2 BB		x 0-0 1-2 1B			x 0-0 ① F8	3	0	2	0	1	0	0
Rick Manning, L (1, 8) OBP: 0.341, SLG: 0.358		x 0-0 ① ② L6-3 1-2		x 0-0 ③ F9		x 0-0 ③ 4-3			x 0-0 ② 6-3	4	0	0	0	0	0	5
Carmen Castillo, R (1, 7) OBP: 0.292, SLG: 0.307		x 0-0 ③ L5			x 0-0 ① 4-3		x 0-0 ① F3		S S S 0-3 ③ K	4	0	0	0	0	1	0
Mike Fischlin, R (1, 6) OBP: 0.350, SLG: 0.312			x 0-0 ① 5-3		S S S 0-3 ② K		x 0-0 2B			3	0	1	0	0	1	0
Inning Stats	R: 0 H: 1 E: 0 LOB: 2 K: 1 BB: 1 S: 6 P: 10	R: 0 H: 1 E: 0 LOB: 0 K: 0 BB: 0 S: 3 P: 3	R: 0 H: 0 E: 0 LOB: 0 K: 0 BB: 0 S: 3 P: 3	R: 0 H: 1 E: 0 LOB: 2 K: 0 BB: 1 S: 4 P: 8	R: 0 H: 0 E: 0 LOB: 1 K: 1 BB: 1 S: 5 P: 9	R: 0 H: 2 E: 0 LOB: 2 K: 0 BB: 0 S: 5 P: 5	R: 0 H: 1 E: 0 LOB: 1 K: 2 BB: 0 S: 8 P: 8	R: 0 H: 0 E: 0 LOB: 0 K: 0 BB: 0 S: 3 P: 3	R: 0 H: 0 E: 0 LOB: 0 K: 1 BB: 0 S: 5 P: 5	1B: 5 SF: 0 2B: 2 SAC: 0 3B: 0 DP: 1 HR: 0 HBP: 0						

PITCHER	IP	WLS	BF	H	R	ER	SO	BB	IBB	HBP	BLK	WP	HR	S	P	ERA	WHIP
Jack Morris, R (1, 1) ERA: 4.01	9.0	W	35	6	0	0	5	3	0	0	0	0	0	42	54	0.00	1.000

PITCHER	IP	WLS	BF	H	R	ER	SO	BB	IBB	HBP	BLK	WP	HR	S	P	ERA	WHIP

TOP

Cleveland Indians @ Detroit Tigers

Tiger Stadium, Detroit, MI

Sat Sep 25 1982, 3:33 AM EDT

Att. 8,358 - Unknown

livebaseballscorecards.com

AB	32
R	0
H	6
RBI	0
BB	3
SO	5
LOB	14

WP: 0 PA: 35
PB: 0
SB: 2
CS: 0

Cleveland Indians @ Detroit Tigers

Tiger Stadium, Detroit, MI

Sat Sep 25 1982, 3:33 AM EDT

Att. 8,358 - Unknown

livebaseballscorecards.com

BOTTOM

Batter	1	2	3	4	5	6	7	8	9	AB	R	H	RBI	BB	SO	LOB
Chet Lemon, R (1, 8) OBP: 0.369, SLG: 0.448	5-3		BBB 4-0 WP 2B BB		F7		FC4-2 1-3 3-H 1B			3	1	1	1	1	0	0
Enos Cabell, R (1, 3) OBP: 0.289, SLG: 0.330	SSS K		F7 1-2		1-3		FC4-2 2-3 3-H			4	0	0	0	0	1	3
Larry Herndon, R (1, 7) OBP: 0.335, SLG: 0.490	BBBB BB		BBBB 2B BB		5-3		F9			2	1	0	0	2	0	2
Lance Parrish, R (1, 2) OBP: 0.338, SLG: 0.525	F4		1-3 1-H 2-H 2B			F9		F3		4	0	1	2	0	0	1
Mike Ivie, R (1, 10) OBP: 0.301, SLG: 0.440 Mike Laga, L (3, PH) OBP: 0.294, SLG: 0.469		FC1-6 1B	1-3 2-3			G3		BBBB FC5 1B BB		1 2	0 0	1 0	0 0	0 1	0 0	0 1
Tom Brookens, R (1, 4) OBP: 0.281, SLG: 0.357		FC1-6 S 1B WP 1-2f	SSS K			F9		SSS K		4	1	0	0	0	2	3
Howard Johnson, S (1, 5) OBP: 0.388, SLG: 0.459		WP S 1-2 1B	F8				L9	1-2 1B		4	0	2	0	0	0	0
Lynn Jones, R (1, 9) OBP: 0.260, SLG: 0.261		SSS K 1-2 2-3	3-1				1B 1B 1B	FC5 2-3f		4	1	1	0	0	1	4
Alan Trammell, R (1, 6) OBP: 0.323, SLG: 0.380		5-3 2-3 3-H	F4				1B FC4-2 1-3 1B			3	0	1	0	0	0	1
Inning Stats	R: 0 E: 0 K: 1 S: 5 H: 0 LOB: 1 BB: 1 P: 9	R: 1 E: 0 K: 1 S: 7 H: 2 LOB: 1 BB: 0 P: 7	R: 2 E: 0 K: 1 S: 6 H: 1 LOB: 1 BB: 2 P: 14	R: 0 E: 0 K: 0 S: 3 H: 0 LOB: 0 BB: 0 P: 3	R: 0 E: 0 K: 0 S: 3 H: 0 LOB: 0 BB: 0 P: 3	R: 0 E: 0 K: 0 S: 3 H: 0 LOB: 0 BB: 0 P: 3	R: 1 E: 0 K: 0 S: 6 H: 3 LOB: 2 BB: 0 P: 6	R: 0 E: 0 K: 1 S: 6 H: 1 LOB: 2 BB: 1 P: 10		1B: 6 2B: 1 3B: 0 HR: 0	SF: 0 SAC: 0 DP: 0 HBP: 0					

	AB	31
	R	4
	H	7
	RBI	3
	BB	4
	SO	4
	LOB	15

PITCHER		IP	WLS	BF	H	R	ER	SO	BB	IBB	HBP	BLK	WP	HR	S	P	ERA	WHIP
Neal Heaton, L ERA: 4.94	(1, 1)	2.1	L	13	3	3	3	2	3	0	0	0	2	0	14	26	11.57	2.571
Jerry Reed, R ERA: 3.12	(3, 1)	4.2		17	3	1	1	1	0	0	0	0	0	0	19	19	1.93	0.643
Sandy Wihtol, R ERA: 6.75	(8, 1)	1.0		5	1	0	0	1	1	0	0	0	0	0	6	10	0.00	2.000

PITCHER	IP	WLS	BF	H	R	ER	SO	BB	IBB	HBP	BLK	WP	HR	S	P	ERA	WHIP

Batter	1	2	3	4	5	6	7	8	9	AB	R	H	RBI	BB	SO	LOB
Jack Perconte, L (1, 4) OBP: 0.297, SLG: 0.278	F6	2-H 2B		F9			SH2-4 1-2			3	0	1	1	0	0	0
Von Hayes, L (1, 9) OBP: 0.307, SLG: 0.394	CS 1B	F9		4-3			F4			4	0	1	0	0	0	2
Toby Harrah, R (1, 5) OBP: 0.400, SLG: 0.497	1-0 FC6-4 1-2 HBP		F6		F7		1-3			3	0	0	0	0	0	1
Andre Thornton, R (1, 10) OBP: 0.391, SLG: 0.494	FC6-4 1-2f		BBBB 1B E BB		5-3			F7		3	1	0	0	1	0	1
Mike Hargrove, L (1, 3) OBP: 0.376, SLG: 0.333		BB 1B 1B	E 1-3 G1-2-3 1B		G3			BBBB G4-6-3 BB		3	1	2	0	1	0	0
Ron Hassey, L (1, 2) OBP: 0.356, SLG: 0.351		BBBB 1B 1-2 E BB	IIII E IBB			F5		G4-6-3 1-2f		2	1	0	0	2	0	1
Rick Manning, L (1, 8) OBP: 0.340, SLG: 0.358		SSS K	E2 1-2 2-3 3-H			E6 L1-4 1B			4-3	4	0	1	0	0	1	4
Carmen Castillo, R (1, 7) OBP: 0.280, SLG: 0.293		SSS K	G1-2-3 3-Hf			L1-4 2-3			SSS K	4	0	0	0	0	2	6
Mike Fischlin, R (1, 6) OBP: 0.352, SLG: 0.315		E5 1-H 2-H 2B 1B		F8			SH2-4 1B		F2	4	1	2	1	0	0	0
Inning Stats	R: 0 H: 1 E: 0 LOB: 1 K: 0 BB: 0 S: 3 P: 4	R: 3 H: 3 E: 1 LOB: 1 K: 2 BB: 1 S: 10 P: 14	R: 1 H: 1 E: 1 LOB: 2 K: 0 BB: 2 S: 4 P: 12	R: 0 H: 0 E: 0 LOB: 0 K: 0 BB: 0 S: 3 P: 3	R: 0 H: 0 E: 0 LOB: 0 K: 0 BB: 0 S: 3 P: 3	R: 0 H: 1 E: 1 LOB: 0 K: 0 BB: 0 S: 3 P: 3	R: 0 H: 1 E: 0 LOB: 1 K: 0 BB: 0 S: 4 P: 4	R: 0 H: 0 E: 0 LOB: 0 K: 0 BB: 1 S: 2 P: 6	R: 0 H: 0 E: 0 LOB: 0 K: 1 BB: 0 S: 5 P: 5	1B: 6 SF: 0 2B: 2 SAC: 1 3B: 0 DP: 3 HR: 0 HBP: 1						

PITCHER	IP	WLS	BF	H	R	ER	SO	BB	IBB	HBP	BLK	WP	HR	S	P	ERA	WHIP
Milt Wilcox, R (1, 1) ERA: 3.64	9.0	L	36	7	4	1	3	3	1	1	0	0	0	37	54	1.00	1.111

PITCHER	IP	WLS	BF	H	R	ER	SO	BB	IBB	HBP	BLK	WP	HR	S	P	ERA	WHIP

TOP

Cleveland Indians @ Detroit Tigers

Tiger Stadium, Detroit, MI

Sun Sep 26 1982, 3:33 AM EDT

Att. 8,613 - Unknown - 66 F

livebaseballscorecards.com

AB	30
R	4
H	7
RBI	2
BB	4
SO	3
LOB	15

WP: 0 PA: 36
PB: 0
SB: 0
CS: 1

Cleveland Indians @ Detroit Tigers

Tiger Stadium, Detroit, MI

Sun Sep 26 1982, 3:33 AM EDT

Att. 8,613 - Unknown - 66 F

livebaseballscorecards.com

BOTTOM

Batter	1	2	3	4	5	6	7	8	9	AB	R	H	RBI	BB	SO	LOB
Lou Whitaker, L (1, 4) OBP: 0.341, SLG: 0.440	0-0 1B 1B	0-0 F7 ③			0-0 S 1B 1B		0-3 K ②		0-0 F8 ③	4	1	2	0	0	1	0
John Wockenfuss, R (9, PH) OBP: 0.377, SLG: 0.414										1	0	0	0	0	0	2
Howard Johnson, S (1, 5) OBP: 0.384, SLG: 0.452	0-0 F7 ①		0-0 G3 ①		0-0 BB 1B 1-H 1B		0-3 K ③			4	0	1	1	0	1	1
Larry Herndon, R (1, 7) OBP: 0.336, SLG: 0.490	0-0 1-2 1B		0-0 4-3 ②		0-0 BB 1-2 1B			0-0 F8 ①		4	0	2	0	0	0	0
Lance Parrish, R (1, 2) OBP: 0.337, SLG: 0.521	0-3 K ②		0-3 K ③		4-0 1-2 2-3 BB			0-0 5-3 ②		3	0	0	0	1	2	2
Jerry Turner, L (1, 10) OBP: 0.310, SLG: 0.376	0-3 K ③			0-0 F5 ①	0-0 F7 ③			4-0 BB		3	0	0	0	1	1	5
Chet Lemon, R (1, 8) OBP: 0.366, SLG: 0.444		0-0 F7 ①		0-3 K ②		0-0 G3 ①		0-0 F7 ③		4	0	0	0	0	1	1
Mike Laga, L (1, 3) OBP: 0.292, SLG: 0.456		0-3 K ②		0-3 K ③		0-3 K ②			0-0 SH3 1B	4	0	1	0	0	3	0
Enos Cabell, R (9, PR) OBP: 0.289, SLG: 0.330										0	0	0	0	0	0	0
Rick Leach, L (1, 9) OBP: 0.298, SLG: 0.322		0-0 S WP HR 1B			0-0 3-1 ①	0-0 F9 ③			0-0 SH3 1-2 ①	3	1	1	0	0	0	0
Alan Trammell, R (1, 6) OBP: 0.322, SLG: 0.385		0-0 1-H HR			0-0 F8 ②		0-0 6-3 ①		0-0 F3 ②	4	1	1	2	0	0	2
Inning Stats	R: 0 E: 0 K: 2 S: 9 H: 2 LOB: 2 BB: 0 P: 9	R: 2 E: 0 K: 1 S: 7 H: 2 LOB: 0 BB: 0 P: 7	R: 0 E: 0 K: 1 S: 5 H: 0 LOB: 0 BB: 0 P: 5	R: 0 E: 0 K: 2 S: 7 H: 0 LOB: 0 BB: 0 P: 7	R: 1 E: 0 K: 0 S: 6 H: 3 LOB: 3 BB: 1 P: 10	R: 0 E: 0 K: 1 S: 5 H: 0 LOB: 0 BB: 0 P: 5	R: 0 E: 0 K: 2 S: 7 H: 0 LOB: 0 BB: 0 P: 7	R: 0 E: 0 K: 0 S: 3 H: 0 LOB: 1 BB: 1 P: 7	R: 0 E: 0 K: 0 S: 4 H: 1 LOB: 2 BB: 0 P: 4	1B: 7 2B: 0 3B: 0 HR: 1	SF: 0 SAC: 1 DP: 0 HBP: 0						

	AB	34
	R	3
	H	8
	RBI	3
	BB	2
	SO	9
	LOB	13

WP: 1 PB: 0 SB: 2 CS: 0 PA: 37

PITCHER		IP	WLS	BF	H	R	ER	SO	BB	IBB	HBP	BLK	WP	HR	S	P	ERA	WHIP
Len Barker, R ERA: 3.97	(1, 1)	7.0	W	29	7	3	3	9	1	0	0	0	1	1	46	50	3.86	1.143
Bud Anderson, R ERA: 3.27	(8, 1)	1.2		7	1	0	0	0	1	0	0	0	0	0	6	10	0.00	1.200
Ed Glynn, L ERA: 3.94	(9, 1)	0.1	S	1	0	0	0	0	0	0	0	0	0	0	1	1	0.00	0.000

PITCHER	IP	WLS	BF	H	R	ER	SO	BB	IBB	HBP	BLK	WP	HR	S	P	ERA	WHIP

Batter	1	2	3	4	5	6	7	8	9	AB	R	H	RBI	BB	SO	LOB
Willie Randolph, R (1, 4) OBP: 0.363, SLG: 0.343	F9		K		E6 HBP 1B 1-2	K			P5	3	1	0	0	0	1	1
John Mayberry, L (6, PH) OBP: 0.326, SLG: 0.367										1	0	0	0	0	1	2
Edwin Rodriguez, R (6, 4)										1	0	0	0	0	0	0
Dave Collins, S (1, 9) OBP: 0.311, SLG: 0.321	4-3			F9	1B HBP 1-2 2-3		K		4-3	4	0	0	0	0	1	0
Jerry Mumphrey, S (1, 8) OBP: 0.363, SLG: 0.443	6-3			HR	1B 1-2 2-H 3-H		4-3		4-3	4	1	2	3	0	0	0
Mike Patterson, L (8, 8) OBP: 0.231, SLG: 0.538										1	0	0	0	0	0	0
Dave Winfield, R (1, 7) OBP: 0.330, SLG: 0.564		HR		5-3	F9		1B 2B			4	2	2	1	0	0	2
Oscar Gamble, L (1, 10) OBP: 0.383, SLG: 0.523		G3		BB		BB 1B FC5-4 1B	2-H 1B			3	1	2	1	1	0	0
Roy Smalley, S (1, 5) OBP: 0.347, SLG: 0.419		G5-4-3 1B		K		F7	P6			4	0	1	0	0	1	3
Steve Balboni, R (1, 3) OBP: 0.237, SLG: 0.318		G5-4-3 1-2f			K	FC5-4 BB 1-2 1B		K		4	0	1	0	0	2	1
Rick Cerone, R (1, 2) OBP: 0.261, SLG: 0.302			4-3		E6 HBP E 1B	BB FC5-4 1-2 2-3		P2		3	1	0	0	1	0	0
Andre Robertson, R (1, 6) OBP: 0.257, SLG: 0.314			F7		F9	FC5-4 1-2f 2-3 3-H		4-3		4	0	0	1	0	0	3
Inning Stats	R: 0 E: 0 K: 0 S: 3 H: 0 LOB: 0 BB: 0 P: 3	R: 1 E: 0 K: 0 S: 4 H: 2 LOB: 0 BB: 0 P: 4	R: 0 E: 0 K: 1 S: 5 H: 0 LOB: 0 BB: 0 P: 5	R: 1 E: 0 K: 1 S: 6 H: 1 LOB: 1 BB: 1 P: 10	R: 2 E: 2 K: 1 S: 8 H: 1 LOB: 2 BB: 0 P: 9	R: 1 E: 0 K: 1 S: 7 H: 2 LOB: 2 BB: 1 P: 11	R: 1 E: 0 K: 1 S: 7 H: 2 LOB: 1 BB: 0 P: 7	R: 0 E: 0 K: 1 S: 5 H: 0 LOB: 0 BB: 0 P: 5	R: 0 E: 0 K: 0 S: 3 H: 0 LOB: 0 BB: 0 P: 3	1B: 5 2B: 1 3B: 0 HR: 2 SF: 0 SAC: 0 DP: 1 HBP: 1						

TOP

New York Yankees @ Cleveland Indians

Cleveland Municipal Stadium, Cleveland, OH

Tue Sep 28 1982, 7:05 PM EDT

Att. 5,017 - Unknown - 64 F

livebaseballscorecards.com

AB	36
R	6
H	8
RBI	6
BB	2
SO	6
LOB	12

WP: 0 PB: 0 SB: 0 CS: 0 PA: 39

PITCHER		IP	WLS	BF	H	R	ER	SO	BB	IBB	HBP	BLK	WP	HR	S	P	ERA	WHIP
Rick Sutcliffe, R ERA: 2.9	(1, 1)	6.0	L	28	6	5	3	4	2	0	1	0	0	2	33	42	4.50	1.333
Jerry Reed, R ERA: 3.26	(7, 1)	2.0		8	2	1	1	2	0	0	0	0	0	0	12	12	4.50	1.000
Sandy Wihtol, R ERA: 5.4	(9, 1)	1.0		3	0	0	0	0	0	0	0	0	0	0	3	3	0.00	0.000

PITCHER	IP	WLS	BF	H	R	ER	SO	BB	IBB	HBP	BLK	WP	HR	S	P	ERA	WHIP

BOTTOM

New York Yankees @ Cleveland Indians

Cleveland Municipal Stadium, Cleveland, OH

Tue Sep 28 1982, 7:05 PM EDT

Att. 5,017 - Unknown - 64 F

livebaseballscorecards.com

Batter	1	2	3	4	5	6	7	8	9	AB	R	H	RBI	BB	SO	LOB
Larry Milbourne, S (1, 4) OBP: 0.291, SLG: 0.336	0-0 E 2B 1B		0-0 1-3 ①		0-0 1B			0-0 G1-6-3 E 1B 2-3 1B		4	2	3	0	0	0	0
Von Hayes, L (1, 9) OBP: 0.305, SLG: 0.390	0-0 E4 2B 1-2		0-0 F7 ②		0-0 F8 ③			0-0 E4 G1-6-3 1-2 3-H		4	1	0	1	0	0	3
Toby Harrah, R (1, 5) OBP: 0.397, SLG: 0.494	0-0 F6 ①		0-0 6-3 ③			0-0 E5 G5-4-3		0-0 G1-6-3 ① ② 1-2f 2-3		4	0	0	0	0	0	4
Andre Thornton, R (1, 10) OBP: 0.390, SLG: 0.492	0-0 F8 ②			0-0 5-3 ①		0-0 G5-4-3 ① ② 1-2f		0-0 1B 3-H		4	0	1	1	0	0	3
Mike Hargrove, L (1, 3) OBP: 0.377, SLG: 0.336	0-0 2B 1-H 2-H			0-0 5-3 1B		0-0 F9 ③		0-0 L6 ③		4	0	2	2	0	0	1
Rick Manning, L (1, 8) OBP: 0.338, SLG: 0.355	0-0 P6 ③			0-0 5-3 ② 1-2			0-0 4-3 ①		0-0 6-3 ①	4	0	0	0	0	0	2
Bill Nahorodny, R (1, 2) OBP: 0.237, SLG: 0.425		0-0 E1 FC5-4		0-0 F9 ③			0-0 1-3 ②		0-0 2B	4	0	1	0	0	0	1
Carmen Castillo, R (1, 7) OBP: 0.269, SLG: 0.281		0-0 FC5-4 ① G1-6-3 1-2f			0-0 6-3 ①		0-0 P1 ③		0-0 F2 ②	4	0	0	0	0	0	2
Mike Fischlin, R (1, 6) OBP: 0.351, SLG: 0.318		0-0 G1-6-3 ② ③ 1-2f			0-0 6-3 ②			0-0 1B E 2B	0-0 4-3 ③	4	1	1	0	0	0	2
Inning Stats	R: 2 E: 1 K: 0 S: 6 H: 2 LOB: 1 BB: 0 P: 6	R: 0 E: 1 K: 0 S: 3 H: 0 LOB: 0 BB: 0 P: 3	R: 0 E: 0 K: 0 S: 3 H: 0 LOB: 0 BB: 0 P: 3	R: 0 E: 0 K: 0 S: 4 H: 1 LOB: 1 BB: 0 P: 4	R: 0 E: 0 K: 0 S: 4 H: 1 LOB: 1 BB: 0 P: 4	R: 0 E: 1 K: 0 S: 3 H: 0 LOB: 0 BB: 0 P: 3	R: 0 E: 0 K: 0 S: 3 H: 0 LOB: 0 BB: 0 P: 3	R: 2 E: 1 K: 0 S: 6 H: 3 LOB: 1 BB: 0 P: 6	R: 0 E: 0 K: 0 S: 4 H: 1 LOB: 1 BB: 0 P: 4	1B: 5 2B: 3 3B: 0 HR: 0	SF: 0 SAC: 0 DP: 3 HBP: 0						

	AB	36
	R	4
	H	8
	RBI	4
	BB	0
	SO	0
	LOB	18

WP: 0 PB: 0 SB: 0 CS: 0 PA: 36

PITCHER		IP	WLS	BF	H	R	ER	SO	BB	IBB	HBP	BLK	WP	HR	S	P	ERA	WHIP
Doyle Alexander, R ERA: 6.16	(1, 1)	7.0	W	27	5	3	1	0	0	0	0	0	0	0	27	27	1.29	0.714
Rudy May, L ERA: 3.05	(8, 1)	0.0		2	1	0	0	0	0	0	0	0	0	0	2	2	∞	∞
Rich Gossage, R ERA: 2.25	(8, 1)	2.0	S	7	2	1	1	0	0	0	0	0	0	0	7	7	4.50	1.000

PITCHER	IP	WLS	BF	H	R	ER	SO	BB	IBB	HBP	BLK	WP	HR	S	P	ERA	WHIP

New York Yankees @ Cleveland Indians

Cleveland Municipal Stadium, Cleveland, OH

Wed Sep 29 1982, 7:05 PM EDT

Att. 6,868 - Unknown - 66 F

TOP

livebaseballscorecards.com

Batter	1	2	3	4	5	6	7	8	9	AB	R	H	RBI	BB	SO	LOB
Edwin Rodriguez, R (1, 4) OBP: 0.429, SLG: 0.333	6-3		BB, E, G5-2-3, 1B	E, 1B	2B, 1B, BB		F6		K	5	2	2	0	1	1	0
Jerry Mumphrey, S (1, 8) OBP: 0.365, SLG: 0.453 Mike Patterson, L (8, 8) OBP: 0.286, SLG: 0.538	SF7, 3B		E6, G5-2-3, BB	E6, 1B, 2B	1B, 2B		K		2B, SF9, BB	5 0	3 1	3 0	4 0	0 1	1 0	2 0
Ken Griffey, L (1, 9) OBP: 0.333, SLG: 0.414	SF7, 3-H		G5-2-3, BB	2B, SF8, 1B	1B			1B, 1B	SF9, WP, 2B	4	3	4	5	1	0	0
Dave Winfield, R (1, 7) OBP: 0.329, SLG: 0.562 Don Mattingly, L (8, 7)	5-3		G5-2-3	SF8, 2B	L8			K	SF9	5 0	0 0	1 0	0 1	0 0	1 0	5 0
Oscar Gamble, L (1, 10) OBP: 0.390, SLG: 0.529		1B	IBB	HBP	F7			BB, 1B, 1B	2B	4	0	3	0	1	0	1
Roy Smalley, S (1, 5) OBP: 0.345, SLG: 0.417		L6	G3	SF8		F9		BB, 1B	K	5	0	1	2	0	1	5
Steve Balboni, R (1, 3) OBP: 0.224, SLG: 0.301		F6		L7, F9		K		F8		5	0	0	0	0	1	5
Rick Cerone, R (1, 2) OBP: 0.266, SLG: 0.309		K		1B, E, 1B, 1B	2B, 2B	F8		BB		4	2	2	0	1	1	1
Andre Robertson, R (1, 6) OBP: 0.263, SLG: 0.318			E, 1B, BB, 1B	1B, E, 1B	F9		4-3	F7		5	2	2	0	0	0	4
Inning Stats	R: 1 E: 0 K: 0 S: 4 H: 1 LOB: 0 BB: 0 P: 4	R: 0 E: 0 K: 1 S: 6 H: 1 LOB: 1 BB: 0 P: 6	R: 1 E: 1 K: 0 S: 5 H: 2 LOB: 3 BB: 2 P: 13	R: 5 E: 1 K: 0 S: 9 H: 6 LOB: 2 BB: 0 P: 10	R: 3 E: 0 K: 0 S: 6 H: 3 LOB: 1 BB: 1 P: 10	R: 0 E: 0 K: 1 S: 5 H: 0 LOB: 0 BB: 0 P: 5	R: 0 E: 0 K: 1 S: 5 H: 0 LOB: 0 BB: 0 P: 5	R: 1 E: 0 K: 1 S: 8 H: 3 LOB: 3 BB: 1 P: 12	R: 2 E: 0 K: 2 S: 9 H: 2 LOB: 1 BB: 1 P: 13	1B: 11 2B: 6 3B: 1 HR: 0 SF: 3 SAC: 0 DP: 1 HBP: 1						

	AB	42
	R	13
	H	18
	RBI	12
	BB	5
	SO	6
	LOB	23

PITCHER		IP	WLS	BF	H	R	ER	SO	BB	IBB	HBP	BLK	WP	HR	S	P	ERA	WHIP
Lary Sorensen, R ERA: 5.54	(1, 1)	3.1	L	22	10	7	6	1	1	1	0	0	0	0	22	30	16.20	3.300
Sandy Wihtol, R ERA: 7.04	(4, 1)	2.2		13	3	3	3	1	1	0	1	0	0	0	13	18	10.12	1.500
Dan Spillner, R ERA: 2.56	(7, 1)	1.0		3	0	0	0	1	0	0	0	0	0	0	5	5	0.00	0.000
Ed Glynn, L ERA: 4.05	(8, 1)	1.0		7	3	1	1	1	1	0	0	0	0	0	8	12	9.00	4.000
Tom Brennan, R ERA: 4.62	(9, 1)	1.0		6	2	2	2	2	1	0	0	0	1	0	9	13	18.00	3.000

PITCHER	IP	WLS	BF	H	R	ER	SO	BB	IBB	HBP	BLK	WP	HR	S	P	ERA	WHIP

WP: 1 PB: 0 SB: 0 CS: 0 PA: 51

Batter	1	2	3	4	5	6	7	8	9	AB	R	H	RBI	BB	SO	LOB
Larry Milbourne, S (1, 4) (6, 5) OBP: 0.292, SLG: 0.335	B B B B 4-0 1B E BB	x 0-0 ③ F7			x 0-0 FC4 1B	S S S 0-3 ② K		x 0-0 ② F7		4	1	1	0	1	1	4
Von Hayes, L (1, 9) OBP: 0.304, SLG: 0.389	x 0-0 E S 1-3 6-3 1B	x 0-0 ① 1-3			x 0-0 FC4 1-2	x 0-0 ③ G3		x 0-0 ③ 4-3		5	1	1	0	0	0	5
Toby Harrah, R (1, 5) OBP: 0.396, SLG: 0.492 Jack Perconte, L (6, 4) OBP: 0.299, SLG: 0.280	x 0-0 E4 6-3 1-3 1B 3-H	x 0-0 ② 5-3			S S S 0-3 ② K	x 0-0 ① 4-3		x 0-0 1B BB 1B 1B		3 2	1 1	0 1	1 0	0 0	1 0	3 0
Andre Thornton, R (1, 10) OBP: 0.389, SLG: 0.489	x 0-0 ① 6-3 1-2 3-H	x 0-0 ③ L8			x 0-0 ③ F8	S S S 0-3 ② K		B B B B 4-0 1B 1-2 1B BB		4	1	0	1	1	1	3
Mike Hargrove, L (1, 3) OBP: 0.380, SLG: 0.339	x 0-0 4-3 2-H 1B			S S S 0-3 ① K	x 0-0 2B 1B 1B	B B B B 4-0 1B BB		x 0-0 1B 1-2 2-3 1B		4	1	3	1	1	1	0
Rick Manning, L (1, 8) OBP: 0.338, SLG: 0.357 Kevin Rhomberg, R (7, 7) OBP: 0.500, SLG: 0.727	x 0-0 ② 4-3 1-2			S S S 0-3 ② K	x 0-0 1B 1-3 2B	x 0-0 1-2 1B			S S S 0-3 ① K	3 2	0 0	1 1	0 0	0 0	1 1	1 3
Bill Nahorodny, R (1, 2) OBP: 0.247, SLG: 0.436	S S S 0-3 ③ K			x 0-0 1B 2B	x 0-0 BB 2-3 3-H 1B	S S S 0-3 ③ K		x 0-0 ② F3		5	0	2	1	0	2	6
Carmen Castillo, R (1, 7) (7, 8) OBP: 0.275, SLG: 0.287		x 0-0 ① F8		x 0-0 ③ 2-H 1B	x 0-0 ① F3			x 0-0 ① 5-3	x 0-0 1-2 2-H 3-H 1B	5	0	2	2	0	0	2
Mike Fischlin, R (1, 6) OBP: 0.355, SLG: 0.324		x 0-0 ② 2B			x 0-0 ① F4	B B B B 4-0 1-2 BB		x 0-0 1B	x 0-0 ③ 1-3	4	0	2	0	1	0	2
Inning Stats	R: 3 E: 1 K: 1 S: 8 H: 2 LOB: 1 BB: 1 P: 12	R: 0 E: 0 K: 0 S: 3 H: 1 LOB: 0 BB: 0 P: 3	R: 0 E: 0 K: 0 S: 3 H: 0 LOB: 0 BB: 0 P: 3	R: 0 E: 0 K: 2 S: 8 H: 2 LOB: 2 BB: 0 P: 8	R: 0 E: 0 K: 1 S: 7 H: 1 LOB: 2 BB: 0 P: 7	R: 1 E: 0 K: 1 S: 8 H: 3 LOB: 3 BB: 1 P: 12	R: 0 E: 0 K: 2 S: 8 H: 1 LOB: 2 BB: 1 P: 12	R: 0 E: 0 K: 0 S: 4 H: 1 LOB: 1 BB: 0 P: 4	R: 2 E: 0 K: 1 S: 8 H: 3 LOB: 2 BB: 1 P: 12	1B: 11 2B: 3 3B: 0 HR: 0 SF: 0 SAC: 0 DP: 0 HBP: 0						

PITCHER		IP	WLS	BF	H	R	ER	SO	BB	IBB	HBP	BLK	WP	HR	S	P	ERA	WHIP
Jay Howell, R ERA: 7.71	(1, 1)	5.0	W	25	9	4	3	4	1	0	0	0	0	0	32	36	5.40	2.000
George Frazier, R ERA: 3.47	(6, 1)	4.0	S	20	5	2	2	4	3	0	0	0	0	0	25	37	4.50	2.000

PITCHER	IP	WLS	BF	H	R	ER	SO	BB	IBB	HBP	BLK	WP	HR	S	P	ERA	WHIP

BOTTOM

New York Yankees @ Cleveland Indians

Cleveland Municipal Stadium, Cleveland, OH

Wed Sep 29 1982, 7:05 PM EDT

Att. 6,868 - Unknown - 66 F

livebaseballscorecards.com

AB	41
R	6
H	14
RBI	6
BB	4
SO	8
LOB	29

Batter	1	2	3	4	5	6	7	8	9	AB	R	H	RBI	BB	SO	LOB
Dave Collins, S (1, 8) OBP: 0.311, SLG: 0.318	L6		L6			K	3-1 BB		SH	3	1	0	0	1	1	2
Edwin Rodriguez, R (1, 4) Graig Nettles, L (7, PH) Barry Evans, R (7, 4) OBP: 0.400, SLG: 0.333 OBP: 0.319, SLG: 0.406 OBP: 0.344, SLG: 0.231	F9		1B			6-3	3-1		G6-3 BB	3 1 0	0 0 0	1 0 0	1 1 0	0 0 1	0 0 0	0 2 0
Ken Griffey, L (1, 9) OBP: 0.331, SLG: 0.411	4-3		F9			BB	4-3		G6-3	4	0	0	0	1	0	6
Dave Winfield, R (1, 7) OBP: 0.331, SLG: 0.560		F4		F7		FC5-4 BB		BB	1B IBB	2	1	0	0	3	0	0
Lou Piniella, R (1, 10) Oscar Gamble, L (8, PH) OBP: 0.356, SLG: 0.453 OBP: 0.391, SLG: 0.529		K		L5		FC5-4		F9	1B	3 2	0 0	0 1	0 1	0 0	1 0	2 1
Roy Smalley, S (1, 5) OBP: 0.345, SLG: 0.419		5-3		F9			1B SF8 2B	F7		5	1	2	1	0	0	1
Steve Balboni, R (1, 3) OBP: 0.233, SLG: 0.299			1B 1B BB		5-3		BB 1B 3-1 1B	F3	K	4	2	1	0	1	1	3
Rick Cerone, R (1, 2) OBP: 0.269, SLG: 0.313			1B		6-3		SF8		SH BB E 1B	3	1	2	1	0	0	0
Andre Robertson, R (1, 6) OBP: 0.271, SLG: 0.318			F8		6-3		3-1 BB 1B		BB E G6-3 BB	3	1	1	0	1	0	2
Inning Stats	R: 0 E: 0 K: 0 S: 3 H: 0 LOB: 0 BB: 0 P: 3	R: 0 E: 0 K: 1 S: 5 H: 0 LOB: 0 BB: 0 P: 5	R: 1 E: 0 K: 0 S: 5 H: 2 LOB: 2 BB: 1 P: 9	R: 0 E: 0 K: 0 S: 3 H: 0 LOB: 0 BB: 0 P: 3	R: 0 E: 0 K: 0 S: 3 H: 0 LOB: 0 BB: 0 P: 3	R: 0 E: 0 K: 1 S: 5 H: 0 LOB: 2 BB: 2 P: 13	R: 2 E: 0 K: 0 S: 6 H: 3 LOB: 2 BB: 1 P: 10	R: 0 E: 0 K: 0 S: 3 H: 0 LOB: 1 BB: 1 P: 7	R: 4 E: 1 K: 1 S: 8 H: 3 LOB: 2 BB: 3 P: 20	1B: 7 2B: 1 3B: 0 HR: 0 SF: 1 SAC: 1 DP: 1 HBP: 0	WP: 0 PB: 0 SB: 0 CS: 0 PA: 43					

PITCHER		IP	WLS	BF	H	R	ER	SO	BB	IBB	HBP	BLK	WP	HR	S	P	ERA	WHIP
Neal Heaton, L ERA: 4.8	(1, 1)	6.1		26	4	3	3	2	3	0	0	0	0	0	27	39	4.26	1.105
Dan Spillner, R ERA: 2.53	(7, 1)	1.2	L	12	2	4	1	0	4	0	0	0	0	0	8	24	5.40	3.600
Ed Glynn, L ERA: 4.15	(9, 1)	1.0		5	2	0	0	1	0	1	0	0	0	0	6	10	0.00	2.000

PITCHER	IP	WLS	BF	H	R	ER	SO	BB	IBB	HBP	BLK	WP	HR	S	P	ERA	WHIP

TOP

New York Yankees @ Cleveland Indians

Cleveland Municipal Stadium, Cleveland, OH

Thu Sep 30 1982, 7:05 PM EDT

Att. 6,358 - Unknown - 64 F

livebaseballscorecards.com

AB	33
R	7
H	8
RBI	5
BB	8
SO	3
LOB	19

BOTTOM

New York Yankees @ Cleveland Indians

Cleveland Municipal Stadium, Cleveland, OH

Thu Sep 30 1982, 7:05 PM EDT

Att. 6,358 - Unknown - 64 F

livebaseballscorecards.com

Batter	1	2	3	4	5	6	7	8	9	AB	R	H	RBI	BB	SO	LOB
Larry Milbourne, S (1, 4) OBP: 0.292, SLG: 0.334	F9		1B 2B 1B		SH1-3 1-2	L7		1-3		4	1	1	0	0	0	4
Von Hayes, L (1, 9) OBP: 0.306, SLG: 0.391	K		1-3 2B 1B		S 2-H 1B	4-3			G6-3 1B	5	2	3	1	0	1	2
Toby Harrah, R (1, 5) OBP: 0.396, SLG: 0.492	F7		1-H 3-H 2B		BBB 4-0 1B 1-2 BB		F7		G6-3 1-2f	4	0	1	2	1	0	1
Andre Thornton, R (1, 10) OBP: 0.388, SLG: 0.491		HR	K		F3		F8		F3	5	1	1	1	0	1	3
Mike Hargrove, L (1, 3) OBP: 0.380, SLG: 0.339		4-3	F6		1-2 2-H 1B		L4			4	0	1	1	0	0	1
Bill Nahorodny, R (1, 2) OBP: 0.235, SLG: 0.415		4-3		F9	F7			6-3		4	0	0	0	0	0	2
Rick Manning, L (1, 8) OBP: 0.339, SLG: 0.359		2B		6-3		4-3		FC4-6 1B 1B		4	0	2	0	0	0	0
Carmen Castillo, R (1, 7) OBP: 0.283, SLG: 0.295		F9		6-3		BB 1B		1-2 FC4-6 1B		4	0	2	0	0	0	1
Mike Fischlin, R (1, 6) OBP: 0.357, SLG: 0.324			F9		SH1-3 1B 1B	BBB 4-0 1-2 BB		1-2f 2-3 FC4-6		3	1	1	0	1	0	2
Inning Stats	R: 0 E: 0 K: 1 S: 5 H: 0 LOB: 0 BB: 0 P: 5	R: 1 E: 0 K: 0 S: 5 H: 2 LOB: 1 BB: 0 P: 5	R: 2 E: 0 K: 1 S: 8 H: 3 LOB: 1 BB: 0 P: 8	R: 0 E: 0 K: 0 S: 3 H: 0 LOB: 0 BB: 0 P: 3	R: 2 E: 0 K: 0 S: 6 H: 3 LOB: 2 BB: 1 P: 10	R: 0 E: 0 K: 0 S: 4 H: 1 LOB: 2 BB: 1 P: 8	R: 0 E: 0 K: 0 S: 3 H: 0 LOB: 0 BB: 0 P: 3	R: 0 E: 0 K: 0 S: 5 H: 2 LOB: 2 BB: 0 P: 5	R: 0 E: 0 K: 0 S: 3 H: 1 LOB: 0 BB: 0 P: 3	1B: 9 2B: 2 3B: 0 HR: 1 SF: 0 SAC: 1 DP: 1 HBP: 0							

AB	37
R	5
H	12
RBI	5
BB	2
SO	2
LOB	16

PITCHER		IP	WLS	BF	H	R	ER	SO	BB	IBB	HBP	BLK	WP	HR	S	P	ERA	WHIP
Shane Rawley, L ERA: 4.06	(1, 1)	7.1		35	11	5	5	2	2	0	0	0	0	1	37	45	6.14	1.773
Mike Morgan, R ERA: 4.34	(8, 1)	0.2	W	2	0	0	0	0	0	0	0	0	0	0	2	2	0.00	0.000
Rich Gossage, R ERA: 2.23	(9, 1)	1.0	S	3	1	0	0	0	0	0	0	0	0	0	3	3	0.00	1.000

PITCHER	IP	WLS	BF	H	R	ER	SO	BB	IBB	HBP	BLK	WP	HR	S	P	ERA	WHIP

Batter	1	2	3	4	5	6	7	8	9	AB	R	H	RBI	BB	SO	LOB
Lou Whitaker, L (1, 4) OBP: 0.340, SLG: 0.437	6-3		BB E	F7			3-1			3	1	0	0	1	0	0
Glenn Wilson, R (1, 8) OBP: 0.336, SLG: 0.480	K		E 1-2 2-3		4-3			L4		3	0	0	0	1	1	0
Larry Herndon, R (1, 7) OBP: 0.334, SLG: 0.485	K		E9 1-3 2-H 3-H		K			L4		4	0	1	2	0	2	0
Lance Parrish, R (1, 2) OBP: 0.334, SLG: 0.519		1B BB	K		F3			K		3	0	0	0	1	2	2
Howard Johnson, S (1, 10) OBP: 0.396, SLG: 0.446		1-2 1B	K			L9			K	4	0	1	0	0	2	2
Chet Lemon, R (1, 9) OBP: 0.373, SLG: 0.460		F7	BB			F8			F8	3	0	0	0	1	0	2
Mike Laga, L (1, 3) OBP: 0.284, SLG: 0.468		K	K			K			1B	4	0	1	0	0	3	5
Tom Brookens, R (1, 5) OBP: 0.275, SLG: 0.353		6-3		K			K		K	4	0	0	0	0	3	3
Alan Trammell, R (1, 6) OBP: 0.322, SLG: 0.386			BB E	5-3			6-3			3	1	1	0	0	0	0
Inning Stats	R: 0 E: 0 K: 2 S: 7 H: 0 LOB: 0 BB: 0 P: 7	R: 0 E: 0 K: 1 S: 6 H: 1 LOB: 2 BB: 1 P: 10	R: 2 E: 1 K: 3 S: 11 H: 2 LOB: 3 BB: 3 P: 23	R: 0 E: 0 K: 1 S: 5 H: 0 LOB: 0 BB: 0 P: 5	R: 0 E: 0 K: 1 S: 5 H: 0 LOB: 0 BB: 0 P: 5	R: 0 E: 0 K: 1 S: 5 H: 0 LOB: 0 BB: 0 P: 5	R: 0 E: 0 K: 1 S: 5 H: 0 LOB: 0 BB: 0 P: 5	R: 0 E: 0 K: 1 S: 5 H: 0 LOB: 0 BB: 0 P: 5	R: 0 E: 0 K: 2 S: 8 H: 1 LOB: 1 BB: 0 P: 8	1B: 3 2B: 1 3B: 0 HR: 0 SF: 0 SAC: 0 DP: 0 HBP: 0						

PITCHER	IP	WLS	BF	H	R	ER	SO	BB	IBB	HBP	BLK	WP	HR	S	P	ERA	WHIP
Len Barker, R (1, 1) ERA: 3.9	9.0	W	35	4	2	2	13	4	0	0	0	0	0	57	73	2.00	0.889

PITCHER	IP	WLS	BF	H	R	ER	SO	BB	IBB	HBP	BLK	WP	HR	S	P	ERA	WHIP

TOP

Detroit Tigers @ Cleveland Indians

Cleveland Municipal Stadium, Cleveland, OH

Fri Oct 01 1982, 7:05 PM EDT

Unknown - 72 F

livebaseballscorecards.com

AB	31
R	2
H	4
RBI	2
BB	4
SO	13
LOB	14

BOTTOM

Detroit Tigers @ Cleveland Indians

Cleveland Municipal Stadium, Cleveland, OH

Fri Oct 01 1982, 7:05 PM EDT

Unknown - 72 F

livebaseballscorecards.com

Batter	1	2	3	4	5	6	7	8	9	AB	R	H	RBI	BB	SO	LOB
Jack Perconte, L (1, 4) OBP: 0.298, SLG: 0.280	0-0 1B G3 1B		0-0 ② 3-1			0-0 ① 6-3	0-0 ③ 6-3			4	0	1	0	0	0	0
Von Hayes, L (1, 9) OBP: 0.306, SLG: 0.388	0-0 ① G3 1-2		0-0 ③ F9			BBBB 4-0 S WP SF8 BB		0-0 ① G3		3	1	0	0	1	0	1
Toby Harrah, R (1, 5) OBP: 0.398, SLG: 0.492	0-0 S 2-3 1B			0-0 ① 4-3		BBBB 4-0 SF8 S 1-2 1B BB		BBBB 4-0 1B 1B BB		2	1	1	0	2	0	0
Andre Thornton, R (1, 10) OBP: 0.388, SLG: 0.491	S S S 0-3 ② K 1-2			0-0 ② 5-3		III 4-0 1B 1-2 2-3 IBB		0-0 1B 1-2 1B		3	0	1	0	1	1	2
Mike Hargrove, L (1, 3) OBP: 0.379, SLG: 0.339	0-0 ③ F9			0-0 ③ 4-3		0-0 ② SF8 2-3 3-H		0-0 ② 1-3 2-H 1B		3	0	1	1	0	0	2
Ron Hassey, L (1, 2) OBP: 0.357, SLG: 0.351		0-0 ① F7			BBB 4-0 4-3 5-3 BB	0-0 1-2 3-H 1B		0-0 ③ F7		3	0	1	1	1	0	2
Rick Manning, L (1, 8) OBP: 0.337, SLG: 0.357		0-0 ② 2-3			0-0 ① 5-3 1-2	0-0 ③ 1-3			0-0 ① F8	4	0	0	0	0	0	3
Carmen Castillo, R (1, 7) OBP: 0.282, SLG: 0.321		0-0 ③ 1-3			0-0 ② 4-3 2-3		0-0 ① 6-3		0-0 HR	4	1	1	1	0	0	1
Mike Fischlin, R (1, 6) OBP: 0.353, SLG: 0.321			0-0 ① F9		0-0 ③ 5-3		0-0 ② F8			3	0	0	0	0	0	1

	AB	29
	R	3
	H	6
	RBI	3
	BB	5
	SO	1
	LOB	12

Inning Stats	1	2	3	4	5	6	7	8	9
	R: 0 H: 2 E: 0 LOB: 2 K: 1 BB: 0 S: 7 P: 7	R: 0 H: 0 E: 0 LOB: 0 K: 0 BB: 0 S: 3 P: 3	R: 0 H: 0 E: 0 LOB: 0 K: 0 BB: 0 S: 3 P: 3	R: 0 H: 0 E: 0 LOB: 0 K: 0 BB: 0 S: 3 P: 3	R: 0 H: 0 E: 0 LOB: 1 K: 0 BB: 1 S: 3 P: 7	R: 2 H: 1 E: 0 LOB: 2 K: 0 BB: 3 S: 4 P: 16	R: 0 H: 0 E: 0 LOB: 0 K: 0 BB: 0 S: 3 P: 3	R: 0 H: 2 E: 0 LOB: 2 K: 0 BB: 1 S: 4 P: 8	R: 1 H: 1 E: 0 LOB: 0 K: 0 BB: 0 S: 2 P: 2

	1B	5	SF:	1	WP:	1	PA:	35
	2B:	0	SAC:	0	PB:	0		
	3B:	0	DP:	0	SB:	3		
	HR:	1	HBP:	0	CS:	0		

PITCHER	IP	WLS	BF	H	R	ER	SO	BB	IBB	HBP	BLK	WP	HR	S	P	ERA	WHIP
Milt Wilcox, R (1, 1) ERA: 3.62	8.1	L	35	6	3	3	1	4	1	0	0	1	1	32	52	3.24	1.200

PITCHER	IP	WLS	BF	H	R	ER	SO	BB	IBB	HBP	BLK	WP	HR	S	P	ERA	WHIP

Detroit Tigers @ Cleveland Indians

Cleveland Municipal Stadium, Cleveland, OH

Fri Oct 01 1982, 7:05 PM EDT

Att. 6,075 - Unknown

TOP

livebaseballscorecards.com

Batter	1	2	3	4	5	6	7	8	9	AB	R	H	RBI	BB	SO	LOB
Lou Whitaker, L (1, 4) OBP: 0.339, SLG: 0.435	0-0 S 1B 1B	0-3 K		0-0 FC6-4 1-2f		0-0 F7 1-2			0-0 F7	5	1	1	0	0	1	5
Glenn Wilson, R (1, 8) OBP: 0.331, SLG: 0.472	0-0 F1 1-2		0-3 K2-3		0-0 4-3		0-0 F8		0-0 5-3 2-3	5	0	0	0	0	1	2
Howard Johnson, S (1, 5) OBP: 0.396, SLG: 0.441 Tom Brookens, R (9, 5) OBP: 0.275, SLG: 0.353	0-0 FC6 1-3 2-H 1B		0-0 5-3		0-0 L7		B B B B 4-0 G5-4-3 BB		0-0 F8	4 0	0 0	1 0	1 0	1 0	0 0	1 0
Larry Herndon, R (1, 7) OBP: 0.334, SLG: 0.484	0-0 1-3 1-2		0-0 1B		0-0 6-3		0-0 G5-4-3 1-2f			4	0	1	0	0	0	2
Chet Lemon, R (1, 9) OBP: 0.372, SLG: 0.457	0-0 FC6 2-3		0-0 5-3			0-0 F8		H 1-0 HBP		3	0	0	0	0	0	2
Mike Laga, L (1, 10) OBP: 0.271, SLG: 0.444		0-0 F3		0-3 K		0-0 L3		0-0 F9		4	0	0	0	0	1	1
Rick Leach, L (1, 3) OBP: 0.306, SLG: 0.335		0-0 E 1B		0-0 4-3 1B 2B		0-0 2B 1B		0-0 F7		4	2	3	0	0	0	1
Bill Fahey, L (1, 2) OBP: 0.133, SLG: 0.169		0-0 F8		0-0 4-3 2-3		0-0 1-H 1B 2B		0-0 L5		4	1	1	1	0	0	3
Alan Trammell, R (1, 6) OBP: 0.325, SLG: 0.391		0-0 FC5 1-2		0-0 FC6-4 3-H 1B		0-0 S 2-H 1B			0-0 5-3 2B	4	0	3	2	0	0	1

	AB	37
	R	4
	H	10
	RBI	4
	BB	1
	SO	3
	LOB	18

Inning Stats																		
	R: 1	H: 2	R: 0	H: 1	R: 0	H: 1	R: 1	H: 2	R: 0	H: 0	R: 2	H: 3	R: 0	H: 0	R: 0	H: 0	R: 0	H: 1
	E: 0	LOB: 1	E: 1	LOB: 2	E: 0	LOB: 1	E: 0	LOB: 1	E: 0	LOB: 0	E: 0	LOB: 1	E: 0	LOB: 0	E: 0	LOB: 1	E: 0	LOB: 1
	K: 0	BB: 0	K: 1	BB: 0	K: 1	BB: 0	K: 1	BB: 0	K: 0	BB: 0	K: 0	BB: 0	K: 0	BB: 1	K: 0	BB: 0	K: 0	BB: 0
	S: 5	P: 5	S: 7	P: 7	S: 6	P: 6	S: 7	P: 7	S: 3	P: 3	S: 6	P: 6	S: 2	P: 6	S: 3	P: 4	S: 4	P: 4

	1B	7	SF	0	WP	0	PA	39
	2B	3	SAC	0	PB	0		
	3B	0	DP	1	SB	2		
	HR	0	HBP	1	CS	0		

PITCHER	IP	WLS	BF	H	R	ER	SO	BB	IBB	HBP	BLK	WP	HR	S	P	ERA	WHIP
Bud Anderson, R (1, 1) ERA: 3.35	9.0	L	39	10	4	4	3	1	0	1	0	0	0	43	48	4.00	1.222

PITCHER	IP	WLS	BF	H	R	ER	SO	BB	IBB	HBP	BLK	WP	HR	S	P	ERA	WHIP

BOTTOM

Detroit Tigers @ Cleveland Indians

Cleveland Municipal Stadium, Cleveland, OH

Fri Oct 01 1982, 7:05 PM EDT

Att. 6,075 - Unknown

livebaseballscorecards.com

Batter	1	2	3	4	5	6	7	8	9	AB	R	H	RBI	BB	SO	LOB
Alan Bannister, R (1, 9) OBP: 0.345, SLG: 0.352	F9		2B	FC6-4 1-2 2-3 BB			F7		FC6 1B	4	0	2	0	1	0	0
Kevin Rhomberg, R (1, 7) OBP: 0.412, SLG: 0.563	6-3		F9	FC6-4 1-2f			G3-6-3 1B		FC6 1-2f	5	0	1	0	0	0	5
Von Hayes, L (1, 3) OBP: 0.306, SLG: 0.387	BB 1B		1-3		4-3		G3-6-3 1-2f			4	0	1	0	0	0	2
Andre Thornton, R (1, 10) OBP: 0.389, SLG: 0.489	BB 1-2			HR BB	5-3			5-3		2	1	0	0	2	0	0
Bill Nahorodny, R (1, 2) OBP: 0.247, SLG: 0.453	F7			HR 1-H	1B			6-3		4	1	2	2	0	0	2
Larry Milbourne, S (1, 4) OBP: 0.292, SLG: 0.333 Jack Perconte, L (7, 4) OBP: 0.301, SLG: 0.283 Toby Harrah, R (9, 4) OBP: 0.398, SLG: 0.492		F4		BB 1B BB	1-3			FC5-4 1B		2 1 0	0 0 0	0 1 0	0 0 0	1 0 0	0 0 0	1 0 0
Carmen Castillo, R (1, 8) OBP: 0.273, SLG: 0.310		6-3		K		F7		FC5-4 1-2f		4	0	0	0	0	1	2
Jerry Dybzinski, R (1, 5) OBP: 0.306, SLG: 0.279		6-3		F8		G6-4-3 1B			G3	4	0	1	0	0	0	1
Mike Fischlin, R (1, 6) OBP: 0.352, SLG: 0.320			6-3	BB 1-2 1B		G6-4-3 1-2f			4-3	4	0	1	0	0	0	1

	AB	34
	R	2
	H	9
	RBI	2
	BB	4
	SO	1
	LOB	14

Inning Stats	1	2	3	4	5	6	7	8	9
	R: 0 E: 0 K: 0 S: 4	H: 1 LOB: 2 BB: 1 P: 8	R: 0 E: 0 K: 0 S: 3	H: 0 LOB: 0 BB: 0 P: 3	R: 0 E: 0 K: 0 S: 4	H: 1 LOB: 1 BB: 1 P: 4	R: 2 E: 0 K: 1 S: 7	H: 2 LOB: 3 BB: 3 P: 19	R: 0 E: 0 K: 0 S: 4	H: 1 LOB: 1 BB: 0 P: 4
	R: 0 E: 0 K: 0 S: 3	H: 1 LOB: 0 BB: 0 P: 3	R: 0 E: 0 K: 0 S: 3	H: 1 LOB: 0 BB: 0 P: 3	R: 0 E: 0 K: 0 S: 4	H: 1 LOB: 1 BB: 0 P: 4	R: 0 E: 0 K: 0 S: 4	H: 1 LOB: 1 BB: 0 P: 4		

	1B: 7	SF: 0	WP: 0	PA: 38
	2B: 1	SAC: 0	PB: 0	
	3B: 0	DP: 2	SB: 0	
	HR: 1	HBP: 0	CS: 0	

PITCHER		IP	WLS	BF	H	R	ER	SO	BB	IBB	HBP	BLK	WP	HR	S	P	ERA	WHIP
Pat Underwood, L ERA: 4.73	(1, 1)	6.0	W	27	6	2	2	1	4	0	0	0	0	1	25	41	3.00	1.667
Howard Bailey, L ERA:	(7, 1)	3.0	S	11	3	0	0	0	0	0	0	0	0	0	11	11	0.00	1.000

PITCHER	IP	WLS	BF	H	R	ER	SO	BB	IBB	HBP	BLK	WP	HR	S	P	ERA	WHIP

Batter	1	2	3	4	5	6	7	8	9	AB	R	H	RBI	BB	SO	LOB
Lou Whitaker, L (1, 4) OBP: 0.340, SLG: 0.434	G4-6-3 1B		4-3			6-3			BBBB S BB	3	0	1	0	1	0	0
Glenn Wilson, R (1, 8) OBP: 0.327, SLG: 0.466	F7			5-3			K		SSS K 1-2 2-3	4	0	0	0	0	2	3
Howard Johnson, S (1, 5) OBP: 0.393, SLG: 0.435	G4-6-3 1-2f			G3			1B		F3	4	0	1	0	0	0	3
Larry Herndon, R (1, 7) OBP: 0.332, SLG: 0.480		5-3		4-3			F9		F9	4	0	0	0	0	0	3
Chet Lemon, R (1, 9) OBP: 0.370, SLG: 0.453		6-3			5-3		F9			3	0	0	0	0	0	1
Mike Laga, L (1, 10) OBP: 0.273, SLG: 0.440		FC6-4 1B			K			K		3	0	1	0	0	2	0
Rick Leach, L (1, 3) OBP: 0.302, SLG: 0.330		FC6-4 1-2f			F7			K		3	0	0	0	0	1	1
Bill Fahey, L (1, 2) OBP: 0.127, SLG: 0.161			4-3			F5		F8		3	0	0	0	0	0	0
Alan Trammell, R (1, 6) OBP: 0.325, SLG: 0.391			F3			F7			S BB 1B	3	0	1	0	0	0	0
Inning Stats	R: 0 H: 1 E: 0 LOB: 0 K: 0 BB: 0 S: 3 P: 3	R: 0 H: 1 E: 0 LOB: 1 K: 0 BB: 0 S: 4 P: 4	R: 0 H: 0 E: 0 LOB: 0 K: 0 BB: 0 S: 3 P: 3	R: 0 H: 0 E: 0 LOB: 0 K: 0 BB: 0 S: 3 P: 3	R: 0 H: 0 E: 0 LOB: 0 K: 1 BB: 0 S: 5 P: 5	R: 0 H: 0 E: 0 LOB: 0 K: 0 BB: 0 S: 3 P: 3	R: 0 H: 1 E: 0 LOB: 1 K: 1 BB: 0 S: 6 P: 6	R: 0 H: 0 E: 0 LOB: 0 K: 2 BB: 0 S: 7 P: 7	R: 0 H: 1 E: 0 LOB: 2 K: 1 BB: 1 S: 6 P: 10	1B: 4 SF: 0 2B: 0 SAC: 0 3B: 0 DP: 1 HR: 0 HBP: 0						

PITCHER		IP	WLS	BF	H	R	ER	SO	BB	IBB	HBP	BLK	WP	HR	S	P	ERA	WHIP
Tom Brennan, R ERA: 4.27	(1, 1)	7.0	W	23	3	0	0	2	0	0	0	0	0	0	27	27	0.00	0.429
Dan Spillner, R ERA: 2.49	(8, 1)	2.0	S	8	1	0	0	3	1	0	0	0	0	0	13	17	0.00	1.000

PITCHER	IP	WLS	BF	H	R	ER	SO	BB	IBB	HBP	BLK	WP	HR	S	P	ERA	WHIP

TOP

Detroit Tigers @ Cleveland Indians

Cleveland Municipal Stadium, Cleveland, OH

Sat Oct 02 1982, 3:33 AM EDT

Unknown - 65 F

livebaseballscorecards.com

AB	30
R	0
H	4
RBI	0
BB	1
SO	5
LOB	11

WP: 0	PA: 31		
PB: 0			
SB: 2			
CS: 0			

BOTTOM

Detroit Tigers @ Cleveland Indians

Cleveland Municipal Stadium, Cleveland, OH

Sat Oct 02 1982, 3:33 AM EDT

Unknown - 65 F

livebaseballscorecards.com

Batter	1	2	3	4	5	6	7	8	9	AB	R	H	RBI	BB	SO	LOB
Jack Perconte, L (1, 4) OBP: 0.304, SLG: 0.293	S S S 0-3 ① K		B B B B 4-0 1B SH1-4 SF8 1-2 BB		x 0-0 3B		x 0-0 ③ F9			3	1	1	0	1	1	2
Larry Milbourne, S (1, 10) OBP: 0.290, SLG: 0.330	S S S 0-3 ② K		x 0-0 ① SH1-4 1-2 2-3		x 0-0 ③ F8			x 0-0 ① 3-1		3	0	0	0	0	1	1
Toby Harrah, R (1, 5) OBP: 0.398, SLG: 0.491	B B B B 4-0 BB		x 0-0 CS 1B 2-3 3-H			x 0-0 ① F8		x 0-0 ② F7		3	0	1	1	1	0	0
Von Hayes, L (1, 9) OBP: 0.307, SLG: 0.388	x 0-0 ③ F9		x 0-0 ② SF8 3-H			x 0-0 G3-6-3 1B		B B B B 4-0 1B BB		2	0	1	1	1	0	1
Mike Hargrove, L (1, 3) OBP: 0.378, SLG: 0.338		x 0-0 ① F7	0-0 ③ CS 1-2	x 0-0 ① F6		x 0-0 ②③ G3-6-3 1-2f		x 0-0 1-3 1B		4	0	1	0	0	0	1
Ron Hassey, L (1, 2) OBP: 0.356, SLG: 0.353		x 0-0 6-3 2B		x 0-0 ② F8			S S S 0-3 ① K	S S S 0-3 ③ K		4	0	1	0	0	2	2
Rick Manning, L (1, 8) OBP: 0.335, SLG: 0.355		x 0-0 ② 6-3 2-3		x 0-0 ③ 6-3			x 0-0 E5 FC6-4			3	0	0	0	0	0	1
Carmen Castillo, R (1, 7) OBP: 0.266, SLG: 0.302		x 0-0 ③ 4-3			S S S 0-3 ① K		x 0-0 ② FC6-4 BB 1-2f			3	0	0	0	0	1	2
Mike Fischlin, R (1, 6) OBP: 0.355, SLG: 0.319			B B B B 4-0 SH1-4 1B BB BB		x 0-0 ② 4-3		B B B B 4-0 1-2 BB			1	1	0	0	2	0	0
Inning Stats	R: 0 H: 0 E: 0 LOB: 1 K: 2 BB: 1 S: 7 P: 11	R: 0 H: 1 E: 0 LOB: 1 K: 0 BB: 0 S: 4 P: 4	R: 2 H: 1 E: 0 LOB: 0 K: 0 BB: 2 S: 3 P: 11	R: 0 H: 0 E: 0 LOB: 0 K: 0 BB: 0 S: 3 P: 3	R: 0 H: 1 E: 0 LOB: 1 K: 1 BB: 0 S: 6 P: 6	R: 0 H: 1 E: 0 LOB: 0 K: 0 BB: 0 S: 3 P: 3	R: 0 H: 0 E: 1 LOB: 2 K: 1 BB: 1 S: 6 P: 10	R: 0 H: 1 E: 0 LOB: 2 K: 1 BB: 1 S: 6 P: 10		1B: 3 SF: 1 2B: 1 SAC: 1 3B: 1 DP: 1 HR: 0 HBP: 0						

PITCHER	IP	WLS	BF	H	R	ER	SO	BB	IBB	HBP	BLK	WP	HR	S	P	ERA	WHIP
Dan Petry, R (1, 1) ERA: 3.22	8.0	L	33	5	2	2	5	5	0	0	0	0	0	38	58	2.25	1.250

PITCHER	IP	WLS	BF	H	R	ER	SO	BB	IBB	HBP	BLK	WP	HR	S	P	ERA	WHIP

AB	26
R	2
H	5
RBI	2
BB	5
SO	5
LOB	10

WP: 0 PA: 34
PB: 0
SB: 0
CS: 1

Detroit Tigers @ Cleveland Indians

Cleveland Municipal Stadium, Cleveland, OH

Sat Oct 02 1982, 3:38 AM EDT

Att. 7,151 - Unknown

TOP

livebaseballscorecards.com

Batter	1	2	3	4	5	6	7	8	9	AB	R	H	RBI	BB	SO	LOB
Lou Whitaker, L (1, 4) OBP: 0.341, SLG: 0.434	0-0 G3 S 1B 1B		0-0 ① F6 1-2		0-0 ② 4-3			4-0 BBBB F9 E FC5-2 BB		3	1	1	0	1	0	1
Glenn Wilson, R (1, 8) OBP: 0.326, SLG: 0.464	0-3 ① K 1-2		0-0 ② F2		0-0 1B			0-0 FC4 FC5-2 1-2		4	0	1	0	0	1	3
Howard Johnson, S (1, 10) OBP: 0.389, SLG: 0.427	0-0 ② G3 2-3		4-0 BBBB HR BB		0-0 ③ 4-3			0-0 ① F9 2-3		3	1	0	0	1	0	4
Lance Parrish, R (1, 2) OBP: 0.337, SLG: 0.526	0-0 3-H 1B		0-0 1-H 2-H HR			4-0 BBBB G4-6-3 BB		0-0 ② FC5-2 1-2 3-H		3	1	2	4	1	0	2
Chet Lemon, R (1, 9) OBP: 0.367, SLG: 0.449	0-3 ③ K		0-3 ③ K			0-0 ①② G4-6-3 1-2f		0-0 ③ F4		4	0	0	0	0	2	4
Rick Leach, L (1, 7) OBP: 0.301, SLG: 0.329		0-0 7-3 1B		0-0 ① G3		0-3 ③ K			0-3 ① K2-3	4	0	1	0	0	2	0
Enos Cabell, R (1, 3) OBP: 0.285, SLG: 0.324		0-0 ①② 7-3 1-2f		0-0 CS 1B			0-0 ① F7		0-0 1B	2	0	1	0	0	0	1
Mike Laga, L (4, 3) OBP: 0.278, SLG: 0.442										2	0	1	0	0	0	0
Tom Brookens, R (1, 5) OBP: 0.272, SLG: 0.349		0-3 ③ K		0-0 ②③ 6-3 1-2			0-3 ② K		0-3 ② K	4	0	0	0	0	3	2
Alan Trammell, R (1, 6) OBP: 0.325, SLG: 0.388			4-0 BBBB S HR BB		0-0 ① F4		0-0 ③ F9		0-3 ③ K	3	1	0	0	1	1	1
Inning Stats	R: 1 E: 0 K: 2 S: 9 H: 2 LOB: 1 BB: 0 P: 9	R: 0 E: 0 K: 1 S: 5 H: 1 LOB: 0 BB: 0 P: 5	R: 3 E: 0 K: 1 S: 6 H: 1 LOB: 2 BB: 0 P: 14	R: 0 E: 0 K: 0 S: 3 H: 1 LOB: 0 BB: 0 P: 3	R: 0 E: 0 K: 0 S: 4 H: 1 LOB: 1 BB: 0 P: 4	R: 0 E: 0 K: 1 S: 4 H: 0 LOB: 0 BB: 1 P: 8	R: 0 E: 0 K: 1 S: 5 H: 0 LOB: 0 BB: 0 P: 5	R: 0 E: 1 K: 0 S: 4 H: 0 LOB: 2 BB: 1 P: 8	R: 0 E: 0 K: 3 S: 10 H: 1 LOB: 1 BB: 0 P: 10	1B: 6 2B: 1 3B: 0 HR: 1 SF: 0 SAC: 0 DP: 2 HBP: 0							

	AB	32
	R	4
	H	7
	RBI	4
	BB	4
	SO	9
	LOB	18

WP: 0 PB: 0 SB: 2 CS: 1 PA: 36

PITCHER		IP	WLS	BF	H	R	ER	SO	BB	IBB	HBP	BLK	WP	HR	S	P	ERA	WHIP
Jerry Reed, R ERA: 4.07	(1, 1)	5.0	L	21	6	4	4	4	2	0	0	0	0	1	27	35	7.20	1.600
Sandy Wihtol, R ERA: 4.63	(6, 1)	4.0		15	1	0	0	5	2	0	0	0	0	0	23	31	0.00	0.750

PITCHER	IP	WLS	BF	H	R	ER	SO	BB	IBB	HBP	BLK	WP	HR	S	P	ERA	WHIP

BOTTOM

Detroit Tigers @ Cleveland Indians

Cleveland Municipal Stadium, Cleveland, OH

Sat Oct 02 1982, 3:38 AM EDT

Att. 7,151 - Unknown

livebaseballscorecards.com

Batter	1	2	3	4	5	6	7	8	9	AB	R	H	RBI	BB	SO	LOB
Alan Bannister, R (1, 7) OBP: 0.347, SLG: 0.353	FC6-4 1B		6-3			5-3		BBBB L4-6 BB		1	0	1	0	0	0	0
Kevin Rhomberg, R (1, PR) OBP: 0.400, SLG: 0.500 (2, 7)										2	0	0	0	1	0	0
Larry Milbourne, S (1, 4) OBP: 0.290, SLG: 0.328	L9		6-3			SSS K		BBBB 1-2 BB		3	0	0	0	1	1	1
Toby Harrah, R (9, 4) OBP: 0.398, SLG: 0.491										0	0	0	0	0	0	0
Von Hayes, L (1, 9) OBP: 0.306, SLG: 0.385	FC6-4 1-2f		SSS K			BBBB 1B BB		L4-6 2-3		3	0	0	0	1	1	3
Andre Thornton, R (1, 10) OBP: 0.388, SLG: 0.487	6-3			6-3		1-3 1B			5-3	4	0	1	0	0	0	1
Mike Hargrove, L (1, 3) OBP: 0.377, SLG: 0.339		6-3		6-3		F9			1B 2B	4	1	1	0	0	0	2
Bill Nahorodny, R (1, 2) OBP: 0.237, SLG: 0.433		5-3		5-3			4-3		6-3	4	0	0	0	0	0	1
Rick Manning, L (1, 8) OBP: 0.336, SLG: 0.355		BBBB 1B BB			6-3		4-3		2-H 1B	3	0	1	1	1	0	0
Jerry Dybzinski, R (1, 5) OBP: 0.305, SLG: 0.278		1-3 1B			4-3		6-3		SSS K	4	0	1	0	0	1	1
Mike Fischlin, R (1, 6) OBP: 0.352, SLG: 0.315		1-3			5-3			4-3		3	0	0	0	0	0	2
Inning Stats	R: 0 H: 1 E: 0 LOB: 1 K: 0 BB: 0 S: 4 P: 4	R: 0 H: 1 E: 0 LOB: 2 K: 0 BB: 1 S: 4 P: 8	R: 0 H: 0 E: 0 LOB: 0 K: 1 BB: 0 S: 5 P: 5	R: 0 H: 0 E: 0 LOB: 0 K: 0 BB: 0 S: 3 P: 3	R: 0 H: 0 E: 0 LOB: 0 K: 0 BB: 0 S: 3 P: 3	R: 0 H: 1 E: 0 LOB: 2 K: 1 BB: 1 S: 6 P: 10	R: 0 H: 0 E: 0 LOB: 0 K: 0 BB: 0 S: 3 P: 3	R: 0 H: 0 E: 0 LOB: 1 K: 0 BB: 2 S: 2 P: 10	R: 1 H: 2 E: 0 LOB: 1 K: 1 BB: 0 S: 7 P: 7	1B: 4 SF: 0 2B: 2 SAC: 0 3B: 0 DP: 1 HR: 0 HBP: 0						

	AB	31
	R	1
	H	5
	RBI	1
	BB	4
	SO	3
	LOB	11

PITCHER	IP	WLS	BF	H	R	ER	SO	BB	IBB	HBP	BLK	WP	HR	S	P	ERA	WHIP
Dave Rucker, L (1, 1) ERA: 3.38	9.0	W	35	5	1	1	3	4	0	0	0	0	0	37	53	1.00	1.000

PITCHER	IP	WLS	BF	H	R	ER	SO	BB	IBB	HBP	BLK	WP	HR	S	P	ERA	WHIP

WP: 0 PA: 35
PB: 0
SB: 0
CS: 0

Detroit Tigers @ Cleveland Indians

Cleveland Municipal Stadium, Cleveland, OH

Sun Oct 03 1982, 3:33 AM EDT

Att. 7,934 - Unknown - 71 F

livebaseballscorecards.com

Batter	1	2	3	4	5	6	7	8	9	AB	R	H	RBI	BB	SO	LOB
Alan Trammell, R (1, 6) OBP: 0.325, SLG: 0.395	F4	F7		HR 3-H		1B 2-H		K		5	1	2	3	0	1	4
Glenn Wilson, R (1, 8) OBP: 0.322, SLG: 0.457	K		K	F9		6-3		FC5-4 1-2f 2-H		5	0	0	0	0	2	2
Howard Johnson, S (1, 5) OBP: 0.384, SLG: 0.426	2B		F8		K		5-3	K2-3		5	0	1	0	0	2	1
Chet Lemon, R (1, 9) OBP: 0.368, SLG: 0.447 Lynn Jones, R (8, 9) OBP: 0.259, SLG: 0.259	BB	BB		F9	5-3			6-3		2 1	0 0	0 0	0 0	2 0	0 0	0 0
Mike Ivie, R (1, 10) OBP: 0.302, SLG: 0.445	F4	L8		K	L9			FC3-6 1B		5	0	1	0	0	1	3
Rick Leach, L (1, 7) OBP: 0.303, SLG: 0.330 (8, 3)		F8		6-3 S 1B	4-3			HR 1B	FC3-6 1-2f 2B	5	3	2	0	0	0	1
Enos Cabell, R (1, 3) OBP: 0.284, SLG: 0.323 Mike Lage, L (4, PH) OBP: 0.293, SLG: 0.466 (4, 3) John Wockenfuss, R (8, PH) OBP: 0.388, SLG: 0.472 (8, 7) Lance Parrish, R (9, PH) OBP: 0.338, SLG: 0.529 (9, 7)	5-3		6-3 S HR 1-2	1B	1B		HR 1-H	2B 1-H		1 2 1 1	0 2 1 0	0 2 1 1	0 0 2 1	0 0 0 0	0 0 0 0	0 0 0 0
Bill Fahey, L (1, 2) OBP: 0.147, SLG: 0.179	1B		F6 1-2 2-3		F7		BB E	6-3		5	1	2	0	0	0	4
Tom Brookens, R (1, 4) OBP: 0.277, SLG: 0.352	1B 1-2		6-3 2-3 3-H		1B 2-H		FC5-4 1-2	BB		3	1	2	2	1	0	1

Inning Stats	1	2	3	4	5	6	7	8	9
	R: 0 E: 0 K: 1 S: 6	H: 1 LOB: 2 BB: 1 P: 10	R: 0 E: 0 K: 0 S: 5	H: 2 LOB: 2 BB: 0 P: 5	R: 0 E: 0 K: 1 S: 5	H: 0 LOB: 1 BB: 1 P: 9	R: 3 E: 0 K: 0 S: 6	H: 3 LOB: 0 BB: 0 P: 6	R: 0 E: 0 K: 2 S: 7	H: 0 LOB: 0 BB: 0 P: 7	R: 2 E: 0 K: 0 S: 6	H: 3 LOB: 1 BB: 0 P: 6	R: 0 E: 0 K: 0 S: 3	H: 0 LOB: 0 BB: 0 P: 3	R: 3 E: 1 K: 2 S: 10	H: 3 LOB: 1 BB: 1 P: 14	R: 1 E: 0 K: 0 S: 5	H: 2 LOB: 1 BB: 0 P: 5

1B: 9	SF: 0
2B: 3	SAC: 0
3B: 0	DP: 0
HR: 2	HBP: 0

WP: 0	PA: 44
PB: 0	
SB: 2	
CS: 0	

AB	41
R	9
H	14
RBI	8
BB	3
SO	6
LOB	16

PITCHER		IP	WLS	BF	H	R	ER	SO	BB	IBB	HBP	BLK	WP	HR	S	P	ERA	WHIP
Rick Sutcliffe, R ERA: 2.96	(1, 1)	5.0	L	23	6	3	3	4	2	0	0	0	0	1	29	37	5.40	1.600
Lary Sorensen, R ERA: 5.61	(6, 1)	1.0		6	3	2	2	0	0	0	0	0	0	0	6	6	18.00	3.000
Neal Heaton, L ERA: 5.23	(7, 1)	1.0		6	3	3	2	0	0	0	0	0	0	1	6	6	18.00	3.000
Ed Glynn, L ERA: 4.17	(8, 1)	2.0		9	2	1	1	2	1	0	0	0	0	0	12	16	4.50	1.500

PITCHER	IP	WLS	BF	H	R	ER	SO	BB	IBB	HBP	BLK	WP	HR	S	P	ERA	WHIP

Batter	1	2	3	4	5	6	7	8	9	AB	R	H	RBI	BB	SO	LOB
Rick Manning, L (1, 8) OBP: 0.334, SLG: 0.352	6-3		4-3 2-3		F6		F6			4	0	0	0	0	0	3
Jack Perconte, L (1, 4) OBP: 0.303, SLG: 0.292	1B		4-3		1-3		K			4	0	1	0	0	1	3
Toby Harrah, R (1, 5) OBP: 0.398, SLG: 0.490	1-2 1B		6-3			6-3		4-3		3	0	1	0	0	0	1
Larry Milbourne, S (7, 5) OBP: 0.289, SLG: 0.327										1	0	0	0	0	0	0
Andre Thornton, R (1, 10) OBP: 0.386, SLG: 0.484	F7			K		F6		F9		4	0	0	0	0	1	2
Mike Hargrove, L (1, 3) OBP: 0.377, SLG: 0.338	L9			1B		F8		F4		4	0	1	0	0	0	2
Von Hayes, L (1, 9) OBP: 0.310, SLG: 0.389		CS 2B		1-2 1B			BBB E FC4 1B BB		G3	3	1	2	0	1	0	0
Bill Nahorodny, R (1, 2) OBP: 0.237, SLG: 0.426		F7		F3			FC4 E 1-2 1B		6-3	4	0	1	0	0	0	3
Carmen Castillo, R (1, 7) OBP: 0.258, SLG: 0.292		K 2-3		F7			E4 FC4 1-2 2-3		6-3	4	0	0	0	0	1	5
Mike Fischlin, R (1, 6) OBP: 0.351, SLG: 0.319			4-3 2B		K		FC4 1-2f 2-3 3-H			3	0	1	1	0	1	2
Inning Stats	R: 0 E: 0 K: 0 S: 5 H: 2 LOB: 2 BB: 0 P: 5	R: 0 E: 0 K: 1 S: 5 H: 1 LOB: 1 BB: 0 P: 5	R: 0 E: 0 K: 0 S: 4 H: 1 LOB: 1 BB: 0 P: 4	R: 0 E: 0 K: 1 S: 7 H: 2 LOB: 2 BB: 0 P: 7	R: 0 E: 0 K: 1 S: 5 H: 0 LOB: 0 BB: 0 P: 5	R: 0 E: 0 K: 0 S: 3 H: 0 LOB: 0 BB: 0 P: 3	R: 1 E: 1 K: 1 S: 7 H: 1 LOB: 2 BB: 1 P: 11	R: 0 E: 0 K: 0 S: 3 H: 0 LOB: 0 BB: 0 P: 3	R: 0 E: 0 K: 0 S: 3 H: 0 LOB: 0 BB: 0 P: 3	1B: 5 2B: 3 3B: 0 HR: 0	SF: 0 SAC: 0 DP: 1 HBP: 0						

Detroit Tigers @ Cleveland Indians

Cleveland Municipal Stadium, Cleveland, OH

Sun Oct 03 1982, 3:33 AM EDT

Att. 7,934 - Unknown - 71 F

BOTTOM

livebaseballscorecards.com

AB	34
R	1
H	7
RBI	1
BB	1
SO	4
LOB	21

PITCHER		IP	WLS	BF	H	R	ER	SO	BB	IBB	HBP	BLK	WP	HR	S	P	ERA	WHIP
Jerry Ujdur, R ERA: 3.69	(1, 1)	8.0	W	32	7	1	1	4	1	0	0	0	0	0	39	43	1.12	1.000
Howard Bailey, L ERA:	(9, 1)	1.0		3	0	0	0	0	0	0	0	0	0	0	3	3	0.00	0.000

PITCHER	IP	WLS	BF	H	R	ER	SO	BB	IBB	HBP	BLK	WP	HR	S	P	ERA	WHIP