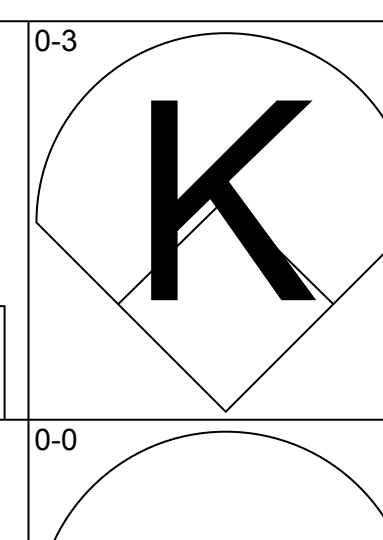
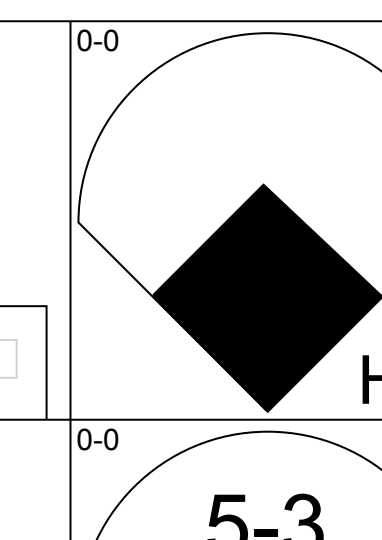
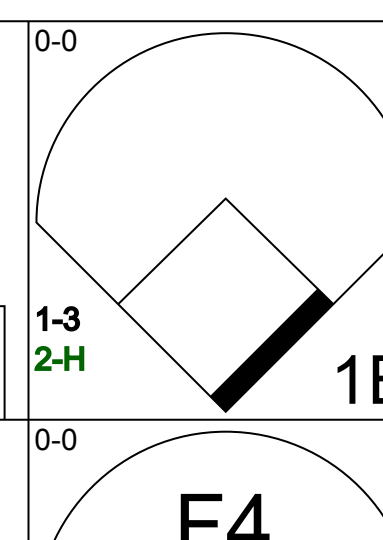
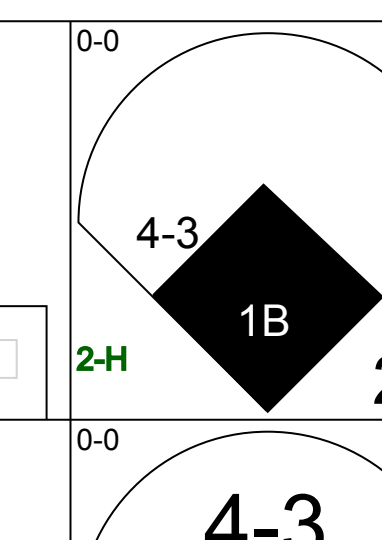
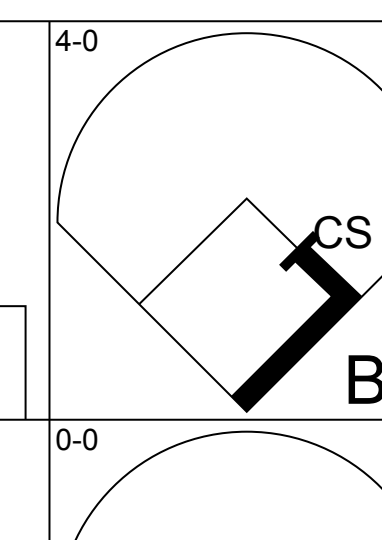
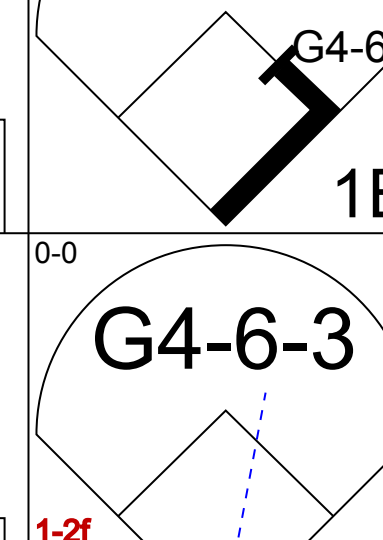
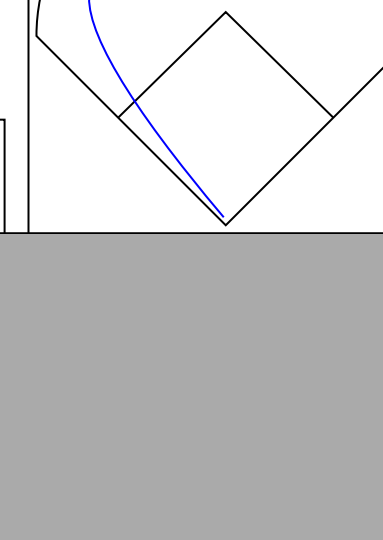
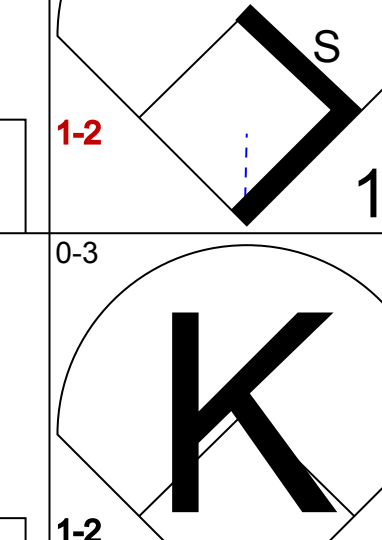

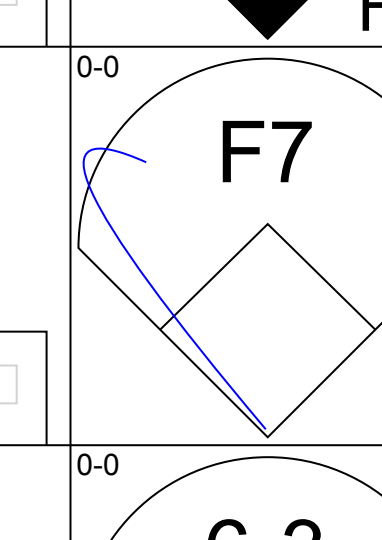
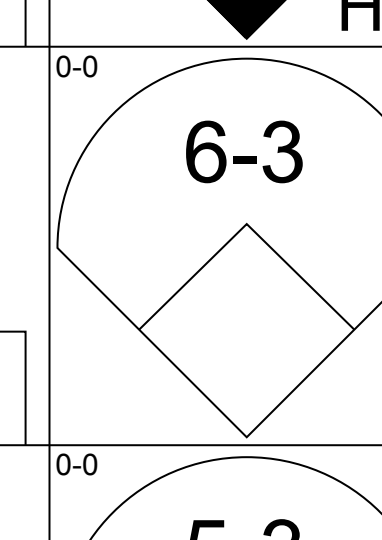

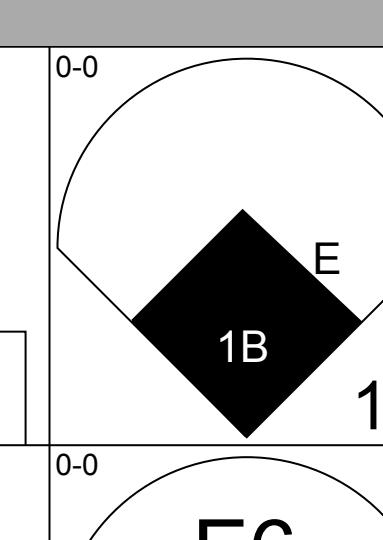
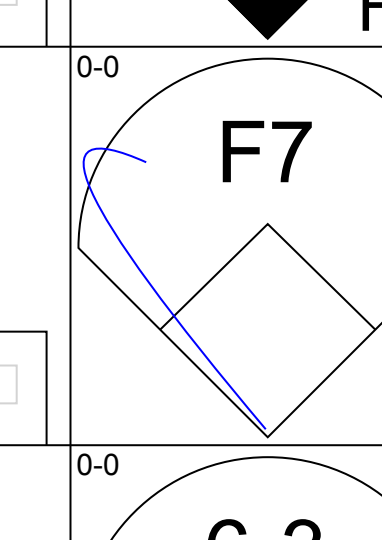
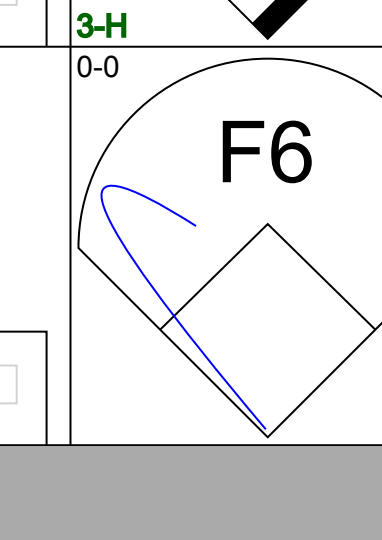
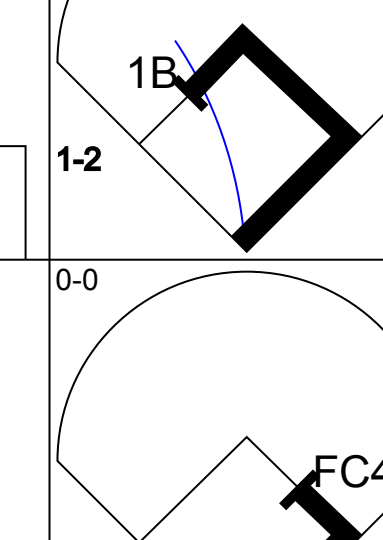
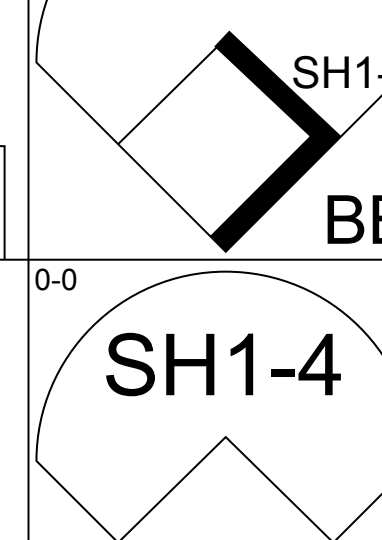
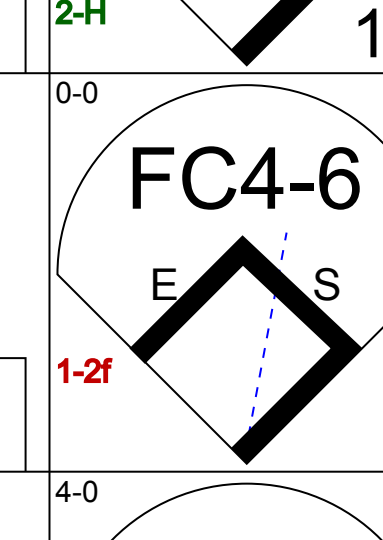
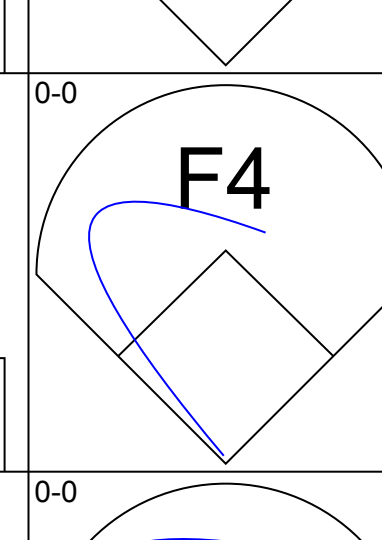
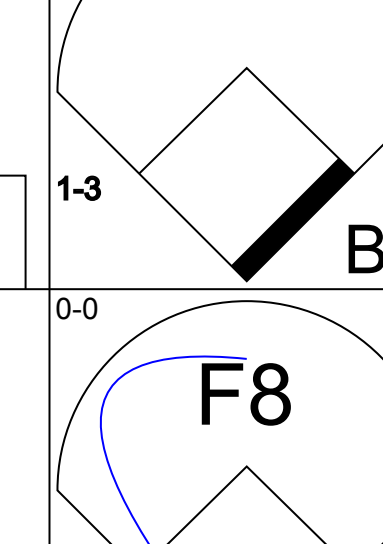
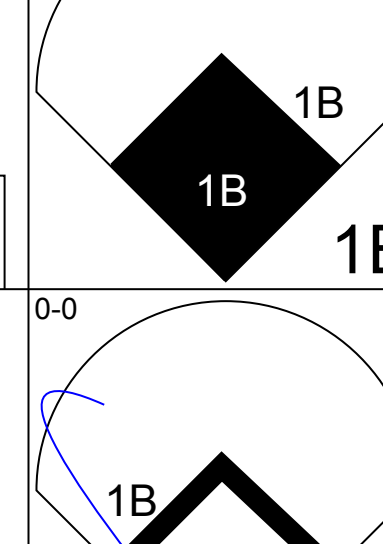

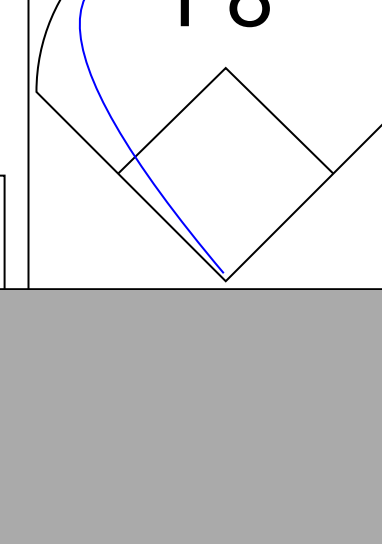
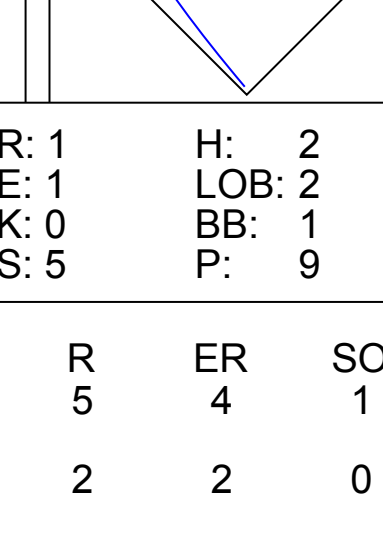
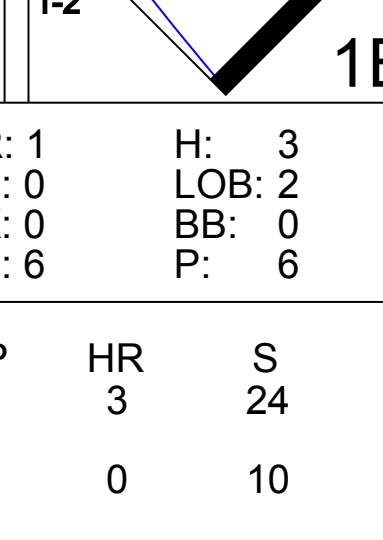
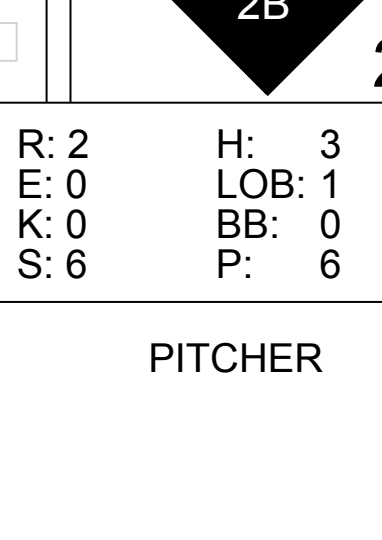
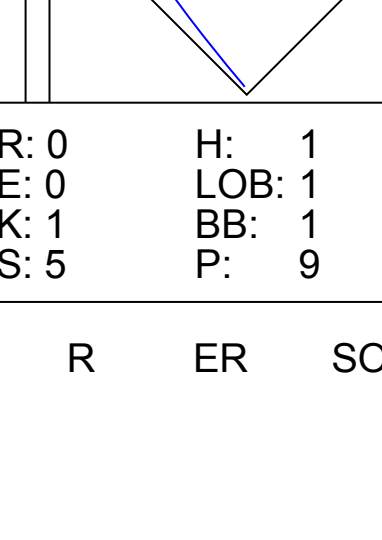
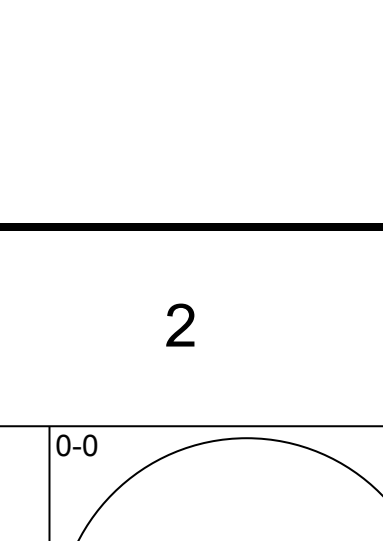
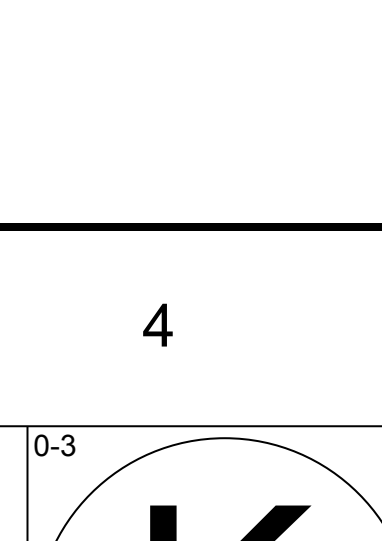
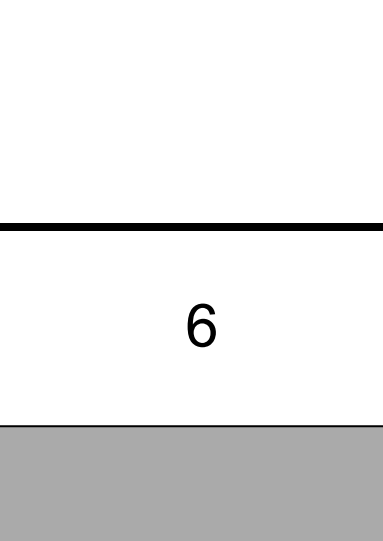
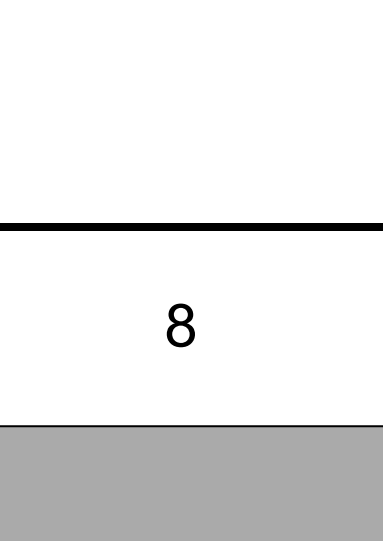
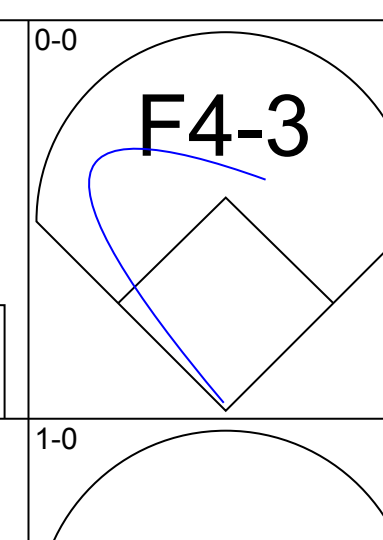
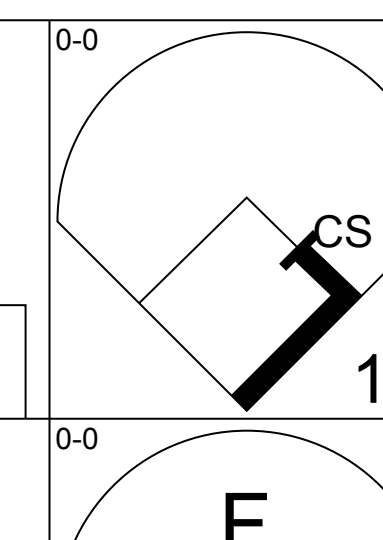
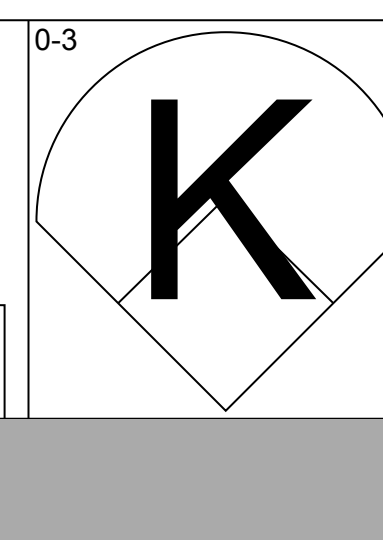
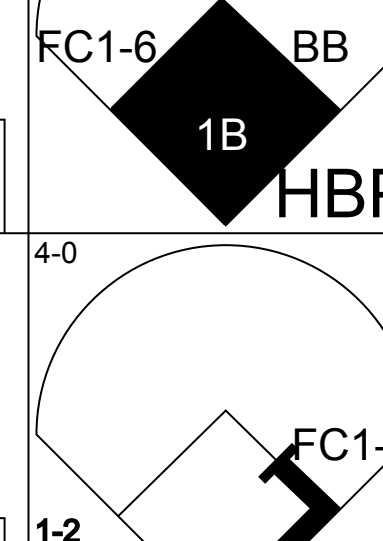
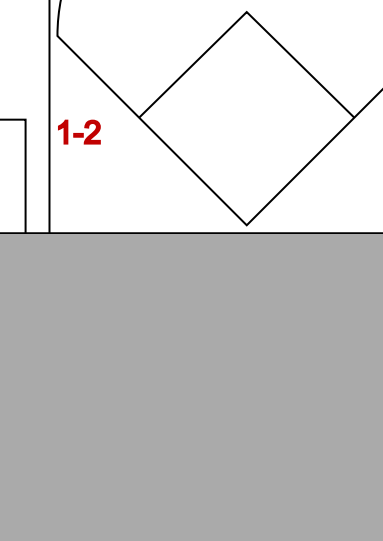
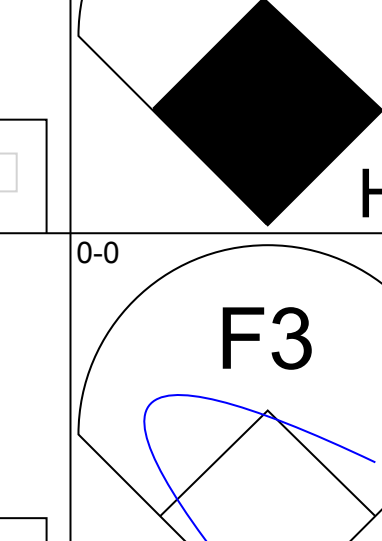
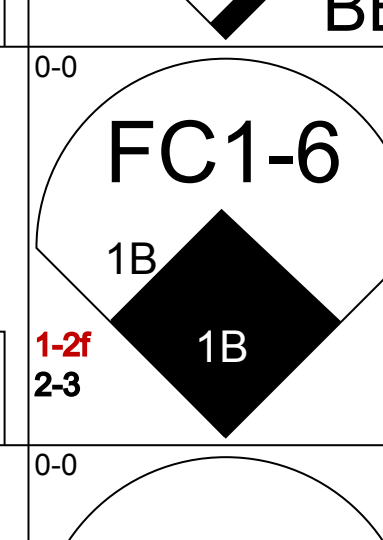
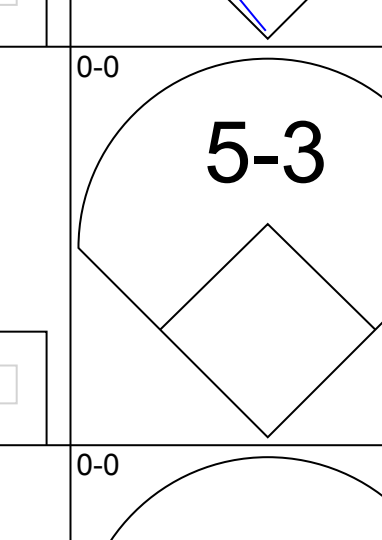
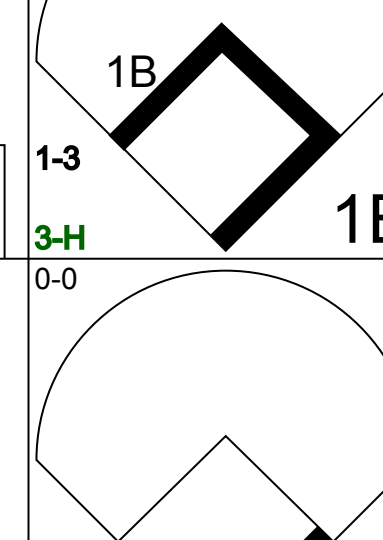

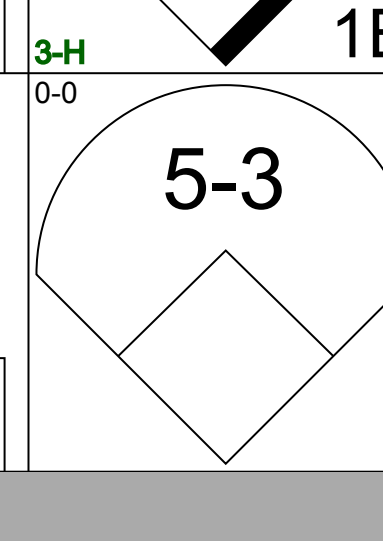


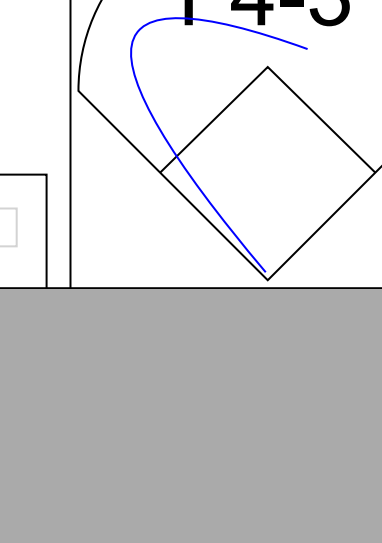
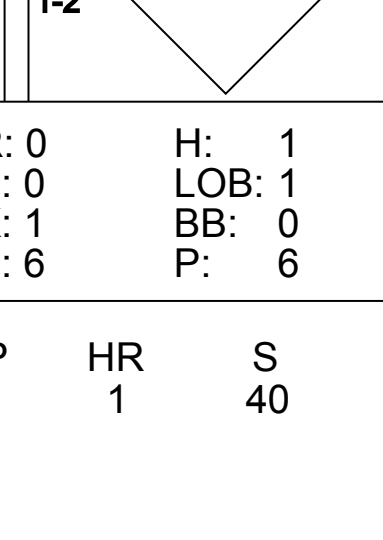
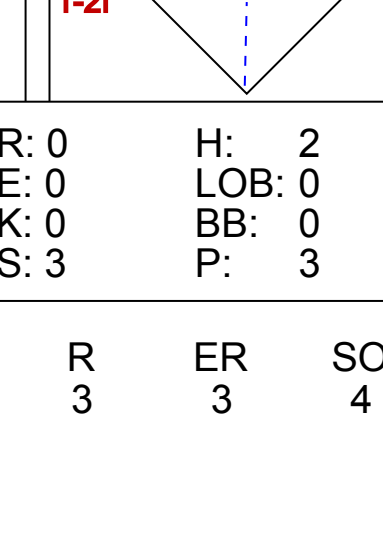
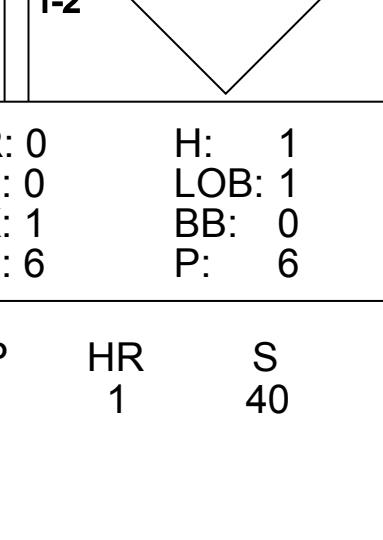
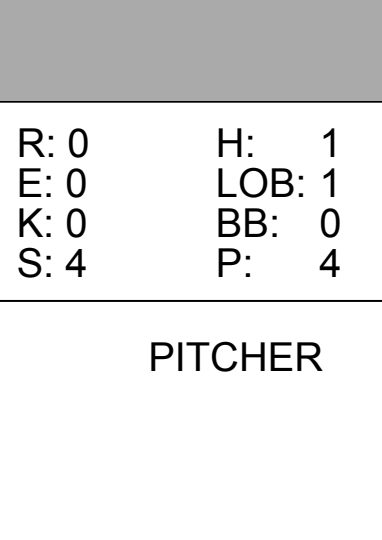



# Cleveland Indians - 1982

Batter	1	2	3	4	5	6	7	8	9	AB	R	H	RBI	BB	SO	LOB	TOP					
George Wright, S (1.8) OBP: 0.800, SLG: 1.750										4	2	3	3	1	1	0	<b>Texas Rangers @ Cleveland Indians</b> Cleveland Municipal Stadium, Cleveland, OH Sat Apr 10 1982, 3:33 AM EST Att: 62,443 - Unknown - 38 F					
Lee Mazzilli, S (1.7) OBP: 0.400, SLG: 0.400			5-3			4-3				5	0	2	0	0	0	3						
Buddy Bell, R (1.5) OBP: 0.800, SLG: 1.800										5	2	3	3	0	1	2						
Larry Parrish, R (1.9) OBP: 0.200, SLG: 0.200					6-3				6-3	5	1	1	0	0	0	1						
Lamar Johnson, R (1.3) Pat Putnam, L (6.3)			6-3		5-3				4-3	3	0	0	0	0	0	1						
Jim Sundberg, R (1.2) OBP: 0.750, SLG: 0.667				5-3						3	1	2	1	1	0	0						
Mike Richardt, R (1.10) OBP: 0.200, SLG: 0.400										5	0	1	1	0	0	3						
Mark Wagner, R (1.6) OBP: 0.300, SLG: 0.250										4	1	1	0	1	0	2						
Doug Flynn, R (1.4) OBP: 0.500, SLG: 0.750										4	1	2	0	0	0	2						
<b>Inning Stats</b>	R: 0 E: 0 K: 1 S: 5	H: 1 LOB: 0 BB: 0 P: 5	R: 1 E: 1 K: 0 S: 5	H: 2 LOB: 2 BB: 1 P: 9	R: 2 E: 0 K: 0 S: 5	H: 2 LOB: 0 BB: 0 P: 5	R: 1 E: 0 K: 0 S: 6	H: 3 LOB: 2 BB: 0 P: 6	R: 1 E: 0 K: 0 S: 4	H: 1 LOB: 1 BB: 1 P: 8	R: 2 E: 0 K: 0 S: 6	H: 3 LOB: 1 BB: 0 P: 6	R: 0 E: 0 K: 1 S: 3	H: 0 LOB: 1 BB: 1 P: 7	R: 0 E: 0 K: 1 S: 5	H: 1 LOB: 1 BB: 0 P: 9	R: 1 E: 0 K: 0 S: 5	H: 2 LOB: 1 BB: 0 P: 5	1B: 9 2B: 3 3B: 0 HR: 3	SF: 0 SAC: 1 DP: 1 HBP: 0	WP: 0 PB: 0 SB: 2 CS: 1	PA: 44
<b>PITCHER</b>	IP WLS BF H R ER SO BB IBB HBP BLK WP HR S P ERA WHIP																					
Rick Waits, L (1.1) ERA: 7.71	4.2 L 24 9 5 4 1 2 0 0 0 0 0 3 24 32 7.71 2.357																					
Tom Brennan, R (5.1) ERA: 7.71	2.1 11 3 2 2 0 1 0 0 0 0 0 0 10 14 7.71 1.714																					
Ed Whitson, R (8.1) ERA: 4.5	2.0 9 3 1 1 1 1 0 0 0 0 0 0 10 14 4.50 2.000																					

AB 39  
R 8  
H 15  
RBI 8  
BB 4  
SO 2  
LOB 14

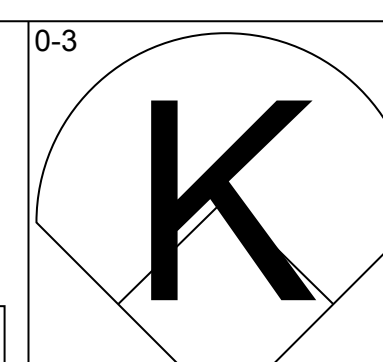
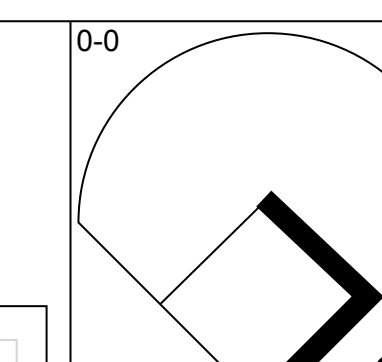
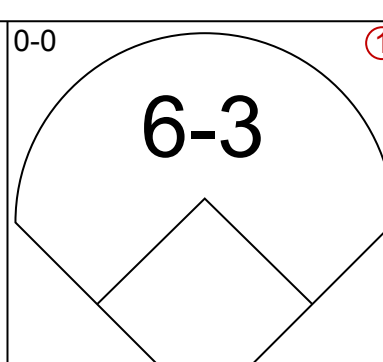
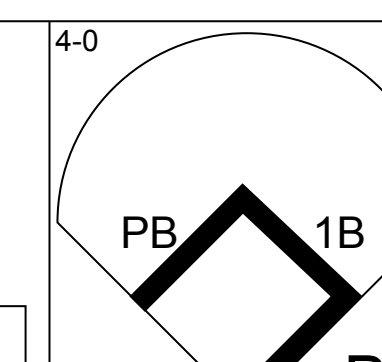
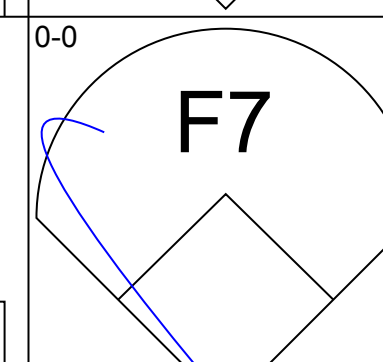
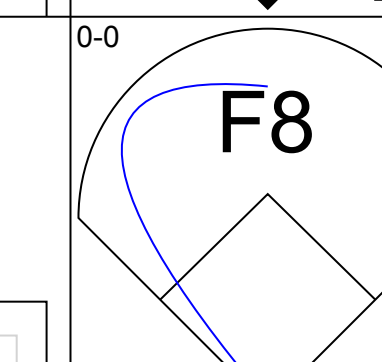
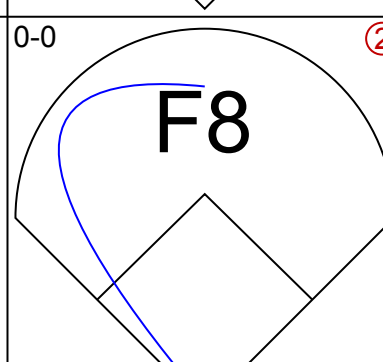
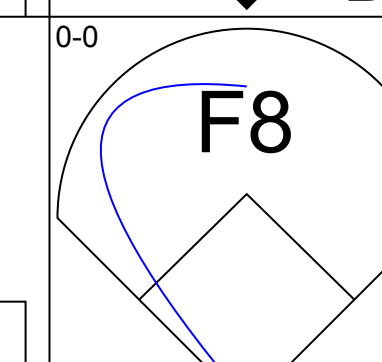
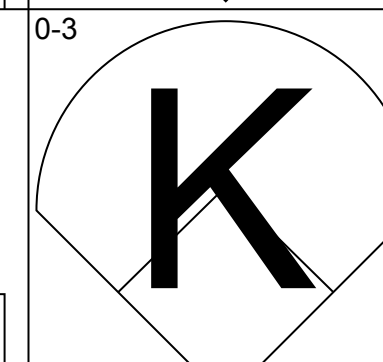
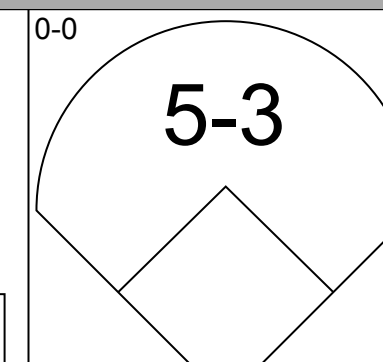
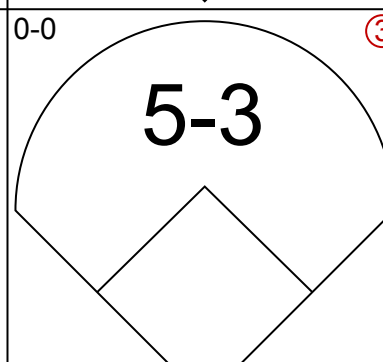
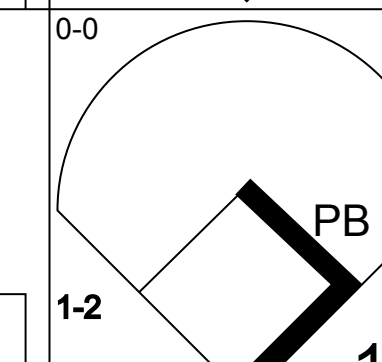
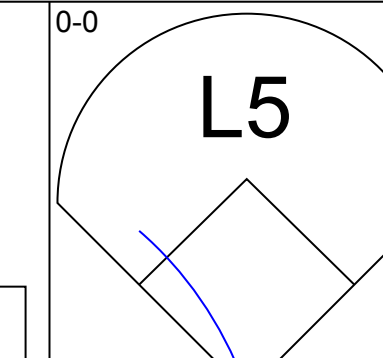
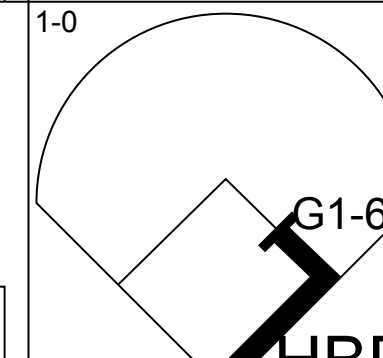
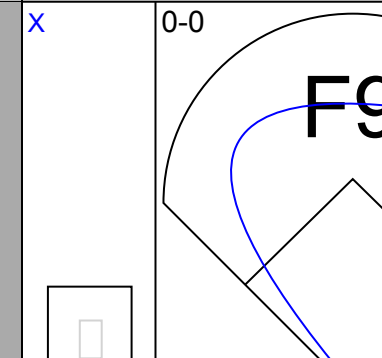
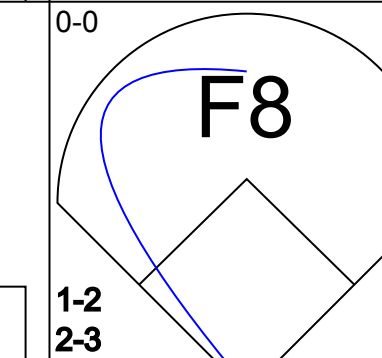
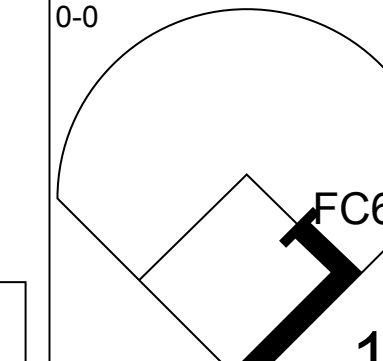
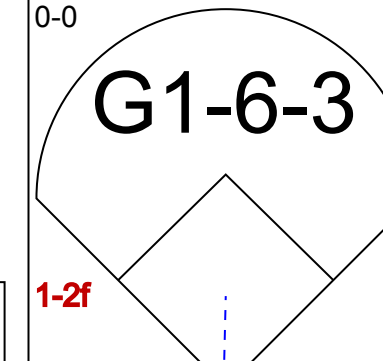
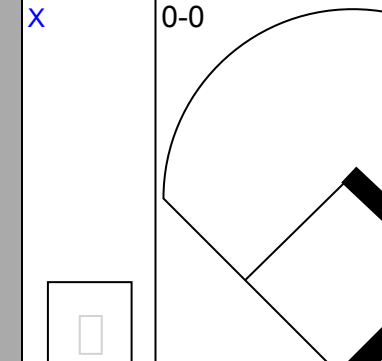
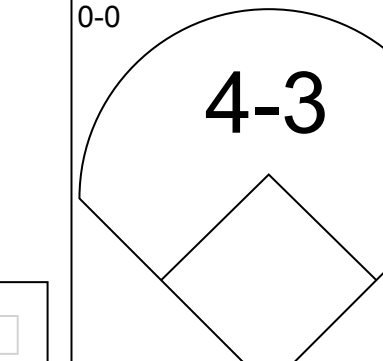
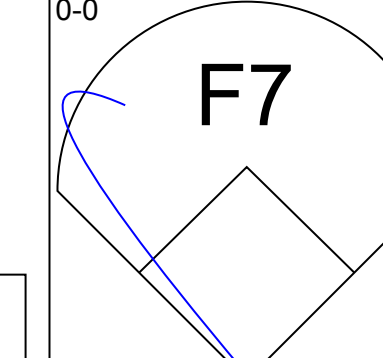
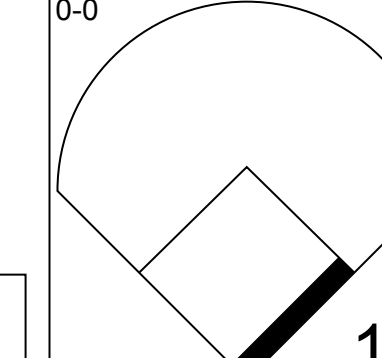
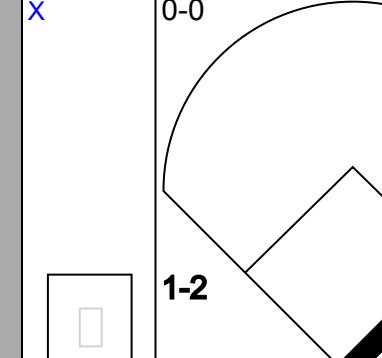
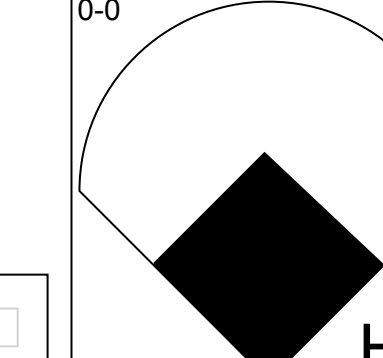
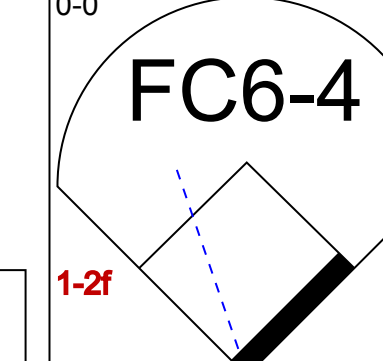
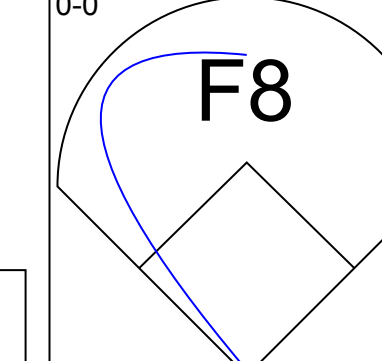
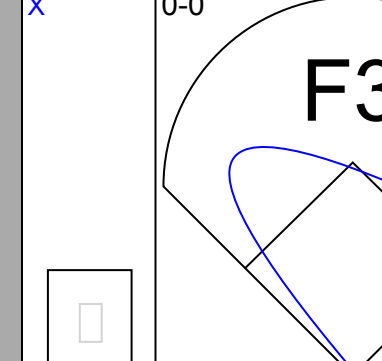
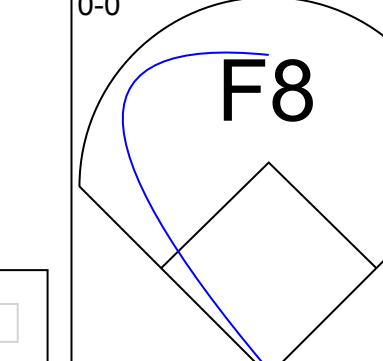
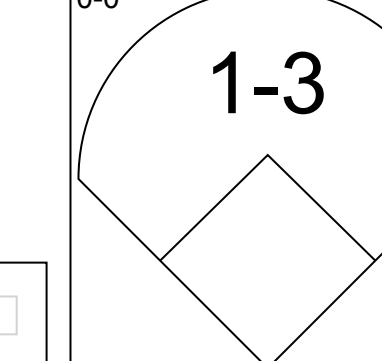
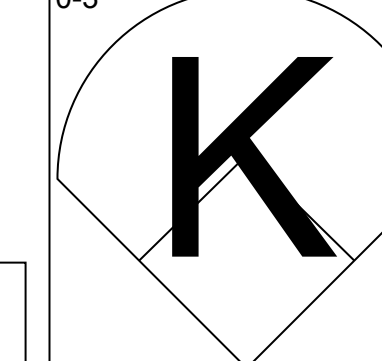
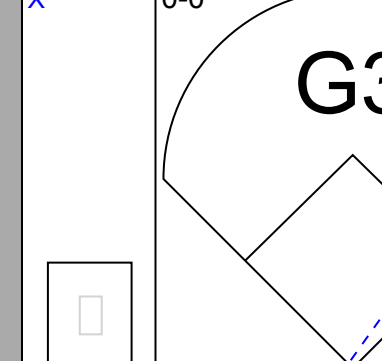
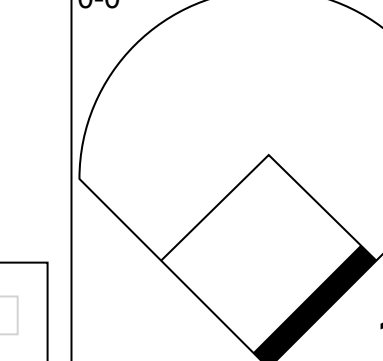

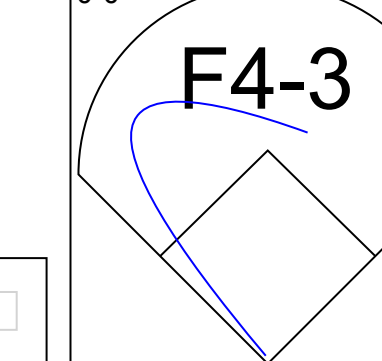
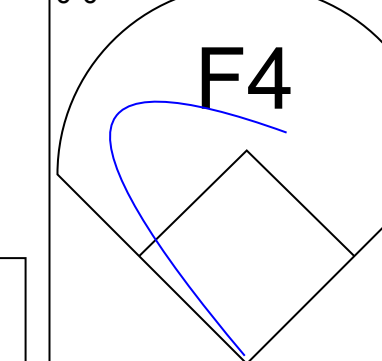
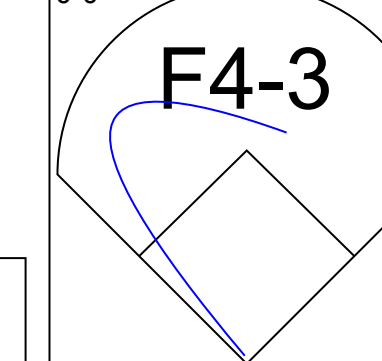
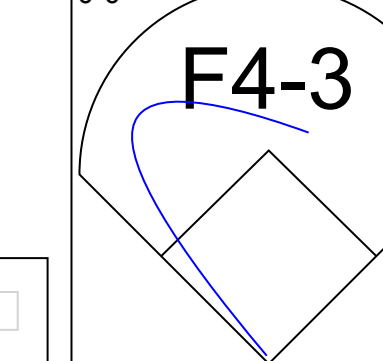


Batter	1	2	3	4	5	6	7	8	9	AB	R	H	RBI	BB	SO	LOB	BOTTOM					
Miguel Dilone, S (1.7) OBP: 0.250, SLG: 0.250										4	0	1	0	0	1	1	<b>Texas Rangers @ Cleveland Indians</b> Cleveland Municipal Stadium, Cleveland, OH Sat Apr 10 1982, 3:33 AM EST Att: 62,443 - Unknown - 38 F					
Toby Harrah, R (1.5) OBP: 0.500, SLG: 1.333						5-3				4	2	1	1	0	1	1						
Mike Hargrove, L (1.3) OBP: 0.500, SLG: 1.333										2	0	0	0	2	0	0						
Andre Thornton, R (1.10) OBP: 0.500, SLG: 1.333				5-3						4	1	0	0	0	1	3						
Bake McBride, L (1.9) OBP: 0.750, SLG: 0.750 Alan Bannister, R (9.9)										4	0	3	1	0	0	0						
Ron Hassey, L (1.2) OBP: 0.250, SLG: 0.250				6-3						4	0	1	1	0	1	2						
Rick Manning, L (1.8) OBP: 0.500, SLG: 0.750	5-3									4	0	0	0	0	0	3						
Jack Perconte, L (1.4) OBP: 0.500, SLG: 0.500										4	0	2	0	0	0	1						
Jerry Dybzinski, R (1.6) Von Hayes, L (7. PH) Mike Fischlin, R (8.6)				6-3						2	0	0	0	0	0	2						
<b>Inning Stats</b>	R: 2 E: 0 K: 0 S: 5	H: 2 LOB: 2 BB: 1 P: 10	R: 0 E: 0 K: 0 S: 3	H: 2 LOB: 0 BB: 0 P: 3	R: 1 E: 0 K: 0 S: 5	H: 2 LOB: 1 BB: 0 P: 5	R: 0 E: 0 K: 1 S: 6	H: 1 LOB: 1 BB: 0 P: 6	R: 0 E: 0 K: 0 S: 4	H: 0 LOB: 1 BB: 1 P: 8	R: 0 E: 0 K: 0 S: 4	H: 1 LOB: 1 BB: 0 P: 4	R: 0 E: 0 K: 1 S: 5	H: 0 LOB: 0 BB: 0 P: 5	R: 0 E: 0 K: 0 S: 3	H: 0 LOB: 0 BB: 0 P: 3	R: 0 E: 0 K: 1 S: 5	H: 0 LOB: 0 BB: 0 P: 5	1B: 7 2B: 1 3B: 0 HR: 1	SF: 0 SAC: 0 DP: 2 HBP: 1	WP: 0 PB: 0 SB: 2 CS: 2	PA: 36
<b>PITCHER</b>	IP WLS BF H R ER SO BB IBB HBP BLK WP HR S P ERA WHIP																					
Charlie Hough, R (1.1) ERA: 3.0	9.0 W 36 8 3 3 4 2 0 1 0 0 0 1 40 49 3.00 1.111																					

AB 33  
R 3  
H 8  
RBI 3  
BB 2  
SO 4  
LOB 13

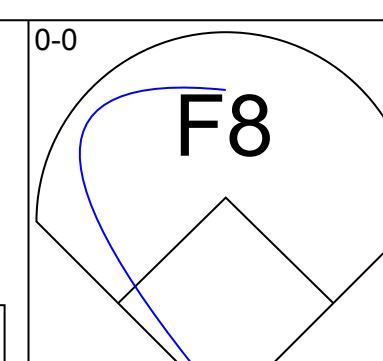
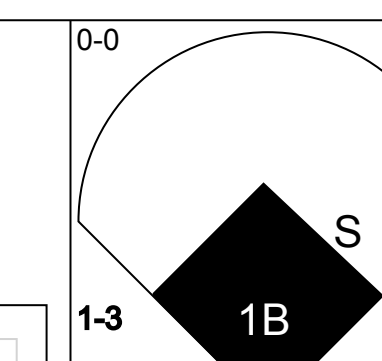
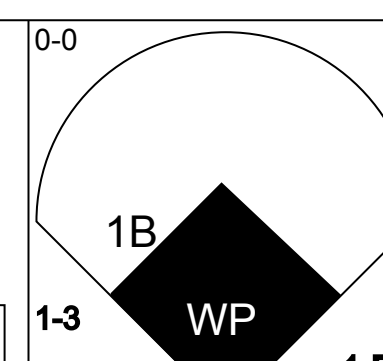
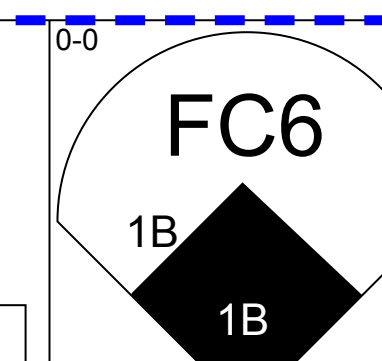
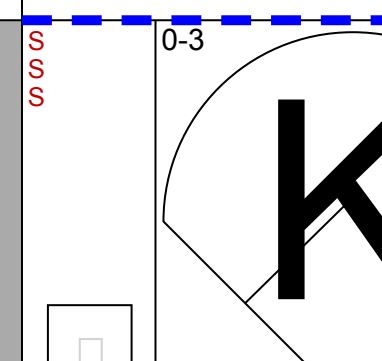
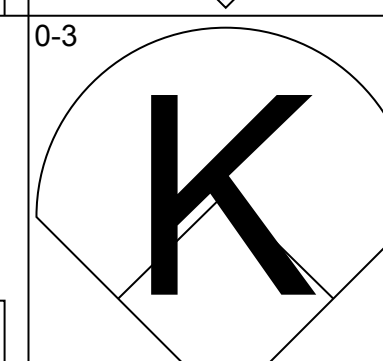
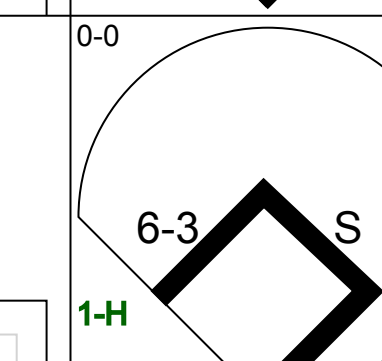
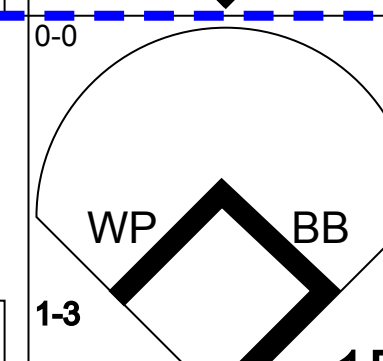
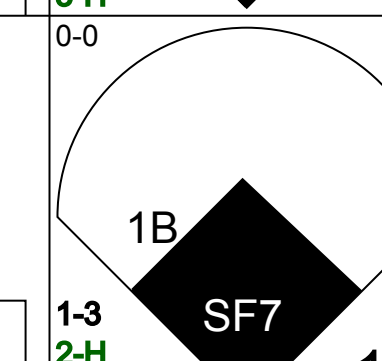
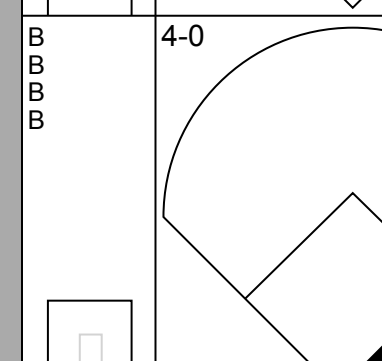
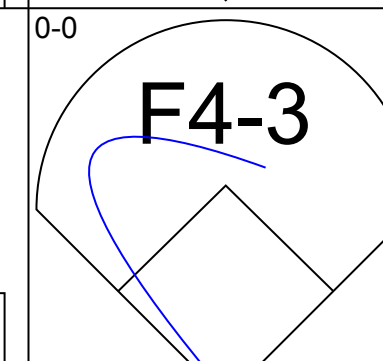
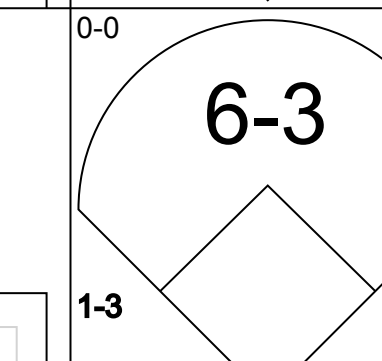
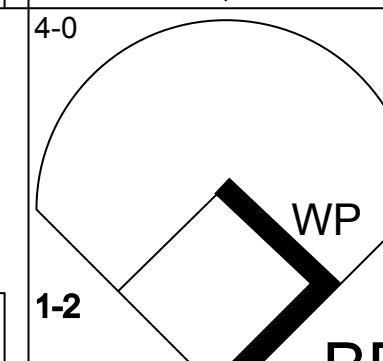
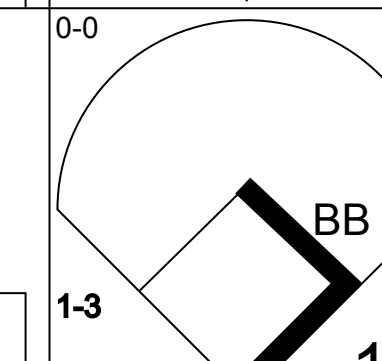
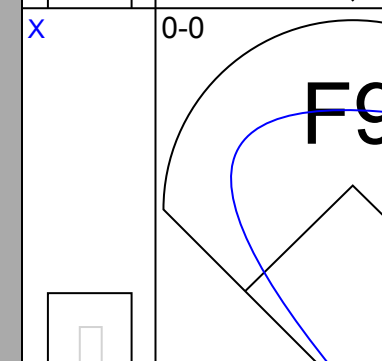
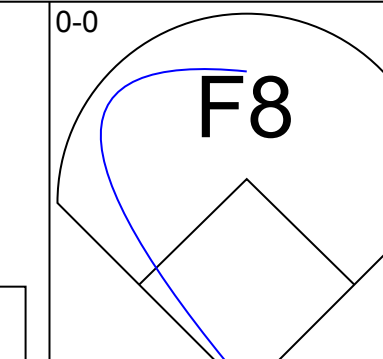
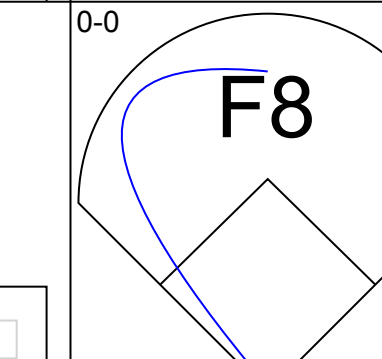
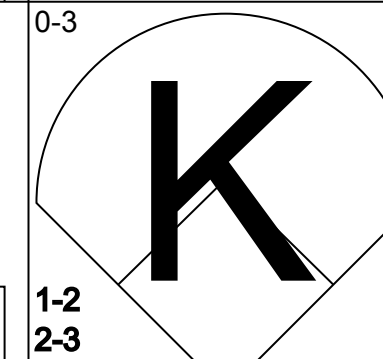
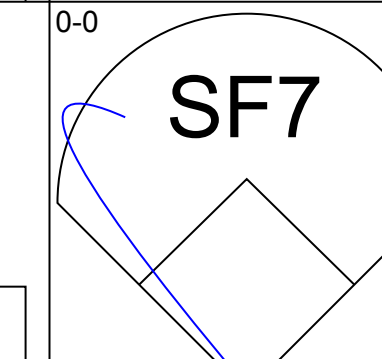
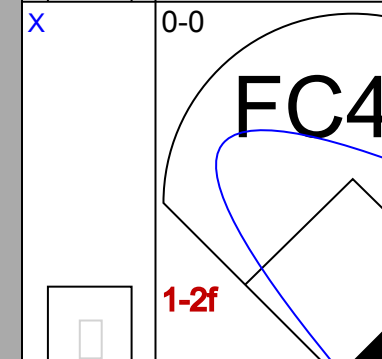
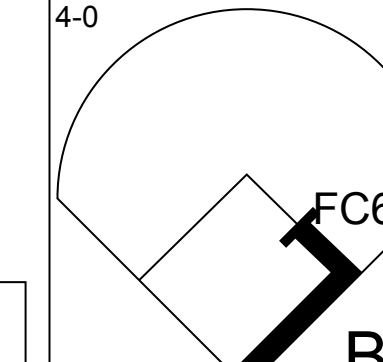
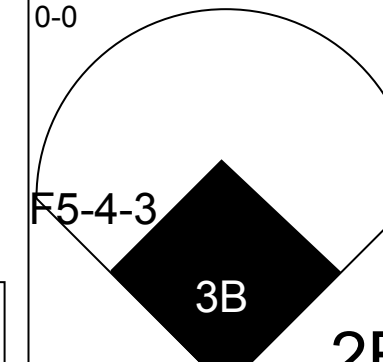
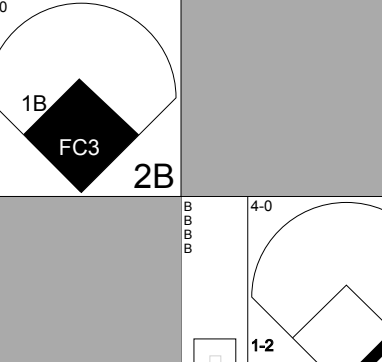
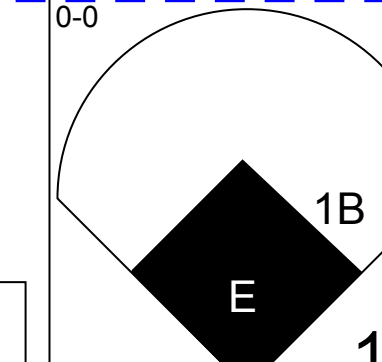
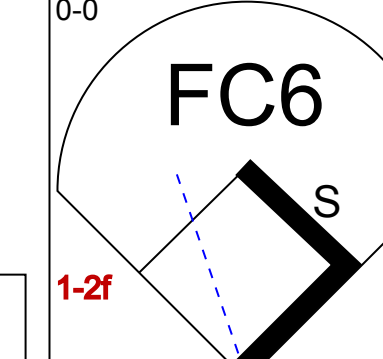
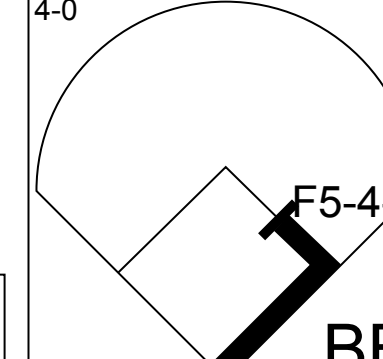
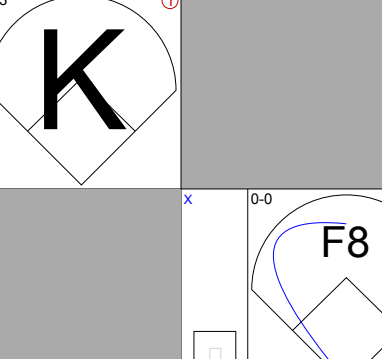
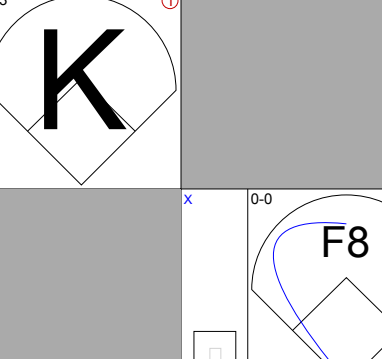
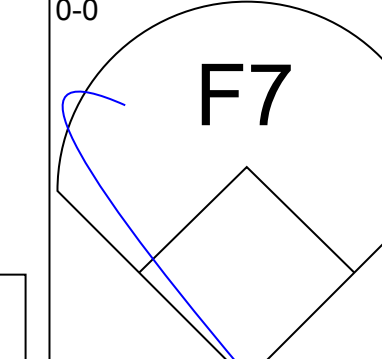
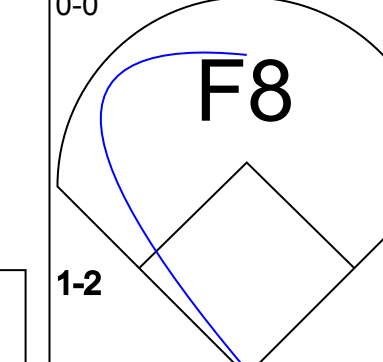
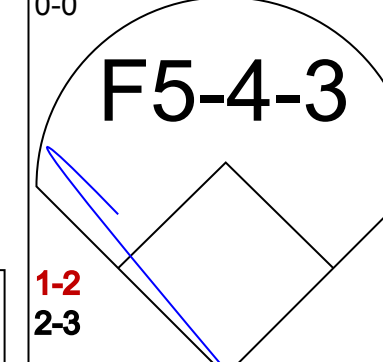
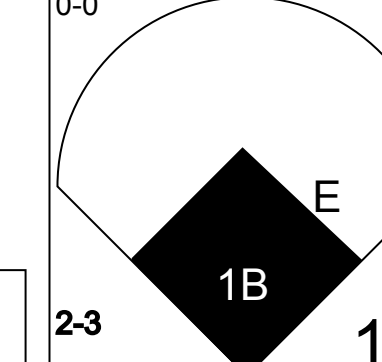
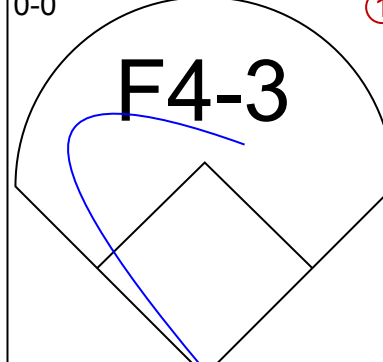
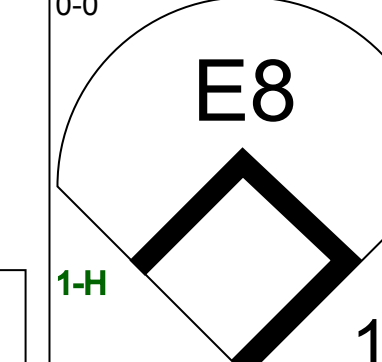
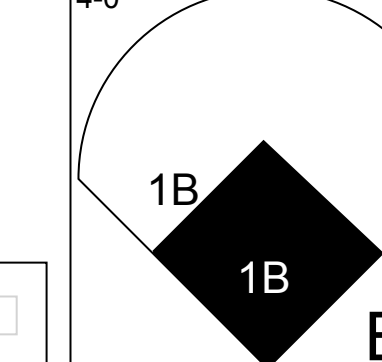
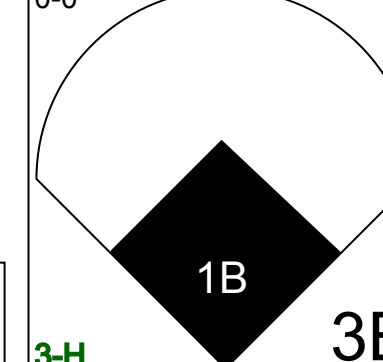
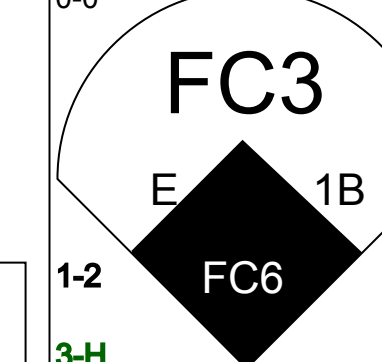
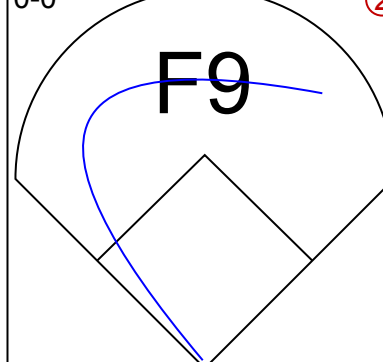
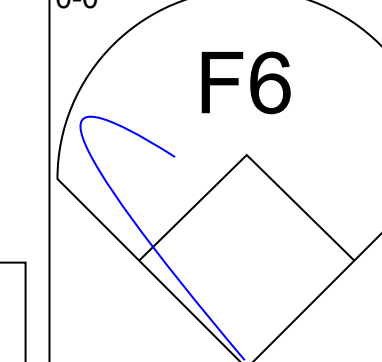
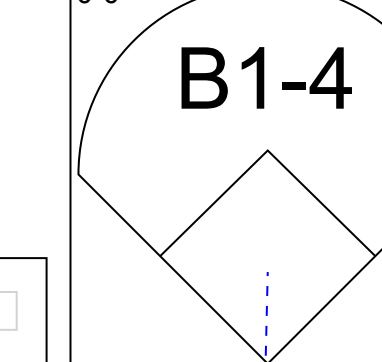
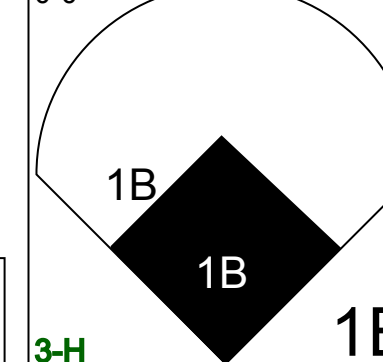
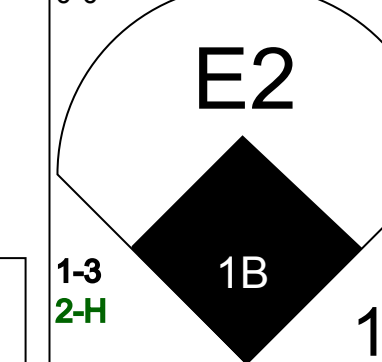
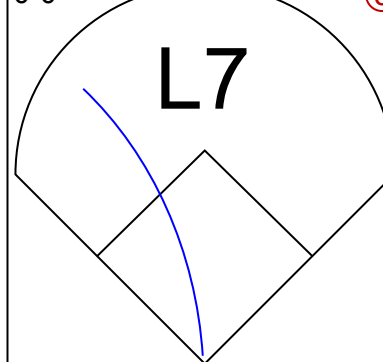
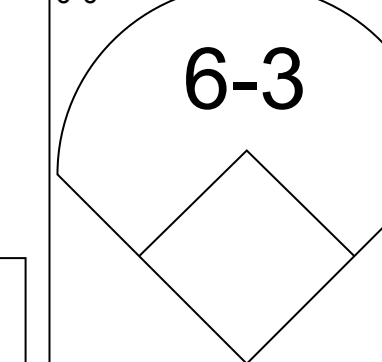




Batter	1	2	3	4	5	6	7	8	9	AB	R	H	RBI	BB	SO	LOB	TOP			
George Wright, S OBP: 0.667, SLG: 1.286 (1, 8)										3	0	1	0	1	1	0	<b>Texas Rangers @ Cleveland Indians</b> Cleveland Municipal Stadium, Cleveland, OH Sun Apr 11 1982, 3:33 AM EST Att. 3,821 - Unknown - 35 F			
Lee Mazzilli, S OBP: 0.222, SLG: 0.222 (1, 7)										4	0	0	0	0	0	2				
Buddy Bell, R OBP: 0.444, SLG: 1.111 (1, 5)										4	0	1	0	0	1	0				
Larry Parrish, R OBP: 0.286, SLG: 0.167 Leon Roberts, R (4, PR) (4, 9)										1	0	0	0	0	0	0				
Pat Putnam, L OBP: 0.500, SLG: 0.400 (1, 3)										4	0	2	0	0	0	1				
Jim Sundberg, R OBP: 0.750, SLG: 1.143 (1, 2)										4	1	3	1	0	0	1				
Mike Richardt, R OBP: 0.111, SLG: 0.222 (1, 10)										4	0	0	0	0	0	4				
Mark Wagner, R OBP: 0.333, SLG: 0.250 (1, 6)										4	0	1	0	0	1	3				
Doug Flynn, R OBP: 0.250, SLG: 0.375 (1, 4)										4	0	0	0	0	0	2				
<b>Inning Stats</b>	R: 0 E: 0 K: 2 S: 7	H: 0 LOB: 0 BB: 0 P: 7	R: 0 E: 0 K: 0 S: 4	H: 1 LOB: 1 BB: 0 P: 4	R: 0 E: 0 K: 0 S: 4	H: 1 LOB: 1 BB: 0 P: 4	R: 0 E: 0 K: 0 S: 2	H: 0 LOB: 1 BB: 0 P: 3	R: 0 E: 0 K: 1 S: 6	H: 1 LOB: 2 BB: 0 P: 6	R: 0 E: 0 K: 0 S: 3	H: 2 LOB: 2 BB: 0 P: 5	R: 0 E: 0 K: 0 S: 4	H: 1 LOB: 2 BB: 0 P: 8	R: 1 E: 0 K: 0 S: 5	H: 2 LOB: 1 BB: 0 P: 5	1B: 6 2B: 1 3B: 0 HR: 1	SF: 0 SAC: 0 DP: 1 HBP: 1	WP: 0 PB: 1 SB: 0 CS: 0	PA: 36
<b>PITCHER</b> Len Barker, R ERA: 1.0 (1, 1)	IP: 9.0 WLS: W BF: 36 H: 8 R: 1 ER: 1 SO: 3 BB: 1 IBB: 0 HBP: 1 BLK: 0 WP: 0 HR: 1 S: 40 P: 45 ERA: 1.00 WHIP: 1.000															<b>PITCHER</b>	IP: 9.0 WLS: W BF: 36 H: 8 R: 1 ER: 1 SO: 3 BB: 1 IBB: 0 HBP: 1 BLK: 0 WP: 0 HR: 1 S: 40 P: 45 ERA: 1.00 WHIP: 1.000			

AB	34
R	1
H	8
RBI	1
BB	1
SO	3
LOB	15



Batter	1	2	3	4	5	6	7	8	9	AB	R	H	RBI	BB	SO	LOB	BOTTOM	
Von Hayes, L OBP: 0.333, SLG: 0.333 (1, 7)										5	3	2	1	0	1	1	<b>Texas Rangers @ Cleveland Indians</b> Cleveland Municipal Stadium, Cleveland, OH Sun Apr 11 1982, 3:33 AM EST Att. 3,821 - Unknown - 35 F	
Toby Harrah, R OBP: 0.625, SLG: 1.000 Mike Fischlin, R (6, 5)										4	1	3	4	0	1	0		
Mike Hargrove, L OBP: 0.344, SLG: 0.167 (1, 3)										4	0	1	1	1	0	2		
Andre Thornton, R (1, 10)										4	0	0	1	0	1	4		
Bake McBride, L OBP: 0.857, SLG: 1.167 Alan Bannister, R (5, PH) (6, 9)										2	2	2	0	1	0	0		
Ron Hassey, L OBP: 0.222, SLG: 0.125 (1, 2)										4	0	0	0	1	1	5		
Rick Manning, L OBP: 0.222, SLG: 0.222 (1, 8)										5	1	2	0	0	0	3		
Jack Perconte, L OBP: 0.444, SLG: 0.625 (1, 4)										4	3	1	2	1	0	2		
Jerry Dybzinski, R OBP: 0.286, SLG: 0.286 (1, 6)										5	2	2	2	0	0	2		
<b>Inning Stats</b>	R: 0 E: 0 K: 1 S: 5	H: 0 LOB: 0 BB: 0 P: 5	R: 0 E: 0 K: 0 S: 3	H: 0 LOB: 1 BB: 1 P: 7	R: 2 E: 0 K: 0 S: 5	H: 2 LOB: 1 BB: 1 P: 9	R: 4 E: 0 K: 1 S: 9	H: 5 LOB: 2 BB: 2 P: 17	R: 0 E: 0 K: 1 S: 12	H: 5 LOB: 2 BB: 1 P: 16	R: 0 E: 0 K: 0 S: 3	H: 0 LOB: 1 BB: 1 P: 9	R: 1 E: 1 K: 0 S: 5	H: 2 LOB: 1 BB: 0 P: 5	1B: 11 2B: 2 3B: 1 HR: 0	SF: 1 SAC: 0 DP: 1 HBP: 0	WP: 1 PB: 0 SB: 3 CS: 0	PA: 45
<b>PITCHER</b> Doc Medich, R ERA: 14.73 (1, 1)	IP: 3.2 WLS: L BF: 19 H: 6 R: 6 ER: 6 SO: 1 BB: 3 IBB: 0 HBP: 0 BLK: 0 WP: 0 HR: 0 S: 18 P: 30 ERA: 14.73 WHIP: 2.455															<b>PITCHER</b>	IP: 3.2 WLS: L BF: 19 H: 6 R: 6 ER: 6 SO: 1 BB: 3 IBB: 0 HBP: 0 BLK: 0 WP: 0 HR: 0 S: 18 P: 30 ERA: 14.73 WHIP: 2.455	
Dave Schmidt, R ERA: 40.5 (4, 1)	0.2	8	4	4	3	2	1	0	0	0	0	1	0	11	15	40.50	7.500	
Paul Mirabella, L ERA: 5.4 (5, 1)	1.2	9	2	2	1	0	1	0	0	0	0	0	0	8	12	5.40	1.800	
Danny Darwin, R ERA (7, 1)	1.0	4	0	0	0	1	1	0	0	0	0	0	0	5	9	0.00	1.000	
Steve Comer, R ERA (8, 1)	1.0	5	2	1	0	0	0	0	0	0	0	0	0	5	5	0.00	2.000	





Batter	1	2	3	4	5	6	7	8	9	10	AB	R	H	RBI	BB	SO	LOB	TOP											
Paul Molitor, R OBP: 0.609, SLG: 0.600 (1.5, 9.6)	0-0 4-3 BB 6-4-3 1B	0-0 E6 2B 1B	0-0 FC5-4 1B	0-0 K			0-0 F8			0-0 1B 3B	6	3	3	0	0	1	2												
Charlie Moore, R OBP: 0.435, SLG: 0.565 (1.9, 10.2)	0-0 6-4-3	0-0 2B 1B	0-0 FC5-4 1B				0-0 F7	0-0 6-3		0-0 1B 1B	6	1	2	1	0	0	3												
Cecil Cooper, L OBP: 0.565, SLG: 0.636 (1.3, 10.2)	0-0 4-3	0-0 F7		0-0 WP 2B 1B	0-0 3-1			0-0 4-3		0-0 K	6	1	1	0	0	1	4												
Ted Simmons, S OBP: 0.607, SLG: 0.800 (10, PR)	4-0 BB BB	0-0		0-0 2B 1B	0-0 4-3			0-0 F9		0-0 1B	5	1	3	2	1	0	0												
Ned Yost, R OBP: 0.600, SLG: 0.750 (10, 2)	0-0 BB BB	0-0 2B		0-0 1B 1B						0-0 1B	0	0	0	0	0	0	0												
Ben Oglivie, L OBP: 0.391, SLG: 0.619 (1.7, 10.2)	4-0 BB	0-0 6-3		0-3 K			0-0 P4		0-0 4-3	0-0 F7	5	0	0	0	1	1	5												
Gorman Thomas, R OBP: 0.476, SLG: 0.375 (1.8, 10.2)	4-0 BB			0-0 1B 2B	0-0 K		0-0 K		0-0 FC5-4 1B		4	1	2	2	1	1	0												
Larry Hisle, R OBP: 0.095, SLG: 0.050 (1.10, 10.2)	0-0 4-3			0-0 K			0-0 P3		0-0 FC5-4 1B		5	0	0	0	0	1	6												
Robin Yount, R OBP: 0.563, SLG: 0.929 Ed Romero, R (4, PR)		0-0 HR	0-0 1B 2B	0-0 2B 1B			0-0 L6		0-0 L8		3	2	3	3	0	0	0												
Roy Howell, L (9, PH)				0-0 1B							1	0	0	0	0	0	1												
Don Money, R (9, 5)				0-0 2B							0	0	0	0	0	0	0												
Jim Gantner, L OBP: 0.333, SLG: 0.214 (1.4, 10.2)	0-0 4-3		0-0 1B	0-0 1B			0-0 L4			0-0 G3	5	0	2	1	0	0	0												
<b>Inning Stats</b>	R: 1 E: 0 K: 0 S: 4	H: 1 LOB: 3 BB: 3 P: 7	R: 3 E: 1 K: 0 S: 7	H: 3 LOB: 1 BB: 0 P: 7	R: 1 E: 0 K: 0 S: 6	H: 3 LOB: 2 BB: 0 P: 6	R: 3 E: 0 K: 3 S: 14	H: 5 LOB: 2 BB: 0 P: 14	R: 0 E: 0 K: 1 S: 5	H: 0 LOB: 0 BB: 0 P: 5	R: 0 E: 0 K: 0 S: 3	H: 0 LOB: 0 BB: 0 P: 3	R: 0 E: 0 K: 0 S: 4	H: 1 LOB: 1 BB: 0 P: 4	R: 1 E: 0 K: 1 S: 8	H: 3 LOB: 2 BB: 0 P: 8	1B: 10 2B: 4 3B: 1 HR: 1	SF: 0 SAC: 0 DP: 0 HBP: 0	WP: 1 PA: 50 PB: 0 SB: 0 CS: 0										
<b>PITCHER</b>	IP WLS BF H R ER SO BB IBB HBP BLK WP HR S P ERA WHIP																												
Lary Sorensen, R ERA: 9.0 (1.1, 9.7)	3.0	7	5	3	0	0	0	0	0	0	1	17	29	9.00	3.333														
Rick Sutcliffe, R ERA: 40.5 (4.1, 10.2)	0.2	7	5	3	2	0	0	0	0	1	0	11	11	40.50	7.500														
Dennis Lewallyn, R ERA: 1.59 (4.1, 10.2)	5.2	L	20	3	1	1	2	0	0	0	0	24	24	1.59	0.529														
Dan Spillner, R ERA: (10.1, 10.2)	0.2	3	1	0	0	1	0	0	0	0	0	5	5	0.00	1.500														

Milwaukee Brewers @ Cleveland Indians  
Cleveland Municipal Stadium, Cleveland, OH  
Tue Apr 13 1982, 3:33 AM EST  
Att: 6,256 - Unknown - 44 F

AB 47  
R 9  
H 16  
RBI 9  
BB 3  
SO 5  
LOB 21



Batter	1	2	3	4	5	6	7	8	9	10	AB	R	H	RBI	BB	SO	LOB	BOTTOM											
Alan Bannister, R OBP: 0.625, SLG: 0.400 (1.9, 9.7)	4-0 F9 SF7 BB	0-0 F8		4-0 1B BB			0-0 E4 1B 3B			0-0 K 1B	4	1	1	1	2	1	2												
Toby Harrah, R OBP: 0.571, SLG: 1.000 (1.5, 9.6)	0-0 F9		0-0 HR	0-0 1B			0-0 L9-3		0-0 S 1B	0-0 K	6	1	3	1	0	1	2												
Mike Hargrove, L OBP: 0.333, SLG: 0.182 Rod Craig, S (1.3, 10, PR)	0-0 SF7		0-0 4-3	0-0 K			0-0 1B		0-0 F7	0-0 E6	5	0	1	1	0	1	3												
Andre Thornton, R OBP: 0.200, SLG: 0.714 (1.10, 10.2)	0-0 1B 2B		0-0 HR		0-0 HR		0-0 F8		0-0 P5	0-0 K	6	3	3	2	0	1	3												
Joe Charboneau, R OBP: 0.250, SLG: 0.250 Mike Fischlin, R (8, 6)	0-0	0-0 6-3		0-0 4-3			0-0 6-3	4-0	0-0	0-0	4	0	1	1	0	0	0												
Bake McBride, L OBP: 0.875, SLG: 1.167 (8, PH, 9.9)	0-0 2H 1B				0-0 4-3		0-0 1-3	1-2	0-0 1B	0-0 F7	0	0	0	0	1	0	0												
Chris Bando, S OBP: 0.400, SLG: 0.250 (1.2, 10.2)	0-3 K		0-0 1B		0-0 BB BB		0-0 1-3		0-0 F7		4	0	1	0	1	1	3												
Rick Manning, L OBP: 0.286, SLG: 0.286 (1.8, 10.2)		0-0 4-3 S 1B	0-0 F8		0-0 F2		0-0 2B 1B		0-0 F7		5	1	2	0	0	0	2												
Jack Perconte, L OBP: 0.429, SLG: 0.615 (1.4, 10.2)		0-0 L4		0-0 G6-4-3 1B	0-0 F8		0-0 1B 2B		0-0 K		5	1	2	1	0	1	2												
Jerry Dybzinski, R OBP: 0.300, SLG: 0.500 Von Hayes, L OBP: 0.375, SLG: 0.375 (7, PH, 8.7, 9.5)		0-0 4-3		0-0 G6-4-3 1B	0-0 F8		0-0 E 3B		0-0 3-1		3	1	1	0	0	0	2												
<b>Inning Stats</b>	R: 2 E: 0 K: 1 S: 7	H: 2 LOB: 1 BB: 1 P: 11	R: 0 E: 0 K: 0 S: 4	H: 1 LOB: 1 BB: 0 P: 4	R: 2 E: 0 K: 0 S: 6	H: 3 LOB: 1 BB: 0 P: 6	R: 0 E: 0 K: 1 S: 6	H: 2 LOB: 2 BB: 1 P: 10	R: 1 E: 0 K: 0 S: 4	H: 1 LOB: 1 BB: 1 P: 8	R: 1 E: 1 K: 1 S: 5	H: 2 LOB: 1 BB: 0 P: 5	R: 2 E: 0 K: 1 S: 8	H: 3 LOB: 1 BB: 0 P: 8	R: 0 E: 0 K: 0 S: 4	H: 1 LOB: 2 BB: 1 P: 8	R: 0 E: 0 K: 1 S: 5	H: 0 LOB: 0 BB: 0 P: 5	R: 0 E: 1 K: 2 S: 8	H: 1 LOB: 1 BB: 0 P: 8	1B: 10 2B: 3 3B: 1 HR: 3	SF: 1 SAC: 0 DP: 2 HBP: 0	WP: 0 PA: 49 PB: 0 SB: 4 CS: 0						
<b>PITCHER</b>	IP WLS BF H R ER SO BB IBB HBP BLK WP HR S P ERA WHIP																												
Randy Lerch, L ERA: 9.0 (1.1, 10.2)	5.0	26	9	5	2	0	0	0	0	0	3	27	39	9.00	2.400														
Dwight Bernard, R ERA: 7.36 (6.1, 10.2)	1.2	9	4	3	0	0	0	0	0	0	9	9	9	16.20	2.400														
Rolie Fingers, R ERA: 1.8 (7.1, 10.2)	3.1	W	14	3	0	0	4	0	1	0	0	21	25	0.00	0.900														

Milwaukee Brewers @ Cleveland Indians  
Cleveland Municipal Stadium, Cleveland, OH  
Tue Apr 13 1982, 3:33 AM EST  
Att: 6,256 - Unknown - 44 F

AB 44  
R 8  
H 16  
RBI 8  
BB 4  
SO 6  
LOB 19







Batter	1	2	3	4	5	6	7	8	9	AB	R	H	RBI	BB	SO	LOB	TOP										
<b>Paul Moltzer, R</b> OBP: 0.571, SLG: 0.500 (1, 6)	4-0 WP SH1-3 BB		0-3 K		4-0 BB BB		0-0 5-3		0-3 K	3	0	0	0	2	2	0	<b>Milwaukee Brewers @ Cleveland Indians</b> Cleveland Municipal Stadium, Cleveland, OH Wed Apr 14 1982, 3:33 AM EST Att: 7,017 - Unknown - 39 F <a href="http://livebaseballscorecards.com">livebaseballscorecards.com</a>										
<b>Charlie Moore, R</b> OBP: 0.444, SLG: 0.538 (1, 9)	0-0 SH1-3		0-0 F2		4-0 BB 1-2 2-3 3-H		0-0 1B		0-0 P3	3	0	1	1	1	0	0											
<b>Cecil Cooper, L</b> OBP: 0.356, SLG: 0.600 (1, 3)	4-0 G1-6-3 BB			0-0 6-3		0-0 K		0-0 1B		3	0	1	0	1	1	3											
<b>Ted Simmons, S</b> OBP: 0.400, SLG: 0.444 (1, 2)	0-0 G1-6-3			0-0 4-3		0-0 3-1		0-0 1B		4	0	0	0	0	0	7											
<b>Ben Ogilvie, L</b> OBP: 0.370, SLG: 0.560 (1, 7)		0-0 L4		0-0 E4		0-0 L3		0-0 FC4-6 1B		4	0	1	0	0	0	0											
<b>Gorman Thomas, R</b> OBP: 0.480, SLG: 0.421 (1, 8)				0-3 K		4-0 G6-4-3 BB		0-0 F8		3	0	1	0	1	1	2											
<b>Roy Howell, L</b> OBP: 0.167, SLG: 0.333 (1, 10)						0-0 1B BB 2B		0-0 FC4-6		4	1	1	0	0	0	3											
<b>Don Money, R</b> OBP: 0.250, SLG: 1.000 (1, 5)						0-0 6-3		0-3 K		4	1	1	1	0	1	3											
<b>Jim Gantner, L</b> OBP: 0.318, SLG: 0.222 (1, 4)			0-0 4-3		0-0 BB 1B		0-0 4-3		0-0 F8	4	0	1	0	0	0	0											
<b>Inning Stats</b>	R: 0 E: 0 K: 0 S: 2	H: 0 LOB: 1 BB: 2 P: 10	R: 0 E: 0 K: 0 S: 4	H: 1 LOB: 1 BB: 0 P: 4	R: 0 E: 0 K: 1 S: 5	H: 0 LOB: 0 BB: 0 P: 5	R: 0 E: 1 K: 1 S: 6	H: 0 LOB: 1 BB: 0 P: 6	R: 1 E: 0 K: 1 S: 7	H: 2 LOB: 3 BB: 2 P: 15	R: 0 E: 0 K: 0 S: 2	H: 0 LOB: 0 BB: 0 P: 6	R: 1 E: 0 K: 0 S: 6	H: 3 LOB: 2 BB: 0 P: 6	R: 0 E: 0 K: 1 S: 6	H: 1 LOB: 1 BB: 0 P: 6		R: 0 E: 0 K: 1 S: 5	H: 0 LOB: 0 BB: 0 P: 5	1B: 4 2B: 2 3B: 0 HR: 1	SF: 0 SAC: 1 DP: 2 HBP: 0	WP: 1 PB: 0 CS: 0	PA: 38				
<b>PITCHER</b>	IP	WLS	BF	H	R	ER	SO	BB	IBB	HBP	BLK	WP	HR	S	P	ERA	WHIP										
<b>John Denny, R</b> ERA: 2.57 (1, 1)	7.0	W	31	6	2	2	3	5	0	0	0	1	1	32	52	2.57	1.571										
<b>Dan Spillner, R</b> ERA: (8, 1)	2.0		7	1	0	0	2	0	0	0	0	0	0	11	11	0.00	0.500										

Batter	1	2	3	4	5	6	7	8	9	AB	R	H	RBI	BB	SO	LOB	BOTTOM										
<b>Miguel Dilone, S</b> OBP: 0.444, SLG: 0.429 (1, 7)	0-0 5-3			0-0 FC4-6 BB 1B		4-0 E 1B BB		0-0 SF9 1B 2B		3	3	1	0	2	0	1	<b>Milwaukee Brewers @ Cleveland Indians</b> Cleveland Municipal Stadium, Cleveland, OH Wed Apr 14 1982, 3:33 AM EST Att: 7,017 - Unknown - 39 F <a href="http://livebaseballscorecards.com">livebaseballscorecards.com</a>										
<b>Toby Harrah, R</b> OBP: 0.632, SLG: 0.933 (1, 5)	0-0 P4			4-0 BB 1B BB		0-0 BB 1B FC4-2 1B		4-0 1B IBB		2	1	1	0	3	0	0											
<b>Mike Hargrove, L</b> OBP: 0.300, SLG: 0.231 (1, 3)	4-0 WP 1B BB			4-0 1B BB		0-0 FC4-2 BB 1B		0-0 SF9		2	0	1	2	2	0	3											
<b>Andre Thornton, R</b> OBP: 0.350, SLG: 0.722 (1, 10)	0-0 WP 1B		0-0 F7	0-0 1-2 2-H 3-H 0-0		4-0 FC4-2 BB 1B		0-0 1B		4	0	3	3	1	0	0											
<b>Bake McBride, L</b> OBP: 0.583, SLG: 0.700 (1, 9)	0-0 L9		0-0 F7	0-0 F7		0-0 FC4-2 1-2 2-3 3-H		0-3 K		4	0	0	0	0	0	7											
<b>Chris Bando, S</b> OBP: 0.333, SLG: 0.200 (7, 2)	1-2 2-3			0-0 F7		0-0 FC4-2 1-2 2-3 3-H		0-0 K		1	0	0	0	0	1	2											
<b>Ron Hassey, L</b> OBP: 0.333, SLG: 0.364 (1, 2)		0-0 1B SF9 1B		0-0 4-3		0-0 P3		0-0 4-3		3	1	2	0	0	0	2											
<b>Alan Bannister, R</b> OBP: 0.500, SLG: 0.286 (6, FH) (7, 9)				0-0 2B		0-3 K		0-0 P3		2	0	0	0	0	0	3											
<b>Rick Manning, L</b> OBP: 0.316, SLG: 0.278 (1, 8)		0-0 SF9 S 1B		4-0 FC6-4 BB		0-0 K		0-0 P3		4	0	1	0	1	1	3											
<b>Jack Perconte, L</b> OBP: 0.316, SLG: 0.444 (1, 4)		0-0 P6		0-0 FC6-4 1-2		0-0 F8		0-3 K		5	0	0	0	0	1	4											
<b>Jerry Dybzinski, R</b> OBP: 0.357, SLG: 0.500 (1, 6)		0-0 SF9		0-0 FC4-6 1B		0-3 K		4-0 2B SF9 BB		2	1	1	1	1	1	0											
<b>Inning Stats</b>	R: 0 E: 0 K: 0 S: 4	H: 1 LOB: 2 BB: 1 P: 8	R: 1 E: 0 K: 0 S: 5	H: 2 LOB: 3 BB: 2 P: 13	R: 0 E: 0 K: 0 S: 4	H: 1 LOB: 2 BB: 1 P: 8	R: 2 E: 0 K: 0 S: 5	H: 2 LOB: 2 BB: 2 P: 13	R: 0 E: 0 K: 2 S: 7	H: 0 LOB: 0 BB: 0 P: 7	R: 1 E: 1 K: 0 S: 5	H: 2 LOB: 3 BB: 2 P: 13	R: 2 E: 0 K: 2 S: 9	H: 2 LOB: 2 BB: 2 P: 17	R: 0 E: 0 K: 0 S: 3	H: 0 LOB: 0 BB: 0 P: 3	1B: 8 2B: 2 3B: 0 HR: 0	SF: 2 SAC: 0 DP: 0 HBP: 0	WP: 1 PB: 0 CS: 0	PA: 44							
<b>PITCHER</b>	IP	WLS	BF	H	R	ER	SO	BB	IBB	HBP	BLK	WP	HR	S	P	ERA	WHIP										
<b>Pete Vuckovich, R</b> ERA: 6.75 (1, 1)	3.1	L	22	6	3	3	0	6	0	0	0	0	0	16	40	8.10	3.600										
<b>Bob McClure, L</b> ERA: 3.86 (4, 1)	3.1		17	3	3	3	3	3	1	0	0	0	0	19	35	8.10	1.800										
<b>Doug Jones, R</b> ERA: 3.86 (7, 1)	0.1		2	1	0	0	1	0	0	0	0	0	0	4	4	0.00	3.000										
<b>Jamie Easterly, L</b> ERA: (8, 1)	1.0		3	0	0	0	0	0	0	0	0	0	0	3	3	0.00	0.000										



Batter	1	2	3	4	5	6	7	8	9	AB	R	H	RBI	BB	SO	LOB	TOP		
Paul Moltitor, R OBP: 0.500, SLG: 0.409	0-3 K			0-3 K		0-3 K			0-0 6-3	4	0	0	0	0	3	1	<b>Milwaukee Brewers @ Cleveland Indians</b> Cleveland Municipal Stadium, Cleveland, OH Thu Apr 15 1982, 3:33 AM EST Att: 9,072 - Unknown - 49 F  <b>AB 30</b> <b>R 1</b> <b>H 4</b> <b>RBI 1</b> <b>BB 1</b> <b>SO 7</b> <b>LOB 9</b> 		
Charlie Moore, R OBP: 0.419, SLG: 0.500	0-0 F8			0-0 6-3		0-3 K			0-0 FC6-4 1B	4	0	1	0	0	1	1			
Cecil Cooper, L OBP: 0.484, SLG: 0.517	0-0 4-3			0-0 F7		0-0 FC6 1-2			0-0 FC6-4 1-2	4	0	0	0	0	2				
Ted Simmons, S OBP: 0.286, SLG: 0.308		0-3 K			0-0 3-1				0-0 P4	4	0	0	0	0	1	1			
Ben Oglivie, L OBP: 0.367, SLG: 0.571		0-0 F5			0-0 1B 2B					3	1	1	0	0	0	0			
Gorman Thomas, R OBP: 0.426, SLG: 0.364		0-0 P6			0-3 K					3	0	0	0	0	1	1			
Don Money, R OBP: 0.429, SLG: 0.857				0-0 6-3		0-0 FC4-6 2H 1B			0-0 L3 1B	3	0	2	1	0	0	0			
Jim Gantner, L OBP: 0.280, SLG: 0.190				0-3 K		0-0 FC4-6 1-2			0-0 L4	3	0	0	0	0	1	2			
Kevin Bass, S (1, 9)				0-0 4-3			4-0 FC6 BB		0-0 L3 1-2	2	0	0	0	1	0	1			
<b>Inning Stats</b>	R: 0 E: 0 K: 1 S: 5	H: 0 LOB: 0 BB: 0 P: 5	R: 0 E: 0 K: 1 S: 5	H: 0 LOB: 0 BB: 0 P: 5	R: 0 E: 0 K: 1 S: 5	H: 0 LOB: 0 BB: 0 P: 5	R: 1 E: 0 K: 1 S: 7	H: 2 LOB: 1 BB: 0 P: 7	R: 0 E: 0 K: 2 S: 7	H: 0 LOB: 1 BB: 1 P: 11	R: 0 E: 0 K: 0 S: 3	H: 0 LOB: 0 BB: 0 P: 3	R: 0 E: 0 K: 0 S: 3	H: 1 LOB: 0 BB: 0 P: 3	R: 0 E: 0 K: 0 S: 4	H: 1 LOB: 0 BB: 0 P: 4	1B: 3 2B: 2 3B: 0 HR: 0	SF: 0 SAC: 0 DP: 1 HBP: 0	WP: 0 PA: 31 CS: 0
<b>PITCHER</b>	IP WLS BF H R ER SO BB IBB HBP BLK WP HR S P ERA WHIP																		
Bert Blyleven, R ERA: 1.29	(1, 1)	7.0 W 24 2 1 1 7 1 0 0 0 0 0 0 0 0 0 0 1.29 0.429																	
Ed Whitson, R ERA: 2.25	(8, 1)	2.0 7 2 0 0 0 0 0 0 0 0 0 0 0 0 0 0 0.00 1.000																	

Batter	1	2	3	4	5	6	7	8	9	AB	R	H	RBI	BB	SO	LOB	BOTTOM		
Miguel Dilone, S OBP: 0.357, SLG: 0.333	0-0 1B 1B			0-0 F3		0-0 6-3			0-3 K	5	1	1	0	0	1	3	<b>Milwaukee Brewers @ Cleveland Indians</b> Cleveland Municipal Stadium, Cleveland, OH Thu Apr 15 1982, 3:33 AM EST Att: 9,072 - Unknown - 49 F  <b>AB 35</b> <b>R 8</b> <b>H 11</b> <b>RBI 5</b> <b>BB 4</b> <b>SO 4</b> <b>LOB 24</b> 		
Toby Harrah, R OBP: 0.625, SLG: 0.842	0-0 1B WP	0-0 F7		0-0 4-3 1B			0-0 F8	4-0 1-2 BB		4	1	2	0	1	0	1			
Mike Hargrove, L OBP: 0.200	4-0 1B BB	0-0 G1		0-0 4-3			4-0 E 1B WP	0-3 K		2	2	0	1	2	0	2			
Von Hayes, L OBP: 0.333, SLG: 0.333	1-2 1B BB			1-2 3H			0-0 E 1B BB			1	0	0	0	0	1	2			
Andre Thornton, R OBP: 0.333, SLG: 0.636	0-3 K			0-3 K			0-0 WP E 1B 1B			4	1	1	0	0	2	4			
Bake McBride, L OBP: 0.563, SLG: 0.643	0-0 1B			0-0 1B WP			0-0 E6 1B WP			4	1	2	2	0	0	2			
Alan Bannister, R OBP: 0.500, SLG: 0.286	1-2 2H 3H 1B			0-0 1B WP			1-2 2-3 1B			0	0	0	0	0	0	0			
Chris Bando, S OBP: 0.300, SLG: 0.222	0-0 F8			0-0 WP 1B			0-0 F9			4	1	1	0	0	0	5			
Rick Manning, L OBP: 0.348, SLG: 0.318	0-0 1-3 2H 1B			0-0 4-3			0-0 1-1 2H 3H 1B			4	0	2	2	0	0	2			
Jack Perconte, L OBP: 0.304, SLG: 0.409	0-0 6-3			0-0 4-3			0-0 5-3			4	0	1	0	0	0	2			
Jerry Dybzinski, R OBP: 0.389, SLG: 0.533		0-0 2B		4-0 1B 4-3 BB			0-0 5-3			3	1	1	0	1	0	1			
<b>Inning Stats</b>	R: 3 E: 0 K: 1 S: 9	H: 4 LOB: 2 BB: 1 P: 13	R: 0 E: 0 K: 0 S: 4	H: 1 LOB: 1 BB: 0 P: 4	R: 2 E: 0 K: 0 S: 5	H: 2 LOB: 0 BB: 0 P: 5	R: 1 E: 0 K: 1 S: 6	H: 1 LOB: 1 BB: 1 P: 10	R: 0 E: 0 K: 0 S: 3	H: 0 LOB: 0 BB: 0 P: 3	R: 0 E: 0 K: 0 S: 3	H: 0 LOB: 0 BB: 0 P: 3	R: 2 E: 1 K: 0 S: 5	H: 2 LOB: 2 BB: 1 P: 9	R: 0 E: 0 K: 2 S: 8	H: 1 LOB: 2 BB: 1 P: 12	1B: 10 2B: 1 3B: 0 HR: 0	SF: 0 SAC: 0 DP: 0 HBP: 0	WP: 4 PA: 39 CS: 0
<b>PITCHER</b>	IP WLS BF H R ER SO BB IBB HBP BLK WP HR S P ERA WHIP																		
Mike Caldwell, L ERA: 6.97	(1, 1)	3.1 L 20 8 6 6 1 2 0 0 0 0 1 0 20 28 16.20 3.000																	
Jerry Augustine, L ERA:	(4, 1)	4.2 19 3 2 0 3 2 0 0 0 0 1 0 23 31 0.00 1.071																	



Batter	1	2	3	4	5	6	7	8	9	AB	R	H	RBI	BB	SO	LOB	TOP					
Tom Poquette, L (1, 7) OBP: 0.348, SLG: 0.300										3	0	0	0	1	1	1	<b>Kansas City Royals @ Cleveland Indians</b> Cleveland Municipal Stadium, Cleveland, OH Fri Apr 16 1982, 6:05 PM EST Alt. 6,360 - Unknown - 69 F <a href="http://livebaseballscorecards.com">livebaseballscorecards.com</a>					
John Wathan, R (1, 2) OBP: 0.290, SLG: 0.310										3	1	0	0	1	0	1						
George Brett, L (1, 5) OBP: 0.290, SLG: 0.519										3	1	2	1	1	1	0						
Amos Otis, R (1, 8) OBP: 0.321, SLG: 0.593										4	0	1	0	0	2	3						
Hal McRae, R (1, 10) OBP: 0.308, SLG: 0.261										4	0	1	1	0	0	3						
Lee May, R (1, 3) OBP: 0.500, SLG: 0.333										4	1	1	0	0	3	2						
Dennis Werth, R (8, 3)										0	0	0	0	0	0	0						
Jerry Martin, R (1, 9) OBP: 0.385, SLG: 0.455										4	0	0	0	0	2	2						
Frank White, R (1, 4) OBP: 0.269, SLG: 0.440										4	0	0	0	0	2	2						
U L Washington, S (1, 6) OBP: 0.333, SLG: 0.304											4	0	1	1	0	0	0					
<b>Inning Stats</b>	R: 0 E: 0 K: 1 S: 6	H: 1 LOB: 2 BB: 1 P: 10	R: 0 E: 0 K: 3 S: 9	H: 0 LOB: 0 BB: 0 P: 9	R: 1 E: 0 K: 0 S: 4	H: 1 LOB: 1 BB: 1 P: 8	R: 0 E: 0 K: 2 S: 8	H: 1 LOB: 1 BB: 0 P: 8	R: 0 E: 0 K: 1 S: 5	H: 0 LOB: 0 BB: 0 P: 5	R: 0 E: 0 K: 1 S: 7	H: 0 LOB: 1 BB: 0 P: 7	R: 1 E: 0 K: 1 S: 7	H: 2 LOB: 1 BB: 0 P: 7	R: 1 E: 1 K: 1 S: 6	H: 1 LOB: 1 BB: 1 P: 10	R: 0 E: 0 K: 0 S: 3	H: 0 LOB: 0 BB: 0 P: 3	1B: 4 2B: 1 3B: 1 HR: 0	SF: 0 SAC: 0 DP: 0 HBP: 0	WP: 0 PB: 0 SB: 2 CS: 0	PA: 36
<b>PITCHER</b>	IP WLS BF H R ER SO BB IBB HBP BLK WP HR S P ERA WHIP																					
Len Barker, R (1, 1) ERA: 1.69	7.0 L 28 5 2 2 10 2 0 0 0 0 0 0 46 54 2.57 1.000																					
Dan Spillner, R (8, 1) ERA:	2.0 S 8 1 1 0 1 1 0 0 0 0 0 0 9 13 0.00 1.000																					

Batter	1	2	3	4	5	6	7	8	9	AB	R	H	RBI	BB	SO	LOB	BOTTOM					
Miguel Dilone, S (1, 7) OBP: 0.278, SLG: 0.250										4	0	0	0	0	1	0	<b>Kansas City Royals @ Cleveland Indians</b> Cleveland Municipal Stadium, Cleveland, OH Fri Apr 16 1982, 6:05 PM EST Alt. 6,360 - Unknown - 69 F <a href="http://livebaseballscorecards.com">livebaseballscorecards.com</a>					
Toby Harrah, R (1, 5) OBP: 0.571, SLG: 0.870										4	1	1	1	0	0	0						
Mike Hargrove, L (1, 3) OBP: 0.393, SLG: 0.211										4	0	1	0	0	0	0						
Rod Craig, S (9, PR)										0	0	0	0	0	0	0						
Andre Thornton, R (1, 10) OBP: 0.357, SLG: 0.600										3	0	1	0	1	0	1						
Jack Perconte, L (9, PR) OBP: 0.304, SLG: 0.409										0	0	0	0	0	0	0						
Joe Charboneau, R (1, 9) OBP: 0.143, SLG: 0.143										3	0	0	0	0	2	1						
Von Hayes, L (9, PH) OBP: 0.300, SLG: 0.300										1	0	0	0	0	0	2						
Chris Bando, S (1, 2) OBP: 0.231, SLG: 0.167										3	0	0	0	0	1							
Ron Hassey, L (9, PH) OBP: 0.308, SLG: 0.333										1	0	0	0	1	2							
Rick Manning, L (1, 8) OBP: 0.346, SLG: 0.320										3	0	1	0	0	0	0						
Alan Bannister, R (1, 4) OBP: 0.385, SLG: 0.200										3	0	0	0	0	2							
Jerry Dybzinski, R (1, 6) OBP: 0.350, SLG: 0.471										2	0	0	0	1	0							
Bake McBride, L (8, PH) OBP: 0.529, SLG: 0.600										1	0	0	0	0	0							
Mike Fischlin, R (9, 6)										0	0	0	0	0	0							
<b>Inning Stats</b>	R: 0 E: 0 K: 0 S: 3	H: 0 LOB: 0 BB: 0 P: 3	R: 0 E: 0 K: 1 S: 6	H: 1 LOB: 2 BB: 1 P: 10	R: 1 E: 0 K: 0 S: 4	H: 1 LOB: 0 BB: 0 P: 4	R: 0 E: 0 K: 1 S: 5	H: 0 LOB: 0 BB: 0 P: 5	R: 0 E: 0 K: 1 S: 5	H: 0 LOB: 0 BB: 0 P: 5	R: 0 E: 1 K: 1 S: 6	H: 0 LOB: 1 BB: 0 P: 6	R: 0 E: 0 K: 0 S: 3	H: 0 LOB: 0 BB: 0 P: 3	R: 0 E: 0 K: 0 S: 3	H: 0 LOB: 2 BB: 0 P: 3	R: 0 E: 0 K: 1 S: 7	H: 2 LOB: 2 BB: 0 P: 7	1B: 3 2B: 0 3B: 0 HR: 1	SF: 0 SAC: 0 DP: 0 HBP: 0	WP: 0 PB: 0 SB: 0 CS: 0	PA: 33
<b>PITCHER</b>	IP WLS BF H R ER SO BB IBB HBP BLK WP HR S P ERA WHIP																					
Vida Blue, L (1, 1) ERA: 1.13	7.0 W 25 2 1 1 4 1 0 0 0 0 0 1 32 36 1.29 0.429																					
Dan Quisenberry, R (8, 1) ERA:	2.0 S 8 2 0 0 1 0 0 0 0 0 0 0 10 10 0.00 1.000																					








Batter	1	2	3	4	5	6	7	8	9	AB	R	H	RBI	BB	SO	LOB	TOP								
Tom Poquette, L (1,7) OBP: 0.344, SLG: 0.310	0-0 3-1			0-0 4-3		0-0 6-3		0-0 F8		4	0	0	0	0	0	1	<b>Kansas City Royals @ Cleveland Indians</b> Cleveland Municipal Stadium, Cleveland, OH Sun Apr 18 1982, 3:33 AM EST Att: 11,373 - Sunny - 46 F <a href="http://livebaseballscorecards.com">livebaseballscorecards.com</a>								
John Wathan, R (1,2) OBP: 0.293, SLG: 0.308	0-0 5-3			0-3 K		0-0 2B 1B		0-3 K		4	1	1	1	0	2	0									
George Brett, L (1,5) OBP: 0.366, SLG: 0.571	0-0 4-3			4-0 BB		0-0 1-H 2B		0-0 F7		3	0	1	1	1	0	0									
Willie Aikens, L (1,3) OBP: 0.346, SLG: 0.318				0-0 G5-4-3 1B		0-3 K		0-3 K		4	0	1	0	0	2	2									
Amos Otis, R (1,8) OBP: 0.316, SLG: 0.583				0-0 G5-4-3 1-2		0-0 6-3		0-0 F8		4	0	0	0	0	1	1									
Hal McRae, R (1,10) OBP: 0.343, SLG: 0.345				0-3 K		0-0 6-3		0-0 5-3		3	0	0	0	0	1	0									
Jerry Martin, R (1,9) OBP: 0.457, SLG: 0.517				0-3 K		0-3 K		0-0 FC6-4 1B		3	0	1	0	0	2	0									
Frank White, R (1,4) OBP: 0.314, SLG: 0.529				0-0 F7		0-0 WP 1B 2B		0-0 FC6-4 1-2		3	1	1	0	0	0	1									
U L Washington, S (1,6) OBP: 0.324, SLG: 0.276				0-3 K		0-0 F7		0-0 5-3		3	0	0	0	0	1	1									
<b>Inning Stats</b>	R: 0 E: 0 K: 0 S: 3	H: 0 LOB: 0 BB: 0 P: 3	R: 0 E: 0 K: 1 S: 5	H: 1 LOB: 0 BB: 0 P: 5	R: 0 E: 0 K: 2 S: 7	H: 0 LOB: 0 BB: 0 P: 7	R: 0 E: 0 K: 1 S: 5	H: 0 LOB: 1 BB: 0 P: 9	R: 0 E: 0 K: 1 S: 5	H: 0 LOB: 0 BB: 0 P: 5	R: 2 E: 0 K: 1 S: 8	H: 3 LOB: 1 BB: 0 P: 8	R: 0 E: 0 K: 0 S: 4	H: 1 LOB: 0 BB: 0 P: 4	R: 0 E: 0 K: 1 S: 5	H: 0 LOB: 0 BB: 0 P: 7	1B: 3 2B: 2 3B: 0 HR: 0	SF: 0 SAC: 0 DP: 1 HBP: 0	WP: 1 PB: 0 SB: 0 CS: 0	PA: 32					
<b>PITCHER</b>	IP	WLS	BF	H	R	ER	SO	BB	IBB	HBP	BLK	WP	HR	S	P	ERA	WHIP								
John Denny, R (1,1) ERA: 2.57	7.0	W	26	5	2	2	6	1	0	0	0	1	0	37	41	2.57	0.857								
Ed Whitson, R (8,1) ERA: 1.5	2.0		6	0	0	0	3	0	0	0	0	0	0	12	12	0.00	0.000								

Batter	1	2	3	4	5	6	7	8	9	AB	R	H	RBI	BB	SO	LOB	BOTTOM								
Miguel Dilone, S (1,7) OBP: 0.185, SLG: 0.160	0-0 4-3			0-0 G5-4-3 1-2		0-0 F8				4	0	0	0	0	0	1	<b>Kansas City Royals @ Cleveland Indians</b> Cleveland Municipal Stadium, Cleveland, OH Sun Apr 18 1982, 3:33 AM EST Att: 11,373 - Sunny - 46 F <a href="http://livebaseballscorecards.com">livebaseballscorecards.com</a>								
Toby Harrah, R (1,5) OBP: 0.541, SLG: 0.844	0-0 1B 2B					0-0 L6-4 BB 1B				4	2	3	1	0	0	0									
Mike Hargrove, L (1,3) OBP: 0.378, SLG: 0.259	0-0 1-2 2B 1B			0-0 BLK BLK 2B		0-0 F8		0-0 L5		4	1	2	0	0	0	1									
Andre Thornton, R (1,10) OBP: 0.405, SLG: 0.697	0-0 1-2 2H 2B 2B			0-0 5-3		4-0 1-2 BB		0-0 L7		3	1	1	1	1	0	1									
Joe Charboneau, R (1,9) OBP: 0.429, SLG: 0.200	4-0 2B BB			4-0 2-3 BLK BB		0-0 L6-4 2-3		4-0 BB		1	1	0	0	3	0	2									
Alan Bannister, R (1,4) OBP: 0.476, SLG: 0.529	0-0 1-H 2B 2B			0-0 1-3		0-0 F8		0-0 F9		4	1	1	2	0	0	2									
Rick Manning, L (1,8) OBP: 0.400, SLG: 0.394	0-0 2H 2B			0-0 4-3		0-0 F7 1B 1B		0-0 L5		4	1	2	1	0	0	1									
Chris Bando, S (1,2) OBP: 0.263, SLG: 0.176	0-0 F9			4-0 G5-4-3 BB		0-0 F7 1-2		0-3 K		3	0	0	0	1	1	2									
Jerry Dybzinski, R (1,6) OBP: 0.321, SLG: 0.400				0-0 5-3		0-0 F8 2H 1B		0-0 F5		4	1	1	1	0	0	1									
<b>Inning Stats</b>	R: 4 E: 0 K: 0 S: 7	H: 5 LOB: 1 BB: 1 P: 11	R: 0 E: 0 K: 0 S: 3	H: 0 LOB: 0 BB: 0 P: 3	R: 1 E: 0 K: 0 S: 4	H: 1 LOB: 1 BB: 1 P: 8	R: 0 E: 0 K: 0 S: 2	H: 0 LOB: 0 BB: 1 P: 6	R: 0 E: 0 K: 0 S: 3	H: 1 LOB: 1 BB: 1 P: 7	R: 2 E: 0 K: 0 S: 5	H: 2 LOB: 0 BB: 0 P: 5	R: 1 E: 0 K: 0 S: 4	H: 1 LOB: 1 BB: 1 P: 8	R: 0 E: 0 K: 1 S: 5	H: 0 LOB: 0 BB: 0 P: 5	1B: 5 2B: 5 3B: 0 HR: 1	SF: 0 SAC: 0 DP: 2 HBP: 0	WP: 0 PB: 0 SB: 1 CS: 0	PA: 36					
<b>PITCHER</b>	IP	WLS	BF	H	R	ER	SO	BB	IBB	HBP	BLK	WP	HR	S	P	ERA	WHIP								
Bud Black, L (1,1) ERA: 8.1	5.2	L	27	9	7	6	0	4	0	0	2	0	0	23	39	9.53	2.294								
Grant Jackson, L (6,1) ERA: 10.38	2.1		9	1	1	1	1	1	0	0	0	0	1	10	14	3.86	0.857								



Batter	1	2	3	4	5	6	7	8	9	AB	R	H	RBI	BB	SO	LOB	TOP																					
Miguel Dilone, S OBP: 0.188, SLG: 0.167 (1, 7)	F7			F9		BB 1B		K		5	0	1	0	0	1	1	Cleveland Indians @ Texas Rangers Arlington Stadium, Arlington, TX Tue Apr 20 1982, 7:05 PM EST Att: 10,352 - Unknown																					
Toby Harrah, R OBP: 0.548, SLG: 0.806 (1, 5)	L7			1B 2B 1B	HR	1B	BB	5-3		4	2	2	0	1	0	0																						
Mike Hargrove, L OBP: 0.361, SLG: 0.281 (1, 3)	F3			2B 1B 1B	L7	F8		FC5-4 1B		5	1	2	0	0	0	4																						
Andre Thornton, R OBP: 0.405, SLG: 0.763 (1, 10)	F8			1B 2B	HR		F5	K		5	2	2	3	0	1	1																						
Bake McBride, L OBP: 0.524, SLG: 0.579 Rod Craig, S OBP: 0.500, SLG: 0.500 (7, PH) (7, 9)	F8			1B 1B	L9		2B 1B	FC5-4		3	1	1	2	0	0	0																						
Ron Hassey, L OBP: 0.300, SLG: 0.368 (1, 2)	F4-3			2H 3H 1B	L8		F4-3 1H	G3		2	1	1	0	0	0	1																						
Rick Manning, L OBP: 0.385, SLG: 0.378 (1, 8)			F6	F4-3 1B		F2	F4-3			4	1	1	0	0	0	1																						
Jack Perconte, L OBP: 0.259, SLG: 0.346 (1, 4)			K	F4-3		5-3	L6			4	0	0	0	0	1	3																						
Jerry Dybzinski, R OBP: 0.344, SLG: 0.414 (1, 6)			6-3			BB 1B		5-3		4	0	2	2	0	0	0																						
<b>Inning Stats</b>	R: 0 E: 0 K: 0 S: 3	H: 0 LOB: 0 BB: 0 P: 3	R: 0 E: 0 K: 0 S: 3	H: 0 LOB: 0 BB: 0 P: 3	R: 0 E: 0 K: 1 S: 5	H: 0 LOB: 1 BB: 0 P: 5	R: 6 E: 0 K: 0 S: 10	H: 7 LOB: 1 BB: 0 P: 10	R: 2 E: 0 K: 0 S: 5	H: 2 LOB: 0 BB: 0 P: 5	R: 1 E: 0 K: 0 S: 5	H: 2 LOB: 1 BB: 0 P: 5	R: 0 E: 0 K: 1 S: 5	H: 0 LOB: 0 BB: 0 P: 5	R: 0 E: 0 K: 1 S: 6	H: 1 LOB: 1 BB: 0 P: 6		1B: 11 2B: 2 3B: 0 HR: 1	SF: 0 SAC: 0 DP: 0 HBP: 0	WP: 0 PB: 0 SB: 0 CS: 0	PA: 42																	
<b>PITCHER</b>	IP	WLS	BF	H	R	ER	SO	BB	IBB	HBP	BLK	WP	HR	S	P	ERA	WHIP	<b>PITCHER</b>				IP	WLS	BF	H	R	ER	SO	BB	IBB	HBP	BLK	WP	HR	S	P	ERA	WHIP
Charlie Hough, R ERA: 4.22 (1, 1)	3.1	L	16	6	6	6	1	0	0	0	0	0	0	18	18	16.20	1.800																					
Paul Mirabella, L ERA: 8.75 (4, 1)	2.1		13	5	2	2	0	1	0	0	0	0	1	12	16	7.71	2.571																					
Jon Matlack, L ERA: 3.38 (6, 1)	3.1		13	3	1	1	2	0	0	0	0	0	0	17	17	2.70	0.900																					

Batter	1	2	3	4	5	6	7	8	9	AB	R	H	RBI	BB	SO	LOB	BOTTOM																					
George Wright, S OBP: 0.372, SLG: 0.564 (1, 8)	K		K		1B 2B BB		K		K	4	1	0	0	1	4	0	Cleveland Indians @ Texas Rangers Arlington Stadium, Arlington, TX Tue Apr 20 1982, 7:05 PM EST Att: 10,352 - Unknown																					
Lee Mazzilli, S OBP: 0.385, SLG: 0.344 Bill Sample, R OBP: 0.571, SLG: 0.400 (1, 7) (5, 7)	CS BB				2B 1B		FC5-4 1B		E9 1B	0	0	0	0	2	0	0																						
Buddy Bell, R OBP: 0.419, SLG: 0.585 (1, 5)	K		L4		1B 2B		FC5-4		1B	5	1	2	2	0	1	3																						
Larry Parrish, R OBP: 0.310, SLG: 0.259 (1, 9)	1-3			3-1	1B			1-3	F3	5	0	1	1	0	0	2																						
Pat Putnam, L OBP: 0.400, SLG: 0.348 (1, 3)	BB BB			F5	K			BB 2B BB	G3	3	1	0	0	2	1	3																						
Jim Sundberg, R OBP: 0.447, SLG: 0.514 (1, 2)	F9			FC5-4 1B		6-3		2B BB		3	0	1	0	1	0	1																						
Mike Richardt, R OBP: 0.211, SLG: 0.206 (1, 10)				FC5-4		L4		F4		3	0	0	0	1	0	3																						
Mark Wagner, R OBP: 0.364, SLG: 0.400 (1, 6)	K				L8		K		1-3 2H	4	0	1	1	0	2	2																						
Doug Flynn, R OBP: 0.161, SLG: 0.200 Bill Stein, R OBP: 0.500, SLG: 1.000 (1, 4) (8, PH) (9, 4)	F5				F6-3		F1-3	K		3	0	0	0	0	0	0																						
<b>Inning Stats</b>	R: 0 E: 0 K: 2 S: 6	H: 0 LOB: 1 BB: 1 P: 10	R: 0 E: 0 K: 1 S: 5	H: 0 LOB: 2 BB: 2 P: 13	R: 0 E: 0 K: 1 S: 4	H: 1 LOB: 1 BB: 0 P: 4	R: 3 E: 0 K: 1 S: 8	H: 3 LOB: 1 BB: 1 P: 12	R: 0 E: 0 K: 1 S: 5	H: 0 LOB: 0 BB: 0 P: 5	R: 0 E: 0 K: 1 S: 6	H: 1 LOB: 1 BB: 0 P: 6	R: 1 E: 0 K: 1 S: 6	H: 1 LOB: 2 BB: 2 P: 14	R: 0 E: 1 K: 1 S: 7	H: 1 LOB: 2 BB: 0 P: 7	1B: 5 2B: 2 3B: 0 HR: 0	SF: 0 SAC: 0 DP: 0 HBP: 0	WP: 0 PB: 0 SB: 0 CS: 1	PA: 41																		
<b>PITCHER</b>	IP	WLS	BF	H	R	ER	SO	BB	IBB	HBP	BLK	WP	HR	S	P	ERA	WHIP	<b>PITCHER</b>				IP	WLS	BF	H	R	ER	SO	BB	IBB	HBP	BLK	WP	HR	S	P	ERA	WHIP
Bert Blyleven, R ERA: 2.57 (1, 1)	7.0	W	30	5	3	3	7	5	0	0	0	0	0	39	59	3.86	1.429																					
Ed Whitson, R ERA: 2.25 (8, 1)	2.0		11	2	1	1	2	2	0	0	0	0	0	13	21	4.50	2.000																					





Batter	1	2	3	4	5	6	7	8	9	AB	R	H	RBI	BB	SO	LOB	TOP								
Von Hayes, L OBP: 0.235, SLG: 0.250 (1, 7)	F7		6-3		F9	SF9			F4-6-3	4	0	1	1	0	0	1									
Toby Harrah, R OBP: 0.532, SLG: 0.750 (1, 5)	5-3					5-3			F4-6-3	4	0	1	0	1	0	2									
Mike Hargrove, L OBP: 0.347, SLG: 0.343 (9, PR)										3	0	3	0	2	0	0									
Rod Craig, S OBP: 0.500, SLG: 0.500 (9, PR)										0	0	0	0	0	0	0									
Andre Thornton, R OBP: 0.426, SLG: 0.732 (1, 10)										3	0	1	0	2	1	5									
Bake McBride, L OBP: 0.423, SLG: 0.458 (1, 9)	6-3									5	0	0	0	0	1	11									
Chris Bando, S OBP: 0.304, SLG: 0.158 (1, 2)										2	1	0	0	2	1	2									
Rick Manning, L OBP: 0.372, SLG: 0.366 (1, 8)										4	1	1	0	0	0	1									
Jack Perconte, L OBP: 0.226, SLG: 0.300 (1, 4)										4	0	0	0	0	0	3									
Jerry Dybzinski, R OBP: 0.371, SLG: 0.419 (1, 6)										2	0	1	1	1	0	1									
Miguel Dilone, S OBP: 0.162, SLG: 0.161 (8, PH)										1	0	0	0	0	0	0									
Mike Fischlin, R (8, 6)										0	0	0	0	0	0	0									
<b>Inning Stats</b>	R: 0 E: 0 K: 0 S: 4	H: 1 LOB: 2 BB: 1 P: 8	R: 0 E: 0 K: 0 S: 3	H: 0 LOB: 1 BB: 1 P: 7	R: 0 E: 0 K: 1 S: 6	H: 1 LOB: 2 BB: 1 P: 10	R: 0 E: 0 K: 0 S: 3	H: 0 LOB: 0 BB: 0 P: 3	R: 0 E: 0 K: 1 S: 6	H: 1 LOB: 3 BB: 2 P: 14	R: 2 E: 0 K: 0 S: 5	H: 2 LOB: 1 BB: 1 P: 9	R: 0 E: 0 K: 1 S: 6	H: 2 LOB: 2 BB: 0 P: 6	R: 0 E: 0 K: 0 S: 3	H: 0 LOB: 0 BB: 0 P: 3	R: 0 E: 0 K: 0 S: 3	H: 1 LOB: 2 BB: 2 P: 11	1B: 8 2B: 1 3B: 0 HR: 0	SF: 1 SAC: 0 DP: 2 HBP: 0	WP: 0 PB: 0 SB: 2 CS: 1	PA: 41			
<b>PITCHER</b>	IP	WLS	BF	H	R	ER	SO	BB	IBB	HBP	BLK	WP	HR	S	P	ERA	WHIP								
Doc Medich, R ERA: 8.31 (1, 1)	5.0	W	25	4	2	2	2	6	0	0	0	0	0	23	47	3.60	2.000								
Steve Comer, R ERA: 1.08 (6, 1)	4.0	S	16	4	0	0	1	2	0	0	0	0	0	16	24	0.00	1.500								

Cleveland Indians @ Texas Rangers  
Arlington Stadium, Arlington, TX  
Wed Apr 21 1982, 7:05 PM EST  
Att: 8,457 - Unknown

AB	32
R	2
H	8
RBI	2
BB	8
SO	3
LOB	26



Batter	1	2	3	4	5	6	7	8	9	AB	R	H	RBI	BB	SO	LOB	BOTTOM								
George Wright, S OBP: 0.383, SLG: 0.571 (1, 8)	K					K				3	1	1	0	1	2	0									
Bill Sample, R OBP: 0.455, SLG: 0.250 (1, 7)										3	0	0	0	1	1	4									
Buddy Bell, R OBP: 0.426, SLG: 0.568 (1, 5)										3	0	1	1	1	0	0									
Larry Parrish, R OBP: 0.303, SLG: 0.290 (1, 9)										4	1	1	0	0	0	3									
Leon Roberts, R OBP: 0.077, SLG: 0.167 (8, 9)										0	0	0	0	0	0	0									
Lamar Johnson, R OBP: 0.500, SLG: 0.786 (1, 3)										3	2	1	0	1	0	0									
Pat Putnam, L OBP: 0.400, SLG: 0.348 (8, 3)										0	0	0	0	0	0	0									
Jim Sundberg, R OBP: 0.438, SLG: 0.486 (1, 2)										2	0	0	0	1	0	1									
Mike Richardt, R OBP: 0.214, SLG: 0.216 (1, 10)										3	0	1	2	0	1	1									
Mark Wagner, R OBP: 0.378, SLG: 0.455 (1, 6)										3	0	1	0	1	0	3									
Doug Flynn, R OBP: 0.171, SLG: 0.206 (1, 4)										4	0	1	1	0	0	1									
<b>Inning Stats</b>	R: 1 E: 0 K: 1 S: 4	H: 2 LOB: 3 BB: 2 P: 13	R: 1 E: 0 K: 0 S: 4	H: 1 LOB: 2 BB: 2 P: 12	R: 1 E: 0 K: 1 S: 7	H: 2 LOB: 1 BB: 0 P: 7	R: 1 E: 1 K: 0 S: 4	H: 1 LOB: 0 BB: 0 P: 4	R: 0 E: 0 K: 1 S: 5	H: 0 LOB: 0 BB: 0 P: 5	R: 0 E: 0 K: 0 S: 3	H: 0 LOB: 0 BB: 0 P: 3	R: 0 E: 0 K: 1 S: 6	H: 1 LOB: 1 BB: 0 P: 6	1B: 3 2B: 3 3B: 1 HR: 0	SF: 1 SAC: 1 DP: 1 HBP: 0	WP: 0 PB: 0 SB: 0 CS: 1	PA: 36							
<b>PITCHER</b>	IP	WLS	BF	H	R	ER	SO	BB	IBB	HBP	BLK	WP	HR	S	P	ERA	WHIP								
Rick Waits, L ERA: 8.59 (1, 1)	2.1	L	15	3	2	2	1	6	0	0	0	0	0	11	35	7.71	3.857								
Tom Brennan, R ERA: 6.43 (3, 1)	3.2		14	3	2	1	2	0	0	0	0	0	0	18	18	2.46	0.818								
Dan Spillner, R ERA: 1.08 (7, 1)	2.0		7	1	0	0	1	0	0	0	0	0	0	9	9	0.00	0.500								

Cleveland Indians @ Texas Rangers  
Arlington Stadium, Arlington, TX  
Wed Apr 21 1982, 7:05 PM EST  
Att: 8,457 - Unknown

AB	28
R	4
H	7
RBI	4
BB	6
SO	4
LOB	13









Batter	1	2	3	4	5	6	7	8	9	AB	R	H	RBI	BB	SO	LOB	TOP								
Miguel Dilone, S OBP: 0.167, SLG: 0.147 Joe Charboneau, R OBP: 0.350, SLG: 0.267 (6, PH) (6, 7)										3	0	0	0	0	1	2	<b>Cleveland Indians @ Kansas City Royals</b> Royals Stadium, Kansas City, MO Fri Apr 23, 1982, 7:05 PM EST Att: 24,332 - Unknown - 63 F								
Toby Harrah, R OBP: 0.526, SLG: 0.702 (1, 5)										4	0	1	0	1	0	2									
Mike Hargrove, L OBP: 0.421, SLG: 0.318 (1, 3)										5	1	1	0	0	1	2									
Andre Thornton, R OBP: 0.446, SLG: 0.750 (1, 10)										4	2	2	2	0	1	1									
Bake McBride, L OBP: 0.452, SLG: 0.552 (1, 9)										4	1	2	1	0	0	1									
Ron Hassey, L OBP: 0.318, SLG: 0.381 Chris Bando, S OBP: 0.276, SLG: 0.160 (5, PH) (5, 2)										2	1	1	1	0	0	1									
Alan Bannister, R OBP: 0.433, SLG: 0.520 (1, 8)										4	1	1	0	0	0	1									
Jack Perconte, L OBP: 0.235, SLG: 0.303 Mike Fischlin, R OBP: 1.000, SLG: 1.000 (8, PH) (8, 4)										3	0	1	1	0	0	0									
Jerry Dybzinski, R OBP: 0.349, SLG: 0.385 (1, 6)										4	0	2	1	0	1	1									
<b>Inning Stats</b>	R: 0 E: 0 K: 1 S: 5	H: 0 LOB: 0 BB: 0 P: 5	R: 3 E: 0 K: 0 S: 8	H: 5 LOB: 2 BB: 0 P: 8	R: 0 E: 0 K: 2 S: 8	H: 1 LOB: 1 BB: 0 P: 8	R: 1 E: 0 K: 0 S: 4	H: 1 LOB: 0 BB: 0 P: 4	R: 2 E: 1 K: 0 S: 5	H: 2 LOB: 0 BB: 0 P: 5	R: 0 E: 0 K: 0 S: 4	H: 1 LOB: 1 BB: 0 P: 4	R: 0 E: 0 K: 0 S: 4	H: 1 LOB: 1 BB: 0 P: 4	R: 0 E: 0 K: 1 S: 6	H: 1 LOB: 1 BB: 0 P: 6		R: 0 E: 0 K: 0 S: 2	H: 0 LOB: 0 BB: 1 P: 6	1B: 8 2B: 3 3B: 2 HR: 1	SF: 0 SAC: 0 DP: 2 HBP: 0	WP: 0 PB: 0 SB: 0 CS: 0	PA: 39		
<b>PITCHER</b>	IP	WLS	BF	H	R	ER	SO	BB	IBB	HBP	BLK	WP	HR	S	P	ERA	WHIP								
Dennis Leonard, R ERA: 7.91 (1, 1)	4.1		22	9	6	6	3	0	0	0	0	0	1	28	28	12.46	2.077								
Grant Jackson, L ERA: 5.0 (5, 1)	3.2	W	14	3	0	0	1	0	0	0	0	0	0	16	16	0.00	0.818								
Dave Frost, R ERA: 2.16 (9, 1)	1.0		3	0	0	0	0	1	0	0	0	0	0	2	6	0.00	1.000								

Batter	1	2	3	4	5	6	7	8	9	AB	R	H	RBI	BB	SO	LOB	BOTTOM								
Tom Poquette, L OBP: 0.261, SLG: 0.214 (1, 7)										6	0	0	0	0	0	6	<b>Cleveland Indians @ Kansas City Royals</b> Royals Stadium, Kansas City, MO Fri Apr 23, 1982, 7:05 PM EST Att: 24,332 - Unknown - 63 F								
John Wathan, R OBP: 0.298, SLG: 0.283 (1, 2)										4	2	1	0	1	0	3									
George Brett, L OBP: 0.310, SLG: 0.471 (1, 5)										4	1	1	1	1	1	1									
Amos Otis, R OBP: 0.327, SLG: 0.558 (1, 8)										5	3	3	2	0	0	1									
Hal McRae, R OBP: 0.346, SLG: 0.444 (1, 10)										5	2	3	2	0	0	1									
Lee May, R OBP: 0.500, SLG: 0.467 Dennis Werth, R (6, PR) (7, 3)										3	1	3	2	0	0	0									
Jerry Martin, R OBP: 0.469, SLG: 0.585 (1, 9)										3	1	2	1	2	1	0									
Frank White, R OBP: 0.341, SLG: 0.488 Greg Pryor, R OBP: 0.200, SLG: 0.800 (8, PH) (9, 4)										2	0	1	1	2	0	2									
U.L. Washington, S OBP: 0.286, SLG: 0.233 (1, 6)										5	0	2	2	0	2	5									
<b>Inning Stats</b>	R: 3 E: 0 K: 2 S: 10	H: 3 LOB: 3 BB: 3 P: 22	R: 0 E: 0 K: 0 S: 3	H: 0 LOB: 1 BB: 1 P: 7	R: 1 E: 0 K: 0 S: 6	H: 3 LOB: 2 BB: 0 P: 6	R: 3 E: 0 K: 1 S: 8	H: 3 LOB: 0 BB: 0 P: 8	R: 0 E: 0 K: 0 S: 4	H: 1 LOB: 1 BB: 0 P: 4	R: 4 E: 0 K: 0 S: 8	H: 5 LOB: 2 BB: 1 P: 12	R: 0 E: 0 K: 0 S: 4	H: 1 LOB: 1 BB: 0 P: 4	R: 0 E: 0 K: 2 S: 7	H: 0 LOB: 1 BB: 1 P: 11		R: 0 E: 0 K: 0 S: 2	H: 0 LOB: 0 BB: 1 P: 6	1B: 11 2B: 3 3B: 1 HR: 1	SF: 1 SAC: 0 DP: 0 HBP: 0	WP: 1 PB: 0 SB: 2 CS: 0	PA: 46		
<b>PITCHER</b>	IP	WLS	BF	H	R	ER	SO	BB	IBB	HBP	BLK	WP	HR	S	P	ERA	WHIP								
Lary Sorensen, R ERA: 13.5 (1, 1)	3.0	L	22	9	7	7	2	4	0	0	0	0	1	22	38	21.00	4.333								
Dennis Lewallyn, R ERA: 5.59 (4, 1)	2.1		10	3	2	2	1	0	0	0	0	0	1	12	12	7.71	1.286								
Ed Whitson, R ERA: 4.15 (6, 1)	0.2		6	3	2	2	0	1	0	0	0	1	0	5	9	27.00	6.000								
Tom Brennan, R ERA: 5.0 (7, 1)	2.0		8	1	0	0	2	1	0	0	0	0	0	11	15	0.00	1.000								



Batter	1	2	3	4	5	6	7	8	9	AB	R	H	RBI	BB	SO	LOB	TOP	
Alan Bannister, R OBP: 0.412, SLG: 0.483 (1, 8)	0-0 1-3			0-0 F9		0-0 1-3 1B		0-0 6-3		4	0	1	0	0	0	0	<b>Cleveland Indians @ Kansas City Royals</b> Royals Stadium, Kansas City, MO Sat Apr 24 1982, 7:05 PM EST Att: 25,065 - Unknown - 65 F <a href="http://livebaseballscorecards.com">livebaseballscorecards.com</a>	
Toby Harrah, R OBP: 0.525, SLG: 0.680 (1, 5)	0-0 5-3			1-0 FC5-4 HBP		0-0 1-2 1B		0-0 F9		3	0	1	0	0	0	0		
Mike Hargrove, L OBP: 0.310, SLG: 0.313 (1, 3)	0-0 F8			0-0 F8		0-0 1-3			0-0 1-2 2-3 1B	4	0	1	0	0	0	3		
Andre Thornton, R OBP: 0.433, SLG: 0.706 (1, 10)		4-0 CS BB		0-0 FC5-4 1-2		0-0 G3			0-0 L1-3 1-2	3	0	0	0	1	0	4		
Bake McBride, L OBP: 0.429, SLG: 0.515 (1, 9)		0-3 K 1-2			0-0 F9 6-3 1B			0-0 G3	0-0 L5	4	1	1	0	0	1	1		
Joe Charbonneau, R OBP: 0.304, SLG: 0.222 Von Hayes, L OBP: 0.182, SLG: 0.190 (1, 7) (7, 7)	0-0 6-3				0-0 F9 1-3		0-3 K			3	0	0	0	0	1	1		
Chris Bando, S OBP: 0.281, SLG: 0.214 (1, 2)			0-0 F3		0-0 6-3		0-0 E 2B			3	0	1	1	0	0	0		
Jack Perconte, L OBP: 0.222, SLG: 0.286 Rod Craig, S OBP: 0.333, SLG: 0.333 Mike Fischlin, R OBP: 1.000, SLG: 1.000 (1, 4) (7, PH) (7, 4)			0-0 F5		0-0 K 3-H 0-3		0-0 4-3 2-3			2	0	0	0	0	1	0		
Jerry Dybzinski, R OBP: 0.326, SLG: 0.357 (1, 6)			0-0 6-3			0-0 F9		0-0 1-3		3	0	0	0	0	0	0		
<b>Inning Stats</b>	R: 0 E: 0 K: 0 S: 3	H: 0 LOB: 0 BB: 0 P: 3	R: 0 E: 0 K: 1 S: 4	H: 0 LOB: 0 BB: 1 P: 8	R: 0 E: 0 K: 0 S: 3	H: 0 LOB: 0 BB: 0 P: 3	R: 1 E: 0 K: 1 S: 6	H: 1 LOB: 0 BB: 0 P: 6	R: 0 E: 0 K: 1 S: 6	H: 1 LOB: 1 BB: 0 P: 6	R: 0 E: 0 K: 0 S: 3	H: 0 LOB: 0 BB: 0 P: 3	R: 0 E: 0 K: 0 S: 3	H: 1 LOB: 0 BB: 0 P: 3	1B: 4 2B: 3 3B: 0 HR: 0	SF: 0 SAC: 0 DP: 2 HBP: 1		WP: 0 PB: 0 CS: 1
<b>PITCHER</b>	IP WLS BF H R ER SO BB IBB HBP BLK WP HR S P ERA WHIP	IP WLS BF H R ER SO BB IBB HBP BLK WP HR S P ERA WHIP																
Paul Spittorf, L ERA: 1.72 Dan Quisenberry, R ERA: 1.35 (1, 1) (7, 1)	6.2 W 25 4 1 1 3 1 0 1 0 0 0 29 34 1.35 0.750	2.1 S 7 1 0 0 0 0 0 0 0 0 0 7 7 0.00 0.429																

Batter	1	2	3	4	5	6	7	8	9	AB	R	H	RBI	BB	SO	LOB	BOTTOM	
Tom Poquette, L OBP: 0.260, SLG: 0.200 (1, 7)	1-0 1B HBP	0-0 F9		0-0 F8			0-0 1-3			3	1	0	0	0	0	1	<b>Cleveland Indians @ Kansas City Royals</b> Royals Stadium, Kansas City, MO Sat Apr 24 1982, 7:05 PM EST Att: 25,065 - Unknown - 65 F <a href="http://livebaseballscorecards.com">livebaseballscorecards.com</a>	
John Wathan, R OBP: 0.311, SLG: 0.298 (1, 2)	0-0 HBP WP 1-3 1B	0-0 2-H 1B		0-0 5-3			0-0 1-3			4	0	2	1	0	0	0		
George Brett, L OBP: 0.306, SLG: 0.473 (1, 5)	0-3 K 1-2	0-0 F8			0-0 4-3		0-0 2B			4	0	1	0	0	1	3		
Amos Otis, R OBP: 0.339, SLG: 0.564 (1, 8)	4-0 HBP IBB	0-0 F7			0-0 2B		0-3 K			3	0	1	0	1	1	2		
Hal McRae, R OBP: 0.357, SLG: 0.438 (1, 10)	1-0 FC6-4 1-2 2-3 3-H HBP		0-0 G6-4-3 E 1B		0-0 5-3		0-0 6-3			3	0	1	1	0	0	1		
Lee May, R OBP: 0.429, SLG: 0.389 Dennis Werth, R (1, 3) (7, 3)	0-3 K		0-0 E5 G6-4-3		0-0 5-3			4-0 HR BB		3	0	0	0	0	1	5		
Jerry Martin, R OBP: 0.453, SLG: 0.622 (1, 9)	0-0 FC6-4 1-2		0-0 G6-4-3 1-2 2-3			0-3 K		0-0 HR 1-H		4	1	1	2	0	1	5		
Frank White, R OBP: 0.333, SLG: 0.511 (1, 4)		0-0 2B 3B		0-0 5-3		0-3 K		0-3 K		4	1	1	0	0	2	1		
U L Washington, S OBP: 0.283, SLG: 0.255 (1, 6)		0-0 3-H 1B 2B		0-0 1-3		0-0 6-3		0-0 F8		4	1	1	1	0	0	0		
<b>Inning Stats</b>	R: 1 E: 0 K: 2 S: 8	H: 1 LOB: 3 BB: 1 P: 14	R: 2 E: 0 K: 0 S: 6	H: 3 LOB: 1 BB: 0 P: 6	R: 0 E: 1 K: 0 S: 4	H: 1 LOB: 1 BB: 0 P: 4	R: 0 E: 0 K: 0 S: 3	H: 0 LOB: 0 BB: 0 P: 3	R: 0 E: 0 K: 2 S: 7	H: 0 LOB: 0 BB: 0 P: 7	R: 0 E: 0 K: 1 S: 6	H: 1 LOB: 1 BB: 0 P: 6	R: 2 E: 0 K: 1 S: 6	H: 1 LOB: 0 BB: 1 P: 10	1B: 3 2B: 3 3B: 1 HR: 1	SF: 0 SAC: 0 DP: 1 HBP: 2		WP: 1 PB: 0 CS: 0
<b>PITCHER</b>	IP WLS BF H R ER SO BB IBB HBP BLK WP HR S P ERA WHIP	IP WLS BF H R ER SO BB IBB HBP BLK WP HR S P ERA WHIP																
John Denny, R ERA: 3.68 (1, 1)	8.0 L 36 8 5 5 6 1 1 2 0 1 1 44 54 5.62 1.125																	



Batter	1	2	3	4	5	6	7	8	9	AB	R	H	RBI	BB	SO	LOB	TOP			
Miguel Dilone, S OBP: 0.150, SLG: 0.132	5-3	4-3			5-3		L5			4	0	0	0	0	0	2				
Toby Harrah, R OBP: 0.523, SLG: 0.722	3B	1B	1-3		HR		FC6-4			4	2	2	1	0	0	1				
Mike Hargrove, L OBP: 0.300, SLG: 0.346	1-H	3B	3-1		F9			P4		4	0	1	1	0	0	0				
Andre Thornton, R OBP: 0.438, SLG: 0.691	P4		FC6-4		1B		F3		FC5-4	4	0	2	0	0	0	1				
Joe Charboneau, R OBP: 0.259, SLG: 0.182	5-3		FC6-4				P4		P6	4	0	0	0	0	0	3				
Alan Bannister, R OBP: 0.421, SLG: 0.469			F7		G4-6-3				FC5-4	3	0	1	0	1	0	1				
Rick Manning, L OBP: 0.365, SLG: 0.388			K		G4-6-3		G3		P4	4	0	0	0	0	1	2				
Ron Hassey, L OBP: 0.320, SLG: 0.348					4-3				G3	2	1	0	0	1	0	0				
Chris Bando, S OBP: 0.273, SLG: 0.207			E		BB				P5	1	0	0	0	0	0	0				
Jerry Dybzinski, R OBP: 0.347, SLG: 0.400			E7		BB					3	0	2	1	0	0	0				
Bake McBride, L OBP: 0.417, SLG: 0.500	1-H	2B					F7		FC6-4	1	0	0	0	0	0	0				
<b>Inning Stats</b>	R: 1 E: 0 K: 0 S: 5	H: 2 LOB: 1 BB: 0 P: 5	R: 1 E: 1 K: 1 S: 6	H: 1 LOB: 1 BB: 1 P: 10	R: 0 E: 0 K: 0 S: 4	H: 1 LOB: 0 BB: 0 P: 4	R: 0 E: 0 K: 0 S: 2	H: 0 LOB: 0 BB: 1 P: 6	R: 1 E: 0 K: 0 S: 4	H: 1 LOB: 0 BB: 0 P: 4	R: 0 E: 0 K: 0 S: 4	H: 1 LOB: 1 BB: 0 P: 4	R: 0 E: 0 K: 0 S: 4	H: 1 LOB: 1 BB: 0 P: 4	R: 0 E: 0 K: 0 S: 3	H: 0 LOB: 0 BB: 0 P: 3	1B: 5 2B: 1 3B: 1 HR: 1	SF: 0 SAC: 0 DP: 1 HBP: 0	WP: 0 PB: 0 SB: 0 CS: 0	PA: 36
<b>PITCHER</b> Larry Gura, L ERA: 5.14	IP: 9.0 WLS: W BF: 36 H: 8 R: 3 ER: 3 SO: 1 BB: 2 IBB: 0 HBP: 0 BLK: 0 WP: 0 HR: 1 S: 36 P: 44 ERA: 3.00 WHIP: 1.111															<b>PITCHER</b>	IP: 9.0 WLS: W BF: 36 H: 8 R: 3 ER: 3 SO: 1 BB: 2 IBB: 0 HBP: 0 BLK: 0 WP: 0 HR: 1 S: 36 P: 44 ERA: 3.00 WHIP: 1.111			

Cleveland Indians @ Kansas City Royals  
Royals Stadium, Kansas City, MO  
Sun Apr 25 1982, 4:33 AM EDT  
Att: 20,867 - Unknown - 57 F

AB 34  
R 3  
H 8  
RBI 3  
BB 2  
SO 1  
LOB 10



Batter	1	2	3	4	5	6	7	8	9	AB	R	H	RBI	BB	SO	LOB	BOTTOM			
Tom Poquette, L OBP: 0.241, SLG: 0.188	L9	F7		SF8		5-3				3	0	0	1	0	0	1				
John Wathan, R OBP: 0.308, SLG: 0.295	6-3		4-3	K			CS		1B	4	0	1	0	0	1	0				
George Brett, L OBP: 0.318, SLG: 0.517	S		HR		F9		F9			3	1	1	1	1	0	1				
Amos Otis, R OBP: 0.349, SLG: 0.552	BB		HR	2B	1B		6-3			3	2	1	0	1	0	1				
Hal McRae, R OBP: 0.350, SLG: 0.442	K		1-H	2B			K		6-3	4	0	1	1	0	2	3				
Lee May, R OBP: 0.480, SLG: 0.682		2B		K			HR			4	2	3	2	0	1	1				
Dennis Werth, R (8, FR)		2B		K			HR		2B	0	0	0	0	0	0	0				
Jerry Martin, R OBP: 0.439, SLG: 0.612		FC6-5		F9		F5			5-3	4	0	1	1	0	0	2				
Frank White, R OBP: 0.308, SLG: 0.469		FC6-5		E5		F8			F8	4	1	0	0	0	0	2				
U L Washington, S OBP: 0.268, SLG: 0.240		FC5-4		K		K				3	0	0	0	0	2	2				
<b>Inning Stats</b>	R: 0 E: 0 K: 1 S: 5	H: 0 LOB: 2 BB: 2 P: 13	R: 1 E: 0 K: 0 S: 5	H: 2 LOB: 1 BB: 0 P: 5	R: 2 E: 0 K: 1 S: 8	H: 3 LOB: 1 BB: 0 P: 8	R: 1 E: 1 K: 2 S: 8	H: 0 LOB: 0 BB: 0 P: 8	R: 2 E: 1 K: 1 S: 7	H: 1 LOB: 0 BB: 0 P: 7	R: 0 E: 0 K: 1 S: 5	H: 0 LOB: 0 BB: 0 P: 5	R: 0 E: 0 K: 0 S: 3	H: 1 LOB: 0 BB: 0 P: 3	R: 0 E: 0 K: 0 S: 4	H: 1 LOB: 1 BB: 0 P: 4	1B: 2 2B: 4 3B: 0 HR: 2	SF: 1 SAC: 0 DP: 0 HBP: 0	WP: 0 PB: 0 SB: 3 CS: 1	PA: 35
<b>PITCHER</b> Bert Blyleven, R ERA: 3.32	IP: 5.0 WLS: L BF: 25 H: 6 R: 6 ER: 3 SO: 5 BB: 2 IBB: 0 HBP: 0 BLK: 0 WP: 0 HR: 2 S: 33 P: 41 ERA: 5.40 WHIP: 1.600															<b>PITCHER</b> Dan Spillner, R ERA: 0.63	IP: 3.0 WLS: L BF: 10 H: 2 R: 0 ER: 0 SO: 1 BB: 0 IBB: 0 HBP: 0 BLK: 0 WP: 0 HR: 0 S: 12 P: 12 ERA: 0.00 WHIP: 0.667			

Cleveland Indians @ Kansas City Royals  
Royals Stadium, Kansas City, MO  
Sun Apr 25 1982, 4:33 AM EDT  
Att: 20,867 - Unknown - 57 F

AB 32  
R 6  
H 8  
RBI 6  
BB 2  
SO 6  
LOB 13





Batter	1	2	3	4	5	6	7	8	9	10	11	AB	R	H	RBI	BB	SO	LOB	TOP						
Julio Cruz, S OBP: 0.354, SLG: 0.296 (1, 4)	4-3	F8			CS BB			4-3		F6	1B	5	0	1	0	1	0	2							
Manny Castillo, S OBP: 0.270, SLG: 0.280 (1, 5)	1B 1B		F8		5-3			SF7		F7	4-3	5	1	1	1	0	0	3							
Bruce Bochte, L OBP: 0.451, SLG: 0.433 Thad Bosley, L OBP: 0.250, SLG: 0.217 (1, 7) (8, PR) (8, 7)	1B 1-2 1B		1B	1B		4-3		3-H 4-0 S BB			2B 1B	3	0	2	0	1	0	0							
Richie Zisk, R OBP: 0.398, SLG: 0.443 Lenny Randle, S OBP: 0.188, SLG: 0.188 (1, 10) (11, PR)	F9		1-3 1B		K			F3			2B 1B	5	0	2	0	0	1	3							
Jim Maler, R OBP: 0.344, SLG: 0.457 (1, 3)	BB 1-3 2-H 1B		6-3		F9				0-3 K		FC5 1-3 2-H 2B	5	0	2	2	0	1	1							
Al Cowens, R OBP: 0.297, SLG: 0.392 (1, 9)	FC6-4 BB		F8		6-3				F9		SF7	3	0	0	1	1	0	0							
Jim Essian, R OBP: 0.348, SLG: 0.410 (1, 2)	FC6-4 1-2		F9		F3				5-3		FC5 HR	5	1	0	0	0	0	5							
Dave Henderson, R OBP: 0.440, SLG: 0.696 (1, 8)		F8		F7		5-3				SH2-4 BB	HR	4	1	1	2	1	0	0							
Todd Cruz, R OBP: 0.353, SLG: 0.545 (1, 6)		3-1			5-3			4-3 SF7 2B		SH2-4 1-2	HR	4	2	2	1	0	0	0							
<b>Inning Stats</b>	R: 1 E: 0 K: 0 S: 6	H: 3 LOB: 3 BB: 1 P: 10	R: 0 E: 0 K: 0 S: 3	H: 0 LOB: 0 BB: 0 P: 3	R: 0 E: 0 K: 0 S: 4	H: 2 LOB: 1 BB: 0 P: 4	R: 0 E: 0 K: 0 S: 3	H: 0 LOB: 0 BB: 0 P: 3	R: 0 E: 0 K: 1 S: 5	H: 0 LOB: 0 BB: 0 P: 5	R: 0 E: 0 K: 0 S: 3	H: 1 LOB: 2 BB: 1 P: 8	R: 0 E: 0 K: 1 S: 5	H: 0 LOB: 0 BB: 0 P: 5	R: 0 E: 0 K: 0 S: 3	H: 0 LOB: 1 BB: 1 P: 7	R: 5 E: 0 K: 0 S: 9	H: 6 LOB: 1 BB: 0 P: 9	1B: 8 2B: 2 3B: 0 HR: 2	SF: 2 SAC: 1 DP: 0 HBP: 0	WP: 0 PB: 0 SB: 1 CS: 1	PA: 47			
<b>PITCHER</b>	IP 7.0	WLS L	BF 15	H 3	R 4	ER 4	SO 1	BB 2	IBB 0	HBP 0	BLK 0	WP 0	HR 0	S 27	P 35	ERA 10.80	WHIP 1.500								
Rick Waits, L ERA: 5.65 Dan Spillner, R ERA: 2.04 Dennis Lewallyn, R ERA: 6.97 (1, 1) (8, 1) (11, 1)																									

Seattle Mariners @ Cleveland Indians  
Cleveland Municipal Stadium, Cleveland, OH  
Tue Apr 27 1982, 7:05 PM EDT  
Att: 3,275 - Unknown

AB 40  
R 7  
H 12  
RBI 7  
BB 4  
SO 2  
LOB 14



Batter	1	2	3	4	5	6	7	8	9	10	11	AB	R	H	RBI	BB	SO	LOB	BOTTOM						
Alan Bannister, R OBP: 0.455, SLG: 0.556 (1, 4) (9, 9)	BB		F4		F3		HR		4-3 BB		1B 1B	4	2	2	2	2	0	1							
Toby Harrah, R OBP: 0.515, SLG: 0.709 Miguel Dilone, S OBP: 0.156, SLG: 0.140 (1, 5) (2, 7)	F2		BB 1B		6-3		K		4-3		F8	1	0	0	0	0	0	1							
Mike Hargrove, L OBP: 0.394, SLG: 0.333 (1, 3)	F9		F9		6-3				F8		1B 1B	5	0	1	0	1	0	3							
Andre Thornton, R OBP: 0.443, SLG: 0.661 (1, 10)	F8		BB		F8				F2		1-3 2-H 3-H 1B	4	0	1	2	2	0	4							
Joe Charboneau, R OBP: 0.233, SLG: 0.160 (1, 7) (2, 9)		F9	F8							G3	F8	3	0	0	0	0	1	3							
Ron Hassey, L OBP: 0.338, SLG: 0.333 Jack Perconte, L OBP: 0.216, SLG: 0.278 Rod Craig, S OBP: 0.250, SLG: 0.250 (8, PH) (9, 4) (11, PH)												1	0	0	0	0	0	1							
Von Hayes, L OBP: 0.222, SLG: 0.200 (1, 9) (2, 5)	E6 1B		F8		4-3					4-3		4	0	1	0	1	0	0							
Rick Manning, L OBP: 0.351, SLG: 0.370 (1, 8)	F8		S 1B		F8				F8		K	5	0	1	0	0	1	3							
Chris Bando, S OBP: 0.289, SLG: 0.235 (1, 2)		5-3			F8						FC2-6 1B	5	1	2	0	0	0	2							
Jerry Dybzinski, R OBP: 0.352, SLG: 0.420 (1, 6)			F9 1B 1B		4-3					4-3 2B	FC2-6 1B 1B	5	1	2	0	0	0	3							
<b>Inning Stats</b>	R: 0 E: 0 K: 0 S: 3	H: 0 LOB: 1 BB: 1 P: 7	R: 0 E: 1 K: 0 S: 4	H: 1 LOB: 1 BB: 0 P: 4	R: 0 E: 0 K: 0 S: 5	H: 2 LOB: 3 BB: 1 P: 9	R: 0 E: 0 K: 0 S: 4	H: 1 LOB: 1 BB: 0 P: 4	R: 0 E: 0 K: 1 S: 5	H: 0 LOB: 0 BB: 0 P: 5	R: 2 E: 0 K: 1 S: 7	H: 2 LOB: 0 BB: 0 P: 7	R: 0 E: 0 K: 1 S: 5	H: 1 LOB: 2 BB: 2 P: 13	R: 0 E: 0 K: 0 S: 4	H: 3 LOB: 3 BB: 2 P: 12	R: 0 E: 0 K: 1 S: 5	H: 0 LOB: 0 BB: 0 P: 5	R: 2 E: 0 K: 0 S: 7	H: 4 LOB: 2 BB: 0 P: 7	1B: 9 2B: 1 3B: 0 HR: 1	SF: 0 SAC: 0 DP: 0 HBP: 0	WP: 0 PB: 0 SB: 2 CS: 0	PA: 50	
<b>PITCHER</b>	IP 7.1	WLS W	BF 18	H 5	R 2	ER 2	SO 2	BB 2	IBB 1	HBP 0	BLK 0	WP 0	HR 0	S 32	P 44	ERA 5.40	WHIP 2.100								
Floyd Bannister, L ERA: 3.46 Bill Caudill, R ERA: 1.35 Ed Vande Berg, L ERA: 2.03 (1, 1) (8, 1) (11, 1)																									

Seattle Mariners @ Cleveland Indians  
Cleveland Municipal Stadium, Cleveland, OH  
Tue Apr 27 1982, 7:05 PM EDT  
Att: 3,275 - Unknown

AB 44  
R 4  
H 11  
RBI 4  
BB 6  
SO 4  
LOB 27





Batter	1	2	3	4	5	6	7	8	9	AB	R	H	RBI	BB	SO	LOB	TOP					
<b>Julio Cruz, S</b> OBP: 0.350, SLG: 0.286 (1, 4)	0-3 K		0-0 1-3			4-0 1B 4-3 BB		0-0 4-3		3	1	0	0	1	1	0						
<b>Manny Castillo, S</b> OBP: 0.290, SLG: 0.294 (1, 5)	0-0 BB 1B			4-0 6-3 BB		0-0 1B 4-3 1B		0-0 6-3		3	0	2	0	1	0	0						
<b>Bruce Bochte, L</b> OBP: 0.453, SLG: 0.429 (1, 7)	4-0 FC6-4 1-2 BB			0-0 6-3 1-2		0-0 4-3 1-2		0-0 4-3 1B		3	0	1	1	1	0	2						
<b>Richie Zisk, R</b> OBP: 0.380, SLG: 0.422 (1, 10)	0-0 FC6-4 1-2		0-3 K	0-3 K		0-3 K		0-3 K		4	0	0	0	0	3	4						
<b>Jim Maler, R</b> OBP: 0.391, SLG: 0.452 (1, 3)		0-0 F3		4-0 BB		0-0 2-3 1B		0-0 6-3		3	0	1	0	1	0	0						
<b>Al Cowens, R</b> OBP: 0.284, SLG: 0.373 (1, 9)		0-0 F7		0-3 K		0-3 K		0-0 1-3		4	0	0	0	0	2	4						
<b>Joe Simpson, L</b> OBP: 0.348, SLG: 0.371 (1, 8)		0-3 K				0-0 F8		0-0 4-3		4	0	0	0	0	1	0						
<b>Jim Essian, R</b> OBP: 0.333, SLG: 0.391 (1, 2)			0-0 6-3			0-0 6-3		0-0 4-3		3	0	0	0	0	0	0						
<b>Todd Cruz, R</b> OBP: 0.338, SLG: 0.522 (1, 6)			0-0 F4			0-0 F3		0-0 F7		3	0	0	0	0	0	0						
<b>Inning Stats</b>	R: 0 E: 0 K: 1 S: 5	H: 1 LOB: 1 BB: 1 P: 9	R: 0 E: 0 K: 1 S: 5	H: 0 LOB: 0 BB: 0 P: 5	R: 0 E: 0 K: 0 S: 3	H: 0 LOB: 0 BB: 2 P: 3	R: 0 E: 0 K: 2 S: 7	H: 0 LOB: 0 BB: 2 P: 15	R: 0 E: 0 K: 0 S: 3	H: 0 LOB: 0 BB: 0 P: 3	R: 1 E: 0 K: 2 S: 9	H: 2 LOB: 2 BB: 1 P: 13	R: 0 E: 0 K: 0 S: 3	H: 0 LOB: 0 BB: 0 P: 3	R: 0 E: 0 K: 1 S: 6	H: 1 LOB: 1 BB: 0 P: 6	R: 0 E: 0 K: 0 S: 3	H: 0 LOB: 0 BB: 0 P: 3	1B: 4 2B: 0 3B: 0 HR: 0	SF: 0 SAC: 0 DP: 0 HBP: 0	WP: 0 PB: 0 SB: 0 CS: 0	PA: 34
<b>PITCHER</b>	IP	WLS	BF	H	R	ER	SO	BB	IBB	HBP	BLK	WP	HR	S	P	ERA	WHIP					
<b>Len Barker, R</b> ERA: 1.86 (1, 1)	7.0	W	27	3	1	1	6	4	0	0	0	0	0	35	51	1.29	1.000					
<b>Tom Brennan, R</b> ERA: 4.09 (8, 1)	2.0		7	1	0	0	1	0	0	0	0	0	0	9	9	0.00	0.500					

Seattle Mariners @ Cleveland Indians  
Cleveland Municipal Stadium, Cleveland, OH

Wed Apr 28 1982, 7:05 PM EDT  
Att: 3,889 - Unknown

AB 30  
R 1  
H 4  
RBI 1  
BB 4  
SO 7  
LOB 10



Batter	1	2	3	4	5	6	7	8	9	AB	R	H	RBI	BB	SO	LOB	BOTTOM				
<b>Alan Bannister, R</b> OBP: 0.429, SLG: 0.500 (1, 7)	0-0 BB F7			0-0 F8		0-0 4-3		0-0 F7		4	1	0	0	1	0	1					
<b>Toby Harrah, R</b> OBP: 0.493, SLG: 0.683 (1, 5)	0-0 1-3 6-3	0-0 F7		0-0 2B		0-0 F8		0-0 3-1		5	0	1	0	0	0	1					
<b>Mike Hargrove, L</b> OBP: 0.387, SLG: 0.328 (1, 3)	0-0 2B 1B	0-0 3-1		0-3 K		0-0 E5 K BB				4	1	1	1	0	1	1					
<b>Andre Thornton, R</b> OBP: 0.473, SLG: 0.705 (1, 10)	0-0 1B 1B 2B	0-0 2B		4-0 IBB		4-0 BB 1B BB				2	1	2	0	2	0	0					
<b>Von Hayes, L</b> OBP: 0.226, SLG: 0.207 (1, 9)	0-0 1B 1B	0-3 K		0-0 L4		0-3 K		0-0 2-3 K		4	1	1	1	0	2	5					
<b>Ron Hassey, L</b> OBP: 0.333, SLG: 0.333 (1, 2)	4-0 1B 1B BB		0-0 6-3		0-0 6-3		0-0 BB 1B			3	1	1	0	1	0	0					
<b>Rick Manning, L</b> OBP: 0.361, SLG: 0.368 (1, 8)	0-0 1B 1B		0-0 4-3		0-0 4-3		4-0 BB BB			3	1	1	2	1	0	0					
<b>Jack Perconte, L</b> OBP: 0.244, SLG: 0.300 (1, 4)	0-0 1B 1B		0-0 FC4-6 1B		0-0 6-3		0-0 F5			4	0	2	2	0	0	3					
<b>Jerry Dybzinski, R</b> OBP: 0.328, SLG: 0.389 (1, 6)	0-0 F9		0-0 FC4-6 1-2		0-0 4-3		0-0 F9			4	0	0	0	0	0	2					
<b>Inning Stats</b>	R: 6 E: 0 K: 0 S: 8	H: 5 LOB: 1 BB: 2 P: 16	R: 0 E: 0 K: 1 S: 6	H: 1 LOB: 1 BB: 0 P: 6	R: 0 E: 0 K: 0 S: 4	H: 1 LOB: 1 BB: 0 P: 4	R: 0 E: 0 K: 1 S: 6	H: 1 LOB: 2 BB: 1 P: 10	R: 0 E: 0 K: 0 S: 3	H: 0 LOB: 0 BB: 0 P: 3	R: 0 E: 0 K: 0 S: 3	H: 1 LOB: 3 BB: 2 P: 14	R: 0 E: 0 K: 0 S: 3	H: 0 LOB: 0 BB: 0 P: 3	1B: 6 2B: 3 3B: 0 HR: 0	SF: 0 SAC: 0 DP: 0 HBP: 0	WP: 0 PB: 0 SB: 3 CS: 0	PA: 38			
<b>PITCHER</b>	IP	WLS	BF	H	R	ER	SO	BB	IBB	HBP	BLK	WP	HR	S	P	ERA	WHIP				
<b>Mike Moore, R</b> ERA: 9.39 (1, 1)	0.1	L	7	4	6	6	0	2	0	0	0	0	0	5	13	162.00	18.000				
<b>Bryan Clark, L</b> ERA: (1, 1)	6.2		28	5	0	0	3	2	1	0	0	0	0	31	43	0.00	1.050				
<b>Larry Andersen, R</b> ERA: 6.23 (8, 1)	1.0		3	0	0	0	0	0	0	0	0	0	0	3	3	0.00	0.000				

Seattle Mariners @ Cleveland Indians  
Cleveland Municipal Stadium, Cleveland, OH

Wed Apr 28 1982, 7:05 PM EDT  
Att: 3,889 - Unknown

AB 33  
R 6  
H 9  
RBI 6  
BB 5  
SO 3  
LOB 13





Batter	1	2	3	4	5	6	7	8	9	AB	R	H	RBI	BB	SO	LOB	TOP			
<b>Julio Cruz, S</b> OBP: 0.356, SLG: 0.287 (1, 4)										3	0	1	0	1	0	3	<b>Seattle Mariners @ Cleveland Indians</b> Cleveland Municipal Stadium, Cleveland, OH Thu Apr 29 1982, 7:05 PM EDT Att: 3,984 - Unknown <a href="http://livebaseballscorecards.com">livebaseballscorecards.com</a>			
<b>Manny Castillo, S</b> OBP: 0.278, SLG: 0.281 (1, 5)										4	0	0	0	0	1	2				
<b>Bruce Bochte, L</b> OBP: 0.433, SLG: 0.405 (1, 7)										4	0	0	0	0	0	0				
<b>Richie Zisk, R</b> OBP: 0.375, SLG: 0.414 (1, 10)										4	0	1	0	0	0	0				
<b>Jim Maler, R</b> OBP: 0.347, SLG: 0.437 (1, 3)										3	1	0	0	0	1	1				
<b>Al Cowens, R</b> OBP: 0.276, SLG: 0.360 (1, 9)										3	0	0	0	0	0	2				
<b>Joe Simpson, L</b> OBP: 0.347, SLG: 0.369 (1, 8)										3	0	1	0	0	1	0				
<b>Jim Essian, R</b> OBP: 0.333, SLG: 0.388 (1, 2)									3	0	1	1	0	0	1					
<b>Todd Cruz, R</b> OBP: 0.338, SLG: 0.514 (1, 6)									3	0	1	0	0	1	1					
<b>Inning Stats</b>	R: 0 E: 0 K: 0 S: 3	H: 1 LOB: 0 BB: 0 P: 3	R: 0 E: 0 K: 0 S: 3	H: 1 LOB: 0 BB: 0 P: 3	R: 0 E: 0 K: 1 S: 6	H: 1 LOB: 1 BB: 0 P: 6	R: 0 E: 0 K: 0 S: 3	H: 0 LOB: 0 BB: 0 P: 3	R: 1 E: 0 K: 0 S: 5	H: 2 LOB: 2 BB: 0 P: 6	R: 0 E: 0 K: 2 S: 7	H: 0 LOB: 0 BB: 0 P: 7	R: 0 E: 0 K: 0 S: 3	H: 0 LOB: 1 BB: 0 P: 7	R: 0 E: 0 K: 0 S: 3	H: 0 LOB: 0 BB: 0 P: 3	1B: 5 2B: 0 3B: 0 HR: 0	SF: 0 SAC: 0 DP: 2 HBP: 1	WP: 0 PB: 0 SB: 0 CS: 0	PA: 32
<b>PITCHER</b> <b>Lary Sorensen, R</b> ERA: 7.13 (1, 1)	IP: 9.0 WLS: W BF: 32 H: 5 R: 1 ER: 1 SO: 4 BB: 1 IBB: 0 HBP: 1 BLK: 0 WP: 0 HR: 0 S: 38 P: 43 ERA: 1.00 WHIP: 0.667															<b>PITCHER</b>				

Batter	1	2	3	4	5	6	7	8	9	AB	R	H	RBI	BB	SO	LOB	BOTTOM			
<b>Alan Bannister, R</b> OBP: 0.407, SLG: 0.455 (1, 7)										4	1	0	0	1	1	3	<b>Seattle Mariners @ Cleveland Indians</b> Cleveland Municipal Stadium, Cleveland, OH Thu Apr 29 1982, 7:05 PM EDT Att: 3,984 - Unknown <a href="http://livebaseballscorecards.com">livebaseballscorecards.com</a>			
<b>Toby Harrah, R</b> OBP: 0.493, SLG: 0.719 (1, 5)										4	2	2	1	0	0	0				
<b>Mike Hargrove, L</b> OBP: 0.392, SLG: 0.328 (1, 3)										3	1	1	0	1	0	0				
<b>Andre Thornton, R</b> OBP: 0.474, SLG: 0.688 (1, 10)										3	1	1	2	1	1	1				
<b>Von Hayes, L</b> OBP: 0.286, SLG: 0.313 (1, 9)										3	0	2	1	1	0	2				
<b>Ron Hassey, L</b> OBP: 0.294, SLG: 0.290 (1, 2)										4	0	0	1	0	0	5				
<b>Rick Manning, L</b> OBP: 0.369, SLG: 0.356 (1, 8)										2	0	0	0	2	0	0				
<b>Jack Perconte, L</b> OBP: 0.244, SLG: 0.295 (1, 4)										4	0	1	0	0	0	3				
<b>Jerry Dybzinski, R</b> OBP: 0.339, SLG: 0.386 (1, 6)										3	0	1	0	1	0	1				
<b>Inning Stats</b>	R: 2 E: 0 K: 0 S: 4	H: 2 LOB: 1 BB: 2 P: 12	R: 0 E: 0 K: 0 S: 4	H: 1 LOB: 1 BB: 0 P: 4	R: 2 E: 0 K: 0 S: 5	H: 2 LOB: 2 BB: 2 P: 13	R: 0 E: 0 K: 0 S: 3	H: 0 LOB: 0 BB: 0 P: 3	R: 0 E: 0 K: 1 S: 5	H: 0 LOB: 1 BB: 1 P: 9	R: 0 E: 0 K: 0 S: 3	H: 1 LOB: 1 BB: 1 P: 7	R: 1 E: 0 K: 0 S: 5	H: 2 LOB: 1 BB: 0 P: 5	R: 0 E: 0 K: 1 S: 5	H: 0 LOB: 1 BB: 1 P: 9	1B: 5 2B: 2 3B: 0 HR: 1	SF: 0 SAC: 0 DP: 0 HBP: 0	WP: 1 PB: 0 SB: 4 CS: 1	PA: 37
<b>PITCHER</b> <b>Gene Nelson, R</b> ERA: 3.51 (1, 1)	IP: 6.2 WLS: L BF: 32 H: 8 R: 5 ER: 5 SO: 1 BB: 6 IBB: 0 HBP: 0 BLK: 0 WP: 1 HR: 1 S: 28 P: 52 ERA: 6.75 WHIP: 2.100															<b>PITCHER</b>				
<b>Mike Stanton, R</b> ERA: 1.76 (7, 1)	IP: 1.1 WLS: 5 BF: 0 H: 0 R: 0 ER: 0 SO: 1 BB: 1 IBB: 0 HBP: 0 BLK: 0 WP: 0 HR: 0 S: 6 P: 10 ERA: 0.00 WHIP: 0.750															<b>PITCHER</b>				



Batter	1	2	3	4	5	6	7	8	9	AB	R	H	RBI	BB	SO	LOB	TOP								
Rickey Henderson, R OBP: 0.445, SLG: 0.316 (1, 7)	F9		FC5-4 BLK HR			6-3			CS	4	2	1	0	1	0	2									
Dwayne Murphy, L OBP: 0.271, SLG: 0.321 (1, 8)	F8		HR							3	1	2	3	2	0	0									
Dan Meyer, L OBP: 0.333, SLG: 0.508 (1, 10)	4-3									4	0	1	0	1	1	3									
Tony Armas, R OBP: 0.330, SLG: 0.448 (1, 9)			K							4	1	1	0	1	3	5									
Jim Spencer, L OBP: 0.250, SLG: 0.352 (1, 3)	K		F7							5	1	1	0	0	3	6									
Wayne Gross, L OBP: 0.286, SLG: 0.219 (1, 5)										5	1	2	1	0	1	0									
Davey Lopes, R OBP: 0.329, SLG: 0.449 Dave McKay, S OBP: 0.267, SLG: 0.214 (1, 4) (7, 4)	F8									4	2	2	0	0	0	2	AB 38								
Jeff Newman, R OBP: 0.350, SLG: 0.556 (1, 2)	F9									1	0	0	0	0	0	0	R 8								
Fred Stanley, R OBP: 0.316, SLG: 0.143 (1, 6)										4	0	2	4	1	0	2	H 13								
Inning Stats	R: 0 E: 0 K: 0 S: 3	H: 0 LOB: 0 BB: 0 P: 3	R: 0 E: 0 K: 1 S: 7	H: 2 LOB: 2 BB: 0 P: 7	R: 2 E: 0 K: 1 S: 8	H: 3 LOB: 1 BB: 0 P: 8	R: 0 E: 0 K: 0 S: 3	H: 0 LOB: 0 BB: 0 P: 3	R: 1 E: 0 K: 2 S: 9	H: 2 LOB: 2 BB: 1 P: 13	R: 1 E: 1 K: 1 S: 7	H: 2 LOB: 1 BB: 0 P: 7	R: 4 E: 0 K: 3 S: 8	H: 4 LOB: 1 BB: 2 P: 16	R: 0 E: 0 K: 3 S: 9	H: 0 LOB: 2 BB: 2 P: 17	R: 0 E: 0 K: 0 S: 2	H: 0 LOB: 1 BB: 2 P: 10	1B: 11 2B: 1 3B: 0 HR: 1	SF: 0 SAC: 0 DP: 1 HBP: 0	WP: 0 PB: 1 SB: 2 CS: 1	PA: 46			
PITCHER	IP	WLS	BF	H	R	ER	SO	BB	IBB	HBP	BLK	WP	HR	S	P	ERA	WHIP	PITCHER							
John Denny, R ERA: 5.02 Rick Sutcliffe, R ERA: 9.64 (1, 1) (7, 1)	6.2	L	33	11	7	7	5	3	0	0	1	0	1	40	52	9.45	2.100								

Oakland Athletics @ Cleveland Indians  
Cleveland Municipal Stadium, Cleveland, OH

AB 38  
R 8  
H 13  
RBI 8  
BB 7  
SO 9  
LOB 22



WP: 0 PA: 46  
PB: 1  
SB: 2  
CS: 1

Batter	1	2	3	4	5	6	7	8	9	AB	R	H	RBI	BB	SO	LOB	BOTTOM								
Miguel Dilone, S OBP: 0.204, SLG: 0.174 (1, 7)									6-3	3	0	2	0	1	0	0									
Toby Harrah, R OBP: 0.481, SLG: 0.691 (1, 5)	F2		6-3							4	0	1	0	0	0	3									
Mike Hargrove, L OBP: 0.373, SLG: 0.309 (1, 3)	K									4	0	0	0	0	1	3									
Andre Thornton, R OBP: 0.451, SLG: 0.647 (1, 10)	F9									4	0	0	0	0	1	2									
Von Hayes, L OBP: 0.263, SLG: 0.286 (1, 9)										3	0	0	0	0	1	0									
Ron Hassey, L OBP: 0.270, SLG: 0.265 (1, 2)	F8									3	0	0	0	0	0	0									
Rick Manning, L OBP: 0.358, SLG: 0.344 Rod Craig, S OBP: 0.200, SLG: 0.200 (8, PH) (9, 8)	6-3									2	0	0	0	0	0	0	AB 30								
Jack Perconte, L OBP: 0.229, SLG: 0.277 (1, 4)										3	0	0	0	0	0	0	R 0								
Jerry Dybzinski, R OBP: 0.328, SLG: 0.373 Chris Bando, S OBP: 0.282, SLG: 0.229 Mike Fischlin, R OBP: 1.000, SLG: 1.000 (8, PH) (9, 6)	1-3									2	0	0	0	0	0	0	H 3								
Inning Stats	R: 0 E: 0 K: 1 S: 6	H: 1 LOB: 1 BB: 0 P: 6	R: 0 E: 0 K: 1 S: 5	H: 0 LOB: 0 BB: 0 P: 5	R: 0 E: 0 K: 0 S: 3	H: 0 LOB: 1 BB: 1 P: 7	R: 0 E: 0 K: 0 S: 3	H: 0 LOB: 0 BB: 0 P: 3	R: 0 E: 0 K: 0 S: 4	H: 1 LOB: 1 BB: 0 P: 4	R: 0 E: 0 K: 0 S: 3	H: 0 LOB: 0 BB: 0 P: 3	R: 0 E: 0 K: 0 S: 3	H: 0 LOB: 0 BB: 0 P: 3	R: 0 E: 0 K: 1 S: 6	H: 1 LOB: 1 BB: 0 P: 6	1B: 3 2B: 0 3B: 0 HR: 0	SF: 0 SAC: 0 DP: 0 HBP: 0	WP: 1 PB: 0 SB: 1 CS: 0	PA: 31					
PITCHER	IP	WLS	BF	H	R	ER	SO	BB	IBB	HBP	BLK	WP	HR	S	P	ERA	WHIP	PITCHER							
Rick Langford, R ERA: 3.4 (1, 1)	9.0	W	31	3	0	0	3	1	0	0	0	1	0	36	40	0.00	0.444								

Oakland Athletics @ Cleveland Indians  
Cleveland Municipal Stadium, Cleveland, OH

AB 30  
R 0  
H 3  
RBI 0  
BB 1  
SO 3  
LOB 8




WP: 1 PA: 31  
PB: 0  
SB: 1  
CS: 0



Batter	1	2	3	4	5	6	7	8	9	AB	R	H	RBI	BB	SO	LOB	TOP								
Rickey Henderson, R OBP: 0.443, SLG: 0.313 (1, 7)	5-3	BB				1-3	FC6		S 1B	4	1	1	1	1	0	1									
Dwayne Murphy, L OBP: 0.297, SLG: 0.310 (1, 8)	G3	SF7				F3			F5	3	0	0	1	1	0	1									
Dan Meyer, L OBP: 0.310, SLG: 0.469 (1, 10)	6-3	F9				F8			F3	5	0	0	0	0	0	4									
Wayne Gross, L OBP: 0.320, SLG: 0.294 (1, 5)		2B SF9 1B				F9			1B	4	2	3	2	1	0	0									
Jim Spencer, L OBP: 0.246, SLG: 0.356 (1, 3)		SF9 1B 2B				G3			F9	5	1	1	0	0	0	3									
Jeff Burroughs, R OBP: 0.414, SLG: 0.364 Jimmy Sexton, R (6, PR)		BB 1B BB				K				2	1	1	0	1	1	0									
Joe Rudi, R OBP: 0.319, SLG: 0.317 (6, 9)		BB 1B BB				K				0	1	0	0	0	0	0									
Mike Heath, R OBP: 0.333, SLG: 0.391 (1, 2)		SF9				F6			K	3	1	1	2	0	1	0									
Dave McKay, S OBP: 0.294, SLG: 0.250 (1, 4)		BB SF7 1B				F9			F7	4	1	2	2	0	0	0									
Fred Stanley, R OBP: 0.313, SLG: 0.132 (1, 6)		SF7 BB BB				K			F3	3	0	0	0	1	2	1									
<b>Inning Stats</b>	R: 0 E: 0 K: 0 S: 3	H: 0 LOB: 0 BB: 0 P: 3	R: 4 E: 0 K: 0 S: 6	H: 3 LOB: 2 BB: 3 P: 18	R: 0 E: 0 K: 1 S: 5	H: 0 LOB: 0 BB: 0 P: 5	R: 0 E: 0 K: 1 S: 5	H: 0 LOB: 0 BB: 0 P: 5	R: 0 E: 0 K: 0 S: 3	H: 0 LOB: 0 BB: 0 P: 3	R: 3 E: 0 K: 1 S: 9	H: 4 LOB: 1 BB: 0 P: 9	R: 0 E: 0 K: 0 S: 3	H: 0 LOB: 0 BB: 0 P: 11	R: 0 E: 0 K: 1 S: 5	H: 0 LOB: 0 BB: 0 P: 5	R: 1 E: 0 K: 0 S: 5	H: 2 LOB: 1 BB: 0 P: 5	1B: 6 2B: 1 3B: 1 HR: 1	SF: 2 SAC: 0 DP: 0 HBP: 0	WP: 0 PB: 0 SB: 4 CS: 0	PA: 41			
<b>PITCHER</b>	IP	WLS	BF	H	R	ER	SO	BB	IBB	HBP	BLK	WP	HR	S	P	ERA	WHIP								
Bert Blyleven, R ERA: 4.87 (1, 1)	1.1	L	10	3	4	4	0	3	0	0	0	0	0	7	19	27.00	4.500								
Tom Brennan, R ERA: 4.5 (2, 1)	4.0		16	4	3	3	2	0	0	0	0	0	1	20	20	6.75	1.000								
Ed Whitson, R ERA: 3.65 (6, 1)	3.2		15	2	1	1	2	2	0	0	0	0	0	17	25	2.46	1.091								

Oakland Athletics @ Cleveland Indians  
Cleveland Municipal Stadium, Cleveland, OH

AB 34  
R 8  
H 9  
RBI 8  
BB 5  
SO 4  
LOB 12



WP: 0 PA: 41  
PB: 0  
SB: 4  
CS: 0

Sat May 01 1982, 3:33 AM EDT  
Att: 20,634 - Unknown - 56 F

Batter	1	2	3	4	5	6	7	8	9	AB	R	H	RBI	BB	SO	LOB	BOTTOM								
Miguel Dilone, S OBP: 0.222, SLG: 0.196 (1, 7)	G3					4-3			F5	5	1	2	0	0	0	1									
Toby Harrah, R OBP: 0.494, SLG: 0.685 (1, 5)	F8					F5			F7	5	1	1	1	0	0	2									
Mike Hargrove, L OBP: 0.391, SLG: 0.338 (1, 3)	K					1B				3	0	2	1	1	1	0									
Andre Thornton, R OBP: 0.442, SLG: 0.620 (1, 10)		1B BB				K				3	0	0	0	1	1	4									
Bake McBride, L OBP: 0.410, SLG: 0.486 Von Hayes, L OBP: 0.256, SLG: 0.278 (7, 9)		1B				F8				3	0	1	0	0	0	1									
Ron Hassey, L OBP: 0.256, SLG: 0.250 Chris Bando, S OBP: 0.275, SLG: 0.222 Mike Fischlin, R OBP: 0.697, SLG: 0.500 (7, 2)		1B				F8				1	0	0	0	0	0	2									
Rick Manning, L OBP: 0.366, SLG: 0.354 (1, 8)		1B				3-1			F8	2	0	0	0	0	0	0									
Jack Perconte, L OBP: 0.240, SLG: 0.271 Alan Bannister, R OBP: 0.393, SLG: 0.435 (7, 4)		1B				K				4	0	2	0	0	1	0									
Jerry Dybzinski, R OBP: 0.324, SLG: 0.365 (1, 6)		4-3				K			6-3	4	0	2	0	0	1	0									
<b>Inning Stats</b>	R: 0 E: 0 K: 1 S: 5	H: 0 LOB: 0 BB: 0 P: 5	R: 0 E: 0 K: 0 S: 4	H: 2 LOB: 2 BB: 1 P: 8	R: 2 E: 0 K: 1 S: 8	H: 3 LOB: 1 BB: 0 P: 8	R: 0 E: 0 K: 1 S: 5	H: 0 LOB: 1 BB: 1 P: 9	R: 0 E: 0 K: 0 S: 4	H: 0 LOB: 1 BB: 0 P: 4	R: 0 E: 0 K: 0 S: 4	H: 1 LOB: 1 BB: 0 P: 4	R: 0 E: 0 K: 0 S: 4	H: 1 LOB: 2 BB: 1 P: 8	R: 0 E: 0 K: 1 S: 5	H: 0 LOB: 0 BB: 0 P: 5	R: 0 E: 0 K: 0 S: 4	H: 1 LOB: 1 BB: 0 P: 4	1B: 7 2B: 1 3B: 1 HR: 0	SF: 0 SAC: 0 DP: 0 HBP: 0	WP: 0 PB: 0 SB: 1 CS: 0	PA: 38			
<b>PITCHER</b>	IP	WLS	BF	H	R	ER	SO	BB	IBB	HBP	BLK	WP	HR	S	P	ERA	WHIP								
Jeff Jones, R ERA: 4.12 (1, 1)	5.0		22	6	2	2	3	2	0	0	0	0	0	26	34	3.60	1.600								
Tom Underwood, L ERA: 1.72 (6, 1)	4.0	S	16	3	0	0	1	1	0	0	0	0	0	17	21	0.00	1.000								

Oakland Athletics @ Cleveland Indians  
Cleveland Municipal Stadium, Cleveland, OH

AB 35  
R 2  
H 9  
RBI 2  
BB 3  
SO 4  
LOB 14



WP: 0 PA: 38  
PB: 0  
SB: 1  
CS: 0

Sat May 01 1982, 3:33 AM EDT  
Att: 20,634 - Unknown - 56 F







Batter	1	2	3	4	5	6	7	8	9	AB	R	H	RBI	BB	SO	LOB	TOP								
Brian Downing, R OBP: 0.321, SLG: 0.552 Juan Beniquez, R OBP: 0.375, SLG: 0.321	4-0 SH1-3 BB		0-0 F8			0-3 K	0-3 K	0-0 F9		4	0	0	0	1	2	1									
Rod Carew, L OBP: 0.456, SLG: 0.375	0-0 SH1-3		0-0			0-0 1B	0-0 1B	0-0 6-3	0-0 F8 BB SF8	4	2	3	0	0	0	0									
Fred Lynn, L OBP: 0.400, SLG: 0.395	0-0 F9		0-0 G3			0-0 1-3 1B	0-0 1-2 1B	0-0 4-3	4-0 BB BB BB S BB	4	0	1	0	1	0	2									
Reggie Jackson, L OBP: 0.337, SLG: 0.286 Bobby Clark, R OBP: 0.182, SLG: 0.182	0-3 K			4-0 WP BB	0-0 1-3 1B	0-0 1-2 2-H	0-0 1-3 1B	4-0 WP 2B BB	0-0 F8	3	2	1	1	2	1	3									
Don Baylor, R OBP: 0.302, SLG: 0.455		0-3 K		0-0 F7	0-0 1-3			0-0 1B 1-H 2B	0-0 SF8	4	0	1	2	0	1	3									
Bobby Grich, R OBP: 0.418, SLG: 0.484	4-0 BB			4-0 E SF8 BB	0-0 6-3			0-0 2-3 1B	3-H 4-0 1-2 BB	2	1	1	0	3	0	2									
Doug DeCinces, R OBP: 0.311, SLG: 0.396	0-3 K			0-0 E5 FC6-4		0-0 6-3		0-0 F5	0-3 K	5	0	0	0	0	2	6									
Tim Foli, R OBP: 0.207, SLG: 0.228	0-0 L7			0-0 SF8		0-0 F7		0-0 1-6-3		3	0	0	1	0	0	1									
Bob Boone, R OBP: 0.318, SLG: 0.325			0-0 F8	0-0 FC6-4		0-0 WP BB		0-0 F2		3	0	0	0	1	0	1									
<b>Inning Stats</b>	R: 0 E: 0 K: 1 S: 5	H: 0 LOB: 1 BB: 1 P: 9	R: 0 E: 1 K: 2 S: 7	H: 0 LOB: 1 BB: 1 P: 11	R: 0 E: 0 K: 0 S: 4	H: 1 LOB: 1 BB: 0 P: 4	R: 2 E: 1 K: 0 S: 4	H: 0 LOB: 1 BB: 2 P: 12	R: 1 E: 0 K: 1 S: 8	H: 3 LOB: 2 BB: 0 P: 8	R: 0 E: 0 K: 1 S: 5	H: 0 LOB: 1 BB: 1 P: 9	R: 1 E: 0 K: 0 S: 5	H: 2 LOB: 2 BB: 1 P: 9	R: 0 E: 0 K: 0 S: 3	H: 0 LOB: 0 BB: 0 P: 3	R: 1 E: 0 K: 1 S: 6	H: 1 LOB: 2 BB: 2 P: 14	1B: 6 2B: 1 3B: 0 HR: 0	SF: 2 SAC: 1 DP: 0 HBP: 0	WP: 3 PB: 0 SB: 1 CS: 0	PA: 43			
<b>PITCHER</b>	IP	WLS	BF	H	R	ER	SO	BB	IBB	HBP	BLK	WP	HR	S	P	ERA	WHIP	<b>PITCHER</b>							
Len Barker, R ERA: 1.95	8.0		37	6	4	2	5	6	0	0	0	3	0	41	65	2.25	1.500								
Dan Spillner, R ERA: 2.41	1.0	L	6	1	1	1	1	2	0	0	0	0	0	6	14	9.00	3.000								

California Angels @ Cleveland Indians  
Cleveland Municipal Stadium, Cleveland, OH

AB 32  
R 5  
H 7  
RBI 4  
BB 8  
SO 6  
LOB 19



WP: 3 PA: 43  
PB: 0  
SB: 1  
CS: 0

Mon May 03 1982, 7:05 PM EDT  
Att. 6,844 - Unknown - 61 F

Batter	1	2	3	4	5	6	7	8	9	AB	R	H	RBI	BB	SO	LOB	BOTTOM								
Miguel Dilone, S OBP: 0.222, SLG: 0.186	0-0 F8		0-0 4-3			0-0 F9			0-3 K	5	0	0	0	0	1	4									
Toby Harrah, R OBP: 0.457, SLG: 0.688	4-0 BB 1B		0-0 1B			0-0 6-3			0-0 5-3	3	1	1	0	1	0	1									
Mike Hargrove, L OBP: 0.300, SLG: 0.338	4-0 1B BB		0-0 1B			0-0 FC6 1B			0-0 F4	3	1	2	1	1	0	0									
Andre Thornton, R OBP: 0.426, SLG: 0.577	0-0 1B		0-0 F8			0-0 F9			0-0 L5	4	0	1	1	0	0	3									
Von Hayes, L OBP: 0.250, SLG: 0.268	0-0 G4-6-3 1B			0-0 1-3		0-0 F8			0-3 K	4	0	1	1	0	1	1									
Ron Hassey, L OBP: 0.213, SLG: 0.205	0-0 G4-6-3			0-0 F7		0-0 FC6			0-3 K	4	0	0	0	0	1	3									
Rick Manning, L OBP: 0.342, SLG: 0.329			0-3 K			0-0 F3			0-3 K	4	0	0	0	0	3	0									
Jack Perconte, L OBP: 0.276, SLG: 0.291			0-0 BB E 1B			0-0 SH1-4 1B			0-0 F9	3	1	2	0	1	0	0									
Jerry Dybzinski, R OBP: 0.329, SLG: 0.358 Bake McBride, L OBP: 0.372, SLG: 0.439	4-0 1B E BB			0-0 SH1-4		0-0 SH1-4			0-3 K	1	1	1	0	1	0	0									
<b>Inning Stats</b>	R: 2 E: 0 K: 0 S: 4	H: 2 LOB: 1 BB: 2 P: 12	R: 2 E: 1 K: 1 S: 8	H: 3 LOB: 2 BB: 1 P: 12	R: 0 E: 0 K: 0 S: 3	H: 0 LOB: 0 BB: 0 P: 3	R: 0 E: 0 K: 0 S: 4	H: 1 LOB: 1 BB: 0 P: 4	R: 0 E: 0 K: 0 S: 4	H: 1 LOB: 1 BB: 0 P: 4	R: 0 E: 0 K: 1 S: 5	H: 1 LOB: 1 BB: 1 P: 9	R: 0 E: 0 K: 0 S: 3	H: 0 LOB: 0 BB: 0 P: 3	R: 0 E: 0 K: 3 S: 9	H: 0 LOB: 0 BB: 0 P: 9	R: 0 E: 0 K: 2 S: 7	H: 0 LOB: 0 BB: 0 P: 7	1B: 8 2B: 0 3B: 0 HR: 0	SF: 0 SAC: 1 DP: 2 HBP: 0	WP: 0 PB: 0 SB: 0 CS: 0	PA: 37			
<b>PITCHER</b>	IP	WLS	BF	H	R	ER	SO	BB	IBB	HBP	BLK	WP	HR	S	P	ERA	WHIP	<b>PITCHER</b>							
Mike Witt, R ERA: 3.86	1.2		11	4	4	4	1	3	0	0	0	0	0	10	22	21.60	4.200								
Andy Hassler, L ERA	5.0		19	4	0	0	1	1	0	0	0	0	0	20	24	0.00	1.000								
Don Aase, R ERA: 0.67	2.1	W	7	0	0	0	5	0	0	0	0	0	0	17	17	0.00	0.000								

California Angels @ Cleveland Indians  
Cleveland Municipal Stadium, Cleveland, OH

AB 32  
R 4  
H 8  
RBI 3  
BB 4  
SO 7  
LOB 12



WP: 0 PA: 37  
PB: 0  
SB: 0  
CS: 0

Mon May 03 1982, 7:05 PM EDT  
Att. 6,844 - Unknown - 61 F



Batter	1	2	3	4	5	6	7	8	9	AB	R	H	RBI	BB	SO	LOB	TOP					
Brian Downing, R OBP: 0.324, SLG: 0.545	4-3			G6-3 1B	G5-3			1B 1B	K	5	1	2	0	0	1	4						
Rod Carew, L OBP: 0.448, SLG: 0.369	K			G6-3 1-2			K	1B 1-2		4	0	1	0	0	2	1						
Fred Lynn, L OBP: 0.394, SLG: 0.388	F6			F8			3-1	1-3 2-H		4	0	1	1	0	0	0						
Reggie Jackson, L OBP: 0.333, SLG: 0.284			F8			BB 1B 1B	F9	4-3		4	1	1	0	0	0	2						
Don Baylor, R OBP: 0.300, SLG: 0.447		L6			F9					4	1	1	0	0	0	1						
Doug DeCinces, R OBP: 0.309, SLG: 0.389		F7			1B BB 1B		F2		K	4	1	1	0	0	1	1						
Jose Moreno, S OBP: 0.315, SLG: 0.321			1-3		1B 1B BB		F5		E4 6-3 E	3	1	0	0	1	0	1	AB 36					
Tim Foli, R OBP: 0.212, SLG: 0.232			F9					F9	6-3	3	0	1	1	0	0	0	R 5					
Bobby Grich, R OBP: 0.413, SLG: 0.477					G5-3 1B					1	0	0	1	0	0	1	H 9					
Bob Boone, R OBP: 0.315, SLG: 0.321			6-3		1-2 2-3 3-H			F4	E6	4	0	1	1	0	0	0	RBI 4					
Mick Kelleher, R					1-2 2-3 3-H					0	0	0	0	0	0	0	BB 1					
<b>Inning Stats</b>	R: 0 E: 0 K: 1 S: 5	H: 0 LOB: 0 BB: 0 P: 5	R: 0 E: 0 K: 0 S: 3	H: 0 LOB: 0 BB: 0 P: 3	R: 0 E: 0 K: 0 S: 3	H: 1 LOB: 0 BB: 0 P: 3	R: 0 E: 0 K: 0 S: 3	H: 0 LOB: 0 BB: 0 P: 3	R: 2 E: 0 K: 1 S: 6	H: 4 LOB: 2 BB: 1 P: 10	R: 0 E: 0 K: 1 S: 5	H: 0 LOB: 0 BB: 0 P: 5	R: 0 E: 0 K: 0 S: 3	H: 0 LOB: 0 BB: 0 P: 3	R: 1 E: 0 K: 0 S: 6	H: 3 LOB: 2 BB: 0 P: 6	R: 2 E: 2 K: 2 S: 10	H: 1 LOB: 1 BB: 0 P: 10	1B: 9 2B: 7 3B: 0 HR: 0	SF: 0 SAC: 0 DP: 2 HBP: 0	WP: 0 PB: 0 SB: 0 CS: 0	PA: 37
<b>PITCHER</b>	IP WLS BF H R ER SO BB IBB HBP BLK WP HR S P ERA WHIP																					
Lary Sorensen, R ERA: 6.04	(1, 1) 7.2 W 29 7 3 3 2 1 0 0 0 0 0 0 32 36 3.52 1.043																					
Dan Spillner, R ERA: 2.25	(8, 1) 1.1 S 8 2 2 0 2 0 0 0 0 0 0 0 12 12 0.00 1.500																					

California Angels @ Cleveland Indians  
Cleveland Municipal Stadium, Cleveland, OH  
Tue May 04 1982, 7:05 PM EDT  
Att. 5,435 - Unknown - 57 F

AB 36  
R 5  
H 9  
RBI 4  
BB 1  
SO 4  
LOB 11



Batter	1	2	3	4	5	6	7	8	9	AB	R	H	RBI	BB	SO	LOB	BOTTOM			
Alan Bannister, R OBP: 0.377, SLG: 0.412	2-3	K			F4	F7		1-3 3-H		5	0	1	1	0	1	2				
Toby Harrah, R OBP: 0.443, SLG: 0.671	F9		F5		2B		5-3	G3		5	1	1	0	0	0	2				
Mike Hargrove, L OBP: 0.310, SLG: 0.350	2B BB		F8		2B	2B	2B BB	G3		3	2	1	1	2	0	2				
Andre Thornton, R OBP: 0.439, SLG: 0.593	1-H	2B			2B IBB		K			3	1	2	1	1	1	1				
Bill Nahorodny, R OBP: 0.500, SLG: 1.000	F8		L5		1-H 2-H	2B				4	0	2	2	0	0	2				
Von Hayes, L OBP: 0.229, SLG: 0.244		2-3		1-3	K		K			4	0	0	0	0	2	3				
Rick Manning, L OBP: 0.337, SLG: 0.338		L6		6-3			K	4-3 1B 2B		4	1	1	0	0	1	0	AB 34			
Jack Perconte, L OBP: 0.290, SLG: 0.322		1B 2B		4-3			CS 1B	4-3		4	1	2	0	0	0	1	R 6			
Jerry Dybzinski, R OBP: 0.351, SLG: 0.362		2-H			6-3		1-2	1B HBP		2	0	1	1	1	0	0	H 11			
<b>Inning Stats</b>	R: 1 E: 0 K: 0 S: 4	H: 1 LOB: 1 BB: 1 P: 8	R: 1 E: 0 K: 1 S: 7	H: 2 LOB: 1 BB: 0 P: 7	R: 0 E: 0 K: 0 S: 4	H: 1 LOB: 1 BB: 0 P: 4	R: 0 E: 0 K: 0 S: 3	H: 0 LOB: 0 BB: 0 P: 3	R: 3 E: 0 K: 1 S: 8	H: 3 LOB: 1 BB: 1 P: 12	R: 0 E: 0 K: 1 S: 5	H: 1 LOB: 1 BB: 1 P: 9	R: 0 E: 0 K: 2 S: 8	H: 1 LOB: 2 BB: 1 P: 12	R: 1 E: 0 K: 0 S: 5	H: 2 LOB: 2 BB: 0 P: 6	1B: 4 2B: 7 3B: 0 HR: 0	SF: 0 SAC: 0 DP: 0 HBP: 1	WP: 0 PB: 0 SB: 0 CS: 1	PA: 39
<b>PITCHER</b>	IP WLS BF H R ER SO BB IBB HBP BLK WP HR S P ERA WHIP																			
Geoff Zahn, L ERA: 1.88	(1, 1) 5.1 L 26 8 5 5 3 1 1 0 0 0 0 0 6 14 0.00 2.250																			
Stan Bahnsen, R ERA: 5.19	(6, 1) 1.1 6 1 0 0 1 2 0 0 0 0 0 0 6 14 0.00 2.250																			
Andy Hassler, L ERA:	(7, 1) 0.1 1 0 0 0 1 0 0 0 0 0 0 0 3 3 0.00 0.000																			
Luis Sanchez, R ERA: 3.31	(8, 1) 1.0 6 2 1 1 0 0 0 0 1 0 0 0 5 6 9.00 2.000																			

California Angels @ Cleveland Indians  
Cleveland Municipal Stadium, Cleveland, OH  
Tue May 04 1982, 7:05 PM EDT  
Att. 5,435 - Unknown - 57 F

AB 34  
R 6  
H 11  
RBI 6  
BB 4  
SO 5  
LOB 13





Batter	1	2	3	4	5	6	7	8	9	AB	R	H	RBI	BB	SO	LOB	TOP								
Jack Perconte, L (1,4) OBP: 0.284, SLG: 0.313	F6		FC3-6 1B		F8		BB 1B		4-3	5	1	1	0	0	0	3	<b>Cleveland Indians @ Oakland Athletics</b> Oakland-Alameda County Coliseum, Oakland, CA Thu May 06 1982, 7:05 PM PDT Att: 15,373 - Unknown								
Toby Harrah, R (1,5) OBP: 0.461, SLG: 0.670	F7		1B		1B		BB 1B		BB	3	0	2	0	2	0	0									
Mike Hargrove, L (1,3) OBP: 0.310, SLG: 0.353	1B				4-3		BB 1B		F9	5	0	2	1	0	0	3									
Andre Thornton, R (1,10) OBP: 0.431, SLG: 0.612	K				F8		BB 1B		F7	4	1	1	1	0	2	3									
Bake McBride, L (1,9) OBP: 0.362, SLG: 0.422					HR				F4	4	0	1	0	0	1	0									
Alan Bannister, R (8,7) OBP: 0.377, SLG: 0.412					K2-3		FC6-4 1B			0	0	0	0	0	0	0									
Von Hayes, L (1,7) OBP: 0.231, SLG: 0.245					S BB 1B		FC6-4 1B		F9	4	0	1	0	0	0	1									
Rick Manning, L (1,8) OBP: 0.345, SLG: 0.338					BB 1B		F7		F7	3	0	1	0	1	0	1									
Ron Hassey, L (1,2) OBP: 0.196, SLG: 0.188									F7	4	0	0	0	0	2	2									
Mike Fischlin, R (9, PR) OBP: 0.697, SLG: 0.500	CS		K		K				E4 4-3	0	0	0	0	0	0	0									
Jerry Dybzinski, R (1,6) OBP: 0.350, SLG: 0.352									4-3	2	0	0	0	1	1	0									
Miguel Dilone, S (9, PH) OBP: 0.219, SLG: 0.163					FC3-6 BB				F8	1	0	0	0	0	0	1									
<b>Inning Stats</b>	R: 0 E: 0 K: 1 S: 6	H: 1 LOB: 1 BB: 0 P: 6	R: 0 E: 0 K: 0 S: 3	H: 1 LOB: 0 BB: 0 P: 3	R: 0 E: 0 K: 1 S: 5	H: 1 LOB: 2 BB: 1 P: 9	R: 1 E: 0 K: 2 S: 9	H: 2 LOB: 2 BB: 1 P: 13	R: 0 E: 0 K: 1 S: 6	H: 1 LOB: 1 BB: 0 P: 6	R: 0 E: 0 K: 0 S: 4	H: 1 LOB: 1 BB: 0 P: 4	R: 1 E: 0 K: 1 S: 7	H: 2 LOB: 2 BB: 1 P: 11	R: 0 E: 0 K: 0 S: 3	H: 0 LOB: 0 BB: 0 P: 3	R: 0 E: 1 K: 0 S: 4	H: 0 LOB: 2 BB: 1 P: 8	1B: 8 2B: 0 3B: 0 HR: 1	SF: 0 SAC: 0 DP: 0 HBP: 0	WP: 0 PB: 0 SB: 1 CS: 1	PA: 40			
<b>PITCHER</b>	IP	WLS	BF	H	R	ER	SO	BB	IBB	HBP	BLK	WP	HR	S	P	ERA	WHIP								
Steve McCatty, R (1,1) ERA: 4.07	6.2	W	29	8	2	2	5	3	0	0	0	0	1	36	48	2.70	1.650								
Bob Ovchinko, L (7,1) ERA: 2.16	0.0		1	1	0	0	0	0	0	0	0	0	0	1	1	∞	∞								
Dave Beard, R (7,1) ERA:	2.1	S	9	0	0	0	1	1	0	0	0	0	0	10	14	0.00	0.429								

Batter	1	2	3	4	5	6	7	8	9	AB	R	H	RBI	BB	SO	LOB	BOTTOM								
Rickey Henderson, R (1,7) OBP: 0.444, SLG: 0.380	E6 1B				K				6-3	4	1	1	1	0	1	0	<b>Cleveland Indians @ Oakland Athletics</b> Oakland-Alameda County Coliseum, Oakland, CA Thu May 06 1982, 7:05 PM PDT Att: 15,373 - Unknown								
Dwayne Murphy, L (1,8) OBP: 0.275, SLG: 0.347	1B FC6-4 BB				K				HR	3	2	1	1	1	1	2									
Dan Meyer, L (1,10) OBP: 0.303, SLG: 0.449	FC6-4 1B				1-3				F4	4	0	1	1	0	1	2									
Tony Armas, R (1,9) OBP: 0.312, SLG: 0.422	FC6-4				1-3				5-3	4	0	0	1	0	1	1									
Wayne Gross, L (1,5) OBP: 0.308, SLG: 0.282	K				3-1				4-3	3	0	0	0	0	1	1									
Jim Spencer, L (1,3) OBP: 0.234, SLG: 0.339	K				K				K	3	0	0	0	0	3	1									
Davey Lopes, R (1,4) OBP: 0.344, SLG: 0.432					5-3				F8	3	0	0	0	0	0	0									
Mike Heath, R (1,2) OBP: 0.294, SLG: 0.310									6-3	2	1	0	0	1	0	0									
Fred Stanley, R (1,6) OBP: 0.302, SLG: 0.119									F8	2	0	0	0	1	1	0									
<b>Inning Stats</b>	R: 2 E: 1 K: 2 S: 9	H: 1 LOB: 1 BB: 1 P: 13	R: 1 E: 0 K: 1 S: 6	H: 1 LOB: 2 BB: 2 P: 14	R: 0 E: 0 K: 1 S: 5	H: 0 LOB: 0 BB: 0 P: 5	R: 0 E: 0 K: 0 S: 3	H: 0 LOB: 0 BB: 0 P: 3	R: 0 E: 0 K: 2 S: 7	H: 0 LOB: 0 BB: 0 P: 7	R: 0 E: 0 K: 2 S: 7	H: 0 LOB: 0 BB: 0 P: 7	R: 0 E: 0 K: 1 S: 5	H: 0 LOB: 0 BB: 0 P: 5	R: 1 E: 0 K: 0 S: 4	H: 1 LOB: 0 BB: 0 P: 4		1B: 2 2B: 0 3B: 0 HR: 1	SF: 0 SAC: 0 DP: 0 HBP: 0	WP: 0 PB: 0 SB: 2 CS: 0	PA: 31				
<b>PITCHER</b>	IP	WLS	BF	H	R	ER	SO	BB	IBB	HBP	BLK	WP	HR	S	P	ERA	WHIP								
John Denny, R (1,1) ERA: 4.66	8.0	L	31	3	4	3	9	3	0	0	0	0	1	46	58	3.38	0.750								





Batter	1	2	3	4	5	6	7	8	9	AB	R	H	RBI	BB	SO	LOB	TOP										
Jack Perconte, L OBP: 0.301, SLG: 0.348	6-3		FC6-4	2B		1B	3B	F1		5	2	2	1	1	0	2											
Toby Harrah, R OBP: 0.463, SLG: 0.670	K		1-3	1-6-3		1B	1B	FC6-4		6	2	3	2	0	1	2											
Mike Hargrove, L OBP: 0.314, SLG: 0.348	3-4-1			1B		1B	BB	FC6	K	4	2	1	1	2	1	1											
Andre Thornton, R OBP: 0.449, SLG: 0.648		G4-6-3		HR		1B	BB	FC6		3	3	2	3	2	0	2											
Joe Charboneau, R OBP: 0.236, SLG: 0.192				1B		2B	BB	1B		1	0	1	0	0	0	0											
Bake McBride, L OBP: 0.385, SLG: 0.480	G4-6-3			1B		2B	BB	1B		5	2	3	3	0	1	3											
Rod Craig, S OBP: 0.167, SLG: 0.167				K		1B	3B		F7	1	0	0	0	0	0	1											
Von Hayes, L OBP: 0.276, SLG: 0.296				1B		1B	BB	L6-3	K	5	1	3	3	1	2	1											
Rick Manning, L OBP: 0.337, SLG: 0.329	F8			1B		1B	BB	L6-3		5	1	1	0	0	0	4											
Ron Hassey, L OBP: 0.214, SLG: 0.192			G3	1B		1B	BB	4-3		4	1	1	1	1	0	2											
Jerry Dybzinski, R OBP: 0.346, SLG: 0.347				1B		1B	BB																				
Miguel Dilone, S OBP: 0.231, SLG: 0.197			E3	1B		1B	BB	6-3		1	0	0	0	0	0	0											
Mike Fischlin, R OBP: 0.500, SLG: 0.400			FC6-4	1B		1B	BB	F9		1	1	1	1	0	0	0											
Inning Stats	R: 0 E: 0 K: 1 S: 5	H: 0 LOB: 0 BB: 0 P: 5	R: 0 E: 0 K: 0 S: 4	H: 2 LOB: 1 BB: 0 P: 4	R: 0 E: 1 K: 0 S: 4	H: 0 LOB: 1 BB: 0 P: 4	R: 7 E: 0 K: 1 S: 12	H: 8 LOB: 2 BB: 2 P: 20	R: 0 E: 0 K: 1 S: 5	H: 0 LOB: 1 BB: 1 P: 9	R: 4 E: 0 K: 0 S: 7	H: 4 LOB: 2 BB: 2 P: 15	R: 4 E: 0 K: 0 S: 5	H: 3 LOB: 0 BB: 2 P: 13	R: 0 E: 0 K: 0 S: 4	H: 1 LOB: 1 BB: 0 P: 4	R: 0 E: 0 K: 2 S: 8	H: 1 LOB: 1 BB: 0 P: 8	1B: 14 2B: 3 3B: 2 HR: 1	SF: 0 SAC: 0 DP: 2 HBP: 0	WP: 1 PB: 0 SB: 0 CS: 0	PA: 51					
PITCHER	IP	WLS	BF	H	R	ER	SO	BB	IBB	HBP	BLK	WP	HR	S	P	ERA	WHIP										
Rick Langford, R ERA: 4.44	3.0	L	19	9	7	7	1	1	0	0	0	0	1	20	24	21.00	3.333										
Jeff Jones, R ERA: 5.06	0.1		1	1	0	0	0	0	0	0	0	0	0	1	1	0.00	3.000										
Bob Owchinko, L ERA: 3.44	1.2		10	2	3	3	2	2	1	0	0	1	0	11	23	16.20	2.400										
Tom Underwood, L ERA: 3.2	3.0		17	6	5	5	0	3	0	0	0	0	0	14	26	15.00	3.000										
Dave Beard, R ERA:	1.0		4	1	0	0	2	0	0	0	0	0	0	8	8	0.00	1.000										

Cleveland Indians @ Oakland Athletics  
Oakland-Alameda County Coliseum, Oakland, CA

AB 44  
R 15  
H 19  
RBI 15  
BB 7  
SO 5  
LOB 21



WP: 1 PA: 51  
PB: 0  
SB: 0  
CS: 0

Batter	1	2	3	4	5	6	7	8	9	AB	R	H	RBI	BB	SO	LOB	BOTTOM										
Rickey Henderson, R OBP: 0.438, SLG: 0.373	5-3			4-3					F7	2	0	0	0	0	0	2											
Dan Meyer, L OBP: 0.291, SLG: 0.431									F7	3	0	0	0	0	1	0											
Dwayne Murphy, L OBP: 0.280, SLG: 0.349	HR	F7			BB	1B		K	F7	5	2	2	0	0	1	0											
Cliff Johnson, R OBP: 0.246, SLG: 0.365	1B	F7			BB	1B		K	4-3	5	1	2	2	0	1	0											
Tony Armas, R OBP: 0.301, SLG: 0.406	HR									4	0	0	0	0	1	2											
Jeff Burroughs, R OBP: 0.457, SLG: 0.519	F4	6-3							K	0	0	0	0	0	0	0											
Joe Rudi, R OBP: 0.369, SLG: 0.393				3-1						2	1	1	0	2	0	0											
Jim Spencer, L OBP: 0.234, SLG: 0.339	1B				BB					0	0	0	0	0	0	0											
Davey Lopes, R OBP: 0.351, SLG: 0.429	1B									3	1	1	1	1	0	1											
Dave McKay, S OBP: 0.292, SLG: 0.289	1B								F9	0	0	0	0	0	0	0											
Mickey Klutts, R OBP: 0.273, SLG: 0.207										1	1	1	1	0	0	0											
Wayne Gross, L OBP: 0.296, SLG: 0.270	1B								F5	3	0	0	0	0	0	3											
Jeff Newman, R OBP: 0.365, SLG: 0.578										2	0	0	0	1	2	3											
Mike Heath, R OBP: 0.286, SLG: 0.300	1B								F9	1	0	0	0	0	0	0											
Rob Piccolo, R OBP: 0.245, SLG: 0.250									4-3	4	0	1	2	0	1	0											
Inning Stats	R: 5 E: 0 K: 0 S: 9	H: 6 LOB: 2 BB: 1 P: 13	R: 0 E: 0 K: 0 S: 3	H: 0 LOB: 0 BB: 0 P: 3	R: 0 E: 0 K: 0 S: 3	H: 0 LOB: 0 BB: 0 P: 3	R: 0 E: 0 K: 1 S: 5	H: 0 LOB: 0 BB: 0 P: 5	R: 1 E: 0 K: 1 S: 7	H: 2 LOB: 3 BB: 2 P: 15	R: 0 E: 0 K: 3 S: 9	H: 0 LOB: 0 BB: 0 P: 9	R: 0 E: 0 K: 2 S: 7	H: 0 LOB: 1 BB: 1 P: 11	R: 0 E: 0 K: 0 S: 3	H: 0 LOB: 0 BB: 0 P: 3	R: 0 E: 0 K: 0 S: 3	H: 0 LOB: 0 BB: 0 P: 3	1B: 7 2B: 0 3B: 0 HR: 1	SF: 0 SAC: 0 DP: 0 HBP: 0	WP: 0 PB: 0 SB: 0 CS: 0	PA: 39					
PITCHER	IP	WLS	BF	H	R	ER	SO	BB	IBB	HBP	BLK	WP	HR	S	P	ERA	WHIP										
Rick Waits, L ERA: 7.23	0.2							1	0	0	0	0	0	15	23	67.50	10.500										
Rick Sutcliffe, R ERA: 6.49	3.2	W	15	2	1	1	1	2	0	0	0	0	0	15	23	2.46	1.091										
Ed Whitson, R ERA: 2.6	4.2	S	15	0	0	0	6	1	0	0	0	0	0	26	30	0.00	0.214										

Cleveland Indians @ Oakland Athletics  
Oakland-Alameda County Coliseum, Oakland, CA

AB 35  
R 6  
H 8  
RBI 6  
BB 4  
SO 7  
LOB 11



WP: 0 PA: 39  
PB: 0  
SB: 0  
CS: 0



Batter	1	2	3	4	5	6	7	8	9	AB	R	H	RBI	BB	SO	LOB	TOP					
Miguel Dilone, S OBP: 0.246, SLG: 0.246 (1, 7)	G3	S SF8 2B		6-3				SH 1B		4	2	2	3	0	0	0	<b>Cleveland Indians @ Oakland Athletics</b> Oakland-Alameda County Coliseum, Oakland, CA Sat May 08 1982, 3:33 AM PDT Att: 37,408 - Unknown					
Toby Harrah, R OBP: 0.460, SLG: 0.660 (1, 5)	1B BB	SF8 2H		K		F7		G4-6-3 1B		3	0	1	2	1	1	1						
Mike Hargrove, L OBP: 0.314, SLG: 0.344 (1, 3)	1B			F8				G4-6-3 1-2		4	0	1	0	1	1	1						
Andre Thornton, R OBP: 0.438, SLG: 0.620 (1, 10)	F7			BB BB		F6		K		4	0	0	0	1	2	4						
Von Hayes, L OBP: 0.270, SLG: 0.276 (1, 9)	F3			BB BB		G3				4	0	0	0	1	0	2						
Ron Hassey, L OBP: 0.213, SLG: 0.193 (1, 2)		2B FC6-4 1B		F7		F5		E3 FC6-4		5	1	1	0	0	0	2						
Rick Manning, L OBP: 0.340, SLG: 0.337 (1, 8)		FC6-4 2B		BB		6-3		FC6-4 1-2		4	1	1	0	1	1	1						
Jack Perconte, L OBP: 0.307, SLG: 0.343 Alan Bannister, R OBP: 0.381, SLG: 0.404 (1, 4) (4, 4)		FC6-4 BB		F3				F7		1	0	0	0	1	0	3						
Mike Fischlin, R OBP: 0.500, SLG: 0.556 (1, 6)	FC6-4 WP 2B			K				2B SH 1B		1	1	0	0	1	0	1						
<b>Inning Stats</b>	R: 0 E: 0 K: 0 S: 4	H: 1 LOB: 2 BB: 1 P: 8	R: 4 E: 0 K: 1 S: 8	H: 3 LOB: 0 BB: 1 P: 12	R: 0 E: 0 K: 1 S: 5	H: 0 LOB: 3 BB: 3 P: 17	R: 0 E: 0 K: 1 S: 5	H: 0 LOB: 0 BB: 0 P: 5	R: 0 E: 0 K: 0 S: 3	H: 0 LOB: 0 BB: 0 P: 3	R: 2 E: 0 K: 1 S: 7	H: 2 LOB: 2 BB: 2 P: 15	R: 0 E: 1 K: 0 S: 4	H: 0 LOB: 1 BB: 0 P: 4	R: 2 E: 1 K: 1 S: 7	H: 2 LOB: 0 BB: 0 P: 7		R: 0 E: 0 K: 1 S: 5	H: 0 LOB: 0 BB: 0 P: 5	1B: 4 2B: 4 3B: 0 HR: 0	SF: 1 SAC: 1 DP: 1 HBP: 0	WP: 1 PB: 0 SB: 1 CS: 0
<b>PITCHER</b>	IP	WLS	BF	H	R	ER	SO	BB	IBB	HBP	BLK	WP	HR	S	P	ERA	WHIP					
Mike Norris, R ERA: 3.42 (1, 1)	2.0	L	12	4	4	4	1	2	0	0	0	1	0	12	20	18.00	3.000					
Jeff Jones, R ERA: 4.98 (3, 1)	0.1		4	0	0	0	0	3	0	0	0	0	0	1	13	0.00	9.000					
Dave Beard, R ERA: 1.26 (3, 1)	3.2		15	2	2	2	3	1	1	0	0	0	0	19	27	4.91	0.818					
Tom Underwood, L ERA: 3.19 (7, 1)	3.0		12	2	2	1	2	0	0	0	0	0	0	16	16	3.00	0.667					

AB 34  
R 8  
H 8  
RBI 7  
BB 7  
SO 6  
LOB 20



Batter	1	2	3	4	5	6	7	8	9	AB	R	H	RBI	BB	SO	LOB	BOTTOM					
Rickey Henderson, R OBP: 0.444, SLG: 0.371 (1, 7)	S 1B			6-3						3	0	1	0	2	0	2	<b>Cleveland Indians @ Oakland Athletics</b> Oakland-Alameda County Coliseum, Oakland, CA Sat May 08 1982, 3:33 AM PDT Att: 37,408 - Unknown					
Dwayne Murphy, L OBP: 0.285, SLG: 0.345 (1, 8)	K			1B SF9-6-4		F8		1B BB		4	2	1	0	1	1	3						
Dan Meyer, L OBP: 0.298, SLG: 0.429 (1, 10)	5-3			1B				1B		5	0	2	2	0	0	2						
Tony Armas, R OBP: 0.299, SLG: 0.404 (1, 9)	3-1			SF9-3-6-4				1B		3	0	1	2	0	0	1						
Wayne Gross, L OBP: 0.294, SLG: 0.269 (1, 5)				K				4-3		4	0	1	0	0	1	2						
Jim Spencer, L OBP: 0.221, SLG: 0.318 (1, 3)				F7				1B		4	0	0	0	0	1	1						
Dave McKay, S OBP: 0.286, SLG: 0.271 (1, 4)				4-3				BB BB 1B		3	2	0	0	1	1	0						
Mike Heath, R OBP: 0.308, SLG: 0.303 (1, 2)								BB BB 1B		3	1	1	0	1	0	0						
Fred Stanley, R OBP: 0.291, SLG: 0.114 Jeff Burroughs, R OBP: 0.444, SLG: 0.500 Rob Piccolo, R OBP: 0.245, SLG: 0.250 Cliff Johnson, R OBP: 0.243, SLG: 0.359 (1, 6) (7, PH) (8, 6) (8, PH)				3-1				BB BB 1B		2	0	0	0	0	1	1						
				3-1				K		1	0	0	0	0	1	2						
										0	0	0	0	0	0	0						
										1	0	0	0	0	0	0						
<b>Inning Stats</b>	R: 0 E: 0 K: 1 S: 6	H: 1 LOB: 1 BB: 0 P: 6	R: 1 E: 1 K: 2 S: 9	H: 1 LOB: 1 BB: 0 P: 9	R: 1 E: 0 K: 0 S: 4	H: 2 LOB: 0 BB: 0 P: 4	R: 0 E: 0 K: 1 S: 5	H: 0 LOB: 0 BB: 0 P: 5	R: 0 E: 0 K: 0 S: 3	H: 0 LOB: 1 BB: 1 P: 7	R: 0 E: 0 K: 0 S: 4	H: 1 LOB: 1 BB: 0 P: 4	R: 3 E: 0 K: 1 S: 7	H: 2 LOB: 2 BB: 3 P: 19	R: 0 E: 0 K: 1 S: 5	H: 0 LOB: 0 BB: 0 P: 5	R: 0 E: 0 K: 0 S: 3	H: 0 LOB: 1 BB: 1 P: 7	1B: 7 2B: 1 3B: 0 HR: 0	SF: 1 SAC: 0 DP: 1 HBP: 0	WP: 0 PB: 0 SB: 5 CS: 0	PA: 39
<b>PITCHER</b>	IP	WLS	BF	H	R	ER	SO	BB	IBB	HBP	BLK	WP	HR	S	P	ERA	WHIP					
Len Barker, R ERA: 2.3 (1, 1)	6.0		26	5	4	3	4	3	0	0	0	0	0	31	43	4.50	1.333					
Dan Spillner, R ERA: 2.35 (7, 1)	3.0	S	13	2	1	1	2	2	0	0	0	0	0	15	23	3.00	1.333					

AB 33  
R 5  
H 7  
RBI 4  
BB 5  
SO 6  
LOB 14














Batter	1	2	3	4	5	6	7	8	9	10	11	12	13	14	AB	R	H	RBI	BB	SO	LOB	TOP
Miguel Dilone, S OBP: 0.256, SLG: 0.250 (1.7)	4-3		4-3		F8		CS	3-1		K		F8			7	0	1	0	0	1	1	
Toby Harrah, R OBP: 0.457, SLG: 0.611 (1.5)	F5		1-3							5-3		F7			5	0	1	0	1	0	1	
Mike Hargrove, L OBP: 0.424, SLG: 0.426 (1.3)	HR				5-3										5	2	3	1	1	0	2	
Andre Thornton, R OBP: 0.464, SLG: 0.700 Rod Craig, S OBP: 0.111, SLG: 0.111 (1.10)	HR				WP 6-3 1B BB		K			1B		F3		SH1-4 BB	3	2	2	2	1	1	0	
Bake McBride, L OBP: 0.406, SLG: 0.532 Mike Fischlin, R OBP: 0.412, SLG: 0.400 (1.9)	F7				6-3									4-3	4	0	2	0	0	0	1	
Ron Hassey, L OBP: 0.227, SLG: 0.232 (1.2)		4-3			1-3							F7		F7	6	0	1	0	0	0	2	
Rick Manning, L OBP: 0.324, SLG: 0.350 (1.8)		F7						K				F7			6	0	1	1	0	2	3	
Jack Perconte, L OBP: 0.308, SLG: 0.338 Alan Bannister, R OBP: 0.388, SLG: 0.389 (1.4)	5-3							3-1				F9			3	0	0	0	0	1	1	
Jerry Dybzinski, R OBP: 0.241, SLG: 0.338 Von Hayes, L OBP: 0.279, SLG: 0.286 (1.6)					K					4-3					2	0	0	0	1	1	0	
<b>Inning Stats</b>	R: 2 E: 0 K: 0 S: 5	H: 2 LOB: 0 BB: 0 P: 3	R: 0 E: 0 K: 0 S: 3	H: 0 LOB: 0 BB: 0 P: 3	R: 0 E: 0 K: 1 S: 5	H: 0 LOB: 0 BB: 0 P: 5	R: 0 E: 0 K: 1 S: 7	H: 2 LOB: 1 BB: 1 P: 11	R: 0 E: 0 K: 1 S: 3	H: 1 LOB: 0 BB: 0 P: 3	R: 0 E: 0 K: 2 S: 10	H: 3 LOB: 3 BB: 0 P: 10	R: 0 E: 0 K: 1 S: 6	H: 1 LOB: 1 BB: 0 P: 6	R: 0 E: 0 K: 0 S: 3	H: 0 LOB: 0 BB: 0 P: 7	R: 1 E: 0 K: 0 S: 3	H: 2 LOB: 1 BB: 1 P: 7	1B: 10 2B: 1 HR: 2	SF: 0 SAC: 1 DP: 1 HBP: 0	WP: 1 PB: 0 SB: 2 CS: 1	PA: 56
<b>PITCHER</b>	IP	WLS	BF	H	R	ER	SO	BB	IBB	HBP	BLK	WP	HR	S	P	ERA	WHIP					
Gaylord Perry, R ERA: 3.72 Bryan Clark, L ERA: Mike Stanton, R ERA: 2.66 Bill Casvidal, R ERA: 2.08 (1.1)	8.0	0.1	32	8	4	4	6	3	0	0	0	0	0	4	4	0.00	3.000					
(0.1)	3.1	12	2	0	0	2	0	0	0	0	0	0	0	16	16	0.00	0.600					
(12.1)	2.1	L	9	2	1	1	0	2	0	0	0	0	0	7	15	3.86	1.714					

Cleveland Indians @ Seattle Mariners  
The Kingdome, Seattle, WA  
Tue May 11 1982, 10:05 PM EDT  
Att. 14,454 - Unknown


AB 49  
R 5  
H 13  
RBI 5  
BB 5  
SO 7  
LOB 19



Batter	1	2	3	4	5	6	7	8	9	10	11	12	13	14	AB	R	H	RBI	BB	SO	LOB	BOTTOM		
Joe Simpson, L OBP: 0.297, SLG: 0.297 (1.8)	FC4-6 BB		1-3			4-3		G3	F8			K		K	6	0	0	1	1	2	5			
Manny Castillo, S OBP: 0.289, SLG: 0.287 (1.5)	FC4-6		F8			K		SF8		4-3				4-3	6	0	1	1	0	1	1			
Bruce Bochte, L OBP: 0.411, SLG: 0.385 Jim Essian, R OBP: 0.301, SLG: 0.365 (1.7)	F8		K					K		L6		F7			3	0	0	0	1	2	1			
Richie Zisk, R OBP: 0.360, SLG: 0.389 Lenny Randle, S OBP: 0.296, SLG: 0.217 (1.10)	F8				K										4	0	1	0	0	1	2			
Todd Cruz, R OBP: 0.325, SLG: 0.443 (1.6)		6-3 1B BB			6-3			F8		1-3 1B		FC6-4 BB		L4	5	0	0	0	2	0	4			
Jim Maler, R OBP: 0.307, SLG: 0.384 (1.3)					F8			K		E6 2B FC4-6				F8	6	1	1	0	0	2	4			
Al Cowens, R OBP: 0.276, SLG: 0.405 (1.9)															6	0	1	1	0	1	2			
Bud Bulling, R OBP: 0.474, SLG: 0.460 Steve Stroughter, L OBP: 0.364, SLG: 0.389 (1.2)					6-3										2	0	0	0	0	0	2			
Julio Cruz, S OBP: 0.348, SLG: 0.305 (1.4)	F6														6	1	2	1	0	1	4			
<b>Inning Stats</b>	R: 0 E: 0 K: 0 S: 3	H: 0 LOB: 1 BB: 1 P: 7	R: 0 E: 0 K: 0 S: 4	H: 1 LOB: 2 BB: 1 P: 8	R: 0 E: 0 K: 1 S: 5	H: 0 LOB: 0 BB: 0 P: 5	R: 0 E: 0 K: 1 S: 7	H: 0 LOB: 0 BB: 0 P: 5	R: 2 E: 0 K: 1 S: 6	H: 1 LOB: 0 BB: 1 P: 10	R: 2 E: 1 K: 0 S: 6	H: 2 LOB: 3 BB: 1 P: 10	R: 0 E: 0 K: 2 S: 7	H: 0 LOB: 2 BB: 0 P: 13	R: 0 E: 0 K: 1 S: 7	H: 1 LOB: 2 BB: 1 P: 10	R: 0 E: 0 K: 1 S: 7	H: 2 LOB: 2 BB: 0 P: 7	R: 0 E: 0 K: 0 S: 3	H: 0 LOB: 1 BB: 1 P: 7	1B: 6 2B: 1 3B: 0 HR: 0	SF: 1 SAC: 0 DP: 0 HBP: 0	WP: 1 PB: 0 SB: 2 CS: 0	PA: 59
<b>PITCHER</b>	IP	WLS	BF	H	R	ER	SO	BB	IBB	HBP	BLK	WP	HR	S	P	ERA	WHIP							
John Denny, R ERA: 4.4 Dan Spillner, R ERA: 1.98 Ed Whitson, R ERA: 2.79 (1.1)	8.1	18	2	0	0	4	2	1	0	0	1	0	23	35	0.00	0.923								
(0.1)	1.1	W	6	1	0	0	1	1	0	0	0	0	7	11	0.00	1.500								

Cleveland Indians @ Seattle Mariners  
The Kingdome, Seattle, WA  
Tue May 11 1982, 10:05 PM EDT  
Att. 14,454 - Unknown

AB 49  
R 4  
H 7  
RBI 4  
BB 9  
SO 11  
LOB 27









Batter	1	2	3	4	5	6	7	8	9	10	11	12	AB	R	H	RBI	BB	SO	LOB	TOP									
Alan Bannister, R OBP: 0.359, SLG: 0.354 (1.4)	5-3		5-3		E3				F3		K		6	0	1	0	0	1	2										
Toby Harrah, R OBP: 0.471, SLG: 0.607 (1.5)		1B	F7						F9				6	0	4	1	0	0	1										
Mike Hargrove, L OBP: 0.415, SLG: 0.414 (1.3)	F8		G3		F8								5	0	0	0	0	0	5										
Andre Thornton, R OBP: 0.449, SLG: 0.655 (1.10)	5-3			5-3		F7	FC6-4						5	0	0	0	1	0	4										
Bake McBride, L OBP: 0.414, SLG: 0.529 (1.9)					K								6	0	3	0	0	2	1										
Von Hayes, L OBP: 0.274, SLG: 0.324 (1.7)		F2											5	1	1	1	0	1	5										
Rick Manning, L OBP: 0.333, SLG: 0.360 (1.8)													4	0	1	0	0	0	2										
Miguel Dilone, S OBP: 0.253, SLG: 0.247 (8.8)					F5								1	0	1	0	0	0	0										
Ron Hassey, L OBP: 0.232, SLG: 0.227 (1.2)		F7											5	0	1	0	0	1	3										
Jerry Dymbzinski, R OBP: 0.376, SLG: 0.341 (1.6)		F8			F2								3	1	1	0	2	0	2										
<b>Inning Stats</b>	R: 0 E: 0 K: 4 S: 4	H: 1 LOB: 1 BB: 0 P: 4	R: 0 E: 0 K: 5 S: 5	H: 2 LOB: 2 BB: 0 P: 5	R: 0 E: 0 K: 3 S: 3	H: 0 LOB: 0 BB: 0 P: 3	R: 1 E: 0 K: 1 S: 6	H: 1 LOB: 0 BB: 0 P: 6	R: 0 E: 1 K: 0 S: 6	H: 2 LOB: 2 BB: 0 P: 5	R: 0 E: 1 K: 1 S: 6	H: 0 LOB: 1 BB: 0 P: 6	R: 1 E: 0 K: 0 S: 6	H: 3 LOB: 2 BB: 0 P: 6	R: 0 E: 0 K: 3 S: 3	H: 1 LOB: 0 BB: 0 P: 3	R: 0 E: 0 K: 0 S: 3	H: 0 LOB: 1 BB: 1 P: 7	R: 0 E: 0 K: 2 S: 7	H: 1 LOB: 1 BB: 1 P: 11	R: 0 E: 0 K: 1 S: 6	H: 1 LOB: 1 BB: 0 P: 6	1B: 12 2B: 0 3B: 0 HR: 1	SF: 0 SAC: 1 DP: 1 HBP: 0	WP: 0 PB: 0 SB: 0 CS: 2	PA: 51			
<b>PITCHER</b>	IP WLS BF H R ER SO BB IBB HBP BLK WP HR S P ERA WHIP	Steve Renko, R ERA: 2.12 (1.1)	Don Aase, R ERA: 2.11 (7.1)	Andy Hassler, L ERA: 1.06 (12.1)	<b>PITCHER</b>	IP WLS BF H R ER SO BB IBB HBP BLK WP HR S P ERA WHIP																							

Cleveland Indians @ California Angels  
Anaheim Stadium, Anaheim, CA  
Thu May 13 1982, 10:05 PM EDT  
Att. 21,459 - Unknown


AB	46
R	2
H	13
RBI	2
BB	3
SO	5
LOB	25



Batter	1	2	3	4	5	6	7	8	9	10	11	12	AB	R	H	RBI	BB	SO	LOB	BOTTOM									
Brian Downing, R OBP: 0.319, SLG: 0.492 (1.7)	2B	4-3			E6	FC4-6							6	1	2	0	0	0	2										
Rod Carew, L OBP: 0.438, SLG: 0.358 (1.3)													4	0	2	0	2	0	1										
Bobby Grich, R OBP: 0.435, SLG: 0.521 (1.4)													4	0	0	0	2	1	1										
Fred Lynn, L OBP: 0.368, SLG: 0.336 (1.8)													5	1	1	1	1	0	5										
Don Baylor, R OBP: 0.313, SLG: 0.467 (1.10)													5	0	2	0	1	1	4										
Doug DeCinces, R OBP: 0.370, SLG: 0.381 (2.5)													1	0	0	0	0	1	3										
Ron Jackson, R OBP: 0.340, SLG: 0.289 (8.9)													2	0	0	0	0	0	1										
Reggie Jackson, L OBP: 0.295, SLG: 0.381 (12.9)													0	0	0	0	1	0	0										
Rob Wilking, L OBP: 0.250, SLG: 0.173 (12.9)													0	0	0	0	0	0	0										
Juan Beniquez, R OBP: 0.412, SLG: 0.432 (1.9)													4	0	1	1	1	0	3										
Tim Foli, R OBP: 0.243, SLG: 0.273 (1.6)													5	0	2	1	0	0	1										
Bob Boone, R OBP: 0.322, SLG: 0.308 (1.2)													5	0	1	0	0	0	1										
<b>Inning Stats</b>	R: 1 E: 0 K: 1 S: 7	H: 2 LOB: 3 BB: 2 P: 15	R: 0 E: 0 K: 3 S: 3	H: 0 LOB: 0 BB: 0 P: 3	R: 0 E: 0 K: 1 S: 4	H: 0 LOB: 1 BB: 2 P: 12	R: 0 E: 0 K: 0 S: 3	H: 0 LOB: 0 BB: 0 P: 3	R: 0 E: 1 K: 0 S: 4	H: 2 LOB: 3 BB: 1 P: 12	R: 0 E: 0 K: 0 S: 3	H: 1 LOB: 0 BB: 0 P: 6	R: 0 E: 0 K: 0 S: 3	H: 1 LOB: 0 BB: 0 P: 3	R: 0 E: 0 K: 0 S: 4	H: 1 LOB: 1 BB: 0 P: 4	R: 0 E: 0 K: 0 S: 4	H: 1 LOB: 1 BB: 0 P: 4	R: 0 E: 0 K: 0 S: 4	H: 1 LOB: 1 BB: 0 P: 4	R: 1 E: 0 K: 0 S: 4	H: 2 LOB: 3 BB: 2 P: 12	1B: 7 2B: 4 3B: 1 HR: 0	SF: 0 SAC: 1 DP: 2 HBP: 0	WP: 0 PB: 0 SB: 0 CS: 1	PA: 52			
<b>PITCHER</b>	IP WLS BF H R ER SO BB IBB HBP BLK WP HR S P ERA WHIP	Len Barker, R ERA: 2.25 (1.1)	Dan Spliner, R ERA: 2.1 (10.1)	<b>PITCHER</b>	IP WLS BF H R ER SO BB IBB HBP BLK WP HR S P ERA WHIP																								

Cleveland Indians @ California Angels  
Anaheim Stadium, Anaheim, CA  
Thu May 13 1982, 10:05 PM EDT  
Att. 21,459 - Unknown

AB	42
R	3
H	11
RBI	3
BB	9
SO	3
LOB	22









Batter	1	2	3	4	5	6	7	8	9	AB	R	H	RBI	BB	SO	LOB	TOP			
Miguel Dilone, S OBP: 0.280, SLG: 0.290 (1, 7)	F6		6-3 2B		1B 1B		F2		BB	4	1	2	1	1	0	0	<b>Cleveland Indians @ California Angels</b> Anaheim Stadium, Anaheim, CA Sat May 15 1982, 10:05 PM EDT Att: 41,557 - Unknown			
Toby Harrah, R OBP: 0.463, SLG: 0.584 (1, 5)	G4-6-3 1B		6-3		F7		F8		BB	5	0	1	1	0	1	3				
Mike Hargrove, L OBP: 0.311, SLG: 0.403 (1, 3)	G4-6-3 1-2		BB		BB		3-1		G3	4	0	1	1	1	0	2				
Andre Thornton, R OBP: 0.451, SLG: 0.635 (1, 10)		F7	F7		FC6-4 BB				FC3-6 1B E BB	2	1	0	0	2	0	2				
Joe Charboneau, R OBP: 0.317, SLG: 0.444 (1, 9)		5-3			5-3		K		FC3-6 1B	4	0	1	0	0	1	2				
Alan Bannister, R OBP: 0.326, SLG: 0.315 (1, 4)		5-3			6-3		FC6-4		K	4	0	0	0	0	1	4				
Von Hayes, L OBP: 0.284, SLG: 0.329 (1, 8)			E 2B 1B		HR 1B		CS 1B		FC3-6 1-2 2-3	4	2	3	0	0	0	2				
Bill Nahorodny, R OBP: 0.300, SLG: 0.800 (8, PH)			L4		HR		K		3-1	3	1	1	2	0	1	2				
Rod Craig, S OBP: 0.100, SLG: 0.100 (8, PH)			1-2		HR		1-2		1-1 3-H	1	0	0	0	0	0	1				
Ron Hassey, L OBP: 0.221, SLG: 0.215 (8, 2)			E5 2B 6-3		4-3		F9		K	0	0	0	0	0	0	0				
Jerry Dybzinski, R OBP: 0.362, SLG: 0.318 (1, 6)										4	1	0	0	0	1	1				
<b>Inning Stats</b>	R: 0 E: 0 K: 0 S: 3	H: 1 LOB: 0 BB: 0 P: 3	R: 0 E: 0 K: 0 S: 3	H: 0 LOB: 0 BB: 0 P: 3	R: 2 E: 1 K: 0 S: 6	H: 2 LOB: 2 BB: 1 P: 10	R: 2 E: 0 K: 0 S: 5	H: 2 LOB: 0 BB: 0 P: 5	R: 1 E: 0 K: 1 S: 7	H: 2 LOB: 2 BB: 1 P: 11	R: 0 E: 0 K: 0 S: 3	H: 0 LOB: 0 BB: 0 P: 3	R: 1 E: 1 K: 1 S: 6	H: 1 LOB: 1 BB: 1 P: 10	R: 0 E: 0 K: 2 S: 7	H: 0 LOB: 1 BB: 1 P: 11	1B: 7 2B: 1 3B: 0 HR: 1	SF: 0 SAC: 0 DP: 1 HBP: 0	WP: 0 PB: 0 SB: 1 CS: 1	PA: 39
<b>PITCHER</b>	IP WLS BF H R ER SO BB IBB HBP BLK WP HR S P ERA WHIP	IP WLS BF H R ER SO BB IBB HBP BLK WP HR S P ERA WHIP	IP WLS BF H R ER SO BB IBB HBP BLK WP HR S P ERA WHIP	IP WLS BF H R ER SO BB IBB HBP BLK WP HR S P ERA WHIP	IP WLS BF H R ER SO BB IBB HBP BLK WP HR S P ERA WHIP	IP WLS BF H R ER SO BB IBB HBP BLK WP HR S P ERA WHIP	IP WLS BF H R ER SO BB IBB HBP BLK WP HR S P ERA WHIP	IP WLS BF H R ER SO BB IBB HBP BLK WP HR S P ERA WHIP	IP WLS BF H R ER SO BB IBB HBP BLK WP HR S P ERA WHIP	IP WLS BF H R ER SO BB IBB HBP BLK WP HR S P ERA WHIP	IP WLS BF H R ER SO BB IBB HBP BLK WP HR S P ERA WHIP	IP WLS BF H R ER SO BB IBB HBP BLK WP HR S P ERA WHIP	IP WLS BF H R ER SO BB IBB HBP BLK WP HR S P ERA WHIP	IP WLS BF H R ER SO BB IBB HBP BLK WP HR S P ERA WHIP	IP WLS BF H R ER SO BB IBB HBP BLK WP HR S P ERA WHIP	IP WLS BF H R ER SO BB IBB HBP BLK WP HR S P ERA WHIP	IP WLS BF H R ER SO BB IBB HBP BLK WP HR S P ERA WHIP			
Geoff Zahn, L ERA: 2.07 (1, 1)	4.0	18	5	4	3	0	1	0	0	0	0	0	0	0	0	0	6.75	1.500		
Luis Sanchez, R ERA: 3.45 (5, 1)	1.0	6	2	1	1	1	1	0	0	0	0	0	0	0	0	0	9.00	3.000		
Mike Witt, R ERA: 3.62 (6, 1)	2.1	9	2	1	0	2	1	0	0	0	0	0	0	0	0	0	0.00	1.286		
Andy Hassler, L ERA: 1.04 (8, 1)	0.1	1	0	0	0	0	0	0	0	0	0	0	0	0	0	0	0.00	0.000		
Doug Corbett, R ERA: 4.59 (8, 1)	1.1	5	0	0	0	2	1	0	0	0	0	0	0	0	0	0	0.00	0.750		
<b>Batter</b>	<b>1</b>	<b>2</b>	<b>3</b>	<b>4</b>	<b>5</b>	<b>6</b>	<b>7</b>	<b>8</b>	<b>9</b>	<b>AB</b>	<b>R</b>	<b>H</b>	<b>RBI</b>	<b>BB</b>	<b>SO</b>	<b>LOB</b>	<b>BOTTOM</b>			
Brian Downing, R OBP: 0.340, SLG: 0.504 (1, 7)	SH1-4 BB		4-3		BB		F9		1-2 E 1B	3	1	1	0	2	0	1	<b>Cleveland Indians @ California Angels</b> Anaheim Stadium, Anaheim, CA Sat May 15 1982, 10:05 PM EDT Att: 41,557 - Unknown			
Juan Beniquez, R OBP: 0.383, SLG: 0.408 (1, 9)	SH1-4 1-2		4-3		K		E8 1B		E7 1B	4	1	1	1	0	1	3				
Bobby Grich, R OBP: 0.419, SLG: 0.490 (1, 4)	5-3		F9		F6		4-3		K	5	0	0	0	0	1	6				
Don Baylor, R OBP: 0.307, SLG: 0.448 (1, 10)	L4		F8		6-3		1B FC4-6 1B		4-3	5	1	1	1	0	0	2				
Doug DeCinces, R OBP: 0.315, SLG: 0.384 (1, 5)			HR 2B		F8		1B 2B BB		FC4-6 1B	3	2	2	0	1	0	0				
Ron Jackson, R OBP: 0.313, SLG: 0.241 (1, 3)			F7		F3		F9		FC4-6	3	0	0	0	0	0	2				
Rod Carew, L OBP: 0.432, SLG: 0.347 (7, PH)			1-2		1-2 3-H		1-2 3-H		1-2 3-H	1	0	0	1	0	0	1				
Bobby Clark, R OBP: 0.250, SLG: 0.357 (1, 8)			HR		4-3 1B		4-3 1B		6-3	4	2	3	2	0	0	1				
Tim Foli, R OBP: 0.268, SLG: 0.305 (1, 6)			F7		4-3 1B		4-3 1B		6-3	4	1	2	2	0	0	0				
Bob Boone, R OBP: 0.333, SLG: 0.325 (1, 2)			3-1		4-3		4-3		1B BB	3	1	1	1	1	0	2				
<b>Inning Stats</b>	R: 0 E: 0 K: 0 S: 3	H: 0 LOB: 1 BB: 1 P: 7	R: 2 E: 0 K: 0 S: 5	H: 2 LOB: 0 BB: 0 P: 5	R: 0 E: 0 K: 0 S: 3	H: 0 LOB: 0 BB: 0 P: 3	R: 0 E: 0 K: 0 S: 3	H: 0 LOB: 0 BB: 0 P: 3	R: 3 E: 0 K: 0 S: 6	H: 3 LOB: 1 BB: 1 P: 10	R: 2 E: 1 K: 0 S: 6	H: 2 LOB: 1 BB: 0 P: 6	R: 2 E: 1 K: 1 S: 7	H: 2 LOB: 1 BB: 1 P: 11	R: 2 E: 1 K: 1 S: 7	H: 2 LOB: 1 BB: 1 P: 11	1B: 8 2B: 2 3B: 0 HR: 1	SF: 0 SAC: 1 DP: 0 HBP: 0	WP: 0 PB: 0 SB: 0 CS: 0	PA: 40
<b>PITCHER</b>	IP WLS BF H R ER SO BB IBB HBP BLK WP HR S P ERA WHIP	IP WLS BF H R ER SO BB IBB HBP BLK WP HR S P ERA WHIP	IP WLS BF H R ER SO BB IBB HBP BLK WP HR S P ERA WHIP	IP WLS BF H R ER SO BB IBB HBP BLK WP HR S P ERA WHIP	IP WLS BF H R ER SO BB IBB HBP BLK WP HR S P ERA WHIP	IP WLS BF H R ER SO BB IBB HBP BLK WP HR S P ERA WHIP	IP WLS BF H R ER SO BB IBB HBP BLK WP HR S P ERA WHIP	IP WLS BF H R ER SO BB IBB HBP BLK WP HR S P ERA WHIP	IP WLS BF H R ER SO BB IBB HBP BLK WP HR S P ERA WHIP	IP WLS BF H R ER SO BB IBB HBP BLK WP HR S P ERA WHIP	IP WLS BF H R ER SO BB IBB HBP BLK WP HR S P ERA WHIP	IP WLS BF H R ER SO BB IBB HBP BLK WP HR S P ERA WHIP	IP WLS BF H R ER SO BB IBB HBP BLK WP HR S P ERA WHIP	IP WLS BF H R ER SO BB IBB HBP BLK WP HR S P ERA WHIP	IP WLS BF H R ER SO BB IBB HBP BLK WP HR S P ERA WHIP	IP WLS BF H R ER SO BB IBB HBP BLK WP HR S P ERA WHIP				
John Bohnet, L ERA: 6.3 (1, 1)	5.2	25	5	4	4	1	0	0	0	0	0	0	0	0	0	0	6.35	1.412		
Tom Brennan, R ERA: 5.21 (6, 1)	0.2	7	4	3	1	0	0	0	0	0	0	0	0	0	0	0	13.50	6.000		
Ed Glynn, L ERA: 9.0 (7, 1)	1.0	6	2	2	1	0	1	0	0	0	0	0	0	0	0	0	9.00	3.000		
Ed Whitson, R ERA: 2.61 (8, 1)	0.2	2	0	0	0	1	0	0	0	0	0	0	0	0	0	0	0.00	0.000		



Batter	1	2	3	4	5	6	7	8	9	AB	R	H	RBI	BB	SO	LOB	TOP			
Miguel Dilone, S OBP: 0.269, SLG: 0.278 (1, 7)										4	0	0	0	0	1	1	<b>Cleveland Indians @ California Angels</b> Anaheim Stadium, Anaheim, CA Sun May 16 1982, 6:33 AM EDT Att: 27,054 - Unknown			
Toby Harrah, R OBP: 0.458, SLG: 0.574 (1, 5)										4	0	1	0	0	0	0				
Mike Hargrove, L OBP: 0.313, SLG: 0.402 (1, 3)										3	0	1	0	1	0	1				
Andre Thornton, R OBP: 0.439, SLG: 0.613 (1, 10)										4	0	0	0	0	1	3				
Von Hayes, L OBP: 0.274, SLG: 0.316 (1, 9)										3	0	0	0	0	0	1				
Ron Hassey, L OBP: 0.225, SLG: 0.220 (1, 2)										3	0	1	0	0	0	1				
Rick Manning, L OBP: 0.341, SLG: 0.363 (1, 8)										2	0	1	0	1	0	0				
Jack Perconte, L OBP: 0.299, SLG: 0.329 (1, 4)										2	0	0	0	0	0	1				
Jerry Dybzinski, R OBP: 0.355, SLG: 0.311 (1, 6)										2	0	0	0	0	1	0				
Rod Craig, S OBP: 0.391, SLG: 0.091 (8, PH)										1	0	0	0	0	0	1				
Mike Fischlin, R OBP: 0.412, SLG: 0.400 (8, 6)										0	0	0	0	0	0	0				
<b>Inning Stats</b>	R: 0 E: 0 K: 1 S: 6	H: 1 LOB: 1 BB: 0 P: 6	R: 0 E: 0 K: 0 S: 3	H: 1 LOB: 1 BB: 1 P: 7	R: 0 E: 0 K: 0 S: 3	H: 0 LOB: 0 BB: 0 P: 3	R: 0 E: 0 K: 1 S: 5	H: 0 LOB: 0 BB: 0 P: 5	R: 0 E: 0 K: 0 S: 3	H: 0 LOB: 0 BB: 0 P: 3	R: 0 E: 0 K: 0 S: 4	H: 1 LOB: 1 BB: 0 P: 4	R: 0 E: 0 K: 0 S: 4	H: 1 LOB: 1 BB: 0 P: 4	R: 0 E: 0 K: 0 S: 2	H: 0 LOB: 0 BB: 1 P: 6	1B: 4 2B: 0 3B: 0 HR: 0	SF: 0 SAC: 1 DP: 1 HBP: 0	WP: 0 PB: 0 SB: 0 CS: 1	PA: 31
<b>PITCHER</b> Ken Forsch, R ERA: 2.92 (1, 1)	IP: 9.0 WLS: W BF: 31 H: 4 R: 0 ER: 0 SO: 3 BB: 2 IBB: 0 HBP: 0 BLK: 0 WP: 0 HR: 0 S: 35 P: 43 ERA: 0.00 WHIP: 0.667															<b>PITCHER</b> Ken Forsch, R ERA: 2.92 (1, 1)	IP: 9.0 WLS: W BF: 31 H: 4 R: 0 ER: 0 SO: 3 BB: 2 IBB: 0 HBP: 0 BLK: 0 WP: 0 HR: 0 S: 35 P: 43 ERA: 0.00 WHIP: 0.667			

Batter	1	2	3	4	5	6	7	8	9	AB	R	H	RBI	BB	SO	LOB	BOTTOM			
Brian Downing, R OBP: 0.338, SLG: 0.497 (1, 7)										4	0	1	0	0	0	0	<b>Cleveland Indians @ California Angels</b> Anaheim Stadium, Anaheim, CA Sun May 16 1982, 6:33 AM EDT Att: 27,054 - Unknown			
Juan Beniquez, R OBP: 0.393, SLG: 0.408 (9, 9)										0	0	0	0	0	0	0				
Rod Carew, L OBP: 0.426, SLG: 0.343 (1, 3)										4	0	1	0	0	1	1				
Reggie Jackson, L OBP: 0.378, SLG: 0.410 (1, 9)										4	1	2	1	0	1	1				
Bobby Clark, R OBP: 0.250, SLG: 0.357 (9, 7)										0	0	0	0	0	0	0				
Don Baylor, R OBP: 0.306, SLG: 0.442 (1, 10)										4	1	1	0	0	0	2				
Fred Lynn, L OBP: 0.383, SLG: 0.376 (1, 8)										3	1	2	1	1	0	0				
Rob Wilfong, L OBP: 0.226, SLG: 0.165 (1, 4)										4	0	0	0	0	1	3				
Doug DeCinces, R OBP: 0.320, SLG: 0.383 (1, 5)										3	0	1	1	1	1	1				
Tim Foli, R OBP: 0.262, SLG: 0.298 (1, 6)										3	0	0	0	0	0	5				
Joe Ferguson, R OBP: 0.273, SLG: 0.238 (1, 2)										3	0	0	0	0	1	0				
<b>Inning Stats</b>	R: 0 E: 0 K: 0 S: 3	H: 1 LOB: 0 BB: 0 P: 3	R: 0 E: 1 K: 0 S: 4	H: 0 LOB: 2 BB: 1 P: 8	R: 0 E: 0 K: 2 S: 7	H: 0 LOB: 0 BB: 0 P: 7	R: 1 E: 0 K: 2 S: 9	H: 2 LOB: 2 BB: 1 P: 13	R: 0 E: 0 K: 0 S: 5	H: 2 LOB: 2 BB: 0 P: 5	R: 0 E: 0 K: 1 S: 6	H: 1 LOB: 1 BB: 0 P: 6	R: 0 E: 0 K: 0 S: 3	H: 0 LOB: 0 BB: 0 P: 3	R: 2 E: 0 K: 0 S: 5	H: 2 LOB: 2 BB: 0 P: 5	1B: 6 2B: 0 3B: 0 HR: 2	SF: 0 SAC: 0 DP: 0 HBP: 0	WP: 1 PB: 0 SB: 1 CS: 1	PA: 35
<b>PITCHER</b> John Denny, R ERA: 4.3 Dan Spillner, R ERA: 2.05 (8, 1)	IP: 7.1 WLS: L BF: 32 H: 8 R: 3 ER: 3 SO: 5 BB: 8 IBB: 3 HBP: 0 BLK: 0 WP: 0 HR: 2 S: 40 P: 48 ERA: 3.68 WHIP: 1.364															<b>PITCHER</b> John Denny, R ERA: 4.3 Dan Spillner, R ERA: 2.05 (8, 1)	IP: 7.1 WLS: L BF: 32 H: 8 R: 3 ER: 3 SO: 5 BB: 8 IBB: 3 HBP: 0 BLK: 0 WP: 0 HR: 2 S: 40 P: 48 ERA: 3.68 WHIP: 1.364			



Batter	1	2	3	4	5	6	7	8	9	AB	R	H	RBI	BB	SO	LOB	TOP										
Damaso Garcia, R OBP: 0.396, SLG: 0.394 (1, 4)	SH1-3 SF8 1B		FC4-6 1-2		PO 2-3	4-3 1B	FC6-4 1B		K 0-3	5	1	2	1	0	1	1	<b>Toronto Blue Jays @ Cleveland Indians</b> Cleveland Municipal Stadium, Cleveland, OH Tue May 18 1982, 7:05 PM EDT Att: 5,865 - Unknown <a href="http://livebaseballscorecards.com">livebaseballscorecards.com</a>										
Rance Mulliniks, L OBP: 0.330, SLG: 0.367 (1, 5) (7, 6)	SH1-3 1-3		F7				K 1B			3	0	1	0	0	1	3											
Barry Bonnell, R OBP: 0.452, SLG: 0.615 (1, 7)	SF8 3-H			F9		F9 2-X	FC6-4 1-2 2-H			3	0	0	1	0	0	3											
Willie Upshaw, L OBP: 0.363, SLG: 0.496 (1, 3)	K 0-3			F9		F9 3		4-3 1		4	0	0	0	0	1	1											
Dave Revering, L OBP: 0.243, SLG: 0.250 Tony Johnson, R (8, PR) (1, 10)		F9 1		F9 3			BB SF7 1B BB	FC4-6 BB		2	1	0	0	2	0	0											
Hosken Powell, L OBP: 0.299, SLG: 0.321 (1, 9)	1-3				5-3 1		BB 1B 1-2	FC4-6 CS 1-2		4	1	1	0	0	0	1											
Lloyd Moseby, L OBP: 0.288, SLG: 0.349 (1, 8)	K			PO 1B HBP		BB 1B 1-2 2-3	CS 1B	SF9 3B		2	2	1	0	1	1	0											
Ernie Whitt, L OBP: 0.346, SLG: 0.507 (1, 2)			FC4-6 1B		F4 2		SF7 1	4-3 1		3	0	1	1	0	0	2											
Alfredo Griffin, S OBP: 0.254, SLG: 0.299 Al Woods, L OBP: 0.250, SLG: 0.213 Garth Iorg, R OBP: 0.321, SLG: 0.425 (1, 6) (7, PH) (7, 5)			K			1-2 1B	3-H 1B	SF9 2		2	0	1	0	0	1	1											
<b>Inning Stats</b>	R: 1 E: 0 K: 1 S: 6	H: 1 LOB: 0 BB: 0 P: 6	R: 0 E: 0 K: 1 S: 5	H: 0 LOB: 0 BB: 0 P: 5	R: 0 E: 0 K: 1 S: 6	H: 1 LOB: 1 BB: 0 P: 6	R: 0 E: 0 K: 0 S: 3	H: 0 LOB: 0 BB: 0 P: 3	R: 0 E: 0 K: 0 S: 3	H: 1 LOB: 1 BB: 0 P: 4	R: 0 E: 0 K: 0 S: 4	H: 1 LOB: 1 BB: 0 P: 4	R: 3 E: 0 K: 1 S: 8	H: 3 LOB: 2 BB: 2 P: 16	R: 0 E: 0 K: 0 S: 2	H: 0 LOB: 1 BB: 1 P: 6	R: 1 E: 0 K: 1 S: 6	H: 1 LOB: 0 BB: 0 P: 6	1B: 7 2B: 0 3B: 1 HR: 0	SF: 3 SAC: 1 DP: 0 HBP: 1	WP: 0 PB: 0 SB: 1 CS: 1	PA: 39					
<b>PITCHER</b>	IP	WLS	BF	H	R	ER	SO	BB	IBB	HBP	BLK	WP	HR	S	P	ERA	WHIP										
Rick Sutcliffe, R ERA: 3.88 (1, 1)	6.0		22	4	1	1	3	0	0	1	0	0	0	27	28	1.50	0.667										
Ed Whitson, R ERA: 3.99 (7, 1)	0.1	5	2	3	3	0	2	0	0	0	0	0	0	3	11	81.00	12.000										
Dan Spillner, R ERA: 2.16 (7, 1)	2.2	W	10	2	1	1	2	1	0	0	0	0	0	13	17	3.38	1.125										

Batter	1	2	3	4	5	6	7	8	9	AB	R	H	RBI	BB	SO	LOB	BOTTOM										
Jack Perconte, L OBP: 0.297, SLG: 0.326 (1, 4)	SH1-3 1B	SH1-3 1-2		F7		F7			4-3 1	4	1	1	0	0	0	1	<b>Toronto Blue Jays @ Cleveland Indians</b> Cleveland Municipal Stadium, Cleveland, OH Tue May 18 1982, 7:05 PM EDT Att: 5,865 - Unknown <a href="http://livebaseballscorecards.com">livebaseballscorecards.com</a>										
Toby Harrah, R OBP: 0.482, SLG: 0.597 (1, 5)	F9 1-2	E8 1B 2-H		F4					HR	5	1	3	2	0	0	2											
Mike Hargrove, L OBP: 0.309, SLG: 0.392 (1, 3)	E 1B HR BB	4-3			F7 1	F9 3				3	1	0	0	1	0	2											
Andre Thornton, R OBP: 0.434, SLG: 0.602 (1, 10)	E9 1-3 2-H 1B HR	K			F7 2		F7 1			4	1	1	1	0	1	1											
Bake McBride, L OBP: 0.410, SLG: 0.520 (1, 9)	F7		4-3 1			BB 1B 1B		CS 1B		4	0	2	0	0	0	2											
Von Hayes, L OBP: 0.284, SLG: 0.361 (1, 7)	HR		3-1 2			BB 1B		F7 1-2		4	1	2	3	0	0	1											
Rick Manning, L OBP: 0.346, SLG: 0.362 (1, 8)	1B		3-1 3			1-2 2-3 BB			K 1	3	0	1	0	1	1	0											
Ron Hassey, L OBP: 0.215, SLG: 0.209 (1, 2)	1-3 3			F7 1	4-3 3			6-3 2		4	0	0	0	0	0	4											
Jerry Dybzinski, R OBP: 0.360, SLG: 0.312 (1, 6)		SH1-3 E 1B				4-3 1		5-3 3		3	1	1	0	1	0	0											
<b>Inning Stats</b>	R: 4 E: 1 K: 0 S: 7	H: 4 LOB: 1 BB: 1 P: 11	R: 1 E: 1 K: 1 S: 7	H: 2 LOB: 1 BB: 0 P: 7	R: 0 E: 0 K: 0 S: 3	H: 0 LOB: 0 BB: 0 P: 3	R: 0 E: 0 K: 0 S: 3	H: 0 LOB: 1 BB: 1 P: 7	R: 0 E: 0 K: 0 S: 5	H: 2 LOB: 3 BB: 1 P: 9	R: 0 E: 0 K: 0 S: 4	H: 1 LOB: 1 BB: 0 P: 4	R: 0 E: 0 K: 0 S: 3	H: 1 LOB: 0 BB: 0 P: 3	R: 0 E: 0 K: 1 S: 5	H: 0 LOB: 0 BB: 0 P: 5	R: 1 E: 0 K: 0 S: 2	H: 1 LOB: 0 BB: 0 P: 2	1B: 9 2B: 0 3B: 0 HR: 2	SF: 0 SAC: 1 DP: 0 HBP: 0	WP: 0 PB: 0 SB: 1 CS: 1	PA: 38					
<b>PITCHER</b>	IP	WLS	BF	H	R	ER	SO	BB	IBB	HBP	BLK	WP	HR	S	P	ERA	WHIP										
Dave Stieb, R ERA: 3.69 (1, 1)	4.2		25	8	5	5	1	3	0	0	0	0	1	24	36	9.64	2.357										
Dale Murray, R ERA: 3.81 (5, 1)	3.2	L	13	3	1	1	1	0	0	0	0	0	1	15	15	2.46	0.818										




Batter	1	2	3	4	5	6	7	8	9	AB	R	H	RBI	BB	SO	LOB	TOP								
<b>Damaso Garcia, R</b> (1,4) OBP: 0.370, SLG: 0.412										4	2	2	0	0	0	1	<b>Toronto Blue Jays @ Cleveland Indians</b> Cleveland Municipal Stadium, Cleveland, OH Wed May 19, 1982, 7:05 PM EDT Att: 5,724 - Unknown								
<b>Rance Mulliniks, L</b> (1,5) OBP: 0.344, SLG: 0.398										4	2	2	2	1	0	2									
<b>Hosken Powell, L</b> (1,9) OBP: 0.274, SLG: 0.356										3	2	1	1	1	0	2									
<b>Barry Bonnell, R</b> (8,7)										1	0	1	1	0	0	0									
<b>Willie Upshaw, L</b> (1,10) OBP: 0.359, SLG: 0.492										3	0	1	2	0	1	1									
<b>Wayne Nordhagen, R</b> (9, PH) OBP: 0.333, SLG: 0.333										1	0	0	0	0	1	1									
<b>Dave Revering, L</b> (1,3) OBP: 0.240, SLG: 0.262										5	0	1	1	0	1	1									
<b>Al Woods, L</b> (1,7) OBP: 0.268, SLG: 0.260										3	1	1	0	1	0	0									
<b>Jesse Barfield, R</b> (8,9) OBP: 0.337, SLG: 0.448										4	0	2	1	0	1	3									
<b>Lloyd Moseby, L</b> (1,8) OBP: 0.295, SLG: 0.372										4	0	2	1	0	1	3									
<b>Ernie Whitt, L</b> (1,2) OBP: 0.329, SLG: 0.480										4	0	0	0	0	0	4									
<b>Alfredo Griffin, S</b> (1,6) OBP: 0.262, SLG: 0.294										2	1	0	0	2	0	0									
<b>Inning Stats</b>	R: 1 E: 0 K: 1 S: 5	H: 1 LOB: 0 BB: 1 P: 9	R: 0 E: 0 K: 0 S: 4	H: 1 LOB: 1 BB: 0 P: 4	R: 0 E: 1 K: 0 S: 3	H: 0 LOB: 1 BB: 1 P: 7	R: 1 E: 0 K: 0 S: 4	H: 2 LOB: 0 BB: 0 P: 4	R: 0 E: 0 K: 0 S: 3	H: 0 LOB: 0 BB: 0 P: 3	R: 1 E: 0 K: 0 S: 4	H: 1 LOB: 0 BB: 0 P: 4	R: 0 E: 0 K: 1 S: 5	H: 0 LOB: 0 BB: 0 P: 5	R: 3 E: 0 K: 0 S: 7	H: 4 LOB: 3 BB: 2 P: 15	R: 2 E: 0 K: 2 S: 9	H: 2 LOB: 1 BB: 1 P: 13	1B: 4 2B: 3 HR: 0	SF: 1 SAC: 1 DP: 0 HBP: 0	WP: 0 PB: 0 SB: 1 CS: 2	PA: 42			
<b>PITCHER</b>	IP	WLS	BF	H	R	ER	SO	BB	IBB	HBP	BLK	WP	HR	S	P	ERA	WHIP								
<b>Len Barker, R</b> (1,1) ERA: 2.88	7.1	L	31	8	6	6	2	3	0	0	0	0	0	32	44	7.36	1.500								
<b>Ed Whitson, R</b> (8,1) ERA: 4.5	1.0		8	3	2	2	0	1	1	0	0	0	0	6	14	18.00	4.000								
<b>Ed Glynn, L</b> (9,1) ERA: 5.4	0.2		2	0	0	0	2	0	0	0	0	0	0	6	6	0.00	0.000								

AB	34
R	8
H	11
RBI	8
BB	5
SO	4
LOB	15



Batter	1	2	3	4	5	6	7	8	9	AB	R	H	RBI	BB	SO	LOB	BOTTOM								
<b>Jack Perconte, L</b> (1,4) OBP: 0.287, SLG: 0.315										3	0	0	0	0	0	2	<b>Toronto Blue Jays @ Cleveland Indians</b> Cleveland Municipal Stadium, Cleveland, OH Wed May 19, 1982, 7:05 PM EDT Att: 5,724 - Unknown								
<b>Joe Charboneau, R</b> (8, PH) OBP: 0.310, SLG: 0.432										1	0	0	0	0	0	2									
<b>Toby Harrah, R</b> (1,5) OBP: 0.472, SLG: 0.628										3	2	2	1	2	0	2									
<b>Mike Hargrove, L</b> (1,3) OBP: 0.421, SLG: 0.410										4	1	3	1	1	0	2									
<b>Mike Fischlin, R</b> (9, PR) OBP: 0.412, SLG: 0.400										0	0	0	0	0	0	0									
<b>Andre Thornton, R</b> (1,10) OBP: 0.427, SLG: 0.609										5	1	1	2	0	0	4									
<b>Bake McBride, L</b> (1,9) OBP: 0.402, SLG: 0.506										4	0	1	0	0	1	3									
<b>Alan Bannister, R</b> (8,7) OBP: 0.322, SLG: 0.311										1	0	0	0	0	1	1									
<b>Von Hayes, L</b> (1,7) OBP: 0.280, SLG: 0.352										5	1	1	0	0	1	2									
<b>Rick Manning, L</b> (1,8) OBP: 0.336, SLG: 0.350										4	0	0	0	0	2	2									
<b>Ron Hassey, L</b> (1,2) OBP: 0.229, SLG: 0.225										3	0	2	1	0	0	0									
<b>Bill Nahorodny, R</b> (8, PH) OBP: 0.394, SLG: 0.800										0	0	0	0	1	0	0									
<b>Jerry Dybzinski, R</b> (1,6) OBP: 0.374, SLG: 0.330										4	0	3	0	0	0	1									
<b>Inning Stats</b>	R: 0 E: 0 K: 0 S: 3	H: 0 LOB: 2 BB: 2 P: 11	R: 0 E: 0 K: 1 S: 6	H: 1 LOB: 0 BB: 0 P: 6	R: 1 E: 0 K: 1 S: 7	H: 2 LOB: 1 BB: 0 P: 7	R: 1 E: 0 K: 0 S: 6	H: 3 LOB: 2 BB: 0 P: 6	R: 2 E: 0 K: 0 S: 5	H: 3 LOB: 0 BB: 0 P: 5	R: 0 E: 0 K: 0 S: 4	H: 1 LOB: 2 BB: 1 P: 8	R: 0 E: 0 K: 1 S: 5	H: 0 LOB: 0 BB: 0 P: 3	R: 0 E: 0 K: 1 S: 5	H: 1 LOB: 1 BB: 1 P: 9	R: 1 E: 0 K: 2 S: 9	H: 2 LOB: 1 BB: 0 P: 9	1B: 9 2B: 2 HR: 2	SF: 0 SAC: 1 DP: 2 HBP: 0	WP: 1 PB: 0 SB: 1 CS: 0	PA: 42			
<b>PITCHER</b>	IP	WLS	BF	H	R	ER	SO	BB	IBB	HBP	BLK	WP	HR	S	P	ERA	WHIP								
<b>Luis Leal, R</b> (1,1) ERA: 3.53	4.0		23	9	4	4	2	2	0	0	0	0	0	25	33	9.00	2.750								
<b>Jerry Gandy, L</b> (5,1) ERA: 11.12	3.1	W	13	2	0	0	1	1	1	0	0	0	0	13	21	0.00	0.900								
<b>Joey McLaughlin, R</b> (8,1) ERA: 3.75	1.2	S	6	2	1	1	2	0	0	0	0	0	1	10	10	5.40	1.200								

AB	37
R	5
H	13
RBI	5
BB	4
SO	5
LOB	21









Batter	1	2	3	4	5	6	7	8	9	AB	R	H	RBI	BB	SO	LOB	TOP	
Alan Bannister, R OBP: 0.316, SLG: 0.296 (1, 4)	L5		F7			F8				4	1	1	0	0	0	1	<b>Cleveland Indians @ Chicago White Sox</b> Comiskey Park, Chicago, IL Fri May 21 1982, 8:05 PM EDT Att: 22,567 - Cloudy - 57 F	
Toby Harrah, R OBP: 0.476, SLG: 0.639 (1, 5)	2B		F2			G3 1B				3	1	2	1	0	0	0		
Mike Hargrove, L OBP: 0.309, SLG: 0.393 (1, 3)	F7			4-3		G3				3	0	0	0	0	0	2		
Andre Thornton, R OBP: 0.433, SLG: 0.602 (1, 10)	IBB			BB		F8				1	0	0	0	2	0	1		
Bake McBride, L OBP: 0.375, SLG: 0.471 Joe Charboneau, R OBP: 0.318, SLG: 0.436 (1, 9) (5, 7)	K			BB		E4 1B				2	0	0	0	0	2	3		
Bill Nahorodny, R OBP: 0.286, SLG: 0.615 (1, 2)		6-3		K		6-3				3	0	0	0	0	1	2		
Rick Manning, L OBP: 0.333, SLG: 0.346 (1, 8)		F7				1B				3	0	2	0	0	0	0		
Von Hayes, L OBP: 0.283, SLG: 0.362 (1, 7) (5, 9)		F8				F8		SH2-4		2	0	0	0	0	0	0		
Jerry Dybzinski, R OBP: 0.364, SLG: 0.320 (1, 6)			4-3			K		F3		3	0	0	0	0	1	1		
<b>Inning Stats</b>	R: 0 E: 0 K: 1 S: 6	H: 1 LOB: 2 BB: 1 P: 10	R: 0 E: 0 K: 0 S: 3	H: 0 LOB: 0 BB: 0 P: 3	R: 0 E: 0 K: 0 S: 3	H: 0 LOB: 0 BB: 0 P: 3	R: 0 E: 0 K: 2 S: 7	H: 1 LOB: 1 BB: 0 P: 11	R: 0 E: 0 K: 1 S: 5	H: 3 LOB: 1 BB: 0 P: 6	R: 0 E: 0 K: 0 S: 4	H: 1 LOB: 1 BB: 0 P: 4						
<b>PITCHER</b> Britt Burns, L ERA: 2.78 (1, 1)	IP: 7.0 WLS: W BF: 28 H: 6 R: 2 ER: 2 SO: 4 BB: 1 IBB: 1 HBP: 0 BLK: 0 WP: 0 HR: 0 S: 34 P: 42 ERA: 2.57 WHIP: 1.000																	

AB	25
R	2
H	6
RBI	2
BB	2
SO	4
LOB	10



Batter	1	2	3	4	5	6	7	8	9	AB	R	H	RBI	BB	SO	LOB	BOTTOM	
Ron LeFlore, R OBP: 0.361, SLG: 0.463 (1, 8)	F9				K					2	0	0	0	1	1	0	<b>Cleveland Indians @ Chicago White Sox</b> Comiskey Park, Chicago, IL Fri May 21 1982, 8:05 PM EDT Att: 22,567 - Cloudy - 57 F	
Tony Bemazzard, S OBP: 0.325, SLG: 0.349 (1, 4)	BB	F8			F8					2	0	0	0	1	0	2		
Steve Kemp, L OBP: 0.387, SLG: 0.377 (1, 7)	FC6-4 BB		4-3			P3				3	0	0	0	0	0	1		
Greg Luzinski, R OBP: 0.361, SLG: 0.452 (1, 10)	L4		4-3			F2				3	0	0	0	0	0	1		
Tom Paciorek, R OBP: 0.380, SLG: 0.485 (1, 3)		HR 3B	K			CS 1B				3	1	2	0	0	1	0		
Marc Hill, R OBP: 0.294, SLG: 0.625 (1, 2)		HR		5-3		CS		F8		3	1	1	2	0	0	0		
Harold Baines, L OBP: 0.315, SLG: 0.368 (1, 9)		6-3		3-1				WP 2B BB		2	1	0	0	1	0	0		
Jim Morrison, R OBP: 0.322, SLG: 0.505 (1, 5)		BB BB		L4				F7		2	0	0	0	1	0	1		
Bill Almon, R OBP: 0.398, SLG: 0.495 (1, 6)		F9			5-3			2B		3	0	1	1	0	0	1		
<b>Inning Stats</b>	R: 0 E: 0 K: 0 S: 3	H: 0 LOB: 1 BB: 1 P: 7	R: 2 E: 0 K: 0 S: 5	H: 2 LOB: 2 BB: 2 P: 13	R: 0 E: 0 K: 1 S: 5	H: 0 LOB: 0 BB: 0 P: 5	R: 0 E: 0 K: 0 S: 3	H: 0 LOB: 0 BB: 0 P: 3	R: 0 E: 0 K: 0 S: 3	H: 1 LOB: 0 BB: 0 P: 3	R: 1 E: 0 K: 0 S: 3	H: 1 LOB: 1 BB: 1 P: 7						
<b>PITCHER</b> John Bohnet, L ERA: 6.94 Tom Brennan, R ERA: 4.24 Dan Spillner, R ERA: 2.38 (1, 1) (2, 1) (7, 1)	IP: 1.2 WLS: L BF: 4 H: 1 R: 1 ER: 1 SO: 0 BB: 1 IBB: 0 HBP: 0 BLK: 0 WP: 1 HR: 0 S: 7 P: 19 ERA: 10.80 WHIP: 3.000																	

AB	23
R	3
H	4
RBI	3
BB	4
SO	2
LOB	6

















Batter	1	2	3	4	5	6	7	8	9	AB	R	H	RBI	BB	SO	LOB	TOP				
Alan Bannister, R OBP: 0.336, SLG: 0.351	F9	F3		F8			HR	E6		5	1	1	1	0	0	2	<b>Cleveland Indians @ Minnesota Twins</b> Hubert H. Humphrey Metrodome, Minneapolis, MN Tue May 25 1982, 8:05 PM EDT Att. 5,665 - Dome - 70 F <a href="http://livebaseballscorecards.com">livebaseballscorecards.com</a>				
Toby Harrah, R OBP: 0.471, SLG: 0.611	L7		K				F7	6-3		5	0	1	0	0	1						
Mike Hargrove, L OBP: 0.394, SLG: 0.365			F9	1B	F8				BB	3	1	1	0	2	0	1					
Andre Thornton, R OBP: 0.432, SLG: 0.599 Rod Craig, S OBP: 0.377, SLG: 0.077	5-3		HR	1B		K			BB	4	2	2	0	0	1	1					
Joe Charboneau, R OBP: 0.300, SLG: 0.444		L6	F9		5-3					5	0	1	1	0	0	3					
Von Hayes, L OBP: 0.303, SLG: 0.361		E3			K					4	2	1	3	1	1	1					
Rick Manning, L OBP: 0.335, SLG: 0.359		4-3	3-1			K				4	0	0	0	0	1	3					
Ron Hassey, L OBP: 0.278, SLG: 0.314						G3		F5		3	1	1	1	1	0	0					
Jerry Dybzinski, R OBP: 0.343, SLG: 0.328		E4		L9		K		F9		4	0	0	0	0	1	1					
<b>Inning Stats</b>	R: 0 E: 0 K: 0 S: 3	H: 0 LOB: 1 BB: 1 P: 7	R: 1 E: 2 K: 0 S: 5	H: 0 LOB: 2 BB: 1 P: 9	R: 3 E: 0 K: 1 S: 8	H: 3 LOB: 0 BB: 0 P: 8	R: 1 E: 0 K: 0 S: 5	H: 2 LOB: 1 BB: 0 P: 5	R: 0 E: 0 K: 2 S: 7	H: 0 LOB: 0 BB: 0 P: 7	R: 2 E: 0 K: 0 S: 6	H: 3 LOB: 2 BB: 1 P: 10	R: 0 E: 1 K: 0 S: 4	H: 0 LOB: 1 BB: 0 P: 4	R: 0 E: 0 K: 0 S: 3	H: 0 LOB: 1 BB: 1 P: 7		1B: 4 2B: 0 3B: 1 HR: 3	SF: 0 SAC: 0 DP: 0 HBP: 0	WP: 0 PB: 0 CS: 1	PA: 42
<b>PITCHER</b>	IP	WLS	BF	H	R	ER	SO	BB	IBB	HBP	BLK	WP	HR	S	P	ERA	WHIP				
Brad Havens, L ERA: 5.37	(1, 1)	6.2	L	31	7	7	6	5	2	0	0	0	0	3	39	47	8.10	1.350			
Paul Boris, R ERA: 12.0	(7, 1)	2.1		11	1	0	0	0	2	0	0	0	0	0	9	17	0.00	1.286			

Batter	1	2	3	4	5	6	7	8	9	AB	R	H	RBI	BB	SO	LOB	BOTTOM			
Ron Washington, R OBP: 0.359, SLG: 0.414	F9		K					L9		4	0	1	0	0	1	2	<b>Cleveland Indians @ Minnesota Twins</b> Hubert H. Humphrey Metrodome, Minneapolis, MN Tue May 25 1982, 8:05 PM EDT Att. 5,665 - Dome - 70 F <a href="http://livebaseballscorecards.com">livebaseballscorecards.com</a>			
Larry Milbourne, S OBP: 0.283, SLG: 0.254				4-3			F8		BB	3	0	1	0	1	0	1				
Randy Johnson, L OBP: 0.362, SLG: 0.545				4-3			K			4	0	0	0	0	2	3				
Kent Hrbek, L OBP: 0.373, SLG: 0.613		F8					4-3			4	0	2	0	0	0	0				
Tom Brunansky, R OBP: 0.314, SLG: 0.533		G3		F8			K			4	0	0	0	0	1	3				
Mickey Hatcher, R OBP: 0.296, SLG: 0.309		F4					F8			3	0	1	0	0	0	0				
Gary Ward, R OBP: 0.270, SLG: 0.331			4-3				G4-3			3	0	0	0	0	1	1				
Gary Gaetti, R OBP: 0.272, SLG: 0.411			4-3				K			3	0	1	0	0	1	0				
Tim Laudner, R OBP: 0.190, SLG: 0.200			4-3							3	0	1	0	0	0	1				
<b>Inning Stats</b>	R: 0 E: 0 K: 0 S: 3	H: 1 LOB: 0 BB: 0 P: 3	R: 0 E: 0 K: 0 S: 3	H: 0 LOB: 0 BB: 0 P: 3	R: 0 E: 0 K: 1 S: 6	H: 1 LOB: 1 BB: 0 P: 6	R: 0 E: 0 K: 0 S: 4	H: 1 LOB: 1 BB: 0 P: 4	R: 0 E: 0 K: 1 S: 5	H: 1 LOB: 0 BB: 0 P: 5	R: 0 E: 0 K: 1 S: 6	H: 0 LOB: 0 BB: 0 P: 5	R: 0 E: 0 K: 1 S: 6	H: 1 LOB: 1 BB: 0 P: 6	R: 0 E: 0 K: 1 S: 5	H: 1 LOB: 1 BB: 1 P: 9		1B: 4 2B: 3 3B: 0 HR: 0	SF: 0 SAC: 0 DP: 3 HBP: 0	WP: 0 PB: 0 CS: 0
<b>PITCHER</b>	IP	WLS	BF	H	R	ER	SO	BB	IBB	HBP	BLK	WP	HR	S	P	ERA	WHIP			
Lary Sorensen, R ERA: 3.88	(1, 1)	9.0	W	32	7	0	0	6	1	0	0	0	0	43	47	0.00	0.889			



Batter	1	2	3	4	5	6	7	8	9	AB	R	H	RBI	BB	SO	LOB	TOP			
Alan Bannister, R (1,4) OBP: 0.342, SLG: 0.344	F9		F8			1B BB		FC3-6 BB		2	0	0	0	2	0	0	<b>Cleveland Indians @ Minnesota Twins</b> Hubert H. Humphrey Metrodome, Minneapolis, MN Wed May 26 1982, 8:05 PM EDT Att. 5,188 - Dome - 68 F			
Toby Harrah, R (1,5) OBP: 0.477, SLG: 0.612	G6-3 1B			1B G5-4-3 BB		1B		F6		3	1	2	0	1	0	2				
Mike Hargrove, L (1,3) OBP: 0.391, SLG: 0.362	G6-3			1B G5-4-3		F7		FC3-6		4	0	1	0	0	0	5				
Andre Thornton, R (1,10) OBP: 0.434, SLG: 0.596		1B		1B G5-4-3		1B		K		4	0	2	0	0	1	3				
Joe Charboneau, R (1,7) OBP: 0.283, SLG: 0.417	F4			6-3		5-3		K		3	0	0	0	0	0	4				
Miguel Dilone, S (8,7) OBP: 0.262, SLG: 0.278										1	0	0	0	0	1	0				
Von Hayes, L (1,9) OBP: 0.309, SLG: 0.393	L9									4	1	2	1	0	0	1				
Rick Manning, L (1,8) OBP: 0.340, SLG: 0.376	F8					CS 1B		HR		4	0	2	0	0	0	2				
Bill Nahorodny, R (1,2) OBP: 0.286, SLG: 0.500			6-3			F9		K		4	0	0	0	0	1	2				
Jerry Dybzinski, R (1,6) OBP: 0.340, SLG: 0.320			F8			CS		K		3	0	0	0	1	1	1				
<b>Inning Stats</b>	R: 0 E: 0 K: 0 S: 3	H: 1 LOB: 0 BB: 0 P: 3	R: 0 E: 0 K: 0 S: 4	H: 1 LOB: 1 BB: 0 P: 4	R: 0 E: 0 K: 0 S: 3	H: 0 LOB: 0 BB: 0 P: 3	R: 1 E: 0 K: 0 S: 3	H: 1 LOB: 0 BB: 1 P: 7	R: 0 E: 0 K: 0 S: 5	H: 2 LOB: 3 BB: 1 P: 9	R: 0 E: 0 K: 0 S: 3	H: 1 LOB: 0 BB: 0 P: 3	R: 0 E: 0 K: 1 S: 5	H: 0 LOB: 2 BB: 2 P: 13	R: 1 E: 0 K: 3 S: 11	H: 2 LOB: 1 BB: 0 P: 11	1B: 7 2B: 0 3B: 1 HR: 1	SF: 0 SAC: 0 DP: 2 HBP: 0	WP: 0 PB: 0 CS: 2	PA: 37
<b>PITCHER</b>	IP	WLS	BF	H	R	ER	SO	BB	IBB	HBP	BLK	WP	HR	S	P	ERA	WHIP			
Darrell Jackson, L (1,1) ERA: 5.88	5.2		22	6	1	1	0	2	0	0	0	0	0	20	28	1.59	1.412			
Terry Felton, R (6,1) ERA: 4.02	1.1		6	1	0	0	0	2	0	0	0	0	0	4	12	0.00	2.250			
Ron Davis, R (8,1) ERA: 4.02	2.0	L	8	2	1	1	4	0	0	0	0	0	1	16	16	4.50	1.000			

Batter	1	2	3	4	5	6	7	8	9	AB	R	H	RBI	BB	SO	LOB	BOTTOM			
Ron Washington, R (1,6) OBP: 0.347, SLG: 0.400	K		5-3			FC3-6 1B		1-3		4	1	0	0	0	1	2	<b>Cleveland Indians @ Minnesota Twins</b> Hubert H. Humphrey Metrodome, Minneapolis, MN Wed May 26 1982, 8:05 PM EDT Att. 5,188 - Dome - 68 F			
Larry Milbourne, S (1,4) OBP: 0.283, SLG: 0.253	1B		G3			F9		G3		4	0	1	0	0	0	2				
Tom Brunansky, R (1,8) OBP: 0.309, SLG: 0.510	K					1B		6-3		4	0	1	0	0	1	1				
Kent Hrbek, L (1,3) OBP: 0.369, SLG: 0.603	4-3					1B		6-3		4	0	1	1	0	0	1				
Jesus Vega, R (1,10) OBP: 0.299, SLG: 0.359			F8			L9		F8		3	0	0	0	0	0	2				
Randy Johnson, L (9,PH) OBP: 0.359, SLG: 0.540			F6							1	0	0	0	0	0	0				
Mickey Hatcher, R (1,7) OBP: 0.284, SLG: 0.296	F8					5-3		F8		3	0	0	0	0	0	0				
Gary Ward, R (1,9) OBP: 0.265, SLG: 0.325	F8					6-3		4-3		3	0	0	0	0	0	0				
Gary Gaetti, R (1,5) OBP: 0.266, SLG: 0.402			K			F9		L6		3	0	0	0	0	1	0				
Tim Laudner, R (1,2) OBP: 0.250, SLG: 0.273			2B			FC3-6 BB		L5		2	0	1	0	1	0	0				
<b>Inning Stats</b>	R: 0 E: 0 K: 2 S: 8	H: 1 LOB: 1 BB: 0 P: 8	R: 0 E: 0 K: 0 S: 3	H: 0 LOB: 0 BB: 0 P: 3	R: 0 E: 0 K: 1 S: 6	H: 1 LOB: 1 BB: 0 P: 6	R: 0 E: 0 K: 0 S: 3	H: 0 LOB: 0 BB: 0 P: 3	R: 0 E: 0 K: 0 S: 3	H: 0 LOB: 0 BB: 0 P: 3	R: 1 E: 0 K: 0 S: 5	H: 2 LOB: 2 BB: 1 P: 9	R: 0 E: 0 K: 0 S: 3	H: 0 LOB: 0 BB: 0 P: 3	R: 0 E: 0 K: 0 S: 3	H: 0 LOB: 0 BB: 0 P: 3	1B: 3 2B: 1 3B: 0 HR: 0	SF: 0 SAC: 0 DP: 0 HBP: 0	WP: 0 PB: 0 CS: 0	PA: 32
<b>PITCHER</b>	IP	WLS	BF	H	R	ER	SO	BB	IBB	HBP	BLK	WP	HR	S	P	ERA	WHIP			
Rick Waits, L (1,1) ERA: 6.54	7.0		26	4	1	1	3	1	0	0	0	0	0	31	35	1.29	0.714			
Dan Spillner, R (8,1) ERA: 2.15	2.0	W	6	0	0	0	0	0	0	0	0	0	0	6	6	0.00	0.000			





Batter	1	2	3	4	5	6	7	8	9	AB	R	H	RBI	BB	SO	LOB	TOP			
Ron LeFlore, R OBP: 0.339, SLG: 0.424 (1, 8)	G3		SH1-3 4-3 1B	6-3			K			4	1	1	0	0	1	0	<b>Chicago White Sox @ Cleveland Indians</b> Cleveland Municipal Stadium, Cleveland, OH Fri May 28 1982, 7:05 PM EDT Att: 25,105 - Unknown - 67 F <a href="http://livebaseballscorecards.com">livebaseballscorecards.com</a>			
Tony Bemazard, S OBP: 0.337, SLG: 0.359 (1, 4)	1B BB		SH1-3 1-3		F8		F9		2	0	0	0	1	0	0					
Steve Kemp, L OBP: 0.398, SLG: 0.383 (1, 7)	G6-4-3 1-2 1B		4-3		F8		K		4	0	1	1	0	1	0					
Greg Luzinski, R OBP: 0.365, SLG: 0.488 (1, 10)	G6-4-3 1-2		BB 1B		L6		5-3		4	1	1	0	0	0	2					
Tom Paciorek, R OBP: 0.358, SLG: 0.442 (1, 3)		K	1B 1-2 BB		6-3		5-3		3	0	0	0	1	1	0					
Harold Baines, L OBP: 0.322, SLG: 0.387 (1, 9)	F7 BB 1B		1-2 2-H 1B		G3		4-3		4	0	2	1	0	0	0					
Carlton Fisk, R OBP: 0.353, SLG: 0.375 (1, 2)	FC5-4 BB		1-3		F9		6-3		3	0	0	0	1	0	2					
Jim Morrison, R OBP: 0.291, SLG: 0.442 (1, 5)	F7 2-3		F9		F9		F9		3	0	0	0	0	0	2					
Bill Almon, R OBP: 0.375, SLG: 0.458 (1, 6)	FC5-4 1-2		F9		F9		6-3		3	0	0	0	0	0	2					
<b>Inning Stats</b>	R: 0 E: 0 K: 0 S: 3	H: 1 LOB: 1 BB: 1 P: 7	R: 0 E: 0 K: 1 S: 6	H: 1 LOB: 2 BB: 1 P: 10	R: 2 E: 0 K: 0 S: 6	H: 3 LOB: 2 BB: 1 P: 10	R: 0 E: 0 K: 0 S: 3	H: 0 LOB: 0 BB: 0 P: 3	R: 0 E: 0 K: 0 S: 3	H: 0 LOB: 0 BB: 0 P: 3	R: 0 E: 0 K: 1 S: 5	H: 0 LOB: 0 BB: 0 P: 5	R: 0 E: 0 K: 0 S: 3	H: 0 LOB: 0 BB: 0 P: 3	R: 0 E: 0 K: 0 S: 3	H: 0 LOB: 0 BB: 0 P: 3	1B: 5 2B: 0 3B: 0 HR: 0	SF: 0 SAC: 1 DP: 1 HBP: 0	WP: 0 PB: 0 SB: 1 CS: 0	PA: 34
<b>PITCHER</b> John Denny, R ERA: 4.41 (1, 1)	IP: 9.0 WLS: W BF: 34 H: 5 R: 2 ER: 2 SO: 3 BB: 3 IBB: 0 HBP: 0 BLK: 0 WP: 0 HR: 0 S: 37 P: 49 ERA: 2.00 WHIP: 0.889																			

Batter	1	2	3	4	5	6	7	8	9	AB	R	H	RBI	BB	SO	LOB	BOTTOM			
Miguel Dilone, S OBP: 0.262, SLG: 0.277 (1, 7)	K		F5	F6			G4-6-3 1B			4	0	1	0	0	1	4	<b>Chicago White Sox @ Cleveland Indians</b> Cleveland Municipal Stadium, Cleveland, OH Fri May 28 1982, 7:05 PM EDT Att: 25,105 - Unknown - 67 F <a href="http://livebaseballscorecards.com">livebaseballscorecards.com</a>			
Toby Harrah, R OBP: 0.472, SLG: 0.601 (1, 5)	6-3		1B 2B IBB	F3			G4-6-3 1-2		3	1	0	0	1	0	3					
Mike Hargrove, L OBP: 0.388, SLG: 0.359 (1, 3)	4-3		2B E 1B	1-4-3			6-3		4	1	1	2	0	0	0					
Andre Thornton, R OBP: 0.430, SLG: 0.594 (1, 10)	F3		E7 1-3 2-H 3-H 2B	5-3			F9		4	1	1	1	0	0	0					
Alan Bannister, R OBP: 0.356, SLG: 0.354 (1, 4)	CS BB		S 1B	K			E 1B		3	0	2	0	1	1	0					
Von Hayes, L OBP: 0.299, SLG: 0.379 (1, 9)	4-3 1-2		K	K			1-3		4	0	0	0	0	2	3					
Rick Manning, L OBP: 0.345, SLG: 0.377 (1, 8)			2B 1B	SH1-3 BB			G3		2	1	1	0	1	0	0					
Bill Nahorodny, R OBP: 0.304, SLG: 0.545 (1, 2)			1B 2B	SH1-3			F8		2	1	1	0	0	0	0					
Jerry Dybzinski, R OBP: 0.340, SLG: 0.315 (1, 6)			L4	BB			K		2	0	0	0	1	1	2					
<b>Inning Stats</b>	R: 0 E: 0 K: 1 S: 5	H: 0 LOB: 0 BB: 0 P: 5	R: 0 E: 0 K: 0 S: 2	H: 0 LOB: 0 BB: 1 P: 6	R: 5 E: 1 K: 1 S: 10	H: 5 LOB: 1 BB: 1 P: 14	R: 0 E: 0 K: 0 S: 3	H: 0 LOB: 2 BB: 2 P: 11	R: 0 E: 0 K: 1 S: 5	H: 0 LOB: 0 BB: 0 P: 5	R: 0 E: 0 K: 1 S: 5	H: 1 LOB: 0 BB: 0 P: 5	R: 0 E: 1 K: 0 S: 4	H: 1 LOB: 1 BB: 0 P: 4	R: 0 E: 0 K: 0 S: 3	H: 0 LOB: 0 BB: 0 P: 3	1B: 5 2B: 2 3B: 0 HR: 0	SF: 0 SAC: 1 DP: 1 HBP: 0	WP: 0 PB: 0 SB: 1 CS: 1	PA: 33
<b>PITCHER</b> Steve Trout, L ERA: 3.78 (1, 1) Jerry Koosman, L ERA: 4.69 (4, 1)	IP: 3.1 WLS: L BF: 18 H: 5 R: 5 ER: 5 SO: 2 BB: 3 IBB: 0 HBP: 0 BLK: 0 WP: 0 HR: 0 S: 18 P: 34 ERA: 13.50 WHIP: 2.400																			



Batter	1	2	3	4	5	6	7	8	9	AB	R	H	RBI	BB	SO	LOB	TOP								
Ron LeFlore, R (1, 8) OBP: 0.335, SLG: 0.414		1-3								4	1	0	0	1	3	2	<b>Chicago White Sox @ Cleveland Indians</b> Cleveland Municipal Stadium, Cleveland, OH Sat May 29 1982, 3:33 AM EDT Att: 17,282 - Unknown - 66 F <a href="http://livebaseballscores.com">livebaseballscores.com</a>								
Tony Bernazard, S (1, 4) OBP: 0.339, SLG: 0.374									6-3	4	1	1	1	1	2	0									
Steve Kemp, L (1, 7) OBP: 0.403, SLG: 0.388										3	0	2	1	1	0	0									
Greg Luzinski, R (1, 10) OBP: 0.365, SLG: 0.483										4	0	1	0	1	0	2									
Tom Paciorek, R (1, 3) OBP: 0.348, SLG: 0.428										5	0	0	0	0	1	5									
Harold Baines, L (1, 9) OBP: 0.320, SLG: 0.384										4	0	1	0	0	1	0									
Carlton Fisk, R (1, 2) OBP: 0.365, SLG: 0.377		6-3								2	0	1	0	2	0	0									
Jim Morrison, R (1, 5) OBP: 0.297, SLG: 0.451										4	0	2	0	0	0	3									
Bill Almon, R (1, 6) OBP: 0.372, SLG: 0.452										4	0	1	0	0	0	5									
<b>Inning Stats</b>	R: 0 E: 0 K: 2 S: 9	H: 2 LOB: 2 BB: 0 P: 9	R: 0 E: 0 K: 1 S: 7	H: 2 LOB: 0 BB: 0 P: 7	R: 0 E: 0 K: 1 S: 5	H: 0 LOB: 0 BB: 0 P: 5	R: 0 E: 0 K: 0 S: 4	H: 1 LOB: 2 BB: 1 P: 8	R: 1 E: 0 K: 0 S: 2	H: 0 LOB: 0 BB: 2 P: 10	R: 0 E: 0 K: 1 S: 7	H: 2 LOB: 2 BB: 0 P: 7	R: 1 E: 1 K: 1 S: 7	H: 2 LOB: 1 BB: 0 P: 7	R: 0 E: 0 K: 0 S: 3	H: 0 LOB: 1 BB: 1 P: 7	R: 0 E: 0 K: 1 S: 5	H: 0 LOB: 2 BB: 2 P: 13	1B: 7 2B: 1 3B: 0 HR: 1	SF: 1 SAC: 0 DP: 1 HBP: 0	WP: 1 PB: 0 SB: 2 CS: 0	PA: 41			
<b>PITCHER</b>	IP	WLS	BF	H	R	ER	SO	BB	IBB	HBP	BLK	WP	HR	S	P	ERA	WHIP								
Rick Sutcliffe, R (1, 1) ERA: 3.13	6.1	W	30	9	2	1	6	3	0	0	0	1	1	39	51	1.42	1.895								
Dan Spillner, R (7, 1) ERA: 2.01	2.2	S	11	0	0	0	1	3	0	0	0	0	0	10	22	0.00	1.125								

Batter	1	2	3	4	5	6	7	8	9	AB	R	H	RBI	BB	SO	LOB	BOTTOM								
Miguel Dilone, S (1, 7) OBP: 0.277, SLG: 0.325		4-3								4	2	3	1	0	0	1	<b>Chicago White Sox @ Cleveland Indians</b> Cleveland Municipal Stadium, Cleveland, OH Sat May 29 1982, 3:33 AM EDT Att: 17,282 - Unknown - 66 F <a href="http://livebaseballscores.com">livebaseballscores.com</a>								
Toby Harrah, R (1, 5) OBP: 0.473, SLG: 0.599		6-3								4	0	2	0	0	0	2									
Mike Hargrove, L (1, 3) OBP: 0.390, SLG: 0.365										3	0	2	1	0	0	1									
Andre Thornton, R (1, 10) OBP: 0.426, SLG: 0.585										4	0	1	0	0	1	2									
Von Hayes, L (1, 9) OBP: 0.305, SLG: 0.383										4	1	2	0	0	0	2									
Ron Hassey, L (1, 2) OBP: 0.277, SLG: 0.312										4	1	1	0	0	0	3									
Rick Manning, L (1, 8) OBP: 0.343, SLG: 0.374										4	1	1	0	0	0	3									
Alan Bannister, R (1, 4) OBP: 0.361, SLG: 0.359										4	0	2	2	0	1	1									
Jerry Dybzinski, R (1, 6) OBP: 0.331, SLG: 0.305					6-3					4	0	0	0	0	1	2									
<b>Inning Stats</b>	R: 1 E: 0 K: 0 S: 4	H: 2 LOB: 0 BB: 0 P: 4	R: 3 E: 1 K: 1 S: 9	H: 3 LOB: 1 BB: 0 P: 9	R: 0 E: 0 K: 0 S: 5	H: 2 LOB: 2 BB: 0 P: 5	R: 1 E: 0 K: 1 S: 8	H: 3 LOB: 3 BB: 0 P: 8	R: 0 E: 0 K: 0 S: 4	H: 2 LOB: 1 BB: 0 P: 4	R: 0 E: 0 K: 0 S: 4	H: 1 LOB: 0 BB: 0 P: 4	R: 0 E: 0 K: 1 S: 5	H: 0 LOB: 0 BB: 0 P: 5	R: 0 E: 0 K: 0 S: 3	H: 1 LOB: 0 BB: 0 P: 3	1B: 12 2B: 2 3B: 0 HR: 1	SF: 1 SAC: 0 DP: 2 HBP: 0	WP: 0 PB: 0 SB: 0 CS: 1	PA: 36					
<b>PITCHER</b>	IP	WLS	BF	H	R	ER	SO	BB	IBB	HBP	BLK	WP	HR	S	P	ERA	WHIP								
LaMarr Hoyt, R (1, 1) ERA: 1.8	8.0	L	36	14	5	4	3	0	0	0	0	0	1	42	42	4.50	1.750								



Batter	1	2	3	4	5	6	7	8	9	AB	R	H	RBI	BB	SO	LOB	TOP			
<b>Rudy Law, L</b> OBP: 0.333, SLG: 0.459 (1, 8)	0-0 CS 1B	0-0 1-3 3-H 2B		0-0 4-3		0-3 K			0-3 K	5	0	2	1	0	2	2	<b>Chicago White Sox @ Cleveland Indians</b> Cleveland Municipal Stadium, Cleveland, OH Sun May 30 1982, 3:33 AM EDT Att: 13,892 - Unknown - 63 F			
<b>Tony Bernazard, S</b> OBP: 0.337, SLG: 0.367 (1, 4)	4-0 1B 1-2 BB	0-0 F9			0-0 4-3		0-0 F8			3	0	0	0	1	0	2				
<b>Steve Kemp, L</b> OBP: 0.405, SLG: 0.404 (1, 7)	0-3 K		0-0 2B		0-0 1B 2B		0-0 5-3			4	1	2	0	0	1	1				
<b>Greg Luzinski, R</b> OBP: 0.368, SLG: 0.483 (1, 10)	0-0 1B		0-3 K		0-0 2B		0-0 5-3			4	0	2	1	0	1	1				
<b>Harold Baines, L</b> OBP: 0.313, SLG: 0.374 (1, 9)	0-0 F7		0-3 K		0-0 F6		0-3 K			4	0	0	0	0	2	4				
<b>Carlton Fisk, R</b> OBP: 0.362, SLG: 0.368 (1, 2)		4-0 1B 2B BB	0-0 F8		0-3 K		0-0 F6			3	1	0	0	1	1	2				
<b>Mike Squires, L</b> OBP: 0.303, SLG: 0.267 (1, 3)		0-0 F8		0-0 4-3		0-0 F8		0-3 K		4	0	0	0	0	1	1				
<b>Jim Morrison, R</b> OBP: 0.302, SLG: 0.460 (1, 5)		0-0 2B 1-3 1B		0-0 L5		0-0 2B		0-0 F4		4	0	2	0	0	0	0				
<b>Bill Almon, R</b> OBP: 0.368, SLG: 0.446 (1, 6)		0-3 K		0-0 1B		0-0 F8		0-3 K		4	0	1	0	0	2	3				
<b>Inning Stats</b>	R: 0 E: 0 K: 1 S: 6	H: 2 LOB: 2 BB: 1 P: 10	R: 1 E: 0 K: 1 S: 7	H: 2 LOB: 2 BB: 1 P: 11	R: 0 E: 0 K: 2 S: 8	H: 1 LOB: 1 BB: 0 P: 8	R: 0 E: 0 K: 0 S: 4	H: 1 LOB: 1 BB: 0 P: 4	R: 1 E: 0 K: 1 S: 7	H: 2 LOB: 1 BB: 0 P: 7	R: 0 E: 0 K: 0 S: 3	H: 0 LOB: 0 BB: 0 P: 3	R: 0 E: 0 K: 2 S: 7	H: 0 LOB: 0 BB: 0 P: 7	R: 0 E: 0 K: 2 S: 7	H: 0 LOB: 0 BB: 0 P: 7	1B: 5 2B: 4 3B: 0 HR: 0	SF: 0 SAC: 0 DP: 0 HBP: 0	WP: 0 PB: 0 SB: 0 CS: 1	PA: 37
<b>PITCHER</b> <b>Len Barker, R</b> ERA: 2.68 (1, 1)	IP: 9.0 WLS: W BF: 37 H: 9 R: 2 ER: 2 SO: 10 BB: 2 IBB: 0 HBP: 0 BLK: 0 WP: 0 HR: 0 S: 55 P: 63 ERA: 2.00 WHIP: 1.222															<b>PITCHER</b>				

Batter	1	2	3	4	5	6	7	8	9	AB	R	H	RBI	BB	SO	LOB	BOTTOM			
<b>Miguel Dilone, S</b> OBP: 0.278, SLG: 0.325 (1, 7)	0-0 1B		0-0 5-3	0-0 SH G4-6-3		0-0 F6				3	0	1	0	0	0	0	<b>Chicago White Sox @ Cleveland Indians</b> Cleveland Municipal Stadium, Cleveland, OH Sun May 30 1982, 3:33 AM EDT Att: 13,892 - Unknown - 63 F			
<b>Toby Harrah, R</b> OBP: 0.478, SLG: 0.617 (1, 5)	0-0 1B G5-4-3		4-0 BB HR BB	0-0 F3			0-0 HR			3	2	2	1	1	0	3				
<b>Mike Hargrove, L</b> OBP: 0.392, SLG: 0.360 (1, 3)	0-0 F7		4-0 HR BB	0-0 G4-6-3			4-0 BB G5-4-3			2	1	0	0	2	0	5				
<b>Andre Thornton, R</b> OBP: 0.428, SLG: 0.599 (1, 10)	0-0 G5-4-3		0-0 HR		4-0 FC6-4 SH BB		0-0 G5-4-3			3	1	1	3	1	0	3				
<b>Von Hayes, L</b> OBP: 0.313, SLG: 0.385 (4, 8)		0-0 1-3	0-0 1-3	0-0 1B		0-0 SH FC6-4		1-0 HBP		2	0	1	0	0	0	0				
<b>Ron Hassey, L</b> OBP: 0.288, SLG: 0.301 (1, 2)		0-0 5-3	0-0 1-3	0-0 FC6-4		0-0 6-3				4	0	0	0	0	0	4				
<b>Alan Bannister, R</b> OBP: 0.363, SLG: 0.362 (1, 8)		0-0 1B	0-0 5-3		0-0 G5-4-3		0-3 K			2	0	1	0	0	0	1				
<b>Joe Charboneau, R</b> OBP: 0.273, SLG: 0.400 (4, 9)					0-0 G5-4-3		0-0 K			2	0	0	0	0	1	2				
<b>Jack Perconte, L</b> OBP: 0.279, SLG: 0.299 (1, 4)		4-0 BB		0-0 SH HBP 1B		0-0 4-3		0-3 K		3	0	1	0	1	1	0				
<b>Jerry Dybzinski, R</b> OBP: 0.329, SLG: 0.298 (1, 6)		0-0 1-3		1-0 SH HBP		0-0 6-3		0-0 F8		3	0	0	0	0	0	2				
<b>Inning Stats</b>	R: 0 E: 0 K: 0 S: 4	H: 2 LOB: 1 BB: 0 P: 4	R: 0 E: 0 K: 0 S: 4	H: 1 LOB: 2 BB: 1 P: 8	R: 3 E: 0 K: 0 S: 5	H: 2 LOB: 1 BB: 2 P: 13	R: 0 E: 1 K: 0 S: 4	H: 1 LOB: 2 BB: 0 P: 5	R: 0 E: 0 K: 0 S: 3	H: 0 LOB: 0 BB: 1 P: 7	R: 0 E: 0 K: 0 S: 3	H: 0 LOB: 0 BB: 0 P: 3	R: 1 E: 0 K: 0 S: 3	H: 1 LOB: 1 BB: 1 P: 8	R: 0 E: 0 K: 2 S: 7	H: 0 LOB: 0 BB: 0 P: 7	1B: 5 2B: 0 3B: 0 HR: 2	SF: 0 SAC: 2 DP: 4 HBP: 2	WP: 0 PB: 0 SB: 1 CS: 0	PA: 36
<b>PITCHER</b> <b>Dennis Lamp, R</b> ERA: 4.5 (1, 1)	IP: 6.0 WLS: L BF: 29 H: 7 R: 4 ER: 4 SO: 4 BB: 4 IBB: 0 HBP: 1 BLK: 0 WP: 0 HR: 2 S: 24 P: 41 ERA: 6.00 WHIP: 1.833															<b>PITCHER</b>				
<b>Kevin Hickey, L</b> ERA: 3.57 (7, 1)	1.0 WLS: L BF: 4 H: 0 R: 0 ER: 0 SO: 0 BB: 1 IBB: 0 HBP: 1 BLK: 0 WP: 0 HR: 0 S: 2 P: 7 ERA: 0.00 WHIP: 1.000															<b>PITCHER</b>				
<b>Chico Escarrega, R</b> ERA: 1.88 (8, 1)	1.0 WLS: L BF: 3 H: 0 R: 0 ER: 0 SO: 2 BB: 0 IBB: 0 HBP: 0 BLK: 0 WP: 0 HR: 0 S: 7 P: 7 ERA: 0.00 WHIP: 0.000															<b>PITCHER</b>				



Batter	1	2	3	4	5	6	7	8	9	AB	R	H	RBI	BB	SO	LOB	TOP			
Jim Eisenreich, L (1, 8) OBP: 0.388, SLG: 0.448 Dave Engle, R (2, 9) OBP: 0.272, SLG: 0.349	0-0 E 1B	0-0 G1-3-6		0-3 K			0-0 5-3			2	1	1	0	0	0	2				
Larry Milbourne, S (1, 4) OBP: 0.297, SLG: 0.250	0-0 L6		0-0 HR			0-0 G6-4-3	0-0 6-3			4	1	1	0	0	0	3				
Tom Brunansky, R (1, 9) OBP: 0.319, SLG: 0.569	0-0 6-3		0-0 F9			0-0 F8	0-0 F8			4	0	0	0	0	0	2				
Kent Hrbek, L (1, 3) OBP: 0.385, SLG: 0.622	0-0 E 1B		0-0 HR			0-0 6-3		0-0 4-3		4	1	2	3	0	0	0				
Randy Johnson, L (1, 10) OBP: 0.356, SLG: 0.525	0-0 E4		0-0 F2			0-0 F9		0-0 G6-3 1B		4	0	1	0	0	0	1				
Mickey Hatcher, R (1, 7) OBP: 0.278, SLG: 0.326	0-0 5-3		0-0 F7			0-0 2B		0-0 G6-3		4	0	1	0	0	0	3				
John Castino, R (1, 5) OBP: 0.276, SLG: 0.321		0-0 F8		0-0 2B		0-0 1-3		0-0 G4-6-3 1B		4	1	2	0	0	0	1				
Ron Washington, R (1, 6) OBP: 0.341, SLG: 0.402		0-0 2B		0-0 2B		0-0 FC6-5-4 FC6-4		0-0 F9		4	0	2	1	0	0	2				
Sal Butera, R (1, 2) OBP: 0.365, SLG: 0.269 Jesus Vega, R (9, PH) OBP: 0.294, SLG: 0.352		4-0 G1-3-6 BB		4-0 G6-4-3 BB		0-0 FC6-4		0-0 G4-6-3		1	0	0	0	2	0	1				
<b>Inning Stats</b>	R: 1 E: 2 K: 0 S: 6	H: 2 LOB: 2 BB: 0 P: 6	R: 0 E: 0 K: 0 S: 3	H: 1 LOB: 1 BB: 1 P: 7	R: 2 E: 0 K: 0 S: 5	H: 2 LOB: 0 BB: 0 P: 5	R: 1 E: 0 K: 1 S: 6	H: 2 LOB: 1 BB: 1 P: 10	R: 0 E: 0 K: 0 S: 3	H: 0 LOB: 0 BB: 0 P: 3	R: 0 E: 0 K: 0 S: 3	H: 0 LOB: 0 BB: 0 P: 3	R: 0 E: 0 K: 0 S: 3	H: 1 LOB: 0 BB: 0 P: 3	R: 0 E: 0 K: 0 S: 3	H: 1 LOB: 0 BB: 0 P: 3	1B: 6 2B: 3 3B: 0 HR: 1	SF: 0 SAC: 0 DP: 4 HBP: 0	WP: 0 PB: 0 SB: 0 CS: 0	PA: 36
<b>PITCHER</b> Lary Sorensen, R (1, 1) ERA: 3.9	IP: 9.0 WLS: W BF: 36 H: 10 R: 4 ER: 4 SO: 1 BB: 2 IBB: 0 HBP: 0 BLK: 0 WP: 0 HR: 1 S: 36 P: 44 ERA: 4.00 WHIP: 1.333															<b>PITCHER</b>				

Minnesota Twins @ Cleveland Indians  
Cleveland Municipal Stadium, Cleveland, OH  
Mon May 31 1982, 7:05 PM EDT  
Att: 14,690 - Unknown - 73 F

AB 34  
R 4  
H 10  
RBI 4  
BB 2  
SO 1  
LOB 18



Batter	1	2	3	4	5	6	7	8	9	AB	R	H	RBI	BB	SO	LOB	BOTTOM			
Miguel Dilone, S (1, 7) OBP: 0.283, SLG: 0.328	0-0 1B BLK 1B	0-0 G3		0-0 4-3		0-0 6-3		0-0 1B		5	1	2	0	0	0	0				
Toby Harrah, R (1, 5) OBP: 0.481, SLG: 0.612	0-0 HR 1B		4-0 2B BB		4-0 BB BB BB	0-0 F2		0-3 K2-3		3	3	1	0	2	1	1				
Mike Hargrove, L (1, 3) OBP: 0.399, SLG: 0.371	0-0 HR 1B		0-0 HR 2B		4-0 BB BB BB	0-0 F6				3	2	2	2	1	0	0				
Andre Thornton, R (1, 10) OBP: 0.429, SLG: 0.612	0-0 F3		0-0 HR		4-0 BB BB	0-0 F3		0-0 F3		3	1	1	2	1	0	2				
Joe Charboneau, R (1, 9) OBP: 0.288, SLG: 0.415	0-0 F4		1-0 HBP		0-0 F4		0-0 2B 2B			3	1	1	0	0	0	5				
Von Hayes, L (1, 8) OBP: 0.326, SLG: 0.424	0-0 HR		0-0 L3		4-0 BB BB	0-0 2B		0-0 2B		3	1	2	5	1	0	1				
Bill Nahorodny, R (1, 2) OBP: 0.259, SLG: 0.462	0-0 5-3		0-0 F4		0-0 F6		0-0 F6			4	0	0	0	0	0	4				
Jack Perconte, L (1, 4) OBP: 0.269, SLG: 0.287		0-0 G3		0-0 G3		0-0 F7		0-0 F4		4	0	0	0	0	0	3				
Jerry Dybzinski, R (1, 6) OBP: 0.321, SLG: 0.289		0-0 F8		0-0 4-3		0-0 F6		0-0 F8		4	0	0	0	0	0	0				
<b>Inning Stats</b>	R: 4 E: 0 K: 0 S: 7	H: 4 LOB: 0 BB: 0 P: 7	R: 0 E: 0 K: 0 S: 3	H: 0 LOB: 0 BB: 0 P: 3	R: 3 E: 0 K: 0 S: 4	H: 2 LOB: 0 BB: 1 P: 9	R: 0 E: 0 K: 0 S: 3	H: 0 LOB: 0 BB: 0 P: 3	R: 1 E: 0 K: 0 S: 3	H: 0 LOB: 3 BB: 4 P: 19	R: 0 E: 0 K: 0 S: 3	H: 0 LOB: 0 BB: 0 P: 3	R: 1 E: 0 K: 0 S: 5	H: 2 LOB: 1 BB: 0 P: 5	R: 0 E: 0 K: 1 S: 6	H: 1 LOB: 1 BB: 0 P: 6	1B: 4 2B: 4 3B: 0 HR: 2	SF: 0 SAC: 0 DP: 1 HBP: 1	WP: 0 PB: 0 SB: 0 CS: 0	PA: 38
<b>PITCHER</b> Pete Filson, L (1, 1) ERA: 8.76 Terry Felton, R (2, 1) ERA: 4.35 Paul Boris, R (5, 1) ERA: 7.0	IP: 1.0 WLS: L BF: 7 H: 4 R: 4 ER: 4 SO: 0 BB: 4 IBB: 0 HBP: 1 BLK: 0 WP: 0 HR: 1 S: 7 P: 7 ERA: 36.00 WHIP: 4.000															<b>PITCHER</b>				

Minnesota Twins @ Cleveland Indians  
Cleveland Municipal Stadium, Cleveland, OH  
Mon May 31 1982, 7:05 PM EDT  
Att: 14,690 - Unknown - 73 F

AB 32  
R 9  
H 9  
RBI 9  
BB 5  
SO 1  
LOB 16





Batter	1	2	3	4	5	6	7	8	9	AB	R	H	RBI	BB	SO	LOB	TOP								
Ron Washington, R (1, 6) OBP: 0.340, SLG: 0.400	F4			5-3 2B	L7			SH3-4		3	1	1	0	0	0	1	<b>Minnesota Twins @ Cleveland Indians</b> Cleveland Municipal Stadium, Cleveland, OH Tue Jun 01 1982, 7:05 PM EDT Att. 4,045 - Unknown - 59 F								
Larry Milbourne, S (1, 4) OBP: 0.266, SLG: 0.250	L5			5-3 1-2	6-3			1B		4	0	1	0	0	0	2									
Tom Brunansky, R (1, 8) OBP: 0.316, SLG: 0.544	K			2B		5-3		K		3	1	0	0	1	2	2									
Kent Hrbek, L (1, 3) OBP: 0.388, SLG: 0.625		F9		2B		K		1B		4	0	2	3	0	1	0									
Jesus Vega, R (1, 10) OBP: 0.292, SLG: 0.349		5-3 1B		5-3		6-3		F5		4	0	1	0	0	0	3									
Mickey Hatcher, R (1, 7) OBP: 0.266, SLG: 0.311		5-3 1-2		F8			5-3		F8	4	0	0	0	0	0	2									
Gary Ward, R (1, 9) OBP: 0.277, SLG: 0.349			5-3			5-3		5-3		4	1	1	0	0	0	0									
John Castino, R (1, 5) OBP: 0.269, SLG: 0.312			6-3		SH5-3		4-3		K	3	0	0	0	0	1	0									
Tim Laudner, R (1, 2) OBP: 0.286, SLG: 0.290			6-3							2	0	1	1	1	0	0									
Jim Eisenreich, L (8, PR) OBP: 0.388, SLG: 0.448										0	1	0	0	0	0	0									
Sal Butera, R (8, 2) OBP: 0.365, SLG: 0.269								1B	SH3-4	0	0	0	0	0	0	0									
<b>Inning Stats</b>	R: 0 E: 0 K: 1 S: 5	H: 0 LOB: 0 BB: 0 P: 5	R: 0 E: 0 K: 0 S: 3	H: 1 LOB: 1 BB: 0 P: 3	R: 0 E: 0 K: 0 S: 3	H: 0 LOB: 0 BB: 0 P: 3	R: 2 E: 0 K: 0 S: 5	H: 2 LOB: 1 BB: 1 P: 9	R: 1 E: 0 K: 0 S: 5	H: 2 LOB: 1 BB: 0 P: 5	R: 0 E: 0 K: 1 S: 5	H: 0 LOB: 0 BB: 0 P: 5	R: 0 E: 0 K: 0 S: 3	H: 0 LOB: 0 BB: 0 P: 3	R: 1 E: 0 K: 1 S: 7	H: 2 LOB: 2 BB: 1 P: 11	R: 0 E: 0 K: 1 S: 5	H: 0 LOB: 0 BB: 0 P: 5	1B: 5 2B: 2 3B: 0 HR: 0	SF: 0 SAC: 2 DP: 0 HBP: 0	WP: 0 PB: 0 SB: 0 CS: 0	PA: 35			
<b>PITCHER</b>	IP	WLS	BF	H	R	ER	SO	BB	IBB	HBP	BLK	WP	HR	S	P	ERA	WHIP								
Rick Waits, L (1, 1) ERA: 6.28	7.0		27	5	4	4	2	2	0	0	0	0	0	29	37	5.14	1.000								
Ed Whitson, R (8, 1) ERA: 4.07	0.2		3	1	0	0	1	0	0	0	0	0	0	5	5	0.00	1.500								
Ed Glynn, L (8, 1) ERA: 1.69	0.1	W	2	1	0	0	0	0	0	0	0	0	0	2	2	0.00	3.000								
Dan Spillner, R (9, 1) ERA: 1.96	1.0	S	3	0	0	0	1	0	0	0	0	0	0	5	5	0.00	0.000								

Batter	1	2	3	4	5	6	7	8	9	AB	R	H	RBI	BB	SO	LOB	BOTTOM									
Miguel Dilone, S (1, 7) OBP: 0.294, SLG: 0.328	L5		K		G5-4-3 BB		FC6-4 1B	1-2 2-3 3-H	BB	3	0	1	1	2	1	0	<b>Minnesota Twins @ Cleveland Indians</b> Cleveland Municipal Stadium, Cleveland, OH Tue Jun 01 1982, 7:05 PM EDT Att. 4,045 - Unknown - 59 F									
Toby Harrah, R (1, 5) OBP: 0.479, SLG: 0.607	FC5-4 1B			HR	G5-4-3 1-2		FC6-4 1-2	K		5	1	2	0	0	1	5										
Mike Hargrove, L (1, 3) OBP: 0.396, SLG: 0.365	F9			HR	L7		F7			3	1	0	0	1	0	2										
Andre Thornton, R (1, 10) OBP: 0.431, SLG: 0.624	FC5-4 1-2			HR		9-6 BB		F8		3	1	1	3	1	0	1										
Joe Charboneau, R (1, 9) OBP: 0.286, SLG: 0.393		6-3		F9		9-6 BB		4-3		3	0	0	0	1	0	0										
Von Hayes, L (1, 8) OBP: 0.331, SLG: 0.442		3-1		1B	3B	9-6 1-2 2-3		BB	S	4	2	2	0	0	0	2										
Bill Nahorodny, R (1, 2) OBP: 0.276, SLG: 0.464										2	0	1	1	0	0	0										
Ron Hassey, L (6, PH) OBP: 0.280, SLG: 0.301										0	1	0	0	2	0	0										
Jack Perconte, L (1, 4) OBP: 0.277, SLG: 0.282			1-3		G6-3 BB		F7			2	0	0	0	2	0	2										
Jerry Dybzinski, R (1, 6) OBP: 0.314, SLG: 0.283										3	0	0	0	0	0	2										
Karl Pagel, L (8, PH) OBP: 0.421, SLG: 0.412										0	0	0	1	1	0	0										
Mike Fischlin, R (8, PR) OBP: 0.421, SLG: 0.412										0	0	0	0	0	0	0										
<b>Inning Stats</b>	R: 0 E: 0 K: 0 S: 4	H: 1 LOB: 1 BB: 0 P: 4	R: 0 E: 0 K: 0 S: 3	H: 0 LOB: 0 BB: 0 P: 3	R: 0 E: 0 K: 1 S: 5	H: 0 LOB: 0 BB: 0 P: 5	R: 4 E: 0 K: 0 S: 6	H: 4 LOB: 1 BB: 2 P: 14	R: 0 E: 0 K: 0 S: 2	H: 0 LOB: 2 BB: 3 P: 14	R: 0 E: 0 K: 0 S: 4	H: 1 LOB: 1 BB: 0 P: 4	R: 2 E: 0 K: 1 S: 6	H: 1 LOB: 3 BB: 4 P: 22	R: 0 E: 0 K: 1 S: 5	H: 0 LOB: 0 BB: 0 P: 5	1B: 5 2B: 1 3B: 1 HR: 1	SF: 0 SAC: 0 DP: 3 HBP: 0	WP: 0 PB: 0 SB: 1 CS: 0	PA: 38						
<b>PITCHER</b>	IP	WLS	BF	H	R	ER	SO	BB	IBB	HBP	BLK	WP	HR	S	P	ERA	WHIP									
Darrell Jackson, L (1, 1) ERA: 6.25	3.1		17	5	4	4	1	2	0	0	0	0	0	1	17	25	10.80	2.100								
John Pacella, R (4, 1) ERA: 5.59	1.2		6	0	0	0	0	3	0	0	0	0	0	3	15	0.00	1.800									
Ron Davis, R (6, 1) ERA: 5.25	2.2	L	13	2	2	2	0	2	2	0	0	0	0	9	25	6.75	1.500									
Paul Boris, R (8, 1) ERA: 6.75	0.1		2	0	0	0	1	1	0	0	0	0	0	3	7	0.00	3.000									





Batter	1	2	3	4	5	6	7	8	9	AB	R	H	RBI	BB	SO	LOB	TOP																					
Ron Washington, R OBP: 0.331, SLG: 0.388	F4		F4		FC6			F8		4	0	0	0	0	0	2	<b>Minnesota Twins @ Cleveland Indians</b> Cleveland Municipal Stadium, Cleveland, OH Wed Jun 02 1982, 7:05 PM EDT Att: 11,495 - Unknown - 68 F																					
Larry Milbourne, S OBP: 0.295, SLG: 0.250	K		K			1B SF8 1B		F9		4	1	1	0	0	2	1																						
Tom Brunansky, R OBP: 0.325, SLG: 0.542				CS 1-3 1B				F5		4	0	2	0	0	1	1																						
Kent Hrbek, L OBP: 0.390, SLG: 0.622	K			1-3						4	0	2	0	0	1	2																						
Randy Johnson, L OBP: 0.348, SLG: 0.517 Jesus Vega, R (9, PH) OBP: 0.289, SLG: 0.345		L9		1-3						2	0	0	1	0	0	1																						
Mickey Hatcher, R OBP: 0.258, SLG: 0.301 Jim Eisenreich, L (9, PH) OBP: 0.384, SLG: 0.443		5-3								3	0	0	0	0	0	1																						
Gary Ward, R OBP: 0.282, SLG: 0.370		F7								4	1	2	1	0	1	1																						
John Castino, R OBP: 0.270, SLG: 0.306				BB						2	0	0	0	1	0	1																						
Tim Laudner, R OBP: 0.289, SLG: 0.294			F9							3	0	1	0	0	1	1																						
<b>Inning Stats</b>	R: 0 E: 0 K: 2 S: 8	H: 1 LOB: 1 BB: 0 P: 8	R: 0 E: 0 K: 0 S: 3	H: 0 LOB: 0 BB: 0 P: 3	R: 0 E: 0 K: 1 S: 5	H: 0 LOB: 1 BB: 1 P: 9	R: 0 E: 0 K: 0 S: 3	H: 1 LOB: 0 BB: 0 P: 3	R: 1 E: 0 K: 0 S: 5	H: 2 LOB: 1 BB: 0 P: 5	R: 1 E: 0 K: 1 S: 7	H: 2 LOB: 1 BB: 0 P: 7	R: 0 E: 0 K: 1 S: 5	H: 1 LOB: 0 BB: 0 P: 5	R: 0 E: 0 K: 3 S: 10	H: 1 LOB: 1 BB: 0 P: 10		1B: 7 2B: 0 3B: 0 HR: 1	SF: 1 SAC: 0 DP: 1 HBP: 0	WP: 0 PB: 0 SB: 1 CS: 1	PA: 34																	
<b>PITCHER</b>	IP	WLS	BF	H	R	ER	SO	BB	IBB	HBP	BLK	WP	HR	S	P	ERA	WHIP	<b>PITCHER</b>				IP	WLS	BF	H	R	ER	SO	BB	IBB	HBP	BLK	WP	HR	S	P	ERA	WHIP
Rick Sutcliffe, R ERA: 2.98	(1, 1)	8.0	W	30	7	2	2	5	1	0	0	0	0	1	39	43	2.25	1.000																				
Ed Glynn, L ERA: 1.59	(9, 1)	0.0		1	1	0	0	0	0	0	0	0	0	0	1	1	∞	∞																				
Ed Whitson, R ERA: 3.91	(9, 1)	1.0	S	3	0	0	0	3	0	0	0	0	0	0	9	9	0.00	0.000																				

AB	32
R	2
H	8
RBI	2
BB	1
SO	8
LOB	13



Batter	1	2	3	4	5	6	7	8	9	AB	R	H	RBI	BB	SO	LOB	BOTTOM																					
Miguel Dilone, S OBP: 0.293, SLG: 0.321	E S 1B BB	6-3		F5				4-3		3	1	0	0	1	0	1	<b>Minnesota Twins @ Cleveland Indians</b> Cleveland Municipal Stadium, Cleveland, OH Wed Jun 02 1982, 7:05 PM EDT Att: 11,495 - Unknown - 68 F																					
Toby Harrah, R OBP: 0.484, SLG: 0.608	HR 1B		E 1B BB		F9			1B 1B		3	2	2	1	1	0	0																						
Mike Hargrove, L OBP: 0.398, SLG: 0.365	K		F7					1-3 1B		3	0	1	0	1	1	2																						
Andre Thornton, R OBP: 0.437, SLG: 0.642	HR		E7 2B 1B		L8			IBB		3	1	2	2	1	0	1																						
Von Hayes, L OBP: 0.329, SLG: 0.444	3-1		1-3 2B		F3			K		4	0	1	1	0	1	4																						
Ron Hassey, L OBP: 0.291, SLG: 0.301 Bill Nahorodny, R (6, PH) OBP: 0.258, SLG: 0.433			1-3 3-H 2B							0	0	0	0	2	0	0																						
Bill Nahorodny, R (6, PH) OBP: 0.258, SLG: 0.433			L3 IBB					F9		2	0	0	0	0	1	3																						
Rod Craig, S OBP: 0.118, SLG: 0.118	L9		L3							4	0	1	0	0	0	4																						
Jack Perconte, L OBP: 0.276, SLG: 0.280		K		4-3						4	0	1	0	0	1	1																						
Jerry Dybzinski, R OBP: 0.313, SLG: 0.277		4-3		CS BB						3	0	0	0	1	1	2																						
<b>Inning Stats</b>	R: 3 E: 0 K: 1 S: 7	H: 2 LOB: 1 BB: 2 P: 15	R: 0 E: 0 K: 1 S: 5	H: 0 LOB: 0 BB: 0 P: 5	R: 1 E: 1 K: 0 S: 4	H: 2 LOB: 2 BB: 2 P: 12	R: 0 E: 0 K: 0 S: 2	H: 0 LOB: 0 BB: 1 P: 6	R: 0 E: 0 K: 1 S: 6	H: 1 LOB: 1 BB: 0 P: 6	R: 0 E: 0 K: 1 S: 7	H: 2 LOB: 3 BB: 1 P: 11	R: 0 E: 0 K: 1 S: 5	H: 1 LOB: 0 BB: 0 P: 5	1B: 6 2B: 2 3B: 0 HR: 1	SF: 0 SAC: 0 DP: 1 HBP: 0	WP: 0 PB: 0 SB: 1 CS: 2	PA: 36																				
<b>PITCHER</b>	IP	WLS	BF	H	R	ER	SO	BB	IBB	HBP	BLK	WP	HR	S	P	ERA	WHIP	<b>PITCHER</b>				IP	WLS	BF	H	R	ER	SO	BB	IBB	HBP	BLK	WP	HR	S	P	ERA	WHIP
Bobby Castillo, R ERA: 4.24	(1, 1)	6.1	L	30	7	4	4	3	5	1	0	0	0	1	30	54	5.68	1.895																				
Terry Felton, R ERA: 4.24	(7, 1)	1.2		6	1	0	0	2	0	1	0	0	0	9	13	0.00	0.600																					





Batter	1	2	3	4	5	6	7	8	9	AB	R	H	RBI	BB	SO	LOB	TOP			
Miguel Dilone, S (1, 7) OBP: 0.303, SLG: 0.336	4-0 3B BB		4-0 1B G3 BB	0-0 5-3			0-0 6-3	0-0 3B		3	2	1	2	2	0	1				
Toby Harrah, R (1, 5) OBP: 0.497, SLG: 0.616	0-0 3B		0-0 S G3 1B		4-0 BB		0-0 2-3	0-0 6-3		4	0	2	1	1	0	1				
Mike Hargrove, L (1, 3) OBP: 0.398, SLG: 0.368	0-3 K		0-0 G3		0-3 K		0-0 2B		4-0 1B BB	4	0	1	1	1	2	3				
Andre Thornton, R (1, 10) OBP: 0.427, SLG: 0.624	0-3 K		0-0 F4		0-3 K		0-0 F6		0-3 K	5	0	0	0	0	3	5				
Von Hayes, L (1, 9) OBP: 0.325, SLG: 0.435	0-3 K		0-0 1-3		0-0 3-1			0-0 1-3	0-0 1-2 1B	5	0	1	0	0	1	3				
Ron Hassey, L (1, 2) OBP: 0.295, SLG: 0.308		4-0 1B BB		0-0 4-3		0-3 K2-3		0-0 1B 2B	0-3 K	4	1	1	0	1	2	2				
Rick Manning, L (1, 8) OBP: 0.345, SLG: 0.371	0-3 K		4-0 1B SF7 BB		0-0 G3		0-0 G3	0-0 G3 1B 3B 1B	0-0 F7	4	2	1	0	1	1	3	AB 35 R 6 H 10 RBI 6 BB 7 SO 9 LOB 23			
Jack Perconte, L (1, 4) OBP: 0.300, SLG: 0.300	0-0 1B		0-0 S 1B		0-0 S 1B		4-0 FC6-4 BB	0-0 G3 3B 1B		3	1	3	1	1	0	0				
Jerry Dybzinski, R (1, 6) OBP: 0.307, SLG: 0.273	0-0 G4-6-3		0-0 G4-6-3		0-0 SF7		0-0 FC6-4	0-0 G3		2	0	0	1	0	0	3	C			
Rod Craig, S (8, PH) OBP: 0.111, SLG: 0.111										1	0	0	0	0	0	2				
Mike Fischlin, R (8, 6) OBP: 0.421, SLG: 0.412										0	0	0	0	0	0	0				
<b>Inning Stats</b>	R: 1 E: 0 K: 3 S: 10	H: 1 LOB: 1 BB: 1 P: 14	R: 0 E: 0 K: 1 S: 5	H: 1 LOB: 1 BB: 1 P: 9	R: 1 E: 0 K: 0 S: 4	H: 1 LOB: 1 BB: 1 P: 8	R: 0 E: 0 K: 0 S: 4	H: 0 LOB: 1 BB: 1 P: 11	R: 0 E: 0 K: 1 S: 5	H: 0 LOB: 1 BB: 1 P: 9	R: 0 E: 0 K: 0 S: 4	H: 1 LOB: 1 BB: 0 P: 4	R: 3 E: 0 K: 0 S: 7	H: 4 LOB: 1 BB: 0 P: 7	R: 0 E: 0 K: 2 S: 8	H: 1 LOB: 2 BB: 1 P: 12	1B: 6 2B: 2 3B: 2 HR: 0	SF: 1 SAC: 0 DP: 1 HBP: 0	WP: 0 PB: 0 SB: 4 CS: 0	PA: 43
<b>PITCHER</b>	IP WLS BF H R ER SO BB IBB HBP BLK WP HR S P ERA WHIP																			
Jim Gott, R (1, 1) ERA: 3.46	5.0	23	4	3	3	6	5	0	0	0	0	0	0	30	50	5.40	1.800			
Dale Murray, R (8, 1) ERA: 4.75	2.2	L 14	5	3	3	1	1	0	0	0	0	0	0	15	19	10.12	2.250			
Joey McLaughlin, R (8, 1) ERA: 4.05	1.1	6	1	0	0	2	1	0	0	0	0	0	0	9	13	0.00	1.500			

Cleveland Indians @ Toronto Blue Jays  
Exhibition Stadium, Toronto, ON  
Fri Jun 04 1982, 7:05 PM EDT  
Att: 12,371 - Unknown - 59 F

AB 35  
R 6  
H 10  
RBI 6  
BB 7  
SO 9  
LOB 23

WP: 0 PA: 43  
PB: 0  
SB: 4  
CS: 0

Batter	1	2	3	4	5	6	7	8	9	AB	R	H	RBI	BB	SO	LOB	BOTTOM			
Damaso Garcia, R (1, 4) OBP: 0.355, SLG: 0.386	0-0 F8		0-0 1B 2B		0-0 4-3		0-0 4-3		0-0 F8	5	1	1	0	0	0	1				
Rance Mulliniks, L (1, 5) OBP: 0.336, SLG: 0.377	0-3 K		0-0 2H 1B		4-0 3B BB		0-0 5-3			3	1	1	1	1	1	0				
Willie Upshaw, L (1, 3) OBP: 0.364, SLG: 0.468	0-0 F7		0-0 1-3		0-0 SF8 3B			4-0 FC4-6 BB		3	1	1	1	1	0	1				
Dave Revering, L (1, 10) OBP: 0.269, SLG: 0.295		4-0 FC3-6 BB		4-0 1B WP BB		0-0 SF8		0-0 FC4-6	0-0 1-2	1	0	0	1	2	0	1				
Ernie Whitt, L (1, 2) OBP: 0.350, SLG: 0.462		0-0 FC3-6		0-0 F6		0-0 F7		0-3 K		4	0	0	0	0	1	3				
Hosken Powell, L (1, 9) OBP: 0.284, SLG: 0.337		0-0 4-3		0-0 1B		0-0 6-3		0-0 F2		4	0	1	0	0	0	2				
Al Woods, L (1, 7) OBP: 0.234, SLG: 0.225		0-0 G3		0-0 F5		0-0 F3			0-0 F7	4	0	0	0	0	0	3	AB 31 R 3 H 5 RBI 3 BB 4 SO 5 LOB 14			
Lloyd Moseby, L (1, 8) OBP: 0.286, SLG: 0.329			0-3 K		1-0 HBP		0-0 F5		0-3 K	3	0	0	0	0	2	0				
Alfredo Griffin, S (1, 6) OBP: 0.253, SLG: 0.287			0-0 F4		0-0 F5				0-0 1B	3	0	0	0	0	1	3	TORONTO BLUE JAYS			
Barry Bonnell, R (8, PH) OBP: 0.414, SLG: 0.535										1	0	1	0	0	0	0				
<b>Inning Stats</b>	R: 0 E: 0 K: 1 S: 5	H: 0 LOB: 0 BB: 0 P: 5	R: 0 E: 1 K: 0 S: 3	H: 0 LOB: 1 BB: 1 P: 7	R: 1 E: 0 K: 1 S: 7	H: 2 LOB: 3 BB: 0 P: 7	R: 0 E: 0 K: 0 S: 4	H: 1 LOB: 3 BB: 1 P: 9	R: 2 E: 0 K: 0 S: 4	H: 1 LOB: 0 BB: 1 P: 8	R: 0 E: 0 K: 0 S: 3	H: 0 LOB: 0 BB: 0 P: 3	R: 0 E: 0 K: 1 S: 5	H: 0 LOB: 1 BB: 1 P: 9	R: 0 E: 0 K: 1 S: 6	H: 1 LOB: 1 BB: 0 P: 6		1B: 3 2B: 1 3B: 1 HR: 0	SF: 1 SAC: 0 DP: 0 HBP: 1	WP: 1 PB: 0 SB: 0 CS: 0
<b>PITCHER</b>	IP WLS BF H R ER SO BB IBB HBP BLK WP HR S P ERA WHIP																			
Len Barker, R (1, 1) ERA: 2.77	7.0	W 30	4	3	3	3	4	0	0	0	0	0	0	31	48	3.86	1.143			
Dan Spillner, R (8, 1) ERA: 1.87	2.0	S 7	1	0	0	2	0	0	0	0	0	0	0	11	11	0.00	0.500			

Cleveland Indians @ Toronto Blue Jays  
Exhibition Stadium, Toronto, ON  
Fri Jun 04 1982, 7:05 PM EDT  
Att: 12,371 - Unknown - 59 F

AB 31  
R 3  
H 5  
RBI 3  
BB 4  
SO 5  
LOB 14

WP: 1 PA: 37  
PB: 0  
SB: 0  
CS: 0



Batter	1	2	3	4	5	6	7	8	9	AB	R	H	RBI	BB	SO	LOB	TOP			
Miguel Dilone, S OBP: 0.301, SLG: 0.347	0-0 1B 3B		0-0 1-3		0-0 4-3		0-0 4-3	0-0 4-3		4	1	1	0	0	0	0	<b>Cleveland Indians @ Toronto Blue Jays</b> Exhibition Stadium, Toronto, ON Sun Jun 06 1982, 3:33 AM EDT Unknown - 59 F			
Toby Harrah, R OBP: 0.497, SLG: 0.611	0-0 G4-6-3 1B		4-0 BB BB		0-0 F3		0-0 F7	0-0 F7		3	0	1	1	1	0	0				
Mike Hargrove, L OBP: 0.396, SLG: 0.362	0-0 G4-6-3 1-2		4-0 1-2 BB		0-0 F7		0-0 F7	0-0 F9		3	0	0	0	1	0	1				
Andre Thornton, R OBP: 0.423, SLG: 0.616	0-0 1B		0-0 4-3		0-0 6-3		0-0 6-3	0-0 5-3		4	0	1	0	0	0	2				
Von Hayes, L OBP: 0.316, SLG: 0.423	0-0 G3		0-0 4-3		0-0 F8		0-0 F8	0-0 F7		4	0	0	0	0	0	1				
Ron Hassey, L OBP: 0.294, SLG: 0.306		0-0 P6		0-0 FC4-6 1B		0-0 G3		0-0 4-3		4	0	1	0	0	0	0				
Rick Manning, L OBP: 0.339, SLG: 0.364		0-0 6-3		0-0 FC4-6 1-2 BB		0-0 F9		0-0 F9		3	0	0	0	0	0	1				
Jack Perconte, L OBP: 0.301, SLG: 0.295		0-0 F7		4-0 1-2 BB		0-0 4-3		0-0 4-3		2	0	0	0	1	0	0				
Jerry Dybzinski, R OBP: 0.302, SLG: 0.267			0-0 F8		0-3 K		0-0 4-3			3	0	0	0	0	1	2				
<b>Inning Stats</b>	R: 1 E: 0 K: 0 S: 5	H: 3 LOB: 1 BB: 0 P: 5	R: 0 E: 0 K: 0 S: 3	H: 0 LOB: 0 BB: 0 P: 3	R: 0 E: 0 K: 0 S: 3	H: 0 LOB: 2 BB: 2 P: 11	R: 0 E: 0 K: 1 S: 6	H: 1 LOB: 2 BB: 1 P: 10	R: 0 E: 0 K: 0 S: 3	H: 0 LOB: 0 BB: 0 P: 3	R: 0 E: 0 K: 0 S: 3	H: 0 LOB: 0 BB: 0 P: 3	R: 0 E: 0 K: 0 S: 3	H: 0 LOB: 0 BB: 0 P: 3	R: 0 E: 0 K: 0 S: 3	H: 0 LOB: 0 BB: 0 P: 3	1B: 3 2B: 0 3B: 1 HR: 0	SF: 0 SAC: 0 DP: 1 HBP: 0	WP: 0 PB: 0 SB: 0 CS: 0	PA: 33
<b>PITCHER</b> Dave Stieb, R ERA: 3.39	IP: 9.0 WLS: W BF: 33 H: 4 R: 1 ER: 1 SO: 1 BB: 3 IBB: 0 HBP: 0 BLK: 0 WP: 0 HR: 0 S: 32 P: 44 ERA: 1.00 WHIP: 0.778																			

Batter	1	2	3	4	5	6	7	8	9	AB	R	H	RBI	BB	SO	LOB	BOTTOM			
Damaso Garcia, R OBP: 0.353, SLG: 0.383	0-0 5-3			0-0 L7		0-0 P3		0-0 S 3-4-1 1B		4	0	1	0	0	0	0	<b>Cleveland Indians @ Toronto Blue Jays</b> Exhibition Stadium, Toronto, ON Sun Jun 06 1982, 3:33 AM EDT Unknown - 59 F			
Rance Mulliniks, L OBP: 0.325, SLG: 0.364	0-0 6-3			0-0 G3		0-0 P6		0-0 3-4-1		4	0	0	1	0	0	1				
Willie Upshaw, L OBP: 0.367, SLG: 0.486	0-0 4-3			0-0 1B		0-0 HR		0-0 P5		4	1	2	1	0	0	1				
Dave Revering, L OBP: 0.278, SLG: 0.337		0-0 CS 1B		0-0 4-3		0-0 HR		0-3 K		4	1	2	1	0	1	2				
Barry Bonnell, R OBP: 0.406, SLG: 0.523		0-0 F8 1-2		0-3 K		0-0 5-3		0-0 5-3		3	0	0	0	0	1	1				
Ernie Whitt, L OBP: 0.342, SLG: 0.450		0-3 K		0-0 4-3		0-0 1-3		0-0 1-3		3	0	0	0	0	1	0				
Hosken Powell, L OBP: 0.267, SLG: 0.337			0-0 4-3		0-0 5-3		0-0 HR 1B			3	1	1	0	0	0	0				
Lloyd Moseby, L OBP: 0.287, SLG: 0.349			0-3 K		0-3 K		0-0 HR 1B			3	1	1	2	0	2	0				
Alfredo Griffin, S OBP: 0.249, SLG: 0.282			0-0 6-3		0-0 F8		0-0 E6 1B 3-4-1			3	1	0	0	0	0	0				
<b>Inning Stats</b>	R: 0 E: 0 K: 0 S: 3	H: 0 LOB: 0 BB: 0 P: 3	R: 0 E: 0 K: 1 S: 5	H: 1 LOB: 0 BB: 0 P: 5	R: 0 E: 0 K: 0 S: 4	H: 1 LOB: 1 BB: 0 P: 4	R: 0 E: 0 K: 1 S: 5	H: 0 LOB: 0 BB: 0 P: 5	R: 2 E: 0 K: 0 S: 5	H: 2 LOB: 0 BB: 0 P: 5	R: 3 E: 1 K: 1 S: 9	H: 3 LOB: 1 BB: 0 P: 9	R: 0 E: 0 K: 0 S: 3	H: 0 LOB: 0 BB: 0 P: 3	R: 0 E: 0 K: 0 S: 3	H: 0 LOB: 0 BB: 0 P: 3	1B: 4 2B: 0 3B: 0 HR: 3	SF: 0 SAC: 0 DP: 0 HBP: 0	WP: 0 PB: 0 SB: 1 CS: 1	PA: 31
<b>PITCHER</b> Lary Sorensen, R ERA: 4.01 Ed Whitson, R ERA: 3.76	IP: 7.0 WLS: L BF: 27 H: 6 R: 5 ER: 4 SO: 4 BB: 6 IBB: 5 HBP: 4 BLK: 4 WP: 0 HR: 3 S: 35 P: 35 ERA: 5.14 WHIP: 0.857																			









Batter	1	2	3	4	5	6	7	8	9	AB	R	H	RBI	BB	SO	LOB	TOP					
Miguel Dilone, S OBP: 0.307, SLG: 0.377	0-3 K			0-0 FC3-6 1B	0-0 4-3		0-0 4-3			4	1	1	0	0	1	2						
Jack Perconte, L OBP: 0.297, SLG: 0.291	0-0 F9			0-0 FC3-6 1B	0-0 F2			0-0 G3		4	0	1	0	0	0	1						
Mike Hargrove, L OBP: 0.393, SLG: 0.354	0-0 4-3			0-0 FC3-6 1B			0-0 F9	4-0 BB		3	0	0	0	1	0	2						
Andre Thornton, R OBP: 0.420, SLG: 0.606		0-0 F6		0-0 FC3-6 1B			0-0 F3	0-0 F8		4	0	1	1	0	0	1						
Von Hayes, L OBP: 0.317, SLG: 0.420		4-0 G4-6-3 BB		0-0 FC3-6			0-0 P4	0-0 F9		3	0	0	0	1	0	3						
Ron Hassey, L OBP: 0.291, SLG: 0.296		0-0 G4-6-3		0-0 G3			0-0 6-3		0-0 P6	4	0	0	0	0	0	3						
Rick Manning, L OBP: 0.339, SLG: 0.392			0-0 4-3		0-0 2B		0-0 HR		0-0 6-3	4	2	2	1	0	0	0						
Rod Craig, S OBP: 0.182, SLG: 0.100			0-3 K		0-0 P4			0-0 P3		2	0	0	0	1	1	1						
Toby Harrah, R OBP: 0.451, SLG: 0.596					0-0 P4			0-0 BB		1	0	0	0	0	0	0						
Jerry Dybzinski, R OBP: 0.301, SLG: 0.273			0-3 K		0-3 4-3 2B					3	0	1	1	0	2	1						
<b>Inning Stats</b>	R: 0 E: 0 K: 1 S: 5	H: 0 LOB: 0 BB: 0 P: 5	R: 0 E: 0 K: 0 S: 2	H: 0 LOB: 0 BB: 1 P: 6	R: 0 E: 0 K: 2 S: 7	H: 0 LOB: 0 BB: 0 P: 7	R: 1 E: 0 K: 0 S: 6	H: 3 LOB: 2 BB: 0 P: 6	R: 1 E: 0 K: 0 S: 5	H: 2 LOB: 1 BB: 0 P: 5	R: 0 E: 0 K: 0 S: 3	H: 0 LOB: 0 BB: 0 P: 3	R: 1 E: 0 K: 1 S: 6	H: 1 LOB: 1 BB: 1 P: 10	R: 0 E: 0 K: 0 S: 3	H: 0 LOB: 1 BB: 1 P: 7	R: 0 E: 0 K: 0 S: 3	H: 0 LOB: 0 BB: 0 P: 3	1B: 3 2B: 2 3B: 0 HR: 1	SF: 0 SAC: 0 DP: 1 HBP: 0	WP: 0 PB: 0 SB: 0 CS: 0	PA: 35
<b>PITCHER</b> Luis Leal, R ERA: 2.98	IP: 9.0 WLS: W BF: 35 H: 6 R: 3 ER: 3 SO: 4 BB: 3 IBB: 0 HBP: 0 BLK: 0 WP: 0 HR: 1 S: 40 P: 52 ERA: 3.00 WHIP: 1.000															<b>PITCHER</b>	IP: 9.0 WLS: W BF: 35 H: 6 R: 3 ER: 3 SO: 4 BB: 3 IBB: 0 HBP: 0 BLK: 0 WP: 0 HR: 1 S: 40 P: 52 ERA: 3.00 WHIP: 1.000					

**Cleveland Indians @ Toronto Blue Jays**  
Exhibition Stadium, Toronto, ON  
Mon Jun 07 1982, 7:05 PM EDT  
Att: 11,150 - Unknown - 54 F

AB	32
R	3
H	6
RBI	3
BB	3
SO	4
LOB	14



Batter	1	2	3	4	5	6	7	8	9	AB	R	H	RBI	BB	SO	LOB	BOTTOM			
Damaso Garcia, R OBP: 0.348, SLG: 0.381	0-0 6-3		0-0 6-3	0-0 1B			0-0 P4			4	0	1	2	0	0	1				
Rance Mulliniks, L OBP: 0.320, SLG: 0.351	0-0 4-3		0-0 4-3	0-3 K			0-3 K			4	0	0	0	0	2	2				
Willie Upshaw, L OBP: 0.383, SLG: 0.541	0-0 HR		0-0 IHR		0-0 4-1			0-0 P4		4	2	2	3	0	0	0				
Dave Revering, L OBP: 0.278, SLG: 0.320	0-0 P4		0-3 K		0-3 K			0-0 6-3		4	0	0	0	0	2	0				
Barry Bonnell, R OBP: 0.408, SLG: 0.518		0-0 5-3		1-0 1B 3B HBP	0-3 K			0-0 F7		3	1	0	0	0	1	0				
Ernie Whitt, L OBP: 0.333, SLG: 0.430		0-0 G3		0-3 K			0-0 P4			3	0	0	0	0	1	1				
Hosken Powell, L OBP: 0.281, SLG: 0.348		0-0 4-3		0-0 3B 1B			0-0 G4-6-3 1B			3	1	2	0	0	0	0				
Lloyd Moseby, L OBP: 0.298, SLG: 0.364			4-0 2B 6-3 BB	0-0 L4			0-0 G4-6-3			2	1	0	0	1	0	3				
Alfredo Griffin, S OBP: 0.251, SLG: 0.301			0-0 4-3 IHR	0-0 1B 3B			0-0 F8			3	2	2	2	0	0	0				
<b>Inning Stats</b>	R: 1 E: 0 K: 0 S: 4	H: 1 LOB: 0 BB: 0 P: 4	R: 0 E: 0 K: 0 S: 3	H: 0 LOB: 0 BB: 0 P: 3	R: 3 E: 0 K: 1 S: 7	H: 2 LOB: 0 BB: 1 P: 11	R: 3 E: 0 K: 2 S: 10	H: 3 LOB: 1 BB: 0 P: 11	R: 0 E: 0 K: 0 S: 7	H: 0 LOB: 0 BB: 0 P: 7	R: 0 E: 0 K: 0 S: 3	H: 1 LOB: 0 BB: 0 P: 3	R: 0 E: 0 K: 1 S: 5	H: 0 LOB: 0 BB: 0 P: 5	R: 0 E: 0 K: 0 S: 3	H: 0 LOB: 0 BB: 0 P: 3	1B: 3 2B: 1 3B: 1 HR: 2	SF: 0 SAC: 0 DP: 1 HBP: 1	WP: 0 PB: 0 SB: 1 CS: 0	PA: 32
<b>PITCHER</b> John Denny, R ERA: 4.96 Ed Whitson, R ERA: 3.38	IP: 5.0 WLS: L BF: 23 H: 6 R: 7 ER: 7 SO: 5 BB: 1 IBB: 0 HBP: 1 BLK: 0 WP: 0 HR: 1 S: 31 P: 36 ERA: 12.60 WHIP: 1.400															<b>PITCHER</b>	IP: 3.0 WLS: 9 BF: 1 H: 0 R: 0 ER: 0 SO: 1 BB: 0 IBB: 0 HBP: 0 BLK: 0 WP: 0 HR: 0 S: 11 P: 11 ERA: 0.00 WHIP: 0.333			

**Cleveland Indians @ Toronto Blue Jays**  
Exhibition Stadium, Toronto, ON  
Mon Jun 07 1982, 7:05 PM EDT  
Att: 11,150 - Unknown - 54 F

AB	30
R	7
H	7
RBI	7
BB	1
SO	6
LOB	7





Batter	1	2	3	4	5	6	7	8	9	AB	R	H	RBI	BB	SO	LOB	TOP				
Miguel Dilone, S OBP: 0.304, SLG: 0.371 (1, 7)	F6		F8	FC6-4 1B			G3		L3	5	0	1	1	0	0	2					
Toby Harrah, R OBP: 0.481, SLG: 0.594 (1, 5)	F5		FC6-4 1B	FC6-4 1B						4	0	2	0	0	0	1					
Mike Hargrove, L OBP: 0.391, SLG: 0.352 (1, 3)	1B		FC6-4 BB 1B		4-3		F7			4	1	1	0	0	0	3					
Andre Thornton, R OBP: 0.426, SLG: 0.607 (1, 10)	FC5-4 1B		1B	BB	6-3			4-3 1B		3	0	2	0	1	0	0					
Alan Bannister, R OBP: 0.369, SLG: 0.364 (1, 4)	FC5-4 1-2		1B	1-2 2-H 3-H			F7		F9	4	0	1	2	0	0	3					
Von Hayes, L OBP: 0.315, SLG: 0.416 (1, 9)		CS 1B	F8			3-1		4-3 1-2		4	0	1	0	0	0	3					
Rick Manning, L OBP: 0.332, SLG: 0.383 (1, 8)		K		E6 6-3 S 1B		K		4-3		4	1	0	0	0	2	2					
Bill Nahorodny, R OBP: 0.263, SLG: 0.389 (9, PH)			F7			F4			F9	3	0	0	0	0	0	2					
Ron Hassey, L OBP: 0.289, SLG: 0.294 (9, PH)			1-2							1	0	0	0	0	0	0					
Jerry Dybzinski, R OBP: 0.301, SLG: 0.275 (9, PH)										3	1	1	0	0	0	1					
Rod Craig, S OBP: 0.217, SLG: 0.143 (9, PH)			FC6-4 1B 1B	6-3 1-3			5-3		L3 1B	1	0	1	0	0	0	0					
<b>Inning Stats</b>	R: 0 E: 0 K: 0 S: 5	H: 2 LOB: 2 BB: 0 P: 5	R: 0 E: 0 K: 1 S: 5	H: 1 LOB: 0 BB: 0 P: 5	R: 2 E: 0 K: 0 S: 6	H: 3 LOB: 2 BB: 1 P: 10	R: 1 E: 1 K: 0 S: 5	H: 1 LOB: 0 BB: 0 P: 5	R: 0 E: 0 K: 1 S: 3	H: 0 LOB: 0 BB: 0 P: 3	R: 0 E: 0 K: 1 S: 4	H: 1 LOB: 1 BB: 0 P: 4	R: 0 E: 0 K: 0 S: 4	H: 1 LOB: 1 BB: 0 P: 4	R: 0 E: 0 K: 0 S: 3	H: 1 LOB: 0 BB: 0 P: 3	1B: 10 2B: 1 3B: 0 HR: 0	SF: 0 SAC: 0 DP: 1 HBP: 0	WP: 0 PB: 0 SB: 1 CS: 1	PA: 37	
<b>PITCHER</b>	IP WLS BF H R ER SO BB IBB HBP BLK WP HR S P ERA WHIP	8.0 W 34 9 3 2 2 1 0 0 0 0 0 37 41 2.25 1.250	1.0 L 3 1 0 0 0 0 0 0 0 0 0 3 3 0.00 1.000																		

Cleveland Indians @ Detroit Tigers  
Tiger Stadium, Detroit, MI  
Tue Jun 08 1982, 7:05 PM EDT  
Att: 21,308 - Unknown - 84 F

AB 36  
R 3  
H 10  
RBI 3  
BB 1  
SO 2  
LOB 17



Batter	1	2	3	4	5	6	7	8	9	AB	R	H	RBI	BB	SO	LOB	BOTTOM				
Chet Lemon, R OBP: 0.384, SLG: 0.373 (1, 9)	6-3		HR	1B 1-2 BB		F7		HR		4	2	2	2	1	0	1					
Enos Cabell, R OBP: 0.320, SLG: 0.407 (8, 3)	F8		L8	1-3 2-H 3-H 4-0		F5		F6		5	0	1	2	0	0	1					
Kirk Gibson, L OBP: 0.332, SLG: 0.389 (1, 8)	PO S BB		5-3	BB BB BB BB			G3			2	0	0	0	2	0	0					
Mike Ivie, R OBP: 0.315, SLG: 0.479 (1, 10)	PO 1-3		HR	2B		1-3		3B BB		3	2	2	1	1	0	2					
Richie Hebner, L OBP: 0.379, SLG: 0.407 (8, 5)		K	F6			F8		K		4	0	0	0	0	2	2					
Tom Brookens, R OBP: 0.337, SLG: 0.353 (1, 7)										0	0	0	0	0	0	0					
Larry Hemdon, R OBP: 0.388, SLG: 0.590 (1, 7)		S BB		BB 1B		K		WP 3B		3	1	2	1	1	1	0					
Lance Parrish, R OBP: 0.378, SLG: 0.527 (1, 2)		K		BB 1B BB		K		F4		3	1	0	0	1	2	1					
Lou Whitaker, L OBP: 0.330, SLG: 0.394 (1, 4)				1B 1B BB				SH2-4 1B		2	1	1	0	2	0	0					
Alan Trammell, R OBP: 0.287, SLG: 0.309 (1, 6)			F9	1-3 2-H		SH2-4 1B			L6	3	1	1	1	0	0	2					
<b>Inning Stats</b>	R: 0 E: 0 K: 0 S: 2	H: 0 LOB: 0 BB: 1 P: 6	R: 1 E: 0 K: 2 S: 8	H: 1 LOB: 2 BB: 2 P: 16	R: 1 E: 0 K: 0 S: 5	H: 2 LOB: 1 BB: 0 P: 5	R: 3 E: 0 K: 0 S: 4	H: 3 LOB: 2 BB: 4 P: 20	R: 0 E: 0 K: 2 S: 7	H: 0 LOB: 0 BB: 0 P: 7	R: 0 E: 0 K: 0 S: 4	H: 1 LOB: 1 BB: 0 P: 4	R: 2 E: 0 K: 1 S: 6	H: 1 LOB: 0 BB: 1 P: 10	R: 1 E: 0 K: 0 S: 4	H: 1 LOB: 0 BB: 0 P: 4	1B: 4 2B: 1 3B: 1 HR: 3	SF: 0 SAC: 1 DP: 0 HBP: 0	WP: 1 PB: 0 SB: 3 CS: 0	PA: 39	
<b>PITCHER</b>	IP WLS BF H R ER SO BB IBB HBP BLK WP HR S P ERA WHIP	7.0 L 34 8 7 7 5 8 0 0 0 0 1 4 4 9.00 2.286	1.0 L 4 1 1 1 0 0 0 0 0 0 1 4 4 9.00 1.000																		

Cleveland Indians @ Detroit Tigers  
Tiger Stadium, Detroit, MI  
Tue Jun 08 1982, 7:05 PM EDT  
Att: 21,308 - Unknown - 84 F

AB 29  
R 8  
H 9  
RBI 7  
BB 8  
SO 5  
LOB 9





Batter	1	2	3	4	5	6	7	8	9	AB	R	H	RBI	BB	SO	LOB	TOP					
Miguel Dilone, S OBP: 0.297, SLG: 0.362 (1, 7)	F6	F6			B2			L4		4	0	0	0	0	0	3	Cleveland Indians @ Detroit Tigers Tiger Stadium, Detroit, MI Wed Jun 09 1982, 7:05 PM EDT Unknown					
Toby Harrah, R OBP: 0.476, SLG: 0.587 (1, 5)	F7		FC6-4 1B		K			6-3		4	0	1	0	0	1	0						
Mike Hargrove, L OBP: 0.393, SLG: 0.351 (1, 3)	BB		F9		G4-3 1B			K		3	0	1	0	1	1							
Andre Thornton, R OBP: 0.418, SLG: 0.595 (1, 10)	1-3		FC6-4 CS		G4-3			F8		4	0	0	0	0	3							
Von Hayes, L OBP: 0.308, SLG: 0.405 (1, 9)		F9	CS	F9	G3			F9		4	0	0	0	0	0							
Rick Manning, L OBP: 0.335, SLG: 0.385 (1, 8)	BB 1B			5-3 1B	G3			G1		4	1	2	0	0	0							
Ron Hassey, L OBP: 0.297, SLG: 0.297 (1, 2)	BB 1B	1B BB		5-3	1B					2	0	1	0	1	0							
Jack Perconte, L OBP: 0.290, SLG: 0.283 (1, 4)	K			F7	F9					3	0	0	0	0	1							
Jerry Dybzinski, R OBP: 0.307, SLG: 0.282 (1, 6)	1-3 2-H 1B				CS 1B			4-3		3	0	2	1	0	0							
<b>Inning Stats</b>	R: 0 E: 0 K: 0 S: 3	H: 0 LOB: 1 BB: 1 P: 7	R: 1 E: 0 K: 1 S: 7	H: 2 LOB: 2 BB: 1 P: 11	R: 0 E: 0 K: 0 S: 3	H: 1 LOB: 0 BB: 0 P: 3	R: 0 E: 0 K: 0 S: 4	H: 1 LOB: 0 BB: 0 P: 4	R: 0 E: 0 K: 1 S: 5	H: 1 LOB: 1 BB: 0 P: 5	R: 0 E: 0 K: 0 S: 3	H: 1 LOB: 0 BB: 0 P: 3	R: 0 E: 0 K: 0 S: 4	H: 1 LOB: 1 BB: 0 P: 4	R: 0 E: 0 K: 1 S: 5	H: 0 LOB: 0 BB: 0 P: 5	R: 0 E: 0 K: 0 S: 3	H: 0 LOB: 0 BB: 0 P: 3	1B: 7 2B: 0 3B: 0 HR: 0	SF: 0 SAC: 0 DP: 1 HBP: 0	WP: 0 PB: 0 SB: 0 CS: 2	PA: 34
<b>PITCHER</b> Jack Morris, R ERA: 2.94 (1, 1)	IP: 9.0 WLS: W BF: 33 H: 7 R: 1 ER: 1 SO: 3 BB: 2 IBB: 0 HBP: 0 BLK: 0 WP: 0 HR: 0 S: 37 P: 45 ERA: 1.00 WHIP: 1.000																					

Batter	1	2	3	4	5	6	7	8	9	AB	R	H	RBI	BB	SO	LOB	BOTTOM					
Larry Herndon, R OBP: 0.381, SLG: 0.578 (1, 7)	K		F8			6-3		F9		4	0	0	0	0	1	3	Cleveland Indians @ Detroit Tigers Tiger Stadium, Detroit, MI Wed Jun 09 1982, 7:05 PM EDT Unknown					
Enos Cabell, R OBP: 0.319, SLG: 0.404 (1, 3)	F2			FC4-6 1B		6-3		1-3		4	0	1	0	0	0	2						
Kirk Gibson, L OBP: 0.332, SLG: 0.388 (1, 8)	4-3			F7			HR 1B			3	1	1	0	0	0	1						
Jerry Turner, L OBP: 0.257, SLG: 0.348 Alan Trammell, R OBP: 0.297, SLG: 0.309 (8, 6)		6-3		FC4-6 CS			HR			3	1	1	2	0	0	1						
Richie Hebner, L OBP: 0.368, SLG: 0.394 (1, 10)		4-3		CS	F9		F5			3	0	0	0	0	0	0						
Lance Parrish, R OBP: 0.377, SLG: 0.522 (1, 2)		K				G6-4-3 1B		K		3	0	1	0	0	2	0						
Lou Whitaker, L OBP: 0.330, SLG: 0.389 (1, 4)			G4-6-3 BB		G6-4-3			K		2	0	0	0	1	1							
Tom Brookens, R OBP: 0.337, SLG: 0.352 (1, 5)			G4-6-3			SH3-4 1B		K		3	0	1	0	0	1							
Mark DeJohn, S OBP: 0.357, SLG: 0.462 Chet Lemon, R OBP: 0.387, SLG: 0.373 (8, 9)						SH3-4		BB		1	0	1	0	0	0	0						
<b>Inning Stats</b>	R: 0 E: 0 K: 1 S: 5	H: 0 LOB: 0 BB: 0 P: 5	R: 0 E: 0 K: 1 S: 5	H: 0 LOB: 0 BB: 0 P: 5	R: 0 E: 0 K: 0 S: 3	H: 1 LOB: 1 BB: 1 P: 7	R: 0 E: 0 K: 0 S: 3	H: 1 LOB: 0 BB: 0 P: 3	R: 0 E: 0 K: 0 S: 3	H: 1 LOB: 0 BB: 0 P: 3	R: 0 E: 0 K: 0 S: 4	H: 1 LOB: 1 BB: 0 P: 4	R: 2 E: 0 K: 2 S: 9	H: 2 LOB: 0 BB: 0 P: 9	R: 0 E: 0 K: 1 S: 5	H: 0 LOB: 1 BB: 1 P: 9	R: 0 E: 0 K: 0 S: 5	H: 0 LOB: 0 BB: 0 P: 5	1B: 4 2B: 1 3B: 0 HR: 1	SF: 0 SAC: 1 DP: 2 HBP: 0	WP: 0 PB: 0 SB: 1 CS: 1	PA: 30
<b>PITCHER</b> Len Barker, R ERA: 2.73 (1, 1)	IP: 8.0 WLS: L BF: 29 H: 6 R: 2 ER: 2 SO: 5 BB: 2 IBB: 0 HBP: 0 BLK: 0 WP: 0 HR: 1 S: 37 P: 45 ERA: 2.25 WHIP: 1.000																					



Batter	1	2	3	4	5	6	7	8	9	AB	R	H	RBI	BB	SO	LOB	TOP										
Miguel Dilone, S OBP: 0.296, SLG: 0.353 (1, 7)										4	0	1	0	0	0	0	<b>Cleveland Indians @ Boston Red Sox</b> Fenway Park, Boston, MA Fri Jun 11 1982, 7:05 PM EDT Att: 30,846 - Unknown - 52 F										
Toby Harrah, R OBP: 0.486, SLG: 0.596 (1, 5)										2	1	1	0	1	0	1											
Mike Hargrove, L OBP: 0.390, SLG: 0.341 (1, 3)										4	1	1	0	0	0	4											
Andre Thornton, R OBP: 0.418, SLG: 0.579 (1, 10)										3	0	2	1	1	0	1											
Von Hayes, L OBP: 0.299, SLG: 0.388 (1, 9)										4	0	0	1	0	0	3											
Bill Nahorodny, R OBP: 0.238, SLG: 0.350 (1, 2)										4	0	0	0	0	0	2											
Rick Manning, L OBP: 0.322, SLG: 0.365 (1, 8)										3	0	0	0	0	0	0											
Mike Fischlin, R OBP: 0.321, SLG: 0.308 (1, 6)										3	0	0	0	0	0	0											
Jack Perconte, L OBP: 0.277, SLG: 0.270 (1, 4)										3	0	0	0	0	2	0											
<b>Inning Stats</b>	R: 2 E: 0 K: 0 S: 5	H: 2 LOB: 1 BB: 0 P: 6	R: 0 E: 0 K: 1 S: 5	H: 0 LOB: 0 BB: 0 P: 5	R: 0 E: 0 K: 0 S: 2	H: 0 LOB: 0 BB: 1 P: 6	R: 0 E: 0 K: 0 S: 3	H: 0 LOB: 0 BB: 0 P: 3	R: 0 E: 1 K: 0 S: 4	H: 0 LOB: 1 BB: 0 P: 4	R: 0 E: 0 K: 0 S: 3	H: 0 LOB: 0 BB: 0 P: 3	R: 0 E: 0 K: 1 S: 7	H: 2 LOB: 2 BB: 0 P: 7	R: 0 E: 0 K: 0 S: 3	H: 1 LOB: 0 BB: 0 P: 3	1B: 5 2B: 1 3B: 0 HR: 0	SF: 0 SAC: 0 DP: 3 HBP: 1	WP: 1 PB: 0 SB: 0 CS: 0	PA: 33							
<b>PITCHER</b>	IP	WLS	BF	H	R	ER	SO	BB	IBB	HBP	BLK	WP	HR	S	P	ERA	WHIP										
Bob Ojeda, L ERA: 5.4 (1, 1)	1.0		6	2	2	2	0	0	0	1	0	1	0	5	6	18.00	2.000										
Tom Burgmeier, L ERA: 0.95 (2, 1)	8.0	W	27	3	0	0	2	2	0	0	0	0	0	29	37	0.00	0.625										

Batter	1	2	3	4	5	6	7	8	9	AB	R	H	RBI	BB	SO	LOB	BOTTOM										
Jerry Remy, L OBP: 0.340, SLG: 0.313 (1, 4)										4	1	1	0	1	0	2	<b>Cleveland Indians @ Boston Red Sox</b> Fenway Park, Boston, MA Fri Jun 11 1982, 7:05 PM EDT Att: 30,846 - Unknown - 52 F										
Dwight Evans, R OBP: 0.373, SLG: 0.382 (1, 9)										2	2	0	0	2	1	2											
Jim Rice, R OBP: 0.371, SLG: 0.452 (1, 7)										4	1	2	2	0	0	0											
Carl Yastrzemski, L OBP: 0.397, SLG: 0.528 (1, 10)										4	0	1	1	0	1	1											
Carney Lansford, R OBP: 0.347, SLG: 0.385 (1, 5)										4	1	1	0	0	0	2											
Dave Stapleton, R OBP: 0.285, SLG: 0.372 (1, 3)										4	0	1	0	0	1	2											
Rich Gedman, L OBP: 0.331, SLG: 0.485 (1, 2)										4	1	2	0	0	1	1											
Glenn Hoffman, R OBP: 0.312, SLG: 0.364 (1, 6)										2	0	0	1	1	0	2											
Rick Miller, L OBP: 0.329, SLG: 0.335 (1, 8)										3	0	0	0	1	1	1											
<b>Inning Stats</b>	R: 4 E: 2 K: 1 S: 9	H: 4 LOB: 1 BB: 1 P: 13	R: 0 E: 0 K: 2 S: 7	H: 0 LOB: 0 BB: 0 P: 7	R: 0 E: 0 K: 0 S: 3	H: 0 LOB: 0 BB: 0 P: 3	R: 1 E: 0 K: 0 S: 4	H: 1 LOB: 0 BB: 0 P: 4	R: 1 E: 0 K: 1 S: 7	H: 2 LOB: 2 BB: 1 P: 11	R: 0 E: 0 K: 0 S: 5	H: 0 LOB: 2 BB: 2 P: 13	R: 0 E: 0 K: 0 S: 3	H: 0 LOB: 0 BB: 0 P: 3	R: 0 E: 0 K: 0 S: 4	H: 1 LOB: 2 BB: 1 P: 8	1B: 7 2B: 0 3B: 1 HR: 0	SF: 1 SAC: 0 DP: 0 HBP: 0	WP: 1 PB: 0 SB: 0 CS: 0	PA: 37							
<b>PITCHER</b>	IP	WLS	BF	H	R	ER	SO	BB	IBB	HBP	BLK	WP	HR	S	P	ERA	WHIP										
Lary Sorensen, R ERA: 4.33 (1, 1)	5.0	L	24	7	6	5	4	2	0	0	2	0	0	30	38	9.00	1.800										
Bud Anderson, R ERA: (6, 1)	3.0		13	1	0	0	1	3	0	0	0	0	0	12	24	0.00	1.333										



Batter	1	2	3	4	5	6	7	8	9	AB	R	H	RBI	BB	SO	LOB	TOP								
Mike Hargrove, L (1, 3) OBP: 0.386, SLG: 0.335	F8	G3		F9		5-3		1B BB		4	0	0	0	1	0	1	<b>Cleveland Indians @ Boston Red Sox</b> Fenway Park, Boston, MA Sat Jun 12 1982, 3:33 AM EDT Att: 30,531 - Unknown								
Toby Harrah, R (1, 5) OBP: 0.492, SLG: 0.615	HR	6-3			1B BB			1B		5	2	4	1	0	0	1									
Von Hayes, L (1, 9) OBP: 0.302, SLG: 0.385	K			CS 1B		4-3		G4-6-3		4	1	1	0	1	1	4									
Andre Thornton, R (1, 10) OBP: 0.422, SLG: 0.596	BB 2B			1B BB		F9		HR		4	1	2	1	1	0	2									
Ron Hassey, L (1, 2) OBP: 0.299, SLG: 0.285	BB			F7		FC4-6 1B		4-3		4	0	1	2	1	0	1									
Rick Manning, L (1, 8) OBP: 0.333, SLG: 0.366	FC4 BB			1B		FC4-6 BB		4-3		2	0	1	0	3	0	0									
Miguel Dilone, S (1, 7) OBP: 0.288, SLG: 0.343	FC4			F8		FC4-6 BB		E3 BB		5	0	0	0	0	0	8									
Jack Perconte, L (1, 4) OBP: 0.270, SLG: 0.262		K		4-3		FC4-6		K		4	0	0	0	0	2	2									
Karl Pagan, L (9, PH) OBP: 1.000, SLG: 1.000								BB		0	0	0	0	1	0	0									
Mike Fischlin, R (1, 6) OBP: 0.344, SLG: 0.286								G3		2	0	0	0	2	2	0									
Rod Craig, S (9, PH) OBP: 0.222, SLG: 0.200								1B BB		1	0	0	0	0	0	2									
<b>Inning Stats</b>	R: 1 E: 0 K: 1 S: 7	H: 2 LOB: 3 BB: 2 P: 15	R: 0 E: 0 K: 1 S: 5	H: 0 LOB: 1 BB: 1 P: 9	R: 0 E: 0 K: 0 S: 4	H: 2 LOB: 2 BB: 1 P: 8	R: 0 E: 0 K: 1 S: 5	H: 0 LOB: 0 BB: 0 P: 5	R: 2 E: 0 K: 0 S: 5	H: 2 LOB: 2 BB: 2 P: 13	R: 0 E: 0 K: 1 S: 6	H: 1 LOB: 1 BB: 0 P: 6	R: 0 E: 0 K: 0 S: 3	H: 0 LOB: 1 BB: 1 P: 7	R: 0 E: 0 K: 1 S: 5	H: 1 LOB: 2 BB: 1 P: 13	R: 1 E: 1 K: 0 S: 5	H: 1 LOB: 2 BB: 1 P: 9	1B: 6 2B: 1 3B: 0 HR: 2	SF: 0 SAC: 0 DP: 1 HBP: 0	WP: 1 PB: 0 SB: 1 CS: 1	PA: 45			
<b>PITCHER</b>	IP WLS BF H R ER SO BB IBB HBP BLK WP HR S P ERA WHIP	4.1 L 23 6 3 3 3 5 0 0 0 1 1 24 44 6.23 2.538	5.1 W 22 3 1 1 2 5 0 0 0 0 1 21 41 1.93 1.714																						

AB	35
R	4
H	9
RBI	4
BB	10
SO	5
LOB	21



Batter	1	2	3	4	5	6	7	8	9	AB	R	H	RBI	BB	SO	LOB	BOTTOM							
Jerry Remy, L (1, 4) OBP: 0.337, SLG: 0.311	WP 6-3 1B	4-3		4-3		FC3-6 CS		K		5	1	1	0	0	1	4	<b>Cleveland Indians @ Boston Red Sox</b> Fenway Park, Boston, MA Sat Jun 12 1982, 3:33 AM EDT Att: 30,531 - Unknown							
Dwight Evans, R (1, 9) OBP: 0.374, SLG: 0.382	6-3			F7		CS		K		5	1	2	1	0	1	2								
Jim Rice, R (1, 7) OBP: 0.377, SLG: 0.452				2H 1B				K		2	0	1	0	2	1	1								
Reid Nichols, R (7, PR) OBP: 0.359, SLG: 0.472	CS 1B BB			BB BB		K		1B 2B		0	1	0	0	1	0	0								
Carl Yastrzemski, L (1, 10) OBP: 0.402, SLG: 0.528				BB BB		4-3		K		4	1	2	2	1	1	2								
Carney Lansford, R (1, 5) OBP: 0.349, SLG: 0.392	1B			1B S		1B		2B		4	0	2	2	0	2	4								
Dave Stapleton, R (1, 3) OBP: 0.293, SLG: 0.389				HR		G1-6-3 1B		5-3		3	1	2	1	1	0	2								
Rich Gedman, L (1, 2) OBP: 0.321, SLG: 0.470		L7		K2-3		G1-6-3		K		4	0	0	0	0	2	7								
Glenn Hoffman, R (1, 6) OBP: 0.316, SLG: 0.363				SH1-4 1B BB		5-3		K		3	1	1	0	1	1	2								
Rick Miller, L (1, 8) OBP: 0.335, SLG: 0.338				SH1-4		FC3-6 BB		S 1B		2	0	1	0	1	1	1								
<b>Inning Stats</b>	R: 1 E: 0 K: 1 S: 6	H: 2 LOB: 1 BB: 1 P: 10	R: 1 E: 0 K: 1 S: 7	H: 2 LOB: 1 BB: 0 P: 7	R: 0 E: 0 K: 2 S: 7	H: 0 LOB: 3 BB: 3 P: 19	R: 1 E: 0 K: 1 S: 6	H: 1 LOB: 1 BB: 1 P: 10	R: 0 E: 0 K: 0 S: 4	H: 2 LOB: 1 BB: 0 P: 4	R: 0 E: 0 K: 0 S: 2	H: 0 LOB: 0 BB: 1 P: 6	R: 3 E: 0 K: 2 S: 11	H: 4 LOB: 2 BB: 0 P: 11	R: 0 E: 0 K: 3 S: 10	H: 1 LOB: 2 BB: 1 P: 14	R: 1 E: 1 K: 0 S: 5	H: 1 LOB: 2 BB: 1 P: 9	1B: 10 2B: 2 3B: 0 HR: 1	SF: 0 SAC: 1 DP: 2 HBP: 0	WP: 1 PB: 0 SB: 2 CS: 2	PA: 41		
<b>PITCHER</b>	IP WLS BF H R ER SO BB IBB HBP BLK WP HR S P ERA WHIP	6.1 L 33 11 6 6 5 6 0 0 0 0 0 1 37 61 8.53 2.684	1.2 L 7 1 0 0 5 1 0 0 0 0 0 0 16 20 0.00 1.200																					

AB	32
R	6
H	12
RBI	6
BB	7
SO	10
LOB	25





Batter	1	2	3	4	5	6	7	8	9	AB	R	H	RBI	BB	SO	LOB	TOP			
Kirk Gibson, L OBP: 0.341, SLG: 0.416 (1, 8)	0-0 6-3 1B		0-3 K			0-0 F8		0-0 1B		4	0	2	0	0	1	0	<b>Detroit Tigers @ Cleveland Indians</b> Cleveland Municipal Stadium, Cleveland, OH Mon Jun 14 1982, 7:05 PM EDT Unknown - 70 F			
Enos Cabell, R OBP: 0.307, SLG: 0.390 Rick Leach, L OBP: 0.250, SLG: 0.267 (1, 3) (6, FH) (6, 3)	0-0 6-3 1-2		0-3 K			0-3 K		0-3 K		2	0	0	0	0	1	1				
Jerry Turner, L OBP: 0.253, SLG: 0.366 (1, 9)	0-0 6-3			0-0 F8		0-0 F6		0-0 F2		4	0	0	0	0	2					
Richie Hebner, L OBP: 0.353, SLG: 0.363 (1, 10)	0-3 K			4-0 WP BB			0-0 F7		0-3 K	3	0	0	0	1	2	1				
Larry Herndon, R OBP: 0.368, SLG: 0.565 (1, 7)		0-3 K		0-0 F3			0-0 F4		0-0 5-3	4	0	0	0	0	1	1				
Lance Parrish, R OBP: 0.381, SLG: 0.519 John Wockenfuss, R OBP: 0.357, SLG: 0.312 (1, 2) (5, 2)		0-0 2B		0-3 K			0-0 BB 1B		0-0 5-3	2	0	1	0	0	1	1				
Lou Whitaker, L OBP: 0.327, SLG: 0.366 (1, 4)	0-0 F7				0-0 5-3		4-0 1-2 BB			2	0	0	0	1	0	1				
Tom Brookens, R OBP: 0.331, SLG: 0.394 (1, 5)	0-0 1-3				0-3 K		0-3 K			3	0	0	0	0	2	3				
Alan Trammell, R OBP: 0.287, SLG: 0.302 (1, 6)			0-3 K			0-0 F7		0-0 6-3		3	0	0	0	0	1	0				
<b>Inning Stats</b>	R: 0 E: 0 K: 1 S: 6	H: 1 LOB: 1 BB: 0 P: 6	R: 0 E: 0 K: 1 S: 6	H: 1 LOB: 1 BB: 0 P: 6	R: 0 E: 0 K: 3 S: 9	H: 0 LOB: 0 BB: 0 P: 9	R: 0 E: 0 K: 1 S: 5	H: 0 LOB: 0 BB: 0 P: 5	R: 0 E: 0 K: 1 S: 5	H: 0 LOB: 0 BB: 0 P: 5	R: 0 E: 0 K: 1 S: 6	H: 1 LOB: 2 BB: 1 P: 10	R: 0 E: 0 K: 1 S: 6	H: 1 LOB: 1 BB: 0 P: 6	R: 0 E: 0 K: 1 S: 5	H: 0 LOB: 0 BB: 0 P: 5	1B: 3 2B: 1 3B: 0 HR: 0	SF: 0 SAC: 0 DP: 0 HBP: 0	WP: 1 PB: 0 SB: 0 CS: 0	PA: 33
<b>PITCHER</b> Len Barker, R ERA: 2.49 (1, 1)	IP: 9.0 WLS: W BF: 33	H: 4 R: 0 ER: 0 SO: 11	BB: 2 IBB: 0 HBP: 0 BLK: 0	WP: 1 HR: 0 S: 53 P: 61	ERA: 0.00 WHIP: 0.667	<b>PITCHER</b>										IP: 9.0 WLS: W BF: 33	H: 4 R: 0 ER: 0 SO: 11	BB: 2 IBB: 0 HBP: 0 BLK: 0	WP: 1 HR: 0 S: 53 P: 61	ERA: 0.00 WHIP: 0.667


Batter	1	2	3	4	5	6	7	8	9	AB	R	H	RBI	BB	SO	LOB	BOTTOM			
Mike Hargrove, L OBP: 0.384, SLG: 0.330 (1, 3)	0-0 1-3	4-0 FC5-4 BB		0-3 K		0-0 F7				3	0	0	0	1	1	3	<b>Detroit Tigers @ Cleveland Indians</b> Cleveland Municipal Stadium, Cleveland, OH Mon Jun 14 1982, 7:05 PM EDT Unknown - 70 F			
Toby Harrah, R OBP: 0.489, SLG: 0.606 (1, 5)	0-0 G1	4-0 FC5-4 1-2 2-3		4-0 HBP IBB		0-0 F8				3	0	0	0	1	0	4				
Von Hayes, L OBP: 0.301, SLG: 0.379 (1, 9)	0-3 K		0-0 F7	1-0 G6-4-3 HBP		0-0 4-3				3	0	0	1	0	1	0				
Andre Thornton, R OBP: 0.419, SLG: 0.588 (1, 10)		4-0 2B 1B BB	0-3 K	0-0 G6-4-3 1-2 2-3 3-H		0-0 6-3				3	1	0	0	1	1	3				
Ron Hassey, L OBP: 0.304, SLG: 0.286 (1, 2)		0-3 K	0-0 HR 1B		0-3 K		4-0 BB			3	1	1	0	1	2	1				
Rick Manning, L OBP: 0.336, SLG: 0.390 (1, 8)		0-0 1B 2B	0-0 HR		0-0 6-3		0-0 4-3			4	2	2	2	0	0	1				
Alan Bannister, R OBP: 0.363, SLG: 0.357 (1, 4)		0-0 FC3-6 1B	0-0 5-3		0-0 6-3			0-0 L6		4	0	1	1	0	0	0				
Miguel Dilone, S OBP: 0.287, SLG: 0.337 (1, 7)		0-0 FC3-6 BB 1B		4-0 2B HBP BB		0-0 G1		0-0 5-3		3	1	0	0	1	0	2				
Mike Fischlin, R OBP: 0.389, SLG: 0.375 (1, 6)		0-0 BB 1B		0-0 HBP 2B		0-0 1B		0-0 F8		4	0	3	1	0	0	0				
<b>Inning Stats</b>	R: 2 E: 0 K: 1 S: 5	H: 3 LOB: 3 BB: 2 P: 16	R: 2 E: 0 K: 1 S: 7	H: 2 LOB: 0 BB: 0 P: 7	R: 1 E: 0 K: 1 S: 5	H: 1 LOB: 2 BB: 2 P: 14	R: 0 E: 0 K: 0 S: 4	H: 1 LOB: 1 BB: 0 P: 4	R: 0 E: 0 K: 0 S: 3	H: 0 LOB: 1 BB: 1 P: 7	R: 0 E: 0 K: 0 S: 3	H: 0 LOB: 0 BB: 0 P: 3	R: 0 E: 0 K: 0 S: 3	H: 0 LOB: 0 BB: 0 P: 3	R: 0 E: 0 K: 0 S: 3	H: 0 LOB: 0 BB: 0 P: 3	1B: 4 2B: 2 3B: 0 HR: 1	SF: 0 SAC: 0 DP: 1 HBP: 1	WP: 0 PB: 0 SB: 0 CS: 0	PA: 36
<b>PITCHER</b> Jack Morris, R ERA: 3.27 Kevin Sauter, L ERA: 2.1 Aurelio Lopez, R ERA: 4.74 (1, 1) (4, 1) (8, 1)	IP: 3.0 WLS: L BF: 18	H: 1 R: 0 ER: 0 SO: 2	BB: 3 IBB: 0 HBP: 1 BLK: 0	WP: 0 HR: 1 S: 21 P: 33	ERA: 15.00 WHIP: 3.000	<b>PITCHER</b>										IP: 3.0 WLS: L BF: 18	H: 1 R: 0 ER: 0 SO: 2	BB: 3 IBB: 0 HBP: 1 BLK: 0	WP: 0 HR: 1 S: 21 P: 33	ERA: 15.00 WHIP: 3.000



Batter	1	2	3	4	5	6	7	8	9	AB	R	H	RBI	BB	SO	LOB	TOP							
Kirk Gibson, L OBP: 0.335, SLG: 0.408 (1, 8)	1-3		K		F8			F7		4	0	0	0	0	1	1								
Enos Cabell, R OBP: 0.310, SLG: 0.393 (1, 5)			K			F8			K	1	0	1	0	0	0	0								
Tom Brookens, R OBP: 0.325, SLG: 0.387 (1, 5)			K							2	0	0	0	0	1	1								
Rick Leach, L OBP: 0.235, SLG: 0.250 (9, PH)	FC6 1B									1	0	0	0	0	1	0								
Larry Hemdon, R OBP: 0.370, SLG: 0.577 (1, 7)	FC6 1-2			HR		K				4	1	2	1	0	1	1								
Mike Ivie, R OBP: 0.308, SLG: 0.462 (1, 10)	F9 1-2			F3		F8			K	4	0	0	0	0	1	2								
Richie Hebner, L OBP: 0.350, SLG: 0.352 (1, 3)		3-1		K					F7	3	0	0	0	1	1	1								
Lance Parrish, R OBP: 0.380, SLG: 0.515 (1, 2)	F3									3	0	1	0	0	1	1								
Lou Whitaker, L OBP: 0.322, SLG: 0.360 (1, 4)	F7			1-3						3	0	0	0	0	1	1								
Lynn Jones, R OBP: 0.206, SLG: 0.250 (1, 9)			6-3		4-3				6-3	3	0	0	0	0	0	0								
Mark DeJohn, S OBP: 0.348, SLG: 0.316 (1, 6)										1	0	0	0	1	0	0								
Jerry Turner, L OBP: 0.250, SLG: 0.361 (8, PH)										1	0	0	0	0	1	0								
Alan Trammell, R OBP: 0.287, SLG: 0.302 (8, 6)										0	0	0	0	0	0	0								
<b>Inning Stats</b>	R: 0 E: 0 K: 0 S: 4	H: 1 LOB: 1 BB: 0 P: 4	R: 0 E: 0 K: 0 S: 3	H: 0 LOB: 0 BB: 0 P: 3	R: 0 E: 0 K: 2 S: 7	H: 0 LOB: 1 BB: 1 P: 11	R: 1 E: 0 K: 1 S: 7	H: 2 LOB: 1 BB: 0 P: 7	R: 0 E: 0 K: 0 S: 3	H: 0 LOB: 0 BB: 0 P: 3	R: 0 E: 0 K: 2 S: 6	H: 0 LOB: 0 BB: 1 P: 10	R: 0 E: 0 K: 1 S: 5	H: 0 LOB: 0 BB: 0 P: 5	R: 0 E: 0 K: 2 S: 8	H: 0 LOB: 1 BB: 0 P: 8	R: 0 E: 0 K: 2 S: 8	H: 1 LOB: 1 BB: 0 P: 8	1B: 3 2B: 1 3B: 0 HR: 1	SF: 0 SAC: 0 DP: 1 HBP: 0	WP: 0 PB: 0 SB: 2 CS: 1	PA: 32		
<b>PITCHER</b>	IP WLS BF H R ER SO BB IBB HBP BLK WP HR S P ERA WHIP	8.1 W 30 4 1 1 8 2 0 0 0 0 1 44 52 1.08 0.720	0.2 S 2 0 0 0 1 0 0 0 0 0 0 4 4 0.00 0.000																					

Detroit Tigers @ Cleveland Indians  
Cleveland Municipal Stadium, Cleveland, OH  
Mon Jun 14 1982, 7:05 PM EDT  
Att: 27,098 - Unknown - 70 F


AB	30
R	1
H	4
RBI	1
BB	2
SO	9
LOB	8



Batter	1	2	3	4	5	6	7	8	9	AB	R	H	RBI	BB	SO	LOB	BOTTOM							
Mike Hargrove, L OBP: 0.386, SLG: 0.330 (1, 3)	4-3		4-3							3	0	1	1	1	0	0								
Toby Harrah, R OBP: 0.487, SLG: 0.601 (1, 5)				F5						2	0	0	0	0	1	1								
Von Hayes, L OBP: 0.294, SLG: 0.370 (1, 9)				4-3						4	0	0	0	0	0	3								
Andre Thornton, R OBP: 0.420, SLG: 0.598 (1, 10)	FC5-4 1-2			K						3	1	1	1	1	1	1								
Ron Hassey, L OBP: 0.297, SLG: 0.278 (1, 2)					F7					4	0	0	0	0	0	2								
Rick Manning, L OBP: 0.336, SLG: 0.389 (1, 8)					F6					3	0	1	0	0	0	0								
Alan Bannister, R OBP: 0.362, SLG: 0.350 (1, 4)					F7					2	0	0	0	1	1	0								
Miguel Dilone, S OBP: 0.288, SLG: 0.337 (1, 7)					L1					3	1	1	0	0	0	2								
Mike Fischlin, R OBP: 0.368, SLG: 0.353 (1, 6)					K					2	0	0	0	0	1	2								
<b>Inning Stats</b>	R: 0 E: 0 K: 0 S: 3	H: 0 LOB: 1 BB: 0 P: 4	R: 0 E: 0 K: 0 S: 3	H: 0 LOB: 0 BB: 0 P: 3	R: 0 E: 0 K: 1 S: 5	H: 0 LOB: 0 BB: 0 P: 5	R: 0 E: 0 K: 1 S: 5	H: 0 LOB: 0 BB: 0 P: 5	R: 0 E: 0 K: 0 S: 3	H: 0 LOB: 2 BB: 2 P: 11	R: 1 E: 0 K: 0 S: 7	H: 2 LOB: 1 BB: 0 P: 7	R: 1 E: 0 K: 0 S: 5	H: 2 LOB: 2 BB: 1 P: 9	R: 0 E: 0 K: 0 S: 3	H: 0 LOB: 2 BB: 2 P: 11	R: 0 E: 0 K: 0 S: 3	H: 0 LOB: 2 BB: 2 P: 11	1B: 3 2B: 0 3B: 0 HR: 1	SF: 0 SAC: 2 DP: 0 HBP: 1	WP: 0 PB: 0 SB: 0 CS: 0	PA: 32		
<b>PITCHER</b>	IP WLS BF H R ER SO BB IBB HBP BLK WP HR S P ERA WHIP	6.1 L 25 4 2 2 4 1 0 1 0 0 0 5 13 0.00 0.600																						

Detroit Tigers @ Cleveland Indians  
Cleveland Municipal Stadium, Cleveland, OH  
Mon Jun 14 1982, 7:05 PM EDT  
Att: 27,098 - Unknown - 70 F

AB	26
R	2
H	4
RBI	2
BB	3
SO	4
LOB	11





Batter	1	2	3	4	5	6	7	8	9	AB	R	H	RBI	BB	SO	LOB	TOP		
Jerry Remy, L OBP: 0.326, SLG: 0.300 (1,4)										5	0	1	0	0	0	2			
Dwight Evans, R OBP: 0.369, SLG: 0.372 (1,9)										4	1	2	0	1	1	0			
Carney Lansford, R OBP: 0.351, SLG: 0.390 (1,5)										4	0	2	1	0	0	1			
Carl Yastrzemski, L OBP: 0.407, SLG: 0.518 (1,10)										3	1	1	1	2	0	4			
Rich Gedman, L OBP: 0.329, SLG: 0.471 (1,2)										5	0	2	0	0	0	3			
Dave Stapleton, R OBP: 0.294, SLG: 0.403 (1,3)										5	1	2	2	0	0	1			
Glenn Hoffman, R OBP: 0.308, SLG: 0.349 (1,6)										5	1	1	0	0	0	2			
Reid Nichols, R OBP: 0.396, SLG: 0.500 (1,7)										4	1	2	1	0	0	0			
Rick Miller, L OBP: 0.347, SLG: 0.333 (1,8)										2	1	1	1	2	0	1			
<b>Inning Stats</b>	R: 1 E: 0 K: 0 S: 5	H: 2 LOB: 1 BB: 0 P: 5	R: 0 E: 0 K: 0 S: 3	H: 0 LOB: 0 BB: 0 P: 3	R: 0 E: 0 K: 0 S: 4	H: 2 LOB: 2 BB: 1 P: 8	R: 1 E: 0 K: 0 S: 5	H: 2 LOB: 1 BB: 0 P: 5	R: 0 E: 0 K: 3 S: 7	H: 4 LOB: 2 BB: 1 P: 11	R: 0 E: 0 K: 0 S: 3	H: 1 LOB: 0 BB: 0 P: 3	R: 0 E: 0 K: 0 S: 2	H: 0 LOB: 0 BB: 1 P: 6	R: 1 E: 0 K: 1 S: 7	H: 2 LOB: 2 BB: 1 P: 11	1B: 10 2B: 2 3B: 1 HR: 1	SF: 1 SAC: 0 DP: 2 HBP: 0	WP: 0 PA: 43 PB: 0 SB: 1 CS: 0
<b>PITCHER</b>	IP WLS BF H R ER SO BB IBB HBP BLK WP HR S P ERA WHIP																		
Lary Sorensen, R ERA: 4.48 (1,1)	5.1 L 26 9 4 4 0 0 2 0 0 0 0 0 1 24 32 6.75 2.062																		
Ed Glynn, L ERA: 4.55 (6,1)	0.0 2 2 0 0 0 0 0 0 0 0 0 0 0 2 2 ∞ ∞																		
Ed Whitson, R ERA: 3.0 (6,1)	1.2 6 1 1 1 0 0 1 0 0 0 0 0 0 5 9 5.40 1.200																		
Bud Anderson, R ERA: 1.08 (8,1)	2.0 9 2 1 1 1 2 0 0 0 0 0 0 0 9 17 4.50 2.000																		

**Boston Red Sox @ Cleveland Indians**  
Cleveland Municipal Stadium, Cleveland, OH  
Thu Jun 17 1982, 7:05 PM EDT  
Att: 12,824 - Unknown - 63 F

AB 37  
R 6  
H 14  
RBI 6  
BB 5  
SO 1  
LOB 14



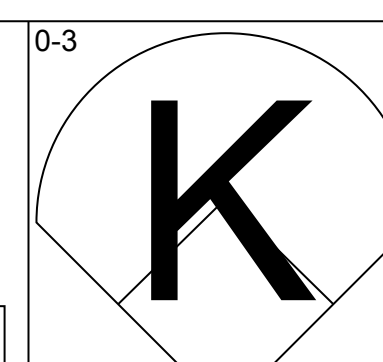
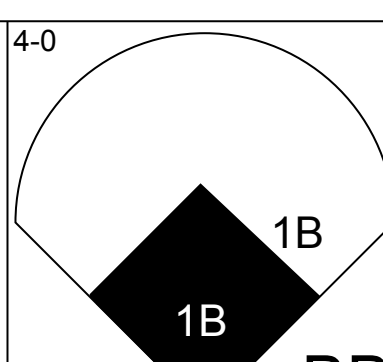
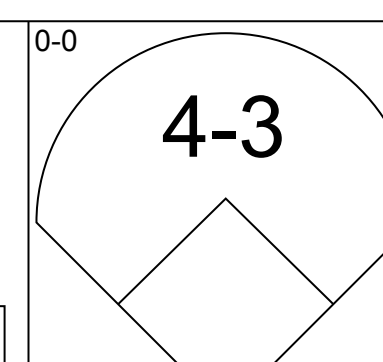
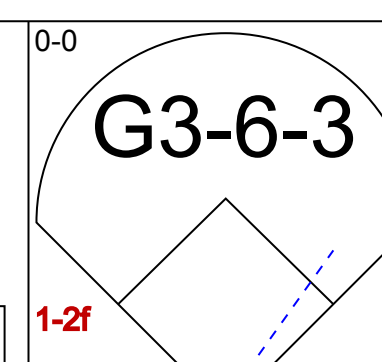
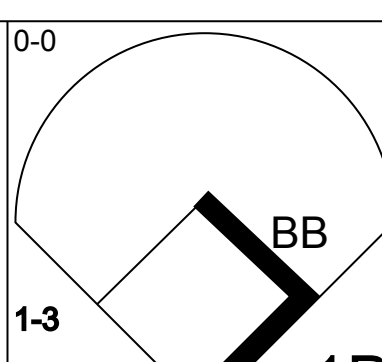
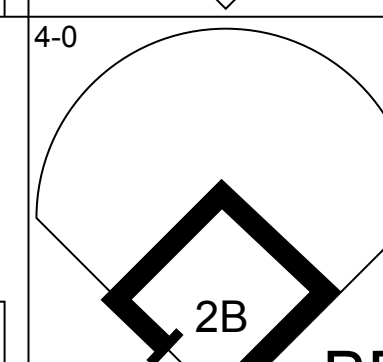
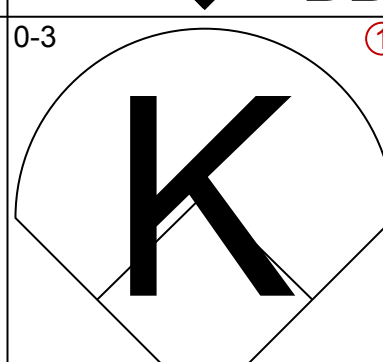
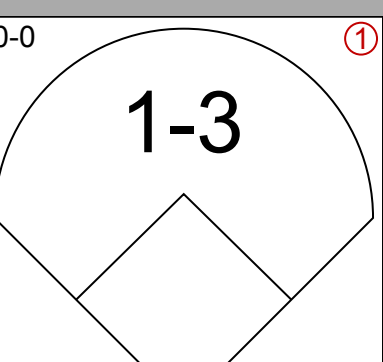
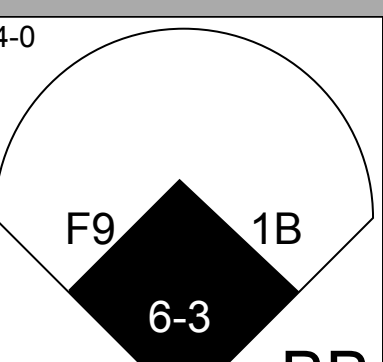
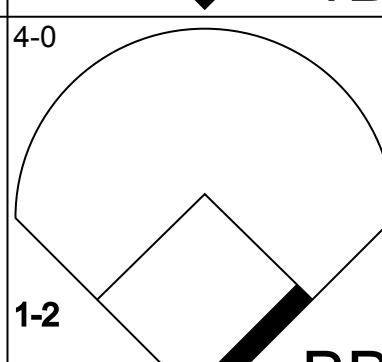
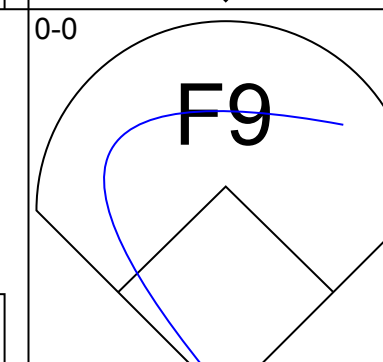
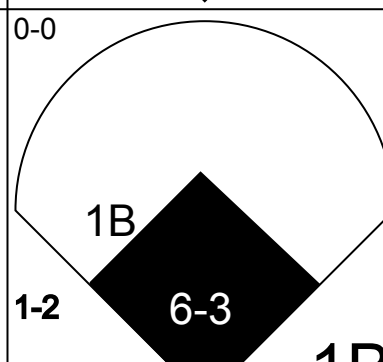
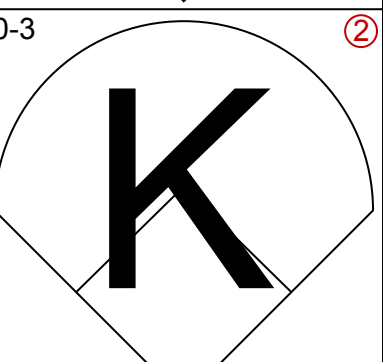
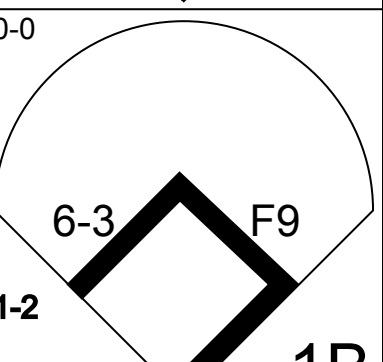
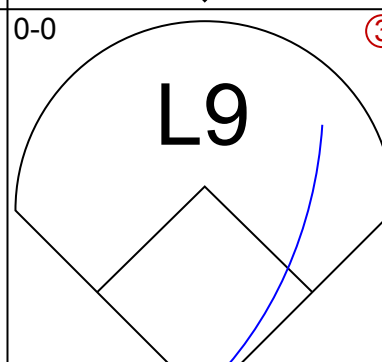
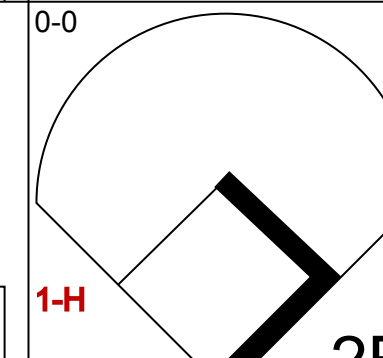
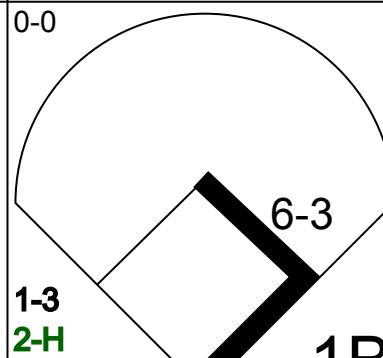
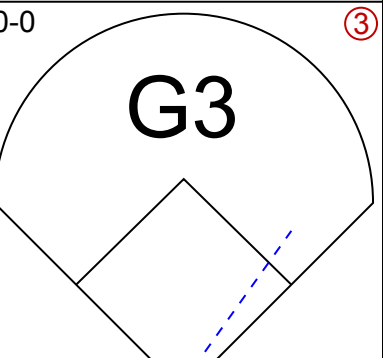
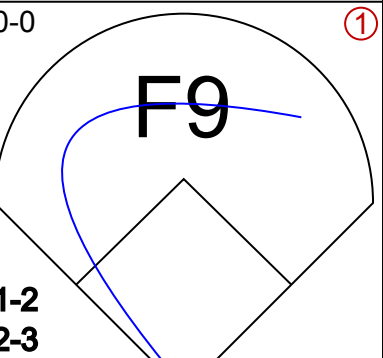


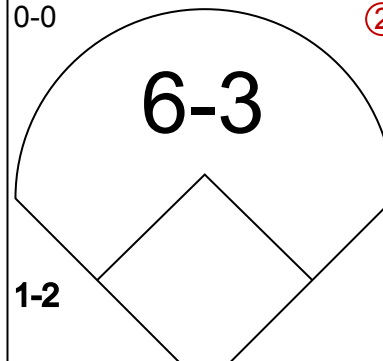

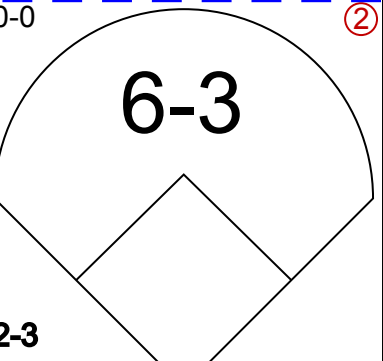
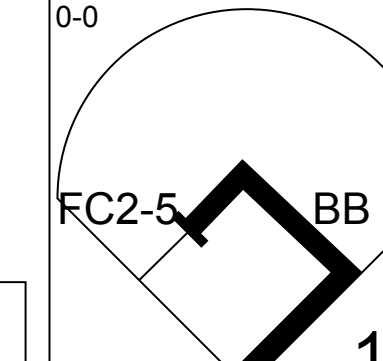
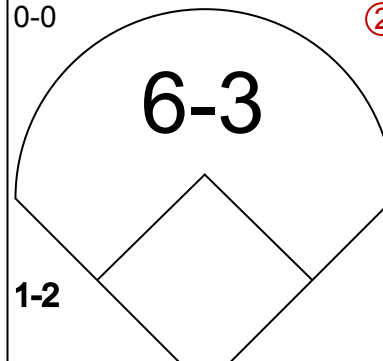
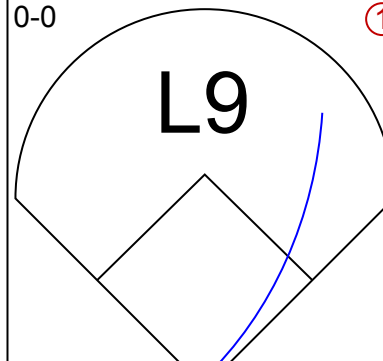
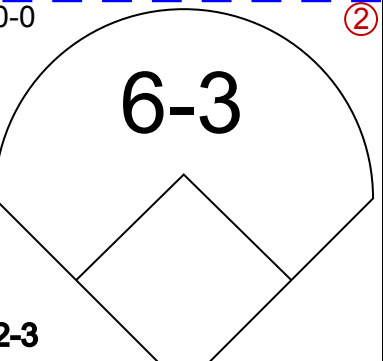
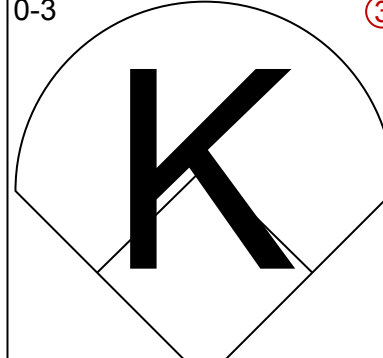
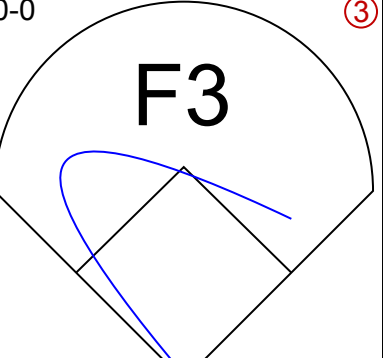
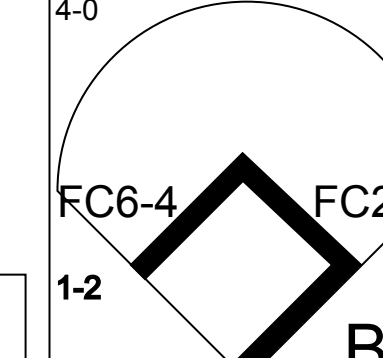
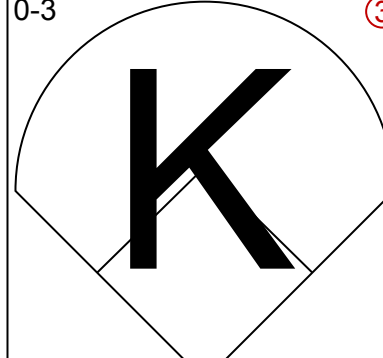
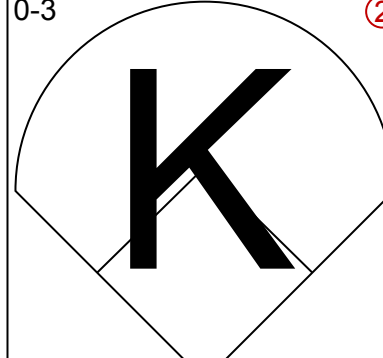
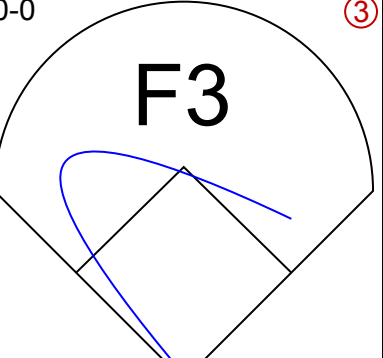
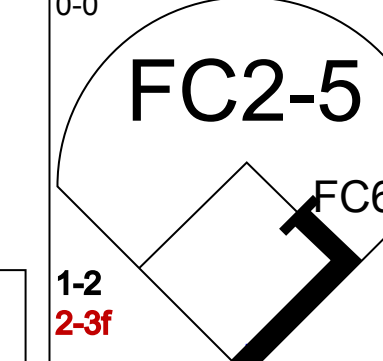
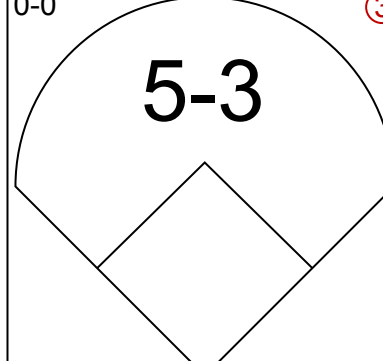
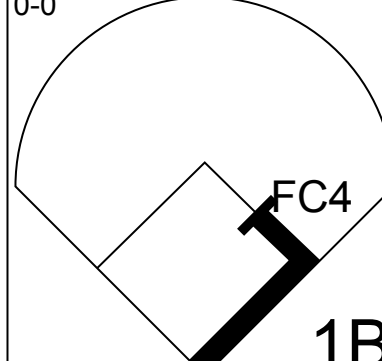
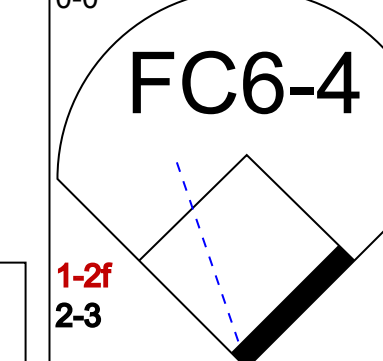
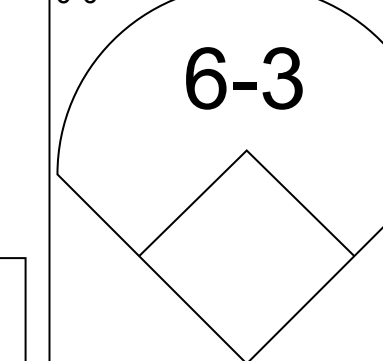
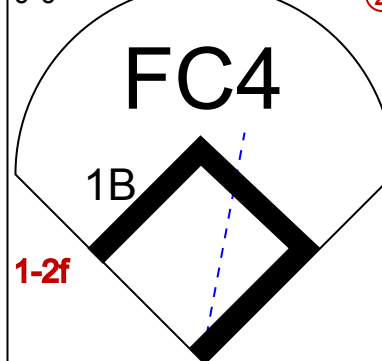
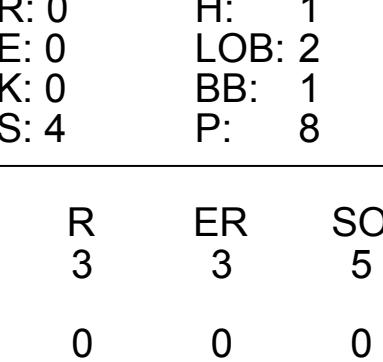
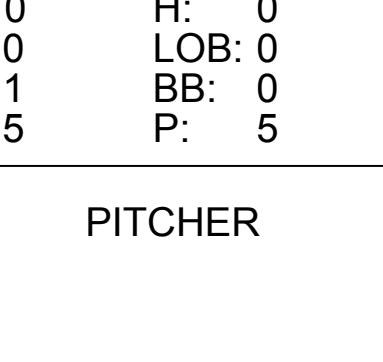
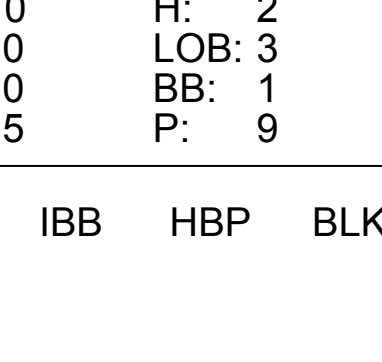
Batter	1	2	3	4	5	6	7	8	9	AB	R	H	RBI	BB	SO	LOB	BOTTOM		
Miguel Dilone, S OBP: 0.282, SLG: 0.330 (1,7)										4	0	0	0	0	0	0			
Toby Harrah, R OBP: 0.480, SLG: 0.590 (1,5)										4	0	0	0	0	0	0			
Mike Hargrove, L OBP: 0.388, SLG: 0.330 (1,3)										3	1	1	0	1	0	0			
Andre Thornton, R OBP: 0.422, SLG: 0.595 (1,10)										3	0	1	0	1	0	1			
Rick Manning, L OBP: 0.339, SLG: 0.391 (1,8)										4	1	2	0	0	0	3			
Von Hayes, L OBP: 0.294, SLG: 0.368 (1,9)										4	1	1	0	0	1	2			
Alan Bannister, R OBP: 0.359, SLG: 0.355 (9,6)										4	0	1	3	0	1	1			
Chris Bando, S OBP: 0.295, SLG: 0.231 (1,2)										3	0	1	0	1	0	0			
Mike Fischlin, R OBP: 0.350, SLG: 0.333 (1,6)										2	0	0	0	0	1	1			
Jack Perconte, L OBP: 0.288, SLG: 0.260 (8, PH)										1	0	0	0	0	0	0			
Karl Pagel, L OBP: 0.750, SLG: 0.500 (9, PH)										1	0	0	0	0	1	2			
<b>Inning Stats</b>	R: 0 E: 0 K: 0 S: 3	H: 0 LOB: 0 BB: 0 P: 3	R: 0 E: 0 K: 0 S: 3	H: 1 LOB: 0 BB: 0 P: 3	R: 0 E: 0 K: 0 S: 4	H: 1 LOB: 2 BB: 1 P: 8	R: 0 E: 0 K: 3 S: 10	H: 1 LOB: 1 BB: 0 P: 10	R: 0 E: 0 K: 0 S: 3	H: 0 LOB: 0 BB: 0 P: 3	R: 0 E: 0 K: 0 S: 4	H: 1 LOB: 1 BB: 0 P: 4	R: 0 E: 0 K: 0 S: 3	H: 0 LOB: 0 BB: 0 P: 3	R: 3 E: 0 K: 1 S: 8	H: 3 LOB: 2 BB: 2 P: 16	1B: 6 2B: 1 3B: 0 HR: 0	SF: 0 SAC: 0 DP: 1 HBP: 0	WP: 0 PA: 36 PB: 0 SB: 0 CS: 0
<b>PITCHER</b>	IP WLS BF H R ER SO BB IBB HBP BLK WP HR S P ERA WHIP																		
Mike Torrez, R ERA: 6.12 (1,1)	8.2 W 34 7 3 3 3 2 0 0 0 0 0 0 0 38 46 3.12 1.038																		
Mark Clear, R ERA: 1.69 (9,1)	0.1 S 2 0 0 0 0 1 1 0 0 0 0 0 0 3 7 0.00 3.000																		

**Boston Red Sox @ Cleveland Indians**  
Cleveland Municipal Stadium, Cleveland, OH  
Thu Jun 17 1982, 7:05 PM EDT  
Att: 12,824 - Unknown - 63 F

AB 33  
R 3  
H 7  
RBI 3  
BB 3  
SO 4  
LOB 10

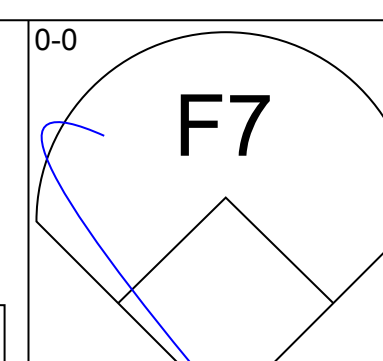
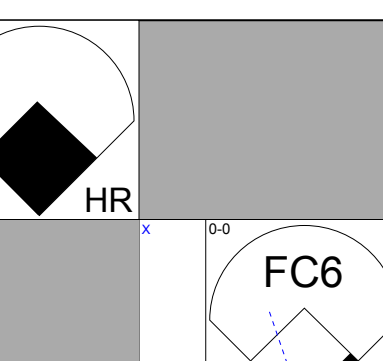
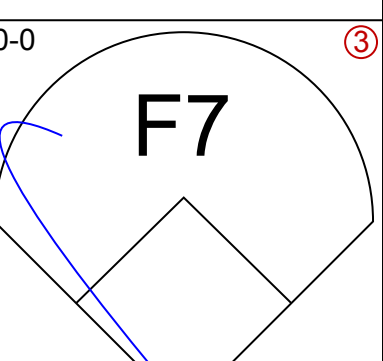
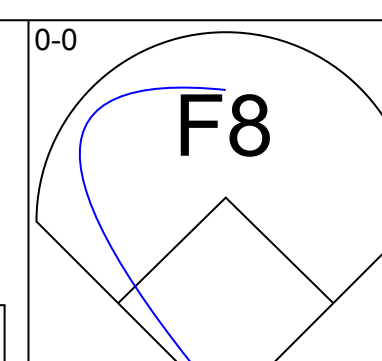
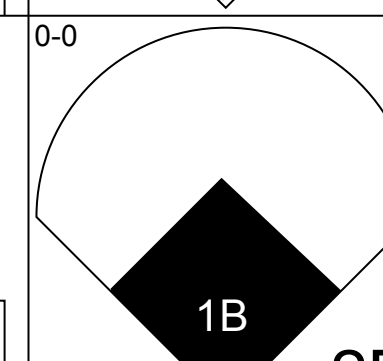
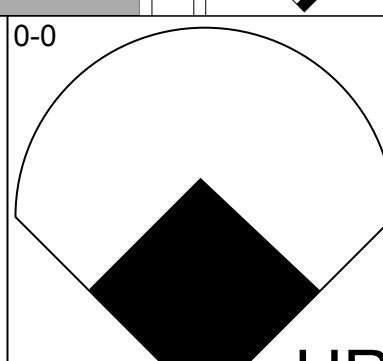
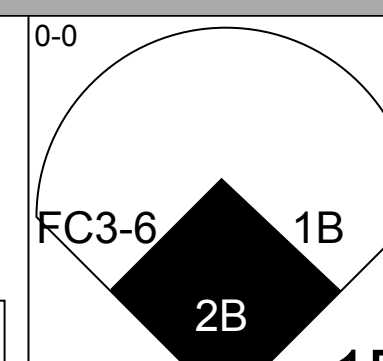
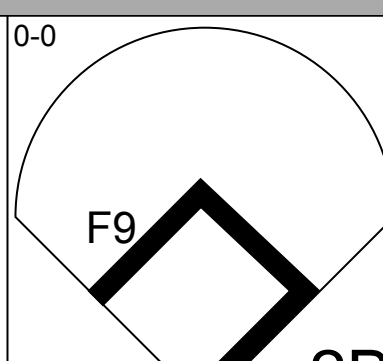
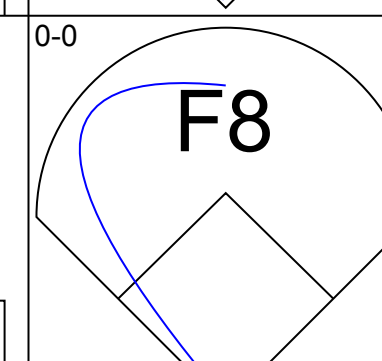
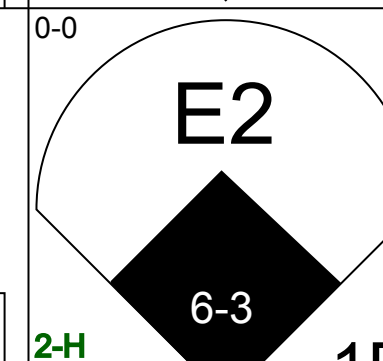
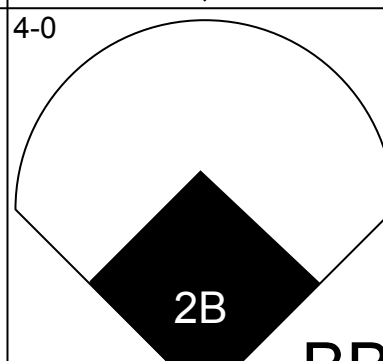
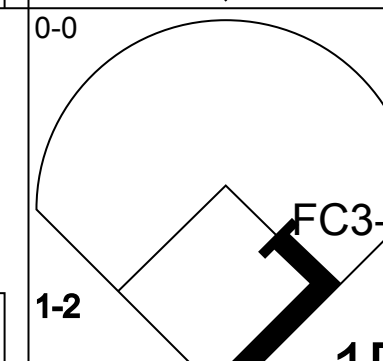
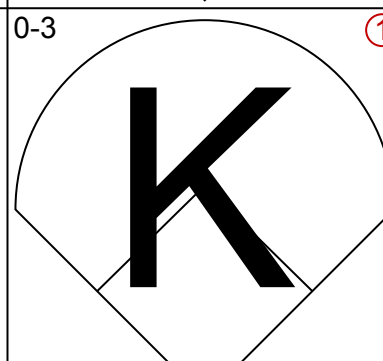
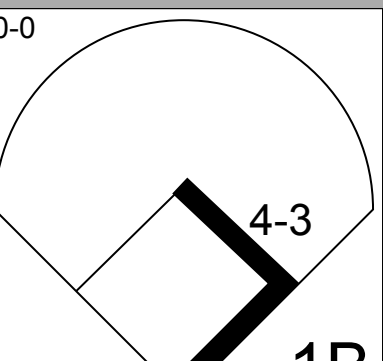
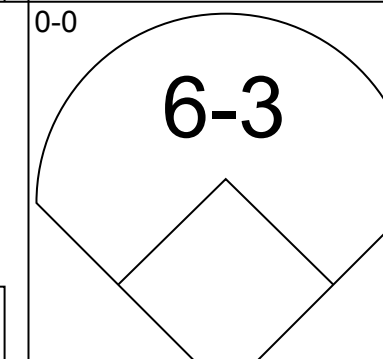
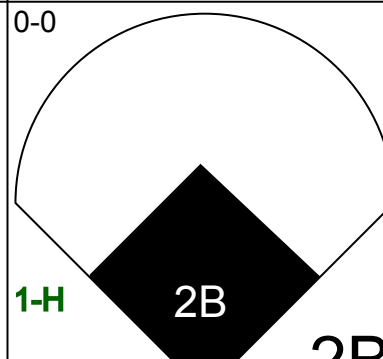
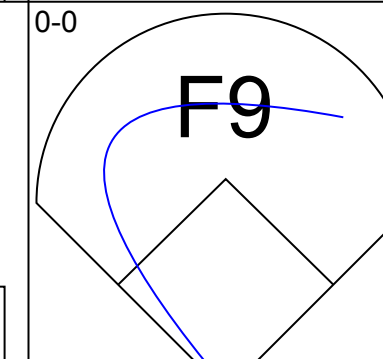
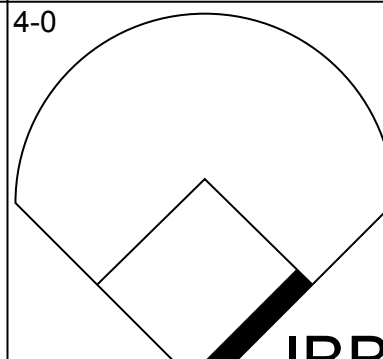
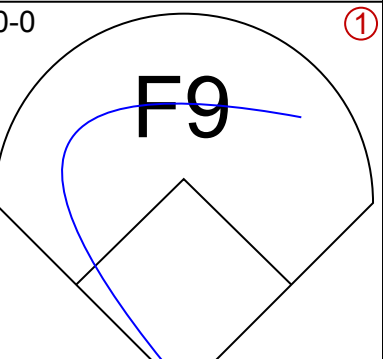
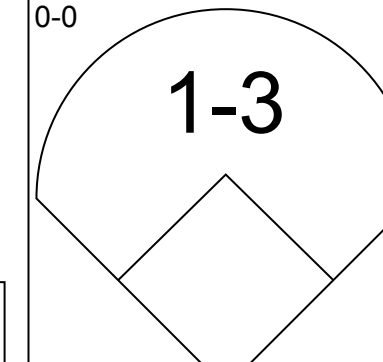
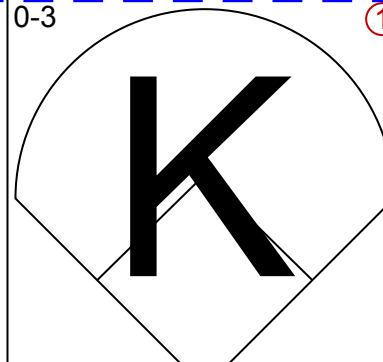
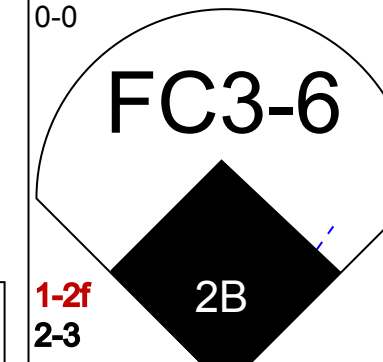
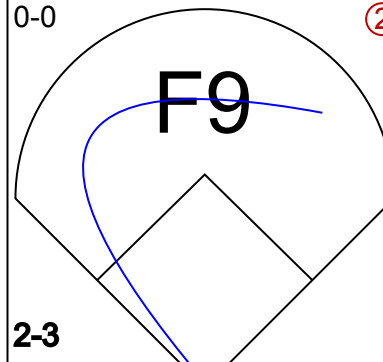

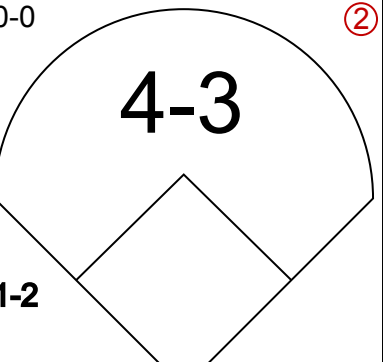
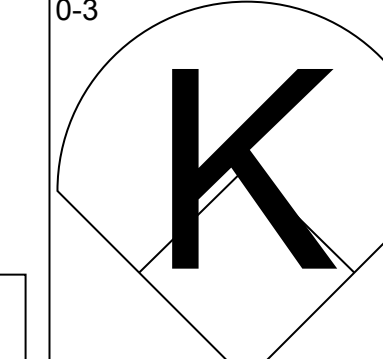
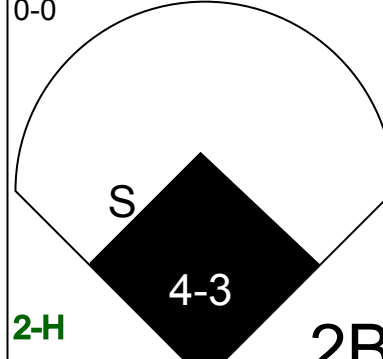
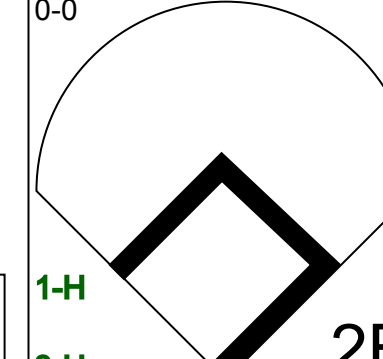

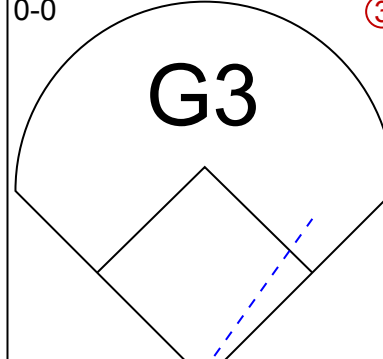
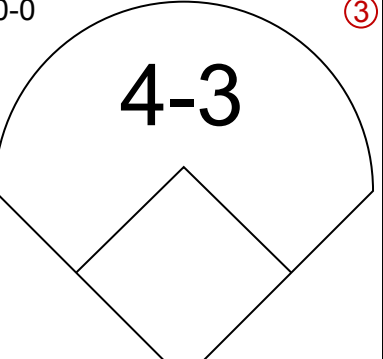
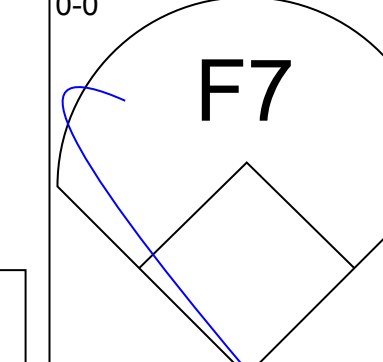
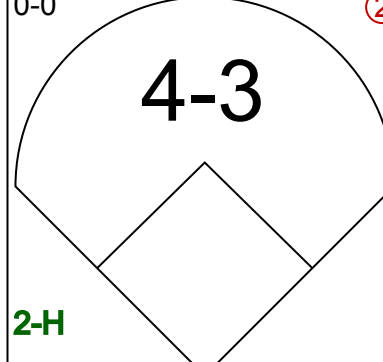
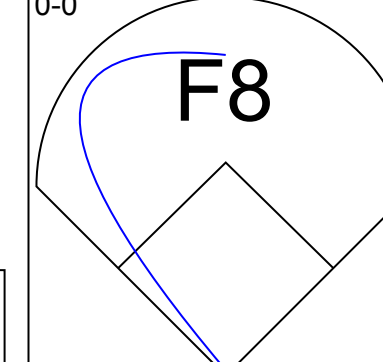
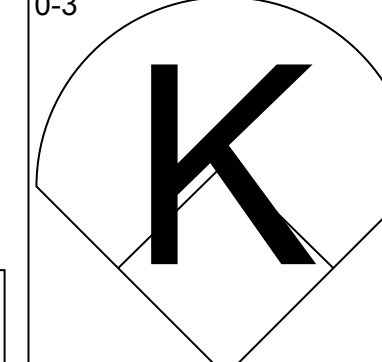
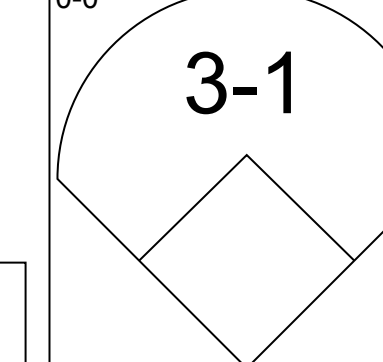
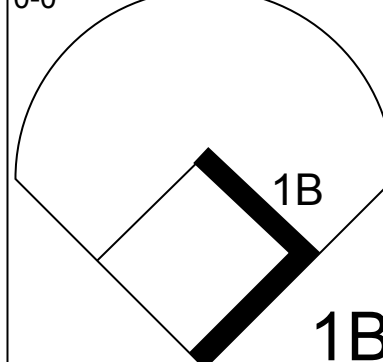
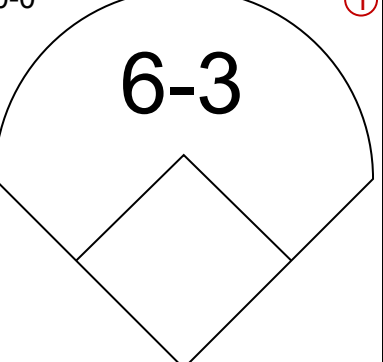
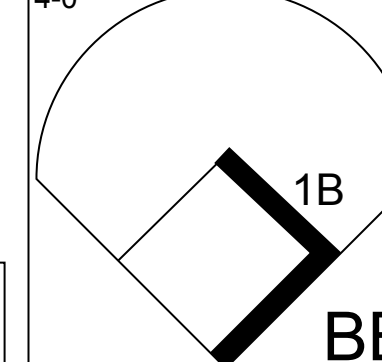
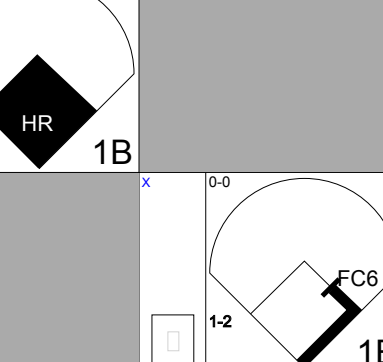
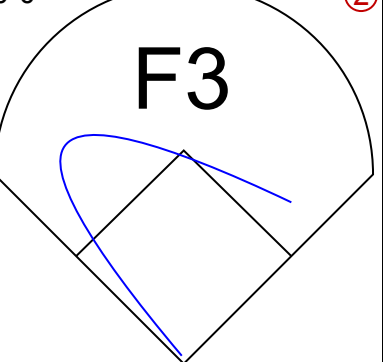
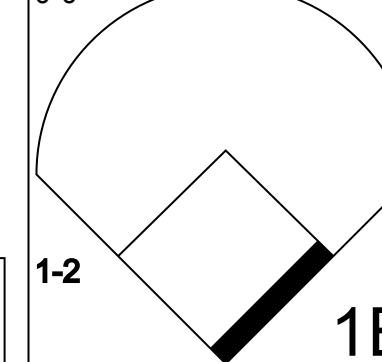




Batter	1	2	3	4	5	6	7	8	9	AB	R	H	RBI	BB	SO	LOB	TOP			
Jerry Remy, L (1,4) OBP: 0.327, SLG: 0.299										4	1	1	0	1	1	2	<b>Boston Red Sox @ Cleveland Indians</b> Cleveland Municipal Stadium, Cleveland, OH Fri Jun 18 1982, 7:05 PM EDT Att: 16,618 - Unknown - 66 F			
Dwight Evans, R (1,9) OBP: 0.373, SLG: 0.369										2	1	0	0	3	1	1				
Carney Lansford, R (1,5) OBP: 0.351, SLG: 0.389										3	1	1	0	0	1	1				
Wade Boggs, L (6,5) OBP: 0.344, SLG: 0.321										2	0	1	0	0	0	3				
Carl Yastrzemski, L (1,10) OBP: 0.409, SLG: 0.523										4	0	2	1	0	0	2				
Rich Gedman, L (1,2) OBP: 0.329, SLG: 0.469										3	0	1	1	0	0	1				
Roger LaFrancois, L (6,2)										1	0	0	1	0	0	1				
Dave Stapleton, R (1,3) OBP: 0.294, SLG: 0.397										3	0	0	0	1	2	2				
Glenn Hoffman, R (1,6) OBP: 0.309, SLG: 0.349										3	0	1	0	0	0	2				
Julio Valdez, S (6,6) OBP: 0.500, SLG: 0.500										1	0	1	0	0	0	0				
Reid Nichols, R (1,7) OBP: 0.386, SLG: 0.471										3	0	0	0	1	0	4				
Rick Miller, L (1,8) OBP: 0.340, SLG: 0.326										4	0	0	0	0	0	5				
<b>Inning Stats</b>	R: 0 E: 0 K: 1 S: 5	H: 1 LOB: 2 BB: 1 P: 9	R: 0 E: 0 K: 0 S: 4	H: 1 LOB: 2 BB: 1 P: 8	R: 2 E: 0 K: 2 S: 9	H: 2 LOB: 1 BB: 1 P: 13	R: 0 E: 0 K: 0 S: 4	H: 1 LOB: 1 BB: 0 P: 4	R: 0 E: 0 K: 1 S: 5	H: 0 LOB: 0 BB: 0 P: 5	R: 0 E: 0 K: 0 S: 2	H: 0 LOB: 0 BB: 1 P: 6	R: 1 E: 0 K: 0 S: 4	H: 1 LOB: 1 BB: 1 P: 8	R: 0 E: 0 K: 0 S: 5	H: 2 LOB: 3 BB: 1 P: 9	1B: 7 2B: 1 3B: 0 HR: 0	SF: 0 SAC: 0 DP: 1 HBP: 0	WP: 0 PB: 0 SB: 0 CS: 0	PA: 39
<b>PITCHER</b>	IP WLS BF H R ER SO BB IBB HBP BLK WP HR S P ERA WHIP																			
John Denny, R (1,1) ERA: 5.11	7.1 W 31 6 3 3 5 5 0 0 0 0 0 0 36 56 3.68 1.500																			
Dan Spillner, R (8,1) ERA: 1.5	1.2 8 2 0 0 0 1 0 0 0 0 0 0 7 11 0.00 1.800																			

AB 33  
R 3  
H 8  
RBI 3  
BB 6  
SO 5  
LOB 24



Batter	1	2	3	4	5	6	7	8	9	AB	R	H	RBI	BB	SO	LOB	BOTTOM			
Miguel Dilone, S (1,7) OBP: 0.280, SLG: 0.342										5	1	1	2	0	0	4	<b>Boston Red Sox @ Cleveland Indians</b> Cleveland Municipal Stadium, Cleveland, OH Fri Jun 18 1982, 7:05 PM EDT Att: 16,618 - Unknown - 66 F			
Toby Harrah, R (1,5) OBP: 0.486, SLG: 0.616										5	3	4	1	0	0	2				
Mike Hargrove, L (1,3) OBP: 0.395, SLG: 0.338										4	2	3	1	1	1	1				
Andre Thornton, R (1,10) OBP: 0.421, SLG: 0.593										4	1	1	2	1	0	3				
Rick Manning, L (1,8) OBP: 0.332, SLG: 0.382										5	1	0	0	0	1	6				
Von Hayes, L (1,9) OBP: 0.296, SLG: 0.379										5	1	2	3	0	1	3				
Alan Bannister, R (1,4) OBP: 0.349, SLG: 0.344										4	0	0	1	0	1	1				
Chris Bando, S (1,2) OBP: 0.313, SLG: 0.238										3	0	1	0	1	0	0				
Mike Fischlin, R (1,6) OBP: 0.386, SLG: 0.375										4	1	3	0	0	0	0				
<b>Inning Stats</b>	R: 2 E: 1 K: 0 S: 5	H: 2 LOB: 0 BB: 0 P: 5	R: 0 E: 0 K: 1 S: 5	H: 0 LOB: 0 BB: 0 P: 5	R: 6 E: 0 K: 1 S: 12	H: 7 LOB: 2 BB: 1 P: 16	R: 2 E: 0 K: 0 S: 6	H: 3 LOB: 1 BB: 0 P: 6	R: 0 E: 0 K: 1 S: 3	H: 0 LOB: 0 BB: 0 P: 3	R: 0 E: 0 K: 1 S: 6	H: 1 LOB: 2 BB: 1 P: 10	R: 0 E: 0 K: 1 S: 6	H: 1 LOB: 2 BB: 1 P: 10	R: 0 E: 0 K: 0 S: 4	H: 1 LOB: 1 BB: 0 P: 4		1B: 8 2B: 5 3B: 0 HR: 2	SF: 0 SAC: 0 DP: 0 HBP: 0	WP: 0 PB: 0 SB: 1 CS: 0
<b>PITCHER</b>	IP WLS BF H R ER SO BB IBB HBP BLK WP HR S P ERA WHIP																			
Dennis Eckersley, R (1,1) ERA: 3.32	2.0 L 13 6 7 3 3 2 0 1 0 0 0 0 0 23 27 6.75 1.750																			
Tom Burgmeier, L (3,1) ERA: 1.5	4.0 20 7 3 3 2 0 1 0 0 0 0 0 0 23 27 6.75 1.750																			
Luis Aponte, R (7,1) ERA: 3.08	2.0 9 2 0 0 0 1 1 0 0 0 0 0 0 10 14 0.00 1.500																			

AB 39  
R 10  
H 15  
RBI 10  
BB 3  
SO 4  
LOB 20









Batter	1	2	3	4	5	6	7	8	9	10	11	12	13	14	AB	R	H	RBI	BB	SO	LOB	TOP					
Jerry Remy, L OBP: 0.350, SLG: 0.294 (1, 4)	K		F7			E	F7			SH2-4			4-3		5	1	1	0	0	1	1						
Dwight Evans, R OBP: 0.383, SLG: 0.385 (1, 9)	G3			HR		E7	K			5-3					4	2	1	0	2	1	1						
Carney Lansford, R OBP: 0.340, SLG: 0.375 (1, 5)	6-3					F9				F8					6	0	0	0	0	1	3						
Carl Yastrzemski, L OBP: 0.402, SLG: 0.522 (1, 10)		4-3				F9									6	1	1	2	0	2	1						
Rich Gedman, L OBP: 0.327, SLG: 0.454 Gary Alterson, R OBP: 0.278, SLG: 0.317 (14, PR) (14, 2)		5-3		HR						3-1					6	0	2	0	0	1	0						
Dave Stapleton, R OBP: 0.298, SLG: 0.402 (1, 3)		4-3													6	0	2	0	0	1	0						
Glenn Hoffman, R OBP: 0.299, SLG: 0.339 Wade Boggs, L OBP: 0.335, SLG: 0.310 Julio Valdez, S OBP: 0.500, SLG: 0.500 (12, PH) (12, 6)			F7												4	0	0	0	0	1	2						
Reid Nichols, R OBP: 0.328, SLG: 0.400 (1, 7)			F7												1	0	0	0	0	0	0						
Rick Miller, L OBP: 0.333, SLG: 0.319 (1, 8)															6	0	0	0	0	2	6						
															6	0	2	0	0	0	3						
<b>Inning Stats</b>	R: 0 E: 0 K: 1 S: 5	H: 0 LOB: 0 BB: 0 P: 3	R: 0 E: 0 K: 0 S: 3	H: 0 LOB: 0 BB: 0 P: 3	R: 0 E: 0 K: 0 S: 4	H: 1 LOB: 1 BB: 0 P: 4	R: 2 E: 0 K: 1 S: 6	H: 1 LOB: 0 BB: 1 P: 10	R: 0 E: 0 K: 1 S: 5	H: 0 LOB: 0 BB: 0 P: 5	R: 0 E: 0 K: 1 S: 5	H: 0 LOB: 0 BB: 0 P: 5	R: 0 E: 0 K: 2 S: 7	H: 0 LOB: 0 BB: 0 P: 7	R: 0 E: 0 K: 1 S: 5	H: 0 LOB: 0 BB: 1 P: 9	R: 0 E: 0 K: 0 S: 5	H: 2 LOB: 3 BB: 0 P: 5	1B: 7 2B: 1 3B: 0 HR: 1	SF: 0 SAC: 2 DP: 0 HBP: 0	WP: 1 PB: 0 SB: 0 CS: 0	PA: 54					
<b>PITCHER</b>	IP 10.0	WLS 7	BF 39	H 7	R 4	ER 0	SO 6	BB 4	IBB 0	HBP 0	BLK 0	WP 0	HR 1	S 50	P 54	ERA 2.59	WHIP 0.800										
Len Barker, R ERA: 2.59 Dan Spillner, R ERA: 1.4	(1, 1)	(11, 1)	4.0	W	15	2	0	0	4	1	0	0	0	0	0	0	0	0	0	0	0	0	0				

Boston Red Sox @ Cleveland Indians  
Cleveland Municipal Stadium, Cleveland, OH  
Sun Jun 20 1982, 3:33 AM EDT  
Att. 26,571 - Unknown

AB 50  
R 4  
H 9  
RBI 2  
BB 2  
SO 10  
LOB 17



Batter	1	2	3	4	5	6	7	8	9	10	11	12	13	14	AB	R	H	RBI	BB	SO	LOB	BOTTOM					
Miguel Dilone, S OBP: 0.279, SLG: 0.333 (1, 7)	5-3	F2		L9			G3						6-3		7	0	1	0	0	1	3						
Toby Harrah, R OBP: 0.484, SLG: 0.618 (1, 5)	HR														4	1	2	1	2	1	0						
Mike Hargrove, L OBP: 0.392, SLG: 0.329 (1, 3)	K														4	0	0	0	2	2	1						
Andre Thornton, R OBP: 0.428, SLG: 0.590 (1, 10)	K														4	2	2	0	3	2	3						
Alan Bannister, R OBP: 0.346, SLG: 0.336 Karl Paqui, L OBP: 0.500, SLG: 0.250 Jack Perconte, L OBP: 0.260, SLG: 0.260 Jerry Dybzinski, R OBP: 0.299, SLG: 0.273 (9, PH) (10, 4) (11, PH) (12, 6)		E9		G5-2-3											3	1	0	0	0	0	5						
Rick Manning, L OBP: 0.333, SLG: 0.378 (1, 8)															6	1	2	0	1	2	5						
Von Hayes, L OBP: 0.301, SLG: 0.392 (1, 9)		4-3													5	0	1	2	1	0	1						
Chris Bando, S OBP: 0.304, SLG: 0.280 Ron Hassey, L OBP: 0.304, SLG: 0.286 (9, 2)			F8												4	0	0	0	0	1	2						
Mike Fischlin, R OBP: 0.404, SLG: 0.447 (12, 4)															6	0	3	1	0	1	2						
<b>Inning Stats</b>	R: 1 E: 0 K: 2 S: 8	H: 1 LOB: 0 BB: 0 P: 8	R: 2 E: 1 K: 0 S: 6	H: 2 LOB: 1 BB: 0 P: 6	R: 0 E: 0 K: 1 S: 4	H: 0 LOB: 2 BB: 3 P: 16	R: 0 E: 0 K: 0 S: 4	H: 1 LOB: 1 BB: 0 P: 4	R: 0 E: 0 K: 0 S: 5	H: 1 LOB: 2 BB: 1 P: 8	R: 0 E: 0 K: 1 S: 5	H: 2 LOB: 3 BB: 1 P: 15	R: 0 E: 0 K: 0 S: 3	H: 1 LOB: 2 BB: 1 P: 8	R: 0 E: 0 K: 1 S: 5	H: 0 LOB: 0 BB: 0 P: 5	R: 1 E: 0 K: 0 S: 3	H: 2 LOB: 3 BB: 2 P: 11	1B: 10 2B: 1 3B: 1 HR: 1	SF: 0 SAC: 4 DP: 2 HBP: 1	WP: 0 PB: 0 SB: 1 CS: 0	PA: 62					
<b>PITCHER</b>	IP 6.0	WLS 13	BF 31	H 5	R 3	ER 1	SO 4	BB 3	IBB 0	HBP 0	BLK 0	WP 0	HR 1	S 31	P 47	ERA 1.50	WHIP 1.500										
Bruce Hurst, L ERA: 3.44 Mark Clear, R ERA: 1.77 Tom Burgmeier, L ERA: 1.4 Luis Aponte, R ERA: 3.25	(1, 1)	(7, 1)	3.0	13	3	1	1	6	2	0	0	0	0	0	0	0	0	24	32	3.00	1.667						
	(10, 1)	(9, 2)	3.0	14	3	0	0	0	0	1	1	0	0	0	0	0	0	11	16	0.00	1.000						
	(13, 1)		1.1	L	8	2	1	1	1	1	0	0	0	0	0	0	0	8	16	6.75	2.250						

Boston Red Sox @ Cleveland Indians  
Cleveland Municipal Stadium, Cleveland, OH  
Sun Jun 20 1982, 3:33 AM EDT  
Att. 26,571 - Unknown

AB 48  
R 15  
H 13  
RBI 5  
BB 9  
SO 11  
LOB 29





Batter	1	2	3	4	5	6	7	8	9	AB	R	H	RBI	BB	SO	LOB	TOP								
<b>Al Bumbry, L</b> OBP: 0.316, SLG: 0.329 (1, 8)										5	2	2	0	0	0	3									
<b>Rich Dauer, R</b> OBP: 0.345, SLG: 0.421 (1, 4)										5	1	1	0	0	0	1									
<b>Dan Ford, R</b> OBP: 0.299, SLG: 0.409 (1, 9)										4	2	2	0	1	1	0									
<b>Eddie Murray, S</b> OBP: 0.398, SLG: 0.547 (1, 3)										3	1	3	2	1	0	0									
<b>Gary Roenicke, R</b> OBP: 0.407, SLG: 0.567 (1, 7)										1	0	1	1	0	0	0									
<b>Benny Ayala, R</b> OBP: 0.333, SLG: 0.596 (5, 7)										1	0	1	0	0	0	0									
<b>John Lowenstein, L</b> OBP: 0.414, SLG: 0.645 (5, 7)										3	0	0	0	0	0	5									
<b>Cal Ripken Jr., R</b> OBP: 0.290, SLG: 0.445 (1, 5)										5	1	3	4	0	2	4									
<b>Ken Singleton, S</b> OBP: 0.365, SLG: 0.354 (1, 10)										3	0	0	0	1	1	2									
<b>Rick Dempsey, R</b> OBP: 0.314, SLG: 0.329 (1, 2)										4	0	0	0	0	0	2									
<b>Lenn Sakata, R</b> OBP: 0.319, SLG: 0.345 (1, 6)										3	0	1	0	1	0	1									
<b>Inning Stats</b>	R: 3 E: 0 K: 0 S: 6	H: 4 LOB: 1 BB: 1 P: 10	R: 0 E: 0 K: 0 S: 2	H: 0 LOB: 1 BB: 1 P: 6	R: 0 E: 0 K: 1 S: 6	H: 1 LOB: 2 BB: 1 P: 10	R: 0 E: 0 K: 0 S: 3	H: 1 LOB: 0 BB: 0 P: 7	R: 3 E: 0 K: 0 S: 6	H: 3 LOB: 0 BB: 0 P: 6	R: 0 E: 0 K: 0 S: 3	H: 0 LOB: 0 BB: 0 P: 3	R: 0 E: 0 K: 1 S: 6	H: 1 LOB: 1 BB: 0 P: 6	R: 0 E: 0 K: 1 S: 6	H: 1 LOB: 1 BB: 0 P: 6	R: 1 E: 0 K: 1 S: 8	H: 3 LOB: 2 BB: 0 P: 8	1B: 10 2B: 3 3B: 0 HR: 1	SF: 1 SAC: 0 DP: 1 HBP: 0	WP: 0 PB: 0 SB: 0 CS: 0	PA: 42			
<b>PITCHER</b>	IP	WLS	BF	H	R	ER	SO	BB	IBB	HBP	BLK	WP	HR	S	P	ERA	WHIP								
<b>Rick Waits, L</b> ERA: 6.6 (1, 1)	4.1	L	23	8	5	5	1	4	0	0	0	0	0	20	36	10.38	2.769								
<b>Tom Brennan, R</b> ERA: 4.14 (5, 1)	4.2		20	6	2	2	3	0	0	0	0	0	1	26	26	3.86	1.286								

Baltimore Orioles @ Cleveland Indians  
Cleveland Municipal Stadium, Cleveland, OH  
Mon Jun 21 1982, 7:05 PM EDT  
Att: 10,633 - Unknown

AB 37  
R 7  
H 14  
RBI 7  
BB 4  
SO 4  
LOB 18



Batter	1	2	3	4	5	6	7	8	9	AB	R	H	RBI	BB	SO	LOB	BOTTOM								
<b>Miguel Dilone, S</b> OBP: 0.274, SLG: 0.327 (1, 7)										4	0	0	0	0	0	1									
<b>Toby Harrah, R</b> OBP: 0.479, SLG: 0.611 (1, 5)										3	0	0	0	0	2	0									
<b>Karl Pagan, L</b> OBP: 0.429, SLG: 0.200 (8, 3)										1	0	0	0	0	0	0									
<b>Mike Hargrove, L</b> OBP: 0.369, SLG: 0.325 (1, 3)										3	0	0	0	0	1	0									
<b>Jerry Dybzinski, R</b> OBP: 0.299, SLG: 0.273 (8, 6)										0	0	0	0	0	0	0									
<b>Andre Thornton, R</b> OBP: 0.422, SLG: 0.582 (1, 10)										3	0	0	0	0	1	0									
<b>Von Hayes, L</b> OBP: 0.301, SLG: 0.391 (1, 9)										3	0	1	0	0	0	0									
<b>Rick Manning, L</b> OBP: 0.333, SLG: 0.377 (1, 8)										3	0	1	0	0	0	1									
<b>Ron Hassey, L</b> OBP: 0.298, SLG: 0.280 (1, 2)										3	0	0	0	0	0	2									
<b>Alan Bannister, R</b> OBP: 0.346, SLG: 0.336 (1, 4)										3	0	1	0	0	0	1									
<b>Mike Fischlin, R</b> OBP: 0.382, SLG: 0.420 (8, 5)										3	0	0	0	0	1	1									
<b>Inning Stats</b>	R: 0 E: 0 K: 1 S: 5	H: 0 LOB: 0 BB: 0 P: 5	R: 0 E: 0 K: 1 S: 5	H: 0 LOB: 0 BB: 0 P: 5	R: 0 E: 0 K: 0 S: 4	H: 1 LOB: 1 BB: 0 P: 4	R: 0 E: 0 K: 1 S: 5	H: 0 LOB: 0 BB: 0 P: 5	R: 0 E: 0 K: 1 S: 5	H: 0 LOB: 0 BB: 0 P: 5	R: 0 E: 0 K: 0 S: 4	H: 1 LOB: 1 BB: 0 P: 4	R: 0 E: 0 K: 0 S: 3	H: 0 LOB: 0 BB: 0 P: 3	R: 0 E: 0 K: 1 S: 3	H: 0 LOB: 0 BB: 0 P: 3	1B: 3 2B: 0 3B: 0 HR: 0	SF: 0 SAC: 0 DP: 1 HBP: 0	WP: 0 PB: 0 SB: 1 CS: 0	PA: 29					
<b>PITCHER</b>	IP	WLS	BF	H	R	ER	SO	BB	IBB	HBP	BLK	WP	HR	S	P	ERA	WHIP								
<b>Dennis Martinez, R</b> ERA: 3.97 (1, 1)	9.0	W	29	3	0	0	5	0	0	0	0	0	0	39	39	0.00	0.333								

Baltimore Orioles @ Cleveland Indians  
Cleveland Municipal Stadium, Cleveland, OH  
Mon Jun 21 1982, 7:05 PM EDT  
Att: 10,633 - Unknown

AB 29  
R 0  
H 3  
RBI 0  
BB 0  
SO 5  
LOB 6





Batter	1	2	3	4	5	6	7	8	9	AB	R	H	RBI	BB	SO	LOB	TOP								
<b>Al Bumby, L</b> OBP: 0.313, SLG: 0.324 (1, 8)	0-0 1-3		0-0 F7			4-0 FC5-4 BB	0-0 5-3		0-0 F7	4	0	0	0	1	0	1	<b>Baltimore Orioles @ Cleveland Indians</b> Cleveland Municipal Stadium, Cleveland, OH Tue Jun 22 1982, 7:05 PM EDT Att: 7,400 - Unknown								
<b>Dan Ford, R</b> OBP: 0.297, SLG: 0.413 (1, 9)	0-0 F7		0-0 6-3			0-0 FC5-4 1B		0-0 SF7 3B	0-3 K	5	2	1	0	0	1	1									
<b>Ken Singleton, S</b> OBP: 0.366, SLG: 0.357 (1, 10)	0-0 1B		0-0 6-3			0-0 1B		0-0 SF7	0-0 L6	4	0	2	1	0	0	0									
<b>Eddie Murray, S</b> OBP: 0.395, SLG: 0.557 (1, 3)	0-0 4-3			0-0 4-3		0-3 K		0-0 HR		4	1	1	1	0	1	3									
<b>Cal Ripken Jr., R</b> OBP: 0.298, SLG: 0.455 (1, 5) (7, 6) (8, 5)		0-0 G4-3-6 1B		0-0 F8		0-0 1-3 2-H 1B		0-0 1B 2B		4	2	3	1	0	0	0									
<b>Joe Nolan, L</b> OBP: 0.289, SLG: 0.392 (1, 2)		0-0 G4-3-6 1B		0-0 4-3		0-3 K		0-0 2B 4-3 1B		4	1	2	0	0	1	2									
<b>Gary Roenicke, R</b> OBP: 0.409, SLG: 0.578 (1, 7)		0-0 G4-3-6 1-2 2-3			0-0 6-3			0-0 2B	0-0 4-3 2B	4	0	2	1	0	0	2									
<b>Lenn Sakata, R</b> OBP: 0.320, SLG: 0.351 (1, 6)		0-0		0-0 4-3		0-0 4-3		0-0 4-3	0-0 4-3	3	0	1	1	0	0	1									
<b>Floyd Rayford, R</b> OBP: 0.222, SLG: 0.125 (7, 5)					0-0 4-3			0-0 4-3		0	0	0	0	0	0	0									
<b>Terry Crowley, L</b> OBP: 0.400, SLG: 0.429 (8, PH)								0-0 2-3 3-H		1	0	0	1	0	0	1									
<b>Bobby Bonner, R</b> OBP: 0.213, SLG: 0.254 (8, 6)								0-0 2-3 3-H		0	0	0	0	0	0	0									
<b>Rich Dauer, R</b> OBP: 0.340, SLG: 0.414 (1, 4)			0-0 F9			0-3 K		0-0 F7		4	0	0	0	0	1	3									
<b>Inning Stats</b>	R: 0 E: 0 K: 0 S: 4	H: 1 LOB: 1 BB: 0 P: 4	R: 1 E: 0 K: 0 S: 5	H: 3 LOB: 1 BB: 0 P: 5	R: 0 E: 0 K: 0 S: 3	H: 0 LOB: 0 BB: 0 P: 3	R: 0 E: 0 K: 0 S: 3	H: 0 LOB: 0 BB: 0 P: 3	R: 0 E: 0 K: 1 S: 9	H: 2 LOB: 2 BB: 1 P: 13	R: 0 E: 0 K: 1 S: 6	H: 1 LOB: 1 BB: 0 P: 6	R: 4 E: 0 K: 0 S: 8	H: 5 LOB: 1 BB: 0 P: 8	R: 0 E: 0 K: 1 S: 5	H: 0 LOB: 0 BB: 0 P: 5	1B: 6 2B: 4 3B: 1 HR: 1	SF: 1 SAC: 0 DP: 1 HBP: 0	WP: 0 PB: 0 SB: 0 CS: 0	PA: 39					
<b>PITCHER</b>	IP	WLS	BF	H	R	ER	SO	BB	IBB	HBP	BLK	WP	HR	S	P	ERA	WHIP								
<b>Lary Sorensen, R</b> ERA: 4.61 (1, 1)	7.1	W	32	10	5	5	3	1	0	0	0	0	1	37	41	6.14	1.500								
<b>Ed Whitson, R</b> ERA: 3.29 (8, 1)	1.2		7	2	1	1	1	0	0	0	0	0	0	9	9	5.40	1.200								

AB	37
R	6
H	12
RBI	6
BB	1
SO	4
LOB	14



Batter	1	2	3	4	5	6	7	8	9	AB	R	H	RBI	BB	SO	LOB	BOTTOM								
<b>Alan Bannister, R</b> OBP: 0.346, SLG: 0.338 (1, 7)	4-0 S 1B	0-0 G6-4-3 1-2 3-H	0-0 FC5 2-3		0-0 BB 1-3 1B 2B	0-3 K		0-3 K 1-2		5	2	1	0	1	2	7	<b>Baltimore Orioles @ Cleveland Indians</b> Cleveland Municipal Stadium, Cleveland, OH Tue Jun 22 1982, 7:05 PM EDT Att: 7,400 - Unknown								
<b>Toby Harrah, R</b> OBP: 0.481, SLG: 0.607 (1, 5)	4-0 BB 1B	0-0 1B		0-0 F7	4-0 BB 1B IBB		0-0 F7		3	1	1	0	2	0	0										
<b>Mike Hargrove, L</b> OBP: 0.385, SLG: 0.322 (1, 3)	0-0 F7	0-0 BB 1B		0-0 F7	0-3 K		0-0 4-3		5	0	1	0	0	1	5										
<b>Andre Thornton, R</b> OBP: 0.425, SLG: 0.579 (1, 10)	0-0 F8	4-0 1-2 BB		0-0 F6	4-0 1B 1-2 2-3 3-H BB		0-0 E8 1B		3	0	1	1	2	0	2										
<b>Von Hayes, L</b> OBP: 0.308, SLG: 0.406 (1, 9)	0-0 1-2 2-H 1B	0-0 P4			0-0 BB 3B		0-0 F8		5	1	3	3	0	0	4										
<b>Rick Manning, L</b> OBP: 0.335, SLG: 0.375 (1, 8)	4-0 1-2 2-3 BB		0-0 4-3		0-0 E 1B	0-3 K		0-0 4-3		4	1	1	1	1	1	0									
<b>Ron Hassey, L</b> OBP: 0.295, SLG: 0.277 (1, 2)	0-0 1-3		0-0 F7		0-0 E5 SF8 1B	0-3 K		0-0 6-3		5	1	1	0	0	1	3									
<b>Jack Perconte, L</b> OBP: 0.286, SLG: 0.291 (1, 4)		0-0 G6-4-3 3B		4-0 FC5 1B	0-0 SF8	0-0 E S 1B		0-0 WP S 1B		3	1	3	1	1	0	0									
<b>Mike Fischlin, R</b> OBP: 0.433, SLG: 0.442 (1, 6)		4-0 G6-4-3 BB		0-0 F7	0-0 2B BB 1B	4-0 1-3 BB		4-0 S BB		2	1	2	0	3	0	0									
<b>Inning Stats</b>	R: 1 E: 0 K: 0 S: 4	H: 1 LOB: 3 BB: 3 P: 16	R: 1 E: 0 K: 0 S: 5	H: 3 LOB: 2 BB: 2 P: 13	R: 0 E: 0 K: 0 S: 4	H: 1 LOB: 2 BB: 1 P: 8	R: 0 E: 0 K: 0 S: 3	H: 0 LOB: 0 BB: 0 P: 3	R: 6 E: 1 K: 1 S: 10	H: 6 LOB: 2 BB: 2 P: 18	R: 0 E: 0 K: 3 S: 10	H: 1 LOB: 1 BB: 1 P: 14	R: 0 E: 0 K: 0 S: 4	H: 1 LOB: 1 BB: 0 P: 4	R: 0 E: 0 K: 1 S: 6	H: 1 LOB: 2 BB: 1 P: 10		1B: 11 2B: 1 3B: 2 HR: 0	SF: 1 SAC: 0 DP: 1 HBP: 0	WP: 1 PB: 0 SB: 4 CS: 0	PA: 46				
<b>PITCHER</b>	IP	WLS	BF	H	R	ER	SO	BB	IBB	HBP	BLK	WP	HR	S	P	ERA	WHIP								
<b>Sammy Stewart, R</b> ERA: 4.54 (2, 1)	1.2	L	13	4	2	2	0	5	0	0	0	0	0	8	28	10.80	5.400								
<b>Ross Grimsley, L</b> ERA: 4.54 (5, 1)	3.0		18	6	6	6	1	2	1	0	0	0	0	17	29	18.00	2.667								
<b>Tippy Martinez, L</b> ERA: 4.04 (7, 1)	1.1		6	2	0	0	3	1	0	0	0	0	0	11	15	0.00	2.250								
<b>Tim Stoddard, R</b> ERA: 3.46 (7, 1)	2.0		9	2	0	0	1	1	0	0	0	1	0	10	14	0.00	1.500								

AB	35
R	8
H	14
RBI	6
BB	10
SO	5
LOB	21





Batter	1	2	3	4	5	6	7	8	9	AB	R	H	RBI	BB	SO	LOB	TOP					
<b>Al Bumby, L</b> OBP: 0.308, SLG: 0.317 (1, 8)	0-3 K		0-0 4-3		0-3 K		0-0 1-3		0-0 4-3	5	0	0	0	0	2	2	<b>Baltimore Orioles @ Cleveland Indians</b> Cleveland Municipal Stadium, Cleveland, OH Wed Jun 23 1982, 7:05 PM EDT Att: 14,005 - Unknown <a href="http://livebaseballscorecards.com">livebaseballscorecards.com</a>					
<b>Rich Dauer, R</b> OBP: 0.345, SLG: 0.413 (1, 4)	4-0 1B BB		0-3 K		0-0 F7		0-0 E4 FC1 1B		4-0 BB	3	0	1	0	2	1	0						
<b>Ken Singleton, S</b> OBP: 0.363, SLG: 0.351 (1, 10)	0-0 F7		0-0 6-3		4-0 BB		0-0 FC1 2B		0-0 4-3	4	1	0	0	1	0	3						
<b>Eddie Murray, S</b> OBP: 0.397, SLG: 0.562 (1, 3)	0-0 1B		0-0 4-3		0-3 K		0-0 1B 2B			4	1	2	1	0	1	1						
<b>John Lowenstein, L</b> OBP: 0.403, SLG: 0.624 (1, 7)	0-0 4-3		0-3 K		0-0 G3		0-3 K			4	0	0	0	0	2	4						
<b>Cal Ripken Jr., R</b> OBP: 0.301, SLG: 0.468 (1, 5)		0-0 6-3		0-0 HR		0-3 K		0-0 1B 2H		4	1	2	2	0	1	0						
<b>Jim Dwyer, L</b> OBP: 0.379, SLG: 0.481 (1, 9)		0-0 FC6 1B		0-0 4-3		0-0 FC6-4 1B		0-0 1B		4	0	3	0	0	0	0						
<b>Rick Dempsey, R</b> OBP: 0.313, SLG: 0.323 (1, 2)		0-0 FC6 G6-4-3		0-0 6-3		4-0 FC6-4 BB		0-0 5-3		3	0	0	0	1	0	3						
<b>Bobby Bonner, R</b> OBP: 0.203, SLG: 0.240 (1, 6)		0-0 G6-4-3		0-3 K		0-0 FC6-4		0-0 5-3		4	0	0	0	0	1	4						
<b>Inning Stats</b>	R: 0 E: 0 K: 1 S: 6	H: 1 LOB: 2 BB: 1 P: 10	R: 0 E: 0 K: 0 S: 4	H: 1 LOB: 1 BB: 0 P: 4	R: 0 E: 0 K: 1 S: 5	H: 0 LOB: 0 BB: 0 P: 5	R: 1 E: 0 K: 1 S: 6	H: 1 LOB: 0 BB: 0 P: 6	R: 0 E: 0 K: 2 S: 7	H: 0 LOB: 1 BB: 1 P: 7	R: 0 E: 0 K: 1 S: 5	H: 0 LOB: 1 BB: 1 P: 9	R: 0 E: 0 K: 1 S: 6	H: 1 LOB: 2 BB: 1 P: 10	R: 2 E: 1 K: 1 S: 9	H: 4 LOB: 2 BB: 0 P: 9	R: 0 E: 0 K: 0 S: 3	H: 0 LOB: 1 BB: 1 P: 7	1B: 6 2B: 1 3B: 0 HR: 1	SF: 0 SAC: 0 DP: 1 HBP: 0	WP: 0 PB: 0 SB: 0 CS: 0	PA: 39
<b>PITCHER</b> <b>John Denny, R</b> ERA: 4.92 (1, 1)	IP: 9.0 WLS: L BF: 39 H: 8 R: 3 ER: 3 SO: 8 BB: 4 IBB: 0 HBP: 0 BLK: 1 WP: 0 HR: 1 S: 51 P: 67 ERA: 3.00 WHIP: 1.333															<b>PITCHER</b>						

Batter	1	2	3	4	5	6	7	8	9	AB	R	H	RBI	BB	SO	LOB	BOTTOM			
<b>Alan Bannister, R</b> OBP: 0.341, SLG: 0.333 (1, 7)	0-3 K	0-0 P4			0-0 1B		0-3 K		0-3 K	5	0	1	0	0	3	2	<b>Baltimore Orioles @ Cleveland Indians</b> Cleveland Municipal Stadium, Cleveland, OH Wed Jun 23 1982, 7:05 PM EDT Att: 14,005 - Unknown <a href="http://livebaseballscorecards.com">livebaseballscorecards.com</a>			
<b>Toby Harrah, R</b> OBP: 0.377, SLG: 0.599 (1, 5)	0-0 1B		0-0 P5		0-0 F9		0-0 F7		0-0 F7	5	0	1	0	0	0	1				
<b>Mike Hargrove, L</b> OBP: 0.392, SLG: 0.329 (1, 3)	0-0 1B		0-0 L4-3		0-0 BB		4-0 2B BB		0-0 4-3	4	1	3	0	1	0	0				
<b>Andre Thornton, R</b> OBP: 0.426, SLG: 0.574 (1, 10)	0-0 P4		0-0 L4-3		4-0 BB		4-0 2B BB			2	0	0	0	2	0	3				
<b>Von Hayes, L</b> OBP: 0.307, SLG: 0.408 (1, 9)	0-0 4-3			0-0 F7	0-0 4-3		0-0 2B			4	0	1	1	0	0	5				
<b>Rick Manning, L</b> OBP: 0.337, SLG: 0.382 (1, 8)		0-0 2B		0-0 1B		0-0 F8		0-0 4-3		4	0	2	0	0	0	0				
<b>Ron Hassey, L</b> OBP: 0.214, SLG: 0.278 <b>Miguel Dilone, S</b> OBP: 0.272, SLG: 0.325 (6, PH) (9, 7)		0-0 4-3		0-0 F7		0-0 1B		0-3 K		3	0	1	0	0	0	2				
<b>Jack Perconte, L</b> OBP: 0.280, SLG: 0.285 <b>Chris Bando, S</b> OBP: 0.316, SLG: 0.275 (8, PH) (9, 2)		0-0 5-3		0-0 3-1		0-0 F8		0-0 1B		3	0	0	0	0	0	3				
<b>Mike Fischlin, R</b> OBP: 0.429, SLG: 0.426 <b>Rod Craig, S</b> OBP: 0.192, SLG: 0.192 <b>Jerry Dybzinski, R</b> OBP: 0.299, SLG: 0.273 (8, PH) (9, 6)		4-0 BB		0-3 K		0-0 F9		0-0 4-3		2	0	0	0	1	1	1				
<b>Inning Stats</b>	R: 0 E: 0 K: 1 S: 7	H: 2 LOB: 2 BB: 0 P: 7	R: 0 E: 0 K: 0 S: 4	H: 1 LOB: 2 BB: 1 P: 8	R: 0 E: 0 K: 0 S: 3	H: 1 LOB: 0 BB: 0 P: 3	R: 0 E: 0 K: 0 S: 4	H: 1 LOB: 1 BB: 0 P: 4	R: 0 E: 0 K: 0 S: 4	H: 2 LOB: 3 BB: 1 P: 11	R: 0 E: 0 K: 0 S: 5	H: 1 LOB: 2 BB: 2 P: 13	R: 0 E: 0 K: 1 S: 6	H: 1 LOB: 0 BB: 0 P: 6	R: 0 E: 0 K: 1 S: 5	H: 0 LOB: 0 BB: 0 P: 5	1B: 8 2B: 3 3B: 0 HR: 0	SF: 0 SAC: 0 DP: 1 HBP: 0	WP: 0 PB: 0 SB: 0 CS: 0	PA: 39
<b>PITCHER</b> <b>Jim Palmer, R</b> ERA: 4.46 <b>Tippy Martinez, L</b> ERA: 3.93 <b>Tim Stoddard, R</b> ERA: 3.33 (1, 1) (8, 1) (9, 1)	IP: 7.0 WLS: W BF: 32 H: 9 R: 1 ER: 1 SO: 1 BB: 4 IBB: 0 HBP: 0 BLK: 0 WP: 0 HR: 0 S: 34 P: 50 ERA: 1.29 WHIP: 1.857															<b>PITCHER</b>				



Batter	1	2	3	4	5	6	7	8	9	AB	R	H	RBI	BB	SO	LOB	TOP										
Miguel Dilone, S (1, 7) OBP: 0.272, SLG: 0.324 Jack Perconte, L (7, 4) OBP: 0.285, SLG: 0.290										4	0	1	0	0	1	0	<b>Cleveland Indians @ New York Yankees</b> Yankee Stadium, Bronx, NY Thu Jun 24 1982, 7:05 PM EDT Att: 23,449 - Unknown - 75 F										
Toby Harrah, R (1, 5) OBP: 0.476, SLG: 0.598										4	1	1	1	1	1	2											
Mike Hargrove, L (1, 3) OBP: 0.395, SLG: 0.332										4	0	2	1	1	1	1											
Andre Thornton, R (1, 10) OBP: 0.423, SLG: 0.569										4	0	1	0	0	1	4											
Alan Bannister, R (1, 4) OBP: 0.345, SLG: 0.333										3	0	1	0	1	0	1											
Von Hayes, L (1, 9) OBP: 0.306, SLG: 0.405										4	1	1	0	0	1	4											
Rick Manning, L (1, 8) OBP: 0.336, SLG: 0.377										3	1	0	0	1	0	4											
Chris Bando, S (1, 2) OBP: 0.311, SLG: 0.291										4	1	1	1	0	1	2											
Mike Fischlin, R (1, 6) OBP: 0.433, SLG: 0.421										3	1	1	1	1	1	0											
<b>Inning Stats</b>	R: 0 E: 0 K: 1 S: 5	H: 1 LOB: 1 BB: 1 P: 9	R: 0 E: 0 K: 2 S: 8	H: 1 LOB: 1 BB: 0 P: 8	R: 0 E: 0 K: 1 S: 6	H: 1 LOB: 2 BB: 1 P: 10	R: 2 E: 0 K: 0 S: 5	H: 3 LOB: 0 BB: 0 P: 5	R: 0 E: 0 K: 3 S: 9	H: 0 LOB: 0 BB: 0 P: 9	R: 0 E: 0 K: 0 S: 3	H: 1 LOB: 1 BB: 1 P: 7	R: 0 E: 0 K: 0 S: 3	H: 0 LOB: 0 BB: 0 P: 3	R: 1 E: 0 K: 0 S: 5	H: 2 LOB: 1 BB: 0 P: 5		R: 2 E: 0 K: 0 S: 4	H: 1 LOB: 1 BB: 2 P: 12	1B: 8 2B: 2 3B: 0 HR: 0	SF: 0 SAC: 0 DP: 2 HBP: 0	WP: 0 PB: 0 SB: 3 CS: 1	PA: 40				
<b>PITCHER</b>	IP WLS BF H R ER SO BB IBB HBP BLK WP HR S P ERA WHIP	7.0 L 30 9 3 3 7 3 0 0 0 0 0 41 53 3.86 1.714	0.2 2 0 0 0 0 0 0 0 0 0 0 2 2 0.00 0.000	1.1 7 1 2 2 0 2 0 0 0 0 0 5 13 13.50 2.250	<b>PITCHER</b>										IP WLS BF H R ER SO BB IBB HBP BLK WP HR S P ERA WHIP												
Ron Guidry, L (1, 1) ERA: 3.04											7.0	L	30	9	3	3	7	3	0	0	0	0	0	41	53	3.86	1.714
George Frazier, R (8, 1) ERA: 2.25											0.2	2	0	0	0	0	0	0	0	0	0	0	0	2	2	0.00	0.000
Shane Rawley, L (8, 1) ERA: 3.64											1.1	7	1	2	2	0	2	0	0	0	0	0	5	13	13.50	2.250	

AB 34  
R 5  
H 10  
RBI 5  
BB 5  
SO 7  
LOB 18



Batter	1	2	3	4	5	6	7	8	9	AB	R	H	RBI	BB	SO	LOB	BOTTOM									
Willie Randolph, R (1, 4) OBP: 0.376, SLG: 0.379										2	0	0	0	3	0	0	<b>Cleveland Indians @ New York Yankees</b> Yankee Stadium, Bronx, NY Thu Jun 24 1982, 7:05 PM EDT Att: 23,449 - Unknown - 75 F									
Ken Griffey, L (1, 9) OBP: 0.327, SLG: 0.406										4	0	0	0	0	0	6										
Jerry Mumphrey, S (1, 8) OBP: 0.380, SLG: 0.391										4	0	2	1	0	0	3										
Dave Winfield, R (1, 7) OBP: 0.349, SLG: 0.492										4	0	1	0	0	1	3										
Oscar Gamble, L (1, 10) OBP: 0.343, SLG: 0.453										4	0	0	0	0	3	1										
John Mayberry, L (1, 3) OBP: 0.328, SLG: 0.352										3	1	0	0	0	0	1										
Butch Wynegar, S (1, 2) OBP: 0.376, SLG: 0.372										4	0	0	0	0	1	2										
Graig Nettles, L (1, 5) OBP: 0.313, SLG: 0.331										4	0	1	1	0	1	0										
Roy Smalley, S (1, 6) OBP: 0.335, SLG: 0.373										2	1	0	0	2	2	0										
<b>Inning Stats</b>	R: 0 E: 0 K: 0 S: 4	H: 1 LOB: 0 BB: 0 P: 4	R: 0 E: 0 K: 1 S: 5	H: 0 LOB: 0 BB: 0 P: 5	R: 0 E: 0 K: 1 S: 5	H: 0 LOB: 0 BB: 1 P: 9	R: 0 E: 0 K: 2 S: 7	H: 0 LOB: 0 BB: 0 P: 7	R: 1 E: 1 K: 0 S: 4	H: 1 LOB: 3 BB: 2 P: 13	R: 0 E: 0 K: 1 S: 6	H: 1 LOB: 1 BB: 0 P: 6	R: 1 E: 0 K: 1 S: 6	H: 1 LOB: 2 BB: 2 P: 14	R: 0 E: 0 K: 1 S: 5	H: 0 LOB: 0 BB: 0 P: 5		R: 0 E: 0 K: 1 S: 5	H: 0 LOB: 0 BB: 0 P: 5	1B: 2 2B: 0 3B: 2 HR: 0	SF: 0 SAC: 0 DP: 0 HBP: 1	WP: 0 PB: 0 SB: 0 CS: 0	PA: 37			
<b>PITCHER</b>	IP WLS BF H R ER SO BB IBB HBP BLK WP HR S P ERA WHIP	6.1 W 9 1 0 0 2 0 0 0 0 0 13 13 0.00 0.375	<b>PITCHER</b>										IP WLS BF H R ER SO BB IBB HBP BLK WP HR S P ERA WHIP													
Rick Sutcliffe, R (1, 1) ERA: 3.63											6.1	W	9	1	0	0	2	0	0	0	0	0	13	13	0.00	0.375
Dan Spillner, R (7, 1) ERA: 1.34											2.2	W	9	1	0	0	2	0	0	0	0	0	13	13	0.00	0.375

AB 31  
R 2  
H 4  
RBI 2  
BB 5  
SO 8  
LOB 16





Batter	1	2	3	4	5	6	7	8	9	AB	R	H	RBI	BB	SO	LOB	TOP										
Alan Bannister, R (1, 7) OBP: 0.349, SLG: 0.358	0-0 HR		0-0 6-3		0-0 E 4-3 1B		0-0 4-3			4	2	2	1	0	0	0	<b>Cleveland Indians @ New York Yankees</b> Yankee Stadium, Bronx, NY Fri Jun 25 1982, 7:05 PM EDT Att: 21,948 - Overcast - 78 F										
Toby Harrah, R (1, 5) OBP: 0.471, SLG: 0.591 Jerry Dybzinski, R (5, 6) OBP: 0.297, SLG: 0.272	0-0 4-3		0-0 4-3		0-0 FC5 4-3 1B		0-3 K			3	1	0	0	0	0	2											
Mike Hargrove, L (1, 3) OBP: 0.398, SLG: 0.336 Karl Pagel, L (5, 3) OBP: 0.375, SLG: 0.167	0-0 1B		0-0 1B		0-0 4-3		0-3 K			3	0	2	1	0	0	1											
Andre Thornton, R (1, 10) OBP: 0.424, SLG: 0.568	0-0 G4-6-3 1B		0-3 K		0-0 1B		0-0 F3			4	0	2	1	0	1	1											
Chris Bando, S (1, 2) OBP: 0.302, SLG: 0.281 Bill Nahorodny, R (4, 2) OBP: 0.227, SLG: 0.333	0-0 G4-6-3		0-0 6-3		0-0 6-3		0-0 F9			2	0	0	0	0	0	2											
Von Hayes, L (1, 9) OBP: 0.305, SLG: 0.402		0-0 1-3		0-0 1B		0-0 3-1			0-3 K	4	0	1	0	0	1	0											
Rick Manning, L (1, 8) OBP: 0.333, SLG: 0.373 Rod Craig, S (5, 9) OBP: 0.200, SLG: 0.179		0-0 4-3		0-0 F7		0-0 6-3			0-0 6-3	2	0	0	0	0	0	1											
Mike Fischlin, R (1, 6) OBP: 0.423, SLG: 0.410		0-0 E6		0-0 5-3		0-0 4-3			0-0 1B	4	0	1	0	0	0	1											
Jack Perconte, L (1, 4) OBP: 0.284, SLG: 0.284		0-0 4-3		4-0 FC5 1B BB		0-0 4-3			0-0 F8	3	0	0	0	1	0	2											
<b>Inning Stats</b>	R: 1 E: 0 K: 0 S: 5	H: 3 LOB: 1 BB: 0 P: 5	R: 0 E: 1 K: 0 S: 4	H: 0 LOB: 1 BB: 0 P: 4	R: 0 E: 0 K: 1 S: 6	H: 1 LOB: 1 BB: 0 P: 6	R: 0 E: 0 K: 0 S: 4	H: 1 LOB: 1 BB: 0 P: 4	R: 2 E: 1 K: 0 S: 5	H: 2 LOB: 1 BB: 1 P: 9	R: 0 E: 0 K: 0 S: 3	H: 0 LOB: 0 BB: 0 P: 3	R: 0 E: 0 K: 1 S: 5	H: 0 LOB: 0 BB: 0 P: 5	R: 0 E: 0 K: 1 S: 6	H: 1 LOB: 1 BB: 0 P: 6		1B: 7 2B: 0 3B: 0 HR: 1	SF: 0 SAC: 0 DP: 1 HBP: 0	WP: 0 PB: 0 SB: 1 CS: 0	PA: 36						
<b>PITCHER</b>	IP	WLS	BF	H	R	ER	SO	BB	IBB	HBP	BLK	WP	HR	S	P	ERA	WHIP										
Tommy John, L (1, 1) ERA: 2.95	8.0	W	32	7	3	3	3	1	0	0	0	0	1	37	41	3.38	1.000										
Dave LaRoche, L (9, 1) ERA: 2.97	1.0		4	1	0	0	1	0	0	0	0	0	0	6	6	0.00	1.000										

Batter	1	2	3	4	5	6	7	8	9	AB	R	H	RBI	BB	SO	LOB	BOTTOM										
Willie Randolph, R (1, 4) OBP: 0.378, SLG: 0.379 Bobby Murcer, L (7, PH) OBP: 0.308, SLG: 0.398 Andre Robertson, R (7, PR) OBP: 0.271, SLG: 0.326	0-0 1-3	0-0 1B	0-0 6-3			4-0 1B SF8 BB	4-0 1B			3	1	1	0	1	0	0	<b>Cleveland Indians @ New York Yankees</b> Yankee Stadium, Bronx, NY Fri Jun 25 1982, 7:05 PM EDT Att: 21,948 - Overcast - 78 F										
Ken Griffey, L (1, 9) OBP: 0.319, SLG: 0.396 Dave Collins, S (8, 9) OBP: 0.295, SLG: 0.324	0-3 K	0-3 K		0-0 3-1		0-0 F7	0-0 F8			5	0	0	0	0	2	5											
Jerry Mumphrey, S (1, 8) OBP: 0.381, SLG: 0.392	0-0 4-3		0-3 K	0-0 1B WP		0-0 1B WP	0-0 F7			5	2	2	0	0	1	0											
Dave Winfield, R (1, 7) OBP: 0.360, SLG: 0.508		0-0 2B 3-1 1B	0-0 2B	0-0 4-3 WP 1B		0-0 SF8	0-0 1B			4	2	4	1	0	0	0											
Oscar Gamble, L (1, 10) OBP: 0.352, SLG: 0.475		0-0 3-1 SF9 2B	0-0 BB HR 2B	0-0 4-3		0-0 1B	0-0 F5			5	2	3	2	0	0	2											
John Mayberry, L (1, 3) OBP: 0.318, SLG: 0.340		0-0 3-1	0-0 F9	0-0 F9		0-0 1-3	0-0 F9			5	0	0	1	0	0	5											
Butch Wynegar, S (1, 2) OBP: 0.378, SLG: 0.373 Juan Espino, R (7, PR) OBP: 0.271, SLG: 0.326		0-0 SF9	4-0 BB HR BB		0-0 4-3		0-0 FC3-6 1B			2	1	1	1	1	0	0											
Graig Nettles, L (1, 5) OBP: 0.318, SLG: 0.351		0-0 HR	4-0 HR BB		0-0 4-3		0-0 FC3-6 FC4-6			3	2	1	1	1	0	1											
Roy Smalley, S (1, 6) OBP: 0.338, SLG: 0.388		4-0 1B BB	0-0 1B HR		0-3 K		0-0 FC4-6 BB			3	1	1	4	1	1	1											
<b>Inning Stats</b>	R: 0 E: 0 K: 1 S: 5	H: 0 LOB: 0 BB: 0 P: 5	R: 3 E: 0 K: 1 S: 9	H: 4 LOB: 2 BB: 1 P: 13	R: 5 E: 0 K: 1 S: 8	H: 3 LOB: 0 BB: 2 P: 16	R: 1 E: 0 K: 0 S: 5	H: 2 LOB: 1 BB: 0 P: 5	R: 0 E: 0 K: 1 S: 5	H: 0 LOB: 0 BB: 0 P: 5	R: 2 E: 0 K: 0 S: 5	H: 2 LOB: 1 BB: 1 P: 9	R: 0 E: 0 K: 0 S: 4	H: 1 LOB: 2 BB: 1 P: 8	R: 0 E: 0 K: 0 S: 4	H: 1 LOB: 1 BB: 0 P: 4		1B: 8 2B: 3 3B: 0 HR: 2	SF: 2 SAC: 0 DP: 0 HBP: 0	WP: 2 PB: 0 SB: 0 CS: 0	PA: 42						
<b>PITCHER</b>	IP	WLS	BF	H	R	ER	SO	BB	IBB	HBP	BLK	WP	HR	S	P	ERA	WHIP										
Len Barker, R (1, 1) ERA: 3.16	2.2	L	18	7	8	8	3	3	0	0	0	0	2	21	33	27.00	3.750										
Bud Anderson, R (3, 1) ERA: 2.63	5.1		24	6	3	3	1	2	0	0	0	2	0	24	32	5.06	1.500										



Batter	1	2	3	4	5	6	7	8	9	10	11	12	13	14	15	16	17	AB	R	H	RBI	BB	SO	LOB	TOP					
Alan Bannister, R OBP: 0.361, SLG: 0.373 (1, 7)	SH3-4 PB 2B																	F7	7	1	4	0	1	1	1					
Toby Hannah, R OBP: 0.363, SLG: 0.580 (1, 5)	SH3-4																		5	0	0	0	0	0	3					
Mike Hargrove, L OBP: 0.336, SLG: 0.336 (1, 3)	K																		6	0	1	0	1	2	2					
Andre Thornton, R OBP: 0.421, SLG: 0.557 (1, 10)	K																		5	1	0	0	2	4	3					
Chris Bando, S OBP: 0.300, SLG: 0.270 (1, 2)																			6	0	1	0	1	0	6					
Von Hayes, L OBP: 0.300, SLG: 0.394 (1, 9)																			7	1	1	1	0	1	2					
Rick Manning, L OBP: 0.336, SLG: 0.375 (1, 8)																			7	0	3	1	0	2	1					
Mike Fischlin, R OBP: 0.397, SLG: 0.382 (15, 4)																			7	0	1	0	0	2	4					
Jack Perconte, L OBP: 0.276, SLG: 0.274 (15, 6)																			5	0	0	0	0	1	1					
Jerry Dytznanski, R OBP: 0.294, SLG: 0.288 (15, 6)																			2	0	0	0	0	0	1					
<b>Inning Stats</b>	R: 1 E: 0 K: 2 S: 8	H: 1 LOB: 0 BB: 0 P: 8	R: 0 E: 0 K: 1 S: 5	H: 0 LOB: 1 BB: 1 P: 9	R: 0 E: 0 K: 1 S: 6	H: 1 LOB: 1 BB: 0 P: 6	R: 2 E: 0 K: 0 S: 4	H: 2 LOB: 0 BB: 1 P: 8	R: 0 E: 0 K: 0 S: 3	H: 0 LOB: 0 BB: 0 P: 3	R: 0 E: 0 K: 1 S: 5	H: 1 LOB: 1 BB: 0 P: 6	R: 0 E: 0 K: 0 S: 4	H: 2 LOB: 2 BB: 1 P: 8	R: 0 E: 0 K: 1 S: 5	H: 1 LOB: 0 BB: 0 P: 5	R: 0 E: 0 K: 0 S: 3	H: 0 LOB: 0 BB: 0 P: 5	R: 0 E: 0 K: 0 S: 3	H: 1 LOB: 0 BB: 0 P: 3	R: 0 E: 0 K: 1 S: 6	H: 1 LOB: 1 BB: 0 P: 6	R: 0 E: 0 K: 1 S: 6	H: 1 LOB: 1 BB: 0 P: 6	1B: 9 2B: 4 3B: 0 HR: 0	SF: 0 SAC: 2 DP: 2 HBP: 0	WP: 0 PB: 1 SB: 2 CS: 3	PA: 64		
<b>PITCHER</b>	IP 3.1	WLS 16	BF 4	H 3	R 2	ER 2	SO 4	BB 0	IBB 0	HBP 0	BLK 1	WP 0	HR 0	S 22	P 30	ERA 0.00	WHIP 1.800													
Dave Righetti, L ERA: 4.23	3.2	12	2	0	0	2	0	0	0	0	0	0	0	0	0	16	16	0.00	1.545											
George Frazier, R ERA: 2.06	1.1	6	2	0	0	0	0	1	0	0	0	0	0	0	0	5	9	0.00	1.500											
Shane Rawley, L ERA: 3.53	2.2	10	0	0	0	3	1	1	0	0	0	0	0	0	0	14	22	0.00	0.375											
Rich Gossage, R ERA: 2.72	6.0	W	20	3	0	0	4	0	0	0	0	0	0	0	0	28	28	0.00	0.500											
Dave LaRoche, L ERA: 1.38																														
<b>Batter</b>	1	2	3	4	5	6	7	8	9	10	11	12	13	14	15	16	17	AB <th>R</th> <th>H</th> <th>RBI</th> <th>BB</th> <th>SO</th> <th>LOB</th> <th>BOTTOM</th>	R	H	RBI	BB	SO	LOB	BOTTOM					
Willie Randolph, R OBP: 0.375, SLG: 0.373 (1, 4)	6-3																		6	0	1	0	1	0	2					
Ken Griffey, L OBP: 0.511, SLG: 0.384 (1, 9)																			6	0	0	1	1	0	3					
Lou Piniella, R OBP: 0.368, SLG: 0.405 (9, PH)																			3	0	1	0	0	0	1					
Oscar Gamble, L OBP: 0.362, SLG: 0.476 (9, PH)																			2	0	1	0	2	0	0					
Dave Winfield, R OBP: 0.350, SLG: 0.492 (1, 7)																			6	0	0	0	0	1	4					
Jerry Mumphrey, S OBP: 0.365, SLG: 0.384 (1, 8)																			5	1	1	0	2	1	1					
John Mayberry, L OBP: 0.317, SLG: 0.338 (8, PH)																			4	0	1	0	0	0	1					
Dave Collins, S OBP: 0.296, SLG: 0.320 (10, 3)																			2	0	0	0	1	0	2					
Butch Wynegar, S OBP: 0.376, SLG: 0.370 (1, 2)																			7	1	2	1	0	0	3					
Graig Nettles, L OBP: 0.322, SLG: 0.370 (1, 5)																			6	2	2	2	1	1	2					
Roy Smalley, S OBP: 0.342, SLG: 0.385 (1, 6)																			4	0	1	0	2	2	0					
<b>Inning Stats</b>	R: 0 E: 0 K: 0 S: 2	H: 0 LOB: 0 BB: 1 P: 6	R: 0 E: 0 K: 0 S: 2	H: 0 LOB: 0 BB: 1 P: 6	R: 0 E: 0 K: 0 S: 4	H: 1 LOB: 1 BB: 0 P: 4	R: 0 E: 0 K: 2 S: 8	H: 1 LOB: 1 BB: 0 P: 8	R: 2 E: 0 K: 0 S: 6	H: 3 LOB: 1 BB: 0 P: 6	R: 0 E: 0 K: 0 S: 3	H: 0 LOB: 0 BB: 0 P: 3	R: 0 E: 0 K: 1 S: 5	H: 0 LOB: 0 BB: 0 P: 5	R: 0 E: 0 K: 0 S: 4	H: 1 LOB: 1 BB: 1 P: 8	R: 0 E: 0 K: 0 S: 3	H: 0 LOB: 0 BB: 0 P: 7	R: 0 E: 0 K: 0 S: 2	H: 0 LOB: 0 BB: 0 P: 5	R: 0 E: 0 K: 0 S: 3	H: 0 LOB: 0 BB: 2 P: 11	R: 0 E: 0 K: 0 S: 2	H: 0 LOB: 0 BB: 1 P: 6	R: 1 E: 0 K: 0 S: 2	H: 1 LOB: 2 BB: 2 P: 10	1B: 9 2B: 2 3B: 0 HR: 1	SF: 1 SAC: 3 DP: 3 HBP: 0	WP: 1 PB: 0 SB: 0 CS: 0	PA: 66
<b>PITCHER</b>	IP 6.0	WLS 23	BF 4	H 1	R 1	ER 1	SO 2	BB 0	IBB 0	HBP 0	BLK 0	WP 0	HR 1	S 25	P 33	ERA 1.80	WHIP 0.800													
Rick Waite, L ERA: 8.19	5.0	20	4	1	1	2	0	1	0	0	0	0	0	0	0	23	27	1.80	0.800											
Dan Spillner, R ERA: 1.37	5.0	L	21	1	1	1	1	6	1	0	0	0	0	0	0	16	44	1.80	1.400											
Ed Whitson, R ERA: 3.12	0.1	1	0	0	0	0	0	0	0	0	0	0	0	0	0	1	1	0.00	0.000											
Ed Glynn, L ERA: 5.32																														


Cleveland Indians @ New York Yankees  
Yankee Stadium, Bronx, NY  
Sat Jun 26 1982, 7:05 PM EDT  
Att. 21,975 - Unknown - 79 F

AB 57  
R 3  
H 11  
RBI 2  
BB 5  
SO 13  
LOB 24




Cleveland Indians @ New York Yankees  
Yankee Stadium, Bronx, NY  
Sat Jun 26 1982, 7:05 PM EDT  
Att. 21,975 - Unknown - 79 F

AB 51  
R 4  
H 10  
RBI 4  
BB 10  
SO 5  
LOB 19





Batter	1	2	3	4	5	6	7	8	9	AB	R	H	RBI	BB	SO	LOB	TOP										
Alan Bannister, R OBP: 0.367, SLG: 0.380 (1, 7)	0-0 6-3 1B		0-0 BB 1B		0-0 5-3		0-0 G4-3 1B	0-3 K		5	1	3	0	0	1	3	<b>Cleveland Indians @ New York Yankees</b> Yankee Stadium, Bronx, NY Sun Jun 27 1982, 3:33 AM EDT Att: 55,521 - Unknown - 76 F										
Toby Harrah, R OBP: 0.459, SLG: 0.571 (1, 5)	0-0 6-3		4-0 BB BB BB 1-2		0-0 E5 1B		0-0 G4-3	0-0 FC5-4		4	1	0	0	1	0	5											
Mike Hargrove, L OBP: 0.399, SLG: 0.341 (1, 3)	0-0 FC6-4 2H 1B		0-0 F8		0-0 1B 1B		0-0 F8		0-0 SH1 1B	5	0	3	1	0	0	2											
Andre Thornton, R OBP: 0.422, SLG: 0.560 (1, 10)	0-0 FC6-4 1-2		0-0 F8		0-0 1B 1-2		0-0 SH2-4 1B	0-0 SH1	0-0 SH1	4	1	2	1	0	0	3											
Von Hayes, L OBP: 0.296, SLG: 0.387 (1, 9)	0-0 F9		0-0 F4		0-0 F7		0-0 SH2-4 2-3	0-0 L6		4	0	0	0	0	0	6											
Rick Manning, L OBP: 0.337, SLG: 0.373 (1, 8)		0-0 F8		0-0 F8	0-0 F9		0-0 BB 1B 1B	0-0 FC4-6 IBB		4	1	1	1	1	0	2											
Ron Hassey, L OBP: 0.297, SLG: 0.280 Chris Bando, S OBP: 0.306, SLG: 0.277 (8, PH) (8, 2)		0-0 1B		0-0 5-3		0-0 4-3	0-0 1B BB 1-2	0-0 FC4-6 1-2		3	0	1	0	0	0	0		<b>AB 38</b> <b>R 4</b> <b>H 13</b> <b>RBI 4</b> <b>BB 3</b> <b>SO 2</b> <b>LOB 26</b>									
Jack Perconte, L OBP: 0.280, SLG: 0.275 (1, 4)		0-0 F9		0-0 1B		0-0 4-1	0-0 1B BB 1-2 2-3			3	0	1	0	1	0	1											
Mike Fischlin, R OBP: 0.392, SLG: 0.377 Jerry Dybzinski, R OBP: 0.295, SLG: 0.269 (3, 6)		0-3 K		0-0 4-3		0-0 6-3	0-0 FC5-4 1-2 2-3 3-H			1	0	0	0	0	1	1											
<b>Inning Stats</b>	R: 1 E: 0 K: 0 S: 5	H: 2 LOB: 1 BB: 0 P: 5	R: 0 E: 0 K: 1 S: 6	H: 1 LOB: 1 BB: 0 P: 6	R: 0 E: 0 K: 0 S: 4	H: 1 LOB: 2 BB: 1 P: 8	R: 0 E: 0 K: 0 S: 4	H: 1 LOB: 1 BB: 0 P: 4	R: 1 E: 1 K: 0 S: 6	H: 2 LOB: 2 BB: 0 P: 6	R: 0 E: 0 K: 0 S: 3	H: 0 LOB: 0 BB: 0 P: 3	R: 0 E: 0 K: 0 S: 3	H: 1 LOB: 0 BB: 0 P: 3	R: 2 E: 0 K: 1 S: 9	H: 4 LOB: 3 BB: 1 P: 13			R: 0 E: 0 K: 0 S: 4	H: 1 LOB: 2 BB: 1 P: 8	1B: 12 2B: 1 3B: 0 HR: 0	SF: 0 SAC: 2 DP: 1 HBP: 0	WP: 0 PB: 0 SB: 0 CS: 0	PA: 43			
<b>PITCHER</b>	IP	WLS	BF	H	R	ER	SO	BB	IBB	HBP	BLK	WP	HR	S	P	ERA	WHIP										
Roger Erickson, R ERA: 4.9 (1, 1)	7.0	L	31	9	3	2	1	1	0	0	0	0	0	32	36	2.57	1.429										
Rudy May, L ERA: 4.35 (8, 1)	0.1		5	3	1	1	0	1	0	0	0	0	0	4	8	27.00	12.000										
George Frazier, R ERA: 1.99 (8, 1)	1.2		7	1	0	0	1	0	1	0	0	0	0	8	12	0.00	0.600										

Batter	1	2	3	4	5	6	7	8	9	AB	R	H	RBI	BB	SO	LOB	BOTTOM										
Willie Randolph, R OBP: 0.372, SLG: 0.369 (1, 4)	0-0 6-3		0-0 6-3 1-2 2-3		0-3 K			0-0 1B FC4-6 1B	0-0 FC6-4 1-2	5	1	1	0	0	1	4	<b>Cleveland Indians @ New York Yankees</b> Yankee Stadium, Bronx, NY Sun Jun 27 1982, 3:33 AM EDT Att: 55,521 - Unknown - 76 F										
Jerry Mumphrey, S OBP: 0.376, SLG: 0.383 (1, 8)	0-0 F7		0-0 SF7		0-3 K 1-2		0-0 FC4-6 1B			3	0	1	1	0	1	1											
Oscar Gamble, L OBP: 0.359, SLG: 0.477 (1, 10)	0-0 3-1		0-0 2B		0-3 K		0-0 FC4-6 3-1 1-2 3-H			4	0	1	2	0	1	1											
Dave Winfield, R OBP: 0.348, SLG: 0.485 (1, 7)		0-0 5-3	0-0 F8		0-0 F6		0-0 3-1 BB			3	0	0	0	1	0	1											
John Mayberry, L OBP: 0.321, SLG: 0.338 (1, 3)		4-0 BB		0-0 G4-6-3 1B		0-0 3-1		0-0 3-1		3	0	1	0	1	0	2											
Butch Wynegar, S OBP: 0.369, SLG: 0.362 (1, 2)		0-0 F8		0-0 G4-6-3 1-2		0-0 6-3		0-0 F9		4	0	0	0	0	0	4											
Graig Nettles, L OBP: 0.315, SLG: 0.361 (1, 5)		0-0 4-3		0-0 4-3		0-0 4-3		0-0 F6		4	0	0	0	0	0	1											
Roy Smalley, S OBP: 0.349, SLG: 0.392 (1, 6)			0-0 6-3 SF7 1B		0-0 F8		0-0 FC6-4 1B		0-0 FC6-4 1B	4	1	3	0	0	0	0											
Dave Collins, S OBP: 0.302, SLG: 0.326 Bobby Murcer, L OBP: 0.305, SLG: 0.394 (9, PH)			0-0 E 2B 1B		0-0 S 1B		0-0 FC6-4 1-2		0-0 F8	3	1	2	0	0	0	1											
<b>Inning Stats</b>	R: 0 E: 0 K: 0 S: 3	H: 0 LOB: 0 BB: 0 P: 3	R: 0 E: 0 K: 0 S: 3	H: 0 LOB: 1 BB: 1 P: 7	R: 2 E: 1 K: 0 S: 6	H: 3 LOB: 1 BB: 0 P: 6	R: 0 E: 0 K: 0 S: 3	H: 1 LOB: 0 BB: 0 P: 3	R: 0 E: 0 K: 2 S: 8	H: 1 LOB: 1 BB: 0 P: 8	R: 0 E: 0 K: 1 S: 5	H: 0 LOB: 0 BB: 0 P: 5	R: 0 E: 0 K: 0 S: 4	H: 1 LOB: 1 BB: 0 P: 4	R: 1 E: 0 K: 0 S: 5	H: 2 LOB: 2 BB: 1 P: 9		R: 0 E: 0 K: 0 S: 4	H: 1 LOB: 1 BB: 0 P: 4	1B: 8 2B: 1 3B: 0 HR: 0	SF: 1 SAC: 0 DP: 1 HBP: 0	WP: 0 PB: 0 SB: 2 CS: 0	PA: 37				
<b>PITCHER</b>	IP	WLS	BF	H	R	ER	SO	BB	IBB	HBP	BLK	WP	HR	S	P	ERA	WHIP										
Lary Sorensen, R ERA: 4.56 (1, 1)	7.0	W	29	8	3	3	3	1	0	0	0	0	0	34	38	3.86	1.286										
Rick Sutcliffe, R ERA: 3.53 (8, 1)	2.0	S	8	1	0	0	0	1	0	0	0	0	0	7	11	0.00	1.000										















Batter	1	2	3	4	5	6	7	8	9	AB	R	H	RBI	BB	SO	LOB	TOP				
Willie Randolph, R OBP: 0.368, SLG: 0.361 (1,4)	L9		G5-4-3			F9 SH2-4 1B BB		6-3		3	1	0	0	1	0	1					
Jerry Mumphy, S OBP: 0.370, SLG: 0.359 (1,8)	F9				F9	SH2-4		F9		3	0	0	0	0	0	0					
Dave Winfield, R OBP: 0.347, SLG: 0.519 (1,7)	HR					F9			HR	4	2	3	2	0	0	1					
Lou Piniella, R OBP: 0.386, SLG: 0.453 Ken Griffey, L (9, PH) OBP: 0.333, SLG: 0.418 (9,9)	6-3				L5	1B			SH1-4 BB	3	0	1	1	0	0	1					
Roy Smalley, S OBP: 0.353, SLG: 0.394 (1,10)		K			F3	F6			SH1-4 BB	3	0	0	0	0	1	2					
Graig Nettles, L OBP: 0.303, SLG: 0.343 (1,5)		F7				F7			K	4	0	0	0	0	1	1					
Butch Wynegar, S OBP: 0.368, SLG: 0.359 (1,2)		F8				1-3			K BB	3	0	0	0	1	1	0					
Dave Collins, S OBP: 0.302, SLG: 0.318 (1,3)				L7					F8	4	0	1	0	0	0	2					
Bucky Dent, R OBP: 0.185, SLG: 0.170 (1,6)						K			6-3	3	0	1	0	0	1	1					
<b>Inning Stats</b>	R: 1 E: 0 K: 0 S: 4	H: 1 LOB: 0 BB: 0 P: 4	R: 0 E: 0 K: 1 S: 5	H: 0 LOB: 0 BB: 0 P: 5	R: 0 E: 0 K: 0 S: 3	H: 1 LOB: 0 BB: 0 P: 3	R: 0 E: 0 K: 0 S: 4	H: 1 LOB: 1 BB: 0 P: 4	R: 0 E: 0 K: 1 S: 6	H: 1 LOB: 1 BB: 0 P: 6	R: 0 E: 0 K: 1 S: 5	H: 0 LOB: 0 BB: 0 P: 5	R: 0 E: 0 K: 0 S: 3	H: 0 LOB: 0 BB: 0 P: 3	R: 1 E: 0 K: 1 S: 6	H: 1 LOB: 2 BB: 2 P: 14	1B: 4 2B: 0 3B: 0 HR: 2	SF: 0 SAC: 2 DP: 1 HBP: 0	WP: 0 PB: 0 SB: 0 CS: 0	PA: 35	
<b>PITCHER</b>	IP	WLS	BF	H	R	ER	SO	BB	IBB	HBP	BLK	WP	HR	S	P	ERA	WHIP				
Rick Waits, L ERA: 5.64 (1,1)	8.0	L	29	5	2	2	3	1	0	0	0	0	1	34	38	2.25	0.750				
Ed Whitson, R ERA: 3.15 (9,1)	0.1		3	1	1	1	0	1	0	0	0	0	1	2	6	27.00	6.000				
Ed Glynn, L ERA: 4.91 (9,1)	0.2		3	0	0	0	1	1	0	0	0	0	0	4	8	0.00	1.500				

**New York Yankees @ Cleveland Indians**  
Cleveland Municipal Stadium, Cleveland, OH

Fri Jul 02 1982, 7:05 PM EDT  
Att: 31,735 - Cloudy - 70 F

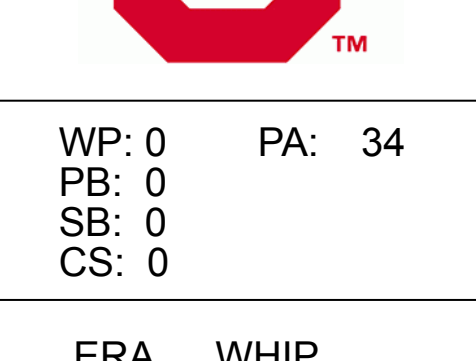


AB	30
R	3
H	6
RBI	3
BB	3
SO	4
LOB	9

Batter	1	2	3	4	5	6	7	8	9	AB	R	H	RBI	BB	SO	LOB	BOTTOM				
Alan Bannister, R OBP: 0.367, SLG: 0.378 (1,7)	F8		F9			1B 1B	K			4	1	1	0	0	1	1					
Toby Harrah, R OBP: 0.451, SLG: 0.551 (1,5)	K				1B	L6			K	4	0	1	0	0	2	1					
Mike Hargrove, L OBP: 0.395, SLG: 0.336 (1,3)					L8	1B		F9		4	0	2	0	0	0	1					
Andre Thornton, R OBP: 0.422, SLG: 0.560 (1,10)	F6				F9	F4		6-3		4	0	0	0	0	0	4					
Von Hayes, L OBP: 0.302, SLG: 0.407 (1,9)		3-1			L8				F9	4	0	1	1	0	0	1					
Rick Manning, L OBP: 0.326, SLG: 0.354 (1,8)	F8				F4	4-3			L9	4	0	0	0	0	0	2					
Ron Hassey, L OBP: 0.303, SLG: 0.279 Chris Bando, S (7, PH) OBP: 0.357, SLG: 0.338 (8,2)	6-3					FC5-4 1B			K	2	0	1	0	0	0	0					
Mike Fischlin, R OBP: 0.383, SLG: 0.369 (8,4)						FC5-4 1B			SH1-4 1B	2	0	1	0	0	0	1					
Jack Perconte, L OBP: 0.278, SLG: 0.269 Rod Craig, S (7, PH) OBP: 0.194, SLG: 0.172 Jerry Dybzinski, R OBP: 0.295, SLG: 0.269 (8,6)					G2-6-3 1B	FC4-6			F9	2	0	0	0	0	0	2					
<b>Inning Stats</b>	R: 0 E: 0 K: 1 S: 6	H: 1 LOB: 1 BB: 0 P: 6	R: 0 E: 0 K: 0 S: 3	H: 0 LOB: 0 BB: 0 P: 3	R: 0 E: 0 K: 0 S: 3	H: 1 LOB: 0 BB: 0 P: 3	R: 0 E: 0 K: 0 S: 4	H: 1 LOB: 1 BB: 0 P: 4	R: 0 E: 0 K: 0 S: 6	H: 3 LOB: 2 BB: 0 P: 6	R: 0 E: 0 K: 1 S: 6	H: 1 LOB: 1 BB: 0 P: 6	R: 0 E: 0 K: 1 S: 5	H: 0 LOB: 0 BB: 0 P: 5	R: 0 E: 0 K: 1 S: 5	H: 0 LOB: 0 BB: 0 P: 5	1B: 8 2B: 0 3B: 0 HR: 0	SF: 0 SAC: 1 DP: 1 HBP: 0	WP: 0 PB: 0 SB: 0 CS: 0	PA: 34	
<b>PITCHER</b>	IP	WLS	BF	H	R	ER	SO	BB	IBB	HBP	BLK	WP	HR	S	P	ERA	WHIP				
Roger Erickson, R ERA: 4.67 (6,1)	5.2	W	22	6	1	1	1	0	0	0	0	0	0	5	5	0.00	2.000				
Dave LaRoche, L ERA: 0.98 (7,1)	0.1		1	0	0	0	1	0	0	0	0	0	0	3	3	0.00	0.000				
Rich Gossage, R ERA: 2.45 (8,1)	2.0	S	6	0	0	0	2	0	0	0	0	0	0	10	10	0.00	0.000				

**New York Yankees @ Cleveland Indians**  
Cleveland Municipal Stadium, Cleveland, OH

Fri Jul 02 1982, 7:05 PM EDT  
Att: 31,735 - Cloudy - 70 F



AB	33
R	1
H	8
RBI	1
BB	0
SO	4
LOB	14



Batter	1	2	3	4	5	6	7	8	9	AB	R	H	RBI	BB	SO	LOB	TOP										
Willie Randolph, R (1,4) OBP: 0.364, SLG: 0.356	F8	2B		6-3		6-3		F9	4-3	6	1	1	2	0	0	2											
Ken Griffey, L (1,9) OBP: 0.338, SLG: 0.427	6-3	4-3					E5	L6		5	1	3	2	0	0	0											
Jerry Mumphrey, S (1,8) OBP: 0.365, SLG: 0.349	BB	4-3		1-3			4-3	F7		4	0	0	0	1	0	3											
Oscar Gamble, L (1,10) OBP: 0.372, SLG: 0.489	BB	6-3					WP	F9		4	1	2	1	1	0	1											
Dave Winfield, R (1,7) OBP: 0.352, SLG: 0.534	1-3			6-3			WP			5	2	3	1	0	0	2											
John Mayberry, L (1,3) OBP: 0.318, SLG: 0.325		1B		F3			F8			2	1	0	0	0	2	0											
Dave Collins, S (7, PR) OBP: 0.300, SLG: 0.316		BB					BB	5-3		1	0	0	0	0	0	0											
Roy Smalley, S (1,6) OBP: 0.355, SLG: 0.398		1B					CS			4	1	2	0	0	1	3											
Bobby Murcer, L (9, PH) OBP: 0.317, SLG: 0.415		1B					F7			1	1	1	0	0	0	0											
Bucky Dent, R (9,6) OBP: 0.185, SLG: 0.170		1B					K			0	0	0	0	0	0	0											
Graig Nettles, L (1,5) OBP: 0.305, SLG: 0.361		F7					F9			5	1	2	4	0	1	3											
Butch Wynegar, S (1,2) OBP: 0.373, SLG: 0.362		1B					4-3			4	1	2	0	1	0	2											
<b>Inning Stats</b>	R: 0 E: 0 K: 0 S: 3	H: 0 LOB: 2 BB: 2 P: 11	R: 4 E: 0 K: 0 S: 7	H: 4 LOB: 1 BB: 1 P: 11	R: 0 E: 0 K: 1 S: 6	H: 1 LOB: 1 BB: 0 P: 6	R: 0 E: 0 K: 0 S: 4	H: 1 LOB: 1 BB: 0 P: 4	R: 0 E: 0 K: 0 S: 3	H: 2 LOB: 0 BB: 0 P: 3	R: 0 E: 0 K: 0 S: 3	H: 0 LOB: 1 BB: 1 P: 7	R: 3 E: 1 K: 1 S: 9	H: 4 LOB: 2 BB: 1 P: 13	R: 0 E: 0 K: 0 S: 3	H: 0 LOB: 0 BB: 0 P: 3	R: 3 E: 0 K: 0 S: 7	H: 4 LOB: 1 BB: 0 P: 7	1B: 12 2B: 2 3B: 0 HR: 2	SF: 0 SAC: 0 DP: 0 HBP: 0	WP: 1 PB: 0 CS: 1	PA: 47					
<b>PITCHER</b>	IP	WLS	BF	H	R	ER	SO	BB	IBB	HBP	BLK	WP	HR	S	P	ERA	WHIP										
Lary Sorensen, R (1,1) ERA: 4.8	6.1		31	10	6	6	1	4	0	0	0	0	0	29	45	8.53	2.211										
Dan Spillner, R (7,1) ERA: 1.79	2.2	L	15	6	4	4	1	1	0	0	0	1	2	16	20	13.50	2.625										

**New York Yankees @ Cleveland Indians**  
Cleveland Municipal Stadium, Cleveland, OH

AB 41  
R 10  
H 16  
RBI 10  
BB 5  
SO 2  
LOB 17



Sat Jul 03, 1982, 7:05 PM EDT  
Att: 69,557 - Unknown - 64 F

Batter	1	2	3	4	5	6	7	8	9	AB	R	H	RBI	BB	SO	LOB	BOTTOM										
Alan Bannister, R (1,7) OBP: 0.368, SLG: 0.378	5-3	5-3				4-3				5	1	2	0	0	0	2											
Toby Harrah, R (1,5) OBP: 0.453, SLG: 0.562	G3					6-3		F4		5	2	3	2	0	0	1											
Mike Hargrove, L (1,3) OBP: 0.393, SLG: 0.333	G3							F8		5	0	1	0	0	1	3											
Andre Thornton, R (1,10) OBP: 0.424, SLG: 0.570	HR					E8		F6		4	1	2	2	1	0	2											
Chris Bando, S (1,2) OBP: 0.352, SLG: 0.325	K					L7		SH1-3		3	0	0	1	1	1	3											
Von Hayes, L (1,9) OBP: 0.296, SLG: 0.399		K				G3		F5		5	0	0	0	0	2	3											
Rick Manning, L (1,8) OBP: 0.329, SLG: 0.354		1B				G3		F8		3	1	1	0	1	0	1											
Mike Fischlin, R (1,6) OBP: 0.371, SLG: 0.356		SH5-3				5-3		F7		3	0	0	0	0	0	1											
Jack Perconte, L (1,4) OBP: 0.285, SLG: 0.276						F7				3	1	2	1	0	0	0											
Rod Craig, S (8, PH) OBP: 0.188, SLG: 0.167								F8		1	0	0	0	0	0	0											
Jerry Dybzinski, R (9,6) OBP: 0.295, SLG: 0.269										0	0	0	0	0	0	0											
<b>Inning Stats</b>	R: 2 E: 0 K: 1 S: 7	H: 2 LOB: 0 BB: 0 P: 7	R: 0 E: 0 K: 1 S: 6	H: 1 LOB: 2 BB: 1 P: 10	R: 1 E: 1 K: 0 S: 5	H: 1 LOB: 1 BB: 0 P: 5	R: 0 E: 0 K: 0 S: 3	H: 0 LOB: 0 BB: 0 P: 3	R: 0 E: 1 K: 0 S: 5	H: 2 LOB: 2 BB: 0 P: 5	R: 3 E: 0 K: 1 S: 9	H: 4 LOB: 1 BB: 0 P: 9	R: 0 E: 0 K: 1 S: 5	H: 0 LOB: 1 BB: 1 P: 9	R: 0 E: 0 K: 0 S: 4	H: 1 LOB: 1 BB: 0 P: 4	R: 0 E: 0 K: 0 S: 3	H: 0 LOB: 1 BB: 1 P: 7	1B: 8 2B: 1 3B: 1 HR: 1	SF: 0 SAC: 2 DP: 0 HBP: 0	WP: 1 PB: 0 CS: 0	PA: 42					
<b>PITCHER</b>	IP	WLS	BF	H	R	ER	SO	BB	IBB	HBP	BLK	WP	HR	S	P	ERA	WHIP										
Tommy John, L (1,1) ERA: 3.57	5.2		29	10	6	5	2	1	0	0	0	0	0	4	8	0.00	1.500										
George Frazier, R (6,1) ERA: 2.23	0.2	W	3	0	0	0	1	1	0	0	0	0	0	4	8	0.00	1.500										
Dave LaRoche, L (7,1) ERA: 0.92	1.1		4	0	0	0	1	0	0	0	0	0	0	6	6	0.00	0.000										
Rich Gossage, R (8,1) ERA: 2.4	1.1	S	6	1	0	0	0	1	0	0	0	0	0	5	9	0.00	1.500										

**New York Yankees @ Cleveland Indians**  
Cleveland Municipal Stadium, Cleveland, OH

AB 37  
R 6  
H 11  
RBI 6  
BB 3  
SO 4  
LOB 16



Sat Jul 03, 1982, 7:05 PM EDT  
Att: 69,557 - Unknown - 64 F







Batter	1	2	3	4	5	6	7	8	9	AB	R	H	RBI	BB	SO	LOB	TOP			
Alan Bannister, R OBP: 0.359, SLG: 0.365 (1, 7)	F6		K		6-3			L7		4	0	0	0	0	1	2				
Toby Harrah, R OBP: 0.445, SLG: 0.547 (1, 5)	K		F9			4-3		F3		4	0	0	0	0	1	1				
Mike Hargrove, L OBP: 0.398, SLG: 0.341 (1, 3)	1B			3-1		F7		1B		4	0	2	0	0	0	0				
Andre Thornton, R OBP: 0.423, SLG: 0.563 (1, 10)	1B			1B		F3		F5		4	0	2	0	0	0	2				
Chris Bando, S OBP: 0.354, SLG: 0.325 (1, 2)	4-3			F3			BB		F7	3	0	0	0	1	0	3				
Von Hayes, L OBP: 0.288, SLG: 0.387 (1, 9)		G3		G3		F9		F4		4	0	0	0	0	0	2				
Rick Manning, L OBP: 0.330, SLG: 0.356 (1, 8)		1-3				K		1B		4	0	2	0	0	1	1				
Larry Milbourne, S OBP: 0.246, SLG: 0.233 (9, PH)		4-3				K		F6		3	0	0	0	0	1	2				
Ron Hassey, L OBP: 0.302, SLG: 0.277 (9, PH)				5-3						1	0	0	0	0	0	1				
Mike Fischlin, R OBP: 0.365, SLG: 0.362 (1, 6)			5-3			F8		1B		3	0	1	0	0	0	1				
<b>Inning Stats</b>	R: 0 E: 0 K: 1 S: 7	H: 2 LOB: 2 BB: 0 P: 7	R: 0 E: 0 K: 0 S: 3	H: 0 LOB: 0 BB: 0 P: 3	R: 0 E: 0 K: 1 S: 5	H: 0 LOB: 0 BB: 0 P: 5	R: 0 E: 0 K: 0 S: 4	H: 1 LOB: 1 BB: 0 P: 4	R: 0 E: 0 K: 0 S: 4	H: 1 LOB: 1 BB: 0 P: 4	R: 0 E: 0 K: 2 S: 7	H: 0 LOB: 0 BB: 1 P: 11	R: 0 E: 0 K: 0 S: 5	H: 2 LOB: 2 BB: 0 P: 5	R: 0 E: 0 K: 0 S: 4	H: 1 LOB: 1 BB: 0 P: 4	1B: 5 2B: 2 3B: 0 HR: 0	SF: 0 SAC: 0 DP: 0 HBP: 0	WP: 0 PB: 0 SB: 0 CS: 0	PA: 35
<b>PITCHER</b>	IP WLS BF H R ER SO BB IBB HBP BLK WP HR S P ERA WHIP	IP WLS BF H R ER SO BB IBB HBP BLK WP HR S P ERA WHIP																		
Tom Underwood, L ERA: 3.35 (1, 1)	7.2 W 30 6 0 0 4 1 0 0 0 0 0 0 37 41 0.00 0.913	1.1 S 5 1 0 0 0 0 0 0 0 0 0 0 5 5 0.00 0.750																		
Dave Beard, R ERA: 4.17 (8, 1)																				

Cleveland Indians @ Oakland Athletics  
Oakland-Alameda County Coliseum, Oakland, CA  
Mon Jul 05 1982, 7:05 PM PDT  
Att: 15,083 - Unknown

AB 34  
R 0  
H 7  
RBI 0  
BB 1  
SO 4  
LOB 15



Batter	1	2	3	4	5	6	7	8	9	AB	R	H	RBI	BB	SO	LOB	BOTTOM			
Rickey Henderson, R OBP: 0.420, SLG: 0.416 (1, 7)	4-3		F7		FC3-6		CS			3	0	1	0	1	0	0				
Dwayne Murphy, L OBP: 0.346, SLG: 0.400 (1, 8)	S		F7		FC3-6		F6			3	0	0	0	1	0	2				
Dan Meyer, L OBP: 0.271, SLG: 0.393 (1, 3)	K			HR		FC5-4		6-3		4	1	2	1	0	1	1				
Tony Armas, R OBP: 0.264, SLG: 0.357 (1, 9)			F9		FC5-4			F4		3	0	0	0	1	0	1				
Wayne Gross, L OBP: 0.356, SLG: 0.323 (1, 5)	K			FC6-4		SH1-4		4-3		4	1	2	0	0	1	2				
Danny Goodwin, L OBP: 0.271, SLG: 0.467 (1, 10)		K		K		SH1-4		K		3	0	0	0	0	3	1				
Mike Heath, R OBP: 0.313, SLG: 0.346 (1, 2)				FC6-4				1B		2	0	1	1	1	0	1				
Davey Lopes, R OBP: 0.300, SLG: 0.332 (1, 4)			L7					F5		3	0	1	0	0	0	2				
Fred Stanley, R OBP: 0.288, SLG: 0.204 (1, 6)			5-3					4-3		3	0	0	0	0	0	4				
<b>Inning Stats</b>	R: 0 E: 0 K: 2 S: 7	H: 0 LOB: 2 BB: 2 P: 15	R: 0 E: 0 K: 1 S: 5	H: 0 LOB: 1 BB: 1 P: 9	R: 1 E: 0 K: 0 S: 4	H: 1 LOB: 0 BB: 0 P: 4	R: 0 E: 0 K: 1 S: 7	H: 2 LOB: 2 BB: 0 P: 7	R: 0 E: 0 K: 0 S: 4	H: 2 LOB: 1 BB: 0 P: 4	R: 1 E: 0 K: 0 S: 5	H: 2 LOB: 1 BB: 0 P: 5	R: 0 E: 0 K: 0 S: 2	H: 0 LOB: 0 BB: 1 P: 6	R: 0 E: 0 K: 1 S: 5	H: 0 LOB: 0 BB: 0 P: 5	1B: 6 2B: 0 3B: 0 HR: 1	SF: 0 SAC: 1 DP: 0 HBP: 0	WP: 0 PB: 0 SB: 3 CS: 2	PA: 33
<b>PITCHER</b>	IP WLS BF H R ER SO BB IBB HBP BLK WP HR S P ERA WHIP	IP WLS BF H R ER SO BB IBB HBP BLK WP HR S P ERA WHIP																		
Rick Sutcliffe, R ERA: 3.13 (1, 1)	8.0 L 33 7 2 2 5 4 0 0 0 0 1 39 55 2.25 1.375																			

Cleveland Indians @ Oakland Athletics  
Oakland-Alameda County Coliseum, Oakland, CA  
Mon Jul 05 1982, 7:05 PM PDT  
Att: 15,083 - Unknown

AB 28  
R 2  
H 7  
RBI 2  
BB 4  
SO 5  
LOB 14





Batter	1	2	3	4	5	6	7	8	9	AB	R	H	RBI	BB	SO	LOB	TOP			
Miguel Dilone, S OBP: 0.270, SLG: 0.321	F7	FC4					F7		F7	5	1	1	0	0	0	3	<b>Cleveland Indians @ Oakland Athletics</b> Oakland-Alameda County Coliseum, Oakland, CA Tue Jul 06 1982, 3:33 AM PDT Att: 12,073 - Sunny			
Toby Harrah, R OBP: 0.443, SLG: 0.553	K		6-3				F7			4	1	1	2	0	1	0				
Mike Hargrove, L OBP: 0.399, SLG: 0.339	1B		F9				1B		K	2	0	0	0	2	1	0				
Andre Thornton, R OBP: 0.427, SLG: 0.564	1-2		F8				1-2		L3	3	0	2	0	1	0	0				
Von Hayes, L OBP: 0.284, SLG: 0.381	F4								L3	4	0	0	0	0	0	5				
Rick Manning, L OBP: 0.332, SLG: 0.358										4	1	2	0	0	0	0				
Alan Bannister, R OBP: 0.362, SLG: 0.364										3	0	1	0	0	0	0				
Ron Hassey, L OBP: 0.295, SLG: 0.271										4	0	0	0	0	0	4				
Mike Fischlin, R OBP: 0.355, SLG: 0.351										3	0	0	0	0	0	2				
Larry Milbourne, S OBP: 0.245, SLG: 0.233										0	0	0	1	0	0	0				
<b>Inning Stats</b>	R: 0 E: 0 K: 1 S: 6	H: 1 LOB: 2 BB: 1 P: 10	R: 0 E: 0 K: 0 S: 4	H: 1 LOB: 2 BB: 0 P: 5	R: 0 E: 0 K: 0 S: 3	H: 0 LOB: 0 BB: 0 P: 3	R: 0 E: 0 K: 0 S: 3	H: 0 LOB: 0 BB: 0 P: 3	R: 2 E: 0 K: 0 S: 6	H: 3 LOB: 2 BB: 1 P: 10	R: 0 E: 0 K: 0 S: 3	H: 0 LOB: 0 BB: 0 P: 3	R: 0 E: 0 K: 1 S: 4	H: 0 LOB: 0 BB: 1 P: 8	R: 1 E: 0 K: 0 S: 5	H: 2 LOB: 1 BB: 0 P: 5	1B: 6 2B: 1 3B: 0 HR: 1	SF: 1 SAC: 0 DP: 1 HBP: 1	WP: 0 PB: 0 SB: 1 CS: 0	PA: 37
<b>PITCHER</b> Brian Kingman, R ERA: 3.74	IP: 9.0 WLS: W BF: 37 H: 7 R: 3 ER: 3 SO: 2 BB: 3 IBB: 0 HBP: 1 BLK: 0 WP: 0 HR: 1 S: 37 P: 50 ERA: 3.00 WHIP: 1.111																			

Batter	1	2	3	4	5	6	7	8	9	AB	R	H	RBI	BB	SO	LOB	BOTTOM			
Rickey Henderson, R OBP: 0.420, SLG: 0.412	4-3	4-3						K		3	2	0	0	2	1	1	<b>Cleveland Indians @ Oakland Athletics</b> Oakland-Alameda County Coliseum, Oakland, CA Tue Jul 06 1982, 3:33 AM PDT Att: 12,073 - Sunny			
Dwaine Murphy, L OBP: 0.347, SLG: 0.399	4-3		G3				1B			3	0	1	1	1	0	1				
Dan Meyer, L OBP: 0.275, SLG: 0.395							F9			4	0	2	1	0	0	3				
Tony Armas, R OBP: 0.264, SLG: 0.356	K		G6-4-3							4	0	1	0	0	2	2				
Wayne Gross, L OBP: 0.355, SLG: 0.321	F9									4	1	1	0	0	1	3				
Danny Goodwin, L OBP: 0.295, SLG: 0.438										3	0	0	0	0	0	2				
Mike Heath, R OBP: 0.324, SLG: 0.354										3	2	2	1	1	0	0				
Davey Lopes, R OBP: 0.304, SLG: 0.362										4	2	2	3	0	0	2				
Fred Stanley, R OBP: 0.287, SLG: 0.205										4	0	1	1	0	1	1				
<b>Inning Stats</b>	R: 1 E: 0 K: 1 S: 6	H: 1 LOB: 1 BB: 1 P: 10	R: 2 E: 0 K: 0 S: 4	H: 1 LOB: 0 BB: 1 P: 8	R: 0 E: 0 K: 0 S: 3	H: 1 LOB: 0 BB: 0 P: 3	R: 1 E: 0 K: 0 S: 5	H: 2 LOB: 1 BB: 0 P: 5	R: 1 E: 0 K: 0 S: 5	H: 2 LOB: 2 BB: 1 P: 9	R: 0 E: 0 K: 2 S: 7	H: 0 LOB: 0 BB: 0 P: 7	R: 1 E: 0 K: 2 S: 8	H: 1 LOB: 0 BB: 0 P: 8	R: 1 E: 0 K: 0 S: 8	H: 1 LOB: 0 BB: 0 P: 8	1B: 8 2B: 0 3B: 0 HR: 2	SF: 0 SAC: 1 DP: 1 HBP: 0	WP: 0 PB: 0 SB: 2 CS: 0	PA: 37
<b>PITCHER</b> Len Barker, R ERA: 3.41 Ed Glynn, L ERA: 4.15 Bud Anderson, R ERA: 3.07	IP: 5.2 WLS: L BF: 28 H: 9 R: 6 ER: 6 SO: 1 BB: 3 IBB: 0 HBP: 0 BLK: 0 WP: 0 HR: 1 S: 27 P: 39 ERA: 9.53 WHIP: 2.118																			



Batter	1	2	3	4	5	6	7	8	9	AB	R	H	RBI	BB	SO	LOB	TOP
Miguel Dilone, S OBP: 0.266, SLG: 0.315 Alan Bannister, R OBP: 0.360, SLG: 0.362										4	0	0	0	0	1	3	
Toby Harrah, R OBP: 0.439, SLG: 0.546										4	1	0	0	1	0	2	
Mike Hargrove, L OBP: 0.399, SLG: 0.340 Karl Pagel, L OBP: 0.417, SLG: 0.222										2	0	1	0	0	0	0	
Andre Thornton, R OBP: 0.421, SLG: 0.557										4	0	0	1	0	1	2	
Von Hayes, L OBP: 0.289, SLG: 0.392										3	3	1	2	2	1	1	
Rick Manning, L OBP: 0.334, SLG: 0.363										4	1	2	0	0	1	1	
Ron Hassey, L OBP: 0.289, SLG: 0.266										3	0	0	1	0	0	2	
Larry Milbourne, S OBP: 0.252, SLG: 0.255										4	1	2	1	0	0	1	
Mike Fischlin, R OBP: 0.360, SLG: 0.350										3	0	1	0	0	0	0	
<b>Inning Stats</b>	R: 1 E: 0 K: 1 S: 6	H: 1 LOB: 1 BB: 1 P: 10	R: 2 E: 1 K: 0 S: 5	H: 2 LOB: 0 BB: 0 P: 5	R: 0 E: 0 K: 0 S: 3	H: 0 LOB: 0 BB: 0 P: 3	R: 1 E: 0 K: 0 S: 4	H: 1 LOB: 2 BB: 1 P: 9	R: 2 E: 1 K: 0 S: 5	H: 1 LOB: 1 BB: 1 P: 10	R: 0 E: 0 K: 2 S: 7	H: 2 LOB: 2 BB: 0 P: 7	R: 0 E: 0 K: 0 S: 3	H: 0 LOB: 0 BB: 0 P: 3	1B: 5 2B: 1 3B: 1 HR: 1	SF: 2 SAC: 0 DP: 1 HBP: 1	WP: 0 PA: 41 PB: 0 SB: 0 CS: 0
<b>PITCHER</b>	IP WLS BF H R ER SO BB IBB HBP BLK WP HR S P ERA WHIP																
Mike Witt, R ERA: 3.59	(1, 1) 4.2 L 22 5 5 3 1 2 0 0 1 0 0 21 30 5.79 1.500																
Andy Hassler, L ERA: 2.01	(5, 1) 2.1 11 1 3 2 1 2 0 0 0 1 0 1 11 19 7.71 1.286																
Mickey Mahler, L ERA:	(8, 1) 0.1 3 2 0 0 0 0 0 0 0 0 0 0 3 3 0.00 6.000																
Ken Forsch, R ERA: 3.41	(8, 1) 1.2 5 0 0 0 2 0 0 0 0 0 0 0 9 9 0.00 0.000																

Cleveland Indians @ California Angels  
Anaheim Stadium, Anaheim, CA  
Wed Jul 07 1982, 10:05 PM EDT  
Att: 25,288 - Unknown


AB	34
R	8
H	8
RBI	5
BB	4
SO	4
LOB	14



Batter	1	2	3	4	5	6	7	8	9	AB	R	H	RBI	BB	SO	LOB	BOTTOM				
Brian Downing, R OBP: 0.338, SLG: 0.453										3	0	0	0	2	1	1					
Rod Carew, L OBP: 0.395, SLG: 0.368										4	1	0	0	1	0	3					
Reggie Jackson, L OBP: 0.347, SLG: 0.471										4	1	1	3	0	1	3					
Don Baylor, R OBP: 0.305, SLG: 0.427										4	0	0	0	0	1	0					
Doug DeCinces, R OBP: 0.329, SLG: 0.458										3	1	1	0	1	0	0					
Bobby Grich, R OBP: 0.386, SLG: 0.439										3	1	2	0	1	1	0					
Fred Lynn, L OBP: 0.350, SLG: 0.450										3	1	2	3	0	0	2					
Tim Foli, R OBP: 0.305, SLG: 0.354										4	1	1	0	0	0	2					
Bob Boone, R OBP: 0.337, SLG: 0.339										3	0	0	0	1	1	1					
<b>Inning Stats</b>	R: 0 E: 0 K: 0 S: 2	H: 0 LOB: 0 BB: 1 P: 6	R: 0 E: 0 K: 1 S: 5	H: 1 LOB: 1 BB: 1 P: 9	R: 0 E: 0 K: 1 S: 5	H: 0 LOB: 2 BB: 2 P: 13	R: 1 E: 0 K: 0 S: 5	H: 2 LOB: 1 BB: 0 P: 5	R: 0 E: 0 K: 0 S: 3	H: 0 LOB: 0 BB: 0 P: 3	R: 0 E: 0 K: 0 S: 3	H: 0 LOB: 0 BB: 0 P: 3	R: 5 E: 0 K: 2 S: 10	H: 3 LOB: 0 BB: 2 P: 18	R: 0 E: 0 K: 1 S: 6	H: 1 LOB: 1 BB: 0 P: 6	R: 0 E: 0 K: 0 S: 3	H: 0 LOB: 0 BB: 0 P: 3	1B: 5 2B: 0 3B: 0 HR: 2	SF: 1 SAC: 0 DP: 1 HBP: 0	WP: 0 PA: 38 PB: 0 SB: 1 CS: 1
<b>PITCHER</b>	IP WLS BF H R ER SO BB IBB HBP BLK WP HR S P ERA WHIP																				
Rick Waits, L ERA: 5.68	(1, 1) 6.0 W 26 5 4 4 2 5 0 0 0 0 0 1 25 45 6.00 1.667																				
Dan Spillner, R ERA: 1.96	(7, 1) 3.0 S 12 2 2 2 3 1 0 0 0 0 0 1 17 21 6.00 1.000																				

Cleveland Indians @ California Angels  
Anaheim Stadium, Anaheim, CA  
Wed Jul 07 1982, 10:05 PM EDT  
Att: 25,288 - Unknown

AB	31
R	6
H	7
RBI	6
BB	6
SO	5
LOB	12






Batter	1	2	3	4	5	6	7	8	9	AB	R	H	RBI	BB	SO	LOB	TOP			
<b>Alan Bannister, R</b> OBP: 0.365, SLG: 0.365 (1, 7)										4	1	2	0	1	0	4	<b>Cleveland Indians @ California Angels</b> Anaheim Stadium, Anaheim, CA Thu Jul 08 1982, 10:05 PM EDT Att: 23,374 - Unknown			
<b>Toby Harrah, R</b> OBP: 0.433, SLG: 0.537 (1, 5)										5	0	0	0	0	0	4				
<b>Mike Hargrove, L</b> OBP: 0.397, SLG: 0.338 (1, 10)										5	0	1	0	0	0	2				
<b>Andre Thornton, R</b> OBP: 0.419, SLG: 0.556 (1, 3)										4	0	1	1	0	0	1				
<b>Von Hayes, L</b> OBP: 0.292, SLG: 0.389 (1, 9)										2	0	0	0	2	1	1				
<b>Rick Manning, L</b> OBP: 0.333, SLG: 0.362 (1, 8)										4	0	1	0	0	0	4				
<b>Ron Hassey, L</b> OBP: 0.294, SLG: 0.263 (1, 2)										2	0	0	0	2	1	1				
<b>Larry Milbourne, S</b> OBP: 0.245, SLG: 0.248 (1, 4)										4	0	0	0	0	0	3				
<b>Mike Fischlin, R</b> OBP: 0.377, SLG: 0.356 (1, 6)										1	0	1	0	2	0	0				
<b>Jack Perconte, L</b> OBP: 0.283, SLG: 0.274 (9, PH)										1	0	0	0	0	0	0				
<b>Inning Stats</b>	R: 1 E: 0 K: 0 S: 5	H: 2 LOB: 2 BB: 1 P: 9	R: 0 E: 0 K: 0 S: 4	H: 1 LOB: 2 BB: 1 P: 8	R: 0 E: 1 K: 0 S: 3	H: 0 LOB: 0 BB: 0 P: 3	R: 0 E: 0 K: 0 S: 3	H: 0 LOB: 2 BB: 2 P: 11	R: 0 E: 0 K: 0 S: 4	H: 1 LOB: 2 BB: 1 P: 8	R: 0 E: 0 K: 0 S: 3	H: 0 LOB: 0 BB: 0 P: 3	R: 0 E: 0 K: 2 S: 8	H: 1 LOB: 1 BB: 0 P: 8	R: 0 E: 0 K: 0 S: 3	H: 0 LOB: 1 BB: 1 P: 7	1B: 5 2B: 2 3B: 0 HR: 0	SF: 0 SAC: 0 DP: 2 HBP: 0	WP: 0 PB: 0 SB: 0 CS: 0	PA: 39
<b>PITCHER</b>	IP	WLS	BF	H	R	ER	SO	BB	IBB	HBP	BLK	WP	HR	S	P	ERA	WHIP			
<b>Dave Goltz, R</b> ERA: 3.94 (1, 1)	5.1	W	27	5	1	1	0	6	0	0	0	0	0	21	45	1.69	2.062			
<b>Doug Corbett, R</b> ERA: 4.56 (6, 1)	3.2	S	12	1	0	0	2	1	0	0	0	0	0	15	19	0.00	0.545			

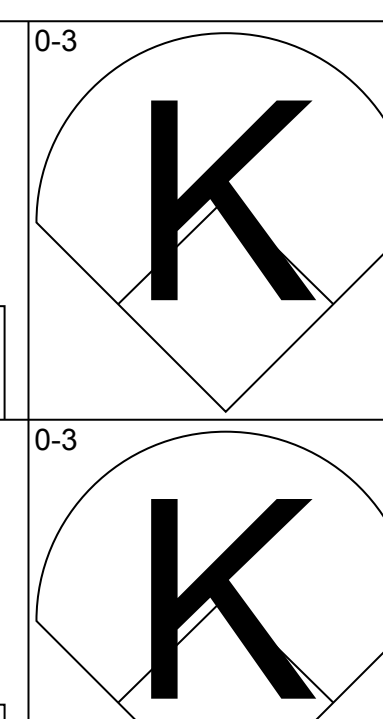
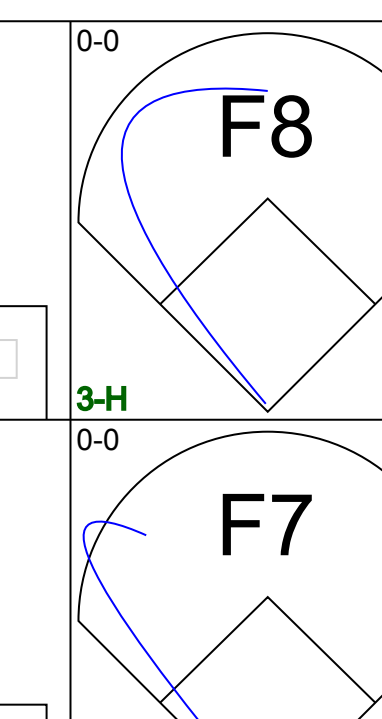
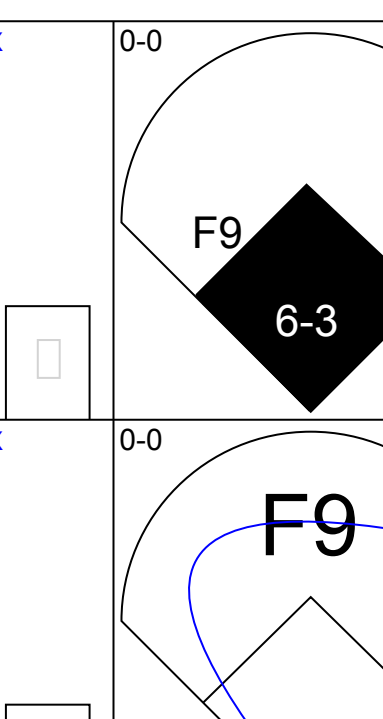
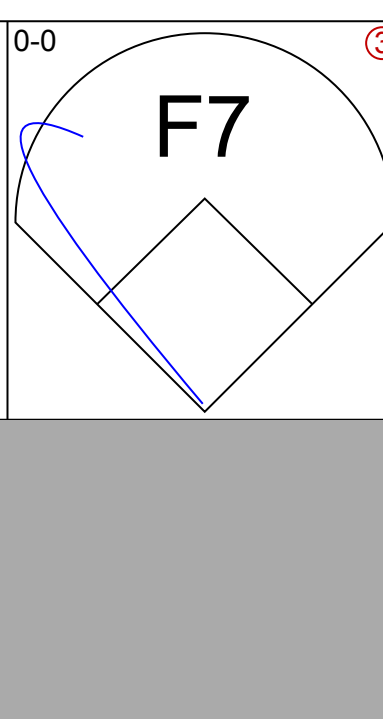
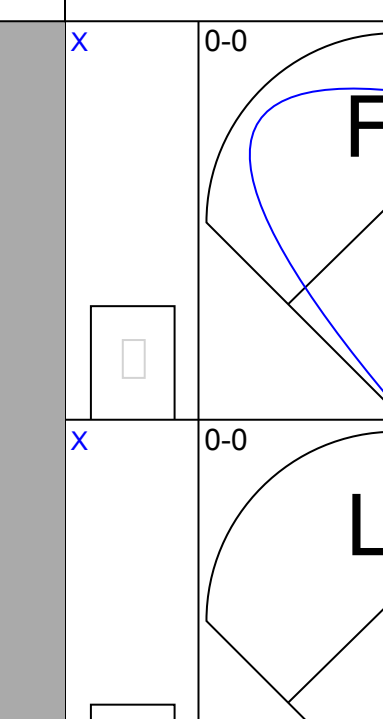
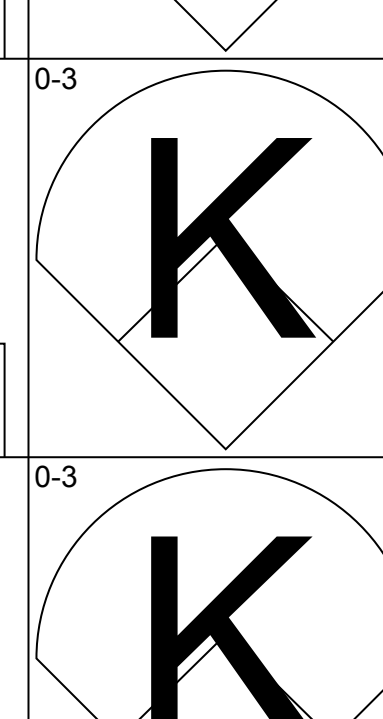
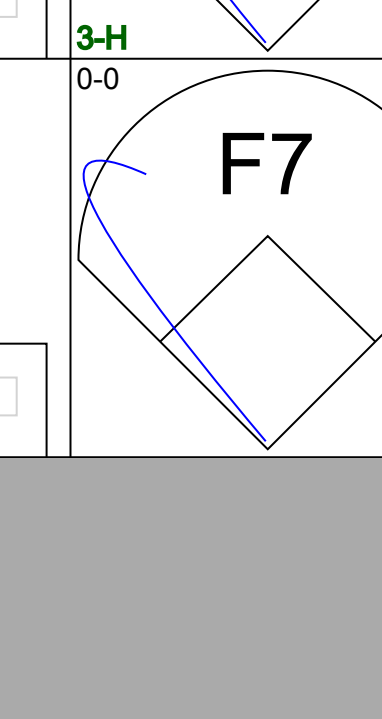
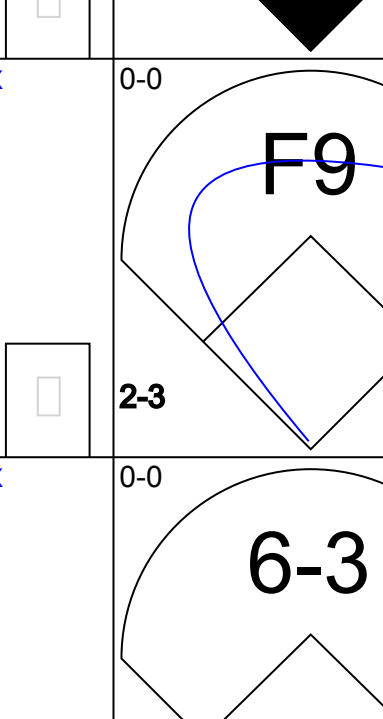
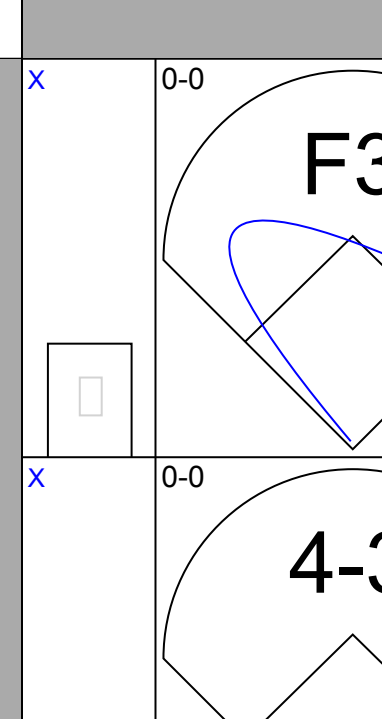
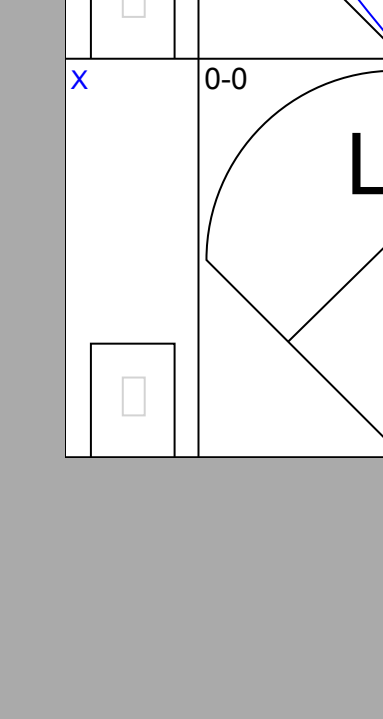
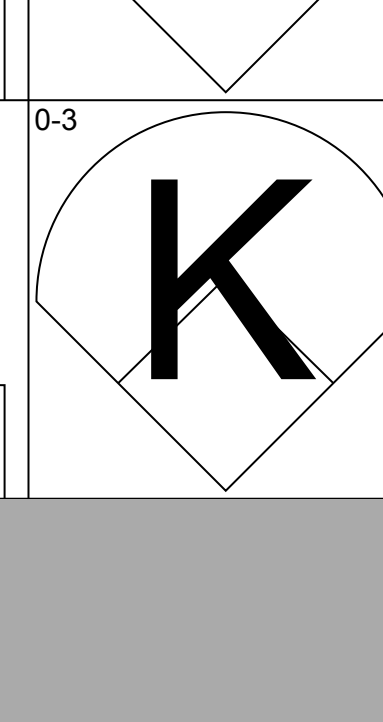
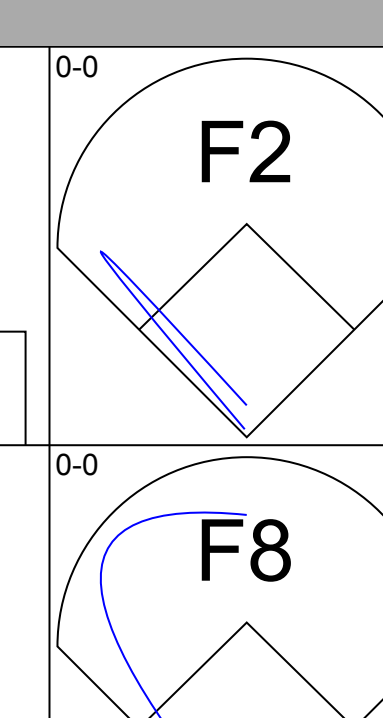
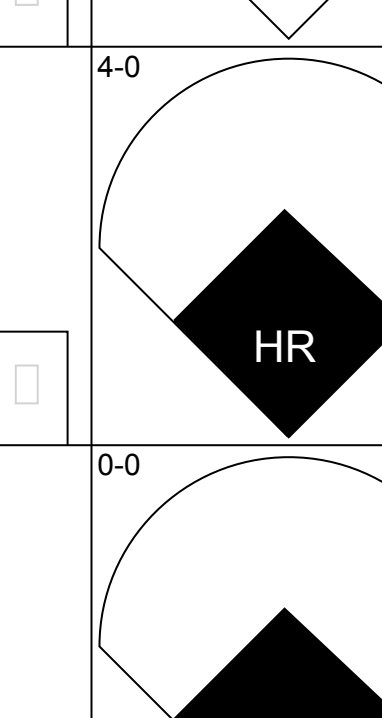
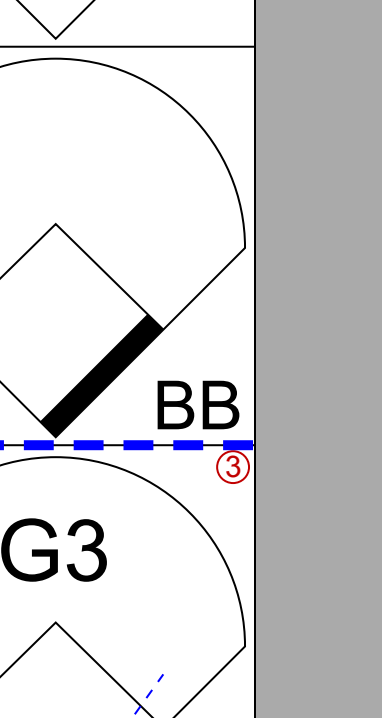
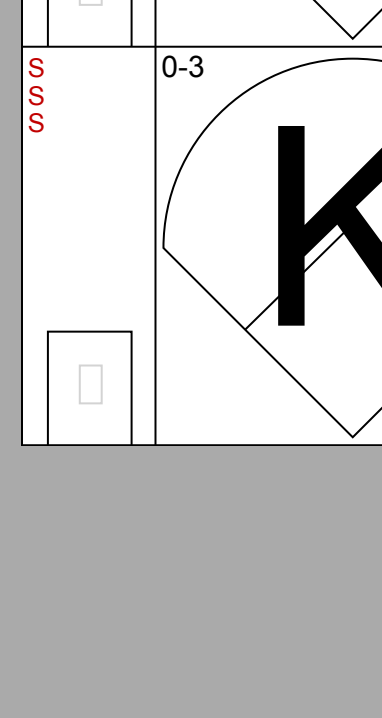
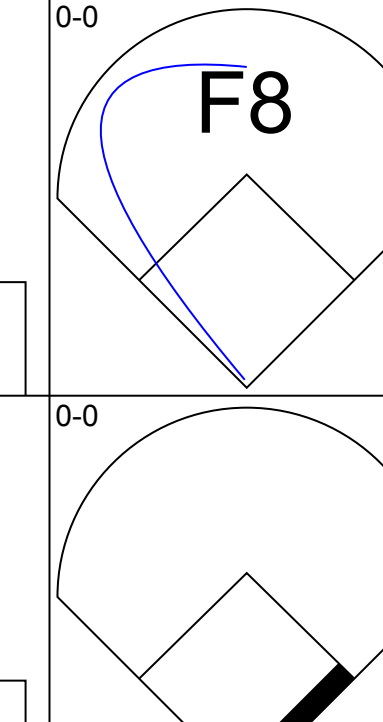
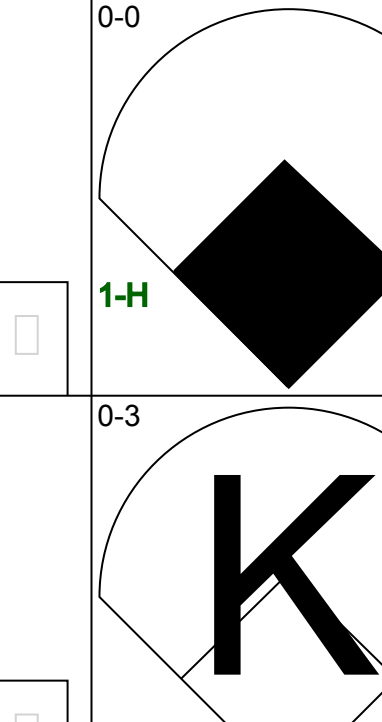
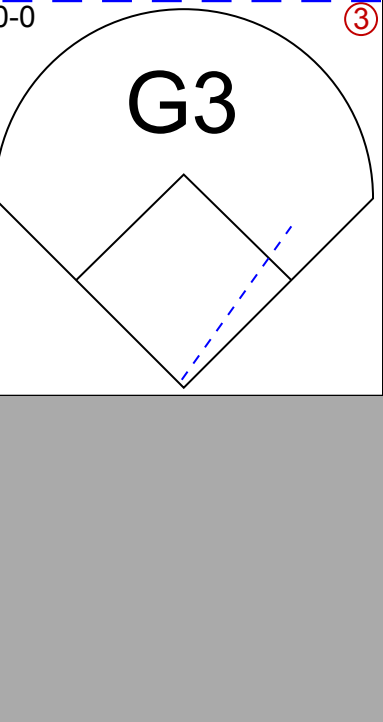
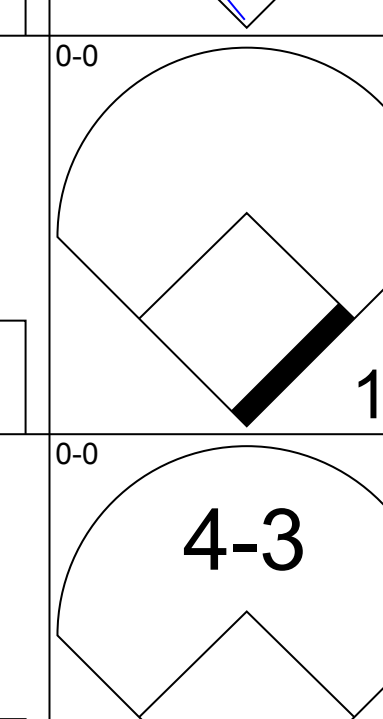
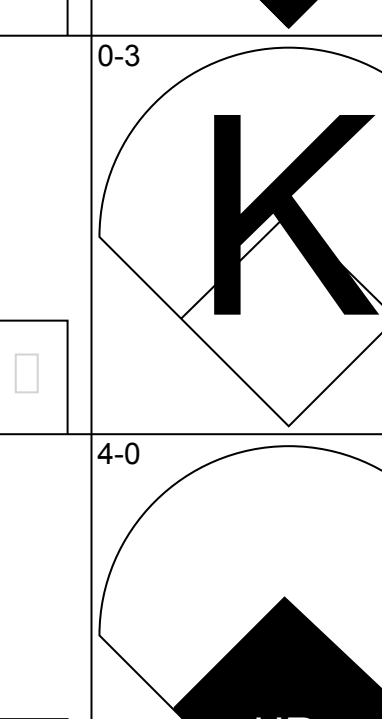
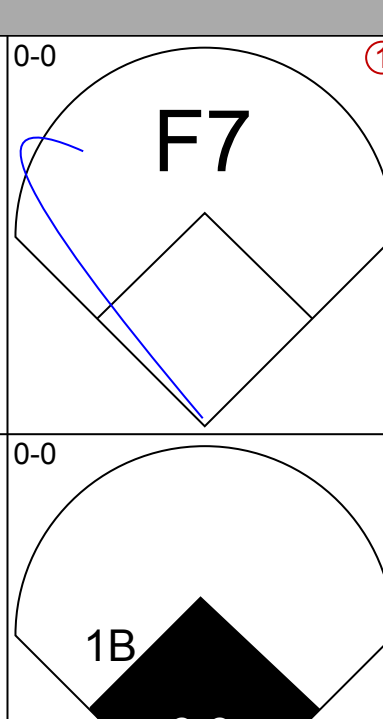
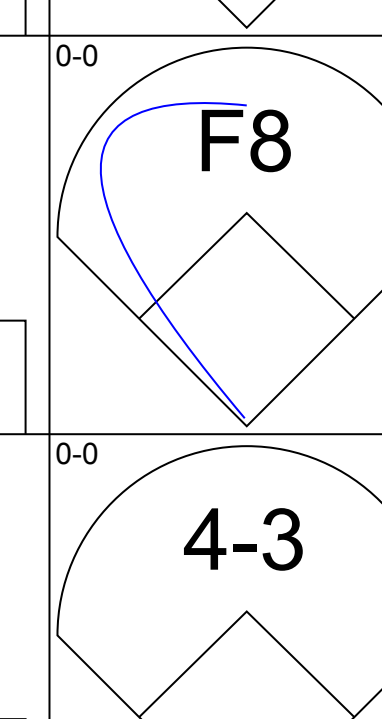
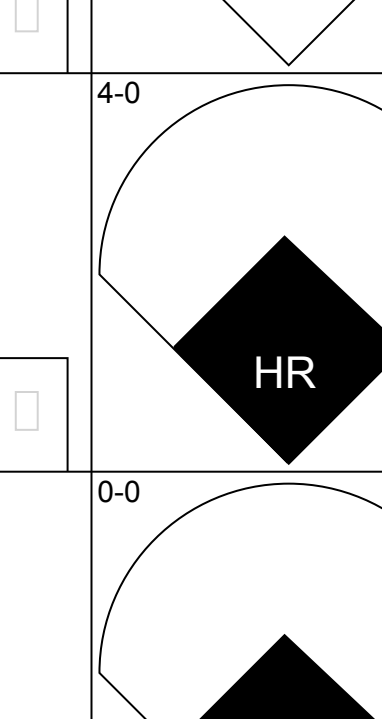

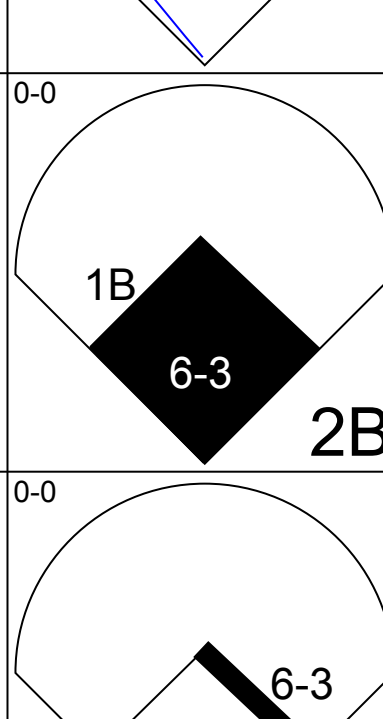
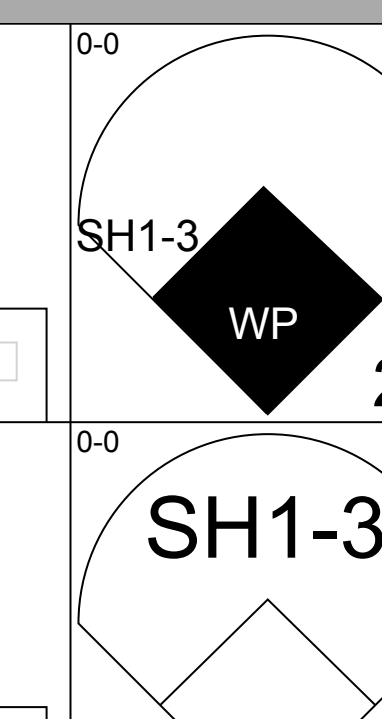
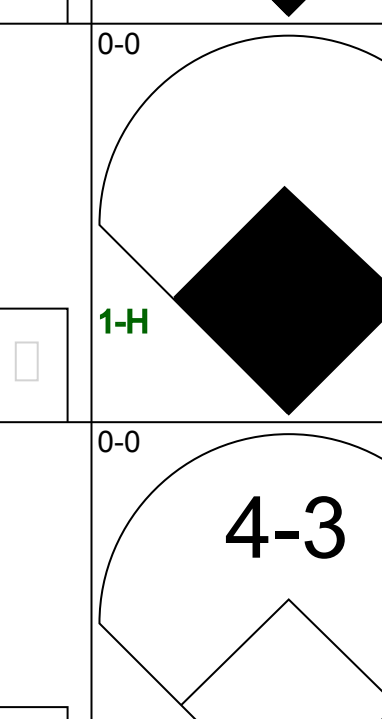
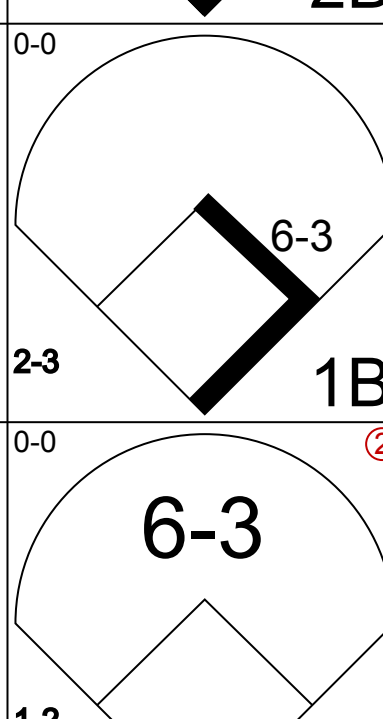
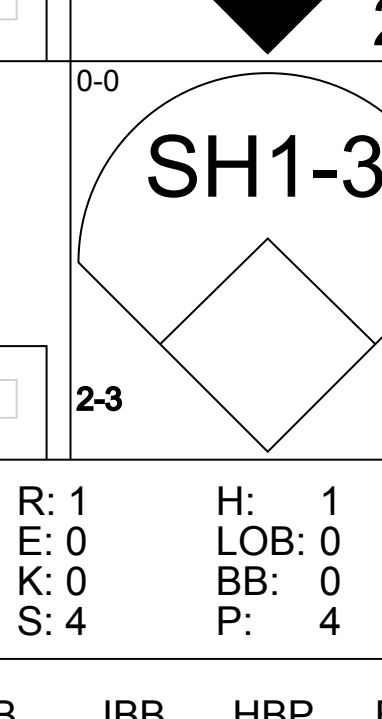
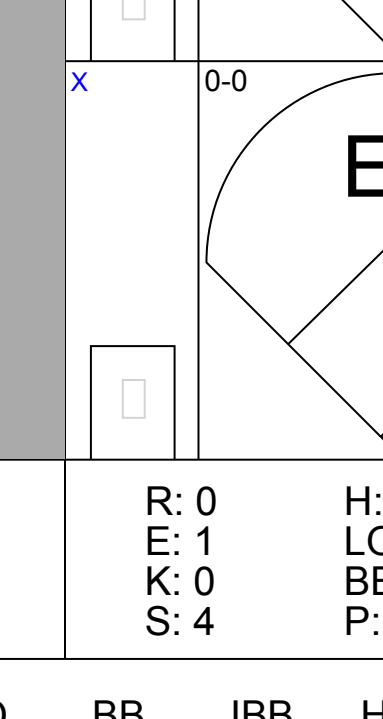
AB	32
R	1
H	6
RBI	1
BB	7
SO	2
LOB	20

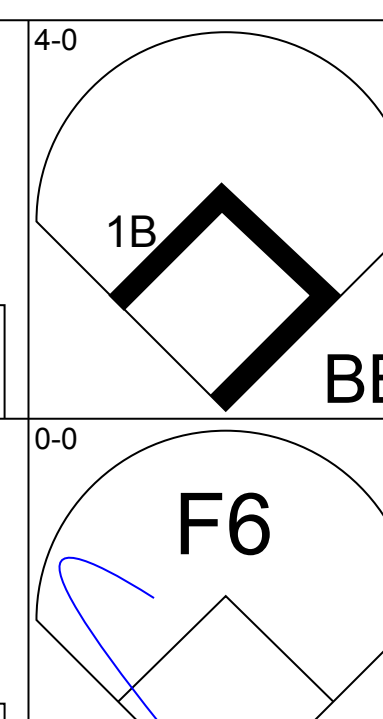
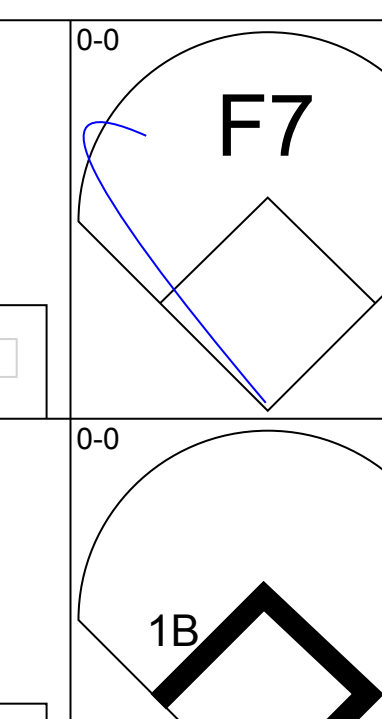
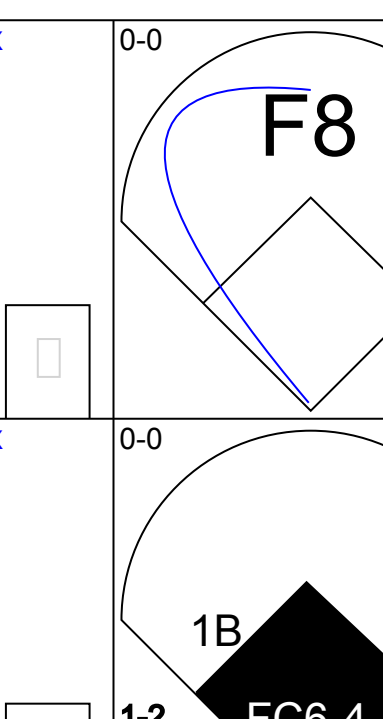
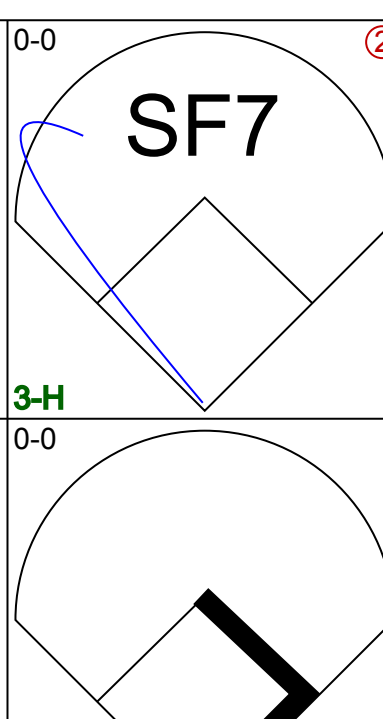
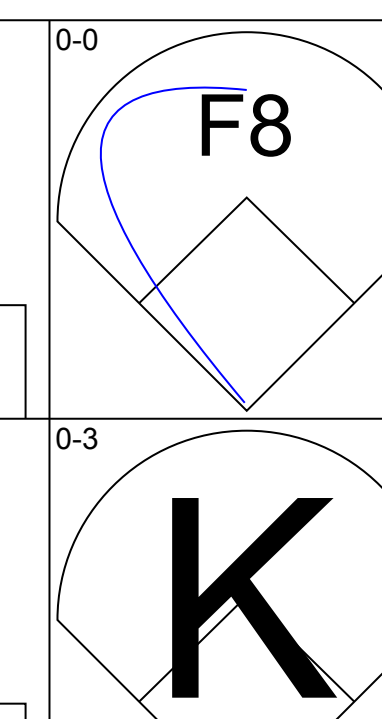
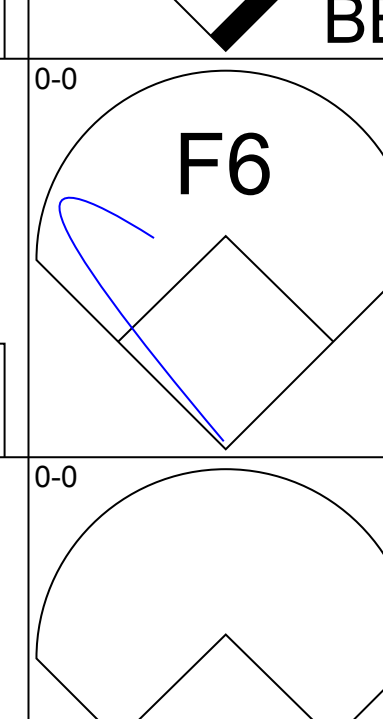
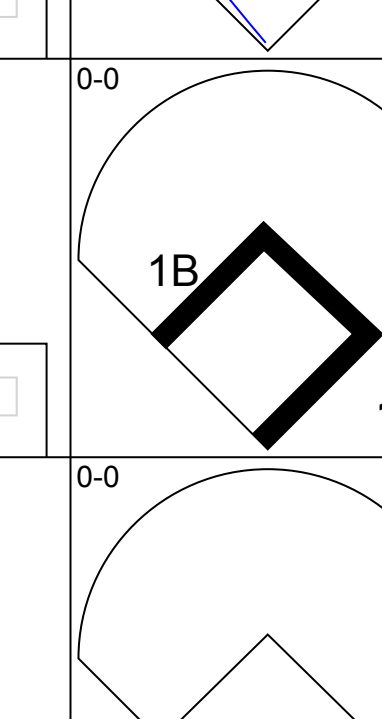
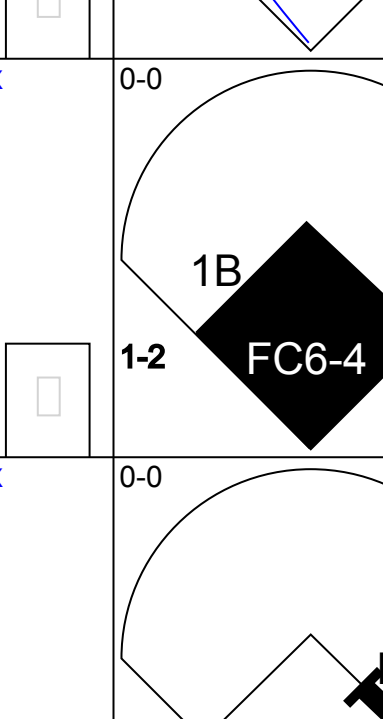
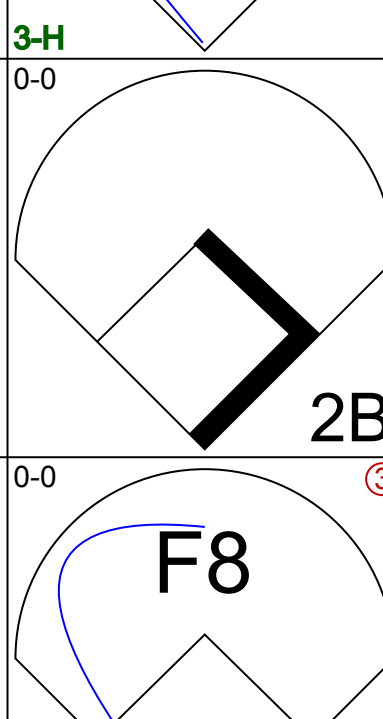
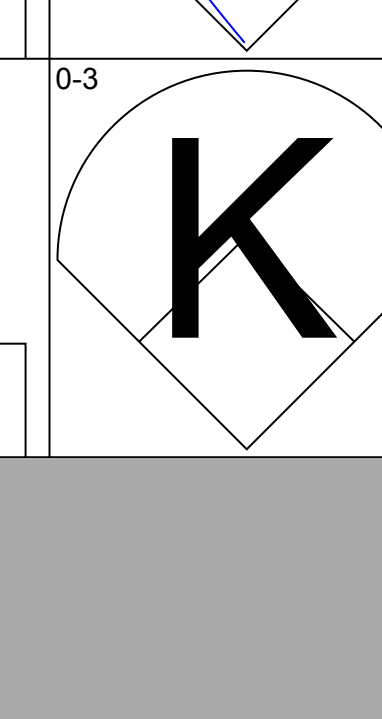
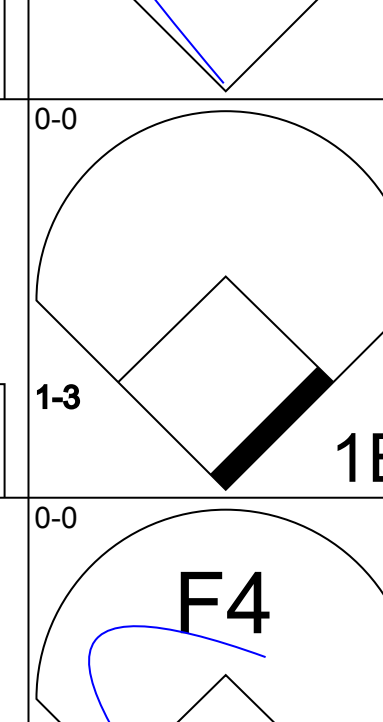
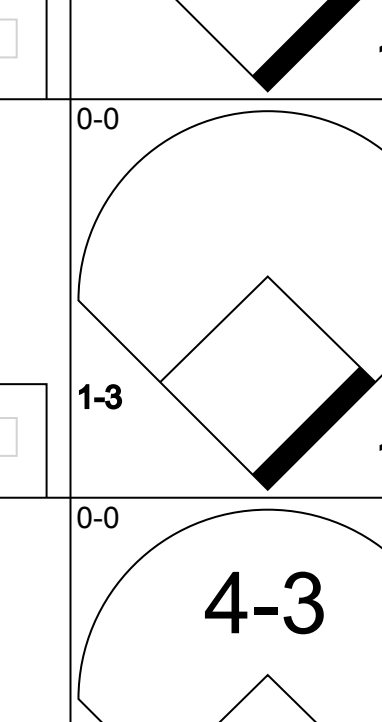
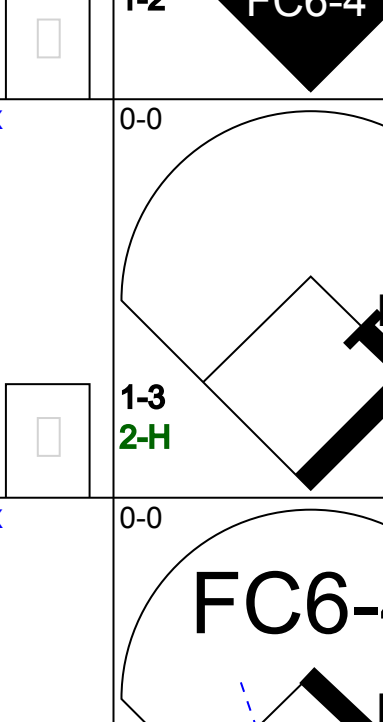
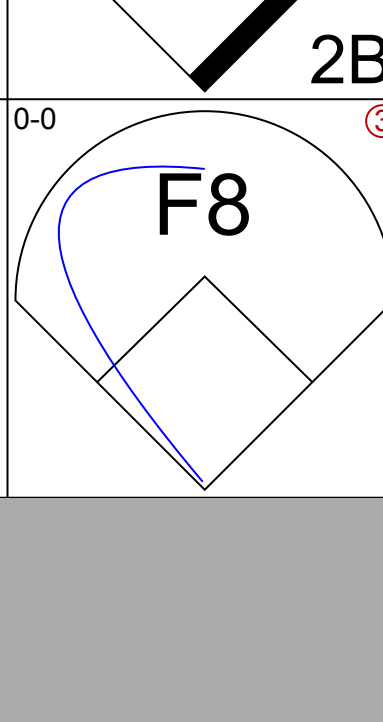

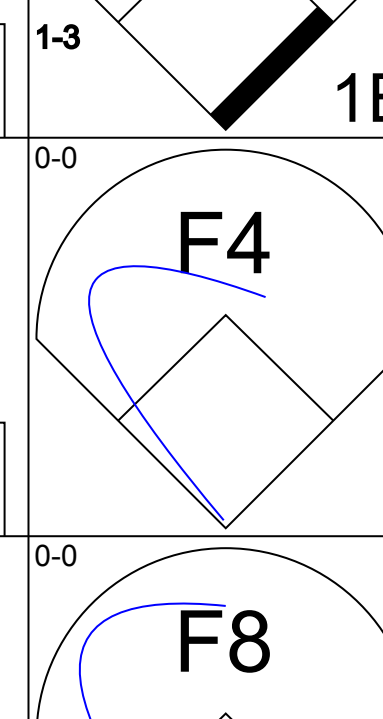
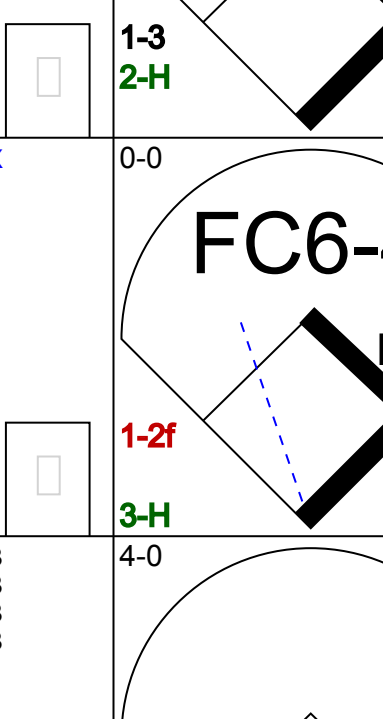
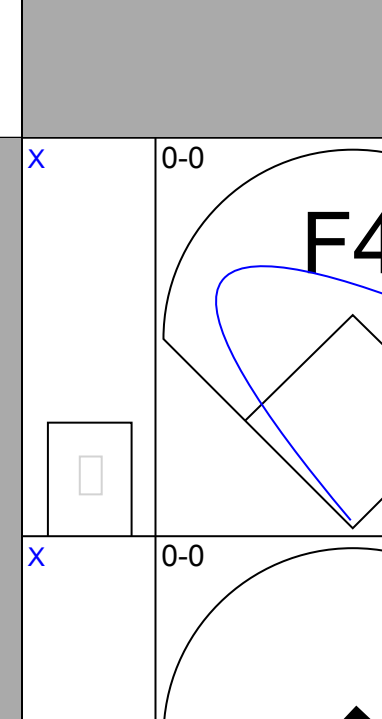
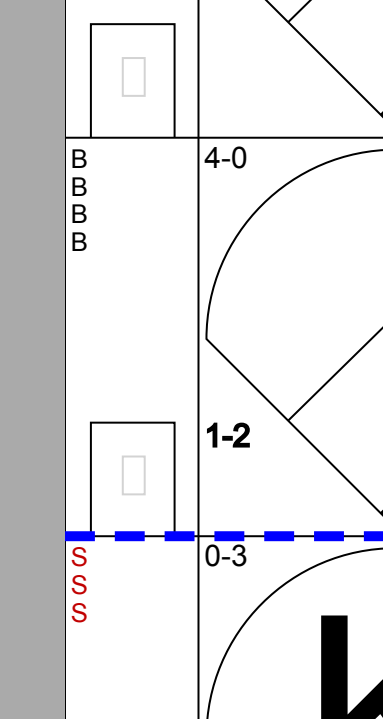
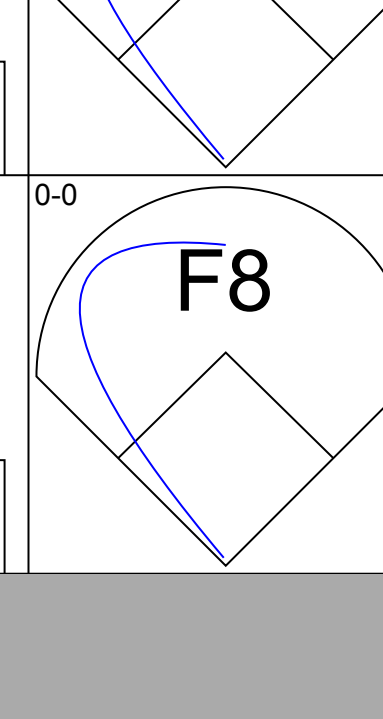
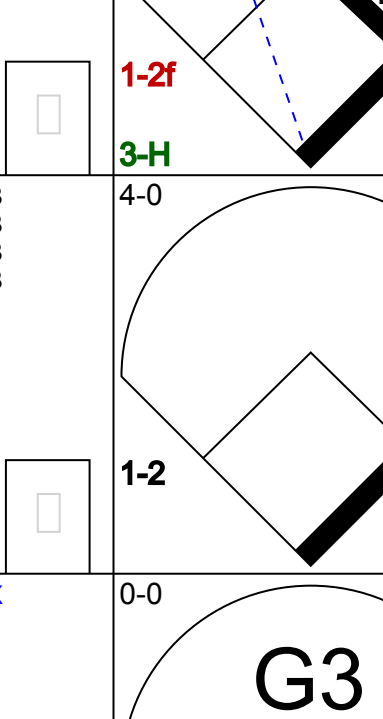
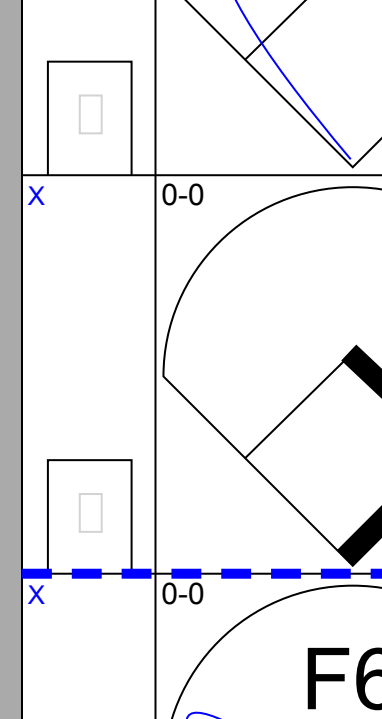
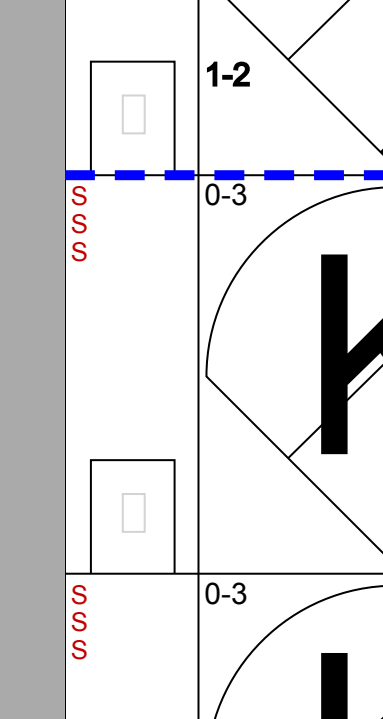
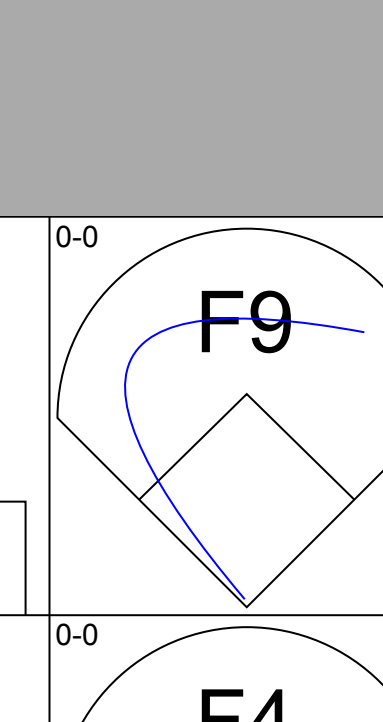
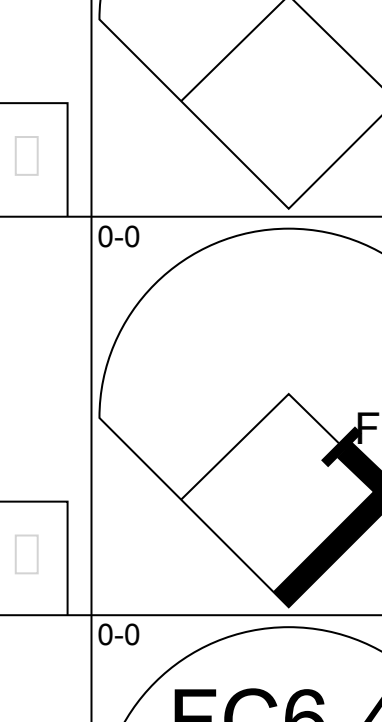
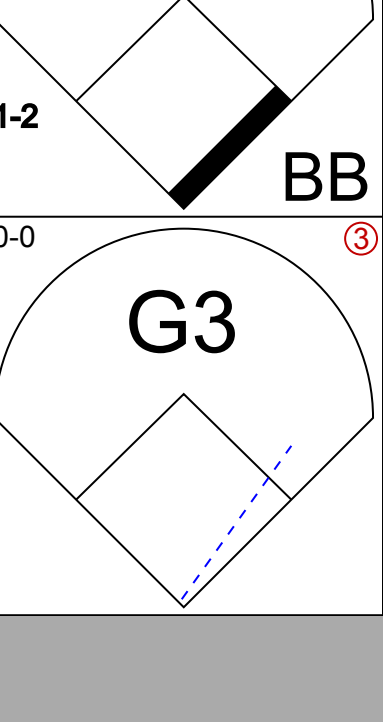
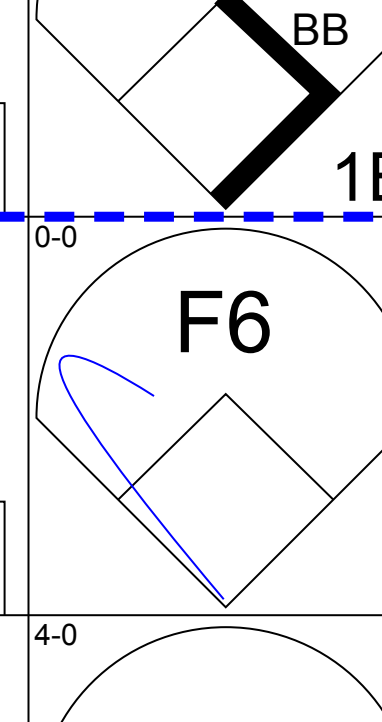
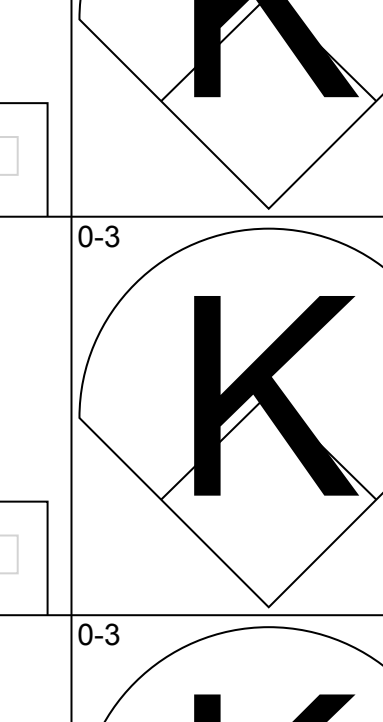
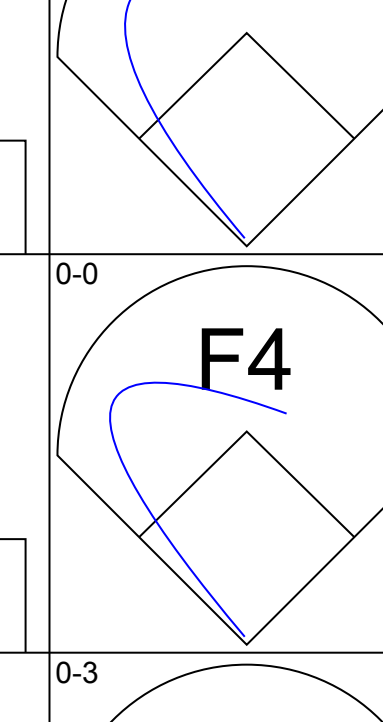
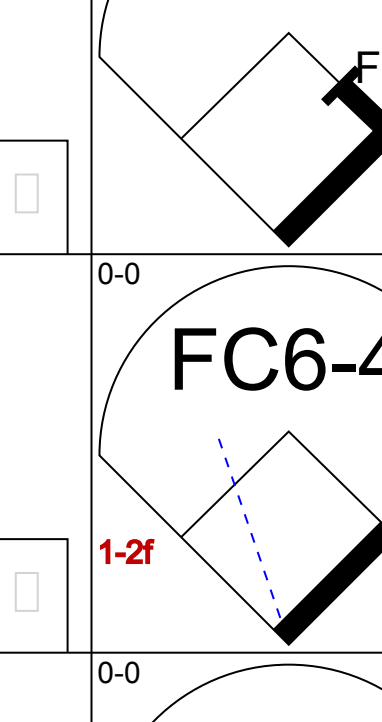
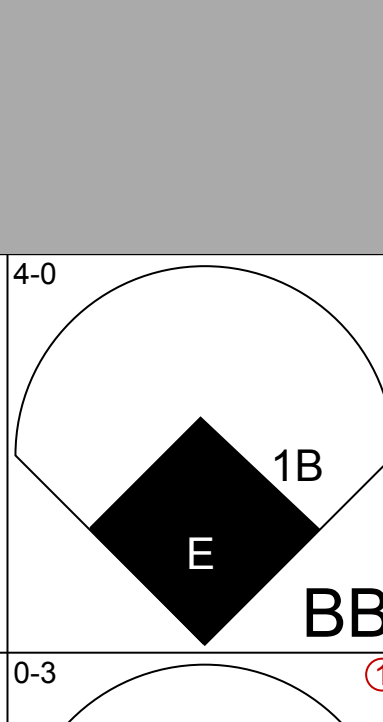
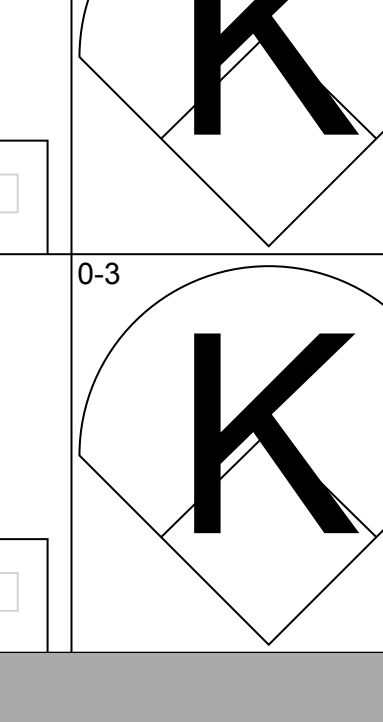
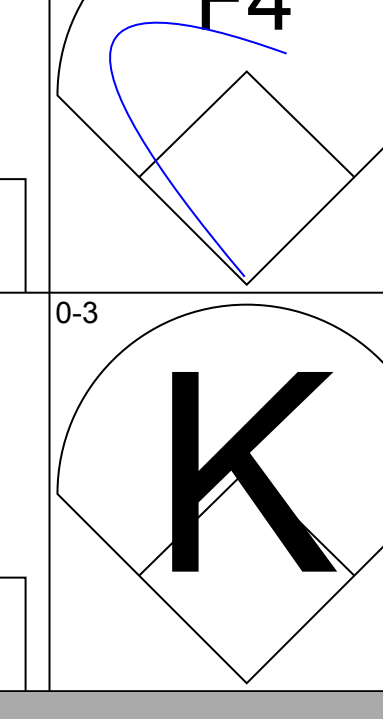
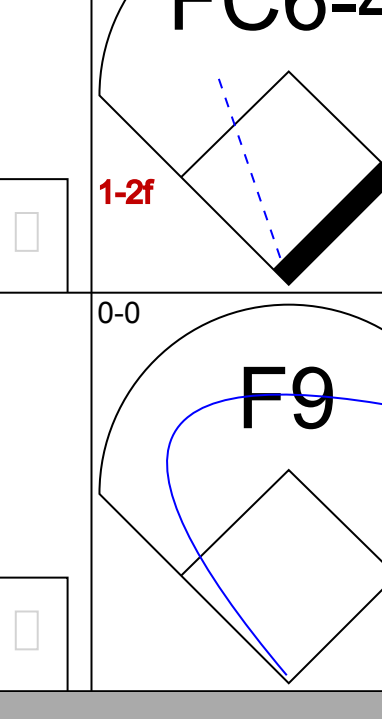
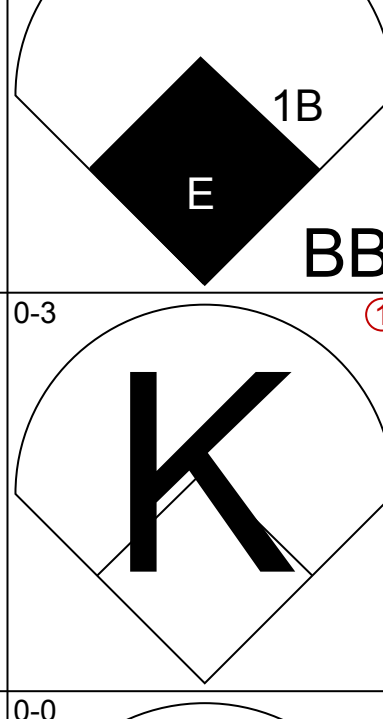
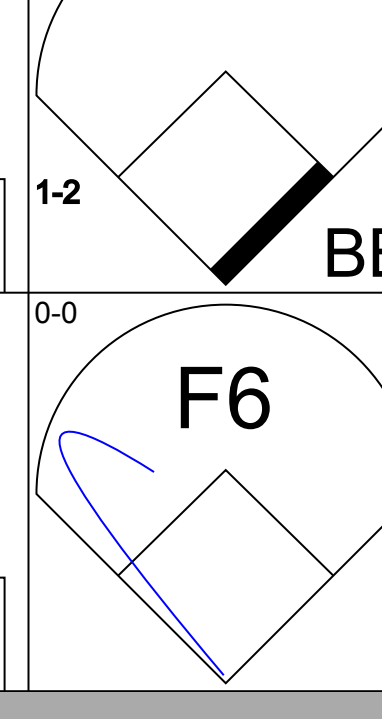
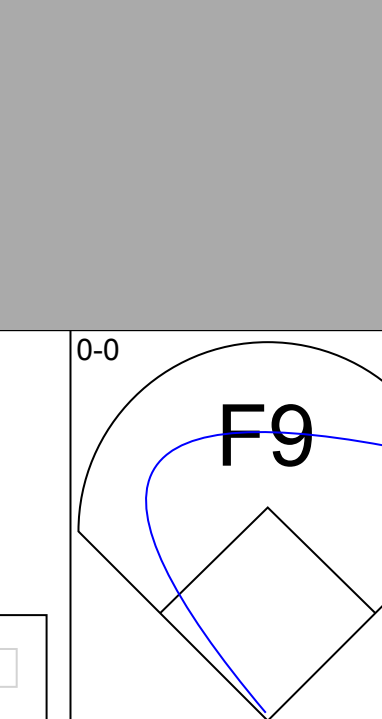
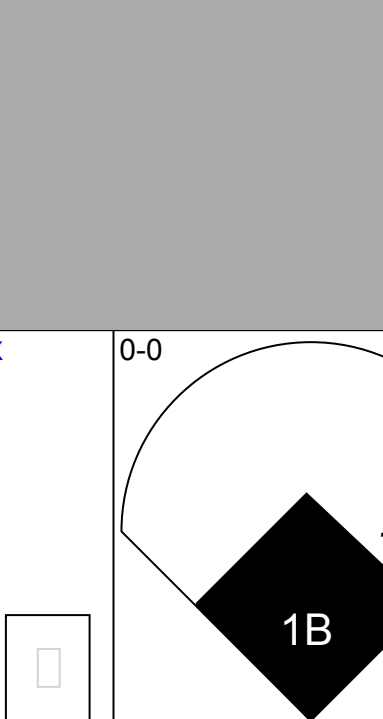
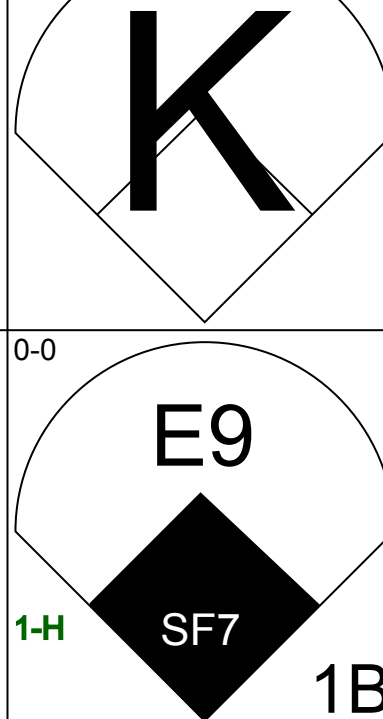
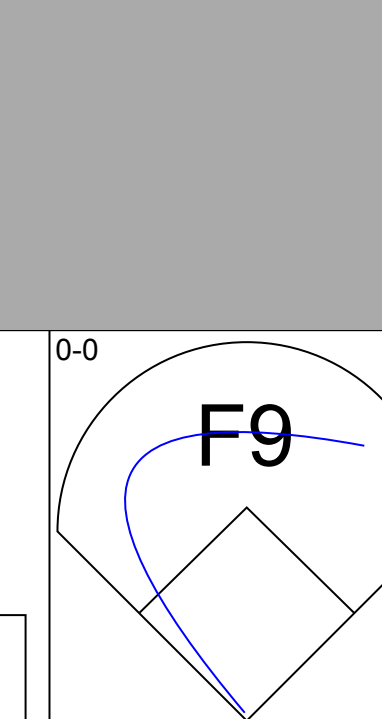


Batter	1	2	3	4	5	6	7	8	9	AB	R	H	RBI	BB	SO	LOB	BOTTOM			
<b>Brian Downing, R</b> OBP: 0.343, SLG: 0.464 (1, 7)										3	2	2	1	1	0	0	<b>Cleveland Indians @ California Angels</b> Anaheim Stadium, Anaheim, CA Thu Jul 08 1982, 10:05 PM EDT Att: 23,374 - Unknown			
<b>Juan Beniquez, R</b> OBP: 0.326, SLG: 0.341 (8, 7)										0	0	0	0	0	0	0				
<b>Rod Carew, L</b> OBP: 0.394, SLG: 0.367 (1, 3)										4	1	1	0	0	1	1				
<b>Reggie Jackson, L</b> OBP: 0.346, SLG: 0.465 (1, 9)										3	1	0	0	1	2	2				
<b>Bobby Clark, R</b> OBP: 0.289, SLG: 0.385 (8, 9)										0	0	0	0	0	0	0				
<b>Don Baylor, R</b> OBP: 0.308, SLG: 0.428 (1, 10)										4	0	2	0	0	1	2				
<b>Fred Lynn, L</b> OBP: 0.352, SLG: 0.462 (1, 8)										4	1	2	4	0	1	1				
<b>Doug DeCinces, R</b> OBP: 0.331, SLG: 0.458 (1, 5)										4	0	2	0	0	0	3				
<b>Bobby Grich, R</b> OBP: 0.362, SLG: 0.432 (1, 4)										4	0	0	0	0	1	3				
<b>Tim Foli, R</b> OBP: 0.301, SLG: 0.348 (1, 6)										4	0	0	0	0	0	1				
<b>Bob Boone, R</b> OBP: 0.333, SLG: 0.335 (1, 2)										3	0	0	0	0	0	0				
<b>Inning Stats</b>	R: 1 E: 0 K: 0 S: 6	H: 3 LOB: 2 BB: 0 P: 6	R: 0 E: 0 K: 0 S: 3	H: 0 LOB: 0 BB: 0 P: 3	R: 3 E: 0 K: 1 S: 9	H: 4 LOB: 1 BB: 0 P: 9	R: 0 E: 0 K: 0 S: 3	H: 0 LOB: 1 BB: 1 P: 7	R: 1 E: 0 K: 0 S: 4	H: 1 LOB: 1 BB: 1 P: 8	R: 0 E: 0 K: 0 S: 3	H: 0 LOB: 0 BB: 0 P: 3	R: 0 E: 0 K: 3 S: 9	H: 0 LOB: 0 BB: 0 P: 9	R: 0 E: 0 K: 2 S: 8	H: 1 LOB: 1 BB: 0 P: 8	1B: 7 2B: 0 3B: 0 HR: 2	SF: 0 SAC: 0 DP: 0 HBP: 0	WP: 2 PB: 0 SB: 0 CS: 0	PA: 35
<b>PITCHER</b>	IP	WLS	BF	H	R	ER	SO	BB	IBB	HBP	BLK	WP	HR	S	P	ERA	WHIP			
<b>Lary Sorensen, R</b> ERA: 4.95 (1, 1)	6.0	L	28	8	5	5	1	2	0	0	0	1	2	28	36	7.50	1.667			
<b>Ed Glynn, L</b> ERA: 3.6 (7, 1)	2.0		7	1	0	0	5	0	0	0	0	1	0	17	17	0.00	0.500			






Batter	1	2	3	4	5	6	7	8	9	AB	R	H	RBI	BB	SO	LOB	TOP									
Alan Bannister, R OBP: 0.362, SLG: 0.366 (1, 7)										5	1	1	0	0	1	2	<p>Cleveland Indians @ Seattle Mariners The Kingdome, Seattle, WA Fri Jul 09 1982, 10:05 PM EDT Att: 14,437 - Unknown</p> <p>livebaseballscores.com</p>									
Toby Harrah, R OBP: 0.427, SLG: 0.528 (1, 5)										5	0	0	0	0	1	2										
Mike Hargrove, L OBP: 0.392, SLG: 0.333 (1, 3)				1-3	6-3		4-3			4	0	0	1	0	1	0										
Andre Thornton, R OBP: 0.420, SLG: 0.552 (1, 10)										2	1	0	0	2	1	0										
Chris Bando, S OBP: 0.350, SLG: 0.356 (1, 2)									1-3	4	1	1	2	0	0	1										
Von Hayes, L OBP: 0.292, SLG: 0.387 (1, 9)										4	0	1	0	0	1	0										
Rick Manning, L OBP: 0.335, SLG: 0.365 (1, 8)	4-3							4-3		3	2	1	0	1	0	1										
Larry Milbourne, S OBP: 0.258, SLG: 0.290 (1, 4)								4-3		4	2	3	2	0	0	0										
Mike Fischlin, R OBP: 0.376, SLG: 0.356 (1, 6)				4-3		6-3				3	0	1	1	0	0	1										
<b>Inning Stats</b>	R: 0 E: 0 K: 3 S: 9	H: 0 LOB: 0 BB: 0 P: 9	R: 0 E: 0 K: 0 S: 4	H: 1 LOB: 1 BB: 0 P: 4	R: 1 E: 0 K: 0 S: 4	H: 1 LOB: 0 BB: 0 P: 4	R: 4 E: 0 K: 1 S: 7	H: 2 LOB: 0 BB: 2 P: 15	R: 1 E: 0 K: 0 S: 4	H: 1 LOB: 1 BB: 1 P: 8	R: 1 E: 0 K: 0 S: 5	H: 2 LOB: 1 BB: 0 P: 5	R: 0 E: 0 K: 1 S: 5	H: 0 LOB: 0 BB: 0 P: 5	R: 0 E: 0 K: 0 S: 3	H: 0 LOB: 0 BB: 0 P: 3		R: 0 E: 1 K: 0 S: 4	H: 1 LOB: 1 BB: 0 P: 4	1B: 3 2B: 3 3B: 0 HR: 2	SF: 0 SAC: 1 DP: 0 HBP: 0	WP: 1 PB: 0 SB: 0 CS: 0	PA: 38			
<b>PITCHER</b>	IP	WLS	BF	H	R	ER	SO	BB	IBB	HBP	BLK	WP	HR	S	P	ERA	WHIP									
Floyd Bannister, L ERA: 3.15 Larry Andersen, R ERA: 5.15	(1, 1)	4.2	L	22	5	6	6	4	3	0	0	0	1	2	27	39	11.57	1.714								
(5, 1)	4.1		16	3	1	1	1	0	0	0	0	0	0	0	18	18	2.08	0.692								

Batter	1	2	3	4	5	6	7	8	9	AB	R	H	RBI	BB	SO	LOB	BOTTOM									
Manny Castillo, S OBP: 0.309, SLG: 0.327 (1, 5)										3	0	0	1	1	0	1	<p>Cleveland Indians @ Seattle Mariners The Kingdome, Seattle, WA Fri Jul 09 1982, 10:05 PM EDT Att: 14,437 - Unknown</p> <p>livebaseballscores.com</p>									
Bobby Brown, S OBP: 0.298, SLG: 0.315 (1, 7)										5	1	3	0	0	1	1										
Bruce Bochte, L OBP: 0.404, SLG: 0.409 (1, 3)										4	0	3	1	1	0	1										
Al Cowens, R OBP: 0.335, SLG: 0.488 (1, 9)			4-3							4	0	0	1	1	0	5										
Gary Gray, R OBP: 0.346, SLG: 0.379 (1, 10)				5-3						4	0	1	0	1	1	4										
Rick Sweet, S OBP: 0.378, SLG: 0.453 (1, 2)										5	0	1	0	0	1	5										
Dave Henderson, R OBP: 0.374, SLG: 0.543 (1, 8)										3	1	0	0	2	1	3										
Todd Cruz, R OBP: 0.263, SLG: 0.376 (1, 6)										4	0	0	0	0	2	4										
Paul Serna, R OBP: 0.238, SLG: 0.292 (1, 4)										4	2	2	0	0	0	0										
<b>Inning Stats</b>	R: 0 E: 0 K: 0 S: 4	H: 1 LOB: 2 BB: 1 P: 8	R: 0 E: 0 K: 1 S: 5	H: 0 LOB: 0 BB: 0 P: 5	R: 0 E: 0 K: 0 S: 5	H: 2 LOB: 2 BB: 0 P: 5	R: 0 E: 0 K: 0 S: 4	H: 1 LOB: 1 BB: 0 P: 4	R: 2 E: 0 K: 1 S: 7	H: 3 LOB: 2 BB: 1 P: 10	R: 2 E: 1 K: 1 S: 4	H: 2 LOB: 1 BB: 1 P: 11	R: 0 E: 0 K: 1 S: 5	H: 1 LOB: 2 BB: 1 P: 8	R: 0 E: 0 K: 1 S: 5	H: 0 LOB: 0 BB: 0 P: 5		R: 0 E: 0 K: 3 S: 9	H: 0 LOB: 2 BB: 2 P: 17	1B: 9 2B: 1 3B: 0 HR: 0	SF: 1 SAC: 0 DP: 0 HBP: 0	WP: 0 PB: 0 SB: 0 CS: 0	PA: 43			
<b>PITCHER</b>	IP	WLS	BF	H	R	ER	SO	BB	IBB	HBP	BLK	WP	HR	S	P	ERA	WHIP									
John Denny, R ERA: 4.68 Ed Whitson, R ERA: 2.96 Dan Spillner, R ERA: 1.94	(1, 1)	6.1	W	32	10	4	4	2	3	0	0	0	0	0	7	19	0.00	1.800								
(7, 1)	1.2		8	0	0	0	1	3	0	0	0	0	0	7	19	0.00	1.800									
(9, 1)	1.0	S	3	0	0	0	3	0	0	0	0	0	0	9	9	0.00	0.000									



Batter	1	2	3	4	5	6	7	8	9	AB	R	H	RBI	BB	SO	LOB	TOP					
Alan Bannister, R OBP: 0.367, SLG: 0.373										4	2	2	0	1	0	1	<b>Cleveland Indians @ Seattle Mariners</b> The Kingdome, Seattle, WA Sat Jul 10 1982, 10:05 PM EDT Att: 23,893 - Unknown					
Toby Harrah, R OBP: 0.427, SLG: 0.539										5	1	2	2	0	2	2						
Mike Hargrove, L OBP: 0.390, SLG: 0.329										4	0	0	1	1	0	1						
Andre Thornton, R OBP: 0.420, SLG: 0.548										4	1	1	0	1	1	1						
Von Hayes, L OBP: 0.294, SLG: 0.403										4	2	2	2	0	0	1						
Rick Manning, L OBP: 0.334, SLG: 0.361										3	0	0	0	1	0	3						
Chris Bando, S OBP: 0.356, SLG: 0.348										2	0	0	0	2	1	1						
Larry Milbourne, S OBP: 0.258, SLG: 0.291										3	0	1	1	0	1	1						
Mike Fischlin, R OBP: 0.372, SLG: 0.346										3	1	0	0	1	1	4						
<b>Inning Stats</b>	R: 0 E: 0 K: 1 S: 5	H: 1 LOB: 0 BB: 0 P: 5	R: 0 E: 0 K: 0 S: 4	H: 1 LOB: 1 BB: 0 P: 4	R: 0 E: 0 K: 1 S: 5	H: 1 LOB: 0 BB: 0 P: 5	R: 0 E: 0 K: 1 S: 6	H: 1 LOB: 2 BB: 1 P: 10	R: 0 E: 0 K: 1 S: 4	H: 0 LOB: 0 BB: 1 P: 8	R: 3 E: 0 K: 0 S: 5	H: 2 LOB: 0 BB: 1 P: 9	R: 2 E: 0 K: 1 S: 6	H: 1 LOB: 1 BB: 2 P: 14	R: 1 E: 1 K: 0 S: 4	H: 0 LOB: 2 BB: 2 P: 12	R: 1 E: 0 K: 1 S: 6	H: 1 LOB: 0 BB: 0 P: 6	1B: 3 2B: 4 3B: 0 HR: 2	SF: 1 SAC: 0 DP: 1 HBP: 0	WP: 1 PB: 0 SB: 1 CS: 2	PA: 41
<b>PITCHER</b>	IP WLS BF H R ER SO BB IBB HBP BLK WP HR S P ERA WHIP																					
Jim Beattie, R ERA: 2.91	(1, 1) 5.2 L 23 6 3 3 4 3 0 0 0 0 2 28 40 4.76 1.588																					
Bryan Clark, L ERA: 2.91	(6, 1) 1.1 7 1 2 2 1 2 0 0 0 1 0 7 15 13.50 2.250																					
Gene Nelson, R ERA: 4.18	(8, 1) 2.0 10 1 2 1 1 2 0 0 0 0 0 10 18 4.50 1.500																					

AB	32
R	7
H	8
RBI	6
BB	7
SO	6
LOB	15



Batter	1	2	3	4	5	6	7	8	9	AB	R	H	RBI	BB	SO	LOB	BOTTOM			
Julio Cruz, S OBP: 0.332, SLG: 0.327										3	0	0	0	1	1	2	<b>Cleveland Indians @ Seattle Mariners</b> The Kingdome, Seattle, WA Sat Jul 10 1982, 10:05 PM EDT Att: 23,893 - Unknown			
Manny Castillo, S OBP: 0.311, SLG: 0.330										4	0	2	0	0	0	3				
Bruce Bochte, L OBP: 0.399, SLG: 0.404										4	0	0	0	0	1	3				
Steve Stroutger, L OBP: 0.245, SLG: 0.267										4	0	0	0	0	1	3				
Dave Henderson, R OBP: 0.366, SLG: 0.529										4	0	0	0	0	0	0				
Rick Sweet, S OBP: 0.382, SLG: 0.456										4	1	2	0	0	0	0				
Joe Simpson, L OBP: 0.278, SLG: 0.292										4	0	0	0	0	0	2				
Todd Cruz, R OBP: 0.259, SLG: 0.369										4	0	0	1	0	1	1				
Bobby Brown, S OBP: 0.315, SLG: 0.321										1	0	1	0	2	0	0				
<b>Inning Stats</b>	R: 0 E: 0 K: 1 S: 6	H: 1 LOB: 1 BB: 0 P: 6	R: 0 E: 0 K: 0 S: 3	H: 0 LOB: 0 BB: 0 P: 3	R: 0 E: 0 K: 0 S: 3	H: 0 LOB: 1 BB: 1 P: 7	R: 0 E: 0 K: 1 S: 5	H: 0 LOB: 0 BB: 0 P: 5	R: 1 E: 1 K: 0 S: 4	H: 1 LOB: 2 BB: 2 P: 12	R: 0 E: 0 K: 1 S: 5	H: 0 LOB: 0 BB: 0 P: 5	R: 0 E: 0 K: 1 S: 5	H: 2 LOB: 2 BB: 0 P: 5	R: 0 E: 0 K: 0 S: 4	H: 1 LOB: 1 BB: 0 P: 4	1B: 5 2B: 0 3B: 0 HR: 0	SF: 0 SAC: 0 DP: 0 HBP: 0	WP: 0 PB: 0 SB: 4 CS: 0	PA: 35
<b>PITCHER</b>	IP WLS BF H R ER SO BB IBB HBP BLK WP HR S P ERA WHIP																			
Rick Sutcliffe, R ERA: 2.85	(1, 1) 9.0 W 35 5 1 0 4 3 0 0 0 0 0 40 52 0.00 0.889																			

AB	32
R	1
H	5
RBI	1
BB	3
SO	4
LOB	14













Batter	1	2	3	4	5	6	7	8	9	AB	R	H	RBI	BB	SO	LOB	TOP								
Brian Downing, R OBP: 0.354, SLG: 0.487 Juan Beniquez, R OBP: 0.320, SLG: 0.333	1B PB HBP	F8					K		5-3	1	3	0	0	2	0	0									
Rod Carew, L OBP: 0.394, SLG: 0.373	1-6-3	G3					F9 1B BB		4-3 HR 1B	5	3	3	3	1	0	1									
Reggie Jackson, L OBP: 0.357, SLG: 0.486 Bobby Clark, R OBP: 0.286, SLG: 0.393	1B 1B		4-3				FC5-4 1B		4-3	4	1	2	1	0	0	0									
Don Baylor, R OBP: 0.317, SLG: 0.444	K		FC1-6 HBP				F9		HR	4	2	2	2	1	1	4									
Fred Lynn, L OBP: 0.362, SLG: 0.495	BB 1B		FC1-6				FC5-4		HR	5	2	3	3	0	0	3									
Doug DeCinces, R OBP: 0.334, SLG: 0.454 Ron Jackson, R OBP: 0.275, SLG: 0.292	1B BB		F2				K		F5	3	0	0	0	1	1	5									
Bobby Grich, R OBP: 0.368, SLG: 0.444 Rob Wilfong, L OBP: 0.243, SLG: 0.204	FC6 1B		F3				G3		G3	2	1	1	2	1	0	0									
Bob Boone, R OBP: 0.330, SLG: 0.339	FC6		6-3				4-3		4-3	5	1	1	3	0	0	3									
Mick Kelleher, R		4-3	F7				L3		L8	4	1	0	0	1	0	1									
<b>Inning Stats</b>	R: 3 E: 0 K: 1 S: 8	H: 3 LOB: 2 BB: 1 P: 13	R: 0 E: 0 K: 0 S: 3	H: 0 LOB: 0 BB: 0 P: 3	R: 0 E: 0 K: 0 S: 3	H: 0 LOB: 1 BB: 0 P: 4	R: 0 E: 0 K: 0 S: 3	H: 0 LOB: 0 BB: 0 P: 3	R: 10 E: 1 K: 1 S: 11	H: 6 LOB: 2 BB: 5 P: 32	R: 0 E: 0 K: 0 S: 3	H: 0 LOB: 0 BB: 0 P: 3	R: 0 E: 0 K: 1 S: 6	H: 1 LOB: 2 BB: 1 P: 10	R: 0 E: 0 K: 0 S: 4	H: 1 LOB: 1 BB: 0 P: 4	R: 2 E: 0 K: 0 S: 6	H: 3 LOB: 1 BB: 0 P: 6	1B: 9 2B: 3 3B: 1 HR: 1	SF: 0 SAC: 0 DP: 0 HBP: 3	WP: 0 PB: 1 SB: 0 CS: 0	PA: 51			
<b>PITCHER</b>	IP	WLS	BF	H	R	ER	SO	BB	IBB	HBP	BLK	WP	HR	S	P	ERA	WHIP								
John Denny, R ERA: 5.03	4.1	L	23	5	7	7	1	2	0	3	0	0	0	20	31	14.54	1.615								
Ed Whitson, R ERA: 4.04	0.1		8	3	4	4	0	4	0	0	0	0	0	4	20	108.00	21.000								
Bud Anderson, R ERA: 2.7	2.1		10	2	2	2	2	1	0	0	0	0	0	13	17	7.71	1.286								
Tom Brennan, R ERA: 4.23	2.0		10	4	2	2	0	0	0	0	0	0	1	10	10	9.00	2.000								

California Angels @ Cleveland Indians  
Cleveland Municipal Stadium, Cleveland, OH

AB 41  
R 15  
H 14  
RBI 14  
BB 7  
SO 3  
LOB 20



WP: 0 PA: 51  
PB: 1  
SB: 0  
CS: 0

California Angels @ Cleveland Indians  
Cleveland Municipal Stadium, Cleveland, OH

AB 31  
R 0  
H 4  
RBI 0  
BB 2  
SO 4  
LOB 13



WP: 0 PA: 33  
PB: 0  
SB: 0  
CS: 0

Batter	1	2	3	4	5	6	7	8	9	AB	R	H	RBI	BB	SO	LOB	BOTTOM								
Miguel Dilone, S OBP: 0.263, SLG: 0.311	1-3		F6				F6		G3	4	0	0	0	0	0	3									
Toby Harrah, R OBP: 0.425, SLG: 0.542 Jack Perconte, L OBP: 0.282, SLG: 0.273	5-3						F8		G3	3	0	1	0	0	0	1									
Mike Hargrove, L OBP: 0.363, SLG: 0.319 Karl Pagel, L OBP: 0.385, SLG: 0.200	K		F4				4-3		K	3	0	0	0	0	1	2									
Andre Thornton, R OBP: 0.417, SLG: 0.537		F7					F8		F4	4	0	0	0	0	0	1									
Von Hayes, L OBP: 0.296, SLG: 0.403		F9					G3		F8	4	0	1	0	0	0	1									
Chris Bando, S OBP: 0.330, SLG: 0.323		E4 1B					4-3		L7	4	0	1	0	0	1	1									
Rick Manning, L OBP: 0.336, SLG: 0.360		4-3					K		G3 BB 1B	3	0	1	0	0	1	1									
Larry Milbourne, S OBP: 0.264, SLG: 0.285			6-3				3-1		F4	3	0	0	0	0	0	1									
Mike Fischlin, R OBP: 0.374, SLG: 0.327			F6				BB		G3 BB	1	0	0	0	2	0	0									
<b>Inning Stats</b>	R: 0 E: 1 K: 1 S: 5	H: 0 LOB: 0 BB: 0 P: 5	R: 0 E: 1 K: 0 S: 4	H: 1 LOB: 1 BB: 0 P: 4	R: 0 E: 0 K: 0 S: 3	H: 0 LOB: 0 BB: 0 P: 3	R: 0 E: 0 K: 0 S: 4	H: 1 LOB: 1 BB: 0 P: 4	R: 0 E: 0 K: 1 S: 5	H: 0 LOB: 0 BB: 0 P: 5	R: 0 E: 0 K: 0 S: 3	H: 0 LOB: 1 BB: 1 P: 7	R: 0 E: 0 K: 0 S: 3	H: 0 LOB: 0 BB: 0 P: 3	R: 0 E: 0 K: 0 S: 4	H: 1 LOB: 2 BB: 1 P: 8	R: 0 E: 0 K: 2 S: 8	H: 1 LOB: 1 BB: 0 P: 8	1B: 3 2B: 1 3B: 0 HR: 0	SF: 0 SAC: 0 DP: 0 HBP: 0	WP: 0 PB: 0 SB: 0 CS: 0	PA: 33			
<b>PITCHER</b>	IP	WLS	BF	H	R	ER	SO	BB	IBB	HBP	BLK	WP	HR	S	P	ERA	WHIP								
Ken Forsch, R ERA: 3.37	9.0	W	33	4	0	0	4	2	0	0	0	0	0	39	47	0.00	0.667								

California Angels @ Cleveland Indians  
Cleveland Municipal Stadium, Cleveland, OH

AB 31  
R 0  
H 4  
RBI 0  
BB 2  
SO 4  
LOB 13



WP: 0 PA: 33  
PB: 0  
SB: 0  
CS: 0



Batter	1	2	3	4	5	6	7	8	9	AB	R	H	RBI	BB	SO	LOB	TOP								
Brian Downing, R OBP: 0.358, SLG: 0.496 Juan Beniquez, R OBP: 0.320, SLG: 0.333	0-0 HR		4-0 BB		6-3		4-0 BB			2	1	1	1	2	0	0	<b>California Angels @ Cleveland Indians</b> Cleveland Municipal Stadium, Cleveland, OH Sat Jul 17 1982, 3:33 AM EDT Att: 19,831 - Unknown - 85 F <a href="http://livebaseballscorecards.com">livebaseballscorecards.com</a>								
Rod Carew, L OBP: 0.392, SLG: 0.378	0-0 1B 3B		4-0 G6-4-3 1-2		5-3		4-0 4-3			4	1	1	0	0	0	3									
Reggie Jackson, L OBP: 0.359, SLG: 0.496	0-0 1B		4-0 HR		4-3		0-3 K			4	1	2	2	0	1	0									
Don Baylor, R OBP: 0.317, SLG: 0.442	0-0 G6-4-3		4-0 1B		F9		0-0 F7			4	0	1	0	0	0	1									
Fred Lynn, L OBP: 0.361, SLG: 0.502	0-0 3-1		4-0 4-3		4-3		0-3 K			4	1	1	1	0	1	1									
Doug DeCinces, R OBP: 0.339, SLG: 0.455		4-0 CS BB		0-0 1B		0-3 K		4-0 BB		2	0	1	0	2	1	0									
Bobby Grich, R OBP: 0.367, SLG: 0.440		4-0 CS BB		0-0 G5-4-3		0-0 L1		0-0 F9		3	0	0	0	1	0	2									
Bob Boone, R OBP: 0.325, SLG: 0.333		0-0 5-3		0-0 F8		0-0 F8		0-0 F9		4	0	0	0	0	0	3									
Mick Kelleher, R OBP: 0.121, SLG: 0.033 Rob Wilfong, L OBP: 0.241, SLG: 0.202	0-0 1-3		0-0 1-3		0-0 F7		0-0 BB 1B		0-3 K	3	0	1	0	0	0	1									
<b>Inning Stats</b>	R: 2 E: 0 K: 0 S: 5	H: 3 LOB: 0 BB: 0 P: 5	R: 0 E: 0 K: 0 S: 2	H: 0 LOB: 1 BB: 2 P: 10	R: 1 E: 0 K: 0 S: 4	H: 2 LOB: 1 BB: 1 P: 8	R: 0 E: 0 K: 0 S: 3	H: 1 LOB: 0 BB: 0 P: 3	R: 0 E: 0 K: 0 S: 6	H: 0 LOB: 0 BB: 0 P: 3	R: 1 E: 0 K: 1 S: 6	H: 1 LOB: 0 BB: 0 P: 6	R: 0 E: 0 K: 0 S: 4	H: 1 LOB: 2 BB: 1 P: 8	R: 0 E: 0 K: 2 S: 7	H: 0 LOB: 0 BB: 0 P: 7	R: 0 E: 0 K: 1 S: 5	H: 0 LOB: 1 BB: 1 P: 9	1B: 4 2B: 0 3B: 1 HR: 3	SF: 0 SAC: 0 DP: 3 HBP: 0	WP: 0 PB: 0 SB: 1 CS: 2	PA: 36			
<b>PITCHER</b>	IP	WLS	BF	H	R	ER	SO	BB	IBB	HBP	BLK	WP	HR	S	P	ERA	WHIP								
Rick Sutcliffe, R ERA: 3.01	(1, 1)	6.2	28	8	4	4	1	4	0	0	0	0	3	26	42	5.40	1.800								
Ed Glynn, L ERA: 3.31	(7, 1)	1.1	W	4	0	0	2	0	0	0	0	0	0	8	8	0.00	0.000								
Dan Spillner, R ERA: 1.91	(9, 1)	1.0		4	0	0	1	1	0	0	0	0	0	5	9	0.00	1.000								

Batter	1	2	3	4	5	6	7	8	9	AB	R	H	RBI	BB	SO	LOB	BOTTOM								
Larry Milbourne, S OBP: 0.266, SLG: 0.292	0-0 F8		0-0 1B			4-0 BB 1B		0-0 SH3-4		3	2	0	1	0	0	<b>California Angels @ Cleveland Indians</b> Cleveland Municipal Stadium, Cleveland, OH Sat Jul 17 1982, 3:33 AM EDT Att: 19,831 - Unknown - 85 F <a href="http://livebaseballscorecards.com">livebaseballscorecards.com</a>									
Toby Harrah, R OBP: 0.427, SLG: 0.545	0-0 F7		0-0 5-3			0-0 BB 1B		4-0 E 4-3		4	3	2	1	1	0		1								
Mike Hargrove, L OBP: 0.386, SLG: 0.321	0-0 L4				4-0 BB	0-3 K		0-0 E6 4-3		4	1	2	2	1	1		2								
Andre Thornton, R OBP: 0.417, SLG: 0.532		0-0 F9			0-3 K	4-0 BB 1B		4-0 4-3		3	2	0	0	2	1		2								
Bill Nahorodny, R OBP: 0.234, SLG: 0.333 Miguel Dilone, S OBP: 0.261, SLG: 0.309		0-3 K			0-0 G6-4-3	0-0 BB BB		0-0 4-3		3	0	1	2	0	1		1								
Von Hayes, L OBP: 0.302, SLG: 0.402		4-0 BB			0-0 F3	4-0 BB BB		4-0 1B PO		2	0	0	1	0	0		3								
Rick Manning, L OBP: 0.338, SLG: 0.360		0-0 FC1-4-6			0-0 F7	4-0 BB BB		4-0 BB 1B		3	0	1	3	1	0		1								
Carmen Castillo, R Ron Hassey, L OBP: 0.292, SLG: 0.261			0-0 F4		0-0 5-3	4-0 K		4-0 PO		3	0	0	0	0	0		0								
Mike Fischlin, R OBP: 0.385, SLG: 0.330			0-0 1B 1B			0-0 L6		4-0 1B SH3-4		2	2	1	0	2	0	0									
<b>Inning Stats</b>	R: 0 E: 0 K: 0 S: 3	H: 0 LOB: 0 BB: 0 P: 3	R: 0 E: 0 K: 1 S: 5	H: 0 LOB: 1 BB: 1 P: 9	R: 0 E: 0 K: 0 S: 4	H: 2 LOB: 1 BB: 0 P: 4	R: 0 E: 0 K: 1 S: 4	H: 0 LOB: 0 BB: 1 P: 8	R: 0 E: 0 K: 0 S: 3	H: 0 LOB: 0 BB: 0 P: 3	R: 3 E: 0 K: 2 S: 9	H: 2 LOB: 3 BB: 4 P: 25	R: 4 E: 1 K: 0 S: 4	H: 2 LOB: 1 BB: 4 P: 20	R: 3 E: 0 K: 0 S: 6	H: 3 LOB: 1 BB: 1 P: 10	1B: 8 2B: 1 3B: 0 HR: 0	SF: 0 SAC: 1 DP: 1 HBP: 0	WP: 0 PB: 0 SB: 0 CS: 0	PA: 42					
<b>PITCHER</b>	IP	WLS	BF	H	R	ER	SO	BB	IBB	HBP	BLK	WP	HR	S	P	ERA	WHIP								
Geoff Zahn, L ERA: 3.19	(1, 1)	5.2	23	4	3	3	3	4	0	0	0	0	0	25	41	4.76	1.412								
Andy Hassler, L ERA: 1.84	(6, 1)	0.0		2	0	0	0	2	0	0	0	0	0	0	8	∞	∞								
Doug Corbett, R ERA: 5.12	(6, 1)	1.0	L	7	1	4	4	2	1	0	0	0	0	6	18	36.00	3.000								
Mickey Mahler, L ERA	(7, 1)	0.0		2	1	0	0	1	0	0	0	0	0	1	5	∞	∞								
Don Aase, R ERA: 3.46	(7, 1)	0.2		5	3	3	3	1	0	0	0	0	0	4	8	40.50	6.000								
<b>PITCHER</b>	IP	WLS	BF	H	R	ER	SO	BB	IBB	HBP	BLK	WP	HR	S	P	ERA	WHIP								
Bruce Kison, R ERA: 3.71	(8, 1)	0.2		2	0	0	0	0	0	0	0	0	0	2	2	0.00	0.000								







Batter	1	2	3	4	5	6	7	8	9	AB	R	H	RBI	BB	SO	LOB	TOP																			
Rickey Henderson, R OBP: 0.421, SLG: 0.408	6-3		1B		F9		L4			3	1	0	0	1	0	0																				
Dwayne Murphy, L OBP: 0.351, SLG: 0.415	K		1B		2B			L7		4	0	2	1	0	1	0																				
Dan Meyer, L OBP: 0.276, SLG: 0.404	FC6-4 1B		4-3		4-3			1-3 1B		4	0	2	0	0	0	2																				
Jeff Burroughs, R OBP: 0.330, SLG: 0.500	FC6-4 1-2			5-3		HR		1-3		4	1	1	1	0	0	2																				
Wayne Gross, L OBP: 0.333, SLG: 0.319		G6-4-3 1B		F8		F9		G3		4	0	1	0	0	0	1																				
Mitchell Page, L OBP: 0.394, SLG: 0.333		G6-4-3 1-2		WP HR HBP		F7			CS 1B	3	1	1	0	0	0	1																				
Jeff Newman, R OBP: 0.237, SLG: 0.352										3	1	1	2	0	0	0																				
Mike Heath, R OBP: 0.310, SLG: 0.344	6-3			HR		F7			K 1-2	1	0	0	0	0	1	1																				
Dave McKay, S OBP: 0.225, SLG: 0.252			K	L4				1-3		4	0	1	0	0	1	0																				
Jimmy Sexton, R OBP: 0.278, SLG: 0.313			K		F4			1-3		4	0	0	0	0	1	1																				
<b>Inning Stats</b>	R: 0 E: 0 K: 1 S: 6	H: 1 LOB: 1 BB: 0 P: 6	R: 0 E: 0 K: 0 S: 3	H: 1 LOB: 0 BB: 0 P: 3	R: 1 E: 0 K: 2 S: 8	H: 1 LOB: 1 BB: 1 P: 12	R: 2 E: 0 K: 0 S: 4	H: 1 LOB: 0 BB: 0 P: 5	R: 0 E: 0 K: 0 S: 4	H: 1 LOB: 0 BB: 0 P: 4	R: 1 E: 0 K: 0 S: 4	H: 1 LOB: 0 BB: 0 P: 4	R: 0 E: 0 K: 0 S: 3	H: 0 LOB: 0 BB: 0 P: 3	R: 0 E: 0 K: 0 S: 4	H: 1 LOB: 1 BB: 0 P: 4	R: 0 E: 0 K: 1 S: 6	H: 2 LOB: 1 BB: 0 P: 6	1B: 6 2B: 1 3B: 0 HR: 2	SF: 0 SAC: 0 DP: 1 HBP: 1	WP: 1 PB: 0 SB: 2 CS: 1	PA: 36														
<b>PITCHER</b>	IP	WLS	BF	H	R	ER	SO	BB	IBB	HBP	BLK	WP	HR	S	P	ERA	WHIP	<b>PITCHER</b>	IP	WLS	BF	H	R	ER	SO	BB	IBB	HBP	BLK	WP	HR	S	P	ERA	WHIP	
Lary Sorensen, R ERA: 4.94	(1, 1)	7.1		30	7	4	4	3	1	0	1	0	2	34	39	4.91	1.091																			
Dan Spillner, R ERA: 1.87	(8, 1)	1.2	W	6	2	0	0	1	0	0	0	0	0	8	8	0.00	1.200																			

Oakland Athletics @ Cleveland Indians  
Cleveland Municipal Stadium, Cleveland, OH  
Mon Jul 19 1982, 7:05 PM EDT  
Att: 11,850 - Unknown - 73 F

AB 34  
R 4  
H 9  
RBI 4  
BB 1  
SO 4  
LOB 8



Batter	1	2	3	4	5	6	7	8	9	AB	R	H	RBI	BB	SO	LOB	BOTTOM																			
Larry Milbourne, S OBP: 0.275, SLG: 0.314	6-3 3B		FC1-5 1B	1-2 K			F7		SF9	4	1	2	1	0	1	2																				
Toby Harrah, R OBP: 0.425, SLG: 0.547	6-3		FC1-5 1-3		K		F8		3-H E5 1-2 2-H 1B	5	0	1	1	0	1	1																				
Mike Hargrove, L OBP: 0.386, SLG: 0.318	3-H 1B		4-0 1-2 BB		F4			F5		3	0	1	0	1	0	0																				
Andre Thornton, R OBP: 0.408, SLG: 0.519	L5		L7		K			F9		4	0	0	0	0	1	3																				
Von Hayes, L OBP: 0.300, SLG: 0.401	F7			F9 1B	2B			F8		4	2	2	0	0	0	1																				
Rick Manning, L OBP: 0.336, SLG: 0.355		6-3		F9		F8			SH5-4 BB SF9 1B	4	1	1	0	0	0	2																				
Ron Hassey, L OBP: 0.297, SLG: 0.264										3	0	1	1	0	0	1																				
Jack Perconte, L OBP: 0.290, SLG: 0.277		1-4-3		F5					1B SH5-4 E BB	0	1	0	0	1	0	0																				
Carmen Castillo, R OBP: 0.125, SLG: 0.125										3	0	1	1	0	0	1																				
Miguel Dilone, S OBP: 0.260, SLG: 0.307		F7		1B					SH5-4	0	0	0	0	0	0	0																				
Mike Fischlin, R OBP: 0.386, SLG: 0.328				3-H 1B					1-2 2-3	3	0	1	0	0	1	0																				
Karl Pagel, L OBP: 0.467, SLG: 0.200			F8		1-3 1B				E IBB	0	0	0	0	1	0	0																				
<b>Inning Stats</b>	R: 1 E: 0 K: 0 S: 5	H: 2 LOB: 1 BB: 0 P: 5	R: 0 E: 0 K: 0 S: 3	H: 0 LOB: 0 BB: 0 P: 3	R: 0 E: 0 K: 0 S: 4	H: 1 LOB: 2 BB: 1 P: 8	R: 1 E: 0 K: 1 S: 8	H: 3 LOB: 2 BB: 0 P: 8	R: 0 E: 0 K: 2 S: 7	H: 0 LOB: 0 BB: 0 P: 7	R: 1 E: 0 K: 0 S: 4	H: 2 LOB: 0 BB: 0 P: 4	R: 0 E: 0 K: 1 S: 5	H: 0 LOB: 0 BB: 0 P: 5	R: 0 E: 0 K: 0 S: 3	H: 0 LOB: 0 BB: 0 P: 3	R: 2 E: 1 K: 0 S: 4	H: 2 LOB: 2 BB: 2 P: 12	1B: 8 2B: 2 3B: 1 HR: 0	SF: 1 SAC: 1 DP: 1 HBP: 0	WP: 0 PB: 0 SB: 4 CS: 0	PA: 38														
<b>PITCHER</b>	IP	WLS	BF	H	R	ER	SO	BB	IBB	HBP	BLK	WP	HR	S	P	ERA	WHIP	<b>PITCHER</b>	IP	WLS	BF	H	R	ER	SO	BB	IBB	HBP	BLK	WP	HR	S	P	ERA	WHIP	
Steve McCatty, R ERA: 3.89	(1, 1)	6.0		26	8	3	3	3	1	0	0	0	0	31	35	4.50	1.500																			
Dave Beard, R ERA: 4.06	(7, 1)	2.2	L	12	2	2	1	1	1	1	0	0	0	12	20	3.38	1.125																			

Oakland Athletics @ Cleveland Indians  
Cleveland Municipal Stadium, Cleveland, OH  
Mon Jul 19 1982, 7:05 PM EDT  
Att: 11,850 - Unknown - 73 F

AB 33  
R 5  
H 10  
RBI 4  
BB 3  
SO 4  
LOB 11





Batter	1	2	3	4	5	6	7	8	9	AB	R	H	RBI	BB	SO	LOB	TOP					
Rickey Henderson, R OBP: 0.419, SLG: 0.404 (1, 7)	F9		F8		F9		S 1B S BB	5-3		4	1	0	0	1	0	2						
Dwayne Murphy, L OBP: 0.357, SLG: 0.419 (1, 8)	2B BB				2B		1B S FC4-6 BB		F7	2	2	1	1	3	0	0						
Cliff Johnson, R OBP: 0.312, SLG: 0.365 Jimmy Sexton, R OBP: 0.270, SLG: 0.303 (7, PR)	K		L7		G6-4-3 IBB		FC4-6 S 1B		K	3	0	1	1	1	1	2						
Jeff Burroughs, R OBP: 0.333, SLG: 0.500 Tony Armas, R OBP: 0.296, SLG: 0.397 (9, 9)	2B				G6-4-3		FC4-6 BB		K	4	1	1	1	1	1	2						
Mickey Klutts, R OBP: 0.232, SLG: 0.264 (1, 5)	6-3				E9 2B		FC4-6 BB		K	4	0	1	2	0	1	3						
Joe Rudi, R OBP: 0.331, SLG: 0.321 (1, 3)					6-3		K		F6	4	1	1	1	0	0	3						
Davey Lopes, R OBP: 0.302, SLG: 0.364 (1, 4)					6-3		F6 HR			4	0	1	0	0	0	1						
Mike Heath, R OBP: 0.303, SLG: 0.335 (1, 2)					6-3		F9		6-3	4	0	0	0	0	0	2						
Fred Stanley, R OBP: 0.280, SLG: 0.218 (1, 6)					5-3				F9	4	1	1	0	0	1	1						
<b>Inning Stats</b>	R: 1 E: 0 K: 1 S: 6	H: 1 LOB: 1 BB: 1 P: 10	R: 0 E: 0 K: 0 S: 3	H: 0 LOB: 0 BB: 0 P: 3	R: 0 E: 0 K: 0 S: 3	H: 0 LOB: 1 BB: 1 P: 7	R: 1 E: 1 K: 0 S: 5	H: 1 LOB: 1 BB: 0 P: 5	R: 1 E: 0 K: 1 S: 4	H: 2 LOB: 1 BB: 1 P: 8	R: 1 E: 0 K: 1 S: 6	H: 1 LOB: 0 BB: 0 P: 6	R: 2 E: 0 K: 0 S: 4	H: 1 LOB: 2 BB: 3 P: 16	R: 0 E: 0 K: 1 S: 6	H: 1 LOB: 0 BB: 0 P: 6	R: 0 E: 0 K: 2 S: 7	H: 0 LOB: 0 BB: 0 P: 7	1B: 3 2B: 3 3B: 0 HR: 1	SF: 0 SAC: 0 DP: 1 HBP: 0	WP: 1 PB: 0 SB: 5 CS: 0	PA: 40
<b>PITCHER</b>	IP WLS BF H R ER SO BB IBB HBP BLK WP HR S P ERA WHIP																					
Rick Waits, L ERA: 6.03 (1, 1)	4.1 L 21 4 3 2 1 2 2 1 0 0 1 0 20 32 4.15 1.385																					
Ed Whitson, R ERA: 4.41 (5, 1)	2.0 10 2 3 3 1 3 0 0 0 0 0 1 9 21 13.50 2.500																					
Ed Glynn, L ERA: 3.15 (7, 1)	0.2 0 0 0 0 0 0 0 0 0 0 0 0 2 2 0.00 0.000																					
Bud Anderson, R ERA: 2.45 (8, 1)	2.0 7 1 0 0 3 0 0 0 0 0 0 0 13 13 0.00 0.500																					

Oakland Athletics @ Cleveland Indians  
Cleveland Municipal Stadium, Cleveland, OH  
Tue Jul 20 1982, 7:05 PM EDT  
Att: 9,257 - Unknown - 75 F

AB 34  
R 6  
H 7  
RBI 6  
BB 6  
SO 5  
LOB 16



Batter	1	2	3	4	5	6	7	8	9	AB	R	H	RBI	BB	SO	LOB	BOTTOM					
Larry Milbourne, S OBP: 0.274, SLG: 0.312 (1, 4)	4-3		6-3			2B 1B	F8			4	1	1	0	0	0	1						
Toby Harrah, R OBP: 0.424, SLG: 0.546 (1, 5)	5-3				E5 G4-6-3	1B 2B			F6	4	1	1	0	0	0	0						
Mike Hargrove, L OBP: 0.384, SLG: 0.318 (1, 3)	4-3				G4-6-3	1B			K	4	0	1	2	0	1	1						
Andre Thornton, R OBP: 0.412, SLG: 0.529 (1, 10)						5-3				3	1	2	1	0	0	0						
Von Hayes, L OBP: 0.300, SLG: 0.399 (1, 7)					F7	3-1			4-3	4	0	1	0	0	0	1						
Rick Manning, L OBP: 0.335, SLG: 0.352 (1, 8)									4-3	3	0	0	0	1	1	2						
Ron Hassey, L OBP: 0.291, SLG: 0.258 (1, 2)					4-3				F8	4	0	0	0	0	0	3						
Carmen Castillo, R OBP: 0.250, SLG: 0.250 (1, 9)									F9	4	1	2	0	0	0	0						
Mike Fischlin, R OBP: 0.385, SLG: 0.336 (1, 6)					K					3	0	1	1	0	1	2						
<b>Inning Stats</b>	R: 0 E: 0 K: 0 S: 3	H: 0 LOB: 0 BB: 0 P: 3	R: 0 E: 0 K: 0 S: 3	H: 1 LOB: 1 BB: 0 P: 4	R: 0 E: 0 K: 1 S: 5	H: 0 LOB: 0 BB: 0 P: 5	R: 0 E: 1 K: 0 S: 4	H: 1 LOB: 1 BB: 0 P: 4	R: 0 E: 0 K: 0 S: 3	H: 1 LOB: 1 BB: 1 P: 7	R: 2 E: 0 K: 0 S: 5	H: 3 LOB: 0 BB: 0 P: 5	R: 1 E: 1 K: 1 S: 7	H: 2 LOB: 1 BB: 0 P: 7	R: 1 E: 0 K: 1 S: 6	H: 1 LOB: 0 BB: 0 P: 6	R: 0 E: 0 K: 0 S: 3	H: 0 LOB: 0 BB: 0 P: 3	1B: 6 2B: 2 3B: 0 HR: 1	SF: 0 SAC: 0 DP: 3 HBP: 1	WP: 0 PB: 0 SB: 0 CS: 0	PA: 35
<b>PITCHER</b>	IP WLS BF H R ER SO BB IBB HBP BLK WP HR S P ERA WHIP																					
Mike Norris, R ERA: 4.46 (1, 1)	9.0 W 35 9 4 3 3 1 0 1 0 0 1 39 44 3.00 1.111																					

Oakland Athletics @ Cleveland Indians  
Cleveland Municipal Stadium, Cleveland, OH  
Tue Jul 20 1982, 7:05 PM EDT  
Att: 9,257 - Unknown - 75 F

AB 33  
R 4  
H 9  
RBI 4  
BB 1  
SO 3  
LOB 10





Batter	1	2	3	4	5	6	7	8	9	AB	R	H	RBI	BB	SO	LOB	TOP								
Rickey Henderson, R OBP: 0.416, SLG: 0.401 (1, 7)										5	1	1	1	0	1	2	<b>Oakland Athletics @ Cleveland Indians</b> Cleveland Municipal Stadium, Cleveland, OH Wed Jul 21 1982, 7:05 PM EDT Att: 12,404 - Unknown - 76 F  livebaseballscores.com  <b>AB 34</b> <b>R 6</b> <b>H 10</b> <b>RBI 6</b> <b>BB 6</b> <b>SO 6</b> <b>LOB 15</b>  								
Dwayne Murphy, L OBP: 0.356, SLG: 0.417 (1, 8)										4	1	1	0	1	0	0									
Dan Meyer, L OBP: 0.283, SLG: 0.405 (1, 3)										4	0	2	2	1	0	0									
Tony Armas, R OBP: 0.265, SLG: 0.393 (1, 9)										5	0	1	1	0	3	3									
Wayne Gross, L OBP: 0.328, SLG: 0.314 (1, 5)										4	0	0	0	0	1	2									
Jeff Burroughs, R OBP: 0.347, SLG: 0.524 (1, 10)										3	1	2	0	1	0	0									
Davey Lopes, R OBP: 0.312, SLG: 0.369 (1, 4)										2	1	2	1	2	0	0									
Mike Heath, R OBP: 0.296, SLG: 0.327 (1, 2)										4	1	0	0	0	1	6									
Fred Stanley, R OBP: 0.286, SLG: 0.221 (1, 6)										3	1	1	1	1	0	2									
<b>Inning Stats</b>	R: 0 E: 0 K: 1 S: 5	H: 0 LOB: 0 BB: 0 P: 5	R: 0 E: 0 K: 0 S: 3	H: 0 LOB: 0 BB: 0 P: 3	R: 0 E: 0 K: 1 S: 4	H: 0 LOB: 0 BB: 2 P: 12	R: 0 E: 0 K: 1 S: 5	H: 0 LOB: 0 BB: 0 P: 5	R: 5 E: 0 K: 1 S: 9	H: 4 LOB: 2 BB: 3 P: 21	R: 0 E: 0 K: 0 S: 4	H: 2 LOB: 1 BB: 0 P: 4	R: 0 E: 0 K: 1 S: 6	H: 1 LOB: 1 BB: 0 P: 6	R: 1 E: 0 K: 0 S: 4	H: 2 LOB: 0 BB: 0 P: 4	R: 0 E: 0 K: 1 S: 6	H: 1 LOB: 2 BB: 1 P: 10	1B: 9 2B: 0 3B: 1 HR: 0	SF: 0 SAC: 0 DP: 0 HBP: 0	WP: 0 PB: 0 SB: 1 CS: 2	PA: 40			
<b>PITCHER</b>	IP	WLS	BF	H	R	ER	SO	BB	IBB	HBP	BLK	WP	HR	S	P	ERA	WHIP								
John Denny, R ERA: 5.2 (1, 1)	4.2	L	20	2	5	5	3	5	0	0	0	0	0	21	41	9.64	1.500								
Ed Glynn, L ERA: 3.1 (5, 1)	0.1	3	2	0	0	1	0	0	0	0	0	0	0	5	5	0.00	6.000								
Tom Brennan, R ERA: 4.05 (6, 1)	2.0	8	3	0	0	1	0	0	0	0	0	0	0	10	10	0.00	1.500								
Dan Spillner, R ERA: 1.94 (8, 1)	2.0	9	3	1	1	1	1	1	0	0	0	0	0	10	14	4.50	2.000								

Batter	1	2	3	4	5	6	7	8	9	AB	R	H	RBI	BB	SO	LOB	BOTTOM								
Larry Milbourne, S OBP: 0.267, SLG: 0.305 (1, 4) (9, 6)										4	0	0	2	0	0	3	<b>Oakland Athletics @ Cleveland Indians</b> Cleveland Municipal Stadium, Cleveland, OH Wed Jul 21 1982, 7:05 PM EDT Att: 12,404 - Unknown - 76 F  livebaseballscores.com  <b>AB 35</b> <b>R 4</b> <b>H 9</b> <b>RBI 4</b> <b>BB 5</b> <b>SO 1</b> <b>LOB 23</b>  								
Toby Harrah, R OBP: 0.423, SLG: 0.547 (1, 5)										5	0	2	1	0	0	1									
Mike Hargrove, L OBP: 0.380, SLG: 0.313 (1, 3)										5	0	0	0	0	0	3									
Andre Thornton, R OBP: 0.414, SLG: 0.538 (1, 10)										4	1	2	1	1	0	1									
Bill Nahorodny, R OBP: 0.255, SLG: 0.388 (7, PH) Ron Hassey, L OBP: 0.288, SLG: 0.255 (8, 2)										3	0	1	0	0	0	1									
Von Hayes, L OBP: 0.299, SLG: 0.397 (1, 7)										4	0	1	0	0	0	1									
Rick Manning, L OBP: 0.340, SLG: 0.355 (1, 8)										3	2	2	0	1	0	2									
Carmen Castillo, R OBP: 0.313, SLG: 0.267 (1, 9)										3	1	1	0	1	0	3									
Mike Fischlin, R OBP: 0.384, SLG: 0.331 Karl Pagel, L OBP: 0.500, SLG: 0.200 Jack Perconte, L OBP: 0.290, SLG: 0.277 (9, 4)										2	0	0	0	1	0	4									
										0	0	0	0	1	0	0									
										0	0	0	0	0	0	0									
<b>Inning Stats</b>	R: 0 E: 0 K: 0 S: 3	H: 0 LOB: 0 BB: 0 P: 3	R: 1 E: 0 K: 0 S: 6	H: 3 LOB: 2 BB: 0 P: 6	R: 0 E: 0 K: 0 S: 3	H: 0 LOB: 0 BB: 0 P: 3	R: 0 E: 0 K: 0 S: 3	H: 0 LOB: 0 BB: 0 P: 3	R: 1 E: 0 K: 0 S: 4	H: 1 LOB: 1 BB: 1 P: 8	R: 0 E: 0 K: 0 S: 4	H: 1 LOB: 1 BB: 0 P: 4	R: 2 E: 0 K: 1 S: 7	H: 2 LOB: 3 BB: 3 P: 19	R: 0 E: 0 K: 0 S: 4	H: 1 LOB: 2 BB: 1 P: 8	R: 0 E: 0 K: 0 S: 4	H: 1 LOB: 1 BB: 0 P: 4	1B: 7 2B: 1 3B: 0 HR: 1	SF: 1 SAC: 0 DP: 0 HBP: 0	WP: 0 PB: 0 SB: 0 CS: 0	PA: 41			
<b>PITCHER</b>	IP	WLS	BF	H	R	ER	SO	BB	IBB	HBP	BLK	WP	HR	S	P	ERA	WHIP								
Tom Underwood, L ERA: 3.19 (1, 1)	6.0	W	27	6	4	4	0	0	0	0	0	0	0	24	36	6.00	1.500								
Dave Beard, R ERA: 4.04 (7, 1)	0.1	2	1	0	0	0	0	0	0	0	0	0	0	2	2	0.00	3.000								
Bob Owchinko, L ERA: 4.92 (7, 1)	0.1	1	0	0	0	0	0	0	0	0	0	0	0	1	1	0.00	0.000								
Brian Kingman, R ERA: 4.83 (7, 1)	2.1	S	11	2	0	0	1	2	0	0	0	0	0	11	19	0.00	1.714								







Batter	1	2	3	4	5	6	7	8	9	AB	R	H	RBI	BB	SO	LOB	TOP					
<b>Julio Cruz, S</b> OBP: 0.318, SLG: 0.310 (1,4)										5	2	2	1	0	0	2	<b>Seattle Mariners @ Cleveland Indians</b> Cleveland Municipal Stadium, Cleveland, OH Sat Jul 24 1982, 7:05 PM EDT Att: 27,583 - Unknown					
<b>Manny Castillo, S</b> OBP: 0.303, SLG: 0.332 (1,5)										5	1	1	0	0	1	2						
<b>Bobby Brown, S</b> OBP: 0.293, SLG: 0.331 (1,7)										5	1	1	2	0	1	3						
<b>Richie Zisk, R</b> OBP: 0.359, SLG: 0.454 (1,10)										5	0	4	2	0	0	0						
<b>Steve Stroutr, L</b> OBP: 0.235, SLG: 0.255 (8, PR)										0	0	0	0	0	0	0						
<b>Al Cowens, R</b> OBP: 0.332, SLG: 0.476 (1,9)										4	2	2	0	1	0	4						
<b>Rick Sweet, S</b> OBP: 0.356, SLG: 0.420 (1,2)										5	1	2	2	0	0	2						
<b>Gary Gray, R</b> OBP: 0.337, SLG: 0.359 (1,3)										4	1	1	0	1	1	1						
<b>Todd Cruz, R</b> OBP: 0.259, SLG: 0.361 (1,6)										5	0	1	1	0	2	1						
<b>Joe Simpson, L</b> OBP: 0.291, SLG: 0.306 (1,8)										4	1	3	1	0	1	0						
<b>Inning Stats</b>	R: 3 E: 1 K: 0 S: 7	H: 5 LOB: 1 BB: 0 P: 7	R: 0 E: 0 K: 2 S: 7	H: 0 LOB: 0 BB: 0 P: 7	R: 0 E: 0 K: 1 S: 6	H: 1 LOB: 2 BB: 1 P: 10	R: 0 E: 0 K: 0 S: 4	H: 1 LOB: 0 BB: 0 P: 4	R: 0 E: 0 K: 1 S: 5	H: 0 LOB: 0 BB: 0 P: 5	R: 5 E: 0 K: 0 S: 10	H: 8 LOB: 2 BB: 0 P: 10	R: 0 E: 0 K: 0 S: 2	H: 0 LOB: 0 BB: 1 P: 6	R: 1 E: 1 K: 0 S: 6	H: 2 LOB: 2 BB: 0 P: 6	R: 0 E: 0 K: 2 S: 7	H: 0 LOB: 0 BB: 0 P: 7	1B: 14 2B: 2 3B: 0 HR: 1	SF: 0 SAC: 0 DP: 1 HBP: 0	WP: 0 PB: 0 SB: 1 CS: 1	PA: 44
<b>PITCHER</b>	IP WLS BF H R ER SO BB IBB HBP BLK WP HR S P ERA WHIP																					
<b>Len Barker, R</b> ERA: 3.67 (1,1)	5.1 L 27 12 7 7 4 1 0 0 0 0 1 34 38 11.81 2.438																					
<b>Bud Anderson, R</b> ERA: 2.55 (6,1)	2.2 14 5 2 1 0 1 0 0 0 0 0 13 17 3.38 2.250																					
<b>Ed Glynn, L</b> ERA: 2.95 (9,1)	1.0 3 0 0 0 2 0 0 0 0 0 0 7 7 0.00 0.000																					
<b>Batter</b>	<b>1</b>	<b>2</b>	<b>3</b>	<b>4</b>	<b>5</b>	<b>6</b>	<b>7</b>	<b>8</b>	<b>9</b>	<b>AB</b>	<b>R</b>	<b>H</b>	<b>RBI</b>	<b>BB</b>	<b>SO</b>	<b>LOB</b>	<b>BOTTOM</b>					
<b>Miguel Dilone, S</b> OBP: 0.263, SLG: 0.308 (1,7)										4	0	0	0	0	0	2	<b>Seattle Mariners @ Cleveland Indians</b> Cleveland Municipal Stadium, Cleveland, OH Sat Jul 24 1982, 7:05 PM EDT Att: 27,583 - Unknown					
<b>Toby Harrah, R</b> OBP: 0.425, SLG: 0.543 (1,5)									2	0	1	0	1	0	0	0						
<b>Jack Perconte, L</b> OBP: 0.288, SLG: 0.275 (7,4)									1	0	0	0	0	0	1	0						
<b>Mike Hargrove, L</b> OBP: 0.377, SLG: 0.314 (1,3)									3	0	1	0	0	0	1	0						
<b>Karl Pagel, L</b> OBP: 0.500, SLG: 0.250 (7,3)									1	0	0	0	0	1	0	0						
<b>Andre Thornton, R</b> OBP: 0.412, SLG: 0.530 (1,10)									3	0	0	0	1	0	2	0						
<b>Von Hayes, L</b> OBP: 0.294, SLG: 0.392 (1,9)									4	0	1	0	0	0	0	0						
<b>Chris Bando, S</b> OBP: 0.328, SLG: 0.314 (1,2)									3	0	0	0	0	0	2	0						
<b>Rick Manning, L</b> OBP: 0.338, SLG: 0.352 (1,8)									2	0	0	0	0	1	0	0						
<b>Carmen Castillo, R</b> OBP: 0.294, SLG: 0.250 (7,8)									1	0	0	0	0	1	0	0						
<b>Larry Milbourne, S</b> OBP: 0.261, SLG: 0.304 (1,4)									3	0	0	0	0	0	0	0						
<b>Mike Moore, R</b> OBP: 0.391, SLG: 0.344 (1,6)									2	0	1	0	1	0	0	0						
<b>Inning Stats</b>	R: 0 E: 0 K: 0 S: 4	H: 2 LOB: 1 BB: 0 P: 4	R: 0 E: 0 K: 0 S: 3	H: 0 LOB: 0 BB: 0 P: 3	R: 0 E: 0 K: 0 S: 3	H: 0 LOB: 0 BB: 0 P: 3	R: 0 E: 0 K: 0 S: 3	H: 1 LOB: 2 BB: 2 P: 11	R: 0 E: 0 K: 1 S: 5	H: 0 LOB: 1 BB: 1 P: 9	R: 0 E: 0 K: 0 S: 3	H: 0 LOB: 0 BB: 0 P: 3	R: 0 E: 0 K: 1 S: 5	H: 0 LOB: 0 BB: 0 P: 5	R: 0 E: 0 K: 0 S: 4	H: 1 LOB: 1 BB: 0 P: 4	R: 0 E: 0 K: 1 S: 5	H: 0 LOB: 0 BB: 0 P: 5	1B: 2 2B: 2 3B: 0 HR: 0	SF: 0 SAC: 0 DP: 2 HBP: 0	WP: 0 PB: 0 SB: 0 CS: 0	PA: 32
<b>PITCHER</b>	IP WLS BF H R ER SO BB IBB HBP BLK WP HR S P ERA WHIP																					
<b>Mike Moore, R</b> ERA: 5.56 (1,1)	9.0 W 32 4 0 0 3 3 0 0 0 0 0 35 47 0.00 0.778																					



Batter	1	2	3	4	5	6	7	8	9	AB	R	H	RBI	BB	SO	LOB	TOP								
<b>Julio Cruz, S</b> OBP: 0.320, SLG: 0.315 (1,4)										4	1	2	0	0	1	1	<b>Seattle Mariners @ Cleveland Indians</b> Cleveland Municipal Stadium, Cleveland, OH Sun Jul 25 1982, 3:33 AM EDT Att: 14,500 - Unknown								
<b>Manny Castillo, S</b> OBP: 0.306, SLG: 0.338 (1,5)										4	0	2	1	0	0	0									
<b>Bruce Bochte, L</b> OBP: 0.379, SLG: 0.391 (1,3)										4	0	0	0	0	1	3									
<b>Richie Zisk, R</b> OBP: 0.361, SLG: 0.464 (1,10)										4	1	2	1	0	0	0									
<b>Al Cowens, R</b> OBP: 0.332, SLG: 0.482 (1,9)										4	1	1	1	0	3	0									
<b>Rick Sweet, S</b> OBP: 0.356, SLG: 0.415 (1,2)										4	0	1	0	0	0	0									
<b>Todd Cruz, R</b> OBP: 0.295, SLG: 0.356 (1,6)										4	0	0	0	0	0	1									
<b>Joe Simpson, L</b> OBP: 0.296, SLG: 0.312 (1,8)										4	0	2	0	0	0	0									
<b>Bobby Brown, S</b> OBP: 0.287, SLG: 0.323 (1,7)										4	0	0	0	0	1	3									
<b>Inning Stats</b>	R: 0 E: 0 K: 1 S: 5	H: 0 LOB: 0 BB: 0 P: 5	R: 1 E: 0 K: 1 S: 6	H: 1 LOB: 0 BB: 0 P: 6	R: 0 E: 0 K: 0 S: 5	H: 2 LOB: 2 BB: 0 P: 5	R: 0 E: 0 K: 1 S: 5	H: 0 LOB: 0 BB: 0 P: 5	R: 0 E: 0 K: 0 S: 4	H: 1 LOB: 1 BB: 0 P: 4	R: 0 E: 0 K: 0 S: 3	H: 0 LOB: 0 BB: 0 P: 3	R: 1 E: 0 K: 0 S: 4	H: 2 LOB: 0 BB: 0 P: 4	R: 1 E: 0 K: 1 S: 7	H: 3 LOB: 2 BB: 0 P: 7	R: 0 E: 1 K: 2 S: 9	H: 1 LOB: 2 BB: 0 P: 9	1B: 6 2B: 2 3B: 0 HR: 2	SF: 0 SAC: 0 DP: 1 HBP: 0	WP: 0 PB: 0 SB: 0 CS: 0	PA: 36			
<b>PITCHER</b>	IP	WLS	BF	H	R	ER	SO	BB	IBB	HBP	BLK	WP	HR	S	P	ERA	WHIP								
<b>Lary Sorensen, R</b> ERA: 4.85 (1,1)	6.0	W	24	6	2	2	3	0	0	0	0	0	2	30	30	3.00	1.000								
<b>Dan Spillner, R</b> ERA: 1.93 (7,1)	3.0	S	12	4	1	1	3	0	0	0	0	0	0	18	18	3.00	1.333								

Batter	1	2	3	4	5	6	7	8	9	AB	R	H	RBI	BB	SO	LOB	BOTTOM								
<b>Miguel Dilone, S</b> OBP: 0.265, SLG: 0.310 (1,7)										5	0	2	1	0	0	2	<b>Seattle Mariners @ Cleveland Indians</b> Cleveland Municipal Stadium, Cleveland, OH Sun Jul 25 1982, 3:33 AM EDT Att: 14,500 - Unknown								
<b>Toby Harrah, R</b> OBP: 0.426, SLG: 0.550 (1,5)										3	1	1	1	1	0	3									
<b>Mike Hargrove, L</b> OBP: 0.361, SLG: 0.313 (1,3)										1	2	0	0	3	0	0									
<b>Andre Thornton, R</b> OBP: 0.415, SLG: 0.536 (1,10)										2	0	1	1	2	0	0									
<b>Von Hayes, L</b> OBP: 0.294, SLG: 0.391 (1,9)										4	0	1	1	0	0	4									
<b>Ron Hassey, L</b> OBP: 0.290, SLG: 0.263 (1,2)										2	1	1	0	0	1	3									
<b>Chris Bando, S</b> OBP: 0.323, SLG: 0.308 (5, FH)										2	0	0	0	0	0	3									
<b>Rick Manning, L</b> OBP: 0.337, SLG: 0.354 (1,8)										4	1	1	0	0	0	2									
<b>Larry Milbourne, S</b> OBP: 0.256, SLG: 0.299 (1,4)										3	0	0	1	0	0	1									
<b>Mike Fischlin, R</b> OBP: 0.387, SLG: 0.341 (1,6)										4	0	1	0	0	2	1									
<b>Inning Stats</b>	R: 0 E: 0 K: 1 S: 5	H: 1 LOB: 3 BB: 3 P: 17	R: 1 E: 0 K: 0 S: 5	H: 2 LOB: 1 BB: 0 P: 5	R: 0 E: 0 K: 0 S: 3	H: 0 LOB: 0 BB: 0 P: 3	R: 1 E: 0 K: 1 S: 6	H: 1 LOB: 0 BB: 0 P: 6	R: 2 E: 0 K: 0 S: 4	H: 2 LOB: 1 BB: 2 P: 12	R: 0 E: 1 K: 0 S: 5	H: 1 LOB: 2 BB: 0 P: 5	R: 1 E: 0 K: 0 S: 4	H: 1 LOB: 1 BB: 1 P: 8	R: 0 E: 0 K: 1 S: 5	H: 0 LOB: 0 BB: 0 P: 5	1B: 4 2B: 2 3B: 1 HR: 1	SF: 1 SAC: 0 DP: 1 HBP: 0	WP: 1 PB: 0 SB: 3 CS: 0	PA: 37					
<b>PITCHER</b>	IP	WLS	BF	H	R	ER	SO	BB	IBB	HBP	BLK	WP	HR	S	P	ERA	WHIP								
<b>Jim Beattie, R</b> ERA: 3.12 (1,1)	4.1	L	23	6	4	4	2	5	0	0	0	0	1	22	42	8.31	2.538								
<b>Bryan Clark, L</b> ERA: 2.35 (5,1)	1.2		8	2	1	1	0	1	0	0	0	0	0	7	11	5.40	1.800								
<b>Ed Vande Berg, L</b> ERA: 2.09 (7,1)	1.2		5	0	0	0	1	0	0	0	0	0	0	7	7	0.00	0.000								
<b>Bill Caudill, R</b> ERA: 2.12 (8,1)	0.1		1	0	0	0	0	0	0	0	0	0	0	1	1	0.00	0.000								











Batter	1	2	3	4	5	6	7	8	9	AB	R	H	RBI	BB	SO	LOB	TOP										
Willie Wilson, S OBP: 0.367, SLG: 0.464 (1, 8)	0-0 1-3		0-0 F9			0-0 F8		0-0 4-3		4	0	0	0	0	0	3	<b>Kansas City Royals @ Cleveland Indians</b> Cleveland Municipal Stadium, Cleveland, OH Wed Jul 28 1982, 7:05 PM EDT Att: 9,868 - Unknown - 74 F <a href="http://livebaseballscorecards.com">livebaseballscorecards.com</a>										
U L Washington, S OBP: 0.325, SLG: 0.375 (1, 6)	0-0 G3		1-2 2-3 3-H 0-0 F6			0-3 K			0-0 F6	4	0	0	0	0	1	1											
George Brett, L OBP: 0.388, SLG: 0.504 (1, 5)	0-0 F8			0-3 K					0-0 F9	3	1	0	0	1	1	0											
Hal McRae, R OBP: 0.379, SLG: 0.540 (1, 10)		0-0 F6		0-0 F9					0-0 F9	4	0	0	0	0	0	1											
Willie Aikens, L OBP: 0.312, SLG: 0.367 (1, 3) Bud Black, L (9, PR)		0-3 K		0-3 K					0-0 F3	3	0	1	1	1	2	0											
Steve Hammond, L OBP: 0.297, SLG: 0.444 (1, 9)		0-3 K			0-3 K				0-0 WP 1-H 1B	0	0	0	0	0	0	0											
Jerry Martin, R OBP: 0.314, SLG: 0.381 (1, 7)			0-0 E5 BB 1B WP			0-0 F9			0-3 K2-3	3	1	0	0	0	1	0											
Don Slaught, R OBP: 0.364, SLG: 0.424 (1, 2)			0-0 F9 BB 1B			0-3 K			0-0 F8	3	0	1	0	0	1	0											
Onix Concepcion, R OBP: 0.277, SLG: 0.315 (1, 4)			4-0 WP 1-2 2-3 BB						0-0 F8	2	0	1	0	1	0	0											
<b>Inning Stats</b>	R: 0 E: 0 K: 0 S: 3	H: 0 LOB: 0 BB: 0 P: 3	R: 0 E: 0 K: 2 S: 7	H: 0 LOB: 0 BB: 0 P: 7	R: 1 E: 0 K: 0 S: 4	H: 1 LOB: 1 BB: 1 P: 8	R: 0 E: 0 K: 2 S: 7	H: 0 LOB: 0 BB: 0 P: 7	R: 0 E: 0 K: 2 S: 5	H: 0 LOB: 0 BB: 0 P: 5	R: 0 E: 0 K: 0 S: 3	H: 0 LOB: 1 BB: 1 P: 7	R: 0 E: 0 K: 1 S: 6	H: 1 LOB: 1 BB: 1 P: 6	R: 1 E: 0 K: 1 S: 6	H: 1 LOB: 2 BB: 1 P: 10	1B: 3 2B: 0 3B: 0 HR: 0	SF: 0 SAC: 0 DP: 0 HBP: 0	WP: 3 PB: 0 SB: 0 CS: 0	PA: 33							
<b>PITCHER</b>	IP	WLS	BF	H	R	ER	SO	BB	IBB	HBP	BLK	WP	HR	S	P	ERA	WHIP										
Rick Sutcliffe, R ERA: 2.87 (1, 1)	8.2	W	32	3	2	1	8	3	0	0	0	1	0	45	57	1.04	0.692										
Dan Spillner, R ERA: 2.31 (9, 1)	0.1	S	1	0	0	0	1	0	0	0	0	1	0	3	3	0.00	0.000										

Batter	1	2	3	4	5	6	7	8	9	AB	R	H	RBI	BB	SO	LOB	BOTTOM										
Larry Milbourne, S OBP: 0.264, SLG: 0.315 (1, 4)	0-0 F9 SF8 2B		0-0 4-3	0-0 F7		0-3 K				4	1	1	0	0	1	3	<b>Kansas City Royals @ Cleveland Indians</b> Cleveland Municipal Stadium, Cleveland, OH Wed Jul 28 1982, 7:05 PM EDT Att: 9,868 - Unknown - 74 F <a href="http://livebaseballscorecards.com">livebaseballscorecards.com</a>										
Toby Harrah, R OBP: 0.419, SLG: 0.542 (1, 5)	0-0 F9		0-0 6-3	0-0 F7			0-0 6-3			4	0	0	0	0	0	4											
Mike Hargrove, L OBP: 0.377, SLG: 0.311 (1, 3)	0-0 SF8		0-0 1B		0-0 4-3		0-0 F8			3	0	1	1	0	0	0											
Andre Thornton, R OBP: 0.415, SLG: 0.529 (1, 10)	0-0 1B		0-0 1B		0-0 5-3		4-0 CS BB			3	0	2	0	1	0	0											
Chris Bando, S OBP: 0.318, SLG: 0.316 (1, 2)	0-0 L9		0-0 4-3		0-0 6-3		0-0 CS	0-0 1B 3B		4	1	1	0	0	0	3											
Rod Craig, S OBP: 0.237, SLG: 0.222 (1, 7)		0-0 1-3		0-0 F8		0-0 G3		0-0 1B		4	0	1	1	0	0	0											
Rick Manning, L OBP: 0.335, SLG: 0.351 (1, 8)		0-0 G3		0-0 E6 1B 1B		0-0 HR 1B		0-0 F8		4	1	1	0	0	0	1											
Carmen Castillo, R OBP: 0.360, SLG: 0.458 (1, 9)		0-0 1B		0-0 1B		0-0 HR		0-3 K		4	1	3	2	0	1	1											
Mike Fischlin, R OBP: 0.377, SLG: 0.331 (1, 6)		0-0 5-3		0-0 1B		0-0 F9		0-0 6-3		4	0	1	0	0	0	2											
<b>Inning Stats</b>	R: 1 E: 0 K: 0 S: 5	H: 2 LOB: 1 BB: 0 P: 5	R: 0 E: 0 K: 0 S: 4	H: 1 LOB: 1 BB: 0 P: 4	R: 0 E: 0 K: 0 S: 5	H: 2 LOB: 2 BB: 0 P: 5	R: 0 E: 1 K: 0 S: 6	H: 2 LOB: 3 BB: 0 P: 6	R: 0 E: 0 K: 1 S: 3	H: 0 LOB: 0 BB: 0 P: 3	R: 2 E: 0 K: 1 S: 7	H: 2 LOB: 0 BB: 0 P: 7	R: 0 E: 0 K: 0 S: 2	H: 0 LOB: 1 BB: 1 P: 6	R: 1 E: 0 K: 1 S: 7	H: 2 LOB: 1 BB: 0 P: 7	1B: 8 2B: 1 3B: 1 HR: 1	SF: 1 SAC: 0 DP: 0 HBP: 0	WP: 0 PB: 0 SB: 1 CS: 1	PA: 37							
<b>PITCHER</b>	IP	WLS	BF	H	R	ER	SO	BB	IBB	HBP	BLK	WP	HR	S	P	ERA	WHIP										
Paul Spittorff, L ERA: 3.43 (1, 1)	0.1	L	26	8	2	2	1	0	0	0	0	0	1	28	28	3.18	1.412										
Bill Castro, R ERA: 2.52 (7, 1)	2.0		8	2	1	1	1	1	0	0	0	0	0	9	13	4.50	1.500										



Batter	1	2	3	4	5	6	7	8	9	10	11	12	AB	R	H	RBI	BB	SO	LOB	TOP									
Miguel Dilone, S (1.7) OBP: 0.270, SLG: 0.308	F8			1B		5-3		4-3	FC6-2			SH3-4	4	1	0	0	1	0	3										
Toby Harrah, R (1.5) OBP: 0.418, SLG: 0.537	K			1-3		F7		1B	FC5-4			BB	5	1	1	0	1	1	4										
Mike Hargrove, L (1.3) OBP: 0.379, SLG: 0.310	K			F7				F7				BB	4	1	1	0	2	1	2										
Andre Thornton, R (1.10) OBP: 0.417, SLG: 0.537		1-3		1B		F9		1B		G5-4-3		BB	6	1	3	5	0	0	2										
Von Hayes, L (1.9) OBP: 0.288, SLG: 0.378		F9		1B				F9		L5		F6	6	0	1	0	0	0	2										
Ron Hassey, L (1.2) OBP: 0.285, SLG: 0.270		F8		4-3				FC3-6				1B	6	0	3	0	0	0	2										
Rick Manning, L (1.8) OBP: 0.335, SLG: 0.351			K		4-3			FC3-6		FC3-6		F6	6	0	2	0	0	1	1										
Larry Milbourne, S (1.4) OBP: 0.270, SLG: 0.317			HBP		F7			FC3-6		FC6-2		4-3	5	0	2	0	0	0	4										
Mike Fischlin, R (1.6) OBP: 0.370, SLG: 0.324			F9		1-3			5-3		FC6-2		CS	3	0	0	0	0	0	3										
Rod Craig, S (9, PH) OBP: 0.256, SLG: 0.222												CS	0	0	0	0	1	0	0										
Jack Perconte, L (9.4) OBP: 0.295, SLG: 0.285												WP	1	1	1	0	0	0	0										
<b>Inning Stats</b>	R: 0 E: 0 K: 2 S: 7	H: 0 LOB: 0 BB: 0 P: 7	R: 0 E: 0 K: 0 S: 3	H: 0 LOB: 0 BB: 0 P: 3	R: 0 E: 0 K: 1 S: 4	H: 0 LOB: 2 BB: 0 P: 5	R: 1 E: 0 K: 0 S: 5	H: 2 LOB: 1 BB: 1 P: 7	R: 0 E: 0 K: 0 S: 5	H: 2 LOB: 2 BB: 0 P: 5	R: 0 E: 0 K: 0 S: 5	H: 1 LOB: 0 BB: 0 P: 3	R: 0 E: 0 K: 0 S: 3	H: 1 LOB: 0 BB: 0 P: 3	R: 4 E: 0 K: 0 S: 7	H: 4 LOB: 2 BB: 2 P: 15	1B: 13 2B: 0 3B: 0 HR: 1	SF: 0 SAC: 1 DP: 1 HBP: 1	WP: 1 PB: 0 SB: 1 CS: 2	PA: 54									
<b>PITCHER</b>	IP WLS BF H R ER SO BB IBB HBP BLK WP HR S P ERA WHIP													IP WLS BF H R ER SO BB IBB HBP BLK WP HR S P ERA WHIP															
Pete Vuckovich, R (1.1) ERA: 2.92	11.0	44	10	4	4	4	0	2	0	0	0	1	1	7	15	36.00	6.000												
Jim Slaton, R (12.1) ERA: 3.56	1.0	L	9	4	4	4	0	2	0	0	0	1	1	7	15	36.00	6.000												

**Cleveland Indians @ Milwaukee Brewers**  
 Milwaukee County Stadium, Milwaukee, WI  
 Thu Jul 29 1982, 8:05 PM EDT  
 Att. 29,781 - Unknown - 74 F

AB	46
R	5
H	14
RBI	5
BB	5
SO	3
LOB	23



Batter	1	2	3	4	5	6	7	8	9	10	11	12	AB	R	H	RBI	BB	SO	LOB	BOTTOM										
Paul Molitor, R (1.5) OBP: 0.397, SLG: 0.416	K		2B		K		6-3			K	F9		6	0	1	0	0	3	3											
Robin Yount, R (1.6) OBP: 0.375, SLG: 0.612	F9		2B			4-3		F4		4-3		K	6	1	2	0	0	1	0											
Cecil Cooper, L (1.3) OBP: 0.346, SLG: 0.540	5-3		F5			4-3		1B		1B		F8	6	0	2	0	0	0	3											
Ted Simmons, S (1.2) OBP: 0.297, SLG: 0.447		K	K			F6		F8		G3		4-3	6	0	0	0	0	2	5											
Ben Oglivie, L (1.7) OBP: 0.326, SLG: 0.472	K			L9		1B		F4			FC2-6		4	0	1	0	1	1	1											
Gorman Thomas, R (1.8) OBP: 0.342, SLG: 0.527		2B		K		1B		1B		G3		FC2-6	5	0	2	1	0	1	1											
Roy Howell, L (1.10) OBP: 0.311, SLG: 0.372		2B			1-4-3			F7		G3		F8	3	0	0	0	1	0	2											
Don Money, R (11, PH) OBP: 0.373, SLG: 0.561		BB											1	0	0	0	0	0	1											
Marshall Edwards, L (1.9) OBP: 0.288, SLG: 0.367			L6			6-3						1B	4	0	1	0	0	0	2											
Charlie Moore, R (11, PH) OBP: 0.295, SLG: 0.360												1B	1	0	1	0	0	0	0											
Jim Gantner, L (1.4) OBP: 0.371, SLG: 0.417			F8		F3		4-3		F4		1B		5	0	1	0	0	0	1											
<b>Inning Stats</b>	R: 0 E: 0 K: 1 S: 5	H: 0 LOB: 0 BB: 0 P: 7	R: 0 E: 0 K: 2 S: 8	H: 1 LOB: 2 BB: 1 P: 12	R: 0 E: 0 K: 1 S: 7	H: 2 LOB: 2 BB: 0 P: 7	R: 0 E: 0 K: 1 S: 5	H: 0 LOB: 0 BB: 0 P: 6	R: 0 E: 0 K: 0 S: 5	H: 0 LOB: 2 BB: 1 P: 9	R: 0 E: 0 K: 0 S: 4	H: 1 LOB: 0 BB: 0 P: 4	R: 0 E: 0 K: 0 S: 6	H: 1 LOB: 1 BB: 0 P: 6	R: 0 E: 0 K: 0 S: 5	H: 3 LOB: 3 BB: 0 P: 6	1B: 8 2B: 3 3B: 0 HR: 0	SF: 0 SAC: 0 DP: 0 HBP: 0	WP: 0 PB: 0 SB: 1 CS: 0	PA: 49										
<b>PITCHER</b>	IP WLS BF H R ER SO BB IBB HBP BLK WP HR S P ERA WHIP													IP WLS BF H R ER SO BB IBB HBP BLK WP HR S P ERA WHIP																
Len Barker, R (1.1) ERA: 3.5	10.0	40	8	1	1	7	2	0	0	0	0	0	0	0	52	60	0.90	1.000												
Ed Glynn, L (11.1) ERA: 2.74	0.2	5	3	0	0	0	0	0	0	0	0	0	0	0	5	5	0.00	4.500												
Dan Spillner, R (11.1) ERA: 2.28	1.1	W	4	0	0	0	1	0	0	0	0	0	0	0	6	6	0.00	0.000												

**Cleveland Indians @ Milwaukee Brewers**  
 Milwaukee County Stadium, Milwaukee, WI  
 Thu Jul 29 1982, 8:05 PM EDT  
 Att. 29,781 - Unknown - 74 F

AB	47
R	1
H	11
RBI	1
BB	2
SO	8
LOB	19





Batter	1	2	3	4	5	6	7	8	9	AB	R	H	RBI	BB	SO	LOB	TOP										
Larry Milbourne, S OBP: 0.273, SLG: 0.317 (1, 4)										3	1	1	1	1	0	1											
Toby Harrah, R OBP: 0.420, SLG: 0.546 (1, 5)										3	1	2	2	0	0	0											
Mike Hargrove, L OBP: 0.377, SLG: 0.309 (1, 3)										5	0	1	1	0	0	1											
Andre Thornton, R OBP: 0.421, SLG: 0.546 (1, 10)										3	1	2	1	2	0	0											
Chris Bando, S OBP: 0.307, SLG: 0.303 (1, 2)										5	0	0	0	0	1	6											
Rod Craig, S OBP: 0.282, SLG: 0.231 Miguel Dilone, S OBP: 0.268, SLG: 0.306 (7, PH) (7, 7)										3	1	1	0	0	0	6											
Rick Manning, L OBP: 0.337, SLG: 0.360 (1, 8)										3	2	1	2	1	0	3											
Carmen Castillo, R OBP: 0.414, SLG: 0.500 (1, 9)										2	1	1	0	2	0	0											
Mike Fischlin, R OBP: 0.367, SLG: 0.322 (1, 6)										4	0	1	0	0	0	4											
<b>Inning Stats</b>	R: 1 E: 0 K: 1 S: 6	H: 2 LOB: 2 BB: 1 P: 11	R: 1 E: 0 K: 0 S: 2	H: 0 LOB: 1 BB: 3 P: 14	R: 0 E: 2 K: 0 S: 5	H: 1 LOB: 2 BB: 0 P: 5	R: 1 E: 0 K: 0 S: 4	H: 1 LOB: 1 BB: 1 P: 8	R: 2 E: 0 K: 0 S: 6	H: 3 LOB: 1 BB: 0 P: 6	R: 2 E: 0 K: 0 S: 5	H: 2 LOB: 0 BB: 0 P: 5	R: 0 E: 0 K: 0 S: 3	H: 0 LOB: 0 BB: 0 P: 3	R: 0 E: 0 K: 0 S: 3	H: 1 LOB: 0 BB: 1 P: 7	1B: 6 2B: 3 3B: 0 HR: 3	SF: 2 SAC: 0 DP: 4 HBP: 1	WP: 0 PB: 1 CS: 1	PA: 42							
<b>PITCHER</b>	IP	WLS	BF	H	R	ER	SO	BB	IBB	HBP	BLK	WP	HR	S	P	ERA	WHIP										
Randy Lerch, L ERA: 5.15 (1, 1)	1.0	L	8	2	2	2	1	3	0	1	0	0	0	6	19	18.00	5.000										
Jerry Augustine, L ERA: 4.09 (2, 1)	5.0		24	7	5	4	0	2	0	0	0	0	3	22	30	7.20	1.800										
Dwight Bernard, R ERA: 3.1 (7, 1)	2.0		6	1	0	0	0	0	0	0	0	0	0	6	6	0.00	0.500										
Pete Ladd, R ERA: 1.8 (9, 1)	1.0		4	0	0	0	0	1	0	0	0	0	0	3	7	0.00	1.000										

Cleveland Indians @ Milwaukee Brewers  
Milwaukee County Stadium, Milwaukee, WI

AB 33  
R 7  
H 10  
RBI 7  
BB 6  
SO 1  
LOB 22



WP: 0 PA: 42  
PB: 1  
CS: 1

Fri Jul 30 1982, 8:05 PM EDT  
Att: 27,103 - Unknown - 77 F

livebaseballscores.com

Batter	1	2	3	4	5	6	7	8	9	AB	R	H	RBI	BB	SO	LOB	BOTTOM										
Paul Moltor, R OBP: 0.356, SLG: 0.415 (1, 5)										4	1	1	0	0	0	3											
Robin Yount, R OBP: 0.374, SLG: 0.608 (1, 6)										4	1	1	0	0	0	3											
Cecil Cooper, L OBP: 0.348, SLG: 0.543 (1, 3)										4	0	2	1	0	0	0											
Gorman Thomas, R OBP: 0.338, SLG: 0.522 (1, 8)										3	0	0	1	0	0	1											
Ben Oglivie, L OBP: 0.325, SLG: 0.470 (1, 7)										4	0	1	0	0	0	2											
Roy Howell, L OBP: 0.305, SLG: 0.369 (1, 10)										4	0	1	0	0	0	2											
Marshall Edwards, L OBP: 0.267, SLG: 0.363 (1, 9)										4	0	1	0	0	0	2											
Jim Gantner, L OBP: 0.369, SLG: 0.415 (1, 4)										4	0	1	0	0	0	1											
Ned Yost, R OBP: 0.338, SLG: 0.400 (1, 2)										4	0	1	0	0	0	1											
<b>Inning Stats</b>	R: 0 E: 0 K: 0 S: 3	H: 0 LOB: 0 BB: 0 P: 3	R: 0 E: 0 K: 0 S: 3	H: 0 LOB: 0 BB: 0 P: 3	R: 0 E: 0 K: 0 S: 3	H: 0 LOB: 0 BB: 0 P: 3	R: 2 E: 0 K: 0 S: 7	H: 4 LOB: 2 BB: 0 P: 7	R: 0 E: 0 K: 0 S: 4	H: 1 LOB: 1 BB: 0 P: 4	R: 0 E: 0 K: 0 S: 4	H: 1 LOB: 1 BB: 0 P: 4	R: 0 E: 0 K: 0 S: 5	H: 2 LOB: 2 BB: 0 P: 5	R: 0 E: 0 K: 0 S: 4	H: 1 LOB: 1 BB: 0 P: 4	R: 0 E: 0 K: 0 S: 3	H: 0 LOB: 0 BB: 0 P: 3	1B: 8 2B: 1 3B: 0 HR: 0	SF: 1 SAC: 0 DP: 0 HBP: 0	WP: 0 PB: 0 CS: 0	PA: 36					
<b>PITCHER</b>	IP	WLS	BF	H	R	ER	SO	BB	IBB	HBP	BLK	WP	HR	S	P	ERA	WHIP										
Lary Sorensen, R ERA: 4.66 (1, 1)	9.0	W	36	9	2	2	0	0	0	0	0	0	0	36	36	2.00	1.000										

Cleveland Indians @ Milwaukee Brewers  
Milwaukee County Stadium, Milwaukee, WI

AB 35  
R 2  
H 9  
RBI 2  
BB 0  
SO 0  
LOB 15



WP: 0 PA: 36  
PB: 0  
CS: 0

Fri Jul 30 1982, 8:05 PM EDT  
Att: 27,103 - Unknown - 77 F

livebaseballscores.com







Batter	1	2	3	4	5	6	7	8	9	AB	R	H	RBI	BB	SO	LOB	TOP					
Miguel Dilone, S OBP: 0.264, SLG: 0.300 Carmen Castillo, R OBP: 0.364, SLG: 0.433	(1, 7) X 0-0 G3		(1, 3) X 0-0 G3		(1, 2) X 0-0 4-3		(1, 2) X 0-0 S 1B		(1, 2) X 0-0 F8	4	0	1	1	0	0	0	<b>Cleveland Indians @ Milwaukee Brewers</b> Milwaukee County Stadium, Milwaukee, WI Sun Aug 01 1982, 4:33 AM EDT Unknown - 81 F					
Toby Harrah, R OBP: 0.419, SLG: 0.551	(1, 5) S 0-3 K			(1, 1) X 0-0 4-3 SF8 2B	(1, 1) X 0-0 1B	(1, 2) S 0-3 K		(1, 3) X 0-0 F8	5	1	2	0	0	2	3							
Mike Hargrove, L OBP: 0.374, SLG: 0.316	(1, 3) S 0-3 K			(1, 1) X 0-0 4-3 2-3	(1, 3) X 0-0 F8			(1, 1) X 0-0 S 1B 1B	4	0	1	0	0	1	2							
Andre Thornton, R OBP: 0.420, SLG: 0.549		(1, 10) X 0-0 6-3		(1, 2) X 0-0 SF8		(1, 1) X 0-0 CS 1B		(1, 1) X 0-0 F5	3	0	1	1	0	0	1							
Von Hayes, L OBP: 0.289, SLG: 0.377	(1, 9) X 0-0 F9 S 1B			(1, 1) X 0-0 E 1B 2B BB		(1, 1) X 0-0 F2		(1, 2) X 0-0 F9	3	1	1	0	1	0	2							
Ron Hassey, L OBP: 0.299, SLG: 0.275	(1, 2) X 0-0 F9			(1, 1) X 0-0 E7 2B 1B		(1, 2) X 0-0 F5		(1, 3) X 0-0 1B	4	1	2	0	0	0	2							
Rick Manning, L OBP: 0.339, SLG: 0.362	(1, 8) X 0-0 F7			(1, 1) X 0-0 2B		(1, 3) X 0-0 CS		(1, 1) X 0-0 K	4	1	2	2	0	1	1							
Jack Perconte, L OBP: 0.299, SLG: 0.290	(1, 4) X 0-0 F9		(1, 1) X 0-0 CS 1B	(1, 3) X 0-0 F9		(1, 1) X 0-0 4-3		(1, 1) X 0-0 1B	4	0	2	0	0	0	2							
Mike Fischlin, R OBP: 0.369, SLG: 0.322	(1, 6) X 0-0 F9		(1, 2) X 0-0 F9		(1, 1) X 0-0 F3		(1, 2) X 0-0 F8	(1, 1) X 0-0 1B	4	0	1	0	0	0	2							
<b>Inning Stats</b>	R: 0 E: 0 K: 2 S: 7	H: 0 LOB: 0 BB: 0 P: 7	R: 0 E: 0 K: 0 S: 4	H: 1 LOB: 1 BB: 0 P: 4	R: 0 E: 0 K: 0 S: 3	H: 1 LOB: 0 BB: 0 P: 3	R: 3 E: 1 K: 0 S: 6	H: 3 LOB: 1 BB: 1 P: 10	R: 0 E: 0 K: 0 S: 4	H: 1 LOB: 1 BB: 0 P: 4	R: 0 E: 0 K: 0 S: 3	H: 1 LOB: 0 BB: 0 P: 3	R: 1 E: 0 K: 1 S: 7	H: 2 LOB: 1 BB: 0 P: 7	R: 0 E: 0 K: 0 S: 4	H: 2 LOB: 2 BB: 0 P: 4		R: 0 E: 0 K: 1 S: 7	H: 2 LOB: 2 BB: 0 P: 7	1B: 11 2B: 2 3B: 0 HR: 0	SF: 1 SAC: 0 DP: 0 HBP: 0	WP: 0 PB: 0 SB: 3 CS: 2
<b>PITCHER</b> Moose Haas, R ERA: 4.6	(1, 1)	IP: 9.0 WLS: L BF: 38	H: 13 R: 4 ER: 4 SO: 4	BB: 1 IBB: 0 HBP: 0 BLK: 0	WP: 0 HR: 0 S: 45 P: 49	ERA: 4.00 WHIP: 1.556	<b>PITCHER</b>	IP: 9.0 WLS: L BF: 38	H: 13 R: 4 ER: 4 SO: 4	BB: 1 IBB: 0 HBP: 0 BLK: 0	WP: 0 HR: 0 S: 45 P: 49	ERA: 4.00 WHIP: 1.556	<b>PITCHER</b>	IP: 9.0 WLS: L BF: 38	H: 13 R: 4 ER: 4 SO: 4	BB: 1 IBB: 0 HBP: 0 BLK: 0	WP: 0 HR: 0 S: 45 P: 49	ERA: 4.00 WHIP: 1.556				

AB	36
R	4
H	13
RBI	4
BB	1
SO	4
LOB	17



Batter	1	2	3	4	5	6	7	8	9	AB	R	H	RBI	BB	SO	LOB	BOTTOM					
Paul Moltor, R OBP: 0.354, SLG: 0.416	(1, 5) X 0-0 F7	(1, 2) X 0-0 4-3		(1, 3) X 0-0 K				(1, 1) X 0-0 2B		4	0	1	0	0	1	1	<b>Cleveland Indians @ Milwaukee Brewers</b> Milwaukee County Stadium, Milwaukee, WI Sun Aug 01 1982, 4:33 AM EDT Unknown - 81 F					
Robin Yount, R OBP: 0.374, SLG: 0.602	(1, 6) B 4-0 BB 1B BB		(1, 1) X 0-0 F8		(1, 1) X 0-0 F9		(1, 2) S 0-3 K		3	0	0	0	1	1	1							
Cecil Cooper, L OBP: 0.346, SLG: 0.537	(1, 3) X 0-0 1-2 BB 1B		(1, 2) X 0-0 K		(1, 2) X 0-0 F7		(1, 3) X 0-0 F9		4	0	1	0	0	1	1							
Ted Simmons, S OBP: 0.297, SLG: 0.453	(1, 2) X 0-0 F9		(1, 3) X 0-0 5-3		(1, 1) X 0-0 HR		(1, 1) X 0-0 F6		4	1	1	1	0	0	2							
Ben Oglivie, L OBP: 0.324, SLG: 0.462	(1, 7) B 4-0 1-2 2-3 BB		(1, 1) X 0-0 F5		(1, 3) X 0-0 L6		(1, 2) X 0-0 G3		3	0	0	0	1	0	0							
Gorman Thomas, R OBP: 0.339, SLG: 0.516	(1, 8) X 0-0 6-3		(1, 2) X 0-0 F8		(1, 1) X 0-0 6-3		(1, 3) X 0-0 F2		4	0	0	0	0	0	3							
Roy Howell, L OBP: 0.304, SLG: 0.362	(1, 10) X 0-0 3-1		(1, 3) X 0-0 F8		(1, 2) X 0-3 K				3	0	0	0	0	1	0							
Marshall Edwards, L OBP: 0.269, SLG: 0.362	(1, 9) X 0-0 FC4-8 1B		(1, 1) X 0-0 6-3		(1, 3) X 0-0 F2				3	0	1	0	0	0	0							
Jim Gantner, L OBP: 0.365, SLG: 0.409	(1, 4) X 0-0 FC4-6 S		(1, 2) X 0-0 F7		(1, 1) X 0-0 4-3				3	0	0	0	0	0	1							
<b>Inning Stats</b>	R: 0 E: 0 K: 0 S: 4	H: 1 LOB: 3 BB: 2 P: 12	R: 0 E: 0 K: 0 S: 4	H: 1 LOB: 0 BB: 0 P: 4	R: 0 E: 0 K: 1 S: 5	H: 0 LOB: 0 BB: 0 P: 5	R: 0 E: 0 K: 0 S: 3	H: 0 LOB: 0 BB: 0 P: 3	R: 0 E: 0 K: 1 S: 5	H: 0 LOB: 0 BB: 0 P: 5	R: 1 E: 0 K: 0 S: 4	H: 1 LOB: 0 BB: 0 P: 4	R: 0 E: 0 K: 1 S: 5	H: 0 LOB: 0 BB: 0 P: 5	R: 0 E: 0 K: 1 S: 6	H: 1 LOB: 1 BB: 0 P: 6		R: 0 E: 0 K: 0 S: 3	H: 0 LOB: 0 BB: 0 P: 3	1B: 2 2B: 1 3B: 0 HR: 1	SF: 0 SAC: 0 DP: 0 HBP: 0	WP: 0 PB: 0 SB: 1 CS: 0
<b>PITCHER</b> Ed Whitson, R ERA: 4.11 Dan Spillner, R ERA: 2.2	(1, 1)	IP: 6.0 WLS: W BF: 23	H: 3 R: 1 ER: 1 SO: 2	BB: 2 IBB: 0 HBP: 0 BLK: 0	WP: 0 HR: 1 S: 25 P: 33	ERA: 1.50 WHIP: 0.833	<b>PITCHER</b>	IP: 3.0 WLS: S BF: 10	H: 1 R: 0 ER: 0 SO: 2	BB: 0 IBB: 0 HBP: 0 BLK: 0	WP: 0 HR: 0 S: 14 P: 14	ERA: 0.00 WHIP: 0.333	<b>PITCHER</b>	IP: 6.0 WLS: W BF: 23	H: 3 R: 1 ER: 1 SO: 2	BB: 2 IBB: 0 HBP: 0 BLK: 0	WP: 0 HR: 1 S: 25 P: 33	ERA: 1.50 WHIP: 0.833				





Batter	1	2	3	4	5	6	7	8	9	AB	R	H	RBI	BB	SO	LOB	TOP															
Miguel Dilone, S OBP: 0.264, SLG: 0.300 (1, 7)										4	0	1	0	0	0	2	<b>Cleveland Indians @ Milwaukee Brewers</b> Milwaukee County Stadium, Milwaukee, WI Sun Aug 01 1982, 4:38 AM EDT Att: 41,891 - Unknown - 80 F															
Toby Harrah, R OBP: 0.418, SLG: 0.552 Mike Fischlin, R OBP: 0.367, SLG: 0.320 (6, 6)										3	0	1	1	0	0	1																
Mike Hargrove, L OBP: 0.372, SLG: 0.313 Karl Pagel, L OBP: 0.450, SLG: 0.214 (6, 3)										3	0	0	0	0	0	2																
Andre Thornton, R OBP: 0.422, SLG: 0.550 Carmen Castillo, R OBP: 0.392, SLG: 0.433 (9, PH)										3	0	2	1	0	0	1																
Von Hayes, L OBP: 0.286, SLG: 0.372 (1, 9)										4	0	0	0	0	0	4																
Larry Milbourne, S OBP: 0.269, SLG: 0.312 (6, 5)											4	0	1	0	0	1																
Rick Manning, L OBP: 0.337, SLG: 0.360 Rod Craig, S OBP: 0.273, SLG: 0.268 (6, 8)											2	0	0	0	0	1																
Chris Bando, S OBP: 0.292, SLG: 0.286 (1, 2)										3	0	0	0	0	1																	
Jack Perconte, L OBP: 0.305, SLG: 0.292 (1, 4)										2	1	1	0	1	1																	
<b>Inning Stats</b>	R: 0 E: 0 K: 0 S: 4	H: 1 LOB: 1 BB: 0 P: 4	R: 0 E: 0 K: 0 S: 3	H: 0 LOB: 0 BB: 0 P: 3	R: 0 E: 0 K: 1 S: 4	H: 0 LOB: 0 BB: 1 P: 8	R: 0 E: 0 K: 0 S: 4	H: 1 LOB: 1 BB: 0 P: 4	R: 0 E: 0 K: 0 S: 3	H: 1 LOB: 1 BB: 0 P: 3	R: 2 E: 0 K: 0 S: 6	H: 3 LOB: 2 BB: 0 P: 6	R: 0 E: 0 K: 1 S: 6	H: 1 LOB: 1 BB: 0 P: 6	R: 0 E: 0 K: 0 S: 3	H: 0 LOB: 1 BB: 0 P: 4		1B: 5 2B: 2 3B: 0 HR: 0	SF: 0 SAC: 0 DP: 2 HBP: 1	WP: 0 PB: 0 SB: 0 CS: 0	PA: 34											
<b>PITCHER</b>	IP WLS BF H R ER SO BB IBB HBP BLK WP HR S P ERA WHIP																															
Jim Slaton, R ERA: 3.48 Dwight Bernard, R ERA: 3.0	(1, 1) (8, 1)	7.0 7	W 27	H 7	R 2	ER 2	SO 2	BB 1	IBB 0	HBP 0	BLK 0	WP 0	HR 0	S 30	P 34	ERA 2.57	WHIP 1.143															

Batter	1	2	3	4	5	6	7	8	9	AB	R	H	RBI	BB	SO	LOB	BOTTOM															
Paul Molitor, R OBP: 0.357, SLG: 0.418 (1, 5)										3	2	2	0	1	0	0	<b>Cleveland Indians @ Milwaukee Brewers</b> Milwaukee County Stadium, Milwaukee, WI Sun Aug 01 1982, 4:38 AM EDT Att: 41,891 - Unknown - 80 F															
Robin Yount, R OBP: 0.373, SLG: 0.601 (1, 6)										4	1	1	0	0	1	2																
Cecil Cooper, L OBP: 0.348, SLG: 0.536 (1, 3)										4	1	2	1	0	0	2																
Gorman Thomas, R OBP: 0.343, SLG: 0.521 (1, 8)										4	2	3	2	0	0	1																
Ben Oglivie, L OBP: 0.326, SLG: 0.461 (1, 7)										3	1	1	0	1	0	2																
Don Money, R OBP: 0.370, SLG: 0.557 (1, 10)										4	0	2	3	0	0	1																
Marshall Edwards, L OBP: 0.269, SLG: 0.356 (1, 9)										4	0	1	1	0	0	2																
Charlie Moore, R OBP: 0.295, SLG: 0.359 (1, 2)										4	0	0	0	0	0	2																
Jim Gantner, L OBP: 0.360, SLG: 0.402 (1, 4)										4	0	0	0	0	0	2																
<b>Inning Stats</b>	R: 0 E: 0 K: 0 S: 3	H: 0 LOB: 0 BB: 0 P: 3	R: 0 E: 0 K: 0 S: 3	H: 0 LOB: 0 BB: 0 P: 3	R: 4 E: 0 K: 0 S: 9	H: 6 LOB: 2 BB: 0 P: 9	R: 3 E: 0 K: 1 S: 8	H: 4 LOB: 1 BB: 1 P: 12	R: 0 E: 0 K: 0 S: 3	H: 0 LOB: 1 BB: 1 P: 7	R: 0 E: 0 K: 0 S: 4	H: 1 LOB: 1 BB: 0 P: 4	R: 0 E: 0 K: 0 S: 3	H: 0 LOB: 0 BB: 0 P: 3	1B: 9 2B: 4 3B: 0 HR: 0	SF: 0 SAC: 0 DP: 2 HBP: 0		WP: 0 PB: 0 SB: 1 CS: 0	PA: 36													
<b>PITCHER</b>	IP WLS BF H R ER SO BB IBB HBP BLK WP HR S P ERA WHIP																															
Bud Anderson, R ERA: 3.3 Tom Brennan, R ERA: 4.79	(1, 1) (4, 1)	3.1 4.2	L 20	H 5	R 3	ER 3	SO 1	BB 1	IBB 1	HBP 0	BLK 0	WP 0	HR 0	S 20	P 28	ERA 5.79	WHIP 1.286															



Batter	1	2	3	4	5	6	7	8	9	AB	R	H	RBI	BB	SO	LOB	TOP			
Bill Sample, R OBP: 0.342, SLG: 0.418 (1, 7)	0-0 4-3		0-0 F8		4-0 SF8 BB			0-0 F7		3	0	0	0	1	0	0	<p><b>Texas Rangers @ Cleveland Indians</b> Cleveland Municipal Stadium, Cleveland, OH</p> <p>Mon Aug 02 1982, 7:05 PM EDT Att: 8,657 - Unknown - 75 F</p>			
Mickey Rivers, L OBP: 0.238, SLG: 0.339 (1, 10)	0-0 F7		0-0 F6		0-0 SF8			0-0 6-3		3	0	0	1	0	0	0				
Buddy Bell, R OBP: 0.368, SLG: 0.438 Bill Stein, R OBP: 0.267, SLG: 0.277 (6, 5)	0-0 1B		0-0 1B		0-0 6-3			0-3 K		4	0	2	0	0	1	1				
Dave Hostetter, R OBP: 0.332, SLG: 0.537 (1, 3)	0-3 K		0-3 K		0-0 G6-4-3 1B			0-0 F9		4	0	1	0	0	2	2				
Johnny Grubb, L OBP: 0.386, SLG: 0.385 (1, 9)		0-3 K		0-0 4-3		0-3 K		0-0 F7		4	0	0	0	0	2	1				
Jim Sundberg, R OBP: 0.313, SLG: 0.338 (1, 2)		4-0 S 1B BB		0-0 6-3		0-0 G6-4-3 1-2f		0-0 F3		3	1	0	0	1	0	1				
Mike Richardt, R OBP: 0.268, SLG: 0.279 (1, 4)		0-0 F8 1-2		0-0 6-3			0-3 K			3	0	0	0	0	1	1				
George Wright, S OBP: 0.283, SLG: 0.360 (1, 8)		0-0 2H 1B		0-0 E9 SF8 1B		0-0 F7				3	1	2	1	0	0	0				
Wayne Tolleson, S (1, 6)		0-0 F7		0-0 F8		0-3 K				3	0	0	0	0	1	2				
<b>Inning Stats</b>	R: 0 E: 0 K: 1 S: 6	H: 1 LOB: 1 BB: 0 P: 6	R: 1 E: 0 K: 1 S: 6	H: 1 LOB: 1 BB: 0 P: 10	R: 0 E: 0 K: 0 S: 3	H: 0 LOB: 3 BB: 0 P: 3	R: 1 E: 1 K: 0 S: 4	H: 1 LOB: 1 BB: 1 P: 8	R: 0 E: 0 K: 1 S: 5	H: 0 LOB: 0 BB: 0 P: 7	R: 0 E: 0 K: 1 S: 5	H: 0 LOB: 0 BB: 0 P: 5	R: 0 E: 0 K: 0 S: 3	H: 0 LOB: 0 BB: 0 P: 3	R: 0 E: 0 K: 0 S: 3	H: 0 LOB: 0 BB: 0 P: 3	1B: 5 2B: 0 3B: 0 HR: 0	SF: 1 SAC: 0 DP: 1 HBP: 0	WP: 0 PB: 0 SB: 1 CS: 0	PA: 33
<b>PITCHER</b> Rick Sutcliffe, R ERA: 2.74 (1, 1)	IP: 9.0 WLS: W BF: 33	H: 5 R: 2 ER: 1 SO: 7	BB: 2 IBB: 0 HBP: 0 BLK: 0	WP: 0 HR: 0 S: 45 P: 53	ERA: 1.00 WHIP: 0.778	<b>PITCHER</b>	IP: 9.0 WLS: W BF: 33	H: 5 R: 2 ER: 1 SO: 7	BB: 2 IBB: 0 HBP: 0 BLK: 0	WP: 0 HR: 0 S: 45 P: 53	ERA: 1.00 WHIP: 0.778	<b>PITCHER</b>	IP: 9.0 WLS: W BF: 33	H: 5 R: 2 ER: 1 SO: 7	BB: 2 IBB: 0 HBP: 0 BLK: 0	WP: 0 HR: 0 S: 45 P: 53	ERA: 1.00 WHIP: 0.778			

AB	30
R	2
H	5
RBI	2
BB	2
SO	7
LOB	8



Batter	1	2	3	4	5	6	7	8	9	AB	R	H	RBI	BB	SO	LOB	BOTTOM			
Larry Milbourne, S OBP: 0.276, SLG: 0.323 (1, 4)	0-0 F7		0-0 FC6-4 1B		0-0 BB 2B		0-0 4-3		0-0 BB 1B	5	0	3	0	0	0	0	<p><b>Texas Rangers @ Cleveland Indians</b> Cleveland Municipal Stadium, Cleveland, OH</p> <p>Mon Aug 02 1982, 7:05 PM EDT Att: 8,657 - Unknown - 75 F</p>			
Toby Harrah, R OBP: 0.422, SLG: 0.552 (1, 5)	0-0 1B		0-0 FC6-4 2B 1-2f 3H		0-0 BB HBP		4-0 BB		4-0 BB 1B	2	1	1	1	2	0	1				
Mike Hargrove, L OBP: 0.373, SLG: 0.317 Karl Pagel, L OBP: 0.435, SLG: 0.188 (3, 3)	0-0 F9		0-0 1H 1B 2B		4-0 1-2 2-3 BB		0-3 K		0-3 K	2	1	1	1	0	0	1				
Andre Thornton, R OBP: 0.420, SLG: 0.547 (1, 10)	0-0 5-3		0-0 2H 1B		0-0 F6		0-0 6-3		0-0 L5	4	0	1	1	0	0	4				
Chris Bando, S OBP: 0.291, SLG: 0.285 (1, 2)		0-0 K		0-0 F8		0-0 F8		0-0 F8		4	0	1	0	0	1	4				
Rod Craig, S OBP: 0.271, SLG: 0.267 (1, 7)		0-0 FC5-6 2B 1B		0-0 F8		0-3 K		0-0 F8		4	1	1	0	0	1	0				
Rick Manning, L OBP: 0.336, SLG: 0.359 (1, 8)		0-0 FC5-6 2B 1B 1-2 2-3f		0-0 4-1		0-0 BB 1B		0-0 F8		4	1	1	0	0	0	2				
Carmen Castillo, R OBP: 0.395, SLG: 0.471 (1, 9)		0-0 1B 2B		0-3 K		0-0 8-3		0-0 BB 1B 1B		4	1	2	1	0	1	1				
Mike Fischlin, R OBP: 0.365, SLG: 0.318 (1, 6)		0-0 1B FC6-4 1B		0-0 5-3		0-0 F4		0-0 F8		4	1	1	2	0	0	1				
<b>Inning Stats</b>	R: 0 E: 0 K: 0 S: 4	H: 1 LOB: 1 BB: 0 P: 4	R: 6 E: 0 K: 1 S: 12	H: 7 LOB: 1 BB: 0 P: 12	R: 0 E: 0 K: 1 S: 5	H: 0 LOB: 0 BB: 0 P: 5	R: 0 E: 0 K: 0 S: 4	H: 1 LOB: 3 BB: 1 P: 9	R: 0 E: 0 K: 1 S: 5	H: 1 LOB: 0 BB: 0 P: 5	R: 0 E: 0 K: 1 S: 5	H: 0 LOB: 1 BB: 1 P: 9	R: 0 E: 0 K: 0 S: 3	R: 0 E: 0 K: 0 S: 3	R: 0 E: 0 K: 1 S: 7	H: 2 LOB: 3 BB: 1 P: 11	1B: 9 2B: 4 3B: 0 HR: 0	SF: 0 SAC: 0 DP: 1 HBP: 1	WP: 0 PB: 0 SB: 0 CS: 0	PA: 39
<b>PITCHER</b> Frank Tanana, L ERA: 3.7 (1, 1)	IP: 8.0 WLS: L BF: 39	H: 12 R: 6 ER: 6 SO: 5	BB: 3 IBB: 0 HBP: 1 BLK: 0	WP: 0 HR: 0 S: 45 P: 58	ERA: 6.75 WHIP: 1.875	<b>PITCHER</b>	IP: 8.0 WLS: L BF: 39	H: 12 R: 6 ER: 6 SO: 5	BB: 3 IBB: 0 HBP: 1 BLK: 0	WP: 0 HR: 0 S: 45 P: 58	ERA: 6.75 WHIP: 1.875	<b>PITCHER</b>	IP: 8.0 WLS: L BF: 39	H: 12 R: 6 ER: 6 SO: 5	BB: 3 IBB: 0 HBP: 1 BLK: 0	WP: 0 HR: 0 S: 45 P: 58	ERA: 6.75 WHIP: 1.875			

AB	35
R	6
H	12
RBI	6
BB	3
SO	5
LOB	18





Batter	1	2	3	4	5	6	7	8	9	AB	R	H	RBI	BB	SO	LOB	TOP										
Bill Sample, R OBP: 0.337, SLG: 0.411 (1, 7)	0-3 K		0-0 6-3		0-3 K		0-0 F9			4	0	0	0	0	2	1											
Mickey Rivers, L OBP: 0.224, SLG: 0.318 (1, 10)	0-0 F3		0-0 F5		0-0 F9			0-0 F4		4	0	0	0	0	0	1											
Buddy Bell, R OBP: 0.367, SLG: 0.435 (1, 5)	0-0 5-3			0-0 4-3		0-0 6-3		4-0 1B BB		3	0	0	0	1	0	0											
Dave Hostetter, R OBP: 0.335, SLG: 0.536 (1, 3)		0-0 F7		0-0 BB 1B		0-0 1B FC3-2 1B		0-3 K		4	0	2	0	0	1	1											
Johnny Grubb, L OBP: 0.397, SLG: 0.391 (1, 9)		4-0 WP BB		4-0 BB		0-0 FC3-2 1B		0-0 1B		2	0	2	0	2	0	0											
Jim Sundberg, R OBP: 0.312, SLG: 0.334 (1, 2)		4-0 BB		0-0 F8		0-0 FC3-2		0-3 K		3	0	0	0	1	1	6											
George Wright, S OBP: 0.280, SLG: 0.355 (1, 8)		0-3 K		0-3 K		0-0 4-3			0-0 F6	4	0	0	0	0	2	6											
Mike Richardt, R OBP: 0.264, SLG: 0.275 (1, 4)		0-0 F8			0-0 F3		0-0 F9		0-3 K	3	0	0	0	0	0	2											
Lee Mazzilli, S OBP: 0.347, SLG: 0.365 (9, PH)									0-3 K	1	0	0	0	0	1	0											
Wayne Tolleson, S OBP: 0.264, SLG: 0.274 (9, PH)			0-0 1-3		4-0 S BB		0-3 K		0-3 K	2	0	0	0	1	1	0											
<b>Inning Stats</b>	R: 0 E: 0 K: 1 S: 5	H: 0 LOB: 0 BB: 0 P: 5	R: 0 E: 0 K: 1 S: 5	H: 0 LOB: 2 BB: 2 P: 13	R: 0 E: 0 K: 0 S: 3	H: 0 LOB: 0 BB: 0 P: 3	R: 0 E: 0 K: 1 S: 6	H: 1 LOB: 2 BB: 1 P: 10	R: 0 E: 0 K: 0 S: 5	H: 2 LOB: 2 BB: 0 P: 5	R: 0 E: 0 K: 1 S: 5	H: 0 LOB: 0 BB: 0 P: 5	R: 0 E: 0 K: 2 S: 8	H: 1 LOB: 2 BB: 1 P: 12	R: 0 E: 0 K: 2 S: 7	H: 0 LOB: 0 BB: 0 P: 7	1B: 4 2B: 0 3B: 0 HR: 0	SF: 0 SAC: 0 DP: 0 HBP: 0	WP: 1 PB: 0 SB: 1 CS: 0	PA: 36							
<b>PITCHER</b>	IP	WLS	BF	H	R	ER	SO	BB	IBB	HBP	BLK	WP	HR	S	P	ERA	WHIP										
Len Barker, R ERA: 3.34 (1, 1)	7.1	W	30	3	0	0	5	5	0	0	0	1	0	35	55	0.00	1.091										
Dan Spillner, R ERA: 2.16 (8, 1)	1.2	S	6	1	0	0	4	0	0	0	0	0	0	14	14	0.00	0.600										

Texas Rangers @ Cleveland Indians  
Cleveland Municipal Stadium, Cleveland, OH  
Tue Aug 03 1982, 7:05 PM EDT  
Unknown - 79 F

AB 31  
R 0  
H 4  
RBI 0  
BB 5  
SO 9  
LOB 17



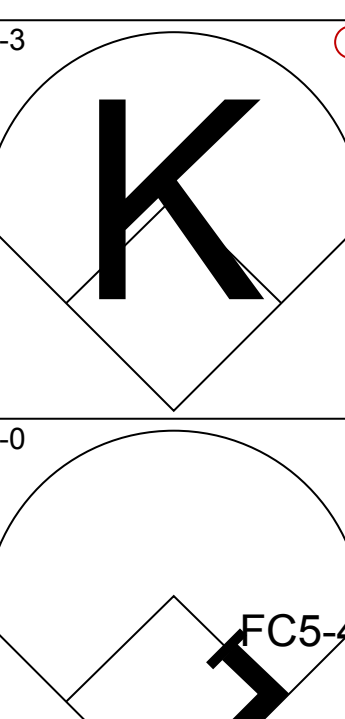
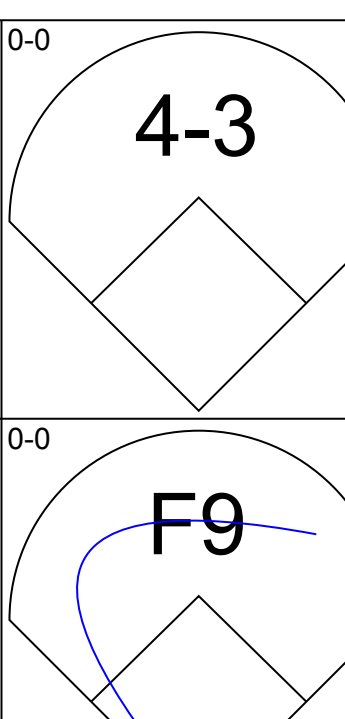
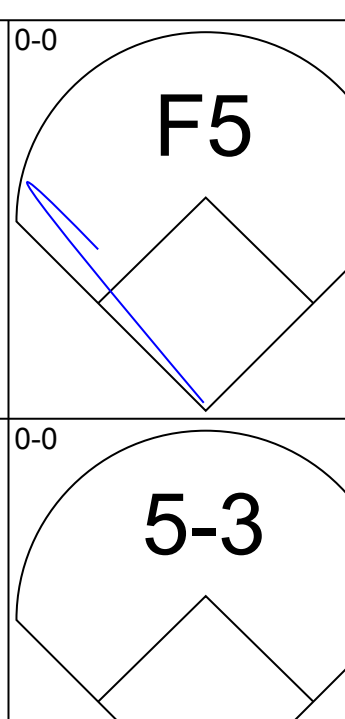
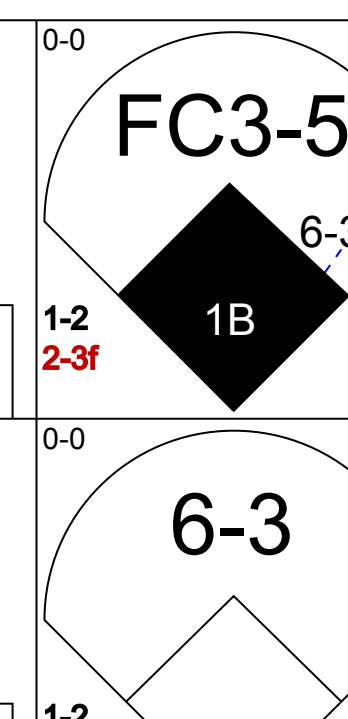
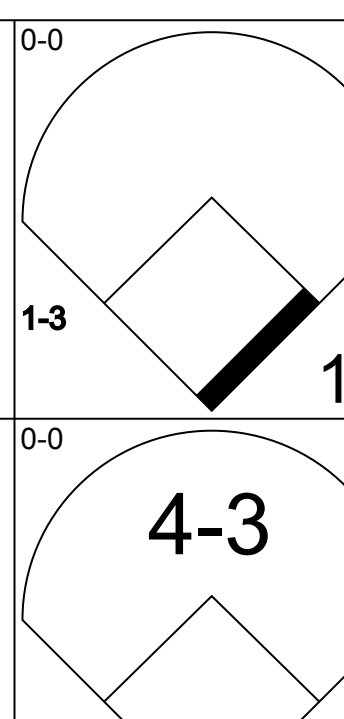
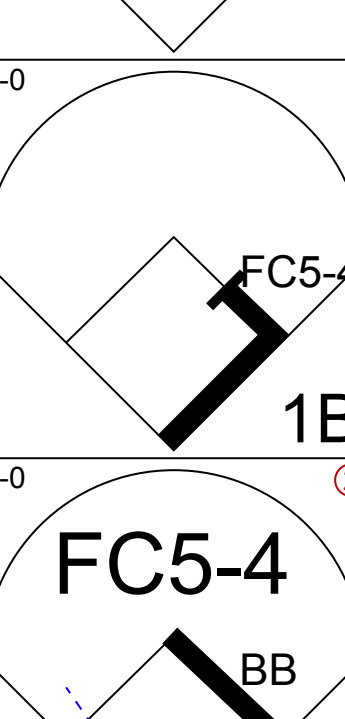
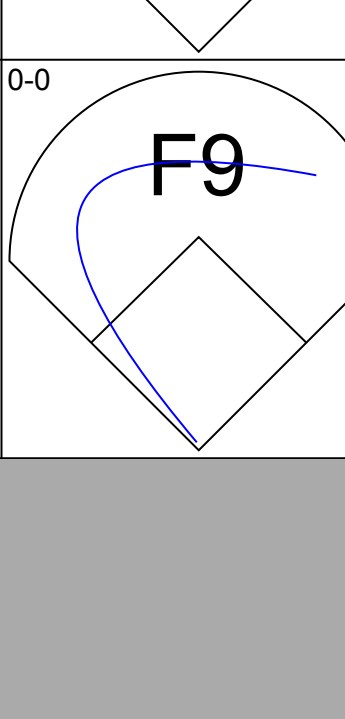
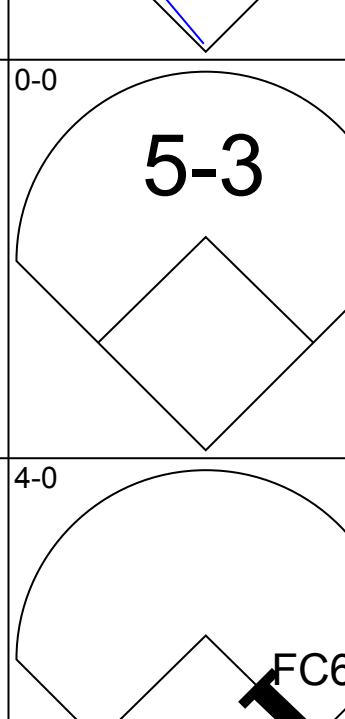
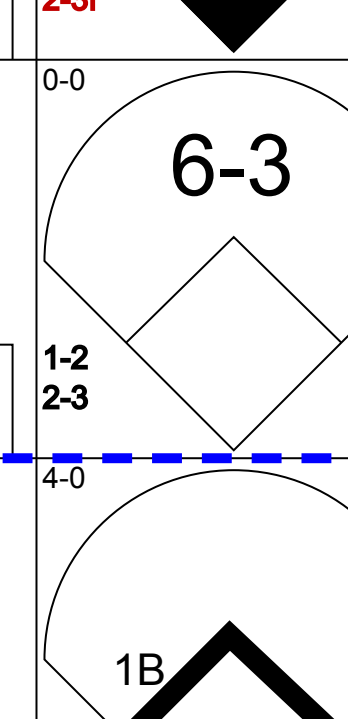
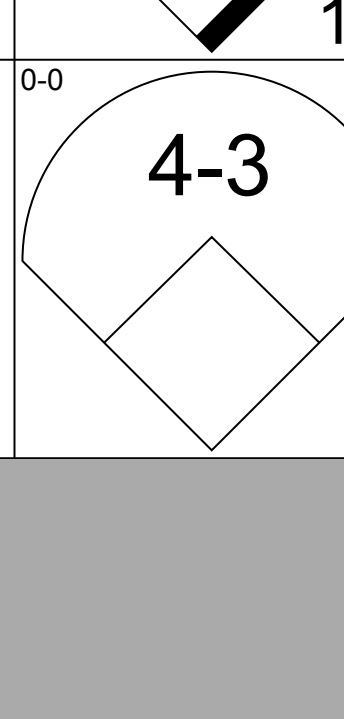
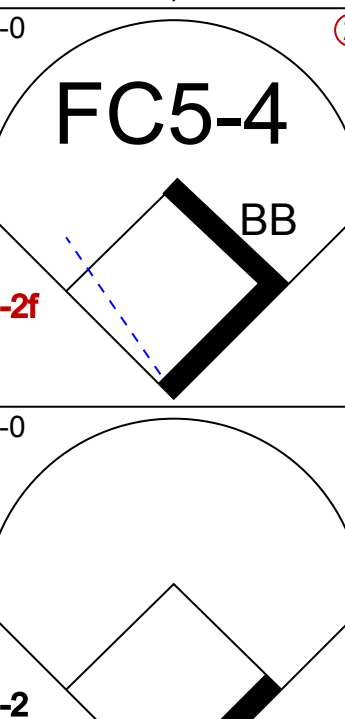
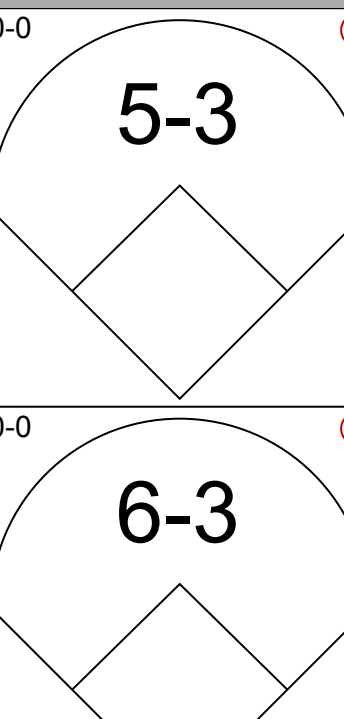
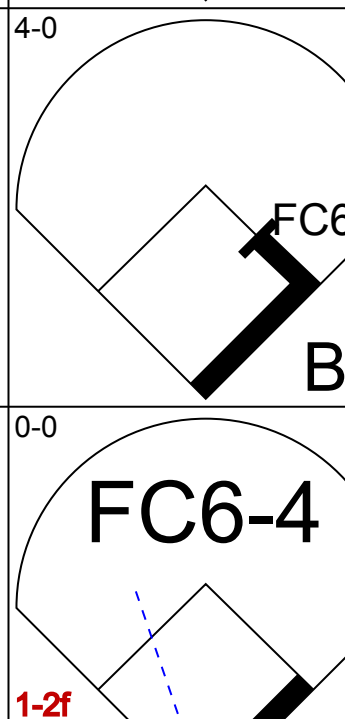
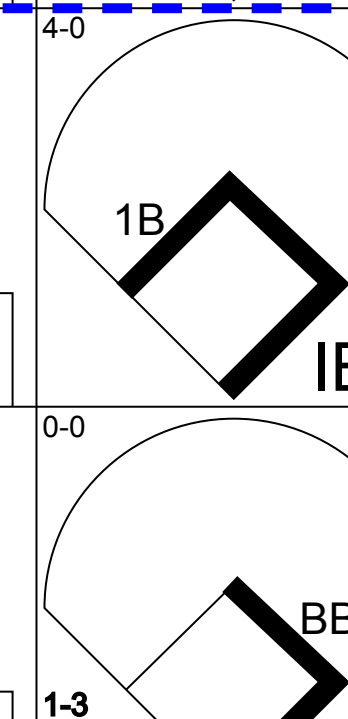
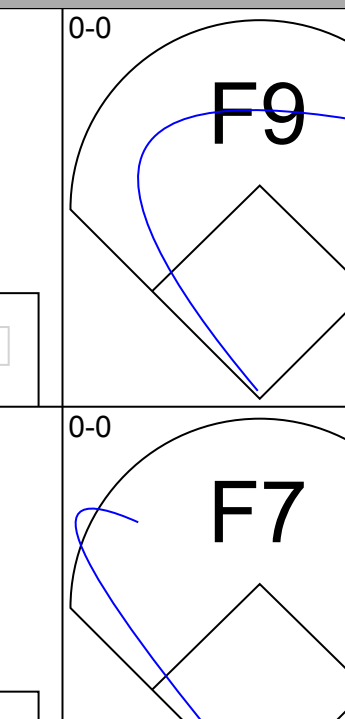
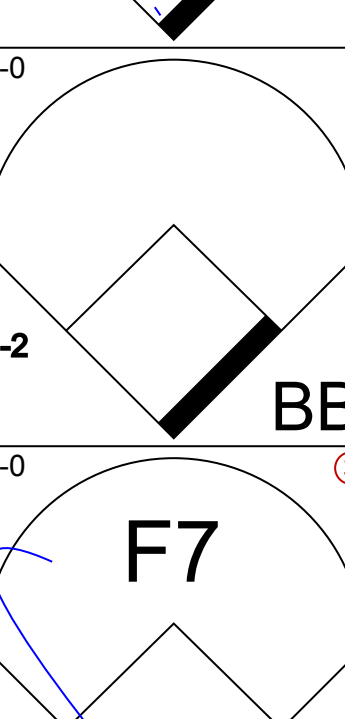
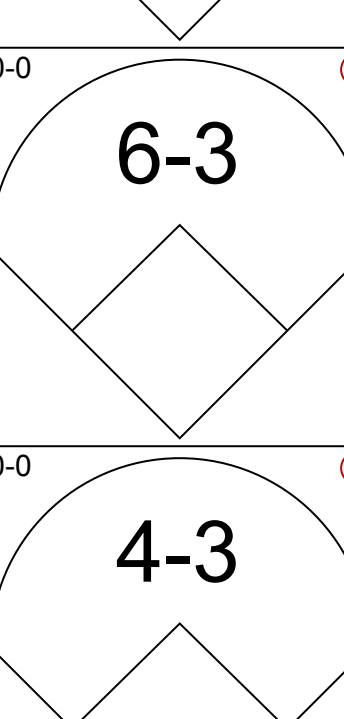
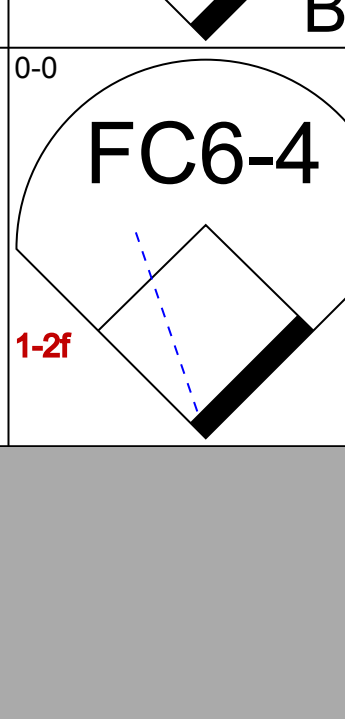
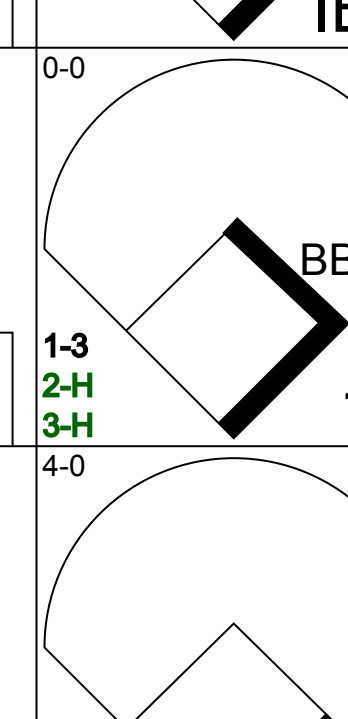
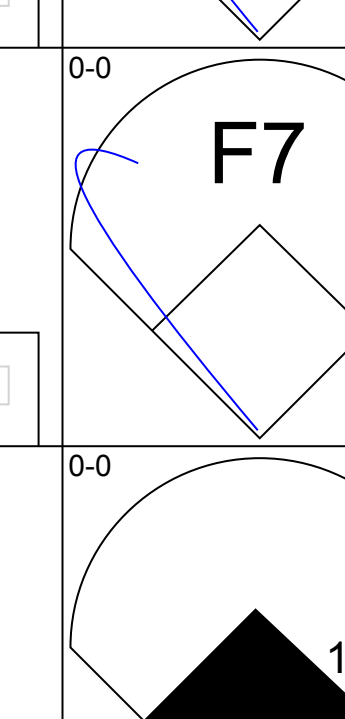
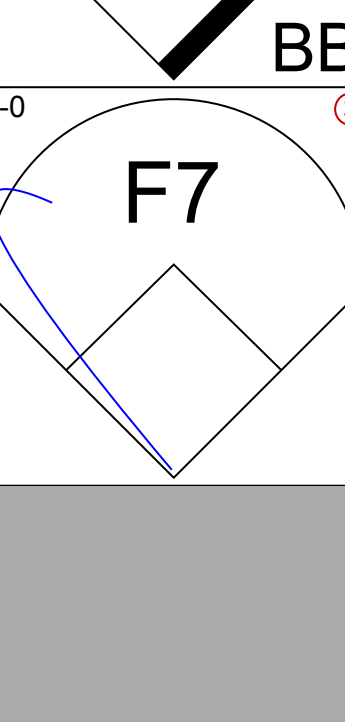

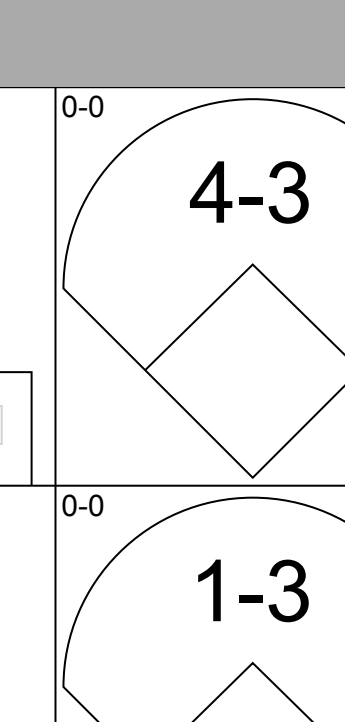
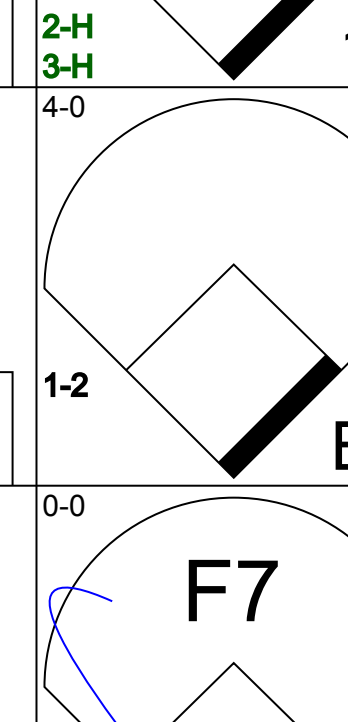
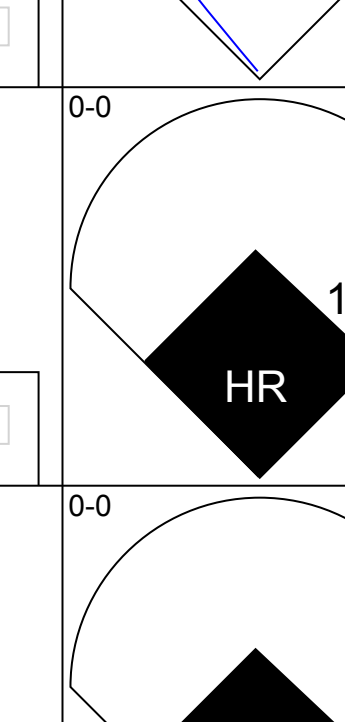

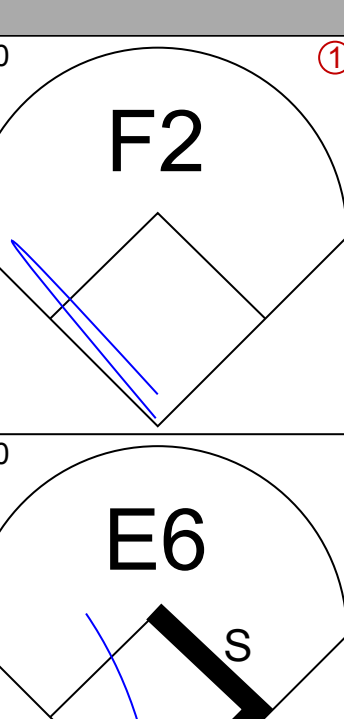
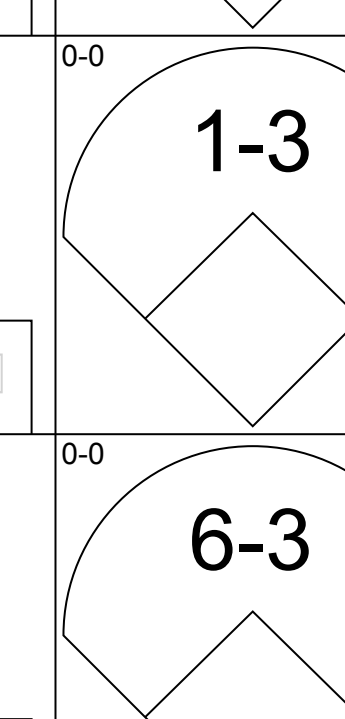
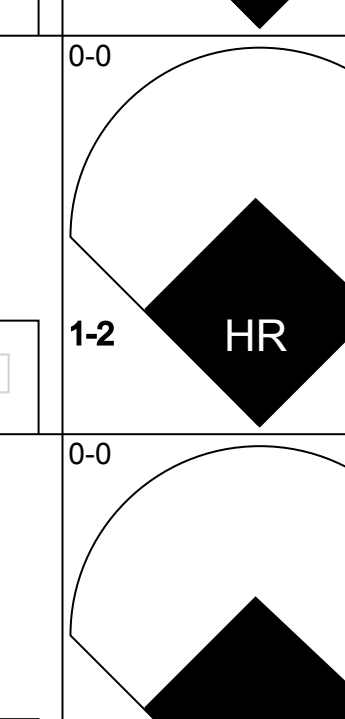
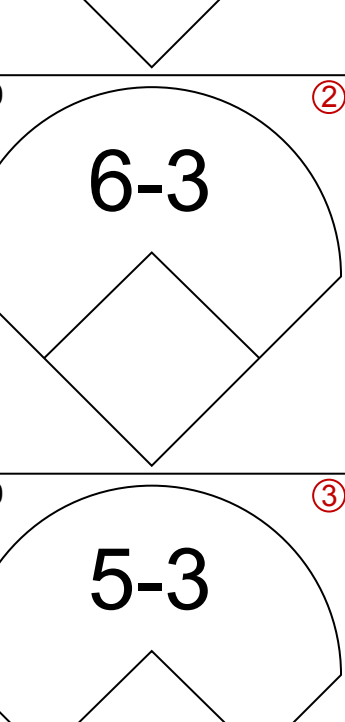
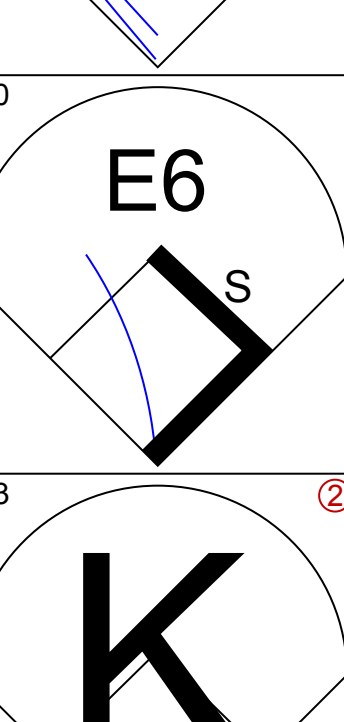
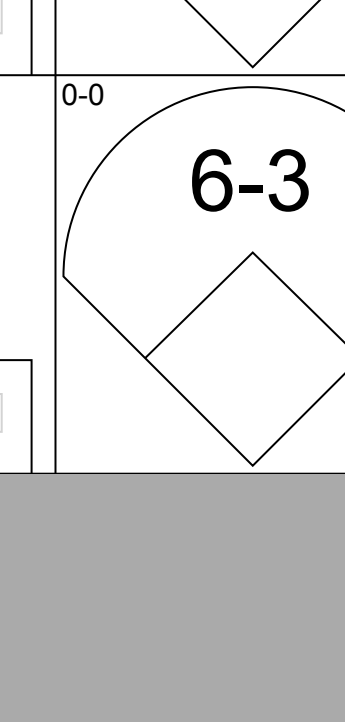
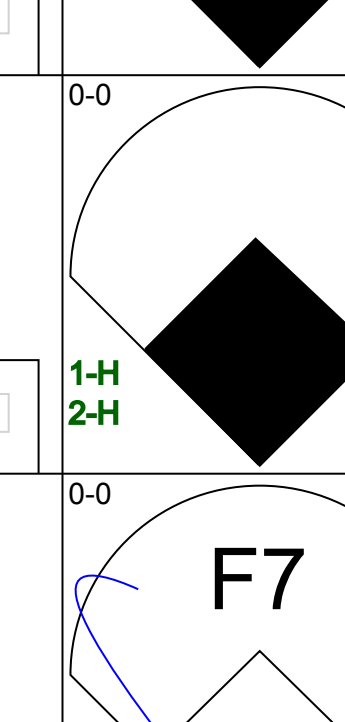
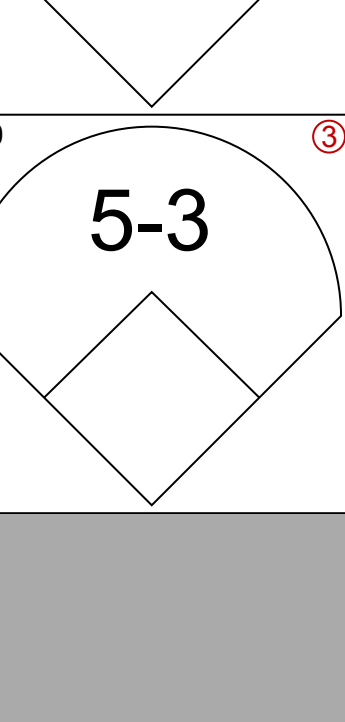
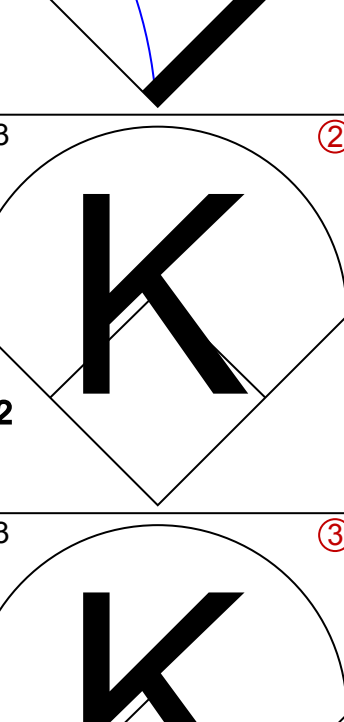
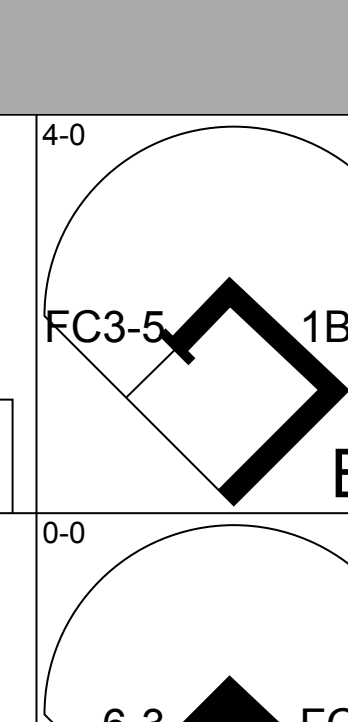
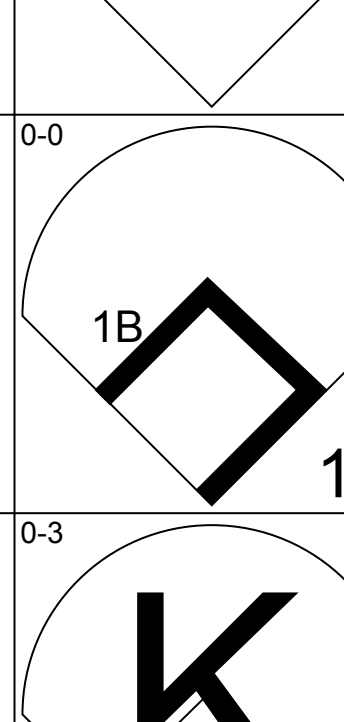
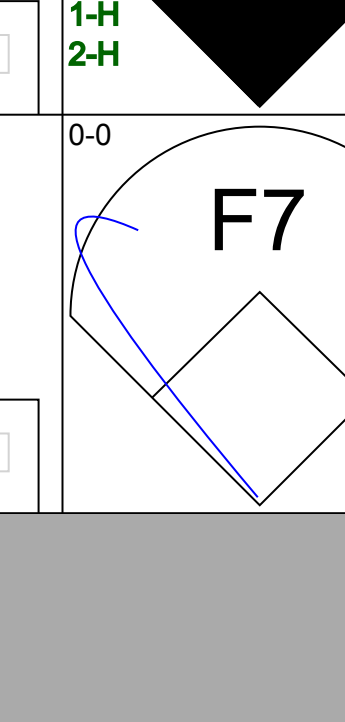
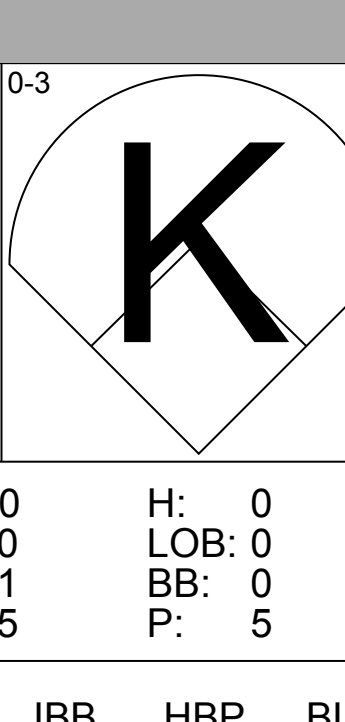
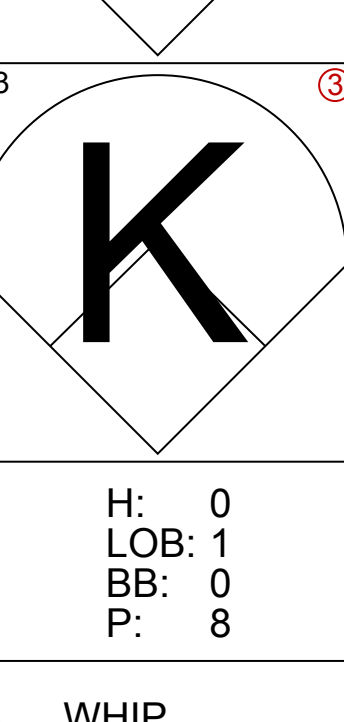
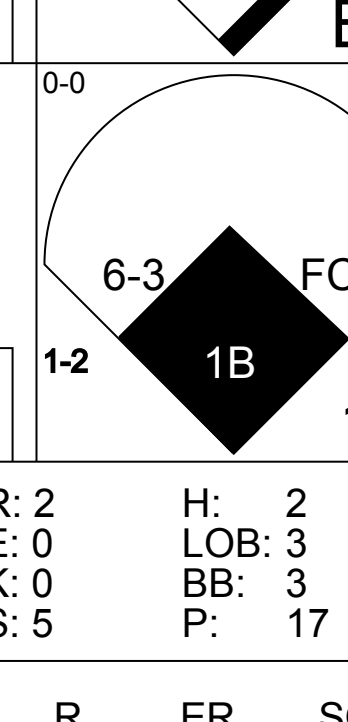
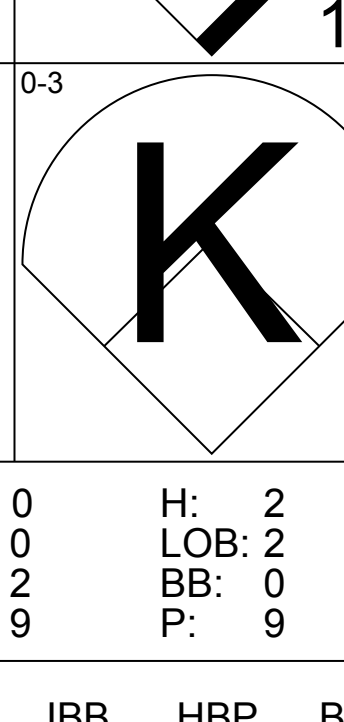
Batter	1	2	3	4	5	6	7	8	9	AB	R	H	RBI	BB	SO	LOB	BOTTOM										
Miguel Dilone, S OBP: 0.267, SLG: 0.310 (1, 7)	0-0 6-3		0-0 F8		0-0 1B 3B		0-0 1B			4	1	2	0	0	0	0											
Toby Harrah, R OBP: 0.423, SLG: 0.551 (1, 5)	0-0 5-3		0-0 G3 1B		0-0 CS 1B			0-3 K		4	0	2	1	0	1	0											
Mike Hargrove, L OBP: 0.374, SLG: 0.324 (1, 3)		0-0 2B	0-0 G3		0-0 CS	0-0 BB 2B		0-0 4-3		4	0	2	0	0	0	1											
Andre Thornton, R OBP: 0.421, SLG: 0.544 (1, 10)	0-0 5-3		0-0 F4			4-0 CS BB		4-0 S BB		2	0	0	0	2	0	2											
Rod Craig, S OBP: 0.271, SLG: 0.267 (8, PR)						2-3 BB		0-0 BB		0	0	0	0	0	0	0											
Ron Hassey, L OBP: 0.306, SLG: 0.300 (1, 2)		0-0 HR		0-0 F9		0-0 2B		4-0 BB		3	1	2	1	1	0	0											
Rick Manning, L OBP: 0.332, SLG: 0.355 (1, 8)		0-0 4-3		0-0 1-3		0-0 F9		0-0 BB		4	0	0	0	0	0	3											
Larry Milbourne, S OBP: 0.277, SLG: 0.323 (1, 4)			0-0 1B		0-0 4-3			0-0 F9		3	0	1	0	0	0	0											
Carmen Castillo, R OBP: 0.366, SLG: 0.432 (1, 9)		0-3 K			0-0 2-3			0-0 F4		3	0	0	0	0	1	1											
Mike Fischlin, R OBP: 0.364, SLG: 0.319 (1, 6)		0-0 F8			0-0 4-3			0-0 1B		3	0	1	0	0	0	1											
<b>Inning Stats</b>	R: 0 E: 0 K: 0 S: 4	H: 1 LOB: 1 BB: 0 P: 4	R: 1 E: 0 K: 1 S: 7	H: 2 LOB: 1 BB: 0 P: 7	R: 0 E: 0 K: 0 S: 3	H: 1 LOB: 1 BB: 0 P: 4	R: 0 E: 0 K: 0 S: 3	H: 0 LOB: 0 BB: 0 P: 3	R: 1 E: 0 K: 0 S: 4	H: 2 LOB: 0 BB: 0 P: 4	R: 0 E: 0 K: 0 S: 3	H: 2 LOB: 1 BB: 1 P: 7	R: 0 E: 0 K: 0 S: 4	H: 2 LOB: 2 BB: 0 P: 4	R: 0 E: 0 K: 1 S: 5	H: 0 LOB: 2 BB: 2 P: 13	1B: 5 2B: 3 3B: 1 HR: 1	SF: 0 SAC: 0 DP: 0 HBP: 0	WP: 0 PB: 0 SB: 1 CS: 2	PA: 34							
<b>PITCHER</b>	IP	WLS	BF	H	R	ER	SO	BB	IBB	HBP	BLK	WP	HR	S	P	ERA	WHIP										
Dave Schmidt, R ERA: 2.48 (1, 1)	6.0	L	24	8	2	2	1	1	0	0	0	0	0	25	29	3.00	1.500										
Danny Darwin, R ERA: 3.34 (7, 1)	2.0		9	2	0	0	1	2	0	0	0	0	0	9	17	0.00	2.000										

Texas Rangers @ Cleveland Indians  
Cleveland Municipal Stadium, Cleveland, OH  
Tue Aug 03 1982, 7:05 PM EDT  
Unknown - 79 F

AB 30  
R 2  
H 10  
RBI 2  
BB 3  
SO 2  
LOB 8

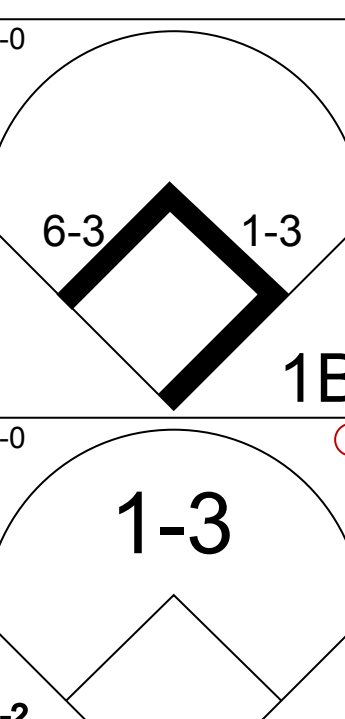
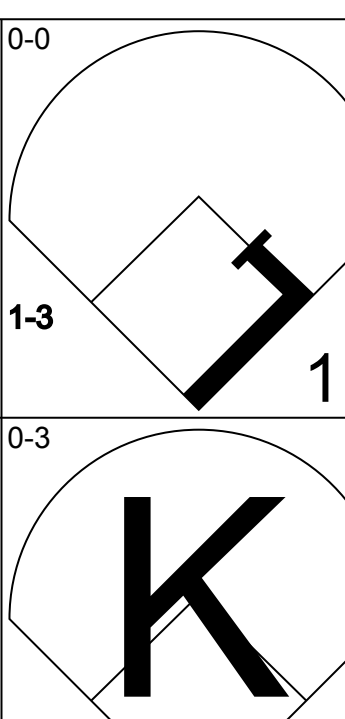
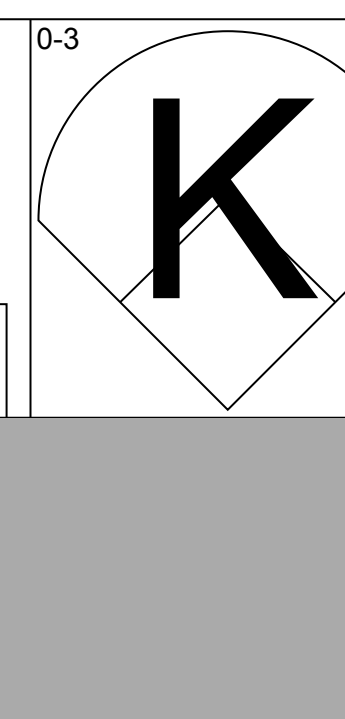
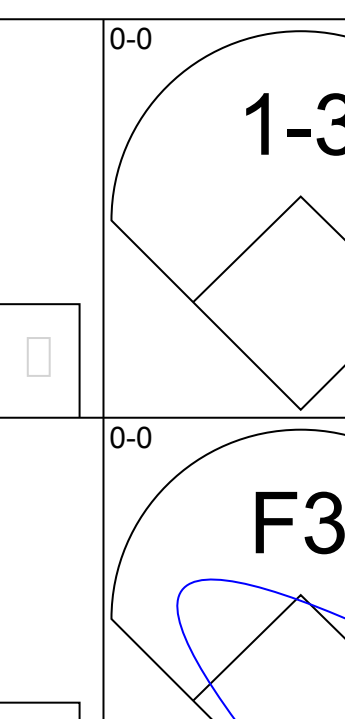
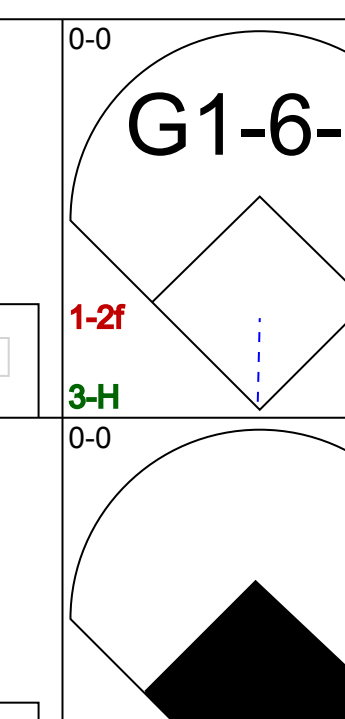
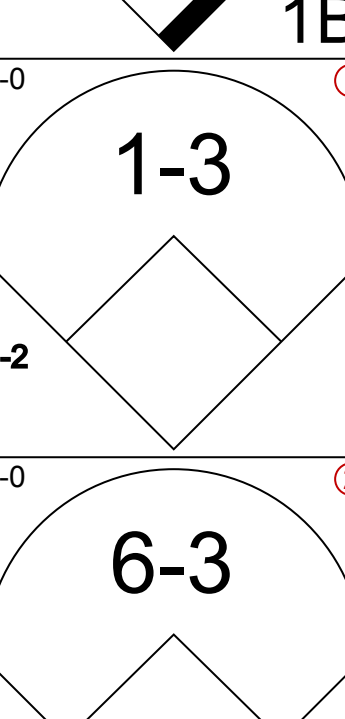

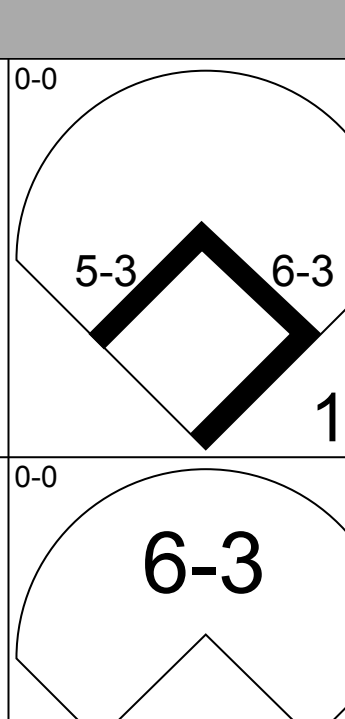
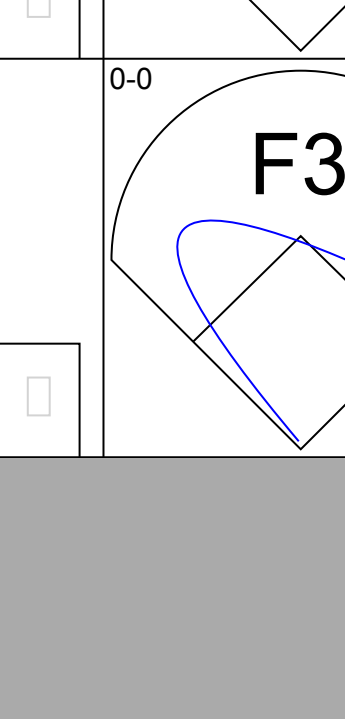
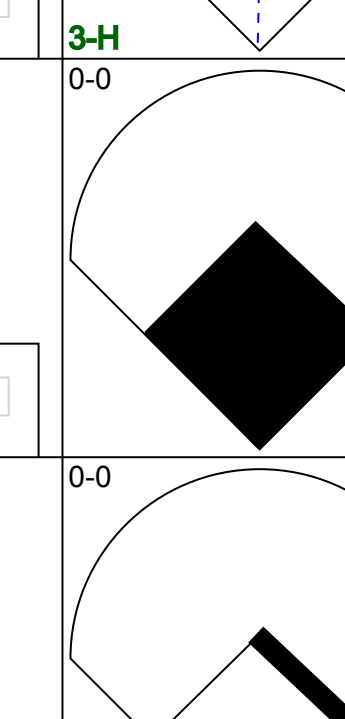
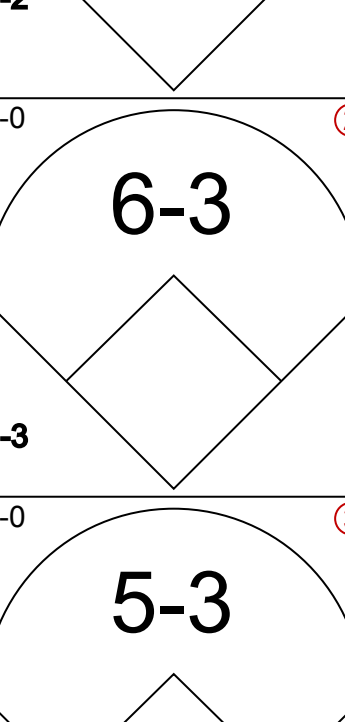
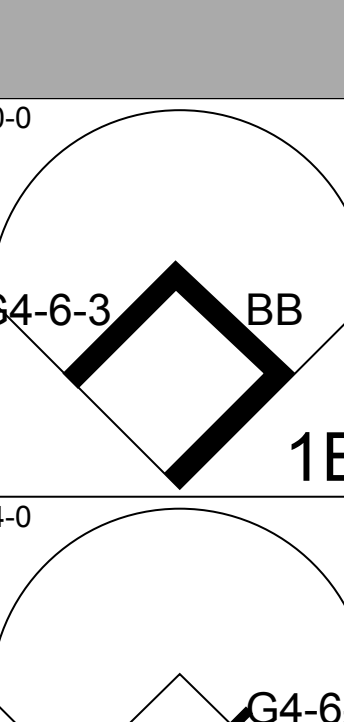
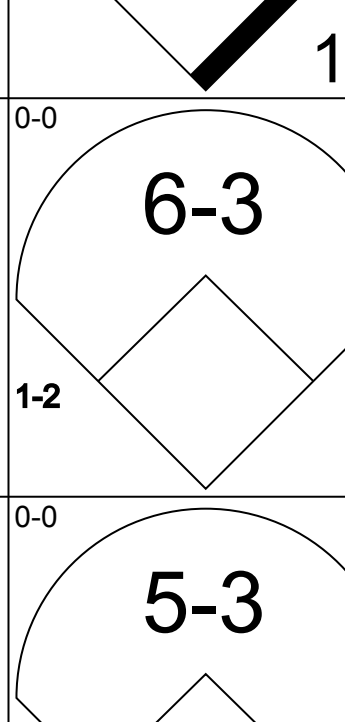

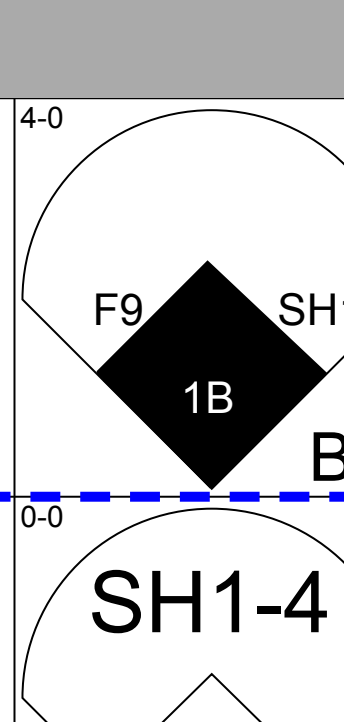
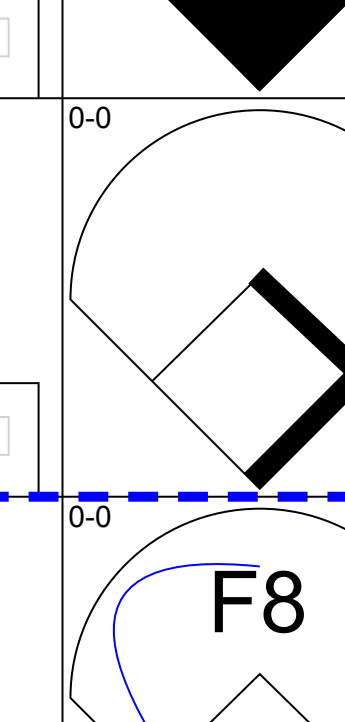
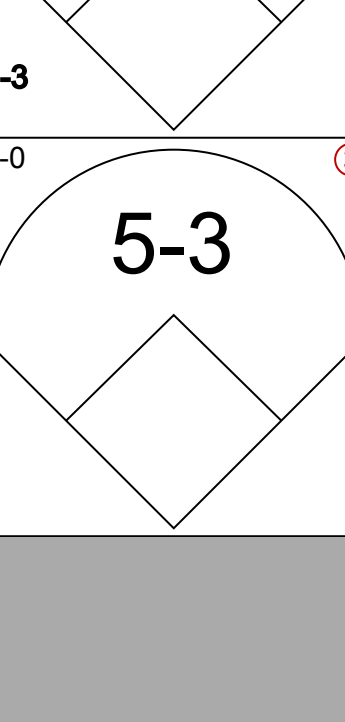
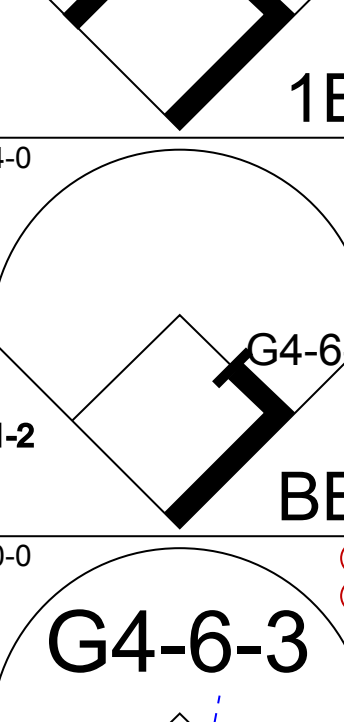
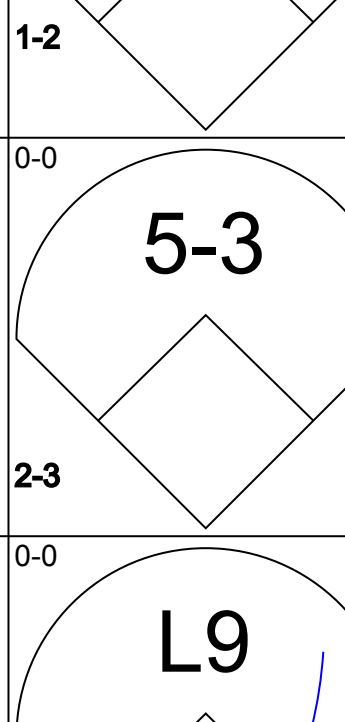

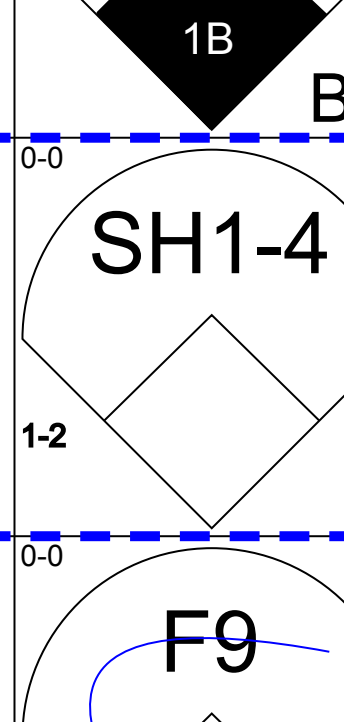
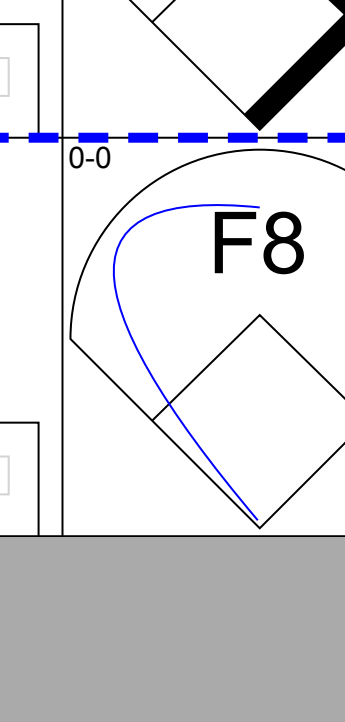
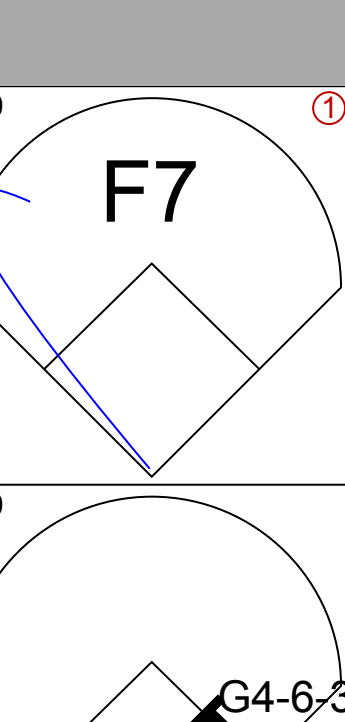
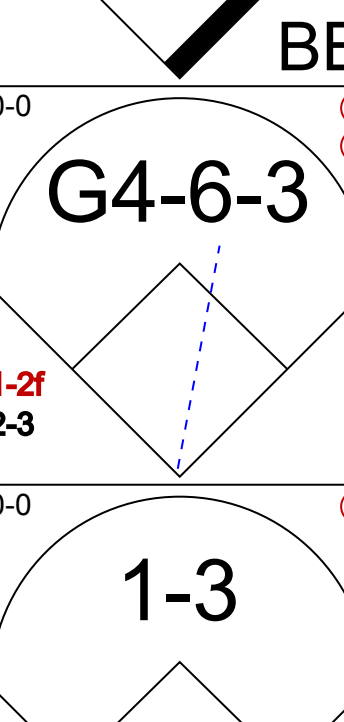
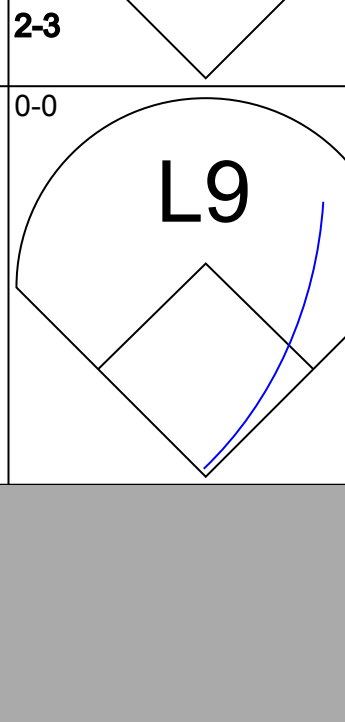
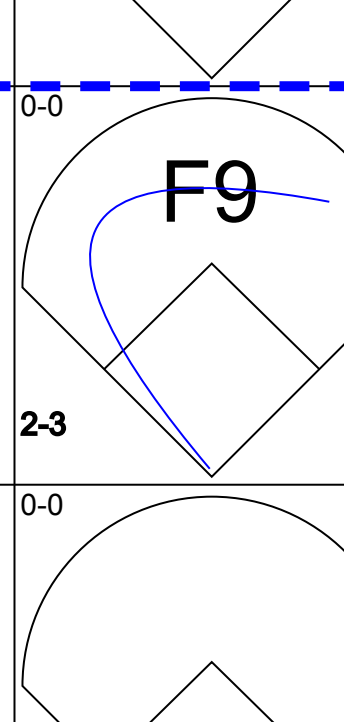
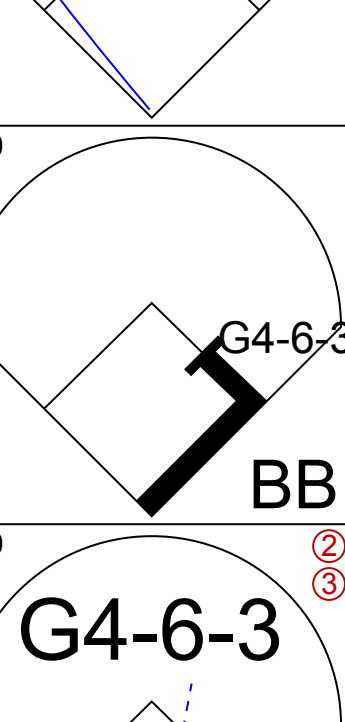
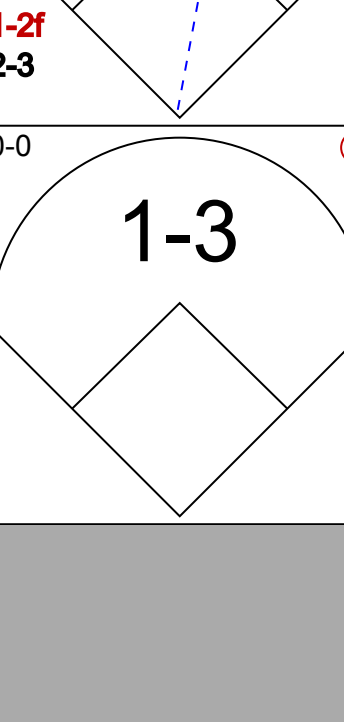
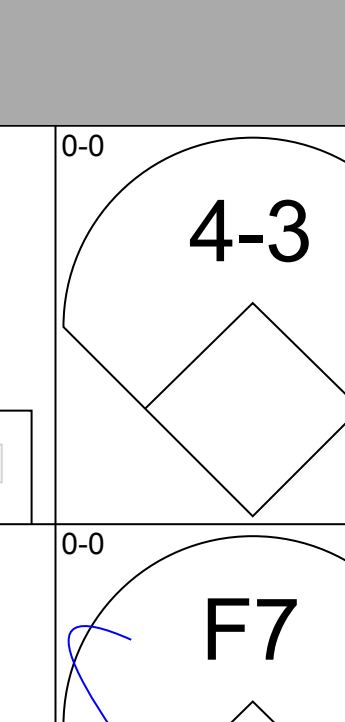
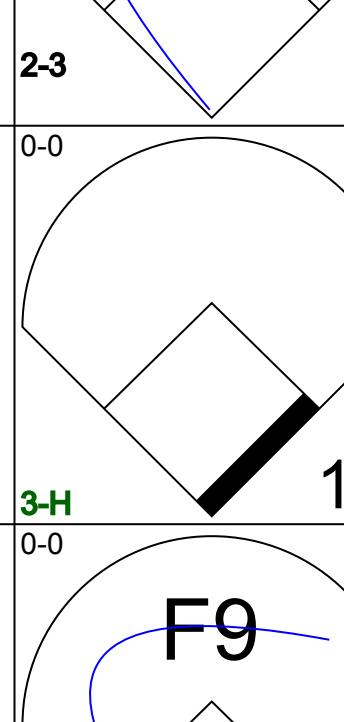
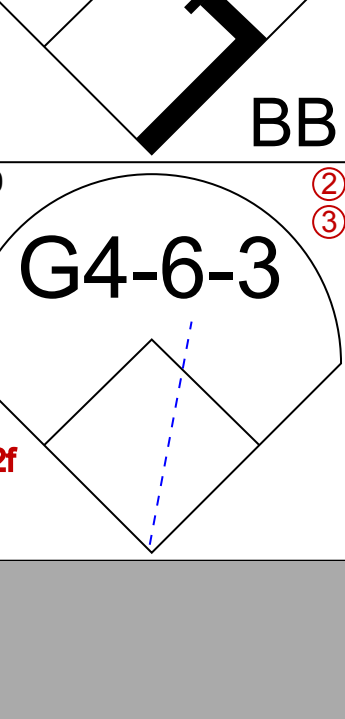
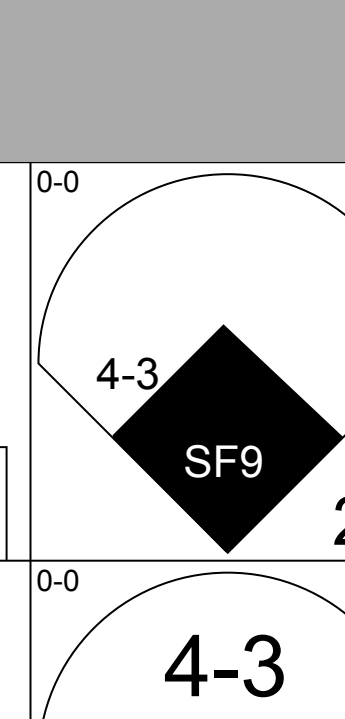
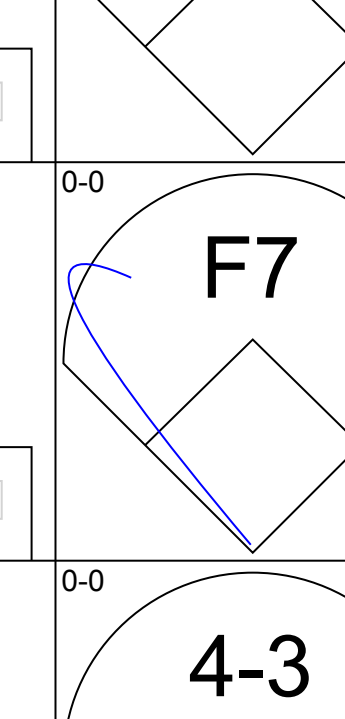
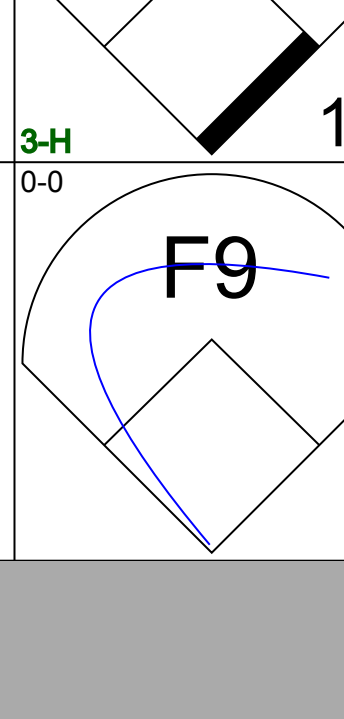
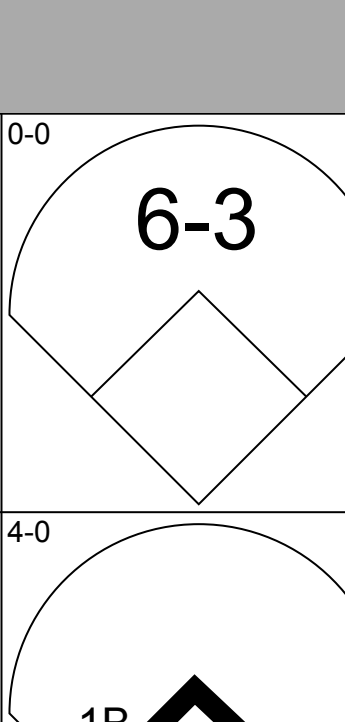
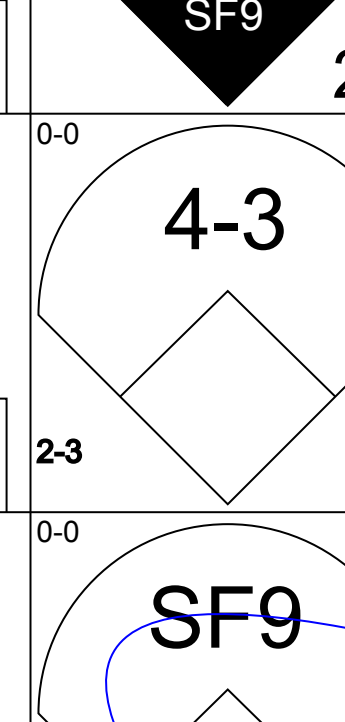
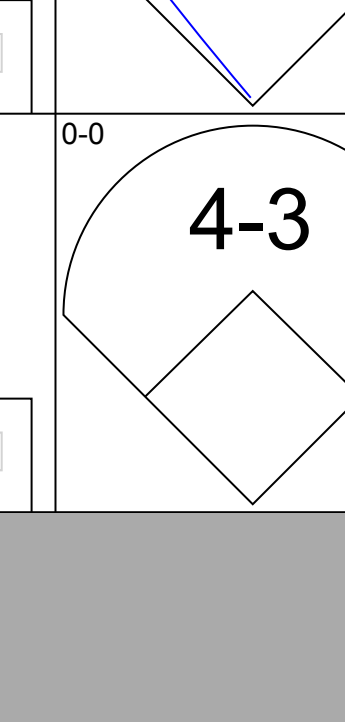
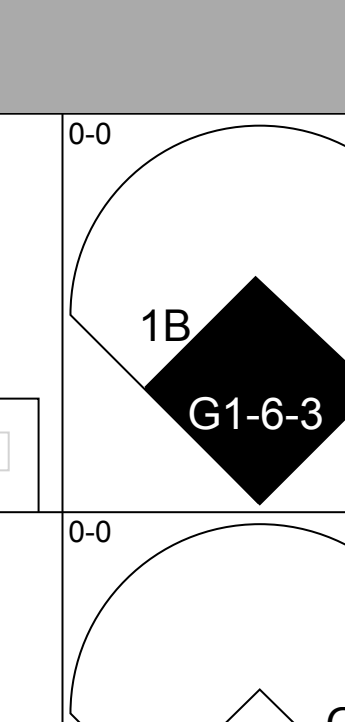
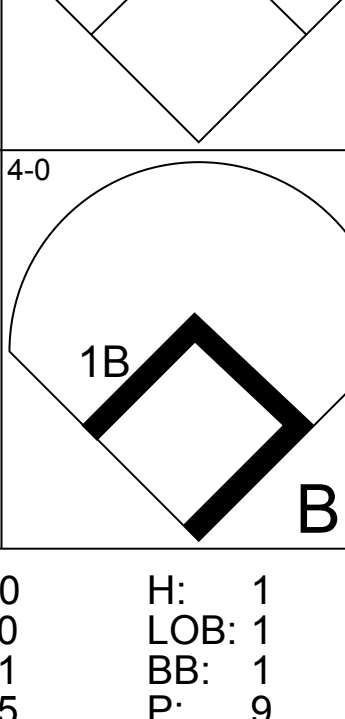
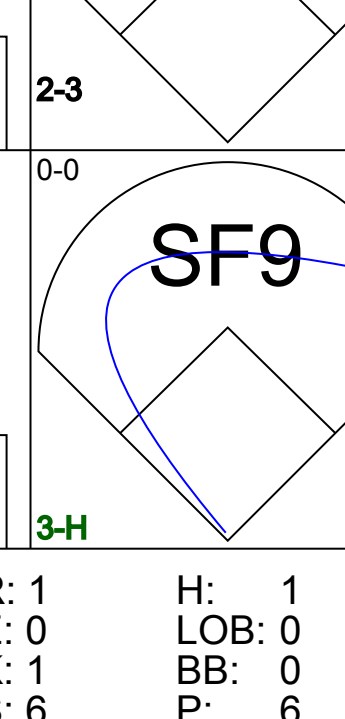
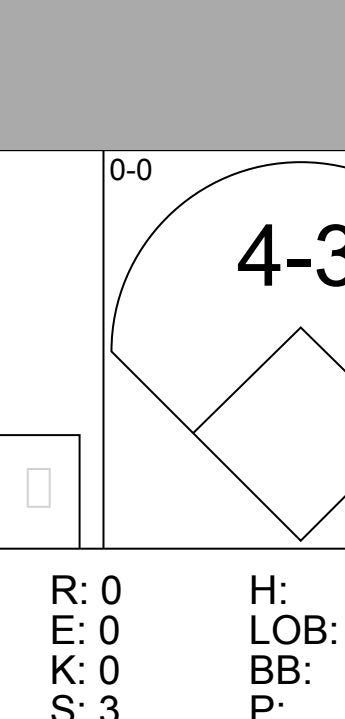
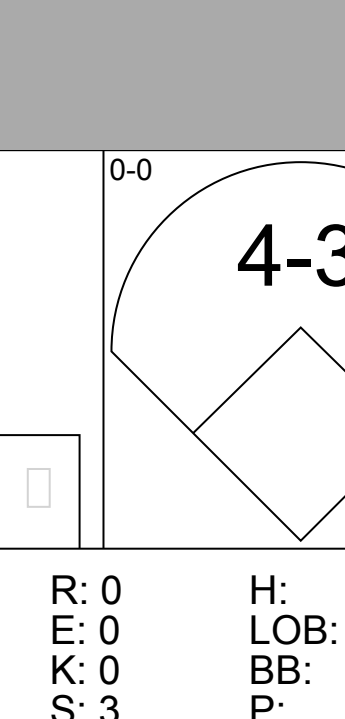
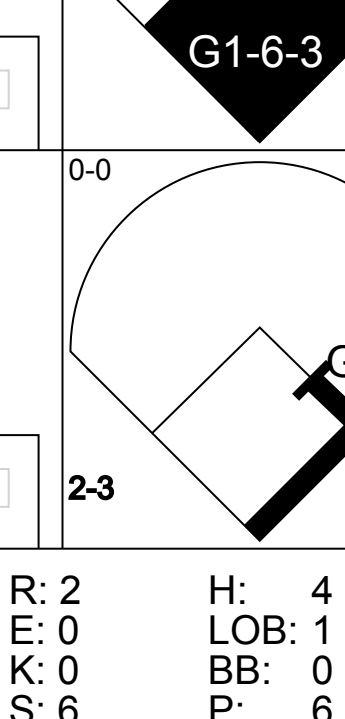




Batter	1	2	3	4	5	6	7	8	9	10	AB	R	H	RBI	BB	SO	LOB	TOP	
George Wright, S OBP: 0.279, SLG: 0.353 (1, 8)											5	1	1	0	0	1	2	<b>Texas Rangers @ Cleveland Indians</b> Cleveland Municipal Stadium, Cleveland, OH Tue Aug 03 1982, 7:05 PM EDT Att: 19,754 - Unknown	
Bill Stein, R OBP: 0.260, SLG: 0.270 (1, 4) (8, 6)											5	0	1	0	0	0	4		
Buddy Bell, R OBP: 0.367, SLG: 0.431 (1, 5)												3	0	0	0	2	0		1
Dave Hostetter, R OBP: 0.336, SLG: 0.531 (1, 3)												4	0	1	2	1	0		1
Johnny Grubb, L OBP: 0.397, SLG: 0.388 (1, 7)												4	1	1	0	1	0		2
Lee Mazzilli, S OBP: 0.343, SLG: 0.360 (1, 10)												5	1	1	0	0	0		3
Larry Parrish, R OBP: 0.259, SLG: 0.327 (1, 9)												5	1	1	3	0	1		0
Don Werner, R OBP: 0.302, SLG: 0.300 Mike Richardt, R OBP: 0.266, SLG: 0.277 (8, PR) (8, 4)												2	0	0	0	1	1		1
Wayne Tolleson, S Mickey Rivers, L OBP: 0.235, SLG: 0.328 Jim Sundberg, R OBP: 0.311, SLG: 0.333 (8, PH) (8, 2)											2	0	0	0	0	2	1		1
											1	1	1	0	0	0	0		
											1	0	0	0	0	1	1		
<b>Inning Stats</b>	R: 0 E: 0 K: 1 S: 6	H: 1 LOB: 2 BB: 1 P: 10	R: 0 E: 0 K: 0 S: 3	H: 0 LOB: 0 BB: 0 P: 6	R: 0 E: 0 K: 1 S: 5	H: 0 LOB: 0 BB: 1 P: 5	R: 0 E: 0 K: 0 S: 3	H: 0 LOB: 0 BB: 0 P: 3	R: 0 E: 0 K: 0 S: 3	H: 0 LOB: 0 BB: 0 P: 3	R: 2 E: 0 K: 0 S: 5	H: 2 LOB: 3 BB: 3 P: 17	R: 0 E: 0 K: 2 S: 9	H: 2 LOB: 2 BB: 0 P: 9	R: 3 E: 0 K: 0 S: 6	H: 3 LOB: 0 BB: 0 P: 6	1B: 7 2B: 0 3B: 0 HR: 1	SF: 0 SAC: 0 DP: 0 HBP: 0	WP: 0 PA: 44
<b>PITCHER</b>	IP WLS BF H R ER SO BB IBB HBP BLK WP HR S P ERA WHIP	IP WLS BF H R ER SO BB IBB HBP BLK WP HR S P ERA WHIP	IP WLS BF H R ER SO BB IBB HBP BLK WP HR S P ERA WHIP	IP WLS BF H R ER SO BB IBB HBP BLK WP HR S P ERA WHIP	IP WLS BF H R ER SO BB IBB HBP BLK WP HR S P ERA WHIP	IP WLS BF H R ER SO BB IBB HBP BLK WP HR S P ERA WHIP	IP WLS BF H R ER SO BB IBB HBP BLK WP HR S P ERA WHIP	IP WLS BF H R ER SO BB IBB HBP BLK WP HR S P ERA WHIP	IP WLS BF H R ER SO BB IBB HBP BLK WP HR S P ERA WHIP	IP WLS BF H R ER SO BB IBB HBP BLK WP HR S P ERA WHIP	IP WLS BF H R ER SO BB IBB HBP BLK WP HR S P ERA WHIP	IP WLS BF H R ER SO BB IBB HBP BLK WP HR S P ERA WHIP	IP WLS BF H R ER SO BB IBB HBP BLK WP HR S P ERA WHIP	IP WLS BF H R ER SO BB IBB HBP BLK WP HR S P ERA WHIP	IP WLS BF H R ER SO BB IBB HBP BLK WP HR S P ERA WHIP	IP WLS BF H R ER SO BB IBB HBP BLK WP HR S P ERA WHIP	IP WLS BF H R ER SO BB IBB HBP BLK WP HR S P ERA WHIP	IP WLS BF H R ER SO BB IBB HBP BLK WP HR S P ERA WHIP	
Lary Sorensen, R ERA: 4.53 Dan Spillner, R ERA: 2.39 (1, 1) (8, 1)	7.2 L	29 15	2 6	2 3	2 3	4 2	3 1	3 1	0 0	0 0	0 0	0 1	34 17	46 25	2.35 11.57	0.652 3.000			

AB	39
R	5
H	8
RBI	5
BB	5
SO	6
LOB	16



Batter	1	2	3	4	5	6	7	8	9	10	AB	R	H	RBI	BB	SO	LOB	BOTTOM			
Miguel Dilone, S OBP: 0.270, SLG: 0.312 (1, 7)												5	0	2	0	0	1	<b>Texas Rangers @ Cleveland Indians</b> Cleveland Municipal Stadium, Cleveland, OH Tue Aug 03 1982, 7:05 PM EDT Att: 19,754 - Unknown			
Toby Harrah, R OBP: 0.423, SLG: 0.557 (1, 5)												5	1	2	1	0	1		2		
Mike Hargrove, L OBP: 0.375, SLG: 0.324 Von Hayes, L OBP: 0.286, SLG: 0.372 Karl Pagel, L OBP: 0.435, SLG: 0.188 Ron Hassey, L OBP: 0.309, SLG: 0.308 (1, 3) (9, PR) (10, 3) (10, PH)												3	0	1	0	1	0		2		
Andre Thornton, R OBP: 0.420, SLG: 0.540 (1, 10)												3	0	0	0	1	0		3		
Rick Manning, L OBP: 0.330, SLG: 0.352 Bill Nahorodny, R OBP: 0.241, SLG: 0.373 Rod Craig, S OBP: 0.271, SLG: 0.267 (1, 8) (9, PH) (10, 8)											3	0	0	0	0	0	3				
Larry Milbourne, S OBP: 0.280, SLG: 0.323 (1, 6)											3	0	1	1	1	0	1				
Chris Bando, S OBP: 0.289, SLG: 0.291 (1, 2)												4	1	1	0	0	2				
Carmen Castillo, R OBP: 0.356, SLG: 0.439 (1, 9)												4	1	1	0	0	1				
Jack Perconte, L OBP: 0.305, SLG: 0.291 Mike Fischlin, R OBP: 0.368, SLG: 0.323 (1, 4) (10, PH)												1	0	0	1	1	0		0		
											1	0	1	0	0	0	0				
<b>Inning Stats</b>	R: 0 E: 0 K: 0 S: 4	H: 1 LOB: 1 BB: 0 P: 4	R: 0 E: 0 K: 0 S: 2	H: 0 LOB: 0 BB: 1 P: 6	R: 0 E: 0 K: 1 S: 5	H: 1 LOB: 1 BB: 1 P: 9	R: 0 E: 0 K: 0 S: 3	H: 1 LOB: 1 BB: 0 P: 7	R: 1 E: 0 K: 1 S: 6	H: 1 LOB: 0 BB: 0 P: 6	R: 0 E: 0 K: 0 S: 4	H: 0 LOB: 0 BB: 0 P: 4	R: 0 E: 0 K: 0 S: 3	H: 0 LOB: 0 BB: 0 P: 3	R: 1 E: 0 K: 0 S: 4	H: 1 LOB: 1 BB: 0 P: 8	R: 2 E: 0 K: 0 S: 6	H: 4 LOB: 1 BB: 0 P: 6	1B: 6 2B: 3 3B: 0 HR: 1	SF: 1 SAC: 1 DP: 3 HBP: 0	WP: 0 PA: 40
<b>PITCHER</b>	IP WLS BF H R ER SO BB IBB HBP BLK WP HR S P ERA WHIP	IP WLS BF H R ER SO BB IBB HBP BLK WP HR S P ERA WHIP	IP WLS BF H R ER SO BB IBB HBP BLK WP HR S P ERA WHIP	IP WLS BF H R ER SO BB IBB HBP BLK WP HR S P ERA WHIP	IP WLS BF H R ER SO BB IBB HBP BLK WP HR S P ERA WHIP	IP WLS BF H R ER SO BB IBB HBP BLK WP HR S P ERA WHIP	IP WLS BF H R ER SO BB IBB HBP BLK WP HR S P ERA WHIP	IP WLS BF H R ER SO BB IBB HBP BLK WP HR S P ERA WHIP	IP WLS BF H R ER SO BB IBB HBP BLK WP HR S P ERA WHIP	IP WLS BF H R ER SO BB IBB HBP BLK WP HR S P ERA WHIP	IP WLS BF H R ER SO BB IBB HBP BLK WP HR S P ERA WHIP	IP WLS BF H R ER SO BB IBB HBP BLK WP HR S P ERA WHIP	IP WLS BF H R ER SO BB IBB HBP BLK WP HR S P ERA WHIP	IP WLS BF H R ER SO BB IBB HBP BLK WP HR S P ERA WHIP	IP WLS BF H R ER SO BB IBB HBP BLK WP HR S P ERA WHIP	IP WLS BF H R ER SO BB IBB HBP BLK WP HR S P ERA WHIP	IP WLS BF H R ER SO BB IBB HBP BLK WP HR S P ERA WHIP	IP WLS BF H R ER SO BB IBB HBP BLK WP HR S P ERA WHIP			
John Butcher, R ERA: 6.62 Danny Darwin, R ERA: 3.32 Jon Maitack, L ERA: 3.58 Steve Comer, R ERA: 3.63 (1, 1) (9, 1) (9, 1) (10, 1)	8.0 0.1 1.1 0.1	30 1 8 1	5 0 5 0	2 0 2 0	2 0 2 0	2 0 2 0	2 0 2 0	30 1 8 1	46 1 8 1	2.25 0.00 13.50 0.00	1.125 0.000 3.750 0.000										

AB	34
R	4
H	10
RBI	3
BB	4
SO	2
LOB	17





Batter	1	2	3	4	5	6	7	8	9	AB	R	H	RBI	BB	SO	LOB	TOP					
George Wright, S OBP: 0.280, SLG: 0.363	6-3		F3			1-H HR	F9		1B	5	1	2	3	0	0	3						
Lee Mazzilli, S OBP: 0.335, SLG: 0.350	6-3		F8			F9	F8		K	5	0	0	0	0	1	4						
Buddy Bell, R OBP: 0.368, SLG: 0.429	6-3			F7		1B E BB		G5-4-3 BB		2	1	0	0	2	0	0						
Dave Hostetter, R OBP: 0.339, SLG: 0.530		G6-4-3 1B		1-4-3				G5-4-3 BB		4	0	2	0	0	0	1						
Lamar Johnson, R OBP: 0.326, SLG: 0.357		G6-4-3 1-2		F9			F4			4	0	1	0	0	0	3						
Larry Parrish, R OBP: 0.255, SLG: 0.322		1-3			3-1		E6		K	4	0	0	0	0	1	2						
Bill Stein, R OBP: 0.250, SLG: 0.258			G3		4-3		G3			4	0	0	0	0	0	2						
Jim Sundberg, R OBP: 0.316, SLG: 0.339				6-3					SH1-4 1B	4	1	3	0	0	0	0						
Wayne Tolleson, S									G1 1B	0	1	0	0	2	0	0						
Mickey Rivers, L (9, PH) OBP: 0.232, SLG: 0.324						HR BB	SH1-4		G1	1	0	0	0	0	0	1						
<b>Inning Stats</b>	R: 0 E: 0 K: 0 S: 3	H: 0 LOB: 0 BB: 0 P: 3	R: 0 E: 0 K: 0 S: 3	H: 1 LOB: 2 BB: 1 P: 3	R: 0 E: 0 K: 0 S: 4	H: 1 LOB: 2 BB: 1 P: 8	R: 0 E: 0 K: 0 S: 3	H: 0 LOB: 0 BB: 0 P: 3	R: 0 E: 0 K: 0 S: 3	H: 0 LOB: 0 BB: 0 P: 3	R: 3 E: 1 K: 0 S: 6	H: 2 LOB: 2 BB: 2 P: 14	R: 0 E: 0 K: 0 S: 4	H: 1 LOB: 1 BB: 0 P: 4	R: 0 E: 0 K: 1 S: 5	H: 1 LOB: 1 BB: 1 P: 9	R: 1 E: 0 K: 1 S: 7	H: 2 LOB: 1 BB: 0 P: 7	1B: 7 2B: 0 3B: 0 HR: 1	SF: 0 SAC: 1 DP: 2 HBP: 0	WP: 0 PB: 0 SB: 0 CS: 0	PA: 38
<b>PITCHER</b>	IP	WLS	BF	H	R	ER	SO	BB	IBB	HBP	BLK	WP	HR	S	P	ERA	WHIP					
Rick Waits, L ERA: 5.5	5.1		22	4	3	2	0	3	0	0	0	0	1	19	31	3.38	1.312					
Bud Anderson, R ERA: 3.21	3.2	W	16	4	1	1	2	1	0	0	0	0	0	19	23	2.46	1.364					

Texas Rangers @ Cleveland Indians  
Cleveland Municipal Stadium, Cleveland, OH  
Wed Aug 04 1982, 7:05 PM EDT  
Alt. 7,168 - Unknown - 79 F

AB 33  
R 4  
H 8  
RBI 3  
BB 4  
SO 2  
LOB 16



Batter	1	2	3	4	5	6	7	8	9	AB	R	H	RBI	BB	SO	LOB	BOTTOM					
Miguel Dilone, S OBP: 0.282, SLG: 0.317	BB S G3				6-3 1B		BB 1B	FC6-2 1B		2	4	2	0	3	0	0						
Carmen Castillo, R OBP: 0.356, SLG: 0.439		BB						BB		0	0	0	0	0	0	0						
Toby Harrah, R OBP: 0.422, SLG: 0.554	G3 BB	F5			6-3		BB	FC6-2		4	2	1	0	1	0	5						
Mike Hargrove, L OBP: 0.377, SLG: 0.324	4-3 BB		K		2-3		BB			3	0	1	3	2	1	1						
Andre Thornton, R OBP: 0.417, SLG: 0.537	G3		4-3				SF7	5-3		4	0	1	3	0	0	4						
Von Hayes, L OBP: 0.286, SLG: 0.371	4-3		L3		G3					4	0	1	2	0	0	2						
Ron Hassey, L OBP: 0.308, SLG: 0.303				4-3		3-1	G4-6-3			3	0	0	0	1	0	2						
Rick Manning, L OBP: 0.329, SLG: 0.351	4-3			1-3		4-3		SH3-4 FC6-2 1B		4	0	1	0	0	0	2						
Larry Milbourne, S OBP: 0.284, SLG: 0.330		6-3				L9		FC6-2 SH3-4 1B		4	1	2	0	0	0	0						
Mike Fischlin, R OBP: 0.367, SLG: 0.319		4-3			5-3			SH3-4		2	1	0	0	1	0	1						
<b>Inning Stats</b>	R: 2 E: 0 K: 0 S: 3	H: 0 LOB: 2 BB: 4 P: 19	R: 0 E: 0 K: 0 S: 3	H: 0 LOB: 1 BB: 1 P: 7	R: 0 E: 0 K: 1 S: 5	H: 0 LOB: 0 BB: 0 P: 5	R: 0 E: 0 K: 0 S: 4	H: 1 LOB: 1 BB: 0 P: 4	R: 1 E: 0 K: 0 S: 5	H: 2 LOB: 1 BB: 0 P: 5	R: 0 E: 0 K: 0 S: 3	H: 0 LOB: 0 BB: 0 P: 3	R: 3 E: 0 K: 0 S: 5	H: 3 LOB: 1 BB: 2 P: 13	R: 2 E: 0 K: 0 S: 6	H: 3 LOB: 2 BB: 1 P: 10	1B: 8 2B: 1 3B: 0 HR: 0	SF: 1 SAC: 1 DP: 1 HBP: 0	WP: 0 PB: 0 SB: 2 CS: 0	PA: 40		
<b>PITCHER</b>	IP	WLS	BF	H	R	ER	SO	BB	IBB	HBP	BLK	WP	HR	S	P	ERA	WHIP					
Doc Medich, R ERA: 4.82	6.0	L	29	5	6	6	1	6	0	0	0	0	0	25	49	9.00	1.833					
Paul Mirabella, L ERA: 4.5	0.0		1	0	0	0	0	1	0	0	0	0	0	0	4							
Danny Darwin, R ERA: 3.27	1.0		3	1	0	0	0	0	0	0	0	0	0	3	3	0.00	1.000					
Steve Comer, R ERA: 3.91	1.0		7	3	2	2	0	1	0	0	0	0	0	6	10	18.00	4.000					

Texas Rangers @ Cleveland Indians  
Cleveland Municipal Stadium, Cleveland, OH  
Wed Aug 04 1982, 7:05 PM EDT  
Alt. 7,168 - Unknown - 79 F

AB 30  
R 8  
H 9  
RBI 8  
BB 8  
SO 1  
LOB 17





Batter	1	2	3	4	5	6	7	8	9	10	AB	R	H	RBI	BB	SO	LOB	TOP									
Paul Molitor, R OBP: 0.364, SLG: 0.437 (1,5)											3	1	3	0	2	0	0	<b>Milwaukee Brewers @ Cleveland Indians</b> Cleveland Municipal Stadium, Cleveland, OH Fri Aug 06 1982, 7:05 PM EDT Att: 18,243 - Unknown - 75 F <a href="http://livebaseballscores.com">livebaseballscores.com</a>									
Robin Yount, R OBP: 0.365, SLG: 0.583 (1,6)											5	1	0	0	0	1	5										
Cecil Cooper, L OBP: 0.352, SLG: 0.560 (1,3)											5	2	2	3	0	0	2										
Ted Simmons, S OBP: 0.302, SLG: 0.474 (1,2)											4	1	1	2	1	0	2										
Ben Oglivie, L OBP: 0.316, SLG: 0.444 (1,7)											5	0	0	0	0	1	1										
Gorman Thomas, R OBP: 0.344, SLG: 0.523 (1,8)											5	0	1	0	0	2	1										
Don Money, R OBP: 0.375, SLG: 0.556 (1,10)											3	0	1	0	1	2	0										
Marshall Edwards, L OBP: 0.263, SLG: 0.351 Charlie Moore, R OBP: 0.262, SLG: 0.356 (9, PH) (9, 9)											3	0	0	0	0	0	1										
Jim Gantner, L OBP: 0.359, SLG: 0.397 (1,4)											4	0	0	0	0	0	2										
<b>Inning Stats</b>	R: 0 E: 0 K: 0 S: 3	H: 0 LOB: 1 BB: 1 P: 7	R: 0 E: 0 K: 1 S: 5	H: 0 LOB: 0 BB: 0 P: 5	R: 0 E: 0 K: 0 S: 3	H: 0 LOB: 1 BB: 1 P: 7	R: 0 E: 0 K: 2 S: 7	H: 0 LOB: 1 BB: 1 P: 11	R: 0 E: 0 K: 1 S: 5	H: 0 LOB: 0 BB: 0 P: 5	R: 0 E: 0 K: 0 S: 4	H: 1 LOB: 1 BB: 0 P: 4	R: 0 E: 0 K: 0 S: 3	H: 0 LOB: 1 BB: 1 P: 7	R: 2 E: 0 K: 1 S: 7	H: 2 LOB: 0 BB: 0 P: 7	R: 0 E: 0 K: 0 S: 5		H: 2 LOB: 2 BB: 0 P: 5	R: 0 E: 0 K: 0 S: 8	H: 2 LOB: 0 BB: 0 P: 8	R: 3 E: 1 K: 1 S: 8	H: 3 LOB: 0 BB: 0 P: 8	1B: 6 2B: 0 3B: 0 HR: 2	SF: 0 SAC: 0 DP: 0 HBP: 0	WP: 0 PB: 0 SB: 1 CS: 0	PA: 42
<b>PITCHER</b>	IP 8.1	WLS 34	BF 5	H 2	R 2	ER 2	SO 5	BB 4	IBB 0	HBP 0	BLK 0	WP 0	HR 1	S 40	P 56	ERA 2.16	WHIP 1.080										
Ed Whitson, R ERA: 3.88 Ed Glynn, L ERA: 3.65 (9, 1)	1.2	L	8	3	3	3	1	0	0	0	0	0	1	10	10	16.20	1.800										

Batter	1	2	3	4	5	6	7	8	9	10	AB	R	H	RBI	BB	SO	LOB	BOTTOM									
Miguel Dilone, S OBP: 0.277, SLG: 0.311 (1,7)											5	0	0	0	0	1	2	<b>Milwaukee Brewers @ Cleveland Indians</b> Cleveland Municipal Stadium, Cleveland, OH Fri Aug 06 1982, 7:05 PM EDT Att: 18,243 - Unknown - 75 F <a href="http://livebaseballscores.com">livebaseballscores.com</a>									
Toby Harrah, R OBP: 0.422, SLG: 0.562 (1,5)											5	1	2	1	0	0	0										
Mike Hargrove, L OBP: 0.375, SLG: 0.321 (1,3)											4	0	0	0	1	1	1										
Andre Thornton, R OBP: 0.413, SLG: 0.530 (1,10)											5	0	0	0	0	1	2										
Von Hayes, L OBP: 0.290, SLG: 0.377 (1,9)											5	1	3	0	0	1	1										
Ron Hassey, L OBP: 0.310, SLG: 0.302 (1,2)											4	0	1	0	1	1	3										
Rick Manning, L OBP: 0.335, SLG: 0.355 (1,8)											4	0	3	1	1	0	1										
Larry Milbourne, S OBP: 0.288, SLG: 0.332 (1,4)											5	0	2	0	0	0	5										
Mike Fischlin, R OBP: 0.359, SLG: 0.311 (1,6)											4	0	0	0	0	1	7										
<b>Inning Stats</b>	R: 0 E: 0 K: 1 S: 5	H: 0 LOB: 1 BB: 1 P: 9	R: 1 E: 0 K: 1 S: 7	H: 2 LOB: 1 BB: 0 P: 7	R: 0 E: 0 K: 1 S: 6	H: 1 LOB: 1 BB: 0 P: 6	R: 0 E: 0 K: 1 S: 7	H: 2 LOB: 2 BB: 0 P: 7	R: 1 E: 1 K: 0 S: 5	H: 1 LOB: 1 BB: 0 P: 5	R: 0 E: 0 K: 0 S: 4	H: 1 LOB: 2 BB: 1 P: 8	R: 0 E: 0 K: 0 S: 3	H: 0 LOB: 0 BB: 0 P: 3	R: 0 E: 0 K: 1 S: 7	H: 3 LOB: 2 BB: 0 P: 7	R: 0 E: 0 K: 0 S: 3		H: 0 LOB: 0 BB: 0 P: 3	R: 0 E: 0 K: 1 S: 6	H: 1 LOB: 2 BB: 1 P: 10	1B: 8 2B: 2 3B: 0 HR: 1	SF: 0 SAC: 0 DP: 0 HBP: 0	WP: 1 PB: 0 SB: 0 CS: 1	PA: 44		
<b>PITCHER</b>	IP 9.0	WLS 39	BF 10	H 2	R 2	ER 2	SO 5	BB 2	IBB 0	HBP 0	BLK 0	WP 0	HR 1	S 47	P 55	ERA 2.00	WHIP 1.333										
Moose Haas, R ERA: 4.44 Rollie Fingers, R ERA: 2.67 (10, 1)	1.0	S	5	1	0	0	1	1	0	0	0	1	0	6	10	0.00	2.000										



Batter	1	2	3	4	5	6	7	8	9	10	11	AB	R	H	RBI	BB	SO	LOB									
Paul Molitor, R OBP: 0.364, SLG: 0.436 (1, 5)			1-3 		K 		5-3 			FC6-4 1B 		5	0	2	0	0	1	1									
Robin Yount, R OBP: 0.361, SLG: 0.576 (1, 6)	F7 		K 		F9 		F8 			FC6-4 		5	0	0	0	0	1	3									
Cecil Cooper, L OBP: 0.353, SLG: 0.558 (1, 3)	K 		BB 1B 			6-3 WP 1B 				F2 		5	1	2	0	0	1	2									
Ted Simmons, S OBP: 0.303, SLG: 0.470 Ned Yost, R OBP: 0.319, SLG: 0.375 (11, PR) (11, 2)	K 		BB 1B 			6-3 				F8 		3	0	0	0	2	1	2									
Ben Oglivie, L OBP: 0.316, SLG: 0.443 (1, 7)		4-3 	F2 							F6 		4	0	1	1	1	0	2									
Gorman Thomas, R OBP: 0.343, SLG: 0.523 (1, 8)		1B 2B 		K 						K 		4	1	1	0	0	3	1									
Don Money, R OBP: 0.380, SLG: 0.552 (1, 10)										F8 		3	1	1	1	2	0	0									
Marshall Edwards, L OBP: 0.266, SLG: 0.350 Charlie Moore, R OBP: 0.291, SLG: 0.354 (11, PH) (11, 9)										F8 		3	0	1	0	0	0	1									
Jim Gantner, L OBP: 0.307, SLG: 0.394 (1, 4)										F8 		5	0	1	1	0	0	4									
<b>Inning Stats</b>	R: 0 E: 0 K: 2 S: 8	H: 1 LOB: 1 BB: 0 P: 8	R: 1 E: 0 K: 0 S: 5	H: 2 LOB: 1 BB: 0 P: 5	R: 0 E: 1 K: 1 S: 6	H: 1 LOB: 2 BB: 1 P: 10	R: 0 E: 0 K: 1 S: 5	H: 1 LOB: 0 BB: 0 P: 5	R: 0 E: 0 K: 1 S: 5	H: 0 LOB: 0 BB: 0 P: 5	R: 1 E: 0 K: 1 S: 6	H: 2 LOB: 0 BB: 0 P: 6	R: 1 E: 1 K: 0 S: 4	H: 1 LOB: 1 BB: 1 P: 8	R: 0 E: 0 K: 0 S: 3	H: 0 LOB: 0 BB: 0 P: 3	R: 0 E: 0 K: 1 S: 5	H: 1 LOB: 0 BB: 0 P: 5	R: 0 E: 0 K: 0 S: 4	H: 1 LOB: 1 BB: 0 P: 4	R: 0 E: 0 K: 0 S: 3	H: 0 LOB: 3 BB: 3 P: 15	1B: 8 2B: 1 3B: 0 HR: 0	SF: 0 SAC: 2 DP: 0 HBP: 0	WP: 1 PB: 0 SB: 2 CS: 0	PA: 46	
<b>PITCHER</b>	IP 7.0	WLS 2.8	BF 29	H 8	R 3	ER 3	SO 6	BB 2	IBB 0	HBP 0	BLK 0	WP 1	HR 0	S 39	P 47	ERA 3.86	WHIP 1.429										
Rick Sutcliffe, R ERA: 2.8 Dan Spillner, R ERA: 2.31 Ed Glynn, L ERA: 3.55	(1, 1)	(8, 1)	(11, 1)																								

**Milwaukee Brewers @ Cleveland Indians**  
Cleveland Municipal Stadium, Cleveland, OH

Sat Aug 07 1982, 7:05 PM EDT  
Att. 19,883 - Unknown - 76 F

livebaseballscores.com

AB 38  
R 3  
H 9  
RBI 3  
BB 5  
SO 7  
LOB 19

Batter	1	2	3	4	5	6	7	8	9	10	11	AB	R	H	RBI	BB	SO	LOB									
Larry Milbourne, S OBP: 0.288, SLG: 0.333 (1, 4)	F7 		1B 1B 			4-3 						5	1	2	0	0	0	1									
Toby Harrah, R OBP: 0.424, SLG: 0.561 (1, 5)												4	0	2	0	1	0	1									
Mike Hargrove, L OBP: 0.373, SLG: 0.319 (1, 3)												5	1	1	0	0	0	5									
Andre Thornton, R OBP: 0.411, SLG: 0.533 (1, 10)												5	1	1	2	0	0	1									
Chris Bando, S OBP: 0.295, SLG: 0.287 Miguel Dilone, S OBP: 0.280, SLG: 0.313 (9, PR) (10, 7)												2	0	0	0	2	0	0									
Rod Craig, S OBP: 0.256, SLG: 0.250 Ron Hassey, L OBP: 0.313, SLG: 0.302 (1, 7) (10, 2)												3	0	0	0	0	0	1									
Rick Manning, L OBP: 0.333, SLG: 0.353 (1, 8)												5	0	1	0	0	1	4									
Carmen Castillo, R OBP: 0.333, SLG: 0.409 Von Hayes, L OBP: 0.291, SLG: 0.378 (9, PH) (10, 9)												3	0	0	0	0	1	1									
Mike Fischlin, R OBP: 0.307, SLG: 0.310 (1, 6)												4	0	1	0	0	0	1									
<b>Inning Stats</b>	R: 0 E: 0 K: 0 S: 3	H: 0 LOB: 1 BB: 1 P: 7	R: 0 E: 0 K: 1 S: 4	H: 0 LOB: 0 BB: 1 P: 8	R: 0 E: 0 K: 1 S: 7	H: 2 LOB: 2 BB: 0 P: 7	R: 0 E: 0 K: 0 S: 3	H: 0 LOB: 0 BB: 0 P: 3	R: 0 E: 0 K: 0 S: 5	H: 2 LOB: 0 BB: 0 P: 5	R: 0 E: 0 K: 0 S: 4	H: 1 LOB: 1 BB: 0 P: 4	R: 1 E: 0 K: 0 S: 4	H: 2 LOB: 0 BB: 0 P: 4	R: 0 E: 0 K: 0 S: 3	H: 0 LOB: 2 BB: 1 P: 7	R: 0 E: 0 K: 0 S: 4	H: 1 LOB: 1 BB: 0 P: 4	R: 0 E: 0 K: 0 S: 4	H: 2 LOB: 2 BB: 0 P: 5	1B: 9 2B: 0 3B: 0 HR: 1	SF: 0 SAC: 1 DP: 2 HBP: 1	WP: 0 PB: 0 SB: 1 CS: 0	PA: 44			
<b>PITCHER</b>	IP 7.0	WLS L	BF 16	H 4	R 1	ER 1	SO 0	BB 1	IBB 0	HBP 0	BLK 0	WP 0	HR 0	S 30	P 38	ERA 3.86	WHIP 1.143										
Bob McClure, L ERA: 4.7 Jim Slaton, R ERA: 3.44	(1, 1)	(8, 1)																									

**Milwaukee Brewers @ Cleveland Indians**  
Cleveland Municipal Stadium, Cleveland, OH

Sat Aug 07 1982, 7:05 PM EDT  
Att. 19,883 - Unknown - 76 F

livebaseballscores.com

AB 39  
R 4  
H 10  
RBI 3  
BB 3  
SO 2  
LOB 17



Batter	1	2	3	4	5	6	7	8	9	AB	R	H	RBI	BB	SO	LOB	TOP					
Paul Moltzer, R OBP: 0.367, SLG: 0.445 (1,5)	3-1		G6-4-3 1B		6-3		S 1B		1-H HR	5	1	3	2	0	0	0	<b>Milwaukee Brewers @ Cleveland Indians</b> Cleveland Municipal Stadium, Cleveland, OH Sun Aug 08 1982, 3:33 AM EDT Att: 32,337 - Unknown - 76 F					
Robin Yount, R OBP: 0.359, SLG: 0.572 (1,6)	G3 1B		G6-4-3 1-2		4-3		F8		4-3	5	0	1	0	0	0	2						
Cecil Cooper, L OBP: 0.350, SLG: 0.553 (1,3)	G3		F9			K	F8			4	0	0	0	0	1	2						
Ted Simmons, S OBP: 0.303, SLG: 0.468 (1,2)	3-1			L4		1B FC6 1B			F2	4	1	1	0	0	0	1						
Ben Oglivie, L OBP: 0.320, SLG: 0.444 (1,7)		4-0 1B SF7 BB		HR 1B		1-3 FC6 1B			K	3	3	2	0	1	1	0						
Gorman Thomas, R OBP: 0.347, SLG: 0.532 (1,8)										3	1	2	2	1	0	0						
Charlie Moore, R OBP: 0.291, SLG: 0.354 (9,9)									F7	0	0	0	0	0	0	0						
Roy Howell, L OBP: 0.295, SLG: 0.352 (1,10)			SF7		F7		FC6		K	3	0	0	3	0	1	1						
Marshall Edwards, L OBP: 0.257, SLG: 0.340 (1,9)			3-H FC4-6		L4		G3		6-3	4	0	0	0	0	0	2						
Jim Gantner, L OBP: 0.355, SLG: 0.391 (1,4)			1-2 F8				F8		HR 1B	4	1	1	0	0	0	1						
<b>Inning Stats</b>	R: 0 E: 0 K: 0 S: 4	H: 1 LOB: 1 BB: 0 P: 4	R: 1 E: 0 K: 0 S: 4	H: 1 LOB: 1 BB: 1 P: 8	R: 0 E: 0 K: 0 S: 3	H: 1 LOB: 0 BB: 0 P: 3	R: 2 E: 0 K: 0 S: 5	H: 2 LOB: 0 BB: 0 P: 5	R: 0 E: 0 K: 0 S: 3	H: 0 LOB: 0 BB: 0 P: 3	R: 2 E: 0 K: 1 S: 7	H: 2 LOB: 1 BB: 1 P: 11	R: 0 E: 0 K: 0 S: 4	H: 1 LOB: 1 BB: 0 P: 4	R: 0 E: 0 K: 1 S: 5	H: 0 LOB: 0 BB: 0 P: 5	R: 2 E: 0 K: 1 S: 7	H: 2 LOB: 0 BB: 0 P: 7	1B: 8 2B: 0 3B: 0 HR: 2	SF: 1 SAC: 0 DP: 1 HBP: 0	WP: 0 PB: 0 CS: 1	PA: 38
<b>PITCHER</b> Len Barker, R ERA: 3.53 (1,1)	IP: 9.0 WLS: L BF: 38 H: 10 R: 7 ER: 7 SO: 3 BB: 1 IBB: 1 HBP: 0 BLK: 0 WP: 0 HR: 2 S: 42 P: 50 ERA: 7.00 WHIP: 1.222															<b>PITCHER</b>						

Batter	1	2	3	4	5	6	7	8	9	AB	R	H	RBI	BB	SO	LOB	BOTTOM					
Miguel Dilone, S OBP: 0.282, SLG: 0.313 (1,7)	4-3		F7	4-3		1B 1-2 2-3 1B		4-3 5-3 1B BB		4	1	1	0	1	0	2	<b>Milwaukee Brewers @ Cleveland Indians</b> Cleveland Municipal Stadium, Cleveland, OH Sun Aug 08 1982, 3:33 AM EDT Att: 32,337 - Unknown - 76 F					
Toby Harrah, R OBP: 0.428, SLG: 0.571 (1,5)	HR		G3-6 1B		5-3 BB 1B		1-3 2-H 3-H 1B		5-3	5	1	4	3	0	0	1						
Mike Hargrove, L OBP: 0.372, SLG: 0.316 (1,3)	G3		G3-6 1-2		5-3 BB 1B		F5		4-3	4	0	0	0	1	0	4						
Andre Thornton, R OBP: 0.410, SLG: 0.532 (1,10)	S 1B			6-3		F6		L8		5	0	2	1	0	0	4						
Von Hayes, L OBP: 0.295, SLG: 0.389 (1,9)	K			HR		5-3				5	1	3	1	0	1	3						
Ron Hassey, L OBP: 0.317, SLG: 0.301 (1,2)		4-0 CS 1B BB		1B BB		F9				1	1	0	0	2	0	2						
Chris Bando, S OBP: 0.291, SLG: 0.283 (7,PH)				1B BB						2	0	0	0	0	1	3						
Rick Manning, L OBP: 0.334, SLG: 0.352 (1,8)				F7					G3	4	0	1	0	1	0	1						
Larry Milbourne, S OBP: 0.291, SLG: 0.335 (1,4)				1B		1B BB			1-3	5	1	2	0	0	1	4						
Mike Fischlin, R OBP: 0.360, SLG: 0.310 (1,6)				1-2 2-H 1B		1-2 1B BB				3	1	1	1	1	0	3						
Karl Pagel, L OBP: 0.417, SLG: 0.176 (9,PH)				1-2 2-H 1B		1-2 1B BB			K	1	0	0	0	0	1	0						
<b>Inning Stats</b>	R: 1 E: 0 K: 1 S: 7	H: 2 LOB: 1 BB: 0 P: 7	R: 0 E: 0 K: 1 S: 5	H: 1 LOB: 1 BB: 1 P: 9	R: 0 E: 0 K: 0 S: 3	H: 1 LOB: 0 BB: 0 P: 3	R: 2 E: 0 K: 0 S: 6	H: 3 LOB: 2 BB: 1 P: 10	R: 0 E: 0 K: 0 S: 4	H: 1 LOB: 2 BB: 1 P: 8	R: 2 E: 0 K: 0 S: 6	H: 3 LOB: 2 BB: 1 P: 10	R: 0 E: 0 K: 1 S: 6	H: 1 LOB: 2 BB: 1 P: 10	R: 1 E: 0 K: 0 S: 5	H: 2 LOB: 2 BB: 1 P: 9	R: 0 E: 0 K: 1 S: 5	H: 0 LOB: 0 BB: 0 P: 5	1B: 12 2B: 0 3B: 0 HR: 2	SF: 0 SAC: 0 DP: 1 HBP: 0	WP: 0 PB: 0 CS: 2	PA: 45
<b>PITCHER</b> Pete Vuckovich, R ERA: 3.24 (1,1)	IP: 6.0 WLS: 4 BF: 31 H: 11 R: 5 ER: 5 SO: 2 BB: 4 IBB: 0 HBP: 0 BLK: 0 WP: 0 HR: 2 S: 31 P: 47 ERA: 7.50 WHIP: 2.500															<b>PITCHER</b>						
Jerry Augustine, L ERA: 4.3 (7,1)	0.2	4	1	0	0	1	1	0	0	0	0	5	9	0.00	3.000							
Dwight Bernard, R ERA: 3.08 (7,1)	1.1	W	7	2	1	1	0	1	0	0	6	10	6.75	2.250								
Rollie Fingers, R ERA: 2.84 (9,1)	1.0	S	3	0	0	0	1	0	0	0	5	5	0.00	0.000								





Batter	1	2	3	4	5	6	7	8	9	AB	R	H	RBI	BB	SO	LOB	TOP					
Miguel Dilone, S OBP: 0.283, SLG: 0.315	4-0 FC5-4 BB	0-0 FC5-4		0-0 2B		0-0 P6		0-0 L5		4	0	1	0	1	0	4						
Toby Harrah, R OBP: 0.425, SLG: 0.567	0-0 FC5-4		0-0 F8		0-3 K				0-0 G3	3	0	0	0	0	1	3						
Jack Perconte, L OBP: 0.302, SLG: 0.287	0-0 FC5-4									2	0	0	0	0	0	0						
Mike Hargrove, L OBP: 0.373, SLG: 0.318	0-0 FC4-6		0-0 FC6-4 BB		0-3 K				0-0 F8	4	0	2	0	0	1	1						
Karl Pagel, L OBP: 0.400, SLG: 0.167	0-0 FC4-6		1B						0-0 FC6-4 1B	1	0	0	0	0	0	0						
Andre Thornton, R OBP: 0.410, SLG: 0.529	0-0 F8		4-0 FC6-4 BB		0-0 4-3				0-0 FC6-4 2B	4	0	1	0	1	0	2						
Carmen Castillo, R OBP: 0.340, SLG: 0.417		4-0 FC1-5 E BB	0-0 FC6-4 FC5-4		0-0 5-3				0-0 2B	4	0	1	0	1	0	3						
Larry Milbourne, S OBP: 0.290, SLG: 0.333	0-0 E1 BB FC1-5		0-0 FC5-4			0-0 FC4-6 1B			0-0 6-3	4	0	1	0	0	0	6						
Rick Manning, L OBP: 0.332, SLG: 0.349	0-0 FC1-5 BB			0-3 K		0-0 FC4-6			0-0 1B	3	1	0	0	0	1	3						
Rod Craig, S OBP: 0.269, SLG: 0.265	1-2 2-3F					1-2 HR				1	0	1	0	0	0	0						
Ron Hassey, L OBP: 0.323, SLG: 0.304										1	0	1	0	1	0	0						
Bill Nahorodny, R OBP: 0.250, SLG: 0.434	1-2 2-3			2B		1-H HR			0-3 K	2	1	1	2	0	1	1						
Mike Fischlin, R OBP: 0.353, SLG: 0.303	0-3 K			1B		0-0 P4			0-3 K	4	0	0	0	0	2	5						
<b>Inning Stats</b>	R: 0 E: 0 K: 0 S: 3	H: 0 LOB: 1 BB: 1 P: 7	R: 0 E: 1 K: 1 S: 6	H: 0 LOB: 3 BB: 2 P: 14	R: 0 E: 0 K: 0 S: 4	H: 1 LOB: 2 BB: 1 P: 8	R: 0 E: 0 K: 2 S: 9	H: 2 LOB: 0 BB: 0 P: 9	R: 0 E: 0 K: 1 S: 5	H: 0 LOB: 0 BB: 0 P: 5	R: 2 E: 0 K: 0 S: 5	H: 2 LOB: 0 BB: 0 P: 5	R: 0 E: 0 K: 0 S: 5	H: 2 LOB: 3 BB: 0 P: 5	R: 0 E: 0 K: 2 S: 8	H: 1 LOB: 1 BB: 0 P: 8	R: 0 E: 0 K: 0 S: 4	H: 1 LOB: 1 BB: 0 P: 4	1B: 6 2B: 2 3B: 0 HR: 1	SF: 0 SAC: 0 DP: 0 HBP: 0	WP: 0 PB: 0 CS: 0	PA: 41
<b>PITCHER</b>	IP WLS BF H R ER SO BB IBB HBP BLK WP HR S P ERA WHIP	IP WLS BF H R ER SO BB IBB HBP BLK WP HR S P ERA WHIP																				
Larry Gura, L ERA: 4.4	(1, 1) 7.0 W 33 7 2 2 4 4 0 0 0 0 1 37 53 2.57 1.571	(8, 1) 2.0 8 2 0 0 2 0 0 0 0 0 0 0 12 12 0.00 1.000																				

Cleveland Indians @ Kansas City Royals  
Royals Stadium, Kansas City, MO  
Mon Aug 09 1982, 8:05 PM EDT  
Att: 40,044 - Unknown - 81 F

AB	37
R	2
H	9
RBI	2
BB	4
SO	6
LOB	28



Batter	1	2	3	4	5	6	7	8	9	AB	R	H	RBI	BB	SO	LOB	BOTTOM			
Willie Wilson, S OBP: 0.374, SLG: 0.460	0-0 1B 1B		0-0 4-3		0-0 F7		0-0 F8			5	1	2	0	0	0	3				
U L Washington, S OBP: 0.325, SLG: 0.393	0-0 S 1B E		0-0 6-3		0-0 F9		0-0 5-3			5	1	1	0	0	0	3				
George Brett, L OBP: 0.381, SLG: 0.512	0-0 1-3 2-H		0-0 2B		0-0 WP 1B		0-0 L4		0-0 2B	5	2	4	2	0	0	0				
Greg Pryor, R OBP: 0.344, SLG: 0.478	1-2 2-H		0-0 1B		0-0 1B		0-0 2B		0-0 F8	0	0	0	0	0	0	0				
Amos Otis, R OBP: 0.347, SLG: 0.449	0-0 E4 1-2 2-H		0-0 1B		0-0 1B		0-0 2B		0-0 F8	5	3	3	3	0	0	2				
Hal McRae, R OBP: 0.385, SLG: 0.556	0-0 1-3		4-0 1B		0-0 1B		0-0 2B		0-0 4-3 SF7	4	3	3	1	1	0	2				
Willie Aikens, L OBP: 0.323, SLG: 0.390	1-2 2-3		0-0 1B		0-0 1B		0-0 2B		0-0 4-3	4	1	3	3	1	0	1				
Steve Hammond, L OBP: 0.274, SLG: 0.367	0-0 G6-4-3 1-2		0-0 1B		0-0 G3-6-1		0-0 4-3		0-0 SF7	4	0	1	2	0	0	6				
Frank White, R OBP: 0.327, SLG: 0.475		0-0 6-3		0-0 G6-4-3		0-0 F5		0-3 K		3	0	0	0	0	0	2				
Onix Concepcion, R OBP: 0.275, SLG: 0.311			0-0 6-3		0-0 K			0-0 5-3		2	0	0	0	0	1	1				
Don Slaught, R OBP: 0.340, SLG: 0.381		0-0 F8		0-0 1B						4	1	3	1	0	0	0				
<b>Inning Stats</b>	R: 2 E: 1 K: 0 S: 6	H: 3 LOB: 2 BB: 1 P: 10	R: 0 E: 0 K: 0 S: 4	H: 1 LOB: 1 BB: 0 P: 4	R: 4 E: 0 K: 0 S: 7	H: 5 LOB: 1 BB: 1 P: 11	R: 2 E: 0 K: 0 S: 6	H: 4 LOB: 1 BB: 0 P: 6	R: 0 E: 0 K: 0 S: 4	H: 1 LOB: 1 BB: 0 P: 4	R: 2 E: 0 K: 1 S: 8	H: 3 LOB: 1 BB: 0 P: 8	R: 1 E: 0 K: 0 S: 5	H: 2 LOB: 1 BB: 0 P: 5	R: 1 E: 0 K: 0 S: 4	H: 1 LOB: 0 BB: 0 P: 4	1B: 13 2B: 7 3B: 0 HR: 0	SF: 1 SAC: 0 DP: 3 HBP: 0	WP: 1 PB: 0 CS: 0	PA: 44
<b>PITCHER</b>	IP WLS BF H R ER SO BB IBB HBP BLK WP HR S P ERA WHIP	IP WLS BF H R ER SO BB IBB HBP BLK WP HR S P ERA WHIP																		
Larry Sorensen, R ERA: 4.93	(1, 1) 3.1 L 23 12 8 8 0 1 1 0 0 0 0 23 29 21.60 3.900	(4, 1) 4.2 21 8 4 4 1 0 0 0 0 0 0 23 23 7.71 1.714																		

Cleveland Indians @ Kansas City Royals  
Royals Stadium, Kansas City, MO  
Mon Aug 09 1982, 8:05 PM EDT  
Att: 40,044 - Unknown - 81 F

AB	41
R	12
H	20
RBI	12
BB	2
SO	1
LOB	20





Batter	1	2	3	4	5	6	7	8	9	AB	R	H	RBI	BB	SO	LOB	TOP		
Miguel Dilone, S OBP: 0.280, SLG: 0.311 (1, 7)	4-3		G6-4-3		6-3		F7			4	0	0	0	0	0	2			
Toby Harrah, R OBP: 0.426, SLG: 0.570 (1, 5)	FC3-6 BB				F7			F8		3	0	1	0	1	0	0			
Mike Hargrove, L OBP: 0.370, SLG: 0.315 (1, 3)	FC3-6 1-2		4-3		F8			G3		4	0	0	0	0	0	2			
Andre Thornton, R OBP: 0.409, SLG: 0.525 (1, 10)	F7			WP 1B BB			K	6-3		3	1	0	0	1	1	1			
Carmen Castillo, R OBP: 0.345, SLG: 0.420 Von Hayes, L OBP: 0.294, SLG: 0.387 (6, PH) (6, 9)	L7			1B 1B			F9	F5		2	0	1	1	0	0	0			
Larry Milbourne, S OBP: 0.289, SLG: 0.332 (1, 4) (7, 6)	6-3			L5			F9	G6-4-3 1B		4	0	1	0	0	0	1			
Rick Manning, L OBP: 0.333, SLG: 0.351 (1, 8)				1-2 1B			F7	G6-4-3 1-2		4	0	2	0	0	0	1			
Ron Hassey, L OBP: 0.323, SLG: 0.309 (1, 2)	4-3			L9				2B		3	0	1	0	0	0	3			
Mike Fischlin, R OBP: 0.354, SLG: 0.302 Jack Perconte, L OBP: 0.300, SLG: 0.286 (7, PH) (7, 4)			G6-4-3 BB	P4			F8			1	0	0	0	1	0	2			
										1	0	0	0	0	0	1			
<b>Inning Stats</b>	R: 0 E: 0 K: 0 S: 3	H: 0 LOB: 1 BB: 1 P: 7	R: 0 E: 0 K: 0 S: 4	H: 1 LOB: 1 BB: 0 P: 4	R: 0 E: 0 K: 0 S: 3	H: 1 LOB: 2 BB: 1 P: 7	R: 1 E: 0 K: 0 S: 5	H: 2 LOB: 0 BB: 0 P: 9	R: 0 E: 0 K: 1 S: 5	H: 0 LOB: 0 BB: 0 P: 5	R: 0 E: 0 K: 0 S: 4	H: 1 LOB: 1 BB: 0 P: 4	R: 0 E: 0 K: 0 S: 3	H: 0 LOB: 0 BB: 0 P: 3	R: 0 E: 0 K: 0 S: 3	H: 1 LOB: 0 BB: 0 P: 3	1B: 4 2B: 1 3B: 1 HR: 0	SF: 0 SAC: 0 DP: 2 HBP: 0	WP: 1 PA: 34
<b>PITCHER</b>	IP	WLS	BF	H	R	ER	SO	BB	IBB	HBP	BLK	WP	HR	S	P	ERA	WHIP		
Vida Blue, L ERA: 3.96 Mike Armstrong, R ERA: 2.16	(1, 1) (4, 1)	3.2 W	17 17	4 2	1 0	1 0	0 1	3 0	0 0	0 0	0 0	1 0	0 0	14 19	26 19	2.46 0.00	1.909 0.375		

Cleveland Indians @ Kansas City Royals  
Royals Stadium, Kansas City, MO  
Tue Aug 10 1982, 8:05 PM EDT  
Att: 25,864 - Unknown - 63 F

AB 31  
R 1  
H 6  
RBI 1  
BB 3  
SO 1  
LOB 13



Batter	1	2	3	4	5	6	7	8	9	AB	R	H	RBI	BB	SO	LOB	BOTTOM		
Willie Wilson, S OBP: 0.377, SLG: 0.462 (1, 7)	F8	F3					S 1B			5	1	3	0	0	0	1			
U L Washington, S OBP: 0.322, SLG: 0.389 (1, 6)	1-3		F9		F3		2B 1B	K		5	0	1	1	0	1	4			
George Brett, L OBP: 0.379, SLG: 0.510 (1, 5)	1B		4-3		SF9		F7	4-3		4	0	1	1	0	0	3			
Amos Otis, R OBP: 0.351, SLG: 0.454 (1, 8)	1-3 1B				4-3					3	0	2	0	1	0	1			
Hal McRae, R OBP: 0.386, SLG: 0.555 (1, 10)	P3		F8				E7 SF8 1B	IBB		3	1	1	0	1	0	3			
Jerry Martin, R OBP: 0.305, SLG: 0.378 (1, 9)		F7			CS 1B		K	K		4	0	1	0	0	2	4			
Willie Aikens, L OBP: 0.322, SLG: 0.388 (1, 3)		2B 1B BB		K			SF8	4-3		2	1	0	1	1	1	4			
Frank White, R OBP: 0.329, SLG: 0.478 (1, 4)		1B 2B		P6				5-3		4	1	2	0	0	0	1			
John Wathan, R OBP: 0.346, SLG: 0.313 (1, 2)		CS 1B			1B SF9 1B		5-3	S 1B BB		3	1	2	2	1	0	1			
<b>Inning Stats</b>	R: 2 E: 0 K: 0 S: 5	H: 2 LOB: 0 BB: 1 P: 8	R: 0 E: 0 K: 0 S: 3	H: 0 LOB: 1 BB: 1 P: 7	R: 0 E: 0 K: 1 S: 5	H: 1 LOB: 0 BB: 0 P: 5	R: 1 E: 0 K: 0 S: 5	H: 2 LOB: 1 BB: 0 P: 5	R: 1 E: 1 K: 1 S: 7	H: 2 LOB: 1 BB: 0 P: 7	R: 1 E: 0 K: 1 S: 8	H: 3 LOB: 3 BB: 1 P: 12	R: 0 E: 0 K: 1 S: 6	H: 1 LOB: 2 BB: 1 P: 10	1B: 11 2B: 2 3B: 0 HR: 0	SF: 2 SAC: 0 DP: 0 HBP: 0	WP: 0 PA: 39		
<b>PITCHER</b>	IP	WLS	BF	H	R	ER	SO	BB	IBB	HBP	BLK	WP	HR	S	P	ERA	WHIP		
Rick Waits, L ERA: 5.51 Bud Anderson, R ERA: 3.44 Ed Glynn, L ERA: 3.29	(1, 1) (4, 1) (7, 1)	3.0 L	14 15	7 3	3 2	2 2	2 2	0 0	0 0	0 0	0 0	0 0	0 0	12 19	20 19	6.00 6.00	2.000 2.333		

Cleveland Indians @ Kansas City Royals  
Royals Stadium, Kansas City, MO  
Tue Aug 10 1982, 8:05 PM EDT  
Att: 25,864 - Unknown - 63 F

AB 33  
R 5  
H 13  
RBI 5  
BB 4  
SO 4  
LOB 22





Batter	1	2	3	4	5	6	7	8	9	AB	R	H	RBI	BB	SO	LOB	TOP			
Miguel Dilone, S OBP: 0.280, SLG: 0.310 (1, 7)										4	0	1	0	0	0	3	<b>Cleveland Indians @ Kansas City Royals</b> Royals Stadium, Kansas City, MO Wed Aug 11 1982, 8:05 PM EDT Att: 27,540 - Unknown - 74 F			
Toby Harrah, R OBP: 0.425, SLG: 0.569 Jack Perconte, L OBP: 0.296, SLG: 0.281 (1, 5) (1, 4)										1	0	0	0	0	1	1				
Mike Hargrove, L OBP: 0.371, SLG: 0.315 (1, 3)										3	0	1	0	1	1	0				
Andre Thornton, R OBP: 0.408, SLG: 0.521 (1, 10)										3	0	0	0	1	2	1				
Carmen Castillo, R OBP: 0.345, SLG: 0.415 Von Hayes, L OBP: 0.295, SLG: 0.389 (1, 9) (9, PH)										3	0	1	0	0	0	3				
Larry Milbourne, S OBP: 0.285, SLG: 0.327 (1, 4) (1, 5)										4	0	0	0	0	0	3				
Rick Manning, L OBP: 0.330, SLG: 0.347 (1, 8)										4	0	0	0	0	0	3				
Ron Hassey, L OBP: 0.327, SLG: 0.308 Bill Nahorodny, R OBP: 0.250, SLG: 0.434 (1, 2) (7, 2)										1	0	0	0	2	0	1				
Mike Fischlin, R OBP: 0.354, SLG: 0.298 (1, 6)										2	0	0	0	1	0	1				
<b>Inning Stats</b>	R: 0 E: 0 K: 1 S: 5	H: 1 LOB: 2 BB: 2 P: 13	R: 0 E: 0 K: 0 S: 3	H: 0 LOB: 0 BB: 2 P: 11	R: 0 E: 0 K: 2 S: 7	H: 0 LOB: 0 BB: 0 P: 7	R: 0 E: 0 K: 0 S: 3	H: 0 LOB: 0 BB: 0 P: 3	R: 0 E: 0 K: 0 S: 2	H: 0 LOB: 0 BB: 1 P: 6	R: 0 E: 0 K: 2 S: 7	H: 0 LOB: 0 BB: 0 P: 7	R: 0 E: 0 K: 0 S: 4	H: 1 LOB: 1 BB: 0 P: 4	R: 0 E: 0 K: 0 S: 3	H: 0 LOB: 2 BB: 0 P: 5		1B: 4 2B: 0 3B: 0 HR: 0	SF: 0 SAC: 0 DP: 2 HBP: 0	WP: 1 PB: 0 SB: 1 CS: 0
<b>PITCHER</b>	IP WLS BF H R ER SO BB IBB HBP BLK WP HR S P ERA WHIP	2.0 L 10 1 0 0 1 4 0 0 0 0 0 8 24 0.00 2.500	5.0 W 16 1 0 0 4 1 0 0 0 1 0 23 27 0.00 0.400	2.0 8 2 0 0 0 0 0 0 0 0 0 0 8 8 0.00 1.000											IP WLS BF H R ER SO BB IBB HBP BLK WP HR S P ERA WHIP	2.0 L 10 1 0 0 1 4 0 0 0 0 0 8 24 0.00 2.500	5.0 W 16 1 0 0 4 1 0 0 0 1 0 23 27 0.00 0.400	2.0 8 2 0 0 0 0 0 0 0 0 0 0 8 8 0.00 1.000		


Batter	1	2	3	4	5	6	7	8	9	AB	R	H	RBI	BB	SO	LOB	BOTTOM			
Willie Wilson, S OBP: 0.377, SLG: 0.462 (1, 7)										5	2	2	0	0	0	2	<b>Cleveland Indians @ Kansas City Royals</b> Royals Stadium, Kansas City, MO Wed Aug 11 1982, 8:05 PM EDT Att: 27,540 - Unknown - 74 F			
U L Washington, S OBP: 0.316, SLG: 0.383 (1, 6)										4	1	0	1	0	1	3				
George Brett, L OBP: 0.382, SLG: 0.517 Onix Concepcion, R OBP: 0.275, SLG: 0.311 (1, 5) (6, PR) (9, 4)										4	1	2	1	1	0	2				
Amos Otis, R OBP: 0.354, SLG: 0.456 (1, 8)										5	2	3	2	0	0	3				
Hal McRae, R OBP: 0.385, SLG: 0.551 (1, 10)										3	0	0	0	1	0	2				
Willie Aikens, L OBP: 0.324, SLG: 0.389 (1, 3)										4	0	2	1	0	0	0				
Jerry Martin, R OBP: 0.304, SLG: 0.375 (1, 9)										3	0	0	0	1	1	1				
Frank White, R OBP: 0.328, SLG: 0.478 Greg Pryor, R OBP: 0.344, SLG: 0.478 (1, 4) (9, 5)										4	1	1	1	0	0	2				
John Wathan, R OBP: 0.351, SLG: 0.320 (1, 2)										3	1	2	1	1	1	2				
<b>Inning Stats</b>	R: 3 E: 1 K: 1 S: 9	H: 3 LOB: 1 BB: 0 P: 9	R: 2 E: 0 K: 0 S: 6	H: 3 LOB: 1 BB: 0 P: 6	R: 0 E: 0 K: 0 S: 3	H: 0 LOB: 0 BB: 0 P: 3	R: 1 E: 0 K: 0 S: 4	H: 1 LOB: 1 BB: 1 P: 8	R: 1 E: 0 K: 1 S: 6	H: 2 LOB: 2 BB: 2 P: 14	R: 1 E: 0 K: 0 S: 5	H: 2 LOB: 0 BB: 0 P: 5	R: 0 E: 0 K: 0 S: 3	H: 0 LOB: 0 BB: 0 P: 3	R: 0 E: 0 K: 1 S: 6	H: 1 LOB: 2 BB: 1 P: 10		1B: 8 2B: 3 3B: 1 HR: 0	SF: 1 SAC: 0 DP: 0 HBP: 0	WP: 2 PB: 0 SB: 1 CS: 0
<b>PITCHER</b>	IP WLS BF H R ER SO BB IBB HBP BLK WP HR S P ERA WHIP	5.0 L 27 9 7 4 2 3 0 0 0 0 0 8 8 4.50 1.000	2.0 8 2 1 1 0 0 0 0 0 0 0 0 8 8 0.00 2.000	1.0 5 1 0 0 1 1 0 0 0 0 0 0 6 10 0.00 2.000											IP WLS BF H R ER SO BB IBB HBP BLK WP HR S P ERA WHIP	5.0 L 27 9 7 4 2 3 0 0 0 0 0 8 8 4.50 1.000	2.0 8 2 1 1 0 0 0 0 0 0 0 0 8 8 0.00 2.000	1.0 5 1 0 0 1 1 0 0 0 0 0 0 6 10 0.00 2.000		



Batter	1	2	3	4	5	6	7	8	9	AB	R	H	RBI	BB	SO	LOB	TOP			
Miguel Dilone, S OBP: 0.281, SLG: 0.313 (1, 7)										4	1	1	0	0	0	1				
Toby Harrah, R OBP: 0.423, SLG: 0.564 (1, 5)										4	1	0	0	1	0	3				
Mike Hargrove, L OBP: 0.376, SLG: 0.320 (1, 3)										3	1	3	0	1	0	0				
Andre Thornton, R OBP: 0.410, SLG: 0.534 (1, 10)										5	2	3	4	0	0	2				
Carmen Castillo, R OBP: 0.361, SLG: 0.407 Von Hayes, L (7, PH) OBP: 0.296, SLG: 0.388 (7, 9)										1	0	0	0	2	0	0				
Chris Bando, S OBP: 0.286, SLG: 0.277 Ron Hassey, L (7, PH) OBP: 0.325, SLG: 0.315 (7, 2)										3	0	0	0	0	1	5				
Rick Manning, L OBP: 0.329, SLG: 0.354 (1, 8)										4	1	1	1	0	0	1				
Larry Milbourne, S OBP: 0.281, SLG: 0.322 (1, 4)										4	0	0	0	0	0	1				
Mike Fischlin, R OBP: 0.357, SLG: 0.308 (1, 6)										4	0	2	0	0	0	0				
<b>Inning Stats</b>	R: 3 E: 0 K: 0 S: 5	H: 2 LOB: 0 BB: 1 P: 9	R: 0 E: 0 K: 0 S: 4	H: 1 LOB: 1 BB: 0 P: 4	R: 0 E: 0 K: 0 S: 4	H: 2 LOB: 2 BB: 1 P: 8	R: 0 E: 0 K: 0 S: 4	H: 1 LOB: 2 BB: 1 P: 5	R: 0 E: 0 K: 1 S: 5	H: 1 LOB: 0 BB: 0 P: 4	R: 3 E: 0 K: 0 S: 5	H: 2 LOB: 1 BB: 2 P: 13	R: 0 E: 0 K: 0 S: 3	H: 0 LOB: 0 BB: 0 P: 3	R: 0 E: 0 K: 0 S: 3	H: 1 LOB: 0 BB: 0 P: 3	1B: 4 2B: 6 3B: 0 HR: 2	SF: 0 SAC: 1 DP: 3 HBP: 1	WP: 0 PB: 0 SB: 0 CS: 1	PA: 41
<b>PITCHER</b>	IP WLS BF H R ER SO BB IBB HBP BLK WP HR S P ERA WHIP	IP WLS BF H R ER SO BB IBB HBP BLK WP HR S P ERA WHIP																		
Frank Tanana, L ERA: 4.09 (1, 1)	6.1 30 8 5 5 1 2 2 1 0 0 2 27 44 7.11 1.579	2.2 11 3 2 2 0 0 1 0 0 0 0 10 14 6.75 1.125																		
Danny Darwin, R ERA: 3.33 (7, 1)																				

Cleveland Indians @ Texas Rangers  
Arlington Stadium, Arlington, TX  
Fri Aug 13 1982, 8:05 PM EDT  
Att: 13,691 - Unknown

AB 34  
R 7  
H 11  
RBI 7  
BB 5  
SO 1  
LOB 13



Batter	1	2	3	4	5	6	7	8	9	AB	R	H	RBI	BB	SO	LOB	BOTTOM					
George Wright, S OBP: 0.290, SLG: 0.370 (1, 8)										5	3	4	0	0	0	0						
Johnny Grubb, L OBP: 0.391, SLG: 0.414 Bill Stein, R (9, PH) OBP: 0.266, SLG: 0.294 (9, PH)										3	1	3	2	0	0	0						
Buddy Bell, R OBP: 0.369, SLG: 0.421 (1, 5)										4	0	0	0	1	0	5						
Dave Hostetter, R OBP: 0.333, SLG: 0.551 (1, 3)										3	0	0	1	1	1	1						
Larry Parrish, R OBP: 0.278, SLG: 0.366 (1, 9)										4	1	2	2	0	1	2						
Lamar Johnson, R OBP: 0.319, SLG: 0.350 (1, 10)										4	0	1	0	0	1	1						
Jim Sundberg, R OBP: 0.310, SLG: 0.328 (1, 2)										3	1	0	0	1	0	1						
Mike Richardt, R OBP: 0.285, SLG: 0.292 (1, 4)										4	1	2	0	0	0	1						
Bucky Dent, R OBP: 0.199, SLG: 0.175 Bill Sample, R (9, PR) OBP: 0.337, SLG: 0.411 (9, PR)										3	0	0	0	1	1	3						
<b>Inning Stats</b>	R: 0 E: 0 K: 1 S: 5	H: 1 LOB: 2 BB: 1 P: 10	R: 0 E: 0 K: 0 S: 4	H: 2 LOB: 1 BB: 0 P: 4	R: 1 E: 0 K: 0 S: 4	H: 2 LOB: 0 BB: 0 P: 4	R: 0 E: 0 K: 1 S: 5	H: 0 LOB: 0 BB: 0 P: 5	R: 0 E: 0 K: 1 S: 5	H: 0 LOB: 0 BB: 0 P: 5	R: 1 E: 0 K: 0 S: 7	H: 2 LOB: 1 BB: 0 P: 7	R: 2 E: 0 K: 0 S: 5	H: 2 LOB: 1 BB: 1 P: 9	R: 1 E: 0 K: 0 S: 4	H: 1 LOB: 0 BB: 0 P: 4	R: 3 E: 0 K: 0 S: 4	H: 3 LOB: 2 BB: 2 P: 12	1B: 8 2B: 4 3B: 0 HR: 1	SF: 1 SAC: 0 DP: 2 HBP: 1	WP: 0 PB: 0 SB: 0 CS: 1	PA: 40
<b>PITCHER</b>	IP WLS BF H R ER SO BB IBB HBP BLK WP HR S P ERA WHIP	IP WLS BF H R ER SO BB IBB HBP BLK WP HR S P ERA WHIP																				
Rick Sutcliffe, R ERA: 2.92 (1, 1)	6.2 L 9 4 4 4 0 1 0 0 0 0 1 8 12 27.00 3.750	1.1 9 4 4 4 0 0 0 0 0 0 0 0 1 5 ∞ ∞																				
Dan Spillner, R ERA: 2.65 (7, 1)																						
Ed Glynn, L ERA: 3.29 (9, 1)	0.0 1 0 0 0 0 0 0 0 0 0 0 0 1 1 0.00 0.000																					
Bud Anderson, R ERA: 3.32 (9, 1)																						

Cleveland Indians @ Texas Rangers  
Arlington Stadium, Arlington, TX  
Fri Aug 13 1982, 8:05 PM EDT  
Att: 13,691 - Unknown

AB 34  
R 8  
H 13  
RBI 7  
BB 4  
SO 4  
LOB 14





Batter	1	2	3	4	5	6	7	8	9	AB	R	H	RBI	BB	SO	LOB	TOP			
Miguel Dilone, S (1, 7) OBP: 0.281, SLG: 0.312	5-3		K			1-4-3		FC5-4 1B		4	0	1	0	0	1	0				
Toby Harrah, R (1, 5) OBP: 0.419, SLG: 0.558	4-3			F5		K		FC5-4 1-2		4	0	0	0	0	1	1				
Mike Hargrove, L (1, 3) OBP: 0.377, SLG: 0.320 Jack Perconte, L (9, PR) OBP: 0.296, SLG: 0.281 Karl Pagel, L (9, 3) OBP: 0.400, SLG: 0.167	6-3			4-3		FC6-4 1B		L4 SH1-3 BB		3	0	1	0	1	0	0				
Andre Thornton, R (1, 10) OBP: 0.411, SLG: 0.534		1-3 1B		HR BB		FC6-4 1-2		SH1-3		2	1	1	0	1	0	1				
Von Hayes, L (1, 9) OBP: 0.298, SLG: 0.396	L9			HR			6-3	E IBB		3	1	1	2	1	0	1				
Ron Hassey, L (1, 2) OBP: 0.324, SLG: 0.310	1-3 1-2			F8			4-3	L4		4	0	0	0	0	0	3				
Rick Manning, L (1, 8) OBP: 0.326, SLG: 0.350	3-1				K		4-3	P6		4	0	0	0	0	1	4				
Larry Milbourne, S (1, 4) OBP: 0.278, SLG: 0.318		6-3			5-3			G3		3	0	0	0	0	0	0				
Mike Fischlin, R (1, 6) OBP: 0.352, SLG: 0.303		5-3			1-4-3			F8		3	0	0	0	0	0	0				
<b>Inning Stats</b>	R: 0 E: 0 K: 0 S: 3	H: 0 LOB: 0 BB: 0 P: 3	R: 0 E: 0 K: 0 S: 4	H: 1 LOB: 1 BB: 0 P: 4	R: 0 E: 0 K: 1 S: 5	H: 0 LOB: 0 BB: 0 P: 5	R: 2 E: 0 K: 0 S: 4	H: 1 LOB: 0 BB: 1 P: 8	R: 0 E: 0 K: 1 S: 5	H: 0 LOB: 0 BB: 0 P: 5	R: 0 E: 0 K: 0 S: 3	H: 0 LOB: 0 BB: 0 P: 3	R: 0 E: 0 K: 0 S: 4	H: 1 LOB: 1 BB: 0 P: 4	R: 0 E: 1 K: 0 S: 3	H: 0 LOB: 3 BB: 2 P: 11	1B: 3 2B: 0 3B: 0 HR: 1	SF: 0 SAC: 1 DP: 0 HBP: 0	WP: 0 PB: 0 SB: 0 CS: 0	PA: 34
<b>PITCHER</b> John Butcher, R (1, 1) ERA: 5.59	IP: 9.0 WLS: W BF: 34 H: 4 R: 2 ER: 2 SO: 3 BB: 2 IBB: 1 HBP: 0 BLK: 0 WP: 0 HR: 1 S: 37 P: 49 ERA: 2.00 WHIP: 0.667															<b>PITCHER</b>				

Cleveland Indians @ Texas Rangers  
Arlington Stadium, Arlington, TX  
Sat Aug 14 1982, 8:05 PM EDT  
Att: 35,019 - Unknown


AB 30  
R 2  
H 4  
RBI 2  
BB 3  
SO 3  
LOB 10



Batter	1	2	3	4	5	6	7	8	9	AB	R	H	RBI	BB	SO	LOB	BOTTOM					
George Wright, S (1, 8) OBP: 0.290, SLG: 0.369	3-1		CS 1B			K		B1		4	0	1	0	0	1	0						
Johnny Grubb, L (1, 7) OBP: 0.392, SLG: 0.416	4-3		CS 1-2	1B		K		G5-4-3 1B		4	0	2	0	0	1	0						
Buddy Bell, R (1, 5) OBP: 0.370, SLG: 0.420	6-3			G4-6-3 1B		4-3 1B BB		G5-4-3 1-2		3	1	1	0	1	0	1						
Dave Hostetter, R (1, 3) OBP: 0.329, SLG: 0.542		6-3		F7		L9		1-3		4	0	0	0	0	0	3						
Larry Parrish, R (1, 9) OBP: 0.281, SLG: 0.380		K		G4-6-3 1-2		4-3 1B 1B		HR		4	2	2	1	0	1	2						
Lamar Johnson, R (1, 10) OBP: 0.319, SLG: 0.347		BB			1-3		4-3			2	0	0	0	1	0	2						
Jim Sundberg, R (1, 2) OBP: 0.310, SLG: 0.326		F7			L9		1B BB			2	0	0	0	1	0	1						
Mike Richardt, R (1, 4) OBP: 0.285, SLG: 0.293			F9		K		1-2 2H 3H	1B		3	0	1	2	0	1	0						
Bucky Dent, R (1, 6) OBP: 0.196, SLG: 0.172			F3			6-3		F7		3	0	0	0	0	0	2						
<b>Inning Stats</b>	R: 0 E: 0 K: 0 S: 3	H: 0 LOB: 0 BB: 0 P: 3	R: 0 E: 0 K: 1 S: 5	H: 0 LOB: 1 BB: 1 P: 9	R: 0 E: 0 K: 0 S: 3	H: 1 LOB: 0 BB: 0 P: 3	R: 0 E: 0 K: 0 S: 4	H: 2 LOB: 1 BB: 0 P: 4	R: 0 E: 0 K: 1 S: 5	H: 0 LOB: 0 BB: 0 P: 5	R: 0 E: 0 K: 2 S: 7	H: 0 LOB: 0 BB: 0 P: 7	R: 2 E: 0 K: 0 S: 5	H: 2 LOB: 2 BB: 2 P: 13	R: 0 E: 0 K: 0 S: 3	H: 1 LOB: 0 BB: 0 P: 3	R: 1 E: 0 K: 0 S: 2	H: 1 LOB: 0 BB: 0 P: 2	1B: 6 2B: 0 3B: 0 HR: 1	SF: 0 SAC: 0 DP: 2 HBP: 0	WP: 0 PB: 0 SB: 0 CS: 1	PA: 33
<b>PITCHER</b> Len Barker, R (1, 1) ERA: 3.52	IP: 8.1 WLS: L BF: 32 H: 7 R: 3 ER: 3 SO: 4 BB: 3 IBB: 0 HBP: 0 BLK: 0 WP: 0 HR: 1 S: 37 P: 49 ERA: 3.24 WHIP: 1.200															<b>PITCHER</b>						

Cleveland Indians @ Texas Rangers  
Arlington Stadium, Arlington, TX  
Sat Aug 14 1982, 8:05 PM EDT  
Att: 35,019 - Unknown

AB 29  
R 3  
H 7  
RBI 3  
BB 3  
SO 4  
LOB 11





Batter	1	2	3	4	5	6	7	8	9	AB	R	H	RBI	BB	SO	LOB	TOP								
Miguel Dilone, S OBP: 0.289, SLG: 0.319	0-0 S 1B		0-0 G3		0-0 PB S 1B	0-0 BB 1B		0-0 S 1B		5	0	4	2	0	0	0	<b>Cleveland Indians @ Texas Rangers</b> Arlington Stadium, Arlington, TX Sun Aug 15, 1982, 8:05 PM EDT Att: 9,321 - Unknown								
Toby Harrah, R OBP: 0.419, SLG: 0.556	4-0 G5-4-3 BB		0-0 F7		4-0 PB BB	0-0 SF8		0-3 K		2	0	0	1	2	1	1									
Mike Hargrove, L OBP: 0.377, SLG: 0.318	0-3 K			0-0 F2	0-3 K	4-0 BB		4-0 G6-4-3 BB		3	0	0	0	2	2	4									
Andre Thornton, R OBP: 0.409, SLG: 0.530	0-0 G5-4-3			0-3 K		0-0 BB 1B		0-0 G6-4-3		5	1	1	0	0	1	7									
Von Hayes, L OBP: 0.302, SLG: 0.398		4-0 G5-4-3 BB		0-0 2B		0-0 3-1		0-3 K		3	1	1	0	2	1	3									
Ron Hassey, L OBP: 0.330, SLG: 0.313	0-0 G5-4-3			0-0 3-1		0-0 E 1B 1-2 2-3 1B		0-0 G6-3 1B		4	1	2	0	1	0	2									
Rick Manning, L OBP: 0.330, SLG: 0.353	0-0 1B				0-0 F7	0-0 1B E 1-2 2-3 1B		0-0 G6-3 1B		5	1	3	2	0	1	1									
Larry Milbourne, S OBP: 0.284, SLG: 0.323	0-0 L9				0-0 2B 1B	0-0 1B HBP SF8 1B		0-0 G6-3		5	2	3	1	0	0	3									
Mike Fischlin, R OBP: 0.355, SLG: 0.309			0-0 4-3		0-0 1B 2B	1-0 BB 1B HBP		0-0 L6		3	0	1	0	0	0	1									
<b>Inning Stats</b>	R: 0 E: 0 K: 1 S: 5	H: 1 LOB: 1 BB: 1 P: 9	R: 0 E: 0 K: 0 S: 3	H: 1 LOB: 1 BB: 1 P: 7	R: 0 E: 0 K: 0 S: 3	H: 0 LOB: 0 BB: 0 P: 3	R: 0 E: 0 K: 1 S: 6	H: 1 LOB: 1 BB: 0 P: 6	R: 1 E: 0 K: 1 S: 7	H: 3 LOB: 2 BB: 1 P: 11	R: 5 E: 1 K: 0 S: 8	H: 5 LOB: 3 BB: 2 P: 17	R: 0 E: 0 K: 0 S: 4	H: 2 LOB: 1 BB: 0 P: 4	R: 0 E: 0 K: 1 S: 5	H: 1 LOB: 1 BB: 1 P: 9	R: 0 E: 0 K: 2 S: 7	H: 1 LOB: 2 BB: 1 P: 11	1B: 13 2B: 2 3B: 0 HR: 0	SF: 1 SAC: 0 DP: 4 HBP: 1	WP: 0 PB: 1 SB: 4 CS: 0	PA: 44			
<b>PITCHER</b>	IP	WLS	BF	H	R	ER	SO	BB	IBB	HBP	BLK	WP	HR	S	P	ERA	WHIP								
Charlie Hough, R ERA: 3.69	5.0	L	24	8	4	4	3	4	0	0	0	0	0	26	42	7.20	2.400								
Paul Mirabella, L ERA: 5.18	0.0		2	2	0	0	0	0	0	0	0	0	0	2	2	∞	∞								
Danny Darwin, R ERA: 3.3	0.2		5	1	2	2	0	1	0	1	0	0	0	3	8	27.00	3.000								
Jon Matlack, L ERA: 3.52	3.1		13	4	0	0	3	2	0	0	0	0	0	17	25	0.00	1.800								

Batter	1	2	3	4	5	6	7	8	9	AB	R	H	RBI	BB	SO	LOB	BOTTOM								
George Wright, S OBP: 0.288, SLG: 0.367	0-0 F7		0-0 F7		0-0 4-3		0-3 K		0-0 1-2 2-3 1B	5	0	1	0	0	1	0	<b>Cleveland Indians @ Texas Rangers</b> Arlington Stadium, Arlington, TX Sun Aug 15, 1982, 8:05 PM EDT Att: 9,321 - Unknown								
Johnny Grubb, L OBP: 0.392, SLG: 0.416	0-0 F8		0-0 FC6-4 1B		0-0 4-3			0-0 L6-4		5	1	2	0	0	0	3									
Buddy Bell, R OBP: 0.371, SLG: 0.418	4-0 BB		0-0 FC6-4 1-2		0-0 L7			4-0 1B BB		2	0	0	0	2	0	1									
Dave Hostetter, R OBP: 0.328, SLG: 0.549	0-0 F9			0-0 HR		0-3 K		0-0 F3		4	1	1	1	0	1	3									
Larry Parrish, R OBP: 0.291, SLG: 0.393		0-0 4-3 2B		0-0 1B BLK 1B		0-0 FC5-4 1B		0-0 G4-6-3 1B		4	1	4	1	0	0	0									
Lamar Johnson, R OBP: 0.318, SLG: 0.346	0-0 4-3		0-0 4-3 WP 1B		0-0 F8		0-0 F8	0-0 G4-6-3		4	1	1	0	0	0	4									
Jim Sundberg, R OBP: 0.310, SLG: 0.326	0-0 6-3		0-0 F8		0-0 FC5-4 1-2 2-3 1B			0-0 1B 1B 1B		4	0	1	0	0	0	3									
Mike Richardt, R OBP: 0.285, SLG: 0.293	0-0 F9		0-0 4-3		0-0 4-3		0-0 6-3		0-3 K	0	0	0	0	0	0	0									
Bill Stein, R OBP: 0.257, SLG: 0.283			0-0 F9		0-0 4-3		0-0 6-3		0-0 K	4	0	0	0	0	1	3									
Bucky Dent, R OBP: 0.197, SLG: 0.174			0-0 6-3		0-3 K		0-0 6-3		0-0 L6-4 1B	4	0	1	0	0	1	0									
Wayne Tolleson, S OBP: 0.122, SLG: 0.079				0-0 K				0-0 L6-4 1B		0	0	0	0	0	0	0									
<b>Inning Stats</b>	R: 0 E: 0 K: 0 S: 3	H: 0 LOB: 1 BB: 1 P: 7	R: 0 E: 0 K: 0 S: 4	H: 1 LOB: 1 BB: 0 P: 4	R: 0 E: 0 K: 0 S: 4	H: 1 LOB: 1 BB: 0 P: 4	R: 3 E: 0 K: 1 S: 8	H: 3 LOB: 0 BB: 0 P: 8	R: 0 E: 0 K: 1 S: 6	H: 1 LOB: 1 BB: 0 P: 6	R: 0 E: 0 K: 1 S: 5	H: 0 LOB: 0 BB: 0 P: 5	R: 1 E: 0 K: 0 S: 4	H: 2 LOB: 1 BB: 1 P: 8	R: 0 E: 0 K: 1 S: 7	H: 3 LOB: 2 BB: 0 P: 7	1B: 9 2B: 2 3B: 0 HR: 1	SF: 0 SAC: 0 DP: 2 HBP: 0	WP: 1 PB: 0 SB: 0 CS: 0	PA: 38					
<b>PITCHER</b>	IP	WLS	BF	H	R	ER	SO	BB	IBB	HBP	BLK	WP	HR	S	P	ERA	WHIP								
Lary Sorensen, R ERA: 4.94	7.0	W	30	7	4	4	3	2	0	0	1	1	34	42	5.14	1.286									
Dan Spillner, R ERA: 2.61	1.1		7	4	0	0	1	0	0	0	0	0	9	9	0.00	3.000									
Ed Glynn, L ERA: 3.21	0.2	S	1	0	0	0	0	0	0	0	0	0	1	1	0.00	0.000									





Batter	1	2	3	4	5	6	7	8	9	AB	R	H	RBI	BB	SO	LOB	TOP			
Miguel Dilone, S (1, 7) OBP: 0.288, SLG: 0.316	4-0 CS S BB		0-0 4-3			0-0 6-3		0-0 P5		3	0	0	0	1	0	0	<b>Cleveland Indians @ Toronto Blue Jays</b> Exhibition Stadium, Toronto, ON Mon Aug 16 1982, 7:05 PM EDT Att: 17,704 - Unknown - 82 F			
Mike Hargrove, L (1, 3) OBP: 0.376, SLG: 0.320	0-0 L6		0-0 4-3			4-0 BB		0-0 2B		3	0	1	0	1	0	1				
Toby Harrah, R (1, 5) OBP: 0.418, SLG: 0.552	1-0 HBP			0-0 5-3		0-0 F8		0-0 5-3		3	0	0	0	0	0	2				
Andre Thornton, R (1, 10) OBP: 0.410, SLG: 0.529	0-0 F8			4-0 CS BB			0-0 1B SH1-4 FC6-4 1B	0-0 F8		3	1	1	0	1	0	2				
Von Hayes, L (1, 9) OBP: 0.300, SLG: 0.395		0-0 4-3		0-0 6-3			0-0 SH1-4		0-0 4-3	3	0	0	0	0	0	1				
Ron Hassey, L (1, 2) OBP: 0.332, SLG: 0.313		0-0 1B			0-0 4-3		4-0 FC6-4 1B BB	0-0 F8		3	0	1	0	1	0	0				
Rick Manning, L (1, 8) OBP: 0.331, SLG: 0.355		0-0 1B			0-0 F8		0-0 FC6-4 1-2 2-3 1B	0-0 1-3		4	0	2	0	0	0	0				
Alan Bannister, R (1, 4) OBP: 0.360, SLG: 0.370		0-0 F8			0-0 1-3		0-0 FC6-4 1-2 2-3 3-H			3	0	0	1	0	0	3				
Mike Fischlin, R (1, 6) OBP: 0.351, SLG: 0.306			0-0 F8			0-0 6-3		0-0 4-3		2	0	0	0	0	0	0				
Larry Milbourne, S (7, PH) OBP: 0.283, SLG: 0.322										1	0	0	0	0	0	2				
<b>Inning Stats</b>	R: 0 E: 0 K: 0 S: 2	H: 0 LOB: 1 BB: 1 P: 7	R: 0 E: 0 K: 0 S: 4	H: 2 LOB: 1 BB: 0 P: 4	R: 0 E: 0 K: 0 S: 3	H: 0 LOB: 0 BB: 0 P: 3	R: 0 E: 0 K: 0 S: 2	H: 0 LOB: 0 BB: 1 P: 6	R: 0 E: 0 K: 0 S: 3	H: 0 LOB: 0 BB: 0 P: 3	R: 1 E: 0 K: 0 S: 5	H: 2 LOB: 2 BB: 1 P: 9	R: 0 E: 0 K: 0 S: 4	H: 1 LOB: 1 BB: 0 P: 4	R: 0 E: 0 K: 0 S: 3	H: 0 LOB: 0 BB: 0 P: 3	1B: 4 2B: 1 3B: 0 HR: 0	SF: 0 SAC: 1 DP: 0 HBP: 1	WP: 0 PB: 0 SB: 1 CS: 2	PA: 34
<b>PITCHER</b>	IP WLS BF H R ER SO BB IBB HBP BLK WP HR S P ERA WHIP																			
Jim Gott, R (1, 1) ERA: 4.15	8.0 W 31 5 1 1 0 4 0 0 0 0 0 0 26 43 1.12 1.125																			
Joey McLaughlin, R (9, 1) ERA: 2.69	1.0 S 3 0 0 0 0 0 0 0 0 0 0 0 3 3 0.00 0.000																			

Batter	1	2	3	4	5	6	7	8	9	AB	R	H	RBI	BB	SO	LOB	BOTTOM			
Damaso Garcia, R (1, 4) OBP: 0.351, SLG: 0.410	0-0 P3		4-0 1B BB			0-0 F8		0-0 CS 1B		3	0	1	0	1	0	0	<b>Cleveland Indians @ Toronto Blue Jays</b> Exhibition Stadium, Toronto, ON Mon Aug 16 1982, 7:05 PM EDT Att: 17,704 - Unknown - 82 F			
Garth Iorg, R (1, 5) OBP: 0.311, SLG: 0.378	0-0 5-3		0-3 K		0-3 K		0-0 F9			4	0	0	0	0	2	2				
Barry Bonnell, R (1, 8) OBP: 0.355, SLG: 0.445	4-0 WP BB		0-0 1-2 1B			0-0 F9 SF8 2B		0-0 F9		3	1	2	0	1	0	0				
Jesse Barfield, R (1, 9) OBP: 0.343, SLG: 0.444	4-0 FC6-4 BB		0-0 4-3			0-0 F9		0-0 E5 FC6-4		3	0	0	0	1	0	3				
Leon Roberts, R (1, 10) OBP: 0.250, SLG: 0.276	0-0 FC6-4			0-0 1B		0-0 SF8		0-0 FC6-4 WP		3	0	1	1	0	0	3				
Willie Upshaw, L (1, 3) OBP: 0.344, SLG: 0.462		0-0 4-3		0-0 F5		0-0 2B		0-0 F8		4	0	1	0	0	0	2				
Tony Johnson, R (1, 7) OBP: 0.305, SLG: 0.387		0-3 K		0-3 K		0-0 3-1				3	0	0	0	0	2	2				
Lloyd Moseby, L (8, 8) OBP: 0.288, SLG: 0.353		0-0 K		0-0 K						0	0	0	0	0	0	0				
Buck Martinez, R (1, 2) OBP: 0.308, SLG: 0.405		0-3 K		0-0 F9				4-0 1B SH5-4 CS BB		2	0	0	0	1	1	1				
Al Woods, L (7, PR) OBP: 0.279, SLG: 0.311										0	1	0	0	0	0	0				
Ernie Whitt, L (8, 2) OBP: 0.326, SLG: 0.466										0	0	0	0	0	0	0				
Alfredo Griffin, S (1, 6) OBP: 0.273, SLG: 0.325			0-0 5-3		0-3 K			0-0 SH5-4		2	0	0	0	0	1	0				
<b>Inning Stats</b>	R: 0 E: 0 K: 0 S: 3	H: 0 LOB: 2 BB: 2 P: 11	R: 0 E: 0 K: 2 S: 7	H: 0 LOB: 0 BB: 0 P: 7	R: 0 E: 0 K: 1 S: 6	H: 1 LOB: 2 BB: 1 P: 10	R: 0 E: 0 K: 1 S: 6	H: 1 LOB: 0 BB: 0 P: 6	R: 0 E: 0 K: 2 S: 7	H: 0 LOB: 0 BB: 0 P: 7	R: 1 E: 0 K: 0 S: 5	H: 2 LOB: 1 BB: 0 P: 5	R: 1 E: 0 K: 0 S: 3	H: 1 LOB: 1 BB: 1 P: 7	R: 0 E: 1 K: 0 S: 4	H: 0 LOB: 1 BB: 0 P: 4	1B: 3 2B: 2 3B: 0 HR: 0	SF: 1 SAC: 1 DP: 0 HBP: 0	WP: 2 PB: 0 SB: 0 CS: 2	PA: 33
<b>PITCHER</b>	IP WLS BF H R ER SO BB IBB HBP BLK WP HR S P ERA WHIP																			
Rick Waits, L (1, 1) ERA: 5.26	8.0 L 33 5 2 2 2 6 4 0 0 0 2 0 0 41 57 2.25 1.125																			



Batter	1	2	3	4	5	6	7	8	9	AB	R	H	RBI	BB	SO	LOB	TOP													
Miguel Dilone, S OBP: 0.290, SLG: 0.318 (1, 7)										5	0	2	1	0	0	1	<b>Cleveland Indians @ Toronto Blue Jays</b> Exhibition Stadium, Toronto, ON Tue Aug 17 1982, 7:05 PM EDT Unknown - 73 F													
Mike Hargrove, L OBP: 0.380, SLG: 0.326 (1, 3)										5	0	3	1	0	1	2														
Toby Harrah, R OBP: 0.418, SLG: 0.552 (1, 5)										4	1	1	0	1	1	4														
Andre Thornton, R OBP: 0.410, SLG: 0.533 (1, 10)										4	1	1	1	1	1	3														
Ron Hassey, L OBP: 0.326, SLG: 0.307 (1, 2)										5	0	0	0	0	0	4														
Von Hayes, L OBP: 0.301, SLG: 0.395 (1, 9)										5	1	2	1	0	0	3														
Rick Manning, L OBP: 0.334, SLG: 0.363 (1, 8)										4	2	2	2	1	0	0														
Alan Bannister, R OBP: 0.362, SLG: 0.369 Larry Milbourne, S OBP: 0.293, SLG: 0.322 (1, 4) (9, 4)										3	0	1	0	1	0	1														
Mike Fischlin, R OBP: 0.347, SLG: 0.301 (1, 6)										0	0	0	0	0	0	0														
										3	1	0	0	0	1	4														
<b>Inning Stats</b>	R: 0 E: 0 K: 0 S: 4	H: 1 LOB: 1 BB: 0 P: 4	R: 2 E: 0 K: 0 S: 4	H: 2 LOB: 0 BB: 1 P: 8	R: 0 E: 1 K: 0 S: 4	H: 1 LOB: 1 BB: 0 P: 4	R: 0 E: 0 K: 1 S: 6	H: 1 LOB: 2 BB: 1 P: 10	R: 0 E: 0 K: 0 S: 5	H: 2 LOB: 3 BB: 1 P: 9	R: 1 E: 1 K: 1 S: 7	H: 1 LOB: 1 BB: 0 P: 7	R: 1 E: 0 K: 1 S: 5	H: 1 LOB: 1 BB: 1 P: 9	R: 1 E: 0 K: 1 S: 8	H: 2 LOB: 2 BB: 0 P: 8	R: 1 E: 0 K: 0 S: 4	H: 1 LOB: 0 BB: 0 P: 4	1B: 8 2B: 3 3B: 0 HR: 2	SF: 0 SAC: 1 DP: 1 HBP: 0	WP: 0 PB: 0 SB: 0 CS: 0	PA: 43								
<b>PITCHER</b>	IP WLS BF H R ER SO BB IBB HBP BLK WP HR S P ERA WHIP																													
Luis Leal, R ERA: 3.87 Dale Murray, R ERA: 2.53 Joey McLaughlin, R ERA: 2.77 (1, 1) (6, 1) (8, 1)	5.0 2.2 1.1	25 13 5	8 3 1	3 2 1	2 2 1	1 0 0	0 0 0	0 0 0	0 0 0	0 0 1	24 16 7	36 20 7	3.60 3.38 6.75	2.000 1.500 0.750																

Batter	1	2	3	4	5	6	7	8	9	AB	R	H	RBI	BB	SO	LOB	BOTTOM													
Damaso Garcia, R OBP: 0.349, SLG: 0.410 (1, 4)										5	1	1	0	0	0	6	<b>Cleveland Indians @ Toronto Blue Jays</b> Exhibition Stadium, Toronto, ON Tue Aug 17 1982, 7:05 PM EDT Unknown - 73 F													
Rance Mulliniks, L OBP: 0.320, SLG: 0.350 (1, 5)										4	1	0	1	1	0	2														
Ernie Whitt, L OBP: 0.324, SLG: 0.466 (1, 2)										4	0	1	2	0	1	1														
Willie Upshaw, L OBP: 0.345, SLG: 0.475 (1, 3)										5	2	2	2	0	2	2														
Al Woods, L OBP: 0.273, SLG: 0.304 Leon Roberts, R OBP: 0.248, SLG: 0.274 (1, 10) (7, PH)										3	0	0	0	0	0	0														
Barry Bonnell, R OBP: 0.354, SLG: 0.443 (1, 7)										4	0	1	0	0	1	0														
Lloyd Moseby, L OBP: 0.287, SLG: 0.351 (1, 8)										3	0	0	0	1	2	1														
Hosken Powell, L OBP: 0.284, SLG: 0.362 Jesse Barfield, R OBP: 0.342, SLG: 0.442 (1, 9) (7, 9)										3	1	3	0	0	0	0														
Alfredo Griffin, S OBP: 0.275, SLG: 0.325 (1, 6)										3	0	1	0	1	0	2														
										1B: 4 2B: 3 3B: 0 HR: 2	SF: 1 SAC: 0 DP: 0 HBP: 0	WP: 2 PB: 0 SB: 2 CS: 0	PA: 40																	
<b>Inning Stats</b>	R: 0 E: 1 K: 2 S: 8	H: 0 LOB: 0 BB: 0 P: 8	R: 0 E: 0 K: 1 S: 5	H: 0 LOB: 0 BB: 0 P: 5	R: 2 E: 0 K: 1 S: 8	H: 3 LOB: 1 BB: 0 P: 8	R: 0 E: 0 K: 1 S: 7	H: 2 LOB: 3 BB: 1 P: 11	R: 2 E: 0 K: 0 S: 4	H: 1 LOB: 0 BB: 1 P: 8	R: 0 E: 0 K: 1 S: 6	H: 1 LOB: 1 BB: 0 P: 6	R: 1 E: 0 K: 1 S: 6	H: 1 LOB: 0 BB: 0 P: 6	R: 0 E: 0 K: 1 S: 6	H: 1 LOB: 2 BB: 1 P: 10	R: 0 E: 0 K: 0 S: 3	H: 0 LOB: 0 BB: 0 P: 3	1B: 4 2B: 3 3B: 0 HR: 2	SF: 1 SAC: 0 DP: 0 HBP: 0	WP: 2 PB: 0 SB: 2 CS: 0	PA: 40								
<b>PITCHER</b>	IP WLS BF H R ER SO BB IBB HBP BLK WP HR S P ERA WHIP																													
Ed Whittson, R ERA: 4.32 Ed Glynn, L ERA: 3.14 Dan Spillner, R ERA: 2.57 (1, 1) (7, 1) (8, 1)	6.2 0.2 1.2	31 3 6	8 5 1	5 5 0	6 1 0	0 0 0	0 0 0	0 0 0	0 0 0	0 0 0	41 4 8	49 8 8	6.75 0.00 0.00	1.500 1.500 0.600																







Batter	1	2	3	4	5	6	7	8	9	AB	R	H	RBI	BB	SO	LOB	TOP										
<b>Bobby Mitchell, L</b> OBP: 0.339, SLG: 0.297 (1, 8)	0-0 6-3		0-0 4-3			4-0 FC4 BB	0-0 4-3			3	0	0	0	1	0	0	<b>Minnesota Twins @ Cleveland Indians</b> Cleveland Municipal Stadium, Cleveland, OH Fri Aug 20 1982, 7:05 PM EDT Att: 11,066 - Unknown - 75 F										
<b>John Castino, R</b> OBP: 0.305, SLG: 0.322 (1, 4)	0-0 6-3		0-0 6-3			0-0 FC4 BB SF9 1-2	0-0 4-3			4	1	0	0	0	0	1											
<b>Tom Brunansky, R</b> OBP: 0.395, SLG: 0.511 (1, 9)	0-0 HR 1B			0-0 6-3		4-0 BB E BB 1-2	0-0 F7			3	2	1	0	1	0	0											
<b>Kent Hrbek, L</b> OBP: 0.382, SLG: 0.522 (1, 3)	0-0 1H HR			0-0 5-3 1B		4-0 S 1B BB 1-2 2-3	4-0 BB			2	2	2	2	2	2	0											
<b>Gary Ward, R</b> OBP: 0.315, SLG: 0.500 (1, 7)	0-0 4-3			0-0 5-3		0-0 SF9	0-3 K			3	0	0	1	0	1	2											
<b>Gary Gaetti, R</b> OBP: 0.284, SLG: 0.461 (1, 5)		0-3 K		0-0 F2		0-0 1B		0-0 F9		4	0	1	1	0	1	1											
<b>Tim Laudner, R</b> OBP: 0.345, SLG: 0.394 (1, 2)		0-3 K		0-0 1-3		0-3 K		0-0 1B		4	0	1	0	0	2	1											
<b>Mickey Hatcher, R</b> OBP: 0.268, SLG: 0.319 (1, 10)		0-0 4-3		0-0 6-3		0-0 F6		0-0 F8		4	0	0	0	0	0	1											
<b>Lenny Faedo, R</b> OBP: 0.253, SLG: 0.301 <b>Randy Johnson, L</b> (9, PH) OBP: 0.323, SLG: 0.422			0-0 1-3		0-0 6-3		0-0 4-3		0-0 4-3	3	0	0	0	0	0	0											
<b>Inning Stats</b>	R: 2 E: 0 K: 0 S: 5	H: 2 LOB: 0 BB: 0 P: 5	R: 0 E: 0 K: 2 S: 7	H: 0 LOB: 0 BB: 0 P: 7	R: 0 E: 0 K: 0 S: 3	H: 0 LOB: 0 BB: 0 P: 3	R: 0 E: 0 K: 0 S: 4	H: 1 LOB: 1 BB: 0 P: 4	R: 0 E: 0 K: 0 S: 3	H: 0 LOB: 0 BB: 0 P: 3	R: 3 E: 1 K: 1 S: 6	H: 1 LOB: 1 BB: 3 P: 18	R: 0 E: 0 K: 0 S: 3	H: 0 LOB: 0 BB: 0 P: 3	R: 0 E: 0 K: 1 S: 5	H: 1 LOB: 1 BB: 1 P: 9	R: 0 E: 0 K: 0 S: 4	H: 1 LOB: 1 BB: 0 P: 4	1B: 4 2B: 0 3B: 0 HR: 1	SF: 1 SAC: 0 DP: 0 HBP: 0	WP: 0 PB: 0 SB: 1 CS: 0	PA: 36					
<b>PITCHER</b>	IP	WLS	BF	H	R	ER	SO	BB	IBB	HBP	BLK	WP	HR	S	P	ERA	WHIP										
<b>Len Barker, R</b> ERA: 3.61 <b>Dan Spillner, R</b> ERA: 2.6	(1, 1) (9, 1)	8.0 S	32 4	4 1	5 0	5 0	4 0	4 0	0 0	0 0	0 0	0 0	1 0	36 4	52 4	5.62 0.00	1.000 1.000										

Batter	1	2	3	4	5	6	7	8	9	AB	R	H	RBI	BB	SO	LOB	BOTTOM										
<b>Alan Bannister, R</b> OBP: 0.367, SLG: 0.369 (1, 7) (7, 4)	0-0 F8		4-0 CS BB 1-2		4-0 BB	0-0 F9		0-0 1B 2-3 3-H 1B		3	0	1	1	2	0	3	<b>Minnesota Twins @ Cleveland Indians</b> Cleveland Municipal Stadium, Cleveland, OH Fri Aug 20 1982, 7:05 PM EDT Att: 11,066 - Unknown - 75 F										
<b>Mike Hargrove, L</b> OBP: 0.380, SLG: 0.327 (1, 3)	0-0 5-3		0-3 K 1-2		0-3 K		4-0 SH1-3 1B BB	0-0 WP 1B 1-3 3-H		4	1	1	1	1	2	3											
<b>Toby Harrah, R</b> OBP: 0.422, SLG: 0.550 (1, 5)	0-0 F7			4-0 FC5-4 BB		0-0 S BB 1B	0-0 SH1-3	0-0 4-3 1-2		3	1	1	0	1	0	1											
<b>Andre Thornton, R</b> OBP: 0.406, SLG: 0.524 (1, 10)		0-3 K		0-0 F6		4-0 1B S BB 1-2	0-3 K			3	1	0	0	1	2	2											
<b>Carmen Castillo, R</b> OBP: 0.348, SLG: 0.377 (1, 9) (7, 7)		0-0 6-3		0-0 FC5-4		0-3 K	0-0 K			3	0	0	0	0	1	3											
<b>Ron Hassey, L</b> OBP: 0.325, SLG: 0.310 (7, PH) (8, 2)			0-3 K		1-2 FC5-4	1-2 2-3	0-0 K	2-H 1B		1	0	1	1	0	0	0											
<b>Chris Bando, S</b> OBP: 0.302, SLG: 0.306 <b>Miguel Dilone, S</b> (7, PH) OBP: 0.289, SLG: 0.317 (8, 7)		0-3 K		0-3 K		4-0 BB 1B BB	0-3 K			2	0	0	0	1	2	1											
<b>Rick Manning, L</b> OBP: 0.347, SLG: 0.373 (1, 8)			0-0 HR 1B		0-0 SH1-3 1B	0-0 SH1-3 BB 1-2 2-3 3-H 1B		0-0 SH2-4 BB 1B 1B		4	2	4	1	0	0	0											
<b>Larry Milbourne, S</b> OBP: 0.284, SLG: 0.329 (1, 4) (7, 6)			0-0 1H HR		0-0 SH1-3	0-0 SH1-3 BB		4-0 1B SH2-4 BB 1B		1	2	1	3	2	0	0											
<b>Mike Fischlin, R</b> OBP: 0.349, SLG: 0.299 <b>Von Hayes, L</b> (6, PH) OBP: 0.300, SLG: 0.394 (7, 9)			4-0 CS BB		0-0 F3	0-0 F4		0-0 SH2-4		1	0	0	0	1	0	1											
<b>Inning Stats</b>	R: 0 E: 0 K: 0 S: 3	H: 0 LOB: 0 BB: 0 P: 3	R: 0 E: 0 K: 2 S: 7	H: 0 LOB: 0 BB: 0 P: 7	R: 2 E: 0 K: 1 S: 5	H: 2 LOB: 2 BB: 2 P: 13	R: 0 E: 0 K: 1 S: 5	H: 0 LOB: 1 BB: 1 P: 9	R: 0 E: 0 K: 1 S: 6	H: 1 LOB: 2 BB: 1 P: 10	R: 2 E: 0 K: 1 S: 7	H: 2 LOB: 3 BB: 3 P: 19	R: 1 E: 0 K: 2 S: 8	H: 1 LOB: 1 BB: 1 P: 12	R: 2 E: 0 K: 0 S: 5	H: 3 LOB: 1 BB: 1 P: 9	1B: 8 2B: 1 3B: 0 HR: 1	SF: 0 SAC: 3 DP: 1 HBP: 0	WP: 1 PB: 0 SB: 2 CS: 2	PA: 39							
<b>PITCHER</b>	IP	WLS	BF	H	R	ER	SO	BB	IBB	HBP	BLK	WP	HR	S	P	ERA	WHIP										
<b>Brad Havens, L</b> ERA: 4.37 <b>Terry Felton, R</b> ERA: 4.54 <b>Jeff Little, L</b> ERA: 4.4 <b>Pete Redfern, R</b> ERA: 6.75 <b>Ron Davis, R</b> ERA: 4.64	(1, 1) (6, 1) (6, 1) (6, 1) (8, 1)	5.1 0.0 0.1 1.2 0.2	25 1 1 9 3	5 0 0 2 2	4 0 0 3 0	4 0 0 3 0	6 0 0 2 0	6 1 0 0 0	0 0 0 0 0	0 0 0 0 0	0 0 0 0 0	0 0 0 0 0	0 0 1 0 1	31 0 1 11 3	55 4 1 19 3	6.75 ∞ 0.00 16.20 0.00	2.062 ∞ 0.000 2.400 3.000										

AB	31
R	5
H	5
RBI	4
BB	4
SO	4
LOB	7



AB	27
R	7
H	9
RBI	7
BB	9
SO	8
LOB	18





Batter	1	2	3	4	5	6	7	8	9	AB	R	H	RBI	BB	SO	LOB	TOP																			
<b>Bobby Mitchell, L</b> OBP: 0.337, SLG: 0.297 (1, 8)	F7	F5			SF7		F7			4	0	1	1	0	0	2	<b>Minnesota Twins @ Cleveland Indians</b> Cleveland Municipal Stadium, Cleveland, OH Sat Aug 21 1982, 3:33 AM EDT Att: 12,778 - Unknown - 70 F																			
<b>Ron Washington, R</b> OBP: 0.292, SLG: 0.383 (1, 4)	F8 BB 2B		K		4-3			1B SF8 1B	F9	5	2	2	0	0	1	1																				
<b>Tom Brunansky, R</b> OBP: 0.398, SLG: 0.513 (1, 9)	2B 1-2 BB		F7		FC4 1B			SF8 1-3 1B 1B		3	1	2	0	1	0	0																				
<b>Kent Hrbek, L</b> OBP: 0.381, SLG: 0.518 (1, 3)	F8		6-3		FC4 FC6 1-2			1B IBB		3	0	0	0	1	0	3																				
<b>Gary Ward, R</b> OBP: 0.316, SLG: 0.504 (1, 7)	1-3 3-H 2B		9-3 1B		FC6 1-2			SF8 2-3 3-H		3	0	2	2	0	0	1																				
<b>Gary Gaetti, R</b> OBP: 0.284, SLG: 0.459 (1, 5)	K		F9		K			G6-4-3 1-2 3-H 1B		4	0	1	1	0	2	4																				
<b>Mickey Hatcher, R</b> OBP: 0.267, SLG: 0.322 (1, 10)		6-3		9-3				G6-4-3 1-2 2B		4	0	1	0	0	0	3																				
<b>Tim Laudner, R</b> OBP: 0.344, SLG: 0.396 (1, 2)		F5			4-3 SF7 2B			5-3	5-3	4	1	1	0	0	0	1																				
<b>Lenny Faedo, R</b> OBP: 0.253, SLG: 0.299 (1, 6)				4-3 2-3 1B			L3	F8		4	0	1	0	0	0	2																				
<b>Inning Stats</b>	R: 1 E: 0 K: 1 S: 7	H: 2 LOB: 2 BB: 1 P: 11	R: 0 E: 0 K: 0 S: 4	H: 1 LOB: 1 BB: 0 P: 4	R: 0 E: 0 K: 1 S: 5	H: 0 LOB: 0 BB: 0 P: 5	R: 0 E: 0 K: 0 S: 3	H: 1 LOB: 0 BB: 0 P: 3	R: 1 E: 0 K: 0 S: 4	H: 1 LOB: 1 BB: 0 P: 4	R: 0 E: 0 K: 1 S: 6	H: 1 LOB: 1 BB: 0 P: 6	R: 0 E: 0 K: 0 S: 4	H: 1 LOB: 1 BB: 0 P: 4	R: 2 E: 0 K: 0 S: 5	H: 3 LOB: 1 BB: 1 P: 9	R: 0 E: 0 K: 0 S: 4	H: 1 LOB: 1 BB: 0 P: 4	1B: 8 2B: 4 3B: 0 HR: 0	SF: 2 SAC: 0 DP: 2 HBP: 0	WP: 0 PB: 0 SB: 1 CS: 0	PA: 38														
<b>PITCHER</b>	IP	WLS	BF	H	R	ER	SO	BB	IBB	HBP	BLK	WP	HR	S	P	ERA	WHIP	<b>PITCHER</b>		IP	WLS	BF	H	R	ER	SO	BB	IBB	HBP	BLK	WP	HR	S	P	ERA	WHIP
<b>Lary Sorensen, R</b> ERA: 4.95 (1, 1)	7.0	L	31	9	4	4	3	1	1	0	0	0	0	35	43	5.14	1.429			7.0	L	31	9	4	4	3	1	1	0	0	0	0	35	43	5.14	1.429
<b>Dan Spillner, R</b> ERA: 2.95 (8, 1)	2.0		7	2	0	0	0	0	0	0	0	0	0	7	7	0.00	1.000			2.0		7	2	0	0	0	0	0	0	0	0	7	7	0.00	1.000	

AB 34  
R 4  
H 11  
RBI 4  
BB 2  
SO 3  
LOB 17



Batter	1	2	3	4	5	6	7	8	9	AB	R	H	RBI	BB	SO	LOB	BOTTOM																			
<b>Miguel Dilone, S</b> OBP: 0.291, SLG: 0.318 (1, 7)	F8 BLK 1B	FC4-6			F7		1-3			5	0	2	2	0	0	4	<b>Minnesota Twins @ Cleveland Indians</b> Cleveland Municipal Stadium, Cleveland, OH Sat Aug 21 1982, 3:33 AM EDT Att: 12,778 - Unknown - 70 F																			
<b>Mike Hargrove, L</b> OBP: 0.376, SLG: 0.324 (1, 3)	F5		G5-4-3 BB		E6 FC6-4		6-3	F9		4	0	0	0	1	0	5																				
<b>Toby Harrah, R</b> OBP: 0.422, SLG: 0.547 (1, 5)	S BB		F8		FC6-4 1-2 2-3		F7		G1-6-3 1B	4	0	1	0	1	0	4																				
<b>Andre Thornton, R</b> OBP: 0.403, SLG: 0.518 (1, 10)	F8		G5-4-3		5-3			F8	G1-6-3 1-2 1B	5	0	0	0	0	0	6																				
<b>Ron Hassey, L</b> OBP: 0.326, SLG: 0.305 (1, 2)	K			4-3 BB				F8	L9	4	0	0	0	1	1	2																				
<b>Von Hayes, L</b> OBP: 0.302, SLG: 0.393 (1, 9)		F9		L9			1-3 S 1B	2B BB		3	1	1	0	1	0	1																				
<b>Rick Manning, L</b> OBP: 0.346, SLG: 0.374 (1, 8)		1-3		F7			1-3	1B 1B 2B		4	1	1	1	0	0	2																				
<b>Alan Bannister, R</b> OBP: 0.369, SLG: 0.371 (1, 4)		1B 1B		F2			F7	BB 1B 1B		4	1	2	0	0	0	2																				
<b>Mike Fischlin, R</b> OBP: 0.357, SLG: 0.305 (1, 6)					FC6-4 E 1B			1B BB		2	0	2	0	1	0	0																				
<b>Rod Craig, S</b> OBP: 0.259, SLG: 0.241 (8, PH)							6-3 S BB			0	0	0	0	1	0	0																				
<b>Larry Milbourne, S</b> OBP: 0.284, SLG: 0.329 (9, 6)								1-2 BB		0	0	0	0	0	0	0																				
<b>Inning Stats</b>	R: 0 E: 0 K: 1 S: 6	H: 1 LOB: 2 BB: 1 P: 10	R: 0 E: 0 K: 0 S: 5	H: 2 LOB: 2 BB: 0 P: 5	R: 0 E: 0 K: 0 S: 2	H: 0 LOB: 1 BB: 1 P: 6	R: 0 E: 0 K: 0 S: 3	H: 0 LOB: 1 BB: 1 P: 7	R: 0 E: 1 K: 0 S: 5	H: 1 LOB: 2 BB: 0 P: 5	R: 0 E: 0 K: 0 S: 4	H: 1 LOB: 1 BB: 0 P: 4	R: 0 E: 0 K: 0 S: 3	H: 0 LOB: 1 BB: 1 P: 7	R: 3 E: 0 K: 0 S: 6	H: 3 LOB: 2 BB: 2 P: 14	R: 0 E: 0 K: 0 S: 3	H: 1 LOB: 0 BB: 0 P: 3	1B: 8 2B: 1 3B: 0 HR: 0	SF: 0 SAC: 0 DP: 2 HBP: 0	WP: 0 PB: 0 SB: 3 CS: 0	PA: 41														
<b>PITCHER</b>	IP	WLS	BF	H	R	ER	SO	BB	IBB	HBP	BLK	WP	HR	S	P	ERA	WHIP	<b>PITCHER</b>		IP	WLS	BF	H	R	ER	SO	BB	IBB	HBP	BLK	WP	HR	S	P	ERA	WHIP
<b>Albert Williams, R</b> ERA: 5.09 (1, 1)	6.0	W	26	5	0	0	1	3	0	0	0	0	0	25	37	0.00	1.333			6.0	W	26	5	0	0	1	3	0	0	0	0	25	37	0.00	1.333	
<b>Terry Felton, R</b> ERA: 4.94 (7, 1)	1.2		8	1	2	2	0	2	0	0	0	0	0	6	14	10.80	1.800			1.2		8	1	2	2	0	2	0	0	0	6	14	10.80	1.800		
<b>Ron Davis, R</b> ERA: 4.67 (8, 1)	1.1	S	7	3	1	1	0	1	0	0	0	0	0	6	10	6.75	3.000			1.1	S	7	3	1	1	0	1	0	0	0	6	10	6.75	3.000		

AB 35  
R 3  
H 9  
RBI 3  
BB 6  
SO 1  
LOB 26





Batter	1	2	3	4	5	6	7	8	9	AB	R	H	RBI	BB	SO	LOB	TOP			
<b>Bobby Mitchell, L</b> OBP: 0.336, SLG: 0.294 (1, 8)										3	0	0	0	1	1	0	<b>Minnesota Twins @ Cleveland Indians</b> Cleveland Municipal Stadium, Cleveland, OH Sun Aug 22 1982, 3:33 AM EDT Att: 10,929 - Overcast - 67 F			
<b>John Castino, R</b> OBP: 0.301, SLG: 0.318 (1, 4)										3	0	0	1	0	0	1				
<b>Tom Brunansky, R</b> OBP: 0.399, SLG: 0.509 (1, 9)										2	0	0	0	2	0	2				
<b>Kent Hrbek, L</b> OBP: 0.377, SLG: 0.513 (1, 3)										4	0	0	0	0	0	2				
<b>Gary Ward, R</b> OBP: 0.318, SLG: 0.508 (1, 7)										4	0	2	0	0	0	0				
<b>Gary Gaetti, R</b> OBP: 0.283, SLG: 0.456 (1, 5)										4	2	1	0	0	0	1				
<b>Randy Johnson, L</b> OBP: 0.325, SLG: 0.421 (1, 10)										3	0	1	0	1	0	1				
<b>Tim Laudner, R</b> OBP: 0.342, SLG: 0.395 (1, 2)										3	1	1	1	0	1	1				
<b>Lenny Faedo, R</b> OBP: 0.250, SLG: 0.295 (1, 6)										2	0	0	0	0	0	1				
<b>Randy Bush, L</b> OBP: 0.213, SLG: 0.244 (7, PH)										1	0	1	1	0	0	0				
<b>Ron Washington, R</b> OBP: 0.291, SLG: 0.382 (7, PR)										1	0	0	0	0	0	0				
<b>Inning Stats</b>	R: 0 E: 0 K: 0 S: 3	H: 0 LOB: 1 BB: 1 P: 7	R: 1 E: 0 K: 0 S: 5	H: 2 LOB: 1 BB: 0 P: 5	R: 0 E: 0 K: 1 S: 5	H: 0 LOB: 1 BB: 1 P: 9	R: 0 E: 0 K: 1 S: 5	H: 0 LOB: 1 BB: 1 P: 9	R: 0 E: 1 K: 0 S: 3	H: 0 LOB: 0 BB: 0 P: 3	R: 2 E: 0 K: 0 S: 6	H: 3 LOB: 2 BB: 1 P: 10	R: 0 E: 0 K: 1 S: 5	H: 0 LOB: 0 BB: 0 P: 3	R: 0 E: 0 K: 0 S: 3	H: 0 LOB: 0 BB: 0 P: 3	1B: 4 2B: 1 3B: 1 HR: 0	SF: 2 SAC: 0 DP: 0 HBP: 0	WP: 0 PB: 0 SB: 0 CS: 1	PA: 37
<b>PITCHER</b> <b>Rick Sutcliffe, R</b> ERA: 3.0 (1, 1)	IP: 9.0 WLS: W BF: 36 H: 6 R: 3 ER: 3 SO: 2 BB: 3 IBB: 1 HBP: 0 BLK: 0 WP: 0 HR: 0 S: 36 P: 52 ERA: 3.00 WHIP: 1.000															<b>PITCHER</b> IP: WLS: BF: H: R: ER: SO: BB: IBB: HBP: BLK: WP: HR: S: P: ERA: WHIP:				

Batter	1	2	3	4	5	6	7	8	9	AB	R	H	RBI	BB	SO	LOB	BOTTOM
<b>Alan Bannister, R</b> OBP: 0.369, SLG: 0.382 (1, 4)										4	1	1	1	1	0	2	<b>Minnesota Twins @ Cleveland Indians</b> Cleveland Municipal Stadium, Cleveland, OH Sun Aug 22 1982, 3:33 AM EDT Att: 10,929 - Overcast - 67 F
<b>Mike Hargrove, L</b> OBP: 0.382, SLG: 0.327 (1, 3)										3	0	2	0	2	0	0	
<b>Toby Harrah, R</b> OBP: 0.420, SLG: 0.544 (1, 5)										3	0	0	0	0	0	2	
<b>Andre Thornton, R</b> OBP: 0.400, SLG: 0.514 (1, 10)										4	0	0	0	0	0	4	
<b>Rod Craig, S</b> OBP: 0.274, SLG: 0.259 (1, 7)										4	1	2	0	0	0	3	
<b>Larry Milbourne, S</b> OBP: 0.285, SLG: 0.326 (1, 6)										2	0	0	0	1	1	1	
<b>Rick Manning, L</b> OBP: 0.348, SLG: 0.374 (1, 8)										3	0	1	0	1	0	1	
<b>Chris Bando, S</b> OBP: 0.312, SLG: 0.329 (1, 2)										2	1	1	2	2	0	1	
<b>Jack Perconte, L</b> OBP: 0.296, SLG: 0.281 (9, PR)										0	1	0	0	0	0	0	
<b>Carmen Castillo, R</b> OBP: 0.333, SLG: 0.359 (1, 9)										3	0	0	0	0	0	3	
<b>Von Hayes, L</b> OBP: 0.302, SLG: 0.392 (9, PH)										1	0	0	0	0	0	1	
<b>Inning Stats</b>	R: 0 E: 0 K: 0 S: 3	H: 0 LOB: 2 BB: 1 P: 8	R: 0 E: 0 K: 0 S: 4	H: 1 LOB: 2 BB: 1 P: 8	R: 0 E: 0 K: 0 S: 2	H: 0 LOB: 1 BB: 2 P: 10	R: 0 E: 0 K: 0 S: 5	H: 2 LOB: 0 BB: 0 P: 5	R: 0 E: 0 K: 1 S: 5	H: 1 LOB: 0 BB: 0 P: 5	R: 1 E: 1 K: 0 S: 3	H: 1 LOB: 2 BB: 2 P: 11	1B: 5 2B: 0 3B: 0 HR: 2	SF: 0 SAC: 1 DP: 1 HBP: 1	WP: 0 PB: 0 SB: 0 CS: 2	PA: 38	
<b>PITCHER</b> <b>Jack O'Connor, L</b> ERA: 4.34 (1, 1)	IP: 8.1 WLS: L BF: 35 H: 6 R: 4 ER: 3 SO: 3 BB: 6 IBB: 4 HBP: 1 BLK: 0 WP: 0 HR: 2 S: 30 P: 55 ERA: 3.24 WHIP: 1.440															<b>PITCHER</b> IP: WLS: BF: H: R: ER: SO: BB: IBB: HBP: BLK: WP: HR: S: P: ERA: WHIP:	
<b>Pete Redfern, R</b> ERA: 6.72 (9, 1)	0.1	2	0	0	0	0	1	0	0	0	0	1	5	0.00	3.000		
<b>Jeff Little, L</b> ERA: 4.4 (9, 1)	0.0	1	1	0	0	0	0	0	0	0	0	1	1	∞	∞		



Batter	1	2	3	4	5	6	7	8	9	AB	R	H	RBI	BB	SO	LOB	TOP								
Rudy Law, L OBP: 0.397, SLG: 0.418 (1, 8)	F7		F9			SH5-3	K		K	4	0	0	0	0	2	1	<b>Chicago White Sox @ Cleveland Indians</b> Cleveland Municipal Stadium, Cleveland, OH Mon Aug 23 1982, 7:05 PM EDT Att: 7,603 - Unknown - 71 F								
Tony Bernazard, S OBP: 0.339, SLG: 0.376 (1, 4)	F5			5-3		BB 1B	F6			5	1	2	1	0	0										
Harold Baines, L OBP: 0.313, SLG: 0.452 (1, 9)	F8			1B	1B	1B BB	4-3		F7	4	1	1	0	1	0	1									
Greg Luzinski, R OBP: 0.369, SLG: 0.444 Ron LeFlore, R OBP: 0.332, SLG: 0.395 (8, PR)		CS BB		G5-4-3 1B		4-3 1B	1-2 2-3 3H		S 1B BB	1	0	1	0	3	0	0									
Steve Kemp, L OBP: 0.389, SLG: 0.428 (1, 7)	K			G5-4-3		4-3 1B			1B BB	3	0	1	1	1	1	3									
Tom Paciorek, R OBP: 0.367, SLG: 0.492 (1, 3)						K	4-3		L4	3	0	0	1	1	1	4									
Carlton Fisk, R OBP: 0.349, SLG: 0.405 (1, 2)	F3					F7	IBB		FC6-4 1B	3	0	1	1	1	0	1									
Vance Law, R OBP: 0.342, SLG: 0.370 (1, 6)						L4	F8		FC6-4	4	0	1	0	0	0	5									
Aurelio Rodriguez, R OBP: 0.247, SLG: 0.305 Jerry Hairston, S OBP: 0.351, SLG: 0.500 (8, PH)			F9			SH5-3 2B 1B	6-3		F9	3	1	1	0	0	0	1									
										1	0	0	0	0	0	0									
<b>Inning Stats</b>	R: 0 E: 0 K: 0 S: 3	H: 0 LOB: 0 BB: 0 P: 3	R: 0 E: 0 K: 1 S: 4	H: 0 LOB: 1 BB: 2 P: 12	R: 0 E: 0 K: 0 S: 3	H: 1 LOB: 0 BB: 0 P: 3	R: 0 E: 0 K: 0 S: 4	H: 2 LOB: 1 BB: 0 P: 4	R: 0 E: 0 K: 1 S: 5	H: 0 LOB: 0 BB: 0 P: 5	R: 3 E: 0 K: 0 S: 6	H: 3 LOB: 3 BB: 3 P: 18	R: 0 E: 0 K: 1 S: 5	H: 0 LOB: 0 BB: 0 P: 5	R: 1 E: 0 K: 0 S: 4	H: 1 LOB: 2 BB: 2 P: 12	R: 0 E: 0 K: 1 S: 6	H: 1 LOB: 1 BB: 0 P: 6	1B: 7 2B: 2 3B: 0 HR: 0	SF: 0 SAC: 1 DP: 2 HBP: 0	WP: 0 PB: 0 SB: 1 CS: 2	PA: 39			
<b>PITCHER</b>	IP	WLS	BF	H	R	ER	SO	BB	IBB	HBP	BLK	WP	HR	S	P	ERA	WHIP								
Ed Whitson, R ERA: 4.22 (1, 1)	2.0		8	1	0	0	1	2	0	0	0	0	0	8	16	0.00	1.500								
Rick Waits, L ERA: 5.35 (3, 1)	3.1		15	5	3	3	1	2	0	0	0	0	0	15	23	8.10	2.100								
Bud Anderson, R ERA: 3.38 (6, 1)	2.0		8	0	1	1	1	1	1	0	0	0	0	8	16	4.50	0.500								
Ed Glynn, L ERA: 3.14 (8, 1)	0.0		1	0	0	0	0	1	0	0	0	0	0	4	∞	∞	∞								
Dan Spillner, R ERA: 2.52 (8, 1)	1.2	W	7	2	0	0	1	0	0	0	0	0	0	9	9	0.00	1.200								

Batter	1	2	3	4	5	6	7	8	9	AB	R	H	RBI	BB	SO	LOB	BOTTOM								
Miguel Dilone, S OBP: 0.294, SLG: 0.319 Rod Craig, S OBP: 0.270, SLG: 0.254 (7, PH)	S BB		G6-4-3			CS				2	1	1	0	1	0	1	<b>Chicago White Sox @ Cleveland Indians</b> Cleveland Municipal Stadium, Cleveland, OH Mon Aug 23 1982, 7:05 PM EDT Att: 7,603 - Unknown - 71 F								
Mike Hargrove, L OBP: 0.381, SLG: 0.326 (1, 3)	K		F8			E 1B	3-1			4	1	1	0	0	1	2									
Toby Harrah, R OBP: 0.417, SLG: 0.539 (1, 5)	F8			F8		F7			5-3	4	0	0	0	0	0	3									
Andre Thornton, R OBP: 0.400, SLG: 0.512 (1, 10)	K			1B SF7		1-3			S 2B BB	3	2	1	0	1	1	3									
Von Hayes, L OBP: 0.306, SLG: 0.398 (1, 9)		4-3								4	0	3	3	0	0	0									
Ron Hassey, L OBP: 0.326, SLG: 0.303 Chris Bando, S OBP: 0.310, SLG: 0.327 (8, PH)				SF7		5-3			F9	1	0	0	1	1	0	1									
Rick Manning, L OBP: 0.347, SLG: 0.371 (1, 8)				CS						3	0	0	0	1	0	1									
Alan Bannister, R OBP: 0.368, SLG: 0.380 (1, 4)	F7					F6			1-3	4	1	1	0	0	0	3									
Larry Milbourne, S OBP: 0.292, SLG: 0.340 (1, 6)										3	0	3	1	0	0	0									
<b>Inning Stats</b>	R: 0 E: 0 K: 2 S: 7	H: 0 LOB: 1 BB: 1 P: 11	R: 0 E: 0 K: 0 S: 3	H: 0 LOB: 1 BB: 1 P: 7	R: 0 E: 0 K: 0 S: 3	H: 1 LOB: 0 BB: 0 P: 3	R: 1 E: 0 K: 0 S: 4	H: 2 LOB: 0 BB: 0 P: 4	R: 0 E: 0 K: 0 S: 3	H: 1 LOB: 0 BB: 0 P: 3	R: 2 E: 1 K: 0 S: 6	H: 3 LOB: 1 BB: 0 P: 6	R: 1 E: 0 K: 1 S: 7	H: 2 LOB: 1 BB: 0 P: 7	R: 1 E: 0 K: 0 S: 4	H: 1 LOB: 2 BB: 2 P: 12	1B: 8 2B: 1 3B: 1 HR: 0	SF: 1 SAC: 0 DP: 1 HBP: 0	WP: 0 PB: 0 SB: 2 CS: 2	PA: 37					
<b>PITCHER</b>	IP	WLS	BF	H	R	ER	SO	BB	IBB	HBP	BLK	WP	HR	S	P	ERA	WHIP								
Jim Siwy, R ERA: 10.29 (1, 1)	5.0		20	6	3	3	2	2	0	0	0	0	0	22	30	5.40	1.600								
Salome Barojas, R ERA: 3.72 (6, 1)	0.2		2	0	0	0	0	0	0	0	0	0	0	2	2	0.00	0.000								
Kevin Hickey, L ERA: 3.55 (6, 1)	1.1		7	3	1	1	1	0	0	0	0	0	0	9	9	6.75	2.250								
Chico Escarrega, R ERA: 3.69 (8, 1)	0.1	L	2	0	1	1	0	1	0	0	0	0	0	1	5	27.00	3.000								
Sparky Lyle, L ERA: 5.11 (8, 1)	0.1		3	1	0	0	0	1	0	0	0	0	0	2	6	0.00	6.000								

AB	31
R	4
H	8
RBI	4
BB	7
SO	4
LOB	16



AB	30
R	5
H	10
RBI	5
BB	4
SO	3
LOB	16





Batter	1	2	3	4	5	6	7	8	9	AB	R	H	RBI	BB	SO	LOB	TOP								
Rudy Law, L OBP: 0.355, SLG: 0.415 Marc Hill, R OBP: 0.301, SLG: 0.358	3-1		1B 2B 1B	1-3		F8			E7 SF8 1B	4	1	1	0	0	0	0	Chicago White Sox @ Cleveland Indians Cleveland Municipal Stadium, Cleveland, OH Tue Aug 24 1982, 7:05 PM EDT Att: 6,575 - Unknown - 72 F								
Tony Bemazzard, S OBP: 0.342, SLG: 0.384 Bill Almon, R OBP: 0.331, SLG: 0.376	1B 4-3 1B		1B 2B BB		5-3		HR		K	3	3	2	1	1	0	0									
Harold Baines, L OBP: 0.316, SLG: 0.454	4-3 BB 1B		2B 4-3 1B		2B BB		K		SF8	3	2	2	1	1	1	0									
Greg Luzinski, R OBP: 0.369, SLG: 0.444	4-3 BB		4-3 2B		K		3-1		K	4	0	1	2	1	2	1									
Steve Kemp, L OBP: 0.388, SLG: 0.425 Mike Squires, L OBP: 0.313, SLG: 0.339	4-3		4-3		2B BB		4-3			3	0	0	2	1	0	3									
Tom Paciorek, R OBP: 0.386, SLG: 0.493	K		F3		2B				6-3	4	0	1	1	0	1	3									
Carlton Fisk, R OBP: 0.347, SLG: 0.402 Jerry Hairston, S OBP: 0.310, SLG: 0.520		6-3	5-3		K					3	0	0	0	0	1	3									
Vance Law, R OBP: 0.336, SLG: 0.363		6-3		L7		6-3			2B	4	0	0	0	0	1	1									
Aurelio Rodriguez, R OBP: 0.242, SLG: 0.298		K		6-3		K			F8	4	0	0	0	0	2	1									
<b>Inning Stats</b>	R: 1 E: 0 K: 1 S: 7	H: 2 LOB: 2 BB: 1 P: 11	R: 0 E: 0 K: 1 S: 5	H: 0 LOB: 0 BB: 0 P: 5	R: 3 E: 0 K: 0 S: 6	H: 3 LOB: 1 BB: 1 P: 10	R: 0 E: 0 K: 0 S: 3	H: 0 LOB: 0 BB: 0 P: 3	R: 1 E: 0 K: 2 S: 8	H: 1 LOB: 2 BB: 2 P: 16	R: 0 E: 0 K: 1 S: 5	H: 0 LOB: 0 BB: 0 P: 5	R: 1 E: 0 K: 1 S: 6	H: 1 LOB: 0 BB: 0 P: 6	R: 0 E: 0 K: 1 S: 6	H: 1 LOB: 1 BB: 0 P: 6		R: 1 E: 1 K: 2 S: 8	H: 1 LOB: 0 BB: 0 P: 8	1B: 5 2B: 3 3B: 0 HR: 1	SF: 1 SAC: 0 DP: 0 HBP: 0	WP: 0 PB: 0 SB: 1 CS: 0	PA: 40		
<b>PITCHER</b>	IP	WLS	BF	H	R	ER	SO	BB	IBB	HBP	BLK	WP	HR	S	P	ERA	WHIP								
John Denny, R ERA: 5.4	2.0		13	5	4	4	2	2	0	0	0	0	0	15	23	18.00	3.500								
Rick Waits, L ERA: 5.29	3.0	W	12	1	1	1	2	2	0	0	0	0	0	14	22	3.00	1.000								
Tom Brennan, R ERA: 4.83	4.0	S	15	3	2	1	5	0	0	0	0	0	1	25	25	2.25	0.750								

Batter	1	2	3	4	5	6	7	8	9	AB	R	H	RBI	BB	SO	LOB	BOTTOM								
Miguel Dilone, S OBP: 0.297, SLG: 0.320	2B S 1B		FC6-4 1B BB 1B	F3		1B BB			K	5	3	2	1	1	1	4	Chicago White Sox @ Cleveland Indians Cleveland Municipal Stadium, Cleveland, OH Tue Aug 24 1982, 7:05 PM EDT Att: 6,575 - Unknown - 72 F								
Mike Hargrove, L OBP: 0.385, SLG: 0.333	4-3 1B 2B		1B 1B BB	2B		F9				3	2	2	3	2	0	2									
Toby Harrah, R OBP: 0.419, SLG: 0.542 Jack Perconte, L OBP: 0.296, SLG: 0.281	4-3		1B	F4		1B				5	1	3	2	0	0	2									
Andre Thornton, R OBP: 0.402, SLG: 0.516	HR 1B		2B 1B		6-3	F9				5	1	3	4	0	0	2									
Von Hayes, L OBP: 0.305, SLG: 0.394	F8		K	F5		BB			F8	4	0	0	0	1	1	5									
Ron Hassey, L OBP: 0.328, SLG: 0.315	HR		SH BB F9	K		4-3				4	2	1	2	1	1	4									
Rick Manning, L OBP: 0.347, SLG: 0.371	6-3		1B SH FC6-4 1B	2B 1B		F9			F8	5	2	2	0	0	0	1									
Alan Bannister, R OBP: 0.362, SLG: 0.373			F8 SH FC6-4 1B	F3		K			5-3	4	1	0	0	0	1	1									
Mike Fischlin, R OBP: 0.357, SLG: 0.305 Larry Milbourne, S OBP: 0.297, SLG: 0.348			F7 FC6-4 1B	2B 2B		F9 BB 1B			4-3	0	0	0	0	0	0	0									
<b>Inning Stats</b>	R: 4 E: 0 K: 0 S: 7	H: 4 LOB: 0 BB: 0 P: 7	R: 3 E: 0 K: 1 S: 8	H: 3 LOB: 1 BB: 1 P: 12	R: 4 E: 0 K: 0 S: 8	H: 4 LOB: 3 BB: 2 P: 16	R: 2 E: 0 K: 0 S: 6	H: 3 LOB: 1 BB: 0 P: 6	R: 0 E: 0 K: 1 S: 5	H: 0 LOB: 1 BB: 1 P: 9	R: 1 E: 0 K: 1 S: 7	H: 2 LOB: 2 BB: 1 P: 11	R: 0 E: 0 K: 0 S: 3	H: 0 LOB: 0 BB: 0 P: 3	R: 0 E: 0 K: 1 S: 5	H: 0 LOB: 0 BB: 0 P: 5		1B: 10 2B: 5 3B: 0 HR: 1	SF: 0 SAC: 1 DP: 0 HBP: 0	WP: 0 PB: 0 SB: 2 CS: 0	PA: 46				
<b>PITCHER</b>	IP	WLS	BF	H	R	ER	SO	BB	IBB	HBP	BLK	WP	HR	S	P	ERA	WHIP								
LaMarr Hoyt, R ERA: 3.37	1.2	L	11	5	6	6	0	1	0	0	0	0	0	9	17	67.50	9.000								
Jim Kern, R ERA: 3.4	0.2		9	4	5	5	1	2	0	0	0	0	0	7	7	18.00	4.000								
Dennis Lamp, R ERA: 4.08	1.0		7	4	2	2	0	0	0	0	0	0	0	4	8	0.00	2.000								
Steve Trout, L ERA: 4.34	1.0		5	1	0	0	0	1	0	0	0	0	0	4	8	3.38	1.125								
Chico Escarrega, R ERA: 3.69	2.2		11	2	1	1	2	1	0	0	0	0	0	14	18	3.38	1.125								
<b>PITCHER</b>	IP	WLS	BF	H	R	ER	SO	BB	IBB	HBP	BLK	WP	HR	S	P	ERA	WHIP								
Sparky Lyle, L ERA: 4.97	1.0		3	3	0	0	1	0	0	0	0	0	0	5	5	0.00	0.000								



Batter	1	2	3	4	5	6	7	8	9	AB	R	H	RBI	BB	SO	LOB	TOP			
Rudy Law, L OBP: 0.354, SLG: 0.410 (1, 8)	F7			BB 2B BB	F8		F9			3	1	0	0	1	0	1	<b>Chicago White Sox @ Cleveland Indians</b> Cleveland Municipal Stadium, Cleveland, OH Wed Aug 25 1982, 7:05 PM EDT Alt: 8,461 - Unknown - 68 F			
Tony Bernazard, S OBP: 0.340, SLG: 0.380 (1, 4)	K			K	3-1		5-3			4	0	0	0	0	2	2				
Harold Baines, L OBP: 0.317, SLG: 0.453 (1, 9)	3-1			BB 2B BB	K			E S 4-3 1B		3	2	1	0	1	1	0				
Greg Luzinski, R OBP: 0.368, SLG: 0.442 (1, 10)		6-3		BB 2B E BB		F8		K		3	1	0	0	1	1	1				
Steve Kemp, L OBP: 0.387, SLG: 0.426 (1, 7)	F8			E SH1-3 2B		4-3		4-3		4	1	1	3	0	0	0				
Carlton Fisk, R OBP: 0.346, SLG: 0.398 (1, 2)	K			SH1-3 E BB		E3		K		3	0	0	0	1	2	0				
Mike Squires, L OBP: 0.304, SLG: 0.328 (1, 3)			4-3	E6 SH1-3		3-1			E4 G6-4-3	4	0	0	1	0	0	3				
Vance Law, R OBP: 0.336, SLG: 0.363 (1, 5)			K	SH1-3					K	3	0	1	1	0	2	1				
Aurelio Rodriguez, R OBP: 0.242, SLG: 0.298 (9, 5)				SH1-3						0	0	0	0	0	0	0				
Bill Almon, R OBP: 0.327, SLG: 0.371 (1, 6)			K	F9			F9		G6-4-3	4	0	0	0	0	1	4				
<b>Inning Stats</b>	R: 0 E: 0 K: 1 S: 5	H: 0 LOB: 0 BB: 0 P: 5	R: 0 E: 0 K: 1 S: 5	H: 0 LOB: 0 BB: 0 P: 5	R: 0 E: 0 K: 2 S: 7	H: 0 LOB: 0 BB: 0 P: 7	R: 4 E: 1 K: 1 S: 7	H: 1 LOB: 2 BB: 4 P: 23	R: 0 E: 0 K: 0 S: 4	H: 0 LOB: 0 BB: 0 P: 4	R: 0 E: 0 K: 0 S: 4	H: 1 LOB: 1 BB: 0 P: 4	R: 1 E: 0 K: 2 S: 8	H: 1 LOB: 0 BB: 0 P: 8	R: 0 E: 1 K: 1 S: 5	H: 0 LOB: 0 BB: 0 P: 5	1B: 2 2B: 1 3B: 0 HR: 0	SF: 0 SAC: 1 DP: 1 HBP: 0	WP: 0 PB: 0 CS: 2	PA: 36
<b>PITCHER</b> Len Barker, R ERA: 3.58 (1, 1)	IP: 9.0 WLS: L BF: 36	H: 3 R: 5 ER: 3 SO: 9	BB: 4 IBB: 0 HBP: 0 BLK: 0	WP: 0 HR: 0 S: 50 P: 66	ERA: 3.00 WHIP: 0.778	<b>PITCHER</b>	IP: 9.0 WLS: L BF: 36	H: 3 R: 5 ER: 3 SO: 9	BB: 4 IBB: 0 HBP: 0 BLK: 0	WP: 0 HR: 0 S: 50 P: 66	ERA: 3.00 WHIP: 0.778	<b>PITCHER</b>	IP: 9.0 WLS: L BF: 36	H: 3 R: 5 ER: 3 SO: 9	BB: 4 IBB: 0 HBP: 0 BLK: 0	WP: 0 HR: 0 S: 50 P: 66	ERA: 3.00 WHIP: 0.778			

Batter	1	2	3	4	5	6	7	8	9	AB	R	H	RBI	BB	SO	LOB	BOTTOM					
Miguel Dilone, S OBP: 0.295, SLG: 0.318 (1, 7)	G3		2-3			G3		4-3		3	0	0	0	0	0	0	<b>Chicago White Sox @ Cleveland Indians</b> Cleveland Municipal Stadium, Cleveland, OH Wed Aug 25 1982, 7:05 PM EDT Alt: 8,461 - Unknown - 68 F					
Carmen Castillo, R OBP: 0.329, SLG: 0.354 (8, FH) (9, 7)										1	0	0	0	0	0	0						
Mike Hargrove, L OBP: 0.384, SLG: 0.332 (1, 3)	K			1B BB 1B		F8		G3		4	0	1	0	0	1	0						
Toby Harrah, R OBP: 0.421, SLG: 0.545 (1, 5)				1B BB		WP 1B 2B		F8		3	1	2	0	1	0	0						
Andre Thornton, R OBP: 0.403, SLG: 0.515 (1, 10)	K			G4-6-3 1B		BB 1B			K	4	0	2	1	0	2	1						
Von Hayes, L OBP: 0.304, SLG: 0.391 (1, 9)		K		F7		FC6-4 BB		F5		3	0	0	0	1	1	3						
Ron Hassey, L OBP: 0.325, SLG: 0.312 (1, 2)				G4-6-3		FC6-4		F9		2	0	0	0	0	0	3						
Chris Bando, S OBP: 0.307, SLG: 0.322 (6, FH) (7, 2)				1-2		1-2				2	0	0	0	0	0	2						
Rick Manning, L OBP: 0.345, SLG: 0.369 (1, 8)			4-3		K					3	0	0	0	0	1	0						
Alan Bannister, R OBP: 0.362, SLG: 0.373 (1, 4)				F7		F4		G4-6-3 1B		3	0	1	0	0	0	0						
Larry Milbourne, S OBP: 0.294, SLG: 0.345 (1, 6)			1-3		F7		G4-6-3			3	0	0	0	0	0	1						
<b>Inning Stats</b>	R: 0 E: 0 K: 2 S: 8	H: 1 LOB: 1 BB: 0 P: 8	R: 0 E: 0 K: 1 S: 5	H: 0 LOB: 0 BB: 0 P: 5	R: 0 E: 0 K: 0 S: 3	H: 0 LOB: 0 BB: 0 P: 3	R: 0 E: 0 K: 0 S: 4	H: 2 LOB: 1 BB: 1 P: 8	R: 0 E: 0 K: 1 S: 5	H: 0 LOB: 0 BB: 0 P: 5	R: 1 E: 0 K: 0 S: 5	H: 2 LOB: 2 BB: 1 P: 9	R: 0 E: 0 K: 0 S: 3	H: 1 LOB: 0 BB: 0 P: 3	R: 0 E: 0 K: 0 S: 3	H: 0 LOB: 0 BB: 0 P: 3	R: 0 E: 0 K: 1 S: 5	H: 0 LOB: 0 BB: 0 P: 5	1B: 5 2B: 1 3B: 0 HR: 0	SF: 0 SAC: 0 DP: 2 HBP: 0	WP: 1 PB: 0 CS: 0	PA: 33
<b>PITCHER</b> Richard Dotson, R ERA: 4.15 (1, 1)	IP: 5.2 WLS: W BF: 23	H: 5 R: 1 ER: 1 SO: 4	BB: 2 IBB: 0 HBP: 0 BLK: 0	WP: 1 HR: 0 S: 29 P: 37	ERA: 1.59 WHIP: 1.235	<b>PITCHER</b>	IP: 3.1 WLS: S BF: 10	H: 1 R: 0 ER: 0 SO: 1	BB: 0 IBB: 0 HBP: 0 BLK: 0	WP: 0 HR: 0 S: 12 P: 12	ERA: 0.00 WHIP: 0.300	<b>PITCHER</b>	IP: 3.1 WLS: S BF: 10	H: 1 R: 0 ER: 0 SO: 1	BB: 0 IBB: 0 HBP: 0 BLK: 0	WP: 0 HR: 0 S: 12 P: 12	ERA: 0.00 WHIP: 0.300					



Batter	1	2	3	4	5	6	7	8	9	AB	R	H	RBI	BB	SO	LOB	TOP																			
Miguel Dilone, S OBP: 0.296, SLG: 0.319	F6		4-3		1B		BB	L5		5	0	2	1	0	0	1	<b>Cleveland Indians @ Minnesota Twins</b> Hubert H. Humphrey Metrodome, Minneapolis, MN Fri Aug 27 1982, 8:05 PM EDT Att: 6,638 - Dome - 72 F																			
Mike Hargrove, L OBP: 0.388, SLG: 0.338 Jack Perconte, L OBP: 0.296, SLG: 0.281	4-3				BB		BB		G6-4-3	4	0	3	0	1	0	0																				
Toby Harrah, R OBP: 0.421, SLG: 0.542	1B		F9		BB		BB		G6-4-3	4	0	1	0	1	0	4																				
Andre Thornton, R OBP: 0.403, SLG: 0.514	E7			G4-6-3	F6		6-3		F3	5	0	2	0	0	0	6																				
Von Hayes, L OBP: 0.304, SLG: 0.390	F9			G4-6-3		1-3		4-3		4	0	1	0	0	0	2																				
Ron Hassey, L OBP: 0.324, SLG: 0.311		F5		G4-6-3		4-3			FC6	4	0	1	0	0	0	2																				
Rick Manning, L OBP: 0.342, SLG: 0.365		F5		K		G3			FC6	4	1	0	0	0	1	2																				
Alan Bannister, R OBP: 0.364, SLG: 0.372		6-3				F7		G3	BB	3	2	1	0	1	0	0																				
Larry Milbourne, S OBP: 0.293, SLG: 0.350			4-3		6-3		G3	1-2	3B	4	0	1	2	0	0	1																				
<b>Inning Stats</b>	R: 0 E: 1 K: 0 S: 5	H: 2 LOB: 2 BB: 0 P: 5	R: 0 E: 0 K: 0 S: 3	H: 0 LOB: 0 BB: 0 P: 3	R: 0 E: 0 K: 1 S: 4	H: 1 LOB: 1 BB: 0 P: 4	R: 0 E: 0 K: 1 S: 6	H: 2 LOB: 1 BB: 0 P: 6	R: 0 E: 0 K: 0 S: 5	H: 0 LOB: 0 BB: 0 P: 3	R: 1 E: 0 K: 0 S: 5	H: 2 LOB: 2 BB: 1 P: 9	R: 2 E: 0 K: 0 S: 5	H: 2 LOB: 1 BB: 0 P: 9	R: 0 E: 0 K: 0 S: 3	H: 1 LOB: 1 BB: 0 P: 3	1B: 10 2B: 1 3B: 1 HR: 0	SF: 0 SAC: 0 DP: 2 HBP: 0	WP: 0 PB: 0 SB: 1 CS: 0	PA: 40																
<b>PITCHER</b>	IP	WLS	BF	H	R	ER	SO	BB	IBB	HBP	BLK	WP	HR	S	P	ERA	WHIP	<b>PITCHER</b>		IP	WLS	BF	H	R	ER	SO	BB	IBB	HBP	BLK	WP	HR	S	P	ERA	WHIP
Albert Williams, R ERA: 4.9	6.1	W	29	9	1	1	1	2	0	0	0	0	0	29	37	1.42	1.737																			
Ron Davis, R ERA: 4.74	7.1	S	11	3	2	2	0	1	0	0	0	0	0	10	14	6.75	1.500																			

AB	37
R	3
H	12
RBI	3
BB	3
SO	1
LOB	18



Batter	1	2	3	4	5	6	7	8	9	AB	R	H	RBI	BB	SO	LOB	BOTTOM																			
Bobby Mitchell, L OBP: 0.335, SLG: 0.298	G1-2-3	4-3		5-3		6-3		4-3		5	0	2	0	0	0	2	<b>Cleveland Indians @ Minnesota Twins</b> Hubert H. Humphrey Metrodome, Minneapolis, MN Fri Aug 27 1982, 8:05 PM EDT Att: 6,638 - Dome - 72 F																			
John Castino, R OBP: 0.309, SLG: 0.343	5-3			F6		6-3		6-3		5	1	2	0	0	0	1																				
Tom Brunansky, R OBP: 0.397, SLG: 0.498	5-3		E	5-3						3	1	1	0	1	0	3																				
Kent Hrbek, L OBP: 0.368, SLG: 0.498	1B		E	1-3		L6				3	1	0	0	1	0	3																				
Gary Ward, R OBP: 0.321, SLG: 0.511	G1-2-3		FC6-4		F9		F3			4	0	1	1	0	0	3																				
Gary Gaetti, R OBP: 0.280, SLG: 0.447		6-3	FC6-4	HR	PB		F3			4	1	1	1	0	0	1																				
Randy Bush, L OBP: 0.255, SLG: 0.286			K		PB					4	0	3	0	0	1	1																				
Tim Laudner, R OBP: 0.347, SLG: 0.409		K		HR		L7				3	1	1	2	1	1	2																				
Lenny Faedo, R OBP: 0.253, SLG: 0.295			F8		G6-4-3			5-3		4	0	1	0	0	0	3																				
<b>Inning Stats</b>	R: 0 E: 0 K: 0 S: 4	H: 2 LOB: 2 BB: 1 P: 8	R: 0 E: 1 K: 1 S: 7	H: 2 LOB: 2 BB: 0 P: 7	R: 5 E: 1 K: 1 S: 9	H: 3 LOB: 0 BB: 1 P: 13	R: 0 E: 0 K: 0 S: 4	H: 1 LOB: 1 BB: 0 P: 4	R: 0 E: 0 K: 0 S: 4	H: 2 LOB: 2 BB: 1 P: 8	R: 0 E: 0 K: 0 S: 4	H: 1 LOB: 1 BB: 0 P: 4	R: 0 E: 0 K: 0 S: 4	H: 1 LOB: 1 BB: 0 P: 4	R: 0 E: 0 K: 0 S: 3	H: 0 LOB: 0 BB: 0 P: 3	1B: 10 2B: 1 3B: 0 HR: 1	SF: 0 SAC: 0 DP: 2 HBP: 0	WP: 0 PB: 1 SB: 0 CS: 0	PA: 38																
<b>PITCHER</b>	IP	WLS	BF	H	R	ER	SO	BB	IBB	HBP	BLK	WP	HR	S	P	ERA	WHIP	<b>PITCHER</b>		IP	WLS	BF	H	R	ER	SO	BB	IBB	HBP	BLK	WP	HR	S	P	ERA	WHIP
Lary Sorensen, R ERA: 4.76	8.0	L	38	12	5	1	2	1	2	0	0	0	1	39	51	1.12	1.625																			

AB	35
R	5
H	12
RBI	4
BB	3
SO	2
LOB	19





Batter	1	2	3	4	5	6	7	8	9	AB	R	H	RBI	BB	SO	LOB	TOP			
Alan Bannister, R OBP: 0.362, SLG: 0.371 (1, 4)										4	0	1	0	0	0	2				
Mike Hargrove, L OBP: 0.385, SLG: 0.335 Von Hayes, L OBP: 0.303, SLG: 0.389 (1, 3) (7, 3)										3	0	0	0	0	0	1				
Toby Harrah, R OBP: 0.421, SLG: 0.543 Bill Nahorodny, R OBP: 0.246, SLG: 0.426 (1, 5) (7, 2)										3	0	1	0	0	1	0				
Andre Thornton, R OBP: 0.402, SLG: 0.511 (1, 10)										3	0	0	0	1	0	1				
Chris Bando, S OBP: 0.300, SLG: 0.314 (1, 2) (7, 5)										4	0	0	0	0	1	1				
Larry Milbourne, S OBP: 0.291, SLG: 0.347 (1, 6)										3	0	0	0	0	0	0				
Rick Manning, L OBP: 0.344, SLG: 0.367 (1, 8)										3	0	2	0	0	0	0				
Rod Craig, S OBP: 0.273, SLG: 0.258 (1, 7)										3	0	1	0	0	0	2				
Carmen Castillo, R OBP: 0.329, SLG: 0.353 (1, 9)										3	0	1	0	0	0	0				
<b>Inning Stats</b>	R: 0 E: 0 K: 1 S: 5	H: 1 LOB: 0 BB: 0 P: 5	R: 0 E: 0 K: 1 S: 5	H: 0 LOB: 0 BB: 0 P: 5	R: 0 E: 0 K: 0 S: 3	H: 1 LOB: 0 BB: 0 P: 3	R: 0 E: 0 K: 0 S: 4	H: 1 LOB: 1 BB: 0 P: 4	R: 0 E: 0 K: 0 S: 3	H: 0 LOB: 0 BB: 0 P: 3	R: 0 E: 0 K: 0 S: 3	H: 0 LOB: 0 BB: 0 P: 3	R: 0 E: 0 K: 0 S: 5	H: 2 LOB: 2 BB: 0 P: 5	R: 0 E: 0 K: 0 S: 3	H: 0 LOB: 1 BB: 1 P: 7	1B: 5 2B: 1 3B: 0 HR: 0	SF: 0 SAC: 0 DP: 2 HBP: 0	WP: 0 PB: 0 SB: 0 CS: 0	PA: 32
<b>PITCHER</b> Jack O'Connor, L ERA: 3.89 (1, 1)	IP: 9.0 WLS: W BF: 32 H: 6 R: 0 ER: 0 SO: 2 BB: 1 IBB: 0 HBP: 0 BLK: 0 WP: 0 HR: 0 S: 35 P: 39 ERA: 0.00 WHIP: 0.778																			

Cleveland Indians @ Minnesota Twins  
Hubert H. Humphrey Metrodome, Minneapolis, MN

AB 31  
R 0  
H 6  
RBI 0  
BB 1  
SO 2  
LOB 7



Sat Aug 28 1982, 8:05 PM EDT  
Att: 10,458 - Dome - 72 F

Batter	1	2	3	4	5	6	7	8	9	AB	R	H	RBI	BB	SO	LOB	BOTTOM			
Mickey Hatcher, R OBP: 0.265, SLG: 0.330 (1, 9)										5	1	2	2	0	1	3				
John Castino, R OBP: 0.307, SLG: 0.339 (1, 4)										4	1	0	0	1	2	2				
Tom Brunansky, R OBP: 0.400, SLG: 0.501 (1, 8)										4	3	2	0	1	0	0				
Kent Hrbek, L OBP: 0.373, SLG: 0.500 (1, 3)										4	2	3	2	1	0	1				
Gary Ward, R OBP: 0.324, SLG: 0.514 (1, 7)										4	1	2	1	1	1	2				
Gary Gaetti, R OBP: 0.282, SLG: 0.453 (1, 5)										3	1	1	4	1	0	2				
Randy Bush, L OBP: 0.286, SLG: 0.302 (1, 10)										4	0	2	1	1	0	3				
Tim Laudner, R OBP: 0.341, SLG: 0.401 (1, 2)										5	0	0	0	0	2	4				
Lenny Faedo, R OBP: 0.263, SLG: 0.301 (1, 6)										4	1	2	0	1	0	1				
<b>Inning Stats</b>	R: 3 E: 0 K: 0 S: 6	H: 3 LOB: 1 BB: 1 P: 10	R: 0 E: 0 K: 1 S: 6	H: 1 LOB: 0 BB: 0 P: 6	R: 1 E: 0 K: 0 S: 4	H: 1 LOB: 2 BB: 2 P: 12	R: 2 E: 0 K: 2 S: 10	H: 3 LOB: 1 BB: 0 P: 10	R: 0 E: 0 K: 0 S: 9	H: 2 LOB: 2 BB: 0 P: 9	R: 1 E: 0 K: 0 S: 6	H: 3 LOB: 2 BB: 0 P: 6	R: 0 E: 0 K: 1 S: 5	H: 0 LOB: 1 BB: 1 P: 9	R: 3 E: 0 K: 0 S: 4	H: 1 LOB: 1 BB: 3 P: 16	1B: 10 2B: 2 3B: 0 HR: 2	SF: 1 SAC: 0 DP: 0 HBP: 0	WP: 0 PB: 0 SB: 0 CS: 0	PA: 45
<b>PITCHER</b> Rick Sutcliffe, R ERA: 3.26 Bud Anderson, R ERA: 3.4 Ed Glynn, L ERA: 3.82 (1, 1) (4, 1) (7, 1)	IP: 3.2 WLS: L BF: 22 H: 8 R: 6 ER: 6 SO: 2 BB: 3 IBB: 0 HBP: 0 BLK: 0 WP: 0 HR: 1 S: 23 P: 35 ERA: 14.73 WHIP: 3.000																			

Cleveland Indians @ Minnesota Twins  
Hubert H. Humphrey Metrodome, Minneapolis, MN

AB 37  
R 10  
H 14  
RBI 10  
BB 7  
SO 6  
LOB 18



Sat Aug 28 1982, 8:05 PM EDT  
Att: 10,458 - Dome - 72 F



Batter	1	2	3	4	5	6	7	8	9	AB	R	H	RBI	BB	SO	LOB	TOP	
Miguel Dilone, S OBP: 0.296, SLG: 0.318										4	1	1	0	0	1	0	<b>Cleveland Indians @ Minnesota Twins</b> Hubert H. Humphrey Metrodome, Minneapolis, MN Sun Aug 29 1982, 4:33 AM EDT Alt: 8,926 - Dome - 70 F <a href="http://livebaseballscores.com">livebaseballscores.com</a>	
Mike Hargrove, L OBP: 0.384, SLG: 0.333										3	0	0	0	1	1			
Toby Harrah, R OBP: 0.419, SLG: 0.540										3	1	0	0	1	1			
Andre Thornton, R OBP: 0.401, SLG: 0.515										4	1	1	3	0	0			
Von Hayes, L OBP: 0.300, SLG: 0.385										4	0	0	0	0	1	0		
Ron Hassey, L OBP: 0.330, SLG: 0.315										3	0	2	0	1	0	0		
Mike Fischlin, R OBP: 0.357, SLG: 0.305										4	0	1	0	0	0	2		
Rick Manning, L OBP: 0.344, SLG: 0.366										4	0	0	0	0	3	4		
Alan Bannister, R OBP: 0.357, SLG: 0.365										3	0	0	0	0	0	0		
Larry Milbourne, S OBP: 0.288, SLG: 0.343																		
<b>Inning Stats</b>	R: 3 E: 0 K: 1 S: 9	H: 4 LOB: 2 BB: 1 P: 13	R: 0 E: 0 K: 0 S: 3	H: 0 LOB: 0 BB: 0 P: 3	R: 0 E: 0 K: 1 S: 5	H: 0 LOB: 0 BB: 0 P: 5	R: 0 E: 1 K: 1 S: 5	H: 0 LOB: 1 BB: 1 P: 5	R: 0 E: 0 K: 1 S: 5	H: 0 LOB: 0 BB: 0 P: 5	R: 0 E: 0 K: 1 S: 6	H: 1 LOB: 1 BB: 0 P: 6	R: 0 E: 0 K: 1 S: 6	H: 1 LOB: 1 BB: 0 P: 6	1B: 4 2B: 0 3B: 0 HR: 1	SF: 0 SAC: 0 DP: 0 HBP: 0	WP: 0 PB: 0 SB: 1 CS: 1	PA: 35
<b>PITCHER</b> Bobby Castillo, R ERA: 4.26	IP: 9.0 WLS: W BF: 35 H: 5 R: 3 ER: 3 SO: 7 BB: 3 IBB: 0 HBP: 0 BLK: 0 WP: 0 HR: 1 S: 46 P: 58 ERA: 3.00 WHIP: 0.889																	

Batter	1	2	3	4	5	6	7	8	9	AB	R	H	RBI	BB	SO	LOB	BOTTOM	
Mickey Hatcher, R OBP: 0.260, SLG: 0.323										5	0	0	0	0	1	5	<b>Cleveland Indians @ Minnesota Twins</b> Hubert H. Humphrey Metrodome, Minneapolis, MN Sun Aug 29 1982, 4:33 AM EDT Alt: 8,926 - Dome - 70 F <a href="http://livebaseballscores.com">livebaseballscores.com</a>	
John Castino, R OBP: 0.307, SLG: 0.338										4	0	1	0	0	0	0		
Tom Brunansky, R OBP: 0.399, SLG: 0.501										4	1	1	0	0	1	2		
Kent Hrbek, L OBP: 0.374, SLG: 0.499										3	2	1	0	1	0	0		
Gary Ward, R OBP: 0.325, SLG: 0.514										4	2	2	1	0	0	1		
Gary Gaetti, R OBP: 0.284, SLG: 0.454										4	1	2	0	0	1	2		
Randy Bush, L OBP: 0.283, SLG: 0.304										3	0	1	2	0	1	2		
Sal Butera, R OBP: 0.376, SLG: 0.297										4	0	1	2	0	1	4		
Lenny Faedo, R OBP: 0.269, SLG: 0.301										3	0	1	1	1	0	1		
<b>Inning Stats</b>	R: 0 E: 0 K: 0 S: 3	H: 0 LOB: 0 BB: 0 P: 3	R: 1 E: 1 K: 2 S: 9	H: 1 LOB: 3 BB: 2 P: 17	R: 0 E: 0 K: 1 S: 5	H: 0 LOB: 0 BB: 0 P: 5	R: 0 E: 0 K: 1 S: 5	H: 0 LOB: 0 BB: 0 P: 5	R: 1 E: 0 K: 0 S: 5	H: 2 LOB: 1 BB: 0 P: 5	R: 0 E: 0 K: 0 S: 3	H: 0 LOB: 0 BB: 0 P: 3	R: 4 E: 0 K: 1 S: 10	H: 5 LOB: 1 BB: 0 P: 10	1B: 9 2B: 1 3B: 0 HR: 0	SF: 1 SAC: 0 DP: 0 HBP: 0		WP: 0 PB: 0 SB: 0 CS: 0
<b>PITCHER</b> Ed Whitson, R ERA: 3.98	IP: 7.0 WLS: L BF: 29 H: 5 R: 2 ER: 1 SO: 4 BB: 2 IBB: 0 HBP: 0 BLK: 0 WP: 0 HR: 0 S: 35 P: 43 ERA: 1.29 WHIP: 1.000																	
<b>PITCHER</b> Dan Spillner, R ERA: 2.82	IP: 1.0 WLS: L BF: 8 H: 5 R: 4 ER: 4 SO: 1 BB: 0 IBB: 0 HBP: 0 BLK: 0 WP: 0 HR: 0 S: 10 P: 10 ERA: 36.00 WHIP: 5.000																	








Batter	1	2	3	4	5	6	7	8	9	AB	R	H	RBI	BB	SO	LOB	TOP								
Miguel Dilone, S (1, 7) OBP: 0.296, SLG: 0.317 Rod Craig, S (9, PH) OBP: 0.269, SLG: 0.254	F9		K		E SH5-3 FC5 1B	F8			G6-4-3	4	1	1	0	0	1	2									
Mike Hargrove, L (1, 3) OBP: 0.385, SLG: 0.333	G3			BB 1B	SH5-3					3	1	2	1	1	0	0									
Toby Harrah, R (1, 5) OBP: 0.422, SLG: 0.540 Chris Bando, S (7, 5) OBP: 0.298, SLG: 0.312	P6			BB 1B	E7 FC5 1B				F8	3	0	1	1	1	0	1									
Andre Thornton, R (1, 10) OBP: 0.401, SLG: 0.511		3-1		FC3-2 1B	FC5 1B					3	2	1	1	1	0	0									
Ron Hassey, L (1, 2) OBP: 0.333, SLG: 0.318 Bill Nahorodny, R (5, PH) OBP: 0.237, SLG: 0.411	G3			1B FC3-2 BB	FC5 1B				1-3	1	0	0	0	1	0	0									
Von Hayes, L (1, 9) OBP: 0.296, SLG: 0.379	P6			FC3-2 1B	CS 1B				6-3	4	0	1	1	0	0	3									
Rick Manning, L (1, 8) OBP: 0.345, SLG: 0.367 Carmen Castillo, R (8, PH) OBP: 0.325, SLG: 0.348			F7	G6-3 1B	CS	5-3			G3	3	0	1	1	0	0	0									
Alan Bannister, R (1, 4) OBP: 0.355, SLG: 0.369				G6-3 2B					F9	4	1	1	0	0	0	3									
Larry Milbourne, S (1, 6) OBP: 0.299, SLG: 0.355	4-3				SH5-3 1B					4	1	3	0	0	0	1									
<b>Inning Stats</b>	R: 0 E: 0 K: 0 S: 3	H: 0 LOB: 0 BB: 0 P: 3	R: 0 E: 0 K: 0 S: 3	H: 0 LOB: 0 BB: 0 P: 3	R: 0 E: 0 K: 1 S: 6	H: 1 LOB: 1 BB: 0 P: 6	R: 2 E: 0 K: 0 S: 5	H: 3 LOB: 2 BB: 2 P: 13	R: 3 E: 1 K: 0 S: 6	H: 4 LOB: 1 BB: 1 P: 10	R: 0 E: 0 K: 0 S: 4	H: 1 LOB: 0 BB: 0 P: 4	R: 0 E: 0 K: 0 S: 2	H: 0 LOB: 0 BB: 1 P: 6	R: 0 E: 0 K: 0 S: 3	H: 0 LOB: 0 BB: 0 P: 3	R: 1 E: 1 K: 0 S: 5	H: 2 LOB: 1 BB: 0 P: 5	1B: 10 2B: 1 3B: 0 HR: 0	SF: 0 SAC: 1 DP: 3 HBP: 0	WP: 0 PB: 0 SB: 0 CS: 1	PA: 40			
<b>PITCHER</b>	IP	WLS	BF	H	R	ER	SO	BB	IBB	HBP	BLK	WP	HR	S	P	ERA	WHIP								
Dennis Lamp, R (1, 1) ERA: 4.27	4.1		22	7	5	5	1	2	1	0	0	0	0	21	33	10.38	2.077								
Kevin Hickey, L (5, 1) ERA: 3.11	4.2	W	17	4	1	0	0	1	0	0	0	0	0	16	20	0.00	1.071								

**Cleveland Indians @ Chicago White Sox**  
Comiskey Park, Chicago, IL  
Tue Aug 31 1982, 8:05 PM EDT  
Att: 9,058 - Cloudy - 70 F


AB 34  
R 6  
H 11  
RBI 6  
BB 4  
SO 1  
LOB 15



Batter	1	2	3	4	5	6	7	8	9	AB	R	H	RBI	BB	SO	LOB	BOTTOM								
Rudy Law, L (1, 8) OBP: 0.397, SLG: 0.414	S 1B		4-3			K				4	0	1	0	1	1	3									
Tony Bemazzard, S (1, 4) OBP: 0.336, SLG: 0.378	K		E4 L4	K		F8	F2			5	0	0	0	0	2	5									
Harold Baines, L (1, 9) OBP: 0.321, SLG: 0.459	F8		L4		F7	F7				5	1	1	1	0	0	2									
Greg Luzinski, R (1, 10) OBP: 0.370, SLG: 0.448	K			G6-4-3 1B	3B 1B	E 2B				4	4	3	1	1	1	1									
Steve Kemp, L (1, 7) OBP: 0.388, SLG: 0.430 Jerry Hairston, S (8, 7) OBP: 0.303, SLG: 0.494		HR		G6-4-3 1B	K	E BB	3-1			4	2	2	2	1	1	1									
Carlton Fisk, R (1, 2) OBP: 0.344, SLG: 0.409 Marc Hill, R (9, 2) OBP: 0.301, SLG: 0.358	F9 WP 1B			G6-4-3 1B		E BB				5	1	2	1	0	0	2									
Mike Squires, L (1, 3) OBP: 0.306, SLG: 0.324	F7			S 2B 1B		F8				4	2	1	1	1	0	2									
Vance Law, R (1, 6) OBP: 0.325, SLG: 0.352	F9			2B 2B						5	3	2	1	0	1	2									
Aurelio Rodriguez, R (1, 5) OBP: 0.246, SLG: 0.303	K									4	1	3	3	0	1	1									
<b>Inning Stats</b>	R: 0 E: 0 K: 2 S: 8	H: 1 LOB: 1 BB: 0 P: 8	R: 1 E: 0 K: 1 S: 7	H: 2 LOB: 1 BB: 0 P: 7	R: 0 E: 0 K: 0 S: 3	H: 0 LOB: 0 BB: 0 P: 3	R: 3 E: 0 K: 1 S: 9	H: 5 LOB: 2 BB: 1 P: 13	R: 1 E: 0 K: 1 S: 7	H: 2 LOB: 1 BB: 0 P: 7	R: 8 E: 2 K: 1 S: 11	H: 4 LOB: 1 BB: 3 P: 23	R: 1 E: 0 K: 0 S: 4	H: 1 LOB: 0 BB: 0 P: 4	R: 0 E: 0 K: 1 S: 5	H: 0 LOB: 0 BB: 0 P: 5	1B: 9 2B: 3 3B: 1 HR: 2	SF: 0 SAC: 0 DP: 1 HBP: 0	WP: 1 PB: 0 SB: 2 CS: 0	PA: 44					
<b>PITCHER</b>	IP	WLS	BF	H	R	ER	SO	BB	IBB	HBP	BLK	WP	HR	S	P	ERA	WHIP								
Len Barker, R (1, 1) ERA: 3.8	5.0	L	27	12	7	7	5	1	0	0	0	0	0	36	40	12.60	2.600								
Ed Glynn, L (6, 1) ERA: 3.73	0.2		5	1	0	0	1	1	1	0	0	0	0	5	13	0.00	3.000								
Bud Anderson, R (6, 1) ERA: 3.43	2.1		12	2	7	1	1	0	1	0	0	0	1	13	17	3.86	0.857								

**Cleveland Indians @ Chicago White Sox**  
Comiskey Park, Chicago, IL  
Tue Aug 31 1982, 8:05 PM EDT  
Att: 9,058 - Cloudy - 70 F

AB 40  
R 14  
H 15  
RBI 10  
BB 4  
SO 7  
LOB 19






Batter	1	2	3	4	5	6	7	8	9	AB	R	H	RBI	BB	SO	LOB	TOP		
Larry Milbourne, S (1,4) OBP: 0.296, SLG: 0.350	F9		K			6-3			K	4	0	0	0	0	2	1			
Mike Hargrove, L (1,3) OBP: 0.383, SLG: 0.331 Rod Craig, S (9, FH) OBP: 0.279, SLG: 0.266	6-3			F7			K		G6-4-3 1B	3	0	0	0	0	1	0			
Toby Harrah, R (1,5) OBP: 0.419, SLG: 0.536	6-3			F9			F8		G6-4-3 1-2	4	0	0	0	0	0	1			
Andre Thornton, R (1,10) OBP: 0.399, SLG: 0.507		F8		K			P4			3	0	0	0	0	1	0			
Alan Bannister, R (1,7) OBP: 0.351, SLG: 0.365 (8,8)	F9				4-3				F3	3	0	0	0	0	0	0			
Chris Bando, S (1,2) OBP: 0.299, SLG: 0.313	P6				K				1B BB 1B	3	0	1	0	0	1	0			
Rick Manning, L (1,8) OBP: 0.343, SLG: 0.366 Kevin Rhombert, R (8, FH) (8,7)			K		F8				1B BB 1-2	2	0	0	0	0	1	0			
Carmen Castillo, R (1,9) OBP: 0.325, SLG: 0.347						5-3			K	3	0	1	0	0	1	2			
Jerry Dybzinski, R (1,6) OBP: 0.301, SLG: 0.272							F8		1-2 2-3 1B	2	0	1	0	1	0	0			
<b>Inning Stats</b>	R: 0 E: 0 K: 0 S: 3	H: 0 LOB: 0 BB: 0 P: 3	R: 0 E: 0 K: 0 S: 3	H: 0 LOB: 0 BB: 0 P: 3	R: 0 E: 0 K: 2 S: 7	H: 1 LOB: 1 BB: 1 P: 11	R: 0 E: 0 K: 1 S: 5	H: 0 LOB: 0 BB: 0 P: 5	R: 0 E: 0 K: 0 S: 5	H: 0 LOB: 0 BB: 0 P: 5	R: 0 E: 0 K: 1 S: 5	H: 0 LOB: 0 BB: 0 P: 5	R: 0 E: 0 K: 1 S: 6	H: 2 LOB: 2 BB: 1 P: 10	R: 0 E: 0 K: 1 S: 5	H: 1 LOB: 0 BB: 0 P: 5	1B: 4 2B: 0 3B: 0 HR: 0	SF: 0 SAC: 0 DP: 1 HBP: 0	WP: 0 PA: 30 CS: 0
<b>PITCHER</b> Jerry Koosman, L (1,1) ERA: 3.64	IP: 9.0 WLS: W BF: 30 H: 4 R: 0 ER: 0 SO: 7 BB: 2 IBB: 0 HBP: 0 BLK: 0 WP: 0 HR: 0 S: 42 P: 50 ERA: 0.00 WHIP: 0.667															<b>PITCHER</b> IP: WLS: BF: H: R: ER: SO: BB: IBB: HBP: BLK: WP: HR: S: P: ERA: WHIP:			

**Cleveland Indians @ Chicago White Sox**  
Comiskey Park, Chicago, IL  
Wed Sep 01 1982, 8:05 PM EDT  
Alt: 8,797 - Unknown - 72 F

livebaseballscorecards.com

**AB 28**  
**R 0**  
**H 4**  
**RBI 0**  
**BB 2**  
**SO 7**  
**LOB 4**




Batter	1	2	3	4	5	6	7	8	9	AB	R	H	RBI	BB	SO	LOB	BOTTOM		
Rudy Law, L (1,8) OBP: 0.354, SLG: 0.409	3-1		K			F8				5	0	1	0	0	1	2			
Tony Bemazzard, S (1,4) OBP: 0.336, SLG: 0.378	BB BB 1B		G3			F7			FC5 WP 1B	5	0	2	0	0	1	1			
Harold Baines, L (1,9) OBP: 0.319, SLG: 0.455	P6		F8			6-3			P5	4	0	0	0	0	0	2			
Greg Luzinski, R (1,10) OBP: 0.375, SLG: 0.451	4-0 1-2 BB				G6-4-3 BB HBP				1B 2B 1-2 BB	1	2	1	0	2	0	0			
Steve Kemp, L (1,7) OBP: 0.391, SLG: 0.430	4-0 1-2 2-3 BB				G6-4-3 BB				FC5 1B 1-2 2-3 1B	2	2	1	1	2	0	2			
Carlton Fisk, R (1,2) OBP: 0.345, SLG: 0.410	FC6-4 1-2				G6-4-3 1-2 2-3				1B 1B 1-2 2-3 1B	4	1	2	2	0	0	5			
Mike Squires, L (1,3) OBP: 0.311, SLG: 0.329					4-3				1-3 2-H 1B 1B	4	1	2	1	0	0	2			
Vance Law, R (1,6) OBP: 0.323, SLG: 0.348		6-3				6-3			K	3	0	0	0	1	1	1			
Aurelio Rodriguez, R (1,5) OBP: 0.246, SLG: 0.302		F9				F9			L4	4	0	1	2	0	0	0			
<b>Inning Stats</b>	R: 0 E: 0 K: 0 S: 4	H: 1 LOB: 3 BB: 2 P: 12	R: 0 E: 0 K: 0 S: 3	H: 1 LOB: 0 BB: 0 P: 3	R: 0 E: 0 K: 1 S: 5	H: 0 LOB: 0 BB: 0 P: 5	R: 0 E: 0 K: 0 S: 2	H: 0 LOB: 1 BB: 1 P: 7	R: 0 E: 0 K: 0 S: 3	H: 0 LOB: 0 BB: 0 P: 3	R: 4 E: 0 K: 0 S: 8	H: 5 LOB: 2 BB: 1 P: 12	R: 2 E: 0 K: 0 S: 5	H: 2 LOB: 1 BB: 1 P: 9	R: 0 E: 0 K: 2 S: 8	H: 1 LOB: 1 BB: 0 P: 8	1B: 9 2B: 1 3B: 0 HR: 0	SF: 0 SAC: 0 DP: 1 HBP: 1	WP: 1 PA: 38 CS: 1
<b>PITCHER</b> Lary Sorensen, R (1,1) ERA: 4.81 Ed Glynn, L (6,1) ERA: 4.18 Dan Spillner, R (7,1) ERA: 2.79	IP: 5.2 WLS: L BF: 27 H: 7 R: 4 ER: 4 SO: 4 BB: 3 IBB: 1 HBP: 1 BLK: 0 WP: 0 HR: 0 S: 24 P: 41 ERA: 6.35 WHIP: 1.765															<b>PITCHER</b> IP: WLS: BF: H: R: ER: SO: BB: IBB: HBP: BLK: WP: HR: S: P: ERA: WHIP:			

**Cleveland Indians @ Chicago White Sox**  
Comiskey Park, Chicago, IL  
Wed Sep 01 1982, 8:05 PM EDT  
Alt: 8,797 - Unknown - 72 F

livebaseballscorecards.com

**AB 32**  
**R 6**  
**H 10**  
**RBI 6**  
**BB 5**  
**SO 3**  
**LOB 15**





Batter	1	2	3	4	5	6	7	8	9	AB	R	H	RBI	BB	SO	LOB	TOP										
Miguel Dilone, S (1, 7) OBP: 0.292, SLG: 0.314	0-0 4-3			0-0 F6		0-0 G3		0-3 K		4	0	0	0	0	1	0	<b>Cleveland Indians @ Milwaukee Brewers</b> Milwaukee County Stadium, Milwaukee, WI Thu Sep 02 1982, 8:05 PM EDT Unknown - 72 F <a href="http://livebaseballscorecards.com">livebaseballscorecards.com</a>										
Mike Hargrove, L (1, 3) Kevin Rhomberg, R (9, FR)	0-0 G3			0-0 F8		0-0 2B		4-0 SH3-4 BB	3	0	1	0	1	0	0	0											
Toby Harrah, R (1, 5) OBP: 0.418, SLG: 0.534	0-0 F8			0-0 1B		0-0 5-3		0-0 SH3-4 1-2	3	0	1	0	0	0	1	0											
Andre Thornton, R (1, 10) OBP: 0.398, SLG: 0.507		0-0 F5		0-0 F7		0-0 FC3-5 2B		0-3 K	4	0	1	0	0	1	3	0											
Von Hayes, L (1, 9) OBP: 0.296, SLG: 0.385		0-0 F8			0-0 HR	0-0 FC3-5 S		0-3 K2-3	4	1	1	1	0	1	3	0											
Alan Bannister, R (1, 4) OBP: 0.351, SLG: 0.364		0-3 K			0-0 G6-3 1B	0-0 F9			3	0	1	0	0	1	1	0											
Rick Manning, L (1, 8) OBP: 0.341, SLG: 0.363			0-0 F7		0-0 F7	0-0 F8 1-2			3	0	0	0	0	0	2	0											
Chris Bando, S (1, 2) Larry Milbourne, S (8, PH) OBP: 0.296, SLG: 0.309 OBP: 0.295, SLG: 0.349			0-3 K		0-0 G6-3 1-2			0-3 K	2	0	0	0	0	1	1	0											
Jerry Dybzinski, R (1, 6) Ron Hassey, L (8, PH) OBP: 0.297, SLG: 0.269 OBP: 0.332, SLG: 0.317			0-0 6-3		0-0 F8			0-3 K	2	0	0	0	0	0	0	0											
<b>Inning Stats</b>	R: 0 E: 0 K: 0 S: 3	H: 0 LOB: 0 BB: 0 P: 3	R: 0 E: 0 K: 1 S: 5	H: 0 LOB: 0 BB: 0 P: 5	R: 0 E: 0 K: 1 S: 5	H: 0 LOB: 0 BB: 0 P: 5	R: 0 E: 0 K: 0 S: 4	H: 1 LOB: 1 BB: 0 P: 4	R: 1 E: 0 K: 0 S: 4	H: 2 LOB: 0 BB: 0 P: 4	R: 0 E: 0 K: 0 S: 4	H: 1 LOB: 1 BB: 0 P: 4	R: 0 E: 0 K: 3 S: 9	H: 0 LOB: 0 BB: 0 P: 9	R: 0 E: 0 K: 2 S: 7	H: 0 LOB: 2 BB: 1 P: 11		1B: 2 2B: 2 3B: 0 HR: 1	SF: 0 SAC: 1 DP: 1 HBP: 0	WP: 0 PB: 0 SB: 1 CS: 0	PA: 32						
<b>PITCHER</b>	IP	WLS	BF	H	R	ER	SO	BB	IBB	HBP	BLK	WP	HR	S	P	ERA	WHIP										
Moose Haas, R (1, 1) ERA: 4.73	6.1	W	23	5	1	1	2	0	0	0	0	0	1	27	27	1.42	0.789										
Dwight Bernard, R (7, 1) ERA: 2.92	0.2		2	0	0	0	0	0	0	0	0	0	0	2	2	0.00	0.000										
Rollie Fingers, R (8, 1) ERA: 2.6	1.1		5	0	0	0	3	1	0	0	0	0	0	10	14	0.00	0.750										
Pete Ladd, R (9, 1) ERA: 2.84	0.2	S	2	0	0	0	2	0	0	0	0	0	0	6	6	0.00	0.000										

Batter	1	2	3	4	5	6	7	8	9	AB	R	H	RBI	BB	SO	LOB	BOTTOM										
Paul Molitor, R (1, 5) OBP: 0.365, SLG: 0.434	0-0 E4 1B		0-0 F9		0-0 6-3		0-0 F9			4	1	0	0	0	0	1	<b>Cleveland Indians @ Milwaukee Brewers</b> Milwaukee County Stadium, Milwaukee, WI Thu Sep 02 1982, 8:05 PM EDT Unknown - 72 F <a href="http://livebaseballscorecards.com">livebaseballscorecards.com</a>										
Robin Yount, R (1, 6) OBP: 0.371, SLG: 0.578	4-0 1B 1-2 BB		4-0 1B BB		0-0 F4		0-0 F6			2	1	0	0	2	0	1											
Cecil Cooper, L (1, 3) OBP: 0.346, SLG: 0.533	0-0 L6		0-0 1B 1-3		0-0 F2		0-0 F4			4	0	1	0	0	2	0											
Gorman Thomas, R (1, 8) OBP: 0.354, SLG: 0.532	0-0 L7		0-0 1B 1-2 3-H		0-0 6-3		0-0 F2			4	0	1	1	0	2	0											
Ben Oglivie, L (1, 7) OBP: 0.322, SLG: 0.432	0-0 1-3 2-H 1B		0-3 K		0-0 F9		0-0 3-1			4	0	1	1	0	1	2											
Roy Howell, L (1, 10) OBP: 0.321, SLG: 0.377	0-0 G3		0-3 K		0-0 BB		4-0 BB			2	0	0	0	1	4	0											
Charlie Moore, R (1, 9) OBP: 0.283, SLG: 0.334		4-0 CS BB		0-0 4-3		0-0 6-3			2	0	0	0	1	0	1	0											
Jim Gantner, L (1, 4) OBP: 0.335, SLG: 0.381		0-0 F2		0-0 4-3		0-0 SH3-4 1B			3	0	1	0	0	0	1	0											
Ned Yost, R (1, 2) OBP: 0.333, SLG: 0.393		0-3 K 1-2		0-3 K		0-0 SH3-4			2	0	0	0	0	2	1	0											
<b>Inning Stats</b>	R: 1 E: 1 K: 0 S: 5	H: 1 LOB: 2 BB: 1 P: 9	R: 0 E: 0 K: 1 S: 4	H: 0 LOB: 1 BB: 1 P: 8	R: 1 E: 0 K: 2 S: 9	H: 2 LOB: 2 BB: 1 P: 13	R: 0 E: 0 K: 1 S: 5	H: 0 LOB: 0 BB: 0 P: 5	R: 0 E: 0 K: 0 S: 3	H: 0 LOB: 1 BB: 1 P: 7	R: 0 E: 0 K: 0 S: 4	H: 1 LOB: 1 BB: 0 P: 4	R: 0 E: 0 K: 0 S: 3	R: 0 E: 0 K: 0 S: 3	R: 0 E: 0 K: 0 S: 3	H: 0 LOB: 0 BB: 0 P: 3		1B: 4 2B: 0 3B: 0 HR: 0	SF: 0 SAC: 1 DP: 0 HBP: 0	WP: 0 PB: 0 SB: 1 CS: 1	PA: 32						
<b>PITCHER</b>	IP	WLS	BF	H	R	ER	SO	BB	IBB	HBP	BLK	WP	HR	S	P	ERA	WHIP										
Rick Sutcliffe, R (1, 1) ERA: 3.16	8.0	L	32	4	2	1	4	4	0	0	0	0	0	36	52	1.12	1.000										



Batter	1	2	3	4	5	6	7	8	9	AB	R	H	RBI	BB	SO	LOB	TOP	
Alan Bannister, R (1, 7) OBP: 0.353, SLG: 0.364 Kevin Rhomberg, R (3, FH) (8, 7) Jack Perconte, L (8, FH) OBP: 0.293, SLG: 0.278 (8, 4)	4-0 L5-3 BB		0-3 K			0-0 6-3		0-0 1-3		0 0 0 0 1 0 0 2 0 0 0 0 1 1 1 0 0 0 0 0 2								
Mike Hargrove, L (1, 3) OBP: 0.383, SLG: 0.338	0-0 L5-3 1-2		0-0 L9			0-0 HR		0-0 F8		4 1 1 1 1 0 0 4								
Toby Harrah, R (1, 5) OBP: 0.417, SLG: 0.532	0-0 6-3			0-0 G5-4-3 1B		0-0 6-3			0-0 F2	4 0 1 0 0 0 0								
Andre Thornton, R (1, 10) OBP: 0.397, SLG: 0.505 Carmen Castillo, R (9, PR) OBP: 0.325, SLG: 0.347		0-3 K		0-0 G5-4-3 1-2		0-0 F4		0-0 1B HR	0-0 1B HR	4 0 1 0 0 1 1 0 1 0 0 0 0 0								
Ron Hassey, L (1, 2) OBP: 0.331, SLG: 0.316 Mike Fischlin, R (9, PR) OBP: 0.357, SLG: 0.305 Chris Bando, S (9, 2) OBP: 0.296, SLG: 0.309		0-0 F8		0-0 F7		0-0 L4		0-0 1B HR	0-0 1B HR	4 0 1 0 0 0 0 0 1 0 0 0 0 0 0 0 0 0 0 0 0								
Von Hayes, L (1, 9) OBP: 0.288, SLG: 0.392	4-0 S BB			0-0 4-3		0-3 K		0-0 1B HR	0-0 1B HR	3 1 1 3 1 1 0								
Rick Manning, L (1, 8) OBP: 0.341, SLG: 0.362	0-0 4-3 1-2			0-0 3-1		0-0 3-1		0-0 3-1	0-0 CS 1B	4 0 1 0 0 0 1								
Larry Milbourne, S (1, 4) OBP: 0.297, SLG: 0.351 (8, 6)			0-0 SH1-3 1B		0-0 F7		0-0 1B E	0-0 F9	0-0 F9	4 0 2 0 0 0 1								
Jerry Dybzinski, R (1, 6) OBP: 0.296, SLG: 0.267 Miguel Dilone, S (8, FH) OBP: 0.292, SLG: 0.313 (8, 7)			0-0 SH1-3		0-0 L6		0-0 E6	0-0 E6	0-0 E6	1 0 0 0 0 0 0 1 0 0 0 0 0 1								
<b>Inning Stats</b>	R: 0 H: 0 E: 0 LOB: 0 K: 0 BB: 1 S: 2 P: 6	R: 0 H: 0 E: 0 LOB: 1 K: 1 BB: 1 S: 5 P: 9	R: 0 H: 1 E: 0 LOB: 1 K: 1 BB: 0 S: 6 P: 6	R: 0 H: 1 E: 0 LOB: 0 K: 0 BB: 0 S: 3 P: 3	R: 0 H: 0 E: 0 LOB: 0 K: 0 BB: 0 S: 3 P: 3	R: 1 H: 1 E: 0 LOB: 0 K: 0 BB: 0 S: 4 P: 4	R: 0 H: 0 E: 0 LOB: 0 K: 1 BB: 0 S: 5 P: 5	R: 0 H: 1 E: 1 LOB: 2 K: 0 BB: 0 S: 5 P: 5	R: 3 H: 4 E: 0 LOB: 1 K: 0 BB: 0 S: 6 P: 6	1B: 6 SF: 0 2B: 1 SAC: 1 3B: 0 DP: 2 HR: 2 HBP: 0	WP: 0 PA: 35 PB: 0 SB: 1 CS: 1							
<b>PITCHER</b> Don Sutton, R (1, 1) ERA: 3.04	IP WLS BF H R ER SO BB IBB HBP BLK WP HR S P ERA WHIP	9.0 L 35 8 4 4 3 2 0 0 0 0 2 39 47 4.00 1.111																

Cleveland Indians @ Milwaukee Brewers  
Milwaukee County Stadium, Milwaukee, WI  
Thu Sep 02 1982, 8:05 PM EDT  
Att: 18,056 - Unknown - 61 F

AB 32  
R 4  
H 8  
RBI 4  
BB 2  
SO 3  
LOB 11



Batter	1	2	3	4	5	6	7	8	9	AB	R	H	RBI	BB	SO	LOB	BOTTOM	
Paul Molitor, R (1, 5) OBP: 0.364, SLG: 0.433	0-0 6-3		0-0 5-3		0-0 1B		0-0 SF8			3 0 1 1 0 0 0								
Robin Yount, R (1, 6) OBP: 0.371, SLG: 0.579	0-0 2B		0-0 6-3		0-0 F9		0-0 S 1B			4 0 2 0 0 0 1								
Cecil Cooper, L (1, 3) OBP: 0.346, SLG: 0.531	0-0 F8		0-0 1B		0-0 L6		0-0 4-3			4 0 1 0 0 0 2								
Ted Simmons, S (1, 2) OBP: 0.307, SLG: 0.446	0-0 F2		0-0 F5		0-0 6-3		0-3 K			4 0 0 0 0 1 2								
Ben Oglivie, L (1, 7) OBP: 0.323, SLG: 0.432		0-0 G3 PB E 1B		0-0 F2		0-0 BB 1B		0-0 F8		4 1 2 0 0 0 0								
Gorman Thomas, R (1, 8) OBP: 0.353, SLG: 0.528		0-0 G3		0-0 F5		4-0 BB		0-0 F7		3 0 0 0 1 0 1								
Roy Howell, L (1, 10) OBP: 0.320, SLG: 0.375	0-0 E9 1B		0-3 K		0-0 F5		0-0 F5		0-0 F8	4 0 1 1 0 1 2								
Charlie Moore, R (1, 9) OBP: 0.283, SLG: 0.333		0-3 K		0-0 F7		0-0 E7 SF8 1B		0-0 F2		4 1 1 0 0 1 1								
Jim Gantner, L (1, 4) OBP: 0.332, SLG: 0.377		0-3 K		0-0 F8		0-0 4-3		0-0 G3		4 0 0 0 0 1 2								
<b>Inning Stats</b>	R: 0 H: 1 E: 0 LOB: 1 K: 0 BB: 0 S: 4 P: 4	R: 1 H: 2 E: 1 LOB: 1 K: 2 BB: 0 S: 9 P: 9	R: 0 H: 1 E: 0 LOB: 0 K: 0 BB: 0 S: 4 P: 4	R: 0 H: 0 E: 0 LOB: 0 K: 1 BB: 0 S: 5 P: 5	R: 0 H: 1 E: 0 LOB: 1 K: 0 BB: 0 S: 4 P: 4	R: 0 H: 1 E: 0 LOB: 2 K: 0 BB: 1 S: 4 P: 8	R: 1 H: 2 E: 1 LOB: 1 K: 0 BB: 0 S: 5 P: 5	R: 0 H: 0 E: 0 LOB: 0 K: 1 BB: 0 S: 5 P: 5	R: 0 H: 0 E: 0 LOB: 0 K: 0 BB: 0 S: 3 P: 3	1B: 7 SF: 1 2B: 1 SAC: 0 3B: 0 DP: 0 HR: 0 HBP: 0	WP: 0 PA: 36 PB: 1 SB: 1 CS: 0							
<b>PITCHER</b> Ed Whitson, R (1, 1) ERA: 3.83 Dan Spillner, R (6, 1) ERA: 2.71	IP WLS BF H R ER SO BB IBB HBP BLK WP HR S P ERA WHIP	5.2 23 2 1 0 1 1 0 0 0 0 0 14 18 0.00 0.900																

Cleveland Indians @ Milwaukee Brewers  
Milwaukee County Stadium, Milwaukee, WI  
Thu Sep 02 1982, 8:05 PM EDT  
Att: 18,056 - Unknown - 61 F

AB 34  
R 2  
H 8  
RBI 2  
BB 1  
SO 4  
LOB 11







Batter	1	2	3	4	5	6	7	8	9	AB	R	H	RBI	BB	SO	LOB	TOP								
Rance Mulliniks, L (1, 5) OBP: 0.321, SLG: 0.348 Tony Johnson, R (9, PH) OBP: 0.301, SLG: 0.407	3-1		K					FC5 BB 1B	FC6-4 1B	3	0	1	0	1	1	0	Toronto Blue Jays @ Cleveland Indians Cleveland Municipal Stadium, Cleveland, OH Fri Sep 03 1982, 7:05 PM EDT Att: 12,131 - Unknown - 69 F								
Garth Iorg, R (1, 4) OBP: 0.301, SLG: 0.356	BB 1B		F7					F4	FC6-4 1-2f	5	0	1	0	0	0	4									
Ernie Whitt, L (1, 2) OBP: 0.319, SLG: 0.453 Buck Martinez, R (6, PH) OBP: 0.297, SLG: 0.393	K			K		F7		BB 1-2		2	0	0	0	0	2	1									
Willie Upshaw, L (1, 3) OBP: 0.330, SLG: 0.444	1-2 BB					4-3		BB 2		3	0	1	0	1	1	2									
Barry Bonnell, R (1, 7) OBP: 0.347, SLG: 0.422	K			5-3		F8		FC5 2-3f		4	0	0	0	0	1	5									
Lloyd Moseby, L (1, 8) OBP: 0.292, SLG: 0.361		K				6-3				4	0	0	0	0	2	1									
Hosken Powell, L (1, 10) Wayne Nordhagen, R (7, PH) OBP: 0.324, SLG: 0.336		F8					2B 1B		F8	2	1	1	0	0	0	0									
Jesse Barfield, R (1, 9) OBP: 0.337, SLG: 0.435		5-3					1B 2B		F3	4	1	2	1	0	0	1									
Alfredo Griffin, S (1, 6) OBP: 0.268, SLG: 0.316 Leon Roberts, R (9, PH) OBP: 0.247, SLG: 0.277 Damaso Garcia, R (9, PR) OBP: 0.347, SLG: 0.402			F7				1-H 2B		F7	3	0	0	0	0	0	1									
				3-1					F7	1	0	1	1	0	0	0									
								1B 2H	1B	0	0	0	0	0	0	0									
<b>Inning Stats</b>	R: 0 E: 0 K: 2 S: 8	H: 1 LOB: 2 BB: 1 P: 12	R: 0 E: 0 K: 1 S: 5	H: 0 LOB: 0 BB: 0 P: 5	R: 0 E: 0 K: 1 S: 5	H: 0 LOB: 0 BB: 0 P: 5	R: 0 E: 0 K: 1 S: 6	H: 1 LOB: 1 BB: 0 P: 6	R: 1 E: 0 K: 0 S: 4	H: 2 LOB: 1 BB: 1 P: 8	R: 0 E: 0 K: 0 S: 3	H: 0 LOB: 0 BB: 0 P: 3	R: 0 E: 0 K: 0 S: 4	H: 1 LOB: 1 BB: 0 P: 4	R: 0 E: 0 K: 1 S: 6	H: 1 LOB: 2 BB: 1 P: 10	R: 1 E: 1 K: 1 S: 8	H: 3 LOB: 2 BB: 0 P: 8	1B: 6 2B: 3 3B: 0 HR: 0	SF: 0 SAC: 0 DP: 0 HBP: 0	WP: 0 PB: 0 SB: 0 CS: 0	PA: 38			
<b>PITCHER</b>	IP	WLS	BF	H	R	ER	SO	BB	IBB	HBP	BLK	WP	HR	S	P	ERA	WHIP								
Bud Anderson, R (1, 1) ERA: 3.26	5.0	W	20	4	1	1	5	2	0	0	0	0	0	28	36	1.80	1.200								
Neal Heaton, L (6, 1) ERA: 2.45	3.2		17	5	1	1	2	1	0	0	0	0	0	20	24	2.46	1.636								
Tom Brennan, R (9, 1) ERA: 4.85	0.1	S	1	0	0	0	0	0	0	0	0	0	0	1	1	0.00	0.000								

Batter	1	2	3	4	5	6	7	8	9	AB	R	H	RBI	BB	SO	LOB	BOTTOM									
Miguel Dilone, S (1, 7) OBP: 0.289, SLG: 0.309	4-3		4-3	L4				F9		4	0	0	0	0	0	3	Toronto Blue Jays @ Cleveland Indians Cleveland Municipal Stadium, Cleveland, OH Fri Sep 03 1982, 7:05 PM EDT Att: 12,131 - Unknown - 69 F									
Mike Hargrove, L (1, 3) OBP: 0.382, SLG: 0.337	L3		PB 1B					4-3		4	0	1	0	0	1	1										
Toby Harrah, R (1, 5) OBP: 0.418, SLG: 0.537	HR		1B 1B			6-3		F6		3	1	1	1	1	0	0										
Andre Thornton, R (1, 10) OBP: 0.398, SLG: 0.510 Kevin Rhomberg, R (8, PR)	HR		F8			F3		BB DI		3	1	1	1	1	0	2										
Ron Hassey, L (1, 2) OBP: 0.333, SLG: 0.316	S BB							G3		3	0	1	0	1	1	1										
Von Hayes, L (1, 9) OBP: 0.297, SLG: 0.389	3-1							F6	F5	3	1	0	0	1	0	3										
Rick Manning, L (1, 8) OBP: 0.339, SLG: 0.360		1-3								3	0	0	0	0	1	1										
Larry Milbourne, S (1, 4) OBP: 0.297, SLG: 0.351		F6								3	0	1	1	0	0	0										
Jerry Dybzinski, R (1, 6) OBP: 0.302, SLG: 0.270			K							2	0	1	0	1	1	0										
<b>Inning Stats</b>	R: 2 E: 0 K: 0 S: 5	H: 2 LOB: 1 BB: 1 P: 9	R: 0 E: 0 K: 1 S: 5	H: 0 LOB: 0 BB: 0 P: 5	R: 0 E: 0 K: 0 S: 4	H: 2 LOB: 3 BB: 1 P: 8	R: 1 E: 0 K: 0 S: 3	H: 1 LOB: 2 BB: 2 P: 11	R: 0 E: 0 K: 2 S: 7	H: 0 LOB: 0 BB: 0 P: 7	R: 0 E: 0 K: 0 S: 4	H: 1 LOB: 1 BB: 0 P: 4	R: 0 E: 0 K: 0 S: 3	H: 0 LOB: 2 BB: 1 P: 7	R: 0 E: 0 K: 0 S: 3	H: 0 LOB: 1 BB: 1 P: 7	1B: 4 2B: 1 3B: 0 HR: 2	SF: 0 SAC: 0 DP: 1 HBP: 0	WP: 0 PB: 1 SB: 1 CS: 0	PA: 33						
<b>PITCHER</b>	IP	WLS	BF	H	R	ER	SO	BB	IBB	HBP	BLK	WP	HR	S	P	ERA	WHIP									
Jim Clancy, R (1, 1) ERA: 4.24	3.1	L	18	5	3	3	1	4	0	0	0	0	0	2	16	32	8.10	2.700								
Dave Geisel, L (4, 1) ERA: 3.9	3.2		11	1	0	0	3	0	0	0	0	0	0	17	17	0.00	0.273									
Roy Lee Jackson, R (8, 1) ERA: 3.49	1.0		4	0	0	0	0	1	0	0	0	0	0	3	7	0.00	1.000									



Batter	1	2	3	4	5	6	7	8	9	AB	R	H	RBI	BB	SO	LOB	TOP																	
Rance Mulliniks, L (1,5) OBP: 0.320, SLG: 0.346	0-0 BB 1B		0-0 3-1			0-0 1-3	0-0 CS	0-0 L7		4	0	1	0	0	0	0	<b>Toronto Blue Jays @ Cleveland Indians</b> Cleveland Municipal Stadium, Cleveland, OH Sat Sep 04 1982, 3:33 AM EDT Att. 6,110 - Unknown - 65 F  <b>AB 31</b> <b>R 3</b> <b>H 6</b> <b>RBI 3</b> <b>BB 1</b> <b>SO 5</b> <b>LOB 10</b> 																	
Al Woods, L (1,7) OBP: 0.281, SLG: 0.288 Barry Bonnell, R (6,PH) OBP: 0.346, SLG: 0.420	4-0 BB 1-2 BB		0-0 3-1			0-0 6-3		0-0 1-3		1	0	0	0	1	0	0																		
Willie Upshaw, L (1,3) OBP: 0.327, SLG: 0.440	0-3 K			0-0 F6		0-0 L6		0-0 F9		4	0	0	0	0	1	2																		
Lloyd Moseby, L (1,8) OBP: 0.292, SLG: 0.360	0-3 K			0-0 F9			0-0 2B 1B		0-0 4-3	4	1	1	0	0	1	2																		
Hosken Powell, L (1,10) OBP: 0.302, SLG: 0.392 Wayne Nordhagen, R (7,PH) OBP: 0.327, SLG: 0.346	0-0 6-3			0-0 3-1			0-0 1B SF9 2B		0-0 4-3	2	0	0	0	0	0	2																		
Jesse Barfield, R (1,9) OBP: 0.338, SLG: 0.436		0-3 K			0-0 FC6-5 6-3 1B		0-0 SF9 1B		0-3 K	4	1	2	0	0	2	0																		
Garth Iorg, R (1,4) OBP: 0.298, SLG: 0.353		0-0 5-3			0-0 6-3 1-2		0-0 SF9			2	0	0	1	0	0	1																		
Buck Martinez, R (1,2) OBP: 0.294, SLG: 0.390 Geno Petralli, L (7,PH) (7,2)		0-0 5-3			0-0 FC6-5 2-3 1B		0-0 K			2	0	0	0	0	0	1																		
Alfredo Griffin, S (1,6) OBP: 0.269, SLG: 0.316			0-0 1-3		0-0 F2		0-0 CS 1B			3	0	1	1	0	0	1																		
<b>Inning Stats</b>	R: 0 E: 0 K: 2 S: 8	H: 1 LOB: 2 BB: 1 P: 12	R: 0 E: 0 K: 1 S: 5	H: 0 LOB: 0 BB: 0 P: 5	R: 0 E: 0 K: 0 S: 3	H: 0 LOB: 0 BB: 0 P: 3	R: 0 E: 0 K: 0 S: 3	H: 0 LOB: 0 BB: 0 P: 3	R: 0 E: 0 K: 0 S: 3	H: 1 LOB: 1 BB: 0 P: 4	R: 0 E: 0 K: 0 S: 3	H: 0 LOB: 0 BB: 0 P: 3	R: 3 E: 0 K: 1 S: 8	H: 4 LOB: 0 BB: 0 P: 8	R: 0 E: 0 K: 0 S: 3	H: 0 LOB: 0 BB: 0 P: 5		1B: 5 2B: 1 3B: 0 HR: 0	SF: 1 SAC: 0 DP: 0 HBP: 0	WP: 0 PA: 34 PB: 0 SB: 0 CS: 1														
<b>PITCHER</b>	IP WLS BF H R ER SO BB IBB HBP BLK WP HR S P ERA WHIP																																	
John Denny, R (1,1) ERA: 5.2	5.0	18	2	0	0	3	1	0	0	0	0	0	0	0	23	27	0.00	0.600																
Rick Waits, L (6,1) ERA: 5.4	1.0	6	3	3	3	0	0	0	0	0	0	0	0	0	6	6	27.00	3.000																
Tom Brennan, R (7,1) ERA: 4.74	1.2	W	5	1	0	0	1	0	0	0	0	0	0	0	7	7	0.00	0.600																
Ed Glynn, L (8,1) ERA: 4.09	0.2	S	2	0	0	0	0	0	0	0	0	0	0	0	2	2	0.00	0.000																
Dan Spillner, R (9,1) ERA: 2.69	0.2	S	2	0	0	0	1	0	0	0	0	0	0	0	4	4	0.00	0.000																
<b>Batter</b>	<b>1</b>	<b>2</b>	<b>3</b>	<b>4</b>	<b>5</b>	<b>6</b>	<b>7</b>	<b>8</b>	<b>9</b>	<b>AB</b>	<b>R</b>	<b>H</b>	<b>RBI</b>	<b>BB</b>	<b>SO</b>	<b>LOB</b>	<b>BOTTOM</b>																	
Miguel Dilone, S (1,7) OBP: 0.286, SLG: 0.306	0-0 6-3	0-3 K			0-0 6-3			0-3 K		4	0	0	0	0	2	3	<b>Toronto Blue Jays @ Cleveland Indians</b> Cleveland Municipal Stadium, Cleveland, OH Sat Sep 04 1982, 3:33 AM EDT Att. 6,110 - Unknown - 65 F  <b>AB 29</b> <b>R 4</b> <b>H 5</b> <b>RBI 4</b> <b>BB 2</b> <b>SO 5</b> <b>LOB 8</b> 																	
Mike Hargrove, L (1,3) OBP: 0.415, SLG: 0.533	0-0 4-3		0-0 F8		0-0 F8		0-3 K		4	0	0	0	0	1	0																			
Toby Harrah, R (1,5) OBP: 0.415, SLG: 0.533	0-0 1-3		0-0 F6		0-0 5-3		0-3 K		4	0	0	0	0	1	0																			
Andre Thornton, R (1,10) OBP: 0.397, SLG: 0.507		4-0 BB 1B BB	0-0 5-3		0-3 K		0-0 4-3		3	1	0	0	1	1	0																			
Ron Hassey, L (1,2) OBP: 0.333, SLG: 0.314		4-0 BB 1B BB	0-0 G3		0-0 F8		0-0 F8		2	1	0	0	1	0	0																			
Von Hayes, L (1,9) OBP: 0.300, SLG: 0.391		0-0 BB 1B 1B	0-0 F8		0-0 S 1B		0-0 1B		3	2	2	1	0	0	0																			
Rick Manning, L (1,8) OBP: 0.339, SLG: 0.360		0-0 4-3 1-2 2-3	0-0 F8		0-0 1B 1B		0-0 1B		3	0	1	1	0	0	2																			
Jack Perconte, L (1,4) OBP: 0.289, SLG: 0.274		0-0 F5			0-0 F8		0-0 F8		3	0	0	0	0	0	3																			
Jerry Dybzinski, R (1,6) OBP: 0.307, SLG: 0.277		0-0 2-H 3-H 1B	0-0 F3		0-0 1-2 1B		0-0 1B		3	0	2	2	0	0	0																			
<b>Inning Stats</b>	R: 0 E: 0 K: 0 S: 3	H: 0 LOB: 0 BB: 0 P: 3	R: 3 E: 0 K: 1 S: 7	H: 2 LOB: 1 BB: 2 P: 15	R: 0 E: 0 K: 0 S: 3	H: 0 LOB: 0 BB: 0 P: 3	R: 0 E: 0 K: 0 S: 3	H: 0 LOB: 0 BB: 0 P: 3	R: 0 E: 0 K: 1 S: 5	H: 0 LOB: 0 BB: 0 P: 5	R: 1 E: 0 K: 1 S: 8	H: 3 LOB: 2 BB: 0 P: 8	R: 0 E: 0 K: 2 S: 7	H: 0 LOB: 0 BB: 0 P: 7	1B: 5 2B: 0 3B: 0 HR: 0	SF: 0 SAC: 0 DP: 0 HBP: 0		WP: 0 PA: 31 PB: 0 SB: 1 CS: 0																
<b>PITCHER</b>	IP WLS BF H R ER SO BB IBB HBP BLK WP HR S P ERA WHIP																																	
Mark Eichhorn, R (1,1) ERA: 6.75	6.0	L	9	3	1	1	3	0	0	0	0	0	0	0	15	15	4.50	1.500																
Dale Murray, R (7,1) ERA: 2.65	2.0	L	9	3	1	1	3	0	0	0	0	0	0	0	15	15	4.50	1.500																















Batter	1	2	3	4	5	6	7	8	9	AB	R	H	RBI	BB	SO	LOB	TOP					
Jerry Remy, L OBP: 0.346, SLG: 0.334										4	0	1	0	0	0	2	<b>Boston Red Sox @ Cleveland Indians</b> Cleveland Municipal Stadium, Cleveland, OH Wed Sep 08 1982, 7:05 PM EDT Att: 4,907 - Unknown <a href="http://livebaseballscorecards.com">livebaseballscorecards.com</a>					
Dwight Evans, R OBP: 0.396, SLG: 0.521										2	0	0	0	2	0	2						
Jim Rice, R OBP: 0.382, SLG: 0.508										4	0	1	0	0	2	3						
Carl Yastrzemski, L OBP: 0.348, SLG: 0.423										4	0	0	0	0	0	4						
Carney Lansford, R OBP: 0.368, SLG: 0.461										4	0	1	0	0	0	3						
Wade Boggs, L OBP: 0.426, SLG: 0.460										4	0	1	0	0	0	1						
Reid Nichols, R OBP: 0.362, SLG: 0.505										4	0	2	0	0	0	2						
Dave Stapleton, R OBP: 0.294, SLG: 0.380										4	0	1	0	0	0	2						
Gary Allenson, R OBP: 0.294, SLG: 0.298										2	0	0	0	0	0	1						
Tony Perez, R OBP: 0.339, SLG: 0.432										1	0	0	0	0	0	0						
<b>Inning Stats</b>	R: 0 E: 0 K: 1 S: 6	H: 1 LOB: 2 BB: 1 P: 10	R: 0 E: 0 K: 0 S: 4	H: 1 LOB: 1 BB: 0 P: 4	R: 0 E: 0 K: 0 S: 3	H: 0 LOB: 1 BB: 1 P: 7	R: 0 E: 0 K: 0 S: 3	H: 0 LOB: 0 BB: 0 P: 3	R: 0 E: 1 K: 0 S: 4	H: 0 LOB: 1 BB: 0 P: 4	R: 0 E: 0 K: 0 S: 5	H: 2 LOB: 2 BB: 0 P: 5	R: 0 E: 0 K: 1 S: 4	H: 1 LOB: 0 BB: 0 P: 4	R: 0 E: 0 K: 1 S: 6	H: 1 LOB: 1 BB: 0 P: 6	R: 0 E: 0 K: 0 S: 3	H: 1 LOB: 0 BB: 0 P: 3	1B: 7 2B: 0 3B: 0 HR: 0	SF: 0 SAC: 1 DP: 1 HBP: 0	WP: 0 PB: 0 SB: 1 CS: 0	PA: 36
<b>PITCHER</b> Ed Whitson, R ERA: 3.49	(1, 1)	IP: 9.0 WLS: W BF: 36 H: 7 R: 0 ER: 0 SO: 2 BB: 2 IBB: 0 HBP: 0 BLK: 0 WP: 0 HR: 0 S: 38 P: 46 ERA: 0.00 WHIP: 1.000																				

AB 33  
R 0  
H 7  
RBI 0  
BB 2  
SO 2  
LOB 20



Batter	1	2	3	4	5	6	7	8	9	AB	R	H	RBI	BB	SO	LOB	BOTTOM			
Kevin Rhomborg, R OBP: 0.444, SLG: 0.750										4	1	2	1	0	2	0	<b>Boston Red Sox @ Cleveland Indians</b> Cleveland Municipal Stadium, Cleveland, OH Wed Sep 08 1982, 7:05 PM EDT Att: 4,907 - Unknown <a href="http://livebaseballscorecards.com">livebaseballscorecards.com</a>			
Larry Milbourne, S OBP: 0.296, SLG: 0.345										4	0	0	0	0	0	1				
Toby Harrah, R OBP: 0.416, SLG: 0.531										3	1	1	0	1	1	0				
Andre Thornton, R OBP: 0.395, SLG: 0.509										3	0	1	1	1	0	1				
Alan Bannister, R OBP: 0.352, SLG: 0.360										3	0	0	0	0	1	3				
Von Hayes, L OBP: 0.301, SLG: 0.387										2	0	0	0	1	1	0				
Rick Manning, L OBP: 0.340, SLG: 0.356										3	0	0	0	0	2	2				
Chris Bando, S OBP: 0.308, SLG: 0.320										3	0	1	0	0	2	0				
Jerry Dybzinski, R OBP: 0.306, SLG: 0.283										3	0	0	0	0	0	1				
<b>Inning Stats</b>	R: 1 E: 0 K: 1 S: 7	H: 2 LOB: 1 BB: 0 P: 7	R: 0 E: 0 K: 2 S: 7	H: 0 LOB: 0 BB: 0 P: 7	R: 0 E: 0 K: 0 S: 3	H: 1 LOB: 0 BB: 0 P: 3	R: 0 E: 0 K: 3 S: 9	H: 0 LOB: 2 BB: 2 P: 17	R: 0 E: 0 K: 2 S: 7	H: 0 LOB: 0 BB: 0 P: 7	R: 0 E: 0 K: 0 S: 3	H: 0 LOB: 1 BB: 1 P: 7	R: 0 E: 0 K: 1 S: 6	H: 1 LOB: 1 BB: 0 P: 6	R: 1 E: 0 K: 0 S: 4	H: 1 LOB: 0 BB: 0 P: 4	1B: 3 2B: 1 3B: 0 HR: 1	SF: 0 SAC: 0 DP: 0 HBP: 0	WP: 0 PB: 0 SB: 0 CS: 1	PA: 31
<b>PITCHER</b> John Tudor, L ERA: 3.95	(1, 1)	IP: 8.0 WLS: L BF: 31 H: 5 R: 2 ER: 2 SO: 9 BB: 3 IBB: 0 HBP: 0 BLK: 0 WP: 0 HR: 1 S: 46 P: 58 ERA: 2.25 WHIP: 1.000																		

AB 28  
R 2  
H 5  
RBI 2  
BB 3  
SO 9  
LOB 8





Batter	1	2	3	4	5	6	7	8	9	AB	R	H	RBI	BB	SO	LOB	TOP										
Jim Dwyer, L OBP: 0.367, SLG: 0.475 Lenn Sakata, R OBP: 0.321, SLG: 0.371	0-0 4-3 FC4-2 2B		0-0 F9		0-3 K			0-0 4-3		4	0	1	0	0	1	1	Baltimore Orioles @ Cleveland Indians Cleveland Municipal Stadium, Cleveland, OH Thu Sep 09 1982, 7:05 PM EDT Att: 4,279 - Unknown <a href="http://livebaseballscorecards.com">livebaseballscorecards.com</a>										
Glenn Gulliver, L OBP: 0.359, SLG: 0.262	0-0 4-3		0-0 F9		0-0 F8			4-0 BB		3	0	0	0	1	0	2											
Ken Singleton, S OBP: 0.356, SLG: 0.393	0-0 FC4-2		0-0 BB 1B		0-0 3-1			0-0 1-3		4	0	1	0	0	2												
Eddie Murray, S OBP: 0.384, SLG: 0.544	0-3 K		4-0 BB 1B		0-0 F7			0-0 F5		3	0	0	0	1	1												
John Lowenstein, L OBP: 0.404, SLG: 0.612		0-0 L3	0-0 F7		0-0 1-3			0-3 K		4	0	0	0	0	1	3											
Cal Ripken Jr., R OBP: 0.321, SLG: 0.481		0-0 6-3		0-0 5-3			0-3 K		0-0 F8		4	0	0	0	1	0											
Joe Nolan, L OBP: 0.273, SLG: 0.354		4-0 BB		0-0 F8			0-0 1-3			2	0	0	0	1	0	0											
Gary Roenicke, R OBP: 0.380, SLG: 0.512		0-3 K		0-0 F7			0-0 6-3			3	0	0	0	0	1	1											
Rich Dauer, R OBP: 0.331, SLG: 0.364 Al Bumbry, L OBP: 0.311, SLG: 0.343			4-0 BB 1B BB		0-0 6-3			0-3 K		1	0	0	0	1	0	0											
<b>Inning Stats</b>	R: 0 E: 0 K: 1 S: 6	H: 1 LOB: 1 BB: 0 P: 6	R: 0 E: 0 K: 1 S: 5	H: 0 LOB: 1 BB: 1 P: 9	R: 0 E: 0 K: 0 S: 4	H: 1 LOB: 3 BB: 2 P: 12	R: 0 E: 0 K: 0 S: 3	H: 0 LOB: 0 BB: 0 P: 3	R: 0 E: 0 K: 1 S: 5	H: 0 LOB: 0 BB: 0 P: 5	R: 0 E: 0 K: 1 S: 5	H: 0 LOB: 1 BB: 1 P: 9	R: 0 E: 0 K: 1 S: 5	H: 0 LOB: 0 BB: 0 P: 5	R: 0 E: 0 K: 1 S: 5	H: 0 LOB: 1 BB: 1 P: 9	1B: 1 2B: 1 3B: 0 HR: 0	SF: 0 SAC: 0 DP: 0 HBP: 0	WP: 0 PB: 0 SB: 0 CS: 0	PA: 33							
<b>PITCHER</b>	IP	WLS	BF	H	R	ER	SO	BB	IBB	HBP	BLK	WP	HR	S	P	ERA	WHIP										
John Denny, R ERA: 5.01 Bud Anderson, R ERA: 2.89	(1, 1) (6, 1)	5.0 W	20 13	2 0	0 0	0 0	3 3	3 1	0 0	0 0	0 0	0 0	0 0	23 18	35 22	0.00 0.00	1.000 0.250										

Batter	1	2	3	4	5	6	7	8	9	AB	R	H	RBI	BB	SO	LOB	BOTTOM										
Alan Bannister, R OBP: 0.351, SLG: 0.359	0-0 F8		0-0 6-3		0-0 F9			0-0 2H 1B		4	0	1	1	0	0	0	Baltimore Orioles @ Cleveland Indians Cleveland Municipal Stadium, Cleveland, OH Thu Sep 09 1982, 7:05 PM EDT Att: 4,279 - Unknown <a href="http://livebaseballscorecards.com">livebaseballscorecards.com</a>										
Larry Milbourne, S OBP: 0.296, SLG: 0.342	0-0 1-3		4-0 BB		0-0 F7		0-3 K		0-0 F8		3	0	0	0	1	1											
Toby Harrah, R OBP: 0.415, SLG: 0.528	0-0 5-3		0-3 K		0-0 F8			4-0 BB		3	0	0	0	1	1	1											
Andre Thornton, R OBP: 0.394, SLG: 0.509		0-0 F7		0-0 2B		0-0 F9		0-0 F8		4	0	1	0	0	0	1											
Mike Hargrove, L OBP: 0.378, SLG: 0.333		0-0 6-3		0-3 K			0-0 SH 2B 2B		0-0 F9		4	1	1	0	0	1		2									
Von Hayes, L OBP: 0.301, SLG: 0.385		4-0 1B BB		0-3 K			0-0 SH 2B 2B		0-0 4-3		2	1	0	0	1	2											
Rick Manning, L OBP: 0.340, SLG: 0.356		0-0 1B BB		0-0 F5			0-0 L6				3	0	1	0	0	3											
Ron Hassey, L OBP: 0.328, SLG: 0.310		0-0 4-3			0-0 4-3			0-0 1B 2B		3	1	1	2	0	0	2											
Jerry Dybzinski, R OBP: 0.301, SLG: 0.278			0-0 P6		0-0 F9			0-0 1H 3H 2B		3	0	0	0	0	0	1											
<b>Inning Stats</b>	R: 0 E: 0 K: 0 S: 3	H: 0 LOB: 0 BB: 0 P: 3	R: 0 E: 0 K: 0 S: 4	H: 1 LOB: 2 BB: 1 P: 8	R: 0 E: 0 K: 2 S: 8	H: 1 LOB: 1 BB: 0 P: 8	R: 0 E: 0 K: 0 S: 3	H: 0 LOB: 0 BB: 0 P: 3	R: 0 E: 0 K: 1 S: 5	H: 0 LOB: 0 BB: 0 P: 5	R: 3 E: 0 K: 0 S: 7	H: 3 LOB: 1 BB: 0 P: 7	R: 0 E: 0 K: 0 S: 3	H: 0 LOB: 1 BB: 1 P: 7	R: 0 E: 0 K: 0 S: 3	H: 0 LOB: 1 BB: 1 P: 7	1B: 2 2B: 3 3B: 0 HR: 0	SF: 0 SAC: 1 DP: 0 HBP: 0	WP: 0 PB: 0 SB: 0 CS: 0	PA: 33							
<b>PITCHER</b>	IP	WLS	BF	H	R	ER	SO	BB	IBB	HBP	BLK	WP	HR	S	P	ERA	WHIP										
Dennis Martinez, R ERA: 4.04 Sammy Stewart, R ERA: 4.27	(1, 1) (7, 1)	6.2 L	28 5	5 0	3 0	3 0	4 0	2 1	0 0	0 0	0 0	0 0	0 0	34 4	42 8	4.05 0.00	1.050 0.750										



Batter	1	2	3	4	5	6	7	8	9	10	11	12	13	AB	R	H	RBI	BB	SO	LOB	TOP															
Al Bumby, L OBP: 0.341 Benny Ayala, R OBP: 0.312, SLG: 0.471 (11, 7)			6-3			SH		L5			F8	L4		3	0	0	0	0	1	0																
Glenn Culliver, L OBP: 0.267 Lenn Sakata, R OBP: 0.316, SLG: 0.368 (8, 4)						F7		K			2-3		F8	2	0	1	0	1	0	2																
Ken Singleton, S OBP: 0.391 Floyd Rayford, R OBP: 0.220, SLG: 0.302 (11, PR)	6-3					K		1-3					K	5	0	1	0	0	1	4																
Eddie Murray, S OBP: 0.385, SLG: 0.549 (1, 3)	F8			K										5	2	2	1	1	2	1																
John Lowenstein, L OBP: 0.404, SLG: 0.813 Gary Roenicke, R OBP: 0.380, SLG: 0.510 (8, PH) (9, 7)		F8																																		
Terry Crowley, L OBP: 0.362, SLG: 0.349 John Shelby, S (11, PH) (11, 8)																																				
Cal Ripken Jr., R OBP: 0.321, SLG: 0.481 (1, 6)		1-3																																		
Jim Dwyer, L OBP: 0.359, SLG: 0.467 Dan Ford, R OBP: 0.282, SLG: 0.364 (10, PH) (10, 9)																																				
Rick Dempsey, R OBP: 0.330, SLG: 0.348 (1, 2)																																				
Rich Dauer, R OBP: 0.332, SLG: 0.363 (6, 5)																																				
<b>Inning Stats</b>	R: 0 E: 0 K: 1 S: 5	H: 0 LOB: 1 BB: 1 P: 9	R: 0 E: 0 K: 0 S: 3	H: 0 LOB: 0 BB: 0 P: 3	R: 0 E: 0 K: 1 S: 5	H: 1 LOB: 0 BB: 0 P: 5	R: 0 E: 0 K: 1 S: 5	H: 0 LOB: 0 BB: 0 P: 5	R: 0 E: 0 K: 1 S: 5	H: 0 LOB: 0 BB: 0 P: 5	R: 0 E: 0 K: 3 S: 9	H: 0 LOB: 0 BB: 1 P: 8	R: 0 E: 0 K: 1 S: 6	H: 1 LOB: 2 BB: 1 P: 10	R: 1 E: 0 K: 2 S: 8	H: 1 LOB: 0 BB: 0 P: 8	1B: 5 2B: 2 3B: 0 HR: 1	SF: 1 SAC: 1 DP: 1 HBP: 1	WP: 1 PB: 0 SB: 0 CS: 1	PA: 50																
<b>PITCHER</b>	IP WLS BF H R ER SO BB IBB HBP BLK WP HR S P ERA WHIP																																			
Len Barker, R ERA: 3.88 (1, 1)	7.0	27	5	2	2	5	1	0	1	0	0	0	35	40	2.57	0.857																				
Ed Glynn, L ERA: 3.63 (8, 1)	3.2	13	1	0	0	5	0	1	0	0	1	0	22	26	0.00	0.273																				
Dan Spillner, R ERA: 2.65 (11, 1)	2.1	L	10	2	1	1	3	1	0	0	0	0	1	15	19	3.86	1.286																			

Baltimore Orioles @ Cleveland Indians  
Cleveland Municipal Stadium, Cleveland, OH  
Fri Sep 10 1982, 7:05 PM EDT  
Att. 8,374 - Unknown

AB 44  
R 3  
H 8  
RBI 3  
BB 3  
SO 13  
LOB 14



Batter	1	2	3	4	5	6	7	8	9	10	11	12	13	AB	R	H	RBI	BB	SO	LOB	BOTTOM													
Alan Bannister, R OBP: 0.351, SLG: 0.356 (13, 9)	F7					SH3-4					E4			2	0	0	1	2	0	0														
Larry Milbourne, S OBP: 0.296, SLG: 0.340 (1, 4)	4-3										SH3-4			5	0	1	1	0	0	3														
Toby Harrah, R OBP: 0.413, SLG: 0.524 (1, 5)	G3					6-3								4	0	0	0	1	0	1														
Andre Thornton, R OBP: 0.393, SLG: 0.506 (1, 10)						6-3								5	0	1	0	0	0	3														
Mike Hargrove, L OBP: 0.376, SLG: 0.330 Kevin Rhombert, R OBP: 0.444, SLG: 0.750 Miguel Dilone, S OBP: 0.297, SLG: 0.310 (1, 3) (12, PR) (13, 7)		F8												4	0	0	0	1	0	1														
Chris Bando, S OBP: 0.302, SLG: 0.312 Jack Perconte, L OBP: 0.288, SLG: 0.272 Ron Hassey, L OBP: 0.328, SLG: 0.310 (1, 2) (12, PH) (13, 2)		5-3				4-3								4	0	0	0	0	0	0														
Rick Manning, L OBP: 0.338, SLG: 0.355 (1, 8)														5	1	1	0	0	3	1														
Von Hayes, L OBP: 0.302, SLG: 0.388 (13, 3)														5	0	2	0	0	0	0														
Jerry Dybzinski, R OBP: 0.302, SLG: 0.276 Rod Craig, S OBP: 0.274, SLG: 0.262 (1, 6) (13, PH)														2	1	0	0	1	0	1														
<b>Inning Stats</b>	R: 0 E: 0 K: 0 S: 3	H: 0 LOB: 0 BB: 0 P: 3	R: 0 E: 0 K: 0 S: 3	H: 0 LOB: 0 BB: 0 P: 3	R: 1 E: 0 K: 0 S: 4	H: 1 LOB: 1 BB: 1 P: 8	R: 0 E: 0 K: 1 S: 5	H: 0 LOB: 0 BB: 0 P: 5	R: 0 E: 0 K: 0 S: 3	H: 0 LOB: 1 BB: 1 P: 7	R: 0 E: 0 K: 0 S: 3	H: 0 LOB: 0 BB: 0 P: 3	R: 0 E: 0 K: 1 S: 6	H: 0 LOB: 1 BB: 1 P: 7	R: 0 E: 0 K: 1 S: 4	H: 0 LOB: 1 BB: 1 P: 8	1B: 4 2B: 1 3B: 0 HR: 0	SF: 1 SAC: 3 DP: 2 HBP: 0	WP: 0 PB: 0 SB: 0 CS: 1	PA: 47														
<b>PITCHER</b>	IP WLS BF H R ER SO BB IBB HBP BLK WP HR S P ERA WHIP																																	
Scott McGregor, L ERA: 4.44 (1, 1)	3.0	11	2	1	1	0	0	0	0	0	11	11	3.00	0.667																				
Storm Davis, R ERA: 3.06 (4, 1)	4.1	15	2	1	1	1	1	0	0	0	16	20	2.08	0.692																				
Tippy Martinez, L ERA: 3.29 (8, 1)	2.2	10	1	0	0	1	1	0	0	0	11	15	0.00	0.750																				
Sammy Stewart, R ERA: 4.17 (11, 1)	3.0	W	11	0	0	0	1	3	0	0	0	10	22	0.00	1.000																			

Baltimore Orioles @ Cleveland Indians  
Cleveland Municipal Stadium, Cleveland, OH  
Fri Sep 10 1982, 7:05 PM EDT  
Att. 8,374 - Unknown

AB 38  
R 2  
H 5  
RBI 2  
BB 5  
SO 3  
LOB 11





Batter	1	2	3	4	5	6	7	8	9	AB	R	H	RBI	BB	SO	LOB	TOP								
<b>Al Bumby, L</b> OBP: 0.313, SLG: 0.345 <b>John Shelby, S</b> (7, PR) (7, 8)	0-0 4-3		0-0 G6-3 1B	0-0 1-H 2B			4-0 FC4-6 1B 2B BB	0-3 K		3	0	2	1	1	0	0	<b>Baltimore Orioles @ Cleveland Indians</b> Cleveland Municipal Stadium, Cleveland, OH Sat Sep 11 1982, 3:33 AM EDT Att: 8,827 - Unknown  <b>livebaseballscorecards.com</b>								
<b>Glenn Gulliver, L</b> OBP: 0.381, SLG: 0.262 <b>Lenn Sakata, R</b> OBP: 0.319, SLG: 0.367 (4, PH) (4, 4)	0-0 F9		0-0 G6-3	0-0 F7			0-0 FC4-6 1B	0-0 FC6-4		2	0	0	0	0	0	2									
<b>Ken Singleton, S</b> OBP: 0.355, SLG: 0.396 <b>Terry Crowley, L</b> OBP: 0.358, SLG: 0.345 (9, PH) (1, 10)	0-0 2B		0-0 1B 2B		0-0 F9		0-0 FC4-6 2B		0-0 P6	4	2	2	1	0	0	2									
<b>Eddie Murray, S</b> OBP: 0.386, SLG: 0.549 (1, 3)	0-0 F9		0-0 1B BB		0-0 1-3		0-0 1-H 2B		0-0 F9	5	0	2	3	0	0	1									
<b>John Lowenstein, L</b> OBP: 0.408, SLG: 0.618 <b>Dan Ford, R</b> OBP: 0.280, SLG: 0.361 (5, PH) (5, 9)		0-0 F7 1B 2B	0-0 1-2 BB		0-0 6-3		0-0 L5		0-0 E5	1	1	1	0	1	0	0									
<b>Cal Ripken Jr., R</b> OBP: 0.320, SLG: 0.479 (1, 6)	0-0 F7		0-0 F8			0-0 F8		0-0 2B SF9 1B	0-0 F8	5	1	1	0	0	0	4									
<b>Gary Roenicke, R</b> OBP: 0.383, SLG: 0.516 (5, 7)	0-0 L3 1B			0-0 2B 1B		0-0 F5		0-0 SF9 1B 2B		4	2	3	1	0	0	0									
<b>Joe Nolan, L</b> OBP: 0.268, SLG: 0.349 (1, 2)	0-0 L3		0-0 F9		0-0 3-1		0-0 SF9			3	0	0	1	0	0	2									
<b>Rich Dauer, R</b> OBP: 0.333, SLG: 0.365 (4, 5)			0-0 G6-3 1B 2B 1B		0-0 F8		0-0 F7		0-0 FC6-4 1B	4	1	2	1	0	0	1									
<b>Inning Stats</b>	R: 0 E: 0 K: 0 S: 4	H: 1 LOB: 1 BB: 0 P: 4	R: 1 E: 0 K: 0 S: 4	H: 2 LOB: 0 BB: 0 P: 4	R: 2 E: 0 K: 0 S: 6	H: 4 LOB: 2 BB: 1 P: 10	R: 1 E: 0 K: 0 S: 5	H: 2 LOB: 1 BB: 0 P: 5	R: 0 E: 0 K: 0 S: 3	H: 0 LOB: 0 BB: 0 P: 3	R: 0 E: 0 K: 0 S: 3	H: 0 LOB: 0 BB: 0 P: 3	R: 2 E: 0 K: 0 S: 5	H: 2 LOB: 2 BB: 1 P: 9	R: 2 E: 0 K: 1 S: 8	H: 3 LOB: 1 BB: 0 P: 8		R: 0 E: 1 K: 0 S: 4	H: 0 LOB: 1 BB: 0 P: 4	1B: 8 2B: 7 3B: 0 HR: 0	SF: 1 SAC: 0 DP: 2 HBP: 0	WP: 0 PB: 0 SB: 0 CS: 0	PA: 42		
<b>PITCHER</b>	IP	WLS	BF	H	R	ER	SO	BB	IBB	HBP	BLK	WP	HR	S	P	ERA	WHIP								
<b>Lary Sorensen, R</b> ERA: 5.18 (1, 1)	3.2	L	19	9	4	4	0	1	0	0	0	0	0	18	22	9.82	2.727								
<b>Neal Heaton, L</b> ERA: 5.09 (4, 1)	3.2		16	4	4	4	0	1	0	0	0	0	0	15	19	9.82	1.364								
<b>Tom Brennan, R</b> ERA: 4.77 (8, 1)	1.2		7	1	0	0	1	0	0	0	0	0	0	9	9	0.00	0.600								

Batter	1	2	3	4	5	6	7	8	9	AB	R	H	RBI	BB	SO	LOB	BOTTOM								
<b>Alan Bannister, R</b> OBP: 0.347, SLG: 0.351 (1, 7)	0-0 6-3	0-0 FC5-4			0-0 F3		0-0 F9			4	0	0	0	0	0	3	<b>Baltimore Orioles @ Cleveland Indians</b> Cleveland Municipal Stadium, Cleveland, OH Sat Sep 11 1982, 3:33 AM EDT Att: 8,827 - Unknown  <b>livebaseballscorecards.com</b>								
<b>Larry Milbourne, S</b> OBP: 0.291, SLG: 0.336 (1, 4)	0-0 F8		0-0 F7		0-0 F7			0-0 6-3		4	0	0	0	0	0	0									
<b>Toby Harrah, R</b> OBP: 0.414, SLG: 0.524 <b>Jerry Dybzinski, R</b> OBP: 0.300, SLG: 0.274 (8, 6)	0-0 1B		0-0 1B BB		0-0 E5		0-0 6-3		0-0 6-3	2	0	1	0	1	0	0									
<b>Andre Thornton, R</b> OBP: 0.395, SLG: 0.508 (1, 10)	0-0 1B		0-0 G4-6-3 1B		0-0 9-3		0-0 1B		0-0 1B	4	0	3	0	0	0	1									
<b>Mike Hargrove, L</b> OBP: 0.374, SLG: 0.327 (1, 3)	0-0 1-3		0-0 G4-6-3		0-0 G3		0-0 L6			4	0	0	0	0	0	5									
<b>Chris Bando, S</b> OBP: 0.302, SLG: 0.313 <b>Carmen Castillo, R</b> OBP: 0.313, SLG: 0.333 (7, PR) (8, 8)	0-0 F9		0-0 6-3		0-0 6-3		0-0 G4-3 1B		0-0 F7	3	0	1	0	0	0	0									
<b>Rick Manning, L</b> OBP: 0.338, SLG: 0.354 <b>Bill Nahorodny, R</b> OBP: 0.258, SLG: 0.424 (8, 2)	0-0 1B FC5-4 1B		0-0 P5		0-0 G4-3		0-0 1B		0-0 5-3 1B	3	1	1	0	0	0	1									
<b>Von Hayes, L</b> OBP: 0.304, SLG: 0.387 (1, 9)	0-0 FC5-4 1B		0-0 4-3		0-0 4-3		0-0 1B BB		0-0 5-3	3	0	1	0	1	0	1									
<b>Mike Fischlin, R</b> OBP: 0.354, SLG: 0.303 (8, 5)	0-0 FC5-4		0-0 5-3		0-0 5-3		0-0 1B		0-0 6-3	4	0	1	1	0	0	2									
<b>Inning Stats</b>	R: 0 E: 0 K: 0 S: 5	H: 2 LOB: 2 BB: 0 P: 5	R: 1 E: 0 K: 0 S: 5	H: 2 LOB: 1 BB: 0 P: 5	R: 0 E: 0 K: 0 S: 3	H: 1 LOB: 1 BB: 1 P: 7	R: 0 E: 0 K: 0 S: 3	H: 0 LOB: 0 BB: 0 P: 3	R: 0 E: 0 K: 0 S: 3	H: 0 LOB: 0 BB: 0 P: 3	R: 0 E: 1 K: 0 S: 4	H: 0 LOB: 2 BB: 1 P: 8	R: 0 E: 0 K: 0 S: 4	H: 1 LOB: 1 BB: 0 P: 4	R: 0 E: 0 K: 0 S: 4	H: 1 LOB: 1 BB: 0 P: 4		1B: 9 2B: 1 3B: 0 HR: 0	SF: 0 SAC: 0 DP: 3 HBP: 0	WP: 0 PB: 0 SB: 0 CS: 0	PA: 36				
<b>PITCHER</b>	IP	WLS	BF	H	R	ER	SO	BB	IBB	HBP	BLK	WP	HR	S	P	ERA	WHIP								
<b>Mike Flanagan, L</b> ERA: 3.53 (1, 1)	9.0	W	36	9	1	1	0	2	0	0	0	0	0	34	42	1.00	1.222								





Batter	1	2	3	4	5	6	7	8	9	AB	R	H	RBI	BB	SO	LOB	TOP			
<b>Al Bumby, L</b> OBP: 0.311, SLG: 0.342 <b>Lenn Sakata, R</b> OBP: 0.319, SLG: 0.367	0-0 P5		0-3 K		0-0 G3			0-3 K		4	0	0	0	0	2	2	<b>Baltimore Orioles @ Cleveland Indians</b> Cleveland Municipal Stadium, Cleveland, OH Sun Sep 12 1982, 3:33 AM EDT Att: 7,860 - Unknown <a href="http://livebaseballscorecards.com">livebaseballscorecards.com</a>			
<b>Glenn Gulliver, L</b> OBP: 0.372, SLG: 0.266	0-0 L5-3 1B		4-0 BB		0-0 F9			4-0 2B BB		2	0	1	0	2	0	0				
<b>Ken Singleton, S</b> OBP: 0.353, SLG: 0.392	0-0 L5-3		0-0 F9		0-0 3-1			0-0 F7		4	0	0	0	0	4					
<b>Eddie Murray, S</b> OBP: 0.386, SLG: 0.550		0-0 F8		4-0 CS BB		0-3 K		0-0 L4-6 1-3 2B		3	0	1	0	1	1	0				
<b>John Lowenstein, L</b> OBP: 0.402, SLG: 0.609		0-0 F8		0-0 P4		0-3 K		0-0 L4-6 2-3		4	0	0	0	0	1	3				
<b>Cal Ripken Jr., R</b> OBP: 0.322, SLG: 0.478		4-0 BB		4-0 1B BB		0-3 K				1	0	0	0	2	1	0				
<b>Jim Dwyer, L</b> OBP: 0.359, SLG: 0.464		0-0 F9		0-0 1B		0-0 F7				3	0	1	0	0	0	1				
<b>Rick Dempsey, R</b> OBP: 0.330, SLG: 0.346			0-0 E7 F9		0-0 F9			4-0 FC3-6 BB		2	0	0	0	1	0	0				
<b>Rich Dauer, R</b> OBP: 0.331, SLG: 0.362 <b>John Shelby, S</b> (8, PR)			0-0 F9 2-3		0-3 K			0-0 FC3-6 CS 1-2		3	0	0	0	0	1	2				
<b>Inning Stats</b>	R: 0 E: 0 K: 0 S: 3	H: 1 LOB: 0 BB: 0 P: 3	R: 0 E: 0 K: 0 S: 3	H: 0 LOB: 1 BB: 1 P: 7	R: 0 E: 1 K: 1 S: 6	H: 0 LOB: 2 BB: 1 P: 10	R: 0 E: 0 K: 0 S: 2	H: 1 LOB: 1 BB: 2 P: 10	R: 0 E: 0 K: 1 S: 5	H: 0 LOB: 0 BB: 0 P: 5	R: 0 E: 0 K: 2 S: 7	H: 0 LOB: 0 BB: 0 P: 7	R: 0 E: 0 K: 1 S: 4	H: 0 LOB: 1 BB: 1 P: 8	R: 0 E: 0 K: 0 S: 3	H: 1 LOB: 1 BB: 1 P: 7	1B: 2 2B: 3 3B: 0 HR: 0	SF: 0 SAC: 0 DP: 2 HBP: 0	WP: 0 PB: 0 SB: 0 CS: 2	PA: 32
<b>PITCHER</b> <b>Rick Sutcliffe, R</b> ERA: 3.06	IP: 9.0 WLS: W BF: 32	H: 3 R: 0 ER: 0 SO: 6	BB: 6 IBB: 0 HBP: 0 BLK: 0	WP: 0 HR: 0 S: 38 P: 62	ERA: 0.00 WHIP: 1.000											ERA: 0.00 WHIP: 1.000				

Batter	1	2	3	4	5	6	7	8	9	AB	R	H	RBI	BB	SO	LOB	BOTTOM				
<b>Alan Bannister, R</b> OBP: 0.344, SLG: 0.348	0-0 F7		0-0 5-3			0-0 F9		0-0 SH1-3		3	0	0	0	0	0	0	<b>Baltimore Orioles @ Cleveland Indians</b> Cleveland Municipal Stadium, Cleveland, OH Sun Sep 12 1982, 3:33 AM EDT Att: 7,860 - Unknown <a href="http://livebaseballscorecards.com">livebaseballscorecards.com</a>				
<b>Jack Perconte, L</b> OBP: 0.292, SLG: 0.273	0-0 F9			0-0 E S 1B		0-3 K2-3		4-0 1B IBB		3	0	1	0	1	1	0					
<b>Toby Harrah, R</b> OBP: 0.411, SLG: 0.520	0-0 F7			0-0 F9		0-0 P6		0-0 P4		4	0	0	0	0	0	4					
<b>Andre Thornton, R</b> OBP: 0.394, SLG: 0.506		0-0 5-3		0-0 5-3		0-3 K		0-0 1B		4	0	1	2	0	1	1					
<b>Mike Hargrove, L</b> OBP: 0.372, SLG: 0.325		0-0 F7		0-0 F8 2-3		0-0 F7		0-0 4-3		4	0	0	0	0	0	3					
<b>Von Hayes, L</b> OBP: 0.304, SLG: 0.387		0-0 S 1B			0-0 3-1		0-3 K			3	0	1	0	0	1	0					
<b>Rick Manning, L</b> OBP: 0.338, SLG: 0.354		0-0 F8 1-2			0-0 F8			0-0 1B 1B		3	1	1	0	0	0	1					
<b>Ron Hassey, L</b> OBP: 0.331, SLG: 0.311 <b>Carmen Castillo, R</b> OBP: 0.313, SLG: 0.333 <b>Chris Bando, S</b> OBP: 0.302, SLG: 0.313			0-3 K		4-0 BB			0-0 SH1-3 1B 1B		2	0	1	0	1	1	0					
<b>Mike Fischlin, R</b> OBP: 0.354, SLG: 0.303			0-3 K		0-0 G3			0-0 SH1-3 1B 1B		3	1	1	1	0	1	1					
<b>Inning Stats</b>	R: 0 E: 0 K: 0 S: 3	H: 0 LOB: 0 BB: 0 P: 3	R: 0 E: 0 K: 0 S: 4	H: 1 LOB: 0 BB: 0 P: 4	R: 0 E: 0 K: 2 S: 7	H: 0 LOB: 0 BB: 0 P: 7	R: 0 E: 1 K: 0 S: 4	H: 1 LOB: 1 BB: 0 P: 4	R: 0 E: 0 K: 0 S: 3	H: 0 LOB: 1 BB: 1 P: 7	R: 0 E: 0 K: 1 S: 5	H: 0 LOB: 0 BB: 0 P: 5	R: 0 E: 0 K: 2 S: 7	H: 0 LOB: 0 BB: 0 P: 7	R: 3 E: 0 K: 0 S: 7	H: 4 LOB: 2 BB: 1 P: 11		1B: 6 2B: 0 3B: 0 HR: 0	SF: 0 SAC: 1 DP: 0 HBP: 0	WP: 0 PB: 0 SB: 2 CS: 0	PA: 32
<b>PITCHER</b> <b>Jim Palmer, R</b> ERA: 3.32 <b>Tippy Martinez, L</b> ERA: 3.63 <b>Sammy Stewart, R</b> ERA: 4.13	IP: 7.0 WLS: L BF: 24	H: 2 R: 0 ER: 3 SO: 0	BB: 1 IBB: 0 HBP: 0 BLK: 0	WP: 0 HR: 0 S: 3 P: 37	ERA: 0.00 WHIP: 0.429											ERA: 0.00 WHIP: 1.000					











Batter	1	2	3	4	5	6	7	8	9	AB	R	H	RBI	BB	SO	LOB	TOP			
Alan Bannister, R OBP: 0.346, SLG: 0.348 (1, 7)	0-0 5-3		4-0 BB		4-0 BB		0-0 F9		0-0 1B	3	0	1	0	2	0	0	<b>Cleveland Indians @ Boston Red Sox</b> Fenway Park, Boston, MA Tue Sep 14 1982, 7:05 PM EDT Att: 15,765 - Unknown - 66 F			
Lary Milbourne, S OBP: 0.288, SLG: 0.329 (1, 4)	0-0 5-3		0-0 6-3		0-0 1B		0-0 F8		0-0 1B	5	0	1	1	0	0	3				
Toby Harrah, R OBP: 0.304, SLG: 0.514 Kevin Rhomberg, R OBP: 0.500, SLG: 0.778 (1, 5) (6, 5)	0-0 G3			0-3 K	0-3 K				0-0 G4-6-3 1B	3	0	0	0	0	2	2				
Andre Thornton, R OBP: 0.399, SLG: 0.510 (1, 10)		0-0 6-3 2B		0-0 2B		0-0 FC4-6 1B			0-0 G4-6-3 1B	4	0	3	0	0	0	1				
Mike Hargrove, L OBP: 0.371, SLG: 0.326 Ron Hassey, L OBP: 0.333, SLG: 0.328 (8, PR) (8, 3)		0-0 6-3		0-3 K	0-3 K				0-0 2B	4	0	1	0	0	2	3				
Chris Bando, S OBP: 0.300, SLG: 0.309 (1, 2)		0-0 1-3		0-3 K		0-0 FC4-6 1B			0-0 F7	4	0	1	0	0	1	3				
Von Hayes, L Miguel Dilone, S OBP: 0.284, SLG: 0.307 (1, 9) (3, 7)		0-3 K2-3			0-0 E4 1B	0-0 FC4-6			0-0 B5-3	1	0	0	0	0	1	1				
Carmen Castillo, R OBP: 0.299, SLG: 0.316 (1, 8)			0-0 P6		0-0 6-3	0-3 K			0-0 4-3	4	0	0	0	0	1	3				
Jerry Dybzinski, R OBP: 0.309, SLG: 0.281 (1, 6)			4-0 BB		0-3 K		0-0 6-3		0-0 1B	3	0	1	0	1	1	1				
<b>Inning Stats</b>	R: 0 E: 0 K: 0 S: 3	H: 0 LOB: 0 BB: 0 P: 3	R: 0 E: 0 K: 1 S: 6	H: 1 LOB: 1 BB: 0 P: 6	R: 0 E: 0 K: 0 S: 2	H: 0 LOB: 1 BB: 2 P: 10	R: 0 E: 0 K: 3 S: 10	H: 1 LOB: 1 BB: 0 P: 10	R: 1 E: 2 K: 2 S: 9	H: 1 LOB: 2 BB: 1 P: 13	R: 0 E: 0 K: 0 S: 3	H: 0 LOB: 0 BB: 0 P: 3	R: 0 E: 0 K: 0 S: 4	H: 2 LOB: 1 BB: 0 P: 4	R: 0 E: 0 K: 0 S: 5	H: 2 LOB: 2 BB: 0 P: 5		1B: 6 2B: 3 3B: 0 HR: 0	SF: 0 SAC: 0 DP: 1 HBP: 0	WP: 0 PB: 0 SB: 1 CS: 1
<b>PITCHER</b>	IP WLS BF H R ER SO BB IBB HBP BLK WP HR S P ERA WHIP	IP WLS BF H R ER SO BB IBB HBP BLK WP HR S P ERA WHIP																		
John Tudor, L ERA: 3.79 Steve Crawford, R ERA:	(1, 1) (8, 1)	7.0 W 29 5 1 0 8 3 0 0 0 0 0 0 42 54 0.00 1.143	2.0 9 4 0 0 0 0 0 0 0 0 0 0 0 9 9 0.00 2.000																	

AB	35
R	1
H	9
RBI	1
BB	3
SO	8
LOB	19



Batter	1	2	3	4	5	6	7	8	9	AB	R	H	RBI	BB	SO	LOB	BOTTOM										
Jerry Remy, L Marty Barrett, R OBP: 0.341, SLG: 0.329 (1, 4) (8, 4)	0-0 F8	4-0 WP BB		0-0 1B	0-3 K		4-0 1B BB	0-0 F2		3	1	1	0	2	1	1	<b>Cleveland Indians @ Boston Red Sox</b> Fenway Park, Boston, MA Tue Sep 14 1982, 7:05 PM EDT Att: 15,765 - Unknown - 66 F										
Dwight Evans, R Garry Hancock, L OBP: 0.393, SLG: 0.516 (1, 9) (8, 9)	4-0 2B BB	4-0 1B BB		0-0 FC6-5	4-0 1B BB		4-0 1B BB	0-0 L9		1	2	0	0	4	0	2											
Jim Rice, R Rick Miller, L OBP: 0.312, SLG: 0.320 (1, 7) (8, 8)	0-0 1B 2B	0-0 F2			0-0 F9		0-0 1B		0-0 1B	5	1	2	1	0	0	4											
Carney Lansford, R Ed Jurak, R OBP: 0.368, SLG: 0.460 OBP: 0.333, SLG: 0.286 (1, 5) (7, 5)	4-0 1B BB		0-0 5-3		4-0 E 3B BB	0-0 HR	0-0 FC1-6 1B		0-0 FC1-6 1B	2	2	1	1	2	0	0											
Wade Boggs, L OBP: 0.436, SLG: 0.482 (1, 3)	0-0 1B	0-0 4-3		0-0 4-3	0-0 E6 3B BB	0-0 PB HR 1B	0-0 FC1-6		0-0 FC1-6	5	2	2	1	0	0	2											
Tony Perez, R OBP: 0.333, SLG: 0.435 (1, 10)	0-3 K		0-0 F8		0-0 E 3B	0-0 L8	0-0 4-3		0-0 4-3	5	1	1	2	0	1	4											
Reid Nichols, R OBP: 0.354, SLG: 0.476 (1, 8) (8, 7)	0-3 K		0-0 F8	0-0 F8	0-0 E6 1B	0-0 P3		0-3 K		5	1	0	0	0	2	3											
Glenn Hoffman, R OBP: 0.279, SLG: 0.334 (1, 6)		0-3 K		0-0 L5	0-0 E 1B	0-0 HR		0-0 1B		5	2	3	3	0	1	0											
Gary Altonson, R Roger LaFrancis, L OBP: 0.298, SLG: 0.296 OBP: 0.400, SLG: 0.600 (1, 2) (8, PH) (9, 2)		0-3 K		4-0 FC6-5 1B BB	0-0 E 1B BB	0-0 5-3		0-0 1B		3	0	1	1	1	1	0											
<b>Inning Stats</b>	R: 2 E: 0 K: 2 S: 9	H: 2 LOB: 2 BB: 2 P: 17	R: 0 E: 0 K: 2 S: 7	H: 0 LOB: 2 BB: 2 P: 15	R: 0 E: 0 K: 0 S: 3	H: 0 LOB: 0 BB: 0 P: 3	R: 0 E: 0 K: 0 S: 4	H: 1 LOB: 2 BB: 1 P: 8	R: 5 E: 2 K: 1 S: 10	H: 3 LOB: 2 BB: 2 P: 18	R: 3 E: 0 K: 0 S: 6	H: 3 LOB: 0 BB: 0 P: 6	R: 2 E: 0 K: 0 S: 4	H: 2 LOB: 1 BB: 2 P: 12	R: 0 E: 0 K: 1 S: 7	H: 2 LOB: 2 BB: 0 P: 7		1B: 9 2B: 1 3B: 1 HR: 2	SF: 0 SAC: 0 DP: 0 HBP: 0	WP: 1 PB: 1 SB: 0 CS: 0	PA: 47						
<b>PITCHER</b>	IP WLS BF H R ER SO BB IBB HBP BLK WP HR S P ERA WHIP	IP WLS BF H R ER SO BB IBB HBP BLK WP HR S P ERA WHIP																									
Neal Heaton, L Lary Sorensen, R Sandy Whitol, R Jerry Reed, R ERA: 5.4 ERA: 5.31 ERA: 13.5 ERA: 4.66	(1, 1) (5, 1) (6, 1) (8, 1)	4.1 9 10 5	23 5 3 2	4 5 3 0	4 2 3 0	4 1 0 0	1 0 0 0	0 0 1 0	10 14 8 7	14 27.00 13.50 0.00	9.000 2.500 2.000																

AB	38
R	12
H	13
RBI	11
BB	9
SO	6
LOB	20













Batter	1	2	3	4	5	6	7	8	9	AB	R	H	RBI	BB	SO	LOB	TOP	
Alan Bannister, R OBP: 0.347, SLG: 0.350	6-3			FC6-4 1B	6-3			4-3		4	0	1	0	0	0	1	Cleveland Indians @ Baltimore Orioles Memorial Stadium, Baltimore, MD Sat Sep 18 1982, 7:05 PM EDT Att: 23,172 - Unknown	
Larry Milbourne, S OBP: 0.290, SLG: 0.332	P4			FC6-4 BB 1-2			1-3	1B		4	0	1	0	0	0	1		
Toby Harrah, R OBP: 0.407, SLG: 0.514 Jerry Dybzinski, R OBP: 0.307, SLG: 0.279	F7			BB 1-2			1B	1B		4	0	3	0	0	0	0		
Andre Thornton, R OBP: 0.397, SLG: 0.509	6-3			F3			F8	6-3		4	0	0	0	0	0	5		
Mike Hargrove, L OBP: 0.370, SLG: 0.323	3-1			L9			L9			3	0	0	0	1	0	1		
Chris Bando, S OBP: 0.299, SLG: 0.304 Kevin Rhomberg, R OBP: 0.500, SLG: 0.778	6-3			F8			F8	4-3 HR		3	0	0	0	1	0	3		
Rick Manning, L OBP: 0.342, SLG: 0.362				K			F6	4-3		4	0	0	0	0	1	1		
Von Hayes, L OBP: 0.308, SLG: 0.401	1-3			1-3			F7	HR		3	1	1	2	0	0	0		
Mike Fischlin, R OBP: 0.349, SLG: 0.301 Miguel Dilone, S OBP: 0.286, SLG: 0.306	F7			F7			F9	K		3	0	0	0	0	1	1		
								K		1	0	0	0	0	1	1		
<b>Inning Stats</b>	R: 0 E: 0 K: 0 S: 3	H: 0 LOB: 0 BB: 0 P: 3	R: 0 E: 0 K: 0 S: 3	H: 0 LOB: 0 BB: 0 P: 3	R: 0 E: 0 K: 1 S: 5	H: 2 LOB: 3 BB: 0 P: 9	R: 0 E: 0 K: 0 S: 5	H: 1 LOB: 1 BB: 0 P: 4	R: 0 E: 0 K: 0 S: 3	H: 0 LOB: 0 BB: 0 P: 3	R: 0 E: 0 K: 1 S: 7	H: 2 LOB: 2 BB: 0 P: 7	R: 2 E: 0 K: 1 S: 6	H: 1 LOB: 1 BB: 1 P: 10	1B: 5 2B: 0 3B: 0 HR: 1	SF: 0 SAC: 0 DP: 0 HBP: 1	WP: 0 PA: 36 PB: 0 SB: 0 CS: 0	
<b>PITCHER</b>	IP WLS BF H R ER SO BB IBB HBP BLK WP HR S P ERA WHIP																	
Scott McGregor, L ERA: 4.42	(1, 1)	7.0 W 26 3 0 0 1 1 0 0 0 0 0 26 31 0.00 0.571																
Storm Davis, R ERA: 3.26	(8, 1)	2.0 10 3 2 2 2 1 0 0 0 0 1 13 17 9.00 2.000																


Batter	1	2	3	4	5	6	7	8	9	AB	R	H	RBI	BB	SO	LOB	BOTTOM	
Al Bumbry, L OBP: 0.307, SLG: 0.335 John Shelby, S OBP: 0.333, SLG: 0.500	L5	6-3		4-3				4-3		4	0	0	0	0	0	0	Cleveland Indians @ Baltimore Orioles Memorial Stadium, Baltimore, MD Sat Sep 18 1982, 7:05 PM EDT Att: 23,172 - Unknown	
Glenn Culliver, L OBP: 0.382, SLG: 0.269	BB 2B BB	F6					L7			3	2	1	0	1	0	0		
Ken Singleton, S OBP: 0.350, SLG: 0.384	BB 2B BB						F4			3	1	1	0	1	0	1		
Eddie Murray, S OBP: 0.390, SLG: 0.544	BB 2B BB	1-3					F7			2	1	1	0	2	0	1		
John Lowenstein, L OBP: 0.409, SLG: 0.601	BB 2B BB						L5			4	1	2	3	0	1	1		
Cal Ripken Jr., R OBP: 0.318, SLG: 0.473	BB 2B BB	5-3					L4			4	0	0	0	0	1	4		
Gary Roenicke, R OBP: 0.394, SLG: 0.515	BB 2B BB						L5			2	0	1	2	2	0	2		
Joe Nolan, L OBP: 0.272, SLG: 0.348	BB 2B BB						L5			3	0	2	0	1	1	0		
Rich Dauer, R OBP: 0.325, SLG: 0.355	K						G6-4-3			4	0	0	0	0	1	5		
<b>Inning Stats</b>	R: 4 E: 0 K: 1 S: 7	H: 2 LOB: 4 BB: 4 P: 23	R: 0 E: 0 K: 0 S: 4	H: 1 LOB: 1 BB: 0 P: 4	R: 0 E: 0 K: 0 S: 2	H: 0 LOB: 0 BB: 1 P: 6	R: 0 E: 0 K: 0 S: 3	H: 1 LOB: 0 BB: 0 P: 3	R: 1 E: 0 K: 0 S: 6	H: 3 LOB: 2 BB: 0 P: 6	R: 0 E: 0 K: 1 S: 5	H: 0 LOB: 0 BB: 1 P: 5	R: 0 E: 0 K: 1 S: 5	H: 1 LOB: 1 BB: 1 P: 9	1B: 5 2B: 4 3B: 0 HR: 0	SF: 0 SAC: 0 DP: 2 HBP: 0	WP: 0 PA: 37 PB: 0 SB: 0 CS: 1	
<b>PITCHER</b>	IP WLS BF H R ER SO BB IBB HBP BLK WP HR S P ERA WHIP																	
Bud Anderson, R ERA: 3.34	(1, 1)	5.0 L 25 7 5 5 1 5 0 0 0 0 0 0 22 42 9.00 2.400																
Jerry Reed, R ERA: 3.66	(6, 1)	2.0 7 0 0 0 2 1 0 0 0 0 0 0 10 14 0.00 0.500																
Sandy Whitol, R ERA: 9.0	(8, 1)	1.0 4 1 0 0 1 1 0 0 0 0 0 0 5 9 0.00 2.000																



Batter	1	2	3	4	5	6	7	8	9	10	AB	R	H	RBI	BB	SO	LOB	TOP	
Alan Bannister, R OBP: 0.348, SLG: 0.351 (1, 7)											5	0	2	0	0	0	1		
Larry Milbourne, S OBP: 0.289, SLG: 0.331 (1, 4)											5	0	1	0	0	0	3		
Toby Harrah, R OBP: 0.406, SLG: 0.513 (1, 5)											4	0	1	0	0	1	1		
Andre Thornton, R OBP: 0.394, SLG: 0.506 (1, 10)											4	0	0	0	0	0	1		
Mike Hargrove, L OBP: 0.369, SLG: 0.323 (1, 3)											4	0	1	0	0	1	1		
Bill Nahorodny, R OBP: 0.250, SLG: 0.446 Ron Hassey, L OBP: 0.337, SLG: 0.336 (1, 2) (9, 2)											4	1	1	1	0	0	1		
Rick Manning, L OBP: 0.343, SLG: 0.364 (1, 8)											3	1	1	0	1	0	0		
Von Hayes, L OBP: 0.307, SLG: 0.400 (1, 9)											4	0	1	1	0	1	1		
Mike Fischlin, R OBP: 0.351, SLG: 0.301 (1, 6)											3	0	1	0	1	0	2		
<b>Inning Stats</b>	R: 0 E: 0 K: 0 S: 3	H: 1 LOB: 0 BB: 0 P: 3	R: 2 E: 0 K: 0 S: 6	H: 3 LOB: 1 BB: 0 P: 6	R: 0 E: 0 K: 1 S: 5	H: 1 LOB: 0 BB: 0 P: 5	R: 0 E: 0 K: 0 S: 3	H: 0 LOB: 0 BB: 0 P: 3	R: 0 E: 0 K: 1 S: 6	H: 1 LOB: 1 BB: 1 P: 6	R: 0 E: 0 K: 0 S: 3	H: 0 LOB: 0 BB: 0 P: 3	R: 0 E: 0 K: 0 S: 3	H: 1 LOB: 0 BB: 0 P: 3	R: 0 E: 0 K: 1 S: 7	H: 2 LOB: 2 BB: 0 P: 7	1B: 7 2B: 1 3B: 0 HR: 1	SF: 0 SAC: 0 DP: 2 HBP: 0	WP: 0 PA: 38 PB: 0 SB: 0 CS: 0
<b>PITCHER</b> Mike Flanagan, L ERA: 3.58 (1, 1)	IP: 10.0 WLS: W BF: 38 H: 9 R: 2 ER: 2 SO: 3 BB: 2 IBB: 0 HBP: 0 BLK: 0 WP: 0 HR: 1 S: 42 P: 50 ERA: 1.80 WHIP: 1.100																		

Cleveland Indians @ Baltimore Orioles  
Memorial Stadium, Baltimore, MD  
Sun Sep 19 1982, 3:33 AM EDT  
Att: 41,127 - Unknown - 70 F

AB 36  
R 2  
H 9  
RBI 2  
BB 2  
SO 3  
LOB 11



Batter	1	2	3	4	5	6	7	8	9	10	AB	R	H	RBI	BB	SO	LOB	BOTTOM			
John Shelby, S OBP: 0.389, SLG: 0.500 (1, 8)											6	1	3	0	0	1	4				
Rich Dauer, R OBP: 0.326, SLG: 0.361 (1, 5)											5	1	2	2	0	0	3				
Cal Ripken Jr., R OBP: 0.322, SLG: 0.474 (1, 6)											3	1	2	0	2	1	1				
Eddie Murray, S OBP: 0.392, SLG: 0.544 (1, 3)											4	0	2	1	1	0	4				
Benny Ayala, R OBP: 0.317, SLG: 0.487 Ken Singleton, S OBP: 0.349, SLG: 0.384 Al Bumbry, L OBP: 0.307, SLG: 0.334 (1, 10) (7, PH) (9, PH)											3	0	0	0	0	0	5				
Gary Roenicke, R OBP: 0.391, SLG: 0.511 John Lowenstein, L OBP: 0.408, SLG: 0.599 (1, 7) (7, PH)											3	0	0	0	0	1	3				
Leo Hernandez, R Mike Young, S (8, 7) (9, PH) (10, 7)											1	0	0	0	0	1	2				
Dan Ford, R OBP: 0.283, SLG: 0.379 (1, 9)											5	0	0	0	0	0	2				
Lenn Sakata, R OBP: 0.317, SLG: 0.360 (1, 4)											5	0	2	0	0	0	0				
Rick Dempsey, R OBP: 0.332, SLG: 0.348 (1, 2)											5	1	3	0	0	0	1				
<b>Inning Stats</b>	R: 0 E: 0 K: 0 S: 4	H: 1 LOB: 2 BB: 1 P: 8	R: 0 E: 0 K: 1 S: 7	H: 2 LOB: 2 BB: 0 P: 7	R: 1 E: 0 K: 1 S: 7	H: 2 LOB: 1 BB: 0 P: 7	R: 0 E: 0 K: 0 S: 4	H: 1 LOB: 1 BB: 0 P: 4	R: 0 E: 0 K: 1 S: 7	H: 2 LOB: 2 BB: 0 P: 7	R: 0 E: 1 K: 1 S: 7	H: 1 LOB: 2 BB: 1 P: 11	R: 0 E: 0 K: 0 S: 5	H: 2 LOB: 2 BB: 0 P: 5	R: 0 E: 1 K: 1 S: 6	H: 1 LOB: 2 BB: 1 P: 10	R: 2 E: 0 K: 0 S: 4	H: 2 LOB: 0 BB: 0 P: 4	1B: 12 2B: 1 3B: 0 HR: 1	SF: 1 SAC: 1 DP: 0 HBP: 0	WP: 2 PA: 47 PB: 0 SB: 0 CS: 0
<b>PITCHER</b> Neal Heaton, L ERA: 4.22 Dan Spillner, R ERA: 2.59 Ed Glynn, L ERA: 4.04 (1, 1) (7, 1) (9, 1)	IP: 6.1 WLS: L BF: 29 H: 9 R: 2 ER: 1 SO: 3 BB: 1 IBB: 1 HBP: 0 BLK: 0 WP: 1 HR: 0 S: 34 P: 38 ERA: 1.42 WHIP: 1.579																				

Cleveland Indians @ Baltimore Orioles  
Memorial Stadium, Baltimore, MD  
Sun Sep 19 1982, 3:33 AM EDT  
Att: 41,127 - Unknown - 70 F

AB 42  
R 4  
H 14  
RBI 4  
BB 3  
SO 5  
LOB 29









Batter	1	2	3	4	5	6	7	8	9	AB	R	H	RBI	BB	SO	LOB	TOP			
Alan Bannister, R (1, 7) OBP: 0.343, SLG: 0.348	0-0 1-3		0-0 6-3		0-0 1-H 2B		0-0 2-3		0-0 1-2	5	0	1	1	0	0	3	<b>Cleveland Indians @ New York Yankees</b> Yankee Stadium, Bronx, NY Tue Sep 21 1982, 7:05 PM EDT Att: 15,339 - Unknown			
Von Hayes, L (1, 9) OBP: 0.311, SLG: 0.402	0-3 K		0-0 1B		0-0 2-3		0-0 6-3			4	0	1	1	0	1	2				
Toby Harrah, R (1, 5) OBP: 0.404, SLG: 0.508	0-0 F8		0-0 3-H F4		0-0 F7			0-3 K		4	0	0	0	0	1	2				
Andre Thornton, R (1, 10) OBP: 0.394, SLG: 0.500		0-3 K		0-0 F7		4-0 5-3 BB		4-0 BB		2	0	0	0	2	1	0				
Mike Hargrove, L (1, 3) OBP: 0.372, SLG: 0.325		0-0 1B		4-0 FC5-4 BB		0-0 5-3		0-0 F8		3	0	1	0	1	0	2				
Bill Nahorodny, R (1, 2) OBP: 0.236, SLG: 0.420		0-0 F7		0-0 FC5-4 WP		0-0 F4		0-0 F2		4	0	0	0	0	0	4				
Rick Manning, L (1, 8) OBP: 0.341, SLG: 0.360		0-0 4-3		0-3 1-2 K		0-3 K		0-0 F9		4	0	0	0	0	2	3				
Larry Milbourne, S (1, 4) OBP: 0.290, SLG: 0.333			0-0 6-3		0-0 F8		0-3 K 4-3 SH3-4		0-0 FC6-4 1B	4	0	1	0	0	1	0				
Mike Fischlin, R (1, 6) OBP: 0.352, SLG: 0.308			0-0 6-3 1B 2B		0-0 S 2B 1B		0-0 SH3-4		0-3 K	3	2	2	0	0	1	1				
<b>Inning Stats</b>	R: 0 E: 0 K: 1 S: 5	H: 0 LOB: 0 BB: 0 P: 5	R: 0 E: 0 K: 1 S: 6	H: 1 LOB: 1 BB: 0 P: 6	R: 1 E: 0 K: 0 S: 5	H: 2 LOB: 1 BB: 0 P: 5	R: 0 E: 0 K: 1 S: 5	H: 0 LOB: 1 BB: 1 P: 9	R: 1 E: 0 K: 0 S: 5	H: 2 LOB: 1 BB: 0 P: 5	R: 0 E: 0 K: 1 S: 6	H: 0 LOB: 1 BB: 0 P: 6	R: 0 E: 0 K: 1 S: 5	H: 0 LOB: 1 BB: 1 P: 9	R: 0 E: 0 K: 1 S: 6	H: 1 LOB: 1 BB: 0 P: 6	1B: 4 2B: 2 3B: 0 HR: 0	SF: 0 SAC: 1 DP: 0 HBP: 0	WP: 1 PB: 1 CS: 0	PA: 37
<b>PITCHER</b> Dave Righetti, L (1, 1) ERA: 3.74	IP: 9.0 WLS: W BF: 37 H: 6 R: 2 ER: 2 SO: 7 BB: 3 IBB: 0 HBP: 0 BLK: 0 WP: 1 HR: 0 S: 48 P: 60 ERA: 2.00 WHIP: 1.000															<b>PITCHER</b>				

Batter	1	2	3	4	5	6	7	8	9	AB	R	H	RBI	BB	SO	LOB	BOTTOM			
Willie Randolph, R (1, 4) OBP: 0.361, SLG: 0.340	0-0 6-3			0-0 G6-4-3 1B	0-0 SF9			0-0 2B 1B		3	1	2	1	0	0	0	<b>Cleveland Indians @ New York Yankees</b> Yankee Stadium, Bronx, NY Tue Sep 21 1982, 7:05 PM EDT Att: 15,339 - Unknown			
Jerry Mumphrey, S (1, 8) OBP: 0.365, SLG: 0.437	0-0 4-3			0-0 G6-4-3 1-2	0-0 SF8		0-0 1-H 1B 2B			3	1	1	2	0	0	1				
Ken Griffey, L (1, 9) OBP: 0.328, SLG: 0.409	0-0 F8			0-0 BB 1B	0-0 F8		0-0 1B 1B BB			3	2	1	0	1	0	1				
Dave Winfield, R (1, 7) OBP: 0.326, SLG: 0.557		0-0 5-3		4-0 1-2 1B BB		0-0 F3		0-3 K		3	0	0	0	1	1	2				
Oscar Gamble, L (1, 10) OBP: 0.391, SLG: 0.543		0-0 L5		0-0 1-2 2-H 1B		0-0 F5		0-0 1B 9-2 1B		3	0	1	1	0	0	0				
Lou Piniella, R (8, PH) OBP: 0.363, SLG: 0.452								1-3 2-H 1B		1	0	1	1	0	0	0				
Graig Nettles, L (1, 5) OBP: 0.322, SLG: 0.410		0-0 5-3		0-0 L4		0-0 F8		1-3 3-H 1B		4	0	1	1	0	0	2				
Roy Smalley, S (1, 6) OBP: 0.352, SLG: 0.427			0-0 3-1		0-0 1B SF9 1B		0-0 F7	0-0 9-2		4	1	1	0	0	0	2				
Lee Mazzilli, S (1, 3) OBP: 0.347, SLG: 0.381			0-3 K		0-0 SF9 SF8 1B		0-0 1-3 2-3 1B			3	1	1	0	0	1	0				
John Mayberry, L (8, 3) OBP: 0.328, SLG: 0.368					0-0 SF9 SF8 1B		0-0 1-3 2-3 1B			0	0	0	0	0	0	0				
Rick Cerone, R (1, 2) OBP: 0.257, SLG: 0.281			0-0 6-3		0-0 1-2 2-3 1B		0-3 K			3	0	1	0	0	1	0				
<b>Inning Stats</b>	R: 0 E: 0 K: 0 S: 3	H: 0 LOB: 0 BB: 0 P: 3	R: 0 E: 0 K: 0 S: 3	H: 0 LOB: 0 BB: 0 P: 3	R: 0 E: 0 K: 1 S: 5	H: 0 LOB: 0 BB: 0 P: 5	R: 1 E: 0 K: 0 S: 5	H: 3 LOB: 2 BB: 1 P: 9	R: 2 E: 0 K: 0 S: 6	H: 3 LOB: 1 BB: 0 P: 6	R: 0 E: 0 K: 0 S: 3	H: 0 LOB: 0 BB: 0 P: 3	R: 0 E: 0 K: 1 S: 5	H: 0 LOB: 0 BB: 0 P: 5	R: 3 E: 0 K: 1 S: 8	H: 4 LOB: 1 BB: 1 P: 12	1B: 9 2B: 2 3B: 0 HR: 0	SF: 2 SAC: 0 DP: 2 HBP: 0	WP: 0 PB: 0 CS: 0	PA: 34
<b>PITCHER</b> Lary Sorensen, R (1, 1) ERA: 5.35 Ed Glynn, L (8, 1) ERA: 4.06	IP: 7.0 WLS: L BF: 29 H: 8 R: 5 ER: 5 SO: 2 BB: 1 IBB: 0 HBP: 0 BLK: 0 WP: 0 HR: 0 S: 32 P: 36 ERA: 6.43 WHIP: 1.286															<b>PITCHER</b>				







Batter	1	2	3	4	5	6	7	8	9	10	11	12	13	14	15	16	17	18	AB	R	H	RBI	BB	SO	LOB	TOP							
Miguel Dilone, S Lary Mitroune, S	BB G6-4-3 1B		L1		6-3			4-3		6-3		BB S BB		6-3			1-3		6 1 1 0 1 0 2 1 0 0 0 0 0 0														
Toby Harrah, R	G6-4-3 BB		BB			E6		HR		F3		BB			6-3		BB		5 1 2 2 3 0 0														
Mike Hargrove, L	BB		BB			G4-6-3		BB		F9		BB			6-3		1B		5 0 0 0 3 1 4														
Andre Thornton, R	G6-4-3 BB		F5			BB		BB		F8					6-3				6 0 0 0 2 0 4														
Von Hayes, L	6-3				3-4-1			F4		G4-6-3									8 0 2 0 0 1 4														
Rick Manning, L		4-1						F6		BB									7 0 0 0 1 2 2														
Ron Hassey, L		F7						4-3		SH3-4 BB									5 0 0 0 2 0 1														
Jack Thompson, L Carmen Castillo, R Alan Spillner, R Kevin Whittaker, R	F9							5-3		F7									3 0 0 0 0 1 0 1 0 0 0 0 1 1 0 0 0 0 0 0 2 0 0 0 0 0 0 0														
Mike Fischlin, R Karl Pagel, L Jerry Dyzinski, R	F6				1-3			HR 4-3 1B		4-3									2 0 0 0 0 0 0 1 0 1 0 0 0 0 4 1 0 0 0 0 2														
<b>Inning Stats</b>	R: 1 E: 0 K: 0 S: 3	H: 1 LOB: 1 BB: 2 P: 11	R: 0 E: 0 K: 0 S: 3	H: 0 LOB: 0 BB: 0 P: 3	R: 0 E: 0 K: 1 S: 3	H: 0 LOB: 2 BB: 0 P: 11	R: 0 E: 0 K: 1 S: 3	H: 0 LOB: 0 BB: 0 P: 5	R: 0 E: 0 K: 1 S: 5	H: 0 LOB: 0 BB: 0 P: 5	R: 0 E: 1 K: 0 S: 3	H: 0 LOB: 1 BB: 1 P: 7	R: 0 E: 0 K: 0 S: 3	H: 0 LOB: 0 BB: 0 P: 3	R: 0 E: 0 K: 1 S: 5	H: 1 LOB: 1 BB: 0 P: 4	R: 0 E: 0 K: 0 S: 3	H: 0 LOB: 0 BB: 0 P: 5	R: 0 E: 0 K: 1 S: 5	H: 0 LOB: 1 BB: 0 P: 9	R: 0 E: 0 K: 1 S: 6	H: 1 LOB: 1 BB: 0 P: 6	R: 0 E: 0 K: 0 S: 3	H: 1 LOB: 2 BB: 1 P: 10	18: 5 28: 3 38: 0 HR: 1	SF: 0 SAC: 1 DF: 3 HBP: 0	WP: 0 PB: 0 CS: 0	PA: 71					
<b>PITCHER</b>	IP WLS BF H R ER SO BB IBB HBP BLK WP HR S P ERA WHIP																																
Jerry Ujdr, R Kevin Sauder, L Dave Tobik, R Pat Underwood, L Lary Pastnick, R	7.1 1.1 8.2 0.1 0.1	29 6 33 2 W 1	3 0 4 0 0	3 0 0 0 0	2 0 4 0 0	0 0 0 0 0	0 0 0 0 0	0 0 0 0 0	0 0 0 0 0	0 0 0 0 0	1 0 0 0 0	28 3 38 0 1	48 15 50 7 1	3.68 0.00 0.00 0.00 0.00	1.091 2.250 0.808 3.000 0.000																		
<b>Batter</b>	1	2	3	4	5	6	7	8	9	10	11	12	13	14	15	16	17	18	AB	R	H	RBI	BB	SO	LOB	BOTTOM							
Chet Lemon, R Lary Herndon, R	L1		FC5-4 2B E		F9					K									3 1 0 0 0 0 1 5 0 1 0 0 1 1														
Enos Cabell, R	6-3		F8		4-3					F8									6 0 0 0 0 1 5														
Kirk Gibson, L Howard Johnson, S	BB		E8					4-3											6 0 4 0 0 0 0 2 0 0 0 0 0 2														
Mike Ivie, R	1-3		2B					6-3		F3									7 0 0 0 0 3 4														
Jerry Turner, L Lynn Jones, R Rick Leach, L			CS 1B		F5			HR											4 1 3 1 0 0 0 1 0 0 0 0 0 0 2 0 0 0 0 2 0														
Lou Whitaker, L	F9		2B							F7									7 0 1 0 0 2 2														
John Wockenfluss, R Richie Helmer, L Lance Parrish, R					5-3					F9									4 0 1 0 0 0 1 1 0 0 0 0 0 0 2 0 0 0 0 1 0														
Tom Brookens, R								6-3		F3									6 1 1 1 1 1 1														
Alan Trammell, R			HR							F8									6 1 2 0 0 0 0														
<b>Inning Stats</b>	R: 0 E: 0 K: 0 S: 4	H: 1 LOB: 1 BB: 0 P: 4	R: 0 E: 0 K: 0 S: 3	H: 1 LOB: 0 BB: 0 P: 3	R: 2 E: 1 K: 1 S: 8	H: 3 LOB: 1 BB: 0 P: 8	R: 0 E: 0 K: 1 S: 6	H: 1 LOB: 1 BB: 0 P: 6	R: 0 E: 0 K: 1 S: 4	H: 1 LOB: 1 BB: 0 P: 7	R: 0 E: 0 K: 0 S: 3	H: 0 LOB: 0 BB: 0 P: 3	R: 0 E: 0 K: 1 S: 6	H: 1 LOB: 0 BB: 0 P: 6	R: 0 E: 0 K: 2 S: 7	H: 0 LOB: 0 BB: 0 P: 7	R: 0 E: 0 K: 1 S: 5	H: 0 LOB: 0 BB: 0 P: 5	R: 0 E: 0 K: 0 S: 3	H: 0 LOB: 0 BB: 0 P: 3	R: 0 E: 0 K: 1 S: 5	H: 0 LOB: 0 BB: 0 P: 5	R: 0 E: 0 K: 0 S: 3	H: 0 LOB: 0 BB: 0 P: 3	R: 0 E: 0 K: 1 S: 7	H: 1 LOB: 2 BB: 1 P: 7	18: 9 28: 3 38: 0 HR: 2	SF: 0 SAC: 1 DF: 1 HBP: 0	WP: 1 PB: 0 CS: 2	PA: 66			
<b>PITCHER</b>	IP WLS BF H R ER SO BB IBB HBP BLK WP HR S P ERA WHIP																																
Tom Brennan, R Dan Spillner, R Ed Whitson, R Bud Anderson, R Ed Glynn, L	5.2 6.1 13.1 3.1 0.0	24 22 63 16 1	9 3 0 1 0	3 0 0 1 0	3 0 0 0 0	0 0 0 0 0	0 0 0 0 0	0 0 0 0 0	0 0 0 0 0	0 0 0 0 0	0 0 0 0 0	0 0 0 0 0	0 0 0 0 0	0 0 0 0 0	0 0 0 0 0	0 0 0 0 0	0 0 0 0 0	0 0 0 0 0	0 0 0 0 0	2 0 0 0 0 0 0 0 0 0 0 0 0 0 0 0 10 10 0 0 0 0 0 18 22 0 0 0 0 0 0 0 0 0 0													

Cleveland Indians @ Detroit Tigers  
Tiger Stadium, Detroit, MI  
Thu Sep 23 1982, Postponed  
Att. 32,213 - Unknown - 66 F

AB 58  
R 3  
H 7  
RBI 2  
BB 12  
SO 7  
LOB 23



Cleveland Indians @ Detroit Tigers  
Tiger Stadium, Detroit, MI  
Thu Sep 23 1982, Postponed  
Att. 32,213 - Unknown - 66 F

AB 64  
R 4  
H 13  
RBI 2  
BB 11  
SO 10  
LOB 17





Batter	1	2	3	4	5	6	7	8	9	AB	R	H	RBI	BB	SO	LOB	TOP																			
Larry Milbourne, S OBP: 0.287, SLG: 0.332	F8			G3	G4-6-3		G3		5-3	5	0	0	0	0	0	2	Cleveland Indians @ Detroit Tigers Tiger Stadium, Detroit, MI Fri Sep 24 1982, 7:05 PM EDT Alt. 7, 226 - Unknown - 59 F																			
Von Hayes, L OBP: 0.310, SLG: 0.398	4-3			FC5-4 1B			G3		4-3	4	0	1	0	1	0	0																				
Toby Harrah, R OBP: 0.401, SLG: 0.503	K			FC5-4 2B	F5				F7	5	1	1	0	0	1	3																				
Andre Thornton, R OBP: 0.393, SLG: 0.498				G4-6-3 BB			F9		1B 2B	4	1	2	1	1	0	1																				
Mike Hargrove, L OBP: 0.375, SLG: 0.332	G4-6-3			F5			1-3		2B 1B	4	1	1	0	0	0	2																				
Ron Hassey, L OBP: 0.350, SLG: 0.350	F8						1B BB		1B E	3	2	2	1	1	0	0																				
Rick Manning, L OBP: 0.343, SLG: 0.361				G3			1B BB		4-3	2	1	0	0	2	0	2																				
Carmen Castillo, R OBP: 0.304, SLG: 0.321				L4			FC5-4 BB		E5	4	0	2	1	0	0	2																				
Mike Fischlin, R OBP: 0.350, SLG: 0.307	L5						5-3		6-3	4	0	1	1	0	0	1																				
<b>Inning Stats</b>	R: 0 E: 0 K: 1 S: 5	H: 0 LOB: 0 BB: 0 P: 5	R: 0 E: 0 K: 0 S: 2	H: 0 LOB: 0 BB: 1 P: 6	R: 0 E: 0 K: 0 S: 3	H: 0 LOB: 0 BB: 0 P: 3	R: 1 E: 0 K: 0 S: 5	H: 2 LOB: 1 BB: 0 P: 5	R: 2 E: 0 K: 0 S: 5	H: 3 LOB: 2 BB: 2 P: 13	R: 0 E: 0 K: 0 S: 3	H: 0 LOB: 0 BB: 0 P: 11	R: 0 E: 0 K: 0 S: 3	H: 0 LOB: 0 BB: 0 P: 3	R: 3 E: 1 K: 0 S: 7	H: 4 LOB: 1 BB: 0 P: 7	R: 0 E: 0 K: 0 S: 4	H: 1 LOB: 1 BB: 0 P: 4	1B: 8 2B: 2 3B: 0 HR: 0	SF: 0 SAC: 0 DP: 2 HBP: 0	WP: 0 PB: 0 SB: 0 CS: 0	PA: 40														
<b>PITCHER</b>	IP	WLS	BF	H	R	ER	SO	BB	IBB	HBP	BLK	WP	HR	S	P	ERA	WHIP	<b>PITCHER</b>		IP	WLS	BF	H	R	ER	SO	BB	IBB	HBP	BLK	WP	HR	S	P	ERA	WHIP
Jerry Ujdr, R ERA: 3.9	(1, 1)	7.1	L	33	8	6	5	1	5	0	0	0	0	0	30	50	6.14	1.773																		
Howard Bailey, L ERA:	(8, 1)	1.2		7	2	0	0	0	0	0	0	0	0	0	7	7	0.00	1.200																		

AB	35
R	6
H	10
RBI	4
BB	5
SO	1
LOB	13



Batter	1	2	3	4	5	6	7	8	9	AB	R	H	RBI	BB	SO	LOB	BOTTOM																			
Lou Whitaker, L OBP: 0.340, SLG: 0.439	L7			K			1-3		F8	4	0	0	0	0	1	1	Cleveland Indians @ Detroit Tigers Tiger Stadium, Detroit, MI Fri Sep 24 1982, 7:05 PM EDT Alt. 7, 226 - Unknown - 59 F																			
Howard Johnson, S OBP: 0.385, SLG: 0.458	F7			FC5-4 1B			E4 BB 1B		K	4	0	2	0	0	1	0																				
Larry Hemdon, R OBP: 0.334, SLG: 0.491	F4			K			BB 1B		F8	4	0	1	0	0	1	1																				
Lance Parrish, R OBP: 0.339, SLG: 0.525				FC5-4			K		K	4	0	0	0	0	2	3																				
Chet Lemon, R OBP: 0.368, SLG: 0.449							2B		HR	3	1	2	1	1	0	0																				
Mike Lago, L OBP: 0.292, SLG: 0.484							F6		K	4	0	0	0	0	2	4																				
Tom Brookens, R OBP: 0.284, SLG: 0.361				F2			F7		K	4	0	0	0	0	1	1																				
Rick Leach, L OBP: 0.297, SLG: 0.322				3-1			G3		F9	3	0	0	0	0	0	1																				
Alan Trammell, R OBP: 0.323, SLG: 0.380				F9			E 2B		F7	3	1	1	0	0	0	0																				
<b>Inning Stats</b>	R: 0 E: 0 K: 0 S: 3	H: 0 LOB: 0 BB: 0 P: 3	R: 0 E: 0 K: 1 S: 5	H: 0 LOB: 0 BB: 0 P: 5	R: 0 E: 0 K: 0 S: 3	H: 0 LOB: 0 BB: 0 P: 3	R: 0 E: 0 K: 2 S: 8	H: 1 LOB: 1 BB: 0 P: 8	R: 0 E: 0 K: 0 S: 4	H: 1 LOB: 1 BB: 0 P: 4	R: 1 E: 1 K: 1 S: 8	H: 3 LOB: 3 BB: 1 P: 12	R: 0 E: 0 K: 0 S: 3	H: 0 LOB: 0 BB: 0 P: 3	R: 0 E: 0 K: 1 S: 5	H: 0 LOB: 0 BB: 0 P: 5	R: 1 E: 0 K: 3 S: 10	H: 1 LOB: 0 BB: 0 P: 10	1B: 3 2B: 2 3B: 0 HR: 1	SF: 0 SAC: 0 DP: 0 HBP: 0	WP: 0 PB: 0 SB: 0 CS: 0	PA: 34														
<b>PITCHER</b>	IP	WLS	BF	H	R	ER	SO	BB	IBB	HBP	BLK	WP	HR	S	P	ERA	WHIP	<b>PITCHER</b>		IP	WLS	BF	H	R	ER	SO	BB	IBB	HBP	BLK	WP	HR	S	P	ERA	WHIP
Tom Brennan, R ERA: 4.46	(1, 1)	5.1	W	21	5	1	1	3	0	0	0	0	0	27	27	1.69	0.938																			
Dan Spillner, R ERA: 2.55	(6, 1)	3.2	S	13	1	1	1	5	1	0	0	0	0	1	22	26	2.46	0.545																		





Batter	1	2	3	4	5	6	7	8	9	AB	R	H	RBI	BB	SO	LOB	TOP					
Jack Perconte, L (1,4) OBP: 0.296, SLG: 0.272										3	0	1	0	1	1	1	<b>Cleveland Indians @ Detroit Tigers</b> Tiger Stadium, Detroit, MI Sat Sep 25 1982, 3:33 AM EDT Att: 8,358 - Unknown					
Von Hayes, L (1,9) OBP: 0.307, SLG: 0.395										4	0	0	0	0	1	3						
Toby Harrah, R (1,5) OBP: 0.401, SLG: 0.500										3	0	0	0	1	0	0						
Andre Thornton, R (1,10) OBP: 0.392, SLG: 0.496										4	0	1	0	0	1	2						
Mike Hargrove, L (1,3) OBP: 0.374, SLG: 0.332										4	0	1	0	0	0	3						
Ron Hassey, L (1,2) OBP: 0.354, SLG: 0.354										3	0	2	0	1	0	0						
Rick Manning, L (1,8) OBP: 0.341, SLG: 0.358										4	0	0	0	0	0	5						
Carmen Castillo, R (1,7) OBP: 0.292, SLG: 0.307										4	0	0	0	0	1	0						
Mike Fischlin, R (1,6) OBP: 0.350, SLG: 0.312										3	0	1	0	0	1	0						
<b>Inning Stats</b>	R: 0 E: 0 K: 1 S: 6	H: 1 LOB: 2 BB: 1 P: 10	R: 0 E: 0 K: 0 S: 3	H: 1 LOB: 0 BB: 0 P: 3	R: 0 E: 0 K: 0 S: 3	H: 0 LOB: 0 BB: 0 P: 3	R: 0 E: 0 K: 0 S: 4	H: 1 LOB: 2 BB: 1 P: 8	R: 0 E: 0 K: 1 S: 5	H: 0 LOB: 1 BB: 1 P: 9	R: 0 E: 0 K: 0 S: 5	H: 2 LOB: 2 BB: 0 P: 5	R: 0 E: 0 K: 2 S: 8	H: 1 LOB: 1 BB: 0 P: 8	R: 0 E: 0 K: 0 S: 3	H: 0 LOB: 0 BB: 0 P: 3	R: 0 E: 0 K: 1 S: 5	H: 0 LOB: 0 BB: 0 P: 5	1B: 5 2B: 2 3B: 0 HR: 0	SF: 0 SAC: 0 DP: 1 HBP: 0	WP: 0 PB: 0 SB: 2 CS: 0	PA: 35
<b>PITCHER</b> Jack Morris, R (1,1) ERA: 4.01	IP: 9.0 WLS: W BF: 35 H: 6 R: 0 ER: 0 SO: 5 BB: 3 IBB: 0 HBP: 0 BLK: 0 WP: 0 HR: 0 S: 42 P: 54 ERA: 0.00 WHIP: 1.000															<b>PITCHER</b>						

Batter	1	2	3	4	5	6	7	8	9	AB	R	H	RBI	BB	SO	LOB	BOTTOM			
Chet Lemon, R (1,8) OBP: 0.369, SLG: 0.448										3	1	1	1	1	0	0	<b>Cleveland Indians @ Detroit Tigers</b> Tiger Stadium, Detroit, MI Sat Sep 25 1982, 3:33 AM EDT Att: 8,358 - Unknown			
Enos Cabell, R (1,3) OBP: 0.289, SLG: 0.330										4	0	0	0	0	1	3				
Larry Hemdon, R (1,7) OBP: 0.335, SLG: 0.490										2	1	0	0	2	0	2				
Lance Parrish, R (1,2) OBP: 0.338, SLG: 0.525										4	0	1	2	0	0	1				
Mike Ivie, R (1,10) OBP: 0.301, SLG: 0.440										1	0	1	0	0	0	0				
Mike Laga, L (3,PH) OBP: 0.294, SLG: 0.469										2	0	0	0	1	0	1				
Tom Brookens, R (1,4) OBP: 0.281, SLG: 0.357										4	1	0	0	0	2	3				
Howard Johnson, S (1,5) OBP: 0.388, SLG: 0.459										4	0	2	0	0	0	0				
Lynn Jones, R (1,9) OBP: 0.260, SLG: 0.261										4	1	1	0	0	1	4				
Alan Trammell, R (1,6) OBP: 0.323, SLG: 0.380										3	0	1	0	0	0	1				
<b>Inning Stats</b>	R: 0 E: 0 K: 1 S: 5	H: 0 LOB: 1 BB: 1 P: 9	R: 1 E: 0 K: 1 S: 7	H: 2 LOB: 1 BB: 0 P: 7	R: 2 E: 0 K: 1 S: 6	H: 1 LOB: 1 BB: 2 P: 14	R: 0 E: 0 K: 0 S: 3	H: 0 LOB: 0 BB: 0 P: 3	R: 0 E: 0 K: 0 S: 3	H: 0 LOB: 0 BB: 0 P: 3	R: 0 E: 0 K: 0 S: 3	H: 0 LOB: 0 BB: 0 P: 3	R: 1 E: 0 K: 0 S: 6	H: 3 LOB: 2 BB: 0 P: 6	R: 0 E: 0 K: 1 S: 6	H: 1 LOB: 2 BB: 1 P: 10	1B: 6 2B: 1 3B: 0 HR: 0	SF: 0 SAC: 0 DP: 0 HBP: 0	WP: 2 PB: 0 SB: 2 CS: 0	PA: 35
<b>PITCHER</b> Neal Heaton, L (1,1) ERA: 4.94	IP: 2.1 WLS: L BF: 13 H: 3 R: 3 ER: 3 SO: 2 BB: 3 IBB: 0 HBP: 0 BLK: 0 WP: 0 HR: 0 S: 14 P: 26 ERA: 11.57 WHIP: 2.571															<b>PITCHER</b>				
Jerry Reed, R (3,1) ERA: 3.12	IP: 4.2 WLS: L BF: 17 H: 3 R: 1 ER: 1 SO: 1 BB: 0 IBB: 0 HBP: 0 BLK: 0 WP: 0 HR: 0 S: 19 P: 19 ERA: 1.93 WHIP: 0.643															<b>PITCHER</b>				
Sandy Whitol, R (8,1) ERA: 6.75	IP: 1.0 WLS: L BF: 5 H: 1 R: 0 ER: 0 SO: 1 BB: 1 IBB: 0 HBP: 0 BLK: 0 WP: 0 HR: 0 S: 6 P: 10 ERA: 0.00 WHIP: 2.000															<b>PITCHER</b>				



Batter	1	2	3	4	5	6	7	8	9	AB	R	H	RBI	BB	SO	LOB	TOP					
Jack Perconte, L (1,4) OBP: 0.297, SLG: 0.278	F6				F9		SH2-4			3	0	1	1	0	0	0	<b>Cleveland Indians @ Detroit Tigers</b> Tiger Stadium, Detroit, MI Sun Sep.26 1982, 3:33 AM EDT Att. 8,613 - Unknown - 66 F					
Von Hayes, L (1,9) OBP: 0.307, SLG: 0.394							F4			4	0	1	0	0	0	2						
Toby Harrah, R (1,5) OBP: 0.400, SLG: 0.497					F6					3	0	0	0	0	0	1						
Andre Thornton, R (1,10) OBP: 0.391, SLG: 0.494										3	1	0	0	1	0	1						
Mike Hargrove, L (1,3)										3	1	2	0	1	0	0						
Ron Hassey, L (1,2) OBP: 0.356, SLG: 0.351										2	1	0	0	2	0	1						
Rick Manning, L (1,8) OBP: 0.340, SLG: 0.358										4	0	1	0	0	1	4						
Carmen Castillo, R (1,7) OBP: 0.280, SLG: 0.293										4	0	0	0	0	2	6						
Mike Fischlin, R (1,6) OBP: 0.352, SLG: 0.315										4	1	2	1	0	0	0						
<b>Inning Stats</b>	R: 0 E: 0 K: 0 S: 3	H: 1 LOB: 1 BB: 0 P: 4	R: 3 E: 1 K: 2 S: 10	H: 3 LOB: 1 BB: 1 P: 14	R: 1 E: 0 K: 0 S: 4	H: 1 LOB: 2 BB: 2 P: 12	R: 0 E: 0 K: 0 S: 3	H: 0 LOB: 0 BB: 0 P: 3	R: 0 E: 1 K: 0 S: 3	H: 1 LOB: 0 BB: 0 P: 3	R: 0 E: 0 K: 0 S: 4	H: 1 LOB: 1 BB: 0 P: 4	R: 0 E: 0 K: 1 S: 5	H: 0 LOB: 0 BB: 0 P: 5	R: 0 E: 0 K: 1 S: 5	H: 0 LOB: 0 BB: 1 P: 6		R: 0 E: 0 K: 1 S: 5	H: 0 LOB: 0 BB: 0 P: 5	1B: 6 2B: 2 3B: 0 HR: 0	SF: 0 SAC: 1 DP: 3 HBP: 1	WP: 0 PB: 0 SB: 0 CS: 1
<b>PITCHER</b> Milt Wilcox, R (1,1) ERA: 3.64	IP: 9.0 WLS: L BF: 36 H: 7 R: 4 ER: 1 SO: 3 BB: 3 IBB: 1 HBP: 1 BLK: 0 WP: 0 HR: 0 S: 37 P: 54 ERA: 1.00 WHIP: 1.111															<b>PITCHER</b>						

Batter	1	2	3	4	5	6	7	8	9	AB	R	H	RBI	BB	SO	LOB	BOTTOM					
Lou Whitaker, L (1,4) OBP: 0.341, SLG: 0.440										4	1	2	0	0	1	0	<b>Cleveland Indians @ Detroit Tigers</b> Tiger Stadium, Detroit, MI Sun Sep.26 1982, 3:33 AM EDT Att. 8,613 - Unknown - 66 F					
John Wockenfuss, R (9, FH) OBP: 0.377, SLG: 0.414										1	0	0	0	0	0	2						
Howard Johnson, S (1,5) OBP: 0.384, SLG: 0.452										4	0	1	1	0	1	1						
Larry Hemdon, R (1,7) OBP: 0.336, SLG: 0.490										4	0	2	0	0	0	0						
Lance Parrish, R (1,2) OBP: 0.337, SLG: 0.521										3	0	0	0	1	2	2						
Jerry Turner, L (1,10) OBP: 0.310, SLG: 0.376										3	0	0	0	1	1	5						
Chet Lemon, R (1,8) OBP: 0.396, SLG: 0.444										4	0	0	0	0	1	1						
Mike Laga, L (1,3) OBP: 0.292, SLG: 0.456										4	0	1	0	0	3	0						
Enos Cabell, R (9, PR) OBP: 0.289, SLG: 0.330										0	0	0	0	0	0	0						
Rick Leach, L (1,9) OBP: 0.298, SLG: 0.322										3	1	1	0	0	0	0						
Alan Trammell, R (1,6) OBP: 0.322, SLG: 0.385										4	1	1	2	0	0	2						
<b>Inning Stats</b>	R: 0 E: 0 K: 2 S: 9	H: 2 LOB: 2 BB: 0 P: 9	R: 2 E: 0 K: 1 S: 7	H: 2 LOB: 0 BB: 0 P: 7	R: 0 E: 0 K: 1 S: 5	H: 0 LOB: 0 BB: 0 P: 5	R: 0 E: 0 K: 2 S: 7	H: 0 LOB: 0 BB: 0 P: 7	R: 1 E: 0 K: 0 S: 6	H: 3 LOB: 3 BB: 1 P: 10	R: 0 E: 0 K: 1 S: 5	H: 0 LOB: 0 BB: 0 P: 5	R: 0 E: 0 K: 2 S: 7	H: 0 LOB: 1 BB: 1 P: 7	R: 0 E: 0 K: 0 S: 4	H: 1 LOB: 2 BB: 0 P: 4	R: 0 E: 0 K: 0 S: 4	H: 1 LOB: 0 BB: 0 P: 4	1B: 7 2B: 0 3B: 0 HR: 1	SF: 0 SAC: 1 DP: 0 HBP: 0	WP: 1 PB: 0 SB: 2 CS: 0	PA: 37
<b>PITCHER</b> Len Barker, R (1,1) ERA: 3.97	IP: 7.0 WLS: W BF: 29 H: 7 R: 3 ER: 3 SO: 9 BB: 1 IBB: 0 HBP: 0 BLK: 0 WP: 1 HR: 1 S: 46 P: 50 ERA: 3.86 WHIP: 1.143															<b>PITCHER</b>						
Bud Anderson, R (8,1) ERA: 3.27	1.2 S: 7 P: 10																					
Ed Glynn, L (9,1) ERA: 3.94	0.1 S: 1 P: 1																					



Batter	1	2	3	4	5	6	7	8	9	AB	R	H	RBI	BB	SO	LOB	TOP
<b>Willie Randolph, R</b> (1, 4) <small>OBP: 0.363, SLG: 0.343</small> <b>John Mayberry, L</b> (6, FH) <small>OBP: 0.326, SLG: 0.367</small> <b>Edwin Rodriguez, R</b> (6, 4)	F9		K		E6 1B	K			P5	3	1	0	0	0	1	1	<b>New York Yankees @ Cleveland Indians</b> Cleveland Municipal Stadium, Cleveland, OH Tue Sep 28 1982, 7:05 PM EDT Att: 5,017 - Unknown - 64 F
<b>Dave Collins, S</b> (1, 9) <small>OBP: 0.311, SLG: 0.321</small>	4-3			F9	1B HBP		K		4-3	4	0	0	0	0	1	0	
<b>Jerry Mumphrey, S</b> (1, 8) <small>OBP: 0.363, SLG: 0.443</small> <b>Mike Patterson, L</b> (8, 8) <small>OBP: 0.231, SLG: 0.538</small>	6-3			HR	1B		4-3		4-3	4	1	2	3	0	0	0	
<b>Dave Winfield, R</b> (1, 7) <small>OBP: 0.330, SLG: 0.564</small>		HR		5-3	F9				1B 2B	4	2	2	1	0	0	2	
<b>Oscar Gamble, L</b> (1, 10) <small>OBP: 0.383, SLG: 0.523</small>	G3			BB		BB FC5-4 1B			1B	3	1	2	1	1	0	0	
<b>Roy Smalley, S</b> (1, 5) <small>OBP: 0.347, SLG: 0.419</small>				K		F7			P6	4	0	1	0	0	1	3	
<b>Steve Balboni, R</b> (1, 3) <small>OBP: 0.237, SLG: 0.318</small>	G5-4-3				K	FC5-4 BB 1B			K	4	0	1	0	0	2	1	
<b>Rick Cerone, R</b> (1, 2) <small>OBP: 0.261, SLG: 0.302</small>			4-3		E6 HBP 1B	FC5-4 BB			P2	3	1	0	0	1	0	0	
<b>Andre Robertson, R</b> (1, 6) <small>OBP: 0.257, SLG: 0.314</small>			F7		F9	FC5-4			4-3	4	0	0	1	0	0	3	
<b>Inning Stats</b>	R: 0 E: 0 K: 0 S: 3	H: 0 LOB: 0 BB: 0 P: 3	R: 1 E: 0 K: 0 S: 4	H: 2 LOB: 0 BB: 0 P: 4	R: 0 E: 0 K: 1 S: 5	H: 0 LOB: 0 BB: 0 P: 5	R: 1 E: 0 K: 1 S: 6	H: 1 LOB: 1 BB: 1 P: 10	R: 2 E: 2 K: 1 S: 8	H: 1 LOB: 2 BB: 0 P: 9	R: 1 E: 0 K: 1 S: 7	H: 2 LOB: 1 BB: 0 P: 7	R: 0 E: 0 K: 1 S: 5	H: 0 LOB: 0 BB: 0 P: 5	R: 0 E: 0 K: 0 S: 3	H: 0 LOB: 0 BB: 0 P: 3	
<b>PITCHER</b>	IP WLS BF H R ER SO BB IBB HBP BLK WP HR S P ERA WHIP	IP WLS BF H R ER SO BB IBB HBP BLK WP HR S P ERA WHIP	IP WLS BF H R ER SO BB IBB HBP BLK WP HR S P ERA WHIP	IP WLS BF H R ER SO BB IBB HBP BLK WP HR S P ERA WHIP	IP WLS BF H R ER SO BB IBB HBP BLK WP HR S P ERA WHIP	IP WLS BF H R ER SO BB IBB HBP BLK WP HR S P ERA WHIP	IP WLS BF H R ER SO BB IBB HBP BLK WP HR S P ERA WHIP	IP WLS BF H R ER SO BB IBB HBP BLK WP HR S P ERA WHIP	IP WLS BF H R ER SO BB IBB HBP BLK WP HR S P ERA WHIP	IP WLS BF H R ER SO BB IBB HBP BLK WP HR S P ERA WHIP	IP WLS BF H R ER SO BB IBB HBP BLK WP HR S P ERA WHIP	IP WLS BF H R ER SO BB IBB HBP BLK WP HR S P ERA WHIP	IP WLS BF H R ER SO BB IBB HBP BLK WP HR S P ERA WHIP	IP WLS BF H R ER SO BB IBB HBP BLK WP HR S P ERA WHIP	IP WLS BF H R ER SO BB IBB HBP BLK WP HR S P ERA WHIP	IP WLS BF H R ER SO BB IBB HBP BLK WP HR S P ERA WHIP	<b>Rick Sutcliffe, R</b> (1, 1) <small>ERA: 2.9</small> <b>Jerry Reed, R</b> (7, 1) <small>ERA: 3.25</small> <b>Sandy Whitl, R</b> (9, 1) <small>ERA: 5.4</small>

AB	36
R	6
H	8
RBI	6
BB	2
SO	6
LOB	12



Batter	1	2	3	4	5	6	7	8	9	AB	R	H	RBI	BB	SO	LOB	BOTTOM
<b>Larry Milbourne, S</b> (1, 4) <small>OBP: 0.291, SLG: 0.336</small>	E 2B 1B		1-3					G1-6-3 E 1B		4	2	3	0	0	0	0	<b>New York Yankees @ Cleveland Indians</b> Cleveland Municipal Stadium, Cleveland, OH Tue Sep 28 1982, 7:05 PM EDT Att: 5,017 - Unknown - 64 F
<b>Von Hayes, L</b> (1, 9) <small>OBP: 0.305, SLG: 0.390</small>	E4 2B		F7		F8			E4 G1-6-3		4	1	0	1	0	0	3	
<b>Toby Harrah, R</b> (1, 5) <small>OBP: 0.397, SLG: 0.494</small>	F6		6-3					G1-6-3		4	0	0	0	0	0	4	
<b>Andre Thornton, R</b> (1, 10) <small>OBP: 0.390, SLG: 0.492</small>	F8			5-3				G5-4-3		4	0	1	1	0	0	3	
<b>Mike Hargrove, L</b> (1, 3) <small>OBP: 0.377, SLG: 0.336</small>				5-3 1B				F9		4	0	2	2	0	0	1	
<b>Rick Manning, L</b> (1, 8) <small>OBP: 0.338, SLG: 0.355</small>	P6			5-3				L6		4	0	0	0	0	0	2	
<b>Bill Nahorodny, R</b> (1, 2) <small>OBP: 0.237, SLG: 0.425</small>			E1 FC5-4		F9					4	0	1	0	0	0	1	
<b>Carmen Castillo, R</b> (1, 7) <small>OBP: 0.269, SLG: 0.281</small>			FC5-4 G1-6-3						F2	4	0	0	0	0	0	2	
<b>Mike Fischlin, R</b> (1, 6) <small>OBP: 0.351, SLG: 0.318</small>			G1-6-3		6-3				4-3	4	1	1	0	0	0	2	
<b>Inning Stats</b>	R: 2 E: 1 K: 0 S: 6	H: 2 LOB: 1 BB: 0 P: 6	R: 0 E: 1 K: 0 S: 3	H: 0 LOB: 0 BB: 0 P: 3	R: 0 E: 0 K: 0 S: 3	H: 0 LOB: 0 BB: 0 P: 3	R: 0 E: 0 K: 0 S: 4	H: 1 LOB: 1 BB: 0 P: 4	R: 0 E: 0 K: 0 S: 3	H: 0 LOB: 0 BB: 0 P: 3	R: 0 E: 0 K: 0 S: 3	H: 0 LOB: 0 BB: 0 P: 3	R: 2 E: 1 K: 0 S: 6	H: 3 LOB: 1 BB: 0 P: 6	R: 0 E: 0 K: 0 S: 4	H: 1 LOB: 1 BB: 0 P: 4	
<b>PITCHER</b>	IP WLS BF H R ER SO BB IBB HBP BLK WP HR S P ERA WHIP	IP WLS BF H R ER SO BB IBB HBP BLK WP HR S P ERA WHIP	IP WLS BF H R ER SO BB IBB HBP BLK WP HR S P ERA WHIP	IP WLS BF H R ER SO BB IBB HBP BLK WP HR S P ERA WHIP	IP WLS BF H R ER SO BB IBB HBP BLK WP HR S P ERA WHIP	IP WLS BF H R ER SO BB IBB HBP BLK WP HR S P ERA WHIP	IP WLS BF H R ER SO BB IBB HBP BLK WP HR S P ERA WHIP	IP WLS BF H R ER SO BB IBB HBP BLK WP HR S P ERA WHIP	IP WLS BF H R ER SO BB IBB HBP BLK WP HR S P ERA WHIP	IP WLS BF H R ER SO BB IBB HBP BLK WP HR S P ERA WHIP	IP WLS BF H R ER SO BB IBB HBP BLK WP HR S P ERA WHIP	IP WLS BF H R ER SO BB IBB HBP BLK WP HR S P ERA WHIP	IP WLS BF H R ER SO BB IBB HBP BLK WP HR S P ERA WHIP	IP WLS BF H R ER SO BB IBB HBP BLK WP HR S P ERA WHIP	IP WLS BF H R ER SO BB IBB HBP BLK WP HR S P ERA WHIP	IP WLS BF H R ER SO BB IBB HBP BLK WP HR S P ERA WHIP	<b>Doyle Alexander, R</b> (1, 1) <small>ERA: 6.16</small> <b>Rudy May, L</b> (8, 1) <small>ERA: 3.05</small> <b>Rich Gossage, R</b> (8, 1) <small>ERA: 2.25</small>













Batter	1	2	3	4	5	6	7	8	9	AB	R	H	RBI	BB	SO	LOB	TOP
<b>Lou Whitaker, L</b> (1.4) OBP: 0.340, SLG: 0.437	0-0 6-3		4-0 BB E BB	0-0 F7			0-0 3-1			3	1	0	0	1	0	0	<b>Detroit Tigers @ Cleveland Indians</b> Cleveland Municipal Stadium, Cleveland, OH Fri Oct 01 1982, 7:05 PM EDT Unknown - 72 F
<b>Glenn Wilson, R</b> (1.8) OBP: 0.336, SLG: 0.480	0-3 K		4-0 F BB		0-0 4-3			0-0 L4		3	0	0	0	1	1	0	
<b>Larry Hemdon, R</b> (1.7) OBP: 0.334, SLG: 0.485	0-3 K		0-0 E9 1B		0-3 K			0-0 L4		4	0	1	2	0	2	0	
<b>Lance Parrish, R</b> (1.2) OBP: 0.334, SLG: 0.519		4-0 1B BB	0-3 K		0-0 F3			0-3 K		3	0	0	0	1	2	2	
<b>Howard Johnson, S</b> (1.10) OBP: 0.396, SLG: 0.446		0-0 1-2 1B	0-3 K			0-0 L9		0-3 K		4	0	1	0	0	2	2	
<b>Chet Lemon, R</b> (1.9) OBP: 0.373, SLG: 0.460		0-0 F7	4-0 BB			0-0 F8		0-0 F8		3	0	0	0	1	0	2	
<b>Mike Laga, L</b> (1.3) OBP: 0.284, SLG: 0.468		0-3 K	0-3 K			0-3 K			0-0 1B	4	0	1	0	0	3	5	
<b>Tom Brookens, R</b> (1.5) OBP: 0.275, SLG: 0.353	0-0 6-3			0-3 K			0-3 K		0-3 K	4	0	0	0	0	3	3	
<b>Alan Trammell, R</b> (1.6) OBP: 0.322, SLG: 0.386			0-0 BB E 2B	0-0 5-3			0-0 6-3			3	1	1	0	0	0	0	
<b>Inning Stats</b>	R: 0 E: 0 K: 2 S: 7	H: 0 LOB: 0 BB: 0 P: 7	R: 0 E: 0 K: 1 S: 6	H: 1 LOB: 2 BB: 1 P: 10	R: 2 E: 1 K: 3 S: 11	H: 2 LOB: 3 BB: 3 P: 23	R: 0 E: 0 K: 1 S: 5	H: 0 LOB: 0 BB: 0 P: 5	R: 0 E: 0 K: 1 S: 5	H: 0 LOB: 0 BB: 0 P: 5	R: 0 E: 0 K: 1 S: 5	H: 0 LOB: 0 BB: 0 P: 5	R: 0 E: 0 K: 2 S: 8	H: 1 LOB: 1 BB: 0 P: 8	1B: 3 2B: 1 3B: 0 HR: 0	SF: 0 SAC: 0 DP: 0 HBP: 0	WP: 0 PA: 35 PB: 0 SB: 0 CS: 0
<b>PITCHER</b> <b>Len Barker, R</b> (1.1) ERA: 3.9	IP: 9.0 WLS: W BF: 35 H: 4 R: 2 ER: 2 SO: 13 BB: 4 IBB: 0 HBP: 0 BLK: 0 WP: 0 HR: 0 S: 57 P: 73 ERA: 2.00 WHIP: 0.889																

Batter	1	2	3	4	5	6	7	8	9	AB	R	H	RBI	BB	SO	LOB	BOTTOM		
<b>Jack Perconte, L</b> (1.4) OBP: 0.298, SLG: 0.280	0-0 1B G3 1B		0-0 3-1			0-0 6-3	0-0 6-3			4	0	1	0	0	0	0	<b>Detroit Tigers @ Cleveland Indians</b> Cleveland Municipal Stadium, Cleveland, OH Fri Oct 01 1982, 7:05 PM EDT Unknown - 72 F		
<b>Von Hayes, L</b> (1.9) OBP: 0.306, SLG: 0.388	0-0 G3		0-0 F9			4-0 S WP SF8 BB		0-0 G3		3	1	0	0	1	0	1			
<b>Toby Harrah, R</b> (1.5) OBP: 0.398, SLG: 0.492	0-0 S 1B			0-0 4-3		4-0 SF8 S 1B BB		4-0 1B BB		2	1	1	0	2	0	0			
<b>Andre Thornton, R</b> (1.10) OBP: 0.388, SLG: 0.491	0-3 K			0-0 5-3		4-0 1B IBB		0-0 1B 1B		3	0	1	0	1	1	2			
<b>Mike Hargrove, L</b> (1.3) OBP: 0.379, SLG: 0.339	0-0 F9			0-0 4-3		0-0 SF8		0-0 1B		3	0	1	1	0	0	2			
<b>Ron Hassey, L</b> (1.2) OBP: 0.357, SLG: 0.351		0-0 F7			4-0 4-3 5-3 BB	0-0 1-2 3-H 1B		0-0 F7		3	0	1	1	1	0	2			
<b>Rick Manning, L</b> (1.8) OBP: 0.337, SLG: 0.357		0-0 2-3			0-0 5-3	0-0 1-3			0-0 F8	4	0	0	0	0	0	3			
<b>Carmen Castillo, R</b> (1.7) OBP: 0.282, SLG: 0.321		0-0 1-3			0-0 4-3		0-0 6-3			4	1	1	1	0	0	1			
<b>Mike Fischlin, R</b> (1.6) OBP: 0.353, SLG: 0.321			0-0 F9		0-0 5-3		0-0 F8			3	0	0	0	0	0	1			
<b>Inning Stats</b>	R: 0 E: 0 K: 1 S: 7	H: 2 LOB: 2 BB: 0 P: 7	R: 0 E: 0 K: 0 S: 3	H: 0 LOB: 0 BB: 0 P: 3	R: 0 E: 0 K: 0 S: 3	H: 0 LOB: 0 BB: 0 P: 3	R: 0 E: 0 K: 0 S: 3	H: 0 LOB: 1 BB: 1 P: 7	R: 2 E: 0 K: 0 S: 4	H: 1 LOB: 2 BB: 3 P: 16	R: 0 E: 0 K: 0 S: 3	H: 0 LOB: 0 BB: 0 P: 3	R: 0 E: 0 K: 0 S: 4	H: 2 LOB: 2 BB: 1 P: 8	R: 1 E: 0 K: 0 S: 2	H: 1 LOB: 0 BB: 0 P: 2	1B: 5 2B: 0 3B: 0 HR: 1	SF: 1 SAC: 0 DP: 0 HBP: 0	WP: 1 PA: 35 PB: 0 SB: 3 CS: 0
<b>PITCHER</b> <b>Milt Wilcox, R</b> (1.1) ERA: 3.62	IP: 8.1 WLS: L BF: 35 H: 6 R: 3 ER: 3 SO: 1 BB: 4 IBB: 1 HBP: 0 BLK: 0 WP: 1 HR: 1 S: 32 P: 52 ERA: 3.24 WHIP: 1.200																		







Batter	1	2	3	4	5	6	7	8	9	AB	R	H	RBI	BB	SO	LOB	TOP										
Lou Whitaker, L (1,4) OBP: 0.340, SLG: 0.434										3	0	1	0	1	0	0	<b>Detroit Tigers @ Cleveland Indians</b> Cleveland Municipal Stadium, Cleveland, OH Sat Oct 02 1982, 3:33 AM EDT Unknown - 65 F										
Glenn Wilson, R (1,8) OBP: 0.327, SLG: 0.466										4	0	0	0	0	2	3											
Howard Johnson, S (1,5) OBP: 0.393, SLG: 0.435										4	0	1	0	0	0	3											
Larry Hemdon, R (1,7) OBP: 0.332, SLG: 0.480										4	0	0	0	0	0	3											
Chet Lemon, R (1,9) OBP: 0.370, SLG: 0.453										3	0	0	0	0	0	1											
Mike Laga, L (1,10) OBP: 0.273, SLG: 0.440										3	0	1	0	0	2	0											
Rick Leach, L (1,3) OBP: 0.302, SLG: 0.330										3	0	0	0	0	1	1											
Bill Fahey, L (1,2) OBP: 0.127, SLG: 0.161										3	0	0	0	0	0	0											
Alan Trammell, R (1,6) OBP: 0.325, SLG: 0.391										3	0	1	0	0	0	0											
<b>Inning Stats</b>	R: 0 E: 0 K: 0 S: 3	H: 1 LOB: 0 BB: 0 P: 3	R: 0 E: 0 K: 0 S: 4	H: 1 LOB: 1 BB: 0 P: 4	R: 0 E: 0 K: 0 S: 3	H: 0 LOB: 0 BB: 0 P: 3	R: 0 E: 0 K: 0 S: 3	H: 0 LOB: 0 BB: 0 P: 3	R: 0 E: 0 K: 1 S: 5	H: 0 LOB: 0 BB: 0 P: 5	R: 0 E: 0 K: 0 S: 6	H: 1 LOB: 1 BB: 0 P: 6	R: 0 E: 0 K: 2 S: 7	H: 0 LOB: 0 BB: 0 P: 7	R: 0 E: 0 K: 1 S: 6	H: 1 LOB: 2 BB: 1 P: 10	1B: 4 2B: 0 3B: 0 HR: 0	SF: 0 SAC: 0 DP: 1 HBP: 0	WP: 0 PB: 0 SB: 2 CS: 0	PA: 31							
<b>PITCHER</b>	IP	WLS	BF	H	R	ER	SO	BB	IBB	HBP	BLK	WP	HR	S	P	ERA	WHIP										
Tom Brennan, R (1,1) ERA: 4.27	7.0	W	23	3	0	0	2	0	0	0	0	0	0	27	27	0.00	0.429										
Dan Spillner, R (8,1) ERA: 2.49	2.0	S	8	1	0	0	3	1	0	0	0	0	0	13	17	0.00	1.000										

AB 30  
R 0  
H 4  
RBI 0  
BB 1  
SO 5  
LOB 11



Batter	1	2	3	4	5	6	7	8	9	AB	R	H	RBI	BB	SO	LOB	BOTTOM										
Jack Perconte, L (1,4) OBP: 0.304, SLG: 0.293										3	1	1	0	1	1	2	<b>Detroit Tigers @ Cleveland Indians</b> Cleveland Municipal Stadium, Cleveland, OH Sat Oct 02 1982, 3:33 AM EDT Unknown - 65 F										
Larry Milbourne, S (1,10) OBP: 0.290, SLG: 0.330										3	0	0	0	0	1	1											
Toby Harrah, R (1,5) OBP: 0.398, SLG: 0.491										3	0	1	1	1	0	0											
Von Hayes, L (1,9) OBP: 0.307, SLG: 0.388										2	0	1	1	1	0	1											
Mike Hargrove, L (1,3) OBP: 0.378, SLG: 0.338										4	0	1	0	0	0	1											
Ron Hassey, L (1,2) OBP: 0.356, SLG: 0.353										4	0	1	0	0	2	2											
Rick Manning, L (1,8) OBP: 0.335, SLG: 0.355										3	0	0	0	0	0	1											
Carmen Castillo, R (1,7) OBP: 0.266, SLG: 0.302										3	0	0	0	0	1	2											
Mike Fischlin, R (1,6) OBP: 0.355, SLG: 0.319										1	1	0	0	2	0	0											
<b>Inning Stats</b>	R: 0 E: 0 K: 2 S: 7	H: 0 LOB: 1 BB: 1 P: 11	R: 0 E: 0 K: 0 S: 4	H: 1 LOB: 1 BB: 0 P: 4	R: 2 E: 0 K: 0 S: 3	H: 1 LOB: 0 BB: 2 P: 11	R: 0 E: 0 K: 0 S: 3	H: 0 LOB: 0 BB: 0 P: 3	R: 0 E: 0 K: 1 S: 6	H: 1 LOB: 1 BB: 0 P: 6	R: 0 E: 1 K: 1 S: 6	H: 0 LOB: 2 BB: 1 P: 10	R: 0 E: 0 K: 1 S: 6	H: 1 LOB: 2 BB: 1 P: 10	1B: 3 2B: 1 3B: 1 HR: 0	SF: 1 SAC: 1 DP: 1 HBP: 0	WP: 0 PB: 0 SB: 0 CS: 1	PA: 34									
<b>PITCHER</b>	IP	WLS	BF	H	R	ER	SO	BB	IBB	HBP	BLK	WP	HR	S	P	ERA	WHIP										
Dan Petry, R (1,1) ERA: 3.22	8.0	L	33	5	2	2	5	5	0	0	0	0	0	38	58	2.25	1.250										

AB 26  
R 2  
H 5  
RBI 2  
BB 5  
SO 5  
LOB 10





Batter	1	2	3	4	5	6	7	8	9	AB	R	H	RBI	BB	SO	LOB	TOP				
Lou Whitaker, L (1, 4) OBP: 0.341, SLG: 0.434	G3 1B		F6		4-3			F9 FC5-2 BB		3	1	1	0	1	0	1					
Glenn Wilson, R (1, 8) OBP: 0.326, SLG: 0.464	K		F2					FC4 FC5-2		4	0	1	0	0	1	3					
Howard Johnson, S (1, 10) OBP: 0.389, SLG: 0.427	G3		HR		4-3			F9		3	1	0	0	1	0	4					
Lance Parrish, R (1, 2) OBP: 0.337, SLG: 0.526			HR					FC5-2		3	1	2	4	1	0	2					
Chet Lemon, R (1, 9) OBP: 0.367, SLG: 0.449	K		K					F4		4	0	0	0	0	2	4					
Rick Leach, L (1, 7) OBP: 0.301, SLG: 0.329					G3					4	0	1	0	0	2	0					
Enos Cabell, R (1, 3) OBP: 0.235, SLG: 0.324	7-3									2	0	1	0	0	0	1					
Mike Laga, L (4, 3) OBP: 0.278, SLG: 0.442	7-3									2	0	1	0	0	0	0					
Tom Brookens, R (1, 5) OBP: 0.272, SLG: 0.349	K				6-3					4	0	0	0	0	3	2					
Alan Trammell, R (1, 6) OBP: 0.325, SLG: 0.388										3	1	0	0	1	1	1					
<b>Inning Stats</b>	R: 1 E: 0 K: 2 S: 9	H: 2 LOB: 1 BB: 0 P: 9	R: 0 E: 0 K: 1 S: 5	H: 1 LOB: 0 BB: 0 P: 5	R: 3 E: 0 K: 1 S: 6	H: 1 LOB: 0 BB: 2 P: 14	R: 0 E: 0 K: 0 S: 3	H: 1 LOB: 0 BB: 0 P: 3	R: 0 E: 0 K: 0 S: 4	H: 0 LOB: 0 BB: 1 P: 8	R: 0 E: 0 K: 1 S: 5	H: 0 LOB: 0 BB: 0 P: 5	R: 0 E: 1 K: 0 S: 4	H: 0 LOB: 2 BB: 1 P: 8	R: 0 E: 0 K: 0 S: 10	H: 1 LOB: 1 BB: 0 P: 10	1B: 6 2B: 1 3B: 0 HR: 1	SF: 0 SAC: 0 DP: 2 HBP: 0	WP: 0 PB: 0 SB: 2 CS: 1	PA: 36	
<b>PITCHER</b>	IP	WLS	BF	H	R	ER	SO	BB	IBB	HBP	BLK	WP	HR	S	P	ERA	WHIP				
Jerry Reed, R (1, 1) ERA: 4.07	5.0	L	21	6	4	4	4	2	0	0	0	0	1	27	35	7.20	1.600				
Sandy Wintol, R (6, 1) ERA: 4.63	4.0		15	1	0	0	5	2	0	0	0	0	0	23	31	0.00	0.750				

Detroit Tigers @ Cleveland Indians  
Cleveland Municipal Stadium, Cleveland, OH  
Sat Oct 02 1982, 3:38 AM EDT  
Att: 7,151 - Unknown

AB 32  
R 4  
H 7  
RBI 4  
BB 4  
SO 9  
LOB 18



Batter	1	2	3	4	5	6	7	8	9	AB	R	H	RBI	BB	SO	LOB	BOTTOM				
Alan Bannister, R (1, 7) OBP: 0.347, SLG: 0.353	FC6-4 1B		6-3					L4-6 BB		1	0	1	0	0	0	0					
Kevin Rhomberg, R (1, PR) OBP: 0.400, SLG: 0.500										2	0	0	0	1	0	0					
Larry Milbourne, S (1, 4) OBP: 0.290, SLG: 0.328	L9		6-3							3	0	0	0	1	1	1					
Toby Harrah, R (9, 4) OBP: 0.398, SLG: 0.491										0	0	0	0	0	0	0					
Von Hayes, L (1, 9) OBP: 0.306, SLG: 0.385	FC6-4		K					L4-6		3	0	0	0	1	1	3					
Andre Thornton, R (1, 10) OBP: 0.388, SLG: 0.487	6-3				6-3					4	0	1	0	0	0	1					
Mike Hargrove, L (1, 3) OBP: 0.377, SLG: 0.339			6-3		6-3					4	1	1	0	0	0	2					
Bill Nahorodny, R (1, 2) OBP: 0.237, SLG: 0.433					5-3					4	0	0	0	0	0	1					
Rick Manning, L (1, 8) OBP: 0.336, SLG: 0.355										3	0	1	1	1	0	0					
Jerry Dybzinski, R (1, 5) OBP: 0.305, SLG: 0.278					4-3					4	0	1	0	0	1	1					
Mike Fischlin, R (1, 6) OBP: 0.352, SLG: 0.315					5-3					3	0	0	0	0	0	2					
<b>Inning Stats</b>	R: 0 E: 0 K: 0 S: 4	H: 1 LOB: 1 BB: 0 P: 4	R: 0 E: 0 K: 0 S: 4	H: 1 LOB: 2 BB: 1 P: 8	R: 0 E: 0 K: 1 S: 5	H: 0 LOB: 0 BB: 0 P: 5	R: 0 E: 0 K: 0 S: 3	H: 0 LOB: 0 BB: 0 P: 3	R: 0 E: 0 K: 1 S: 6	H: 1 LOB: 2 BB: 1 P: 10	R: 0 E: 0 K: 0 S: 3	H: 0 LOB: 0 BB: 0 P: 3	R: 0 E: 0 K: 0 S: 2	H: 0 LOB: 1 BB: 2 P: 10	R: 1 E: 0 K: 1 S: 7	H: 2 LOB: 1 BB: 0 P: 7	1B: 4 2B: 2 3B: 0 HR: 0	SF: 0 SAC: 0 DP: 1 HBP: 0	WP: 0 PB: 0 SB: 0 CS: 0	PA: 35	
<b>PITCHER</b>	IP	WLS	BF	H	R	ER	SO	BB	IBB	HBP	BLK	WP	HR	S	P	ERA	WHIP				
Dave Rucker, L (1, 1) ERA: 3.38	9.0	W	35	5	1	1	3	4	0	0	0	0	0	37	53	1.00	1.000				

Detroit Tigers @ Cleveland Indians  
Cleveland Municipal Stadium, Cleveland, OH  
Sat Oct 02 1982, 3:38 AM EDT  
Att: 7,151 - Unknown

AB 31  
R 1  
H 5  
RBI 1  
BB 4  
SO 3  
LOB 11





Batter	1	2	3	4	5	6	7	8	9	AB	R	H	RBI	BB	SO	LOB	TOP									
Alan Trammell, R OBP: 0.325, SLG: 0.395	F4	F7		HR		1B		K		5	1	2	3	0	1	4	<b>Detroit Tigers @ Cleveland Indians</b> Cleveland Municipal Stadium, Cleveland, OH Sun Oct 03 1982, 3:33 AM EDT Att. 7,934 - Unknown - 71 F									
Glenn Wilson, R OBP: 0.322, SLG: 0.457	K		K	F9		6-3		FC5-4		5	0	0	0	0	2	2										
Howard Johnson, S OBP: 0.384, SLG: 0.426	2B		F8		K		5-3	K2-3		5	0	1	0	0	2	1										
Chet Lemon, R OBP: 0.368, SLG: 0.447	BB				F9		5-3		6-3	2	0	0	0	2	0	0										
Lynn Jones, R OBP: 0.259, SLG: 0.259	BB			BB						1	0	0	0	0	0	0										
Mike Ivie, R OBP: 0.302, SLG: 0.445	F4		L8		K		L9	FC3-6 1B		5	0	1	0	0	1	3										
Rick Leach, L OBP: 0.303, SLG: 0.330		F8		S 6-3 1B		4-3		HR 1B	FC3-6 2B	5	3	2	0	0	0	1										
Enos Cabell, R OBP: 0.296, SLG: 0.323										1	0	0	0	0	0	0										
Mike Lary, L OBP: 0.231, SLG: 0.466	5-3									2	2	2	0	0	0	0										
John Wockenfus, R OBP: 0.388, SLG: 0.472				6-3 S HR 1B		1B		1B 2B		1	1	1	2	0	0	0										
Lance Parrish, R OBP: 0.338, SLG: 0.520				1-2 HR 1B				1-H HR 2B	1-H 2B	1	0	1	1	0	0	0										
Bill Fahey, L OBP: 0.147, SLG: 0.179				F6 1B		F7		BB E 1B	6-3	5	1	2	0	0	0	4										
Tom Brookens, R OBP: 0.277, SLG: 0.352				6-3		1B 1B		FC5-4 BB		3	1	2	2	1	0	1										
<b>Inning Stats</b>	R: 0 E: 0 K: 1 S: 6	H: 1 LOB: 2 BB: 1 P: 10	R: 0 E: 0 K: 0 S: 5	H: 2 LOB: 2 BB: 0 P: 5	R: 0 E: 0 K: 1 S: 5	H: 0 LOB: 1 BB: 1 P: 9	R: 3 E: 0 K: 0 S: 6	H: 3 LOB: 0 BB: 0 P: 6	R: 0 E: 0 K: 2 S: 7	H: 0 LOB: 0 BB: 0 P: 7	R: 2 E: 0 K: 0 S: 6	H: 3 LOB: 1 BB: 0 P: 6	R: 0 E: 0 K: 0 S: 3	H: 0 LOB: 0 BB: 0 P: 3	R: 3 E: 1 K: 2 S: 10	H: 3 LOB: 1 BB: 1 P: 14	R: 1 E: 0 K: 0 S: 5	H: 2 LOB: 1 BB: 0 P: 5	1B: 9 2B: 3 3B: 0 HR: 2	SF: 0 SAC: 0 DP: 0 HBP: 0	WP: 0 PB: 0 SB: 2 CS: 0	PA: 44				
<b>PITCHER</b>	IP	WLS	BF	H	R	ER	SO	BB	IBB	HBP	BLK	WP	HR	S	P	ERA	WHIP									
Rick Sutcliffe, R ERA: 2.96	(1, 1)	5.0	L	23	6	3	3	4	2	0	0	0	0	1	29	37	5.40	1.600								
Lary Sorensen, R ERA: 5.61	(6, 1)	1.0		6	3	2	2	0	0	0	0	0	0	0	6	6	18.00	3.000								
Neal Heaton, L ERA: 5.23	(7, 1)	1.0		6	3	3	2	0	0	0	0	0	1	6	6	18.00	3.000									
Ed Glynn, L ERA: 4.17	(8, 1)	2.0		9	2	1	1	2	1	0	0	0	0	0	12	16	4.50	1.500								

Batter	1	2	3	4	5	6	7	8	9	AB	R	H	RBI	BB	SO	LOB	BOTTOM									
Rick Manning, L OBP: 0.334, SLG: 0.352	6-3		4-3		F6		F6			4	0	0	0	0	0	3	<b>Detroit Tigers @ Cleveland Indians</b> Cleveland Municipal Stadium, Cleveland, OH Sun Oct 03 1982, 3:33 AM EDT Att. 7,934 - Unknown - 71 F									
Jack Perconte, L OBP: 0.303, SLG: 0.292	1B		4-3		1-3		K			4	0	1	0	0	1	3										
Toby Harrah, R OBP: 0.398, SLG: 0.490	1B									3	0	1	0	0	0	1										
Larry Milbourne, S OBP: 0.289, SLG: 0.327	1B		6-3			6-3		4-3		1	0	0	0	0	0	0										
Andre Thornton, R OBP: 0.386, SLG: 0.484	F7			K		F6		F9		4	0	0	0	0	1	2										
Mike Hargrove, L OBP: 0.377, SLG: 0.338	L9			1B 1B		F8		F4		4	0	1	0	0	0	2										
Von Hayes, L OBP: 0.310, SLG: 0.389		CS 2B		1-2 1B			E FC4 BB		G3	3	1	2	0	1	0	0										
Bill Nahorodny, R OBP: 0.237, SLG: 0.426	F7			F3		FC4 E 1B		6-3		4	0	1	0	0	0	3										
Carmen Castillo, R OBP: 0.258, SLG: 0.292	K			F7		E4 FC4		6-3		4	0	0	0	0	1	5										
Mike Fischlin, R OBP: 0.351, SLG: 0.319			4-3 2B		K		FC4			3	0	1	1	0	1	2										
<b>Inning Stats</b>	R: 0 E: 0 K: 0 S: 5	H: 2 LOB: 2 BB: 0 P: 5	R: 0 E: 0 K: 1 S: 5	H: 1 LOB: 0 BB: 0 P: 5	R: 0 E: 0 K: 1 S: 4	H: 1 LOB: 1 BB: 0 P: 4	R: 0 E: 0 K: 1 S: 7	H: 2 LOB: 2 BB: 0 P: 7	R: 0 E: 0 K: 1 S: 5	H: 0 LOB: 0 BB: 0 P: 5	R: 0 E: 0 K: 0 S: 3	H: 0 LOB: 0 BB: 0 P: 3	R: 1 E: 1 K: 1 S: 7	H: 1 LOB: 2 BB: 1 P: 11	R: 0 E: 0 K: 0 S: 3	H: 0 LOB: 0 BB: 0 P: 3	R: 0 E: 0 K: 0 S: 3	H: 0 LOB: 0 BB: 0 P: 3	1B: 5 2B: 3 3B: 0 HR: 0	SF: 0 SAC: 0 DP: 1 HBP: 0	WP: 0 PB: 0 SB: 0 CS: 1	PA: 35				
<b>PITCHER</b>	IP	WLS	BF	H	R	ER	SO	BB	IBB	HBP	BLK	WP	HR	S	P	ERA	WHIP									
Jerry Ujdur, R ERA: 3.89	(1, 1)	8.0	W	32	7	1	1	4	1	0	0	0	0	0	39	43	1.12	1.000								
Howard Bailey, L ERA:	(9, 1)	1.0		3	0	0	0	0	0	0	0	0	0	3	3	0.00	0.000									