

Cleveland Indians - 1983

Batter	1	2	3	4	5	6	7	8	9	AB	R	H	RBI	BB	SO	LOB	TOP					
Mike Hargrove, L (1, 3)	G3	2B		SF9		BB	4-3		F9	3	0	0	1	2	0	4	Cleveland Indians @ Oakland Athletics Oakland-Alameda County Coliseum, Oakland, CA Mon Apr 04 1983, 6:05 PM PST Att: 34,831 - Unknown					
Toby Harrah, R (1, 5) OBP: 0.697, SLG: 0.833	1B	1B		WP		F8		SH5-3	F9	6	2	4	0	0	0	3						
Bake McBride, L (1, 9) Alan Bannister, R (8, 7)	1B	F7		F7		1-3		SH5-3		4	1	1	0	0	0	4						
Andre Thornton, R (1, 10) OBP: 0.400, SLG: 1.000	HR			K		F5		5-3	1B	4	1	1	3	1	1	0						
George Vukovich, L (1, 7) OBP: 0.200, SLG: 0.200	F7			G3		K		K	1B	5	0	1	1	0	2	0						
Manny Trillo, R (1, 4) OBP: 0.600, SLG: 0.333	BB			1-3		1B		1B	G1-6-3	3	1	1	0	2	0	2						
Rick Manning, L (1, 8) OBP: 0.600, SLG: 0.600	F6			1B		1B		1B	3-1	5	2	3	0	0	0	1						
Ron Hassey, L (1, 2) OBP: 0.600, SLG: 0.600		4-3		SF9		4-3		E8	F9	5	1	3	1	0	0	2						
Julio Franco, R (1, 6) OBP: 0.400, SLG: 0.333		5-3		SF9		F7		1B	1B	3	0	1	1	1	0	0						
Inning Stats	R: 3 E: 0 K: 0 S: 6	H: 3 LOB: 1 BB: 1 P: 10	R: 0 E: 0 K: 0 S: 4	H: 1 LOB: 2 BB: 1 P: 8	R: 0 E: 0 K: 1 S: 5	H: 0 LOB: 0 BB: 0 P: 5	R: 2 E: 0 K: 0 S: 6	H: 3 LOB: 1 BB: 0 P: 6	R: 0 E: 0 K: 1 S: 7	H: 2 LOB: 2 BB: 0 P: 7	R: 0 E: 0 K: 0 S: 3	H: 0 LOB: 1 BB: 1 P: 7	R: 2 E: 1 K: 1 S: 7	H: 2 LOB: 2 BB: 2 P: 15	R: 1 E: 0 K: 0 S: 4	H: 2 LOB: 1 BB: 1 P: 8	R: 0 E: 0 K: 0 S: 5	H: 2 LOB: 2 BB: 0 P: 5	1B: 13 2B: 1 3B: 0 HR: 1	SF: 2 SAC: 1 DP: 1 HBP: 0	WP: 1 PB: 2 SB: 1 CS: 0	PA: 47
PITCHER	IP	WLS	BF	H	R	ER	SO	BB	IBB	HBP	BLK	WP	HR	S	P	ERA	WHIP					
Rick Langford, R (1, 1) ERA: 12.27	3.2	L	20	7	5	5	1	2	0	0	0	0	1	0	28	12.27	2.455					
Tim Conroy, L (4, 1) ERA: 3.0	3.0		15	4	2	1	2	2	0	0	0	1	0	17	25	3.00	2.000					
Steve Baker, R (7, 1) ERA: 27.0	0.1		3	1	1	1	0	1	0	0	0	0	0	2	6	27.00	6.000					
Tom Burgmeier, L (8, 1) ERA:	2.0		9	3	0	0	0	0	1	0	0	0	0	8	12	0.00	1.500					

Batter	1	2	3	4	5	6	7	8	9	AB	R	H	RBI	BB	SO	LOB	BOTTOM					
Rickey Henderson, R (1, 7) OBP: 0.400, SLG: 0.250	S			6-3		FC5-4			F9	4	2	1	0	1	0	1	Cleveland Indians @ Oakland Athletics Oakland-Alameda County Coliseum, Oakland, CA Mon Apr 04 1983, 6:05 PM PST Att: 34,831 - Unknown					
Mike Davis, L (1, 9) OBP: 0.400, SLG: 1.000	K			F8		2B		1B	4-3	5	1	2	1	0	1	1						
Carney Lansford, R (1, 5) OBP: 0.200, SLG: 0.400	5-3			2B		K		K	5-3	5	0	1	0	0	2	4						
Dwayne Murphy, L (1, 8) OBP: 0.500, SLG: 0.750	2B			F2		F6		1B		4	0	2	2	0	0	1						
Jeff Burroughs, R (1, 10) OBP: 0.250, SLG: 0.250	3-1			F8		HR		F6		4	1	1	0	0	0	3						
Kelvin Moore, R (1, 3) OBP: 0.500, SLG: 1.333	K			BB		HR		F9		3	1	1	2	1	1	0						
Davey Lopes, R (1, 4)	5-3			K		4-3		F9		4	0	0	0	0	1	2						
Bob Kearney, R (1, 2) OBP: 0.500, SLG: 0.750	F8			K		5-3				4	0	2	0	0	0	0						
Tony Phillips, S (1, 6)				F8		P3		1-3	3-1	4	0	0	0	0	0	2						
Inning Stats	R: 1 E: 0 K: 1 S: 6	H: 1 LOB: 1 BB: 1 P: 10	R: 0 E: 0 K: 1 S: 5	H: 0 LOB: 0 BB: 0 P: 5	R: 0 E: 0 K: 1 S: 3	H: 0 LOB: 0 BB: 0 P: 3	R: 0 E: 0 K: 1 S: 6	H: 1 LOB: 2 BB: 1 P: 10	R: 0 E: 0 K: 0 S: 7	H: 2 LOB: 2 BB: 0 P: 7	R: 2 E: 0 K: 0 S: 5	H: 2 LOB: 0 BB: 0 P: 5	R: 2 E: 0 K: 1 S: 8	H: 3 LOB: 1 BB: 0 P: 8	R: 0 E: 0 K: 0 S: 4	H: 1 LOB: 1 BB: 0 P: 4	R: 0 E: 0 K: 0 S: 3	H: 0 LOB: 0 BB: 0 P: 3	1B: 4 2B: 4 3B: 1 HR: 1	SF: 0 SAC: 0 DP: 0 HBP: 0	WP: 0 PB: 0 SB: 1 CS: 0	PA: 39
PITCHER	IP	WLS	BF	H	R	ER	SO	BB	IBB	HBP	BLK	WP	HR	S	P	ERA	WHIP					
Rick Sutcliffe, R (1, 1) ERA: 5.68	6.1	W	28	7	4	4	4	2	0	0	0	0	1	34	42	5.68	1.421					
Ed Glynn, L (7, 1) ERA: 13.5	0.2		4	2	1	1	1	0	0	0	0	0	0	6	6	13.50	3.000					
Dan Spillner, R (8, 1) ERA:	2.0	S	7	1	0	0	0	0	0	0	0	0	0	7	7	0.00	0.500					

Batter	1	2	3	4	5	6	7	8	9	AB	R	H	RBI	BB	SO	LOB	TOP			
Mike Hargrove, L (1, 3) OBP: 0.364, SLG: 0.286	0-0 2B		0-0 4-3			4-0 1B BB	0-0 F4		0-3 K	4	1	0	1	1	2					
Toby Harrah, R (1, 5) OBP: 0.455, SLG: 0.500	0-0 F4		0-0 F7			4-0 1B BB		0-0 F3	0-0 FC6-4	4	1	0	0	1	0	3				
Bake McBride, L (1, 9) OBP: 0.250, SLG: 0.250	0-3 K			0-0 F7		0-0 1B BB		0-0 F9		4	0	1	1	0	1	1				
Andre Thornton, R (1, 10) OBP: 0.667, SLG: 1.000	4-0 BB			4-0 1B BB		0-0 G3 1B		4-0 BB		1	0	1	1	3	0	0				
George Vukovich, L (1, 7) OBP: 0.222, SLG: 0.222	0-3 K			0-0 G5-4-3 1B		0-0 G3 1B		0-0 F9		4	0	1	0	0	1	5				
Manny Trillo, R (1, 4) OBP: 0.556, SLG: 0.333		0-0 5-3		0-0 G5-4-3 1B		4-0 BB			0-0 1B 1B	3	1	1	0	1	0	2				
Rick Manning, L (1, 8) OBP: 0.333, SLG: 0.333		0-0 F7			0-0 6-3	0-0 G3-2			0-0 F9	4	0	0	0	0	0	4				
Ron Hassey, L (1, 2) OBP: 0.444, SLG: 0.444		0-0 4-3			0-0 4-3		0-0 1-3		0-0 1B 1B	4	0	1	0	0	0	0				
Miguel Dilone, S (9, PR)										0	0	0	0	0	0	0				
Julio Franco, R (1, 6) OBP: 0.333, SLG: 0.286			0-0 6-3			0-0 F7			0-0 FC6-4 1B	4	0	1	1	0	0	0				
Inning Stats	R: 0 E: 0 K: 2 S: 8	H: 1 LOB: 2 BB: 1 P: 12	R: 0 E: 0 K: 0 S: 3	H: 0 LOB: 0 BB: 0 P: 3	R: 0 E: 0 K: 0 S: 3	H: 0 LOB: 0 BB: 0 P: 3	R: 0 E: 0 K: 0 S: 3	H: 1 LOB: 1 BB: 1 P: 7	R: 0 E: 0 K: 0 S: 3	H: 0 LOB: 0 BB: 0 P: 3	R: 0 E: 0 K: 0 S: 3	H: 0 LOB: 1 BB: 0 P: 7	R: 0 E: 0 K: 0 S: 3	H: 0 LOB: 1 BB: 0 P: 7	R: 1 E: 0 K: 1 S: 8	H: 3 LOB: 2 BB: 0 P: 8	1B: 6 2B: 1 3B: 0 HR: 0	SF: 0 SAC: 0 DP: 2 HBP: 0	WP: 0 PB: 0 SB: 0 CS: 0	PA: 38
PITCHER	IP WLS BF H R ER SO BB IBB HBP BLK WP HR S P ERA WHIP																			
Mike Norris, R (1, 1) ERA: 3.6	5.0 W 20 2 2 2 2 4 0 0 0 0 0 0 20 36 3.60 1.200																			
Tom Burgmeier, L (6, 1) ERA:	2.0 S 8 2 0 0 0 1 0 0 0 0 0 0 7 11 0.00 1.500																			
Dave Beard, R (8, 1) ERA: 4.5	2.0 S 10 3 1 1 1 1 0 0 0 0 0 0 11 15 4.50 2.000																			

Cleveland Indians @ Oakland Athletics
Oakland-Alameda County Coliseum, Oakland, CA
Wed Apr 06 1983, 3:33 AM PST
Att: 19,121 - Sunny - 64 F

AB 32
R 3
H 7
RBI 3
BB 6
SO 3
LOB 17



Batter	1	2	3	4	5	6	7	8	9	AB	R	H	RBI	BB	SO	LOB	BOTTOM			
Rickey Henderson, R (1, 7) OBP: 0.700, SLG: 0.800	0-0 SF8 3B		4-0 1B 2B BB	4-0 1-2 BB		4-0 1-2 BB		4-0 FC4 BB		1	2	1	0	4	0	0				
Mike Davis, L (1, 9) OBP: 0.300, SLG: 0.600	0-3 K		0-0 2B 1B	0-0 F8		0-0 F8		0-0 FC4 1B		5	1	1	0	0	1	6				
Carney Lansford, R (1, 5) OBP: 0.300, SLG: 0.444	0-0 SF8		0-0 1-3 1B		0-0 S 5-3 1B		0-0 E 1B 1B		0-0 F8	4	1	2	1	0	0	3				
Dwayne Murphy, L (1, 8) OBP: 0.556, SLG: 0.778	0-0 1B		0-0 CS 2B		0-0 5-3 1B		0-0 4-3 1B		0-0 1B 1B	5	0	3	2	0	0	2				
Jeff Burroughs, R (1, 10) OBP: 0.500, SLG: 0.333	0-3 K		4-0 2B		4-0 G6-4-3 BB		0-0 E 1B		0-0 F8	2	0	1	1	2	1	1				
Mitchell Page, L (7, PR)										0	1	0	0	0	0	0				
Bill Almon, R (8, PH)										1	0	0	0	0	0	2				
Kelvin Moore, R (1, 3) OBP: 0.250, SLG: 0.571		0-3 K		0-0 F9		0-0 G6-4-3 1B		0-0 F8		4	0	0	0	0	1	4				
Wayne Gross, L (8, 3)										0	0	0	0	0	0	0				
Davey Lopes, R (1, 4) OBP: 0.250, SLG: 0.375		0-0 6-3			0-0 6-3		0-0 BB 1B		0-0 E5 2B	4	0	2	1	0	0	0				
Bob Kearney, R (1, 2) OBP: 0.500, SLG: 0.571					0-0 4-3		0-0 F5		4-0 FC4-B BB	3	0	1	0	1	0	1				
Tony Phillips, S (1, 6)		0-3 K			4-0 S BB		0-0 F7		0-0 FC4-6	3	0	0	0	1	1	4				
Inning Stats	R: 1 E: 0 K: 2 S: 9	H: 2 LOB: 1 BB: 0 P: 9	R: 0 E: 0 K: 2 S: 8	H: 1 LOB: 1 BB: 0 P: 8	R: 2 E: 0 K: 0 S: 4	H: 2 LOB: 1 BB: 2 P: 12	R: 0 E: 0 K: 0 S: 3	H: 0 LOB: 2 BB: 2 P: 11	R: 0 E: 0 K: 0 S: 3	H: 1 LOB: 1 BB: 1 P: 7	R: 0 E: 0 K: 0 S: 4	H: 1 LOB: 2 BB: 1 P: 8	R: 2 E: 2 K: 0 S: 6	H: 3 LOB: 2 BB: 1 P: 10	R: 0 E: 0 K: 0 S: 4	H: 1 LOB: 2 BB: 1 P: 8	1B: 8 2B: 2 3B: 1 HR: 0	SF: 1 SAC: 0 DP: 1 HBP: 0	WP: 0 PB: 0 SB: 3 CS: 1	PA: 41
PITCHER	IP WLS BF H R ER SO BB IBB HBP BLK WP HR S P ERA WHIP																			
Bert Blyleven, R (1, 1) ERA: 6.23	4.1 L 23 6 3 3 4 5 0 0 0 0 0 0 26 46 6.23 2.538																			
Juan Echegaray, R (5, 1) ERA: 5.4	3.1 17 5 2 2 0 3 0 0 0 0 0 0 14 26 5.40 2.400																			
Ed Glynn, L (8, 1) ERA: 9.0	0.1 1 0 0 0 0 0 0 0 0 0 0 0 1 1 0.00 0.000																			

Cleveland Indians @ Oakland Athletics
Oakland-Alameda County Coliseum, Oakland, CA
Wed Apr 06 1983, 3:33 AM PST
Att: 19,121 - Sunny - 64 F

AB 32
R 5
H 11
RBI 5
BB 8
SO 4
LOB 23



Batter	1	2	3	4	5	6	7	8	9	AB	R	H	RBI	BB	SO	LOB	TOP					
Mike Hargrove, L (1, 3) OBP: 0.338, SLG: 0.300	F7	1B					F7			3	2	1	1	1	0	2	Cleveland Indians @ Oakland Athletics Oakland-Alameda County Coliseum, Oakland, CA Thu Apr 07 1983, 6:05 PM PST Att: 8,761 - Unknown					
Alan Bannister, R (1, 7) OBP: 0.400, SLG: 0.400	E5	1B		FC4		F8		F8		5	2	2	1	0	0	2						
Toby Harrah, R (1, 5) OBP: 0.625, SLG: 0.769	1B	1B		CS	HR			2B	1B	3	1	3	2	2	0	0						
Andre Thornton, R (1, 10) OBP: 0.714, SLG: 1.300	1B	1B		HR	BB		5-3			5	1	4	4	0	0	1						
George Vukovich, L (1, 9) OBP: 0.143, SLG: 0.143	G4-6-3	G4-6-3			HR		6-3		F9	5	0	0	0	0	0	7						
Manny Trillo, R (1, 4) OBP: 0.643, SLG: 0.556		1B							F9	3	1	2	0	2	0	2						
Rick Manning, L (1, 8) OBP: 0.286, SLG: 0.286		1B		G4-6-3		F7		G1	F9	5	1	1	0	0	0	3						
Jim Essian, R (1, 2)		SF8		P3					F8	2	0	0	1	2	0	0						
Julio Franco, R (1, 6) OBP: 0.286, SLG: 0.250		1B			F6		F8		P3	5	1	1	0	0	1	4						
Inning Stats	R: 1 E: 1 K: 0 S: 4	H: 2 LOB: 1 BB: 1 P: 8	R: 5 E: 0 K: 0 S: 9	H: 7 LOB: 1 BB: 0 P: 9	R: 0 E: 0 K: 0 S: 2	H: 0 LOB: 0 BB: 1 P: 6	R: 0 E: 0 K: 0 S: 2	H: 0 LOB: 0 BB: 1 P: 6	R: 2 E: 0 K: 0 S: 5	H: 2 LOB: 2 BB: 2 P: 13	R: 1 E: 0 K: 1 S: 4	H: 1 LOB: 1 BB: 0 P: 5	R: 0 E: 0 K: 1 S: 5	H: 0 LOB: 2 BB: 2 P: 13	R: 0 E: 0 K: 0 S: 5	H: 2 LOB: 0 BB: 0 P: 5		R: 0 E: 0 K: 0 S: 3	H: 0 LOB: 0 BB: 0 P: 3	1B: 10 2B: 2 3B: 1 HR: 1	SF: 1 SAC: 0 DP: 3 HBP: 1	WP: 0 PB: 0 SB: 0 CS: 1
PITCHER	IP	WLS	BF	H	R	ER	SO	BB	IBB	HBP	BLK	WP	HR	S	P	ERA	WHIP					
Tom Underwood, L (1, 1) ERA: 40.5	1.1	L	12	8	6	6	0	1	0	0	0	0	0	11	15	40.50	6.750					
Steve Baker, R (2, 1) ERA: 8.75	5.0		23	4	3	3	0	6	0	1	0	0	1	16	41	5.40	2.000					
Tim Conroy, L (7, 1) ERA: 1.59	2.2		10	2	0	0	1	0	0	0	0	0	0	12	12	0.00	0.750					

Batter	1	2	3	4	5	6	7	8	9	AB	R	H	RBI	BB	SO	LOB	BOTTOM				
Rickey Henderson, R (1, 7) OBP: 0.615, SLG: 0.625	4-3							1-3		3	0	1	1	0	1	0	Cleveland Indians @ Oakland Athletics Oakland-Alameda County Coliseum, Oakland, CA Thu Apr 07 1983, 6:05 PM PST Att: 8,761 - Unknown				
Dan Meyer, L (8, 7)			E7							1	0	0	0	0	0	0					
Mike Davis, L (1, 9) OBP: 0.286, SLG: 0.462			1B							3	0	0	0	1	0	1					
Carney Lansford, R (1, 5) OBP: 0.385, SLG: 0.500			4-3							3	0	2	0	0	0	1					
Wayne Gross, L (8, 5)										0	0	0	0	1	0	0					
Dwayne Murphy, L (1, 8) OBP: 0.417, SLG: 0.583										3	0	0	0	0	0	2					
Garry Hancock, L (8, 9)			4-3							1	0	0	0	0	0	1					
Jeff Burroughs, R (1, 10) OBP: 0.364, SLG: 0.222										3	0	0	0	0	1	2					
Mitchell Page, L (9, PH)										1	0	0	0	0	0	0					
Kelvin Moore, R (1, 3) OBP: 0.250, SLG: 0.455										4	0	1	0	0	1	0					
Davey Lopes, R (1, 4) OBP: 0.364, SLG: 0.455										3	1	2	0	0	0	2					
Bill Almon, R (8, 6)										1	0	0	0	0	0	0					
Bob Kearney, R (1, 2) OBP: 0.333, SLG: 0.364										4	0	0	0	0	1	3					
Tony Phillips, S (1, 6) (8, 4)										3	0	0	0	0	0	2					
Inning Stats	R: 0 E: 0 K: 0 S: 2	H: 0 LOB: 0 BB: 1 P: 6	R: 0 E: 0 K: 1 S: 5	H: 0 LOB: 0 BB: 0 P: 5	R: 1 E: 1 K: 0 S: 5	H: 2 LOB: 1 BB: 0 P: 5	R: 0 E: 0 K: 0 S: 5	H: 2 LOB: 2 BB: 0 P: 5	R: 0 E: 0 K: 1 S: 4	H: 1 LOB: 1 BB: 0 P: 4	R: 0 E: 0 K: 1 S: 6	H: 1 LOB: 1 BB: 0 P: 6	R: 0 E: 0 K: 0 S: 3	H: 0 LOB: 1 BB: 1 P: 7	R: 0 E: 1 K: 1 S: 6	H: 0 LOB: 1 BB: 0 P: 6	1B: 6 2B: 0 3B: 0 HR: 0	SF: 0 SAC: 0 DP: 1 HBP: 0	WP: 1 PB: 1 SB: 1 CS: 0	PA: 35	
PITCHER	IP	WLS	BF	H	R	ER	SO	BB	IBB	HBP	BLK	WP	HR	S	P	ERA	WHIP				
Len Barker, R (1, 1) ERA: 1.29	7.0	W	27	6	1	1	3	1	0	0	0	0	0	9	13	0.00	0.500				
Neal Heaton, L (8, 1) ERA:	2.0		8	0	0	0	1	1	0	0	0	0	0	9	13	0.00	0.500				



Batter	1	2	3	4	5	6	7	8	9	AB	R	H	RBI	BB	SO	LOB	TOP											
Al Bumbry, L OBP: 0.556, SLG: 0.333 John Shelby, S OBP: 0.200, SLG: 0.200	0-0 3-1		4-0 2B BB	0-0 F7			0-0 4-3		0-0 2B BB 1B	3	0	0	0	1	0	1												
Dan Ford, R OBP: 0.429, SLG: 0.643 Jim Dwyer, L (9, FR)	0-0 F8		0-0 2B	0-0 P4			0-0 F9		0-0 BB 2B	5	0	2	1	0	0	0												
Cal Ripken Jr., R OBP: 0.357, SLG: 0.417	0-0 F8		0-3 K	0-0 F9			0-0 L5		4-0 BB BB	4	0	0	0	1	1	2												
Eddie Murray, S OBP: 0.500, SLG: 0.333		0-0 L4	4-0 BB	4-0 BB			0-3 K		4-0 2-3 3-1 BB	2	0	0	1	3	1	0												
John Lowenstein, L OBP: 0.444, SLG: 0.444 Gary Roenicke, R (9, PH)	0-0 F5		0-0 5-3	0-0 4-3			0-0 3-1		0-0 K	4	0	0	0	0	0	4												
Ken Singleton, S OBP: 0.333, SLG: 0.636	0-0 2B		0-0 HR	0-3 K			0-0 1-3			4	1	2	1	0	1	0												
Rich Dauer, R OBP: 0.308, SLG: 0.462	0-0 4-3		0-0 F9	0-0 1B			0-0 F9		0-0 F9	4	0	1	0	0	0	1												
Leo Hernandez, R OBP: 0.308, SLG: 0.545			4-0 2B S BB	0-0 F3			0-0 F8		0-0 HR	3	2	1	1	1	0	1												
Rick Dempsey, R OBP: 0.091, SLG: 0.200			0-3 K	0-0 2B			0-3 K		0-3 K	4	0	1	0	0	3	2												
Inning Stats	R: 0 E: 0 K: 0 S: 3	H: 0 LOB: 0 BB: 0 P: 3	R: 0 E: 0 K: 0 S: 4	H: 1 LOB: 1 BB: 0 P: 4	R: 1 E: 0 K: 2 S: 8	H: 1 LOB: 3 BB: 3 P: 20	R: 1 E: 0 K: 0 S: 5	H: 2 LOB: 1 BB: 0 P: 5	R: 0 E: 0 K: 0 S: 3	H: 0 LOB: 1 BB: 1 P: 7	R: 0 E: 0 K: 0 S: 3	H: 0 LOB: 0 BB: 0 P: 3	R: 0 E: 0 K: 1 S: 5	H: 0 LOB: 0 BB: 2 P: 5	R: 2 E: 0 K: 2 S: 10	H: 3 LOB: 3 BB: 2 P: 18	1B: 2 2B: 4 3B: 0 HR: 2	SF: 0 SAC: 0 DP: 0 HBP: 0	WP: 0 PA: 41 PB: 0 SB: 1 CS: 0									
PITCHER	IP	WLS	BF	H	R	ER	SO	BB	IBB	HBP	BLK	WP	HR	S	P	ERA	WHIP											
Rick Sutcliffe, R ERA: 3.77	(1, 1)	8.0	W	33	5	2	2	5	4	0	0	0	0	1	39	55	2.25	1.125										
Ed Glynn, L ERA: 16.2	(9, 1)	0.2	L	7	3	2	2	1	2	0	0	0	0	1	7	15	27.00	7.500										
Dan Spillner, R ERA:	(9, 1)	0.1	S	1	0	0	0	1	0	0	0	0	0	0	3	3	0.00	0.000										

Baltimore Orioles @ Cleveland Indians
Cleveland Municipal Stadium, Cleveland, OH
Sat Apr 09 1983, 3:33 AM EST
Att: 52,150 - Unknown

AB 35
R 4
H 8
RBI 4
BB 6
SO 7
LOB 14



Batter	1	2	3	4	5	6	7	8	9	AB	R	H	RBI	BB	SO	LOB	BOTTOM										
Mike Hargrove, L OBP: 0.329, SLG: 0.286	1-0 2B SF8 HBP		0-0 5-3		0-0 1B		0-0 5-3		0-0 6-3	4	1	1	0	0	0	0											
Alan Bannister, R OBP: 0.444, SLG: 0.500	0-0 SF8 1-3 1B 2B		0-0 L1		0-0 F2		4-0 CS BB			3	1	1	0	1	0	1											
Toby Harrah, R OBP: 0.550, SLG: 0.667	0-0 SF8		0-0 F7		0-0 F7		4-0 1-2 BB BB			2	1	0	1	1	0	1											
Andre Thornton, R OBP: 0.778, SLG: 1.308	0-0 1-3 1B 3-H		0-0 2B		0-0 1B		4-0 BB 1B HR BB			3	1	3	1	1	0	0											
Bake McBride, L OBP: 0.273, SLG: 0.273 Ron Hassey, L OBP: 0.500, SLG: 0.500	0-0 1-3 1B		0-0 F7		0-0 P6		0-0 BB HR 1B			3	0	1	0	0	0	2											
Manny Trillo, R OBP: 0.611, SLG: 0.500	0-0 1-2 2-3 1B		0-0 P5		0-0 1B		4-0 1-2 2-3 HR BB			3	1	1	0	1	0	2											
Rick Manning, L OBP: 0.222, SLG: 0.222	0-3 K		0-0 P5		0-0 F8		0-3 K			4	0	0	0	0	2	6											
Jim Essian, R George Vukovich, L OBP: 0.188, SLG: 0.375 (7, PH) (8, 9)		0-0 F8		0-0 P4			0-0 G3		0-0 1-2 2-H 3-H HR	2	0	0	0	0	0	0											
Julio Franco, R OBP: 0.278, SLG: 0.438		0-0 F7		0-0 F8			0-0 L3		0-0 HR	4	1	1	1	0	0	0											
Inning Stats	R: 2 E: 0 K: 1 S: 8	H: 3 LOB: 2 BB: 0 P: 9	R: 0 E: 0 K: 0 S: 3	H: 0 LOB: 0 BB: 0 P: 3	R: 0 E: 0 K: 0 S: 4	H: 0 LOB: 0 BB: 0 P: 3	R: 0 E: 0 K: 0 S: 4	H: 2 LOB: 1 BB: 0 P: 4	R: 0 E: 0 K: 0 S: 3	H: 0 LOB: 0 BB: 0 P: 3	R: 6 E: 0 K: 1 S: 7	H: 3 LOB: 4 BB: 4 P: 23	1B: 6 2B: 2 3B: 0 HR: 2	SF: 1 SAC: 0 DP: 0 HBP: 1	WP: 0 PA: 37 PB: 0 SB: 0 CS: 1												
PITCHER	IP	WLS	BF	H	R	ER	SO	BB	IBB	HBP	BLK	WP	HR	S	P	ERA	WHIP										
Scott McGregor, L ERA: 3.0	(1, 1)	6.0	L	25	7	2	2	1	0	0	0	0	0	26	27	3.00	1.167										
Sammy Stewart, R ERA: 13.5	(7, 1)	1.1	L	6	0	2	2	0	3	0	0	0	0	3	15	13.50	2.250										
Tippy Martinez, L ERA: 21.6	(8, 1)	0.2	L	6	3	4	4	1	1	0	0	0	2	7	11	54.00	6.000										

Baltimore Orioles @ Cleveland Indians
Cleveland Municipal Stadium, Cleveland, OH
Sat Apr 09 1983, 3:33 AM EST
Att: 52,150 - Unknown

AB 31
R 8
H 10
RBI 8
BB 4
SO 2
LOB 12



Batter	1	2	3	4	5	6	7	8	9	AB	R	H	RBI	BB	SO	LOB	TOP									
Al Bumby, L OBP: 0.538, SLG: 0.250 John Shelby, S OBP: 0.286, SLG: 0.429	0-3 K	0-0 F7	4-0 BB		4-0 BB			0-0 5-3	0-0 2B	2	0	0	0	2	1	1										
Jim Dwyer, L OBP: 0.333, SLG: 0.200	0-0 3-1		1-2 BB		0-3 K			0-0 F7	0-0 BB	5	1	1	0	1	1	3										
Cal Ripken Jr., R OBP: 0.400, SLG: 0.471	0-0 1B		0-0 F8	0-0 WP		0-0 F9		4-0 HR	0-0 5-3	5	3	2	0	1	0	3										
Eddie Murray, S OBP: 0.579, SLG: 0.786	0-0 3B		0-0 2B	4-3 SF7		0-0 F7		0-0 HR		5	4	4	4	0	0	0										
John Lowenstein, L OBP: 0.462, SLG: 0.692 Gary Roenicke, R	0-0 3B		0-0 1B	4-3 2B		0-0 F5		0-0 5-3		4	1	2	3	0	0	1										
Ken Singleton, S OBP: 0.294, SLG: 0.500	0-0 F7		0-0 1B	0-0 SF7			0-0 F7		0-0 6-3	3	1	0	1	1	0	1										
Rich Dauer, R OBP: 0.278, SLG: 0.389		0-0 F7	0-0 F8	0-0 F8			0-0 F8		0-0 2B	5	1	1	0	0	0	2										
Leo Hernandez, R OBP: 0.353, SLG: 0.500 Aurelio Rodriguez, R		0-0 P4	0-0 1B	0-0 F8			4-0 BB		0-0 F9	3	1	1	0	1	0	0										
Joe Nolan, L OBP: 0.600, SLG: 0.750		4-0 BB	0-0 1B	0-0 F7			0-0 F7		0-0 2B	4	1	2	2	1	0	1										
Inning Stats	R: 2 E: 0 K: 1 S: 8	H: 3 LOB: 1 BB: 0 P: 8	R: 0 E: 0 K: 0 S: 3	H: 0 LOB: 1 BB: 1 P: 7	R: 5 E: 0 K: 0 S: 8	H: 5 LOB: 2 BB: 2 P: 16	R: 2 E: 0 K: 0 S: 5	H: 2 LOB: 0 BB: 0 P: 5	R: 0 E: 0 K: 1 S: 5	H: 0 LOB: 1 BB: 1 P: 9	R: 0 E: 0 K: 0 S: 3	H: 0 LOB: 0 BB: 0 P: 3	R: 0 E: 0 K: 0 S: 3	H: 0 LOB: 1 BB: 1 P: 7	R: 2 E: 0 K: 0 S: 4	H: 1 LOB: 2 BB: 1 P: 8	R: 2 E: 0 K: 0 S: 6	H: 3 LOB: 2 BB: 1 P: 10	1B: 7 2B: 5 3B: 1 HR: 1	SF: 1 SAC: 0 DP: 0 HBP: 0	WP: 2 PB: 2 SB: 0 CS: 0	PA: 48				
PITCHER	IP	WLS	BF	H	R	ER	SO	BB	IBB	HBP	BLK	WP	HR	S	P	ERA	WHIP									
Lary Sorensen, R ERA: 23.63	(1, 1)	2.2	L	18	8	7	7	1	1	1	0	0	0	0	18	26	23.62	3.375								
Juan Eichelberger, R ERA: 4.7	(3, 1)	4.1		18	2	2	2	1	3	0	0	0	2	0	17	29	4.15	1.154								
Rick Waits, L ERA: 18.0	(8, 1)	2.0		12	4	4	4	0	2	0	0	0	0	1	10	18	18.00	3.000								

Baltimore Orioles @ Cleveland Indians
Cleveland Municipal Stadium, Cleveland, OH
Sun Apr 10 1983, 3:33 AM EST
Att: 10,721 - Unknown

AB 40
R 13
H 14
RBI 12
BB 7
SO 2
LOB 13





Batter	1	2	3	4	5	6	7	8	9	AB	R	H	RBI	BB	SO	LOB	BOTTOM									
Mike Hargrove, L OBP: 0.300, SLG: 0.235	0-0 F8	0-0 8-3			4-0 BB			0-0 G3		3	0	0	0	1	0	2										
Miguel Dilone, S	4-0 2B		0-0 1-3		0-0 F7			0-0 F9		3	1	0	0	1	0	1										
Toby Harrah, R OBP: 0.583, SLG: 0.647	4-0 2B		0-0 1B		0-0 1-3			4-0 BB		2	1	1	0	2	0	1										
Andre Thornton, R OBP: 0.727, SLG: 1.125	0-0 F8		0-0 F8		0-0 F8		0-0 G6-4-3	4-0 BB		3	0	1	0	1	0	3										
George Vukovich, L OBP: 0.200, SLG: 0.400	0-0 2B		0-0 F5		0-0 P6		0-0 P6	4-0 BB		4	0	1	2	0	0	4										
Manny Trillo, R OBP: 0.500, SLG: 0.375	0-0 F9			0-3 K		0-0 G6-4-3		0-0 4-3		4	0	0	0	0	1	2										
Rick Manning, L OBP: 0.227, SLG: 0.190		0-0 3-1		0-0 1-4-3			0-0 4-3		4-0 BB	3	0	0	0	1	0	0										
Ron Hassey, L OBP: 0.500, SLG: 0.417		4-0 1B		0-0 3-1			0-0 4-3		4-0 BB	2	0	0	0	2	0	0										
Julio Franco, R OBP: 0.273, SLG: 0.400		0-0 1B			0-3 K		0-0 6-3		0-0 G4-6-3	4	0	1	0	0	1	2										
Inning Stats	R: 2 E: 0 K: 0 S: 4	H: 1 LOB: 2 BB: 2 P: 12	R: 0 E: 0 K: 0 S: 3	H: 1 LOB: 1 BB: 1 P: 7	R: 0 E: 0 K: 0 S: 4	H: 1 LOB: 1 BB: 0 P: 4	R: 0 E: 0 K: 1 S: 5	H: 0 LOB: 0 BB: 0 P: 5	R: 0 E: 0 K: 0 S: 3	H: 1 LOB: 0 BB: 0 P: 3	R: 0 E: 0 K: 0 S: 3	H: 0 LOB: 0 BB: 0 P: 3	R: 0 E: 0 K: 0 S: 3	H: 0 LOB: 2 BB: 2 P: 11	R: 0 E: 0 K: 0 S: 2	H: 0 LOB: 1 BB: 2 P: 10	1B: 3 2B: 2 3B: 0 HR: 0	SF: 0 SAC: 0 DP: 3 HBP: 0	WP: 0 PB: 0 SB: 2 CS: 0	PA: 36						
PITCHER	IP	WLS	BF	H	R	ER	SO	BB	IBB	HBP	BLK	WP	HR	S	P	ERA	WHIP									
Dennis Martinez, R ERA: 3.21	(1, 1)	8.0	W	32	4	2	2	2	6	0	0	0	0	0	30	54	2.25	1.250								
Tim Stoddard, R ERA:	(9, 1)	1.0		4	0	0	0	0	2	0	0	0	0	2	10	0.00	2.000									

Baltimore Orioles @ Cleveland Indians
Cleveland Municipal Stadium, Cleveland, OH
Sun Apr 10 1983, 3:33 AM EST
Att: 10,721 - Unknown

AB 28
R 2
H 4
RBI 2
BB 8
SO 2
LOB 15



Batter	1	2	3	4	5	6	7	8	9	AB	R	H	RBI	BB	SO	LOB	TOP										
Bill Sample, R OBP: 0.355, SLG: 0.407 (1, 7)	F3		5-3		G1-2-3 1B		F8		F6	5	0	1	0	0	0	2	Texas Rangers @ Cleveland Indians Cleveland Municipal Stadium, Cleveland, OH Tue Apr 12 1983, 3:33 AM EST Att: 5,133 - Unknown livebaseballscorecards.com										
Mike Richardt, R OBP: 0.297, SLG: 0.500 (1, 4)	F9				F4		L1-3			4	0	1	0	0	0	3											
Buddy Bell, R OBP: 0.300, SLG: 0.433 (1, 5)									F4	4	0	2	0	0	1	1											
Dave Hostetter, R OBP: 0.500, SLG: 0.611 (1, 10)										2	1	1	2	2	1	1											
Larry Parrish, R OBP: 0.333, SLG: 0.368 (1, 9)										3	0	0	0	1	1	4											
Pete O'Brien, L OBP: 0.273, SLG: 0.158 (1, 3)										3	0	0	0	1	0	2											
Jim Sundberg, R OBP: 0.136, SLG: 0.238 (1, 2)										4	0	0	0	0	0	2											
George Wright, S OBP: 0.269, SLG: 0.280 (1, 8)										4	0	0	0	0	1	2											
Bucky Dent, R OBP: 0.286, SLG: 0.381 (1, 6)										4	1	2	0	0	1	1											
Inning Stats	R: 0 E: 0 K: 1 S: 6	H: 1 LOB: 1 BB: 0 P: 6	R: 0 E: 0 K: 1 S: 5	H: 0 LOB: 1 BB: 1 P: 9	R: 0 E: 0 K: 2 S: 8	H: 1 LOB: 1 BB: 0 P: 8	R: 1 E: 0 K: 0 S: 4	H: 1 LOB: 1 BB: 1 P: 8	R: 1 E: 0 K: 0 S: 5	H: 3 LOB: 2 BB: 1 P: 9	R: 0 E: 0 K: 0 S: 3	H: 0 LOB: 0 BB: 0 P: 3	R: 0 E: 0 K: 0 S: 3	H: 1 LOB: 0 BB: 0 P: 3	R: 0 E: 0 K: 0 S: 3	H: 0 LOB: 1 BB: 1 P: 7	R: 0 E: 0 K: 1 S: 6	H: 0 LOB: 1 BB: 0 P: 6	1B: 6 2B: 1 3B: 0 HR: 1	SF: 0 SAC: 0 DP: 2 HBP: 0	WP: 1 PB: 0 SB: 2 CS: 0	PA: 37					
PITCHER	IP	WLS	BF	H	R	ER	SO	BB	IBB	HBP	BLK	WP	HR	S	P	ERA	WHIP										
Bert Blyleven, R ERA: 3.97 (1, 1)	7.0	L	29	7	2	2	4	3	0	0	0	0	1	34	46	2.57	1.429										
Dan Spillner, R ERA: (8, 1)	2.0		8	0	0	0	1	1	0	0	0	1	0	9	13	0.00	0.500										

Batter	1	2	3	4	5	6	7	8	9	AB	R	H	RBI	BB	SO	LOB	BOTTOM										
Alan Bannister, R OBP: 0.385, SLG: 0.455 (1, 7)										3	0	1	1	0	0	0	Texas Rangers @ Cleveland Indians Cleveland Municipal Stadium, Cleveland, OH Tue Apr 12 1983, 3:33 AM EST Att: 5,133 - Unknown livebaseballscorecards.com										
Manny Trillo, R OBP: 0.500, SLG: 0.400 (1, 4)										4	0	2	0	0	0	1											
Toby Harrah, R OBP: 0.536, SLG: 0.550 (1, 5)										3	0	0	0	1	0	2											
Andre Thornton, R OBP: 0.615, SLG: 0.900 (1, 3)										4	0	0	0	0	2	3											
George Vukovich, L OBP: 0.174, SLG: 0.348 (1, 9)										3	0	0	0	0	1	0											
Wil Culmer, R OBP: 0.667, SLG: 0.667 (1, 10)										3	0	2	0	0	0	0											
Rick Manning, L OBP: 0.200, SLG: 0.167 (1, 8)										3	0	0	0	0	1	2											
Chris Bando, S OBP: 0.333, SLG: 0.333 (1, 2)										3	1	1	0	0	0	0											
Julio Franco, R OBP: 0.280, SLG: 0.391 (1, 6)										3	0	1	0	0	0	0											
Inning Stats	R: 0 E: 0 K: 0 S: 3	H: 1 LOB: 0 BB: 0 P: 3	R: 0 E: 0 K: 2 S: 8	H: 1 LOB: 1 BB: 0 P: 8	R: 0 E: 0 K: 0 S: 3	H: 0 LOB: 0 BB: 0 P: 3	R: 0 E: 0 K: 0 S: 3	H: 1 LOB: 0 BB: 0 P: 3	R: 0 E: 0 K: 1 S: 5	H: 3 LOB: 2 BB: 1 P: 9	R: 0 E: 0 K: 0 S: 5	H: 1 LOB: 0 BB: 0 P: 5	R: 0 E: 0 K: 0 S: 3	H: 0 LOB: 0 BB: 0 P: 3	R: 0 E: 0 K: 1 S: 5	H: 0 LOB: 0 BB: 0 P: 5	R: 0 E: 0 K: 1 S: 5	H: 0 LOB: 0 BB: 0 P: 5	1B: 7 2B: 0 3B: 0 HR: 0	SF: 1 SAC: 0 DP: 3 HBP: 0	WP: 0 PB: 0 SB: 0 CS: 1	PA: 31					
PITCHER	IP	WLS	BF	H	R	ER	SO	BB	IBB	HBP	BLK	WP	HR	S	P	ERA	WHIP										
Rick Honeycutt, L ERA: 1.2 (1, 1)	8.0	W	28	7	1	1	3	1	0	0	0	0	0	33	37	1.12	1.000										
Odell Jones, R ERA: 3.66 (9, 1)	1.0	S	3	0	0	0	1	0	0	0	0	0	0	5	5	0.00	0.000										

Batter	1	2	3	4	5	6	7	8	9	AB	R	H	RBI	BB	SO	LOB	TOP										
Mickey Rivers, L OBP: 0.375, SLG: 0.375	4-3	1B			SH2-3		CS	1-3		3	0	1	0	0	0	0	Texas Rangers @ Cleveland Indians Cleveland Municipal Stadium, Cleveland, OH Wed Apr 13 1983, 3:33 AM EST Att: 4,078 - Unknown livebaseballscorecards.com										
Mike Richardt, R OBP: 0.235, SLG: 0.455	6-3	K			SF8			F8		3	0	0	1	0	1	2											
Bill Sample, R OBP: 0.343, SLG: 0.387	FC6-4			5-3	4-3			K		4	0	1	0	0	1	0											
Larry Bittner, L OBP: 0.364, SLG: 0.500	FC6-4			F8				F7		4	0	0	0	0	0	1											
Buddy Bell, R OBP: 0.294, SLG: 0.412		FC2-5	K		5-3			6-3		4	0	1	0	0	1	0											
Pete O'Brien, L OBP: 0.308, SLG: 0.182		WP	K		4-3			WP		3	1	1	0	1	1	0											
Jim Sundberg, R OBP: 0.154, SLG: 0.240	FC2-5	WP		FC4-6	6-3			4-3		4	1	1	0	0	0	3											
George Wright, S OBP: 0.310, SLG: 0.321		FC3-6		FC4-6			FC6-4			3	0	2	2	0	0	1											
Bucky Dent, R OBP: 0.292, SLG: 0.417	FC3-6	PB		CS	SH2-3		FC6-4			3	1	1	0	0	0	2											
Inning Stats	R: 0 E: 0 K: 0 S: 4	H: 1 LOB: 1 BB: 0 P: 4	R: 2 E: 0 K: 1 S: 9	H: 4 LOB: 2 BB: 0 P: 9	R: 0 E: 0 K: 1 S: 5	H: 0 LOB: 0 BB: 0 P: 5	R: 0 E: 0 K: 1 S: 5	H: 1 LOB: 0 BB: 0 P: 5	R: 1 E: 0 K: 0 S: 4	H: 1 LOB: 0 BB: 0 P: 4	R: 0 E: 0 K: 0 S: 3	H: 0 LOB: 0 BB: 0 P: 3	R: 0 E: 0 K: 1 S: 3	H: 1 LOB: 0 BB: 0 P: 3	R: 0 E: 0 K: 0 S: 5	H: 0 LOB: 1 BB: 1 P: 7	1B: 7 2B: 1 3B: 0 HR: 0	SF: 1 SAC: 1 DP: 0 HBP: 0	WP: 2 PB: 1 SB: 0 CS: 2	PA: 36							
PITCHER	IP	WLS	BF	H	R	ER	SO	BB	IBB	HBP	BLK	WP	HR	S	P	ERA	WHIP										
Len Barker, R ERA: 2.4	8.0	W	30	8	3	3	4	0	0	0	0	1	0	38	38	3.38	1.000										
Dan Spillner, R ERA:	1.0	S	4	0	0	0	0	1	0	0	0	1	0	3	7	0.00	1.000										

Batter	1	2	3	4	5	6	7	8	9	AB	R	H	RBI	BB	SO	LOB	BOTTOM										
Mike Hargrove, L OBP: 0.314, SLG: 0.381	K	K			L3-6					4	1	2	1	0	2	1	Texas Rangers @ Cleveland Indians Cleveland Municipal Stadium, Cleveland, OH Wed Apr 13 1983, 3:33 AM EST Att: 4,078 - Unknown livebaseballscorecards.com										
Toby Harrah, R OBP: 0.500, SLG: 0.500	1B			F9	L3-6		P3			4	1	1	0	0	0	2											
Bake McBride, L OBP: 0.333, SLG: 0.286	F7			2B	6-3					3	1	1	1	1	0	1											
Andre Thornton, R OBP: 0.567, SLG: 0.792	1B			F8			F8			4	0	1	1	0	0	2											
George Vukovich, L OBP: 0.222, SLG: 0.385	BB			2B				3-1		3	0	1	1	1	0	0											
Manny Trillo, R OBP: 0.500, SLG: 0.417	F8			F7						4	0	2	0	0	0	3											
Rick Manning, L OBP: 0.172, SLG: 0.143				F9			F7			4	0	0	0	0	1	2											
Chris Bando, S OBP: 0.429, SLG: 0.333				K			SH1-3	F8		3	1	1	0	1	1	1											
Julio Franco, R OBP: 0.259, SLG: 0.360	L6			F8			SH1-3			2	0	0	0	0	0	1											
Inning Stats	R: 1 E: 0 K: 1 S: 7	H: 2 LOB: 2 BB: 1 P: 11	R: 0 E: 0 K: 1 S: 6	H: 1 LOB: 1 BB: 0 P: 6	R: 1 E: 0 K: 0 S: 4	H: 1 LOB: 1 BB: 1 P: 8	R: 0 E: 0 K: 1 S: 5	H: 0 LOB: 0 BB: 0 P: 5	R: 0 E: 0 K: 0 S: 3	H: 1 LOB: 0 BB: 0 P: 3	R: 0 E: 0 K: 0 S: 4	H: 1 LOB: 1 BB: 0 P: 4	R: 2 E: 0 K: 0 S: 5	H: 2 LOB: 1 BB: 1 P: 9	R: 0 E: 0 K: 1 S: 6	H: 1 LOB: 1 BB: 0 P: 6	1B: 6 2B: 4 3B: 0 HR: 0	SF: 0 SAC: 1 DP: 1 HBP: 0	WP: 0 PB: 0 SB: 1 CS: 0	PA: 35							
PITCHER	IP	WLS	BF	H	R	ER	SO	BB	IBB	HBP	BLK	WP	HR	S	P	ERA	WHIP										
Charlie Hough, R ERA: 1.8	6.0	R	25	6	2	2	3	2	0	0	0	0	0	29	37	3.00	1.333										
Mike Mason, L ERA: 6.43	2.0	L	10	3	2	2	1	1	0	0	0	0	0	11	15	9.00	2.000										

Batter	1	2	3	4	5	6	7	8	9	AB	R	H	RBI	BB	SO	LOB	TOP	
Mike Hargrove, L (1, 3) OBP: 0.341, SLG: 0.400 Miguel Dilone, S (9, FR)	F7		1B		L4			1B BB	BB	4	0	2	0	1	0	2	Cleveland Indians @ Baltimore Orioles Memorial Stadium, Baltimore, MD Sat Apr 16 1983, 3:33 AM EST Unknown - 51 F	
Toby Harrah, R (1, 5) OBP: 0.459, SLG: 0.429	B2		F6		FC5-4			1B	1-3	4	0	0	0	1	0	5		
Bake McBride, L (1, 9) OBP: 0.316, SLG: 0.278	L6		F8			4-3		1B		4	0	1	0	0	0	1		
Andre Thornton, R (1, 10) OBP: 0.529, SLG: 0.714			FC6-4		F7			K		4	0	1	0	0	1	3		
George Vukovich, L (1, 7) OBP: 0.194, SLG: 0.333			FC6-4		F8			K		4	0	0	0	0	1	4		
Manny Trillo, R (1, 4) OBP: 0.471, SLG: 0.393			FC1-5-2		6-3			K		4	0	1	0	0	2	3		
Rick Manning, L (1, 8) OBP: 0.156, SLG: 0.129 Alan Bannister, R (9, PH) OBP: 0.428, SLG: 0.500			FC1-5-2		F8			G1		3	0	0	0	0	0	2		
Ron Hassey, L (1, 2) OBP: 0.529, SLG: 0.467 Wil Culmer, R (9, PH) OBP: 0.500, SLG: 0.500			F7		1B			G1		3	0	2	0	0	0	2		
Julio Franco, R (1, 6) OBP: 0.258, SLG: 0.345			2-3		1B			1-2		1	0	0	0	0	0	1		
Inning Stats	R: 0 E: 0 K: 0 S: 3	H: 0 LOB: 0 BB: 0 P: 3	R: 0 E: 0 K: 0 S: 5	H: 2 LOB: 2 BB: 0 P: 5	R: 0 E: 0 K: 0 S: 4	H: 1 LOB: 1 BB: 0 P: 4	R: 0 E: 0 K: 0 S: 3	H: 0 LOB: 0 BB: 0 P: 3	R: 0 E: 0 K: 1 S: 6	H: 1 LOB: 1 BB: 0 P: 6	R: 0 E: 0 K: 3 S: 11	H: 2 LOB: 3 BB: 1 P: 15	R: 0 E: 0 K: 0 S: 4	H: 1 LOB: 2 BB: 1 P: 8	1B: 9 2B: 0 3B: 0 HR: 0	SF: 0 SAC: 0 DP: 0 HBP: 0		WP: 0 PA: 38 PB: 0 SB: 0 CS: 0
PITCHER	IP	WLS	BF	H	R	ER	SO	BB	IBB	HBP	BLK	WP	HR	S	P	ERA	WHIP	
Jim Palmer, R (1, 1) ERA: 14.73	5.0	W	20	5	0	0	0	0	0	0	0	0	0	20	20	0.00	1.000	
Storm Davis, R (6, 1) ERA: 3.52	2.1		11	3	0	0	2	1	0	0	0	0	0	14	18	0.00	1.714	
Tippy Martinez, L (8, 1) ERA: 14.73	1.2	S	7	1	0	0	2	1	0	0	0	0	0	10	14	0.00	1.200	

Batter	1	2	3	4	5	6	7	8	9	AB	R	H	RBI	BB	SO	LOB	BOTTOM	
Al Bumbry, L (1, 8) OBP: 0.309, SLG: 0.188	6-3	1-3			L8			L1		4	0	0	0	0	0	2	Cleveland Indians @ Baltimore Orioles Memorial Stadium, Baltimore, MD Sat Apr 16 1983, 3:33 AM EST Unknown - 51 F	
Jim Dwyer, L (1, 9) OBP: 0.400, SLG: 0.250	F7		FC4-6		F7			WP		3	1	1	0	1	0	0		
Cal Ripken Jr., R (1, 6) OBP: 0.429, SLG: 0.563			FC4-6					4-3		4	0	3	0	0	0	1		
Eddie Murray, S (1, 3) OBP: 0.515, SLG: 0.577	G3		FC4-6		F6			WP		3	0	0	0	1	0	4		
John Lowenstein, L (1, 7) OBP: 0.500, SLG: 0.647 Gary Roenicke, R (8, PH) OBP: 0.083, SLG: 0.333			SF8		4-3			F7		1	1	0	1	1	0	0		
Ken Singleton, S (1, 10) OBP: 0.267, SLG: 0.407			FC6-4		6-3			K		1	0	0	0	0	0	2		
Rich Dauer, R (1, 4) OBP: 0.355, SLG: 0.483			1-2		1-3			F8		3	0	1	1	0	0	0		
Leo Hernandez, R (1, 5) OBP: 0.357, SLG: 0.417 Aurelio Rodriguez, R (8, 5)			1-2		4-3			K		3	0	1	0	0	1	0		
Joe Nolan, L (1, 2) OBP: 0.231, SLG: 0.250			K		F7			4-3		3	0	0	0	0	1	2		
Inning Stats	R: 0 E: 0 K: 0 S: 4	H: 1 LOB: 1 BB: 0 P: 4	R: 1 E: 0 K: 2 S: 9	H: 2 LOB: 2 BB: 1 P: 13	R: 1 E: 0 K: 0 S: 4	H: 1 LOB: 1 BB: 1 P: 8	R: 0 E: 0 K: 0 S: 3	H: 0 LOB: 0 BB: 0 P: 3	R: 0 E: 0 K: 1 S: 5	H: 0 LOB: 0 BB: 0 P: 5	R: 0 E: 0 K: 1 S: 6	H: 0 LOB: 2 BB: 1 P: 10	R: 0 E: 0 K: 1 S: 6	H: 1 LOB: 2 BB: 1 P: 10	1B: 6 2B: 0 3B: 0 HR: 0	SF: 1 SAC: 0 DP: 0 HBP: 0		WP: 2 PA: 33 PB: 0 SB: 0 CS: 0
PITCHER	IP	WLS	BF	H	R	ER	SO	BB	IBB	HBP	BLK	WP	HR	S	P	ERA	WHIP	
Lary Sorensen, R (1, 1) ERA: 8.1	7.1	L	31	6	2	2	3	2	1	0	0	1	0	34	46	2.46	1.091	
Ed Glynn, L (8, 1) ERA: 11.57	0.2		2	0	0	0	1	0	0	0	0	1	0	4	4	0.00	0.000	

AB 36
R 0
H 9
RBI 0
BB 2
SO 4
LOB 25



AB 29
R 2
H 6
RBI 2
BB 3
SO 4
LOB 15



Batter	1	2	3	4	5	6	7	8	9	AB	R	H	RBI	BB	SO	LOB	TOP										
Miguel Dilone, S OBP: 0.444, SLG: 0.571 (1, 7)	0-0 2B		0-0 4-3	4-0 2B BB		0-0 5-3		0-0 2B		4	1	2	1	1	0	0											
Toby Harrah, R OBP: 0.474, SLG: 0.429 Julio Franco, R OBP: 0.286, SLG: 0.394 (1, 5) (1, 6)	1-0 HBP		0-0 1B	0-0 G3 2B			0-0 F9	0-0 F8		0	0	0	0	0	0	0											
Broderick Perkins, L OBP: 0.200, SLG: 0.200 (1, 3)	0-3 K		0-3 K	0-3 G3			0-0 1B		0-0 F7	5	0	1	0	0	2	4											
Andre Thornton, R OBP: 0.538, SLG: 0.677 (1, 10)	4-0 1-2 BB		0-0 1B	0-3 K			0-0 F7		4-0 BB	3	0	1	1	2	1	2											
George Vukovich, L OBP: 0.167, SLG: 0.286 (1, 9)	0-3 K		0-3 6-3		0-3 K		0-0 5-3		0-0 F7	5	0	0	0	0	2	5											
Manny Trillo, R OBP: 0.436, SLG: 0.364 (1, 4)		0-0 F4		0-0 1B	0-0 6-3			0-0 4-3	0-0 F9	5	1	1	0	0	0	1											
Rick Manning, L OBP: 0.194, SLG: 0.200 (1, 8)		0-0 4-6-3 1B		0-0 F8	0-0 6-3			0-0 1B		4	1	2	0	0	0	1											
Chris Bando, S OBP: 0.455, SLG: 0.400 (1, 2)		0-0 4-6-3		0-0 BB 1B	0-0 4-3			0-0 SH2-3 2B		4	2	2	1	0	0	1											
Mike Fischlin, R OBP: 0.333, SLG: 0.333 (1, 6) (1, 5)		0-0 1-3		0-0 BB 2B	0-0 3-1			0-0 SH2-3		3	1	1	1	0	0	1											
Inning Stats	R: 0 E: 0 K: 2 S: 7	H: 1 LOB: 2 BB: 1 P: 12	R: 0 E: 0 K: 0 S: 4	H: 1 LOB: 1 BB: 0 P: 4	R: 1 E: 0 K: 1 S: 7	H: 2 LOB: 1 BB: 0 P: 7	R: 4 E: 0 K: 1 S: 9	H: 4 LOB: 1 BB: 1 P: 13	R: 0 E: 0 K: 0 S: 3	H: 0 LOB: 0 BB: 0 P: 3	R: 0 E: 0 K: 0 S: 4	H: 1 LOB: 1 BB: 0 P: 4	R: 2 E: 0 K: 0 S: 6	H: 3 LOB: 1 BB: 0 P: 6	R: 0 E: 0 K: 0 S: 3	H: 0 LOB: 1 BB: 1 P: 7	1B: 8 2B: 4 3B: 0 HR: 0	SF: 0 SAC: 1 DP: 0 HBP: 1	WP: 0 PB: 0 SB: 1 CS: 0	PA: 42							
PITCHER	IP	WLS	BF	H	R	ER	SO	BB	IBB	HBP	BLK	WP	HR	S	P	ERA	WHIP										
Dennis Martinez, R ERA: 5.19 (1, 1)	3.1	L	20	8	5	5	3	2	0	0	0	0	0	23	32	13.50	3.000										
Don Welch, R ERA: 4.29 (4, 1)	4.1		17	4	2	2	2	0	0	0	0	0	0	21	21	4.15	0.923										
Tippy Martinez, L ERA: 10.8 (8, 1)	1.1		5	0	0	0	0	1	0	0	0	0	0	4	8	0.00	0.750										

Cleveland Indians @ Baltimore Orioles
Memorial Stadium, Baltimore, MD
Sat Apr 16 1983, 6:05 PM EST
Att: 10,016 - Unknown - 49 F


AB 37
R 7
H 12
RBI 7
BB 3
SO 5
LOB 16



Batter	1	2	3	4	5	6	7	8	9	AB	R	H	RBI	BB	SO	LOB	BOTTOM										
John Shelby, S OBP: 0.421, SLG: 0.684 (1, 8)	0-0 6-3		0-0 2B SF8 1B		0-0 5-3			0-0 F9		4	1	1	0	0	0	0											
Dan Ford, R OBP: 0.483, SLG: 0.577 (1, 9)	0-0 F8		0-0 SF8 2B			0-0 G5-4-3 1B		0-0 6-3		4	0	2	1	0	0	0											
Cal Ripken Jr., R OBP: 0.385, SLG: 0.514 (1, 6)	0-0 F9		0-0 SF8			0-0 F9		0-0 F9		3	0	0	1	0	0	1											
Eddie Murray, S OBP: 0.486, SLG: 0.533 (1, 3)		0-0 F8	0-0 L5			0-0 G5-4-3			0-0 G4-6-3 1B	4	0	1	0	0	0	2											
Gary Roenicke, R OBP: 0.133, SLG: 0.400 John Lowenstein, L (9, PH) OBP: 0.476, SLG: 0.611 (1, 7) (9, PH)		0-0 E5 FC6-4		0-0 F6			0-0 6-3 E 2B		0-3 K	3	1	1	0	0	0	0											
Benny Ayala, R OBP: 0.250, SLG: 0.250 Ken Singleton, S (9, PH) OBP: 0.258, SLG: 0.393 (1, 10) (9, PH)		0-0 F8		0-0 6-3			0-0 6-3		0-0 G4-6-3	3	0	0	0	0	0	2											
Rich Dauer, R OBP: 0.324, SLG: 0.438 (1, 4)		0-0 FC6-4		0-0 F9			0-0 F9			3	0	0	0	0	0	2											
Leo Hernandez, R OBP: 0.355, SLG: 0.481 (1, 5)			0-0 F4		0-0 6-3			0-0 E6		3	1	1	1	0	0	0											
Rick Dempsey, R OBP: 0.167, SLG: 0.250 (1, 2)			4-0 1B 2B BB		0-0 F9			0-0 F8		2	1	0	0	1	0	0											
Inning Stats	R: 0 E: 0 K: 0 S: 3	H: 0 LOB: 0 BB: 0 P: 3	R: 0 E: 1 K: 0 S: 4	H: 0 LOB: 1 BB: 0 P: 4	R: 2 E: 0 K: 0 S: 5	H: 2 LOB: 1 BB: 1 P: 9	R: 0 E: 0 K: 0 S: 3	H: 0 LOB: 0 BB: 0 P: 3	R: 0 E: 0 K: 0 S: 3	H: 1 LOB: 0 BB: 0 P: 3	R: 2 E: 1 K: 0 S: 5	H: 2 LOB: 0 BB: 0 P: 5	R: 0 E: 0 K: 0 S: 3	H: 0 LOB: 0 BB: 0 P: 3	R: 0 E: 0 K: 1 S: 5	H: 1 LOB: 0 BB: 0 P: 5	1B: 3 2B: 2 3B: 1 HR: 0	SF: 1 SAC: 0 DP: 2 HBP: 0	WP: 0 PB: 0 SB: 0 CS: 0	PA: 33							
PITCHER	IP	WLS	BF	H	R	ER	SO	BB	IBB	HBP	BLK	WP	HR	S	P	ERA	WHIP										
Neal Heaton, L ERA: 3.0 (1, 1)	7.0	W	27	5	4	3	0	1	0	0	0	0	0	26	30	3.86	0.857										
Dan Spillner, R ERA: (8, 1)	2.0	S	6	1	0	0	1	0	0	0	0	0	0	8	8	0.00	0.500										

Cleveland Indians @ Baltimore Orioles
Memorial Stadium, Baltimore, MD
Sat Apr 16 1983, 6:05 PM EST
Att: 10,016 - Unknown - 49 F

AB 31
R 4
H 6
RBI 3
BB 1
SO 1
LOB 9



Batter	1	2	3	4	5	6	7	8	9	AB	R	H	RBI	BB	SO	LOB	TOP
Alan Bannister, R OBP: 0.333, SLG: 0.375 (1, 8)	4-3	FC5-4			L9			6-3		4	0	0	0	0	0	1	Cleveland Indians @ Baltimore Orioles Memorial Stadium, Baltimore, MD Sun Apr 17 1983, 3:33 AM EST Att: 36,430 - Unknown - 54 F
Miguel Dilone, S OBP: 0.492, SLG: 0.444 (1, 7)	1B SF7 BB			4-3 BB	F8			E6		2	1	0	0	2	0		
Manny Trillo, R OBP: 0.419, SLG: 0.351 (1, 4)	HBP 1B		4-3	1-2		4-3		L8		4	0	1	0	0	2		
Andre Thornton, R OBP: 0.512, SLG: 0.647 (1, 3)	SF7		L7					F7		3	0	1	1	0	2		
Bake McBride, L OBP: 0.304, SLG: 0.238 (1, 9)	3-H 1-2 HBP		F9			K				3	0	0	0	2	2		
Wil Culmer, R OBP: 0.250, SLG: 0.250 (1, 10)	F9				F8					4	0	0	0	1	3		
Julio Franco, R OBP: 0.282, SLG: 0.378 (1, 6)		5-3			F9			6-3		4	0	1	0	0	0		
Chris Bando, S OBP: 0.333, SLG: 0.286 (1, 2)	5-3		5-3					L4		4	0	0	0	0	1		
Mike Fischlin, R OBP: 0.333, SLG: 0.200 (1, 5)					6-3			F6		2	0	0	0	1	0		
Inning Stats	R: 1 E: 0 K: 0 S: 4	H: 1 LOB: 2 BB: 1 P: 9	R: 0 E: 0 K: 0 S: 3	H: 0 LOB: 1 BB: 1 P: 7	R: 0 E: 0 K: 0 S: 3	H: 0 LOB: 1 BB: 0 P: 3	R: 0 E: 0 K: 2 S: 8	H: 1 LOB: 1 BB: 0 P: 8	R: 0 E: 1 K: 0 S: 4	H: 0 LOB: 1 BB: 0 P: 4	R: 0 E: 0 K: 1 S: 6	H: 1 LOB: 1 BB: 0 P: 6	1B: 3 2B: 0 3B: 0 HR: 0	SF: 1 SAC: 0 DP: 0 HBP: 1	WP: 0 PB: 0 SB: 0 CS: 0	PA: 35	
PITCHER Mike Flanagan, L ERA: 3.79 (1, 1)	IP: 9.0 WLS: W BF: 35 H: 3 R: 1 ER: 1 SO: 3 BB: 3 IBB: 0 HBP: 1 BLK: 0 WP: 0 HR: 0 S: 37 P: 50 ERA: 1.00 WHIP: 0.667																

Batter	1	2	3	4	5	6	7	8	9	AB	R	H	RBI	BB	SO	LOB	BOTTOM	
Al Bumbry, L OBP: 0.423, SLG: 0.263 (1, 8)	BB PB BB	6-3		1B 2B		F7				3	2	1	1	1	0	1	Cleveland Indians @ Baltimore Orioles Memorial Stadium, Baltimore, MD Sun Apr 17 1983, 3:33 AM EST Att: 36,430 - Unknown - 54 F	
Dan Ford, R OBP: 0.515, SLG: 0.586 (1, 9)	PB 1B BB	K		1B						3	1	2	1	1	1			
Cal Ripken Jr., R OBP: 0.372, SLG: 0.474 (1, 6)	1B 2-3 BB		6-3	L8				F4		3	1	0	0	1	2			
Eddie Murray, S OBP: 0.488, SLG: 0.529 (1, 3)	1B		4-3 1B		F9			K		4	1	2	2	0	1			
John Lowenstein, L OBP: 0.400, SLG: 0.500 (1, 7)	1-3		4-3		1-3			K		4	0	0	0	0	2			
Jim Dwyer, L OBP: 0.500, SLG: 0.364 (1, 10)	FC6 1B		CS 1B					F2		3	0	2	1	1	0			
Rich Dauer, R OBP: 0.289, SLG: 0.389 (1, 4)	FC6		CS	5-3	K			F5		4	0	0	0	0	2			
Leo Hernandez, R OBP: 0.353, SLG: 0.500 ERA: 6.45 Aurelio Rodriguez, R (7, 5)				K				L4		3	0	1	0	0	1			
Joe Nolan, L OBP: 0.250, SLG: 0.267 (1, 2)	K			2B 1B				L3		1	0	0	0	0	0			
Inning Stats	R: 3 E: 0 K: 0 S: 4	H: 2 LOB: 1 BB: 3 P: 16	R: 0 E: 0 K: 2 S: 8	H: 1 LOB: 0 BB: 0 P: 8	R: 1 E: 0 K: 0 S: 4	H: 2 LOB: 0 BB: 0 P: 4	R: 2 E: 0 K: 1 S: 8	H: 3 LOB: 1 BB: 0 P: 8	R: 0 E: 0 K: 0 S: 3	H: 0 LOB: 0 BB: 0 P: 3	R: 0 E: 0 K: 2 S: 8	H: 1 LOB: 1 BB: 0 P: 8	R: 0 E: 0 K: 0 S: 3	H: 0 LOB: 0 BB: 0 P: 3	1B: 7 2B: 2 3B: 0 HR: 0	SF: 0 SAC: 0 DP: 0 HBP: 0	WP: 0 PB: 1 SB: 0 CS: 1	PA: 36
PITCHER Bert Blyleven, R ERA: 3.09 (1, 1)	IP: 4.0 WLS: L BF: 21 H: 8 R: 6 ER: 6 SO: 3 BB: 3 IBB: 0 HBP: 0 BLK: 0 WP: 0 HR: 0 S: 24 P: 36 ERA: 13.50 WHIP: 2.750																	
Juan Eichelberger, R ERA: 3.09 (5, 1)	IP: 4.0 WLS: L BF: 14 H: 1 R: 0 ER: 0 SO: 3 BB: 1 IBB: 0 HBP: 0 BLK: 0 WP: 0 HR: 0 S: 19 P: 23 ERA: 0.00 WHIP: 0.500																	

Batter	1	2	3	4	5	6	7	8	9	AB	R	H	RBI	BB	SO	LOB	TOP					
Mike Hargrove, L (1, 3) OBP: 0.385, SLG: 0.333	0-0 3-1		0-3 K		0-0 F6		0-0 1-3		0-0 4-3	5	0	0	0	0	1	2						
Manny Trillo, R (1, 4) OBP: 0.404, SLG: 0.325	0-3 K		0-0 F7		4-0 1B 1-2 BB		0-0 F6			3	0	0	0	1	1	0						
Alan Bannister, R (1, 7) OBP: 0.364, SLG: 0.400	0-0 6-3			0-0 F7	0-0 1B 1-2 2-H				0-0 1B	4	0	2	1	0	0	0						
Andre Thornton, R (1, 10) OBP: 0.489, SLG: 0.595		0-3 K		4-0 1B BB	0-0 F8			0-0 F9		3	0	0	0	1	1	3						
Bake McBride, L (1, 9) OBP: 0.259, SLG: 0.200		0-3 K		0-0 F9		0-0 G3		0-0 F8		4	0	0	0	0	1	2						
Pat Tabler, R (1, 5) OBP: 0.750, SLG: 1.000		4-0 1B BB		0-0 FC6-4 1B	0-0 2B		0-0 F9			3	0	2	0	1	0	1						
Rick Manning, L (1, 8) OBP: 0.225, SLG: 0.231		0-0 1B		0-0 FC6-4 1-2	0-0 F9			0-0 1B		4	0	2	0	0	0	3						
Ron Hassey, L (1, 2) OBP: 0.476, SLG: 0.421		0-0 L7			0-0 FC1-6 1B		0-0 F6		0-0 F8	4	0	1	0	0	0	4						
Julio Franco, R (1, 6) OBP: 0.256, SLG: 0.341			0-0 L4		0-0 FC1-6 1B		0-0 F9		0-0 F9	4	1	0	0	0	0	2						
Inning Stats	R: 0 E: 0 K: 1 S: 5	H: 0 LOB: 0 BB: 0 P: 5	R: 0 E: 0 K: 2 S: 8	H: 1 LOB: 2 BB: 1 P: 12	R: 0 E: 0 K: 1 S: 5	H: 0 LOB: 0 BB: 0 P: 5	R: 0 E: 0 K: 0 S: 4	H: 1 LOB: 2 BB: 1 P: 8	R: 1 E: 0 K: 0 S: 5	H: 2 LOB: 2 BB: 1 P: 9	R: 0 E: 0 K: 0 S: 4	H: 1 LOB: 1 BB: 0 P: 4	R: 0 E: 0 K: 0 S: 3	H: 0 LOB: 0 BB: 0 P: 3	R: 0 E: 0 K: 0 S: 4	H: 1 LOB: 1 BB: 0 P: 4	R: 0 E: 0 K: 0 S: 4	H: 1 LOB: 1 BB: 0 P: 4	1B: 6 2B: 1 3B: 0 HR: 0	SF: 0 SAC: 0 DP: 0 HBP: 0	WP: 0 PB: 0 SB: 0 CS: 0	PA: 37
PITCHER Scott McGregor, L (1, 1) ERA: 5.03	IP: 9.0 WLS: W BF: 37 H: 7 R: 1 ER: 1 SO: 4 BB: 3 IBB: 0 HBP: 0 BLK: 0 WP: 0 HR: 0 S: 42 P: 54 ERA: 1.00 WHIP: 1.111															PITCHER						

Cleveland Indians @ Baltimore Orioles
Memorial Stadium, Baltimore, MD
 Mon Apr 18 1983, 6:05 PM EST
 Att. 9,610 - Unknown - 47 F

AB	34
R	1
H	7
RBI	1
BB	3
SO	4
LOB	17



Batter	1	2	3	4	5	6	7	8	9	AB	R	H	RBI	BB	SO	LOB	BOTTOM			
Al Bumbry, L (1, 8) OBP: 0.467, SLG: 0.348	0-0 9-3 1B		0-0 FC6-4 1B			0-3 K		0-0 G5-4-3 1B		4	0	3	0	0	1	0				
Dan Ford, R (1, 9) OBP: 0.459, SLG: 0.515	0-0 9-3 1-2		0-0 FC6-4 1-2			0-0 4-3		0-3 K		4	0	0	0	0	1	3				
Cal Ripken Jr., R (1, 6) OBP: 0.362, SLG: 0.452	0-3 K			0-0 L4-3 1B		0-3 K		0-0 G5-4-3 1-2		4	0	1	0	0	2	1				
Eddie Murray, S (1, 3) OBP: 0.500, SLG: 0.541		0-0 G4-6-3 1B		0-3 K		0-0 FC4-6 1B 1B				3	1	2	0	0	1	1				
John Lowenstein, L (1, 7) OBP: 0.393, SLG: 0.458		0-0 G4-6-3 1-2		0-0 L4-3 1-2		4-0 FC4-6 BB		0-0 FC4-6 1B		2	0	0	0	1	0	2				
Jim Dwyer, L (1, 10) OBP: 0.471, SLG: 0.571		0-3 K			0-0 HR		0-0 FC4-6 2B		0-0 FC4-6 1B	3	2	1	1	0	1	2				
Rich Dauer, R (1, 4) OBP: 0.317, SLG: 0.436			0-0 G3 SF9 2B		0-0 6-3		0-0 1-2 2B 1B			3	1	2	1	0	0	0				
Leo Hernandez, R (1, 5) OBP: 0.324, SLG: 0.455			0-0 G3 2-3		0-3 K		0-0 3-H F9			3	0	0	0	0	1	3				
Rick Dempsey, R (1, 2) OBP: 0.190, SLG: 0.333			0-0 SF9 3-H		0-0 G3		0-0 1-H 2-H 2B			2	0	1	2	0	0	0				
Inning Stats	R: 0 E: 0 K: 1 S: 5	H: 1 LOB: 0 BB: 0 P: 5	R: 0 E: 0 K: 1 S: 5	H: 1 LOB: 0 BB: 0 P: 5	R: 1 E: 0 K: 0 S: 5	H: 2 LOB: 1 BB: 0 P: 5	R: 0 E: 0 K: 1 S: 5	H: 1 LOB: 0 BB: 0 P: 5	R: 1 E: 0 K: 1 S: 6	H: 1 LOB: 0 BB: 0 P: 6	R: 0 E: 0 K: 2 S: 7	H: 0 LOB: 0 BB: 0 P: 7	R: 2 E: 0 K: 0 S: 5	H: 3 LOB: 2 BB: 1 P: 9	R: 0 E: 0 K: 1 S: 5	H: 1 LOB: 0 BB: 0 P: 5	1B: 7 2B: 4 3B: 0 HR: 1	SF: 1 SAC: 0 DP: 4 HBP: 0	WP: 0 PB: 0 SB: 0 CS: 0	PA: 30
PITCHER Len Barker, R (1, 1) ERA: 3.38 Dan Spillner, R (7, 1) ERA:	IP: 6.1 WLS: L BF: 25 H: 8 R: 4 ER: 4 SO: 6 BB: 1 IBB: 0 HBP: 0 BLK: 0 WP: 0 HR: 1 S: 36 P: 40 ERA: 5.68 WHIP: 1.421															PITCHER				

Cleveland Indians @ Baltimore Orioles
Memorial Stadium, Baltimore, MD
 Mon Apr 18 1983, 6:05 PM EST
 Att. 9,610 - Unknown - 47 F

AB	28
R	4
H	10
RBI	4
BB	1
SO	7
LOB	12



Batter	1	2	3	4	5	6	7	8	9	AB	R	H	RBI	BB	SO	LOB	TOP			
Mike Hargrove, L (1, 3) OBP: 0.386, SLG: 0.303	F7	4-3		1B SF7 BB		K		5-3 1B BB		3	2	0	0	2	1	1	Cleveland Indians @ Toronto Blue Jays Exhibition Stadium, Toronto, ON Tue Apr 19 1983, 6:05 PM EST Att: 10,358 - Unknown - 34 F			
Manny Trillo, R (1, 4) OBP: 0.423, SLG: 0.341	1B BB		K	1B		BB 1B		5-3 1-2 2-3		4	1	2	0	1	1	2				
Bake McBride, L (1, 9) OBP: 0.313, SLG: 0.250	1B FC6-4 1B		K	SF7		FC6-4 BB		S 1B		3	1	2	3	1	1	0				
Andre Thornton, R (1, 10) OBP: 0.519, SLG: 0.600	FC6-4 1B		3B 1B	3-H 4-0		FC6-4 BB		2-H 3-H 4-0		3	1	2	1	2	0	2				
George Vukovich, L (1, 7) OBP: 0.171, SLG: 0.325	FC6-4 1-2 3-H		1B 3B	1-2		K		G3		5	1	1	2	0	1	5				
Pat Tabler, R (1, 5) OBP: 0.556, SLG: 0.625	K		WP 1B			K		F4		5	0	2	1	0	2	1				
Rick Manning, L (1, 8)		F9	1-2 BB			K		L6		4	0	0	0	1	2	1				
Ron Hassey, L (1, 2) OBP: 0.480, SLG: 0.435			F7			1-3		K		4	0	2	0	0	0	2				
Chris Bando, S (9, PH) OBP: 0.313, SLG: 0.267	1B							FC5-4 1B		1	0	0	0	0	1	0				
Julio Franco, R (1, 6) OBP: 0.234, SLG: 0.311	K			4-3		K		FC5-4 5-3 1-2 1B		4	1	0	0	0	2	2				
Inning Stats	R: 2 E: 0 K: 1 S: 7	H: 2 LOB: 1 BB: 1 P: 11	R: 0 E: 0 K: 1 S: 6	H: 1 LOB: 1 BB: 0 P: 6	R: 2 E: 0 K: 2 S: 10	H: 3 LOB: 2 BB: 1 P: 14	R: 1 E: 0 K: 1 S: 6	H: 1 LOB: 2 BB: 2 P: 14	R: 0 E: 0 K: 2 S: 8	H: 1 LOB: 0 BB: 0 P: 12	R: 0 E: 0 K: 1 S: 5	H: 1 LOB: 0 BB: 0 P: 5	R: 2 E: 1 K: 0 S: 5	H: 2 LOB: 2 BB: 2 P: 13	R: 0 E: 0 K: 1 S: 5	H: 0 LOB: 0 BB: 0 P: 5	1B: 10 2B: 0 3B: 1 HR: 0	SF: 1 SAC: 0 DP: 0 HBP: 0	WP: 1 PB: 0 SB: 1 CS: 1	PA: 44
PITCHER	IP WLS BF H R ER SO BB IBB HBP BLK WP HR S P ERA WHIP																			
Jim Gott, R (1, 1) ERA: 5.17	3.2	22	7	5	5	4	4	0	0	0	0	1	0	26	42	12.27	3.000			
Mike Morgan, R (4, 1) ERA: 2.0	2.2	11	2	0	0	5	1	0	0	0	0	0	0	20	24	0.00	1.125			
Dave Geisel, L (7, 1) ERA: 4.91	1.0	4	1	2	2	1	1	0	0	0	0	0	0	5	9	18.00	2.000			
Joey McLaughlin, R (8, 1) ERA: 1.89	0.2	4	1	0	0	0	1	0	0	0	0	0	0	3	7	0.00	3.000			
Randy Moffitt, R (9, 1) ERA:	1.0	W	3	0	0	0	1	0	0	0	0	0	0	5	5	0.00	0.000			

Batter	1	2	3	4	5	6	7	8	9	AB	R	H	RBI	BB	SO	LOB	BOTTOM					
Dave Collins, S (1, 7) OBP: 0.250, SLG: 0.182	F6			3-1	F4		F4		3-1	5	0	0	0	0	0	2	Cleveland Indians @ Toronto Blue Jays Exhibition Stadium, Toronto, ON Tue Apr 19 1983, 6:05 PM EST Att: 10,358 - Unknown - 34 F					
Damaso Garcia, R (1, 4) OBP: 0.333, SLG: 0.349	E4			1B		6-3	WP FC5-2 1B		S HR 1B	5	1	3	0	0	0	0						
Willie Upshaw, L (1, 3) OBP: 0.300, SLG: 0.472	G1-6-3			F6		2B BB	FC5-2		K	2	1	0	0	1	0	2						
Jesse Barfield, R (7, PH) OBP: 0.250, SLG: 0.543	G1-6-3 1-2			F6		2B BB	1-H		K	2	0	0	0	0	1	2						
Cliff Johnson, R (1, 10) OBP: 0.378, SLG: 0.615			K	6-3		F6	F7		HR	5	1	1	2	0	1	3						
Ernie Whitt, L (1, 2) OBP: 0.435, SLG: 0.450			K		L8	HR			K	3	1	1	1	0	1	0						
Buck Martinez, R (8, PH) OBP: 0.350, SLG: 0.450			K		HR	2B			HR	2	1	1	0	0	1	0						
Lloyd Moseby, L (1, 8) OBP: 0.478, SLG: 0.714			K		1B	HR			HR	5	4	4	4	0	1	0						
Hosken Powell, L (1, 9) OBP: 0.182, SLG: 0.455				6-3		F7			K	3	0	1	0	0	0	1						
Barry Bonnell, R (8, PH) OBP: 0.292, SLG: 0.190					F7	1B			K	1	0	0	0	0	1	1						
Rance Mulliniks, L (1, 5) OBP: 0.353, SLG: 0.500				3-1		1B			K	2	0	1	0	0	0	0						
Garth Iorg, R (6, PH) OBP: 0.385, SLG: 0.500					1B	1B	FC6-4		K	2	0	2	1	0	0	0						
Alfredo Griffin, S (1, 6) OBP: 0.297, SLG: 0.353						1B			2B	3	0	1	1	0	1	2						
Jorge Orta, L (8, PH)				K			FC6-4		4-3	1	0	0	0	0	0	1						
Mickey Klutts, R (9, 5) OBP: 0.333, SLG: 0.333						1-2 2-H	1-2		4-3	0	0	0	0	0	0	0						
Inning Stats	R: 0 E: 1 K: 0 S: 3	H: 0 LOB: 0 BB: 0 P: 3	R: 0 E: 0 K: 3 S: 9	H: 0 LOB: 0 BB: 0 P: 9	R: 0 E: 0 K: 1 S: 5	H: 0 LOB: 0 BB: 0 P: 5	R: 0 E: 0 K: 0 S: 4	H: 1 LOB: 1 BB: 0 P: 4	R: 1 E: 0 K: 0 S: 6	H: 3 LOB: 2 BB: 0 P: 6	R: 3 E: 0 K: 0 S: 7	H: 4 LOB: 1 BB: 1 P: 11	R: 0 E: 0 K: 0 S: 4	H: 1 LOB: 1 BB: 0 P: 4	R: 1 E: 0 K: 2 S: 9	H: 2 LOB: 1 BB: 0 P: 9	R: 4 E: 0 K: 1 S: 8	H: 4 LOB: 0 BB: 0 P: 8	1B: 10 2B: 2 3B: 0 HR: 3	SF: 0 SAC: 0 DP: 1 HBP: 0	WP: 2 PB: 0 SB: 2 CS: 0	PA: 42
PITCHER	IP WLS BF H R ER SO BB IBB HBP BLK WP HR S P ERA WHIP																					
Rick Sutcliffe, R (1, 1) ERA: 4.5	5.2	25	7	4	4	4	1	0	0	0	0	2	0	14	14	4.50	2.000					
Ed Glynn, L (6, 1) ERA: 8.31	2.0	10	4	1	1	2	0	0	0	0	2	0	14	14	4.50	2.000						
Dan Spillner, R (8, 1) ERA: 3.6	1.0	L	7	4	4	4	1	0	0	0	0	2	9	9	36.00	4.000						

Batter	1	2	3	4	5	6	7	8	9	AB	R	H	RBI	BB	SO	LOB	TOP			
Mike Hargrove, L (1,3) OBP: 0.388, SLG: 0.297										4	0	1	0	1	1	1	Cleveland Indians @ Toronto Blue Jays Exhibition Stadium, Toronto, ON Wed Apr 20 1983, 6:05 PM EST Att: 10,173 - Unknown - 40 F			
Manny Trillo, R (1,4) OBP: 0.404, SLG: 0.327										5	0	1	0	0	1	1				
Bake McBride, L (1,9) OBP: 0.361, SLG: 0.313										4	0	3	0	0	0	0				
Andre Thornton, R (1,10) OBP: 0.518, SLG: 0.605									3	1	1	0	1	1	4					
George Vukovich, L (1,7) OBP: 0.156, SLG: 0.295									4	0	0	0	0	1	7					
Pat Tabler, R (1,5) OBP: 0.538, SLG: 0.818									3	0	2	1	0	1	3					
Rick Manning, L (1,8) OBP: 0.224, SLG: 0.196									3	0	0	0	1	0	1					
Ron Hassey, L (1,2) OBP: 0.483, SLG: 0.462									3	0	1	0	0	0	2					
Julio Franco, R (1,6) OBP: 0.216, SLG: 0.286									4	0	0	0	0	1	4					
Inning Stats	R: 0 E: 0 K: 2 S: 9	H: 2 LOB: 3 BB: 1 P: 13	R: 0 E: 0 K: 0 S: 4	H: 1 LOB: 1 BB: 0 P: 4	R: 0 E: 0 K: 2 S: 8	H: 1 LOB: 1 BB: 0 P: 8	R: 0 E: 0 K: 1 S: 5	H: 1 LOB: 1 BB: 0 P: 6	R: 0 E: 0 K: 0 S: 3	H: 1 LOB: 1 BB: 1 P: 7	R: 0 E: 0 K: 1 S: 5	H: 0 LOB: 0 BB: 0 P: 5	R: 1 E: 0 K: 0 S: 3	H: 0 LOB: 0 BB: 1 P: 7	R: 0 E: 0 K: 0 S: 4	H: 1 LOB: 1 BB: 0 P: 4	1B: 6 2B: 2 3B: 1 HR: 0	SF: 1 SAC: 0 DP: 2 HBP: 1	WP: 0 PB: 1 SB: 0 CS: 0	PA: 38
PITCHER Dave Stieb, R (1,1) ERA: 1.41	IP: 9.0 WLS: W BF: 38	H: 9 R: 1 ER: 0 SO: 6	BB: 3 IBB: 0 HBP: 1 BLK: 0	WP: 0 HR: 0 S: 46 P: 59	ERA: 0.00 WHIP: 1.333	PITCHER										IP: WLS: BF: H: R: ER: SO: BB: IBB: HBP: BLK: WP: HR: S: P: ERA: WHIP				

AB	33
R	1
H	9
RBI	1
BB	3
SO	6
LOB	23



Batter	1	2	3	4	5	6	7	8	9	AB	R	H	RBI	BB	SO	LOB	BOTTOM
Dave Collins, S (1,7) OBP: 0.269, SLG: 0.208										4	1	2	0	0	1	1	Cleveland Indians @ Toronto Blue Jays Exhibition Stadium, Toronto, ON Wed Apr 20 1983, 6:05 PM EST Att: 10,173 - Unknown - 40 F
Barry Bonnell, R (9,7) OBP: 0.292, SLG: 0.190										0	0	0	0	0	0	0	
Damaso Garcia, R (1,4) OBP: 0.308, SLG: 0.319										4	0	0	0	0	3		
Willie Upshaw, L (1,3) OBP: 0.295, SLG: 0.500										4	0	1	1	0	1		
Cliff Johnson, R (1,10) OBP: 0.367, SLG: 0.571										3	0	0	0	1	0		
Ernie Whitt, L (1,2) OBP: 0.407, SLG: 0.500										4	1	1	0	0	2		
Lloyd Moseby, L (1,8) OBP: 0.482, SLG: 0.667										3	0	1	0	0	1		
Jesse Barfield, R (1,9) OBP: 0.256, SLG: 0.526										3	1	1	1	0	1		
Rance Mulliniks, L (1,5) OBP: 0.400, SLG: 0.579										3	1	2	1	0	1		
Alfredo Griffin, S (1,6) OBP: 0.300, SLG: 0.351										3	0	1	1	0	1		
Inning Stats	R: 1 E: 0 K: 0 S: 4	H: 2 LOB: 0 BB: 0 P: 4	R: 3 E: 0 K: 0 S: 7	H: 4 LOB: 1 BB: 0 P: 7	R: 0 E: 0 K: 0 S: 3	H: 0 LOB: 0 BB: 0 P: 3	R: 0 E: 0 K: 0 S: 3	H: 1 LOB: 1 BB: 0 P: 3	R: 0 E: 0 K: 1 S: 6	H: 1 LOB: 2 BB: 1 P: 10	R: 0 E: 0 K: 0 S: 4	H: 1 LOB: 2 BB: 1 P: 10	1B: 6 2B: 1 3B: 2 HR: 0	SF: 0 SAC: 0 DP: 0 HBP: 0	WP: 0 PB: 0 SB: 3 CS: 1	PA: 33	
PITCHER Lary Sorensen, R (1,1) ERA: 6.75 Neal Heaton, L (8,1) ERA: 2.79	IP: 7.1 WLS: L BF: 29	H: 9 R: 4 ER: 4 SO: 2	BB: 0 IBB: 0 HBP: 0 BLK: 1	WP: 0 HR: 0 S: 33 P: 33	ERA: 4.91 WHIP: 1.227	PITCHER										IP: WLS: BF: H: R: ER: SO: BB: IBB: HBP: BLK: WP: HR: S: P: ERA: WHIP	


AB	31
R	4
H	9
RBI	4
BB	1
SO	3
LOB	12



Batter	1	2	3	4	5	6	7	8	9	AB	R	H	RBI	BB	SO	LOB	TOP					
Rudy Law, L OBP: 0.237, SLG: 0.200 (1, 8)	1-3		K			G6-4-3			G3	4	0	0	0	0	1	2						
Tony Bernazard, S OBP: 0.345, SLG: 0.453 (1, 4)	K		G3						K	3	0	0	0	1	2	1						
Harold Baines, L OBP: 0.345, SLG: 0.362 (1, 9)	4-3			K					K	4	0	0	0	0	3	1						
Greg Luzinski, R OBP: 0.418, SLG: 0.488 (1, 10)		6-3			5-3				F9	3	0	0	0	0	0	0						
Ron Kittle, R OBP: 0.235, SLG: 0.490 (1, 7)	K				P4				F8	3	0	0	0	0	1	0						
Mike Squires, L OBP: 0.217, SLG: 0.053 (1, 3)		6-3				K			F7	3	0	0	0	0	1	0						
Carlton Fisk, R OBP: 0.293, SLG: 0.300 (8, PH) Jerry Hairston, S OBP: 0.111, SLG: 0.111 (8, 2) Marc Hill, R OBP: 0.667, SLG: 0.667 (8, 2)				BLK 2B HBP		K			K	1	1	0	0	0	1	0	AB 28					
Vance Law, R OBP: 0.171, SLG: 0.175 (8, PH) Greg Walker, L OBP: 0.250, SLG: 0.533 (8, 5) Jerry Dybzinski, R (8, 5)			K		4-3				5-3	2	0	0	0	0	1	1	R 1					
Scott Fletcher, R OBP: 0.412, SLG: 0.370 (1, 6)									5-3	3	0	2	1	0	0	0	H 2					
Inning Stats	R: 0 E: 0 K: 1 S: 5	H: 0 LOB: 0 BB: 0 P: 5	R: 0 E: 0 K: 1 S: 5	H: 0 LOB: 0 BB: 0 P: 5	R: 1 E: 0 K: 2 S: 8	H: 1 LOB: 1 BB: 0 P: 9	R: 0 E: 0 K: 1 S: 5	H: 0 LOB: 0 BB: 0 P: 5	R: 0 E: 0 K: 2 S: 7	H: 0 LOB: 0 BB: 0 P: 7	R: 0 E: 0 K: 1 S: 5	H: 1 LOB: 1 BB: 1 P: 9	R: 0 E: 0 K: 0 S: 3	H: 0 LOB: 0 BB: 0 P: 3	R: 0 E: 0 K: 1 S: 5	H: 0 LOB: 0 BB: 0 P: 5	R: 0 E: 0 K: 7 S: 7	H: 0 LOB: 0 BB: 0 P: 7	1B: 1 2B: 1 3B: 0 HR: 0	SF: 0 SAC: 0 DP: 1 HBP: 1	WP: 0 PB: 0 CS: 0	PA: 30
PITCHER Bert Blyleven, R ERA: 4.44 (1, 1)	IP: 9.0 WLS: W BF: 30 H: 2 R: 1 ER: 1 SO: 11 BB: 1 IBB: 0 HBP: 1 BLK: 1 WP: 0 HR: 0 S: 50 P: 55 ERA: 1.00 WHIP: 0.333															PITCHER						

Chicago White Sox @ Cleveland Indians
Cleveland Municipal Stadium, Cleveland, OH
Fri Apr 22, 1983, 3:33 AM EST
Att.: 5,393 - Sunny - 49 F


AB	28
R	1
H	2
RBI	1
BB	1
SO	11
LOB	5



Batter	1	2	3	4	5	6	7	8	9	AB	R	H	RBI	BB	SO	LOB	BOTTOM					
Alan Bannister, R OBP: 0.385, SLG: 0.500 (1, 7)	L6			G4-6-3					FC6-4 1B	4	0	2	2	0	0	2						
Manny Trillo, R OBP: 0.377, SLG: 0.302 (1, 4)	1-3	5-3				E6			FC6-4 1B SF9	4	1	0	0	0	0	2						
Mike Hargrove, L OBP: 0.315, SLG: 0.308 (1, 3)						F7				2	0	1	0	2	0	0						
Andre Thornton, R OBP: 0.483, SLG: 0.565 (1, 10)	L6					F9			SF9	3	0	0	1	0	0	2						
Pat Tabler, R OBP: 0.471, SLG: 0.643 (1, 5)						F9			F9	3	1	0	0	1	0	2						
Wil Culmer, R OBP: 0.200, SLG: 0.200 (1, 9) George Vukovich, L (6, PH) OBP: 0.149, SLG: 0.283 (7, 9)		K				K			6-3	2	0	0	0	0	2	1						
Rick Manning, L OBP: 0.245, SLG: 0.220 (1, 8)		E6							6-3	4	2	2	0	0	0	1	AB 29					
Chris Bando, S OBP: 0.400, SLG: 0.294 (1, 2)										2	0	1	0	2	0	2	R 5					
Julio Franco, R OBP: 0.236, SLG: 0.288 (1, 6)										3	1	1	1	1	0	2	H 7					
Inning Stats	R: 0 E: 0 K: 0 S: 3	H: 0 LOB: 1 BB: 1 P: 7	R: 3 E: 1 K: 1 S: 7	H: 1 LOB: 2 BB: 2 P: 15	R: 0 E: 0 K: 0 S: 3	H: 0 LOB: 0 BB: 0 P: 3	R: 1 E: 0 K: 1 S: 7	H: 3 LOB: 1 BB: 0 P: 7	R: 0 E: 0 K: 0 S: 3	H: 0 LOB: 1 BB: 1 P: 7	R: 0 E: 0 K: 0 S: 3	H: 1 LOB: 1 BB: 1 P: 7	R: 1 E: 0 K: 0 S: 5	H: 2 LOB: 1 BB: 0 P: 5	R: 0 E: 0 K: 0 S: 3	H: 0 LOB: 1 BB: 1 P: 7	R: 0 E: 0 K: 7 S: 7	H: 0 LOB: 1 BB: 1 P: 7	1B: 6 2B: 0 3B: 1 HR: 0	SF: 1 SAC: 0 DP: 1 HBP: 0	WP: 2 PB: 0 CS: 1	PA: 36
PITCHER Floyd Bannister, L ERA: 5.3 (1, 1) Steve Mura, R ERA (4, 1) Dick Tidrow, R ERA: 2.57 (7, 1) Kevin Hickey, L ERA (8, 1)	IP: 3.1 WLS: L BF: 18 H: 4 R: 4 ER: 1 SO: 2 BB: 2 IBB: 0 HBP: 0 BLK: 0 WP: 0 HR: 0 S: 19 P: 31 ERA: 2.70 WHIP: 2.100															PITCHER						

Chicago White Sox @ Cleveland Indians
Cleveland Municipal Stadium, Cleveland, OH
Fri Apr 22, 1983, 3:33 AM EST
Att.: 5,393 - Sunny - 49 F

AB	29
R	5
H	7
RBI	4
BB	6
SO	2
LOB	14



Batter	1	2	3	4	5	6	7	8	9	AB	R	H	RBI	BB	SO	LOB	TOP			
Rudy Law, L (1, 8) OBP: 0.234, SLG: 0.186	1-3		G3	BB			1-3	4-3		4	0	0	0	1	0	2	Chicago White Sox @ Cleveland Indians Cleveland Municipal Stadium, Cleveland, OH Sun Apr 24 1983, 3:33 AM EDT Att: 6,274 - Unknown livebaseballscorecards.com			
Tony Bemazard, S (1, 4) OBP: 0.343, SLG: 0.426	K		4-3	K			1B	G4-6-3	BB	4	0	1	1	1	2	2				
Harold Baines, L (1, 9) OBP: 0.359, SLG: 0.393	1B		4-3				4-3	G4-6-3	1B	5	0	2	0	0	0	2				
Greg Walker, L (1, 10) OBP: 0.350, SLG: 0.632 Lorenzo Gray, R (8, PR) OBP: 0.429, SLG: 0.200	1-2			1B	2B		G4-6-3	G3	1B	4	1	3	0	0	0	1				
Tom Paciorek, R (1, 3) OBP: 0.375, SLG: 0.586	K			1B	BB		5-3	SF8	G3	4	2	2	2	1	1	2				
Jerry Hairston, S (1, 7) OBP: 0.214, SLG: 0.154 Rusty Kuntz, R (8, 7) OBP: 0.438, SLG: 0.357	F7			1B	3B		1B	G3	K	4	1	1	0	0	1	2				
Marc Hill, R (1, 2) OBP: 0.273, SLG: 0.200	K			1-2	2-3		1B	1-2	2-3	1	0	0	0	0	1	0				
Vance Law, R (1, 5) OBP: 0.182, SLG: 0.186 Greg Luzinski, R (8, PH) OBP: 0.400, SLG: 0.468 Jerry Dyzinski, R (8, 5)	K			K			6-3	SF8	1B	3	1	0	0	1	0	0				
Scott Fletcher, R (1, 6) OBP: 0.400, SLG: 0.424			E6	G3	4-3		1-3	2-H	3-H	4	1	2	4	0	0	0				
Inning Stats	R: 0 E: 0 K: 2 S: 9	H: 2 LOB: 2 BB: 0 P: 9	R: 0 E: 0 K: 2 S: 7	H: 0 LOB: 0 BB: 0 P: 7	R: 1 E: 1 K: 0 S: 4	H: 0 LOB: 0 BB: 0 P: 4	R: 3 E: 0 K: 2 S: 10	H: 4 LOB: 2 BB: 2 P: 18	R: 0 E: 0 K: 1 S: 5	H: 0 LOB: 0 BB: 0 P: 5	R: 0 E: 0 K: 0 S: 4	H: 1 LOB: 1 BB: 0 P: 4	R: 3 E: 0 K: 0 S: 6	H: 3 LOB: 1 BB: 2 P: 10	R: 2 E: 0 K: 1 S: 5	H: 1 LOB: 0 BB: 2 P: 13		1B: 9 2B: 1 3B: 1 HR: 1	SF: 1 SAC: 0 DP: 2 HBP: 0	WP: 0 PB: 0 CS: 1
PITCHER	IP WLS BF H R ER SO BB IBB HBP BLK WP HR S P ERA WHIP																			
Rick Sutcliffe, R (1, 1) ERA: 4.94	3.2 L 18 6 4 3 5 1 0 0 0 0 0 0 27 31 7.36 1.909																			
Juan Eichelberger, R (4, 1) ERA: 4.11	3.2 16 4 3 3 2 1 1 0 0 0 0 0 18 26 7.36 1.364																			
Dan Spillner, R (8, 1) ERA: 4.63	1.2 8 2 2 2 1 2 0 0 0 0 0 1 8 16 10.80 2.400																			

Batter	1	2	3	4	5	6	7	8	9	AB	R	H	RBI	BB	SO	LOB	BOTTOM			
Alan Bannister, R (1, 7) OBP: 0.343, SLG: 0.438	6-3	1-3			5-3				6-3	5	0	1	1	0	0	1	Chicago White Sox @ Cleveland Indians Cleveland Municipal Stadium, Cleveland, OH Sun Apr 24 1983, 3:33 AM EDT Att: 6,274 - Unknown livebaseballscorecards.com			
Manny Trillo, R (1, 4) OBP: 0.382, SLG: 0.271	K		F9		BB		L9			3	0	0	0	1	1	1				
Mike Hargrove, L (1, 3) OBP: 0.310, SLG: 0.304	FC6-4				F7			5-3		3	0	1	0	1	0	1				
Andre Thornton, R (1, 10) OBP: 0.456, SLG: 0.519	FC6-4		F2					5-3		4	0	1	0	0	0	2				
Broderick Perkins, L (1, 9) OBP: 0.333, SLG: 0.375		L1-3	BB		4-3		G6-3	E		3	0	1	0	1	0	2				
Pat Tabler, R (1, 5) OBP: 0.400, SLG: 0.591	L1-3			K			K2-3	E6		4	0	0	0	0	2	2				
Rick Manning, L (1, 8) OBP: 0.279, SLG: 0.246		S		G4-6-3	1B		F8	4-3		4	1	2	0	0	0	2				
Ron Hassey, L (1, 2) OBP: 0.459, SLG: 0.424		2B		G4-6-3			G3		1-3	3	1	0	0	1	0	1				
Julio Franco, R (1, 6) OBP: 0.242, SLG: 0.305					3-1		S		F9	4	1	2	2	0	0	0				
Inning Stats	R: 0 E: 0 K: 1 S: 5	H: 0 LOB: 1 BB: 1 P: 9	R: 2 E: 0 K: 0 S: 4	H: 2 LOB: 1 BB: 2 P: 12	R: 0 E: 0 K: 0 S: 4	H: 1 LOB: 1 BB: 0 P: 4	R: 0 E: 0 K: 1 S: 5	H: 1 LOB: 0 BB: 0 P: 5	R: 0 E: 0 K: 0 S: 3	H: 0 LOB: 1 BB: 1 P: 7	R: 0 E: 0 K: 1 S: 5	H: 1 LOB: 0 BB: 0 P: 5	R: 1 E: 0 K: 0 S: 5	H: 2 LOB: 1 BB: 0 P: 5	R: 0 E: 1 K: 0 S: 3	H: 0 LOB: 2 BB: 0 P: 3		1B: 5 2B: 4 3B: 0 HR: 0	SF: 0 SAC: 0 DP: 3 HBP: 0	WP: 0 PB: 0 CS: 0
PITCHER	IP WLS BF H R ER SO BB IBB HBP BLK WP HR S P ERA WHIP																			
Richard Dotson, R (1, 1) ERA: 4.85	7.0 W 29 7 3 3 3 4 0 0 0 0 0 0 31 47 3.86 1.571																			
Kevin Hickey, L (8, 1) ERA:	2.0 8 1 0 0 0 0 0 0 0 0 0 0 8 8 0.00 0.500																			

Batter	1	2	3	4	5	6	7	8	9	AB	R	H	RBI	BB	SO	LOB	TOP			
Darrell Brown, S OBP: 0.292, SLG: 0.348 (1, 8)	0-0 6-3		0-0 2B			0-0 G3		0-3 K		4	0	1	1	0	1	0	Minnesota Twins @ Cleveland Indians Cleveland Municipal Stadium, Cleveland, OH Tue Apr 26 1983, 7:05 PM EDT Att. 4,493 - Unknown - 60 F livebaseballscorecards.com			
John Castino, R OBP: 0.323, SLG: 0.556 (1, 4)	0-0 5-3		0-0 F9			0-0 3-1			0-0 1-3	4	0	0	0	0	0	1				
Gary Ward, R OBP: 0.244, SLG: 0.342 (1, 7)	0-0 6-3			0-0 4-3		4-0 BB			0-0 F8	3	0	0	0	1	0	0				
Kent Hrbek, L OBP: 0.338, SLG: 0.500 (1, 3)		0-0 G3		0-0 1-3		0-0 F7			0-0 L8	4	0	0	0	0	0	1				
Gary Gaetti, R OBP: 0.305, SLG: 0.392 (1, 5)		0-0 F9		0-0 5-3			0-0 5-3			3	0	0	0	0	0	0				
Tom Brunansky, R OBP: 0.296, SLG: 0.227 (1, 9)		0-0 6-3			4-0 CS BB		0-3 K			2	0	0	0	1	1	0				
Randy Bush, L OBP: 0.362, SLG: 0.566 (1, 10)			0-0 G3 2B		0-0 L9				0-0 4-3	3	1	1	0	0	0	1				
Dave Engle, R OBP: 0.308, SLG: 0.447 (1, 2)			0-0 G3		0-0 1B		0-3 K			3	0	1	0	0	1	1				
Lenny Faedo, R OBP: 0.278, SLG: 0.288 (1, 6)			0-0 5-3		0-0 L9			0-0 L3		3	0	0	0	0	0	2				
Inning Stats	R: 0 E: 0 K: 0 S: 3	H: 0 LOB: 0 BB: 0 P: 3	R: 0 E: 0 K: 0 S: 3	H: 0 LOB: 0 BB: 0 P: 3	R: 1 E: 0 K: 0 S: 5	H: 2 LOB: 1 BB: 0 P: 5	R: 0 E: 0 K: 0 S: 3	H: 0 LOB: 0 BB: 0 P: 3	R: 0 E: 0 K: 0 S: 3	H: 1 LOB: 1 BB: 1 P: 7	R: 0 E: 0 K: 1 S: 5	H: 0 LOB: 0 BB: 0 P: 5	R: 0 E: 0 K: 2 S: 7	H: 0 LOB: 0 BB: 0 P: 7	R: 0 E: 0 K: 0 S: 3	H: 0 LOB: 0 BB: 0 P: 3	1B: 1 2B: 2 3B: 0 HR: 0	SF: 0 SAC: 0 DP: 0 HBP: 0	WP: 0 PB: 0 SB: 0 CS: 1	PA: 31
PITCHER Lary Sorensen, R ERA: 4.78 (1, 1)	IP: 9.0 WLS: W BF: 31 H: 3 R: 1 ER: 1 SO: 3 BB: 2 IBB: 0 HBP: 0 BLK: 0 WP: 0 HR: 0 S: 35 P: 43 ERA: 1.00 WHIP: 0.556															PITCHER				

Batter	1	2	3	4	5	6	7	8	9	AB	R	H	RBI	BB	SO	LOB	BOTTOM			
Miguel Dilone, S OBP: 0.412, SLG: 0.385 (1, 7)	0-0 F9		0-0 G4-3			0-3 K		0-0 4-3		4	1	1	2	0	1	1	Minnesota Twins @ Cleveland Indians Cleveland Municipal Stadium, Cleveland, OH Tue Apr 26 1983, 7:05 PM EDT Att. 4,493 - Unknown - 60 F livebaseballscorecards.com			
Alan Bannister, R OBP: 0.333, SLG: 0.424 (8, 7)			1-2 K			1-3 2H 3H 1B				1	0	0	0	0	0	2				
Manny Trillo, R OBP: 0.384, SLG: 0.333 (1, 4)	0-0 1B		0-3 K			0-0 WP 1B		1-H 3-H 4-0 3B		4	1	3	2	0	1	0				
Mike Hargrove, L OBP: 0.300, SLG: 0.286 (1, 3)	0-0 F9			0-0 3-1		0-3 K				3	0	0	0	1	1	2				
Andre Thornton, R OBP: 0.472, SLG: 0.526 (1, 10)	0-0 1B			4-0 BB		0-0 1B		0-0 L7		3	1	2	1	1	0	2				
Pat Tabler, R OBP: 0.414, SLG: 0.560 (1, 5)	0-0 FC6-4		0-0 G6-4-3			0-0 1B SH3-4 1B		4-0 WP 1B SF7 BB		3	2	1	0	1	0	2				
Rick Manning, L OBP: 0.281, SLG: 0.250 (1, 8)		0-3 K		0-0 4-3		0-0 SH3-4		0-0 1B WP 1B		3	0	1	0	0	1	0				
George Vukovich, L OBP: 0.164, SLG: 0.255 (1, 9)		0-3 K		0-3 K		4-0 1B IBB		0-0 SF7		2	1	0	1	1	2	0				
Chris Bando, S OBP: 0.364, SLG: 0.263 (1, 2)		0-0 6-3			0-3 K		0-0 1B 3B 1B		0-3 K	2	0	0	0	0	1	0				
Broderick Perkins, L OBP: 0.400, SLG: 0.444 (7, PH)										1	1	1	1	0	0	0				
Ron Hassey, L OBP: 0.447, SLG: 0.412 (8, 2)										1	0	0	0	0	1	1				
Julio Franco, R OBP: 0.258, SLG: 0.317 (1, 6)			0-0 G4-3 1B			0-3 K		0-0 P3		4	0	2	0	0	1	3				
Inning Stats	R: 1 E: 0 K: 0 S: 5	H: 2 LOB: 1 BB: 0 P: 5	R: 0 E: 0 K: 2 S: 7	H: 0 LOB: 0 BB: 0 P: 7	R: 0 E: 0 K: 1 S: 5	H: 1 LOB: 0 BB: 0 P: 5	R: 0 E: 0 K: 0 S: 2	H: 0 LOB: 0 BB: 1 P: 6	R: 0 E: 0 K: 2 S: 7	H: 0 LOB: 0 BB: 0 P: 7	R: 0 E: 0 K: 3 S: 10	H: 1 LOB: 1 BB: 0 P: 10	R: 5 E: 0 K: 0 S: 8	H: 5 LOB: 2 BB: 2 P: 16	R: 1 E: 0 K: 1 S: 7	H: 2 LOB: 2 BB: 1 P: 11	1B: 10 2B: 0 3B: 1 HR: 0	SF: 1 SAC: 1 DP: 2 HBP: 0	WP: 2 PB: 0 SB: 1 CS: 0	PA: 37
PITCHER Bobby Castillo, R ERA: 3.18 (1, 1)	IP: 6.1 WLS: L BF: 25 H: 6 R: 4 ER: 4 SO: 8 BB: 1 IBB: 0 HBP: 0 BLK: 0 WP: 0 HR: 0 S: 39 P: 47 ERA: 5.68 WHIP: 1.105															PITCHER				
Len Whitehouse, L ERA: 1.99 (7, 1)	0.0 1 0 0 0																			
Ron Davis, R ERA: 3.29 (7, 1)	1.2 11 4 3 3 1																			

Batter	1	2	3	4	5	6	7	8	9	AB	R	H	RBI	BB	SO	LOB	TOP										
Darrell Brown, S OBP: 0.259, SLG: 0.308 Bobby Mitchell, L OBP: 0.346, SLG: 0.227 Tom Brunansky, R OBP: 0.289, SLG: 0.221	(1, 8) 0-3 K		(2) 0-3 K		(3) 0-3 K			(2) 0-3 K	(2) 0-0 F7	3	0	0	0	0	3	0	Minnesota Twins @ Cleveland Indians Cleveland Municipal Stadium, Cleveland, OH Wed Apr 27 1983, 7:05 PM EDT Att: 6,824 - Unknown - 73 F										
John Castino, R OBP: 0.333, SLG: 0.593	(1, 4) 0-0 F8		0-0 2B				0-0 L8	0-0 HR	0-3 K	5	1	2	2	0	1	1											
Gary Ward, R OBP: 0.244, SLG: 0.329	(1, 7) 0-0 L8		0-0 F6				0-0 6-3	4-0 1B BB		3	1	0	0	1	0	1											
Kent Hrbek, L OBP: 0.361, SLG: 0.561		0-0 HR		0-0 G6-4-3 1B			0-0 L9	0-0 BB 1B		4	2	3	1	0	0	0											
Gary Gaetti, R OBP: 0.314, SLG: 0.390	(1, 5) 0-0 F7		0-0 G6-4-3 1-2				0-0 G4-6-3 1B	4-0 1B BB		3	0	1	0	1	0	1											
Randy Bush, L OBP: 0.371, SLG: 0.561	(1, 10) 0-0 P5		0-0 FC5-4 1B				0-0 G4-6-3 1-2	0-0 1B		4	0	2	2	0	0	1											
Dave Engle, R OBP: 0.302, SLG: 0.452	(1, 9) 0-0 2B		0-0 FC5-4 1-2				0-3 K	0-0 L8		4	0	1	0	0	1	3											
Tim Laudner, R OBP: 0.290, SLG: 0.192 Ron Washington, R OBP: 0.231, SLG: 0.167 Ray Smith, R OBP: 0.333, SLG: 0.200	(1, 2) 0-3 K		0-0 F8				0-0 F8	4-0 FC3-6 BB	0-0 P6	2	0	0	0	1	1	1											
Lenny Faedo, R OBP: 0.276, SLG: 0.286	(1, 6) 0-0 L7		0-0 6-3				0-0 6-3	0-0 FC3-6 HR 1B		4	1	1	0	0	0	1											
Inning Stats	R: 0 E: 0 K: 1 S: 5	H: 0 LOB: 0 BB: 0 P: 5	R: 1 E: 0 K: 1 S: 7	H: 2 LOB: 1 BB: 0 P: 7	R: 0 E: 0 K: 1 S: 6	H: 1 LOB: 1 BB: 0 P: 6	R: 0 E: 0 K: 0 S: 4	H: 2 LOB: 1 BB: 0 P: 4	R: 0 E: 0 K: 1 S: 5	H: 0 LOB: 0 BB: 0 P: 3	R: 0 E: 0 K: 1 S: 5	H: 1 LOB: 0 BB: 0 P: 5	R: 4 E: 0 K: 1 S: 8	H: 3 LOB: 2 BB: 3 P: 20	R: 0 E: 0 K: 1 S: 6	H: 1 LOB: 1 BB: 0 P: 6		1B: 6 2B: 2 3B: 0 HR: 2	SF: 0 SAC: 0 DP: 2 HBP: 0	WP: 0 PB: 0 SB: 0 CS: 0	PA: 38						
PITCHER	IP	WLS	BF	H	R	ER	SO	BB	IBB	HBP	BLK	WP	HR	S	P	ERA	WHIP										
Bert Blyleven, R ERA: 3.98	(1, 1) 7.1		27	6	2	2	5	1	0	0	0	0	1	36	40	2.46	0.955										
Ed Glynn, L ERA: 7.11	(8, 1) 0.1	L	2	1	1	1	1	0	0	0	0	0	1	4	4	27.00	3.000										
Dan Spillner, R ERA: 5.54	(8, 1) 1.1		9	3	2	2	1	2	0	0	0	0	0	9	17	13.50	3.750										

AB	35
R	5
H	10
RBI	5
BB	3
SO	7
LOB	11



Batter	1	2	3	4	5	6	7	8	9	AB	R	H	RBI	BB	SO	LOB	BOTTOM										
Alan Bannister, R OBP: 0.366, SLG: 0.417	(1, 7) 0-0 1B FC5-4 1B	0-0 P3			4-0 1B BB		0-0 5-3		4-0 3-1 1B BB	3	2	1	0	2	0	2	Minnesota Twins @ Cleveland Indians Cleveland Municipal Stadium, Cleveland, OH Wed Apr 27 1983, 7:05 PM EDT Att: 6,824 - Unknown - 73 F										
Manny Trillo, R OBP: 0.395, SLG: 0.348 Mike Fischlin, R OBP: 0.429, SLG: 0.333 Ron Hassey, L OBP: 0.436, SLG: 0.400	0-0 FC5-4 1B		0-0 5-3		0-0 1B		0-0 S 1B		0-0 1-3 1-2	3	0	2	0	0	0	0											
Mike Hargrove, L OBP: 0.300, SLG: 0.283	(1, 3) 0-0 F7		0-0 G5-4-3 1B		0-0 F8		4-0 1-2 1B		0-0 3-1 2-3	4	0	1	0	1	0	5											
Andre Thornton, R OBP: 0.468, SLG: 0.532	(1, 10) 0-0 FC5-4 1-2 3-H		0-0 G5-4-3 1-2				0-0 1B SF7 2B		0-0 P3 3-H 1B	5	1	2	2	0	0	4											
Pat Tabler, R OBP: 0.412, SLG: 0.533	(1, 5) 0-0 F9			0-0 L9			0-0 1B E 1B		0-0 6-3	5	0	2	0	0	0	2											
Wil Culmer, R OBP: 0.154, SLG: 0.167 George Vukovich, L OBP: 0.179, SLG: 0.255	(1, 9) 0-3 K		0-0 6-3		0-0 6-3		0-0 SF7 1-2 3-H		4-0 1-2 BB	2	0	0	1	0	1	0											
Rick Manning, L OBP: 0.294, SLG: 0.266	(1, 8) 0-0 1B 1B		0-0 4-3		0-0 4-3		0-0 G6-4-3 2-3 1B		0-0 L9	4	0	2	0	0	0	2											
Chris Bando, S OBP: 0.360, SLG: 0.273 Broderick Perkins, L OBP: 0.364, SLG: 0.400 Jim Essian, R (9, 2)	(1, 2) 0-0 1B		0-0 1-2 1B		0-0 F8		0-0 G6-4-3 1-2		0-0 L3	3	0	1	0	0	0	2											
Julio Franco, R OBP: 0.243, SLG: 0.299	(1, 6) 0-0 P2		0-0 6-3		0-0 6-3		0-0 P5		0-0 L9	4	0	0	0	0	0	4											
Inning Stats	R: 1 E: 0 K: 0 S: 5	H: 2 LOB: 1 BB: 0 P: 5	R: 0 E: 0 K: 1 S: 7	H: 2 LOB: 2 BB: 0 P: 7	R: 0 E: 0 K: 0 S: 3	H: 1 LOB: 0 BB: 0 P: 3	R: 0 E: 0 K: 0 S: 3	H: 0 LOB: 0 BB: 0 P: 3	R: 0 E: 0 K: 0 S: 4	H: 1 LOB: 2 BB: 1 P: 8	R: 1 E: 0 K: 0 S: 5	H: 3 LOB: 1 BB: 0 P: 5	R: 0 E: 0 K: 0 S: 4	H: 1 LOB: 2 BB: 1 P: 8	R: 0 E: 0 K: 0 S: 4	H: 1 LOB: 1 BB: 1 P: 8		1B: 11 2B: 1 3B: 0 HR: 0	SF: 1 SAC: 0 DP: 2 HBP: 0	WP: 0 PB: 0 SB: 1 CS: 0	PA: 41						
PITCHER	IP	WLS	BF	H	R	ER	SO	BB	IBB	HBP	BLK	WP	HR	S	P	ERA	WHIP										
Bryan Oelkers, L ERA: 4.7	(1, 1) 5.1		25	9	2	2	1	1	0	0	0	0	0	7	15	0.00	1.500										
Albert Williams, R ERA: 4.15	(6, 1) 2.0	W	9	2	0	0	0	1	1	0	0	0	0	7	15	0.00	1.500										
Len Whitehouse, L ERA: 2.51	(8, 1) 0.2		3	0	1	1	0	1	0	0	0	0	0	2	6	13.50	1.500										
Rick Lysander, R ERA: 2.95	(9, 1) 1.0	S	4	1	0	0	0	0	0	0	0	0	0	4	4	0.00	1.000										

AB	36
R	3
H	12
RBI	3
BB	4
SO	1
LOB	24



Batter	1	2	3	4	5	6	7	8	9	10	11	AB	R	H	RBI	BB	SO	LOB												
Alan Bannister, R OBP: 0.383, SLG: 0.400 (1, 7)												4	1	1	0	2	0	4												
Mike Fischlin, R OBP: 0.385, SLG: 0.273 (1, 4)												5	1	1	0	1	1	5												
Mike Hargrove, L OBP: 0.387, SLG: 0.276 (1, 3)												5	0	1	0	0	1	3												
Andre Thornton, R OBP: 0.482, SLG: 0.569 (1, 10)												3	2	1	1	3	1	1												
Pat Tabler, R OBP: 0.410, SLG: 0.571 (1, 5)												5	1	2	3	0	0	2												
WJ Culmer, R OBP: 0.125, SLG: 0.133 Broderrick Perkins, L OBP: 0.333, SLG: 0.364 George Vukovich, L OBP: 0.175, SLG: 0.250 (1, 9)												3	0	0	0	0	0	3												
Rick Manning, L OBP: 0.315, SLG: 0.294 (1, 8)												4	0	2	0	1	0	0												
Chris Bando, S OBP: 0.345, SLG: 0.308 (1, 2)												4	0	1	0	0	1	2												
Julio Franco, R OBP: 0.227, SLG: 0.278 (1, 6)												5	0	0	0	0	1	4												
Inning Stats	R: 4 E: 0 K: 2 S: 8	H: 1 LOB: 1 BB: 4 P: 24	R: 0 E: 1 K: 1 S: 6	H: 0 LOB: 1 BB: 0 P: 6	R: 0 E: 0 K: 0 S: 2	H: 0 LOB: 0 BB: 1 P: 6	R: 0 E: 0 K: 0 S: 4	H: 1 LOB: 2 BB: 1 P: 8	R: 0 E: 0 K: 0 S: 4	H: 0 LOB: 0 BB: 0 P: 3	R: 0 E: 0 K: 0 S: 5	H: 3 LOB: 3 BB: 1 P: 9	R: 0 E: 1 K: 0 S: 5	H: 1 LOB: 2 BB: 0 P: 5	R: 1 E: 0 K: 1 S: 6	H: 1 LOB: 0 BB: 0 P: 6	R: 0 E: 0 K: 0 S: 4	H: 1 LOB: 1 BB: 0 P: 4	R: 0 E: 0 K: 2 S: 7	H: 0 LOB: 0 BB: 0 P: 7	1B: 5 2B: 2 3B: 1 HR: 1	SF: 0 SAC: 2 DP: 1 HBP: 0	WP: 1 PB: 0 SB: 1 CS: 0	PA: 49						
PITCHER	IP 6.0	WLS 3.12	BF 28	H 4	R 4	ER 4	SO 3	BB 6	IBB 0	HBP 0	BLK 0	WP 0	HR 1	S 28	P 52	ERA 6.00	WHIP 1.667													
Vida Blue, L ERA: 3.12 (1, 1)											4.0	18	5	1	1	1	0	1	0	0	0	0	1	19	23	2.25	1.250			
Dan Quisenberry, R ERA: 2.04 (7, 1)											1.0	W	3	0	0	0	2	0	0	0	0	0	0	0	7	7	0.00	0.000		
Mike Armstrong, R ERA: 1.0 (11, 1)																														

TOP

Cleveland Indians @ Kansas City Royals
Royals Stadium, Kansas City, MO

Fri Apr 29 1983, 8:05 PM EDT
Att: 15,787 - Unknown - 61 F

livebaseballscorecards.com

AB 40
R 5
H 9
RBI 4
BB 7
SO 6
LOB 27

Batter	1	2	3	4	5	6	7	8	9	10	11	AB	R	H	RBI	BB	SO	LOB												
Willie Wilson, S OBP: 0.367, SLG: 0.352 (1, 7)												4	1	1	0	2	0	0												
U L Washington, S OBP: 0.369, SLG: 0.328 (1, 6)												6	1	3	2	0	2	2												
George Brett, L OBP: 0.528, SLG: 0.921 Onix Concepcion, R (10, PR) (11, 5)												5	1	2	1	0	0	1												
Hal McRae, R OBP: 0.391, SLG: 0.446 (1, 10)												4	1	1	1	1	0	1												
Willie Aikens, L OBP: 0.314, SLG: 0.391 Greg Pryor, R OBP: 0.250, SLG: 0.375 Leon Roberts, R OBP: 0.300, SLG: 0.400 (1, 3)												4	0	2	1	0	0	0												
Frank White, R OBP: 0.400, SLG: 0.533 (1, 4)												5	0	2	1	0	0	3												
Cesar Geronimo, L OBP: 0.429, SLG: 0.200 (1, 9)												3	0	0	0	2	1	3												
Joe Simpson, L OBP: 0.400, SLG: 0.250 (1, 8)												4	1	0	0	1	0	4												
John Wathan, R OBP: 0.316, SLG: 0.321 (1, 2)												5	1	2	0	0	0	3												
Inning Stats	R: 0 E: 0 K: 1 S: 5	H: 0 LOB: 0 BB: 0 P: 5	R: 0 E: 0 K: 0 S: 3	H: 1 LOB: 1 BB: 0 P: 3	R: 0 E: 0 K: 0 S: 3	H: 0 LOB: 0 BB: 0 P: 11	R: 0 E: 0 K: 0 S: 3	H: 0 LOB: 0 BB: 0 P: 3	R: 5 E: 0 K: 1 S: 12	H: 7 LOB: 7 BB: 0 P: 12	R: 0 E: 0 K: 0 S: 4	H: 1 LOB: 1 BB: 0 P: 4	R: 0 E: 0 K: 0 S: 2	H: 0 LOB: 0 BB: 1 P: 6	R: 0 E: 0 K: 0 S: 3	H: 0 LOB: 0 BB: 0 P: 3	R: 0 E: 0 K: 1 S: 6	H: 1 LOB: 2 BB: 1 P: 10	R: 1 E: 0 K: 0 S: 3	H: 2 LOB: 3 BB: 2 P: 11	1B: 10 2B: 2 3B: 1 HR: 0	SF: 0 SAC: 0 DP: 2 HBP: 0	WP: 0 PB: 0 SB: 0 CS: 1	PA: 48						
PITCHER	IP 5.0	WLS 4.2	BF 21	H 6	R 4	ER 4	SO 1	BB 2	IBB 0	HBP 0	BLK 0	WP 0	HR 0	S 21	P 29	ERA 7.20	WHIP 1.600													
Len Barber, R ERA: 4.01 (6, 1)											0.2	L	6	2	1	1	0	1	1	0	0	0	0	4	12	13.50	4.500			
Juan Eichelberger, R ERA: 3.9 (10, 1)																														

BOTTOM

Cleveland Indians @ Kansas City Royals
Royals Stadium, Kansas City, MO

Fri Apr 29 1983, 8:05 PM EDT
Att: 15,787 - Unknown - 61 F

livebaseballscorecards.com

AB 41
R 6
H 13
RBI 6
BB 6
SO 3
LOB 19

Batter	1	2	3	4	5	6	7	8	9	AB	R	H	RBI	BB	SO	LOB	TOP				
Miguel Dilone, S OBP: 0.381, SLG: 0.353 Alan Bannister, R OBP: 0.396, SLG: 0.439	L9	1B		4-3			F7		F8	4	0	1	1	0	0	0					
Rick Manning, L OBP: 0.295, SLG: 0.274	F7	F2		F7			1-3		F8	1	0	1	1	0	0	0					
Mike Hargrove, L OBP: 0.388, SLG: 0.274	F6			1B			F8		3-1	4	0	1	0	1	0	1					
Andre Thornton, R OBP: 0.494, SLG: 0.574		BB		F8			G6-4-3		FC6-4	3	1	2	0	1	0	1					
Pat Tabler, R OBP: 0.395, SLG: 0.538	F3	1B		1B			G6-4-3		L9	4	0	1	0	0	0	4					
Ron Hassey, L OBP: 0.419, SLG: 0.385	BB	1B		F8			6-3		F8	4	1	1	0	0	0	4					
George Vukovich, L OBP: 0.180, SLG: 0.236	E	1B		4-3			3-1		FC6-4	3	1	0	0	1	0	4					
Mike Fischlin, R OBP: 0.294, SLG: 0.214	SF7			K			1-3		6-3	3	0	0	1	0	1	0					
Julio Franco, R OBP: 0.253, SLG: 0.342	E2	1B		IHR			K		2B	4	2	3	2	0	1	0					
Inning Stats	R: 0 E: 0 K: 0 S: 3	H: 0 LOB: 0 BB: 0 P: 3	R: 3 E: 1 K: 0 S: 6	H: 3 LOB: 2 BB: 2 P: 14	R: 0 E: 0 K: 0 S: 5	H: 2 LOB: 2 BB: 0 P: 5	R: 1 E: 0 K: 1 S: 6	H: 1 LOB: 0 BB: 0 P: 6	R: 0 E: 0 K: 0 S: 3	H: 0 LOB: 0 BB: 0 P: 3	R: 0 E: 0 K: 1 S: 5	H: 0 LOB: 0 BB: 0 P: 5	R: 0 E: 0 K: 0 S: 4	H: 1 LOB: 2 BB: 1 P: 8	R: 1 E: 0 K: 0 S: 5	H: 2 LOB: 1 BB: 0 P: 5	1B: 8 2B: 1 3B: 0 HR: 1	SF: 1 SAC: 0 DP: 1 HBP: 0	WP: 0 PB: 0 SB: 2 CS: 0	PA: 39	
PITCHER	IP	WLS	BF	H	R	ER	SO	BB	IBB	HBP	BLK	WP	HR	S	P	ERA	WHIP				
Steve Renko, R ERA: 4.09	4.0	L	20	6	4	3	1	2	0	0	0	0	0	20	28	6.75	2.000				
Bill Castro, R ERA: 8.31	5.0		19	4	1	1	1	1	0	0	0	0	0	20	24	1.80	1.000				

Cleveland Indians @ Kansas City Royals
 Royals Stadium, Kansas City, MO
 Sat Apr 30 1983, 8:05 PM EDT
 Att: 20,873 - Unknown - 66 F

AB	35
R	5
H	10
RBI	5
BB	3
SO	2
LOB	17



Batter	1	2	3	4	5	6	7	8	9	AB	R	H	RBI	BB	SO	LOB	BOTTOM					
Willie Wilson, S OBP: 0.369, SLG: 0.368	SH2-3	3-1					F7		4-3	5	1	2	0	0	0	1						
U L Washington, S OBP: 0.365, SLG: 0.324	SH2-3			3-1			WP		5-3	4	0	1	0	1	1	1						
Frank White, R OBP: 0.397, SLG: 0.540	SH2-3			F6			1-3			3	0	1	1	0	0	1						
Hal McRae, R OBP: 0.382, SLG: 0.433	K			PO			6-3		6-3	4	0	1	0	0	1	4						
Willie Aikens, L OBP: 0.315, SLG: 0.375 Don Slaught, R OBP: 0.269, SLG: 0.280				PO			F8			2	0	0	0	1	0	0						
Cesar Geronimo, L OBP: 0.400, SLG: 0.250 Leon Roberts, R OBP: 0.273, SLG: 0.364	L8			1-2			6-3		G6-4-3	3	0	1	0	0	0	3						
Joe Simpson, L OBP: 0.365, SLG: 0.273 Onix Concepcion, R OBP: 1.000, SLG: 1.000				1B			1B		1B	3	0	1	0	0	1	1						
Greg Pryor, R OBP: 0.250, SLG: 0.333				5-3			F4		4-3	4	0	1	0	0	0	2						
John Wathan, R OBP: 0.311, SLG: 0.333				6-3			F2		F4	4	0	1	0	0	0	2						
Inning Stats	R: 0 E: 0 K: 1 S: 6	H: 1 LOB: 3 BB: 2 P: 14	R: 0 E: 0 K: 0 S: 4	H: 1 LOB: 1 BB: 0 P: 4	R: 0 E: 0 K: 0 S: 3	H: 1 LOB: 0 BB: 0 P: 3	R: 0 E: 0 K: 0 S: 5	H: 2 LOB: 2 BB: 0 P: 5	R: 0 E: 0 K: 0 S: 4	H: 1 LOB: 1 BB: 0 P: 4	R: 0 E: 0 K: 1 S: 6	H: 1 LOB: 1 BB: 0 P: 6	R: 1 E: 0 K: 1 S: 7	H: 2 LOB: 1 BB: 0 P: 7	R: 0 E: 0 K: 0 S: 4	H: 2 LOB: 0 BB: 0 P: 4	R: 0 E: 0 K: 0 S: 3	H: 0 LOB: 0 BB: 0 P: 3	1B: 8 2B: 3 3B: 0 HR: 0	SF: 0 SAC: 1 DP: 1 HBP: 0	WP: 1 PB: 0 SB: 1 CS: 0	PA: 39
PITCHER	IP	WLS	BF	H	R	ER	SO	BB	IBB	HBP	BLK	WP	HR	S	P	ERA	WHIP					
Rick Sutcliffe, R ERA: 4.11	7.0	W	31	9	1	1	3	1	1	0	0	0	0	35	43	1.29	1.429					
Neal Heaton, L ERA: 2.31	2.0	S	7	2	0	0	0	0	0	0	0	0	0	7	7	0.00	1.000					

Cleveland Indians @ Kansas City Royals
 Royals Stadium, Kansas City, MO
 Sat Apr 30 1983, 8:05 PM EDT
 Att: 20,873 - Unknown - 66 F

AB	35
R	1
H	11
RBI	1
BB	2
SO	3
LOB	16



Batter	1	2	3	4	5	6	7	8	9	AB	R	H	RBI	BB	SO	LOB	TOP					
Alan Bannister, R (1, 7) OBP: 0.373, SLG: 0.409	0-0 6-3		0-0 F9			0-0 F8		0-0 SH1-4		3	0	0	0	0	0	1						
Mike Fischlin, R (1, 4) OBP: 0.286, SLG: 0.278	0-0 L3		0-3 K			0-0 G3		0-0 1B		4	1	1	1	0	1	1						
Mike Hargrove, L (1, 3) OBP: 0.361, SLG: 0.273	0-3 K				0-0 F8			0-0 3-1		4	0	1	0	0	1	2						
Andre Thornton, R (1, 10) OBP: 0.505, SLG: 0.571		4-0 G3 BB			0-0 S 1B			4-0 1B IBB		2	0	1	0	2	0	1						
Pat Tabler, R (1, 5) OBP: 0.383, SLG: 0.512	0-0 L7		0-3 K					0-0 1B		4	0	1	1	0	1	2						
Julio Franco, R (1, 6) OBP: 0.253, SLG: 0.338	0-0 G3		0-0 6-3					0-0 1-3		4	0	1	0	0	0	4						
Rick Manning, L (1, 8) OBP: 0.280, SLG: 0.260	0-0 F7				0-0 L9			0-0 FC4-6 1-2		4	0	0	0	0	0	2						
Wil Culmer, R (1, 9) OBP: 0.100, SLG: 0.105			0-0 F8			0-0 F9		0-0 F4		4	0	0	0	0	0	1						
George Vukovich, L (9, 9) OBP: 0.180, SLG: 0.236					0-0 F9			0-0 F3		0	0	0	0	0	0	0						
Chris Bando, S (1, 2) OBP: 0.375, SLG: 0.321			0-0 L7			0-0 L7				2	0	1	0	1	0	0						
Miguel Dilone, S (8, PR) OBP: 0.381, SLG: 0.353										0	1	0	0	0	0	0						
Ron Hassey, L (8, 2) OBP: 0.408, SLG: 0.375								4-0 SH1-4 2B BB		1	0	0	0	0	0	0						
Inning Stats	R: 0 E: 0 K: 1 S: 5	H: 0 LOB: 0 BB: 0 P: 5	R: 0 E: 0 K: 0 S: 3	H: 0 LOB: 1 BB: 1 P: 7	R: 0 E: 0 K: 1 S: 6	H: 1 LOB: 1 BB: 0 P: 6	R: 0 E: 0 K: 1 S: 6	H: 1 LOB: 1 BB: 0 P: 6	R: 0 E: 0 K: 0 S: 3	H: 0 LOB: 0 BB: 0 P: 3	R: 0 E: 0 K: 0 S: 4	H: 1 LOB: 1 BB: 0 P: 4	R: 0 E: 0 K: 0 S: 4	H: 1 LOB: 1 BB: 0 P: 4	R: 2 E: 0 K: 0 S: 5	H: 2 LOB: 2 BB: 2 P: 13	R: 0 E: 0 K: 0 S: 3	H: 0 LOB: 0 BB: 0 P: 3	1B: 5 2B: 1 3B: 0 HR: 0	SF: 0 SAC: 1 DP: 0 HBP: 0	WP: 0 PB: 0 SB: 1 CS: 1	PA: 36
PITCHER Larry Gura, L (1, 1) ERA: 2.93	IP: 9.0 WLS: L BF: 36 H: 6 R: 2 ER: 2 SO: 3 BB: 2 IBB: 1 HBP: 0 BLK: 0 WP: 0 HR: 0 S: 39 P: 51 ERA: 2.00 WHIP: 0.889											PITCHER	IP: 9.0 WLS: L BF: 36 H: 6 R: 2 ER: 2 SO: 3 BB: 2 IBB: 1 HBP: 0 BLK: 0 WP: 0 HR: 0 S: 39 P: 51 ERA: 2.00 WHIP: 0.889									

Cleveland Indians @ Kansas City Royals
Royals Stadium, Kansas City, MO
Sun May 01 1983, 4:33 AM EDT
Att: 18,199 - Unknown - 67 F

AB 32
R 2
H 6
RBI 2
BB 3
SO 3
LOB 14



Batter	1	2	3	4	5	6	7	8	9	AB	R	H	RBI	BB	SO	LOB	BOTTOM					
Willie Wilson, S (1, 7) OBP: 0.375, SLG: 0.375	0-3 K		0-0 S 1B		0-0 1-3			0-0 BB 1B		4	0	2	0	0	1	0						
U L Washington, S (1, 6) OBP: 0.357, SLG: 0.319	0-0 5-3		0-0 F8			0-0 L8		0-0 BB 1B		4	0	1	0	0	0	1						
Frank White, R (1, 4) OBP: 0.389, SLG: 0.515	0-0 1-3		0-0 5-3			0-0 6-3		4-0 BB G6-4-3		3	0	0	0	1	0	1						
Hal McRae, R (1, 10) OBP: 0.403, SLG: 0.453		0-0 1B 1B		0-0 FC6-4 1B		0-0 PB 1B		0-3 K		4	1	3	0	0	1	3						
Willie Aikens, L (1, 3) OBP: 0.310, SLG: 0.365	0-0 L6		0-0 F8		0-0 F8		0-0 G6-4-3			4	0	1	1	0	0	5						
Cesar Geronimo, L (1, 9) OBP: 0.357, SLG: 0.250	0-0 F9		0-0 FC6-4		0-0 FC6-4		0-0 L3			4	0	1	0	0	0	3						
Joe Simpson, L (1, 8) OBP: 0.353, SLG: 0.267	0-0 1-3 1B		0-0 FC6-4		0-0 FC6-4		0-0 F7		0-0 F2	4	0	1	0	0	0	2						
Greg Pryor, R (1, 5) OBP: 0.200, SLG: 0.267	0-0 4-3				0-0 F8		0-0 L6		0-0 F7	3	0	0	0	0	0	2						
Leon Roberts, R (9, PH) OBP: 0.250, SLG: 0.333									0-0 F8	1	0	0	0	0	0	1						
John Wathan, R (1, 2) OBP: 0.308, SLG: 0.328			0-0 6-3		0-0 4-3		0-0 1B		0-0 F8	4	0	1	0	0	0	1						
Inning Stats	R: 0 E: 0 K: 1 S: 5	H: 0 LOB: 0 BB: 0 P: 5	R: 0 E: 0 K: 0 S: 5	H: 2 LOB: 2 BB: 0 P: 5	R: 0 E: 0 K: 0 S: 4	H: 1 LOB: 1 BB: 0 P: 4	R: 0 E: 0 K: 0 S: 4	H: 1 LOB: 1 BB: 0 P: 4	R: 0 E: 0 K: 0 S: 3	H: 0 LOB: 0 BB: 0 P: 3	R: 1 E: 0 K: 0 S: 5	H: 2 LOB: 1 BB: 0 P: 5	R: 0 E: 0 K: 0 S: 3	H: 1 LOB: 1 BB: 0 P: 3	R: 0 E: 0 K: 1 S: 6	H: 2 LOB: 2 BB: 1 P: 10	R: 0 E: 0 K: 0 S: 4	H: 1 LOB: 1 BB: 0 P: 4	1B: 10 2B: 0 3B: 0 HR: 0	SF: 0 SAC: 0 DP: 1 HBP: 0	WP: 0 PB: 1 SB: 1 CS: 0	PA: 36
PITCHER Larry Sorensen, R (1, 1) ERA: 3.78	IP: 7.0 WLS: W BF: 27 H: 7 R: 1 ER: 0 SO: 1 BB: 0 IBB: 0 HBP: 0 BLK: 0 WP: 0 HR: 0 S: 29 P: 29 ERA: 0.00 WHIP: 1.000											PITCHER	IP: 7.0 WLS: W BF: 27 H: 7 R: 1 ER: 0 SO: 1 BB: 0 IBB: 0 HBP: 0 BLK: 0 WP: 0 HR: 0 S: 29 P: 29 ERA: 0.00 WHIP: 1.000									
Dan Spillner, R (8, 1) ERA: 5.17	IP: 2.0 WLS: S BF: 9 H: 3 R: 0 ER: 0 SO: 1 BB: 1 IBB: 0 HBP: 0 BLK: 0 WP: 0 HR: 0 S: 10 P: 14 ERA: 0.00 WHIP: 2.000											PITCHER	IP: 2.0 WLS: S BF: 9 H: 3 R: 0 ER: 0 SO: 1 BB: 1 IBB: 0 HBP: 0 BLK: 0 WP: 0 HR: 0 S: 10 P: 14 ERA: 0.00 WHIP: 2.000									

Cleveland Indians @ Kansas City Royals
Royals Stadium, Kansas City, MO
Sun May 01 1983, 4:33 AM EDT
Att: 18,199 - Unknown - 67 F

AB 35
R 1
H 10
RBI 1
BB 1
SO 2
LOB 19



Batter	1	2	3	4	5	6	7	8	9	AB	R	H	RBI	BB	SO	LOB	TOP				
Alan Bannister, R (1, 7) OBP: 0.357, SLG: 0.375	F7		1-3				6-3		F3	4	0	0	0	1	0	2	Cleveland Indians @ Minnesota Twins Hubert H. Humphrey Metrodome, Minneapolis, MN Tue May 03 1983, 8:05 PM EDT Att. 3,615 - Unknown - 65 F				
Rick Manning, L (1, 8) OBP: 0.284, SLG: 0.247	L8			G3	SF7		F7		4-3	4	0	0	1	0	0	1					
Bake McBride, L (1, 9) George Vukovich, L (7, 9) OBP: 0.350, SLG: 0.306 OBP: 0.180, SLG: 0.236	L7			4-3	L7					4	0	1	0	0	0	2					
Andre Thornton, R (1, 10) OBP: 0.516, SLG: 0.611										0	0	0	0	0	0	0					
Pat Tabler, R (1, 5) OBP: 0.373, SLG: 0.489										2	1	1	1	2	0	0					
Broderick Perkins, L (1, 3) OBP: 0.375, SLG: 0.400										4	0	1	0	0	1	3					
Ron Hassey, L (1, 2) OBP: 0.417, SLG: 0.357										4	1	2	0	0	0	1					
Mike Fischlin, R (1, 4) OBP: 0.320, SLG: 0.286										2	1	0	0	2	0	1					
Julio Franco, R (1, 6) OBP: 0.244, SLG: 0.325										3	0	1	1	1	1	1					
Inning Stats	R: 0 E: 0 K: 0 S: 3	H: 0 LOB: 0 BB: 0 P: 3	R: 1 E: 0 K: 1 S: 6	H: 2 LOB: 0 BB: 0 P: 6	R: 0 E: 0 K: 0 S: 3	H: 1 LOB: 0 BB: 0 P: 3	R: 0 E: 0 K: 0 S: 3	H: 0 LOB: 1 BB: 1 P: 7	R: 2 E: 1 K: 0 S: 5	H: 1 LOB: 2 BB: 2 P: 13	R: 0 E: 0 K: 0 S: 4	H: 1 LOB: 3 BB: 1 P: 12	R: 0 E: 0 K: 1 S: 5	H: 0 LOB: 0 BB: 0 P: 5	R: 0 E: 1 K: 0 S: 3	H: 0 LOB: 0 BB: 0 P: 3		1B: 5 2B: 1 3B: 0 HR: 1	SF: 1 SAC: 1 DP: 1 HBP: 0	WP: 0 PB: 1 SB: 0 CS: 1	PA: 38
PITCHER	IP	WLS	BF	H	R	ER	SO	BB	IBB	HBP	BLK	WP	HR	S	P	ERA	WHIP				
Bobby Castillo, R (1, 1) ERA: 3.0	7.0	L	32	6	3	2	1	5	1	0	1	0	1	28	52	2.57	1.571				
Pete Filson, L (8, 1) ERA: 3.6	2.0		6	0	0	0	1	0	0	0	0	0	0	8	8	0.00	0.000				

Batter	1	2	3	4	5	6	7	8	9	AB	R	H	RBI	BB	SO	LOB	BOTTOM				
Bobby Mitchell, L (1, 8) OBP: 0.300, SLG: 0.192	6-3		K		FC6-5			K		4	0	0	0	0	2	3	Cleveland Indians @ Minnesota Twins Hubert H. Humphrey Metrodome, Minneapolis, MN Tue May 03 1983, 8:05 PM EDT Att. 3,615 - Unknown - 65 F				
John Castino, R (1, 4) OBP: 0.361, SLG: 0.598			L7							3	0	2	0	1	0	1					
Gary Ward, R (1, 7) OBP: 0.250, SLG: 0.330										4	0	0	0	0	1	5					
Kent Hrbek, L (1, 3) OBP: 0.360, SLG: 0.550										4	0	0	0	0	2	1					
Gary Gaetti, R (1, 5) OBP: 0.301, SLG: 0.387										4	0	0	0	0	2	0					
Randy Bush, L (1, 10) Mickey Hatcher, R (9, FH) OBP: 0.382, SLG: 0.524 OBP: 0.359, SLG: 0.472										2	1	0	0	1	1	0					
Tom Brunansky, R (1, 9) OBP: 0.273, SLG: 0.250										1	0	0	0	0	0	0					
Dave Engle, R (1, 2) OBP: 0.293, SLG: 0.404										3	0	1	0	0	1	0					
Lenny Faedo, R (1, 6) OBP: 0.306, SLG: 0.329										3	0	1	1	0	0	0					
Inning Stats	R: 0 E: 0 K: 1 S: 6	H: 1 LOB: 1 BB: 0 P: 6	R: 0 E: 0 K: 2 S: 8	H: 0 LOB: 0 BB: 0 P: 8	R: 0 E: 0 K: 2 S: 7	H: 0 LOB: 0 BB: 0 P: 7	R: 1 E: 0 K: 1 S: 8	H: 3 LOB: 3 BB: 1 P: 12	R: 0 E: 0 K: 2 S: 7	H: 0 LOB: 0 BB: 0 P: 7	R: 0 E: 0 K: 1 S: 5	H: 0 LOB: 0 BB: 0 P: 5	R: 0 E: 0 K: 1 S: 4	H: 0 LOB: 1 BB: 1 P: 8	R: 0 E: 0 K: 1 S: 5	H: 0 LOB: 0 BB: 0 P: 5		1B: 4 2B: 0 3B: 0 HR: 0	SF: 0 SAC: 0 DP: 1 HBP: 0	WP: 0 PB: 0 SB: 0 CS: 0	PA: 33
PITCHER	IP	WLS	BF	H	R	ER	SO	BB	IBB	HBP	BLK	WP	HR	S	P	ERA	WHIP				
Bert Blyleven, R (1, 1) ERA: 3.4	8.0		30	4	1	1	10	2	0	0	0	0	0	5	56	1.12	0.750				
Neal Heaton, L (9, 1) ERA: 2.13	1.0	S	3	0	0	0	1	0	0	0	0	0	0	5	5	0.00	0.000				



Batter	1	2	3	4	5	6	7	8	9	AB	R	H	RBI	BB	SO	LOB	TOP			
Alan Bannister, R (1, 7) OBP: 0.323, SLG: 0.333	F9		F7	K	FC3-6			F8	K	6	0	0	1	0	2	6	Cleveland Indians @ Minnesota Twins Hubert H. Humphrey Metrodome, Minneapolis, MN Wed May 04 1983, 8:05 PM EDT Att. 3,516 - Unknown - 61 F livebaseballscorecards.com			
Julio Franco, R (1, 6) OBP: 0.231, SLG: 0.307	5-3		F8	FC4-6	6-3			F8		5	0	0	1	0	0	4				
Bake McBride, L (1, 9) George Vukovich, L (8, 9) OBP: 0.180, SLG: 0.236	1B		K	E6	4-3			L9		5	0	1	0	0	1	1				
Andre Thornton, R (1, 10) OBP: 0.530, SLG: 0.613	1B									3	2	2	0	2	0	2				
Pat Tabler, R (1, 5) OBP: 0.393, SLG: 0.549	K									4	3	2	2	1	1	3				
Mike Hargrove, L (1, 3) OBP: 0.398, SLG: 0.290										3	2	2	0	1	1	1				
Chris Bando, S (1, 2) Miguel Dilone, S (8, PR) Ron Hassey, L (9, 2) OBP: 0.351, SLG: 0.303 OBP: 0.381, SLG: 0.353 OBP: 0.417, SLG: 0.357	G6-4-3									5	1	1	1	0	1	3				
Rick Manning, L (1, 8) OBP: 0.283, SLG: 0.262										3	2	1	1	2	1	3				
Mike Fischlin, R (1, 4) OBP: 0.333, SLG: 0.320	4-3									4	0	2	3	0	0	1				
Inning Stats	R: 0 E: 0 K: 1 S: 7	H: 2 LOB: 2 BB: 0 P: 7	R: 0 E: 0 K: 0 S: 3	H: 1 LOB: 1 BB: 1 P: 7	R: 0 E: 0 K: 1 S: 5	H: 0 LOB: 0 BB: 0 P: 5	R: 5 E: 1 K: 1 S: 9	H: 3 LOB: 2 BB: 3 P: 21	R: 2 E: 1 K: 1 S: 8	H: 2 LOB: 2 BB: 1 P: 12	R: 0 E: 0 K: 1 S: 5	H: 0 LOB: 0 BB: 0 P: 5	R: 0 E: 0 K: 0 S: 3	H: 0 LOB: 0 BB: 0 P: 3	R: 4 E: 0 K: 1 S: 9	H: 3 LOB: 1 BB: 0 P: 9		1B: 9 2B: 1 3B: 0 HR: 1	SF: 1 SAC: 1 DP: 1 HBP: 0	WP: 1 PB: 0 SB: 1 CS: 0
PITCHER	IP WLS BF H R ER SO BB IBB HBP BLK WP HR S P ERA WHIP																			
Bryan Oelkers, L (1, 1) ERA: 5.54	3.0	18	6	5	4	2	4	0	0	0	0	0	1	18	34	12.00	3.333			
Albert Williams, R (4, 1) ERA: 5.29	5.0	21	2	2	1	4	2	0	0	0	1	0	27	35	1.80	0.800				
Ron Davis, R (9, 1) ERA: 4.96	1.0	L 7	3	4	3	1	0	0	0	0	0	0	9	9	27.00	3.000				

Batter	1	2	3	4	5	6	7	8	9	AB	R	H	RBI	BB	SO	LOB	BOTTOM			
Bobby Mitchell, L (1, 8) OBP: 0.314, SLG: 0.226	WP		6-3							5	1	2	1	0	0	0	Cleveland Indians @ Minnesota Twins Hubert H. Humphrey Metrodome, Minneapolis, MN Wed May 04 1983, 8:05 PM EDT Att. 3,516 - Unknown - 61 F livebaseballscorecards.com			
John Castino, R (1, 4) OBP: 0.363, SLG: 0.598	F9									5	1	2	0	0	0	1				
Gary Ward, R (1, 7) OBP: 0.257, SLG: 0.352	L1-5									5	0	2	2	0	2	2				
Kent Hrbek, L (1, 3) OBP: 0.362, SLG: 0.536										4	1	1	0	1	1	3				
Gary Gaetti, R (1, 5) OBP: 0.308, SLG: 0.402										4	1	2	1	0	1	1				
Randy Bush, L (1, 10) Ron Washington, R (8, PR) OBP: 0.370, SLG: 0.522 OBP: 0.231, SLG: 0.167	FC3-6									4	1	2	0	0	0	2				
Mickey Hatcher, R (1, 9) OBP: 0.372, SLG: 0.447	G1-6-3									2	1	0	0	2	1	2				
Ray Smith, R (1, 2) Dave Engle, R (7, PH) Lenny Faedo, R (1, 6) OBP: 0.346, SLG: 0.190 OBP: 0.317, SLG: 0.414	5-3									1	0	0	0	1	0	0				
	6-3									4	0	0	0	0	0	5				
Inning Stats	R: 0 E: 0 K: 0 S: 3	H: 1 LOB: 0 BB: 0 P: 3	R: 0 E: 0 K: 0 S: 4	H: 2 LOB: 1 BB: 0 P: 4	R: 0 E: 0 K: 2 S: 8	H: 0 LOB: 0 BB: 0 P: 8	R: 0 E: 0 K: 1 S: 5	H: 0 LOB: 1 BB: 1 P: 9	R: 0 E: 0 K: 1 S: 5	H: 0 LOB: 0 BB: 0 P: 5	R: 6 E: 0 K: 0 S: 7	H: 5 LOB: 1 BB: 3 P: 19	R: 1 E: 0 K: 0 S: 4	H: 2 LOB: 2 BB: 1 P: 8	R: 0 E: 0 K: 1 S: 6	H: 1 LOB: 1 BB: 0 P: 6		1B: 9 2B: 4 3B: 1 HR: 0	SF: 0 SAC: 0 DP: 4 HBP: 0	WP: 2 PB: 0 SB: 0 CS: 0
PITCHER	IP WLS BF H R ER SO BB IBB HBP BLK WP HR S P ERA WHIP																			
Len Barker, R (1, 1) ERA: 4.46	6.2	28	7	5	5	4	4	0	0	0	0	0	13	17	6.75	1.650				
Dan Spillner, R (7, 1) ERA: 5.5	2.1	W 12	5	2	2	1	1	0	0	0	0	0	13	17	7.71	2.571				

Batter	1	2	3	4	5	6	7	8	9	AB R H RBI BB SO LOB	TOP	
Alan Bannister, R (1, 7) <small>OBP: 0.343, SLG: 0.362</small>										4 3 2 0 1 0 0	Cleveland Indians @ Minnesota Twins Hubert H. Humphrey Metrodome, Minneapolis, MN <small>Thu May 05 1983, 4:33 AM EDT Att: 5,644 - Unknown - 62 F</small>	
Mike Fischlin, R (1, 4) <small>OBP: 0.324, SLG: 0.379</small>										4 1 1 1 0 1 1		
Bake McBride, L (1, 9) <small>OBP: 0.340, SLG: 0.289</small> George Vukovich, L (9, 9) <small>OBP: 0.180, SLG: 0.236</small>										4 1 1 1 1 2 1 0 0 0 0 0 0 0		
Andre Thornton, R (1, 10) <small>OBP: 0.529, SLG: 0.615</small>										3 0 2 2 0 1 1		
Pat Tabler, R (1, 5) <small>OBP: 0.400, SLG: 0.528</small>										2 0 0 0 2 0 2		
Mike Hargrove, L (1, 3) <small>OBP: 0.391, SLG: 0.288</small>										4 0 1 1 0 0 4		
Julio Franco, R (1, 6) <small>OBP: 0.232, SLG: 0.304</small>									4 1 1 0 0 3 1			
Rick Manning, L (1, 8) <small>OBP: 0.292, SLG: 0.273</small>									4 1 2 1 0 1 0			
Jim Essian, R (1, 2)									3 0 0 1 0 0 1			
Inning Stats	R: 3 H: 2 E: 0 LOB: 1 K: 1 BB: 2 S: 7 P: 15	R: 1 H: 1 E: 0 LOB: 0 K: 1 BB: 0 S: 6 P: 6	R: 0 H: 1 E: 0 LOB: 0 K: 0 BB: 0 S: 3 P: 3	R: 1 H: 2 E: 0 LOB: 0 K: 0 BB: 0 S: 4 P: 4	R: 1 H: 2 E: 0 LOB: 2 K: 1 BB: 1 S: 7 P: 11	R: 0 H: 0 E: 0 LOB: 0 K: 1 BB: 0 S: 5 P: 5	R: 1 H: 2 E: 0 LOB: 1 K: 1 BB: 1 S: 7 P: 11	R: 0 H: 0 E: 0 LOB: 0 K: 1 BB: 0 S: 5 P: 7	R: 0 H: 0 E: 0 LOB: 0 K: 1 BB: 0 S: 5 P: 5	1B: 8 SF: 2 2B: 2 SAC: 1 3B: 1 DP: 2 HR: 0 HBP: 0		WP: 2 PA: 39 FB: 0 SB: 3 CS: 0
PITCHER	IP WLS BF H R ER SO BB IBB HBP BLK WP HR S P ERA WHIP											IP WLS BF H R ER SO BB IBB HBP BLK WP HR S P ERA WHIP
Brad Havens, L (1, 1) <small>ERA: 7.22</small>	4.0 L 18 6 5 5 2 2 0 0 0 0 1 0 20 28 11.25 2.000											
Pete Filson, L (5, 1) <small>ERA: 4.15</small>	2.1 12 4 2 2 2 1 0 0 0 0 0 0 15 19 7.71 2.143											
Rick Lysander, R (7, 1) <small>ERA: 3.18</small>	2.2 9 0 0 0 4 1 0 0 0 1 0 0 16 20 0.00 0.375											
Batter	1	2	3	4	5	6	7	8	9	AB R H RBI BB SO LOB	BOTTOM	
Bobby Mitchell, L (1, 8) <small>OBP: 0.333, SLG: 0.212</small> Tim Laudner, R (9, FH) <small>OBP: 0.281, SLG: 0.185</small>										2 0 0 1 2 0 1 1 0 0 0 0 0 1	Cleveland Indians @ Minnesota Twins Hubert H. Humphrey Metrodome, Minneapolis, MN <small>Thu May 05 1983, 4:33 AM EDT Att: 5,644 - Unknown - 62 F</small>	
John Castino, R (1, 4) <small>OBP: 0.359, SLG: 0.582</small>										3 1 0 0 1 1 2		
Gary Ward, R (1, 7) <small>OBP: 0.265, SLG: 0.346</small>										2 1 0 0 2 0 0		
Kent Hrbek, L (1, 3) <small>OBP: 0.367, SLG: 0.557</small>										4 0 2 3 0 0 3		
Gary Gaetti, R (1, 5) <small>OBP: 0.297, SLG: 0.386</small>										4 0 0 0 0 2 2		
Randy Bush, L (1, 10) <small>OBP: 0.382, SLG: 0.536</small> Tom Brunansky, R (8, FH) <small>OBP: 0.280, SLG: 0.250</small>										2 1 1 0 1 1 0 0 0 0 0 1 0 0		
Mickey Hatcher, R (1, 9) <small>OBP: 0.383, SLG: 0.452</small>										4 1 2 1 0 0 1		
Ray Smith, R (1, 2) <small>OBP: 0.345, SLG: 0.208</small> Dave Engle, R (8, FH) <small>OBP: 0.311, SLG: 0.407</small> (9, 2)										3 0 1 0 0 1 0 1 0 0 0 0 0 2		
Lenny Faedo, R (1, 6) <small>OBP: 0.300, SLG: 0.333</small>										4 1 2 0 0 0 2		
Inning Stats	R: 0 H: 0 E: 0 LOB: 0 K: 0 BB: 0 S: 3 P: 3	R: 0 H: 1 E: 0 LOB: 1 K: 1 BB: 1 S: 5 P: 9	R: 0 H: 0 E: 0 LOB: 1 K: 2 BB: 1 S: 7 P: 11	R: 0 H: 0 E: 0 LOB: 0 K: 1 BB: 0 S: 5 P: 5	R: 5 H: 4 E: 0 LOB: 1 K: 0 BB: 2 S: 7 P: 15	R: 0 H: 0 E: 0 LOB: 0 K: 1 BB: 0 S: 5 P: 5	R: 0 H: 1 E: 0 LOB: 2 K: 0 BB: 2 S: 3 P: 11	R: 0 H: 1 E: 0 LOB: 1 K: 0 BB: 1 S: 3 P: 7	R: 0 H: 1 E: 0 LOB: 0 K: 0 BB: 0 S: 3 P: 3	1B: 4 SF: 0 2B: 5 SAC: 1 3B: 0 DP: 3 HR: 0 HBP: 0		WP: 0 PA: 38 FB: 0 SB: 0 CS: 1
PITCHER	IP WLS BF H R ER SO BB IBB HBP BLK WP HR S P ERA WHIP											IP WLS BF H R ER SO BB IBB HBP BLK WP HR S P ERA WHIP
Rick Sutcliffe, R (1, 1) <small>ERA: 4.66</small>	6.0 W 28 6 5 5 5 5 0 0 0 0 0 0 33 53 7.50 1.833											
Neal Heaton, L (7, 1) <small>ERA: 1.72</small>	3.0 S 10 2 0 0 0 2 0 0 0 0 0 0 8 16 0.00 1.333											

Batter	1	2	3	4	5	6	7	8	9	AB	R	H	RBI	BB	SO	LOB	TOP								
Alan Bannister, R OBP: 0.333, SLG: 0.365 (1, 7)	5-3		F8		F9		2B		F7	5	0	1	0	0	0	2	Cleveland Indians @ Chicago White Sox Comiskey Park, Chicago, IL Fri May 06 1983, 8:05 PM EDT Att: 20,912 - Unknown - 76 F								
Mike Fischlin, R OBP: 0.308, SLG: 0.353 (1, 4)	1-3		F9		2B		K	FC4-6 2B	5	2	1	0	0	1	3										
Mike Hargrove, L OBP: 0.302, SLG: 0.346 (1, 3)	2B			4-3	FC5 2B		F2		5	0	3	2	0	0	1										
Andre Thornton, R OBP: 0.523, SLG: 0.610 (1, 10)	K			1B 2B	IBB			6-3	5-3	4	0	1	0	1	2										
Pat Tabler, R OBP: 0.406, SLG: 0.571 (1, 5)		4-3		1B 2B	FC5			HR		3	1	1	1	1	0	2									
George Vukovich, L OBP: 0.185, SLG: 0.224 (1, 9)		F8		BB	2-3f		5-3	FC4-6 BB		3	0	0	0	1	0	2									
Julio Franco, R OBP: 0.232, SLG: 0.302 (1, 6)		6-3		1-2 2-3	1B		F9	FC4-6 1-2f		4	0	1	0	0	0	1									
Rick Manning, L OBP: 0.300, SLG: 0.275 (1, 8)			S 1B	F8		CS BB		L4		3	0	1	0	1	0	4									
Chris Bando, S OBP: 0.342, SLG: 0.294 Jim Essian, R OBP: 0.214, SLG: 0.100 (5, PH) (5, 2)			K		F8	CS	4-3	FC4-6 1B		1	0	0	0	0	1	1									
			1-2			1-2				3	0	1	0	0	0	0									
Inning Stats	R: 0 E: 0 K: 1 S: 6	H: 1 LOB: 1 BB: 0 P: 6	R: 0 E: 0 K: 0 S: 3	H: 0 LOB: 0 BB: 0 P: 3	R: 0 E: 0 K: 1 S: 6	H: 1 LOB: 1 BB: 0 P: 6	R: 0 E: 0 K: 0 S: 5	H: 2 LOB: 3 BB: 1 P: 9	R: 1 E: 0 K: 0 S: 5	H: 2 LOB: 2 BB: 1 P: 9	R: 0 E: 0 K: 0 S: 2	H: 0 LOB: 0 BB: 1 P: 6	R: 0 E: 0 K: 1 S: 6	H: 1 LOB: 1 BB: 0 P: 6	R: 1 E: 0 K: 0 S: 4	H: 1 LOB: 1 BB: 0 P: 8	R: 1 E: 0 K: 0 S: 5	H: 2 LOB: 1 BB: 0 P: 5	1B: 4 2B: 5 3B: 0 HR: 1	SF: 0 SAC: 0 DP: 0 HBP: 0	WP: 0 PB: 0 SB: 1 CS: 1	PA: 41			
PITCHER	IP	WLS	BF	H	R	ER	SO	BB	IBB	HBP	BLK	WP	HR	S	P	ERA	WHIP								
Floyd Bannister, L ERA: 5.13 Jery Koosman, L ERA: 5.12	(1, 1) (5, 1)	4.2 W	21 19	6 4	1 2	1 2	2 1	1 2	0 1	0 0	0 0	0 0	0 1	24 18	28 30	1.93 4.15	1.500 1.385								

Batter	1	2	3	4	5	6	7	8	9	AB	R	H	RBI	BB	SO	LOB	BOTTOM								
Rudy Law, L OBP: 0.280, SLG: 0.261 Rusty Kuntz, R OBP: 0.417, SLG: 0.333 (7, PH) (8, 8)	F9		3-1		2B E IBB		K	K		2	1	0	0	1	0	0	Cleveland Indians @ Chicago White Sox Comiskey Park, Chicago, IL Fri May 06 1983, 8:05 PM EDT Att: 20,912 - Unknown - 76 F								
Tony Bemazzard, S OBP: 0.343, SLG: 0.463 (1, 4)	K			1B 2B	E4 1-2 2H 3H		K		4	0	2	2	0	2	1										
Harold Baines, L OBP: 0.343, SLG: 0.371 (1, 9)	F8			F7	F6		E4 BB 2B		4	1	0	0	0	0	4										
Greg Luzinski, R OBP: 0.374, SLG: 0.394 (1, 10)		E7 FC6-5		1B 1B	K		2B BB		3	1	1	0	1	1	2										
Ron Kittle, R OBP: 0.294, SLG: 0.512 (1, 7)		6-3		2H 1B		FC3-5	2B	1-3 2H 3H	4	0	3	3	0	0	1										
Mike Squires, L OBP: 0.300, SLG: 0.209 (1, 3)		FC6-5			E 2B	FC3-5	2B	L5	4	2	1	0	0	0	4										
Carlton Fisk, R OBP: 0.321, SLG: 0.262 Marc Hill, R OBP: 0.188, SLG: 0.133 (9, 2)		6-3			K	CS 2B		4-3 WP BB	3	0	1	1	1	1	2										
Lorenzo Gray, R OBP: 0.261, SLG: 0.238 (1, 5)			F6		E5 2B	F9		K	4	1	0	0	0	1	3										
Jerry Dybzinski, R OBP: 0.235, SLG: 0.188 Greg Walker, L OBP: 0.321, SLG: 0.556 Scott Fletcher, R OBP: 0.367, SLG: 0.366 (6, 6)			K		2B 2B		E S 2B	4-3	1	0	0	0	0	1	0										
					1-3 2H				2	2	1	0	0	0	1										
Inning Stats	R: 0 E: 0 K: 1 S: 5	H: 0 LOB: 0 BB: 0 P: 5	R: 0 E: 1 K: 0 S: 4	H: 0 LOB: 1 BB: 0 P: 4	R: 0 E: 0 K: 1 S: 5	H: 0 LOB: 0 BB: 0 P: 5	R: 1 E: 0 K: 0 S: 4	H: 3 LOB: 1 BB: 0 P: 4	R: 4 E: 2 K: 2 S: 11	H: 3 LOB: 2 BB: 1 P: 15	R: 1 E: 0 K: 0 S: 4	H: 2 LOB: 0 BB: 0 P: 4	R: 2 E: 1 K: 2 S: 10	H: 2 LOB: 2 BB: 1 P: 14	R: 0 E: 0 K: 2 S: 7	H: 0 LOB: 1 BB: 1 P: 11	1B: 4 2B: 6 3B: 0 HR: 0	SF: 0 SAC: 0 DP: 0 HBP: 0	WP: 1 PB: 0 SB: 1 CS: 1	PA: 37					
PITCHER	IP	WLS	BF	H	R	ER	SO	BB	IBB	HBP	BLK	WP	HR	S	P	ERA	WHIP								
Lary Sorensen, R ERA: 4.06 Ed Glynn, L ERA: 6.23 Rick Waits, L ERA: 10.8	(1, 1) (5, 1) (7, 1)	4.1 2.1 1.1	L 12 5	6 4 0	5 3 0	3 1 0	3 3 2	0 1 1	0 0 0	0 0 0	0 0 0	0 0 1	0 0 8	25 17 8	29 21 12	6.23 3.86 0.00	1.385 2.143 0.750								

AB 36
R 3
H 10
RBI 3
BB 4
SO 3
LOB 18



AB 34
R 8
H 10
RBI 7
BB 3
SO 8
LOB 20



Batter	1	2	3	4	5	6	7	8	9	AB	R	H	RBI	BB	SO	LOB	TOP								
Mike Hargrove, L (1, 3) Miguel Dilone, S (9, FR) OBP: 0.392, SLG: 0.337 OBP: 0.381, SLG: 0.353	G3		F5		G3		1-3		F7	5	0	1	0	0	0	1	Cleveland Indians @ Chicago White Sox Comiskey Park, Chicago, IL Sat May 07 1983, 4:33 AM EDT Att: 18,245 - Cloudy - 64 F								
Rick Manning, L (1, 8) Alan Bannister, R (9, PH) OBP: 0.298, SLG: 0.274 OBP: 0.329, SLG: 0.359	3-1		4-3		G3		1B		F7	4	0	1	0	0	0	1									
Bake McBride, L (1, 9) OBP: 0.352, SLG: 0.306	6-3				1-3		1B			4	0	2	0	0	0	0									
Andre Thornton, R (1, 10) OBP: 0.504, SLG: 0.581		5-3			9-3		6-3		L5	4	0	0	0	0	0	3									
Pat Tabler, R (1, 5) OBP: 0.412, SLG: 0.583		K			2B		FC6		F8	4	1	2	0	0	1	0									
George Vukovich, L (1, 7) OBP: 0.188, SLG: 0.242		4-3			1B		FC6		4-3	4	1	1	1	0	0	1									
Ron Hassey, L (1, 2) OBP: 0.442, SLG: 0.400					1B		FC5		F7	3	1	2	1	1	0	0									
Julio Franco, R (1, 6) OBP: 0.233, SLG: 0.300					1B		FC5		5-3	4	0	1	0	0	0	3									
Mike Fischlin, R (1, 4) Broderick Perkins, L (9, PH) OBP: 0.310, SLG: 0.351 OBP: 0.353, SLG: 0.375					F7		F7		1-3	3	0	1	1	0	0	2									
					1B					1	0	0	0	0	0	0									
Inning Stats	R: 0 E: 0 K: 0 S: 3	H: 0 LOB: 0 BB: 0 P: 3	R: 0 E: 0 K: 1 S: 5	H: 0 LOB: 0 BB: 0 P: 5	R: 1 E: 0 K: 0 S: 5	H: 2 LOB: 1 BB: 0 P: 5	R: 2 E: 0 K: 0 S: 7	H: 5 LOB: 2 BB: 0 P: 7	R: 0 E: 0 K: 0 S: 3	H: 0 LOB: 0 BB: 0 P: 3	R: 0 E: 0 K: 0 S: 4	H: 1 LOB: 2 BB: 1 P: 8	R: 0 E: 0 K: 0 S: 5	H: 2 LOB: 2 BB: 0 P: 5	R: 0 E: 0 K: 0 S: 3	H: 0 LOB: 0 BB: 0 P: 3	R: 0 E: 0 K: 0 S: 4	H: 1 LOB: 1 BB: 0 P: 4	1B: 8 2B: 4 3B: 0 HR: 0	SF: 0 SAC: 0 DP: 1 HBP: 0	WP: 0 PB: 0 SB: 0 CS: 0	PA: 38			
PITCHER	IP	WLS	BF	H	R	ER	SO	BB	IBB	HBP	BLK	WP	HR	S	P	ERA	WHIP								
LaMarr Hoyt, R (1, 1) ERA: 5.24	5.2	W	25	8	3	3	1	1	0	0	0	0	0	26	30	4.76	1.588								
Dick Tidrow, R (6, 1) ERA: 6.0	3.0		12	3	0	0	0	0	0	0	0	0	0	12	12	0.00	1.000								
Kevin Hickey, L (9, 1) ERA: 1.04	0.1	S	1	0	0	0	0	0	0	0	0	0	0	1	1	0.00	0.000								

Batter	1	2	3	4	5	6	7	8	9	AB	R	H	RBI	BB	SO	LOB	BOTTOM								
Rudy Law, L (1, 8) OBP: 0.278, SLG: 0.260	E6				F9		G3			4	1	1	1	0	0	0	Cleveland Indians @ Chicago White Sox Comiskey Park, Chicago, IL Sat May 07 1983, 4:33 AM EDT Att: 18,245 - Cloudy - 64 F								
Tony Bemazzard, S (1, 4) OBP: 0.340, SLG: 0.465		4-3			3-1		K			4	0	1	1	0	1	1									
Harold Baines, L (1, 9) OBP: 0.333, SLG: 0.359		SH			4-3		F4			3	0	0	0	0	0	1									
Greg Luzinski, R (1, 10) OBP: 0.358, SLG: 0.373	1-3				F9		F8			4	0	0	0	0	0	3									
Ron Kittle, R (1, 7) OBP: 0.281, SLG: 0.488	K				F9		F5			4	0	0	0	0	1	2									
Mike Squires, L (1, 3) OBP: 0.296, SLG: 0.213	G3				F8		SH2-4		4-3	4	0	1	0	0	0	2									
Marc Hill, R (1, 2) OBP: 0.278, SLG: 0.235					1B		SH2-4			2	1	2	0	0	0	0									
Lorenzo Gray, R (1, 5) OBP: 0.269, SLG: 0.292					4-3		K			3	1	1	0	0	1	2									
Jerry Dybzinski, R (1, 6) OBP: 0.250, SLG: 0.316					4-3		5-3			3	1	1	2	0	0	1									
					1B					3	1	1	2	0	0	1									
Inning Stats	R: 1 E: 1 K: 1 S: 8	H: 1 LOB: 2 BB: 0 P: 8	R: 3 E: 0 K: 0 S: 7	H: 4 LOB: 1 BB: 0 P: 7	R: 0 E: 0 K: 0 S: 4	H: 1 LOB: 1 BB: 0 P: 4	R: 0 E: 0 K: 0 S: 3	H: 0 LOB: 0 BB: 0 P: 3	R: 0 E: 0 K: 1 S: 6	H: 1 LOB: 1 BB: 0 P: 6	R: 0 E: 0 K: 1 S: 5	H: 0 LOB: 0 BB: 0 P: 5	R: 0 E: 0 K: 0 S: 3	H: 0 LOB: 0 BB: 0 P: 3	R: 0 E: 0 K: 0 S: 3	H: 0 LOB: 0 BB: 0 P: 3	1B: 4 2B: 2 3B: 1 HR: 0	SF: 0 SAC: 2 DP: 0 HBP: 0	WP: 0 PB: 0 SB: 1 CS: 0	PA: 33					
PITCHER	IP	WLS	BF	H	R	ER	SO	BB	IBB	HBP	BLK	WP	HR	S	P	ERA	WHIP								
Juan Eichelberger, R (1, 1) ERA: 3.54	8.0	L	33	7	4	3	3	0	0	0	0	0	0	39	39	3.38	0.875								

Batter	1	2	3	4	5	6	7	8	9	AB	R	H	RBI	BB	SO	LOB	TOP							
Mike Hargrove, L (1, 3) <small>OBP: 0.389, SLG: 0.330</small>										5	0	1	0	1	1	8	Cleveland Indians @ Chicago White Sox Comiskey Park, Chicago, IL Sun May 08 1983, 4:33 AM EDT Att: 12,960 - Sunny - 42 F							
Rick Manning, L (1, 8) <small>OBP: 0.300, SLG: 0.287</small>										6	2	2	1	0	2	7								
Bake McBride, L (1, 9) <small>OBP: 0.279, SLG: 0.358</small> Alan Bannister, R (6, PR) <small>OBP: 0.333, SLG: 0.364</small>										4	1	3	1	0	0	0								
Andre Thornton, R (1, 10) <small>OBP: 0.504, SLG: 0.600</small> Brodieck Perkins, L (7, PH) <small>OBP: 0.316, SLG: 0.333</small>										4	2	2	2	0	1	2								
Pat Tabler, R (1, 5) <small>OBP: 0.432, SLG: 0.594</small>										4	2	2	1	1	1	1								
George Vukovich, L (1, 7) <small>OBP: 0.187, SLG: 0.224</small>										5	1	0	0	1	1	6								
Manny Trillo, R (1, 4) <small>OBP: 0.413, SLG: 0.368</small> Mike Fischlin, R (6, 4) <small>OBP: 0.318, SLG: 0.359</small>										2	0	2	1	1	0	0								
Ron Hassey, L (1, 2) <small>OBP: 0.431, SLG: 0.380</small>										5	1	1	0	1	0	7								
Julio Franco, R (1, 6) <small>OBP: 0.257, SLG: 0.343</small>										5	2	3	4	1	0	4								
Inning Stats	R: 1 E: 1 K: 1 S: 7	H: 2 LOB: 2 BB: 1 P: 11	R: 0 E: 0 K: 1 S: 5	H: 1 LOB: 2 BB: 2 P: 13	R: 0 E: 0 K: 1 S: 6	H: 1 LOB: 1 BB: 0 P: 6	R: 0 E: 0 K: 0 S: 4	H: 2 LOB: 1 BB: 0 P: 4	R: 4 E: 1 K: 2 S: 9	H: 5 LOB: 3 BB: 1 P: 13	R: 6 E: 3 K: 2 S: 12	H: 3 LOB: 1 BB: 0 P: 16	R: 0 E: 1 K: 1 S: 6	H: 0 LOB: 1 BB: 0 P: 6	R: 2 E: 0 K: 0 S: 6	H: 3 LOB: 2 BB: 1 P: 10		R: 0 E: 0 K: 1 S: 6	H: 1 LOB: 2 BB: 0 P: 7	1B: 12 2B: 6 3B: 0 HR: 1	SF: 1 SAC: 0 DP: 2 HBP: 1	WP: 4 PB: 1 SB: 1 CS: 0	PA: 54	
PITCHER	IP WLS BF H R ER SO BB IBB HBP BLK WP HR S P ERA WHIP	IP WLS BF H R ER SO BB IBB HBP BLK WP HR S P ERA WHIP	IP WLS BF H R ER SO BB IBB HBP BLK WP HR S P ERA WHIP	IP WLS BF H R ER SO BB IBB HBP BLK WP HR S P ERA WHIP	IP WLS BF H R ER SO BB IBB HBP BLK WP HR S P ERA WHIP	IP WLS BF H R ER SO BB IBB HBP BLK WP HR S P ERA WHIP	IP WLS BF H R ER SO BB IBB HBP BLK WP HR S P ERA WHIP	IP WLS BF H R ER SO BB IBB HBP BLK WP HR S P ERA WHIP	IP WLS BF H R ER SO BB IBB HBP BLK WP HR S P ERA WHIP	IP WLS BF H R ER SO BB IBB HBP BLK WP HR S P ERA WHIP	IP WLS BF H R ER SO BB IBB HBP BLK WP HR S P ERA WHIP	IP WLS BF H R ER SO BB IBB HBP BLK WP HR S P ERA WHIP	IP WLS BF H R ER SO BB IBB HBP BLK WP HR S P ERA WHIP	IP WLS BF H R ER SO BB IBB HBP BLK WP HR S P ERA WHIP	IP WLS BF H R ER SO BB IBB HBP BLK WP HR S P ERA WHIP	IP WLS BF H R ER SO BB IBB HBP BLK WP HR S P ERA WHIP	IP WLS BF H R ER SO BB IBB HBP BLK WP HR S P ERA WHIP	IP WLS BF H R ER SO BB IBB HBP BLK WP HR S P ERA WHIP	IP WLS BF H R ER SO BB IBB HBP BLK WP HR S P ERA WHIP	IP WLS BF H R ER SO BB IBB HBP BLK WP HR S P ERA WHIP	IP WLS BF H R ER SO BB IBB HBP BLK WP HR S P ERA WHIP	IP WLS BF H R ER SO BB IBB HBP BLK WP HR S P ERA WHIP	IP WLS BF H R ER SO BB IBB HBP BLK WP HR S P ERA WHIP	IP WLS BF H R ER SO BB IBB HBP BLK WP HR S P ERA WHIP
Richard Dotson, R (1, 1) <small>ERA: 4.32</small>	4.0 L	22 9	4 3	3 3	3 3	0 0	0 0	0 0	3 3	1 0	25 37	6.75 3.000												
Steve Mura, R (5, 1) <small>ERA: 4.39</small>	4.0	27 8	9 4	3 3	3 3	0 0	0 0	0 0	3 3	1 0	30 42	9.00 2.750												
Salome Barojas, R (9, 1) <small>ERA: 2.61</small>	1.0	5 1	0 0	0 1	0 1	0 0	0 0	1 0	0 0	0 6	7 7	0.00 1.000												
Batter	1	2	3	4	5	6	7	8	9	AB	R	H	RBI	BB	SO	LOB	BOTTOM							
Rudy Law, L (1, 8) <small>OBP: 0.293, SLG: 0.289</small> Rusty Kuntz, R (7, 8) <small>OBP: 0.385, SLG: 0.304</small> Vance Law, R (9, 8) <small>OBP: 0.228, SLG: 0.241</small>										3	0	2	0	0	1	0	Cleveland Indians @ Chicago White Sox Comiskey Park, Chicago, IL Sun May 08 1983, 4:33 AM EDT Att: 12,960 - Sunny - 42 F							
Tony Bemazzard, S (1, 4) <small>OBP: 0.333, SLG: 0.455</small> Scott Fletcher, R (7, 4) <small>OBP: 0.373, SLG: 0.357</small>										2	0	0	0	0	0	1								
Harold Baines, L (1, 9) <small>OBP: 0.243, SLG: 0.362</small> Marc Hill, R (7, 2) <small>OBP: 0.350, SLG: 0.316</small>										2	0	1	0	1	1	1								
Greg Walker, L (1, 10) <small>OBP: 0.303, SLG: 0.500</small>										5	1	1	0	0	1	6								
Ron Kittle, R (1, 7) <small>OBP: 0.298, SLG: 0.500</small>										4	2	2	2	0	0	0								
Mike Squires, L (1, 3) <small>OBP: 0.305, SLG: 0.216</small>										4	0	1	0	1	0	2								
Carlton Fisk, R (1, 2) <small>OBP: 0.243, SLG: 0.254</small> Jerry Hairston, S (6, PH) <small>OBP: 0.400, SLG: 0.438</small>										2	0	0	0	0	2	1								
Lorenzo Gray, R (1, 5) <small>OBP: 0.258, SLG: 0.276</small>										5	0	1	0	0	1	3								
Jerry Dybzinski, R (1, 6) <small>OBP: 0.280, SLG: 0.348</small>										4	1	1	1	1	0	1								
Inning Stats	R: 0 E: 0 K: 2 S: 8	H: 1 LOB: 0 BB: 0 P: 8	R: 0 E: 0 K: 2 S: 8	H: 1 LOB: 0 BB: 0 P: 8	R: 0 E: 0 K: 0 S: 4	H: 1 LOB: 2 BB: 1 P: 8	R: 0 E: 0 K: 1 S: 5	H: 0 LOB: 0 BB: 0 P: 5	R: 0 E: 0 K: 0 S: 5	H: 0 LOB: 0 BB: 0 P: 5	R: 0 E: 0 K: 0 S: 5	H: 2 LOB: 3 BB: 1 P: 9	R: 1 E: 0 K: 0 S: 4	H: 1 LOB: 2 BB: 2 P: 12	R: 1 E: 0 K: 1 S: 6	H: 1 LOB: 1 BB: 1 P: 11		R: 4 E: 1 K: 0 S: 8	H: 5 LOB: 1 BB: 0 P: 8	1B: 8 2B: 3 3B: 0 HR: 1	SF: 0 SAC: 1 DP: 0 HBP: 1	WP: 0 PB: 0 SB: 0 CS: 0	PA: 45	
PITCHER	IP WLS BF H R ER SO BB IBB HBP BLK WP HR S P ERA WHIP	IP WLS BF H R ER SO BB IBB HBP BLK WP HR S P ERA WHIP	IP WLS BF H R ER SO BB IBB HBP BLK WP HR S P ERA WHIP	IP WLS BF H R ER SO BB IBB HBP BLK WP HR S P ERA WHIP	IP WLS BF H R ER SO BB IBB HBP BLK WP HR S P ERA WHIP	IP WLS BF H R ER SO BB IBB HBP BLK WP HR S P ERA WHIP	IP WLS BF H R ER SO BB IBB HBP BLK WP HR S P ERA WHIP	IP WLS BF H R ER SO BB IBB HBP BLK WP HR S P ERA WHIP	IP WLS BF H R ER SO BB IBB HBP BLK WP HR S P ERA WHIP	IP WLS BF H R ER SO BB IBB HBP BLK WP HR S P ERA WHIP	IP WLS BF H R ER SO BB IBB HBP BLK WP HR S P ERA WHIP	IP WLS BF H R ER SO BB IBB HBP BLK WP HR S P ERA WHIP	IP WLS BF H R ER SO BB IBB HBP BLK WP HR S P ERA WHIP	IP WLS BF H R ER SO BB IBB HBP BLK WP HR S P ERA WHIP	IP WLS BF H R ER SO BB IBB HBP BLK WP HR S P ERA WHIP	IP WLS BF H R ER SO BB IBB HBP BLK WP HR S P ERA WHIP	IP WLS BF H R ER SO BB IBB HBP BLK WP HR S P ERA WHIP	IP WLS BF H R ER SO BB IBB HBP BLK WP HR S P ERA WHIP	IP WLS BF H R ER SO BB IBB HBP BLK WP HR S P ERA WHIP	IP WLS BF H R ER SO BB IBB HBP BLK WP HR S P ERA WHIP	IP WLS BF H R ER SO BB IBB HBP BLK WP HR S P ERA WHIP	IP WLS BF H R ER SO BB IBB HBP BLK WP HR S P ERA WHIP	IP WLS BF H R ER SO BB IBB HBP BLK WP HR S P ERA WHIP	IP WLS BF H R ER SO BB IBB HBP BLK WP HR S P ERA WHIP
Bert Blyleven, R (1, 1) <small>ERA: 3.09</small>	7.0 W	31 6	1 1	6 6	4 4	0 0	0 0	0 0	0 0	0 0	39 55	1.29 1.429												
Dan Spillner, R (8, 1) <small>ERA: 7.2</small>	2.0	14 6	5 5	5 1	1 1	0 0	1 0	1 0	0 0	1 1	14 19	22.50 3.500												

Batter	1	2	3	4	5	6	7	8	9	AB	R	H	RBI	BB	SO	LOB	TOP										
Willie Wilson, S (1, 7) OBP: 0.350, SLG: 0.384	F6		G1-6-3 1B			B1-3			F9	4	0	1	0	0	0	0	Kansas City Royals @ Cleveland Indians Cleveland Municipal Stadium, Cleveland, OH Tue May 10 1983, 7:05 PM EDT Att. 6,195 - Unknown - 55 F livebaseballscorecards.com										
Cesar Geronimo, L (1, 9) OBP: 0.283, SLG: 0.176 Leon Roberts, R (9, PH) OBP: 0.333, SLG: 0.474	F8		G1-6-3 1-2			K			F9 FC3-6 1B	3	0	0	0	0	1	1											
George Brett, L (1, 5) OBP: 0.484, SLG: 0.890	L9								FC3-6 1-2	4	0	0	0	0	0	1											
Hal McRae, R (1, 10) OBP: 0.402, SLG: 0.467		2B BB							G3	3	1	1	0	1	0	1											
Willie Aikens, L (1, 3) OBP: 0.397, SLG: 0.471		1-H 2B								3	0	2	1	0	0	1											
Frank White, R (1, 4) OBP: 0.330, SLG: 0.452		1-3								3	0	0	0	0	1	2											
John Wathan, R (1, 2) OBP: 0.319, SLG: 0.318		5-3								3	0	0	0	0	1	1											
Joe Simpson, L (1, 8) OBP: 0.324, SLG: 0.194		K								3	0	0	0	0	1	1											
U L Washington, S (1, 6) OBP: 0.292, SLG: 0.250			5-3							3	0	0	0	0	0	0											
Inning Stats	R: 0 E: 0 K: 0 S: 3	H: 0 LOB: 0 BB: 0 P: 3	R: 1 E: 0 K: 1 S: 6	H: 1 LOB: 1 BB: 1 P: 10	R: 0 E: 0 K: 0 S: 3	H: 1 LOB: 0 BB: 0 P: 3	R: 0 E: 0 K: 0 S: 3	H: 1 LOB: 0 BB: 0 P: 3	R: 0 E: 0 K: 1 S: 5	H: 0 LOB: 0 BB: 0 P: 5	R: 0 E: 0 K: 1 S: 6	H: 1 LOB: 1 BB: 0 P: 6	R: 0 E: 0 K: 0 S: 3	H: 0 LOB: 0 BB: 0 P: 3	R: 0 E: 0 K: 0 S: 4	H: 1 LOB: 1 BB: 0 P: 4	1B: 4 2B: 1 3B: 0 HR: 0	SF: 0 SAC: 0 DP: 2 HBP: 0	WP: 0 PB: 0 SB: 0 CS: 0	PA: 31							
PITCHER	IP	WLS	BF	H	R	ER	SO	BB	IBB	HBP	BLK	WP	HR	S	P	ERA	WHIP										
Len Barker, R (1, 1) ERA: 3.91	8.0	W	27	4	1	1	4	1	0	0	0	0	0	34	38	1.12	0.625										
Neal Heaton, L (9, 1) ERA: 1.62	1.0	S	4	1	0	0	0	0	0	0	0	0	0	4	4	0.00	1.000										

Batter	1	2	3	4	5	6	7	8	9	AB	R	H	RBI	BB	SO	LOB	BOTTOM										
Alan Bannister, R (1, 7) OBP: 0.325, SLG: 0.352	K		F7	5-3		F7				5	0	1	1	0	1	1	Kansas City Royals @ Cleveland Indians Cleveland Municipal Stadium, Cleveland, OH Tue May 10 1983, 7:05 PM EDT Att. 6,195 - Unknown - 55 F livebaseballscorecards.com										
Manny Trillo, R (1, 4) OBP: 0.412, SLG: 0.361	WP BB		K			F8			F9	4	0	1	0	1	1	1											
Bake McBride, L (1, 9) OBP: 0.387, SLG: 0.368 George Vukovich, L (7, 9) OBP: 0.187, SLG: 0.224	F8		BB 1B			1B 2B 1B			4-3	4	1	2	0	0	0	2											
Andre Thornton, R (1, 10) OBP: 0.504, SLG: 0.587	WP BB		BB 1B			F8			5-3	2	0	0	0	2	0	1											
Pat Tabler, R (1, 5) OBP: 0.436, SLG: 0.576	F9		FC6-4 BB			1B 2B BB			F9	2	1	0	0	2	0	2											
Broderick Perkins, L (1, 3) OBP: 0.304, SLG: 0.318		4-3	FC6-4 1-2			2B 1B			F9	4	1	1	0	0	0	3											
Julio Franco, R (1, 6) OBP: 0.283, SLG: 0.370		E S 1B				S S 1B			SH1-3 1B BB	3	1	3	3	1	0	0											
Rick Manning, L (1, 8) OBP: 0.292, SLG: 0.279	F6		F6			K			SH1-3	3	0	0	0	0	1	3											
Jim Essian, R (1, 2) OBP: 0.167, SLG: 0.071	F8		K			K			F9	4	0	0	0	0	1	3											
Inning Stats	R: 0 E: 0 K: 1 S: 5	H: 0 LOB: 2 BB: 2 P: 13	R: 0 E: 0 K: 0 S: 4	H: 1 LOB: 3 BB: 0 P: 4	R: 0 E: 0 K: 1 S: 6	H: 1 LOB: 3 BB: 2 P: 14	R: 0 E: 0 K: 2 S: 8	H: 1 LOB: 1 BB: 0 P: 8	R: 3 E: 0 K: 0 S: 6	H: 3 LOB: 1 BB: 1 P: 10	R: 0 E: 0 K: 0 S: 4	H: 1 LOB: 1 BB: 0 P: 4	R: 0 E: 0 K: 0 S: 3	H: 0 LOB: 0 BB: 0 P: 3	R: 1 E: 0 K: 0 S: 4	H: 1 LOB: 1 BB: 1 P: 8	1B: 7 2B: 1 3B: 0 HR: 0	SF: 0 SAC: 1 DP: 0 HBP: 0	WP: 2 PB: 0 SB: 3 CS: 0	PA: 38							
PITCHER	IP	WLS	BF	H	R	ER	SO	BB	IBB	HBP	BLK	WP	HR	S	P	ERA	WHIP										
Vida Blue, L (1, 1) ERA: 3.56	8.0	L	38	8	4	4	4	6	0	0	0	2	0	40	64	4.50	1.750										

Batter	1	2	3	4	5	6	7	8	9	AB	R	H	RBI	BB	SO	LOB	TOP	
Willie Wilson, S OBP: 0.347, SLG: 0.374 (1, 7)	L6			F7		F7			F7	3	0	0	0	1	0	1	Kansas City Royals @ Cleveland Indians Cleveland Municipal Stadium, Cleveland, OH Wed May 11 1983, 7:05 PM EDT Att: 7,748 - Unknown - 65 F livebaseballscorecards.com	
U L Washington, S OBP: 0.291, SLG: 0.243 (1, 6)	K			CS BB		6-3			F7	3	0	0	0	1	1	2		
George Brett, L OBP: 0.474, SLG: 0.859 (1, 5)	4-3			CS BB					K	3	0	0	0	1	1	1		
Hal McRae, R OBP: 0.410, SLG: 0.468 (1, 10)		L6-3 1B		BB						2	0	1	0	1	0	0		
Willie Aikens, L OBP: 0.383, SLG: 0.451 (1, 3)	L6-3			BB						3	0	0	0	0	0	3		
Frank White, R OBP: 0.330, SLG: 0.442 (1, 4)	F8			G3						2	0	0	0	1	0	0		
John Wathan, R OBP: 0.309, SLG: 0.308 (1, 2)			5-3						G4-6-3 BB	3	0	0	0	0	1	1		
Cesar Geronimo, L OBP: 0.227, SLG: 0.150 (1, 9)			4-3						K	3	0	0	0	0	1	0		
Joe Simpson, L OBP: 0.325, SLG: 0.206 (1, 8)			G3							3	0	1	0	0	0	0		
Inning Stats	R: 0 E: 0 K: 1 S: 5	H: 0 LOB: 0 BB: 0 P: 5	R: 0 E: 0 K: 0 S: 3	H: 1 LOB: 0 BB: 0 P: 3	R: 0 E: 0 K: 0 S: 3	H: 0 LOB: 2 BB: 3 P: 3	R: 0 E: 0 K: 0 S: 2	H: 0 LOB: 0 BB: 1 P: 6	R: 0 E: 0 K: 1 S: 3	H: 0 LOB: 0 BB: 0 P: 3	R: 0 E: 0 K: 1 S: 4	H: 1 LOB: 1 BB: 0 P: 8	R: 0 E: 0 K: 1 S: 6	H: 1 LOB: 1 BB: 0 P: 6	1B: 2 2B: 1 3B: 0 HR: 0	SF: 0 SAC: 0 DP: 2 HBP: 0	WP: 0 PB: 0 SB: 1 CS: 2	PA: 30
PITCHER Rick Sutcliffe, R ERA: 3.74 (1, 1)	IP: 9.0 WLS: W BF: 30 H: 2 R: 0 ER: 0 SO: 4 BB: 5 IBB: 0 HBP: 0 BLK: 0 WP: 0 HR: 0 S: 33 P: 53 ERA: 0.00 WHIP: 0.778																	

Batter	1	2	3	4	5	6	7	8	9	AB	R	H	RBI	BB	SO	LOB	BOTTOM			
Alan Bannister, R OBP: 0.321, SLG: 0.373 (1, 7)	G3		1B 3B							4	1	1	0	0	0	0	Kansas City Royals @ Cleveland Indians Cleveland Municipal Stadium, Cleveland, OH Wed May 11 1983, 7:05 PM EDT Att: 7,748 - Unknown - 65 F livebaseballscorecards.com			
Manny Trillo, R OBP: 0.438, SLG: 0.421 (1, 4)	BB 2B		E 1B							4	0	4	1	0	0	0				
Bake McBride, L OBP: 0.379, SLG: 0.361 George Vukovich, L OBP: 0.197, SLG: 0.224 (1, 9) (8, 9)	BB 1B		F8							4	0	1	0	0	0	3				
Andre Thornton, R OBP: 0.496, SLG: 0.573 (1, 10)	F7		L7							4	0	1	0	0	0	4				
Pat Tabler, R OBP: 0.439, SLG: 0.559 (1, 5)	BB 1-2 2-3		E6							2	1	0	0	2	1	2				
Mike Hargrove, L OBP: 0.375, SLG: 0.315 (1, 3)	L8		4-3							4	0	0	0	0	0	7				
Julio Franco, R OBP: 0.284, SLG: 0.387 (1, 6)			F8							3	0	1	0	0	1	1				
Rick Manning, L OBP: 0.293, SLG: 0.280 (1, 8)			F5							3	0	1	1	0	0	1				
Chris Bando, S OBP: 0.317, SLG: 0.270 (1, 2)			F9							3	0	0	0	0	0	2				
Inning Stats	R: 0 E: 0 K: 0 S: 5	H: 2 LOB: 3 BB: 1 P: 9	R: 0 E: 0 K: 0 S: 3	H: 0 LOB: 0 BB: 0 P: 3	R: 1 E: 1 K: 0 S: 6	H: 2 LOB: 2 BB: 0 P: 6	R: 0 E: 0 K: 0 S: 3	H: 1 LOB: 1 BB: 0 P: 3	R: 0 E: 0 K: 1 S: 4	H: 1 LOB: 1 BB: 1 P: 4	R: 1 E: 0 K: 1 S: 6	H: 1 LOB: 1 BB: 1 P: 10	R: 0 E: 0 K: 1 S: 3	H: 1 LOB: 0 BB: 0 P: 3	R: 0 E: 0 K: 1 S: 5	H: 1 LOB: 0 BB: 0 P: 5	1B: 5 2B: 2 3B: 2 HR: 0	SF: 0 SAC: 0 DP: 2 HBP: 0	WP: 0 PB: 0 SB: 0 CS: 1	PA: 33
PITCHER Larry Gura, L ERA: 3.13 (1, 1)	IP: 8.0 WLS: L BF: 33 H: 9 R: 2 ER: 2 SO: 2 BB: 2 IBB: 0 HBP: 0 BLK: 0 WP: 0 HR: 0 S: 35 P: 43 ERA: 2.25 WHIP: 1.375																			

Batter	1	2	3	4	5	6	7	8	9	AB	R	H	RBI	BB	SO	LOB	TOP											
Damaso Garcia, R (1, 4) OBP: 0.279, SLG: 0.293	F9		4-3		K			BB 1B SF9 1B	5-3	5	1	1	1	0	1	0	Toronto Blue Jays @ Cleveland Indians Cleveland Municipal Stadium, Cleveland, OH Thu May 12 1983, 7:05 PM EDT Att. 6,361 - Unknown - 65 F											
Dave Collins, S (1, 7) OBP: 0.257, SLG: 0.196	F7				1-3			SF9 1B SF8 1B	6-3	3	0	1	0	0	0	0												
Barry Bonnell, R (5, 7)			4-3 E 1B							2	1	1	0	0	0	0												
Willie Upshaw, L (1, 3) OBP: 0.356, SLG: 0.554	4-3		4-3		L8			BB 1-2 2-3		3	0	0	0	1	0	1												
Jorge Orta, L (1, 10) OBP: 0.292, SLG: 0.409			4-3		6-3			SF9 2-3 3-H		3	1	1	1	0	0	1												
Cliff Johnson, R (8, PH) OBP: 0.347, SLG: 0.436		HR								0	0	0	1	0	0	0												
Lloyd Moseby, L (1, 8) OBP: 0.289, SLG: 0.423		G3 S FC 1B			F7			SF8 3-H		3	1	1	1	0	1	0												
Ernie Whitt, L (1, 2) OBP: 0.357, SLG: 0.377		G3 1-3			F8			G3 SH1-4 1B	6-3	4	0	1	0	0	0	2												
Rance Mulliniks, L (1, 5) OBP: 0.393, SLG: 0.500		FC FC6-4 3-H						SH1-4 1-2	E6 E	1	0	0	1	1	0	0												
Garth Iorg, R (9, PH) OBP: 0.351, SLG: 0.418										1	1	0	0	0	0	0												
Hosken Powell, L (1, 9) OBP: 0.161, SLG: 0.267		FC6-4 1-2			F9			G3 2-3	K	3	0	0	0	0	0	3												
Jesse Barfield, R (7, 9) OBP: 0.291, SLG: 0.488										1	0	0	0	0	1	1												
Alfredo Griffin, S (1, 6) OBP: 0.287, SLG: 0.378		4-3			F7			F8	E6 S 5-3 1-H	4	1	0	0	0	0	2												
Inning Stats	R: 0 E: 0 K: 0 S: 3	H: 0 LOB: 0 BB: 0 P: 3	R: 2 E: 0 K: 0 S: 6	H: 2 LOB: 1 BB: 0 P: 6	R: 0 E: 1 K: 0 S: 4	H: 1 LOB: 1 BB: 0 P: 4	R: 0 E: 0 K: 0 S: 3	H: 0 LOB: 0 BB: 0 P: 7	R: 0 E: 0 K: 1 S: 5	H: 0 LOB: 0 BB: 0 P: 5	R: 0 E: 0 K: 0 S: 4	H: 1 LOB: 1 BB: 0 P: 4	R: 2 E: 0 K: 0 S: 5	H: 2 LOB: 1 BB: 0 P: 9	R: 2 E: 2 K: 1 S: 7	H: 0 LOB: 0 BB: 0 P: 7	1B: 5 2B: 0 3B: 0 HR: 1	SF: 2 SAC: 1 DP: 0 HBP: 0	WP: 0 PB: 0 SB: 2 CS: 0	PA: 38								
PITCHER	IP	WLS	BF	H	R	ER	SO	BB	IBB	HBP	BLK	WP	HR	S	P	ERA	WHIP											
Lary Sorensen, R (1, 1) ERA: 4.23	7.0	L	30	6	4	4	2	2	0	0	0	0	0	1	32	40	5.14	1.143										
Rick Waits, L (8, 1) ERA: 6.75	2.0		8	0	2	0	1	0	0	0	0	0	0	0	10	10	0.00	0.000										

AB	33
R	6
H	6
RBI	5
BB	2
SO	3
LOB	10



Batter	1	2	3	4	5	6	7	8	9	AB	R	H	RBI	BB	SO	LOB	BOTTOM											
Mike Hargrove, L (1, 3) OBP: 0.376, SLG: 0.320	G3		F9			1B BB 1B		F9 1B 2B	4-3	5	1	2	1	0	0	0	Toronto Blue Jays @ Cleveland Indians Cleveland Municipal Stadium, Cleveland, OH Thu May 12 1983, 7:05 PM EDT Att. 6,361 - Unknown - 65 F											
Rick Manning, L (1, 8) OBP: 0.317, SLG: 0.294					CS BB	1B BB		F9 2B 1B		2	1	2	0	2	0	0												
Bake McBride, L (1, 9) OBP: 0.371, SLG: 0.354					K			F9		4	0	1	0	0	1	4												
Andre Thornton, R (1, 10) OBP: 0.488, SLG: 0.570					F7			F4		4	0	1	2	0	0	5												
Pat Tabler, R (1, 5) OBP: 0.430, SLG: 0.542					CS	F9		K		4	0	1	0	0	1	3												
George Vukovich, L (1, 7) OBP: 0.190, SLG: 0.239					1-2			K		4	0	1	0	0	0	5												
Manny Trillo, R (1, 4) OBP: 0.419, SLG: 0.490					2B			1-3		4	0	1	0	0	0	5												
Manny Trillo, R (1, 4) OBP: 0.419, SLG: 0.490					F7			F8		4	0	0	0	0	0	3												
Ron Hassey, L (1, 2) OBP: 0.403, SLG: 0.352					F9			F7		4	0	0	0	0	1	1												
Julio Franco, R (1, 6) OBP: 0.283, SLG: 0.400					F4			K		4	0	0	0	0	1	1												
Julio Franco, R (1, 6) OBP: 0.283, SLG: 0.400					6-3			6-3		4	1	1	0	0	1	0												
Inning Stats	R: 0 E: 0 K: 0 S: 4	H: 1 LOB: 1 BB: 0 P: 4	R: 0 E: 0 K: 0 S: 3	H: 0 LOB: 0 BB: 0 P: 3	R: 0 E: 0 K: 0 S: 3	H: 0 LOB: 0 BB: 0 P: 3	R: 0 E: 0 K: 1 S: 4	H: 0 LOB: 0 BB: 1 P: 8	R: 0 E: 0 K: 0 S: 4	H: 1 LOB: 1 BB: 0 P: 4	R: 1 E: 0 K: 1 S: 8	H: 3 LOB: 3 BB: 1 P: 12	R: 0 E: 0 K: 1 S: 5	H: 0 LOB: 0 BB: 0 P: 5	R: 2 E: 0 K: 0 S: 7	H: 4 LOB: 2 BB: 0 P: 7	R: 0 E: 0 K: 1 S: 5	H: 0 LOB: 0 BB: 0 P: 5	1B: 6 2B: 2 3B: 1 HR: 0	SF: 0 SAC: 0 DP: 0 HBP: 0	WP: 0 PB: 0 SB: 0 CS: 1	PA: 38						
PITCHER	IP	WLS	BF	H	R	ER	SO	BB	IBB	HBP	BLK	WP	HR	S	P	ERA	WHIP											
Jim Clancy, R (1, 1) ERA: 4.36	5.0	W	19	4	1	1	1	1	0	0	0	0	0	1	20	24	1.80	1.000										
Dave Geisel, L (6, 1) ERA: 2.45	0.0		2	1	0	0	0	1	0	0	0	0	0	1	5													
Roy Lee Jackson, R (6, 1) ERA: 4.79	2.1	S	9	2	2	2	2	0	0	0	0	0	0	13	13	7.71	0.857											
Randy Moffitt, R (8, 1) ERA:	1.2		7	2	0	0	1	0	0	0	0	0	0	9	9	0.00	1.200											



Batter	1	2	3	4	5	6	7	8	9	AB	R	H	RBI	BB	SO	LOB	TOP			
Damaso Garcia, R OBP: 0.290, SLG: 0.305 Garth Iorg, R OBP: 0.356, SLG: 0.421	FC4-6 1B		CS 1B			K			FC6-4 1B	2	0	2	0	0	0	0	Toronto Blue Jays @ Cleveland Indians Cleveland Municipal Stadium, Cleveland, OH Fri May 13 1983, 7:05 PM EDT Att: 10,900 - Unknown			
Rance Mulliniks, L OBP: 0.397, SLG: 0.464	FC4-6 1B		CS 1-2	F8		6-3		FC6-4 1B	4	1	0	0	0	0	2					
Willie Upshaw, L OBP: 0.352, SLG: 0.542	G6-4-3 1B			4-3		F7		L9	4	0	1	0	0	0	1					
Jorge Orta, L OBP: 0.286, SLG: 0.385	G6-4-3			F4			F2			4	0	1	1	0	2					
Lloyd Moseby, L OBP: 0.300, SLG: 0.419		F7																		
Ernie Whitt, L OBP: 0.356, SLG: 0.375	G3																			
Barry Bonnell, R OBP: 0.364, SLG: 0.404																				
Jesse Barfield, R OBP: 0.253, SLG: 0.471																				
Alfredo Griffin, S OBP: 0.278, SLG: 0.366																				
Inning Stats	R: 0 E: 0 K: 0 S: 4	H: 2 LOB: 1 BB: 0 P: 4	R: 0 E: 0 K: 0 S: 3	H: 1 LOB: 0 BB: 0 P: 3	R: 0 E: 0 K: 0 S: 3	H: 0 LOB: 0 BB: 0 P: 3	R: 0 E: 1 K: 0 S: 4	H: 1 LOB: 2 BB: 1 P: 8	R: 0 E: 0 K: 0 S: 5	H: 0 LOB: 0 BB: 0 P: 5	R: 0 E: 0 K: 0 S: 3	H: 1 LOB: 0 BB: 0 P: 3	R: 0 E: 0 K: 0 S: 3	H: 0 LOB: 0 BB: 0 P: 3	R: 1 E: 0 K: 0 S: 5	H: 2 LOB: 1 BB: 0 P: 5	1B: 8 2B: 0 3B: 0 HR: 0	SF: 0 SAC: 0 DP: 2 HBP: 0	WP: 0 PB: 1 SB: 0 CS: 2	PA: 34
PITCHER Juan Eichelberger, R ERA: 2.68	IP: 9.0 WLS: W BF: 32	H: 8 R: 1 ER: 0 SO: 1	BB: 1 IBB: 0 HBP: 0 BLK: 0	WP: 0 HR: 0 S: 33 P: 37	ERA: 0.00 WHIP: 1.000	PITCHER	IP: 9.0 WLS: W BF: 32	H: 8 R: 1 ER: 0 SO: 1	BB: 1 IBB: 0 HBP: 0 BLK: 0	WP: 0 HR: 0 S: 33 P: 37	ERA: 0.00 WHIP: 1.000									

Batter	1	2	3	4	5	6	7	8	9	AB	R	H	RBI	BB	SO	LOB	BOTTOM			
Mike Hargrove, L OBP: 0.372, SLG: 0.317	E6 G4-6-3		CS 1B			K			4-3	4	0	1	0	0	1	2	Toronto Blue Jays @ Cleveland Indians Cleveland Municipal Stadium, Cleveland, OH Fri May 13 1983, 7:05 PM EDT Att: 10,900 - Unknown			
Rick Manning, L OBP: 0.315, SLG: 0.292	G4-6-3		CS 1-2	1B		3-1		FC BB	4	1	1	0	0	0	2					
Bake McBride, L OBP: 0.365, SLG: 0.348 Alan Bannister, R OBP: 0.321, SLG: 0.373	F7					6-3		F2	4	0	1	0	0	0	2					
Andre Thornton, R OBP: 0.489, SLG: 0.563																				
Pat Tabler, R OBP: 0.444, SLG: 0.541																				
George Vukovich, L OBP: 0.193, SLG: 0.230																				
Manny Trillo, R OBP: 0.423, SLG: 0.398																				
Ron Hassey, L OBP: 0.379, SLG: 0.328																				
Julio Franco, R OBP: 0.298, SLG: 0.420																				
Inning Stats	R: 0 E: 1 K: 0 S: 3	H: 0 LOB: 0 BB: 0 P: 3	R: 0 E: 1 K: 0 S: 3	H: 0 LOB: 1 BB: 1 P: 7	R: 0 E: 0 K: 0 S: 3	H: 2 LOB: 0 BB: 0 P: 3	R: 1 E: 0 K: 0 S: 4	H: 2 LOB: 0 BB: 0 P: 4	R: 1 E: 1 K: 1 S: 6	H: 1 LOB: 1 BB: 1 P: 10	R: 2 E: 0 K: 0 S: 6	H: 3 LOB: 2 BB: 1 P: 10	R: 1 E: 0 K: 0 S: 5	H: 1 LOB: 3 BB: 2 P: 13	R: 0 E: 0 K: 0 S: 3	H: 0 LOB: 0 BB: 0 P: 3	1B: 8 2B: 1 3B: 0 HR: 0	SF: 0 SAC: 0 DP: 3 HBP: 0	WP: 0 PB: 0 SB: 0 CS: 1	PA: 37
PITCHER Mike Morgan, R ERA: 3.8 Jim Acker, R ERA: 2.45 Dave Geisel, L ERA: 3.38 Joey McLaughlin, R ERA: 2.7	IP: 3.0 WLS: L BF: 14	H: 4 R: 3 ER: 3 SO: 1	BB: 2 IBB: 0 HBP: 0 BLK: 0	WP: 0 HR: 0 S: 14 P: 22	ERA: 9.00 WHIP: 2.000	PITCHER	IP: 3.0 WLS: L BF: 14	H: 4 R: 3 ER: 3 SO: 1	BB: 2 IBB: 0 HBP: 0 BLK: 0	WP: 0 HR: 0 S: 14 P: 22	ERA: 9.00 WHIP: 2.000									

Batter	1	2	3	4	5	6	7	8	9	AB	R	H	RBI	BB	SO	LOB	TOP			
Alan Bannister, R (1, 7) OBP: 0.330, SLG: 0.372	4-0 FC5-4 BB		0-0 CS 1B		0-0 6-3			0-0 P5		3	0	1	0	1	0	1				
Toby Harrah, R (1, 10) OBP: 0.429, SLG: 0.375	0-0 FC5-4 FC6-4 1-2		0-0 CS 1-2		0-0 5-3			0-0 6-3		4	0	0	0	0	0	2				
Bake McBride, L (1, 9) OBP: 0.346, SLG: 0.329	0-3 K				0-3 K					4	0	0	0	0	2	1				
Andre Thornton, R (1, 3) OBP: 0.482, SLG: 0.541	0-0 FC6-4 1-2				0-0 1B 1B					4	1	1	0	0	0	1				
Pat Tabler, R (1, 5) OBP: 0.418, SLG: 0.500					0-0 1B 1-3 1B					4	0	1	0	0	1	0				
Manny Trillo, R (1, 4) OBP: 0.413, SLG: 0.382					0-0 1B 1-3 3-H 0-0 1B					3	0	1	1	0	1	0				
Julio Franco, R (1, 6) OBP: 0.285, SLG: 0.400					0-3 K					3	0	0	0	0	1	2				
Rick Manning, L (1, 8) OBP: 0.313, SLG: 0.280					0-0 4-3					3	0	0	0	0	1	0				
Chris Bando, S (1, 2) OBP: 0.319, SLG: 0.302					0-0 6-3					3	0	1	0	0	0	0				
Inning Stats	R: 0 E: 0 K: 1 S: 5	H: 0 LOB: 1 BB: 1 P: 9	R: 0 E: 0 K: 1 S: 5	H: 0 LOB: 0 BB: 0 P: 5	R: 0 E: 0 K: 0 S: 3	H: 1 LOB: 0 BB: 0 P: 3	R: 1 E: 0 K: 1 S: 8	H: 3 LOB: 2 BB: 0 P: 8	R: 0 E: 0 K: 0 S: 3	H: 0 LOB: 0 BB: 0 P: 3	R: 0 E: 0 K: 1 S: 5	H: 0 LOB: 0 BB: 0 P: 5	R: 0 E: 0 K: 1 S: 6	H: 1 LOB: 1 BB: 0 P: 6	R: 0 E: 0 K: 1 S: 5	H: 0 LOB: 0 BB: 0 P: 5	1B: 4 2B: 1 3B: 0 HR: 0	SF: 0 SAC: 0 DP: 0 HBP: 0	WP: 0 PB: 0 SB: 0 CS: 1	PA: 33
PITCHER Rick Honeycutt, L (1, 1) ERA: 1.33	IP: 9.0 WLS: W BF: 32	H: 5 R: 1 ER: 1 SO: 6	BB: 1 IBB: 0 HBP: 0 BLK: 0	WP: 0 HR: 0 S: 43 P: 47	ERA: 1.00 WHIP: 0.667															

Cleveland Indians @ Texas Rangers
Arlington Stadium, Arlington, TX
Mon May 16 1983, 8:05 PM EDT
Att: 18,481 - Unknown


AB 31
R 1
H 5
RBI 1
BB 1
SO 6
LOB 7



Batter	1	2	3	4	5	6	7	8	9	AB	R	H	RBI	BB	SO	LOB	BOTTOM			
Mickey Rivers, L (1, 10) OBP: 0.286, SLG: 0.298	0-0 F8		0-3 K		0-0 G3					4	0	0	0	0	1	3				
Buddy Bell, R (1, 5) OBP: 0.274, SLG: 0.346	0-0 5-3		0-0 4-3							4	1	1	0	0	1	1				
Pete O'Brien, L (1, 7) (7, 3) OBP: 0.250, SLG: 0.276	0-0 FC5-4 1B				0-0 F8					4	0	2	0	0	0	1				
Larry Parrish, R (1, 9) OBP: 0.315, SLG: 0.505	0-0 FC5-4 1-2				0-0 F9					4	1	1	2	0	0	2				
Larry Bittner, L (1, 3) OBP: 0.400, SLG: 0.455 Bill Sample, R (6, PR) (7, 7) OBP: 0.317, SLG: 0.403					0-0 F8					3	0	1	0	0	1	0				
George Wright, S (1, 8) OBP: 0.305, SLG: 0.312					0-0 F9 1B WP					1	0	0	0	0	1	0				
Jim Sundberg, R (1, 2) OBP: 0.288, SLG: 0.323					0-0 F9					3	0	0	0	0	1	4				
Bucky Dent, R (1, 6) OBP: 0.343, SLG: 0.412					0-0 CS 1B					3	0	2	1	0	0	1				
Wayne Tolleson, S (1, 4) OBP: 0.308, SLG: 0.342					0-0 CS 1-2					2	0	1	0	0	0	0				
Inning Stats	R: 0 E: 0 K: 0 S: 4	H: 1 LOB: 1 BB: 0 P: 4	R: 1 E: 0 K: 1 S: 6	H: 2 LOB: 0 BB: 0 P: 6	R: 0 E: 0 K: 1 S: 5	H: 0 LOB: 0 BB: 0 P: 5	R: 0 E: 0 K: 0 S: 3	H: 0 LOB: 0 BB: 0 P: 3	R: 0 E: 0 K: 0 S: 5	H: 2 LOB: 2 BB: 0 P: 5	R: 2 E: 0 K: 1 S: 8	H: 3 LOB: 2 BB: 0 P: 8	R: 0 E: 1 K: 1 S: 6	H: 1 LOB: 1 BB: 0 P: 6	R: 0 E: 0 K: 1 S: 5	H: 1 LOB: 0 BB: 0 P: 5	1B: 8 2B: 1 3B: 0 HR: 1	SF: 0 SAC: 1 DP: 1 HBP: 0	WP: 1 PB: 0 SB: 0 CS: 1	PA: 33
PITCHER Len Barker, R (1, 1) ERA: 3.83	IP: 8.0 WLS: L BF: 32	H: 10 R: 3 ER: 3 SO: 5	BB: 0 IBB: 0 HBP: 0 BLK: 0	WP: 1 HR: 1 S: 42 P: 42	ERA: 3.38 WHIP: 1.250															

Cleveland Indians @ Texas Rangers
Arlington Stadium, Arlington, TX
Mon May 16 1983, 8:05 PM EDT
Att: 18,481 - Unknown

AB 31
R 3
H 10
RBI 3
BB 0
SO 5
LOB 13



Batter	1	2	3	4	5	6	7	8	9	10	11	12	AB	R	H	RBI	BB	SO	LOB			
Alan Bannister, R OBP: 0.340, SLG: 0.381 (1.7)	F5		1B		1B FC6-4		1B FC9-4		F9		6-3		6	1	3	0	0	0	2			
Manny Trillo, R OBP: 0.418, SLG: 0.389 (1.4)	5-3		1B BB		1B FC6-4		1B FC9-4		F7			K	6	0	3	1	0	1	0			
Toby Harrah, R OBP: 0.396, SLG: 0.324 (1.5)	K		1B S		FC6-4		FC9-4-5		F8		F8		5	0	0	1	1	1	3			
Andre Thornton, R OBP: 0.476, SLG: 0.557 (1.10)		5-3	1-3		F7			HR		F8			6	1	2	1	0	0	3			
Pat Tabler, R OBP: 0.413, SLG: 0.489 (1.9)		3B 1B	K			5-3		SH3-4 1B		K		L1	6	1	2	0	0	2	3			
Mike Hargrove, L OBP: 0.372, SLG: 0.327 (1.3)		1B 3B			L4	G3		SH3-4			2B BB		3	1	1	1	1	0	0			
Julio Franco, R OBP: 0.281, SLG: 0.392 (1.6)		S 1B			P6	5-3		1-3			F7		5	0	1	1	0	0	2			
Rick Manning, L OBP: 0.301, SLG: 0.268 (1.8)	3H K				L4				F7		F2		5	0	0	0	0	1	3			
Chris Bando, S OBP: 0.340, SLG: 0.311 (1.2)													2	0	1	0	1	0	1			
Miguel Dilone, S OBP: 0.381, SLG: 0.353 (7, PR)	F8												0	1	0	0	0	0	0			
Jim Essian, R OBP: 0.167, SLG: 0.071 (7, 2)													0	0	0	0	0	0	0			
Bake McBride, L OBP: 0.342, SLG: 0.324 (9, PH)													1	0	0	0	0	1	0			
Ron Hassey, L OBP: 0.388, SLG: 0.356 (9, 2)					1B				K		2B		1	0	1	0	0	0	0			
Inning Stats	R: 0 E: 0 K: 1 S: 5	H: 0 LOB: 0 BB: 0 P: 5	R: 2 E: 0 K: 1 S: 8	H: 3 LOB: 1 BB: 0 P: 8	R: 0 E: 0 K: 1 S: 6	H: 2 LOB: 2 BB: 1 P: 10	R: 0 E: 0 K: 0 S: 3	H: 0 LOB: 0 BB: 0 P: 3	R: 1 E: 0 K: 0 S: 4	H: 2 LOB: 1 BB: 1 P: 8	R: 1 E: 0 K: 1 S: 5	H: 0 LOB: 0 BB: 0 P: 5	R: 0 E: 0 K: 1 S: 5	H: 0 LOB: 0 BB: 0 P: 5	R: 0 E: 0 K: 0 S: 4	H: 1 LOB: 2 BB: 1 P: 8	R: 0 E: 0 K: 1 S: 6	H: 1 LOB: 1 BB: 0 P: 6	1B: 11 2B: 2 3B: 1 HR: 1	SF: 0 SAC: 1 DP: 1 HBP: 0	WP: 0 PB: 0 CS: 0	PA: 50
PITCHER	IP WLS BF H R ER SO BB IBB HBP BLK WP HR S P ERA WHIP	PITCHER												IP WLS BF H R ER SO BB IBB HBP BLK WP HR S P ERA WHIP								
Jon Matlack, L ERA: 3.44 (1.1)	5.0 22	8 3 3	3 3 3	0 0 0	1 0 0	0 0 0	0 0 0	0 0 0	1 9 13	9.00 2.500												
John Butcher, R ERA: 3.81 (6.1)	2.0	10 4	2 2 0	0 0 0	1 0 0	0 0 0	0 0 0	0 0 0	0 17 21	0.00 0.500												
Odell Jones, R ERA: 3.05 (8.1)	4.0	14 1	0 0 2	1 0 0	0 0 0	0 0 0	0 0 0	0 0 0	0 6 6	0.00 1.000												
Dave Schmidt, R ERA: (12.1)	1.0	W 4	1 0 0 1	0 0 0 1	0 0 0 0	0 0 0 0	0 0 0 0	0 0 0 0	0 0 6 6	0.00 1.000												

Cleveland Indians @ Texas Rangers
Arlington Stadium, Arlington, TX
Tue May 17 1983, 8:05 PM EDT
Att. 26,568 - Unknown

AB	46
R	5
H	14
RBI	5
BB	3
SO	6
LOB	17



Batter	1	2	3	4	5	6	7	8	9	10	11	12	AB	R	H	RBI	BB	SO	LOB			
Bill Sample, R OBP: 0.331, SLG: 0.409 (1.7)	3-1 1B 2B	F9		PO	5-3		S 1B HBP		1B IBB		1-2 2-3 BB		3	2	1	0	2	0	1			
Buddy Bell, R OBP: 0.276, SLG: 0.345 (1.5)	F8		FC5-4 2B 1B		F9		1B		F9		F6		6	1	2	1	0	0	6			
Pete O'Brien, L OBP: 0.265, SLG: 0.284 (1.3)	3-1		FC5-4 BB		1B		1B				F7		4	0	2	0	1	1	2			
Bill Stein, R OBP: 0.167, SLG: 0.167 (11, PH) (12.3)	2-3		FC5-4 BB		1B		K		1B				1	0	0	0	0	0	3			
Larry Parrish, R OBP: 0.325, SLG: 0.500 (1.9)	PB E 1B		FC5-4 2B		6-3		BB			6-3		1B 1B	5	2	2	1	1	0	3			
Dave Hostetter, R OBP: 0.339, SLG: 0.354 (1.10)	E9 1H 2B		K			F9		K		6-3		1B 1B	6	1	2	1	0	2	3			
George Wright, S OBP: 0.289, SLG: 0.313 (1.8)	L8		1H 2B			3-1		F7		K		K	6	0	1	1	0	2	3			
Jim Sundberg, R OBP: 0.282, SLG: 0.314 (1.2)		P6			F8		F3		F2		F9		6	0	1	1	0	0	1			
Bucky Dent, R OBP: 0.364, SLG: 0.431 (1.6)		6-3											5	0	4	0	0	0	0			
Mickey Rivers, L OBP: 0.296, SLG: 0.298 (11, PR) (12.6)			FC6-4 1B			G4-6-3 1B		SH3-4 1B		BB 1B		1B	0	0	0	0	0	0	0			
Jim Anderson, R OBP: 0.200, SLG: 0.200 (12.6)			FC6-4 1B			G4-6-3 1B		SH3-4 1B			BB 1B		0	0	0	0	0	0	0			
Wayne Tolleson, S OBP: 0.317, SLG: 0.351 (1.4)		E S 1B		FC6-4 PO		G4-6-3 1B		SH3-4		1-2 1B		BB 1B	4	0	2	0	0	0	2			
Inning Stats	R: 3 E: 1 K: 0 S: 6	H: 3 LOB: 0 BB: 0 P: 6	R: 0 E: 0 K: 1 S: 4	H: 1 LOB: 1 BB: 0 P: 4	R: 1 E: 0 K: 1 S: 6	H: 2 LOB: 2 BB: 1 P: 10	R: 0 E: 0 K: 0 S: 3	H: 1 LOB: 0 BB: 0 P: 3	R: 0 E: 0 K: 0 S: 4	H: 0 LOB: 1 BB: 1 P: 9	R: 0 E: 0 K: 1 S: 5	H: 0 LOB: 2 BB: 1 P: 8	R: 0 E: 0 K: 0 S: 5	H: 0 LOB: 0 BB: 0 P: 5	R: 0 E: 0 K: 1 S: 5	H: 2 LOB: 3 BB: 1 P: 9	R: 1 E: 0 K: 1 S: 6	H: 3 LOB: 2 BB: 0 P: 6	1B: 14 2B: 3 3B: 0 HR: 0	SF: 0 SAC: 1 DP: 1 HBP: 1	WP: 0 PB: 1 CS: 0	PA: 53
PITCHER	IP WLS BF H R ER SO BB IBB HBP BLK WP HR S P ERA WHIP	PITCHER												IP WLS BF H R ER SO BB IBB HBP BLK WP HR S P ERA WHIP								
Rick Sutcliffe, R ERA: 3.98 (7.1)	6.2 29	8 10	5 4 1	1 1 0	1 1 0	0 0 0	0 0 0	0 0 0	0 10 18	5.40 1.650												
Rick Waits, L ERA: 3.86 (7.1)	1.2	3 0	0 0 2	1 1 0	0 0 0	0 0 0	0 0 0	0 0 0	0 11 15	0.00 1.714												
Dan Spillner, R ERA: 5.56 (9.1)	2.1	10 3	0 0 1	1 0 0	0 0 0	0 0 0	0 0 0	0 0 0	0 7 7	13.50 4.500												
Ed Glynn, L ERA: 5.56 (11.1)	0.2	L 5	3 1 1	1 1 1	0 0 0	0 0 0	0 0 0	0 0 0	0 0 0													

Cleveland Indians @ Texas Rangers
Arlington Stadium, Arlington, TX
Tue May 17 1983, 8:05 PM EDT
Att. 26,568 - Unknown

AB	46
R	6
H	17
RBI	5
BB	4
SO	5
LOB	24



Batter	1	2	3	4	5	6	7	8	9	10	11	12	13	14	AB	R	H	RBI	BB	SO	LOB	TOP				
Mike Hargrove, L OBP: 0.363, SLG: 0.345 (1, 3)															6	1	1	1	0	2	0					
Toby Harrah, R OBP: 0.407, SLG: 0.333 (1, 5)															5	0	2	0	1	0	0					
Bake McBride, L OBP: 0.329, SLG: 0.313 (1, 9)															6	0	1	0	0	2	3					
Andre Thornton, R OBP: 0.471, SLG: 0.542 (1, 10)															5	0	1	0	1	1	2					
Pat Tabler, R OBP: 0.400, SLG: 0.479 (1, 7)															6	1	1	0	0	1	0					
Manny Trillo, R OBP: 0.405, SLG: 0.376 (1, 4)															6	0	1	0	0	1	1					
Rick Manning, L OBP: 0.310, SLG: 0.279 (1, 8)															6	0	3	1	0	1	0					
Julio Franco, R OBP: 0.284, SLG: 0.390 (1, 6)															6	0	2	0	0	2	3					
Ron Hassey, L OBP: 0.358, SLG: 0.323 (1, 2)															6	0	0	0	0	1	3					
Inning Stats	R: 0 E: 0 K: 0 S: 4	H: 2 LOB: 1 BB: 0 P: 4	R: 0 E: 0 K: 2 S: 7	H: 0 LOB: 0 BB: 0 P: 7	R: 0 E: 0 K: 2 S: 7	H: 0 LOB: 0 BB: 0 P: 7	R: 0 E: 0 K: 1 S: 4	H: 0 LOB: 0 BB: 1 P: 8	R: 0 E: 0 K: 0 S: 5	H: 2 LOB: 2 BB: 0 P: 5	R: 0 E: 0 K: 1 S: 5	H: 1 LOB: 0 BB: 0 P: 4	R: 0 E: 0 K: 1 S: 5	H: 0 LOB: 1 BB: 1 P: 7	R: 0 E: 0 K: 1 S: 7	H: 2 LOB: 2 BB: 0 P: 7	R: 0 E: 0 K: 2 S: 7	H: 0 LOB: 0 BB: 0 P: 7	R: 0 E: 0 K: 0 S: 4	H: 1 LOB: 1 BB: 0 P: 4	1B: 10 2B: 1 3B: 0 HR: 1	SF: 0 SAC: 0 DP: 0 HBP: 0	WP: 0 PB: 0 SB: 2 CS: 2	PA: 55		
PITCHER	IP WLS BF H R ER SO BB IBB HBP BLK WP HR S P ERA WHIP	8.1 32 8 2 0 6 1 0 0 0 0 1 43 47 2.16 1.080	1.2 7 1 0 0 2 1 0 0 0 0 0 10 14 0.00 1.200	4.0 15 3 0 0 3 0 0 0 0 0 0 21 21 0.00 0.750	PITCHER											IP WLS BF H R ER SO BB IBB HBP BLK WP HR S P ERA WHIP										

Cleveland Indians @ Texas Rangers
Arlington Stadium, Arlington, TX
Wed May 18 1983, 8:05 PM EDT
Att: 13,203 - Unknown

AB 52
R 12
H 12
RBI 2
BB 2
SO 11
LOB 12



Batter	1	2	3	4	5	6	7	8	9	10	11	12	13	14	AB	R	H	RBI	BB	SO	LOB	BOTTOM			
Bill Sample, R OBP: 0.318, SLG: 0.392 (1, 7)															6	0	0	0	0	1	2				
Buddy Bell, R OBP: 0.278, SLG: 0.345 (1, 5)															6	1	2	0	0	0					
Pete O'Brien, L OBP: 0.268, SLG: 0.296 (1, 3)															6	1	2	0	0	0	1				
Larry Parrish, R OBP: 0.333, SLG: 0.491 (1, 9)															4	1	1	0	2	0	0				
Dave Hostetter, R OBP: 0.325, SLG: 0.337 Bill Stein, R OBP: 0.286, SLG: 0.286 (14, PH)															5	0	0	0	0	3	3				
George Wright, S OBP: 0.303, SLG: 0.311 (1, 8)															4	0	1	0	1	1	2				
Jim Sundberg, R OBP: 0.278, SLG: 0.308 (1, 2)															5	0	1	0	0	2	1				
Bucky Dent, R OBP: 0.357, SLG: 0.421 (1, 6)															5	0	1	0	0	0	1				
Wayne Tolleson, S OBP: 0.310, SLG: 0.341 (1, 4)															5	0	1	0	0	1	1				
Inning Stats	R: 0 E: 0 K: 1 S: 5	H: 0 LOB: 0 BB: 0 P: 5	R: 0 E: 0 K: 2 S: 7	H: 0 LOB: 0 BB: 0 P: 7	R: 0 E: 0 K: 0 S: 3	H: 0 LOB: 0 BB: 0 P: 3	R: 0 E: 0 K: 1 S: 7	H: 0 LOB: 1 BB: 1 P: 11	R: 0 E: 0 K: 1 S: 5	H: 2 LOB: 1 BB: 0 P: 4	R: 0 E: 0 K: 0 S: 4	H: 1 LOB: 2 BB: 1 P: 8	R: 0 E: 0 K: 1 S: 5	H: 0 LOB: 0 BB: 0 P: 3	R: 0 E: 0 K: 0 S: 3	H: 0 LOB: 0 BB: 0 P: 3	R: 0 E: 0 K: 0 S: 4	H: 1 LOB: 1 BB: 0 P: 4	R: 1 E: 0 K: 0 S: 3	H: 3 LOB: 3 BB: 1 P: 7	1B: 9 2B: 1 3B: 0 HR: 0	SF: 0 SAC: 0 DP: 0 HBP: 0	WP: 2 PB: 0 SB: 0 CS: 1	PA: 51	
PITCHER	IP WLS BF H R ER SO BB IBB HBP BLK WP HR S P ERA WHIP	7.2 27 5 2 2 7 1 0 0 0 0 0 40 44 2.35 0.783	5.1 23 5 1 1 1 1 1 0 0 0 0 23 31 1.69 1.125	PITCHER											IP WLS BF H R ER SO BB IBB HBP BLK WP HR S P ERA WHIP										

Cleveland Indians @ Texas Rangers
Arlington Stadium, Arlington, TX
Wed May 18 1983, 8:05 PM EDT
Att: 13,203 - Unknown

AB 47
R 3
H 10
RBI 1
BB 3
SO 8
LOB 11



Batter	1	2	3	4	5	6	7	8	9	AB	R	H	RBI	BB	SO	LOB	TOP										
Alan Bannister, R (1, 7) <small>OBP: 0.337, SLG: 0.375</small> Broderick Perkins, L (9, PH) <small>OBP: 0.259, SLG: 0.269</small> Pat Tabler, R (9, PH) <small>OBP: 0.465, SLG: 0.484</small> Miguel Dilone, S (9, PR) <small>OBP: 0.381, SLG: 0.353</small>	F8		1B					E6 1B SF8	G3 1B	4	1	1	0	0	0	1	Cleveland Indians @ California Angels Anaheim Stadium, Anaheim, CA Fri May 20 1983, 10:05 PM EDT Att: 26,650 - Unknown										
Toby Harrah, R (1, 5) <small>OBP: 0.390, SLG: 0.319</small>	6-3		F9 1B					2B 1B	G3 1-2	5	1	1	0	0	0	4											
Bake McBride, L (1, 9) <small>OBP: 0.311, SLG: 0.298</small>	E5		F6			4-3		SF8	4-3	4	0	0	1	0	0	4											
Andre Thornton, R (1, 10) <small>OBP: 0.471, SLG: 0.548</small>	L5		1B			F8		1B 1-2		4	0	2	1	0	0	1											
Manny Trillo, R (1, 4) <small>OBP: 0.408, SLG: 0.381</small>		4-3 2B 1B	F8			6-3		1B 2-3		4	1	2	0	0	0	2											
Mike Hargrove, L (1, 3) <small>OBP: 0.353, SLG: 0.333</small>	4-3			E3 FC6-4			3-1	F6		4	0	0	0	0	0	3											
Julio Franco, R (1, 6) <small>OBP: 0.297, SLG: 0.407</small>		2B 2H	FC6-4 G3-6-3			CS 1B		SH1-4 1B		4	1	3	1	0	0	1											
Rick Manning, L (1, 8) <small>OBP: 0.308, SLG: 0.278</small>	FC6-5-4		G3-6-3			G3		1B SH1-4		4	0	1	0	0	0	3											
Ron Hassey, L (1, 2) <small>OBP: 0.355, SLG: 0.324</small>	F8					G5-4-3 1B		F7	SH1-4	3	0	1	0	0	0	1											
Inning Stats	R: 0 E: 1 K: 0 S: 4	H: 0 LOB: 1 BB: 0 P: 4	R: 1 E: 0 K: 0 S: 5	H: 2 LOB: 1 BB: 0 P: 5	R: 0 E: 0 K: 0 S: 5	H: 2 LOB: 2 BB: 0 P: 5	R: 0 E: 1 K: 0 S: 3	H: 0 LOB: 0 BB: 0 P: 3	R: 0 E: 0 K: 0 S: 3	H: 1 LOB: 0 BB: 0 P: 3	R: 0 E: 0 K: 0 S: 3	H: 0 LOB: 0 BB: 0 P: 3	R: 0 E: 0 K: 0 S: 3	H: 1 LOB: 0 BB: 0 P: 3	R: 2 E: 1 K: 0 S: 7	H: 3 LOB: 2 BB: 0 P: 7	R: 1 E: 0 K: 0 S: 6	H: 3 LOB: 3 BB: 0 P: 6	1B: 10 2B: 2 3B: 0 HR: 0	SF: 1 SAC: 1 DP: 2 HBP: 0	WP: 0 PB: 0 SB: 0 CS: 1	PA: 39					
PITCHER	IP	WLS	BF	H	R	ER	SO	BB	IBB	HBP	BLK	WP	HR	S	P	ERA	WHIP										
Tommy John, L (1, 1) <small>ERA: 4.5</small> Luis Sanchez, R (8, 1) <small>ERA: 1.55</small> Andy Hassler, L (9, 1) <small>ERA: 5.06</small> Mike Witt, R (9, 1) <small>ERA: 4.4</small>	7.2	W	31	8	3	1	0	0	0	0	0	0	0	31	31	13.50	4.500										

Batter	1	2	3	4	5	6	7	8	9	AB	R	H	RBI	BB	SO	LOB	BOTTOM										
Rod Carew, L (1, 3) <small>OBP: 0.478, SLG: 0.598</small>	2B SF9		CS 1B							4	1	3	0	0	0	0	Cleveland Indians @ California Angels Anaheim Stadium, Anaheim, CA Fri May 20 1983, 10:05 PM EDT Att: 26,650 - Unknown										
Daryl Scotters, L (1, 10) <small>OBP: 0.323, SLG: 0.557</small>	SF9 WP 2-3		F9 1-2				4-3			4	1	1	0	0	0	3											
Fred Lynn, L (1, 8) <small>OBP: 0.339, SLG: 0.525</small>	SF9		HR 1B			FC6-4 1B		F9		3	1	2	1	0	0	0											
Doug DeCinces, R (1, 5) <small>OBP: 0.342, SLG: 0.589</small>	5-3		HR 1B			FC6-4		BB FC5 1B		4	2	2	2	0	0	3											
Reggie Jackson, L (1, 9) <small>OBP: 0.362, SLG: 0.409</small> Juan Beniquez, R (9, 7) <small>OBP: 0.349, SLG: 0.374</small>	WP HBP		6-3			F8		FC5 BB 1B		3	0	1	0	0	0	0											
Ellis Valentine, R (1, 7) <small>OBP: 0.237, SLG: 0.389</small> (9, 9)	K					F9		FC5 BB		3	0	0	0	1	1	1											
Bobby Grich, R (1, 4) <small>OBP: 0.382, SLG: 0.382</small>		6-3				F9		FC5		4	0	0	1	0	0	2											
Tim Foli, R (1, 6) <small>OBP: 0.321, SLG: 0.349</small>	K					F7		F9	F7	4	0	0	0	0	1	2											
Bob Boone, R (1, 2) <small>OBP: 0.288, SLG: 0.325</small>	K					K		6-3		3	0	0	0	0	2	0											
Inning Stats	R: 2 E: 0 K: 1 S: 7	H: 2 LOB: 1 BB: 0 P: 8	R: 0 E: 0 K: 2 S: 7	H: 0 LOB: 0 BB: 0 P: 7	R: 2 E: 0 K: 0 S: 5	H: 3 LOB: 0 BB: 0 P: 5	R: 0 E: 0 K: 0 S: 3	H: 0 LOB: 0 BB: 0 P: 3	R: 0 E: 0 K: 0 S: 3	H: 0 LOB: 0 BB: 0 P: 3	R: 0 E: 0 K: 0 S: 4	H: 1 LOB: 1 BB: 0 P: 4	R: 0 E: 0 K: 0 S: 5	H: 2 LOB: 2 BB: 1 P: 9	R: 1 E: 0 K: 0 S: 5	H: 2 LOB: 2 BB: 1 P: 9	1B: 5 2B: 3 3B: 0 HR: 1	SF: 1 SAC: 0 DP: 0 HBP: 1	WP: 1 PB: 0 SB: 0 CS: 1	PA: 35							
PITCHER	IP	WLS	BF	H	R	ER	SO	BB	IBB	HBP	BLK	WP	HR	S	P	ERA	WHIP										
Juan Eichelberger, R (1, 1) <small>ERA: 3.25</small> Dan Spillner, R (8, 1) <small>ERA: 6.38</small>	7.1	L	32	9	5	5	4	0	0	1	0	0	0	39	40	6.14	1.227										

Batter	1	2	3	4	5	6	7	8	9	AB	R	H	RBI	BB	SO	LOB	TOP					
Alan Bannister, R OBP: 0.330, SLG: 0.359	4-0 2B 1B BB	6-3		FC6		F7	5-3			4	1	0	0	1	0	3	Cleveland Indians @ California Angels Anaheim Stadium, Anaheim, CA Sat May 21 1983, 10:05 PM EDT Att: 35,177 - Unknown					
Toby Harrah, R OBP: 0.375, SLG: 0.294	0-0 F7		F9 BB BB		F9	4-3		F6		4	0	0	0	1	0	2						
Mike Hargrove, L OBP: 0.368, SLG: 0.364	0-0 1B 3B 2B		1-2 G5-4-3 BB		2B 2B		1B FC6-2 1B	K		4	2	3	0	1	1	0						
Andre Thornton, R OBP: 0.469, SLG: 0.543	0-0 3B 1B		0-0 F9		5-3		BB FC6-2 2B 1B	6-3		5	2	2	1	0	0	3						
Manny Trillo, R OBP: 0.400, SLG: 0.367	0-0 F3		0-0 G5-4-3		2B IBB		FC6-2 2B BB	6-3		4	1	0	0	1	0	6						
George Vukovich, L OBP: 0.231, SLG: 0.278	0-0 3B			0-3 K2-3		2B	2B E BB		4-0 BB BB BB	3	1	2	3	2	1	0						
Julio Franco, R OBP: 0.300, SLG: 0.414	0-3 K			0-0 E S 1B		4-3	E7 1B 2B	F7		5	2	2	2	0	1	4						
Rick Manning, L OBP: 0.305, SLG: 0.275		0-0 F7		0-0 4-3		6-3		K		5	0	1	1	0	1	2						
Chris Bando, S OBP: 0.352, SLG: 0.313		0-3 K		0-0 FC6 1B			4-3			3	0	1	1	1	1	1						
Inning Stats	R: 3 E: 0 K: 1 S: 8	H: 3 LOB: 1 BB: 1 P: 12	R: 0 E: 0 K: 1 S: 5	H: 0 LOB: 0 BB: 0 P: 5	R: 0 E: 0 K: 0 S: 2	H: 0 LOB: 1 BB: 2 P: 10	R: 1 E: 0 K: 1 S: 7	H: 2 LOB: 1 BB: 0 P: 7	R: 1 E: 0 K: 0 S: 5	H: 2 LOB: 2 BB: 1 P: 9	R: 0 E: 0 K: 0 S: 3	H: 0 LOB: 1 BB: 1 P: 7	R: 4 E: 1 K: 0 S: 7	H: 4 LOB: 1 BB: 1 P: 11	R: 0 E: 0 K: 1 S: 5	H: 0 LOB: 0 BB: 0 P: 5	R: 0 E: 0 K: 1 S: 5	H: 0 LOB: 1 BB: 1 P: 9	1B: 6 2B: 4 3B: 1 HR: 0	SF: 0 SAC: 0 DP: 1 HBP: 0	WP: 0 PB: 0 SB: 2 CS: 0	PA: 44
PITCHER	IP	WLS	BF	H	R	ER	SO	BB	IBB	HBP	BLK	WP	HR	S	P	ERA	WHIP					
Bill Travers, L ERA: 7.45	(1, 1)	4.2	L	24	7	5	5	3	3	1	0	0	0	0	26	42	9.64	2.143				
Dave Goltz, R ERA: 8.69	(5, 1)	2.1		13	4	4	4	0	2	0	0	0	0	11	19	15.43	2.571					
John Curtis, L ERA: 3.18	(8, 1)	2.0		7	0	0	0	2	1	0	0	0	0	10	14	0.00	0.500					

Batter	1	2	3	4	5	6	7	8	9	AB	R	H	RBI	BB	SO	LOB	BOTTOM					
Rod Carew, L OBP: 0.471, SLG: 0.588	0-3 K		0-0 G3			FC4-6 1B		4-3		4	0	1	0	0	1	1	Cleveland Indians @ California Angels Anaheim Stadium, Anaheim, CA Sat May 21 1983, 10:05 PM EDT Att: 35,177 - Unknown					
Daryl Scanlens, L OBP: 0.319, SLG: 0.531	0-0 F9		0-0 4-3		FC4-6			1B SF8 BB		3	1	0	1	1	0	1						
Fred Lynn, L OBP: 0.345, SLG: 0.534	0-0 WP 2B		0-0 F7		F4			1B		4	1	2	0	0	0	1						
Doug DeCinces, R OBP: 0.333, SLG: 0.576	0-3 K			0-3 K		4-3		SF8		3	0	0	1	0	2	1						
Reggie Jackson, L OBP: 0.352, SLG: 0.395		0-0 4-3		0-3 K		5-3		K		4	0	0	0	0	2	1						
Ellis Valentine, R OBP: 0.214, SLG: 0.350		0-0 F8		0-0 F8		F9		K		4	0	0	0	0	1	1						
Bobby Grich, R OBP: 0.389, SLG: 0.390		0-0			0-0 G5-4-3 1B		F9			3	0	2	0	0	0	0						
Tim Foli, R OBP: 0.316, SLG: 0.344		0-0 4-3			G5-4-3			G6-4-3 1B		2	0	0	0	0	0	2						
Ricky Adams, R OBP: 0.172, SLG: 0.111					1-2					1	0	1	0	0	0	0						
Bob Boone, R OBP: 0.289, SLG: 0.333			0-0 G3 4-3 2B			F8		G6-4-3		3	1	1	0	0	0	1						
Inning Stats	R: 1 E: 0 K: 2 S: 8	H: 1 LOB: 0 BB: 0 P: 8	R: 0 E: 0 K: 0 S: 4	H: 1 LOB: 0 BB: 0 P: 4	R: 1 E: 0 K: 0 S: 4	H: 1 LOB: 0 BB: 0 P: 4	R: 0 E: 0 K: 2 S: 7	H: 0 LOB: 0 BB: 0 P: 7	R: 0 E: 0 K: 0 S: 3	H: 1 LOB: 1 BB: 0 P: 3	R: 0 E: 0 K: 0 S: 4	H: 1 LOB: 1 BB: 0 P: 4	R: 0 E: 0 K: 0 S: 3	H: 0 LOB: 0 BB: 0 P: 3	R: 0 E: 0 K: 0 S: 3	H: 1 LOB: 0 BB: 0 P: 3	R: 1 E: 0 K: 2 S: 8	H: 1 LOB: 1 BB: 1 P: 12	1B: 5 2B: 2 3B: 0 HR: 0	SF: 1 SAC: 0 DP: 2 HBP: 0	WP: 2 PB: 0 SB: 0 CS: 0	PA: 33
PITCHER	IP	WLS	BF	H	R	ER	SO	BB	IBB	HBP	BLK	WP	HR	S	P	ERA	WHIP					
Bert Blyleven, R ERA: 3.81	(1, 1)	6.1	W	23	5	2	2	4	0	0	0	0	0	31	31	2.84	0.789					
Dan Spillner, R ERA: 6.06	(7, 1)	2.2		10	2	1	1	2	1	0	0	0	0	13	17	3.38	1.125					

Batter	1	2	3	4	5	6	7	8	9	AB	R	H	RBI	BB	SO	LOB	TOP			
Rick Manning, L OBP: 0.303, SLG: 0.275 (1, 8)	0-0 4-3		0-0 5-3			0-0 L5-3 1B		0-0 FC4-6		4	0	1	0	0	0	1				
Toby Harrah, R OBP: 0.388, SLG: 0.278 (1, 5)	0-3 K			0-0 F7		0-0 L5-3			4-0 BB	3	0	0	0	1	1					
Mike Hargrove, L OBP: 0.359, SLG: 0.352 (1, 3)	0-0 F8			0-0 F2			0-0 4-3		0-0 F6	4	0	0	0	0	0	1				
Andre Thornton, R OBP: 0.458, SLG: 0.526 (1, 10)		0-3 K		0-0 5-3			0-0 L5		0-0 F5	4	0	0	0	0	1					
Bake McBride, L OBP: 0.319, SLG: 0.318 (1, 9)		0-0 1B			0-0 4-3		0-0 2B		0-0 1-3	4	0	2	0	0	0	1				
Manny Trillo, R OBP: 0.391, SLG: 0.357 (1, 4)		0-0 F8			0-0 6-3		0-3 K			3	0	0	0	0	1	2				
George Vukovich, L OBP: 0.234, SLG: 0.280 (1, 7)		0-0 5-3			0-0 1B			0-0 F6		3	0	1	0	0	0	1				
Julio Franco, R OBP: 0.294, SLG: 0.405 (1, 6)			0-3 K		0-3 K			0-0 6-3		3	0	0	0	0	2	1				
Ron Hassey, L OBP: 0.354, SLG: 0.314 (1, 2)			0-0 F9			0-0 4-3		4-0 FC4-6 BB		2	0	0	0	1	0	0				
Inning Stats	R: 0 E: 0 K: 1 S: 5	H: 0 LOB: 0 BB: 0 P: 5	R: 0 E: 0 K: 1 S: 6	H: 1 LOB: 1 BB: 0 P: 6	R: 0 E: 0 K: 1 S: 5	H: 0 LOB: 0 BB: 0 P: 5	R: 0 E: 0 K: 0 S: 3	H: 0 LOB: 0 BB: 0 P: 3	R: 0 E: 0 K: 1 S: 6	H: 1 LOB: 1 BB: 0 P: 6	R: 0 E: 0 K: 1 S: 6	H: 1 LOB: 1 BB: 0 P: 6	R: 0 E: 0 K: 0 S: 3	H: 0 LOB: 1 BB: 1 P: 7	R: 0 E: 0 K: 0 S: 3	H: 0 LOB: 1 BB: 1 P: 7	1B: 3 2B: 2 3B: 0 HR: 0	SF: 0 SAC: 0 DP: 1 HBP: 0	WP: 0 PB: 0 SB: 0 CS: 0	PA: 32
PITCHER Bruce Kison, R ERA: 3.11 (1, 1)	IP: 9.0 WLS: W BF: 32 H: 4 R: 0 ER: 0 SO: 5 BB: 2 IBB: 0 HBP: 0 BLK: 0 WP: 0 HR: 0 S: 40 P: 48 ERA: 0.00 WHIP: 0.667															PITCHER				

Cleveland Indians @ California Angels
Anaheim Stadium, Anaheim, CA
Sun May 22 1983, 10:05 PM EDT
Att: 37,646 - Unknown

AB	30
R	0
H	4
RBI	0
BB	2
SO	5
LOB	9



Batter	1	2	3	4	5	6	7	8	9	AB	R	H	RBI	BB	SO	LOB	BOTTOM			
Rod Carew, L OBP: 0.476, SLG: 0.588 (1, 3)	0-0 6-3 1B		0-3 K	0-0 2B 1B		0-0 6-3		0-0 BB SF7 1B		5	2	3	1	0	1	0				
Tim Lincecum, R OBP: 0.326, SLG: 0.356 (1, 6)	0-0 6-3 1-2			0-0 1B 1-1H		0-0 6-3		4-0 BB BB		4	0	2	1	1	0	1				
Reggie Jackson, L OBP: 0.340, SLG: 0.378 (1, 9)	0-3 K		0-0 F7	0-0 F7		0-0 G3		0-0 F7		5	0	0	0	0	1	5				
Juan Beniquez, R OBP: 0.348, SLG: 0.374 (9, 9)	0-0 K									0	0	0	0	0	0	0				
Fred Lynn, L OBP: 0.355, SLG: 0.524 (1, 8)	0-3 K			4-0 2B HR BB	4-0 1B SF9 BB		0-0 F7	4-0 1-2 2-3 BB		2	2	0	0	3	1	1				
Doug DeCinces, R OBP: 0.348, SLG: 0.595 (1, 5)		0-0 S 1B		0-0 HR 2B	0-0 1B 1-3		0-0 1B 1B	0-0 SF7		4	2	4	1	0	0	0				
Daryl Sconiers, L OBP: 0.319, SLG: 0.567 (1, 10)		0-3 K		0-0 HR	0-3 K		0-0 E 6-3 1B	0-3 K		3	1	1	3	0	2	3				
Ron Jackson, R OBP: 0.364, SLG: 0.400 (7, FH)				2H 3H HR			1-2 6-3 1B			2	1	1	0	0	1	2				
Bobby Grich, R OBP: 0.392, SLG: 0.393 (1, 4)		0-0 6-3 1-2		0-0 G6-4-3 BB	0-0 SF9		0-0 E7	1-3 2H 1B		2	0	1	2	1	0	1				
Bobby Clark, R OBP: 0.270, SLG: 0.337 (1, 7)		0-0 6-3		0-0 G6-4-3	0-0 1B		0-0 6-3			4	0	1	1	0	0	3				
Bob Boone, R OBP: 0.288, SLG: 0.339 (1, 2)			0-0 F8	0-0 1B 2B	0-0 F4		0-0 F9			4	1	1	0	0	0	3				
Inning Stats	R: 0 E: 0 K: 2 S: 8	H: 1 LOB: 1 BB: 0 P: 8	R: 0 E: 0 K: 1 S: 6	H: 1 LOB: 1 BB: 0 P: 6	R: 0 E: 0 K: 1 S: 6	H: 1 LOB: 1 BB: 0 P: 6	R: 5 E: 0 K: 0 S: 7	H: 5 LOB: 1 BB: 2 P: 15	R: 1 E: 0 K: 1 S: 7	H: 2 LOB: 2 BB: 1 P: 11	R: 0 E: 0 K: 0 S: 3	H: 0 LOB: 0 BB: 0 P: 3	R: 2 E: 1 K: 0 S: 6	H: 3 LOB: 1 BB: 0 P: 6	R: 1 E: 0 K: 1 S: 6	H: 1 LOB: 2 BB: 2 P: 14	1B: 10 2B: 3 3B: 0 HR: 1	SF: 2 SAC: 0 DP: 1 HBP: 0	WP: 0 PB: 0 SB: 1 CS: 0	PA: 42
PITCHER Len Barker, R ERA: 4.35 (1, 1)	IP: 3.2 WLS: L BF: 20 H: 5 R: 3 ER: 2 SO: 4 BB: 2 IBB: 0 HBP: 0 BLK: 0 WP: 0 HR: 1 S: 26 P: 34 ERA: 12.27 WHIP: 2.727															PITCHER				
Rick Waits, L ERA: 4.29 (4, 1)	IP: 3.1 WLS: L BF: 16 H: 5 R: 3 ER: 2 SO: 1 BB: 1 IBB: 0 HBP: 0 BLK: 0 WP: 0 HR: 0 S: 17 P: 21 ERA: 5.40 WHIP: 1.800															PITCHER				
Ed Glynn, L ERA: 5.84 (8, 1)	IP: 1.0 WLS: L BF: 6 H: 1 R: 1 ER: 1 SO: 1 BB: 0 IBB: 0 HBP: 0 BLK: 0 WP: 0 HR: 0 S: 6 P: 14 ERA: 9.00 WHIP: 3.000															PITCHER				

Cleveland Indians @ California Angels
Anaheim Stadium, Anaheim, CA
Sun May 22 1983, 10:05 PM EDT
Att: 37,646 - Unknown

AB	35
R	9
H	14
RBI	9
BB	5
SO	6
LOB	19



Batter	1	2	3	4	5	6	7	8	9	AB	R	H	RBI	BB	SO	LOB	TOP				
Rick Manning, L OBP: 0.308, SLG: 0.288 (1, 8)	0-3 K			0-0 F4		0-0 2B		0-0 1B		4	0	2	1	0	1	0	Cleveland Indians @ Seattle Mariners The Kingdome, Seattle, WA Mon May 23 1983, 10:05 PM EDT Att: 4,332 - Dome				
Toby Harrah, R OBP: 0.347, SLG: 0.259 (1, 5)	0-0 F9			0-0 4-3		0-0 F3		0-0 5-3		4	0	0	0	0	0	2					
Mike Hargrove, L OBP: 0.362, SLG: 0.380 Miguel Dilone, S OBP: 0.381, SLG: 0.353 (9, PR)	0-0 F8			0-0 6-3				0-0 HR		4	1	2	1	0	0	0					
Andre Thornton, R OBP: 0.453, SLG: 0.515 (1, 10)		0-0 F5			4-0 G4-6-3 BB			0-0 F4		3	0	0	0	1	0	1					
Bake McBride, L OBP: 0.316, SLG: 0.315 (1, 9)	0-3 K			0-0 G4-6-3 1-2				0-0 F8 1B		4	0	1	0	0	1	2					
Manny Trillo, R OBP: 0.389, SLG: 0.357 (1, 4)	0-0 1-3			0-0 1B				0-0 F8 1-2		3	0	1	0	0	0	1					
George Vukovich, L OBP: 0.227, SLG: 0.271 (1, 7)			0-0 1-3		0-0 F7			0-0 6-3		3	0	0	0	0	0	1					
Julio Franco, R OBP: 0.295, SLG: 0.417 (1, 6)			0-0 5-3			0-0 F5		0-0 1B 3B		3	1	1	0	0	0	0					
Ron Hassey, L OBP: 0.341, SLG: 0.301 (1, 2)			0-0 5-3			0-0 3-1		0-3 K		3	0	0	0	0	1	1					
Inning Stats	R: 0 E: 0 K: 1 S: 5	H: 0 LOB: 0 BB: 0 P: 5	R: 0 E: 0 K: 1 S: 5	H: 0 LOB: 0 BB: 0 P: 5	R: 0 E: 0 K: 0 S: 3	H: 0 LOB: 0 BB: 0 P: 3	R: 0 E: 0 K: 0 S: 3	H: 1 LOB: 1 BB: 1 P: 7	R: 0 E: 0 K: 0 S: 4	H: 1 LOB: 1 BB: 0 P: 4	R: 1 E: 0 K: 0 S: 4	H: 2 LOB: 0 BB: 0 P: 4	R: 1 E: 0 K: 1 S: 7	H: 2 LOB: 1 BB: 0 P: 7	R: 0 E: 0 K: 0 S: 3	H: 1 LOB: 1 BB: 0 P: 3	1B: 4 2B: 2 3B: 1 HR: 1	SF: 0 SAC: 0 DP: 2 HBP: 0	WP: 0 PB: 0 SB: 2 CS: 0	PA: 32	
PITCHER	IP	WLS	BF	H	R	ER	SO	BB	IBB	HBP	BLK	WP	HR	S	P	ERA	WHIP				
Bob Stoddard, R ERA: 4.5 (1, 1)	7.1	W	26	5	2	2	2	1	0	0	0	0	1	29	33	2.46	0.818				
Bill Caudill, R ERA: 3.7 (8, 1)	1.2	S	6	2	0	0	1	0	0	0	0	0	0	8	8	0.00	1.200				

Batter	1	2	3	4	5	6	7	8	9	AB	R	H	RBI	BB	SO	LOB	BOTTOM				
Ricky Nelson, L OBP: 0.280, SLG: 0.440 (1, 7)	0-3 K		0-0 1B		0-0 F7		0-0 CS 1B			4	0	2	0	0	1	1	Cleveland Indians @ Seattle Mariners The Kingdome, Seattle, WA Mon May 23 1983, 10:05 PM EDT Att: 4,332 - Dome				
Jamie Allen, R OBP: 0.317, SLG: 0.319 (1, 5)	0-0 6-3		0-3 K		0-0 1B 1-2		0-0 F8 1-2			4	0	1	0	0	1	2					
Dave Henderson, R OBP: 0.311, SLG: 0.404 (1, 8)	0-0 S 2B		0-3 K		0-0 1B 1-2 2H		0-3 K			4	1	2	1	0	2	1					
Richie Zisk, R OBP: 0.259, SLG: 0.333 (1, 10)	4-0 2H BB		0-3 K		0-0 F9		0-0 F8			3	0	0	0	1	1	2					
Pat Putnam, L OBP: 0.310, SLG: 0.391 (1, 3)	0-3 K		0-3 K		0-0 4-3		0-0 F7			4	0	0	0	0	2	1					
Al Cowens, R OBP: 0.232, SLG: 0.253 (1, 9)		0-3 K		4-0 BB		0-0 F2		0-0 F6		3	0	0	0	1	1	0					
Rick Sweet, S OBP: 0.299, SLG: 0.333 (1, 2)	0-0 F8		0-0 6-3		0-0 WP 1B 2B					3	1	1	0	0	0	1					
Todd Cruz, R OBP: 0.270, SLG: 0.375 (1, 6)	0-0 F3				0-3 K		0-0 2H 1B			3	0	1	1	0	1	0					
Manny Castillo, S OBP: 0.286, SLG: 0.288 Julio Cruz, S OBP: 0.352, SLG: 0.383 (8, 4)			0-0 L9		0-0 1B 1B		0-0 6-3			3	1	1	0	0	0	1					
Inning Stats	R: 1 E: 0 K: 2 S: 8	H: 1 LOB: 1 BB: 1 P: 12	R: 0 E: 0 K: 1 S: 5	H: 0 LOB: 0 BB: 0 P: 5	R: 0 E: 0 K: 2 S: 8	H: 1 LOB: 1 BB: 0 P: 8	R: 0 E: 0 K: 2 S: 7	H: 0 LOB: 1 BB: 1 P: 11	R: 1 E: 0 K: 1 S: 8	H: 3 LOB: 2 BB: 0 P: 8	R: 1 E: 0 K: 0 S: 5	H: 2 LOB: 1 BB: 0 P: 5	R: 0 E: 0 K: 1 S: 5	H: 1 LOB: 0 BB: 0 P: 5	R: 0 E: 0 K: 0 S: 3	H: 0 LOB: 0 BB: 0 P: 3	1B: 6 2B: 2 3B: 0 HR: 0	SF: 0 SAC: 0 DP: 0 HBP: 0	WP: 1 PB: 0 SB: 1 CS: 1	PA: 33	
PITCHER	IP	WLS	BF	H	R	ER	SO	BB	IBB	HBP	BLK	WP	HR	S	P	ERA	WHIP				
Rick Sutcliffe, R ERA: 3.73 (1, 1)	8.0	L	33	8	3	2	9	2	0	0	0	1	0	49	57	2.25	1.250				



Batter	1	2	3	4	5	6	7	8	9	AB	R	H	RBI	BB	SO	LOB	TOP				
Alan Bannister, R (1, 7) OBP: 0.327, SLG: 0.385	F9						F9		F8	4	1	1	1	0	0	3	Cleveland Indians @ Seattle Mariners The Kingdome, Seattle, WA Tue May 24 1983, 10:05 PM EDT Att: 5,161 - Dome				
Bake McBride, L (9, PH) OBP: 0.313, SLG: 0.312	F9		HR							1	0	0	0	0	0	3					
Toby Harrah, R (1, 5) OBP: 0.351, SLG: 0.258	6-3		F9				K		S 1B	4	1	1	1	1	1	0					
Mike Hargrove, L (1, 3) OBP: 0.357, SLG: 0.373	K						4-3		1B 1-2 2-3 3-H	5	0	1	2	0	2	1					
Andre Thornton, R (1, 10) OBP: 0.457, SLG: 0.518									1B 1-3 2-H 3-H	5	1	3	1	0	0	1					
Manny Trillo, R (1, 4) OBP: 0.378, SLG: 0.345	6-3								1B	4	0	0	0	0	0	3					
Julio Franco, R (1, 6) OBP: 0.313, SLG: 0.435									1B 1B BB	3	1	3	1	1	0	0					
Rick Manning, L (1, 8) OBP: 0.313, SLG: 0.293									1B 1-3 BB	4	1	2	0	0	1	2					
George Vukovich, L (1, 9) OBP: 0.218, SLG: 0.258									1B 1B BB	4	0	0	0	0	1	4					
Jim Essian, R (1, 2) Pat Gilroy, R (7, PH) Miguel DiGona, S (7, PH) Chris Bando, S (7, 2) Brodieck Perkins, L (9, PH) Ron Hassey, L (9, 2)	F9								1B 1B BB	2	0	0	0	0	0	0					
Inning Stats	R: 0 E: 0 K: 1 S: 5	H: 0 LOB: 0 BB: 0 P: 5	R: 1 E: 0 K: 1 S: 6	H: 2 LOB: 0 BB: 0 P: 6	R: 1 E: 0 K: 0 S: 4	H: 1 LOB: 0 BB: 0 P: 4	R: 0 E: 0 K: 0 S: 5	H: 2 LOB: 2 BB: 0 P: 5	R: 0 E: 0 K: 1 S: 5	H: 0 LOB: 0 BB: 0 P: 3	R: 0 E: 0 K: 0 S: 4	H: 1 LOB: 3 BB: 2 P: 12	R: 0 E: 0 K: 1 S: 6	H: 1 LOB: 1 BB: 0 P: 6	R: 4 E: 0 K: 1 S: 9	H: 5 LOB: 2 BB: 1 P: 13	1B: 10 2B: 1 3B: 0 HR: 1	SF: 0 SAC: 0 DP: 0 HBP: 0	WP: 0 PB: 0 SB: 1 CS: 0	PA: 40	
PITCHER	IP WLS BF H R ER SO BB IBB HBP BLK WP HR S P ERA WHIP	7.1 L 30 7 2 2 4 2 0 0 0 0 1 36 44 2.46 1.227	1.2 L 10 5 4 4 1 1 0 0 0 0 0 0 11 15 21.60 3.600																		

AB	37
R	6
H	12
RBI	6
BB	3
SO	5
LOB	17



Batter	1	2	3	4	5	6	7	8	9	AB	R	H	RBI	BB	SO	LOB	BOTTOM					
Steve Henderson, R (1, 7) OBP: 0.404, SLG: 0.420	K						SF9			1	1	0	1	2	1	0	Cleveland Indians @ Seattle Mariners The Kingdome, Seattle, WA Tue May 24 1983, 10:05 PM EDT Att: 5,161 - Dome					
Al Cowens, R (8, 9) OBP: 0.232, SLG: 0.253										0	0	0	0	0	0	0						
Manny Castillo, S (1, 5) OBP: 0.287, SLG: 0.273	4-3									3	0	0	1	0	0	2						
Jamie Allen, R (8, 5) OBP: 0.317, SLG: 0.319	4-3									0	0	0	0	0	0	0						
Ricky Nelson, L (1, 9) OBP: 0.276, SLG: 0.448	6-3									4	0	1	1	0	0	2						
Richie Zisk, R (1, 10) OBP: 0.258, SLG: 0.329										4	0	1	0	0	0	1						
Pat Putnam, L (1, 3) OBP: 0.315, SLG: 0.417										4	1	2	1	0	0	0						
Dave Henderson, R (1, 8) OBP: 0.310, SLG: 0.414										4	0	1	0	0	0	2						
Rick Sweet, S (1, 2) OBP: 0.288, SLG: 0.320										3	0	0	0	0	0	3						
Domingo Ramos, R (9, PH) OBP: 0.375, SLG: 0.565	G6-4-3									1	0	0	0	0	0	0						
Todd Cruz, R (1, 6) OBP: 0.269, SLG: 0.372										4	0	1	0	0	1	0						
Julio Cruz, S (1, 4) OBP: 0.356, SLG: 0.397										3	2	1	0	1	0	1						
Inning Stats	R: 0 E: 0 K: 1 S: 5	H: 0 LOB: 0 BB: 0 P: 5	R: 0 E: 0 K: 0 S: 4	H: 2 LOB: 1 BB: 0 P: 4	R: 0 E: 0 K: 0 S: 4	H: 1 LOB: 2 BB: 1 P: 8	R: 0 E: 0 K: 0 S: 4	H: 1 LOB: 1 BB: 0 P: 4	R: 2 E: 0 K: 0 S: 4	H: 1 LOB: 1 BB: 2 P: 12	R: 1 E: 0 K: 1 S: 6	H: 1 LOB: 0 BB: 0 P: 6	R: 1 E: 0 K: 0 S: 4	H: 1 LOB: 0 BB: 0 P: 4	R: 0 E: 0 K: 0 S: 3	H: 0 LOB: 0 BB: 0 P: 3	R: 0 E: 0 K: 0 S: 3	H: 0 LOB: 0 BB: 0 P: 3	1B: 3 2B: 1 3B: 2 HR: 1	SF: 2 SAC: 0 DP: 1 HBP: 0	WP: 0 PB: 0 SB: 5 CS: 0	PA: 36
PITCHER	IP WLS BF H R ER SO BB IBB HBP BLK WP HR S P ERA WHIP	6.2 W 29 7 4 4 2 3 0 0 0 0 0 7 7 5.40 1.500	2.1 W 7 0 0 0 0 0 0 0 0 0 0 0 7 7 0.00 0.000																			



Batter	1	2	3	4	5	6	7	8	9	AB	R	H	RBI	BB	SO	LOB	TOP	
Rick Manning, L OBP: 0.311, SLG: 0.312 (1, 8)	4-3		F8			F8		HR		4	1	1	1	0	0	1	Cleveland Indians @ Seattle Mariners The Kingdome, Seattle, WA Wed May 25 1983, 6:33 AM EDT Att: 5,057 - Dome	
Toby Harrah, R OBP: 0.333, SLG: 0.242 (1, 5)	K		K			F9		5-3		4	0	0	0	0	2	1		
Mike Hargrove, L OBP: 0.354, SLG: 0.370 (1, 3)	1B			G3		4-3		4-3		4	0	1	0	0	0	0		
Andre Thornton, R OBP: 0.453, SLG: 0.507 (1, 10)	K			K			4-3		SH5-4 1B BB	3	0	0	0	1	2	1		
Broderick Perkins, L OBP: 0.323, SLG: 0.310 (1, 7)		FC3-6 BB		1-3			FC5-4 E 1B		SH5-4 1B	2	0	1	0	1	0	0		
Pat Tabler, R OBP: 0.431, SLG: 0.484 (9, PH)									SH5-4 1B	0	0	0	0	0	0	0		
Bake McBride, L OBP: 0.320, SLG: 0.319 (9, PH)									SH5-4 1B	1	0	1	0	0	0	0		
Manny Trillo, R OBP: 0.377, SLG: 0.344 (1, 4)		FC3-6 G6-4-3 1-2				FC5-4 1B		E4 FC5-4 1-2	SH5-4 1B	3	0	1	0	0	0	2		
Julio Franco, R OBP: 0.305, SLG: 0.424 (1, 6)			G6-4-3 1-2			F9		FC5-4 1-2 2-3	K	4	0	0	0	0	1	6		
George Vukovich, L OBP: 0.210, SLG: 0.247 (1, 9)				5-3		FC5-4 FC4-6 1-2		6-3	4-3	4	0	0	0	0	0	5		
Ron Hassey, L OBP: 0.341, SLG: 0.303 (1, 2)						FC4-6 1-2		4-3		3	0	1	0	0	0	1		
Inning Stats	R: 0 E: 0 K: 2 S: 8	H: 1 LOB: 1 BB: 0 P: 8	R: 0 E: 0 K: 0 S: 2	H: 0 LOB: 0 BB: 1 P: 6	R: 0 E: 0 K: 1 S: 6	H: 1 LOB: 1 BB: 0 P: 6	R: 0 E: 0 K: 1 S: 5	H: 0 LOB: 0 BB: 0 P: 5	R: 0 E: 0 K: 0 S: 4	H: 1 LOB: 2 BB: 0 P: 5	R: 1 E: 0 K: 0 S: 4	H: 1 LOB: 0 BB: 0 P: 4	R: 0 E: 0 K: 1 S: 6	H: 1 LOB: 2 BB: 1 P: 10	1B: 5 2B: 0 3B: 0 HR: 1	SF: 0 SAC: 1 DP: 1 HBP: 0	WP: 0 PA: 35 PB: 0 CS: 0	
PITCHER	IP	WLS	BF	H	R	ER	SO	BB	IBB	HBP	BLK	WP	HR	S	P	ERA	WHIP	
Jim Beattie, R ERA: 3.26 (1, 1)	7.2	W	29	5	1	1	4	1	0	0	0	0	1	36	40	1.17	0.783	
Ed Vande Berg, L ERA: 3.95 (8, 1)	0.1		2	0	0	0	0	1	0	0	0	0	0	1	5	0.00	3.000	
Mike Stanton, R ERA: 3.0 (9, 1)	1.0	S	4	1	0	0	1	0	0	0	0	0	0	6	6	0.00	1.000	

Batter	1	2	3	4	5	6	7	8	9	AB	R	H	RBI	BB	SO	LOB	BOTTOM	
Steve Henderson, R OBP: 0.406, SLG: 0.418 (1, 7)			K			K		1B BB 1B		3	0	1	0	1	2	0	Cleveland Indians @ Seattle Mariners The Kingdome, Seattle, WA Wed May 25 1983, 6:33 AM EDT Att: 5,057 - Dome	
Al Cowens, R OBP: 0.232, SLG: 0.253 (9, 9)								1B BB 1B		0	0	0	0	0	0	0		
Jamie Allen, R OBP: 0.337, SLG: 0.315 (1, 5)					HR BB	F9		1B BB BB		1	1	0	0	3	0	0		
Ricky Nelson, L OBP: 0.273, SLG: 0.424 (1, 9)					F8	4-3		1-2 2-3 1B		4	0	1	0	0	0	3		
Richie Zisk, R OBP: 0.247, SLG: 0.314 (1, 10)					F8		F9	4-3		4	0	0	0	0	0	6		
Pat Putnam, L OBP: 0.322, SLG: 0.440 (1, 3)						HR		1B BB		2	1	1	2	1	0	0		
Dave Henderson, R OBP: 0.310, SLG: 0.412 (1, 8)					F9			1-3 1B		3	0	1	0	0	1	0		
Rick Sweet, S OBP: 0.277, SLG: 0.308 (1, 2)					4-3			6-3		3	0	0	0	0	0	1		
Todd Cruz, R OBP: 0.264, SLG: 0.364 (1, 6)					K			6-3		3	0	0	0	0	2	0		
Julio Cruz, S OBP: 0.349, SLG: 0.388 (1, 4)					K			6-3		3	0	0	0	0	1	0		
Inning Stats	R: 0 E: 0 K: 0 S: 2	H: 0 LOB: 1 BB: 2 P: 10	R: 0 E: 0 K: 1 S: 5	H: 0 LOB: 0 BB: 0 P: 5	R: 0 E: 0 K: 3 S: 9	H: 0 LOB: 0 BB: 0 P: 9	R: 2 E: 0 K: 0 S: 4	H: 1 LOB: 0 BB: 1 P: 8	R: 0 E: 0 K: 1 S: 5	H: 0 LOB: 0 BB: 0 P: 5	R: 0 E: 0 K: 1 S: 5	H: 1 LOB: 1 BB: 1 P: 7	R: 0 E: 0 K: 0 S: 5	H: 2 LOB: 3 BB: 1 P: 9	1B: 3 2B: 0 3B: 0 HR: 1	SF: 0 SAC: 0 DP: 1 HBP: 0	WP: 0 PA: 31 PB: 0 CS: 0	
PITCHER	IP	WLS	BF	H	R	ER	SO	BB	IBB	HBP	BLK	WP	HR	S	P	ERA	WHIP	
Juan Eichelberger, R ERA: 3.12 (1, 1)	7.2	L	30	4	2	2	6	5	0	0	0	0	1	37	57	2.35	1.174	
Dan Spillner, R ERA: 6.0 (8, 1)	0.1		1	0	0	0	0	0	0	0	0	0	0	1	1	0.00	0.000	

Batter	1	2	3	4	5	6	7	8	9	10	11	12	AB	R	H	RBI	BB	SO	LOB	TOP										
Rod Carew, L OBP: 0.469, SLG: 0.576 (1.10)	G3		2B 1B	FC6-4		1B 1B		L6			BB 1B		6	0	3	1	0	0	3											
Juan Beniquez, R OBP: 0.339, SLG: 0.376 (1.7)	K		2B	L7		1B S			F8		K		6	0	2	2	0	2	3											
Ron Jackson, R OBP: 0.322, SLG: 0.340 (1.5)	K		2-3			1B			F3		BB 1B		5	0	0	0	1	1	4											
Fred Lynn, L OBP: 0.376, SLG: 0.537 (1.8)		4-3 2B	4-3			1B			G3		F8		6	0	2	0	0	1	4											
Daryl Sconiers, L OBP: 0.317, SLG: 0.545 (1.3)		4-3		1B SF9		1B			F8		F5		6	2	2	0	0	0	2											
Bobby Grich, R OBP: 0.366, SLG: 0.423 (1.4)		5-3		SF9 FC6-4		1B			F9		1B		6	1	2	0	0	1	3											
Ellis Valentine, R OBP: 0.258, SLG: 0.404 (1.9)	K			SF9					G3		F9		5	0	1	1	0	1	2											
Bob Boone, R OBP: 0.304, SLG: 0.336 (1.2)			5-3	FC6-4 HBP		1B			F4		SH1-4		5	0	2	1	0	0	1											
Ricky Adams, R OBP: 0.231, SLG: 0.222 (1.6)			2B	2B		1B			F8		F8		5	2	2	0	0	0	3											
Inning Stats	R: 0 E: 0 K: 2 S: 7	H: 0 LOB: 0 BB: 0 P: 7	R: 0 E: 0 K: 1 S: 6	H: 1 LOB: 1 BB: 0 P: 6	R: 1 E: 0 K: 0 S: 6	H: 3 LOB: 2 BB: 0 P: 6	R: 2 E: 0 K: 0 S: 6	H: 3 LOB: 2 BB: 0 P: 7	R: 0 E: 0 K: 0 S: 3	H: 0 LOB: 0 BB: 0 P: 3	R: 0 E: 1 K: 0 S: 5	H: 0 LOB: 1 BB: 0 P: 4	R: 0 E: 0 K: 1 S: 6	H: 1 LOB: 1 BB: 0 P: 5	R: 0 E: 0 K: 1 S: 6	H: 1 LOB: 2 BB: 0 P: 10	R: 1 E: 0 K: 1 S: 7	H: 3 LOB: 1 BB: 0 P: 7	1B: 13 2B: 3 3B: 0 HR: 0	SF: 1 SAC: 1 DP: 1 HBP: 1	WP: 0 PB: 0 SB: 1 CS: 0	PA: 54								
PITCHER	IP WLS BF H R ER SO BB IBB HBP BLK WP HR S P ERA WHIP	PITCHER																												
Bert Blyleven, R ERA: 4.02 (1.1)	6.0	30	11	4	0	3	0	0	0	0	0	0	0	0	15	15	0.00	0.273												
Neal Heston, L ERA: 1.29 (7.1)	3.2	13	1	0	0	1	0	0	0	0	0	0	0	0	15	15	0.00	0.273												
Dan Spillner, R ERA: 5.83 (10.1)	2.1	L	11	4	1	1	2	1	0	0	0	0	0	0	14	18	3.86	2.143												

California Angels @ Cleveland Indians
Cleveland Municipal Stadium, Cleveland, OH

Fri May 27 1983, 7:05 PM EDT
Alt. 24,776 - Unknown

AB 50
R 5
H 16
RBI 5
BB 1
SO 6
LOB 25



Batter	1	2	3	4	5	6	7	8	9	10	11	12	AB	R	H	RBI	BB	SO	LOB	BOTTOM										
Rick Manning, L OBP: 0.316, SLG: 0.319 (1.8)	F8	CS	F9 SH1-4 1B	F9			F1		SH1-4 1B		SH1-4 1B		6	1	3	0	0	0	1											
Toby Harrah, R OBP: 0.353, SLG: 0.261 (1.5)	S 1B		SH1-4			G6-3 1B		1B FC6-4 BB	SH1-4		8-4		3	1	2	0	1	0	1											
Mike Hargrove, L OBP: 0.352, SLG: 0.366 (1.3)	F5		F9			G6-3		FC6-4 1B	5-3				4	0	1	0	0	0	3											
Miguel Dilone, S OBP: 0.381, SLG: 0.353 (7. PR)													0	0	0	0	0	0	0											
George Vukovich, L OBP: 0.215, SLG: 0.253 (8.9)	1-2							FC6-4 1B	5-3				2	0	1	0	0	0	1											
Andre Thornton, R OBP: 0.454, SLG: 0.497 (1.10)	K							FC6-4 IBB					3	0	0	0	3	1	2											
Mike Fischlin, R OBP: 0.318, SLG: 0.359 (12. PR)								FC6-4 IBB					0	0	0	0	0	0	0											
Bake McBride, L OBP: 0.330, SLG: 0.340 (1.9)		G3 2B						F8	FC6-4 FC5-4		L4		3	1	2	1	0	0	0											
Alan Bannister, R OBP: 0.316, SLG: 0.374 (8.7)													3	0	0	1	0	0	5											
Manny Trillo, R OBP: 0.368, SLG: 0.331 (1.4)		G3	FC4-6				FC5-4						5	0	0	0	1	1	8											
Broderick Perkins, L OBP: 0.333, SLG: 0.353 (8.3)													5	1	2	1	0	0	0											
Julio Franco, R OBP: 0.296, SLG: 0.411 (1.6)		1B 2B											5	0	0	0	0	1	3											
Ron Hassey, L OBP: 0.344, SLG: 0.309 (1.2)													5	0	2	1	0	0	2											
Inning Stats	R: 0 E: 0 K: 1 S: 6	H: 1 LOB: 1 BB: 0 P: 6	R: 2 E: 0 K: 0 S: 5	H: 3 LOB: 0 BB: 0 P: 5	R: 1 E: 0 K: 0 S: 6	H: 2 LOB: 2 BB: 1 P: 9	R: 0 E: 0 K: 0 S: 4	H: 1 LOB: 1 BB: 0 P: 4	R: 0 E: 0 K: 0 S: 3	H: 1 LOB: 0 BB: 0 P: 3	R: 1 E: 0 K: 0 S: 3	H: 1 LOB: 3 BB: 2 P: 12	R: 0 E: 0 K: 0 S: 3	H: 0 LOB: 0 BB: 0 P: 3	R: 0 E: 0 K: 1 S: 5	H: 1 LOB: 0 BB: 0 P: 5	R: 0 E: 0 K: 0 S: 3	H: 1 LOB: 0 BB: 0 P: 3	R: 0 E: 0 K: 0 S: 4	H: 1 LOB: 2 BB: 0 P: 4	1B: 11 2B: 3 3B: 0 HR: 0	SF: 0 SAC: 2 DP: 2 HBP: 0	WP: 0 PB: 1 SB: 1 CS: 1	PA: 52						
PITCHER	IP WLS BF H R ER SO BB IBB HBP BLK WP HR S P ERA WHIP	PITCHER																												
Bruce Kison, R ERA: 3.23 (7.1)	6.0	27	9	3	3	2	2	0	0	0	0	0	0	0	29	37	4.50	1.833												
Andy Hassler, L ERA: 5.73 (7.1)	0.1	4	1	1	1	0	1	1	0	0	0	0	0	0	2	10	27.00	6.000												
Luis Sanchez, R ERA: 2.09 (7.1)	5.2	W	20	3	0	0	1	0	0	0	0	0	0	0	21	25	0.00	0.529												

California Angels @ Cleveland Indians
Cleveland Municipal Stadium, Cleveland, OH

Fri May 27 1983, 7:05 PM EDT
Alt. 24,776 - Unknown

AB 44
R 4
H 13
RBI 4
BB 5
SO 3
LOB 26



Batter	1	2	3	4	5	6	7	8	9	AB	R	H	RBI	BB	SO	LOB	TOP					
Rod Carew, L OBP: 0.478, SLG: 0.578 (1, 10)	E4 BB 1B BB	FC5-4 1B		1B 1B 1-2		G4-6-3 IBB			4-3 SH3-4 2B BB	3	2	2	0	2	0	0						
Juan Beniquez, R OBP: 0.344, SLG: 0.380 (1, 9)	BB BB HR 1B	FC5-4 1-2		1B 1-2 2-H		G4-6-3 1-2			SH3-4	4	1	2	1	0	0	3						
Ron Jackson, R OBP: 0.328, SLG: 0.333 (1, 5)	4-3 HR BB 1-2 2-3	4-3		1B 1-2 2-3			6-3		4-3	4	1	1	0	1	0	2						
Fred Lynn, L OBP: 0.377, SLG: 0.524 (1, 8)	HR BB 1-2 2-3 3-H		F8	F8			K		2B BB	3	1	0	1	2	1	3						
Daryl Sconiers, L OBP: 0.322, SLG: 0.585 (1, 3)	HR 1-H 2-H 3-H		F8		4-3		F9		2B	5	1	2	5	0	0	0						
Bobby Grich, R OBP: 0.403, SLG: 0.421 (1, 4)	K 0-3		6-3		CS 1B			5-3 SH1-4 BB	FC6-4 IBB	3	0	1	0	2	1	0						
Bobby Clark, R OBP: 0.278, SLG: 0.333 (1, 7)	G4-6-3 1B			K 1-2	K			SH1-4 BB	FC6-4 IBB	4	0	1	0	0	2	4						
Bob Boone, R OBP: 0.303, SLG: 0.333 (1, 2)	G4-6-3 1-2		F5			SH1-4 1B		5-3		4	0	1	0	0	0	2						
Ricky Adams, R OBP: 0.238, SLG: 0.211 (1, 6)		K		1B BB		SH1-4 1-2		F8		2	1	0	0	1	1	1						
Inning Stats	R: 5 E: 1 K: 1 S: 8	H: 3 LOB: 0 BB: 2 P: 16	R: 0 E: 0 K: 1 S: 6	H: 1 LOB: 1 BB: 0 P: 6	R: 0 E: 0 K: 0 S: 3	H: 0 LOB: 0 BB: 0 P: 3	R: 1 E: 0 K: 1 S: 8	H: 3 LOB: 3 BB: 1 P: 12	R: 0 E: 0 K: 0 S: 5	H: 1 LOB: 0 BB: 0 P: 5	R: 0 E: 0 K: 1 S: 5	H: 0 LOB: 1 BB: 1 P: 5	R: 0 E: 0 K: 0 S: 3	H: 0 LOB: 1 BB: 1 P: 7	R: 0 E: 0 K: 0 S: 3	H: 0 LOB: 1 BB: 1 P: 7	R: 1 E: 0 K: 0 S: 4	H: 1 LOB: 3 BB: 3 P: 16	1B: 8 2B: 1 3B: 0 HR: 1	SF: 0 SAC: 3 DP: 2 HBP: 0	WP: 0 PB: 0 SB: 0 CS: 1	PA: 43
PITCHER	IP WLS BF H R ER SO BB IBB HBP BLK WP HR S P ERA WHIP																					
Len Barker, R ERA: 4.95 (1, 1)	0.0 L 5 2 5 4 0 2 0 0 0 0 0 1 3 11 ∞ ∞																					
Rick Waits, L ERA: 3.5 (1, 1)	5.1 23 7 1 1 4 1 1 0 0 0 0 29 37 1.69 1.500																					
Bud Anderson, R ERA: 2.45 (6, 1)	3.2 15 1 1 1 1 3 1 0 0 0 0 0 13 29 2.46 1.091																					

California Angels @ Cleveland Indians
Cleveland Municipal Stadium, Cleveland, OH

AB 32
R 7
H 10
RBI 7
BB 8
SO 5
LOB 15



WP: 0 PA: 43
PB: 0
SB: 0
CS: 1

Sat May 28 1983, 7:05 PM EDT
Att: 9,805 - Unknown

Batter	1	2	3	4	5	6	7	8	9	AB	R	H	RBI	BB	SO	LOB	BOTTOM			
Alan Bannister, R OBP: 0.316, SLG: 0.369 (1, 7)	6-3		F7	FC6 1B			1-3			4	0	1	0	0	0	1				
Toby Harrah, R OBP: 0.337, SLG: 0.250 (1, 5)	5-3		F7	SF7			5-3			3	0	0	1	0	0	1				
Mike Hargrove, L OBP: 0.349, SLG: 0.359 (1, 3)	3-1		2B BB	FC6 1-2			4-3			3	1	0	0	1	0	1				
Andre Thornton, R OBP: 0.455, SLG: 0.503 (1, 10)		1B 1B	2B 2B		F8			F8		4	1	2	1	0	0	0				
Bake McBride, L OBP: 0.336, SLG: 0.356 (1, 9)		F8	1B 2B			CS 1B		G3		4	0	2	2	0	0	1				
Manny Trillo, R OBP: 0.385, SLG: 0.328 (1, 4)		F7	1B			F7		F7		4	0	1	0	0	0	2				
Rick Manning, L OBP: 0.322, SLG: 0.323 (1, 8)		FC4-6 1B	L3			F9				4	0	2	0	0	0	2				
Julio Franco, R OBP: 0.289, SLG: 0.401 (1, 6)		FC4-6		F9		F6		G5-4-3 1B		4	0	0	0	0	3					
Chris Bando, S OBP: 0.362, SLG: 0.314 (1, 2)			2B 1B	1B SF7 BB		5-3		F8		3	2	1	0	1	0	0				
Inning Stats	R: 0 E: 0 K: 0 S: 3	H: 0 LOB: 0 BB: 0 P: 3	R: 0 E: 0 K: 0 S: 5	H: 2 LOB: 2 BB: 0 P: 5	R: 3 E: 0 K: 0 S: 7	H: 4 LOB: 2 BB: 1 P: 11	R: 1 E: 0 K: 0 S: 4	H: 1 LOB: 1 BB: 1 P: 8	R: 0 E: 0 K: 0 S: 3	H: 1 LOB: 0 BB: 0 P: 3	R: 0 E: 0 K: 0 S: 3	H: 0 LOB: 0 BB: 0 P: 3	R: 0 E: 0 K: 0 S: 3	H: 0 LOB: 0 BB: 0 P: 3	R: 0 E: 0 K: 0 S: 3	H: 1 LOB: 0 BB: 0 P: 3	1B: 7 2B: 2 3B: 0 HR: 0	SF: 1 SAC: 0 DP: 1 HBP: 0	WP: 0 PB: 0 SB: 0 CS: 1	PA: 36
PITCHER	IP WLS BF H R ER SO BB IBB HBP BLK WP HR S P ERA WHIP																			
Geoff Zahn, L ERA: 2.76 (1, 1)	9.0 W 36 9 4 4 0 2 0 0 0 0 0 0 34 42 4.00 1.222																			

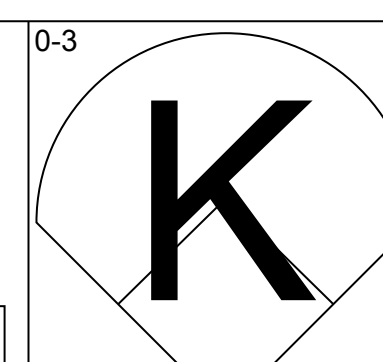
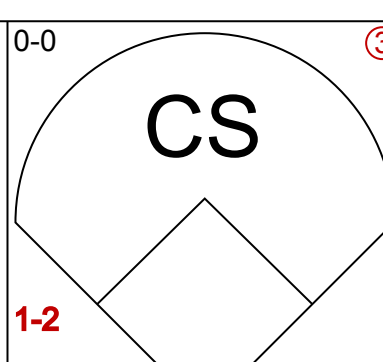
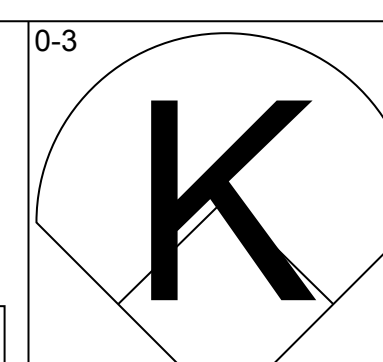
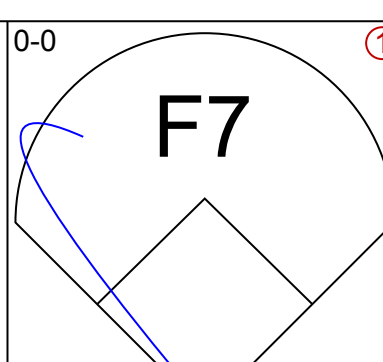
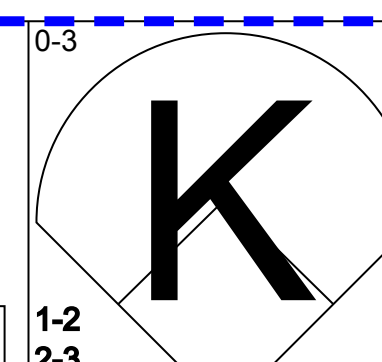
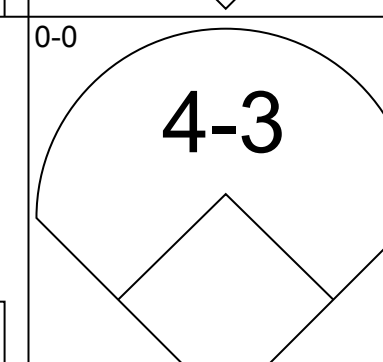
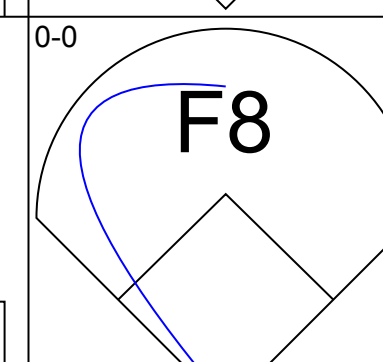
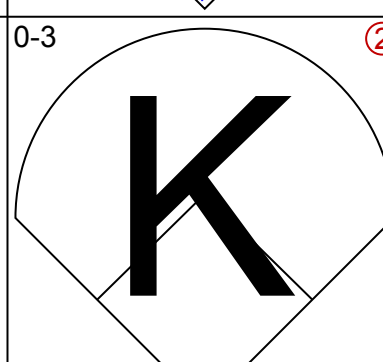
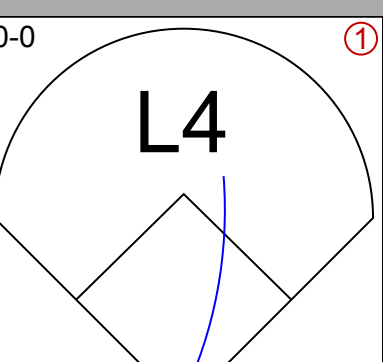
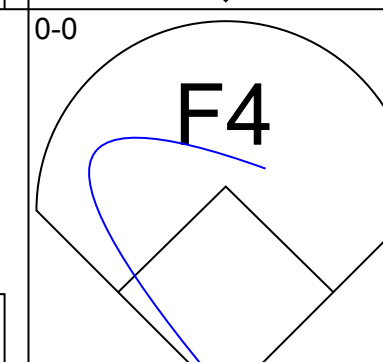
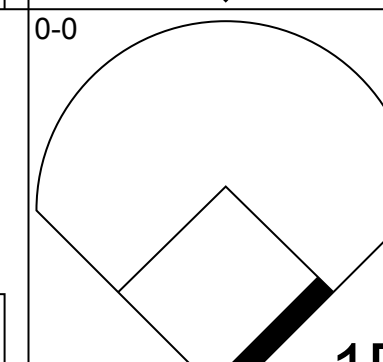
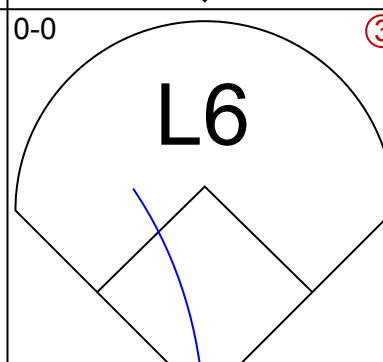
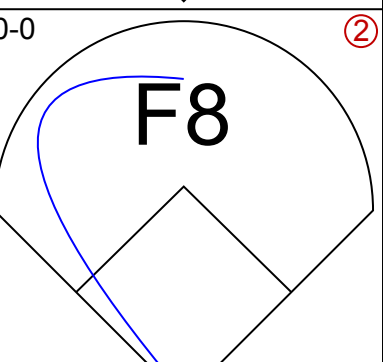
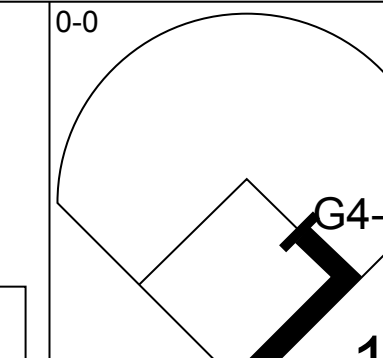
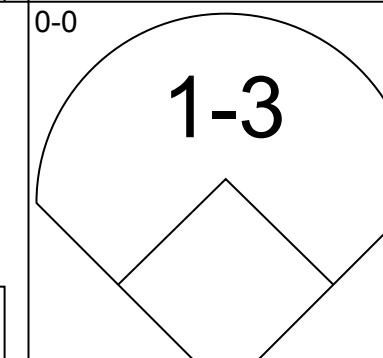
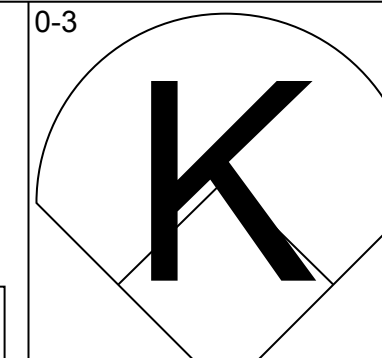
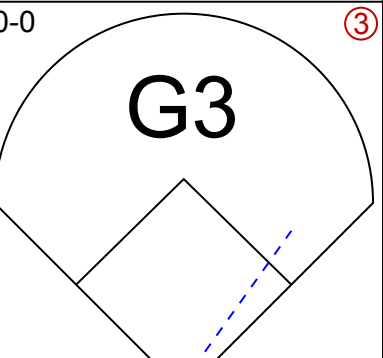
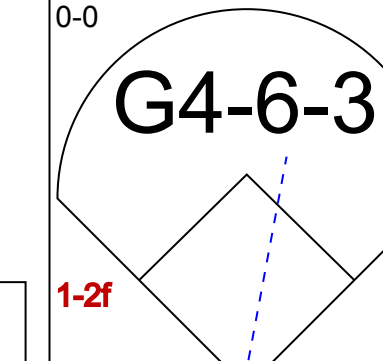
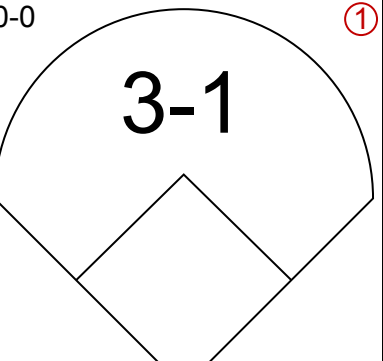
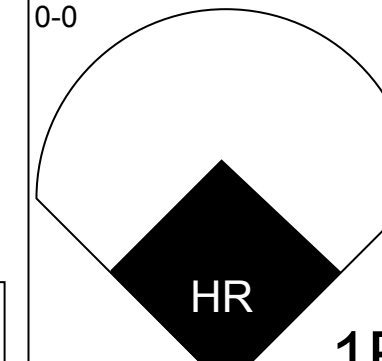
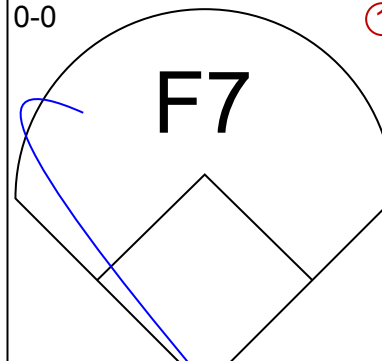
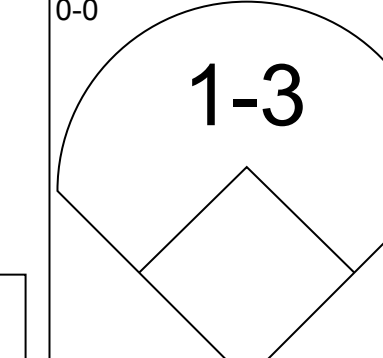
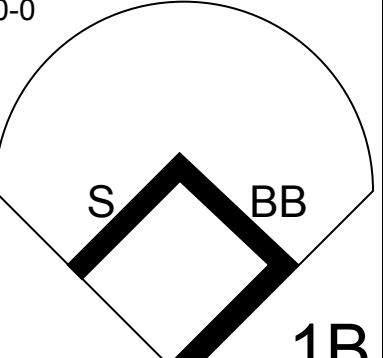
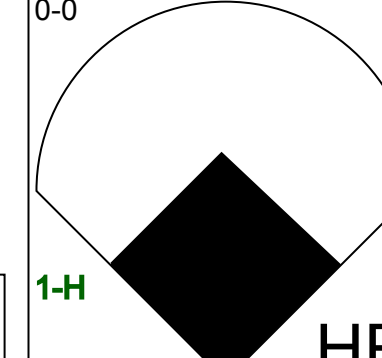
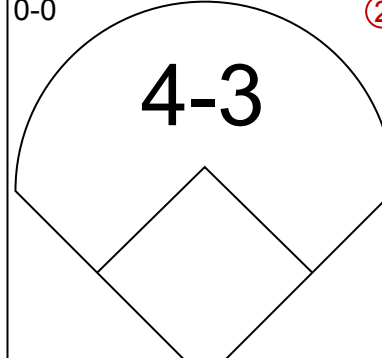
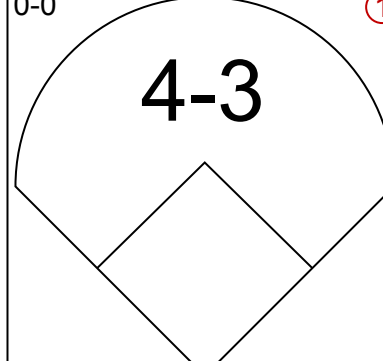
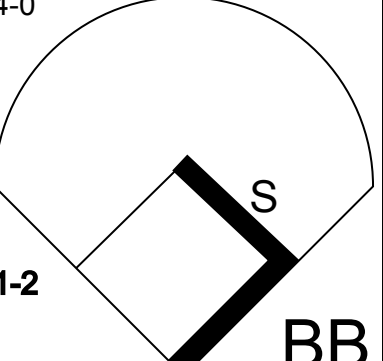
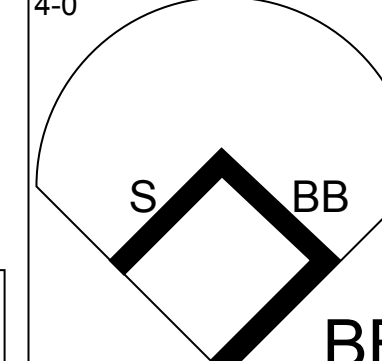
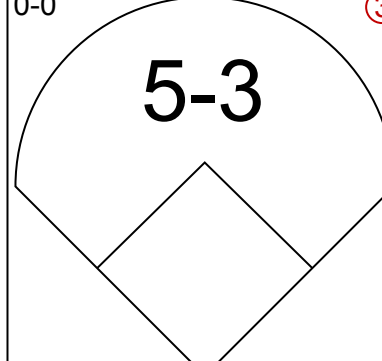
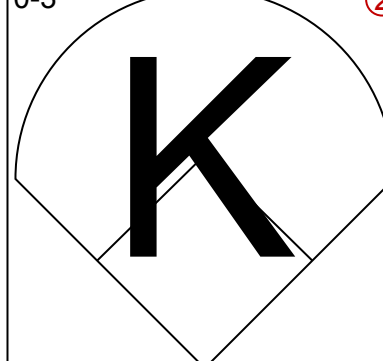
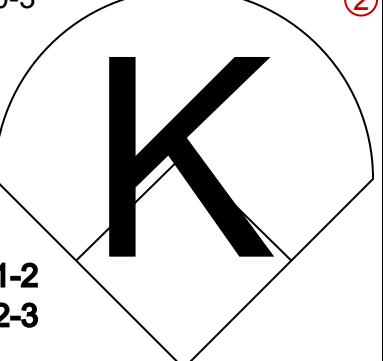
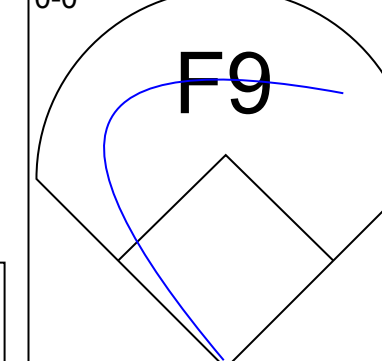
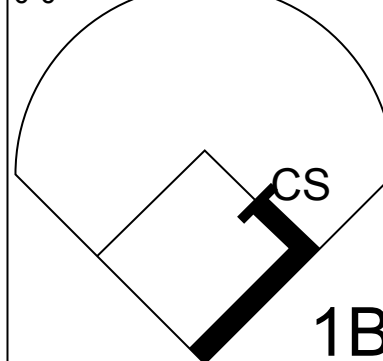
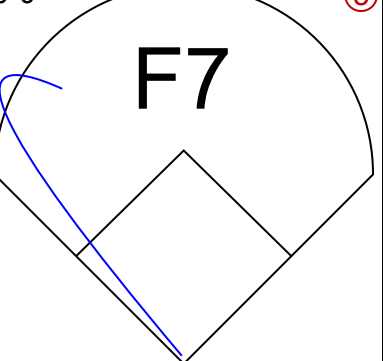
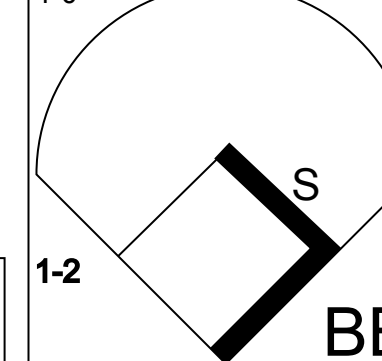
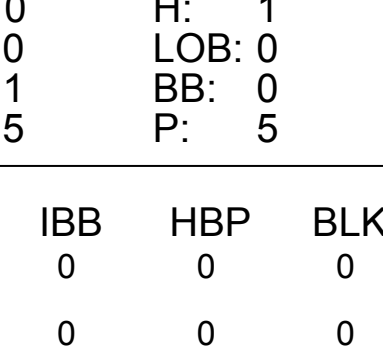
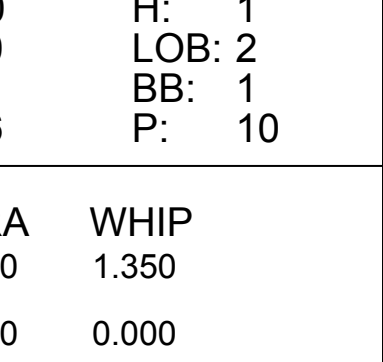
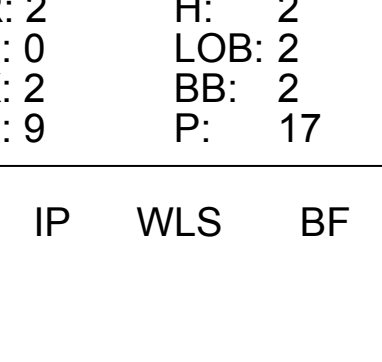



California Angels @ Cleveland Indians
Cleveland Municipal Stadium, Cleveland, OH

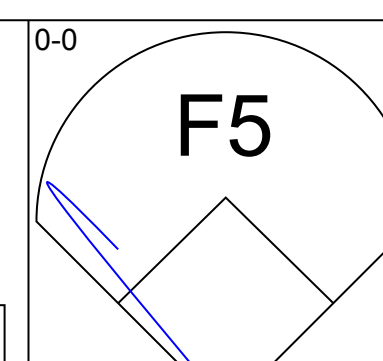
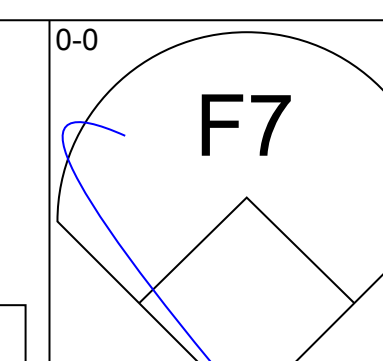
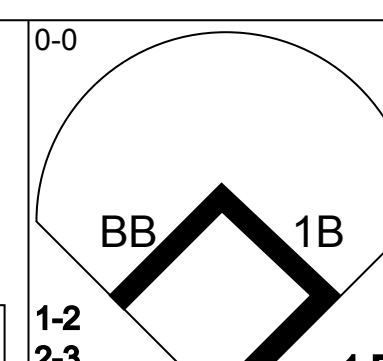
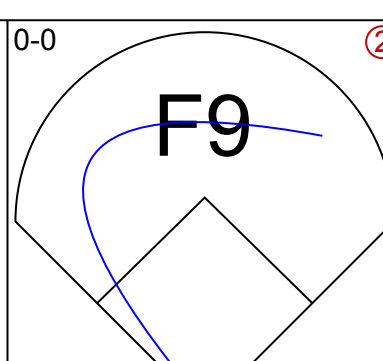
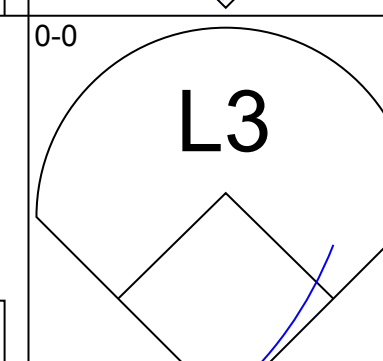
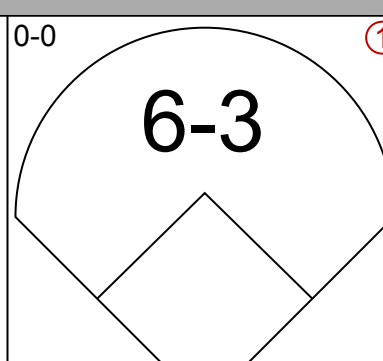
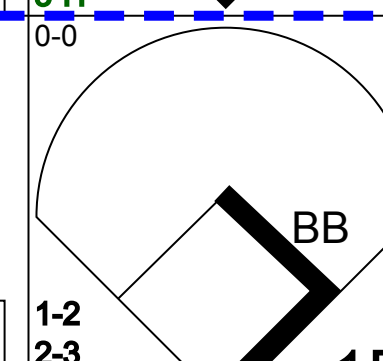
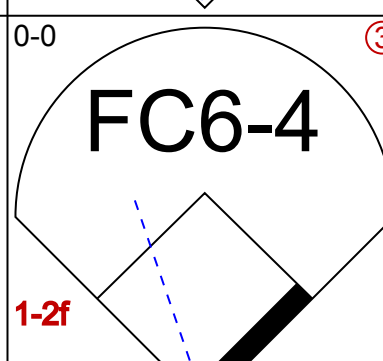
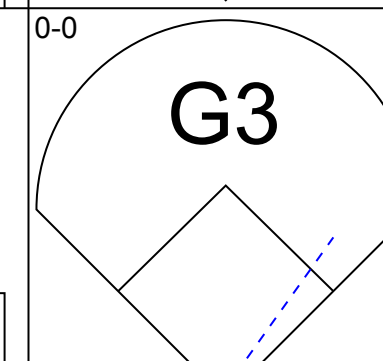
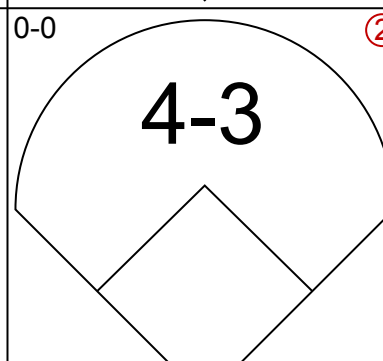
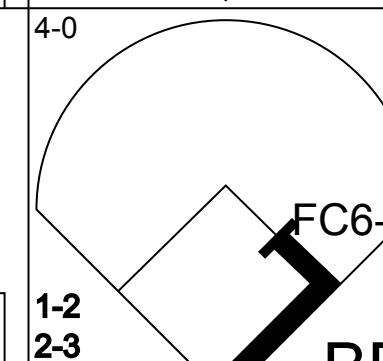
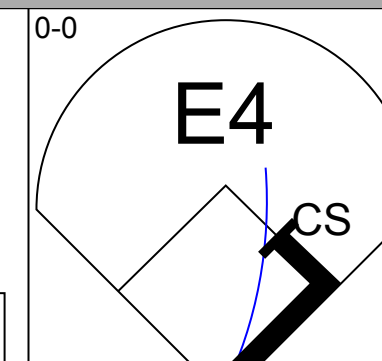
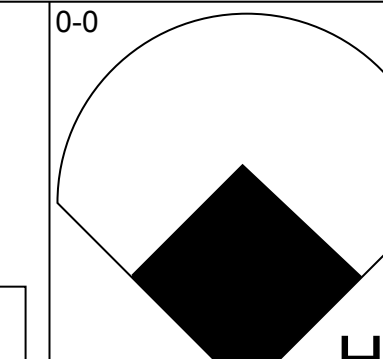
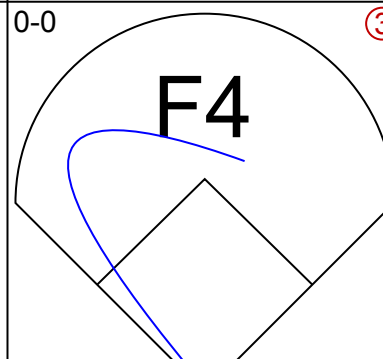
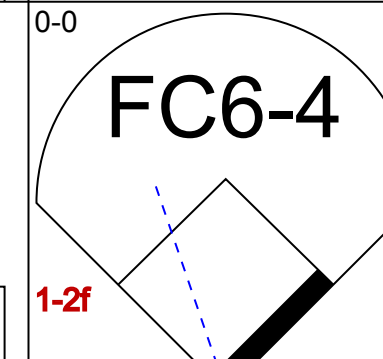
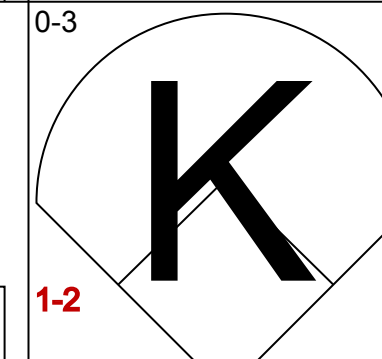
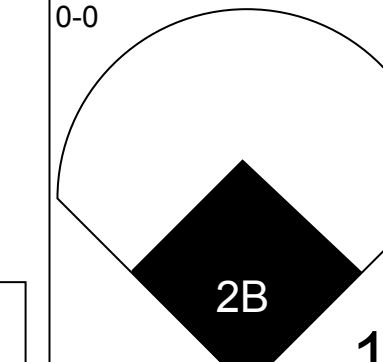
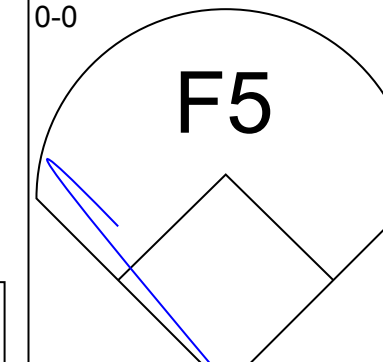
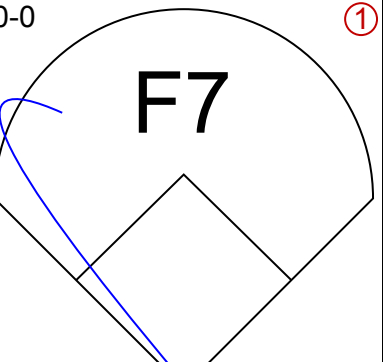
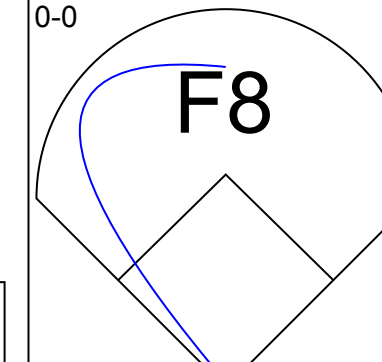
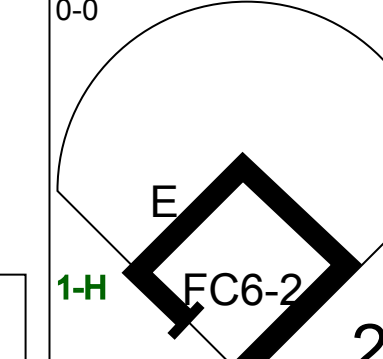
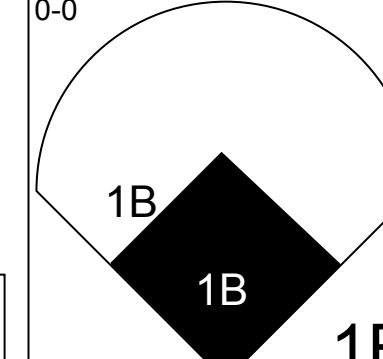
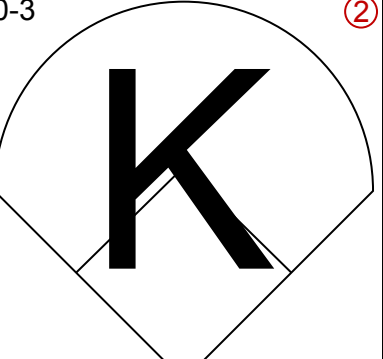
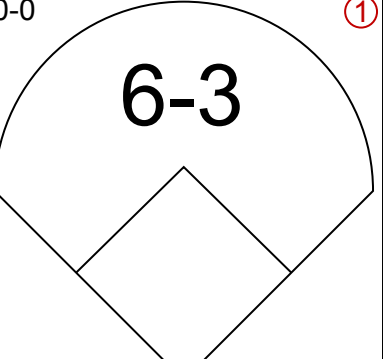
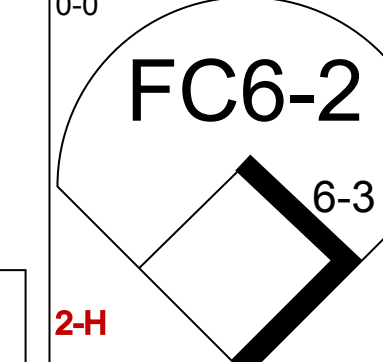
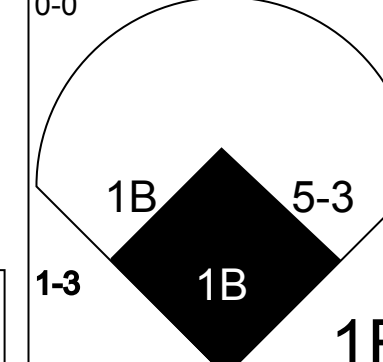
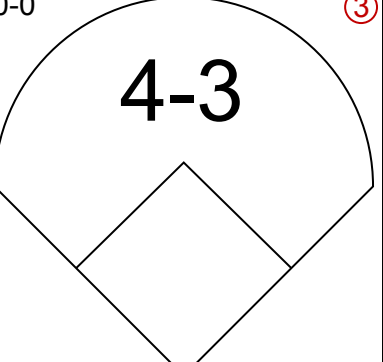
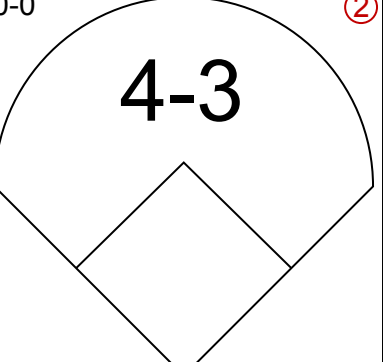
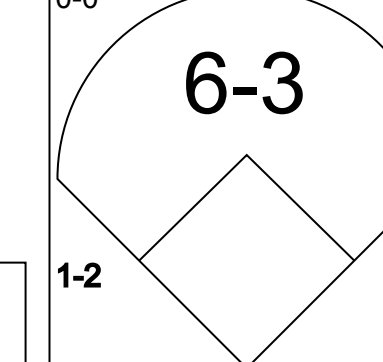
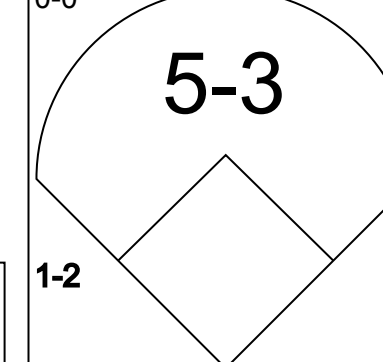
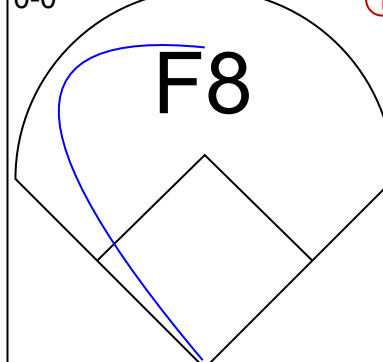
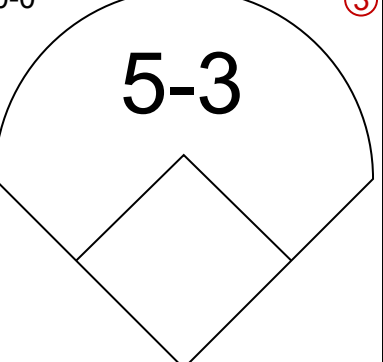
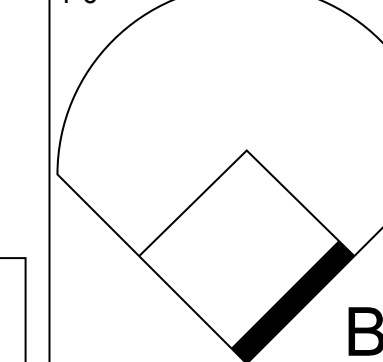
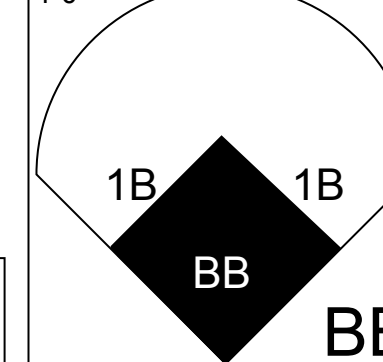
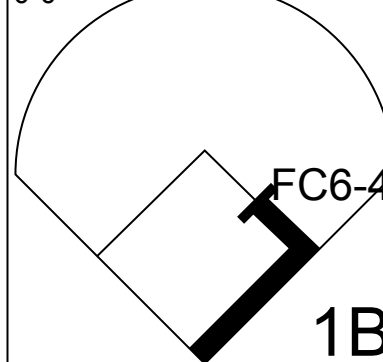
AB 33
R 4
H 9
RBI 4
BB 2
SO 0
LOB 11



WP: 0 PA: 36
PB: 0
SB: 0
CS: 1

Sat May 28 1983, 7:05 PM EDT
Att: 9,805 - Unknown

Batter	1	2	3	4	5	6	7	8	9	AB	R	H	RBI	BB	SO	LOB	TOP		
Steve Henderson, R (1, 7) OBP: 0.396, SLG: 0.429										4	0	0	0	0	3	2	Seattle Mariners @ Cleveland Indians Cleveland Municipal Stadium, Cleveland, OH Tue May 31 1983, 7:05 PM EDT Att: 3,057 - Unknown		
Manny Castillo, S (1, 5) OBP: 0.250, SLG: 0.284										4	0	0	0	0	1	0			
Ricky Nelson, L (1, 9) OBP: 0.311, SLG: 0.477										4	0	1	0	0	0	0			
Richie Zisk, R (1, 10) OBP: 0.272, SLG: 0.343										4	0	1	0	0	1	1			
Pat Putnam, L (1, 3) OBP: 0.308, SLG: 0.405										4	1	1	0	0	0	1			
Dave Henderson, R (1, 8) OBP: 0.326, SLG: 0.431										4	1	2	2	0	0	0			
Rick Sweet, S (1, 2) OBP: 0.301, SLG: 0.306										2	0	0	0	2	0	0			
Todd Cruz, R (1, 6) OBP: 0.246, SLG: 0.353										1	0	0	0	0	1	0			
Jamie Allen, R (5, PH) OBP: 0.320, SLG: 0.325										2	0	0	0	0	1	3			
Julio Cruz, S (1, 4) OBP: 0.351, SLG: 0.388										1	0	1	0	0	0	0			
Domingo Ramos, R (3, 4) OBP: 0.385, SLG: 0.542										1	0	0	0	1	0	2			
Inning Stats	R: 0 E: 0 K: 1 S: 5	H: 0 LOB: 0 BB: 0 P: 5	R: 0 E: 0 K: 0 S: 3	H: 1 LOB: 0 BB: 0 P: 3	R: 0 E: 0 K: 1 S: 5	H: 1 LOB: 0 BB: 0 P: 5	R: 0 E: 0 K: 1 S: 6	H: 1 LOB: 2 BB: 1 P: 10	R: 0 E: 0 K: 1 S: 5	H: 0 LOB: 0 BB: 0 P: 5	R: 2 E: 0 K: 2 S: 9	H: 2 LOB: 2 BB: 2 P: 17	R: 0 E: 0 K: 0 S: 3	H: 0 LOB: 0 BB: 0 P: 3	R: 0 E: 0 K: 0 S: 3	H: 0 LOB: 0 BB: 0 P: 3	1B: 5 2B: 0 3B: 0 HR: 1	SF: 0 SAC: 0 DP: 1 HBP: 0	WP: 0 PA: 35 PB: 0 SB: 4 CS: 1
PITCHER	IP	WLS	BF	H	R	ER	SO	BB	IBB	HBP	BLK	WP	HR	S	P	ERA	WHIP		
Juan Eichelberger, R (1, 1) ERA: 3.07	6.2	W	27	6	2	2	6	3	0	0	0	0	1	36	48	2.70	1.350		
Dan Spillner, R (7, 1) ERA: 5.73	2.1	S	7	0	0	0	1	0	0	0	0	0	0	9	9	0.00	0.000		

Batter	1	2	3	4	5	6	7	8	9	AB	R	H	RBI	BB	SO	LOB	BOTTOM		
Miguel Dilone, S (1, 7) OBP: 0.400, SLG: 0.385										4	0	1	1	0	0	3	Seattle Mariners @ Cleveland Indians Cleveland Municipal Stadium, Cleveland, OH Tue May 31 1983, 7:05 PM EDT Att: 3,057 - Unknown		
Manny Trillo, R (1, 4) OBP: 0.366, SLG: 0.340										4	0	1	1	0	0	1			
Mike Hargrove, L (1, 3) OBP: 0.357, SLG: 0.378										3	0	0	1	1	0	0			
Andre Thornton, R (1, 10) OBP: 0.460, SLG: 0.513										4	1	1	1	0	1	4			
Toby Harrah, R (1, 5) OBP: 0.350, SLG: 0.279										4	1	1	0	0	0	0			
Broderick Perkins, L (1, 9) OBP: 0.341, SLG: 0.381										4	1	2	1	0	1	0			
Rick Manning, L (1, 8) OBP: 0.316, SLG: 0.316										4	1	1	0	0	0	1			
Julio Franco, R (1, 6) OBP: 0.296, SLG: 0.390										4	0	0	0	0	0	3			
Ron Hassey, L (1, 2) OBP: 0.368, SLG: 0.333										1	1	1	0	2	0	0			
Inning Stats	R: 0 E: 0 K: 0 S: 3	H: 3 LOB: 2 BB: 1 P: 10	R: 0 E: 0 K: 0 S: 3	H: 0 LOB: 0 BB: 0 P: 3	R: 3 E: 0 K: 0 S: 7	H: 4 LOB: 3 BB: 2 P: 15	R: 0 E: 0 K: 1 S: 5	H: 0 LOB: 0 BB: 0 P: 5	R: 0 E: 0 K: 0 S: 4	H: 1 LOB: 1 BB: 0 P: 4	R: 0 E: 1 K: 1 S: 5	H: 0 LOB: 0 BB: 0 P: 5	R: 0 E: 0 K: 0 S: 3	H: 0 LOB: 0 BB: 0 P: 3	R: 0 E: 0 K: 0 S: 3	H: 0 LOB: 0 BB: 0 P: 3		1B: 6 2B: 2 3B: 0 HR: 1	SF: 0 SAC: 0 DP: 1 HBP: 0
PITCHER	IP	WLS	BF	H	R	ER	SO	BB	IBB	HBP	BLK	WP	HR	S	P	ERA	WHIP		
Gene Nelson, R (1, 1) ERA: 9.35	3.2	L	19	6	5	5	0	2	0	0	0	0	0	17	25	12.27	2.182		
Bryan Clark, L (4, 1) ERA: 2.47	4.1		16	2	0	0	2	1	0	0	0	0	0	19	23	0.00	0.692		

Batter	1	2	3	4	5	6	7	8	9	AB	R	H	RBI	BB	SO	LOB	TOP					
Steve Henderson, R OBP: 0.400, SLG: 0.447 (1, 7)										3	1	1	1	1	0	1						
Manny Castillo, S OBP: 0.250, SLG: 0.307 (1, 5)			4-3		1-3			6-3		4	0	0	0	0	0	2						
Ricky Nelson, L OBP: 0.308, SLG: 0.451 (1, 9)			 1B							4	0	1	0	0	2	0						
Pat Putnam, L OBP: 0.307, SLG: 0.400 (1, 3)		 1B	 1-2							4	0	1	0	0	1	0						
Ken Phelps, L OBP: 0.269, SLG: 0.398 (1, 10)										3	0	0	0	1	3	1						
Dave Henderson, R OBP: 0.323, SLG: 0.423 (1, 8)		 1-2		4-3						4	0	1	0	0	1	1						
Rick Sweet, S OBP: 0.290, SLG: 0.293 (1, 2)					 1B					4	0	1	0	0	0	2						
Domingo Ramos, R OBP: 0.375, SLG: 0.500 (1, 6)				 1-2		 1B				2	0	1	0	0	0	2						
Julio Cruz, S OBP: 0.339, SLG: 0.373 (1, 4)			1-3		1-3		 1-2			3	0	0	0	0	0	2						
Inning Stats	R: 0 E: 0 K: 0 S: 3	H: 0 LOB: 0 BB: 0 P: 3	R: 0 E: 0 K: 1 S: 7	H: 2 LOB: 2 BB: 0 P: 7	R: 1 E: 0 K: 0 S: 4	H: 2 LOB: 0 BB: 0 P: 4	R: 0 E: 0 K: 2 S: 7	H: 0 LOB: 0 BB: 0 P: 7	R: 0 E: 0 K: 0 S: 4	H: 1 LOB: 2 BB: 1 P: 8	R: 0 E: 0 K: 0 S: 7	H: 0 LOB: 1 BB: 1 P: 11	R: 0 E: 0 K: 0 S: 4	H: 1 LOB: 1 BB: 0 P: 4	R: 0 E: 0 K: 1 S: 5	H: 0 LOB: 0 BB: 0 P: 5	R: 0 E: 0 K: 1 S: 5	H: 0 LOB: 0 BB: 0 P: 5	1B: 5 2B: 0 3B: 0 HR: 1	SF: 0 SAC: 1 DP: 0 HBP: 0	WP: 0 PB: 0 SB: 0 CS: 1	PA: 35
PITCHER Rick Sutcliffe, R ERA: 3.51 (1, 1)	IP: 9.0 WLS: W BF: 34 H: 6 R: 1 ER: 1 SO: 7 BB: 2 IBB: 0 HBP: 0 BLK: 0 WP: 0 HR: 1 S: 46 P: 54 ERA: 1.00 WHIP: 0.889															PITCHER						

Seattle Mariners @ Cleveland Indians
Cleveland Municipal Stadium, Cleveland, OH
Thu Jun 02 1983, 7:05 PM EDT
Att. 4,052 - Unknown

AB 31
R 1
H 6
RBI 1
BB 2
SO 7
LOB 11



Batter	1	2	3	4	5	6	7	8	9	AB	R	H	RBI	BB	SO	LOB	BOTTOM			
Miguel Dilone, S OBP: 0.462, SLG: 0.469 (1, 7)	 1B		 1B		4-3		6-3			3	2	1	0	1	0	0				
Manny Trillo, R OBP: 0.365, SLG: 0.336 (1, 4)	 1-2		 1B				4-3			3	0	1	1	1	0	0				
Mike Hargrove, L OBP: 0.379, SLG: 0.395 (1, 3)	 1B		 1-2				3-1			2	0	1	1	2	0	0				
Andre Thornton, R OBP: 0.452, SLG: 0.497 (1, 10)	 1-2									4	0	0	0	0	2	4				
Toby Harrah, R OBP: 0.333, SLG: 0.298 (1, 5)								4-3		4	0	0	0	0	1	2				
Broderick Perkins, L OBP: 0.327, SLG: 0.360 George Vukovich, L OBP: 0.215, SLG: 0.233 (1, 9) (9, 9)	 1B									4	0	1	0	0	1	0				
Rick Manning, L OBP: 0.320, SLG: 0.326 (1, 8)	 1-2				 2B					3	1	1	0	0	1	1				
Julio Franco, R OBP: 0.295, SLG: 0.383 (1, 6)			 1B		 1B					3	0	1	1	0	0	1				
Ron Hassey, L OBP: 0.343, SLG: 0.308 (1, 2)					 1-2					3	0	0	0	0	0	2				
Inning Stats	R: 1 E: 0 K: 0 S: 3	H: 2 LOB: 1 BB: 1 P: 7	R: 0 E: 0 K: 0 S: 4	H: 1 LOB: 0 BB: 0 P: 4	R: 1 E: 0 K: 2 S: 8	H: 1 LOB: 2 BB: 2 P: 16	R: 0 E: 1 K: 1 S: 6	H: 0 LOB: 1 BB: 0 P: 6	R: 0 E: 0 K: 1 S: 5	H: 0 LOB: 1 BB: 1 P: 9	R: 1 E: 0 K: 0 S: 5	H: 2 LOB: 1 BB: 0 P: 5	R: 0 E: 0 K: 0 S: 3	H: 0 LOB: 0 BB: 0 P: 3	R: 0 E: 0 K: 1 S: 5	H: 0 LOB: 0 BB: 0 P: 5	1B: 5 2B: 1 3B: 0 HR: 0	SF: 0 SAC: 0 DP: 1 HBP: 0	WP: 0 PB: 0 SB: 2 CS: 0	PA: 33
PITCHER Bob Stoddard, R ERA: 4.48 Ed Vande Berg, L ERA: 3.72 (1, 1) (6, 1)	IP: 5.2 WLS: L BF: 26 H: 6 R: 3 ER: 3 SO: 4 BB: 4 IBB: 0 HBP: 0 BLK: 0 WP: 0 HR: 0 S: 30 P: 46 ERA: 4.76 WHIP: 1.765															PITCHER				

Seattle Mariners @ Cleveland Indians
Cleveland Municipal Stadium, Cleveland, OH
Thu Jun 02 1983, 7:05 PM EDT
Att. 4,052 - Unknown

AB 29
R 3
H 6
RBI 3
BB 4
SO 5
LOB 10



Batter	1	2	3	4	5	6	7	8	9	AB	R	H	RBI	BB	SO	LOB	TOP								
Rickey Henderson, R OBP: 0.429, SLG: 0.428 (1, 7)	1-3		F9		1-3		1B		1B	5	2	2	0	0	0	2									
Mike Davis, L OBP: 0.311, SLG: 0.353 Bill Almon, R OBP: 0.321, SLG: 0.349 (7, PH) (7, 9) (8, 6)	F8		G3			1B	1B		1B	3	1	1	0	0	0	0									
Dwayne Murphy, L OBP: 0.323, SLG: 0.331 (1, 8)										3	1	2	2	1	1	0									
Jeff Burroughs, R OBP: 0.331, SLG: 0.404 (1, 10)	1-3			5-3						5	0	2	2	0	0	3									
Wayne Gross, L OBP: 0.358, SLG: 0.430 (1, 5)		4-3								4	0	0	0	0	0	4									
Davey Lopes, R OBP: 0.331, SLG: 0.406 (1, 4)					6-3					5	0	3	2	0	0	2									
Dan Meyer, L OBP: 0.277, SLG: 0.228 (1, 3)			F7							4	0	0	0	0	0	4									
Bob Kearney, R OBP: 0.320, SLG: 0.412 (1, 2)			F7							3	1	1	0	0	0	2									
Tony Phillips, S OBP: 0.299, SLG: 0.265 Mike Heath, R OBP: 0.375, SLG: 0.522 Garry Hancock, L OBP: 0.333, SLG: 0.323 (8, PH) (8, 9)			F7							3	0	0	0	0	0	3									
Inning Stats	R: 0 E: 0 K: 0 S: 4	H: 1 LOB: 1 BB: 0 P: 4	R: 0 E: 0 K: 0 S: 4	H: 1 LOB: 1 BB: 0 P: 4	R: 0 E: 0 K: 0 S: 3	H: 0 LOB: 0 BB: 0 P: 3	R: 0 E: 0 K: 1 S: 5	H: 0 LOB: 0 BB: 0 P: 5	R: 0 E: 1 K: 0 S: 5	H: 1 LOB: 2 BB: 0 P: 5	R: 1 E: 0 K: 0 S: 5	H: 2 LOB: 2 BB: 1 P: 9	R: 2 E: 0 K: 0 S: 5	H: 2 LOB: 2 BB: 1 P: 10	R: 0 E: 0 K: 1 S: 6	H: 1 LOB: 1 BB: 0 P: 6	R: 3 E: 0 K: 0 S: 7	H: 4 LOB: 1 BB: 0 P: 7	1B: 10 2B: 2 3B: 0 HR: 0	SF: 1 SAC: 2 DP: 0 HBP: 1	WP: 1 PB: 0 SB: 1 CS: 0	PA: 43			
PITCHER	IP	WLS	BF	H	R	ER	SO	BB	IBB	HBP	BLK	WP	HR	S	P	ERA	WHIP								
Lary Sorensen, R ERA: 4.11 (1, 1)	6.1		28	6	3	3	1	1	0	1	0	1	0	28	33	4.26	1.105								
Rick Waits, L ERA: 4.59 (7, 1)	1.2	L	11	5	3	3	1	1	0	0	0	0	0	12	16	16.20	3.600								
Dan Spillner, R ERA: 5.56 (9, 1)	1.0		4	1	0	0	0	0	0	0	0	0	0	4	4	0.00	1.000								

Oakland Athletics @ Cleveland Indians
Cleveland Municipal Stadium, Cleveland, OH

AB 37
R 6
H 12
RBI 6
BB 2
SO 2
LOB 21



Sat Jun 04 1983, 7:05 PM EDT
Att: 9,014 - Cloudy - 62 F

Batter	1	2	3	4	5	6	7	8	9	AB	R	H	RBI	BB	SO	LOB	BOTTOM								
Miguel Dilone, S OBP: 0.432, SLG: 0.417 (1, 7)	6-3									4	0	0	0	1	0	1									
Manny Trillo, R OBP: 0.360, SLG: 0.327 (1, 4)	F8		E5							4	1	0	0	1	3	1									
Mike Hargrove, L OBP: 0.361, SLG: 0.398 (1, 3)			4-3							4	0	2	0	0	0	2									
Andre Thornton, R OBP: 0.449, SLG: 0.491 (1, 10)	F8		4-3							4	1	1	1	0	0	3									
Toby Harrah, R OBP: 0.339, SLG: 0.299 (1, 5)										3	0	1	0	1	1	2									
Julio Franco, R OBP: 0.305, SLG: 0.387 (1, 6)										3	0	2	0	1	0	0									
Alan Bannister, R OBP: 0.309, SLG: 0.355 (1, 9)										2	1	0	1	1	0	2									
Rick Manning, L OBP: 0.318, SLG: 0.324 (1, 8)										4	0	1	0	0	1	3									
Chris Bando, S OBP: 0.338, SLG: 0.298 Ron Hassey, L OBP: 0.340, SLG: 0.304 (8, 2)										2	0	0	1	0	0	0									
Inning Stats	R: 0 E: 0 K: 1 S: 6	H: 1 LOB: 2 BB: 1 P: 10	R: 0 E: 0 K: 0 S: 3	H: 1 LOB: 1 BB: 2 P: 11	R: 2 E: 1 K: 0 S: 6	H: 2 LOB: 2 BB: 1 P: 10	R: 0 E: 0 K: 1 S: 5	H: 0 LOB: 0 BB: 1 P: 9	R: 0 E: 0 K: 0 S: 3	H: 0 LOB: 0 BB: 0 P: 3	R: 0 E: 0 K: 1 S: 6	H: 1 LOB: 1 BB: 0 P: 6	R: 0 E: 0 K: 1 S: 6	H: 2 LOB: 1 BB: 0 P: 6	R: 0 E: 0 K: 1 S: 5	H: 0 LOB: 0 BB: 0 P: 5	1B: 7 2B: 0 3B: 0 HR: 0	SF: 2 SAC: 0 DP: 1 HBP: 0	WP: 0 PB: 1 SB: 0 CS: 1	PA: 38					
PITCHER	IP	WLS	BF	H	R	ER	SO	BB	IBB	HBP	BLK	WP	HR	S	P	ERA	WHIP								
Bill Krueger, L ERA: 3.72 (1, 1)	7.0		32	6	3	1	3	5	0	0	0	0	0	33	53	1.29	1.571								
Steve Baker, R ERA: 2.05 (8, 1)	0.2		2	1	0	0	0	0	0	0	0	0	0	2	2	0.00	1.500								
Tom Burgmeier, L ERA: 2.11 (8, 1)	1.1	W	4	0	0	0	2	0	0	0	0	0	0	8	8	0.00	0.000								

Oakland Athletics @ Cleveland Indians
Cleveland Municipal Stadium, Cleveland, OH

AB 31
R 3
H 7
RBI 3
BB 5
SO 5
LOB 14



Sat Jun 04 1983, 7:05 PM EDT
Att: 9,014 - Cloudy - 62 F

Batter	1	2	3	4	5	6	7	8	9	AB	R	H	RBI	BB	SO	LOB	TOP								
Rickey Henderson, R OBP: 0.428, SLG: 0.425 (1, 7) (4, 8)	0-3 K		0-0 F8			0-0 G1-6-3 1B		0-0 F7	0-0 1B SF8 1B	5	1	2	1	0	1	2									
Mike Davis, L OBP: 0.308, SLG: 0.349 (1, 9) X	0-0 F7			0-0 G4-6-3 1B		0-0 G1-6-3 1B		0-0 5-3	0-3 K	5	0	1	0	0	1	6									
Dwayne Murphy, L OBP: 0.320, SLG: 0.327 Garry Hancock, L OBP: 0.361, SLG: 0.382 (1, 8) (4, 7) S	0-3 K			0-0 G4-6-3 1-2		0-0 F7			1B 2B	2	0	0	0	0	1	1									
Jeff Burroughs, R OBP: 0.330, SLG: 0.400 Luis Quinones, S OBP: 0.125, SLG: 0.267 (1, 10) (9, PR)		0-0 4-3		0-0 E6			0-0 5-3		1B 2B SF8	4	0	1	1	0	0	0									
Wayne Gross, L OBP: 0.367, SLG: 0.427 (1, 5) (9, 3) S		4-0 CS BB		0-0 G1			0-0 1B		1B 2B BB F9	3	1	1	0	2	0	2									
Davey Lopes, R OBP: 0.330, SLG: 0.402 (1, 4) S	0-3 K				0-0 F8		0-0 F5		0-0 1B 2B 1B	4	1	1	0	0	1	2									
Dan Meyer, L OBP: 0.265, SLG: 0.217 Bill Almon, R OBP: 0.326, SLG: 0.354 (1, 3) (9, PH) (9, 5)			0-0 F8		0-0 F9		0-0 F9		0-0 2B 1B 1B	3	0	0	0	0	0	1									
Mike Heath, R OBP: 0.393, SLG: 0.556 (1, 2) S			0-0 1B		0-3 K			0-0 F7	0-0 1B 1B 2B	4	1	2	2	0	1	0									
Tony Phillips, S OBP: 0.310, SLG: 0.264 (1, 6) S			0-0 F8			4-0 C1-6-3 1B BB			4-0 1B BB	1	1	0	0	3	0	1									
Inning Stats	R: 0 E: 0 K: 2 S: 7	H: 0 LOB: 0 BB: 7 P: 7	R: 0 E: 0 K: 1 S: 4	H: 0 LOB: 0 BB: 1 P: 8	R: 0 E: 0 K: 0 S: 4	H: 1 LOB: 1 BB: 0 P: 4	R: 0 E: 1 K: 0 S: 4	H: 1 LOB: 1 BB: 0 P: 4	R: 0 E: 0 K: 1 S: 5	H: 0 LOB: 0 BB: 0 P: 5	R: 0 E: 0 K: 0 S: 3	H: 1 LOB: 1 BB: 1 P: 7	R: 0 E: 0 K: 0 S: 4	H: 1 LOB: 1 BB: 0 P: 4	R: 0 E: 0 K: 0 S: 3	H: 0 LOB: 1 BB: 1 P: 7	R: 8 E: 0 K: 1 S: 12	H: 7 LOB: 1 BB: 2 P: 20	1B: 9 2B: 2 3B: 0 HR: 0	SF: 1 SAC: 0 DP: 2 HBP: 0	WP: 1 PB: 0 SB: 0 CS: 1	PA: 41			
PITCHER	IP	WLS	BF	H	R	ER	SO	BB	IBB	HBP	BLK	WP	HR	S	P	ERA	WHIP								
Juan Eichelberger, R ERA: 3.11 Neal Heaton, L ERA: 2.35 Dan Spilner, R ERA: 5.66	(1, 1) (9, 1) (9, 1)		8.0 L	32 4	6 3	3 1	3 1	4 0	1 1	0 0	0 0	0 0	0 0	3 7	7 7	3.38 36.00	1.250 2.000								

Oakland Athletics @ Cleveland Indians
Cleveland Municipal Stadium, Cleveland, OH
Sun Jun 05 1983, 3:33 AM EDT
Sunny - 66 F

livebaseballscores.com

AB 35
R 8
H 11
RBI 8
BB 5
SO 5
LOB 16



Batter	1	2	3	4	5	6	7	8	9	AB	R	H	RBI	BB	SO	LOB	BOTTOM								
Alan Bannister, R OBP: 0.305, SLG: 0.348 (1, 7) S	0-3 K		0-0 F7		0-0 F7 5-3 1B		0-0 1-3		0-0 F8	5	0	1	0	0	1	0									
Manny Trillo, R OBP: 0.358, SLG: 0.325 (1, 4) X	0-0 F6		0-0 1B SF7 1B		0-0 5-3 1-2		0-0 F4			4	1	1	0	0	0	1									
Mike Hargrove, L OBP: 0.389, SLG: 0.402 (1, 3) X	0-0 F7		0-0 1-3 SF7 1B		4-0 F7 BB			0-0 FC5-4 BB 1B		3	0	2	0	1	0	0									
Andre Thornton, R OBP: 0.445, SLG: 0.494 (1, 10) S		0-0 1B 2B	0-0 SF7		0-0 F7 1-2 2-3		0-0 F2		0-0 F2	3	1	1	1	0	0	3									
Toby Harrah, R OBP: 0.336, SLG: 0.290 (1, 5) S		0-0 G3	0-0 F8		0-0 F5			4-0 FC5-4 BB		3	0	0	0	1	0	4									
Broderick Perkins, L OBP: 0.321, SLG: 0.352 George Vukovich, L OBP: 0.219, SLG: 0.253 (1, 9) (9, 9)		0-0 1B 2H 1B		0-3 K		0-0 4-3		0-0 FC5-4	0-0 1-2 2-3	4	0	1	1	0	1	2									
Julio Franco, R OBP: 0.299, SLG: 0.379 (1, 6) S		0-0 F9		0-0 6-3		0-0 F6		0-0 4-3		4	0	0	0	0	0	3									
Rick Manning, L OBP: 0.317, SLG: 0.323 (1, 8) S		0-0 1-3 1B		0-0 4-3		0-0 F7			0-0 F7	4	0	1	0	0	0	0									
Chris Bando, S OBP: 0.333, SLG: 0.344 (1, 2) S		0-0 F9			0-0 HR		0-3 K		0-0 F8	4	1	1	1	0	1	2									
Inning Stats	R: 0 E: 0 K: 1 S: 5	H: 0 LOB: 0 BB: 0 P: 5	R: 1 E: 0 K: 0 S: 6	H: 3 LOB: 2 BB: 0 P: 6	R: 1 E: 0 K: 0 S: 5	H: 2 LOB: 1 BB: 0 P: 5	R: 0 E: 0 K: 1 S: 5	H: 0 LOB: 0 BB: 0 P: 5	R: 1 E: 0 K: 0 S: 5	H: 2 LOB: 2 BB: 1 P: 9	R: 0 E: 0 K: 0 S: 3	H: 0 LOB: 0 BB: 0 P: 3	R: 0 E: 0 K: 1 S: 5	H: 0 LOB: 0 BB: 0 P: 5	R: 0 E: 0 K: 0 S: 4	H: 1 LOB: 2 BB: 1 P: 8	R: 0 E: 0 K: 0 S: 3	H: 0 LOB: 0 BB: 0 P: 3	1B: 6 2B: 1 3B: 0 HR: 1	SF: 1 SAC: 0 DP: 0 HBP: 0	WP: 0 PB: 0 SB: 0 CS: 0	PA: 37			
PITCHER	IP	WLS	BF	H	R	ER	SO	BB	IBB	HBP	BLK	WP	HR	S	P	ERA	WHIP								
Tom Underwood, L ERA: 4.6 Matt Keough, R ERA: 5.97 Dave Beard, R ERA: 5.17	(1, 1) (5, 1) (9, 1)		4.1 3.2 1.0	21 W 13	7 1	3 0	3 0	2 1	0 0	0 0	0 0	0 0	0 0	14 3	28 3	0.00 0.00	0.545 0.000								

Oakland Athletics @ Cleveland Indians
Cleveland Municipal Stadium, Cleveland, OH
Sun Jun 05 1983, 3:33 AM EDT
Sunny - 66 F

livebaseballscores.com

AB 34
R 3
H 8
RBI 3
BB 2
SO 3
LOB 15



Batter	1	2	3	4	5	6	7	8	9	AB	R	H	RBI	BB	SO	LOB	TOP					
Rickey Henderson, R OBP: 0.427, SLG: 0.442	6-3		F9			1B			6-3	5	2	2	3	0	0	0						
Mike Davis, L OBP: 0.320, SLG: 0.361				HR			F6			5	1	4	2	0	0	0						
Bill Almon, R OBP: 0.322, SLG: 0.356	F8			1-6-3	F8			WP	G4-3	5	1	1	0	0	0	4						
Wayne Gross, L OBP: 0.374, SLG: 0.455		G4-6-3								2	1	1	2	1	0	1						
Davey Lopes, R OBP: 0.326, SLG: 0.402					F7			SF8		0	0	0	1	0	0	0						
Bob Kearney, R OBP: 0.331, SLG: 0.420										2	1	1	0	2	1	0						
Dan Meyer, L OBP: 0.250, SLG: 0.203										4	0	0	0	0	0	4						
Garry Hancock, L OBP: 0.325, SLG: 0.342					F7					4	0	0	0	0	1	3						
Tony Phillips, S OBP: 0.309, SLG: 0.263										4	1	1	1	0	1	0						
Luis Quinones, S OBP: 0.200, SLG: 0.316										4	2	2	0	0	0	0						
Inning Stats	R: 0 E: 0 K: 0 S: 3	H: 1 LOB: 0 BB: 0 P: 3	R: 0 E: 0 K: 1 S: 4	H: 0 LOB: 1 BB: 2 P: 12	R: 0 E: 0 K: 1 S: 5	H: 0 LOB: 0 BB: 0 P: 5	R: 2 E: 0 K: 0 S: 5	H: 2 LOB: 1 BB: 1 P: 9	R: 2 E: 0 K: 0 S: 6	H: 3 LOB: 1 BB: 0 P: 6	R: 4 E: 0 K: 0 S: 7	H: 4 LOB: 0 BB: 0 P: 7	R: 1 E: 0 K: 1 S: 6	H: 1 LOB: 0 BB: 0 P: 6	R: 0 E: 0 K: 0 S: 3	H: 0 LOB: 0 BB: 0 P: 3	R: 0 E: 0 K: 0 S: 3	H: 1 LOB: 0 BB: 0 P: 3	1B: 8 2B: 2 3B: 0 HR: 2	SF: 1 SAC: 0 DP: 2 HBP: 0	WP: 1 PA: 39	
PITCHER	IP	WLS	BF	H	R	ER	SO	BB	IBB	HBP	BLK	WP	HR	S	P	ERA	WHIP					
Len Barker, R ERA: 5.35	(1, 1)	5.2	L	26	8	6	6	2	3	0	0	0	0	1	27	39	9.53	1.941				
Bud Anderson, R ERA: 6.75	(6, 1)	3.1		13	4	3	3	1	0	0	0	0	1	1	15	15	8.10	1.200				

Oakland Athletics @ Cleveland Indians
Cleveland Municipal Stadium, Cleveland, OH
Sun Jun 05 1983, 3:38 AM EDT
Att: 14,048 - Unknown

AB	35
R	9
H	12
RBI	9
BB	3
SO	3
LOB	12



Batter	1	2	3	4	5	6	7	8	9	AB	R	H	RBI	BB	SO	LOB	BOTTOM				
Miguel Dilone, S OBP: 0.438, SLG: 0.410			F6			F6				3	1	1	0	1	0	1					
Manny Trillo, R OBP: 0.355, SLG: 0.319						F8				3	0	0	0	1	1	3					
Mike Hargrove, L OBP: 0.391, SLG: 0.410			F7							4	0	2	1	0	0	2					
Andre Thornton, R OBP: 0.446, SLG: 0.494										4	0	2	1	0	0	1					
Toby Harrah, R OBP: 0.333, SLG: 0.288										4	0	1	0	0	0	1					
Bake McBride, L OBP: 0.333, SLG: 0.346										3	0	1	0	1	0	3					
Rick Manning, L OBP: 0.319, SLG: 0.325										2	0	1	0	0	0	2					
Alan Bannister, R OBP: 0.308, SLG: 0.345										1	0	0	0	1	0	0					
Mike Fischlin, R OBP: 0.286, SLG: 0.318										4	0	0	0	0	1	4					
Ron Hassey, L OBP: 0.346, SLG: 0.305										3	1	1	0	1	0	1					
Inning Stats	R: 0 E: 0 K: 0 S: 2	H: 1 LOB: 0 BB: 1 P: 6	R: 0 E: 0 K: 0 S: 4	H: 1 LOB: 2 BB: 1 P: 8	R: 0 E: 0 K: 1 S: 5	H: 0 LOB: 1 BB: 1 P: 9	R: 0 E: 0 K: 0 S: 3	H: 0 LOB: 0 BB: 0 P: 3	R: 0 E: 0 K: 0 S: 4	H: 1 LOB: 1 BB: 0 P: 4	R: 0 E: 0 K: 1 S: 5	H: 1 LOB: 1 BB: 1 P: 9	R: 2 E: 0 K: 0 S: 6	H: 4 LOB: 2 BB: 1 P: 10	R: 0 E: 0 K: 0 S: 3	H: 0 LOB: 0 BB: 0 P: 3	1B: 8 2B: 1 3B: 0 HR: 0	SF: 0 SAC: 0 DP: 3 HBP: 0	WP: 0 PA: 36		
PITCHER	IP	WLS	BF	H	R	ER	SO	BB	IBB	HBP	BLK	WP	HR	S	P	ERA	WHIP				
Steve McCatty, R ERA: 2.36	(1, 1)	6.0	W	22	4	0	0	0	3	0	0	0	0	21	33	0.00	1.167				
Tim Conroy, L ERA: 3.62	(7, 1)	1.1		9	4	2	2	1	2	0	0	0	0	9	17	13.50	4.500				
Steve Baker, R ERA: 1.95	(8, 1)	1.2		5	1	0	0	0	0	0	0	0	0	5	5	0.00	0.600				

Oakland Athletics @ Cleveland Indians
Cleveland Municipal Stadium, Cleveland, OH
Sun Jun 05 1983, 3:38 AM EDT
Att: 14,048 - Unknown

AB	31
R	2
H	9
RBI	2
BB	5
SO	2
LOB	18




Batter	1	2	3	4	5	6	7	8	9	10	AB	R	H	RBI	BB	SO	LOB	TOP		
Alan Bannister, R OBP: 0.306, SLG: 0.350 (1, 7)	0-0 6-3		0-0 F2			0-0 F9 2B		0-0 F8		0-0 SH2-3	4	0	1	0	0	0	0	Cleveland Indians @ New York Yankees Yankee Stadium, Bronx, NY Tue Jun 07 1983, 7:05 PM EDT Att: 18,972 - Unknown - 77 F AB 35 R 2 H 8 RBI 2 BB 3 SO 3 LOB 11		
Toby Harrah, R OBP: 0.336, SLG: 0.287 (1, 5)	0-3 K			0-0 6-3		0-0 F9		4-0 BB		0-0 G3-6-3 1B	4	0	1	1	1	1	1			
Mike Hargrove, L OBP: 0.386, SLG: 0.401 (1, 3)	4-0 BB			0-0 6-3		0-0 F9		0-0 G3		0-0 G3-6-3 1B	4	0	0	0	1	0	3			
Gorman Thomas, R OBP: 0.289, SLG: 0.323 (1, 8)	0-0 F8			0-0 1B		4-0 1B		4-0 1BB		0-0 F5	3	0	1	0	1	0	1			
Bake McBride, L OBP: 0.339, SLG: 0.351 (1, 9)		0-0 4-3		0-0 1B		0-0 F8				0-0 1B 1B	4	1	2	0	0	0	2			
Manny Trillo, R OBP: 0.353, SLG: 0.317 (1, 4)		0-0 4-3		0-0 1B		0-0 F8		0-3 K		0-0 1B 1B	4	0	1	0	0	1	2			
Broderick Perkins, L OBP: 0.317, SLG: 0.345 (1, 10)		0-0 F7				0-0 F7		0-3 K		0-0 1B 1B	4	0	1	1	0	1	0			
Julio Franco, R OBP: 0.293, SLG: 0.371 (1, 6)			0-0 5-3			0-0 F8		0-0 F4		0-0 G6-3 1B	4	0	0	0	0	0	2			
Ron Hassey, L OBP: 0.342, SLG: 0.303 Mike Fischlin, R OBP: 0.286, SLG: 0.318 Jim Essian, R OBP: 0.150, SLG: 0.063 (10, PR)			0-0 F7			0-0 F8		0-0 4-3		0-0 SH2-3 1B 1B	4	0	1	0	0	0	0			
Inning Stats	R: 0 E: 0 K: 1 S: 5	H: 0 LOB: 1 BB: 1 P: 9	R: 0 E: 0 K: 0 S: 3	H: 0 LOB: 0 BB: 0 P: 3	R: 0 E: 0 K: 0 S: 3	H: 2 LOB: 2 BB: 0 P: 5	R: 0 E: 0 K: 0 S: 3	H: 0 LOB: 0 BB: 0 P: 3	R: 0 E: 0 K: 2 S: 7	H: 0 LOB: 0 BB: 0 P: 7	R: 0 E: 0 K: 0 S: 3	H: 0 LOB: 1 BB: 1 P: 7	R: 0 E: 0 K: 0 S: 5	H: 3 LOB: 1 BB: 0 P: 5	R: 1 E: 0 K: 0 S: 4	H: 2 LOB: 1 BB: 0 P: 4	1B: 7 2B: 1 3B: 0 HR: 0		SF: 0 SAC: 1 DP: 2 HBP: 0	WP: 0 PA: 39 PB: 0 SB: 0 CS: 0
PITCHER	IP 8.1	WLS 32	H 4	R 1	ER 1	SO 3	BB 2	IBB 0	HBP 0	BLK 0	WP 0	HR 0	S 35	P 47	ERA 1.08	WHIP 0.720				
Dave Righetti, L ERA: 3.53 Rich Gossage, R ERA: 3.18 (9, 1)	1.2 L	7 7	4 4	1 1	1 0	0 0	0 0	0 0	0 0	0 0	0 0	7 7	7 7	5.40 2.400						

Batter	1	2	3	4	5	6	7	8	9	10	AB	R	H	RBI	BB	SO	LOB	BOTTOM					
Willie Randolph, R OBP: 0.337, SLG: 0.303 (1, 4)	0-0 F9		0-0 1B E 1B		0-0 1B		0-0 5-3			0-0 F6	5	1	2	0	0	0	0	Cleveland Indians @ New York Yankees Yankee Stadium, Bronx, NY Tue Jun 07 1983, 7:05 PM EDT Att: 18,972 - Unknown - 77 F AB 34 R 1 H 6 RBI 0 BB 4 SO 10 LOB 15					
Ken Griffey, L OBP: 0.375, SLG: 0.489 (1, 8)	0-3 K		0-0 F6		0-3 K		0-3 K		0-0 F8	5	0	0	0	0	3	3							
Dave Winfield, R OBP: 0.329, SLG: 0.503 (1, 7)	0-3 K		0-0 E7 1B		0-0 FC5		0-0 G3		0-0 F9	5	0	1	0	0	1	2							
Oscar Gamble, L OBP: 0.441, SLG: 0.600 (1, 10)		0-0 4-3		4-0 G6-3 BB		0-3 K		1-0 FC4-6 HBP			2	0	0	0	1	1	0						
Steve Kemp, L OBP: 0.316, SLG: 0.411 (1, 9)		4-0 F8 WP BB		0-0 G6-3		0-3 K		0-0 FC4-6			3	0	0	0	1	1	2						
Butch Wynegar, S OBP: 0.417, SLG: 0.482 (1, 2)		4-0 1-2 BB		0-0 1B		0-0 1B		0-0 1B		0-0 F3	3	0	2	0	1	0	0						
Graig Nettles, L OBP: 0.356, SLG: 0.447 (1, 5)		0-0 F8		0-3 K		0-0 4-3		0-0 K		0-3 K	4	0	0	0	0	2	4						
Roy Smalley, S OBP: 0.364, SLG: 0.438 (1, 3)		0-3 K				0-0 FC5 1B 1B		0-0 4-3		4-0 BB	3	0	1	0	1	1	2						
Andre Robertson, R OBP: 0.236, SLG: 0.277 (1, 6)			0-0 5-3		0-3 K		0-0 F9		0-0 5-3	4	0	0	0	0	1	2							
Inning Stats	R: 0 E: 0 K: 2 S: 7	H: 0 LOB: 0 BB: 7 P: 7	R: 0 E: 0 K: 1 S: 5	H: 0 LOB: 2 BB: 2 P: 13	R: 1 E: 1 K: 0 S: 4	H: 2 LOB: 1 BB: 4 P: 4	R: 0 E: 0 K: 1 S: 5	H: 1 LOB: 1 BB: 1 P: 9	R: 0 E: 0 K: 2 S: 9	H: 2 LOB: 2 BB: 0 P: 9	R: 0 E: 0 K: 2 S: 8	H: 1 LOB: 1 BB: 0 P: 8	R: 0 E: 0 K: 0 S: 3	H: 0 LOB: 0 BB: 3 P: 3	R: 0 E: 0 K: 1 S: 5	H: 0 LOB: 1 BB: 0 P: 6	R: 0 E: 0 K: 1 S: 5		H: 0 LOB: 1 BB: 0 P: 9	R: 0 E: 0 K: 0 S: 3	H: 0 LOB: 0 BB: 3 P: 3	1B: 6 2B: 0 3B: 0 HR: 0	SF: 0 SAC: 0 DP: 1 HBP: 1
PITCHER	IP 8.0	WLS 32	H 6	R 1	ER 0	SO 9	BB 3	IBB 0	HBP 1	BLK 0	WP 1	HR 0	S 46	P 59	ERA 0.00	WHIP 1.125							
Bert Blyleven, R ERA: 3.46 Neal Heaton, L ERA: 2.2 (9, 1)	2.0 W	7 7	0 0	0 0	0 1	1 1	0 0	0 0	0 0	0 0	0 0	8 8	12 12	0.00 0.500									

Batter	1	2	3	4	5	6	7	8	9	AB	R	H	RBI	BB	SO	LOB	TOP											
Miguel Dilone, S OBP: 0.423, SLG: 0.419 Alan Bannister, R OBP: 0.311, SLG: 0.364 (9, PH)	0-0 6-3		0-0 1-3			0-0 G3		0-0 1B 2B	0-0 1-H 3-H 2B	4	1	1	0	0	0	1												
Toby Harrah, R OBP: 0.331, SLG: 0.277 (1, 5)	0-0 3-1		0-0 4-3			4-0 1B 1B BB		0-0 F8	0-0 F8	4	1	0	0	1	0	4												
Mike Hargrove, L OBP: 0.389, SLG: 0.403 (1, 3)	0-0 4-3		0-0 3-1			0-0 1B 1B		0-0 2-H 1B		4	0	2	1	0	0	1												
Gorman Thomas, R OBP: 0.288, SLG: 0.318 (1, 8)		4-0 FC3-6 BB		0-0 4-3		0-0 F3		0-3 K		3	0	0	0	1	1	3												
Bake McBride, L OBP: 0.336, SLG: 0.348 (1, 9)		0-0 FC3-6 1B		0-0 5-3		0-0 FC5-4 1B		0-0 4-3		4	1	1	1	0	0	2												
Manny Trillo, R OBP: 0.351, SLG: 0.316 (1, 4)		0-0 6-3		0-0 6-3		0-0 FC5-4 1B			0-0 1B 2B 1B	4	1	1	0	0	0	3												
Broderick Perkins, L OBP: 0.317, SLG: 0.354 Pat Tabler, R OBP: 0.404, SLG: 0.474 (9, PH)		0-0 2-H 1B		0-0 F8		0-0 F8		0-0 G3	0-0 F9	3	0	1	1	0	0	0												
Julio Franco, R OBP: 0.287, SLG: 0.364 (1, 6)		0-0 6-3		0-0 L5		0-0 F8		0-0 F8	0-0 F7	4	0	0	0	0	0	2												
Ron Hassey, L OBP: 0.348, SLG: 0.311 Mike Fischlin, R OBP: 0.286, SLG: 0.318 Jim Essian, R OBP: 0.150, SLG: 0.063 (9, PR)			0-0 PB 1B		0-0 4-3		0-0 F7		0-0 1-3 2B 1B	4	0	2	0	0	0	0												
Inning Stats	R: 0 E: 0 K: 0 S: 3	H: 0 LOB: 0 BB: 0 P: 3	R: 1 E: 0 K: 0 S: 4	H: 1 LOB: 1 BB: 1 P: 8	R: 0 E: 0 K: 0 S: 4	H: 1 LOB: 1 BB: 0 P: 4	R: 0 E: 0 K: 0 S: 3	H: 0 LOB: 0 BB: 0 P: 3	R: 0 E: 0 K: 0 S: 5	H: 2 LOB: 2 BB: 1 P: 9	R: 0 E: 0 K: 0 S: 3	H: 0 LOB: 1 BB: 0 P: 7	R: 1 E: 0 K: 1 S: 7	H: 2 LOB: 1 BB: 0 P: 7	R: 2 E: 0 K: 0 S: 6	H: 3 LOB: 2 BB: 0 P: 6	1B: 7 2B: 2 3B: 0 HR: 0	SF: 0 SAC: 0 DP: 0 HBP: 0	WP: 0 PB: 2 SB: 0 CS: 0	PA: 38								
PITCHER	IP	WLS	BF	H	R	ER	SO	BB	IBB	HBP	BLK	WP	HR	S	P	ERA	WHIP											
Jay Howell, R ERA: 4.62 Rudy May, L ERA: 8.29 Rich Gossage, R ERA: 3.14	(1, 1)	8.0	33	7	4	4	1	2	0	0	0	0	0	0	33	41	4.50	1.125										
	(9, 1)	0.2	4	2	1	1	0	0	0	0	0	0	0	4	4	13.50	3.000											
	(9, 1)	0.1	W	1	0	0	0	0	0	0	0	0	0	1	1	0.00	0.000											

Cleveland Indians @ New York Yankees
Yankee Stadium, Bronx, NY
Wed Jun 08 1983, 7:05 PM EDT
Att: 16,278 - Unknown - 74 F


AB 36
R 5
H 9
RBI 5
BB 2
SO 1
LOB 17



Batter	1	2	3	4	5	6	7	8	9	AB	R	H	RBI	BB	SO	LOB	BOTTOM											
Willie Randolph, R OBP: 0.333, SLG: 0.300 (1, 4)	0-0 6-3	0-0 BB 1B		0-0 5-3		0-0 5-3		0-0 F8		5	0	1	0	0	0	3												
Ken Griffey, L OBP: 0.376, SLG: 0.464 (1, 8)	0-0 5-3	4-0 1-2 2-3 BB		0-0 F7		0-0 1B 1B		0-3 K		4	1	1	0	1	1	2												
Dave Winfield, R OBP: 0.330, SLG: 0.520 (1, 7)	0-0 HR	0-3 K		0-0 G1		0-0 5-3		0-0 1B 2B		5	2	2	1	0	1	4												
Graig Nettles, L OBP: 0.363, SLG: 0.468 (1, 5)	0-0 HR		0-0 3-1		0-0 E5		0-0 1B 1B	4-0 1B IBB		4	1	2	2	1	0	0												
Don Baylor, R OBP: 0.351, SLG: 0.442 (1, 10)	0-3 K		0-0 4-3		0-0 L5		0-0 F2	0-3 K		5	0	0	0	0	2	4												
Steve Kemp, L OBP: 0.319, SLG: 0.430 Lou Piniella, R OBP: 0.385, SLG: 0.397 (9, PH)		0-0 HR	0-0 F7		0-0 1-3		0-0 1B	0-0 1-2 2-H 1B		4	1	2	1	0	0	1												
Butch Wynegar, S OBP: 0.400, SLG: 0.460 (1, 2)		0-0 F3		0-0 F5		0-0 F8	0-0 4-3			4	0	0	0	0	0	2												
Roy Smalley, S OBP: 0.376, SLG: 0.450 (1, 3)		4-0 BB 1B BB		0-0 3B 2B		1-0 FC6-4 HBP		0-0 FC4-6 1B		2	1	2	0	1	0	0												
Andre Robertson, R OBP: 0.236, SLG: 0.295 (1, 6)		0-0 F8		0-0 2-H 3B		0-0 FC6-4 1-2		0-0 FC4-6 1-2		4	0	1	1	0	0	3												
Inning Stats	R: 2 E: 0 K: 1 S: 7	H: 2 LOB: 3 BB: 0 P: 7	R: 1 E: 0 K: 1 S: 7	H: 2 LOB: 2 BB: 2 P: 15	R: 0 E: 0 K: 0 S: 3	H: 0 LOB: 0 BB: 0 P: 3	R: 1 E: 0 K: 0 S: 5	H: 2 LOB: 1 BB: 0 P: 5	R: 0 E: 0 K: 0 S: 4	H: 0 LOB: 1 BB: 0 P: 4	R: 0 E: 0 K: 0 S: 3	H: 3 LOB: 2 BB: 0 P: 6	R: 1 E: 0 K: 1 S: 6	H: 1 LOB: 1 BB: 0 P: 6	R: 1 E: 0 K: 1 S: 5	H: 2 LOB: 2 BB: 1 P: 9	1B: 6 2B: 2 3B: 1 HR: 3	SF: 0 SAC: 0 DP: 0 HBP: 1	WP: 0 PB: 0 SB: 0 CS: 0	PA: 42								
PITCHER	IP	WLS	BF	H	R	ER	SO	BB	IBB	HBP	BLK	WP	HR	S	P	ERA	WHIP											
Rick Sutcliffe, R ERA: 3.78 Dan Spillner, R ERA: 5.59 Neal Heaton, L ERA: 2.2	(1, 1)	6.1	31	8	5	5	2	2	0	1	0	0	0	0	32	41	7.11	1.579										
	(7, 1)	2.0	L	10	3	1	1	2	0	1	0	0	0	13	17	4.50	1.500											
	(9, 1)	0.0	1	1	0	0	0	0	0	0	0	0	0	1	1	∞	∞											

Cleveland Indians @ New York Yankees
Yankee Stadium, Bronx, NY
Wed Jun 08 1983, 7:05 PM EDT
Att: 16,278 - Unknown - 74 F

AB 38
R 6
H 12
RBI 6
BB 3
SO 4
LOB 19



Batter	1	2	3	4	5	6	7	8	9	AB	R	H	RBI	BB	SO	LOB	TOP			
Miguel Dilone, S OBP: 0.393, SLG: 0.383 (1, 7)	0-0 4-3		0-3 K2-3		0-0 G3			0-3 K		4	0	0	0	0	2	2	Cleveland Indians @ Detroit Tigers Tiger Stadium, Detroit, MI Fri Jun 10 1983, 7:05 PM EDT Att: 31,119 - Unknown			
Toby Harrah, R OBP: 0.328, SLG: 0.276 (1, 5)	0-0 4-3		0-0 6-3			0-0 5-3		0-0 FC3-6 1B		4	0	1	0	0	0	0				
Mike Hargrove, L OBP: 0.386, SLG: 0.416 (1, 3)	0-0 HR			0-0 4-3		0-0 3-1		0-0 FC3-6 1-2		4	1	1	1	0	0	1				
Gorman Thomas, R OBP: 0.287, SLG: 0.316 (1, 8)	0-3 K			0-3 K		0-0 1B		0-0 F7		4	0	1	0	0	2	1				
Bake McBride, L OBP: 0.325, SLG: 0.336 (1, 9)		0-0 F7		0-0 G3		0-0 3-1			0-0 E6 E	4	0	0	0	0	0	1				
Manny Trillo, R OBP: 0.354, SLG: 0.320 (1, 4)		0-0 G3 1B			0-0 FC5 1B		0-0 F7		0-3 K	4	0	2	0	0	1	1				
Broderick Perkins, L OBP: 0.329, SLG: 0.369 (1, 10)		0-0 G3 1-2			0-0 FC5 1B		0-0 2B		0-0 F7	4	0	2	0	0	0	2				
Julio Franco, R OBP: 0.282, SLG: 0.356 (1, 6)		0-0 5-3			0-0 FC5 1-2 2-3f		0-0 1-3		0-0 E5	4	0	0	0	0	0	5				
Ron Hassey, L OBP: 0.336, SLG: 0.299 (1, 2)			0-0 G3		0-3 K		0-3 K		0-0 F8	4	0	0	0	0	2	5				
Inning Stats	R: 1 E: 0 K: 1 S: 6	H: 1 LOB: 0 BB: 0 P: 6	R: 0 E: 0 K: 0 S: 4	H: 1 LOB: 1 BB: 0 P: 4	R: 0 E: 0 K: 1 S: 5	H: 0 LOB: 0 BB: 0 P: 5	R: 0 E: 0 K: 1 S: 5	H: 0 LOB: 0 BB: 0 P: 5	R: 0 E: 0 K: 1 S: 7	H: 2 LOB: 2 BB: 0 P: 7	R: 0 E: 0 K: 0 S: 4	H: 1 LOB: 1 BB: 0 P: 4	R: 0 E: 0 K: 1 S: 6	H: 1 LOB: 1 BB: 0 P: 6	R: 0 E: 2 K: 1 S: 7	H: 0 LOB: 2 BB: 0 P: 7	1B: 5 2B: 1 3B: 0 HR: 1	SF: 0 SAC: 0 DP: 0 HBP: 0	WP: 0 PB: 0 SB: 0 CS: 0	PA: 36
PITCHER	IP WLS BF H R ER SO BB IBB HBP BLK WP HR S P ERA WHIP	6.0 W 23 5 1 1 4 0 0 0 0 0 1 31 31 1.50 0.833	3.0 S 13 2 0 0 3 0 0 0 0 0 0 19 19 0.00 0.667																	

Batter	1	2	3	4	5	6	7	8	9	AB	R	H	RBI	BB	SO	LOB	BOTTOM			
Lou Whitaker, L OBP: 0.348, SLG: 0.443 (1, 4)	0-0 SH1-3 3B 2B	0-0 6-3		0-0 F7		0-0 FC5 1B		0-0 4-3		5	1	2	0	0	0	2	Cleveland Indians @ Detroit Tigers Tiger Stadium, Detroit, MI Fri Jun 10 1983, 7:05 PM EDT Att: 31,119 - Unknown			
Alan Trammell, R OBP: 0.354, SLG: 0.408 (1, 6)	0-0 SH1-3 2-3	4-0 BB		0-0 FC6-4 1-2f		0-0 FC5 1-2 2-3f		0-0 FC6-4 1B 2-H		3	0	1	1	1	0	3				
Kirk Gibson, L OBP: 0.313, SLG: 0.397 (1, 7)	0-0 1B 3-H	0-0 F7		0-3 K		0-0 3-1		0-3 K		5	1	1	1	0	2	5				
Lance Parrish, R OBP: 0.316, SLG: 0.442 (1, 2)	4-0 BB E BB	0-0 6-3			0-3 K		0-0 E9 BB	0-0 FC6-4 1-2f		4	1	0	0	1	1	2				
Johnny Grubb, L OBP: 0.366, SLG: 0.379 John Wockenfuss, R (7, PH) OBP: 0.276, SLG: 0.363 (1, 10)	0-0 BB E 1B		0-0 F3		0-0 F9		4-0 BB			3	1	1	1	0	0	0				
Glenn Wilson, R OBP: 0.316, SLG: 0.487 (1, 9)	0-0 F9		0-0 1B		0-0 F7		0-3 K			4	0	1	0	0	1	4				
Chet Lemon, R OBP: 0.374, SLG: 0.378 (1, 8)	4-0 E BB		0-0 L6			0-0 HR	0-3 K			3	2	1	1	1	1	3				
Rick Leach, L OBP: 0.352, SLG: 0.342 Enos Cabell, R (7, PH) OBP: 0.364, SLG: 0.436 (1, 3)	0-0 E9 1-H 2-H 3-H		0-0 F9			0-0 F6	0-0 F8			3	0	0	0	0	0	1				
Tom Brookens, R OBP: 0.325, SLG: 0.379 (1, 5)	0-0 F7			0-0 FC6-4 1B		0-0 FC5 1B		4-0 BB 4-3 1B		3	1	2	0	1	0	1				
Inning Stats	R: 5 E: 1 K: 0 S: 7	H: 3 LOB: 1 BB: 2 P: 15	R: 0 E: 0 K: 0 S: 3	H: 0 LOB: 1 BB: 1 P: 7	R: 0 E: 0 K: 0 S: 4	H: 1 LOB: 1 BB: 0 P: 4	R: 0 E: 0 K: 1 S: 6	H: 1 LOB: 0 BB: 0 P: 6	R: 0 E: 0 K: 1 S: 5	H: 0 LOB: 0 BB: 0 P: 5	R: 1 E: 0 K: 0 S: 6	H: 3 LOB: 2 BB: 0 P: 6	R: 0 E: 1 K: 2 S: 8	H: 0 LOB: 2 BB: 1 P: 12	R: 1 E: 0 K: 1 S: 6	H: 1 LOB: 1 BB: 1 P: 10	1B: 6 2B: 1 3B: 1 HR: 1	SF: 0 SAC: 1 DP: 0 HBP: 0	WP: 0 PB: 0 SB: 0 CS: 0	PA: 40
PITCHER	IP WLS BF H R ER SO BB IBB HBP BLK WP HR S P ERA WHIP	0.2 L 8 3 5 2 0 2 0 0 0 0 1 25 29 1.69 1.125	5.1 22 5 1 1 2 1 0 0 0 0 0 1 25 29 1.69 1.125	2.0 10 1 1 1 3 2 0 0 0 0 0 0 14 22 4.50 1.500																

Batter	1	2	3	4	5	6	7	8	9	AB	R	H	RBI	BB	SO	LOB	TOP			
Miguel Dilone, S OBP: 0.338, SLG: 0.321 (1, 7)	0-0 6-3		0-0 CS	0-0 G3			0-0 F6		0-3 K	4	0	0	0	0	1	1	Cleveland Indians @ Detroit Tigers Tiger Stadium, Detroit, MI Sun Jun 12 1983, 3:33 AM EDT Unknown livebaseballscorecards.com			
Toby Harrah, R OBP: 0.349, SLG: 0.309 (1, 5)	0-0 F8			0-0 6-3			0-0 4-3 2B		0-0 1B	4	0	2	0	0	0	0				
Mike Hargrove, L OBP: 0.384, SLG: 0.409 (1, 3)	0-0 3-1			0-0 4-3			0-0 4-3		0-0 1B	4	0	1	1	0	0	1				
Gorman Thomas, R OBP: 0.289, SLG: 0.309 (1, 8)		0-0 G1-6-3 1B			0-0 G3		0-0 4-3		0-0 FC5-4	4	0	1	0	0	0	3				
Bake McBride, L OBP: 0.318, SLG: 0.328 (1, 9)		0-0 G1-6-3			0-0 6-3			0-0 F7		3	0	0	0	0	0	1				
Broderick Perkins, L OBP: 0.320, SLG: 0.370 (1, 10)		0-0 L7			0-0 4-3			0-0 3-1		3	0	0	0	0	0	0				
Manny Trillo, R OBP: 0.342, SLG: 0.308 (1, 4)			0-0 F7			0-3 K		0-0 5-3		3	0	0	0	0	1	0				
Ron Hassey, L OBP: 0.333, SLG: 0.307 (1, 2)			0-3 K			0-0 F8		0-0 F8		3	0	0	0	0	1	0				
Mike Fischlin, R OBP: 0.321, SLG: 0.313 (1, 6)			4-0 CS BB			0-0 5-3		0-0 1B		2	1	1	0	1	0	0				
Inning Stats	R: 0 E: 0 K: 0 S: 3	H: 0 LOB: 0 BB: 0 P: 3	R: 0 E: 0 K: 0 S: 3	H: 1 LOB: 0 BB: 0 P: 3	R: 0 E: 0 K: 1 S: 4	H: 0 LOB: 0 BB: 1 P: 8	R: 0 E: 0 K: 0 S: 3	H: 0 LOB: 0 BB: 0 P: 3	R: 0 E: 0 K: 1 S: 5	H: 0 LOB: 0 BB: 0 P: 5	R: 0 E: 0 K: 0 S: 4	H: 1 LOB: 1 BB: 0 P: 4	R: 0 E: 0 K: 0 S: 3	H: 0 LOB: 0 BB: 0 P: 3	R: 1 E: 0 K: 1 S: 8	H: 3 LOB: 2 BB: 0 P: 8	1B: 4 2B: 1 3B: 0 HR: 0	SF: 0 SAC: 0 DP: 1 HBP: 0	WP: 0 PB: 0 SB: 0 CS: 1	PA: 32
PITCHER Milt Wilcox, R ERA: 2.77 (1, 1)	IP: 9.0 WLS: W BF: 31 H: 5 R: 1 ER: 1 SO: 3 BB: 1 IBB: 0 HBP: 0 BLK: 0 WP: 0 HR: 0 S: 36 P: 40 ERA: 1.00 WHIP: 0.667																			

Batter	1	2	3	4	5	6	7	8	9	AB	R	H	RBI	BB	SO	LOB	BOTTOM			
Lou Whitaker, L OBP: 0.349, SLG: 0.449 (1, 4)	0-0 5-3		0-0 4-3 1B		0-0 3B		0-0 4-3			4	0	2	2	0	0	1	Cleveland Indians @ Detroit Tigers Tiger Stadium, Detroit, MI Sun Jun 12 1983, 3:33 AM EDT Unknown livebaseballscorecards.com			
Enos Cabell, R OBP: 0.360, SLG: 0.438 (1, 3)	0-0 F7		0-0 4-3		0-3 K			0-0 F8		4	0	1	1	0	1	2				
Kirk Gibson, L OBP: 0.310, SLG: 0.384 (1, 10)	0-0 F9		0-0 K			0-0 1B FC5-4		0-3 K		4	1	1	0	0	2	2				
Lance Parrish, R OBP: 0.319, SLG: 0.440 (1, 2)		0-3 K		0-0 F9		0-0 FC5-4		4-0 1B		3	0	1	0	1	1	0				
Glenn Wilson, R OBP: 0.309, SLG: 0.478 (1, 9)		0-0 5-3		0-0 L6		0-0 FC5-4	0-0 F8		0-0 F8	4	0	0	1	0	0	3				
Larry Hemendon, R OBP: 0.316, SLG: 0.437 (1, 7)		0-0 6-3		0-3 K		0-0 G5-4-3		0-0 F8		4	0	0	0	0	1	3				
Chet Lemon, R OBP: 0.373, SLG: 0.377 (1, 8)			0-0 FC1-5 1B		0-0 F9		0-3 K			3	0	1	0	0	1	0				
Tom Brookens, R OBP: 0.325, SLG: 0.368 (1, 5)			4-0 FC1-5 1B		0-0 F8		0-0 5-3			2	1	0	0	1	0	0				
Alan Trammell, R OBP: 0.357, SLG: 0.409 (1, 6)			0-0 FC1-5 1B		0-0 3B		0-0 1B			3	2	2	0	0	0	2				
Inning Stats	R: 0 E: 0 K: 0 S: 3	H: 0 LOB: 0 BB: 0 P: 3	R: 0 E: 0 K: 1 S: 5	H: 0 LOB: 0 BB: 0 P: 5	R: 2 E: 0 K: 1 S: 7	H: 2 LOB: 1 BB: 1 P: 11	R: 0 E: 0 K: 1 S: 5	H: 0 LOB: 0 BB: 0 P: 5	R: 1 E: 0 K: 1 S: 7	H: 2 LOB: 1 BB: 0 P: 7	R: 1 E: 0 K: 0 S: 4	H: 2 LOB: 0 BB: 0 P: 4	R: 0 E: 0 K: 1 S: 6	H: 1 LOB: 1 BB: 0 P: 6	R: 0 E: 0 K: 1 S: 6	H: 1 LOB: 2 BB: 1 P: 10	1B: 6 2B: 1 3B: 1 HR: 0	SF: 0 SAC: 0 DP: 1 HBP: 0	WP: 0 PB: 0 SB: 1 CS: 0	PA: 33
PITCHER Bert Blyleven, R ERA: 3.56 (1, 1)	IP: 8.0 WLS: L BF: 33 H: 8 R: 4 ER: 4 SO: 6 BB: 1 IBB: 1 HBP: 0 BLK: 0 WP: 0 HR: 0 S: 43 P: 51 ERA: 4.50 WHIP: 1.125																			

Batter	1	2	3	4	5	6	7	8	9	AB	R	H	RBI	BB	SO	LOB	TOP			
Alan Bannister, R OBP: 0.309, SLG: 0.355 (1, 7)	6-3		G3			1B WP BB		E5 G3 SH1-3		3	0	0	0	1	0	1				
Toby Harrah, R OBP: 0.349, SLG: 0.310 (1, 5)	1-3			WP 1B		K		SH1-3		3	0	1	0	0	1	1				
Mike Hargrove, L OBP: 0.386, SLG: 0.408 (1, 3)	FC6-4 BB			F9 1-2		1B		G3		3	0	1	1	1	0	2				
Gorman Thomas, R OBP: 0.286, SLG: 0.306 Miguel Dilone, S OBP: 0.333, SLG: 0.316 Bake McBride, L OBP: 0.315, SLG: 0.325 (8, PH)	FC6-4 1-2			K		1-3		G3		2	0	0	0	0	1	2				
Broderick Perkins, L OBP: 0.304, SLG: 0.351 (1, 10)		K		F9				G3		2	0	0	0	0	1	2				
Julio Franco, R OBP: 0.286, SLG: 0.364 (1, 6)		G3				G5-4-3 1B				2	0	2	0	0	0	0				
George Vukovich, L OBP: 0.209, SLG: 0.243 (8, 7)		4-3				G5-4-3 1-2		K		2	0	0	0	0	1	2				
Mike Fischlin, R OBP: 0.305, SLG: 0.294 (1, 4)			6-3			1-3		L5		3	0	0	0	0	0	1				
Jim Essian, R OBP: 0.136, SLG: 0.056 Ron Hassey, L OBP: 0.339, SLG: 0.313 (8, PH)			G1					F7		3	0	0	0	0	0	0				
								SH1-3 G3 1B		3	0	0	0	0	0	0				
Inning Stats	R: 0 E: 0 K: 0 S: 3	H: 0 LOB: 1 BB: 1 P: 7	R: 0 E: 0 K: 1 S: 5	H: 0 LOB: 0 BB: 0 P: 5	R: 0 E: 0 K: 0 S: 3	H: 0 LOB: 0 BB: 0 P: 3	R: 0 E: 0 K: 1 S: 6	H: 1 LOB: 1 BB: 0 P: 6	R: 0 E: 0 K: 0 S: 3	H: 1 LOB: 2 BB: 1 P: 10	R: 0 E: 0 K: 1 S: 6	H: 1 LOB: 1 BB: 0 P: 6	R: 1 E: 1 K: 0 S: 5	H: 1 LOB: 0 BB: 0 P: 5	R: 0 E: 0 K: 0 S: 3	H: 0 LOB: 0 BB: 0 P: 3	1B: 4 2B: 1 3B: 0 HR: 0	SF: 0 SAC: 1 DP: 1 HBP: 0	WP: 2 PB: 0 SB: 0 CS: 0	PA: 34
PITCHER Jack Morris, R ERA: 4.5 (1, 1)	IP: 9.0 WLS: W BF: 34 H: 5 R: 1 ER: 0 SO: 4 BB: 2 IBB: 0 HBP: 0 BLK: 0 WP: 2 HR: 0 S: 40 P: 48 ERA: 0.00 WHIP: 0.778															PITCHER				

Cleveland Indians @ Detroit Tigers
Tiger Stadium, Detroit, MI
Sun Jun 12 1983, 3:38 AM EDT
Att: 34,124 - Unknown

AB 31
R 1
H 5
RBI 1
BB 2
SO 4
LOB 13



Batter	1	2	3	4	5	6	7	8	9	AB	R	H	RBI	BB	SO	LOB	BOTTOM			
Lou Whitaker, L OBP: 0.347, SLG: 0.446 (1, 4)	G3		HBP SH FC6-4 1B	F8			K			4	1	1	0	0	1	1				
Alan Trammell, R OBP: 0.356, SLG: 0.404 (1, 6)	PB SH5-3 BB		SH FC6-4 HBP 1-2		K			F8		2	0	0	0	1	1	0				
Kirk Gibson, L OBP: 0.304, SLG: 0.376 (1, 7)	SH5-3 1-2		F7		K			K		3	0	0	0	0	2	2				
Johnny Grubb, L OBP: 0.367, SLG: 0.406 Glenn Wilson, R OBP: 0.309, SLG: 0.478 (9, 9)			FC6-4 HBP 1-2 2-3		K					2	1	1	1	1	1	0				
Larry Herndon, R OBP: 0.310, SLG: 0.429 (1, 10)	K		FC6-4 1-2 2-3					HR		0	0	0	0	0	0	0				
Rick Leach, L OBP: 0.340, SLG: 0.329 (1, 3)			FC6-4 1-2 2-3 3-H					6-3		4	0	0	1	0	1	4				
Chet Lemon, R OBP: 0.373, SLG: 0.394 (1, 8)		F2	F8			F3		F9		3	0	0	0	0	0	2				
Bill Fahey, L OBP: 0.438, SLG: 0.385 (1, 2)		HR		5-3		6-3				3	1	1	1	0	0	0				
Tom Brookens, R OBP: 0.325, SLG: 0.363 (1, 5)		4-3		K				K		3	0	0	0	0	2	0				
										2	0	0	0	1	1	0				
Inning Stats	R: 0 E: 0 K: 1 S: 5	H: 0 LOB: 2 BB: 2 P: 13	R: 1 E: 0 K: 0 S: 4	H: 1 LOB: 0 BB: 0 P: 4	R: 1 E: 1 K: 0 S: 5	H: 1 LOB: 2 BB: 0 P: 6	R: 0 E: 0 K: 1 S: 5	H: 0 LOB: 1 BB: 1 P: 9	R: 0 E: 0 K: 3 S: 9	H: 0 LOB: 0 BB: 0 P: 9	R: 0 E: 0 K: 0 S: 3	H: 0 LOB: 0 BB: 0 P: 3	R: 0 E: 0 K: 3 S: 9	H: 0 LOB: 0 BB: 0 P: 9	R: 1 E: 0 K: 1 S: 6	H: 1 LOB: 0 BB: 0 P: 6	1B: 1 2B: 0 3B: 0 HR: 2	SF: 0 SAC: 2 DP: 0 HBP: 1	WP: 0 PB: 1 SB: 0 CS: 0	PA: 32
PITCHER Len Barker, R ERA: 5.01 (1, 1)	IP: 8.0 WLS: L BF: 32 H: 3 R: 3 ER: 2 SO: 9 BB: 3 IBB: 0 HBP: 1 BLK: 0 WP: 0 HR: 2 S: 46 P: 59 ERA: 2.25 WHIP: 0.750															PITCHER				

Cleveland Indians @ Detroit Tigers
Tiger Stadium, Detroit, MI
Sun Jun 12 1983, 3:38 AM EDT
Att: 34,124 - Unknown

AB 26
R 3
H 3
RBI 3
BB 3
SO 9
LOB 9



Batter	1	2	3	4	5	6	7	8	9	AB	R	H	RBI	BB	SO	LOB	TOP					
Willie Randolph, R (1, 4) OBP: 0.337, SLG: 0.313 Bert Campaneris, R (6, 4) OBP: 0.415, SLG: 0.474	F9		3-4-1		6-3		F9			3	0	0	0	0	0	1						
Ken Griffey, L (1, 8) OBP: 0.370, SLG: 0.450	F8		1B		F8			F3		4	0	1	0	0	0	0						
Graig Nettles, L (1, 5) OBP: 0.359, SLG: 0.464	BB		1B		3-1			K		2	0	0	0	2	1	0						
Oscar Gamble, L (1, 9) OBP: 0.411, SLG: 0.550	4-3		F8		4-3			F7		4	0	0	0	0	0	3						
Steve Kemp, L (1, 7) OBP: 0.316, SLG: 0.416					K				F7	4	0	2	0	0	1	0						
Don Baylor, R (1, 10) OBP: 0.338, SLG: 0.440					F9				L9	4	0	0	0	0	1	2						
Butch Wynegar, S (1, 2) OBP: 0.407, SLG: 0.475																						
Roy Smalley, S (1, 3) OBP: 0.374, SLG: 0.441					K					3	0	1	0	0	1	2						
Andre Robertson, R (1, 6) OBP: 0.264, SLG: 0.325									L7	3	0	1	0	0	0	1						
Inning Stats	R: 0 E: 0 K: 0 S: 3	H: 0 LOB: 1 BB: 1 P: 7	R: 0 E: 0 K: 0 S: 4	H: 2 LOB: 1 BB: 0 P: 4	R: 0 E: 0 K: 0 S: 4	H: 2 LOB: 2 BB: 1 P: 8	R: 0 E: 0 K: 2 S: 8	H: 1 LOB: 1 BB: 0 P: 8	R: 0 E: 0 K: 0 S: 3	H: 0 LOB: 0 BB: 0 P: 3	R: 0 E: 0 K: 1 S: 6	H: 1 LOB: 1 BB: 0 P: 6	R: 0 E: 0 K: 0 S: 4	H: 1 LOB: 1 BB: 0 P: 4	R: 0 E: 0 K: 1 S: 5	H: 0 LOB: 0 BB: 0 P: 5	R: 0 E: 0 K: 0 S: 3	H: 0 LOB: 0 BB: 0 P: 3	1B: 5 2B: 2 3B: 0 HR: 0	SF: 0 SAC: 0 DP: 0 HBP: 0	WP: 0 PB: 0 SB: 1 CS: 1	PA: 34
PITCHER Rick Sutcliffe, R (1, 1) ERA: 3.41	IP: 9.0 WLS: W BF: 34 H: 7 R: 0 ER: 0 SO: 4 BB: 2 IBB: 0 HBP: 0 BLK: 0 WP: 0 HR: 0 S: 40 P: 48 ERA: 0.00 WHIP: 1.000															PITCHER	IP: 9.0 WLS: W BF: 34 H: 7 R: 0 ER: 0 SO: 4 BB: 2 IBB: 0 HBP: 0 BLK: 0 WP: 0 HR: 0 S: 40 P: 48 ERA: 0.00 WHIP: 1.000					

New York Yankees @ Cleveland Indians
Cleveland Municipal Stadium, Cleveland, OH
Mon Jun 13 1983, 7:05 PM EDT
Att: 13,517 - Unknown - 78 F

AB 32
R 0
H 7
RBI 0
BB 2
SO 4
LOB 10



Batter	1	2	3	4	5	6	7	8	9	AB	R	H	RBI	BB	SO	LOB	BOTTOM			
Miguel Dilone, S (1, 7) OBP: 0.310, SLG: 0.290	1-3		3-1		1-3			F8		5	0	0	0	0	0	4				
Toby Harrah, R (1, 5) OBP: 0.384, SLG: 0.331	BB		1B					F6		4	1	3	0	1	0	2				
Mike Hargrove, L (1, 3) OBP: 0.391, SLG: 0.407	BB		1B					FC4-6		3	1	1	1	2	0	3				
Gorman Thomas, R (1, 8) OBP: 0.289, SLG: 0.309	L7		G4-3					1B		5	1	2	2	0	1	6				
Bake McBride, L (1, 9) OBP: 0.306, SLG: 0.315 George Vukovich, L (7, 9) OBP: 0.216, SLG: 0.250	FC6-4				F7			1B		4	0	0	0	0	0	5				
Broderick Perkins, L (1, 10) OBP: 0.321, SLG: 0.378					L6-3			F8		1	0	1	1	0	0	0				
Manny Trillo, R (1, 4) OBP: 0.338, SLG: 0.310								1B		5	1	1	1	0	0	3				
Ron Hassey, L (1, 2) OBP: 0.344, SLG: 0.314								1B		3	1	1	0	1	0	1				
Julio Franco, R (1, 6) OBP: 0.294, SLG: 0.376								1B		4	2	3	3	0	0	1				
Inning Stats	R: 0 E: 0 K: 0 S: 4	H: 1 LOB: 2 BB: 1 P: 8	R: 0 E: 0 K: 0 S: 3	H: 1 LOB: 1 BB: 1 P: 7	R: 0 E: 0 K: 0 S: 5	H: 2 LOB: 2 BB: 1 P: 9	R: 1 E: 0 K: 0 S: 4	H: 2 LOB: 0 BB: 0 P: 4	R: 4 E: 1 K: 1 S: 10	H: 4 LOB: 2 BB: 1 P: 14	R: 0 E: 0 K: 0 S: 3	H: 0 LOB: 0 BB: 0 P: 3	R: 3 E: 1 K: 0 S: 8	H: 4 LOB: 2 BB: 0 P: 8	R: 0 E: 0 K: 0 S: 3	H: 0 LOB: 0 BB: 0 P: 3	1B: 11 2B: 5 3B: 0 HR: 0	SF: 0 SAC: 0 DP: 2 HBP: 0	WP: 0 PB: 0 SB: 1 CS: 0	PA: 43
PITCHER Jay Howell, R (1, 1) ERA: 5.08 Rudy May, L (6, 1) ERA: 5.94 Dale Murray, R (8, 1) ERA: 5.45	IP: 5.1 WLS: L BF: 29 H: 10 R: 6 ER: 5 SO: 0 BB: 4 IBB: 0 HBP: 0 BLK: 0 WP: 0 HR: 0 S: 25 P: 41 ERA: 8.44 WHIP: 2.625															PITCHER	IP: 5.1 WLS: L BF: 29 H: 10 R: 6 ER: 5 SO: 0 BB: 4 IBB: 0 HBP: 0 BLK: 0 WP: 0 HR: 0 S: 25 P: 41 ERA: 8.44 WHIP: 2.625			

New York Yankees @ Cleveland Indians
Cleveland Municipal Stadium, Cleveland, OH
Mon Jun 13 1983, 7:05 PM EDT
Att: 13,517 - Unknown - 78 F

AB 39
R 9
H 15
RBI 9
BB 4
SO 1
LOB 25



Batter	1	2	3	4	5	6	7	8	9	AB	R	H	RBI	BB	SO	LOB	TOP								
Ken Griffey, L OBP: 0.375, SLG: 0.458 (1, 3)										5	0	3	0	0	0	0									
Roy Smalley, S OBP: 0.366, SLG: 0.429 (1, 6)										5	0	0	0	0	0	5									
Dave Winfield, R OBP: 0.320, SLG: 0.491 (1, 7)										5	1	3	0	0	0	3									
Graig Nettles, L OBP: 0.355, SLG: 0.456 (1, 5)										5	1	1	0	0	2	2									
Steve Kemp, L OBP: 0.315, SLG: 0.430 (1, 9)										3	1	1	2	0	0	0									
Don Baylor, R OBP: 0.341, SLG: 0.441 (1, 10)										4	1	2	0	0	0	1									
Butch Wynegar, S OBP: 0.402, SLG: 0.466 (1, 2)										4	1	1	0	0	1	2									
Jerry Mumphy, S OBP: 0.291, SLG: 0.387 (1, 8)										4	1	2	3	0	0	1									
Andre Robertson, R OBP: 0.273, SLG: 0.341 (1, 4)										3	0	2	1	0	1	0									
Lou Piniella, R OBP: 0.366, SLG: 0.375 (8, PH)										1	0	0	0	0	0	1									
Bert Campaneris, R OBP: 0.415, SLG: 0.474 (8, 4)										0	0	0	0	0	0	0									
Inning Stats	R: 0 E: 0 K: 0 S: 3	H: 1 LOB: 0 BB: 0 P: 3	R: 0 E: 0 K: 1 S: 6	H: 1 LOB: 1 BB: 0 P: 6	R: 1 E: 0 K: 0 S: 5	H: 3 LOB: 1 BB: 0 P: 5	R: 0 E: 0 K: 1 S: 5	H: 0 LOB: 0 BB: 0 P: 5	R: 0 E: 0 K: 1 S: 5	H: 0 LOB: 0 BB: 0 P: 5	R: 0 E: 0 K: 1 S: 6	H: 1 LOB: 1 BB: 0 P: 6	R: 2 E: 0 K: 0 S: 7	H: 4 LOB: 2 BB: 0 P: 7	R: 3 E: 0 K: 0 S: 7	H: 4 LOB: 1 BB: 0 P: 7	R: 0 E: 0 K: 0 S: 4	H: 1 LOB: 1 BB: 0 P: 4	1B: 10 2B: 3 3B: 0 HR: 2	SF: 1 SAC: 0 DP: 2 HBP: 0	WP: 1 PB: 0 SB: 1 CS: 0	PA: 40			
PITCHER	IP	WLS	BF	H	R	ER	SO	BB	IBB	HBP	BLK	WP	HR	S	P	ERA	WHIP								
Lary Sorensen, R ERA: 4.29 (1, 1)	6.2	W	28	10	3	3	4	0	0	0	0	1	1	36	36	4.05	1.500								
Neal Heaton, L ERA: 2.94 (7, 1)	1.0		7	4	3	3	0	0	0	0	0	0	0	7	7	27.00	4.000								
Dan Spillner, R ERA: 5.26 (8, 1)	1.1	S	5	1	0	0	0	0	0	0	0	0	0	5	5	0.00	0.750								

New York Yankees @ Cleveland Indians
Cleveland Municipal Stadium, Cleveland, OH

AB 39
R 6
H 15
RBI 6
BB 0
SO 4
LOB 15



WP: 1 PA: 40
PB: 0
SB: 1
CS: 0

Tue Jun 14 1983, 7:05 PM EDT
Att: 14,150 - Unknown - 76 F

livebaseballscores.com

Batter	1	2	3	4	5	6	7	8	9	AB	R	H	RBI	BB	SO	LOB	BOTTOM								
Alan Bannister, R OBP: 0.322, SLG: 0.370 (1, 7)										3	2	2	1	1	0	0									
Toby Harrah, R OBP: 0.387, SLG: 0.326 (1, 5)										2	1	0	0	2	0	1									
Mike Hargrove, L OBP: 0.392, SLG: 0.409 (1, 3)										4	2	2	1	0	0	2									
Gorman Thomas, R OBP: 0.284, SLG: 0.302 (1, 8)										4	0	0	0	0	1	5									
Pat Tabler, R OBP: 0.407, SLG: 0.495 (1, 10)										4	1	2	3	0	0	1									
Broderick Perkins, L OBP: 0.310, SLG: 0.365 (1, 9)										3	0	0	0	0	0	3									
George Vukovich, L OBP: 0.222, SLG: 0.257 (8, 9)										1	0	1	0	0	0	0									
Manny Trillo, R OBP: 0.341, SLG: 0.314 (1, 4)										4	2	2	1	0	1	1									
Julio Franco, R OBP: 0.298, SLG: 0.393 (1, 6)										4	1	2	3	0	0	1									
Chris Bando, S OBP: 0.315, SLG: 0.323 (1, 2)										4	0	0	0	0	0	3									
Inning Stats	R: 6 E: 0 K: 0 S: 7	H: 4 LOB: 2 BB: 2 P: 15	R: 0 E: 0 K: 0 S: 3	H: 0 LOB: 0 BB: 0 P: 3	R: 0 E: 0 K: 0 S: 3	H: 0 LOB: 0 BB: 0 P: 3	R: 0 E: 0 K: 0 S: 3	H: 0 LOB: 0 BB: 0 P: 3	R: 2 E: 0 K: 0 S: 5	H: 2 LOB: 1 BB: 1 P: 9	R: 1 E: 0 K: 0 S: 5	H: 3 LOB: 1 BB: 0 P: 5	R: 0 E: 0 K: 1 S: 5	H: 1 LOB: 0 BB: 0 P: 5	R: 0 E: 0 K: 1 S: 6	H: 1 LOB: 1 BB: 0 P: 6	R: 0 E: 0 K: 1 S: 6	H: 1 LOB: 1 BB: 0 P: 6	1B: 7 2B: 3 3B: 0 HR: 1	SF: 0 SAC: 0 DP: 2 HBP: 0	WP: 0 PB: 0 SB: 2 CS: 0	PA: 36			
PITCHER	IP	WLS	BF	H	R	ER	SO	BB	IBB	HBP	BLK	WP	HR	S	P	ERA	WHIP								
Bob Shirley, L ERA: 5.5 (1, 1)	5.0	L	24	6	8	8	0	3	0	0	0	0	1	21	33	14.40	1.800								
Dale Murray, R ERA: 5.25 (6, 1)	3.0		12	5	1	1	2	0	0	0	0	0	0	16	16	3.00	1.667								

New York Yankees @ Cleveland Indians
Cleveland Municipal Stadium, Cleveland, OH

AB 33
R 9
H 11
RBI 9
BB 3
SO 2
LOB 17



WP: 0 PA: 36
PB: 0
SB: 2
CS: 0

Tue Jun 14 1983, 7:05 PM EDT
Att: 14,150 - Unknown - 76 F

livebaseballscores.com

Batter	1	2	3	4	5	6	7	8	9	AB	R	H	RBI	BB	SO	LOB	TOP					
Willie Randolph, R (1, 4) OBP: 0.338, SLG: 0.315										5	1	2	0	0	1	3						
Ken Griffey, L (1, 3) OBP: 0.380, SLG: 0.466										5	1	3	1	0	0	2						
Dave Winfield, R (1, 7) OBP: 0.313, SLG: 0.480										5	0	0	0	0	1	4						
Steve Kemp, L (1, 9) OBP: 0.326, SLG: 0.442										4	1	3	2	1	0	0						
Butch Wynegar, S (1, 2) OBP: 0.410, SLG: 0.457										2	1	0	0	3	1	3						
Graig Nettles, L (1, 5) OBP: 0.356, SLG: 0.469										4	1	1	3	1	0	2						
Don Baylor, R (1, 10) OBP: 0.347, SLG: 0.442										4	1	2	0	1	0	3						
Jerry Mumphy, S (1, 8) OBP: 0.302, SLG: 0.393										3	1	1	1	2	0	1						
Andre Robertson, R (1, 6) OBP: 0.278, SLG: 0.352										5	1	2	1	0	1	5						
Inning Stats	R: 5 E: 0 K: 1 S: 10	H: 5 LOB: 2 BB: 2 P: 18	R: 0 E: 0 K: 0 S: 3	H: 0 LOB: 0 BB: 0 P: 3	R: 2 E: 0 K: 0 S: 5	H: 3 LOB: 2 BB: 2 P: 13	R: 0 E: 0 K: 0 S: 4	H: 1 LOB: 1 BB: 0 P: 4	R: 0 E: 0 K: 1 S: 5	H: 1 LOB: 0 BB: 0 P: 5	R: 0 E: 0 K: 2 S: 8	H: 1 LOB: 2 BB: 1 P: 12	R: 0 E: 0 K: 0 S: 3	H: 0 LOB: 0 BB: 0 P: 3	R: 1 E: 0 K: 0 S: 4	H: 2 LOB: 0 BB: 0 P: 4	R: 0 E: 0 K: 0 S: 3	H: 1 LOB: 3 BB: 3 P: 15	1B: 9 2B: 5 3B: 0 HR: 1	SF: 0 SAC: 0 DP: 4 HBP: 0	WP: 0 PB: 0 SB: 1 CS: 0	PA: 45
PITCHER	IP WLS BF H R ER SO BB IBB HBP BLK WP HR S P ERA WHIP																					
Juan Eichelberger, R (1, 1) ERA: 3.61	2.2 L 18 7 7 7 1 3 1 0 0 0 0 1 16 32 23.62 3.750																					
Jamie Easterly, L (3, 1) ERA: 3.18	3.1 14 4 0 0 3 1 0 0 0 0 0 0 19 23 0.00 1.500																					
Bud Anderson, R (7, 1) ERA: 4.7	2.0 10 3 1 1 0 2 0 0 0 0 0 0 8 16 4.50 2.500																					
Dan Spillner, R (9, 1) ERA: 5.13	1.0 3 0 0 0 0 1 0 0 0 0 0 0 2 6 0.00 1.000																					

New York Yankees @ Cleveland Indians
Cleveland Municipal Stadium, Cleveland, OH
Wed Jun 15 1983, 7:05 PM EDT
Att: 16,299 - Unknown - 73 F

AB 37
R 8
H 14
RBI 8
BB 8
SO 4
LOB 23



Batter	1	2	3	4	5	6	7	8	9	AB	R	H	RBI	BB	SO	LOB	BOTTOM					
Alan Bannister, R (1, 8) OBP: 0.324, SLG: 0.386										5	0	2	1	0	1	1						
Toby Harrah, R (1, 5) OBP: 0.382, SLG: 0.316										4	0	0	0	1	0	1						
Mike Hargrove, L (1, 3) OBP: 0.397, SLG: 0.405										2	1	0	0	3	0	2						
Andre Thornton, R (1, 10) OBP: 0.445, SLG: 0.497										5	0	2	0	0	0	4						
Broderick Perkins, L (1, 7) OBP: 0.297, SLG: 0.348										4	0	0	1	0	1	2						
Manny Trillo, R (1, 4) OBP: 0.335, SLG: 0.308										4	0	0	0	0	0	1						
Julio Franco, R (1, 6) OBP: 0.301, SLG: 0.401										3	1	1	0	1	0	0						
George Vukovich, L (1, 9) OBP: 0.231, SLG: 0.266										4	1	2	0	0	0	1						
Chris Bando, S (1, 2) OBP: 0.325, SLG: 0.377										4	2	2	3	0	0	2						
Inning Stats	R: 0 E: 0 K: 0 S: 3	H: 1 LOB: 1 BB: 1 P: 7	R: 0 E: 0 K: 1 S: 5	H: 0 LOB: 0 BB: 0 P: 5	R: 1 E: 0 K: 0 S: 5	H: 2 LOB: 2 BB: 1 P: 9	R: 3 E: 0 K: 0 S: 5	H: 2 LOB: 0 BB: 1 P: 9	R: 1 E: 0 K: 0 S: 4	H: 1 LOB: 1 BB: 0 P: 8	R: 0 E: 0 K: 1 S: 6	H: 1 LOB: 1 BB: 0 P: 6	R: 0 E: 0 K: 0 S: 4	H: 1 LOB: 1 BB: 0 P: 4	R: 0 E: 0 K: 0 S: 4	H: 1 LOB: 1 BB: 0 P: 4	R: 0 E: 0 K: 0 S: 3	H: 0 LOB: 1 BB: 1 P: 7	1B: 4 2B: 3 3B: 1 HR: 1	SF: 0 SAC: 0 DP: 1 HBP: 0	WP: 0 PB: 0 SB: 0 CS: 0	PA: 40
PITCHER	IP WLS BF H R ER SO BB IBB HBP BLK WP HR S P ERA WHIP																					
Shane Rawley, L (1, 1) ERA: 3.88	9.0 W 40 9 5 5 2 5 0 0 0 0 0 1 39 59 5.00 1.556																					

New York Yankees @ Cleveland Indians
Cleveland Municipal Stadium, Cleveland, OH
Wed Jun 15 1983, 7:05 PM EDT
Att: 16,299 - Unknown - 73 F

AB 35
R 5
H 9
RBI 5
BB 5
SO 2
LOB 14



Batter	1	2	3	4	5	6	7	8	9	AB	R	H	RBI	BB	SO	LOB	TOP					
Willie Randolph, R OBP: 0.335, SLG: 0.312 (1, 4)	F4		BB			4-3		F9		5	1	1	0	0	0	2						
Ken Griffey, L OBP: 0.376, SLG: 0.464 (1, 3)	4-3		HR	2B	4-3	F7		F8		5	1	1	1	0	0	0						
Oscar Gamble, L OBP: 0.436, SLG: 0.585 (1, 9)	2B		L4	BB	1B	2B	1B	G4-3	1B	5	1	4	0	0	0	2						
Steve Kemp, L OBP: 0.327, SLG: 0.443 (1, 7)	K		HR	IBB	F7	WP	2B	G4-3	1B	4	1	1	1	1	1	3						
Butch Wynegar, S OBP: 0.409, SLG: 0.450 (1, 2)	2B	1B	K	1-2	BB	G3		F9		4	0	1	0	1	1	4						
Graig Nettles, L OBP: 0.359, SLG: 0.472 (1, 5)	1B	2B	HR	BB	4-3	F8				3	2	1	1	1	0	2						
Don Baylor, R OBP: 0.350, SLG: 0.459 (1, 10)	G3-6-3	1B	HR		4-3	F8				4	1	2	5	0	0	0						
Jerry Mumphy, S OBP: 0.301, SLG: 0.389 (1, 8)	G3-6-3	1B	1B	1B	6-3	K				4	0	1	0	0	1	1						
Andre Robertson, R OBP: 0.285, SLG: 0.356 (1, 6)			BB		K			F5		4	1	2	0	0	1	0						
Inning Stats	R: 0 E: 0 K: 1 S: 6	H: 1 LOB: 1 BB: 0 P: 6	R: 1 E: 0 K: 0 S: 4	H: 3 LOB: 0 BB: 4	R: 6 E: 0 K: 1 S: 11	H: 6 LOB: 2 BB: 19	R: 0 E: 0 K: 0 S: 4	H: 1 LOB: 2 BB: 1 P: 8	R: 0 E: 0 K: 1 S: 5	H: 0 LOB: 0 BB: 0 P: 5	R: 1 E: 0 K: 0 S: 5	H: 2 LOB: 1 BB: 0 P: 5	R: 0 E: 0 K: 1 S: 5	H: 0 LOB: 0 BB: 0 P: 5	R: 0 E: 0 K: 0 S: 3	H: 0 LOB: 0 BB: 0 P: 3	R: 0 E: 0 K: 0 S: 3	H: 1 LOB: 0 BB: 0 P: 3	1B: 9 2B: 4 3B: 0 HR: 1	SF: 0 SAC: 0 DP: 2 HBP: 0	WP: 1 PB: 0 SB: 0 CS: 0	PA: 41
PITCHER	IP	WLS	BF	H	R	ER	SO	BB	IBB	HBP	BLK	WP	HR	S	P	ERA	WHIP					
Bert Blyleven, R ERA: 4.16 (1, 1)	2.2	L	16	8	7	7	2	1	1	0	0	0	1	18	26	23.62	3.375					
Bud Anderson, R ERA: 3.92 (3, 1)	5.1		22	5	1	1	2	1	0	0	0	1	0	25	29	1.69	1.125					
Jamie Easterly, L ERA: 3.0 (9, 1)	1.0		3	1	0	0	0	0	0	0	0	0	0	3	3	0.00	1.000					

New York Yankees @ Cleveland Indians
Cleveland Municipal Stadium, Cleveland, OH

AB 38
R 8
H 14
RBI 8
BB 3
SO 4
LOB 14



Thu Jun 16 1983, 7:05 PM EDT
Att: 19,016 - Unknown - 75 F

Batter	1	2	3	4	5	6	7	8	9	AB	R	H	RBI	BB	SO	LOB	BOTTOM				
Alan Bannister, R OBP: 0.322, SLG: 0.382 (1, 9)	CS			F7		G6-4-3		F8		4	0	1	0	0	0	2					
Toby Harrah, R OBP: 0.359, SLG: 0.321 (1, 5)	5-3			F2			F7	1B	2B	4	1	1	0	0	0	1					
Mike Hargrove, L OBP: 0.394, SLG: 0.402 (1, 3)	G3			G3			3-1	BB	1B	4	0	1	1	0	0	0					
Andre Thornton, R OBP: 0.446, SLG: 0.492 (1, 10)	G6-4-3	BB		6-3			5-3	2-H	BB	2	0	0	0	2	0	0					
Gorman Thomas, R OBP: 0.279, SLG: 0.296 (1, 8)	F2			6-3			F3	1-2	L8	4	0	0	0	0	0	3					
Pat Tabler, R OBP: 0.405, SLG: 0.490 (1, 7)	G6-4-3			4-3			1B			3	0	1	0	0	0	1					
Manny Trillo, R OBP: 0.330, SLG: 0.303 (1, 4)			5-3			L8		K		3	0	0	0	0	1	1					
Julio Franco, R OBP: 0.302, SLG: 0.400 (1, 6)			F8			1B	1B	K		3	0	1	0	0	1	1					
Chris Bando, S OBP: 0.325, SLG: 0.375 (1, 2)			K			G6-4-3		F3		3	0	1	0	0	1	0					
Inning Stats	R: 0 E: 0 K: 0 S: 3	H: 1 LOB: 0 BB: 0 P: 3	R: 0 E: 0 K: 0 S: 2	H: 0 LOB: 0 BB: 1 P: 6	R: 0 E: 0 K: 1 S: 5	H: 0 LOB: 0 BB: 0 P: 5	R: 0 E: 0 K: 0 S: 3	H: 0 LOB: 0 BB: 0 P: 3	R: 0 E: 0 K: 0 S: 4	H: 2 LOB: 1 BB: 0 P: 4	R: 0 E: 0 K: 0 S: 3	H: 0 LOB: 0 BB: 0 P: 3	R: 0 E: 0 K: 2 S: 8	H: 1 LOB: 1 BB: 0 P: 8	R: 1 E: 0 K: 0 S: 5	H: 2 LOB: 2 BB: 1 P: 9	1B: 5 2B: 1 3B: 0 HR: 0	SF: 0 SAC: 0 DP: 2 HBP: 0	WP: 0 PB: 0 SB: 0 CS: 1	PA: 32	
PITCHER	IP	WLS	BF	H	R	ER	SO	BB	IBB	HBP	BLK	WP	HR	S	P	ERA	WHIP				
Ron Guidry, L ERA: 3.04 (1, 1)	9.0	W	32	6	1	1	3	2	0	0	0	0	0	36	44	1.00	0.889				

New York Yankees @ Cleveland Indians
Cleveland Municipal Stadium, Cleveland, OH

AB 30
R 1
H 6
RBI 1
BB 2
SO 3
LOB 9




Thu Jun 16 1983, 7:05 PM EDT
Att: 19,016 - Unknown - 75 F

Batter	1	2	3	4	5	6	7	8	9	AB	R	H	RBI	BB	SO	LOB	TOP										
Lou Whitaker, L (1, 4) OBP: 0.360, SLG: 0.455 Julio Gonzalez, R (8, 4) OBP: 0.118, SLG: 0.125										4	2	2	2	1	0	2											
Alan Trammell, R (1, 6) OBP: 0.353, SLG: 0.402 Larry Herndon, R (9, PH) OBP: 0.306, SLG: 0.417 Dave Gumpert, R (9, 1)										5	0	1	0	0	0	4											
Kirk Gibson, L (1, 7) OBP: 0.320, SLG: 0.425										6	1	1	0	0	1	2											
Lance Parrish, R (1, 2) OBP: 0.339, SLG: 0.480 Bill Fahey, L (7, 2) OBP: 0.366, SLG: 0.313										4	1	4	2	1	0	0											
Johnny Grubb, L (1, 10) OBP: 0.372, SLG: 0.391 John Wockenfuss, R (5, PH) OBP: 0.269, SLG: 0.360										2	1	1	0	1	0	1											
Glenn Wilson, R (1, 9) OBP: 0.304, SLG: 0.470										4	2	1	0	1	0	6											
Chet Lemon, R (1, 8) OBP: 0.376, SLG: 0.416										4	3	2	0	1	0	2											
Rick Leach, L (1, 3) OBP: 0.320, SLG: 0.308 Enos Cabell, R (5, PH) OBP: 0.356, SLG: 0.453										2	0	0	0	0	0	1											
Tom Brookens, R (1, 5) OBP: 0.308, SLG: 0.338										3	1	1	1	0	1	2											
Inning Stats	R: 1 E: 0 K: 0 S: 5	H: 3 LOB: 2 BB: 1 P: 9	R: 1 E: 0 K: 0 S: 4	H: 1 LOB: 1 BB: 1 P: 8	R: 0 E: 0 K: 0 S: 4	H: 1 LOB: 2 BB: 1 P: 8	R: 0 E: 0 K: 0 S: 3	H: 0 LOB: 1 BB: 1 P: 7	R: 7 E: 2 K: 0 S: 10	H: 5 LOB: 2 BB: 2 P: 18	R: 2 E: 0 K: 0 S: 6	H: 3 LOB: 1 BB: 0 P: 6	R: 0 E: 0 K: 1 S: 5	H: 0 LOB: 0 BB: 0 P: 5	R: 0 E: 0 K: 0 S: 3	H: 0 LOB: 0 BB: 0 P: 3	1B: 10 2B: 4 3B: 0 HR: 0	SF: 1 SAC: 0 DP: 2 HBP: 0	WP: 2 PB: 1 SB: 0 CS: 0	PA: 48							
PITCHER	IP	WLS	BF	H	R	ER	SO	BB	IBB	HBP	BLK	WP	HR	S	P	ERA	WHIP										
Len Barker, R (1, 1) ERA: 5.45	4.0	L	25	8	7	7	0	5	0	0	0	1	0	20	40	15.75	3.250										
Neal Heaton, L (5, 1) ERA: 3.26	5.0		23	6	4	2	2	0	1	0	0	1	0	26	30	3.60	1.200										

Detroit Tigers @ Cleveland Indians
Cleveland Municipal Stadium, Cleveland, OH
Fri Jun 17 1983, 7:05 PM EDT
Att: 11,465 - Unknown


AB 41
R 11
H 14
RBI 9
BB 6
SO 2
LOB 26



Batter	1	2	3	4	5	6	7	8	9	AB	R	H	RBI	BB	SO	LOB	BOTTOM										
Alan Bannister, R (1, 9) OBP: 0.312, SLG: 0.369										5	0	0	0	0	2	3											
Toby Harrah, R (1, 5) OBP: 0.366, SLG: 0.326										4	1	2	0	1	0	0											
Mike Hargrove, L (1, 3) OBP: 0.386, SLG: 0.394										4	0	0	1	0	2	2											
Andre Thornton, R (1, 10) OBP: 0.451, SLG: 0.492										2	1	1	0	1	0	1											
Gorman Thomas, R (1, 8) OBP: 0.287, SLG: 0.298										2	1	1	0	2	0	1											
Pat Tabler, R (1, 7) OBP: 0.408, SLG: 0.491										4	0	2	3	0	0	2											
Manny Trillo, R (1, 4) OBP: 0.329, SLG: 0.302										4	0	1	0	0	0	0											
Ron Hassey, L (1, 2) OBP: 0.333, SLG: 0.303										4	0	0	0	0	2	2											
Mike Fischlin, R (1, 6) OBP: 0.333, SLG: 0.302										2	1	1	0	2	0	0											
Inning Stats	R: 3 E: 0 K: 1 S: 8	H: 3 LOB: 2 BB: 1 P: 13	R: 1 E: 0 K: 0 S: 3	H: 1 LOB: 0 BB: 1 P: 7	R: 0 E: 0 K: 0 S: 2	H: 0 LOB: 1 BB: 1 P: 6	R: 0 E: 0 K: 0 S: 3	H: 0 LOB: 1 BB: 1 P: 7	R: 0 E: 0 K: 2 S: 8	H: 3 LOB: 2 BB: 0 P: 5	R: 0 E: 0 K: 1 S: 5	H: 0 LOB: 2 BB: 2 P: 13	R: 0 E: 0 K: 1 S: 5	H: 0 LOB: 0 BB: 0 P: 5	R: 0 E: 0 K: 1 S: 5	H: 0 LOB: 0 BB: 0 P: 5	1B: 8 2B: 0 3B: 0 HR: 0	SF: 1 SAC: 0 DP: 1 HBP: 1	WP: 0 PB: 0 SB: 1 CS: 1	PA: 40							
PITCHER	IP	WLS	BF	H	R	ER	SO	BB	IBB	HBP	BLK	WP	HR	S	P	ERA	WHIP										
Jack Morris, R (1, 1) ERA: 4.54	7.0	W	33	8	4	4	4	6	0	1	0	0	0	34	59	5.14	2.000										
Dave Gumpert, R (8, 1) ERA: 4.91	2.0		6	0	0	0	2	0	0	0	0	0	0	10	10	0.00	0.000										
Dave Gumpert, R (9, 1) ERA: 4.91	2.0		6	0	0	0	2	0	0	0	0	0	0	10	10	0.00	0.000										

Detroit Tigers @ Cleveland Indians
Cleveland Municipal Stadium, Cleveland, OH
Fri Jun 17 1983, 7:05 PM EDT
Att: 11,465 - Unknown

AB 31
R 4
H 8
RBI 4
BB 6
SO 6
LOB 11



Batter	1	2	3	4	5	6	7	8	9	AB	R	H	RBI	BB	SO	LOB	TOP					
Lou Whitaker, L (1, 4) OBP: 0.391, SLG: 0.454										5	2	2	0	0	1	2	Detroit Tigers @ Cleveland Indians Cleveland Municipal Stadium, Cleveland, OH Sat Jun 18 1983, 3:33 AM EDT Att: 14,625 - Unknown - 80 F					
Johnny Grubb, L (1, 9) OBP: 0.374, SLG: 0.384										4	1	1	0	1	2	2						
Kirk Gibson, L (1, 7) OBP: 0.328, SLG: 0.456										5	3	3	2	0	1	1						
Lance Parrish, R (1, 2) OBP: 0.336, SLG: 0.487										5	1	1	3	0	1	2						
Larry Herndon, R (1, 10) OBP: 0.312, SLG: 0.419										4	1	2	0	1	0	0						
Chet Lemon, R (1, 8) OBP: 0.381, SLG: 0.426										5	0	3	1	0	1	3						
Rick Leach, L (1, 3) OBP: 0.314, SLG: 0.302										5	0	1	2	0	1	4						
Tom Brookens, R (1, 5) OBP: 0.306, SLG: 0.335										4	0	1	0	0	0	3						
Julio Gonzalez, R (1, 6) OBP: 0.150, SLG: 0.158										3	0	1	0	0	0	1						
John Wockenfuss, R (8, PH) OBP: 0.266, SLG: 0.356										1	0	0	0	0	0	1						
Inning Stats	R: 3 E: 1 K: 1 S: 8	H: 3 LOB: 2 BB: 2 P: 16	R: 0 E: 0 K: 1 S: 5	H: 0 LOB: 0 BB: 0 P: 5	R: 2 E: 0 K: 0 S: 6	H: 3 LOB: 1 BB: 0 P: 6	R: 0 E: 0 K: 1 S: 6	H: 1 LOB: 1 BB: 0 P: 6	R: 0 E: 0 K: 0 S: 5	H: 0 LOB: 0 BB: 0 P: 5	R: 0 E: 1 K: 0 S: 3	H: 0 LOB: 0 BB: 0 P: 3	R: 3 E: 0 K: 0 S: 7	H: 4 LOB: 1 BB: 0 P: 7	R: 0 E: 0 K: 1 S: 6	H: 2 LOB: 1 BB: 0 P: 6	R: 0 E: 0 K: 2 S: 9	H: 2 LOB: 2 BB: 0 P: 9	1B: 11 2B: 2 3B: 0 HR: 2	SF: 0 SAC: 0 DP: 1 HBP: 0	WP: 0 PB: 0 SB: 1 CS: 0	PA: 43
PITCHER	IP WLS BF H R ER SO BB IBB HBP BLK WP HR S P ERA WHIP	IP WLS BF H R ER SO BB IBB HBP BLK WP HR S P ERA WHIP																				
Rick Sutcliffe, R (1, 1) ERA: 3.92	6.1	W	31	10	8	8	4	2	0	0	0	0	0	0	2	37	45	11.37	1.895			
Dan Spillner, R (7, 1) ERA: 4.81	2.2		12	5	0	0	3	0	0	0	0	0	0	0	0	18	18	0.00	1.875			

Batter	1	2	3	4	5	6	7	8	9	AB	R	H	RBI	BB	SO	LOB	BOTTOM					
Alan Bannister, R (1, 7) OBP: 0.315, SLG: 0.366										4	1	1	0	1	1	1	Detroit Tigers @ Cleveland Indians Cleveland Municipal Stadium, Cleveland, OH Sat Jun 18 1983, 3:33 AM EDT Att: 14,625 - Unknown - 80 F					
Manny Trillo, R (1, 4) OBP: 0.330, SLG: 0.304										5	0	2	2	0	1	2						
Broderick Perkins, L (1, 3) OBP: 0.302, SLG: 0.351										5	0	2	1	0	0	3						
Andre Thornton, R (1, 10) OBP: 0.454, SLG: 0.489										3	3	1	0	2	0	2						
Gorman Thomas, R (1, 8) OBP: 0.289, SLG: 0.305										5	1	2	0	0	2	1						
Pat Tabler, R (1, 5) OBP: 0.411, SLG: 0.486										3	2	1	1	1	0	0						
Toby Harrah, R (7, 5) OBP: 0.364, SLG: 0.324										1	0	0	0	0	0	0						
George Vukovich, L (1, 9) OBP: 0.238, SLG: 0.272										5	2	2	1	0	0	3						
Ron Hassey, L (1, 2) OBP: 0.338, SLG: 0.312										3	2	1	0	1	0	3						
Julio Franco, R (1, 6) OBP: 0.309, SLG: 0.415										4	1	3	5	0	0	0						
Inning Stats	R: 1 E: 0 K: 0 S: 4	H: 1 LOB: 0 BB: 0 P: 4	R: 3 E: 1 K: 1 S: 9	H: 3 LOB: 2 BB: 1 P: 13	R: 4 E: 0 K: 2 S: 8	H: 2 LOB: 0 BB: 3 P: 20	R: 2 E: 1 K: 1 S: 7	H: 2 LOB: 1 BB: 1 P: 11	R: 1 E: 0 K: 0 S: 5	H: 2 LOB: 1 BB: 0 P: 5	R: 0 E: 0 K: 0 S: 5	H: 3 LOB: 1 BB: 0 P: 5	R: 0 E: 0 K: 0 S: 5	H: 2 LOB: 2 BB: 0 P: 5	R: 0 E: 0 K: 0 S: 3	H: 0 LOB: 0 BB: 0 P: 3	R: 0 E: 0 K: 0 S: 3	H: 0 LOB: 0 BB: 0 P: 3	1B: 11 2B: 5 3B: 0 HR: 0	SF: 0 SAC: 0 DP: 1 HBP: 0	WP: 4 PB: 0 SB: 0 CS: 1	PA: 43
PITCHER	IP WLS BF H R ER SO BB IBB HBP BLK WP HR S P ERA WHIP	IP WLS BF H R ER SO BB IBB HBP BLK WP HR S P ERA WHIP																				
Milt Wilcox, R (1, 1) ERA: 3.1	2.1	L	17	5	2	5	2	3	0	0	0	0	0	0	0	17	33	19.29	3.429			
Larry Pashnick, R (3, 1) ERA: 3.5	1.2		8	3	2	0	2	1	0	0	0	0	0	0	11	15	0.00	2.400				
Pat Underwood, L (5, 1) ERA: 5.4	2.0		10	5	2	2	0	0	0	0	0	0	0	1	0	10	10	9.00	2.500			
Howard Bailey, L (7, 1) ERA: 3.18	2.0		8	2	0	0	0	0	0	0	0	0	0	0	0	8	8	0.00	1.000			

AB	41
R	8
H	15
RBI	8
BB	2
SO	7
LOB	19



AB	38
R	12
H	15
RBI	10
BB	5
SO	4
LOB	15



Batter	1	2	3	4	5	6	7	8	9	AB	R	H	RBI	BB	SO	LOB	TOP																					
Alan Bannister, R OBP: 0.318, SLG: 0.388 (1, 7)	F9						K			3	1	2	1	1	0		Cleveland Indians @ Boston Red Sox Fenway Park, Boston, MA Mon Jun 20 1983, 7:05 PM EDT Att: 18,417 - Unknown																					
Manny Trillo, R OBP: 0.328, SLG: 0.307 (1, 4)	6-3		K		F5			6-3		4	0	0	0	0	1																							
Mike Hargrove, L OBP: 0.382, SLG: 0.389 (1, 3)	L9		G3					4-3		4	0	1	0	0	0	1																						
Andre Thornton, R OBP: 0.448, SLG: 0.480 (1, 10)		1B		5-3	L5			5-3		4	0	1	0	0	0	1																						
Gorman Thomas, R OBP: 0.280, SLG: 0.294 (1, 8)	F8			3-1			K		4-3	4	0	0	0	0	1	1																						
Toby Harrah, R OBP: 0.359, SLG: 0.320 (1, 5)				F5			K		F9	4	0	1	0	0	1	0																						
George Vukovich, L OBP: 0.261, SLG: 0.336 (1, 9)	L4				2B		L3			4	1	2	0	0	0	2																						
Ron Hassey, L OBP: 0.333, SLG: 0.298 (1, 2)	1-4-3				F7		F8		3-1	4	0	0	0	0	0	4																						
Julio Franco, R OBP: 0.310, SLG: 0.422 (1, 6)			5-3		HR		4-3			3	1	1	1	0	0	0																						
Inning Stats	R: 0 E: 0 K: 0 S: 3	H: 0 LOB: 0 BB: 0 P: 3	R: 0 E: 0 K: 0 S: 5	H: 2 LOB: 2 BB: 0 P: 5	R: 0 E: 0 K: 1 S: 5	H: 0 LOB: 1 BB: 1 P: 9	R: 0 E: 0 K: 0 S: 3	H: 0 LOB: 0 BB: 0 P: 3	R: 3 E: 0 K: 0 S: 7	H: 4 LOB: 1 BB: 0 P: 7	R: 0 E: 0 K: 2 S: 7	H: 0 LOB: 0 BB: 0 P: 7	R: 0 E: 0 K: 1 S: 5	H: 0 LOB: 0 BB: 0 P: 5	R: 0 E: 0 K: 0 S: 4	H: 1 LOB: 1 BB: 0 P: 4	1B: 4 2B: 2 3B: 0 HR: 1	SF: 0 SAC: 0 DP: 0 HBP: 0	WP: 0 PB: 0 SB: 0 CS: 0	PA: 35																		
PITCHER	IP	WLS	BF	H	R	ER	SO	BB	IBB	HBP	BLK	WP	HR	S	P	ERA	WHIP	PITCHER				IP	WLS	BF	H	R	ER	SO	BB	IBB	HBP	BLK	WP	HR	S	P	ERA	WHIP
Dennis Eckersley, R ERA: 4.99 Bob Stanley, R ERA: 2.29 (1, 1)	7.0	W	28	6	3	3	4	1	0	0	0	0	1	35	39	3.86	1.000					2.0	S	7	1	0	0	0	0	0	0	0	0	0	0	0.00	0.500	

AB	34
R	3
H	7
RBI	3
BB	1
SO	4
LOB	10

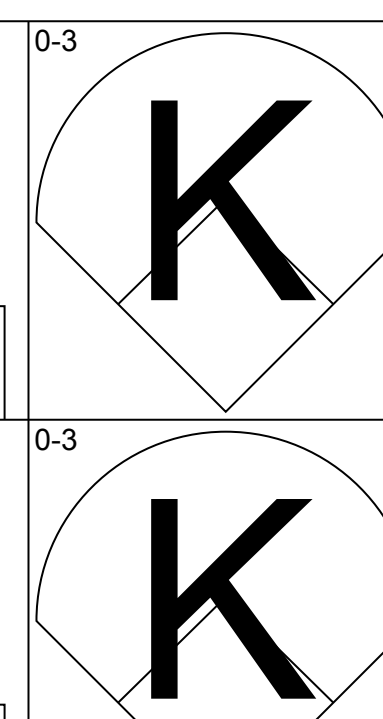
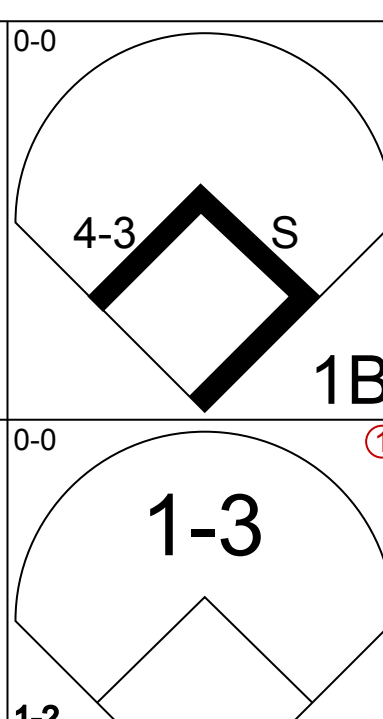
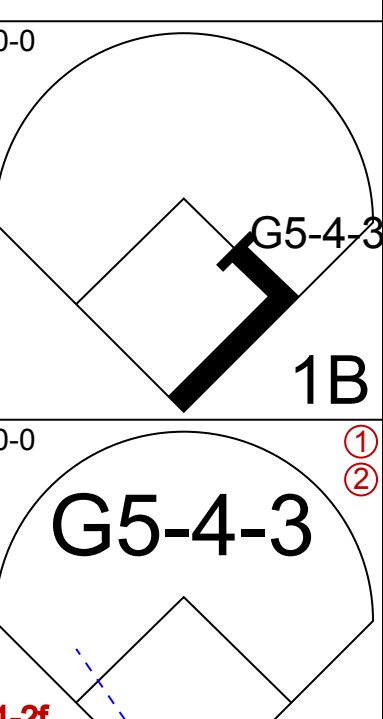
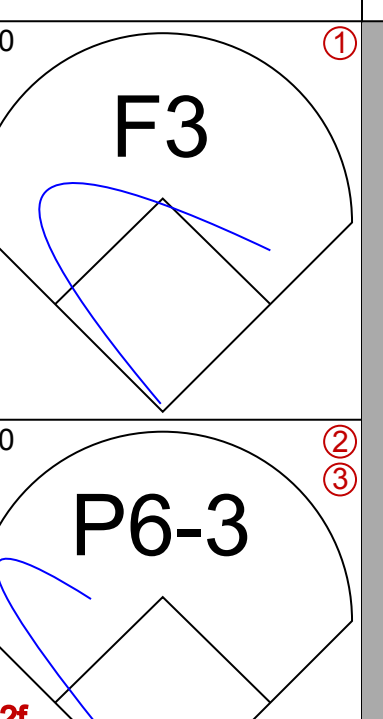
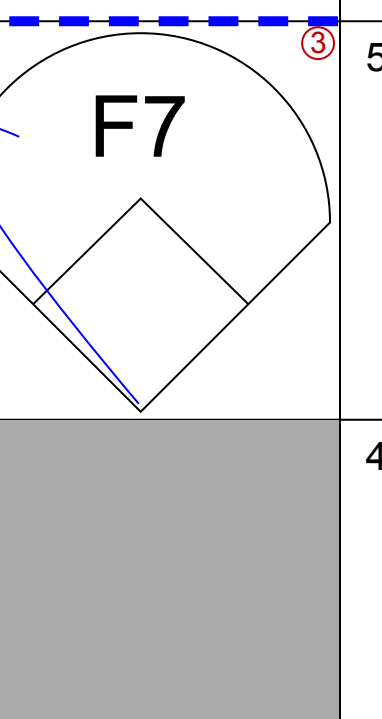
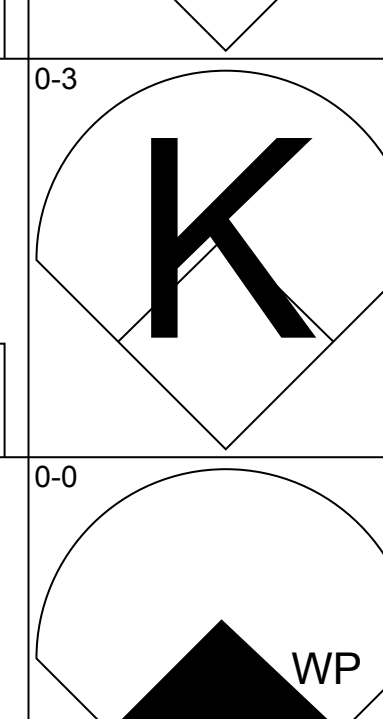
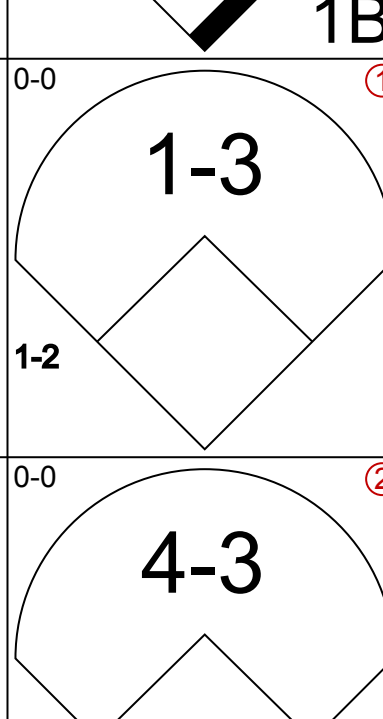
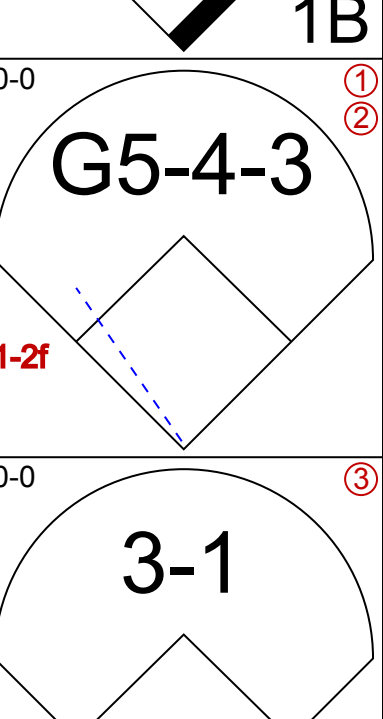
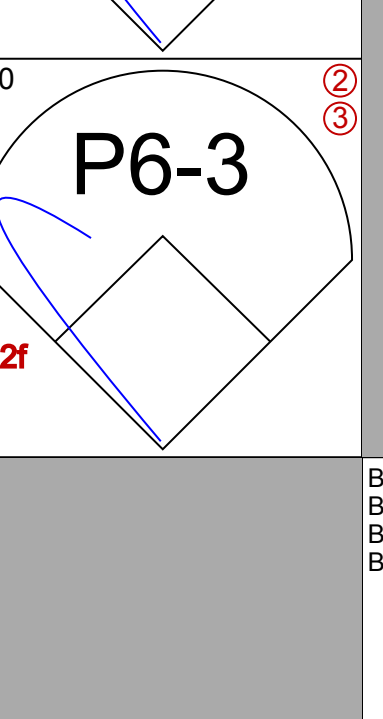
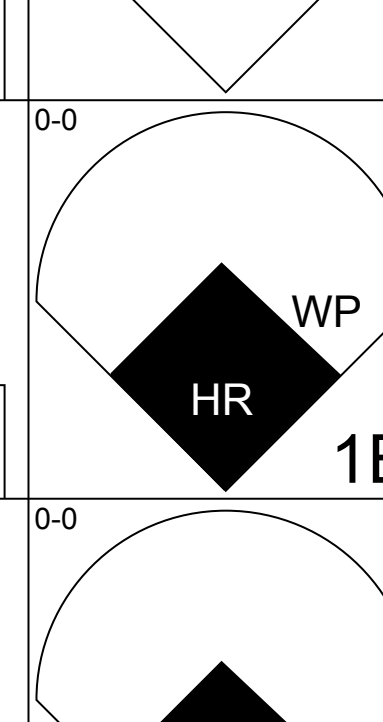
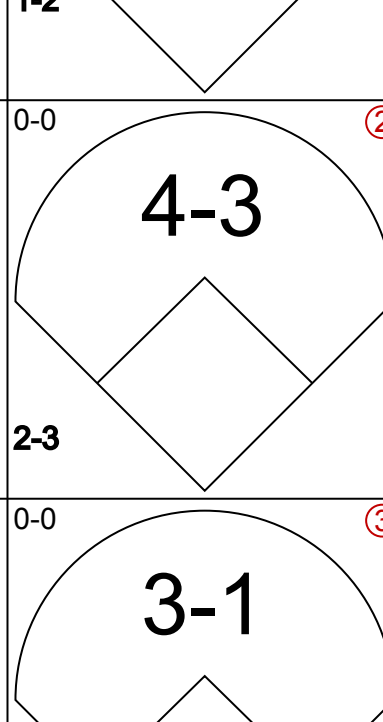
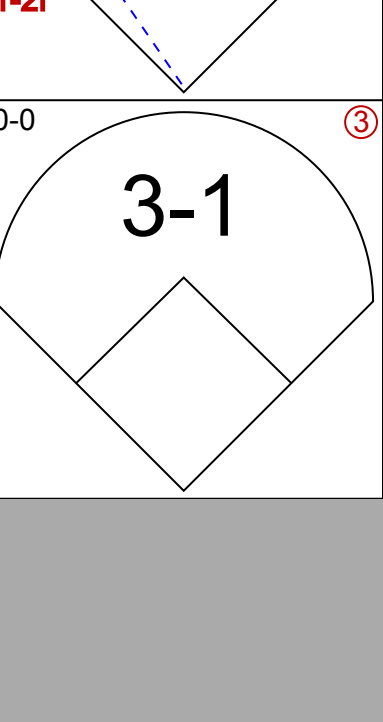

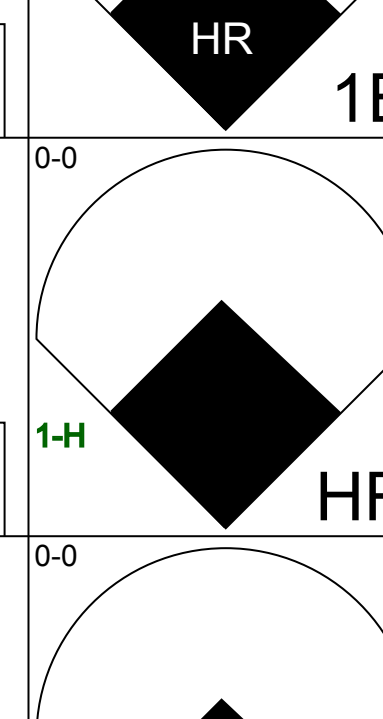
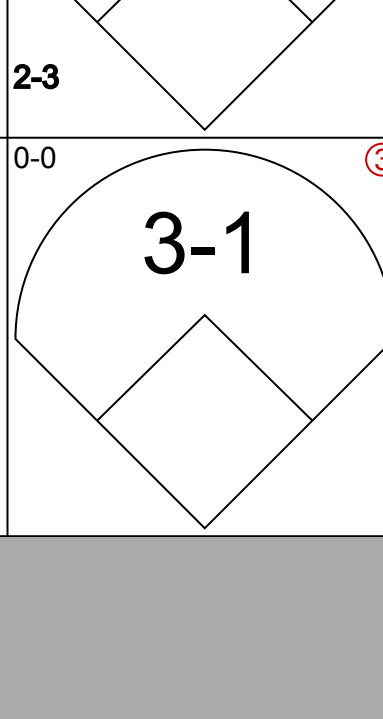


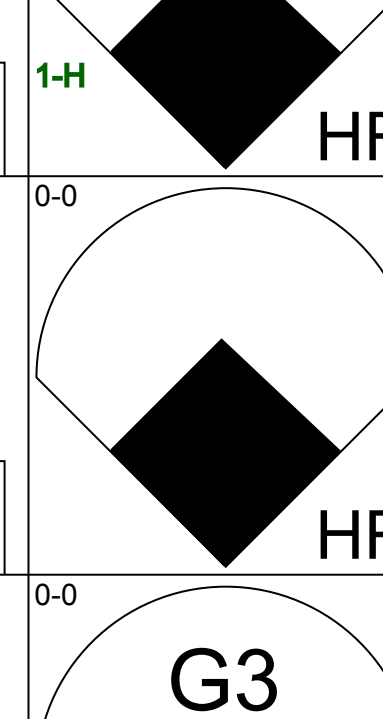
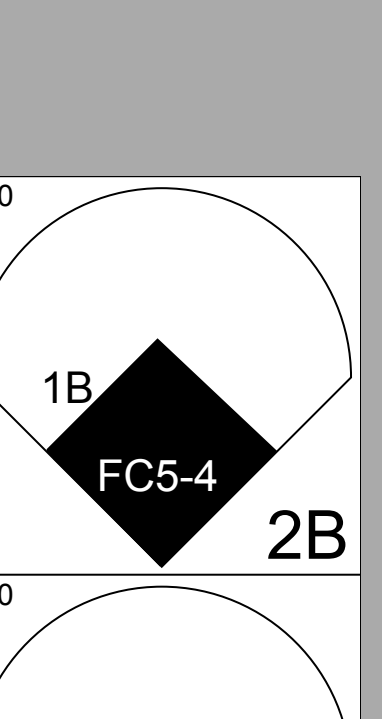
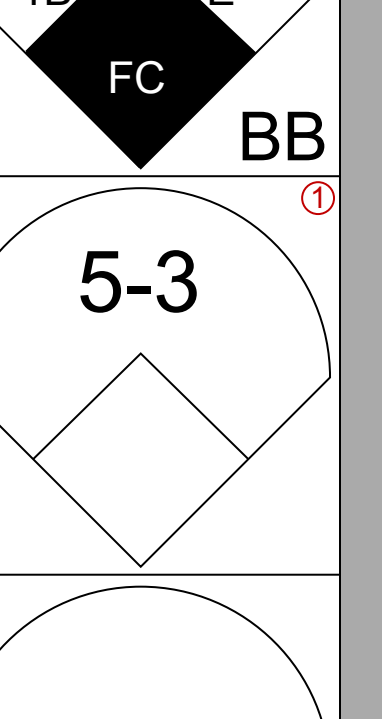
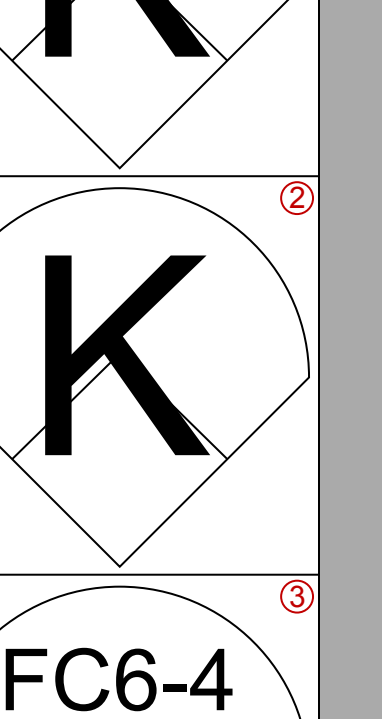
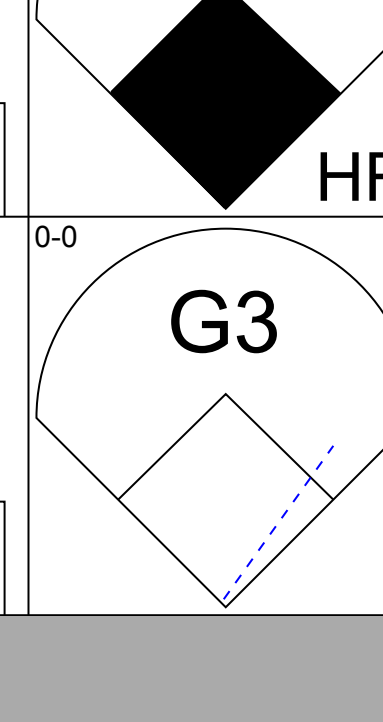
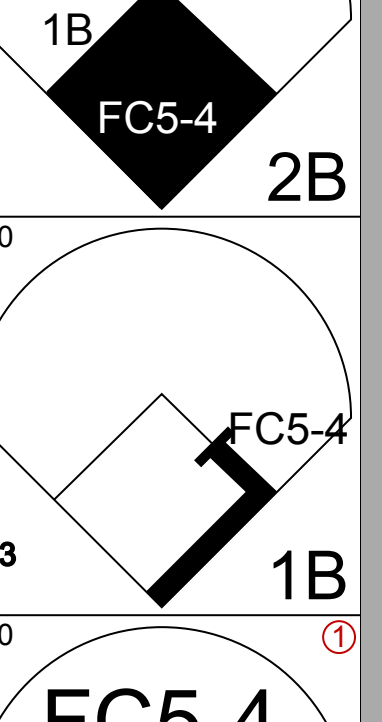
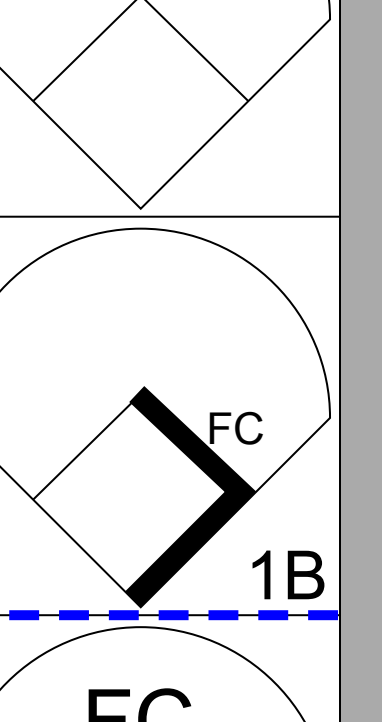
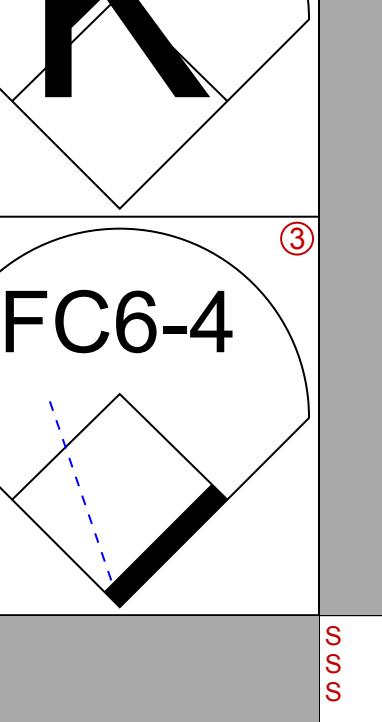
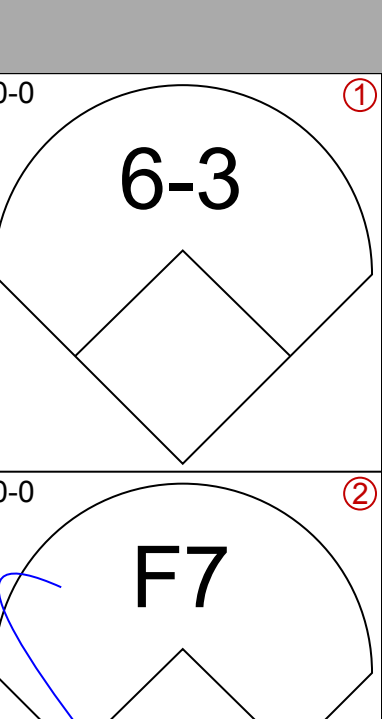
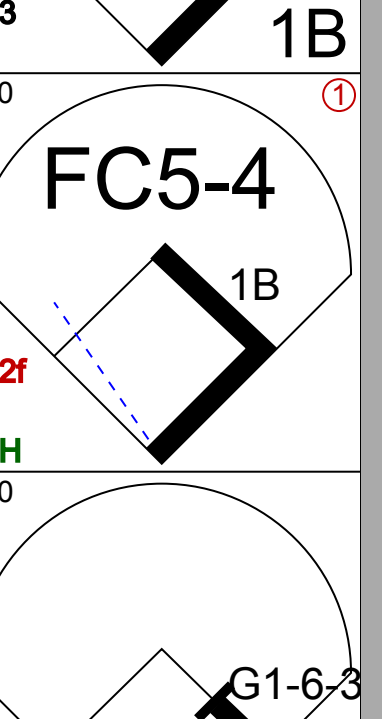
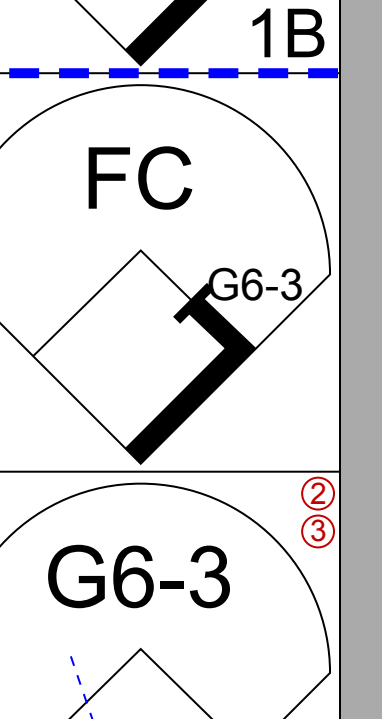
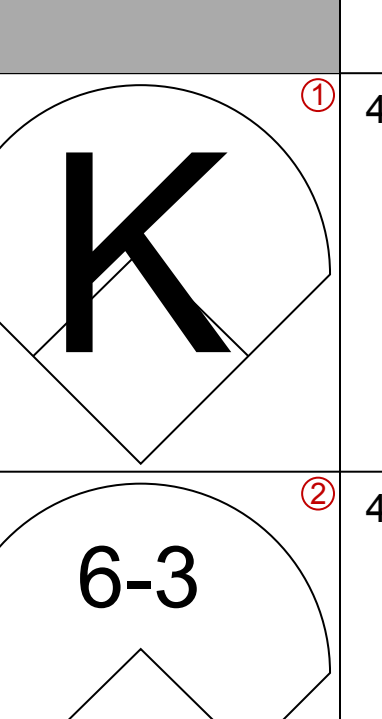
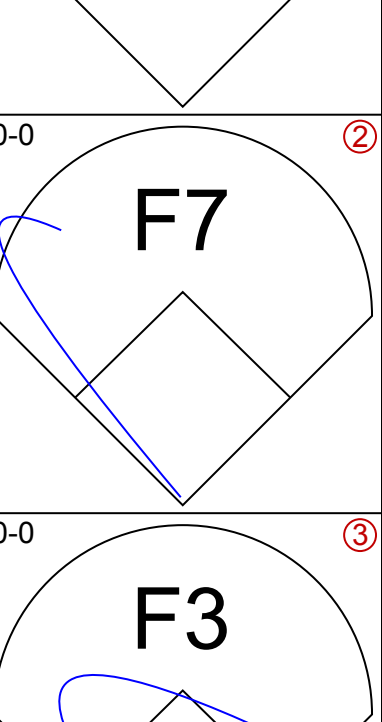
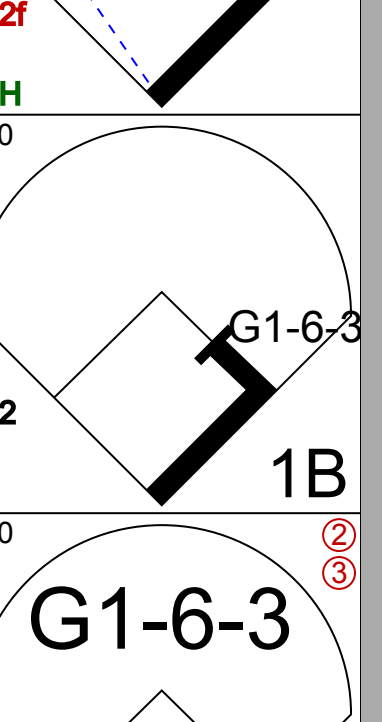
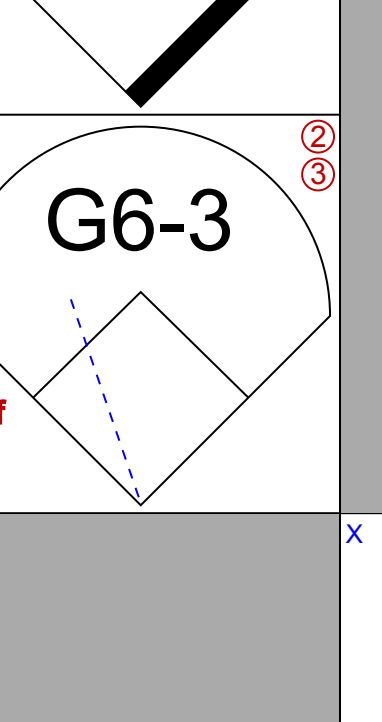
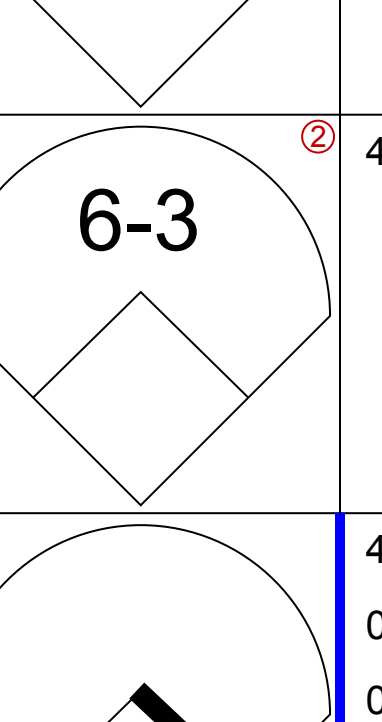
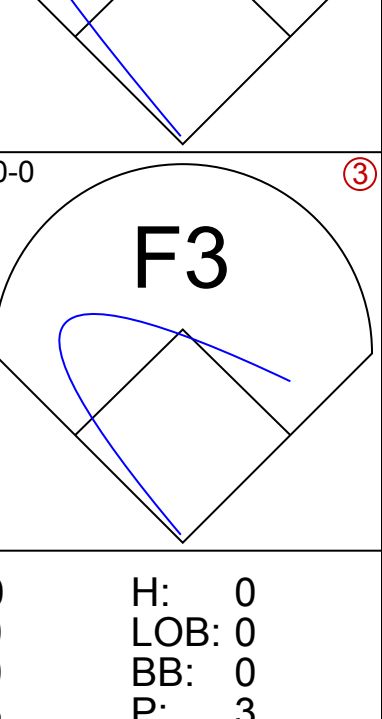
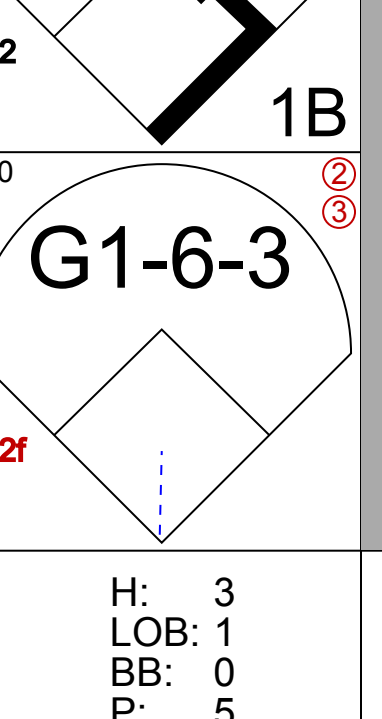
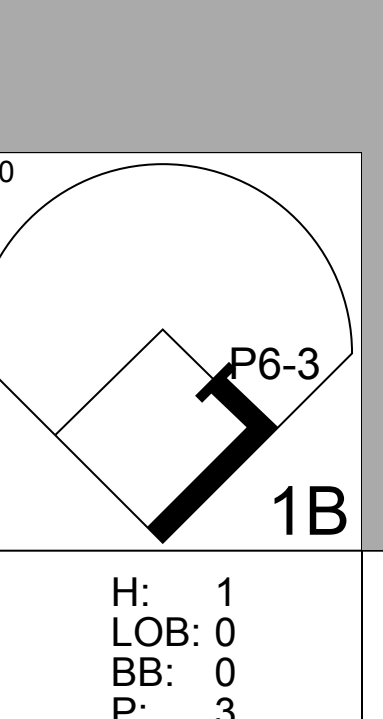


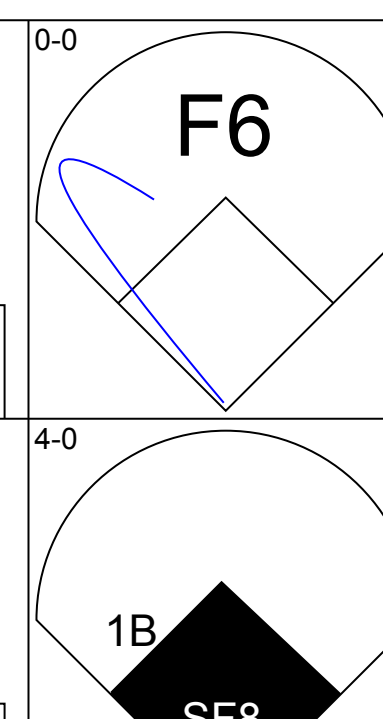
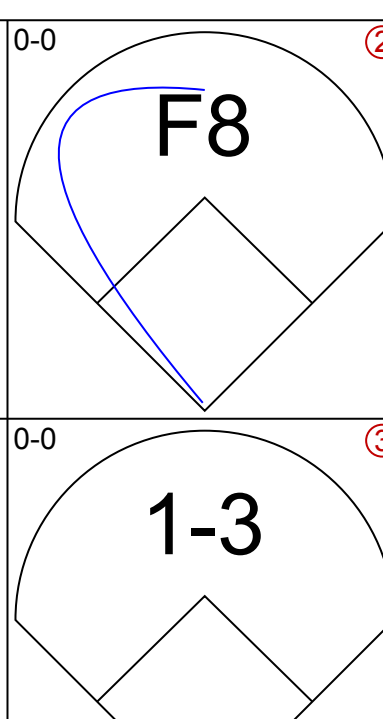
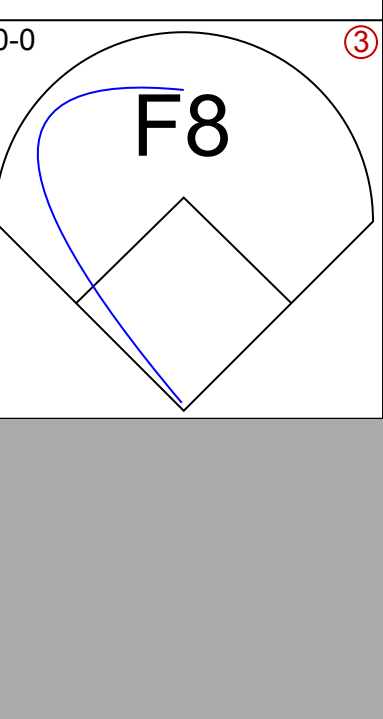
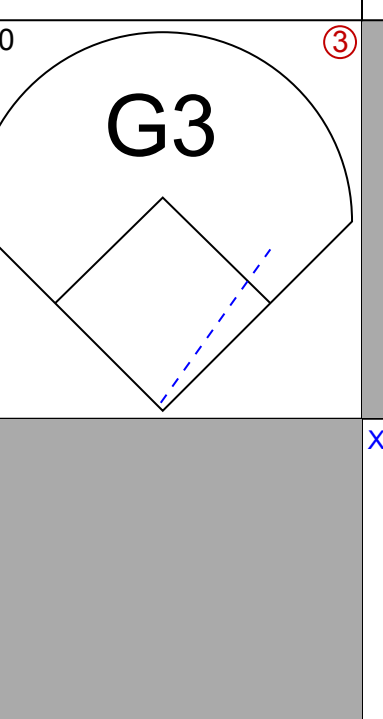
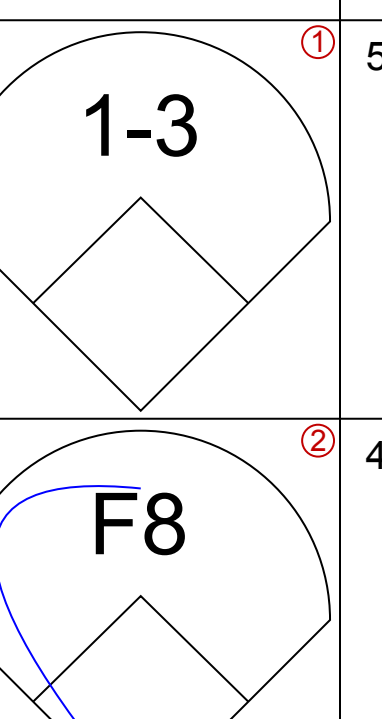
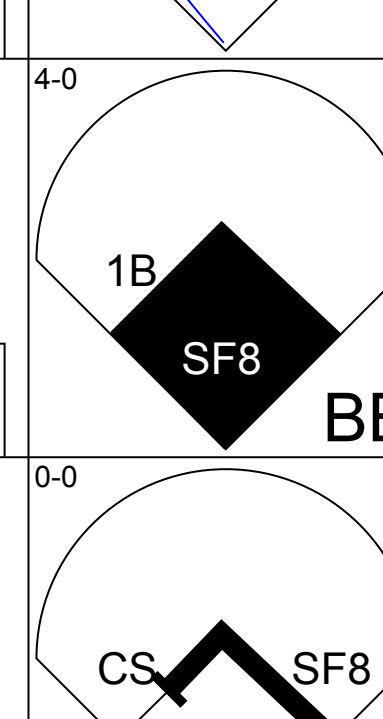

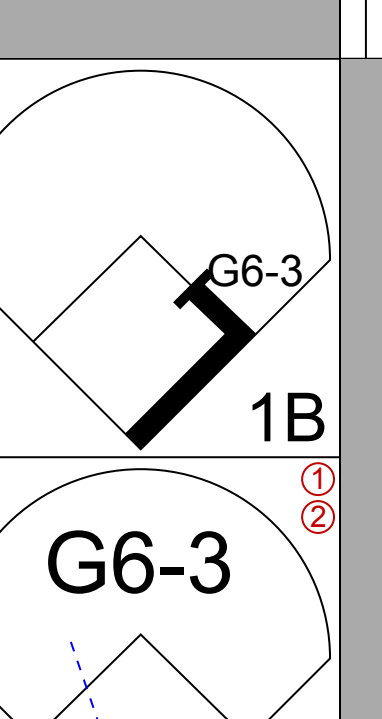
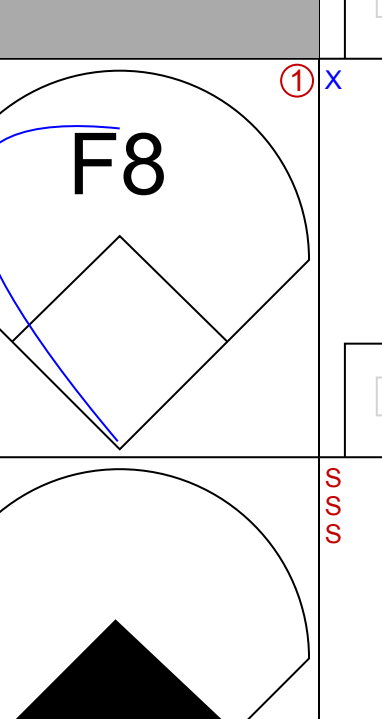
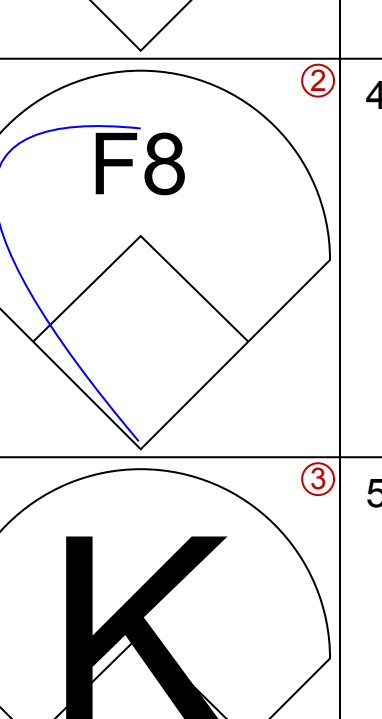
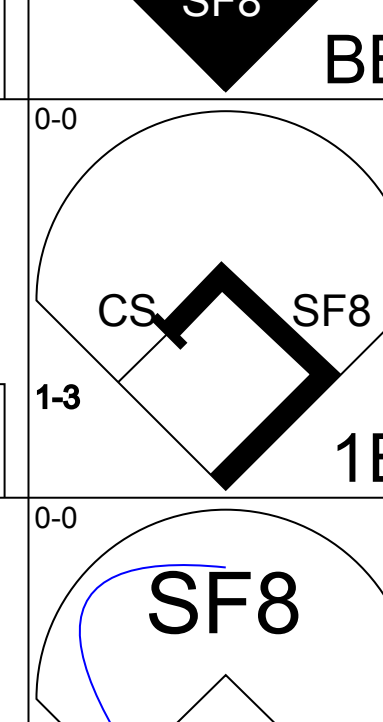
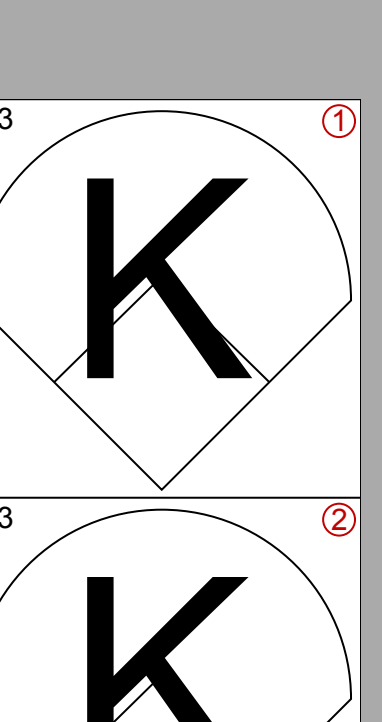
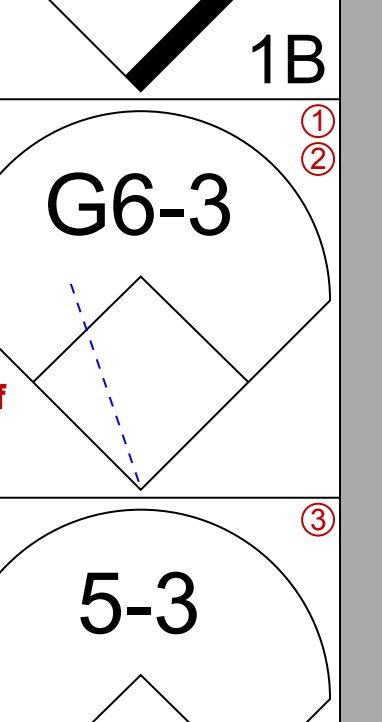
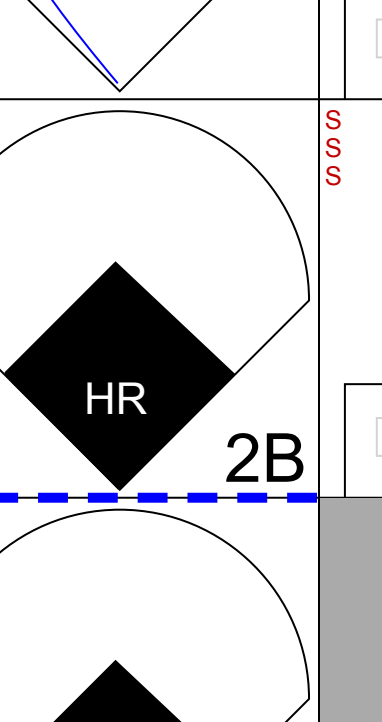
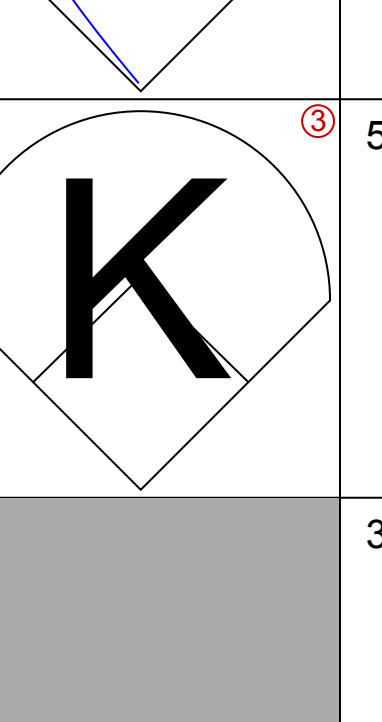
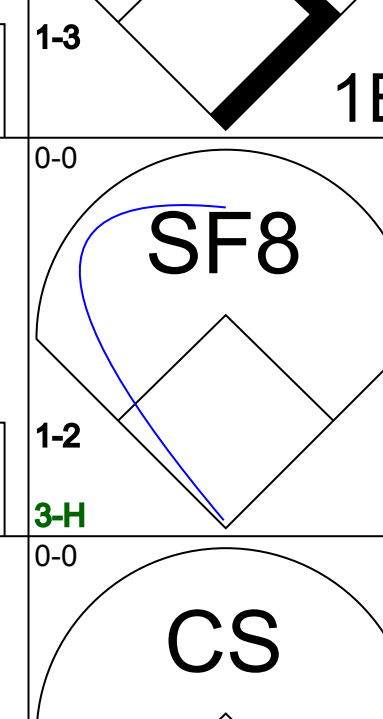
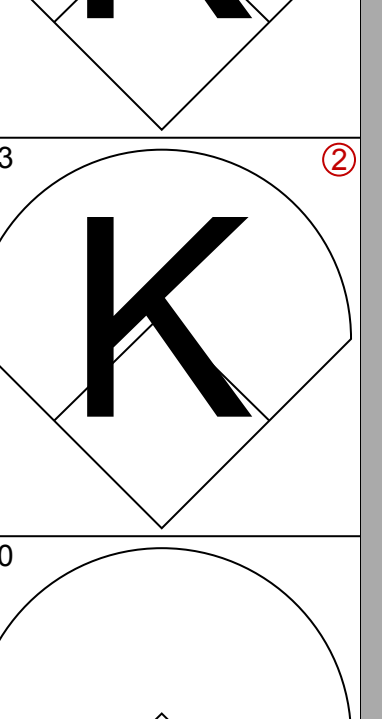
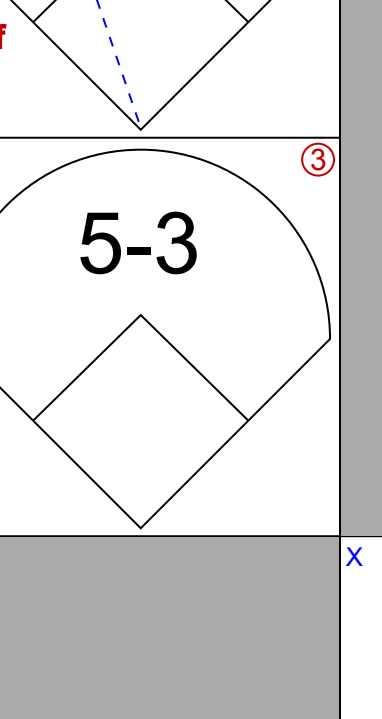

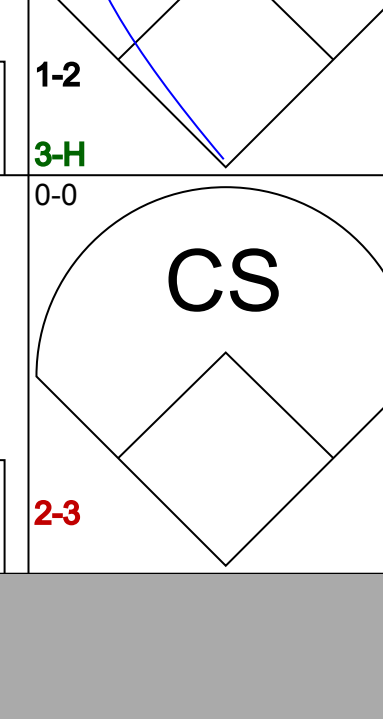
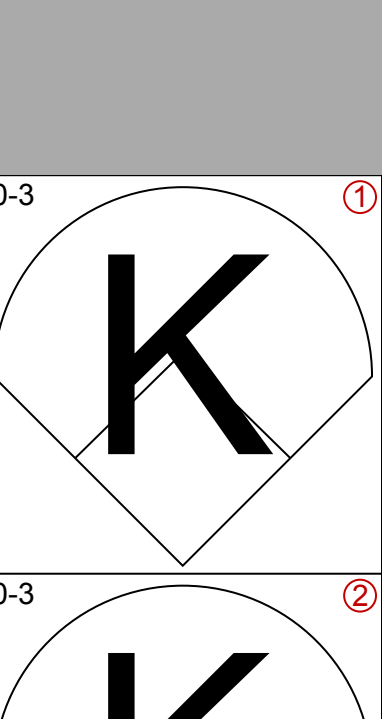
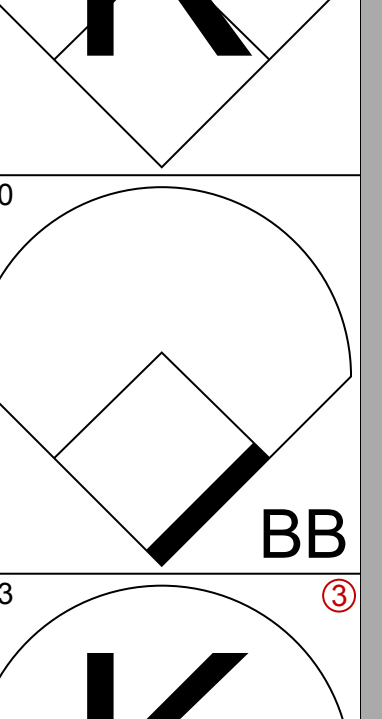
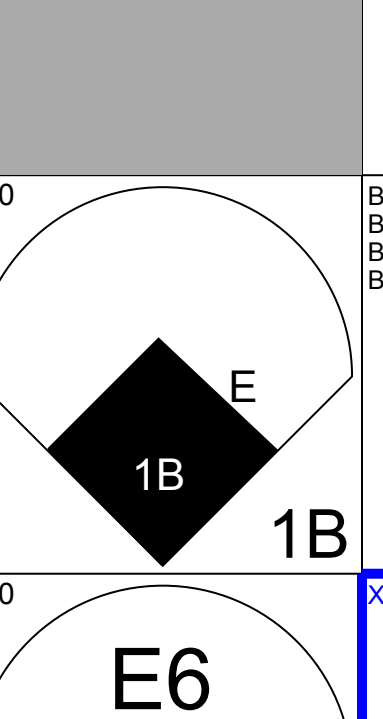
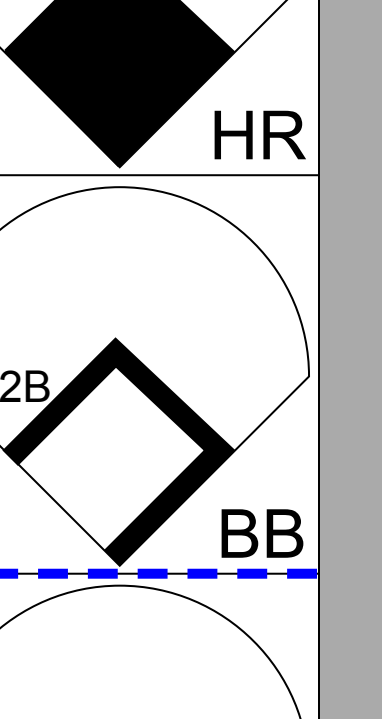
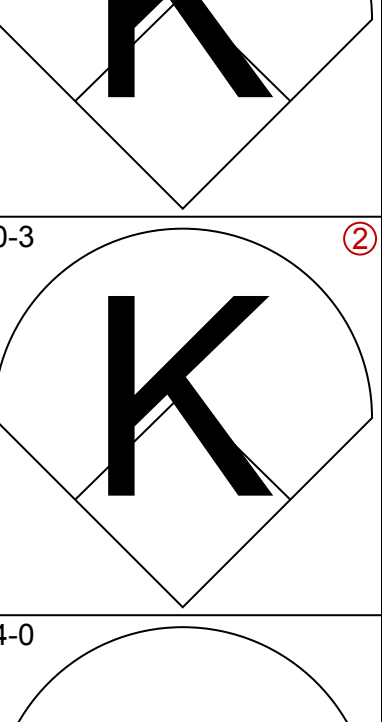
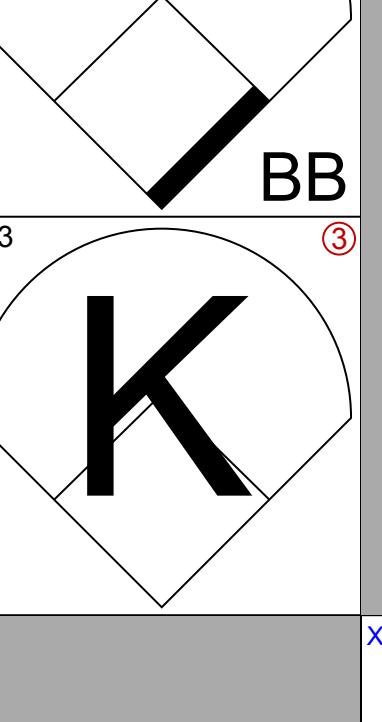
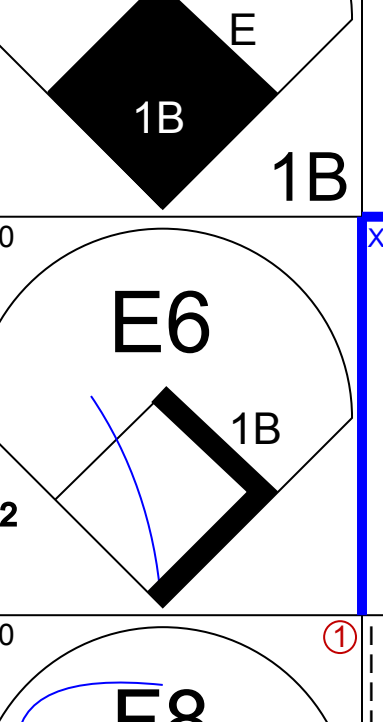
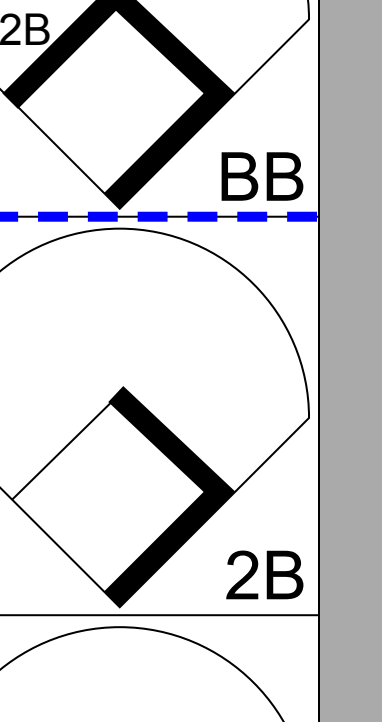
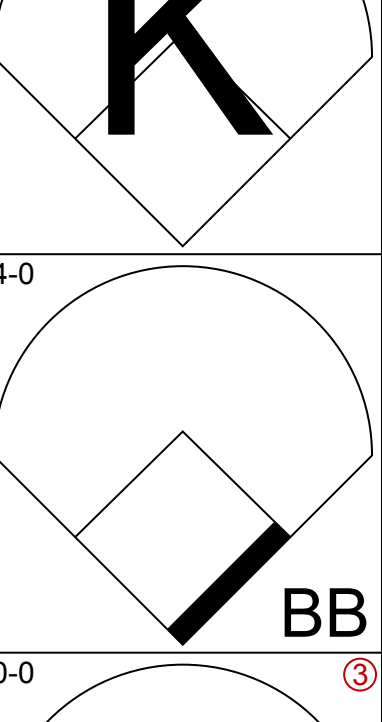
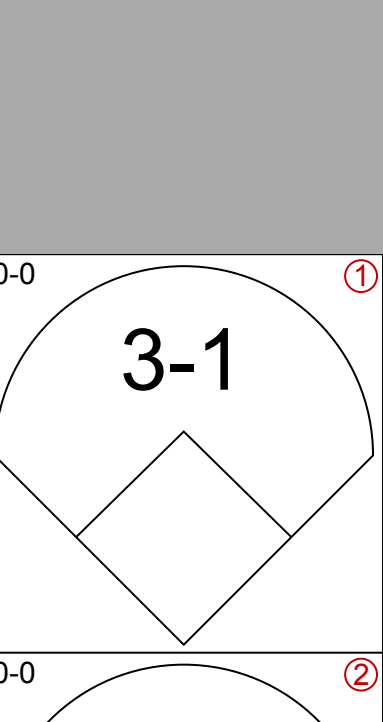
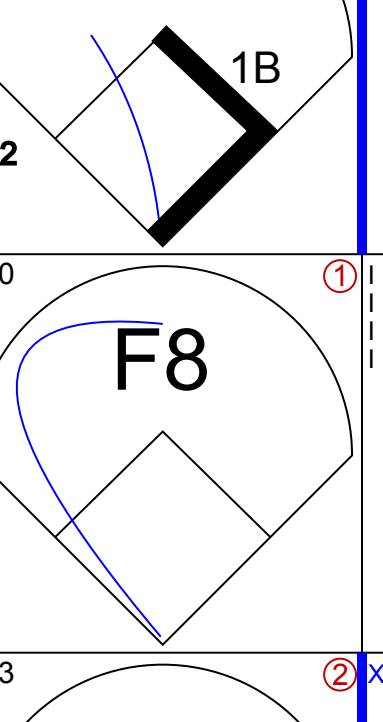
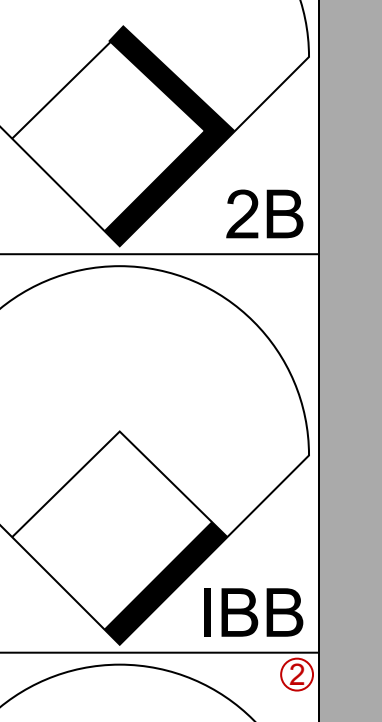
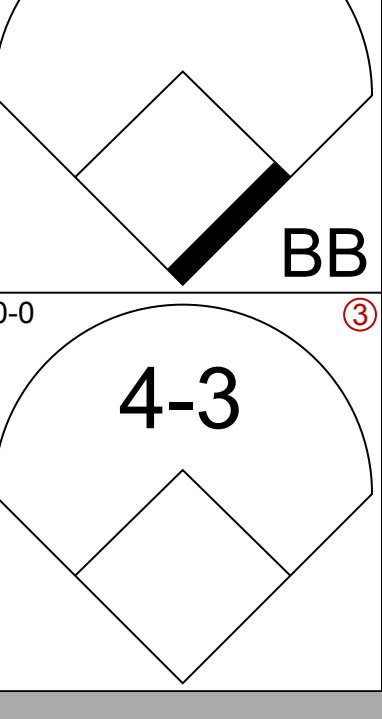
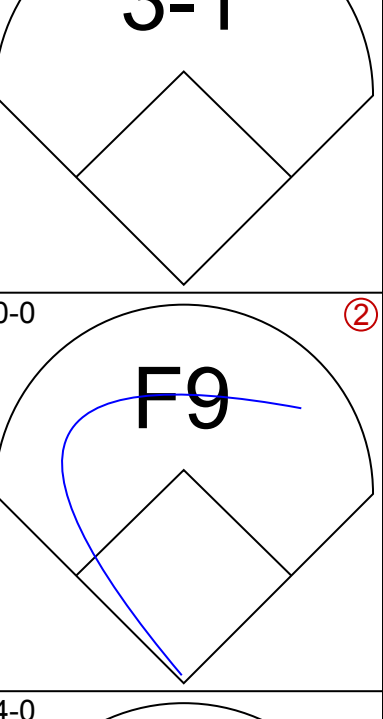
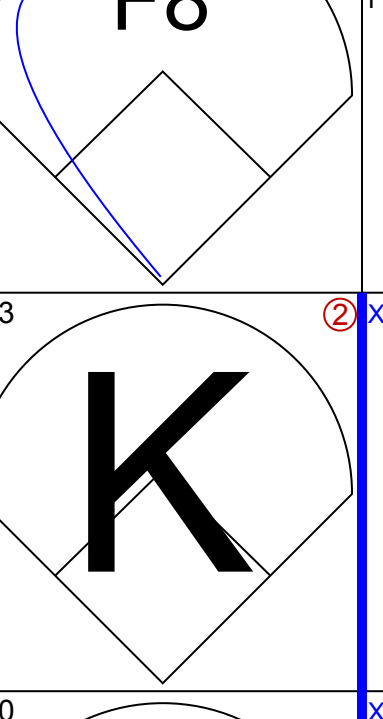
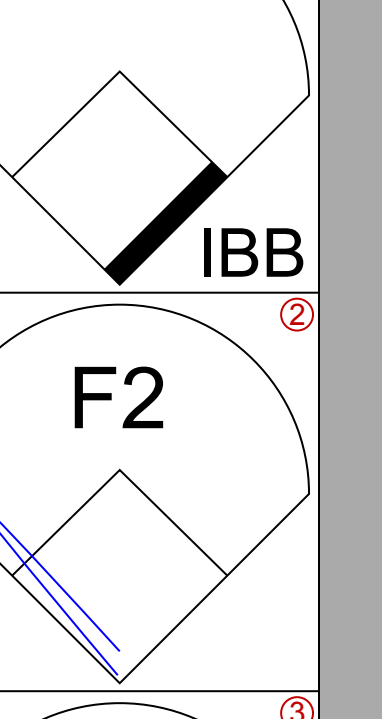
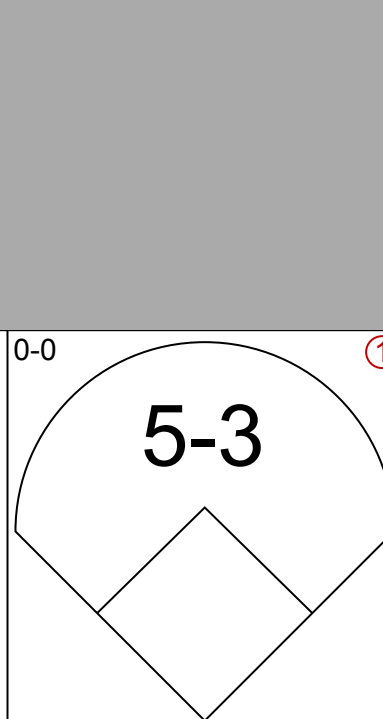
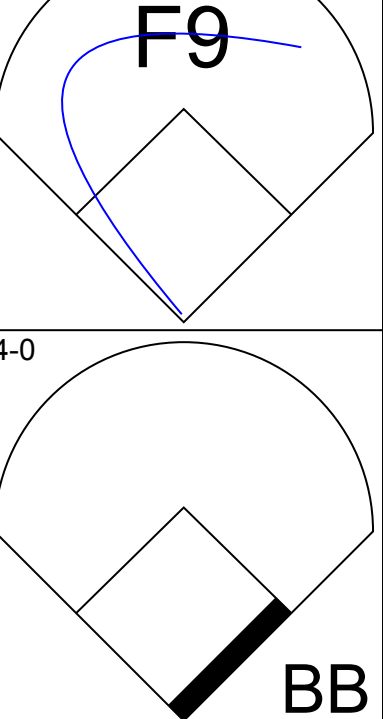
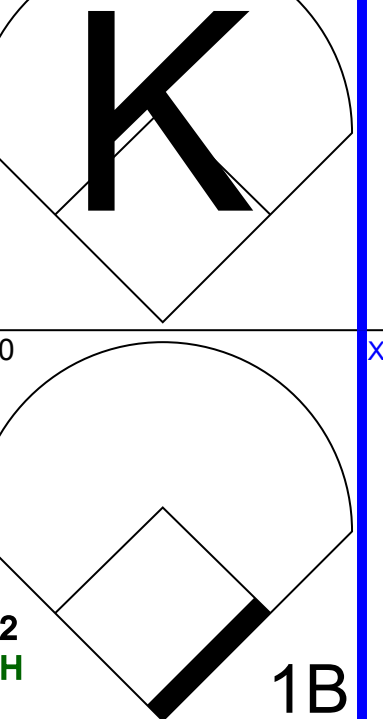
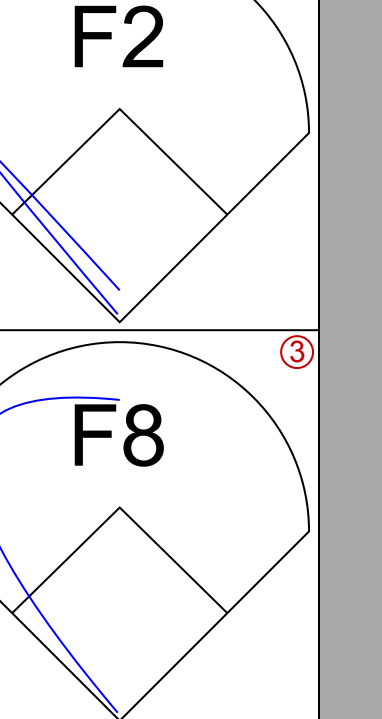
Batter	1	2	3	4	5	6	7	8	9	AB	R	H	RBI	BB	SO	LOB	BOTTOM																					
Jerry Remy, L OBP: 0.276, SLG: 0.285 (1, 4)	4-3	1-4-3		F7	F8		1-3			5	0	0	1	0	0	2	Cleveland Indians @ Boston Red Sox Fenway Park, Boston, MA Mon Jun 20 1983, 7:05 PM EDT Att: 18,417 - Unknown																					
Dwight Evans, R OBP: 0.328, SLG: 0.429 (1, 9)	K	G6-4-3 BB		HR	1B			K		3	1	1	0	2	2	0																						
Jim Rice, R OBP: 0.347, SLG: 0.523 (1, 7)	1B	G6-4-3 1-2		HR	K			F9		5	1	2	2	0	1	4																						
Tony Armas, R OBP: 0.279, SLG: 0.463 (1, 8)		1B		HR	1B			5-3		5	1	3	1	0	0	0																						
Wade Boggs, L OBP: 0.452, SLG: 0.462 (1, 5)	F7		L7		1B		FC6-4 1B		1-3	4	0	2	0	0	0	2																						
Carl Yastrzemski, L OBP: 0.366, SLG: 0.347 (1, 10)		1B	BB	4-3	2B		F9		FC6-4	2	1	1	0	2	0	1																						
Ed Jurak, R OBP: 0.386, SLG: 0.388 (1, 3)		1B	BB	4-3	F9		FC6-4			3	1	0	0	1	0	5																						
Jeff Newman, R OBP: 0.243, SLG: 0.343 (1, 2)		1B	BB	F9			1-3		F7	4	1	1	0	0	0	1																						
Glenn Hoffman, R OBP: 0.301, SLG: 0.327 (1, 6)		1-4-3 1B		F2			BB		K	4	0	2	2	0	1	0																						
Inning Stats	R: 0 E: 0 K: 1 S: 7	H: 2 LOB: 2 BB: 0 P: 7	R: 3 E: 0 K: 0 S: 4	H: 2 LOB: 1 BB: 3 P: 16	R: 1 E: 0 K: 0 S: 5	H: 2 LOB: 1 BB: 0 P: 5	R: 2 E: 0 K: 0 S: 7	H: 4 LOB: 3 BB: 1 P: 11	R: 0 E: 0 K: 1 S: 6	H: 1 LOB: 2 BB: 1 P: 10	R: 0 E: 0 K: 0 S: 4	H: 1 LOB: 1 BB: 0 P: 4	R: 0 E: 0 K: 1 S: 5	H: 0 LOB: 0 BB: 0 P: 5	R: 0 E: 0 K: 1 S: 5	H: 0 LOB: 0 BB: 0 P: 5	1B: 8 2B: 2 3B: 0 HR: 2	SF: 0 SAC: 0 DP: 1 HBP: 0	WP: 0 PB: 0 SB: 0 CS: 0	PA: 40																		
PITCHER	IP	WLS	BF	H	R	ER	SO	BB	IBB	HBP	BLK	WP	HR	S	P	ERA	WHIP	PITCHER				IP	WLS	BF	H	R	ER	SO	BB	IBB	HBP	BLK	WP	HR	S	P	ERA	WHIP
Juan Eichelberger, R ERA: 3.18 Jerry Reed, R ERA: 3.18 (1, 1)	2.1	L	15	6	4	4	1	3	0	0	0	0	1	14	26	15.43	3.857					5.2		25	6	2	2	3	1	1	0	0	0	1	29	37	3.18	1.235



Batter	1	2	3	4	5	6	7	8	9	AB	R	H	RBI	BB	SO	LOB	TOP								
Alan Bannister, R OBP: 0.328, SLG: 0.404 (1, 9)										6	1	3	2	0	1	5	Cleveland Indians @ Boston Red Sox Fenway Park, Boston, MA Wed Jun 22 1983, 7:05 PM EDT Att: 19,755 - Unknown								
Manny Trillo, R OBP: 0.321, SLG: 0.305 (1, 4)										4	1	1	0	0	1	6									
Mike Hargrove, L OBP: 0.384, SLG: 0.388 (1, 3)										4	1	1	0	1	0	1									
Andre Thornton, R OBP: 0.451, SLG: 0.478 (1, 10)										3	1	0	0	2	1	2									
Gorman Thomas, R OBP: 0.278, SLG: 0.301 (1, 8)										4	0	0	1	0	1	2									
Toby Harrah, R OBP: 0.374, SLG: 0.342 (1, 5)										1	3	1	1	4	0	0									
Pat Tabler, R OBP: 0.415, SLG: 0.483 George Vukovich, L OBP: 0.263, SLG: 0.336 (7, PH)										3	1	2	2	0	0	1									
Julio Franco, R OBP: 0.315, SLG: 0.424 (1, 6)										4	1	2	2	0	0	3									
Chris Bando, S OBP: 0.315, SLG: 0.342 (1, 2)										3	0	0	0	2	0	4									
Inning Stats	R: 5 E: 1 K: 2 S: 12	H: 4 LOB: 3 BB: 3 P: 24	R: 0 E: 0 K: 1 S: 5	H: 0 LOB: 0 BB: 0 P: 5	R: 0 E: 1 K: 0 S: 3	H: 0 LOB: 2 BB: 1 P: 7	R: 0 E: 0 K: 0 S: 3	H: 1 LOB: 1 BB: 1 P: 7	R: 3 E: 0 K: 0 S: 5	H: 3 LOB: 1 BB: 2 P: 13	R: 0 E: 0 K: 1 S: 5	H: 0 LOB: 0 BB: 0 P: 5	R: 1 E: 0 K: 0 S: 3	H: 1 LOB: 0 BB: 0 P: 4	R: 0 E: 0 K: 0 S: 4	H: 1 LOB: 2 BB: 1 P: 8		R: 0 E: 0 K: 0 S: 4	H: 1 LOB: 2 BB: 1 P: 8	1B: 5 2B: 5 3B: 0 HR: 1	SF: 1 SAC: 1 DP: 3 HBP: 1	WP: 0 PB: 0 SB: 2 CS: 0	PA: 46		
PITCHER	IP	WLS	BF	H	R	ER	SO	BB	IBB	HBP	BLK	WP	HR	S	P	ERA	WHIP								
Bob Ojeda, L ERA: 5.65 (1, 1)	0.1	L	7	3	5	4	0	2	0	0	0	0	0	5	13	108.00	15.000								
Mark Clear, R ERA: 5.95 (1, 1)	4.0		21	5	3	3	3	5	0	0	0	0	0	22	42	6.75	2.500								
Luis Aponte, R ERA: 2.33 (5, 1)	3.2		13	2	1	1	1	1	0	1	0	0	1	13	18	2.46	0.818								
John Henry Johnson, L ERA: 2.63 (9, 1)	1.0		5	1	0	0	0	1	0	0	0	0	0	4	8	0.00	2.000								

Batter	1	2	3	4	5	6	7	8	9	AB	R	H	RBI	BB	SO	LOB	BOTTOM								
Jerry Remy, L OBP: 0.274, SLG: 0.279 (1, 4)										3	1	0	0	1	1	2	Cleveland Indians @ Boston Red Sox Fenway Park, Boston, MA Wed Jun 22 1983, 7:05 PM EDT Att: 19,755 - Unknown								
Marty Barrett, R (9, 4)										1	0	0	0	0	0	0									
Dwight Evans, R OBP: 0.325, SLG: 0.421 (1, 9)										5	0	1	0	0	2	4									
Jim Rice, R OBP: 0.340, SLG: 0.508 (1, 7)										5	0	0	0	0	2	4									
Tony Armas, R OBP: 0.286, SLG: 0.487 (1, 8)										4	3	3	3	0	1	0									
Wade Boggs, L OBP: 0.457, SLG: 0.463 (1, 5)										3	0	2	0	1	0	0									
Carl Yastrzemski, L OBP: 0.384, SLG: 0.369 Reid Nichols, R OBP: 0.342, SLG: 0.417 (8, PH)										2	0	1	1	1	0	1									
Ed Jurak, R OBP: 0.400, SLG: 0.404 (1, 3)										1	0	0	0	0	0	1									
Jeff Newman, R OBP: 0.243, SLG: 0.329 (1, 2)										3	0	0	0	0	2	1									
Glenn Hoffman, R OBP: 0.301, SLG: 0.322 (1, 6)										3	0	0	0	1	1	0									
Inning Stats	R: 2 E: 1 K: 1 S: 8	H: 2 LOB: 2 BB: 1 P: 12	R: 0 E: 0 K: 1 S: 5	H: 0 LOB: 1 BB: 1 P: 9	R: 1 E: 0 K: 0 S: 4	H: 1 LOB: 1 BB: 1 P: 8	R: 0 E: 0 K: 1 S: 5	H: 0 LOB: 0 BB: 0 P: 5	R: 0 E: 0 K: 0 S: 3	H: 1 LOB: 0 BB: 0 P: 3	R: 0 E: 0 K: 2 S: 7	H: 0 LOB: 2 BB: 1 P: 12	R: 0 E: 0 K: 1 S: 7	H: 3 LOB: 1 BB: 0 P: 7	R: 0 E: 0 K: 2 S: 8	H: 1 LOB: 1 BB: 0 P: 8	1B: 6 2B: 0 3B: 0 HR: 2	SF: 0 SAC: 0 DP: 2 HBP: 1	WP: 0 PB: 0 SB: 0 CS: 0	PA: 39					
PITCHER	IP	WLS	BF	H	R	ER	SO	BB	IBB	HBP	BLK	WP	HR	S	P	ERA	WHIP								
Len Barker, R ERA: 5.1 (1, 1)	7.0	W	30	4	3	1	6	4	0	1	0	0	1	37	54	1.29	1.143								
Jamie Easterly, L ERA: 3.15 (8, 1)	2.0		9	4	1	1	3	0	0	0	0	0	1	15	15	4.50	2.000								

Batter	1	2	3	4	5	6	7	8	9	AB	R	H	RBI	BB	SO	LOB	TOP								
Alan Bannister, R OBP: 0.330, SLG: 0.404 (1, 7)			 4-3 1B		 1B					5	0	2	0	0	1	2	Cleveland Indians @ Boston Red Sox Fenway Park, Boston, MA Thu Jun 23 1983, 7:05 PM EDT Att: 20,591 - Unknown								
Manny Trillo, R OBP: 0.316, SLG: 0.300 (1, 4)			 1-2		 1-2		 1-2			4	0	0	0	0	1	3									
Mike Hargrove, L OBP: 0.386, SLG: 0.387 (1, 3)	 HR 1B		 2-3					 BB		3	1	1	0	1	0	1									
Andre Thornton, R OBP: 0.452, SLG: 0.490 (1, 10)	 HR					 FC BB				3	2	1	2	1	1	2									
Gorman Thomas, R OBP: 0.281, SLG: 0.323 (1, 8)				 FC5-4 2B		 1-2				4	2	2	1	0	1	2									
Pat Tabler, R OBP: 0.417, SLG: 0.483 (1, 5)				 1B		 2-3 1B		 1-2		4	0	2	0	0	0	1									
George Vukovich, L OBP: 0.295, SLG: 0.326 (1, 9)				 1B		 1-2 G6-3				4	0	0	2	0	1	2									
Julio Franco, R OBP: 0.314, SLG: 0.421 (1, 6)				 1B		 1-2				4	0	1	0	0	0	2									
Ron Hassey, L OBP: 0.338, SLG: 0.311 Miguel Dilone, S OBP: 0.310, SLG: 0.290 Jim Essian, R OBP: 0.136, SLG: 0.056 (1, 2) (9, PR) (9, 2)				 1-2			 1B			4	0	2	0	0	0	2									
Inning Stats	R: 3 E: 0 K: 2 S: 10	H: 3 LOB: 0 BB: 0 P: 10	R: 0 E: 0 K: 0 S: 3	H: 0 LOB: 0 BB: 0 P: 3	R: 0 E: 0 K: 0 S: 4	H: 1 LOB: 1 BB: 0 P: 4	R: 1 E: 0 K: 0 S: 5	H: 3 LOB: 1 BB: 0 P: 5	R: 0 E: 0 K: 0 S: 3	H: 1 LOB: 0 BB: 0 P: 3	R: 1 E: 1 K: 0 S: 4	H: 1 LOB: 0 BB: 1 P: 8	R: 0 E: 0 K: 0 S: 3	H: 1 LOB: 0 BB: 0 P: 3	R: 0 E: 0 K: 2 S: 7	H: 0 LOB: 1 BB: 1 P: 11	R: 0 E: 0 K: 1 S: 6	H: 1 LOB: 1 BB: 0 P: 6	1B: 7 2B: 3 3B: 0 HR: 2	SF: 0 SAC: 0 DP: 4 HBP: 0	WP: 1 PB: 0 SB: 1 CS: 0	PA: 37			
PITCHER	IP	WLS	BF	H	R	ER	SO	BB	IBB	HBP	BLK	WP	HR	S	P	ERA	WHIP								
Doug Bird, R ERA: 9.16 Bob Ojeda, L ERA: 5.3 Bob Stanley, R ERA: 2.28 (1, 1) (6, 1) (9, 1)	5.1	L	24	9	5	4	2	1	0	0	0	1	2	27	31	6.75	1.875								

Batter	1	2	3	4	5	6	7	8	9	AB	R	H	RBI	BB	SO	LOB	BOTTOM								
Jerry Remy, L OBP: 0.266, SLG: 0.274 (1, 4)			 2		 3		 3		 1	5	0	0	0	0	0	3	Cleveland Indians @ Boston Red Sox Fenway Park, Boston, MA Thu Jun 23 1983, 7:05 PM EDT Att: 20,591 - Unknown								
Wade Boggs, L OBP: 0.456, SLG: 0.459 (1, 5)	 SF8 BB		 3			 1B		 1	 2	4	1	1	0	1	0	0									
Jim Rice, R OBP: 0.341, SLG: 0.509 (1, 7)	 SF8 1B			 1		 1-2		 2B	 3	5	1	2	0	0	2	1									
Tony Armas, R OBP: 0.286, SLG: 0.498 (1, 8)	 1-2 3-H			 2		 3		 2-H		3	1	1	3	0	1	0									
Dwight Evans, R OBP: 0.330, SLG: 0.422 (1, 9)	 2-3		 1		 4		 1B	 BB		2	1	1	0	2	1	0									
Carl Yastrzemski, L OBP: 0.377, SLG: 0.361 Reid Nichols, R OBP: 0.348, SLG: 0.433 (1, 10) (8, PH)		 2		 3			 1B	 1-3		3	0	0	0	0	2	2									
Ed Jurak, R OBP: 0.406, SLG: 0.390 (1, 3) (8, 6)		 4			 1		 1	 4		2	0	0	0	2	0	2									
Rich Gedman, L OBP: 0.328, SLG: 0.376 Gary Allenson, R OBP: 0.293, SLG: 0.308 (1, 2) (8, PH) (9, 2)		 3				 2	 2	 2		3	0	0	0	0	1	3									
Glenn Hoffman, R OBP: 0.303, SLG: 0.321 Rick Miller, L OBP: 0.412, SLG: 0.390 Dave Stapleton, R OBP: 0.254, SLG: 0.303 (1, 6) (7, PH) (8, 3)			 1			 4	 1B	 3		1	0	0	0	1	0	0									
Inning Stats	R: 1 E: 0 K: 0 S: 3	H: 1 LOB: 0 BB: 1 P: 7	R: 0 E: 0 K: 2 S: 7	H: 0 LOB: 1 BB: 1 P: 11	R: 0 E: 0 K: 0 S: 3	H: 0 LOB: 0 BB: 0 P: 3	R: 0 E: 0 K: 3 S: 9	H: 0 LOB: 1 BB: 1 P: 13	R: 0 E: 0 K: 0 S: 3	H: 1 LOB: 0 BB: 0 P: 3	R: 1 E: 1 K: 1 S: 8	H: 2 LOB: 2 BB: 0 P: 8	R: 2 E: 0 K: 0 S: 6	H: 3 LOB: 3 BB: 2 P: 14	R: 0 E: 0 K: 1 S: 5	H: 0 LOB: 0 BB: 0 P: 5	1B: 4 2B: 2 3B: 0 HR: 1	SF: 1 SAC: 0 DP: 1 HBP: 0	WP: 0 PB: 0 SB: 0 CS: 1	PA: 40					
PITCHER	IP	WLS	BF	H	R	ER	SO	BB	IBB	HBP	BLK	WP	HR	S	P	ERA	WHIP								
Rick Sutcliffe, R ERA: 3.82 Dan Spillner, R ERA: 5.02 Neal Heaton, L ERA: 3.12 (1, 1) (8, 1) (8, 1)	7.1	W	30	5	3	2	6	4	0	0	0	0	1	1	5	2.46	1.227								

Batter	1	2	3	4	5	6	7	8	9	AB	R	H	RBI	BB	SO	LOB	TOP			
Alan Bannister, R OBP: 0.323, SLG: 0.394	F9		F8			P6		K		4	0	0	0	0	1	1				
Manny Trillo, R OBP: 0.311, SLG: 0.294	F7			4-3		F8			6-3	4	0	0	0	0	0	1				
Broderick Perkins, L OBP: 0.290, SLG: 0.337	P4			K		K			F7	4	0	0	0	0	2	1				
Andre Thornton, R OBP: 0.457, SLG: 0.522		K			BB			HR	HR	3	2	2	2	1	1	0				
Gorman Thomas, R OBP: 0.281, SLG: 0.319		S BB		K				K	K	3	0	0	0	1	3	1				
Toby Harrah, R OBP: 0.388, SLG: 0.335	P6					F9		4-3		3	0	0	0	0	0	1				
George Vukovich, L OBP: 0.250, SLG: 0.318	6-3					3-1		F9		3	0	0	0	0	0	1				
Julio Franco, R OBP: 0.314, SLG: 0.420			K			P4			G4-6-3 1B	3	0	1	0	0	1	0				
Ron Hassey, L OBP: 0.331, SLG: 0.304			4-1			E4		G4-6-3 1-2		3	0	0	0	0	0	1				
Inning Stats	R: 0 E: 0 K: 0 S: 3	H: 0 LOB: 0 BB: 0 P: 3	R: 0 E: 0 K: 1 S: 5	H: 0 LOB: 1 BB: 1 P: 9	R: 0 E: 0 K: 1 S: 5	H: 0 LOB: 0 BB: 0 P: 5	R: 0 E: 0 K: 2 S: 7	H: 0 LOB: 1 BB: 1 P: 11	R: 0 E: 0 K: 0 S: 3	H: 0 LOB: 0 BB: 0 P: 3	R: 1 E: 1 K: 1 S: 6	H: 1 LOB: 0 BB: 0 P: 6	R: 0 E: 0 K: 1 S: 5	H: 1 LOB: 0 BB: 0 P: 5	R: 1 E: 0 K: 1 S: 6	H: 1 LOB: 0 BB: 0 P: 6	1B: 1 2B: 0 3B: 0 HR: 2	SF: 0 SAC: 0 DP: 1 HBP: 0	WP: 0 PB: 0 SB: 1 CS: 0	PA: 32
PITCHER Don Sutton, R ERA: 3.27	IP: 9.0 WLS: W BF: 32 H: 3 R: 2 ER: 2 SO: 8 BB: 2 IBB: 0 HBP: 0 BLK: 0 WP: 0 HR: 2 S: 46 P: 54 ERA: 2.00 WHIP: 0.556															PITCHER				

Cleveland Indians @ Milwaukee Brewers
Milwaukee County Stadium, Milwaukee, WI
Fri Jun 24 1983, 8:05 PM EDT
Att: 46,037 - Unknown

AB 30
R 2
H 3
RBI 2
BB 2
SO 8
LOB 7



Batter	1	2	3	4	5	6	7	8	9	AB	R	H	RBI	BB	SO	LOB	BOTTOM			
Paul Molitor, R OBP: 0.333, SLG: 0.409	HR 1B	G5-4-3 1-2		F8			F8	F6		5	1	1	0	0	0	3				
Robin Yount, R OBP: 0.395, SLG: 0.531	F7		3B 1B	BB			F3			3	1	1	0	1	0	1				
Cecil Cooper, L OBP: 0.313, SLG: 0.485	HR		2B 3B	F7			G3			4	2	2	3	0	0	1				
Ted Simmons, S OBP: 0.355, SLG: 0.447	F9		1-3			F9		1B SF7 1B		4	1	1	0	0	0	1				
Ben Oglivie, L OBP: 0.394, SLG: 0.476	1B BB		2B			K		1B 1B		3	1	2	1	1	1	0				
Roy Howell, L OBP: 0.350, SLG: 0.418			F7			F7		K		3	0	1	0	0	0	1				
Don Money, R OBP: 0.210, SLG: 0.222	1-3 1B					F7				1	0	0	0	0	1	2				
Rick Manning, L OBP: 0.304, SLG: 0.313	P5					F7		SF7		2	0	0	1	1	0	2				
Charlie Moore, R OBP: 0.360, SLG: 0.404		F2	F7			5-3		1B 1-2 1B		4	0	1	0	0	0	2				
Jim Gantner, L OBP: 0.331, SLG: 0.424		G5-4-3 1B		F8		G3		1-3 2-H 1B		4	0	2	1	0	0	0				
Inning Stats	R: 2 E: 0 K: 0 S: 6	H: 3 LOB: 2 BB: 1 P: 10	R: 0 E: 0 K: 0 S: 3	H: 1 LOB: 0 BB: 0 P: 3	R: 2 E: 0 K: 0 S: 6	H: 3 LOB: 2 BB: 1 P: 10	R: 0 E: 0 K: 0 S: 3	H: 0 LOB: 1 BB: 1 P: 7	R: 0 E: 0 K: 0 S: 3	H: 0 LOB: 0 BB: 0 P: 3	R: 0 E: 0 K: 0 S: 3	H: 0 LOB: 0 BB: 0 P: 3	R: 2 E: 0 K: 1 S: 9	H: 4 LOB: 2 BB: 0 P: 9	R: 0 E: 0 K: 1 S: 9	H: 0 LOB: 0 BB: 0 P: 9	1B: 8 2B: 1 3B: 1 HR: 1	SF: 1 SAC: 0 DP: 1 HBP: 0	WP: 0 PB: 0 SB: 0 CS: 0	PA: 37
PITCHER Lary Sorensen, R ERA: 4.33	IP: 7.0 WLS: L BF: 32 H: 9 R: 6 ER: 6 SO: 1 BB: 2 IBB: 1 HBP: 0 BLK: 0 WP: 0 HR: 1 S: 31 P: 43 ERA: 7.71 WHIP: 1.571															PITCHER				
Jamie Easterly, L ERA: 3.05	0.2	4	2	0	0	1	0	0	0	0	0	6	6	0.00	3.000					
Bud Anderson, R ERA: 3.86	0.1	1	0	0	0	0	0	0	0	0	0	1	1	0.00	0.000					

Cleveland Indians @ Milwaukee Brewers
Milwaukee County Stadium, Milwaukee, WI
Fri Jun 24 1983, 8:05 PM EDT
Att: 46,037 - Unknown

AB 33
R 6
H 11
RBI 6
BB 3
SO 2
LOB 13



Batter	1	2	3	4	5	6	7	8	9	AB	R	H	RBI	BB	SO	LOB	TOP										
Mike Hargrove, L (1, 3) OBP: 0.394, SLG: 0.388										2	0	1	1	2	0	0	Cleveland Indians @ Milwaukee Brewers Milwaukee County Stadium, Milwaukee, WI Sat Jun 25 1983, 8:05 PM EDT Att: 53,852 - Unknown										
Manny Trillo, R (1, 4) OBP: 0.315, SLG: 0.299										3	0	2	1	0	0	1											
Gorman Thomas, R (1, 8) OBP: 0.277, SLG: 0.313										4	0	0	0	0	3	6											
Andre Thornton, R (1, 10) OBP: 0.454, SLG: 0.521										4	0	1	0	0	0	4											
Toby Harrah, R (1, 5) OBP: 0.371, SLG: 0.335										3	0	1	0	1	1	0											
Pat Tabler, R (1, 7) OBP: 0.413, SLG: 0.472										3	0	0	0	1	0	3											
Julio Franco, R (1, 6) OBP: 0.309, SLG: 0.414										4	0	0	0	0	2	3											
George Vukovich, L (1, 9) OBP: 0.250, SLG: 0.316										4	1	1	0	0	0	2											
Chris Bando, S (1, 2) OBP: 0.323, SLG: 0.333										2	1	0	0	2	0	0											
Inning Stats	R: 0 E: 0 K: 1 S: 4	H: 0 LOB: 0 BB: 1 P: 8	R: 0 E: 0 K: 1 S: 5	H: 0 LOB: 0 BB: 0 P: 5	R: 2 E: 0 K: 1 S: 8	H: 3 LOB: 2 BB: 1 P: 12	R: 0 E: 0 K: 1 S: 5	H: 1 LOB: 0 BB: 0 P: 5	R: 0 E: 0 K: 0 S: 4	H: 1 LOB: 2 BB: 0 P: 5	R: 0 E: 0 K: 1 S: 6	H: 1 LOB: 2 BB: 1 P: 10	R: 0 E: 0 K: 0 S: 5	H: 0 LOB: 2 BB: 2 P: 13	R: 0 E: 0 K: 0 S: 2	H: 0 LOB: 0 BB: 1 P: 6		R: 0 E: 0 K: 0 S: 3	H: 0 LOB: 0 BB: 0 P: 3	1B: 5 2B: 1 3B: 0 HR: 0	SF: 0 SAC: 1 DP: 3 HBP: 1	WP: 0 PB: 1 CS: 2	PA: 37				
PITCHER	IP	WLS	BF	H	R	ER	SO	BB	IBB	HBP	BLK	WP	HR	S	P	ERA	WHIP										
Bob McClure, L (1, 1) ERA: 4.12	5.0		23	6	2	2	4	3	0	1	0	0	0	27	40	3.60	1.800										
Jim Slaton, R (6, 1) ERA: 2.64	4.0	W	14	0	0	0	2	3	0	0	0	0	0	15	27	0.00	0.750										

Batter	1	2	3	4	5	6	7	8	9	AB	R	H	RBI	BB	SO	LOB	BOTTOM										
Paul Molitor, R (1, 5) OBP: 0.332, SLG: 0.407										4	1	1	1	0	0	0	Cleveland Indians @ Milwaukee Brewers Milwaukee County Stadium, Milwaukee, WI Sat Jun 25 1983, 8:05 PM EDT Att: 53,852 - Unknown										
Jim Gantner, L (1, 4) OBP: 0.326, SLG: 0.417										4	0	0	0	0	1	2											
Cecil Cooper, L (1, 3) OBP: 0.312, SLG: 0.480										3	1	0	0	1	0	0											
Ted Simmons, S (1, 2) OBP: 0.351, SLG: 0.441										3	0	0	0	0	0	0											
Ned Yost, R (8, PH) OBP: 0.246, SLG: 0.416										1	1	1	2	0	0	0											
Robin Yount, R (1, 6) OBP: 0.397, SLG: 0.534										4	1	2	1	0	0	0											
Roy Howell, L (1, 10) OBP: 0.355, SLG: 0.432										4	1	2	1	0	0	1											
Rick Manning, L (1, 8) OBP: 0.301, SLG: 0.309										3	0	0	0	0	0	2											
Charlie Moore, R (1, 9) OBP: 0.359, SLG: 0.400										2	1	0	0	1	0	0											
Marshall Edwards, L (1, 7) OBP: 0.222, SLG: 0.222										2	0	0	0	0	0	0											
Ben Oglivie, L (8, PH) OBP: 0.356, SLG: 0.479										1	1	1	1	0	0	0											
Inning Stats	R: 0 E: 0 K: 1 S: 5	H: 0 LOB: 0 BB: 0 P: 5	R: 0 E: 0 K: 0 S: 3	H: 0 LOB: 0 BB: 0 P: 3	R: 0 E: 0 K: 0 S: 3	H: 0 LOB: 0 BB: 0 P: 3	R: 0 E: 0 K: 0 S: 4	H: 1 LOB: 1 BB: 0 P: 4	R: 0 E: 0 K: 0 S: 3	H: 0 LOB: 0 BB: 0 P: 3	R: 0 E: 0 K: 0 S: 3	H: 0 LOB: 0 BB: 0 P: 3	R: 0 E: 1 K: 0 S: 9	H: 6 LOB: 1 BB: 2 P: 17	R: 7 E: 1 K: 0 S: 9	H: 6 LOB: 1 BB: 2 P: 17	1B: 5 2B: 2 3B: 0 HR: 0	SF: 0 SAC: 0 DP: 0 HBP: 0	WP: 0 PB: 0 CS: 0	PA: 33							
PITCHER	IP	WLS	BF	H	R	ER	SO	BB	IBB	HBP	BLK	WP	HR	S	P	ERA	WHIP										
Juan Eichelberger, R (1, 1) ERA: 3.93	7.1	L	26	3	3	3	1	1	0	0	0	0	0	27	31	3.68	0.545										
Neal Heaton, L (8, 1) ERA: 3.76	0.1		4	2	0	0	0	0	1	0	0	0	0	3	7	0.00	6.000										
Dan Spillner, R (8, 1) ERA: 4.98	0.1		3	2	4	3	0	0	0	0	0	0	0	3	3	81.00	6.000										

Batter	1	2	3	4	5	6	7	8	9	AB	R	H	RBI	BB	SO	LOB	TOP																
Mike Hargrove, L (1, 3) OBP: 0.395, SLG: 0.396	4-0 BB BB		0-0 F7 2			0-0 WP 3B	0-0 1-3 3			3	1	1	0	1	0	1																	
Manny Trillo, R (1, 4) OBP: 0.310, SLG: 0.294	0-0 F3 1		0-0 6-3 3			0-0 F9 1		0-0 5-3 1		4	0	0	0	0	0	2																	
Gorman Thomas, R (1, 8) OBP: 0.280, SLG: 0.326	4-0 1-2 BB			0-0 F7 1		0-0 F5 2		0-0 HR 2		3	1	1	1	1	0	0																	
Andre Thornton, R (1, 10) OBP: 0.451, SLG: 0.530	0-0 F8 2			0-3 K 2		0-0 HR 2		0-0 6-3 2		4	1	1	1	0	1	2																	
Toby Harrah, R (1, 5) OBP: 0.368, SLG: 0.333	0-0 6-3 3			0-0 F4 3		0-0 HR 1B		0-0 6-3 3		4	0	1	0	0	0	2																	
Pat Tabler, R (1, 7) OBP: 0.408, SLG: 0.465		0-0 6-3 1				0-0 G4-3 1B		0-0 5-3 3		4	0	1	0	0	0	1																	
Julio Franco, R (1, 6) OBP: 0.308, SLG: 0.411		0-0 1-3 2				0-0 G4-3 1B		0-0 4-3 1		4	0	1	0	0	0	0																	
George Vukovich, L (1, 9) OBP: 0.250, SLG: 0.309		0-0 6-3 3				0-0 G4-3 1B		0-0 L8 2		3	0	0	0	1	0	2																	
Chris Bando, S (1, 2) OBP: 0.323, SLG: 0.333			0-0 6-3 1							3	0	1	0	0	0	1																	
Broderick Perkins, L (9, PH) OBP: 0.287, SLG: 0.333						0-0 5-3 3				1	0	0	0	0	0	1																	
Inning Stats	R: 0 E: 0 K: 0 S: 3	H: 0 LOB: 2 BB: 2 P: 11	R: 0 E: 0 K: 0 S: 3	H: 0 LOB: 0 BB: 0 P: 3	R: 0 E: 0 K: 1 S: 5	H: 0 LOB: 0 BB: 0 P: 5	R: 0 E: 0 K: 0 S: 4	H: 2 LOB: 1 BB: 0 P: 4	R: 2 E: 0 K: 0 S: 6	H: 3 LOB: 1 BB: 0 P: 6	R: 0 E: 0 K: 0 S: 4	H: 1 LOB: 1 BB: 0 P: 4	R: 1 E: 0 K: 0 S: 4	H: 1 LOB: 0 BB: 0 P: 4	R: 0 E: 0 K: 0 S: 3	H: 0 LOB: 1 BB: 1 P: 7	1B: 4 2B: 0 3B: 1 HR: 2	SF: 0 SAC: 0 DP: 1 HBP: 0	WP: 1 PB: 0 SB: 1 CS: 0	PA: 36													
PITCHER	IP WLS BF H R ER SO BB IBB HBP BLK WP HR S P ERA WHIP																																
Mike Caldwell, L (1, 1) ERA: 4.26	6.0	24	5	2	2	1	2	0	0	0	0	1	1	24	32	3.00	1.167																
Tom Tallmann, R (7, 1) ERA: 3.75	2.0	W	8	2	1	1	0	0	0	0	0	0	1	8	8	4.50	1.000																
Pete Ladd, R (9, 1) ERA: 5.4	1.0	S	4	0	0	0	0	1	0	0	0	0	0	3	7	0.00	1.000																

Cleveland Indians @ Milwaukee Brewers
Milwaukee County Stadium, Milwaukee, WI
Sun Jun 26 1983, 4:33 AM EDT
Att: 34,456 - Unknown


AB 33
R 3
H 7
RBI 2
BB 3
SO 1
LOB 12



Batter	1	2	3	4	5	6	7	8	9	AB	R	H	RBI	BB	SO	LOB	BOTTOM																
Paul Molitor, R (1, 5) OBP: 0.331, SLG: 0.404	0-0 FC1-4 1B		0-0 6-3 1			0-0 F9 1	0-3 K 2			4	0	1	0	0	1	1																	
Jim Gantner, L (1, 4) OBP: 0.325, SLG: 0.415	0-0 FC1-4 1B		0-0 1-3 2			0-0 G3 2		0-0 2B 1B		4	2	1	0	0	0	1																	
Cecil Cooper, L (1, 3) OBP: 0.314, SLG: 0.502	0-0 1-H HR		0-0 HR			0-0 3-1 3		0-0 F8 1		4	2	2	3	0	0	1																	
Robin Yount, R (1, 6) OBP: 0.395, SLG: 0.534	0-3 K 2		0-0 L8 3			0-0 1-3 1		0-0 1-H 2B		4	0	1	1	0	1	0																	
Roy Howell, L (1, 10) OBP: 0.351, SLG: 0.424	0-0 5-3 3			0-0 G1-5 HBP 1B		0-0 4-3 2		0-0 F7 2		4	0	1	0	0	0	1																	
Charlie Moore, R (1, 9) OBP: 0.380, SLG: 0.398		0-0 3-1 1		1-0 G1-5 HBP 1B		4-0 BB 3		4-0 IBB 3		1	0	0	0	0	0	0																	
Ben Oglivie, L (4, FR) OBP: 0.401, SLG: 0.479				1-2 G1-5 HBP 1B		0-0 F8 3		0-0 4-3 3		0	0	0	0	2	0	0																	
Rick Manning, L (1, 8) OBP: 0.297, SLG: 0.304		0-0 1-3 2		0-0 G1-5 1-2 2-3		0-0 F8 3		0-0 4-3 3		4	0	0	0	0	0	5																	
Ned Yost, R (1, 2) OBP: 0.241, SLG: 0.404		0-0 E7 1		0-3 K 2			0-3 K 1			3	0	0	0	0	2	2																	
Marshall Edwards, L (1, 7) OBP: 0.238, SLG: 0.238		0-3 K 3		0-3 K 3			0-0 CS 1B			3	0	1	0	0	2	3																	
Inning Stats	R: 2 E: 0 K: 1 S: 7	H: 2 LOB: 0 BB: 0 P: 7	R: 0 E: 1 K: 1 S: 6	H: 0 LOB: 0 BB: 0 P: 6	R: 1 E: 0 K: 2 S: 8	H: 1 LOB: 2 BB: 0 P: 9	R: 0 E: 0 K: 0 S: 3	H: 0 LOB: 0 BB: 0 P: 3	R: 0 E: 0 K: 2 S: 7	H: 1 LOB: 1 BB: 0 P: 7	R: 0 E: 0 K: 0 S: 5	H: 2 LOB: 2 BB: 1 P: 9	R: 1 E: 0 K: 0 S: 5	H: 0 LOB: 0 BB: 1 P: 7	R: 0 E: 0 K: 0 S: 3	H: 0 LOB: 1 BB: 1 P: 7	1B: 4 2B: 2 3B: 0 HR: 2	SF: 0 SAC: 0 DP: 1 HBP: 1	WP: 0 PB: 0 SB: 0 CS: 1	PA: 34													
PITCHER	IP WLS BF H R ER SO BB IBB HBP BLK WP HR S P ERA WHIP																																
Bert Blyleven, R (1, 1) ERA: 3.92	8.0	L	34	7	4	4	6	1	1	1	0	0	2	43	52	4.50	1.000																

Cleveland Indians @ Milwaukee Brewers
Milwaukee County Stadium, Milwaukee, WI
Sun Jun 26 1983, 4:33 AM EDT
Att: 34,456 - Unknown

AB 31
R 4
H 7
RBI 4
BB 2
SO 6
LOB 14



Batter	1	2	3	4	5	6	7	8	9	AB	R	H	RBI	BB	SO	LOB	TOP					
Jerry Remy, L OBP: 0.267, SLG: 0.272 (1, 4)	F9		4-3		L7	P1	FC5-4		L6	6	0	1	2	0	0	2	Boston Red Sox @ Cleveland Indians Cleveland Municipal Stadium, Cleveland, OH Tue Jun 28 1983, 7:05 PM EDT Att: 5,355 - Unknown					
Wade Boggs, L OBP: 0.451, SLG: 0.465 (1, 5)	4-3		6-3		WP 2B	G5-3 1B	SF9			4	1	2	2	0	0	0						
Jim Rice, R OBP: 0.356, SLG: 0.514 (1, 7)	BB			L5-3 BB	HR 2B	IBB	FC5-4			2	1	1	2	3	0	1						
Tony Armas, R OBP: 0.282, SLG: 0.490 (1, 8)	F6			L5-3 1-2	HR 2B	G5-3 2-3f			6-3	5	1	1	2	0	0	4						
Dwight Evans, R OBP: 0.326, SLG: 0.419 (1, 9)		6-3		2B 1B	E6 2B		L9	L1-6		5	2	1	0	0	0	0						
Carl Yastrzemski, L OBP: 0.392, SLG: 0.392 (8, PR)	1-3			2B 1-2	2B BB		BB 1B	BB		3	1	2	1	2	0	0						
Rick Miller, L OBP: 0.413, SLG: 0.429 (5, PH)				2B	BB		BB 1B	BB		2	0	1	0	0	0	1						
Ed Jurak, R OBP: 0.413, SLG: 0.420 (5, 3)	2B			L8	1-3 2-H	2B	1B 1-2	BB	L3	2	1	1	1	1	0	1						
Gary Allenson, R OBP: 0.299, SLG: 0.311 (1, 2)	F2						BB 1B	BB	1-3	5	2	2	1	0	0	3						
Glenn Hoffman, R OBP: 0.311, SLG: 0.324 (1, 6)			F8		P4	2B 1B	1-2 SF9 BB		F3	4	2	1	0	1	0	1						
Inning Stats	R: 0 E: 0 K: 0 S: 3	H: 0 LOB: 1 BB: 1 P: 7	R: 0 E: 0 K: 0 S: 4	H: 1 LOB: 1 BB: 0 P: 4	R: 0 E: 0 K: 0 S: 3	H: 0 LOB: 0 BB: 0 P: 3	R: 1 E: 0 K: 0 S: 4	H: 2 LOB: 1 BB: 1 P: 8	R: 5 E: 1 K: 0 S: 9	H: 5 LOB: 2 BB: 1 P: 13	R: 1 E: 0 K: 0 S: 4	H: 2 LOB: 1 BB: 1 P: 8	R: 4 E: 0 K: 0 S: 5	H: 2 LOB: 1 BB: 3 P: 17	R: 0 E: 0 K: 0 S: 4	H: 1 LOB: 1 BB: 0 P: 4	R: 0 E: 0 K: 0 S: 3	H: 0 LOB: 0 BB: 0 P: 3	1B: 6 2B: 7 3B: 0 HR: 1	SF: 1 SAC: 0 DP: 2 HBP: 0	WP: 1 PB: 0 SB: 0 CS: 0	PA: 46
PITCHER	IP WLS BF H R ER SO	IP WLS BF H R ER SO	IP WLS BF H R ER SO	IP WLS BF H R ER SO	IP WLS BF H R ER SO	IP WLS BF H R ER SO	IP WLS BF H R ER SO	IP WLS BF H R ER SO	IP WLS BF H R ER SO	IP WLS BF H R ER SO	IP WLS BF H R ER SO	IP WLS BF H R ER SO	IP WLS BF H R ER SO	IP WLS BF H R ER SO	IP WLS BF H R ER SO	IP WLS BF H R ER SO	ERA WHIP	ERA WHIP				
Rick Sutcliffe, R ERA: 4.07 (1, 1)	4.2 L 24 7 6 5 0																	9.64 2.143				
Jamie Easterly, L ERA: 3.39 (5, 1)	0.2 6 3 1 1 0 0																	13.50 4.500				
Jerry Reed, R ERA: 8.1 (6, 1)	1.0 7 2 4 4 0 0																	36.00 5.000				
Dan Spillner, R ERA: 4.84 (7, 1)	1.1 4 0 0 0 0 0																	0.00 0.000				
Bud Anderson, R ERA: 3.63 (8, 1)	1.1 5 1 0 0 0 0																	0.00 0.750				

AB 38
R 11
H 13
RBI 11
BB 7
SO 0
LOB 13



Batter	1	2	3	4	5	6	7	8	9	AB	R	H	RBI	BB	SO	LOB	BOTTOM					
Alan Bannister, R OBP: 0.325, SLG: 0.395 (1, 9)	F2		S 1B	F2			F8		K	2	1	1	0	0	0	0	Boston Red Sox @ Cleveland Indians Cleveland Municipal Stadium, Cleveland, OH Tue Jun 28 1983, 7:05 PM EDT Att: 5,355 - Unknown					
George Vukovich, L OBP: 0.245, SLG: 0.303 (4, PH)										3	0	0	0	0	1	3						
Manny Trillo, R OBP: 0.313, SLG: 0.295 (1, 4)			1B SF7 BB		K		G5-4-3			3	1	1	0	1	1	1						
Mike Fischlin, R OBP: 0.333, SLG: 0.302 (8, 4)	1B						1-2f			0	0	0	0	0	0	0						
Mike Hargrove, L OBP: 0.396, SLG: 0.395 (1, 3)	L7		1-3 2-H	1B					F8	3	0	1	1	1	0	1						
Andre Thornton, R OBP: 0.448, SLG: 0.525 (1, 10)	1-3		F2		K					4	0	1	0	0	1	4						
Gorman Thomas, R OBP: 0.279, SLG: 0.326 (1, 8)			FC1-5 1B	SF7	F9				K	3	0	1	1	0	1	2						
Toby Harrah, R OBP: 0.371, SLG: 0.333 (1, 5)			FC1-5 1B	4-3		G6-3 BB			K	3	1	1	0	1	1	2						
Pat Tabler, R OBP: 0.404, SLG: 0.458 (1, 7)			FC1-5 1B		E7 G3 1B	G6-3	1-2f		L7	4	0	1	0	0	0	3						
Julio Franco, R OBP: 0.307, SLG: 0.409 (1, 6)			F8 1B		G3	F9			L6	4	0	1	1	0	0	1						
Chris Bando, S OBP: 0.330, SLG: 0.345 (1, 2)	F8			L8			G5-4-3 BB			3	0	1	0	1	0	3						
Inning Stats	R: 0 E: 0 K: 0 S: 4	H: 1 LOB: 1 BB: 0 P: 4	R: 1 E: 0 K: 0 S: 5	H: 3 LOB: 1 BB: 0 P: 5	R: 2 E: 0 K: 0 S: 5	H: 2 LOB: 1 BB: 1 P: 9	R: 0 E: 1 K: 0 S: 4	H: 1 LOB: 1 BB: 0 P: 4	R: 0 E: 0 K: 2 S: 7	H: 0 LOB: 1 BB: 1 P: 11	R: 0 E: 0 K: 0 S: 2	H: 0 LOB: 0 BB: 1 P: 6	R: 0 E: 0 K: 0 S: 2	H: 0 LOB: 0 BB: 1 P: 6	R: 0 E: 0 K: 2 S: 8	H: 1 LOB: 1 BB: 0 P: 8	R: 0 E: 0 K: 1 S: 6	H: 1 LOB: 0 BB: 0 P: 6	1B: 8 2B: 1 3B: 0 HR: 0	SF: 1 SAC: 0 DP: 2 HBP: 0	WP: 0 PB: 0 SB: 1 CS: 0	PA: 37
PITCHER	IP WLS BF H R ER SO	IP WLS BF H R ER SO	IP WLS BF H R ER SO	IP WLS BF H R ER SO	IP WLS BF H R ER SO	IP WLS BF H R ER SO	IP WLS BF H R ER SO	IP WLS BF H R ER SO	IP WLS BF H R ER SO	IP WLS BF H R ER SO	IP WLS BF H R ER SO	IP WLS BF H R ER SO	IP WLS BF H R ER SO	IP WLS BF H R ER SO	IP WLS BF H R ER SO	IP WLS BF H R ER SO	ERA WHIP	ERA WHIP				
Bob Ojeda, L ERA: 5.43 (1, 1)	3.2 W 18 7 3 3 0																	7.36 2.182				
Mark Clear, R ERA: 5.24 (4, 1)	5.1 W 19 2 0 0 5																	0.00 0.938				

AB 32
R 3
H 9
RBI 3
BB 4
SO 5
LOB 20



Batter	1	2	3	4	5	6	7	8	9	AB	R	H	RBI	BB	SO	LOB	TOP										
Jerry Remy, L (1, 4) OBP: 0.271, SLG: 0.273 Dave Stapleton, R (9, PH) OBP: 0.250, SLG: 0.298	F8		G4-6-3 1B		G4-6-3 1B BB		4-3		F6	3	0	1	0	1	0	0											
Wade Boggs, L (1, 5) OBP: 0.428, SLG: 0.462	6-3		G4-6-3 1-2		G4-6-3 1B		4-3			4	0	1	0	0	0	1											
Jim Rice, R (1, 7) OBP: 0.355, SLG: 0.510	F6		FC6-4 1B		G4-6-3 1-2 2-3				F9	4	0	1	0	0	0	2											
Tony Armas, R (1, 8) OBP: 0.281, SLG: 0.486		1B 2B 1B	FC6-4 1-2		6-3				K	4	1	1	0	0	1	2											
Dwight Evans, R (1, 9) OBP: 0.331, SLG: 0.438		2B 1B 1B			1B 2B				K	4	2	3	1	0	1	0											
Carl Yastrzemski, L (1, 10) OBP: 0.396, SLG: 0.404 Reid Nichols, R (9, PH) OBP: 0.361, SLG: 0.445			1B 2B		FC6-4 1B		4-3		1B 1B	3	0	2	1	0	0	0											
Rick Miller, L (1, 3) OBP: 0.427, SLG: 0.424 Ed Jurak, R (9, PH) OBP: 0.407, SLG: 0.414			K		K				F9	3	0	1	0	0	2	4											
Jeff Newman, R (1, 2) OBP: 0.238, SLG: 0.308			K		K				F8	4	0	0	0	0	3	6											
Glenn Hoffman, R (1, 6) OBP: 0.315, SLG: 0.327			2H 3H 1B		FC6-4 1-2				F3	4	0	2	1	0	0	2											
Inning Stats	R: 0 E: 0 K: 0 S: 3	H: 0 LOB: 0 BB: 0 P: 3	R: 2 E: 0 K: 2 S: 10	H: 4 LOB: 2 BB: 0 P: 10	R: 0 E: 0 K: 2 S: 4	H: 2 LOB: 1 BB: 0 P: 4	R: 0 E: 0 K: 2 S: 9	H: 2 LOB: 2 BB: 0 P: 9	R: 0 E: 0 K: 0 S: 3	H: 1 LOB: 1 BB: 1 P: 7	R: 1 E: 0 K: 1 S: 6	H: 2 LOB: 0 BB: 0 P: 6	R: 0 E: 0 K: 0 S: 3	H: 0 LOB: 0 BB: 0 P: 3	R: 0 E: 0 K: 2 S: 7	H: 0 LOB: 0 BB: 0 P: 7	R: 0 E: 0 K: 0 S: 5	H: 2 LOB: 2 BB: 0 P: 5	1B: 10 2B: 2 3B: 0 HR: 1	SF: 0 SAC: 0 DP: 2 HBP: 0	WP: 0 PB: 0 SB: 0 CS: 1	PA: 37					
PITCHER	IP	WLS	BF	H	R	ER	SO	BB	IBB	HBP	BLK	WP	HR	S	P	ERA	WHIP										
Len Barker, R (1, 1) ERA: 4.95	8.0	W	32	11	3	3	7	1	0	0	0	0	1	45	49	3.38	1.500										
Neal Heaton, L (9, 1) ERA: 3.67	1.0	S	5	2	0	0	0	0	0	0	0	0	0	5	5	0.00	2.000										

Boston Red Sox @ Cleveland Indians
Cleveland Municipal Stadium, Cleveland, OH
Wed Jun 29 1983, 7:05 PM EDT
Unknown - 63 F

AB 36
R 3
H 13
RBI 3
BB 1
SO 7
LOB 20



Batter	1	2	3	4	5	6	7	8	9	AB	R	H	RBI	BB	SO	LOB	BOTTOM										
Alan Bannister, R (1, 7) OBP: 0.332, SLG: 0.394			4-3	1B WP 1B		G5-4-3 1-2				3	0	1	0	2	0	1											
Manny Trillo, R (1, 4) OBP: 0.312, SLG: 0.293 Mike Fischlin, R (3, 4) OBP: 0.328, SLG: 0.286	F3		E6 S	1B BB			F7	FC4-6 BB		1	0	0	0	0	0	1											
Gorman Thomas, R (1, 8) OBP: 0.282, SLG: 0.325	K						F4	F4		3	0	0	1	1	3												
Andre Thornton, R (1, 3) OBP: 0.441, SLG: 0.516 Ron Hassey, L (9, 2) OBP: 0.331, SLG: 0.304	F6		K		F7		K			4	0	0	0	0	2	6											
Toby Harrah, R (1, 5) OBP: 0.368, SLG: 0.328		FC6-4 1B BB	K		5-3			E5 SH3-4 1B		3	1	0	0	1	1	2											
Pat Tabler, R (1, 10) OBP: 0.403, SLG: 0.455 Broderick Perkins, L (8, PH) OBP: 0.294, SLG: 0.340					F8		5-3		SH3-4 1B	3	0	1	0	0	0	0											
Julio Franco, R (1, 6) OBP: 0.308, SLG: 0.408		FC6-4 1-2 2-3			WP HR 1B		F8		SH3-4	3	1	1	0	0	0	2											
George Vukovich, L (1, 9) OBP: 0.245, SLG: 0.297		F2			K				BB 1B FC4-6 IBB	3	1	0	0	1	1	3											
Chris Bando, S (1, 2) OBP: 0.340, SLG: 0.389 Mike Hargrove, L (8, PH) OBP: 0.399, SLG: 0.397		5-3			HR				FC4-6 BB 1B	3	1	2	2	0	0	2											
Inning Stats	R: 0 E: 0 K: 1 S: 5	H: 0 LOB: 1 BB: 1 P: 9	R: 0 E: 0 K: 0 S: 4	H: 1 LOB: 2 BB: 1 P: 8	R: 0 E: 1 K: 2 S: 8	H: 0 LOB: 2 BB: 1 P: 12	R: 2 E: 0 K: 1 S: 9	H: 4 LOB: 3 BB: 1 P: 13	R: 0 E: 0 K: 0 S: 3	H: 0 LOB: 0 BB: 0 P: 3	R: 0 E: 0 K: 0 S: 3	H: 1 LOB: 0 BB: 0 P: 3	R: 0 E: 0 K: 1 S: 5	H: 0 LOB: 0 BB: 0 P: 5	R: 3 E: 1 K: 0 S: 6	H: 2 LOB: 2 BB: 2 P: 14	1B: 7 2B: 0 3B: 0 HR: 1	SF: 0 SAC: 1 DP: 1 HBP: 0	WP: 2 PB: 0 SB: 1 CS: 0	PA: 39							
PITCHER	IP	WLS	BF	H	R	ER	SO	BB	IBB	HBP	BLK	WP	HR	S	P	ERA	WHIP										
John Tudor, L (1, 1) ERA: 3.49	7.0	L	31	6	2	2	5	4	0	0	0	0	0	6	14	9.00	3.000										
Bob Stanley, R (8, 1) ERA: 2.21	1.0	L	8	2	3	1	0	1	1	0	0	0	0	6	14	9.00	3.000										

Boston Red Sox @ Cleveland Indians
Cleveland Municipal Stadium, Cleveland, OH
Wed Jun 29 1983, 7:05 PM EDT
Unknown - 63 F

AB 32
R 5
H 8
RBI 5
BB 6
SO 5
LOB 22



Batter	1	2	3	4	5	6	7	8	9	10	11	AB	R	H	RBI	BB	SO	LOB	TOP					
Jerry Remy, L OBP: 0.276, SLG: 0.280 (1, 4)	6-3 ①		4-3 ②		HR 2B ①	BB ①		1B ①		L7 ③		5	1	2	1	1	0	0						
Wade Boggs, L OBP: 0.432, SLG: 0.463 (1, 5)	HR 1B ①		2B BB ①		4-3 ①	F7 ③		1B ①			E 2B BB ①	4	3	2	1	2	0	3						
Jim Rice, R OBP: 0.398, SLG: 0.534 (1, 7)	HR ①		2B ①		HR ①		5-3 ①	K ③			E1 2B SF7 ①	6	3	3	5	0	1	3						
Tony Armas, R OBP: 0.286, SLG: 0.489 (1, 8)	F7 ②		BB ①		1-3 ②		K ②				SF7 1B 2B ①	5	0	2	1	1	1	0						
Dwight Evans, R OBP: 0.328, SLG: 0.443 (1, 10)	F9 ③		5-3 ③		K ③		HR ③			F9 ①		6	1	1	1	0	1	5						
Reid Nichols, R OBP: 0.307, SLG: 0.443 (1, 9)						K ①		F8 ③			SF7 1B IBB ①	5	0	2	0	1	2	0						
Ed Jurak, R OBP: 0.391, SLG: 0.392 (1, 3)					F4 ②			2B BB ①		G4-6-3 ③		4	1	0	1	1	2	3						
Gary Allenson, R OBP: 0.288, SLG: 0.313 (1, 2)			6-3 ③		F4 ③			F8 1B 2B ①			F3 ③	6	0	1	1	0	2	2						
Glenn Hoffman, R OBP: 0.316, SLG: 0.329 (1, 6)			1-3 ①			F8 2B 1B ②		1B 1B ①		F9 ②		5	2	2	0	0	0	1						
Inning Stats	R: 2 E: 0 K: 0 S: 5	H: 2 LOB: 0 BB: 0 P: 5	R: 0 E: 0 K: 1 S: 5	H: 1 LOB: 0 BB: 0 P: 5	R: 1 E: 0 K: 0 S: 4	H: 1 LOB: 2 BB: 2 P: 12	R: 0 E: 0 K: 1 S: 5	H: 0 LOB: 0 BB: 0 P: 5	R: 3 E: 0 K: 1 S: 8	H: 3 LOB: 0 BB: 0 P: 8	R: 1 E: 0 K: 1 S: 6	H: 1 LOB: 2 BB: 2 P: 14	R: 1 E: 0 K: 3 S: 12	H: 3 LOB: 2 BB: 0 P: 12	R: 0 E: 0 K: 0 S: 4	H: 2 LOB: 1 BB: 0 P: 4	R: 0 E: 0 K: 1 S: 5	H: 0 LOB: 2 BB: 0 P: 13	1B: 8 2B: 4 3B: 0 HR: 3	SF: 1 SAC: 0 DP: 1 HBP: 0	WP: 0 PB: 0 SB: 0 CS: 1	PA: 53		
PITCHER	IP 4.1	WLS 21	BF 6	H 1	R 1	ER 1	SO 2	BB 2	IBB 0	HBP 0	BLK 0	WP 0	HR 2	S 23	P 31	ERA 12.46	WHIP 2.077							
Lary Sorensen, R ERA: 4.68 (1, 1)																								
Jerry Reed, R ERA: 7.88 (5, 1)	1.1	6	1	1	1	2	1	0	0	0	0	0	0	9	13	6.75	1.500							
Jamie Easterly, L ERA: 3.86 (6, 1)	2.0	11	4	2	2	3	1	0	0	0	0	0	1	16	20	9.00	2.500							
Bud Anderson, R ERA: 3.51 (8, 1)	3.1	L	15	3	2	1	2	1	1	0	0	0	0	0	17	25	2.70	1.200						

Boston Red Sox @ Cleveland Indians
Cleveland Municipal Stadium, Cleveland, OH
Wed Jun 29 1983, 7:05 PM EDT
Att: 11,321 - Unknown

livebaseballscorecards.com

AB 46
R 11
H 15
RBI 11
BB 6
SO 9
LOB 17



Batter	1	2	3	4	5	6	7	8	9	10	11	AB	R	H	RBI	BB	SO	LOB	BOTTOM					
Miguel Dilone, S OBP: 0.295, SLG: 0.273 (1, 7)	F7 ①		F7 ②		5-3 ③	FC6-4 ③		G3 ②			SH1-3 HBP SF3 1B ①	4	0	0	0	0	0	3						
Broderick Perkins, L OBP: 0.291, SLG: 0.337 (8, PH)												1	0	0	0	0	0	1						
Alan Bannister, R OBP: 0.335, SLG: 0.398 (9, 7)												1	1	1	0	0	0	0						
Toby Harrah, R OBP: 0.377, SLG: 0.365 (1, 5)	BB ①		F2 ③		HR ①		HR ①	5-3 ③			SF3 SH1-3 HBP ①	4	2	2	2	1	0	2						
Mike Hargrove, L OBP: 0.395, SLG: 0.391 (1, 3)	F8 ②				BB 1B BB ①	F8 ①		E4 FC5-4 ①		3-1 ①	SH1-3 ①	4	1	0	0	1	0	1						
Andre Thornton, R OBP: 0.436, SLG: 0.509 (1, 10)	F9 ③				1B BB SF7 1B ①	6-3 ②		FC5-4 HR ①		4-3 ②	SF3 ②	5	2	1	1	0	0	2						
Gorman Thomas, R OBP: 0.286, SLG: 0.339 (1, 8)					1B 2B BB ①			F5 ②			K ③	5	2	2	1	1	2	2						
Julio Franco, R OBP: 0.309, SLG: 0.419 (1, 6)	F8 ②				1B 2B BB ①	5-3 ③		HR ③		F9 ③		5	2	2	3	0	0	1						
Ron Hassey, L OBP: 0.321, SLG: 0.296 (1, 2)	4-3 ③				SF7 ①			4-3 ①		4-3 ①		4	0	0	1	0	0	0						
George Vukovich, L OBP: 0.256, SLG: 0.309 (1, 9)					BB ①	G3 ②		G3 SH2-4 1B ①		K ②		4	0	2	2	1	1	0						
Mike Fischlin, R OBP: 0.310, SLG: 0.267 (1, 4)	F3 ①				1-3 ②	E3 FC6-4 ①		SH2-4 ①		K ③		4	0	0	0	0	1	2						
Inning Stats	R: 0 E: 0 K: 0 S: 3	H: 0 LOB: 1 BB: 1 P: 7	R: 0 E: 0 K: 1 S: 5	H: 0 LOB: 0 BB: 0 P: 5	R: 0 E: 0 K: 0 S: 3	H: 0 LOB: 1 BB: 1 P: 7	R: 4 E: 0 K: 0 S: 6	H: 3 LOB: 1 BB: 2 P: 14	R: 1 E: 0 K: 0 S: 5	H: 2 LOB: 1 BB: 0 P: 5	R: 3 E: 1 K: 0 S: 6	H: 2 LOB: 0 BB: 0 P: 6	R: 0 E: 0 K: 0 S: 4	H: 1 LOB: 1 BB: 0 P: 4	R: 1 E: 0 K: 0 S: 4	H: 1 LOB: 0 BB: 0 P: 4	R: 0 E: 0 K: 2 S: 7	H: 0 LOB: 0 BB: 0 P: 7	R: 1 E: 0 K: 1 S: 6	H: 1 LOB: 1 BB: 0 P: 7	1B: 5 2B: 1 3B: 0 HR: 4	SF: 2 SAC: 2 DP: 0 HBP: 1	WP: 0 PB: 0 SB: 0 CS: 0	PA: 50
PITCHER	IP 3.1	WLS 17	BF 3	H 4	R 4	ER 4	SO 1	BB 4	IBB 0	HBP 0	BLK 0	WP 0	HR 0	S 15	P 31	ERA 10.80	WHIP 2.100							
Mike Brown, R ERA: 3.96 (4, 1)	2.2	13	3	3	3	0	0	0	0	0	0	2	13	13	10.12	1.125								
Luis Aponso, R ERA: 3.91 (7, 1)	3.0	12	3	2	1	0	0	0	0	0	0	2	12	12	3.00	1.000								
Bob Stanley, R ERA: 2.35 (10, 1)	1.1	W	6	1	1	1	2	0	0	1	0	0	0	9	10	6.75	0.750							
John Henry Johnson, L ERA: 3.0 (11, 1)	0.2	S	2	0	0	0	1	0	0	0	0	0	0	4	4	0.00	0.000							

Boston Red Sox @ Cleveland Indians
Cleveland Municipal Stadium, Cleveland, OH
Wed Jun 29 1983, 7:05 PM EDT
Att: 11,321 - Unknown

livebaseballscorecards.com

AB 41
R 10
H 10
RBI 10
BB 4
SO 4
LOB 14



Batter	1	2	3	4	5	6	7	8	9	AB	R	H	RBI	BB	SO	LOB	TOP	
Paul Moltor, R OBP: 0.325, SLG: 0.411 (1, 5)										5	1	2	0	0	0	2		
Jim Gantner, L OBP: 0.320, SLG: 0.399 (1, 4)										5	0	1	0	0	0	1		
Robin Yount, R OBP: 0.401, SLG: 0.532 (1, 6)										5	0	1	1	0	0	1		
Cecil Cooper, L OBP: 0.319, SLG: 0.517 (1, 3)										4	1	1	1	0	3	2		
Ted Simmons, S OBP: 0.347, SLG: 0.453 (1, 10)										4	1	1	0	0	1	2		
Rick Manning, L OBP: 0.303, SLG: 0.314 (1, 8)										0	2	0	0	0	0	0		
Charlie Moore, R OBP: 0.356, SLG: 0.385 (1, 9)										4	0	0	1	0	1	2		
Ned Yost, R OBP: 0.254, SLG: 0.402 (1, 2)										0	0	0	0	0	0	0		
Ed Romero, R OBP: 0.333, SLG: 0.471 (1, 7)										3	0	1	1	1	0	0		
Marshall Edwards, L OBP: 0.206, SLG: 0.206 (1, 7)										4	1	2	1	0	0	1		
Inning Stats	R: 1 E: 0 K: 1 S: 8	H: 3 LOB: 2 BB: 0 P: 8	R: 0 E: 0 K: 0 S: 3	H: 0 LOB: 0 BB: 0 P: 3	R: 0 E: 0 K: 1 S: 3	H: 0 LOB: 2 BB: 1 P: 12	R: 0 E: 0 K: 2 S: 7	H: 1 LOB: 1 BB: 1 P: 10	R: 0 E: 0 K: 0 S: 3	H: 0 LOB: 0 BB: 0 P: 3	R: 1 E: 0 K: 1 S: 6	H: 1 LOB: 0 BB: 0 P: 6	R: 1 E: 1 K: 0 S: 5	H: 2 LOB: 1 BB: 0 P: 5	1B: 7 2B: 2 3B: 0 HR: 1	SF: 0 SAC: 0 DP: 0 HBP: 0	WP: 1 PB: 0 SB: 1 CS: 0	PA: 39
PITCHER	IP WLS BF H R ER SO BB IBB HBP BLK WP HR S P ERA WHIP																	
Bert Blyleven, R ERA: 4.03 (1, 1)	8.1 L 37 10 6 5 6 2 0 0 0 0 1 1 47 55 5.40 1.440																	
Neal Heaton, L ERA: 3.61 (9, 1)	0.2 2 0 0 0 0 0 0 0 0 0 0 0 2 2 0.00 0.000																	

Milwaukee Brewers @ Cleveland Indians
Cleveland Municipal Stadium, Cleveland, OH

AB 34
R 6
H 9
RBI 5
BB 1
SO 6
LOB 11



Sat Jul 02, 1983, 7:05 PM EDT
Att: 14,467 - Unknown - 82 F

Batter	1	2	3	4	5	6	7	8	9	AB	R	H	RBI	BB	SO	LOB	BOTTOM	
Miguel Dilone, S OBP: 0.295, SLG: 0.265 (1, 7)										2	0	0	0	1	0	1		
Alan Bannister, R OBP: 0.332, SLG: 0.397 (7, FH)										5	1	3	0	0	0	1		
Manny Trillo, R OBP: 0.315, SLG: 0.303 (1, 4)										5	1	2	1	0	0	4		
Mike Hargrove, L OBP: 0.399, SLG: 0.397 (1, 3)										5	1	2	3	0	0	3		
Andre Thornton, R OBP: 0.434, SLG: 0.525 (1, 10)										5	0	0	0	0	1	3		
Gorman Thomas, R OBP: 0.287, SLG: 0.336 (1, 8)										5	0	0	0	0	1	3		
Toby Harrah, R OBP: 0.382, SLG: 0.371 (1, 5)										4	0	1	0	1	1	0		
George Vukovich, L OBP: 0.251, SLG: 0.303 (1, 9)										3	0	0	0	0	0	1		
Pat Tabler, R OBP: 0.413, SLG: 0.464 (6, PH)										4	1	2	1	0	0	2		
Julio Franco, R OBP: 0.314, SLG: 0.430 (1, 6)										3	0	1	0	1	0	2		
Ron Hassey, L OBP: 0.329, SLG: 0.322 (1, 2)										3	0	1	0	1	0	2		
Inning Stats	R: 0 E: 0 K: 0 S: 3	H: 1 LOB: 1 BB: 1 P: 7	R: 0 E: 0 K: 1 S: 6	H: 1 LOB: 2 BB: 0 P: 10	R: 0 E: 0 K: 1 S: 6	H: 1 LOB: 1 BB: 1 P: 10	R: 0 E: 0 K: 0 S: 4	H: 0 LOB: 0 BB: 0 P: 3	R: 0 E: 0 K: 0 S: 4	H: 2 LOB: 1 BB: 0 P: 4	R: 0 E: 0 K: 0 S: 5	H: 2 LOB: 2 BB: 0 P: 5	R: 4 E: 1 K: 0 S: 7	H: 3 LOB: 0 BB: 0 P: 7	1B: 9 2B: 2 3B: 0 HR: 2	SF: 0 SAC: 0 DP: 1 HBP: 0	WP: 0 PB: 0 SB: 1 CS: 0	PA: 42
PITCHER	IP WLS BF H R ER SO BB IBB HBP BLK WP HR S P ERA WHIP																	
Moose Haas, R ERA: 3.94 (1, 1)	5.0 W 23 6 1 1 2 3 0 0 0 0 0 1 24 36 1.80 1.800																	
Jerry Augustine, L ERA: 7.5 (6, 1)	3.1 17 7 4 3 0 0 0 0 0 0 0 1 17 17 8.10 2.100																	
Pete Ladd, R ERA: 4.5 (9, 1)	0.2 S 2 0 0 0 0 0 0 0 0 0 0 0 2 2 0.00 0.000																	

Milwaukee Brewers @ Cleveland Indians
Cleveland Municipal Stadium, Cleveland, OH

AB 39
R 5
H 13
RBI 5
BB 3
SO 2
LOB 18



Sat Jul 02, 1983, 7:05 PM EDT
Att: 14,467 - Unknown - 82 F

Batter	1	2	3	4	5	6	7	8	9	AB R H RBI BB SO LOB	TOP												
Alan Bannister, R OBP: 0.338, SLG: 0.406 (1, 9)										3 2 1 1 1 1 1 1	Cleveland Indians @ Minnesota Twins Hubert H. Humphrey Metrodome, Minneapolis, MN Fri Jul 08 1983, 8:05 PM EDT Att: 11,529 - Unknown - 78 F												
Manny Trillo, R OBP: 0.323, SLG: 0.316 Mike Fischlin, R OBP: 0.306, SLG: 0.262 (1, 4)									4 2 2 1 0 1 1 1 0 0 0 0 0 0														
Mike Hargrove, L OBP: 0.401, SLG: 0.395 Broderick Perkins, L OBP: 0.277, SLG: 0.333 (1, 3)									3 2 1 2 1 1 0 1 0 0 0 0 0 0														
Andre Thornton, R OBP: 0.435, SLG: 0.518 (1, 10)									4 1 1 0 1 2 0														
Toby Harrah, R OBP: 0.384, SLG: 0.389 (1, 5)									4 1 2 3 0 0 0														
Gorman Thomas, R OBP: 0.286, SLG: 0.355 (1, 8)									3 1 1 3 1 0 2														
Pat Tabler, R OBP: 0.401, SLG: 0.447 George Vukovich, L OBP: 0.250, SLG: 0.301 (1, 7)									4 0 0 0 0 1 1 0 0 0 0 0 0 0														
Julio Franco, R OBP: 0.314, SLG: 0.437 (1, 6)									4 0 1 0 0 1 0														
Ron Hassey, L OBP: 0.326, SLG: 0.314 Jim Essian, R OBP: 0.125, SLG: 0.050 (1, 2)									4 1 1 0 0 0 1 0 0 0 0 0 0 0														
Inning Stats	R: 6 E: 1 K: 0 S: 8	H: 6 LOB: 1 BB: 1 P: 12	R: 0 E: 0 K: 1 S: 4	H: 0 LOB: 0 BB: 0 P: 5	R: 0 E: 0 K: 1 S: 5	H: 0 LOB: 1 BB: 1 P: 9	R: 4 E: 1 K: 0 S: 6	H: 3 LOB: 1 BB: 2 P: 14	R: 0 E: 0 K: 1 S: 6	H: 1 LOB: 1 BB: 0 P: 6	R: 0 E: 0 K: 1 S: 5	H: 0 LOB: 0 BB: 0 P: 5	R: 0 E: 0 K: 1 S: 5	H: 0 LOB: 0 BB: 0 P: 5	R: 0 E: 0 K: 1 S: 5	H: 0 LOB: 0 BB: 0 P: 5	R: 0 E: 0 K: 1 S: 5	H: 0 LOB: 0 BB: 0 P: 5	1B: 7 2B: 3 3B: 1 HR: 1	SF: 0 SAC: 0 DP: 2 HBP: 1	WP: 0 PB: 0 SB: 0 CS: 1	PA: 40	
PITCHER	IP WLS BF H R ER SO BB IBB HBP BLK WP HR S P ERA WHIP											PITCHER	IP WLS BF H R ER SO BB IBB HBP BLK WP HR S P ERA WHIP										
Frank Viola, L ERA: 5.4 (1, 1)	3.1 L 21 8 10 9 2 3 0 1 0 0 1 21 34 24.30 3.300																						
Mike Walters, R ERA (4, 1)	4.2 16 2 0 0 4 1 0 0 0 0 0 23 27 0.00 0.643																						
Len Whitehouse, L ERA: 2.49 (9, 1)	1.0 3 0 0 0 1 0 0 0 0 0 0 5 5 0.00 0.000																						

livebaseballscores.com

AB 35
R 10
H 10
RBI 10
BB 4
SO 7
LOB 6



Batter	1	2	3	4	5	6	7	8	9	AB R H RBI BB SO LOB	BOTTOM												
Bobby Mitchell, L OBP: 0.353, SLG: 0.310 (1, 8)										4 1 0 0 0 2 1	Cleveland Indians @ Minnesota Twins Hubert H. Humphrey Metrodome, Minneapolis, MN Fri Jul 08 1983, 8:05 PM EDT Att: 11,529 - Unknown - 78 F												
John Castino, R OBP: 0.356, SLG: 0.446 (1, 4)										3 1 0 0 1 1 2													
Gary Ward, R OBP: 0.327, SLG: 0.485 (1, 7)										4 1 1 1 0 0 1													
Kent Hrbek, L OBP: 0.377, SLG: 0.504 (1, 3)										4 1 2 0 0 0 1													
Randy Bush, L OBP: 0.355, SLG: 0.500 (1, 10)										4 0 0 1 0 0 3													
Gary Gaetti, R OBP: 0.312, SLG: 0.404 (1, 5)										4 0 1 2 0 0 1													
Tom Brunansky, R OBP: 0.283, SLG: 0.377 (1, 9)										4 0 0 0 0 0 1													
Ray Smith, R OBP: 0.337, SLG: 0.293 Mickey Hatcher, R OBP: 0.363, SLG: 0.452 (9, PH)										3 0 0 0 0 0 0 1 0 0 0 0 1 1													
Houston Jimenez, R OBP: 0.260, SLG: 0.304 (1, 6)										3 0 1 0 0 0 0													
Inning Stats	R: 0 E: 0 K: 1 S: 5	H: 0 LOB: 0 BB: 0 P: 9	R: 0 E: 0 K: 0 S: 3	H: 0 LOB: 0 BB: 0 P: 3	R: 0 E: 0 K: 1 S: 6	H: 1 LOB: 0 BB: 0 P: 6	R: 0 E: 0 K: 0 S: 4	H: 1 LOB: 1 BB: 0 P: 4	R: 0 E: 0 K: 0 S: 3	H: 0 LOB: 0 BB: 0 P: 3	R: 0 E: 0 K: 1 S: 5	H: 0 LOB: 0 BB: 0 P: 5	R: 0 E: 0 K: 0 S: 3	H: 0 LOB: 0 BB: 0 P: 3	R: 0 E: 0 K: 0 S: 3	H: 0 LOB: 0 BB: 0 P: 3	R: 4 E: 2 K: 1 S: 10	H: 3 LOB: 1 BB: 0 P: 10	1B: 5 2B: 0 3B: 0 HR: 0	SF: 0 SAC: 0 DP: 0 HBP: 0	WP: 0 PB: 0 SB: 0 CS: 0	PA: 35	
PITCHER	IP WLS BF H R ER SO BB IBB HBP BLK WP HR S P ERA WHIP											PITCHER	IP WLS BF H R ER SO BB IBB HBP BLK WP HR S P ERA WHIP										
Bert Blyleven, R ERA: 3.73 (1, 1)	9.0 W 35 5 4 0 4 1 0 0 0 0 0 42 46 0.00 0.667																						

livebaseballscores.com

AB 34
R 4
H 5
RBI 4
BB 1
SO 4
LOB 11




Batter	1	2	3	4	5	6	7	8	9	AB	R	H	RBI	BB	SO	LOB	TOP					
Alan Bannister, R OBP: 0.341, SLG: 0.408 (1, 9)										4	1	2	0	0	0	0	Cleveland Indians @ Minnesota Twins Hubert H. Humphrey Metrodome, Minneapolis, MN Sat Jul 09 1983, 8:05 PM EDT Att: 11,683 - Unknown - 73 F					
Manny Trillo, R OBP: 0.322, SLG: 0.318 (1, 4)										4	0	1	1	0	1	1						
Mike Hargrove, L OBP: 0.396, SLG: 0.389 (1, 3)										4	0	0	0	0	0	0						
Andre Thornton, R OBP: 0.433, SLG: 0.512 (1, 10)										3	0	0	0	1	0	0						
Toby Harrah, R OBP: 0.386, SLG: 0.388 (1, 5)										3	1	1	0	1	0	1						
Gorman Thomas, R OBP: 0.292, SLG: 0.355 (1, 8)										3	0	1	0	1	2	0						
Pat Tabler, R OBP: 0.403, SLG: 0.444 Miguel Dilone, S OBP: 0.295, SLG: 0.265 (0, PR)										3	0	1	1	1	1	0						
Julio Franco, R OBP: 0.310, SLG: 0.431 (1, 6)										4	0	0	0	0	0	5						
Ron Hassey, L OBP: 0.320, SLG: 0.308 (1, 2)										3	0	0	0	0	1	0						
Inning Stats	R: 1 E: 0 K: 0 S: 4	H: 2 LOB: 0 BB: 0 P: 4	R: 0 E: 0 K: 1 S: 5	H: 0 LOB: 0 BB: 0 P: 5	R: 0 E: 0 K: 0 S: 3	H: 0 LOB: 1 BB: 0 P: 3	R: 0 E: 0 K: 0 S: 3	H: 0 LOB: 1 BB: 1 P: 7	R: 0 E: 0 K: 2 S: 7	H: 1 LOB: 0 BB: 0 P: 7	R: 0 E: 0 K: 0 S: 4	H: 1 LOB: 3 BB: 2 P: 12	R: 0 E: 0 K: 0 S: 3	H: 0 LOB: 0 BB: 0 P: 3	R: 1 E: 0 K: 0 S: 5	H: 2 LOB: 2 BB: 1 P: 9		1B: 5 2B: 1 3B: 0 HR: 0	SF: 0 SAC: 0 DP: 0 HBP: 0	WP: 0 PB: 0 SB: 0 CS: 1	PA: 35	
PITCHER	IP	WLS	BF	H	R	ER	SO	BB	IBB	HBP	BLK	WP	HR	S	P	ERA	WHIP					
Ken Schrom, R ERA: 4.08 Ron Davis, R ERA: 3.66	(1, 1)	8.2	W	33	5	2	2	5	4	0	0	0	0	0	39	55	2.08	1.038				
(9, 1)	0.1	S	2	1	0	0	0	0	0	0	0	0	0	2	2	0.00	3.000					

AB	31
R	2
H	6
RBI	2
BB	4
SO	5
LOB	7



Batter	1	2	3	4	5	6	7	8	9	AB	R	H	RBI	BB	SO	LOB	BOTTOM				
Bobby Mitchell, L OBP: 0.351, SLG: 0.308 (1, 8)										4	0	1	0	0	2	1	Cleveland Indians @ Minnesota Twins Hubert H. Humphrey Metrodome, Minneapolis, MN Sat Jul 09 1983, 8:05 PM EDT Att: 11,683 - Unknown - 73 F				
John Castino, R OBP: 0.358, SLG: 0.450 (1, 4)										4	1	2	0	0	1	2					
Gary Ward, R OBP: 0.330, SLG: 0.485 (1, 7)										2	0	1	1	1	0	1					
Kent Hrbek, L OBP: 0.371, SLG: 0.496 (1, 3)										4	0	0	0	0	1	4					
Randy Bush, L OBP: 0.353, SLG: 0.493 (1, 10)										3	1	0	0	1	2	2					
Gary Gaetti, R OBP: 0.314, SLG: 0.401 (1, 5)										2	0	0	0	2	0	0					
Tom Brunansky, R OBP: 0.285, SLG: 0.380 (1, 9)										3	0	1	2	1	0	0					
Ron Washington, R OBP: 0.283, SLG: 0.318 (1, 6)										4	0	0	0	0	3	4					
Ray Smith, R OBP: 0.337, SLG: 0.306 (1, 2)										3	1	1	0	0	0	0					
Inning Stats	R: 0 E: 0 K: 3 S: 10	H: 1 LOB: 2 BB: 1 P: 14	R: 0 E: 0 K: 0 S: 3	H: 0 LOB: 0 BB: 0 P: 3	R: 0 E: 0 K: 1 S: 6	H: 1 LOB: 1 BB: 0 P: 6	R: 0 E: 0 K: 2 S: 7	H: 0 LOB: 2 BB: 2 P: 15	R: 1 E: 0 K: 1 S: 7	H: 2 LOB: 1 BB: 0 P: 7	R: 0 E: 0 K: 0 S: 3	H: 0 LOB: 0 BB: 0 P: 3	R: 0 E: 0 K: 1 S: 5	H: 0 LOB: 0 BB: 0 P: 5	R: 2 E: 0 K: 1 S: 7	H: 2 LOB: 2 BB: 2 P: 15		1B: 3 2B: 3 3B: 0 HR: 0	SF: 0 SAC: 1 DP: 0 HBP: 0	WP: 0 PB: 0 SB: 0 CS: 0	PA: 35
PITCHER	IP	WLS	BF	H	R	ER	SO	BB	IBB	HBP	BLK	WP	HR	S	P	ERA	WHIP				
Rick Sutcliffe, R ERA: 3.9 Bud Anderson, R ERA: 3.42	(1, 1)	7.2	L	33	5	3	3	8	4	1	0	0	0	44	64	3.52	1.174				
(8, 1)	0.1	2	1	0	0	1	0	0	0	0	0	0	0	4	4	0.00	3.000				

AB	29
R	3
H	6
RBI	3
BB	5
SO	9
LOB	14



Batter	1	2	3	4	5	6	7	8	9	AB	R	H	RBI	BB	SO	LOB	TOP			
Alan Bannister, R (1, 7) <small>OBP: 0.339, SLG: 0.421</small> Broderick Perkins, L (9, PH) <small>OBP: 0.274, SLG: 0.330</small>	6-3	K					F7		G3	4	1	1	1	0	1	0	Cleveland Indians @ Minnesota Twins Hubert H. Humphrey Metrodome, Minneapolis, MN <small>Sun Jul 10 1983, 4:33 AM EDT</small> <small>Att. 7,287 - Unknown - 70 F</small>			
Manny Trillo, R (1, 4) <small>OBP: 0.323, SLG: 0.320</small>	6-3		FC4-6 1B		F9				K	5	0	2	0	0	1	1				
Mike Hargrove, L (1, 3) <small>OBP: 0.394, SLG: 0.390</small>			FC4-6 1-2		F6		F8			4	0	1	0	0	0	2				
Andre Thornton, R (1, 10) <small>OBP: 0.431, SLG: 0.508</small>	5-3		F7		F9					4	0	1	0	0	0	2				
Toby Harrah, R (1, 5) <small>OBP: 0.388, SLG: 0.390</small>		BB 1B	F8						F8	4	1	2	0	0	0	2				
Gorman Thomas, R (1, 8) <small>OBP: 0.292, SLG: 0.351</small>		BB 1B SF9			K		K		K	3	1	0	0	1	3	2				
Julio Franco, R (1, 6) <small>OBP: 0.309, SLG: 0.428</small>		BB 1B SF9	6-3		6-3		5-3		L9	4	1	1	1	0	0	2				
George Vukovich, L (1, 9) <small>OBP: 0.256, SLG: 0.303</small>		1B SF9					3-1			2	0	1	1	0	0	1				
Ron Hassey, L (1, 2) <small>OBP: 0.313, SLG: 0.301</small>	6-3		FC5-4 HBP		FC5-4		4-3		F8	4	0	0	1	0	0	2				
Inning Stats	R: 0 E: 0 K: 0 S: 4	H: 1 LOB: 1 BB: 0 P: 4	R: 3 E: 0 K: 1 S: 7	H: 2 LOB: 0 BB: 1 P: 11	R: 0 E: 0 K: 0 S: 4	H: 1 LOB: 1 BB: 0 P: 4	R: 0 E: 0 K: 1 S: 5	H: 0 LOB: 1 BB: 0 P: 6	R: 1 E: 0 K: 0 S: 4	H: 1 LOB: 1 BB: 0 P: 4	R: 0 E: 0 K: 0 S: 4	H: 1 LOB: 1 BB: 0 P: 4	R: 0 E: 0 K: 1 S: 6	H: 1 LOB: 1 BB: 0 P: 6	R: 0 E: 0 K: 1 S: 6	H: 1 LOB: 1 BB: 0 P: 6	1B: 7 2B: 1 3B: 0 HR: 1	SF: 1 SAC: 0 DP: 0 HBP: 1	WP: 0 PA: 38 CS: 1	
PITCHER	IP WLS BF H R ER SO BB IBB HBP BLK WP HR S P ERA WHIP	7.0 W 31 8 4 4 3 1 0 0 0 0 0 1 35 40 5.14 1.286	2.0 S 7 1 0 0 2 0 0 0 0 0 0 0 11 11 0.00 0.500																	

Batter	1	2	3	4	5	6	7	8	9	AB	R	H	RBI	BB	SO	LOB	BOTTOM
Bobby Mitchell, L (1, 8) <small>OBP: 0.354, SLG: 0.321</small>	4-3		1B 2B		4-3		SH1-4 1B			4	1	2	0	0	0	0	Cleveland Indians @ Minnesota Twins Hubert H. Humphrey Metrodome, Minneapolis, MN <small>Sun Jul 10 1983, 4:33 AM EDT</small> <small>Att. 7,287 - Unknown - 70 F</small>
John Castino, R (1, 4) <small>OBP: 0.360, SLG: 0.450</small>	L8		S WP 1B				SH1-4			2	1	1	2	1	0	0	
Gary Ward, R (1, 7) <small>OBP: 0.329, SLG: 0.481</small>	FC6-4 BB		2H 3H 1B		6-3		F4		K	3	0	0	0	1	1	3	
Kent Hrbek, L (1, 3) <small>OBP: 0.373, SLG: 0.494</small>	FC6-4 1-2		2-3 BB		F4		F4			3	0	1	0	1	0	2	
Randy Bush, L (1, 10) <small>OBP: 0.357, SLG: 0.510</small> Mickey Hatcher, R (8, PH) <small>OBP: 0.361, SLG: 0.450</small>		E3	1-2 3H 1B		G5-4-3 1B		HR		L5	3	1	2	2	0	0	0	
Gary Gaetti, R (1, 5) <small>OBP: 0.314, SLG: 0.399</small>		F8	G5-4-3 1-2		G5-4-3		6-3		1B SH1-4 1B	4	1	1	0	0	0	3	
Tom Brunansky, R (1, 9) <small>OBP: 0.285, SLG: 0.378</small>		K			F3		F8		SH1-4 1B	4	0	1	0	0	1	1	
Ron Washington, R (1, 6) <small>OBP: 0.284, SLG: 0.318</small>	4-3				4-3		S 1B		SH1-4	3	1	1	1	0	0	1	
Ray Smith, R (1, 2) <small>OBP: 0.343, SLG: 0.315</small>			2B 1B		F9		1-1 1B		1-3	4	1	2	1	0	0	1	
Inning Stats	R: 0 E: 0 K: 0 S: 3	H: 0 LOB: 1 BB: 1 P: 7	R: 0 E: 1 K: 1 S: 6	H: 0 LOB: 1 BB: 0 P: 6	R: 3 E: 0 K: 0 S: 6	H: 4 LOB: 1 BB: 1 P: 10	R: 0 E: 0 K: 0 S: 3	H: 0 LOB: 0 BB: 0 P: 3	R: 0 E: 0 K: 0 S: 5	H: 3 LOB: 1 BB: 0 P: 5	R: 0 E: 0 K: 1 S: 6	H: 2 LOB: 2 BB: 0 P: 6	R: 1 E: 0 K: 0 S: 5	H: 2 LOB: 1 BB: 0 P: 5	1B: 9 2B: 1 3B: 0 HR: 1	SF: 0 SAC: 2 DP: 1 HBP: 0	WP: 1 PA: 36 CS: 0
PITCHER	IP WLS BF H R ER SO BB IBB HBP BLK WP HR S P ERA WHIP	6.0 L 27 7 5 5 1 3 0 0 0 0 0 1 26 38 7.50 1.667	0.2 3 1 0 0 1 0 0 0 0 0 0 0 5 5 0.00 1.500	1.1 6 3 1 1 0 0 0 0 0 0 0 0 6 6 6.75 2.250													




Batter	1	2	3	4	5	6	7	8	9	AB	R	H	RBI	BB	SO	LOB	TOP					
Alan Bannister, R OBP: 0.342, SLG: 0.419	4-0 BB		0-0 E9		0-0 F3			0-0 1B		3	0	1	0	1	0	1	Cleveland Indians @ Chicago White Sox Comiskey Park, Chicago, IL Mon Jul 11 1983, 8:05 PM EDT Att: 18,473 - Unknown - 90 F					
Manny Trillo, R OBP: 0.322, SLG: 0.319	0-0 F8		0-0 F4			0-3 K		0-0 1B		4	0	1	0	0	1	2						
Mike Hargrove, L OBP: 0.389, SLG: 0.385	0-0 G4-6-3			0-0 1-6-3		0-0 6-3		0-3 K		4	0	0	0	0	1	3						
Andre Thornton, R OBP: 0.429, SLG: 0.502		0-3 K		0-0 F9		4-0 BB		0-0 G5-4-3		3	0	0	0	1	1	2						
Toby Harrah, R OBP: 0.382, SLG: 0.383	0-0 F8		0-0 4-3		0-0 F7			0-0 F4		4	0	0	0	0	0	1						
Gorman Thomas, R OBP: 0.294, SLG: 0.368	0-0 L6				0-0 HR		0-0 WP	0-3 K		4	1	2	1	0	1	0						
Pat Tabler, R OBP: 0.394, SLG: 0.433			0-0 5-3		0-0 5-3		0-0 5-3	0-0 6-3		4	0	0	0	0	0	1						
Julio Franco, R OBP: 0.313, SLG: 0.429			0-0 S		4-0 BB		0-3 K			2	1	1	0	1	1	1						
Ron Hassey, L OBP: 0.308, SLG: 0.295			0-0 F7		0-3 K		0-0 6-3			3	0	0	0	0	1	3						
Inning Stats	R: 0 E: 0 K: 0 S: 2	H: 0 LOB: 0 BB: 1 P: 6	R: 0 E: 0 K: 1 S: 5	H: 0 LOB: 0 BB: 0 P: 5	R: 1 E: 1 K: 0 S: 5	H: 1 LOB: 1 BB: 0 P: 5	R: 0 E: 0 K: 0 S: 3	H: 0 LOB: 0 BB: 0 P: 3	R: 1 E: 0 K: 1 S: 6	H: 1 LOB: 1 BB: 1 P: 10	R: 0 E: 0 K: 1 S: 5	H: 0 LOB: 1 BB: 1 P: 9	R: 0 E: 0 K: 1 S: 6	H: 1 LOB: 1 BB: 0 P: 6	R: 0 E: 0 K: 1 S: 6	H: 2 LOB: 1 BB: 0 P: 6	R: 0 E: 0 K: 1 S: 5	H: 0 LOB: 0 BB: 0 P: 5	1B: 3 2B: 1 3B: 0 HR: 1	SF: 0 SAC: 0 DP: 2 HBP: 0	WP: 1 PB: 0 SB: 1 CS: 0	PA: 34
PITCHER Britt Burns, L ERA: 3.56	IP: 9.0 WLS: W BF: 34 H: 5 R: 2 ER: 1 SO: 6 BB: 3 IBB: 0 HBP: 0 BLK: 0 WP: 1 HR: 1 S: 43 P: 55 ERA: 1.00 WHIP: 0.889											PITCHER	IP: 9.0 WLS: W BF: 34 H: 5 R: 2 ER: 1 SO: 6 BB: 3 IBB: 0 HBP: 0 BLK: 0 WP: 1 HR: 1 S: 43 P: 55 ERA: 1.00 WHIP: 0.889									

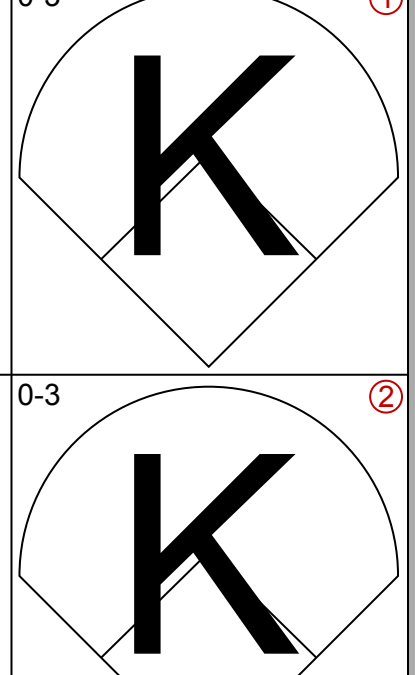
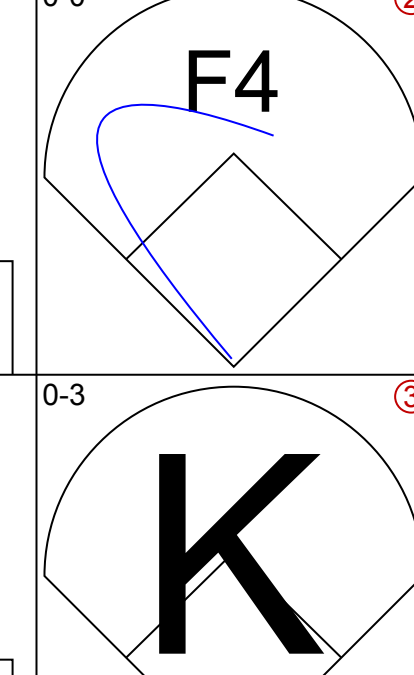
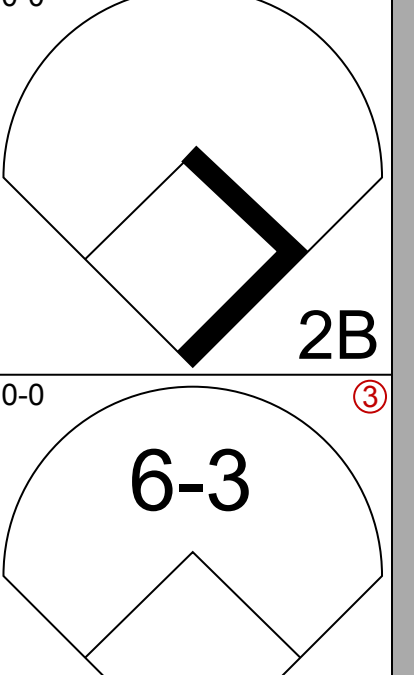
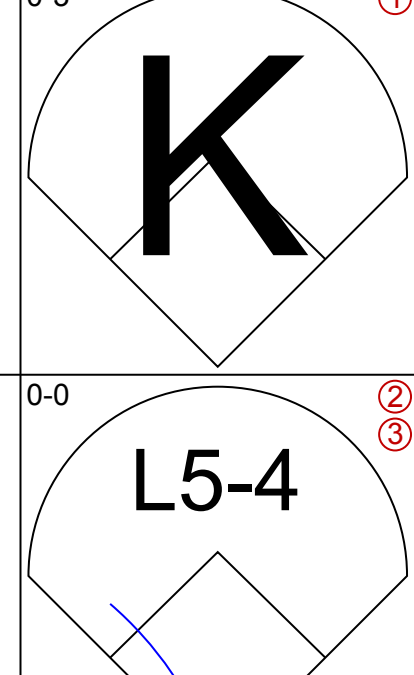
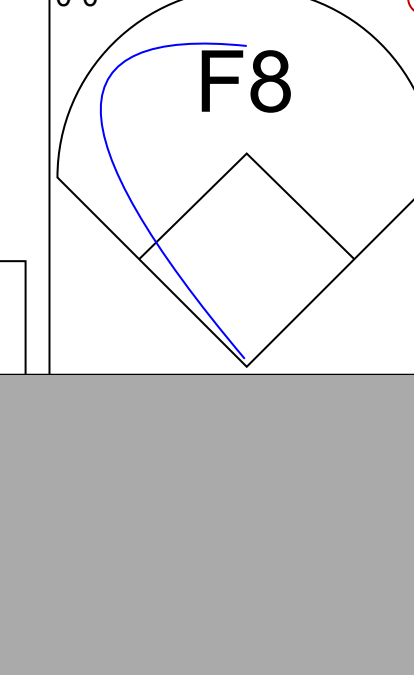
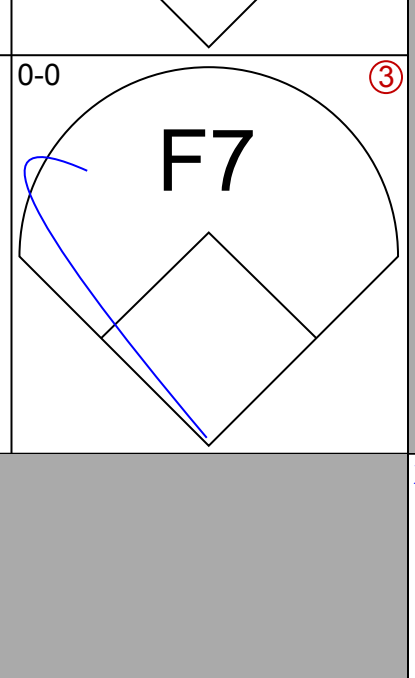



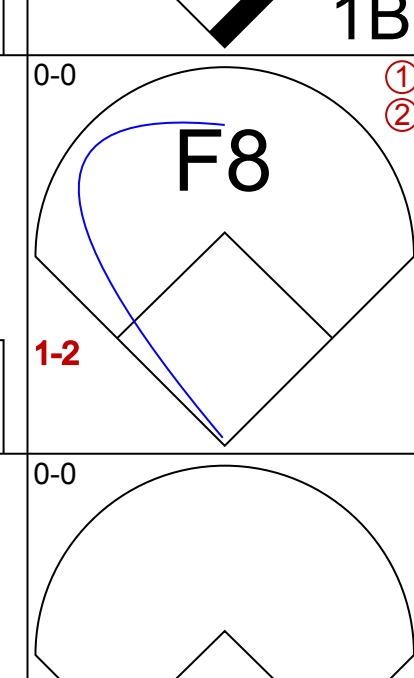

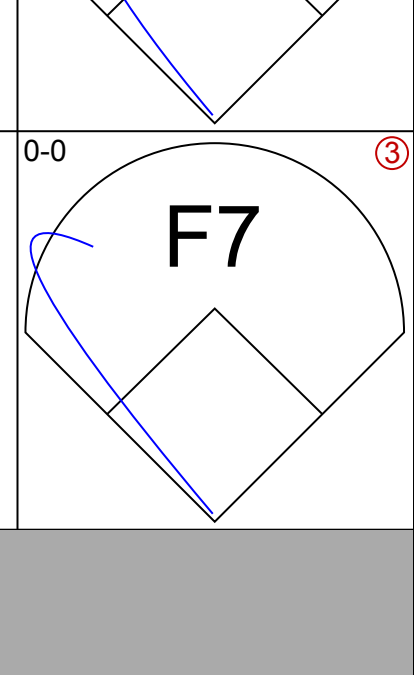
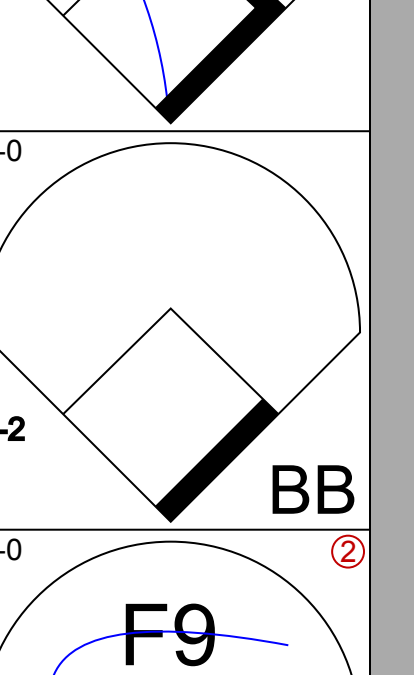
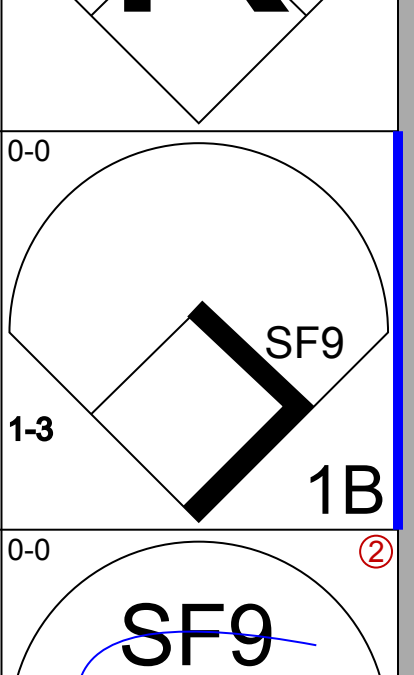
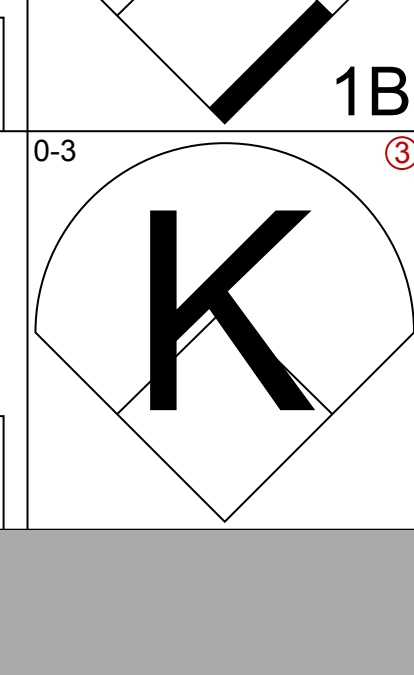
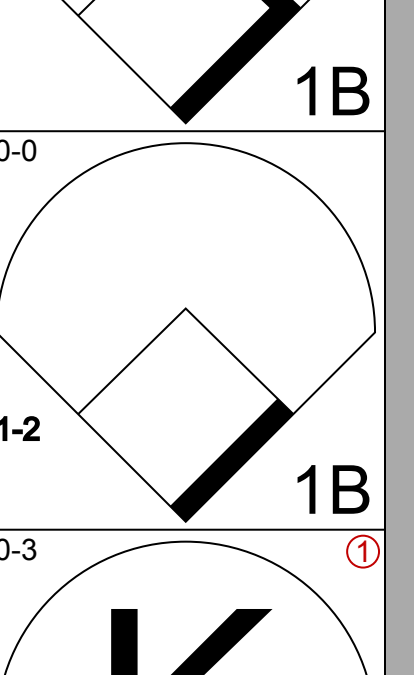
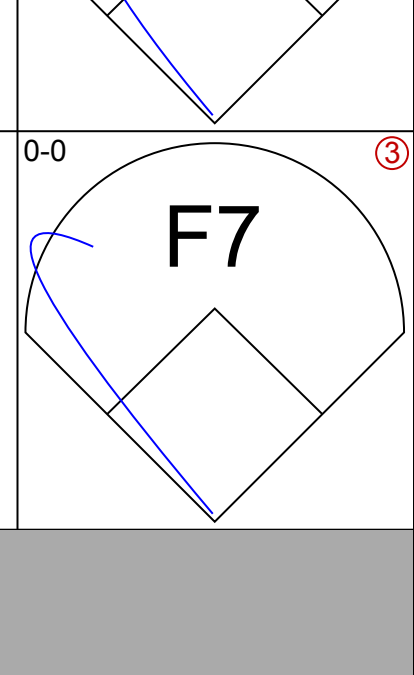
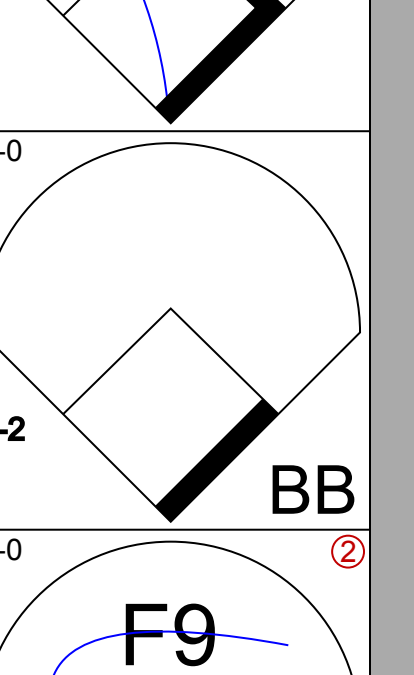
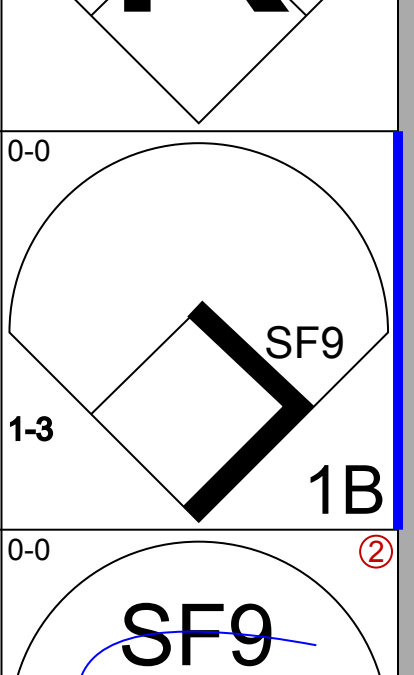
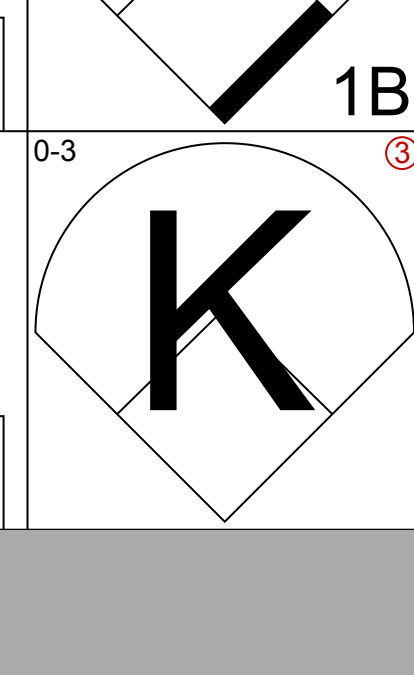


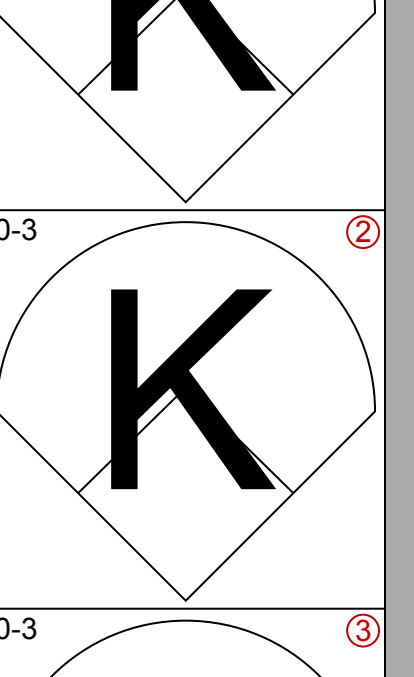
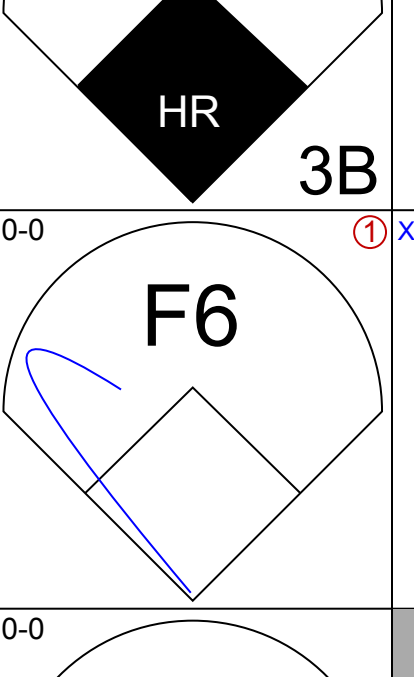
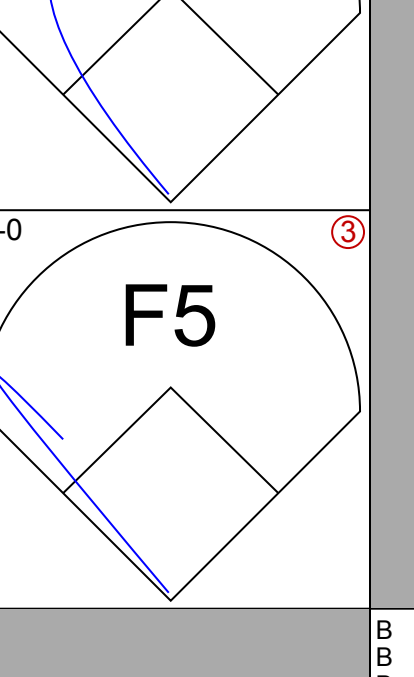
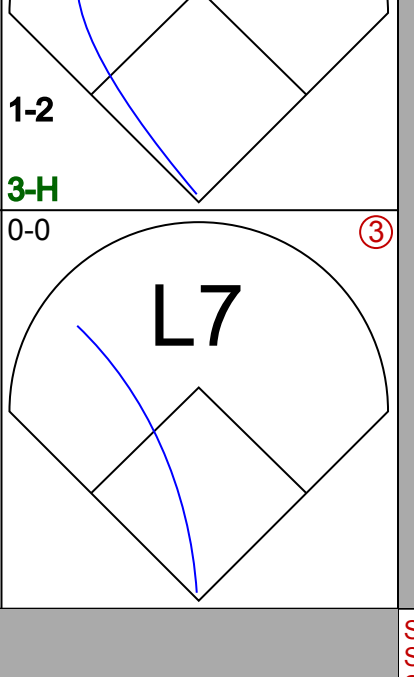
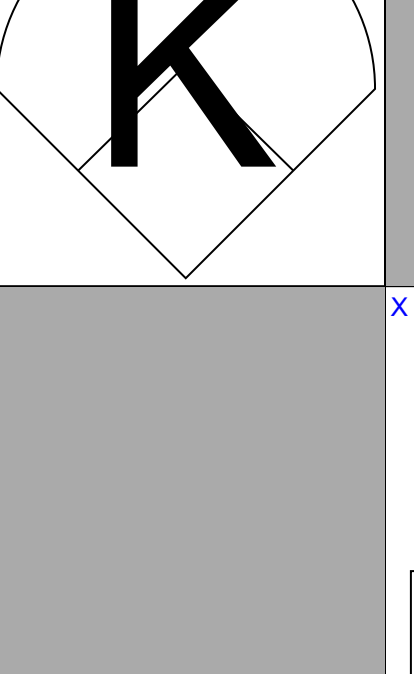
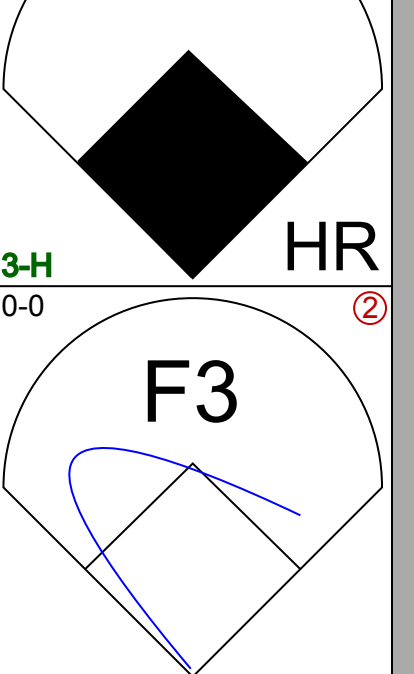
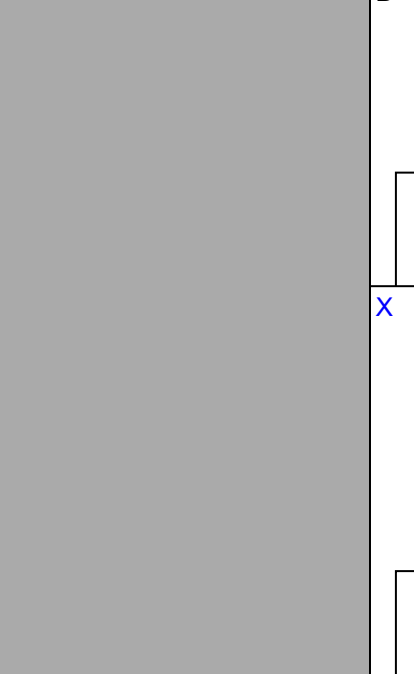

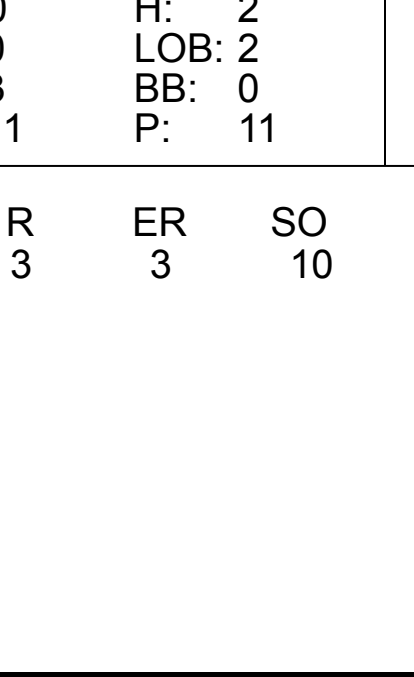

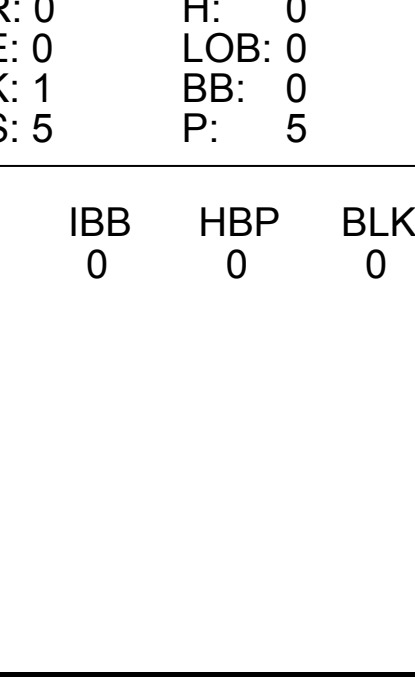
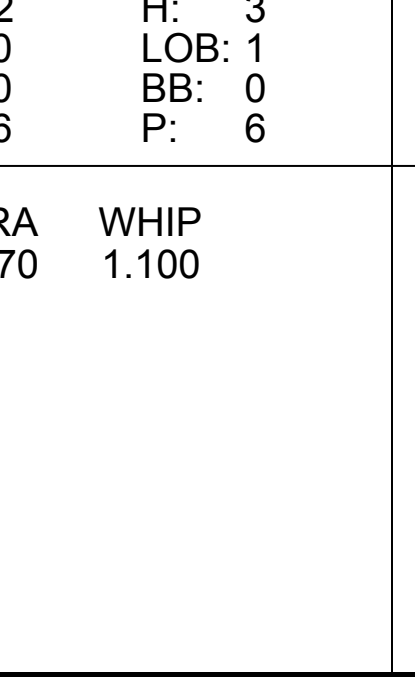
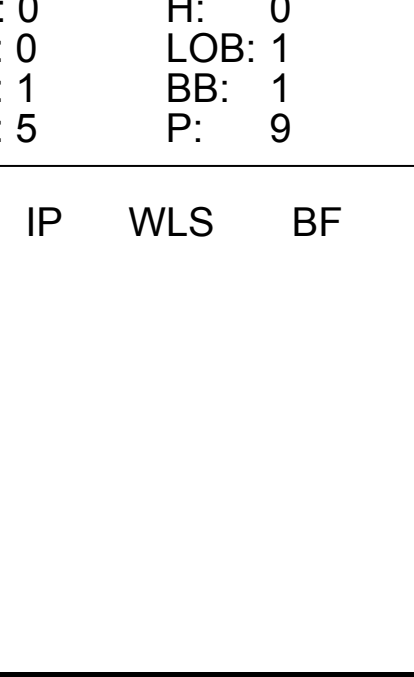

Batter	1	2	3	4	5	6	7	8	9	AB	R	H	RBI	BB	SO	LOB	BOTTOM			
Rudy Law, L OBP: 0.338, SLG: 0.326	0-0 F9			0-0 F8			0-3 K			5	0	0	0	0	2	4	Cleveland Indians @ Chicago White Sox Comiskey Park, Chicago, IL Mon Jul 11 1983, 8:05 PM EDT Att: 18,473 - Unknown - 90 F			
Marc Hill, R OBP: 0.268, SLG: 0.295		0-0 F8			0-0 K		0-3 K			0	0	0	0	0	0	0				
Carlton Fisk, R OBP: 0.323, SLG: 0.489	0-0 F8		0-3 K		0-0 HR		0-3 K		0-0 F8	4	1	1	2	0	2	3				
Jerry Hairston, S OBP: 0.382, SLG: 0.483								0-0 F8		1	0	0	0	0	0	0				
Greg Walker, L OBP: 0.353, SLG: 0.522	4-0 BB		0-3 K		0-3 K		0-0 F6		0-0 F8	3	0	0	0	1	2	0				
Lorenzo Gray, R OBP: 0.265, SLG: 0.267										1	0	0	0	0	0	0				
Mike Squires, L OBP: 0.333, SLG: 0.257										0	0	0	0	0	0	0				
Greg Luzinski, R OBP: 0.352, SLG: 0.474	0-0 4-3		0-0 1-4-3		0-0 HR		4-0 BB		0-0 1B	4	2	2	1	1	0	1				
Harold Baines, L OBP: 0.343, SLG: 0.399		0-0 1B	0-0 1B		0-0 F7		0-3 K		0-0 1B	5	2	3	1	0	1	1				
Ron Kittle, R OBP: 0.312, SLG: 0.535		0-0 4-3	0-0 1B		0-0 F8		4-0 BB		0-3 K	4	1	2	0	1	1	1				
Vance Law, R OBP: 0.303, SLG: 0.358		0-0 4-3	0-0 1B		0-0 F8		0-0 F8			4	1	2	2	0	0	3				
Jerry Dybzinski, R OBP: 0.299, SLG: 0.295		0-0 1B	0-0 F9		0-0 2B		0-0 F9			4	1	2	1	0	0	2				
Julio Cruz, S OBP: 0.317, SLG: 0.332				4-0 HR		0-0 2B		0-0 G3		3	1	2	2	1	0	0				
Inning Stats	R: 0 E: 0 K: 0 S: 3	H: 0 LOB: 1 BB: 1 P: 7	R: 2 E: 0 K: 1 S: 9	H: 4 LOB: 2 BB: 0 P: 9	R: 1 E: 0 K: 1 S: 8	H: 3 LOB: 2 BB: 0 P: 8	R: 3 E: 0 K: 1 S: 7	H: 2 LOB: 1 BB: 1 P: 11	R: 2 E: 0 K: 2 S: 10	H: 3 LOB: 1 BB: 0 P: 10	R: 0 E: 0 K: 1 S: 5	H: 0 LOB: 2 BB: 2 P: 13	R: 0 E: 0 K: 1 S: 5	H: 0 LOB: 0 BB: 0 P: 5	R: 1 E: 0 K: 1 S: 7	H: 2 LOB: 1 BB: 0 P: 7	1B: 9 2B: 3 3B: 0 HR: 2	SF: 0 SAC: 0 DP: 0 HBP: 0	WP: 0 PB: 0 SB: 0 CS: 0	PA: 42
PITCHER Len Barker, R ERA: 5.72	IP: 3.2 WLS: L BF: 22 H: 9 R: 6 ER: 6 SO: 3 BB: 2 IBB: 0 HBP: 0 BLK: 0 WP: 0 HR: 2 S: 26 P: 34 ERA: 14.73 WHIP: 3.000											PITCHER	IP: 3.2 WLS: L BF: 22 H: 9 R: 6 ER: 6 SO: 3 BB: 2 IBB: 0 HBP: 0 BLK: 0 WP: 0 HR: 2 S: 26 P: 34 ERA: 14.73 WHIP: 3.000							
Jamie Easterly, L ERA: 3.89	IP: 2.0 WLS: 0 BF: 10 H: 3 R: 2 ER: 2 SO: 3 BB: 1 IBB: 0 HBP: 0 BLK: 0 WP: 0 HR: 0 S: 15 P: 19 ERA: 9.00 WHIP: 2.000											PITCHER	IP: 2.0 WLS: 0 BF: 10 H: 3 R: 2 ER: 2 SO: 3 BB: 1 IBB: 0 HBP: 0 BLK: 0 WP: 0 HR: 0 S: 15 P: 19 ERA: 9.00 WHIP: 2.000							
Dan Spillner, R ERA: 4.7	IP: 1.1 WLS: 0 BF: 5 H: 0 R: 0 ER: 0 SO: 1 BB: 1 IBB: 0 HBP: 0 BLK: 0 WP: 0 HR: 0 S: 6 P: 10 ERA: 0.00 WHIP: 0.750											PITCHER	IP: 1.1 WLS: 0 BF: 5 H: 0 R: 0 ER: 0 SO: 1 BB: 1 IBB: 0 HBP: 0 BLK: 0 WP: 0 HR: 0 S: 6 P: 10 ERA: 0.00 WHIP: 0.750							
Neal Heaton, L ERA: 3.74	IP: 1.0 WLS: 0 BF: 5 H: 2 R: 1 ER: 1 SO: 1 BB: 0 IBB: 0 HBP: 0 BLK: 0 WP: 0 HR: 0 S: 7 P: 7 ERA: 9.00 WHIP: 2.000											PITCHER	IP: 1.0 WLS: 0 BF: 5 H: 2 R: 1 ER: 1 SO: 1 BB: 0 IBB: 0 HBP: 0 BLK: 0 WP: 0 HR: 0 S: 7 P: 7 ERA: 9.00 WHIP: 2.000							

Batter	1	2	3	4	5	6	7	8	9	AB	R	H	RBI	BB	SO	LOB	TOP				
Alan Bannister, R OBP: 0.341, SLG: 0.413 (1, 7)										3	0	0	0	1	0	1	Cleveland Indians @ Chicago White Sox Comiskey Park, Chicago, IL Tue Jul 12 1983, 8:05 PM EDT Att: 16,799 - Unknown - 73 F				
Manny Trillo, R OBP: 0.321, SLG: 0.321 (1, 4)										4	0	1	0	0	1	3					
Mike Hargrove, L OBP: 0.384, SLG: 0.379 (1, 3)										4	0	0	0	0	1	1					
Gorman Thomas, R OBP: 0.291, SLG: 0.362 (1, 8)										4	0	0	0	0	1	1					
Toby Harrah, R OBP: 0.375, SLG: 0.376 (1, 5)										4	0	0	0	0	1	0					
Julio Franco, R OBP: 0.315, SLG: 0.428 (1, 6)										3	0	1	0	1	0	0					
Pat Tabler, R OBP: 0.391, SLG: 0.429 (1, 10)										4	0	1	0	0	3	3					
George Vukovich, L OBP: 0.256, SLG: 0.302 (1, 9)										4	0	1	0	0	1	4					
Jim Essian, R OBP: 0.185, SLG: 0.091 (1, 2)										2	0	1	0	1	0	1					
Inning Stats	R: 0 E: 0 K: 1 S: 6	H: 1 LOB: 0 BB: 0 P: 6	R: 0 E: 0 K: 1 S: 6	H: 1 LOB: 1 BB: 0 P: 6	R: 0 E: 0 K: 1 S: 4	H: 0 LOB: 0 BB: 1 P: 8	R: 0 E: 0 K: 0 S: 3	H: 0 LOB: 0 BB: 0 P: 3	R: 0 E: 0 K: 1 S: 7	H: 2 LOB: 3 BB: 1 P: 11	R: 0 E: 0 K: 2 S: 7	H: 0 LOB: 0 BB: 0 P: 7	R: 0 E: 0 K: 1 S: 6	H: 1 LOB: 1 BB: 0 P: 6	R: 0 E: 0 K: 0 S: 3	H: 0 LOB: 0 BB: 1 P: 10		1B: 4 2B: 1 3B: 0 HR: 0	SF: 0 SAC: 0 DP: 1 HBP: 0	WP: 0 PB: 0 CS: 0	PA: 35
PITCHER Floyd Bannister, L ERA: 4.36 (1, 1)	IP: 9.0 WLS: W BF: 35	H: 5 R: 0 ER: 0 SO: 8	BB: 3 IBB: 0 HBP: 0 BLK: 0	WP: 0 HR: 0 S: 48 P: 60	ERA: 0.00 WHIP: 0.889	PITCHER											IP: 9.0 WLS: W BF: 35	H: 5 R: 0 ER: 0 SO: 8	BB: 3 IBB: 0 HBP: 0 BLK: 0	WP: 0 HR: 0 S: 48 P: 60	ERA: 0.00 WHIP: 0.889

Batter	1	2	3	4	5	6	7	8	9	AB	R	H	RBI	BB	SO	LOB	BOTTOM				
Rudy Law, L OBP: 0.336, SLG: 0.324 (1, 8)										4	1	1	1	0	0	1	Cleveland Indians @ Chicago White Sox Comiskey Park, Chicago, IL Tue Jul 12 1983, 8:05 PM EDT Att: 16,799 - Unknown - 73 F				
Carlton Fisk, R OBP: 0.325, SLG: 0.515 (1, 2)										4	2	2	3	0	1	0					
Greg Walker, L OBP: 0.344, SLG: 0.507 Mike Squires, L OBP: 0.333, SLG: 0.257 (1, 3) (8, 3)										4	0	0	0	0	0	0					
Greg Luzinski, R OBP: 0.348, SLG: 0.467 (1, 10)										4	0	0	0	0	2	0					
Harold Baines, L OBP: 0.348, SLG: 0.405 (1, 9)										3	2	2	0	1	0	0					
Ron Kittle, R OBP: 0.318, SLG: 0.538 Jerry Hairston, S OBP: 0.382, SLG: 0.483 (1, 7) (8, FR) (9, 7)										4	1	3	1	0	0	1					
Vance Law, R OBP: 0.307, SLG: 0.363 (1, 5)										3	1	2	1	0	0	1					
Jerry Dybzinski, R OBP: 0.304, SLG: 0.295 (1, 6)										3	1	1	1	1	0	3					
Julio Cruz, S OBP: 0.321, SLG: 0.333 (1, 4)										2	0	1	1	1	0	0					
Inning Stats	R: 1 E: 0 K: 0 S: 4	H: 1 LOB: 0 BB: 0 P: 4	R: 3 E: 0 K: 0 S: 6	H: 5 LOB: 0 BB: 0 P: 6	R: 0 E: 0 K: 1 S: 5	H: 0 LOB: 0 BB: 0 P: 5	R: 2 E: 0 K: 0 S: 4	H: 3 LOB: 2 BB: 2 P: 12	R: 0 E: 0 K: 1 S: 5	H: 0 LOB: 0 BB: 0 P: 5	R: 0 E: 0 K: 0 S: 4	H: 1 LOB: 0 BB: 0 P: 4	R: 2 E: 1 K: 1 S: 7	H: 1 LOB: 0 BB: 0 P: 7	R: 0 E: 0 K: 0 S: 3	H: 1 LOB: 2 BB: 1 P: 7		1B: 9 2B: 2 3B: 0 HR: 2	SF: 1 SAC: 0 DP: 2 HBP: 0	WP: 0 PB: 1 CS: 1	PA: 35
PITCHER Lary Sorensen, R ERA: 4.87 Jerry Reed, R ERA: 7.13 Bud Anderson, R ERA: 3.29 (1, 1) (2, 1) (8, 1)	IP: 1.1 WLS: L BF: 9	H: 6 R: 4 ER: 4 SO: 4	BB: 0 IBB: 0 HBP: 0 BLK: 0	WP: 0 HR: 1 S: 26 P: 34	ERA: 4.76 WHIP: 1.235	PITCHER											IP: 1.0 WLS: L BF: 4	H: 1 R: 0 ER: 0 SO: 0	BB: 0 IBB: 0 HBP: 0 BLK: 0	WP: 0 HR: 0 S: 3 P: 7	ERA: 0.00 WHIP: 2.000

Batter	1	2	3	4	5	6	7	8	9	AB	R	H	RBI	BB	SO	LOB	TOP			
Alan Bannister, R (1, 8) OBP: 0.335, SLG: 0.405	G3		K			K		F4		4	0	0	0	0	2	1	Cleveland Indians @ Chicago White Sox Comiskey Park, Chicago, IL Wed Jul 13 1983, 8:05 PM EDT Att: 22,700 - Unknown - 78 F			
Manny Trillo, R (1, 4) OBP: 0.320, SLG: 0.320	1B		K			K		F8		4	0	1	0	0	2	1				
Mike Hargrove, L (1, 3) OBP: 0.383, SLG: 0.381	K			G3					L5	4	0	1	0	0	1	1				
Andre Thornton, R (1, 10) OBP: 0.426, SLG: 0.498	K				G5-4-3			F7		4	0	1	0	0	1	2				
Toby Harrah, R (1, 5) OBP: 0.374, SLG: 0.373		1-3			G5-4-3				F7	4	0	1	0	0	0	1				
Julio Franco, R (1, 6) OBP: 0.315, SLG: 0.427		E6								3	0	1	0	0	1	1				
Pat Tabler, R (1, 7) OBP: 0.390, SLG: 0.445		1B								3	1	1	1	0	0	1				
George Vukovich, L (1, 9) OBP: 0.251, SLG: 0.296		F8								3	0	0	0	0	1	1				
Ron Hassey, L (1, 2) OBP: 0.309, SLG: 0.296		3-1								3	0	0	0	0	1	1				
			L4							3	0	1	0	0	0	0	AB 32 R 1 H 7 RBI 1 BB 0 SO 8 LOB 9 			
Inning Stats	R: 0 E: 0 K: 2 S: 8	H: 1 LOB: 1 BB: 0 P: 8	R: 0 E: 1 K: 0 S: 4	H: 1 LOB: 1 BB: 0 P: 4	R: 0 E: 0 K: 2 S: 7	H: 0 LOB: 0 BB: 0 P: 7	R: 0 E: 0 K: 0 S: 3	H: 1 LOB: 0 BB: 0 P: 3	R: 1 E: 0 K: 2 S: 8	H: 1 LOB: 0 BB: 0 P: 8	R: 0 E: 0 K: 0 S: 3	H: 1 LOB: 0 BB: 0 P: 3	R: 0 E: 0 K: 0 S: 4	H: 1 LOB: 0 BB: 0 P: 4	R: 0 E: 0 K: 0 S: 3	H: 0 LOB: 0 BB: 0 P: 3		1B: 5 2B: 1 3B: 0 HR: 1	SF: 0 SAC: 0 DP: 2 HBP: 0	WP: 0 PB: 0 SB: 0 CS: 0
PITCHER LaMarr Hoyt, R (1, 1) ERA: 4.14	IP: 9.0 WLS: W BF: 32 H: 7 R: 1 ER: 1 SO: 8 BB: 0 IBB: 0 HBP: 0 BLK: 0 WP: 0 HR: 1 S: 48 P: 48 ERA: 1.00 WHIP: 0.778															PITCHER				

Batter	1	2	3	4	5	6	7	8	9	AB	R	H	RBI	BB	SO	LOB	BOTTOM			
Rudy Law, L (1, 8) OBP: 0.339, SLG: 0.336	6-3		4-3			5-3		E S		4	2	2	0	0	0	0	Cleveland Indians @ Chicago White Sox Comiskey Park, Chicago, IL Wed Jul 13 1983, 8:05 PM EDT Att: 22,700 - Unknown - 78 F			
Carlton Fisk, R (1, 2) OBP: 0.324, SLG: 0.509	3B				5-3			1B		3	0	0	1	0	0	0				
Greg Walker, L (1, 3) OBP: 0.344, SLG: 0.503	6-3						F7	CS		3	0	1	0	0	0	0				
Mike Squires, L (7, PR) OBP: 0.339, SLG: 0.284	3H							HBP		3	0	1	0	0	2	0				
Greg Luzinski, R (1, 10) OBP: 0.347, SLG: 0.465	K							2B		1	2	1	1	0	0	0				
Lorenzo Gray, R (7, PR) OBP: 0.265, SLG: 0.267	K							2B		3	0	1	0	0	1	0				
Jerry Hairston, S (8, PH) OBP: 0.391, SLG: 0.508	F4							3B		0	1	0	0	0	0	0				
								2B		1	0	1	1	0	0	0				
Harold Baines, L (1, 9) OBP: 0.350, SLG: 0.410								SF7		4	0	2	1	0	1	1				
								1B												
Ron Kittle, R (1, 7) OBP: 0.318, SLG: 0.535								2B		2	0	0	0	1	1	1				
								1B												
Vance Law, R (1, 5) OBP: 0.303, SLG: 0.359								IBB		2	0	0	1	0	0	0				
								SF7												
Jerry Dybzinski, R (1, 6) OBP: 0.299, SLG: 0.291								2B		3	0	0	0	0	0	3				
								1B												
Julio Cruz, S (1, 4) OBP: 0.321, SLG: 0.331								3H		2	0	0	0	1	2	0				
								CS												
Inning Stats	R: 1 E: 0 K: 1 S: 6	H: 1 LOB: 0 BB: 0 P: 6	R: 0 E: 0 K: 0 S: 3	H: 1 LOB: 0 BB: 0 P: 3	R: 0 E: 0 K: 1 S: 5	H: 0 LOB: 0 BB: 0 P: 5	R: 0 E: 0 K: 2 S: 7	H: 0 LOB: 0 BB: 0 P: 7	R: 0 E: 0 K: 2 S: 7	H: 0 LOB: 0 BB: 0 P: 7	R: 0 E: 0 K: 1 S: 5	H: 0 LOB: 0 BB: 0 P: 5	R: 2 E: 0 K: 0 S: 6	H: 3 LOB: 3 BB: 1 P: 10	R: 2 E: 0 K: 0 S: 4	H: 3 LOB: 1 BB: 1 P: 9	1B: 4 2B: 2 3B: 2 HR: 0	SF: 1 SAC: 0 DP: 1 HBP: 1	WP: 0 PB: 0 SB: 1 CS: 2	PA: 32
PITCHER Bert Blyleven, R (1, 1) ERA: 3.86 Neal Heaton, L (8, 1) ERA: 3.71	IP: 7.2 WLS: L BF: 30 H: 7 R: 5 ER: 5 SO: 7 BB: 1 IBB: 1 HBP: 1 BLK: 0 WP: 0 HR: 0 S: 41 P: 50 ERA: 5.87 WHIP: 1.043															PITCHER				


Batter	1	2	3	4	5	6	7	8	9	10	AB	R	H	RBI	BB	SO	LOB							
Willie Wilson, S OBP: 0.323, SLG: 0.362 (1, 8)											5	0	1	0	0	2	2							
John Wathan, R OBP: 0.322, SLG: 0.343 (1, 2)											5	0	1	0	0	2	3							
George Brett, L OBP: 0.435, SLG: 0.692 (1, 5)											5	1	1	0	0	0	1							
Hal McRae, R OBP: 0.351, SLG: 0.464 (1, 10)											5	0	2	0	0	1	1							
Willie Aikens, L OBP: 0.402, SLG: 0.556 (8, PR)											3	0	2	0	1	0	0							
Joe Simpson, L OBP: 0.248, SLG: 0.222 (8, 3)											1	0	0	0	0	1	1							
Amos Otis, R OBP: 0.316, SLG: 0.361 (1, 9)											3	1	1	1	0	1	4							
Frank White, R OBP: 0.283, SLG: 0.403 (1, 4)											4	0	0	0	0	1	7							
Pat Sheridan, L OBP: 0.280, SLG: 0.390 (1, 7)											3	1	1	2	1	2	2							
Onix Concepcion, R OBP: 0.194, SLG: 0.220 (1, 6)											3	0	0	0	0	0	0							
Inning Stats	R: 0 E: 0 K: 2 S: 7	H: 0 LOB: 0 BB: 0 P: 7	R: 0 E: 0 K: 3 S: 11	H: 2 LOB: 2 BB: 0 P: 11	R: 0 E: 0 K: 1 S: 5	H: 0 LOB: 0 BB: 0 P: 5	R: 0 E: 0 K: 0 S: 3	H: 0 LOB: 0 BB: 0 P: 3	R: 2 E: 0 K: 1 S: 6	H: 3 LOB: 1 BB: 0 P: 6	R: 0 E: 1 K: 0 S: 4	H: 0 LOB: 2 BB: 1 P: 8	R: 0 E: 0 K: 1 S: 5	H: 0 LOB: 1 BB: 1 P: 9	R: 1 E: 0 K: 1 S: 7	H: 2 LOB: 2 BB: 0 P: 7	R: 0 E: 0 K: 1 S: 5	H: 0 LOB: 0 BB: 0 P: 5	R: 0 E: 0 K: 1 S: 6	H: 2 LOB: 1 BB: 0 P: 6	1B: 6 2B: 2 3B: 1 HR: 1	SF: 1 SAC: 1 DP: 1 HBP: 0	WP: 0 PB: 0 SB: 0 CS: 1	PA: 41
PITCHER Rick Sutcliffe, R ERA: 3.81 (1, 1)	IP: 10.0 WLS: W BF: 41 H: 9 R: 3 ER: 3 SO: 10 BB: 2 IBB: 0 HBP: 0 BLK: 0 WP: 0 HR: 1 S: 59 P: 67 ERA: 2.70 WHIP: 1.100																							

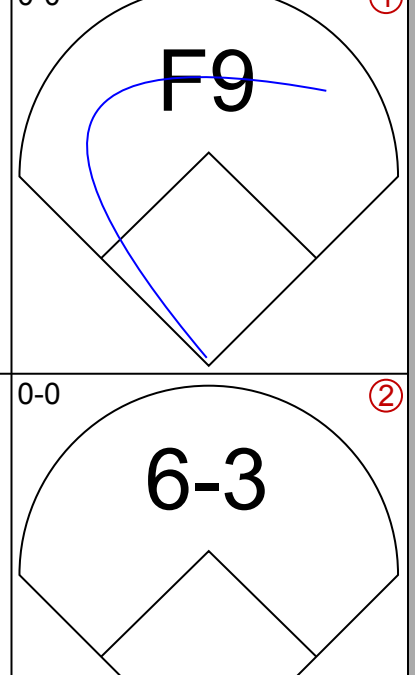
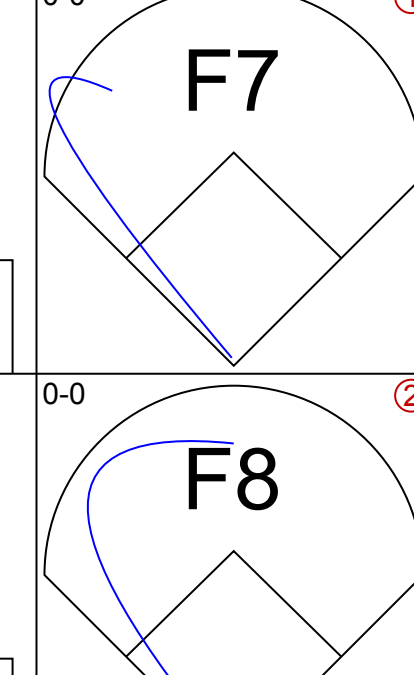
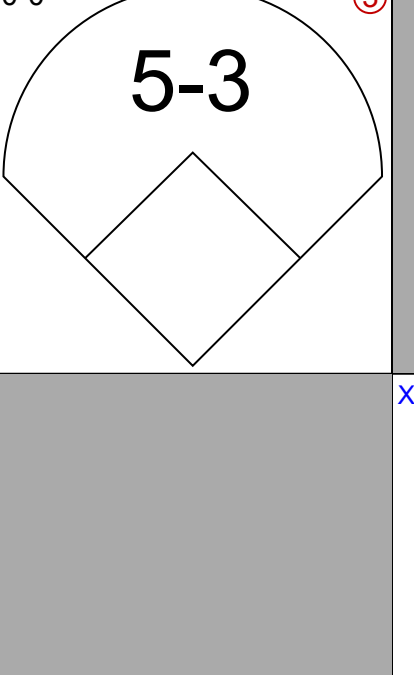
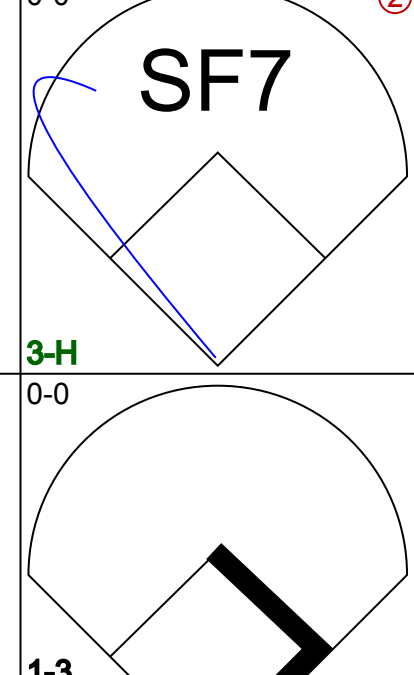
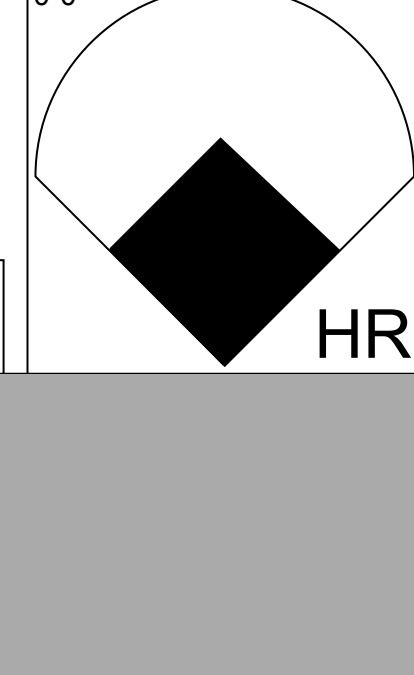
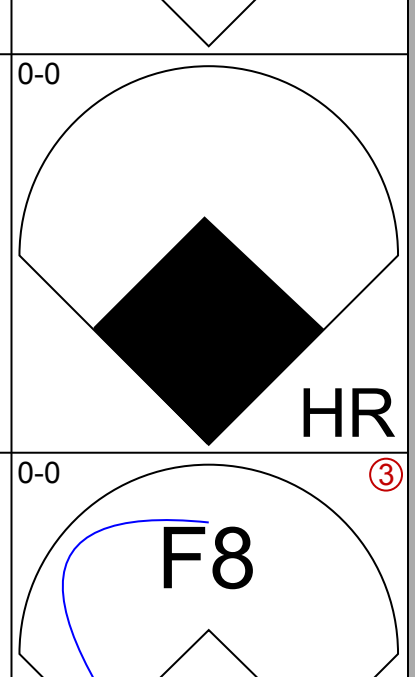
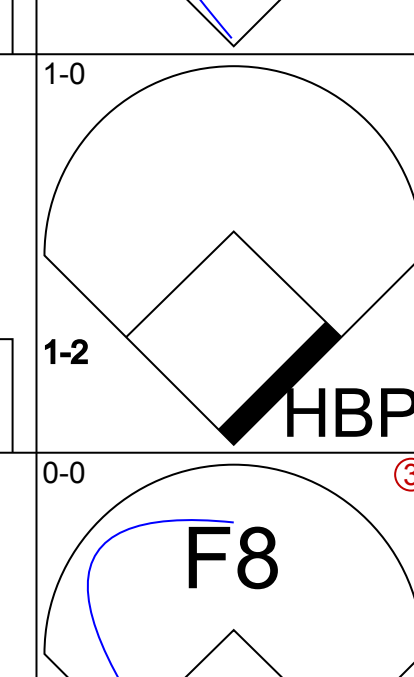
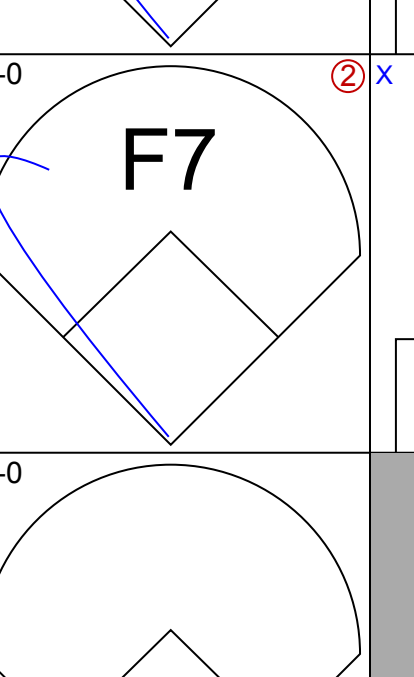
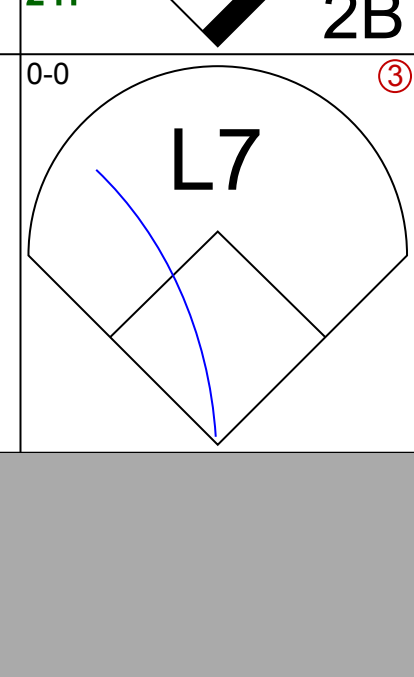


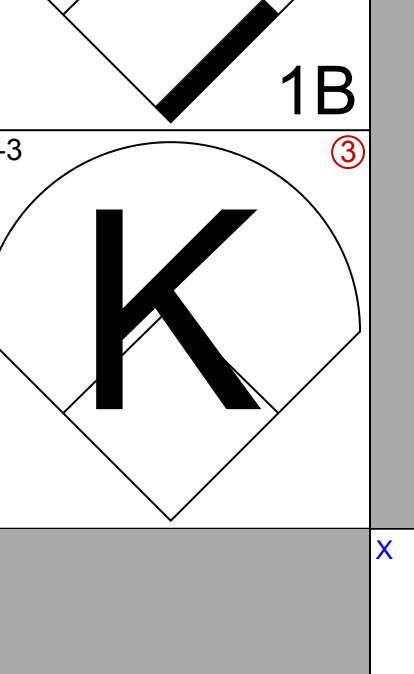
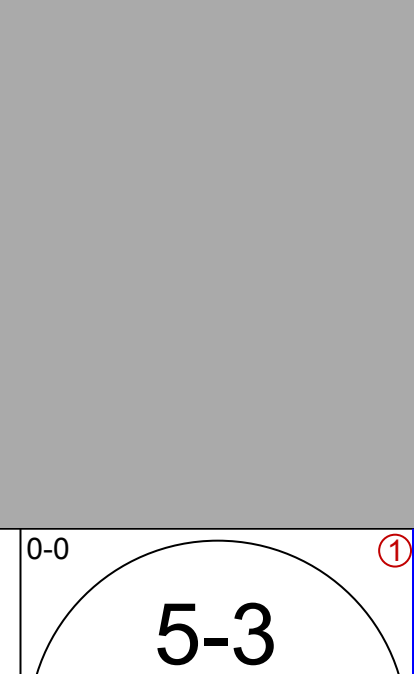


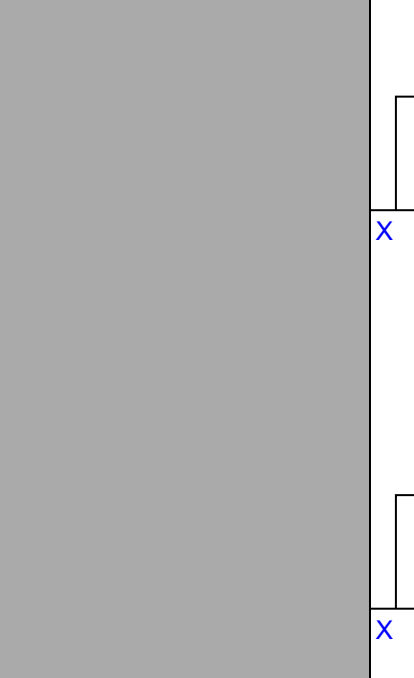
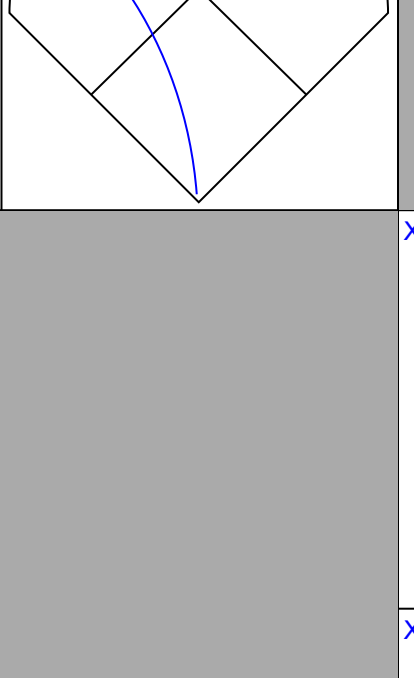
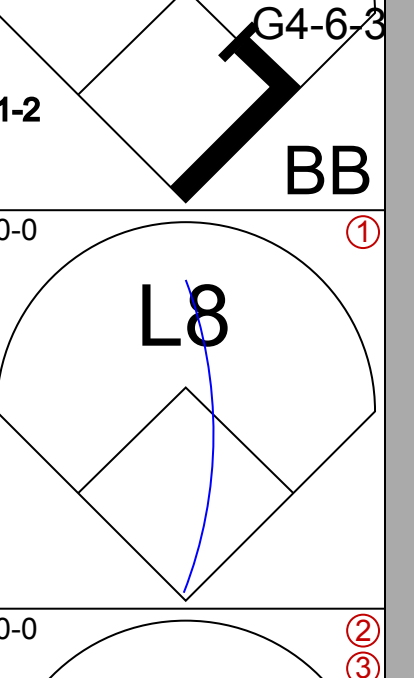
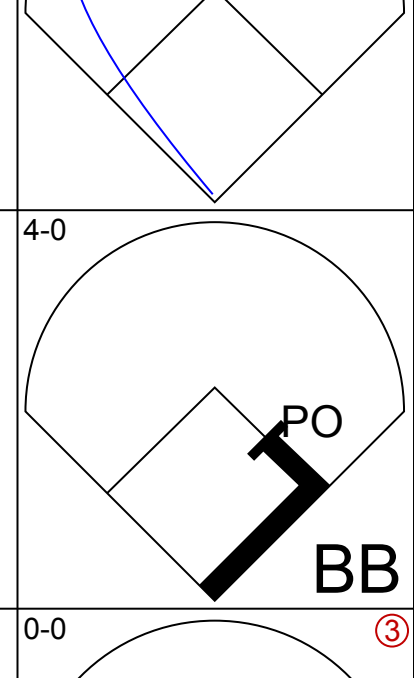
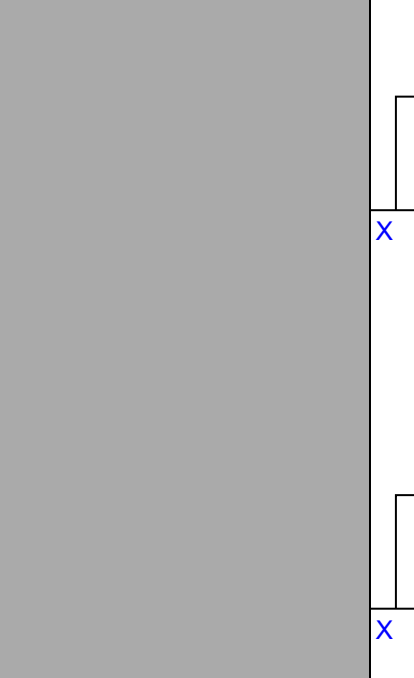
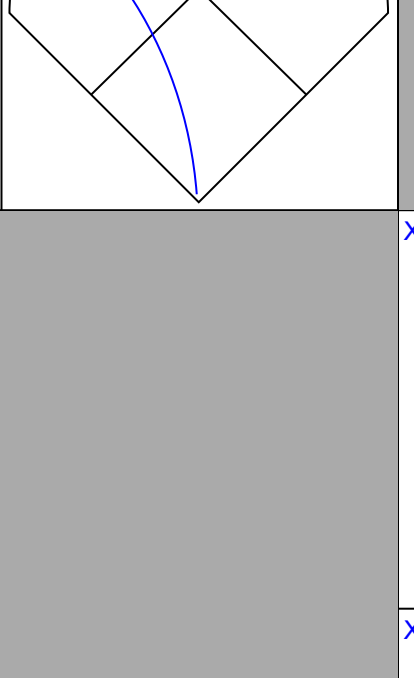
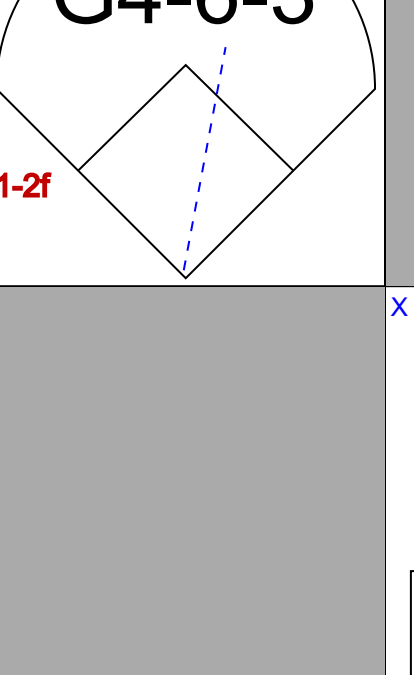
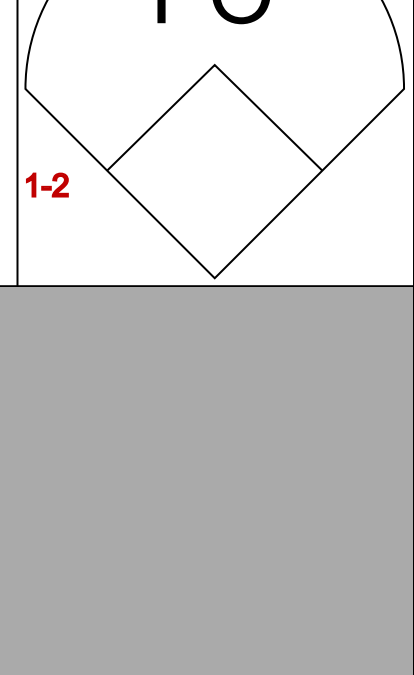
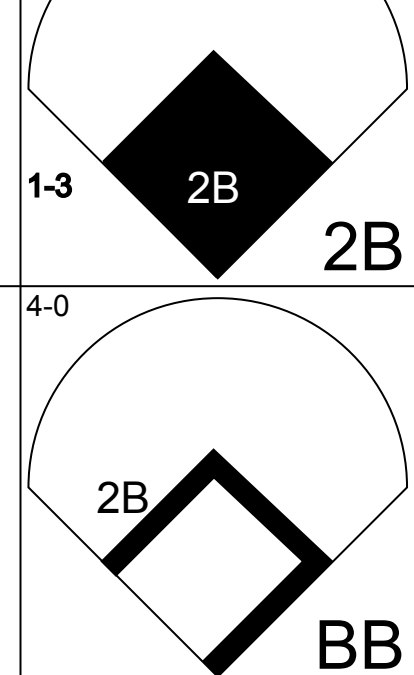

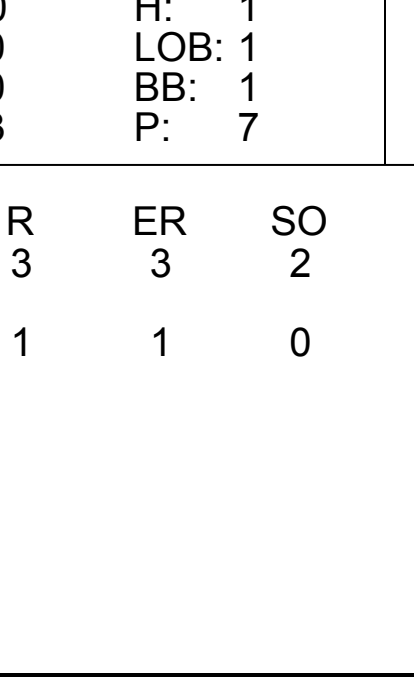
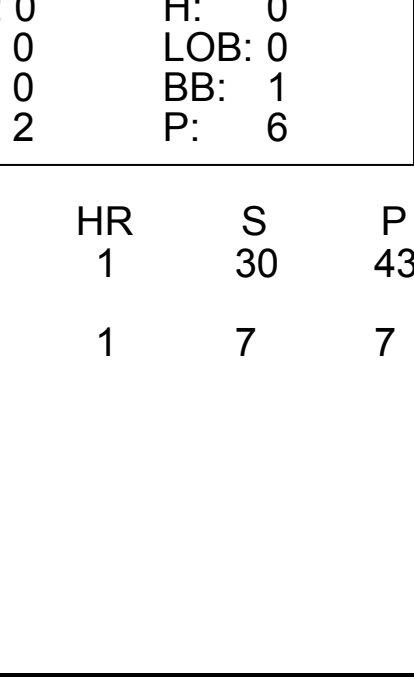
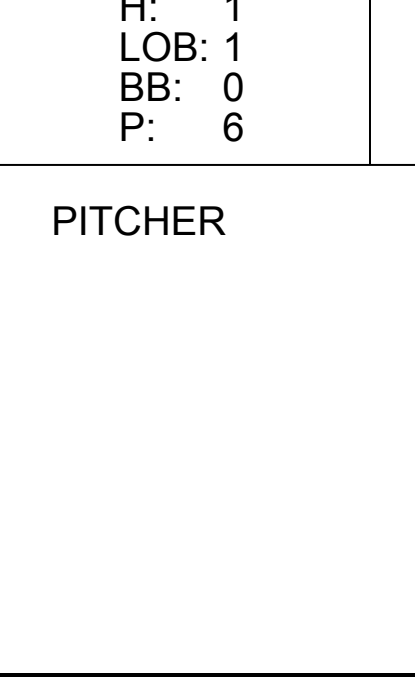
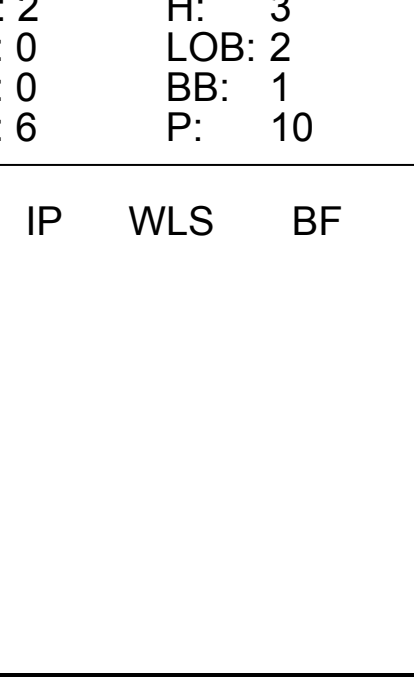
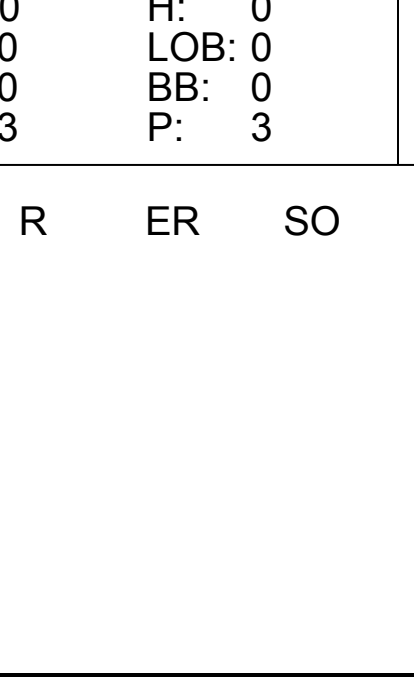

TOP

Kansas City Royals @ Cleveland Indians
Cleveland Municipal Stadium, Cleveland, OH

Thu Jul 14 1983, 7:05 PM EDT
Att: 11,013 - Unknown - 84 F

AB	37
R	3
H	9
RBI	3
BB	2
SO	10
LOB	21




Batter	1	2	3	4	5	6	7	8	9	10	AB	R	H	RBI	BB	SO	LOB							
Alan Bannister, R OBP: 0.332, SLG: 0.416 (1, 8)											4	1	1	2	0	0	1							
Manny Trillo, R OBP: 0.319, SLG: 0.323 (1, 4)											4	0	1	1	0	0	1							
Toby Harrah, R OBP: 0.375, SLG: 0.386 (1, 5)											3	1	1	1	0	0	2							
Andre Thornton, R OBP: 0.424, SLG: 0.494 (1, 3)											4	0	1	0	0	0	2							
Pal Tabler, R OBP: 0.357, SLG: 0.440 (1, 7)											4	0	1	0	0	1	1							
Otto Velez, R OBP: 0.272, SLG: 0.327 (8, PH)											2	0	0	0	1	0	0							
Julio Franco, R OBP: 0.318, SLG: 0.426 (1, 6)											3	1	1	0	1	0	2							
George Vukovich, L OBP: 0.251, SLG: 0.301 (1, 9)											4	1	1	0	0	0	2							
Ron Hassey, L OBP: 0.313, SLG: 0.297 (1, 2)											3	0	1	0	1	1	0							
Inning Stats	R: 1 E: 0 K: 0 S: 4	H: 1 LOB: 0 BB: 0 P: 4	R: 0 E: 0 K: 0 S: 3	H: 1 LOB: 1 BB: 1 P: 7	R: 0 E: 0 K: 0 S: 4	H: 1 LOB: 2 BB: 0 P: 5	R: 0 E: 0 K: 0 S: 2	H: 0 LOB: 0 BB: 1 P: 6	R: 0 E: 0 K: 1 S: 5	H: 0 LOB: 0 BB: 0 P: 5	R: 0 E: 0 K: 1 S: 6	H: 1 LOB: 1 BB: 0 P: 6	R: 2 E: 0 K: 0 S: 6	H: 3 LOB: 2 BB: 1 P: 10	R: 0 E: 0 K: 0 S: 3	H: 0 LOB: 0 BB: 0 P: 3	R: 0 E: 0 K: 0 S: 3	H: 0 LOB: 0 BB: 0 P: 3	R: 1 E: 0 K: 0 S: 1	H: 1 LOB: 0 BB: 0 P: 1	1B: 4 2B: 2 3B: 0 HR: 2	SF: 1 SAC: 0 DP: 1 HBP: 1	WP: 1 PB: 0 SB: 0 CS: 0	PA: 38
PITCHER Bud Black, L ERA: 3.5 (1, 1)	IP: 7.0 WLS: L BF: 30 H: 7 R: 3 ER: 3 SO: 2 BB: 3 IBB: 0 HBP: 1 BLK: 0 WP: 1 HR: 1 S: 30 P: 43 ERA: 3.86 WHIP: 1.429																							
PITCHER Mike Armstrong, R ERA: 3.46 (8, 1)	IP: 2.0 WLS: L BF: 7 H: 1 R: 1 ER: 1 SO: 0 BB: 0 IBB: 0 HBP: 0 BLK: 0 WP: 0 HR: 1 S: 7 P: 7 ERA: 4.50 WHIP: 0.500																							

BOTTOM

Kansas City Royals @ Cleveland Indians
Cleveland Municipal Stadium, Cleveland, OH

Thu Jul 14 1983, 7:05 PM EDT
Att: 11,013 - Unknown - 84 F

AB	32
R	4
H	8
RBI	4
BB	3
SO	2
LOB	11



Batter	1	2	3	4	5	6	7	8	9	AB	R	H	RBI	BB	SO	LOB	TOP								
Willie Wilson, S OBP: 0.327, SLG: 0.363 Joe Simpson, L OBP: 0.248, SLG: 0.222	4-0 1B HR BB	4-3 1-2 3-H		FC4-6 1B	F4			1B		4	2	2	1	1	0	2									
John Wathan, R OBP: 0.327, SLG: 0.345	0-0 HR 1B	4-0 G6-4-3 BB		FC4-6 1B		5-3		F9		4	1	2	1	1	0	1									
George Brett, L OBP: 0.434, SLG: 0.703	0-0 1-H 2-H HR	G6-4-3		FC4-6 1-2 3-H				4-3		5	1	2	4	0	0	4									
Hal McRae, R OBP: 0.381, SLG: 0.476	0-0 HR		6-3	K		6-3			WP 1B 2B	5	2	2	1	0	1	2									
Willie Aikens, L OBP: 0.402, SLG: 0.550	4-3		1B	K2-3-1		F8		1B 2B BB		4	0	1	0	1	1	2									
Amos Otis, R OBP: 0.314, SLG: 0.363 Leon Roberts, R OBP: 0.317, SLG: 0.359	6-3		F8		1B 2B			F9		4	1	1	0	0	0	1									
Frank White, R OBP: 0.280, SLG: 0.398 Greg Pryor, R OBP: 0.307, SLG: 0.294	F9		F7		F9		4-3	FC6-4 1B		4	0	0	0	0	0	2									
Pat Sheridan, L OBP: 0.286, SLG: 0.390		1B 4-3 1B		E1 2B	2-H 1B		4-3	K		5	2	2	1	0	1	2									
Onix Concepcion, R OBP: 0.209, SLG: 0.250		4-3 1B		1B 2B	F7			K FC6-4		5	1	2	1	0	1	3									
Inning Stats	R: 4 E: 0 K: 0 S: 6	H: 3 LOB: 0 BB: 1 P: 10	R: 1 E: 0 K: 0 S: 4	H: 2 LOB: 1 BB: 1 P: 8	R: 0 E: 0 K: 0 S: 4	H: 1 LOB: 1 BB: 0 P: 4	R: 3 E: 1 K: 2 S: 11	H: 3 LOB: 1 BB: 0 P: 11	R: 1 E: 0 K: 0 S: 5	H: 2 LOB: 1 BB: 0 P: 5	R: 0 E: 0 K: 0 S: 4	H: 1 LOB: 0 BB: 0 P: 4	R: 0 E: 0 K: 0 S: 3	H: 0 LOB: 0 BB: 0 P: 3	R: 0 E: 0 K: 1 S: 6	H: 1 LOB: 2 BB: 1 P: 11	R: 1 E: 0 K: 1 S: 7	H: 2 LOB: 2 BB: 1 P: 11	1B: 9 2B: 4 3B: 0 HR: 2	SF: 0 SAC: 0 DP: 1 HBP: 0	WP: 1 PB: 0 SB: 0 CS: 0	PA: 45			
PITCHER	IP	WLS	BF	H	R	ER	SO	BB	IBB	HBP	BLK	WP	HR	S	P	ERA	WHIP								
Juan Eichelberger, R ERA: 4.94 Jery Reed, R ERA: 7.17 Dan Spillner, R ERA: 4.5 Jamie Easterly, L ERA: 3.89	1.1	L	11	5	5	5	0	2	0	0	0	0	2	9	17	33.75	5.250								

Kansas City Royals @ Cleveland Indians
Cleveland Municipal Stadium, Cleveland, OH

AB 42
R 10
H 15
RBI 10
BB 3
SO 4
LOB 21



Fri Jul 15 1983, 7:05 PM EDT
Att: 10,169 - Unknown - 89 F

Batter	1	2	3	4	5	6	7	8	9	AB	R	H	RBI	BB	SO	LOB	BOTTOM								
Alan Bannister, R OBP: 0.331, SLG: 0.413	F7		F9			1-3		FC8-4 1B		4	0	1	0	0	0	0									
Manny Trillo, R OBP: 0.315, SLG: 0.318	F6		K			K		FC8-4 1-2 2-3		4	0	0	0	0	2	2									
Toby Harrah, R OBP: 0.376, SLG: 0.392 Mike Fischlin, R OBP: 0.311, SLG: 0.258				F3			BB	F8		2	0	1	0	0	0	0									
Andre Thornton, R OBP: 0.420, SLG: 0.489 Broderick Perkins, L OBP: 0.270, SLG: 0.324	6-3			F7		F9			4-3	3	0	0	0	0	0	2									
Pat Tabler, R OBP: 0.385, SLG: 0.433			1-3		FC5-4 BB		6-3		6-3	3	0	0	0	1	0	0									
Otto Velez, R		BB		FC5-4 1-2		F6			BB	2	0	0	0	2	0	1									
Gorman Thomas, R OBP: 0.289, SLG: 0.390 George Vukovich, L OBP: 0.249, SLG: 0.298			K			F9		L6		2	0	0	0	0	1	1									
Julio Franco, R OBP: 0.315, SLG: 0.422			F9		6-3			E3 FC8-4 1B		3	0	0	0	0	0	1									
Ron Hassey, L OBP: 0.313, SLG: 0.297 Jim Essian, R OBP: 0.167, SLG: 0.080			F7		F9			F8		0	0	0	0	0	0	0									
Inning Stats	R: 0 E: 0 K: 0 S: 4	H: 1 LOB: 1 BB: 0 P: 4	R: 0 E: 0 K: 1 S: 5	H: 0 LOB: 1 BB: 1 P: 9	R: 0 E: 0 K: 1 S: 5	H: 0 LOB: 0 BB: 0 P: 5	R: 0 E: 0 K: 0 S: 3	H: 0 LOB: 1 BB: 1 P: 7	R: 0 E: 0 K: 0 S: 3	H: 0 LOB: 0 BB: 0 P: 3	R: 0 E: 0 K: 1 S: 5	H: 0 LOB: 1 BB: 1 P: 9	R: 0 E: 0 K: 0 S: 3	H: 0 LOB: 0 BB: 0 P: 3	R: 0 E: 1 K: 0 S: 5	H: 1 LOB: 2 BB: 0 P: 5	R: 0 E: 0 K: 0 S: 3	H: 0 LOB: 1 BB: 1 P: 7	1B: 1 2B: 1 3B: 0 HR: 0	SF: 0 SAC: 0 DP: 0 HBP: 0	WP: 0 PB: 0 SB: 0 CS: 0	PA: 34			
PITCHER	IP	WLS	BF	H	R	ER	SO	BB	IBB	HBP	BLK	WP	HR	S	P	ERA	WHIP								
Paul Spittorff, L ERA: 4.17 Keith Greel, R ERA: 6.84 Don Hood, L ERA: 1.64	7.0	W	25	1	0	0	3	3	0	0	0	0	0	5	5	0.00	1.000								

Kansas City Royals @ Cleveland Indians
Cleveland Municipal Stadium, Cleveland, OH

AB 30
R 0
H 2
RBI 0
BB 4
SO 3
LOB 11



Fri Jul 15 1983, 7:05 PM EDT
Att: 10,169 - Unknown - 89 F

Batter	1	2	3	4	5	6	7	8	9	AB	R	H	RBI	BB	SO	LOB	TOP										
Willie Wilson, S OBP: 0.328, SLG: 0.364 Cesar Geronimo, L OBP: 0.256, SLG: 0.278 (5, FH)	E4 FC6-4		S 1B		K		1B 1B		F8	2	0	1	0	0	0	0	Kansas City Royals @ Cleveland Indians Cleveland Municipal Stadium, Cleveland, OH Sat Jul 16 1983, 7:05 PM EDT Att: 10,086 - Unknown - 85 F										
Leon Roberts, R OBP: 0.320, SLG: 0.362 (7, FH)										2	1	1	0	0	0	0											
John Wathan, R OBP: 0.330, SLG: 0.348 Don Slaughter, R OBP: 0.240, SLG: 0.242 (8, 2)	K		F3				1B		L4	3	4	0	2	1	0	1		2									
George Brett, L OBP: 0.433, SLG: 0.698 Greg Pryor, R OBP: 0.303, SLG: 0.290 (7, FH)										3	0	1	0	0	0	3											
Hal McRae, R OBP: 0.379, SLG: 0.473 (1, 10)	FC6-4									1	4	0	1	1	0	0		2									
Willie Aikens, L OBP: 0.395, SLG: 0.540 (1, 3)										2	4	0	0	0	0	3		3									
Amos Otis, R OBP: 0.313, SLG: 0.361 (1, 9)	K									1	4	0	1	0	0	1		1									
Frank White, R OBP: 0.280, SLG: 0.399 (1, 4)										2	4	1	1	0	0	1		1									
Pat Sheridan, L OBP: 0.293, SLG: 0.389 (5, 8)										3	3	1	1	0	1	1		0									
Onix Concepcion, R OBP: 0.197, SLG: 0.239 (1, 6)										1	3	0	0	1	0	0		1									
Inning Stats	R: 0 E: 1 K: 1 S: 6	H: 0 LOB: 1 BB: 0 P: 6	R: 0 E: 0 K: 2 S: 7	H: 0 LOB: 0 BB: 0 P: 7	R: 0 E: 0 K: 0 S: 4	H: 1 LOB: 1 BB: 0 P: 4	R: 0 E: 0 K: 0 S: 4	H: 1 LOB: 1 BB: 0 P: 4	R: 1 E: 1 K: 1 S: 7	H: 2 LOB: 2 BB: 1 P: 11	R: 0 E: 0 K: 2 S: 8	H: 1 LOB: 1 BB: 0 P: 8	R: 2 E: 0 K: 2 S: 11	H: 4 LOB: 2 BB: 0 P: 11	R: 0 E: 0 K: 1 S: 5	H: 0 LOB: 0 BB: 0 P: 5	R: 0 E: 0 K: 0 S: 3	H: 0 LOB: 0 BB: 0 P: 3	1B: 8 2B: 1 3B: 0 HR: 0	SF: 1 SAC: 0 DP: 0 HBP: 0	WP: 1 PB: 0 SB: 1 CS: 0	PA: 38					
PITCHER	IP	WLS	BF	H	R	ER	SO	BB	IBB	HBP	BLK	WP	HR	S	P	ERA	WHIP										
Len Barker, R ERA: 5.45 Neal Heaton, L ERA: 3.78	5.0	W	21	4	1	0	4	1	0	0	0	1	0	28	32	0.00	1.000										

AB	36
R	3
H	9
RBI	3
BB	1
SO	9
LOB	16



Batter	1	2	3	4	5	6	7	8	9	AB	R	H	RBI	BB	SO	LOB	BOTTOM										
Mike Hargrove, L OBP: 0.382, SLG: 0.388 (1, 3)	SH5-3 2B	SF7	K							5	2	2	3	0	1	2	Kansas City Royals @ Cleveland Indians Cleveland Municipal Stadium, Cleveland, OH Sat Jul 16 1983, 7:05 PM EDT Att: 10,086 - Unknown - 85 F										
Manny Trillo, R OBP: 0.318, SLG: 0.331 (1, 4)	SH5-3	FC6-4								4	2	2	2	0	0	1											
Toby Harrah, R OBP: 0.377, SLG: 0.389 (1, 5)	F7									4	2	1	0	1	1	1											
Gorman Thomas, R OBP: 0.300, SLG: 0.381 (1, 8)	WP 1B									3	2	3	4	2	0	0											
Pat Tabler, R OBP: 0.385, SLG: 0.449 (1, 7)										5	2	2	2	0	0	4											
Broderick Perkins, L OBP: 0.252, SLG: 0.339 (1, 10)	G3									4	2	3	1	1	0	1											
Julio Franco, R OBP: 0.316, SLG: 0.419 (1, 6)										4	1	1	1	1	1	3											
George Vukovich, L OBP: 0.253, SLG: 0.306 (1, 9)										5	2	2	2	0	0	2											
Ron Hassey, L OBP: 0.325, SLG: 0.328 (1, 2)										5	2	4	2	0	0	1											
Inning Stats	R: 2 E: 0 K: 0 S: 6	H: 3 LOB: 1 BB: 0 P: 6	R: 1 E: 0 K: 0 S: 4	H: 1 LOB: 1 BB: 1 P: 8	R: 5 E: 0 K: 1 S: 9	H: 5 LOB: 0 BB: 1 P: 13	R: 0 E: 0 K: 0 S: 3	H: 0 LOB: 1 BB: 1 P: 7	R: 1 E: 1 K: 1 S: 7	H: 2 LOB: 1 BB: 0 P: 7	R: 1 E: 0 K: 1 S: 5	H: 1 LOB: 0 BB: 1 P: 9	R: 7 E: 0 K: 0 S: 10	H: 7 LOB: 1 BB: 1 P: 14	R: 0 E: 0 K: 0 S: 3	H: 1 LOB: 0 BB: 0 P: 3		1B: 13 2B: 2 3B: 1 HR: 4	SF: 1 SAC: 1 DP: 2 HBP: 0	WP: 1 PB: 0 SB: 0 CS: 0	PA: 46						
PITCHER	IP	WLS	BF	H	R	ER	SO	BB	IBB	HBP	BLK	WP	HR	S	P	ERA	WHIP										
Gaylord Perry, R ERA: 5.12 Don Hood, L ERA: 2.1 Vida Blue, L ERA: 6.19 Keith Creel, R ERA: 7.17	2.2	L	16	7	6	6	0	2	0	0	0	0	1	8	12	13.50	2.250										



Batter	1	2	3	4	5	6	7	8	9	AB	R	H	RBI	BB	SO	LOB	TOP										
U L Washington, S OBP: 0.296, SLG: 0.327	F8		1B			L5		SF9 2B	E6 1B	5	2	2	0	0	0	0	Kansas City Royals @ Cleveland Indians Cleveland Municipal Stadium, Cleveland, OH Sun Jul 17 1983, 3:33 AM EDT Att: 20,907 - Unknown - 84 F livebaseballscorecards.com										
John Wathan, R OBP: 0.327, SLG: 0.345	K		5-3			F9		SF9 2-3 1B	G6-3 1B	5	1	1	1	0	1	2											
George Brett, L OBP: 0.440, SLG: 0.711 Greg Pryor, R OBP: 0.303, SLG: 0.290	F7							SF9 1-2 1B	G6-3 1B	3	2	2	1	2	0	0											
Hal McRae, R OBP: 0.377, SLG: 0.469								SF9 1-2 1B	G6-3 1B	3	0	0	1	1	0	3											
Willie Aikens, L OBP: 0.401, SLG: 0.540 Willie Wilson, S OBP: 0.327, SLG: 0.363								SF9 1-2 2-3 3-H	L8	2	1	1	0	2	0	0											
Amos Otis, R OBP: 0.316, SLG: 0.361	K							SF9 1-2 2-3 3-H	L8	1	1	0	0	0	0	1											
Frank White, R OBP: 0.279, SLG: 0.397								SF9 1-2 2-3 3-H	L8	3	0	1	2	1	1	1											
Don Slaught, R OBP: 0.250, SLG: 0.262								SF9 1-2 2-3 3-H	L8	4	0	1	1	0	0	3											
Cesar Geronimo, L OBP: 0.244, SLG: 0.265								SF9 1-2 2-3 3-H	L8	4	0	2	1	0	0	2											
Inning Stats	R: 0 E: 0 K: 1 S: 5	H: 0 LOB: 0 BB: 0 P: 5	R: 0 E: 0 K: 1 S: 5	H: 1 LOB: 1 BB: 1 P: 9	R: 0 E: 0 K: 0 S: 4	H: 1 LOB: 1 BB: 0 P: 4	R: 0 E: 0 K: 0 S: 3	H: 1 LOB: 0 BB: 0 P: 3	R: 0 E: 0 K: 0 S: 4	H: 1 LOB: 1 BB: 0 P: 4	R: 1 E: 0 K: 0 S: 4	H: 1 LOB: 0 BB: 0 P: 4	R: 1 E: 0 K: 0 S: 3	H: 1 LOB: 1 BB: 2 P: 11	R: 4 E: 1 K: 1 S: 9	H: 3 LOB: 3 BB: 2 P: 17		R: 1 E: 1 K: 0 S: 4	H: 1 LOB: 1 BB: 1 P: 8	1B: 7 2B: 2 3B: 0 HR: 1	SF: 1 SAC: 0 DP: 3 HBP: 0	WP: 1 PB: 0 SB: 1 CS: 1	PA: 41				
PITCHER	IP	WLS	BF	H	R	ER	SO	BB	IBB	HBP	BLK	WP	HR	S	P	ERA	WHIP										
Lary Sorensen, R ERA: 4.74	(1, 1)	6.2	26	6	2	2	2	3	0	0	0	1	1	27	39	2.70	1.350										
Dan Spillner, R ERA: 4.99	(7, 1)	0.2	L	7	2	4	3	0	1	1	0	0	0	5	13	40.50	4.500										
Bud Anderson, R ERA: 3.1	(8, 1)	1.2		8	2	1	0	1	1	0	0	0	0	9	13	0.00	1.800										

Batter	1	2	3	4	5	6	7	8	9	AB	R	H	RBI	BB	SO	LOB	BOTTOM										
Mike Hargrove, L OBP: 0.376, SLG: 0.381	F6		E6 1-2 2-3			F9		1-3	F9	5	0	0	0	0	0	3	Kansas City Royals @ Cleveland Indians Cleveland Municipal Stadium, Cleveland, OH Sun Jul 17 1983, 3:33 AM EDT Att: 20,907 - Unknown - 84 F livebaseballscorecards.com										
Manny Trillo, R OBP: 0.316, SLG: 0.329	L4		F9			F9		6-3		5	0	1	0	0	0	4											
Toby Harrah, R OBP: 0.377, SLG: 0.387	5-3		4-3					1B BB	1B	4	1	1	0	1	0	4											
Andre Thornton, R OBP: 0.418, SLG: 0.486								1B BB	1B	4	1	1	0	0	0	1											
Pat Tabler, R OBP: 0.387, SLG: 0.447								1B BB		3	0	1	0	1	1	0											
Gorman Thomas, R OBP: 0.296, SLG: 0.375								1B BB		4	0	0	0	0	1	4											
Broderick Perkins, L OBP: 0.298, SLG: 0.339								1B BB		3	0	1	1	1	0	1											
Julio Franco, R OBP: 0.321, SLG: 0.424								1B BB		4	0	3	1	0	0	1											
Ron Hassey, L OBP: 0.328, SLG: 0.324								1B BB		2	0	0	0	2	0	3											
Inning Stats	R: 0 E: 0 K: 0 S: 3	H: 0 LOB: 0 BB: 0 P: 3	R: 0 E: 0 K: 1 S: 5	H: 0 LOB: 0 BB: 0 P: 5	R: 0 E: 1 K: 0 S: 5	H: 1 LOB: 3 BB: 1 P: 9	R: 0 E: 0 K: 0 S: 4	H: 1 LOB: 1 BB: 0 P: 4	R: 0 E: 0 K: 0 S: 3	H: 1 LOB: 1 BB: 1 P: 7	R: 2 E: 0 K: 0 S: 5	H: 3 LOB: 2 BB: 2 P: 13	R: 0 E: 0 K: 0 S: 3	H: 0 LOB: 1 BB: 1 P: 7	R: 0 E: 0 K: 1 S: 6	H: 1 LOB: 1 BB: 0 P: 6		R: 0 E: 0 K: 0 S: 4	H: 1 LOB: 1 BB: 0 P: 4	1B: 8 2B: 0 3B: 0 HR: 0	SF: 0 SAC: 0 DP: 1 HBP: 0	WP: 0 PB: 0 SB: 1 CS: 1	PA: 39				
PITCHER	IP	WLS	BF	H	R	ER	SO	BB	IBB	HBP	BLK	WP	HR	S	P	ERA	WHIP										
Steve Renko, R ERA: 4.68	(1, 1)	5.1	25	5	2	2	1	4	0	0	0	0	0	23	39	3.38	1.688										
Don Hood, L ERA: 2.0	(6, 1)	1.2	W	6	1	0	0	1	0	0	0	0	0	5	9	0.00	1.200										
Dan Quisenberry, R ERA: 1.89	(8, 1)	2.0		8	2	0	0	1	0	0	0	0	0	10	10	0.00	1.000										

Batter	1	2	3	4	5	6	7	8	9	AB	R	H	RBI	BB	SO	LOB	TOP					
Rudy Law, L OBP: 0.341, SLG: 0.333 Tom Paciorek, R OBP: 0.306, SLG: 0.407	4-3		HR	1B		4-3			F4	3	2	1	0	1	0	0						
Carlton Fisk, R OBP: 0.336, SLG: 0.532	1B		HR	1B			F8		BB	4	2	3	4	1	0	0						
Greg Walker, L OBP: 0.335, SLG: 0.481 Mike Squires, L OBP: 0.336, SLG: 0.276	4-3		F7	4-3			F3		BB	4	0	0	0	0	0	2						
Greg Luzinski, R OBP: 0.343, SLG: 0.464	FC6-4		1B				K		4-3	4	0	2	1	1	1	3						
Harold Baines, L OBP: 0.342, SLG: 0.406	FC6-4		1B				F8			4	0	1	0	0	0	2						
Ron Kittle, R OBP: 0.309, SLG: 0.513		F2	F7				F3		L6	4	0	0	0	0	0	3						
Vance Law, R OBP: 0.289, SLG: 0.335		F8		5-3			K		F9	4	0	0	0	0	1	1						
Jerry Dybzinski, R OBP: 0.290, SLG: 0.277		F5		5-3			F8		BB	4	0	1	0	0	0	0						
Julio Cruz, S OBP: 0.311, SLG: 0.318			L7	E6			K		6-3	4	1	0	0	0	1	1						
Inning Stats	R: 1 E: 0 K: 0 S: 5	H: 2 LOB: 1 BB: 0 P: 5	R: 0 E: 0 K: 0 S: 3	H: 0 LOB: 0 BB: 0 P: 3	R: 2 E: 0 K: 0 S: 5	H: 2 LOB: 2 BB: 2 P: 13	R: 2 E: 1 K: 0 S: 6	H: 2 LOB: 1 BB: 0 P: 6	R: 0 E: 0 K: 1 S: 5	H: 0 LOB: 0 BB: 0 P: 5	R: 0 E: 0 K: 1 S: 5	H: 0 LOB: 0 BB: 0 P: 5	R: 0 E: 0 K: 0 S: 3	H: 0 LOB: 0 BB: 2 P: 3	R: 0 E: 0 K: 0 S: 4	H: 1 LOB: 3 BB: 2 P: 12	1B: 7 2B: 0 3B: 0 HR: 1	SF: 0 SAC: 0 DP: 0 HBP: 0	WP: 0 PB: 0 CS: 2	PA: 40		
PITCHER	IP	WLS	BF	H	R	ER	SO	BB	IBB	HBP	BLK	WP	HR	S	P	ERA	WHIP					
Juan Eichelberger, R ERA: 5.03	(1, 1)	3.2	L	20	6	5	3	0	2	0	0	0	0	1	18	26	7.36	2.182				
Bud Anderson, R ERA: 2.67	(4, 1)	4.2		16	2	0	0	3	0	0	0	0	0	22	22	0.00	0.429					
Jamie Easterly, L ERA: 3.86	(9, 1)	0.1		3	0	0	0	0	1	1	0	0	0	0	1	9	0.00	3.000				
Dan Spillner, R ERA: 4.96	(9, 1)	0.1		1	0	0	0	0	0	0	0	0	0	1	1	0.00	0.000					

Chicago White Sox @ Cleveland Indians
Cleveland Municipal Stadium, Cleveland, OH
Mon Jul 18 1983, 7:05 PM EDT
Att: 6,339 - Overcast - 81 F

AB	36
R	5
H	8
RBI	5
BB	4
SO	3
LOB	13



Batter	1	2	3	4	5	6	7	8	9	AB	R	H	RBI	BB	SO	LOB	BOTTOM					
Mike Hargrove, L OBP: 0.372, SLG: 0.378	G3		E1					SF8		3	0	0	1	0	0	0						
Manny Trillo, R OBP: 0.312, SLG: 0.325	6-3		F5				F9	L4-3		4	0	0	0	0	0	2						
Toby Harrah, R OBP: 0.375, SLG: 0.385	6-3			G5-4-3			L6		6-3	4	0	1	0	0	0	0						
Andre Thornton, R OBP: 0.413, SLG: 0.479		F8		F8			5-3		1-3	4	0	0	0	0	0	1						
Pat Tabler, R OBP: 0.385, SLG: 0.443		F7		G5-4-3			F8		PO	4	0	1	0	0	0	1						
Gorman Thomas, R OBP: 0.296, SLG: 0.375			1B		1-3		F9		PO	3	0	1	0	0	0	0						
Broderick Perkins, L OBP: 0.299, SLG: 0.339			4-3				K			3	1	1	0	0	1	1						
Julio Franco, R OBP: 0.321, SLG: 0.421				K			F8		1B	2	1	0	0	1	1	1						
Ron Hassey, L OBP: 0.333, SLG: 0.346			F8						L4-3	3	1	2	2	0	0	0						
Inning Stats	R: 0 E: 0 K: 0 S: 3	H: 0 LOB: 0 BB: 0 P: 3	R: 0 E: 0 K: 0 S: 4	H: 1 LOB: 1 BB: 0 P: 4	R: 0 E: 1 K: 1 S: 6	H: 0 LOB: 1 BB: 0 P: 6	R: 0 E: 0 K: 0 S: 3	H: 1 LOB: 0 BB: 0 P: 3	R: 2 E: 0 K: 0 S: 5	H: 2 LOB: 0 BB: 0 P: 5	R: 0 E: 0 K: 1 S: 5	H: 0 LOB: 0 BB: 0 P: 5	R: 0 E: 0 K: 0 S: 3	H: 1 LOB: 1 BB: 1 P: 7	R: 0 E: 0 K: 0 S: 3	H: 1 LOB: 0 BB: 0 P: 3	1B: 5 2B: 1 3B: 0 HR: 1	SF: 1 SAC: 0 DP: 2 HBP: 0	WP: 0 PB: 0 CS: 0	PA: 33		
PITCHER	IP	WLS	BF	H	R	ER	SO	BB	IBB	HBP	BLK	WP	HR	S	P	ERA	WHIP					
LaMarr Hoyt, R ERA: 4.07	(1, 1)	7.0	W	25	4	2	2	2	0	0	0	0	0	1	29	29	2.57	0.571				
Dick Tidrow, R ERA: 3.59	(8, 1)	0.0		2	1	1	1	0	1	0	0	0	0	1	5							
Juan Agosto, L ERA: 3.54	(8, 1)	0.1		1	0	0	0	0	0	0	0	0	0	1	1	0.00	0.000					
Salome Barojas, R ERA: 3.18	(8, 1)	1.2	S	4	1	0	0	0	0	0	0	0	0	4	4	0.00	0.600					

Chicago White Sox @ Cleveland Indians
Cleveland Municipal Stadium, Cleveland, OH
Mon Jul 18 1983, 7:05 PM EDT
Att: 6,339 - Overcast - 81 F


AB	30
R	3
H	6
RBI	3
BB	1
SO	2
LOB	6



Batter	1	2	3	4	5	6	7	8	9	AB	R	H	RBI	BB	SO	LOB	TOP			
Rudy Law, L (1, 8) OBP: 0.338, SLG: 0.328	0-3 K		0-0 L4	4-0 BB			0-0 F9		0-0 L7	4	0	0	0	1	1	3				
Carlton Fisk, R (1, 2) OBP: 0.335, SLG: 0.528	0-3 K		0-0 1B	0-0 5-3			0-3 K			4	0	1	1	0	2	2				
Greg Walker, L (1, 3) OBP: 0.328, SLG: 0.470	0-3 K		0-0 F8				0-0 F9		0-0 F3	4	0	0	0	0	1	1				
Greg Luzinski, R (1, 10) OBP: 0.342, SLG: 0.461		0-3 K		0-0 1B	0-0 F6			0-0 F8		4	1	1	0	0	1	0				
Harold Baines, L (1, 9) OBP: 0.343, SLG: 0.405		4-0 BB		0-0 1B	0-0 F7			0-0 F4		3	1	1	0	1	0	0				
Jerry Hairston, S (1, 7) OBP: 0.392, SLG: 0.516		0-0 F9		0-0 1B	0-0 SH1-4	0-0 FC5-2			0-0 3-1	4	1	2	1	0	0	1				
Vance Law, R (1, 5) OBP: 0.291, SLG: 0.337		0-0 6-3		0-0 1B	0-0 SH1-4				0-0 FC6-4	2	0	1	1	0	0	1				
Mike Squires, L (9, PH) OBP: 0.341, SLG: 0.283				1-3 2-H	0-0 1B	2-3			0-0 1B	1	0	1	0	0	0	0				
Jerry Dybzinski, R (1, 6) OBP: 0.290, SLG: 0.278			0-0 F6	0-0 BB		0-0 FC5-2			4-0 FC6-4	3	0	1	1	0	0	1				
Tom Paciorek, R (9, PH) OBP: 0.309, SLG: 0.407			2-H 3-H	0-0 1B		3-H			1-2 2-3	0	0	0	0	1	0	0				
Julio Cruz, S (1, 4) OBP: 0.313, SLG: 0.320			0-0 F7	0-0 S	0-0 CS	0-0 CS			0-0 FC6-4	4	1	2	0	0	0	3				
Inning Stats	R: 0 E: 0 K: 3 S: 9	H: 0 LOB: 0 BB: 0 P: 9	R: 0 E: 0 K: 1 S: 5	H: 0 LOB: 1 BB: 1 P: 9	R: 1 E: 0 K: 0 S: 5	H: 2 LOB: 1 BB: 0 P: 5	R: 3 E: 0 K: 0 S: 7	H: 5 LOB: 2 BB: 1 P: 11	R: 0 E: 0 K: 0 S: 3	H: 1 LOB: 0 BB: 0 P: 3	R: 0 E: 0 K: 1 S: 5	H: 1 LOB: 0 BB: 0 P: 5	R: 0 E: 0 K: 0 S: 3	H: 0 LOB: 0 BB: 0 P: 3	R: 0 E: 0 K: 0 S: 4	H: 1 LOB: 2 BB: 1 P: 8	1B: 9 2B: 1 3B: 0 HR: 0	SF: 0 SAC: 1 DP: 0 HBP: 0	WP: 0 PB: 0 SB: 1 CS: 1	PA: 38
PITCHER Rick Sutcliffe, R (1, 1) ERA: 3.82	IP: 9.0 WLS: W BF: 37 H: 10 R: 4 ER: 4 SO: 5 BB: 3 IBB: 0 HBP: 0 BLK: 0 WP: 0 HR: 0 S: 44 P: 56 ERA: 4.00 WHIP: 1.444																			

Chicago White Sox @ Cleveland Indians
Cleveland Municipal Stadium, Cleveland, OH
Tue Jul 19 1983, 7:05 PM EDT
Att. 5,933 - Unknown - 80 F

AB 33
R 4
H 10
RBI 4
BB 3
SO 5
LOB 12



Batter	1	2	3	4	5	6	7	8	9	AB	R	H	RBI	BB	SO	LOB	BOTTOM			
Alan Bannister, R (1, 9) OBP: 0.329, SLG: 0.415	0-0 1B		0-0 F5		0-0 5-3		0-3 K			4	1	1	0	0	1	2				
Manny Trillo, R (1, 4) OBP: 0.317, SLG: 0.333	0-0 CS		0-0 1B		0-0 WP	0-0 1B	0-0 F7			4	1	3	3	0	0	0				
Toby Harrah, R (1, 5) OBP: 0.374, SLG: 0.382	0-3 K		0-0 F7		0-0 BB	0-0 1B		0-0 6-3		4	0	1	1	0	1	2				
Andre Thornton, R (1, 3) OBP: 0.414, SLG: 0.488	0-0 F8			0-0 F4	4-0 BB		1-2 BB		0-0 HR	3	1	1	1	1	0	0				
Pat Tabler, R (1, 7) OBP: 0.382, SLG: 0.439		0-0 F8		0-0 FC5-4	0-0 F9		0-0 F9		0-0 F9	4	0	1	0	0	0	2				
Gorman Thomas, R (1, 8) OBP: 0.293, SLG: 0.370		0-3 K		0-0 FC5-4		0-3 K		0-3 K		4	0	0	0	0	3	1				
Otto Velez, R (1, 10) OBP: 0.324, SLG: 0.426		0-0 6-3		0-0 F9		0-3 K		0-3 K		3	0	0	0	0	1	1				
Julio Franco, R (1, 6) OBP: 0.329, SLG: 0.341			0-0 G3	0-0 1B	0-0 2B	0-0 F7			0-0 F7	3	2	2	0	0	0	0				
Ron Hassey, L (1, 2) OBP: 0.329, SLG: 0.341			0-0 G3		0-0 F4		0-0 G3			3	0	0	0	0	0	2				
Inning Stats	R: 1 E: 0 K: 1 S: 6	H: 2 LOB: 0 BB: 0 P: 6	R: 0 E: 0 K: 1 S: 5	H: 0 LOB: 0 BB: 0 P: 5	R: 1 E: 0 K: 0 S: 5	H: 2 LOB: 1 BB: 0 P: 5	R: 0 E: 0 K: 0 S: 4	H: 1 LOB: 1 BB: 0 P: 4	R: 2 E: 0 K: 0 S: 6	H: 3 LOB: 1 BB: 1 P: 10	R: 0 E: 0 K: 2 S: 7	H: 0 LOB: 0 BB: 0 P: 7	R: 0 E: 0 K: 1 S: 5	H: 0 LOB: 0 BB: 0 P: 5	R: 1 E: 0 K: 1 S: 6	H: 1 LOB: 0 BB: 0 P: 6	1B: 5 2B: 3 3B: 0 HR: 1	SF: 0 SAC: 0 DP: 0 HBP: 0	WP: 1 PB: 0 SB: 0 CS: 1	PA: 33
PITCHER Jerry Koosman, L (1, 1) ERA: 4.22 Dick Tidrow, R (5, 1) ERA: 3.54	IP: 3.1 WLS: L BF: 12 H: 1 R: 1 ER: 1 SO: 4 BB: 1 IBB: 0 HBP: 0 BLK: 0 WP: 0 HR: 1 S: 19 P: 23 ERA: 2.70 WHIP: 0.600																			

Chicago White Sox @ Cleveland Indians
Cleveland Municipal Stadium, Cleveland, OH
Tue Jul 19 1983, 7:05 PM EDT
Att. 5,933 - Unknown - 80 F

AB 32
R 5
H 9
RBI 5
BB 1
SO 6
LOB 10



Batter	1	2	3	4	5	6	7	8	9	AB	R	H	RBI	BB	SO	LOB	TOP					
Scott Fletcher, R OBP: 0.370, SLG: 0.440 (1, 6)	F8		F9		1B	1B	FC5-4			4	2	1	0	1	0	2	Chicago White Sox @ Cleveland Indians Cleveland Municipal Stadium, Cleveland, OH Wed Jul 20 1983, 7:05 PM EDT Att: 6,296 - Unknown - 83 F					
Carlton Fisk, R OBP: 0.332, SLG: 0.521 Rudy Law, L OBP: 0.338, SLG: 0.328 (1, 2)	F6		K		HR	K	L8			5	1	1	1	0	2	3						
Tom Paciorek, R OBP: 0.315, SLG: 0.425 (1, 9)	5-3				HR					5	1	3	2	0	1	0						
Greg Luzinski, R OBP: 0.343, SLG: 0.458 (1, 10)		F9	K		HR	K				4	2	1	0	1	3	2						
Ron Kittle, R OBP: 0.313, SLG: 0.523 Jerry Hairston, S OBP: 0.392, SLG: 0.516 (1, 7)		K			K					4	1	2	2	1	2	1						
Harold Baines, L OBP: 0.344, SLG: 0.412 Marc Hill, R OBP: 0.279, SLG: 0.305 (1, 8)		1B			HR					4	1	1	1	1	1	3						
Vance Law, R OBP: 0.289, SLG: 0.333 (1, 5)		F9			K					5	0	1	0	0	1	2						
Mike Squires, L OBP: 0.359, SLG: 0.300 (1, 3)					K					4	0	3	1	0	1	0						
Julio Cruz, S OBP: 0.313, SLG: 0.319 Jerry Dybzinski, R OBP: 0.289, SLG: 0.277 (1, 4)	F8									4	0	1	0	0	0	4						
Inning Stats	R: 0 E: 0 K: 0 S: 3	H: 0 LOB: 0 BB: 0 P: 3	R: 1 E: 0 K: 1 S: 6	H: 1 LOB: 2 BB: 2 P: 14	R: 0 E: 0 K: 2 S: 8	H: 1 LOB: 1 BB: 0 P: 8	R: 1 E: 0 K: 3 S: 10	H: 1 LOB: 0 BB: 0 P: 10	R: 5 E: 0 K: 0 S: 10	H: 7 LOB: 2 BB: 0 P: 10	R: 1 E: 0 K: 2 S: 8	H: 1 LOB: 2 BB: 2 P: 16	R: 0 E: 0 K: 0 S: 4	H: 1 LOB: 2 BB: 0 P: 5	R: 0 E: 0 K: 3 S: 10	H: 1 LOB: 1 BB: 0 P: 10		R: 0 E: 0 K: 0 S: 3	H: 1 LOB: 0 BB: 0 P: 3	1B: 10 2B: 1 3B: 0 HR: 3	SF: 0 SAC: 0 DP: 1 HBP: 1	WP: 0 PB: 1 CS: 0
PITCHER	IP	WLS	BF	H	R	ER	SO	BB	IBB	HBP	BLK	WP	HR	S	P	ERA	WHIP					
Neal Heaton, L ERA: 4.64 (1, 1)	4.2	L	25	9	7	7	6	2	0	0	0	0	3	35	43	13.50	2.357					
Jamie Easterly, L ERA: 3.92 (5, 1)	2.1		13	3	1	0	2	1	1	1	0	0	0	14	23	0.00	1.714					
Dan Spillner, R ERA: 4.76 (8, 1)	2.0		7	2	0	0	3	0	0	0	0	0	0	13	13	0.00	1.000					

AB	40
R	8
H	14
RBI	7
BB	4
SO	11
LOB	18



Batter	1	2	3	4	5	6	7	8	9	AB	R	H	RBI	BB	SO	LOB	BOTTOM					
Mike Hargrove, L OBP: 0.378, SLG: 0.386 (1, 3)	F7									4	0	3	1	1	0	0	Chicago White Sox @ Cleveland Indians Cleveland Municipal Stadium, Cleveland, OH Wed Jul 20 1983, 7:05 PM EDT Att: 6,296 - Unknown - 83 F					
Manny Trillo, R OBP: 0.315, SLG: 0.331 (1, 4)	K		F8		F8					5	0	1	0	0	1	3						
Toby Harrah, R OBP: 0.371, SLG: 0.376 (1, 5)	6-3				K					4	0	0	0	1	2	3						
Andre Thornton, R OBP: 0.413, SLG: 0.484 (1, 10)		K			F9					4	0	1	0	0	1	0						
Pat Tabler, R OBP: 0.380, SLG: 0.435 (1, 7)		5-3								4	0	1	0	0	1	2						
Gorman Thomas, R OBP: 0.295, SLG: 0.375 (1, 8)					1B					4	1	2	0	0	0	3						
Julio Franco, R OBP: 0.324, SLG: 0.424 (1, 6)										4	0	1	1	0	0	3						
George Vukovich, L OBP: 0.247, SLG: 0.299 (1, 9)					F9					4	0	0	0	0	0	2						
Ron Hassey, L OBP: 0.327, SLG: 0.339 (1, 2)					1-3					4	1	1	0	0	2	0						
Inning Stats	R: 0 E: 0 K: 1 S: 5	H: 0 LOB: 0 BB: 0 P: 5	R: 1 E: 0 K: 1 S: 6	H: 2 LOB: 1 BB: 0 P: 6	R: 0 E: 0 K: 0 S: 4	H: 1 LOB: 1 BB: 0 P: 4	R: 0 E: 0 K: 1 S: 6	H: 1 LOB: 1 BB: 0 P: 6	R: 1 E: 0 K: 0 S: 5	H: 2 LOB: 1 BB: 0 P: 5	R: 0 E: 0 K: 1 S: 6	H: 1 LOB: 2 BB: 1 P: 10	R: 0 E: 0 K: 2 S: 8	H: 1 LOB: 2 BB: 1 P: 12	R: 0 E: 1 K: 0 S: 5	H: 1 LOB: 2 BB: 0 P: 5		R: 0 E: 0 K: 1 S: 6	H: 1 LOB: 1 BB: 0 P: 6	1B: 8 2B: 2 3B: 0 HR: 0	SF: 0 SAC: 0 DP: 0 HBP: 0	WP: 0 PB: 0 CS: 0
PITCHER	IP	WLS	BF	H	R	ER	SO	BB	IBB	HBP	BLK	WP	HR	S	P	ERA	WHIP					
Richard Dotson, R ERA: 4.35 (1, 1)	8.0	W	35	9	2	2	6	2	0	0	0	0	0	45	53	2.25	1.375					
Kevin Hickey, L ERA: 5.17 (9, 1)	1.0		4	1	0	0	1	0	0	0	0	0	0	6	6	0.00	1.000					



Batter	1	2	3	4	5	6	7	8	9	AB	R	H	RBI	BB	SO	LOB	TOP		
Mickey Hatcher, R OBP: 0.344, SLG: 0.438 (1, 9)										5	1	2	0	0	0	2			
John Castino, R OBP: 0.352, SLG: 0.433 (1, 4)										3	1	1	0	2	0	1			
Gary Ward, R OBP: 0.326, SLG: 0.477 (1, 7)										5	0	2	3	0	1	4			
Kent Hrbek, L OBP: 0.356, SLG: 0.459 (1, 3)																	4		
Gary Gaetti, R OBP: 0.306, SLG: 0.404 (1, 5)																	3		
Randy Bush, L OBP: 0.348, SLG: 0.476 (1, 10)										4	0	0	0	0	1	3			
Dave Engle, R OBP: 0.354, SLG: 0.488 (1, 2)										4	0	2	1	0	0	2			
Ron Washington, R OBP: 0.286, SLG: 0.337 (1, 6)										4	0	1	0	0	0	1			
Rusty Kuntz, R OBP: 0.295, SLG: 0.306 Bobby Mitchell, L OBP: 0.347, SLG: 0.310 (1, 8)										3	1	1	0	0	1	3			
Inning Stats	R: 0, H: 1, E: 0, LOB: 1, K: 0, BB: 1, S: 3, P: 7	R: 1, H: 3, E: 0, LOB: 1, K: 1, BB: 0, S: 7, P: 7	R: 0, H: 0, E: 0, LOB: 0, K: 0, BB: 0, S: 3, P: 3	R: 0, H: 1, E: 1, LOB: 1, K: 1, BB: 0, S: 6, P: 6	R: 0, H: 1, E: 0, LOB: 1, K: 0, BB: 0, S: 4, P: 4	R: 1, H: 2, E: 0, LOB: 0, K: 0, BB: 0, S: 4, P: 4	R: 3, H: 4, E: 0, LOB: 1, K: 0, BB: 0, S: 7, P: 7	R: 0, H: 0, E: 0, LOB: 2, K: 1, BB: 1, S: 6, P: 10	R: 0, H: 1, E: 0, LOB: 2, K: 1, BB: 1, S: 6, P: 10	1B: 8, 2B: 4, 3B: 0, HR: 1, SF: 0, SAC: 0, DP: 3, HBP: 0	WP: 2, PA: 39, PB: 0, SB: 1, CS: 0								
PITCHER	IP, WLS, BF, H, R, ER, SO, BB, IBB, HBP, BLK, WP, HR, S, P, ERA, WHIP	IP, WLS, BF, H, R, ER, SO, BB, IBB, HBP, BLK, WP, HR, S, P, ERA, WHIP																	
Lary Sorensen, R ERA: 4.85 (1, 1)	6.2, 30, 12, 5, 5, 2, 1, 0, 0, 0, 1, 1, 33, 37, 6.75, 1.950	1.1, W, 4, 0, 0, 0, 0, 1, 0, 0, 0, 0, 0, 3, 7, 0.00, 0.750	1.0, S, 5, 1, 0, 0, 1, 1, 0, 0, 0, 1, 0, 6, 10, 0.00, 2.000																

Minnesota Twins @ Cleveland Indians
Cleveland Municipal Stadium, Cleveland, OH
Fri Jul 22 1983, 7:05 PM EDT
Att: 6,800 - Unknown

AB 36
R 5
H 13
RBI 5
BB 3
SO 3
LOB 19



Batter	1	2	3	4	5	6	7	8	9	AB	R	H	RBI	BB	SO	LOB	BOTTOM	
Mike Hargrove, L OBP: 0.380, SLG: 0.385 (1, 3)										1	0	0	0	2	0	2		
Manny Trillo, R OBP: 0.315, SLG: 0.330 Mike Fischlin, R OBP: 0.311, SLG: 0.258 (6, PR)										4	0	1	2	0	0	5		
Broderick Perkins, L OBP: 0.305, SLG: 0.339 Jim Essian, R OBP: 0.187, SLG: 0.080 (8, PH)										0	1	0	0	1	0	0		
Toby Harrah, R OBP: 0.371, SLG: 0.378 (1, 5)										4	1	1	2	0	0	2		
Andre Thornton, R OBP: 0.410, SLG: 0.483 (1, 10)										5	0	1	0	0	0	4		
Pat Tabler, R OBP: 0.380, SLG: 0.439 (9, 4)										5	1	2	0	0	0	4		
Gorman Thomas, R OBP: 0.296, SLG: 0.375 (1, 8)										3	1	1	0	1	0	0		
Julio Franco, R OBP: 0.323, SLG: 0.425 (1, 6)										4	1	1	0	0	0	4		
George Vukovich, L OBP: 0.258, SLG: 0.302 (1, 9)										2	1	1	1	1	0	0		
Ron Hassey, L OBP: 0.335, SLG: 0.342 Alan Bannister, R OBP: 0.329, SLG: 0.415 (8, PR)										1	1	1	1	2	0	0		
Inning Stats	R: 0, H: 0, E: 0, LOB: 0, K: 0, BB: 1, S: 2, P: 6	R: 0, H: 0, E: 0, LOB: 0, K: 0, BB: 0, S: 3, P: 3	R: 1, H: 2, E: 0, LOB: 3, K: 0, BB: 1, S: 5, P: 10	R: 2, H: 2, E: 0, LOB: 2, K: 0, BB: 1, S: 5, P: 10	R: 0, H: 1, E: 0, LOB: 2, K: 0, BB: 1, S: 4, P: 8	R: 2, H: 3, E: 0, LOB: 3, K: 0, BB: 1, S: 6, P: 10	R: 0, H: 0, E: 0, LOB: 0, K: 0, BB: 0, S: 3, P: 3	R: 3, H: 1, E: 1, LOB: 1, K: 0, BB: 2, S: 4, P: 12	1B: 5, 2B: 4, 3B: 0, HR: 0, SF: 1, SAC: 2, DP: 0, HBP: 2	WP: 0, PA: 41, PB: 1, SB: 0, CS: 1								
PITCHER	IP, WLS, BF, H, R, ER, SO, BB, IBB, HBP, BLK, WP, HR, S, P, ERA, WHIP	IP, WLS, BF, H, R, ER, SO, BB, IBB, HBP, BLK, WP, HR, S, P, ERA, WHIP																
Ken Schrom, R ERA: 4.32 Rick Lysander, R ERA: 3.29 Ron Davis, R ERA: 3.88 (1, 1)	5.2, 31, 8, 5, 4, 0, 1, 0, 0, 0, 0, 0, 5, 9, 10.80, 0.600	0.2, 4, 1, 1, 1, 0, 0, 1, 0, 0, 0, 0, 3, 7, 13.50, 1.500																

Minnesota Twins @ Cleveland Indians
Cleveland Municipal Stadium, Cleveland, OH
Fri Jul 22 1983, 7:05 PM EDT
Att: 6,800 - Unknown

AB 29
R 8
H 9
RBI 6
BB 7
SO 0
LOB 21

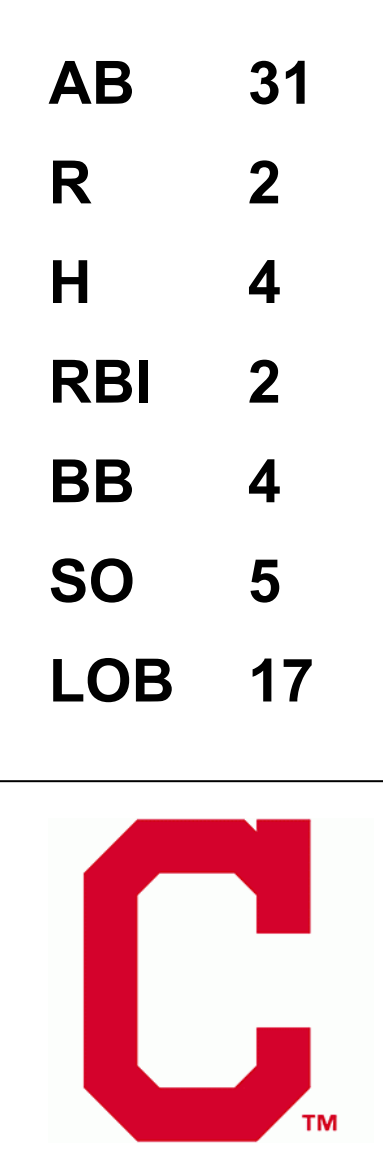


Batter	1	2	3	4	5	6	7	8	9	AB	R	H	RBI	BB	SO	LOB	TOP				
Bobby Mitchell, L OBP: 0.343, SLG: 0.306 (1, 8)	F8		F7			6-3	2B		F7	5	1	2	0	0	1		Minnesota Twins @ Cleveland Indians Cleveland Municipal Stadium, Cleveland, OH Sat Jul 23 1983, 7:05 PM EDT Att: 6,675 - Unknown - 79 F				
John Castino, R OBP: 0.353, SLG: 0.435 (1, 4)	F9		1-3			1B	BB			3	0	1	1	1	0	0					
Gary Ward, R OBP: 0.323, SLG: 0.472 (1, 7)	K		F8			F9	4-3			4	0	0	0	0	1	2					
Kent Hrbek, L OBP: 0.357, SLG: 0.463 (1, 3)		1B		K					G3	4	1	2	0	0	1	0					
Gary Gaetti, R OBP: 0.308, SLG: 0.404 (1, 5)		5-3		5-3						3	1	1	0	1	0	1					
Randy Bush, L OBP: 0.350, SLG: 0.474 (1, 10)		1B		F4						3	1	1	0	1	0	1					
Mickey Hatcher, R OBP: 0.344, SLG: 0.437 (1, 9)		1B			5-3					3	1	1	1	0	0	0					
Ron Washington, R OBP: 0.286, SLG: 0.335 (1, 6)		L6		F4						4	0	1	0	0	1	5					
Tim Laudner, R OBP: 0.255, SLG: 0.267 (1, 2)		F8		K						4	0	0	1	0	1	5					
Inning Stats	R: 0 E: 0 K: 1 S: 5	H: 0 LOB: 0 BB: 0 P: 5	R: 1 E: 0 K: 0 S: 5	H: 2 LOB: 2 BB: 1 P: 9	R: 0 E: 0 K: 0 S: 3	H: 0 LOB: 0 BB: 0 P: 3	R: 0 E: 0 K: 1 S: 5	H: 0 LOB: 0 BB: 0 P: 5	R: 0 E: 0 K: 1 S: 3	H: 1 LOB: 2 BB: 1 P: 7	R: 4 E: 0 K: 1 S: 10	H: 4 LOB: 1 BB: 0 P: 10	R: 0 E: 0 K: 0 S: 2	H: 0 LOB: 0 BB: 1 P: 6	R: 0 E: 0 K: 0 S: 4	H: 1 LOB: 1 BB: 0 P: 4	1B: 6 2B: 2 HR: 0	SF: 0 SAC: 1 DP: 0 HBP: 0	WP: 0 PB: 0 SB: 0 CS: 1	PA: 38	
PITCHER	IP	WLS	BF	H	R	ER	SO	BB	IBB	HBP	BLK	WP	HR	S	P	ERA	WHIP				
Len Barker, R ERA: 5.53 (1, 1)	6.2	L	28	6	5	5	4	2	0	0	0	0	0	34	42	6.75	1.200				
Bud Anderson, R ERA: 2.5 (7, 1)	2.1		9	2	0	0	0	1	0	0	0	0	0	8	12	0.00	1.286				

AB 33
R 5
H 8
RBI 5
BB 3
SO 4
LOB 15



Batter	1	2	3	4	5	6	7	8	9	AB	R	H	RBI	BB	SO	LOB	BOTTOM					
Mike Hargrove, L OBP: 0.382, SLG: 0.382 (1, 3)	6-3		L7-4							2	0	0	0	2	0	1	Minnesota Twins @ Cleveland Indians Cleveland Municipal Stadium, Cleveland, OH Sat Jul 23 1983, 7:05 PM EDT Att: 6,675 - Unknown - 79 F					
Toby Harrah, R OBP: 0.376, SLG: 0.386 (1, 5)	F3		1-2							3	0	2	0	1	0	0						
Julio Franco, R OBP: 0.319, SLG: 0.420 (1, 6)	6-3		L7-4							4	0	0	0	0	0	5						
Andre Thornton, R OBP: 0.405, SLG: 0.476 (1, 10)		F9		6-3						4	0	0	0	0	0	3						
Pat Tabler, R OBP: 0.373, SLG: 0.430 (1, 7)		E3		5-3						4	1	0	0	0	1	3						
Gorman Thomas, R OBP: 0.300, SLG: 0.384 (1, 8)		HR		F2						3	1	1	2	1	1	0						
Ron Hassey, L OBP: 0.333, SLG: 0.340 (1, 2)		K								4	0	1	0	0	1	1						
George Vukovich, L OBP: 0.252, SLG: 0.295 (1, 9)		6-3								4	0	0	0	0	1	2						
Mike Fischlin, R OBP: 0.299, SLG: 0.246 (1, 4)			F9							3	0	0	0	0	1	2						
Inning Stats	R: 0 E: 0 K: 0 S: 3	H: 0 LOB: 0 BB: 0 P: 3	R: 2 E: 1 K: 1 S: 7	H: 1 LOB: 0 BB: 0 P: 7	R: 0 E: 0 K: 0 S: 2	H: 0 LOB: 1 BB: 2 P: 10	R: 0 E: 0 K: 0 S: 3	H: 0 LOB: 0 BB: 0 P: 3	R: 0 E: 0 K: 0 S: 4	H: 1 LOB: 1 BB: 0 P: 4	R: 0 E: 0 K: 1 S: 6	H: 1 LOB: 1 BB: 0 P: 6	R: 0 E: 0 K: 1 S: 5	H: 0 LOB: 1 BB: 1 P: 9	R: 0 E: 0 K: 0 S: 4	H: 1 LOB: 2 BB: 1 P: 8	R: 0 E: 0 K: 2 S: 7	H: 0 LOB: 0 BB: 0 P: 7	1B: 2 2B: 2 HR: 1	SF: 0 SAC: 0 DP: 1 HBP: 0	WP: 0 PB: 0 SB: 1 CS: 0	PA: 35
PITCHER	IP	WLS	BF	H	R	ER	SO	BB	IBB	HBP	BLK	WP	HR	S	P	ERA	WHIP					
Albert Williams, R ERA: 4.84 (1, 1)	8.0	W	32	4	2	1	3	4	0	0	0	0	0	34	50	1.12	1.000					
Ron Davis, R ERA: 3.61 (9, 1)	1.0	S	3	0	0	0	2	0	0	0	0	0	0	7	7	0.00	0.000					



Batter	1	2	3	4	5	6	7	8	9	AB	R	H	RBI	BB	SO	LOB	TOP										
Bobby Mitchell, L (1, 8) OBP: 0.347, SLG: 0.307										3	1	1	1	0	0	0	Minnesota Twins @ Cleveland Indians Cleveland Municipal Stadium, Cleveland, OH Sun Jul 24 1983, 3:33 AM EDT Unknown - 77 F										
Darrell Brown, S (7, 8) OBP: 0.287, SLG: 0.288										5	1	1	0	0	0	0											
John Castino, R (1, 4) OBP: 0.351, SLG: 0.432										4	1	2	3	1	0	0											
Gary Ward, R (1, 7) OBP: 0.326, SLG: 0.480										4	1	2	3	1	0	0											
Kent Hrbek, L (1, 3) OBP: 0.358, SLG: 0.463										4	1	1	0	1	0	1											
Gary Gaetti, R (1, 5) OBP: 0.307, SLG: 0.410										4	1	1	2	0	1	3											
Randy Bush, L (1, 10) OBP: 0.349, SLG: 0.475										4	1	1	0	0	0	0											
Mickey Hatcher, R (1, 9) OBP: 0.347, SLG: 0.438										4	1	2	1	0	1	0											
Ron Washington, R (1, 6) OBP: 0.285, SLG: 0.333										4	0	1	0	0	1	2											
Ray Smith, R (1, 2) OBP: 0.311, SLG: 0.295										4	0	2	0	0	0	2											
Inning Stats	R: 5 E: 0 K: 0 S: 7	H: 4 LOB: 1 BB: 1 P: 12	R: 0 E: 0 K: 0 S: 4	H: 1 LOB: 2 BB: 1 P: 8	R: 1 E: 0 K: 0 S: 5	H: 3 LOB: 2 BB: 0 P: 5	R: 0 E: 0 K: 1 S: 6	H: 1 LOB: 1 BB: 0 P: 6	R: 1 E: 0 K: 0 S: 4	H: 2 LOB: 0 BB: 0 P: 4	R: 0 E: 0 K: 0 S: 3	H: 0 LOB: 0 BB: 0 P: 3	R: 0 E: 0 K: 0 S: 3	H: 0 LOB: 0 BB: 0 P: 3	R: 0 E: 0 K: 3 S: 10	H: 1 LOB: 1 BB: 0 P: 10	R: 0 E: 0 K: 0 S: 3	H: 0 LOB: 0 BB: 0 P: 3	1B: 8 2B: 2 3B: 0 HR: 2	SF: 0 SAC: 0 DP: 1 HBP: 1	WP: 2 PB: 0 SB: 2 CS: 0	PA: 40					
PITCHER	IP	WLS	BF	H	R	ER	SO	BB	IBB	HBP	BLK	WP	HR	S	P	ERA	WHIP										
Rick Sutcliffe, R (1, 1) ERA: 4.11	3.0	L	19	8	6	6	0	2	0	1	0	0	2	16	25	18.00	3.333										
Juan Eichelberger, R (4, 1) ERA: 4.83	6.0		21	4	1	1	4	0	0	0	0	2	0	29	29	1.50	0.667										

Batter	1	2	3	4	5	6	7	8	9	AB	R	H	RBI	BB	SO	LOB	BOTTOM										
Mike Hargrove, L (1, 3) OBP: 0.385, SLG: 0.387										4	1	2	0	1	0	2	Minnesota Twins @ Cleveland Indians Cleveland Municipal Stadium, Cleveland, OH Sun Jul 24 1983, 3:33 AM EDT Unknown - 77 F										
Toby Harrah, R (1, 5) OBP: 0.377, SLG: 0.383										4	1	1	0	1	0	3											
Julio Franco, R (1, 6) OBP: 0.320, SLG: 0.427										4	1	1	1	1	1	3											
Andre Thornton, R (1, 10) OBP: 0.408, SLG: 0.487										4	1	2	3	1	0	1											
Pat Tabler, R (1, 7) OBP: 0.378, SLG: 0.431										4	1	2	0	1	0	5											
Gorman Thomas, R (1, 8) OBP: 0.296, SLG: 0.379										4	0	0	0	1	0	6											
Broderick Perkins, L (1, 9) OBP: 0.301, SLG: 0.341										5	0	1	1	0	1	3											
Ron Hassey, L (1, 2) OBP: 0.330, SLG: 0.337										2	0	0	0	0	0	2											
Otto Velez, R (6, PH) OBP: 0.167, SLG: 0.080										1	0	0	0	0	0	1											
Jim Essian, R (7, 2) OBP: 0.167, SLG: 0.080										0	0	0	0	0	0	0											
Alan Bannister, R (8, PH) OBP: 0.332, SLG: 0.417										1	0	1	0	0	0	0											
Mike Fischlin, R (1, 4) OBP: 0.288, SLG: 0.235										3	0	0	0	0	0	2											
Bake McBride, L (8, PH) OBP: 0.311, SLG: 0.320										1	0	1	0	0	0	0											
Chris Bando, S (9, 2) OBP: 0.337, SLG: 0.385										0	0	0	0	0	0	0											
Inning Stats	R: 0 E: 0 K: 1 S: 6	H: 1 LOB: 1 BB: 0 P: 6	R: 0 E: 0 K: 0 S: 4	H: 1 LOB: 0 BB: 0 P: 4	R: 2 E: 0 K: 0 S: 5	H: 3 LOB: 1 BB: 1 P: 9	R: 0 E: 0 K: 0 S: 3	H: 0 LOB: 1 BB: 1 P: 7	R: 1 E: 0 K: 0 S: 4	H: 1 LOB: 0 BB: 0 P: 4	R: 1 E: 0 K: 0 S: 5	H: 2 LOB: 1 BB: 0 P: 5	R: 0 E: 0 K: 0 S: 3	H: 0 LOB: 3 BB: 3 P: 15	R: 0 E: 0 K: 0 S: 5	H: 2 LOB: 2 BB: 0 P: 5	R: 1 E: 0 K: 1 S: 6	H: 1 LOB: 1 BB: 1 P: 10	1B: 7 2B: 2 3B: 0 HR: 2	SF: 0 SAC: 0 DP: 1 HBP: 0	WP: 0 PB: 0 SB: 0 CS: 0	PA: 43					
PITCHER	IP	WLS	BF	H	R	ER	SO	BB	IBB	HBP	BLK	WP	HR	S	P	ERA	WHIP										
Bobby Castillo, R (1, 1) ERA: 4.88	5.1	W	25	8	4	4	0	2	0	0	0	0	0	2	10	0.00	3.000										
Len Whitehouse, L (6, 1) ERA: 2.92	0.2		4	0	0	0	0	2	0	0	0	0	0	2	10	0.00	3.000										
Rick Lysander, R (7, 1) ERA: 3.28	2.1	S	12	3	1	1	0	2	0	0	0	0	1	10	18	3.86	2.143										
Ron Davis, R (9, 1) ERA: 3.76	0.2	S	2	0	0	0	1	0	0	0	0	0	0	4	4	0.00	0.000										

AB	37
R	7
H	12
RBI	7
BB	2
SO	4
LOB	9



Batter	1	2	3	4	5	6	7	8	9	AB	R	H	RBI	BB	SO	LOB	TOP				
Rusty Kuntz, R OBP: 0.294, SLG: 0.301 (1, 8)	L7		G5-4-3 BB		SF9			F9		2	0	0	1	1	0	0	Minnesota Twins @ Cleveland Indians Cleveland Municipal Stadium, Cleveland, OH Sun Jul 24 1983, 3:38 AM EDT Att: 8,938 - Unknown livebaseballscorecards.com				
Ron Washington, R OBP: 0.294, SLG: 0.332 (1, 4)	K		G5-4-3 1-2		K			G5-4-3 1B		4	0	1	0	0	2	1					
Mickey Hatcher, R OBP: 0.350, SLG: 0.444 (1, 7)	2B			2B SF7 1B				G5-4-3 1-2		4	1	2	0	0	0	1					
Kent Hrbek, L OBP: 0.360, SLG: 0.467 (1, 3)	5-3			E 2B				FC5-4 1B		4	1	2	0	0	0	1					
Gary Gaetti, R OBP: 0.304, SLG: 0.407 (1, 5)	5-3			SF7				F9		3	0	0	1	0	0	1					
Randy Bush, L OBP: 0.348, SLG: 0.485 Gary Ward, R OBP: 0.325, SLG: 0.479 (1, 10) (9, PH)	G3			4-3				FC5-4 1-2		3	1	1	1	0	0	0					
Tom Brunansky, R OBP: 0.278, SLG: 0.366 (1, 9)	6-3			4-3			HR	F5		4	0	0	0	0	0	1					
Tim Laudner, R OBP: 0.265, SLG: 0.317 (1, 2)				HR				K		3	2	2	1	0	1	0					
Houston Jimenez, R OBP: 0.245, SLG: 0.286 (1, 6)	6-3			G3 SF9 2B				K		3	0	0	0	0	1	1					
Inning Stats	R: 0 E: 0 K: 1 S: 6	H: 1 LOB: 1 P: 6	R: 0 E: 0 K: 0 S: 3	H: 0 LOB: 0 BB: 0 P: 3	R: 1 E: 0 K: 0 S: 3	H: 1 LOB: 0 BB: 1 P: 7	R: 2 E: 1 K: 0 S: 5	H: 2 LOB: 0 BB: 0 P: 5	R: 1 E: 0 K: 1 S: 6	H: 1 LOB: 0 BB: 0 P: 6	R: 0 E: 0 K: 0 S: 3	H: 0 LOB: 0 BB: 0 P: 3	R: 1 E: 0 K: 2 S: 8	H: 1 LOB: 0 BB: 0 P: 8	R: 0 E: 0 K: 0 S: 3	H: 1 LOB: 1 BB: 0 P: 4		1B: 3 2B: 3 3B: 0 HR: 2	SF: 2 SAC: 0 DP: 2 HBP: 0	WP: 0 PB: 0 SB: 0 CS: 0	PA: 34
PITCHER	IP	WLS	BF	H	R	ER	SO	BB	IBB	HBP	BLK	WP	HR	S	P	ERA	WHIP				
Tom Brennan, R ERA: 4.5 (1, 1)	8.0	L	30	7	5	4	4	1	0	0	0	0	2	37	41	4.50	1.000				
Jamie Easterly, L ERA: 3.49 (9, 1)	0.1		2	1	0	0	0	0	0	0	0	0	0	2	2	0.00	3.000				
Dan Spillner, R ERA: 4.61 (9, 1)	0.2		2	0	0	0	0	0	0	0	0	0	0	2	2	0.00	0.000				

Batter	1	2	3	4	5	6	7	8	9	AB	R	H	RBI	BB	SO	LOB	BOTTOM				
Alan Bannister, R OBP: 0.327, SLG: 0.410 (1, 9)	K			6-3	F2			F7		4	0	0	0	0	1	0	Minnesota Twins @ Cleveland Indians Cleveland Municipal Stadium, Cleveland, OH Sun Jul 24 1983, 3:38 AM EDT Att: 8,938 - Unknown livebaseballscorecards.com				
Toby Harrah, R OBP: 0.378, SLG: 0.387 (1, 5)	F7			E5 1B		S BLK 2B		HBP 2B BB		3	3	1	0	1	0	0					
Julio Franco, R OBP: 0.322, SLG: 0.431 (1, 6)	K			1B 1B 1B		1B 2B		K		4	1	2	1	0	2	1					
Andre Thornton, R OBP: 0.411, SLG: 0.488 (1, 3)		F8		1B		G1-6-3 1B		2B HBP		3	0	2	0	0	0	0					
Pat Tabler, R OBP: 0.380, SLG: 0.438 (1, 7)	F9			1B		G1-6-3 1-2		2B		4	0	2	2	0	0	2					
Gorman Thomas, R OBP: 0.295, SLG: 0.374 (1, 8)	6-3			K		4-3		F8		4	0	0	0	0	1	5					
Otto Velez, R (1, 10)				F8	F2					2	0	0	0	0	0	2					
Broderick Perkins, L OBP: 0.296, SLG: 0.336 (7, PH)							5-3			2	0	0	0	0	0	0					
Mike Fischlin, R OBP: 0.277, SLG: 0.225 Mike Hargrove, L OBP: 0.394, SLG: 0.386 (1, 4) (9, PH)	4-3				F9		5-3		K	3	0	0	0	0	0	0					
Jim Essian, R OBP: 0.156, SLG: 0.074 Ron Hassey, L OBP: 0.327, SLG: 0.333 (7, PH) (8, 2)	F7				6-3		F7		F7	2	0	0	0	0	0	0					
Inning Stats	R: 0 E: 0 K: 2 S: 7	H: 0 LOB: 0 P: 7	R: 0 E: 0 K: 0 S: 3	H: 0 LOB: 0 BB: 0 P: 3	R: 0 E: 0 K: 0 S: 3	H: 0 LOB: 0 BB: 0 P: 3	R: 2 E: 1 K: 1 S: 9	H: 3 LOB: 2 BB: 0 P: 9	R: 0 E: 0 K: 0 S: 3	H: 0 LOB: 0 BB: 0 P: 3	R: 1 E: 0 K: 0 S: 5	H: 3 LOB: 1 BB: 0 P: 5	R: 0 E: 0 K: 1 S: 6	H: 0 LOB: 2 BB: 1 P: 11	R: 0 E: 0 K: 1 S: 5	H: 0 LOB: 0 BB: 0 P: 5	1B: 4 2B: 3 3B: 0 HR: 0	SF: 0 SAC: 0 DP: 1 HBP: 1	WP: 0 PB: 0 SB: 1 CS: 0	PA: 36	
PITCHER	IP	WLS	BF	H	R	ER	SO	BB	IBB	HBP	BLK	WP	HR	S	P	ERA	WHIP				
Brad Havens, L ERA: 7.44 (1, 1)	5.0	W	20	4	3	2	3	0	0	0	0	0	0	26	26	3.60	0.800				
Mike Walters, R ERA: 2.45 (6, 1)	2.2		11	2	1	1	1	1	0	1	1	0	0	11	16	3.38	1.125				
Ron Davis, R ERA: 3.67 (8, 1)	1.1	S	5	1	0	0	1	0	0	0	0	0	0	7	7	0.00	0.750				

Batter	1	2	3	4	5	6	7	8	9	AB	R	H	RBI	BB	SO	LOB	TOP			
Alan Bannister, R (1, 9) OBP: 0.327, SLG: 0.409 Bake McBride, L (8, FH) OBP: 0.309, SLG: 0.318 (8, 9)	0-0 6-3		0-0 G3		0-0 1B 1B			0-0 6-3		3	0	1	0	0	0	0	Cleveland Indians @ Kansas City Royals Royals Stadium, Kansas City, MO Mon Jul 25 1983, 8:05 PM EDT Att: 37,652 - Unknown			
Toby Harrah, R (1, 5) OBP: 0.377, SLG: 0.385	0-3 K		0-0 F7		0-0 1B 1-2			0-3 K		4	0	1	0	0	2	0				
Mike Hargrove, L (1, 3)	0-0 FC1-4 1B		0-0 F8		0-0 F6			0-0 4-3		4	0	1	0	0	2					
Andre Thornton, R (1, 10) OBP: 0.407, SLG: 0.482	0-0 FC1-4 1-2			0-0 F7		0-0 F7			0-0 F9		4	0	0	0	0	1				
Pat Tabler, R (1, 7) OBP: 0.378, SLG: 0.431		0-0 F4		0-0 5-3		4-0 G5-4-3 BB		0-3 K		3	0	0	0	1	1	0				
Julio Franco, R (1, 6) OBP: 0.321, SLG: 0.427		4-0 S BB		0-0 6-3		0-0 G5-4-3 1-2		0-0 5-3		3	0	0	0	1	0	1				
Gorman Thomas, R (1, 8) OBP: 0.296, SLG: 0.383		0-3 K			0-0 HR			0-0 1-3		3	1	1	1	0	1	1				
Chris Bando, S (1, 2) OBP: 0.336, SLG: 0.376		4-0 1-2 BB			0-0 F9			0-0 6-3		2	0	0	0	1	0	0				
Mike Fischlin, R (1, 4) OBP: 0.267, SLG: 0.216		0-0 L3			0-0 6-3			0-0 F5		3	0	0	0	0	2					
Inning Stats	R: 0 E: 0 K: 1 S: 6	H: 1 LOB: 1 BB: 0 P: 6	R: 0 E: 0 K: 1 S: 5	H: 0 LOB: 2 BB: 2 P: 13	R: 0 E: 0 K: 0 S: 3	H: 0 LOB: 0 BB: 0 P: 3	R: 0 E: 0 K: 0 S: 3	H: 0 LOB: 0 BB: 1 P: 6	R: 0 E: 0 K: 0 S: 3	H: 0 LOB: 0 BB: 0 P: 3	R: 0 E: 0 K: 1 S: 5	H: 0 LOB: 0 BB: 0 P: 5	R: 0 E: 0 K: 1 S: 5	H: 0 LOB: 0 BB: 0 P: 5	R: 0 E: 0 K: 1 S: 5	H: 0 LOB: 0 BB: 0 P: 5	1B: 3 2B: 0 3B: 0 HR: 1	SF: 0 SAC: 0 DP: 1 HBP: 0	WP: 0 PB: 0 SB: 1 CS: 1	PA: 33
PITCHER	IP WLS BF H R ER SO BB IBB HBP BLK WP HR S P ERA WHIP	IP WLS BF H R ER SO BB IBB HBP BLK WP HR S P ERA WHIP																		
Paul Spittorf, L (1, 1) ERA: 4.0	6.0	W	24	4	1	1	2	3	0	0	0	0	0	0	0	1	25	37	1.50	1.167
Dan Quisenberry, R (7, 1) ERA: 1.82	3.0	S	9	0	0	0	2	0	0	0	0	0	0	0	0	0	13	13	0.00	0.000

Batter	1	2	3	4	5	6	7	8	9	AB	R	H	RBI	BB	SO	LOB	BOTTOM			
U L Washington, S (1, 6) OBP: 0.299, SLG: 0.318	0-0 F8	0-0 FC4-6 1-2 3-H			0-0 F7 1-2			0-0 S 1B 1B	0-0 6-3	5	1	1	1	0	0	2	Cleveland Indians @ Kansas City Royals Royals Stadium, Kansas City, MO Mon Jul 25 1983, 8:05 PM EDT Att: 37,652 - Unknown			
John Wathan, R (1, 3) OBP: 0.333, SLG: 0.348	0-0 S 2B 1B	0-3 K			0-0 S 1B			0-0 S 1B 1B		4	2	3	0	0	1	1				
George Brett, L (1, 5) OBP: 0.431, SLG: 0.698 Greg Pryor, R (8, 5) OBP: 0.312, SLG: 0.343	0-3 K 1-2		0-3 K		0-3 K 1-2			4-0 S 1B 1B IBB		3	1	0	0	1	3	2				
Hal McRae, R (1, 10) OBP: 0.390, SLG: 0.484	0-0 2B		0-0 L6-3 1B			4-0 G5-4-3 BB		0-0 F4		3	0	2	1	1	0	3				
Amos Otis, R (1, 9) OBP: 0.317, SLG: 0.357 Joe Simpson, L (9, 9) OBP: 0.257, SLG: 0.227	0-0 L4		0-0 L6-3 1-2			0-0 G5-4-3 1-2		0-0 2B 1B		4	0	1	2	0	0	3				
Frank White, R (1, 4) OBP: 0.277, SLG: 0.398		0-0 2B 1B		0-0 F6		0-0 2B		0-0 1-3 2-H 2B		4	1	3	1	0	0	0				
Leon Roberts, R (1, 7) OBP: 0.328, SLG: 0.396		0-0 1B FC4-6 2B		0-0 F8		4-0 IBB		0-0 L4		3	1	1	1	1	0	2				
Don Slaught, R (1, 2) OBP: 0.278, SLG: 0.322		0-0 FC5-4 1B		0-0 4-3		0-0 L7		0-0 5-3		4	0	1	0	0	2					
Pat Sheridan, L (1, 8) OBP: 0.303, SLG: 0.396		0-0 FC5-4 FC4-6			0-0 CS 1B			0-0 F6 L6		4	0	1	0	0	2					
Inning Stats	R: 1 E: 0 K: 1 S: 7	H: 2 LOB: 1 BB: 0 P: 7	R: 2 E: 1 K: 1 S: 8	H: 3 LOB: 1 BB: 0 P: 8	R: 0 E: 0 K: 1 S: 5	H: 1 LOB: 0 BB: 0 P: 5	R: 0 E: 0 K: 0 S: 3	H: 0 LOB: 0 BB: 0 P: 3	R: 0 E: 0 K: 1 S: 6	H: 2 LOB: 1 BB: 0 P: 6	R: 0 E: 0 K: 0 S: 3	H: 1 LOB: 2 BB: 2 P: 11	R: 3 E: 0 K: 0 S: 7	H: 4 LOB: 2 BB: 1 P: 11	R: 0 E: 0 K: 0 S: 3	H: 0 LOB: 0 BB: 0 P: 3	1B: 9 2B: 5 3B: 0 HR: 0	SF: 0 SAC: 0 DP: 2 HBP: 0	WP: 0 PB: 0 SB: 4 CS: 1	PA: 37
PITCHER	IP WLS BF H R ER SO BB IBB HBP BLK WP HR S P ERA WHIP	IP WLS BF H R ER SO BB IBB HBP BLK WP HR S P ERA WHIP																		
Neal Heaton, L (1, 1) ERA: 5.06	6.1	L	30	11	6	6	4	1	2	0	0	0	0	0	0	0	7	7	8.53	1.895
Bud Anderson, R (7, 1) ERA: 2.39	1.2		7	2	0	0	0	0	0	0	0	0	0	0	0	0	7	7	0.00	1.200

Batter	1	2	3	4	5	6	7	8	9	AB	R	H	RBI	BB	SO	LOB	TOP					
Mike Hargrove, L (1, 3) OBP: 0.377, SLG: 0.378 Alan Bannister, R (9, PR) OBP: 0.327, SLG: 0.409	F7		FC4-6	L9			L9		L9	5	0	1	1	0	0	4						
Toby Harrah, R (1, 5) OBP: 0.375, SLG: 0.383	F9		G3		6-3		1B		F8	5	0	1	0	0	0	2						
Bake McBride, L (1, 9) George Vukovich, L (7, PR) OBP: 0.251, SLG: 0.293 (7, 9)	1B			E	4-3		1B		L9	4	2	4	0	0	0	0						
Andre Thornton, R (1, 10) OBP: 0.400, SLG: 0.472	4-3			E5	4-3		L3		F9	5	1	0	1	0	0	5						
Pat Tabler, R (1, 7) OBP: 0.374, SLG: 0.424		F9		1-3	5-3				3-1	4	0	1	1	0	0	0						
Gorman Thomas, R (1, 8) OBP: 0.297, SLG: 0.381		G4-6-3		1-3					1B	3	0	2	1	1	1	0						
Julio Franco, R (1, 6) OBP: 0.315, SLG: 0.417	G4-6-3			1-3					F9	4	0	0	0	0	1	4						
Ron Hassey, L (1, 2) OBP: 0.325, SLG: 0.337			3-1-3						L7	3	0	1	0	1	0	1						
Mike Fischlin, R (1, 4) Broderick Perkins, L (9, PH) OBP: 0.289, SLG: 0.222 (9, PH) OBP: 0.254, SLG: 0.333			E5	K					E6	3	0	0	0	0	2	4						
Inning Stats	R: 0 E: 0 K: 0 S: 4	H: 1 LOB: 1 BB: 0 P: 4	R: 0 E: 0 K: 0 S: 2	H: 0 LOB: 0 BB: 1 P: 6	R: 0 E: 1 K: 0 S: 4	H: 0 LOB: 1 BB: 0 P: 4	R: 2 E: 1 K: 1 S: 9	H: 3 LOB: 3 BB: 1 P: 13	R: 1 E: 0 K: 0 S: 4	H: 1 LOB: 1 BB: 0 P: 4	R: 0 E: 0 K: 3 S: 10	H: 1 LOB: 1 BB: 0 P: 10	R: 0 E: 0 K: 0 S: 4	H: 2 LOB: 2 BB: 0 P: 4	R: 0 E: 0 K: 0 S: 4	H: 1 LOB: 1 BB: 0 P: 4	R: 1 E: 2 K: 0 S: 5	H: 1 LOB: 1 BB: 0 P: 5	1B: 9 2B: 1 3B: 1 HR: 0	SF: 0 SAC: 0 DP: 2 HBP: 0	WP: 0 PB: 0 CS: 0	PA: 40
PITCHER	IP	WLS	BF	H	R	ER	SO	BB	IBB	HBP	BLK	WP	HR	S	P	ERA	WHIP					
Gaylord Perry, R (1, 1) ERA: 5.18	6.0	W	27	6	3	2	4	2	0	0	0	0	0	33	41	3.00	1.333					
Dan Quisenberry, R (7, 1) ERA: 1.75	3.0	S	13	4	1	0	0	0	0	0	0	0	0	13	13	0.00	1.333					

Cleveland Indians @ Kansas City Royals
 Royals Stadium, Kansas City, MO
 Wed Jul 27 1983, 8:05 PM EDT
 Att: 23,457 - Unknown

AB 38
 R 4
 H 10
 RBI 4
 BB 2
 SO 4
 LOB 21



Batter	1	2	3	4	5	6	7	8	9	AB	R	H	RBI	BB	SO	LOB	BOTTOM				
Willie Wilson, S (1, 8) OBP: 0.316, SLG: 0.349	B1-3		SH2-3		6-3			F7		3	1	1	0	0	0	0					
U L Washington, S (1, 6) OBP: 0.295, SLG: 0.314	B1-3		1-3		K			F7		4	0	0	0	0	1	2					
George Brett, L (1, 5) OBP: 0.430, SLG: 0.689	SF7		HR		F8			1B		3	1	2	2	0	0	0					
Hal McRae, R (1, 10) OBP: 0.387, SLG: 0.487	F9		HR		F8			F8		4	1	1	2	0	0	1					
Willie Aikens, L (1, 3) Greg Pryor, R (9, 3) OBP: 0.400, SLG: 0.545 (9, 3) OBP: 0.312, SLG: 0.343	F7		HR		K					3	1	1	1	0	1	0					
Pat Sheridan, L (1, 7) OBP: 0.304, SLG: 0.393		F8			K					0	0	0	0	0	0	0					
Joe Simpson, L (1, 9) OBP: 0.252, SLG: 0.223	FC6-4		F8		K					3	0	1	0	0	1	1					
John Wathan, R (1, 2) OBP: 0.326, SLG: 0.339	FC5-4				K					3	0	0	0	0	2	1					
Onix Concepcion, R (1, 4) OBP: 0.221, SLG: 0.280			SH2-3		K					3	1	1	0	0	1	0					
Inning Stats	R: 1 E: 0 K: 0 S: 4	H: 1 LOB: 0 BB: 0 P: 4	R: 0 E: 0 K: 0 S: 4	H: 1 LOB: 1 BB: 0 P: 4	R: 4 E: 0 K: 0 S: 7	H: 4 LOB: 0 BB: 0 P: 7	R: 0 E: 0 K: 2 S: 7	H: 0 LOB: 0 BB: 0 P: 7	R: 0 E: 0 K: 1 S: 5	H: 0 LOB: 0 BB: 0 P: 5	R: 0 E: 0 K: 2 S: 7	H: 0 LOB: 0 BB: 0 P: 7	R: 0 E: 0 K: 2 S: 7	H: 0 LOB: 0 BB: 0 P: 7	R: 0 E: 0 K: 0 S: 4	H: 1 LOB: 1 BB: 0 P: 4	1B: 4 2B: 1 3B: 0 HR: 2	SF: 1 SAC: 1 DP: 0 HBP: 0	WP: 0 PB: 0 CS: 0	PA: 31	
PITCHER	IP	WLS	BF	H	R	ER	SO	BB	IBB	HBP	BLK	WP	HR	S	P	ERA	WHIP				
Len Barker, R (1, 1) ERA: 5.53	8.0	L	31	7	5	5	7	0	0	0	0	0	2	45	45	5.62	0.875				

Cleveland Indians @ Kansas City Royals
 Royals Stadium, Kansas City, MO
 Wed Jul 27 1983, 8:05 PM EDT
 Att: 23,457 - Unknown

AB 29
 R 5
 H 7
 RBI 5
 BB 0
 SO 7
 LOB 5



Batter	1	2	3	4	5	6	7	8	9	AB	R	H	RBI	BB	SO	LOB	TOP					
Mike Hargrove, L (1, 3) OBP: 0.376, SLG: 0.377	F9		F8					G3		4	1	1	0	0	0	1	Cleveland Indians @ Toronto Blue Jays Exhibition Stadium, Toronto, ON Fri Jul 29 1983, 7:05 PM EDT Att: 18,020 - Unknown					
Toby Harrah, R (1, 5) OBP: 0.377, SLG: 0.388	WP 1B		4-3					1-3		4	0	2	1	0	0	1						
Bake McBride, L (1, 9) OBP: 0.331, SLG: 0.355	K 1-2							4-3		4	0	1	0	0	1	2						
Andre Thornton, R (1, 10) OBP: 0.401, SLG: 0.469									5-3	2	0	0	0	2	1	0						
Pat Tabler, R (1, 7) OBP: 0.368, SLG: 0.416	K								5-3	4	0	0	0	0	1	3						
Gorman Thomas, R (1, 8) OBP: 0.297, SLG: 0.389										4	1	1	1	0	0	1						
Julio Franco, R (1, 6) OBP: 0.314, SLG: 0.414	F9								HR K	3	0	0	0	1	2	1						
Ron Hassey, L (1, 2) OBP: 0.329, SLG: 0.333	F7									2	0	0	0	1	0	1						
Mike Fischlin, R (1, 4) OBP: 0.271, SLG: 0.226										3	0	1	0	0	0	1						
Inning Stats	R: 0 E: 0 K: 2 S: 8	H: 1 LOB: 2 BB: 1 P: 12	R: 0 E: 0 K: 0 S: 3	H: 0 LOB: 0 BB: 0 P: 3	R: 0 E: 0 K: 0 S: 4	H: 2 LOB: 2 BB: 0 P: 4	R: 0 E: 1 K: 2 S: 8	H: 0 LOB: 1 BB: 0 P: 8	R: 1 E: 0 K: 0 S: 4	H: 2 LOB: 1 BB: 1 P: 8	R: 0 E: 0 K: 0 S: 2	H: 0 LOB: 0 BB: 1 P: 6	R: 0 E: 0 K: 0 S: 2	H: 0 LOB: 0 BB: 1 P: 6	R: 0 E: 0 K: 0 S: 3	H: 0 LOB: 0 BB: 0 P: 3	R: 1 E: 0 K: 1 S: 6	H: 1 LOB: 0 BB: 0 P: 6	1B: 4 2B: 2 3B: 0 HR: 1	SF: 0 SAC: 0 DP: 3 HBP: 0	WP: 1 PB: 0 SB: 0 CS: 0	PA: 34
PITCHER Jim Clancy, R (1, 1) ERA: 3.39	IP: 9.0 WLS: W BF: 34 H: 6 R: 2 ER: 2 SO: 5 BB: 4 IBB: 0 HBP: 0 BLK: 0 WP: 1 HR: 1 S: 40 P: 56 ERA: 2.00 WHIP: 1.111															PITCHER						

Batter	1	2	3	4	5	6	7	8	9	AB	R	H	RBI	BB	SO	LOB	BOTTOM			
Damaso Garcia, R (1, 4) OBP: 0.333, SLG: 0.393		5-3						5-3		4	0	2	0	0	0	0	Cleveland Indians @ Toronto Blue Jays Exhibition Stadium, Toronto, ON Fri Jul 29 1983, 7:05 PM EDT Att: 18,020 - Unknown			
Rance Mulliniks, L (1, 5) OBP: 0.376, SLG: 0.472										2	0	0	0	1	1	1				
Garth Iorg, R (7, PH) OBP: 0.302, SLG: 0.336	K									1	0	1	0	0	0	0				
Lloyd Moseby, L (1, 8) OBP: 0.356, SLG: 0.498	K									4	1	1	0	0	2	4				
Willie Upshaw, L (1, 3) OBP: 0.365, SLG: 0.525										2	0	0	1	1	1	2				
Cliff Johnson, R (1, 10) OBP: 0.400, SLG: 0.548										1	0	0	0	0	1	2				
Barry Bonnell, R (3, PH) OBP: 0.353, SLG: 0.449	K									3	0	0	0	0	2	0				
Jorge Orta, L (1, 9) OBP: 0.340, SLG: 0.425										3	1	1	0	0	0	0				
Jesse Barfield, R (8, 9) OBP: 0.240, SLG: 0.423										0	0	0	0	1	0	0				
Ernie Whitt, L (1, 2) OBP: 0.349, SLG: 0.447										3	1	1	1	0	0	1				
Dave Collins, S (1, 7) OBP: 0.315, SLG: 0.310										3	1	2	1	0	0	0				
Alfredo Griffin, S (1, 6) OBP: 0.289, SLG: 0.376										3	0	0	0	0	0	0				
Inning Stats	R: 0 E: 0 K: 3 S: 10	H: 1 LOB: 2 BB: 1 P: 14	R: 2 E: 1 K: 0 S: 5	H: 2 LOB: 0 BB: 0 P: 5	R: 1 E: 0 K: 1 S: 6	H: 1 LOB: 0 BB: 0 P: 6	R: 0 E: 0 K: 0 S: 3	H: 1 LOB: 0 BB: 0 P: 3	R: 0 E: 0 K: 1 S: 6	H: 1 LOB: 2 BB: 1 P: 10	R: 1 E: 0 K: 0 S: 4	H: 1 LOB: 0 BB: 0 P: 4	R: 0 E: 0 K: 1 S: 6	H: 1 LOB: 1 BB: 0 P: 6	R: 0 E: 0 K: 1 S: 5	H: 0 LOB: 1 BB: 1 P: 9	1B: 4 2B: 0 3B: 4 HR: 0	SF: 2 SAC: 0 DP: 0 HBP: 0	WP: 0 PB: 0 SB: 1 CS: 0	PA: 35
PITCHER Rick Sutcliffe, R (1, 1) ERA: 4.12	IP: 6.0 WLS: L BF: 26 H: 7 R: 4 ER: 3 SO: 5 BB: 2 IBB: 0 HBP: 0 BLK: 0 WP: 0 HR: 0 S: 34 P: 42 ERA: 4.50 WHIP: 1.500															PITCHER				
Jamie Easterly, L (7, 1) ERA: 3.29	IP: 2.0 WLS: L BF: 8 H: 1 R: 0 ER: 0 SO: 2 BB: 1 IBB: 0 HBP: 0 BLK: 0 WP: 0 HR: 0 S: 11 P: 15 ERA: 0.00 WHIP: 1.000															PITCHER				

Batter	1	2	3	4	5	6	7	8	9	10	11	12	13	AB	R	H	RBI	BB	SO	LOB	TOP	
Mike Hargrove, L OBP: 0.378, SLG: 0.382 (1, 3)														6	2	3	1	0	0	3		
Toby Harrah, R OBP: 0.373, SLG: 0.384 (1, 5)														6	1	1	0	0	0	2		
Broderick Perkins, L OBP: 0.350, SLG: 0.351 George Vukovich, L OBP: 0.249, SLG: 0.290 (7, 9)														3	0	2	2	0	0	0	0	
Andre Thornton, R OBP: 0.403, SLG: 0.471 (1, 10)														5	0	2	0	1	0	2		
Pat Tabler, R OBP: 0.367, SLG: 0.414 (1, 7)														6	0	2	0	0	3	3		
Gorman Thomas, R OBP: 0.292, SLG: 0.382 (1, 8)														6	0	0	0	0	3	3		
Julio Franco, R OBP: 0.314, SLG: 0.412 (1, 6)														6	1	2	0	0	0	1		
Ron Hassey, L OBP: 0.332, SLG: 0.341 Chris Bando, S OBP: 0.362, SLG: 0.381 (2, PR) (2, 2)														1	0	1	1	0	0	0		
Alan Bannister, R OBP: 0.327, SLG: 0.409 Jim Essian, R OBP: 0.152, SLG: 0.071 (11, PR) (11, 2)														4	1	2	0	0	0	2		
Mike Fischlin, R OBP: 0.267, SLG: 0.216 (1, 4)														4	0	0	0	1	1	4		
Inning Stats	R: 1 E: 0 K: 1 S: 6	H: 1 LOB: 1 BB: 1 P: 10	R: 4 E: 1 K: 1 S: 10	H: 5 LOB: 1 BB: 0 P: 10	R: 0 E: 0 K: 1 S: 7	H: 2 LOB: 2 BB: 0 P: 7	R: 0 E: 0 K: 0 S: 3	H: 0 LOB: 0 BB: 0 P: 3	R: 0 E: 0 K: 0 S: 4	H: 1 LOB: 1 BB: 0 P: 4	R: 0 E: 0 K: 0 S: 5	H: 1 LOB: 0 BB: 0 P: 5	R: 0 E: 0 K: 0 S: 3	H: 1 LOB: 1 BB: 0 P: 3	R: 0 E: 0 K: 0 S: 6	H: 1 LOB: 1 BB: 0 P: 6	R: 0 E: 0 K: 1 S: 5	H: 0 LOB: 0 BB: 0 P: 5	1B: 12 2B: 3 3B: 0 HR: 0	SF: 1 SAC: 0 DP: 2 HBP: 0	W/P: 0 PB: 0 SB: 0 CS: 1	PA: 53
PITCHER	IP	WLS	BF	H	R	ER	SO	BB	IBB	HBP	BLK	WP	HR	S	P	ERA	WHIP					
Dave Stieb, R ERA: 2.94 (1, 1)	6.0		29	10	5	4	3	1	0	0	0	0	0	34	38	6.00	1.833					
Roy Lee Jackson, R ERA: 4.33 (7, 1)	3.0		11	2	0	0	2	1	0	0	0	0	0	14	18	0.00	1.000					
Randy Moffitt, R ERA: 3.12 (10, 1)	1.1		5	2	0	0	0	0	0	0	0	0	0	5	5	0.00	1.500					
Joey McLaughlin, R ERA: 3.77 (11, 1)	2.2	W	8	1	0	0	2	0	0	0	0	0	0	12	12	0.00	0.375					

Cleveland Indians @ Toronto Blue Jays
Exhibition Stadium, Toronto, ON
Sat Jul 30 1983, 3:33 AM EDT
Att. 23,445 - Unknown

AB 50
R 5
H 15
RBI 4
BB 2
SO 7
LOB 20



Batter	1	2	3	4	5	6	7	8	9	10	11	12	13	AB	R	H	RBI	BB	SO	LOB	BOTTOM					
Damaso Garcia, R OBP: 0.330, SLG: 0.390 (1, 4)														5	2	1	0	2	0	4						
Lloyd Moseby, L OBP: 0.353, SLG: 0.492 (1, 8)														6	1	1	0	0	2	3						
Garth Iorg, R OBP: 0.310, SLG: 0.353 (9, PH) Jorge Orta, L OBP: 0.344, SLG: 0.430 Rance Mulliniks, L OBP: 0.377, SLG: 0.472 (10, 5)														4	1	3	0	0	1	0						
Cliff Johnson, R OBP: 0.404, SLG: 0.545 (1, 10)														5	0	2	1	2	1	3						
Barry Bonnell, R OBP: 0.353, SLG: 0.444 (1, 7) (10, 9)														5	1	1	0	1	1	3						
Ernie Whitt, L OBP: 0.351, SLG: 0.450 (13, PH)														1	0	1	1	0	0	0						
Jesse Barfield, R OBP: 0.245, SLG: 0.426 Dave Collins, S OBP: 0.312, SLG: 0.307 (9, PH) (10, 7)														3	1	1	1	1	2	1						
Willie Upshaw, L OBP: 0.367, SLG: 0.527 (1, 3)														6	0	3	0	0	3	4						
Buck Martinez, R OBP: 0.360, SLG: 0.521 (1, 2)														6	0	0	0	1	5							
Alfredo Griffin, S OBP: 0.290, SLG: 0.375 (1, 6)														6	0	2	1	0	0	1						
Inning Stats	R: 1 E: 1 K: 1 S: 7	H: 2 LOB: 2 BB: 0 P: 7	R: 1 E: 0 K: 1 S: 7	H: 2 LOB: 1 BB: 1 P: 11	R: 0 E: 0 K: 2 S: 7	H: 0 LOB: 1 BB: 1 P: 11	R: 0 E: 0 K: 0 S: 4	H: 2 LOB: 1 BB: 0 P: 4	R: 0 E: 0 K: 0 S: 5	H: 1 LOB: 1 BB: 0 P: 4	R: 0 E: 0 K: 0 S: 6	H: 1 LOB: 1 BB: 0 P: 6	R: 2 E: 0 K: 2 S: 10	H: 3 LOB: 3 BB: 2 P: 18	R: 0 E: 0 K: 2 S: 4	H: 1 LOB: 1 BB: 0 P: 4	R: 0 E: 0 K: 2 S: 8	H: 1 LOB: 1 BB: 0 P: 8	R: 0 E: 0 K: 2 S: 7	H: 0 LOB: 0 BB: 0 P: 7	R: 1 E: 1 K: 1 S: 5	H: 1 LOB: 3 BB: 2 P: 13	1B: 13 2B: 4 3B: 0 HR: 0	SF: 0 SAC: 1 DP: 2 HBP: 0	W/P: 0 PB: 0 SB: 0 CS: 0	PA: 59
PITCHER	IP	WLS	BF	H	R	ER	SO	BB	IBB	HBP	BLK	WP	HR	S	P	ERA	WHIP									
Neal Heaton, L ERA: 4.73 (1, 1)	8.0		35	11	3	2	6	2	0	0	0	0	0	45	53	2.25	1.625									
Dan Spillner, R ERA: 4.92 (9, 1)	0.1		6	3	2	2	0	1	1	0	0	0	0	4	12	54.00	12.000									
Jamie Easterly, L ERA: 3.02 (9, 1)	3.2		13	2	0	0	6	0	0	0	0	0	0	25	25	0.00	0.545									
Bud Anderson, R ERA: 2.61 (13, 1)	0.1	L	5	1	1	1	1	1	1	0	0	0	0	5	13	27.00	6.000									

Cleveland Indians @ Toronto Blue Jays
Exhibition Stadium, Toronto, ON
Sat Jul 30 1983, 3:33 AM EDT
Att. 23,445 - Unknown

AB 52
R 6
H 17
RBI 5
BB 6
SO 13
LOB 30



Batter	1	2	3	4	5	6	7	8	9	AB R H RBI BB SO LOB	TOP												
Mike Hargrove, L (1, 3) Broderick Perkins, L (4, PR) OBP: 0.296, SLG: 0.336	F9		1B WP	CS			F7		F7	3 1 2 2 0 0 0 2 0 0 0 0 0 0	Cleveland Indians @ Toronto Blue Jays Exhibition Stadium, Toronto, ON Mon Aug 01 1983, 3:33 AM EDT Att: 20,781 - Unknown												
Toby Harrah, R (1, 5) OBP: 0.383, SLG: 0.397	1B BB		F8	CS	E1		G3			3 1 0 0 1 0 1													
Bake McBride, L (1, 9) George Vukovich, L (7, 9) OBP: 0.248, SLG: 0.289	K				FC6-4					4 0 2 0 0 1 2 0 0 0 0 0 0 0													
Andre Thornton, R (1, 10) OBP: 0.403, SLG: 0.473	2H 1B		K		2B		5-3			4 1 2 1 0 1 2													
Pat Tabler, R (1, 7) OBP: 0.368, SLG: 0.419	K			1-3	2B					4 0 1 1 0 1 1													
Gorman Thomas, R (1, 8) OBP: 0.292, SLG: 0.379		F7		2B	F7					4 1 1 0 0 0 1													
Julio Franco, R (1, 6) OBP: 0.312, SLG: 0.413	F9		K			6-3				4 0 0 0 0 1 1													
Jim Essian, R (1, 2) OBP: 0.220, SLG: 0.200	F4		2B			6-3		F4		4 1 1 1 0 0 0													
Mike Fischlin, R (1, 4) OBP: 0.273, SLG: 0.227			6-3	E4		K		K		4 1 0 0 0 2 1													
Inning Stats	R: 1 E: 0 K: 2 S: 8	H: 1 LOB: 1 BB: 1 P: 12	R: 0 E: 0 K: 0 S: 3	H: 0 LOB: 0 BB: 0 P: 3	R: 1 E: 0 K: 1 S: 7	H: 2 LOB: 1 BB: 0 P: 7	R: 3 E: 1 K: 1 S: 8	H: 3 LOB: 1 BB: 0 P: 8	R: 1 E: 1 K: 0 S: 5	H: 2 LOB: 1 BB: 0 P: 5	R: 0 E: 0 K: 0 S: 4	H: 1 LOB: 1 BB: 0 P: 4	R: 0 E: 0 K: 0 S: 3	H: 0 LOB: 0 BB: 0 P: 3	R: 0 E: 0 K: 1 S: 5	H: 0 LOB: 0 BB: 0 P: 5	1B: 3 2B: 6 3B: 0 HR: 0	SF: 0 SAC: 0 DP: 0 HBP: 0	WP: 1 PB: 0 SB: 2 CS: 2	PA: 38			
PITCHER	IP WLS BF H R ER SO BB IBB HBP BLK WP HR S P ERA WHIP											PITCHER	IP WLS BF H R ER SO BB IBB HBP BLK WP HR S P ERA WHIP										
Doyle Alexander, R (1, 1) ERA: 5.66	4.2 L 23 8 6 4 4 1 0 0 0 0 1 0 30 34 7.71 1.929																						
Jim Acker, R (5, 1) ERA: 4.23	3.1 11 1 0 0 1 0 0 0 0 0 0 0 13 13 0.00 0.300																						
Dave Geisel, L (9, 1) ERA: 5.9	1.0 3 0 0 0 1 0 0 0 0 0 0 0 5 5 0.00 0.000																						

Batter	1	2	3	4	5	6	7	8	9	AB R H RBI BB SO LOB	BOTTOM												
Dave Collins, S (1, 7) OBP: 0.302, SLG: 0.296	K		K			K			F8	4 0 0 0 0 3 1	Cleveland Indians @ Toronto Blue Jays Exhibition Stadium, Toronto, ON Mon Aug 01 1983, 3:33 AM EDT Att: 20,781 - Unknown												
Rance Mulliniks, L (1, 5) OBP: 0.371, SLG: 0.475	F8			F7		F8			6-3	4 0 0 0 0 0 1													
Lloyd Moseby, L (1, 8) OBP: 0.361, SLG: 0.497	BB			K			K		BB BB	3 0 1 0 1 2 0													
Willie Upshaw, L (1, 3) OBP: 0.372, SLG: 0.528	F8			F6		F4			BB BB	3 0 0 0 1 0 1													
Jorge Orta, L (1, 10) OBP: 0.350, SLG: 0.444		4-3			F4		4-3		BB BB	3 0 0 0 1 0 0													
Ernie Whitt, L (1, 2) OBP: 0.343, SLG: 0.436	K			K			6-3		F6	4 0 0 0 0 2 3													
Barry Bonnell, R (1, 9) OBP: 0.353, SLG: 0.451	K				F7				K	3 0 0 0 0 2 0													
Garth Iorg, R (1, 4) OBP: 0.310, SLG: 0.362			6-3			F8			3B	3 0 1 0 0 0 0													
Alfredo Griffin, S (1, 6) OBP: 0.289, SLG: 0.378	F8								F5	3 0 1 0 0 0 1													
Inning Stats	R: 0 E: 0 K: 1 S: 5	H: 0 LOB: 1 BB: 1 P: 9	R: 0 E: 0 K: 2 S: 7	H: 0 LOB: 0 BB: 0 P: 7	R: 0 E: 0 K: 1 S: 5	H: 0 LOB: 0 BB: 0 P: 5	R: 0 E: 0 K: 1 S: 5	H: 0 LOB: 0 BB: 0 P: 5	R: 0 E: 0 K: 1 S: 6	H: 1 LOB: 1 BB: 0 P: 6	R: 0 E: 0 K: 1 S: 5	H: 0 LOB: 0 BB: 0 P: 5	R: 0 E: 0 K: 1 S: 6	H: 1 LOB: 1 BB: 0 P: 6	R: 0 E: 0 K: 0 S: 4	H: 1 LOB: 3 BB: 2 P: 12	1B: 2 2B: 0 3B: 1 HR: 0	SF: 0 SAC: 0 DP: 0 HBP: 0	WP: 0 PB: 0 SB: 1 CS: 0	PA: 33			
PITCHER	IP WLS BF H R ER SO BB IBB HBP BLK WP HR S P ERA WHIP											PITCHER	IP WLS BF H R ER SO BB IBB HBP BLK WP HR S P ERA WHIP										
Len Barker, R (1, 1) ERA: 5.15	9.0 W 33 3 0 0 9 3 0 0 0 0 0 0 48 60 0.00 0.667																						

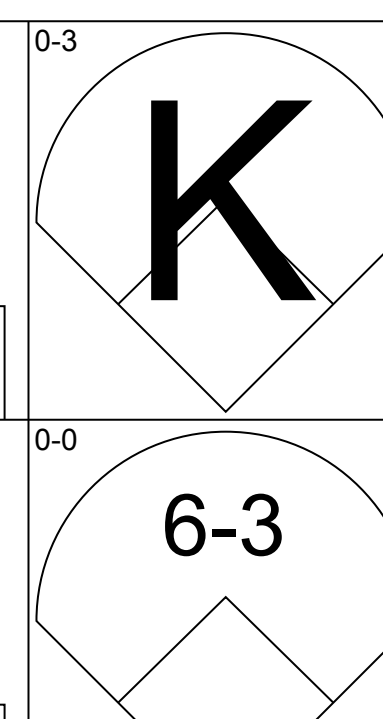
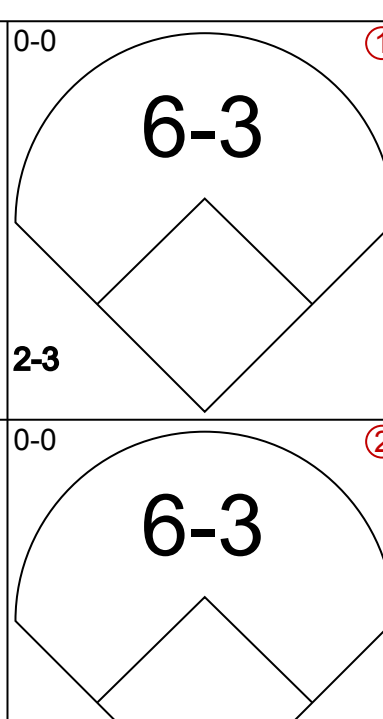
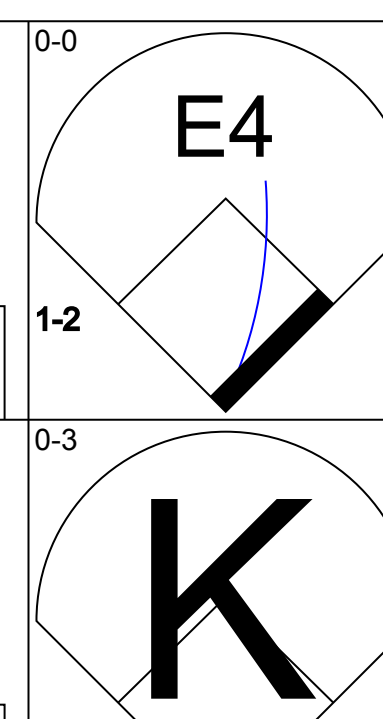
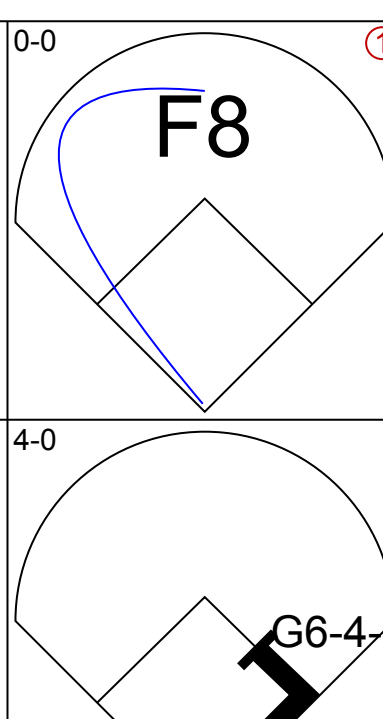
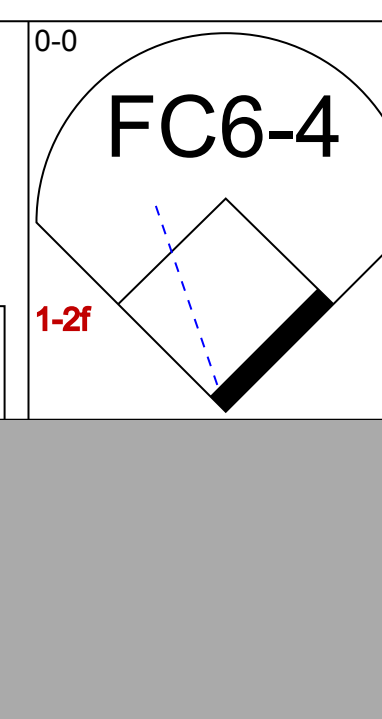
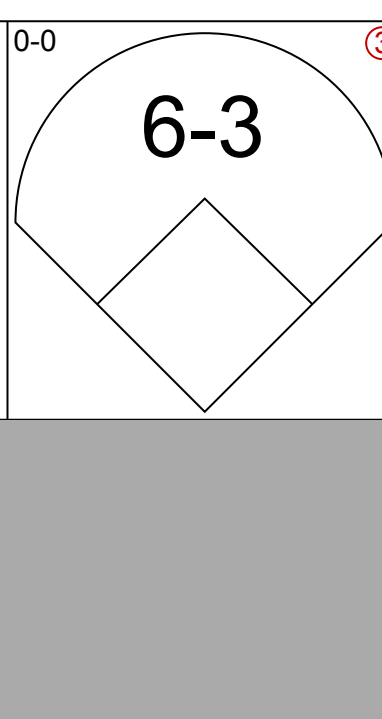
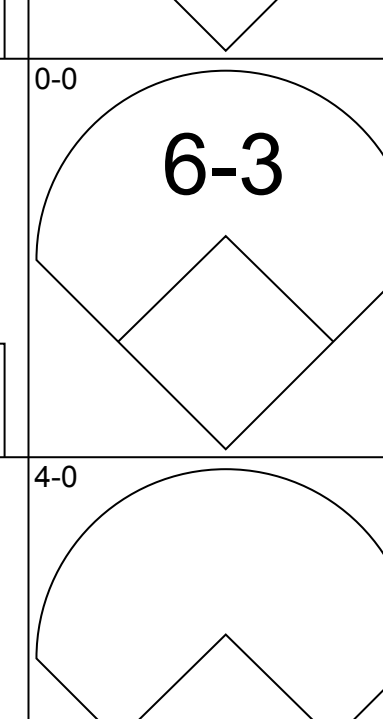
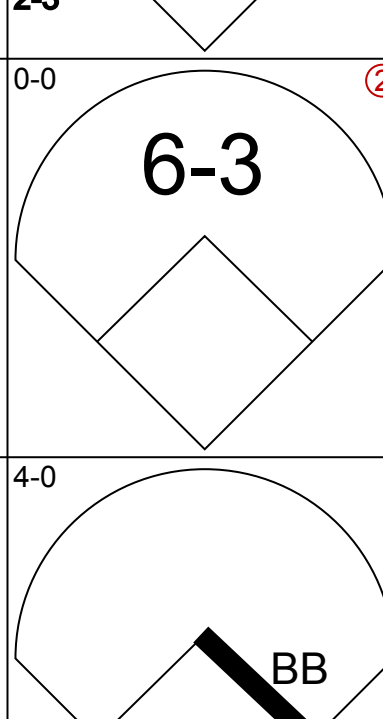
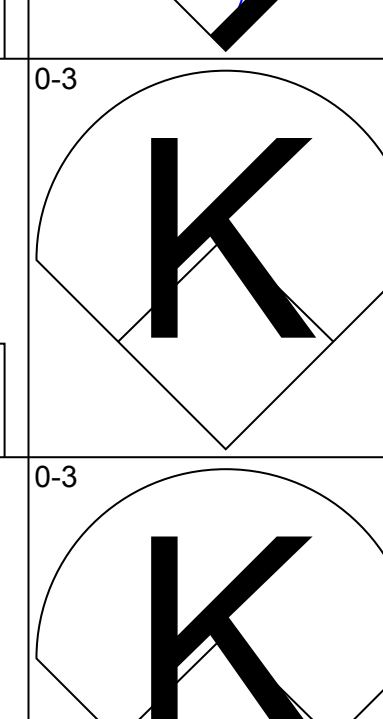
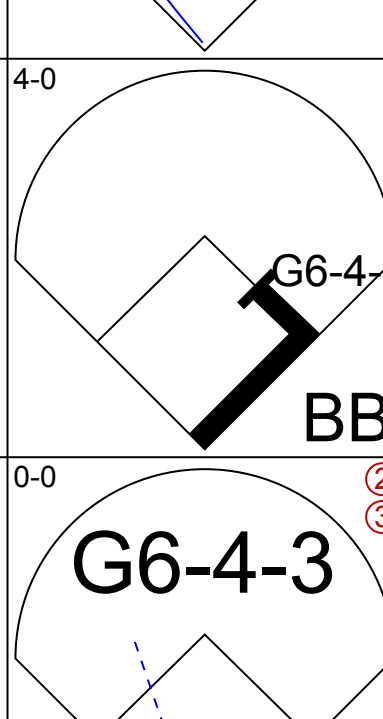

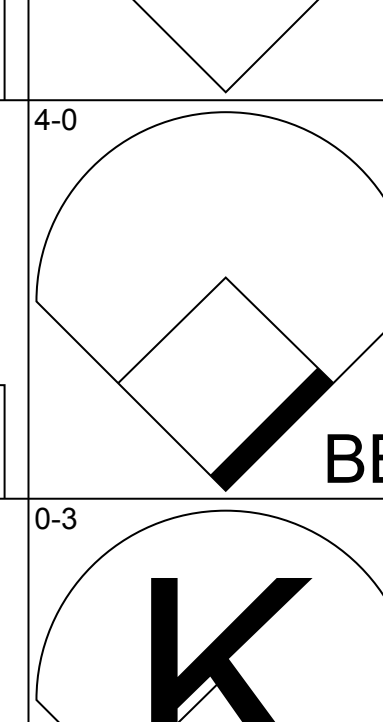
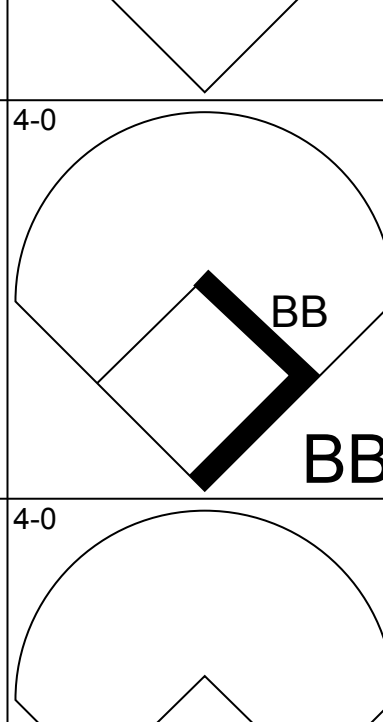
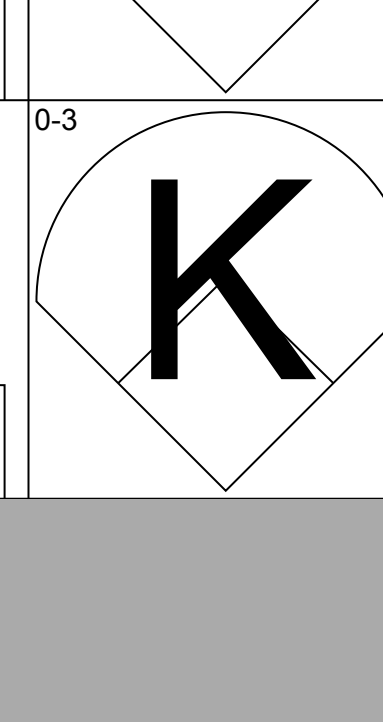
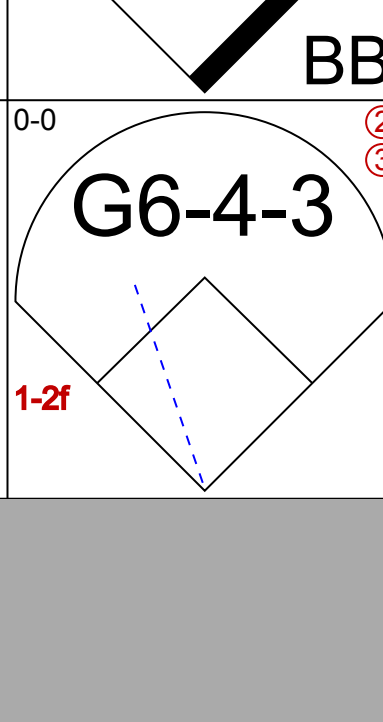

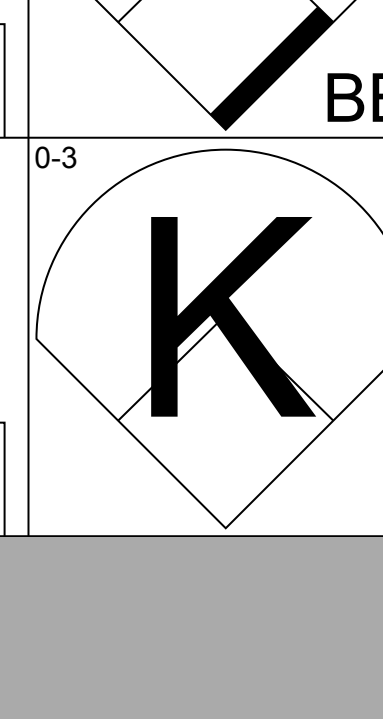
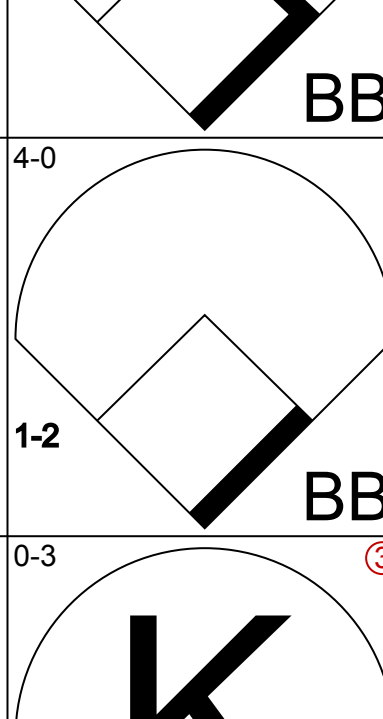
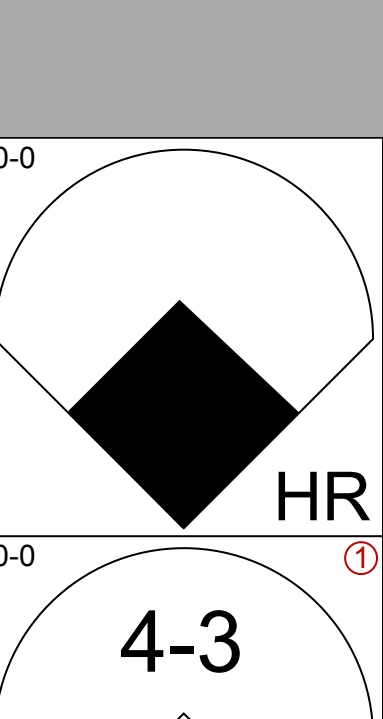
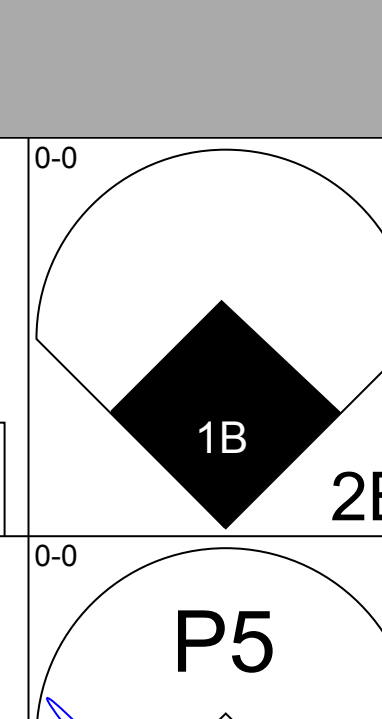

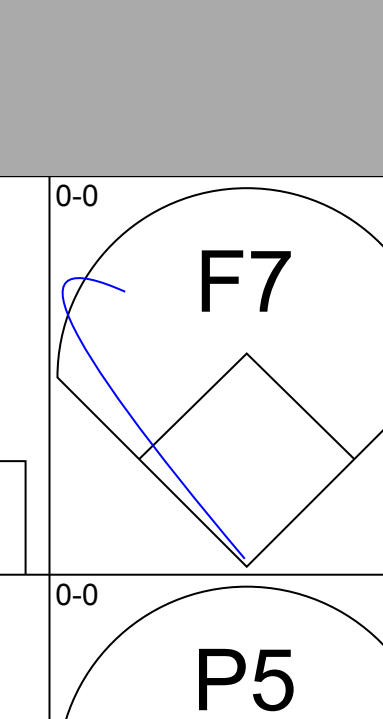

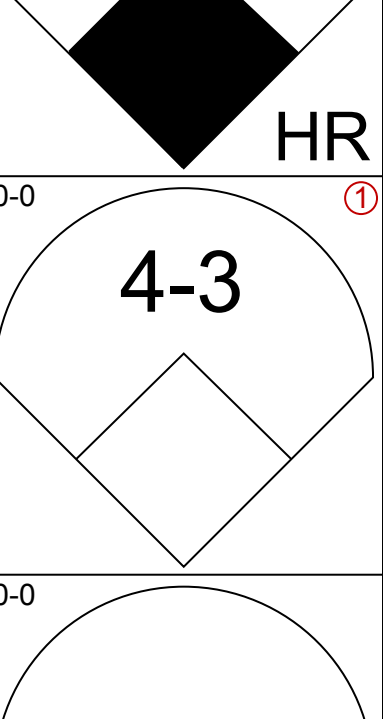
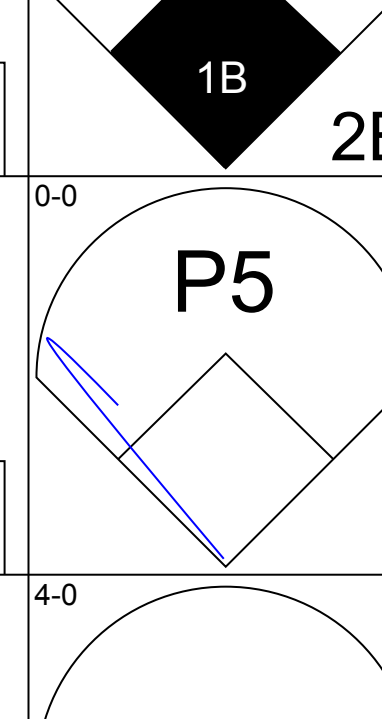


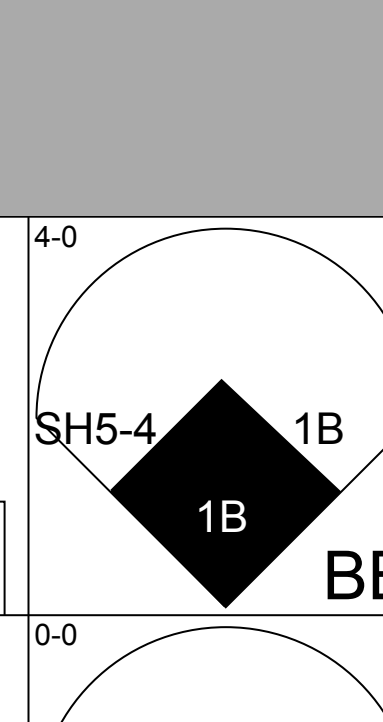
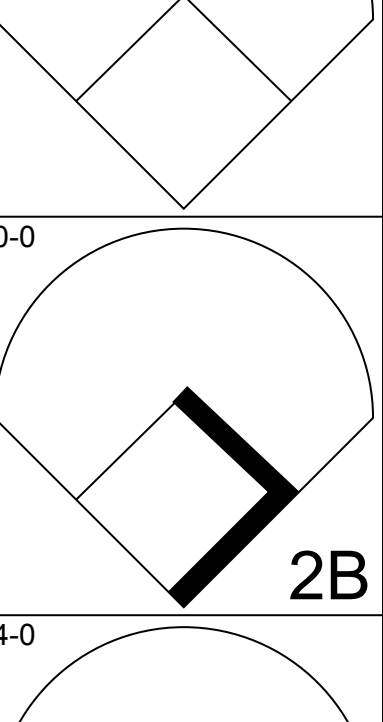
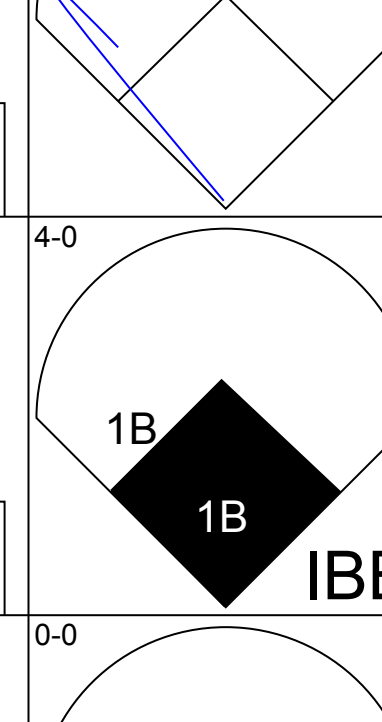


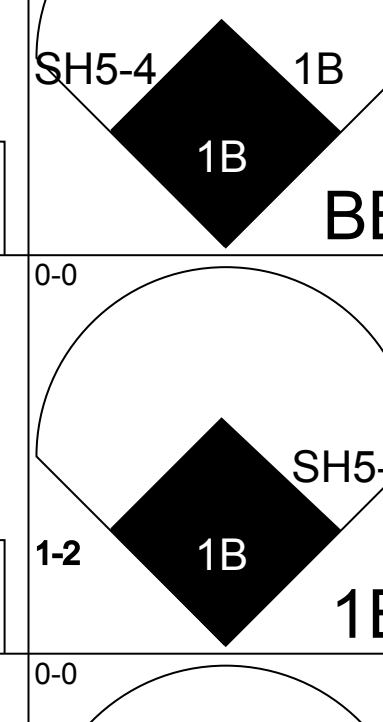
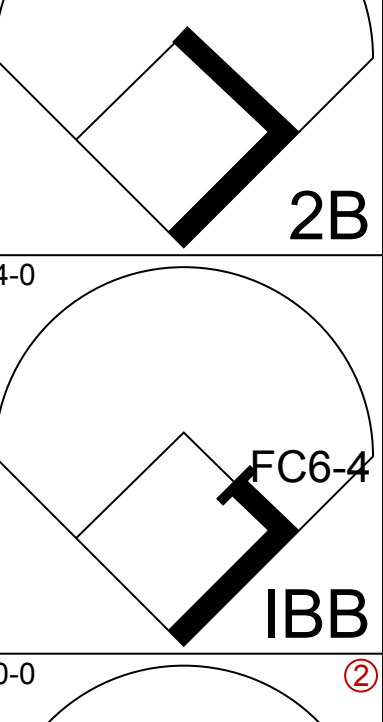
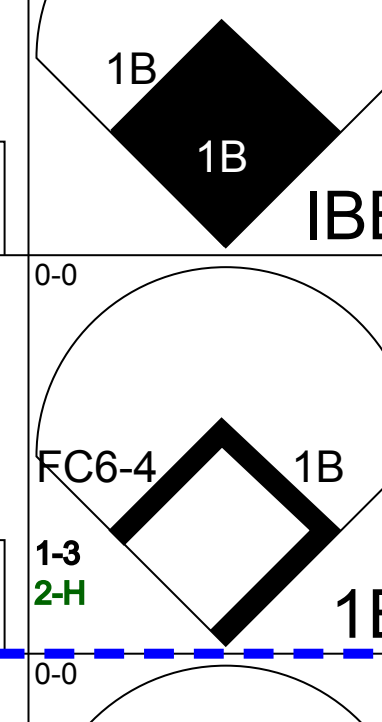

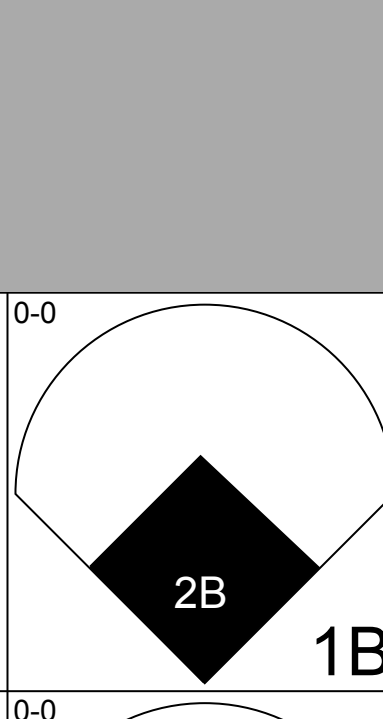
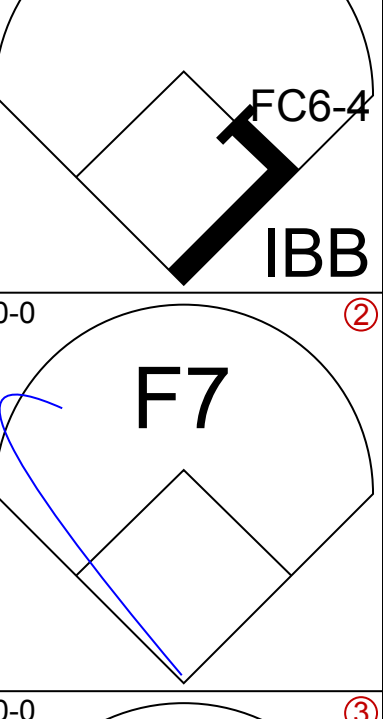
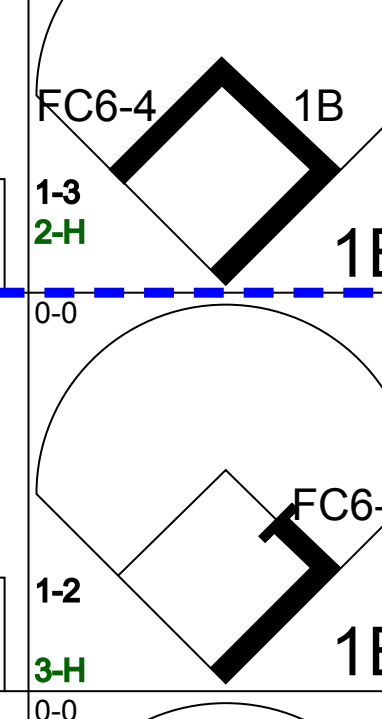
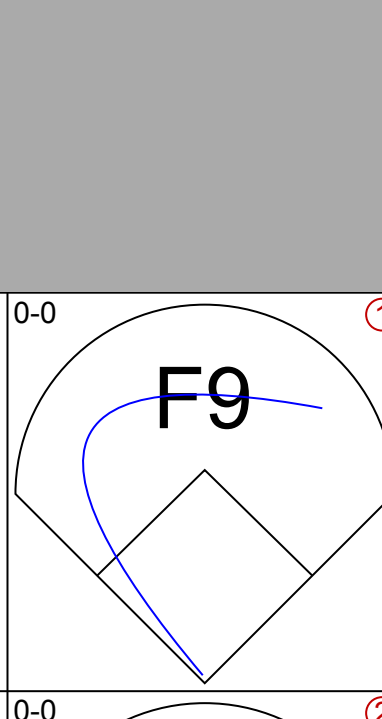
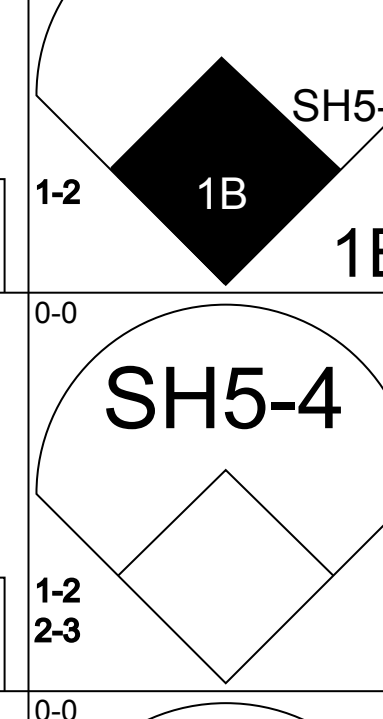
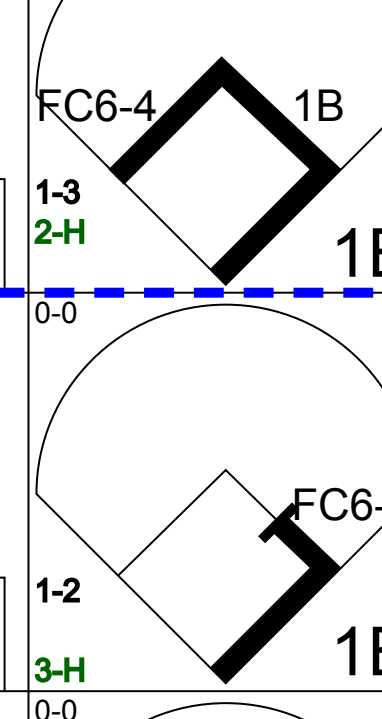

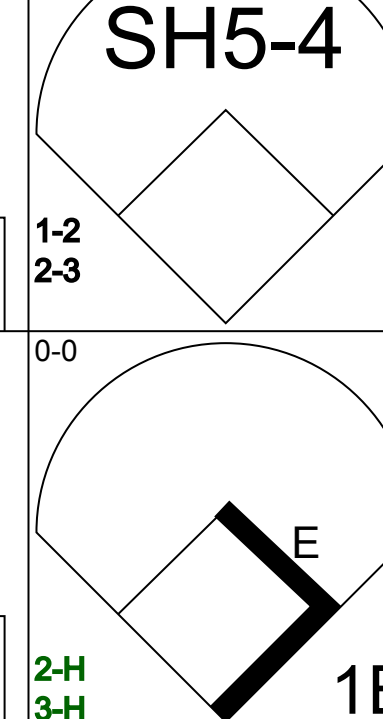
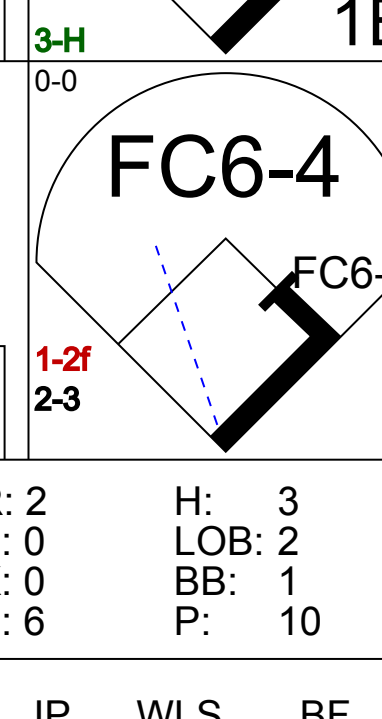
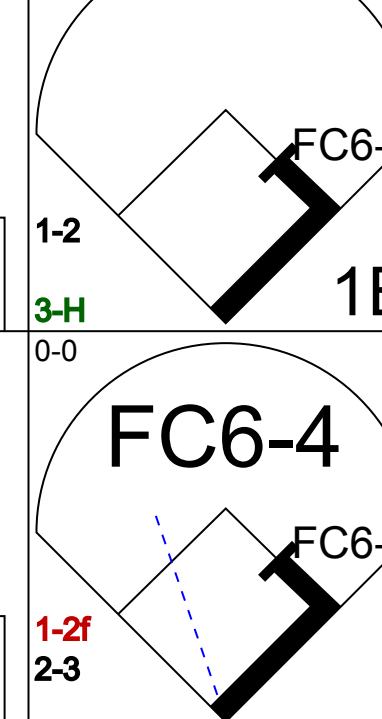
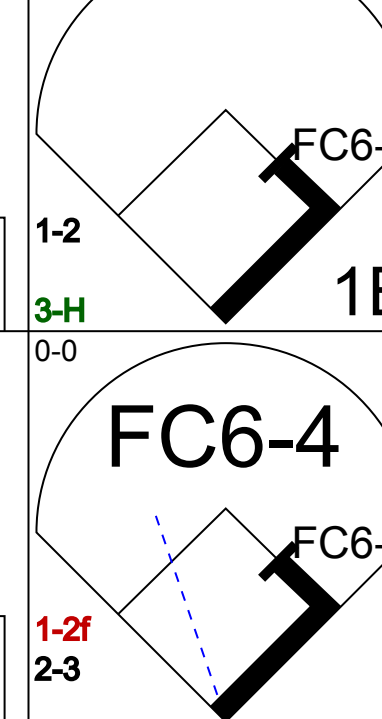
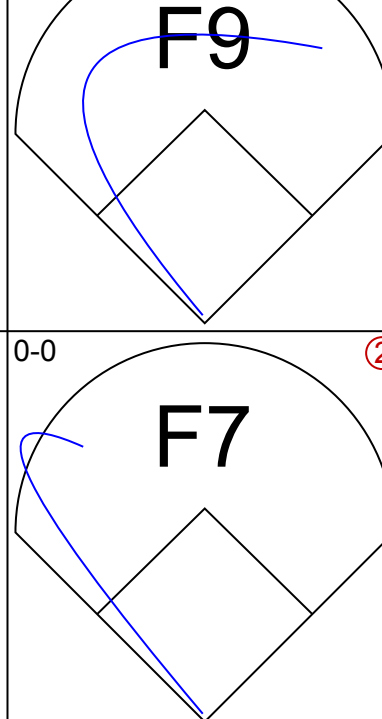


Batter	1	2	3	4	5	6	7	8	9	AB	R	H	RBI	BB	SO	LOB	TOP										
Al Bumbry, L OBP: 0.329, SLG: 0.353 John Shelby, S OBP: 0.314, SLG: 0.407 (8, PH)	1-3		F7			1B BB		F9	F8	2	0	0	0	1	0	1	Baltimore Orioles @ Cleveland Indians Cleveland Municipal Stadium, Cleveland, OH Tue Aug 02 1983, 7:05 PM EDT Unknown livebaseballscorecards.com										
Dan Ford, R OBP: 0.335, SLG: 0.476	P4			FC1-6 1B		K				3	0	1	0	1	1												
Cal Ripken Jr., R OBP: 0.361, SLG: 0.493	P4			FC1-6 1-2		F9		F8		4	0	0	0	0	3												
Eddie Murray, S OBP: 0.397, SLG: 0.532		1-3		K					G3 1B 2B	4	1	2	0	0	1												
John Lowenstein, L OBP: 0.365, SLG: 0.440 Gary Roenicke, R OBP: 0.325, SLG: 0.476 (9, PH)		G3		K		F7		F8		3	0	0	0	0	1												
Ken Singleton, S OBP: 0.395, SLG: 0.454		F6				FC3-6 1B		F8	G3	4	0	1	0	0	1												
Joe Nolan, L OBP: 0.340, SLG: 0.415 Rick Dempsey, R OBP: 0.315, SLG: 0.319 (7, PH)				FC5-4 1B		FC3-6 1-2		4-3	E 1B BB	2	0	1	0	0	0												
Todd Cruz, R OBP: 0.253, SLG: 0.343				FC5-4 BB		K		F9	E5	3	0	1	1	1	1												
Rich Dauer, R OBP: 0.290, SLG: 0.303 Jim Dwyer, L OBP: 0.429, SLG: 0.637 (9, PH) Lenn Sakata, R OBP: 0.325, SLG: 0.380 (9, PR)				FC5-4 1-2 2-3		F7		1-3 4-0	BB	3	0	0	0	0	0												
Inning Stats	R: 0 E: 0 K: 0 S: 3	H: 0 LOB: 0 BB: 0 P: 3	R: 0 E: 0 K: 0 S: 3	H: 0 LOB: 0 BB: 0 P: 3	R: 0 E: 0 K: 0 S: 3	H: 1 LOB: 1 BB: 1 P: 7	R: 0 E: 0 K: 2 S: 8	H: 1 LOB: 1 BB: 0 P: 8	R: 0 E: 0 K: 1 S: 6	H: 1 LOB: 2 BB: 1 P: 10	R: 0 E: 0 K: 0 S: 3	H: 0 LOB: 0 BB: 0 P: 3	R: 0 E: 0 K: 0 S: 3	H: 0 LOB: 1 BB: 1 P: 7	R: 1 E: 1 K: 0 S: 5	H: 2 LOB: 3 BB: 2 P: 13		1B: 5 2B: 1 3B: 0 HR: 0	SF: 0 SAC: 0 DP: 1 HBP: 0	WP: 0 PB: 0 SB: 0 CS: 0	PA: 37						
PITCHER	IP	WLS	BF	H	R	ER	SO	BB	IBB	HBP	BLK	WP	HR	S	P	ERA	WHIP										
Bert Blyleven, R ERA: 3.69	(1, 1)	6.0	W	23	4	0	0	4	2	0	0	0	0	29	37	0.00	1.000										
Jamie Easterly, L ERA: 3.04	(7, 1)	2.2		12	2	1	1	0	2	0	0	0	0	10	18	3.38	1.500										
Bud Anderson, R ERA: 2.43	(9, 1)	0.1	S	2	0	0	0	0	1	0	0	0	0	1	5	0.00	3.000										

Batter	1	2	3	4	5	6	7	8	9	AB	R	H	RBI	BB	SO	LOB	BOTTOM										
Broderick Perkins, L OBP: 0.288, SLG: 0.326	6-3		G3	E5		G3				4	0	0	0	0	0	3	Baltimore Orioles @ Cleveland Indians Cleveland Municipal Stadium, Cleveland, OH Tue Aug 02 1983, 7:05 PM EDT Unknown livebaseballscorecards.com										
Toby Harrah, R OBP: 0.381, SLG: 0.395	P4		E5 1B	F9				G6-4-3 1B		4	1	1	0	0	0	3											
Bake McBride, L OBP: 0.329, SLG: 0.357 George Vukovich, L OBP: 0.248, SLG: 0.289	4-3					F7		G6-4-3 1-2		4	1	1	1	0	0	1											
Andre Thornton, R OBP: 0.401, SLG: 0.473		F9		3-H 2B		K		5-3		4	0	1	1	0	1	0											
Pat Tabler, R OBP: 0.367, SLG: 0.417		1B		6-3		K		F9		4	0	1	0	0	1	1											
Gorman Thomas, R OBP: 0.292, SLG: 0.380		K				6-3		K		4	1	1	0	0	2	1											
Ron Hassey, L OBP: 0.332, SLG: 0.341						F7		SH1-3 2B		3	0	1	0	0	0	0											
Julio Franco, R OBP: 0.312, SLG: 0.412		1B						6-3		3	0	1	1	0	0	2											
Mike Fischlin, R OBP: 0.274, SLG: 0.230		F8				E FC 1B		6-3		3	0	1	0	0	1	1											
Inning Stats	R: 0 E: 0 K: 0 S: 3	H: 2 LOB: 2 BB: 0 P: 7	R: 0 E: 0 K: 1 S: 7	H: 2 LOB: 2 BB: 0 P: 7	R: 2 E: 1 K: 1 S: 8	H: 2 LOB: 1 BB: 0 P: 8	R: 0 E: 0 K: 0 S: 6	H: 1 LOB: 3 BB: 0 P: 6	R: 0 E: 0 K: 2 S: 7	H: 0 LOB: 0 BB: 0 P: 7	R: 1 E: 0 K: 0 S: 5	H: 2 LOB: 1 BB: 0 P: 5	R: 0 E: 0 K: 0 S: 3	H: 1 LOB: 0 BB: 0 P: 3	R: 0 E: 0 K: 1 S: 5	H: 0 LOB: 0 BB: 0 P: 5		1B: 6 2B: 2 3B: 0 HR: 0	SF: 0 SAC: 1 DP: 1 HBP: 0	WP: 0 PB: 0 SB: 0 CS: 0	PA: 34						
PITCHER	IP	WLS	BF	H	R	ER	SO	BB	IBB	HBP	BLK	WP	HR	S	P	ERA	WHIP										
Dennis Martinez, R ERA: 5.41	(1, 1)	6.0	L	29	8	3	1	4	0	0	0	0	0	37	37	1.50	1.333										
Tippy Martinez, L ERA: 3.05	(7, 1)	2.0		5	0	0	0	1	0	0	0	0	0	7	7	0.00	0.000										

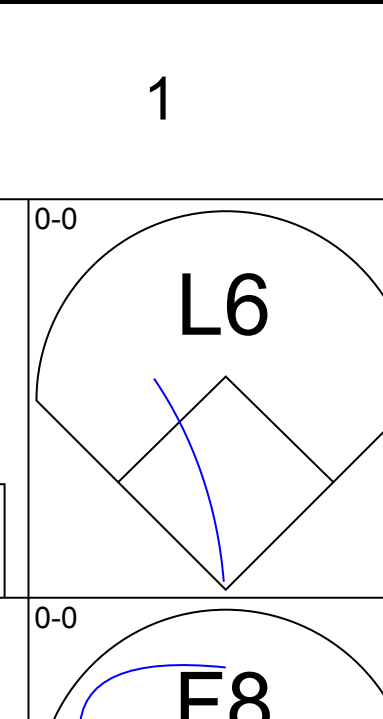
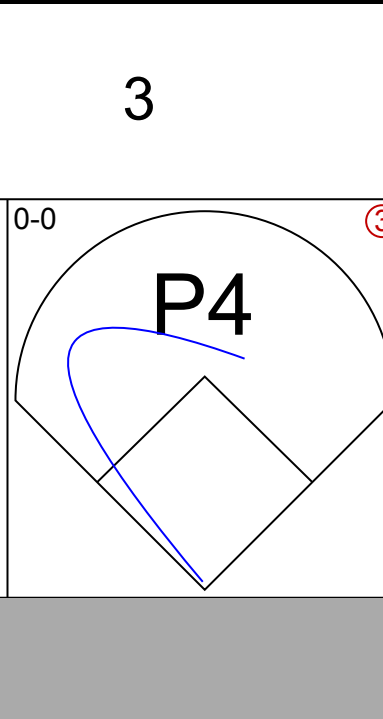
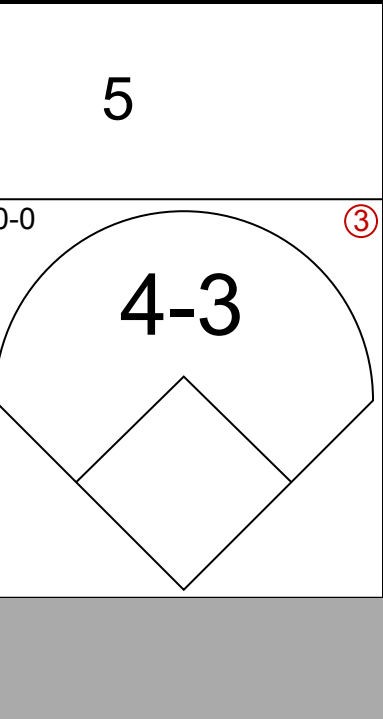
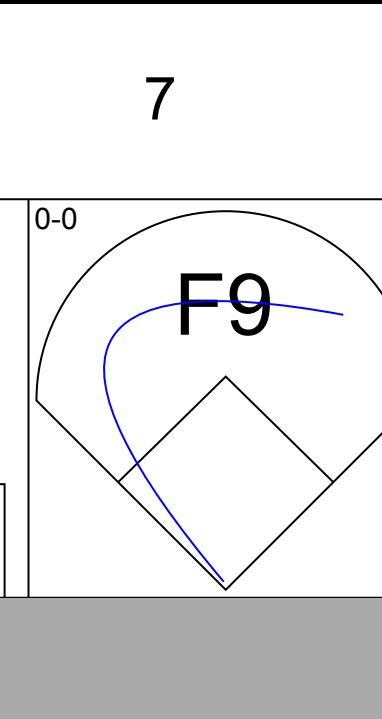
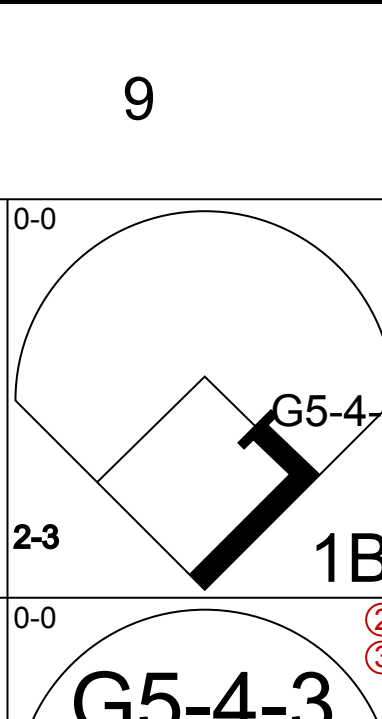
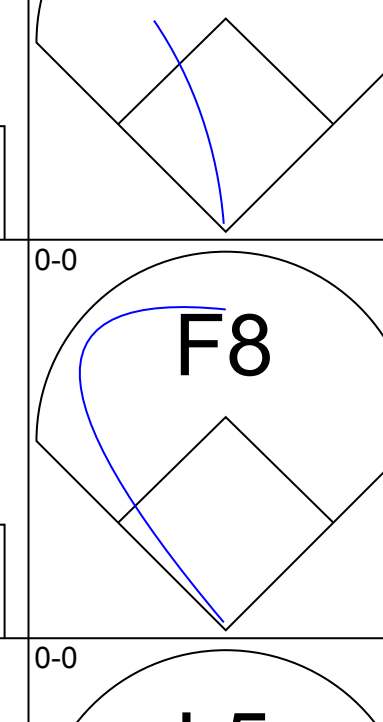
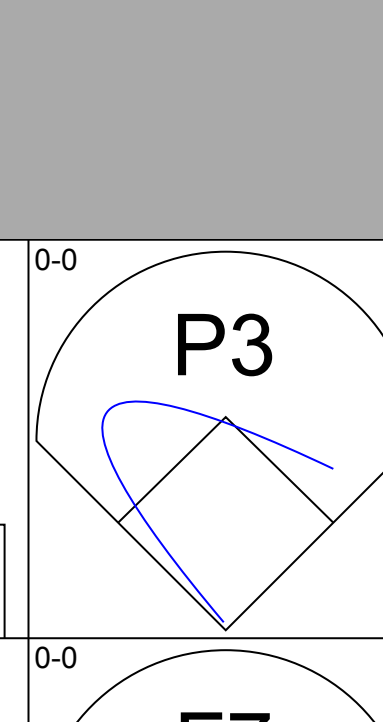
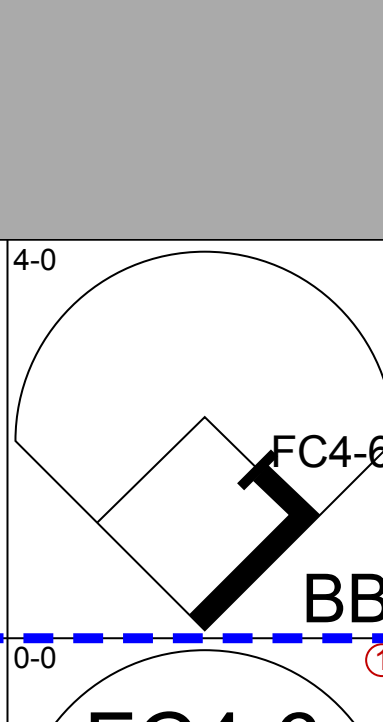
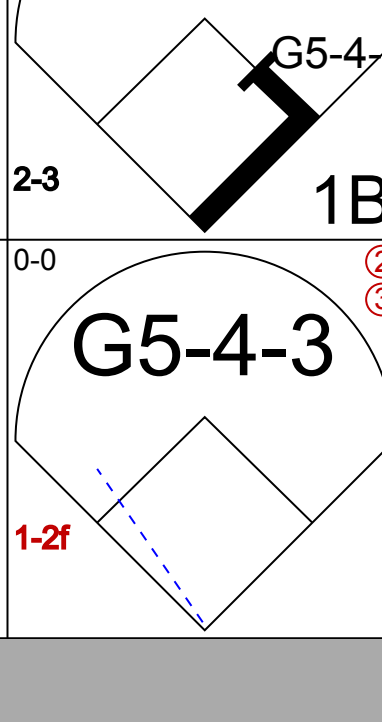
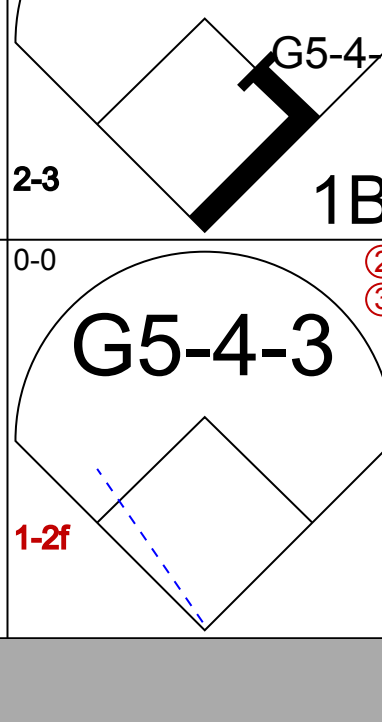
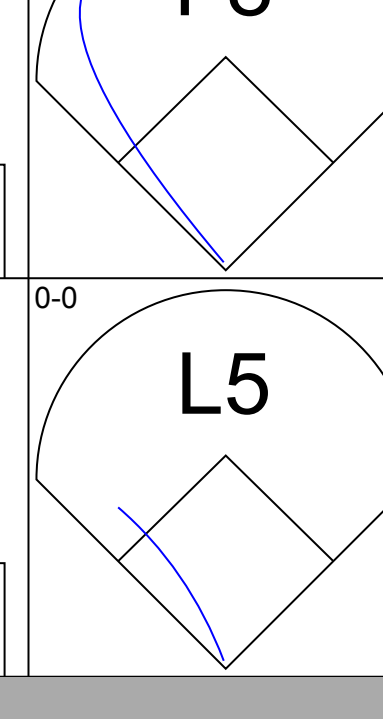
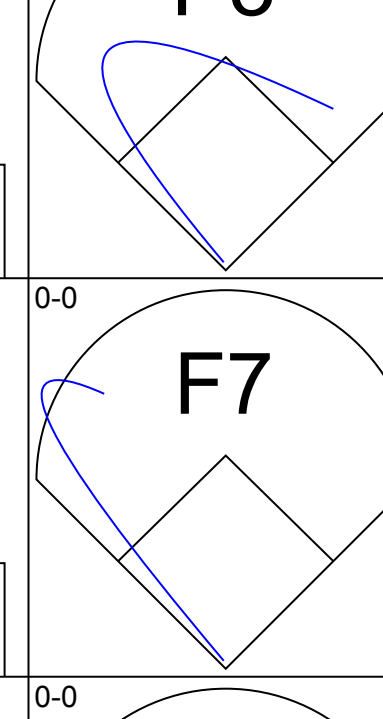
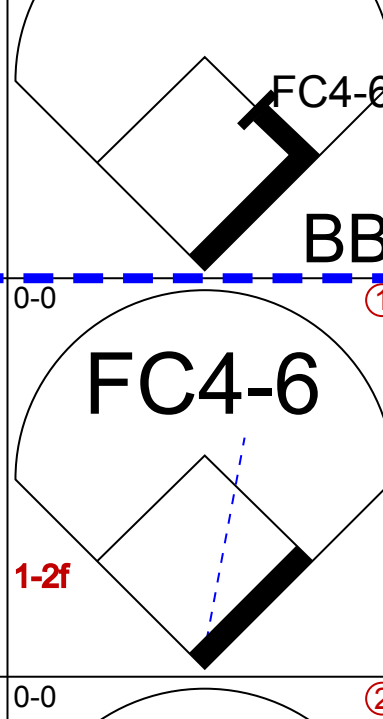
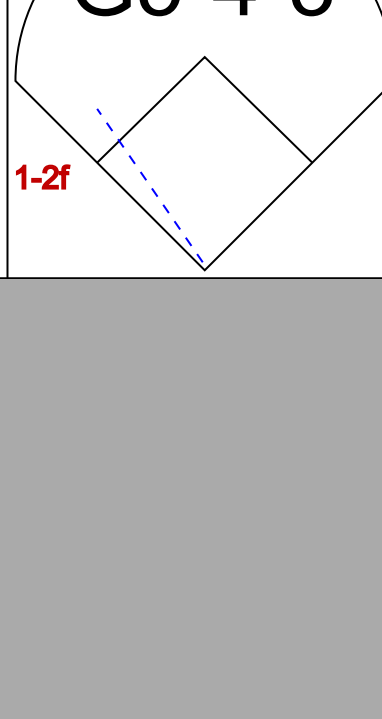
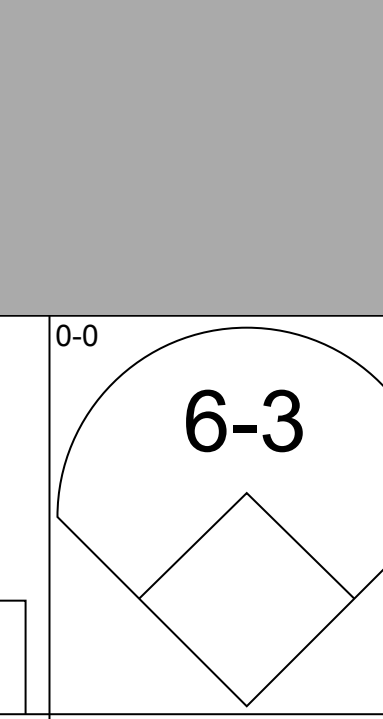
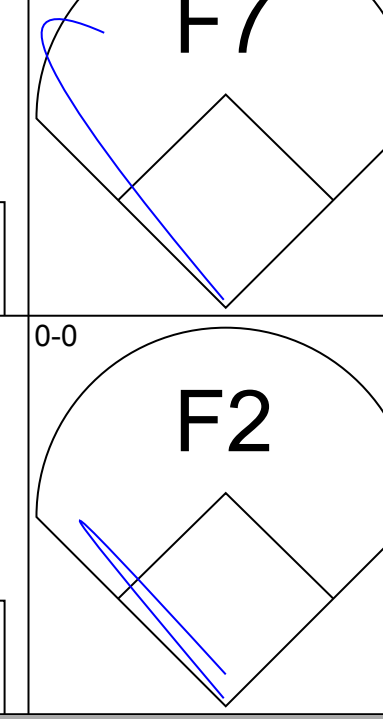
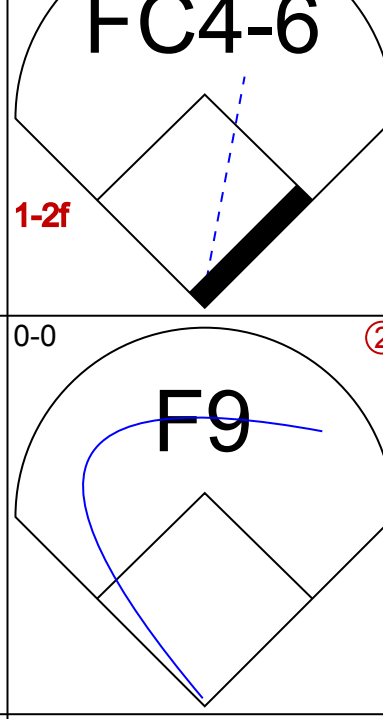

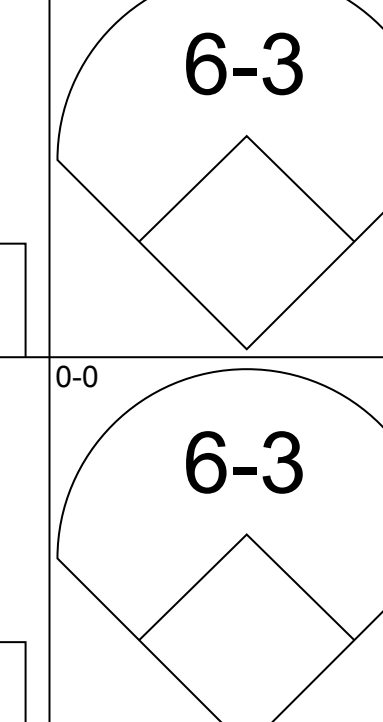
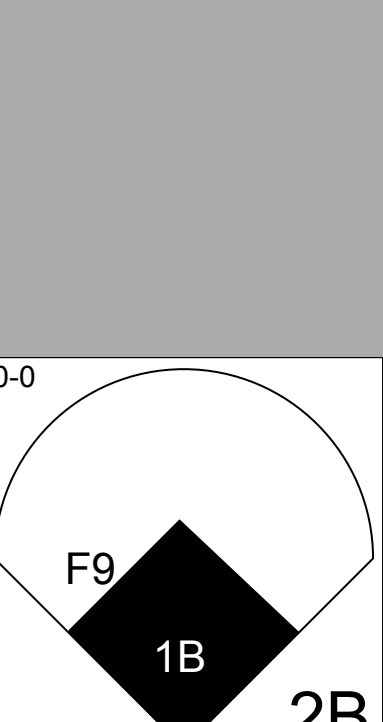


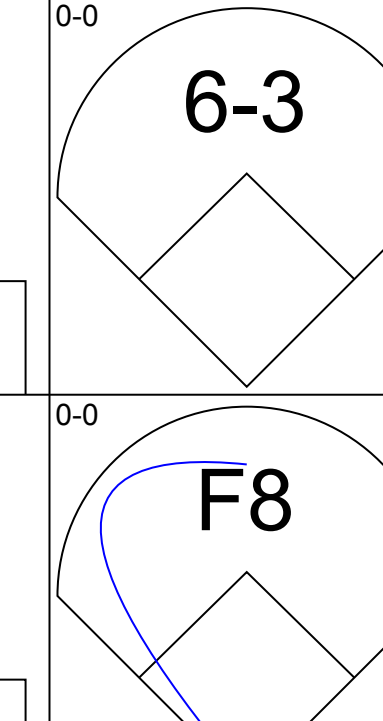
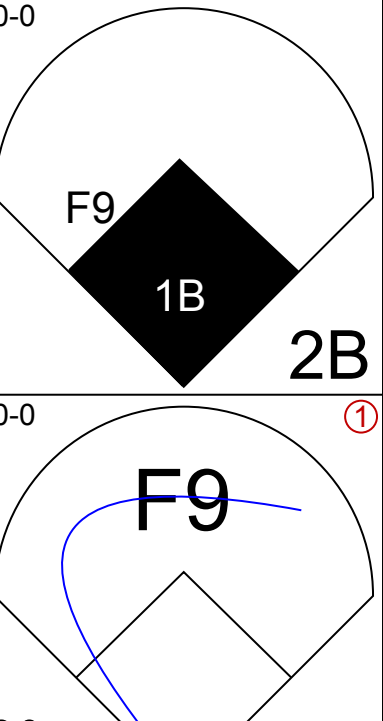
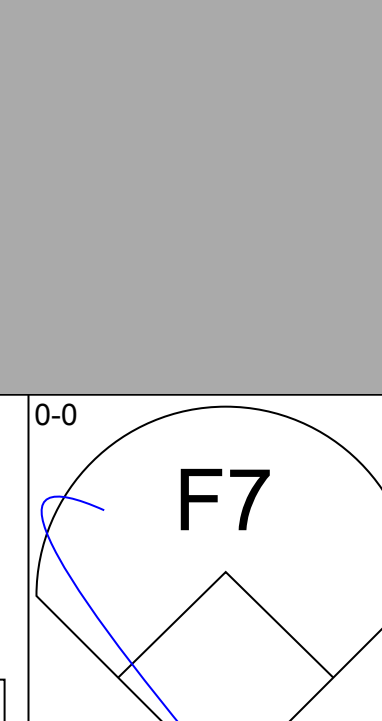

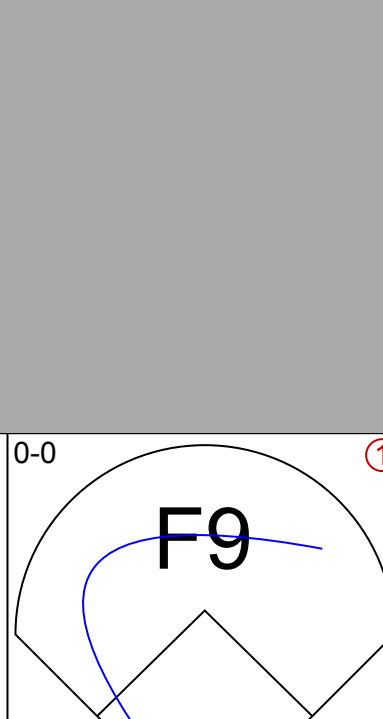
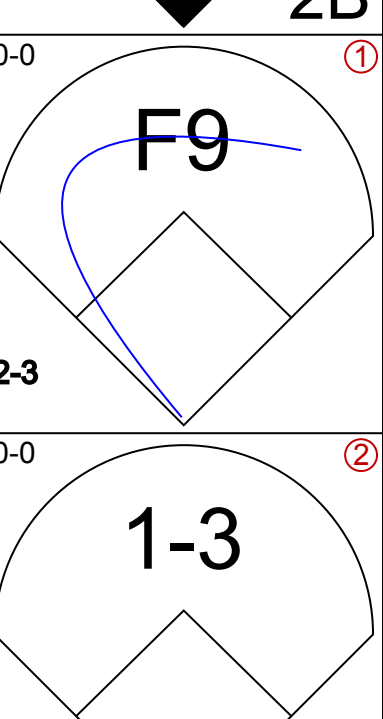
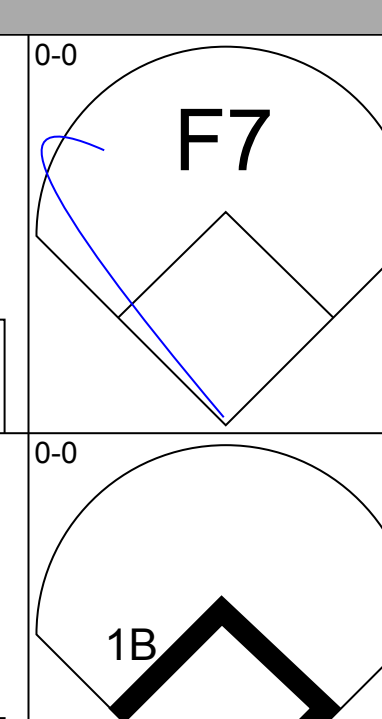

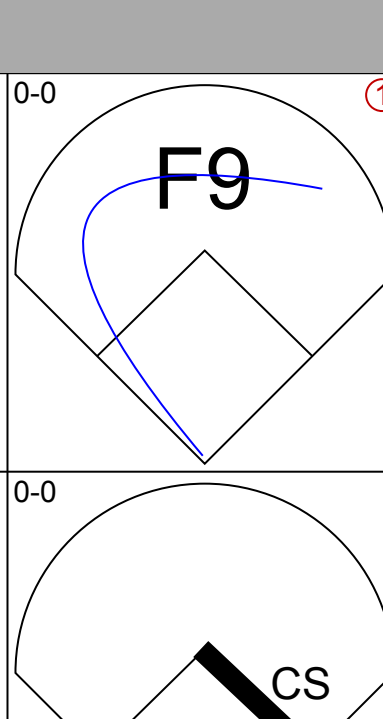
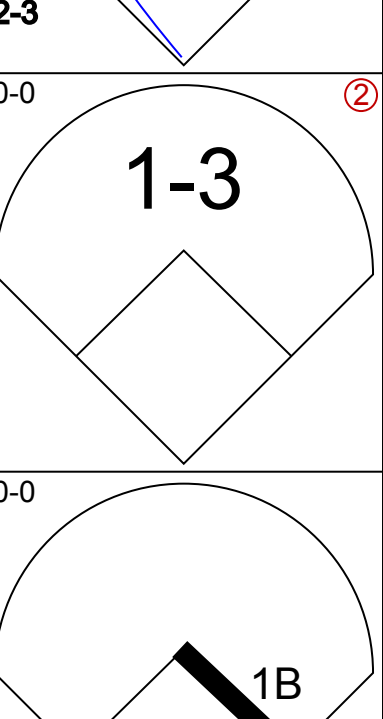
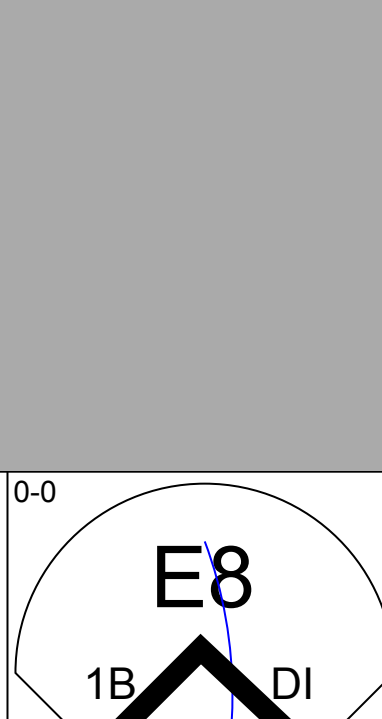
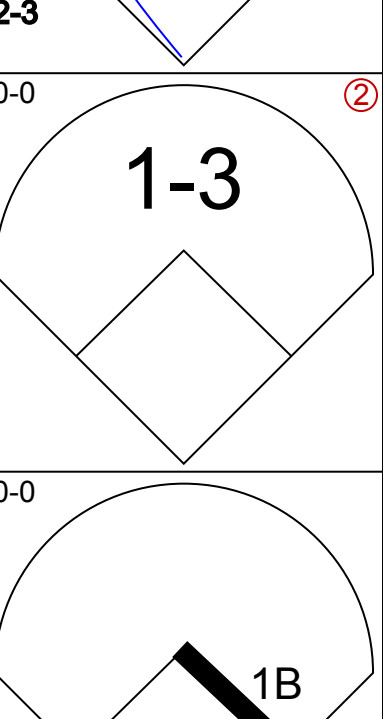
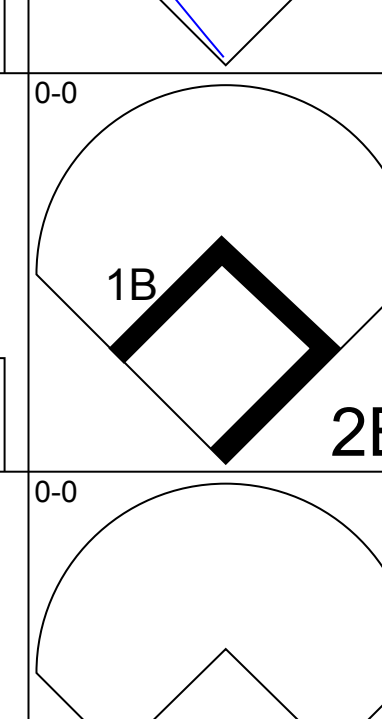
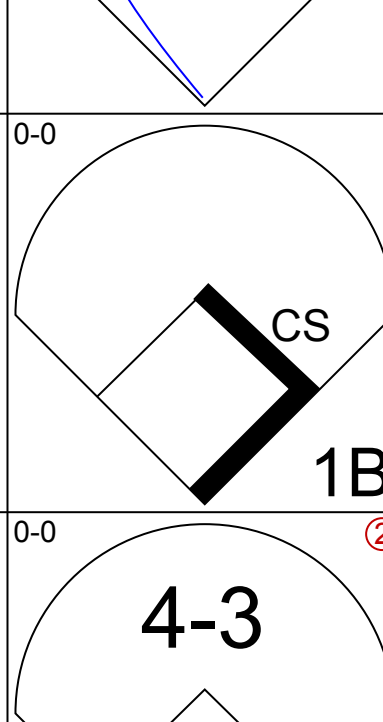
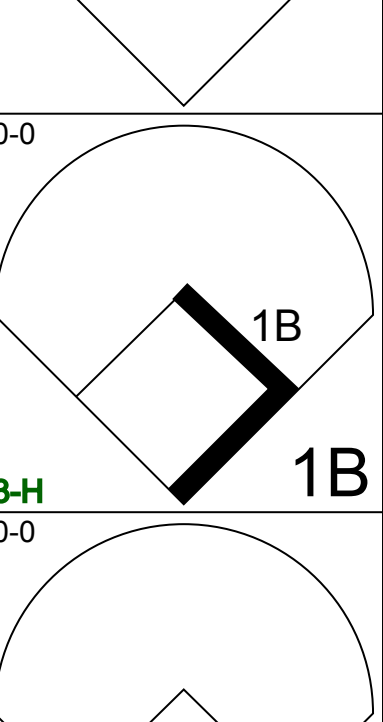
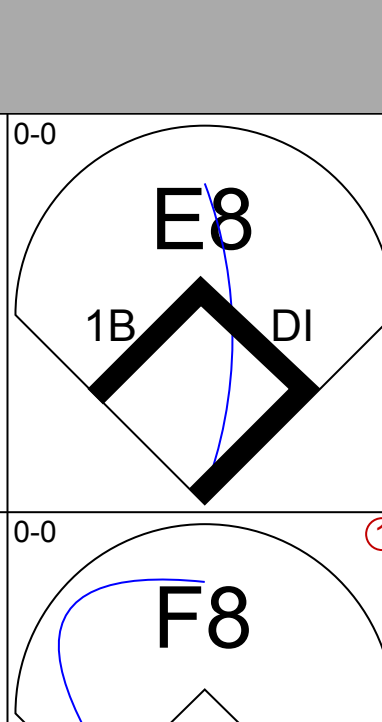
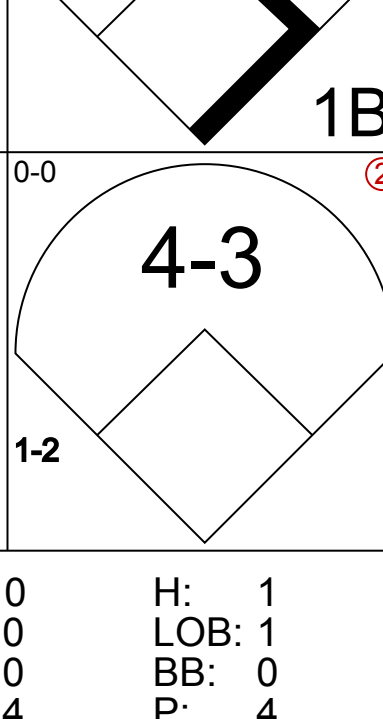
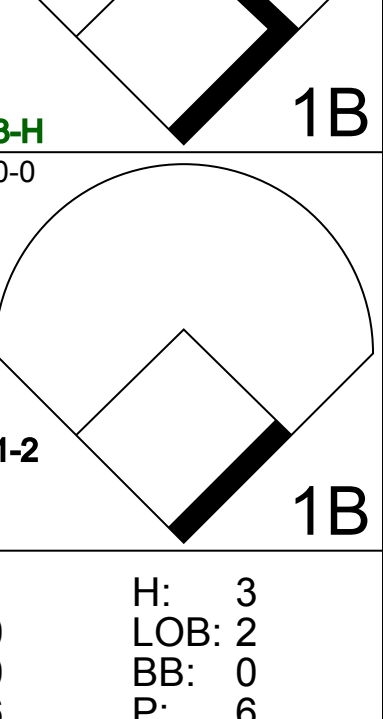
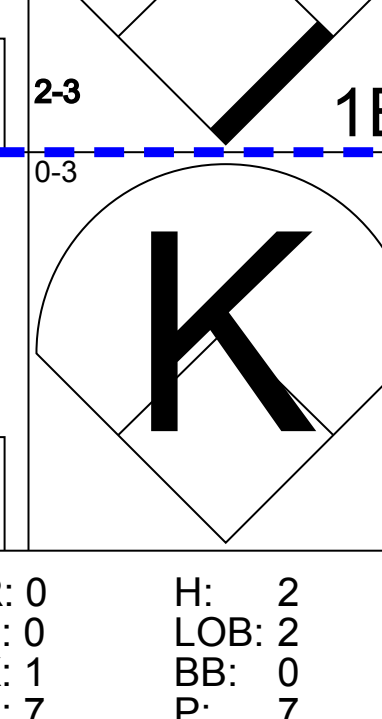
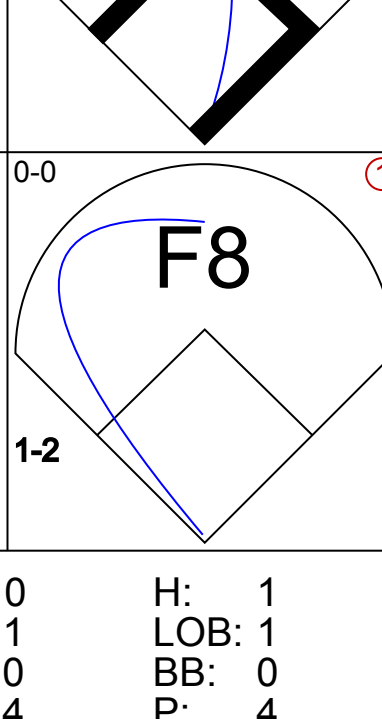
Batter	1	2	3	4	5	6	7	8	9	AB	R	H	RBI	BB	SO	LOB	TOP								
John Shelby, S OBP: 0.318, SLG: 0.409 (1, 8)	F8		4-3					2B WP 1B		4	1	2	1	0	0	1	Baltimore Orioles @ Cleveland Indians Cleveland Municipal Stadium, Cleveland, OH Tue Aug 02 1983, 7:05 PM EDT Att: 17,286 - Unknown								
Jim Dwyer, L OBP: 0.423, SLG: 0.632 (1, 9)	F9			F8	CS	F7		WP 2B		4	0	1	0	0	0	0									
Cal Ripken Jr., R OBP: 0.360, SLG: 0.493 (1, 6)	F8			1B	2B	6-3		P4		4	1	1	0	0	0	2									
Eddie Murray, S OBP: 0.398, SLG: 0.530 (1, 3)		P6				3-1		BB		3	0	1	1	1	0	0									
Ken Singleton, S OBP: 0.393, SLG: 0.451 (1, 10)		6-3			P6			F9		4	0	1	0	0	0	3									
Gary Roenicke, R OBP: 0.324, SLG: 0.472 (1, 7)		F7			4-3			SH1-4 1B		4	0	1	0	0	0	2									
Todd Cruz, R OBP: 0.254, SLG: 0.341 (1, 5)					L5			SH1-4 1B		2	0	0	0	0	1	1									
Lenn Sakata, R OBP: 0.329, SLG: 0.384 (1, 4)					G6-4-3 HBP			F8		2	1	1	0	0	0	1									
John Lowenstein, L OBP: 0.363, SLG: 0.438 (7, PH)					G6-4-3			F8		1	0	0	0	0	0	1									
Rich Dauer, R OBP: 0.290, SLG: 0.302 (7, 4)					1B			F8		1	0	0	0	0	0	1									
Rick Dempsey, R OBP: 0.313, SLG: 0.316 (1, 2)					E1			K		2	0	0	0	0	0	1									
Al Bumbry, L OBP: 0.328, SLG: 0.352 (8, PH)					4-3			K		1	0	0	0	0	0	0									
Joe Nolan, L OBP: 0.337, SLG: 0.411 (8, 2)					4-3			K		1	0	0	0	0	1	1									
Inning Stats	R: 0 E: 0 K: 0 S: 3	H: 0 LOB: 0 BB: 0 P: 3	R: 0 E: 0 K: 0 S: 3	H: 0 LOB: 0 BB: 0 P: 3	R: 0 E: 1 K: 0 S: 3	H: 0 LOB: 1 BB: 0 P: 4	R: 1 E: 0 K: 0 S: 5	H: 2 LOB: 1 BB: 0 P: 5	R: 1 E: 0 K: 0 S: 4	H: 2 LOB: 0 BB: 0 P: 4	R: 0 E: 0 K: 1 S: 6	H: 0 LOB: 1 BB: 0 P: 6	R: 0 E: 0 K: 0 S: 6	H: 1 LOB: 1 BB: 0 P: 6	R: 1 E: 0 K: 0 S: 5	H: 2 LOB: 2 BB: 0 P: 9	R: 0 E: 0 K: 1 S: 6	H: 1 LOB: 1 BB: 0 P: 6	1B: 6 2B: 2 3B: 0 HR: 0	SF: 0 SAC: 1 DP: 1 HBP: 1	WP: 1 PB: 0 SB: 0 CS: 1	PA: 37			
PITCHER	IP	WLS	BF	H	R	ER	SO	BB	IBB	HBP	BLK	WP	HR	S	P	ERA	WHIP								
Tom Brennan, R ERA: 3.86 (1, 1)	6.0	W	23	5	2	2	0	0	0	1	0	0	0	22	23	3.00	0.833								
Dan Spillner, R ERA: 4.94 (7, 1)	1.2		8	2	1	1	1	1	0	0	0	1	0	9	13	5.40	1.800								
Bud Anderson, R ERA: 2.36 (8, 1)	1.1	S	5	1	0	0	1	0	0	0	0	0	0	7	7	0.00	0.750								

Batter	1	2	3	4	5	6	7	8	9	AB	R	H	RBI	BB	SO	LOB	BOTTOM								
Alan Bannister, R OBP: 0.325, SLG: 0.404 (1, 4)	P6							FC1-6-4		3	1	0	0	1	0	4	Baltimore Orioles @ Cleveland Indians Cleveland Municipal Stadium, Cleveland, OH Tue Aug 02 1983, 7:05 PM EDT Att: 17,286 - Unknown								
Bake McBride, L OBP: 0.327, SLG: 0.355 (8, PH)								FC1-6-4		1	0	0	0	0	0	2									
Mike Fischlin, R OBP: 0.274, SLG: 0.230 (9, 4)								FC1-6-4		0	0	0	0	0	0	0									
Toby Harrah, R OBP: 0.383, SLG: 0.397 (1, 5)	F9							F9		4	1	2	0	0	0	2									
Andre Thornton, R OBP: 0.400, SLG: 0.471 (1, 3)	5-3							F9		4	0	1	2	0	0	1									
Pat Tabler, R OBP: 0.372, SLG: 0.420 (1, 7)								F9		3	1	2	0	1	0	0									
Otto Velez, R OBP: 0.274, SLG: 0.230 (1, 10)								F9		4	0	0	0	0	0	4									
Gorman Thomas, R OBP: 0.294, SLG: 0.384 (1, 8)								F9		4	1	2	0	0	0	0									
Julio Franco, R OBP: 0.312, SLG: 0.412 (1, 6)								F9		3	0	1	1	0	0	1									
George Vukovich, L OBP: 0.252, SLG: 0.286 (1, 9)								F9		2	0	0	0	2	0	1									
Jim Essian, R OBP: 0.267, SLG: 0.216 (1, 2)								F9		2	0	1	1	2	1	0									
Inning Stats	R: 0 E: 0 K: 0 S: 3	H: 0 LOB: 0 BB: 0 P: 3	R: 1 E: 0 K: 0 S: 3	H: 1 LOB: 1 BB: 1 P: 7	R: 2 E: 0 K: 1 S: 8	H: 3 LOB: 2 BB: 1 P: 12	R: 0 E: 0 K: 0 S: 4	H: 1 LOB: 2 BB: 1 P: 8	R: 0 E: 0 K: 0 S: 4	H: 2 LOB: 1 BB: 0 P: 4	R: 0 E: 0 K: 0 S: 3	H: 0 LOB: 0 BB: 0 P: 3	R: 0 E: 0 K: 0 S: 3	H: 0 LOB: 2 BB: 2 P: 11	R: 0 E: 0 K: 0 S: 3	H: 0 LOB: 2 BB: 2 P: 11	1B: 8 2B: 1 3B: 0 HR: 0	SF: 1 SAC: 0 DP: 1 HBP: 0	WP: 0 PB: 0 SB: 0 CS: 1	PA: 38					
PITCHER	IP	WLS	BF	H	R	ER	SO	BB	IBB	HBP	BLK	WP	HR	S	P	ERA	WHIP								
Allan Ramirez, R ERA: 3.05 (1, 1)	3.2	L	18	5	3	3	1	3	0	0	0	0	0	17	29	7.36	2.182								
Sammy Stewart, R ERA: 4.15 (4, 1)	4.0		18	4	1	1	0	2	1	0	0	0	0	15	27	2.25	1.500								
Tim Stoddard, R ERA: 5.3 (8, 1)	0.1		1	0	0	0	0	0	0	0	0	0	0	1	1	0.00	0.000								


Batter	1	2	3	4	5	6	7	8	9	AB	R	H	RBI	BB	SO	LOB	TOP					
Al Bumby, L OBP: 0.320, SLG: 0.343 (1, 8)										6	0	0	0	0	1	4	Baltimore Orioles @ Cleveland Indians Cleveland Municipal Stadium, Cleveland, OH Wed Aug 03 1983, 7:05 PM EDT Att: 8,549 - Unknown					
Dan Ford, R OBP: 0.332, SLG: 0.469 (1, 9)										4	0	0	0	1	2	3						
Cal Ripken Jr., R OBP: 0.360, SLG: 0.489 (1, 6)										3	0	0	0	2	1	3						
Eddie Murray, S OBP: 0.402, SLG: 0.542 (1, 3)										3	3	2	1	2	1	1						
John Lowenstein, L OBP: 0.360, SLG: 0.429 (1, 7)										4	1	0	0	1	1	4						
Ken Singleton, S OBP: 0.396, SLG: 0.460 (1, 10)										3	2	2	2	2	0	0						
Joe Nolan, L OBP: 0.349, SLG: 0.414 (1, 2)										4	1	2	1	1	2	1						
Todd Cruz, R OBP: 0.255, SLG: 0.342 (1, 5)										2	1	1	0	0	0	2						
Jim Dwyer, L OBP: 0.427, SLG: 0.636 (7, PH)										1	0	1	1	0	0	0						
Aurelio Rodriguez, R OBP: 0.141, SLG: 0.123 (7, 5)										1	0	0	0	0	0	0						
Rich Dauer, R OBP: 0.291, SLG: 0.306 (1, 4)										5	0	2	3	0	0	4						
Inning Stats	R: 0 E: 0 K: 2 S: 7	H: 0 LOB: 1 BB: 1 P: 11	R: 0 E: 0 K: 1 S: 5	H: 0 LOB: 0 BB: 0 P: 5	R: 1 E: 0 K: 1 S: 7	H: 2 LOB: 3 BB: 2 P: 15	R: 2 E: 1 K: 2 S: 10	H: 2 LOB: 2 BB: 1 P: 14	R: 1 E: 0 K: 0 S: 5	H: 2 LOB: 2 BB: 1 P: 9	R: 0 E: 0 K: 0 S: 2	H: 0 LOB: 0 BB: 1 P: 6	R: 2 E: 0 K: 0 S: 6	H: 3 LOB: 2 BB: 1 P: 10	R: 2 E: 0 K: 2 S: 8	H: 1 LOB: 1 BB: 2 P: 16	R: 0 E: 0 K: 0 S: 3	H: 0 LOB: 0 BB: 0 P: 3	1B: 5 2B: 4 3B: 0 HR: 1	SF: 0 SAC: 1 DP: 1 HBP: 0	WP: 0 PB: 0 SB: 0 CS: 0	PA: 46
PITCHER	IP	WLS	BF	H	R	ER	SO	BB	IBB	HBP	BLK	WP	HR	S	P	ERA	WHIP					
Rick Sutcliffe, R ERA: 4.3 (1, 1)	6.1	L	34	8	6	6	6	5	2	0	0	0	1	39	67	8.53	2.053					
Dan Spillner, R ERA: 5.02 (7, 1)	2.2		12	2	2	2	2	2	0	0	0	0	0	14	22	6.75	1.500					


AB	36
R	8
H	10
RBI	8
BB	9
SO	8
LOB	22



Batter	1	2	3	4	5	6	7	8	9	AB	R	H	RBI	BB	SO	LOB	BOTTOM					
Alan Bannister, R OBP: 0.323, SLG: 0.399 (1, 4) (8, 9)										5	0	1	0	0	0	5	Baltimore Orioles @ Cleveland Indians Cleveland Municipal Stadium, Cleveland, OH Wed Aug 03 1983, 7:05 PM EDT Att: 8,549 - Unknown					
Toby Harrah, R OBP: 0.383, SLG: 0.395 (1, 5)										4	1	1	0	1	0	2						
Bake McBride, L OBP: 0.325, SLG: 0.352 (1, 10)										4	0	1	0	0	0	1						
Andre Thornton, R OBP: 0.398, SLG: 0.466 (1, 3)										3	0	0	0	1	0	1						
Pat Tabler, R OBP: 0.374, SLG: 0.425 (1, 7)										4	1	2	1	0	0	1						
Gorman Thomas, R OBP: 0.291, SLG: 0.380 (1, 8)										4	0	0	0	0	0	4						
Julio Franco, R OBP: 0.311, SLG: 0.413 (1, 6)										4	0	1	0	0	0	4						
George Vukovich, L OBP: 0.259, SLG: 0.293 (1, 9)										2	0	2	1	0	0	0						
Chris Bando, S OBP: 0.345, SLG: 0.384 (7, PH) (8, 2)										2	0	1	0	0	0	0						
Jim Essian, R OBP: 0.277, SLG: 0.231 (1, 2) Otto Velez, R (7, PH)										2	0	1	0	0	0	1						
Mike Fischlin, R OBP: 0.274, SLG: 0.230 (8, 4) Ron Hassey, L OBP: 0.331, SLG: 0.340 (8, PH)										1	0	0	0	0	0	1						
Inning Stats	R: 0 E: 0 K: 0 S: 3	H: 0 LOB: 0 BB: 0 P: 3	R: 0 E: 0 K: 0 S: 3	H: 0 LOB: 0 BB: 0 P: 3	R: 0 E: 0 K: 0 S: 4	H: 1 LOB: 1 BB: 0 P: 4	R: 0 E: 0 K: 0 S: 3	H: 0 LOB: 0 BB: 0 P: 3	R: 1 E: 0 K: 0 S: 6	H: 3 LOB: 2 BB: 0 P: 6	R: 0 E: 0 K: 0 S: 3	H: 0 LOB: 1 BB: 1 P: 7	R: 0 E: 0 K: 1 S: 7	H: 2 LOB: 2 BB: 0 P: 7	R: 1 E: 0 K: 0 S: 5	H: 3 LOB: 2 BB: 1 P: 9	R: 0 E: 1 K: 0 S: 4	H: 1 LOB: 1 BB: 0 P: 4	1B: 8 2B: 2 3B: 0 HR: 0	SF: 0 SAC: 0 DP: 2 HBP: 0	WP: 0 PB: 0 SB: 0 CS: 1	PA: 38
PITCHER	IP	WLS	BF	H	R	ER	SO	BB	IBB	HBP	BLK	WP	HR	S	P	ERA	WHIP					
Storm Davis, R ERA: 3.12 (1, 1)	5.0	W	20	4	1	1	0	0	0	0	0	0	0	6	6	0.00	1.500					
Dan Morogiello, L ERA: 3.28 (6, 1)	1.1		6	2	0	0	0	0	0	0	0	0	0	6	6	0.00	1.500					
Tim Stoddard, R ERA: 5.18 (7, 1)	2.2		12	4	1	1	1	1	0	0	0	0	0	13	17	3.38	1.875					



Batter	1	2	3	4	5	6	7	8	9	AB	R	H	RBI	BB	SO	LOB	TOP					
Wayne Tolleson, S (1,4) OBP: 0.319, SLG: 0.331	1-3		6-3		E 1B		B5-3		F8	5	1	1	0	0	0	0	Texas Rangers @ Cleveland Indians Cleveland Municipal Stadium, Cleveland, OH Fri Aug 05 1983, 7:05 PM EDT Att: 10,303 - Unknown - 76 F					
Buddy Bell, R (1,5) OBP: 0.341, SLG: 0.428	F8				1B SF8		6-3		F7	4	1	1	0	1	0	0						
George Wright, S (1,8) OBP: 0.319, SLG: 0.429	G3		F7		BB 1-3 2-H					4	0	2	1	0	0	1						
Dave Hostetter, R (1,10) OBP: 0.315, SLG: 0.365		E5 FC2-5 1B		P4	BB 1-2		K			3	0	0	0	1	1	1						
Larry Parrish, R (1,9) OBP: 0.359, SLG: 0.544		FC4-6 FC2-5 1-2 1B		4-3 1B	BB		SF8		F8	3	0	2	1	0	0	0						
Bill Stein, R (1,3) OBP: 0.326, SLG: 0.414	FC2-5 FC4-6 1-2 2-3			4-3	BB 3-H		F8			4	0	1	0	0	0	5						
Pete O'Brien, L (1,7) OBP: 0.325, SLG: 0.339	FC4-6 1-2 2-3				BB		F7		F8	3	0	0	0	1	0	3						
Jim Sundberg, R (1,2) OBP: 0.261, SLG: 0.255	F8			F9			F9		1-3	4	0	0	0	0	0	5						
Bucky Dent, R (1,6) OBP: 0.293, SLG: 0.303			F8				4-3		L6	4	0	0	0	0	0	0						
Inning Stats	R: 0 E: 0 K: 0 S: 3	H: 0 LOB: 0 BB: 0 P: 3	R: 0 E: 1 K: 0 S: 5	H: 1 LOB: 2 BB: 0 P: 5	R: 0 E: 0 K: 0 S: 4	H: 1 LOB: 1 BB: 0 P: 4	R: 0 E: 0 K: 0 S: 4	H: 1 LOB: 2 BB: 1 P: 8	R: 2 E: 1 K: 0 S: 5	H: 2 LOB: 2 BB: 2 P: 13	R: 0 E: 0 K: 0 S: 3	H: 0 LOB: 0 BB: 0 P: 3	R: 0 E: 0 K: 1 S: 6	H: 1 LOB: 1 BB: 0 P: 6	R: 0 E: 0 K: 0 S: 4	H: 1 LOB: 1 BB: 0 P: 4		R: 0 E: 0 K: 0 S: 3	H: 0 LOB: 0 BB: 0 P: 3	1B: 7 2B: 0 3B: 0 HR: 0	SF: 1 SAC: 0 DP: 0 HBP: 0	WP: 0 PB: 0 SB: 0 CS: 0
PITCHER Lary Sorensen, R (1,1) ERA: 4.65	IP: 9.0 WLS: L BF: 38	H: 7 R: 2 ER: 2 SO: 1	BB: 2 IBB: 1 HBP: 0 BLK: 0	WP: 0 HR: 0 S: 37 P: 49	ERA: 2.00 WHIP: 1.000																	

Batter	1	2	3	4	5	6	7	8	9	AB	R	H	RBI	BB	SO	LOB	BOTTOM					
Alan Bannister, R (1,4) OBP: 0.323, SLG: 0.397	FC5-4 1B		K						6-3	3	0	1	0	0	2	1	Texas Rangers @ Cleveland Indians Cleveland Municipal Stadium, Cleveland, OH Fri Aug 05 1983, 7:05 PM EDT Att: 10,303 - Unknown - 76 F					
Broderick Perkins, L (8, PH) OBP: 0.291, SLG: 0.329										1	0	0	0	0	0	0						
Mike Fischlin, R (9,4) OBP: 0.274, SLG: 0.230										0	0	0	0	0	0	0						
Toby Harrah, R (1,5) OBP: 0.376, SLG: 0.384	FC5-4 G1-6-3 1-2		CS BB						6-3	3	0	0	0	1	0	1						
Bake McBride, L (1,10) OBP: 0.309, SLG: 0.333	G1-6-3 1-2		CS		4-3				F8	4	0	0	0	0	0	1						
Andre Thornton, R (1,3) OBP: 0.392, SLG: 0.456		6-3			F7				F8	4	0	0	0	0	1	0						
Pat Tabler, R (1,7) OBP: 0.374, SLG: 0.431					6-3					4	0	1	0	0	1	0						
Gorman Thomas, R (1,8) OBP: 0.291, SLG: 0.376										2	0	0	0	1	1	1						
Ron Hassey, L (1,2) OBP: 0.339, SLG: 0.343										1	0	1	0	2	0	0						
Julio Franco, R (1,6) OBP: 0.308, SLG: 0.410										3	0	0	0	0	0	5						
George Vukovich, L (1,9) OBP: 0.260, SLG: 0.294										3	0	1	0	0	1	1						
Inning Stats	R: 0 E: 0 K: 0 S: 3	H: 1 LOB: 0 BB: 0 P: 3	R: 0 E: 0 K: 1 S: 5	H: 0 LOB: 2 BB: 2 P: 13	R: 0 E: 0 K: 1 S: 4	H: 1 LOB: 0 BB: 1 P: 8	R: 0 E: 0 K: 0 S: 3	H: 0 LOB: 0 BB: 0 P: 3	R: 0 E: 0 K: 1 S: 6	H: 1 LOB: 1 BB: 0 P: 6	R: 0 E: 0 K: 1 S: 5	H: 0 LOB: 0 BB: 0 P: 5	R: 0 E: 0 K: 1 S: 4	H: 1 LOB: 2 BB: 1 P: 8	R: 0 E: 0 K: 1 S: 5	H: 0 LOB: 0 BB: 0 P: 5	R: 0 E: 0 K: 1 S: 5	H: 0 LOB: 0 BB: 0 P: 5	1B: 4 2B: 0 3B: 0 HR: 0	SF: 0 SAC: 0 DP: 1 HBP: 0	WP: 1 PB: 0 SB: 0 CS: 2	PA: 33
PITCHER Mike Smithson, R (1,1) ERA: 4.13	IP: 8.0 WLS: W BF: 29	H: 4 R: 0 ER: 0 SO: 4	BB: 0 IBB: 0 HBP: 0 BLK: 0	WP: 1 HR: 0 S: 35 P: 51	ERA: 0.00 WHIP: 0.000																	
Odell Jones, R (9,1) ERA: 3.05	IP: 1.0 WLS: S BF: 3	H: 0 R: 0 ER: 0 SO: 1	BB: 0 IBB: 0 HBP: 0 BLK: 0	WP: 0 HR: 0 S: 5 P: 5	ERA: 0.00 WHIP: 0.000																	

Batter	1	2	3	4	5	6	7	8	9	AB	R	H	RBI	BB	SO	LOB	TOP																			
Wayne Tolleson, S (1.4) OBP: 0.318, SLG: 0.328	0-0 6-3		0-0 4-3				0-0 SF7		0-0 F9	3	0	0	1	1	0	1	Texas Rangers @ Cleveland Indians Cleveland Municipal Stadium, Cleveland, OH Sat Aug 06 1983, 7:05 PM EDT Att: 13,866 - Unknown																			
Buddy Bell, R (1.5) OBP: 0.340, SLG: 0.433	0-0 L6		0-0 IHR		0-0 P5		0-0 F8			4	1	1	1	0	0	3																				
George Wright, S (1.8) OBP: 0.316, SLG: 0.424	0-0 F7		0-0 6-3		0-0 F2		0-0 4-3			4	0	0	0	0	0	3																				
Larry Parrish, R (1.9) OBP: 0.358, SLG: 0.544		0-0 F8 2B	0-0 5-3			0-0 6-3		0-0 P4		4	1	1	0	0	0	0																				
Pete O'Brien, L (1.3) OBP: 0.322, SLG: 0.335		0-0 F8		0-0 4-3		0-0 F9		0-0 F7		4	0	0	0	0	0	1																				
Bob Jones, L (1.7) OBP: 0.322, SLG: 0.327		4-0 2B 1B		0-0 F5		0-0 3-1		0-0 3-1		3	1	0	0	1	0	0																				
Mickey Rivers, L (1.10) OBP: 0.291, SLG: 0.331		0-0 1B 2B		0-0 F9		0-0 E 1B		0-0 F8		4	2	2	1	0	0	0																				
Jim Sundberg, R (1.2) OBP: 0.267, SLG: 0.263		0-0 CS 1B		4-0 SH3-4 BB		0-0 E6 SF7 2B		0-0 F9		3	1	2	3	1	0	0																				
Bucky Dent, R (1.6) OBP: 0.297, SLG: 0.302		0-3 K		0-0 SH3-4		4-0 BB		4-0 BB		1	0	0	0	2	1	1																				
Inning Stats	R: 0 E: 0 K: 0 S: 3	H: 0 LOB: 0 BB: 0 P: 3	R: 3 E: 0 K: 1 S: 7	H: 3 LOB: 0 BB: 1 P: 11	R: 1 E: 0 K: 0 S: 4	H: 1 LOB: 0 BB: 0 P: 4	R: 0 E: 0 K: 0 S: 3	H: 0 LOB: 0 BB: 0 P: 3	R: 0 E: 0 K: 0 S: 3	H: 0 LOB: 0 BB: 0 P: 3	R: 2 E: 1 K: 0 S: 5	H: 2 LOB: 1 BB: 1 P: 9	R: 0 E: 0 K: 0 S: 3	H: 0 LOB: 0 BB: 0 P: 3	R: 0 E: 0 K: 0 S: 3	H: 0 LOB: 1 BB: 1 P: 7	1B: 2 2B: 3 3B: 0 HR: 1	SF: 1 SAC: 1 DP: 0 HBP: 0	WP: 0 PA: 37 PB: 0 SB: 0 CS: 1																	
PITCHER	IP	WLS	BF	H	R	ER	SO	BB	IBB	HBP	BLK	WP	HR	S	P	ERA	WHIP	PITCHER		IP	WLS	BF	H	R	ER	SO	BB	IBB	HBP	BLK	WP	HR	S	P	ERA	WHIP
Len Barker, R (1.1) ERA: 5.21	5.1	L	22	4	4	4	1	3	0	0	0	0	0	21	33	6.75	1.312																			
Juan Eichelberger, R (6.1) ERA: 4.9	3.2		15	2	2	1	0	2	0	0	0	0	0	13	21	2.46	1.091																			

AB 30
R 6
H 6
RBI 6
BB 5
SO 1
LOB 9



Batter	1	2	3	4	5	6	7	8	9	AB	R	H	RBI	BB	SO	LOB	BOTTOM																			
Alan Bannister, R (1.4) OBP: 0.322, SLG: 0.399	0-0 6-3		0-0 1-3 1B 2B		0-0 F5		0-0 6-3			4	1	1	0	0	0	0	Texas Rangers @ Cleveland Indians Cleveland Municipal Stadium, Cleveland, OH Sat Aug 06 1983, 7:05 PM EDT Att: 13,866 - Unknown																			
Toby Harrah, R (1.5) OBP: 0.372, SLG: 0.379	0-3 K		0-0 1-3		0-0 F7		0-3 K			4	0	0	0	0	2	1																				
Bake McBride, L (1.9) OBP: 0.318, SLG: 0.345	0-0 2B		4-0 BB 1B		0-0 1B		0-0 F7			3	0	2	0	1	0	0																				
Mike Fischlin, R (9.4) OBP: 0.274, SLG: 0.230	0-0 2B		0-0 BB 1B		0-0 1B		0-0 F7			0	0	0	0	0	0	0																				
Pat Tabler, R (1.7) OBP: 0.376, SLG: 0.430	4-0 BB		0-0 1-2 3-H 1B		0-0 F9		0-0 F7			3	0	1	1	1	0	1																				
Andre Thornton, R (1.3) OBP: 0.391, SLG: 0.452	0-0 F8		4-0 1-2 2-3 BB		0-0 5-3		0-0 6-3			3	0	0	0	1	0	2																				
Gorman Thomas, R (1.8) OBP: 0.288, SLG: 0.372		0-0 F7	0-0 F3		0-0 F9		0-0 5-3		0-0 5-3	4	0	0	0	0	0	3																				
Otto Velez, R (1.10) OBP: 0.154, SLG: 0.043	0-3 K		0-3 K		0-0 5-3		0-0 5-3		0-3 K	4	0	0	0	0	3	0																				
Julio Franco, R (1.6) OBP: 0.306, SLG: 0.407	0-0 5-3		0-0 5-3		0-0 F9		0-0 F9			3	0	0	0	0	0	0																				
Jim Essian, R (1.2) OBP: 0.296, SLG: 0.311			0-0 2B 1B		0-0 6-3		0-0 P4			3	0	1	0	0	0	0																				
Inning Stats	R: 0 E: 0 K: 1 S: 6	H: 1 LOB: 2 BB: 1 P: 10	R: 0 E: 0 K: 1 S: 5	H: 0 LOB: 0 BB: 0 P: 5	R: 1 E: 0 K: 0 S: 5	H: 3 LOB: 3 BB: 2 P: 13	R: 0 E: 0 K: 1 S: 5	H: 0 LOB: 0 BB: 0 P: 5	R: 0 E: 0 K: 0 S: 3	H: 0 LOB: 0 BB: 0 P: 3	R: 0 E: 0 K: 0 S: 3	H: 0 LOB: 0 BB: 0 P: 3	R: 0 E: 0 K: 1 S: 5	H: 0 LOB: 0 BB: 0 P: 5	R: 0 E: 0 K: 1 S: 5	H: 0 LOB: 0 BB: 0 P: 5	1B: 3 2B: 2 3B: 0 HR: 0	SF: 0 SAC: 0 DP: 0 HBP: 0	WP: 0 PA: 34 PB: 0 SB: 0 CS: 0																	
PITCHER	IP	WLS	BF	H	R	ER	SO	BB	IBB	HBP	BLK	WP	HR	S	P	ERA	WHIP	PITCHER		IP	WLS	BF	H	R	ER	SO	BB	IBB	HBP	BLK	WP	HR	S	P	ERA	WHIP
Frank Tanana, L (1.1) ERA: 2.72	9.0	W	34	5	1	1	5	3	0	0	0	0	0	41	53	1.00	0.889																			

AB 31
R 1
H 5
RBI 1
BB 3
SO 5
LOB 7



Batter	1	2	3	4	5	6	7	8	9	AB	R	H	RBI	BB	SO	LOB	TOP			
Wayne Tolleson, S (1,4) OBP: 0.319, SLG: 0.329	0-0 2B SF9 1B	0-0 4-3		0-0 1-3			0-0 5-3 1B		0-0 B1-3	5	1	2	0	0	0	1				
Buddy Bell, R (1,5) OBP: 0.340, SLG: 0.434	0-0 SF9 FC5-4 2B		0-0 4-3		0-0 6-3		0-0 5-3			4	1	1	0	0	0	1				
George Wright, S (1,8) OBP: 0.326, SLG: 0.427	0-0 SF9		0-0 1B 1B		0-0 2B 1B		4-0 IBB			2	2	2	1	1	0	0				
Dave Hostetter, R (1,10) OBP: 0.318, SLG: 0.369	0-0 FC5-4 HBP		0-3 K		0-0 1B 2B		0-3 K			3	0	1	1	0	2	3				
Larry Parrish, R (1,9) OBP: 0.357, SLG: 0.541	0-0 FC5-4		0-0 1B 1B		0-0 6-3			0-0 6-3		4	0	1	1	0	0	1				
Mickey Rivers, L (1,7) OBP: 0.290, SLG: 0.329	0-0 1-3		0-0 1-2 1B		0-0 1-2 1B		0-0 F9		0-0 4-3	4	0	1	1	0	0	1				
Pete O'Brien, L (1,3) OBP: 0.319, SLG: 0.331		0-0 G3	0-0 4-3		0-0 4-3			0-0 F9		4	0	0	0	0	0	2				
Jim Sundberg, R (1,2) OBP: 0.267, SLG: 0.263			0-0 1B	0-3 K		0-3 K			0-0 4-3	4	0	1	0	0	2	0				
Bucky Dent, R (1,6) OBP: 0.293, SLG: 0.298		0-0 L4		0-0 1-6-3			0-0 4-3		0-0 F9	4	0	0	0	0	0	1				
Inning Stats	R: 2 E: 0 K: 0 S: 5	H: 2 LOB: 1 BB: 0 P: 6	R: 0 E: 0 K: 0 S: 4	H: 1 LOB: 0 BB: 1 P: 4	R: 1 E: 0 K: 1 S: 8	H: 3 LOB: 2 BB: 0 P: 8	R: 0 E: 0 K: 1 S: 5	H: 0 LOB: 0 BB: 0 P: 5	R: 1 E: 0 K: 0 S: 4	H: 2 LOB: 0 BB: 0 P: 4	R: 0 E: 0 K: 1 S: 6	H: 1 LOB: 2 BB: 1 P: 10	R: 0 E: 0 K: 0 S: 3	H: 0 LOB: 0 BB: 0 P: 3	R: 0 E: 0 K: 0 S: 3	H: 0 LOB: 0 BB: 0 P: 3	1B: 7 2B: 2 3B: 0 HR: 0	SF: 1 SAC: 0 DP: 0 HBP: 1	WP: 0 PB: 0 SB: 0 CS: 0	PA: 37
PITCHER	IP WLS BF H R ER SO BB IBB HBP BLK WP HR S P ERA WHIP	IP WLS BF H R ER SO BB IBB HBP BLK WP HR S P ERA WHIP																		
Bert Blyleven, R (1,1) ERA: 3.77	4.0	19	6	3	3	2	0	0	1	0	0	0	0	22	23	6.75	1.500			
Dan Spillner, R (5,1) ERA: 4.76	5.0	L 18	3	1	1	2	0	1	0	0	0	0	0	21	25	1.80	0.600			

Texas Rangers @ Cleveland Indians
Cleveland Municipal Stadium, Cleveland, OH
Sun Aug 07 1983, 3:33 AM EDT
Unknown - 79 F

AB	34
R	4
H	9
RBI	4
BB	1
SO	4
LOB	10



Batter	1	2	3	4	5	6	7	8	9	AB	R	H	RBI	BB	SO	LOB	BOTTOM					
Alan Bannister, R (1,4) OBP: 0.321, SLG: 0.401	0-0 F7	0-0 E 2B		0-3 K			0-0 SH3-4		0-0 P6	4	1	1	0	0	1	0						
Toby Harrah, R (1,5) OBP: 0.373, SLG: 0.377	4-0 F8 BB	4-0 E BB			0-0 E6 CS		0-0 F7			2	0	0	0	2	0	1						
Bake McBride, L (1,9) OBP: 0.317, SLG: 0.343	0-0 F8	0-0 E7 1B			0-0 6-3		0-0 3-1			4	0	1	1	0	0	3						
Pat Tabler, R (1,7) OBP: 0.374, SLG: 0.425	4-0 BB		0-0 F7		0-0 5-3			0-0 F8		3	0	0	0	1	0	2						
Andre Thornton, R (1,10) OBP: 0.389, SLG: 0.450	0-0 F7		0-0 G4-6-3 1B			0-0 5-3		0-0 F8		4	0	1	0	0	0	2						
Broderick Perkins, L (1,3) OBP: 0.296, SLG: 0.340		0-0 1B 2B		0-0 G4-6-3			0-0 F8		0-0 1B	4	1	2	0	0	0	1						
Mike Fischlin, R (8, PR) OBP: 0.274, SLG: 0.230										0	0	0	0	0	0	0						
Mike Hargrove, L (9, 3) OBP: 0.394, SLG: 0.389										0	0	0	0	0	0	0						
Gorman Thomas, R (1,8) OBP: 0.290, SLG: 0.376		0-0 1B 1B		0-0 F8			0-0 2B		0-3 K	4	1	2	0	0	1	1						
Ron Hassey, L (1,2) OBP: 0.333, SLG: 0.336		0-3 K		0-0 4-3			0-0 4-3		0-3 K	4	0	0	0	0	2	3						
Julio Franco, R (1,6) OBP: 0.308, SLG: 0.408		0-0 1B		0-0 6-3			0-0 SH3-4 1B		0-3 K	4	0	2	2	0	1	0						
Inning Stats	R: 0 E: 0 K: 0 S: 3	H: 0 LOB: 2 BB: 2 P: 11	R: 3 E: 1 K: 1 S: 9	H: 5 LOB: 2 BB: 1 P: 13	R: 0 E: 0 K: 1 S: 3	H: 1 LOB: 0 BB: 0 P: 3	R: 0 E: 0 K: 1 S: 5	H: 0 LOB: 0 BB: 0 P: 5	R: 0 E: 0 K: 0 S: 3	H: 0 LOB: 0 BB: 0 P: 3	R: 0 E: 0 K: 0 S: 4	H: 1 LOB: 1 BB: 0 P: 4	R: 0 E: 0 K: 0 S: 4	H: 1 LOB: 1 BB: 0 P: 4	R: 0 E: 0 K: 1 S: 6	H: 1 LOB: 1 BB: 0 P: 6	R: 0 E: 0 K: 2 S: 7	H: 0 LOB: 0 BB: 0 P: 7	1B: 6 2B: 3 3B: 0 HR: 0	SF: 0 SAC: 1 DP: 1 HBP: 0	WP: 0 PB: 0 SB: 1 CS: 1	PA: 37
PITCHER	IP WLS BF H R ER SO BB IBB HBP BLK WP HR S P ERA WHIP	IP WLS BF H R ER SO BB IBB HBP BLK WP HR S P ERA WHIP																				
Charlie Hough, R (1,1) ERA: 3.76	6.0	W 27	8	3	3	2	3	0	0	0	0	0	0	28	40	4.50	1.833					
Victor Cruz, R (7,1) ERA: 0.96	3.0	S 10	1	0	0	3	0	0	0	0	0	0	0	16	16	0.00	0.333					

Texas Rangers @ Cleveland Indians
Cleveland Municipal Stadium, Cleveland, OH
Sun Aug 07 1983, 3:33 AM EDT
Unknown - 79 F


AB	33
R	3
H	9
RBI	3
BB	3
SO	5
LOB	13



Batter	1	2	3	4	5	6	7	8	9	AB	R	H	RBI	BB	SO	LOB	TOP			
Wayne Tolleson, S (1, 6) OBP: 0.320, SLG: 0.333 Jim Anderson, R (5, 6) OBP: 0.238, SLG: 0.217	0-0 G4-6-3 2B		0-0 4-3			0-0 6-3		0-0 FC5-4 1B		2	0	1	0	0	0	0	Texas Rangers @ Cleveland Indians Cleveland Municipal Stadium, Cleveland, OH Sun Aug 07 1983, 3:38 AM EDT Att: 19,213 - Unknown			
Buddy Bell, R (1, 5) OBP: 0.341, SLG: 0.436	4-0 G4-6-3 BB		0-0 L5			0-0 2B		0-0 F8		3	0	1	0	1	0	1				
George Wright, S (1, 8) OBP: 0.317, SLG: 0.423	0-0 G4-6-3 1-2 2-3			0-0 F9		0-3 K		0-3 K		4	0	0	0	0	2	4				
Larry Parrish, R (1, 9) OBP: 0.356, SLG: 0.536	4-0 BB			0-0 F8		0-0 F2		0-0 FC5-4 1-2		3	0	0	0	1	0	2				
Bill Stein, R (1, 4) OBP: 0.331, SLG: 0.416	0-0 F3			0-0 P4			0-0 1B		0-0 4-3 G3 1B		4	0	2	0	0	0		2		
Mickey Rivers, L (1, 10) OBP: 0.294, SLG: 0.333		0-0 F8			0-0 3-1 1B		0-0 1-2 1B		0-0 G3 1-2		4	0	2	0	0	0		1		
Larry Bittner, L (1, 3) OBP: 0.345, SLG: 0.360		0-3 K			0-0 F8		0-0 F7		0-0 4-3		4	0	0	0	0	1		4		
Bob Jones, L (1, 7) OBP: 0.302, SLG: 0.304		0-0 P4			0-0 3-1 1-2		0-3 K		0-0 3-1		4	0	0	0	0	1		4		
Bob Johnson, R (1, 2) OBP: 0.263, SLG: 0.333			0-0 4-3			0-0 F9		0-3 K		3	0	0	0	0	1	3				
Inning Stats	R: 0 E: 0 K: 0 S: 3	H: 1 LOB: 2 BB: 2 P: 11	R: 0 E: 0 K: 1 S: 5	H: 0 LOB: 0 BB: 0 P: 5	R: 0 E: 0 K: 0 S: 3	H: 0 LOB: 0 BB: 0 P: 3	R: 0 E: 0 K: 0 S: 3	H: 0 LOB: 0 BB: 0 P: 3	R: 0 E: 0 K: 1 S: 4	H: 1 LOB: 1 BB: 0 P: 4	R: 0 E: 0 K: 2 S: 6	H: 2 LOB: 2 BB: 0 P: 9	R: 0 E: 0 K: 1 S: 6	H: 1 LOB: 1 BB: 0 P: 6	R: 0 E: 0 K: 0 S: 4	H: 1 LOB: 1 BB: 0 P: 4	1B: 5 2B: 2 3B: 0 HR: 0	SF: 0 SAC: 0 DP: 1 HBP: 0	WP: 0 PB: 0 SB: 0 CS: 0	PA: 35
PITCHER Tom Brennan, R (1, 1) ERA: 2.35	IP: 9.0 WLS: W BF: 35 H: 7 R: 0 ER: 0 SO: 5 BB: 2 IBB: 0 HBP: 0 BLK: 0 WP: 0 HR: 0 S: 43 P: 51 ERA: 0.00 WHIP: 1.000															PITCHER				

Batter	1	2	3	4	5	6	7	8	9	AB	R	H	RBI	BB	SO	LOB	BOTTOM			
Alan Bannister, R (1, 9) OBP: 0.326, SLG: 0.409	0-0 F7		0-0 1B	0-0 WP 2B		0-0 1B		0-0 FC3-6 1B		5	1	3	2	0	0	2	Texas Rangers @ Cleveland Indians Cleveland Municipal Stadium, Cleveland, OH Sun Aug 07 1983, 3:38 AM EDT Att: 19,213 - Unknown			
Toby Harrah, R (1, 5) OBP: 0.371, SLG: 0.377	0-3 K		0-3 K	0-0 2B		0-0 F9		0-3 K		5	0	1	1	0	3	6				
Pat Tabler, R (1, 7) OBP: 0.378, SLG: 0.428 George Vukovich, L (9, 9) OBP: 0.260, SLG: 0.294	0-3 K		0-0 SF9	4-0 BB		0-0 1B		0-0 1B		3	0	2	2	1	1	0				
Andre Thornton, R (1, 3) OBP: 0.387, SLG: 0.446		0-0 4-3 1B	0-0 P3	0-3 K		0-0 F9		0-0 F7		5	0	1	0	0	1	5				
Gorman Thomas, R (1, 8) OBP: 0.287, SLG: 0.372		0-0 4-3 1-2		0-0 1-3	0-0 F7		0-0 6-3			4	0	0	0	0	0	1				
Julio Franco, R (1, 6) OBP: 0.310, SLG: 0.409		0-0 6-3		0-0 HR 1B	0-0 6-3		0-0 S 1B			4	1	2	0	0	0	1				
Chris Bando, S (1, 2) OBP: 0.342, SLG: 0.408		0-3 K		0-0 HR	0-0 F7		0-3 K			4	1	1	2	0	2	2				
Otto Velez, R (1, 10) OBP: 0.179, SLG: 0.080 Mike Hargrove, L (6, PH) OBP: 0.386, SLG: 0.391 Broderick Perkins, L (6, PR) OBP: 0.391, SLG: 0.345			0-0 2B 1B	0-3 K		0-0 1B 1B		0-0 FC3-6 BB 1B 1B		2	1	1	0	0	1	0				
Mike Fischlin, R (1, 4) OBP: 0.291, SLG: 0.272			0-0 1B SF9 2B	0-0 2B 3B		0-0 F7		4-0 FC3-6 BB		3	2	2	0	1	0	1				
Inning Stats	R: 0 E: 0 K: 2 S: 7	H: 0 LOB: 0 BB: 0 P: 7	R: 0 E: 0 K: 1 S: 6	H: 1 LOB: 1 BB: 0 P: 6	R: 2 E: 0 K: 1 S: 8	H: 3 LOB: 1 BB: 0 P: 8	R: 4 E: 0 K: 2 S: 12	H: 5 LOB: 2 BB: 1 P: 16	R: 0 E: 0 K: 0 S: 3	H: 0 LOB: 0 BB: 0 P: 3	R: 0 E: 0 K: 0 S: 5	H: 3 LOB: 0 BB: 0 P: 5	R: 0 E: 0 K: 1 S: 6	H: 1 LOB: 1 BB: 0 P: 6	R: 1 E: 0 K: 1 S: 7	H: 2 LOB: 2 BB: 1 P: 11	1B: 10 2B: 3 3B: 1 HR: 1	SF: 1 SAC: 0 DP: 0 HBP: 0	WP: 1 PB: 0 SB: 1 CS: 0	PA: 40
PITCHER Jon Matlack, L (1, 1) ERA: 5.01 Dave Schmidt, R (4, 1) ERA: 4.94 Odele Jones, R (8, 1) ERA: 3.0	IP: 3.2 WLS: L BF: 18 H: 7 R: 5 ER: 5 SO: 5 BB: 0 IBB: 0 HBP: 0 BLK: 0 WP: 1 HR: 1 S: 28 P: 28 ERA: 12.27 WHIP: 1.909															PITCHER				

AB	33
R	0
H	7
RBI	0
BB	2
SO	5
LOB	21



AB	37
R	7
H	15
RBI	7
BB	2
SO	8
LOB	18



Batter	1	2	3	4	5	6	7	8	9	AB	R	H	RBI	BB	SO	LOB	TOP					
Toby Harrah, R OBP: 0.369, SLG: 0.373 (1, 5)	F7			F8	L6		K		F3	5	0	0	0	0	1	2	Cleveland Indians @ Baltimore Orioles Memorial Stadium, Baltimore, MD Tue Aug 09 1983, 7:05 PM EDT Att: 19,026 - Unknown - 87 F					
Alan Bannister, R OBP: 0.327, SLG: 0.409 (1, 9) (9, 7)	F9			BB 1B	1B		6-3		L7	5	1	2	1	0	0	0						
Pat Tabler, R OBP: 0.379, SLG: 0.423 George Vukovich, L OBP: 0.260, SLG: 0.293 (1, 7) (9, 9)	K			K	FC5				K	4	0	0	0	1	3	3						
Andre Thornton, R OBP: 0.393, SLG: 0.455 (1, 3)		F7								3	1	1	0	1	0	1						
Gorman Thomas, R OBP: 0.288, SLG: 0.370 (1, 8)				BB 1B			F7		K	4	0	2	1	0	1	1						
Julio Franco, R OBP: 0.311, SLG: 0.410 (1, 6)		FC4-6 1B							6-3	4	1	1	1	0	0	3						
Ron Hassey, L OBP: 0.333, SLG: 0.342 (1, 10)										3	0	1	1	0	0	0						
Jim Essian, R OBP: 0.328, SLG: 0.354 (1, 2)				F8						3	1	2	0	1	0	0						
Mike Fischlin, R OBP: 0.288, SLG: 0.270 (1, 4)				F7					K	4	0	1	0	0	1	3						
Inning Stats	R: 0 E: 0 K: 1 S: 5	H: 0 LOB: 0 BB: 0 P: 5	R: 0 E: 0 K: 0 S: 3	H: 1 LOB: 0 BB: 0 P: 3	R: 0 E: 0 K: 0 S: 3	H: 0 LOB: 0 BB: 0 P: 3	R: 1 E: 0 K: 1 S: 7	H: 2 LOB: 2 BB: 1 P: 11	R: 1 E: 0 K: 0 S: 6	H: 3 LOB: 2 BB: 0 P: 6	R: 2 E: 0 K: 0 S: 6	H: 3 LOB: 1 BB: 0 P: 6	R: 0 E: 0 K: 1 S: 5	H: 0 LOB: 1 BB: 1 P: 9	R: 0 E: 1 K: 2 S: 8	H: 1 LOB: 2 BB: 1 P: 12	R: 0 E: 0 K: 1 S: 5	H: 0 LOB: 0 BB: 0 P: 5	1B: 7 2B: 2 3B: 1 HR: 0	SF: 1 SAC: 0 DP: 0 HBP: 0	WP: 0 PB: 0 SB: 0 CS: 1	PA: 40
PITCHER	IP	WLS	BF	H	R	ER	SO	BB	IBB	HBP	BLK	WP	HR	S	P	ERA	WHIP					
Scott McGregor, L ERA: 3.23 (1, 1)	5.2	L	26	9	4	4	2	1	0	0	0	0	0	29	33	6.35	1.765					
Sammy Stewart, R ERA: 3.82 (6, 1)	3.1		13	1	0	0	4	2	0	0	0	0	0	19	27	0.00	0.900					

Batter	1	2	3	4	5	6	7	8	9	AB	R	H	RBI	BB	SO	LOB	BOTTOM					
John Shelby, S OBP: 0.306, SLG: 0.397 (1, 8)	F7	K			F7		F4		F9	5	0	0	0	0	1	2	Cleveland Indians @ Baltimore Orioles Memorial Stadium, Baltimore, MD Tue Aug 09 1983, 7:05 PM EDT Att: 19,026 - Unknown - 87 F					
Dan Ford, R OBP: 0.338, SLG: 0.470 (1, 9)	E8 1B			5-3			F9			4	1	1	0	0	0	1						
Cal Ripken Jr., R OBP: 0.351, SLG: 0.473 (1, 6)	1B 2H 1B			K			4-3		F9	4	1	1	1	0	1	1						
Gary Roenicke, R OBP: 0.332, SLG: 0.498 (1, 3)	1B S 1B			K			5-3			4	1	2	0	0	1	0						
Ken Singleton, S OBP: 0.390, SLG: 0.449 (1, 10)	K			5-3			F2		F4	4	0	0	0	0	1	3						
Benny Avila, R OBP: 0.275, SLG: 0.407 (1, 7)				5-3					F8	4	0	2	2	0	0	1						
Rich Dauer, R OBP: 0.288, SLG: 0.294 (1, 4)	FC5-4 1B						1B			3	0	0	0	1	0	2						
Todd Cruz, R OBP: 0.250, SLG: 0.332 (1, 5)		6-3			F8		K			4	0	1	0	0	1	1						
Rick Dempsey, R OBP: 0.316, SLG: 0.326 Eddie Murray, S (9, PH) OBP: 0.408, SLG: 0.544 (1, 2)		K			6-3				6-3	2	0	0	0	1	1	0						
Inning Stats	R: 3 E: 1 K: 1 S: 9	H: 3 LOB: 1 BB: 0 P: 9	R: 0 E: 0 K: 2 S: 7	H: 0 LOB: 0 BB: 0 P: 7	R: 0 E: 0 K: 2 S: 7	H: 0 LOB: 0 BB: 0 P: 7	R: 0 E: 0 K: 0 S: 3	H: 0 LOB: 1 BB: 1 P: 7	R: 0 E: 0 K: 0 S: 4	H: 1 LOB: 1 BB: 0 P: 4	R: 0 E: 0 K: 0 S: 4	H: 1 LOB: 1 BB: 0 P: 4	R: 0 E: 0 K: 1 S: 5	H: 0 LOB: 1 BB: 1 P: 9	R: 0 E: 0 K: 0 S: 4	H: 1 LOB: 1 BB: 0 P: 4	R: 0 E: 0 K: 0 S: 4	H: 1 LOB: 1 BB: 0 P: 4	1B: 6 2B: 1 3B: 0 HR: 0	SF: 0 SAC: 0 DP: 0 HBP: 0	WP: 0 PB: 0 SB: 1 CS: 0	PA: 37
PITCHER	IP	WLS	BF	H	R	ER	SO	BB	IBB	HBP	BLK	WP	HR	S	P	ERA	WHIP					
Neal Heaton, L ERA: 4.04 (1, 1)	9.0	W	37	7	3	0	6	2	0	0	0	0	0	47	55	0.00	1.000					



Batter	1	2	3	4	5	6	7	8	9	AB	R	H	RBI	BB	SO	LOB	TOP													
Toby Harrah, R OBP: 0.367, SLG: 0.370 (1, 5)										5	1	1	0	0	0	1	Cleveland Indians @ Baltimore Orioles Memorial Stadium, Baltimore, MD Wed Aug 10 1983, 7:05 PM EDT Att: 18,294 - Unknown													
Alan Bannister, R OBP: 0.332, SLG: 0.412 (1, 4) (8, 3)										5	1	3	1	0	1	0														
Pat Tabler, R OBP: 0.380, SLG: 0.424 (1, 7)										4	0	2	0	0	0	1														
Andre Thornton, R OBP: 0.389, SLG: 0.450 (1, 10)										4	0	0	1	0	1	3														
Broderick Perkins, L OBP: 0.302, SLG: 0.346 (1, 3)									4	0	1	0	0	0	1	2														
Mike Fischlin, R OBP: 0.259, SLG: 0.270 (8, 4)									0	0	0	0	0	0	0	0														
Gorman Thomas, R OBP: 0.290, SLG: 0.368 (1, 8)									2	1	0	0	2	1	2															
Ron Hassey, L OBP: 0.332, SLG: 0.345 (1, 2)									4	1	1	1	0	1	1															
Julio Franco, R OBP: 0.308, SLG: 0.406 (1, 6)									4	0	0	0	0	0	2															
George Vukovich, L OBP: 0.261, SLG: 0.294 (1, 9)									3	0	1	1	0	0	0															
Inning Stats	R: 1 E: 0 K: 1 S: 8	H: 3 LOB: 2 BB: 0 P: 8	R: 0 E: 0 K: 0 S: 3	H: 0 LOB: 0 BB: 0 P: 3	R: 0 E: 0 K: 1 S: 7	H: 2 LOB: 2 BB: 0 P: 7	R: 3 E: 0 K: 0 S: 6	H: 3 LOB: 1 BB: 1 P: 10	R: 0 E: 0 K: 0 S: 3	H: 0 LOB: 0 BB: 0 P: 3	R: 0 E: 0 K: 0 S: 4	H: 1 LOB: 1 BB: 0 P: 4	R: 0 E: 0 K: 0 S: 3	H: 0 LOB: 0 BB: 0 P: 3	R: 0 E: 0 K: 2 S: 7	H: 0 LOB: 1 BB: 0 P: 11	R: 0 E: 0 K: 1 S: 5	H: 0 LOB: 0 BB: 0 P: 5	1B: 8 2B: 1 3B: 0 HR: 0	SF: 0 SAC: 1 DP: 0 HBP: 0	WP: 0 PB: 0 SB: 2 CS: 0	PA: 38								
PITCHER Mike Boddicker, R ERA: 3.42 (1, 1)	IP: 9.0 WLS: L BF: 38	H: 9 R: 4 ER: 4 SO: 5	BB: 2 IBB: 0 HBP: 0 BLK: 0	WP: 0 HR: 0 S: 46 P: 54	ERA: 4.00 WHIP: 1.222											PITCHER IP: 9.0 WLS: W BF: 33	H: 6 R: 3 ER: 3 SO: 9	BB: 1 IBB: 0 HBP: 0 BLK: 0	WP: 0 HR: 1 S: 50 P: 54	ERA: 3.00 WHIP: 0.778										

AB	35
R	4
H	9
RBI	4
BB	2
SO	5
LOB	12



Batter	1	2	3	4	5	6	7	8	9	AB	R	H	RBI	BB	SO	LOB	BOTTOM													
Al Bumbry, L OBP: 0.324, SLG: 0.349 (1, 8)										4	0	2	0	0	0	0	Cleveland Indians @ Baltimore Orioles Memorial Stadium, Baltimore, MD Wed Aug 10 1983, 7:05 PM EDT Att: 18,294 - Unknown													
Dan Ford, R OBP: 0.337, SLG: 0.470 (1, 9)									4	1	1	0	0	0	2															
Cal Ripken Jr., R OBP: 0.350, SLG: 0.471 (1, 6)										4	0	1	0	0	1															
John Lowenstein, L OBP: 0.373, SLG: 0.428 (1, 7)									3	1	0	0	1	1	1															
Ken Singleton, S OBP: 0.389, SLG: 0.456 (1, 10)									4	1	1	3	0	1	0															
Jim Dwyer, L OBP: 0.400, SLG: 0.585 (1, 3)										4	0	0	0	0	1	0														
Joe Nolan, L OBP: 0.356, SLG: 0.454 (1, 2)									3	0	1	0	0	2	0															
Todd Cruz, R OBP: 0.248, SLG: 0.329 (1, 5)									3	0	0	0	0	2	1															
Rich Dauer, R OBP: 0.286, SLG: 0.291 (1, 4)									3	0	0	0	0	2	1															
Inning Stats	R: 0 E: 0 K: 1 S: 6	H: 2 LOB: 1 BB: 0 P: 6	R: 0 E: 0 K: 2 S: 7	H: 0 LOB: 0 BB: 0 P: 7	R: 0 E: 0 K: 2 S: 7	H: 0 LOB: 0 BB: 0 P: 7	R: 3 E: 0 K: 1 S: 7	H: 2 LOB: 1 BB: 1 P: 11	R: 0 E: 0 K: 2 S: 8	H: 1 LOB: 1 BB: 0 P: 8	R: 0 E: 0 K: 0 S: 3	H: 0 LOB: 0 BB: 0 P: 3	R: 0 E: 0 K: 1 S: 6	H: 1 LOB: 1 BB: 0 P: 6	R: 0 E: 0 K: 0 S: 3	H: 0 LOB: 0 BB: 0 P: 3	R: 0 E: 0 K: 0 S: 3	H: 0 LOB: 0 BB: 0 P: 3	1B: 3 2B: 2 3B: 0 HR: 1	SF: 0 SAC: 0 DP: 1 HBP: 0	WP: 0 PB: 0 SB: 0 CS: 0	PA: 33								
PITCHER Lary Sorensen, R ERA: 4.55 (1, 1)	IP: 9.0 WLS: W BF: 33	H: 6 R: 3 ER: 3 SO: 9	BB: 1 IBB: 0 HBP: 0 BLK: 0	WP: 0 HR: 1 S: 50 P: 54	ERA: 3.00 WHIP: 0.778											PITCHER IP: 9.0 WLS: W BF: 33	H: 6 R: 3 ER: 3 SO: 9	BB: 1 IBB: 0 HBP: 0 BLK: 0	WP: 0 HR: 1 S: 50 P: 54	ERA: 3.00 WHIP: 0.778										

AB	32
R	3
H	6
RBI	3
BB	1
SO	9
LOB	6



Batter	1	2	3	4	5	6	7	8	9	AB	R	H	RBI	BB	SO	LOB	TOP										
Toby Harrah, R OBP: 0.363, SLG: 0.366 (1, 5)	F7		K		5-3			F9		4	0	0	0	0	1	1	Cleveland Indians @ Texas Rangers Arlington Stadium, Arlington, TX Fri Aug 12 1983, 8:05 PM EDT Att: 19,310 - Unknown										
Alan Bannister, R OBP: 0.334, SLG: 0.411 (1, 9) (8, 4)	K		1-3			L6-4 1B		G6-3 BB		3	0	1	0	1	1	0											
Bake McBride, L OBP: 0.316, SLG: 0.341 (1, 10)	1-3		F8					G6-3		4	0	1	0	0	0	2											
Pat Tabler, R OBP: 0.379, SLG: 0.419 (1, 7)		5-3 BB 2B BB		F8		P3		6-3		3	1	0	0	1	0	2											
Andre Thornton, R OBP: 0.388, SLG: 0.447 (1, 3)		4-0 BB BB BB BB BB BB BB	5-3 2B BB	K		L6-4		P4		3	1	0	0	1	1	2											
Gorman Thomas, R OBP: 0.290, SLG: 0.365 (1, 8)			5-3					F8		3	0	0	0	1	1	2											
Julio Franco, R OBP: 0.308, SLG: 0.408 (1, 6)					F8			F8		3	0	1	2	0	0	1											
Chris Bando, S OBP: 0.333, SLG: 0.396 (1, 2)		2-H 3-H 0-3	K		6-3			4-3		3	0	0	0	0	1	1											
Mike Fischlin, R OBP: 0.283, SLG: 0.265 (8, PH)			K							2	0	0	0	0	1	1											
George Vukovich, L OBP: 0.265, SLG: 0.302 (8, 9)			K		F2					1	0	1	0	0	0	0											
Inning Stats	R: 0 E: 0 K: 1 S: 5	H: 0 LOB: 0 BB: 0 P: 5	R: 2 E: 0 K: 2 S: 8	H: 1 LOB: 1 BB: 2 P: 16	R: 0 E: 0 K: 1 S: 5	H: 0 LOB: 0 BB: 0 P: 5	R: 0 E: 0 K: 1 S: 5	H: 0 LOB: 1 BB: 1 P: 9	R: 0 E: 0 K: 0 S: 3	H: 2 LOB: 1 BB: 0 P: 4	R: 0 E: 0 K: 1 S: 5	H: 0 LOB: 0 BB: 0 P: 5	R: 0 E: 0 K: 0 S: 3	H: 1 LOB: 1 BB: 1 P: 7	R: 0 E: 0 K: 0 S: 3	H: 0 LOB: 0 BB: 0 P: 3	1B: 2 2B: 3 3B: 0 HR: 0	SF: 0 SAC: 0 DP: 2 HBP: 0	WP: 0 PB: 0 SB: 0 CS: 0	PA: 33							
PITCHER	IP	WLS	BF	H	R	ER	SO	BB	IBB	HBP	BLK	WP	HR	S	P	ERA	WHIP										
Frank Tanana, L ERA: 2.74 (1, 1)	6.0	W	23	3	2	2	5	3	0	0	0	0	0	30	42	3.00	1.000										
Odell Jones, R ERA: 2.61 (7, 1)	3.0	S	10	1	0	0	1	1	0	0	0	0	0	11	15	0.00	0.667										

Batter	1	2	3	4	5	6	7	8	9	AB	R	H	RBI	BB	SO	LOB	BOTTOM										
Wayne Tolleson, S OBP: 0.316, SLG: 0.330 (1, 6)	4-3 1B		4-3	K		FC1-6 S 1-3		1B BB		4	1	1	0	1	1	3	Cleveland Indians @ Texas Rangers Arlington Stadium, Arlington, TX Fri Aug 12 1983, 8:05 PM EDT Att: 19,310 - Unknown										
Buddy Bell, R OBP: 0.346, SLG: 0.440 (1, 5)	4-3		1B		1B 2B BB	1-3		1B		4	1	2	2	1	0	2											
George Wright, S OBP: 0.321, SLG: 0.431 (1, 8)	F2		1B		2B 3B 1B	1B IBB		F7		4	1	2	0	1	0	1											
Larry Parrish, R OBP: 0.351, SLG: 0.528 (1, 9)	1-3		K		K	K				4	0	0	0	0	3	7											
Mickey Rivers, L OBP: 0.305, SLG: 0.350 (1, 10)		F8		6-3	3B 2B	4-3				4	1	1	1	0	0	0											
Bill Sample, R OBP: 0.348, SLG: 0.444 (1, 7)		S 1B		4-3 1B 2B	6-3	F7				4	1	2	0	0	0	2											
Pete O'Brien, L OBP: 0.321, SLG: 0.349 (1, 3)	F7		4-3		3B	K				4	0	1	2	0	1	2											
Bill Stein, R OBP: 0.351, SLG: 0.439 (1, 4)	P4			E 1B	K			SH1-4 1B BB		3	1	1	1	1	1	2											
Jim Sundberg, R OBP: 0.276, SLG: 0.264 (1, 2)			1-3	E8		FC1-6 1B		SH1-4		3	0	1	0	0	0	1											
Inning Stats	R: 0 E: 0 K: 0 S: 4	H: 1 LOB: 1 BB: 0 P: 4	R: 0 E: 0 K: 0 S: 4	H: 1 LOB: 1 BB: 0 P: 4	R: 0 E: 0 K: 1 S: 7	H: 2 LOB: 2 BB: 0 P: 7	R: 1 E: 1 K: 1 S: 8	H: 2 LOB: 2 BB: 0 P: 8	R: 3 E: 0 K: 2 S: 10	H: 3 LOB: 1 BB: 1 P: 14	R: 0 E: 0 K: 1 S: 6	H: 1 LOB: 2 BB: 1 P: 10	R: 0 E: 0 K: 1 S: 5	H: 0 LOB: 0 BB: 0 P: 5	R: 2 E: 0 K: 0 S: 3	H: 1 LOB: 0 BB: 2 P: 11	1B: 8 2B: 2 3B: 1 HR: 0	SF: 0 SAC: 1 DP: 0 HBP: 0	WP: 0 PB: 0 SB: 2 CS: 0	PA: 39							
PITCHER	IP	WLS	BF	H	R	ER	SO	BB	IBB	HBP	BLK	WP	HR	S	P	ERA	WHIP										
Tom Brennan, R ERA: 3.29 (1, 1)	4.1	L	23	8	4	4	3	1	0	0	0	0	0	28	32	8.31	2.077										
Dan Spillner, R ERA: 4.64 (5, 1)	1.2		8	2	0	0	2	0	1	0	0	0	0	11	15	0.00	1.200										
Jamie Easterly, L ERA: 2.96 (7, 1)	1.0		3	0	0	0	1	0	0	0	0	0	0	5	5	0.00	0.000										
Bud Anderson, R ERA: 2.89 (8, 1)	1.0		5	1	2	2	0	2	0	0	0	0	0	3	11	18.00	3.000										

Batter	1	2	3	4	5	6	7	8	9	AB	R	H	RBI	BB	SO	LOB	TOP				
Toby Harrah, R OBP: 0.361, SLG: 0.364 (1, 5)										5	1	1	0	0	1	0	Cleveland Indians @ Texas Rangers Arlington Stadium, Arlington, TX Sat Aug 13 1983, 8:05 PM EDT Att: 32,563 - Unknown				
Alan Bannister, R OBP: 0.333, SLG: 0.416 (1, 4) (8, 3)										4	0	1	1	0	1	0					
Pat Tabler, R OBP: 0.380, SLG: 0.418 (1, 7)										3	1	1	0	1	1	1					
Andre Thornton, R OBP: 0.387, SLG: 0.443 (1, 10)										3	1	0	0	1	0	1					
Mike Hargrove, L OBP: 0.392, SLG: 0.392 (1, 3)										1	0	1	0	3	0	0					
Bake McBride, L OBP: 0.316, SLG: 0.341 (8, PR)										0	0	0	0	0	0	0					
Manny Trillo, R OBP: 0.314, SLG: 0.329 (8, 4)										0	0	0	0	0	0	0					
Gorman Thomas, R OBP: 0.287, SLG: 0.361 (1, 8)										4	0	0	0	0	1	6					
Ron Hassey, L OBP: 0.331, SLG: 0.343 (1, 2)										4	0	1	2	0	1	3					
Julio Franco, R OBP: 0.308, SLG: 0.407 (1, 6)										4	0	1	0	0	0	0					
George Vukovich, L OBP: 0.260, SLG: 0.296 (1, 9)										4	0	0	0	0	0	3					
Inning Stats	R: 0 E: 0 K: 1 S: 5	H: 0 LOB: 0 BB: 0 P: 5	R: 0 E: 0 K: 2 S: 7	H: 0 LOB: 1 BB: 1 P: 11	R: 0 E: 0 K: 0 S: 3	H: 0 LOB: 0 BB: 0 P: 3	R: 2 E: 0 K: 1 S: 8	H: 3 LOB: 3 BB: 2 P: 16	R: 0 E: 0 K: 0 S: 3	H: 1 LOB: 0 BB: 0 P: 3	R: 1 E: 0 K: 0 S: 5	H: 2 LOB: 1 BB: 0 P: 5	R: 0 E: 0 K: 0 S: 3	H: 0 LOB: 2 BB: 1 P: 7	R: 0 E: 0 K: 1 S: 5	H: 0 LOB: 0 BB: 0 P: 5	1B: 5 2B: 0 3B: 1 HR: 0	SF: 0 SAC: 0 DP: 1 HBP: 0	WP: 1 PB: 0 SB: 0 CS: 0	PA: 37	
PITCHER	IP	WLS	BF	H	R	ER	SO	BB	IBB	HBP	BLK	WP	HR	S	P	ERA	WHIP				
Charlie Hough, R ERA: 3.77 (1, 1)	6.2	W	29	6	3	3	4	4	0	0	0	1	0	33	49	4.05	1.500				
Victor Cruz, R ERA: 1.42 (7, 1)	2.1	S	8	0	0	0	1	1	0	0	0	0	0	9	13	0.00	0.429				

AB	32
R	3
H	6
RBI	3
BB	5
SO	5
LOB	14



Batter	1	2	3	4	5	6	7	8	9	AB	R	H	RBI	BB	SO	LOB	BOTTOM				
Wayne Tolleson, S OBP: 0.318, SLG: 0.330 (1, 6) (6, 4)										3	1	1	0	1	0	0	Cleveland Indians @ Texas Rangers Arlington Stadium, Arlington, TX Sat Aug 13 1983, 8:05 PM EDT Att: 32,563 - Unknown				
Buddy Bell, R OBP: 0.345, SLG: 0.437 (1, 5)										3	0	0	0	0	0	2					
George Wright, S OBP: 0.323, SLG: 0.434 (1, 8)										4	0	2	2	0	0	2					
Larry Parrish, R OBP: 0.350, SLG: 0.524 (1, 9)										3	0	0	0	1	1	2					
Mickey Rivers, L OBP: 0.309, SLG: 0.353 (1, 10)										4	0	2	0	0	0	3					
Bill Sample, R OBP: 0.346, SLG: 0.440 (1, 7)										4	0	0	0	0	0	2					
Pete O'Brien, L OBP: 0.323, SLG: 0.361 (1, 3)										4	2	2	1	0	1	1					
Bill Stein, R OBP: 0.353, SLG: 0.436 (1, 4)										1	1	0	0	1	0	0					
Bucky Dent, R OBP: 0.291, SLG: 0.296 (6, 6)										1	0	1	0	0	0	0					
Jim Sundberg, R OBP: 0.274, SLG: 0.261 (1, 2)										3	0	0	0	0	0	3					
Inning Stats	R: 0 E: 1 K: 1 S: 6	H: 1 LOB: 2 BB: 0 P: 7	R: 3 E: 1 K: 0 S: 5	H: 2 LOB: 2 BB: 2 P: 13	R: 0 E: 0 K: 0 S: 3	H: 1 LOB: 0 BB: 0 P: 3	R: 1 E: 0 K: 0 S: 4	H: 1 LOB: 0 BB: 0 P: 4	R: 0 E: 0 K: 0 S: 3	H: 1 LOB: 1 BB: 0 P: 4	R: 0 E: 0 K: 0 S: 3	H: 1 LOB: 0 BB: 0 P: 3	R: 0 E: 0 K: 1 S: 6	H: 1 LOB: 1 BB: 0 P: 6	R: 0 E: 0 K: 1 S: 6	H: 1 LOB: 1 BB: 0 P: 6	1B: 5 2B: 2 3B: 0 HR: 1	SF: 0 SAC: 0 DP: 0 HBP: 1	WP: 0 PB: 0 SB: 0 CS: 1	PA: 35	
PITCHER	IP	WLS	BF	H	R	ER	SO	BB	IBB	HBP	BLK	WP	HR	S	P	ERA	WHIP				
Rick Sutcliffe, R ERA: 4.1 (1, 1)	7.2	L	33	8	4	1	1	3	0	1	0	0	1	31	44	1.17	1.435				
Jamie Easterly, L ERA: 2.94 (8, 1)	0.1		1	0	0	0	1	0	0	0	0	0	0	3	3	0.00	0.000				

AB	30
R	4
H	8
RBI	3
BB	3
SO	2
LOB	15



Batter	1	2	3	4	5	6	7	8	9	AB	R	H	RBI	BB	SO	LOB	TOP								
Toby Harrah, R OBP: 0.367, SLG: 0.366 (1, 5)	4-0 BB G6-4-3		0-0 E 1B		0-0 L1-3 1B	4-0 IBB	0-0 F7			3	1	2	0	2	0	3	Cleveland Indians @ Texas Rangers Arlington Stadium, Arlington, TX Sun Aug 14 1983, 8:05 PM EDT Att: 12,957 - Unknown								
Alan Bannister, R OBP: 0.330, SLG: 0.412 George Vukovich, L OBP: 0.258, SLG: 0.293 (6, PH) (6, 9)	0-0 G6-4-3 1-2		0-0 6-3		0-0 L1-3 1-2	0-3 K		0-3 K	3	0	0	0	0	0	3										
Pat Tabler, R OBP: 0.380, SLG: 0.418 (1, 7)	0-3 K		0-0 E2 1B		0-0 1B BB 1B	0-0 F9		0-0 F9	5	1	2	0	0	1	3										
Andre Thornton, R OBP: 0.391, SLG: 0.446 (1, 10)		0-0 FC3-6 E 1B	0-0 2H 1B		4-0 1B BB 1B		0-0 BB 1B BB 1B	0-3 K	4	1	3	1	1	1	0										
Gorman Thomas, R OBP: 0.286, SLG: 0.359 (1, 8)		0-0 E5 FC3-6 1-2	0-3 K		0-0 1B BB 1B		0-0 F9		0-0 G3	5	0	1	0	0	1	3									
Mike Hargrove, L OBP: 0.390, SLG: 0.390 (1, 3)		0-0 F9		0-0 4-3	0-0 G3		0-0 BB BB 1B		0-0 3-1	5	0	1	0	0	5										
Julio Franco, R OBP: 0.311, SLG: 0.409 (1, 6)		0-0 FC3-6 1-2 2-3		0-0 FC6-4 1B		0-0 SH5-4 1B 1B	0-0 F7		0-0 S 1B	5	0	3	0	0	4										
Jim Essian, R OBP: 0.333, SLG: 0.346 (1, 2)		0-3 K		0-0 FC6-4 1-2		0-0 SH5-4 1B 1B	4-0 BB BB		0-3 K	4	0	1	0	1	2	4									
Mike Fischlin, R OBP: 0.285, SLG: 0.261 Manny Trillo, R OBP: 0.314, SLG: 0.329 (9, 4)			0-0 4-3	0-0 F8		0-0 SH5-4 1-2 2-3 BB			2	0	0	1	1	0	1										
			0-0 4-3		0-0 F8		0-0 SH5-4 1-2 2-3 BB			0	0	0	0	0	0	0									
Inning Stats	R: 0 E: 0 K: 1 S: 4	H: 0 LOB: 0 BB: 1 P: 8	R: 0 E: 1 K: 1 S: 7	H: 1 LOB: 2 BB: 0 P: 7	R: 2 E: 1 K: 1 S: 8	H: 3 LOB: 1 BB: 0 P: 8	R: 0 E: 0 K: 0 S: 4	H: 1 LOB: 1 BB: 0 P: 4	R: 0 E: 0 K: 0 S: 5	H: 3 LOB: 3 BB: 1 P: 9	R: 0 E: 0 K: 1 S: 7	H: 2 LOB: 3 BB: 1 P: 11	R: 1 E: 0 K: 0 S: 5	H: 2 LOB: 3 BB: 2 P: 13	R: 0 E: 0 K: 2 S: 7	H: 0 LOB: 0 BB: 0 P: 7	R: 0 E: 0 K: 1 S: 6	H: 1 LOB: 1 BB: 0 P: 6	1B: 13 2B: 1 3B: 0 HR: 0	SF: 0 SAC: 1 DP: 2 HBP: 0	WP: 0 PB: 0 SB: 2 CS: 0	PA: 44			
PITCHER	IP	WLS	BF	H	R	ER	SO	BB	IBB	HBP	BLK	WP	HR	S	P	ERA	WHIP								
Rick Honeycutt, L ERA: 2.42 (1, 1)	5.1	L	28	10	2	0	3	2	1	0	0	0	0	31	43	0.00	2.250								
Tom Henke, R ERA: 5.4 (6, 1)	1.2		9	2	1	1	1	2	0	0	0	0	0	9	17	5.40	2.400								
Dave Schmidt, R ERA: 4.37 (8, 1)	2.0		7	1	0	0	3	0	0	0	0	0	0	13	13	0.00	0.500								

AB 38
R 3
H 13
RBI 2
BB 5
SO 7
LOB 29



Batter	1	2	3	4	5	6	7	8	9	AB	R	H	RBI	BB	SO	LOB	BOTTOM								
Wayne Tolleson, S OBP: 0.315, SLG: 0.326 (1, 4)	0-3 K		0-0 F7			0-0 F9			0-0 5-3	4	0	0	0	0	1	1	Cleveland Indians @ Texas Rangers Arlington Stadium, Arlington, TX Sun Aug 14 1983, 8:05 PM EDT Att: 12,957 - Unknown								
Buddy Bell, R OBP: 0.344, SLG: 0.436 (1, 5)	0-0 1B 1B		0-0 F9			0-0 F9			0-0 6-3	4	0	1	0	0	0	1									
George Wright, S OBP: 0.322, SLG: 0.432 (1, 8)	0-0 G5-4-3 1B			0-0 5-3			0-0 5-3		0-3 K	4	0	1	0	0	1	0									
Dave Hostetter, R OBP: 0.309, SLG: 0.356 (1, 10)	0-0 G5-4-3 1-2			0-0 F3			0-0 F8			3	0	0	0	0	0	2									
Larry Parrish, R OBP: 0.352, SLG: 0.528 (1, 9)		0-0 FC5-4 1B		0-0 F8			0-0 2B			3	0	2	0	0	0	0									
Bill Sample, R OBP: 0.343, SLG: 0.436 (1, 7)		0-0 FC5-4 CS 1-2			0-0 F8		0-0 5-3			3	0	0	0	0	0	2									
Pete O'Brien, L OBP: 0.320, SLG: 0.358 (1, 3)	0-3 K				0-0 4-3			0-0 G3		3	0	0	0	0	1	1									
Bucky Dent, R OBP: 0.289, SLG: 0.293 (1, 6)			0-0 F9		0-0 L5			0-0 4-3		3	0	0	0	0	0	0									
Jim Sundberg, R OBP: 0.274, SLG: 0.259 (1, 2)			4-0 BB			0-0 6-3			0-0 5-3	2	0	0	0	1	0	0									
Inning Stats	R: 0 E: 0 K: 1 S: 6	H: 2 LOB: 1 BB: 0 P: 6	R: 0 E: 0 K: 1 S: 5	H: 1 LOB: 0 BB: 0 P: 5	R: 0 E: 0 K: 0 S: 3	H: 0 LOB: 1 BB: 1 P: 7	R: 0 E: 0 K: 0 S: 3	H: 0 LOB: 0 BB: 0 P: 3	R: 0 E: 0 K: 0 S: 3	H: 0 LOB: 1 BB: 0 P: 3	R: 0 E: 0 K: 0 S: 4	H: 1 LOB: 1 BB: 0 P: 4	R: 0 E: 0 K: 0 S: 3	H: 0 LOB: 0 BB: 0 P: 3	R: 0 E: 0 K: 1 S: 5	H: 0 LOB: 0 BB: 0 P: 5	1B: 3 2B: 1 3B: 0 HR: 0	SF: 0 SAC: 0 DP: 1 HBP: 0	WP: 0 PB: 0 SB: 0 CS: 1	PA: 30					
PITCHER	IP	WLS	BF	H	R	ER	SO	BB	IBB	HBP	BLK	WP	HR	S	P	ERA	WHIP								
Neal Heaton, L ERA: 3.85 (1, 1)	9.0	W	30	4	0	0	3	1	0	0	0	0	0	35	39	0.00	0.556								

AB 29
R 0
H 4
RBI 0
BB 1
SO 3
LOB 7



Batter	1	2	3	4	5	6	7	8	9	AB	R	H	RBI	BB	SO	LOB	TOP				
Dave Collins, S OBP: 0.322, SLG: 0.320 (1, 7)										5	2	2	0	0	1	0	Toronto Blue Jays @ Cleveland Indians Cleveland Municipal Stadium, Cleveland, OH Mon Aug 15 1983, 7:05 PM EDT Att: 6,675 - Unknown - 75 F				
Rance Mulliniks, L OBP: 0.380, SLG: 0.465 Damaso Garcia, R OBP: 0.337, SLG: 0.388 (9, PH) (9, 4)										3	1	1	0	1	0	0					
Lloyd Moseby, L OBP: 0.376, SLG: 0.532 (1, 8)										4	0	3	2	1	0	1					
Willie Upshaw, L OBP: 0.363, SLG: 0.498 (1, 3)										3	0	0	1	2	2	2					
Cliff Johnson, R OBP: 0.396, SLG: 0.544 (1, 10)										4	0	1	0	1	2	5					
Jorge Orta, L OBP: 0.315, SLG: 0.393 Barry Bonnell, R OBP: 0.365, SLG: 0.463 (6, 9)										2	0	0	0	1	0	2					
Ernie Whitt, L OBP: 0.345, SLG: 0.427 (1, 2)										2	0	0	0	2	0	4					
Garth Iorg, R OBP: 0.316, SLG: 0.381 (9, 5)										4	0	1	0	0	1	3					
Alfredo Griffin, S OBP: 0.296, SLG: 0.368 (1, 6)										4	0	0	0	0	1	3					
Inning Stats	R: 0 E: 0 K: 0 S: 3	H: 1 LOB: 0 BB: 0 P: 3	R: 0 E: 0 K: 1 S: 6	H: 1 LOB: 2 BB: 1 P: 10	R: 0 E: 0 K: 1 S: 5	H: 0 LOB: 0 BB: 0 P: 5	R: 0 E: 0 K: 1 S: 6	H: 1 LOB: 2 BB: 1 P: 10	R: 2 E: 0 K: 3 S: 11	H: 2 LOB: 2 BB: 2 P: 19	R: 0 E: 0 K: 0 S: 3	H: 0 LOB: 1 BB: 1 P: 7	R: 0 E: 0 K: 1 S: 6	H: 1 LOB: 2 BB: 1 P: 10	R: 1 E: 0 K: 0 S: 4	H: 2 LOB: 2 BB: 2 P: 12		1B: 7 2B: 1 3B: 0 HR: 0	SF: 0 SAC: 0 DP: 2 HBP: 0	WP: 1 PB: 0 SB: 2 CS: 0	PA: 42
PITCHER	IP	WLS	BF	H	R	ER	SO	BB	IBB	HBP	BLK	WP	HR	S	P	ERA	WHIP				
Lary Sorensen, R ERA: 4.46 (1, 1)	7.0		31	5	2	2	6	5	1	0	0	1	0	37	61	2.57	1.429				
Dan Spillner, R ERA: 4.71 (8, 1)	1.0	L	6	2	1	1	1	1	0	0	0	0	0	7	11	9.00	3.000				
Jamie Easterly, L ERA: 2.94 (9, 1)	0.0		3	1	0	0	0	2	0	0	0	0	0	1	9	∞	∞				
Bud Anderson, R ERA: 2.82 (9, 1)	1.0		2	0	0	0	0	0	0	0	0	0	0	2	2	0.00	0.000				

Batter	1	2	3	4	5	6	7	8	9	AB	R	H	RBI	BB	SO	LOB	BOTTOM					
Toby Harrah, R OBP: 0.372, SLG: 0.372 (1, 5)										3	1	2	0	1	1	0	Toronto Blue Jays @ Cleveland Indians Cleveland Municipal Stadium, Cleveland, OH Mon Aug 15 1983, 7:05 PM EDT Att: 6,675 - Unknown - 75 F					
Alan Bannister, R OBP: 0.331, SLG: 0.407 (5, 8)										3	0	0	1	1	0	3						
Pat Tabler, R OBP: 0.375, SLG: 0.411 (1, 7)										5	0	0	0	0	0	6						
Andre Thornton, R OBP: 0.388, SLG: 0.442 (1, 10)										4	0	0	1	0	1	2						
Mike Hargrove, L OBP: 0.388, SLG: 0.386 (8, PH) (8, 9)										3	0	0	0	1	0	1						
Gorman Thomas, R OBP: 0.287, SLG: 0.360 Mike Fischlin, R OBP: 0.290, SLG: 0.261 Jim Essian, R OBP: 0.333, SLG: 0.346 (1, 8) (5, 4) (9, 2)										2	0	1	0	0	1	0						
Ron Hassey, L OBP: 0.331, SLG: 0.343 Manny Trillo, R OBP: 0.316, SLG: 0.329 (6, PH) (9, 4)										3	0	1	0	0	1	2						
Julio Franco, R OBP: 0.313, SLG: 0.410 (1, 6)										4	1	2	0	0	1	3						
George Vukovich, L OBP: 0.253, SLG: 0.288 (1, 9)										4	0	0	0	0	1	4						
Inning Stats	R: 0 E: 0 K: 0 S: 4	H: 1 LOB: 1 BB: 0 P: 4	R: 0 E: 0 K: 1 S: 7	H: 2 LOB: 2 BB: 0 P: 7	R: 1 E: 0 K: 0 S: 3	H: 0 LOB: 1 BB: 0 P: 5	R: 0 E: 0 K: 1 S: 6	H: 1 LOB: 0 BB: 0 P: 6	R: 0 E: 0 K: 1 S: 4	H: 0 LOB: 1 BB: 1 P: 8	R: 0 E: 0 K: 1 S: 5	H: 0 LOB: 1 BB: 1 P: 9	R: 1 E: 0 K: 0 S: 5	H: 2 LOB: 1 BB: 0 P: 5	R: 0 E: 0 K: 1 S: 5	H: 0 LOB: 2 BB: 2 P: 13		R: 0 E: 0 K: 1 S: 5	H: 0 LOB: 1 BB: 1 P: 9	1B: 5 2B: 1 3B: 0 HR: 0	SF: 0 SAC: 1 DP: 1 HBP: 2	WP: 0 PB: 0 SB: 0 CS: 0
PITCHER	IP	WLS	BF	H	R	ER	SO	BB	IBB	HBP	BLK	WP	HR	S	P	ERA	WHIP					
Jim Gott, R ERA: 4.55 (7, 1)	1.1		6	1	0	0	1	1	0	0	0	0	0	7	11	0.00	1.500					
Roy Lee Jackson, R ERA: 4.48 (8, 1)	0.0		1	0	0	0	0	0	1	0	0	0	0	4	∞	∞						
Randy Moffitt, R ERA: 3.81 (8, 1)	1.1	W	5	0	0	0	1	1	0	0	0	0	0	6	10	0.00	0.750					

AB	33
R	3
H	8
RBI	3
BB	9
SO	7
LOB	22

AB	31
R	2
H	6
RBI	2
BB	5
SO	6
LOB	21



Batter	1	2	3	4	5	6	7	8	9	AB	R	H	RBI	BB	SO	LOB	TOP										
Dave Collins, S (1, 7) OBP: 0.328, SLG: 0.330 George Bell, R (9, PH) OBP: 0.333, SLG: 0.462	G3		2B		1B S 1B		1B		K	4	1	3	0	0	0	0	Toronto Blue Jays @ Cleveland Indians Cleveland Municipal Stadium, Cleveland, OH Tue Aug 16 1983, 7:05 PM EDT Unknown - 81 F										
Rance Mulliniks, L (1, 5) OBP: 0.381, SLG: 0.463	K		F7		1B 1B BB		G4-6-3 1B			3	1	1	0	1	1	1											
Lloyd Moseby, L (1, 8) OBP: 0.375, SLG: 0.529	K			3-1	1B 1-2 2-3		G4-6-3 1B			4	0	1	0	0	1	2											
Willie Upshaw, L (1, 3) OBP: 0.364, SLG: 0.498		K		S 1B	1-3 2-H 3-H 1B			4-3		4	0	2	2	0	1	0											
Jorge Orta, L (1, 10) OBP: 0.310, SLG: 0.386 Cliff Johnson, R (8, PH) OBP: 0.395, SLG: 0.542		F9		F7	F6			4-3		3	0	0	0	0	0	3											
Ernie Whitt, L (1, 2) OBP: 0.348, SLG: 0.428 Buck Martinez, R (8, PH) OBP: 0.335, SLG: 0.460 (8, 2)				BB			F3	F4		2	0	1	0	1	0	0											
Barry Bonnell, R (1, 9) OBP: 0.361, SLG: 0.457		K		F8			K			4	0	0	0	0	3	3											
Garth Iorg, R (1, 4) OBP: 0.311, SLG: 0.375			K		4-3		5-3			4	0	0	0	0	2	0											
Alfredo Griffin, S (1, 6) OBP: 0.294, SLG: 0.365 Jesse Barfield, R (9, PH) OBP: 0.253, SLG: 0.423			F7		3-1		1-3			3	0	0	0	0	0	0											
										1	0	1	0	0	0	0											
Inning Stats	R: 0 E: 0 K: 2 S: 7	H: 0 LOB: 0 BB: 0 P: 7	R: 0 E: 0 K: 2 S: 8	H: 1 LOB: 1 BB: 0 P: 8	R: 0 E: 0 K: 1 S: 6	H: 1 LOB: 1 BB: 0 P: 6	R: 0 E: 0 K: 0 S: 4	H: 1 LOB: 2 BB: 1 P: 8	R: 2 E: 0 K: 0 S: 6	H: 3 LOB: 2 BB: 1 P: 10	R: 0 E: 0 K: 0 S: 5	H: 0 LOB: 0 BB: 0 P: 5	R: 0 E: 0 K: 0 S: 4	H: 2 LOB: 1 BB: 0 P: 4	R: 0 E: 0 K: 0 S: 3	H: 0 LOB: 0 BB: 0 P: 3	R: 0 E: 0 K: 3 S: 10	H: 1 LOB: 1 BB: 0 P: 10	1B: 8 2B: 1 3B: 0 HR: 0	SF: 0 SAC: 0 DP: 1 HBP: 0	WP: 0 PB: 0 SB: 2 CS: 0	PA: 37					
PITCHER	IP	WLS	BF	H	R	ER	SO	BB	IBB	HBP	BLK	WP	HR	S	P	ERA	WHIP										
Len Barker, R (1, 1) ERA: 5.11	6.1		29	8	2	2	6	2	0	0	0	0	0	39	47	2.84	1.579										
Jamie Easterly, L (7, 1) ERA: 2.79	2.2	W	8	1	0	0	3	0	0	0	0	0	0	14	14	0.00	0.375										


AB 35
R 2
H 9
RBI 2
BB 2
SO 9
LOB 10




Batter	1	2	3	4	5	6	7	8	9	AB	R	H	RBI	BB	SO	LOB	BOTTOM										
Toby Harrah, R (1, 5) OBP: 0.373, SLG: 0.373	5-3		E S 1B		6-3			1B SH3-4 E 1B		4	2	2	0	0	0	0	Toronto Blue Jays @ Cleveland Indians Cleveland Municipal Stadium, Cleveland, OH Tue Aug 16 1983, 7:05 PM EDT Unknown - 81 F										
Alan Bannister, R (1, 4) OBP: 0.334, SLG: 0.410 Manny Trillo, R (9, 4) OBP: 0.316, SLG: 0.329					6-3			SH3-4		3	0	2	1	0	0	0											
Pat Tabler, R (1, 7) OBP: 0.370, SLG: 0.495 George Vukovich, L (9, 7) OBP: 0.253, SLG: 0.288					F9			K		4	0	0	0	0	1	3											
Andre Thornton, R (1, 10) OBP: 0.389, SLG: 0.440		F5		BB HBP SF8 BB			F8	E 1B IBB		2	1	0	0	2	0	0											
Mike Hargrove, L (1, 3) OBP: 0.389, SLG: 0.386 Broderick Perkins, L (9, 3) OBP: 0.362, SLG: 0.346		F4		BB HBP			F6	E5 1B		3	0	1	0	0	0	0											
Gorman Thomas, R (1, 8) OBP: 0.292, SLG: 0.360				BB				1-1 2-H 1B		0	0	0	0	3	0	0											
Ron Hassey, L (1, 2) OBP: 0.327, SLG: 0.339		F8			F6		CS BB			3	0	0	0	0	0	4											
Julio Franco, R (1, 6) OBP: 0.310, SLG: 0.408			F5		SF8			F7		2	0	0	1	0	0	0											
Carmen Castillo, R (1, 9) OBP: 0.310, SLG: 0.408			6-3		1-3			4-3		3	0	0	0	0	0	2											
Inning Stats	R: 0 E: 0 K: 0 S: 3	H: 1 LOB: 0 BB: 0 P: 3	R: 0 E: 0 K: 0 S: 3	H: 0 LOB: 1 BB: 1 P: 7	R: 1 E: 0 K: 0 S: 5	H: 2 LOB: 0 BB: 0 P: 5	R: 1 E: 0 K: 0 S: 3	H: 0 LOB: 2 BB: 2 P: 12	R: 0 E: 0 K: 0 S: 2	H: 0 LOB: 0 BB: 1 P: 6	R: 0 E: 0 K: 0 S: 3	H: 0 LOB: 0 BB: 0 P: 3	R: 0 E: 0 K: 1 S: 6	H: 2 LOB: 2 BB: 1 P: 10	1B: 5 2B: 0 3B: 0 HR: 0	SF: 1 SAC: 1 DP: 1 HBP: 1	WP: 0 PB: 0 SB: 1 CS: 1	PA: 33									
PITCHER	IP	WLS	BF	H	R	ER	SO	BB	IBB	HBP	BLK	WP	HR	S	P	ERA	WHIP										
Doyle Alexander, R (1, 1) ERA: 5.47			27	3	2	1	0	4	0	1	0	0	0	22	39	1.29	1.000										
Randy Moffitt, R (8, 1) ERA: 3.75	0.2	L	4	1	1	0	1	0	1	0	0	0	0	5	9	0.00	1.500										
Dave Geisel, L (8, 1) ERA: 4.36	0.1		1	1	0	0	0	0	0	0	0	0	0	1	1	0.00	3.000										

AB 24
R 3
H 5
RBI 2
BB 5
SO 1
LOB 9



Batter	1	2	3	4	5	6	7	8	9	AB	R	H	RBI	BB	SO	LOB	TOP										
Dave Collins, S OBP: 0.332, SLG: 0.330	0-0 K 1B	4-0 2B BB			4-0 4-3 BB		0-0 8-3		0-0 4-3	3	1	1	0	2	0	1	<p>Toronto Blue Jays @ Cleveland Indians Cleveland Municipal Stadium, Cleveland, OH</p> <p>Tue Aug 16 1983, 7:05 PM EDT Att: 9,666 - Unknown - 81 F</p> <p>livebaseballscores.com</p> <p>AB 33 R 9 H 9 RBI 9 BB 5 SO 3 LOB 12</p> 										
Rance Mulliniks, L OBP: 0.382, SLG: 0.464	0-3 K	0-0 2B			0-0 4-3			4-0 BB 2B	0-0 F8	4	1	1	3	1	1	2											
Lloyd Moseby, L OBP: 0.374, SLG: 0.525	0-0 5-3	0-0 4-3			0-0 4-3			4-0 2B 1B BB		3	1	0	0	1	0	2											
Willie Upshaw, L OBP: 0.365, SLG: 0.500		0-0 1B 1B	0-0 F9		0-0 4-3			0-0 1B 2B		4	2	2	1	0	0	1											
Jorge Orta, L OBP: 0.311, SLG: 0.385 Barry Bonnell, R OBP: 0.363, SLG: 0.459		0-0 E3 1B	0-0 CS 1B		0-0 4-3			0-0 1B 1B		3	1	1	0	0	0	1											
Cliff Johnson, R OBP: 0.394, SLG: 0.538		0-0 5-3	0-0 F9		0-0 K		0-3 K	0-0 1B		4	0	1	1	0	1	3											
Ernie Whitt, L OBP: 0.347, SLG: 0.423		4-0 F9 1B IBB		0-0 F7		0-0 F8		0-0 6-3		3	1	0	0	1	0	0											
Damaso Garcia, R OBP: 0.336, SLG: 0.387		0-0 BB 2B 1B		0-0 4-3			0-0 4-3	0-3 K		4	1	1	2	0	1	0											
Alfredo Griffin, S OBP: 0.293, SLG: 0.364		0-0 F9		0-0 4-3			0-0 K 1B		0-0 6-3	4	0	1	0	0	0	2											
Inning Stats	R: 0 E: 0 K: 1 S: 5	H: 1 LOB: 0 BB: 0 P: 5	R: 5 E: 1 K: 0 S: 7	H: 3 LOB: 1 BB: 2 P: 15	R: 0 E: 0 K: 0 S: 3	H: 1 LOB: 0 BB: 0 P: 3	R: 0 E: 0 K: 0 S: 3	H: 0 LOB: 1 BB: 1 P: 3	R: 0 E: 0 K: 1 S: 5	H: 0 LOB: 0 BB: 0 P: 5	R: 0 E: 0 K: 0 S: 3	H: 1 LOB: 0 BB: 0 P: 3	R: 4 E: 0 K: 1 S: 7	H: 3 LOB: 0 BB: 2 P: 15	R: 0 E: 0 K: 0 S: 3	H: 0 LOB: 0 BB: 0 P: 3	1B: 7 2B: 3 3B: 0 HR: 0	SF: 0 SAC: 0 DP: 1 HBP: 0	WP: 0 PB: 0 SB: 0 CS: 1	PA: 38							
PITCHER	IP	WLS	BF	H	R	ER	SO	BB	IBB	HBP	BLK	WP	HR	S	P	ERA	WHIP										
Tom Brennan, R ERA: 3.38	(1, 1)	2.0	12	4	5	1	1	1	1	0	0	0	0	12	20	4.50	2.500										
Juan Eichelberger, R ERA: 4.77	(3, 1)	5.0	17	2	1	1	1	2	0	0	0	0	0	17	25	1.80	0.800										
Bud Anderson, R ERA: 3.35	(8, 1)	1.0	L 6	3	3	3	1	1	0	0	0	0	0	7	11	27.00	4.000										
Dan Spillner, R ERA: 4.64	(9, 1)	1.0	3	0	0	0	0	0	0	0	0	0	0	3	3	0.00	0.000										

Batter	1	2	3	4	5	6	7	8	9	AB	R	H	RBI	BB	SO	LOB	BOTTOM										
Toby Harrah, R OBP: 0.373, SLG: 0.374	0-0 5-3	0-0 E7 1B		0-0 E5 2B			0-0 SH3-4 1B	0-0 F7		5	2	2	1	0	0	1	<p>Toronto Blue Jays @ Cleveland Indians Cleveland Municipal Stadium, Cleveland, OH</p> <p>Tue Aug 16 1983, 7:05 PM EDT Att: 9,666 - Unknown - 81 F</p> <p>livebaseballscores.com</p> <p>AB 37 R 6 H 12 RBI 6 BB 2 SO 5 LOB 17</p> 										
Alan Bannister, R OBP: 0.338, SLG: 0.420 Manny Trillo, R OBP: 0.315, SLG: 0.328	0-0 1B 2B	0-0 F3		0-0 1B 2B			0-0 SH3-4		0-0 F8	3	0	2	1	0	0	2											
Pat Tabler, R OBP: 0.372, SLG: 0.405 Mike Hargrove, L OBP: 0.388, SLG: 0.385	0-0 2-3 1B	0-0 FC1-2		0-3 K			0-0 1B BB		0-0 F9	3	0	1	0	1	1	3											
Andre Thornton, R OBP: 0.387, SLG: 0.437	0-0 9-2	0-3 K		0-0 6-3			0-0 1B		0-0 F9	5	0	1	1	0	1	4											
Broderick Perkins, L OBP: 0.307, SLG: 0.350 Carmen Castillo, R		0-0 BB 1B		0-0 4-3			0-3 K 1B		0-0 F7	4	1	2	0	0	1	2											
Gorman Thomas, R OBP: 0.292, SLG: 0.357		4-0 1B BB		0-0 F7		0-3 K		0-0 F7		3	1	0	0	1	1	3											
Julio Franco, R OBP: 0.312, SLG: 0.409		0-0 1B 1B		0-3 K			0-0 5-3		0-0 1-3 1B	4	1	2	1	0	1	0											
Jim Essian, R OBP: 0.333, SLG: 0.345 Ron Hassey, L OBP: 0.326, SLG: 0.338		0-0 1B 1B		0-0 F8			0-0 5-3		0-0 F8	3	1	1	1	0	0	0											
George Vukovich, L OBP: 0.253, SLG: 0.287		0-0 1B 1B		0-0 1-3			0-0 6-3		0-0 1-3	4	0	1	1	0	0	1											
Inning Stats	R: 0 E: 0 K: 0 S: 4	H: 2 LOB: 1 BB: 0 P: 4	R: 4 E: 1 K: 1 S: 10	H: 5 LOB: 2 BB: 1 P: 14	R: 0 E: 0 K: 1 S: 5	H: 0 LOB: 0 BB: 0 P: 5	R: 1 E: 1 K: 1 S: 7	H: 1 LOB: 1 BB: 0 P: 7	R: 0 E: 0 K: 1 S: 5	H: 1 LOB: 0 BB: 0 P: 5	R: 0 E: 0 K: 0 S: 3	H: 0 LOB: 0 BB: 0 P: 3	R: 1 E: 0 K: 1 S: 7	H: 2 LOB: 2 BB: 1 P: 11	R: 0 E: 0 K: 0 S: 4	H: 1 LOB: 1 BB: 0 P: 4	R: 0 E: 0 K: 0 S: 3	H: 0 LOB: 0 BB: 0 P: 3	1B: 10 2B: 3 3B: 0 HR: 0	SF: 0 SAC: 1 DP: 1 HBP: 0	WP: 0 PB: 0 SB: 1 CS: 1	PA: 40					
PITCHER	IP	WLS	BF	H	R	ER	SO	BB	IBB	HBP	BLK	WP	HR	S	P	ERA	WHIP										
Matt Williams, R ERA: 14.83	(1, 1)	1.0	6	3	2	2	0	0	0	0	0	0	0	5	9	18.00	4.000										
Jim Acker, R ERA: 3.95	(2, 1)	5.1	23	7	4	3	4	0	0	0	0	0	0	31	31	5.06	1.312										
Joey McLaughlin, R ERA: 3.34	(7, 1)	2.2	W 11	2	0	0	1	1	0	0	0	0	0	12	16	0.00	1.125										

Batter	1	2	3	4	5	6	7	8	9	10	AB	R	H	RBI	BB	SO	LOB	TOP							
Dave Collins, S OBP: 0.336, SLG: 0.332 Jesse Barfield, R OBP: 0.253, SLG: 0.423	0-0 BB FC3-2 HBP 1B	0-0 CS 1-2	0-0 3-1		0-0 4-3		0-0 SF7 IBB		0-0 E 3B 1B	4 1 2 0 1 0 0 0 0 0 0 0 0 0															
Damaso Garcia, R OBP: 0.334, SLG: 0.384	1-0 FC3-2 BB HBP 1B		0-0 F4		0-0 6-3		0-0 SF7		0-0 F5	3 1 0 1 0 0 1															
Lloyd Moseby, L OBP: 0.378, SLG: 0.530	4-0 FC3-2 BB 1B		1-0 HBP		4-0 6-3 BB		0-0 CS		0-0 F5	2 2 1 1 2 0 0															
Willie Upshaw, L OBP: 0.363, SLG: 0.496	0-0 FC3-2 1B		0-3 K		0-0 6-3		0-0 6-3		0-0 F2	5 0 1 1 0 1 5															
Jorge Orta, L OBP: 0.300, SLG: 0.382 Cliff Johnson, R OBP: 0.394, SLG: 0.538	0-0 G4-6-3 1B		0-0 6-3		0-0 F7		0-0 F7		0-0 K	4 0 1 2 0 1 1 0 0 0 0 0 0 0															
Ernie Whitt, L OBP: 0.346, SLG: 0.420	0-0 G4-6-3 1B		0-0 F7		0-0 F7		0-0 E 1B		0-0 5-3	4 1 1 0 0 0 2															
Barry Bonnell, R OBP: 0.359, SLG: 0.453		0-0 3-1		0-0 F9		0-0 F8		0-0 F9		4 0 0 0 0 0 1															
Garth Iorg, R OBP: 0.307, SLG: 0.370		0-3 K		0-0 F9		0-0 E6 1B SF7		0-0 F4		4 1 0 0 0 1 1															
Alfredo Griffin, S OBP: 0.295, SLG: 0.365		0-0 CS 1B		0-0 F8		0-0 SF7 CS 1B		0-0 F9		4 0 2 1 0 0 0															
Inning Stats	R: 2 E: 0 K: 0 S: 4	H: 2 LOB: 1 BB: 1 P: 9	R: 0 E: 0 K: 1 S: 5	H: 1 LOB: 0 BB: 0 P: 5	R: 0 E: 0 K: 1 S: 5	H: 0 LOB: 1 BB: 1 P: 6	R: 0 E: 0 K: 0 S: 3	H: 0 LOB: 0 BB: 0 P: 3	R: 0 E: 0 K: 0 S: 3	H: 0 LOB: 1 BB: 1 P: 7	R: 2 E: 1 K: 0 S: 5	H: 2 LOB: 1 BB: 1 P: 9	R: 0 E: 0 K: 1 S: 5	H: 0 LOB: 0 BB: 0 P: 5	R: 0 E: 0 K: 0 S: 3	H: 0 LOB: 0 BB: 0 P: 3	R: 2 E: 1 K: 0 S: 5	H: 3 LOB: 0 BB: 0 P: 5	1B: 7 2B: 0 3B: 1 HR: 0	SF: 1 SAC: 0 DP: 1 HBP: 2	WP: 0 PB: 0 SB: 0 CS: 3	PA: 43			
PITCHER	IP 9.2	WLS L	BF 39	H 7	R 6	ER 5	SO 3	BB 2	IBB 1	HBP 2	BLK 0	WP 0	HR 0	S 40	P 54	ERA 4.66	WHIP 0.931								
Rick Sutcliffe, R ERA: 4.12																									
Jamie Easterly, L ERA: 2.79	0.0	1	1	0	0	0	0	0	0	0	0	0	0	1	1	∞	∞								
Dan Spillner, R ERA: 4.61	0.1	0	0	0	0	0	0	0	0	0	0	0	0	0	0	0.00	0.000								

Toronto Blue Jays @ Cleveland Indians
Cleveland Municipal Stadium, Cleveland, OH
Wed Aug 17 1983, 7:05 PM EDT
Att: 6,239 - Unknown - 80 F

AB 34
R 6
H 8
RBI 6
BB 3
SO 3
LOB 11



Batter	1	2	3	4	5	6	7	8	9	10	AB	R	H	RBI	BB	SO	LOB	BOTTOM							
Toby Harrah, R OBP: 0.369, SLG: 0.368	0-0 G3		0-0 F9		0-0 5-3		0-0 F2		0-0 F7	5 0 0 0 0 0 1															
Alan Bannister, R OBP: 0.342, SLG: 0.421	0-0 F5		0-0 L3 1B		0-0 F9		0-0 F6		0-0 1B BB 1B	4 2 2 0 1 0 0															
Pat Tabler, R OBP: 0.370, SLG: 0.401 Camren Castillo, R (9, PR)	0-3 K		0-0 L3 1B		0-0 F6		0-0 F6		0-0 1B BB 1B	3 0 0 0 1 1 1 0 1 0 0 0 0 0															
Ron Hassey, L OBP: 0.328, SLG: 0.338 Mike Fischlin, R (10, PR)	0-0 K		1-2 1B		0-0 F4		0-0 F4		0-0 1B BB	0 0 0 0 1 0 0 0 0 0 0 0 0 0															
Andre Thornton, R OBP: 0.290, SLG: 0.434	0-0 5-3		0-3 K		0-0 F4		0-0 F7		0-0 FC6-5 BB 1B	5 0 1 0 0 1 2															
Mike Hargrove, L OBP: 0.369, SLG: 0.383	0-0 G3		0-0 G3		0-0 F7		0-0 HR 1B		0-0 F7	4 1 1 1 1 0 2															
Gorman Thomas, R OBP: 0.293, SLG: 0.365	0-0 F7		0-0 F7		0-3 K		0-0 HR 1B		0-0 1B	1-2 2-3 3-4 5 1 2 2 0 1 3															
Julio Franco, R OBP: 0.314, SLG: 0.414	0-0 1-3		0-0 1-3		0-0 3B		0-0 F9		0-0 1B	4 0 2 2 0 0 0															
Jim Essian, R OBP: 0.324, SLG: 0.333 Broderick Perkins, L OBP: 0.300, SLG: 0.348 Chris Bando, S (9, 2)	0-0 5-3		0-0 5-3		0-0 6-3		0-0 F7		0-0 F7	2 0 0 0 0 0 1 1 0 0 0 0 0 0 1 0 0 0 0 0 2															
George Vukovich, L OBP: 0.253, SLG: 0.283	0-0 BB		4-0 BB		0-0 6-3		0-0 4-3		0-0 G3	3 0 0 0 1 0 0															
Inning Stats	R: 0 E: 0 K: 1 S: 5	H: 0 LOB: 0 BB: 0 P: 5	R: 0 E: 0 K: 0 S: 3	H: 0 LOB: 0 BB: 0 P: 3	R: 0 E: 0 K: 0 S: 3	H: 0 LOB: 1 BB: 1 P: 7	R: 0 E: 0 K: 1 S: 5	H: 1 LOB: 0 BB: 0 P: 5	R: 0 E: 0 K: 1 S: 6	H: 1 LOB: 1 BB: 1 P: 6	R: 2 E: 0 K: 0 S: 5	H: 2 LOB: 0 BB: 1 P: 5	R: 0 E: 0 K: 0 S: 3	H: 0 LOB: 0 BB: 0 P: 3	R: 2 E: 0 K: 0 S: 6	H: 3 LOB: 2 BB: 1 P: 10	R: 1 E: 0 K: 0 S: 4	H: 1 LOB: 3 BB: 3 P: 16	1B: 6 2B: 1 3B: 1 HR: 1	SF: 0 SAC: 0 DP: 1 HBP: 0	WP: 0 PB: 0 SB: 1 CS: 0	PA: 42			
PITCHER	IP 8.0	WLS L	BF 30	H 5	R 4	ER 4	SO 3	BB 2	IBB 0	HBP 0	BLK 0	WP 0	HR 1	S 34	P 42	ERA 4.50	WHIP 0.875								
Luis Leal, R ERA: 4.23																									
Randy Moffitt, R ERA: 3.73	0.1	1	0	0	0	0	0	0	0	0	0	0	0	1	1	0.00	0.000								
Dave Geisel, L ERA: 4.33	0.1	1	0	0	0	0	0	0	0	0	0	0	0	1	1	0.00	0.000								
Joey McLaughlin, R ERA: 3.43	1.0	W	7	2	1	1	0	2	0	0	0	0	0	5	13	9.00	4.000								
Roy Lee Jackson, R ERA: 4.40	0.1	S	3	1	0	0	0	1	0	0	0	0	0	2	6	0.00	6.000								

Toronto Blue Jays @ Cleveland Indians
Cleveland Municipal Stadium, Cleveland, OH
Wed Aug 17 1983, 7:05 PM EDT
Att: 6,239 - Unknown - 80 F

AB 37
R 5
H 8
RBI 5
BB 5
SO 3
LOB 12



Batter	1	2	3	4	5	6	7	8	9	AB	R	H	RBI	BB	SO	LOB	TOP										
Spike Owen, S OBP: 0.272, SLG: 0.310 (1, 6)										4	0	2	0	0	1	0	Seattle Mariners @ Cleveland Indians Cleveland Municipal Stadium, Cleveland, OH Fri Aug 19 1983, 7:05 PM EDT Att: 6,639 - Unknown										
Tony Bemazard, S OBP: 0.343, SLG: 0.385 (1, 4)										4	0	0	0	0	1	3											
Pat Putnam, L OBP: 0.318, SLG: 0.454 Domingo Ramos, R OBP: 0.343, SLG: 0.380 Bob Stoddard, R (8, 1)										3	0	0	0	0	1	1											
Richie Zisk, R OBP: 0.307, SLG: 0.409 Manny Castillo, S OBP: 0.243, SLG: 0.284 (8, PR)										3	1	1	0	1	1	0											
Steve Henderson, R OBP: 0.358, SLG: 0.402 (1, 7)										4	1	2	0	0	0	1											
Ron Roenicke, S OBP: 0.316, SLG: 0.343 (1, 8)										3	1	1	1	0	0	1											
Dave Henderson, R OBP: 0.296, SLG: 0.427 (1, 9)										4	2	3	3	0	0	0											
Jamie Allen, R OBP: 0.321, SLG: 0.317 Ricky Nelson, L OBP: 0.306, SLG: 0.398 (9, PH)										3	0	0	0	0	1	1											
Jamie Nelson, R OBP: 0.306, SLG: 0.333 Rick Sweet, S OBP: 0.256, SLG: 0.243 (9, PH)										2	0	1	1	0	0	0											
Inning Stats	R: 0 E: 0 K: 2 S: 7	H: 1 LOB: 0 BB: 0 P: 7	R: 3 E: 0 K: 0 S: 5	H: 2 LOB: 0 BB: 1 P: 9	R: 0 E: 0 K: 1 S: 5	H: 0 LOB: 0 BB: 0 P: 5	R: 0 E: 0 K: 1 S: 5	H: 0 LOB: 0 BB: 0 P: 5	R: 0 E: 0 K: 0 S: 4	H: 1 LOB: 1 BB: 0 P: 4	R: 1 E: 0 K: 0 S: 4	H: 1 LOB: 0 BB: 0 P: 4	R: 0 E: 0 K: 0 S: 4	H: 1 LOB: 1 BB: 0 P: 4	R: 1 E: 0 K: 1 S: 6	H: 2 LOB: 2 BB: 0 P: 6		1B: 7 2B: 3 3B: 0 HR: 1	SF: 2 SAC: 0 DP: 1 HBP: 0	WP: 0 PB: 0 SB: 2 CS: 1	PA: 36						
PITCHER	IP	WLS	BF	H	R	ER	SO	BB	IBB	HBP	BLK	WP	HR	S	P	ERA	WHIP										
Neal Heaton, L ERA: 3.81 (1, 1)	8.0	W	33	9	5	5	5	1	0	0	0	0	1	42	46	5.62	1.250										
Dan Spillner, R ERA: 4.59 (9, 1)	0.1	L	2	1	0	0	1	0	0	0	0	0	0	4	4	0.00	3.000										
Jamie Easterly, L ERA: 2.75 (9, 1)	0.2	S	1	0	0	0	0	0	0	0	0	0	0	1	1	0.00	0.000										

Batter	1	2	3	4	5	6	7	8	9	AB	R	H	RBI	BB	SO	LOB	BOTTOM										
Toby Harrah, R OBP: 0.374, SLG: 0.371 (1, 5)										3	0	2	0	2	0	0	Seattle Mariners @ Cleveland Indians Cleveland Municipal Stadium, Cleveland, OH Fri Aug 19 1983, 7:05 PM EDT Att: 6,639 - Unknown										
Alan Bannister, R OBP: 0.336, SLG: 0.414 (1, 4)										5	1	0	0	0	1	7											
Pat Tabler, R OBP: 0.371, SLG: 0.399 Mike Fischlin, R OBP: 0.290, SLG: 0.261 (9, 4)										4	2	1	0	1	0	1											
Andre Thornton, R OBP: 0.386, SLG: 0.434 (1, 10)										4	0	2	1	0	1	1											
Gorman Thomas, R OBP: 0.297, SLG: 0.373 (1, 8)										2	2	1	1	2	0	2											
Mike Hargrove, L OBP: 0.390, SLG: 0.383 (1, 3)										3	0	1	2	1	0	0											
Julio Franco, R OBP: 0.313, SLG: 0.413 (1, 6)										4	0	1	1	0	1	3											
Jim Essian, R OBP: 0.319, SLG: 0.317 (1, 2)										3	0	0	0	1	1	2											
Carmen Castillo, R OBP: 0.429, SLG: 0.200 (1, 9)										2	1	1	0	2	0	0											
Inning Stats	R: 1 E: 0 K: 0 S: 4	H: 2 LOB: 3 BB: 3 P: 16	R: 2 E: 1 K: 0 S: 5	H: 1 LOB: 2 BB: 2 P: 13	R: 0 E: 0 K: 2 S: 7	H: 0 LOB: 3 BB: 3 P: 19	R: 2 E: 0 K: 1 S: 7	H: 3 LOB: 2 BB: 1 P: 11	R: 0 E: 0 K: 0 S: 3	H: 2 LOB: 0 BB: 0 P: 3	R: 1 E: 0 K: 1 S: 6	H: 1 LOB: 0 BB: 0 P: 6	R: 0 E: 0 K: 0 S: 3	H: 0 LOB: 0 BB: 0 P: 3	R: 0 E: 0 K: 0 S: 3	H: 0 LOB: 0 BB: 0 P: 3		1B: 8 2B: 1 3B: 0 HR: 1	SF: 0 SAC: 0 DP: 1 HBP: 0	WP: 1 PB: 0 SB: 0 CS: 3	PA: 39						
PITCHER	IP	WLS	BF	H	R	ER	SO	BB	IBB	HBP	BLK	WP	HR	S	P	ERA	WHIP										
Bryan Clark, L ERA: 3.94 (1, 1)	2.2	L	18	3	3	1	1	7	0	0	0	0	0	13	41	3.38	3.750										
Karl Best, R ERA: 13.5 (3, 1)	1.1	L	8	3	2	2	2	2	0	0	0	1	0	10	18	13.50	3.750										
Bob Stoddard, R ERA: 4.6 (5, 1)	4.0	L	13	3	1	1	1	0	0	0	0	0	1	15	15	2.25	0.750										
Bob Stoddard, R ERA: 4.6 (8, 1)	4.0	L	13	3	1	1	1	0	0	0	0	0	1	15	15	2.25	0.750										

Batter	1	2	3	4	5	6	7	8	9	AB	R	H	RBI	BB	SO	LOB	TOP								
Tony Bernazard, S (1,4) OBP: 0.339, SLG: 0.381	4-3		4-3	K			4-3		F9	5	0	0	0	0	1	4									
Ricky Nelson, L (1,7) OBP: 0.310, SLG: 0.400 Steve Henderson, R (9, PH) OBP: 0.357, SLG: 0.401	F8		1B		K		1B		F9	4	0	2	0	0	1	0									
Ron Roenicke, S (1,8) OBP: 0.317, SLG: 0.344	1B		F8		4-3		1B		F8	5	0	2	0	0	0	2									
Pat Putnam, L (1,3) OBP: 0.320, SLG: 0.454	1B			BB	F7		G6-4-3			4	1	2	0	0	0	2									
Al Chambers, L (1,10) OBP: 0.414, SLG: 0.311 John Moses, S (8, PH) OBP: 0.290, SLG: 0.269	K			F7			F7		G3	3	0	0	0	0	1	3									
Dave Henderson, R (1,9) OBP: 0.300, SLG: 0.431		F8		1B			S		2B	3	1	2	0	1	0	0									
Jamie Allen, R (1,5) OBP: 0.318, SLG: 0.313 Richie Zisk, R (8, PH) OBP: 0.309, SLG: 0.409 Manny Castillo, S (8, FR) OBP: 0.240, SLG: 0.284	5-3			F4			K		G4-6-3	3	0	0	0	0	1	3									
Jamie Nelson, R (1,2) OBP: 0.318, SLG: 0.333	6-3			1B			1B		G4-6-3	0	0	0	0	1	0	0									
Domingo Ramos, R (1,6) OBP: 0.348, SLG: 0.385			E5				F8		1B	3	0	1	1	1	0	2									
Inning Stats	R: 0 E: 0 K: 1 S: 7	H: 2 LOB: 2 BB: 0 P: 7	R: 0 E: 0 K: 0 S: 3	H: 0 LOB: 0 BB: 0 P: 3	R: 0 E: 1 K: 0 S: 4	H: 1 LOB: 1 BB: 0 P: 4	R: 2 E: 0 K: 1 S: 8	H: 3 LOB: 2 BB: 1 P: 12	R: 0 E: 0 K: 1 S: 5	H: 0 LOB: 0 BB: 0 P: 5	R: 0 E: 0 K: 1 S: 6	H: 1 LOB: 2 BB: 1 P: 10	R: 0 E: 0 K: 0 S: 4	H: 2 LOB: 1 BB: 0 P: 4	R: 0 E: 0 K: 0 S: 3	H: 1 LOB: 2 BB: 1 P: 7	R: 0 E: 0 K: 0 S: 4	H: 1 LOB: 1 BB: 0 P: 4	1B: 10 2B: 1 3B: 0 HR: 0	SF: 0 SAC: 0 DP: 2 HBP: 0	WP: 0 PB: 0 SB: 1 CS: 1	PA: 39			
PITCHER	IP	WLS	BF	H	R	ER	SO	BB	IBB	HBP	BLK	WP	HR	S	P	ERA	WHIP								
Lary Sorensen, R (1,1) ERA: 4.4	6.1		30	9	2	2	4	1	1	0	0	0	0	36	44	2.84	1.579								
Jamie Easterly, L (7,1) ERA: 2.62	2.2	W	9	2	0	0	0	0	1	0	0	0	0	8	12	0.00	0.750								

Seattle Mariners @ Cleveland Indians
Cleveland Municipal Stadium, Cleveland, OH

AB 36
R 2
H 11
RBI 2
BB 3
SO 4
LOB 19



Sat Aug 20 1983, 7:05 PM EDT
Att: 6,001 - Unknown

Batter	1	2	3	4	5	6	7	8	9	AB	R	H	RBI	BB	SO	LOB	BOTTOM								
Toby Harrah, R (1,5) OBP: 0.373, SLG: 0.370	F8		K		FC4-6			2B		4	1	1	1	0	1	4									
Alan Bannister, R (1,9) OBP: 0.335, SLG: 0.415	5-3		K		6-3			SF8		4	0	1	0	0	1	4									
Pat Tabler, R (1,7) OBP: 0.372, SLG: 0.398	4-3		6-3				G5-4-3	1B		3	0	1	0	1	0	2									
Andre Thornton, R (1,10) OBP: 0.383, SLG: 0.431		F8		5-3			G5-4-3	SF8		3	0	0	1	0	0	1									
Mike Hargrove, L (1,3) OBP: 0.386, SLG: 0.378		5-3		1-3			F7	F8		4	0	0	0	0	0	2									
Gorman Thomas, R (1,8) OBP: 0.295, SLG: 0.370			K		K					3	0	0	0	0	2	0									
Ron Hassey, L (1,2) OBP: 0.332, SLG: 0.339			E		1B			G3		2	2	1	0	1	0	0									
Julio Franco, R (1,6) OBP: 0.313, SLG: 0.412			E5		FC4-6			L1		3	0	1	0	0	0	0									
Mike Fischlin, R (1,4) OBP: 0.299, SLG: 0.265			S		FC4-6			F9		2	0	1	0	1	0	0									
Inning Stats	R: 0 E: 0 K: 0 S: 3	H: 0 LOB: 0 BB: 0 P: 3	R: 0 E: 0 K: 1 S: 5	H: 0 LOB: 0 BB: 0 P: 5	R: 1 E: 1 K: 2 S: 8	H: 0 LOB: 2 BB: 2 P: 16	R: 0 E: 0 K: 1 S: 5	H: 0 LOB: 0 BB: 0 P: 5	R: 1 E: 0 K: 0 S: 5	H: 3 LOB: 1 BB: 0 P: 5	R: 0 E: 0 K: 0 S: 3	H: 1 LOB: 0 BB: 0 P: 3	R: 0 E: 0 K: 0 S: 3	H: 0 LOB: 0 BB: 0 P: 3	R: 1 E: 0 K: 0 S: 5	H: 2 LOB: 2 BB: 1 P: 9	1B: 5 2B: 1 3B: 0 HR: 0	SF: 1 SAC: 0 DP: 1 HBP: 0	WP: 0 PB: 1 SB: 1 CS: 2	PA: 32					
PITCHER	IP	WLS	BF	H	R	ER	SO	BB	IBB	HBP	BLK	WP	HR	S	P	ERA	WHIP								
Jim Beattie, R (1,1) ERA: 4.09	8.0	L	32	6	3	2	4	2	1	0	0	0	0	37	49	2.25	1.000								

Seattle Mariners @ Cleveland Indians
Cleveland Municipal Stadium, Cleveland, OH

AB 28
R 3
H 6
RBI 2
BB 3
SO 4
LOB 13



Sat Aug 20 1983, 7:05 PM EDT
Att: 6,001 - Unknown

Batter	1	2	3	4	5	6	7	8	9	AB	R	H	RBI	BB	SO	LOB	TOP					
Spike Owen, S OBP: 0.265, SLG: 0.301 (1, 6)	F9		K			FC5-4	4-3		K	5	0	0	1	0	2	3	Seattle Mariners @ Cleveland Indians Cleveland Municipal Stadium, Cleveland, OH Sun Aug 21 1983, 3:33 AM EDT Att: 10,259 - Unknown					
Tony Bernazard, S OBP: 0.336, SLG: 0.381 (1, 4)	1-3			F8		K	F7		1B	5	1	1	1	0	1	2						
Ron Roenicke, S OBP: 0.327, SLG: 0.345 (1, 8)									5-3	2	0	1	1	3	0	1						
Dave Henderson, R OBP: 0.299, SLG: 0.429 (1, 9)	L4			F8		F7	PO		K	5	0	1	1	0	1	4						
Al Cowens, R OBP: 0.242, SLG: 0.273 (1, 10)		F7		F8					FC6-4	5	1	2	0	0	0	2						
Steve Henderson, R OBP: 0.358, SLG: 0.402 John Moses, S OBP: 0.290, SLG: 0.269 (8, 7)					5-3				FC5-4	4	1	2	0	0	0	1						
Pat Putnam, L OBP: 0.321, SLG: 0.455 (1, 3)			K		3-1				FC5-4	4	1	2	1	0	1	1						
Domingo Ramos, R OBP: 0.342, SLG: 0.377 Ricky Nelson, L OBP: 0.313, SLG: 0.403 Jamie Allen, R OBP: 0.316, SLG: 0.312 (7, 5)			5-3		6-3				FC5-4	2	0	0	0	0	0	0						
Rick Sweet, S OBP: 0.266, SLG: 0.259 (1, 2)				F9					FC5-4	1	1	1	1	0	0	0						
Inning Stats	R: 0 E: 0 K: 0 S: 3	H: 0 LOB: 1 BB: 1 P: 7	R: 0 E: 0 K: 1 S: 5	H: 1 LOB: 0 BB: 0 P: 5	R: 0 E: 0 K: 1 S: 5	H: 0 LOB: 0 BB: 0 P: 5	R: 0 E: 0 K: 0 S: 3	H: 0 LOB: 1 BB: 1 P: 7	R: 0 E: 0 K: 0 S: 3	H: 0 LOB: 0 BB: 0 P: 3	R: 0 E: 0 K: 1 S: 6	H: 1 LOB: 2 BB: 1 P: 10	R: 5 E: 0 K: 0 S: 8	H: 6 LOB: 0 BB: 0 P: 8	R: 0 E: 0 K: 1 S: 7	H: 2 LOB: 2 BB: 0 P: 7		R: 2 E: 0 K: 1 S: 8	H: 3 LOB: 1 BB: 0 P: 8	1B: 11 2B: 2 3B: 0 HR: 0	SF: 0 SAC: 0 DP: 0 HBP: 0	WP: 0 PB: 0 SB: 0 CS: 1
PITCHER	IP	WLS	BF	H	R	ER	SO	BB	IBB	HBP	BLK	WP	HR	S	P	ERA	WHIP					
Mike Jeffcoat, L ERA: 4.5 (1, 1)	6.0	L	25	5	3	3	3	3	0	0	0	0	0	28	40	4.50	1.333					
Dan Spillner, R ERA: 4.95 (7, 1)	0.0		2	2	0	0	0	0	0	0	0	0	0	2	2	∞	∞					
Tom Brennan, R ERA: 3.62 (7, 1)	3.0		14	6	4	4	2	0	0	0	0	0	0	18	18	12.00	2.000					

AB	38
R	7
H	13
RBI	7
BB	3
SO	5
LOB	16



Batter	1	2	3	4	5	6	7	8	9	AB	R	H	RBI	BB	SO	LOB	BOTTOM					
Toby Harrah, R OBP: 0.373, SLG: 0.371 (1, 5)	6-3			FC5-2					6-3	4	0	1	1	1	0	2	Seattle Mariners @ Cleveland Indians Cleveland Municipal Stadium, Cleveland, OH Sun Aug 21 1983, 3:33 AM EDT Att: 10,259 - Unknown					
Alan Bannister, R OBP: 0.333, SLG: 0.411 (9, 4)	5-3			K			G3		1B	5	0	1	0	0	1	5						
Pat Tabler, R OBP: 0.373, SLG: 0.398 (1, 7)				6-3					K	5	0	2	0	0	1	1						
Andre Thornton, R OBP: 0.383, SLG: 0.432 (1, 10)				F7			F3		K	4	0	1	0	1	1	2						
Mike Hargrove, L OBP: 0.389, SLG: 0.384 (1, 3)									FC3-6	3	1	2	0	0	0	1						
Gorman Thomas, R OBP: 0.292, SLG: 0.367 (1, 8)				F9			F6		K	4	0	0	0	0	2	4						
Ron Hassey, L OBP: 0.335, SLG: 0.341 (1, 2)									FC3-6	4	0	2	1	0	0	1						
Julio Franco, R OBP: 0.315, SLG: 0.412 (1, 6)									FC3-6	3	1	1	0	1	0	1						
Mike Fischlin, R OBP: 0.307, SLG: 0.275 Broderick Perkins, L OBP: 0.304, SLG: 0.346 Carmen Castillo, R OBP: 0.429, SLG: 0.200 (8, 9)									FC3-6	3	0	2	0	0	0	0						
Inning Stats	R: 0 E: 0 K: 0 S: 4	H: 2 LOB: 2 BB: 0 P: 4	R: 2 E: 0 K: 0 S: 7	H: 4 LOB: 2 BB: 0 P: 7	R: 0 E: 0 K: 1 S: 5	H: 0 LOB: 1 BB: 0 P: 6	R: 0 E: 0 K: 1 S: 6	H: 2 LOB: 2 BB: 1 P: 10	R: 0 E: 0 K: 0 S: 3	H: 0 LOB: 0 BB: 0 P: 3	R: 0 E: 0 K: 0 S: 3	H: 0 LOB: 1 BB: 1 P: 7	R: 0 E: 0 K: 0 S: 7	H: 1 LOB: 1 BB: 1 P: 7	R: 0 E: 0 K: 1 S: 7	H: 2 LOB: 2 BB: 0 P: 7		R: 0 E: 0 K: 2 S: 8	H: 1 LOB: 1 BB: 0 P: 8	1B: 9 2B: 3 3B: 0 HR: 0	SF: 0 SAC: 0 DP: 0 HBP: 1	WP: 0 PB: 0 SB: 0 CS: 2
PITCHER	IP	WLS	BF	H	R	ER	SO	BB	IBB	HBP	BLK	WP	HR	S	P	ERA	WHIP					
Glenn Abbott, R ERA: 4.59 (1, 1)	6.0		28	8	2	2	2	3	0	1	0	0	0	28	41	3.00	1.833					
Mike Stanton, R ERA: 3.66 (7, 1)	3.0	S	12	4	0	0	3	0	0	0	0	0	0	18	18	0.00	1.333					

AB	36
R	2
H	12
RBI	2
BB	3
SO	5
LOB	19



Batter	1	2	3	4	5	6	7	8	9	AB	R	H	RBI	BB	SO	LOB	TOP																			
Brian Downing, R OBP: 0.369, SLG: 0.428 (1, 7)	F6		K2-3						2B	5	2	3	2	0	1	0	California Angels @ Cleveland Indians Cleveland Municipal Stadium, Cleveland, OH Tue Aug 23 1983, 7:05 PM EDT Att: 7,001 - Unknown																			
Rod Carew, L OBP: 0.426, SLG: 0.444 (1, 3)	F7		6-3		1B		4-3		1B	4	1	1	2	1	0	0																				
Juan Beniquez, R OBP: 0.328, SLG: 0.376 (1, 9)	1B		F8		FC6-4		6-3		1B	5	0	2	1	0	0	2																				
Doug DeCinces, R OBP: 0.358, SLG: 0.562 (1, 10)	1B			5-3		K		K	F7	5	0	1	0	0	2	1																				
Fred Lynn, L OBP: 0.349, SLG: 0.472 (1, 8)	F8		K		K			F5		4	0	0	0	0	2	2																				
Bobby Grich, R OBP: 0.405, SLG: 0.452 (1, 4)		G3-6-3		K		S		6-3		2	0	0	0	2	1	0																				
Ron Jackson, R OBP: 0.328, SLG: 0.379 (1, 5)		1-2			SH1-4				F9	3	1	1	0	1	0	1																				
Steve Lubratic, R OBP: 0.242, SLG: 0.307 (1, 6)					SH1-4				5-3	3	0	1	0	0	1	2																				
Mike O'Berry, R OBP: 0.191, SLG: 0.178 (1, 2)					K				1B	4	1	1	0	0	1	2																				
Inning Stats	R: 0 E: 0 K: 0 S: 5	H: 2 LOB: 2 BB: 0 P: 5	R: 0 E: 0 K: 0 S: 3	H: 1 LOB: 1 BB: 1 P: 7	R: 0 E: 0 K: 1 S: 5	H: 0 LOB: 0 BB: 0 P: 5	R: 0 E: 0 K: 2 S: 7	H: 0 LOB: 0 BB: 0 P: 7	R: 1 E: 0 K: 1 S: 7	H: 2 LOB: 2 BB: 1 P: 11	R: 0 E: 0 K: 3 S: 9	H: 0 LOB: 2 BB: 2 P: 17	R: 1 E: 0 K: 0 S: 4	H: 1 LOB: 0 BB: 0 P: 4	R: 0 E: 0 K: 1 S: 5	H: 0 LOB: 0 BB: 0 P: 5	R: 3 E: 0 K: 0 S: 7	H: 4 LOB: 1 BB: 0 P: 7	1B: 7 2B: 2 3B: 0 HR: 1	SF: 0 SAC: 1 DP: 1 HBP: 0	WP: 0 PB: 0 SB: 1 CS: 0	PA: 40														
PITCHER	IP	WLS	BF	H	R	ER	SO	BB	IBB	HBP	BLK	WP	HR	S	P	ERA	WHIP	PITCHER		IP	WLS	BF	H	R	ER	SO	BB	IBB	HBP	BLK	WP	HR	S	P	ERA	WHIP
Len Barker, R ERA: 5.11 (1, 1)	8.2	L	38	9	5	5	8	2	2	0	0	0	1	50	66	5.19	1.269																			
Bud Anderson, R ERA: 3.3 (9, 1)	0.1		2	1	0	0	0	0	0	0	0	0	0	2	2	0.00	3.000																			

AB 35
R 5
H 10
RBI 5
BB 4
SO 8
LOB 10



Batter	1	2	3	4	5	6	7	8	9	AB	R	H	RBI	BB	SO	LOB	BOTTOM																			
Toby Harrah, R OBP: 0.369, SLG: 0.365 (1, 5)	CS		G5-4-3							4	0	1	0	0	0	1	California Angels @ Cleveland Indians Cleveland Municipal Stadium, Cleveland, OH Tue Aug 23 1983, 7:05 PM EDT Att: 7,001 - Unknown																			
Alan Bannister, R OBP: 0.329, SLG: 0.406 (1, 9)	6-3			6-3						3	0	0	0	0	0	1																				
Pat Tabler, R OBP: 0.370, SLG: 0.393 (1, 7)	6-3				BB					3	0	0	0	1	0	1																				
Andre Thornton, R OBP: 0.381, SLG: 0.427 (1, 10)		K			F8				1B	3	1	0	0	1	1	2																				
Mike Hargrove, L OBP: 0.390, SLG: 0.382 (1, 3)					F7				1B	4	0	2	0	0	0	1																				
Mike Hargrove, L OBP: 0.390, SLG: 0.382 (1, 3)							F5		1B	4	0	2	0	0	0	1																				
Gorman Thomas, R OBP: 0.290, SLG: 0.361 (1, 8)									1B	3	1	0	0	1	1	3																				
Ron Hassey, L OBP: 0.333, SLG: 0.345 (1, 2)									1B	4	0	2	1	0	1	1																				
Julio Franco, R OBP: 0.317, SLG: 0.411 (1, 6)									1B	4	0	1	1	0	1	2																				
Mike Fischlin, R OBP: 0.310, SLG: 0.274 (1, 4)										1	0	0	0	1	0	1																				
Broderick Perkins, L OBP: 0.350, SLG: 0.342 (7, PH)										1	0	0	0	0	0	2																				
George Vukovich, L OBP: 0.250, SLG: 0.279 (8, 9)										1	0	0	0	0	0	2																				
Inning Stats	R: 0 E: 0 K: 0 S: 3	H: 1 LOB: 0 BB: 0 P: 3	R: 0 E: 0 K: 2 S: 8	H: 1 LOB: 1 BB: 0 P: 8	R: 0 E: 0 K: 1 S: 4	H: 0 LOB: 0 BB: 1 P: 8	R: 0 E: 0 K: 0 S: 3	H: 0 LOB: 1 BB: 1 P: 7	R: 0 E: 0 K: 0 S: 3	H: 0 LOB: 1 BB: 0 P: 4	R: 1 E: 0 K: 0 S: 4	H: 2 LOB: 1 BB: 1 P: 8	R: 0 E: 0 K: 0 S: 3	H: 0 LOB: 0 BB: 0 P: 3	R: 1 E: 0 K: 0 S: 5	H: 2 LOB: 2 BB: 1 P: 9	1B: 5 2B: 1 3B: 0 HR: 0	SF: 0 SAC: 0 DP: 2 HBP: 1	WP: 0 PB: 0 SB: 0 CS: 1	PA: 36																
PITCHER	IP	WLS	BF	H	R	ER	SO	BB	IBB	HBP	BLK	WP	HR	S	P	ERA	WHIP	PITCHER		IP	WLS	BF	H	R	ER	SO	BB	IBB	HBP	BLK	WP	HR	S	P	ERA	WHIP
Mike Witt, R ERA: 4.61 (1, 1)	8.0	W	32	5	2	2	4	4	0	1	0	0	0	35	52	2.25	1.125																			
Luis Sanchez, R ERA: 3.44 (9, 1)	1.0	S	4	1	0	0	0	0	0	0	0	0	0	4	4	0.00	1.000																			

AB 31
R 2
H 6
RBI 2
BB 4
SO 4
LOB 17



Batter	1	2	3	4	5	6	7	8	9	AB	R	H	RBI	BB	SO	LOB	TOP			
Rickey Henderson, R OBP: 0.418, SLG: 0.423 (1, 7)										4	0	1	0	0	0	1	Oakland Athletics @ Cleveland Indians Cleveland Municipal Stadium, Cleveland, OH Wed Aug 24 1983, 7:05 PM EDT Unknown - 81 F			
Mike Heath, R OBP: 0.333, SLG: 0.383 (1, 9)										4	0	0	0	0	0	2				
Bill Almon, R OBP: 0.322, SLG: 0.396 (1, 3)										4	0	1	0	0	1	2				
Davey Lopes, R OBP: 0.341, SLG: 0.424 (1, 4)										4	0	1	0	0	1	1				
Carney Lansford, R OBP: 0.359, SLG: 0.480 (1, 5)										4	0	1	0	0	0	2				
Dwayne Murphy, L OBP: 0.324, SLG: 0.383 (1, 8)										3	0	0	0	1	0	1				
Jeff Burroughs, R OBP: 0.334, SLG: 0.378 (1, 10)										3	0	0	0	0	2	1				
Bob Kearney, R OBP: 0.326, SLG: 0.406 (1, 2)										3	0	0	0	0	0	0				
Donnie Hill, S OBP: 0.253, SLG: 0.282 (1, 6)										3	0	1	0	0	0	0				
Inning Stats	R: 0 E: 1 K: 0 S: 5	H: 1 LOB: 2 BB: 0 P: 5	R: 0 E: 0 K: 1 S: 5	H: 0 LOB: 0 BB: 0 P: 5	R: 0 E: 0 K: 0 S: 3	H: 0 LOB: 0 BB: 0 P: 3	R: 0 E: 0 K: 0 S: 3	H: 1 LOB: 0 BB: 0 P: 3	R: 0 E: 0 K: 0 S: 4	H: 1 LOB: 1 BB: 0 P: 4	R: 0 E: 0 K: 2 S: 7	H: 0 LOB: 1 BB: 1 P: 11	R: 0 E: 0 K: 0 S: 4	H: 1 LOB: 1 BB: 0 P: 4	R: 0 E: 0 K: 1 S: 6	H: 1 LOB: 1 BB: 0 P: 6	1B: 4 2B: 1 3B: 0 HR: 0	SF: 0 SAC: 0 DP: 1 HBP: 0	WP: 0 PB: 0 SB: 1 CS: 0	PA: 33
PITCHER Neal Heaton, L ERA: 3.5 (1, 1)	IP: 9.0 WLS: W BF: 33	H: 5 R: 0 ER: 0 SO: 4	BB: 1 IBB: 0 HBP: 0 BLK: 0	WP: 0 HR: 0 S: 40 P: 44	ERA: 0.00 WHIP: 0.667											PITCHER				

Batter	1	2	3	4	5	6	7	8	9	AB	R	H	RBI	BB	SO	LOB	BOTTOM			
Alan Bannister, R OBP: 0.328, SLG: 0.402 (1, 10)										3	0	0	0	1	1	1	Oakland Athletics @ Cleveland Indians Cleveland Municipal Stadium, Cleveland, OH Wed Aug 24 1983, 7:05 PM EDT Unknown - 81 F			
Toby Harrah, R OBP: 0.368, SLG: 0.362 (1, 5)										3	0	0	0	1	1	1				
Julio Franco, R OBP: 0.320, SLG: 0.415 (1, 6)										3	1	2	0	0	0	1				
Andre Thornton, R OBP: 0.381, SLG: 0.427 (1, 3)										3	0	1	0	0	0	2				
Pat Tabler, R OBP: 0.367, SLG: 0.389 (1, 7)										3	0	0	0	0	1	2				
Gorman Thomas, R OBP: 0.286, SLG: 0.359 (1, 8)										3	0	0	0	0	2	0				
Carmen Castillo, R OBP: 0.333, SLG: 0.290 (1, 9)										3	0	1	0	0	1	0				
Jim Essian, R OBP: 0.316, SLG: 0.313 (1, 2)										3	0	1	0	0	0	1				
Mike Fischlin, R OBP: 0.303, SLG: 0.268 (1, 4)										3	0	0	0	0	1	2				
Inning Stats	R: 0 E: 0 K: 1 S: 6	H: 1 LOB: 1 BB: 0 P: 6	R: 0 E: 0 K: 2 S: 7	H: 0 LOB: 0 BB: 0 P: 7	R: 0 E: 0 K: 0 S: 4	H: 1 LOB: 1 BB: 1 P: 11	R: 1 E: 0 K: 0 S: 4	H: 2 LOB: 0 BB: 0 P: 4	R: 0 E: 0 K: 0 S: 4	H: 1 LOB: 1 BB: 0 P: 4	R: 0 E: 1 K: 0 S: 3	H: 0 LOB: 1 BB: 1 P: 7	R: 0 E: 0 K: 2 S: 7	H: 0 LOB: 0 BB: 0 P: 7	R: 0 E: 0 K: 0 S: 3	H: 0 LOB: 0 BB: 0 P: 3		1B: 4 2B: 1 3B: 0 HR: 0	SF: 0 SAC: 0 DP: 1 HBP: 0	WP: 0 PB: 0 SB: 0 CS: 1
PITCHER Tim Conroy, L ERA: 3.25 (1, 1)	IP: 8.0 WLS: L BF: 29	H: 5 R: 1 ER: 1 SO: 7	BB: 2 IBB: 0 HBP: 0 BLK: 0	WP: 0 HR: 0 S: 41 P: 49	ERA: 1.12 WHIP: 0.875											PITCHER				

Batter	1	2	3	4	5	6	7	8	9	AB	R	H	RBI	BB	SO	LOB	TOP			
Rickey Henderson, R OBP: 0.423, SLG: 0.428	4-0 BB		X 0-0 S 2B 1B		X 4-0 BB		X 0-0 1B			2	1	2	0	2	0	0	<p>Oakland Athletics @ Cleveland Indians Cleveland Municipal Stadium, Cleveland, OH</p> <p>Wed Aug 24 1983, 7:05 PM EDT Att: 6,096 - Unknown</p>			
Mike Davis, L OBP: 0.312, SLG: 0.397	0-0 6-3		X 0-0 1B 4-3 2B		X 0-0 G4-6-3		X 0-0 F7			4	1	1	1	0	0	3				
Mike Heath, R OBP: 0.340, SLG: 0.386	0-0 2B 1B		X 0-0 4-3 1B		X 0-0 5-3			X 4-0 BB		3	0	2	0	1	0	0				
Dwayne Murphy, L OBP: 0.323, SLG: 0.384	0-0 1-3 2B		X 0-0 4-3		X 0-0 F3			X 0-0 F2		4	0	1	1	0	0	2				
Carney Lansford, R OBP: 0.359, SLG: 0.478	0-0 1-3		X 0-0 4-3		X 0-0 1B			X 0-0 G4-3		3	0	1	0	0	0	3				
Garry Hancock, L OBP: 0.292, SLG: 0.460										0	0	0	0	0	0	0				
Bill Almon, R OBP: 0.322, SLG: 0.394										1	0	0	0	0	0	1				
Wayne Gross, L OBP: 0.306, SLG: 0.375										2	0	0	0	1	0	1				
Davey Lopes, R OBP: 0.340, SLG: 0.423										1	0	0	0	0	0	0				
Donnie Hill, S OBP: 0.242, SLG: 0.270										4	0	0	0	0	0	3				
Mitchell Page, L OBP: 0.353, SLG: 0.281										3	0	0	0	0	1	1				
Jeff Burroughs, R OBP: 0.335, SLG: 0.377										1	0	0	0	0	0	0				
Tony Phillips, S OBP: 0.324, SLG: 0.314										3	0	0	0	0	0	1				
Inning Stats	R: 0 E: 0 K: 0 S: 4	H: 2 LOB: 2 BB: 1 P: 8	R: 0 E: 0 K: 1 S: 4	H: 0 LOB: 0 BB: 1 P: 8	R: 2 E: 0 K: 0 S: 6	H: 3 LOB: 1 BB: 0 P: 6	R: 0 E: 1 K: 0 S: 4	H: 0 LOB: 1 BB: 0 P: 4	R: 0 E: 0 K: 0 S: 4	H: 1 LOB: 1 BB: 0 P: 4	R: 0 E: 0 K: 0 S: 4	H: 1 LOB: 1 BB: 0 P: 4	R: 0 E: 0 K: 0 S: 2	H: 0 LOB: 0 BB: 1 P: 6	R: 0 E: 0 K: 0 S: 3	H: 0 LOB: 0 BB: 0 P: 3	1B: 5 2B: 3 3B: 0 HR: 0	SF: 0 SAC: 0 DP: 3 HBP: 0	WP: 0 PB: 0 SB: 1 CS: 0	PA: 35
PITCHER	IP WLS BF H R ER SO BB IBB HBP BLK WP HR S P ERA WHIP																			
Lary Sorensen, R ERA: 4.32	(1, 1) 7.0 W 30 7 2 2 1 4 0 0 0 0 0 0 28 44 2.57 1.571																			
Jamie Easterly, L ERA: 2.83	(8, 1) 2.0 S 5 0 0 0 0 0 0 0 0 0 0 0 5 5 0.00 0.000																			

Batter	1	2	3	4	5	6	7	8	9	AB	R	H	RBI	BB	SO	LOB	BOTTOM			
Toby Harrah, R OBP: 0.369, SLG: 0.364	0-0 1B 2B		X 1-0 FC4 WP HBP	X 0-0 F7		X 0-0 F8				3	0	1	0	0	0	3	<p>Oakland Athletics @ Cleveland Indians Cleveland Municipal Stadium, Cleveland, OH</p> <p>Wed Aug 24 1983, 7:05 PM EDT Att: 6,096 - Unknown</p>			
Mike Hargrove, L OBP: 0.393, SLG: 0.383	0-0 2-3 1B		X 4-0 FC4 1-2 2-3 BB		X 4-0 FC4-6 BB		X 0-0 F6			2	0	1	0	2	0	0				
Julio Franco, R OBP: 0.317, SLG: 0.411	0-0 FC5-4-2 1-2 3-H		X 0-0 FC4 1-2 2-3 3-H	X 0-0 FC4-6 2B		X 0-0 5-3				4	1	0	1	0	0	5				
Broderick Perkins, L OBP: 0.293, SLG: 0.333	0-0 G3		X 0-0 F9	X 0-0 F9		X 0-0 F8				4	0	0	0	0	0	4				
Pat Tabler, R OBP: 0.368, SLG: 0.391										3	0	1	0	1	0	0				
Ron Hassey, L OBP: 0.336, SLG: 0.349										3	1	1	1	1	0	1				
Gorman Thomas, R OBP: 0.290, SLG: 0.358										3	1	1	0	1	1	0				
George Vukovich, L OBP: 0.258, SLG: 0.292										4	1	3	1	0	0	2				
Mike Fischlin, R OBP: 0.302, SLG: 0.267										4	0	1	1	0	1	3				
Inning Stats	R: 0 E: 0 K: 0 S: 4	H: 2 LOB: 1 BB: 0 P: 4	R: 0 E: 0 K: 1 S: 5	H: 1 LOB: 0 BB: 0 P: 5	R: 1 E: 0 K: 1 S: 6	H: 1 LOB: 2 BB: 1 P: 11	R: 1 E: 1 K: 0 S: 5	H: 2 LOB: 2 BB: 1 P: 9	R: 1 E: 0 K: 0 S: 3	H: 1 LOB: 1 BB: 2 P: 11	R: 0 E: 0 K: 0 S: 4	H: 1 LOB: 1 BB: 0 P: 4	R: 0 E: 0 K: 0 S: 3	H: 0 LOB: 0 BB: 0 P: 3	R: 1 E: 0 K: 0 S: 4	H: 1 LOB: 1 BB: 1 P: 8		1B: 5 2B: 6 3B: 0 HR: 0	SF: 0 SAC: 0 DP: 2 HBP: 1	WP: 1 PB: 0 SB: 3 CS: 0
PITCHER	IP WLS BF H R ER SO BB IBB HBP BLK WP HR S P ERA WHIP																			
Mark Smith, R ERA: 3.38	(1, 1) 3.2 0 0 0 0 0 0 0 0 0 0 0 0 19 28 4.91 2.182																			
Keith Atherton, R ERA: 2.36	(4, 1) 4.1 L 18 3 2 2 0 3 0 0 1 0 0 0 15 27 4.15 1.385																			

AB 31
R 2
H 7
RBI 2
BB 4
SO 1
LOB 15



AB 30
R 4
H 9
RBI 4
BB 5
SO 2
LOB 18



Batter	1	2	3	4	5	6	7	8	9	AB	R	H	RBI	BB	SO	LOB	TOP					
Donnie Hill, S OBP: 0.242, SLG: 0.269 (1,6)	0-0 5-3		0-0 SH3-4		0-0 2B	0-0 F3		0-0 F6	4 1 1 0 0 0 1													
Mike Heath, R OBP: 0.337, SLG: 0.386 (1,9)	0-0 F8		0-0 4-3		0-0 1B	0-0 4-3		0-3 K	5 1 1 2 0 1 2													
Bill Almon, R OBP: 0.320, SLG: 0.392 (1,3)	0-0 F9		0-0 5-3		0-0 2B			0-0 5-3	5 1 1 0 0 0 2													
Davey Lopes, R OBP: 0.341, SLG: 0.431 (1,4)		0-0 4-3		0-0 HR	0-0 2B			0-0 4-3	4 2 2 2 0 0 0													
Tony Phillips, S OBP: 0.324, SLG: 0.314 (7,4)					0-0 1B				0 0 0 0 0 0 0													
Jeff Burroughs, R OBP: 0.333, SLG: 0.379 (1,10)	0-3 K		0-0 F8		0-0 2B			0-3 K	4 0 1 2 0 2 0													
Bob Kearney, R OBP: 0.321, SLG: 0.399 (1,2)	0-0 E6		0-0 5-3		0-0 F3			0-3 K	4 0 0 0 0 1 1													
Mike Davis, L OBP: 0.314, SLG: 0.399 (1,8)	4-0 BB		0-0 2B		0-3 K			0-0 4-1	3 0 1 0 1 1 1													
Garry Hancock, L OBP: 0.286, SLG: 0.451 (1,7)	0-0 4-3		0-0 F8		0-0 4-3			0-3 K	4 0 0 0 0 1 4													
Wayne Gross, L OBP: 0.312, SLG: 0.382 (1,5)			0-0 SH3-4		0-0 2B			4-0 FC5-4	3 1 2 0 1 0 0													
Inning Stats	R: 0 E: 0 K: 0 S: 3	H: 0 LOB: 0 BB: 0 P: 3	R: 0 E: 1 K: 1 S: 6	H: 0 LOB: 2 BB: 1 P: 10	R: 0 E: 0 K: 0 S: 4	H: 1 LOB: 1 BB: 0 P: 4	R: 1 E: 0 K: 0 S: 5	H: 2 LOB: 1 BB: 0 P: 5	R: 5 E: 0 K: 1 S: 11	H: 6 LOB: 1 BB: 0 P: 11	R: 0 E: 0 K: 0 S: 3	H: 0 LOB: 0 BB: 0 P: 3	R: 0 E: 0 K: 1 S: 5	H: 0 LOB: 0 BB: 0 P: 5	R: 0 E: 0 K: 2 S: 7	H: 0 LOB: 0 BB: 0 P: 7	R: 0 E: 0 K: 1 S: 5	H: 0 LOB: 1 BB: 1 P: 9	1B: 4 2B: 4 3B: 0 HR: 1	SF: 0 SAC: 1 DP: 0 HBP: 0	WP: 0 PB: 0 SB: 0 CS: 0	PA: 39
PITCHER	IP	WLS	BF	H	R	ER	SO	BB	IBB	HBP	BLK	WP	HR	S	P	ERA	WHIP					
Mike Jeffcoat, L ERA: 6.3 (1,1)	4.0	L	20	6	4	4	1	1	0	0	0	0	1	21	25	9.00	1.750					
Tom Brennan, R ERA: 3.92 (5,1)	3.0		12	3	2	2	2	0	0	0	0	0	0	16	16	6.00	1.000					
Bud Anderson, R ERA: 3.17 (8,1)	2.0		7	0	0	0	3	1	0	0	0	0	0	12	16	0.00	0.500					

Oakland Athletics @ Cleveland Indians
Cleveland Municipal Stadium, Cleveland, OH
Thu Aug 25 1983, 3:33 AM EDT
Att: 6,044 - Sunny

AB 36
R 6
H 9
RBI 6
BB 2
SO 6
LOB 11



Batter	1	2	3	4	5	6	7	8	9	AB	R	H	RBI	BB	SO	LOB	BOTTOM					
Toby Harrah, R OBP: 0.368, SLG: 0.362 (1,5)	4-0 4-3	0-0 FC5			0-0 G6-3			0-0 F7	3 0 0 0 1 0 3													
Mike Hargrove, L OBP: 0.385, SLG: 0.379 (1,3)	0-0 4-3		0-0 F6			0-0 F8		0-0 F8	4 0 0 0 0 0 1													
Julio Franco, R OBP: 0.314, SLG: 0.408 (1,6)	0-0 F7		0-0 4-3			0-0 6-3		0-0 4-3	4 0 0 0 0 0 1													
Broderick Perkins, L OBP: 0.292, SLG: 0.327 (1,10)	4-0 BB		0-0 4-3			0-0 4-3		0-3 K	3 0 0 0 1 1 0													
Pat Tabler, R OBP: 0.367, SLG: 0.388 (1,7)	0-0 F9			4-0 BB	0-0 G3-6-3		0-0 6-3	0-0 F8	3 0 0 0 1 0 2													
Ron Hassey, L OBP: 0.337, SLG: 0.348 (1,2)		4-0 FC5		0-0 G3-6-3		0-3 K		0-0 BB	1 0 0 0 1 0 1													
Chris Bando, S OBP: 0.331, SLG: 0.391 (7,PH)				0-0 G3-6-3		0-0 K		0-0 1B	2 0 1 0 0 1 0													
Gorman Thomas, R OBP: 0.290, SLG: 0.357 (1,8)	0-0 F7		0-0 F8		0-0 F8		0-0 1B	0-3 K	4 0 1 0 0 1 2													
George Vukovich, L OBP: 0.263, SLG: 0.294 (1,9)		0-3 K			4-0 G6-3		0-0 1B		2 0 1 0 1 1 1													
Mike Fischlin, R OBP: 0.303, SLG: 0.269 (1,4)		0-0 1B			0-0 F7		0-0 3-1		3 0 1 0 0 0 3													
Inning Stats	R: 0 E: 0 K: 0 S: 3	H: 0 LOB: 2 BB: 2 P: 11	R: 0 E: 0 K: 1 S: 6	H: 1 LOB: 2 BB: 1 P: 10	R: 0 E: 0 K: 0 S: 3	H: 0 LOB: 0 BB: 0 P: 3	R: 0 E: 0 K: 0 S: 2	H: 0 LOB: 0 BB: 1 P: 6	R: 0 E: 0 K: 0 S: 2	H: 0 LOB: 0 BB: 1 P: 6	R: 0 E: 0 K: 0 S: 3	H: 0 LOB: 0 BB: 0 P: 3	R: 0 E: 0 K: 1 S: 7	H: 2 LOB: 2 BB: 0 P: 7	R: 0 E: 0 K: 0 S: 3	H: 0 LOB: 0 BB: 0 P: 3	R: 0 E: 0 K: 2 S: 8	H: 1 LOB: 1 BB: 0 P: 8	1B: 4 2B: 0 3B: 0 HR: 0	SF: 0 SAC: 0 DP: 2 HBP: 0	WP: 0 PB: 0 SB: 0 CS: 0	PA: 34
PITCHER	IP	WLS	BF	H	R	ER	SO	BB	IBB	HBP	BLK	WP	HR	S	P	ERA	WHIP					
Steve McCatty, R ERA: 3.85 (1,1)	9.0	W	34	4	0	0	4	5	0	0	0	0	0	37	57	0.00	1.000					

Oakland Athletics @ Cleveland Indians
Cleveland Municipal Stadium, Cleveland, OH
Thu Aug 25 1983, 3:33 AM EDT
Att: 6,044 - Sunny

AB 29
R 0
H 4
RBI 0
BB 5
SO 4
LOB 14



Batter	1	2	3	4	5	6	7	8	9	AB	R	H	RBI	BB	SO	LOB	TOP					
Toby Harrah, R OBP: 0.397, SLG: 0.359 (1, 5)	F7			1B	5-3		8-4		1-3	5	1	1	0	0	0	5	Cleveland Indians @ Seattle Mariners The Kingdome, Seattle, WA Fri Aug 26 1983, 10:05 PM EDT Att: 5,581 - Dome					
Mike Hargrove, L OBP: 0.388, SLG: 0.378 (1, 3)	F8			1B			3-1		F4	4	1	1	0	0	0	0						
Julio Franco, R OBP: 0.314, SLG: 0.406 (1, 6)	4-3			1B			F7		E6	4	1	1	1	0	0	0						
Andre Thornton, R OBP: 0.382, SLG: 0.433 (1, 10)		K		FC6-4						3	1	1	1	1	1	1						
Pat Tabler, R OBP: 0.366, SLG: 0.386 (1, 7)	6-3			G6-4-3					BB	4	0	1	0	0	0	2						
Ron Hassey, L OBP: 0.332, SLG: 0.342 (1, 2)	4-1						4-3		4-3	4	0	0	0	0	0	2						
Gorman Thomas, R OBP: 0.294, SLG: 0.357 (1, 8)							4-3			1	0	0	0	3	1	0						
George Vukovich, L OBP: 0.264, SLG: 0.294 (1, 9)				K			F8		SH2-4	3	0	1	0	0	1	1						
Mike Fischlin, R OBP: 0.301, SLG: 0.263 (1, 4)				F9					F2	3	0	0	0	1	0	3						
Inning Stats	R: 0 E: 0 K: 0 S: 3	H: 0 LOB: 0 BB: 0 P: 3	R: 0 E: 0 K: 1 S: 5	H: 0 LOB: 0 BB: 0 P: 5	R: 0 E: 0 K: 1 S: 5	H: 0 LOB: 0 BB: 0 P: 5	R: 2 E: 1 K: 0 S: 5	H: 3 LOB: 0 BB: 0 P: 5	R: 0 E: 0 K: 0 S: 4	H: 1 LOB: 2 BB: 1 P: 8	R: 1 E: 0 K: 1 S: 5	H: 2 LOB: 1 BB: 0 P: 5	R: 0 E: 0 K: 1 S: 4	H: 0 LOB: 1 BB: 2 P: 12	R: 1 E: 1 K: 0 S: 4	H: 0 LOB: 1 BB: 1 P: 8	R: 0 E: 0 K: 0 S: 3	H: 0 LOB: 1 BB: 1 P: 7	1B: 5 2B: 1 3B: 0 HR: 1	SF: 0 SAC: 1 DP: 2 HBP: 0	WP: 1 PB: 0 SB: 2 CS: 0	PA: 37
PITCHER	IP	WLS	BF	H	R	ER	SO	BB	IBB	HBP	BLK	WP	HR	S	P	ERA	WHIP					
Bob Stoddard, R ERA: 4.57 (1, 1)	6.0	L	25	6	3	2	2	2	0	0	0	0	1	27	35	3.00	1.333					
Gene Nelson, R ERA: 8.56 (7, 1)	3.0		12	0	1	0	1	3	0	0	0	1	0	11	23	0.00	1.000					

Batter	1	2	3	4	5	6	7	8	9	AB	R	H	RBI	BB	SO	LOB	BOTTOM				
Spike Owen, S OBP: 0.259, SLG: 0.289 (1, 6)	3-1			F8			F8		F7	4	0	0	0	0	0	0	Cleveland Indians @ Seattle Mariners The Kingdome, Seattle, WA Fri Aug 26 1983, 10:05 PM EDT Att: 5,581 - Dome				
Tony Bemazzard, S OBP: 0.338, SLG: 0.382 (1, 4)	4-3			L3			HR		WP	3	1	2	1	1	0	0					
Ron Roenicke, S OBP: 0.320, SLG: 0.346 (1, 8)	5-3			L3			K		K	4	0	0	0	0	2	2					
Pat Putnam, L OBP: 0.319, SLG: 0.449 (1, 3)		6-3					F9			3	0	0	0	1	1	0					
John Moses, S OBP: 0.291, SLG: 0.264 (9, PR)									BB	0	0	0	0	0	0	0					
Ricky Nelson, L OBP: 0.302, SLG: 0.388 (1, 9)		F6					1-3		F7	4	0	0	0	0	0	2					
Al Cowens, R OBP: 0.246, SLG: 0.317 (1, 10)							F4		5-3	3	0	0	0	0	1	0					
Steve Henderson, R OBP: 0.362, SLG: 0.419 (1, 7)				K						2	0	1	0	1	1	0					
Manny Castillo, S OBP: 0.253, SLG: 0.291 (1, 5)				5-3						2	0	1	0	1	0	0					
Rick Sweet, S OBP: 0.264, SLG: 0.258 (1, 2)				3-1			G4-6-3		K	3	0	0	0	0	1	3					
Inning Stats	R: 0 E: 0 K: 0 S: 3	H: 0 LOB: 0 BB: 0 P: 3	R: 0 E: 0 K: 1 S: 5	H: 0 LOB: 0 BB: 0 P: 5	R: 0 E: 0 K: 1 S: 3	H: 1 LOB: 0 BB: 0 P: 3	R: 0 E: 0 K: 0 S: 3	H: 0 LOB: 0 BB: 0 P: 3	R: 0 E: 0 K: 0 S: 3	H: 2 LOB: 0 BB: 0 P: 3	R: 1 E: 0 K: 2 S: 8	H: 1 LOB: 0 BB: 0 P: 8	R: 0 E: 0 K: 1 S: 5	H: 0 LOB: 2 BB: 2 P: 13	R: 0 E: 0 K: 1 S: 5	H: 0 LOB: 2 BB: 2 P: 13	1B: 2 2B: 2 3B: 0 HR: 1	SF: 0 SAC: 0 DP: 2 HBP: 0	WP: 1 PB: 0 SB: 0 CS: 0	PA: 32	
PITCHER	IP	WLS	BF	H	R	ER	SO	BB	IBB	HBP	BLK	WP	HR	S	P	ERA	WHIP				
Rick Sutcliffe, R ERA: 3.87 (1, 1)	9.0	W	32	4	1	1	6	4	0	0	0	1	1	40	56	1.00	0.889				

Batter	1	2	3	4	5	6	7	8	9	AB	R	H	RBI	BB	SO	LOB	TOP								
Alan Bannister, R (1, 10) OBP: 0.330, SLG: 0.405 (7, 4)										5	2	2	0	0	1	3	Cleveland Indians @ Seattle Mariners The Kingdome, Seattle, WA Sat Aug 27 1983, 10:05 PM EDT Att: 7,409 - Dome								
Toby Harrah, R (1, 5) OBP: 0.388, SLG: 0.359										3	0	1	0	1	0	0									
Julio Franco, R (1, 6) OBP: 0.315, SLG: 0.409										4	1	2	0	0	1	2									
Andre Thornton, R (1, 3) OBP: 0.381, SLG: 0.432										3	0	1	2	0	1	1									
Pat Tabler, R (1, 7) OBP: 0.362, SLG: 0.382										4	0	0	0	0	1	4									
Gorman Thomas, R (1, 8) OBP: 0.291, SLG: 0.353										4	0	0	0	0	1	1									
Camren Castillo, R (1, 9) OBP: 0.333, SLG: 0.167										2	0	0	0	1	0	0									
Broderick Perkins, L (9, PH) OBP: 0.291, SLG: 0.325										1	0	0	0	0	0	0									
Jim Essian, R (1, 2) OBP: 0.308, SLG: 0.303										2	0	0	0	0	0	0									
Ron Hassey, L (7, PH) OBP: 0.335, SLG: 0.344 (7, 2)										2	0	1	0	0	0	0									
Mike Fischlin, R (1, 4) OBP: 0.297, SLG: 0.259										2	0	0	0	0	0	0									
Mike Hargrove, L (7, PH) OBP: 0.387, SLG: 0.377										1	0	0	0	0	0	2									
Dan Spillner, R (7, 1)										0	0	0	0	0	0	0									
Jamie Easterly, L (8, 1)										0	0	0	0	0	0	0									
George Vukovich, L (9, PH) OBP: 0.291, SLG: 0.353										1	0	1	0	0	0	0									
Inning Stats	R: 0 E: 0 K: 2 S: 7	H: 0 LOB: 0 BB: 0 P: 7	R: 0 E: 0 K: 0 S: 3	H: 0 LOB: 0 BB: 0 P: 3	R: 0 E: 0 K: 0 S: 3	H: 0 LOB: 0 BB: 0 P: 3	R: 1 E: 0 K: 0 S: 5	H: 3 LOB: 1 BB: 0 P: 5	R: 0 E: 0 K: 1 S: 5	H: 0 LOB: 0 BB: 0 P: 5	R: 1 E: 0 K: 1 S: 7	H: 2 LOB: 2 BB: 1 P: 11	R: 0 E: 0 K: 0 S: 4	H: 1 LOB: 2 BB: 1 P: 8	R: 1 E: 1 K: 1 S: 7	H: 1 LOB: 1 BB: 0 P: 7	R: 0 E: 0 K: 0 S: 4	H: 1 LOB: 1 BB: 0 P: 4	1B: 6 2B: 2 3B: 0 HR: 0	SF: 1 SAC: 0 DP: 1 HBP: 0	WP: 0 PB: 0 SB: 3 CS: 0	PA: 37			
PITCHER	IP	WLS	BF	H	R	ER	SO	BB	IBB	HBP	BLK	WP	HR	S	P	ERA	WHIP								
Matt Young, L (1, 1) ERA: 3.19	6.1	W	25	5	2	2	4	2	0	0	0	0	0	31	39	2.84	1.105								
Mike Stanton, R (7, 1) ERA: 3.4	2.2	S	12	3	1	0	1	0	0	0	0	0	0	14	14	0.00	1.125								

AB	34
R	3
H	8
RBI	2
BB	2
SO	5
LOB	13



Batter	1	2	3	4	5	6	7	8	9	AB	R	H	RBI	BB	SO	LOB	BOTTOM								
Spike Owen, S (1, 6) OBP: 0.269, SLG: 0.294										3	1	2	0	1	0	1	Cleveland Indians @ Seattle Mariners The Kingdome, Seattle, WA Sat Aug 27 1983, 10:05 PM EDT Att: 7,409 - Dome								
Tony Bemazzard, S (1, 4) OBP: 0.337, SLG: 0.381										4	1	1	0	0	0	2									
Ron Roenicke, S (1, 8) OBP: 0.323, SLG: 0.350										3	1	1	1	1	0	0									
Pat Putnam, L (1, 3) OBP: 0.319, SLG: 0.447										4	0	1	2	0	0	2									
Ricky Nelson, L (1, 9) OBP: 0.301, SLG: 0.395										4	1	1	0	0	1	1									
Al Cowens, R (1, 10) OBP: 0.250, SLG: 0.321										3	2	1	1	1	1	1									
Steve Henderson, R (1, 7) ERA: 4.99										3	0	1	0	1	0	1									
John Moses, S (8, PR) OBP: 0.291, SLG: 0.264 (9, 7)										0	0	0	0	0	0	0									
Manny Castillo, S (1, 5) OBP: 0.253, SLG: 0.291										4	0	1	2	0	0	1									
Rick Sweet, S (1, 2) OBP: 0.264, SLG: 0.258										4	0	1	0	0	0	3									
Inning Stats	R: 0 E: 0 K: 0 S: 2	H: 0 LOB: 1 BB: 2 P: 10	R: 1 E: 0 K: 1 S: 6	H: 1 LOB: 1 BB: 1 P: 10	R: 3 E: 0 K: 0 S: 7	H: 4 LOB: 1 BB: 0 P: 7	R: 0 E: 0 K: 0 S: 3	H: 1 LOB: 0 BB: 0 P: 3	R: 0 E: 0 K: 1 S: 5	H: 0 LOB: 0 BB: 0 P: 5	R: 0 E: 0 K: 0 S: 4	H: 1 LOB: 1 BB: 0 P: 4	R: 2 E: 0 K: 0 S: 6	H: 3 LOB: 3 BB: 1 P: 10	1B: 6 2B: 4 3B: 1 HR: 0	SF: 0 SAC: 0 DP: 1 HBP: 0	WP: 0 PB: 1 SB: 1 CS: 1	PA: 37							
PITCHER	IP	WLS	BF	H	R	ER	SO	BB	IBB	HBP	BLK	WP	HR	S	P	ERA	WHIP								
Juan Eichelberger, R (1, 1)	2.0	L	12	4	4	4	1	3	0	0	0	0	0	11	23	18.00	3.500								
Mike Jeffcoat, L (3, 1) ERA: 4.5	4.0		13	2	0	0	1	0	0	0	0	0	0	15	15	0.00	0.500								
Dan Spillner, R (7, 1) ERA: 5.2	1.2		10	4	2	2	0	0	1	0	0	0	0	9	13	10.80	2.400								
Jamie Easterly, L (8, 1) ERA: 2.81	0.1		1	0	0	0	0	0	0	0	0	0	0	1	1	0.00	0.000								

AB	32
R	6
H	10
RBI	6
BB	4
SO	2
LOB	12



Batter	1	2	3	4	5	6	7	8	9	AB	R	H	RBI	BB	SO	LOB	TOP					
Toby Harrah, R OBP: 0.364, SLG: 0.355 (1, 5)	5-3		G5-4-3		K			K	6-3	5	0	0	0	0	2	5						
Mike Hargrove, L OBP: 0.386, SLG: 0.374 (1, 3)	F7			K	K			E6 1B		3	1	0	0	1	1	0						
Julio Franco, R OBP: 0.313, SLG: 0.406 (1, 6)	K			F8	FC6-4			4-3		4	0	0	0	0	1	4						
Andre Thornton, R OBP: 0.380, SLG: 0.431 Carmen Castillo, R (8, PR) OBP: 0.333, SLG: 0.167 (1, 10)		K		K				1-3		4	0	1	1	0	2	0						
Ron Hassey, L OBP: 0.336, SLG: 0.343 (1, 2)	K							CS	1B	3	2	1	0	1	1	0						
Pat Tabler, R OBP: 0.361, SLG: 0.383 (1, 7)	F8								F9	4	1	1	0	0	1	1						
Gorman Thomas, R OBP: 0.297, SLG: 0.358 (1, 8)										3	1	3	1	1	0	0						
George Vukovich, L OBP: 0.274, SLG: 0.305 (1, 9)										4	0	3	2	0	0	1						
Mike Fischlin, R OBP: 0.292, SLG: 0.254 (1, 4)										3	0	0	1	0	0	4						
Inning Stats	R: 0 E: 0 K: 1 S: 5	H: 0 LOB: 0 BB: 0 P: 5	R: 0 E: 0 K: 2 S: 7	H: 0 LOB: 0 BB: 0 P: 7	R: 0 E: 0 K: 0 S: 3	H: 1 LOB: 1 BB: 1 P: 7	R: 0 E: 0 K: 2 S: 7	H: 0 LOB: 0 BB: 0 P: 7	R: 2 E: 0 K: 1 S: 8	H: 3 LOB: 3 BB: 2 P: 16	R: 0 E: 0 K: 0 S: 5	H: 0 LOB: 0 BB: 0 P: 5	R: 0 E: 0 K: 0 S: 3	H: 1 LOB: 0 BB: 0 P: 3	R: 1 E: 1 K: 1 S: 6	H: 1 LOB: 1 BB: 0 P: 6	R: 2 E: 0 K: 0 S: 6	H: 3 LOB: 1 BB: 0 P: 6	1B: 8 2B: 1 3B: 0 HR: 0	SF: 0 SAC: 1 DP: 2 HBP: 0	WP: 0 PB: 0 SB: 1 CS: 1	PA: 38
PITCHER Mike Moore, R ERA: 4.88 (1, 1)	IP: 9.0 WLS: L BF: 37 H: 9 R: 5 ER: 4 SO: 8 BB: 2 IBB: 1 HBP: 0 BLK: 0 WP: 0 HR: 0 S: 50 P: 62 ERA: 4.00 WHIP: 1.222															PITCHER Mike Moore, R ERA: 4.88 (1, 1)	IP: 9.0 WLS: W BF: 34 H: 7 R: 2 ER: 2 SO: 1 BB: 3 IBB: 0 HBP: 0 BLK: 0 WP: 0 HR: 1 S: 33 P: 45 ERA: 2.00 WHIP: 1.111					

Cleveland Indians @ Seattle Mariners
The Kingdome, Seattle, WA
Sun Aug 28 1983, 6:33 AM EDT
Att: 7,474 - Dome

AB 33
R 5
H 9
RBI 5
BB 3
SO 8
LOB 15



Batter	1	2	3	4	5	6	7	8	9	AB	R	H	RBI	BB	SO	LOB	BOTTOM					
Spike Owen, S OBP: 0.268, SLG: 0.294 (1, 6)	3-1		CS	6-3				G4-3-6		4	0	1	0	0	0	1						
Tony Bemazzard, S OBP: 0.336, SLG: 0.380 (1, 4)	6-3			4-3				F7		4	0	1	0	0	0	0						
Ron Roenicke, S OBP: 0.322, SLG: 0.348 (1, 8)	4-3							F9		4	0	1	0	0	0	2						
Pat Putnam, L OBP: 0.318, SLG: 0.443 (1, 3)		1-3		4-3				HR	BB	3	1	0	0	1	0	1						
Ricky Nelson, L OBP: 0.300, SLG: 0.392 (1, 7)	6-3			4-3				F2		4	0	1	0	0	0	1						
Al Cowens, R OBP: 0.293, SLG: 0.335 (1, 10)	K			3-1				HR		4	1	2	2	0	1	0						
Dave Henderson, R OBP: 0.295, SLG: 0.414 (1, 9)				F9				6-3		3	0	0	0	1	0	2						
Manny Castillo, S OBP: 0.249, SLG: 0.286 (1, 5)				F8						3	0	0	0	0	0	3						
Jamie Nelson, R OBP: 0.329, SLG: 0.313 Rick Sweet, S (8, PH) OBP: 0.268, SLG: 0.261 (9, 2)										1	0	0	0	1	0	0						
Inning Stats	R: 0 E: 0 K: 0 S: 3	H: 0 LOB: 0 BB: 0 P: 3	R: 0 E: 0 K: 1 S: 5	H: 0 LOB: 0 BB: 0 P: 5	R: 0 E: 0 K: 0 S: 2	H: 0 LOB: 0 BB: 1 P: 6	R: 0 E: 0 K: 0 S: 4	H: 1 LOB: 1 BB: 0 P: 4	R: 0 E: 0 K: 0 S: 3	H: 0 LOB: 1 BB: 1 P: 7	R: 0 E: 0 K: 0 S: 4	H: 2 LOB: 1 BB: 0 P: 4	R: 0 E: 0 K: 0 S: 5	H: 2 LOB: 2 BB: 0 P: 5	R: 0 E: 0 K: 0 S: 3	H: 1 LOB: 0 BB: 0 P: 3	R: 2 E: 0 K: 0 S: 4	H: 1 LOB: 0 BB: 1 P: 8	1B: 6 2B: 0 3B: 0 HR: 1	SF: 0 SAC: 0 DP: 2 HBP: 0	WP: 0 PB: 0 SB: 0 CS: 1	PA: 35
PITCHER Lary Sorensen, R ERA: 4.2 (1, 1)	IP: 9.0 WLS: W BF: 34 H: 7 R: 2 ER: 2 SO: 1 BB: 3 IBB: 0 HBP: 0 BLK: 0 WP: 0 HR: 1 S: 33 P: 45 ERA: 2.00 WHIP: 1.111															PITCHER Lary Sorensen, R ERA: 4.2 (1, 1)	IP: 9.0 WLS: W BF: 34 H: 7 R: 2 ER: 2 SO: 1 BB: 3 IBB: 0 HBP: 0 BLK: 0 WP: 0 HR: 1 S: 33 P: 45 ERA: 2.00 WHIP: 1.111					

Cleveland Indians @ Seattle Mariners
The Kingdome, Seattle, WA
Sun Aug 28 1983, 6:33 AM EDT
Att: 7,474 - Dome

AB 31
R 2
H 7
RBI 2
BB 3
SO 1
LOB 10



Batter	1	2	3	4	5	6	7	8	9	AB	R	H	RBI	BB	SO	LOB	TOP								
Toby Harrah, R OBP: 0.364, SLG: 0.352	4-0 1-3 2B BB		4-0 G3-6-3 BB		0-0 4-3		0-3 K		0-0 4-3	3	1	0	0	2	1	0									
Mike Hargrove, L OBP: 0.386, SLG: 0.375	0-0 1-3		0-0 G3-6-3 1-2		0-0 2B		0-0 F9		4-0 BB	4	0	1	0	1	0	2									
Julio Franco, R OBP: 0.314, SLG: 0.408	0-0 6-3 2-H 2B			0-0 BB S 1B		0-0 F8		0-0 F8	0-0 F9	5	0	2	1	0	0	2									
Andre Thornton, R OBP: 0.383, SLG: 0.431	0-0 6-3			4-0 2B 1B		0-0 2B SF8		4-0 BB BB		2	3	1	0	2	0	1									
Pat Tabler, R OBP: 0.362, SLG: 0.390	0-3 K			0-0 2B		0-0 SF8 CS 2B		0-0 F8		4	0	2	1	0	1	2									
Gorman Thomas, R OBP: 0.299, SLG: 0.357		0-0 F7		4-0 BB		0-0 SF8		4-0 1B 1-2 9-2 BB		1	0	0	1	2	0	0									
George Vukovich, L OBP: 0.278, SLG: 0.308		0-0 F7		0-3 K		0-0 HR 1B		0-0 1-3 2-H 2B 1B		4	1	2	1	0	1	2									
Jim Essian, R OBP: 0.305, SLG: 0.343		0-0 2-3		0-0 F8		0-0 HR		0-0 9-2		4	1	1	2	0	0	4									
Mike Fischlin, R OBP: 0.285, SLG: 0.247			0-0 5-3		0-0 6-3		0-0 F9		0-0 5-3	4	0	0	0	0	0	0									
Inning Stats	R: 1 E: 0 K: 1 S: 6	H: 1 LOB: 1 BB: 1 P: 10	R: 0 E: 0 K: 0 S: 3	H: 0 LOB: 0 BB: 0 P: 3	R: 0 E: 0 K: 0 S: 2	H: 0 LOB: 0 BB: 1 P: 6	R: 1 E: 0 K: 1 S: 6	H: 2 LOB: 2 BB: 2 P: 14	R: 0 E: 0 K: 0 S: 4	H: 1 LOB: 1 BB: 0 P: 4	R: 3 E: 0 K: 0 S: 6	H: 4 LOB: 0 BB: 0 P: 6	R: 0 E: 0 K: 1 S: 5	H: 0 LOB: 0 BB: 0 P: 5	R: 1 E: 0 K: 0 S: 3	H: 1 LOB: 1 BB: 2 P: 11	R: 0 E: 0 K: 0 S: 3	H: 0 LOB: 1 BB: 1 P: 7	1B: 4 2B: 5 3B: 0 HR: 1	SF: 1 SAC: 0 DP: 2 HBP: 0	WP: 0 PB: 0 SB: 1 CS: 1	PA: 39			
PITCHER	IP	WLS	BF	H	R	ER	SO	BB	IBB	HBP	BLK	WP	HR	S	P	ERA	WHIP								
Mike Witt, R ERA: 4.75	6.0	L	27	8	5	5	2	4	0	0	0	0	1	27	43	7.50	2.000								
Steve Brown, R ERA: 6.0	1.1		7	1	1	1	1	2	0	0	0	0	0	7	15	6.75	2.250								
Luis Sanchez, R ERA: 3.38	1.2		5	0	0	0	0	1	0	0	0	0	0	4	8	0.00	0.600								

Cleveland Indians @ California Angels
Anaheim Stadium, Anaheim, CA
Mon Aug 29 1983, 10:05 PM EDT
Att: 22,134 - Unknown


AB 31
R 6
H 9
RBI 6
BB 7
SO 3
LOB 13



Batter	1	2	3	4	5	6	7	8	9	AB	R	H	RBI	BB	SO	LOB	BOTTOM								
Brian Downing, R OBP: 0.361, SLG: 0.432	0-0 F9		0-0 F8			0-0 5-3	0-0 FC3-6 1B		0-0 1-3 2B	5	0	2	1	0	0	0									
Rod Carew, L OBP: 0.413, SLG: 0.426	0-3 K		0-0 F7			0-0 1B E6	0-0 FC3-6 1-2 2-3		0-0 1-3	5	0	0	0	0	1	3									
Juan Beniquez, R OBP: 0.333, SLG: 0.377	0-0 F7			0-0 6-3		0-0 FC4 1B	0-0 5-3			4	0	1	0	0	0	2									
Doug DeCinces, R OBP: 0.346, SLG: 0.534		0-0 F7		0-0 F8		0-0 FC4 1-2		0-0 F8		4	0	0	0	0	0	2									
Ron Jackson, R OBP: 0.315, SLG: 0.372		0-0 F9		0-0 1-3			0-0 HR	0-3 K		4	1	1	1	0	1	0									
Ellis Valentine, R OBP: 0.275, SLG: 0.408		0-0 1B			0-0 F7		0-0 1B 1B	0-0 F6		4	1	2	0	0	0	0									
Bob Boone, R OBP: 0.286, SLG: 0.349		0-0 1B			0-0 5-3		0-0 1B SF9 1B	4-0 FC5-4 BB		3	1	2	0	0	0	0									
Daryl Sconiers, L OBP: 0.296, SLG: 0.432		1-3 1B					0-0 FC3-6 1B 1-3 2-H 1B	0-3 K		4	0	1	1	0	1	3									
Steve Lubratic, R OBP: 0.257, SLG: 0.311		0-0 F7			0-0 F6		0-0 FC3-6 1B 1-3 2-H 1B	0-0 K		4	0	1	1	0	1	3									
Rob Wilfong, L OBP: 0.267, SLG: 0.313			0-0 4-3			0-0 L3	0-0 SF9	0-0 FC5-4 2B		3	1	0	1	0	0	1									
Inning Stats	R: 0 E: 0 K: 1 S: 5	H: 0 LOB: 0 BB: 0 P: 5	R: 0 E: 0 K: 0 S: 5	H: 2 LOB: 2 BB: 0 P: 5	R: 0 E: 0 K: 0 S: 3	H: 0 LOB: 0 BB: 0 P: 3	R: 0 E: 0 K: 0 S: 3	H: 0 LOB: 0 BB: 0 P: 3	R: 0 E: 1 K: 0 S: 5	H: 1 LOB: 2 BB: 0 P: 5	R: 3 E: 0 K: 0 S: 8	H: 5 LOB: 2 BB: 0 P: 8	R: 0 E: 0 K: 1 S: 5	H: 0 LOB: 0 BB: 0 P: 5	R: 1 E: 0 K: 1 S: 6	H: 1 LOB: 1 BB: 1 P: 10	R: 0 E: 0 K: 0 S: 6	H: 0 LOB: 0 BB: 1 P: 7	1B: 7 2B: 1 3B: 0 HR: 1	SF: 1 SAC: 0 DP: 0 HBP: 0	WP: 1 PB: 0 SB: 0 CS: 0	PA: 38			
PITCHER	IP	WLS	BF	H	R	ER	SO	BB	IBB	HBP	BLK	WP	HR	S	P	ERA	WHIP								
Neal Heaton, L ERA: 3.54	6.1	W	28	8	3	3	1	0	0	0	0	1	0	30	30	4.26	1.263								
Bud Anderson, R ERA: 3.16	2.2	S	10	1	1	1	2	1	0	0	0	1	0	13	17	3.38	0.750								

Cleveland Indians @ California Angels
Anaheim Stadium, Anaheim, CA
Mon Aug 29 1983, 10:05 PM EDT
Att: 22,134 - Unknown

AB 36
R 4
H 9
RBI 4
BB 1
SO 3
LOB 11



Batter	1	2	3	4	5	6	7	8	9	10	AB	R	H	RBI	BB	SO	LOB	TOP									
Alan Bannister, R (1, 9) <small>OBP: 0.332, SLG: 0.407</small> George Vukovich, L (9, PH) <small>OBP: 0.279, SLG: 0.310</small> (9, 9)											4	1	2	0	0	0	3										
Toby Harrah, R (1, 5) <small>OBP: 0.364, SLG: 0.362</small> (10, 4)											6	2	2	1	0	1	2										
Julio Franco, R (1, 6) <small>OBP: 0.311, SLG: 0.401</small>											4	0	0	0	0	0	2										
Bake McBride, L (1, 10) <small>OBP: 0.313, SLG: 0.337</small>											5	0	1	0	0	1	3										
Pat Tabler, R (1, 7) <small>OBP: 0.372, SLG: 0.397</small>											4	0	3	2	1	1	0										
Mike Hargrave, L (1, 3) <small>OBP: 0.366, SLG: 0.374</small> Carmen Castillo, R (8, PR) <small>OBP: 0.336, SLG: 0.167</small> Broderick Perkins, L (8, 3) <small>OBP: 0.287, SLG: 0.322</small>											4	0	2	0	0	0	4										
Gorman Thomas, R (1, 8) <small>OBP: 0.299, SLG: 0.363</small>											4	1	2	2	1	0	3										
Ron Hassey, L (1, 2) <small>OBP: 0.339, SLG: 0.346</small>											4	1	1	0	1	0	4										
Mike Fischlin, R (1, 4) <small>OBP: 0.279, SLG: 0.237</small> Chris Bando, S (10, PH) <small>OBP: 0.356, SLG: 0.391</small> Jim Essian, R (10, 5) <small>OBP: 0.305, SLG: 0.343</small>											3	0	0	0	1	1	3										
Inning Stats	R: 2 E: 0 K: 0 S: 6	H: 3 LOB: 1 BB: 0 P: 6	R: 0 E: 0 K: 0 S: 3	H: 2 LOB: 2 BB: 1 P: 7	R: 0 E: 0 K: 0 S: 4	H: 1 LOB: 2 BB: 1 P: 8	R: 0 E: 0 K: 1 S: 5	H: 1 LOB: 0 BB: 0 P: 5	R: 1 E: 0 K: 0 S: 4	H: 1 LOB: 0 BB: 0 P: 4	R: 0 E: 0 K: 0 S: 5	H: 2 LOB: 3 BB: 1 P: 9	R: 0 E: 0 K: 0 S: 3	H: 0 LOB: 0 BB: 0 P: 3	R: 2 E: 0 K: 1 S: 7	H: 2 LOB: 1 BB: 0 P: 7	R: 0 E: 0 K: 1 S: 5	H: 0 LOB: 1 BB: 0 P: 6	R: 2 E: 0 K: 1 S: 7	H: 2 LOB: 2 BB: 2 P: 15	1B: 11 2B: 3 3B: 0 HR: 2	SF: 0 SAC: 0 DP: 1 HBP: 1	WP: 0 PA: 47				
PITCHER	IP 5.2	WLS 27	H 10	R 3	ER 3	SO 1	BB 3	IBB 0	HBP 0	BLK 0	WP 0	HR 1	S 26	P 38	ERA 4.76	WHIP 2.294											
Geoff Zahn, L (1, 1) <small>ERA: 3.41</small>	2.1	9	2	2	2	1	0	0	0	0	0	1	11	11	7.71	0.857											
Steve Brown, R (6, 1) <small>ERA: 6.28</small>	2.0	L	11	2	2	2	2	1	1	1	0	0	0	12	21	9.00	1.500										
Luis Sanchez, R (9, 1) <small>ERA: 3.5</small>																											

Cleveland Indians @ California Angels
 Anaheim Stadium, Anaheim, CA
 Wed Aug 31 1983, 10:05 PM EDT
 Att: 22,659 - Unknown
 livebaseballscores.com
 AB 41
 R 7
 H 14
 RBI 7
 BB 5
 SO 4
 LOB 25

Batter	1	2	3	4	5	6	7	8	9	10	AB	R	H	RBI	BB	SO	LOB	BOTTOM								
Brian Downing, R (1, 7) <small>OBP: 0.367, SLG: 0.435</small> Ellis Valentine, R (5, PR) <small>OBP: 0.273, SLG: 0.404</small> (6, 7)											2	1	1	0	0	1	1									
Steve Lubratich, R (10, 6) <small>OBP: 0.257, SLG: 0.311</small>											0	0	0	0	0	0	0									
Rod Carew, L (1, 3) <small>OBP: 0.415, SLG: 0.427</small>											4	0	1	0	1	0	1									
Juan Beniquez, R (1, 8) <small>OBP: 0.333, SLG: 0.368</small> (10, 7)											2	0	0	0	2	0	0									
Doug DeCinces, R (1, 5) <small>OBP: 0.345, SLG: 0.543</small>											3	1	1	3	0	0	1									
Reggie Jackson, L (1, 9) <small>OBP: 0.301, SLG: 0.359</small>											4	0	0	0	0	1	3									
Daryl Scottiers, L (1, 10) <small>OBP: 0.309, SLG: 0.454</small>											4	2	3	0	0	1	0									
Bob Boone, R (1, 2) <small>OBP: 0.291, SLG: 0.354</small>											3	0	2	1	0	0	1									
Rob Wilfong, L (1, 4) <small>OBP: 0.277, SLG: 0.330</small>											4	0	1	1	0	1	2									
Ricky Adams, R (1, 6) <small>OBP: 0.270, SLG: 0.268</small> Fred Lynn, L (9, PH) <small>OBP: 0.353, SLG: 0.472</small> (10, 8)											2	1	0	0	1	1	1									
Inning Stats	R: 1 E: 0 K: 0 S: 4	H: 1 LOB: 1 BB: 1 P: 8	R: 1 E: 0 K: 2 S: 9	H: 2 LOB: 1 BB: 0 P: 9	R: 0 E: 0 K: 0 S: 4	H: 1 LOB: 0 BB: 0 P: 4	R: 0 E: 0 K: 1 S: 5	H: 1 LOB: 0 BB: 0 P: 5	R: 0 E: 0 K: 0 S: 2	H: 1 LOB: 0 BB: 1 P: 6	R: 0 E: 0 K: 1 S: 5	H: 1 LOB: 1 BB: 0 P: 5	R: 1 E: 0 K: 1 S: 6	H: 1 LOB: 2 BB: 2 P: 14	R: 1 E: 0 K: 0 S: 5	H: 2 LOB: 1 BB: 0 P: 5	R: 0 E: 0 K: 0 S: 3	H: 0 LOB: 0 BB: 0 P: 3	1B: 3 2B: 5 3B: 0 HR: 1	SF: 2 SAC: 2 DP: 3 HBP: 1	WP: 0 PA: 40					
PITCHER	IP 5.0	WLS 27	H 10	R 3	ER 3	SO 3	BB 1	IBB 0	HBP 1	BLK 0	WP 0	HR 1	S 24	P 29	ERA 5.40	WHIP 1.200										
Bert Blyleven, R (1, 1) <small>ERA: 3.83</small>	2.1	9	2	1	1	1	2	0	0	0	0	0	9	17	3.86	1.714										
Bud Anderson, R (6, 1) <small>ERA: 3.21</small>	1.2	W	8	2	1	1	1	0	0	0	0	0	9	13	5.40	1.800										
Rick Sutcliffe, R (8, 1) <small>ERA: 3.83</small>	1.0	S	3	0	0	0	0	0	0	0	0	0	3	3	0.00	0.000										
Jamie Easterly, L (10, 1) <small>ERA: 2.7</small>																										

Cleveland Indians @ California Angels
 Anaheim Stadium, Anaheim, CA
 Wed Aug 31 1983, 10:05 PM EDT
 Att: 22,659 - Unknown
 livebaseballscores.com
 AB 31
 R 5
 H 9
 RBI 5
 BB 4
 SO 5
 LOB 13

Batter	1	2	3	4	5	6	7	8	9	AB	R	H	RBI	BB	SO	LOB	TOP					
Mike Hargrove, L OBP: 0.390, SLG: 0.374	F5		F8			4-3 1B	G1-2-3			5	1	2	1	0	0	3	Cleveland Indians @ Oakland Athletics Oakland-Alameda County Coliseum, Oakland, CA Sun Sep 04 1983, 3:33 AM PDT Att: 10,274 - Sunny					
Toby Harrah, R OBP: 0.381, SLG: 0.360	F6		F7			4-3 1B	F8		F5	4	1	0	0	1	0	1						
Julio Franco, R OBP: 0.308, SLG: 0.401	E5 1B		6-3			4-3	F8		F8	5	0	1	1	0	0	2						
Broderick Perkins, L OBP: 0.299, SLG: 0.331	F7					1B 2B	1B		4-3	4	2	2	0	1	0	1						
Pat Tabler, R OBP: 0.370, SLG: 0.393		F7				2B E	1B		F3	3	2	1	2	1	0	1						
Alan Bannister, R OBP: 0.332, SLG: 0.403						1-2 2-H 3-H	1B			1	0	0	0	0	0	0						
Ron Hassey, L OBP: 0.348, SLG: 0.363	F4					1-3 2-H	E6 2B		F9	4	1	2	1	1	0	0						
Gorman Thomas, R OBP: 0.305, SLG: 0.376	WP S 1B					2-H 3-H	E6		1B	5	0	3	2	0	1	2						
George Vukovich, L OBP: 0.293, SLG: 0.325		WP BB				FC1-6-5	1B			4	1	4	0	1	0	0						
Mike Fischlin, R OBP: 0.280, SLG: 0.247	F8					1B 4-3	SH1-3		1-3	4	1	1	1	0	0	5						
Inning Stats	R: 0 E: 1 K: 0 S: 4	H: 1 LOB: 1 BB: 0 P: 4	R: 0 E: 0 K: 0 S: 4	H: 1 LOB: 2 BB: 1 P: 8	R: 0 E: 0 K: 0 S: 3	H: 0 LOB: 0 BB: 0 P: 3	R: 0 E: 0 K: 1 S: 5	H: 1 LOB: 1 BB: 1 P: 9	R: 5 E: 1 K: 0 S: 7	H: 4 LOB: 2 BB: 2 P: 15	R: 1 E: 0 K: 0 S: 4	H: 2 LOB: 0 BB: 0 P: 4	R: 3 E: 0 K: 0 S: 7	H: 5 LOB: 2 BB: 1 P: 11	R: 0 E: 0 K: 0 S: 3	H: 0 LOB: 0 BB: 0 P: 3	R: 0 E: 0 K: 0 S: 5	H: 2 LOB: 2 BB: 0 P: 5	1B: 13 2B: 3 3B: 0 HR: 0	SF: 0 SAC: 1 DP: 1 HBP: 0	WP: 1 PB: 0 SB: 1 CS: 2	PA: 45
PITCHER	IP WLS BF H R ER SO BB IBB HBP BLK WP HR S P ERA WHIP	IP WLS BF H R ER SO BB IBB HBP BLK WP HR S P ERA WHIP	IP WLS BF H R ER SO BB IBB HBP BLK WP HR S P ERA WHIP	IP WLS BF H R ER SO BB IBB HBP BLK WP HR S P ERA WHIP	IP WLS BF H R ER SO BB IBB HBP BLK WP HR S P ERA WHIP	IP WLS BF H R ER SO BB IBB HBP BLK WP HR S P ERA WHIP	IP WLS BF H R ER SO BB IBB HBP BLK WP HR S P ERA WHIP	IP WLS BF H R ER SO BB IBB HBP BLK WP HR S P ERA WHIP	IP WLS BF H R ER SO BB IBB HBP BLK WP HR S P ERA WHIP	IP WLS BF H R ER SO BB IBB HBP BLK WP HR S P ERA WHIP	IP WLS BF H R ER SO BB IBB HBP BLK WP HR S P ERA WHIP	IP WLS BF H R ER SO BB IBB HBP BLK WP HR S P ERA WHIP	IP WLS BF H R ER SO BB IBB HBP BLK WP HR S P ERA WHIP	IP WLS BF H R ER SO BB IBB HBP BLK WP HR S P ERA WHIP	IP WLS BF H R ER SO BB IBB HBP BLK WP HR S P ERA WHIP	IP WLS BF H R ER SO BB IBB HBP BLK WP HR S P ERA WHIP						
Steve McCatty, R ERA: 3.91	4.2	L	24	7	5	4	1	3	1	0	22	38	7.71	2.143								
Mark Smith, R ERA: 3.97	1.2		8	3	3	3	0	1	0	0	7	11	16.20	2.400								
Curt Young, L ERA: 17.55	0.0		1	1	0	0	0	0	0	0	1	1	∞	∞								
Ed Farmer, R ERA: 6.33	0.0		2	2	0	0	0	0	0	0	2	2	∞	∞								
Bert Bradley, R ERA: 12.0	2.2		10	3	1	1	0	0	0	0	10	10	3.38	1.125								

Batter	1	2	3	4	5	6	7	8	9	AB	R	H	RBI	BB	SO	LOB	BOTTOM					
Mike Davis, L OBP: 0.323, SLG: 0.396	K			4-3					K	3	0	0	0	1	2	4	Cleveland Indians @ Oakland Athletics Oakland-Alameda County Coliseum, Oakland, CA Sun Sep 04 1983, 3:33 AM PDT Att: 10,274 - Sunny					
Dave Hudgens, L										1	0	0	0	0	1	0						
Mike Heath, R OBP: 0.325, SLG: 0.387	K								F7	4	0	0	0	0	2	6						
Rusty McNealy, L										1	0	0	0	0	0	0						
Garry Hancock, L OBP: 0.284, SLG: 0.435	3-1								F4	5	0	1	0	0	0	0						
Davey Lopes, R OBP: 0.343, SLG: 0.430										4	1	2	0	0	0	1						
Dwayne Murphy, L OBP: 0.315, SLG: 0.379										3	1	0	0	1	1	3						
Darryl Cias, R OBP: 0.368, SLG: 0.353										0	0	0	0	0	0	0						
Bill Almon, R OBP: 0.317, SLG: 0.391										3	0	1	0	0	1	2						
Dan Meyer, L OBP: 0.195, SLG: 0.165										4	0	2	2	0	0	1						
Donnie Hill, S OBP: 0.279, SLG: 0.328										4	0	1	0	0	1	2						
Tony Phillips, S OBP: 0.323, SLG: 0.309										3	0	0	0	1	0	3						
Inning Stats	R: 0 E: 0 K: 2 S: 7	H: 0 LOB: 0 BB: 0 P: 7	R: 2 E: 0 K: 1 S: 7	H: 2 LOB: 3 BB: 3 P: 19	R: 0 E: 1 K: 2 S: 8	H: 0 LOB: 1 BB: 0 P: 8	R: 0 E: 0 K: 0 S: 4	H: 1 LOB: 1 BB: 0 P: 4	R: 0 E: 0 K: 0 S: 4	H: 1 LOB: 1 BB: 0 P: 4	R: 0 E: 1 K: 2 S: 10	H: 2 LOB: 3 BB: 0 P: 10	R: 0 E: 0 K: 0 S: 4	H: 1 LOB: 1 BB: 0 P: 4	R: 0 E: 0 K: 0 S: 3	H: 0 LOB: 0 BB: 0 P: 3	R: 0 E: 0 K: 1 S: 5	H: 0 LOB: 0 BB: 0 P: 5	1B: 7 2B: 0 3B: 0 HR: 0	SF: 0 SAC: 1 DP: 0 HBP: 0	WP: 1 PB: 0 SB: 1 CS: 0	PA: 39
PITCHER	IP WLS BF H R ER SO BB IBB HBP BLK WP HR S P ERA WHIP	IP WLS BF H R ER SO BB IBB HBP BLK WP HR S P ERA WHIP	IP WLS BF H R ER SO BB IBB HBP BLK WP HR S P ERA WHIP	IP WLS BF H R ER SO BB IBB HBP BLK WP HR S P ERA WHIP	IP WLS BF H R ER SO BB IBB HBP BLK WP HR S P ERA WHIP	IP WLS BF H R ER SO BB IBB HBP BLK WP HR S P ERA WHIP	IP WLS BF H R ER SO BB IBB HBP BLK WP HR S P ERA WHIP	IP WLS BF H R ER SO BB IBB HBP BLK WP HR S P ERA WHIP	IP WLS BF H R ER SO BB IBB HBP BLK WP HR S P ERA WHIP	IP WLS BF H R ER SO BB IBB HBP BLK WP HR S P ERA WHIP	IP WLS BF H R ER SO BB IBB HBP BLK WP HR S P ERA WHIP	IP WLS BF H R ER SO BB IBB HBP BLK WP HR S P ERA WHIP	IP WLS BF H R ER SO BB IBB HBP BLK WP HR S P ERA WHIP	IP WLS BF H R ER SO BB IBB HBP BLK WP HR S P ERA WHIP	IP WLS BF H R ER SO BB IBB HBP BLK WP HR S P ERA WHIP	IP WLS BF H R ER SO BB IBB HBP BLK WP HR S P ERA WHIP						
Rick Sutcliffe, R ERA: 3.75	9.0	W	39	7	2	2	8	3	0	0	52	64	2.00	1.111								



Batter	1	2	3	4	5	6	7	8	9	AB	R	H	RBI	BB	SO	LOB	TOP										
Lou Whitaker, L (1.4) OBP: 0.378, SLG: 0.457	F7		K		6-3			F4		4	0	0	0	0	1	3	Detroit Tigers @ Cleveland Indians Cleveland Municipal Stadium, Cleveland, OH Mon Sep 05 1983, 7:05 PM EDT Att: 5,993 - Unknown - 85 F										
Alan Trammell, R (1.6) OBP: 0.392, SLG: 0.505	K			6-3	K			K		4	0	1	0	0	2	2											
Larry Hemdon, R (1.7) OBP: 0.336, SLG: 0.461	K			F8				F7		4	0	1	0	0	1	1											
Lance Parrish, R (1.2)		5-3		HR				F6		3	1	0	0	1	0	1											
Kirk Gibson, L (1.10) OBP: 0.292, SLG: 0.390		2-3		HR				G3-6-3		4	1	1	2	0	1	1											
Rick Leach, L (1.3) OBP: 0.301, SLG: 0.328		4-3		F7				F7		4	0	0	0	0	0	0											
Chet Lemon, R (1.8) OBP: 0.368, SLG: 0.485				BB				1B		2	0	1	0	1	0	0											
Lynn Jones, R (7.9) OBP: 0.286, SLG: 0.344				BB				1B		0	0	0	0	0	0	0											
Glenn Wilson, R (1.9) OBP: 0.304, SLG: 0.416		F8		F8				E5		3	0	1	0	0	0	1											
Tom Brookens, R (1.5) OBP: 0.284, SLG: 0.339		F9		F9				6-3		3	0	1	0	0	0	2											
Inning Stats	R: 0 E: 0 K: 1 S: 5	H: 1 LOB: 0 BB: 0 P: 5	R: 0 E: 0 K: 0 S: 3	H: 0 LOB: 0 BB: 0 P: 3	R: 0 E: 0 K: 1 S: 5	H: 0 LOB: 1 BB: 1 P: 9	R: 2 E: 0 K: 0 S: 4	H: 1 LOB: 0 BB: 1 P: 8	R: 0 E: 1 K: 1 S: 7	H: 1 LOB: 2 BB: 0 P: 7	R: 0 E: 0 K: 0 S: 3	H: 2 LOB: 1 BB: 0 P: 4	R: 0 E: 0 K: 1 S: 5	H: 0 LOB: 0 BB: 0 P: 5	R: 0 E: 0 K: 1 S: 5	H: 0 LOB: 0 BB: 0 P: 5	1B: 4 2B: 1 3B: 0 HR: 1	SF: 0 SAC: 0 DP: 1 HBP: 0	WP: 0 PB: 0 SB: 0 CS: 0	PA: 33							
PITCHER	IP	WLS	BF	H	R	ER	SO	BB	IBB	HBP	BLK	WP	HR	S	P	ERA	WHIP										
Bert Blyleven, R (1.1) ERA: 3.8	6.0		23	4	2	2	3	2	0	0	0	0	1	27	35	3.00	1.000										
Bud Anderson, R (7.1) ERA: 2.93	3.0	W	10	2	0	0	2	0	0	0	0	0	0	14	14	0.00	0.667										

Batter	1	2	3	4	5	6	7	8	9	AB	R	H	RBI	BB	SO	LOB	BOTTOM										
Mike Hargrove, L (1.3) OBP: 0.391, SLG: 0.374	K		CS	F6				CS		3	0	1	1	1	1	0	Detroit Tigers @ Cleveland Indians Cleveland Municipal Stadium, Cleveland, OH Mon Sep 05 1983, 7:05 PM EDT Att: 5,993 - Unknown - 85 F										
Toby Harrah, R (1.5) OBP: 0.380, SLG: 0.359				F6				F9		4	0	1	0	0	0	3											
Julio Franco, R (1.6) OBP: 0.308, SLG: 0.401				F8				1B		3	1	1	0	0	0	1											
Bake McBride, L (1.10) OBP: 0.314, SLG: 0.330		F7		F8				4-3		3	0	0	0	0	0	1											
Pat Tabler, R (1.7) OBP: 0.369, SLG: 0.391				6-3				G3		2	0	0	1	1	0	0											
Ron Hassey, L (1.2) OBP: 0.345, SLG: 0.359				6-3				K		3	0	0	0	0	2	1											
Gorman Thomas, R (1.8) OBP: 0.305, SLG: 0.382				K2-3				HR		3	1	1	1	0	1	0											
George Vukovich, L (1.9) OBP: 0.301, SLG: 0.333				CS				1B		3	1	3	0	0	0	0											
Mike Fischlin, R (1.4) OBP: 0.279, SLG: 0.245				K				SH3		1	0	0	0	0	1	1											
Broderick Perkins, L (6. Ph) OBP: 0.258, SLG: 0.330								SH3		1	0	0	0	0	1	1											
Alan Bannister, R (7.4) OBP: 0.332, SLG: 0.403								SH3		0	0	0	0	0	0	0											
Inning Stats	R: 0 E: 0 K: 1 S: 5	H: 1 LOB: 0 BB: 0 P: 5	R: 0 E: 0 K: 1 S: 4	H: 0 LOB: 1 BB: 1 P: 8	R: 0 E: 0 K: 2 S: 7	H: 1 LOB: 0 BB: 0 P: 7	R: 0 E: 0 K: 0 S: 3	H: 0 LOB: 0 BB: 0 P: 3	R: 0 E: 0 K: 1 S: 6	H: 1 LOB: 2 BB: 1 P: 10	R: 1 E: 0 K: 1 S: 6	H: 1 LOB: 0 BB: 0 P: 6	R: 2 E: 0 K: 0 S: 5	H: 3 LOB: 0 BB: 0 P: 5	R: 0 E: 0 K: 0 S: 5	H: 0 LOB: 0 BB: 0 P: 5	1B: 6 2B: 1 3B: 0 HR: 1	SF: 0 SAC: 1 DP: 2 HBP: 0	WP: 1 PB: 0 SB: 0 CS: 3	PA: 30							
PITCHER	IP	WLS	BF	H	R	ER	SO	BB	IBB	HBP	BLK	WP	HR	S	P	ERA	WHIP										
Jack Morris, R (1.1) ERA: 3.23	7.1	L	28	7	3	3	6	2	0	0	0	0	1	38	46	3.68	1.227										
Doug Bair, R (8.1) ERA: 4.09	0.2		1	0	0	0	0	0	0	0	0	0	0	1	1	0.00	0.000										

Batter	1	2	3	4	5	6	7	8	9	AB	R	H	RBI	BB	SO	LOB	TOP			
Lou Whitaker, L (1,4) OBP: 0.377, SLG: 0.455	0-0 4-3		0-3 K			0-0 1B		0-0 F8		4	0	1	0	0	1	1	Detroit Tigers @ Cleveland Indians Cleveland Municipal Stadium, Cleveland, OH Wed Sep 07 1983, 7:05 PM EDT Unknown - 75 F livebaseballscorecards.com			
Alan Trammell, R (1,6) OBP: 0.389, SLG: 0.500	0-0 F8			0-0 F9		0-0 F7		0-0 F9		4	0	0	0	0	0	1				
Larry Hemdon, R (1,7) OBP: 0.337, SLG: 0.462	0-0 5-3			0-0 FC3-6 1B		0-0 1-2 1B		0-0 5-3		4	0	2	0	0	0	0				
Lance Parrish, R (1,2) OBP: 0.327, SLG: 0.514		0-3 K		0-0 FC3-6 1-2		0-0 L4 1-2		0-0 HR		4	1	1	1	0	1	3				
Kirk Gibson, L (1,10) OBP: 0.289, SLG: 0.386	0-0 F7		0-0 F8			0-0 F8		0-0 G3		4	0	0	0	0	0	1				
Enos Cabell, R (1,3) OBP: 0.334, SLG: 0.431	0-0 6-3			0-0 5-3		0-0 1-3		0-0 6-3		4	0	0	0	0	0	0				
Chet Lemon, R (1,8) OBP: 0.369, SLG: 0.489			0-0 F7		0-0 1B		0-0 2B			3	0	2	0	0	0	0				
Glenn Wilson, R (1,9) OBP: 0.304, SLG: 0.416			0-0 1B		0-3 K		0-0 6-3			3	0	1	0	0	1	2				
Wayne Krenchicki, L (1,5) OBP: 0.318, SLG: 0.308	0-0 F8		0-0 F8		0-0 F3		0-3 K			3	0	0	0	0	1	2				
Inning Stats	R: 0 E: 0 K: 0 S: 3	H: 0 LOB: 0 BB: 0 P: 3	R: 0 E: 0 K: 1 S: 5	H: 0 LOB: 0 BB: 0 P: 5	R: 0 E: 0 K: 1 S: 6	H: 1 LOB: 1 BB: 0 P: 6	R: 0 E: 0 K: 0 S: 4	H: 1 LOB: 1 BB: 0 P: 4	R: 0 E: 0 K: 1 S: 6	H: 1 LOB: 1 BB: 0 P: 6	R: 0 E: 0 K: 0 S: 4	H: 1 LOB: 1 BB: 0 P: 4	R: 0 E: 0 K: 1 S: 5	H: 0 LOB: 0 BB: 0 P: 5	R: 1 E: 0 K: 0 S: 4	H: 1 LOB: 0 BB: 0 P: 4	1B: 5 2B: 2 3B: 0 HR: 1	SF: 0 SAC: 0 DP: 1 HBP: 0	WP: 0 PB: 0 SB: 0 CS: 0	PA: 33
PITCHER Larry Sorensen, R (1,1) ERA: 4.0	IP: 9.0 WLS: W BF: 33 H: 7 R: 1 ER: 1 SO: 4 BB: 0 IBB: 0 HBP: 0 BLK: 0 WP: 0 HR: 1 S: 41 P: 41 ERA: 1.00 WHIP: 0.778															PITCHER				

Batter	1	2	3	4	5	6	7	8	9	AB	R	H	RBI	BB	SO	LOB	BOTTOM	
Mike Hargrove, L (1,3) OBP: 0.389, SLG: 0.372	0-0 3-1		0-0 G5-4-3 1B		0-0 L3 1-2		0-3 K	0-0 4-3		5	0	1	0	0	1	3	Detroit Tigers @ Cleveland Indians Cleveland Municipal Stadium, Cleveland, OH Wed Sep 07 1983, 7:05 PM EDT Unknown - 75 F livebaseballscorecards.com	
Toby Harrah, R (1,5) OBP: 0.361, SLG: 0.358	0-3 K		0-0 G5-4-3 1-2 2-3		4-0 F9 E BB		4-0 FC5 BB		2	1	0	0	2	1	2			
Julio Franco, R (1,6) OBP: 0.308, SLG: 0.400	0-0 F4		0-0 G3		0-0 F7		0-0 FC1-5 FC5 1-2 1B		4	0	1	0	0	0	2			
Bake McBride, L (1,10) OBP: 0.317, SLG: 0.338		0-0 F7		0-0 3-1 WP 2B		0-0 E 1B		0-0 FC5 FC1-5 1-2 2-3 1B		4	3	2	0	0	2			
Pat Tabler, R (1,7) OBP: 0.368, SLG: 0.388		4-0 1B BB		0-0 3-1		0-0 F9		0-0 FC1-5 E 1-2 2-3 1B		3	1	0	0	1	0	5		
Ron Hassey, L (1,2) OBP: 0.347, SLG: 0.361		0-0 F8		0-0 5-3		0-0 E9 1-1 3-H 1B		0-0 E9 1-1 2-H HR 1B		4	1	2	2	0	1			
Gorman Thomas, R (1,8) OBP: 0.306, SLG: 0.389		0-0 1-2 1B		0-0 1-3		0-0 F3		0-0 HR		4	1	2	2	0	1			
George Vukovich, L (1,9) OBP: 0.304, SLG: 0.336	0-0 F8				0-0 FC3-6 1B		0-0 F9	0-0 1B 1B		4	0	2	0	0	2			
Mike Fischlin, R (1,4) OBP: 0.283, SLG: 0.247			4-0 G5-4-3 1B BB		0-0 FC3-6 1-2 1B		0-0 5-3	0-0 1-2 1B		3	0	1	0	1	0	1		
Inning Stats	R: 0 E: 0 K: 1 S: 5	H: 0 LOB: 0 BB: 0 P: 5	R: 0 E: 0 K: 0 S: 4	H: 1 LOB: 2 BB: 1 P: 8	R: 0 E: 0 K: 0 S: 3	H: 1 LOB: 1 BB: 1 P: 7	R: 1 E: 0 K: 0 S: 4	H: 1 LOB: 0 BB: 0 P: 4	R: 0 E: 0 K: 0 S: 5	H: 2 LOB: 1 BB: 1 P: 9	R: 0 E: 0 K: 1 S: 5	H: 0 LOB: 0 BB: 0 P: 5	R: 4 E: 1 K: 0 S: 8	H: 5 LOB: 2 BB: 1 P: 12	R: 1 E: 0 K: 0 HR: 1	H: 1 LOB: 0 SAC: 0 DP: 2 HBP: 0	WP: 1 PB: 0 SB: 0 CS: 0	PA: 37
PITCHER Milt Wilcox, R (1,1) ERA: 4.18 Larry Pashnick, R (8,1) ERA: 5.26	IP: 7.2 WLS: L BF: 33 H: 8 R: 6 ER: 5 SO: 2 BB: 4 IBB: 0 HBP: 0 BLK: 0 WP: 1 HR: 0 S: 33 P: 49 ERA: 5.87 WHIP: 1.565															PITCHER		

Batter	1	2	3	4	5	6	7	8	9	AB	R	H	RBI	BB	SO	LOB	TOP												
Lou Whitaker, L (1, 4) OBP: 0.379, SLG: 0.457	F7		1B BB		F9			F9 1B 2B	PB	4	1	2	1	1	0	1	Detroit Tigers @ Cleveland Indians Cleveland Municipal Stadium, Cleveland, OH Wed Sep 07 1983, 7:05 PM EDT Att: 7,046 - Unknown - 75 F												
Alan Trammell, R (1, 6) OBP: 0.387, SLG: 0.496	F4		1-3 1B		F4			F9 2-3	F8	5	0	1	1	0	0	6													
Larry Hemdon, R (1, 7) OBP: 0.338, SLG: 0.461	F3		FC6-4 1-2 BB		5-3			3-H 1B	SF9 1-2 2-H 3-H	3	0	1	2	1	0	0													
Lance Parrish, R (1, 2) OBP: 0.324, SLG: 0.509		F9	FC6-4 1-2		F5			3-H 1B	K	5	0	0	0	0	1	6													
Kirk Gibson, L (1, 10) OBP: 0.286, SLG: 0.381		K			F8			F8	4-3	4	0	0	0	0	1	1													
Glenn Wilson, R (1, 9) OBP: 0.304, SLG: 0.416					6-3					4	0	1	0	0	0	0													
Bob Molinaro, L (9, PR) OBP: 0.105, SLG: 0.333	F4						F7		1B 2B	4	0	1	0	0	0	0													
Lynn Jones, R (9, 9) OBP: 0.286, SLG: 0.344									1B	0	0	0	0	0	0	0													
Chet Lemon, R (1, 8) OBP: 0.368, SLG: 0.485			5-3		5-3		6-3		1B HBP	3	1	0	0	0	0	0													
Rick Leach, L (1, 3) OBP: 0.306, SLG: 0.339			4-3 1B 2B				4-3		1B 1B	3	1	2	0	0	0	0													
Enos Cabell, R (9, PH) OBP: 0.336, SLG: 0.433									1B 1B	1	1	1	0	0	0	0													
Wayne Krenchicki, L (1, 9) OBP: 0.320, SLG: 0.311			4-3						1B 2B	2	0	1	0	0	0	1													
Tom Brookens, R (9, PR) OBP: 0.284, SLG: 0.339									1B	0	1	0	0	0	0	0													
John Wockenfuss, R (9, PH) OBP: 0.295, SLG: 0.348									1B	1	0	1	2	0	0	0													
Marty Castillo, R (9, PR) OBP: 0.244, SLG: 0.284									1B	0	1	0	0	0	0	0													
Inning Stats	R: 0 E: 0 K: 0 S: 3	H: 0 LOB: 0 BB: 0 P: 3	R: 0 E: 0 K: 1 S: 5	H: 2 LOB: 0 BB: 0 P: 5	R: 1 E: 0 K: 0 S: 5	H: 2 LOB: 2 BB: 2 P: 13	R: 0 E: 0 K: 0 S: 3	H: 0 LOB: 0 BB: 0 P: 3	R: 0 E: 0 K: 0 S: 4	H: 1 LOB: 1 BB: 0 P: 4	R: 0 E: 0 K: 0 S: 3	H: 0 LOB: 0 BB: 0 P: 3	R: 0 E: 0 K: 0 S: 3	H: 0 LOB: 0 BB: 0 P: 3	R: 2 E: 0 K: 0 S: 6	H: 3 LOB: 1 BB: 0 P: 6	R: 4 E: 0 K: 1 S: 9	H: 4 LOB: 2 BB: 0 P: 10	1B: 7 2B: 3 3B: 0 HR: 0	SF: 1 SAC: 1 DP: 0 HBP: 1	WP: 0 PB: 1 SB: 1 CS: 0	PA: 40							
PITCHER	IP WLS BF H R ER SO BB IBB HBP BLK WP HR S P ERA WHIP																												
Rick Behenna, R (1, 1) ERA: 4.06	7.0	26	3	1	1	1	1	2	0	0	0	0	0	0	0	26	34	1.29	0.714										
Bud Anderson, R (8, 1) ERA: 3.22	0.1	4	3	2	2	0	0	0	0	0	0	0	0	0	0	4	4	54.00	9.000										
Ernie Camacho, R (8, 1) ERA: 27.0	0.2	L	4	1	2	2	0	0	0	1	0	0	0	0	0	3	4	27.00	1.500										
Jamie Easterly, L (9, 1) ERA: 2.85	0.0	3	3	0	0	0	0	0	0	0	0	0	0	0	3	3	∞	∞											
Dan Spillner, R (9, 1) ERA: 5.35	1.0	3	0	2	1	1	0	0	0	0	0	0	0	0	5	5	9.00	0.000											

Batter	1	2	3	4	5	6	7	8	9	AB	R	H	RBI	BB	SO	LOB	BOTTOM												
Broderick Perkins, L (1, 3) OBP: 0.304, SLG: 0.335	F5					FC WP 1B				3	0	2	0	0	0	0	Detroit Tigers @ Cleveland Indians Cleveland Municipal Stadium, Cleveland, OH Wed Sep 07 1983, 7:05 PM EDT Att: 7,046 - Unknown - 75 F												
Carmen Castillo, R (6, PR) OBP: 0.333, SLG: 0.167			CS 1B			G4-6-3 1B		E 1B		0	1	0	0	0	0	0													
Mike Hargrove, L (7, 3) OBP: 0.340, SLG: 0.373										1	0	1	0	0	0	0													
Alan Bannister, R (8, PR) OBP: 0.332, SLG: 0.403										0	0	0	0	0	0	0													
Toby Harrah, R (1, 5) OBP: 0.359, SLG: 0.355	F6		K			FC G4-6-3		F5		4	0	0	0	0	1	3													
Julio Franco, R (1, 6) OBP: 0.306, SLG: 0.396	F9				6-3	G4-6-3		5-3		4	0	0	0	0	0	3													
Andre Thornton, R (1, 10) OBP: 0.385, SLG: 0.430			1B 1B		F8	F5				3	0	1	0	1	0	1													
Pat Tabler, R (1, 7) OBP: 0.369, SLG: 0.389			1B						IBB	4	0	2	0	0	1	2													
Gorman Thomas, R (1, 8) OBP: 0.306, SLG: 0.387			K			FC4-6 HR		F9		3	1	0	0	1	1	3													
George Vukovich, L (1, 9) OBP: 0.306, SLG: 0.347			K			1-H HR			BB	3	1	1	2	1	2	3													
Jim Essian, R (1, 2) OBP: 0.310, SLG: 0.329			5-3							2	0	0	0	1	0	3													
Jack Perconte, L (9, PH) OBP: 0.344, SLG: 0.398										0	0	0	0	0	0	0													
Chris Bando, S (9, PH) OBP: 0.344, SLG: 0.398										1	0	0	0	0	1	1													
Mike Fischlin, R (1, 4) OBP: 0.277, SLG: 0.241			F8							4	0	0	0	0	0	3													
Inning Stats	R: 0 E: 0 K: 0 S: 3	H: 2 LOB: 2 BB: 0 P: 9	R: 0 E: 0 K: 1 S: 5	H: 1 LOB: 1 BB: 0 P: 5	R: 0 E: 0 K: 1 S: 5	H: 0 LOB: 0 BB: 0 P: 5	R: 0 E: 0 K: 0 S: 4	H: 1 LOB: 1 BB: 0 P: 4	R: 2 E: 0 K: 0 S: 4	H: 2 LOB: 0 BB: 1 P: 8	R: 0 E: 1 K: 0 S: 4	H: 1 LOB: 2 BB: 1 P: 8	R: 0 E: 0 K: 1 S: 5	H: 0 LOB: 1 BB: 1 P: 9	1B: 6 2B: 1 3B: 0 HR: 1	SF: 0 SAC: 0 DP: 3 HBP: 0	WP: 1 PB: 0 SB: 1 CS: 1	PA: 36											
PITCHER	IP WLS BF H R ER SO BB IBB HBP BLK WP HR S P ERA WHIP																												
Dan Petry, R (1, 1) ERA: 3.85	8.1	34	7	3	3	3	0	0	0	0	0	0	0	0	0	34	56	3.24	1.200										
John Martin, L (9, 1) ERA: 4.2	0.2	2	0	0	0	0	1	0	0	0	0	0	0	0	4	4	0.00	0.000											



Batter	1	2	3	4	5	6	7	8	9	AB	R	H	RBI	BB	SO	LOB	TOP								
Jerry Remy, L OBP: 0.316, SLG: 0.313 (1, 4)										5	0	2	0	0	1	1									
Wade Boggs, L OBP: 0.345, SLG: 0.504 (1, 5)										5	1	1	0	0	0	1									
Jim Rice, R OBP: 0.358, SLG: 0.543 (1, 7)										5	1	1	0	0	1	2									
Dwight Evans, R OBP: 0.343, SLG: 0.451 (1, 10)										5	3	4	2	0	0	2									
Reid Nichols, R OBP: 0.344, SLG: 0.427 (1, 8)										5	0	2	0	0	0	5									
Dave Stapleton, R OBP: 0.302, SLG: 0.377 (1, 3)										3	1	2	4	1	0	0									
Glenn Hoffman, R OBP: 0.310, SLG: 0.341 (1, 6)										4	0	0	0	0	2	4									
Jeff Newman, R OBP: 0.226, SLG: 0.272 (1, 2)										4	0	1	0	0	1	0									
Rick Miller, L OBP: 0.375, SLG: 0.348 (1, 9)										4	0	1	0	0	1	1									
Inning Stats	R: 0 E: 0 K: 1 S: 7	H: 2 LOB: 2 BB: 0 P: 7	R: 0 E: 0 K: 1 S: 6	H: 1 LOB: 1 BB: 0 P: 6	R: 4 E: 0 K: 0 S: 7	H: 4 LOB: 0 BB: 0 P: 7	R: 0 E: 0 K: 1 S: 5	H: 0 LOB: 0 BB: 0 P: 5	R: 1 E: 0 K: 1 S: 8	H: 3 LOB: 2 BB: 0 P: 8	R: 0 E: 0 K: 0 S: 3	H: 1 LOB: 0 BB: 0 P: 3	R: 1 E: 0 K: 0 S: 5	H: 2 LOB: 2 BB: 1 P: 9	R: 0 E: 0 K: 2 S: 7	H: 0 LOB: 0 BB: 0 P: 7	R: 0 E: 0 K: 0 S: 4	H: 1 LOB: 1 BB: 0 P: 4	1B: 12 2B: 1 3B: 0 HR: 2	SF: 0 SAC: 0 DP: 1 HBP: 0	WP: 0 PB: 0 SB: 1 CS: 0	PA: 41			
PITCHER	IP	WLS	BF	H	R	ER	SO	BB	IBB	HBP	BLK	WP	HR	S	P	ERA	WHIP								
Neal Heaton, L ERA: 3.65 (1, 1)	4.2	L	24	10	5	5	3	0	0	0	0	0	1	30	30	9.64	2.143								
Tom Brennan, R ERA: 3.55 (5, 1)	0.2		3	1	0	0	1	0	0	0	0	0	0	5	5	0.00	1.500								
Mike Jeffcoat, L ERA: 5.63 (6, 1)	0.2		1	0	0	0	0	0	0	0	0	0	0	1	1	0.00	0.000								
Ernie Camacho, R ERA: 7.36 (7, 1)	3.0		13	3	1	1	2	1	0	0	0	0	1	16	20	3.00	1.333								

Boston Red Sox @ Cleveland Indians
Cleveland Municipal Stadium, Cleveland, OH

AB 40
R 6
H 14
RBI 6
BB 1
SO 6
LOB 16



WP: 0 PA: 41
PB: 0
SB: 1
CS: 0

Fri Sep 09 1983, 7:05 PM EDT
Att. 7,822 - Unknown - 74 F

Batter	1	2	3	4	5	6	7	8	9	AB	R	H	RBI	BB	SO	LOB	BOTTOM								
Alan Bannister, R OBP: 0.329, SLG: 0.399 (1, 9)										3	0	0	0	0	0	1									
George Vukovich, L OBP: 0.308, SLG: 0.349 (7, PH) (8, 9)										2	0	1	0	0	0	0									
Toby Harrah, R OBP: 0.357, SLG: 0.353 (1, 5)										5	0	1	0	0	1	0									
Julio Franco, R OBP: 0.307, SLG: 0.397 (1, 6)										4	2	2	0	0	0	2									
Andre Thornton, R OBP: 0.386, SLG: 0.439 (1, 10)										4	1	2	3	0	1	1									
Pat Tabler, R OBP: 0.373, SLG: 0.392 (1, 7)										2	0	1	0	2	0	0									
Mike Hargrove, L OBP: 0.387, SLG: 0.370 (1, 3)										4	0	0	0	0	2	4									
Gorman Thomas, R OBP: 0.307, SLG: 0.386 (1, 8)										3	0	1	0	1	0	0									
Jim Essian, R OBP: 0.311, SLG: 0.329 (1, 2)										3	0	1	0	0	0	3									
Ron Hassey, L OBP: 0.345, SLG: 0.360 (8, PH) (9, 2)										1	0	0	0	0	0	2									
Mike Fischlin, R OBP: 0.280, SLG: 0.262 (1, 4)										2	1	1	1	0	0	0									
Bake McBride, L OBP: 0.316, SLG: 0.337 (8, PH)										1	0	0	0	0	0	0									
Inning Stats	R: 0 E: 0 K: 0 S: 3	H: 0 LOB: 0 BB: 0 P: 3	R: 0 E: 0 K: 2 S: 7	H: 0 LOB: 0 BB: 0 P: 7	R: 0 E: 0 K: 0 S: 4	H: 1 LOB: 1 BB: 0 P: 4	R: 1 E: 0 K: 1 S: 7	H: 2 LOB: 2 BB: 2 P: 15	R: 3 E: 0 K: 1 S: 9	H: 4 LOB: 1 BB: 0 P: 9	R: 0 E: 0 K: 0 S: 3	H: 0 LOB: 0 BB: 0 P: 3	R: 0 E: 0 K: 0 S: 4	H: 2 LOB: 1 BB: 0 P: 4	R: 0 E: 0 K: 0 S: 3	H: 1 LOB: 1 BB: 1 P: 7	R: 0 E: 0 K: 0 S: 3	H: 0 LOB: 0 BB: 0 P: 3	1B: 6 2B: 2 3B: 0 HR: 2	SF: 0 SAC: 1 DP: 2 HBP: 0	WP: 0 PB: 0 SB: 1 CS: 0	PA: 38			
PITCHER	IP	WLS	BF	H	R	ER	SO	BB	IBB	HBP	BLK	WP	HR	S	P	ERA	WHIP								
John Tudor, L ERA: 4.23 (1, 1)	6.0	W	27	7	4	4	4	2	0	0	0	0	2	33	41	6.00	1.500								
Bob Stanley, R ERA: 2.9 (7, 1)	3.0	S	11	3	0	0	0	1	0	0	0	0	0	10	14	0.00	1.333								

Boston Red Sox @ Cleveland Indians
Cleveland Municipal Stadium, Cleveland, OH

AB 34
R 4
H 10
RBI 4
BB 3
SO 4
LOB 13



WP: 0 PA: 38
PB: 0
SB: 1
CS: 0

Fri Sep 09 1983, 7:05 PM EDT
Att. 7,822 - Unknown - 74 F

Batter	1	2	3	4	5	6	7	8	9	AB	R	H	RBI	BB	SO	LOB	TOP										
Jerry Remy, L OBP: 0.320, SLG: 0.317	0-0 HR 2B		4-0 1B SF4 BB	0-0 1B FC5-2	4-0 1B FC6-4			0-0 F8		3	2	2	0	2	0	0	Boston Red Sox @ Cleveland Indians Cleveland Municipal Stadium, Cleveland, OH Sat Sep 10 1983, 3:33 AM EDT Att. 9,786 - Unknown - 86 F										
Wade Boggs, L OBP: 0.345, SLG: 0.504	0-3 K		0-0 HR 1B	0-0 2B FC5-2-4	0-0 1B FC6-4			4-0 1B L1-3 BB		4	2	2	0	1	1	3											
Jim Rice, R OBP: 0.357, SLG: 0.546	0-0 HR 2H		0-0 SF4	0-0 FC5-2-6 2B 1-2 2-3f			0-0 5-3	0-0 L1-3		4	1	1	3	0	0	3											
Carl Yastrzemski, L OBP: 0.382, SLG: 0.452	0-3 K		0-0 HR 2H	0-0 2B 1-3 2H			0-0 1B 1B		0-0 F7	5	1	3	3	0	1	0											
Rich Gedman, L OBP: 0.347, SLG: 0.411 Dwight Evans, R OBP: 0.345, SLG: 0.451 Gary Allenson, R OBP: 0.315, SLG: 0.320	0-0 1-3		0-0 2B 4-3	4-0 IBB			0-0 1B 1-3	0-0 5-3	0-0 5-3	2	0	1	0	0	0	0											
Rick Miller, L OBP: 0.371, SLG: 0.349		0-0 4-3	0-0 4-3	0-0 F8			0-0 F8		0-0 2B	5	0	1	0	0	0	5											
Dave Stapleton, R OBP: 0.301, SLG: 0.374		0-0 4-3	4-0 BB		0-0 6-3		0-0 5-3		0-0 F2	4	0	0	0	1	0	1											
Reid Nichols, R OBP: 0.343, SLG: 0.421		4-0 BB	0-0 F9		0-0 6-3		0-3 K			3	0	0	0	1	1	2											
Glenn Hoffman, R OBP: 0.309, SLG: 0.338	0-0 F4			0-0 5-3	4-0 BB		0-0 F7			3	0	0	0	1	0	1											
Inning Stats	R: 2 E: 0 K: 2 S: 9	H: 2 LOB: 0 BB: 0 P: 9	R: 0 E: 0 K: 0 S: 3	H: 0 LOB: 1 BB: 1 P: 7	R: 3 E: 0 K: 0 S: 6	H: 3 LOB: 3 BB: 2 P: 14	R: 1 E: 0 K: 0 S: 6	H: 3 LOB: 3 BB: 1 P: 10	R: 0 E: 0 K: 0 S: 4	H: 2 LOB: 2 BB: 0 P: 4	R: 0 E: 0 K: 1 S: 5	H: 0 LOB: 0 BB: 0 P: 5	R: 0 E: 0 K: 0 S: 2	H: 0 LOB: 0 BB: 1 P: 6	R: 0 E: 0 K: 0 S: 4	H: 1 LOB: 1 BB: 0 P: 4	1B: 5 2B: 5 3B: 0 HR: 2	SF: 1 SAC: 0 DP: 1 HBP: 0	WP: 0 PB: 0 SB: 0 CS: 0	PA: 43							
PITCHER	IP	WLS	BF	H	R	ER	SO	BB	IBB	HBP	BLK	WP	HR	S	P	ERA	WHIP	PITCHER									
Rick Sutcliffe, R ERA: 3.92	(1, 1)	2.1	14	5	5	5	2	2	0	0	0	0	2	16	24	19.29	3.000										
Rich Barnes, L ERA: 1.42	(3, 1)	6.1	W	28	6	1	1	1	4	1	0	0	0	25	45	1.42	1.579										
Bud Anderson, R ERA: 3.2	(9, 1)	0.1	S	1	0	0	0	0	0	0	0	0	0	1	1	0.00	0.000										
Batter	1	2	3	4	5	6	7	8	9	AB	R	H	RBI	BB	SO	LOB	BOTTOM										
Toby Harrah, R OBP: 0.361, SLG: 0.362	0-0 HR	4-0 BB	0-0 1B 1-3 2H 3H			4-0 1B E BB		0-3 K		3	2	3	2	1	1		Boston Red Sox @ Cleveland Indians Cleveland Municipal Stadium, Cleveland, OH Sat Sep 10 1983, 3:33 AM EDT Att. 9,786 - Unknown - 86 F										
Bake McBride, L OBP: 0.322, SLG: 0.340	0-0 E SF7 1B	0-0 4-3	0-0 F8			0-0 E9 1B 1-H		4-0 1B 2-3 IBB		4	1	2	0	1	0	3											
Julio Franco, R OBP: 0.306, SLG: 0.395	4-0 1B 1-2 BB		0-0 F7	0-3 K		0-0 F8		0-0 SF7-2-4 1-2 3-H		3	0	0	1	1	1	1											
Andre Thornton, R OBP: 0.387, SLG: 0.441	0-3 K		0-0 HR 2B	0-3 K		4-0 FC5-4 IBB				3	1	1	0	1	2	2											
Gorman Thomas, R OBP: 0.305, SLG: 0.384	0-0 SF7		0-0 F8	0-0 F3		0-0 FC5-4				3	0	0	1	0	0	3											
Pat Tabler, R OBP: 0.374, SLG: 0.399	4-0 FC4 BB		0-0 HR 2H		0-0 5-3		0-3 K			3	1	1	2	1	1	0											
Ron Hassey, L OBP: 0.346, SLG: 0.364 Jim Essian, R OBP: 0.304, SLG: 0.321	0-0 FC4		0-0 1B 1B 2B		0-0 6-3		0-0 F8			2	1	1	0	0	0	2											
Alan Bannister, R OBP: 0.328, SLG: 0.398 George Vukovich, L OBP: 0.305, SLG: 0.346		0-0 F8	4-0 1B 1B BB		0-0 F7		0-0 3-1			2	0	0	0	0	0	0											
Mike Fischlin, R OBP: 0.284, SLG: 0.263		0-0 5-3	0-0 1B 1-2 2-3		0-0 F9		4-0 S S SF7-2-4 BB			3	1	1	0	1	0	0											
Inning Stats	R: 2 E: 1 K: 1 S: 7	H: 2 LOB: 2 BB: 2 P: 15	R: 0 E: 0 K: 0 S: 3	H: 0 LOB: 1 BB: 1 P: 7	R: 4 E: 0 K: 0 S: 8	H: 5 LOB: 2 BB: 1 P: 12	R: 0 E: 0 K: 2 S: 7	H: 0 LOB: 0 BB: 0 P: 7	R: 0 E: 0 K: 0 S: 3	H: 0 LOB: 0 BB: 0 P: 3	R: 1 E: 1 K: 0 S: 4	H: 1 LOB: 2 BB: 2 P: 12	R: 0 E: 0 K: 1 S: 5	H: 0 LOB: 0 BB: 0 P: 5	R: 1 E: 0 K: 1 S: 4	H: 0 LOB: 0 BB: 2 P: 12	1B: 4 2B: 3 3B: 0 HR: 2	SF: 2 SAC: 0 DP: 1 HBP: 0	WP: 0 PB: 0 SB: 3 CS: 0	PA: 39							
PITCHER	IP	WLS	BF	H	R	ER	SO	BB	IBB	HBP	BLK	WP	HR	S	P	ERA	WHIP	PITCHER									
Bruce Hurst, L ERA: 4.13	(1, 1)	2.2	16	5	5	4	1	3	0	0	0	0	2	15	27	13.50	3.000										
Luis Aponte, R ERA: 3.69	(3, 1)	0.1	4	2	1	1	0	1	0	0	0	0	0	3	7	27.00	9.000										
Doug Bird, R ERA: 6.65	(4, 1)	3.0	L	12	1	1	1	2	1	1	0	0	0	14	22	3.00	0.667										
Mark Clear, R ERA: 6.51	(7, 1)	2.0	7	0	1	1	2	1	1	0	0	0	0	9	17	4.50	0.500										

Batter	1	2	3	4	5	6	7	8	9	AB	R	H	RBI	BB	SO	LOB	TOP
Jerry Remy, L (1,4) OBP: 0.323, SLG: 0.317	0-0 L4-6 E 1B		4-0 BB		0-0 6-3		0-0 SH5-4		4-0 1B BB	2	0	1	0	2	0	0	Boston Red Sox @ Cleveland Indians Cleveland Municipal Stadium, Cleveland, OH Sun Sep 11 1983, 3:33 AM EDT Att. 6,554 - Unknown - 75 F
Wade Boggs, L (1,5) OBP: 0.346, SLG: 0.502	0-0 E6 1B 1-2		0-0 F8		0-0 F8		4-0 IBB		0-0 1-2 BB	4	0	1	1	1	0	2	
Jim Rice, R (1,7) OBP: 0.354, SLG: 0.542	0-0 L4-6 2-3		0-0 F9		0-0 6-3		0-0 SF7-6-2-5		0-0 F8	4	0	0	2	0	0	5	
Carl Yastrzemski, L (1,10) OBP: 0.381, SLG: 0.450	0-0 1-3 1B		0-0 4-3				0-0 4-3			4	0	1	0	0	0	1	
Dave Stapleton, R (1,3) OBP: 0.300, SLG: 0.371	0-0 F3						0-0 5-3		0-0 F6	3	0	0	0	1	0	2	
Reid Nichols, R (1,8)							0-0 6-3		0-0 F4	3	0	1	0	1	0	0	
Rick Miller, L (1,9) OBP: 0.369, SLG: 0.362									0-0 3-1	4	1	1	1	0	2	3	
Glenn Hoffman, R (1,6) OBP: 0.311, SLG: 0.338									4-0 BB BB	3	2	1	0	1	0	3	
Gary Allenson, R (1,2) OBP: 0.313, SLG: 0.316									0-0 SH5-4 S 1B	2	0	0	0	0	0	3	
Dwight Evans, R (7, PH) OBP: 0.346, SLG: 0.451									0-0 F3	0	0	0	0	1	0	0	
Lee Graham, L (7, PR)									4-0 SH5-4 BB	0	1	0	0	0	0	0	
Jeff Newman, R (7, 2)									0-0 F3	1	0	0	0	0	0	1	
Inning Stats	R: 0 E: 1 K: 0 S: 5	H: 2 LOB: 2 BB: 0 P: 5	R: 0 E: 0 K: 1 S: 5	H: 0 LOB: 1 BB: 1 P: 9	R: 0 E: 0 K: 1 S: 3	H: 1 LOB: 2 BB: 1 P: 10	R: 0 E: 0 K: 0 S: 3	H: 0 LOB: 0 BB: 0 P: 3	R: 3 E: 0 K: 0 S: 4	H: 2 LOB: 1 BB: 2 P: 12	R: 0 E: 0 K: 0 S: 3	H: 0 LOB: 0 BB: 0 P: 3	R: 1 E: 0 K: 0 S: 4	H: 1 LOB: 2 BB: 2 P: 12	1B: 5 2B: 2 3B: 0 HR: 1	SF: 1 SAC: 1 DP: 2 HBP: 0	WP: 0 PA: 39 PB: 0 SB: 1 CS: 0
PITCHER	IP WLS BF H R ER SO BB IBB HBP BLK WP HR S P ERA WHIP	8.2 L 37 5 4 4 2 6 1 0 0 0 1 34 62 4.15 1.269	(1,1) ERA: 4.0	PITCHER	IP WLS BF H R ER SO BB IBB HBP BLK WP HR S P ERA WHIP	(9,1) ERA: 2.83	0.1 2 1 0 0 0 0 0 0 0 0 0 0 2 2 0.00 3.000										

AB 30
R 4
H 6
RBI 4
BB 7
SO 2
LOB 20



Batter	1	2	3	4	5	6	7	8	9	AB	R	H	RBI	BB	SO	LOB	BOTTOM		
Toby Harrah, R (1,5) OBP: 0.364, SLG: 0.362	4-0 5-3 BB		4-0 CS BB		0-0 FC6-4 1B		0-0 F7			2	0	1	0	2	0	0	Boston Red Sox @ Cleveland Indians Cleveland Municipal Stadium, Cleveland, OH Sun Sep 11 1983, 3:33 AM EDT Att. 6,554 - Unknown - 75 F		
Bake McBride, L (1,10) OBP: 0.317, SLG: 0.333	0-0 F8		0-3 K 1-2		0-0 F6		0-0 4-3			4	0	0	0	0	1	4			
Julio Franco, R (1,6) OBP: 0.304, SLG: 0.392	0-0 5-3 1-2				0-0 F9		0-0 FC6-4 E S 1-2 3-H		0-0 F3	4	0	0	1	0	0	2			
Andre Thornton, R (1,3) OBP: 0.386, SLG: 0.439	0-3 K				0-0 S 1B 1B		0-0 K 1-3		0-0 5-3	4	0	1	0	0	2	2			
Gorman Thomas, R (1,8) OBP: 0.306, SLG: 0.387					0-0 F5		0-0 F9		0-0 F9	4	0	2	0	0	0	0			
Alan Bannister, R (1,7) OBP: 0.324, SLG: 0.393					0-0 F8		0-0 F2		0-0 F7	4	0	0	0	0	0	3			
George Vukovich, L (1,9) OBP: 0.314, SLG: 0.350					0-0 1B		4-0 1-2 2-3 BB		0-0 6-3	3	0	2	0	1	0	0			
Jim Essian, R (1,2) OBP: 0.295, SLG: 0.309					0-3 K		0-0 F9		0-3 K	3	0	0	0	0	1	6			
Kevin Rhomberg, R (9, PH)									0-0 K	1	0	0	0	0	1	0			
Mike Fischlin, R (1,4) OBP: 0.285, SLG: 0.260					0-0 F8		4-0 1B S FC6-4 BB		0-0 5-3	2	1	0	0	1	0	2			
Pat Tabler, R (9, PH) OBP: 0.373, SLG: 0.398									0-0 5-3	1	0	0	0	0	0	0			
Inning Stats	R: 0 E: 0 K: 1 S: 5	H: 0 LOB: 1 BB: 1 P: 9	R: 0 E: 0 K: 1 S: 6	H: 1 LOB: 0 BB: 0 P: 6	R: 0 E: 0 K: 1 S: 4	H: 0 LOB: 1 BB: 1 P: 8	R: 0 E: 0 K: 0 S: 5	H: 2 LOB: 3 BB: 1 P: 9	R: 1 E: 0 K: 1 S: 6	H: 1 LOB: 1 BB: 1 P: 10	R: 0 E: 0 K: 0 S: 3	H: 2 LOB: 2 BB: 0 P: 5	R: 0 E: 0 K: 0 S: 3	H: 0 LOB: 0 BB: 0 P: 3	R: 0 E: 0 K: 1 S: 5	H: 0 LOB: 0 BB: 0 P: 5	1B: 5 2B: 2 3B: 0 HR: 0	SF: 0 SAC: 0 DP: 1 HBP: 0	WP: 0 PA: 36 PB: 0 SB: 4 CS: 1
PITCHER	IP WLS BF H R ER SO BB IBB HBP BLK WP HR S P ERA WHIP	9.0 W 36 6 1 1 5 4 0 0 0 0 0 42 58 1.00 1.111	(1,1) ERA: 4.41	PITCHER	IP WLS BF H R ER SO BB IBB HBP BLK WP HR S P ERA WHIP														

AB 32
R 1
H 6
RBI 1
BB 4
SO 5
LOB 19



Batter	1	2	3	4	5	6	7	8	9	AB	R	H	RBI	BB	SO	LOB	TOP					
Mike Hargrove, L (1, 3) OBP: 0.384, SLG: 0.367	0-0 4-3		0-3 K			0-0 F7		0-0 4-3		4	0	0	0	0	1	1						
Toby Harrah, R (1, 5) OBP: 0.381, SLG: 0.357	0-0 4-3			0-0 5-3		0-0 4-3		0-0 F7		4	0	0	0	0	0	1						
Bake McBride, L (1, 10) OBP: 0.311, SLG: 0.327	0-0 F9			0-0 6-3		0-3 K			0-0 F7	4	0	0	0	0	1	1						
Gorman Thomas, R (1, 8) OBP: 0.306, SLG: 0.386		0-0 3-1 G3 2B		0-0 F4			0-0 F7		0-3 K	4	1	1	0	0	1	0						
Ron Hassey, L (1, 2) OBP: 0.353, SLG: 0.376 Kevin Rhomberg, R (9, PR)		0-0 3-1			0-0 4-3		0-0 1B SF9 2B		4-0 FC6-4 BB	3	1	1	0	1	0	1						
Pat Tabler, R (1, 7) OBP: 0.373, SLG: 0.401		0-0 G3			0-0 G3 2B		0-0 FC6-4 1B		0-0 FC6-4	4	0	2	1	0	0	1						
George Vukovich, L (1, 9) OBP: 0.310, SLG: 0.346		0-0 4-3			0-0 G3		0-0 SF9			2	0	0	1	0	0	1						
Julio Franco, R (1, 6) OBP: 0.300, SLG: 0.387			0-0 6-3		0-0 5-3		0-0 FC6-4			3	0	0	0	0	0	2						
Mike Fischlin, R (1, 4) OBP: 0.282, SLG: 0.257 Jack Perconte, L (6, PH)			0-3 K			0-0 4-3 S 1B			0-0 3-1	1	0	0	0	0	1	0						
										2	0	1	0	0	0	0						
Inning Stats	R: 0 E: 0 K: 0 S: 3	H: 0 LOB: 0 BB: 0 P: 3	R: 1 E: 0 K: 0 S: 4	H: 1 LOB: 0 BB: 0 P: 4	R: 0 E: 0 K: 2 S: 7	H: 0 LOB: 0 BB: 0 P: 7	R: 0 E: 0 K: 0 S: 3	H: 0 LOB: 0 BB: 0 P: 3	R: 0 E: 0 K: 0 S: 4	H: 1 LOB: 1 BB: 0 P: 4	R: 0 E: 0 K: 1 S: 6	H: 1 LOB: 1 BB: 0 P: 6	R: 1 E: 0 K: 0 S: 5	H: 2 LOB: 1 BB: 0 P: 5	R: 0 E: 0 K: 0 S: 3	H: 0 LOB: 0 BB: 0 P: 3	R: 0 E: 0 K: 1 S: 5	H: 0 LOB: 1 BB: 1 P: 9	1B: 2 2B: 3 3B: 0 HR: 0	SF: 1 SAC: 0 DP: 0 HBP: 0	WP: 0 PB: 0 SB: 1 CS: 0	PA: 33
PITCHER Jack Morris, R (1, 1) ERA: 3.16	IP: 9.0 WLS: W BF: 33 H: 5 R: 2 ER: 2 SO: 4 BB: 1 IBB: 0 HBP: 0 BLK: 0 WP: 0 HR: 0 S: 40 P: 44 ERA: 2.00 WHIP: 0.667															PITCHER	IP: 9.0 WLS: W BF: 33 H: 5 R: 2 ER: 2 SO: 4 BB: 1 IBB: 0 HBP: 0 BLK: 0 WP: 0 HR: 0 S: 40 P: 44 ERA: 2.00 WHIP: 0.667					

Cleveland Indians @ Detroit Tigers
Tiger Stadium, Detroit, MI
Tue Sep 13 1983, 7:05 PM EDT
Att: 14,302 - Unknown

AB	31
R	2
H	5
RBI	2
BB	1
SO	4
LOB	8



Batter	1	2	3	4	5	6	7	8	9	AB	R	H	RBI	BB	SO	LOB	BOTTOM			
Lou Whitaker, L (1, 4) OBP: 0.373, SLG: 0.445	0-0 F9		0-0 G5-4-3 1B		0-0 1-3		4-0 IBB			3	0	1	0	1	0	0				
Alan Trammell, R (1, 6) OBP: 0.382, SLG: 0.480	0-0 5-3		0-0 G5-4-3 1-2 3-H			4-0 G6-4-3 S BB	0-0 F8			3	0	0	0	1	0	3				
Larry Hemdon, R (1, 7) OBP: 0.342, SLG: 0.465	0-0 2B		0-0 K			4-0 G6-4-3 1-2 BB		0-0 4-3		3	1	1	0	1	1	0				
Lance Parrish, R (1, 2) OBP: 0.320, SLG: 0.501	0-0 2B			0-0 F5		0-0 G6-4-3 1-2 2-3		0-0 F3		4	1	1	1	0	0	2				
Kirk Gibson, L (1, 10) OBP: 0.306, SLG: 0.380	0-0 1B			4-0 S BB		4-0 BB		0-0 6-3		2	0	1	1	2	0	0				
Enos Cabell, R (1, 3) OBP: 0.334, SLG: 0.427		0-0 6-3		0-0 F6		0-0 6-3				3	0	0	0	0	0	3				
Chet Lemon, R (1, 8) OBP: 0.365, SLG: 0.485		0-0 6-3		0-0 F8			0-0 F8			3	0	0	0	0	0	1				
Rick Leach, L (1, 9) OBP: 0.305, SLG: 0.332 Glenn Wilson, R (7, PH)		0-0 F3			0-0 4-3			0-0 BLK 1B		2	0	0	0	0	0	0				
Wayne Krenchicki, L (1, 5) OBP: 0.323, SLG: 0.303 Tom Brookens, R (7, PH)			4-0 1B G5-4-3 BB		0-0 4-3			0-0 F2		1	1	0	0	1	0	0				
Bob Molinaro, L (7, PH) OBP: 0.143, SLG: 0.316 Marty Castillo, R (8, 5) OBP: 0.244, SLG: 0.284										0	0	0	0	0	0	0				
										1	0	0	0	0	0	1				
										0	0	0	0	0	0	0				
Inning Stats	R: 2 E: 0 K: 0 S: 5	H: 3 LOB: 1 BB: 0 P: 5	R: 0 E: 0 K: 0 S: 3	H: 0 LOB: 0 BB: 0 P: 3	R: 1 E: 0 K: 1 S: 5	H: 1 LOB: 0 BB: 1 P: 9	R: 0 E: 0 K: 0 S: 3	H: 0 LOB: 1 BB: 1 P: 7	R: 0 E: 0 K: 0 S: 2	H: 0 LOB: 2 BB: 3 P: 14	R: 0 E: 0 K: 0 S: 4	H: 1 LOB: 2 BB: 1 P: 8	R: 0 E: 0 K: 0 S: 3	H: 0 LOB: 0 BB: 0 P: 3	R: 0 E: 0 K: 0 S: 3	H: 0 LOB: 0 BB: 0 P: 3	1B: 3 2B: 2 3B: 0 HR: 0	SF: 0 SAC: 0 DP: 2 HBP: 0	WP: 0 PB: 0 SB: 2 CS: 0	PA: 32
PITCHER Rick Behenna, R (1, 1) ERA: 4.2 Ernie Camacho, R (6, 1) ERA: 5.79 Mike Jeffcoat, L (7, 1) ERA: 5.4 Bud Anderson, R (7, 1) ERA: 3.12	IP: 5.0 WLS: L BF: 21 H: 4 R: 3 ER: 3 SO: 3 BB: 4 IBB: 0 HBP: 0 BLK: 0 WP: 0 HR: 0 S: 19 P: 35 ERA: 5.40 WHIP: 1.600															PITCHER	IP: 5.0 WLS: L BF: 21 H: 4 R: 3 ER: 3 SO: 3 BB: 4 IBB: 0 HBP: 0 BLK: 0 WP: 0 HR: 0 S: 19 P: 35 ERA: 5.40 WHIP: 1.600			

Cleveland Indians @ Detroit Tigers
Tiger Stadium, Detroit, MI
Tue Sep 13 1983, 7:05 PM EDT
Att: 14,302 - Unknown

AB	26
R	3
H	5
RBI	2
BB	6
SO	1
LOB	10



Batter	1	2	3	4	5	6	7	8	9	AB	R	H	RBI	BB	SO	LOB	TOP			
Mike Hargrove, L (1, 3) OBP: 0.385, SLG: 0.366	4-3		FC6-4 1B			G5-4-3 BB		F9		3	0	1	0	1	0	1	Cleveland Indians @ Detroit Tigers Tiger Stadium, Detroit, MI Wed Sep 14 1983, 7:05 PM EDT Att: 13,208 - Unknown			
Toby Harrah, R (1, 5) OBP: 0.380, SLG: 0.356	1B		FC6-4 1-2			G5-4-3 1-2		F7		4	0	1	0	0	0	2				
Andre Thornton, R (1, 10) OBP: 0.385, SLG: 0.437	K			F8				K		4	0	0	0	0	2	1				
Gorman Thomas, R (1, 8) OBP: 0.303, SLG: 0.382	F5			F4				F2		4	0	0	0	0	0	1				
Ron Hassey, L (1, 2) OBP: 0.353, SLG: 0.375		F8		F9				1B		3	0	1	0	0	0	0				
Pat Tabler, R (1, 7) OBP: 0.371, SLG: 0.397		K			6-3			F8		3	0	0	0	0	1	1				
George Vukovich, L (1, 9) OBP: 0.307, SLG: 0.342		K			5-3			6-3		3	0	0	0	0	1	0				
Julio Franco, R (1, 6) OBP: 0.300, SLG: 0.386			6-3		6-3			3-1 1B		3	0	1	0	0	0	0				
Mike Fischlin, R (1, 4) OBP: 0.279, SLG: 0.254				F8				3-1		2	0	0	0	0	1	0				
Karl Pagel, L (8, PH)								1-2		1	0	0	0	0	0	1				
Jack Perconte, L (8, 4) OBP: 0.500, SLG: 0.500										0	0	0	0	0	0	0				
Inning Stats	R: 0 E: 0 K: 1 S: 6	H: 1 LOB: 1 BB: 0 P: 6	R: 0 E: 0 K: 2 S: 7	H: 0 LOB: 0 BB: 0 P: 7	R: 0 E: 0 K: 0 S: 4	H: 1 LOB: 1 BB: 0 P: 4	R: 0 E: 0 K: 0 S: 3	H: 0 LOB: 0 BB: 0 P: 3	R: 0 E: 0 K: 1 S: 4	H: 0 LOB: 0 BB: 1 P: 8	R: 0 E: 0 K: 1 S: 6	H: 1 LOB: 1 BB: 0 P: 6	R: 0 E: 0 K: 0 S: 4	H: 1 LOB: 1 BB: 0 P: 4	R: 0 E: 0 K: 0 S: 3	H: 0 LOB: 0 BB: 0 P: 3	1B: 4 2B: 0 3B: 0 HR: 0	SF: 0 SAC: 0 DP: 1 HBP: 0	WP: 0 PB: 0 SB: 0 CS: 0	PA: 31
PITCHER Glenn Abbott, R (1, 1) ERA: 3.79	IP: 9.0 WLS: W BF: 31 H: 4 R: 0 ER: 0 SO: 5 BB: 1 IBB: 0 HBP: 0 BLK: 0 WP: 0 HR: 0 S: 40 P: 44 ERA: 0.00 WHIP: 0.556															PITCHER				

Batter	1	2	3	4	5	6	7	8	9	AB	R	H	RBI	BB	SO	LOB	BOTTOM			
Lou Whitaker, L (1, 4) OBP: 0.372, SLG: 0.444	K		F4	F7		1B				4	0	1	0	0	1	1	Cleveland Indians @ Detroit Tigers Tiger Stadium, Detroit, MI Wed Sep 14 1983, 7:05 PM EDT Att: 13,208 - Unknown			
Alan Trammell, R (1, 6) OBP: 0.385, SLG: 0.480	S 3B BB		1B BB		6-3 3B 1B	G3				2	3	1	0	2	0	1				
Larry Herndon, R (1, 7) OBP: 0.343, SLG: 0.469	1H 3B		F6 1B 1-3		K 1-2			K		4	0	2	1	0	2	1				
Lance Parrish, R (1, 2) OBP: 0.319, SLG: 0.499	F4		1-2 3H 1B		6-3			F8		4	0	1	1	0	0	2				
Kirk Gibson, L (1, 10) OBP: 0.305, SLG: 0.384	F5		F6 2-3		1B 3B			F7		4	1	1	1	0	0	3				
Enos Cabell, R (1, 3) OBP: 0.337, SLG: 0.435		K								3	1	2	1	0	1	0				
Lynn Jones, R (8, 3) OBP: 0.297, SLG: 0.344				SF9 3B		FC5-4 1B		G5-4-3 BB		0	0	0	0	1	0	0				
Chet Lemon, R (1, 8) OBP: 0.363, SLG: 0.481		F9		SF9	FC5-4			G5-4-3		3	0	0	1	0	0	2				
Rick Leach, L (1, 9) OBP: 0.309, SLG: 0.336								F9		3	0	1	0	1	0	0				
Wayne Krenchicki, L (1, 5) OBP: 0.318, SLG: 0.298										3	0	0	0	0	0	2				
Marty Castillo, R (7, 5) OBP: 0.244, SLG: 0.284	F7			4-3				4-3		0	0	0	0	0	0	0				
Inning Stats	R: 1 E: 0 K: 1 S: 6	H: 1 LOB: 1 BB: 1 P: 10	R: 0 E: 0 K: 1 S: 5	H: 0 LOB: 1 BB: 1 P: 9	R: 1 E: 0 K: 0 S: 4	H: 2 LOB: 1 BB: 1 P: 8	R: 1 E: 0 K: 0 S: 5	H: 2 LOB: 1 BB: 0 P: 5	R: 2 E: 0 K: 1 S: 8	H: 3 LOB: 1 BB: 0 P: 8	R: 0 E: 0 K: 0 S: 4	H: 1 LOB: 1 BB: 0 P: 4	R: 0 E: 0 K: 1 S: 5	H: 0 LOB: 0 BB: 0 P: 5	R: 0 E: 0 K: 0 S: 2	H: 0 LOB: 0 BB: 1 P: 6	1B: 5 2B: 1 3B: 3 HR: 0	SF: 1 SAC: 0 DP: 1 HBP: 0	WP: 0 PB: 0 SB: 1 CS: 0	PA: 35
PITCHER Rick Sutcliffe, R (1, 1) ERA: 4.03	IP: 4.2 WLS: L BF: 24 H: 8 R: 5 ER: 5 SO: 3 BB: 3 IBB: 0 HBP: 0 BLK: 1 WP: 0 HR: 0 S: 27 P: 39 ERA: 9.64 WHIP: 2.357															PITCHER				
Dan Spillner, R (5, 1) ERA: 5.12	2.1 8 1 0 0 1 0 0 0 0 0 0 10 10 0.00 0.429																			
Jamie Easterly, L (8, 1) ERA: 2.79	1.0 3 0 0 0 0 1 0 0 0 0 0 2 6 0.00 1.000																			

Batter	1	2	3	4	5	6	7	8	9	AB	R	H	RBI	BB	SO	LOB	TOP					
Willie Randolph, R OBP: 0.365, SLG: 0.352 Larry Milbourne, S OBP: 0.275, SLG: 0.260	F2		F8		5-3		E8		K	5	0	1	1	0	1	1						
Ken Griffey, L OBP: 0.371, SLG: 0.460	3-1		F9				L4		F8	5	0	0	0	0	0	2						
Dave Winfield, R OBP: 0.336, SLG: 0.499	HR			HR			F8		P2	5	3	3	2	0	0	0						
Don Baylor, R OBP: 0.360, SLG: 0.502	1B			F7					SH1-4 1B G3 BB	3	1	2	0	1	0	0						
Graig Nettles, L OBP: 0.346, SLG: 0.455	F8			K			K		G3 SH1-4 1B 1B	4	1	1	1	0	2	2						
Roy Smalley, S OBP: 0.352, SLG: 0.433		K			K				SH1-4	3	0	0	0	0	3	0						
Don Mattingly, L OBP: 0.349, SLG: 0.445		K			K		1-4-3		G3	4	0	0	1	0	2	1						
Brian Dayett, R OBP: 0.600, SLG: 0.500		K			L6		1B BB		1B 1B	3	1	1	1	1	1	0						
Rick Cerone, R OBP: 0.254, SLG: 0.262			F7				E 1B 1B		F8	4	0	2	0	0	0	1						
Inning Stats	R: 1 E: 0 K: 0 S: 5	H: 2 LOB: 1 BB: 0 P: 5	R: 0 E: 0 K: 3 S: 9	H: 0 LOB: 0 BB: 0 P: 9	R: 0 E: 0 K: 0 S: 3	H: 0 LOB: 0 BB: 0 P: 3	R: 1 E: 0 K: 2 S: 8	H: 1 LOB: 0 BB: 0 P: 8	R: 0 E: 0 K: 1 S: 6	H: 1 LOB: 1 BB: 0 P: 6	R: 0 E: 0 K: 1 S: 6	H: 1 LOB: 2 BB: 1 P: 11	R: 1 E: 1 K: 1 S: 7	H: 2 LOB: 2 BB: 1 P: 11	R: 3 E: 0 K: 0 S: 6	H: 3 LOB: 1 BB: 1 P: 10	R: 0 E: 0 K: 1 S: 5	H: 0 LOB: 0 BB: 0 P: 5	1B: 8 2B: 0 3B: 0 HR: 2	SF: 0 SAC: 1 DP: 0 HBP: 0	WP: 0 PB: 0 SB: 0 CS: 0	PA: 39
PITCHER	IP	WLS	BF	H	R	ER	SO	BB	IBB	HBP	BLK	WP	HR	S	P	ERA	WHIP					
Neal Heaton, L ERA: 3.79	7.0		31	8	5	5	8	2	0	0	0	0	2	45	53	6.43	1.429					
Jamie Easterly, L ERA: 2.84	2.0	W	8	2	1	1	1	0	0	0	0	0	0	10	10	4.50	1.000					

New York Yankees @ Cleveland Indians
Cleveland Municipal Stadium, Cleveland, OH
Sat Sep 17 1983, 7:05 PM EDT
Att: 12,470 - Unknown - 66 F

AB 36
R 6
H 10
RBI 6
BB 2
SO 9
LOB 7



Batter	1	2	3	4	5	6	7	8	9	AB	R	H	RBI	BB	SO	LOB	BOTTOM					
Alan Bannister, R OBP: 0.326, SLG: 0.395 George Vukovich, L (6, FH) OBP: 0.308, SLG: 0.343	F7		BB 6-3 1B		SH1-4 1B	G3		1B		3	1	2	1	0	0	0						
Toby Harrah, R OBP: 0.359, SLG: 0.353	K		6-3		SH1-4	FC6-4 BB		F9		3	0	0	0	1	1	3						
Andre Thornton, R OBP: 0.387, SLG: 0.436 Kevin Rhomberg, R (9, PR)	F7		BB IBB		1B BB	FC6-4		SH3-4 1B		3	1	1	0	2	0	2						
Gorman Thomas, R OBP: 0.303, SLG: 0.380		F7			F8			SH3-4		3	0	0	1	1	0	3						
Pat Tabler, R OBP: 0.373, SLG: 0.406		F9			1B			1B BB		4	1	2	3	1	1	3						
Julio Franco, R OBP: 0.301, SLG: 0.385		6-3		CS BB	1B			HR		4	0	1	1	1	1	2						
Mike Hargrove, L OBP: 0.383, SLG: 0.364			K		K	4-3		F7		5	0	1	1	0	2	3						
Jim Essian, R OBP: 0.306, SLG: 0.325 Ron Hassey, L (8, FH) OBP: 0.352, SLG: 0.374			1B 1B 2B		F7			1-3 2-H		2	1	1	0	1	0	0						
Mike Fischlin, R OBP: 0.285, SLG: 0.261			6-3 BB 1B		SH1-4 1B 1B			SH3		3	2	2	0	0	0	0						
Inning Stats	R: 0 E: 0 K: 1 S: 5	H: 0 LOB: 0 BB: 0 P: 5	R: 0 E: 0 K: 0 S: 3	H: 0 LOB: 0 BB: 0 P: 3	R: 2 E: 0 K: 2 S: 10	H: 3 LOB: 3 BB: 2 P: 18	R: 0 E: 0 K: 1 S: 4	H: 0 LOB: 1 BB: 1 P: 8	R: 3 E: 0 K: 0 S: 7	H: 4 LOB: 2 BB: 1 P: 11	R: 0 E: 0 K: 0 S: 3	H: 0 LOB: 2 BB: 2 P: 11	R: 1 E: 0 K: 1 S: 6	H: 1 LOB: 0 BB: 0 P: 6	R: 0 E: 0 K: 0 S: 4	H: 1 LOB: 1 BB: 0 P: 4	R: 1 E: 0 K: 0 S: 4	H: 2 LOB: 2 BB: 1 P: 8	1B: 9 2B: 1 3B: 0 HR: 1	SF: 0 SAC: 3 DP: 0 HBP: 0	WP: 0 PB: 0 SB: 0 CS: 1	PA: 43
PITCHER	IP	WLS	BF	H	R	ER	SO	BB	IBB	HBP	BLK	WP	HR	S	P	ERA	WHIP					
Shane Rawley, L ERA: 3.8	5.0		25	7	5	5	4	3	1	0	0	0	0	29	45	9.00	2.000					
Dale Murray, R ERA: 4.9	2.0		9	1	1	1	1	2	0	0	0	0	1	9	17	4.50	1.500					
George Frazier, R ERA: 3.59	1.1	L	6	2	1	1	0	0	0	0	0	0	0	6	6	6.75	1.500					
Rich Gossage, R ERA: 2.42	0.1		3	1	0	0	0	1	0	0	0	0	0	2	6	0.00	6.000					

New York Yankees @ Cleveland Indians
Cleveland Municipal Stadium, Cleveland, OH
Sat Sep 17 1983, 7:05 PM EDT
Att: 12,470 - Unknown - 66 F

AB 33
R 7
H 11
RBI 7
BB 7
SO 5
LOB 17



Batter	1	2	3	4	5	6	7	8	9	AB	R	H	RBI	BB	SO	LOB	TOP			
Omar Moreno, L OBP: 0.279, SLG: 0.328 (1, 8)										5	1	2	0	0	1	1	New York Yankees @ Cleveland Indians Cleveland Municipal Stadium, Cleveland, OH Sun Sep 18 1983, 3:33 AM EDT Unknown - 80 F			
Ken Griffey, L OBP: 0.367, SLG: 0.454 (1, 3)										5	0	0	0	0	0	3				
Dave Winfield, R OBP: 0.340, SLG: 0.507 (1, 7)										5	2	4	2	0	0	0				
Graig Nettles, L OBP: 0.346, SLG: 0.454 (1, 5)										5	1	2	1	0	0	2				
Don Baylor, R OBP: 0.359, SLG: 0.499 (1, 10)										3	0	0	0	1	0	4				
Butch Wynegar, S OBP: 0.389, SLG: 0.431 (6, PH)										2	0	1	2	0	0	2				
Juan Espino, R OBP: 0.350, SLG: 0.474 (6, 2)										1	0	0	0	0	1	0				
Steve Balboni, R OBP: 0.279, SLG: 0.411 (8, PH)										1	0	0	0	0	0	1				
Rick Cerone, R OBP: 0.254, SLG: 0.262 (8, 2)										0	0	0	0	0	0	0				
Don Mattingly, L OBP: 0.347, SLG: 0.442 (1, 9)										4	0	1	0	0	0	4				
Roy Smalley, S OBP: 0.352, SLG: 0.439 (1, 6)										4	1	1	1	0	0	1				
Larry Milbourne, S OBP: 0.277, SLG: 0.262 (9, PH)										3	0	1	0	0	0	1				
Oscar Gamble, L OBP: 0.362, SLG: 0.477 (9, PH)										0	1	0	0	1	0	0				
Inning Stats	R: 3 E: 0 K: 0 S: 7	H: 4 LOB: 1 BB: 0 P: 7	R: 0 E: 0 K: 0 S: 4	H: 2 LOB: 1 BB: 0 P: 4	R: 0 E: 0 K: 0 S: 4	H: 1 LOB: 2 BB: 1 P: 8	R: 0 E: 0 K: 0 S: 3	H: 0 LOB: 0 BB: 0 P: 3	R: 0 E: 0 K: 1 S: 6	H: 1 LOB: 1 BB: 0 P: 6	R: 0 E: 0 K: 0 S: 3	H: 0 LOB: 0 BB: 0 P: 3	R: 0 E: 0 K: 0 S: 4	H: 1 LOB: 1 BB: 1 P: 4	R: 3 E: 0 K: 1 S: 7	H: 2 LOB: 0 BB: 1 P: 11	1B: 9 2B: 1 3B: 0 HR: 2	SF: 0 SAC: 0 DP: 0 HBP: 0	WP: 0 PB: 1 SB: 0 CS: 1	PA: 40
PITCHER	IP WLS BF H R ER SO BB IBB HBP BLK WP HR S P ERA WHIP																			
Lary Sorensen, R ERA: 4.09 (1, 1)	2.1	14	7	3	3	0	0	1	0	0	0	0	0	0	13	17	11.57	3.000		
Mike Jeffcoat, L ERA: 4.15 (3, 1)	5.0	W	18	3	0	0	1	0	0	0	0	0	0	0	20	20	0.00	0.600		
Bud Anderson, R ERA: 3.48 (8, 1)	1.1		7	2	3	3	1	1	0	0	0	0	0	2	8	12	20.25	2.250		
Jamie Easterly, L ERA: 2.83 (9, 1)	0.1		1	0	0	0	0	0	0	0	0	0	0	0	1	1	0.00	0.000		

AB	38
R	6
H	12
RBI	6
BB	2
SO	2
LOB	19



Batter	1	2	3	4	5	6	7	8	9	AB	R	H	RBI	BB	SO	LOB	BOTTOM				
Alan Bannister, R OBP: 0.327, SLG: 0.398 (6, 7)										5	1	2	1	0	1	1	New York Yankees @ Cleveland Indians Cleveland Municipal Stadium, Cleveland, OH Sun Sep 18 1983, 3:33 AM EDT Unknown - 80 F				
Toby Harrah, R OBP: 0.358, SLG: 0.352 (1, 5)										5	0	1	1	0	3	2					
Andre Thornton, R OBP: 0.388, SLG: 0.435 (9, 3)										4	2	1	1	1	1	3					
Mike Hargrove, L OBP: 0.383, SLG: 0.364 (9, 3)										0	0	0	0	0	0	0					
Gorman Thomas, R OBP: 0.304, SLG: 0.380 (1, 8)										3	1	1	1	1	0	1					
Pat Tabler, R OBP: 0.373, SLG: 0.411 (6, 9)										3	1	1	2	0	1	2					
George Vukovich, L OBP: 0.307, SLG: 0.342 (6, 9)										1	0	0	0	0	0	1					
Bake McBride, L OBP: 0.314, SLG: 0.332 (1, 10)										3	0	1	0	1	1	2					
Julio Franco, R OBP: 0.301, SLG: 0.384 (1, 6)										4	1	1	1	0	0	3					
Ron Hassey, L OBP: 0.353, SLG: 0.389 (1, 2)										4	3	2	2	0	0	0					
Mike Fischlin, R OBP: 0.289, SLG: 0.267 (1, 4)										3	1	1	0	1	1	1					
Inning Stats	R: 0 E: 0 K: 3 S: 9	H: 0 LOB: 0 BB: 0 P: 9	R: 0 E: 0 K: 1 S: 6	H: 1 LOB: 1 BB: 0 P: 6	R: 6 E: 1 K: 0 S: 7	H: 4 LOB: 2 BB: 2 P: 15	R: 1 E: 0 K: 1 S: 6	H: 1 LOB: 0 BB: 0 P: 6	R: 1 E: 0 K: 1 S: 6	H: 1 LOB: 1 BB: 1 P: 10	R: 0 E: 0 K: 0 S: 3	H: 0 LOB: 1 BB: 1 P: 7	R: 2 E: 0 K: 1 S: 8	H: 3 LOB: 1 BB: 0 P: 8	1B: 5 2B: 4 3B: 1 HR: 1	SF: 0 SAC: 0 DP: 0 HBP: 0	WP: 2 PB: 0 SB: 1 CS: 1	PA: 40			
PITCHER	IP WLS BF H R ER SO BB IBB HBP BLK WP HR S P ERA WHIP																				
Dave Righetti, L ERA: 3.44 (1, 1)	2.1	L	15	5	6	4	4	0	0	0	0	0	0	0	13	17	6.75	1.125			
Roger Erickson, R ERA: 2.57 (3, 1)	2.2		10	2	2	2	2	1	0	0	0	0	0	1	1	13	17	6.75	1.125		
Curt Kaufman, R ERA: 3.18 (6, 1)	2.0		8	1	0	0	1	1	0	0	0	0	0	0	9	13	0.00	1.000			
Rudy May, L ERA: 6.87 (8, 1)	1.0		6	3	2	2	1	0	0	0	0	0	0	1	0	8	8	18.00	3.000		



Batter	1	2	3	4	5	6	7	8	9	AB	R	H	RBI	BB	SO	LOB	TOP					
Willie Randolph, R <small>OBP: 0.365, SLG: 0.351</small> 		6-3	9-2		4-3				G6-4-3	6	2	2	0	0	0	3	New York Yankees @ Cleveland Indians Cleveland Municipal Stadium, Cleveland, OH Sun Sep 18 1983, 3:38 AM EDT Att: 15,048 - Unknown					
Graig Nettles, L <small>OBP: 0.344, SLG: 0.450</small> 		K		K	4-3		F8		E4	6	1	1	0	0	2	1						
Dave Winfield, R <small>OBP: 0.344, SLG: 0.515</small> Otis Nixon, S <small>(6.9)</small>							K		E4	3	3	3	2	1	0	0						
Don Baylor, R <small>OBP: 0.363, SLG: 0.502</small> 									F4	5	3	3	2	1	0	3						
Steve Balboni, R <small>OBP: 0.308, SLG: 0.492</small> Don Mattingly, L <small>OBP: 0.346, SLG: 0.440</small> 				5-3			4-3			3	2	3	1	0	1	1						
Brian Davett, R <small>OBP: 0.600, SLG: 0.778</small> 						K			5-3	5	1	3	4	0	1	0						
Rick Cerone, R <small>OBP: 0.258, SLG: 0.269</small> 			4-3						L5	5	1	2	0	0	0	3						
Larry Milbourne, S <small>OBP: 0.275, SLG: 0.260</small> Bobby Meacham, S <small>OBP: 0.186, SLG: 0.133</small> 									5-3	1	0	0	0	0	1	2						
Omar Moreno, L <small>OBP: 0.281, SLG: 0.328</small> 										4	0	1	0	1	1	1						
Inning Stats	R: 3 E: 0 K: 1 S: 9	H: 5 LOB: 2 BB: 1 P: 13	R: 0 E: 0 K: 2 S: 7	H: 0 LOB: 0 BB: 0 P: 7	R: 4 E: 1 K: 0 S: 5	H: 3 LOB: 1 BB: 3 P: 17	R: 2 E: 1 K: 1 S: 9	H: 4 LOB: 2 BB: 0 P: 9	R: 0 E: 0 K: 0 S: 3	H: 0 LOB: 0 BB: 0 P: 3	R: 3 E: 0 K: 1 S: 9	H: 4 LOB: 1 BB: 0 P: 9	R: 1 E: 0 K: 0 S: 7	H: 2 LOB: 1 BB: 0 P: 7	R: 0 E: 0 K: 0 S: 3	H: 0 LOB: 0 BB: 0 P: 3		R: 0 E: 2 K: 0 S: 5	H: 1 LOB: 2 BB: 0 P: 5	1B: 13 2B: 4 3B: 1 HR: 2	SF: 0 SAC: 0 DP: 2 HBP: 0	WP: 1 PB: 0 SB: 2 CS: 0
PITCHER	IP WLS BF H R ER SO BB IBB HBP BLK WP HR S P ERA WHIP	IP WLS BF H R ER SO BB IBB HBP BLK WP HR S P ERA WHIP																				
Rich Barnes, L <small>ERA: 5.68</small>	1.1 0.0 5 4 3 3 0 1 0 0 0 0 0 0 4 8 ∞ ∞																					
Rick Behenna, R <small>ERA: 4.73</small>	2.0 L 10 3 4 4 3 2 0 0 0 0 0 0 14 22 18.00 2.500																					
Tom Brennan, R <small>ERA: 3.96</small>	3.1 1.2 9 4 2 2 1 1 0 0 0 0 0 1 10 14 10.80 3.000																					
Dan Spillner, R <small>ERA: 5.29</small>	4.1 2.1 12 5 3 3 1 0 0 0 0 0 0 1 14 14 11.57 2.143																					
Juan Eichelberger, R <small>ERA: 6.94</small>	7.1 3.0 13 3 1 1 1 0 0 0 0 0 1 0 15 15 3.00 1.000																					
Batter	1	2	3	4	5	6	7	8	9	AB	R	H	RBI	BB	SO	LOB	BOTTOM					
Mike Hargrove, L <small>OBP: 0.382, SLG: 0.363</small> 		K								4	1	1	1	0	1	1	New York Yankees @ Cleveland Indians Cleveland Municipal Stadium, Cleveland, OH Sun Sep 18 1983, 3:38 AM EDT Att: 15,048 - Unknown					
Toby Harrah, R <small>OBP: 0.359, SLG: 0.356</small> Kevin Rhomberg, R <small>OBP: 0.333, SLG: 0.500</small> 										3	1	2	2	0	0	0						
Andre Thornton, R <small>OBP: 0.365, SLG: 0.432</small> Karl Pagel, L <small>OBP: 0.333, SLG: 0.333</small> 										3	0	0	0	0	0	2						
Gorman Thomas, R <small>OBP: 0.306, SLG: 0.380</small> Jack Perconte, L <small>OBP: 0.333, SLG: 0.333</small> Bake McBride, L <small>OBP: 0.313, SLG: 0.330</small> 										2	1	1	1	1	0	0						
Pat Tabler, R <small>OBP: 0.374, SLG: 0.411</small> Broderick Perkins, L <small>OBP: 0.301, SLG: 0.331</small> 										2	0	1	1	1	0	0						
Julio Franco, R <small>OBP: 0.301, SLG: 0.384</small> George Ykovich, L <small>OBP: 0.306, SLG: 0.341</small> 										2	0	1	1	1	0	0						
Julio Franco, R <small>OBP: 0.301, SLG: 0.384</small> George Ykovich, L <small>OBP: 0.306, SLG: 0.341</small> 										2	0	1	1	1	0	0						
Julio Franco, R <small>OBP: 0.301, SLG: 0.384</small> George Ykovich, L <small>OBP: 0.306, SLG: 0.341</small> 										2	0	1	1	1	0	0						
Julio Franco, R <small>OBP: 0.301, SLG: 0.384</small> George Ykovich, L <small>OBP: 0.306, SLG: 0.341</small> 										2	0	1	1	1	0	0						
Julio Franco, R <small>OBP: 0.301, SLG: 0.384</small> George Ykovich, L <small>OBP: 0.306, SLG: 0.341</small> 										2	0	1	1	1	0	0						
Carmen Castillo, R <small>OBP: 0.421, SLG: 0.400</small> 										3	2	2	0	1	0	1						
Jim Essian, R <small>OBP: 0.310, SLG: 0.321</small> Chris Bando, S <small>OBP: 0.346, SLG: 0.400</small> 										1	1	0	0	1	0	2						
Mike Fischlin, R <small>OBP: 0.290, SLG: 0.265</small> 										2	1	1	1	0	0	0						
Mike Fischlin, R <small>OBP: 0.290, SLG: 0.265</small> 										2	0	0	0	1	0	0						
Inning Stats	R: 3 E: 0 K: 0 S: 7	H: 4 LOB: 1 BB: 0 P: 7	R: 1 E: 0 K: 1 S: 6	H: 1 LOB: 1 BB: 1 P: 10	R: 0 E: 0 K: 0 S: 5	H: 2 LOB: 2 BB: 0 P: 5	R: 0 E: 0 K: 0 S: 3	H: 0 LOB: 0 BB: 0 P: 3	R: 0 E: 0 K: 0 S: 4	H: 0 LOB: 0 BB: 2 P: 10	R: 1 E: 0 K: 0 S: 5	H: 1 LOB: 1 BB: 0 P: 4	R: 1 E: 0 K: 0 S: 5	H: 2 LOB: 1 BB: 0 P: 5	R: 2 E: 0 K: 0 S: 4	H: 1 LOB: 1 BB: 2 P: 12	R: 0 E: 0 K: 0 S: 3	H: 0 LOB: 0 BB: 0 P: 3	1B: 9 2B: 1 3B: 1 HR: 0	SF: 4 SAC: 1 DP: 1 HBP: 0	WP: 0 PB: 0 SB: 1 CS: 0	PA: 42
PITCHER	IP WLS BF H R ER SO BB IBB HBP BLK WP HR S P ERA WHIP	IP WLS BF H R ER SO BB IBB HBP BLK WP HR S P ERA WHIP																				
Ray Fontenot, L <small>ERA: 3.33</small>	6.0 W 28 8 5 5 1 3 0 0 0 0 0 0 27 39 7.50 1.833																					
Jay Howell, R <small>ERA: 5.47</small>	7.1 1.0 7 3 3 3 0 1 0 0 0 0 0 0 6 10 27.00 4.000																					
George Frazier, R <small>ERA: 3.53</small>	8.1 2.0 7 0 0 0 0 1 0 0 0 0 0 0 6 10 0.00 0.500																					

Batter	1	2	3	4	5	6	7	8	9	AB	R	H	RBI	BB	SO	LOB	TOP					
Paul Moltzer, R OBP: 0.340, SLG: 0.424 (1, 5)										5	2	2	1	0	1	2	Milwaukee Brewers @ Cleveland Indians Cleveland Municipal Stadium, Cleveland, OH Wed Sep 21 1983, 7:05 PM EDT Alt. 4, 135 - Unknown - 56 F					
Robin Yount, R OBP: 0.380, SLG: 0.486 (1, 6)										5	1	1	0	1	0	0						
Cecil Cooper, L OBP: 0.337, SLG: 0.501 (1, 3)										3	2	1	0	2	0	2						
Ted Simmons, S OBP: 0.356, SLG: 0.448 (1, 2)										5	0	1	1	0	0	5						
Mark Brouhard, R OBP: 0.338, SLG: 0.514 (1, 7)										5	2	3	2	0	2	1						
Randy Ready, R OBP: 0.379, SLG: 0.400 (1, 10)										3	2	2	3	2	0	0						
Rick Manning, L OBP: 0.288, SLG: 0.308 (1, 8)										0	0	0	0	0	0	0						
Charlie Moore, R OBP: 0.354, SLG: 0.368 (1, 9)										4	1	2	2	1	0	2						
Jim Gantner, L OBP: 0.339, SLG: 0.418 (1, 4)										4	0	0	1	0	0	4						
Inning Stats	R: 3 E: 0 K: 1 S: 9	H: 4 LOB: 2 BB: 1 P: 13	R: 0 E: 0 K: 0 S: 3	H: 0 LOB: 0 BB: 0 P: 3	R: 2 E: 0 K: 0 S: 6	H: 3 LOB: 2 BB: 1 P: 10	R: 1 E: 0 K: 1 S: 6	H: 2 LOB: 1 BB: 1 P: 10	R: 0 E: 0 K: 0 S: 4	H: 1 LOB: 1 BB: 0 P: 4	R: 0 E: 0 K: 0 S: 3	H: 0 LOB: 1 BB: 1 P: 7	R: 1 E: 0 K: 2 S: 8	H: 1 LOB: 2 BB: 2 P: 16	R: 2 E: 0 K: 1 S: 8	H: 3 LOB: 1 BB: 0 P: 8		R: 1 E: 1 K: 0 S: 4	H: 0 LOB: 0 BB: 0 P: 4	1B: 8 2B: 5 3B: 1 HR: 0	SF: 2 SAC: 0 DP: 1 HBP: 0	WP: 1 PB: 0 CS: 0
PITCHER	IP WLS BF H R ER SO BB IBB HBP BLK WP HR S P ERA WHIP	IP WLS BF H R ER SO BB IBB HBP BLK WP HR S P ERA WHIP																				
Neal Heaton, L ERA: 4.08 (1, 1)	3.2 L 22 9 6 6 1 2 1 0 0 0 0 21 33 14.73 3.000																					
Juan Eichelberger, R ERA: 4.99 (4, 1)	4.1 21 5 3 3 4 3 0 0 0 0 0 26 38 6.23 1.846																					
Rich Barnes, L ERA: 4.91 (9, 1)	1.0 4 0 1 0 0 0 0 0 0 0 0 1 0 4 4 0.00 0.000																					

AB	34
R	10
H	12
RBI	10
BB	6
SO	3
LOB	16



Batter	1	2	3	4	5	6	7	8	9	AB	R	H	RBI	BB	SO	LOB	BOTTOM					
Julio Franco, R OBP: 0.302, SLG: 0.384 (1, 6)										5	0	2	0	0	0	1	Milwaukee Brewers @ Cleveland Indians Cleveland Municipal Stadium, Cleveland, OH Wed Sep 21 1983, 7:05 PM EDT Alt. 4, 135 - Unknown - 56 F					
Toby Harrah, R OBP: 0.380, SLG: 0.362 (1, 5)										4	2	1	0	1	0	2						
Andre Thornton, R OBP: 0.386, SLG: 0.438 (1, 10)										5	0	1	0	0	1	2						
Gorman Thomas, R OBP: 0.308, SLG: 0.376 (1, 8)										2	1	0	0	2	1	1						
Ron Hassey, L OBP: 0.357, SLG: 0.390 (1, 2)										4	1	1	2	0	0	2						
Pat Tabler, R OBP: 0.372, SLG: 0.406 (1, 7)										2	1	0	0	1	2	2						
Kevin Rhomberg, R OBP: 0.333, SLG: 0.500 (8, 7)										0	0	0	0	0	0	0						
Karl Pagan, L OBP: 0.250, SLG: 0.250 (8, PH) (9, 7)										1	0	0	0	0	0	2						
Mike Hargrove, L OBP: 0.383, SLG: 0.363 (1, 3)										3	1	1	0	1	0	0						
George Vukovich, L OBP: 0.305, SLG: 0.338 (8, PH) (9, 4)										2	0	0	1	0	0	0						
Mike Fischlin, R OBP: 0.289, SLG: 0.280 (5, PH) (6, 4)										2	0	1	0	0	0	0						
Carmen Castillo, R OBP: 0.435, SLG: 0.579 (8, PH) (9, 9)										1	0	0	0	0	1	0						
Inning Stats	R: 1 E: 0 K: 1 S: 7	H: 2 LOB: 1 BB: 1 P: 11	R: 0 E: 0 K: 0 S: 3	H: 0 LOB: 0 BB: 0 P: 3	R: 0 E: 0 K: 1 S: 6	H: 1 LOB: 0 BB: 0 P: 6	R: 0 E: 0 K: 1 S: 5	H: 0 LOB: 0 BB: 0 P: 5	R: 0 E: 0 K: 1 S: 5	H: 1 LOB: 1 BB: 0 P: 4	R: 0 E: 0 K: 0 S: 4	H: 0 LOB: 0 BB: 0 P: 5	R: 1 E: 0 K: 0 S: 4	H: 2 LOB: 1 BB: 1 P: 8	R: 5 E: 0 K: 1 S: 7	H: 2 LOB: 3 BB: 3 P: 19	R: 0 E: 0 K: 0 S: 3	H: 0 LOB: 0 BB: 0 P: 3	1B: 7 2B: 0 3B: 0 HR: 1	SF: 1 SAC: 0 DP: 0 HBP: 0	WP: 0 PB: 0 CS: 0	PA: 39
PITCHER	IP WLS BF H R ER SO BB IBB HBP BLK WP HR S P ERA WHIP	IP WLS BF H R ER SO BB IBB HBP BLK WP HR S P ERA WHIP																				
Don Sutton, R ERA: 4.07 (7, 1)	1.0 6 1 3 3 0 2 0 0 0 0 0 4 12 27.00 3.000																					
Jim Staton, R ERA: 4.32 (8, 1)	0.1 3 1 2 2 1 1 0 0 0 0 1 4 8 54.00 6.000																					
Pete Ladd, R ERA: 2.89 (9, 1)	1.0 S 3 0 0 0 0 0 0 0 0 0 3 3 0.00 0.000																					



Batter	1	2	3	4	5	6	7	8	9	AB	R	H	RBI	BB	SO	LOB	TOP			
Paul Mollitor, R OBP: 0.340, SLG: 0.423 Randy Ready, R OBP: 0.375, SLG: 0.500	K	F7			5-3			HR		1	0	0	0	0	1	0	Milwaukee Brewers @ Cleveland Indians Cleveland Municipal Stadium, Cleveland, OH Thu Sep 22 1983, 7:05 PM EDT Att: 5,456 - Unknown - 50 F			
Robin Yount, R OBP: 0.381, SLG: 0.486	FC6 1B	1B			F9			5-3		4	0	2	0	0	0	0				
Cecil Cooper, L OBP: 0.335, SLG: 0.498	FC6 BB 1B 1-2	F9			L6			6-3		4	1	0	0	0	2	0				
Ted Simmons, S OBP: 0.357, SLG: 0.454	BB 1B 1-2				4-3			HR		4	2	2	1	0	0	0				
Mark Brouhard, R OBP: 0.335, SLG: 0.503	BB 1B 1-2	BB			5-3			F7		3	1	0	0	1	0	0				
Rick Manning, L OBP: 0.285, SLG: 0.307 Ed Romero, R OBP: 0.333, SLG: 0.371	BB				F7					0	0	0	0	0	0	0				
Ned Yost, R OBP: 0.253, SLG: 0.367	BB									1	0	1	0	0	0	0				
Jim Gantner, L OBP: 0.337, SLG: 0.415	BB									4	0	0	0	0	1	3				
Charlie Moore, R OBP: 0.354, SLG: 0.367										4	0	1	0	0	0	2				
Inning Stats	R: 3 E: 0 K: 1 S: 8	H: 3 LOB: 2 BB: 2 P: 16	R: 0 E: 0 K: 0 S: 4	H: 2 LOB: 1 BB: 0 P: 4	R: 0 E: 0 K: 0 S: 3	H: 0 LOB: 0 BB: 0 P: 3	R: 0 E: 0 K: 1 S: 5	H: 0 LOB: 0 BB: 0 P: 5	R: 0 E: 0 K: 0 S: 3	H: 0 LOB: 0 BB: 0 P: 3	R: 0 E: 1 K: 0 S: 3	H: 0 LOB: 0 BB: 0 P: 3	R: 2 E: 0 K: 0 S: 5	H: 2 LOB: 1 BB: 0 P: 5	R: 0 E: 0 K: 1 S: 6	H: 1 LOB: 1 BB: 0 P: 6	1B: 6 2B: 0 3B: 0 HR: 2	SF: 0 SAC: 0 DP: 1 HBP: 0	WP: 0 PB: 0 CS: 0	PA: 36
PITCHER	IP WLS BF H R ER SO BB IBB HBP BLK WP HR S P ERA WHIP	IP WLS BF H R ER SO BB IBB HBP BLK WP HR S P ERA WHIP																		
Lary Sorensen, R ERA: 4.15 Jamie Easterly, L ERA: 2.88	(1, 1) 8.0 W 32 7 5 5 2 2 0 0 0 0 2 34 42 5.62 1.125	(9, 1) 1.0 4 1 0 0 1 0 0 0 0 0 0 0 6 6 0.00 1.000																		

Batter	1	2	3	4	5	6	7	8	9	AB	R	H	RBI	BB	SO	LOB	BOTTOM			
Julio Franco, R OBP: 0.305, SLG: 0.386	4-3 3-1 S 1B				F8			E S PB 1B		5	2	3	0	0	0	2	Milwaukee Brewers @ Cleveland Indians Cleveland Municipal Stadium, Cleveland, OH Thu Sep 22 1983, 7:05 PM EDT Att: 5,456 - Unknown - 50 F			
Toby Harrah, R OBP: 0.380, SLG: 0.361	4-3 1-3 1B				L7			L6		4	0	1	1	1	0	4				
Mike Hargrove, L OBP: 0.385, SLG: 0.363	3-1 3-H 1B				G3			3-H 4-0 PB IBB		3	0	1	2	2	0	1				
Gorman Thomas, R OBP: 0.307, SLG: 0.375	F6 3-H 1B				K			F6		5	1	1	0	0	1	4				
Ron Hassey, L OBP: 0.357, SLG: 0.391					F5			5-3		4	2	1	0	1	0	3				
Pat Tabler, R OBP: 0.371, SLG: 0.407 Alan Bannister, R OBP: 0.331, SLG: 0.410					1-3					4	1	1	2	0	1	2				
Karl Pagel, L OBP: 0.375, SLG: 0.375										0	0	0	0	0	0	0				
Karl Pagel, L OBP: 0.375, SLG: 0.375										4	1	2	1	0	0	1				
George Vukovich, L OBP: 0.302, SLG: 0.333										4	0	0	0	0	0	3				
Jack Perconte, L OBP: 0.500, SLG: 0.429 Mike Fischlin, R OBP: 0.292, SLG: 0.284										2	1	1	0	1	0	0				
Inning Stats	R: 1 E: 0 K: 0 S: 4	H: 1 LOB: 0 BB: 0 P: 4	R: 0 E: 0 K: 1 S: 5	H: 0 LOB: 1 BB: 1 P: 9	R: 0 E: 0 K: 0 S: 4	H: 1 LOB: 1 BB: 0 P: 4	R: 0 E: 0 K: 1 S: 5	H: 0 LOB: 0 BB: 0 P: 5	R: 0 E: 0 K: 0 S: 5	H: 2 LOB: 2 BB: 0 P: 5	R: 5 E: 0 K: 0 S: 8	H: 5 LOB: 3 BB: 3 P: 20	R: 1 E: 0 K: 0 S: 4	H: 1 LOB: 0 BB: 0 P: 4	R: 2 E: 0 K: 0 S: 5	H: 2 LOB: 1 BB: 1 P: 9	1B: 10 2B: 2 3B: 0 HR: 0	SF: 0 SAC: 0 DP: 0 HBP: 0	WP: 1 PB: 1 CS: 0	PA: 41
PITCHER	IP WLS BF H R ER SO BB IBB HBP BLK WP HR S P ERA WHIP	IP WLS BF H R ER SO BB IBB HBP BLK WP HR S P ERA WHIP																		
Tom Candiotti, R ERA: 3.1 Tom Tallmann, R ERA: 2.9 Andy Beene, R ERA: 4.5	(1, 1) 5.2 L 27 8 6 6 2 2 0 0 0 0 2 29 37 9.53 1.765	(6, 1) 0.1 4 1 0 0 0 2 0 0 0 0 0 2 10 0.00 9.000	(7, 1) 2.0 10 3 3 1 0 0 1 0 0 1 0 9 13 4.50 1.500																	

Batter	1	2	3	4	5	6	7	8	9	AB	R	H	RBI	BB	SO	LOB	TOP										
Julio Franco, R (1, 6) OBP: 0.306, SLG: 0.388	0-0 5-4-3 1B	4-0 FC5-4 BB			0-0 6-3	0-0 F3			0-0 4-3	1	0	1	0	0	0	0	Cleveland Indians @ New York Yankees Yankee Stadium, Bronx, NY Fri Sep 23 1983, 7:05 PM EDT Att: 26,204 - Unknown - 60 F										
Jack Perconte, L (1, 4) OBP: 0.417, SLG: 0.300										3	0	0	0	1	0	2											
Toby Harrah, R (1, 5) OBP: 0.359, SLG: 0.359	0-0 5-4-3	0-0 FC5-4			0-0 6-3				0-0 5-3	5	1	1	0	0	0	4											
Andre Thornton, R (1, 3) OBP: 0.386, SLG: 0.441	0-0 5-3			4-0 CS BB					0-3 K	4	1	1	1	1	2	1											
Gorman Thomas, R (1, 8) OBP: 0.309, SLG: 0.373	4-0 BB			0-3 K					0-0 F2	2	1	0	0	2	1	2											
Pat Tabler, R (1, 7) OBP: 0.372, SLG: 0.408	0-3 K			0-3 K					0-0 F2	4	1	2	1	0	2	2											
Kevin Rhombert, R (7, 7) OBP: 0.333, SLG: 0.500									0-0 CS	0	0	0	0	0	0	0											
Alan Bannister, R (1, 10) OBP: 0.330, SLG: 0.408					0-0 G5-4-3 1B				0-0 F4	4	0	1	0	0	1	3											
Ron Hassey, L (1, 2) OBP: 0.356, SLG: 0.389					0-0 G5-4-3				0-0 4-3	4	0	1	1	0	0	1											
Carmen Castillo, R (1, 9) OBP: 0.462, SLG: 0.636									0-0 G3	3	0	2	1	0	0	1											
George Vukovich, L (8, PH) OBP: 0.301, SLG: 0.332									0-0 G3	1	0	0	0	0	0	0											
Mike Fischlin, R (1, 4) OBP: 0.296, SLG: 0.281					0-3 K				0-0 6-3	2	0	0	0	2	1	1											
Inning Stats	R: 0 E: 0 K: 1 S: 6	H: 1 LOB: 2 BB: 1 P: 10	R: 0 E: 0 K: 0 S: 4	H: 1 LOB: 3 BB: 2 P: 12	R: 0 E: 0 K: 2 S: 6	H: 0 LOB: 0 BB: 1 P: 10	R: 0 E: 0 K: 1 S: 6	H: 2 LOB: 1 BB: 0 P: 6	R: 0 E: 0 K: 1 S: 5	H: 0 LOB: 0 BB: 0 P: 5	R: 2 E: 0 K: 0 S: 5	H: 3 LOB: 0 BB: 0 P: 5	R: 0 E: 0 K: 0 S: 3	H: 0 LOB: 0 BB: 0 P: 3	R: 0 E: 0 K: 1 S: 5	H: 0 LOB: 0 BB: 0 P: 5	1B: 7 2B: 1 3B: 1 HR: 0	SF: 0 SAC: 0 DP: 1 HBP: 0	WP: 0 PB: 0 SB: 0 CS: 2	PA: 39							
PITCHER	IP	WLS	BF	H	R	ER	SO	BB	IBB	HBP	BLK	WP	HR	S	P	ERA	WHIP										
Shane Rawley, L (1, 1) ERA: 3.85	7.0		33	9	4	4	6	6	0	0	0	0	0	39	63	5.14	2.143										
George Frazier, R (8, 1) ERA: 3.5	2.0	W	6	0	0	0	1	0	0	0	0	0	0	8	8	0.00	0.000										

Batter	1	2	3	4	5	6	7	8	9	AB	R	H	RBI	BB	SO	LOB	BOTTOM										
Willie Randolph, R (1, 4) OBP: 0.363, SLG: 0.353	0-0 3-1				0-0 G4-6-3				0-0 5-3	5	0	1	0	0	0	5	Cleveland Indians @ New York Yankees Yankee Stadium, Bronx, NY Fri Sep 23 1983, 7:05 PM EDT Att: 26,204 - Unknown - 60 F										
Ken Griffey, L (1, 3) OBP: 0.359, SLG: 0.443	0-0 L4				0-0 F8				0-0 3-1	4	0	1	1	0	0	3											
Dave Winfield, R (1, 8) OBP: 0.343, SLG: 0.511	0-0 6-3				0-0 G6-4-3				0-0 4-3	4	0	0	0	0	1	4											
Oscar Gamble, L (1, 9) OBP: 0.363, SLG: 0.469									4-0 F6	2	0	0	0	1	0	0											
Steve Balboni, R (8, PH) OBP: 0.308, SLG: 0.493									4-0 F6	0	0	0	0	1	0	0											
Otis Nixon, S (8, PR)									4-0 F6	0	1	0	0	0	0	0											
Omar Moreno, L (9, 8) OBP: 0.280, SLG: 0.326									4-0 F6	0	0	0	0	0	0	0											
Don Baylor, R (1, 10) OBP: 0.366, SLG: 0.504	0-3 K				0-0 5-3				0-0 6-3	4	1	1	0	0	1	1											
Graig Nettles, L (1, 5) OBP: 0.348, SLG: 0.454	0-0 1B				0-0 F9				0-0 E9	4	2	3	1	0	0	0											
Butch Wynegar, S (1, 2) OBP: 0.369, SLG: 0.429									0-0 E9	2	2	1	0	1	1	2											
Brian Dayett, R (8, PH) OBP: 0.400, SLG: 0.444									0-0 E9	1	0	0	0	0	0	2											
Rick Cerone, R (9, 2) OBP: 0.259, SLG: 0.271									0-0 E9	0	0	0	0	0	0	0											
Roy Smalley, S (1, 6) OBP: 0.352, SLG: 0.453	0-0 F8				0-0 E6				0-0 F7	4	1	1	3	0	0	5											
Don Mattingly, L (1, 7) OBP: 0.348, SLG: 0.440					0-0 E6				0-0 F7	3	0	2	2	1	0	1											
Inning Stats	R: 0 E: 0 K: 0 S: 3	H: 0 LOB: 0 BB: 0 P: 3	R: 0 E: 0 K: 2 S: 8	H: 1 LOB: 2 BB: 1 P: 12	R: 0 E: 0 K: 0 S: 3	H: 1 LOB: 1 BB: 1 P: 7	R: 0 E: 0 K: 0 S: 3	H: 0 LOB: 0 BB: 0 P: 3	R: 1 E: 1 K: 0 S: 5	H: 2 LOB: 1 BB: 0 P: 5	R: 0 E: 0 K: 1 S: 5	H: 0 LOB: 0 BB: 0 P: 5	R: 2 E: 0 K: 0 S: 6	H: 3 LOB: 2 BB: 1 P: 10	R: 4 E: 1 K: 0 S: 6	H: 3 LOB: 1 BB: 1 P: 10	1B: 8 2B: 1 3B: 0 HR: 1	SF: 0 SAC: 0 DP: 2 HBP: 0	WP: 0 PB: 0 SB: 0 CS: 0	PA: 37							
PITCHER	IP	WLS	BF	H	R	ER	SO	BB	IBB	HBP	BLK	WP	HR	S	P	ERA	WHIP										
Rick Behenna, R (1, 1) ERA: 4.55	6.0		25	5	3	2	3	3	0	0	0	0	0	3	3	0.00	1.500										
Ernie Camacho, R (7, 1) ERA: 5.09	0.2	L	3	1	0	0	0	0	0	0	0	0	0	3	3	0.00	1.500										
Jamie Easterly, L (7, 1) ERA: 3.27	0.1	L	5	3	3	3	0	1	0	0	0	0	0	4	8	81.00	12.000										
Bud Anderson, R (8, 1) ERA: 3.98	1.0		4	1	1	1	0	0	0	0	0	0	1	4	4	9.00	1.000										

Batter	1	2	3	4	5	6	7	8	9	AB	R	H	RBI	BB	SO	LOB	TOP			
Kevin Rhombert, R OBP: 0.428, SLG: 0.400 (1, 7)										3	0	1	0	1	1	0	Cleveland Indians @ New York Yankees Yankee Stadium, Bronx, NY Sat Sep 24 1983, 3:33 AM EDT Att: 30,202 - Unknown - 66 F			
Toby Harrah, R OBP: 0.380, SLG: 0.360 (1, 5)										4	0	2	0	0	0	1				
Andre Thornton, R OBP: 0.385, SLG: 0.438 (1, 3)										3	0	0	0	1	1	1				
Gorman Thomas, R OBP: 0.307, SLG: 0.370 (1, 8)										4	0	0	0	0	0	4				
Pat Tabler, R OBP: 0.371, SLG: 0.409 (1, 10)										4	1	1	0	0	0	3				
Alan Bannister, R OBP: 0.329, SLG: 0.406 (1, 4)										4	0	1	1	0	1	3				
Chris Bando, S OBP: 0.343, SLG: 0.390 (1, 2)										3	0	0	0	1	2	1				
Carmen Castillo, R OBP: 0.414, SLG: 0.560 (1, 9)										3	0	0	0	0	2	1				
Mike Fischlin, R OBP: 0.292, SLG: 0.276 (1, 6)										3	0	0	0	0	1	0				
Inning Stats	R: 0 E: 0 K: 1 S: 7	H: 2 LOB: 3 BB: 1 P: 11	R: 0 E: 0 K: 2 S: 6	H: 0 LOB: 0 BB: 1 P: 10	R: 0 E: 0 K: 2 S: 8	H: 1 LOB: 1 BB: 0 P: 8	R: 0 E: 0 K: 0 S: 3	H: 0 LOB: 0 BB: 0 P: 3	R: 0 E: 0 K: 0 S: 3	H: 0 LOB: 0 BB: 0 P: 3	R: 0 E: 0 K: 1 S: 5	H: 0 LOB: 0 BB: 0 P: 5	R: 0 E: 0 K: 1 S: 5	H: 0 LOB: 1 BB: 1 P: 9	R: 1 E: 0 K: 1 S: 7	H: 2 LOB: 1 BB: 0 P: 7	1B: 4 2B: 1 3B: 0 HR: 0	SF: 0 SAC: 0 DP: 0 HBP: 0	WP: 0 PB: 0 SB: 2 CS: 1	PA: 34
PITCHER Ron Guidry, L ERA: 3.47 (1, 1)	IP: 9.0 WLS: W BF: 34 H: 5 R: 1 ER: 1 SO: 8 BB: 3 IBB: 0 HBP: 0 BLK: 0 WP: 0 HR: 0 S: 47 P: 59 ERA: 1.00 WHIP: 0.889															PITCHER				

Batter	1	2	3	4	5	6	7	8	9	AB	R	H	RBI	BB	SO	LOB	BOTTOM			
Willie Randolph, R OBP: 0.361, SLG: 0.350 (1, 4)										4	1	0	0	1	0	2	Cleveland Indians @ New York Yankees Yankee Stadium, Bronx, NY Sat Sep 24 1983, 3:33 AM EDT Att: 30,202 - Unknown - 66 F			
Larry Milbourne, S OBP: 0.275, SLG: 0.260 (8, 4)										0	0	0	0	0	0	0				
Ken Griffey, L OBP: 0.382, SLG: 0.449 (1, 3)										5	2	3	1	0	0	0				
Dave Winfield, R OBP: 0.346, SLG: 0.519 (1, 7)										4	1	3	4	0	1	0				
Otis Nixon, S OBP: 0.333, SLG: 0.333 (8, 9)										1	0	1	0	0	0	0				
Graig Nettles, L OBP: 0.347, SLG: 0.450 (1, 5)										4	0	0	0	0	0	3				
Bobby Meacham, S OBP: 0.259, SLG: 0.200 (8, 6)										1	0	0	0	0	0	1				
Don Baylor, R OBP: 0.364, SLG: 0.500 (1, 10)										4	0	0	0	1	1	2				
Butch Wynegar, S OBP: 0.392, SLG: 0.434 (5, FH)										1	2	1	0	1	0	0				
Rick Cerone, R OBP: 0.257, SLG: 0.268 (6, 2)										2	0	0	0	0	0	3				
Don Mattingly, L OBP: 0.352, SLG: 0.438 (8, 7)										3	1	1	1	1	0	3				
Roy Smalley, S OBP: 0.355, SLG: 0.453 (8, 5)										2	1	1	1	2	0	0				
Omar Moreno, L OBP: 0.281, SLG: 0.328 (1, 8)										4	1	2	1	0	1	3				
Inning Stats	R: 0 E: 0 K: 1 S: 5	H: 0 LOB: 0 BB: 0 P: 5	R: 1 E: 0 K: 2 S: 9	H: 2 LOB: 2 BB: 1 P: 13	R: 1 E: 0 K: 0 S: 5	H: 2 LOB: 1 BB: 0 P: 5	R: 0 E: 1 K: 0 S: 7	H: 4 LOB: 0 BB: 2 P: 15	R: 0 E: 0 K: 0 S: 3	H: 0 LOB: 1 BB: 1 P: 7	R: 1 E: 0 K: 0 S: 5	H: 2 LOB: 3 BB: 2 P: 13	R: 0 E: 0 K: 1 S: 3	H: 1 LOB: 0 BB: 0 P: 3	R: 0 E: 0 K: 0 S: 4	H: 1 LOB: 1 BB: 0 P: 4	1B: 7 2B: 4 3B: 0 HR: 1	SF: 0 SAC: 0 DP: 1 HBP: 0	WP: 0 PB: 0 SB: 0 CS: 0	PA: 41
PITCHER Rick Sutcliffe, R ERA: 4.42 (1, 1)	IP: 3.1 WLS: L BF: 21 H: 8 R: 8 ER: 8 SO: 3 BB: 3 IBB: 0 HBP: 0 BLK: 0 WP: 0 HR: 1 S: 24 P: 36 ERA: 21.60 WHIP: 3.300															PITCHER				
Mike Jeffcoat, L ERA: 4.07 (4, 1)	IP: 2.2 WLS: L BF: 13 H: 2 R: 1 ER: 1 SO: 0 BB: 2 IBB: 1 HBP: 0 BLK: 0 WP: 0 HR: 0 S: 10 P: 22 ERA: 3.38 WHIP: 1.500															PITCHER				
Juan Eichelberger, R ERA: 4.98 (7, 1)	IP: 1.0 WLS: L BF: 3 H: 1 R: 0 ER: 0 SO: 0 BB: 0 IBB: 0 HBP: 0 BLK: 0 WP: 0 HR: 0 S: 3 P: 3 ERA: 0.00 WHIP: 1.000															PITCHER				
Dan Spillner, R ERA: 5.22 (8, 1)	IP: 1.0 WLS: L BF: 4 H: 1 R: 0 ER: 0 SO: 0 BB: 0 IBB: 0 HBP: 0 BLK: 0 WP: 0 HR: 0 S: 4 P: 4 ERA: 0.00 WHIP: 1.000															PITCHER				

Batter	1	2	3	4	5	6	7	8	9	AB	R	H	RBI	BB	SO	LOB	TOP										
Kevin Rhomberg, R (1.7) Broderick Perkins, L (6. Ph) George Vukovich, L (6.7) OBP: 0.400, SLG: 0.375 OBP: 0.353, SLG: 0.330 OBP: 0.299, SLG: 0.330	0-0 CS 1B		0-3 K	0-0 F8		4-0 BB 2B IBB		0-0 4-3		3	0	1	0	0	1	1	Cleveland Indians @ New York Yankees Yankee Stadium, Bronx, NY Mon Sep 26 1983, 7:05 PM EDT Att: 15,119 - Unknown - 62 F										
Toby Harrah, R (1.5) OBP: 0.381, SLG: 0.363	0-0 1B		0-0 2B 2B	0-0 F7		4-0 2B SF9 BB		0-0 1-3		4	2	2	1	1	0	1											
Andre Thornton, R (1.3) Mike Hargrove, L (8.3) OBP: 0.388, SLG: 0.443 OBP: 0.385, SLG: 0.363	0-0 1B		4-0 2B BB		0-0 5-3		0-0 SF9 2B		0-0 1B		4	1	3	2	1	0		0									
Gorman Thomas, R (1.8) OBP: 0.307, SLG: 0.374	0-3 K		0-0 BB 2B		0-0 5-3 1B		0-0 SF9		0-0 P3		4	0	2	2	0	1		3									
Pat Tabler, R (1.10) OBP: 0.372, SLG: 0.412	0-0 G3		4-0 BB BB		0-0 5-3		0-0 6-3		0-0 SF9 3B		4	1	1	0	1	0		4									
Alan Bannister, R (1.4) OBP: 0.327, SLG: 0.403		0-0 6-3	4-0 BB		0-0 F9		0-3 K		0-0 SF9		3	0	0	2	1	1		1									
Carmen Castillo, R (1.9) OBP: 0.382, SLG: 0.533		0-0 F3		0-0 F9		0-0 F9		0-3 K		0-0 2B		5	0	1	0	0		1	3								
Jim Essian, R (1.2) OBP: 0.314, SLG: 0.310		0-3 K		0-0 P3		4-0 BB 1B		0-0 F3		3	1	0	0	2	1	1		1									
Mike Fischlin, R (1.6) OBP: 0.291, SLG: 0.280			0-0 F7		0-0 WP 2B		0-0 E5 BB 1B		0-3 K		5	1	2	0	0	1		2									
Inning Stats	R: 0 E: 0 K: 1 S: 7	H: 3 LOB: 2 BB: 0 P: 7	R: 0 E: 0 K: 1 S: 5	H: 0 LOB: 0 BB: 0 P: 5	R: 2 E: 0 K: 1 S: 7	H: 2 LOB: 3 BB: 3 P: 19	R: 0 E: 0 K: 0 S: 4	H: 1 LOB: 1 BB: 0 P: 4	R: 0 E: 0 K: 0 S: 4	H: 1 LOB: 1 BB: 0 P: 4	R: 4 E: 1 K: 0 S: 5	H: 2 LOB: 1 BB: 3 P: 17	R: 0 E: 0 K: 2 S: 7	H: 0 LOB: 1 BB: 1 P: 11	R: 0 E: 0 K: 0 S: 4	H: 1 LOB: 1 BB: 0 P: 4		R: 1 E: 0 K: 1 S: 7	H: 2 LOB: 1 BB: 0 P: 7	1B: 6 2B: 5 3B: 1 HR: 0	SF: 2 SAC: 0 DP: 0 HBP: 0	WP: 1 PB: 0 SB: 0 CS: 1	PA: 45				
PITCHER	IP	WLS	BF	H	R	ER	SO	BB	IBB	HBP	BLK	WP	HR	S	P	ERA	WHIP										
Bob Shirley, L (1.1) ERA: 4.98	2.2	L	15	5	2	2	3	3	0	0	0	0	0	18	30	6.75	3.000										
Roger Erickson, R (3.1) ERA: 4.32	2.2		14	3	4	4	0	2	1	0	0	1	0	11	23	13.50	1.875										
Dale Murray, R (6.1) ERA: 4.75	2.2		11	2	0	0	2	1	0	0	0	0	0	14	18	0.00	1.125										
Curt Kaufman, R (9.1) ERA: 4.05	1.0		5	2	1	1	1	0	0	0	0	0	0	7	7	9.00	2.000										

Batter	1	2	3	4	5	6	7	8	9	AB	R	H	RBI	BB	SO	LOB	BOTTOM										
Willie Randolph, R (1.4) Larry Milbourne, S (7.4) OBP: 0.361, SLG: 0.350 OBP: 0.273, SLG: 0.258	0-0 F9		0-0 F8			0-0 6-3		0-0 5-3		3	0	0	0	0	0	1	Cleveland Indians @ New York Yankees Yankee Stadium, Bronx, NY Mon Sep 26 1983, 7:05 PM EDT Att: 15,119 - Unknown - 62 F										
Ken Griffey, L (1.3) OBP: 0.359, SLG: 0.445	0-3 K		0-0 1-3			0-0 4-3		0-0 3-1		4	0	0	0	0	1	2											
Don Baylor, R (1.9) OBP: 0.363, SLG: 0.495	0-0 F7			0-0 5-3		0-0 F8		0-0 F7		4	0	0	0	0	0	0											
Steve Balboni, R (1.10) OBP: 0.314, SLG: 0.474		4-0 1-3 BB		0-0 3-1		0-0 1B		0-3 K		3	0	1	0	1	1	0											
Roy Smalley, S (1.5) OBP: 0.354, SLG: 0.450		0-0 1-3		0-0 F8		0-0 F3		0-0 5-3		4	0	0	0	0	0	2											
Brian Davett, R (1.7) OBP: 0.296, SLG: 0.320		0-0 F9			0-0 F7		0-0 F7			3	0	0	0	0	0	2											
Rick Cerone, R (1.2) OBP: 0.262, SLG: 0.267		0-3 K		4-0 BB BB		0-3 K				2	0	0	0	1	2	2											
Bobby Meacham, S (1.6) OBP: 0.333, SLG: 0.300			0-3 K		4-0 BB G4-6-3		0-0 2B			2	0	1	0	1	1	0											
Omar Moreno, L (1.8) OBP: 0.283, SLG: 0.329			0-0 1B		0-0 G4-6-3		0-3 K			3	0	1	0	0	1	3											
Inning Stats	R: 0 E: 0 K: 1 S: 5	H: 0 LOB: 0 BB: 1 P: 5	R: 0 E: 0 K: 1 S: 5	H: 0 LOB: 1 BB: 1 P: 9	R: 0 E: 0 K: 1 S: 6	H: 1 LOB: 0 BB: 0 P: 6	R: 0 E: 0 K: 0 S: 3	H: 0 LOB: 0 BB: 0 P: 3	R: 0 E: 0 K: 0 S: 2	H: 0 LOB: 2 BB: 2 P: 10	R: 0 E: 0 K: 0 S: 3	H: 0 LOB: 0 BB: 0 P: 3	R: 0 E: 0 K: 1 S: 6	H: 1 LOB: 1 BB: 0 P: 6	R: 0 E: 0 K: 1 S: 6	H: 1 LOB: 0 BB: 0 P: 6		R: 0 E: 0 K: 1 S: 5	H: 0 LOB: 0 BB: 0 P: 5	1B: 2 2B: 1 3B: 0 HR: 0	SF: 0 SAC: 0 DP: 1 HBP: 0	WP: 0 PB: 0 SB: 0 CS: 0	PA: 32				
PITCHER	IP	WLS	BF	H	R	ER	SO	BB	IBB	HBP	BLK	WP	HR	S	P	ERA	WHIP										
Neal Heaton, L (1.1) ERA: 3.83	9.0	W	32	3	0	0	6	3	0	0	0	0	0	41	53	0.00	0.667										



Batter	1	2	3	4	5	6	7	8	9	AB	R	H	RBI	BB	SO	LOB	TOP					
Bake McBride, L OBP: 0.318, SLG: 0.348 (1, 10)										4	1	3	1	0	0	0	Cleveland Indians @ Milwaukee Brewers Milwaukee County Stadium, Milwaukee, WI Tue Sep 27 1983, 8:05 PM EDT Att: 11,514 - Unknown					
Toby Harrah, R OBP: 0.381, SLG: 0.362 (1, 5)										4	1	1	0	0	1	2						
Andre Thornton, R OBP: 0.389, SLG: 0.443 (1, 3)										4	1	2	0	0	1	1						
Gorman Thomas, R OBP: 0.307, SLG: 0.373 (1, 8)										4	1	1	0	0	0	3						
Pat Tabler, R OBP: 0.369, SLG: 0.409 (1, 7)										3	0	0	1	0	0	1						
Alan Bannister, R OBP: 0.329, SLG: 0.404 (1, 4)										4	0	2	0	0	0	1						
Ron Hassey, L OBP: 0.354, SLG: 0.398 (1, 2)										4	0	0	1	0	0	3						
Carmen Castillo, R OBP: 0.368, SLG: 0.500 (1, 9)										4	0	1	1	0	0	0						
Mike Fischlin, R OBP: 0.287, SLG: 0.276 (1, 6)										3	0	0	0	0	0	0						
Chris Bando, S OBP: 0.341, SLG: 0.387 (9, PH)										1	0	0	0	0	1	2						
Inning Stats	R: 0 E: 0 K: 1 S: 6	H: 2 LOB: 1 BB: 0 P: 6	R: 0 E: 0 K: 0 S: 3	H: 0 LOB: 0 BB: 0 P: 3	R: 0 E: 0 K: 0 S: 4	H: 1 LOB: 1 BB: 0 P: 4	R: 0 E: 0 K: 0 S: 4	H: 1 LOB: 0 BB: 0 P: 4	R: 0 E: 0 K: 0 S: 3	H: 0 LOB: 0 BB: 0 P: 3	R: 1 E: 0 K: 1 S: 6	H: 1 LOB: 0 BB: 0 P: 6	R: 0 E: 0 K: 0 S: 3	H: 1 LOB: 0 BB: 0 P: 3	R: 0 E: 0 K: 0 S: 3	H: 0 LOB: 0 BB: 0 P: 3	R: 3 E: 1 K: 1 S: 10	H: 4 LOB: 2 BB: 0 P: 10	1B: 9 2B: 0 3B: 0 HR: 1	SF: 1 SAC: 0 DP: 2 HBP: 0	WP: 0 PB: 0 SB: 0 CS: 0	PA: 36
PITCHER Mike Caldwell, L ERA: 4.53 (1, 1)	IP: 9.0 WLS: W BF: 36 H: 10 R: 4 ER: 2 SO: 3 BB: 0 IBB: 0 HBP: 0 BLK: 0 WP: 0 HR: 1 S: 42 P: 42 ERA: 2.00 WHIP: 1.111															PITCHER						

Batter	1	2	3	4	5	6	7	8	9	AB	R	H	RBI	BB	SO	LOB	BOTTOM			
Paul Moltor, R OBP: 0.338, SLG: 0.418 (1, 5)										5	2	2	0	0	0	2	Cleveland Indians @ Milwaukee Brewers Milwaukee County Stadium, Milwaukee, WI Tue Sep 27 1983, 8:05 PM EDT Att: 11,514 - Unknown			
Robin Yount, R OBP: 0.383, SLG: 0.495 (1, 6)										4	2	3	1	0	0	0				
Ed Romero, R OBP: 0.333, SLG: 0.370 (8, 6)										1	0	0	0	0	0	0				
Cecil Cooper, L OBP: 0.331, SLG: 0.495 (1, 3)										5	1	2	3	0	0	2				
Ted Simmons, S OBP: 0.354, SLG: 0.448 (1, 10)										5	0	0	0	0	0	4				
Mark Brouhard, R OBP: 0.333, SLG: 0.482 (1, 7)										3	1	1	0	1	1	3				
Jim Gantner, L OBP: 0.338, SLG: 0.414 (1, 4)										4	1	2	1	0	0	0				
Rick Manning, L OBP: 0.290, SLG: 0.308 (1, 8)										3	0	2	1	0	0	2				
Bill Schroeder, R OBP: 0.219, SLG: 0.319 (1, 2)										4	0	2	2	0	1	1				
Charlie Moore, R OBP: 0.352, SLG: 0.365 (1, 9)										3	0	0	0	1	0	3				
Inning Stats	R: 5 E: 1 K: 0 S: 9	H: 6 LOB: 1 BB: 0 P: 9	R: 2 E: 0 K: 0 S: 6	H: 3 LOB: 2 BB: 1 P: 10	R: 0 E: 0 K: 0 S: 3	H: 0 LOB: 0 BB: 0 P: 3	R: 0 E: 1 K: 1 S: 6	H: 0 LOB: 1 BB: 0 P: 6	R: 0 E: 0 K: 0 S: 3	H: 1 LOB: 1 BB: 0 P: 4	R: 1 E: 0 K: 0 S: 5	H: 3 LOB: 1 BB: 0 P: 5	R: 0 E: 0 K: 1 S: 6	H: 1 LOB: 2 BB: 1 P: 10	R: 0 E: 0 K: 0 S: 3	H: 0 LOB: 0 BB: 0 P: 3	1B: 11 2B: 1 3B: 1 HR: 1	SF: 0 SAC: 0 DP: 2 HBP: 1	WP: 1 PB: 0 SB: 0 CS: 0	PA: 40
PITCHER Lary Sorensen, R ERA: 4.38 (1, 1)	IP: 1.0 WLS: L BF: 11 H: 8 R: 7 ER: 6 SO: 0 BB: 0 IBB: 0 HBP: 0 BLK: 0 WP: 0 HR: 1 S: 11 P: 11 ERA: 54.00 WHIP: 8.000															PITCHER				
Mike Jeffcoat, L ERA: 3.45 (2, 1)	IP: 7.0 WLS: 29 BF: 6 H: 1 R: 1 ER: 1 SO: 2 BB: 2 IBB: 0 HBP: 1 BLK: 0 WP: 1 HR: 0 S: 30 P: 39 ERA: 1.29 WHIP: 1.143															PITCHER				

Batter	1	2	3	4	5	6	7	8	9	AB	R	H	RBI	BB	SO	LOB	TOP						
Jack Perconte, L OBP: 0.333, SLG: 0.263 (1, 4)	G3	FC5-4		F6			L4			5	0	1	0	0	0	2	Cleveland Indians @ Milwaukee Brewers Milwaukee County Stadium, Milwaukee, WI Wed Sep 28 1983, 8:05 PM EDT Att: 11,976 - Unknown						
Toby Harrah, R OBP: 0.364, SLG: 0.365 (1, 5)					6-3					3	1	2	0	2	0	0							
Andre Thornton, R OBP: 0.388, SLG: 0.443 (1, 10)	K	FC5-4			5-3					5	1	1	1	0	1	6							
Gorman Thomas, R OBP: 0.309, SLG: 0.373 (1, 8)					5-3					3	0	1	0	2	1	0							
Ron Hassey, L OBP: 0.349, SLG: 0.393 (1, 2)	K				4-1					4	0	0	1	0	1	3							
Pat Tabler, R OBP: 0.370, SLG: 0.409 Bake McBride, L OBP: 0.315, SLG: 0.345 Kevin Rhomberg, R OBP: 0.455, SLG: 0.444 (1, 7) (4, 9) (7, 7)					F7					2	1	1	0	0	0	0							
Mike Hargrove, L OBP: 0.389, SLG: 0.371 (1, 3)										2	0	0	0	0	1	1							
George Vukovich, L OBP: 0.298, SLG: 0.328 (1, 9) (4, 7) (7, 9)										1	0	1	0	0	0	0							
Mike Fischlin, R OBP: 0.286, SLG: 0.276 (1, 6)										4	1	3	1	1	0	0							
Inning Stats	R: 0 E: 0 K: 2 S: 8	H: 1 LOB: 2 BB: 1 P: 12	R: 2 E: 0 K: 0 S: 6	H: 3 LOB: 2 BB: 1 P: 10	R: 0 E: 0 K: 0 S: 3	H: 0 LOB: 0 BB: 0 P: 3	R: 0 E: 0 K: 0 S: 4	H: 1 LOB: 1 BB: 1 P: 4	R: 0 E: 0 K: 0 S: 3	H: 0 LOB: 1 BB: 1 P: 7	R: 0 E: 0 K: 2 S: 8	H: 1 LOB: 1 BB: 0 P: 8	R: 2 E: 0 K: 0 S: 6	H: 3 LOB: 1 BB: 0 P: 6	R: 0 E: 0 K: 0 S: 5	H: 2 LOB: 3 BB: 1 P: 9		R: 0 E: 0 K: 1 S: 6	H: 1 LOB: 2 BB: 1 P: 10	1B: 9 2B: 2 3B: 1 HR: 0	SF: 1 SAC: 0 DP: 0 HBP: 0	WP: 0 PB: 0 CS: 0	PA: 44
PITCHER	IP	WLS	BF	H	R	ER	SO	BB	IBB	HBP	BLK	WP	HR	S	P	ERA		WHIP					
Don Sutton, R ERA: 4.08 Jim Slaton, R ERA: 4.28 (1, 1) (9, 1)	8.0		39	11	4	4	4	4	0	0	0	0	0	43	59	4.50		1.875					

Batter	1	2	3	4	5	6	7	8	9	AB	R	H	RBI	BB	SO	LOB	BOTTOM						
Paul Molitor, R OBP: 0.338, SLG: 0.416 (1, 5)	4-3				6-3				FC5-4	4	1	1	0	1	0	1	Cleveland Indians @ Milwaukee Brewers Milwaukee County Stadium, Milwaukee, WI Wed Sep 28 1983, 8:05 PM EDT Att: 11,976 - Unknown						
Robin Yount, R OBP: 0.382, SLG: 0.497 (1, 6)										5	1	1	2	0	0	3							
Cecil Cooper, L OBP: 0.333, SLG: 0.495 (1, 3)										5	1	3	0	0	0	0							
Ted Simmons, S OBP: 0.354, SLG: 0.448 (1, 2)										4	0	1	0	1	0	3							
Ben Oglivie, L OBP: 0.365, SLG: 0.436 (1, 10)										4	1	2	2	1	1	0							
Mark Brouhard, R OBP: 0.337, SLG: 0.491 (1, 7)										3	1	1	0	0	0	2							
Rick Manning, L OBP: 0.290, SLG: 0.308 Ed Romero, R OBP: 0.331, SLG: 0.368 Dion James, L OBP: 0.100, SLG: 0.100 (1, 8) (6, PH) (9, 8)										3	0	1	1	0	0	6							
Jim Gantner, L OBP: 0.336, SLG: 0.411 (1, 4)										1	0	0	0	0	1	0							
Charlie Moore, R OBP: 0.353, SLG: 0.368 (1, 9)										0	0	0	0	0	0	0							
Inning Stats	R: 0 E: 0 K: 0 S: 4	H: 1 LOB: 1 BB: 0 P: 4	R: 2 E: 0 K: 1 S: 8	H: 3 LOB: 1 BB: 1 P: 12	R: 0 E: 0 K: 0 S: 4	H: 1 LOB: 3 BB: 1 P: 9	R: 0 E: 0 K: 0 S: 3	H: 0 LOB: 0 BB: 0 P: 3	R: 0 E: 0 K: 0 S: 4	H: 1 LOB: 1 BB: 0 P: 4	R: 0 E: 0 K: 0 S: 3	H: 1 LOB: 0 BB: 0 P: 3	R: 0 E: 0 K: 1 S: 5	H: 0 LOB: 0 BB: 0 P: 5	R: 4 E: 0 K: 0 S: 6	H: 4 LOB: 0 BB: 0 P: 6		1B: 7 2B: 2 3B: 1 HR: 2	SF: 0 SAC: 0 DP: 2 HBP: 1	WP: 1 PB: 0 CS: 0	PA: 41		
PITCHER	IP	WLS	BF	H	R	ER	SO	BB	IBB	HBP	BLK	WP	HR	S	P	ERA		WHIP					
Rick Behenna, R ERA: 4.41 Jamie Easterly, L ERA: 3.07 (1, 1) (7, 1)	6.0	L	12	5	4	4	1	0	0	0	0	0	2	14	14	13.50		1.875					

Batter	1	2	3	4	5	6	7	8	9	AB	R	H	RBI	BB	SO	LOB	TOP								
Bake McBride, L (1, 9) OBP: 0.318, SLG: 0.348 Carmen Castillo, R (7, 9) OBP: 0.385, SLG: 0.500	0-0 S 1B		0-0 1B 1B 1B	0-0 1-3			0-0 6-3		1-0 SF7 1B 1-2 HBP	4	1	2	0	0	0	1									
Toby Harrah, R (1, 5) OBP: 0.366, SLG: 0.366	0-0 F8 1-2		0-0 F7		4-0 HR BB		0-0 S 1B 1B		0-0 SF7 1-2 2-3 1B	4	1	2	0	1	0	2									
Mike Hargrove, L (1, 3) OBP: 0.389, SLG: 0.370	0-0 2-H 1B		0-0 F9		0-0 F3		4-0 1B 1-2 BB		0-0 SF7 1-2 2-3 3-H 1B	3	0	1	2	1	0	2									
Gorman Thomas, R (1, 8) OBP: 0.311, SLG: 0.381	0-0 F5		0-0 1B 1-2 1B		0-0 HR		0-0 1B 1-2 2-H 1B		0-0 K	5	1	3	2	0	1	3									
Karl Pagel, L (1, 10) OBP: 0.294, SLG: 0.294	0-3 K		0-0 1B 1-2 2-3 1B		0-3 K		0-0 L8		0-3 K	5	0	1	0	0	3	5									
Ron Hassey, L (1, 2) OBP: 0.346, SLG: 0.389		0-0 6-3	0-0 4-3		0-0 F5				0-0 6-3	4	0	0	0	0	0	3									
Alan Bannister, R (1, 4) OBP: 0.328, SLG: 0.402		0-0 FC4-6 1B		0-0 6-3			0-0 5-3		0-0 5-3	4	0	1	0	0	0	0									
George Vukovich, L (1, 7) OBP: 0.297, SLG: 0.327		0-0 FC4-6 1-2		0-0 FC4-6 1B			0-0 3-1		0-0 1-3	4	0	1	0	0	0	1									
Mike Fischlin, R (1, 6) OBP: 0.286, SLG: 0.275		0-0 L9		0-0 FC4-6 S 1-2			0-0 6-3		0-0 1B HBP SF7 1B	4	1	1	0	0	0	2									
Inning Stats	R: 1 E: 0 K: 1 S: 7	H: 2 LOB: 1 BB: 0 P: 7	R: 0 E: 0 K: 0 S: 4	H: 1 LOB: 1 BB: 0 P: 4	R: 0 E: 0 K: 0 S: 6	H: 3 LOB: 3 BB: 0 P: 6	R: 0 E: 0 K: 0 S: 4	H: 1 LOB: 1 BB: 0 P: 4	R: 2 E: 0 K: 1 S: 6	H: 1 LOB: 0 BB: 1 P: 10	R: 0 E: 0 K: 0 S: 3	H: 0 LOB: 0 BB: 0 P: 3	R: 0 E: 0 K: 0 S: 4	H: 2 LOB: 2 BB: 1 P: 8	R: 0 E: 0 K: 0 S: 3	H: 0 LOB: 0 BB: 0 P: 3	R: 1 E: 0 K: 2 S: 9	H: 2 LOB: 2 BB: 0 P: 10	1B: 11 2B: 0 3B: 0 HR: 1	SF: 1 SAC: 0 DP: 0 HBP: 1	WP: 0 PB: 0 SB: 3 CS: 0	PA: 41			
PITCHER	IP	WLS	BF	H	R	ER	SO	BB	IBB	HBP	BLK	WP	HR	S	P	ERA	WHIP								
Tom Candiotti, R (1, 1) ERA: 3.23	6.1	L	30	9	3	3	2	2	0	0	0	0	1	32	40	4.26	1.737								
Tom Tellmann, R (7, 1) ERA: 2.6	2.2		11	3	1	1	2	0	0	1	0	0	0	14	15	3.38	1.125								

Cleveland Indians @ Milwaukee Brewers
Milwaukee County Stadium, Milwaukee, WI
Thu Sep 29 1983, 8:05 PM EDT
Att: 15,331 - Unknown

AB 37
R 4
H 12
RBI 4
BB 2
SO 4
LOB 19



Batter	1	2	3	4	5	6	7	8	9	AB	R	H	RBI	BB	SO	LOB	BOTTOM								
Paul Molitor, R (1, 5) OBP: 0.336, SLG: 0.413	0-0 5-3		0-0 F6		0-0 F4		0-0 F7	0-0 F9		5	0	0	0	0	0	3									
Robin Yount, R (1, 6) OBP: 0.382, SLG: 0.498	0-3 K		0-0 2B		0-0 F3		0-0 1B 1B		0-0 L7	5	0	2	0	0	1	1									
Cecil Cooper, L (1, 3) OBP: 0.336, SLG: 0.498	0-0 1B		0-0 F8		0-0 1B 1-3 1B		0-0 1B		0-0 BLK 1B 1B	5	1	4	0	0	0	2									
Ted Simmons, S (1, 2) OBP: 0.351, SLG: 0.445	0-0 L4		0-0 4-3		0-0 4-3		0-0 F8		0-0 L4	5	0	0	0	0	0	8									
Ben Oglivie, L (1, 10) OBP: 0.370, SLG: 0.439 Dion James, L (9, PR) OBP: 0.100, SLG: 0.100		0-0 S 1B		0-0 G6-4-3 1B		4-0 1B BB	0-0 L7		0-0 1B 1-H 1B	4	0	3	1	1	0	2									
Mark Brouhard, R (1, 7) OBP: 0.328, SLG: 0.477		0-0 F3		0-0 G6-4-3 1-2		0-0 F3		0-0 E2 2B 6-3	0-3 K	5	1	0	0	0	1	4									
Rick Manning, L (1, 8) OBP: 0.291, SLG: 0.312		0-0 F9 1-2		0-0 1B		0-0 F8		0-0 1-3 2B		4	0	2	0	0	0	2									
Jim Gantner, L (1, 4) OBP: 0.335, SLG: 0.410		0-3 K		0-3 K		0-0 1B		0-3 K		4	0	1	0	0	3	4									
Charlie Moore, R (1, 9) OBP: 0.354, SLG: 0.369			0-0 2B 1B		0-0 1B 1B		0-3 K		0-0 6-3 3-H	4	0	2	1	0	1	3									
Inning Stats	R: 0 E: 0 K: 1 S: 6	H: 1 LOB: 1 BB: 0 P: 6	R: 0 E: 0 K: 1 S: 6	H: 1 LOB: 1 BB: 0 P: 6	R: 0 E: 0 K: 1 S: 6	H: 2 LOB: 1 BB: 0 P: 6	R: 0 E: 0 K: 0 S: 5	H: 2 LOB: 2 BB: 0 P: 5	R: 0 E: 0 K: 1 S: 6	H: 1 LOB: 2 BB: 1 P: 10	R: 0 E: 0 K: 0 S: 5	H: 2 LOB: 2 BB: 0 P: 5	R: 1 E: 0 K: 1 S: 7	H: 1 LOB: 1 BB: 0 P: 7	R: 1 E: 0 K: 1 S: 7	H: 2 LOB: 1 BB: 0 P: 7	1B: 12 2B: 2 3B: 0 HR: 0	SF: 0 SAC: 0 DP: 1 HBP: 0	WP: 0 PB: 0 SB: 2 CS: 0	PA: 42					
PITCHER	IP	WLS	BF	H	R	ER	SO	BB	IBB	HBP	BLK	WP	HR	S	P	ERA	WHIP								
Rick Sutcliffe, R (1, 1) ERA: 4.29	9.0	W	42	14	2	1	6	1	0	0	0	0	0	53	57	1.00	1.667								

Cleveland Indians @ Milwaukee Brewers
Milwaukee County Stadium, Milwaukee, WI
Thu Sep 29 1983, 8:05 PM EDT
Att: 15,331 - Unknown

AB 41
R 2
H 14
RBI 2
BB 1
SO 6
LOB 29



Batter	1	2	3	4	5	6	7	8	9	AB	R	H	RBI	BB	SO	LOB	TOP					
Jack Perconte, L (1,4) OBP: 0.308, SLG: 0.292	0-3 K		0-3 K		0-0 P6			0-0 2B		4	0	1	0	0	2	2	Cleveland Indians @ Boston Red Sox Fenway Park, Boston, MA Sat Oct 01 1983, 3:33 AM EDT Att: 33,491 - Unknown					
Toby Harrah, R (1,5) OBP: 0.365, SLG: 0.367	0-0 1B		0-0 5-3			0-0 F8 2B		0-0 F7		4	0	2	0	0	0	2						
Mike Hargrove, L (1,3) OBP: 0.367, SLG: 0.366	0-3 K			4-0 F9 WP 4-3 BB		0-0 1-3		0-0 F7		3	1	0	0	1	1	3						
Andre Thornton, R (1,10) OBP: 0.386, SLG: 0.442	0-0 6-3			0-0 F9		0-0 F8			0-0 1B 2B	4	0	1	0	0	0	3						
Bake McBride, L (9, PR) OBP: 0.316, SLG: 0.348				1-3		2-3				0	0	0	0	0	0	0						
Ron Hassey, L (1,2) OBP: 0.342, SLG: 0.384		0-0 F6		0-0 4-3		0-0 F8			0-0 G3	4	0	0	1	0	0	2						
Alan Bannister, R (1,9) OBP: 0.323, SLG: 0.395		0-0 5-3		3-H 0-0 5-3			0-3 K		0-0 E5 1B WP	3	0	0	0	0	1	0						
Broderick Perkins, L (9, PH) OBP: 0.351, SLG: 0.328										1	0	0	0	0	0	1						
Carmen Castillo, R (9, PR) OBP: 0.375, SLG: 0.486										0	1	0	0	0	0	0						
George Vukovich, L (1,8) OBP: 0.302, SLG: 0.331		0-0 4-3			0-0 CS 1B		0-0 F9		0-0 WP 1-3 2-H 1B	4	1	2	0	0	0	0						
Kevin Rhomberg, R (1,7) OBP: 0.450, SLG: 0.412			0-0 1-3		0-0 FC1-6 1B		0-3 K		0-0 1B	4	0	2	1	0	1	0						
Mike Fischlin, R (1,6) OBP: 0.294, SLG: 0.278					0-0 S 1B		0-0 FC1-6		0-3 K	3	0	1	0	0	1	1						
Inning Stats	R: 0 E: 0 K: 2 S: 8	H: 1 LOB: 1 BB: 0 P: 8	R: 0 E: 0 K: 0 S: 3	H: 0 LOB: 0 BB: 0 P: 3	R: 0 E: 0 K: 1 S: 6	H: 1 LOB: 1 BB: 0 P: 6	R: 1 E: 0 K: 0 S: 3	H: 0 LOB: 0 BB: 1 P: 7	R: 0 E: 0 K: 0 S: 4	H: 2 LOB: 1 BB: 0 P: 4	R: 0 E: 0 K: 0 S: 4	H: 1 LOB: 1 BB: 0 P: 4	R: 0 E: 0 K: 2 S: 7	H: 0 LOB: 0 BB: 0 P: 7	R: 0 E: 0 K: 1 S: 6	H: 1 LOB: 1 BB: 0 P: 6	R: 2 E: 1 K: 0 S: 5	H: 3 LOB: 3 BB: 0 P: 5	1B: 6 2B: 3 3B: 0 HR: 0	SF: 0 SAC: 0 DP: 0 HBP: 0	WP: 2 PB: 0 CS: 1	PA: 35
PITCHER Oil Can Boyd, R (1,1) ERA: 3.28	IP: 9.0 WLS: L BF: 35	H: 9 R: 3 ER: 1 SO: 6	BB: 1 IBB: 0 HBP: 0 BLK: 0	WP: 2 HR: 0 S: 46 P: 50	ERA: 1.00 WHIP: 1.111	PITCHER										ERA: 1.00 WHIP: 1.111						

Batter	1	2	3	4	5	6	7	8	9	AB	R	H	RBI	BB	SO	LOB	BOTTOM					
Jerry Remy, L (1,4) OBP: 0.317, SLG: 0.315	0-0 P1			0-0 4-3		0-0 F9		0-0 5-3		2	0	0	0	0	0	0	Cleveland Indians @ Boston Red Sox Fenway Park, Boston, MA Sat Oct 01 1983, 3:33 AM EDT Att: 33,491 - Unknown					
Marty Barrett, R (6,4) OBP: 0.271, SLG: 0.295										2	0	0	0	0	0	3						
Wade Boggs, L (1,5) OBP: 0.442, SLG: 0.487	0-0 L8			0-0 4-3			0-0 4-3		0-0 5-3 1B	4	0	1	0	0	0	0						
Jim Rice, R (1,7) OBP: 0.361, SLG: 0.545									0-0 F8	2	0	0	0	0	1	0						
Chico Walker, S (7,7) OBP: 0.400, SLG: 1.200	0-3 K			0-0 4-3			0-0 SF8 3B		0-0 F8	2	1	1	0	0	0	1						
Tony Armas, R (1,8) OBP: 0.255, SLG: 0.455		0-0 3-1			0-0 F9		0-0 SF8		0-0 5-3	2	0	0	0	0	0	0						
Lee Graham, L (7,8)									1-2	1	0	0	1	0	0	1						
Carl Yastrzemski, L (1,10) OBP: 0.358, SLG: 0.408		0-0 3-1			0-0 4-3		0-0 4-3		0-0 1-3	4	0	0	0	0	0	1						
Rick Miller, L (1,9) OBP: 0.356, SLG: 0.363		0-0 6-3			0-0 4-3				0-0 4-3	3	0	0	0	0	0	0						
Dave Stapleton, R (1,3) OBP: 0.298, SLG: 0.365			0-3 K			0-0 L1		0-0 4-3		3	0	0	0	0	1	0						
Jeff Newman, R (1,2) OBP: 0.255, SLG: 0.288										2	0	2	0	1	0	0						
Ed Jurak, R (9, PR) OBP: 0.350, SLG: 0.377										0	0	0	0	0	0	0						
Gary Allenson, R (9,2) OBP: 0.312, SLG: 0.322										0	0	0	0	0	0	0						
Jackie Gutierrez, R (1,6) OBP: 0.429, SLG: 0.429					0-0 L1-3 1B		0-3 K		0-0 1B	3	0	1	0	0	1	2						
Inning Stats	R: 0 E: 0 K: 1 S: 5	H: 0 LOB: 0 BB: 0 P: 5	R: 0 E: 0 K: 0 S: 3	H: 0 LOB: 0 BB: 0 P: 3	R: 0 E: 0 K: 1 S: 5	H: 1 LOB: 0 BB: 0 P: 5	R: 0 E: 0 K: 0 S: 3	H: 0 LOB: 0 BB: 0 P: 3	R: 0 E: 0 K: 0 S: 3	H: 0 LOB: 0 BB: 0 P: 3	R: 0 E: 0 K: 1 S: 5	H: 0 LOB: 1 BB: 1 P: 9	R: 1 E: 0 K: 0 S: 4	H: 1 LOB: 0 BB: 0 P: 4	R: 0 E: 0 K: 0 S: 5	H: 2 LOB: 2 BB: 0 P: 5	R: 0 E: 0 K: 0 S: 4	H: 1 LOB: 1 BB: 0 P: 4	1B: 4 2B: 1 3B: 1 HR: 0	SF: 1 SAC: 0 DP: 1 HBP: 0	WP: 0 PB: 0 CS: 0	PA: 32
PITCHER Lary Sorensen, R (1,1) ERA: 4.24	IP: 9.0 WLS: W BF: 32	H: 5 R: 1 ER: 1 SO: 3	BB: 1 IBB: 0 HBP: 0 BLK: 0	WP: 0 HR: 0 S: 37 P: 41	ERA: 1.00 WHIP: 0.667	PITCHER										ERA: 1.00 WHIP: 0.667						

Batter	1	2	3	4	5	6	7	8	9	AB	R	H	RBI	BB	SO	LOB	TOP					
Jack Perconte, L (1,4) OBP: 0.387, SLG: 0.308	4-0 CS BB	4-0 1-2 2-3 BB			0-0 4-3 S 1B	0-0 4-3			4-0 G6-4-3 BB	2	0	1	0	3	0	3	Cleveland Indians @ Boston Red Sox Fenway Park, Boston, MA Sun Oct 02 1983, 3:33 AM EDT Att: 33,491 - Unknown livebaseballscorecards.com					
Toby Harrah, R (1,5) OBP: 0.383, SLG: 0.365	0-0 5-3	0-0 5-3			0-0 4-3			0-0 G3-4 1B	5	0	1	0	0	0	6							
Mike Hargrove, L (1,3) OBP: 0.388, SLG: 0.367	0-0 1B		0-0 FC6-4 1B		0-0 F8			0-0 G3-4 1-2	4	0	2	0	0	0	2							
Andre Thornton, R (1,10) OBP: 0.383, SLG: 0.439	0-0 F9		0-0 FC6-4 1-2		0-0 6-3			0-3 K	4	0	0	0	0	1	3							
George Vukovich, L (1,8)		0-0 F8	0-0 L6		0-0 3-1 1B			0-0 F3	4	0	1	0	0	0	1							
Alan Bannister, R (1,9) OBP: 0.323, SLG: 0.393	4-0 1B	4-0 1B	0-3 K		0-0 F9			0-0 6-3	2	1	0	0	1	1	2							
Carmen Castillo, R (7,9) OBP: 0.366, SLG: 0.472		0-0 1B							1	0	0	0	0	0	0							
Kevin Rhomberg, R (1,7) OBP: 0.500, SLG: 0.476		0-0 1B			0-0 F6			0-0 3-1 1B	4	0	3	0	0	0	0							
Jim Essian, R (1,2) OBP: 0.315, SLG: 0.312		0-0 BB			0-0 F2			0-0 3-1	2	0	1	1	0	0	0							
Chris Bando, S (6, PH) OBP: 0.336, SLG: 0.380		0-0 BB			1-3 2-H			1-2 2-3	2	0	0	0	0	0	3							
Mike Fischlin, R (1,6) OBP: 0.294, SLG: 0.276		0-0 FC1-2			0-0 F8			0-0 F9	2	0	0	0	0	0	2							
Broderick Perkins, L (9, PH) OBP: 0.259, SLG: 0.326		1-2 3-H						1-0 HBP	1	0	0	0	0	0	0							
Inning Stats	R: 0 E: 0 K: 0 S: 3	H: 1 LOB: 1 BB: 1 P: 7	R: 1 E: 0 K: 0 S: 5	H: 2 LOB: 3 BB: 2 P: 13	R: 0 E: 0 K: 1 S: 6	H: 1 LOB: 1 BB: 0 P: 6	R: 0 E: 0 K: 0 S: 3	H: 0 LOB: 0 BB: 0 P: 3	R: 0 E: 0 K: 0 S: 4	H: 1 LOB: 1 BB: 0 P: 4	R: 0 E: 0 K: 0 S: 5	H: 2 LOB: 3 BB: 0 P: 6	R: 0 E: 0 K: 1 S: 5	H: 1 LOB: 0 BB: 0 P: 5	R: 0 E: 0 K: 0 S: 4	H: 1 LOB: 1 BB: 0 P: 4	R: 0 E: 0 K: 0 S: 2	H: 0 LOB: 0 BB: 1 P: 6	1B: 9 2B: 0 3B: 0 HR: 0	SF: 0 SAC: 0 DP: 2 HBP: 1	WP: 0 PB: 0 SB: 1 CS: 1	PA: 38
PITCHER Al Nipper, R (1,1) ERA: 2.25	IP: 9.0 WLS: W BF: 38 H: 9 R: 1 ER: 1 SO: 2 BB: 4 IBB: 0 HBP: 1 BLK: 0 WP: 0 HR: 0 S: 37 P: 54 ERA: 1.00 WHIP: 1.444															PITCHER	IP: 9.0 WLS: W BF: 38 H: 9 R: 1 ER: 1 SO: 2 BB: 4 IBB: 0 HBP: 1 BLK: 0 WP: 0 HR: 0 S: 37 P: 54 ERA: 1.00 WHIP: 1.444					

Batter	1	2	3	4	5	6	7	8	9	AB	R	H	RBI	BB	SO	LOB	BOTTOM			
Jerry Remy, L (1,4) OBP: 0.320, SLG: 0.319	0-0 CS BB		0-0 HR	0-0 CS	0-0 G4-3 1B	0-0 G3				4	1	3	0	0	0	3	Cleveland Indians @ Boston Red Sox Fenway Park, Boston, MA Sun Oct 02 1983, 3:33 AM EDT Att: 33,491 - Unknown livebaseballscorecards.com			
Wade Boggs, L (1,5) OBP: 0.424, SLG: 0.486	4-0 G5-4-3 BB		4-0 HR		0-0 G4-3 1-2			4-0 BB	1	1	0	0	3	0	1					
Jim Rice, R (1,10) OBP: 0.361, SLG: 0.550	0-0 G5-4-3 1-2 2-3		0-0 1-H 2-H HR		0-0 1B			0-0 F8	4	1	2	3	0	0	3					
Tony Armas, R (1,8) OBP: 0.254, SLG: 0.453	0-0 5-3		0-0 6-3		0-0 F7			0-0 F7	2	0	0	0	0	0	1					
Lee Graham, L (5,8)					0-0 F7			0-0 F7	2	0	0	0	0	0	2					
Carl Yastrzemski, L (1,7) OBP: 0.359, SLG: 0.408		0-0 4-3				4-0 BB		0-0 F4	3	0	1	0	1	0	1					
Chico Walker, S (8,7) OBP: 0.460, SLG: 1.200						BB		BB	0	0	0	0	0	0	0					
Reid Nichols, R (1,9) OBP: 0.352, SLG: 0.438		0-0 F8	0-0 F8			4-0 FC3-2 BB		4-0 S BB	2	0	0	0	2	0	1					
Dave Stapleton, R (1,3) OBP: 0.297, SLG: 0.363		4-0 FC5-4 BB			0-0 F6			0-0 G3	3	0	0	0	1	1	3					
Gary Allenson, R (1,2) OBP: 0.311, SLG: 0.317		0-0 FC5-4 1-2			0-3 K			0-0 6-3	3	0	0	0	1	1	2					
Jackie Gutierrez, R (1,6) OBP: 0.364, SLG: 0.300			0-0 L9		4-0 CS BB			0-0 6-3	3	0	0	0	1	0	4					
Inning Stats	R: 0 E: 0 K: 0 S: 3	H: 1 LOB: 1 BB: 1 P: 7	R: 0 E: 0 K: 0 S: 3	H: 0 LOB: 1 BB: 1 P: 7	R: 3 E: 0 K: 0 S: 6	H: 3 LOB: 1 BB: 1 P: 10	R: 0 E: 0 K: 1 S: 4	H: 0 LOB: 0 BB: 1 P: 8	R: 0 E: 0 K: 1 S: 4	H: 2 LOB: 1 BB: 0 P: 4	R: 0 E: 0 K: 1 S: 5	H: 0 LOB: 3 BB: 3 P: 17	R: 0 E: 0 K: 0 S: 3	H: 0 LOB: 1 BB: 1 P: 7	R: 0 E: 0 K: 0 S: 3	H: 0 LOB: 1 BB: 1 P: 7	1B: 4 2B: 1 3B: 0 HR: 1	SF: 0 SAC: 0 DP: 2 HBP: 0	WP: 0 PB: 0 SB: 1 CS: 1	PA: 37
PITCHER Bud Anderson, R (1,1) ERA: 4.08	IP: 3.0 WLS: L BF: 15 H: 4 R: 3 ER: 3 SO: 0 BB: 3 IBB: 0 HBP: 0 BLK: 0 WP: 0 HR: 1 S: 12 P: 24 ERA: 9.00 WHIP: 2.333															PITCHER	IP: 3.0 WLS: L BF: 15 H: 4 R: 3 ER: 3 SO: 0 BB: 3 IBB: 0 HBP: 0 BLK: 0 WP: 0 HR: 1 S: 12 P: 24 ERA: 9.00 WHIP: 2.333			
Tom Brennan, R (4,1) ERA: 3.99	1.0 3 0 0 0 1 1 0 0 0 0 0 4 8 0.00 1.000																			
Mike Jeffcoat, L (5,1) ERA: 3.31	1.1 8 2 0 0 1 3 0 0 0 0 0 7 19 0.00 3.750																			
Dan Spillner, R (6,1) ERA: 5.07	2.2 10 0 0 0 0 2 0 0 0 0 0 8 16 0.00 0.750																			