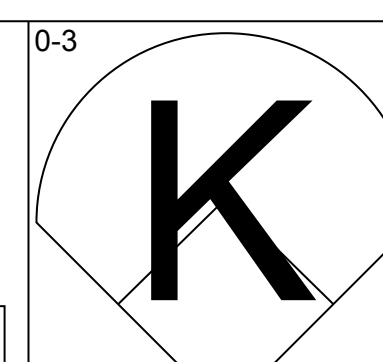
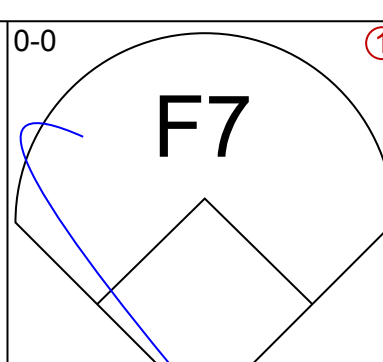
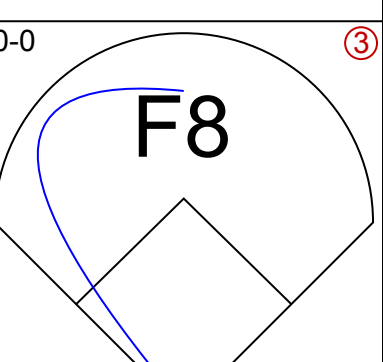
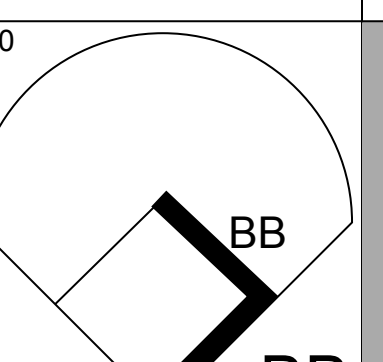
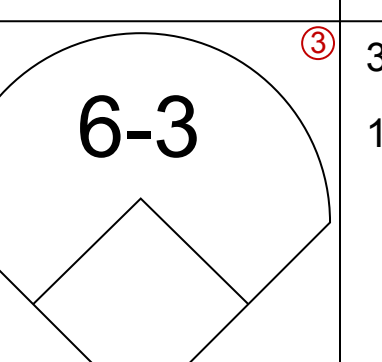
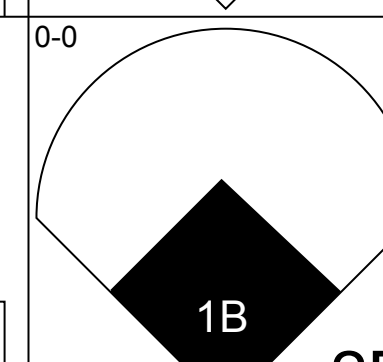
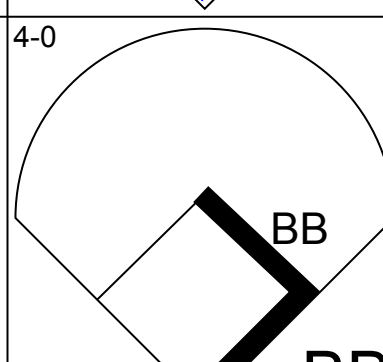
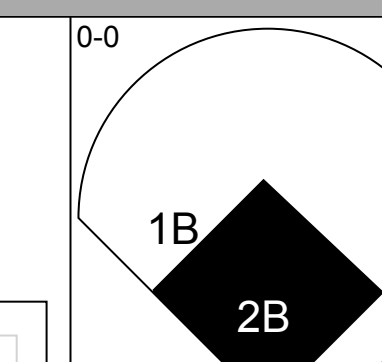
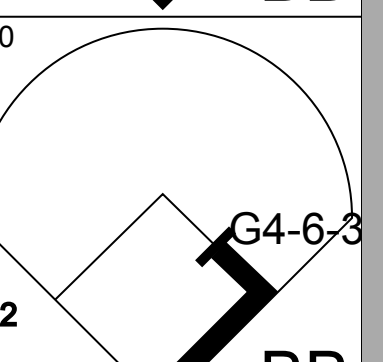
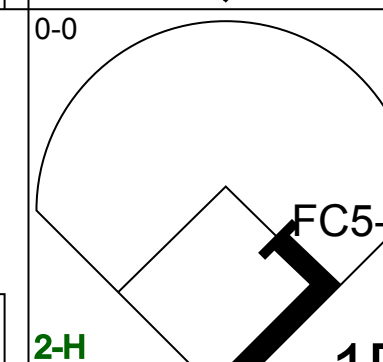
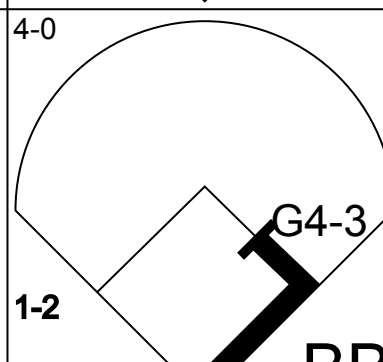
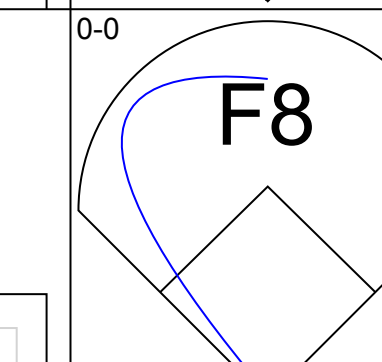
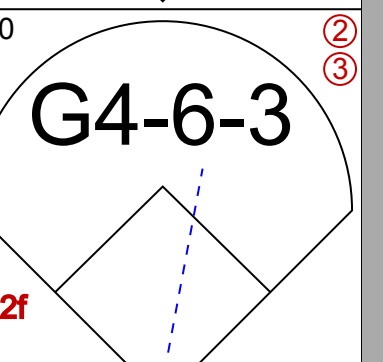
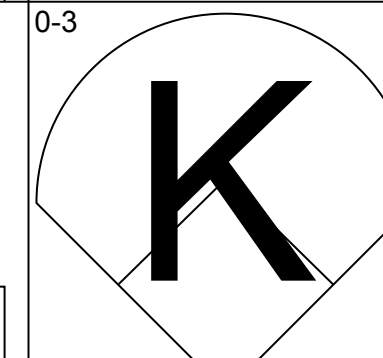
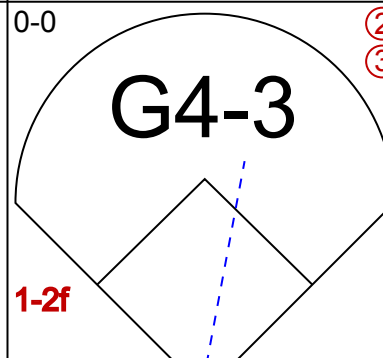
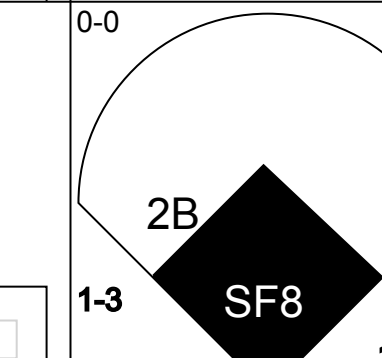
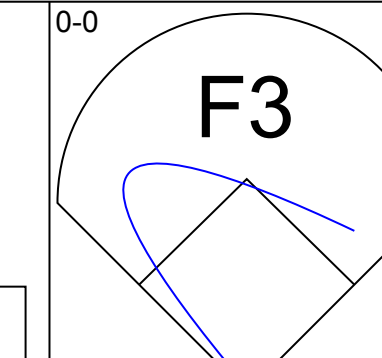
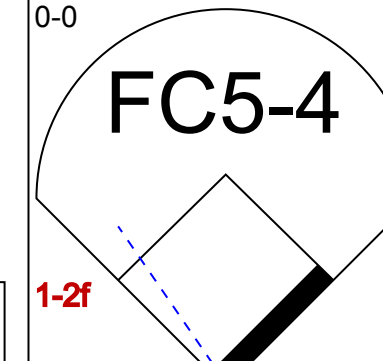
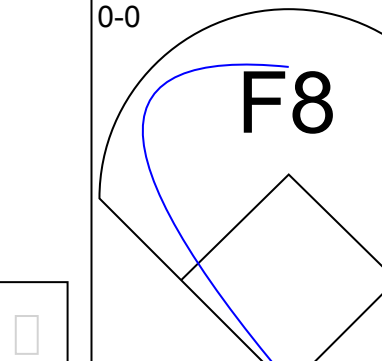
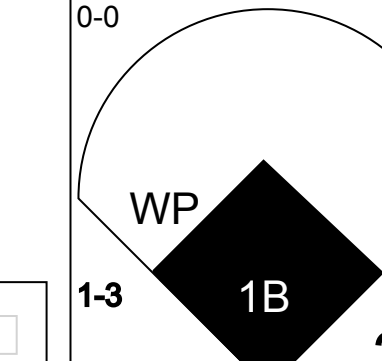
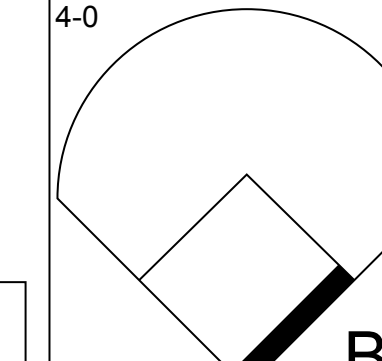
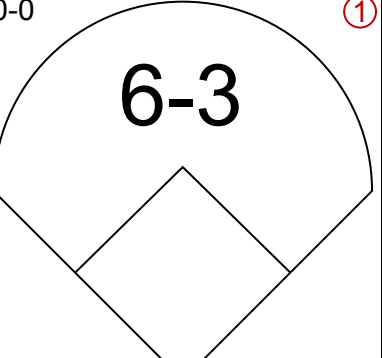
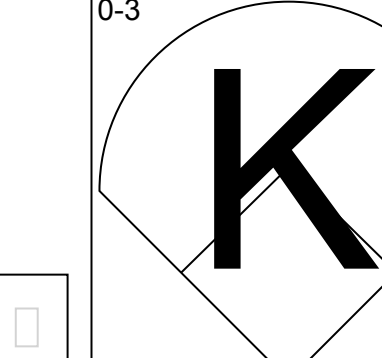
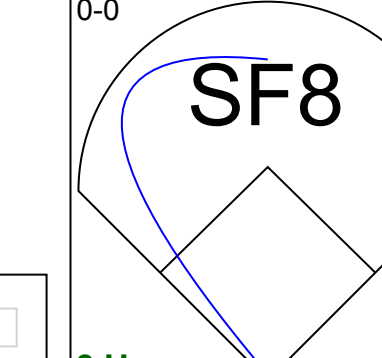
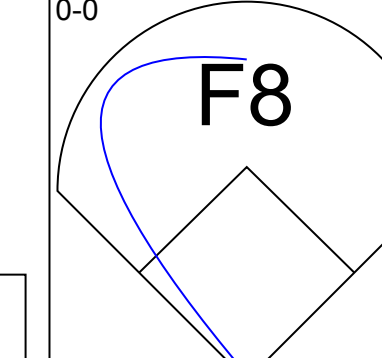
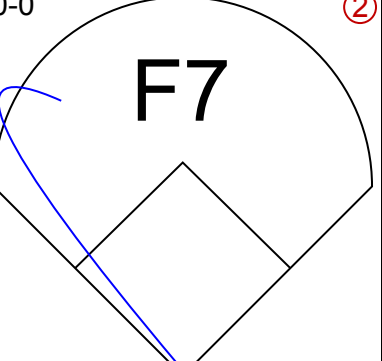
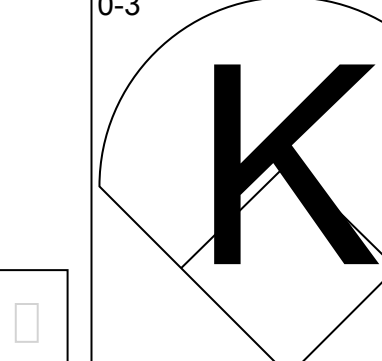
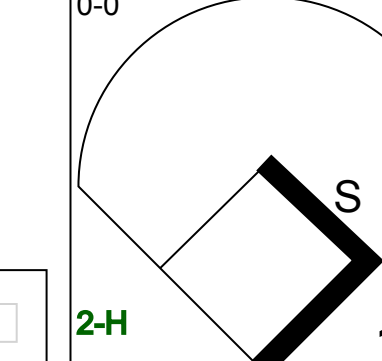
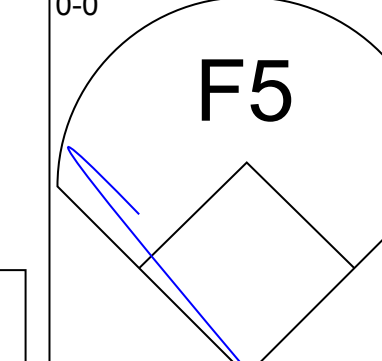
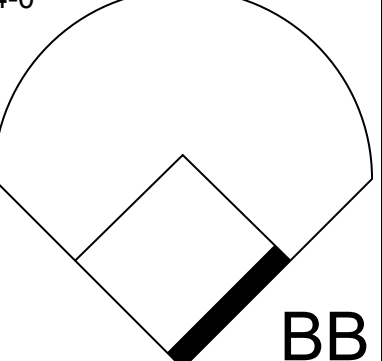
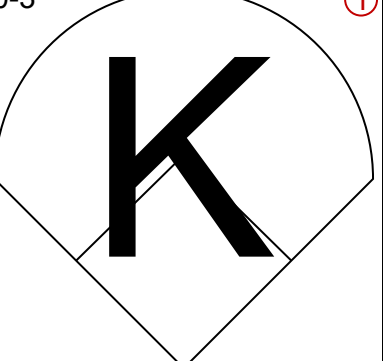
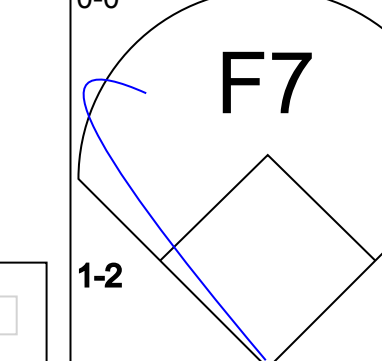
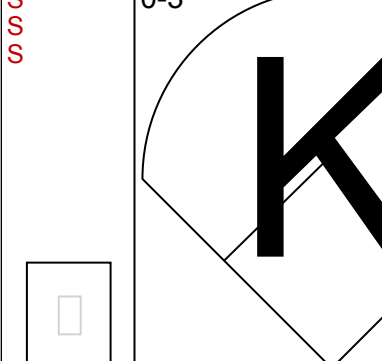
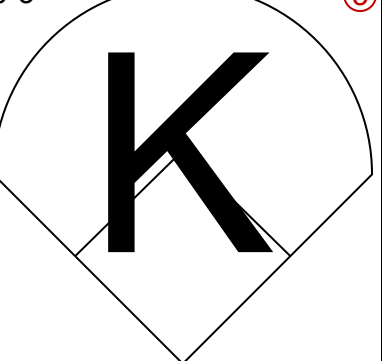
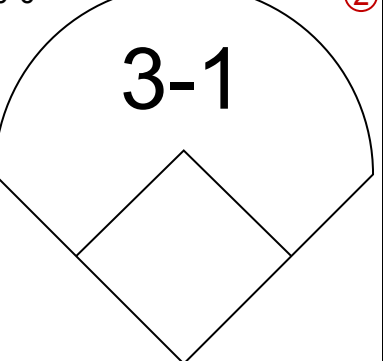
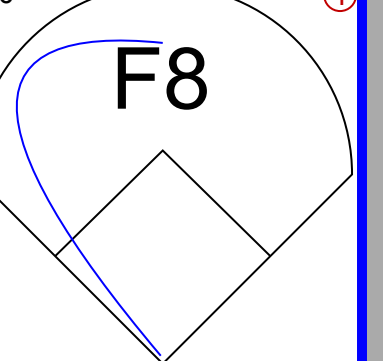
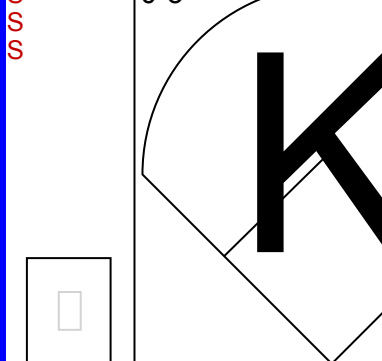

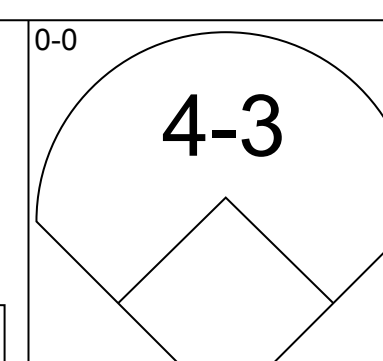
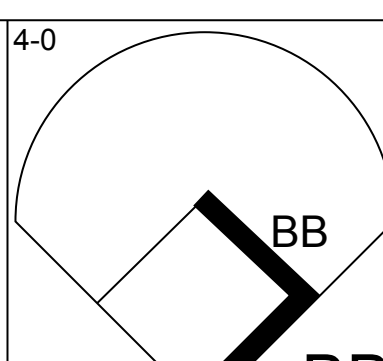
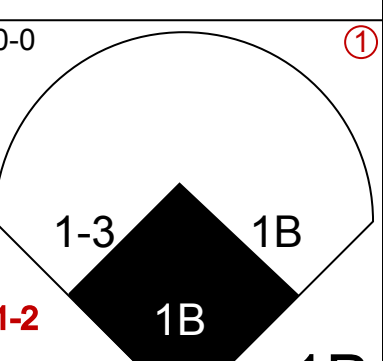
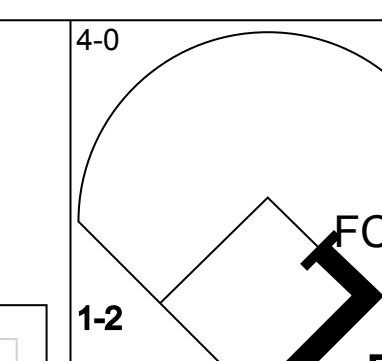
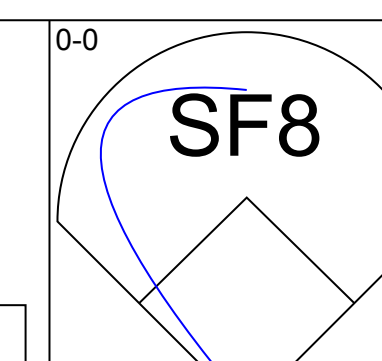
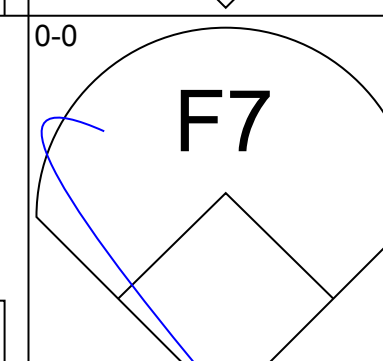
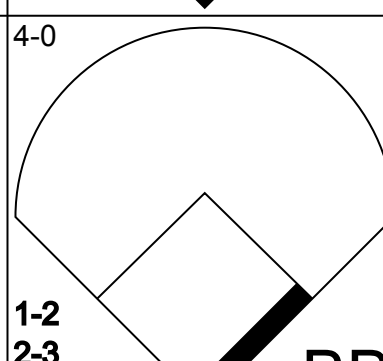
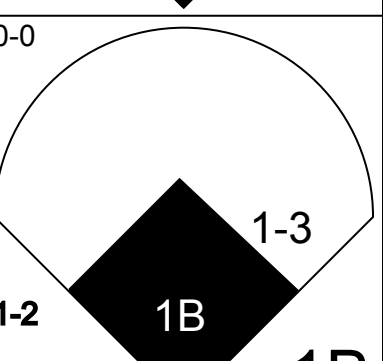
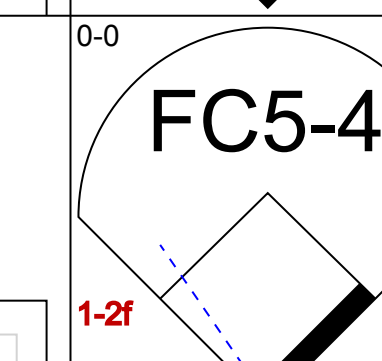
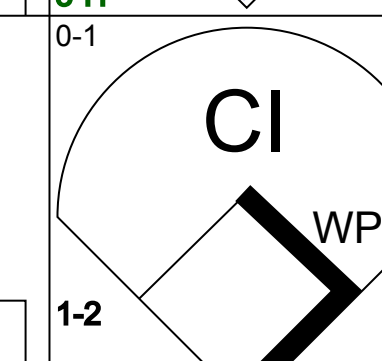
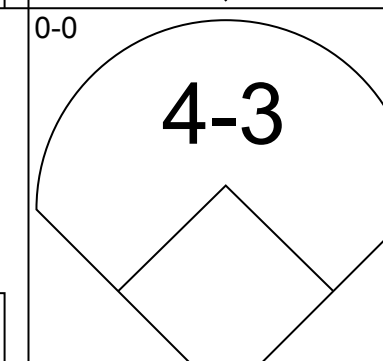
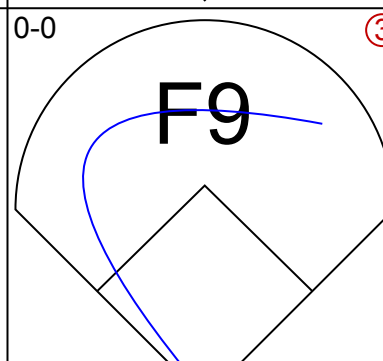
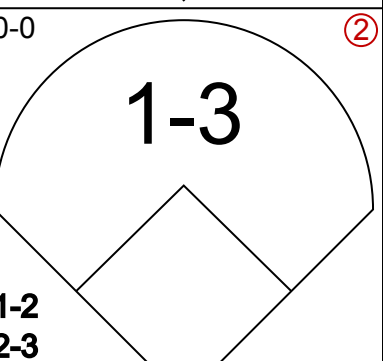
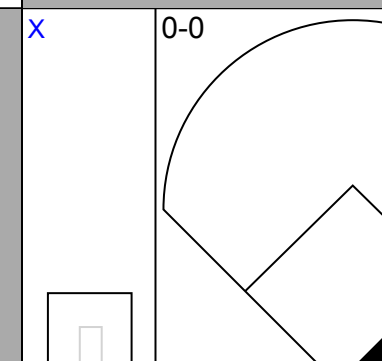

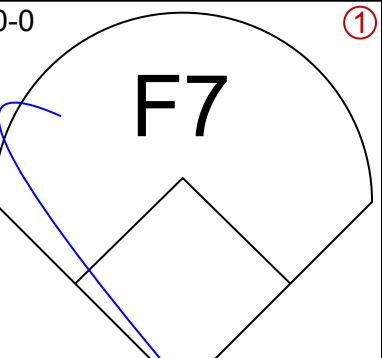
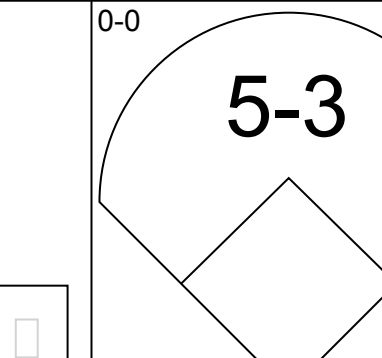
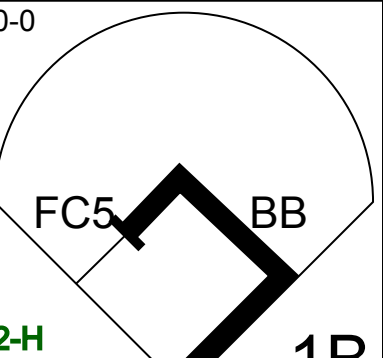
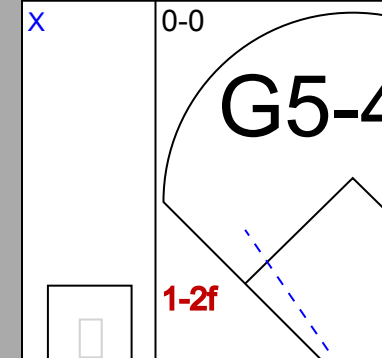
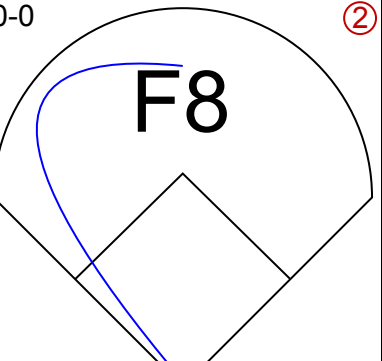
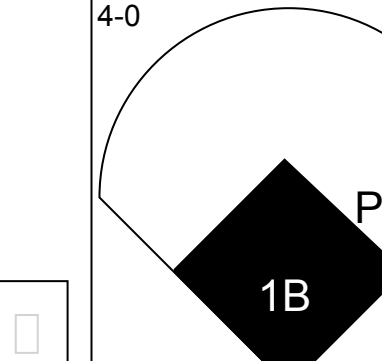
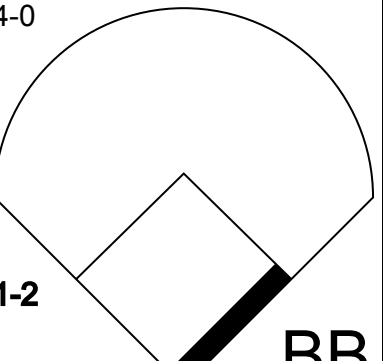
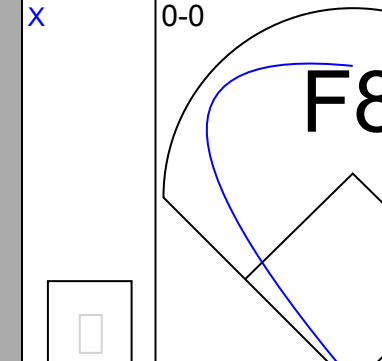
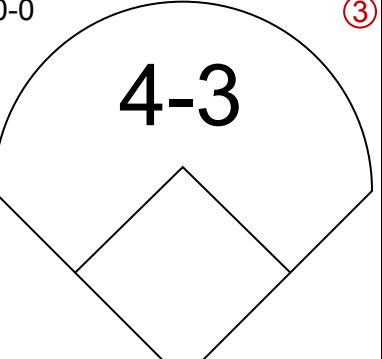
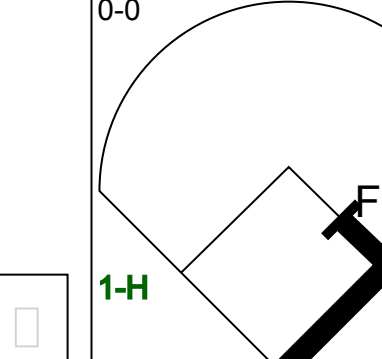
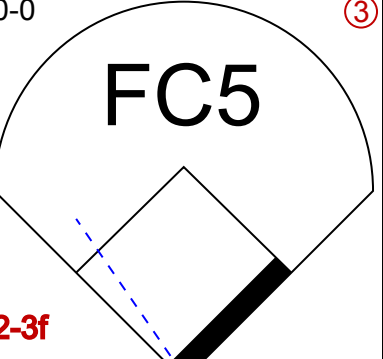
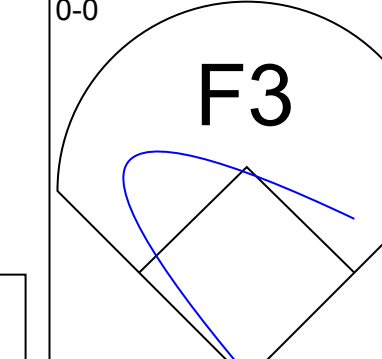
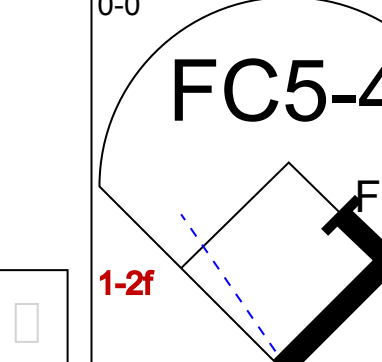

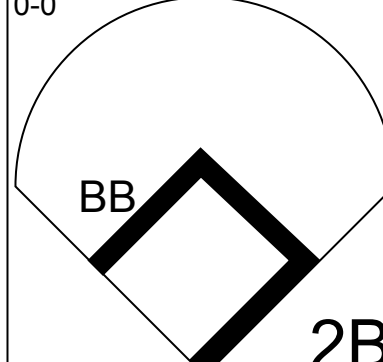
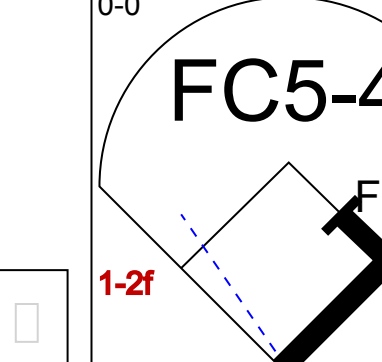
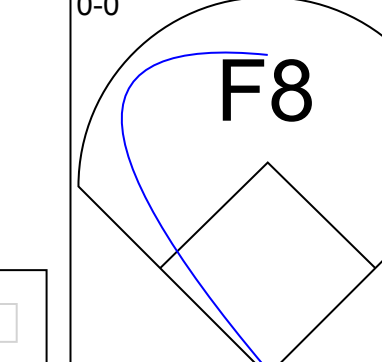
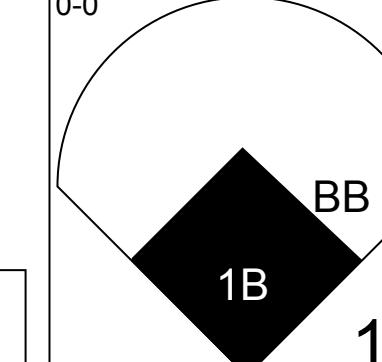
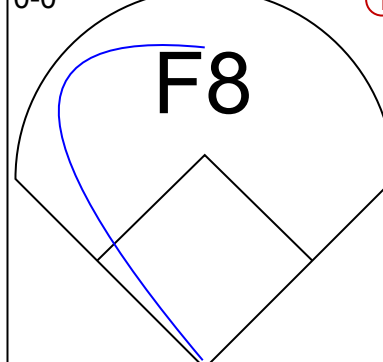
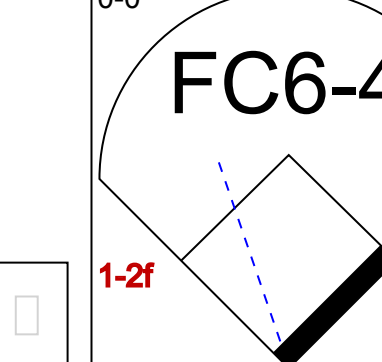
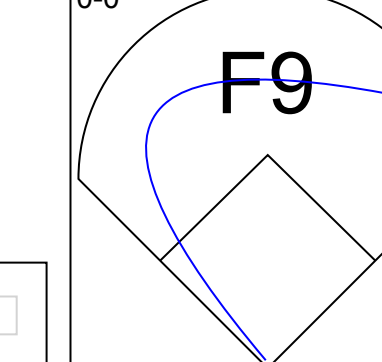
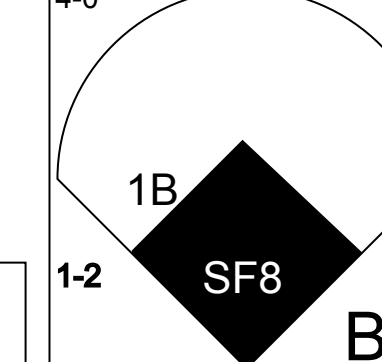
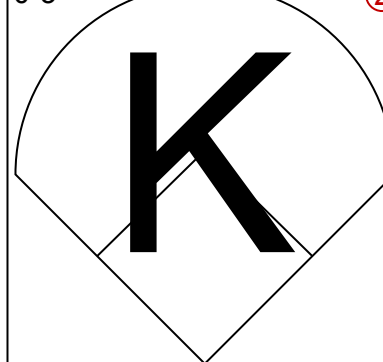
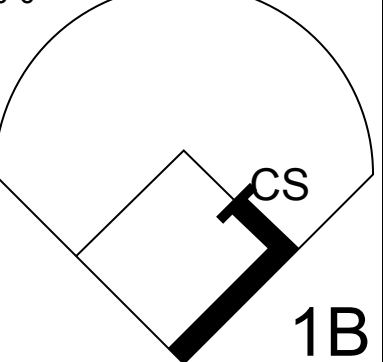
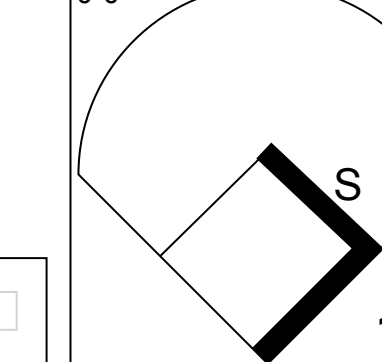
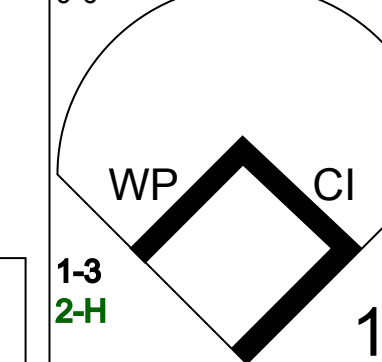
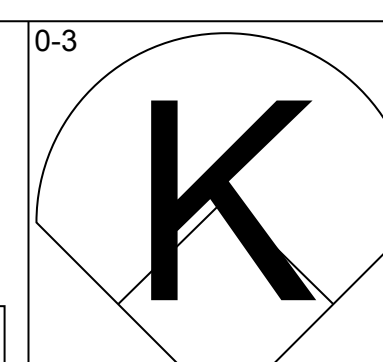
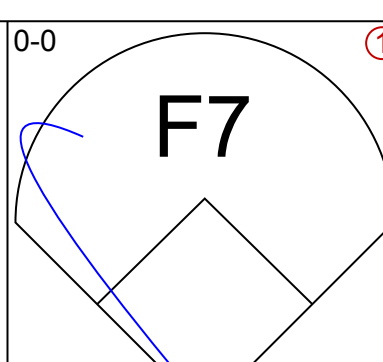
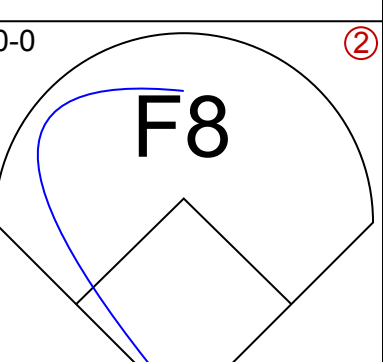
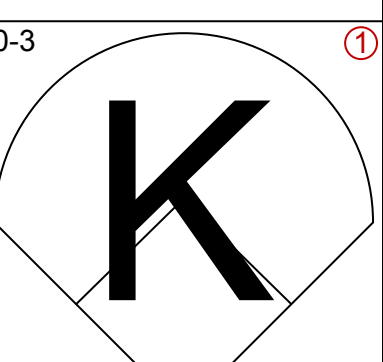
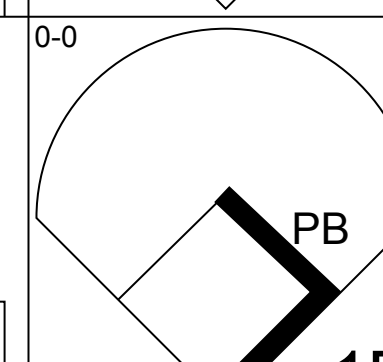
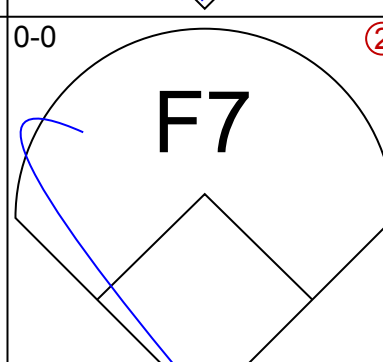
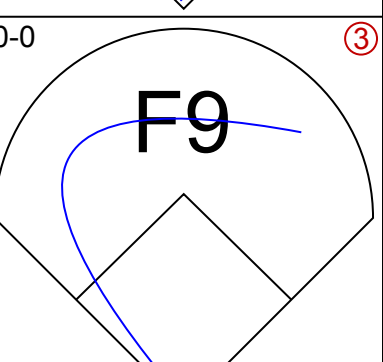
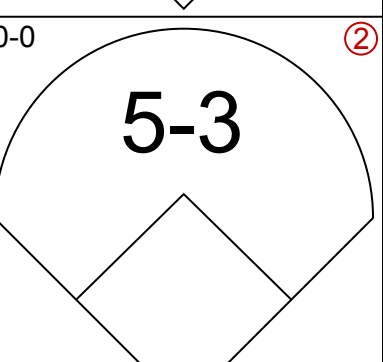
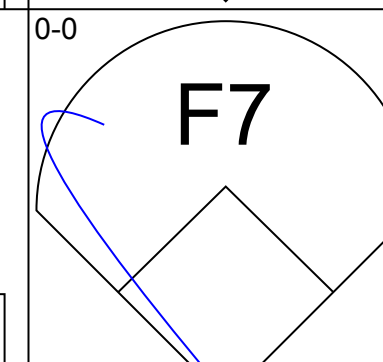
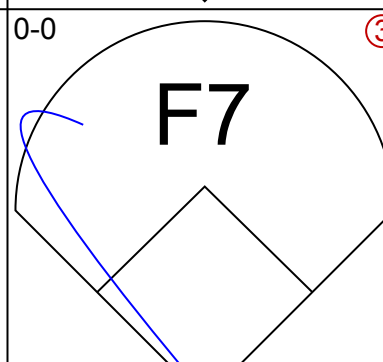
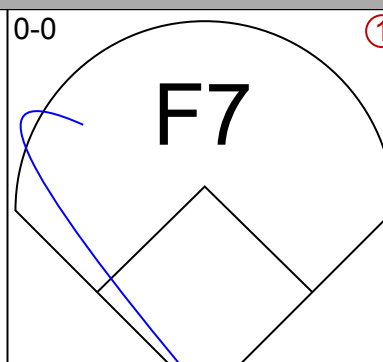
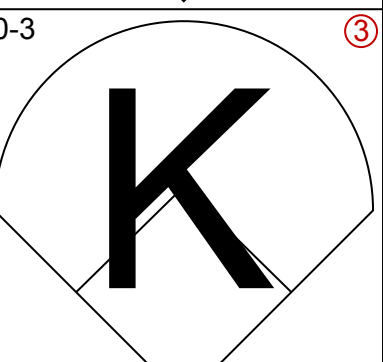
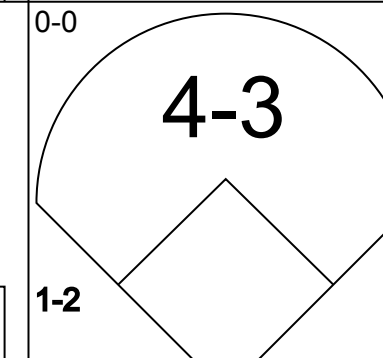
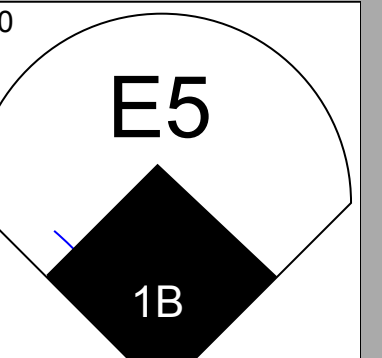
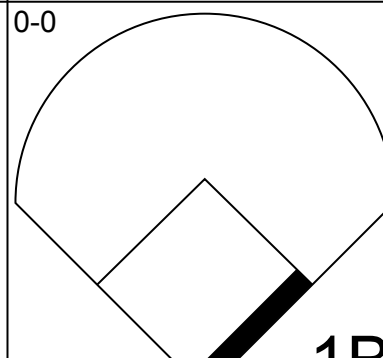
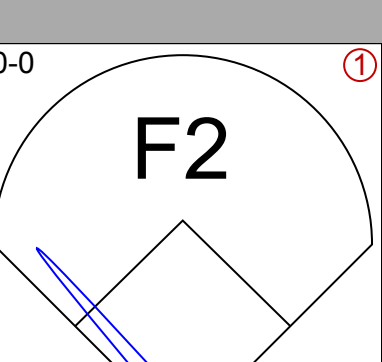
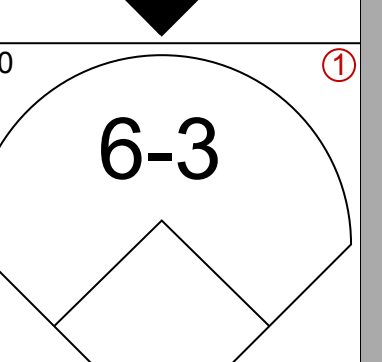
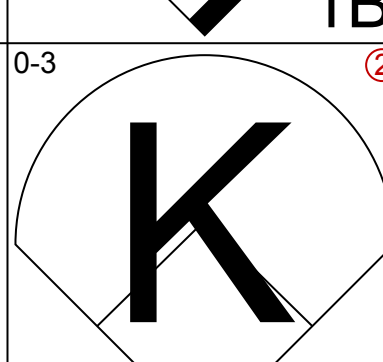
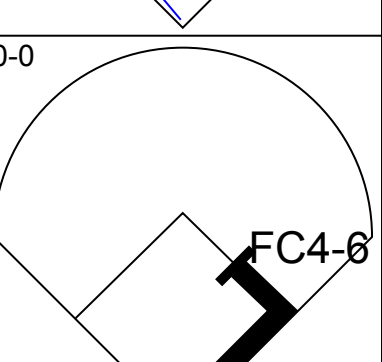
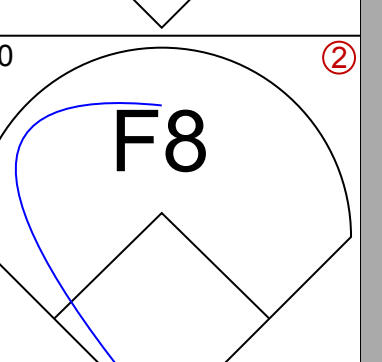
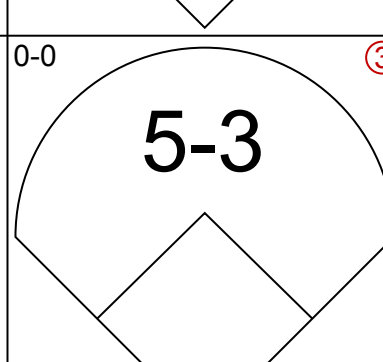
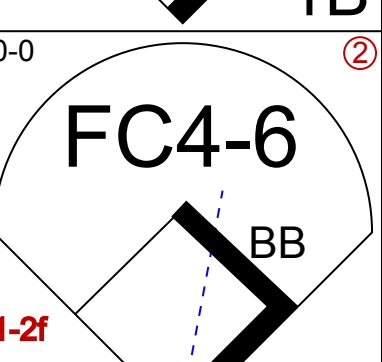
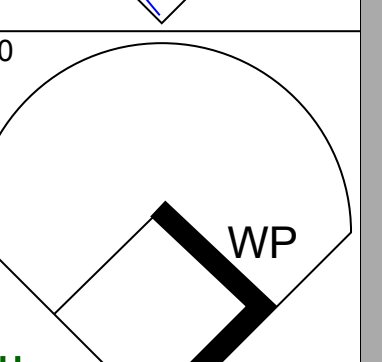
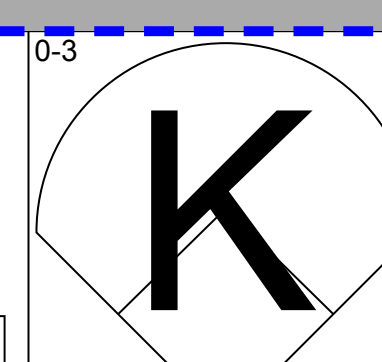
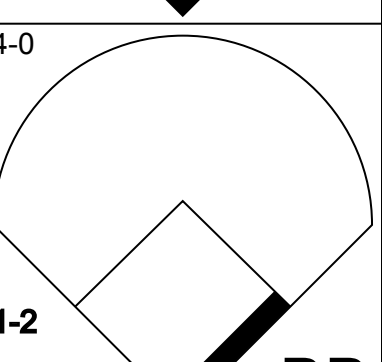
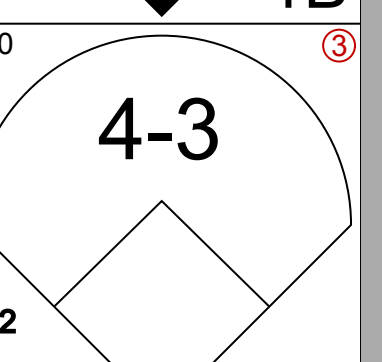
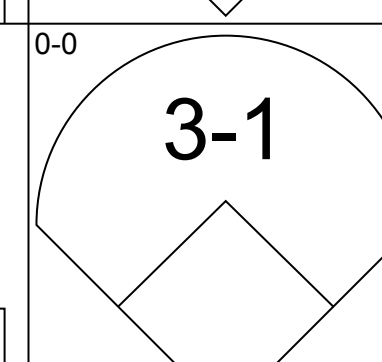
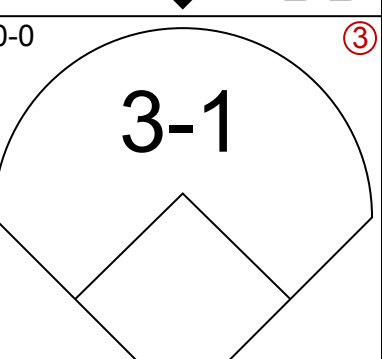

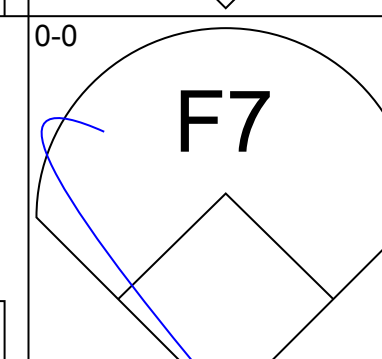
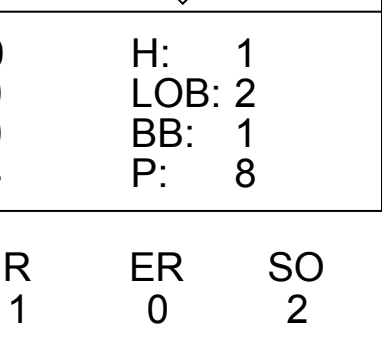
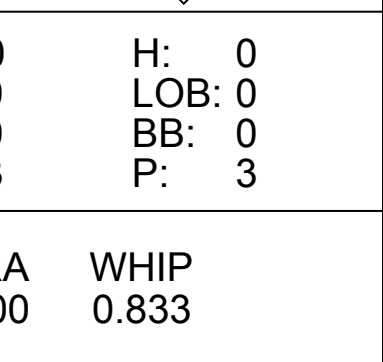
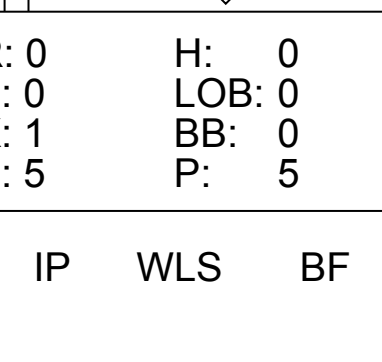
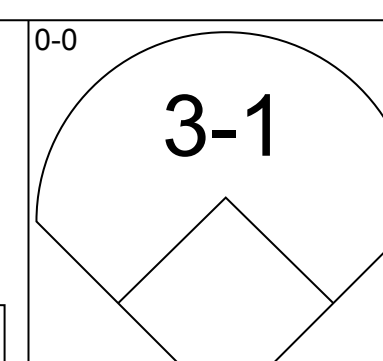
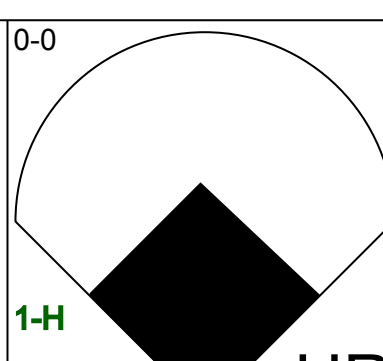
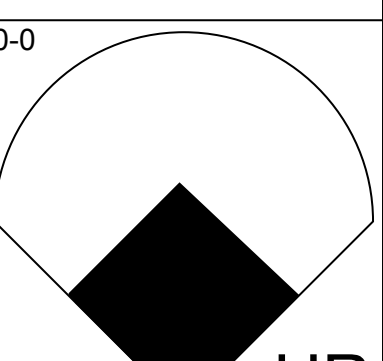
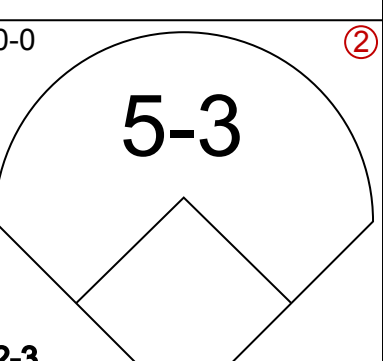
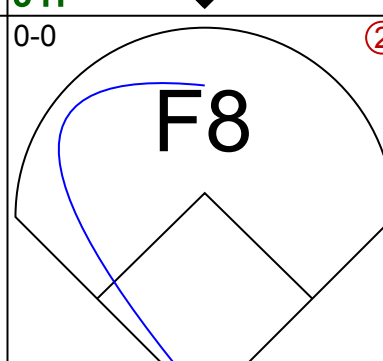
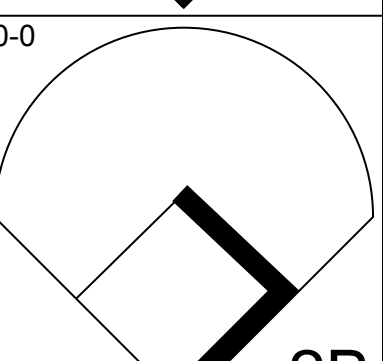
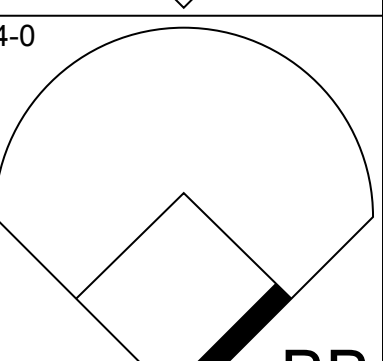
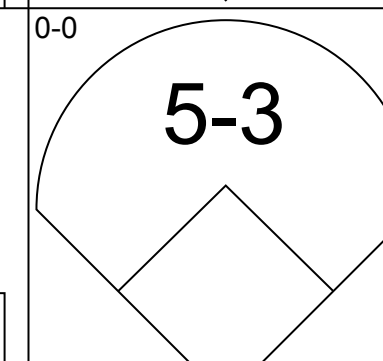
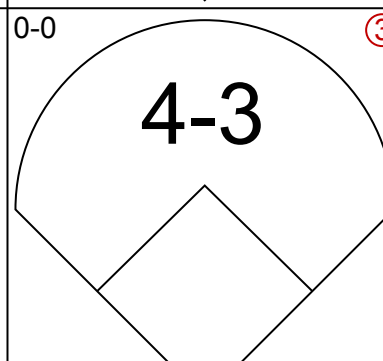
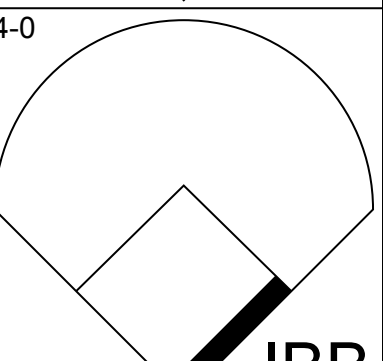
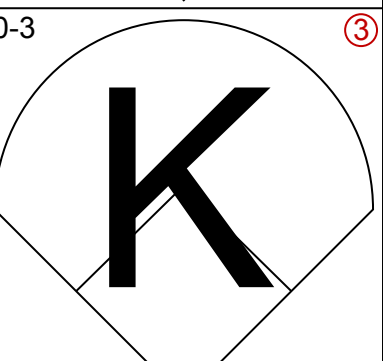


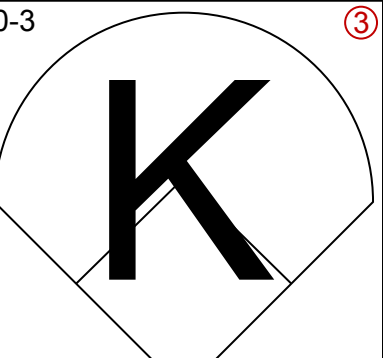


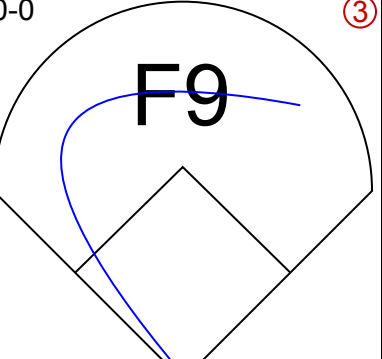
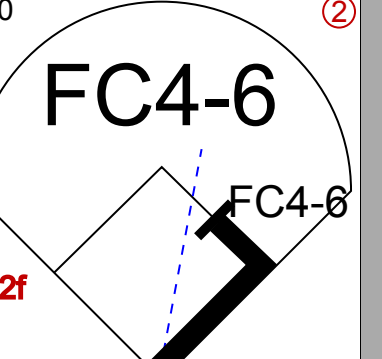
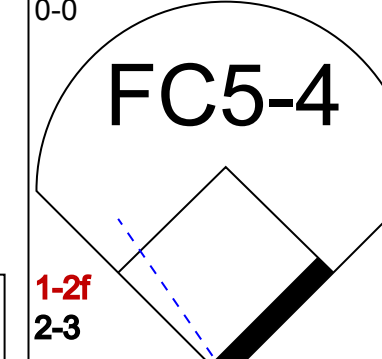

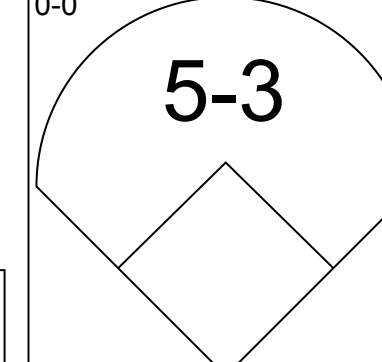


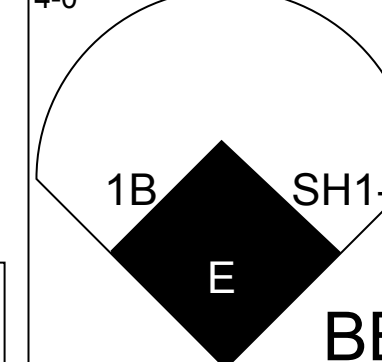

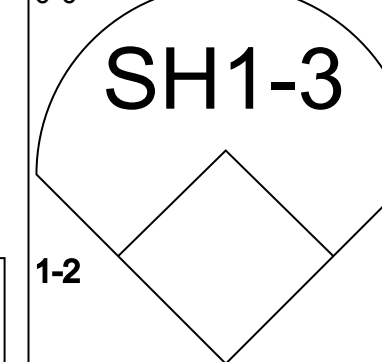
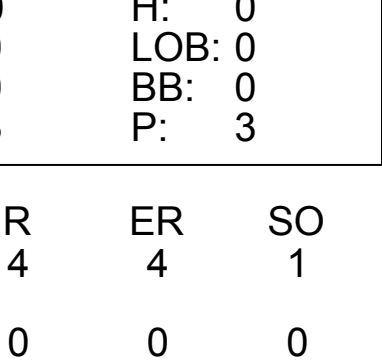
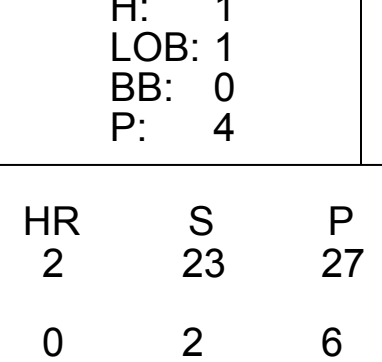
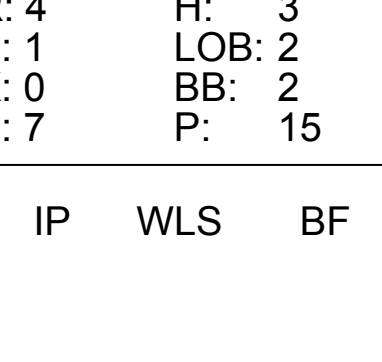




Cleveland Indians - 1985

Batter	1	2	3	4	5	6	7	8	9	AB	R	H	RBI	BB	SO	LOB	TOP					
Brett Butler, L (1, 8) Carmen Castillo, R (9, FH)										3	0	0	0	1	1	0	<p>Cleveland Indians @ Detroit Tigers</p> <p>Tiger Stadium, Detroit, MI</p> <p>Mon Apr 08 1985, 3:33 AM EST</p> <p>Att: 51,180 - Unknown</p>					
Julio Franco, R (1, 6) OBP: 1.000, SLG: 1.500										2	2	2	0	2	0	0						
Mel Hall, L (1, 7) OBP: 0.500, SLG: 0.333										3	0	1	1	1	0	3						
Joe Carter, R (1, 10) OBP: 0.250, SLG: 0.250										4	1	1	0	0	1	3						
Pat Tabler, R (1, 3) OBP: 0.500, SLG: 0.667										3	1	1	1	1	0	1						
Brook Jacoby, R (1, 5)										3	0	0	1	0	1	1						
George Vukovich, L (1, 9) OBP: 0.250, SLG: 0.250										4	0	1	1	0	1	1						
Chris Bando, S (1, 2)										3	0	0	0	1	2	1						
Tony Bernazard, S (1, 4) Mike Hargrove, L (7, FH) Mike Fischlin, R (7, 4) Butch Benton, R (9, FH)											2	0	0	0	0	1		<p>AB 30</p> <p>R 4</p> <p>H 6</p> <p>RBI 4</p> <p>BB 6</p> <p>SO 8</p> <p>LOB 11</p> 				
Inning Stats	R: 1 E: 0 K: 2 S: 9	H: 2 LOB: 1 BB: 0 P: 9	R: 0 E: 0 K: 1 S: 5	H: 0 LOB: 1 BB: 1 P: 9	R: 0 E: 0 K: 0 S: 2	H: 0 LOB: 1 BB: 2 P: 10	R: 0 E: 0 K: 2 S: 7	H: 0 LOB: 0 BB: 0 P: 7	R: 0 E: 0 K: 1 S: 5	H: 0 LOB: 0 BB: 0 P: 5	R: 3 E: 0 K: 0 S: 7	H: 4 LOB: 1 BB: 0 P: 7	R: 0 E: 0 K: 0 S: 2	H: 0 LOB: 1 BB: 2 P: 10	R: 0 E: 0 K: 0 S: 3	H: 0 LOB: 1 BB: 1 P: 7			R: 0 E: 0 K: 2 S: 7	H: 0 LOB: 0 BB: 0 P: 7	1B: 4 2B: 2 3B: 0 HR: 0	SF: 1 SAC: 0 DP: 2 HBP: 0
PITCHER	IP WLS BF H R ER SO BB IBB HBP BLK WP HR S P ERA WHIP																					
Jack Morris, R (1, 1) ERA: 4.5	8.0 W 34 6 4 4 6 6 0 0 0 1 0 40 64 4.50 1.500																					
Willie Hernandez, L (9, 1) ERA:	1.0 S 3 0 0 0 2 0 0 0 0 0 0 7 7 0.00 0.000																					

Batter	1	2	3	4	5	6	7	8	9	AB	R	H	RBI	BB	SO	LOB	BOTTOM			
Lou Whitaker, L (1, 4) OBP: 0.600, SLG: 0.500										2	1	1	1	2	0	0	<p>Cleveland Indians @ Detroit Tigers</p> <p>Tiger Stadium, Detroit, MI</p> <p>Mon Apr 08 1985, 3:33 AM EST</p> <p>Att: 51,180 - Unknown</p>			
Alan Trammell, R (1, 6) OBP: 0.500, SLG: 0.333										3	1	1	0	1	0	2				
Kirk Gibson, L (1, 9) OBP: 0.200, SLG: 0.200										5	0	1	0	0	1	7				
Lance Parrish, R (1, 2) OBP: 0.250, SLG: 0.250										4	0	1	2	0	0	1				
Johnny Grubb, L (1, 10)										2	1	0	0	2	0	0				
Darrell Evans, L (1, 3) OBP: 0.500, SLG: 0.500 Barbaro Garbey, R (5, FH)										2	0	1	1	0	0	0				
Dave Bergman, L (9, 3)										0	0	0	0	0	0	0				
Larry Herndon, R (1, 7) OBP: 0.500, SLG: 0.750										4	1	2	0	0	0	1				
Chet Lemon, R (1, 8)										3	1	0	0	1	0	2				
Chris Pittaro, S (1, 5) OBP: 0.750, SLG: 0.750 Tom Brookens, R (9, 5)										4	0	3	1	0	1	1				
Inning Stats	R: 0 E: 0 K: 0 S: 3	H: 0 LOB: 0 BB: 0 P: 3	R: 0 E: 0 K: 0 S: 3	H: 0 LOB: 0 BB: 0 P: 3	R: 0 E: 0 K: 1 S: 6	H: 1 LOB: 3 BB: 2 P: 14	R: 1 E: 0 K: 0 S: 4	H: 1 LOB: 1 BB: 1 P: 8	R: 2 E: 0 K: 0 S: 6	H: 4 LOB: 2 BB: 1 P: 10	R: 0 E: 0 K: 0 S: 4	H: 1 LOB: 1 BB: 1 P: 8	R: 0 E: 0 K: 0 S: 3	H: 1 LOB: 0 BB: 0 P: 3	R: 2 E: 1 K: 1 S: 8	H: 2 LOB: 2 BB: 1 P: 12	1B: 9 2B: 1 3B: 0 HR: 0	SF: 1 SAC: 0 DP: 1 HBP: 0	WP: 1 PB: 1 SB: 1 CS: 1	PA: 39
PITCHER	IP WLS BF H R ER SO BB IBB HBP BLK WP HR S P ERA WHIP																			
Bert Blyleven, R (1, 1) ERA: 3.86	4.2 23 6 3 2 1 4 0 0 0 0 0 21 37 3.86 2.143																			
Mike Jeffcoat, L (5, 1) ERA:	0.1 1 0 0 0 0 0 0 0 0 0 0 1 1 0.00 0.000																			
Tom Waddell, R (6, 1) ERA: 3.86	2.1 10 3 1 1 0 1 0 0 0 0 0 9 13 3.86 1.714																			
Ernie Camacho, R (8, 1) ERA: 13.5	0.2 L 5 1 1 1 1 1 0 0 0 1 0 6 10 13.50 3.000																			

Batter	1	2	3	4	5	6	7	8	9	AB	R	H	RBI	BB	SO	LOB	TOP			
Brett Butler, L (1,8)										4	0	0	0	0	2	0	Cleveland Indians @ Detroit Tigers Tiger Stadium, Detroit, MI Wed Apr 10 1985, 3:33 AM EST Att: 14,659 - Unknown			
Julio Franco, R (1,6) OBP: 0.625, SLG: 0.667										4	0	1	0	0	0	0				
Mel Hall, L (1,7) OBP: 0.250, SLG: 0.143										4	0	0	0	0	1	1				
George Vukovich, L (1,9) OBP: 0.250, SLG: 0.250										4	1	1	0	0	0	1				
Joe Carter, R (1,10) OBP: 0.125, SLG: 0.125										4	0	0	0	0	2	2				
Pat Tabler, R (1,3) OBP: 0.375, SLG: 0.429										4	0	1	0	0	0	2				
Brook Jacoby, R (1,5) OBP: 0.143, SLG: 0.167										3	0	1	1	0	1	1				
Chris Bando, S (1,2)										2	0	0	0	1	0	1				
Butch Benton, R (7,2)										0	0	0	0	0	0	0				
Tony Bernazard, S (1,4)										3	0	0	0	0	0	2				
Inning Stats	R: 0 E: 0 K: 1 S: 6	H: 1 LOB: 1 P: 6	R: 0 E: 0 K: 0 S: 4	H: 1 LOB: 2 BB: 1 P: 8	R: 0 E: 0 K: 0 S: 3	H: 0 LOB: 0 BB: 0 P: 3	R: 1 E: 1 K: 0 S: 5	H: 1 LOB: 1 BB: 0 P: 5	R: 0 E: 0 K: 1 S: 6	H: 1 LOB: 1 BB: 0 P: 6	R: 0 E: 0 K: 1 S: 5	H: 0 LOB: 0 BB: 0 P: 5	R: 0 E: 0 K: 2 S: 7	H: 0 LOB: 0 BB: 0 P: 7	R: 0 E: 0 K: 1 S: 5	H: 0 LOB: 0 BB: 0 P: 5	1B: 4 2B: 0 3B: 0 HR: 0	SF: 0 SAC: 0 DP: 0 HBP: 0	WP: 1 PB: 1 SB: 0 CS: 0	PA: 33
PITCHER	IP WLS BF H R ER SO BB IBB HBP BLK WP HR S P ERA WHIP																ERA WHIP			
Dan Petry, R (1,1) ERA:	6.0 W 24	H 4 R 1 ER 0 SO 2	BB 1 IBB 0 HBP 0 BLK 0	WP 1 HR 0 S 27 P 31	ERA 0.00 WHIP 0.833															
Aurelio Lopez, R (7,1) ERA:	3.0 S 9	H 0 R 0 ER 0 SO 4	BB 0 IBB 0 HBP 0 BLK 0	WP 0 HR 0 S 17 P 17	ERA 0.00 WHIP 0.000															

Batter	1	2	3	4	5	6	7	8	9	AB	R	H	RBI	BB	SO	LOB	BOTTOM			
Lou Whitaker, L (1,4) OBP: 0.667, SLG: 1.667										4	3	3	4	0	0	0	Cleveland Indians @ Detroit Tigers Tiger Stadium, Detroit, MI Wed Apr 10 1985, 3:33 AM EST Att: 14,659 - Unknown			
Doug Baker, S (8,4)										1	0	0	0	0	0	1				
Alan Trammell, R (1,6) OBP: 0.444, SLG: 0.429										4	1	1	1	1	0	1				
Kirk Gibson, L (1,9) OBP: 0.333, SLG: 0.625										3	1	1	3	1	0	0				
Jim Weaver, L (8,9)										1	0	0	0	0	1	2				
Lance Parrish, R (1,2) OBP: 0.250, SLG: 0.250										4	0	1	0	0	1	2				
Marty Castillo, R (9,2)										0	0	0	0	0	0	0				
Johnny Grubb, L (1,10) OBP: 0.500, SLG: 0.250										2	0	1	0	0	0	0				
Rusty Kuntz, R (6,PH)										0	0	0	0	2	0	0				
Darrell Evans, L (1,3) OBP: 0.250, SLG: 0.250										2	0	0	0	0	0	1				
Barbaro Garbey, R (6,PH) ERA:										2	0	0	0	0	0	3				
Dave Bergman, L (8,3)										0	0	0	0	0	0	0				
Larry Herndon, R (1,7) OBP: 0.375, SLG: 0.500										4	1	1	0	0	0	3				
Chet Lemon, R (1,8) OBP: 0.375, SLG: 0.167										3	2	1	0	1	0	0				
Chris Pittaro, S (1,5) OBP: 0.500, SLG: 0.500										2	0	0	0	0	0	2				
Tom Brookens, R (7,5) OBP: 1.000, SLG: 2.000										1	0	1	0	0	0	0				
Inning Stats	R: 0 E: 0 K: 0 S: 3	H: 0 LOB: 0 BB: 0 P: 3	R: 0 E: 0 K: 0 S: 3	H: 0 LOB: 0 BB: 0 P: 3	R: 3 E: 0 K: 0 S: 6	H: 3 LOB: 0 BB: 0 P: 6	R: 0 E: 0 K: 0 S: 4	H: 1 LOB: 1 BB: 0 P: 4	R: 1 E: 0 K: 1 S: 7	H: 2 LOB: 2 BB: 1 P: 11	R: 0 E: 0 K: 0 S: 2	H: 0 LOB: 0 BB: 1 P: 6	R: 4 E: 1 K: 0 S: 7	H: 3 LOB: 2 BB: 2 P: 15	R: 0 E: 0 K: 1 S: 6	H: 1 LOB: 2 BB: 1 P: 10	1B: 5 2B: 2 3B: 0 HR: 3	SF: 0 SAC: 1 DP: 0 HBP: 0	WP: 0 PB: 0 SB: 0 CS: 1	PA: 39
PITCHER	IP WLS BF H R ER SO BB IBB HBP BLK WP HR S P ERA WHIP																ERA WHIP			
Vern Ruhle, R (1,1) ERA: 7.2	5.0 L 22	H 6 R 4 ER 4 SO 1	BB 0 IBB 0 HBP 0 BLK 0	WP 0 HR 2 S 23 P 27	ERA 7.20 WHIP 1.200															
Mike Jeffcoat, L (6,1) ERA:	1.0	3 0 0 0 0 0	BB 1 IBB 0 HBP 0 BLK 0	WP 0 HR 2 S 6 P 6	ERA 0.00 WHIP 1.000															
Ramon Romero, L (7,1) ERA: 54.0	0.1	3 1 2 2 0 1	BB 1 IBB 0 HBP 0 BLK 0	WP 0 HR 2 S 6 P 6	ERA 54.00 WHIP 6.000															
Dave Vonohlen, L (7,1) ERA: 13.5	0.2	6 2 2 1 0 1	BB 1 IBB 0 HBP 0 BLK 0	WP 0 HR 5 S 9 P 9	ERA 13.50 WHIP 4.500															
Neal Heaton, L (8,1) ERA:	1.0	5 1 0 0 1 1	BB 1 IBB 0 HBP 0 BLK 0	WP 0 HR 6 S 10 P 10	ERA 0.00 WHIP 2.000															

Batter	1	2	3	4	5	6	7	8	9	10	AB	R	H	RBI	BB	SO	LOB	TOP	
Brett Butler, L OBP: 0.308, SLG: 0.200 Mike Fischlin, R (7, 4)	FC4-6 1B	2B 1B		FC1-2 SF9 BB	SF7		K		F8		3	2	2	1	1	1	1	1	
Julio Franco, R OBP: 0.714, SLG: 0.700 (1, 6)	FC4-6 1B	2B BB		SF9 FC1-2 BB	IBB		WP 1B		F8		4	2	3	3	2	0	0	0	
Mel Hall, L OBP: 0.300, SLG: 0.333 Carmen Castillo, R (4, PH) Mike Hargrove, L (5, PH)	FC4-6			FC1-2 BB	IBB		F5		K		2	0	1	3	0	0	2	2	
Joe Carter, R OBP: 0.143, SLG: 0.154 (1, 7)	K	F9		SF9	F9						5	0	1	2	0	1	5	1	
Pat Tabler, R OBP: 0.296, SLG: 0.250 (1, 3)	6-3		5-3				F9		F8		5	0	0	0	1	0	3	3	
Brook Jacoby, R OBP: 0.154, SLG: 0.167 (1, 5)		6-3	5-3	F8							6	0	1	0	0	0	3	3	
George Vukovich, L OBP: 0.385, SLG: 0.417 (1, 9)		1B SF8 2B	F8		SH5-4 BB SF7 BB		F4				4	2	2	0	1	0	1	1	
Jerry Willard, L OBP: 0.600, SLG: 0.500 (1, 2)		1B 2B 1B		BB E BB 1B	SH5-4 BB		F8		K		4	3	2	0	1	1	2	2	
Tony Bernazard, S OBP: 0.125, SLG: 0.143 Otis Nixon, S (7, PR) (7, 8)	SF8			E1 BB FC1-2 BB	SH5-4				S 1B 1B		2	0	1	1	0	0	1	1	
Inning Stats	R: 0 E: 0 K: 1 S: 7	H: 2 LOB: 2 BB: 0 P: 7	R: 4 E: 0 K: 0 S: 7	H: 4 LOB: 1 BB: 0 P: 11	R: 0 E: 0 K: 0 S: 3	H: 0 LOB: 0 BB: 0 P: 3	R: 2 E: 1 K: 0 S: 5	H: 1 LOB: 3 BB: 3 P: 17	R: 2 E: 0 K: 1 S: 4	H: 1 LOB: 2 BB: 0 P: 4	R: 2 E: 0 K: 1 S: 6	H: 3 LOB: 1 BB: 0 P: 8	R: 0 E: 0 K: 1 S: 5	H: 0 LOB: 0 BB: 0 P: 5	R: 0 E: 0 K: 0 S: 3	H: 0 LOB: 0 BB: 0 P: 3	1B: 11 2B: 2 3B: 0 HR: 0	SF: 3 SAC: 1 DP: 0 HBP: 0	WP: 1 PA: 51 PB: 0 SB: 1 CS: 0
PITCHER	IP WLS BF H R ER SO ERA WHIP	IP WLS BF H R ER SO ERA WHIP	IP WLS BF H R ER SO ERA WHIP	IP WLS BF H R ER SO ERA WHIP	IP WLS BF H R ER SO ERA WHIP	IP WLS BF H R ER SO ERA WHIP	IP WLS BF H R ER SO ERA WHIP	IP WLS BF H R ER SO ERA WHIP	IP WLS BF H R ER SO ERA WHIP	IP WLS BF H R ER SO ERA WHIP	IP WLS BF H R ER SO ERA WHIP	IP WLS BF H R ER SO ERA WHIP	IP WLS BF H R ER SO ERA WHIP	IP WLS BF H R ER SO ERA WHIP	IP WLS BF H R ER SO ERA WHIP	IP WLS BF H R ER SO ERA WHIP	IP WLS BF H R ER SO ERA WHIP	IP WLS BF H R ER SO ERA WHIP	
Walt Terrell, R ERA: 12.0	3.0	0.1	1.0	2.0	0.0	0.0	0.0	0.0	0.0	0.0	0.0	0.0	0.0	0.0	0.0	0.0	0.0	0.0	0.0
Bill Scherrer, L ERA: 18.0	0.1	1.0	2.0	0.0	0.0	0.0	0.0	0.0	0.0	0.0	0.0	0.0	0.0	0.0	0.0	0.0	0.0	0.0	0.0
Doug Bair, R ERA: 18.0	1.0	2.0	0.0	0.0	0.0	0.0	0.0	0.0	0.0	0.0	0.0	0.0	0.0	0.0	0.0	0.0	0.0	0.0	0.0
Aurelio Lopez, R ERA: 3.6	2.0	0.0	0.0	0.0	0.0	0.0	0.0	0.0	0.0	0.0	0.0	0.0	0.0	0.0	0.0	0.0	0.0	0.0	0.0
Willie Hernandez, L ERA: 7.1	3.2	0.0	0.0	0.0	0.0	0.0	0.0	0.0	0.0	0.0	0.0	0.0	0.0	0.0	0.0	0.0	0.0	0.0	0.0

Cleveland Indians @ Detroit Tigers
Tiger Stadium, Detroit, MI
Thu Apr 11 1986, 3:33 AM EST
Att. 19,090 - Unknown

AB	40
R	10
H	13
RBI	10
BB	7
SO	4
LOB	23



Batter	1	2	3	4	5	6	7	8	9	10	AB	R	H	RBI	BB	SO	LOB	BOTTOM
Lou Whitaker, L OBP: 0.500, SLG: 1.100 (1, 4)	4-3	F6		SF		K		S SF7 1B		SH1-4	4	1	1	1	0	1	2	2
Alan Trammell, R OBP: 0.533, SLG: 0.750 (1, 6)	FC5-4 1B	HR		F5		2B 1B		1-3		BB IBB IBB	5	2	3	3	1	0	2	2
Kirk Gibson, L OBP: 0.400, SLG: 0.633 (1, 9)	FC5-4 1B	HR		IBB		F9		SF7		F8	4	1	2	2	1	0	3	3
Lance Parrish, R OBP: 0.286, SLG: 0.308 (1, 2)	FC5-4	5-3		F8		2B		K		BB IBB	5	0	1	1	1	1	4	4
Johnny Grubb, L OBP: 0.444, SLG: 0.286 Rusty Kuntz, R (6, PH)	G3			L4		6-3 1B		6-3		S 1B 1B	3	1	1	0	0	0	2	2
Dave Bergman, L OBP: 1.000, SLG: 1.000 Tom Brookens, R OBP: 1.000, SLG: 2.000 (9, PR) (9, PR)						2B 6-3 1B		6-3		1-2 2-3 3-H	1	0	0	0	0	0	0	0
Darrell Evans, L OBP: 0.429, SLG: 0.571 Barbaro Garbey, R (8, 3)		FC5-4 1B		F9		1-3 2B		1-3		F3	3	1	2	0	0	0	0	1
Larry Hemdon, R OBP: 0.462, SLG: 0.500 (1, 7)		FC5-4 1B		4-3		F6		6-3 BB		G5-4-3 1B	4	0	2	1	1	0	2	2
Chet Lemon, R OBP: 0.308, SLG: 0.273 (1, 8)		FC5-4		SH1-4 SF		6-3		6-3		G5-4-3	5	2	1	1	0	0	5	5
Chris Pittaro, S OBP: 0.400, SLG: 0.500 (1, 5)		HR 2B		SH1-4		K		F7		E6 F8 SH1-4 BB	4	2	1	1	0	1	2	2
Inning Stats	R: 0 E: 0 K: 0 S: 5	H: 2 LOB: 2 BB: 0 P: 5	R: 5 E: 0 K: 0 S: 8	H: 5 LOB: 0 BB: 0 P: 8	R: 0 E: 0 K: 0 S: 3	H: 0 LOB: 0 BB: 0 P: 3	R: 1 E: 0 K: 1 S: 7	H: 2 LOB: 1 BB: 0 P: 7	R: 1 E: 0 K: 1 S: 6	H: 0 LOB: 0 BB: 0 P: 6	R: 1 E: 0 K: 0 S: 4	H: 2 LOB: 1 BB: 0 P: 4	R: 1 E: 1 K: 0 S: 3	H: 0 LOB: 3 BB: 3 P: 15	1B: 9 2B: 4 3B: 0 HR: 2	SF: 2 SAC: 2 DP: 1 HBP: 0	WP: 0 PA: 50 PB: 0 SB: 2 CS: 0	
PITCHER	IP WLS BF H R ER SO ERA WHIP	IP WLS BF H R ER SO ERA WHIP	IP WLS BF H R ER SO ERA WHIP	IP WLS BF H R ER SO ERA WHIP	IP WLS BF H R ER SO ERA WHIP	IP WLS BF H R ER SO ERA WHIP	IP WLS BF H R ER SO ERA WHIP	IP WLS BF H R ER SO ERA WHIP	IP WLS BF H R ER SO ERA WHIP	IP WLS BF H R ER SO ERA WHIP	IP WLS BF H R ER SO ERA WHIP	IP WLS BF H R ER SO ERA WHIP	IP WLS BF H R ER SO ERA WHIP	IP WLS BF H R ER SO ERA WHIP	IP WLS BF H R ER SO ERA WHIP	IP WLS BF H R ER SO ERA WHIP	IP WLS BF H R ER SO ERA WHIP	
Don Schulze, R ERA: 18.0	3.0	0.1	2.1	0.2	0.0	0.0	0.0	0.0	0.0	0.0	0.0	0.0	0.0	0.0	0.0	0.0	0.0	0.0
Mike Jeffcoat, L ERA: 5.79	0.1	2.1	0.2	0.0	0.0	0.0	0.0	0.0	0.0	0.0	0.0	0.0	0.0	0.0	0.0	0.0	0.0	0.0
Tom Waddell, R ERA: 5.79	2.1	0.2	0.0	0.0	0.0	0.0	0.0	0.0	0.0	0.0	0.0	0.0	0.0	0.0	0.0	0.0	0.0	0.0
Jamie Easterly, L ERA: 8.1	0.2	0.0	0.0	0.0	0.0	0.0	0.0	0.0	0.0	0.0	0.0	0.0	0.0	0.0	0.0	0.0	0.0	0.0
Ernie Camacho, R ERA: 8.1	2.2	0.0	0.0	0.0	0.0	0.0	0.0	0.0	0.0	0.0	0.0	0.0	0.0	0.0	0.0	0.0	0.0	0.0

Cleveland Indians @ Detroit Tigers
Tiger Stadium, Detroit, MI
Thu Apr 11 1986, 3:33 AM EST
Att. 19,090 - Unknown

AB	41
R	11
H	15
RBI	11
BB	5
SO	3
LOB	24



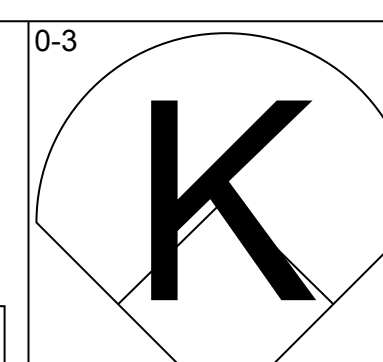
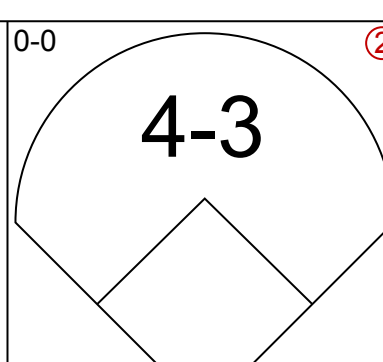
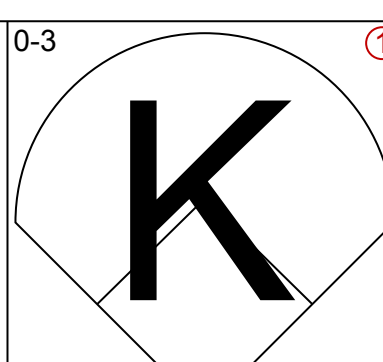
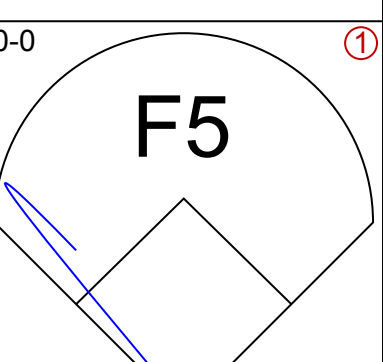
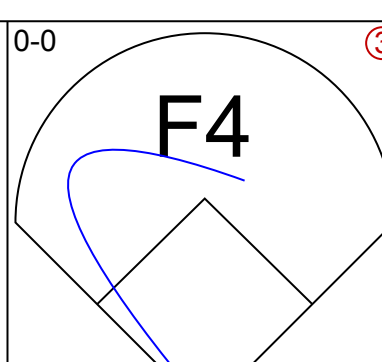
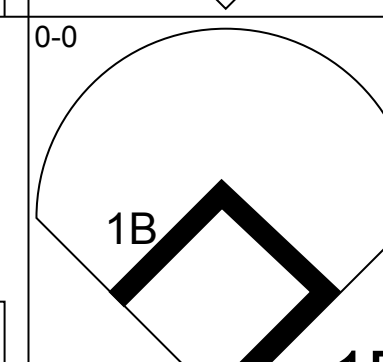
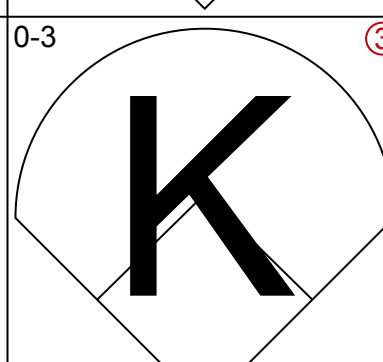
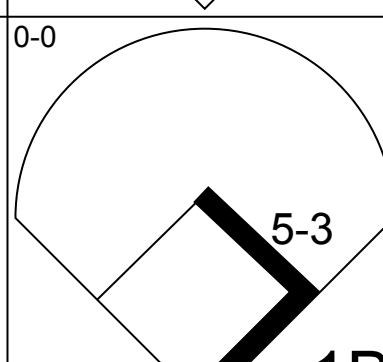
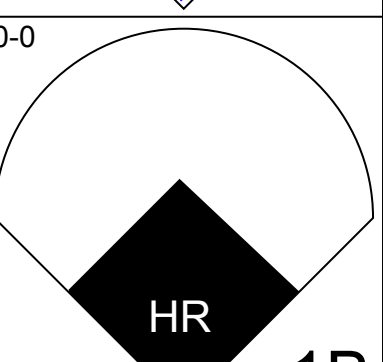
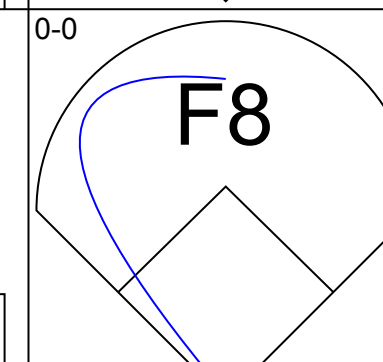
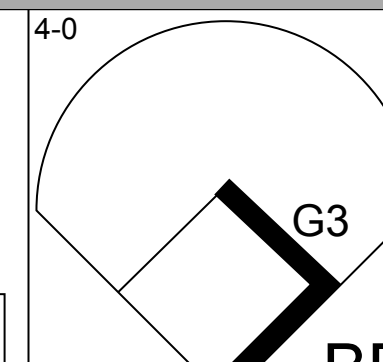
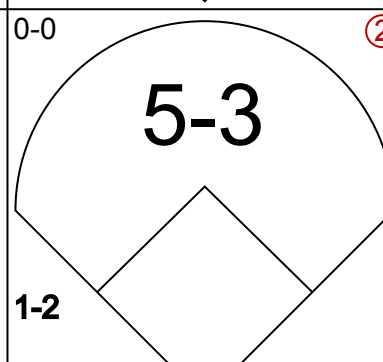
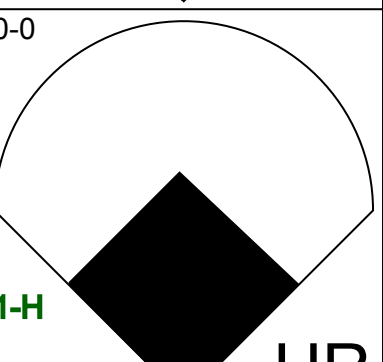
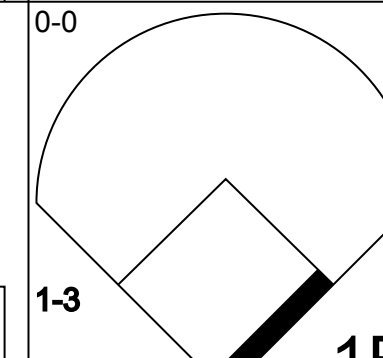
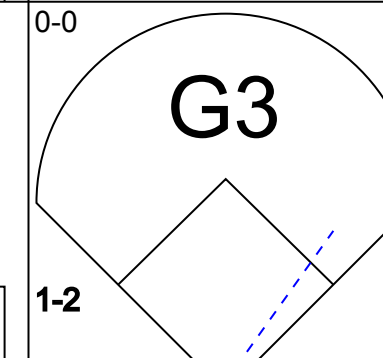
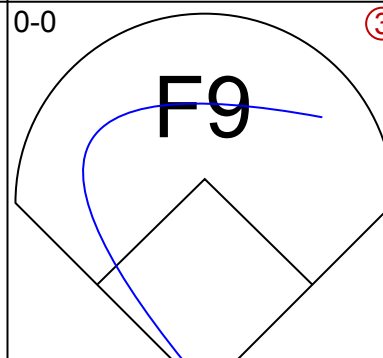
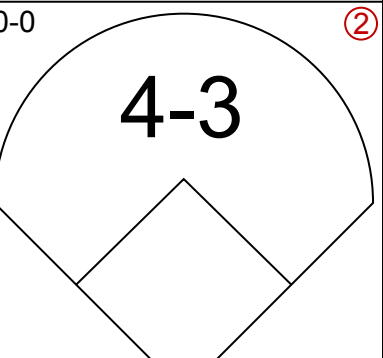
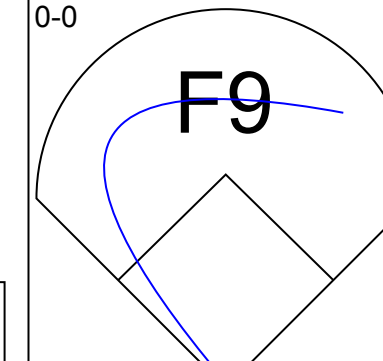
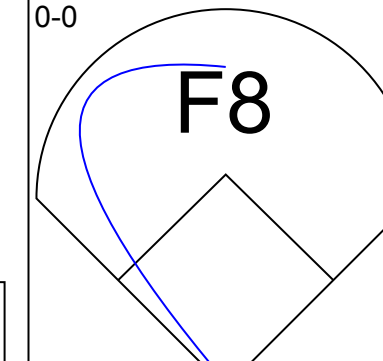
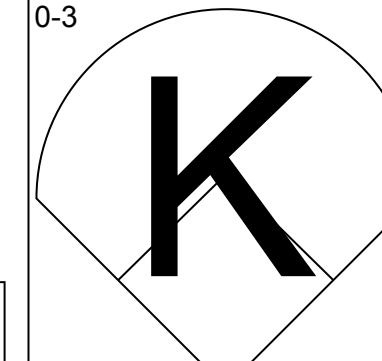
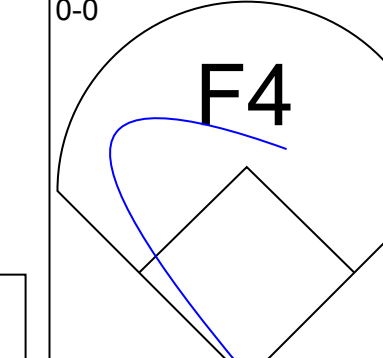
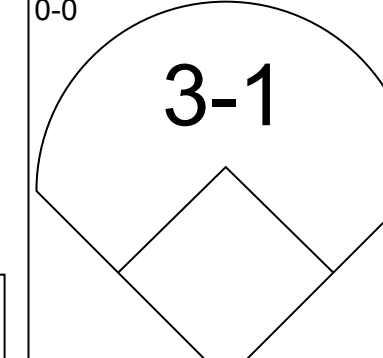
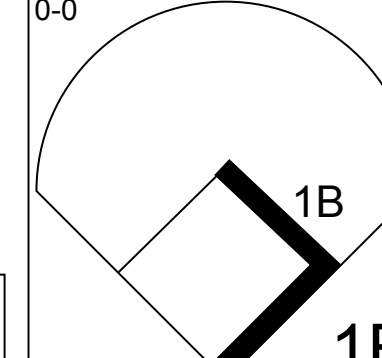
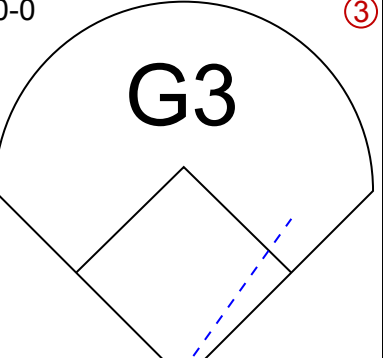
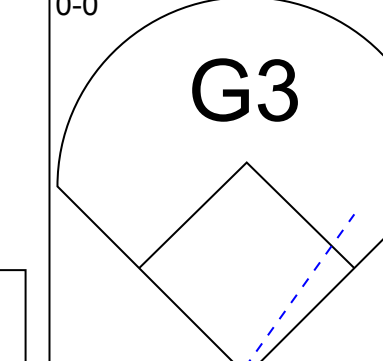
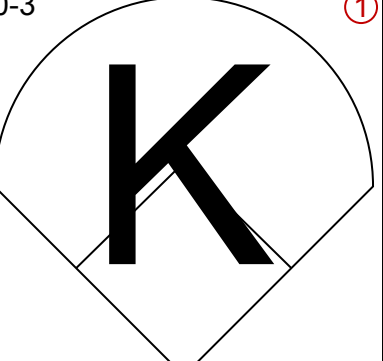
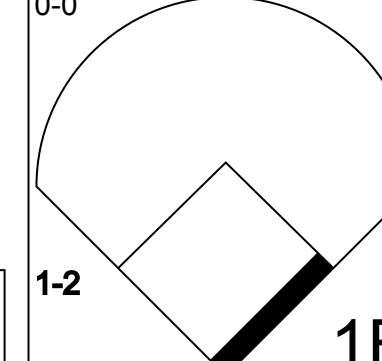
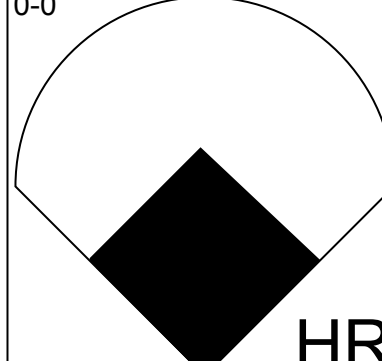
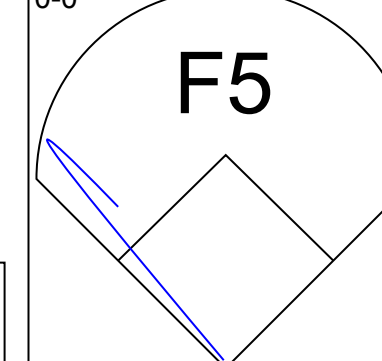
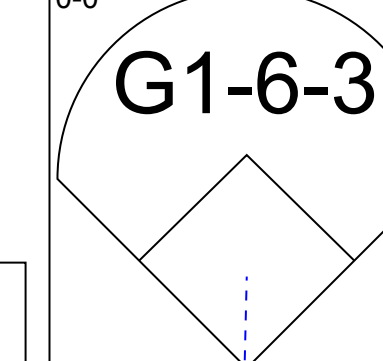
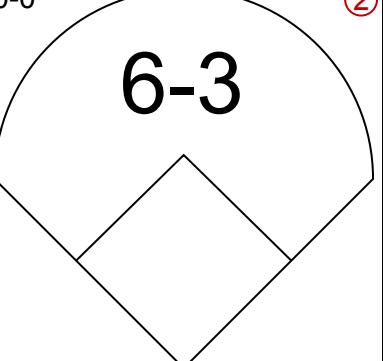


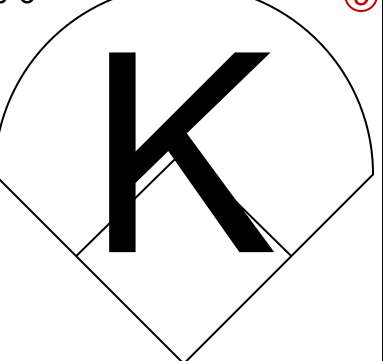
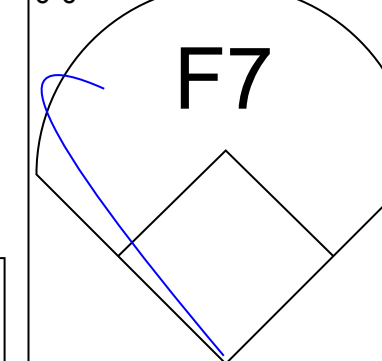
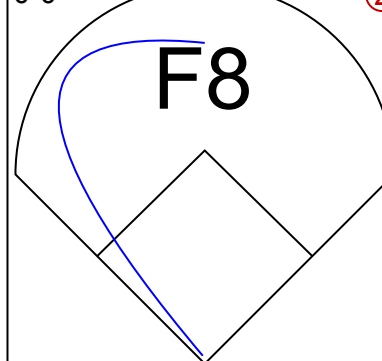
Batter	1	2	3	4	5	6	7	8	9	AB	R	H	RBI	BB	SO	LOB	TOP										
Omar Moreno, L (1, 8) OBP: 0.167, SLG: 0.167	F7	4-3		FC3-2		SF8 1B		SH1-4		4	0	1	0	0	0	5	New York Yankees @ Cleveland Indians Cleveland Municipal Stadium, Cleveland, OH Sat Apr 13 1985, 3:33 AM EST Att: 61,978 - Unknown										
Willie Randolph, R (1, 4) OBP: 0.276, SLG: 0.188	2B	1-3		G6-4-3		1B		6-3		4	1	1	0	1	0	5											
Don Mattingly, L (1, 3) OBP: 0.278, SLG: 0.529	2B			K		SF9 3B		1-3		4	2	2	2	0	1	0											
Dave Winfield, R (1, 9) OBP: 0.412, SLG: 0.733	5-3			L8		SF9		K		4	0	0	1	0	2	3											
Don Baylor, R (1, 10) OBP: 0.389, SLG: 0.357	2B			F7		K		5-3		4	0	1	1	1	1	0											
Ken Griffey, L (1, 7) OBP: 0.353, SLG: 0.471 Henry Cotto, R (9, 7)	K			1B		3B		G3		5	1	2	0	0	1	2											
Dale Berra, R (1, 5)				1B		1B		1-3		0	0	0	0	0	0	0											
Dale Berra, R (1, 5) OBP: 0.375, SLG: 0.375				E9		K		F9		4	0	1	0	0	1	2											
Butch Wynegar, S (1, 2) OBP: 0.313, SLG: 0.333	4-3	1B		FC3-2		1B		4-3		4	0	2	1	0	0	1											
Bobby Meacham, S (1, 6) OBP: 0.571, SLG: 0.583	4-3	1B		FC3-2		1B		SH1-4		4	2	4	0	0	0	0											
Inning Stats	R: 2 E: 0 K: 1 S: 7	H: 2 LOB: 1 BB: 1 P: 11	R: 0 E: 0 K: 0 S: 5	H: 2 LOB: 2 BB: 0 P: 5	R: 0 E: 0 K: 1 S: 5	H: 0 LOB: 0 BB: 0 P: 5	R: 1 E: 0 K: 0 S: 6	H: 4 LOB: 2 BB: 0 P: 6	R: 1 E: 0 K: 2 S: 9	H: 2 LOB: 1 BB: 0 P: 9	R: 1 E: 0 K: 1 S: 8	H: 3 LOB: 2 BB: 0 P: 8	R: 0 E: 0 K: 0 S: 3	H: 0 LOB: 1 BB: 1 P: 7	R: 1 E: 0 K: 0 S: 4	H: 1 LOB: 0 BB: 0 P: 4	R: 0 E: 0 K: 1 S: 5	H: 0 LOB: 0 BB: 0 P: 5	1B: 9 2B: 3 3B: 2 HR: 0	SF: 2 SAC: 1 DP: 1 HBP: 0	WP: 0 PB: 1 SB: 0 CS: 0	PA: 42					
PITCHER	IP	WLS	BF	H	R	ER	SO	BB	IBB	HBP	BLK	WP	HR	S	P	ERA	WHIP										
Bert Blyleven, R (1, 1) ERA: 5.91	6.0	L	31	13	5	5	5	1	0	0	0	0	0	40	44	7.50	2.333										
Vern Riffe, R (7, 1) ERA: 6.35	0.2		3	0	0	0	0	1	0	0	0	0	0	2	6	0.00	1.500										
Dave Vonohien, L (7, 1) ERA: 6.75	1.1		5	1	1	1	0	0	0	0	0	0	0	5	5	6.75	0.750										
Jose Roman, R (9, 1) ERA:	1.0		3	0	0	0	1	0	0	0	0	0	0	5	5	0.00	0.000										

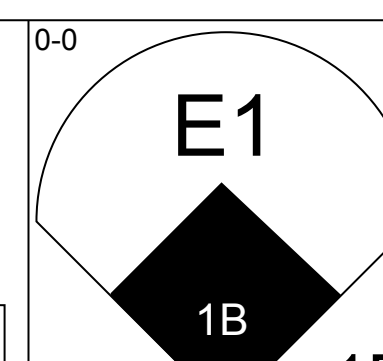
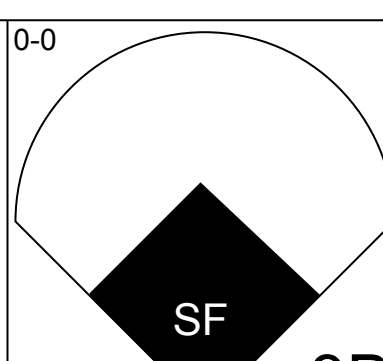
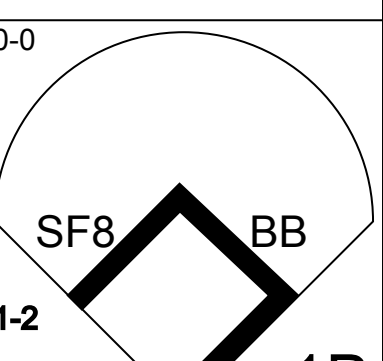
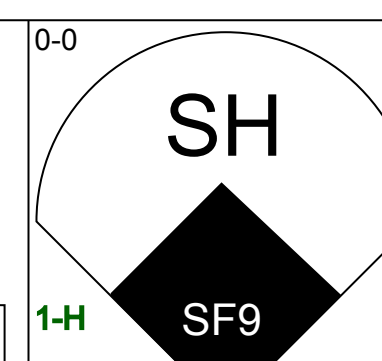
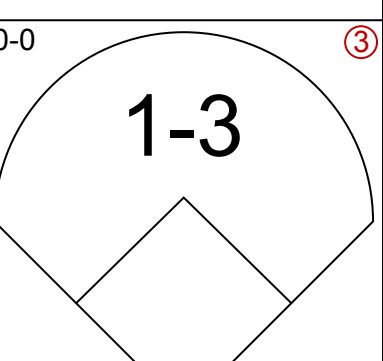
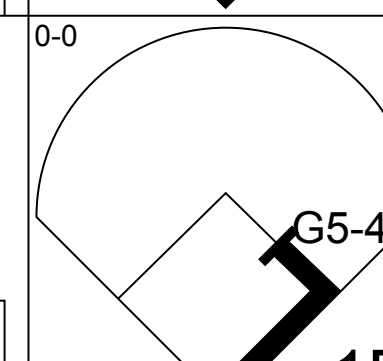
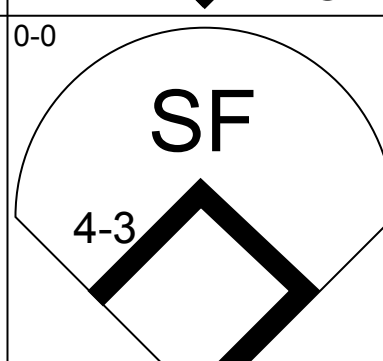
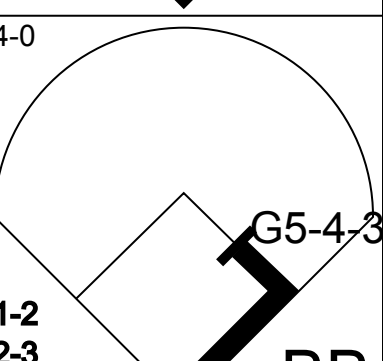
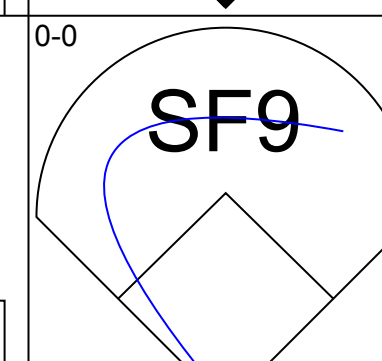
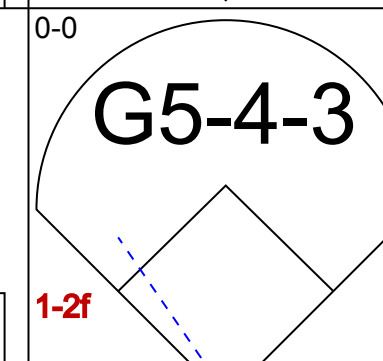
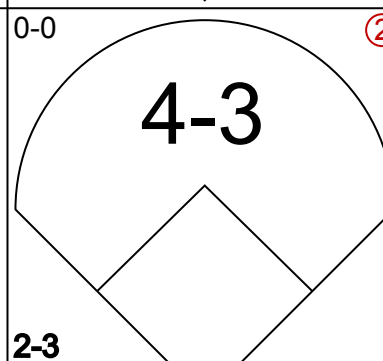
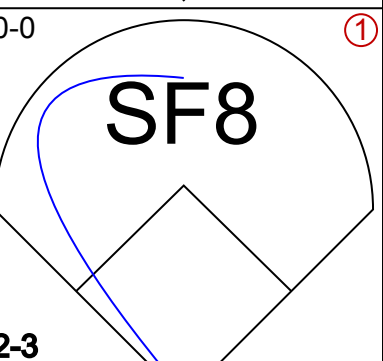
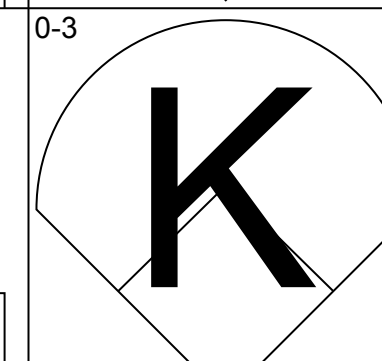
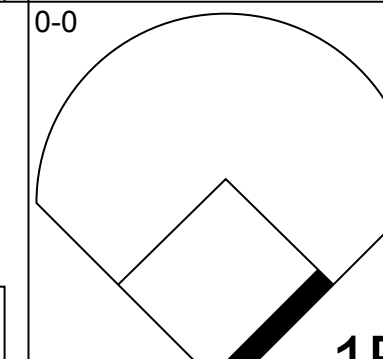
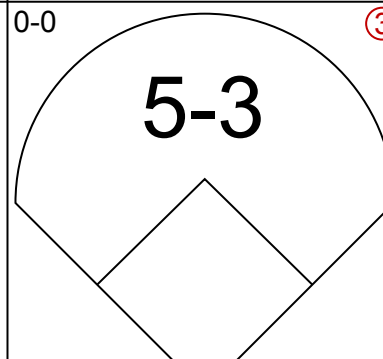
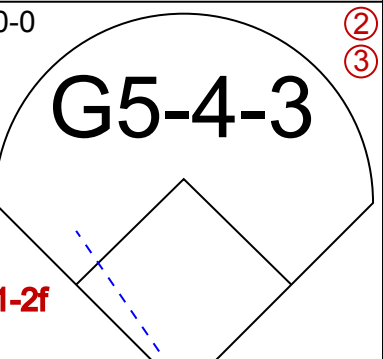
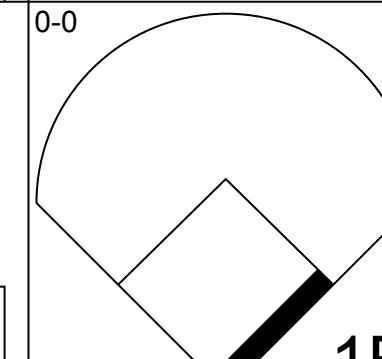
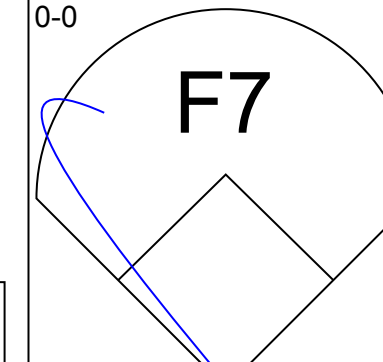


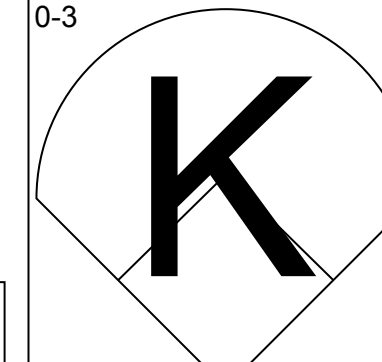
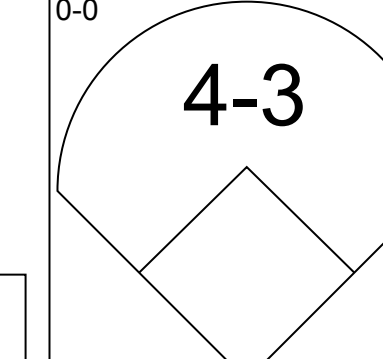
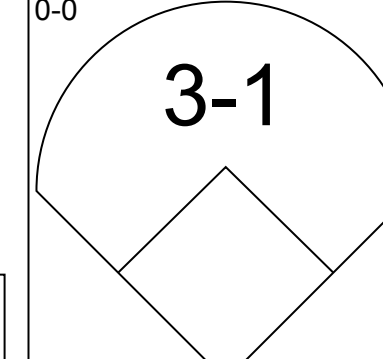
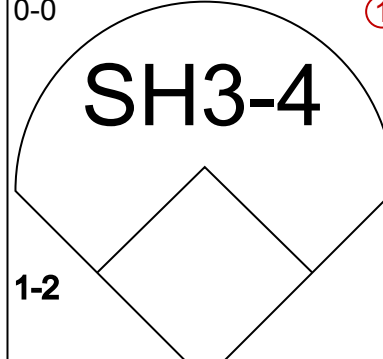
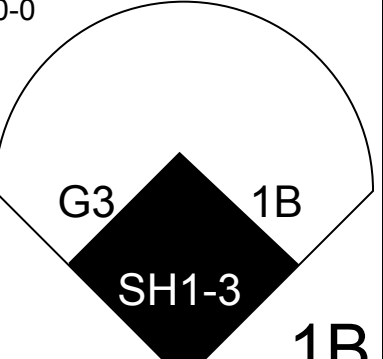

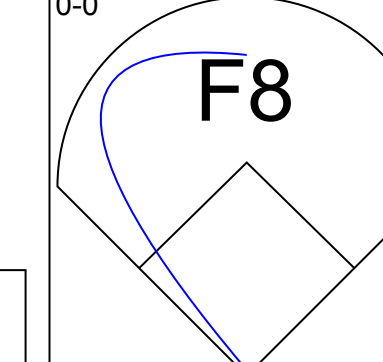
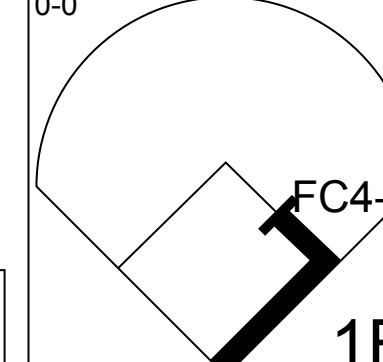
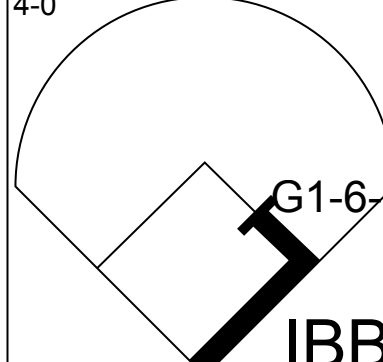
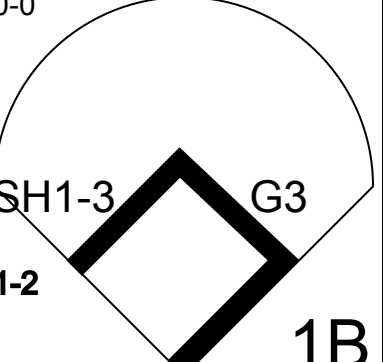

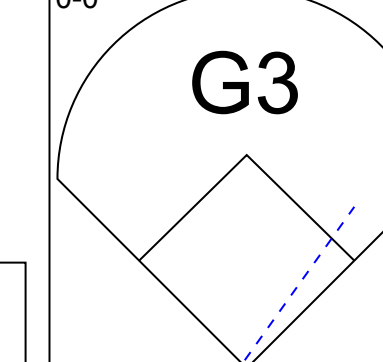
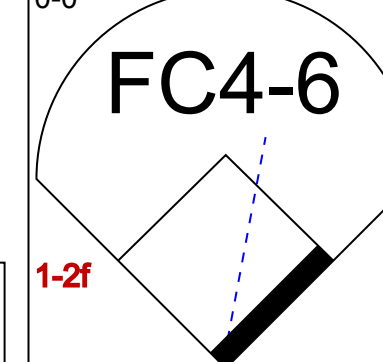
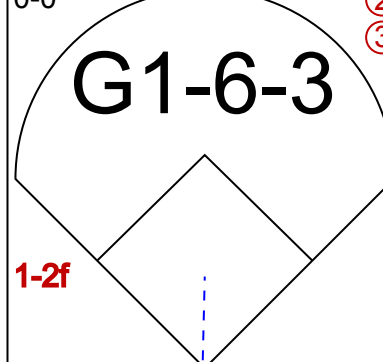
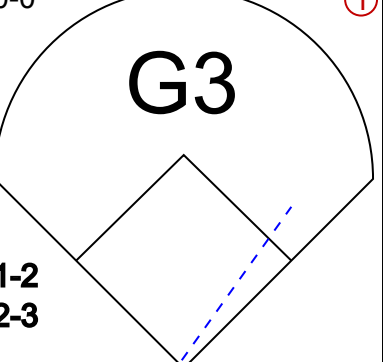
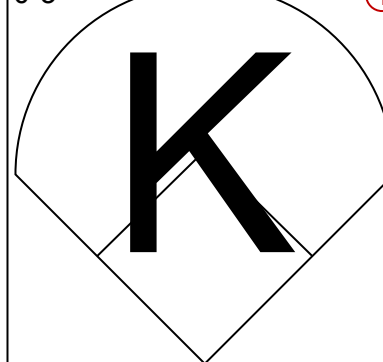
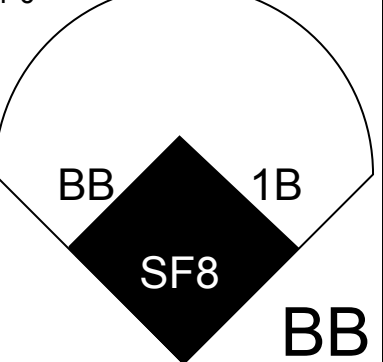
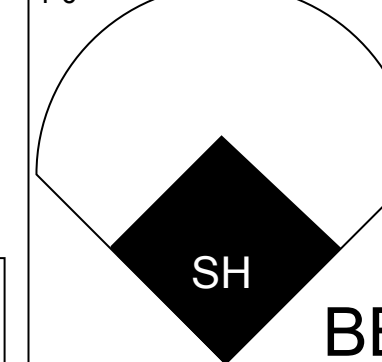
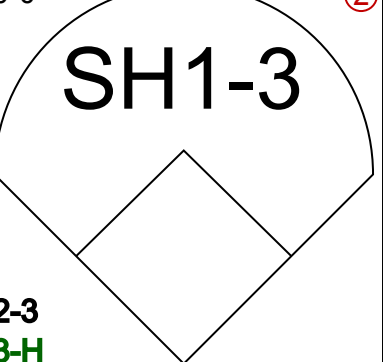
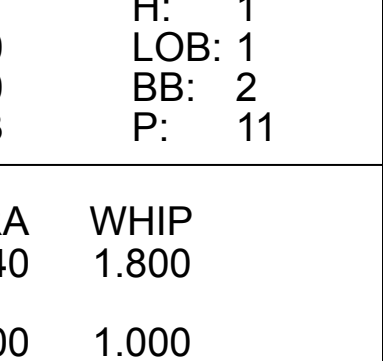
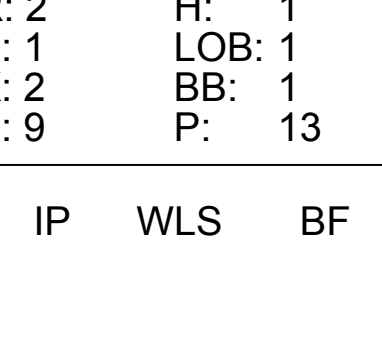
Batter	1	2	3	4	5	6	7	8	9	AB	R	H	RBI	BB	SO	LOB	BOTTOM										
Brett Butler, L (1, 8) OBP: 0.294, SLG: 0.214 Butch Benton, R (9, PH)	6-3		G3		F8			K	4-3	4	0	1	0	0	1	1	New York Yankees @ Cleveland Indians Cleveland Municipal Stadium, Cleveland, OH Sat Apr 13 1985, 3:33 AM EST Att: 61,978 - Unknown										
Julio Franco, R (1, 6) OBP: 0.722, SLG: 0.714	6-3			2B	1B	2-3	1B	1B		4	1	3	0	0	0	1											
Joe Carter, R (1, 7) OBP: 0.167, SLG: 0.235	1-3			E	SF9	2B		K		4	1	1	0	0	1	4											
Pat Tabler, R (1, 10) OBP: 0.278, SLG: 0.267	6-3			SF8		G4-6-3	1B	F9		3	0	1	1	0	0	2											
Brook Jacoby, R (1, 5) OBP: 0.118, SLG: 0.125	5-3			FC		F7		5-3		4	0	0	0	0	0	2											
Mike Hargrove, L (1, 3) OBP: 0.250, SLG: 0.333	F8			SF9		G4-6-3		E	2B	3	1	1	1	0	0	1											
Chris Bando, S (1, 2) Otis Nixon, S (9, PR)	L8			L7				F8		4	0	0	0	0	0	1											
Carmen Castillo, R (1, 9) George Vukovich, L (9, PH) OBP: 0.357, SLG: 0.385	5-3			5-3		K		G1-4-3		3	0	0	0	0	1	0											
Mike Fischlin, R (1, 4) OBP: 0.250, SLG: 0.500 Mel Hall, L (9, PH) OBP: 0.364, SLG: 0.400	K			K		1B		5-3		3	0	1	0	0	1	0											
Inning Stats	R: 0 E: 0 K: 0 S: 4	H: 1 LOB: 1 BB: 0 P: 4	R: 0 E: 0 K: 0 S: 3	H: 0 LOB: 0 BB: 0 P: 3	R: 0 E: 0 K: 1 S: 5	H: 0 LOB: 0 BB: 0 P: 5	R: 2 E: 1 K: 0 S: 6	H: 2 LOB: 1 BB: 0 P: 6	R: 0 E: 0 K: 2 S: 9	H: 2 LOB: 2 BB: 0 P: 9	R: 0 E: 0 K: 0 S: 3	H: 1 LOB: 0 BB: 0 P: 3	R: 0 E: 0 K: 1 S: 6	H: 1 LOB: 1 BB: 0 P: 6	R: 1 E: 1 K: 0 S: 6	H: 2 LOB: 2 BB: 0 P: 6	1B: 6 2B: 3 3B: 0 HR: 0	SF: 2 SAC: 0 DP: 1 HBP: 0	WP: 0 PB: 0 SB: 0 CS: 0	PA: 37							
PITCHER	IP	WLS	BF	H	R	ER	SO	BB	IBB	HBP	BLK	WP	HR	S	P	ERA	WHIP										
Ron Guidry, L (1, 1) ERA: 1.29	7.0	W	27	6	2	1	3	0	0	0	0	0	0	11	11	0.00	1.800										
Rich Bordi, R (8, 1) ERA:	1.2		9	3	1	0	1	0	0	0	0	0	0	11	11	0.00	1.800										
Dave Righetti, L (9, 1) ERA:	0.1	S	1	0	0	0	0	0	0	0	0	0	0	1	1	0.00	0.000										



Batter	1	2	3	4	5	6	7	8	9	AB	R	H	RBI	BB	SO	LOB	TOP										
Willie Randolph, R (1,4) OBP: 0.333, SLG: 0.222	0-0 3-1 1B		4-0 G3-6-3 BB		0-0 FC6-4			0-0 SH 1B G4-6-3		2	1	1	0	1	0	1	New York Yankees @ Cleveland Indians Cleveland Municipal Stadium, Cleveland, OH Sun Apr 14 1985, 3:33 AM EST Att: 12,085 - Unknown livebaseballscorecards.com										
Bobby Meacham, S (1,6) OBP: 0.556, SLG: 0.563	0-0 F9		0-0 F7			0-0 L4-3 1B		0-0 G4-6-3 1B		4	0	2	1	0	0	2											
Don Mattingly, L (1,3) OBP: 0.227, SLG: 0.429	0-0 3-1 1-2		0-0 G3-6-3 1-2			0-0 L4-3 1-2		0-0 G4-6-3 1-2		4	0	0	0	0	0	4											
Dave Winfield, R (1,9) OBP: 0.429, SLG: 0.647	4-0 BB			4-0 6-3 BB		0-0 1-3		0-0 F6		2	0	0	0	2	0	0											
Don Baylor, R (1,10) OBP: 0.318, SLG: 0.278	0-0 F9			0-0 F4			0-0 F8		0-0 5-3	4	0	0	0	0	0	3											
Bill Sample, R (1,7) OBP: 0.333, SLG: 0.250 Omar Moreno, L (9,8) OBP: 0.167, SLG: 0.167		0-0 1-3		0-0 6-3 1-2			0-0 F8		0-0 F3	4	0	0	0	0	0	1											
Dale Berra, R (1,5) OBP: 0.333, SLG: 0.333		0-0 F8			0-0 F9		0-0 1B		0-0 L5	4	0	1	0	0	0	0											
Butch Wynegar, S (1,2) OBP: 0.316, SLG: 0.294		4-0 BB			0-0 5-3		0-0 F2			2	0	0	0	1	0	1											
Henry Cotto, R (1,8) OBP: 0.500, SLG: 0.750		0-3 K			0-0 FC6-4 1B			0-0 SH 1B 2B		3	1	2	0	0	1	1											
Inning Stats	R: 0 E: 0 K: 0 S: 4	H: 1 LOB: 2 BB: 1 P: 8	R: 0 E: 0 K: 1 S: 5	H: 0 LOB: 1 BB: 1 P: 9	R: 0 E: 0 K: 0 S: 2	H: 0 LOB: 0 BB: 1 P: 6	R: 0 E: 0 K: 0 S: 2	H: 0 LOB: 0 BB: 1 P: 6	R: 0 E: 0 K: 0 S: 3	H: 1 LOB: 1 BB: 0 P: 3	R: 0 E: 0 K: 0 S: 4	H: 1 LOB: 1 BB: 0 P: 4	R: 0 E: 0 K: 0 S: 5	H: 2 LOB: 0 BB: 0 P: 5	R: 0 E: 0 K: 0 S: 3	H: 0 LOB: 0 BB: 0 P: 3		1B: 5 2B: 2 3B: 0 HR: 0	SF: 0 SAC: 1 DP: 3 HBP: 0	WP: 0 PB: 0 SB: 0 CS: 0	PA: 34						
PITCHER	IP	WLS	BF	H	R	ER	SO	BB	IBB	HBP	BLK	WP	HR	S	P	ERA	WHIP										
Neal Heaton, L (1,1) ERA: 1.13	7.0		27	5	1	1	1	4	0	0	0	0	0	25	41	1.29	1.286										
Tom Waddell, R (8,1) ERA: 5.4	2.0	L	7	1	1	1	0	0	0	0	0	0	0	7	7	4.50	0.500										

Batter	1	2	3	4	5	6	7	8	9	AB	R	H	RBI	BB	SO	LOB	BOTTOM										
Brett Butler, L (1,8) OBP: 0.238, SLG: 0.167	0-0 G3		0-0 F3		0-0 FC3-6 1-2			0-0 F8		4	0	0	0	0	0	1	New York Yankees @ Cleveland Indians Cleveland Municipal Stadium, Cleveland, OH Sun Apr 14 1985, 3:33 AM EST Att: 12,085 - Unknown livebaseballscorecards.com										
Julio Franco, R (1,6) OBP: 0.636, SLG: 0.667	0-0 5-3		0-0 1B 2B		0-0 5-3		0-0 F7		4	1	1	0	0	0	1												
Mel Hall, L (1,7) OBP: 0.333, SLG: 0.357	0-3 K		0-0 2H 1B		0-0 F4		0-3 K		4	0	1	1	0	2	0												
Joe Carter, R (1,10) OBP: 0.136, SLG: 0.190		0-3 K2-3	0-3 K		0-3 K		0-3 K		0-3 K	4	0	0	0	0	4	1											
Pat Tabler, R (1,3) OBP: 0.318, SLG: 0.333 Otis Nixon, S (9, PR)		0-0 2B		0-0 5-3		0-0 F7		4-0 1B BB		3	0	1	0	1	0	0											
George Vukovich, L (1,9) OBP: 0.353, SLG: 0.375 Chris Bando, S (9, PH)		0-3 K		0-0 4-3		0-0 1B		0-0 F3		3	0	1	0	0	1	1											
Brook Jacoby, R (1,5) OBP: 0.190, SLG: 0.158		4-0 BB		0-3 K		0-0 F7		0-0 1-3 1B		3	0	1	0	1	1	1											
Butch Benton, R (1,2) Carmen Castillo, R (9, PH)		0-3 K			0-0 F7		0-3 K		0-3 K	3	0	0	0	0	2	3											
Tony Bernazard, S (1,4) OBP: 0.182, SLG: 0.200 Mike Fischlin, R (8,4) OBP: 0.250, SLG: 0.500			0-3 K		0-0 FC3-6 1B		0-0 4-3			3	0	1	0	0	1	1											
Inning Stats	R: 0 E: 0 K: 1 S: 5	H: 0 LOB: 0 BB: 0 P: 5	R: 0 E: 0 K: 3 S: 10	H: 1 LOB: 2 BB: 1 P: 14	R: 1 E: 0 K: 2 S: 9	H: 2 LOB: 1 BB: 0 P: 9	R: 0 E: 0 K: 1 S: 5	H: 0 LOB: 0 BB: 0 P: 5	R: 0 E: 0 K: 1 S: 5	H: 0 LOB: 0 BB: 0 P: 5	R: 0 E: 0 K: 1 S: 6	H: 1 LOB: 1 BB: 0 P: 6	R: 0 E: 0 K: 1 S: 5	H: 0 LOB: 0 BB: 0 P: 5	R: 0 E: 0 K: 2 S: 8	H: 1 LOB: 2 BB: 1 P: 12		1B: 4 2B: 2 3B: 0 HR: 0	SF: 0 SAC: 0 DP: 0 HBP: 0	WP: 0 PB: 0 SB: 0 CS: 0	PA: 35						
PITCHER	IP	WLS	BF	H	R	ER	SO	BB	IBB	HBP	BLK	WP	HR	S	P	ERA	WHIP										
Phil Niekro, R (1,1) ERA: 4.63	7.2		29	5	1	1	9	1	0	0	0	0	0	46	50	1.17	0.783										
Dave Righetti, L (8,1) ERA:	1.1	S	6	1	0	0	3	1	0	0	0	0	0	11	15	0.00	1.500										

Batter	1	2	3	4	5	6	7	8	9	AB	R	H	RBI	BB	SO	LOB	TOP		
Mike Young, S OBP: 0.280, SLG: 0.238 (1, 7)										5	0	0	0	0	2	0	Baltimore Orioles @ Cleveland Indians Cleveland Municipal Stadium, Cleveland, OH Tue Apr 16 1985, 3:33 AM EST Att. 4,220 - Unknown livebaseballscorecards.com		
Wayne Gross, L OBP: 0.471, SLG: 0.538 (1, 5)										4	1	3	0	0	1	0			
Cal Ripken Jr., R OBP: 0.440, SLG: 0.444 (1, 6)										3	1	1	2	1	0	2			
Eddie Murray, S OBP: 0.480, SLG: 0.789 (1, 3)										4	0	1	0	0	0	2			
Fred Lynn, L OBP: 0.400, SLG: 0.318 (1, 8)										4	0	1	0	0	1	3			
John Lowenstein, L OBP: 0.200, SLG: 0.077 (1, 10)										4	0	1	0	0	0	2			
Larry Sheets, L OBP: 0.267, SLG: 0.533 (1, 9)										4	1	2	1	0	1	0			
Rich Dauer, R (1, 4)										2	0	0	0	0	0	0			
Jim Dwyer, L OBP: 0.333, SLG: 1.000 (7, PH)										1	0	0	0	0	0	2			
Lenn Sakata, R OBP: 0.182, SLG: 0.100 (7, 4)										1	0	0	0	0	0	0			
Rick Dempsey, R OBP: 0.381, SLG: 0.421 (1, 2)										3	0	0	0	0	2	2			
Joe Nolan, L (9, PH)										1	0	0	0	0	0	0			
Inning Stats	R: 0 E: 0 K: 1 S: 7	H: 2 LOB: 2 BB: 0 P: 7	R: 0 E: 0 K: 0 S: 3	H: 0 LOB: 0 BB: 0 P: 3	R: 0 E: 0 K: 2 S: 7	H: 0 LOB: 0 BB: 0 P: 7	R: 0 E: 0 K: 0 S: 3	H: 0 LOB: 1 BB: 1 P: 7	R: 0 E: 0 K: 2 S: 6	H: 1 LOB: 1 BB: 0 P: 6	R: 0 E: 0 K: 1 S: 7	H: 2 LOB: 2 BB: 0 P: 7	R: 2 E: 0 K: 0 S: 6	H: 3 LOB: 1 BB: 0 P: 6	R: 1 E: 0 K: 0 S: 4	H: 1 LOB: 0 BB: 0 P: 4	1B: 7 2B: 0 3B: 0 HR: 2	SF: 0 SAC: 0 DP: 0 HBP: 0	WP: 0 PA: 37 PB: 0 SB: 0 CS: 0
PITCHER	IP WLS BF H R ER SO BB IBB HBP BLK WP HR S P ERA WHIP																		
Vern Rühle, R ERA: 3.0 (1, 1)	6.1 W 25 5 0 0 7 1 0 0 0 0 0 0 38 42 0.00 0.947																		
Tom Waddell, R ERA: 6.75 (7, 1)	2.2 S 12 4 3 3 0 0 0 0 0 0 0 2 12 12 10.12 1.500																		

Batter	1	2	3	4	5	6	7	8	9	AB	R	H	RBI	BB	SO	LOB	BOTTOM		
Brett Butler, L OBP: 0.320, SLG: 0.364 (1, 8)										4	3	3	0	0	0	1	Baltimore Orioles @ Cleveland Indians Cleveland Municipal Stadium, Cleveland, OH Tue Apr 16 1985, 3:33 AM EST Att. 4,220 - Unknown livebaseballscorecards.com		
Julio Franco, R OBP: 0.615, SLG: 0.684 (1, 6)										1	0	1	3	1	0	0			
Mel Hall, L OBP: 0.263, SLG: 0.294 (1, 7)										3	0	0	1	0	1	2			
Pat Tabler, R OBP: 0.346, SLG: 0.364 (1, 10)										4	0	2	0	0	0	3			
George Vukovich, L OBP: 0.333, SLG: 0.350 (1, 9)										4	0	1	0	0	1	2			
Mike Hargrove, L OBP: 0.273, SLG: 0.333 (1, 3)										3	1	1	0	0	0	0			
Brook Jacoby, R OBP: 0.280, SLG: 0.227 (1, 5)										3	0	2	0	1	0	0			
Jerry Willard, L OBP: 0.333, SLG: 0.250 (1, 2)										4	0	0	0	0	0	5			
Tony Bernazard, S OBP: 0.231, SLG: 0.182 (1, 4)										1	1	0	0	1	1	0			
Mike Fischlin, R OBP: 0.400, SLG: 0.500 (7, 4)										0	1	0	1	1	0	0			
Inning Stats	R: 1 E: 1 K: 0 S: 5	H: 3 LOB: 1 BB: 0 P: 5	R: 0 E: 0 K: 0 S: 3	H: 0 LOB: 0 BB: 0 P: 3	R: 1 E: 1 K: 1 S: 7	H: 1 LOB: 1 BB: 0 P: 7	R: 0 E: 0 K: 0 S: 4	H: 1 LOB: 1 BB: 0 P: 4	R: 1 E: 0 K: 0 S: 3	H: 1 LOB: 1 BB: 2 P: 11	R: 0 E: 0 K: 2 S: 9	H: 1 LOB: 1 BB: 1 P: 13	R: 2 E: 0 K: 0 S: 5	H: 2 LOB: 1 BB: 0 P: 5	R: 1 E: 0 K: 0 S: 4	H: 1 LOB: 1 BB: 0 P: 4	1B: 9 2B: 0 3B: 1 HR: 0	SF: 3 SAC: 3 DP: 3 HBP: 0	WP: 0 PA: 37 PB: 0 SB: 0 CS: 0
PITCHER	IP WLS BF H R ER SO BB IBB HBP BLK WP HR S P ERA WHIP																		
Dennis Martinez, R ERA: 5.4 (1, 1)	5.0 L 23 7 3 3 1 2 1 1 0 0 0 0 23 31 5.40 1.800																		
Tippy Martinez, L ERA: (6, 1)	2.0 9 1 2 0 2 1 1 0 0 0 0 0 11 19 0.00 1.000																		
Nate Snell, R ERA: 3.86 (8, 1)	1.0 5 2 1 1 0 0 0 0 0 0 0 0 5 5 9.00 2.000																		

Batter	1	2	3	4	5	6	7	8	9	AB	R	H	RBI	BB	SO	LOB	TOP									
Dan Ford, R OBP: 0.235, SLG: 0.294 (1, 10)										6	0	2	0	0	0	3	Baltimore Orioles @ Cleveland Indians Cleveland Municipal Stadium, Cleveland, OH Wed Apr 17 1985, 3:33 AM EST Att. 4,315 - Unknown livebaseballscorecards.com									
Wayne Gross, L OBP: 0.500, SLG: 0.500 Fritzie Connally, R OBP: 0.625, SLG: 0.667 (1, 5) (9, PH) (9, 5)										3	1	1	0	2	0	5										
Cal Ripken Jr., R OBP: 0.355, SLG: 0.333 (1, 6)										6	0	0	1	0	1	7										
Eddie Murray, S OBP: 0.433, SLG: 0.667 (1, 3)										5	1	1	0	0	0	3										
Fred Lynn, L OBP: 0.467, SLG: 0.385 (1, 8)										4	2	3	0	1	1	0										
John Lowenstein, L OBP: 0.235, SLG: 0.133 Gary Roenicke, R OBP: 0.273, SLG: 0.556 (1, 7) (5, PH) (5, 7)										2	0	1	0	0	0	1										
Larry Sheets, L OBP: 0.250, SLG: 0.500 Mike Young, S OBP: 0.269, SLG: 0.227 (1, 9) (8, PH) (8, 9)										3	0	1	2	1	1	2										
Lenn Sakata, R OBP: 0.188, SLG: 0.133 (1, 4)										5	1	1	0	0	0	6										
Rick Dempsey, R OBP: 0.385, SLG: 0.391 (1, 2)										4	1	1	0	1	0	3										
Inning Stats	R: 0 E: 0 K: 0 S: 3	H: 1 LOB: 0 BB: 0 P: 3	R: 1 E: 0 K: 0 S: 6	H: 3 LOB: 2 BB: 0 P: 6	R: 0 E: 0 K: 1 S: 5	H: 0 LOB: 1 BB: 1 P: 9	R: 1 E: 1 K: 0 S: 6	H: 1 LOB: 3 BB: 1 P: 10	R: 1 E: 0 K: 0 S: 5	H: 2 LOB: 2 BB: 1 P: 9	R: 0 E: 0 K: 0 S: 3	H: 0 LOB: 1 BB: 1 P: 7	R: 0 E: 0 K: 2 S: 7	H: 0 LOB: 1 BB: 1 P: 11	R: 3 E: 2 K: 0 S: 8	H: 3 LOB: 3 BB: 1 P: 12		R: 0 E: 0 K: 1 S: 7	H: 2 LOB: 2 BB: 0 P: 7	1B: 12 2B: 0 3B: 0 HR: 0	SF: 1 SAC: 0 DP: 1 HBP: 0	WP: 0 PB: 0 SB: 0 CS: 0	PA: 48			
PITCHER	IP	WLS	BF	H	R	ER	SO	BB	IBB	HBP	BLK	WP	HR	S	P	ERA	WHIP									
Don Schulze, R ERA: 9.82 Mike Jeffcoat, L ERA: Jose Roman, R ERA: Dave Vonohlen, L ERA: 4.5	(1, 1)		4.1	23	7	3	2	1	2	0	0	0	0	0	23	31	4.15	2.077								
	(5, 1)		0.1	2	0	0	0	0	1	0	0	0	0	1	5	0.00	3.000									
	(5, 1)		3.0	L	15	2	3	0	2	0	0	0	0	17	25	0.00	1.333									
	(8, 1)		1.1	8	3	0	0	1	1	0	0	0	0	9	13	0.00	3.000									

Batter	1	2	3	4	5	6	7	8	9	AB	R	H	RBI	BB	SO	LOB	BOTTOM									
Brett Butler, L OBP: 0.310, SLG: 0.320 (1, 8)										3	0	0	0	1	0	1	Baltimore Orioles @ Cleveland Indians Cleveland Municipal Stadium, Cleveland, OH Wed Apr 17 1985, 3:33 AM EST Att. 4,315 - Unknown livebaseballscorecards.com									
Julio Franco, R OBP: 0.597, SLG: 0.591 (1, 6)										3	1	0	0	1	0	2										
Joe Carter, R OBP: 0.154, SLG: 0.167 (1, 7) (5, 9)										3	1	0	0	1	0	0										
Pat Tabler, R OBP: 0.367, SLG: 0.385 (1, 10)										4	0	2	1	0	0	0										
Brook Jacoby, R OBP: 0.310, SLG: 0.360 (1, 5)										3	1	1	1	1	0	0										
Mike Hargrove, L OBP: 0.267, SLG: 0.308 (1, 3)										4	0	1	0	0	0	3										
Carmen Castillo, R OBP: 0.250, SLG: 0.250 Otis Nixon, S George Vukovich, L OBP: 0.318, SLG: 0.333 (1, 9) (5, 7) (9, PH)										2	0	2	0	0	0	0										
Chris Bando, S OBP: 0.267, SLG: 0.083 Butch Benton, R (1, 2) (7, PR) (8, 2)										2	0	1	0	1	0	1										
Mel Hall, L OBP: 0.250, SLG: 0.278 (9, PH)										1	0	0	0	0	0	1										
Mike Fischlin, R OBP: 0.429, SLG: 0.500 Jerry Willard, L OBP: 0.300, SLG: 0.222 (1, 4) (9, PH)										2	0	1	0	0	0	2										
Inning Stats	R: 2 E: 1 K: 0 S: 3	H: 1 LOB: 1 BB: 3 P: 15	R: 0 E: 0 K: 0 S: 4	H: 2 LOB: 1 BB: 0 P: 4	R: 0 E: 0 K: 0 S: 3	H: 1 LOB: 0 BB: 0 P: 3	R: 0 E: 0 K: 0 S: 4	H: 1 LOB: 1 BB: 1 P: 8	R: 0 E: 0 K: 0 S: 3	H: 0 LOB: 0 BB: 0 P: 3	R: 1 E: 0 K: 0 S: 4	H: 1 LOB: 1 BB: 0 P: 4	R: 0 E: 0 K: 0 S: 3	H: 1 LOB: 1 BB: 1 P: 7	R: 0 E: 0 K: 0 S: 3	H: 0 LOB: 0 BB: 0 P: 3	R: 0 E: 0 K: 1 S: 6	H: 1 LOB: 1 BB: 0 P: 6	1B: 7 2B: 1 3B: 0 HR: 1	SF: 0 SAC: 1 DP: 3 HBP: 0	WP: 0 PB: 0 SB: 0 CS: 2	PA: 37				
PITCHER	IP	WLS	BF	H	R	ER	SO	BB	IBB	HBP	BLK	WP	HR	S	P	ERA	WHIP									
Scott McGregor, L ERA: 3.18 Sammy Stewart, R ERA: 0.77	(1, 1)		6.1	28	7	3	2	0	5	0	0	0	0	1	23	43	2.84	1.895								
	(7, 1)		2.2	W	8	1	0	0	0	0	0	0	0	10	10	0.00	0.375									

AB 41
R 6
H 12
RBI 5
BB 6
SO 4
LOB 35



AB 30
R 3
H 8
RBI 2
BB 5
SO 1
LOB 12



Batter	1	2	3	4	5	6	7	8	9	AB	R	H	RBI	BB	SO	LOB	TOP								
Dan Ford, R OBP: 0.318, SLG: 0.300 (1, 10)	0-0 BB 1B	4-0 FC4-6 BB		4-0 1B BB	0-0 4-3			0-0 F9		3	1	1	0	2	0	1									
Wayne Gross, L OBP: 0.480, SLG: 0.474 (6, PH) Floyd Rayford, R (6, 5)	0-0 F6	0-0 FC4-6		0-0 1B	0-0 5-3			0-0 5-3		3	0	1	0	0	0	4									
Cal Ripken Jr., R OBP: 0.389, SLG: 0.379 (1, 6)	0-0 F8		0-0 1B	0-0 1B	0-0 1B			0-0 F9		5	0	3	1	0	0	1									
Fred Lynn, L OBP: 0.486, SLG: 0.400 (1, 8)	4-0 1-2 BB		0-0 1B	0-3 G3-6-3 K	0-0 G3			0-0 1B		4	0	2	0	1	1	2									
John Lowenstein, L OBP: 0.211, SLG: 0.118 Gary Roenicke, R OBP: 0.231, SLG: 0.455 Jim Dwyer, L OBP: 0.250, SLG: 0.750 (1, 7) (4, 7) (9, PH)	0-0 F7		0-0 F5		0-0 5-3			0-0 5-3		2	0	0	0	0	0	4									
Larry Sheets, L OBP: 0.318, SLG: 0.450 Mike Young, S OBP: 0.250, SLG: 0.208 (1, 9) (7, PH) (7, 9)		0-0 F7	0-0 G3-6-3		4-0 1B HR BB			0-0 F8		2	1	0	0	1	0	2									
Lenn Sakata, R OBP: 0.200, SLG: 0.158 (1, 4)	0-0 F8		0-3 K		0-0 1-2 HR 1B			0-0 F9		4	1	1	0	0	1	0									
Fritzie Connally, R OBP: 0.500, SLG: 0.500 (1, 5) (6, 3)	0-0 1B		0-0 F8		0-0 F3			0-0 4-3		4	0	1	0	0	0	2									
Rick Dempsey, R OBP: 0.433, SLG: 0.667 (1, 2)	0-0 E6 BB		0-0 HR		1-1 2-H HR			0-0 1B		4	2	3	4	0	0	1									
Inning Stats	R: 0 E: 0 K: 0 S: 4	H: 1 LOB: 2 BB: 1 P: 8	R: 0 E: 1 K: 0 S: 5	H: 1 LOB: 3 BB: 1 P: 9	R: 0 E: 0 K: 0 S: 4	H: 2 LOB: 1 BB: 0 P: 4	R: 2 E: 0 K: 2 S: 10	H: 3 LOB: 2 BB: 1 P: 14	R: 3 E: 0 K: 0 S: 5	H: 2 LOB: 0 BB: 1 P: 9	R: 0 E: 0 K: 0 S: 3	H: 0 LOB: 0 BB: 0 P: 3	R: 0 E: 0 K: 0 S: 3	H: 0 LOB: 0 BB: 0 P: 3	R: 0 E: 0 K: 0 S: 4	H: 1 LOB: 1 BB: 0 P: 4	R: 0 E: 0 K: 0 S: 4	H: 2 LOB: 1 BB: 0 P: 4	1B: 10 2B: 1 3B: 0 HR: 2	SF: 0 SAC: 0 DP: 2 HBP: 0	WP: 0 PB: 0 SB: 0 CS: 0	PA: 42			
PITCHER	IP	WLS	BF	H	R	ER	SO	BB	IBB	HBP	BLK	WP	HR	S	P	ERA	WHIP								
Bert Blyleven, R ERA: 5.65 (1, 1)	3.2		21	7	2	2	1	3	0	0	0	0	1	20	32	4.91	2.727								
Jamie Easterly, L ERA: 13.5 (4, 1)	1.1	L	7	2	3	3	1	1	0	0	0	0	1	8	12	20.25	2.250								
Dave Vonohien, L ERA: 2.57 (6, 1)	3.0	W	12	3	0	0	0	0	0	0	0	0	0	12	12	0.00	1.000								
Tom Waddell, R ERA: 6.1 (9, 1)	1.0		2	0	0	0	0	0	0	0	0	0	0	2	2	0.00	0.000								

Baltimore Orioles @ Cleveland Indians
Cleveland Municipal Stadium, Cleveland, OH
Thu Apr 18 1985, 3:33 AM EST
Att: 5,013 - Unknown

AB 38
R 5
H 12
RBI 5
BB 4
SO 2
LOB 21



Batter	1	2	3	4	5	6	7	8	9	AB	R	H	RBI	BB	SO	LOB	BOTTOM								
Brett Butler, L OBP: 0.324, SLG: 0.333 (1, 8)	0-0 2B 5-3 1B	0-0 G6-3		0-0 F8	0-0 1-2 2-H 1B			0-0 B3		5	1	2	1	0	0	2									
Julio Franco, R OBP: 0.500, SLG: 0.704 (1, 6)	0-0 1-3 2B		0-0 1B	0-0 PO 1B	0-0 F3			0-0 6-3 HR 2B		5	2	4	0	0	0	2									
Mel Hall, L OBP: 0.280, SLG: 0.273 (1, 7)	0-3 K		4-0 1-2 2B BB	0-0 1-2 1B				0-0 G3		4	1	1	0	1	1	3									
Pat Tabler, R OBP: 0.400, SLG: 0.516 (1, 3)	0-0 5-3		0-0 2B 1B	0-0 PO	0-0 E6 1B 2B			0-0 G6-3 1B		5	3	3	4	0	0	1									
George Vukovich, L OBP: 0.296, SLG: 0.308 (1, 9)	0-0 3-H 3-1		0-0 L6		0-0 2B E 1B			0-0 G6-3		5	1	1	0	0	0	4									
Joe Carter, R OBP: 0.233, SLG: 0.393 (1, 10)		0-0 1B FC4-6 1B	0-3 K		0-0 E6 1B 2B			0-0 HR		4	3	3	2	0	1	2									
Brook Jacoby, R OBP: 0.333, SLG: 0.414 (1, 5)		0-0 FC4-6 1B	0-0 1-3 1B	0-0 1-1 2-H 2B	0-0 5-3			0-0 5-3		4	0	2	2	0	0	1									
Chris Bando, S OBP: 0.211, SLG: 0.063 (1, 2)		0-0 FC4-6 1B	0-0 5-3		0-0 5-3			0-0 6-3		4	0	0	1	0	0	3									
Tony Bernazard, S OBP: 0.267, SLG: 0.231 Butch Benton, R ERA: 2.54 (5, PH) Mike Fischlin, R OBP: 0.375, SLG: 0.429 (6, 4)		0-0 G6-3 1B	0-0 6-3		0-0 1B IBB			0-0 G1-4-3		2	0	1	0	0	0	0									
Inning Stats	R: 1 E: 0 K: 1 S: 7	H: 2 LOB: 1 BB: 0 P: 7	R: 1 E: 0 K: 0 S: 5	H: 3 LOB: 1 BB: 0 P: 5	R: 3 E: 0 K: 1 S: 8	H: 3 LOB: 1 BB: 1 P: 12	R: 0 E: 0 K: 0 S: 4	H: 2 LOB: 1 BB: 0 P: 4	R: 3 E: 2 K: 0 S: 7	H: 3 LOB: 2 BB: 1 P: 11	R: 0 E: 0 K: 0 S: 3	H: 1 LOB: 0 BB: 0 P: 3	R: 1 E: 0 K: 0 S: 4	H: 1 LOB: 0 BB: 0 P: 4	R: 2 E: 0 K: 0 S: 5	H: 2 LOB: 0 BB: 0 P: 5	1B: 11 2B: 4 3B: 0 HR: 2	SF: 0 SAC: 0 DP: 2 HBP: 0	WP: 0 PB: 0 SB: 0 CS: 0	PA: 42					
PITCHER	IP	WLS	BF	H	R	ER	SO	BB	IBB	HBP	BLK	WP	HR	S	P	ERA	WHIP								
Storm Davis, R ERA: 8.31 (1, 1)	2.2		16	8	5	5	2	1	0	0	0	0	0	9	23	16.88	3.375								
Nate Snell, R ERA: 2.54 (3, 1)	1.2	L	9	4	3	0	0	0	0	0	0	0	0	9	9	0.00	2.400								
Tippy Martinez, L ERA: 1.35 (5, 1)	2.2		11	3	1	1	0	0	1	0	0	0	1	10	14	3.38	1.125								
Don Aase, R ERA: 6.75 (8, 1)	1.0		5	2	2	2	0	0	0	0	0	0	1	5	5	18.00	2.000								

Baltimore Orioles @ Cleveland Indians
Cleveland Municipal Stadium, Cleveland, OH
Thu Apr 18 1985, 3:33 AM EST
Att: 5,013 - Unknown

AB 39
R 11
H 17
RBI 10
BB 2
SO 2
LOB 18



Batter	1	2	3	4	5	6	7	8	9	AB	R	H	RBI	BB	SO	LOB	TOP			
Otis Nixon, S (1, 7) <small>OBP: 0.500, SLG: 0.500</small>										4	0	3	0	0	0	0	Cleveland Indians @ New York Yankees Yankee Stadium, Bronx, NY Fri Apr 19 1985, 6:05 PM EST Att: 21,229 - Unknown			
Brett Butler, L (1, 8) <small>OBP: 0.342, SLG: 0.333</small>										3	1	1	0	1	1	2				
Julio Franco, R (1, 6) <small>OBP: 0.564, SLG: 0.742</small>										4	1	1	2	0	1	1				
Pat Tabler, R (1, 3) <small>OBP: 0.410, SLG: 0.514</small>										4	0	2	0	0	0	0				
Brook Jacoby, R (1, 5) <small>OBP: 0.297, SLG: 0.364</small>										4	0	0	0	0	0	2				
Carmen Castillo, R (1, 10) <small>OBP: 0.182, SLG: 0.182</small> Mel Hall, L (9, PH) <small>OBP: 0.269, SLG: 0.261</small>										3	0	0	0	0	1	1				
George Vukovich, L (1, 9) <small>OBP: 0.258, SLG: 0.267</small>										4	0	0	0	0	1	2				
Butch Benton, R (1, 2) <small>OBP: 0.222, SLG: 0.125</small>										3	0	1	0	0	1	0				
Mike Fischlin, R (1, 4) <small>OBP: 0.273, SLG: 0.300</small>										3	0	0	0	0	0	1				
Inning Stats	R: 2 E: 0 K: 0 S: 5	H: 3 LOB: 0 BB: 0 P: 5	R: 0 E: 0 K: 2 S: 7	H: 0 LOB: 0 BB: 1 P: 7	R: 0 E: 0 K: 0 S: 3	H: 1 LOB: 1 BB: 0 P: 4	R: 0 E: 0 K: 2 S: 4	H: 1 LOB: 1 BB: 0 P: 8	R: 0 E: 0 K: 1 S: 5	H: 0 LOB: 0 BB: 0 P: 5	R: 0 E: 0 K: 0 S: 4	H: 1 LOB: 1 BB: 0 P: 4	R: 0 E: 0 K: 0 S: 3	H: 1 LOB: 0 BB: 0 P: 3	R: 0 E: 0 K: 1 S: 6	H: 1 LOB: 1 BB: 0 P: 6	1B: 7 2B: 1 3B: 0 HR: 1	SF: 0 SAC: 0 DP: 1 HBP: 0	WP: 0 PB: 0 SB: 0 CS: 1	PA: 34
PITCHER	IP WLS BF H R ER SO BB IBB HBP BLK WP HR S P ERA WHIP	IP WLS BF H R ER SO BB IBB HBP BLK WP HR S P ERA WHIP																		
Ron Guidry, L (1, 1) <small>ERA: 1.8</small> Joe Cowley, R (9, 1) <small>ERA: 4.75</small>	8.0 L 30 7 2 2 5 1 0 0 0 0 1 39 43 2.25 1.000	1.0 4 1 0 0 1 0 0 0 0 0 0 0 6 6 0.00 1.000																		

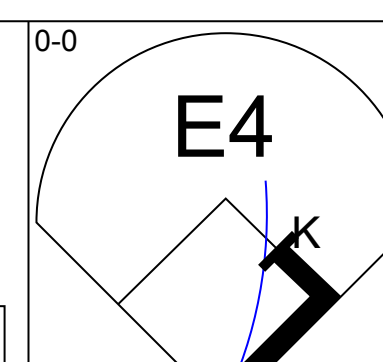
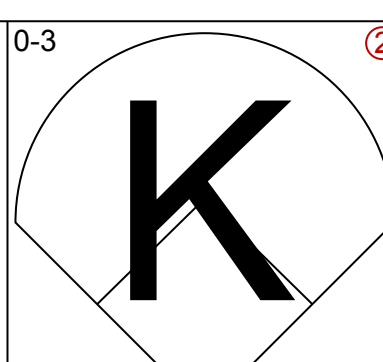
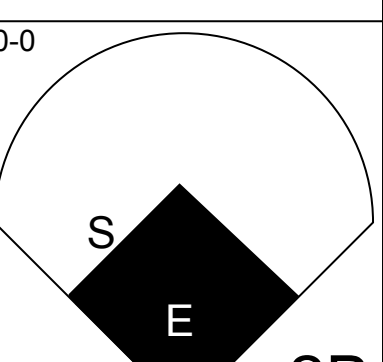
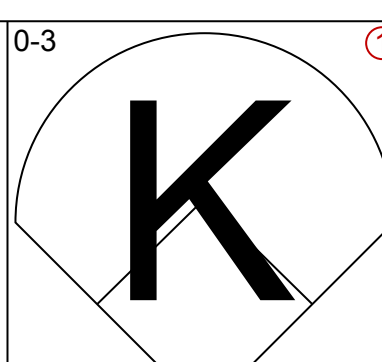
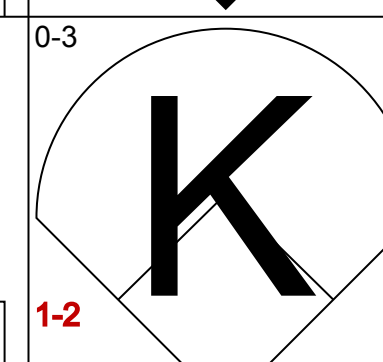
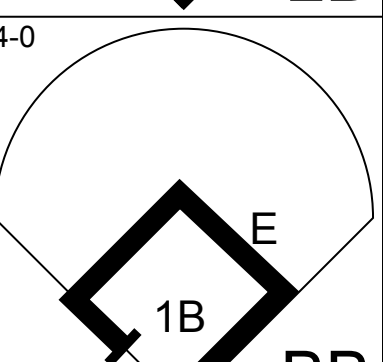
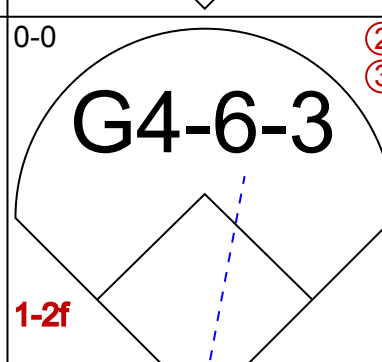
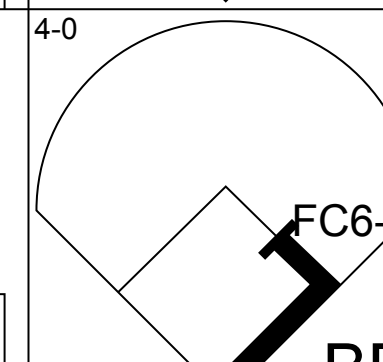
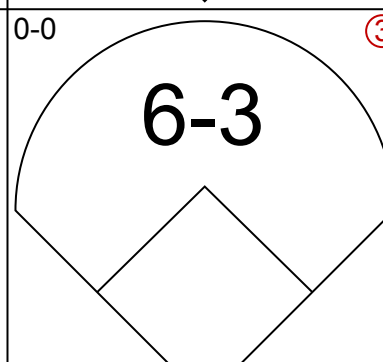
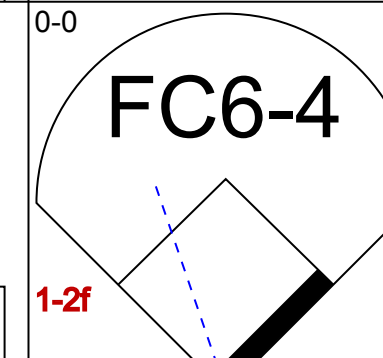
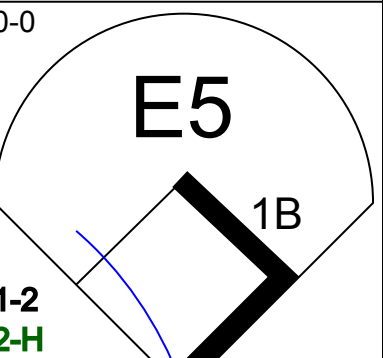


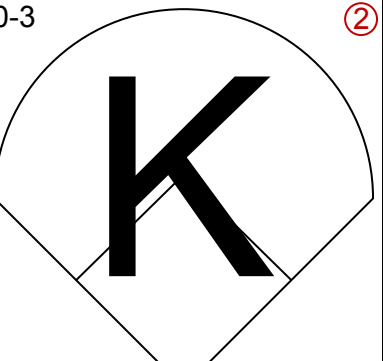


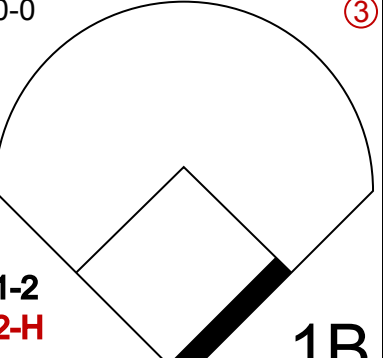









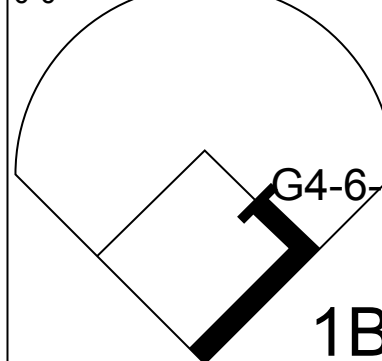
AB	33
R	2
H	8
RBI	2
BB	1
SO	6
LOB	10

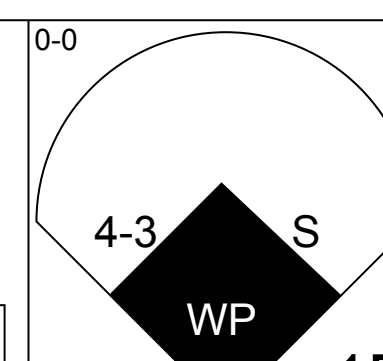

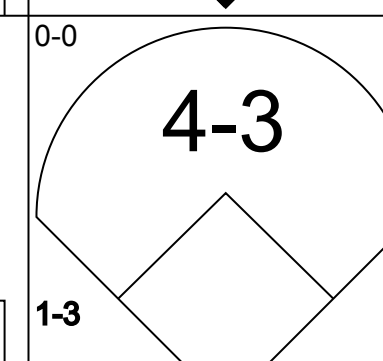
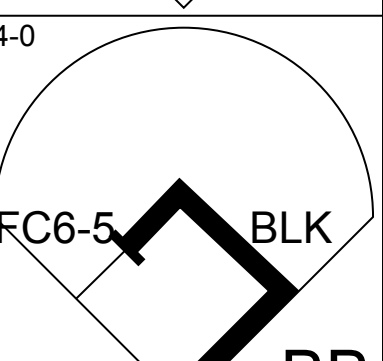

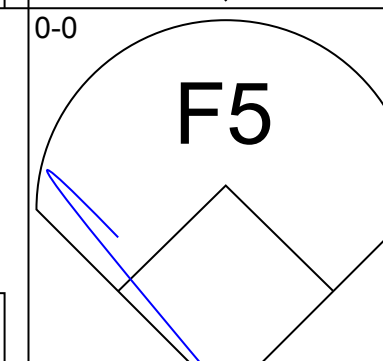
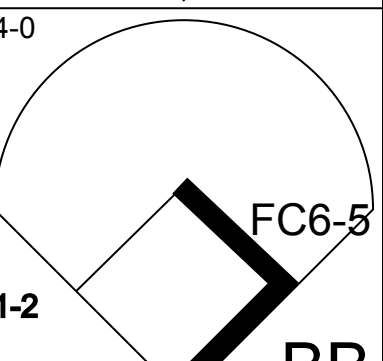

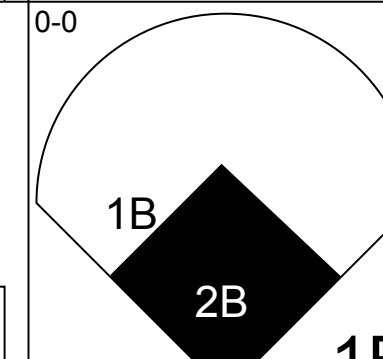
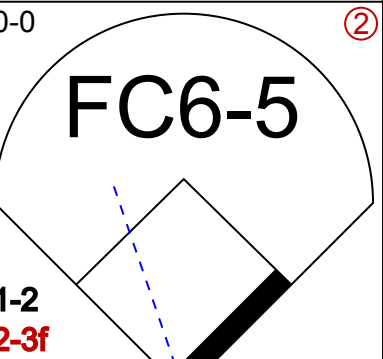

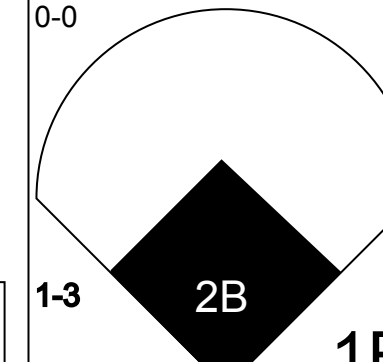
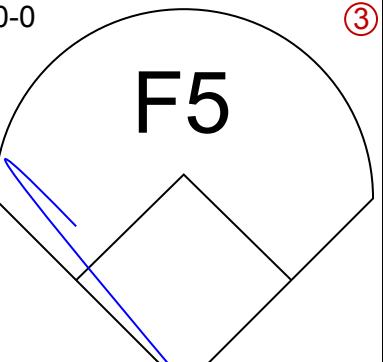

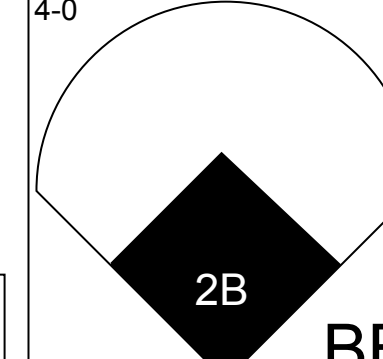


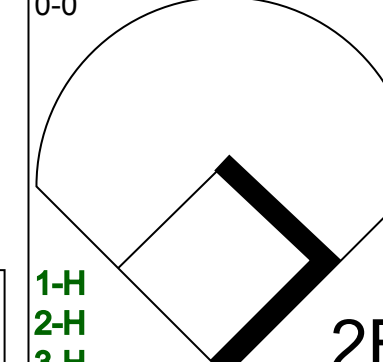


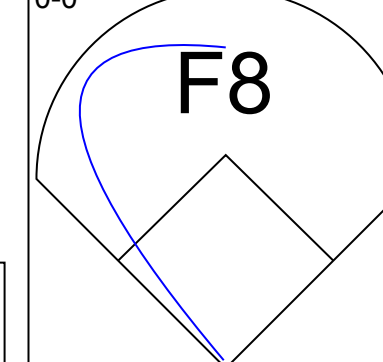







Batter	1	2	3	4	5	6	7	8	9	AB	R	H	RBI	BB	SO	LOB	BOTTOM			
Bobby Meacham, S (1, 6) <small>OBP: 0.419, SLG: 0.370</small>										4	1	1	0	0	1	2	Cleveland Indians @ New York Yankees Yankee Stadium, Bronx, NY Fri Apr 19 1985, 6:05 PM EST Att: 21,229 - Unknown			
Juan Bonilla, R (1, 4) <small>OBP: 0.250, SLG: 0.250</small>										4	0	1	1	0	0	2				
Don Mattingly, L (1, 3) <small>OBP: 0.297, SLG: 0.471</small>										4	0	1	0	0	0	1				
Dave Winfield, R (1, 9) <small>OBP: 0.382, SLG: 0.571</small>										4	0	0	0	0	0	2				
Don Baylor, R (1, 10) <small>OBP: 0.400, SLG: 0.481</small>										4	0	1	0	0	0	0				
Bill Sample, R (1, 7) <small>OBP: 0.308, SLG: 0.250</small>										4	0	1	0	0	0	1				
Dale Berra, R (1, 5) <small>OBP: 0.348, SLG: 0.435</small> Ron Hassey, L (9, PH)										3	0	2	0	0	0	1				
Butch Wynegar, S (1, 2) <small>OBP: 0.355, SLG: 0.464</small> Omar Moreno, L (9, PR) <small>OBP: 0.167, SLG: 0.167</small>										0	0	0	0	0	0	0				
Henry Cotto, R (1, 8) <small>OBP: 0.357, SLG: 0.385</small> Scott Bradley, L (9, PH)										3	0	1	0	0	0	2				
Inning Stats	R: 1 E: 1 K: 0 S: 4	H: 2 LOB: 0 BB: 0 P: 4	R: 0 E: 0 K: 0 S: 4	H: 1 LOB: 2 BB: 1 P: 8	R: 0 E: 0 K: 0 S: 4	H: 1 LOB: 1 BB: 0 P: 4	R: 0 E: 0 K: 0 S: 4	H: 1 LOB: 1 BB: 0 P: 4	R: 0 E: 0 K: 0 S: 5	H: 2 LOB: 2 BB: 0 P: 5	R: 0 E: 0 K: 0 S: 3	H: 0 LOB: 0 BB: 0 P: 3	R: 0 E: 0 K: 0 S: 4	H: 1 LOB: 1 BB: 0 P: 4	R: 0 E: 0 K: 0 S: 4	H: 1 LOB: 1 BB: 0 P: 4	1B: 6 2B: 3 3B: 0 HR: 0	SF: 0 SAC: 0 DP: 1 HBP: 0	WP: 0 PB: 0 SB: 0 CS: 0	PA: 36
PITCHER	IP WLS BF H R ER SO BB IBB HBP BLK WP HR S P ERA WHIP	IP WLS BF H R ER SO BB IBB HBP BLK WP HR S P ERA WHIP																		
Neal Heaton, L (1, 1) <small>ERA: 0.59</small> Tom Waddell, R (8, 1) <small>ERA: 5.25</small>	7.1 W 30 8 1 0 0 1 0 0 0 0 0 31 35 0.00 1.227	1.2 S 6 1 0 0 0 0 0 0 0 0 0 6 6 0.00 0.600																		

AB	35
R	1
H	9
RBI	1
BB	1
SO	1
LOB	14



Batter	1	2	3	4	5	6	7	8	9	AB R H RBI BB SO LOB	TOP				
Otis Nixon, S <small>OBP: 0.364, SLG: 0.455</small> 										5 1 1 0 0 3 3	Cleveland Indians @ New York Yankees Yankee Stadium, Bronx, NY Sat Apr 20 1985, 3:33 AM EST Att: 20,188 - Unknown AB 33 R 2 H 7 RBI 2 BB 5 SO 6 LOB 21				
Brett Butler, L <small>OBP: 0.348, SLG: 0.351</small> 									4 0 1 0 1 1 4						
Mel Hall, L <small>OBP: 0.287, SLG: 0.231</small> 									3 0 0 0 1 1 3						
Pat Tabler, R <small>OBP: 0.395, SLG: 0.487</small> 									4 0 1 1 0 0 2						
Brook Jacoby, R <small>OBP: 0.268, SLG: 0.324</small> 									4 0 0 0 0 1 3						
George Vukovich, L <small>OBP: 0.257, SLG: 0.265</small> 									4 0 1 0 0 0 1						
Chris Bando, S <small>OBP: 0.261, SLG: 0.056</small> 									2 0 0 0 2 0 0						
Tony Bernazard, S <small>OBP: 0.368, SLG: 0.500</small> 									3 1 2 1 1 0 0						
Mike Fischlin, R <small>OBP: 0.214, SLG: 0.231</small> Butch Benton, R <small>OBP: 0.300, SLG: 0.222</small> 									3 0 0 0 0 0 5 1 0 1 0 0 0 0						
Inning Stats <small>R: 0 H: 0 E: 1 K: 1 S: 5</small>	<small>R: 0 H: 0 E: 0 K: 0 S: 3</small>	<small>R: 0 H: 0 E: 0 K: 0 S: 3</small>	<small>R: 1 H: 2 E: 0 K: 1 S: 7</small>	<small>R: 0 H: 1 E: 0 K: 0 S: 4</small>	<small>R: 1 H: 2 E: 1 K: 1 S: 7</small>	<small>R: 0 H: 1 E: 0 K: 1 S: 6</small>	<small>R: 0 H: 0 E: 0 K: 1 S: 5</small>	<small>R: 0 H: 0 E: 0 K: 0 S: 3</small>	<small>R: 0 H: 1 E: 0 K: 1 S: 5</small>	<small>1B: 4 SF: 0 2B: 2 SAC: 0 3B: 0 DP: 1 HR: 1 HBP: 0</small>	<small>WP: 0 PA: 38</small>				
PITCHER Phil Niekro, R <small>ERA: 4.32</small> Bob Shirley, L <small>ERA: 3.86</small> Dave Righetti, L <small>ERA: 1.00</small>	<small>IP: 5.0 WLS: 24 BF: 5 R: 2 ER: 2 SO: 3</small>		<small>BB: 4 IBB: 0 HBP: 0 BLK: 0 WP: 0 HR: 1 S: 26 P: 42</small>		<small>ERA: 3.60 WHIP: 1.800</small>	<small>IP: 3.0 WLS: 11 BF: 1 R: 0 ER: 0 SO: 2</small>		<small>BB: 1 IBB: 0 HBP: 0 BLK: 0 WP: 0 HR: 0 S: 14 P: 18</small>		<small>ERA: 0.00 WHIP: 0.667</small>	<small>IP: 1.0 WLS: 3 BF: 1 R: 0 ER: 0 SO: 1</small>		<small>BB: 0 IBB: 0 HBP: 0 BLK: 0 WP: 0 HR: 0 S: 5 P: 5</small>		<small>ERA: 0.00 WHIP: 1.000</small>

Batter	1	2	3	4	5	6	7	8	9	AB R H RBI BB SO LOB	BOTTOM
Omar Moreno, L <small>OBP: 0.250, SLG: 0.250</small> 										4 2 2 0 0 1 0	Cleveland Indians @ New York Yankees Yankee Stadium, Bronx, NY Sat Apr 20 1985, 3:33 AM EST Att: 20,188 - Unknown AB 31 R 5 H 9 RBI 4 BB 3 SO 3 LOB 12
Bobby Meacham, S <small>OBP: 0.412, SLG: 0.345</small> 									2 0 0 0 1 0 1		
Don Mattingly, L <small>OBP: 0.282, SLG: 0.459</small> 									3 0 1 1 1 0 0		
Dave Winfield, R <small>OBP: 0.368, SLG: 0.531</small> 									4 1 1 0 0 0 3		
Don Baylor, R <small>OBP: 0.385, SLG: 0.452</small> 									4 1 1 0 0 0 3		
Ken Griffey, L <small>OBP: 0.448, SLG: 0.538</small> 									3 1 1 0 1 0 0		
Mike Pagliarulo, L <small>OBP: 0.417, SLG: 0.500</small> 									4 0 2 3 0 1 1		
Butch Wynegar, S <small>OBP: 0.343, SLG: 0.438</small> 									4 0 1 0 0 0 2		
Juan Bonilla, R <small>OBP: 0.143, SLG: 0.143</small> 									3 0 0 0 0 1 2		
Inning Stats <small>R: 4 H: 4 E: 0 K: 0 S: 7</small>	<small>R: 0 H: 0 E: 0 K: 0 S: 3</small>	<small>R: 0 H: 0 E: 0 K: 0 S: 3</small>	<small>R: 0 H: 0 E: 0 K: 0 S: 3</small>	<small>R: 0 H: 1 E: 0 K: 2 S: 8</small>	<small>R: 0 H: 0 E: 0 K: 1 S: 5</small>	<small>R: 0 H: 2 E: 0 K: 0 S: 4</small>	<small>R: 1 H: 2 E: 0 K: 0 S: 5</small>	<small>R: 0 H: 0 E: 0 K: 0 S: 3</small>	<small>1B: 7 SF: 0 2B: 1 SAC: 1 3B: 1 DP: 0 HR: 0 HBP: 0</small>	<small>WP: 1 PA: 35</small>	
PITCHER Jose Roman, R <small>ERA: 4.0</small> Mike Jeffcoat, L <small>ERA: 1.8</small>	<small>IP: 5.0 WLS: 23 BF: 5 R: 4 ER: 4 SO: 3</small>		<small>BB: 3 IBB: 0 HBP: 0 BLK: 0 WP: 0 HR: 0 S: 26 P: 38</small>		<small>ERA: 7.20 WHIP: 1.600</small>	<small>IP: 3.0 WLS: 12 BF: 4 R: 1 ER: 1 SO: 0</small>		<small>BB: 0 IBB: 0 HBP: 0 BLK: 0 WP: 0 HR: 0 S: 12 P: 12</small>		<small>ERA: 3.00 WHIP: 1.333</small>	

Batter	1	2	3	4	5	6	7	8	9	AB	R	H	RBI	BB	SO	LOB	TOP									
Otis Nixon, S OBP: 0.333, SLG: 0.400 (1, 7)	F7		K		F9		L4-6			4	0	1	1	0	1	2	Cleveland Indians @ New York Yankees Yankee Stadium, Bronx, NY Sun Apr 21 1985, 3:33 AM EST Att: 34,443 - Unknown livebaseballscorecards.com									
Brett Butler, L OBP: 0.340, SLG: 0.366 (1, 8)	F7		B1-3			4-3	L4-6			4	1	1	0	0	0	1										
Julio Franco, R OBP: 0.535, SLG: 0.686 (1, 6)	1B			F9		4-3		K		4	0	1	0	0	1	1										
Mel Hall, L OBP: 0.265, SLG: 0.207 (1, 10)	G3-4-3			F7		1B	BB	F7		3	0	0	0	1	0	1										
Pat Tabler, R OBP: 0.383, SLG: 0.465 (1, 3)		4-3		6-3		1-2	1B	F6		4	0	1	1	0	0	0										
George Vukovich, L OBP: 0.231, SLG: 0.237 (1, 9)	6-3			F7		K		F8		4	0	0	0	0	1	2										
Brook Jacoby, R OBP: 0.289, SLG: 0.341 (1, 5)	F2			2B	1B	L6		FC4-6	1B	4	0	2	0	0	0	2										
Jerry Willard, L OBP: 0.357, SLG: 0.333 (1, 2)			F8		1B	2B	SH3-4	FC4-6	1B	3	1	1	0	1	0	1										
Tony Bernazard, S OBP: 0.429, SLG: 0.722 Mike Fischlin, R OBP: 0.200, SLG: 0.214 (7, 4)	HR			2-3	1B	SH3-4		F8		2	1	2	1	0	0	0										
Inning Stats	R: 0 E: 0 K: 0 S: 4	H: 1 LOB: 1 BB: 0 P: 4	R: 0 E: 0 K: 0 S: 3	H: 0 LOB: 0 BB: 0 P: 3	R: 1 E: 0 K: 1 S: 6	H: 1 LOB: 0 BB: 0 P: 6	R: 0 E: 0 K: 0 S: 3	H: 0 LOB: 0 BB: 0 P: 3	R: 0 E: 0 K: 0 S: 5	H: 3 LOB: 2 BB: 0 P: 5	R: 1 E: 0 K: 0 S: 7	H: 2 LOB: 2 BB: 1 P: 11	R: 1 E: 0 K: 0 S: 3	H: 1 LOB: 0 BB: 1 P: 7	R: 0 E: 0 K: 1 S: 5	H: 0 LOB: 0 BB: 0 P: 5	R: 0 E: 0 K: 0 S: 4	H: 1 LOB: 1 BB: 0 P: 4	1B: 6 2B: 3 3B: 0 HR: 1	SF: 0 SAC: 1 DP: 1 HBP: 0	WP: 0 PB: 0 CS: 0	PA: 36				
PITCHER	IP	WLS	BF	H	R	ER	SO	BB	IBB	HBP	BLK	WP	HR	S	P	ERA	WHIP									
Ed Whitson, R ERA: 4.61 Rich Bordi, R ERA: 1.04	(1, 1)	5.1	L	23	7	2	2	1	1	0	0	0	0	1	24	28	3.38	1.500								
(6, 1)	3.2		13	2	1	1	2	1	0	0	0	0	0	0	16	20	2.46	0.818								

Batter	1	2	3	4	5	6	7	8	9	AB	R	H	RBI	BB	SO	LOB	BOTTOM								
Omar Moreno, L OBP: 0.211, SLG: 0.211 Bill Sample, R OBP: 0.286, SLG: 0.231 Henry Cotto, R OBP: 0.357, SLG: 0.385 (8, PH)	F6		F7		3-1			4-3		3	0	0	0	0	0	0	Cleveland Indians @ New York Yankees Yankee Stadium, Bronx, NY Sun Apr 21 1985, 3:33 AM EST Att: 34,443 - Unknown livebaseballscorecards.com								
Scott Bradley, L OBP: 0.333, SLG: 0.424 (8, PH)	F8		F5			F5		K		3	0	0	0	0	0	0									
Don Mattingly, L OBP: 0.302, SLG: 0.450 (1, 3)	1B		F8			1-3		2B	1B	3	0	1	0	1	0	0									
Dave Winfield, R OBP: 0.357, SLG: 0.500 (1, 9)	1B			5-3		F9		F7		4	0	1	0	0	0	1									
Ron Hassey, L OBP: 0.667, SLG: 0.667 Don Baylor, R OBP: 0.366, SLG: 0.424 (7, PH)	2B			1B		F7		F9		2	0	2	0	0	0	0									
Ken Griffey, L OBP: 0.455, SLG: 0.600 (1, 7)	2B			F4		G3		K		4	0	2	0	0	0	1									
Mike Pagliarulo, L OBP: 0.357, SLG: 0.417 Dale Berra, R OBP: 0.360, SLG: 0.440 (8, 5)	L3			G3		1B		K		2	0	1	0	0	1	2									
Bobby Meacham, S OBP: 0.378, SLG: 0.313 (1, 6)	F9			4-3		F4				3	0	0	0	0	0	3									
Juan Bonilla, R OBP: 0.100, SLG: 0.100 (1, 4)	F8			K				F9		3	0	0	0	0	1	2									
Inning Stats	R: 0 E: 0 K: 0 S: 3	H: 1 LOB: 2 BB: 1 P: 7	R: 0 E: 0 K: 0 S: 5	H: 2 LOB: 0 BB: 0 P: 5	R: 0 E: 0 K: 0 S: 3	H: 0 LOB: 0 BB: 0 P: 3	R: 0 E: 0 K: 0 S: 4	H: 1 LOB: 1 BB: 0 P: 4	R: 0 E: 0 K: 1 S: 5	H: 0 LOB: 0 BB: 0 P: 5	R: 0 E: 0 K: 0 S: 3	H: 0 LOB: 0 BB: 0 P: 3	R: 0 E: 0 K: 0 S: 4	H: 1 LOB: 1 BB: 0 P: 4	R: 0 E: 0 K: 1 S: 5	H: 0 LOB: 2 BB: 0 P: 5	R: 0 E: 0 K: 1 S: 7	H: 2 LOB: 2 BB: 0 P: 7	1B: 5 2B: 2 3B: 0 HR: 0	SF: 0 SAC: 0 DP: 0 HBP: 0	WP: 0 PB: 0 CS: 0	PA: 34			
PITCHER	IP	WLS	BF	H	R	ER	SO	BB	IBB	HBP	BLK	WP	HR	S	P	ERA	WHIP								
Vern Ruhle, R ERA: 2.25 Dave Vonchlen, L ERA: 1.64 Tom Waddell, R ERA: 4.85	(1, 1)	4.0	W	16	4	0	0	0	0	0	0	0	0	15	19	0.00	1.250								
(5, 1)	4.0		14	2	0	0	2	0	0	0	0	0	0	18	18	0.00	0.500								
(9, 1)	1.0	S	4	1	0	0	1	0	0	0	0	0	0	6	6	0.00	1.000								

Batter	1	2	3	4	5	6	7	8	9	AB	R	H	RBI	BB	SO	LOB	TOP			
Lou Whitaker, L OBP: 0.435, SLG: 0.650 (1, 4)	6-3		FC6-4 1B	4-3			FC	S 1B		5	0	2	1	0	0	3	Detroit Tigers @ Cleveland Indians Cleveland Municipal Stadium, Cleveland, OH Mon Apr 22 1985, 3:33 AM EST Att: 5,667 - Unknown			
Alan Trammell, R OBP: 0.370, SLG: 0.521 (1, 6)	K		FC6-4 1-2		5-3		FC6-4 1-2	K 1-2		5	0	0	0	0	2	4				
Kirk Gibson, L OBP: 0.321, SLG: 0.370 (1, 9)	E4		F6				F7		F9	5	0	1	0	0	0	2				
Lance Parrish, R OBP: 0.286, SLG: 0.348 (1, 2)	F7		5-3				L4		B1-3	5	0	0	0	0	1	4				
Darrell Evans, L OBP: 0.344, SLG: 0.429 (1, 3)		4-3			F9		F8		F7	4	0	0	0	1	0	1				
Lary Hemdon, R OBP: 0.283, SLG: 0.302 (1, 7)	K				F8		5-3		E6 F8 E 1B	5	1	0	0	0	1	1				
Johnny Grubb, L OBP: 0.258, SLG: 0.214 Barbaro Garbey, R (8, PH)							4-3		E3 1B 1-2 1B	3	1	2	0	0	0	0				
Chet Lemon, R OBP: 0.333, SLG: 0.350 (1, 8)							K		F8	3	0	1	0	0	1	2				
Chris Pittaro, S OBP: 0.371, SLG: 0.406 Tom Brookens, R (8, PH)									F8 2-3	3	1	2	1	0	0	2				
	1-3								1B 1-3 3H 1B	1	0	1	1	0	0	0				
Inning Stats	R: 0 E: 1 K: 1 S: 6	H: 0 LOB: 1 BB: 0 P: 6	R: 0 E: 0 K: 1 S: 7	H: 2 LOB: 2 BB: 0 P: 7	R: 0 E: 0 K: 0 S: 4	H: 1 LOB: 1 BB: 0 P: 4	R: 1 E: 0 K: 0 S: 5	H: 2 LOB: 2 BB: 0 P: 6	R: 0 E: 0 K: 1 S: 5	H: 0 LOB: 0 BB: 0 P: 5	R: 1 E: 1 K: 0 S: 5	H: 1 LOB: 1 BB: 0 P: 5	R: 2 E: 2 K: 1 S: 9	H: 2 LOB: 2 BB: 0 P: 9	R: 0 E: 0 K: 0 S: 3	H: 0 LOB: 1 BB: 1 P: 7	1B: 6 2B: 2 3B: 1 HR: 0	SF: 0 SAC: 0 DP: 0 HBP: 1	WP: 0 PB: 0 SB: 2 CS: 0	PA: 42
PITCHER	IP	WLS	BF	H	R	ER	SO	BB	IBB	HBP	BLK	WP	HR	S	P	ERA	WHIP			
Don Schulte, R ERA: 6.28 (1, 1)	7.0	W	31	7	2	2	4	0	0	1	0	0	0	38	39	2.57	1.000			
Mike Jeffcoat, L ERA: 1.59 (8, 1)	0.2		6	2	2	0	0	0	0	0	0	0	0	6	6	0.00	3.000			
Tom Waddell, R ERA: 4.4 (8, 1)	1.1	S	5	0	0	0	1	1	0	0	0	0	0	6	10	0.00	0.750			

Batter	1	2	3	4	5	6	7	8	9	AB	R	H	RBI	BB	SO	LOB	BOTTOM			
Otis Nixon, S OBP: 0.316, SLG: 0.368 (1, 7)	F8		K	FC6-4 1-2						4	1	1	0	0	1	2	Detroit Tigers @ Cleveland Indians Cleveland Municipal Stadium, Cleveland, OH Mon Apr 22 1985, 3:33 AM EST Att: 5,667 - Unknown			
Brett Butler, L OBP: 0.333, SLG: 0.378 (1, 8)	F8		F9		B2-3					4	1	1	1	0	0	0				
Julio Franco, R OBP: 0.489, SLG: 0.615 (1, 6)	L8			E5 1B 1B	F6					4	1	0	1	0	0	1				
Mel Hall, L OBP: 0.289, SLG: 0.273 (1, 10)		F7		SH2-3 FC6-4 1B	F5					4	1	2	1	0	0	0				
Pat Tabler, R OBP: 0.392, SLG: 0.489 (1, 3)		PB 2B		FC6-4 SH2-3 1B						4	1	2	1	0	1	1				
Brook Jacoby, R OBP: 0.292, SLG: 0.326 (1, 5)		F8		SH2-3 1-2 2-3						2	0	0	0	1	0	1				
George Vukovich, L OBP: 0.279, SLG: 0.250 (1, 9)										2	0	1	0	2	0	1				
Jerry Willard, L OBP: 0.278, SLG: 0.250 (1, 2)										4	0	0	1	0	1	5				
Tony Bernazard, S OBP: 0.458, SLG: 0.762 Mike Fischlin, R (8, 4)										3	1	2	1	0	0	0				
	4-3									0	0	0	0	0	0	0				
Inning Stats	R: 0 E: 0 K: 0 S: 3	H: 0 LOB: 0 BB: 0 P: 3	R: 0 E: 0 K: 1 S: 6	H: 1 LOB: 2 BB: 1 P: 10	R: 0 E: 0 K: 1 S: 5	H: 0 LOB: 0 BB: 0 P: 5	R: 3 E: 1 K: 0 S: 7	H: 3 LOB: 2 BB: 1 P: 11	R: 0 E: 0 K: 0 S: 3	H: 0 LOB: 0 BB: 0 P: 3	R: 0 E: 0 K: 1 S: 4	H: 0 LOB: 0 BB: 1 P: 8	R: 3 E: 0 K: 0 S: 7	H: 4 LOB: 1 BB: 0 P: 7	R: 0 E: 0 K: 0 S: 3	H: 1 LOB: 0 BB: 0 P: 3	1B: 5 2B: 4 3B: 0 HR: 0	SF: 0 SAC: 1 DP: 1 HBP: 0	WP: 0 PB: 1 SB: 0 CS: 1	PA: 35
PITCHER	IP	WLS	BF	H	R	ER	SO	BB	IBB	HBP	BLK	WP	HR	S	P	ERA	WHIP			
Jack Morris, R ERA: 2.76 (1, 1)	6.2	L	31	8	6	3	3	1	2	0	0	0	0	34	46	4.05	1.350			
Aurelio Lopez, R ERA: 4.22 (7, 1)	0.1		1	0	0	0	0	0	0	0	0	0	0	1	1	0.00	0.000			
Doug Bair, R ERA: 5.4 (8, 1)	1.0		3	1	0	0	0	0	0	0	0	0	0	3	3	0.00	1.000			

Batter	1	2	3	4	5	6	7	8	9	AB	R	H	RBI	BB	SO	LOB	TOP		
Lou Whitaker, L (1,4) OBP: 0.420, SLG: 0.614	6-3		3-1				F7			4	1	1	0	0	0	0	Detroit Tigers @ Cleveland Indians Cleveland Municipal Stadium, Cleveland, OH Tue Apr 23 1985, 3:33 AM EST Att: 7,654 - Unknown livebaseballscorecards.com		
Alan Trammell, R (1,6) OBP: 0.379, SLG: 0.510	1B		5-3				4-3			3	1	1	0	1	0	0			
Kirk Gibson, L (1,9) OBP: 0.351, SLG: 0.420	G3						6-3			4	0	3	2	0	0	0			
Lance Parrish, R (1,2) OBP: 0.264, SLG: 0.320	G3						F7			4	0	0	1	0	0	4			
Darrell Evans, L (1,3) OBP: 0.306, SLG: 0.375	F8						F8			4	0	0	0	0	0	2			
Larry Hemdon, R (1,7) OBP: 0.280, SLG: 0.298							6-3			4	1	1	0	0	0	1			
Johnny Grubb, L (1,10) OBP: 0.257, SLG: 0.219	L9						F8			4	0	1	0	0	0	1			
Chet Lemon, R (1,8) OBP: 0.327, SLG: 0.364	K						6-3			4	0	1	1	0	1	1			
Chris Pittaro, S (1,5) OBP: 0.368, SLG: 0.400							3-1			3	1	1	0	0	0	1			
Tom Brookens, R (6,5) OBP: 0.529, SLG: 0.733							3-1			1	0	0	0	0	1	0			
Inning Stats	R: 1 E: 0 K: 0 S: 5	H: 2 LOB: 1 BB: 0 P: 5	R: 0 E: 0 K: 1 S: 5	H: 0 LOB: 0 BB: 0 P: 5	R: 0 E: 0 K: 0 S: 3	H: 0 LOB: 0 BB: 0 P: 3	R: 0 E: 0 K: 0 S: 4	H: 1 LOB: 1 BB: 0 P: 4	R: 2 E: 0 K: 0 S: 6	H: 4 LOB: 2 BB: 1 P: 10	R: 1 E: 0 K: 0 S: 5	H: 2 LOB: 1 BB: 0 P: 5	R: 0 E: 0 K: 0 S: 3	H: 0 LOB: 0 BB: 0 P: 3	R: 0 E: 0 K: 1 S: 5	H: 0 LOB: 0 BB: 0 P: 5	1B: 7 2B: 2 3B: 0 HR: 0	SF: 0 SAC: 0 DP: 1 HBP: 0	WP: 0 PA: 36 PB: 0 SB: 3 CS: 0
PITCHER Bert Blyleven, R (1,1) ERA: 5.01	IP: 9.0 WLS: L BF: 36 H: 9 R: 4 ER: 4 SO: 2 BB: 1 IBB: 0 HBP: 0 BLK: 1 WP: 0 HR: 0 S: 39 P: 43 ERA: 4.00 WHIP: 1.111																		

Batter	1	2	3	4	5	6	7	8	9	AB	R	H	RBI	BB	SO	LOB	BOTTOM				
Brett Butler, L (1,8) OBP: 0.327, SLG: 0.367	3-1		G3				F7			4	0	1	0	0	0	1	Detroit Tigers @ Cleveland Indians Cleveland Municipal Stadium, Cleveland, OH Tue Apr 23 1985, 3:33 AM EST Att: 7,654 - Unknown livebaseballscorecards.com				
Carmen Castillo, R (9, FH) OBP: 0.167, SLG: 0.167							1B			1	0	0	0	0	1	1					
Julio Franco, R (1,6) OBP: 0.500, SLG: 0.619	1-3		2B				SF8			3	1	2	2	0	0	0					
Mel Hall, L (1,7) OBP: 0.341, SLG: 0.343			HBP				1B			2	0	2	1	1	0	0					
Joe Carter, R (7, FH) OBP: 0.219, SLG: 0.367	1B		2B				F3			2	0	0	0	0	1	3					
Pat Tabler, R (1,10) OBP: 0.382, SLG: 0.490	L4		E5				F6			4	0	1	0	0	0	3					
George Vukovich, L (1,9) OBP: 0.261, SLG: 0.233							3-1			3	0	0	0	0	0	2					
Butch Benton, R (8, FH) OBP: 0.273, SLG: 0.200	4-3		F9				1-3			1	0	0	0	0	0	1					
Mike Fischlin, R (9, 3) OBP: 0.200, SLG: 0.214							1-3			0	0	0	0	0	0	0					
Mike Hargrove, L (1,3) OBP: 0.316, SLG: 0.313							F7			3	0	1	0	1	0	0					
Otis Nixon, S (8, FR) OBP: 0.316, SLG: 0.368	1B						F6			0	0	0	0	0	0	0					
Brook Jacoby, R (1,5) OBP: 0.269, SLG: 0.298	L7						4-3			4	0	0	0	0	1	3					
Jerry Willard, L (1,2) OBP: 0.238, SLG: 0.211	4-3						K			3	0	0	0	0	1	1					
Chris Bando, S (9, FH) OBP: 0.250, SLG: 0.053							4-3			1	0	0	0	0	0	0					
Tony Bernazard, S (1,4) OBP: 0.464, SLG: 0.800	5-3						5-3			4	2	2	0	0	0	0					
Inning Stats	R: 0 E: 0 K: 0 S: 4	H: 1 LOB: 1 BB: 0 P: 4	R: 0 E: 0 K: 0 S: 4	H: 1 LOB: 1 BB: 0 P: 4	R: 1 E: 1 K: 0 S: 5	H: 1 LOB: 2 BB: 0 P: 6	R: 0 E: 0 K: 1 S: 5	H: 0 LOB: 0 BB: 0 P: 5	R: 1 E: 0 K: 0 S: 4	H: 1 LOB: 1 BB: 1 P: 8	R: 0 E: 0 K: 0 S: 3	H: 0 LOB: 0 BB: 0 P: 3	R: 0 E: 0 K: 1 S: 7	H: 2 LOB: 2 BB: 0 P: 7	R: 0 E: 0 K: 0 S: 3	H: 1 LOB: 2 BB: 1 P: 7	R: 1 E: 0 K: 2 S: 9	H: 2 LOB: 1 BB: 0 P: 9	1B: 6 2B: 2 3B: 1 HR: 0	SF: 1 SAC: 0 DP: 1 HBP: 1	WP: 0 PA: 39 PB: 0 SB: 0 CS: 0
PITCHER Dan Petry, R (1,1) ERA: 3.18 Bill Scherrer, L (7,1) ERA: Willie Hernandez, L (8,1) ERA: 0.79	IP: 6.2 WLS: W BF: 29 H: 6 R: 2 ER: 2 SO: 2 BB: 1 IBB: 0 HBP: 0 BLK: 0 WP: 0 HR: 0 S: 31 P: 36 ERA: 2.70 WHIP: 1.050																				

Batter	1	2	3	4	5	6	7	8	9	AB	R	H	RBI	BB	SO	LOB	TOP										
Tom Brookens, R OBP: 0.455, SLG: 0.600 (1, 4)	F8	CS	F8		B2-3		FC5-4			5	0	1	2	0	0	2	Detroit Tigers @ Cleveland Indians Cleveland Municipal Stadium, Cleveland, OH Wed Apr 24 1985, 3:33 AM EST Att: 7,224 - Unknown livebaseballscorecards.com										
Alan Trammell, R OBP: 0.365, SLG: 0.482 (1, 6)	F7				F9		F8	F8		5	0	1	0	0	0	4											
Kirk Gibson, L OBP: 0.355, SLG: 0.407 (1, 9)	2B		F8		3-1			HR	K	4	2	1	0	1	1	1											
Lance Parrish, R OBP: 0.276, SLG: 0.345 (1, 2)	1B		FC5-4		5-3			F7		5	0	2	1	0	0	2											
Larry Herndon, R OBP: 0.309, SLG: 0.373 (1, 7)	BB			L7				HR	F8	4	1	2	2	1	0	1											
Chet Lemon, R OBP: 0.315, SLG: 0.367 (1, 8)	K			4-3				HR	K	5	1	1	0	0	2	4											
Alejandro Sanchez, R OBP: 0.333, SLG: 0.333 (8, PH)		6-3		F8				1B	K	3	1	1	0	0	0	0											
Johnny Grubb, L OBP: 0.287, SLG: 0.219 (8, PH)								FC5-4	1B	0	0	0	0	0	0	0											
Rusty Kuntz, R (8, PH)										1	0	0	0	0	0	1											
Barbaro Garbey, R OBP: 0.222, SLG: 0.176 (1, 3)		6-3			B2-3			FC5-4	BB	4	1	3	1	0	0	0											
Marty Castillo, R OBP: 0.182, SLG: 0.100 (1, 5)					F8			F8	1B	3	0	1	0	1	0	3											
Inning Stats	R: 1 E: 0 K: 1 S: 7	H: 2 LOB: 2 BB: 1 P: 11	R: 0 E: 0 K: 0 S: 3	H: 1 LOB: 0 BB: 0 P: 3	R: 0 E: 0 K: 0 S: 4	H: 1 LOB: 1 BB: 0 P: 4	R: 0 E: 0 K: 0 S: 4	H: 1 LOB: 1 BB: 0 P: 4	R: 1 E: 0 K: 0 S: 5	H: 2 LOB: 1 BB: 0 P: 5	R: 4 E: 0 K: 1 S: 9	H: 4 LOB: 2 BB: 2 P: 17	R: 0 E: 0 K: 2 S: 8	H: 1 LOB: 1 BB: 0 P: 8	1B: 10 2B: 2 3B: 0 HR: 1	SF: 0 SAC: 0 DP: 0 HBP: 0	WP: 0 PB: 1 CS: 0	PA: 43									
PITCHER	IP	WLS	BF	H	R	ER	SO	BB	IBB	HBP	BLK	WP	HR	S	P	ERA	WHIP										
Neal Heaton, L ERA: 1.61 (1, 1)	7.0		30	8	3	3	1	2	0	0	0	0	0	30	38	3.86	1.429										
Tom Waddell, R ERA: 5.52 (8, 1)	0.1		3	2	1	1	0	0	0	0	0	0	1	3	3	27.00	6.000										
Dave Vonohien, L ERA: 2.38 (8, 1)	0.1		4	2	2	2	1	1	0	0	0	0	0	5	9	54.00	9.000										
Jamie Easterly, L ERA: 8.1 (8, 1)	1.1	W	5	1	0	0	2	0	0	0	0	0	0	9	9	0.00	0.750										

Batter	1	2	3	4	5	6	7	8	9	AB	R	H	RBI	BB	SO	LOB	BOTTOM										
Brett Butler, L OBP: 0.333, SLG: 0.358 (1, 8)	4-3		4-3	1B		F9		S		4	1	1	0	1	0	1	Detroit Tigers @ Cleveland Indians Cleveland Municipal Stadium, Cleveland, OH Wed Apr 24 1985, 3:33 AM EST Att: 7,224 - Unknown livebaseballscorecards.com										
Julio Franco, R OBP: 0.509, SLG: 0.630 (1, 6)	F3		K	1B				1B		4	0	2	1	1	1	0											
Mel Hall, L OBP: 0.348, SLG: 0.350 (1, 7)	1B		K	CS				1B		5	1	2	1	0	1	3											
Pat Tabler, R OBP: 0.400, SLG: 0.491 (1, 3)	1B			1B		1-3		1B		4	1	2	0	1	0	0											
Joe Carter, R OBP: 0.243, SLG: 0.353 (1, 10)	L7			1B		F8		K		4	2	1	0	1	1	4											
George Vukovich, L OBP: 0.294, SLG: 0.271 (1, 9)		1-3		2B		3-1		1B		5	1	3	3	0	0	0											
Brook Jacoby, R OBP: 0.268, SLG: 0.314 (1, 5)		6-3		1B		6-3		F9		4	1	1	1	0	0	2											
Butch Benton, R OBP: 0.267, SLG: 0.231 (1, 2)	E9			SF7		F8		1-3		3	0	1	1	0	0	0											
Tony Bernazard, S OBP: 0.438, SLG: 0.724 (1, 4)	K			L3				F8		4	0	1	0	0	1	2											
Inning Stats	R: 0 E: 0 K: 0 S: 5	H: 2 LOB: 2 BB: 0 P: 5	R: 0 E: 1 K: 1 S: 6	H: 1 LOB: 1 BB: 0 P: 6	R: 0 E: 0 K: 2 S: 7	H: 0 LOB: 0 BB: 0 P: 7	R: 5 E: 0 K: 0 S: 8	H: 6 LOB: 1 BB: 1 P: 12	R: 0 E: 0 K: 0 S: 3	H: 0 LOB: 0 BB: 0 P: 3	R: 0 E: 0 K: 0 S: 4	H: 1 LOB: 1 BB: 0 P: 4	R: 1 E: 0 K: 1 S: 7	H: 2 LOB: 2 BB: 1 P: 11	R: 0 E: 0 K: 0 S: 4	H: 1 LOB: 2 BB: 1 P: 8		R: 1 E: 0 K: 0 S: 2	H: 1 LOB: 1 BB: 1 P: 6	1B: 12 2B: 2 3B: 0 HR: 0	SF: 1 SAC: 0 DP: 0 HBP: 0	WP: 1 PB: 0 CS: 1	PA: 43				
PITCHER	IP	WLS	BF	H	R	ER	SO	BB	IBB	HBP	BLK	WP	HR	S	P	ERA	WHIP										
Walt Terrell, R ERA: 5.68 (1, 1)	3.2		19	7	5	5	3	1	0	0	0	0	0	24	28	12.27	2.182										
Juan Berenguer, R ERA: 3.24 (4, 1)	3.1		15	5	1	1	1	1	0	0	0	0	0	16	20	2.70	1.800										
Aurelio Lopez, R ERA: 4.5 (8, 1)	1.1	L	8	2	1	1	0	1	1	0	0	1	0	6	14	6.75	2.250										

Batter	1	2	3	4	5	6	7	8	9	AB	R	H	RBI	BB	SO	LOB	TOP
Brett Butler, L OBP: 0.317, SLG: 0.339 Otis Nixon, S OBP: 0.350, SLG: 0.400	0-0 3-1		0-3 K			0-0 F4			0-0 F7 1B 5-3 1B	3	0	0	0	0	1	0	
Julio Franco, R OBP: 0.598, SLG: 0.612	4-0 BB			0-3 K		0-0 F9			0-0 1-2 1B	3	0	1	0	1	1	0	
Mel Hall, L OBP: 0.340, SLG: 0.326	0-0 F8			4-0 1B BB		0-0 F7			0-0 F7 2-3	3	0	0	0	1	0	3	
Andre Thornton, R (1, 10)	0-0 F7			0-3 K					0-0 5-3 1-2 3-H	4	0	0	1	0	2	3	
Pat Tabler, R OBP: 0.391, SLG: 0.475		0-0 5-3		0-0 1-3 1B		0-0 F7			0-0 F9	4	0	1	0	0	0	1	
George Vukovich, L OBP: 0.276, SLG: 0.255		0-3 K		0-0 F9		0-0 F8				3	0	0	0	0	1	2	
Brook Jacoby, R OBP: 0.254, SLG: 0.296		0-0 F8			0-0 5-3				0-3 K	3	0	0	0	0	1	0	
Chris Bando, S OBP: 0.222, SLG: 0.045			0-0 F8		0-0 3-1				0-0 4-3	3	0	0	0	0	0	0	
Tony Bernazard, S OBP: 0.400, SLG: 0.656			0-0 F3		0-0 F6				0-0 F7	3	0	0	0	0	0	0	
Inning Stats	R: 0 E: 0 K: 0 S: 3	H: 0 LOB: 1 BB: 1 P: 7	R: 0 E: 0 K: 1 S: 5	H: 0 LOB: 0 BB: 0 P: 5	R: 0 E: 0 K: 2 S: 8	H: 1 LOB: 2 BB: 1 P: 12	R: 0 E: 0 K: 0 S: 3	H: 0 LOB: 0 BB: 0 P: 3	R: 0 E: 0 K: 1 S: 5	H: 0 LOB: 0 BB: 0 P: 5	R: 0 E: 0 K: 1 S: 5	H: 0 LOB: 0 BB: 0 P: 5	R: 1 E: 0 K: 0 S: 5	H: 2 LOB: 1 BB: 0 P: 5	1B: 3 2B: 0 3B: 0 HR: 0	SF: 0 SAC: 0 DP: 0 HBP: 0	WP: 0 PA: 32 CS: 0
PITCHER Ken Dixon, R ERA: 1.15	IP: 9.0 WLS: W BF: 32 H: 3 R: 1 ER: 1 SO: 6 BB: 2 IBB: 0 HBP: 0 BLK: 0 WP: 0 HR: 0 S: 42 P: 50 ERA: 1.00 WHIP: 0.556																

Cleveland Indians @ Baltimore Orioles
Memorial Stadium, Baltimore, MD
Thu Apr 25 1985, 6:05 PM EST
Att: 19,494 - Unknown

AB	30
R	1
H	3
RBI	1
BB	2
SO	6
LOB	9



Batter	1	2	3	4	5	6	7	8	9	AB	R	H	RBI	BB	SO	LOB	BOTTOM
Jim Dwyer, L OBP: 0.292, SLG: 0.417 Gary Roenicke, R OBP: 0.167, SLG: 0.409	0-0 3-1		0-0 3-1		0-3 K	0-0 F8		0-0 F6		3	0	0	0	0	1	2	
Wayne Gross, L OBP: 0.459, SLG: 0.368 Fritzie Connally, R OBP: 0.452, SLG: 0.480	4-0 BB G6-4-3			0-3 K	0-3 K	4-0 FC6-4 BB		0-3 K		2	0	0	0	1	2	2	
Cal Ripken Jr., R OBP: 0.338, SLG: 0.411	0-0 G6-4-3 1-2			4-0 E G3 BB		E5 HR FC6-4		0-0 K		3	2	0	0	1	0	2	
Eddie Murray, S OBP: 0.372, SLG: 0.595		0-0 F9		0-0 E5 G3 1-3		0-0 K		0-3 K		4	1	1	2	0	1	1	
Fred Lynn, L OBP: 0.354, SLG: 0.356		0-3 K		0-0 G3		0-0 1-3		0-0 1-3		4	1	1	2	0	1	1	
Larry Sheets, L OBP: 0.333, SLG: 0.500 Dan Ford, R OBP: 0.316, SLG: 0.400		4-0 BB		0-0 F9		4-0 2B BB		0-0 F5		1	1	0	0	2	0	1	
Mike Young, S OBP: 0.333, SLG: 0.426		0-3 K			0-0 5-3 1B	0-3 K		0-0 F9		4	0	1	0	0	2	2	
Rich Dauer, R OBP: 0.241, SLG: 0.125			0-0 F7		0-0 5-3	0-0 HR 2B		4-0 BB BB		3	1	1	1	1	0	1	
Rick Dempsey, R OBP: 0.377, SLG: 0.596			0-3 K		4-0 BB	0-0 HR 2H		4-0 BB		2	1	1	2	2	1	0	
Inning Stats	R: 0 E: 0 K: 0 S: 2	H: 0 LOB: 0 BB: 1 P: 6	R: 0 E: 0 K: 2 S: 7	H: 0 LOB: 1 BB: 1 P: 11	R: 0 E: 0 K: 1 S: 5	H: 0 LOB: 0 BB: 0 P: 5	R: 1 E: 1 K: 1 S: 6	H: 0 LOB: 1 BB: 1 P: 10	R: 0 E: 0 K: 2 S: 8	H: 1 LOB: 2 BB: 1 P: 12	R: 6 E: 1 K: 1 S: 10	H: 4 LOB: 1 BB: 1 P: 18	R: 0 E: 0 K: 1 S: 5	H: 0 LOB: 2 BB: 2 P: 13	1B: 1 2B: 1 3B: 0 HR: 3	SF: 0 SAC: 0 DP: 1 HBP: 0	WP: 0 PA: 38 CS: 0
PITCHER Jose Roman, R ERA: 4.5 Mike Jeffcoat, L ERA: 3.12	IP: 5.0 WLS: L BF: 24 H: 3 R: 5 ER: 3 SO: 6 BB: 5 IBB: 0 HBP: 0 BLK: 0 WP: 0 HR: 2 S: 31 P: 51 ERA: 5.40 WHIP: 1.600																

Cleveland Indians @ Baltimore Orioles
Memorial Stadium, Baltimore, MD
Thu Apr 25 1985, 6:05 PM EST
Att: 19,494 - Unknown

AB	30
R	7
H	5
RBI	7
BB	8
SO	9
LOB	16



Batter	1	2	3	4	5	6	7	8	9	AB	R	H	RBI	BB	SO	LOB	TOP					
Joe Carter, R (1, 8) OBP: 0.244, SLG: 0.324	F5		5-3				6-3			3	0	0	0	1	0	2	Cleveland Indians @ Baltimore Orioles Memorial Stadium, Baltimore, MD Fri Apr 26 1985, 6:05 PM EST Att: 36,104 - Unknown					
Julio Franco, R (1, 6) OBP: 0.492, SLG: 0.604	K		L7				K			4	0	1	2	0	2	2						
Mel Hall, L (1, 7) OBP: 0.315, SLG: 0.298	K			4-3	1-3		L5			4	0	0	0	0	1	4						
Andre Thornton, R (1, 10)		K		F9			K		F6	4	0	0	0	0	2	0						
Pat Tabler, R (1, 3) OBP: 0.382, SLG: 0.460		F7		5-3					F8	4	0	1	0	0	0	0						
George Vukovich, L (1, 9) OBP: 0.293, SLG: 0.259		WP BB			FC5-4 1B		K		F8	3	0	1	0	1	1	1						
Brook Jacoby, R (1, 5) OBP: 0.238, SLG: 0.276		K			FC5-4 BB 2B		4-3		K	4	1	0	0	0	2	3						
Jerry Willard, L (1, 2) OBP: 0.250, SLG: 0.190 Brett Butler, L (9, PH) OBP: 0.313, SLG: 0.333			K		F8			6-3 1B BB	F5	2	0	0	0	1	1	1						
Tony Bernazard, S (1, 4) OBP: 0.436, SLG: 0.743					F8			6-3 1B BB	F5	1	0	0	0	0	0	0						
				HR				6-3 1B BB	F8	3	2	2	1	1	0	0						
Inning Stats	R: 0 E: 0 K: 2 S: 7	H: 0 LOB: 0 BB: 0 P: 7	R: 0 E: 0 K: 2 S: 7	H: 0 LOB: 1 BB: 1 P: 11	R: 1 E: 0 K: 1 S: 6	H: 1 LOB: 0 BB: 0 P: 6	R: 0 E: 0 K: 0 S: 3	H: 0 LOB: 0 BB: 0 P: 3	R: 2 E: 0 K: 0 S: 5	H: 2 LOB: 2 BB: 2 P: 13	R: 0 E: 0 K: 2 S: 8	H: 1 LOB: 1 BB: 0 P: 8	R: 0 E: 0 K: 1 S: 6	H: 1 LOB: 2 BB: 1 P: 10	R: 0 E: 0 K: 0 S: 3	H: 0 LOB: 0 BB: 0 P: 3	R: 0 E: 0 K: 1 S: 5	H: 0 LOB: 0 BB: 0 P: 5	1B: 3 2B: 1 3B: 0 HR: 1	SF: 0 SAC: 0 DP: 0 HBP: 0	WP: 1 PB: 0 SB: 0 CS: 0	PA: 36
PITCHER	IP WLS BF H R ER SO BB IBB HBP BLK WP HR S P ERA WHIP																					
Dennis Martinez, R (1, 1) ERA: 3.79	5.1 W 23 4 3 3 6 3 0 0 0 1 1 32 44 5.06 1.312																					
Sammy Stewart, R (6, 1) ERA: 1.86	3.2 S 13 1 0 0 3 1 0 0 0 0 0 0 18 22 0.00 0.545																					

Batter	1	2	3	4	5	6	7	8	9	AB	R	H	RBI	BB	SO	LOB	BOTTOM			
Jim Dwyer, L (1, 9) OBP: 0.308, SLG: 0.423 Gary Roenicke, R (4, PH) OBP: 0.148, SLG: 0.360	4-3		BB 1B	4-3		5-3		5-3		2	1	1	0	0	0	0	Cleveland Indians @ Baltimore Orioles Memorial Stadium, Baltimore, MD Fri Apr 26 1985, 6:05 PM EST Att: 36,104 - Unknown			
Wayne Gross, L (1, 5) OBP: 0.412, SLG: 0.359 Fritzie Connally, R (4, PH) OBP: 0.441, SLG: 0.500	F4		G5-3 1B BB	E		K		6-3		1	0	0	0	1	0	0				
Cal Ripken Jr., R (1, 6) OBP: 0.362, SLG: 0.414		BB	G5-3 1B	E3			S BB BB			2	1	1	2	2	0	0				
Eddie Murray, S (1, 3) OBP: 0.340, SLG: 0.537	1-3		G5-3 1B	F9			L8			4	0	0	0	0	0	5				
Fred Lynn, L (1, 8) OBP: 0.362, SLG: 0.355		F7					S BB			3	0	1	1	1	1	0				
Larry Sheets, L (1, 10) OBP: 0.351, SLG: 0.515 Dan Ford, R (3, PH) OBP: 0.300, SLG: 0.378 Joe Nolan, L (7, PH) OBP: 0.286, SLG: 0.167			2H 1B	K		6-3		K		1	0	1	0	0	0	0				
			1B					K		2	0	0	0	0	1	1				
			1B					K		1	0	0	0	0	1	2				
Mike Young, S (1, 7) OBP: 0.345, SLG: 0.420				6-3						3	0	1	0	1	1	0				
Rich Dauer, R (1, 4) OBP: 0.250, SLG: 0.115 John Lowenstein, L (7, PH) OBP: 0.160, SLG: 0.087 Lenn Sakata, R (8, 4) OBP: 0.214, SLG: 0.154		L6		4-3 1B BB		L5		F5		2	1	0	0	1	0	1				
				BB 1B	4-3 2B 1B				K2-3	3	2	0	1	1	0	0				
Inning Stats	R: 0 E: 0 K: 0 S: 3	H: 0 LOB: 1 BB: 1 P: 7	R: 0 E: 0 K: 0 S: 4	H: 2 LOB: 1 BB: 0 P: 4	R: 3 E: 0 K: 1 S: 8	H: 4 LOB: 1 BB: 1 P: 12	R: 3 E: 1 K: 0 S: 6	H: 2 LOB: 1 BB: 1 P: 10	R: 0 E: 0 K: 2 S: 7	H: 0 LOB: 0 BB: 0 P: 7	R: 0 E: 0 K: 1 S: 5	H: 0 LOB: 1 BB: 1 P: 9	R: 0 E: 0 K: 1 S: 5	H: 0 LOB: 3 BB: 3 P: 17	R: 0 E: 0 K: 1 S: 5	H: 0 LOB: 0 BB: 0 P: 5	1B: 7 2B: 1 3B: 0 HR: 0	SF: 0 SAC: 0 DP: 1 HBP: 0	WP: 0 PB: 0 SB: 2 CS: 0	PA: 38
PITCHER	IP WLS BF H R ER SO BB IBB HBP BLK WP HR S P ERA WHIP																			
Vern Rühle, R (1, 1) ERA: 3.5	2.0 L 12 5 3 3 0 2 0 0 0 0 0 0 10 18 13.50 3.500																			
Jamie Easterly, L (3, 1) ERA: 5.87	4.1 20 3 3 2 4 4 0 0 0 0 0 0 24 40 4.15 1.615																			
Tom Waddell, R (7, 1) ERA: 5.28	0.2 3 0 0 0 1 0 1 0 0 0 0 0 4 8 0.00 0.000																			
Dave Vonohlen, L (8, 1) ERA: 2.19	1.0 3 0 0 0 1 0 0 0 0 0 0 0 5 5 0.00 0.000																			

Batter	1	2	3	4	5	6	7	8	9	AB	R	H	RBI	BB	SO	LOB	TOP	
Brett Butler, L OBP: 0.294, SLG: 0.311 (1, 8)										4	1	0	0	0	0	2		
Julio Franco, R OBP: 0.500, SLG: 0.589 (1, 6)										3	1	1	0	2	0	1		
Joe Carter, R OBP: 0.239, SLG: 0.317 (1, 7)										4	1	1	2	0	1	3		
Andre Thornton, R (1, 10)										5	1	0	0	0	2	4		
Pat Tabler, R OBP: 0.384, SLG: 0.448 (1, 3)										4	1	1	1	1	1	1		
Brook Jacoby, R OBP: 0.250, SLG: 0.286 (1, 5)										5	1	2	2	0	0	0		
Carmen Castillo, R OBP: 0.200, SLG: 0.143 (1, 9)										2	1	0	0	1	0	0		
George Vukovich, L OBP: 0.300, SLG: 0.268 (8, PH)										2	1	1	1	0	1	2		
Butch Benton, R OBP: 0.316, SLG: 0.353 (1, 2)										4	1	2	2	0	1	0		
Tony Bernazard, S OBP: 0.442, SLG: 0.744 (1, 4)										4	1	2	2	0	0	0		
Mike Fischlin, R OBP: 0.200, SLG: 0.214 (8, 4)										0	0	0	0	0	0	0		
Inning Stats	R: 1 E: 1 K: 0 S: 4	H: 0 LOB: 0 BB: 0 P: 4	R: 0 E: 0 K: 1 S: 5	H: 0 LOB: 0 BB: 0 P: 5	R: 0 E: 0 K: 1 S: 5	H: 0 LOB: 1 BB: 1 P: 9	R: 0 E: 0 K: 0 S: 3	H: 1 LOB: 1 BB: 0 P: 4	R: 0 E: 0 K: 0 S: 3	H: 0 LOB: 0 BB: 0 P: 3	R: 8 E: 1 K: 1 S: 13	H: 8 LOB: 2 BB: 2 P: 21	R: 1 E: 1 K: 2 S: 9	H: 1 LOB: 2 BB: 1 P: 13	1B: 8 2B: 2 3B: 0 HR: 0	SF: 1 SAC: 1 DP: 0 HBP: 0	WP: 0 PB: 0 SB: 1 CS: 0	PA: 43
PITCHER	IP WLS BF H R ER SO BB IBB HBP BLK WP HR S P ERA WHIP																	
Scott McGregor, L ERA: 5.4 (1, 1)	7.1 L 28 3 4 3 3 2 0 0 0 0 0 0 32 40 3.68 0.682																	
Don Aase, R ERA: 11.81 (8, 1)	0.1 5 3 2 2 1 1 0 0 0 0 0 0 6 10 54.00 12.000																	
Tippy Martinez, L ERA: 1.08 (8, 1)	0.1 4 3 3 2 0 0 0 0 0 0 0 0 4 4 54.00 9.000																	
Nate Snell, R ERA: 1.38 (9, 1)	1.0 6 1 1 0 2 1 0 0 0 0 0 0 9 13 0.00 2.000																	

Cleveland Indians @ Baltimore Orioles
Memorial Stadium, Baltimore, MD
Sat Apr 27 1985, 6:05 PM EST
Att: 31,288 - Unknown


AB 37
R 10
H 10
RBI 10
BB 4
SO 6
LOB 13



Batter	1	2	3	4	5	6	7	8	9	AB	R	H	RBI	BB	SO	LOB	BOTTOM			
Jim Dwyer, L OBP: 0.333, SLG: 0.414 (1, 9)										3	0	1	1	1	0	1				
Gary Roenicke, R OBP: 0.179, SLG: 0.360 (9, PH)										0	0	0	0	1	0	0				
Wayne Gross, L OBP: 0.497, SLG: 0.341 (1, 5)										2	0	0	0	1	0	2				
Fritzie Connally, R OBP: 0.417, SLG: 0.467 (8, PH)										2	0	0	0	0	1	3				
Cal Ripken Jr., R OBP: 0.356, SLG: 0.419 (1, 6)										4	1	1	0	0	0	2				
Eddie Murray, S OBP: 0.353, SLG: 0.523 (1, 3)										3	1	1	0	0	0	1				
Fred Lynn, L OBP: 0.356, SLG: 0.354 (1, 8)										3	0	1	1	0	0	2				
Larry Sheets, L OBP: 0.350, SLG: 0.500 (1, 10)										3	0	1	1	0	0	0				
Dan Ford, R OBP: 0.293, SLG: 0.368 (9, PH)										1	1	0	0	0	0	1				
Mike Young, S OBP: 0.339, SLG: 0.396 (1, 7)										3	1	0	0	1	0	2				
Rich Dauer, R OBP: 0.286, SLG: 0.143 (1, 4)										2	0	1	0	1	0	1				
Rick Dempsey, R OBP: 0.393, SLG: 0.574 (1, 2)										4	0	1	1	0	1	3				
Inning Stats	R: 0 E: 0 K: 0 S: 3	H: 2 LOB: 0 BB: 0 P: 4	R: 1 E: 0 K: 0 S: 4	H: 2 LOB: 0 BB: 0 P: 4	R: 0 E: 0 K: 1 S: 5	H: 1 LOB: 1 BB: 1 P: 9	R: 1 E: 0 K: 0 S: 4	H: 1 LOB: 0 BB: 0 P: 4	R: 1 E: 0 K: 0 S: 4	H: 1 LOB: 2 BB: 2 P: 12	R: 0 E: 0 K: 0 S: 2	H: 0 LOB: 1 BB: 1 P: 7	R: 0 E: 0 K: 0 S: 3	H: 0 LOB: 0 BB: 0 P: 3	R: 1 E: 1 K: 1 S: 8	H: 2 LOB: 3 BB: 1 P: 12	1B: 6 2B: 2 3B: 0 HR: 0	SF: 1 SAC: 1 DP: 3 HBP: 1	WP: 0 PB: 1 SB: 0 CS: 0	PA: 38
PITCHER	IP WLS BF H R ER SO BB IBB HBP BLK WP HR S P ERA WHIP																			
Don Schulze, R ERA: 5.06 (1, 1)	7.0 W 28 5 3 2 1 4 0 1 0 0 0 0 25 42 2.57 1.286																			
Dave Vonohlen, L ERA: 1.93 (8, 1)	1.2 9 2 1 0 0 1 0 0 0 0 0 0 8 12 0.00 1.800																			
Tom Waddell, R ERA: 5.17 (9, 1)	0.1 1 0 0 0 1 0 0 0 0 0 0 0 3 3 0.00 0.000																			

Cleveland Indians @ Baltimore Orioles
Memorial Stadium, Baltimore, MD
Sat Apr 27 1985, 6:05 PM EST
Att: 31,288 - Unknown

AB 30
R 4
H 7
RBI 4
BB 5
SO 2
LOB 18



Batter	1	2	3	4	5	6	7	8	9	AB	R	H	RBI	BB	SO	LOB	TOP									
Brett Butler, L (1, 8) OBP: 0.321, SLG: 0.329	0-0 4-3		0-0 CS 1B			0-0 1B		0-0 1-2 1B		4	0	3	0	0	0	0	Cleveland Indians @ Kansas City Royals Royals Stadium, Kansas City, MO Mon Apr 29 1985, 8:05 PM EDT Att: 19,295 - Unknown									
Julio Franco, R (1, 6) OBP: 0.494, SLG: 0.556	0-0 3-1		0-0 CS 1-2	0-0 5-3		0-0 1-3 1B		0-0 1-2 2-3 G4-6-3		4	0	1	0	0	0	2										
Joe Carter, R (1, 7) OBP: 0.218, SLG: 0.300	0-3 K			0-0 F4		0-3 K		0-0 F9		4	0	0	0	0	2	3										
Pat Tabler, R (1, 3) OBP: 0.378, SLG: 0.453		0-0 4-3		0-3 K		0-3 K			0-0 F8	4	0	0	0	0	2	2										
Andre Thornton, R (1, 10) OBP: 0.118, SLG: 0.118 Otis Nixon, S (9, PR) OBP: 0.350, SLG: 0.400		0-0 1B 1B			0-0 6-3			0-0 F9	0-0 1B 2B 1B	4	0	2	0	0	0	0										
Brook Jacoby, R (1, 5) OBP: 0.299, SLG: 0.314		0-0 1-2 1B			4-0 BB			4-0 FC5-4 BB	0-0 2B 1-2 4-3 1B	2	1	2	0	2	0	0										
Carmen Castillo, R (1, 9) OBP: 0.167, SLG: 0.118 Mel Hall, L (9, PH) OBP: 0.367, SLG: 0.396		0-0 3			0-3 K			0-3 K	0-0 4-3 1-3 2-H 2B	3	0	0	0	0	2	4										
Butch Benton, R (1, 2) OBP: 0.273, SLG: 0.300 George Vukovich, L (9, PH) OBP: 0.303, SLG: 0.250			0-0 F4		0-0 5-3			0-0 FC5-4	0-0 4-3	3	0	0	0	0	0	2										
Tony Bernazard, S (1, 4) OBP: 0.423, SLG: 0.660			0-0 4-3			0-0 6-3			0-0 G4-6-3 1B 1B F9	4	0	1	0	0	0	2										
Inning Stats	R: 0 E: 0 K: 1 S: 5	H: 0 LOB: 0 BB: 0 P: 5	R: 0 E: 0 K: 0 S: 4	H: 2 LOB: 1 BB: 0 P: 4	R: 0 E: 0 K: 0 S: 3	H: 1 LOB: 0 BB: 0 P: 3	R: 0 E: 0 K: 1 S: 5	H: 0 LOB: 0 BB: 0 P: 5	R: 0 E: 0 K: 1 S: 5	H: 0 LOB: 1 BB: 1 P: 9	R: 0 E: 0 K: 2 S: 9	H: 2 LOB: 2 BB: 0 P: 9	R: 0 E: 0 K: 1 S: 5	H: 0 LOB: 1 BB: 1 P: 9	R: 0 E: 0 K: 0 S: 4	H: 2 LOB: 1 BB: 0 P: 4		R: 2 E: 0 K: 0 S: 6	H: 3 LOB: 2 BB: 0 P: 6	1B: 9 2B: 2 3B: 0 HR: 0	SF: 0 SAC: 0 DP: 2 HBP: 0	WP: 0 PB: 0 CS: 1	PA: 37			
PITCHER	IP	WLS	BF	H	R	ER	SO	BB	IBB	HBP	BLK	WP	HR	S	P	ERA		WHIP								
Bud Black, L (1, 1) ERA: 2.37	8.1	W	33	9	2	2	6	2	0	0	0	0	0	43	51	2.16		1.320								
Dan Quisenberry, R (9, 1) ERA: 3.45	0.2	S	3	1	0	0	0	0	0	0	0	0	0	3	3	0.00	1.500									

AB 34
R 2
H 10
RBI 2
BB 2
SO 6
LOB 16



Batter	1	2	3	4	5	6	7	8	9	AB	R	H	RBI	BB	SO	LOB	BOTTOM									
Willie Wilson, S (1, 8) OBP: 0.400, SLG: 0.500	0-0 G3-6-3 1B		0-0 FC5-2-5-1-6 3B			0-0 E S 1B		0-0 1-2 G6-4-3		4	0	3	1	0	0	1	Cleveland Indians @ Kansas City Royals Royals Stadium, Kansas City, MO Mon Apr 29 1985, 8:05 PM EDT Att: 19,295 - Unknown									
Lynn Jones, R (1, 9)	0-0 G3-6-3 1-2		0-0 FC5-2-5-1-6 1B		0-0 4-3			0-0 6-3		4	0	0	0	0	0	3										
George Brett, L (1, 5) OBP: 0.439, SLG: 0.477	0-0 F8		0-0 2-H 1B			0-0 2B 3B		0-0 1B		4	1	3	0	0	0	0										
Hal McRae, R (1, 10) OBP: 0.429, SLG: 0.333		0-0 F8		0-0 F9		0-0 2B 3B		0-0 1B		3	0	1	1	1	0	0										
Steve Balboni, R (1, 3) OBP: 0.257, SLG: 0.459		0-0 2B 1B		0-0 4-3		0-0 4-3		0-0 F6		4	1	1	0	0	0	2										
Frank White, R (1, 4) OBP: 0.240, SLG: 0.479		0-0 F7		0-0 G3		0-0 F9				3	0	0	0	0	0	2										
Darryl Motley, R (1, 7) OBP: 0.254, SLG: 0.348		0-0 1-H 2B			0-0 F3		0-0 5-3			3	0	1	1	0	0	1										
Jim Sundberg, R (1, 2) OBP: 0.274, SLG: 0.333		0-0 6-3			0-0 1B 3B			0-0 F3		3	1	1	0	0	0	1										
Buddy Biancalana, S (1, 6) OBP: 0.200, SLG: 0.222			0-0 F8		0-0 4-3			0-0 G6-4-3 BB		2	0	0	0	1	0	1										
Inning Stats	R: 0 E: 0 K: 0 S: 3	H: 1 LOB: 0 BB: 0 P: 3	R: 1 E: 0 K: 0 S: 5	H: 2 LOB: 1 BB: 0 P: 5	R: 0 E: 0 K: 0 S: 4	H: 2 LOB: 2 BB: 0 P: 4	R: 0 E: 0 K: 0 S: 3	H: 0 LOB: 0 BB: 0 P: 3	R: 1 E: 0 K: 0 S: 5	H: 2 LOB: 1 BB: 0 P: 5	R: 1 E: 0 K: 0 S: 5	H: 2 LOB: 1 BB: 0 P: 5	R: 0 E: 0 K: 0 S: 2	H: 0 LOB: 0 BB: 1 P: 6	R: 0 E: 0 K: 0 S: 3	H: 1 LOB: 1 BB: 1 P: 7		1B: 5 2B: 2 3B: 3 HR: 0	SF: 0 SAC: 0 DP: 2 HBP: 0	WP: 0 PB: 0 CS: 0	PA: 32					
PITCHER	IP	WLS	BF	H	R	ER	SO	BB	IBB	HBP	BLK	WP	HR	S	P	ERA		WHIP								
Neal Heaton, L (1, 1) ERA: 2.1	7.2	L	31	10	3	3	0	2	0	0	0	0	0	29	37	3.52		1.565								
Rich Thompson, R (8, 1) ERA:	0.1		1	0	0	0	0	0	0	0	0	0	0	1	1	0.00	0.000									

AB 30
R 3
H 10
RBI 3
BB 2
SO 0
LOB 11



Batter	1	2	3	4	5	6	7	8	9	AB	R	H	RBI	BB	SO	LOB	TOP			
Brett Butler, L OBP: 0.341, SLG: 0.370 (1, 8)	0-0 1B			4-0 1B BB		0-0 F9			0-0 3B	3	1	2	0	1	0	0	Cleveland Indians @ Kansas City Royals Royals Stadium, Kansas City, MO Tue Apr 30 1985, 8:05 PM EDT Att: 16,282 - Unknown livebaseballscorecards.com			
Julio Franco, R OBP: 0.482, SLG: 0.537 (1, 6)	0-0 F9			0-0 1B 1-2			0-0 5-3		0-0 5-3	4	0	1	0	0	0	2				
Mel Hall, L OBP: 0.365, SLG: 0.393 (1, 7)	0-0 4-3			0-0 1B G1-6-3 1-3 2-H			0-0 3-1			3	0	1	1	0	0	1				
Pat Tabler, R OBP: 0.365, SLG: 0.436 (1, 10)		0-3 K		0-0 G1-6-3 1-2			0-3 K			3	0	0	0	0	2	1				
George Vukovich, L OBP: 0.304, SLG: 0.254 (1, 9)	0-0 4-3				0-0 1B G4-6-3			0-3 K		3	0	1	0	0	1	0				
Mike Hargrove, L OBP: 0.273, SLG: 0.263 (1, 3)	0-3 K				0-0 G4-6-3 1-2			0-0 F4		3	0	0	0	0	1	1				
Brook Jacoby, R OBP: 0.288, SLG: 0.301 (1, 5)			0-0 1-3		0-0 4-3			0-0 6-3		3	0	0	0	0	0	0				
Chris Bando, S OBP: 0.200, SLG: 0.040 (1, 2)			0-0 3-1			0-0 F8			0-0 F8	3	0	0	0	0	0	0				
Tony Bernazard, S OBP: 0.400, SLG: 0.620 (1, 4)			0-0 F7			0-0 F9			0-0 4-3	3	0	0	0	0	0	0				
Inning Stats	R: 0 E: 0 K: 0 S: 3	H: 1 LOB: 0 BB: 0 P: 3	R: 0 E: 0 K: 2 S: 7	H: 0 LOB: 0 BB: 0 P: 7	R: 0 E: 0 K: 0 S: 3	H: 0 LOB: 0 BB: 1 P: 3	R: 1 E: 0 K: 0 S: 3	H: 2 LOB: 0 BB: 1 P: 7	R: 0 E: 0 K: 0 S: 3	H: 0 LOB: 0 BB: 0 P: 3	R: 0 E: 0 K: 1 S: 5	H: 0 LOB: 0 BB: 0 P: 5	R: 0 E: 0 K: 1 S: 5	H: 0 LOB: 0 BB: 0 P: 5	R: 0 E: 0 K: 0 S: 4	H: 1 LOB: 1 BB: 0 P: 4	1B: 4 2B: 0 3B: 1 HR: 0	SF: 0 SAC: 0 DP: 2 HBP: 0	WP: 0 PB: 0 CS: 0	PA: 29
PITCHER Bret Saberhagen, R ERA: 3.65 (1, 1)	IP: 9.0 WLS: W BF: 29 H: 5 R: 1 ER: 1 SO: 4 BB: 1 IBB: 0 HBP: 0 BLK: 0 WP: 0 HR: 0 S: 36 P: 40 ERA: 1.00 WHIP: 0.667															PITCHER				

Batter	1	2	3	4	5	6	7	8	9	AB	R	H	RBI	BB	SO	LOB	BOTTOM		
Willie Wilson, S OBP: 0.382, SLG: 0.476 (1, 8)	0-0 F8		0-0 F8	0-3 K			0-3 K			4	0	0	0	0	2	2	Cleveland Indians @ Kansas City Royals Royals Stadium, Kansas City, MO Tue Apr 30 1985, 8:05 PM EDT Att: 16,282 - Unknown livebaseballscorecards.com		
Pat Sheridan, L OBP: 0.307, SLG: 0.294 (1, 9)	0-0 1B S 1B		4-0 BB HR BB		0-0 G3		0-0 4-3			3	1	1	0	1	0	1			
George Brett, L OBP: 0.430, SLG: 0.456 (1, 5)	0-0 F9		4-0 HR BB		0-0 6-3		0-0 4-3			3	1	0	0	1	0	2			
Jorge Orta, L OBP: 0.319, SLG: 0.448 Hal McRae, R OBP: 0.400, SLG: 0.300 (8, PH)	0-0		4-0 HR BB		0-0			0-3 K		2	1	2	1	1	0	0			
Steve Balboni, R OBP: 0.269, SLG: 0.500 (1, 3)	2-3 1B		1-2 2-3 3-H		0-0 1B			0-0 K		4	1	2	4	0	1	3			
Frank White, R OBP: 0.222, SLG: 0.442 (1, 4)		0-0 5-3	0-0 5-3			0-0 6-3		0-0 F8		4	0	0	0	0	0	1			
Darryl Motley, R OBP: 0.253, SLG: 0.333 (1, 7)		0-0 5-3	0-0 5-3			0-0 F9		4-0		3	0	0	0	1	0	0			
Jim Sundberg, R OBP: 0.273, SLG: 0.328 (1, 2)		0-0 5-3		0-0 G6-4-3 1B		0-3 K		0-0 BB		4	0	1	0	0	1	2			
Buddy Biancalana, S OBP: 0.242, SLG: 0.241 (1, 6)			4-0 BB BB		0-0 G6-4-3 1-2			0-0 4-3 1B		2	1	1	0	1	0	1			
Inning Stats	R: 0 E: 0 K: 0 S: 5	H: 2 LOB: 2 BB: 0 P: 5	R: 0 E: 0 K: 0 S: 3	H: 0 LOB: 0 BB: 0 P: 3	R: 5 E: 0 K: 0 S: 4	H: 1 LOB: 0 BB: 4 P: 20	R: 0 E: 0 K: 1 S: 5	H: 1 LOB: 1 BB: 0 P: 6	R: 0 E: 0 K: 1 S: 5	H: 0 LOB: 0 BB: 0 P: 5	R: 0 E: 0 K: 1 S: 6	H: 1 LOB: 1 BB: 0 P: 6	R: 0 E: 0 K: 1 S: 6	H: 1 LOB: 2 BB: 1 P: 10	1B: 6 2B: 0 3B: 0 HR: 1	SF: 0 SAC: 0 DP: 1 HBP: 0		WP: 1 PB: 0 CS: 0	PA: 35
PITCHER Jose Roman, R ERA: 6.61 Jamie Easterly, L ERA: 3.39 (3, 1)	IP: 2.1 WLS: L BF: 14 H: 3 R: 5 ER: 5 SO: 0 BB: 4 IBB: 0 HBP: 0 BLK: 0 WP: 1 HR: 1 S: 10 P: 26 ERA: 19.29 WHIP: 3.000															PITCHER			

Batter	1	2	3	4	5	6	7	8	9	AB	R	H	RBI	BB	SO	LOB	TOP										
Brett Butler, L OBP: 0.341, SLG: 0.367 (1, 8)										6	1	2	2	0	0	7											
Julio Franco, R OBP: 0.461, SLG: 0.507 (1, 6)										6	0	1	0	0	1	5											
Mel Hall, L OBP: 0.391, SLG: 0.400 (1, 7) (6, 9)										4	1	2	1	2	1	3											
Andre Thornton, R OBP: 0.130, SLG: 0.130 (1, 10)										6	0	1	0	0	2	8											
George Vukovich, L OBP: 0.315, SLG: 0.269 Otis Nixon, S OBP: 0.318, SLG: 0.364 (1, 9) (6, 7)										4	1	2	1	0	0	5											
Mike Hargrove, L OBP: 0.280, SLG: 0.238 Pat Tabler, R OBP: 0.364, SLG: 0.432 (1, 3) (6, PH) (6, 3)										2	0	0	0	1	0	2											
Brook Jacoby, R OBP: 0.318, SLG: 0.338 (1, 5)										4	2	3	0	1	0	1											
Chris Bando, S OBP: 0.229, SLG: 0.037 (1, 2)										2	1	0	1	2	1	2											
Tony Bernazard, S OBP: 0.400, SLG: 0.585 (1, 4)										3	0	0	0	2	1	5											
Inning Stats	R: 1 E: 0 K: 1 S: 7	H: 2 LOB: 2 BB: 1 P: 11	R: 2 E: 2 K: 1 S: 9	H: 1 LOB: 3 BB: 1 P: 13	R: 0 E: 0 K: 1 S: 6	H: 1 LOB: 1 BB: 0 P: 6	R: 0 E: 1 K: 1 S: 7	H: 1 LOB: 2 BB: 0 P: 7	R: 1 E: 0 K: 0 S: 4	H: 1 LOB: 2 BB: 2 P: 12	R: 2 E: 0 K: 0 S: 6	H: 3 LOB: 3 BB: 2 P: 14	R: 0 E: 0 K: 1 S: 5	H: 0 LOB: 1 BB: 1 P: 9	R: 0 E: 0 K: 1 S: 6	H: 1 LOB: 2 BB: 1 P: 10	R: 0 E: 0 K: 0 S: 5	H: 2 LOB: 2 BB: 0 P: 5	1B: 11 2B: 1 3B: 0 HR: 0	SF: 1 SAC: 0 DP: 0 HBP: 0	WP: 2 PB: 1 SB: 3 CS: 0	PA: 51					
PITCHER	IP	WLS	BF	H	R	ER	SO	BB	IBB	HBP	BLK	WP	HR	S	P	ERA	WHIP										
Mark Gubicza, R ERA: 5.19 (1, 1)	5.1	L	32	8	6	5	4	4	0	0	0	2	0	36	52	8.44	2.250										
Mike Jones, L ERA: 0.92 (6, 1)	1.2		9	1	0	0	1	3	0	0	0	0	0	8	20	0.00	2.400										
Joe Beckwith, R ERA: 0.57 (8, 1)	2.0		10	3	0	0	1	1	0	0	0	0	0	11	15	0.00	2.000										

Cleveland Indians @ Kansas City Royals
 Royals Stadium, Kansas City, MO
 Wed May 01 1985, 8:05 PM EDT
 Att: 16,699 - Unknown

AB	42
R	6
H	12
RBI	6
BB	8
SO	6
LOB	43



Batter	1	2	3	4	5	6	7	8	9	AB	R	H	RBI	BB	SO	LOB	BOTTOM										
Willie Wilson, S OBP: 0.362, SLG: 0.453 (1, 8)										4	0	0	1	0	2	0											
Pat Sheridan, L OBP: 0.308, SLG: 0.296 Lynn Jones, R (7, PH) (8, 9)										3	1	1	0	0	0	0											
George Brett, L OBP: 0.456, SLG: 0.493 (1, 5)										3	1	3	1	1	0	0											
Jorge Orta, L OBP: 0.306, SLG: 0.429 (1, 10)										3	0	0	0	0	0	3											
Steve Balboni, R OBP: 0.268, SLG: 0.488 (1, 3)										4	0	1	1	0	0	2											
Frank White, R OBP: 0.224, SLG: 0.418 (1, 4)										3	1	0	0	1	1	3											
Darryl Motley, R OBP: 0.241, SLG: 0.315 (1, 7)										4	1	0	0	0	1	4											
Jim Sundberg, R OBP: 0.271, SLG: 0.323 (1, 2)										4	1	1	1	0	3	0											
Buddy Biancalana, S OBP: 0.229, SLG: 0.226 Dane Long, L OBP: 0.333, SLG: 0.143 Onix Concepcion, R OBP: 0.189, SLG: 0.250 (7, PH) (7, PH) (8, 6)										2	0	0	0	0	0	0											
Hal McRae, R OBP: 0.375, SLG: 0.273 (9, PH)										1	0	0	0	0	0	0											
Inning Stats	R: 1 E: 0 K: 1 S: 7	H: 2 LOB: 1 BB: 0 P: 7	R: 0 E: 0 K: 2 S: 7	H: 0 LOB: 0 BB: 0 P: 7	R: 0 E: 0 K: 0 S: 3	H: 0 LOB: 0 BB: 0 P: 3	R: 1 E: 1 K: 0 S: 5	H: 1 LOB: 1 BB: 0 P: 5	R: 0 E: 0 K: 2 S: 7	H: 0 LOB: 0 BB: 0 P: 7	R: 0 E: 0 K: 0 S: 4	H: 1 LOB: 1 BB: 0 P: 4	R: 3 E: 2 K: 0 S: 4	H: 1 LOB: 1 BB: 2 P: 12	R: 0 E: 0 K: 1 S: 6	H: 1 LOB: 2 BB: 1 P: 10	R: 0 E: 0 K: 1 S: 5	H: 0 LOB: 0 BB: 0 P: 5	1B: 5 2B: 2 3B: 0 HR: 0	SF: 2 SAC: 1 DP: 1 HBP: 0	WP: 0 PB: 0 SB: 1 CS: 0	PA: 37					
PITCHER	IP	WLS	BF	H	R	ER	SO	BB	IBB	HBP	BLK	WP	HR	S	P	ERA	WHIP										
Don Schulze, R ERA: 4.94 (7, 1)	0.0		3	1	0	0	0	1	0	0	0	0	0	2	6												
Dave Vonohlen, L ERA: 2.35 (7, 1)	1.1		4	0	2	0	0	1	0	0	0	0	0	3	7	0.00	0.750										
Tom Waddell, R ERA: 5.19 (8, 1)	1.2	S	6	1	0	0	2	0	0	0	0	0	0	10	10	0.00	0.600										

Cleveland Indians @ Kansas City Royals
 Royals Stadium, Kansas City, MO
 Wed May 01 1985, 8:05 PM EDT
 Att: 16,699 - Unknown

AB	31
R	5
H	6
RBI	5
BB	3
SO	7
LOB	12



Batter	1	2	3	4	5	6	7	8	9	AB	R	H	RBI	BB	SO	LOB	TOP			
Toby Harrah, R OBP: 0.489, SLG: 0.415 (1, 4)	0-0 CS 1B		4-0 BB			0-3 K		0-3 K		3	0	1	0	1	2	0	Texas Rangers @ Cleveland Indians Cleveland Municipal Stadium, Cleveland, OH Fri May 03 1985, 7:05 PM EDT Att: 7,919 - Unknown			
Gary Ward, R OBP: 0.284, SLG: 0.395 (1, 7)	0-3 K		0-0 F9			0-0 F9		0-3 K		4	0	0	0	0	2	3				
Buddy Bell, R OBP: 0.308, SLG: 0.337 (1, 5)	0-0 6-3			0-0 FC6-4 1B		4-0 BB			0-0 P5	3	0	1	0	1	0	0				
Larry Parrish, R OBP: 0.325, SLG: 0.487 (1, 9)		0-3 K		0-0 P3		0-0 L4			4-0 BB	3	0	0	0	1	1	2				
Pete O'Brien, L OBP: 0.247, SLG: 0.284 (1, 3)		0-0 G3		0-0 F8			0-0 4-3		0-0 F8	4	0	0	0	0	0	2				
Cliff Johnson, R OBP: 0.337, SLG: 0.473 (1, 10)		0-0 P3		0-0 FC6-4			0-3 K		0-0 F9	4	0	0	0	0	1	2				
George Wright, S OBP: 0.250, SLG: 0.250 (1, 8)			0-0 S 1B		0-0 F7		0-0 1B			3	0	2	0	0	0	0				
Don Slaught, R OBP: 0.286, SLG: 0.329 (1, 2)			0-3 K		0-3 K		0-0 L1			3	0	0	0	0	2	2				
Curtis Wilkerson, S OBP: 0.246, SLG: 0.196 (1, 6)			0-0 F8		0-0 6-3			0-3 K		3	0	0	0	0	1	1				
Inning Stats	R: 0 E: 0 K: 1 S: 5	H: 1 LOB: 0 BB: 0 P: 5	R: 0 E: 0 K: 1 S: 5	H: 0 LOB: 0 BB: 0 P: 5	R: 0 E: 0 K: 1 S: 6	H: 1 LOB: 2 BB: 1 P: 10	R: 0 E: 0 K: 0 S: 4	H: 1 LOB: 1 BB: 0 P: 4	R: 0 E: 0 K: 1 S: 5	H: 0 LOB: 0 BB: 0 P: 5	R: 0 E: 0 K: 1 S: 6	H: 1 LOB: 1 BB: 0 P: 6	R: 0 E: 0 K: 3 S: 9	H: 0 LOB: 0 BB: 0 P: 9	R: 0 E: 0 K: 0 S: 3	H: 0 LOB: 1 BB: 1 P: 7	1B: 4 2B: 1 3B: 0 HR: 0	SF: 0 SAC: 0 DP: 1 HBP: 0	WP: 0 PB: 0 SB: 1 CS: 1	PA: 33
PITCHER Bert Blyleven, R ERA: 4.35 (1, 1)	IP: 9.0 WLS: W BF: 33 H: 4 R: 0 ER: 0 SO: 9 BB: 3 IBB: 0 HBP: 0 BLK: 0 WP: 0 HR: 0 S: 48 P: 60 ERA: 0.00 WHIP: 0.778															PITCHER				

AB 30
R 0
H 4
RBI 0
BB 3
SO 9
LOB 12



Batter	1	2	3	4	5	6	7	8	9	AB	R	H	RBI	BB	SO	LOB	BOTTOM			
Brett Butler, L OBP: 0.348, SLG: 0.386 (1, 8)	0-0 2B		0-0 4-3		0-0 S 1B		0-0 F8			4	0	2	0	0	0	0	Texas Rangers @ Cleveland Indians Cleveland Municipal Stadium, Cleveland, OH Fri May 03 1985, 7:05 PM EDT Att: 7,919 - Unknown			
Julio Franco, R OBP: 0.452, SLG: 0.493 (1, 6)	4-0 G6-4-3 BB		0-0 4-3		0-0 SF9			0-0 6-3		2	0	0	1	1	0	0				
Pat Tabler, R OBP: 0.348, SLG: 0.412 (1, 3)	0-3 K			0-0 P5	0-0 F8			0-0 5-3		4	0	0	0	0	1	3				
Andre Thornton, R OBP: 0.148, SLG: 0.148 (1, 10)	0-0 G6-4-3			0-0 5-3	0-0 F7			0-0 CS 1B		4	0	1	0	0	0	3				
Otis Nixon, S OBP: 0.318, SLG: 0.364 (6, PR)	1-2				1-2					0	0	0	0	0	0	0				
Joe Carter, R OBP: 0.224, SLG: 0.302 (1, 7)		0-0 4-3		0-0 1B S 1B		0-0 F8		0-0 CS		3	1	1	0	0	0	0				
Brook Jacoby, R OBP: 0.318, SLG: 0.338 (1, 5)		0-0 F9		0-0 S 2B 1B		0-0 P3				3	1	1	0	0	0	0				
Carmen Castillo, R OBP: 0.200, SLG: 0.211 (1, 9)		0-0 5-3		0-0 1-H 3-H 2B		0-0 F7				2	0	1	1	0	0	0				
George Vukovich, L OBP: 0.311, SLG: 0.265 (6, PH) (7, 9)				1-H 3-H 2B						1	0	0	0	0	0	0				
Chris Bando, S OBP: 0.237, SLG: 0.133 (1, 2)			0-0 SF8 3B		0-0 K			0-0 G3		3	1	1	0	0	1	1				
Tony Bernazard, S OBP: 0.397, SLG: 0.600 (1, 4)			0-0 SF8		0-0 1B SF9 2B			0-0 4-3		2	1	1	1	0	0	0				
Inning Stats	R: 0 E: 0 K: 1 S: 5	H: 1 LOB: 1 BB: 1 P: 9	R: 0 E: 0 K: 0 S: 3	H: 0 LOB: 0 BB: 0 P: 3	R: 1 E: 0 K: 0 S: 4	H: 1 LOB: 0 BB: 0 P: 4	R: 2 E: 0 K: 1 S: 8	H: 3 LOB: 1 BB: 0 P: 8	R: 1 E: 0 K: 0 S: 5	H: 2 LOB: 1 BB: 0 P: 5	R: 0 E: 0 K: 0 S: 3	H: 0 LOB: 0 BB: 0 P: 3	R: 0 E: 0 K: 0 S: 3	H: 0 LOB: 0 BB: 0 P: 3	R: 0 E: 0 K: 0 S: 3	H: 1 LOB: 1 BB: 0 P: 3	1B: 4 2B: 3 3B: 1 HR: 0	SF: 2 SAC: 0 DP: 1 HBP: 0	WP: 0 PB: 0 SB: 3 CS: 1	PA: 32
PITCHER Mike Mason, L ERA: 5.14 (1, 1)	IP: 4.2 WLS: L BF: 21 H: 7 R: 4 ER: 4 SO: 2 BB: 1 IBB: 0 HBP: 0 BLK: 0 WP: 0 HR: 0 S: 24 P: 28 ERA: 7.71 WHIP: 1.714															PITCHER				
Burt Hooton, R ERA: 2.53 (5, 1)	IP: 3.1 WLS: L BF: 10 H: 1 R: 0 ER: 0 SO: 0 BB: 0 IBB: 0 HBP: 0 BLK: 0 WP: 0 HR: 0 S: 10 P: 10 ERA: 0.00 WHIP: 0.300															PITCHER				

AB 28
R 4
H 8
RBI 3
BB 1
SO 2
LOB 7



Batter	1	2	3	4	5	6	7	8	9	AB	R	H	RBI	BB	SO	LOB	TOP				
Toby Harrah, R OBP: 0.495, SLG: 0.412 (1, 4)										3	1	1	0	2	0	0	Texas Rangers @ Cleveland Indians Cleveland Municipal Stadium, Cleveland, OH Sat May 04 1985, 3:33 AM EDT Att: 6,685 - Unknown				
Gary Ward, R OBP: 0.280, SLG: 0.385 (1, 7) (1, 9)										5	0	1	0	0	1	3					
Buddy Bell, R OBP: 0.316, SLG: 0.345 (1, 5)										4	0	2	0	0	0	2					
Larry Parrish, R OBP: 0.321, SLG: 0.481 (1, PR)										1	0	0	1	0	0	1					
Tom Dunbar, L OBP: 0.500, SLG: 0.450 (8, PH) (8, 7)										1	0	0	0	0	0	2					
Cliff Johnson, R OBP: 0.333, SLG: 0.462 (1, 10)										4	0	1	0	0	0	3					
Bill Stein, R OBP: 0.250, SLG: 0.250 (8, PH)										3	0	1	0	0	0	2					
Pete O'Brien, L OBP: 0.244, SLG: 0.280 (8, 3)										1	0	0	0	0	1	2					
George Wright, S OBP: 0.250, SLG: 0.239 (1, 8)										3	0	0	0	1	0	2					
Don Slaught, R OBP: 0.275, SLG: 0.316 (9, PH)										3	0	0	0	0	0	0					
Bob Jones, L OBP: 0.167, SLG: 0.167 (9, PH)										1	0	0	0	0	0	1					
Wayne Tolleson, S OBP: 0.278, SLG: 0.278 (1, 6)										4	0	0	0	0	0	1					
Inning Stats	R: 1 E: 0 K: 0 S: 5	H: 2 LOB: 2 BB: 1 P: 9	R: 0 E: 0 K: 0 S: 3	H: 0 LOB: 0 BB: 0 P: 3	R: 0 E: 0 K: 1 S: 6	H: 1 LOB: 1 BB: 0 P: 6	R: 0 E: 0 K: 0 S: 3	H: 0 LOB: 0 BB: 0 P: 3	R: 0 E: 0 K: 0 S: 4	H: 1 LOB: 2 BB: 1 P: 8	R: 0 E: 0 K: 0 S: 3	H: 0 LOB: 0 BB: 0 P: 3	R: 0 E: 1 K: 1 S: 7	H: 1 LOB: 2 BB: 1 P: 7	R: 0 E: 0 K: 0 S: 4	H: 1 LOB: 2 BB: 1 P: 8	1B: 6 2B: 0 3B: 0 HR: 0	SF: 0 SAC: 0 DP: 0 HBP: 0	WP: 0 PB: 0 SB: 0 CS: 0	PA: 38	
PITCHER	IP	WLS	BF	H	R	ER	SO	BB	IBB	HBP	BLK	WP	HR	S	P	ERA	WHIP				
Neal Heaton, L ERA: 1.95	7.0	W	28	4	1	1	1	3	0	0	0	0	0	27	39	1.29	1.000				
Rich Thompson, R ERA:	0.2		4	1	0	0	0	0	0	0	0	0	0	4	4	0.00	1.500				
Jamie Easterly, L ERA: 3.29	0.1		2	0	0	0	1	1	0	0	0	0	0	3	7	0.00	3.000				
Tom Waddell, R ERA: 4.91	1.0	S	4	1	0	0	0	0	0	0	0	0	0	4	4	0.00	1.000				


AB	34
R	1
H	6
RBI	1
BB	4
SO	2
LOB	20




Batter	1	2	3	4	5	6	7	8	9	AB	R	H	RBI	BB	SO	LOB	BOTTOM				
Brett Butler, L OBP: 0.344, SLG: 0.402 (1, 8)										4	0	1	1	0	0	2	Texas Rangers @ Cleveland Indians Cleveland Municipal Stadium, Cleveland, OH Sat May 04 1985, 3:33 AM EDT Att: 6,685 - Unknown				
Julio Franco, R OBP: 0.443, SLG: 0.494 (1, 6)										4	1	1	0	0	1	1					
Pat Tabler, R OBP: 0.333, SLG: 0.393 (1, 3)										4	0	0	0	0	1	1					
Andre Thornton, R OBP: 0.161, SLG: 0.161 (8, PR)										4	0	1	1	0	0	0					
Otis Nixon, S OBP: 0.318, SLG: 0.364 (8, PR)										0	0	0	0	0	0	0					
Joe Carter, R OBP: 0.230, SLG: 0.304 (1, 7)										3	1	1	0	0	1	0					
Mel Hall, L OBP: 0.386, SLG: 0.393 (8, PH) (9, 7)										1	0	0	0	0	0	1					
Brook Jacoby, R OBP: 0.308, SLG: 0.325 (1, 5)										3	0	0	0	0	1	1					
Carmen Castillo, R OBP: 0.217, SLG: 0.190 (9, 9)										2	0	0	0	1	1	0					
George Vukovich, L OBP: 0.311, SLG: 0.265 (9, 9)										0	0	0	0	0	0	0					
Butch Benton, R OBP: 0.320, SLG: 0.348 (1, 2)										3	0	2	1	0	0	0					
Tony Bernazard, S OBP: 0.409, SLG: 0.589 (1, 4)										1	1	0	0	2	0	2					
Inning Stats	R: 0 E: 0 K: 0 S: 3	H: 0 LOB: 0 BB: 0 P: 3	R: 1 E: 0 K: 0 S: 5	H: 2 LOB: 2 BB: 1 P: 9	R: 0 E: 0 K: 2 S: 7	H: 0 LOB: 0 BB: 0 P: 7	R: 0 E: 0 K: 2 S: 7	H: 0 LOB: 0 BB: 0 P: 7	R: 1 E: 0 K: 0 S: 4	H: 1 LOB: 1 BB: 1 P: 8	R: 0 E: 0 K: 1 S: 6	H: 1 LOB: 2 BB: 1 P: 10	R: 0 E: 0 K: 0 S: 4	H: 2 LOB: 1 BB: 0 P: 4	1B: 4 2B: 2 3B: 1 HR: 0	SF: 0 SAC: 0 DP: 1 HBP: 0	WP: 0 PB: 0 SB: 1 CS: 0	PA: 32			
PITCHER	IP	WLS	BF	H	R	ER	SO	BB	IBB	HBP	BLK	WP	HR	S	P	ERA	WHIP				
Frank Tanana, L ERA: 7.01	7.0	L	29	5	3	3	5	3	0	0	0	0	0	36	48	3.86	1.143				
Dave Rozema, R ERA: 3.91	1.0		3	1	0	0	0	0	0	0	0	0	0	3	3	0.00	1.000				

AB	29
R	3
H	6
RBI	3
BB	3
SO	5
LOB	8



Batter	1	2	3	4	5	6	7	8	9	AB	R	H	RBI	BB	SO	LOB	TOP			
Toby Harrah, R OBP: 0.485, SLG: 0.394 (1, 4)	0-0 1-3		0-0 4-3	4-0 BB			0-0 SH3-4	0-0 F7		3	0	0	0	1	0	0	Texas Rangers @ Cleveland Indians Cleveland Municipal Stadium, Cleveland, OH Sun May 05 1985, 3:33 AM EDT Att: 10,231 - Unknown AB 37 R 7 H 10 RBI 5 BB 2 SO 2 LOB 14 			
Tom Dunbar, L OBP: 0.444, SLG: 0.375 (1, 10)	0-0 4-3		0-0 L3	0-0 F8			4-0 1B IBB		0-3 K	4	1	0	0	1	1	3				
Gary Ward, R OBP: 0.265, SLG: 0.365 (1, 7)	0-0 4-3		0-0 5-3		0-0 L6		0-0 F4		0-0 F9	5	0	0	0	0	0	2				
Buddy Bell, R OBP: 0.327, SLG: 0.367 Wayne Tolleson, S OBP: 0.278, SLG: 0.278 Bill Stein, R OBP: 0.333, SLG: 0.333 (7, PH) (7, 5)		0-0 1B FC3-2-5-3 1B		0-0 6-3 1B 2B	0-0 5-3		0-0 1B 1-3 2H 1B		0-0 F7	3	1	2	0	0	0	0				
Pete O'Brien, L OBP: 0.256, SLG: 0.291 (1, 3)		0-0 1-3 E 1B		0-0 6-3 2-3	0-0 F7		0-0 1-3 3H 1B			4	1	2	1	0	0	1				
Bob Jones, L OBP: 0.188, SLG: 0.188 (1, 9)		0-0 FC3-2-5-3 1-3 E 1B		0-0 1B 2B 1B	0-0 F9		0-0 F8			4	2	1	1	0	0	4				
George Wright, S OBP: 0.237, SLG: 0.225 (1, 8)		0-0 1-3 3H 1B		0-0 F4		0-0 G3		0-3 K		4	0	0	0	0	1	3				
Don Slaught, R OBP: 0.286, SLG: 0.363 (1, 2)		0-0 E6 2H 3H 1B		0-0 2B 1-3 1B		0-0 F5		0-0 HR		4	1	2	1	0	0	0				
Curtis Wilkerson, S OBP: 0.262, SLG: 0.236 (1, 6)		0-0 4-3		0-0 1-3 3H 2B			0-0 SH3-4 1B 1B		0-0 6-3	4	1	2	1	0	0	1				
Inning Stats	R: 0 E: 0 K: 0 S: 3	H: 0 LOB: 0 BB: 0 P: 3	R: 2 E: 1 K: 0 S: 6	H: 2 LOB: 1 BB: 0 P: 6	R: 0 E: 0 K: 0 S: 3	H: 0 LOB: 0 BB: 0 P: 3	R: 2 E: 0 K: 0 S: 7	H: 4 LOB: 3 BB: 1 P: 11	R: 0 E: 0 K: 0 S: 3	H: 0 LOB: 0 BB: 0 P: 3	R: 2 E: 0 K: 0 S: 6	H: 3 LOB: 2 BB: 1 P: 10	R: 1 E: 0 K: 1 S: 6	H: 1 LOB: 0 BB: 0 P: 6	R: 0 E: 0 K: 1 S: 5	H: 0 LOB: 0 BB: 0 P: 5		1B: 7 2B: 2 3B: 0 HR: 1	SF: 0 SAC: 1 DP: 0 HBP: 0	WP: 0 PB: 0 SB: 0 CS: 0
PITCHER	IP WLS BF H R ER SO BB IBB HBP BLK WP HR S P ERA WHIP	IP WLS BF H R ER SO BB IBB HBP BLK WP HR S P ERA WHIP	IP WLS BF H R ER SO BB IBB HBP BLK WP HR S P ERA WHIP	IP WLS BF H R ER SO BB IBB HBP BLK WP HR S P ERA WHIP	IP WLS BF H R ER SO BB IBB HBP BLK WP HR S P ERA WHIP	IP WLS BF H R ER SO BB IBB HBP BLK WP HR S P ERA WHIP	IP WLS BF H R ER SO BB IBB HBP BLK WP HR S P ERA WHIP	IP WLS BF H R ER SO BB IBB HBP BLK WP HR S P ERA WHIP	IP WLS BF H R ER SO BB IBB HBP BLK WP HR S P ERA WHIP	IP WLS BF H R ER SO BB IBB HBP BLK WP HR S P ERA WHIP	IP WLS BF H R ER SO BB IBB HBP BLK WP HR S P ERA WHIP	IP WLS BF H R ER SO BB IBB HBP BLK WP HR S P ERA WHIP	IP WLS BF H R ER SO BB IBB HBP BLK WP HR S P ERA WHIP	IP WLS BF H R ER SO BB IBB HBP BLK WP HR S P ERA WHIP	IP WLS BF H R ER SO BB IBB HBP BLK WP HR S P ERA WHIP	IP WLS BF H R ER SO BB IBB HBP BLK WP HR S P ERA WHIP	IP WLS BF H R ER SO BB IBB HBP BLK WP HR S P ERA WHIP			
Don Schulte, R ERA: 4.94 (1, 1)	3.2 L	19 6	4 2	2 0	0 0	1 0	0 0	0 0	0 0	0 0	18 11	22 15	4.91 6.00	1.909 0.667						
Rich Thompson, R ERA: 3.5 (4, 1)	3.0	12 2	2 2	2 0	0 0	1 0	0 0	0 0	0 0	0 0	1 8	8 8	6.75 1.500	0.000						
Dave Vonohlen, L ERA: 2.7 (7, 1)	1.1	6 2	1 1	1 0	0 0	0 0	0 0	0 0	0 0	0 0	1 5	5 5	0.00 0.000	0.000						
Mike Jeffcoat, L ERA: 2.79 (9, 1)	1.0	3 0	0 0	0 1	0 0	0 0	0 0	0 0	0 0	0 0	5 5	5 5	0.00 0.000	0.000						

Batter	1	2	3	4	5	6	7	8	9	AB	R	H	RBI	BB	SO	LOB	BOTTOM	
Brett Butler, L OBP: 0.327, SLG: 0.380 (1, 8)	0-3 K		0-0 G6-3	1-2	0-0 F7		0-0 4-3		0-0 3-1	5	0	0	0	0	1	2	Texas Rangers @ Cleveland Indians Cleveland Municipal Stadium, Cleveland, OH Sun May 05 1985, 3:33 AM EDT Att: 10,231 - Unknown AB 35 R 2 H 8 RBI 2 BB 2 SO 8 LOB 19 	
Julio Franco, R OBP: 0.436, SLG: 0.482 (1, 6)	0-0 6-3		0-0 F9			0-0 E5 1B	0-0 1B			4	1	1	0	0	0	0		
Mel Hall, L OBP: 0.392, SLG: 0.415 (1, 7)	0-0 4-3			0-0 2B		0-0 1B 1-3 1B	0-3 K			4	1	2	0	0	1	1		
Andre Thornton, R OBP: 0.171, SLG: 0.171 (1, 10)		0-0 5-3		0-0 6-3		0-0 1B FC3-2 1B	0-3 K			4	0	1	1	0	1	1		
Pat Tabler, R OBP: 0.350, SLG: 0.409 (1, 3)		0-0 BB 1B		0-0 F8		0-0 FC3-2 1B	0-0 FC3-6 1B			4	0	3	1	0	0	1		
George Vukovich, L OBP: 0.295, SLG: 0.250 (1, 9)		0-0 F8		0-3 K		0-0 FC3-2 1-2 3H 1B	0-0 FC3-6 1-2			4	0	0	0	0	1	5		
Brook Jacoby, R OBP: 0.316, SLG: 0.326 (1, 5)		4-0 BB 1-2 BB			0-0 F9 PB 1B	0-0 L9	0-3 K			3	0	1	0	1	1	3		
Chris Bando, S OBP: 0.220, SLG: 0.121 Mike Hargrove, L OBP: 0.269, SLG: 0.227 (9, PH) (1, 2)		0-0 G3			0-3 K	0-0 F8			0-0 G3	3	0	0	0	0	1	5		
Tony Bernazard, S OBP: 0.400, SLG: 0.559 (1, 4)			4-0 BB G6-3		0-0 F9		0-3 K		0-3 K	3	0	0	0	1	2	1		
Inning Stats	R: 0 E: 0 K: 1 S: 5	H: 1 LOB: 2 BB: 1 P: 8	R: 0 E: 0 K: 0 S: 2	H: 0 LOB: 0 BB: 1 P: 6	R: 0 E: 0 K: 1 S: 6	H: 1 LOB: 1 BB: 0 P: 6	R: 2 E: 1 K: 0 S: 7	H: 3 LOB: 2 BB: 0 P: 7	R: 0 E: 0 K: 2 S: 8	H: 1 LOB: 1 BB: 0 P: 8	R: 0 E: 0 K: 2 S: 8	H: 1 LOB: 1 BB: 0 P: 8	R: 0 E: 0 K: 1 S: 5	H: 0 LOB: 0 BB: 0 P: 5	1B: 7 2B: 1 3B: 0 HR: 0	SF: 0 SAC: 0 DP: 1 HBP: 0		WP: 0 PB: 1 SB: 0 CS: 0
PITCHER	IP WLS BF H R ER SO BB IBB HBP BLK WP HR S P ERA WHIP	IP WLS BF H R ER SO BB IBB HBP BLK WP HR S P ERA WHIP	IP WLS BF H R ER SO BB IBB HBP BLK WP HR S P ERA WHIP	IP WLS BF H R ER SO BB IBB HBP BLK WP HR S P ERA WHIP	IP WLS BF H R ER SO BB IBB HBP BLK WP HR S P ERA WHIP	IP WLS BF H R ER SO BB IBB HBP BLK WP HR S P ERA WHIP	IP WLS BF H R ER SO BB IBB HBP BLK WP HR S P ERA WHIP	IP WLS BF H R ER SO BB IBB HBP BLK WP HR S P ERA WHIP	IP WLS BF H R ER SO BB IBB HBP BLK WP HR S P ERA WHIP	IP WLS BF H R ER SO BB IBB HBP BLK WP HR S P ERA WHIP	IP WLS BF H R ER SO BB IBB HBP BLK WP HR S P ERA WHIP	IP WLS BF H R ER SO BB IBB HBP BLK WP HR S P ERA WHIP	IP WLS BF H R ER SO BB IBB HBP BLK WP HR S P ERA WHIP	IP WLS BF H R ER SO BB IBB HBP BLK WP HR S P ERA WHIP	IP WLS BF H R ER SO BB IBB HBP BLK WP HR S P ERA WHIP	IP WLS BF H R ER SO BB IBB HBP BLK WP HR S P ERA WHIP		
Charlie Hough, R ERA: 3.28 (1, 1)	5.0 W	22 2	1 3	0 0	0 0	0 0	0 0	0 0	0 0	0 0	26 4	34 4	1.80 0.00	1.400 1.000				
Burt Hooton, R ERA: 2.31 (6, 1)	1.0	4 1	0 0	0 0	0 0	0 0	0 0	0 0	0 0	0 0	4 4	4 4	0.00 0.000	1.000				
Greg Harris, R ERA: 1.35 (7, 1)	3.0 S	11 2	0 0	0 5	0 0	0 0	0 0	0 0	0 0	0 0	21 21	21 21	0.00 0.667	0.667				

Batter	1	2	3	4	5	6	7	8	9	AB	R	H	RBI	BB	SO	LOB	TOP			
Rudy Law, L OBP: 0.302, SLG: 0.333 (1, 7)	F6		0-0 WP 1-3 S 1B		0-0 4-3		0-3 K		0-0 F6	5	0	1	0	0	1	2	Chicago White Sox @ Cleveland Indians Cleveland Municipal Stadium, Cleveland, OH Tue May 07 1985, 7:05 PM EDT Att: 5,076 - Unknown			
Scott Fletcher, R OBP: 0.388, SLG: 0.320 Jerry Hairston, S OBP: 0.350, SLG: 0.200 Tim Hulett, R OBP: 0.375, SLG: 0.438 (1, 5) (7, PH) (7, 5)	K		0-0 B2-3		0-0 5-3		0-0 SF9			3	0	0	0	0	1	2				
Harold Baines, L OBP: 0.364, SLG: 0.495 (1, 9)	K		0-0 4-3		0-0 HR 1B		0-3 K			4	1	1	0	0	2	1				
Greg Walker, L OBP: 0.289, SLG: 0.435 (1, 3)		0-0 4-3		0-3 K		0-0 HR 1B		0-0 F2		4	1	1	2	0	1	0				
Carlton Fisk, R OBP: 0.342, SLG: 0.542 (1, 2)		0-0 5-3		0-0 6-3		0-3 K		0-0 5-3		4	0	0	0	0	1	0				
Ron Kittle, R OBP: 0.231, SLG: 0.286 (1, 10)		0-0 HR		4-0 1B BB		0-3 K		0-0 F3		3	2	1	1	1	1	0				
Daryl Boston, L OBP: 0.338, SLG: 0.371 (1, 8)		0-0 CS 1B		0-0 S 1B		0-0 4-3		0-0 F9		4	1	2	0	0	0	0				
Julio Cruz, S OBP: 0.301, SLG: 0.210 (1, 4)	CS		0-0 F9		0-0 FC6 1B		0-0 F7		0-0 F8	4	0	1	2	0	0	0				
Ozzie Guillen, L OBP: 0.288, SLG: 0.280 (1, 6)			0-0 E3 1B WP		0-0 FC6		0-0 E5 WP SF9		0-0 1B	4	2	1	0	0	0	1				
Inning Stats	R: 0 E: 0 K: 2 S: 7	H: 0 LOB: 0 BB: 7	R: 1 E: 0 K: 0 S: 4	H: 2 LOB: 0 BB: 4	R: 1 E: 1 K: 0 S: 5	H: 1 LOB: 1 BB: 5	R: 2 E: 0 K: 1 S: 7	H: 2 LOB: 1 BB: 11	R: 2 E: 0 K: 1 S: 7	H: 2 LOB: 0 BB: 0	R: 1 E: 1 K: 2 S: 8	H: 0 LOB: 0 BB: 8	R: 0 E: 0 K: 0 S: 3	H: 0 LOB: 0 BB: 3	R: 0 E: 0 K: 0 S: 4	H: 1 LOB: 1 BB: 0 P: 4		1B: 6 2B: 0 3B: 0 HR: 2	SF: 1 SAC: 0 DP: 0 HBP: 0	WP: 2 PB: 0 CS: 1
PITCHER	IP WLS BF H R ER SO BB IBB HBP BLK WP HR S P ERA WHIP	IP WLS BF H R ER SO BB IBB HBP BLK WP HR S P ERA WHIP																		
Bert Blyleven, R ERA: 4.87 Keith Creel, R ERA: (1, 1) (6, 1)	5.0 L 23 7 6 5 4	4.0 14 1 1 0 3																		

Batter	1	2	3	4	5	6	7	8	9	AB	R	H	RBI	BB	SO	LOB	BOTTOM			
Brett Butler, L OBP: 0.330, SLG: 0.392 (1, 8)	K			0-0 S 1B			0-0 F2		0-0 F9	5	0	2	0	0	1	1	Chicago White Sox @ Cleveland Indians Cleveland Municipal Stadium, Cleveland, OH Tue May 07 1985, 7:05 PM EDT Att: 5,076 - Unknown			
Julio Franco, R OBP: 0.443, SLG: 0.477 (1, 6)	1-6-3 HR 1B		4-0 1-2 BB		0-3 K		4-0 WP BB		0-0 F8	3	1	1	0	2	1	1				
Joe Carter, R OBP: 0.234, SLG: 0.293 Mel Hall, L OBP: 0.387, SLG: 0.409 (1, 7) (7, PH) (8, 7)	4-0 1-2 HR BB	0-3 K		0-3 K2-3		0-3 K		0-3 K		2	1	0	0	1	2	2				
Andre Thornton, R OBP: 0.154, SLG: 0.154 (1, 10)	1-6-3 1-2 2-3		0-0 F3		0-0 F7		0-0 F3			4	0	0	0	0	0	4				
Pat Tabler, R OBP: 0.346, SLG: 0.396 (1, 3)	4-0 HR BB		0-0 F8		0-0 F7			0-3 K		3	1	0	0	1	1	0				
Brook Jacoby, R OBP: 0.323, SLG: 0.378 (1, 5)	0-0 1-2 2-3 HR		0-0 PB 2B			0-3 K		0-3 K		4	1	2	4	0	2	0				
Carmen Castillo, R OBP: 0.192, SLG: 0.187 George Vukovich, L OBP: 0.304, SLG: 0.260 (1, 9) (8, PH) (9, 9)	0-3 K2-3		0-3 K		0-3 K		0-3 K		0-0 1B	3	0	0	0	0	3	1				
Chris Bando, S OBP: 0.205, SLG: 0.111 Mike Hargrove, L OBP: 0.259, SLG: 0.217 Butch Benton, R OBP: 0.320, SLG: 0.348 (1, 2) (8, PH) (9, 2)		0-0 F8		0-0 F7		0-3 K		0-3 K		3	0	0	0	0	1	0				
Tony Bernazard, S OBP: 0.392, SLG: 0.556 (1, 4)		0-0 F8		0-3 K			0-0 WP 2B		0-3 K	4	0	1	0	0	2	0				
Inning Stats	R: 4 E: 0 K: 2 S: 9	H: 2 LOB: 2 BB: 2	R: 0 E: 0 K: 1 S: 6	H: 1 LOB: 1 BB: 1	R: 0 E: 0 K: 1 S: 6	H: 1 LOB: 1 BB: 0	R: 0 E: 0 K: 2 S: 8	H: 1 LOB: 0 BB: 0	R: 0 E: 0 K: 3 S: 9	H: 0 LOB: 0 BB: 0	R: 0 E: 0 K: 1 S: 6	H: 1 LOB: 2 BB: 1	R: 0 E: 0 K: 3 S: 10	H: 1 LOB: 0 BB: 0	R: 0 E: 0 K: 1 S: 5	H: 0 LOB: 0 BB: 0		1B: 3 2B: 3 3B: 0 HR: 1	SF: 0 SAC: 0 DP: 0 HBP: 0	WP: 1 PB: 1 CS: 0
PITCHER	IP WLS BF H R ER SO BB IBB HBP BLK WP HR S P ERA WHIP	IP WLS BF H R ER SO BB IBB HBP BLK WP HR S P ERA WHIP																		
Floyd Bannister, L ERA: 6.0 Tom Seaver, R ERA: 3.0 Bob James, R ERA: 4.02 (1, 1) (7, 1) (8, 1)	6.1 W 29 6 4 4 10	0.2 S 2 0 0 0 1																		

Batter	1	2	3	4	5	6	7	8	9	AB	R	H	RBI	BB	SO	LOB	TOP										
Scott Fletcher, R (1, 6) OBP: 0.339, SLG: 0.291	0-0 6-3		0-0 F9		0-3 K		0-0 F9		0-0 F8	5	0	0	0	0	1	4	Chicago White Sox @ Cleveland Indians Cleveland Municipal Stadium, Cleveland, OH Wed May 08 1985, 7:05 PM EDT Att: 4,808 - Unknown livebaseballscorecards.com										
Tom Paciorek, R (1, 3) OBP: 0.308, SLG: 0.250	0-0 F8		0-0 F7		0-0 CS	0-0 1B		0-0 5-3		4	0	1	0	0	0	0											
Harold Baines, L (1, 9) OBP: 0.369, SLG: 0.495	0-3 K			0-0 3-1		0-0 1B		0-0 PO		4	0	2	0	0	1	0											
Ron Kittle, R (1, 7) OBP: 0.256, SLG: 0.368		0-0 HR		4-0 BB		0-3 K		0-3 K		3	1	1	1	1	2	2											
Daryl Boston, L (8, 8) OBP: 0.336, SLG: 0.371										0	0	0	0	0	0	0											
Carlton Fisk, R (1, 2) OBP: 0.337, SLG: 0.539		0-3 K		0-0 F5		0-0 F3		0-0 PO	0-0 1B	4	1	1	0	0	1	2											
Jerry Hairston, S (1, 10) OBP: 0.417, SLG: 0.444		0-0 HR		4-0 BB		0-0 F5		0-0 G3-6	0-0 1B	3	1	2	2	1	0	0											
Rudy Law, L (9, PR) OBP: 0.302, SLG: 0.333				1-2 BB						0	0	0	0	0	0	0											
Luis Salazar, R (1, 8) OBP: 0.228, SLG: 0.302		0-0 F8		0-0 F6		0-3 K		0-0 G3-6-1	0-0 1B	3	0	0	0	0	1	2											
Greg Walker, L (9, PH) OBP: 0.286, SLG: 0.430										1	0	0	0	0	0	1											
Juan Agosto, L (9, 1)										0	0	0	0	0	0	0											
Bob James, R (9, 1)										0	0	0	0	0	0	0											
Julio Cruz, S (1, 4) OBP: 0.312, SLG: 0.203		0-0 4-3			0-0 F8		4-0 2B		4-0 1B	2	1	0	0	2	0	0											
Tim Lueftl, R (1, 5) OBP: 0.450, SLG: 0.526			0-0 F7		4-0 BB		0-0 1B		0-0 1B	3	0	2	1	1	0	0											
Inning Stats	R: 0 E: 0 K: 1 S: 5	H: 0 LOB: 0 BB: 0 P: 5	R: 2 E: 0 K: 1 S: 7	H: 2 LOB: 0 BB: 0 P: 7	R: 0 E: 0 K: 0 S: 3	H: 0 LOB: 0 BB: 0 P: 3	R: 0 E: 0 K: 0 S: 3	H: 0 LOB: 2 BB: 2 P: 11	R: 0 E: 0 K: 1 S: 4	H: 2 LOB: 1 BB: 0 P: 6	R: 1 E: 0 K: 1 S: 6	H: 1 LOB: 1 BB: 1 P: 10	R: 0 E: 0 K: 1 S: 5	H: 1 LOB: 0 BB: 0 P: 5	R: 1 E: 0 K: 0 S: 5	H: 3 LOB: 2 BB: 1 P: 9		1B: 5 2B: 2 3B: 0 HR: 2	SF: 0 SAC: 0 DP: 1 HBP: 0	WP: 0 PB: 0 CS: 1	PA: 39						
PITCHER	IP	WLS	BF	H	R	ER	SO	BB	IBB	HBP	BLK	WP	HR	S	P	ERA	WHIP										
Neal Heaton, L (1, 1) ERA: 2.23	7.1	L	30	6	3	3	5	4	0	0	0	0	2	36	52	3.68	1.364										
Tom Waddell, R (8, 1) ERA: 5.21	0.2		3	2	1	1	1	0	0	0	0	0	0	5	5	13.50	3.000										
Jamie Easterly, L (9, 1) ERA: 3.07	1.0		4	1	0	0	0	1	0	0	0	0	0	3	7	0.00	2.000										

Batter	1	2	3	4	5	6	7	8	9	AB	R	H	RBI	BB	SO	LOB	BOTTOM										
Otis Nixon, S (1, 7) OBP: 0.280, SLG: 0.320	0-0 F9		0-0 4-3			0-3 K			0-0 F9	3	0	0	0	0	1	0	Chicago White Sox @ Cleveland Indians Cleveland Municipal Stadium, Cleveland, OH Wed May 08 1985, 7:05 PM EDT Att: 4,808 - Unknown livebaseballscorecards.com										
Tony Benazard, S (9, PH) OBP: 0.387, SLG: 0.547										1	0	0	0	0	0	0											
Brett Butler, L (1, 8) OBP: 0.318, SLG: 0.376	0-3 K		0-0 4-3			0-3 K			0-0 4-3	4	0	0	0	0	2	0											
Julio Franco, R (1, 4) OBP: 0.427, SLG: 0.456	0-3 K			0-0 F9		0-0 6-3			0-0 4-3	4	0	0	0	0	1	0											
Andre Thornton, R (1, 10) OBP: 0.167, SLG: 0.167		0-0 FC5-4 1B		0-0 5-3		0-0 F7			0-0 F7	3	0	1	0	0	0	0											
Pat Tabler, R (1, 3) OBP: 0.336, SLG: 0.384		0-0 FC5-4 1B FC5-2		0-0 4-3		0-0 6-3			0-0 6-3	3	0	0	0	0	0	1											
Brook Jacoby, R (1, 5) OBP: 0.324, SLG: 0.376		0-0 FC5-2 1B		0-3 K2-3		0-0 F2			0-0 F2	3	0	1	0	0	1	0											
Joe Carter, R (1, 9) OBP: 0.242, SLG: 0.300		0-0 FC5-2		0-0 FC6-4 1B					0-0 F8	2	0	1	0	0	0	2											
Mike Hargrove, L (8, PH) OBP: 0.250, SLG: 0.208										1	0	0	0	0	0	0											
Mike Fischlin, R (9, 6) OBP: 0.200, SLG: 0.214		1-2 FC6-4 1B								0	0	0	0	0	0	0											
Butch Benton, R (1, 2) OBP: 0.286, SLG: 0.308		3-H FC6-4		0-0 F6		0-0 F6			0-0 F6	3	0	0	0	0	0	3											
Johnnie LeMaster, R (1, 6) OBP: 0.300, SLG: 0.257			0-0 F9		0-0 FC6-4				0-3 K	2	0	0	0	0	0	1											
George Vukovich, L (8, PH) OBP: 0.300, SLG: 0.257					1-2 FC6-4					1	0	0	0	0	1	0											
Inning Stats	R: 0 E: 0 K: 2 S: 7	H: 0 LOB: 0 BB: 0 P: 7	R: 0 E: 0 K: 0 S: 5	H: 2 LOB: 2 BB: 0 P: 5	R: 0 E: 0 K: 0 S: 3	H: 0 LOB: 0 BB: 0 P: 3	R: 0 E: 0 K: 0 S: 3	H: 0 LOB: 0 BB: 0 P: 3	R: 0 E: 0 K: 1 S: 6	H: 1 LOB: 1 BB: 0 P: 6	R: 0 E: 0 K: 2 S: 7	H: 0 LOB: 0 BB: 0 P: 7	R: 0 E: 0 K: 0 S: 3	H: 0 LOB: 0 BB: 0 P: 3	R: 0 E: 0 K: 1 S: 5	H: 0 LOB: 0 BB: 0 P: 5		R: 0 E: 0 K: 0 S: 3	H: 0 LOB: 0 BB: 0 P: 3	1B: 3 2B: 0 3B: 0 HR: 0	SF: 0 SAC: 0 DP: 0 HBP: 0	WP: 0 PB: 0 CS: 0	PA: 30				
PITCHER	IP	WLS	BF	H	R	ER	SO	BB	IBB	HBP	BLK	WP	HR	S	P	ERA		WHIP									
Britt Burns, L (1, 1) ERA: 2.75	5.0	W	18	3	0	0	3	0	0	0	0	0	0	24	24	0.00	0.600										
Gene Nelson, R (6, 1) ERA: 5.02	3.0		9	0	0	0	3	0	0	0	0	0	0	15	15	0.00	0.000										
Juan Agosto, L (9, 1) ERA: 4.0	0.2		2	0	0	0	0	0	0	0	0	0	0	2	2	0.00	0.000										
Bob James, R (9, 1) ERA: 3.94	0.1		1	0	0	0	0	0	0	0	0	0	0	1	1	0.00	0.000										

Batter	1	2	3	4	5	6	7	8	9	AB	R	H	RBI	BB	SO	LOB	TOP			
Otis Nixon, S <small>OBP: 0.276, SLG: 0.310</small> (1, 7)	 3B 1B	 4-3			 3-1		 B3			4	1	1	0	0	0	0				
Brett Butler, L <small>OBP: 0.325, SLG: 0.400</small> (1, 8)	 SF9 1H		 F9		 1-3 1B		 F9			4	1	2	1	0	0	0				
Julio Franco, R <small>OBP: 0.412, SLG: 0.441</small> (1, 4)	 SF9 3H		 K		 1-3 1-2		 F4			3	0	0	1	0	1	1				
Andre Thornton, R <small>OBP: 0.196, SLG: 0.178</small> (1, 10)	 PB BB		 2B 1B		 F8 1-2		 K			3	0	1	0	1	1	1				
Pat Tabler, R <small>OBP: 0.333, SLG: 0.388</small> (1, 3)	 1-3 1-2		 1-3 2B		 F8			 5-3		4	0	1	0	0	0	1				
Brook Jacoby, R <small>OBP: 0.330, SLG: 0.368</small> (1, 5)	 BB		 K		 F6		 FC3-6 1B BB			2	0	0	0	2	1	2				
George Vukovich, L <small>OBP: 0.298, SLG: 0.256</small> (1, 9)	 K			 F7		 F8		 FC3-6 1-2 1B		4	0	1	0	0	1	2				
Butch Benton, R <small>OBP: 0.258, SLG: 0.276</small> Tony Bemazard, S <small>OBP: 0.382, SLG: 0.538</small> (9, PH)	 F5		 F7		 F7		 FC3-6 1-2 2-3			3	0	0	0	0	0	0				
Johnnie LeMaster, R (1, 6) Mike Hargrove, L <small>OBP: 0.241, SLG: 0.200</small> (9, PH)	 K		 F8		 5-3		 4-3			3	0	0	0	0	1	0				
Inning Stats	R: 2 E: 0 K: 1 S: 7	H: 2 LOB: 2 BB: 2 P: 15	R: 0 E: 0 K: 1 S: 5	H: 0 LOB: 0 BB: 0 P: 5	R: 0 E: 0 K: 2 S: 9	H: 2 LOB: 2 BB: 0 P: 9	R: 0 E: 0 K: 0 S: 3	H: 0 LOB: 0 BB: 0 P: 3	R: 0 E: 0 K: 0 S: 4	H: 1 LOB: 1 BB: 0 P: 4	R: 0 E: 0 K: 0 S: 3	H: 0 LOB: 0 BB: 0 P: 3	R: 0 E: 0 K: 1 S: 5	H: 0 LOB: 0 BB: 0 P: 5	R: 0 E: 0 K: 0 S: 4	H: 1 LOB: 2 BB: 1 P: 8	1B: 4 2B: 1 3B: 1 HR: 0	SF: 1 SAC: 0 DP: 0 HBP: 0	WP: 0 PB: 1 SB: 0 CS: 0	PA: 36
PITCHER	IP WLS BF H R ER SO BB IBB HBP BLK WP HR S P ERA WHIP																			
Charlie Hough, R <small>ERA: 3.11</small> Dave Rozema, R <small>ERA: 3.67</small>	(1, 1) (9, 1)	8.1 W 34 6 2 2 5 3 0 0 0 0 0 0 2 2 2.16 1.080																		

Cleveland Indians @ Texas Rangers
 Arlington Stadium, Arlington, TX
 Fri May 10 1985, 8:05 PM EDT
 Att: 10,461 - Unknown

AB	32
R	2
H	6
RBI	2
BB	3
SO	5
LOB	11



Batter	1	2	3	4	5	6	7	8	9	AB	R	H	RBI	BB	SO	LOB	BOTTOM			
Toby Harrah, R <small>OBP: 0.491, SLG: 0.403</small> (1, 4)	 G4-6-3 1B		 F6		 2B BB		 2B			3	1	2	0	1	0	0				
Gary Ward, R <small>OBP: 0.270, SLG: 0.361</small> (1, 7)	 G4-6-3 1-2			 2B 1B	 1-3 1H 2B		 1-3			4	1	2	2	0	0	2				
Buddy Bell, R <small>OBP: 0.327, SLG: 0.380</small> (1, 5)	 BB		 F8	 6-3 3H 2B	 6-3		 6-3			3	0	0	0	1	0	3				
Larry Parrish, R <small>OBP: 0.302, SLG: 0.433</small> (1, 9)	 1-3		 F8	 K	 F3		 F3			4	0	0	0	0	1	4				
Cliff Johnson, R <small>OBP: 0.326, SLG: 0.488</small> (1, 10)		 K		 1H 2B		 5-3		 HR		4	1	2	2	0	1	0				
Pete O'Brien, L <small>OBP: 0.255, SLG: 0.289</small> (1, 3)	 4-3		 4-3	 4-3		 2B		 F6		4	0	1	0	0	0	1				
Don Slaught, R <small>OBP: 0.302, SLG: 0.396</small> (1, 2)	 F6				 HR		 F7		 FC5-4 HBP	3	1	1	1	0	0	1				
George Wright, S <small>OBP: 0.238, SLG: 0.218</small> (1, 8)			 4-3		 PB SH3-4 2B 1B		 FC5-4 1-2			3	1	1	0	1	0	1				
Wayne Tolleson, S <small>OBP: 0.280, SLG: 0.280</small> (1, 6)			 1-3		 SH3-4 1-2 1B		 F7		 1-3	3	0	0	0	0	0	3				
Inning Stats	R: 0 E: 0 K: 0 S: 3	H: 1 LOB: 1 BB: 1 P: 7	R: 0 E: 0 K: 1 S: 5	H: 0 LOB: 0 BB: 0 P: 5	R: 0 E: 0 K: 0 S: 3	H: 0 LOB: 0 BB: 0 P: 3	R: 1 E: 0 K: 0 S: 5	H: 2 LOB: 1 BB: 0 P: 5	R: 3 E: 0 K: 1 S: 8	H: 3 LOB: 1 BB: 1 P: 12	R: 0 E: 0 K: 0 S: 4	H: 1 LOB: 2 BB: 1 P: 8	R: 0 E: 0 K: 0 S: 4	H: 1 LOB: 1 BB: 0 P: 4	R: 1 E: 0 K: 0 S: 4	H: 1 LOB: 1 BB: 0 P: 5	1B: 3 2B: 4 3B: 0 HR: 2	SF: 0 SAC: 1 DP: 1 HBP: 1	WP: 0 PB: 1 SB: 0 CS: 0	PA: 36
PITCHER	IP WLS BF H R ER SO BB IBB HBP BLK WP HR S P ERA WHIP																			
Don Schulze, R <small>ERA: 5.35</small> Rich Thompson, R <small>ERA: 2.35</small> Jamie Easterly, L <small>ERA: 3.45</small>	(1, 1) (5, 1) (8, 1)	4.1 L 20 2 0 0 1 0 1 0 0 0 0 1 4 5 8.31 1.846																		

Cleveland Indians @ Texas Rangers
 Arlington Stadium, Arlington, TX
 Fri May 10 1985, 8:05 PM EDT
 Att: 10,461 - Unknown

AB	31
R	5
H	9
RBI	5
BB	3
SO	2
LOB	15



Batter	1	2	3	4	5	6	7	8	9	AB	R	H	RBI	BB	SO	LOB	TOP								
Brett Butler, L OBP: 0.319, SLG: 0.385 (1, 8)	F9		3-1		4-3			2-3	HBP	4	0	0	0	0	0	0									
Julio Franco, R OBP: 0.412, SLG: 0.469 (1, 4)	1B		F9		1-3			1B	K	5	2	2	0	0	1	1									
Pat Tabler, R OBP: 0.330, SLG: 0.383 (1, 3)	F7		6-3		6-3			1B	CS	4	0	1	1	1	0	0									
Andre Thornton, R OBP: 0.220, SLG: 0.204 (1, 10)	2H			F7		F8		1B	1B	4	0	2	1	0	0	0									
Brook Jacoby, R OBP: 0.327, SLG: 0.364 (1, 5)	F9			2B	1B	K		K	K	4	0	1	0	0	2	2									
Carmen Castillo, R OBP: 0.172, SLG: 0.148 (1, 9)																									
Otis Nixon, S OBP: 0.267, SLG: 0.300 (8, 7)		E5		F4		F7			K	3	0	0	0	0	0	1									
George Vukovich, L OBP: 0.307, SLG: 0.293 (1, 7)		F5								4	1	2	0	0	1	1									
Butch Benton, R OBP: 0.286, SLG: 0.313 (1, 2)		2-3		2B					2B	3	1	1	1	1	0	1									
Johnnie LeMaster, R OBP: 0.077, SLG: 0.040 (1, 6)									1B	4	0	1	1	0	2	4									
Inning Stats	R: 1 E: 0 K: 0 S: 5	H: 2 LOB: 1 BB: 0 P: 5	R: 0 E: 1 K: 1 S: 6	H: 0 LOB: 1 BB: 0 P: 6	R: 0 E: 0 K: 0 S: 3	H: 0 LOB: 0 BB: 0 P: 3	R: 0 E: 0 K: 1 S: 7	H: 2 LOB: 3 BB: 1 P: 11	R: 0 E: 0 K: 0 S: 3	H: 0 LOB: 0 BB: 0 P: 3	R: 0 E: 0 K: 1 S: 5	H: 0 LOB: 0 BB: 0 P: 5	R: 0 E: 0 K: 1 S: 5	H: 0 LOB: 0 BB: 0 P: 5	R: 1 E: 0 K: 1 S: 7	H: 3 LOB: 1 BB: 0 P: 7	R: 2 E: 0 K: 2 S: 9	H: 3 LOB: 1 BB: 0 P: 10	1B: 5 2B: 4 3B: 1 HR: 0	SF: 0 SAC: 0 DP: 0 HBP: 1	WP: 0 PB: 0 SB: 1 CS: 2	PA: 38			
PITCHER	IP	WLS	BF	H	R	ER	SO	BB	IBB	HBP	BLK	WP	HR	S	P	ERA	WHIP								
Frank Tanana, L ERA: 5.79 (1, 1)	7.0		27	4	1	1	4	0	1	0	0	0	0	34	38	1.29	0.571								
Greg Harris, R ERA: 2.6 (8, 1)	2.0	L	11	6	3	3	3	0	0	1	0	0	0	16	17	13.50	3.000								

Cleveland Indians @ Texas Rangers
Arlington Stadium, Arlington, TX
Sat May 11 1985, 8:05 PM EDT
Att: 13,257 - Unknown


AB 36
R 4
H 10
RBI 4
BB 1
SO 7
LOB 11



Batter	1	2	3	4	5	6	7	8	9	AB	R	H	RBI	BB	SO	LOB	BOTTOM								
Toby Harrah, R OBP: 0.482, SLG: 0.388 (1, 4)	F9		F9				SH1-4		F2	3	0	0	0	1	0	3									
Gary Ward, R OBP: 0.276, SLG: 0.351 (1, 7)	F9		2-3		BB				G6-4-3	3	0	0	0	2	0	3									
Buddy Bell, R OBP: 0.316, SLG: 0.365 (1, 5)	6-3		BB		F8				BB	4	0	0	0	0	1	7									
Larry Parrish, R OBP: 0.290, SLG: 0.415 (1, 9)					F8					4	0	0	0	0	2	2									
Cliff Johnson, R OBP: 0.313, SLG: 0.467 (1, 10)					F5					4	0	0	0	0	1	0									
Pete O'Brien, L OBP: 0.284, SLG: 0.323 (1, 3)					L1					3	1	1	1	1	0	0									
Don Slaught, R OBP: 0.320, SLG: 0.398 (1, 2)					F9					2	0	1	0	2	0	0									
George Wright, S OBP: 0.227, SLG: 0.207 (1, 8)					K					4	0	0	0	0	1	4									
Wayne Tolleson, S OBP: 0.357, SLG: 0.357 (1, 6)										3	0	3	0	0	0	0									
Tom Dunbar, L OBP: 0.406, SLG: 0.321 (8, PH)					BB					0	0	0	0	1	0	0									
Inning Stats	R: 0 E: 0 K: 0 S: 3	H: 0 LOB: 0 BB: 0 P: 3	R: 0 E: 0 K: 2 S: 7	H: 0 LOB: 0 BB: 0 P: 7	R: 0 E: 0 K: 1 S: 6	H: 1 LOB: 3 BB: 2 P: 14	R: 1 E: 0 K: 0 S: 4	H: 1 LOB: 0 BB: 0 P: 4	R: 0 E: 0 K: 0 S: 3	H: 0 LOB: 2 BB: 2 P: 11	R: 0 E: 0 K: 2 S: 8	H: 1 LOB: 2 BB: 1 P: 12	R: 0 E: 0 K: 0 S: 4	H: 1 LOB: 1 BB: 0 P: 4	R: 0 E: 0 K: 0 S: 2	H: 0 LOB: 0 BB: 1 P: 6	1B: 4 2B: 0 3B: 0 HR: 1	SF: 0 SAC: 1 DP: 1 HBP: 0	WP: 1 PB: 0 SB: 2 CS: 0	PA: 38					
PITCHER	IP	WLS	BF	H	R	ER	SO	BB	IBB	HBP	BLK	WP	HR	S	P	ERA	WHIP								
Keith Creel, R ERA: 0.93 (1, 1)	5.2		25	3	1	1	3	5	0	0	0	0	0	26	46	1.59	1.412								
Jamie Easterly, L ERA: 3.39 (6, 1)	0.1		2	1	0	0	0	0	0	0	0	1	0	2	2	0.00	3.000								
Tom Waddell, R ERA: 4.5 (7, 1)	3.0	W	11	1	0	0	2	2	0	0	0	0	0	13	21	0.00	1.000								

Cleveland Indians @ Texas Rangers
Arlington Stadium, Arlington, TX
Sat May 11 1985, 8:05 PM EDT
Att: 13,257 - Unknown

AB 30
R 1
H 5
RBI 1
BB 7
SO 5
LOB 19



Batter	1	2	3	4	5	6	7	8	9	AB	R	H	RBI	BB	SO	LOB	TOP										
Otis Nixon, S (1, 7) <small>OBP: 0.242, SLG: 0.273</small> Pat Tabler, R (7, PH) <small>OBP: 0.333, SLG: 0.404</small>	6-3		6-3			F8	K		HR	3	0	0	0	0	0	3											
Brett Butler, L (1, 8) <small>OBP: 0.323, SLG: 0.412</small>	5-3			4-3		G3		K	HR	5	1	2	2	0	1	0											
Julio Franco, R (1, 4) <small>OBP: 0.403, SLG: 0.466</small>	2-3			1-3		G3		F4	E8	5	1	1	0	0	0	1											
Andre Thornton, R (1, 10) <small>OBP: 0.218, SLG: 0.189</small>				5-3		F3		2B	5-3	4	0	0	0	1	1	2											
George Vukovich, L (1, 9) <small>OBP: 0.323, SLG: 0.322</small>						F3				5	0	3	1	0	0	1											
Mike Hargrove, L (1, 3) <small>OBP: 0.313, SLG: 0.231</small> Joe Carter, R (7, PR) <small>OBP: 0.235, SLG: 0.290</small>						1B		F8	F8	1	0	1	0	2	0	0											
Brook Jacoby, R (1, 5) <small>OBP: 0.342, SLG: 0.379</small>										4	2	3	0	0	0	2											
Butch Benton, R (1, 2) <small>OBP: 0.282, SLG: 0.306</small>										4	1	1	0	0	1	4											
Johnnie LeMaster, R (1, 6) <small>OBP: 0.107, SLG: 0.074</small> Tony Bernazard, S (7, PH) <small>OBP: 0.350, SLG: 0.545</small> Mike Fischlin, R (7, 6) <small>OBP: 0.200, SLG: 0.214</small>										2	0	1	0	0	0	0											
Inning Stats	R: 0 E: 0 K: 0 S: 3	H: 0 LOB: 0 BB: 0 P: 3	R: 0 E: 0 K: 1 S: 5	H: 1 LOB: 1 BB: 1 P: 9	R: 0 E: 0 K: 1 S: 5	H: 0 LOB: 0 BB: 0 P: 5	R: 0 E: 0 K: 0 S: 3	H: 0 LOB: 0 BB: 0 P: 3	R: 0 E: 0 K: 0 S: 5	H: 2 LOB: 3 BB: 1 P: 9	R: 0 E: 0 K: 0 S: 4	H: 1 LOB: 1 BB: 0 P: 4	R: 1 E: 0 K: 1 S: 7	H: 3 LOB: 2 BB: 0 P: 7	R: 0 E: 0 K: 1 S: 6	H: 1 LOB: 2 BB: 1 P: 10	R: 5 E: 1 K: 0 S: 9	H: 6 LOB: 1 BB: 0 P: 9	1B: 10 2B: 2 3B: 1 HR: 1	SF: 0 SAC: 1 DP: 1 HBP: 0	WP: 0 PB: 0 SB: 1 CS: 0	PA: 42					
PITCHER	IP	WLS	BF	H	R	ER	SO	BB	IBB	HBP	BLK	WP	HR	S	P	ERA	WHIP										
Dickie Noles, R (1, 1) <small>ERA: 2.52</small>	6.0	L	25	6	1	1	2	2	0	0	0	0	0	27	35	1.50	1.333										
Dave Schmidt, R (7, 1) <small>ERA: 3.55</small>	1.0		3	1	0	0	1	0	0	0	1	0	0	5	5	0.00	1.000										
Mike Mason, L (8, 1) <small>ERA: 5.19</small>	0.2		4	1	0	0	1	1	0	0	0	0	0	5	9	0.00	3.000										
Dave Rozema, R (8, 1) <small>ERA: 5.14</small>	1.0		9	6	5	5	0	0	0	0	0	0	1	9	9	45.00	6.000										
Dave Stewart, R (9, 1) <small>ERA: 8.74</small>	0.1		1	0	0	0	0	0	0	0	0	0	0	1	1	0.00	0.000										

Cleveland Indians @ Texas Rangers
Arlington Stadium, Arlington, TX
Sun May 12 1985, 4:33 AM EDT
Att: 10,626 - Unknown

AB	38
R	6
H	14
RBI	6
BB	3
SO	4
LOB	17



Batter	1	2	3	4	5	6	7	8	9	AB	R	H	RBI	BB	SO	LOB	BOTTOM										
Tom Dunbar, L (1, 7) <small>OBP: 0.361, SLG: 0.281</small>	4-3		F9			F8		FC3-6		4	0	0	0	0	0	2											
Gary Ward, R (1, 8) <small>OBP: 0.283, SLG: 0.357</small>	F8							L6		4	0	2	0	0	0	1											
Buddy Bell, R (1, 5) <small>OBP: 0.322, SLG: 0.364</small>						L5		F9		3	0	1	0	1	0	2											
Pete O'Brien, L (1, 3) <small>OBP: 0.255, SLG: 0.309</small>	K					F8			6-3	4	0	0	0	0	1	3											
Cliff Johnson, R (1, 10) <small>OBP: 0.311, SLG: 0.452</small>			F6			F8		6-3		3	0	0	0	0	0	1											
Bob Jones, L (1, 9) <small>OBP: 0.217, SLG: 0.227</small> George Wright, S (7, PR) <small>OBP: 0.225, SLG: 0.205</small>			F9			F8			F4	2	0	0	0	0	0	1											
Don Slaught, R (1, 2) <small>OBP: 0.308, SLG: 0.381</small>										1	0	0	0	0	0	1											
Wayne Tolleson, S (1, 4) <small>OBP: 0.355, SLG: 0.355</small>			5-3					6-3		3	0	1	0	0	0	2											
Curtis Wilkerson, S (1, 6) <small>OBP: 0.275, SLG: 0.254</small> Toby Harrah, R (8, PH) <small>OBP: 0.467, SLG: 0.395</small>										2	0	1	0	0	0	1											
Inning Stats	R: 0 E: 0 K: 1 S: 6	H: 1 LOB: 1 BB: 0 P: 6	R: 0 E: 0 K: 0 S: 3	H: 0 LOB: 0 BB: 0 P: 3	R: 0 E: 0 K: 0 S: 4	H: 2 LOB: 2 BB: 0 P: 4	R: 0 E: 0 K: 0 S: 3	H: 0 LOB: 1 BB: 1 P: 7	R: 0 E: 0 K: 0 S: 3	H: 1 LOB: 0 BB: 0 P: 3	R: 0 E: 0 K: 0 S: 4	H: 1 LOB: 1 BB: 0 P: 4	R: 0 E: 0 K: 0 S: 3	H: 0 LOB: 1 BB: 0 P: 4	R: 0 E: 0 K: 0 S: 4	H: 1 LOB: 1 BB: 0 P: 4	R: 0 E: 0 K: 0 S: 3	H: 0 LOB: 1 BB: 0 P: 4	1B: 6 2B: 0 3B: 0 HR: 0	SF: 0 SAC: 0 DP: 0 HBP: 2	WP: 0 PB: 0 SB: 1 CS: 1	PA: 34					
PITCHER	IP	WLS	BF	H	R	ER	SO	BB	IBB	HBP	BLK	WP	HR	S	P	ERA	WHIP										
Bert Blyleven, R (1, 1) <small>ERA: 4.05</small>	9.0	W	34	6	0	0	1	1	0	2	0	0	0	33	39	0.00	0.778										

Cleveland Indians @ Texas Rangers
Arlington Stadium, Arlington, TX
Sun May 12 1985, 4:33 AM EDT
Att: 10,626 - Unknown


AB	31
R	0
H	6
RBI	0
BB	1
SO	1
LOB	16



Batter	1	2	3	4	5	6	7	8	9	AB	R	H	RBI	BB	SO	LOB	TOP			
Brett Butler, L OBP: 0.323, SLG: 0.410 Otis Nixon, S OBP: 0.235, SLG: 0.265	F3		K						K	3	0	1	0	0	1	0	Cleveland Indians @ Chicago White Sox Comiskey Park, Chicago, IL Mon May 13 1985, 8:05 PM EDT Att: 14,389 - Unknown			
Julio Franco, R OBP: 0.391, SLG: 0.449	K			F6		G4-6-3 1B			F9	4	0	0	0	0	1	1				
Joe Carter, R OBP: 0.225, SLG: 0.277	K			K					F9	3	0	0	0	0	2	0				
Andre Thornton, R OBP: 0.207, SLG: 0.179		K			5-3				F4	3	0	0	0	0	1	0				
Brook Jacoby, R OBP: 0.342, SLG: 0.377						F9			K	3	0	1	0	0	1	0				
Pat Tabler, R OBP: 0.333, SLG: 0.402						F3			5-3	3	0	1	0	0	0	0				
George Vukovich, L OBP: 0.323, SLG: 0.322									F9	3	0	1	0	0	0	2				
Butch Benton, R OBP: 0.262, SLG: 0.282				6-3		1-3			K	3	0	0	0	0	1	1				
Johnnie LeMaster, R OBP: 0.097, SLG: 0.067				K					F9	3	0	0	0	0	2	0				
Inning Stats	R: 0 E: 0 K: 2 S: 7	H: 0 LOB: 0 BB: 0 P: 7	R: 0 E: 0 K: 1 S: 6	H: 2 LOB: 1 BB: 0 P: 6	R: 0 E: 0 K: 2 S: 7	H: 0 LOB: 0 BB: 0 P: 7	R: 0 E: 0 K: 1 S: 5	H: 0 LOB: 0 BB: 0 P: 5	R: 0 E: 0 K: 0 S: 4	H: 1 LOB: 1 BB: 0 P: 4	R: 0 E: 0 K: 1 S: 5	H: 1 LOB: 0 BB: 0 P: 5	R: 0 E: 0 K: 1 S: 5	H: 0 LOB: 0 BB: 0 P: 5	R: 0 E: 0 K: 1 S: 5	H: 0 LOB: 0 BB: 0 P: 5	1B: 4 2B: 0 3B: 0 HR: 0	SF: 0 SAC: 0 DP: 2 HBP: 0	WP: 0 PB: 0 CS: 0	PA: 29
PITCHER Britt Burns, L ERA: 2.2	IP: 9.0 WLS: W BF: 29 H: 4 R: 0 ER: 0 SO: 10 BB: 0 IBB: 0 HBP: 0 BLK: 0 WP: 0 HR: 0 S: 49 P: 49 ERA: 0.00 WHIP: 0.444															PITCHER				

Batter	1	2	3	4	5	6	7	8	9	AB	R	H	RBI	BB	SO	LOB	BOTTOM			
Scott Fletcher, R OBP: 0.367, SLG: 0.309	F7	5-3		K						3	0	0	0	2	1	2	Cleveland Indians @ Chicago White Sox Comiskey Park, Chicago, IL Mon May 13 1985, 8:05 PM EDT Att: 14,389 - Unknown			
Tom Paciorek, R OBP: 0.285, SLG: 0.262	F7								F8	5	1	1	0	0	0	4				
Harold Baines, L OBP: 0.383, SLG: 0.500	F1								K	5	1	2	0	0	1	2				
Ron Kittle, R OBP: 0.255, SLG: 0.340 Daryl Boston, L OBP: 0.329, SLG: 0.361		E4 2B	K							4	1	1	1	0	1	2				
Carlton Fisk, R OBP: 0.333, SLG: 0.540		S SF8 2B								1	0	1	0	0	0	0				
Jerry Hairston, S OBP: 0.446, SLG: 0.429 Greg Walker, L OBP: 0.309, SLG: 0.442										2	1	1	1	2	0	0				
Luis Salazar, R OBP: 0.210, SLG: 0.281										0	1	0	0	0	0	0				
Tim Lueftl, R OBP: 0.483, SLG: 0.577										3	1	2	2	0	0	1				
Ozzie Guillen, L OBP: 0.298, SLG: 0.292										3	0	3	2	0	0	0				
Inning Stats	R: 0 E: 0 K: 0 S: 3	H: 0 LOB: 0 BB: 0 P: 3	R: 4 E: 1 K: 0 S: 6	H: 2 LOB: 0 BB: 1 P: 10	R: 0 E: 0 K: 1 S: 6	H: 1 LOB: 1 BB: 0 P: 6	R: 0 E: 0 K: 1 S: 6	H: 1 LOB: 2 BB: 1 P: 10	R: 1 E: 0 K: 0 S: 4	H: 2 LOB: 0 BB: 0 P: 4	R: 0 E: 0 K: 0 S: 4	H: 1 LOB: 3 BB: 1 P: 9	R: 3 E: 0 K: 0 S: 6	H: 4 LOB: 2 BB: 1 P: 10	R: 0 E: 0 K: 1 S: 6	H: 1 LOB: 2 BB: 1 P: 10	1B: 8 2B: 3 3B: 1 HR: 0	SF: 1 SAC: 1 DP: 1 HBP: 1	WP: 0 PB: 1 CS: 0	PA: 41
PITCHER Neal Heaton, L ERA: 2.59 Rich Thompson, R ERA: 1.53 Dave Vonohien, L ERA: 3.86	IP: 4.1 WLS: L BF: 22 H: 6 R: 1 ER: 0 SO: 3 BB: 2 IBB: 0 HBP: 0 BLK: 0 WP: 0 HR: 0 S: 24 P: 32 ERA: 6.23 WHIP: 1.846															PITCHER				

AB	29
R	0
H	4
RBI	0
BB	0
SO	10
LOB	4



Batter	1	2	3	4	5	6	7	8	9	AB	R	H	RBI	BB	SO	LOB	TOP										
Brett Butler, L OBP: 0.318, SLG: 0.410 (1, 8)										5	0	1	0	0	0	3	Cleveland Indians @ Chicago White Sox Comiskey Park, Chicago, IL Tue May 14 1985, 8:05 PM EDT Att: 13,007 - Unknown										
Julio Franco, R OBP: 0.386, SLG: 0.450 (1, 4)										4	0	1	0	0	1	2											
Brook Jacoby, R OBP: 0.347, SLG: 0.376 (1, 5)										3	1	1	0	1	0	1											
Andre Thornton, R OBP: 0.210, SLG: 0.169 (1, 10)										3	0	0	0	1	0	2											
Pat Tabler, R OBP: 0.331, SLG: 0.414 (1, 3)										4	0	1	0	0	0	4											
Joe Carter, R OBP: 0.240, SLG: 0.290 (1, 7)										4	0	2	1	0	0	1											
George Vukovich, L OBP: 0.330, SLG: 0.315 (1, 9)										2	0	0	0	2	1	1											
Otis Nixon, S OBP: 0.235, SLG: 0.265 (9, PH)										0	0	0	0	0	0	0											
Butch Benton, R OBP: 0.267, SLG: 0.310 (1, 2)										3	0	1	0	0	0	3											
Johnnie LeMaster, R OBP: 0.091, SLG: 0.063 (1, 6)										2	0	0	0	0	1	3											
Tony Bernazard, S OBP: 0.355, SLG: 0.537 (9, PH)										1	0	0	0	0	0	2											
Inning Stats	R: 0 E: 0 K: 1 S: 5	H: 1 LOB: 0 BB: 0 P: 5	R: 0 E: 0 K: 0 S: 4	H: 1 LOB: 1 BB: 0 P: 4	R: 0 E: 0 K: 0 S: 4	H: 1 LOB: 1 BB: 0 P: 4	R: 1 E: 0 K: 0 S: 5	H: 2 LOB: 3 BB: 2 P: 13	R: 0 E: 0 K: 1 S: 5	H: 0 LOB: 0 BB: 0 P: 5	R: 0 E: 0 K: 1 S: 5	H: 0 LOB: 0 BB: 0 P: 5	R: 0 E: 0 K: 0 S: 4	H: 1 LOB: 1 BB: 0 P: 4	R: 0 E: 0 K: 0 S: 3	H: 0 LOB: 2 BB: 1 P: 7	1B: 3 2B: 4 3B: 1 HR: 0	SF: 0 SAC: 2 DP: 1 HBP: 0	WP: 0 PB: 0 SB: 0 CS: 0	PA: 37							
PITCHER	IP	WLS	BF	H	R	ER	SO	BB	IBB	HBP	BLK	WP	HR	S	P	ERA	WHIP										
Tim Lollar, L ERA: 5.09 (1, 1)	6.0		26	6	1	1	2	3	0	0	0	0	0	27	39	1.50	1.500										
Gene Nelson, R ERA: 4.0 (7, 1)	2.0	W	7	1	0	0	1	0	0	0	0	0	0	9	9	0.00	0.500										
Bob James, R ERA: 3.38 (9, 1)	1.0	S	4	0	0	0	0	1	0	0	0	0	0	3	7	0.00	1.000										

Batter	1	2	3	4	5	6	7	8	9	AB	R	H	RBI	BB	SO	LOB	BOTTOM										
Rudy Law, L OBP: 0.333, SLG: 0.371 (1, 7)										2	1	1	0	0	0	0	Cleveland Indians @ Chicago White Sox Comiskey Park, Chicago, IL Tue May 14 1985, 8:05 PM EDT Att: 13,007 - Unknown										
Luis Salazar, R OBP: 0.222, SLG: 0.293 (6, PH) (7, 7)										4	0	1	1	0	2	2											
Scott Fletcher, R OBP: 0.361, SLG: 0.306 (1, 5)										3	0	0	0	1	0	2											
Harold Baines, L OBP: 0.379, SLG: 0.487 (1, 9)										4	0	2	1	0	0	1											
Greg Walker, L OBP: 0.316, SLG: 0.444 (1, 3)										4	0	2	1	0	0	1											
Carlton Fisk, R OBP: 0.333, SLG: 0.533 (1, 2)										3	0	1	0	0	1	1											
Ron Kittle, R OBP: 0.263, SLG: 0.333 (1, 10)										1	0	0	0	0	0	0											
Oscar Gamble, L OBP: 0.333, SLG: 0.300 (7, PH)										1	0	0	0	0	0	1											
Daryl Boston, L OBP: 0.317, SLG: 0.347 (1, 8)										3	0	0	0	0	1	2											
Tim Hulett, R OBP: 0.469, SLG: 0.552 (1, 4)										3	0	1	0	0	0	1											
Ozzie Guillen, L OBP: 0.299, SLG: 0.293 (1, 6)										3	1	1	0	0	0	1											
Inning Stats	R: 1 E: 0 K: 1 S: 7	H: 3 LOB: 1 BB: 0 P: 7	R: 0 E: 0 K: 0 S: 2	H: 0 LOB: 0 BB: 0 P: 3	R: 0 E: 0 K: 1 S: 5	H: 0 LOB: 0 BB: 0 P: 5	R: 0 E: 0 K: 0 S: 3	H: 0 LOB: 0 BB: 0 P: 3	R: 0 E: 0 K: 1 S: 6	H: 1 LOB: 1 BB: 0 P: 6	R: 0 E: 0 K: 0 S: 4	H: 1 LOB: 1 BB: 0 P: 4	R: 0 E: 0 K: 0 S: 4	H: 1 LOB: 1 BB: 0 P: 4	R: 1 E: 0 K: 1 S: 6	H: 2 LOB: 2 BB: 1 P: 10	1B: 7 2B: 1 3B: 0 HR: 0	SF: 0 SAC: 1 DP: 2 HBP: 1	WP: 0 PB: 0 SB: 0 CS: 0	PA: 31							
PITCHER	IP	WLS	BF	H	R	ER	SO	BB	IBB	HBP	BLK	WP	HR	S	P	ERA	WHIP										
Vern Ruhle, R ERA: 3.27 (1, 1)	4.0		14	3	1	1	2	3	1	0	0	0	0	17	18	2.25	0.750										
Jamie Easterly, L ERA: 3.0 (5, 1)	2.0		8	2	0	0	1	0	0	0	0	0	0	10	10	0.00	1.000										
Rich Thompson, R ERA: 2.53 (7, 1)	1.1	L	6	2	1	1	0	0	0	0	0	0	0	6	6	6.75	1.500										
Tom Waddell, R ERA: 4.37 (8, 1)	0.2		3	1	0	0	1	0	1	0	0	0	0	4	8	0.00	1.500										

AB	31
R	1
H	7
RBI	1
BB	4
SO	3
LOB	22



Batter	1	2	3	4	5	6	7	8	9	AB	R	H	RBI	BB	SO	LOB	TOP			
Wade Boggs, L (1.5)										5	0	3	1	0	0	0	Boston Red Sox @ Cleveland Indians Cleveland Municipal Stadium, Cleveland, OH Fri May 17 1985, 3:33 AM EDT Att: 5,502 - Unknown			
Dwight Evans, R (1.9)										3	0	0	1	2	1	3				
Jim Rice, R (1.7)										4	0	2	1	0	1	1				
Tony Armas, R (1.8)										5	0	1	0	0	1	4				
Mike Easter, L (1.10)										5	0	0	0	0	1	6				
Bill Buckner, L (1.3)										4	1	1	0	0	1	4				
Rich Gedman, L (1.2)										4	1	1	1	0	2	0				
Marty Barrett, R (1.4)										3	1	1	0	0	1	0				
Jackie Gutierrez, R (1.6)										4	2	2	0	0	0	1				
Inning Stats	R: 0 E: 0 K: 2 S: 8	H: 1 LOB: 1 BB: 0 P: 8	R: 0 E: 0 K: 0 S: 3	H: 0 LOB: 0 BB: 0 P: 3	R: 2 E: 0 K: 1 S: 9	H: 4 LOB: 3 BB: 1 P: 13	R: 1 E: 0 K: 2 S: 9	H: 2 LOB: 1 BB: 0 P: 9	R: 0 E: 0 K: 1 S: 6	H: 1 LOB: 1 BB: 0 P: 6	R: 0 E: 0 K: 0 S: 4	H: 1 LOB: 2 BB: 1 P: 8	R: 2 E: 1 K: 1 S: 8	H: 2 LOB: 1 BB: 0 P: 8	R: 0 E: 0 K: 0 S: 3	H: 0 LOB: 0 BB: 0 P: 3	1B: 9 2B: 2 3B: 0 HR: 0	SF: 1 SAC: 1 DP: 0 HBP: 0	WP: 0 PA: 41 PB: 0 SB: 1 CS: 0	
PITCHER Bert Blyleven, R (1.1) ERA: 4.04	IP: 9.0 WLS: L BF: 41	H: 11 R: 5 ER: 4 SO: 8	BB: 2 IBB: 0 HBP: 0 BLK: 0	WP: 0 HR: 0 S: 55 P: 63	ERA: 4.00 WHIP: 1.444	PITCHER										IP: 9.0 WLS: L BF: 41	H: 11 R: 5 ER: 4 SO: 8	BB: 2 IBB: 0 HBP: 0 BLK: 0	WP: 0 HR: 0 S: 55 P: 63	ERA: 4.00 WHIP: 1.444

AB	37
R	5
H	11
RBI	4
BB	2
SO	8
LOB	19



Batter	1	2	3	4	5	6	7	8	9	AB	R	H	RBI	BB	SO	LOB	BOTTOM			
Brett Butler, L (1.8)										4	0	1	0	0	0	0	Boston Red Sox @ Cleveland Indians Cleveland Municipal Stadium, Cleveland, OH Fri May 17 1985, 3:33 AM EDT Att: 5,502 - Unknown			
Tony Bemazzard, S (1.4)										3	0	0	0	1	1	1				
Julio Franco, R (1.6)										4	0	0	0	0	2	1				
George Vukovich, L (1.9)										4	0	1	0	0	2	0				
Brook Jacoby, R (1.5)										3	0	1	0	1	2	0				
Mike Hargrove, L (1.3)										4	0	2	0	0	0	1				
Pat Tabler, R (1.10)										3	0	0	0	0	2	3				
Joe Carter, R (1.7)										3	0	0	0	0	0	2				
Chris Bando, S (1.2)										3	0	0	0	0	1	0				
Inning Stats	R: 0 E: 0 K: 2 S: 7	H: 0 LOB: 0 BB: 0 P: 7	R: 0 E: 0 K: 1 S: 6	H: 2 LOB: 2 BB: 1 P: 10	R: 0 E: 0 K: 1 S: 5	H: 0 LOB: 0 BB: 0 P: 5	R: 0 E: 0 K: 1 S: 5	H: 0 LOB: 0 BB: 0 P: 5	R: 0 E: 0 K: 0 S: 3	H: 0 LOB: 0 BB: 0 P: 3	R: 0 E: 0 K: 3 S: 10	H: 1 LOB: 1 BB: 0 P: 10	R: 0 E: 0 K: 0 S: 4	H: 1 LOB: 1 BB: 0 P: 4	R: 0 E: 0 K: 1 S: 6	H: 1 LOB: 1 BB: 0 P: 6	1B: 5 2B: 0 3B: 0 HR: 0	SF: 0 SAC: 0 DP: 0 HBP: 0	WP: 0 PA: 33 PB: 0 SB: 0 CS: 1	
PITCHER Roger Clemens, R (1.1) ERA: 3.77	IP: 9.0 WLS: W BF: 33	H: 5 R: 0 ER: 0 SO: 10	BB: 2 IBB: 0 HBP: 0 BLK: 0	WP: 0 HR: 0 S: 51 P: 59	ERA: 0.00 WHIP: 0.778	PITCHER										IP: 9.0 WLS: W BF: 33	H: 5 R: 0 ER: 0 SO: 10	BB: 2 IBB: 0 HBP: 0 BLK: 0	WP: 0 HR: 0 S: 51 P: 59	ERA: 0.00 WHIP: 0.778

AB	31
R	0
H	5
RBI	0
BB	2
SO	10
LOB	8



Batter	1	2	3	4	5	6	7	8	9	AB	R	H	RBI	BB	SO	LOB	TOP					
Wade Boggs, L (1.5) OBP: 0.307, SLG: 0.360	F7		F8		G4-6-3		BB		BB	3	0	0	0	2	0	3	Boston Red Sox @ Cleveland Indians Cleveland Municipal Stadium, Cleveland, OH Sat May 18 1985, 3:33 AM EDT Att: 5,843 - Unknown livebaseballscorecards.com					
Dwight Evans, R (1.9) OBP: 0.376, SLG: 0.309	F8		BB		BB		F7		F8	3	0	0	0	2	0	4						
Bill Buckner, L (1.3) OBP: 0.349, SLG: 0.470	F3		BB		F8				2B	3	0	1	1	1	0	1						
Jim Rice, R (1.7) OBP: 0.361, SLG: 0.493		5-3	F4				6-3		F7	4	0	0	0	0	0	4						
Tony Armas, R (1.8) OBP: 0.279, SLG: 0.525		6-3	K				K		K	4	0	0	0	0	3	4						
Mike Easler, L (1.10) OBP: 0.286, SLG: 0.402	E7				F7		G3		1-3	4	0	0	0	0	0	1						
Rich Gedman, L (1.2) Ed Jurak, R (9, PR)	L1				6-3		F4		BB	3	0	0	0	1	0	1						
Marty Barrett, R (1.4) Rick Miller, L (9, PH)			BB		6-3				F7	2	1	1	0	1	0	0						
Jackie Gutierrez, R (1.6) Steve Lyons, L (9, PH)			BB				F7		F5	3	0	2	0	0	0	1						
			BB		G4-6-3					1	0	0	0	0	0	1						
Inning Stats	R: 0 E: 0 K: 0 S: 3	H: 0 LOB: 0 BB: 0 P: 3	R: 0 E: 1 K: 0 S: 4	H: 0 LOB: 1 BB: 0 P: 4	R: 1 E: 0 K: 1 S: 6	H: 1 LOB: 3 BB: 3 P: 18	R: 0 E: 0 K: 0 S: 3	H: 0 LOB: 0 BB: 0 P: 3	R: 0 E: 0 K: 0 S: 5	H: 1 LOB: 1 BB: 1 P: 7	R: 0 E: 0 K: 1 S: 5	H: 0 LOB: 0 BB: 0 P: 5	R: 0 E: 0 K: 0 S: 4	H: 1 LOB: 2 BB: 1 P: 8	R: 0 E: 0 K: 1 S: 6	H: 1 LOB: 2 BB: 2 P: 6	R: 0 E: 0 K: 0 S: 3	H: 0 LOB: 0 BB: 11 P: 11	1B: 2 2B: 2 3B: 0 HR: 0	SF: 0 SAC: 0 DP: 1 HBP: 0	WP: 0 PB: 0 SB: 0 CS: 0	PA: 38
PITCHER	IP	WLS	BF	H	R	ER	SO	BB	IBB	HBP	BLK	WP	HR	S	P	ERA	WHIP					
Neal Heaton, L (1.1) ERA: 2.44	6.2	W	28	3	1	1	2	5	0	0	0	0	0	27	47	1.35	1.200					
Tom Waddell, R (7.1) ERA: 3.66	2.1	S	10	1	0	0	1	2	0	0	0	0	0	10	18	0.00	1.286					

Batter	1	2	3	4	5	6	7	8	9	AB	R	H	RBI	BB	SO	LOB	BOTTOM				
Brett Butler, L (1.8) OBP: 0.311, SLG: 0.399	6-3		G3		5-3		F7			4	1	1	0	0	0	1	Boston Red Sox @ Cleveland Indians Cleveland Municipal Stadium, Cleveland, OH Sat May 18 1985, 3:33 AM EDT Att: 5,843 - Unknown livebaseballscorecards.com				
Julio Franco, R (1.6) OBP: 0.372, SLG: 0.425	6-3		4-3				CS		1B	4	1	2	0	0	0	1					
Brook Jacoby, R (1.5) OBP: 0.336, SLG: 0.366	SF8		F9				F8		F9	3	0	0	1	0	0	2					
Andre Thornton, R (1.10) OBP: 0.203, SLG: 0.157	K				F2		BB		1B	3	1	1	0	1	1	0					
Pat Tabler, R (1.3) OBP: 0.343, SLG: 0.409			2B		K		1B		FC5-2	3	1	2	1	1	1	0					
Benny Avila, R (1.7) Olis Nixon, S (7.7) Mike Hargrove, L (8, PH) Johnnie LeMaster, R (8, PR) George Vukovich, L (9, 9)			1B		K		BB		1B	3	0	2	1	0	1	0					
Joe Carter, R (1.9) OBP: 0.236, SLG: 0.289			F2		G3		FC6-4		FC5-2	4	0	1	0	0	0	7					
Butch Benton, R (1.2) OBP: 0.250, SLG: 0.271			K		F8		K		BB	3	0	0	1	1	2	3					
Tony Bernazard, S (1.4) Mike Fischlin, R (9.4)			5-3		G3		F8		F9	4	0	0	0	0	0	6					
					2-3					0	0	0	0	0	0	0					
Inning Stats	R: 1 E: 0 K: 1 S: 6	H: 1 LOB: 0 BB: 0 P: 6	R: 0 E: 0 K: 1 S: 7	H: 2 LOB: 2 BB: 0 P: 7	R: 0 E: 0 K: 2 S: 7	H: 0 LOB: 0 BB: 0 P: 3	R: 0 E: 0 K: 2 S: 7	H: 0 LOB: 0 BB: 0 P: 7	R: 0 E: 0 K: 0 S: 4	H: 1 LOB: 1 BB: 0 P: 4	R: 1 E: 0 K: 0 S: 4	H: 2 LOB: 2 BB: 2 P: 12	R: 0 E: 0 K: 1 S: 5	H: 0 LOB: 0 BB: 0 P: 5	R: 2 E: 0 K: 0 S: 6	H: 3 LOB: 3 BB: 2 P: 14	1B: 6 2B: 3 3B: 0 HR: 0	SF: 1 SAC: 0 DP: 0 HBP: 0	WP: 0 PB: 0 SB: 0 CS: 1	PA: 36	
PITCHER	IP	WLS	BF	H	R	ER	SO	BB	IBB	HBP	BLK	WP	HR	S	P	ERA	WHIP				
Bruce Hurst, L (1.1) ERA: 5.76	7.1	L	31	8	4	4	5	2	0	0	0	0	0	39	47	4.91	1.364				
Mark Clear, R (8.1) ERA: 3.29	0.0		2	1	0	0	0	1	0	0	0	0	0	1	5	∞	∞				
Bob Stanley, R (8.1) ERA: 2.65	0.2		3	0	0	0	0	1	0	0	0	0	0	2	6	0.00	1.500				

Batter	1	2	3	4	5	6	7	8	9	AB	R	H	RBI	BB	SO	LOB	TOP																	
Wade Boggs, L (1,5) OBP: 0.304, SLG: 0.352	E6		4-3			SF8 E BB		6-3		3	0	0	0	1	0	0	Boston Red Sox @ Cleveland Indians Cleveland Municipal Stadium, Cleveland, OH Sun May 19 1985, 3:33 AM EDT Att: 13,544 - Unknown																	
Dwight Evans, R (1,9) OBP: 0.369, SLG: 0.299	F9		5-3			E6		K		4	0	0	0	0	1	3																		
Jim Rice, R (1,7) OBP: 0.352, SLG: 0.483	F8			F8		SF8			6-3	3	0	0	1	0	0	1																		
Tony Armas, R (1,8) OBP: 0.272, SLG: 0.510	F8			F8		K			K	4	0	0	0	0	2	3																		
Mike Easter, L (1,10) OBP: 0.267, SLG: 0.397		4-3		4-3		4-3				4	0	1	0	0	0	2																		
Bill Buckner, L (1,3) OBP: 0.347, SLG: 0.464		4-3			F8				F9	4	0	1	0	0	0	1																		
Rich Gedman, L (1,2) OBP: 0.336, SLG: 0.418					F9					3	0	1	0	0	0	1																		
Marty Barrett, R (1,4) OBP: 0.314, SLG: 0.267					F9					3	0	0	0	0	0	2																		
Jackie Gutierrez, R (1,6) OBP: 0.282, SLG: 0.327			6-3			E BB SF8			F7	3	1	1	0	0	0	0																		
Inning Stats	R: 0 E: 1 K: 0 S: 4	H: 0 LOB: 1 BB: 0 P: 4	R: 0 E: 0 K: 0 S: 4	H: 1 LOB: 1 BB: 0 P: 4	R: 0 E: 0 K: 0 S: 3	H: 0 LOB: 0 BB: 0 P: 3	R: 0 E: 0 K: 0 S: 3	H: 0 LOB: 0 BB: 0 P: 3	R: 1 E: 1 K: 1 S: 7	H: 1 LOB: 2 BB: 1 P: 11	R: 0 E: 0 K: 0 S: 3	H: 1 LOB: 0 BB: 0 P: 3	R: 0 E: 0 K: 1 S: 5	H: 0 LOB: 0 BB: 0 P: 5	R: 0 E: 0 K: 1 S: 6	H: 1 LOB: 1 BB: 0 P: 6		1B: 3 2B: 1 3B: 0 HR: 0	SF: 1 SAC: 0 DP: 0 HBP: 0	WP: 0 PB: 0 SB: 0 CS: 1	PA: 33													
PITCHER	IP WLS BF H R ER SO BB IBB HBP BLK WP HR S P ERA WHIP																																	
Vern Ruhle, R (1,1) ERA: 2.79	7.0	26	3	1	1	1	1	1	0	0	0	0	0	0	27	31	1.29	0.571																
Rich Thompson, R (8,1) ERA: 2.03	2.0	7	1	0	0	0	2	0	0	0	0	0	0	0	11	11	0.00	0.500																

Batter	1	2	3	4	5	6	7	8	9	AB	R	H	RBI	BB	SO	LOB	BOTTOM															
Brett Butler, L (1,8) OBP: 0.322, SLG: 0.415	4-3		CS			3-1		F9		4	0	3	0	0	0	0	Boston Red Sox @ Cleveland Indians Cleveland Municipal Stadium, Cleveland, OH Sun May 19 1985, 3:33 AM EDT Att: 13,544 - Unknown															
Julio Franco, R (1,6) OBP: 0.368, SLG: 0.420	4-3		CS	4-3		FC6-4		F9		4	0	1	0	0	0	2																
George Vukovich, L (1,9) OBP: 0.315, SLG: 0.301	F7			FC4-6		F6		6-3		4	0	1	0	0	0	3																
Andre Thornton, R (1,10) OBP: 0.192, SLG: 0.149	6-3			FC4-6		FC6-4			F8	4	0	0	0	0	0	3																
Brook Jacoby, R (1,5) OBP: 0.333, SLG: 0.362		K		4-3						4	0	1	0	0	1	1																
Otis Nixon, S (9, PR) OBP: 0.229, SLG: 0.257									1B	0	1	0	0	0	0	0																
Mike Hargrove, L (1,3) OBP: 0.341, SLG: 0.265		4-3			4-3				1B	4	0	1	0	0	1	0																
Mike Fischlin, R (9, PR) OBP: 0.200, SLG: 0.214									1B	0	0	0	0	0	0	0																
Joe Carter, R (1,7) OBP: 0.247, SLG: 0.299		4-3							1B	4	0	2	1	0	0	0																
Tony Bernazard, S (1,4) OBP: 0.363, SLG: 0.519				F8						3	1	1	1	0	0	1																
Chris Bando, S (1,2) OBP: 0.170, SLG: 0.089				F7					K	3	0	0	0	0	1	1																
Inning Stats	R: 0 E: 0 K: 0 S: 4	H: 1 LOB: 1 BB: 0 P: 4	R: 0 E: 0 K: 1 S: 5	H: 0 LOB: 0 BB: 0 P: 5	R: 0 E: 0 K: 0 S: 3	H: 1 LOB: 0 BB: 0 P: 3	R: 0 E: 0 K: 0 S: 4	H: 1 LOB: 1 BB: 0 P: 4	R: 0 E: 0 K: 0 S: 4	H: 1 LOB: 1 BB: 0 P: 4	R: 0 E: 0 K: 1 S: 5	H: 0 LOB: 0 BB: 0 P: 5	R: 1 E: 0 K: 1 S: 7	H: 2 LOB: 1 BB: 0 P: 7	R: 1 E: 0 K: 0 S: 4	H: 3 LOB: 2 BB: 0 P: 4	1B: 8 2B: 1 3B: 0 HR: 1	SF: 0 SAC: 0 DP: 0 HBP: 0	WP: 0 PB: 0 SB: 1 CS: 1	PA: 35												
PITCHER	IP WLS BF H R ER SO BB IBB HBP BLK WP HR S P ERA WHIP																															
Oil Can Boyd, R (1,1) ERA: 2.98	8.1	34	10	2	2	3	0	0	0	0	0	1	40	40	2.16	1.200																

Batter	1	2	3	4	5	6	7	8	9	AB	R	H	RBI	BB	SO	LOB	TOP				
Paul Moltzer, R OBP: 0.385, SLG: 0.372 (1, 5)	F9	F9		E S 1-H 1B		G5-4-3			K	5	0	1	1	0	1	2					
Charlie Moore, R OBP: 0.379, SLG: 0.481 (1, 2)	1B SF9 1B		1B	E3			K		F8	5	1	2	0	0	1	1					
Cecil Cooper, L OBP: 0.343, SLG: 0.454 (1, 3)	1-3 1B		F6	4-3			S 1B			4	0	2	0	0	0	3					
Robin Yount, R OBP: 0.333, SLG: 0.418 (1, 7)	SF9		1-3 1B		1-3 1B		K			3	0	1	1	0	1	1					
Ted Simmons, S OBP: 0.358, SLG: 0.350 (1, 10)	3-H F9		F6		5-3		6-3			4	0	0	0	0	0	4					
Ben Oglivie, L OBP: 0.276, SLG: 0.281 (1, 9)		4-3	4-3		L8			F7		4	0	0	0	0	0	2					
Rick Manning, L OBP: 0.278, SLG: 0.241 (1, 8)		3B 1B		F8		B5-3		4-3		4	1	1	0	0	0	0					
Jim Gantner, L OBP: 0.270, SLG: 0.289 (1, 4)		1-H SF8 3B		4-3		1B 1B		4-3		4	1	2	1	0	0	0					
Ernest Riles, L OBP: 0.267, SLG: 0.286 (1, 6)		3-H SF8		WP 1B 1B		G5-4-3 1-2 1B		K		3	1	2	1	0	1	0					
Inning Stats	R: 1 E: 0 K: 0 S: 5	H: 2 LOB: 1 BB: 0 P: 5	R: 2 E: 0 K: 0 S: 5	H: 2 LOB: 2 BB: 0 P: 5	R: 0 E: 0 K: 0 S: 5	H: 2 LOB: 2 BB: 0 P: 6	R: 0 E: 1 K: 0 S: 6	H: 0 LOB: 0 BB: 0 P: 3	R: 0 E: 0 K: 0 S: 4	H: 2 LOB: 1 BB: 0 P: 4	R: 0 E: 0 K: 2 S: 8	H: 1 LOB: 1 BB: 0 P: 8	R: 0 E: 0 K: 0 S: 3	H: 0 LOB: 0 BB: 0 P: 3	R: 0 E: 0 K: 2 S: 7	H: 0 LOB: 0 BB: 0 P: 7	1B: 10 2B: 0 3B: 1 HR: 0	SF: 2 SAC: 0 DP: 1 HBP: 0	WP: 1 PB: 0 SB: 2 CS: 0	PA: 38	
PITCHER	IP	WLS	BF	H	R	ER	SO	BB	IBB	HBP	BLK	WP	HR	S	P	ERA	WHIP				
Keith Creel, R ERA: 4.05 (1, 1)	2.1		13	6	3	3	0	0	0	0	0	0	0	13	13	11.57	2.571				
Bryan Clark, L ERA: 2.25 (3, 1)	3.0	W	14	4	1	1	0	0	0	0	0	1	0	14	14	3.00	1.333				
Rich Thompson, R ERA: 1.59 (6, 1)	3.2	S	11	1	0	0	4	0	0	0	0	0	0	19	19	0.00	0.273				

Milwaukee Brewers @ Cleveland Indians
Cleveland Municipal Stadium, Cleveland, OH
Tue May 21 1985, 7:05 PM EDT
Att: 4,004 - Unknown

AB 36
R 4
H 11
RBI 4
BB 0
SO 4
LOB 13



Batter	1	2	3	4	5	6	7	8	9	AB	R	H	RBI	BB	SO	LOB	BOTTOM				
Brett Butler, L OBP: 0.325, SLG: 0.411 (1, 8)	6-3			B2-3		F6		CS BB		4	0	1	2	1	0	1					
Julio Franco, R OBP: 0.395, SLG: 0.410 (1, 6)	K	4-3			HR BB		6-3	CS		3	1	0	0	1	1	1					
Brook Jacoby, R OBP: 0.338, SLG: 0.385 (1, 5)	BB			G3		1-H HR	K			3	1	1	2	1	1	0					
Andre Thornton, R OBP: 0.195, SLG: 0.143 (1, 10)	F6			K		F8	1B BB			3	0	0	0	1	1	1					
Benny Ayala, R OBP: 0.300, SLG: 0.400 Otis Nixon, S OBP: 0.250, SLG: 0.278 (6, 7)		1B 1B 1B		E6 1B		L3		1-2 1B		3	1	1	0	0	0	0					
Pat Tabler, R OBP: 0.348, SLG: 0.412 (1, 3)		F4 1B 1B		1-2 1B		F8		L9		4	1	2	0	0	0	2					
Joe Carter, R OBP: 0.247, SLG: 0.297 (1, 9)		K		K		F9		1B SF9 1B		4	1	1	0	0	2	4					
Tony Bernazard, S OBP: 0.379, SLG: 0.530 (1, 4)		1-2 1B 1B		S 1B 1B		K		CS 1B		4	1	3	1	0	1	0					
Chris Bando, S OBP: 0.158, SLG: 0.083 (1, 2)	3-H F4			K		F7		1-2 3-H SF9		3	0	0	1	0	1	3					
Inning Stats	R: 0 E: 0 K: 1 S: 5	H: 0 LOB: 1 BB: 1 P: 9	R: 3 E: 0 K: 1 S: 9	H: 4 LOB: 1 BB: 0 P: 9	R: 0 E: 1 K: 2 S: 9	H: 1 LOB: 2 BB: 0 P: 9	R: 0 E: 0 K: 2 S: 7	H: 0 LOB: 0 BB: 0 P: 7	R: 2 E: 0 K: 0 S: 4	H: 1 LOB: 1 BB: 1 P: 8	R: 0 E: 0 K: 1 S: 6	H: 1 LOB: 2 BB: 1 P: 10	R: 0 E: 0 K: 0 S: 3	H: 2 LOB: 0 BB: 1 P: 7	R: 1 E: 0 K: 1 S: 3	H: 2 LOB: 0 BB: 1 P: 7	1B: 9 2B: 0 3B: 0 HR: 1	SF: 1 SAC: 0 DP: 0 HBP: 0	WP: 0 PB: 0 SB: 1 CS: 2	PA: 38	
PITCHER	IP	WLS	BF	H	R	ER	SO	BB	IBB	HBP	BLK	WP	HR	S	P	ERA	WHIP				
Teddy Higuera, L ERA: 5.19 (1, 1)	5.0	L	24	6	5	5	6	2	0	0	0	0	0	34	42	9.00	1.600				
Jim Kern, R ERA: 6.55 (6, 1)	2.0		11	4	1	1	1	1	0	0	0	0	0	12	16	4.50	2.500				
Pete Ladd, R ERA: 2.25 (8, 1)	1.0		2	0	0	0	0	1	0	0	0	0	0	1	5	0.00	1.000				

Milwaukee Brewers @ Cleveland Indians
Cleveland Municipal Stadium, Cleveland, OH
Tue May 21 1985, 7:05 PM EDT
Att: 4,004 - Unknown

AB 32
R 6
H 10
RBI 6
BB 4
SO 7
LOB 12



Batter	1	2	3	4	5	6	7	8	9	AB	R	H	RBI	BB	SO	LOB	TOP					
Paul Moltzer, R OBP: 0.379, SLG: 0.373 (1, 5)										5	1	1	1	0	1	1	Milwaukee Brewers @ Cleveland Indians Cleveland Municipal Stadium, Cleveland, OH Wed May 22 1985, 7:05 PM EDT Att: 4,084 - Unknown					
Charlie Moore, R OBP: 0.349, SLG: 0.441 (1, 2)										5	0	0	0	0	1	2						
Cecil Cooper, L OBP: 0.348, SLG: 0.455 (1, 3)										4	1	2	0	0	1	1						
Robin Yount, R OBP: 0.338, SLG: 0.429 (1, 7)										4	2	2	1	0	0	0						
Ted Simmons, S OBP: 0.370, SLG: 0.363 (1, 10)										4	1	3	2	0	0	2						
Ben Oglivie, L OBP: 0.275, SLG: 0.290 (1, 9)										4	0	1	0	0	0	2						
Rick Manning, L OBP: 0.294, SLG: 0.303 (1, 8)										4	0	2	1	0	1	1						
Jim Gantner, L OBP: 0.262, SLG: 0.280 (1, 4)										4	0	0	0	0	1	3						
Ernest Riles, L OBP: 0.263, SLG: 0.278 (1, 6)										4	1	1	0	0	1	0						
Inning Stats	R: 0 E: 0 K: 0 S: 3	H: 0 LOB: 0 BB: 0 P: 3	R: 1 E: 1 K: 1 S: 7	H: 2 LOB: 1 BB: 0 P: 7	R: 0 E: 0 K: 2 S: 8	H: 1 LOB: 1 BB: 0 P: 8	R: 1 E: 0 K: 0 S: 5	H: 3 LOB: 1 BB: 0 P: 5	R: 4 E: 2 K: 1 S: 12	H: 4 LOB: 1 BB: 0 P: 12	R: 0 E: 0 K: 1 S: 5	H: 0 LOB: 0 BB: 0 P: 5	R: 0 E: 0 K: 0 S: 4	H: 2 LOB: 1 BB: 0 P: 4	R: 0 E: 0 K: 0 S: 3	H: 0 LOB: 0 BB: 0 P: 3	R: 0 E: 0 K: 0 S: 3	H: 0 LOB: 0 BB: 0 P: 3	1B: 8 2B: 4 3B: 0 HR: 0	SF: 0 SAC: 0 DP: 3 HBP: 0	WP: 0 PB: 0 CS: 1	PA: 38
PITCHER	IP	WLS	BF	H	R	ER	SO	BB	IBB	HBP	BLK	WP	HR	S	P	ERA	WHIP					
Bert Blyleven, R ERA: 4.32 (1, 1)	4.1	L	23	10	6	4	4	0	0	0	0	0	0	31	31	8.31	2.308					
Jamie Easterly, L ERA: 2.35 (5, 1)	4.2		15	2	0	0	2	0	0	0	0	0	0	19	19	0.00	0.429					

Batter	1	2	3	4	5	6	7	8	9	AB	R	H	RBI	BB	SO	LOB	BOTTOM					
Brett Butler, L OBP: 0.329, SLG: 0.416 (1, 8)										3	1	1	1	1	0	0	Milwaukee Brewers @ Cleveland Indians Cleveland Municipal Stadium, Cleveland, OH Wed May 22 1985, 7:05 PM EDT Att: 4,084 - Unknown					
Julio Franco, R OBP: 0.393, SLG: 0.406 (1, 6)										4	0	1	1	0	0	1						
Brook Jacoby, R OBP: 0.336, SLG: 0.381 (1, 5)										4	0	1	0	0	1	0						
Otis Nixon, S OBP: 0.250, SLG: 0.278 (6, PR) (9, 7)										0	0	0	0	0	0	0						
Andre Thornton, R OBP: 0.198, SLG: 0.185 (1, 10)										4	1	1	1	0	1	1						
George Vukovich, L OBP: 0.313, SLG: 0.299 (1, 9)										4	1	1	0	0	2	2						
Mike Fischlin, R OBP: 0.200, SLG: 0.214 (9, 5)										0	0	0	0	0	0	0						
Pat Tabler, R OBP: 0.352, SLG: 0.410 (1, 3)										3	1	1	0	1	0	2						
Joe Carter, R OBP: 0.238, SLG: 0.284 (1, 7) (9, 9)										4	0	0	0	0	0	3						
Tony Bernazard, S OBP: 0.374, SLG: 0.529 (1, 4)										4	1	1	2	0	1	0						
Chris Bando, S OBP: 0.150, SLG: 0.078 (1, 2)										3	0	0	0	0	0	2						
Mike Hargrove, L OBP: 0.333, SLG: 0.257 (9, PH)										1	0	0	0	0	1	0						
Inning Stats	R: 0 E: 0 K: 1 S: 5	H: 0 LOB: 0 BB: 0 P: 5	R: 1 E: 0 K: 1 S: 6	H: 1 LOB: 0 BB: 0 P: 6	R: 2 E: 1 K: 0 S: 5	H: 2 LOB: 0 BB: 0 P: 5	R: 2 E: 0 K: 0 S: 6	H: 3 LOB: 1 BB: 0 P: 6	R: 0 E: 0 K: 0 S: 3	H: 0 LOB: 0 BB: 0 P: 3	R: 0 E: 0 K: 1 S: 5	H: 0 LOB: 1 BB: 1 P: 9	R: 0 E: 0 K: 1 S: 5	H: 0 LOB: 1 BB: 1 P: 9	R: 0 E: 0 K: 1 S: 6	H: 1 LOB: 2 BB: 0 P: 6	R: 0 E: 0 K: 1 S: 5	H: 0 LOB: 0 BB: 0 P: 5	1B: 4 2B: 2 3B: 0 HR: 1	SF: 0 SAC: 0 DP: 0 HBP: 0	WP: 0 PB: 0 CS: 0	PA: 36
PITCHER	IP	WLS	BF	H	R	ER	SO	BB	IBB	HBP	BLK	WP	HR	S	P	ERA	WHIP					
Danny Darwin, R ERA: 3.84 (1, 1)	3.2		17	6	5	4	2	0	0	0	0	0	0	21	21	9.82	1.636					
Bob Gibson, R ERA: 2.07 (4, 1)	3.1	W	13	1	0	0	2	2	0	0	0	0	0	15	23	0.00	0.900					
Rollie Fingers, R ERA: 6.08 (8, 1)	2.0	S	6	0	0	0	2	0	0	0	0	0	0	10	10	0.00	0.000					

AB	38
R	6
H	12
RBI	5
BB	0
SO	6
LOB	12



AB	34
R	5
H	7
RBI	5
BB	2
SO	6
LOB	11



Batter	1	2	3	4	5	6	7	8	9	AB	R	H	RBI	BB	SO	LOB	TOP								
Damaso Garcia, R OBP: 0.324, SLG: 0.375 (1, 4)	E4		4-3		5-3		E6	5-3		5	0	0	0	0	0	2	Toronto Blue Jays @ Cleveland Indians Cleveland Municipal Stadium, Cleveland, OH Thu May 23 1985, 7:05 PM EDT Att: 4,333 - Unknown								
Lloyd Moseby, L OBP: 0.371, SLG: 0.444 (1, 8)	F3			6-3		HR	BB	1B	1B	4	1	2	0	1	0	1									
George Bell, R OBP: 0.335, SLG: 0.529 (1, 7)	F7			FC4-6		HR	K	1B	1B	5	2	3	2	0	1	3									
Jesse Barfield, R OBP: 0.353, SLG: 0.537 (1, 9)	4-3			FC4-6		SH1-4	BB	1B	1B	3	2	1	0	2	0	3									
Jeff Burroughs, R OBP: 0.408, SLG: 0.477 Len Matuszek, L OBP: 0.306, SLG: 0.375 Ron Shepherd, R (9, PH)	F9			FC4-6		1B	K	1B	1B	4	1	1	0	0	1	5									
Willie Upshaw, L OBP: 0.296, SLG: 0.403 (1, 3)	4-3			F8		SH1-4	F9	1B	1B	4	0	1	2	0	0	5									
Buck Martinez, R OBP: 0.105, SLG: 0.130 Ernie Whitt, L OBP: 0.323, SLG: 0.467 (6, PH)	F7			F9		4-3	BB	4-3	4-3	2	0	0	0	0	0	0									
Garth Iorg, R OBP: 0.379, SLG: 0.390 Rance Mulliniks, L OBP: 0.380, SLG: 0.447 (6, PH)			5-3			FC4-6	F8			1	0	0	0	1	0	0									
Tony Fernandez, S OBP: 0.273, SLG: 0.328 (1, 6)			K			FC4-6	1-3		F8	4	0	0	0	0	1	3									
Inning Stats	R: 0 E: 1 K: 0 S: 4	H: 0 LOB: 1 BB: 0 P: 4	R: 0 E: 0 K: 0 S: 3	H: 0 LOB: 0 BB: 0 P: 3	R: 0 E: 0 K: 1 S: 5	H: 0 LOB: 0 BB: 0 P: 5	R: 0 E: 0 K: 0 S: 4	H: 1 LOB: 2 BB: 1 P: 8	R: 0 E: 0 K: 0 S: 3	H: 0 LOB: 1 BB: 1 P: 7	R: 4 E: 0 K: 0 S: 8	H: 5 LOB: 1 BB: 0 P: 8	R: 0 E: 1 K: 2 S: 8	H: 0 LOB: 3 BB: 2 P: 16	R: 0 E: 0 K: 0 S: 3	H: 0 LOB: 1 BB: 1 P: 7		R: 2 E: 0 K: 0 S: 6	H: 3 LOB: 1 BB: 0 P: 6	1B: 6 2B: 2 3B: 0 HR: 1	SF: 0 SAC: 1 DP: 0 HBP: 0	WP: 0 PB: 0 SB: 2 CS: 0	PA: 43		
PITCHER	IP	WLS	BF	H	R	ER	SO	BB	IBB	HBP	BLK	WP	HR	S	P	ERA	WHIP								
Neal Heaton, L ERA: 2.82 Rich Thompson, R ERA: 1.53 Tom Waddell, R ERA: 4.18 Bryan Clark, L ERA: 1.93	5.1		24	5	4	4	1	2	0	0	0	0	1	24	32	6.75	1.312								

Batter	1	2	3	4	5	6	7	8	9	AB	R	H	RBI	BB	SO	LOB	BOTTOM								
Brett Butler, L OBP: 0.331, SLG: 0.416 (1, 8)	1B				F5	CS	F3		FC6-4	5	1	2	0	0	0	1	Toronto Blue Jays @ Cleveland Indians Cleveland Municipal Stadium, Cleveland, OH Thu May 23 1985, 7:05 PM EDT Att: 4,333 - Unknown								
Julio Franco, R OBP: 0.358, SLG: 0.399 (1, 6)	1B	CS	K		F9		K		F7	5	0	1	0	0	2	1									
Brook Jacoby, R OBP: 0.333, SLG: 0.377 (1, 5)	FC6				L3		6-3			4	0	1	1	0	0	0									
Andre Thornton, R OBP: 0.211, SLG: 0.190 (1, 10)	F7		F7			BB			1B	3	1	1	0	1	0	2									
George Vukovich, L OBP: 0.311, SLG: 0.291 Otis Nixon, S OBP: 0.250, SLG: 0.278 (8, PR)	F3		F7		F8				BB	3	0	0	0	1	0	3									
Mike Hargrove, L OBP: 0.370, SLG: 0.316 (1, 3)		1B				1B			F5	3	2	2	0	1	0	1									
Joe Carter, R OBP: 0.238, SLG: 0.283 (9, 9)		4-3			5-3		K		F8	4	1	1	1	0	1	5									
Tony Bernazard, S OBP: 0.369, SLG: 0.516 (1, 4)		4-3			F9				F4	4	0	1	1	0	0	2									
Butch Benton, R OBP: 0.241, SLG: 0.265 Pat Tabler, R OBP: 0.356, SLG: 0.415 Chris Bando, S OBP: 0.164, SLG: 0.096 (6, PH)	SF8				F7		E2		FC6-4	1	0	0	1	0	0	1									
Inning Stats	R: 1 E: 0 K: 0 S: 5	H: 2 LOB: 1 BB: 0 P: 5	R: 2 E: 0 K: 0 S: 5	H: 3 LOB: 0 BB: 0 P: 5	R: 0 E: 0 K: 1 S: 6	H: 1 LOB: 0 BB: 0 P: 6	R: 0 E: 0 K: 0 S: 4	H: 1 LOB: 1 BB: 0 P: 4	R: 0 E: 0 K: 0 S: 3	H: 0 LOB: 0 BB: 0 P: 3	R: 2 E: 1 K: 1 S: 6	H: 2 LOB: 1 BB: 2 P: 14	R: 0 E: 0 K: 1 S: 5	H: 0 LOB: 0 BB: 0 P: 5	R: 0 E: 0 K: 0 S: 3	H: 1 LOB: 2 BB: 1 P: 7		R: 0 E: 0 K: 0 S: 4	H: 1 LOB: 1 BB: 0 P: 4	1B: 10 2B: 1 3B: 0 HR: 0	SF: 1 SAC: 0 DP: 0 HBP: 0	WP: 0 PB: 0 SB: 4 CS: 2	PA: 40		
PITCHER	IP	WLS	BF	H	R	ER	SO	BB	IBB	HBP	BLK	WP	HR	S	P	ERA	WHIP								
Jim Clancy, R ERA: 4.5 Jim Acker, R ERA: 2.54 Gary Lavelle, L ERA: 2.6 Dennis Lamp, R ERA: 1.4 Bill Caudill, R ERA: 4.83	5.0		22	7	4	4	1	1	0	0	0	0	0	6	10	13.50	4.500								

Batter	1	2	3	4	5	6	7	8	9	AB	R	H	RBI	BB	SO	LOB	TOP											
Damaso Garcia, R OBP: 0.324, SLG: 0.374 Manuel Lee, S (4, 4)										3	0	1	0	0	2	3	Toronto Blue Jays @ Cleveland Indians Cleveland Municipal Stadium, Cleveland, OH Fri May 24 1985, 7:05 PM EDT Att: 8,502 - Unknown											
Rance Mulliniks, L OBP: 0.390, SLG: 0.467 Garth Iorg, R (9, 5)										5	1	3	1	0	1	0												
Lloyd Moseby, L OBP: 0.366, SLG: 0.456 (1, 8)										5	1	1	2	0	0	2												
Willie Upshaw, L OBP: 0.288, SLG: 0.392 (1, 3)										4	1	0	0	0	0	1												
George Bell, R OBP: 0.327, SLG: 0.516 (1, 7)										4	0	0	0	0	1	1												
Len Matuszek, L OBP: 0.318, SLG: 0.383 (1, 10)										4	2	2	0	0	1	0												
Ernie Whitt, L OBP: 0.320, SLG: 0.489 (1, 2)										4	1	1	3	0	0	1												
Jesse Barfield, R OBP: 0.361, SLG: 0.547 Lou Thornton, L OBP: 0.111, SLG: 0.111 (3, 9)										1	0	1	0	1	0	0												
Tony Fernandez, S OBP: 0.279, SLG: 0.333 (1, 6)										2	0	0	0	0	1	0												
Inning Stats	R: 0 E: 0 K: 0 S: 4	H: 2 LOB: 1 BB: 0 P: 4	R: 1 E: 0 K: 1 S: 7	H: 2 LOB: 2 BB: 1 P: 11	R: 5 E: 1 K: 1 S: 11	H: 5 LOB: 1 BB: 0 P: 11	R: 0 E: 0 K: 1 S: 5	H: 0 LOB: 0 BB: 0 P: 5	R: 0 E: 0 K: 2 S: 7	H: 0 LOB: 0 BB: 0 P: 7	R: 1 E: 0 K: 0 S: 5	H: 2 LOB: 1 BB: 0 P: 5	R: 0 E: 0 K: 0 S: 3	H: 0 LOB: 0 BB: 0 P: 3	R: 0 E: 0 K: 1 S: 5	H: 0 LOB: 0 BB: 0 P: 5		R: 0 E: 0 K: 0 S: 3	H: 0 LOB: 0 BB: 0 P: 3	1B: 7 2B: 2 3B: 0 HR: 2	SF: 0 SAC: 0 DP: 0 HBP: 0	WP: 0 PB: 0 SB: 0 CS: 1	PA: 39					
PITCHER	IP	WLS	BF	H	R	ER	SO	BB	IBB	HBP	BLK	WP	HR	S	P	ERA	WHIP											
Keith Creel, R ERA: 5.24 Jeff Barkley, R ERA: 2.7	(1, 1)	2.1	L	15	7	5	5	1	1	0	0	0	0	1	16	20	19.29	3.429										
(3, 1)	6.2		24	4	2	1	5	0	0	0	1	0	1	34	34	1.35	0.600											

AB	38
R	7
H	11
RBI	7
BB	1
SO	6
LOB	10



Batter	1	2	3	4	5	6	7	8	9	AB	R	H	RBI	BB	SO	LOB	BOTTOM											
Brett Butler, L OBP: 0.333, SLG: 0.415 (1, 8)										5	2	2	0	0	0	2	Toronto Blue Jays @ Cleveland Indians Cleveland Municipal Stadium, Cleveland, OH Fri May 24 1985, 7:05 PM EDT Att: 8,502 - Unknown											
Julio Franco, R OBP: 0.365, SLG: 0.405 (1, 6)										5	2	3	0	0	0	2												
Brook Jacoby, R OBP: 0.335, SLG: 0.378 (1, 5)										5	1	2	1	0	0	6												
Pat Tabler, R OBP: 0.358, SLG: 0.414 (1, 10)										5	1	2	2	0	0	5												
Mike Hargrove, L OBP: 0.373, SLG: 0.293 Mike Fischlin, R OBP: 0.200, SLG: 0.214 (9, PR)										3	0	0	0	2	0	2												
George Vukovich, L OBP: 0.309, SLG: 0.289 Benny Ayala, R OBP: 0.273, SLG: 0.364 (9, PH)										0	0	0	0	0	0	0												
George Vukovich, L OBP: 0.309, SLG: 0.289 Benny Ayala, R OBP: 0.273, SLG: 0.364 (9, PH)										4	0	1	1	0	0	3												
Joe Carter, R OBP: 0.245, SLG: 0.288 (1, 7)										1	0	0	0	0	0	1												
Joe Carter, R OBP: 0.245, SLG: 0.288 (1, 7)										5	0	2	2	0	0	1												
Tony Bernazard, S OBP: 0.355, SLG: 0.495 (1, 4)										4	0	0	0	0	0	4												
Chris Bando, S OBP: 0.185, SLG: 0.109 Otis Nixon, S OBP: 0.250, SLG: 0.278 Butch Benton, R OBP: 0.241, SLG: 0.265 (9, 2)										3	0	1	0	1	0	2												
Chris Bando, S OBP: 0.185, SLG: 0.109 Otis Nixon, S OBP: 0.250, SLG: 0.278 Butch Benton, R OBP: 0.241, SLG: 0.265 (9, 2)										0	0	0	0	0	0	0												
Chris Bando, S OBP: 0.185, SLG: 0.109 Otis Nixon, S OBP: 0.250, SLG: 0.278 Butch Benton, R OBP: 0.241, SLG: 0.265 (9, 2)										0	0	0	0	0	0	0												
Inning Stats	R: 0 E: 0 K: 0 S: 4	H: 1 LOB: 1 BB: 0 P: 4	R: 0 E: 0 K: 0 S: 3	H: 0 LOB: 0 BB: 0 P: 3	R: 0 E: 0 K: 0 S: 5	H: 2 LOB: 2 BB: 0 P: 5	R: 1 E: 0 K: 0 S: 6	H: 3 LOB: 2 BB: 0 P: 6	R: 2 E: 0 K: 0 S: 6	H: 3 LOB: 1 BB: 0 P: 6	R: 0 E: 0 K: 0 S: 3	H: 0 LOB: 0 BB: 0 P: 3	R: 3 E: 0 K: 0 S: 7	H: 4 LOB: 2 BB: 1 P: 11	R: 0 E: 1 K: 0 S: 4	H: 0 LOB: 2 BB: 1 P: 8	R: 0 E: 0 K: 0 S: 2	H: 0 LOB: 1 BB: 1 P: 6	1B: 13 2B: 1 3B: 0 HR: 0	SF: 0 SAC: 0 DP: 1 HBP: 0	WP: 0 PB: 0 SB: 0 CS: 0	PA: 43						
PITCHER	IP	WLS	BF	H	R	ER	SO	BB	IBB	HBP	BLK	WP	HR	S	P	ERA	WHIP											
Doyle Alexander, R ERA: 4.57 Dennis Lamp, R ERA: 2.29 Jim Acker, R ERA: 2.45 Bill Caudill, R ERA: 4.5 Gary Lavelle, L ERA: 2.45	(1, 1)	4.1		22	9	3	3	0	1	0	0	0	0	0	9	13	13.50	2.000										
(7, 1)	1.0		5	1	0	0	0	1	0	0	0	0	0	4	8	0.00	2.000											
(8, 1)	0.2		4	0	0	0	0	1	0	0	0	0	0	3	7	0.00	1.500											
(9, 1)	1.0	S	2	0	0	0	0	0	0	0	0	0	0	2	2	0.00	0.000											



Batter	1	2	3	4	5	6	7	8	9	AB	R	H	RBI	BB	SO	LOB	TOP								
Damaso Garcia, R (1,4) OBP: 0.326, SLG: 0.371 Manuel Lee, S (7,4)	0-0 4-3		0-0 1B	1-0 BB 1B HBP		0-0 FC6-4 4-3 S	0-3 K		0-0 4-3	4	0	1	1	0	1	4									
Rance Mulliniks, L (1,5) OBP: 0.400, SLG: 0.468	0-0 4-3		0-0 1B	1-2 BB 1B		0-0 4-3		4-0 BB		4	0	2	3	1	0	1									
Lloyd Moseby, L (1,8) OBP: 0.361, SLG: 0.444	0-0 4-3		0-0 4-3	1-2 BB 1B		0-0 F8		0-0 F2		4	0	0	0	1	0	4									
Willie Upshaw, L (1,3) OBP: 0.286, SLG: 0.386		0-0 F4		0-0 1B			0-0 4-3	0-3 K		5	1	1	0	0	1	4									
George Bell, R (1,7) OBP: 0.324, SLG: 0.512		0-0 5-3		0-0 5-3	0-0 5-3		0-0 1B 2B	0-0 G3		5	1	1	0	0	0	2									
Len Matuszek, L (1,10) OBP: 0.309, SLG: 0.371 Jeff Burroughs, R (5,PH) OBP: 0.410, SLG: 0.470 Lou Thornton, L (7,FR) OBP: 0.100, SLG: 0.100		0-0 F7		0-0 F8	0-0 F8		4-0 1B BB	0-0 F6		2	0	0	0	0	0	1									
Ernie Whitt, L (1,2) OBP: 0.333, SLG: 0.525			0-0 E6 4-3 1B	0-0 1B 1B	0-3 K		0-0 1B SF8 1B	0-0 HR		5	4	3	3	0	1	0									
Jesse Barfield, R (1,9) OBP: 0.369, SLG: 0.546			0-0 6-3	0-0 1B 1B 1B		4-0 FC6-4 BB	0-0 SF8 1B	0-3 K		4	2	2	1	1	1	1									
Tony Fernandez, S (1,6) OBP: 0.289, SLG: 0.340			0-0 4-3	0-0 1B HBP 1B		4-0 FC6-4 BB	0-0 SF8	0-0 1B		3	1	2	2	1	0	1									
Inning Stats	R: 0 E: 0 K: 0 S: 3	H: 0 LOB: 0 BB: 0 P: 3	R: 0 E: 0 K: 0 S: 3	H: 0 LOB: 0 BB: 0 P: 3	R: 1 E: 1 K: 0 S: 6	H: 2 LOB: 2 BB: 0 P: 6	R: 4 E: 0 K: 0 S: 8	H: 5 LOB: 3 BB: 1 P: 13	R: 0 E: 0 K: 1 S: 5	H: 0 LOB: 0 BB: 0 P: 5	R: 1 E: 0 K: 0 S: 3	H: 0 LOB: 1 BB: 2 P: 11	R: 3 E: 0 K: 1 S: 8	H: 3 LOB: 2 BB: 1 P: 12	R: 0 E: 0 K: 1 S: 5	H: 0 LOB: 1 BB: 1 P: 9	R: 1 E: 0 K: 1 S: 7	H: 2 LOB: 1 BB: 0 P: 7	1B: 10 2B: 1 3B: 0 HR: 1	SF: 1 SAC: 0 DP: 0 HBP: 1	WP: 0 PB: 0 SB: 1 CS: 0	PA: 46			
PITCHER	IP	WLS	BF	H	R	ER	SO	BB	IBB	HBP	BLK	WP	HR	S	P	ERA	WHIP	PITCHER							
Don Schultze, R (1,1) ERA: 5.24	3.2		20	7	5	4	0	0	0	1	0	0	0	19	20	9.82	1.909								
Jamie Easterly, L (4,1) ERA: 2.59	1.1	W	7	0	1	1	1	3	0	0	0	0	0	6	18	6.75	2.250								
Rich Thompson, R (6,1) ERA: 2.84	1.1	L	8	3	3	3	0	1	0	0	0	0	0	7	11	20.25	3.000								
Tom Waddell, R (7,1) ERA: 4.11	2.2		11	2	1	1	3	1	0	0	0	0	1	16	20	3.38	1.125								

Toronto Blue Jays @ Cleveland Indians
Cleveland Municipal Stadium, Cleveland, OH
Sat May 25 1985, 3:33 AM EDT
Att: 7,345 - Unknown

AB 39
R 10
H 12
RBI 10
BB 5
SO 4
LOB 19



Batter	1	2	3	4	5	6	7	8	9	AB	R	H	RBI	BB	SO	LOB	BOTTOM								
Brett Butler, L (1,8) OBP: 0.335, SLG: 0.411	0-0 F8		0-0 F7	0-0 4-3		0-0 S 1B			4-0 G3-4 BB	4	0	1	0	1	0	3									
Julio Franco, R (1,6) OBP: 0.377, SLG: 0.430	0-0 E 1B		0-0 HR		4-0 2B 1B BB	4-0 G5-4-3 BB			0-0 G3-4 1-2	3	3	2	2	2	0	1									
Brook Jacoby, R (1,5) OBP: 0.337, SLG: 0.385	0-0 6-3 1-H		0-0 1B		0-0 1B 2B	0-0 G5-4-3 1-2			0-0 5-3	5	1	2	0	0	0	2									
Andre Thornton, R (1,10) OBP: 0.213, SLG: 0.193	0-3 K			0-0 F8	0-0 FC5-4 1B 2-H 3-H		0-0 6-3			4	0	1	2	0	1	1									
Benny Ayala, R (1,7) OBP: 0.308, SLG: 0.385 George Vukovich, L (5,PH) OBP: 0.320, SLG: 0.302		0-0 L5		0-0 2B 1B	0-0 FC5-4 1B		0-0 G6-4-3 1B			2	1	1	0	0	0	0									
Pat Tabler, R (1,3) OBP: 0.355, SLG: 0.410		0-0 CS 1B		0-0 F9	0-0 F7		0-0 G6-4-3 1-2			4	0	1	0	0	0	4									
Joe Carter, R (1,9) OBP: 0.246, SLG: 0.296		0-3 K		0-0 1B 2B	0-0 FC5-4 1-2 2-3		0-0 6-3			4	1	1	1	0	1	3									
Tony Bernazard, S (1,4) OBP: 0.360, SLG: 0.500		0-0 CS	0-0 S HR 2B	0-0 1B BB	4-0 F9		0-3 K			3	1	1	0	1	1	2									
Chris Bando, S (1,2) OBP: 0.188, SLG: 0.119			0-3 K		0-0 1B		0-0 F7	0-0 4-3		4	0	1	1	0	1	1									
Inning Stats	R: 1 E: 1 K: 1 S: 6	H: 1 LOB: 1 BB: 0 P: 6	R: 0 E: 0 K: 1 S: 5	H: 1 LOB: 0 BB: 0 P: 5	R: 2 E: 0 K: 1 S: 7	H: 3 LOB: 1 BB: 0 P: 7	R: 2 E: 0 K: 0 S: 6	H: 3 LOB: 2 BB: 1 P: 10	R: 0 E: 0 K: 0 S: 3	H: 1 LOB: 1 BB: 1 P: 7	R: 0 E: 0 K: 0 S: 3	H: 1 LOB: 0 BB: 0 P: 3	R: 0 E: 0 K: 1 S: 5	H: 0 LOB: 0 BB: 0 P: 5	R: 0 E: 0 K: 0 S: 2	H: 0 LOB: 0 BB: 1 P: 6	1B: 9 2B: 3 3B: 0 HR: 1	SF: 0 SAC: 0 DP: 3 HBP: 0	WP: 0 PB: 0 SB: 2 CS: 1	PA: 40					
PITCHER	IP	WLS	BF	H	R	ER	SO	BB	IBB	HBP	BLK	WP	HR	S	P	ERA	WHIP	PITCHER							
Jimmy Key, L (1,1) ERA: 2.7	4.0		20	5	6	5	3	2	0	0	0	0	0	24	32	11.25	2.500								
Ron Musselman, R (5,1) ERA: 6.3	4.0	W	16	5	1	1	1	1	0	0	0	0	0	17	21	2.25	1.500								
Jim Acker, R (9,1) ERA: 2.37	1.0	S	3	0	0	0	0	1	0	0	0	0	0	2	6	0.00	1.000								

Toronto Blue Jays @ Cleveland Indians
Cleveland Municipal Stadium, Cleveland, OH
Sat May 25 1985, 3:33 AM EDT
Att: 7,345 - Unknown

AB 35
R 7
H 13
RBI 6
BB 4
SO 4
LOB 17



Batter	1	2	3	4	5	6	7	8	9	AB	R	H	RBI	BB	SO	LOB	TOP					
Damaso Garcia, R (1, 4) OBP: 0.328, SLG: 0.372	F8					6-3		F8		5	0	2	2	0	0	1						
Lloyd Moseby, L (1, 8) OBP: 0.366, SLG: 0.446	F8								F9	4	0	2	0	1	0	1						
George Bell, R (1, 7) OBP: 0.320, SLG: 0.500	FC5-4					F8			F6	4	0	0	0	1	0	2						
Jesse Barfield, R (1, 9) OBP: 0.364, SLG: 0.555	F9					CS			HR	5	1	1	1	0	0	4						
Jeff Burroughs, R (1, 10) OBP: 0.425, SLG: 0.470										0	1	0	0	2	0	0						
Len Matuszek, L (5, PH) OBP: 0.310, SLG: 0.369										3	0	1	0	0	0	0						
Willie Upshaw, L (1, 3) OBP: 0.291, SLG: 0.404										3	2	1	2	1	1	2						
Buck Martinez, R (1, 2) OBP: 0.115, SLG: 0.125										2	0	0	1	1	0	0						
Garth Iorg, R (1, 5) OBP: 0.386, SLG: 0.429										4	2	2	0	0	0	1						
Tony Fernandez, S (1, 6) OBP: 0.295, SLG: 0.340										3	0	1	0	1	0	2						
Inning Stats	R: 0 E: 0 K: 0 S: 3	H: 0 LOB: 1 BB: 1 P: 7	R: 3 E: 0 K: 0 S: 6	H: 3 LOB: 1 BB: 1 P: 10	R: 0 E: 0 K: 0 S: 3	H: 0 LOB: 1 BB: 1 P: 7	R: 1 E: 1 K: 0 S: 4	H: 2 LOB: 3 BB: 3 P: 16	R: 1 E: 0 K: 0 S: 4	H: 1 LOB: 0 BB: 1 P: 8	R: 0 E: 0 K: 0 S: 3	H: 1 LOB: 0 BB: 0 P: 3	R: 0 E: 0 K: 1 S: 5	H: 1 LOB: 1 BB: 0 P: 5	R: 0 E: 1 K: 0 S: 4	H: 1 LOB: 0 BB: 0 P: 4	R: 1 E: 0 K: 0 S: 4	H: 1 LOB: 0 BB: 0 P: 4	1B: 6 2B: 3 3B: 0 HR: 2	SF: 1 SAC: 0 DP: 1 HBP: 0	WP: 0 PB: 1 SB: 2 CS: 2	PA: 42
PITCHER	IP	WLS	BF	H	R	ER	SO	BB	IBB	HBP	BLK	WP	HR	S	P	ERA	WHIP					
Bryan Clark, L (1, 1) ERA: 5.4	3.2		20	5	4	4	0	5	0	0	0	0	1	15	35	9.82	2.727					
Keith Creel, R (4, 1) ERA: 4.88	5.1	L	21	5	2	2	1	2	0	0	0	0	1	21	29	3.38	1.312					

Toronto Blue Jays @ Cleveland Indians
Cleveland Municipal Stadium, Cleveland, OH
Sun May 26 1985, 3:33 AM EDT
Att: 13,255 - Unknown

AB 33
R 6
H 10
RBI 6
BB 7
SO 1
LOB 13



Batter	1	2	3	4	5	6	7	8	9	AB	R	H	RBI	BB	SO	LOB	BOTTOM					
Brett Butler, L (1, 8) OBP: 0.337, SLG: 0.407	4-3								K	4	1	1	1	1	1	0						
Julio Franco, R (1, 6) OBP: 0.371, SLG: 0.422										3	0	0	0	0	0	1						
Mike Fischlin, R (6, 6) OBP: 0.200, SLG: 0.214	F9									0	0	0	0	0	0	0						
Mike Hargrove, L (7, PH) OBP: 0.365, SLG: 0.286										1	0	0	0	0	0	1						
Johnnie L. Master, R (8, 6) OBP: 0.198, SLG: 0.083										0	0	0	0	0	0	0						
Benny Ayala, R (8, PH) OBP: 0.286, SLG: 0.357										1	0	0	0	0	0	0						
Brook Jacoby, R (1, 5) OBP: 0.339, SLG: 0.382										4	0	1	0	1	0	1						
Andre Thornton, R (1, 10) OBP: 0.214, SLG: 0.196	FC6-4									4	0	1	1	0	1	1						
Pat Tabler, R (1, 3) OBP: 0.352, SLG: 0.401										3	1	0	0	1	0	2						
George Vukovich, L (1, 9) OBP: 0.333, SLG: 0.342										4	1	3	2	0	0	0						
Otis Nixon, S (8, FR) OBP: 0.250, SLG: 0.278										0	1	0	0	0	0	0						
Joe Carter, R (1, 7) OBP: 0.254, SLG: 0.297										3	0	1	1	1	0	1						
Tony Benazard, S (1, 4) OBP: 0.357, SLG: 0.485										3	0	0	0	1	1	2						
Butch Benton, R (1, 2) OBP: 0.241, SLG: 0.283										4	1	1	0	0	0	2						
Inning Stats	R: 0 E: 0 K: 0 S: 4	H: 1 LOB: 0 BB: 0 P: 4	R: 0 E: 0 K: 1 S: 6	H: 1 LOB: 0 BB: 0 P: 6	R: 2 E: 0 K: 0 S: 5	H: 3 LOB: 1 BB: 1 P: 9	R: 0 E: 0 K: 0 S: 3	H: 0 LOB: 0 BB: 0 P: 3	R: 0 E: 0 K: 0 S: 3	H: 0 LOB: 0 BB: 0 P: 3	R: 2 E: 0 K: 0 S: 4	H: 1 LOB: 1 BB: 2 P: 12	R: 0 E: 0 K: 0 S: 3	H: 0 LOB: 1 BB: 1 P: 7	R: 1 E: 0 K: 1 S: 7	H: 2 LOB: 2 BB: 1 P: 11	R: 0 E: 0 K: 1 S: 5	H: 0 LOB: 0 BB: 0 P: 5	1B: 6 2B: 2 3B: 0 HR: 1	SF: 0 SAC: 0 DP: 1 HBP: 0	WP: 0 PB: 0 SB: 4 CS: 0	PA: 39
PITCHER	IP	WLS	BF	H	R	ER	SO	BB	IBB	HBP	BLK	WP	HR	S	P	ERA	WHIP					
Luis Leal, R (1, 1) ERA: 4.72	5.2		25	6	4	4	1	3	0	0	0	0	1	24	36	6.35	1.588					
Dennis Lamp, R (6, 1) ERA: 2.43	2.0		9	2	1	1	1	1	0	0	0	0	0	10	14	4.50	1.500					
Gary Lavelle, L (8, 1) ERA: 2.37	0.2	W	3	0	0	0	1	1	0	0	0	0	0	4	8	0.00	1.500					
Bill Caudill, R (9, 1) ERA: 4.38	0.2	S	2	0	0	0	0	0	0	0	0	0	0	2	2	0.00	0.000					

Toronto Blue Jays @ Cleveland Indians
Cleveland Municipal Stadium, Cleveland, OH
Sun May 26 1985, 3:33 AM EDT
Att: 13,255 - Unknown

AB 34
R 5
H 8
RBI 5
BB 5
SO 3
LOB 11



Batter	1	2	3	4	5	6	7	8	9	AB R H RBI BB SO LOB	TOP									
Brett Butler, L OBP: 0.339, SLG: 0.404 (1, 8)	4-0 F8 S BB		0-0 1B 1B SF7 1B		0-0 B2-3		0-0 F6		0-0 FC4-6 HR BB	4 2 1 0 1 0 1	Cleveland Indians @ Milwaukee Brewers Milwaukee County Stadium, Milwaukee, WI Mon May 27 1985, 4:33 AM EDT Att: 11,612 - Unknown									
Julio Franco, R OBP: 0.372, SLG: 0.418 Johnnie LeMaster, R OBP: 0.109, SLG: 0.083 (1, 6) (9, 6)	0-3 K		0-0 FC5-4 1B 1-2 2-3 3-H 1B		0-3 K		0-0 5-3		4-0 HR BB	4 1 1 1 1 2 1 0 0 0 0 0 0 0										
Brook Jacoby, R OBP: 0.347, SLG: 0.404 (1, 5)	0-0 F8 2-3		0-0 FC5-4 1B 1-2 2-3 3-H 1B		0-0 E5		4-0 BB		0-0 HR	4 1 2 4 1 0 1										
Andre Thornton, R OBP: 0.204, SLG: 0.188 (1, 10)	0-3 K		0-0 SF7		0-0 F7		0-0 F4		0-3 K	4 0 0 1 0 2 3										
Pat Tabler, R OBP: 0.344, SLG: 0.391 (1, 3)		0-0 L5	0-0 FC5-4 1-2 2-3		0-3 K		0-0 F8			4 0 0 0 0 1 2										
George Vukovich, L OBP: 0.331, SLG: 0.333 (1, 9)		0-0 F5	0-0 F9		4-0 HR BB		0-0 F8			3 1 0 0 1 0 2										
Joe Carter, R OBP: 0.254, SLG: 0.322 (1, 7)		0-0 F8		0-0 F9		0-0 HR		0-3 K		4 1 1 2 0 1 0										
Tony Bernazard, S OBP: 0.361, SLG: 0.481 (1, 4)			0-0 1B 1B 1B 1B		0-0 4-3		0-3 K		4-0 FC4-6 BB	3 1 1 0 1 1 0										
Butch Benton, R OBP: 0.242, SLG: 0.281 (1, 2)			0-0 1B 1B 1B 1B		0-0 F3		0-0 5-3		0-0 F3	4 1 1 0 0 0 1										
Inning Stats	R: 0 E: 0 K: 2 S: 7	H: 0 LOB: 1 BB: 1 P: 11	R: 0 E: 0 K: 0 S: 3	H: 0 LOB: 0 BB: 0 P: 3	R: 3 E: 0 K: 0 S: 8	H: 5 LOB: 2 BB: 0 P: 8	R: 0 E: 0 K: 0 S: 3	H: 0 LOB: 0 BB: 0 P: 3	R: 0 E: 1 K: 1 S: 6	H: 0 LOB: 1 BB: 0 P: 6		R: 0 E: 0 K: 0 S: 3	H: 0 LOB: 1 BB: 1 P: 7	R: 0 E: 0 K: 1 S: 5	H: 0 LOB: 0 BB: 0 P: 5	R: 3 E: 0 K: 1 S: 6	H: 1 LOB: 0 BB: 2 P: 14	1B: 5 2B: 0 3B: 0 HR: 2	SF: 1 SAC: 0 DP: 0 HBP: 0	WP: 0 PB: 0 SB: 1 CS: 0
PITCHER	IP WLS BF H R ER SO BB IBB HBP BLK WP HR S P ERA WHIP											PITCHER	IP WLS BF H R ER SO BB IBB HBP BLK WP HR S P ERA WHIP							
Danny Darwin, R ERA: 4.15 (1, 1)	6.0 L 27 6 5 5 5 2 0 0 0 0 0 1 35 43 7.50 1.333																			
Ray Searge, L ERA: 8.1 (7, 1)	3.0 13 1 3 3 2 3 0 0 0 0 0 1 14 26 9.00 1.333																			

Batter	1	2	3	4	5	6	7	8	9	AB R H RBI BB SO LOB	BOTTOM							
Paul Moltor, R OBP: 0.379, SLG: 0.392 (1, 5)	0-3 K			0-3 K		0-0 F9			0-0 F8	4 0 0 0 0 2 1	Cleveland Indians @ Milwaukee Brewers Milwaukee County Stadium, Milwaukee, WI Mon May 27 1985, 4:33 AM EDT Att: 11,612 - Unknown							
Charlie Moore, R OBP: 0.333, SLG: 0.414 (1, 2)	0-3 K			0-0 F3		0-3 K			0-3 K	4 0 0 0 0 3 1								
Cecil Cooper, L OBP: 0.350, SLG: 0.473 (1, 3)	0-3 K			0-0 1B		0-3 K			0-0 4-3	4 0 1 0 0 2 0								
Robin Yount, R OBP: 0.338, SLG: 0.453 (1, 7)		0-0 6-3		0-0 5-3		0-3 K			0-3 K	3 0 0 0 0 1 1								
Ted Simmons, S OBP: 0.362, SLG: 0.353 (1, 10)		0-0 F2			0-0 F7		0-0 3-1			3 0 0 0 0 0 0								
Ben Oglivie, L OBP: 0.277, SLG: 0.284 (1, 9)		0-0 6-3			0-0 1-3				0-0 F9	3 0 0 0 0 0 0								
Ernest Riles, L OBP: 0.300, SLG: 0.310 (1, 6)			0-0 6-3		0-0 F7				0-3 K	3 0 0 0 0 1 0								
Jim Gantner, L OBP: 0.250, SLG: 0.273 (1, 4)			0-0 1-3			0-0 4-3			0-0 2B	3 0 1 0 0 0 0								
Rick Manning, L OBP: 0.318, SLG: 0.372 (1, 8)			0-0 F8			0-0 1B			0-3 K	3 0 1 0 0 1 1								
Inning Stats	R: 0 E: 0 K: 3 S: 9	H: 0 LOB: 0 BB: 0 P: 9	R: 0 E: 0 K: 0 S: 3	H: 0 LOB: 0 BB: 0 P: 3	R: 0 E: 0 K: 1 S: 6	H: 1 LOB: 0 BB: 0 P: 6	R: 0 E: 0 K: 1 S: 6	H: 1 LOB: 0 BB: 0 P: 6	R: 0 E: 0 K: 2 S: 7	H: 0 LOB: 0 BB: 0 P: 7		R: 0 E: 0 K: 2 S: 8	H: 1 LOB: 1 BB: 0 P: 8	R: 0 E: 0 K: 1 S: 5	H: 0 LOB: 0 BB: 0 P: 5	1B: 2 2B: 1 3B: 0 HR: 0	SF: 0 SAC: 0 DP: 0 HBP: 0	WP: 0 PB: 0 SB: 0 CS: 0
PITCHER	IP WLS BF H R ER SO BB IBB HBP BLK WP HR S P ERA WHIP											PITCHER	IP WLS BF H R ER SO BB IBB HBP BLK WP HR S P ERA WHIP					
Bert Blyleven, R ERA: 3.81 (1, 1)	9.0 W 30 3 0 0 10 0 0 0 0 0 0 0 50 50 0.00 0.333																	

AB	34
R	8
H	7
RBI	8
BB	5
SO	7
LOB	11



AB	30
R	0
H	3
RBI	0
BB	0
SO	10
LOB	4



Batter	1	2	3	4	5	6	7	8	9	AB	R	H	RBI	BB	SO	LOB	TOP				
Brett Butler, L OBP: 0.332, SLG: 0.394 (1, 8)										4	0	0	0	0	0	0	Cleveland Indians @ Milwaukee Brewers Milwaukee County Stadium, Milwaukee, WI Tue May 28 1985, 8:05 PM EDT Att: 7,179 - Unknown				
Julio Franco, R OBP: 0.369, SLG: 0.414 (1, 6)										4	0	1	0	0	0	0					
Brook Jacoby, R OBP: 0.339, SLG: 0.394 (1, 5)										4	0	0	0	0	0	0					
Andre Thornton, R OBP: 0.206, SLG: 0.190 (1, 10)										4	0	1	0	0	0	0					
Pat Tabler, R OBP: 0.337, SLG: 0.383 (1, 3)										3	0	0	0	0	1	1					
George Vukovich, L OBP: 0.338, SLG: 0.341 (1, 9)										3	1	2	0	0	0	0					
Joe Carter, R OBP: 0.248, SLG: 0.314 (1, 7)										3	0	0	0	0	0	3					
Tony Bernazard, S OBP: 0.361, SLG: 0.486 (1, 4)										3	1	1	0	0	0	2					
Butch Benton, R OBP: 0.231, SLG: 0.267 (1, 2)										3	0	0	0	0	0	0					
Inning Stats	R: 0 E: 0 K: 0 S: 3	H: 0 LOB: 0 BB: 0 P: 3	R: 0 E: 0 K: 1 S: 7	H: 2 LOB: 2 BB: 0 P: 7	R: 0 E: 0 K: 0 S: 3	H: 0 LOB: 0 BB: 0 P: 3	R: 0 E: 0 K: 0 S: 3	H: 0 LOB: 0 BB: 0 P: 3	R: 0 E: 0 K: 0 S: 3	H: 1 LOB: 0 BB: 0 P: 3	R: 0 E: 0 K: 0 S: 3	H: 0 LOB: 0 BB: 0 P: 3	R: 0 E: 0 K: 0 S: 5	H: 2 LOB: 0 BB: 0 P: 5	R: 0 E: 0 K: 0 S: 3	H: 0 LOB: 0 BB: 0 P: 3		1B: 4 2B: 1 3B: 0 HR: 0	SF: 0 SAC: 0 DP: 0 HBP: 0	WP: 0 PB: 0 SB: 0 CS: 1	PA: 32
PITCHER	IP	WLS	BF	H	R	ER	SO	BB	IBB	HBP	BLK	WP	HR	S	P	ERA	WHIP				
Moose Haas, R ERA: 2.59 (1, 1)	7.1	W	26	5	2	0	1	0	0	0	0	0	0	28	28	0.00	0.682				
Rollie Fingers, R ERA: 4.67 (8, 1)	1.2	S	5	0	0	0	0	0	0	0	0	0	0	5	5	0.00	0.000				

Batter	1	2	3	4	5	6	7	8	9	AB	R	H	RBI	BB	SO	LOB	BOTTOM				
Paul Molitor, R OBP: 0.376, SLG: 0.397 (1, 5)										3	1	1	1	0	0	0	Cleveland Indians @ Milwaukee Brewers Milwaukee County Stadium, Milwaukee, WI Tue May 28 1985, 8:05 PM EDT Att: 7,179 - Unknown				
Charlie Moore, R OBP: 0.342, SLG: 0.425 (1, 2)										3	1	1	1	0	0	2					
Cecil Cooper, L OBP: 0.348, SLG: 0.474 (1, 3)										4	0	1	0	0	1	1					
Robin Yount, R OBP: 0.335, SLG: 0.465 (1, 7)										3	0	1	1	0	1	1					
Ted Simmons, S OBP: 0.353, SLG: 0.343 (1, 10)										4	0	0	0	0	0	3					
Bobby Clark, R OBP: 0.350, SLG: 0.389 (1, 8)										4	0	2	0	0	1	1					
Paul Householder, S OBP: 0.351, SLG: 0.375 (1, 9)										3	1	1	0	1	1	1					
Ed Romero, R OBP: 0.306, SLG: 0.238 (1, 6)										3	0	0	0	0	0	3					
Brian Giles, R OBP: 0.240, SLG: 0.159 (1, 4)										2	0	0	0	1	0	1					
Inning Stats	R: 1 E: 0 K: 1 S: 7	H: 2 LOB: 1 BB: 0 P: 7	R: 0 E: 0 K: 1 S: 5	H: 0 LOB: 1 BB: 1 P: 9	R: 1 E: 0 K: 0 S: 4	H: 1 LOB: 1 BB: 0 P: 5	R: 1 E: 0 K: 0 S: 5	H: 2 LOB: 2 BB: 1 P: 9	R: 0 E: 0 K: 1 S: 6	H: 1 LOB: 1 BB: 0 P: 6	R: 0 E: 0 K: 0 S: 3	H: 0 LOB: 0 BB: 0 P: 3	R: 0 E: 0 K: 1 S: 6	H: 1 LOB: 1 BB: 0 P: 6	R: 0 E: 0 K: 1 S: 6	H: 1 LOB: 1 BB: 0 P: 6		1B: 3 2B: 3 3B: 1 HR: 0	SF: 2 SAC: 0 DP: 0 HBP: 1	WP: 0 PB: 0 SB: 0 CS: 0	PA: 34
PITCHER	IP	WLS	BF	H	R	ER	SO	BB	IBB	HBP	BLK	WP	HR	S	P	ERA	WHIP				
Neal Heaton, L ERA: 2.88 (1, 1)	8.0	L	34	7	3	3	4	2	0	1	0	0	0	39	48	3.38	1.125				

Batter	1	2	3	4	5	6	7	8	9	AB	R	H	RBI	BB	SO	LOB	TOP																			
Brett Butler, L OBP: 0.342, SLG: 0.410 (1, 8)	E9 4-3 2B		CS BB		1-2 1B		F9			3	1	2	0	1	0	0	Cleveland Indians @ Toronto Blue Jays Exhibition Stadium, Toronto, ON Fri May 31 1985, 7:05 PM EDT Att: 24,166 - Unknown																			
Julio Franco, R OBP: 0.397, SLG: 0.412 (1, 6)	4-3		F9		CS	K		F3		4	0	0	1	0	1																					
Brook Jacoby, R OBP: 0.344, SLG: 0.396 (1, 5)	WP 5-3 1B		G3			BB 1B SF9 1B		F8		4	1	2	0	0	0	1																				
Andre Thornton, R OBP: 0.207, SLG: 0.192 (1, 10)	5-3 1-2			F8		BB 1B		5-3		4	0	1	0	0	0	1																				
Mike Hargrove, L OBP: 0.350, SLG: 0.250 (1, 3)	K			4-3		BB 1B			K	3	0	0	0	1	2	1																				
George Vukovich, L OBP: 0.340, SLG: 0.353 (1, 9)		4-3		F9		SF9		4-3		3	0	0	1	0	0	0																				
Joe Carter, R OBP: 0.241, SLG: 0.302 (1, 7)		1-3			4-3	3-1			F8	4	0	0	0	0	0	2																				
Tony Bernazard, S OBP: 0.364, SLG: 0.487 (1, 4)					E3 CS 1B		K			3	0	1	0	0	1	0																				
Jerry Willard, L OBP: 0.250, SLG: 0.214 (1, 2)		4-3			P6		4-3			3	0	0	0	0	0	2																				
Inning Stats	R: 1 E: 1 K: 1 S: 7	H: 2 LOB: 1 BB: 0 P: 7	R: 0 E: 0 K: 0 S: 4	H: 1 LOB: 1 BB: 0 P: 4	R: 0 E: 0 K: 0 S: 2	H: 0 LOB: 0 BB: 1 P: 6	R: 0 E: 0 K: 0 S: 3	H: 0 LOB: 0 BB: 0 P: 3	R: 0 E: 1 K: 0 S: 4	H: 1 LOB: 2 BB: 1 P: 4	R: 1 E: 0 K: 1 S: 7	H: 2 LOB: 2 BB: 1 P: 11	R: 0 E: 0 K: 1 S: 5	H: 0 LOB: 0 BB: 0 P: 5	R: 0 E: 0 K: 0 S: 3	H: 0 LOB: 0 BB: 0 P: 5	1B: 5 2B: 1 3B: 0 HR: 0	SF: 1 SAC: 0 DP: 0 HBP: 0	WP: 1 PB: 1 SB: 0 CS: 2	PA: 35																
PITCHER	IP	WLS	BF	H	R	ER	SO	BB	IBB	HBP	BLK	WP	HR	S	P	ERA	WHIP	PITCHER		IP	WLS	BF	H	R	ER	SO	BB	IBB	HBP	BLK	WP	HR	S	P	ERA	WHIP
Doyle Alexander, R ERA: 4.48 (1, 1)	5.1	W	23	6	2	2	2	2	0	0	0	1	0	25	33	3.38	1.500			IP	WLS	BF	H	R	ER	SO	BB	IBB	HBP	BLK	WP	HR	S	P	ERA	WHIP
Jim Acker, R ERA: 2.57 (6, 1)	3.2	S	11	0	0	0	2	0	0	0	0	0	0	15	15	0.00	0.000			IP	WLS	BF	H	R	ER	SO	BB	IBB	HBP	BLK	WP	HR	S	P	ERA	WHIP

Batter	1	2	3	4	5	6	7	8	9	AB	R	H	RBI	BB	SO	LOB	BOTTOM																			
Damaso Garcia, R OBP: 0.314, SLG: 0.359 (1, 4)	F9		L6					F9		5	1	2	2	0	0	2	Cleveland Indians @ Toronto Blue Jays Exhibition Stadium, Toronto, ON Fri May 31 1985, 7:05 PM EDT Att: 24,166 - Unknown																			
Lloyd Moseby, L OBP: 0.364, SLG: 0.438 (1, 8)			F8					F6		3	0	1	0	0	1	2																				
Ron Shepherd, R (6, 8)										1	0	0	0	0	0	1																				
George Bell, R OBP: 0.314, SLG: 0.478 (1, 7)	G6-4-3 1B									4	0	0	0	0	2	3																				
Jesse Barfield, R OBP: 0.356, SLG: 0.535 (1, 9)										4	0	2	1	0	1	0																				
Jeff Burroughs, R OBP: 0.425, SLG: 0.507 (1, 10)										2	1	1	1	0	0	1																				
Len Matuszek, L OBP: 0.329, SLG: 0.406 (6, PH)		G1-6-3 1B								1	1	0	0	1	0	1																				
Willie Upshaw, L OBP: 0.303, SLG: 0.410 (1, 3)										3	1	1	0	1	1	0																				
Buck Martinez, R OBP: 0.336, SLG: 0.183 (1, 2)										2	0	0	0	0	0	1																				
Ernie Whitt, L OBP: 0.339, SLG: 0.547 (6, PH) (7, 2)										2	0	0	0	0	1	2																				
Garth Iorg, R OBP: 0.390, SLG: 0.420 (1, 5)										1	1	0	0	1	0	0																				
Rance Mulliniks, L OBP: 0.422, SLG: 0.474 (6, PH) (7, 5)										1	1	1	2	1	0	0																				
Tony Fernandez, S OBP: 0.310, SLG: 0.357 (1, 6)										3	1	2	1	1	0	1																				
Inning Stats	R: 0 E: 0 K: 0 S: 3	H: 1 LOB: 0 BB: 0 P: 3	R: 0 E: 0 K: 0 S: 4	H: 2 LOB: 1 BB: 0 P: 4	R: 0 E: 0 K: 0 S: 4	H: 1 LOB: 1 BB: 0 P: 4	R: 1 E: 0 K: 2 S: 8	H: 1 LOB: 0 BB: 0 P: 8	R: 2 E: 0 K: 1 S: 6	H: 1 LOB: 2 BB: 2 P: 14	R: 1 E: 1 K: 1 S: 7	H: 2 LOB: 1 BB: 0 P: 7	R: 1 E: 0 K: 0 S: 4	H: 1 LOB: 1 BB: 1 P: 8	1B: 6 2B: 3 3B: 0 HR: 1	SF: 0 SAC: 0 DP: 2 HBP: 0	WP: 1 PB: 1 SB: 1 CS: 0	PA: 37																		
PITCHER	IP	WLS	BF	H	R	ER	SO	BB	IBB	HBP	BLK	WP	HR	S	P	ERA	WHIP	PITCHER		IP	WLS	BF	H	R	ER	SO	BB	IBB	HBP	BLK	WP	HR	S	P	ERA	WHIP
Bryan Clark, L ERA: 5.68 (1, 1)	4.1	L	18	5	3	3	2	2	0	0	0	0	1	20	28	6.23	1.615			IP	WLS	BF	H	R	ER	SO	BB	IBB	HBP	BLK	WP	HR	S	P	ERA	WHIP
Jeff Barkley, R ERA: 4.35 (6, 1)	2.1		13	4	3	3	4	2	0	0	0	1	0	19	27	11.57	2.571			IP	WLS	BF	H	R	ER	SO	BB	IBB	HBP	BLK	WP	HR	S	P	ERA	WHIP
Jamie Easterly, L ERA: 2.67 (7, 1)	1.1		6	1	1	0	0	1	0	0	0	0	0	5	9	0.00	1.500			IP	WLS	BF	H	R	ER	SO	BB	IBB	HBP	BLK	WP	HR	S	P	ERA	WHIP

Batter	1	2	3	4	5	6	7	8	9	AB	R	H	RBI	BB	SO	LOB	TOP										
Brett Butler, L OBP: 0.335, SLG: 0.401 (1, 8)										4	0	0	0	0	1	2											
Julio Franco, R OBP: 0.360, SLG: 0.402 (1, 6)										4	0	0	0	0	1	2											
Brook Jacoby, R OBP: 0.347, SLG: 0.416 (1, 5)										4	1	2	1	0	1	1											
Andre Thornton, R OBP: 0.217, SLG: 0.196 (1, 10)										3	1	1	0	1	0	0											
Benny Ayala, R OBP: 0.294, SLG: 0.529 (1, 7)										3	1	1	2	0	0	2											
George Vukovich, L (9, PH) OBP: 0.345, SLG: 0.353										0	0	0	0	1	0	0											
Pat Tabler, R OBP: 0.328, SLG: 0.370 (1, 3)										4	0	1	0	0	2	2											
Joe Carter, R OBP: 0.234, SLG: 0.292 (1, 9)										4	0	0	0	0	1	2											
Tony Bernazard, S OBP: 0.356, SLG: 0.474 (1, 4)										3	0	0	0	0	2	0											
Jerry Willard, L OBP: 0.286, SLG: 0.267 (1, 2)										2	0	1	0	1	0	0											
Inning Stats	R: 0 E: 0 K: 3 S: 9	H: 0 LOB: 0 BB: 0 P: 9	R: 2 E: 0 K: 2 S: 9	H: 2 LOB: 0 BB: 0 P: 9	R: 0 E: 0 K: 0 S: 4	H: 1 LOB: 1 BB: 0 P: 4	R: 0 E: 0 K: 0 S: 4	H: 1 LOB: 1 BB: 0 P: 4	R: 0 E: 0 K: 1 S: 5	H: 0 LOB: 1 BB: 1 P: 9	R: 0 E: 0 K: 0 S: 3	H: 1 LOB: 1 BB: 1 P: 7	R: 0 E: 0 K: 1 S: 5	H: 0 LOB: 0 BB: 0 P: 5	R: 1 E: 0 K: 0 S: 4	H: 1 LOB: 0 BB: 1 P: 4	R: 0 E: 0 K: 1 S: 4	H: 0 LOB: 0 BB: 1 P: 8	1B: 3 2B: 1 3B: 0 HR: 2	SF: 0 SAC: 0 DP: 2 HBP: 0	WP: 0 PB: 0 SB: 0 CS: 0	PA: 34					
PITCHER	IP	WLS	BF	H	R	ER	SO	BB	IBB	HBP	BLK	WP	HR	S	P	ERA	WHIP										
Jimmy Key, L ERA: 2.79 (1, 1)	8.0	W	31	6	3	3	7	2	0	0	0	0	2	43	51	3.38	1.000										
Bill Caudill, R ERA: 4.21 (9, 1)	1.0		3	0	0	0	1	1	0	0	0	0	0	4	8	0.00	1.000										

Cleveland Indians @ Toronto Blue Jays
Exhibition Stadium, Toronto, ON
Sat Jun 01 1985, 3:33 AM EDT
Att: 33,296 - Unknown

AB 31
R 3
H 6
RBI 3
BB 3
SO 8
LOB 11



Batter	1	2	3	4	5	6	7	8	9	AB	R	H	RBI	BB	SO	LOB	BOTTOM										
Damaso Garcia, R OBP: 0.325, SLG: 0.380 (1, 4)										5	1	4	2	0	0	2											
Rance Mulliniks, L OBP: 0.421, SLG: 0.460 (1, 5)										3	1	0	0	2	0	3											
Lloyd Moseby, L OBP: 0.365, SLG: 0.454 (1, 8)										5	1	2	3	0	0	1											
Willie Upshaw, L OBP: 0.305, SLG: 0.402 (1, 3)										3	0	0	0	2	0	0											
George Bell, R OBP: 0.311, SLG: 0.473 (1, 7)										4	0	1	1	0	0	1											
Len Matuszek, L OBP: 0.333, SLG: 0.397 (1, 10)										4	2	1	0	1	0	4											
Ernie Whitt, L OBP: 0.336, SLG: 0.545 (1, 2)										4	0	1	1	0	1	4											
Lou Thornton, L OBP: 0.286, SLG: 0.231 (1, 9)										3	2	2	0	1	0	1											
Tony Fernandez, S OBP: 0.314, SLG: 0.356 (1, 6)										3	1	1	0	1	0	3											
Inning Stats	R: 0 E: 0 K: 0 S: 3	H: 1 LOB: 0 BB: 0 P: 3	R: 0 E: 0 K: 0 S: 3	H: 0 LOB: 3 BB: 3 P: 15	R: 1 E: 1 K: 0 S: 4	H: 1 LOB: 0 BB: 0 P: 4	R: 2 E: 1 K: 0 S: 6	H: 2 LOB: 2 BB: 1 P: 10	R: 2 E: 0 K: 0 S: 3	H: 3 LOB: 1 BB: 1 P: 7	R: 0 E: 0 K: 1 S: 6	H: 1 LOB: 1 BB: 0 P: 6	R: 0 E: 0 K: 0 S: 6	H: 1 LOB: 1 BB: 1 P: 6	R: 3 E: 0 K: 0 S: 6	H: 3 LOB: 2 BB: 2 P: 14	1B: 9 2B: 1 3B: 1 HR: 1	SF: 1 SAC: 0 DP: 1 HBP: 0	WP: 0 PB: 0 SB: 0 CS: 1	PA: 42							
PITCHER	IP	WLS	BF	H	R	ER	SO	BB	IBB	HBP	BLK	WP	HR	S	P	ERA	WHIP										
Bert Blyleven, R ERA: 4.12 (1, 1)	7.1	L	38	11	8	6	1	5	0	0	0	0	1	34	58	7.36	2.182										
Jamie Easterly, L ERA: 2.07 (8, 1)	0.0		2	1	0	0	0	1	0	0	0	0	0	1	5	∞	∞										
Tom Waddell, R ERA: 3.9 (8, 1)	0.2		2	0	0	0	0	0	0	0	0	0	0	2	2	0.00	0.000										

Cleveland Indians @ Toronto Blue Jays
Exhibition Stadium, Toronto, ON
Sat Jun 01 1985, 3:33 AM EDT
Att: 33,296 - Unknown


AB 34
R 8
H 12
RBI 7
BB 7
SO 1
LOB 19



Batter	1	2	3	4	5	6	7	8	9	AB	R	H	RBI	BB	SO	LOB	TOP			
Brett Butler, L OBP: 0.329, SLG: 0.393 (1, 8)										4	0	0	0	0	0	0				
Julio Franco, R OBP: 0.359, SLG: 0.395 (1, 6)										3	1	0	0	1	1	0				
Mike Hargrove, L OBP: 0.269, SLG: 0.269 (1, 3)										4	1	2	0	0	0	1				
Mike Fischlin, R OBP: 0.214, SLG: 0.214 (9, PR) (9, 3)										0	1	0	0	0	0	0				
Brook Jacoby, R OBP: 0.351, SLG: 0.435 (1, 5)										4	1	2	2	0	0	2				
George Vukovich, L OBP: 0.342, SLG: 0.350 (1, 9)										4	1	1	0	0	0	1				
Jerry Willard, L OBP: 0.308, SLG: 0.324 (1, 10)										4	0	2	3	0	0	1				
Pat Tabler, R OBP: 0.328, SLG: 0.370 (9, PR) (9, 3)											0	0	0	0	0	0	0			
Tony Bernazard, S OBP: 0.346, SLG: 0.458 (1, 4)										4	0	0	0	0	2	4				
Butch Benton, R OBP: 0.214, SLG: 0.246 (1, 2)										2	0	0	0	0	0	0				
Chris Bando, S OBP: 0.183, SLG: 0.115 (8, PH) (8, 2)										2	0	0	0	0	1	2				
Otis Nixon, S OBP: 0.225, SLG: 0.250 (1, 7)										3	0	0	0	0	0	0				
Inning Stats	R: 0 E: 0 K: 0 S: 2	H: 0 LOB: 0 BB: 1 P: 6	R: 0 E: 0 K: 0 S: 4	H: 1 LOB: 1 BB: 0 P: 4	R: 0 E: 0 K: 1 S: 3	H: 0 LOB: 0 BB: 0 P: 3	R: 2 E: 0 K: 1 S: 8	H: 3 LOB: 1 BB: 0 P: 8	R: 0 E: 0 K: 0 S: 3	H: 0 LOB: 0 BB: 0 P: 3	R: 0 E: 0 K: 1 S: 5	H: 0 LOB: 0 BB: 0 P: 5	R: 0 E: 0 K: 0 S: 3	H: 0 LOB: 0 BB: 0 P: 3	R: 3 E: 1 K: 2 S: 11	H: 3 LOB: 2 BB: 0 P: 11	1B: 5 2B: 1 3B: 0 HR: 1	SF: 0 SAC: 0 DP: 1 HBP: 0	WP: 0 PB: 0 SB: 0 CS: 0	PA: 35
PITCHER	IP WLS BF H R ER SO BB IBB HBP BLK WP HR S P ERA WHIP																			
Dave Stieb, R ERA: 2.42 (1, 1)	8.1 L 33 7 5 4 2 1 0 0 0 0 1 36 40 4.32 0.960																			
Gary Lavelle, L ERA: 2.21 (9, 1)	0.2 2 0 0 0 2 0 0 0 0 0 0 6 6 0.00 0.000																			

Cleveland Indians @ Toronto Blue Jays
Exhibition Stadium, Toronto, ON
Sun Jun 02 1985, 3:33 AM EDT
Unknown


AB 34
R 5
H 7
RBI 5
BB 1
SO 4
LOB 11



Batter	1	2	3	4	5	6	7	8	9	AB	R	H	RBI	BB	SO	LOB	BOTTOM					
Damaso Garcia, R OBP: 0.318, SLG: 0.371 (1, 4)										5	0	0	0	0	0	1						
Lloyd Moseby, L OBP: 0.356, SLG: 0.441 (1, 8)										5	0	0	0	0	3	0						
George Bell, R OBP: 0.315, SLG: 0.489 (1, 7)										4	1	2	1	0	0	0						
Jesse Barfield, R OBP: 0.359, SLG: 0.531 (1, 9)										3	0	1	0	1	0	1						
Jeff Burroughs, R OBP: 0.407, SLG: 0.480 (1, 10)										4	0	0	0	0	1	2						
Lou Thornton, L OBP: 0.286, SLG: 0.231 (8, PR) (8, 3)											0	0	0	0	0	0	0					
Willie Upshaw, L OBP: 0.320, SLG: 0.419 (1, 3)										3	1	3	0	1	0	0						
Buck Martinez, R OBP: 0.157, SLG: 0.206 (1, 2)										3	1	1	1	1	0	3						
Garth Iorg, R OBP: 0.383, SLG: 0.452 (1, 5)										4	1	1	1	0	0	5						
Tony Fernandez, S OBP: 0.313, SLG: 0.354 (1, 6)										4	0	1	1	0	0	0						
Inning Stats	R: 0 E: 1 K: 1 S: 6	H: 1 LOB: 1 BB: 0 P: 6	R: 0 E: 0 K: 1 S: 6	H: 1 LOB: 1 BB: 0 P: 6	R: 0 E: 0 K: 1 S: 5	H: 0 LOB: 0 BB: 0 P: 5	R: 0 E: 0 K: 0 S: 3	H: 0 LOB: 0 BB: 0 P: 3	R: 2 E: 0 K: 0 S: 5	H: 3 LOB: 0 BB: 0 P: 5	R: 1 E: 0 K: 0 S: 4	H: 1 LOB: 2 BB: 2 P: 12	R: 1 E: 0 K: 0 S: 4	H: 1 LOB: 0 BB: 0 P: 4	R: 0 E: 0 K: 0 S: 5	H: 2 LOB: 3 BB: 1 P: 9	R: 0 E: 0 K: 1 S: 5	H: 0 LOB: 0 BB: 0 P: 5	1B: 5 2B: 3 3B: 0 HR: 2	SF: 0 SAC: 0 DP: 1 HBP: 0	WP: 0 PB: 0 SB: 2 CS: 0	PA: 38
PITCHER	IP WLS BF H R ER SO BB IBB HBP BLK WP HR S P ERA WHIP																					
Neal Heaton, L ERA: 3.05 (1, 1)	8.0 W 35 9 4 4 3 2 1 0 0 0 2 38 50 4.50 1.375																					
Tom Waddell, R ERA: 3.79 (9, 1)	1.0 S 3 0 0 0 1 0 0 0 0 0 0 5 5 0.00 0.000																					

Cleveland Indians @ Toronto Blue Jays
Exhibition Stadium, Toronto, ON
Sun Jun 02 1985, 3:33 AM EDT
Unknown

AB 35
R 4
H 9
RBI 4
BB 3
SO 4
LOB 12



Batter	1	2	3	4	5	6	7	8	9	AB	R	H	RBI	BB	SO	LOB	TOP			
Brett Butler, L OBP: 0.340, SLG: 0.405 (1, 8)										4	1	3	0	1	0	1	Cleveland Indians @ Toronto Blue Jays Exhibition Stadium, Toronto, ON Sun Jun 02 1985, 3:38 AM EDT Att: 35,315 - Unknown			
Julio Franco, R OBP: 0.359, SLG: 0.398 (1, 6)										4	0	1	1	1	1	4				
Brook Jacoby, R OBP: 0.354, SLG: 0.459 (1, 5)										4	1	2	1	0	1	2				
Andre Thornton, R OBP: 0.218, SLG: 0.191 (1, 10)										3	0	0	0	1	1					
George Vukovich, L OBP: 0.344, SLG: 0.360 (1, 9)										2	0	1	0	0	1	1				
Benny Ayala, R OBP: 0.278, SLG: 0.500 (6, PH)										1	0	0	0	0	1	2				
Joe Carter, R OBP: 0.232, SLG: 0.290 (6, 9)										1	0	0	0	0	0	0				
Mike Hargrove, L OBP: 0.384, SLG: 0.264 (6, PH)										1	0	0	0	1	0	1				
Pat Tabler, R OBP: 0.324, SLG: 0.366 (6, 3)										2	0	0	0	0	0	2				
Jerry Willard, L OBP: 0.326, SLG: 0.324 (1, 2)										3	0	1	0	1	0	1				
Tony Bernazard, S OBP: 0.350, SLG: 0.460 (1, 4)										4	0	2	0	0	0	2				
Otis Nixon, S OBP: 0.209, SLG: 0.233 (1, 7)										3	0	0	0	0	0	3				
Chris Bando, S OBP: 0.181, SLG: 0.113 (9, PH)										1	0	0	0	0	0	2				
Inning Stats	R: 1 E: 0 K: 2 S: 9	H: 2 LOB: 1 BB: 0 P: 9	R: 0 E: 0 K: 0 S: 3	H: 0 LOB: 1 BB: 1 P: 7	R: 0 E: 0 K: 0 S: 2	H: 1 LOB: 0 BB: 1 P: 6	R: 0 E: 0 K: 1 S: 5	H: 1 LOB: 0 BB: 0 P: 5	R: 0 E: 0 K: 0 S: 4	H: 1 LOB: 2 BB: 1 P: 10	R: 0 E: 0 K: 1 S: 6	H: 1 LOB: 0 BB: 1 P: 10	R: 1 E: 0 K: 0 S: 4	H: 1 LOB: 0 BB: 0 P: 4	R: 0 E: 0 K: 0 S: 4	H: 2 LOB: 2 BB: 1 P: 8	1B: 5 2B: 6 3B: 0 HR: 1	SF: 0 SAC: 0 DP: 3 HBP: 0	WP: 0 PB: 0 SB: 1 CS: 1	PA: 38
PITCHER	IP WLS BF H R ER SO BB IBB HBP BLK WP HR S P ERA WHIP																			
Luis Leal, R ERA: 4.42	5.1 W 22 6 1 1 3 3 0 0 0 0 0 0 25 37 1.69 1.688																			
Gary Lavelle, L ERA: 2.08	1.1 6 1 0 0 1 1 0 0 0 0 0 0 7 11 0.00 1.500																			
Dennis Lamp, R ERA: 2.48	1.1 5 1 1 1 1 0 0 0 0 0 0 1 7 7 6.75 0.750																			
Bill Caudill, R ERA: 4.21	0.0 2 1 0 0 0 1 0 0 0 0 0 0 1 5 ∞ ∞																			
Jim Acker, R ERA: 2.5	1.0 S 3 1 0 0 0 0 0 0 0 0 0 0 3 3 0.00 1.000																			

Batter	1	2	3	4	5	6	7	8	9	AB	R	H	RBI	BB	SO	LOB	BOTTOM			
Damaso Garcia, R OBP: 0.318, SLG: 0.375 (1, 4)										3	1	1	0	0	0	1	Cleveland Indians @ Toronto Blue Jays Exhibition Stadium, Toronto, ON Sun Jun 02 1985, 3:38 AM EDT Att: 35,315 - Unknown			
Tony Fernandez, S OBP: 0.311, SLG: 0.352 (7, 6)										1	0	0	0	0	0	2				
Rance Mulliniks, L OBP: 0.416, SLG: 0.452 (1, 5)										4	1	1	1	0	0	0				
Lloyd Moseby, L OBP: 0.363, SLG: 0.448 (1, 8)										2	1	1	1	2	0	0				
Willie Upshaw, L OBP: 0.318, SLG: 0.411 (1, 3)										3	1	0	0	1	1	2				
George Bell, R OBP: 0.319, SLG: 0.500 (1, 7)										4	0	2	1	0	0	0				
Len Matuszek, L OBP: 0.318, SLG: 0.382 (1, 10)										3	0	0	1	0	1	1				
Ernie Whitt, L OBP: 0.350, SLG: 0.554 (1, 2)										2	1	1	0	2	0	0				
Lou Thornton, L OBP: 0.278, SLG: 0.353 (1, 9)										4	0	1	1	0	1	3				
Manuel Lee, S OBP: 0.200, SLG: 0.111 (7, 4)										2	0	1	0	1	0	0				
Inning Stats	R: 4 E: 0 K: 0 S: 6	H: 4 LOB: 1 BB: 2 P: 14	R: 0 E: 0 K: 0 S: 3	H: 1 LOB: 0 BB: 0 P: 3	R: 0 E: 0 K: 1 S: 5	H: 1 LOB: 1 BB: 1 P: 9	R: 0 E: 0 K: 1 S: 5	H: 0 LOB: 0 BB: 0 P: 5	R: 0 E: 0 K: 0 S: 3	H: 0 LOB: 1 BB: 1 P: 7	R: 1 E: 0 K: 0 S: 5	H: 2 LOB: 2 BB: 1 P: 9	R: 0 E: 0 K: 0 S: 3	H: 0 LOB: 0 BB: 0 P: 3	R: 0 E: 0 K: 1 S: 5	H: 0 LOB: 1 BB: 1 P: 9	1B: 2 2B: 6 3B: 1 HR: 0	SF: 1 SAC: 0 DP: 2 HBP: 0	WP: 0 PB: 0 SB: 1 CS: 1	PA: 35
PITCHER	IP WLS BF H R ER SO BB IBB HBP BLK WP HR S P ERA WHIP																			
Rick Behenna, R ERA: 7.94	5.2 L 27 8 5 5 2 5 0 0 0 0 0 0 4 4 7.94 2.294																			
Rich Thompson, R ERA: 2.95	1.1 4 0 0 0 0 0 0 0 0 0 0 0 4 4 0.00 0.000																			
Jeff Barkley, R ERA: 3.97	1.0 4 0 0 0 1 1 0 0 0 0 0 0 5 9 0.00 1.000																			

Batter	1	2	3	4	5	6	7	8	9	AB	R	H	RBI	BB	SO	LOB	TOP			
Brett Butler, L OBP: 0.343, SLG: 0.412 (1, 8)	0-0 6-3	0-0 1B 2B			0-0 4-3		0-0 1B G6-4-3			4	0	2	2	0	0	0	Cleveland Indians @ Boston Red Sox Fenway Park, Boston, MA Mon Jun 03 1985, 7:05 PM EDT Att: 15,180 - Unknown			
Julio Franco, R OBP: 0.392, SLG: 0.397 (1, 6)	4-0 CS BB	0-0 2-3 1B			0-3 K		0-0 G6-4-3 1B 1-2			3	0	1	0	1	1	3				
Brook Jacoby, R OBP: 0.351, SLG: 0.451 (1, 5)	4-0 1-2 HR BB	0-0 F3			0-0 F8			0-0 F8		3	1	0	0	1	0	2				
Andre Thornton, R OBP: 0.220, SLG: 0.219 (1, 10)	0-0 1-H HR				0-3 K		0-0 F7		0-0 F8		4	1	1	2	0	1		0		
Mike Hargrove, L OBP: 0.348, SLG: 0.250 Joe Carter, R OBP: 0.237, SLG: 0.318 (7, 7)	0-3 K				0-0 3-1		0-3 K		0-0 HR		3	0	0	0	0	2		0		
George Vukovich, L OBP: 0.335, SLG: 0.350 (1, 9)					0-3 K		0-0 3-1		0-0 4-3		4	0	0	0	0	1		0		
Jerry Willard, L OBP: 0.340, SLG: 0.341 (1, 2)					0-3 K				0-0 F3		4	1	2	0	0	1		0		
Tony Bernazard, S OBP: 0.347, SLG: 0.453 (1, 4)					0-3 K				0-3 K		4	1	1	0	0	3		1		
Otis Nixon, S OBP: 0.200, SLG: 0.222 Pat Tabler, R OBP: 0.326, SLG: 0.367 (7, PH) (7, 3)					0-0 4-3		0-0 G3		0-0 4-3		2	0	0	0	0	0		2		
Inning Stats	R: 2 E: 0 K: 1 S: 5	H: 1 LOB: 0 BB: 2 P: 13	R: 2 E: 0 K: 1 S: 9	H: 4 LOB: 2 BB: 0 P: 9	R: 0 E: 0 K: 1 S: 5	H: 0 LOB: 0 BB: 0 P: 5	R: 0 E: 0 K: 2 S: 7	H: 0 LOB: 0 BB: 0 P: 7	R: 0 E: 0 K: 1 S: 5	H: 0 LOB: 0 BB: 0 P: 5	R: 0 E: 0 K: 1 S: 7	H: 3 LOB: 2 BB: 0 P: 7	R: 1 E: 0 K: 0 S: 4	H: 1 LOB: 0 BB: 0 P: 4	R: 0 E: 0 K: 1 S: 5	H: 0 LOB: 0 BB: 0 P: 5		1B: 6 2B: 1 3B: 0 HR: 2	SF: 0 SAC: 0 DP: 1 HBP: 0	WP: 0 PB: 0 SB: 0 CS: 1
PITCHER Oil Can Boyd, R ERA: 2.73 (1, 1)	IP: 9.0 WLS: W BF: 36 H: 9 R: 5 ER: 5 SO: 9 BB: 2 IBB: 0 HBP: 0 BLK: 0 WP: 0 HR: 2 S: 52 P: 60 ERA: 5.00 WHIP: 1.222																			

AB	34
R	5
H	9
RBI	5
BB	2
SO	9
LOB	8



Batter	1	2	3	4	5	6	7	8	9	AB	R	H	RBI	BB	SO	LOB	BOTTOM			
Steve Lyons, L OBP: 0.375, SLG: 0.517 (1, 8)	0-0 S 1B	0-0 1B		0-3 K		0-0 3				4	1	2	0	0	1	2	Cleveland Indians @ Boston Red Sox Fenway Park, Boston, MA Mon Jun 03 1985, 7:05 PM EDT Att: 15,180 - Unknown			
Wade Boggs, L OBP: 0.397, SLG: 0.386 (1, 5)	0-0 F7	0-0 F7			0-0 E6 F9 1B		0-0 1B			4	1	1	0	0	0	2				
Jim Rice, R OBP: 0.335, SLG: 0.455 (1, 7)	0-0 1-H 1B			0-0 4-3	0-0 F9		0-3 K			4	1	1	1	0	1	2				
Bill Buckner, L OBP: 0.351, SLG: 0.462 (1, 3)	0-0 2-H 1B			0-0 1B	4-0 1B SF7 IBB		0-0 F4			3	1	2	0	1	0	1				
Mike Easter, L OBP: 0.299, SLG: 0.412 (1, 10)	0-3 K			0-0 F7	0-0 1B		0-3 K			4	0	1	1	0	2	2				
Rich Gedman, L OBP: 0.395, SLG: 0.500 (1, 2)		0-0 2B 1B		0-0 F5	0-0 SF7		0-0 F8			3	1	1	1	0	0	1				
Marty Barrett, R OBP: 0.344, SLG: 0.350 (1, 4)		0-0 1-3 1B 2B		0-0 6-3	0-0 F9		0-0 FC6-4 1B			4	1	2	0	0	0	1				
Rick Miller, L OBP: 0.464, SLG: 0.500 (1, 9)		0-0 2-H 3-H 1B		0-0 4-3		0-0 1B		0-0 F8		4	0	2	2	0	0	1				
Glenn Hoffman, R OBP: 0.367, SLG: 0.442 (1, 6)		0-0 F9		0-0 1B		0-3 K		0-0 FC6-4		4	0	1	0	0	1	2				
Inning Stats	R: 2 E: 0 K: 1 S: 7	H: 3 LOB: 0 BB: 0 P: 7	R: 2 E: 0 K: 0 S: 6	H: 4 LOB: 1 BB: 0 P: 6	R: 0 E: 0 K: 0 S: 4	H: 1 LOB: 1 BB: 0 P: 4	R: 0 E: 0 K: 1 S: 6	H: 1 LOB: 1 BB: 0 P: 6	R: 2 E: 0 K: 0 S: 5	H: 1 LOB: 1 BB: 1 P: 9	R: 0 E: 0 K: 1 S: 5	H: 1 LOB: 0 BB: 0 P: 5	R: 0 E: 0 K: 2 S: 8	H: 1 LOB: 1 BB: 0 P: 8	R: 0 E: 0 K: 0 S: 4	H: 1 LOB: 1 BB: 0 P: 4		1B: 12 2B: 2 3B: 0 HR: 0	SF: 1 SAC: 0 DP: 1 HBP: 0	WP: 0 PB: 0 SB: 1 CS: 0
PITCHER Don Schulze, R ERA: 5.76 Jamie Easterly, L ERA: 2.49 Jeff Barkley, R ERA: 3.65 (6, 1) (8, 1)	IP: 5.0 WLS: L BF: 25 H: 10 R: 6 ER: 4 SO: 2 BB: 0 IBB: 0 HBP: 0 BLK: 0 WP: 0 HR: 0 S: 28 P: 32 ERA: 7.20 WHIP: 2.000																			

AB	34
R	6
H	13
RBI	5
BB	1
SO	5
LOB	14



Batter	1	2	3	4	5	6	7	8	9	AB	R	H	RBI	BB	SO	LOB	TOP										
Brett Butler, L OBP: 0.345, SLG: 0.419 (1, 8)										4	0	2	0	0	1	1	Cleveland Indians @ Boston Red Sox Fenway Park, Boston, MA Tue Jun 04 1985, 7:05 PM EDT Att: 16,336 - Unknown										
Julio Franco, R OBP: 0.394, SLG: 0.404 (1, 6)										4	0	2	0	0	0	2											
Brook Jacoby, R OBP: 0.350, SLG: 0.447 (1, 5)										4	0	1	0	0	0	3											
Andre Thornton, R OBP: 0.213, SLG: 0.212 (1, 10)										4	0	0	0	0	1	3											
Benny Ayala, R OBP: 0.238, SLG: 0.429 (1, 7)										3	0	0	0	0	1	0											
Otis Nixon, S OBP: 0.200, SLG: 0.222 (7, 7)										0	0	0	0	0	0	0											
Pat Tabler, R OBP: 0.320, SLG: 0.361 (1, 3)										3	0	0	0	0	0	0											
Joe Carter, R OBP: 0.232, SLG: 0.311 (1, 9)										3	0	0	0	0	0	0											
Jerry Willard, L OBP: 0.340, SLG: 0.341 (1, 2)										3	0	1	0	0	0	0											
Tony Bernazard, S OBP: 0.347, SLG: 0.450 (1, 4)										3	0	1	0	0	1	1											
Inning Stats	R: 0 E: 0 K: 2 S: 8	H: 1 LOB: 1 BB: 0 P: 8	R: 0 E: 0 K: 1 S: 5	H: 0 LOB: 0 BB: 0 P: 5	R: 0 E: 0 K: 0 S: 4	H: 2 LOB: 1 BB: 0 P: 4	R: 0 E: 0 K: 0 S: 3	H: 1 LOB: 0 BB: 0 P: 3	R: 0 E: 0 K: 0 S: 3	H: 0 LOB: 0 BB: 0 P: 3	R: 0 E: 0 K: 0 S: 4	H: 2 LOB: 1 BB: 0 P: 4	R: 0 E: 0 K: 0 S: 3	H: 0 LOB: 0 BB: 0 P: 3	R: 0 E: 0 K: 1 S: 5	H: 0 LOB: 0 BB: 0 P: 5	R: 0 E: 0 K: 0 S: 4	H: 1 LOB: 1 BB: 0 P: 4	1B: 5 2B: 2 3B: 0 HR: 0	SF: 0 SAC: 0 DP: 2 HBP: 0	WP: 0 PB: 0 SB: 0 CS: 0	PA: 31					
PITCHER	IP	WLS	BF	H	R	ER	SO	BB	IBB	HBP	BLK	WP	HR	S	P	ERA	WHIP										
Bob Ojeda, L ERA: 2.33 (1, 1)	7.0	W	24	6	0	0	3	0	0	0	0	0	0	30	30	0.00	0.857										
Steve Crawford, R ERA: 3.19 (8, 1)	2.0		7	1	0	0	1	0	0	0	0	0	0	9	9	0.00	0.500										

Batter	1	2	3	4	5	6	7	8	9	AB	R	H	RBI	BB	SO	LOB	BOTTOM										
Steve Lyons, L OBP: 0.324, SLG: 0.441 (1, 8)										5	0	0	0	0	1	1	Cleveland Indians @ Boston Red Sox Fenway Park, Boston, MA Tue Jun 04 1985, 7:05 PM EDT Att: 16,336 - Unknown										
Wade Boggs, L OBP: 0.395, SLG: 0.383 (1, 5)										4	1	1	0	0	0	1											
Jim Rice, R OBP: 0.338, SLG: 0.456 (1, 7)										4	0	2	0	0	1	0											
Bill Buckner, L OBP: 0.349, SLG: 0.458 (1, 3)										4	2	1	0	0	0	3											
Mike Easter, L OBP: 0.303, SLG: 0.419 (1, 10)										4	1	2	1	0	0	1											
Rich Gedman, L OBP: 0.358, SLG: 0.506 (1, 2)										4	0	2	2	0	1	2											
Dwight Evans, R OBP: 0.377, SLG: 0.335 (1, 9)										2	1	1	1	2	0	1											
Marty Barrett, R OBP: 0.348, SLG: 0.354 (1, 4)										4	0	2	0	0	1	3											
Glenn Hoffman, R OBP: 0.385, SLG: 0.422 (1, 6)										2	0	0	0	1	0	3											
Jackie Gutierrez, R OBP: 0.275, SLG: 0.312 (8, 6)										1	0	0	0	0	0	0											
Inning Stats	R: 0 E: 0 K: 1 S: 5	H: 0 LOB: 0 BB: 0 P: 5	R: 0 E: 0 K: 0 S: 3	H: 0 LOB: 0 BB: 0 P: 3	R: 1 E: 0 K: 1 S: 6	H: 2 LOB: 1 BB: 1 P: 10	R: 0 E: 0 K: 2 S: 9	H: 2 LOB: 3 BB: 1 P: 13	R: 0 E: 0 K: 0 S: 3	H: 0 LOB: 0 BB: 0 P: 3	R: 1 E: 0 K: 0 S: 6	H: 3 LOB: 3 BB: 1 P: 10	R: 3 E: 1 K: 0 S: 7	H: 4 LOB: 1 BB: 0 P: 7	R: 0 E: 0 K: 0 S: 3	H: 0 LOB: 0 BB: 0 P: 3	R: 0 E: 0 K: 0 S: 3	H: 0 LOB: 0 BB: 0 P: 3	1B: 8 2B: 2 3B: 0 HR: 1	SF: 0 SAC: 0 DP: 0 HBP: 0	WP: 0 PB: 0 SB: 1 CS: 1	PA: 37					
PITCHER	IP	WLS	BF	H	R	ER	SO	BB	IBB	HBP	BLK	WP	HR	S	P	ERA	WHIP										
Keith Creel, R ERA: 4.59 (1, 1)	5.2	L	26	7	2	2	4	1	2	0	0	0	0	31	43	3.18	1.412										
Rich Thompson, R ERA: 3.69 (6, 1)	0.2		4	2	2	2	0	0	0	0	0	0	0	4	4	27.00	3.000										
Jamie Easterly, L ERA: 2.35 (7, 1)	1.2		7	2	1	0	0	0	0	0	0	0	0	7	7	0.00	1.200										

Batter	1	2	3	4	5	6	7	8	9	AB	R	H	RBI	BB	SO	LOB	TOP			
Jack Perconte, L (1,4) OBP: 0.269, SLG: 0.333	F6		G3		G3			BB		3	0	1	0	1	0	2	Seattle Mariners @ Cleveland Indians Cleveland Municipal Stadium, Cleveland, OH Thu Jun 06 1985, 7:05 PM EDT Att: 3,730 - Unknown			
Phil Bradley, R (1,7) OBP: 0.393, SLG: 0.571	4-3		K		F8			BB		4	0	0	0	0	1	5				
Dave Henderson, R (1,8) OBP: 0.312, SLG: 0.420	F9		5-3		G3			F8		4	0	0	0	0	0	3				
Avin Davis, L (1,3) OBP: 0.368, SLG: 0.374		1B		L7		K			K	4	1	1	0	0	2	0				
Ken Phelps, L (1,10) OBP: 0.325, SLG: 0.406		2B		K		K				3	0	1	1	1	2	0				
Al Cowens, R (1,9) OBP: 0.272, SLG: 0.411		1B		6-3					BB	4	0	0	0	0	1	1				
Jim Prestley, R (1,5) OBP: 0.302, SLG: 0.459					F3					4	0	0	0	0	2	1				
Bob Kearney, R (1,2) OBP: 0.195, SLG: 0.200			1B	6-3		G3	1B			2	0	1	0	1	1	0				
Spike Owen, S (1,6) OBP: 0.291, SLG: 0.282			6-3							3	0	1	0	0	0	1				
Inning Stats	R: 0 E: 0 K: 0 S: 3	H: 0 LOB: 0 BB: 0 P: 3	R: 1 E: 0 K: 0 S: 4	H: 2 LOB: 0 BB: 0 P: 4	R: 0 E: 0 K: 1 S: 7	H: 2 LOB: 0 BB: 0 P: 7	R: 0 E: 0 K: 1 S: 5	H: 0 LOB: 0 BB: 0 P: 5	R: 0 E: 0 K: 2 S: 7	H: 0 LOB: 0 BB: 0 P: 7	R: 0 E: 0 K: 3 S: 9	H: 0 LOB: 0 BB: 0 P: 9	R: 0 E: 0 K: 0 S: 3	H: 0 LOB: 1 BB: 1 P: 7	R: 0 E: 0 K: 2 S: 7	H: 0 LOB: 1 BB: 1 P: 11	1B: 4 2B: 1 3B: 0 HR: 0	SF: 0 SAC: 0 DP: 0 HBP: 0	WP: 0 PB: 0 SB: 1 CS: 0	PA: 34
PITCHER Bert Blyleven, R (1,1) ERA: 3.82	IP: 9.0 WLS: W BF: 34 H: 5 R: 1 ER: 1 SO: 9 BB: 3 IBB: 0 HBP: 0 BLK: 0 WP: 0 HR: 0 S: 49 P: 61 ERA: 1.00 WHIP: 0.889																			

Batter	1	2	3	4	5	6	7	8	9	AB	R	H	RBI	BB	SO	LOB	BOTTOM		
Brett Butler, L (1,8) OBP: 0.347, SLG: 0.418	4-3		L7					F7		5	1	2	3	0	0	0	Seattle Mariners @ Cleveland Indians Cleveland Municipal Stadium, Cleveland, OH Thu Jun 06 1985, 7:05 PM EDT Att: 3,730 - Unknown		
Julio Franco, R (1,6) OBP: 0.395, SLG: 0.409	L3			2-3				4-3		5	1	2	2	0	0	3			
Brook Jacoby, R (1,5) OBP: 0.346, SLG: 0.456	5-3		F8		6-3			4-3		5	1	1	2	0	0	1			
Andre Thornton, R (1,10) OBP: 0.221, SLG: 0.215			F7		G3			FC6-4		3	0	1	0	1	0	0			
Mike Fischlin, R (6, PR) OBP: 0.198, SLG: 0.200								BB		1	1	0	0	0	0	1			
Benny Ayala, R (1,7) OBP: 0.250, SLG: 0.417								SH3-4		3	1	1	0	0	1	1			
Otis Nixon, S (5, PR) OBP: 0.200, SLG: 0.222								CS		0	0	0	0	0	0	0			
Pat Tabler, R (1,3) OBP: 0.330, SLG: 0.366								CS		3	2	2	0	1	0	0			
Joe Carter, R (1,9) OBP: 0.247, SLG: 0.314										2	1	1	0	2	1	2			
Jerry Willard, L (1,2) OBP: 0.315, SLG: 0.313										4	0	0	1	0	1	6			
Tony Bernazard, S (1,4) OBP: 0.351, SLG: 0.444										2	1	0	0	2	0	1			
Inning Stats	R: 0 E: 0 K: 0 S: 3	H: 0 LOB: 0 BB: 0 P: 3	R: 0 E: 0 K: 1 S: 7	H: 2 LOB: 2 BB: 0 P: 7	R: 0 E: 0 K: 0 S: 4	H: 1 LOB: 1 BB: 0 P: 4	R: 2 E: 1 K: 1 S: 9	H: 3 LOB: 3 BB: 1 P: 13	R: 0 E: 0 K: 0 S: 2	H: 0 LOB: 1 BB: 1 P: 6	R: 0 E: 0 K: 1 S: 5	H: 0 LOB: 0 BB: 0 P: 9	R: 0 E: 0 K: 0 S: 3	R: 7 E: 0 K: 0 S: 7	H: 4 LOB: 1 BB: 3 P: 19	1B: 8 2B: 1 3B: 0 HR: 1	SF: 0 SAC: 1 DP: 0 HBP: 0	WP: 0 PB: 0 SB: 1 CS: 1	PA: 41
PITCHER Matt Young, L (1,1) ERA: 5.18	IP: 7.2 WLS: L BF: 37 H: 8 R: 7 ER: 5 SO: 3 BB: 4 IBB: 2 HBP: 0 BLK: 0 WP: 0 HR: 0 S: 37 P: 61 ERA: 5.87 WHIP: 1.565																		
Roy Thomas, R (8,1) ERA: 6.23	IP: 0.1 WLS: L BF: 3 H: 2 R: 2 ER: 2 SO: 0 BB: 0 IBB: 0 HBP: 0 BLK: 0 WP: 0 HR: 1 S: 3 P: 3 ERA: 54.00 WHIP: 6.000																		



Batter	1	2	3	4	5	6	7	8	9	AB	R	H	RBI	BB	SO	LOB	TOP										
Domingo Ramos, R OBP: 0.279, SLG: 0.333 (1, 4)	E6	CS BB			1B BB		SH E 1B		K	2	2	0	0	2	1	0											
Phil Bradley, R OBP: 0.369, SLG: 0.562 (1, 7)	L4	CS 1-2	F8		1B 1B		K		F8	5	0	1	0	0	1	3											
Dave Henderson, R OBP: 0.316, SLG: 0.421 (1, 8)	F2		F8		FC6 1B		FC4-6 1B			4	0	2	2	0	0	1											
Alvin Davis, L OBP: 0.361, SLG: 0.366 (1, 3)	F8		F8		F5		FC4-6 FC5-4			4	0	0	0	0	0	4											
Al Cowens, R OBP: 0.266, SLG: 0.401 (1, 9)		4-3			FC6		FC5-4			4	0	0	0	0	0	3											
Barry Bonnell, R OBP: 0.333, SLG: 0.367 (1, 10)		1B HR 1B			1B		G3			4	1	3	0	0	0	0											
Jim Prestley, R OBP: 0.301, SLG: 0.455 (1, 5)		1B HR 1B			F9		4-3		L6	4	1	1	0	0	0	2											
Bob Kearney, R OBP: 0.200, SLG: 0.236 (1, 2)		1B HR			F9		F8		K	4	1	1	3	0	1	2											
Spike Owen, S OBP: 0.289, SLG: 0.289 (1, 6)		F9			F4		SH 1B 2B		F7	4	1	1	0	0	0	0											
Inning Stats	R: 0 E: 1 K: 0 S: 4	H: 0 LOB: 1 BB: 0 P: 4	R: 3 E: 0 K: 0 S: 5	H: 3 LOB: 0 BB: 1 P: 9	R: 0 E: 0 K: 0 S: 3	H: 0 LOB: 0 BB: 0 P: 3	R: 0 E: 0 K: 0 S: 4	H: 1 LOB: 1 BB: 0 P: 4	R: 1 E: 0 K: 0 S: 5	H: 2 LOB: 2 BB: 1 P: 9	R: 0 E: 0 K: 1 S: 3	H: 1 LOB: 0 BB: 0 P: 3	R: 2 E: 2 K: 1 S: 8	H: 2 LOB: 1 BB: 0 P: 8	R: 0 E: 0 K: 1 S: 5	H: 0 LOB: 0 BB: 0 P: 5	R: 0 E: 0 K: 1 S: 5	H: 0 LOB: 0 BB: 0 P: 5	1B: 6 2B: 2 3B: 0 HR: 1	SF: 0 SAC: 1 DP: 0 HBP: 0	WP: 0 PB: 0 SB: 0 CS: 2	PA: 39					
PITCHER	IP	WLS	BF	H	R	ER	SO	BB	IBB	HBP	BLK	WP	HR	S	P	ERA	WHIP										
Neal Heaton, L ERA: 3.38 (1, 1)	6.0	L	27	8	5	5	0	2	0	0	0	0	1	25	33	7.50	1.667										
Rich Thompson, R ERA: 3.38 (7, 1)	2.0		8	1	1	0	2	0	0	0	0	0	0	12	12	0.00	0.500										
Tom Waddell, R ERA: 3.67 (9, 1)	1.0		3	0	0	0	1	0	0	0	0	0	0	5	5	0.00	0.000										

Seattle Mariners @ Cleveland Indians
Cleveland Municipal Stadium, Cleveland, OH
Fri Jun 07 1985, 7:05 PM EDT
Att: 16,023 - Unknown

AB 35
R 6
H 9
RBI 5
BB 2
SO 3
LOB 15



Batter	1	2	3	4	5	6	7	8	9	AB	R	H	RBI	BB	SO	LOB	BOTTOM										
Brett Butler, L OBP: 0.349, SLG: 0.417 (1, 8)	6-3		G3 S BB		1-3			1B		3	0	1	0	1	0	1											
Julio Franco, R OBP: 0.393, SLG: 0.403 (1, 6)		BB	G3				F8		F9	3	0	0	0	1	0	2											
Brook Jacoby, R OBP: 0.344, SLG: 0.449 (1, 5)	F8		6-3-2				6-3		2B BB	3	1	0	0	1	0	2											
Andre Thornton, R OBP: 0.215, SLG: 0.298 (1, 10)	K				F2		K		K	4	0	0	0	0	3	2											
Benny Ayala, R OBP: 0.280, SLG: 0.480 George Vukovich, L OBP: 0.335, SLG: 0.356 (3, 9)		1B 2B			6-3		F7		2B 1B	1	1	1	0	0	0	0											
Pat Tabler, R OBP: 0.333, SLG: 0.375 (1, 3)		4-3 PB 1B			F7		F9		1B 2B	4	1	2	2	0	0	0											
Joe Carter, R OBP: 0.247, SLG: 0.312 (3, 7)		4-3			L8		F8		1B	4	0	1	0	0	0	1											
Tony Bernazard, S OBP: 0.348, SLG: 0.445 (1, 4)		4-3						G3	F9	4	0	1	1	0	0	2											
Butch Benton, R OBP: 0.211, SLG: 0.242 Jerry Willard, L OBP: 0.304, SLG: 0.300 (6, 2)		3-H							6-3	1	0	0	0	0	0	0											
Chris Bando, S OBP: 0.178, SLG: 0.111 (9, PH)					3-1			K	6-3	2	0	0	0	0	1	1											
Inning Stats	R: 0 E: 0 K: 1 S: 5	H: 0 LOB: 1 BB: 1 P: 9	R: 2 E: 0 K: 0 S: 5	H: 2 LOB: 0 BB: 0 P: 5	R: 0 E: 0 K: 0 S: 2	H: 0 LOB: 0 BB: 1 P: 6	R: 0 E: 0 K: 0 S: 3	H: 0 LOB: 0 BB: 0 P: 3	R: 0 E: 0 K: 1 S: 5	H: 0 LOB: 0 BB: 0 P: 5	R: 0 E: 0 K: 0 S: 3	H: 0 LOB: 0 BB: 0 P: 3	R: 0 E: 0 K: 1 S: 6	H: 1 LOB: 1 BB: 0 P: 6	R: 2 E: 0 K: 1 S: 8	H: 3 LOB: 2 BB: 1 P: 12	1B: 3 2B: 5 3B: 0 HR: 0	SF: 0 SAC: 0 DP: 1 HBP: 0	WP: 0 PB: 1 SB: 1 CS: 0	PA: 36							
PITCHER	IP	WLS	BF	H	R	ER	SO	BB	IBB	HBP	BLK	WP	HR	S	P	ERA	WHIP										
Brian Snyder, L ERA: 5.4 (1, 1)	1.0		6	2	2	1	1	1	0	0	0	0	0	7	11	9.00	3.000										
Bill Swift, R ERA: (2, 1)	5.0	W	16	1	0	0	1	1	0	0	0	0	0	17	21	0.00	0.400										
Ed Nunez, R ERA: 3.6 (7, 1)	2.1		12	4	2	2	2	1	0	0	0	0	0	15	19	7.71	2.143										
Ed Vande Berg, L ERA: 2.05 (9, 1)	0.2	S	2	0	0	0	0	0	0	0	0	0	0	2	2	0.00	0.000										

Seattle Mariners @ Cleveland Indians
Cleveland Municipal Stadium, Cleveland, OH
Fri Jun 07 1985, 7:05 PM EDT
Att: 16,023 - Unknown

AB 33
R 4
H 7
RBI 4
BB 3
SO 4
LOB 13



Batter	1	2	3	4	5	6	7	8	9	AB	R	H	RBI	BB	SO	LOB	TOP								
Jack Perconte, L (1,4) OBP: 0.282, SLG: 0.349	0-0 3-1		0-0 FC6-4 1B		0-0 2B 1B	0-0 3-1		0-0 1-2 1B		5	1	3	0	0	0	0									
Phil Bradley, R (1,7) OBP: 0.336, SLG: 0.577	0-0 5-3		0-0 FC6-4 CS		0-0 1B 2B	0-0 F7		0-0 F8		5	1	1	3	0	0	3									
Dave Henderson, R (1,8) OBP: 0.305, SLG: 0.404	0-0 5-3		0-0 E5		0-0 6-3		0-0 F9		0-0 E5 CS	5	0	0	0	0	0	2									
Alvin Davis, L (1,3) OBP: 0.362, SLG: 0.368		0-0 HR 1B	0-0 F8		0-0 2B 1B		0-0 F8		0-0 F8	5	2	2	0	0	0	2									
Ken Phelps, L (1,10) OBP: 0.341, SLG: 0.514		0-0 HR		0-0 1B SF8 1B	0-0 1B 2B		0-0 5-3		0-0 F8	3	3	3	3	0	0	0									
Darnell Coles, R (7, PH) OBP: 0.342, SLG: 0.375		1-H HR		0-0 1B SF8 1B	1-3 3-H 2B				0-0 F8	2	0	0	0	0	0	1									
Barry Bonnell, R (1,9) OBP: 0.317, SLG: 0.345	0-0 F8		0-0 F7		0-0 6-3				0-3 K	4	0	0	0	0	1	3									
Jim Prestley, R (1,5) OBP: 0.307, SLG: 0.485	0-0 6-3		0-0 CS 1B		0-0 1B				0-0 HR	4	1	3	3	0	0	0									
Donnie Scott, S (1,2) OBP: 0.234, SLG: 0.304	0-0 G3		0-0 SF8		0-0 G3				4-0 1B BB	2	0	0	1	1	0	1									
Spike Owen, S (1,6) OBP: 0.288, SLG: 0.282			0-0 E1 1B FC6-4		0-0 CS		0-0 F6		0-0 L7	4	2	1	0	0	0	1									
Inning Stats	R: 0 E: 0 K: 0 S: 3	H: 0 LOB: 0 BB: 0 P: 3	R: 2 E: 0 K: 0 S: 5	H: 2 LOB: 0 BB: 0 P: 5	R: 1 E: 2 K: 0 S: 5	H: 1 LOB: 1 BB: 0 P: 5	R: 1 E: 0 K: 0 S: 4	H: 2 LOB: 0 BB: 0 P: 4	R: 5 E: 0 K: 0 S: 9	H: 6 LOB: 1 BB: 0 P: 9	R: 0 E: 0 K: 0 S: 3	H: 0 LOB: 0 BB: 0 P: 3	R: 0 E: 0 K: 0 S: 3	H: 0 LOB: 0 BB: 0 P: 3	R: 1 E: 0 K: 1 S: 7	H: 2 LOB: 2 BB: 1 P: 11	R: 0 E: 1 K: 0 S: 3	H: 0 LOB: 0 BB: 0 P: 3	1B: 9 2B: 2 3B: 0 HR: 2	SF: 1 SAC: 0 DP: 0 HBP: 0	WP: 0 PB: 0 SB: 1 CS: 3	PA: 42			
PITCHER	IP	WLS	BF	H	R	ER	SO	BB	IBB	HBP	BLK	WP	HR	S	P	ERA	WHIP								
Don Schultze, R (1,1) ERA: 5.9	3.1	L	16	5	4	3	0	0	0	0	0	0	1	16	16	8.10	1.500								
Bryan Clark, L (4,1) ERA: 7.41	4.1		21	8	6	6	1	1	0	0	0	0	1	22	26	12.46	2.077								
Rich Thompson, R (8,1) ERA: 3.42	1.1		4	0	0	0	0	0	0	0	0	0	0	4	4	0.00	0.000								

Seattle Mariners @ Cleveland Indians
Cleveland Municipal Stadium, Cleveland, OH

AB 39
R 10
H 13
RBI 10
BB 1
SO 1
LOB 13



WP: 0
PB: 0
SB: 1
CS: 3
PA: 42

Batter	1	2	3	4	5	6	7	8	9	AB	R	H	RBI	BB	SO	LOB	BOTTOM								
Brett Butler, L (1,8) OBP: 0.351, SLG: 0.430	0-0 WP SF7 2B		0-0 F7		0-0 G4-3		0-0 FC6-4 1B		0-0 4-3	5	2	1	0	0	0	5									
Tony Bemazard, S (1,4) OBP: 0.345, SLG: 0.432	4-0 SF7 WP BB		0-3 K		0-0 G4-3		0-0 F7		0-0 3-1	4	0	1	1	1	1	3									
Brook Jacoby, R (1,5) OBP: 0.344, SLG: 0.438	0-3 K		0-0 L7		0-0 1-3		0-3 K			4	0	0	0	0	2	3									
Andre Thornton, R (1,10) OBP: 0.223, SLG: 0.213	0-0 SF7		4-0 BB		0-0 5-3		0-0 G4-6-3 1B			2	0	1	1	1	0	0									
Pat Tabler, R (1,3) OBP: 0.338, SLG: 0.395	0-0 F9		0-0 F9		0-0 F9		0-0 1B 2B 1B		0-0 G4-6-3	4	1	1	0	0	0	3									
George Vukovich, L (1,9) OBP: 0.335, SLG: 0.351	0-0 F6		0-0 F8		0-0 F8		0-0 2B 1B		0-0 L8	4	1	1	0	0	0	1									
Joe Carter, R (1,7) OBP: 0.266, SLG: 0.331	0-3 K		0-0 E6 1B FC6		0-0 E6 1B 2B		0-0 4-3 BB 1B			4	2	2	1	0	1	0									
Jerry Willard, L (1,2) OBP: 0.333, SLG: 0.339	0-3 K		0-0 FC6 1B		0-0 FC6 1B		0-0 L9		0-0 F9	2	0	1	0	0	1	0									
Julio Franco, R (7, PH) OBP: 0.357, SLG: 0.395			0-0 FC6 1B		1-3 FC6 1B		0-0 L9		0-0 F9	2	0	0	0	0	0	3									
Mike Fischlin, R (1,6) OBP: 0.286, SLG: 0.263			4-0 CS BB		0-0 FC6 1B		0-0 FC6-4 1B		4-0 BB	1	0	0	1	1	0	1									
Benny Ayala, R (7, PH) OBP: 0.308, SLG: 0.500					0-0 FC6 1B		0-0 FC6-4 1B			1	0	1	2	0	0	0									
Chris Bando, S (8,2) OBP: 0.189, SLG: 0.111					1-2 3-H				1-2 BB	0	0	0	0	1	0	0									
Inning Stats	R: 1 E: 0 K: 1 S: 6	H: 1 LOB: 1 BB: 1 P: 10	R: 0 E: 0 K: 2 S: 7	H: 0 LOB: 0 BB: 0 P: 7	R: 0 E: 0 K: 1 S: 4	H: 0 LOB: 0 BB: 1 P: 8	R: 0 E: 0 K: 0 S: 3	H: 0 LOB: 1 BB: 1 P: 7	R: 1 E: 1 K: 0 S: 4	H: 1 LOB: 0 BB: 0 P: 4	R: 0 E: 0 K: 0 S: 3	H: 0 LOB: 0 BB: 0 P: 3	R: 4 E: 0 K: 1 S: 10	H: 5 LOB: 1 BB: 0 P: 10	R: 0 E: 0 K: 0 S: 3	H: 1 LOB: 2 BB: 0 P: 3	R: 0 E: 0 K: 0 S: 4	H: 1 LOB: 2 BB: 1 P: 8	1B: 7 2B: 2 3B: 0 HR: 0	SF: 1 SAC: 0 DP: 2 HBP: 0	WP: 1 PB: 0 SB: 0 CS: 1	PA: 38			
PITCHER	IP	WLS	BF	H	R	ER	SO	BB	IBB	HBP	BLK	WP	HR	S	P	ERA	WHIP								
Frank Willis, R (1,1) ERA: 5.4	6.0	W	25	5	5	4	4	3	0	0	0	0	0	30	42	6.00	1.333								
Ed Yarde Berg, L (7,1) ERA: 2.33	0.2		4	2	1	1	0	0	0	0	0	0	0	4	4	13.50	3.000								
Ed Nunez, R (7,1) ERA: 3.38	2.1	S	9	2	0	0	1	1	0	0	0	0	0	10	14	0.00	1.286								

Seattle Mariners @ Cleveland Indians
Cleveland Municipal Stadium, Cleveland, OH

AB 33
R 6
H 9
RBI 6
BB 4
SO 5
LOB 19



WP: 1
PB: 0
SB: 0
CS: 1
PA: 38

Batter	1	2	3	4	5	6	7	8	9	AB	R	H	RBI	BB	SO	LOB	TOP			
Kirby Puckett, R OBP: 0.322, SLG: 0.380 (1, 8)										5	2	2	0	0	0	0	Minnesota Twins @ Cleveland Indians Cleveland Municipal Stadium, Cleveland, OH Mon Jun 10 1985, 7:05 PM EDT Att: 4,056 - Unknown			
Mickey Hatcher, R OBP: 0.321, SLG: 0.377 (1, 7)										2	0	0	0	0	1	3				
Dave Meier, R OBP: 0.300, SLG: 0.222 (4, PH) (4, 7)										2	0	1	0	1	0	0				
Kent Hrbek, L OBP: 0.302, SLG: 0.396 (1, 3)										4	0	1	1	1	0	3				
Tom Brunansky, R OBP: 0.396, SLG: 0.571 (1, 9)										4	1	1	3	1	1	1				
Randy Bush, L OBP: 0.299, SLG: 0.544 (1, 10)										1	0	0	0	0	0	0				
Roy Smalley, S OBP: 0.366, SLG: 0.428 (4, PH)										2	0	1	0	0	0	3				
Gary Gaetti, R OBP: 0.356, SLG: 0.469 (1, 5)										4	0	0	0	0	0	6				
Tim Teufel, R OBP: 0.350, SLG: 0.421 (1, 4)										3	1	1	0	1	1	1				
Greg Gagne, R OBP: 0.362, SLG: 0.404 (1, 6)										4	1	1	1	0	2	1				
Mark Salas, L OBP: 0.346, SLG: 0.455 (1, 2)										3	1	1	1	0	0	1				
Tim Laudner, R OBP: 0.269, SLG: 0.365 (8, PH) (8, 2)										1	0	0	0	0	1	0				
Inning Stats	R: 1 E: 0 K: 1 S: 7	H: 2 LOB: 2 BB: 0 P: 8	R: 5 E: 0 K: 1 S: 10	H: 5 LOB: 0 BB: 0 P: 10	R: 0 E: 0 K: 1 S: 5	H: 0 LOB: 1 BB: 1 P: 9	R: 0 E: 0 K: 0 S: 3	H: 0 LOB: 3 BB: 3 P: 15	R: 0 E: 0 K: 1 S: 5	H: 1 LOB: 0 BB: 0 P: 3	R: 0 E: 0 K: 1 S: 6	H: 1 LOB: 1 BB: 0 P: 6	R: 0 E: 0 K: 1 S: 5	H: 0 LOB: 0 BB: 0 P: 5	R: 0 E: 0 K: 0 S: 3	H: 0 LOB: 0 BB: 0 P: 3	1B: 5 2B: 2 3B: 1 HR: 1	SF: 0 SAC: 0 DP: 0 HBP: 1	WP: 0 PB: 0 SB: 0 CS: 1	PA: 41
PITCHER	IP	WLS	BF	H	R	ER	SO	BB	IBB	HBP	BLK	WP	HR	S	P	ERA	WHIP			
Keith Creel, R ERA: 5.71 (1, 1)	1.1	L	11	6	5	5	2	0	0	1	0	0	0	14	15	33.75	4.500			
Jamie Easterly, L ERA: 2.09 (2, 1)	7.2	S	29	3	1	1	4	4	0	0	0	0	1	33	49	1.17	0.913			

AB	35
R	6
H	9
RBI	6
BB	4
SO	6
LOB	19



Batter	1	2	3	4	5	6	7	8	9	AB	R	H	RBI	BB	SO	LOB	BOTTOM					
Brett Butler, L OBP: 0.354, SLG: 0.431 (1, 8)										4	1	2	0	0	0	0	Minnesota Twins @ Cleveland Indians Cleveland Municipal Stadium, Cleveland, OH Mon Jun 10 1985, 7:05 PM EDT Att: 4,056 - Unknown					
Tony Bemazzard, S OBP: 0.355, SLG: 0.443 (1, 4)										3	1	2	1	1	0	0						
Brook Jacoby, R OBP: 0.346, SLG: 0.454 (1, 5)										4	1	2	2	0	1	2						
Andre Thornton, R OBP: 0.217, SLG: 0.296 (1, 10)										4	0	0	0	0	0	3						
Pat Tabler, R OBP: 0.337, SLG: 0.388 (1, 3)										3	0	0	0	0	0	1						
Joe Carter, R OBP: 0.285, SLG: 0.329 (1, 7)										4	0	1	0	0	0	1						
George Vukovich, L OBP: 0.327, SLG: 0.342 (1, 9)										4	0	0	0	0	2	2						
Mike Fischlin, R OBP: 0.250, SLG: 0.227 (1, 6)										3	0	0	0	0	0	1						
Mike Hargrove, L OBP: 0.347, SLG: 0.246 (9, PH)										1	0	0	0	0	0	1						
Jerry Willard, L OBP: 0.318, SLG: 0.322 (1, 2)										3	1	0	0	0	0	0						
Inning Stats	R: 1 E: 0 K: 1 S: 7	H: 2 LOB: 1 BB: 0 P: 7	R: 0 E: 0 K: 1 S: 5	H: 0 LOB: 0 BB: 0 P: 5	R: 2 E: 0 K: 0 S: 4	H: 1 LOB: 0 BB: 1 P: 8	R: 0 E: 0 K: 1 S: 6	H: 1 LOB: 1 BB: 0 P: 6	R: 1 E: 0 K: 0 S: 5	H: 2 LOB: 1 BB: 0 P: 5	R: 0 E: 0 K: 0 S: 3	H: 0 LOB: 0 BB: 0 P: 3	R: 0 E: 0 K: 0 S: 3	H: 0 LOB: 0 BB: 0 P: 3	R: 0 E: 0 K: 0 S: 3	H: 1 LOB: 1 BB: 0 P: 3	R: 0 E: 0 K: 0 S: 3	H: 0 LOB: 1 BB: 0 P: 4	1B: 5 2B: 1 3B: 0 HR: 1	SF: 0 SAC: 0 DP: 1 HBP: 1	WP: 0 PB: 0 SB: 2 CS: 0	PA: 35
PITCHER	IP	WLS	BF	H	R	ER	SO	BB	IBB	HBP	BLK	WP	HR	S	P	ERA	WHIP					
Frank Viola, L ERA: 4.35 (1, 1)	7.1	W	30	7	4	3	3	1	0	0	0	0	0	35	39	3.68	1.091					
Ron Davis, R ERA: 6.04 (8, 1)	1.2	S	5	0	0	0	0	0	0	1	0	0	0	4	5	0.00	0.000					

AB	33
R	4
H	7
RBI	3
BB	1
SO	3
LOB	11



Batter	1	2	3	4	5	6	7	8	9	AB	R	H	RBI	BB	SO	LOB	TOP					
Dave Collins, S OBP: 0.296, SLG: 0.351 (1, 7)	 1B		 L5		 2B		 1-2 BB			3	1	2	0	1	0	0	Oakland Athletics @ Cleveland Indians Cleveland Municipal Stadium, Cleveland, OH Fri Jun 14 1985, 7:05 PM EDT Att: 6,380 - Unknown livebaseballscorecards.com					
Carney Lansford, R OBP: 0.291, SLG: 0.381 Rob Picciolo, R OBP: 0.311, SLG: 0.364 (1, 5)	 K		 5-3		 L7		 G3			1	0	0	0	0	1	1						
Bruce Bochte, L OBP: 0.392, SLG: 0.399 (1, 3)	 L4		 F7			 2B		 4-3		4	0	1	0	0	0	1						
Dave Kingman, R OBP: 0.321, SLG: 0.461 (1, 10)	 E6 FC4-6			 K		 1-3		 K		4	0	0	0	0	2	1						
Mike Davis, L OBP: 0.379, SLG: 0.577 (1, 9)	 FC4-6			 4-3 1B		 F6		 F9		4	0	1	0	0	0	2						
Dwayne Murphy, L OBP: 0.351, SLG: 0.397 (1, 8)		 F9		 4-3 1-2		 K		 G6-4-3 BB		3	0	0	0	1	1	2						
Mike Heath, R OBP: 0.289, SLG: 0.383 (1, 2)		 K		 K			 5-3		 K		4	0	0	0	0	3		2				
Donnie Hill, S OBP: 0.282, SLG: 0.309 (1, 4)		 BB			 G3		 G3		 G6-4-3 1-2		3	0	0	0	1	0	1					
Alfredo Griffin, S OBP: 0.332, SLG: 0.354 (1, 6)		 F4			 F7		 BB 1B			3	0	1	0	0	0	1						
Inning Stats	R: 1 E: 2 K: 1 S: 7	H: 1 LOB: 1 BB: 0 P: 7	R: 0 E: 0 K: 1 S: 5	H: 0 LOB: 1 BB: 1 P: 9	R: 0 E: 0 K: 2 S: 3	H: 0 LOB: 0 BB: 0 P: 3	R: 0 E: 0 K: 0 S: 8	H: 1 LOB: 1 BB: 0 P: 8	R: 0 E: 0 K: 1 S: 4	H: 1 LOB: 1 BB: 0 P: 4	R: 0 E: 0 K: 0 S: 6	H: 1 LOB: 1 BB: 0 P: 6	R: 0 E: 0 K: 1 S: 4	H: 1 LOB: 2 BB: 1 P: 8	R: 0 E: 0 K: 1 S: 5	H: 0 LOB: 0 BB: 0 P: 5		R: 0 E: 0 K: 1 S: 4	H: 0 LOB: 0 BB: 1 P: 8	1B: 3 2B: 2 3B: 0 HR: 0	SF: 0 SAC: 0 DP: 1 HBP: 0	WP: 0 PB: 0 SB: 2 CS: 0
PITCHER Bert Blyleven, R ERA: 3.48 (1, 1)	IP: 9.0 WLS: W BF: 35	H: 5 R: 1 ER: 0 SO: 7	BB: 3 IBB: 0 HBP: 0 BLK: 0	WP: 0 HR: 0 S: 46 P: 58	ERA: 0.00 WHIP: 0.889																	

Batter	1	2	3	4	5	6	7	8	9	AB	R	H	RBI	BB	SO	LOB	BOTTOM			
Brett Butler, L OBP: 0.356, SLG: 0.432 (1, 8)	 2B 1B	 HBP 1B 1B		 4-3 1-2			 F7			4	2	2	1	0	0	1	Oakland Athletics @ Cleveland Indians Cleveland Municipal Stadium, Cleveland, OH Fri Jun 14 1985, 7:05 PM EDT Att: 6,380 - Unknown livebaseballscorecards.com			
Julio Franco, R OBP: 0.381, SLG: 0.401 Mike Fischlin, R OBP: 0.240, SLG: 0.217 (1, 6)	 1B 2B	 G5-3 1B HBP		 5-3			 G1-6-3			2	1	1	2	0	0	1				
Brook Jacoby, R OBP: 0.349, SLG: 0.455 (1, 5)	 G6-4-3 1B	 1-2 2-H 3-H 1B			 K		 K			4	0	2	3	0	2	0				
Andre Thornton, R OBP: 0.211, SLG: 0.200 (1, 10)	 F8	 G5-3 2-3f			 F7		 K			4	0	0	0	0	1	3				
Benny Ayala, R OBP: 0.296, SLG: 0.481 George Vukovich, L OBP: 0.322, SLG: 0.335 (1, 7)	 G6-4-3 1-2f		 F7		 G3		 L5			1	0	0	0	0	0	1				
Pat Tabler, R OBP: 0.330, SLG: 0.380 (1, 3)		 F7	 F9			 6-3		 5-3		4	0	0	0	0	0	0				
Joe Carter, R OBP: 0.267, SLG: 0.325 (3, 7)		 1B 1B BB	 F7			 6-3				2	1	0	0	1	0	0				
Jerry Willard, L OBP: 0.333, SLG: 0.339 (1, 2)		 1B HBP 1B		 F5		 1B				3	1	2	0	0	0	0				
Tony Bernazard, S OBP: 0.360, SLG: 0.447 (1, 4)		 HBP 1B 1B		 4-3 1B		 K				3	1	2	0	0	1	1				
Inning Stats	R: 2 E: 0 K: 0 S: 5	H: 3 LOB: 0 BB: 0 P: 5	R: 4 E: 0 K: 0 S: 6	H: 4 LOB: 1 BB: 1 P: 11	R: 0 E: 0 K: 0 S: 3	H: 0 LOB: 0 BB: 0 P: 3	R: 0 E: 0 K: 0 S: 4	H: 1 LOB: 1 BB: 0 P: 4	R: 0 E: 0 K: 1 S: 5	H: 0 LOB: 0 BB: 0 P: 5	R: 0 E: 0 K: 1 S: 6	H: 1 LOB: 1 BB: 0 P: 6	R: 0 E: 0 K: 1 S: 5	H: 0 LOB: 0 BB: 0 P: 5	R: 0 E: 0 K: 1 S: 5	H: 0 LOB: 0 BB: 0 P: 5		1B: 8 2B: 1 3B: 0 HR: 0	SF: 0 SAC: 0 DP: 2 HBP: 1	WP: 0 PB: 0 SB: 0 CS: 0
PITCHER Bill Krueger, L ERA: 5.06 Rick Langford, R Steve Ontiveros, R ERA: (1, 1) (2, 1) (7, 1)	IP: 1.1 WLS: L BF: 11	H: 6 R: 6 ER: 6 SO: 0	BB: 1 IBB: 0 HBP: 0 BLK: 0	WP: 0 HR: 0 S: 20 P: 20	ERA: 40.50 WHIP: 5.250															

Batter	1	2	3	4	5	6	7	8	9	AB	R	H	RBI	BB	SO	LOB	TOP								
Dave Collins, S OBP: 0.298, SLG: 0.352 (1, 7)	B2-3		CS	F8 FC3-2 BB	1-3			F7		3	0	0	0	1	0	1	Oakland Athletics @ Cleveland Indians Cleveland Municipal Stadium, Cleveland, OH Sun Jun 16 1985, 3:33 AM EDT Unknown livebaseballscorecards.com								
Carney Lansford, R OBP: 0.292, SLG: 0.379 (1, 5)	F9			FC3-2 BB 1-2	5-3			F7		4	0	1	0	0	0	1									
Bruce Bochte, L OBP: 0.380, SLG: 0.385 (1, 3)	F7			F8 2-3		G3		1-3		4	0	0	0	0	0	2									
Dave Kingman, R OBP: 0.325, SLG: 0.463 (1, 10)		F8		FC3-2 BB 1-2		F7		1-3		3	0	0	0	1	0	0									
Mike Davis, L OBP: 0.386, SLG: 0.577 (1, 9)	F7			FC3-2 FC6-4		4-3		HR		4	1	1	0	0	0	3									
Dwayne Murphy, L OBP: 0.346, SLG: 0.401 (1, 8)	K			FC6-4 1-2		G3		HR		4	1	1	2	0	1	3									
Mickey Tettleton, S OBP: 0.390, SLG: 0.349 (7, PR)			L8			G3 3B		F9		3	1	2	0	0	0	0									
Mike Heath, R OBP: 0.287, SLG: 0.380 (7, 2)						2B		1B		1	0	0	0	0	0	0									
Donnie Hill, S OBP: 0.280, SLG: 0.302 (1, 4)			G3			G3		F8		4	0	0	0	0	0	2									
Alfredo Griffin, S OBP: 0.340, SLG: 0.371 (1, 6)				CS 1B		3B		4-3		3	0	2	1	0	0	1									
Inning Stats	R: 0 E: 0 K: 0 S: 3	H: 0 LOB: 0 BB: 0 P: 3	R: 0 E: 0 K: 1 S: 5	H: 0 LOB: 0 BB: 0 P: 5	R: 0 E: 0 K: 0 S: 3	H: 1 LOB: 0 BB: 0 P: 3	R: 0 E: 0 K: 0 S: 4	H: 1 LOB: 3 BB: 2 P: 12	R: 0 E: 0 K: 0 S: 5	H: 2 LOB: 1 BB: 0 P: 5	R: 0 E: 0 K: 0 S: 3	H: 0 LOB: 0 BB: 0 P: 3	R: 0 E: 0 K: 0 S: 4	H: 1 LOB: 1 BB: 0 P: 4	R: 0 E: 0 K: 0 S: 3	H: 0 LOB: 0 BB: 0 P: 3	R: 2 E: 0 K: 0 S: 5	H: 2 LOB: 2 BB: 0 P: 5	1B: 4 2B: 1 3B: 1 HR: 1	SF: 0 SAC: 0 DP: 0 HBP: 0	WP: 0 PB: 0 SB: 0 CS: 1	PA: 36			
PITCHER	IP	WLS	BF	H	R	ER	SO	BB	IBB	HBP	BLK	WP	HR	S	P	ERA	WHIP								
Rick Behenna, R ERA: 6.06 (1, 1)	7.0		27	5	1	1	1	2	0	0	0	0	0	27	35	1.29	1.000								
Tom Waddell, R ERA: 3.72 (8, 1)	2.0	L	8	2	2	2	0	0	0	0	0	0	1	8	8	9.00	1.000								

Batter	1	2	3	4	5	6	7	8	9	AB	R	H	RBI	BB	SO	LOB	BOTTOM								
Brett Butler, L OBP: 0.352, SLG: 0.424 (1, 8)	F4		F3		F5		F7			4	0	0	0	0	0	0	Oakland Athletics @ Cleveland Indians Cleveland Municipal Stadium, Cleveland, OH Sun Jun 16 1985, 3:33 AM EDT Unknown livebaseballscorecards.com								
Julio Franco, R OBP: 0.390, SLG: 0.398 (1, 6)	L8			1B	WP 3-1 1B		K2-3			4	0	2	0	0	1	0									
Mike Hargrove, L OBP: 0.354, SLG: 0.277 (1, 3)			F4		3-1			CS 1B		4	0	2	0	0	0	2									
Otis Nixon, S OBP: 0.200, SLG: 0.222 (6, PR)	2B				1-2			1B		0	0	0	0	0	0	0									
Andre Thornton, R OBP: 0.218, SLG: 0.191 (1, 10)	K		F8		F8			F9 1-2		4	0	0	0	0	1	4									
Brook Jacoby, R OBP: 0.349, SLG: 0.450 (1, 5)		6-3		K		F4		1B		4	0	1	0	0	1	0									
George Vukovich, L OBP: 0.311, SLG: 0.323 (1, 9)		E1 FC6-4		L9		4-3		F9		4	0	0	0	0	0	1									
Tony Bernazard, S OBP: 0.370, SLG: 0.472 (1, 4)		FC6-4 1B 1-2		WP S 1B		HR		K		4	2	2	1	0	1	1									
Joe Carter, R OBP: 0.277, SLG: 0.325 (1, 7)								1-3		3	0	2	1	0	0	0									
Pat Tabler, R OBP: 0.335, SLG: 0.384 (9, 3)					1B 1-H			F9		1	0	0	0	0	0	0									
Chris Bando, S OBP: 0.185, SLG: 0.101 (1, 2)		K			F6			F9		4	0	0	0	0	1	3									
Inning Stats	R: 0 E: 0 K: 1 S: 6	H: 1 LOB: 1 BB: 0 P: 6	R: 0 E: 1 K: 1 S: 7	H: 1 LOB: 2 BB: 0 P: 7	R: 0 E: 0 K: 0 S: 4	H: 1 LOB: 1 BB: 0 P: 4	R: 1 E: 0 K: 1 S: 7	H: 2 LOB: 1 BB: 0 P: 7	R: 0 E: 0 K: 0 S: 4	H: 1 LOB: 1 BB: 0 P: 4	R: 0 E: 0 K: 1 S: 5	H: 0 LOB: 0 BB: 0 P: 5	R: 0 E: 0 K: 0 S: 4	H: 2 LOB: 1 BB: 0 P: 4	R: 0 E: 0 K: 1 S: 5	H: 0 LOB: 0 BB: 0 P: 5	1B: 7 2B: 1 3B: 0 HR: 1	SF: 0 SAC: 0 DP: 0 HBP: 0	WP: 2 PB: 0 SB: 1 CS: 1	PA: 36					
PITCHER	IP	WLS	BF	H	R	ER	SO	BB	IBB	HBP	BLK	WP	HR	S	P	ERA	WHIP								
Don Sutton, R ERA: 5.08 (1, 1)	8.0	W	33	9	2	2	4	0	0	0	0	0	0	5	41	2.25	1.125								
Jay Howell, R ERA: 2.05 (9, 1)	1.0	S	3	0	0	0	1	0	0	0	0	0	0	5	5	0.00	0.000								

Batter	1	2	3	4	5	6	7	8	9	AB	R	H	RBI	BB	SO	LOB	TOP								
Gary Pettis, S OBP: 0.350, SLG: 0.326 (1, 8)	0-0 4-3 S 1B	0-0 L6		0-0 1B G1-2-3	4-0 1-2 BB		0-0 1-3		0-0 FC1-6 G1-6-3	5	1	2	1	1	0	1									
Juan Beniquez, R OBP: 0.341, SLG: 0.389 (1, 3)	0-0 4-3 1-3	0-0 F7		0-0 G1-2-3 1B	0-0 G6-4-3		0-3 K		0-0 G1-6-3	6	0	1	0	0	1	5									
Doug DeCinces, R OBP: 0.333, SLG: 0.429 Craig Gerber, L OBP: 0.143, SLG: 0.190 (1, 5) (8, 5)	0-0 4-3			0-0 FC5-4 1B	0-0 G1-2-3 1B		0-0 1B WP			5	0	4	2	0	0	0									
Mike Brown, R OBP: 0.287, SLG: 0.344 (1, 9)	0-0 1B 2B			0-0 FC5-4 2B	0-0 G1-2-3		0-0 1B HR			5	3	3	0	0	0	4									
Reggie Jackson, L OBP: 0.351, SLG: 0.467 (1, 10)	0-0 2B 1-3			0-0 F9 2B	0-0 FC6-4 1B		0-0 HR		0-3 K	4	1	3	3	1	1	2									
Bobby Grich, R OBP: 0.350, SLG: 0.346 (1, 4)	0-0 1-3 2B			0-0 F9 2-3	0-0 FC6-4		0-0 5-3		0-0 4-3	5	0	1	1	0	0	4									
Brian Downing, R OBP: 0.333, SLG: 0.297 (1, 7)	0-0 4-0 BB			0-0 6-3			0-0 F4 BB		0-0 2-3	3	0	0	0	2	0	1									
Bob Boone, R OBP: 0.342, SLG: 0.337 (1, 2)	0-0 L8			0-0 1B 2B	0-0 1B 2B		0-0 1-2 1B		0-0 5-3	5	1	3	0	0	0	3									
Dick Schofield, R OBP: 0.267, SLG: 0.323 (1, 6)		0-3 K		0-0 1B 1B	0-0 BB 1B		0-0 6-3		0-0 FC1-6 1B	5	1	3	0	0	1	2									
Inning Stats	R: 2 E: 0 K: 0 S: 7	H: 4 LOB: 3 BB: 1 P: 11	R: 0 E: 0 K: 1 S: 5	H: 0 LOB: 0 BB: 0 P: 5	R: 1 E: 0 K: 0 S: 5	H: 2 LOB: 1 BB: 0 P: 5	R: 2 E: 0 K: 0 S: 7	H: 5 LOB: 3 BB: 1 P: 11	R: 0 E: 0 K: 0 S: 4	H: 2 LOB: 2 BB: 1 P: 8	R: 2 E: 0 K: 0 S: 6	H: 4 LOB: 2 BB: 0 P: 10	R: 0 E: 0 K: 0 S: 9	H: 2 LOB: 0 BB: 0 P: 9	R: 0 E: 0 K: 0 S: 3	H: 0 LOB: 0 BB: 0 P: 3	R: 0 E: 0 K: 0 S: 3	H: 1 LOB: 0 BB: 0 P: 3	1B: 15 2B: 4 3B: 0 HR: 1	SF: 0 SAC: 0 DP: 3 HBP: 0	WP: 1 PB: 0 SB: 1 CS: 0	PA: 47			
PITCHER	IP	WLS	BF	H	R	ER	SO	BB	IBB	HBP	BLK	WP	HR	S	P	ERA	WHIP								
Neal Heaton, L ERA: 4.02 (1, 1)	3.0	L	18	8	5	5	1	1	0	0	0	0	0	19	23	15.00	3.000								
Rich Thompson, R ERA: 3.48 (4, 1)	3.0		18	9	2	2	0	2	1	0	0	0	1	15	27	6.00	3.667								
Bryan Clark, L ERA: 6.14 (7, 1)	3.0		11	3	0	0	2	0	0	0	0	1	0	15	15	0.00	1.000								

California Angels @ Cleveland Indians
Cleveland Municipal Stadium, Cleveland, OH

Tue Jun 18 1985, 7:05 PM EDT
Att: 5,891 - Unknown

AB 43
R 7
H 20
RBI 7
BB 4
SO 3
LOB 22



Batter	1	2	3	4	5	6	7	8	9	AB	R	H	RBI	BB	SO	LOB	BOTTOM								
Brett Butler, L OBP: 0.356, SLG: 0.442 (1, 8)	4-0 1B G3-6-3 BB			0-0 4-3	0-0 3-1		4-0 PB BB		0-0 F8	3	1	0	0	2	0	1									
Julio Franco, R OBP: 0.357, SLG: 0.394 (1, 6)	0-0 G3-6-3 1B			0-0 F9			0-0 FC1-4 1B		0-0 5-3	5	0	2	0	0	0	3									
Mike Hargrove, L OBP: 0.357, SLG: 0.286 (1, 3)	0-0 G3-6-3 1-2 3-H			0-0 L4			0-0 FC1-4 1B		0-0 FC6-4 1B	4	0	2	0	0	0	1									
Brook Jacoby, R OBP: 0.345, SLG: 0.447 (1, 5)	0-0 1B 2B			0-0 4-3			0-3 K		0-3 K	4	1	1	0	0	2	3									
Pat Tabler, R OBP: 0.345, SLG: 0.393 (1, 10)	0-0 FC4-6 2-H			0-0 1B			0-0 FC1-4 FC4-6		0-0 FC6-4 2B	4	1	2	1	0	0	3									
Tony Bemazzard, S OBP: 0.380, SLG: 0.462 (1, 4)	0-0 FC4-6 1-2			0-0 F8			0-0 FC4-6 1-2		0-0 2B	4	0	1	1	0	0	4									
George Vukovich, L OBP: 0.314, SLG: 0.326 (1, 9)				0-0 F7			0-0 FC5-4 1B		0-0 F7	4	0	2	0	0	0	2									
Joe Carter, R OBP: 0.276, SLG: 0.321 (1, 7)				0-0 G5-4-3 1-2			0-0 F7		0-0 FC5-4 PB S	4	0	1	0	0	0	2									
Jerry Willard, L OBP: 0.325, SLG: 0.371 (1, 2)				0-0 4-3			0-3 K		0-3 K	4	0	0	0	0	2	2									
Inning Stats	R: 2 E: 0 K: 0 S: 5	H: 3 LOB: 1 BB: 1 P: 9	R: 0 E: 0 K: 0 S: 3	H: 1 LOB: 0 BB: 0 P: 3	R: 0 E: 0 K: 0 S: 3	H: 0 LOB: 0 BB: 0 P: 3	R: 0 E: 0 K: 0 S: 4	H: 1 LOB: 1 BB: 0 P: 4	R: 0 E: 0 K: 1 S: 5	H: 0 LOB: 0 BB: 0 P: 5	R: 0 E: 0 K: 1 S: 7	H: 2 LOB: 2 BB: 0 P: 7	R: 0 E: 0 K: 0 S: 4	H: 1 LOB: 1 BB: 1 P: 8	R: 1 E: 0 K: 1 S: 7	H: 2 LOB: 0 BB: 0 P: 7	R: 0 E: 0 K: 1 S: 6	H: 1 LOB: 1 BB: 0 P: 6	1B: 9 2B: 2 3B: 0 HR: 0	SF: 0 SAC: 0 DP: 2 HBP: 0	WP: 0 PB: 1 SB: 1 CS: 0	PA: 38			
PITCHER	IP	WLS	BF	H	R	ER	SO	BB	IBB	HBP	BLK	WP	HR	S	P	ERA	WHIP								
Mike Witt, R ERA: 3.39 (1, 1)	7.2	W	33	10	3	3	3	2	0	0	0	0	0	37	45	3.52	1.565								
Donnie Moore, R ERA: 1.55 (8, 1)	1.1		5	1	0	0	1	0	0	0	0	0	0	7	7	0.00	0.750								

California Angels @ Cleveland Indians
Cleveland Municipal Stadium, Cleveland, OH

Tue Jun 18 1985, 7:05 PM EDT
Att: 5,891 - Unknown

AB 36
R 3
H 11
RBI 2
BB 2
SO 4
LOB 21



Batter	1	2	3	4	5	6	7	8	9	AB	R	H	RBI	BB	SO	LOB	TOP			
Gary Pettis, S OBP: 0.348, SLG: 0.325 (1, 8)										4	0	1	0	0	1	0	California Angels @ Cleveland Indians Cleveland Municipal Stadium, Cleveland, OH Wed Jun 19 1985, 7:05 PM EDT Att: 6,346 - Unknown			
Rod Carew, L OBP: 0.368, SLG: 0.339 (1, 3)										4	0	0	0	0	1	1				
Juan Beniquez, R OBP: 0.341, SLG: 0.389 (1, 7)										3	0	1	0	0	1	0				
Doug DeCinces, R OBP: 0.328, SLG: 0.421 (1, 5)										3	0	0	0	0	0	2				
Daryl Sconiers, L OBP: 0.400, SLG: 0.391 (1, 10)										3	0	1	0	0	0	0				
Reggie Jackson, L OBP: 0.345, SLG: 0.458 (1, 9)										3	0	0	0	0	2	1				
Bobby Grich, R OBP: 0.345, SLG: 0.340 (1, 4)										3	0	0	0	0	1	1				
Bob Boone, R OBP: 0.337, SLG: 0.331 (1, 2)										3	0	0	0	0	0	1				
Dick Schofield, R OBP: 0.264, SLG: 0.319 Ruppert Jones, L (9, PH) OBP: 0.371, SLG: 0.459 (1, 6)										2	0	0	0	0	1	0				
										1	0	0	0	0	0	0				
Inning Stats	R: 0 E: 0 K: 1 S: 6	H: 2 LOB: 1 BB: 0 P: 6	R: 0 E: 0 K: 2 S: 8	H: 1 LOB: 1 BB: 0 P: 8	R: 0 E: 0 K: 1 S: 5	H: 0 LOB: 0 BB: 0 P: 5	R: 0 E: 0 K: 0 S: 3	H: 0 LOB: 0 BB: 0 P: 3	R: 0 E: 0 K: 1 S: 5	H: 0 LOB: 0 BB: 0 P: 3	R: 0 E: 0 K: 1 S: 5	H: 0 LOB: 0 BB: 0 P: 5	R: 0 E: 0 K: 0 S: 3	H: 0 LOB: 0 BB: 0 P: 3	R: 0 E: 0 K: 1 S: 5	H: 0 LOB: 0 BB: 0 P: 5	1B: 3 2B: 0 3B: 0 HR: 0	SF: 0 SAC: 0 DP: 1 HBP: 0	WP: 0 PB: 0 SB: 2 CS: 0	PA: 29
PITCHER Bert Blyleven, R ERA: 3.19 (1, 1)	IP: 9.0 WLS: W BF: 29 H: 3 R: 0 ER: 0 SO: 7 BB: 0 IBB: 0 HBP: 0 BLK: 0 WP: 0 HR: 0 S: 43 P: 43 ERA: 0.00 WHIP: 0.333															PITCHER IP: 9.0 WLS: W BF: 29 H: 3 R: 0 ER: 0 SO: 7 BB: 0 IBB: 0 HBP: 0 BLK: 0 WP: 0 HR: 0 S: 43 P: 43 ERA: 0.00 WHIP: 0.333				

Batter	1	2	3	4	5	6	7	8	9	AB	R	H	RBI	BB	SO	LOB	BOTTOM			
Brett Butler, L OBP: 0.351, SLG: 0.435 (1, 8)										4	0	0	0	0	0	1	California Angels @ Cleveland Indians Cleveland Municipal Stadium, Cleveland, OH Wed Jun 19 1985, 7:05 PM EDT Att: 6,346 - Unknown			
Julio Franco, R OBP: 0.355, SLG: 0.396 (1, 6)										4	0	1	0	0	0	0				
Mike Hargrove, L OBP: 0.364, SLG: 0.288 (1, 3)										3	1	1	0	1	1	1				
Brook Jacoby, R OBP: 0.352, SLG: 0.454 (1, 5)										3	1	2	0	1	1	0				
Pat Tabler, R OBP: 0.339, SLG: 0.386 (1, 10)										4	0	0	0	0	1	5				
Tony Bemazard, S OBP: 0.386, SLG: 0.459 (1, 4)										1	0	0	0	3	0	0				
George Vukovich, L OBP: 0.314, SLG: 0.326 (1, 9)										3	0	1	2	0	2	2				
Joe Carter, R OBP: 0.277, SLG: 0.318 (1, 7)										2	0	0	0	1	1	1				
Jerry Willard, L OBP: 0.325, SLG: 0.361 (1, 2)										2	0	0	0	1	0	3				
Inning Stats	R: 0 E: 0 K: 0 S: 5	H: 2 LOB: 2 BB: 0 P: 5	R: 0 E: 0 K: 0 S: 2	H: 0 LOB: 0 BB: 1 P: 6	R: 0 E: 0 K: 1 S: 6	H: 1 LOB: 1 BB: 0 P: 6	R: 0 E: 0 K: 0 S: 2	H: 0 LOB: 2 BB: 2 P: 10	R: 0 E: 0 K: 1 S: 4	H: 0 LOB: 0 BB: 1 P: 8	R: 2 E: 0 K: 1 S: 7	H: 2 LOB: 3 BB: 3 P: 19	R: 0 E: 0 K: 0 S: 3	H: 0 LOB: 0 BB: 0 P: 3	R: 0 E: 0 K: 1 S: 5	H: 0 LOB: 0 BB: 0 P: 5	1B: 3 2B: 2 3B: 0 HR: 0	SF: 0 SAC: 0 DP: 1 HBP: 0	WP: 0 PB: 0 SB: 0 CS: 2	PA: 35
PITCHER Jim Slaton, R ERA: 3.68 Pat Clements, L ERA: 3.18 Stu Cibur, R ERA: 1.6	IP: 5.2 WLS: L BF: 26 H: 5 R: 2 ER: 2 SO: 3 BB: 7 IBB: 0 HBP: 0 BLK: 0 WP: 0 HR: 0 S: 25 P: 53 ERA: 3.18 WHIP: 2.118															PITCHER IP: 1.1 WLS: L BF: 4 H: 0 R: 0 ER: 0 SO: 0 BB: 0 IBB: 0 HBP: 0 BLK: 0 WP: 0 HR: 0 S: 4 P: 4 ERA: 0.00 WHIP: 0.000				
	IP: 8.1 WLS: L BF: 3 H: 0 R: 0 ER: 0 SO: 1 BB: 0 IBB: 0 HBP: 0 BLK: 0 WP: 0 HR: 0 S: 5 P: 5 ERA: 0.00 WHIP: 0.000															PITCHER IP: 1.0 WLS: L BF: 3 H: 0 R: 0 ER: 0 SO: 1 BB: 0 IBB: 0 HBP: 0 BLK: 0 WP: 0 HR: 0 S: 5 P: 5 ERA: 0.00 WHIP: 0.000				

Batter	1	2	3	4	5	6	7	8	9	AB	R	H	RBI	BB	SO	LOB	TOP				
Brett Butler, L OBP: 0.349, SLG: 0.431 Otis Nixon, S OBP: 0.213, SLG: 0.234	F8		F7			1B		1B		3	0	1	0	0	0	0	Cleveland Indians @ Oakland Athletics Oakland-Alameda County Coliseum, Oakland, CA Fri Jun 21 1985, 7:05 PM PDT Att: 10,348 - Unknown				
Julio Franco, R OBP: 0.348, SLG: 0.386	G3		5-3			K		F3		4	0	1	0	0	1	2					
Mike Hargrove, L OBP: 0.354, SLG: 0.288	G3			F7		4-3			F7	4	0	0	0	0	2						
Andre Thornton, R OBP: 0.213, SLG: 0.186	F4			6-3				F7		4	0	0	0	0	1						
Brook Jacoby, R OBP: 0.352, SLG: 0.458		2B		4-3				F7		4	1	1	0	0	0						
Joe Carter, R OBP: 0.279, SLG: 0.324					F9					3	0	2	1	0	0						
George Vukovich, L OBP: 0.305, SLG: 0.315								1B		3	0	0	0	0	2						
Chris Bando, S OBP: 0.179, SLG: 0.097									F4	3	0	0	0	0	1	1					
Mike Fischlin, R OBP: 0.226, SLG: 0.207				F6					F1	3	0	0	0	0	0						
Inning Stats	R: 0 E: 0 K: 0 S: 4	H: 1 LOB: 1 BB: 0 P: 4	R: 1 E: 0 K: 1 S: 6	H: 2 LOB: 0 BB: 0 P: 6	R: 0 E: 0 K: 0 S: 3	H: 0 LOB: 0 BB: 0 P: 3	R: 0 E: 0 K: 0 S: 3	H: 0 LOB: 0 BB: 0 P: 3	R: 0 E: 0 K: 1 S: 6	H: 1 LOB: 1 BB: 0 P: 6	R: 0 E: 0 K: 0 S: 4	H: 1 LOB: 1 BB: 0 P: 4	R: 0 E: 0 K: 0 S: 4	H: 1 LOB: 1 BB: 0 P: 4	R: 0 E: 0 K: 0 S: 3	H: 0 LOB: 0 BB: 0 P: 3		1B: 4 2B: 2 3B: 0 HR: 0	SF: 0 SAC: 0 DP: 0 HBP: 0	WP: 0 PB: 0 SB: 0 CS: 1	PA: 32
PITCHER	IP	WLS	BF	H	R	ER	SO	BB	IBB	HBP	BLK	WP	HR	S	P	ERA	WHIP			ERA	WHIP
Don Sutton, R ERA: 4.8	(1, 1)	7.0	W	25	5	1	1	2	0	0	0	0	0	29	29	1.29	0.714				
Steve Ontiveros, R ERA:	(8, 1)	2.0		7	1	0	0	0	0	0	0	0	0	7	7	0.00	0.500				

Batter	1	2	3	4	5	6	7	8	9	AB	R	H	RBI	BB	SO	LOB	BOTTOM				
Dave Collins, S OBP: 0.291, SLG: 0.339	4-3	6-3		S		4-3		4-3		4	1	1	0	1	0	3	Cleveland Indians @ Oakland Athletics Oakland-Alameda County Coliseum, Oakland, CA Fri Jun 21 1985, 7:05 PM PDT Att: 10,348 - Unknown				
Carney Lansford, R OBP: 0.299, SLG: 0.405 Rob Picciolo, R OBP: 0.313, SLG: 0.362	4-3		4-3	1B			F4	2B		5	0	2	3	0	0	1					
Bruce Bochte, L OBP: 0.385, SLG: 0.411	G3		F7	4-3			F8	F9		5	0	0	0	0	2						
Dave Kingman, R OBP: 0.332, SLG: 0.490			F5	HR		1-3		1B		4	1	2	1	0	0						
Mike Davis, L OBP: 0.384, SLG: 0.560			F7	4-3		1B		1B		4	0	2	0	0	0						
Dwayne Murphy, L OBP: 0.354, SLG: 0.401				WP		3B		F8		4	2	3	0	0	2						
Mickey Tettleton, S OBP: 0.375, SLG: 0.345				4-3		4-3		FC6-4		3	1	1	0	1	0	3					
Donnie Hill, S OBP: 0.282, SLG: 0.309				S		3B		FC6-4		4	3	2	2	0	0	1					
Alfredo Griffin, S OBP: 0.333, SLG: 0.381 Mike Gallego, R				3B		F7		4-3		4	1	2	2	0	0	1					
Inning Stats	R: 0 E: 0 K: 0 S: 3	H: 3 LOB: 1 BB: 1 P: 10	R: 1 E: 0 K: 0 S: 4	H: 1 LOB: 0 BB: 0 P: 4	R: 3 E: 0 K: 0 S: 6	H: 3 LOB: 1 BB: 1 P: 10	R: 0 E: 0 K: 0 S: 4	H: 2 LOB: 1 BB: 0 P: 4	R: 0 E: 0 K: 0 S: 3	H: 0 LOB: 0 BB: 0 P: 3	R: 0 E: 0 K: 0 S: 5	H: 2 LOB: 2 BB: 0 P: 5	R: 2 E: 0 K: 0 S: 6	H: 3 LOB: 1 BB: 0 P: 6	R: 0 E: 0 K: 0 S: 3	H: 0 LOB: 0 BB: 0 P: 3		1B: 9 2B: 5 3B: 2 HR: 1	SF: 0 SAC: 0 DP: 2 HBP: 0	WP: 1 PB: 0 SB: 2 CS: 0	PA: 39
PITCHER	IP	WLS	BF	H	R	ER	SO	BB	IBB	HBP	BLK	WP	HR	S	P	ERA	WHIP			ERA	WHIP
Rick Behenna, R ERA: 7.78	(1, 1)	3.1	L	17	7	6	6	0	0	0	0	0	0	16	20	16.20	2.400				
Keith Creel, R ERA: 5.31	(4, 1)	4.2		22	8	3	3	0	1	0	0	0	0	21	25	5.79	1.929				

Batter	1	2	3	4	5	6	7	8	9	AB	R	H	RBI	BB	SO	LOB	TOP										
Brett Butler, L OBP: 0.348, SLG: 0.431 (1, 8)										4	0	2	1	0	0	0	Cleveland Indians @ Oakland Athletics Oakland-Alameda County Coliseum, Oakland, CA Sun Jun 23 1985, 3:33 AM PDT Att: 24,222 - Unknown livebaseballscores.com										
Julio Franco, R OBP: 0.342, SLG: 0.378 (1, 6)										3	0	0	0	0	0	2											
Mike Fischlin, R OBP: 0.235, SLG: 0.194 (6, 6)										0	0	0	0	0	0	0											
Mike Hargrove, L OBP: 0.343, SLG: 0.279 (7, PH) (7, 3)										1	0	0	0	0	0	2											
Brook Jacoby, R OBP: 0.348, SLG: 0.447 (1, 5)										3	0	1	1	1	0	0											
Pat Tabler, R OBP: 0.325, SLG: 0.368 (1, 3) (7, 4)										4	0	0	0	0	1	2											
George Vukovich, L OBP: 0.301, SLG: 0.307 (1, 9)										4	0	1	0	0	1	1											
Joe Carter, R OBP: 0.281, SLG: 0.351 (1, 7)										4	1	1	1	0	1	1											
Tony Bernazard, S OBP: 0.358, SLG: 0.444 (1, 4) (7, 6)										4	0	0	0	0	1	1											
Carmen Castillo, R OBP: 0.176, SLG: 0.156 (1, 10)										4	1	1	0	0	2	0											
Jerry Willard, L OBP: 0.344, SLG: 0.363 (1, 2)										2	1	1	0	1	0	0											
Inning Stats	R: 0 E: 0 K: 0 S: 3	H: 0 LOB: 0 BB: 0 P: 3	R: 0 E: 0 K: 0 S: 4	H: 1 LOB: 1 BB: 0 P: 4	R: 0 E: 0 K: 1 S: 5	H: 0 LOB: 0 BB: 0 P: 5	R: 0 E: 0 K: 0 S: 3	H: 0 LOB: 1 BB: 1 P: 7	R: 0 E: 0 K: 3 S: 9	H: 0 LOB: 0 BB: 0 P: 9	R: 1 E: 0 K: 0 S: 5	H: 3 LOB: 1 BB: 0 P: 5	R: 2 E: 0 K: 0 S: 6	H: 3 LOB: 2 BB: 1 P: 10	R: 0 E: 0 K: 2 S: 7	H: 0 LOB: 0 BB: 0 P: 7	R: 0 E: 0 K: 0 S: 3	H: 0 LOB: 0 BB: 0 P: 3	1B: 5 2B: 1 3B: 0 HR: 1	SF: 0 SAC: 0 DP: 1 HBP: 0	WP: 0 PB: 0 SB: 0 CS: 0	PA: 35					
PITCHER	IP	WLS	BF	H	R	ER	SO	BB	IBB	HBP	BLK	WP	HR	S	P	ERA	WHIP										
Chris Codiroli, R ERA: 4.18 (1, 1)	6.2	W	28	7	3	3	4	2	0	0	0	0	1	34	42	4.05	1.350										
Steve Ontiveros, R ERA: (7, 1)	2.1		7	0	0	0	2	0	0	0	0	0	0	11	11	0.00	0.000										

Batter	1	2	3	4	5	6	7	8	9	AB	R	H	RBI	BB	SO	LOB	BOTTOM										
Steve Henderson, R OBP: 0.397, SLG: 0.400 (1, 7)										3	2	2	1	2	0	0	Cleveland Indians @ Oakland Athletics Oakland-Alameda County Coliseum, Oakland, CA Sun Jun 23 1985, 3:33 AM PDT Att: 24,222 - Unknown livebaseballscores.com										
Camey Lansford, R OBP: 0.308, SLG: 0.430 (1, 5)										5	2	3	2	0	0	2											
Mike Davis, L OBP: 0.389, SLG: 0.557 (1, 9)										3	0	1	1	1	1	1											
Dave Kingman, R OBP: 0.329, SLG: 0.476 (1, 10)										3	1	0	0	0	1	4											
Dusty Baker Jr., R OBP: 0.385, SLG: 0.508 (1, 3)										4	1	2	0	0	0	2											
Dwayne Murphy, L OBP: 0.353, SLG: 0.401 (1, 8)										2	1	0	0	1	1	2											
Mike Heath, R OBP: 0.299, SLG: 0.407 (1, 2)										4	1	3	2	0	0	1											
Donnie Hill, S OBP: 0.284, SLG: 0.307 (1, 4)										4	0	0	0	0	0	3											
Alfredo Griffin, S OBP: 0.333, SLG: 0.380 (1, 6)										3	1	1	1	0	0	1											
Inning Stats	R: 0 E: 0 K: 1 S: 6	H: 1 LOB: 2 BB: 1 P: 10	R: 0 E: 0 K: 1 S: 6	H: 1 LOB: 1 BB: 0 P: 6	R: 0 E: 0 K: 0 S: 4	H: 1 LOB: 0 BB: 0 P: 4	R: 1 E: 0 K: 0 S: 4	H: 2 LOB: 0 BB: 0 P: 4	R: 3 E: 0 K: 0 S: 6	H: 4 LOB: 0 BB: 0 P: 6	R: 4 E: 0 K: 1 S: 7	H: 2 LOB: 2 BB: 2 P: 15	R: 1 E: 0 K: 0 S: 3	H: 1 LOB: 0 BB: 0 P: 4	R: 0 E: 0 K: 0 S: 3	H: 0 LOB: 1 BB: 1 P: 7		1B: 9 2B: 2 3B: 1 HR: 1	SF: 1 SAC: 1 DP: 3 HBP: 1	WP: 1 PB: 0 SB: 0 CS: 0	PA: 38						
PITCHER	IP	WLS	BF	H	R	ER	SO	BB	IBB	HBP	BLK	WP	HR	S	P	ERA	WHIP										
Neal Heaton, L ERA: 4.24 (1, 1)	4.0	L	21	9	4	4	2	1	0	0	0	0	1	9	17	18.00	2.500										
Keith Creel, R ERA: 5.89 (5, 1)	2.0		9	2	4	4	1	2	0	0	0	0	0	9	17	18.00	2.000										
Rich Thompson, R ERA: 3.71 (7, 1)	2.0		8	1	1	1	0	1	0	1	0	0	0	6	11	4.50	1.000										



Batter	1	2	3	4	5	6	7	8	9	AB	R	H	RBI	BB	SO	LOB	TOP										
Brett Butler, L OBP: 0.347, SLG: 0.429 (1, 8)										4	1	1	0	0	1	1	Cleveland Indians @ California Angels Anaheim Stadium, Anaheim, CA Mon Jun 24 1985, 10:05 PM EDT Att: 24,218 - Unknown										
Julio Franco, R OBP: 0.341, SLG: 0.373 (1, 6)										3	0	0	0	1	0	1											
Tony Bernazard, S OBP: 0.358, SLG: 0.439 (1, 4)										2	0	0	0	1	0	0											
Brook Jacoby, R OBP: 0.343, SLG: 0.441 (1, 5)										3	0	0	1	0	1	2											
Pat Tabler, R OBP: 0.324, SLG: 0.366 (1, 3)										4	0	1	0	0	1	1											
Carmen Castillo, R OBP: 0.184, SLG: 0.167 (1, 10)										4	0	1	0	0	0	0											
George Vukovich, L OBP: 0.297, SLG: 0.303 (1, 9)										3	0	0	0	0	1	2											
Otis Nixon, S OBP: 0.204, SLG: 0.224 (7, 7)										1	0	0	0	0	0	0											
Joe Carter, R OBP: 0.282, SLG: 0.367 (1, 7)										3	1	1	1	0	0	0											
Jerry Willard, L OBP: 0.344, SLG: 0.373 (1, 2)										3	0	1	0	0	0	0											
Inning Stats	R: 1 E: 0 K: 1 S: 6	H: 1 LOB: 1 BB: 1 P: 10	R: 0 E: 0 K: 0 S: 3	H: 0 LOB: 0 BB: 0 P: 3	R: 0 E: 0 K: 0 S: 3	H: 2 LOB: 2 BB: 0 P: 5	R: 0 E: 0 K: 0 S: 5	H: 0 LOB: 0 BB: 0 P: 3	R: 0 E: 0 K: 1 S: 5	H: 0 LOB: 0 BB: 0 P: 5	R: 0 E: 0 K: 1 S: 5	H: 0 LOB: 0 BB: 0 P: 5	R: 1 E: 0 K: 1 S: 7	H: 2 LOB: 2 BB: 1 P: 11	R: 0 E: 0 K: 0 S: 3	H: 0 LOB: 0 BB: 0 P: 3	1B: 3 2B: 1 3B: 0 HR: 1	SF: 1 SAC: 1 DP: 0 HBP: 0	WP: 0 PB: 0 SB: 0 CS: 0	PA: 34							
PITCHER	IP	WLS	BF	H	R	ER	SO	BB	IBB	HBP	BLK	WP	HR	S	P	ERA	WHIP										
Jim Slaton, R ERA: 3.59 (1, 1)	7.0	L	27	5	2	2	3	1	0	0	0	0	1	32	36	2.57	0.857										
Pat Clements, L ERA: 3.12 (8, 1)	0.1		1	0	0	0	1	0	0	0	0	0	0	3	3	0.00	0.000										
Stu Cliburn, R ERA: 1.64 (8, 1)	1.2		6	0	0	0	0	0	1	0	0	0	0	5	9	0.00	0.000										

Batter	1	2	3	4	5	6	7	8	9	AB	R	H	RBI	BB	SO	LOB	BOTTOM										
Gary Pettis, S OBP: 0.345, SLG: 0.321 (1, 8)										4	0	0	0	0	2	1	Cleveland Indians @ California Angels Anaheim Stadium, Anaheim, CA Mon Jun 24 1985, 10:05 PM EDT Att: 24,218 - Unknown										
Rod Carew, L OBP: 0.368, SLG: 0.333 (1, 3)										4	1	1	0	0	0	0											
Juan Beniquez, R OBP: 0.356, SLG: 0.430 (1, 7)										4	0	1	1	0	0	0											
Daryl Sconiers, L OBP: 0.372, SLG: 0.382 (1, 10)										4	0	0	0	0	1	1											
Doug DeCinces, R OBP: 0.338, SLG: 0.434 (1, 5)										3	0	1	0	0	0	1											
Reggie Jackson, L OBP: 0.357, SLG: 0.473 (1, 9)										2	0	0	0	1	2	1											
Rob Wilfong, L OBP: 0.246, SLG: 0.238 (1, 4)										3	0	0	0	0	1	3											
Jerry Narron, L OBP: 0.304, SLG: 0.408 (1, 2)										3	0	1	0	0	2	0											
Craig Gerber, L OBP: 0.214, SLG: 0.250 (1, 6)										2	0	0	0	0	1	1											
Ruppert Jones, L OBP: 0.367, SLG: 0.476 (8, PH)										1	0	0	0	0	1	0											
Dick Schofield, R OBP: 0.261, SLG: 0.313 (9, 6)										0	0	0	0	0	0	0											
Inning Stats	R: 0 E: 0 K: 0 S: 3	H: 0 LOB: 0 BB: 0 P: 3	R: 0 E: 0 K: 1 S: 5	H: 0 LOB: 0 BB: 0 P: 5	R: 0 E: 0 K: 3 S: 10	H: 1 LOB: 1 BB: 0 P: 10	R: 0 E: 0 K: 1 S: 5	H: 0 LOB: 0 BB: 0 P: 5	R: 0 E: 0 K: 2 S: 7	H: 0 LOB: 0 BB: 0 P: 7	R: 1 E: 0 K: 0 S: 5	H: 2 LOB: 2 BB: 1 P: 9	R: 0 E: 0 K: 2 S: 7	H: 0 LOB: 0 BB: 0 P: 7	R: 0 E: 0 K: 0 S: 3	H: 0 LOB: 0 BB: 0 P: 3	1B: 3 2B: 1 3B: 0 HR: 0	SF: 0 SAC: 0 DP: 0 HBP: 0	WP: 0 PB: 0 SB: 0 CS: 1	PA: 31							
PITCHER	IP	WLS	BF	H	R	ER	SO	BB	IBB	HBP	BLK	WP	HR	S	P	ERA	WHIP										
Bert Blyleven, R ERA: 3.03 (1, 1)	9.0	W	31	4	1	1	10	1	0	0	0	0	0	50	54	1.00	0.556										



Batter	1	2	3	4	5	6	7	8	9	10	11	12	13	AB	R	H	RBI	BB	SO	LOB	TOP						
Brett Butler, L OBP: 0.347, SLG: 0.430 (1.8)														6	1	2	0	0	0	4							
Julio Franco, R OBP: 0.345, SLG: 0.378 (1.8)														5	0	3	1	1	0	1							
Joe Carter, R OBP: 0.274, SLG: 0.356 (9.9)														6	0	0	0	0	1	7							
Brook Jacoby, R OBP: 0.343, SLG: 0.451 (1.5)														6	2	2	1	0	1	2							
Pat Tabler, R OBP: 0.321, SLG: 0.362 (1.3)														5	0	1	0	0	0	2							
Tony Bernazard, S OBP: 0.357, SLG: 0.432 (1.4)															5	0	1	1	1	2							
Carmen Castillo, R OBP: 0.163, SLG: 0.146 (13. PH)														5	0	0	0	0	3	3							
George Vukovich, L OBP: 0.297, SLG: 0.303 (9. PH)														3	0	1	0	0	1	0							
Benny Ayala, R OBP: 0.250, SLG: 0.406 (9. PH)														1	0	0	0	0	0	0							
Olis Nixon, S OBP: 0.196, SLG: 0.216 (9.7)														2	0	0	0	0	0	1							
Jerry Willard, L OBP: 0.347, SLG: 0.360 (1.2)														3	0	0	0	2	1	1							
Inning Stats	R: 1 E: 0 K: 0 S: 5	H: 2 LOB: 1 BB: 0 P: 5	R: 0 E: 0 K: 0 S: 4	H: 1 LOB: 1 BB: 1 P: 8	R: 0 E: 0 K: 0 S: 2	H: 0 LOB: 0 BB: 1 P: 6	R: 0 E: 0 K: 1 S: 6	H: 1 LOB: 1 BB: 0 P: 6	R: 0 E: 0 K: 1 S: 6	H: 0 LOB: 1 BB: 0 P: 6	R: 0 E: 0 K: 0 S: 3	H: 0 LOB: 0 BB: 0 P: 5	R: 0 E: 0 K: 1 S: 6	H: 0 LOB: 2 BB: 1 P: 10	R: 0 E: 0 K: 0 S: 5	H: 0 LOB: 0 BB: 0 P: 7	R: 0 E: 0 K: 1 S: 6	H: 2 LOB: 1 BB: 0 P: 5	R: 1 E: 0 K: 0 S: 5	H: 2 LOB: 1 BB: 0 P: 5	1B: 8 2B: 1 3B: 0 HR: 1	SF: 0 SAC: 1 DP: 1 HBP: 0	WIP: 0 PB: 0 SB: 1 CS: 1	PA: 54			
PITCHER	IP	WLS	BF	H	R	ER	SO	BB	IBB	HBP	BLK	WP	HR	S	P	ERA	WHIP										
Ron Romanick, R ERA: 3.0 (1.1)	6.2		29	8	2	2	3	3	0	0	1	0	1	32	44	2.70	1.650										
Doug Corbett, R ERA: 4.09 (7.1)	1.1		5	0	0	0	1	0	0	0	0	0	0	7	7	0.00	0.000										
Pat Clements, L ERA: 3.08 (9.1)	1.0		3	0	0	0	0	0	0	0	0	0	0	3	3	0.00	0.000										
Donnie Moore, R ERA: 1.41 (10.1)	3.0		11	0	0	0	4	1	0	0	0	0	0	18	22	0.00	0.333										
Stu Gilburn, R ERA: 1.83 (13.1)	1.0	W	5	2	1	1	0	0	0	0	0	0	0	5	5	9.00	2.000										

Cleveland Indians @ California Angels
Anaheim Stadium, Anaheim, CA
Tue Jun 25 1985, 10:05 PM EDT
Att. 25,610 - Unknown


AB 48
R 3
H 10
RBI 3
BB 4
SO 8
LOB 24



Batter	1	2	3	4	5	6	7	8	9	10	11	12	13	AB	R	H	RBI	BB	SO	LOB	BOTTOM						
Rod Carew, L OBP: 0.372, SLG: 0.333 (1.3)														6	0	2	0	1	0	4							
Juan Beniquez, R OBP: 0.240, SLG: 0.418 (1.8)														6	1	0	0	1	1	5							
Daryl Scotters, L OBP: 0.360, SLG: 0.368 (1.10)														4	0	1	0	0	1	0							
Brian Downing, R OBP: 0.336, SLG: 0.307 (9. PH)													2	1	1	1	0	1	2								
Reggie Jackson, L OBP: 0.364, SLG: 0.473 (1.9)														4	1	1	0	3	1	2							
Doug DeCinces, R OBP: 0.332, SLG: 0.420 (1.5)														6	2	0	0	1	2	4							
Ruppert Jones, L OBP: 0.364, SLG: 0.487 (1.7)															7	1	2	4	0	1	1						
Bobby Grich, R OBP: 0.353, SLG: 0.340 (1.4)														4	0	3	0	0	2								
Gary Peltis, S OBP: 0.345, SLG: 0.321 (9. PR)														0	1	0	0	0	0								
Jerry Narron, L OBP: 0.321, SLG: 0.417 (10.2)														1	0	1	0	0	0								
Craig Gerber, L OBP: 0.226, SLG: 0.258 (1.6)														3	0	1	1	0	0	2							
Mike Brown, R OBP: 0.295, SLG: 0.415 (10. PH)														1	0	0	0	0	2								
Dick Schofield, R OBP: 0.260, SLG: 0.312 (11.6)														1	0	0	0	0	1	1							
Bob Boone, R OBP: 0.325, SLG: 0.328 (1.2)														3	0	1	1	1	0	3							
Rob Wilfong, L OBP: 0.243, SLG: 0.235 (9. PR)														2	0	0	0	0	0	0							
Inning Stats	R: 0 E: 0 K: 0 S: 4	H: 2 LOB: 2 BB: 1 P: 8	R: 0 E: 0 K: 0 S: 5	H: 2 LOB: 0 BB: 0 P: 5	R: 0 E: 0 K: 1 S: 4	H: 1 LOB: 1 BB: 0 P: 6	R: 0 E: 0 K: 0 S: 9	H: 0 LOB: 0 BB: 0 P: 9	R: 0 E: 1 K: 3 S: 5	H: 1 LOB: 1 BB: 0 P: 5	R: 0 E: 0 K: 0 S: 3	H: 0 LOB: 0 BB: 0 P: 3	R: 0 E: 0 K: 2 S: 4	H: 1 LOB: 2 BB: 1 P: 12	R: 0 E: 0 K: 0 S: 5	H: 1 LOB: 2 BB: 0 P: 5	R: 0 E: 0 K: 1 S: 5	H: 0 LOB: 1 BB: 1 P: 9	R: 5 E: 0 K: 0 S: 4	H: 2 LOB: 0 BB: 0 P: 16	1B: 10 2B: 2 3B: 0 HR: 1	SF: 0 SAC: 1 DP: 1 HBP: 1	WIP: 1 PB: 0 SB: 1 CS: 0	PA: 60			
PITCHER	IP	WLS	BF	H	R	ER	SO	BB	IBB	HBP	BLK	WP	HR	S	P	ERA	WHIP										
Roy Smith, R ERA: 1.13 (1.1)	8.0		34	8	2	1	4	2	0	0	0	1	0	40	48	1.12	1.250										
Jeff Barkley, R ERA: 3.86 (9.1)	0.2		4	1	0	0	0	0	1	0	0	0	0	3	7	0.00	1.500										
Bryan Clark, L ERA: 5.79 (9.1)	1.0		5	1	0	0	3	1	0	0	0	0	0	10	14	0.00	2.000										
Rich Thompson, R ERA: 3.6 (10.1)	1.0		5	1	0	0	0	0	0	1	0	0	0	4	5	0.00	1.000										
Jamie Easterly, L ERA: 1.98 (11.1)	1.1		5	0	0	0	1	1	0	0	0	0	0	6	10	0.00	0.750										

Cleveland Indians @ California Angels
Anaheim Stadium, Anaheim, CA
Tue Jun 25 1985, 10:05 PM EDT
Att. 25,610 - Unknown

AB 50
R 7
H 13
RBI 7
BB 8
SO 8
LOB 28



Batter	1	2	3	4	5	6	7	8	9	AB	R	H	RBI	BB	SO	LOB	TOP				
Brett Butler, L OBP: 0.344, SLG: 0.424 (1, 8)	4-3 S 1B BB		0-0 1-3		0-0 6-3		0-0 F9		0-0 F8	4	1	0	0	1	0	1					
Julio Franco, R OBP: 0.348, SLG: 0.378 (1, 6)	0-0 4-3		0-0 6-3		0-0 1B		0-0 6-3		0-0 1B	5	0	2	1	0	0	1					
Brook Jacoby, R OBP: 0.340, SLG: 0.446 (1, 5)	0-0 HR 1B		0-3 K		0-0 F3		0-3 K		0-3 K	5	1	1	1	0	3	2					
Pat Tabler, R OBP: 0.320, SLG: 0.364 (1, 3)	0-3 K		0-3 K		0-0 1B 2B		0-0 F7		0-3 K	4	1	1	0	0	2	2					
Andre Thornton, R OBP: 0.212, SLG: 0.207 (1, 10)	0-0 1-H HR		0-3 K		0-0 K		0-0 F6		0-3 K	4	1	1	2	0	2	1					
Tony Bemazzard, S OBP: 0.380, SLG: 0.434 (1, 4)	0-0 3-1		0-0 2B 1B		0-0 1-3		0-0 1B 2B		0-0 FC4-6 1B	4	1	2	1	0	0	0					
George Vukovich, L OBP: 0.301, SLG: 0.317 (1, 9)		0-0 4-3		0-0 1B 2B		0-0 1B 2B		0-0 FC4-6 1-2		4	0	2	1	0	0	1					
Joe Carter, R OBP: 0.278, SLG: 0.359 (1, 7)		0-0 5-3		0-3 K		0-0 1B		0-0 F8		4	1	2	0	0	1	1					
Jerry Willard, L OBP: 0.333, SLG: 0.344 (1, 2)		0-0 4-3		0-0 L6		0-0 F8		0-0 3-1		4	0	0	0	0	0	4					
Inning Stats	R: 3 E: 0 K: 1 S: 7	H: 2 LOB: 0 BB: 1 P: 11	R: 0 E: 0 K: 0 S: 3	H: 0 LOB: 0 BB: 0 P: 3	R: 0 E: 0 K: 1 S: 5	H: 0 LOB: 0 BB: 0 P: 5	R: 2 E: 0 K: 2 S: 10	H: 3 LOB: 1 BB: 0 P: 10	R: 0 E: 0 K: 0 S: 4	H: 1 LOB: 1 BB: 0 P: 4	R: 0 E: 0 K: 1 S: 5	H: 0 LOB: 0 BB: 0 P: 5	R: 0 E: 0 K: 2 S: 8	H: 1 LOB: 1 BB: 0 P: 8	R: 1 E: 0 K: 1 S: 7	H: 2 LOB: 1 BB: 0 P: 7	1B: 7 2B: 3 3B: 0 HR: 1	SF: 0 SAC: 0 DP: 0 HBP: 0	WP: 0 PB: 0 SB: 1 CS: 0	PA: 39	
PITCHER	IP	WLS	BF	H	R	ER	SO	BB	IBB	HBP	BLK	WP	HR	S	P	ERA	WHIP				
Kirk McCaskill, R ERA: 4.85 (1, 1)	5.2		25	7	5	5	4	1	0	0	0	0	1	32	36	7.94	1.412				
Luis Sanchez, R ERA: 10.8 (6, 1)	3.1	W	14	4	1	1	4	0	0	0	0	0	0	22	22	2.70	1.200				

Cleveland Indians @ California Angels
Anaheim Stadium, Anaheim, CA
Wed Jun 26 1985, 10:05 PM EDT
Att: 28,768 - Unknown

AB 38
R 6
H 11
RBI 6
BB 1
SO 8
LOB 13



Batter	1	2	3	4	5	6	7	8	9	AB	R	H	RBI	BB	SO	LOB	BOTTOM				
Juan Beniquez, R OBP: 0.350, SLG: 0.417 (1, 8) (7, 9)	0-0 5-3		0-0 4-3	4-0 1B 1-2 BB		0-0 SF8				3	0	1	1	1	0	1					
Rod Carew, L OBP: 0.378, SLG: 0.338 (1, 3)	0-0 1-3		0-0 F8	0-0 1B		0-0 HR 1B				4	1	2	2	1	0	0					
Doug DeCinces, R OBP: 0.333, SLG: 0.413 (1, 5)	0-0 F8		0-0 BB	0-0 1-3		0-0 HR BB				3	1	0	0	2	0	4					
Reggie Jackson, L OBP: 0.360, SLG: 0.482 (1, 10)		0-3 K	0-3 K		0-3 K		0-0 HR		0-3 K	5	1	1	4	0	4	1					
Brian Downing, R OBP: 0.343, SLG: 0.316 (1, 7) (6, PR) (7, 8)		0-0 1B 1B		0-0 F9 SF8 1B		0-0 F7 1B		0-0 FC4-6 BB		4	1	3	0	0	0	0					
Ruppert Jones, L OBP: 0.370, SLG: 0.490 (1, 9) (7, 7)		0-0 G6-4-3 1B		0-0 1B 1B		0-0 K		0-0 FC4-6		5	1	3	0	0	1	1					
Bobby Grich, R OBP: 0.350, SLG: 0.333 (1, 4)		0-0 G6-4-3 1-2		0-0 F9		0-0 F3		0-0 F3		4	1	0	0	1	0	7					
Craig Gerber, L OBP: 0.235, SLG: 0.273 (1, 6)			0-0 2B 1B		0-0 SF8		0-0 SH3		0-0 F8	2	1	1	1	0	0	0					
Bob Boone, R OBP: 0.333, SLG: 0.342 (1, 2)			0-0 4-3 E 2B		0-0 BB 1B		0-0 BB 1B HR		0-0 F8	4	3	3	1	0	0	0					
Inning Stats	R: 0 E: 0 K: 0 S: 3	H: 0 LOB: 0 BB: 0 P: 3	R: 0 E: 0 K: 1 S: 6	H: 2 LOB: 1 BB: 0 P: 6	R: 2 E: 1 K: 1 S: 7	H: 2 LOB: 1 BB: 1 P: 11	R: 3 E: 0 K: 0 S: 7	H: 4 LOB: 2 BB: 1 P: 11	R: 0 E: 0 K: 2 S: 7	H: 0 LOB: 0 BB: 0 P: 7	R: 5 E: 0 K: 0 S: 8	H: 5 LOB: 2 BB: 2 P: 16	R: 0 E: 0 K: 0 S: 4	H: 1 LOB: 2 BB: 1 P: 8	R: 0 E: 0 K: 1 S: 5	H: 0 LOB: 1 BB: 1 P: 9	1B: 12 2B: 1 3B: 0 HR: 1	SF: 2 SAC: 1 DP: 1 HBP: 0	WP: 0 PB: 0 SB: 0 CS: 0	PA: 43	
PITCHER	IP	WLS	BF	H	R	ER	SO	BB	IBB	HBP	BLK	WP	HR	S	P	ERA	WHIP				
Vern Ruhle, R ERA: 4.57 (1, 1)	3.2		19	7	5	4	2	2	0	0	0	0	0	21	29	9.82	2.455				
Jeff Barkley, R ERA: 4.55 (4, 1)	2.0	L	10	3	3	3	2	1	0	0	0	0	0	13	17	13.50	2.000				
Rich Thompson, R ERA: 3.86 (6, 1)	0.0		1	0	0	0	0	1	0	0	0	0	0	0	4	∞	∞				
Bryan Clark, L ERA: 5.61 (6, 1)	2.1		13	4	2	2	1	2	0	0	0	0	1	13	21	7.71	2.571				

Cleveland Indians @ California Angels
Anaheim Stadium, Anaheim, CA
Wed Jun 26 1985, 10:05 PM EDT
Att: 28,768 - Unknown

AB 34
R 10
H 14
RBI 9
BB 6
SO 5
LOB 14



Batter	1	2	3	4	5	6	7	8	9	AB	R	H	RBI	BB	SO	LOB	TOP										
Brett Butler, L OBP: 0.349, SLG: 0.432 (1,8)										4	2	2	0	1	0	1	Cleveland Indians @ Seattle Mariners The Kingdome, Seattle, WA Fri Jun 28 1985, 10:05 PM EDT Att: 14,808 - Unknown										
Julio Franco, R OBP: 0.346, SLG: 0.378 (1,6)										5	1	1	0	0	1	3											
Brook Jacoby, R OBP: 0.339, SLG: 0.444 (1,5)										3	1	1	3	0	1	1											
Pat Tabler, R OBP: 0.319, SLG: 0.363 (1,3)										4	1	1	0	0	0	1											
Andre Thornton, R OBP: 0.213, SLG: 0.208 (1,10)										4	0	1	0	0	1	2											
Tony Bemazzard, S OBP: 0.382, SLG: 0.443 (1,4)										3	1	1	2	1	1	1											
George Vukovich, L OBP: 0.305, SLG: 0.317 (1,9)										3	0	1	0	1	1	2											
Joe Carter, R OBP: 0.278, SLG: 0.353 (1,7)										3	0	0	1	1	0	1											
Jerry Willard, L OBP: 0.330, SLG: 0.351 (1,2)										4	0	1	0	0	0	3											
Inning Stats	R: 1 E: 0 K: 1 S: 6	H: 1 LOB: 0 BB: 0 P: 6	R: 0 E: 0 K: 0 S: 4	H: 1 LOB: 2 BB: 1 P: 8	R: 5 E: 0 K: 1 S: 9	H: 4 LOB: 1 BB: 2 P: 17	R: 0 E: 0 K: 1 S: 6	H: 1 LOB: 1 BB: 0 P: 6	R: 0 E: 0 K: 2 S: 7	H: 1 LOB: 1 BB: 0 P: 7	R: 0 E: 0 K: 0 S: 3	H: 0 LOB: 0 BB: 0 P: 3	R: 0 E: 0 K: 0 S: 2	H: 0 LOB: 0 BB: 1 P: 6	R: 0 E: 0 K: 0 S: 3	H: 0 LOB: 0 BB: 0 P: 3	1B: 5 2B: 3 3B: 2 HR: 0	SF: 1 SAC: 0 DP: 2 HBP: 0	WP: 0 PB: 0 SB: 1 CS: 1	PA: 38							
PITCHER	IP	WLS	BF	H	R	ER	SO	BB	IBB	HBP	BLK	WP	HR	S	P	ERA	WHIP										
Bill Swift, R ERA: 4.08 (1,1)	2.1		15	6	6	6	2	2	0	0	0	0	0	17	25	23.14	3.429										
Roy Thomas, R ERA: 3.38 (3,1)	4.2	W	17	3	0	0	3	0	1	0	0	0	0	22	26	0.00	0.643										
Ed Nunez, R ERA: 2.5 (8,1)	2.0	S	6	0	0	0	0	1	0	0	0	0	0	5	9	0.00	0.500										
Batter	1	2	3	4	5	6	7	8	9	AB	R	H	RBI	BB	SO	LOB	BOTTOM										
Jack Perconte, L OBP: 0.305, SLG: 0.333 (1,4)										3	1	0	0	2	0	3	Cleveland Indians @ Seattle Mariners The Kingdome, Seattle, WA Fri Jun 28 1985, 10:05 PM EDT Att: 14,808 - Unknown										
Phil Bradley, R OBP: 0.383, SLG: 0.531 (1,7)										4	1	1	0	0	1	1											
Ivan Calderon, R OBP: 0.341, SLG: 0.531 (9,7)										0	0	0	0	0	0	0											
Al Cowens, R OBP: 0.280, SLG: 0.413 (1,9)										3	2	0	0	2	0	2											
Gorman Thomas, R OBP: 0.368, SLG: 0.465 (1,10)										4	2	2	3	1	0	1											
Alvin Davis, L OBP: 0.368, SLG: 0.387 (1,3)										3	1	1	2	1	0	0											
Dave Henderson, R OBP: 0.320, SLG: 0.391 (1,8)										4	1	2	1	0	0	2											
Jim Prestley, R OBP: 0.337, SLG: 0.516 (1,5)										4	0	1	0	0	1	5											
Bob Kearney, R OBP: 0.243, SLG: 0.326 (1,2)										4	0	1	0	0	0	2											
Spike Owen, S OBP: 0.317, SLG: 0.357 (1,6)										4	0	1	1	0	0	1											
Inning Stats	R: 0 E: 0 K: 1 S: 5	H: 0 LOB: 1 BB: 1 P: 9	R: 0 E: 0 K: 0 S: 4	H: 1 LOB: 1 BB: 0 P: 4	R: 0 E: 0 K: 0 S: 3	H: 0 LOB: 0 BB: 0 P: 3	R: 3 E: 0 K: 0 S: 7	H: 4 LOB: 2 BB: 1 P: 11	R: 0 E: 1 K: 0 S: 4	H: 0 LOB: 3 BB: 2 P: 12	R: 4 E: 1 K: 0 S: 4	H: 1 LOB: 0 BB: 2 P: 13	R: 1 E: 0 K: 1 S: 7	H: 2 LOB: 1 BB: 0 P: 7	R: 0 E: 0 K: 0 S: 3	H: 1 LOB: 0 BB: 0 P: 3	1B: 7 2B: 1 3B: 0 HR: 1	SF: 0 SAC: 0 DP: 1 HBP: 1	WP: 1 PB: 0 SB: 2 CS: 0	PA: 40							
PITCHER	IP	WLS	BF	H	R	ER	SO	BB	IBB	HBP	BLK	WP	HR	S	P	ERA	WHIP										
Neal Heaton, L ERA: 4.88 (1,1)	5.2		29	5	5	5	1	5	0	1	0	0	1	3	7	81.00	9.000										
Jeff Barkley, R ERA: 5.46 (6,1)	0.1	L	4	2	3	3	0	1	0	0	0	0	1	3	7	81.00	9.000										
Rich Thompson, R ERA: 3.65 (7,1)	2.0		7	2	0	0	1	0	0	0	0	1	0	9	9	0.00	1.000										

Batter	1	2	3	4	5	6	7	8	9	AB	R	H	RBI	BB	SO	LOB	TOP			
Brett Butler, L OBP: 0.350, SLG: 0.430 (1, 8)	G1-5-3	G5-4-3 BB		G3			G6-4-3 1B		F9	4	0	1	0	1	0	3	Cleveland Indians @ Seattle Mariners The Kingdome, Seattle, WA Sat Jun 29 1985, 10:05 PM EDT Att: 24,428 - Unknown			
Julio Franco, R OBP: 0.341, SLG: 0.373 (1, 6)	6-3	G5-4-3 1-2			6-3		G6-4-3 1-2			4	0	0	0	0	0	4				
Brook Jacoby, R OBP: 0.345, SLG: 0.447 Otis Nixon, S OBP: 0.196, SLG: 0.216 (6, PR) (8, 7)					6-3				CS 1B	3	0	2	0	1	0	0				
Andre Thornton, R OBP: 0.208, SLG: 0.203 (1, 10)	F8			F8	F8				F8	4	0	0	0	0	0	3				
George Vukovich, L OBP: 0.304, SLG: 0.316 Mike Fischlin, R OBP: 0.235, SLG: 0.194 (8, 5)		HR 1B		F8			F7		4-3	4	1	1	0	0	0	2				
Tony Bemazzard, S OBP: 0.385, SLG: 0.456 (1, 4)		1-H HR		4-3			4-0 BB		6-3	3	1	1	2	1	0	1				
Mike Hargrove, L OBP: 0.352, SLG: 0.303 Pat Tabler, R OBP: 0.322, SLG: 0.363 (9, PH)		2B 1B			WP 2B		K		4-0 F8 1B BB	3	0	2	0	0	1	1				
Joe Carter, R OBP: 0.282, SLG: 0.361 (8, 9)		1-3 2B		6-3			F6			4	0	2	0	0	0	2				
Jerry Willard, L OBP: 0.318, SLG: 0.337 (1, 2)	F3			K			1-5-3		2-3 F8	4	0	0	0	0	1	5				
Inning Stats	R: 0 E: 0 K: 0 S: 4	H: 1 LOB: 1 BB: 0 P: 4	R: 2 E: 0 K: 0 S: 6	H: 4 LOB: 2 BB: 1 P: 10	R: 0 E: 0 K: 0 S: 3	H: 0 LOB: 1 BB: 1 P: 7	R: 0 E: 0 K: 1 S: 6	H: 1 LOB: 1 BB: 0 P: 6	R: 0 E: 0 K: 0 S: 3	H: 0 LOB: 0 BB: 0 P: 3	R: 0 E: 0 K: 0 S: 3	H: 1 LOB: 1 BB: 0 P: 3	R: 0 E: 0 K: 0 S: 3	H: 1 LOB: 1 BB: 0 P: 3	R: 0 E: 0 K: 0 S: 4	H: 1 LOB: 2 BB: 1 P: 8		1B: 6 2B: 2 3B: 0 HR: 1	SF: 0 SAC: 0 DP: 2 HBP: 0	WP: 1 PB: 0 SB: 0 CS: 1
PITCHER	IP	WLS	BF	H	R	ER	SO	BB	IBB	HBP	BLK	WP	HR	S	P	ERA	WHIP			
Mike Moore, R ERA: 3.98 (1, 1)	8.0	W	32	8	2	2	2	3	0	0	0	1	1	33	45	2.25	1.375			
Ed Vande Berg, L ERA: 2.53 (9, 1)	0.1		1	0	0	0	0	0	0	0	0	0	0	1	1	0.00	0.000			
Ed Nunez, R ERA: 2.47 (9, 1)	0.2	S	4	1	0	0	0	1	0	0	0	0	0	3	7	0.00	3.000			

AB 33
R 2
H 9
RBI 2
BB 4
SO 2
LOB 21



Batter	1	2	3	4	5	6	7	8	9	AB	R	H	RBI	BB	SO	LOB	BOTTOM			
Jack Perconte, L OBP: 0.304, SLG: 0.332 (1, 4)	F9		F2		4-3		S 1B			4	0	1	0	0	0	1	Cleveland Indians @ Seattle Mariners The Kingdome, Seattle, WA Sat Jun 29 1985, 10:05 PM EDT Att: 24,428 - Unknown			
Phil Bradley, R OBP: 0.376, SLG: 0.524 (1, 8)	G3		F7		F9		1-3			4	0	0	0	0	0	2				
Alvin Davis, L OBP: 0.366, SLG: 0.382 (1, 3)	4-3		1B BB		L3				4-3	3	0	0	0	1	0	0				
Gorman Thomas, R OBP: 0.371, SLG: 0.484 (1, 10)		K	1-2 2H 1B		HR		K		K	4	1	2	2	0	2	0				
Al Cowens, R OBP: 0.284, SLG: 0.437 (1, 9)		HR	K		6-3		2B			4	1	2	1	0	1	2				
Ivan Calderon, R OBP: 0.346, SLG: 0.534 (1, 7)		2B		B1-3		K		BB		3	0	1	0	1	1	0				
Jim Prestley, R OBP: 0.336, SLG: 0.512 (1, 5)	F3					F7		F5		4	0	1	0	0	0	3				
Bob Kearney, R OBP: 0.238, SLG: 0.319 (1, 2)	6-3				F7			F9		3	0	0	0	0	0	2				
Spike Owen, S OBP: 0.318, SLG: 0.356 (1, 6)			S 1B		F7			F7		3	1	1	0	0	0	1				
Inning Stats	R: 0 E: 0 K: 0 S: 3	H: 0 LOB: 0 BB: 0 P: 3	R: 1 E: 0 K: 1 S: 7	H: 2 LOB: 1 BB: 0 P: 7	R: 1 E: 0 K: 1 S: 7	H: 2 LOB: 2 BB: 1 P: 11	R: 0 E: 0 K: 0 S: 4	H: 1 LOB: 0 BB: 0 P: 4	R: 0 E: 0 K: 1 S: 6	H: 1 LOB: 0 BB: 0 P: 6	R: 0 E: 0 K: 0 S: 4	H: 1 LOB: 1 BB: 0 P: 4	R: 0 E: 0 K: 1 S: 6	H: 1 LOB: 2 BB: 1 P: 10	1B: 4 2B: 2 3B: 0 HR: 2	SF: 0 SAC: 0 DP: 0 HBP: 0		WP: 0 PB: 0 SB: 2 CS: 0	PA: 34	
PITCHER	IP	WLS	BF	H	R	ER	SO	BB	IBB	HBP	BLK	WP	HR	S	P	ERA	WHIP			
Bert Blyleven, R ERA: 3.05 (1, 1)	8.0	L	34	8	3	3	4	2	0	0	0	0	2	40	48	3.38	1.250			

AB 32
R 3
H 8
RBI 3
BB 2
SO 4
LOB 11



Batter	1	2	3	4	5	6	7	8	9	AB	R	H	RBI	BB	SO	LOB	TOP								
Brett Butler, L OBP: 0.354, SLG: 0.434 (1, 8)	0-0 5-3		4-0 1B BB		0-0 2B 1B	0-0 F6			0-0 G3 5-3 2B	4	2	2	0	1	0	1	Cleveland Indians @ Seattle Mariners The Kingdome, Seattle, WA Sun Jun 30 1985, 6:33 AM EDT Att: 11,401 - Unknown								
Julio Franco, R OBP: 0.342, SLG: 0.373 (1, 6)	0-3 K		0-0 CS 1B		0-0 2B 1B	0-0 F8			0-0 G3 2-3	5	0	2	1	0	1	2									
Brook Jacoby, R OBP: 0.342, SLG: 0.446 (1, 5)	0-0 4-3		0-3 K		0-0 2B				0-0 5-3	5	0	1	2	0	2	2									
Pat Tabler, R OBP: 0.323, SLG: 0.358 (1, 3)		0-0 5-3		0-0 1-3					0-0 BB	3	0	0	0	2	1	0									
Andre Thornton, R OBP: 0.208, SLG: 0.198 (1, 10)		0-0 6-3		4-0 F9 BB HR BB		0-3 K			0-0 L6	4	1	0	0	1	1	4									
Joe Carter, R OBP: 0.286, SLG: 0.375 (1, 7)		0-0 HR		4-0 HR BB		0-0 F4			0-0 F9	3	2	1	1	1	0	3									
Tony Bernazard, S OBP: 0.358, SLG: 0.447 (1, 4)		0-0 F9		0-0 F9		0-0 F7			0-0 4-3	4	0	0	0	0	0	5									
Carmen Castillo, R OBP: 0.200, SLG: 0.279 (1, 9)			0-0 F8 1B 2B		0-0 HR				4-0 BB	2	2	2	3	0	0	0									
George Vukovich, L OBP: 0.305, SLG: 0.314 (5, 9)			0-0 1-3 3-H		0-0 HR				0-0 BB	1	0	0	0	1	0	0									
Chris Bando, S OBP: 0.180, SLG: 0.092 (1, 2)			0-0 F8 2-3		0-0 6-3				0-0 G3	3	0	0	0	1	0	2									
Inning Stats	R: 0 E: 0 K: 1 S: 5	H: 0 LOB: 0 BB: 0 P: 5	R: 1 E: 0 K: 0 S: 4	H: 1 LOB: 0 BB: 0 P: 4	R: 1 E: 0 K: 1 S: 6	H: 2 LOB: 2 BB: 1 P: 10	R: 3 E: 0 K: 0 S: 4	H: 1 LOB: 0 BB: 2 P: 12	R: 1 E: 0 K: 1 S: 8	H: 3 LOB: 3 BB: 1 P: 12	R: 0 E: 0 K: 0 S: 3	H: 0 LOB: 1 BB: 0 P: 7	R: 0 E: 0 K: 2 S: 7	H: 0 LOB: 0 BB: 0 P: 7	R: 0 E: 0 K: 0 S: 3	H: 0 LOB: 1 BB: 1 P: 7	R: 1 E: 0 K: 0 S: 4	H: 1 LOB: 1 BB: 1 P: 8	1B: 3 2B: 4 3B: 0 HR: 2	SF: 0 SAC: 0 DP: 1 HBP: 0	WP: 0 PB: 0 SB: 0 CS: 1	PA: 41			
PITCHER	IP	WLS	BF	H	R	ER	SO	BB	IBB	HBP	BLK	WP	HR	S	P	ERA	WHIP								
Matt Young, L ERA: 4.79 (1, 1)	4.0	L	21	7	6	6	2	3	0	0	0	0	2	22	34	13.50	2.500								
Salome Barojas, R ERA: 5.36 (5, 1)	3.0		11	0	0	0	3	1	1	0	0	0	0	15	23	0.00	0.333								
Bob Long, R ERA: 2.51 (8, 1)	2.0		9	1	1	1	0	2	0	0	0	0	0	7	15	4.50	1.500								

AB	34
R	7
H	8
RBI	7
BB	7
SO	5
LOB	19



Batter	1	2	3	4	5	6	7	8	9	AB	R	H	RBI	BB	SO	LOB	BOTTOM								
Jack Perconte, L OBP: 0.299, SLG: 0.326 (1, 4)	0-0 4-3		0-0 E3 1B		0-0 8-3 1-2		0-3 K			4	0	0	0	0	1	2	Cleveland Indians @ Seattle Mariners The Kingdome, Seattle, WA Sun Jun 30 1985, 6:33 AM EDT Att: 11,401 - Unknown								
Phil Bradley, R OBP: 0.380, SLG: 0.527 (1, 7) (6, 8)	0-0 2B		0-0 S 1B		0-0 G3			0-3 K		4	0	2	0	0	1	0									
Alvin Davis, L OBP: 0.361, SLG: 0.376 (1, 3)	0-0 F5		0-0 L5		0-0 F8			0-0 F4		4	0	0	0	0	0	3									
Gorman Thomas, R OBP: 0.373, SLG: 0.482 (1, 10)	0-3 K		4-0 G6-4-3 BB		0-0 5-3			0-0 1B		3	0	1	0	1	1	1									
Ivan Calderon, R OBP: 0.343, SLG: 0.525 (1, 9)		0-0 2B 1B	0-0 G6-4-3 1-2		0-0 L9			0-0 F7		4	1	1	0	0	0	4									
Dave Henderson, R OBP: 0.322, SLG: 0.396 (1, 8)		0-0 F9 SF8 2B		0-3 K			0-0 F4		0-0 F7	2	1	1	1	0	1	0									
Barry Bonnell, R OBP: 0.272, SLG: 0.286 (6, 7)		0-0 F9 SF8 2B		0-0 K			0-0 F4		0-0 F7	2	0	0	0	0	0	0									
Jim Presley, R OBP: 0.336, SLG: 0.527 (1, 5)		0-0 F9		0-3 K			0-0 HR		0-0 4-3 2B	4	1	2	1	0	1	1									
Bob Kearney, R OBP: 0.233, SLG: 0.314 (1, 2)		0-0 SF8		0-0 6-3			0-0 F4		0-0 4-3	2	0	0	1	0	0	0									
Donnie Scott, S OBP: 0.226, SLG: 0.298 (9, PH)		0-0 SF8		0-0 6-3			0-0 F4		0-0 4-3	1	0	0	0	0	0	1									
Spike Owen, S OBP: 0.321, SLG: 0.359 (1, 6)		0-0 F3		0-0 8-3 1B			0-0 1B		0-0 F7	4	0	2	0	0	0	1									
Inning Stats	R: 0 E: 0 K: 1 S: 6	H: 1 LOB: 1 BB: 0 P: 6	R: 2 E: 0 K: 0 S: 5	H: 2 LOB: 0 BB: 0 P: 5	R: 0 E: 1 K: 0 S: 4	H: 1 LOB: 2 BB: 1 P: 8	R: 0 E: 0 K: 2 S: 7	H: 0 LOB: 0 BB: 0 P: 7	R: 0 E: 0 K: 0 S: 3	H: 1 LOB: 0 BB: 0 P: 3	R: 0 E: 0 K: 1 S: 7	H: 2 LOB: 1 BB: 0 P: 7	R: 0 E: 0 K: 1 S: 6	H: 1 LOB: 1 BB: 0 P: 6	R: 0 E: 0 K: 0 S: 4	H: 1 LOB: 1 BB: 0 P: 4	1B: 5 2B: 4 3B: 0 HR: 1	SF: 1 SAC: 0 DP: 2 HBP: 0	WP: 0 PB: 0 SB: 1 CS: 0	PA: 36					
PITCHER	IP	WLS	BF	H	R	ER	SO	BB	IBB	HBP	BLK	WP	HR	S	P	ERA	WHIP								
Roy Smith, R ERA: 2.7 (1, 1)	2.0		11	4	2	2	1	0	0	0	0	0	0	13	13	9.00	2.000								
Rich Thompson, R ERA: 3.46 (3, 1)	4.2	W	16	3	1	1	2	1	0	0	0	0	1	19	23	1.93	0.857								
Tom Waddell, R ERA: 3.4 (7, 1)	2.1	S	9	2	0	0	2	0	0	0	0	0	0	13	13	0.00	0.857								

AB	34
R	3
H	9
RBI	3
BB	1
SO	5
LOB	13



Batter	1	2	3	4	5	6	7	8	9	AB	R	H	RBI	BB	SO	LOB	TOP			
Brett Butler, L OBP: 0.354, SLG: 0.433 (1, 8)										5	0	2	0	0	1	0	Cleveland Indians @ Minnesota Twins Hubert H. Humphrey Metrodome, Minneapolis, MN Mon Jul 01 1985, 8:05 PM EDT Att: 22,729 - Unknown livebaseballscorecards.com			
Julio Franco, R OBP: 0.341, SLG: 0.371 (1, 6)										4	0	1	0	0	0	4				
Brook Jacoby, R OBP: 0.338, SLG: 0.441 (1, 5)										3	0	0	1	0	0	2				
Pat Tabler, R OBP: 0.322, SLG: 0.354 (1, 10)										3	1	0	0	1	1	2				
Tony Bernazard, S OBP: 0.365, SLG: 0.453 (1, 4)										4	1	3	0	0	0	0				
George Vukovich, L OBP: 0.310, SLG: 0.333 (1, 9)										3	1	2	3	0	0	1				
Benny Ayala, R OBP: 0.242, SLG: 0.394 (8, PH)										1	0	0	0	0	1	1				
Otis Nixon, S OBP: 0.196, SLG: 0.216 (8, 7)										0	0	0	0	0	0	0				
Joe Carter, R OBP: 0.285, SLG: 0.373 (8, 9)										4	0	1	0	0	1	1				
Mike Hargrove, L OBP: 0.349, SLG: 0.293 (1, 3)										3	1	0	0	1	0	1				
Jerry Willard, L OBP: 0.325, SLG: 0.347 (1, 2)										3	1	1	1	1	1	0				
Inning Stats	R: 0 E: 0 K: 0 S: 3	H: 0 LOB: 0 BB: 0 P: 3	R: 3 E: 0 K: 0 S: 5	H: 2 LOB: 0 BB: 1 P: 9	R: 0 E: 0 K: 0 S: 4	H: 1 LOB: 1 BB: 0 P: 4	R: 0 E: 0 K: 0 S: 4	H: 2 LOB: 1 BB: 0 P: 4	R: 0 E: 0 K: 1 S: 6	H: 1 LOB: 1 BB: 0 P: 6	R: 2 E: 0 K: 0 S: 5	H: 2 LOB: 1 BB: 1 P: 9	R: 0 E: 1 K: 2 S: 7	H: 1 LOB: 0 BB: 0 P: 7	R: 0 E: 0 K: 2 S: 7	H: 0 LOB: 0 BB: 0 P: 7	1B: 8 2B: 1 3B: 0 HR: 1	SF: 1 SAC: 0 DP: 2 HBP: 0	WP: 0 PB: 0 CS: 1	PA: 37
PITCHER	IP WLS BF H R ER SO BB IBB HBP BLK WP HR S P ERA WHIP																			
Ken Schrom, R ERA: 4.3 (1, 1)	4.0 L 19 6 3 3 0 2 0 0 0 0 0 1 17 25 6.75 2.000																			
Mark Brown, R ERA: 6.0 (5, 1)	3.0 12 3 2 2 1 1 0 0 0 0 0 0 13 17 6.00 1.333																			
Curt Wardle, L ERA: 4.38 (8, 1)	2.0 6 1 0 0 0 4 0 0 0 0 0 0 0 14 14 0.00 0.500																			

Batter	1	2	3	4	5	6	7	8	9	AB	R	H	RBI	BB	SO	LOB	BOTTOM					
Kirby Puckett, R OBP: 0.320, SLG: 0.386 (1, 8)										4	0	1	0	0	0	2	Cleveland Indians @ Minnesota Twins Hubert H. Humphrey Metrodome, Minneapolis, MN Mon Jul 01 1985, 8:05 PM EDT Att: 22,729 - Unknown livebaseballscorecards.com					
Mickey Hatcher, R OBP: 0.324, SLG: 0.375 (1, 7)										3	0	1	1	0	0	3						
Kent Hrbek, L OBP: 0.328, SLG: 0.414 (1, 3)										4	0	0	0	0	0	2						
Tom Brunansky, R OBP: 0.381, SLG: 0.532 (1, 9)										4	0	0	0	0	1	1						
Mike Stenhouse, L OBP: 0.350, SLG: 0.418 (1, 10)										3	0	1	0	1	0	0						
Gary Gaetti, R OBP: 0.325, SLG: 0.440 (1, 5)										4	0	0	0	0	0	2						
Tim Lincecum, R OBP: 0.343, SLG: 0.392 (1, 4)										3	1	1	0	0	1	1						
Roy Smalley, S OBP: 0.391, SLG: 0.425 (9, PH)										1	0	0	0	0	0	0						
Greg Gagne, R OBP: 0.322, SLG: 0.386 (1, 6)										3	0	0	0	0	0	1						
Randy Bush, L OBP: 0.252, SLG: 0.453 (9, PH)										1	0	0	0	0	0	0						
Mark Salas, L OBP: 0.355, SLG: 0.442 (1, 2)										3	1	3	1	0	0	0						
Inning Stats	R: 0 E: 0 K: 0 S: 3	H: 0 LOB: 1 BB: 0 P: 4	R: 0 E: 0 K: 1 S: 5	H: 0 LOB: 0 BB: 0 P: 5	R: 1 E: 0 K: 0 S: 5	H: 2 LOB: 1 BB: 0 P: 5	R: 0 E: 0 K: 1 S: 6	H: 1 LOB: 1 BB: 0 P: 6	R: 0 E: 0 K: 0 S: 4	H: 1 LOB: 1 BB: 0 P: 4	R: 0 E: 0 K: 0 S: 3	H: 0 LOB: 0 BB: 1 P: 7	R: 1 E: 0 K: 0 S: 5	H: 3 LOB: 1 BB: 0 P: 5	R: 0 E: 0 K: 0 S: 3	H: 0 LOB: 0 BB: 0 P: 3	R: 0 E: 0 K: 0 S: 3	H: 0 LOB: 0 BB: 0 P: 3	1B: 6 2B: 1 3B: 0 HR: 0	SF: 0 SAC: 0 DP: 1 HBP: 1	WP: 1 PB: 1 SB: 0 CS: 0	PA: 35
PITCHER	IP WLS BF H R ER SO BB IBB HBP BLK WP HR S P ERA WHIP																					
Vern Riffe, R ERA: 4.17 (1, 1)	6.1 W 28 7 2 1 2 1 0 0 0 0 0 0 7 7 1.42 1.263																					
Jeff Barkley, R ERA: 4.99 (7, 1)	2.2 S 7 0 0 0 0 0 0 0 0 0 0 0 7 7 0.00 0.000																					



Batter	1	2	3	4	5	6	7	8	9	AB	R	H	RBI	BB	SO	LOB	TOP										
Brett Butler, L OBP: 0.355, SLG: 0.433 (1, 8)										5	1	2	0	0	1	1	Cleveland Indians @ Minnesota Twins Hubert H. Humphrey Metrodome, Minneapolis, MN Tue Jul 02 1985, 8:05 PM EDT Att: 14,817 - Unknown livebaseballscorecards.com										
Julio Franco, R OBP: 0.342, SLG: 0.373 (1, 6)										4	2	1	0	1	1	1											
Brook Jacoby, R OBP: 0.343, SLG: 0.444 (1, 5)										3	2	2	0	1	1	1											
Pat Tabler, R OBP: 0.325, SLG: 0.356 (1, 3)										4	2	2	3	0	0	1											
Andre Thornton, R OBP: 0.214, SLG: 0.211 (1, 10)										4	0	2	3	0	0	0											
Joe Carter, R OBP: 0.280, SLG: 0.366 (1, 7) (8, 9)										4	0	0	0	0	2	2											
Tony Bernazard, S OBP: 0.363, SLG: 0.449 (1, 4)										4	0	1	0	0	0	1											
Carmen Castillo, R OBP: 0.213, SLG: 0.289 (6, PH)										2	0	1	0	0	0	0											
George Vukovich, L OBP: 0.309, SLG: 0.332 (6, PH)										1	0	0	0	0	0	0											
Benny Ayala, R OBP: 0.382, SLG: 0.382 (6, PH)										1	0	0	0	0	0	1											
Otis Nixon, S OBP: 0.196, SLG: 0.216 (6, 7)										0	0	0	0	0	0	0											
Jerry Willard, L OBP: 0.316, SLG: 0.337 (1, 2)										3	0	0	0	0	2	1											
Chris Bando, S OBP: 0.178, SLG: 0.091 (9, PH)										1	0	0	0	0	0	0											
Inning Stats	R: 0 E: 0 K: 1 S: 6	H: 1 LOB: 1 BB: 0 P: 6	R: 0 E: 0 K: 0 S: 3	H: 0 LOB: 0 BB: 0 P: 3	R: 4 E: 1 K: 1 S: 9	H: 4 LOB: 1 BB: 1 P: 13	R: 0 E: 0 K: 1 S: 5	H: 0 LOB: 2 BB: 0 P: 5	R: 3 E: 0 K: 1 S: 8	H: 4 LOB: 1 BB: 1 P: 12	R: 0 E: 0 K: 1 S: 5	H: 0 LOB: 0 BB: 0 P: 5	R: 0 E: 0 K: 1 S: 5	H: 1 LOB: 0 BB: 0 P: 5	R: 0 E: 0 K: 1 S: 6	H: 1 LOB: 1 BB: 0 P: 6	R: 0 E: 0 K: 0 S: 3	H: 0 LOB: 0 BB: 0 P: 3	1B: 9 2B: 2 3B: 0 HR: 0	SF: 0 SAC: 0 DP: 0 HBP: 0	WP: 0 PB: 0 SB: 3 CS: 1	PA: 38					
PITCHER	IP	WLS	BF	H	R	ER	SO	BB	IBB	HBP	BLK	WP	HR	S	P	ERA	WHIP										
Frank Viola, L ERA: 4.44 (1, 1)	4.1		22	8	7	6	3	2	0	0	0	0	0	26	34	12.46	2.308										
Frank Eufemia, R ERA: 2.35 (5, 1)	2.2	W	9	2	0	0	3	0	0	0	0	0	0	15	15	0.00	0.750										
Pete Filson, L ERA: 4.56 (8, 1)	2.0	S	7	1	0	0	1	0	0	0	0	0	0	9	9	0.00	0.500										

Batter	1	2	3	4	5	6	7	8	9	AB	R	H	RBI	BB	SO	LOB	BOTTOM										
Kirby Puckett, R OBP: 0.327, SLG: 0.387 (1, 8)										2	2	1	0	3	0	0	Cleveland Indians @ Minnesota Twins Hubert H. Humphrey Metrodome, Minneapolis, MN Tue Jul 02 1985, 8:05 PM EDT Att: 14,817 - Unknown livebaseballscorecards.com										
Mickey Hatcher, R OBP: 0.321, SLG: 0.373 (1, 7)										2	0	0	0	0	1	2											
Randy Bush, L OBP: 0.248, SLG: 0.443 (4, PH) (5, 7)										2	0	0	0	0	0	3											
Tim Teufel, R OBP: 0.342, SLG: 0.391 (8, PH) (9, 4)										4	2	0	1	1	3	1											
Kent Hrbek, L OBP: 0.326, SLG: 0.408 (1, 3)										4	2	0	1	1	3	1											
Tom Brunansky, R OBP: 0.382, SLG: 0.532 (1, 9)										4	1	2	1	0	1	1											
Roy Smalley, S OBP: 0.389, SLG: 0.422 (1, 10)										4	0	1	1	0	2	2											
Mark Salas, L OBP: 0.357, SLG: 0.448 (1, 2)										2	1	1	0	0	0	2											
Dave Engle, R OBP: 0.250, SLG: 0.318 (6, PH) (7, 2)										2	1	1	1	0	0	0											
Gary Gaetti, R OBP: 0.331, SLG: 0.445 (1, 5)										4	1	2	2	0	0	0											
Greg Gagne, R OBP: 0.331, SLG: 0.414 (1, 6)										4	0	3	2	0	1	0											
Ron Washington, R OBP: 0.245, SLG: 0.182 (1, 4)										4	0	0	0	0	1	4											
Dave Meier, R OBP: 0.303, SLG: 0.207 (9, 7)										0	0	0	0	0	0	0											
Inning Stats	R: 2 E: 2 K: 0 S: 5	H: 2 LOB: 1 BB: 1 P: 9	R: 0 E: 0 K: 1 S: 5	H: 0 LOB: 0 BB: 0 P: 5	R: 0 E: 0 K: 3 S: 9	H: 0 LOB: 1 BB: 1 P: 13	R: 2 E: 0 K: 0 S: 6	H: 3 LOB: 2 BB: 1 P: 10	R: 0 E: 0 K: 2 S: 7	H: 0 LOB: 0 BB: 0 P: 7	R: 0 E: 0 K: 0 S: 4	H: 1 LOB: 1 BB: 0 P: 4	R: 4 E: 0 K: 2 S: 12	H: 5 LOB: 2 BB: 1 P: 16	R: 0 E: 0 K: 1 S: 5	H: 0 LOB: 0 BB: 0 P: 5	1B: 7 2B: 3 3B: 1 HR: 0	SF: 0 SAC: 0 DP: 1 HBP: 0	WP: 2 PB: 0 SB: 2 CS: 0	PA: 39							
PITCHER	IP	WLS	BF	H	R	ER	SO	BB	IBB	HBP	BLK	WP	HR	S	P	ERA	WHIP										
Jerry Reed, R ERA: 8.1 (1, 1)	3.1		16	4	4	3	4	2	0	0	0	0	0	22	30	8.10	1.800										
Rich Thompson, R ERA: 3.43 (4, 1)	0.1		3	1	0	0	0	1	0	0	0	0	0	2	6	0.00	6.000										
Bryan Clark, L ERA: 5.72 (4, 1)	2.2		11	2	2	2	2	1	0	0	0	0	0	14	18	6.75	1.125										
Tom Waddell, R ERA: 3.8 (7, 1)	0.1	L	5	4	2	2	1	0	0	0	0	0	0	7	7	54.00	12.000										
Jamie Easterly, L ERA: 1.9 (7, 1)	1.1		4	0	0	0	2	0	0	0	0	0	0	8	8	0.00	0.000										



Batter	1	2	3	4	5	6	7	8	9	AB	R	H	RBI	BB	SO	LOB	TOP			
Brett Butler, L (1, 8) OBP: 0.352, SLG: 0.429 Otis Nixon, S (6, 8) OBP: 0.192, SLG: 0.212	L4		G3		F9			1-3		3	0	0	0	0	0	1	Cleveland Indians @ Minnesota Twins Hubert H. Humphrey Metrodome, Minneapolis, MN Wed Jul 03 1985, 8:05 PM EDT Att: 22,834 - Unknown livebaseballscorecards.com			
Julio Franco, R (1, 6) OBP: 0.344, SLG: 0.373	1B BB		F8			6-3		1B 1B		3	0	1	0	1	0	0				
Brook Jacoby, R (1, 5) OBP: 0.348, SLG: 0.448	1B			1B		K		1B		4	0	3	0	0	1	0				
Pat Tabler, R (1, 3) OBP: 0.320, SLG: 0.350	F8			K		K		6-3		4	0	0	0	0	2	5				
Andre Thornton, R (1, 10) OBP: 0.215, SLG: 0.212	K			L6			FC6-4 1B		F5	4	0	1	0	0	1	3				
Tony Bemazzard, S (1, 4) OBP: 0.357, SLG: 0.441		K		4-3			F7		G3	4	0	0	0	0	1	2				
George Vukovich, L (1, 9) OBP: 0.303, SLG: 0.326		K			4-3		F5		F4	4	0	0	0	0	1	1				
Joe Carter, R (1, 7) OBP: 0.281, SLG: 0.362		5-3			4-3 BB		FC6-4 1-2			2	0	0	0	1	0	1				
Chris Bando, S (1, 2) OBP: 0.172, SLG: 0.088			4-3		4-3			1-3		3	0	0	0	0	0	1				
Inning Stats	R: 0 E: 0 K: 1 S: 6	H: 1 LOB: 2 BB: 1 P: 10	R: 0 E: 0 K: 2 S: 7	H: 0 LOB: 0 BB: 0 P: 7	R: 0 E: 0 K: 0 S: 3	H: 0 LOB: 1 BB: 0 P: 3	R: 0 E: 0 K: 1 S: 6	H: 1 LOB: 1 BB: 0 P: 6	R: 0 E: 0 K: 0 S: 3	H: 0 LOB: 1 BB: 1 P: 7	R: 0 E: 0 K: 2 S: 4	H: 1 LOB: 1 BB: 0 P: 4	R: 0 E: 0 K: 0 S: 5	H: 2 LOB: 2 BB: 0 P: 5	R: 0 E: 0 K: 0 S: 3	H: 0 LOB: 0 BB: 0 P: 3	1B: 5 2B: 0 3B: 0 HR: 0	SF: 0 SAC: 0 DP: 0 HBP: 0	WP: 0 PB: 0 CS: 0	PA: 34
PITCHER Mike Smithson, R (1, 1) ERA: 4.61	IP: 9.0 WLS: W BF: 34 H: 5 R: 0 ER: 0 SO: 6 BB: 2 IBB: 0 HBP: 0 BLK: 0 WP: 0 HR: 0 S: 44 P: 52 ERA: 0.00 WHIP: 0.778															PITCHER				

Batter	1	2	3	4	5	6	7	8	9	AB	R	H	RBI	BB	SO	LOB	BOTTOM			
Kirby Puckett, R (1, 8) OBP: 0.322, SLG: 0.381	6-3			FC6-4 1-2		3-1		G3		5	0	0	0	0	1	5	Cleveland Indians @ Minnesota Twins Hubert H. Humphrey Metrodome, Minneapolis, MN Wed Jul 03 1985, 8:05 PM EDT Att: 22,834 - Unknown livebaseballscorecards.com			
Gary Gaetti, R (1, 5) OBP: 0.325, SLG: 0.440	F7		F8		1B		6-3	K		5	0	1	0	0	1	2				
Kent Hrbek, L (1, 3) OBP: 0.328, SLG: 0.410	1B 1B		6-3		G5-4-3 1B		F8			4	0	2	0	0	0	0				
Tom Brunansky, R (1, 9) OBP: 0.380, SLG: 0.527	FC6-4 1B		F7		G5-4-3 1-2		F8			4	0	1	0	0	0	1				
Dave Engle, R (1, 10) OBP: 0.321, SLG: 0.458	FC6-4 1-2			FC5 1B BB		IHR		HBP 1B BB		2	2	1	1	2	0	2				
Tim Lincecum, R (1, 4) OBP: 0.344, SLG: 0.390		E SF9 BB		FC6-4 1B 1B		F7		F9		3	2	1	0	1	0	1				
Greg Gagne, R (1, 6) OBP: 0.335, SLG: 0.422		L6		FC5 FC6-4 1-2 2-3		F9 HR 2B		HBP 1B 1B		4	2	2	0	0	0	3				
Dave Meier, R (1, 7) OBP: 0.297, SLG: 0.188		E4		FC6-4 1B 1-2 2-3		F9		G3 1B HBP		3	0	0	0	0	0	4				
Tim Lincecum, R (1, 2) OBP: 0.315, SLG: 0.438		SF9 3H		FC5 FC6-4 1B 1-2 3H		HR		G3 1B		3	1	3	6	0	0	0				
Inning Stats	R: 0 E: 0 K: 0 S: 5	H: 2 LOB: 2 BB: 0 P: 5	R: 1 E: 1 K: 1 S: 6	H: 0 LOB: 1 BB: 1 P: 10	R: 0 E: 0 K: 0 S: 3	H: 0 LOB: 0 BB: 0 P: 3	R: 1 E: 0 K: 0 S: 5	H: 2 LOB: 2 BB: 1 P: 9	R: 0 E: 0 K: 0 S: 3	H: 2 LOB: 0 BB: 0 P: 3	R: 3 E: 0 K: 0 S: 6	H: 3 LOB: 0 BB: 0 P: 6	R: 0 E: 0 K: 0 S: 3	H: 0 LOB: 0 BB: 0 P: 3	R: 2 E: 0 K: 1 S: 7	H: 2 LOB: 2 BB: 1 P: 12	1B: 8 2B: 1 3B: 0 HR: 2	SF: 1 SAC: 0 DP: 1 HBP: 1	WP: 0 PB: 0 CS: 0	PA: 38
PITCHER Neal Heaton, L (1, 1) ERA: 5.06 Rich Thompson, R (8, 1) ERA: 3.36	IP: 7.1 WLS: L BF: 34 H: 10 R: 7 ER: 6 SO: 1 BB: 3 IBB: 0 HBP: 0 BLK: 0 WP: 0 HR: 1 S: 33 P: 45 ERA: 7.36 WHIP: 1.773															PITCHER				

Batter	1	2	3	4	5	6	7	8	9	AB	R	H	RBI	BB	SO	LOB	TOP					
Rudy Law, L OBP: 0.320, SLG: 0.395 (1, 8)	6-3		3-1		2H 3B			SH5-4 1B HBP	6-3	4	1	1	1	0	0	1	Chicago White Sox @ Cleveland Indians Cleveland Municipal Stadium, Cleveland, OH Thu Jul 04 1985, 7:05 PM EDT Att: 30,167 - Unknown					
Scott Fletcher, R OBP: 0.301, SLG: 0.247 (1, 4)	5-3		F9		4-3			SH5-4 1-3		3	0	0	0	0	0	1						
Harold Baines, L OBP: 0.338, SLG: 0.413 (1, 9)	4-3		K		L6			F7 2B 1B		4	1	1	1	0	1	1						
Greg Walker, L OBP: 0.327, SLG: 0.515 (1, 3)					F7			F7		4	1	1	0	0	0	1						
Oscar Gamble, L OBP: 0.359, SLG: 0.324 (1, 10)					K			4-3		3	1	1	1	1	1	0						
Carlton Fisk, R OBP: 0.317, SLG: 0.496 (1, 2)								6-3		4	0	2	1	0	0	1						
Tom Paciorek, R OBP: 0.281, SLG: 0.255 Luis Salazar, R OBP: 0.217, SLG: 0.313 (7, 8)					L4			F8		3	0	0	0	0	1	3						
Tim Lueft, R OBP: 0.326, SLG: 0.402 (1, 5)					K			F8		3	0	0	1	0	2	1						
Ozzie Guillen, L OBP: 0.252, SLG: 0.279 (1, 6)								6-3		4	1	1	0	0	1	2						
Inning Stats	R: 0 E: 0 K: 0 S: 3	H: 0 LOB: 0 BB: 0 P: 3	R: 2 E: 1 K: 1 S: 7	H: 2 LOB: 1 BB: 1 P: 11	R: 0 E: 0 K: 1 S: 5	H: 0 LOB: 0 BB: 0 P: 5	R: 0 E: 0 K: 1 S: 6	H: 1 LOB: 1 BB: 0 P: 6	R: 1 E: 0 K: 0 S: 7	H: 2 LOB: 1 BB: 0 P: 7	R: 0 E: 0 K: 0 S: 3	H: 0 LOB: 0 BB: 0 P: 3	R: 0 E: 0 K: 0 S: 3	H: 0 LOB: 0 BB: 0 P: 3	R: 2 E: 0 K: 0 S: 5	H: 2 LOB: 1 BB: 0 P: 6		R: 0 E: 0 K: 2 S: 8	H: 1 LOB: 1 BB: 0 P: 8	1B: 3 2B: 4 3B: 1 HR: 0	SF: 1 SAC: 1 DP: 0 HBP: 1	WP: 0 PB: 0 SB: 1 CS: 0
PITCHER Bert Blyleven, R ERA: 3.18 (1, 1)	IP: 9.0 WLS: L BF: 37 H: 8 R: 5 ER: 5 SO: 6 BB: 1 IBB: 0 HBP: 1 BLK: 0 WP: 0 HR: 0 S: 47 P: 52 ERA: 5.00 WHIP: 1.000															PITCHER						

Batter	1	2	3	4	5	6	7	8	9	AB	R	H	RBI	BB	SO	LOB	BOTTOM					
Brett Butler, L OBP: 0.350, SLG: 0.424 (1, 8)	F6		6-3 S BB		G3			F2		3	0	0	0	1	0	1	Chicago White Sox @ Cleveland Indians Cleveland Municipal Stadium, Cleveland, OH Thu Jul 04 1985, 7:05 PM EDT Att: 30,167 - Unknown					
Julio Franco, R OBP: 0.343, SLG: 0.371 (1, 6)	F9		6-3 1-3				F8			4	0	1	0	0	0	1						
Brook Jacoby, R OBP: 0.344, SLG: 0.442 (1, 5)	K		K				6-3			4	0	0	0	0	2	2						
Pat Tabler, R OBP: 0.315, SLG: 0.345 (1, 3)			F9		K		6-3			4	0	0	0	0	1	1						
Andre Thornton, R OBP: 0.211, SLG: 0.207 (1, 10)			F8		F3		F8			4	0	0	0	0	1	1						
Joe Carter, R OBP: 0.282, SLG: 0.367 (1, 7)					K		F8			3	0	1	0	0	1	0						
Tony Bernazard, S OBP: 0.361, SLG: 0.441 (1, 4)							5-3			2	0	1	0	1	0	0						
Carmen Castillo, R OBP: 0.220, SLG: 0.292 (1, 9)			FC6-4 BB					F8		3	0	1	0	0	0	2						
Chris Bando, S OBP: 0.168, SLG: 0.085 Benny Ayala, R OBP: 0.229, SLG: 0.371 (8, PH) Jerry Willard, L OBP: 0.316, SLG: 0.337 (9, 2)			5-3				G6-4-3 1B			2	0	0	0	0	0	2						
Inning Stats	R: 0 E: 0 K: 1 S: 5	H: 0 LOB: 0 BB: 0 P: 5	R: 0 E: 0 K: 0 S: 4	H: 1 LOB: 2 BB: 1 P: 8	R: 0 E: 0 K: 1 S: 5	H: 0 LOB: 1 BB: 1 P: 9	R: 0 E: 0 K: 2 S: 7	H: 0 LOB: 0 BB: 0 P: 7	R: 0 E: 0 K: 0 S: 4	H: 2 LOB: 1 BB: 0 P: 4	R: 0 E: 0 K: 0 S: 3	H: 0 LOB: 0 BB: 0 P: 3	R: 0 E: 0 K: 0 S: 3	H: 0 LOB: 0 BB: 0 P: 3	R: 0 E: 0 K: 0 S: 3	H: 0 LOB: 0 BB: 0 P: 3		R: 0 E: 0 K: 1 S: 6	H: 1 LOB: 1 BB: 0 P: 6	1B: 3 2B: 1 3B: 0 HR: 0	SF: 0 SAC: 0 DP: 1 HBP: 0	WP: 0 PB: 0 SB: 1 CS: 0
PITCHER Britt Burns, L ERA: 3.17 (1, 1)	IP: 9.0 WLS: W BF: 32 H: 4 R: 0 ER: 0 SO: 5 BB: 2 IBB: 0 HBP: 0 BLK: 0 WP: 0 HR: 0 S: 40 P: 48 ERA: 0.00 WHIP: 0.667															PITCHER						

Batter	1	2	3	4	5	6	7	8	9	AB	R	H	RBI	BB	SO	LOB	TOP																
Scott Fletcher, R OBP: 0.285, SLG: 0.232 (1, 6) (6, 4)										3	0	0	0	0	0	2	Chicago White Sox @ Cleveland Indians Cleveland Municipal Stadium, Cleveland, OH Sun Jul 07 1985, 3:33 AM EDT Att: 9,705 - Unknown																
Bryan Little, S OBP: 0.444, SLG: 0.455 (7, PH) (7, 4) (8, 6)										2	0	0	0	0	3																		
Tom Paciorek, R OBP: 0.296, SLG: 0.261 Carlton Fisk, R OBP: 0.315, SLG: 0.496 (1, 7) (6, 2)										3	0	1	0	0	1																		
Harold Baines, L OBP: 0.346, SLG: 0.418 Dan Spillner, R (9, PH) (9, 9)										2	1	1	0	2	1																		
Greg Walker, L OBP: 0.329, SLG: 0.516 Gene Nelson, R (9, PH) (9, 9)										4	0	0	0	0	1																		
Jerry Hairston, S OBP: 0.364, SLG: 0.339 (1, 10) (8, 7)										3	1	0	0	1	2																		
Tim Luetz, R OBP: 0.327, SLG: 0.404 (1, 5) (8, 4)										2	1	0	0	2	1																		
Luis Salazar, R OBP: 0.229, SLG: 0.331 (1, 8) (8, 5)										4	0	2	2	0	0																		
Marc Hill, R OBP: 0.254, SLG: 0.140 Rudy Law, L OBP: 0.315, SLG: 0.383 (6, PH) (6, 7)										1	0	0	0	1	0																		
John Cangelosi, S (8, PH) (8, 8)										0	0	0	0	0	0																		
Julio Cruz, S OBP: 0.315, SLG: 0.199 Ozzie Guillen, L OBP: 0.258, SLG: 0.285 (6, PH) (6, 6)										2	0	1	0	0	0																		
Steve Fireovid, S (8, 1)										1	0	0	1	0	3																		
Steve Fireovid, S (8, 1)										0	0	0	0	0	0																		
Inning Stats	R: 0 E: 0 K: 1 S: 6	H: 1 LOB: 2 BB: 1 P: 10	R: 0 E: 0 K: 0 S: 3	H: 0 LOB: 0 BB: 0 P: 3	R: 0 E: 0 K: 2 S: 8	H: 1 LOB: 1 BB: 0 P: 8	R: 0 E: 0 K: 1 S: 5	H: 0 LOB: 0 BB: 0 P: 5	R: 0 E: 0 K: 0 S: 3	H: 0 LOB: 1 BB: 1 P: 7	R: 2 E: 0 K: 0 S: 5	H: 2 LOB: 3 BB: 3 P: 17	R: 0 E: 0 K: 0 S: 3	H: 0 LOB: 1 BB: 1 P: 7	R: 1 E: 0 K: 0 S: 3	H: 1 LOB: 2 BB: 1 P: 9	R: 0 E: 0 K: 0 S: 2	H: 0 LOB: 0 BB: 1 P: 6	1B: 5 2B: 1 3B: 0 HR: 0	SF: 0 SAC: 0 DP: 2 HBP: 2	WP: 1 PB: 0 CS: 0	PA: 40											
PITCHER	IP WLS BF H R ER SO BB IBB HBP BLK WP HR S P ERA WHIP																																
Ramon Romero, L ERA: 6.0 (1, 1)	5.2	25	4	2	2	4	4	0	0	0	0	1	0	29	45	3.18	1.412																
Tom Waddell, R ERA: 4.47 (6, 1)	1.1	W 6	0	0	0	0	2	0	0	0	0	0	0	4	12	0.00	1.500																
Jamie Easterly, L ERA: 2.18 (8, 1)	2.0	9	1	1	1	0	2	0	2	0	0	0	0	5	15	4.50	1.500																

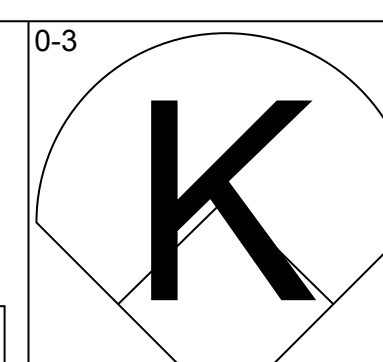
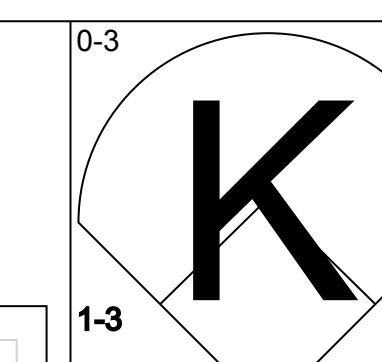
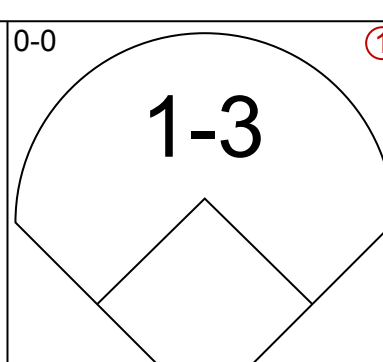
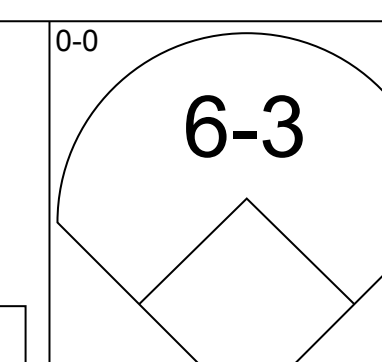
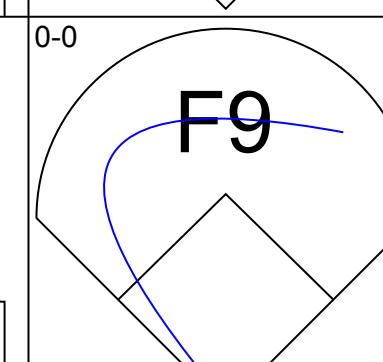
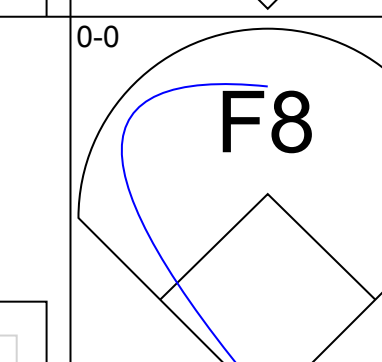
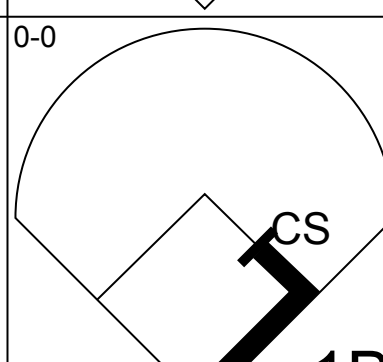
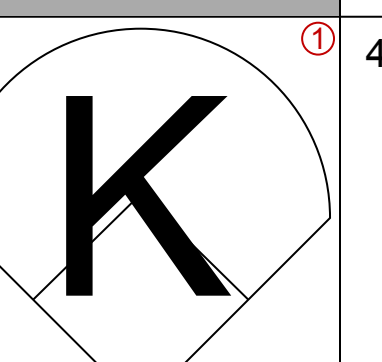
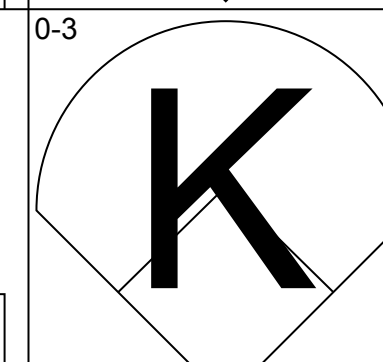
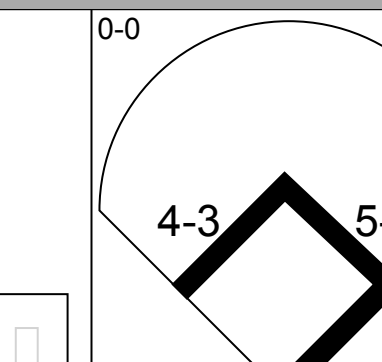
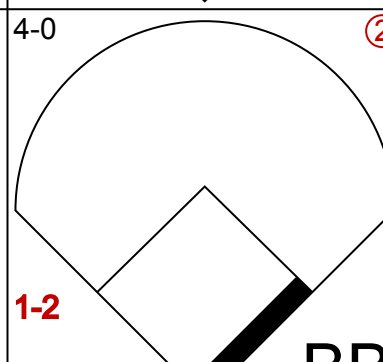
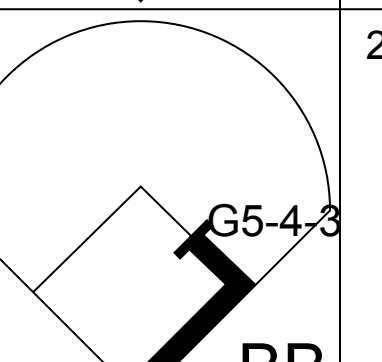
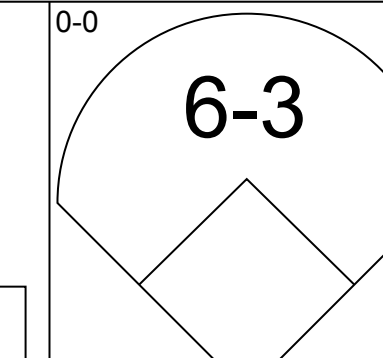
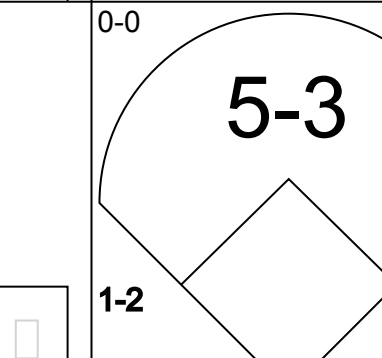
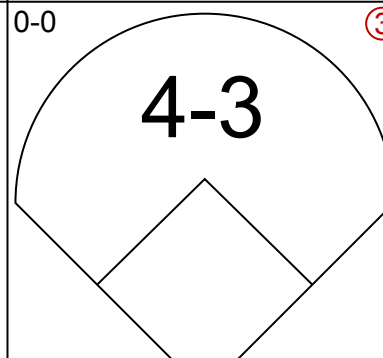
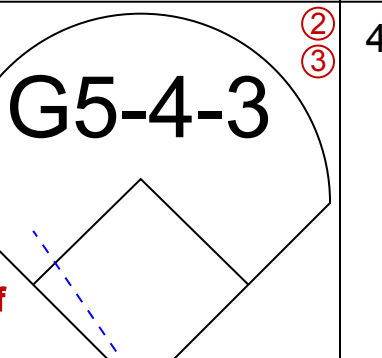
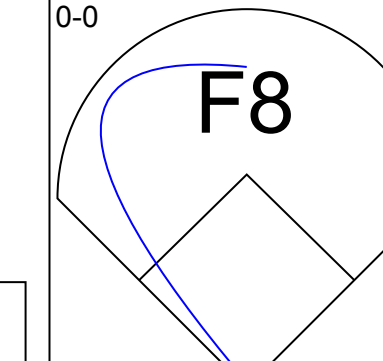
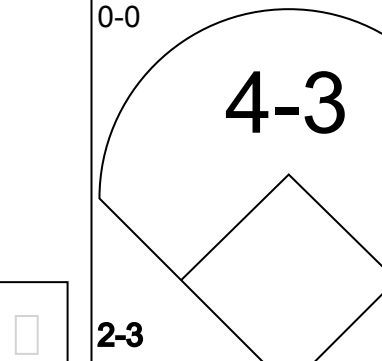
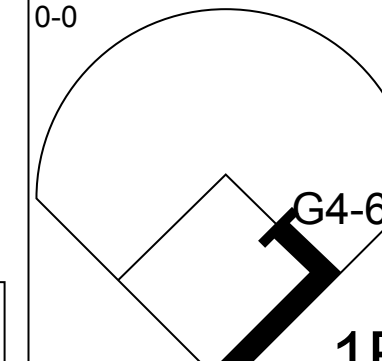
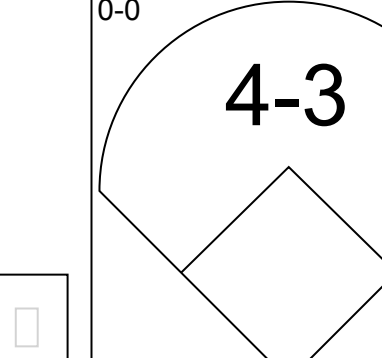
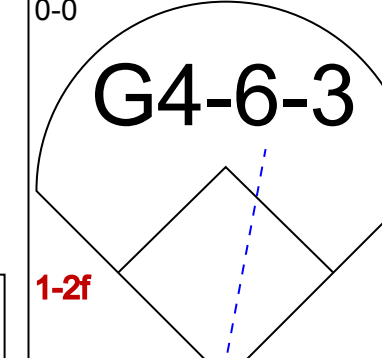
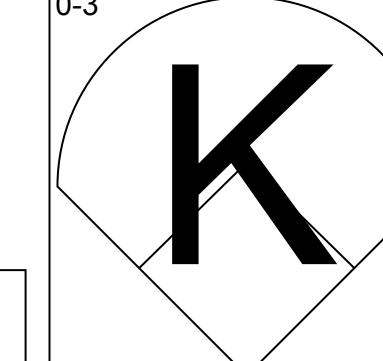
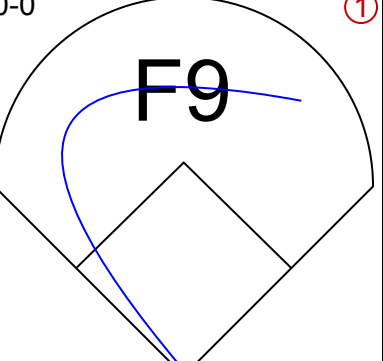
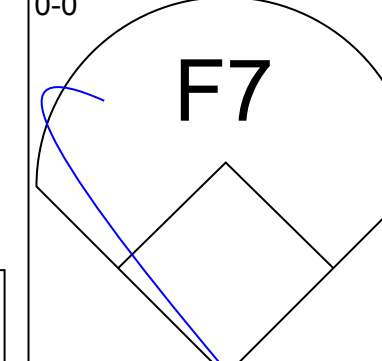
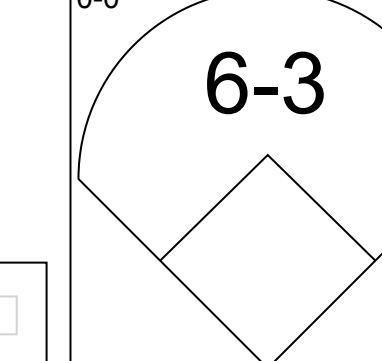
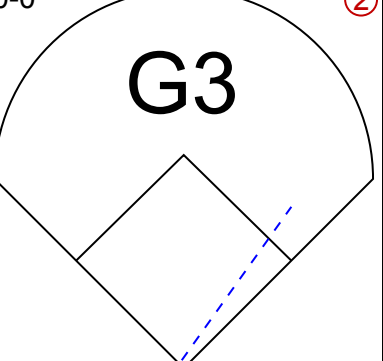
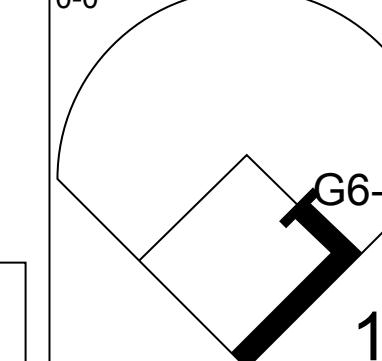
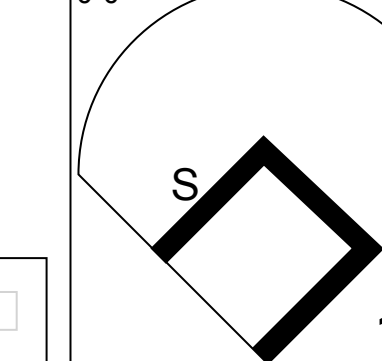
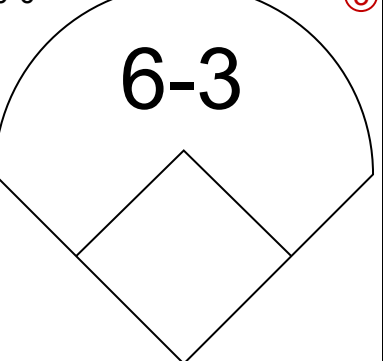
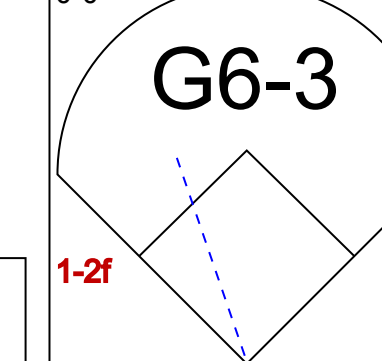
Batter	1	2	3	4	5	6	7	8	9	AB	R	H	RBI	BB	SO	LOB	BOTTOM																
Brett Butler, L OBP: 0.351, SLG: 0.428 (1, 8)										5	2	3	1	0	0	0	Chicago White Sox @ Cleveland Indians Cleveland Municipal Stadium, Cleveland, OH Sun Jul 07 1985, 3:33 AM EDT Att: 9,705 - Unknown																
Julio Franco, R OBP: 0.349, SLG: 0.376 (1, 6)										3	2	1	2	2	0	1																	
Brook Jacoby, R OBP: 0.335, SLG: 0.426 (1, 5)										4	1	1	1	1	0	4																	
Andre Thornton, R OBP: 0.221, SLG: 0.240 (1, 10)										4	1	2	2	0	0	0																	
Pat Tabler, R OBP: 0.306, SLG: 0.333 Mike Hargrove, L OBP: 0.336, SLG: 0.281 (1, 3) (8, 3)										4	1	1	1	0	1	2																	
Joe Carter, R OBP: 0.281, SLG: 0.362 (1, 7)										4	0	1	1	0	1	0																	
Carmen Castillo, R OBP: 0.236, SLG: 0.288 George Vukovich, L OBP: 0.299, SLG: 0.320 (1, 9) (7, PH) (8, 9)										2	1	0	0	1	1	0																	
Chris Bando, S OBP: 0.167, SLG: 0.101 (1, 2)										3	1	0	1	0	1	1																	
Mike Fischlin, R OBP: 0.263, SLG: 0.229 (1, 4)										4	1	2	0	0	0	1																	
Inning Stats	R: 1 E: 0 K: 0 S: 3	H: 1 LOB: 2 BB: 2 P: 11	R: 0 E: 0 K: 2 S: 7	H: 0 LOB: 0 BB: 0 P: 7	R: 1 E: 0 K: 0 S: 4	H: 1 LOB: 0 BB: 0 P: 4	R: 0 E: 0 K: 0 S: 3	H: 0 LOB: 0 BB: 0 P: 3	R: 0 E: 0 K: 1 S: 7	H: 2 LOB: 3 BB: 1 P: 11	R: 0 E: 0 K: 1 S: 5	H: 0 LOB: 0 BB: 0 P: 5	R: 0 E: 0 K: 1 S: 13	H: 6 LOB: 1 BB: 1 P: 17	R: 0 E: 0 K: 0 S: 3	H: 1 LOB: 0 BB: 0 P: 3		1B: 10 2B: 1 3B: 1 HR: 0	SF: 0 SAC: 1 DP: 2 HBP: 0	WP: 0 PB: 1 CS: 0	PA: 39												
PITCHER	IP WLS BF H R ER SO BB IBB HBP BLK WP HR S P ERA WHIP																																
Tim Lollar, L ERA: 4.66 (1, 1)	6.0	L 28	6	6	6	4	4	0	0	0	0	0	0	4	4	∞	∞																
Mike Stanton, R ERA: 5.89 (7, 1)	0.0	4	3	2	1	0	0	0	0	0	0	0	0	4	4	∞	∞																
Steve Fireovid, R ERA: (7, 1)	2.0	7	2	2	2	1	0	0	0	0	0	0	0	9	9	9.00	1.000																
Steve Fireovid, R ERA: (8, 1)	2.0	7	2	2	2	1	0	0	0	0	0	0	0	9	9	9.00	1.000																

AB	30
R	3
H	5
RBI	3
BB	8
SO	4
LOB	18



AB	34
R	10
H	11
RBI	9
BB	4
SO	5
LOB	11

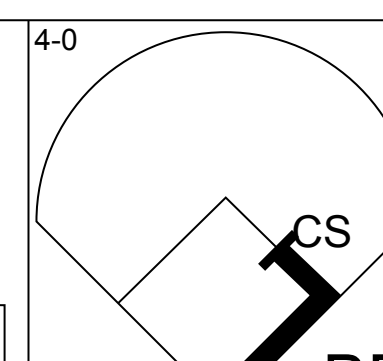
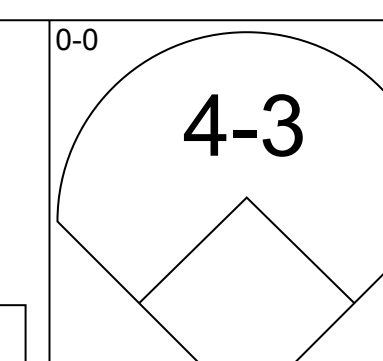
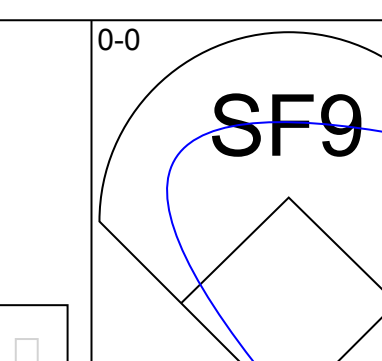
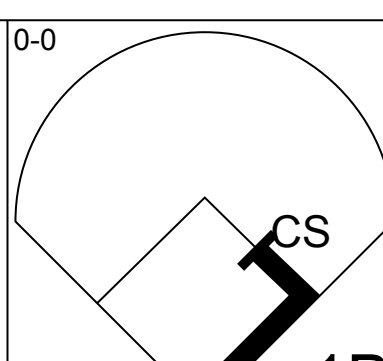
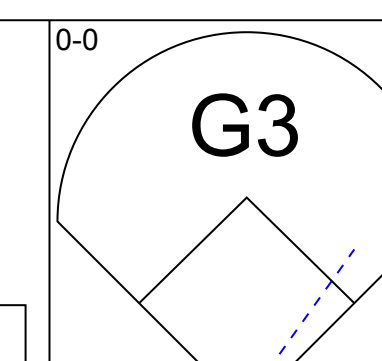
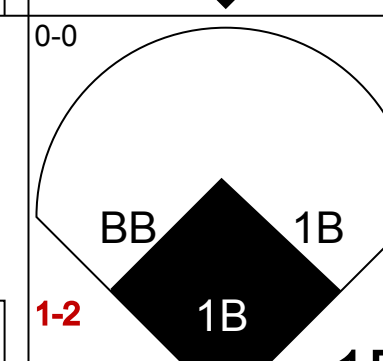
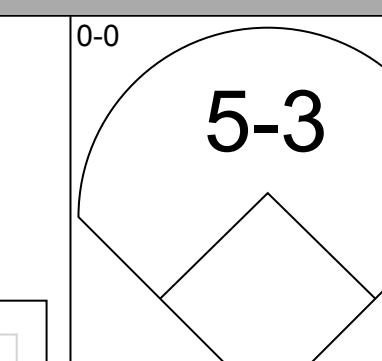
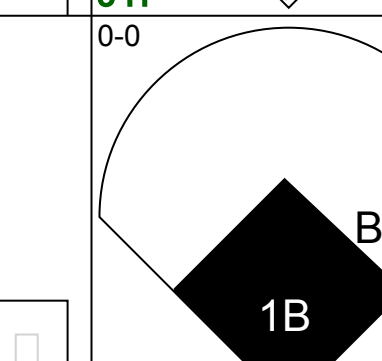
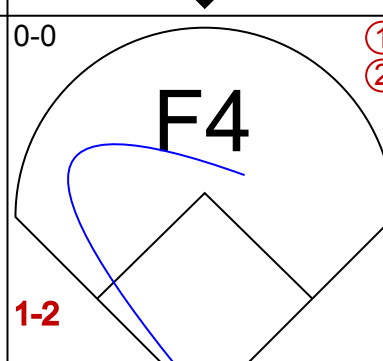
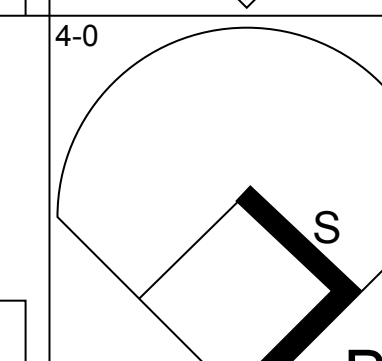
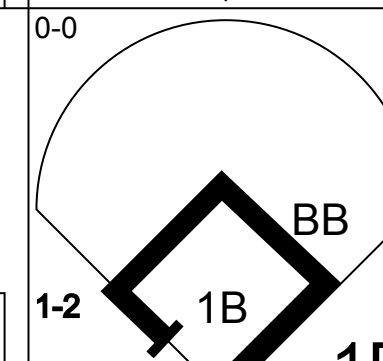
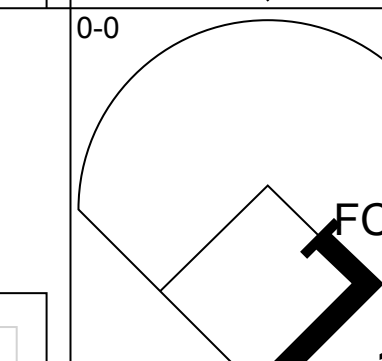
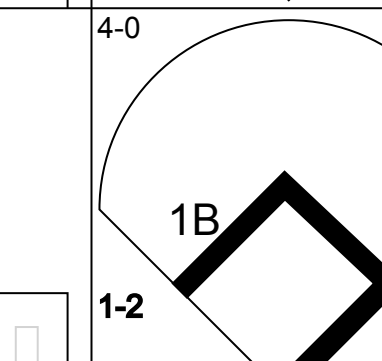
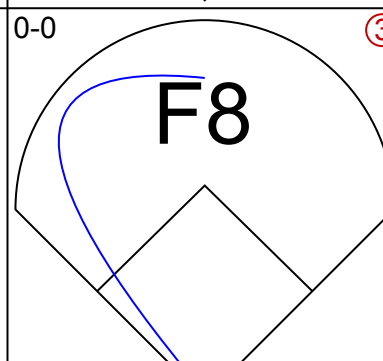
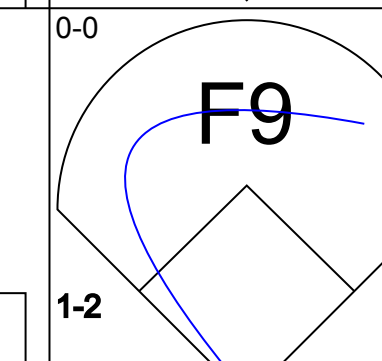
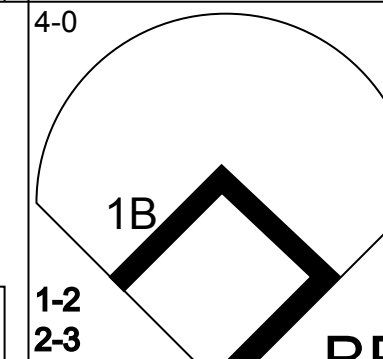

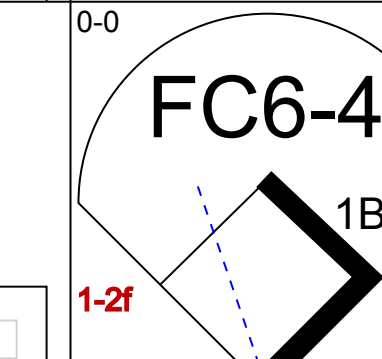
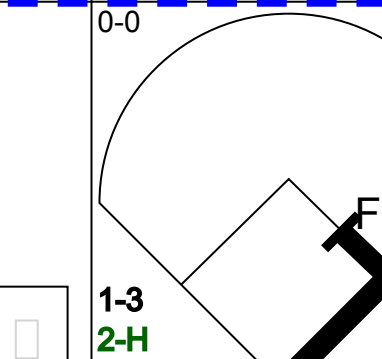
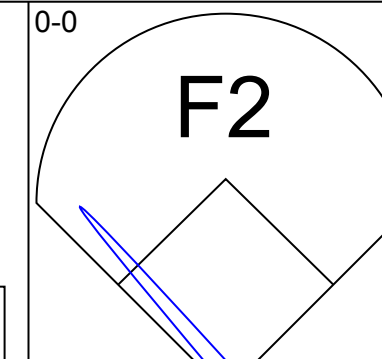
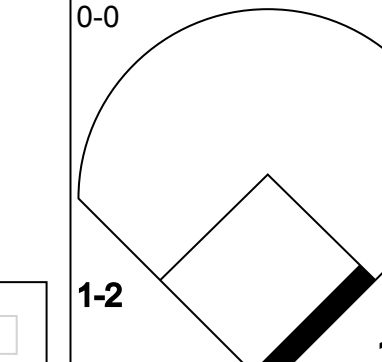
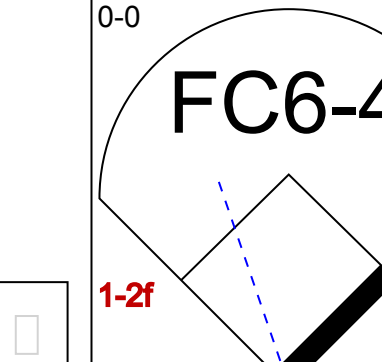
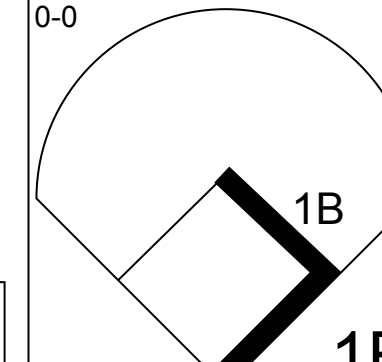
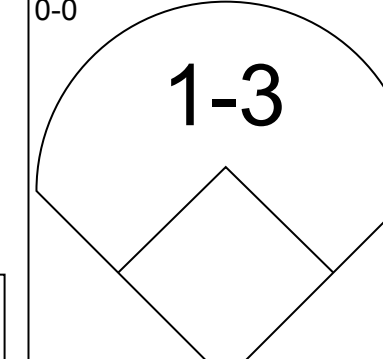
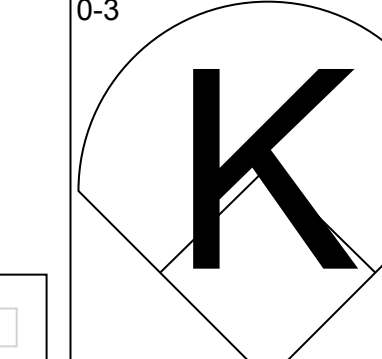
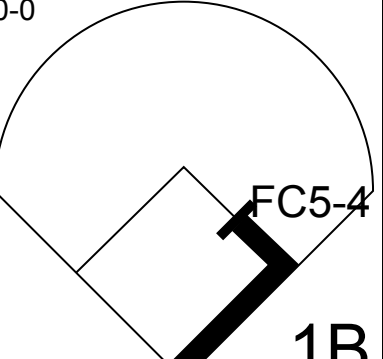
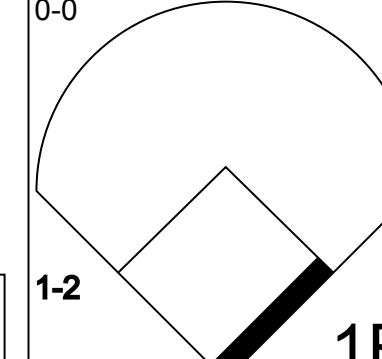
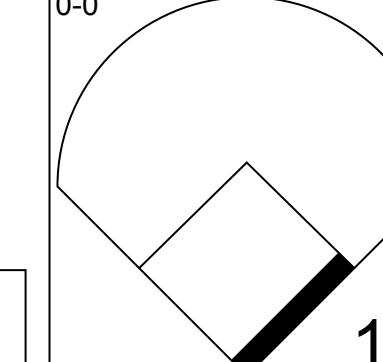
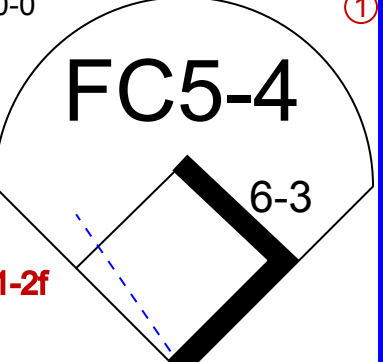
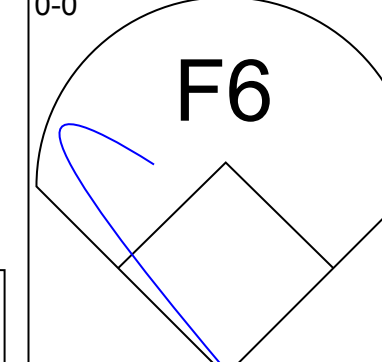
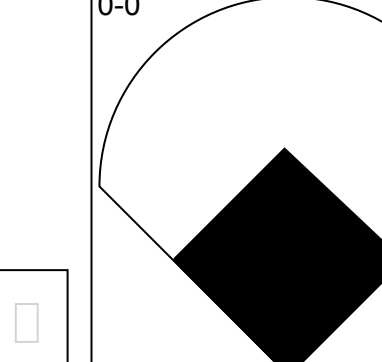
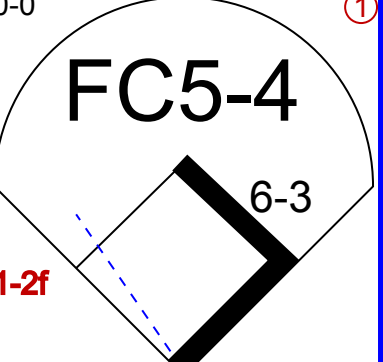
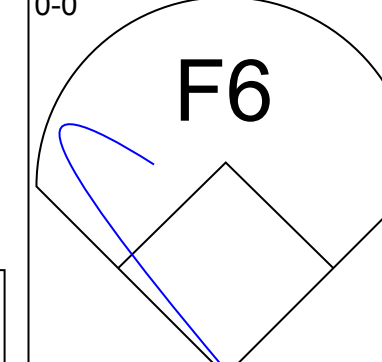
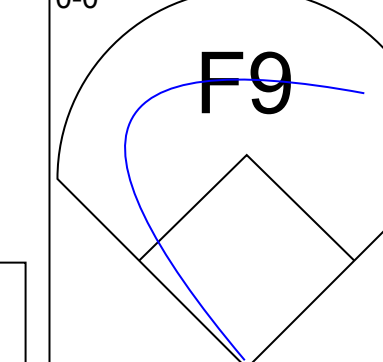
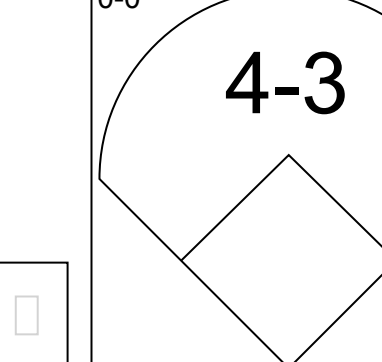

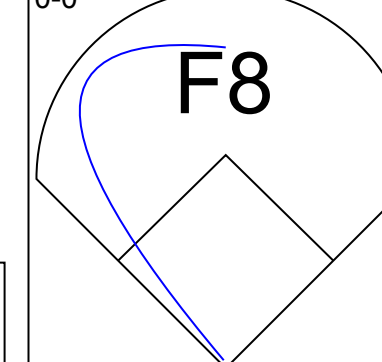
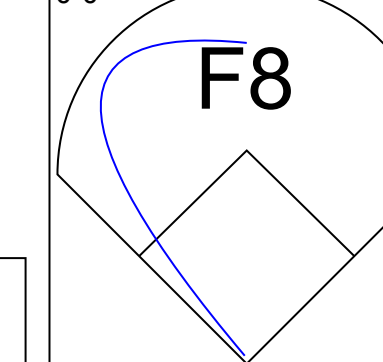
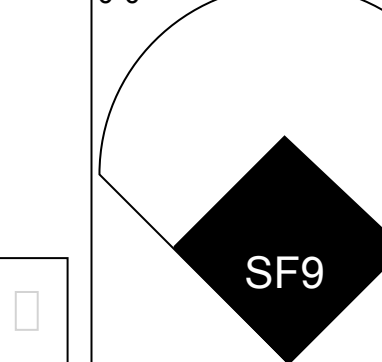
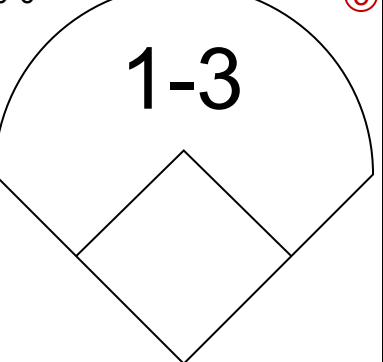
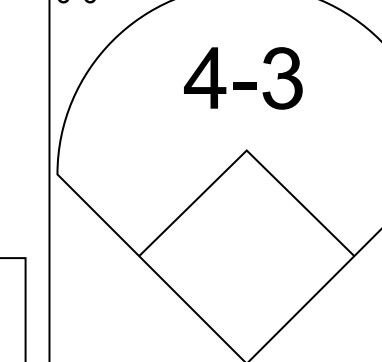


Batter	1	2	3	4	5	6	7	8	9	AB	R	H	RBI	BB	SO	LOB	TOP										
Oddibe McDowell, L OBP: 0.249, SLG: 0.311 (1, 8)										4	0	0	0	0	2	1											
Alan Bannister, R OBP: 0.396, SLG: 0.405 (1, 10)										4	0	1	0	0	1	1											
Toby Harrah, R OBP: 0.472, SLG: 0.415 (1, 4)										2	0	1	0	2	1	0											
Buddy Bell, R OBP: 0.319, SLG: 0.354 (1, 5)										4	0	0	0	0	0	3											
Gary Ward, R OBP: 0.330, SLG: 0.412 (1, 7)										3	0	1	0	0	0	1											
Pete O'Brien, L OBP: 0.318, SLG: 0.397 (1, 3)										3	0	1	0	0	0	2											
George Wright, S OBP: 0.243, SLG: 0.200 (1, 9)										3	0	0	0	0	1	1											
Glenn Brummer, R OBP: 0.385, SLG: 0.278 (1, 2)										3	0	1	0	0	0	0											
Curtis Wilkerson, S OBP: 0.310, SLG: 0.335 (1, 6)										3	0	1	0	0	0	1											
Inning Stats	R: 0 E: 0 K: 2 S: 7	H: 0 LOB: 0 BB: 0 P: 7	R: 0 E: 0 K: 1 S: 6	H: 1 LOB: 1 BB: 0 P: 6	R: 0 E: 0 K: 1 S: 6	H: 1 LOB: 1 BB: 0 P: 6	R: 0 E: 0 K: 0 S: 4	H: 1 LOB: 0 BB: 0 P: 4	R: 0 E: 0 K: 0 S: 3	H: 0 LOB: 0 BB: 0 P: 3	R: 0 E: 0 K: 0 S: 3	H: 1 LOB: 1 BB: 1 P: 7	R: 0 E: 0 K: 0 S: 3	H: 1 LOB: 0 BB: 0 P: 3	R: 0 E: 0 K: 1 S: 4	H: 0 LOB: 0 BB: 1 P: 8	1B: 6 2B: 0 3B: 0 HR: 0	SF: 0 SAC: 0 DP: 3 HBP: 0	WP: 0 PB: 0 SB: 2 CS: 1	PA: 31							
PITCHER	IP	WLS	BF	H	R	ER	SO	BB	IBB	HBP	BLK	WP	HR	S	P	ERA	WHIP										
Neal Heaton, L ERA: 4.66 (1, 1)	9.0	W	31	6	0	0	5	2	0	0	0	0	0	39	47	0.00	0.889										

Texas Rangers @ Cleveland Indians
Cleveland Municipal Stadium, Cleveland, OH
Mon Jul 08 1985, 7:05 PM EDT
Att: 4,142 - Unknown

AB 29
R 0
H 6
RBI 0
BB 2
SO 5
LOB 10



Batter	1	2	3	4	5	6	7	8	9	AB	R	H	RBI	BB	SO	LOB	BOTTOM										
Brett Butler, L OBP: 0.351, SLG: 0.427 (1, 8)										3	0	1	1	1	0	1											
Julio Franco, R OBP: 0.353, SLG: 0.378 (1, 6)										4	2	2	0	1	0	1											
Brook Jacoby, R OBP: 0.339, SLG: 0.427 (1, 5)										4	0	2	0	1	0	1											
Andre Thornton, R OBP: 0.227, SLG: 0.242 (1, 10)										3	0	1	1	1	0	1											
Pat Tabler, R OBP: 0.312, SLG: 0.339 (1, 3)										4	0	3	1	0	0	2											
Joe Carter, R OBP: 0.285, SLG: 0.364 (1, 7)										4	0	2	0	0	1	4											
Carmen Castillo, R OBP: 0.259, SLG: 0.354 (1, 9)										3	1	2	1	0	0	1											
George Vukovich, L OBP: 0.298, SLG: 0.319 (6, 9)										1	0	0	0	0	0	2											
Chris Bando, S OBP: 0.160, SLG: 0.097 (1, 2)										4	0	0	0	0	0	4											
Mike Fischlin, R OBP: 0.262, SLG: 0.282 (1, 4)										4	1	1	0	0	0	2											
Inning Stats	R: 1 E: 0 K: 0 S: 4	H: 3 LOB: 2 BB: 2 P: 12	R: 0 E: 0 K: 0 S: 4	H: 1 LOB: 1 BB: 0 P: 4	R: 0 E: 0 K: 1 S: 7	H: 2 LOB: 2 BB: 0 P: 7	R: 3 E: 0 K: 0 S: 7	H: 4 LOB: 2 BB: 1 P: 11	R: 0 E: 0 K: 0 S: 4	H: 1 LOB: 1 BB: 0 P: 4	R: 0 E: 0 K: 0 S: 3	H: 1 LOB: 0 BB: 0 P: 3	R: 0 E: 0 K: 0 S: 5	H: 2 LOB: 2 BB: 0 P: 5	R: 0 E: 0 K: 0 S: 3	H: 0 LOB: 1 BB: 1 P: 7	1B: 12 2B: 0 3B: 1 HR: 1	SF: 1 SAC: 0 DP: 0 HBP: 0	WP: 0 PB: 0 SB: 1 CS: 2	PA: 39							
PITCHER	IP	WLS	BF	H	R	ER	SO	BB	IBB	HBP	BLK	WP	HR	S	P	ERA	WHIP										
Mike Mason, L ERA: 4.98 (1, 1)	3.2	L	21	9	4	4	1	3	0	0	0	0	1	20	32	9.82	3.273										
Chris Welsh, L ERA: 1.93 (4, 1)	3.1		14	5	0	0	0	0	0	0	0	0	0	14	14	0.00	1.500										
Greg Harris, R ERA: 2.43 (8, 1)	1.0		4	0	0	0	0	1	0	0	0	0	0	3	7	0.00	1.000										

Texas Rangers @ Cleveland Indians
Cleveland Municipal Stadium, Cleveland, OH
Mon Jul 08 1985, 7:05 PM EDT
Att: 4,142 - Unknown

AB 34
R 4
H 14
RBI 4
BB 4
SO 1
LOB 19



Batter	1	2	3	4	5	6	7	8	9	AB	R	H	RBI	BB	SO	LOB	TOP					
Oddibe McDowell, L (1, 8) OBP: 0.254, SLG: 0.312	0-3 K		4-0 BB 2B BB		0-0 1B			0-0 F8		3	1	1	0	1	1	0	Texas Rangers @ Cleveland Indians Cleveland Municipal Stadium, Cleveland, OH Tue Jul 09 1985, 7:05 PM EDT Att: 5,041 - Unknown AB 29 R 2 H 4 RBI 2 BB 5 SO 5 LOB 7					
Toby Harrah, R (1, 4) OBP: 0.473, SLG: 0.412	4-0 PO S BB		4-0 2B BB		0-0 F9			0-0 F8		2	1	0	0	2	0	1						
Pete O'Brien, L (1, 3) OBP: 0.320, SLG: 0.401	0-0 F8		0-0 2B		0-0 F8			0-0 1B		4	0	2	2	0	0	2						
Bob Jones, L (1, 10) OBP: 0.222, SLG: 0.194	4-0 1-2 BB		0-0 F8		0-3 K			0-3 K		3	0	0	0	1	2	2						
Gary Ward, R (1, 7) OBP: 0.329, SLG: 0.417	0-0 PO 2-3	0-0 5-3		0-0 FC3-2-5 3B		0-0 F1		0-0 F8		4	0	1	0	0	0	0						
Buddy Bell, R (1, 5) OBP: 0.315, SLG: 0.349		0-0 5-3		0-3 K		0-0 F5		0-0 F9		4	0	0	0	0	1	1						
George Wright, S (1, 9) OBP: 0.236, SLG: 0.194		0-3 K		0-0 FC3-2-5 CS		0-0 F7		0-0 F9		4	0	0	0	0	1	1						
Geno Petralli, L (1, 2) OBP: 0.372, SLG: 0.468			0-0 F7	4-0 BB		0-0 F7		0-0 F7		2	0	0	0	1	0	0						
Curtis Wilkerson, S (1, 6) OBP: 0.306, SLG: 0.330			0-0 F7	0-0 CS	0-0 F7		0-0 F7		3	0	0	0	0	0	0	0						
Inning Stats	R: 0 E: 0 K: 1 S: 4	H: 0 LOB: 1 BB: 2 P: 12	R: 0 E: 0 K: 1 S: 5	H: 0 LOB: 0 BB: 0 P: 5	R: 2 E: 0 K: 0 S: 4	H: 1 LOB: 1 BB: 2 P: 12	R: 0 E: 0 K: 1 S: 5	H: 1 LOB: 1 BB: 1 P: 9	R: 0 E: 0 K: 0 S: 4	H: 0 LOB: 0 BB: 0 P: 4	R: 0 E: 0 K: 1 S: 5	H: 0 LOB: 0 BB: 0 P: 5	R: 0 E: 0 K: 0 S: 3	H: 0 LOB: 0 BB: 0 P: 3	R: 0 E: 0 K: 1 S: 6	H: 1 LOB: 1 BB: 0 P: 6	R: 0 E: 0 K: 0 S: 3	H: 0 LOB: 0 BB: 0 P: 3	1B: 2 2B: 1 3B: 1 HR: 0	SF: 0 SAC: 0 DP: 0 HBP: 0	WP: 0 PB: 0 SB: 1 CS: 1	PA: 36
PITCHER Bert Blyleven, R (1, 1) ERA: 3.1	IP: 9.0 WLS: W BF: 34 H: 4 R: 2 ER: 2 SO: 5 BB: 5 IBB: 0 HBP: 0 BLK: 0 WP: 0 HR: 0 S: 39 P: 59 ERA: 2.00 WHIP: 1.000															PITCHER						

Batter	1	2	3	4	5	6	7	8	9	AB	R	H	RBI	BB	SO	LOB	BOTTOM			
Brett Butler, L (1, 8) OBP: 0.349, SLG: 0.422	0-0 4-3		0-0 FC4-6 1B		0-0 L4	0-0 F6		4-0 BB		4	1	0	0	1	0	3	Texas Rangers @ Cleveland Indians Cleveland Municipal Stadium, Cleveland, OH Tue Jul 09 1985, 7:05 PM EDT Att: 5,041 - Unknown AB 32 R 7 H 10 RBI 7 BB 6 SO 2 LOB 18			
Julio Franco, R (1, 6) OBP: 0.354, SLG: 0.378	0-0 2B		0-0 G4-6-3 1B		0-0 E6 BB BB		0-0 F9	0-0 F9		5	2	2	1	0	0	3				
Tony Bernazard, S (1, 4) OBP: 0.262, SLG: 0.282	0-0 1B		0-0 G4-6-3		4-0 BB BB		0-0 HR		3	1	2	1	1	0	1					
Mike Fischlin, R (7, PR) (8, 4)	1-H 2B		1-2		1-2 BB BB		0-0 HR		0	1	0	0	0	0	0	0				
Andre Thornton, R (1, 10) OBP: 0.242, SLG: 0.270	0-0 G5-4-3 1B			0-0 1B	4-0 BB BB		0-0 HR		3	1	3	4	1	0	0					
Brook Jacoby, R (1, 5) OBP: 0.341, SLG: 0.426	0-0 G5-4-3		1-2	0-0 1B	1-2 2-3 3-H 4-0 BB		0-3 K		3	0	1	1	1	1	2					
George Vukovich, L (1, 9) OBP: 0.293, SLG: 0.313		0-0 4-3		0-0 F4	0-0 G3		0-0 3-1		4	0	0	0	0	0	6					
Joe Carter, R (1, 7) OBP: 0.280, SLG: 0.358		0-0 F4		0-0 G6-4-3		0-0 E6 G6-3		0-3 K		4	0	0	0	0	1	2				
Mike Hargrove, L (1, 3) OBP: 0.325, SLG: 0.270		0-0 4-3			0-0 F9	0-0 G6-3		0-0 4-3		4	0	0	0	0	0	1				
Jerry Willard, L (1, 2) OBP: 0.339, SLG: 0.358			4-0 FC4-6 BB		0-0 E BB	0-0 2B		4-0 WP BB		2	1	2	0	2	0	0				
Inning Stats	R: 2 E: 0 K: 0 S: 5	H: 3 LOB: 0 BB: 0 P: 5	R: 0 E: 0 K: 0 S: 3	H: 0 LOB: 0 BB: 0 P: 3	R: 1 E: 0 K: 0 S: 3	H: 1 LOB: 0 BB: 1 P: 7	R: 0 E: 0 K: 0 S: 4	H: 2 LOB: 1 BB: 0 P: 4	R: 2 E: 1 K: 0 S: 5	H: 1 LOB: 3 BB: 3 P: 17	R: 0 E: 1 K: 0 S: 4	H: 1 LOB: 1 BB: 0 P: 4	R: 2 E: 0 K: 1 S: 7	H: 2 LOB: 1 BB: 0 P: 7	R: 0 E: 0 K: 1 S: 5	H: 0 LOB: 2 BB: 2 P: 13	1B: 6 2B: 3 3B: 0 HR: 1	SF: 0 SAC: 0 DP: 4 HBP: 0	WP: 1 PB: 0 SB: 1 CS: 0	PA: 38
PITCHER Burt Hooton, R (1, 1) ERA: 3.79	IP: 4.2 WLS: L BF: 22 H: 7 R: 5 ER: 3 SO: 3 BB: 3 IBB: 0 HBP: 0 BLK: 0 WP: 0 HR: 0 S: 19 P: 31 ERA: 5.79 WHIP: 2.143															PITCHER				
Dave Rozema, R (5, 1) ERA: 5.03	IP: 2.1 WLS: 11 BF: 3 H: 2 R: 2 ER: 2 SO: 1 BB: 1 IBB: 0 HBP: 0 BLK: 0 WP: 0 HR: 1 S: 12 P: 16 ERA: 7.71 WHIP: 1.714															PITCHER				
Dave Stewart, R (8, 1) ERA: 4.5	IP: 1.0 WLS: 5 BF: 0 H: 0 R: 0 ER: 0 SO: 1 BB: 2 IBB: 0 HBP: 0 BLK: 0 WP: 0 HR: 0 S: 5 P: 13 ERA: 0.00 WHIP: 2.000															PITCHER				

Batter	1	2	3	4	5	6	7	8	9	AB R H RBI BB SO LOB	TOP									
Oddibe McDowell, L (1, 8) OBP: 0.254, SLG: 0.326	E7 SH1-4 HR		F7		F9		HR			4 2 1 1 0 0 1	Texas Rangers @ Cleveland Indians Cleveland Municipal Stadium, Cleveland, OH Wed Jul 10 1985, 7:05 PM EDT Att. 4,878 - Unknown livebaseballscorecards.com									
Wayne Tolleson, S (1, 4) OBP: 0.370, SLG: 0.349	SH1-4					E6 F8 1B SF9	6-3			3 1 1 0 0 0 0										
Pete O'Brien, L (1, 3) OBP: 0.322, SLG: 0.413	HR		F7			1B 1-2		F7		4 1 2 2 0 0 1										
George Wright, S (1, 9) OBP: 0.229, SLG: 0.188	F9			4-3		F8		6-3		4 0 0 0 0 0 2										
Gary Ward, R (1, 7) OBP: 0.328, SLG: 0.416	K			G3-6 1B		SF9		F9		3 0 1 1 0 1 0										
Tom Dunbar, L (1, 10) OBP: 0.300, SLG: 0.278 Alan Bannister, R (9, PH) OBP: 0.388, SLG: 0.395		G3		G3-6				G3		3 0 1 0 0 0 1 1 0 0 0 0 0 0										
Bill Stein, R (1, 5) OBP: 0.256, SLG: 0.310	K				3-1	K		6-3		4 0 0 0 0 2 2										
Glenn Brummer, R (1, 2) OBP: 0.362, SLG: 0.259	K				5-3		4-3	K		4 0 0 0 0 2 0										
Curtis Wilkerson, S (1, 6) OBP: 0.306, SLG: 0.330			G3				4-3			3 0 1 0 0 0 0										
Inning Stats	R: 2 E: 1 K: 1 S: 7	H: 1 LOB: 0 BB: 0 P: 7	R: 0 E: 0 K: 2 S: 7	H: 0 LOB: 0 BB: 0 P: 7	R: 0 E: 0 K: 0 S: 4	H: 1 LOB: 1 BB: 0 P: 4	R: 0 E: 0 K: 0 S: 3	H: 1 LOB: 0 BB: 0 P: 3	R: 1 E: 0 K: 0 S: 4	H: 2 LOB: 2 BB: 0 P: 8	R: 1 E: 0 K: 0 S: 4	H: 1 LOB: 0 BB: 0 P: 4	R: 0 E: 0 K: 0 S: 3	H: 0 LOB: 0 BB: 0 P: 3	R: 0 E: 0 K: 1 S: 5	H: 0 LOB: 0 BB: 0 P: 5	1B: 5 2B: 0 3B: 0 HR: 2	SF: 1 SAC: 1 DP: 1 HBP: 0	WP: 0 PB: 0 SB: 0 CS: 0	PA: 35
PITCHER	IP WLS BF H R ER SO BB IBB HBP BLK WP HR S P ERA WHIP											IP WLS BF H R ER SO BB IBB HBP BLK WP HR S P ERA WHIP								
Jerry Reed, R (1, 1) ERA: 4.96	7.0 L 29 7 4 2 4 0 0 0 0 0 0 2 37 37 2.57 1.000																			
Jamie Easterly, L (8, 1) ERA: 2.09	2.0 6 0 0 0 1 0 0 0 0 0 0 0 8 8 0.00 0.000																			

Batter	1	2	3	4	5	6	7	8	9	AB R H RBI BB SO LOB	BOTTOM									
Brett Butler, L (1, 8) OBP: 0.351, SLG: 0.422	5-3 1B		6-3			4-3			4-3 WP 1B	4 1 2 0 0 0 0	Texas Rangers @ Cleveland Indians Cleveland Municipal Stadium, Cleveland, OH Wed Jul 10 1985, 7:05 PM EDT Att. 4,878 - Unknown livebaseballscorecards.com									
Julio Franco, R (1, 6) OBP: 0.353, SLG: 0.375	5-3			6-3			E S HBP	4-3		3 0 0 0 0 0 2										
Tony Bernazard, S (1, 4) OBP: 0.370, SLG: 0.462	E3			G5-4-3 BB		F7		4-3		3 0 0 0 1 0 2										
Andre Thornton, R (1, 10) OBP: 0.242, SLG: 0.266	K			G5-4-3		E5			2-3	3 0 0 0 1 1 3										
Brook Jacoby, R (1, 5) OBP: 0.337, SLG: 0.420		L6			K		F3		3-H BB	4 0 0 0 0 1 3										
Pat Tabler, R (1, 3) OBP: 0.308, SLG: 0.336		6-3			K		6-3			3 0 0 0 0 1 2										
George Vukovich, L (1, 9) OBP: 0.289, SLG: 0.309		6-3			F3			4-3		3 0 0 0 0 0 0										
Jerry Willard, L (1, 2) OBP: 0.331, SLG: 0.348			L4			K		F5		3 0 0 0 0 1 0										
Otis Nixon, S (1, 7) OBP: 0.185, SLG: 0.204 Mike Hargrove, L (8, PH) OBP: 0.322, SLG: 0.267 Joe Carter, R (9, 7) OBP: 0.280, SLG: 0.358						F8		F8		2 0 0 0 0 0 0 1 0 0 0 0 0 0 0 0 0 0 0 0 0										
Inning Stats	R: 0 E: 1 K: 1 S: 6	H: 1 LOB: 1 BB: 0 P: 6	R: 0 E: 0 K: 0 S: 3	H: 0 LOB: 0 BB: 0 P: 3	R: 0 E: 0 K: 0 S: 3	H: 0 LOB: 0 BB: 0 P: 3	R: 0 E: 0 K: 2 S: 7	H: 0 LOB: 0 BB: 1 P: 6	R: 0 E: 0 K: 0 S: 5	H: 0 LOB: 0 BB: 0 P: 5	R: 0 E: 1 K: 0 S: 4	H: 0 LOB: 2 BB: 0 P: 5	R: 0 E: 0 K: 0 S: 3	H: 0 LOB: 0 BB: 0 P: 3	R: 1 E: 0 K: 0 S: 4	H: 1 LOB: 1 BB: 1 P: 8	1B: 2 2B: 0 3B: 0 HR: 0	SF: 0 SAC: 0 DP: 1 HBP: 1	WP: 1 PB: 0 SB: 1 CS: 0	PA: 32
PITCHER	IP WLS BF H R ER SO BB IBB HBP BLK WP HR S P ERA WHIP											IP WLS BF H R ER SO BB IBB HBP BLK WP HR S P ERA WHIP								
Charlie Hough, R (1, 1) ERA: 3.28	9.0 W 32 2 1 1 4 2 0 1 0 0 1 0 37 46 1.00 0.444																			

Batter	1	2	3	4	5	6	7	8	9	AB	R	H	RBI	BB	SO	LOB	TOP			
Willie Wilson, S (1.8) OBP: 0.324, SLG: 0.419	0-0 4-3		0-0 F9		0-0 1B			0-0 F6		4	0	1	0	0	0	0	Kansas City Royals @ Cleveland Indians Cleveland Municipal Stadium, Cleveland, OH Thu Jul 11 1985, 7:05 PM EDT Att: 5,256 - Unknown			
Lonnie Smith, R (1.7) OBP: 0.347, SLG: 0.344 Lynn Jones, R (8.7) OBP: 0.230, SLG: 0.275	0-0 5-3		0-0 F7		0-0 6-3			0-0 5-3		4	0	0	0	0	0	1				
George Brett, L (1.5) OBP: 0.458, SLG: 0.587	0-0 HR		0-0 1B		0-0 3-1			0-0 1B		4	1	3	1	0	0	0				
Jorge Orta, L (1.10) OBP: 0.316, SLG: 0.380	0-0 F9		0-0 4-3		0-0 4-3			0-0 K		4	0	0	0	0	1	2				
Pat Sheridan, L (1.9) OBP: 0.312, SLG: 0.335		0-0 4-3		0-3 K		0-0 G3		0-0 E3		4	0	0	0	0	1	0				
Steve Balboni, R (1.3) OBP: 0.300, SLG: 0.432		0-0 E5 WP		0-3 K		0-0 F7		0-0 6-3		4	0	0	0	0	1	1				
Frank White, R (1.4) OBP: 0.282, SLG: 0.374		0-0 F8		0-0 F9		0-0 G5-4-3 1B				3	0	1	0	0	0	1				
Jim Sundberg, R (1.2) OBP: 0.297, SLG: 0.402		4-0 IBB		0-0 6-3		0-0 G5-4-3				2	0	0	0	1	0	1				
Buddy Biancalana, S (1.6) OBP: 0.200, SLG: 0.186		0-3 K		0-0 G3		0-0 6-3				3	0	0	0	0	1	2				
Inning Stats	R: 1 E: 0 K: 0 S: 4	H: 1 LOB: 0 BB: 0 P: 4	R: 0 E: 1 K: 1 S: 6	H: 0 LOB: 2 BB: 1 P: 10	R: 0 E: 0 K: 0 S: 4	H: 1 LOB: 1 BB: 0 P: 4	R: 0 E: 0 K: 2 S: 7	H: 0 LOB: 0 BB: 0 P: 7	R: 0 E: 0 K: 0 S: 4	H: 1 LOB: 1 BB: 0 P: 4	R: 0 E: 0 K: 0 S: 3	H: 0 LOB: 0 BB: 0 P: 3	R: 0 E: 0 K: 0 S: 3	H: 1 LOB: 0 BB: 0 P: 3	R: 0 E: 1 K: 1 S: 6	H: 1 LOB: 1 BB: 0 P: 6		1B: 4 2B: 1 3B: 0 HR: 1	SF: 0 SAC: 0 DP: 2 HBP: 0	WP: 1 PB: 0 CS: 1
PITCHER Vern Ruhle, R (1.1) ERA: 4.0	IP: 9.0 WLS: L BF: 33	H: 5 R: 1 ER: 1 SO: 4	BB: 0 IBB: 1 HBP: 0 BLK: 0	WP: 1 HR: 1 S: 40 P: 44	ERA: 1.00 WHIP: 0.556											ERA: 1.00 WHIP: 0.556				

Batter	1	2	3	4	5	6	7	8	9	AB	R	H	RBI	BB	SO	LOB	BOTTOM			
Brett Butler, L (1.8) OBP: 0.350, SLG: 0.420	0-3 K		0-0 F9			0-0 E 1B		0-0 F7		4	0	1	0	0	1	1	Kansas City Royals @ Cleveland Indians Cleveland Municipal Stadium, Cleveland, OH Thu Jul 11 1985, 7:05 PM EDT Att: 5,256 - Unknown			
Julio Franco, R (1.6) OBP: 0.348, SLG: 0.370	0-0 4-3		0-0 F8		0-0 6-3		0-0 6-3		0-0 F9		4	0	0	0	0	1				
Tony Bernazard, S (1.4) OBP: 0.384, SLG: 0.454	0-3 K		0-0 F7		0-0 6-3		0-0 6-3		0-0 F4		4	0	0	0	1	1				
Andre Thornton, R (1.10) OBP: 0.247, SLG: 0.267 Otis Nixon, S (9, PR) OBP: 0.185, SLG: 0.204		0-0 F7		0-0 5-3		4-0 G6-4-3 BB		0-0 PB 1B		3	0	1	0	1	0	0				
Brook Jacoby, R (1.5) OBP: 0.336, SLG: 0.418		0-0 6-3			0-0 FC5-4 1B		0-0 G6-4-3		0-0 F8		4	0	1	0	0	2				
Pat Tabler, R (1.3) OBP: 0.312, SLG: 0.339		0-0 1B			0-0 FC5-4 1B		0-0 5-3				3	0	2	0	0	0				
Joe Carter, R (1.7) OBP: 0.277, SLG: 0.354		0-0 F8			0-0 FC5-4 G6-4-3			0-0 F8		3	0	0	0	0	0	3				
Carmen Castillo, R (1.9) OBP: 0.262, SLG: 0.362			0-3 K		0-0 G6-4-3					3	0	1	0	0	1	2				
Chris Bando, S (1.2) OBP: 0.157, SLG: 0.095 Benny Ayala, R (8, PH) OBP: 0.222, SLG: 0.361 Jerry Willard, L (9, 2) OBP: 0.331, SLG: 0.348			0-3 K		0-0 F9			0-0 F9		2	0	0	0	0	1	0				
Inning Stats	R: 0 E: 0 K: 2 S: 7	H: 0 LOB: 0 BB: 0 P: 7	R: 0 E: 0 K: 0 S: 4	H: 1 LOB: 1 BB: 0 P: 4	R: 0 E: 0 K: 0 S: 3	H: 0 LOB: 0 BB: 0 P: 3	R: 0 E: 0 K: 0 S: 4	H: 2 LOB: 1 BB: 0 P: 4	R: 0 E: 1 K: 0 S: 4	H: 1 LOB: 1 BB: 0 P: 4	R: 0 E: 0 K: 0 S: 2	H: 0 LOB: 0 BB: 1 P: 6	R: 0 E: 0 K: 0 S: 4	H: 1 LOB: 1 BB: 0 P: 4	R: 0 E: 0 K: 0 S: 4	H: 1 LOB: 2 BB: 0 P: 4		1B: 6 2B: 0 3B: 0 HR: 0	SF: 0 SAC: 0 DP: 2 HBP: 0	WP: 0 PB: 1 SB: 0 CS: 0
PITCHER Danny Jackson, L (1.1) ERA: 3.28	IP: 9.0 WLS: W BF: 32	H: 6 R: 0 ER: 0 SO: 4	BB: 1 IBB: 0 HBP: 0 BLK: 0	WP: 0 HR: 0 S: 39 P: 43	ERA: 0.00 WHIP: 0.778											ERA: 0.00 WHIP: 0.778				

Batter	1	2	3	4	5	6	7	8	9	AB	R	H	RBI	BB	SO	LOB	TOP			
Willie Wilson, S (1, 8) OBP: 0.326, SLG: 0.419	0-3 K	0-0 1B			0-0 F7		0-0 G6-4-3 1B	0-3 K	5	0	2	0	0	2	1					
Dane Iorg, L (1, 7) OBP: 0.290, SLG: 0.288	0-3 K	0-0 1B			0-0 FC1-6 1B		0-0 G6-4-3 1B	0-3 K	3	0	2	2	0	1	0					
Lynn Jones, R (5, FR) OBP: 0.221, SLG: 0.264	0-3 K	0-0 1B			0-0 FC1-6 1B		0-0 G6-4-3 1B	0-3 K	2	0	0	0	0	1	1					
George Brett, L (1, 5) OBP: 0.457, SLG: 0.580	1-0 HBP	0-3 K			0-0 FC1-6 1B			0-3 K	3	0	1	0	0	2	2					
Jorge Orta, L (1, 10) OBP: 0.311, SLG: 0.373	0-0 G3		0-0 4-3		0-0 FC1-6 1B			0-0 F4	4	0	0	0	0	0	3					
Darryl Motley, R (1, 9) OBP: 0.259, SLG: 0.407		0-3 K	0-0 F4		0-3 K			0-0 S 1B	4	1	1	0	0	2	2					
Frank White, R (1, 4) OBP: 0.288, SLG: 0.400		0-0 HR	0-0 6-3		0-0 6-3			0-0 1B	4	2	2	2	0	0	0					
Steve Balboni, R (1, 3) OBP: 0.301, SLG: 0.425		1-0 1B 1B HBP	0-3 K		0-0 F7			0-0 FC6-4 1B	3	1	1	1	0	1	0					
Jim Sundberg, R (1, 2) OBP: 0.296, SLG: 0.396		0-0 1B 1B	0-0 F7		0-3 K			0-0 FC6-4	4	1	1	0	0	1	1					
Buddy Biancalana, S (1, 6) OBP: 0.197, SLG: 0.185		0-0 L8	0-0 F8		0-0 4-3			0-0 CS 1B	4	0	1	0	0	0	2					
Inning Stats	R: 0 E: 0 K: 2 S: 7	H: 0 LOB: 1 BB: 0 P: 8	R: 3 E: 0 K: 2 S: 11	H: 4 LOB: 2 BB: 0 P: 12	R: 0 E: 0 K: 0 S: 3	H: 0 LOB: 0 BB: 0 P: 3	R: 0 E: 0 K: 1 S: 5	H: 2 LOB: 2 BB: 0 P: 7	R: 0 E: 0 K: 1 S: 5	H: 0 LOB: 0 BB: 0 P: 5	R: 0 E: 0 K: 0 S: 3	H: 1 LOB: 0 BB: 0 P: 3	R: 2 E: 0 K: 1 S: 8	H: 3 LOB: 1 BB: 0 P: 8	R: 0 E: 0 K: 2 S: 7	H: 1 LOB: 0 BB: 0 P: 7	1B: 10 2B: 1 3B: 0 HR: 1	SF: 0 SAC: 0 DP: 2 HBP: 2	WP: 0 PB: 0 SB: 1 CS: 1	PA: 38
PITCHER Bert Blyleven, R (1, 1) ERA: 3.21	IP: 9.0 WLS: L BF: 38	H: 11 R: 5 ER: 5 SO: 10	BB: 0 IBB: 0 HBP: 2 BLK: 0	WP: 0 HR: 1 S: 56 P: 58	ERA: 5.00 WHIP: 1.222	PITCHER														

Kansas City Royals @ Cleveland Indians
Cleveland Municipal Stadium, Cleveland, OH

AB 36
R 5
H 11
RBI 5
BB 0
SO 10
LOB 12



WP: 0 PA: 38
PB: 0
SB: 1
CS: 1

Sat Jul 13 1985, 7:05 PM EDT
Att: 12,794 - Unknown

Batter	1	2	3	4	5	6	7	8	9	AB	R	H	RBI	BB	SO	LOB	BOTTOM			
Brett Butler, L (1, 8) OBP: 0.351, SLG: 0.420	0-0 G3		0-0 1B		0-0 G6-4-3 1B		0-0 G1-4-3 1B		4	0	1	0	0	0	2					
Julio Franco, R (1, 6) OBP: 0.345, SLG: 0.366	0-0 6-3		0-0 1B		0-0 S 1B			0-0 F9	4	0	2	0	0	0	0					
Tony Bernazard, S (1, 4) OBP: 0.359, SLG: 0.445	0-0 1B		0-3 K		0-3 K			0-0 F9	4	0	1	0	0	2	3					
Andre Thornton, R (1, 10) OBP: 0.246, SLG: 0.279	0-0 F8		0-0 F4			0-0 HR		0-0 5-3	4	1	1	1	0	0	3					
Brook Jacoby, R (1, 5) OBP: 0.331, SLG: 0.409		0-0 F8		0-3 K		0-0 1-3		0-3 K	4	0	0	0	0	2	0					
Pat Tabler, R (1, 3) OBP: 0.320, SLG: 0.359		1-0 HBP		0-0 4-3		0-0 F9		0-0 1B	3	0	1	0	0	0	0					
George Vukovich, L (1, 9) OBP: 0.290, SLG: 0.310		0-3 K		0-0 1B		0-3 K		0-0 F7	4	0	1	0	0	2	2					
Joe Carter, R (1, 7) OBP: 0.271, SLG: 0.349		0-3 K		0-0 L9			0-0 4-1	0-3 K	4	0	0	0	0	2	3					
Jerry Willard, L (1, 2) OBP: 0.336, SLG: 0.353			0-3 K		0-0 G6-4-3 1B		0-0 G1-4-3 1B		3	0	2	0	0	1	0					
Inning Stats	R: 0 E: 0 K: 0 S: 4	H: 1 LOB: 1 BB: 0 P: 4	R: 0 E: 0 K: 2 S: 7	H: 0 LOB: 1 BB: 0 P: 8	R: 0 E: 0 K: 2 S: 9	H: 2 LOB: 2 BB: 0 P: 9	R: 0 E: 0 K: 1 S: 6	H: 1 LOB: 1 BB: 0 P: 6	R: 0 E: 0 K: 1 S: 6	H: 2 LOB: 1 BB: 0 P: 6	R: 1 E: 0 K: 1 S: 6	H: 1 LOB: 0 BB: 0 P: 6	R: 0 E: 0 K: 0 S: 3	H: 1 LOB: 0 BB: 0 P: 3	R: 0 E: 0 K: 2 S: 8	H: 1 LOB: 1 BB: 0 P: 8	1B: 8 2B: 0 3B: 0 HR: 1	SF: 0 SAC: 0 DP: 2 HBP: 1	WP: 0 PB: 0 SB: 1 CS: 0	PA: 35
PITCHER Bret Saberhagen, R (1, 1) ERA: 2.78	IP: 9.0 WLS: W BF: 35	H: 9 R: 1 ER: 1 SO: 9	BB: 0 IBB: 0 HBP: 1 BLK: 0	WP: 0 HR: 1 S: 52 P: 53	ERA: 1.00 WHIP: 1.000	PITCHER														

Kansas City Royals @ Cleveland Indians
Cleveland Municipal Stadium, Cleveland, OH

AB 34
R 1
H 9
RBI 1
BB 0
SO 9
LOB 13



WP: 0 PA: 35
PB: 0
SB: 1
CS: 0

Sat Jul 13 1985, 7:05 PM EDT
Att: 12,794 - Unknown

Batter	1	2	3	4	5	6	7	8	9	AB	R	H	RBI	BB	SO	LOB	TOP																														
Willie Wilson, S OBP: 0.332, SLG: 0.424 (1, 8)										5	3	4	0	0	0	0																															
Darryl Motley, R OBP: 0.273, SLG: 0.415 Pat Sheridan, L OBP: 0.310, SLG: 0.333 (1, 9) (7, 9)										3	2	3	1	0	0	0																															
George Brett, L OBP: 0.456, SLG: 0.580 (1, 5)										5	1	2	0	0	1	5																															
Hal McRae, R OBP: 0.318, SLG: 0.394 (1, 10)										5	0	1	2	0	0	3																															
Frank White, R OBP: 0.270, SLG: 0.398 (1, 4)										4	1	1	1	1	1	1																															
Steve Balboni, R OBP: 0.303, SLG: 0.423 (1, 3)										4	1	1	1	1	2	2																															
Lynn Jones, R OBP: 0.232, SLG: 0.263 (1, 7)										4	0	1	0	1	1	4																															
John Wathan, R OBP: 0.375, SLG: 0.304 (1, 2)										5	0	1	2	0	0	1																															
Buddy Biancalana, S OBP: 0.197, SLG: 0.186 (1, 6)										5	1	1	0	0	1	2																															
Inning Stats	R: 0 E: 0 K: 0 S: 4	H: 1 LOB: 1 BB: 0 P: 4	R: 0 E: 0 K: 1 S: 6	H: 1 LOB: 1 BB: 0 P: 6	R: 3 E: 0 K: 1 S: 9	H: 4 LOB: 2 BB: 0 P: 10	R: 1 E: 0 K: 0 S: 5	H: 2 LOB: 1 BB: 0 P: 5	R: 0 E: 0 K: 2 S: 7	H: 0 LOB: 0 BB: 0 P: 7	R: 0 E: 0 K: 0 S: 3	H: 0 LOB: 0 BB: 0 P: 3	R: 2 E: 1 K: 1 S: 8	H: 3 LOB: 2 BB: 1 P: 12	R: 0 E: 0 K: 1 S: 5	H: 1 LOB: 0 BB: 0 P: 5	R: 3 E: 0 K: 0 S: 6	H: 3 LOB: 2 BB: 2 P: 14	1B: 13 2B: 2 3B: 0 HR: 0	SF: 0 SAC: 0 DP: 0 HBP: 1	WP: 0 PB: 0 SB: 2 CS: 1	PA: 46																									
PITCHER	IP	WLS	BF	H	R	ER	SO	BB	IBB	HBP	BLK	WP	HR	S	P	ERA	WHIP	PITCHER								IP	WLS	BF	H	R	ER	SO	BB	IBB	HBP	BLK	WP	HR	S	P	ERA	WHIP					
Neal Heaton, L ERA: 4.8 (1, 1)	2.1	L	14	6	3	3	2	0	0	1	0	0	0	17	18	11.57	2.571																														
Vern Riffe, R ERA: 3.9 (3, 1)	1.2		7	2	1	0	0	0	0	0	0	0	0	7	7	0.00	1.200																														
Jerry Reed, R ERA: 4.66 (5, 1)	3.0		13	3	2	1	3	0	1	0	0	0	0	18	22	3.00	1.000																														
Jeff Barkley, R ERA: 4.91 (8, 1)	1.2		9	3	3	3	1	2	0	0	0	0	0	9	17	16.20	3.000																														
Tom Waddell, R ERA: 4.27 (9, 1)	0.1		2	1	0	0	0	0	0	0	0	0	0	2	2	0.00	3.000																														
Batter	1	2	3	4	5	6	7	8	9	AB	R	H	RBI	BB	SO	LOB	BOTTOM																														
Brett Butler, L OBP: 0.354, SLG: 0.421 Mike Fischlin, R OBP: 0.262, SLG: 0.282 (1, 8) (9, 5)										4	1	2	1	1	0	2																															
Julio Franco, R OBP: 0.349, SLG: 0.377 (1, 6)										4	1	2	2	1	2	2																															
Brook Jacoby, R OBP: 0.330, SLG: 0.406 George Vukovich, L OBP: 0.289, SLG: 0.308 (1, 5) (6, PH) (9, 7)										3	0	0	0	1	2	2																															
Andre Thornton, R OBP: 0.240, SLG: 0.273 (1, 10)										5	0	0	0	0	2	5																															
Benny Ayala, R OBP: 0.205, SLG: 0.333 Joe Carter, R OBP: 0.273, SLG: 0.350 (1, 7) (7, 7) (9, 8)										3	0	0	0	0	1	0																															
Pat Tabler, R OBP: 0.322, SLG: 0.363 (1, 3)										5	1	2	0	0	1	1																															
Tony Bernazard, S OBP: 0.360, SLG: 0.442 (1, 4)										4	1	1	0	1	0	3																															
Carmen Castillo, R OBP: 0.294, SLG: 0.431 (1, 9)										4	1	2	0	0	1	2																															
Chris Bando, S OBP: 0.161, SLG: 0.101 Jerry Willard, L OBP: 0.338, SLG: 0.356 (1, 2) (7, PH) (6, 2)										2	0	1	1	0	0	0																															
Inning Stats	R: 0 E: 0 K: 2 S: 7	H: 1 LOB: 2 BB: 1 P: 11	R: 0 E: 0 K: 2 S: 8	H: 1 LOB: 1 BB: 0 P: 8	R: 2 E: 0 K: 1 S: 7	H: 2 LOB: 0 BB: 0 P: 7	R: 1 E: 0 K: 1 S: 7	H: 2 LOB: 2 BB: 1 P: 11	R: 0 E: 0 K: 1 S: 5	H: 0 LOB: 0 BB: 0 P: 5	R: 0 E: 0 K: 0 S: 4	H: 1 LOB: 1 BB: 0 P: 4	R: 0 E: 1 K: 1 S: 6	H: 0 LOB: 3 BB: 2 P: 14	R: 2 E: 0 K: 2 S: 11	H: 4 LOB: 2 BB: 0 P: 11	R: 0 E: 0 K: 0 S: 4	H: 1 LOB: 1 BB: 0 P: 4	1B: 10 2B: 2 3B: 0 HR: 1	SF: 0 SAC: 0 DP: 1 HBP: 0	WP: 0 PB: 0 SB: 0 CS: 1	PA: 43																									
PITCHER	IP	WLS	BF	H	R	ER	SO	BB	IBB	HBP	BLK	WP	HR	S	P	ERA	WHIP	PITCHER								IP	WLS	BF	H	R	ER	SO	BB	IBB	HBP	BLK	WP	HR	S	P	ERA	WHIP					
Bud Black, L ERA: 3.97 (1, 1)	6.0	W	26	7	3	3	7	2	0	0	0	0	0	38	46	4.50	1.500																														
Michael LaCoss, R ERA: 4.3 (7, 1)	1.1		9	2	2	2	1	2	0	0	0	0	0	9	17	13.50	3.000																														
Dan Quisenberry, R ERA: 2.79 (8, 1)	1.2	S	8	3	0	0	2	0	0	0	0	0	0	12	12	0.00	1.800																														

Kansas City Royals @ Cleveland Indians
Cleveland Municipal Stadium, Cleveland, OH

AB 41
R 9
H 15
RBI 7
BB 3
SO 6
LOB 18



Kansas City Royals @ Cleveland Indians
Cleveland Municipal Stadium, Cleveland, OH

AB 39
R 5
H 12
RBI 5
BB 4
SO 10
LOB 22



Sun Jul 14 1985, 3:33 AM EDT
Att: 25,466 - Unknown

Sun Jul 14 1985, 3:33 AM EDT
Att: 25,466 - Unknown

Batter	1	2	3	4	5	6	7	8	9	AB	R	H	RBI	BB	SO	LOB	TOP			
Brett Butler , L (1, 8) OBP: 0.352, SLG: 0.415	L7			K			K		4-3	4	0	0	0	0	2	1	Cleveland Indians @ Chicago White Sox Comiskey Park, Chicago, IL Fri Jul 19 1985, 8:05 PM EDT Att: 26,459 - Unknown livebaseballscorecards.com			
Julio Franco , R (1, 6) OBP: 0.341, SLG: 0.367	F9			L6			4-3		F8	4	0	0	0	0	0	2				
Tony Bernazard , S (1, 4) OBP: 0.358, SLG: 0.440	6-3			F7						3	0	1	0	0	0	0				
Andre Thornton , R (1, 10) OBP: 0.246, SLG: 0.271		3-1			G4-6-3 1B				5-3	3	0	1	0	0	0	1				
Pat Tabler , R (1, 3) OBP: 0.321, SLG: 0.361		L3			K				F9	3	0	0	0	0	1	1				
Brook Jacoby , R (1, 5) OBP: 0.326, SLG: 0.403		6-3			G4-6-3 1-2				F2	3	0	0	0	0	0	1				
George Vukovich , L (1, 9) OBP: 0.293, SLG: 0.313 Otis Nixon , S (8, PR) OBP: 0.185, SLG: 0.204									4-3	3	0	2	0	0	0	0				
Joe Carter , R (1, 7) OBP: 0.266, SLG: 0.341									CS 1B	0	0	0	0	0	0	0				
Jerry Willard , L (1, 2) OBP: 0.336, SLG: 0.347 Mike Fischlin , R (8, PR) OBP: 0.262, SLG: 0.282									CS 1B	3	0	0	0	0	0	1				
Inning Stats	R: 0 E: 0 K: 0 S: 3	H: 0 LOB: 0 BB: 0 P: 3	R: 0 E: 0 K: 0 S: 3	H: 0 LOB: 0 BB: 0 P: 3	R: 0 E: 0 K: 0 S: 3	H: 1 LOB: 0 BB: 0 P: 3	R: 0 E: 0 K: 1 S: 5	H: 0 LOB: 0 BB: 0 P: 5	R: 0 E: 0 K: 1 S: 5	H: 1 LOB: 0 BB: 0 P: 5	R: 0 E: 0 K: 1 S: 6	H: 1 LOB: 1 BB: 0 P: 6	R: 0 E: 0 K: 0 S: 3	H: 1 LOB: 1 BB: 0 P: 3	R: 0 E: 0 K: 0 S: 3	H: 0 LOB: 2 BB: 1 P: 7		1B: 3 2B: 2 3B: 0 HR: 0	SF: 0 SAC: 0 DP: 2 HBP: 0	WP: 0 PB: 0 SB: 1 CS: 1
PITCHER Tom Seaver , R (1, 1) ERA: 2.95	IP: 9.0 WLS: W BF: 29 H: 4 R: 0 ER: 0 SO: 4 BB: 1 IBB: 0 HBP: 0 BLK: 0 WP: 0 HR: 0 S: 36 P: 40 ERA: 0.00 WHIP: 0.556															PITCHER				

Batter	1	2	3	4	5	6	7	8	9	AB	R	H	RBI	BB	SO	LOB	BOTTOM			
Reid Nichols , R (1, 8) OBP: 0.309, SLG: 0.333	F8		SH2-3						K	3	0	0	0	0	1	2	Cleveland Indians @ Chicago White Sox Comiskey Park, Chicago, IL Fri Jul 19 1985, 8:05 PM EDT Att: 26,459 - Unknown livebaseballscorecards.com			
Bryan Little , S (1, 4) OBP: 0.400, SLG: 0.341	F7		F7						B5-4 1B	4	0	1	0	0	0	1				
Harold Baines , L (1, 9) OBP: 0.346, SLG: 0.413									G3 BB	3	0	0	0	1	1	1				
Greg Walker , L (1, 3) OBP: 0.328, SLG: 0.491									F5 1B	4	0	1	0	0	1	1				
Carlton Fisk , R (1, 2) OBP: 0.322, SLG: 0.535									F7	3	1	1	1	0	1	2				
Oscar Gamble , L (1, 10) OBP: 0.346, SLG: 0.300									HR	3	0	0	0	0	0	2				
Tim Lincecum , R (1, 5) OBP: 0.342, SLG: 0.416									F7	3	0	0	0	0	0	0				
Mark Ryal , L (1, 7) OBP: 0.273, SLG: 0.211									F8	2	0	0	0	1	0	0				
Ozzie Guillen , L (1, 6) OBP: 0.277, SLG: 0.314									F4	3	0	2	0	0	0	0				
Inning Stats	R: 0 E: 0 K: 1 S: 5	H: 0 LOB: 0 BB: 0 P: 5	R: 1 E: 0 K: 1 S: 6	H: 1 LOB: 0 BB: 0 P: 6	R: 0 E: 0 K: 0 S: 4	H: 1 LOB: 1 BB: 0 P: 4	R: 0 E: 0 K: 0 S: 3	H: 0 LOB: 0 BB: 0 P: 3	R: 0 E: 0 K: 0 S: 3	H: 1 LOB: 2 BB: 1 P: 8	R: 0 E: 0 K: 1 S: 6	H: 1 LOB: 1 BB: 1 P: 10	R: 0 E: 0 K: 0 S: 3	H: 0 LOB: 0 BB: 0 P: 3	R: 0 E: 0 K: 1 S: 6	H: 1 LOB: 1 BB: 0 P: 6		1B: 3 2B: 1 3B: 0 HR: 1	SF: 0 SAC: 1 DP: 0 HBP: 0	WP: 0 PB: 0 SB: 0 CS: 0
PITCHER Bert Blyleven , R (1, 1) ERA: 3.11	IP: 8.0 WLS: L BF: 31 H: 5 R: 1 ER: 1 SO: 4 BB: 2 IBB: 0 HBP: 0 BLK: 0 WP: 0 HR: 1 S: 37 P: 45 ERA: 1.12 WHIP: 0.875															PITCHER				

Batter	1	2	3	4	5	6	7	8	9	AB	R	H	RBI	BB	SO	LOB	TOP										
Brett Butler, L OBP: 0.356, SLG: 0.421 (1, 8)	F8		1B FC6-4		CS 1B		F8		BB 1-2	4	1	2	0	1	0	0	Cleveland Indians @ Texas Rangers Arlington Stadium, Arlington, TX Mon Jul 22 1985, 8:05 PM EDT Att: 9,756 - Unknown livebaseballscorecards.com										
Julio Franco, R OBP: 0.341, SLG: 0.367 (1, 6)	6-3		FC6-4 1B		1B 1-2		L5		F9	5	0	2	0	0	0	2											
Pat Tabler, R OBP: 0.325, SLG: 0.361 (1, 3)	BB		FC6-4 FC5 1B 1-2 3-H		G5-4-3 1B 1-2		F8			3	0	1	1	1	0	1											
Andre Thornton, R OBP: 0.240, SLG: 0.265 (1, 10)	K		F7		G5-4-3 1-2				F7	4	0	0	0	0	1	4											
Carmen Castillo, R OBP: 0.321, SLG: 0.481 (1, 9)		L6	1B 1-2		6-3				4-3	4	0	1	0	0	0	0											
Brook Jacoby, R OBP: 0.325, SLG: 0.401 (1, 5)		2B	FC5 2-3f		FC5-4 E 1B				6-3	4	0	2	0	0	0	2											
Tony Bernazard, S OBP: 0.365, SLG: 0.450 (1, 4)	BB		F3		E5 FC5-4 1-2				F6	3	0	0	0	1	0	1											
Chris Bando, S OBP: 0.157, SLG: 0.093 (1, 2)	L8		6-3		FC5-4 FC6-4 1-2 2-3				K	3	0	0	0	0	0	4											
George Yukovich, L OBP: 0.269, SLG: 0.308 (9, PH)	L8		6-3		FC5-4 FC6-4 1-2 2-3				K	1	0	0	0	0	1	0											
Otis Nixon, S OBP: 0.213, SLG: 0.279 (1, 7)	F8		5-3		FC6-4 1-2				BB 1B	3	0	0	0	0	0	4											
Jerry Willard, L OBP: 0.333, SLG: 0.344 (9, PH)	F8		5-3		FC6-4 1-2				BB 1B	1	0	1	0	0	0	0											
Inning Stats	R: 0 E: 0 K: 1 S: 5	H: 0 LOB: 1 BB: 1 P: 9	R: 0 E: 0 K: 0 S: 4	H: 1 LOB: 2 BB: 1 P: 8	R: 1 E: 0 K: 0 S: 6	H: 3 LOB: 2 BB: 0 P: 6	R: 0 E: 0 K: 0 S: 3	H: 0 LOB: 0 BB: 0 P: 3	R: 0 E: 0 K: 0 S: 4	H: 3 LOB: 1 BB: 0 P: 4	R: 0 E: 0 K: 0 S: 3	H: 0 LOB: 0 BB: 0 P: 3	R: 0 E: 0 K: 0 S: 3	H: 0 LOB: 0 BB: 0 P: 3	R: 0 E: 0 K: 1 S: 6	H: 1 LOB: 2 BB: 1 P: 10	1B: 8 2B: 1 3B: 0 HR: 0	SF: 0 SAC: 0 DP: 1 HBP: 0	WP: 0 PB: 0 SB: 0 CS: 1	PA: 38							
PITCHER	IP	WLS	BF	H	R	ER	SO	BB	IBB	HBP	BLK	WP	HR	S	P	ERA	WHIP										
Chris Welsh, L ERA: 2.21 (1, 1)	7.0		30	8	1	1	1	2	0	0	0	0	0	30	38	1.29	1.429										
Greg Harris, R ERA: 2.18 (8, 1)	2.0	W	8	1	0	0	1	1	0	0	0	0	0	9	13	0.00	1.000										

Batter	1	2	3	4	5	6	7	8	9	AB	R	H	RBI	BB	SO	LOB	BOTTOM										
Oddibe McDowell, L OBP: 0.266, SLG: 0.350 (1, 8)	K			4-3 S E 1B		FC3-6 1B				4	2	3	1	0	1	0	Cleveland Indians @ Texas Rangers Arlington Stadium, Arlington, TX Mon Jul 22 1985, 8:05 PM EDT Att: 9,756 - Unknown livebaseballscorecards.com										
Wayne Tolleson, S OBP: 0.376, SLG: 0.375 (1, 4)	1-3			K		FC3-6 1B				4	0	2	0	0	1	1											
Pete O'Brien, L OBP: 0.317, SLG: 0.401 (1, 3)	3-1			4-3		FC3-6 FC5-4				4	0	0	0	0	0	4											
Gary Ward, R OBP: 0.332, SLG: 0.419 (1, 7)				E7		FC5-4				3	0	2	1	1	0	2											
George Wright, S OBP: 0.228, SLG: 0.205 (1, 10)	8-6-3			F8						4	0	0	0	0	0	4											
Duane Walker, L OBP: 0.221, SLG: 0.306 (1, 9)	K2-3									3	0	1	0	0	2	0											
Bill Stein, R OBP: 0.288, SLG: 0.320 (8, PH)	K2-3									1	0	0	0	0	0	2											
Bob Jones, L OBP: 0.237, SLG: 0.200 (9, 9)	K2-3									0	0	0	0	0	0	0											
Steve Buechele, R OBP: 0.444, SLG: 0.333 (1, 5)				G4-6-3 BB		5-3				2	0	0	0	1	0	1											
Geno Petralli, L OBP: 0.308, SLG: 0.261 (1, 2)				G4-6-3		4-3				2	0	0	0	1	0	1											
Curtis Wilkerson, S OBP: 0.299, SLG: 0.307 (1, 6)				K		3-1				3	0	0	0	0	1	2											
Inning Stats	R: 0 E: 0 K: 1 S: 5	H: 0 LOB: 0 BB: 0 P: 5	R: 0 E: 0 K: 1 S: 5	H: 1 LOB: 0 BB: 0 P: 5	R: 0 E: 0 K: 1 S: 4	H: 0 LOB: 0 BB: 1 P: 8	R: 1 E: 1 K: 1 S: 7	H: 2 LOB: 1 BB: 0 P: 7	R: 0 E: 0 K: 1 S: 5	H: 0 LOB: 0 BB: 0 P: 5	R: 0 E: 0 K: 0 S: 5	H: 2 LOB: 2 BB: 0 P: 5	R: 0 E: 0 K: 0 S: 4	H: 1 LOB: 2 BB: 1 P: 8	R: 1 E: 1 K: 0 S: 5	H: 2 LOB: 2 BB: 1 P: 9	1B: 7 2B: 1 3B: 0 HR: 1	SF: 0 SAC: 0 DP: 2 HBP: 0	WP: 0 PB: 0 SB: 1 CS: 0	PA: 33							
PITCHER	IP	WLS	BF	H	R	ER	SO	BB	IBB	HBP	BLK	WP	HR	S	P	ERA	WHIP										
Vern Rühle, R ERA: 4.52 (1, 1)	7.0	L	29	8	2	2	5	2	0	0	0	0	0	2	6	0.00	0.000										
Jamie Easterly, L ERA: 2.03 (8, 1)	0.2		3	0	0	0	0	0	1	0	0	0	0	2	6	0.00	0.000										
Jeff Barkley, R ERA: 4.86 (8, 1)	0.1		1	0	0	0	0	0	0	0	0	0	0	1	1	0.00	0.000										

Batter	1	2	3	4	5	6	7	8	9	AB	R	H	RBI	BB	SO	LOB	TOP										
Brett Butler, L OBP: 0.352, SLG: 0.416 (1, 8)	0-0 F8	0-0 FC4-6		0-3 K		0-0 G4-3		0-0 4-3		5	0	0	0	0	1	9											
Julio Franco, R OBP: 0.339, SLG: 0.363 (1, 6)	0-0 6-3	0-3 K		0-0 FC6-4			4-0 BB		0-0 1-3	4	0	0	0	1	1	4											
Pat Tabler, R OBP: 0.328, SLG: 0.355 (1, 5)	0-0 G3		0-0 L8		0-0 F7		0-0 F9		0-0 1-3	5	0	0	0	0	0	1											
Andre Thornton, R OBP: 0.243, SLG: 0.262 (1, 10)		4-0 2B HR BB	0-3 K		0-0 6-3		0-0 F8		4-0 BB	3	1	0	0	2	1	1											
Mike Hargrove, L OBP: 0.328, SLG: 0.282 (1, 3)		0-0 1-3 HR 2B	0-0 F7		0-0 3-1		0-0 G3		0-0 F8	5	1	1	0	0	0	2											
Carmen Castillo, R OBP: 0.333, SLG: 0.482 (1, 9)		0-3 K		0-0 BB 1B		1-0 E HBP		0-0 FC1-6 1B		2	0	1	0	0	1	2											
Joe Carter, R OBP: 0.269, SLG: 0.342 (7, 7)										1	0	1	0	0	0	0											
Tony Bernazard, S OBP: 0.367, SLG: 0.448 (1, 4)		1-0 HR HBP		0-0 BB 1B		0-0 E3 BB		0-0 F8		3	1	1	0	0	0	2											
George Vukovich, L OBP: 0.296, SLG: 0.324 (1, 7)		0-0 HR		0-3 K		4-0 G4-3 BB		0-0 FC1-6 1B		3	1	2	4	1	1	2											
Chris Bando, S OBP: 0.171, SLG: 0.093 (1, 2)		4-0 HR		4-0 FC4-6 BB		0-3 K		0-0 FC1-6		0	0	0	0	2	0	0											
Jerry Willard, L OBP: 0.329, SLG: 0.339 (6, PH)				1-2 2-3 BB		0-3 K		1-2 2-3 BB		2	0	0	0	0	1	5											
Inning Stats	R: 0 E: 0 K: 0 S: 3	H: 0 LOB: 0 BB: 0 P: 3	R: 4 E: 0 K: 2 S: 9	H: 2 LOB: 1 BB: 2 P: 18	R: 0 E: 0 K: 1 S: 5	H: 0 LOB: 0 BB: 0 P: 5	R: 0 E: 0 K: 2 S: 9	H: 2 LOB: 3 BB: 1 P: 13	R: 0 E: 0 K: 0 S: 3	H: 0 LOB: 0 BB: 0 P: 3	R: 0 E: 0 K: 1 S: 5	H: 0 LOB: 1 BB: 1 P: 10	R: 0 E: 0 K: 0 S: 3	H: 0 LOB: 1 BB: 1 P: 7	R: 0 E: 0 K: 0 S: 5	H: 2 LOB: 2 BB: 0 P: 5	R: 0 E: 0 K: 0 S: 3	H: 0 LOB: 1 BB: 1 P: 7	1B: 4 2B: 1 3B: 0 HR: 1	SF: 0 SAC: 0 DP: 1 HBP: 2	WP: 0 PB: 0 SB: 0 CS: 0	PA: 41					
PITCHER	IP	WLS	BF	H	R	ER	SO	BB	IBB	HBP	BLK	WP	HR	S	P	ERA	WHIP										
Charlie Hough, R ERA: 3.37 (1, 1)	5.0	W	26	4	4	4	5	4	0	2	0	0	1	30	48	7.20	1.600										
Dave Rozema, R ERA: 4.27 (6, 1)	4.0	S	15	2	0	0	1	2	0	0	0	0	0	15	23	0.00	1.000										

Cleveland Indians @ Texas Rangers
Arlington Stadium, Arlington, TX
Tue Jul 23 1985, 8:05 PM EDT
Att: 8,985 - Unknown

AB	33
R	4
H	6
RBI	4
BB	6
SO	6
LOB	28



Batter	1	2	3	4	5	6	7	8	9	AB	R	H	RBI	BB	SO	LOB	BOTTOM										
Oddibe McDowell, L OBP: 0.281, SLG: 0.390 (1, 8)	0-0 4-3 SF9 2B		0-0 BB	1-1 1B		0-0 2H 1B		0-0 HR		5	3	5	3	0	0	0											
Toby Harrah, R OBP: 0.471, SLG: 0.409 (1, 4)	0-0 4-3		4-0 G4-6-3 BB	0-0 1B		0-0 F3		0-0 2B		4	0	2	1	1	0	2											
Pete O'Brien, L OBP: 0.321, SLG: 0.402 (1, 3)	0-0 SF9		0-0 G4-6-3	0-0 1B		4-0 BB		4-0 IBB		2	0	1	1	2	0	2											
Gary Ward, R OBP: 0.331, SLG: 0.415 (1, 7)	4-0 BB		1-3	4-3		0-0 4-3		0-3 K		4	0	0	0	1	1	6											
Cliff Johnson, R OBP: 0.338, SLG: 0.459 (1, 10)	0-3 K		0-0 BB 1B	0-0 F5		0-0 F9		0-0 F8		4	1	1	0	0	1	1											
Steve Buechele, R OBP: 0.409, SLG: 0.316 (1, 5)		0-0 CS 1B		0-3 K		0-0 L5		0-0 F8		4	0	1	0	0	1	1											
George Wright, S OBP: 0.228, SLG: 0.201 (1, 9)		0-0 F6		4-0 2B BB		0-3 K		0-0 F4		3	1	0	0	1	1	1											
Glenn Brummer, R OBP: 0.333, SLG: 0.260 (1, 2)		0-0 6-3		0-0 1B 2B		0-3 K		0-0 5-3		4	1	1	2	0	1	0											
Wayne Tolleson, S OBP: 0.379, SLG: 0.385 (1, 6)			0-0 5-3	0-0 1B 3B		0-0 1B 2B		0-0 F8		4	2	2	1	0	0	0											
Inning Stats	R: 1 E: 0 K: 1 S: 6	H: 1 LOB: 1 BB: 1 P: 10	R: 0 E: 0 K: 0 S: 3	H: 1 LOB: 0 BB: 0 P: 3	R: 0 E: 0 K: 0 S: 3	H: 1 LOB: 1 BB: 1 P: 7	R: 5 E: 0 K: 1 S: 11	H: 6 LOB: 2 BB: 1 P: 15	R: 0 E: 0 K: 1 S: 5	H: 0 LOB: 0 BB: 0 P: 5	R: 1 E: 0 K: 1 S: 7	H: 2 LOB: 2 BB: 1 P: 11	R: 0 E: 0 K: 0 S: 3	R: 1 E: 0 K: 1 S: 7	H: 2 LOB: 2 BB: 1 P: 11	1B: 7 2B: 4 3B: 1 HR: 1	SF: 1 SAC: 0 DP: 1 HBP: 0	WP: 0 PB: 0 SB: 2 CS: 1	PA: 40								
PITCHER	IP	WLS	BF	H	R	ER	SO	BB	IBB	HBP	BLK	WP	HR	S	P	ERA	WHIP										
Neal Heaton, L ERA: 4.93 (1, 1)	3.2	L	19	7	6	6	2	3	0	0	0	0	0	14	14	4.50	2.000										
Jeff Barkley, R ERA: 4.65 (4, 1)	2.0		10	4	1	1	2	0	0	0	0	0	0	14	14	4.50	2.000										
Jamie Easterly, L ERA: 2.03 (6, 1)	0.0		1	0	0	0	0	1	0	0	0	0	0	4	4	∞	∞										
Tom Waddell, R ERA: 4.15 (6, 1)	2.1		10	2	1	1	1	0	1	0	0	0	1	11	15	3.86	0.857										

Cleveland Indians @ Texas Rangers
Arlington Stadium, Arlington, TX
Tue Jul 23 1985, 8:05 PM EDT
Att: 8,985 - Unknown

AB	34
R	8
H	13
RBI	8
BB	5
SO	5
LOB	13



Batter	1	2	3	4	5	6	7	8	9	AB	R	H	RBI	BB	SO	LOB	TOP			
Brett Butler, L OBP: 0.348, SLG: 0.410 (1, 8)	0-0 6-3	0-0 4-3			0-0 6-3		0-0 F8		4-0 BB	4	0	0	0	1	0	3	Cleveland Indians @ Kansas City Royals Royals Stadium, Kansas City, MO Fri Jul 26 1985, 8:05 PM EDT Att: 27,860 - Unknown livebaseballscorecards.com			
Julio Franco, R OBP: 0.341, SLG: 0.365 (1, 6)	0-0 F8		0-0 2B		0-0 6-3		0-0 G6-4-3 1-2		0-0 3-1	5	0	1	0	0	0	2				
Pat Tabler, R OBP: 0.319, SLG: 0.353 (1, 3)	4-0 BB		0-0 1-3		0-0 5-3			0-0 F9		3	0	0	0	1	0	1				
Andre Thornton, R OBP: 0.246, SLG: 0.258 (1, 10)	0-0 5-3		0-0 F4		0-0 F6		0-0 FC6-4 BB	4-0 FC6-4 BB		3	0	0	0	1	0	2				
Carmen Castillo, R OBP: 0.330, SLG: 0.461 (1, 9)		0-0 5-3	0-3 K		0-0 1B 1B		0-0 1B 1B	0-0 FC6-4 1B		4	0	1	0	0	1	2				
Brook Jacoby, R OBP: 0.329, SLG: 0.403 (1, 5)		0-0 6-3		0-0 1B		0-0 1B		0-0 1B		4	0	3	0	0	0	0				
Tony Bernazard, S OBP: 0.366, SLG: 0.442 (1, 4)		4-0 1B BB		0-0 L7		0-0 F4		0-0 F5		3	1	0	0	1	0	5				
Mike Fischlin, R OBP: 0.282, SLG: 0.282 (8, 4)										0	0	0	0	0	0	0				
Joe Carter, R OBP: 0.268, SLG: 0.339 (1, 7)		0-0 1B		0-0 F8		0-0 4-3			0-3 K	3	0	1	0	0	0	3				
George Vukovich, L OBP: 0.236, SLG: 0.335 (9, PH)		1-2 1B								1	0	0	0	0	1	0				
Chris Bando, S OBP: 0.183, SLG: 0.109 (1, 2)		0-0 1-3 2-H 1B		0-0 4-3			0-0 G6-4-3 1B		0-3 K	3	0	2	1	0	0	1				
Jerry Willard, L OBP: 0.324, SLG: 0.333 (9, PH)									0-3 K	1	0	0	0	0	1	0				
Inning Stats	R: 0 E: 0 K: 0 S: 3	H: 0 LOB: 1 BB: 1 P: 7	R: 1 E: 0 K: 0 S: 5	H: 2 LOB: 2 BB: 1 P: 9	R: 0 E: 0 K: 1 S: 6	H: 1 LOB: 1 BB: 0 P: 6	R: 0 E: 0 K: 0 S: 4	H: 1 LOB: 0 BB: 0 P: 4	R: 0 E: 0 K: 0 S: 5	H: 2 LOB: 2 BB: 0 P: 5	R: 0 E: 0 K: 0 S: 3	H: 1 LOB: 0 BB: 0 P: 3	R: 0 E: 0 K: 0 S: 4	H: 1 LOB: 2 BB: 1 P: 8	R: 0 E: 0 K: 2 S: 7	H: 0 LOB: 1 BB: 1 P: 11		1B: 7 2B: 1 3B: 0 HR: 0	SF: 0 SAC: 0 DP: 1 HBP: 0	WP: 0 PB: 0 SB: 0 CS: 0
PITCHER	IP WLS BF H R ER SO BB IBB HBP BLK WP HR S P ERA WHIP															IP WLS BF H R ER SO BB IBB HBP BLK WP HR S P ERA WHIP				
Danny Jackson, L ERA: 3.22 (1, 1)	7.0 W 29	7 1 1 1	2 0 0 0	0 0 2 2	0 0 0 0	0 0 0 0	0 0 0 0	0 0 0 0	0 0 0 0	0 0 0 0	0 0 0 0	0 0 0 0	0 0 0 0	0 0 0 0	0 0 0 0	0 0 0 0	1.29 1.286	1.500		
Joe Beckwith, R ERA: 3.45 (8, 1)	2.0 9	1 0 0 2	2 0 0 0	0 0 0 0	0 0 0 0	0 0 0 0	0 0 0 0	0 0 0 0	0 0 0 0	0 0 0 0	0 0 0 0	0 0 0 0	0 0 0 0	0 0 0 0	0 0 0 0	0 0 0 0	0.00 1.500			

Batter	1	2	3	4	5	6	7	8	9	AB	R	H	RBI	BB	SO	LOB	BOTTOM				
Willie Wilson, S OBP: 0.336, SLG: 0.436 (1, 8)	0-0 F8	0-0 F9		0-0 G6-4-3 1-2		0-0 S 1B		0-0 4-3		5	0	1	0	0	0	2	Cleveland Indians @ Kansas City Royals Royals Stadium, Kansas City, MO Fri Jul 26 1985, 8:05 PM EDT Att: 27,860 - Unknown livebaseballscorecards.com				
Lonnie Smith, R OBP: 0.356, SLG: 0.344 (1, 7)	1-0 F8 S 1B HBP		0-0 4-3 S WP 1B		0-0 6-3		0-0 F3 1-2			3	2	1	0	0	0	1					
Pat Sheridan, L OBP: 0.311, SLG: 0.329 (8, 9)										0	0	0	0	0	0	0					
George Brett, L OBP: 0.451, SLG: 0.576 (1, 5)	0-0 F8 1-3		0-0 4-3 1-3		0-0 1B		0-0 SH1-3 HR 1B			4	1	2	0	0	0	2					
Frank White, R OBP: 0.277, SLG: 0.422 (1, 4)	4-0 1B BB		0-0 3-H HR		0-0 F8		0-0 SH1-3 1-3			2	1	1	1	1	0	1					
Hal McRae, R OBP: 0.338, SLG: 0.481 (1, 10)	0-0 1-2 3-H 1B		0-0 2B		0-0 F7		0-0 HR			4	1	3	3	0	0	1					
Darryl Motley, R OBP: 0.284, SLG: 0.409 (1, 9)	0-3 K		0-0 F5		0-0 HR		0-3 K			4	1	1	1	0	2	3					
Steve Balboni, R OBP: 0.313, SLG: 0.448 (1, 3)		4-0 BB	0-3 K		0-0 HR		0-3 K			3	1	1	1	1	2	1					
Jim Sundberg, R OBP: 0.297, SLG: 0.381 (1, 2)		0-0 F9	0-3 K		0-3 K		0-0 K	4-0 G4-3 BB		3	0	0	0	1	2	1					
Onix Concepcion, R OBP: 0.225, SLG: 0.209 (1, 6)		0-0 F7		0-0 G6-4-3 1B		0-0 5-3		0-0 G4-3 1-2		4	0	1	0	0	0	2					
Inning Stats	R: 1 E: 0 K: 1 S: 6	H: 1 LOB: 2 BB: 1 P: 11	R: 0 E: 0 K: 0 S: 3	H: 0 LOB: 1 BB: 1 P: 7	R: 2 E: 0 K: 1 S: 8	H: 3 LOB: 1 BB: 0 P: 8	R: 0 E: 0 K: 1 S: 5	H: 1 LOB: 0 BB: 0 P: 5	R: 0 E: 0 K: 0 S: 4	H: 1 LOB: 1 BB: 0 P: 4	R: 2 E: 0 K: 1 S: 8	H: 3 LOB: 0 BB: 0 P: 8	R: 2 E: 1 K: 2 S: 9	H: 2 LOB: 0 BB: 0 P: 9	R: 0 E: 0 K: 0 S: 2	H: 0 LOB: 0 BB: 1 P: 6		1B: 6 2B: 1 3B: 0 HR: 4	SF: 0 SAC: 1 DP: 2 HBP: 1	WP: 1 PB: 0 SB: 3 CS: 0	PA: 37
PITCHER	IP WLS BF H R ER SO BB IBB HBP BLK WP HR S P ERA WHIP															IP WLS BF H R ER SO BB IBB HBP BLK WP HR S P ERA WHIP					
Ramon Romero, L ERA: 6.08 (1, 1)	5.0 L 24	4 3 3 3	0 0 0 0	0 0 0 0	0 0 0 0	0 0 0 0	0 0 0 0	0 0 0 0	0 0 0 0	0 0 0 0	0 0 0 0	0 0 0 0	0 0 0 0	0 0 0 0	0 0 0 0	0 0 0 0		7.20 1.800			
Jeff Barkley, R ERA: 5.27 (6, 1)	2.0 10	4 3 3 3	0 0 0 0	0 0 0 0	0 0 0 0	0 0 0 0	0 0 0 0	0 0 0 0	0 0 0 0	0 0 0 0	0 0 0 0	0 0 0 0	0 0 0 0	0 0 0 0	0 0 0 0	0 0 0 0	13.50 2.000				
Rich Thompson, R ERA: 3.99 (8, 1)	1.0 3	0 0 0 0	1 0 0 0	0 0 0 0	0 0 0 0	0 0 0 0	0 0 0 0	0 0 0 0	0 0 0 0	0 0 0 0	0 0 0 0	0 0 0 0	0 0 0 0	0 0 0 0	0 0 0 0	0 0 0 0	0.00 1.000				

Batter	1	2	3	4	5	6	7	8	9	AB	R	H	RBI	BB	SO	LOB	TOP					
Brett Butler, L OBP: 0.348, SLG: 0.406 (1, 8)										3	1	0	0	1	0	1						
Julio Franco, R OBP: 0.340, SLG: 0.364 (1, 6)										4	0	1	0	0	0	0						
Brook Jacoby, R OBP: 0.326, SLG: 0.399 (1, 5)										4	1	0	0	0	0	2						
Andre Thornton, R OBP: 0.254, SLG: 0.261 (1, 10)										2	0	1	0	2	0	0						
Pat Tabler, R OBP: 0.319, SLG: 0.353 George Vukovich, L OBP: 0.297, SLG: 0.333 (9, PH)										3	0	1	1	0	0	2						
Tony Bemazzard, S OBP: 0.384, SLG: 0.440 (1, 4)										4	0	1	0	0	0	2						
Carmen Castillo, R OBP: 0.330, SLG: 0.489 Otis Nixon, S OBP: 0.213, SLG: 0.279 Jerry Willard, L OBP: 0.329, SLG: 0.333 (9, PH)										3	1	1	1	0	1	1						
Joe Carter, R OBP: 0.265, SLG: 0.336 (7, 9)										3	0	0	0	0	1	1						
Mike Hargrove, L OBP: 0.343, SLG: 0.330 (9, PH)										1	0	0	0	0	0	1						
Chris Bando, S OBP: 0.186, SLG: 0.115 (1, 2)										3	0	1	0	0	1	1						
Inning Stats	R: 2 E: 0 K: 0 S: 4	H: 2 LOB: 1 BB: 2 P: 12	R: 0 E: 0 K: 0 S: 4	H: 1 LOB: 1 BB: 0 P: 4	R: 0 E: 0 K: 0 S: 4	H: 1 LOB: 1 BB: 0 P: 4	R: 0 E: 0 K: 3 S: 10	H: 0 LOB: 0 BB: 0 P: 10	R: 0 E: 0 K: 0 S: 2	H: 0 LOB: 0 BB: 1 P: 6	R: 1 E: 0 K: 0 S: 4	H: 1 LOB: 0 BB: 0 P: 4	R: 0 E: 0 K: 0 S: 3	H: 0 LOB: 0 BB: 0 P: 3	R: 0 E: 0 K: 0 S: 3	H: 0 LOB: 1 BB: 1 P: 7	1B: 5 2B: 0 3B: 0 HR: 1	SF: 0 SAC: 0 DP: 2 HBP: 0	WP: 1 PB: 0 SB: 0 CS: 0	PA: 35		
PITCHER	IP	WLS	BF	H	R	ER	SO	BB	IBB	HBP	BLK	WP	HR	S	P	ERA	WHIP					
Bud Black, L ERA: 4.17 Dan Quisenberry, R ERA: 2.77	(1, 1)	7.0	W	28	6	3	3	3	3	0	0	0	1	1	31	43	3.86	1.286				
PITCHER	IP	WLS	BF	H	R	ER	SO	BB	IBB	HBP	BLK	WP	HR	S	P	ERA	WHIP					

Cleveland Indians @ Kansas City Royals
Royals Stadium, Kansas City, MO
Sat Jul 27 1985, 8:05 PM EDT
Att: 33,473 - Unknown

AB	31
R	3
H	6
RBI	2
BB	4
SO	3
LOB	11



Batter	1	2	3	4	5	6	7	8	9	AB	R	H	RBI	BB	SO	LOB	BOTTOM				
Willie Wilson, S OBP: 0.335, SLG: 0.434 (1, 8)										4	0	1	0	0	0	2					
Lonnie Smith, R OBP: 0.354, SLG: 0.346 Lynn Jones, R OBP: 0.250, SLG: 0.272 (8, 7)										4	0	1	0	0	1	4					
George Brett, L OBP: 0.455, SLG: 0.575 (1, 5)										2	1	1	0	3	0	0					
Hal McRae, R OBP: 0.340, SLG: 0.474 (1, 10)										4	2	1	0	0	0	6					
Dane Iorg, L OBP: 0.263, SLG: 0.347 Pat Sheridan, L OBP: 0.311, SLG: 0.329 (8, 9)										4	1	1	1	0	0	3					
Frank White, R OBP: 0.276, SLG: 0.419 (1, 4)										3	0	0	0	0	1	2					
Steve Balboni, R OBP: 0.312, SLG: 0.446 (1, 3)										4	1	1	1	0	0	2					
Jim Sundberg, R OBP: 0.300, SLG: 0.382 (1, 2)										4	1	2	1	0	0	2					
Onix Concepcion, R OBP: 0.226, SLG: 0.210 (1, 6)										4	0	1	0	0	1	2					
Inning Stats	R: 0 E: 0 K: 0 S: 3	H: 2 LOB: 3 BB: 0 P: 11	R: 3 E: 0 K: 0 S: 6	H: 4 LOB: 1 BB: 0 P: 7	R: 0 E: 0 K: 0 S: 4	H: 1 LOB: 2 BB: 1 P: 8	R: 0 E: 0 K: 0 S: 3	H: 0 LOB: 0 BB: 0 P: 3	R: 0 E: 0 K: 1 S: 7	H: 2 LOB: 2 BB: 1 P: 11	1B: 8 2B: 2 3B: 0 HR: 0	SF: 0 SAC: 1 DP: 1 HBP: 2	WP: 0 PB: 0 SB: 0 CS: 0	PA: 40							
PITCHER	IP	WLS	BF	H	R	ER	SO	BB	IBB	HBP	BLK	WP	HR	S	P	ERA	WHIP				
Jerry Reed, R ERA: 4.76 Tom Waddell, R ERA: 3.66	(1, 1)	2.0	L	16	6	5	3	2	0	0	0	0	0	18	20	13.50	3.000				
PITCHER	IP	WLS	BF	H	R	ER	SO	BB	IBB	HBP	BLK	WP	HR	S	P	ERA	WHIP				

Cleveland Indians @ Kansas City Royals
Royals Stadium, Kansas City, MO
Sat Jul 27 1985, 8:05 PM EDT
Att: 33,473 - Unknown

AB	34
R	6
H	10
RBI	4
BB	3
SO	3
LOB	23



Batter	1	2	3	4	5	6	7	8	9	AB	R	H	RBI	BB	SO	LOB	TOP										
Brett Butler, L OBP: 0.346, SLG: 0.406 (1, 8)	4-3	F9						F7	FC3-6	5	0	1	0	0	0	3	Cleveland Indians @ Kansas City Royals Royals Stadium, Kansas City, MO Sun Jul 28 1985, 4:33 AM EDT Att: 38,352 - Unknown										
Julio Franco, R OBP: 0.338, SLG: 0.361 (1, 6)	1B		K					5-3	5-3	5	1	1	1	0	1	2											
Tony Bernazard, S OBP: 0.362, SLG: 0.433 (1, 4)	F7		4-3					G3	F8	4	1	0	0	1	0	2											
Brook Jacoby, R OBP: 0.330, SLG: 0.401 (1, 5)	1B		6-3					FC6-4	1B	3	1	2	0	1	0	0											
Mike Hargrove, L OBP: 0.348, SLG: 0.331 (1, 3)	FC6-4							F9	1B	3	0	1	1	1	0	1											
George Vukovich, L OBP: 0.296, SLG: 0.332 (1, 9)	FC6-4							FC6-4	1B	4	0	1	2	0	0	3											
Carmen Castillo, R OBP: 0.317, SLG: 0.469 (1, 10)		K						F9	K	4	0	0	0	0	2	2											
Joe Carter, R OBP: 0.263, SLG: 0.332 (1, 7)		4-3						K		3	0	0	0	0	2	0											
Chris Bando, S OBP: 0.192, SLG: 0.123 (9, PH)									FC3-6	1B	1	1	1	0	0	0											
Jerry Willard, L OBP: 0.333, SLG: 0.338 (1, 2)								K	FC3-6	4	0	2	0	0	1	0											
Inning Stats	R: 1 E: 0 K: 0 S: 6	H: 3 LOB: 2 BB: 0 P: 6	R: 0 E: 0 K: 1 S: 6	H: 1 LOB: 1 BB: 0 P: 6	R: 0 E: 0 K: 1 S: 5	H: 0 LOB: 0 BB: 0 P: 5	R: 0 E: 0 K: 0 S: 3	H: 0 LOB: 0 BB: 0 P: 3	R: 0 E: 0 K: 1 S: 6	H: 1 LOB: 1 BB: 0 P: 6	R: 0 E: 0 K: 0 S: 4	H: 1 LOB: 1 BB: 0 P: 4	R: 0 E: 0 K: 2 S: 7	H: 0 LOB: 0 BB: 0 P: 7	R: 2 E: 0 K: 1 S: 6	H: 1 LOB: 2 BB: 3 P: 18	R: 1 E: 0 K: 0 S: 5	H: 2 LOB: 1 BB: 0 P: 5	1B: 8 2B: 1 3B: 0 HR: 0	SF: 0 SAC: 0 DP: 0 HBP: 0	WP: 1 PB: 0 CS: 1	PA: 39					
PITCHER	IP	WLS	BF	H	R	ER	SO	BB	IBB	HBP	BLK	WP	HR	S	P	ERA	WHIP										
Mark Gubicza, R ERA: 3.86 (1, 1)	7.0	W	27	6	1	1	5	0	0	0	0	1	0	37	37	1.29	0.857										
Michael LaCoss, R ERA: 4.43 (8, 1)	0.2		6	1	2	2	0	3	0	0	0	0	0	3	15	27.00	6.000										
Dan Quisenberry, R ERA: 2.84 (8, 1)	1.1	S	6	2	1	1	1	0	0	0	0	0	0	8	8	6.75	1.500										

Batter	1	2	3	4	5	6	7	8	9	AB	R	H	RBI	BB	SO	LOB	BOTTOM										
Willie Wilson, S OBP: 0.332, SLG: 0.430 (1, 8)	6-3		4-3					F4		4	0	0	0	0	0	1	Cleveland Indians @ Kansas City Royals Royals Stadium, Kansas City, MO Sun Jul 28 1985, 4:33 AM EDT Att: 38,352 - Unknown										
Lonnie Smith, R OBP: 0.354, SLG: 0.346 (1, 7)	F8		K					G3		3	1	1	0	0	1	0											
Lynn Jones, R OBP: 0.247, SLG: 0.268 (7, 7)										1	0	0	0	0	0	0											
George Brett, L OBP: 0.453, SLG: 0.571 (1, 5)	HR		6-3					4-3		4	1	1	0	0	1	1											
Hal McRae, R OBP: 0.344, SLG: 0.496 (1, 10)	HR							F9		4	2	2	3	0	0	0											
Dane Iorg, L OBP: 0.253, SLG: 0.333 (1, 9)	5-3									3	0	0	0	0	1	1											
Pat Sheridan, L OBP: 0.314, SLG: 0.333 (7, 9)										1	0	1	0	0	0	0											
Frank White, R OBP: 0.276, SLG: 0.417 (1, 4)			6-3					5-3		4	1	1	0	0	1	1											
Steve Balboni, R OBP: 0.315, SLG: 0.459 (1, 3)										3	2	2	3	0	0	0											
John Wathan, R OBP: 0.365, SLG: 0.302 (1, 2)										3	0	1	0	0	0	1											
Onix Concepcion, R OBP: 0.227, SLG: 0.212 (1, 6)	F4							K		3	0	1	1	0	1	1											
Inning Stats	R: 2 E: 0 K: 0 S: 5	H: 2 LOB: 0 BB: 0 P: 5	R: 0 E: 0 K: 0 S: 4	H: 1 LOB: 1 BB: 0 P: 4	R: 0 E: 0 K: 1 S: 5	H: 0 LOB: 0 BB: 0 P: 5	R: 0 E: 0 K: 1 S: 5	H: 0 LOB: 0 BB: 0 P: 5	R: 1 E: 0 K: 0 S: 4	H: 2 LOB: 0 BB: 0 P: 4	R: 4 E: 0 K: 2 S: 11	H: 4 LOB: 0 BB: 0 P: 11	R: 0 E: 0 K: 1 S: 5	H: 0 LOB: 0 BB: 0 P: 5	R: 0 E: 0 K: 0 S: 4	H: 1 LOB: 1 BB: 0 P: 4	1B: 7 2B: 1 3B: 0 HR: 2	SF: 0 SAC: 0 DP: 1 HBP: 0	WP: 0 PB: 0 CS: 0	PA: 33							
PITCHER	IP	WLS	BF	H	R	ER	SO	BB	IBB	HBP	BLK	WP	HR	S	P	ERA	WHIP										
Vern Ruhle, R ERA: 5.0 (1, 1)	5.2	L	25	9	7	7	4	0	0	0	0	0	2	33	33	11.12	1.588										
Jamie Easterly, L ERA: 1.99 (6, 1)	1.1		4	0	0	0	1	0	0	0	0	0	0	6	6	0.00	0.000										
Rich Thompson, R ERA: 3.91 (8, 1)	1.0		4	1	0	0	0	0	0	0	0	0	0	4	4	0.00	1.000										

Batter	1	2	3	4	5	6	7	8	9	AB	R	H	RBI	BB	SO	LOB	TOP							
Rickey Henderson, R OBP: 0.441, SLG: 0.559 (1, 8)	5-3		6-3		F8		E BB 1B BB		S 1B 2B	4	2	1	0	1	0	1	New York Yankees @ Cleveland Indians Cleveland Municipal Stadium, Cleveland, OH Mon Jul 29 1985, 7:05 PM EDT Att: 15,042 - Unknown							
Ken Griffey, L OBP: 0.326, SLG: 0.410 (1, 7)	1-3		4-3		K		K		F6	5	0	0	0	0	2	4								
Don Mattingly, L OBP: 0.355, SLG: 0.501 (1, 3)	4-3			1B BB		2B 6-3 1B	E 1B BB		HR 1B	3	3	2	1	2	0	0								
Dave Winfield, R OBP: 0.337, SLG: 0.467 (1, 10)		6-3		K		6-3 1-3 2B	E6 1B		HR 1B	5	1	2	2	0	1	3								
Dan Pasqua, L OBP: 0.281, SLG: 0.421 (1, 9)		4-3		1-2 1B		4-3	1-2 2-3 3-H 1B		HR	5	0	2	2	0	0	2								
Ron Hassey, L OBP: 0.361, SLG: 0.480 (1, 2)		1B 2B		F8		6-3			F8	4	1	1	1	0	0	3								
Willie Randolph, R OBP: 0.376, SLG: 0.353 (1, 4)		2H 1B		F9		5-3			G6-4-3 1B	4	0	2	1	0	0	3								
Mike Pagliarulo, L OBP: 0.321, SLG: 0.419 (1, 5)		K		K			BB SH3-4 E HBP		G6-4-3	3	1	0	0	0	2	2								
Andre Robertson, R OBP: 0.426, SLG: 0.605 (1, 6)			6-3				SH3-4		6-3	2	0	0	0	0	0	0								
Inning Stats	R: 0 E: 0 K: 0 S: 3	H: 0 LOB: 0 BB: 0 P: 3	R: 1 E: 0 K: 1 S: 7	H: 2 LOB: 1 BB: 0 P: 7	R: 0 E: 0 K: 0 S: 3	H: 0 LOB: 0 BB: 0 P: 3	R: 0 E: 0 K: 1 S: 6	H: 1 LOB: 2 BB: 1 P: 10	R: 0 E: 0 K: 2 S: 7	H: 0 LOB: 1 BB: 0 P: 8	R: 1 E: 0 K: 0 S: 5	H: 2 LOB: 1 BB: 0 P: 5	R: 3 E: 1 K: 1 S: 6	H: 1 LOB: 1 BB: 2 P: 15	R: 0 E: 0 K: 0 S: 3	H: 1 LOB: 0 BB: 0 P: 3	R: 3 E: 0 K: 0 S: 6	H: 3 LOB: 0 BB: 0 P: 6	1B: 6 2B: 3 3B: 0 HR: 1	SF: 0 SAC: 1 DP: 1 HBP: 2	WP: 0 PB: 0 SB: 1 CS: 0	PA: 41		
PITCHER	IP WLS BF H R ER SO BB IBB HBP BLK WP HR S P ERA WHIP	8.2 L 40 10 8 5 5 3 0 2 0 0 0 1 45 59 5.19 1.500	0.1 1 0 0 0 0 0 0 0 0 0 0 0 0 1 1 0.00 0.000																					

AB	35
R	8
H	10
RBI	7
BB	3
SO	5
LOB	18



Batter	1	2	3	4	5	6	7	8	9	AB	R	H	RBI	BB	SO	LOB	BOTTOM							
Brett Butler, L OBP: 0.348, SLG: 0.407 (1, 8)	3-1		G4-6-3 1-2 2-3 1B		FC5-4 1B			F8		4	0	2	0	0	0	1	New York Yankees @ Cleveland Indians Cleveland Municipal Stadium, Cleveland, OH Mon Jul 29 1985, 7:05 PM EDT Att: 15,042 - Unknown							
Julio Franco, R OBP: 0.335, SLG: 0.358 (1, 6)	K		SF9		FC5-4			4-3		3	0	0	1	0	1	2								
Tony Bernazard, S OBP: 0.360, SLG: 0.431 (1, 4)	G3		G4-6-3					4-3		4	0	1	0	0	0	3								
Andre Thornton, R OBP: 0.250, SLG: 0.256 (1, 10)		F7		5-3		G6-4-3		F7		4	0	0	0	0	0	1								
Mike Hargrove, L OBP: 0.340, SLG: 0.322 (1, 3)		F8		F7		G3		K		3	0	0	0	0	0	0								
Pat Tabler, R OBP: 0.318, SLG: 0.352 (9, PH)								K		1	0	0	0	0	1	0								
Brook Jacoby, R OBP: 0.332, SLG: 0.409 (1, 5)		HR		BB				K		3	1	1	1	1	1	0								
George Vukovich, L OBP: 0.296, SLG: 0.330 (1, 9)		CS BB		K				4-3		2	0	0	0	1	1	1								
Joe Carter, R OBP: 0.263, SLG: 0.330 (1, 7)		CS	1B 1B SF9 BB		5-3			F4		2	1	0	0	1	0	0								
Jerry Willard, L OBP: 0.340, SLG: 0.353 (1, 2)			SF9 1B		6-3			4-3 2B		3	0	2	0	0	0	0								
Inning Stats	R: 0 E: 0 K: 1 S: 5	H: 0 LOB: 0 BB: 0 P: 5	R: 1 E: 0 K: 0 S: 3	H: 1 LOB: 0 BB: 1 P: 7	R: 1 E: 0 K: 0 S: 4	H: 2 LOB: 1 BB: 1 P: 8	R: 0 E: 0 K: 1 S: 5	H: 0 LOB: 1 BB: 1 P: 9	R: 0 E: 0 K: 0 S: 4	H: 1 LOB: 1 BB: 0 P: 4	R: 0 E: 0 K: 0 S: 3	H: 1 LOB: 0 BB: 0 P: 3	R: 0 E: 0 K: 0 S: 3	H: 0 LOB: 0 BB: 0 P: 3	R: 0 E: 0 K: 2 S: 7	H: 1 LOB: 1 BB: 0 P: 4	R: 0 E: 0 K: 2 S: 7	H: 0 LOB: 0 BB: 0 P: 7	1B: 4 2B: 1 3B: 0 HR: 1	SF: 1 SAC: 0 DP: 2 HBP: 0	WP: 0 PB: 0 SB: 0 CS: 1	PA: 34		
PITCHER	IP WLS BF H R ER SO BB IBB HBP BLK WP HR S P ERA WHIP	7.0 W 27 6 2 2 2 3 0 0 0 0 0 0 28 40 2.57 1.286	2.0 S 6 0 0 0 2 0 0 0 0 0 0 0 10 10 0.00 0.000																					



Batter	1	2	3	4	5	6	7	8	9	AB	R	H	RBI	BB	SO	LOB	TOP								
Rickey Henderson, R OBP: 0.435, SLG: 0.552 (1, 8)	0-0 6-3		0-0 F9		0-0 5-3		0-3 K	0-0 SF9		4	0	0	1	0	1	0									
Don Mattingly, L OBP: 0.358, SLG: 0.501 (1, 3)	4-0 2B BB		0-0 1B		0-0 F7		0-0 BB HR 1B	0-0 F8		4	1	2	0	1	0	1									
Dave Winfield, R OBP: 0.343, SLG: 0.476 (1, 9)	0-0 F7		0-0 1B		0-0 HR		4-0 HR BB		4-0 G3 S 2B BB	3	3	2	1	2	0	1									
Don Baylor, R OBP: 0.347, SLG: 0.468 (1, 10)	0-0 1-3 2B		0-0 L7		4-0 BB		0-0 HR		4-0 G3 2B BB	3	2	2	3	2	0	2									
Bill Sample, R OBP: 0.314, SLG: 0.329 Ken Griffey, L OBP: 0.324, SLG: 0.407 (7, PH) (7, 7)	0-3 K		0-0 G3		0-0 L6		0-0 4-3		0-0 G3	3	0	0	0	0	1	5									
Willie Randolph, R OBP: 0.381, SLG: 0.367 (1, 4)										4	1	3	2	1	0	0									
Andre Robertson, R OBP: 0.423, SLG: 0.574 (1, 6)										4	1	1	0	1	1	3									
Ron Hassey, L OBP: 0.357, SLG: 0.471 (1, 2)										5	0	1	0	0	1	4									
Dale Berra, R OBP: 0.275, SLG: 0.330 Mike Pagliarulo, L OBP: 0.320, SLG: 0.419 (7, 5)	0-3 K		0-0 F8		0-0 F8		0-0 L7		0-0 SF8	3	0	0	0	0	1	2									
Inning Stats	R: 0 E: 0 K: 1 S: 6	H: 1 LOB: 2 BB: 1 P: 10	R: 0 E: 0 K: 2 S: 8	H: 1 LOB: 1 BB: 0 P: 8	R: 0 E: 0 K: 0 S: 5	H: 2 LOB: 2 BB: 0 P: 5	R: 0 E: 0 K: 0 S: 4	H: 1 LOB: 1 BB: 0 P: 4	R: 1 E: 0 K: 0 S: 4	H: 1 LOB: 1 BB: 1 P: 8	R: 0 E: 0 K: 0 S: 2	H: 0 LOB: 0 BB: 0 P: 6	R: 3 E: 0 K: 1 S: 7	H: 2 LOB: 0 BB: 1 P: 11	R: 2 E: 0 K: 0 S: 5	H: 2 LOB: 1 BB: 2 P: 9	R: 2 E: 0 K: 1 S: 6	H: 1 LOB: 1 BB: 2 P: 14	1B: 5 2B: 4 3B: 0 HR: 2	SF: 2 SAC: 0 DP: 1 HBP: 0	WP: 0 PB: 0 SB: 2 CS: 0	PA: 44			
PITCHER	IP	WLS	BF	H	R	ER	SO	BB	IBB	HBP	BLK	WP	HR	S	P	ERA	WHIP								
Neal Heaton, L ERA: 4.82 Rich Thompson, R ERA: 4.82 Jamie Easterly, L ERA: 1.93 Jerry Reed, R ERA: 5.22	6.2		29	7	2	2	4	3	0	0	0	0	1	34	46	2.70	1.500								
																		AB	R	H	RBI	BB	SO	LOB	
																		4	0	0	0	1	0	5	
																		5	0	1	0	0	0	1	
																		5	2	3	0	0	1	3	
																		5	0	0	0	0	4		
																		4	2	1	1	1	2	3	
																		4	1	3	2	1	0	1	
																		4	0	2	2	0	0	3	
																		2	0	0	0	1	0	2	
																		1	0	0	0	0	1	0	
																		1	0	0	0	0	0	1	
																		1	0	0	0	0	0	1	
																		1	0	0	0	0	0	0	
																		1	0	0	0	0	0	0	
Inning Stats	R: 0 E: 1 K: 0 S: 4	H: 0 LOB: 1 BB: 0 P: 4	R: 1 E: 0 K: 0 S: 3	H: 1 LOB: 3 BB: 3 P: 15	R: 1 E: 2 K: 0 S: 5	H: 1 LOB: 1 BB: 0 P: 5	R: 0 E: 0 K: 1 S: 7	H: 2 LOB: 3 BB: 1 P: 11	R: 1 E: 0 K: 0 S: 5	H: 2 LOB: 1 BB: 0 P: 5	R: 0 E: 0 K: 0 S: 3	H: 0 LOB: 0 BB: 0 P: 3	R: 0 E: 1 K: 1 S: 6	H: 1 LOB: 2 BB: 1 P: 10	R: 0 E: 0 K: 2 S: 7	H: 0 LOB: 1 BB: 1 P: 11	R: 2 E: 0 K: 1 S: 8	H: 3 LOB: 1 BB: 0 P: 8	1B: 6 2B: 2 3B: 2 HR: 0	SF: 1 SAC: 0 DP: 1 HBP: 0	WP: 1 PB: 0 SB: 4 CS: 0	PA: 44			
PITCHER	IP	WLS	BF	H	R	ER	SO	BB	IBB	HBP	BLK	WP	HR	S	P	ERA	WHIP								
Joe Cowley, R ERA: 3.88 Brian Fisher, R ERA: 2.37 Rich Bordi, R ERA: 3.15	6.0		30	7	3	2	1	4	0	0	0	0	0	12	20	0.00	1.000								
																		AB	R	H	RBI	BB	SO	LOB	
																		4	0	0	0	1	0	5	
																		5	0	1	0	0	0	1	
																		5	2	3	0	0	1	3	
																		5	0	0	0	0	4		
																		4	2	1	1	1	2	3	
																		4	1	3	2	1	0	1	
																		4	0	2	2	0	0	3	
																		2	0	0	0	1	0	2	
																		1	0	0	0	0	1	0	
																		1	0	0	0	0	0	1	
																		1	0	0	0	0	0	0	
																		1	0	0	0	0	0	0	

New York Yankees @ Cleveland Indians
Cleveland Municipal Stadium, Cleveland, OH
Tue Jul 30 1985, 7:05 PM EDT
Unknown

AB 35
R 8
H 11
RBI 8
BB 7
SO 5
LOB 20




New York Yankees @ Cleveland Indians
Cleveland Municipal Stadium, Cleveland, OH
Tue Jul 30 1985, 7:05 PM EDT
Unknown

AB 37
R 5
H 10
RBI 5
BB 6
SO 5
LOB 23



Batter	1	2	3	4	5	6	7	8	9	AB	R	H	RBI	BB	SO	LOB	TOP								
Rickey Henderson, R OBP: 0.439, SLG: 0.576 (1, 8)										4	2	3	2	0	1	1	New York Yankees @ Cleveland Indians Cleveland Municipal Stadium, Cleveland, OH Tue Jul 30 1985, 7:05 PM EDT Att: 18,271 - Unknown								
Don Mattingly, L OBP: 0.357, SLG: 0.499 (1, 3)										4	0	1	0	0	0	1									
Dave Winfield, R OBP: 0.340, SLG: 0.471 (1, 9)										4	0	0	0	0	1	1									
Don Baylor, R OBP: 0.344, SLG: 0.462 (1, 10)										4	0	0	0	0	1	0									
Bill Sample, R OBP: 0.315, SLG: 0.321 Ken Griffey, L OBP: 0.322, SLG: 0.405 (9, PH)										2	0	0	0	1	0	0									
Willie Randolph, R OBP: 0.380, SLG: 0.365 (1, 4)										4	0	1	0	0	0	1									
Andre Robertson, R OBP: 0.400, SLG: 0.540 Dan Pasqua, L OBP: 0.292, SLG: 0.421 Bobby Meacham, S OBP: 0.332, SLG: 0.289 (9, PR)										3	0	0	0	0	0	0									
Scott Bradley, L OBP: 0.200, SLG: 0.250 (1, 2)										4	0	0	0	0	0	2									
Dale Berra, R OBP: 0.277, SLG: 0.324 (1, 5)										2	0	0	0	1	0	0									
Inning Stats	R: 1 E: 0 K: 0 S: 4	H: 1 LOB: 0 BB: 0 P: 4	R: 0 E: 0 K: 0 S: 3	H: 0 LOB: 0 BB: 0 P: 3	R: 0 E: 0 K: 0 S: 4	H: 1 LOB: 1 BB: 0 P: 4	R: 0 E: 0 K: 2 S: 7	H: 0 LOB: 1 BB: 1 P: 11	R: 0 E: 0 K: 1 S: 5	H: 0 LOB: 1 BB: 1 P: 9	R: 0 E: 0 K: 0 S: 3	H: 0 LOB: 0 BB: 0 P: 3	R: 0 E: 0 K: 0 S: 3	H: 0 LOB: 2 BB: 0 P: 3	R: 1 E: 0 K: 0 S: 5	H: 2 LOB: 1 BB: 0 P: 5		R: 0 E: 0 K: 0 S: 4	H: 1 LOB: 2 BB: 1 P: 8	1B: 2 2B: 1 3B: 0 HR: 2	SF: 0 SAC: 0 DP: 0 HBP: 0	WP: 0 PB: 0 SB: 1 CS: 0	PA: 35		
PITCHER	IP	WLS	BF	H	R	ER	SO	BB	IBB	HBP	BLK	WP	HR	S	P	ERA	WHIP								
Ramon Romero, L ERA: 5.17 (1, 1)	7.2	W	29	4	2	2	3	2	0	0	0	0	2	33	41	2.35	0.783								
Ramon Romero, L ERA: 5.17 (8, 1)	7.2	W	29	4	2	2	3	2	0	0	0	0	2	33	41	2.35	0.783								
Rich Thompson, R ERA: 4.5 (8, 1)	1.1	S	6	1	0	0	0	1	0	0	0	0	0	5	9	0.00	1.500								

AB	32
R	2
H	5
RBI	2
BB	3
SO	3
LOB	6



Batter	1	2	3	4	5	6	7	8	9	AB	R	H	RBI	BB	SO	LOB	BOTTOM								
Otis Nixon, S OBP: 0.203, SLG: 0.266 Chris Bando, S OBP: 0.209, SLG: 0.129 (7, PH)										3	0	0	0	0	0	1	New York Yankees @ Cleveland Indians Cleveland Municipal Stadium, Cleveland, OH Tue Jul 30 1985, 7:05 PM EDT Att: 18,271 - Unknown								
Julio Franco, R OBP: 0.335, SLG: 0.358 (1, 6)										4	0	2	1	0	0	1									
Pat Tabler, R OBP: 0.316, SLG: 0.353 Ramon Romero, L OBP: 0.248, SLG: 0.251 Rich Thompson, R OBP: 0.209, SLG: 0.129 (8, 1)										4	0	1	0	0	2	3									
Carmen Castillo, R OBP: 0.302, SLG: 0.446 (1, 9)										4	0	0	0	0	0	2									
Brook Jacoby, R OBP: 0.337, SLG: 0.419 (1, 5)										4	0	1	0	0	0	1									
Benny Avila, R OBP: 0.227, SLG: 0.364 Brett Butler, L OBP: 0.345, SLG: 0.402 (7, PR)										3	0	2	0	0	0	1									
Tony Bernazard, S OBP: 0.360, SLG: 0.428 (1, 4)										4	0	0	0	0	0	3									
Joe Carter, R OBP: 0.271, SLG: 0.334 (1, 7)										3	1	3	0	0	0	0									
Jerry Willard, L OBP: 0.333, SLG: 0.345 Andre Thornton, R OBP: 0.248, SLG: 0.251 George Vukovich, L OBP: 0.298, SLG: 0.336 Mike Hargrove, L OBP: 0.342, SLG: 0.336 (8, 3)										2	0	0	0	0	1	2									
Inning Stats	R: 0 E: 0 K: 1 S: 5	H: 0 LOB: 0 BB: 0 P: 5	R: 0 E: 0 K: 0 S: 4	H: 1 LOB: 1 BB: 0 P: 4	R: 0 E: 0 K: 1 S: 6	H: 1 LOB: 1 BB: 0 P: 6	R: 0 E: 0 K: 0 S: 4	H: 1 LOB: 1 BB: 0 P: 4	R: 0 E: 0 K: 0 S: 3	H: 1 LOB: 0 BB: 0 P: 3	R: 3 E: 0 K: 1 S: 9	H: 4 LOB: 2 BB: 1 P: 13	R: 0 E: 0 K: 0 S: 4	H: 1 LOB: 1 BB: 0 P: 4	R: 0 E: 0 K: 0 S: 4	H: 1 LOB: 1 BB: 0 P: 4		1B: 8 2B: 2 3B: 0 HR: 0	SF: 0 SAC: 0 DP: 0 HBP: 0	WP: 0 PB: 0 SB: 1 CS: 1	PA: 34				
PITCHER	IP	WLS	BF	H	R	ER	SO	BB	IBB	HBP	BLK	WP	HR	S	P	ERA	WHIP								
Bob Shirley, L ERA: 3.64 (1, 1)	6.2	L	27	7	3	3	2	1	0	0	0	0	0	30	34	4.05	1.200								
Dave Righetti, L ERA: 3.12 (7, 1)	0.1		3	2	0	0	1	0	0	0	0	0	0	5	5	0.00	6.000								
Neil Allen, R ERA: 4.89 (8, 1)	1.0		4	1	0	0	0	0	0	0	0	0	0	4	4	0.00	1.000								



Batter	1	2	3	4	5	6	7	8	9	AB	R	H	RBI	BB	SO	LOB	TOP			
Rickey Henderson, R OBP: 0.438, SLG: 0.572 (1, 8)	F9		F7		K			WP 1B 6-3 BB	E S 2H 1B	4	1	1	1	1	1	2				
Willie Randolph, R OBP: 0.380, SLG: 0.364 (1, 4)	F3			S 1B BB		F9		6-3 WP 1-2 1B	E4 1-3 G4-6-3	4	2	1	0	1	0	1				
Don Mattingly, L OBP: 0.353, SLG: 0.492 (1, 3)	G3			F9		G1		6-3 1-3 2H	G4-6-3 1-2	5	0	0	1	0	0	4				
Dave Winfield, R OBP: 0.341, SLG: 0.472 (1, 9)		F8						5-3		4	0	2	2	0	0	0				
Dan Pasqua, L OBP: 0.290, SLG: 0.400 (1, 7)	F9			F9		G3		3H 4-0 1B BB		3	0	0	0	1	0	2				
Don Baylor, R OBP: 0.345, SLG: 0.472 (1, 10)	K			K				HR 1-2 1B		4	1	2	1	0	2	1				
Ron Hassey, L OBP: 0.349, SLG: 0.459 (1, 2)			F4		6-3		4-3	G3		4	0	0	0	0	0	2				
Mike Pagliarulo, L OBP: 0.323, SLG: 0.425 (1, 5)			SH5-3 2B		F8		K		4-3 1B 1B	4	1	2	0	0	1	0				
Bobby Meacham, S OBP: 0.333, SLG: 0.290 Ken Griffey, L (9, PH) OBP: 0.321, SLG: 0.404 (1, 6)	SH5-3 2-3				S 1B		1-3	4-3 1-2		2	0	1	0	0	0	0				
Inning Stats	R: 0 E: 0 K: 0 S: 3	H: 0 LOB: 0 BB: 0 P: 3	R: 0 E: 0 K: 1 S: 5	H: 0 LOB: 0 BB: 0 P: 5	R: 0 E: 0 K: 0 S: 4	H: 1 LOB: 1 BB: 0 P: 4	R: 1 E: 0 K: 1 S: 6	H: 1 LOB: 1 BB: 0 P: 10	R: 0 E: 0 K: 0 S: 4	H: 1 LOB: 1 BB: 0 P: 4	R: 1 E: 0 K: 1 S: 6	H: 1 LOB: 0 BB: 0 P: 6	R: 2 E: 0 K: 0 S: 5	H: 2 LOB: 2 BB: 2 P: 13	R: 1 E: 1 K: 0 S: 5	H: 2 LOB: 1 BB: 0 P: 5	1B: 7 2B: 1 3B: 0 HR: 1	SF: 0 SAC: 1 DP: 1 HBP: 0	WP: 1 PB: 0 SB: 3 CS: 0	PA: 39
PITCHER	IP WLS BF H R ER SO BB IBB HBP BLK WP HR S P ERA WHIP																			
Tom Waddell, R ERA: 3.8 (1, 1)	6.0 W 24 5 2 2 3 1 0 0 0 0 1 29 33 3.00 1.000																			
Jamie Easterly, L ERA: 2.21 (7, 1)	1.2 8 1 2 2 1 2 0 0 0 1 0 8 16 10.80 1.800																			
Rich Thompson, R ERA: 4.56 (8, 1)	1.1 S 7 3 1 1 0 0 0 0 0 0 0 7 7 6.75 2.250																			

New York Yankees @ Cleveland Indians
Cleveland Municipal Stadium, Cleveland, OH
Wed Jul 31 1985, 7:05 PM EDT
Att: 7,593 - Unknown

AB 35
R 5
H 9
RBI 5
BB 3
SO 4
LOB 13



Batter	1	2	3	4	5	6	7	8	9	AB	R	H	RBI	BB	SO	LOB	BOTTOM	
Brett Butler, L OBP: 0.349, SLG: 0.406 (1, 8)	CS 1B		F4			SH5-4 FC8-4 2-3 1B	2B 1B			4	2	3	0	0	0	0		
Julio Franco, R OBP: 0.336, SLG: 0.362 (1, 6)	K2-3 1-2			F9 SF7 2B		FC8-4 SH5-4 1B	F6			4	1	2	1	0	1	4		
Pat Tabler, R OBP: 0.316, SLG: 0.356 Mike Hargrove, L OBP: 0.342, SLG: 0.336 (1, 3) (8, 3)	4-3			F9		SH5-4	2B			3	0	1	3	0	0	1		
Andre Thornton, R OBP: 0.248, SLG: 0.249 (1, 10)		F9		SF7		FC8-4 IBB	F6			2	0	0	1	1	0	2		
Joe Carter, R OBP: 0.268, SLG: 0.330 (1, 7)		F4		F8		FC8-4 FC5-4	K			4	0	0	1	0	1	2		
Brook Jacoby, R OBP: 0.338, SLG: 0.418 (1, 5)						FC5-4	F9			3	0	1	0	1	0	2		
Carmen Castillo, R OBP: 0.294, SLG: 0.433 Tony Bernazard, S OBP: 0.361, SLG: 0.430 (1, 9) (8, 4)						G6-4-3 1B				3	0	0	0	0	0	2		
Chris Bando, S OBP: 0.217, SLG: 0.150 (1, 2)			F8		G6-4-3		1B 2B			4	1	2	0	0	0	1		
Mike Fischlin, R OBP: 0.273, SLG: 0.317 Benny Ayala, R OBP: 0.244, SLG: 0.364 George Vukovich, L OBP: 0.297, SLG: 0.335 (1, 4) (7, PH) (7, PR) (8, 9)					6-3		1B 2B		F9	2	1	1	0	0	0	0		
Inning Stats	R: 0 E: 0 K: 1 S: 5	H: 1 LOB: 1 BB: 1 P: 7	R: 0 E: 0 K: 0 S: 3	H: 0 LOB: 0 BB: 0 P: 3	R: 1 E: 0 K: 0 S: 4	H: 1 LOB: 0 BB: 0 P: 4	R: 0 E: 0 K: 0 S: 3	H: 1 LOB: 0 BB: 0 P: 3	R: 2 E: 0 K: 0 S: 6	H: 3 LOB: 2 BB: 1 P: 10	R: 3 E: 0 K: 0 S: 6	H: 3 LOB: 2 BB: 1 P: 10	R: 0 E: 0 K: 1 S: 7	H: 2 LOB: 2 BB: 0 P: 7	1B: 7 2B: 4 3B: 0 HR: 0	SF: 1 SAC: 1 DP: 1 HBP: 0	WP: 0 PB: 0 SB: 0 CS: 1	PA: 36
PITCHER	IP WLS BF H R ER SO BB IBB HBP BLK WP HR S P ERA WHIP																	
Ron Guidry, L ERA: 3.09 (1, 1)	6.2 L 30 9 6 6 1 2 0 0 0 0 0 0 29 41 8.10 1.650																	
Rich Bordi, R ERA: 3.06 (7, 1)	1.1 6 2 0 0 1 0 0 0 0 0 0 0 8 8 0.00 1.500																	

New York Yankees @ Cleveland Indians
Cleveland Municipal Stadium, Cleveland, OH
Wed Jul 31 1985, 7:05 PM EDT
Att: 7,593 - Unknown

AB 31
R 6
H 11
RBI 6
BB 3
SO 2
LOB 16



Batter	1	2	3	4	5	6	7	8	9	AB	R	H	RBI	BB	SO	LOB	TOP			
Rickey Henderson, R OBP: 0.437, SLG: 0.570 Omar Moreno, L OBP: 0.215, SLG: 0.344	E6 2B SF7		S 1B		F8			K		3	1	1	0	0	0	0				
Ken Griffey, L OBP: 0.321, SLG: 0.405	F3 1-3 2B		F6			4-3		F8		4	0	1	0	0	0	1				
Don Mattingly, L OBP: 0.354, SLG: 0.495	SF7		CS BB		L3			2B		2	0	1	1	1	0	0				
Dave Winfield, R OBP: 0.338, SLG: 0.467	F3 3-H 2-3		K		K			F8		4	0	0	0	0	2	4				
Ron Hassey, L OBP: 0.341, SLG: 0.447	F8				F6			F5		4	0	0	0	0	2					
Don Baylor, R OBP: 0.342, SLG: 0.468		K			F5			F6		3	0	0	0	0	1	0				
Willie Randolph, R OBP: 0.377, SLG: 0.361	E6		F9					5-3		3	0	0	0	0	0	0				
Mike Pagliarulo, L OBP: 0.319, SLG: 0.420	F8				3-1			F8		3	0	0	0	0	0	1				
Bobby Meacham, S OBP: 0.330, SLG: 0.287	F7 1-2				F9			4-3		3	0	0	0	0	0	1				
Inning Stats	R: 1 E: 1 K: 0 S: 5	H: 1 LOB: 1 BB: 0 P: 5	R: 0 E: 1 K: 1 S: 6	H: 0 LOB: 1 BB: 0 P: 6	R: 0 E: 0 K: 1 S: 5	H: 1 LOB: 2 BB: 1 P: 9	R: 0 E: 0 K: 0 S: 3	H: 0 LOB: 0 BB: 0 P: 3	R: 0 E: 0 K: 0 S: 3	H: 0 LOB: 0 BB: 0 P: 3	R: 0 E: 0 K: 1 S: 5	H: 0 LOB: 0 BB: 0 P: 5	R: 0 E: 0 K: 0 S: 3	H: 0 LOB: 0 BB: 0 P: 3	R: 0 E: 0 K: 0 S: 4	H: 1 LOB: 1 BB: 0 P: 4	1B: 1 2B: 3 3B: 0 HR: 0	SF: 1 SAC: 0 DP: 1 HBP: 0	WP: 0 PB: 0 SB: 2 CS: 1	PA: 32
PITCHER Roy Smith, R ERA: 1.42	IP: 9.0 WLS: W BF: 32 H: 3 R: 1 ER: 0 SO: 4 BB: 1 IBB: 0 HBP: 0 BLK: 0 WP: 0 HR: 0 S: 39 P: 43 ERA: 0.00 WHIP: 0.444															PITCHER				

New York Yankees @ Cleveland Indians
Cleveland Municipal Stadium, Cleveland, OH
Thu Aug 01 1985, 7:05 PM EDT
Att: 8,294 - Unknown

AB	30
R	1
H	3
RBI	1
BB	1
SO	4
LOB	9



Batter	1	2	3	4	5	6	7	8	9	AB	R	H	RBI	BB	SO	LOB	BOTTOM			
Otis Nixon, S OBP: 0.217, SLG: 0.275	1B S 1B		WP E S 1B		F7			F9		5	2	2	0	0	0	0				
Brett Butler, L OBP: 0.348, SLG: 0.410	F5 1-2		K		2B			F5		5	2	2	0	0	1	2				
Julio Franco, R OBP: 0.343, SLG: 0.370 Benny Ayala, R OBP: 0.238, SLG: 0.356 Mike Fischlin, R OBP: 0.273, SLG: 0.317	1B SF8 2-3		E 1B BB		BB BB 2B			FC5-4 1B		3	3	3	1	1	0	0				
Andre Thornton, R OBP: 0.252, SLG: 0.250	1B		E5 1B 1B		BB BB 2-1 BB			FC5-4 FC5-4		3	1	1	3	1	0	2				
Pat Tabler, R OBP: 0.314, SLG: 0.355 Brook Jacoby, R OBP: 0.339, SLG: 0.417	SF8		K		BB BB			FC5-4		1	0	0	1	0	1	2				
Tony Bemazzard, S OBP: 0.383, SLG: 0.429	F6		S 1B 1B		BB BB			6-3		3	1	1	2	1	0	1				
Mike Hargrove, L OBP: 0.347, SLG: 0.336		K		2-1		4-3		BB		3	0	1	2	1	1	0				
George Vukovich, L OBP: 0.293, SLG: 0.330	L8		K		F7			F5		4	0	0	0	0	1	2				
Jerry Willard, L OBP: 0.325, SLG: 0.336	F8			K		F8		K		4	0	0	0	0	2	1				
Inning Stats	R: 2 E: 0 K: 0 S: 6	H: 3 LOB: 1 BB: 0 P: 6	R: 0 E: 1 K: 1 S: 5	H: 0 LOB: 0 BB: 0 P: 5	R: 4 E: 1 K: 3 S: 13	H: 3 LOB: 1 BB: 1 P: 17	R: 2 E: 0 K: 1 S: 6	H: 2 LOB: 3 BB: 3 P: 18	R: 0 E: 0 K: 0 S: 3	H: 0 LOB: 0 BB: 0 P: 3	R: 1 E: 0 K: 0 S: 5	H: 2 LOB: 1 BB: 0 P: 5	R: 0 E: 0 K: 1 S: 5	H: 0 LOB: 1 BB: 1 P: 9	R: 0 E: 0 K: 0 S: 3	H: 0 LOB: 0 BB: 0 P: 3	1B: 8 2B: 1 3B: 1 HR: 0	SF: 1 SAC: 0 DP: 0 HBP: 0	WP: 1 PB: 0 SB: 3 CS: 0	PA: 39
PITCHER Phil Niekro, R ERA: 4.31 Neil Allen, R ERA: 5.17 Bob Shirley, L ERA: 3.52	IP: 2.2 WLS: L BF: 16 H: 6 R: 6 ER: 3 SO: 3 BB: 1 IBB: 0 HBP: 0 BLK: 0 WP: 1 HR: 0 S: 21 P: 25 ERA: 10.12 WHIP: 2.625															PITCHER				

New York Yankees @ Cleveland Indians
Cleveland Municipal Stadium, Cleveland, OH
Thu Aug 01 1985, 7:05 PM EDT
Att: 8,294 - Unknown

AB	33
R	9
H	10
RBI	9
BB	5
SO	6
LOB	11



Batter	1	2	3	4	5	6	7	8	9	AB	R	H	RBI	BB	SO	LOB	TOP							
Alan Wiggins, S OBP: 0.270, SLG: 0.269 (1, 4)										5	2	2	0	0	0	2								
Lee Lacy, R OBP: 0.359, SLG: 0.424 (1, 9)										5	1	2	0	0	0	4								
Cal Ripken Jr., R OBP: 0.338, SLG: 0.463 (1, 6)										4	1	3	2	1	0	1								
Eddie Murray, S OBP: 0.363, SLG: 0.506 (1, 3)										4	1	2	2	0	0	2								
Fred Lynn, L OBP: 0.329, SLG: 0.440 (1, 8)										4	0	1	0	0	1	2								
Larry Sheets, L OBP: 0.323, SLG: 0.429 Gary Roenicke, R OBP: 0.333, SLG: 0.462 (8, PH)										3	1	1	2	0	0	2								
Mike Young, S OBP: 0.345, SLG: 0.496 (1, 7)										4	1	2	1	0	0	0								
Floyd Rayford, R OBP: 0.338, SLG: 0.489 (1, 5)										4	0	1	0	0	0	1								
Rick Dempsey, R OBP: 0.342, SLG: 0.382 (1, 2)										4	1	2	0	0	0	0								
Inning Stats	R: 1 E: 0 K: 0 S: 6	H: 4 LOB: 2 BB: 0 P: 6	R: 0 E: 1 K: 0 S: 4	H: 0 LOB: 1 BB: 0 P: 4	R: 3 E: 0 K: 0 S: 6	H: 3 LOB: 0 BB: 0 P: 6	R: 0 E: 0 K: 0 S: 3	H: 0 LOB: 0 BB: 0 P: 3	R: 0 E: 0 K: 0 S: 3	H: 1 LOB: 0 BB: 0 P: 3	R: 1 E: 0 K: 0 S: 4	H: 2 LOB: 0 BB: 0 P: 4	R: 2 E: 1 K: 1 S: 8	H: 3 LOB: 1 BB: 0 P: 8	R: 0 E: 0 K: 0 S: 3	H: 1 LOB: 0 BB: 0 P: 3	R: 1 E: 0 K: 0 S: 4	H: 2 LOB: 1 BB: 1 P: 8	1B: 12 2B: 3 3B: 0 HR: 2	SF: 1 SAC: 0 DP: 5 HBP: 0	WP: 0 PB: 0 SB: 1 CS: 1	PA: 41		
PITCHER	IP	WLS	BF	H	R	ER	SO	BB	IBB	HBP	BLK	WP	HR	S	P	ERA	WHIP							
Vern Ruhle, R ERA: 5.18 (1, 1)	6.0		27	11	6	5	0	0	0	0	0	0	2	27	27	7.50	1.833							
Rich Thompson, R ERA: 4.5 (7, 1)	0.2	L	4	2	1	0	0	0	0	0	0	0	0	4	4	0.00	3.000							
Jamie Easterly, L ERA: 2.28 (7, 1)	2.1		9	3	1	1	1	0	1	0	0	0	0	10	14	3.86	1.286							

Baltimore Orioles @ Cleveland Indians
Cleveland Municipal Stadium, Cleveland, OH
Fri Aug 02 1985, 7:05 PM EDT
Att: 8,067 - Unknown

AB 38
R 8
H 16
RBI 7
BB 1
SO 1
LOB 14





Batter	1	2	3	4	5	6	7	8	9	AB	R	H	RBI	BB	SO	LOB	BOTTOM							
Brett Butler, L OBP: 0.348, SLG: 0.408 (1, 8)										5	0	1	1	0	0	0								
Julio Franco, R OBP: 0.342, SLG: 0.368 (1, 6)										4	0	1	0	0	1	1								
Pat Tabler, R OBP: 0.317, SLG: 0.354 (1, 3)										3	1	1	0	1	0	1								
Andre Thornton, R OBP: 0.255, SLG: 0.263 Otis Nixon, S OBP: 0.217, SLG: 0.275 (8, PR)										3	2	1	2	1	1	1								
Joe Carter, R OBP: 0.268, SLG: 0.333 (1, 7)										3	1	1	0	0	0	1								
Brook Jacoby, R OBP: 0.343, SLG: 0.429 (1, 5)										4	1	3	2	0	0	2								
Tony Bernazard, S OBP: 0.362, SLG: 0.426 (1, 4)										4	1	1	0	0	1	4								
Carmen Castillo, R OBP: 0.286, SLG: 0.421 George Vukovich, L OBP: 0.232, SLG: 0.328 (8, 9)										3	0	0	0	0	0	2								
Chris Bando, S OBP: 0.213, SLG: 0.146 Mike Hargrove, L OBP: 0.344, SLG: 0.333 (8, PH)										3	0	0	0	0	1	3								
Inning Stats	R: 0 E: 0 K: 0 S: 3	H: 1 LOB: 0 BB: 0 P: 3	R: 1 E: 1 K: 1 S: 7	H: 1 LOB: 2 BB: 1 P: 11	R: 3 E: 0 K: 1 S: 7	H: 3 LOB: 1 BB: 1 P: 11	R: 1 E: 0 K: 0 S: 5	H: 2 LOB: 1 BB: 0 P: 5	R: 0 E: 0 K: 1 S: 5	H: 1 LOB: 0 BB: 0 P: 5	R: 1 E: 0 K: 1 S: 6	H: 1 LOB: 0 BB: 0 P: 6	R: 0 E: 0 K: 0 S: 3	H: 0 LOB: 0 BB: 0 P: 3	R: 0 E: 1 K: 0 S: 4	H: 0 LOB: 2 BB: 0 P: 4	R: 0 E: 0 K: 1 S: 5	H: 0 LOB: 0 BB: 0 P: 5	1B: 6 2B: 2 3B: 0 HR: 2	SF: 0 SAC: 1 DP: 2 HBP: 0	WP: 0 PB: 0 SB: 1 CS: 1	PA: 37		
PITCHER	IP	WLS	BF	H	R	ER	SO	BB	IBB	HBP	BLK	WP	HR	S	P	ERA	WHIP							
Scott McGregor, L ERA: 4.6 (1, 1)	4.0		21	8	5	4	2	2	0	0	0	0	1	23	31	9.00	2.500							
Sammy Stewart, R ERA: 3.2 (5, 1)	5.0	W	16	1	1	1	3	0	0	0	0	0	1	22	22	1.80	0.200							

Baltimore Orioles @ Cleveland Indians
Cleveland Municipal Stadium, Cleveland, OH
Fri Aug 02 1985, 7:05 PM EDT
Att: 8,067 - Unknown

AB 34
R 6
H 9
RBI 5
BB 2
SO 5
LOB 15



Batter	1	2	3	4	5	6	7	8	9	AB R H RBI BB SO LOB	TOP										
Alan Wiggins, S (1,4) OBP: 0.291, SLG: 0.277	4-0 E S 4-3 BB		0-0 5-3		0-0 1B		0-0 CS 1B		0-0 F7	4 1 2 0 1 0 0	<p>Baltimore Orioles @ Cleveland Indians Cleveland Municipal Stadium, Cleveland, OH</p> <p>Sun Aug 04 1985, 3:33 AM EDT Att: 12,252 - Unknown</p> <p>livebaseballscores.com</p> <p>AB 34 R 5 H 9 RBI 5 BB 6 SO 1 LOB 13</p> 										
Lee Lacy, R (1,9) OBP: 0.354, SLG: 0.427	0-0 F9		0-0 F9		0-0 F8		0-0 WP 1B 1-2 1B		0-0 HR	5 1 2 1 0 0 2											
Cal Ripken Jr., R (1,6) OBP: 0.333, SLG: 0.454	0-0 4-3 1-H			0-0 F9		0-0 5-3		0-0 WP 1-2 1B	0-0 L6	5 0 1 1 0 0 0											
Eddie Murray, S (1,3) OBP: 0.367, SLG: 0.504	0-0 1B			0-0 HR 1B		4-0 S BB		4-0 1-2 2-3 1B	0-0 F7	3 1 2 0 2 0 0											
Fred Lynn, L (1,8) OBP: 0.327, SLG: 0.434	0-0 1-3			0-0 F3		0-3 K		0-0 L4		4 0 0 0 0 1 6											
Gary Roenicke, R (1,7) OBP: 0.346, SLG: 0.477		4-0 FC5-4 BB		0-0 HR		4-0 1-2 BB		0-0 6-3		2 1 1 2 2 0 0											
Mike Young, S (1,10) OBP: 0.342, SLG: 0.500		0-0 FC5-4 1-2 G6-4-3		0-0 4-3		0-0 F8		0-0 6-3		4 0 0 0 0 0 3											
Floyd Rayford, R (1,5) OBP: 0.340, SLG: 0.522		0-0 G6-4-3 1-2			0-0 4-3		0-0 HR	4-0 BB		3 1 1 1 1 0 1											
Rick Dempsey, R (1,2) OBP: 0.337, SLG: 0.373			0-0 L5		0-0 F7		0-0 5-3	0-0 F7		3 0 0 0 0 0 0											
Al Pardo, S (8,PH) OBP: 0.231, SLG: 0.240										1 0 0 0 0 0 1											
Inning Stats	R: 1 E: 0 K: 0 S: 4	H: 1 LOB: 1 BB: 1 P: 8	R: 0 E: 0 K: 0 S: 2	H: 0 LOB: 0 BB: 1 P: 6	R: 0 E: 0 K: 0 S: 3	H: 0 LOB: 0 BB: 0 P: 3	R: 2 E: 0 K: 0 S: 5	H: 2 LOB: 0 BB: 0 P: 5	R: 0 E: 0 K: 1 S: 4	H: 0 LOB: 2 BB: 2 P: 13	R: 1 E: 0 K: 0 S: 6	H: 4 LOB: 3 BB: 1 P: 10	R: 0 E: 0 K: 0 S: 3	H: 0 LOB: 1 BB: 1 P: 7	R: 1 E: 0 K: 0 S: 4	H: 1 LOB: 0 BB: 0 P: 4	1B: 6 2B: 0 3B: 0 HR: 3	SF: 0 SAC: 0 DP: 1 HBP: 0	WP: 1 PB: 0 SB: 2 CS: 1	PA: 40	
PITCHER	IP WLS BF H R ER SO BB IBB HBP BLK WP HR S P ERA WHIP											IP WLS BF H R ER SO BB IBB HBP BLK WP HR S P ERA WHIP									
Neal Heaton, L (1,1) ERA: 4.84	6.2	29	7	4	4	1	4	0	0	0	0	0	2	27	43	5.40	1.650				
Roy Smith, R (7,1) ERA: 1.42	0.0	1	1	0	0	0	0	0	0	0	0	0	0	1	1	∞	∞				
Jamie Easterly, L (7,1) ERA: 2.24	1.0	5	0	0	0	0	1	1	0	0	1	0	3	11	0.00	1.000					
Rich Thompson, R (8,1) ERA: 4.56	1.1	L 5	1	1	1	0	0	0	0	0	0	1	5	5	6.75	0.750					

Batter	1	2	3	4	5	6	7	8	9	AB R H RBI BB SO LOB	BOTTOM										
Brett Butler, L (1,8) OBP: 0.355, SLG: 0.423	0-0 5-3		0-0 2B 3B		4-0 1B S BB		0-0 3-4 2-3F			3 2 1 1 1 0 1	<p>Baltimore Orioles @ Cleveland Indians Cleveland Municipal Stadium, Cleveland, OH</p> <p>Sun Aug 04 1985, 3:33 AM EDT Att: 12,252 - Unknown</p> <p>livebaseballscores.com</p> <p>AB 32 R 4 H 7 RBI 3 BB 3 SO 4 LOB 9</p> 										
Julio Franco, R (1,6) OBP: 0.344, SLG: 0.370	0-0 4-3		0-0 6-3		0-0 1-3 1B		0-3 K			4 0 1 0 0 1 1											
Brook Jacoby, R (1,5) OBP: 0.343, SLG: 0.428	0-3 K		0-0 2B		4-0 1-2 3-H BB			0-0 F8		3 0 1 1 1 1 0											
Andre Thornton, R (1,10) OBP: 0.258, SLG: 0.269		0-0 G4-3 1B	0-0 5-3		0-0 F8			0-0 F6		4 0 1 0 0 0 3											
Joe Carter, R (1,7) OBP: 0.265, SLG: 0.329		0-0 F8		0-0 F3		0-0 6-3		0-0 4-3		4 0 0 0 0 0 1											
Pat Tabler, R (1,3) OBP: 0.316, SLG: 0.351		0-0 G4-3 1-2F		0-0 F7		4-0 BB		0-0 4-3		3 0 0 0 1 0 1											
Carmen Castillo, R (1,9) OBP: 0.289, SLG: 0.450			0-0 HR		0-0 F8		0-0 F8		0-3 K	2 1 1 1 0 0 0											
George Vukovich, L (6,PH) OBP: 0.289, SLG: 0.324					0-0 F8					2 0 0 0 0 1 1											
Chris Bando, S (1,2) OBP: 0.208, SLG: 0.143			0-0 5-3		0-0 F6		0-0 F7		0-0 F8	3 0 0 0 0 0 1											
Mike Hargrove, L (9,PH) OBP: 0.344, SLG: 0.328										1 0 0 0 0 0 0											
Mike Fischlin, R (1,4) OBP: 0.292, SLG: 0.341			0-0 3B 2B		0-3 K		0-0 3-4 2B			2 1 1 0 0 1 0											
Tony Benazard, S (7,PH) OBP: 0.366, SLG: 0.432										1 0 1 0 0 0 0											
Inning Stats	R: 0 E: 0 K: 1 S: 5	H: 0 LOB: 0 BB: 0 P: 5	R: 0 E: 0 K: 0 S: 3	H: 1 LOB: 0 BB: 0 P: 3	R: 3 E: 0 K: 0 S: 7	H: 4 LOB: 1 BB: 0 P: 7	R: 0 E: 0 K: 0 S: 3	H: 0 LOB: 0 BB: 0 P: 3	R: 0 E: 0 K: 0 S: 3	H: 0 LOB: 0 BB: 0 P: 3	R: 0 E: 0 K: 1 S: 5	H: 1 LOB: 0 BB: 0 P: 5	R: 0 E: 0 K: 0 S: 3	H: 0 LOB: 0 BB: 0 P: 3	R: 0 E: 0 K: 1 S: 5	H: 0 LOB: 0 BB: 0 P: 5	1B: 2 2B: 4 3B: 1 HR: 1	SF: 0 SAC: 0 DP: 2 HBP: 0	WP: 0 PB: 0 SB: 2 CS: 0	PA: 35	
PITCHER	IP WLS BF H R ER SO BB IBB HBP BLK WP HR S P ERA WHIP											IP WLS BF H R ER SO BB IBB HBP BLK WP HR S P ERA WHIP									
Mike Flanagan, L (1,1) ERA: 4.44	5.1	24	6	4	4	2	3	0	0	0	0	0	0	15	15	6.75	1.688				
Dennis Martinez, R (6,1) ERA: 5.03	3.2	W 11	1	0	0	2	0	0	0	0	0	0	15	15	0.00	0.273					

Batter	1	2	3	4	5	6	7	8	9	AB	R	H	RBI	BB	SO	LOB	TOP										
Brett Butler, L OBP: 0.355, SLG: 0.422 (1, 8)										3	0	1	0	0	0	1	Cleveland Indians @ New York Yankees Yankee Stadium, Bronx, NY Thu Aug 08 1985, 7:05 PM EDT Unknown										
Benny Ayala, R OBP: 0.234, SLG: 0.348 (8, PH)										1	0	0	0	0	1	0											
Chris Bando, S OBP: 0.208, SLG: 0.143 (8, 2)										0	0	0	0	0	0	0											
Julio Franco, R OBP: 0.344, SLG: 0.370 (1, 6)										3	0	1	0	0	1	2											
Mike Fischlin, R OBP: 0.306, SLG: 0.341 (8, 6)										0	0	0	0	1	0	0											
Brook Jacoby, R OBP: 0.342, SLG: 0.426 (1, 5)										4	0	1	0	0	2	3											
Andre Thornton, R OBP: 0.254, SLG: 0.265 (1, 10)										4	0	0	0	0	0	2											
Mike Hargrove, L OBP: 0.335, SLG: 0.319 (1, 3)										4	0	0	0	0	0	1											
Tony Bemazzard, S OBP: 0.385, SLG: 0.442 (1, 4)										2	1	1	1	1	0	0											
George Vukovich, L OBP: 0.286, SLG: 0.320 (1, 9)										3	0	0	0	0	0	1											
Joe Carter, R OBP: 0.263, SLG: 0.326 (1, 7)										3	0	0	0	0	0	0											
Jerry Willard, L OBP: 0.325, SLG: 0.331 (1, 2)										2	0	1	0	0	0	0											
Otis Nixon, S OBP: 0.240, SLG: 0.307 (8, PH)										1	0	0	0	0	1	0											
Inning Stats	R: 0 E: 0 K: 0 S: 3	H: 1 LOB: 0 BB: 0 P: 3	R: 1 E: 0 K: 0 S: 4	H: 1 LOB: 0 BB: 0 P: 4	R: 0 E: 0 K: 0 S: 4	H: 1 LOB: 1 BB: 0 P: 4	R: 0 E: 0 K: 0 S: 3	H: 0 LOB: 0 BB: 0 P: 3	R: 0 E: 0 K: 2 S: 8	H: 1 LOB: 1 BB: 0 P: 8	R: 0 E: 0 K: 0 S: 3	H: 0 LOB: 1 BB: 1 P: 7	R: 0 E: 0 K: 2 S: 7	H: 0 LOB: 0 BB: 0 P: 7	R: 0 E: 0 K: 1 S: 5	H: 0 LOB: 1 BB: 1 P: 9	1B: 4 2B: 0 3B: 0 HR: 1	SF: 0 SAC: 0 DP: 2 HBP: 0	WP: 1 PA: 32 CS: 0								
PITCHER	IP	WLS	BF	H	R	ER	SO	BB	IBB	HBP	BLK	WP	HR	S	P	ERA	WHIP										
Marty Bystrom, R ERA: 5.68 (1, 1)	5.0	W	18	5	1	1	0	0	0	0	0	0	1	18	18	1.80	1.000										
Brian Fisher, R ERA: 2.52 (6, 1)	2.0		7	0	0	0	2	1	0	0	0	1	0	10	14	0.00	0.500										
Bob Shirley, L ERA: 3.36 (8, 1)	1.0		3	0	0	0	2	0	0	0	0	0	0	7	7	0.00	0.000										
Neil Allen, R ERA: 4.91 (9, 1)	1.0		4	0	0	0	1	1	0	0	0	0	0	5	9	0.00	1.000										

Batter	1	2	3	4	5	6	7	8	9	AB	R	H	RBI	BB	SO	LOB	BOTTOM										
Willie Randolph, R OBP: 0.379, SLG: 0.370 (1, 4)										4	3	3	1	1	0	2	Cleveland Indians @ New York Yankees Yankee Stadium, Bronx, NY Thu Aug 08 1985, 7:05 PM EDT Unknown										
Don Mattingly, L OBP: 0.397, SLG: 0.533 (1, 3)										3	2	2	0	2	0	1											
Dave Winfield, R OBP: 0.339, SLG: 0.482 (1, 9)										3	2	3	6	2	0	0											
Don Baylor, R OBP: 0.334, SLG: 0.455 (1, 10)										4	0	0	1	0	0	4											
Ken Griffey, L OBP: 0.317, SLG: 0.397 (1, 7)										5	0	1	0	0	1	4											
Andre Robertson, R OBP: 0.429, SLG: 0.544 (1, 5)										2	1	1	0	1	0	1											
Mike Pagliarulo, L OBP: 0.322, SLG: 0.410 (7, PH)										2	0	0	0	0	1	2											
Butch Wynegar, S OBP: 0.340, SLG: 0.330 (1, 2)										3	0	0	0	1	1	3											
Bill Sample, R OBP: 0.333, SLG: 0.341 (1, 8)										4	0	3	0	0	0	0											
Bobby Meacham, S OBP: 0.322, SLG: 0.280 (1, 6)										4	0	1	0	0	0	3											
Inning Stats	R: 0 E: 0 K: 1 S: 5	H: 0 LOB: 2 BB: 2 P: 13	R: 0 E: 0 K: 0 S: 3	H: 1 LOB: 0 BB: 0 P: 3	R: 3 E: 0 K: 0 S: 5	H: 2 LOB: 1 BB: 1 P: 9	R: 1 E: 0 K: 0 S: 4	H: 2 LOB: 1 BB: 1 P: 8	R: 2 E: 0 K: 1 S: 8	H: 3 LOB: 1 BB: 0 P: 8	R: 1 E: 0 K: 0 S: 5	H: 3 LOB: 2 BB: 1 P: 9	R: 0 E: 0 K: 1 S: 6	H: 1 LOB: 2 BB: 1 P: 10	R: 1 E: 0 K: 0 S: 5	H: 2 LOB: 2 BB: 1 P: 9	1B: 9 2B: 3 3B: 0 HR: 2	SF: 1 SAC: 0 DP: 2 HBP: 0	WP: 0 PA: 43 CS: 1								
PITCHER	IP	WLS	BF	H	R	ER	SO	BB	IBB	HBP	BLK	WP	HR	S	P	ERA	WHIP										
Curt Wardle, L ERA: 5.7 (1, 1)	4.0	L	21	7	6	6	1	4	0	0	0	0	2	19	35	13.50	2.750										
Bryan Clark, L ERA: 5.99 (5, 1)	3.0		18	7	2	2	2	3	0	0	0	0	0	19	31	6.00	3.333										
Vern Ruhle, R ERA: 5.12 (8, 1)	1.0		3	0	0	0	0	0	0	0	0	0	0	3	3	0.00	0.000										

Batter	1	2	3	4	5	6	7	8	9	AB	R	H	RBI	BB	SO	LOB	TOP				
Otis Nixon, S (1, 7) <small>OBP: 0.241, SLG: 0.304</small> Andre Thornton, R (9, PH) <small>OBP: 0.257, SLG: 0.279</small>										4	1	1	0	0	1	0	Cleveland Indians @ New York Yankees Yankee Stadium, Bronx, NY Thu Aug 08 1985, 7:05 PM EDT Att: 25,692 - Unknown				
Brett Butler, L (1, 8) <small>OBP: 0.357, SLG: 0.441</small>									5	2	3	4	0	0	0						
Julio Franco, R (1, 6) <small>OBP: 0.344, SLG: 0.377</small>									5	1	2	1	0	0	1						
Pat Tabler, R (1, 5) <small>OBP: 0.314, SLG: 0.347</small>									4	0	0	0	1	2	2						
Benny Ayala, R (1, 10) <small>OBP: 0.235, SLG: 0.327</small>									3	0	0	0	1	2	1						
Tony Bemazzard, S (1, 4) <small>OBP: 0.373, SLG: 0.450</small>									4	0	3	0	0	0	0						
Mike Hargrove, L (1, 3) Brook Jacoby, R (8, PH) <small>OBP: 0.341, SLG: 0.425</small>									3	0	0	0	0	1	3						
Carmen Castillo, R (1, 9) <small>OBP: 0.280, SLG: 0.434</small>									4	0	0	0	0	1	2						
Chris Bando, S (1, 2) Joe Carter, R (9, PH) <small>OBP: 0.262, SLG: 0.325</small>									2	1	0	0	1	0	1						
Inning Stats	R: 0 E: 0 K: 1 S: 6	H: 1 LOB: 1 BB: 0 P: 6	R: 0 E: 0 K: 0 S: 3	H: 0 LOB: 0 BB: 0 P: 3	R: 3 E: 0 K: 1 S: 7	H: 2 LOB: 1 BB: 2 P: 15	R: 0 E: 0 K: 1 S: 6	H: 1 LOB: 1 BB: 0 P: 6	R: 2 E: 0 K: 1 S: 8	H: 3 LOB: 2 BB: 1 P: 12	R: 0 E: 0 K: 1 S: 5	H: 0 LOB: 0 BB: 0 P: 5	R: 0 E: 0 K: 0 S: 3	H: 0 LOB: 0 BB: 0 P: 3	R: 0 E: 0 K: 3 S: 10	H: 1 LOB: 1 BB: 0 P: 10		R: 1 E: 0 K: 1 S: 7	H: 2 LOB: 1 BB: 0 P: 7	1B: 4 2B: 2 3B: 0 HR: 4	SF: 0 SAC: 0 DP: 0 HBP: 0
PITCHER	IP WLS BF H R ER SO BB IBB HBP BLK WP HR S P ERA WHIP	PITCHER																			
Phil Niekro, R (1, 1) <small>ERA: 4.49</small>	4.2		23	6	5	5	4	3	0	0	0	0	0	0	0	0	3	28	40	9.64	1.929
Brian Fisher, R (5, 1) <small>ERA: 2.42</small>	2.2	W	10	2	0	0	2	0	0	0	0	0	0	0	0	0	0	14	14	0.00	0.750
Dave Righetti, L (8, 1) <small>ERA: 3.27</small>	1.2	S	7	2	1	1	3	0	0	0	0	0	0	0	0	0	1	13	13	5.40	1.200

Batter	1	2	3	4	5	6	7	8	9	AB	R	H	RBI	BB	SO	LOB	BOTTOM				
Willie Randolph, R (1, 4) <small>OBP: 0.382, SLG: 0.369</small>										1	1	0	1	3	0	0	Cleveland Indians @ New York Yankees Yankee Stadium, Bronx, NY Thu Aug 08 1985, 7:05 PM EDT Att: 25,692 - Unknown				
Don Mattingly, L (1, 3) <small>OBP: 0.385, SLG: 0.547</small>									4	2	2	3	1	0	4						
Dave Winfield, R (1, 9) <small>OBP: 0.339, SLG: 0.478</small>									3	1	0	1	1	1	2						
Don Baylor, R (1, 10) <small>OBP: 0.336, SLG: 0.463</small>									3	1	1	1	1	0	2						
Ken Griffey, L (1, 7) <small>OBP: 0.313, SLG: 0.391</small>									4	0	0	0	0	0	2						
Andre Robertson, R (1, 5) Mike Pagliarulo, L (3, PH) <small>OBP: 0.322, SLG: 0.409</small>									1	0	0	1	0	0	1						
Bill Sample, R (1, 8) <small>OBP: 0.320, SLG: 0.326</small>								4	0	0	0	0	0	0	2						
Ron Hassey, L (1, 2) <small>OBP: 0.340, SLG: 0.459</small>								4	1	2	0	0	0	1							
Bobby Meacham, S (1, 6) <small>OBP: 0.321, SLG: 0.279</small>								4	1	1	0	0	0	2							
Inning Stats	R: 3 E: 0 K: 0 S: 4	H: 1 LOB: 1 BB: 3 P: 16	R: 1 E: 0 K: 0 S: 4	H: 1 LOB: 2 BB: 2 P: 12	R: 0 E: 0 K: 0 S: 4	H: 1 LOB: 1 BB: 0 P: 4	R: 1 E: 0 K: 1 S: 6	H: 1 LOB: 0 BB: 0 P: 6	R: 1 E: 0 K: 0 S: 4	H: 1 LOB: 0 BB: 0 P: 4	R: 0 E: 0 K: 0 S: 3	H: 0 LOB: 0 BB: 0 P: 3	R: 0 E: 1 K: 0 S: 5	H: 1 LOB: 3 BB: 1 P: 9	1B: 3 2B: 1 3B: 0 HR: 3	SF: 0 SAC: 1 DP: 0 HBP: 0		WP: 2 PA: 39 CS: 1			
PITCHER	IP WLS BF H R ER SO BB IBB HBP BLK WP HR S P ERA WHIP	PITCHER																			
Ramon Romero, L (1, 1) <small>ERA: 6.06</small>	1.1		11	2	4	4	0	0	0	0	0	0	0	0	0	2	20	20	5.79	0.857	
Jerry Reed, R (2, 1) <small>ERA: 5.29</small>	4.2	L	18	4	3	3	1	0	0	0	0	0	0	0	0	0	4	4	0.00	0.000	
Vern Ruhle, R (7, 1) <small>ERA: 5.04</small>	1.1		4	0	0	0	0	0	0	0	0	0	0	0	0	0	0	4	8	0.00	3.000
Rich Thompson, R (8, 1) <small>ERA: 4.5</small>	0.2		5	1	0	0	0	1	0	0	0	0	0	0	0	0	0	4	8	0.00	3.000


Batter	1	2	3	4	5	6	7	8	9	AB	R	H	RBI	BB	SO	LOB	TOP					
Lou Whitaker, L (1,4) OBP: 0.393, SLG: 0.508	F9		F9 SH1-3 HR 1B						F8	4	1	2	0	1	0	1	Detroit Tigers @ Cleveland Indians Cleveland Municipal Stadium, Cleveland, OH Fri Aug 09 1985, 7:05 PM EDT Att: 18,050 - Unknown					
Alan Trammell, R (1,6) OBP: 0.322, SLG: 0.392	F9 S BB		SH1-3 1-2							2	0	0	0	1	1	3						
Kirk Gibson, L (1,9) OBP: 0.356, SLG: 0.519	F9 1-3		F9 2-3						F5	4	0	0	0	0	0	3						
Lance Parrish, R (1,2) OBP: 0.310, SLG: 0.443	5-3		HR							4	1	1	2	0	0	1						
Darrell Evans, L (1,10) OBP: 0.368, SLG: 0.520			F9 3-H							4	0	1	0	0	1	0						
Lary Hemdon, R (1,7) OBP: 0.296, SLG: 0.398										4	0	0	0	0	0	1						
Dave Bergman, L (1,3) Barbaro Garbey, R (9, PH) OBP: 0.263, SLG: 0.258 OBP: 0.306, SLG: 0.354										3	0	2	0	0	0	0						
Chet Lemon, R (1,8) OBP: 0.325, SLG: 0.391										3	0	0	0	1	0	2						
Tom Brookens, R (1,5) Johnny Grubb, L (9, PH) OBP: 0.289, SLG: 0.389 OBP: 0.284, SLG: 0.265										3	0	0	0	0	0	3						
Inning Stats	R: 0 E: 0 K: 0 S: 3	H: 0 LOB: 1 BB: 1 P: 7	R: 0 E: 1 K: 0 S: 5	H: 1 LOB: 2 BB: 0 P: 5	R: 2 E: 0 K: 0 S: 5	H: 2 LOB: 0 BB: 0 P: 5	R: 0 E: 0 K: 0 S: 3	H: 0 LOB: 1 BB: 0 P: 3	R: 0 E: 0 K: 1 S: 6	H: 1 LOB: 1 BB: 0 P: 6	R: 0 E: 0 K: 1 S: 5	H: 0 LOB: 2 BB: 0 P: 5	R: 0 E: 0 K: 0 S: 4	H: 1 LOB: 2 BB: 1 P: 8	R: 0 E: 0 K: 0 S: 4	H: 1 LOB: 1 BB: 0 P: 4		R: 0 E: 0 K: 0 S: 2	H: 0 LOB: 1 BB: 2 P: 10	1B: 5 2B: 0 3B: 0 HR: 1	SF: 0 SAC: 1 DP: 1 HBP: 0	WP: 0 PB: 0 SB: 1 CS: 0
PITCHER	IP	WLS	BF	H	R	ER	SO	BB	IBB	HBP	BLK	WP	HR	S	P	ERA	WHIP					
Tom Waddell, R (1,1) ERA: 3.82	7.0		29	5	2	2	2	1	1	0	0	0	1	31	39	2.57	0.857					
Jamie Easterly, L (8,1) ERA: 2.2	1.0	W	5	1	0	0	0	1	0	0	0	0	0	4	8	0.00	2.000					
Rich Thompson, R (9,1) ERA: 4.42	1.0	S	3	0	0	0	0	1	0	0	0	0	0	2	6	0.00	1.000					

Batter	1	2	3	4	5	6	7	8	9	AB	R	H	RBI	BB	SO	LOB	BOTTOM				
Otis Nixon, S (1,7) OBP: 0.241, SLG: 0.293	6-3		L7							3	1	0	0	1	0	0	Detroit Tigers @ Cleveland Indians Cleveland Municipal Stadium, Cleveland, OH Fri Aug 09 1985, 7:05 PM EDT Att: 18,050 - Unknown				
Brett Butler, L (1,8) OBP: 0.359, SLG: 0.440	F2									3	0	1	0	1	1	0					
Julio Franco, R (1,6) OBP: 0.346, SLG: 0.377	F9									3	1	1	1	1	0	1					
Andre Thornton, R (1,10) OBP: 0.263, SLG: 0.294										3	1	2	2	1	0	1					
Pat Tabler, R (1,3) Mike Hargrove, L (9,3) OBP: 0.314, SLG: 0.355 OBP: 0.329, SLG: 0.312										4	1	1	1	0	1	4					
0 0 0 0 0 0 0 0										0	0	0	0	0	0	0					
Tony Bemazzard, S (1,4) OBP: 0.372, SLG: 0.450										4	0	1	0	0	1	1					
Brook Jacoby, R (1,5) OBP: 0.336, SLG: 0.421										4	0	0	0	0	1	2					
George Vukovich, L (1,9) OBP: 0.286, SLG: 0.318										2	0	0	0	1	0	1					
Jerry Willard, L (1,2) OBP: 0.320, SLG: 0.325										3	0	0	0	0	2	2					
Inning Stats	R: 0 E: 0 K: 0 S: 3	H: 0 LOB: 0 BB: 0 P: 3	R: 0 E: 2 K: 2 S: 7	H: 0 LOB: 1 BB: 1 P: 11	R: 0 E: 0 K: 1 S: 5	H: 0 LOB: 0 BB: 0 P: 5	R: 0 E: 0 K: 0 S: 3	H: 0 LOB: 1 BB: 1 P: 7	R: 0 E: 0 K: 2 S: 7	H: 0 LOB: 1 BB: 1 P: 11	R: 0 E: 0 K: 1 S: 6	H: 1 LOB: 2 BB: 1 P: 10	R: 0 E: 0 K: 0 S: 4	H: 1 LOB: 1 BB: 0 P: 4	R: 4 E: 0 K: 0 S: 6	H: 4 LOB: 0 BB: 1 P: 10	1B: 3 2B: 1 3B: 0 HR: 2	SF: 0 SAC: 0 DP: 0 HBP: 0	WP: 0 PB: 0 SB: 1 CS: 0	PA: 34	
PITCHER	IP	WLS	BF	H	R	ER	SO	BB	IBB	HBP	BLK	WP	HR	S	P	ERA	WHIP				
Jack Morris, R (1,1) ERA: 3.12	7.0		30	4	3	3	6	5	0	0	0	0	0	37	57	3.86	1.286				
Willie Hernandez, L (8,1) ERA: 2.15	1.0	L	4	2	1	1	0	0	0	0	0	0	2	4	4	9.00	2.000				

Batter	1	2	3	4	5	6	7	8	9	10	11	AB	R	H	RBI	BB	SO	LOB	TOP	
Lou Whitaker, L OBP: 0.390, SLG: 0.506 (1, 4)	G3	3-1		F6		G3			F6		1B 2B	6	1	1	0	0	0	4		
Alan Trammell, R OBP: 0.319, SLG: 0.387 (1, 6)	F8			F9		F8		F6	F8		K	6	0	0	0	0	1	1		
Kirk Gibson, L OBP: 0.362, SLG: 0.524 (1, 9)			CS 2B BB			S 1B		4-3			1B IBB	4	1	3	0	2	0	0		
Lance Parrish, R OBP: 0.313, SLG: 0.451 (1, 2)	F8		CS BB			K			5-3		1B	5	1	2	2	1	1	3		
Darrell Evans, L OBP: 0.365, SLG: 0.517 (1, 10)		F4	1-2 2H 1B 2B		G4-1					F4	F7	6	1	1	1	0	1	3		
Lary Hemdon, R OBP: 0.303, SLG: 0.404 (1, 7)		1B 1B				1B 1B				K		5	1	4	1	0	1	0		
Dave Bergman, L OBP: 0.279, SLG: 0.269 (1, 3)		1B 1B		F3		1B		F8			BB	4	0	2	0	1	0	2	AB 45 R 5 H 14 RBI 5 BB 4 SO 4 LOB 20	
Chet Lemon, R OBP: 0.324, SLG: 0.387 (1, 8)	F8					F9		F4	F9			4	0	0	0	0	0	4		
Tom Brookens, R OBP: 0.289, SLG: 0.387 (1, 5)						F8					F7	4	0	1	1	0	0	3		
Johnny Grubb, L OBP: 0.282, SLG: 0.263 (11, PH)												1	0	0	0	0	0	0		
Marty Castillo, R OBP: 0.175, SLG: 0.233 (11, 5)												0	0	0	0	0	0	0		
Inning Stats	R: 0 E: 0 K: 0 S: 4	H: 1 LOB: 1 BB: 0 P: 4	R: 1 E: 0 K: 0 S: 6	H: 3 LOB: 2 BB: 0 P: 6	R: 2 E: 0 K: 0 S: 4	H: 2 LOB: 1 BB: 2 P: 12	R: 0 E: 0 K: 0 S: 3	H: 0 LOB: 0 BB: 0 P: 3	R: 0 E: 0 K: 1 S: 6	H: 1 LOB: 1 BB: 0 P: 6	R: 0 E: 0 K: 0 S: 4	H: 1 LOB: 1 BB: 0 P: 4	R: 0 E: 0 K: 1 S: 5	H: 0 LOB: 1 BB: 1 P: 9	R: 1 E: 0 K: 1 S: 7	H: 2 LOB: 2 BB: 1 P: 11	1B: 10 2B: 3 3B: 0 HR: 1	SF: 0 SAC: 0 DP: 0 HBP: 1	WP: 0 PB: 0 SB: 2 CS: 2	PA: 50
PITCHER	IP 9.0	WLS L	BF 40	H 12	R 4	ER 4	SO 2	BB 2	IBB 0	HBP 1	BLK 0	WP 0	HR 0	S 11	P 19	ERA 5.40	WHIP 1.800			
Roy Smith, R ERA: 2.25 (1, 1)	1.2	L	9	2	1	1	2	1	1	0	0	0	0	0	11	19	5.40	1.800		
Vern Ruhle, R ERA: 5.05 (10, 1)	0.1		1	0	0	0	0	0	0	0	0	0	0	1	1	0.00	0.000			
Jamie Easterly, L ERA: 2.16 (11, 1)																				

Detroit Tigers @ Cleveland Indians
Cleveland Municipal Stadium, Cleveland, OH
Sat Aug 10 1985, 7:05 PM EDT
Att: 15,069 - Unknown


AB 45
R 5
H 14
RBI 5
BB 4
SO 4
LOB 20



Batter	1	2	3	4	5	6	7	8	9	10	11	AB	R	H	RBI	BB	SO	LOB	BOTTOM					
Otis Nixon, S OBP: 0.253, SLG: 0.294 (1, 7)	6-3		G2		6-3 BB		FC4 1B		2H 3H 3B			3	0	1	0	1	0	0						
Carmen Castillo, R OBP: 0.286, SLG: 0.456 (9, PH)							FC4 1B		F5			1	0	1	2	0	0	0						
Chris Bando, S OBP: 0.211, SLG: 0.141 (10, 2)												0	0	0	0	0	0	0						
Brett Butler, L OBP: 0.367, SLG: 0.437 (1, 8)	G4-3 1B		4-3		F8		FC4					5	0	1	0	0	0	4						
Julio Franco, R OBP: 0.346, SLG: 0.377 (1, 6)	G4-3 1-2				6-3 1B 1B				G1-4-3 1B		5-3	5	1	2	0	0	0	2						
Andre Thornton, R OBP: 0.259, SLG: 0.289 (1, 10)		K		F7	F8			F7		F7		5	0	0	0	0	1	3						
Pat Tabler, R OBP: 0.315, SLG: 0.353 (1, 3)		F9 1B BB		1B SF8 1B		6-3		G1-4-3		K		4	1	1	1	1	1	1						
Tony Bernazard, S OBP: 0.372, SLG: 0.449 (1, 4)				SF8 BB 1B		K			F9		F9	5	0	2	0	0	1	0						
Brook Jacoby, R OBP: 0.336, SLG: 0.416 (1, 5)		F9		1-3 BB 1B		1-3			K		4-3	4	0	0	0	1	1	2	AB 40 R 4 H 10 RBI 4 BB 3 SO 6 LOB 16					
George Vukovich, L OBP: 0.285, SLG: 0.317 (1, 9)	FC6-4 1-2			SF8		4-3			2B 3B 1B		K	4	1	1	1	0	1	2						
Jerry Willard, L OBP: 0.314, SLG: 0.318 (1, 2)				F9								3	0	0	0	0	1	2						
Benny Ayala, R OBP: 0.250, SLG: 0.360 (9, PH)				F8								1	0	1	0	0	0	0						
Mike Fischlin, R OBP: 0.306, SLG: 0.341 (9, PR)												0	1	0	0	0	0	0						
Joe Carter, R OBP: 0.262, SLG: 0.325 (10, 7)									1-3 3B 2B			0	0	0	0	0	0	0						
Inning Stats	R: 0 E: 0 K: 0 S: 3	H: 1 LOB: 0 BB: 0 P: 3	R: 0 E: 0 K: 1 S: 6	H: 1 LOB: 2 BB: 1 P: 10	R: 0 E: 0 K: 0 S: 3	H: 0 LOB: 0 BB: 0 P: 3	R: 2 E: 0 K: 0 S: 6	H: 3 LOB: 2 BB: 1 P: 10	R: 0 E: 0 K: 0 S: 3	H: 0 LOB: 0 BB: 0 P: 5	R: 0 E: 0 K: 1 S: 5	H: 1 LOB: 1 BB: 0 P: 6	R: 0 E: 0 K: 0 S: 3	H: 1 LOB: 1 BB: 0 P: 3	R: 2 E: 0 K: 1 S: 8	H: 3 LOB: 2 BB: 0 P: 8	R: 0 E: 0 K: 1 S: 5	H: 0 LOB: 0 BB: 0 P: 5	R: 0 E: 0 K: 1 S: 5	H: 0 LOB: 0 BB: 0 P: 5	1B: 8 2B: 1 3B: 1 HR: 0	SF: 1 SAC: 0 DP: 2 HBP: 0	WP: 0 PB: 0 SB: 1 CS: 0	PA: 44
PITCHER	IP 8.2	WLS W	BF 35	H 8	R 3	ER 3	SO 4	BB 3	IBB 0	HBP 0	BLK 0	WP 0	HR 0	S 13	P 13	ERA 3.12	WHIP 1.269							
Walt Terrell, R ERA: 3.97 (1, 1)	2.1	W	9	2	1	1	2	0	0	0	0	0	0	0	13	13	3.86	0.857						
Willie Hernandez, L ERA: 2.2 (9, 1)																								

Detroit Tigers @ Cleveland Indians
Cleveland Municipal Stadium, Cleveland, OH
Sat Aug 10 1985, 7:05 PM EDT
Att: 15,069 - Unknown

AB 40
R 4
H 10
RBI 4
BB 3
SO 6
LOB 16



Batter	1	2	3	4	5	6	7	8	9	AB	R	H	RBI	BB	SO	LOB	TOP					
Alan Trammell, R OBP: 0.319, SLG: 0.387										5	0	2	1	0	2	2	Detroit Tigers @ Cleveland Indians Cleveland Municipal Stadium, Cleveland, OH Sun Aug 11 1985, 3:33 AM EDT Att: 13,475 - Unknown					
Barbaro Garbey, R OBP: 0.308, SLG: 0.361										5	1	2	0	0	4							
Kirk Gibson, L OBP: 0.363, SLG: 0.523										3	0	1	0	1	0							
Lance Parrish, R OBP: 0.310, SLG: 0.446										4	0	0	0	1	4							
Larry Herndon, R OBP: 0.300, SLG: 0.399										4	0	0	0	1	4							
Chet Lemon, R OBP: 0.262, SLG: 0.388										4	1	2	0	0	1							
Alejandro Sanchez, R OBP: 0.242, SLG: 0.516										4	0	1	0	0	2							
Tom Brookens, R OBP: 0.288, SLG: 0.386										4	0	1	0	0	2							
Doug Flynn, R OBP: 0.225, SLG: 0.250										4	0	2	0	0	1							
Inning Stats	R: 1 E: 1 K: 0 S: 5	H: 1 LOB: 1 BB: 0 P: 5	R: 0 E: 0 K: 2 S: 7	H: 0 LOB: 0 BB: 0 P: 7	R: 0 E: 0 K: 1 S: 5	H: 1 LOB: 0 BB: 0 P: 5	R: 0 E: 0 K: 1 S: 5	H: 0 LOB: 1 BB: 1 P: 9	R: 0 E: 0 K: 1 S: 6	H: 2 LOB: 1 BB: 0 P: 6	R: 0 E: 0 K: 1 S: 6	H: 1 LOB: 1 BB: 0 P: 6	R: 1 E: 0 K: 0 S: 6	H: 3 LOB: 2 BB: 0 P: 6	R: 0 E: 0 K: 2 S: 9	H: 2 LOB: 2 BB: 0 P: 9	R: 0 E: 0 K: 2 S: 8	H: 1 LOB: 1 BB: 0 P: 8	1B: 9 2B: 3 3B: 0 HR: 0	SF: 0 SAC: 0 DP: 1 HBP: 0	WP: 0 PB: 0 SB: 1 CS: 0	PA: 38
PITCHER Neal Heaton, L ERA: 4.61	IP: 9.0 WLS: W BF: 38	H: 11 R: 2 ER: 1 SO: 10	BB: 1 IBB: 0 HBP: 0 BLK: 0	WP: 0 HR: 0 S: 57 P: 61	ERA: 1.00 WHIP: 1.333	PITCHER	IP: 9.0 WLS: W BF: 38	H: 11 R: 2 ER: 1 SO: 10	BB: 1 IBB: 0 HBP: 0 BLK: 0	WP: 0 HR: 0 S: 57 P: 61	ERA: 1.00 WHIP: 1.333	PITCHER	IP: 9.0 WLS: W BF: 38	H: 11 R: 2 ER: 1 SO: 10	BB: 1 IBB: 0 HBP: 0 BLK: 0	WP: 0 HR: 0 S: 57 P: 61	ERA: 1.00 WHIP: 1.333					

Batter	1	2	3	4	5	6	7	8	9	AB	R	H	RBI	BB	SO	LOB	BOTTOM						
Otis Nixon, S OBP: 0.272, SLG: 0.295										3	1	1	0	2	1	4	Detroit Tigers @ Cleveland Indians Cleveland Municipal Stadium, Cleveland, OH Sun Aug 11 1985, 3:33 AM EDT Att: 13,475 - Unknown						
Brett Butler, L OBP: 0.357, SLG: 0.434										3	1	0	0	2	0	3							
Julio Franco, R OBP: 0.350, SLG: 0.383										4	1	3	1	0	1								
Andre Thornton, R OBP: 0.262, SLG: 0.289										3	0	1	0	1	0	3							
Brook Jacoby, R OBP: 0.336, SLG: 0.415										4	1	1	0	0	1	4							
Tony Bemazard, S OBP: 0.374, SLG: 0.450										2	2	1	1	1	0	0							
Mike Hargrove, L OBP: 0.339, SLG: 0.324										4	0	3	1	0	1	1							
George Vukovich, L OBP: 0.283, SLG: 0.316										1	0	0	1	0	0	1							
Joe Carter, R OBP: 0.266, SLG: 0.330										1	1	1	1	1	0	0							
Chris Bando, S OBP: 0.219, SLG: 0.145										3	0	1	1	1	0	1							
Inning Stats	R: 0 E: 0 K: 1 S: 6	H: 2 LOB: 2 BB: 1 P: 10	R: 1 E: 0 K: 0 S: 3	H: 1 LOB: 0 BB: 1 P: 7	R: 1 E: 0 K: 0 S: 4	H: 2 LOB: 1 BB: 1 P: 8	R: 0 E: 0 K: 0 S: 3	H: 1 LOB: 0 BB: 0 P: 3	R: 0 E: 0 K: 0 S: 2	H: 0 LOB: 0 BB: 1 P: 6	R: 2 E: 0 K: 0 S: 6	H: 3 LOB: 3 BB: 2 P: 14	R: 1 E: 1 K: 1 S: 4	H: 0 LOB: 0 BB: 2 P: 12	R: 2 E: 0 K: 2 S: 10	H: 3 LOB: 1 BB: 0 P: 10	1B: 10 2B: 2 3B: 0 HR: 0	SF: 2 SAC: 0 DP: 4 HBP: 0	WP: 1 PB: 0 SB: 2 CS: 2	PA: 38			
PITCHER Randy O'Neal, R ERA: 3.21	IP: 5.2 WLS: L BF: 25	H: 9 R: 4 ER: 4 SO: 4	BB: 4 IBB: 0 HBP: 0 BLK: 0	WP: 0 HR: 0 S: 23 P: 39	ERA: 6.35 WHIP: 2.294	PITCHER	IP: 5.2 WLS: L BF: 25	H: 9 R: 4 ER: 4 SO: 4	BB: 4 IBB: 0 HBP: 0 BLK: 0	WP: 0 HR: 0 S: 23 P: 39	ERA: 6.35 WHIP: 2.294	PITCHER	IP: 1.1 WLS: L BF: 6	H: 2 R: 2 ER: 2 SO: 2	BB: 1 IBB: 0 HBP: 0 BLK: 0	WP: 1 HR: 0 S: 9 P: 13	ERA: 13.50 WHIP: 2.250	PITCHER	IP: 0.2 WLS: L BF: 3	H: 1 R: 0 ER: 0 SO: 1	BB: 0 IBB: 0 HBP: 0 BLK: 0	WP: 0 HR: 0 S: 5 P: 5	ERA: 0.00 WHIP: 1.500



Batter	1	2	3	4	5	6	7	8	9	AB	R	H	RBI	BB	SO	LOB	TOP					
Joe Carter, R (1, 7) OBP: 0.268, SLG: 0.329										4	2	1	0	1	1	0	Cleveland Indians @ Baltimore Orioles Memorial Stadium, Baltimore, MD Mon Aug 12 1985, 7:05 PM EDT Att: 18,011 - Unknown					
Brett Butler, L (1, 8) OBP: 0.358, SLG: 0.433										3	1	1	1	1	0	0						
Julio Franco, R (1, 6) OBP: 0.352, SLG: 0.384										4	2	2	1	1	0	0						
Andre Thornton, R (1, 10) OBP: 0.267, SLG: 0.292 Otis Nixon, S (9, PR) OBP: 0.272, SLG: 0.295										4	1	2	0	1	1	3						
Pat Tabler, R (1, 3) OBP: 0.321, SLG: 0.361										4	1	3	3	1	0	0						
Brook Jacoby, R (1, 5) OBP: 0.339, SLG: 0.421										3	1	1	1	2	1	5						
Tony Bernazard, S (1, 4) OBP: 0.369, SLG: 0.443										5	0	0	0	0	0	5						
Carmen Castillo, R (1, 9) George Vukovich, L (9, 9) OBP: 0.285, SLG: 0.449 OBP: 0.293, SLG: 0.316										4	0	1	1	0	0	0						
Chris Bando, S (1, 2) OBP: 0.213, SLG: 0.141										4	0	0	0	0	0	1						
Inning Stats	R: 5 E: 0 K: 0 S: 6	H: 4 LOB: 1 BB: 3 P: 18	R: 0 E: 0 K: 2 S: 7	H: 0 LOB: 3 BB: 3 P: 19	R: 0 E: 0 K: 0 S: 3	H: 0 LOB: 0 BB: 0 P: 3	R: 0 E: 0 K: 0 S: 3	H: 0 LOB: 0 BB: 0 P: 3	R: 1 E: 0 K: 0 S: 4	H: 2 LOB: 0 BB: 0 P: 4	R: 0 E: 0 K: 1 S: 7	H: 2 LOB: 2 BB: 0 P: 7	R: 0 E: 0 K: 0 S: 3	H: 0 LOB: 0 BB: 0 P: 3	R: 2 E: 0 K: 0 S: 6	H: 3 LOB: 3 BB: 1 P: 10		1B: 9 2B: 1 3B: 0 HR: 1	SF: 0 SAC: 1 DP: 2 HBP: 0	WP: 0 PB: 0 SB: 4 CS: 0	PA: 43	
PITCHER	IP WLS BF H R ER SO BB IBB HBP BLK WP HR S P ERA WHIP																					
Scott McGregor, L (1, 1) ERA: 5.0	0.0 L 5 3 5 5 0 2 0 0 0 0 0 0 3 11																					
Ken Dixon, R (1, 1) ERA: 4.24	8.1 35 7 3 3 3 4 0 0 0 0 1 37 53 3.24 1.320																					
Nate Snell, R (9, 1) ERA: 2.3	0.2 3 1 0 0 0 0 1 0 0 0 0 0 2 6 0.00 1.500																					
Batter	1	2	3	4	5	6	7	8	9	AB	R	H	RBI	BB	SO	LOB	BOTTOM					
Floyd Rayford, R (1, 5) OBP: 0.331, SLG: 0.503										5	0	1	0	0	0	0	Cleveland Indians @ Baltimore Orioles Memorial Stadium, Baltimore, MD Mon Aug 12 1985, 7:05 PM EDT Att: 18,011 - Unknown					
Lee Lacy, R (1, 9) OBP: 0.359, SLG: 0.448										3	1	2	1	1	0	0						
Cal Ripken Jr., R (1, 6) OBP: 0.330, SLG: 0.446										4	0	0	0	0	0	3						
Eddie Murray, S (1, 3) OBP: 0.370, SLG: 0.519										1	2	1	1	3	0	0						
Fred Lynn, L (1, 8) OBP: 0.330, SLG: 0.437										3	0	1	0	1	0	1						
Mike Young, S (1, 10) OBP: 0.337, SLG: 0.508										3	0	0	1	0	1	2						
Gary Roenicke, R (1, 7) OBP: 0.344, SLG: 0.465 Jim Dwyer, L (6, PH) OBP: 0.346, SLG: 0.415 (7, 7)										2	0	0	0	0	0	1						
Rick Dempsey, R (1, 2) OBP: 0.339, SLG: 0.374 Wayne Cross, L (9, PH) OBP: 0.388, SLG: 0.457										3	0	0	0	0	1	1						
Rich Dauer, R (1, 4) OBP: 0.285, SLG: 0.276 Larry Sheets, L (9, PH) OBP: 0.324, SLG: 0.454										1	1	1	1	0	0	0						
Inning Stats	R: 0 E: 0 K: 0 S: 2	H: 0 LOB: 1 BB: 1 P: 6	R: 1 E: 0 K: 1 S: 6	H: 1 LOB: 0 BB: 0 P: 6	R: 0 E: 0 K: 0 S: 5	H: 2 LOB: 2 BB: 0 P: 5	R: 1 E: 0 K: 1 S: 6	H: 1 LOB: 1 BB: 1 P: 10	R: 1 E: 0 K: 0 S: 4	H: 1 LOB: 0 BB: 0 P: 4	R: 0 E: 0 K: 0 S: 2	H: 0 LOB: 1 BB: 2 P: 10	R: 0 E: 0 K: 0 S: 3	H: 0 LOB: 0 BB: 0 P: 3	R: 0 E: 0 K: 0 S: 3	H: 0 LOB: 1 BB: 1 P: 7		R: 2 E: 0 K: 0 S: 5	H: 2 LOB: 0 BB: 0 P: 5	1B: 1 2B: 3 3B: 0 HR: 4	SF: 1 SAC: 0 DP: 2 HBP: 0	WP: 0 PB: 0 SB: 0 CS: 0
PITCHER	IP WLS BF H R ER SO BB IBB HBP BLK WP HR S P ERA WHIP																					
Curt Wardle, L (1, 1) ERA: 5.68	5.0 W 23 5 3 3 3 4 0 0 0 0 0 2 23 39 5.40 1.800																					
Jerry Reed, R (6, 1) ERA: 5.21	4.0 S 14 2 2 2 0 1 0 0 0 0 0 2 13 17 4.50 0.750																					

AB 35
R 8
H 11
RBI 7
BB 7
SO 3
LOB 14



AB 31
R 5
H 7
RBI 5
BB 5
SO 2
LOB 10



Batter	1	2	3	4	5	6	7	8	9	AB	R	H	RBI	BB	SO	LOB	TOP	
Otis Nixon, S <small>OBP: 0.271, SLG: 0.293</small> (1, 7)											4	1	1	0	0	1	4	Cleveland Indians @ Baltimore Orioles Memorial Stadium, Baltimore, MD Tue Aug 13 1985, 7:05 PM EDT Att: 18,272 - Unknown
Brett Butler, L <small>OBP: 0.359, SLG: 0.432</small> (1, 8)										4	1	1	0	1	1	0		
Julio Franco, R <small>OBP: 0.351, SLG: 0.382</small> (1, 6)										5	0	1	0	0	0	4		
Andre Thornton, R <small>OBP: 0.270, SLG: 0.295</small> Joe Carter, R <small>OBP: 0.287, SLG: 0.328</small> (8, PR)										4	0	2	1	0	0	1		
Mike Hargrove, L <small>OBP: 0.343, SLG: 0.329</small> Pat Tabler, R <small>OBP: 0.321, SLG: 0.361</small> (8, PR)										4	0	2	0	0	0	0		
Tony Bemazzard, S <small>OBP: 0.387, SLG: 0.439</small> (1, 4)										3	1	0	0	1	0	4		
George Vukovich, L <small>OBP: 0.289, SLG: 0.326</small> (1, 9)										3	0	2	1	1	1	0		
Brook Jacoby, R <small>OBP: 0.338, SLG: 0.418</small> (1, 5)										3	0	0	1	1	0	4		
Jerry Willard, L <small>OBP: 0.320, SLG: 0.321</small> Mike Fischlin, R <small>OBP: 0.306, SLG: 0.341</small> Chris Bando, S <small>OBP: 0.212, SLG: 0.140</small> (7, PR)										2	0	1	0	1	1	1		
Inning Stats	R: 0 H: 0 E: 0 LOB: 0 K: 2 BB: 0 S: 7 P: 7	R: 0 H: 0 E: 0 LOB: 0 K: 0 BB: 0 S: 3 P: 3	R: 0 H: 1 E: 0 LOB: 1 K: 1 BB: 0 S: 6 P: 6	R: 0 H: 1 E: 0 LOB: 0 K: 0 BB: 0 S: 3 P: 3	R: 1 H: 1 E: 0 LOB: 1 K: 1 BB: 1 S: 6 P: 10	R: 2 H: 3 E: 1 LOB: 3 K: 0 BB: 2 S: 6 P: 14	R: 0 H: 1 E: 0 LOB: 2 K: 0 BB: 1 S: 3 P: 7	R: 1 H: 3 E: 0 LOB: 3 K: 0 BB: 1 S: 6 P: 10	R: 0 H: 0 E: 0 LOB: 0 K: 1 BB: 0 S: 5 P: 5	1B: 8 SF: 0 2B: 2 SAC: 1 3B: 0 DP: 1 HR: 0 HBP: 0	WP: 0 PA: 41 PB: 0 SB: 0 CS: 1							
PITCHER	IP WLS BF H R ER SO BB IBB HBP BLK WP HR S P ERA WHIP	PITCHER																
Mike Boddicker, R <small>ERA: 4.43</small> (1, 1)	6.1	W	29	7	3	2	4	3	1	0	0	0	0	0	33	49	2.84	1.579
Don Aase, R <small>ERA: 4.48</small> (7, 1)	2.2	W	11	3	1	1	1	0	1	0	0	0	0	0	12	16	3.38	1.125

Batter	1	2	3	4	5	6	7	8	9	AB	R	H	RBI	BB	SO	LOB	BOTTOM
Alan Wiggins, S <small>OBP: 0.306, SLG: 0.311</small> (1, 4)										5	1	3	2	0	0	0	Cleveland Indians @ Baltimore Orioles Memorial Stadium, Baltimore, MD Tue Aug 13 1985, 7:05 PM EDT Att: 18,272 - Unknown
Lee Lacy, R <small>OBP: 0.380, SLG: 0.445</small> (1, 9)										4	0	1	2	1	0	2	
Cal Ripken Jr., R <small>OBP: 0.331, SLG: 0.443</small> (1, 6)										3	0	0	0	1	0	3	
Eddie Murray, S <small>OBP: 0.367, SLG: 0.514</small> (1, 3)										4	0	0	1	0	0	3	
Fred Lynn, L <small>OBP: 0.327, SLG: 0.432</small> (1, 8)										4	0	0	0	0	1	2	
Gary Roenicke, R <small>OBP: 0.344, SLG: 0.459</small> Jim Dwyer, L <small>OBP: 0.349, SLG: 0.415</small> (8, PH)										2	0	0	0	1	1	0	
Mike Young, S <small>OBP: 0.343, SLG: 0.533</small> (1, 10)										3	2	2	3	1	0	1	
Floyd Rayford, R <small>OBP: 0.335, SLG: 0.509</small> (1, 5)										4	2	2	0	0	0	1	
Rick Dempsey, R <small>OBP: 0.341, SLG: 0.373</small> (1, 2)										3	2	1	0	0	1	2	
Inning Stats	R: 0 H: 0 E: 0 LOB: 1 K: 0 BB: 1 S: 2 P: 6	R: 0 H: 0 E: 0 LOB: 0 K: 1 BB: 0 S: 5 P: 5	R: 2 H: 3 E: 0 LOB: 1 K: 0 BB: 0 S: 6 P: 6	R: 0 H: 0 E: 0 LOB: 1 K: 0 BB: 1 S: 3 P: 7	R: 2 H: 2 E: 1 LOB: 2 K: 1 BB: 0 S: 7 P: 9	R: 0 H: 0 E: 0 LOB: 1 K: 1 BB: 1 S: 5 P: 9	R: 0 H: 0 E: 0 LOB: 1 K: 0 BB: 1 S: 3 P: 7	R: 4 H: 4 E: 0 LOB: 1 K: 0 BB: 1 S: 7 P: 11	1B: 5 SF: 0 2B: 1 SAC: 0 3B: 1 DP: 1 HR: 2 HBP: 2	WP: 0 PA: 39 PB: 0 SB: 0 CS: 0							
PITCHER	IP WLS BF H R ER SO BB IBB HBP BLK WP HR S P ERA WHIP	PITCHER															
Ramon Romero, L <small>ERA: 5.97</small> (6, 1)	2.1	L	10	0	1	1	1	3	0	0	0	0	0	9	21	3.86	1.286
Rich Thompson, R <small>ERA: 4.85</small> (8, 1)	0.2		4	3	3	0	0	0	0	0	0	1	6	6	40.50	6.000	

Batter	1	2	3	4	5	6	7	8	9	AB	R	H	RBI	BB	SO	LOB	TOP			
Joe Carter, R OBP: 0.265, SLG: 0.325 George Vukovich, L (7, PH) OBP: 0.288, SLG: 0.325	F8		F7		6-3		F7			3	0	0	0	0	0	1				
Brett Butler, L OBP: 0.358, SLG: 0.430	4-3			4-3				F7		4	0	1	0	0	0	0				
Julio Franco, R OBP: 0.352, SLG: 0.383	F8			1B		FC4-6				4	2	2	0	0	0	1				
Andre Thornton, R OBP: 0.279, SLG: 0.313				1B						3	2	3	2	1	0	0				
Pat Tabler, R OBP: 0.320, SLG: 0.360	K			1B						4	0	1	1	0	1	2				
Brook Jacoby, R OBP: 0.339, SLG: 0.419	F8			1B						4	0	2	1	0	0	0				
Carmen Castillo, R OBP: 0.278, SLG: 0.438 Mike Hargrove, L (9, PH) OBP: 0.347, SLG: 0.333			F6		G6-3					3	0	0	0	0	1	3				
Mike Fischlin, R OBP: 0.294, SLG: 0.326 Tony Bernazard, S (7, PH) OBP: 0.365, SLG: 0.436			6-3		F7		4-3			2	0	0	0	0	0	0				
Chris Bando, S OBP: 0.220, SLG: 0.151 Otis Nixon, S (7, PR) OBP: 0.271, SLG: 0.293 Jerry Willard, L OBP: 0.318, SLG: 0.319				1B	6-3			FC3-6		3	0	2	0	0	0	0				
Inning Stats	R: 0 E: 0 K: 0 S: 3	H: 0 LOB: 0 BB: 0 P: 3	R: 0 E: 0 K: 1 S: 5	H: 1 LOB: 0 BB: 0 P: 5	R: 0 E: 0 K: 1 S: 4	H: 1 LOB: 1 BB: 0 P: 4	R: 2 E: 0 K: 0 S: 6	H: 4 LOB: 1 BB: 0 P: 6	R: 0 E: 0 K: 1 S: 3	H: 0 LOB: 0 BB: 0 P: 3	R: 2 E: 0 K: 1 S: 8	H: 3 LOB: 1 BB: 0 P: 8	R: 0 E: 0 K: 0 S: 3	H: 1 LOB: 1 BB: 1 P: 7	R: 0 E: 0 K: 0 S: 4	H: 1 LOB: 1 BB: 1 P: 4	1B: 11 2B: 0 3B: 0 HR: 1	SF: 0 SAC: 0 DP: 2 HBP: 0	WP: 0 PB: 0 SB: 0 CS: 1	PA: 36
PITCHER	IP	WLS	BF	H	R	ER	SO	BB	IBB	HBP	BLK	WP	HR	S	P	ERA	WHIP			
Mike Flanagan, L ERA: 5.15 Nate Snell, R ERA: 2.19	5.1	W	22	8	4	4	1	0	0	0	0	0	1	24	24	6.75	1.500			
	6.1	S	14	4	0	0	1	1	0	0	0	0	0	15	19	0.00	1.364			

Cleveland Indians @ Baltimore Orioles
Memorial Stadium, Baltimore, MD
Wed Aug 14 1985, 7:05 PM EDT
Att: 15,814 - Unknown

AB 35
R 4
H 12
RBI 4
BB 1
SO 2
LOB 10



Batter	1	2	3	4	5	6	7	8	9	AB	R	H	RBI	BB	SO	LOB	BOTTOM			
Alan Wiggins, S OBP: 0.308, SLG: 0.310	6-3		5-3	K			4-3	5-3		4	1	1	0	1	1	2				
Lee Lacy, R OBP: 0.356, SLG: 0.440	F8		5-3		4-3		4-3			4	0	0	0	0	0	2				
Cal Ripken Jr., R OBP: 0.330, SLG: 0.442	6-3		6-3		K					4	0	1	1	0	1	1				
Eddie Murray, S OBP: 0.368, SLG: 0.513		4-3		HR			F9			3	1	1	0	1	0	1				
Fred Lynn, L OBP: 0.329, SLG: 0.444		HR		HR			G3			4	2	2	2	0	0	2				
Mike Young, S OBP: 0.345, SLG: 0.542		HR		3-1		3-1		K		3	2	1	2	1	1	0				
Gary Roenicke, R OBP: 0.342, SLG: 0.451		F9		3-1		K		1B		3	1	0	0	1	1	1				
Floyd Rayford, R OBP: 0.333, SLG: 0.503	K		F8		F4					4	0	1	0	0	1	1				
Rick Dempsey, R OBP: 0.343, SLG: 0.391			K					SF7		3	1	2	3	0	1	0				
Inning Stats	R: 0 E: 0 K: 0 S: 3	H: 2 LOB: 0 BB: 0 P: 7	R: 2 E: 0 K: 1 S: 5	H: 2 LOB: 0 BB: 0 P: 7	R: 0 E: 0 K: 1 S: 5	H: 0 LOB: 1 BB: 1 P: 9	R: 3 E: 0 K: 1 S: 8	H: 3 LOB: 1 BB: 1 P: 12	R: 0 E: 0 K: 1 S: 5	H: 0 LOB: 0 BB: 0 P: 9	R: 0 E: 0 K: 1 S: 5	H: 0 LOB: 0 BB: 0 P: 5	R: 2 E: 0 K: 0 S: 6	H: 3 LOB: 1 BB: 0 P: 6	R: 0 E: 0 K: 1 S: 6	H: 1 LOB: 1 BB: 1 P: 10	1B: 4 2B: 2 3B: 0 HR: 3	SF: 1 SAC: 0 DP: 0 HBP: 0	WP: 0 PB: 0 SB: 1 CS: 0	PA: 37
PITCHER	IP	WLS	BF	H	R	ER	SO	BB	IBB	HBP	BLK	WP	HR	S	P	ERA	WHIP			
Bryan Clark, L ERA: 6.2 Jery Reed, R ERA: 5.31 Jamie Easterly, L ERA: 2.28	3.2	L	18	5	5	5	2	2	0	0	0	0	1	20	28	12.27	1.909			
	4.1		12	3	2	2	3	1	0	0	0	0	1	17	21	6.75	1.500			
	7.1		7	1	1	1	1	1	0	0	0	0	0	8	12	5.40	1.200			

Cleveland Indians @ Baltimore Orioles
Memorial Stadium, Baltimore, MD
Wed Aug 14 1985, 7:05 PM EDT
Att: 15,814 - Unknown

AB 32
R 8
H 9
RBI 8
BB 4
SO 6
LOB 10



Batter	1	2	3	4	5	6	7	8	9	AB	R	H	RBI	BB	SO	LOB	TOP								
Otis Nixon, S (1, 7) <small>OBP: 0.260, SLG: 0.281</small> Benny Ayala, R (9, PH) <small>OBP: 0.264, SLG: 0.373</small> Joe Carter, R (9, 8) <small>OBP: 0.285, SLG: 0.325</small>										4	0	0	0	0	0	4	Cleveland Indians @ Detroit Tigers Tiger Stadium, Detroit, MI Thu Aug 15 1985, 7:05 PM EDT Att: 23,542 - Unknown								
Brett Butler, L (1, 8) <small>OBP: 0.359, SLG: 0.434</small> Carmen Castillo, R (9, PH) <small>OBP: 0.283, SLG: 0.438</small>										3	2	1	0	1	0	0									
Julio Franco, R (1, 6) <small>OBP: 0.353, SLG: 0.384</small>										5	1	2	1	0	0	1									
Andre Thornton, R (1, 10) <small>OBP: 0.284, SLG: 0.328</small>										5	1	3	5	0	0	1									
Pat Tabler, R (1, 3) <small>OBP: 0.319, SLG: 0.360</small>										5	1	1	0	0	2	3									
Tony Bemazzard, S (1, 4) <small>OBP: 0.283, SLG: 0.431</small>										4	0	0	0	1	0	3									
Brook Jacoby, R (1, 5) <small>OBP: 0.340, SLG: 0.420</small>										4	0	1	1	1	3	3									
George Vukovich, L (1, 9) <small>OBP: 0.287, SLG: 0.323</small>										5	0	1	0	0	2	3									
Jerry Willard, L (1, 2) <small>OBP: 0.322, SLG: 0.319</small>										3	0	1	0	1	1	1									
Inning Stats	R: 1 E: 0 K: 1 S: 6	H: 1 LOB: 1 BB: 1 P: 10	R: 0 E: 0 K: 0 S: 3	H: 0 LOB: 2 BB: 2 P: 11	R: 0 E: 0 K: 1 S: 6	H: 1 LOB: 1 BB: 0 P: 6	R: 0 E: 0 K: 1 S: 7	H: 2 LOB: 2 BB: 0 P: 7	R: 1 E: 1 K: 1 S: 8	H: 2 LOB: 2 BB: 0 P: 8	R: 0 E: 0 K: 2 S: 7	H: 0 LOB: 0 BB: 0 P: 7	R: 0 E: 0 K: 0 S: 3	H: 0 LOB: 0 BB: 0 P: 3	R: 1 E: 0 K: 0 S: 5	H: 2 LOB: 1 BB: 0 P: 5		R: 4 E: 0 K: 2 S: 10	H: 3 LOB: 1 BB: 2 P: 18	1B: 7 2B: 2 3B: 1 HR: 1	SF: 0 SAC: 0 DP: 0 HBP: 0	WP: 0 PA: 44 FB: 0 SB: 1 CS: 0			
PITCHER	IP: 8.0 WLS: 36 BF: 8	H: 3 R: 3 ER: 3 SO: 6	BB: 3 IBB: 0 HBP: 0 BLK: 0	WP: 0 HR: 0 S: 45 P: 57	ERA: 3.95 WHIP: 1.375	IP: 9.1 WLS: 4 BF: 3	H: 4 R: 4 ER: 4 SO: 2	BB: 1 IBB: 0 HBP: 0 BLK: 0	WP: 0 HR: 1 S: 7 P: 11	ERA: 2.65 WHIP: 1.000	IP: 1.0 WLS: 4 BF: 0	H: 0 R: 0 ER: 0 SO: 2	BB: 0 IBB: 0 HBP: 0 BLK: 0	WP: 0 HR: 0 S: 7 P: 7	ERA: 0.00 WHIP: 1.000	IP: 1.0 WLS: 4 BF: 0	H: 0 R: 0 ER: 0 SO: 2	BB: 0 IBB: 0 HBP: 0 BLK: 0	WP: 0 HR: 0 S: 7 P: 7	ERA: 0.00 WHIP: 1.000	IP: 1.0 WLS: 4 BF: 0	H: 0 R: 0 ER: 0 SO: 2	BB: 0 IBB: 0 HBP: 0 BLK: 0	WP: 0 HR: 0 S: 7 P: 7	ERA: 0.00 WHIP: 1.000

Batter	1	2	3	4	5	6	7	8	9	AB	R	H	RBI	BB	SO	LOB	BOTTOM							
Lou Whitaker, L (1, 4) <small>OBP: 0.396, SLG: 0.503</small>										3	1	0	0	1	0	0	Cleveland Indians @ Detroit Tigers Tiger Stadium, Detroit, MI Thu Aug 15 1985, 7:05 PM EDT Att: 23,542 - Unknown							
Darrell Evans, L (1, 3) <small>OBP: 0.382, SLG: 0.507</small>										4	1	1	2	0	1	0								
Kirk Gibson, L (1, 8) <small>OBP: 0.366, SLG: 0.521</small>										4	1	1	0	0	1	0								
Lance Parrish, R (1, 2) <small>OBP: 0.315, SLG: 0.448</small>										3	1	0	0	1	1	1								
Nelson Simmons, S (1, 9) <small>OBP: 0.333, SLG: 0.495</small> Alejandro Sanchez, R (9, PR) <small>OBP: 0.242, SLG: 0.516</small>										4	2	4	3	0	0	0								
Barbato Garbey, R (1, 10) <small>OBP: 0.306, SLG: 0.363</small>										3	0	0	1	0	2	1								
Alan Trammell, R (1, 6) <small>OBP: 0.317, SLG: 0.384</small>										4	0	0	0	0	2	2								
Larry Herndon, R (1, 7) <small>OBP: 0.296, SLG: 0.389</small>										3	0	0	0	0	1	0								
Tom Brookens, R (1, 5) <small>OBP: 0.285, SLG: 0.377</small>										3	0	0	0	0	0	0								
Inning Stats	R: 3 E: 0 K: 1 S: 7	H: 2 LOB: 1 BB: 2 P: 15	R: 0 E: 0 K: 0 S: 3	H: 0 LOB: 0 BB: 0 P: 3	R: 0 E: 0 K: 1 S: 6	H: 1 LOB: 0 BB: 0 P: 6	R: 0 E: 0 K: 1 S: 5	H: 0 LOB: 0 BB: 0 P: 5	R: 2 E: 0 K: 2 S: 9	H: 2 LOB: 0 BB: 0 P: 9	R: 0 E: 0 K: 1 S: 5	H: 0 LOB: 0 BB: 0 P: 5	R: 0 E: 0 K: 0 S: 3	H: 0 LOB: 0 BB: 0 P: 3	R: 0 E: 0 K: 0 S: 3	H: 1 LOB: 1 BB: 0 P: 3		1B: 3 2B: 0 3B: 0 HR: 3	SF: 1 SAC: 0 DP: 1 HBP: 0	WP: 0 PA: 34 FB: 0 SB: 0 CS: 0				
PITCHER	IP: 5.1 WLS: 23 BF: 5	H: 6 R: 6 ER: 6 SO: 4	BB: 2 IBB: 0 HBP: 0 BLK: 0	WP: 0 HR: 0 S: 29 P: 37	ERA: 10.12 WHIP: 1.312	IP: 6.1 WLS: 5 BF: 0	H: 0 R: 0 ER: 0 SO: 2	BB: 0 IBB: 0 HBP: 0 BLK: 0	WP: 0 HR: 0 S: 9 P: 9	ERA: 0.00 WHIP: 0.000	IP: 8.1 WLS: 3 BF: 0	H: 0 R: 0 ER: 0 SO: 3	BB: 0 IBB: 0 HBP: 0 BLK: 0	WP: 0 HR: 0 S: 3 P: 3	ERA: 0.00 WHIP: 0.000	IP: 9.1 WLS: 3 BF: 1	H: 0 R: 0 ER: 0 SO: 0	BB: 0 IBB: 0 HBP: 0 BLK: 0	WP: 0 HR: 0 S: 3 P: 3	ERA: 0.00 WHIP: 1.000	IP: 1.0 WLS: 3 BF: 3	H: 1 R: 1 ER: 1 SO: 0	BB: 0 IBB: 0 HBP: 0 BLK: 0	WP: 0 PA: 34 FB: 0 SB: 0 CS: 0

Batter	1	2	3	4	5	6	7	8	9	AB	R	H	RBI	BB	SO	LOB	TOP					
Otis Nixon, S (1, 7) OBP: 0.255, SLG: 0.276 Mike Hargrove, L (6, FH) OBP: 0.349, SLG: 0.331 (6, 3)										2	0	0	0	0	2	1	Cleveland Indians @ Detroit Tigers Tiger Stadium, Detroit, MI Fri Aug 16 1985, 7:05 PM EDT Att: 27,044 - Unknown					
Brett Butler, L (1, 8) OBP: 0.358, SLG: 0.432										4	0	1	1	0	1	0						
Julio Franco, R (1, 6) OBP: 0.350, SLG: 0.381										3	0	0	1	0	1	0						
Andre Thornton, R (1, 10) OBP: 0.283, SLG: 0.327										4	0	1	0	0	1	0						
Pat Tabler, R (1, 3) OBP: 0.316, SLG: 0.357 Joe Carter, R (6, 7) OBP: 0.264, SLG: 0.324										3	0	0	0	0	0	2						
Tony Bemazzard, S (1, 4) OBP: 0.380, SLG: 0.427										3	0	0	0	0	3	0						
Brook Jacoby, R (1, 5) OBP: 0.340, SLG: 0.419										3	0	1	0	0	1	0						
George Vukovich, L (1, 9) OBP: 0.284, SLG: 0.320										3	0	0	0	0	1	1						
Chris Bando, S (1, 2) OBP: 0.222, SLG: 0.155										3	1	1	0	0	1	1						
Inning Stats	R: 0 E: 0 K: 2 S: 7	H: 0 LOB: 0 BB: 7	R: 0 E: 0 K: 1 S: 5	H: 0 LOB: 0 BB: 5	R: 0 E: 0 K: 1 S: 6	H: 1 LOB: 1 BB: 0 P: 6	R: 0 E: 0 K: 2 S: 7	H: 0 LOB: 0 BB: 0 P: 7	R: 0 E: 0 K: 1 S: 5	H: 0 LOB: 0 BB: 0 P: 5	R: 2 E: 0 K: 1 S: 8	H: 3 LOB: 2 BB: 1 P: 12	R: 0 E: 0 K: 2 S: 7	H: 0 LOB: 0 BB: 0 P: 7	R: 0 E: 0 K: 0 S: 3	H: 0 LOB: 0 BB: 0 P: 3		1B: 4 2B: 0 3B: 0 HR: 0	SF: 1 SAC: 0 DP: 0 HBP: 0	WP: 1 PB: 0 SB: 0 CS: 0	PA: 32	
PITCHER Juan Berenguer, R (1, 1) ERA: 7.13 Aurelio Lopez, R (6, 1) ERA: 4.18	IP: 5.2 WLS: 22 BF: 4	WLS: 2 R: 2 ER: 2 SO: 8	WLS: 0 R: 0 ER: 0 SO: 4	WLS: 0 R: 0 ER: 0 SO: 4	WLS: 0 R: 0 ER: 0 SO: 4	WLS: 0 R: 0 ER: 0 SO: 4	WLS: 0 R: 0 ER: 0 SO: 4	WLS: 0 R: 0 ER: 0 SO: 4	WLS: 0 R: 0 ER: 0 SO: 4	WLS: 0 R: 0 ER: 0 SO: 4	IP: 3.1 WLS: 10 BF: 10	WLS: 0 R: 0 ER: 0 SO: 4	WLS: 0 R: 0 ER: 0 SO: 4	WLS: 0 R: 0 ER: 0 SO: 4	WLS: 0 R: 0 ER: 0 SO: 4	WLS: 0 R: 0 ER: 0 SO: 4	ERA: 3.18 WHIP: 0.882	ERA: 0.00 WHIP: 0.000				

Batter	1	2	3	4	5	6	7	8	9	AB	R	H	RBI	BB	SO	LOB	BOTTOM					
Lou Whitaker, L (1, 4) OBP: 0.385, SLG: 0.501										4	0	1	0	0	1	0	Cleveland Indians @ Detroit Tigers Tiger Stadium, Detroit, MI Fri Aug 16 1985, 7:05 PM EDT Att: 27,044 - Unknown					
Alan Trammell, R (1, 6) OBP: 0.318, SLG: 0.385										4	1	2	0	0	0	1						
Kirk Gibson, L (1, 9) OBP: 0.369, SLG: 0.524										3	2	2	0	1	0	1						
Lance Parrish, R (1, 2) OBP: 0.318, SLG: 0.448										2	0	1	1	1	1	2						
Nelson Simmons, S (1, 10) OBP: 0.331, SLG: 0.491										3	0	1	2	0	0	2						
Barbato Garbey, R (1, 3) OBP: 0.310, SLG: 0.363										3	0	1	0	0	1	2						
Larry Hemdon, R (1, 7) OBP: 0.290, SLG: 0.385										4	0	0	0	0	2							
Chet Lemon, R (1, 8) OBP: 0.320, SLG: 0.384										2	0	0	0	1	1	0						
Tom Brookens, R (1, 5) OBP: 0.282, SLG: 0.374										3	0	0	0	0	2							
Inning Stats	R: 2 E: 0 K: 0 S: 5	H: 3 LOB: 1 BB: 1 P: 9	R: 0 E: 0 K: 1 S: 5	H: 0 LOB: 0 BB: 0 P: 5	R: 0 E: 0 K: 0 S: 3	H: 1 LOB: 1 BB: 1 P: 7	R: 0 E: 0 K: 0 S: 4	H: 1 LOB: 2 BB: 1 P: 8	R: 0 E: 0 K: 1 S: 7	H: 2 LOB: 0 BB: 0 P: 7	R: 0 E: 0 K: 1 S: 5	H: 0 LOB: 0 BB: 0 P: 5	R: 0 E: 0 K: 1 S: 5	H: 0 LOB: 0 BB: 0 P: 5	R: 1 E: 0 K: 0 S: 4	H: 1 LOB: 1 BB: 0 P: 5		1B: 7 2B: 2 3B: 0 HR: 0	SF: 1 SAC: 1 DP: 1 HBP: 1	WP: 1 PB: 1 SB: 1 CS: 1	PA: 35	
PITCHER Neal Heaton, L (1, 1) ERA: 4.56 Rich Thompson, R (8, 1) ERA: 4.82	IP: 7.2 WLS: 33 BF: 33	WLS: 3 R: 3 ER: 3 SO: 4	WLS: 0 R: 0 ER: 0 SO: 0	WLS: 0 R: 0 ER: 0 SO: 0	WLS: 0 R: 0 ER: 0 SO: 0	WLS: 0 R: 0 ER: 0 SO: 0	WLS: 0 R: 0 ER: 0 SO: 0	WLS: 0 R: 0 ER: 0 SO: 0	WLS: 0 R: 0 ER: 0 SO: 0	WLS: 0 R: 0 ER: 0 SO: 0	IP: 0.1 WLS: 1 BF: 1	WLS: 0 R: 0 ER: 0 SO: 0	WLS: 0 R: 0 ER: 0 SO: 0	WLS: 0 R: 0 ER: 0 SO: 0	WLS: 0 R: 0 ER: 0 SO: 0	WLS: 0 R: 0 ER: 0 SO: 0	ERA: 3.52 WHIP: 1.435	ERA: 0.00 WHIP: 0.000				

Batter	1	2	3	4	5	6	7	8	9	AB	R	H	RBI	BB	SO	LOB	TOP								
Joe Carter, R OBP: 0.267, SLG: 0.335 (1, 7)	F9		CS 1B			F9		HR		4	1	2	1	0	0	0	Cleveland Indians @ Detroit Tigers Tiger Stadium, Detroit, MI Sat Aug 17 1985, 7:05 PM EDT Att: 32,723 - Unknown								
Brett Butler, L OBP: 0.361, SLG: 0.443 (1, 8)	F8		CS 1-2	G3 SF9 2B		FC6-4 BB		HR		3	2	2	1	1	0	0									
Julio Franco, R OBP: 0.349, SLG: 0.387 (1, 6)	HR			G3 2-3		FC6-4		L7		4	1	1	1	0	0	2									
Andre Thornton, R OBP: 0.283, SLG: 0.327 (1, 10)	5-3			SF9			K		SF7 1B	3	1	1	1	0	1	0									
Pat Tabler, R OBP: 0.316, SLG: 0.356 (1, 3)		3-1		F8			E6 1B		F4 1B	4	0	1	0	0	0	1									
Brook Jacoby, R OBP: 0.337, SLG: 0.415 (1, 5)		F4			6-3		6-3		F9	4	0	0	0	0	0	3									
Tony Bernazard, S OBP: 0.357, SLG: 0.423 (1, 4)		1-3			5-3		5-3		SF7	3	0	0	1	0	0	1									
Carmen Castillo, R OBP: 0.277, SLG: 0.427 (9, PH)			5-3		K			6-3		3	0	0	0	0	1	0									
George Vukovich, L OBP: 0.296, SLG: 0.222 (9, PH)										1	0	1	0	0	0	0									
Chris Bando, S OBP: 0.218, SLG: 0.152 (9, PH)				F7				5-3	K	3	0	0	0	0	0	0									
Mike Hargrove, L OBP: 0.347, SLG: 0.329 (9, PH)						F9				1	0	0	0	0	1	2									
Inning Stats	R: 1 E: 0 K: 0 S: 4	H: 1 LOB: 0 BB: 0 P: 4	R: 0 E: 0 K: 0 S: 3	H: 0 LOB: 0 BB: 0 P: 3	R: 0 E: 0 K: 0 S: 3	H: 1 LOB: 0 BB: 0 P: 3	R: 1 E: 0 K: 0 S: 4	H: 1 LOB: 0 BB: 0 P: 4	R: 0 E: 0 K: 1 S: 5	H: 0 LOB: 1 BB: 1 P: 7	R: 0 E: 1 K: 1 S: 6	H: 1 LOB: 1 BB: 0 P: 6	R: 2 E: 0 K: 0 S: 5	H: 2 LOB: 0 BB: 0 P: 5	R: 1 E: 1 K: 1 S: 8	H: 2 LOB: 2 BB: 0 P: 8	1B: 4 2B: 1 3B: 0 HR: 3	SF: 2 SAC: 0 DP: 0 HBP: 0	WP: 0 PB: 0 SB: 0 CS: 1	PA: 37					
PITCHER	IP	WLS	BF	H	R	ER	SO	BB	IBB	HBP	BLK	WP	HR	S	P	ERA	WHIP								
Frank Tanana, L ERA: 4.51 (1, 1)	8.0	W	31	7	5	4	2	1	0	0	0	0	3	34	38	4.50	1.000								
Randy O'Neal, R ERA: 3.17 (9, 1)	1.0	S	5	1	0	0	1	0	0	0	0	0	0	7	7	0.00	1.000								

Batter	1	2	3	4	5	6	7	8	9	AB	R	H	RBI	BB	SO	LOB	BOTTOM								
Alan Trammell, R OBP: 0.318, SLG: 0.384 (1, 6)	F9		1B E 1B	F8		K				4	1	1	1	0	1	0	Cleveland Indians @ Detroit Tigers Tiger Stadium, Detroit, MI Sat Aug 17 1985, 7:05 PM EDT Att: 32,723 - Unknown								
Barbaro Garbey, R OBP: 0.313, SLG: 0.365 (1, 10)		3B 1B	1B E 1B	1-3			5-3			4	2	2	0	0	0	0									
Kirk Gibson, L OBP: 0.366, SLG: 0.519 (1, 9)	K		E6 1B 2B	F6			3-1			4	1	0	0	0	1	2									
Lance Parrish, R OBP: 0.322, SLG: 0.459 (1, 2)		1H 3B	1-2 2H 1B	L9				2B		4	1	3	2	0	0	0									
Nelson Simmons, S OBP: 0.328, SLG: 0.491 (1, 7)	L7		G3 2B 2B	G2			5-3			4	1	1	2	0	0	2									
Larry Hemdon, R OBP: 0.293, SLG: 0.385 (8, 7)			1H 2H 2B							0	0	0	0	0	0	0									
Chet Lemon, R OBP: 0.319, SLG: 0.383 (1, 8)		6-3	F7					F8		4	0	1	0	0	0	1									
Darrell Evans, L OBP: 0.359, SLG: 0.501 (1, 3)		K	G3			F8		F2		4	0	0	0	0	1	2									
Tom Brookens, R OBP: 0.285, SLG: 0.378 (1, 5)		6-3				6-3		FC6-4 1B		4	0	2	1	0	0	0									
Doug Flynn, R OBP: 0.227, SLG: 0.295 (1, 4)			3B F5-3			F9		FC6-4		4	1	1	0	0	0	2									
Inning Stats	R: 1 E: 0 K: 1 S: 7	H: 2 LOB: 1 BB: 0 P: 7	R: 0 E: 0 K: 1 S: 5	H: 0 LOB: 0 BB: 0 P: 5	R: 6 E: 1 K: 0 S: 10	H: 6 LOB: 1 BB: 0 P: 10	R: 0 E: 0 K: 0 S: 3	H: 0 LOB: 0 BB: 0 P: 3	R: 0 E: 0 K: 0 S: 4	H: 1 LOB: 1 BB: 0 P: 4	R: 0 E: 0 K: 1 S: 5	H: 0 LOB: 0 BB: 0 P: 5	R: 0 E: 0 K: 0 S: 4	H: 1 LOB: 1 BB: 0 P: 4	R: 0 E: 0 K: 0 S: 4	H: 1 LOB: 1 BB: 0 P: 4	1B: 6 2B: 3 3B: 2 HR: 0	SF: 0 SAC: 0 DP: 0 HBP: 0	WP: 0 PB: 0 SB: 0 CS: 0	PA: 36					
PITCHER	IP	WLS	BF	H	R	ER	SO	BB	IBB	HBP	BLK	WP	HR	S	P	ERA	WHIP								
Curt Wardle, L ERA: 6.09 (1, 1)	2.0	L	13	6	6	5	2	0	0	0	0	0	0	17	17	22.50	3.000								
Bryan Clark, L ERA: 5.99 (3, 1)	6.0		23	5	1	1	1	0	0	0	0	0	0	25	25	1.50	0.833								

Batter	1	2	3	4	5	6	7	8	9	AB	R	H	RBI	BB	SO	LOB	TOP			
Damaso Garcia, R (1,4) OBP: 0.305, SLG: 0.370	F7			F2		F8		3-1		4	0	0	0	0	0	1	Toronto Blue Jays @ Cleveland Indians Cleveland Municipal Stadium, Cleveland, OH Mon Aug 19 1985, 7:05 PM EDT Att: 6,280 - Unknown livebaseballscorecards.com			
Lloyd Moseby, L (1,8) OBP: 0.346, SLG: 0.399	3-1			F4			4-3 1B	K		4	1	1	0	0	1	1				
Rance Mulliniks, L (1,5) OBP: 0.399, SLG: 0.498	K						4-3 1-2		1-3	4	0	1	0	0	1	1				
George Bell, R (1,7) OBP: 0.335, SLG: 0.503		G4-6-3 BB		L4						3	1	2	2	1	0	1				
Al Oliver, L (1,10) OBP: 0.300, SLG: 0.393		G4-6-3 1-2			FC6-4 1B			F4	F6	4	0	1	0	0	0	2				
Willie Upshaw, L (1,3) OBP: 0.335, SLG: 0.427					FC6-4 1-2			K	F6	4	0	0	0	0	1	2				
Ernie Whitt, L (1,2) OBP: 0.339, SLG: 0.503			L3		3				HR	3	1	1	1	0	0	1				
Jesse Barfield, R (1,9) OBP: 0.359, SLG: 0.503			K			5-3				3	0	1	0	0	1	0				
Tony Fernandez, S (1,6) OBP: 0.324, SLG: 0.380			4-3			F8		F4		3	0	0	0	0	0	1				
Inning Stats	R: 0 E: 0 K: 1 S: 5	H: 0 LOB: 0 BB: 0 P: 5	R: 0 E: 0 K: 0 S: 2	H: 0 LOB: 0 BB: 1 P: 6	R: 0 E: 0 K: 1 S: 5	H: 0 LOB: 0 BB: 0 P: 5	R: 0 E: 0 K: 0 S: 4	H: 1 LOB: 1 BB: 0 P: 4	R: 0 E: 0 K: 0 S: 3	H: 0 LOB: 0 BB: 0 P: 3	R: 1 E: 0 K: 1 S: 7	H: 2 LOB: 1 BB: 0 P: 7	R: 1 E: 0 K: 1 S: 7	H: 2 LOB: 1 BB: 0 P: 7	R: 1 E: 0 K: 0 S: 4	H: 1 LOB: 0 BB: 0 P: 4	1B: 4 2B: 2 3B: 0 HR: 2	SF: 0 SAC: 0 DP: 2 HBP: 0	WP: 0 PB: 0 SB: 0 CS: 0	PA: 33
PITCHER Tom Waddell, R (1,1) ERA: 3.73	IP: 9.0 WLS: W BF: 33 H: 7 R: 3 ER: 3 SO: 4 BB: 1 IBB: 0 HBP: 0 BLK: 0 WP: 0 HR: 2 S: 40 P: 44 ERA: 3.00 WHIP: 0.889																			

Batter	1	2	3	4	5	6	7	8	9	AB	R	H	RBI	BB	SO	LOB	BOTTOM				
Brett Butler, L (1,8) OBP: 0.362, SLG: 0.440	4-3		4-3		F7					4	0	1	1	0	0	2	Toronto Blue Jays @ Cleveland Indians Cleveland Municipal Stadium, Cleveland, OH Mon Aug 19 1985, 7:05 PM EDT Att: 6,280 - Unknown livebaseballscorecards.com				
Tony Bemazzard, S (1,4) OBP: 0.355, SLG: 0.427	L1		HR			FC4-6 BB	F8			3	1	1	1	1	0	2					
Julio Franco, R (1,6) OBP: 0.345, SLG: 0.382	F4		4-3			FC4-6 1-2	F8			4	0	0	0	0	0	3					
Andre Thornton, R (1,10) OBP: 0.279, SLG: 0.322		6-3					F9			4	0	1	0	0	1	1					
Otis Nixon, S (8, PR) OBP: 0.246, SLG: 0.267				K				S 1B S		0	1	0	0	0	0	0					
Mike Hargrove, L (1,3) OBP: 0.344, SLG: 0.323		K		4-3			L8			4	0	0	0	0	1	2					
George Vukovich, L (1,9) OBP: 0.289, SLG: 0.326				K				F7 1B		3	2	2	0	1	1	0					
Brook Jacoby, R (1,5) OBP: 0.336, SLG: 0.414					L7			F7 1B		4	1	2	1	0	1	2					
Jerry Willard, L (1,2) OBP: 0.326, SLG: 0.329								F7 1B		4	0	2	1	0	0	3					
Joe Carter, R (1,7) OBP: 0.269, SLG: 0.334								F7 1B		3	0	1	1	0	0	3					
Inning Stats	R: 0 E: 0 K: 0 S: 3	H: 0 LOB: 0 BB: 0 P: 3	R: 1 E: 0 K: 1 S: 7	H: 2 LOB: 1 BB: 0 P: 7	R: 1 E: 0 K: 0 S: 3	H: 1 LOB: 0 BB: 0 P: 4	R: 0 E: 0 K: 2 S: 7	H: 0 LOB: 0 BB: 0 P: 7	R: 0 E: 0 K: 0 S: 4	H: 1 LOB: 1 BB: 0 P: 4	R: 2 E: 0 K: 0 S: 7	H: 4 LOB: 2 BB: 0 P: 7	R: 1 E: 0 K: 1 S: 7	H: 2 LOB: 2 BB: 1 P: 11	R: 1 E: 0 K: 1 S: 7	H: 2 LOB: 2 BB: 1 P: 11		1B: 7 2B: 2 3B: 0 HR: 1	SF: 0 SAC: 0 DP: 0 HBP: 1	WP: 0 PB: 1 SB: 2 CS: 1	PA: 36
PITCHER Dave Stieb, R (1,1) ERA: 2.34 Bill Caudill, R (7,1) ERA: 3.54	IP: 6.1 WLS: L BF: 28 H: 8 R: 4 ER: 4 SO: 4 BB: 1 IBB: 0 HBP: 1 BLK: 0 WP: 0 HR: 1 S: 32 P: 37 ERA: 5.68 WHIP: 1.421																				

Batter	1	2	3	4	5	6	7	8	9	AB	R	H	RBI	BB	SO	LOB	TOP					
Damaso Garcia, R (1, 4) OBP: 0.306, SLG: 0.370	F8		5-3						F9	5	0	2	1	0	0	1	Toronto Blue Jays @ Cleveland Indians Cleveland Municipal Stadium, Cleveland, OH Tue Aug 20 1985, 7:05 PM EDT Att: 7,005 - Unknown livebaseballscorecards.com					
Lloyd Moseby, L (1, 8) OBP: 0.345, SLG: 0.394	F4			6-3	L6		F7		G3	5	0	0	0	0	0	3						
Rance Mulliniks, L (1, 5) OBP: 0.396, SLG: 0.493 Garth Iorg, R (7, PH) OBP: 0.355, SLG: 0.411 (7, 5)	F7			F7		F7			F8	3	0	0	0	0	0	0						
George Bell, R (1, 7) OBP: 0.336, SLG: 0.506		K				F9			F9	4	0	2	0	0	1	3						
Al Oliver, L (1, 10) OBP: 0.304, SLG: 0.396 Lou Thornton, L (8, PR) OBP: 0.254, SLG: 0.316				F5		F9			G3	4	0	2	0	0	0	2						
Willie Upshaw, L (1, 3) OBP: 0.333, SLG: 0.422									G3	0	0	0	0	0	0	0						
Ernie Whitt, L (1, 2) OBP: 0.337, SLG: 0.500									G3	4	0	0	0	0	0	3						
Jesse Barfield, R (1, 9) OBP: 0.363, SLG: 0.508				F8						4	0	1	0	0	0	2						
Tony Fernandez, S (1, 6) OBP: 0.326, SLG: 0.382				F7					F4	2	2	1	0	2	0	1						
Inning Stats	R: 0 E: 0 K: 0 S: 3	H: 0 LOB: 0 BB: 0 P: 3	R: 0 E: 0 K: 1 S: 5	H: 1 LOB: 0 BB: 0 P: 5	R: 0 E: 0 K: 0 S: 4	H: 1 LOB: 1 BB: 0 P: 4	R: 0 E: 0 K: 0 S: 4	H: 1 LOB: 1 BB: 0 P: 4	R: 2 E: 0 K: 0 S: 5	H: 2 LOB: 1 BB: 1 P: 9	R: 0 E: 0 K: 0 S: 4	H: 1 LOB: 1 BB: 0 P: 4	R: 1 E: 0 K: 0 S: 6	H: 3 LOB: 3 BB: 1 P: 10	R: 0 E: 0 K: 0 S: 4	H: 1 LOB: 2 BB: 1 P: 8		R: 0 E: 0 K: 0 S: 3	H: 0 LOB: 0 BB: 0 P: 3	1B: 8 2B: 1 3B: 1 HR: 0	SF: 0 SAC: 0 DP: 1 HBP: 0	WP: 0 PB: 0 SB: 2 CS: 0
PITCHER	IP	WLS	BF	H	R	ER	SO	BB	IBB	HBP	BLK	WP	HR	S	P	ERA	WHIP					
Roy Smith, R (1, 1) ERA: 3.63	6.1	L	28	9	3	3	1	1	0	0	0	0	0	29	33	4.26	1.579					
Curt Wardle, L (7, 1) ERA: 6.09	0.1		1	0	0	0	0	0	0	0	0	0	0	1	1	0.00	0.000					
Vern Ruhle, R (7, 1) ERA: 4.77	0.1		3	1	0	0	0	1	0	0	0	0	0	2	6	0.00	6.000					
Jamie Easterly, L (8, 1) ERA: 2.31	1.0		4	0	0	0	0	0	1	0	0	0	0	3	7	0.00	0.000					
Jerry Reed, R (9, 1) ERA: 5.66	1.0		3	0	0	0	0	0	0	0	0	0	0	3	3	0.00	0.000					

Batter	1	2	3	4	5	6	7	8	9	AB	R	H	RBI	BB	SO	LOB	BOTTOM					
Brett Butler, L (1, 8) OBP: 0.360, SLG: 0.436	1-3		FC4-6		G3		F7			4	1	0	0	0	0	2	Toronto Blue Jays @ Cleveland Indians Cleveland Municipal Stadium, Cleveland, OH Tue Aug 20 1985, 7:05 PM EDT Att: 7,005 - Unknown livebaseballscorecards.com					
Tony Bemazzard, S (1, 4) OBP: 0.397, SLG: 0.431	4-3						5-3			4	1	2	1	0	0	1						
Julio Franco, R (1, 6) OBP: 0.347, SLG: 0.383					4-6				F3	4	0	2	1	0	0	1						
Andre Thornton, R (1, 10) OBP: 0.276, SLG: 0.317	1-3		F8						F8	4	0	0	0	0	1	2						
Pat Tabler, R (1, 3) OBP: 0.314, SLG: 0.352			F7		5-3		6-3		F7	4	0	0	0	0	0	0						
Brook Jacoby, R (1, 5) OBP: 0.344, SLG: 0.420										4	0	4	0	0	0	0						
Carmen Castillo, R (1, 9) OBP: 0.271, SLG: 0.417 Mike Hargrove, L (9, PH) OBP: 0.342, SLG: 0.321										3	0	0	0	0	0	3						
Joe Carter, R (1, 7) OBP: 0.272, SLG: 0.335 George Vukovich, L (9, PH) OBP: 0.288, SLG: 0.325										1	0	0	0	0	0	1						
Chris Bando, S (1, 2) OBP: 0.216, SLG: 0.150 Benny Ayala, R (7, PH) OBP: 0.273, SLG: 0.365 Otis Nixon, S (7, PR) OBP: 0.248, SLG: 0.267 Jerry Willard, L (8, 2) OBP: 0.326, SLG: 0.329										2	0	1	0	1	0	0						
Inning Stats	R: 0 E: 0 K: 0 S: 4	H: 1 LOB: 1 BB: 0 P: 4	R: 0 E: 0 K: 0 S: 3	H: 1 LOB: 0 BB: 0 P: 3	R: 2 E: 0 K: 0 S: 6	H: 3 LOB: 1 BB: 0 P: 6	R: 0 E: 0 K: 0 S: 4	H: 1 LOB: 2 BB: 1 P: 8	R: 0 E: 0 K: 1 S: 6	H: 1 LOB: 1 BB: 0 P: 6	R: 0 E: 0 K: 0 S: 3	H: 0 LOB: 0 BB: 0 P: 3	R: 0 E: 0 K: 1 S: 5	H: 1 LOB: 0 BB: 0 P: 5	R: 0 E: 0 K: 1 S: 5	H: 1 LOB: 0 BB: 0 P: 5		1B: 8 2B: 2 3B: 0 HR: 0	SF: 0 SAC: 0 DP: 3 HBP: 0	WP: 1 PB: 0 SB: 3 CS: 0	PA: 35	
PITCHER	IP	WLS	BF	H	R	ER	SO	BB	IBB	HBP	BLK	WP	HR	S	P	ERA	WHIP					
Jimmy Key, L (1, 1) ERA: 2.81	7.0	W	29	8	2	2	1	2	0	0	0	0	0	29	37	2.57	1.429					
Tom Henke, R (8, 1) ERA:	2.0	S	6	1	0	0	1	0	0	0	0	0	0	8	8	0.00	0.500					

Batter	1	2	3	4	5	6	7	8	9	AB	R	H	RBI	BB	SO	LOB	TOP			
Tony Fernandez, S (1, 6) OBP: 0.325, SLG: 0.380	0-0 4-3 1B			0-3 K	0-0 FC5-2		0-0 G3			4	0	1	0	0	1	5	Toronto Blue Jays @ Cleveland Indians Cleveland Municipal Stadium, Cleveland, OH Wed Aug 21, 1985, 7:05 PM EDT Att: 6,342 - Unknown			
Lloyd Moseby, L (1, 8) OBP: 0.342, SLG: 0.390	0-0 4-3 1-2			0-0 6-3	0-0 4-3			0-0 F4		4	0	0	0	0	4					
Damaso Garcia, R (1, 4) OBP: 0.306, SLG: 0.369	0-3 K			0-0 1B		0-0 6-3		0-0 F7		4	0	1	0	0	1					
George Bell, R (1, 7) OBP: 0.335, SLG: 0.503		0-0 5-3		0-0 F7		0-0 1B		0-0 F7		4	0	1	0	0	1					
Jesse Barfield, R (1, 9) OBP: 0.362, SLG: 0.513		0-3 K			0-0 HR		0-0 G4-6-3		0-3 K	4	1	1	1	0	2					
Cecil Fielder, R (1, 3) OBP: 0.414, SLG: 0.538 Willie Upshaw, L (7, PR) OBP: 0.334, SLG: 0.424		0-0 F7						4-0 6-3 BB		2	1	1	1	1	0					
Jeff Burroughs, R (1, 10) OBP: 0.371, SLG: 0.421 Lou Thornton, L (5, PR) OBP: 0.254, SLG: 0.316 Al Oliver, L (7, PH) OBP: 0.301, SLG: 0.391			0-0 4-3		4-0 SH5-4 FC5-2 BB		0-3 K		0-0 G4-6-3	1	0	0	0	1	0					
Garth Iorg, R (1, 5) OBP: 0.355, SLG: 0.407			0-0 F9		4-0 FC5-2 SH5-4 BB		0-0 6-3			2	0	0	0	1	0					
Ernie Whitt, L (1, 2) OBP: 0.338, SLG: 0.498			0-3 K		0-0 SH5-4		4-0 BB			1	0	0	0	1	1					
Inning Stats	R: 0 E: 0 K: 1 S: 5	H: 1 LOB: 0 BB: 0 P: 5	R: 0 E: 0 K: 1 S: 5	H: 0 LOB: 0 BB: 0 P: 5	R: 0 E: 0 K: 1 S: 5	H: 0 LOB: 0 BB: 0 P: 5	R: 0 E: 0 K: 1 S: 6	H: 1 LOB: 1 BB: 0 P: 6	R: 2 E: 0 K: 0 S: 5	H: 2 LOB: 3 BB: 2 P: 13	R: 0 E: 0 K: 0 S: 3	H: 1 LOB: 0 BB: 0 P: 3	R: 0 E: 0 K: 1 S: 5	H: 0 LOB: 0 BB: 0 P: 3	R: 0 E: 0 K: 1 S: 5	H: 1 LOB: 0 BB: 0 P: 5		1B: 4 2B: 1 3B: 0 HR: 2	SF: 0 SAC: 1 DP: 3 HBP: 0	WP: 0 PB: 0 SB: 0 CS: 0
PITCHER Neal Heaton, L (1, 1) ERA: 4.42	IP: 9.0 WLS: W BF: 34 H: 6 R: 2 ER: 2 SO: 6 BB: 4 IBB: 0 HBP: 0 BLK: 0 WP: 0 HR: 2 S: 42 P: 58 ERA: 2.00 WHIP: 1.111																			

Batter	1	2	3	4	5	6	7	8	9	AB	R	H	RBI	BB	SO	LOB	BOTTOM			
Brett Butler, L (1, 8) OBP: 0.363, SLG: 0.439	0-0 S 1B		0-0 FC6-5 SH3-4 1-2 1B	0-0 F6			0-0 SH5-4 1B			4	1	3	0	0	0	2	Toronto Blue Jays @ Cleveland Indians Cleveland Municipal Stadium, Cleveland, OH Wed Aug 21, 1985, 7:05 PM EDT Att: 6,342 - Unknown			
Tony Bemazzard, S (1, 4) OBP: 0.355, SLG: 0.429	0-0 F7		0-0 SH3-4		0-0 F8		0-0 SH5-4			2	0	0	0	0	1					
Julio Franco, R (1, 6) OBP: 0.346, SLG: 0.382	0-0 1B		0-0 FC6-5		0-0 6-3		0-0 L5			4	0	1	2	0	3					
Andre Thornton, R (1, 10) OBP: 0.276, SLG: 0.317	0-0 G4-6-3 1B		0-0 5-3		0-0 5-3		0-0 1-3			4	0	1	0	0	3					
Pat Tabler, R (1, 3) OBP: 0.316, SLG: 0.354 Otis Nixon, S (8, PR) OBP: 0.248, SLG: 0.267 Mike Hargrove, L (9, 3) OBP: 0.342, SLG: 0.321	0-0 G4-6-3			0-0 WP 1B FC 1B		0-3 K		0-0 1B 1B		4	1	2	0	0	1					
Brook Jacoby, R (1, 5) OBP: 0.345, SLG: 0.420		0-0 F9		0-0 FC4-6 WP 1B		0-0 6-3		0-0 G6-4-3 1B		4	0	2	0	0	0					
George Vukovich, L (1, 9) OBP: 0.288, SLG: 0.324		0-3 K		0-0 F9		0-0 F6		0-0 G6-4-3 1B		4	0	1	1	0	1					
Joe Carter, R (1, 7) OBP: 0.272, SLG: 0.344		0-0 4-3		0-0 FC FC4-6			0-0 HR	0-0 G6-4-3		4	1	1	2	0	3					
Chris Bando, S (1, 2) OBP: 0.222, SLG: 0.159			0-0 SH3-4 FC6-5 1B	0-0 FC4-6			0-0 SH5-4 1B	0-0 F7		4	1	2	0	0	4					
Inning Stats	R: 1 E: 0 K: 0 S: 5	H: 3 LOB: 1 BB: 0 P: 5	R: 0 E: 0 K: 1 S: 5	H: 0 LOB: 0 BB: 0 P: 5	R: 1 E: 0 K: 0 S: 5	H: 2 LOB: 1 BB: 0 P: 5	R: 1 E: 0 K: 0 S: 6	H: 2 LOB: 2 BB: 0 P: 6	R: 0 E: 0 K: 1 S: 5	H: 0 LOB: 0 BB: 0 P: 3	R: 0 E: 0 K: 1 S: 5	H: 0 LOB: 0 BB: 0 P: 5	R: 1 E: 0 K: 0 S: 6	H: 3 LOB: 2 BB: 0 P: 6	R: 1 E: 0 K: 0 S: 5	H: 3 LOB: 2 BB: 0 P: 5		1B: 12 2B: 0 3B: 0 HR: 1	SF: 0 SAC: 2 DP: 2 HBP: 0	WP: 1 PB: 0 SB: 1 CS: 0
PITCHER Doyle Alexander, R (1, 1) ERA: 4.05 Jim Acker, R (8, 1) ERA: 2.95	IP: 7.0 WLS: L BF: 33 H: 12 R: 5 ER: 5 SO: 2 BB: 0 IBB: 0 HBP: 0 BLK: 0 WP: 1 HR: 1 S: 37 P: 37 ERA: 6.43 WHIP: 1.714																			

Batter	1	2	3	4	5	6	7	8	9	AB	R	H	RBI	BB	SO	LOB	TOP										
Ernest Riles, L OBP: 0.342, SLG: 0.407	4-0 BB WP BB		4-3		4-0 2B SF7 BB	F7		F8		3	1	0	0	2	0	3	Milwaukee Brewers @ Cleveland Indians Cleveland Municipal Stadium, Cleveland, OH Fri Aug 23 1985, 7:05 PM EDT Att: 6,292 - Unknown										
Robin Yount, R OBP: 0.344, SLG: 0.453	4-0 BB 1-2 BB		K		F7	F7		FC5-4		3	0	0	0	2	1	3											
Cecil Cooper, L OBP: 0.328, SLG: 0.473	0-3 K		F7							3	0	1	1	0	1	2											
Carlos Ponce, R OBP: 0.250, SLG: 0.450	0-3 K		F7		1-3 2-H 2B					2	0	1	2	0	0	0											
Ben Oglivie, L OBP: 0.354, SLG: 0.443	4-0 1-2 2-3 BB			F7	SF7	F8		F9		3	0	0	1	1	0	2											
Ted Simmons, S OBP: 0.340, SLG: 0.406	0-0 L6			K	6-3			K		5	0	0	0	0	2	4											
Bill Schroeder, R OBP: 0.305, SLG: 0.440	0-0 F8			2B 1B		4-3 BB 1B		6-3		3	1	1	0	1	0	3											
Paul Householder, S OBP: 0.290, SLG: 0.324		0-0 5-3		1-3 2B		BB 4-3 2B		K		3	1	1	0	1	1	0											
Jim Gantner, L OBP: 0.283, SLG: 0.297	0-0 F8		0-0 F8	0-0 1-3		0-0 4-3		0-0 F4		4	0	0	0	0	0	4											
Ed Romero, R OBP: 0.330, SLG: 0.314	0-0 L4				4-0 BB 2B	0-0 BB 2B		0-0 FC5-4 1B		3	2	2	1	1	0	0											
Inning Stats	R: 0 E: 0 K: 1 S: 5	H: 0 LOB: 3 BB: 3 P: 17	R: 0 E: 0 K: 0 S: 3	H: 0 LOB: 0 BB: 0 P: 3	R: 0 E: 0 K: 1 S: 5	H: 2 LOB: 2 BB: 0 P: 7	R: 0 E: 0 K: 1 S: 7	H: 2 LOB: 1 BB: 2 P: 12	R: 0 E: 0 K: 1 S: 5	H: 0 LOB: 0 BB: 0 P: 5	R: 0 E: 0 K: 0 S: 4	H: 1 LOB: 1 BB: 0 P: 4	R: 0 E: 0 K: 1 S: 5	H: 0 LOB: 0 BB: 0 P: 5	R: 0 E: 0 K: 1 S: 5	H: 0 LOB: 0 BB: 0 P: 5	1B: 3 2B: 3 3B: 0 HR: 0	SF: 1 SAC: 0 DP: 0 HBP: 0	WP: 1 PB: 0 SB: 0 CS: 0	PA: 41							
PITCHER	IP	WLS	BF	H	R	ER	SO	BB	IBB	HBP	BLK	WP	HR	S	P	ERA	WHIP										
Curt Wardle, L ERA: 6.14	5.0	W	25	3	4	4	3	7	0	0	0	1	0	24	52	7.20	2.000										
Vern Rühle, R ERA: 4.67	4.0	S	16	3	1	1	2	1	0	0	0	0	0	19	23	2.25	1.000										

Batter	1	2	3	4	5	6	7	8	9	AB	R	H	RBI	BB	SO	LOB	BOTTOM										
Otis Nixon, S OBP: 0.245, SLG: 0.264	E6 F8		4-3	1-2 1B		6-3				5	1	1	2	0	0	5	Milwaukee Brewers @ Cleveland Indians Cleveland Municipal Stadium, Cleveland, OH Fri Aug 23 1985, 7:05 PM EDT Att: 6,292 - Unknown										
Tony Bemazzard, S OBP: 0.356, SLG: 0.427	0-0 E3 1B 1B	4-0 6-3 BB	0-0 L8	0-3 K		0-0 G4-6-3 1B				4	1	1	0	1	1	3											
Julio Franco, R OBP: 0.346, SLG: 0.384	0-0 1B 1B	0-0 6-3		0-0 2B		0-0 F8		0-0 G4-6-3		5	2	2	0	0	0	2											
Brook Jacoby, R OBP: 0.346, SLG: 0.420	0-0 1B FC3-6	0-0 E5		0-0 5-3		0-0 6-3		0-0 1B		5	1	2	1	0	0	1											
Mike Hargrove, L OBP: 0.349, SLG: 0.321	0-0 FC3-6 1B	0-0 F8		4-0 2B 1B		4-0 BB		0-0 4-3		3	1	1	1	2	0	2											
Pat Tabler, R OBP: 0.315, SLG: 0.354	0-0 FC3-6 2B		0-0 L5	0-0 1B 2B		0-0 F9		0-0 L4		5	1	1	2	0	0	2											
George Vukovich, L OBP: 0.289, SLG: 0.326	0-0 1-3 2B		4-0 E 1B	0-0 F6		0-3 K		0-0 4-3		4	1	1	0	1	1	2											
Joe Carter, R OBP: 0.274, SLG: 0.345	0-0 G3		0-0 E6 1B	4-0 1B 1B		0-0 2B		0-0 F7		4	2	1	0	1	0	3											
Jerry Willard, L OBP: 0.335, SLG: 0.335	4-0 BB		0-0 4-3 1B	0-0 1B		0-0 F4				3	0	2	3	1	0	1											
Inning Stats	R: 4 E: 2 K: 0 S: 9	H: 4 LOB: 3 BB: 1 P: 13	R: 0 E: 1 K: 0 S: 3	H: 0 LOB: 1 BB: 1 P: 7	R: 2 E: 1 K: 0 S: 5	H: 1 LOB: 1 BB: 1 P: 9	R: 4 E: 0 K: 1 S: 9	H: 4 LOB: 2 BB: 2 P: 17	R: 0 E: 0 K: 1 S: 6	H: 1 LOB: 0 BB: 0 P: 6	R: 0 E: 0 K: 0 S: 4	H: 2 LOB: 1 BB: 0 P: 4	R: 0 E: 0 K: 0 S: 3	H: 0 LOB: 0 BB: 0 P: 3	R: 0 E: 0 K: 1 S: 3	H: 0 LOB: 0 BB: 0 P: 3		1B: 8 2B: 4 3B: 0 HR: 0	SF: 0 SAC: 0 DP: 1 HBP: 0	WP: 0 PB: 0 SB: 1 CS: 0	PA: 44						
PITCHER	IP	WLS	BF	H	R	ER	SO	BB	IBB	HBP	BLK	WP	HR	S	P	ERA	WHIP										
Jaime Coanower, R ERA: 4.19	3.0	L	20	5	6	1	0	3	0	0	0	0	0	17	29	3.00	2.667										
Rick Waits, L ERA: 5.79	3.0		17	5	4	4	2	2	1	0	0	0	0	18	30	12.00	2.333										
Bob McClure, L ERA: 4.63	2.0		7	2	0	0	0	0	0	0	0	0	0	7	7	0.00	1.000										

Batter	1	2	3	4	5	6	7	8	9	AB	R	H	RBI	BB	SO	LOB	TOP								
Ernest Riles, L OBP: 0.344, SLG: 0.408 (1, 6)										4	0	2	0	0	0	1	Milwaukee Brewers @ Cleveland Indians Cleveland Municipal Stadium, Cleveland, OH Sun Aug 25 1985, 3:33 AM EDT Unknown								
Robin Yount, R OBP: 0.341, SLG: 0.449 (1, 8)										4	0	0	0	0	0	3									
Cecil Cooper, L OBP: 0.327, SLG: 0.473 (1, 3)										4	1	1	0	0	0	2									
Ben Oglivie, L OBP: 0.359, SLG: 0.445 (1, 7)										3	0	2	0	1	0	1									
Ted Simmons, S OBP: 0.337, SLG: 0.403 (1, 10)										3	0	0	1	0	0	3									
Bill Schroeder, R OBP: 0.302, SLG: 0.429 (1, 2)										4	0	0	0	0	1	1									
Rick Manning, L OBP: 0.274, SLG: 0.293 (1, 9)										4	0	1	0	0	1	1									
Jim Gantner, L OBP: 0.285, SLG: 0.307 (1, 5)									4	1	2	1	0	0	1										
Ed Romero, R OBP: 0.324, SLG: 0.309 (1, 4)										3	0	0	0	0	0	1									
Inning Stats	R: 0 E: 0 K: 0 S: 4	H: 1 LOB: 2 BB: 1 P: 8	R: 1 E: 0 K: 0 S: 4	H: 1 LOB: 0 BB: 0 P: 4	R: 0 E: 0 K: 1 S: 4	H: 1 LOB: 1 BB: 0 P: 4	R: 0 E: 0 K: 1 S: 5	H: 0 LOB: 0 BB: 0 P: 5	R: 0 E: 0 K: 0 S: 4	H: 1 LOB: 1 BB: 0 P: 4	R: 1 E: 0 K: 0 S: 5	H: 2 LOB: 1 BB: 0 P: 5	R: 0 E: 0 K: 0 S: 3	H: 0 LOB: 0 BB: 0 P: 3	R: 0 E: 0 K: 1 S: 4	H: 1 LOB: 1 BB: 0 P: 4		R: 0 E: 0 K: 1 S: 5	H: 1 LOB: 0 BB: 0 P: 5	1B: 6 2B: 1 3B: 0 HR: 1	SF: 1 SAC: 0 DP: 1 HBP: 0	WP: 0 PB: 0 CS: 0	PA: 35		
PITCHER	IP	WLS	BF	H	R	ER	SO	BB	IBB	HBP	BLK	WP	HR	S	P	ERA	WHIP								
Tom Waddell, R ERA: 3.64 (1, 1)	7.0	W	28	6	2	2	1	1	0	0	0	0	1	29	33	2.57	1.000								
Jerry Reed, R ERA: 4.84 (8, 1)	2.0		7	2	0	0	1	0	0	0	0	0	0	9	9	0.00	1.000								

Batter	1	2	3	4	5	6	7	8	9	AB	R	H	RBI	BB	SO	LOB	BOTTOM								
Otis Nixon, S OBP: 0.263, SLG: 0.282 (1, 8)										4	2	3	0	0	0	0	Milwaukee Brewers @ Cleveland Indians Cleveland Municipal Stadium, Cleveland, OH Sun Aug 25 1985, 3:33 AM EDT Unknown								
Tony Bemazzard, S OBP: 0.397, SLG: 0.426 (1, 4)										3	1	1	0	1	0	2									
Julio Franco, R OBP: 0.346, SLG: 0.382 (1, 6)										3	1	0	1	1	0	3									
Mike Fischlin, R OBP: 0.294, SLG: 0.326 (7, PR) (8, 6)										0	0	0	0	0	0	0									
Brook Jacoby, R OBP: 0.345, SLG: 0.419 (1, 5)										4	0	1	1	0	0	3									
Mike Hargrove, L OBP: 0.352, SLG: 0.325 (1, 3)										4	0	2	2	0	0	0									
Pat Tabler, R OBP: 0.312, SLG: 0.351 (1, 10)										4	0	0	0	0	1	3									
George Vukovich, L OBP: 0.292, SLG: 0.328 (1, 9)										4	1	2	0	0	0	0									
Joe Carter, R OBP: 0.274, SLG: 0.347 (1, 7)										4	1	1	0	0	0	1									
Jerry Willard, L OBP: 0.340, SLG: 0.341 (1, 2)										3	0	2	2	0	1	0									
Inning Stats	R: 0 E: 0 K: 0 S: 3	H: 0 LOB: 0 BB: 0 P: 3	R: 0 E: 0 K: 1 S: 5	H: 0 LOB: 0 BB: 0 P: 5	R: 2 E: 0 K: 0 S: 7	H: 4 LOB: 2 BB: 0 P: 7	R: 0 E: 0 K: 0 S: 3	H: 1 LOB: 0 BB: 0 P: 3	R: 3 E: 0 K: 0 S: 6	H: 4 LOB: 2 BB: 2 P: 14	R: 0 E: 0 K: 1 S: 5	H: 0 LOB: 0 BB: 0 P: 5	R: 1 E: 1 K: 0 S: 4	H: 2 LOB: 1 BB: 0 P: 4	R: 0 E: 0 K: 0 S: 4	H: 1 LOB: 1 BB: 0 P: 4	1B: 11 2B: 1 3B: 0 HR: 0	SF: 0 SAC: 0 DP: 2 HBP: 0	WP: 0 PB: 0 CS: 0	PA: 35					
PITCHER	IP	WLS	BF	H	R	ER	SO	BB	IBB	HBP	BLK	WP	HR	S	P	ERA	WHIP								
Moose Haas, R ERA: 3.86 (1, 1)	4.2	L	23	9	5	5	1	2	0	0	0	0	0	10	10	0.00	0.857								
Rick Waits, L ERA: 5.34 (5, 1)	2.1		8	2	1	0	1	0	0	0	0	0	0	4	4	0.00	1.000								
Rollie Fingers, R ERA: 4.41 (8, 1)	1.0		4	1	0	0	0	0	0	0	0	0	0	4	4	0.00	1.000								

Batter	1	2	3	4	5	6	7	8	9	AB	R	H	RBI	BB	SO	LOB	TOP			
Randy Ready, R OBP: 0.309, SLG: 0.354	4-0 BB		0-0 4-3		0-0 F9		0-0 G5-4-3			3	0	0	0	1	0	2				
Robin Yount, R OBP: 0.340, SLG: 0.446	0-3 K		4-0 FC6-4 BB		0-0 L6			0-0 F8		3	0	0	0	1	1	1				
Cecil Cooper, L OBP: 0.327, SLG: 0.471	0-0 4-3		0-0 FC6-4		0-0 BB 1B			0-0 F9		4	0	1	0	0	0	2				
Ted Simmons, S OBP: 0.339, SLG: 0.403	0-0 L5			0-0 FC5-2 1B		4-0 G5-4-3 BB		0-0 4-3		3	0	1	0	1	0	1				
Ernest Riles, L OBP: 0.346, SLG: 0.409		0-0 5-3 1B		0-0 FC5-2 E G3-2-3 1B		0-3 K		0-0 4-3		4	0	2	0	0	1	2				
Carlos Ponce, R OBP: 0.208, SLG: 0.375		0-0 5-3		0-0 E5 FC5-2		0-0 G5-4-3		0-0 3-1		4	0	0	0	0	0	5				
Paul Householder, S OBP: 0.290, SLG: 0.317		0-3 K		0-0 FC5-2			0-0 6-3		0-0 F8	4	0	0	0	0	1	4				
Charlie Moore, R OBP: 0.281, SLG: 0.268		0-0 F8		0-0 G3-2-3			0-0 1B 1B			3	0	1	0	0	0	4				
Ed Romero, R OBP: 0.324, SLG: 0.309			0-0 6-3		0-0 6-3		0-0 G5-4-3 1B			3	0	1	0	0	0	0				
Inning Stats	R: 0 E: 0 K: 1 S: 5	H: 0 LOB: 1 BB: 1 P: 9	R: 0 E: 0 K: 1 S: 6	H: 1 LOB: 1 BB: 0 P: 6	R: 0 E: 0 K: 0 S: 3	H: 0 LOB: 1 BB: 1 P: 7	R: 0 E: 0 K: 0 S: 5	H: 2 LOB: 2 BB: 0 P: 5	R: 0 E: 0 K: 1 S: 5	H: 1 LOB: 0 BB: 1 P: 9	R: 0 E: 0 K: 0 S: 4	H: 2 LOB: 1 BB: 0 P: 4	R: 0 E: 0 K: 0 S: 3	H: 0 LOB: 0 BB: 0 P: 3	R: 0 E: 0 K: 0 S: 3	H: 0 LOB: 0 BB: 0 P: 3	1B: 6 2B: 0 3B: 0 HR: 0	SF: 0 SAC: 0 DP: 3 HBP: 0	WP: 0 PA: 34 CS: 0	
PITCHER	IP	WLS	BF	H	R	ER	SO	BB	IBB	HBP	BLK	WP	HR	S	P	ERA	WHIP			
Ramon Romero, L ERA: 5.48	(1, 1)	5.0	W	22	4	0	0	2	3	0	0	0	0	23	35	0.00	1.400			
Bryan Clark, L ERA: 5.15	(6, 1)	4.0	S	12	2	0	0	1	0	0	0	0	0	14	14	0.00	0.500			

Milwaukee Brewers @ Cleveland Indians
Cleveland Municipal Stadium, Cleveland, OH
Sun Aug 25 1985, 3:38 AM EDT
Att: 7,789 - Unknown

AB 31
R 0
H 6
RBI 0
BB 3
SO 3
LOB 21



Batter	1	2	3	4	5	6	7	8	9	AB	R	H	RBI	BB	SO	LOB	BOTTOM			
Otis Nixon, S OBP: 0.263, SLG: 0.281	0-3 K		0-3 K			0-0 4-3	0-0 1B			4	0	1	0	0	2	1				
Tony Bemazzard, S OBP: 0.356, SLG: 0.422	0-0 F8			0-0 L3		4-0 BB 1B BB	0-0 F8			3	0	0	0	1	0	2				
Julio Franco, R OBP: 0.345, SLG: 0.381	0-0 F8			0-0 F9		0-0 BB 1B		0-0 F8		4	0	1	0	0	0	0				
Andre Thornton, R OBP: 0.273, SLG: 0.313		0-3 K		0-0 F3		0-3 K		0-3 K		4	0	0	0	0	3	2				
Mike Hargrove, L OBP: 0.350, SLG: 0.320		0-0 4-3			0-3 K HR	4-0 1-2 2-3 BB		0-0 4-3		3	1	0	0	1	1	0				
Brook Jacoby, R OBP: 0.343, SLG: 0.416		0-0 L6			0-0 F7	0-0 F4				3	0	0	0	0	0	4				
George Vukovich, L OBP: 0.292, SLG: 0.337			0-0 F5		0-0 HR		0-3 K			3	1	1	2	0	1	0				
Joe Carter, R OBP: 0.274, SLG: 0.347				0-0 S 1B		0-0 F9		0-0 F9		3	0	1	0	0	0	0				
Jerry Willard, L OBP: 0.340, SLG: 0.341			0-0 F9			0-0 4-3		0-0 1B 1B		3	0	1	0	0	0	1				
Inning Stats	R: 0 E: 0 K: 1 S: 5	H: 0 LOB: 0 BB: 0 P: 5	R: 0 E: 0 K: 1 S: 5	H: 0 LOB: 0 BB: 0 P: 5	R: 0 E: 0 K: 0 S: 3	H: 1 LOB: 0 BB: 0 P: 6	R: 0 E: 0 K: 0 S: 3	H: 0 LOB: 0 BB: 0 P: 3	R: 2 E: 0 K: 1 S: 7	H: 1 LOB: 0 BB: 0 P: 7	R: 0 E: 0 K: 1 S: 6	H: 1 LOB: 3 BB: 2 P: 14	R: 0 E: 0 K: 1 S: 7	H: 2 LOB: 2 BB: 0 P: 7	R: 0 E: 0 K: 1 S: 5	H: 0 LOB: 0 BB: 0 P: 5	1B: 4 2B: 0 3B: 0 HR: 1	SF: 0 SAC: 0 DP: 0 HBP: 0	WP: 0 PA: 32 CS: 0	
PITCHER	IP	WLS	BF	H	R	ER	SO	BB	IBB	HBP	BLK	WP	HR	S	P	ERA	WHIP			
Danny Darwin, R ERA: 3.51	(1, 1)	8.0	L	32	5	2	1	7	2	0	0	0	1	44	52	1.12	0.875			

Milwaukee Brewers @ Cleveland Indians
Cleveland Municipal Stadium, Cleveland, OH
Sun Aug 25 1985, 3:38 AM EDT
Att: 7,789 - Unknown

AB 30
R 2
H 5
RBI 2
BB 2
SO 7
LOB 10



Batter	1	2	3	4	5	6	7	8	9	AB	R	H	RBI	BB	SO	LOB	TOP		
Randy Ready, R (1, 5) OBP: 0.322, SLG: 0.385										4	1	2	0	0	0	1	Milwaukee Brewers @ Cleveland Indians Cleveland Municipal Stadium, Cleveland, OH Mon Aug 26 1985, 7:05 PM EDT Unknown		
Robin Yount, R (1, 8) OBP: 0.337, SLG: 0.442										4	0	0	0	0	0	2			
Cecil Cooper, L (1, 3) OBP: 0.328, SLG: 0.472										3	1	2	1	0	0	0			
Ted Simmons, S (1, 10) OBP: 0.340, SLG: 0.411										4	1	2	2	0	1	1			
Bill Schroeder, R (1, 2) OBP: 0.306, SLG: 0.431 Charlie Moore, R (9, PR) OBP: 0.281, SLG: 0.268 (9, 2)										4	0	2	0	0	0	0		0	
Carlos Ponce, R (1, 7) OBP: 0.185, SLG: 0.333									3	0	0	0	0	0	0	2			
Paul Householder, S (1, 9) OBP: 0.284, SLG: 0.311										4	0	0	0	0	1	2			
Jim Gantner, L (1, 4) OBP: 0.287, SLG: 0.309										4	0	2	0	0	0	0			
Ed Romero, R (1, 6) OBP: 0.323, SLG: 0.308										4	0	1	0	0	0	3			
Inning Stats	R: 1 E: 0 K: 1 S: 6	H: 1 LOB: 0 BB: 0 P: 6	R: 0 E: 0 K: 0 S: 3	H: 0 LOB: 0 BB: 0 P: 3	R: 0 E: 0 K: 0 S: 4	H: 1 LOB: 1 BB: 0 P: 4	R: 2 E: 0 K: 0 S: 5	H: 2 LOB: 0 BB: 0 P: 5	R: 0 E: 0 K: 0 S: 5	H: 1 LOB: 0 BB: 0 P: 5	R: 0 E: 0 K: 0 S: 4	H: 1 LOB: 1 BB: 0 P: 4	R: 0 E: 0 K: 0 S: 5	H: 2 LOB: 2 BB: 0 P: 5	R: 0 E: 0 K: 0 S: 5	H: 2 LOB: 2 BB: 0 P: 5		1B: 9 2B: 1 3B: 0 HR: 1	SF: 1 SAC: 1 DP: 1 HBP: 0
PITCHER Neal Heaton, L (1, 1) ERA: 4.34	IP: 9.0 WLS: W BF: 36	H: 11 R: 3 ER: 3 SO: 2	BB: 0 IBB: 0 HBP: 0 BLK: 0	WP: 0 HR: 1 S: 40 P: 40	ERA: 3.00 WHIP: 1.222	PITCHER										ERA: 3.00 WHIP: 1.222			

Batter	1	2	3	4	5	6	7	8	9	AB	R	H	RBI	BB	SO	LOB	BOTTOM		
Otis Nixon, S (1, 8) OBP: 0.254, SLG: 0.271										4	0	0	0	0	0	2	Milwaukee Brewers @ Cleveland Indians Cleveland Municipal Stadium, Cleveland, OH Mon Aug 26 1985, 7:05 PM EDT Unknown		
Tony Bemazzard, S (1, 4) OBP: 0.355, SLG: 0.420										4	0	1	0	0	0	0			
Julio Franco, R (1, 6) OBP: 0.344, SLG: 0.379										4	0	1	0	0	0	1			
Andre Thornton, R (1, 10) OBP: 0.278, SLG: 0.336										4	2	3	2	0	0	0			
Pat Tabler, R (1, 3) OBP: 0.316, SLG: 0.360										4	1	3	0	0	0	1			
Brook Jacoby, R (1, 5) OBP: 0.342, SLG: 0.413										3	1	0	0	1	2	3			
Joe Carter, R (1, 7) OBP: 0.274, SLG: 0.346										4	0	1	0	0	0	3			
Carmen Castillo, R (1, 9) OBP: 0.267, SLG: 0.411 George Vukovich, L (7, PH) OBP: 0.291, SLG: 0.336 (8, 9)										2	0	0	0	0	0	0		0	
Benny Ayala, R (9, PH) OBP: 0.286, SLG: 0.365										0	0	0	0	1	0	0			
Chris Bando, S (1, 2) OBP: 0.220, SLG: 0.157 Jerry Willard, L (7, PH) OBP: 0.337, SLG: 0.339 (8, 2)										2	0	0	0	0	0	0		0	
Inning Stats	R: 0 E: 0 K: 0 S: 3	H: 0 LOB: 0 BB: 0 P: 3	R: 0 E: 0 K: 1 S: 6	H: 1 LOB: 1 BB: 0 P: 6	R: 0 E: 0 K: 0 S: 3	H: 0 LOB: 0 BB: 0 P: 3	R: 1 E: 0 K: 0 S: 5	H: 3 LOB: 1 BB: 0 P: 5	R: 0 E: 0 K: 0 S: 3	H: 0 LOB: 0 BB: 0 P: 3	R: 2 E: 1 K: 0 S: 6	H: 2 LOB: 2 BB: 1 P: 10	R: 0 E: 0 K: 0 S: 3	H: 0 LOB: 0 BB: 0 P: 3	R: 0 E: 0 K: 1 S: 6	H: 2 LOB: 2 BB: 1 P: 10	1B: 5 2B: 2 3B: 0 HR: 2	SF: 1 SAC: 0 DP: 1 HBP: 0	WP: 0 PA: 36
PITCHER Teddy Figueroa, L (1, 1) ERA: 4.44 Bob Gibson, R (7, 1) ERA: 3.29 Ray Seearge, L (9, 1) ERA: 9.15	IP: 6.0 WLS: L BF: 23	H: 7 R: 3 ER: 2 SO: 1	BB: 0 IBB: 0 HBP: 0 BLK: 0	WP: 0 HR: 0 S: 12 P: 16	ERA: 3.00 WHIP: 1.167	PITCHER										ERA: 3.86 WHIP: 1.286			

Batter	1	2	3	4	5	6	7	8	9	AB	R	H	RBI	BB	SO	LOB	TOP								
Jim Gantner, L (1,4) OBP: 0.284, SLG: 0.306	F5	SF8			FC3-6 1B		SH1-4	F8		3	0	0	1	0	0	2	Milwaukee Brewers @ Cleveland Indians Cleveland Municipal Stadium, Cleveland, OH Mon Aug 26 1985, 7:05 PM EDT Att: 4,205 - Unknown livebaseballscorecards.com								
Robin Yount, R (1,8) OBP: 0.340, SLG: 0.445	1B	K			1B		F8		HR	4	2	2	0	1	1	1									
Cecil Cooper, L (1,10) OBP: 0.329, SLG: 0.478	1B		4-3		F5		K		HR	5	2	2	3	0	1	3									
Ted Simmons, S (1,3) OBP: 0.345, SLG: 0.413	1B				F5			1B	BB	3	1	2	1	2	0	2									
Randy Ready, R (1,5) OBP: 0.313, SLG: 0.368	1B		G6-4-3					K	BB	5	0	1	0	0	1	4									
Carlos Ponce, R (1,7) Paul Householder, S (9,7) OBP: 0.188, SLG: 0.313 OBP: 0.284, SLG: 0.311	1B				K		F8	F8	G6-4-3	5	0	1	0	0	1	3									
Rick Manning, L (1,9) OBP: 0.274, SLG: 0.292	6-3				F5		F4			4	1	1	0	0	0	3									
Charlie Moore, R (1,2) OBP: 0.284, SLG: 0.275		4-3 SF8 2B			F3		K			4	2	2	1	0	1	1									
Ed Romero, R (1,6) OBP: 0.332, SLG: 0.318		4-3					SH1-4 1B			4	0	3	2	0	0	1									
Inning Stats	R: 2 E: 0 K: 0 S: 7	H: 4 LOB: 2 BB: 0 P: 7	R: 1 E: 0 K: 1 S: 6	H: 1 LOB: 0 BB: 0 P: 6	R: 0 E: 0 K: 0 S: 3	H: 1 LOB: 0 BB: 0 P: 3	R: 0 E: 0 K: 1 S: 5	H: 0 LOB: 0 BB: 0 P: 5	R: 0 E: 0 K: 0 S: 5	H: 2 LOB: 2 BB: 0 P: 5	R: 0 E: 0 K: 1 S: 6	H: 1 LOB: 1 BB: 0 P: 6	R: 0 E: 0 K: 1 S: 6	H: 1 LOB: 1 BB: 0 P: 6	R: 3 E: 0 K: 1 S: 8	H: 3 LOB: 1 BB: 1 P: 12		R: 2 E: 0 K: 0 S: 3	H: 1 LOB: 0 BB: 2 P: 11	1B: 11 2B: 2 3B: 0 HR: 1	SF: 1 SAC: 1 DP: 2 HBP: 0	WP: 0 PB: 0 CS: 0	PA: 42		
PITCHER	IP	WLS	BF	H	R	ER	SO	BB	IBB	HBP	BLK	WP	HR	S	P	ERA	WHIP								
Roy Smith, R (1,1) ERA: 3.86	7.0	L	31	10	4	4	4	1	0	0	0	0	0	38	42	5.14	1.571								
Jerry Reed, R (8,1) ERA: 5.12	1.0		6	3	2	2	1	0	0	0	0	0	0	8	8	18.00	3.000								
Rich Thompson, R (9,1) ERA: 5.05	1.0		5	1	2	2	0	2	0	0	0	0	1	3	11	18.00	3.000								

Batter	1	2	3	4	5	6	7	8	9	AB	R	H	RBI	BB	SO	LOB	BOTTOM								
Otis Nixon, S (1,8) OBP: 0.262, SLG: 0.303	HR	1B		K			SH		G1	4	1	2	1	0	1	1	Milwaukee Brewers @ Cleveland Indians Cleveland Municipal Stadium, Cleveland, OH Mon Aug 26 1985, 7:05 PM EDT Att: 4,205 - Unknown livebaseballscorecards.com								
Tony Bemazzard, S (1,4) OBP: 0.355, SLG: 0.420	4-3	1B		1-3			F9			5	0	2	1	0	0	3									
Julio Franco, R (1,6) OBP: 0.343, SLG: 0.378	4-3	F9					4-3		K	5	0	1	1	0	1	4									
Andre Thornton, R (1,10) OBP: 0.278, SLG: 0.335	BB			5-3			F8		F4	4	0	1	0	0	0	2									
Mike Hargrove, L (1,3) OBP: 0.348, SLG: 0.314	1B			F8			F9		F8	3	0	0	0	1	0	1									
Brook Jacoby, R (1,5) OBP: 0.343, SLG: 0.416	FC6-4						CS		6-3	4	0	2	0	0	0	2									
George Vukovich, L (1,9) OBP: 0.291, SLG: 0.333		1B		K			3-1		L4	3	1	0	0	1	1	2									
Joe Carter, R (1,7) OBP: 0.279, SLG: 0.349		1B					CS		F9	3	0	2	0	1	0	1									
Jerry Willard, L (1,2) OBP: 0.335, SLG: 0.337	4-3			F7			CS		F7	4	1	1	0	0	0	3									
Inning Stats	R: 1 E: 0 K: 0 S: 5	H: 2 LOB: 2 BB: 1 P: 9	R: 1 E: 0 K: 0 S: 5	H: 3 LOB: 2 BB: 1 P: 9	R: 0 E: 0 K: 1 S: 6	H: 1 LOB: 1 BB: 0 P: 6	R: 0 E: 0 K: 1 S: 6	H: 1 LOB: 1 BB: 0 P: 6	R: 0 E: 0 K: 0 S: 2	H: 0 LOB: 0 BB: 1 P: 6	R: 1 E: 0 K: 0 S: 5	H: 1 LOB: 1 BB: 0 P: 5	R: 0 E: 0 K: 0 S: 4	H: 1 LOB: 1 BB: 0 P: 4	R: 0 E: 0 K: 1 S: 6	H: 1 LOB: 1 BB: 0 P: 6		1B: 9 2B: 2 3B: 0 HR: 1	SF: 0 SAC: 1 DP: 1 HBP: 0	WP: 0 PB: 0 CS: 2	PA: 41				
PITCHER	IP	WLS	BF	H	R	ER	SO	BB	IBB	HBP	BLK	WP	HR	S	P	ERA	WHIP								
Ray Burris, R (1,1) ERA: 3.61	7.0	W	31	9	3	3	2	3	0	0	0	0	0	10	10	0.00	1.000								
Rollie Fingers, R (8,1) ERA: 4.24	2.0	S	8	2	0	0	1	0	0	0	0	0	0	10	10	0.00	1.000								

Batter	1	2	3	4	5	6	7	8	9	AB	R	H	RBI	BB	SO	LOB	TOP				
Dwight Evans, R OBP: 0.373, SLG: 0.409	0-0 4-6 4-3 1B		0-0 4-3			4-0 1B BB		0-0 F9		3	1	1	0	1	0	0					
Wade Boggs, L OBP: 0.444, SLG: 0.470	0-0 4-3 1-2			0-0 4-3		0-0 1B		0-0 6-3		4	0	1	1	0	0	1					
Bill Buckner, L OBP: 0.308, SLG: 0.439	0-0 4-6 2-3F			0-0 F6		0-0 F7			4-0 2B BB	3	0	0	0	1	0	2					
Jim Rice, R OBP: 0.319, SLG: 0.429		0-0 F7		0-3 K		0-0 F8			0-0 F9 BB	4	0	0	0	0	1	2					
Rich Gedman, L OBP: 0.376, SLG: 0.483		0-0 F3			0-0 G6-4-3 1B		0-3 K		0-0 1-3 2B	4	0	2	0	0	1	0					
Tony Armas, R OBP: 0.243, SLG: 0.477		0-0 HR			0-0 G6-4-3 1-2F 1B		0-0 2B		0-3 K	4	1	2	1	0	1	3					
Mike Easter, L OBP: 0.320, SLG: 0.408		0-0 F7			0-0 FC5-4 1B		0-3 K		0-0 6-3	4	0	1	0	0	1	3					
Marty Barrett, R OBP: 0.348, SLG: 0.355			0-0 F8		0-0 FC5-4 1-2F 1B		0-0 F6			3	0	0	0	0	0	2					
Glenn Hoffman, R OBP: 0.309, SLG: 0.381		0-0 F4				0-0 F4		0-0 F8		3	0	0	0	0	0	0					
Inning Stats	R: 0 E: 0 K: 0 S: 3	H: 1 LOB: 0 BB: 0 P: 3	R: 1 E: 0 K: 0 S: 4	H: 1 LOB: 0 BB: 0 P: 4	R: 0 E: 0 K: 0 S: 3	H: 0 LOB: 0 BB: 0 P: 3	R: 0 E: 0 K: 1 S: 5	H: 0 LOB: 0 BB: 0 P: 5	R: 0 E: 0 K: 0 S: 4	H: 2 LOB: 1 BB: 0 P: 4	R: 1 E: 0 K: 0 S: 4	H: 1 LOB: 1 BB: 1 P: 8	R: 0 E: 0 K: 2 S: 8	H: 1 LOB: 0 BB: 0 P: 8	R: 0 E: 0 K: 0 S: 3	H: 0 LOB: 2 BB: 1 P: 10	1B: 4 2B: 3 3B: 0 HR: 1	SF: 0 SAC: 0 DP: 2 HBP: 0	WP: 0 PB: 0 SB: 1 CS: 0	PA: 34	
PITCHER	IP WLS BF H R ER SO BB IBB HBP BLK WP HR S P ERA WHIP	8.1 W 32 7 2 2 3 2 0 0 0 0 0 1 36 44 2.16 1.080	0.2 S 2 0 0 0 1 0 0 0 0 0 0 0 4 4 0.00 0.000																		

Boston Red Sox @ Cleveland Indians
Cleveland Municipal Stadium, Cleveland, OH
Tue Aug 27 1985, 7:05 PM EDT
Att: 5,107 - Unknown

AB 32
R 2
H 7
RBI 2
BB 2
SO 4
LOB 13



Batter	1	2	3	4	5	6	7	8	9	AB	R	H	RBI	BB	SO	LOB	BOTTOM	
Otis Nixon, S OBP: 0.260, SLG: 0.299	0-0 6-3			0-0 4-3 1-2		0-0 FC4-6 1-2F 1B		0-0 1B 1B		5	0	1	0	0	1	2		
Tony Bemazzard, S OBP: 0.358, SLG: 0.422	0-0 PB 5-3 1B			0-0 3-1			0-0 4-3	0-0 G6-3 1B		5	1	3	0	0	0	1		
Julio Franco, R OBP: 0.345, SLG: 0.379	0-0 PB 1-2 1B	1-0 HBP 1B			0-0 FC5-4 1B		0-3 K	0-0 G6-3 1-2F 1B		4	1	2	0	0	1	2		
Andre Thornton, R OBP: 0.277, SLG: 0.334	0-0 5-3 1-2 2H 1B	0-0 F9			0-0 F8		0-0 E 1B 1B			4	1	1	1	0	0	4		
Pat Tabler, R OBP: 0.318, SLG: 0.361	0-0 1B 2H 1B			0-0 G5-4-3 1B		0-0 FC5-4 1-2F 1B		0-0 E6 1B 2B		4	1	2	1	0	0	2		
Brook Jacoby, R OBP: 0.345, SLG: 0.417	0-0 FC4-6 1-2 1B			0-0 G5-4-3 1-2F 1B		0-0 6-3		0-0 2B 1B		4	1	2	1	0	0	2		
George Vukovich, L OBP: 0.293, SLG: 0.338	0-0 FC4-6 1-2F 1B			0-0 F7		0-0 FC4-6 1B		0-0 1H 3H 2B		4	0	2	2	0	0	2		
Joe Carter, R OBP: 0.279, SLG: 0.351		0-0 1B 2B		0-0 5-3		0-0 F7		0-0 4-3		4	1	1	0	0	0	2		
Jerry Willard, L OBP: 0.338, SLG: 0.340		0-0 2H 1B		0-0 4-3 1B		0-0 F9		0-0 G3		4	0	2	1	0	0	1		
Inning Stats	R: 2 E: 0 K: 0 S: 7	H: 4 LOB: 2 BB: 0 P: 7	R: 1 E: 0 K: 1 S: 7	H: 3 LOB: 2 BB: 0 P: 8	R: 0 E: 0 K: 0 S: 3	H: 1 LOB: 0 BB: 0 P: 3	R: 0 E: 0 K: 0 S: 4	H: 1 LOB: 1 BB: 0 P: 4	R: 0 E: 0 K: 0 S: 4	H: 1 LOB: 1 BB: 0 P: 4	R: 3 E: 1 K: 1 S: 9	H: 3 LOB: 1 BB: 0 P: 9	R: 0 E: 0 K: 0 S: 4	H: 2 LOB: 1 BB: 0 P: 4	1B: 14 2B: 2 3B: 0 HR: 0	SF: 0 SAC: 0 DP: 2 HBP: 1	WP: 0 PB: 1 SB: 0 CS: 0	PA: 39
PITCHER	IP WLS BF H R ER SO BB IBB HBP BLK WP HR S P ERA WHIP	6.2 L 33 13 6 3 2 13 0 1 0 0 0 6 36 37 4.05 1.950	1.1 6 3 0 0 0 0 0 0 0 0 0 0 6 6 0.00 2.250															

Boston Red Sox @ Cleveland Indians
Cleveland Municipal Stadium, Cleveland, OH
Tue Aug 27 1985, 7:05 PM EDT
Att: 5,107 - Unknown

AB 38
R 6
H 16
RBI 6
BB 0
SO 2
LOB 18



Batter	1	2	3	4	5	6	7	8	9	AB	R	H	RBI	BB	SO	LOB	TOP											
Dwight Evans, R OBP: 0.373, SLG: 0.414										4	1	1	1	1	0	1	Boston Red Sox @ Cleveland Indians Cleveland Municipal Stadium, Cleveland, OH Wed Aug 28 1985, 7:05 PM EDT Att: 5,464 - Unknown											
Wade Boggs, L OBP: 0.420, SLG: 0.466										5	0	0	0	0	0	3												
Bill Buckner, L OBP: 0.305, SLG: 0.435										5	0	0	0	0	0	0												
Jim Rice, R OBP: 0.323, SLG: 0.429										2	1	1	0	2	0	0												
Tony Armas, R OBP: 0.247, SLG: 0.492										4	2	2	2	0	0	2												
Mike Easter, L OBP: 0.322, SLG: 0.408										4	0	2	0	0	0	0												
Marty Barrett, R OBP: 0.351, SLG: 0.357										3	0	2	1	1	0	1												
Jackie Gutierrez, R OBP: 0.278, SLG: 0.288 Steve Lyons, L OBP: 0.338, SLG: 0.360 Glenn Hoffman, R OBP: 0.309, SLG: 0.381										3	0	1	0	0	0	0												
Marc Sullivan, R OBP: 0.216, SLG: 0.250 Dave Stapleton, R OBP: 0.306, SLG: 0.371 Rich Gedman, L OBP: 0.375, SLG: 0.481										2	0	0	0	0	1	2												
Inning Stats	R: 1 E: 0 K: 0 S: 4	H: 1 LOB: 0 BB: 0 P: 4	R: 1 E: 0 K: 0 S: 5	H: 2 LOB: 1 BB: 0 P: 5	R: 0 E: 0 K: 0 S: 3	H: 0 LOB: 0 BB: 0 P: 3	R: 0 E: 0 K: 0 S: 2	H: 0 LOB: 0 BB: 1 P: 6	R: 0 E: 0 K: 1 S: 6	H: 1 LOB: 1 BB: 0 P: 6	R: 0 E: 0 K: 0 S: 4	H: 1 LOB: 1 BB: 0 P: 4	R: 0 E: 0 K: 1 S: 7	H: 2 LOB: 2 BB: 1 P: 11	R: 2 E: 0 K: 0 S: 5	H: 2 LOB: 2 BB: 2 P: 13		R: 0 E: 0 K: 0 S: 3	H: 0 LOB: 0 BB: 0 P: 3	1B: 6 2B: 1 3B: 0 HR: 2	SF: 0 SAC: 0 DP: 1 HBP: 0	WP: 0 PB: 0 SB: 0 CS: 0	PA: 39					
PITCHER	IP	WLS	BF	H	R	ER	SO	BB	IBB	HBP	BLK	WP	HR	S	P	ERA	WHIP											
Jamie Easterly, L ERA: 2.35	(1, 1)	6.2	W	28	7	2	2	2	2	2	0	0	0	0	38	2.70	1.350											
Bryan Clark, L ERA: 5.44	(7, 1)	0.2		5	2	2	2	0	1	0	0	0	0	1	4	8	27.00	4.500										
Jerry Reed, R ERA: 4.94	(8, 1)	1.2	S	6	0	0	0	0	1	0	0	0	0	0	5	9	0.00	0.600										

AB	35
R	4
H	9
RBI	4
BB	4
SO	2
LOB	17



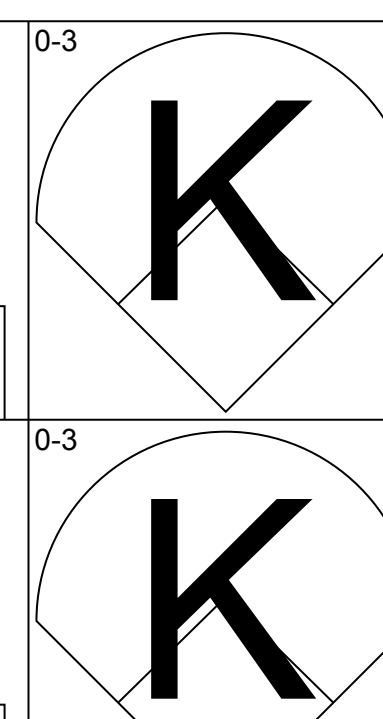
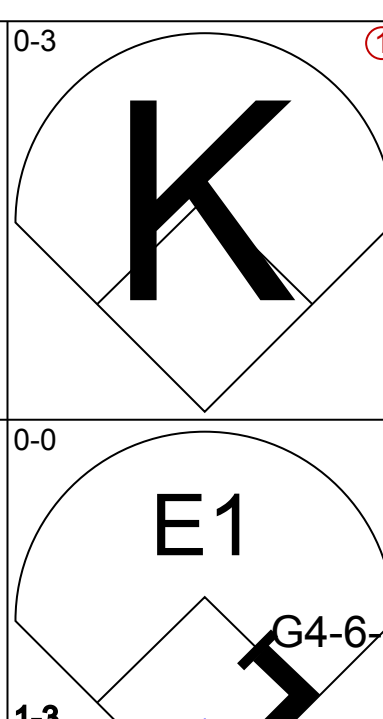
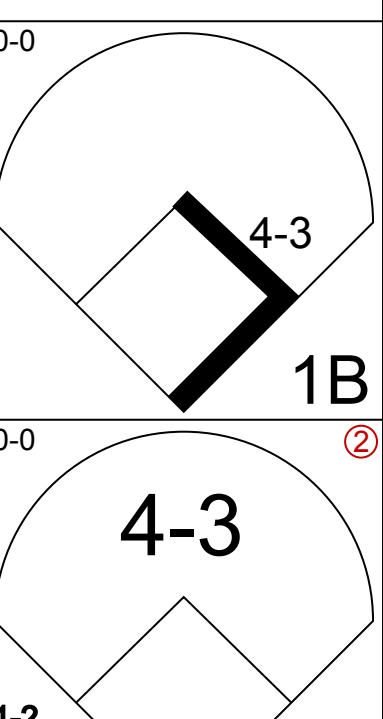
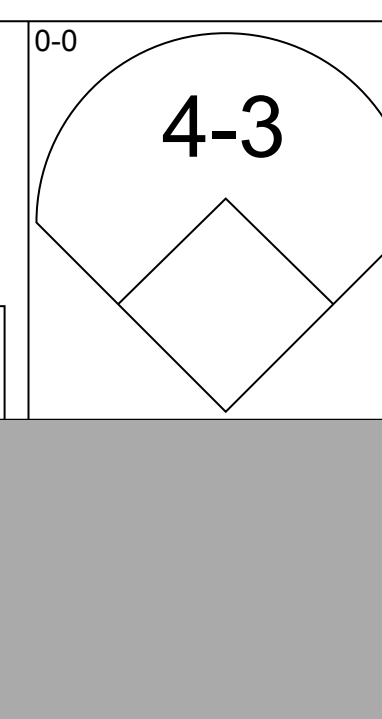
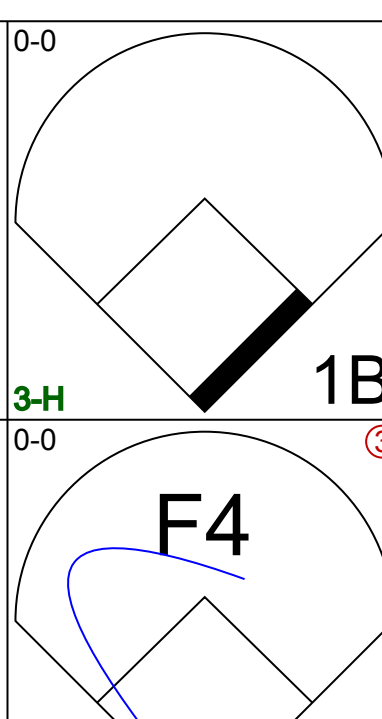
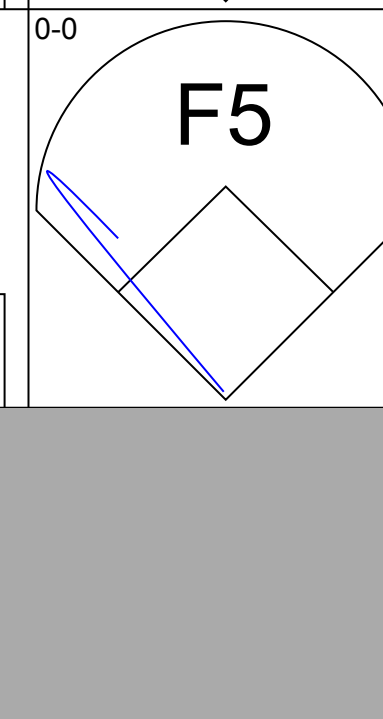
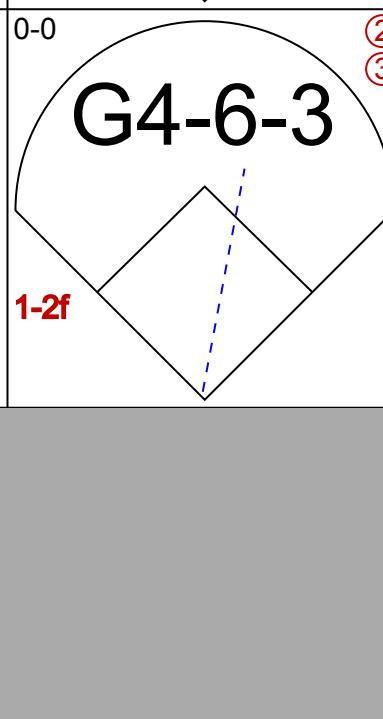
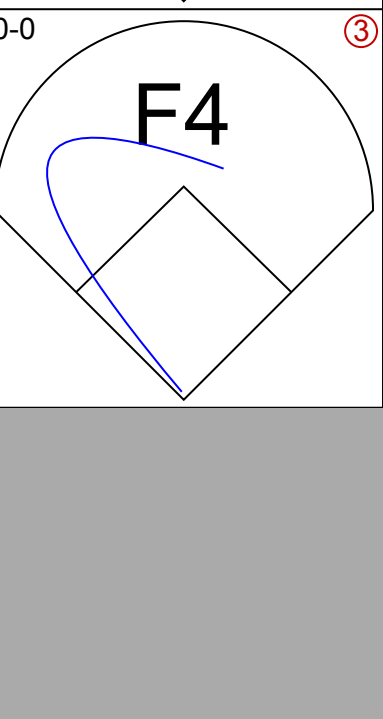
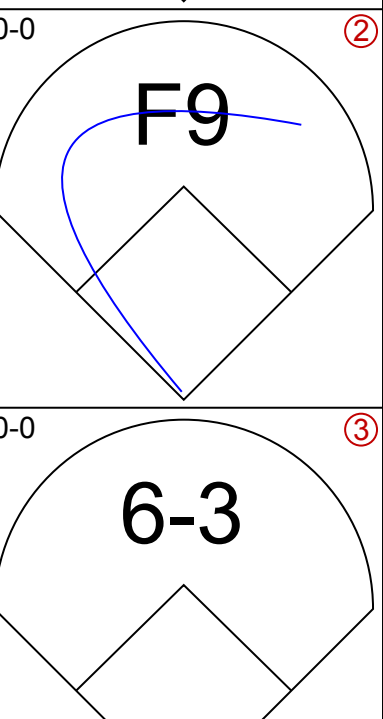





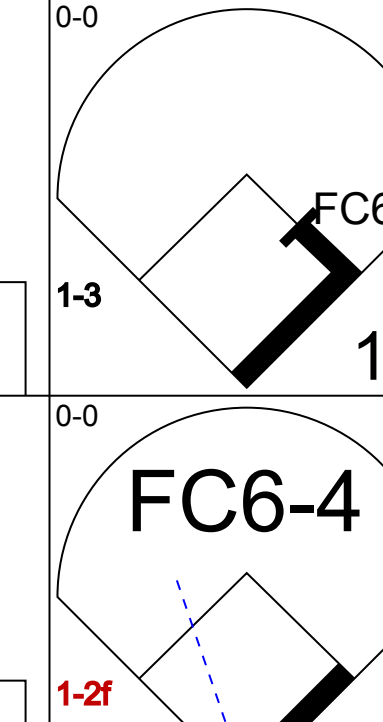
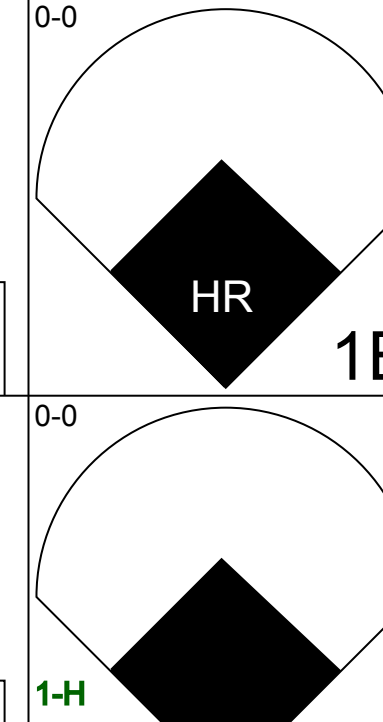
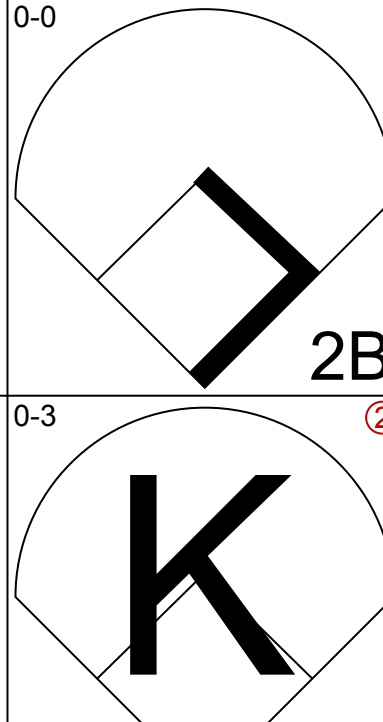

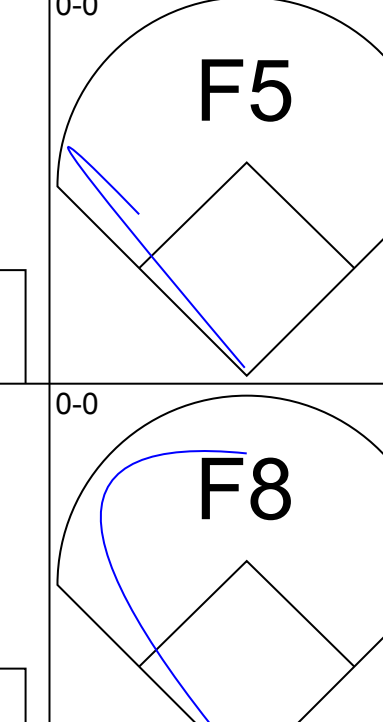
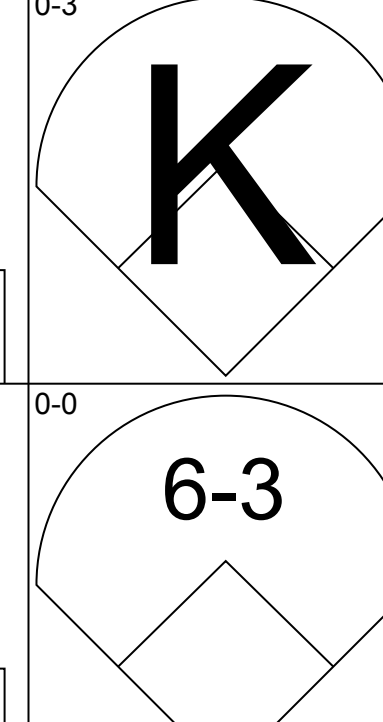
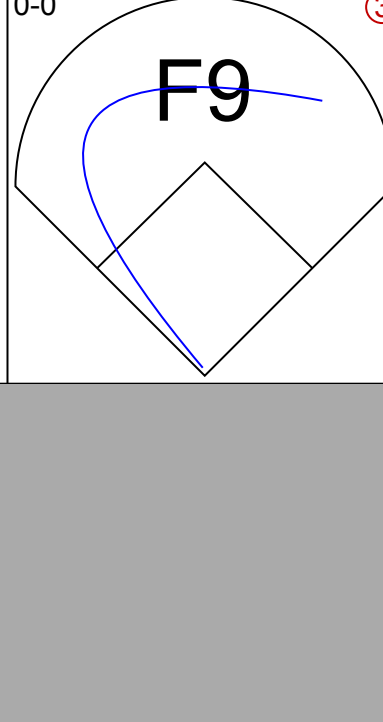

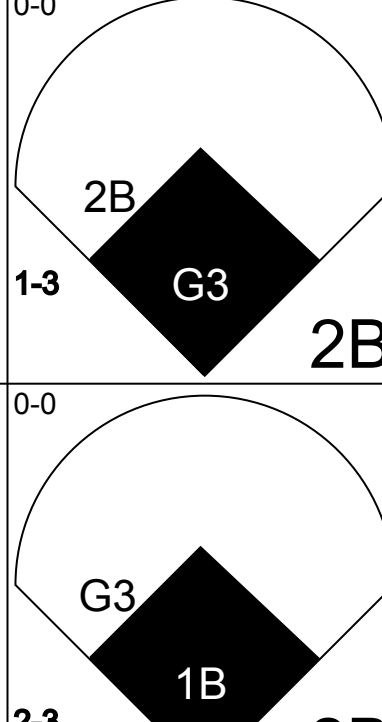
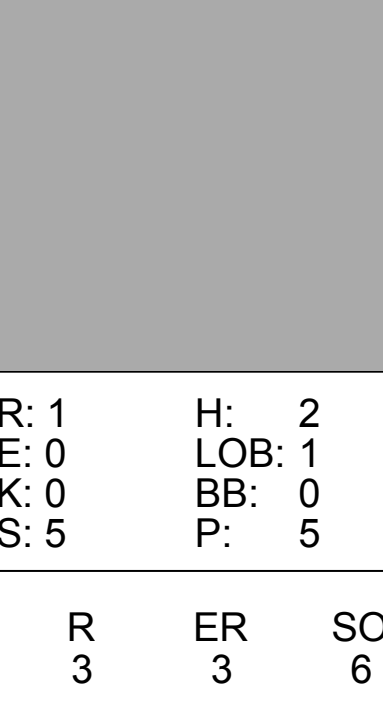
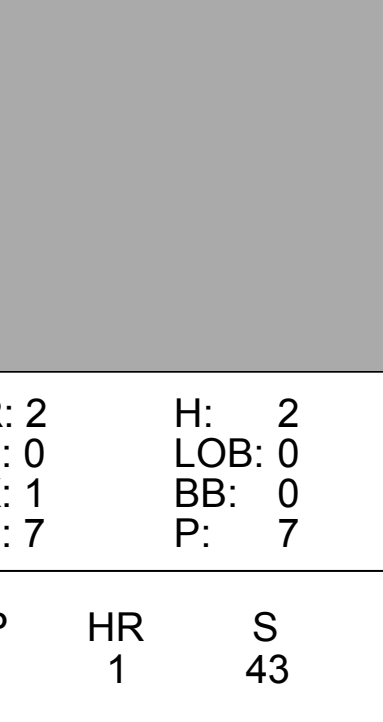
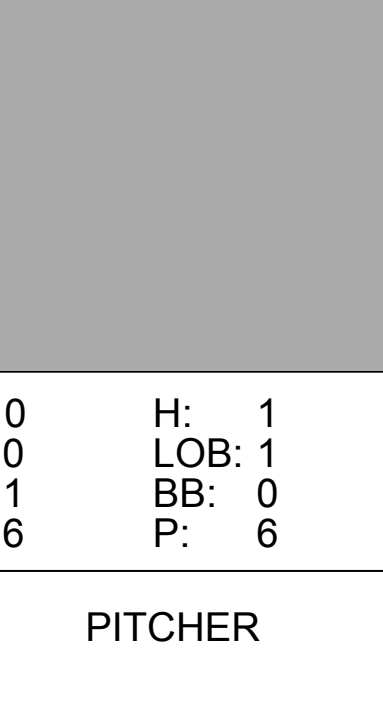
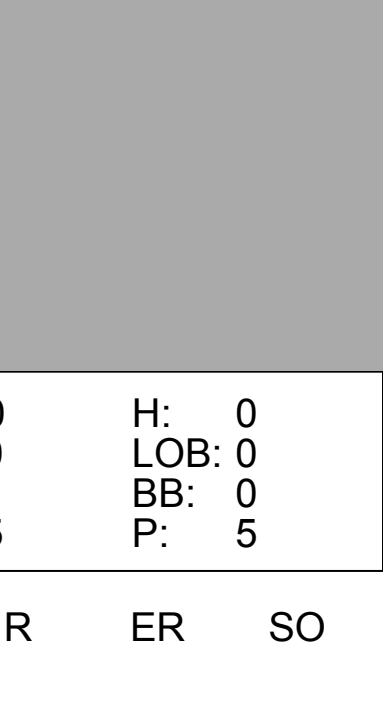
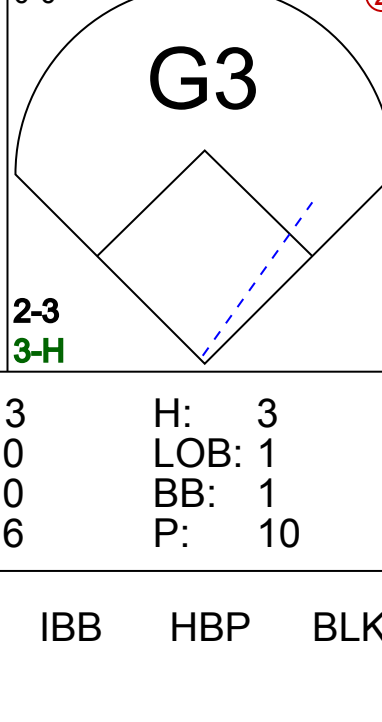
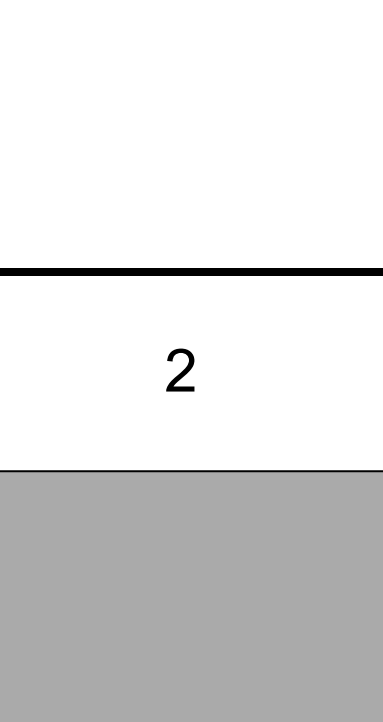
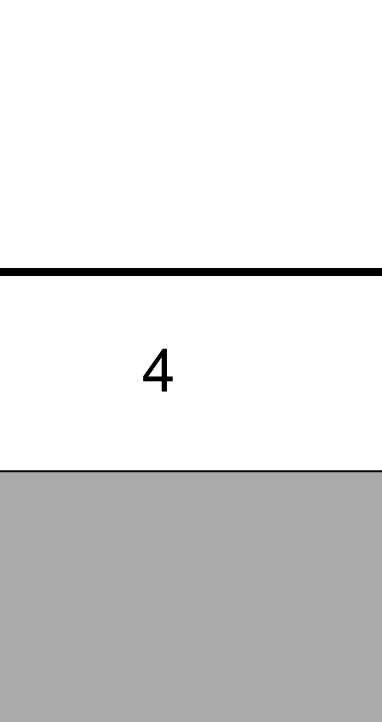
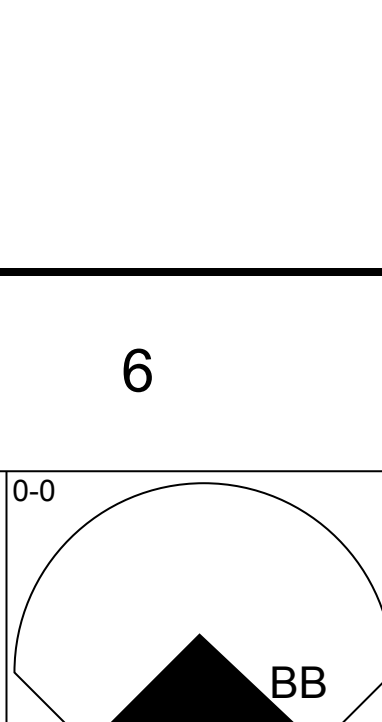
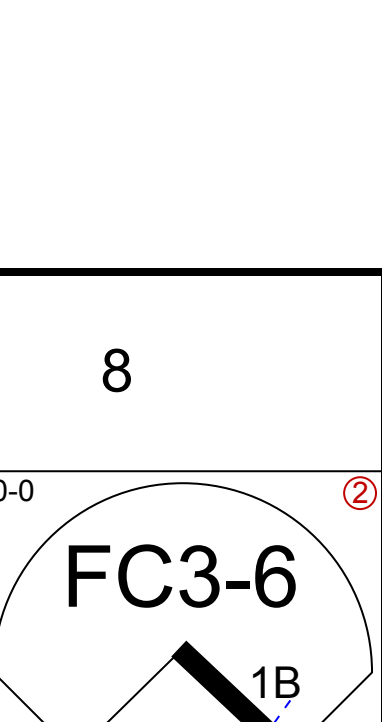
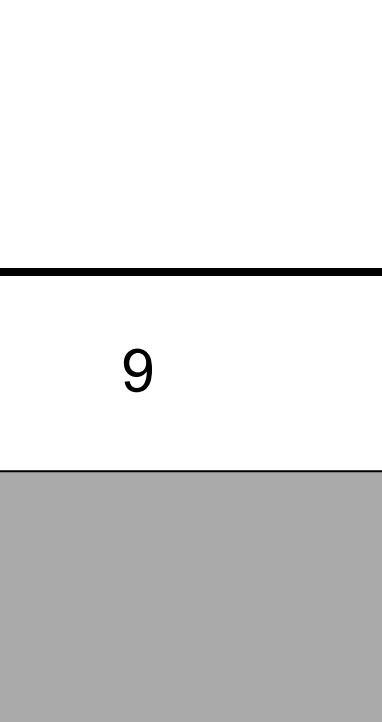

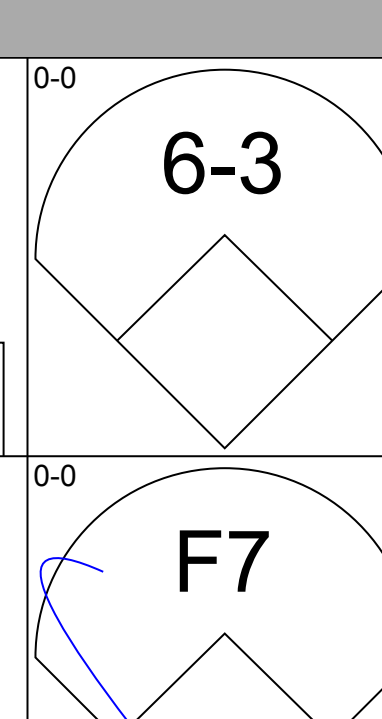
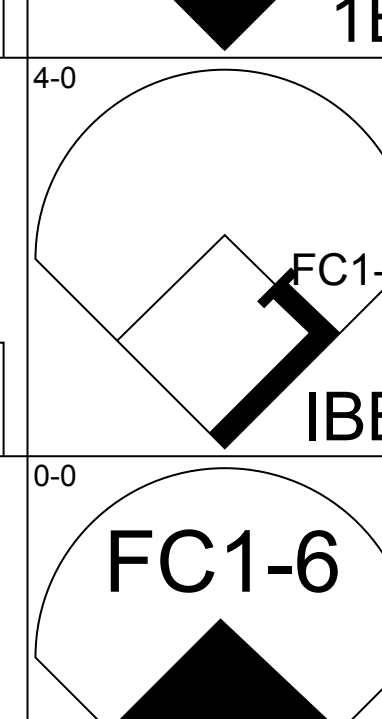



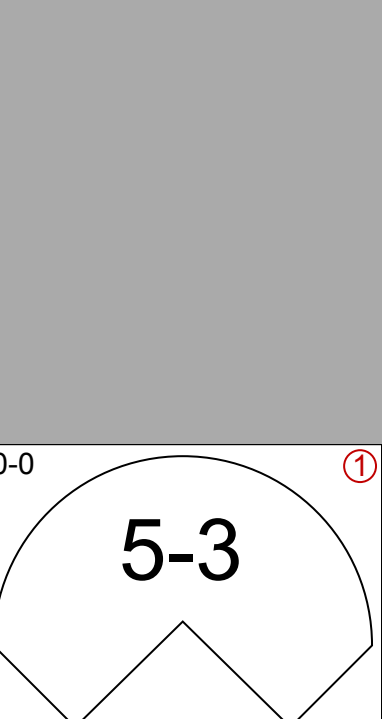
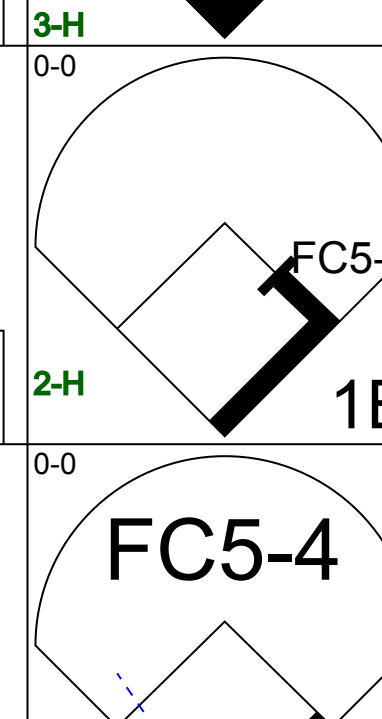

Batter	1	2	3	4	5	6	7	8	9	AB	R	H	RBI	BB	SO	LOB	BOTTOM												
Otis Nixon, S OBP: 0.259, SLG: 0.305										4	1	1	1	0	0	3	Boston Red Sox @ Cleveland Indians Cleveland Municipal Stadium, Cleveland, OH Wed Aug 28 1985, 7:05 PM EDT Att: 5,464 - Unknown												
Tony Bemazzard, S OBP: 0.380, SLG: 0.420										2	1	0	0	2	0	0													
Julio Franco, R OBP: 0.344, SLG: 0.384										4	1	1	4	0	0	2													
Andre Thornton, R OBP: 0.277, SLG: 0.331										3	0	0	0	1	1	0													
Pat Tabler, R OBP: 0.319, SLG: 0.369										3	1	1	1	1	2	0													
Brook Jacoby, R OBP: 0.342, SLG: 0.413										4	0	0	0	0	0	3													
Joe Carter, R OBP: 0.279, SLG: 0.349										4	0	1	0	0	0	0													
Carmen Castillo, R OBP: 0.270, SLG: 0.412 George Vukovich, L OBP: 0.295, SLG: 0.338										2	1	1	0	0	0	0													
Jerry Willard, L OBP: 0.335, SLG: 0.337										2	1	0	0	0	1	3													
Inning Stats	R: 0 E: 0 K: 0 S: 3	H: 0 LOB: 0 BB: 0 P: 3	R: 1 E: 0 K: 0 S: 4	H: 1 LOB: 0 BB: 0 P: 4	R: 0 E: 0 K: 1 S: 5	H: 1 LOB: 0 BB: 0 P: 5	R: 0 E: 0 K: 0 S: 3	H: 0 LOB: 0 BB: 0 P: 3	R: 0 E: 0 K: 1 S: 5	H: 0 LOB: 0 BB: 0 P: 5	R: 2 E: 1 K: 0 S: 5	H: 1 LOB: 3 BB: 3 P: 17	R: 4 E: 0 K: 1 S: 7	H: 2 LOB: 0 BB: 2 P: 15	R: 0 E: 0 K: 1 S: 5	H: 0 LOB: 0 BB: 0 P: 5		1B: 2 2B: 1 3B: 0 HR: 2	SF: 0 SAC: 1 DP: 1 HBP: 0	WP: 1 PB: 0 SB: 1 CS: 0	PA: 34								
PITCHER	IP	WLS	BF	H	R	ER	SO	BB	IBB	HBP	BLK	WP	HR	S	P	ERA	WHIP												
Tim Lollar, L ERA: 4.66	(1, 1)	5.2	L	22	3	3	1	2	2	0	0	0	0	1	1	24	3.750	1.59	0.882										
Mark Clear, R ERA: 3.78	(6, 1)	1.1		9	2	4	4	1	3	0	0	0	1	1	8	20	27.00	3.750											
Bob Stanley, R ERA: 2.87	(8, 1)	1.0		3	0	0	0	1	0	0	0	0	0	0	5	5	0.00	0.000											

AB	28
R	7
H	5
RBI	6
BB	5
SO	4
LOB	11



Batter	1	2	3	4	5	6	7	8	9	AB	R	H	RBI	BB	SO	LOB	TOP						
Dwight Evans, R OBP: 0.373, SLG: 0.412	F9		1B		6-3	K		K		5	1	1	0	1	2	0	Boston Red Sox @ Cleveland Indians Cleveland Municipal Stadium, Cleveland, OH Thu Aug 29 1985, 7:05 PM EDT Att: 6,110 - Unknown livebaseballscorecards.com						
Wade Boggs, L OBP: 0.441, SLG: 0.465 Ed Jurak, R OBP: 0.125, SLG: 0.125	4-3		1B		1B		6-3			3	3	1	0	2	0	0							
Bill Buckner, L OBP: 0.307, SLG: 0.436 Dave Stapleton, R OBP: 0.297, SLG: 0.361	K		1B		1B		WP	F7	F6	5	3	3	1	0	1	1							
Jim Rice, R OBP: 0.328, SLG: 0.433 Steve Lyons, L OBP: 0.339, SLG: 0.361		E	1B		1B		3B	WP	4-3	2	1	2	1	2	0	0							
Tony Armas, R OBP: 0.257, SLG: 0.504 Dave Sax, R OBP: 0.343, SLG: 0.375	E7	2B	1B		K		2B	BB	L3	4	2	3	5	1	1	2							
Mike Easter, L OBP: 0.325, SLG: 0.412	F7		K		1B		2B	2B		4	2	2	3	1	1	2							
Marty Barrett, R OBP: 0.350, SLG: 0.358	6-3				6-3	FC6-4	5-3			5	1	1	2	0	0	5							
Rich Gedman, L OBP: 0.375, SLG: 0.491 Marc Sullivan, R OBP: 0.216, SLG: 0.250	K				L8		G3			5	1	2	4	0	1	1							
Jackie Gutierrez, R OBP: 0.280, SLG: 0.304			F3				5-3	6-3		5	1	2	1	0	0	2							
Inning Stats	R: 0 E: 0 K: 1 S: 5	H: 0 LOB: 0 BB: 0 P: 5	R: 1 E: 1 K: 1 S: 7	H: 2 LOB: 1 BB: 0 P: 7	R: 3 E: 0 K: 1 S: 7	H: 3 LOB: 1 BB: 2 P: 15	R: 0 E: 0 K: 0 S: 3	H: 1 LOB: 1 BB: 0 P: 3	R: 2 E: 0 K: 1 S: 8	H: 3 LOB: 2 BB: 1 P: 12	R: 0 E: 0 K: 1 S: 5	H: 0 LOB: 0 BB: 0 P: 5	R: 4 E: 0 K: 0 S: 7	H: 4 LOB: 2 BB: 1 P: 11	R: 7 E: 0 K: 1 S: 10	H: 5 LOB: 1 BB: 3 P: 22		R: 0 E: 0 K: 0 S: 3	H: 0 LOB: 0 BB: 0 P: 3	1B: 11 2B: 4 3B: 1 HR: 2	SF: 0 SAC: 0 DP: 0 HBP: 0	WP: 3 PB: 0 SB: 1 CS: 0	PA: 50
PITCHER	IP WLS BF H R ER SO BB IBB HBP BLK WP HR S P ERA WHIP																						
Ramon Romero, L ERA: 6.08	(1, 1) 4.1 L 21 7 6 6 3 3 0 0 0 0 1 0 24 36 12.46 2.308																						
Rich Thompson, R ERA: 6.41	(5, 1) 3.1 24 10 11 11 3 4 0 0 0 2 2 26 42 29.70 4.200																						
Jerry Reed, R ERA: 4.81	(8, 1) 1.1 5 1 0 0 0 0 0 0 0 0 0 5 5 0.00 0.750																						

Batter	1	2	3	4	5	6	7	8	9	AB	R	H	RBI	BB	SO	LOB	BOTTOM						
Otis Nixon, S OBP: 0.259, SLG: 0.304	S	5-3			B5-3			F9		4	0	1	0	0	0	2	Boston Red Sox @ Cleveland Indians Cleveland Municipal Stadium, Cleveland, OH Thu Aug 29 1985, 7:05 PM EDT Att: 6,110 - Unknown livebaseballscorecards.com						
Tony Bemazzard, S OBP: 0.356, SLG: 0.416	5-3		K		K2-3			F8		4	0	0	0	0	2	2							
Julio Franco, R OBP: 0.343, SLG: 0.381 Mike Fischlin, R OBP: 0.288, SLG: 0.319	K		6-3				F7	K		3	0	0	0	0	1	1							
Andre Thornton, R OBP: 0.277, SLG: 0.330	K		F8				K			4	0	1	0	0	2	1							
Pat Tabler, R OBP: 0.321, SLG: 0.368		HR			6-3				F8	3	1	1	0	1	0	1							
Brook Jacoby, R OBP: 0.343, SLG: 0.420		HR			F8		K			4	1	2	2	0	1	1							
Joe Carter, R OBP: 0.276, SLG: 0.346		K			F8				F9	4	0	0	0	0	1	2							
Carmen Castillo, R OBP: 0.277, SLG: 0.418					B5-3		K		K	3	0	1	0	1	2	2							
Chris Bando, S OBP: 0.217, SLG: 0.155 Benny Ayala, R OBP: 0.281, SLG: 0.358 Jerry Willard, L OBP: 0.335, SLG: 0.337		F8			F7		K			2	0	0	0	0	0	2							
Inning Stats	R: 0 E: 0 K: 2 S: 8	H: 1 LOB: 1 BB: 0 P: 8	R: 2 E: 0 K: 1 S: 8	H: 3 LOB: 1 BB: 0 P: 8	R: 0 E: 0 K: 1 S: 5	H: 0 LOB: 0 BB: 0 P: 5	R: 0 E: 0 K: 0 S: 3	H: 0 LOB: 0 BB: 0 P: 3	R: 0 E: 0 K: 1 S: 5	H: 0 LOB: 1 BB: 1 P: 9	R: 0 E: 0 K: 2 S: 7	H: 0 LOB: 1 BB: 1 P: 11	R: 0 E: 0 K: 2 S: 7	H: 0 LOB: 0 BB: 0 P: 7	R: 0 E: 0 K: 1 S: 5	H: 0 LOB: 2 BB: 0 P: 7		R: 0 E: 0 K: 1 S: 7	H: 2 LOB: 2 BB: 0 P: 7	1B: 4 2B: 1 3B: 0 HR: 1	SF: 0 SAC: 0 DP: 0 HBP: 0	WP: 0 PB: 0 SB: 1 CS: 0	PA: 35
PITCHER	IP WLS BF H R ER SO BB IBB HBP BLK WP HR S P ERA WHIP																						
Bruce Hurst, L ERA: 4.6	(1, 1) 9.0 W 35 6 2 2 2 11 2 0 0 0 0 1 55 63 2.00 0.889																						

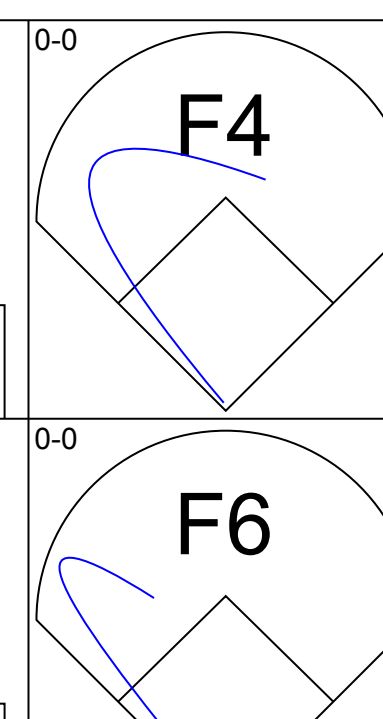
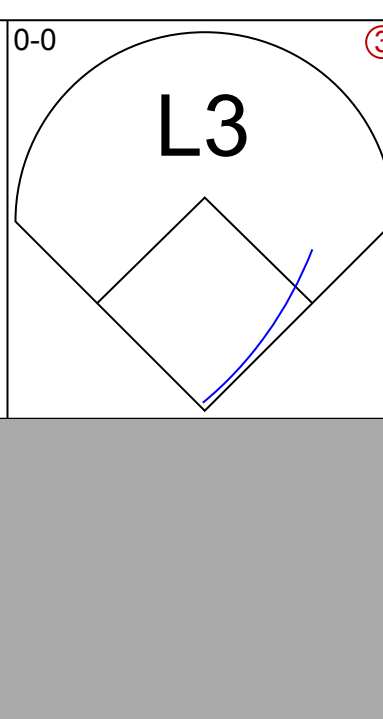
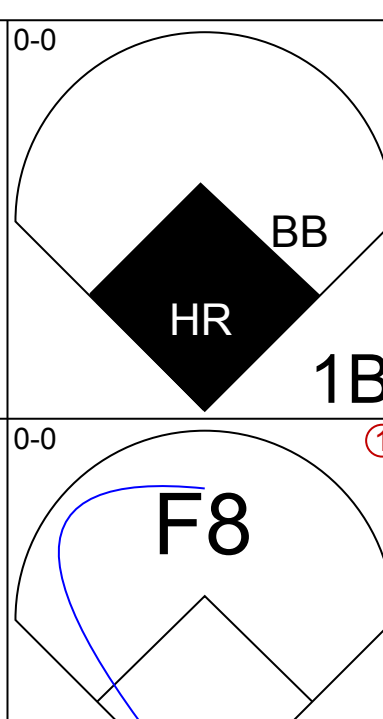
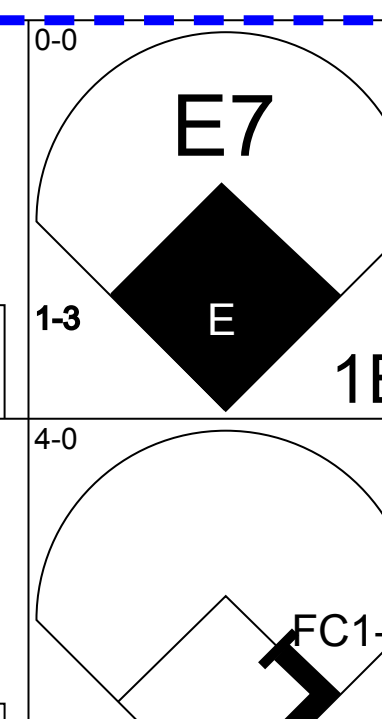
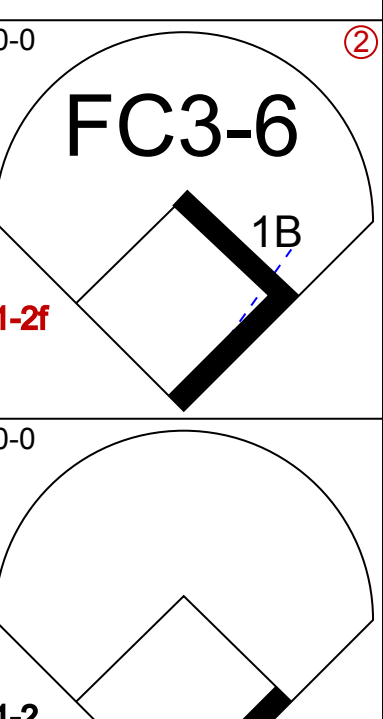
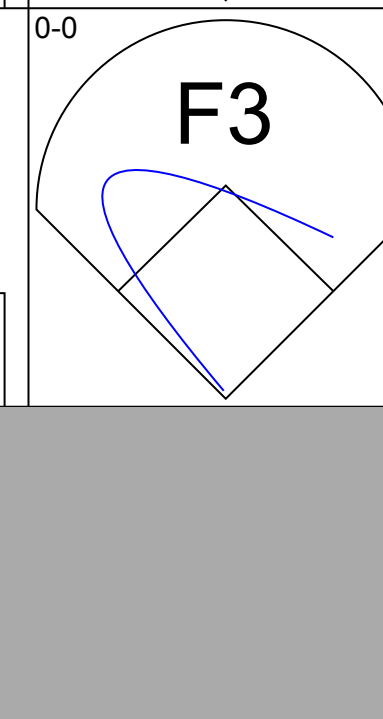
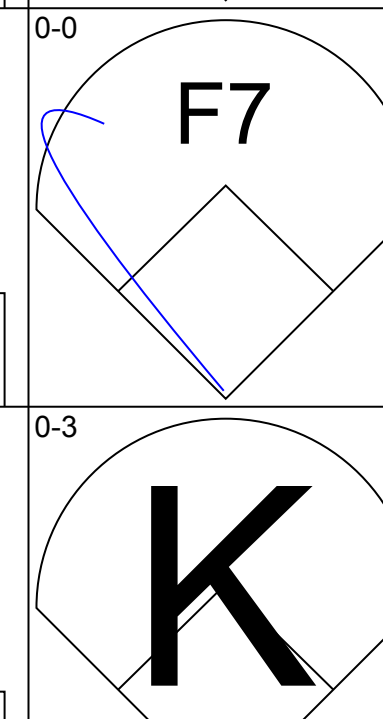
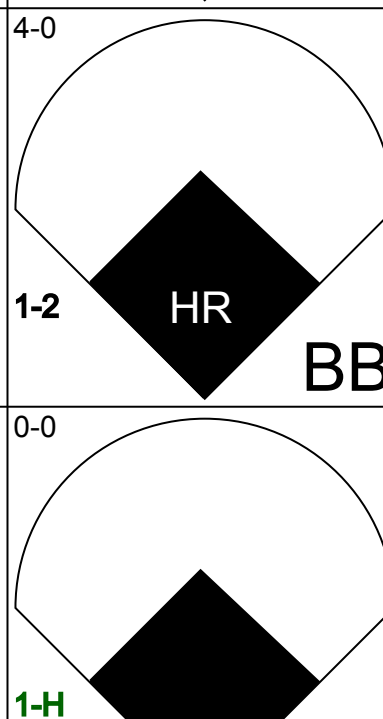
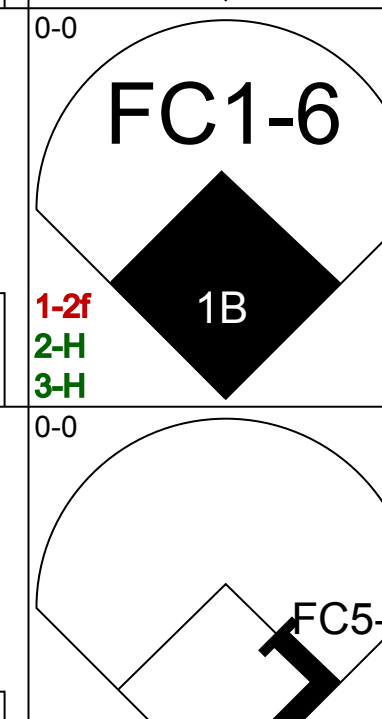
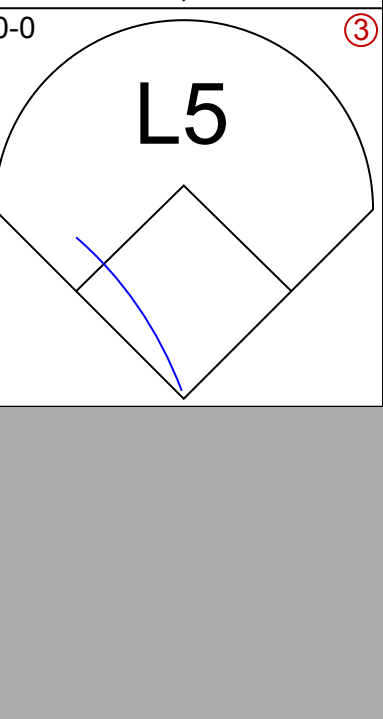


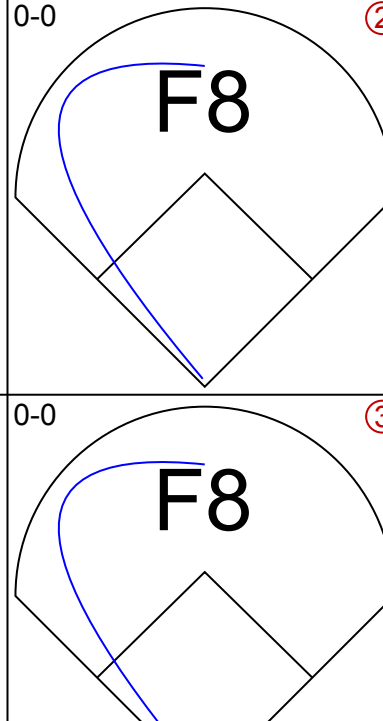
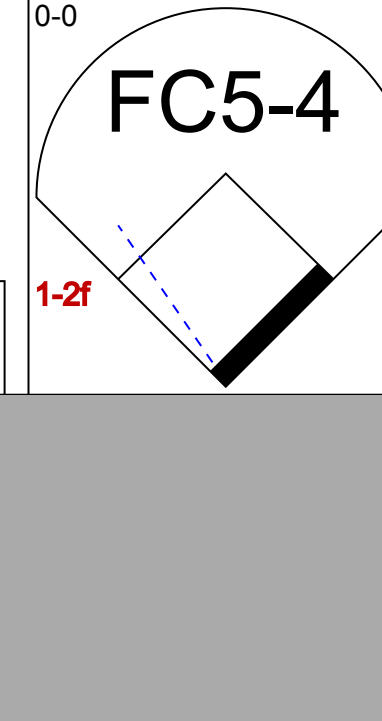
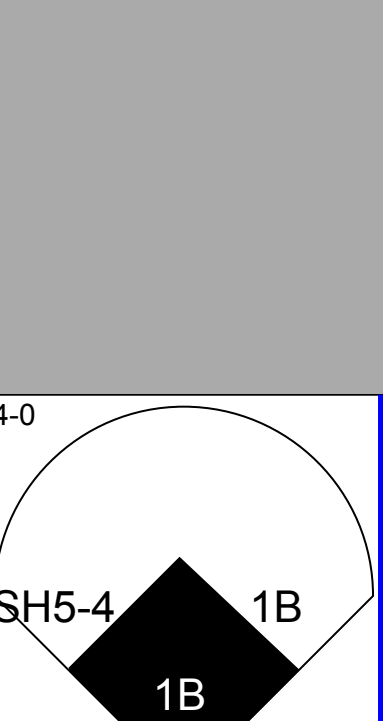
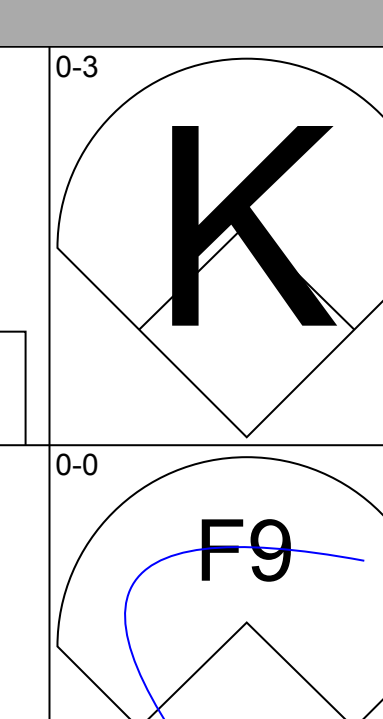
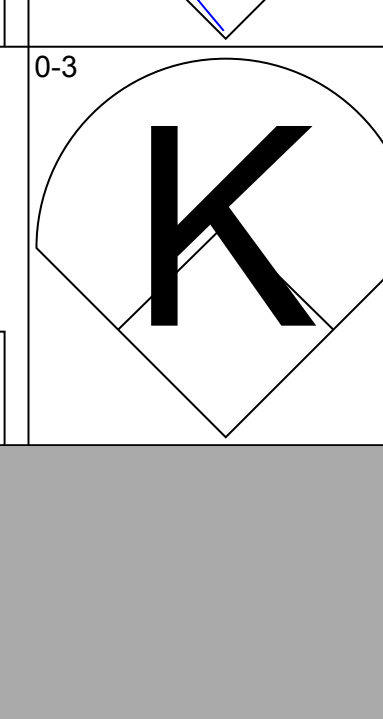
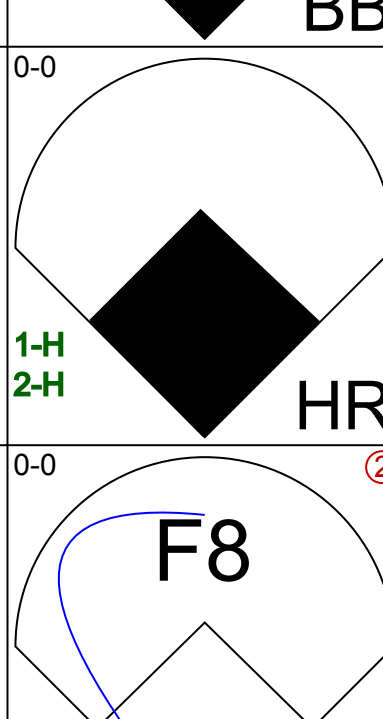
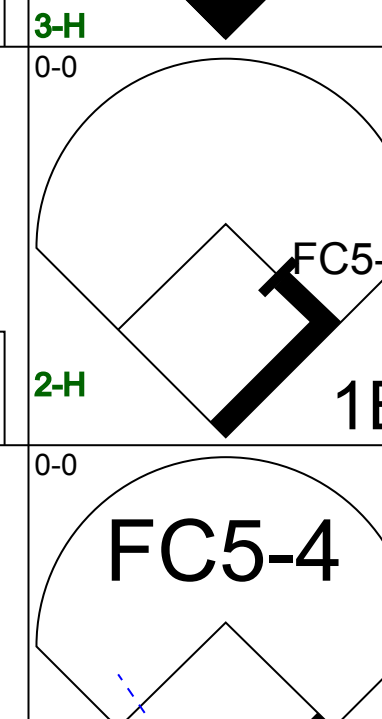


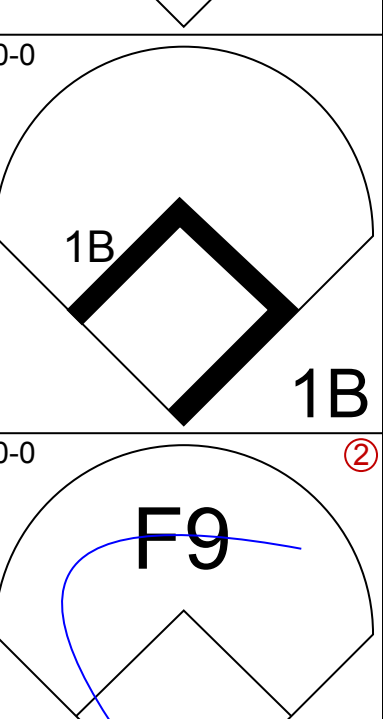
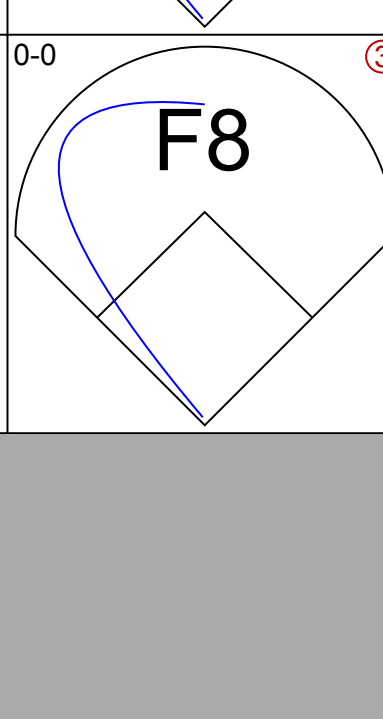
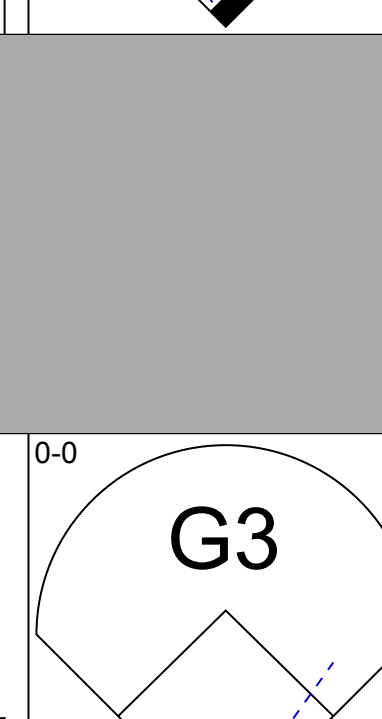

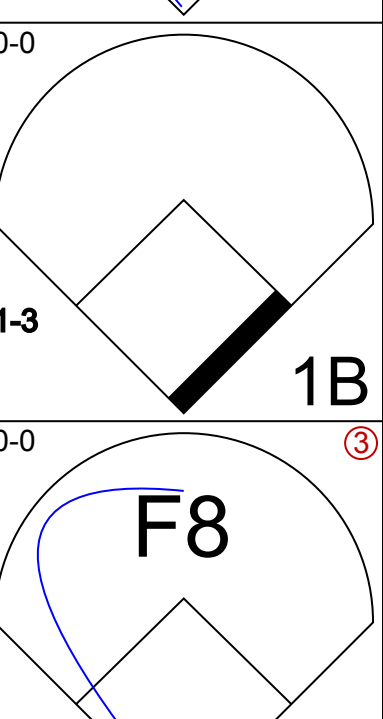

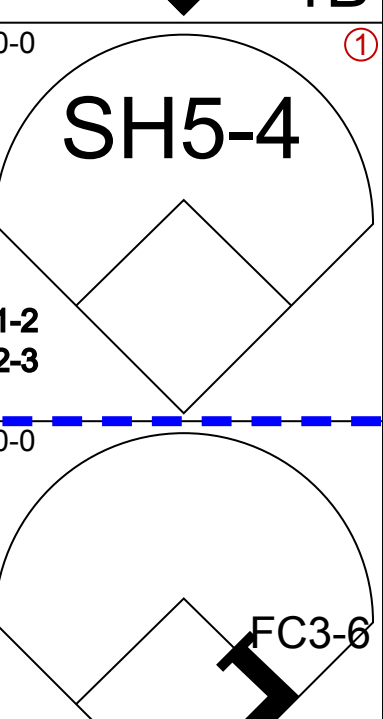

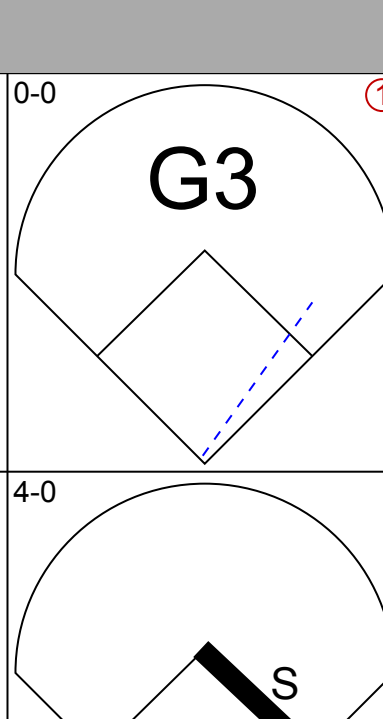
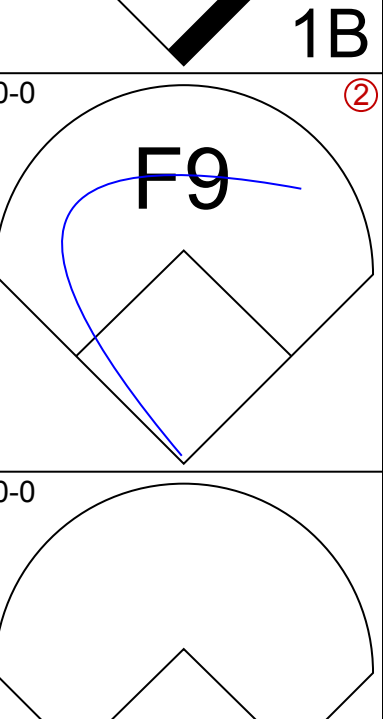
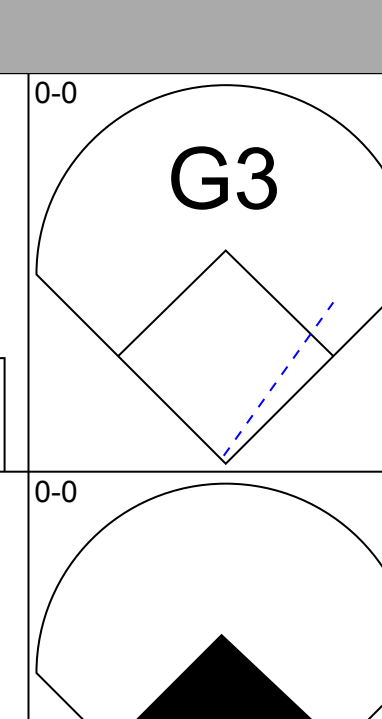
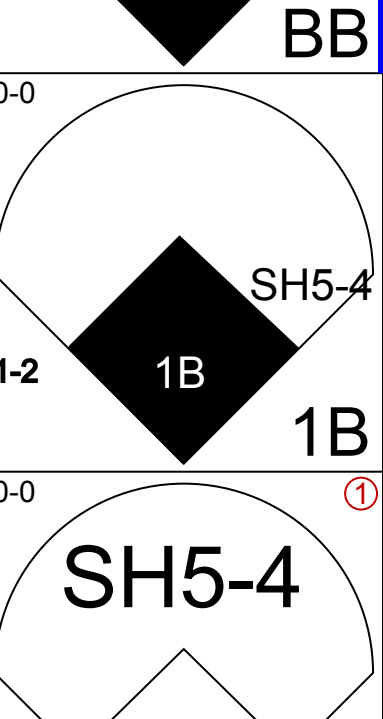

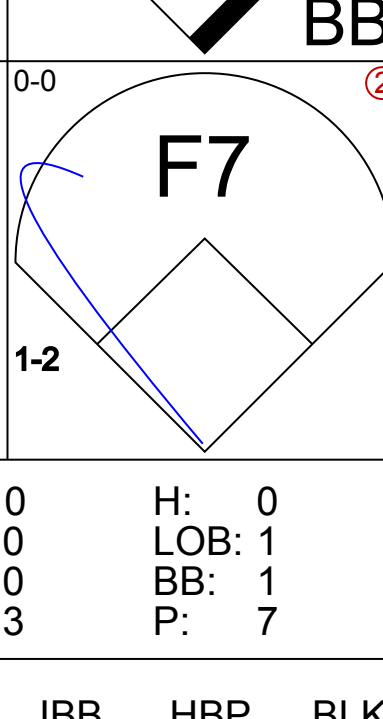
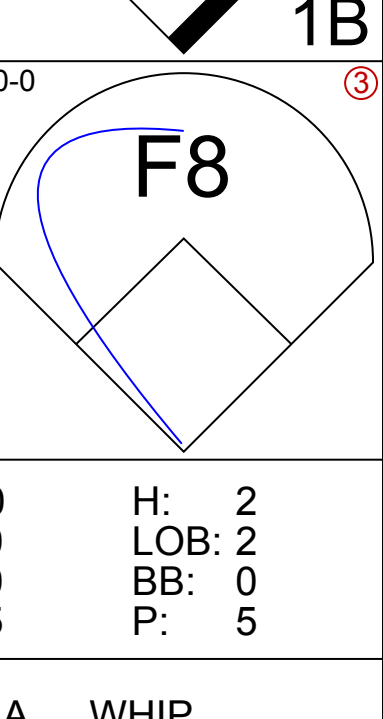
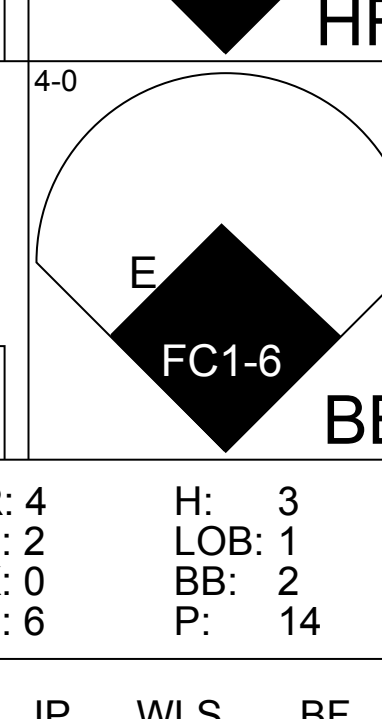
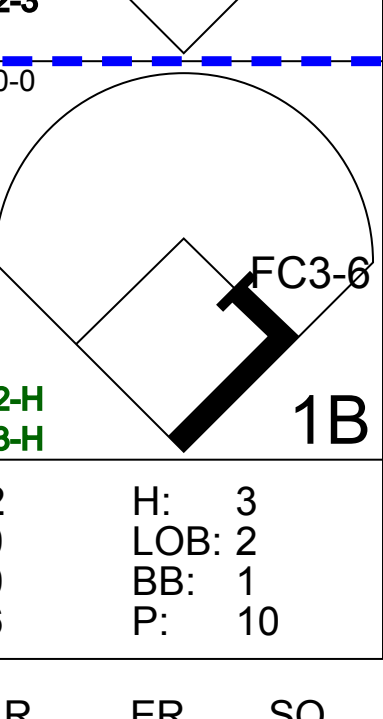




Batter	1	2	3	4	5	6	7	8	9	AB	R	H	RBI	BB	SO	LOB	TOP					
Otis Nixon, S (1, 7) OBP: 0.259, SLG: 0.302 Pat Tabler, R (9, FH) OBP: 0.323, SLG: 0.370										4 0 1 0 0 2 1												
Brett Butler, L (1, 8) OBP: 0.359, SLG: 0.434										5 0 0 0 0 2 3												
Julio Franco, R (1, 6) OBP: 0.340, SLG: 0.378										4 0 0 0 0 0 3												
Andre Thornton, R (1, 10) OBP: 0.276, SLG: 0.329										4 1 1 0 0 0 0												
Mike Hargrove, L (1, 3) OBP: 0.361, SLG: 0.331										3 2 3 0 1 0 0												
Brook Jacoby, R (1, 5) OBP: 0.342, SLG: 0.425										4 1 1 3 0 1 3												
George Vukovich, L (1, 9) OBP: 0.295, SLG: 0.340										4 1 1 0 0 1 2												
Tony Bernazard, S (1, 4) OBP: 0.355, SLG: 0.417										4 1 1 1 0 0 1												
Jerry Willard, L (1, 2) OBP: 0.333, SLG: 0.335									4 0 1 1 0 0 1													
Inning Stats	R: 0 E: 0 K: 2 S: 7	H: 0 LOB: 0 BB: 0 P: 7	R: 1 E: 0 K: 0 S: 5	H: 2 LOB: 1 BB: 0 P: 5	R: 0 E: 1 K: 1 S: 6	H: 1 LOB: 1 BB: 0 P: 6	R: 2 E: 0 K: 1 S: 7	H: 2 LOB: 0 BB: 0 P: 7	R: 0 E: 0 K: 0 S: 4	H: 1 LOB: 1 BB: 0 P: 4	R: 0 E: 0 K: 1 S: 6	H: 1 LOB: 0 BB: 0 P: 6	R: 0 E: 0 K: 0 S: 3	H: 0 LOB: 0 BB: 0 P: 3	R: 0 E: 0 K: 1 S: 5	H: 0 LOB: 0 BB: 1 P: 5	R: 3 E: 0 K: 0 S: 6	H: 3 LOB: 1 BB: 1 P: 10	1B: 6 2B: 3 3B: 0 HR: 1	SF: 0 SAC: 0 DP: 1 HBP: 0	WP: 0 PB: 0 SB: 0 CS: 0	PA: 38
PITCHER	IP	WLS	BF	H	R	ER	SO	BB	IBB	HBP	BLK	WP	HR	S	P	ERA	WHIP					
Moose Haas, R (1, 1) ERA: 3.83 Bob Gibson, R (9, 1) ERA: 3.95	8.0	W	31	7	3	3	6	0	0	0	0	0	1	43	43	3.38	0.875					
	1.0		7	3	3	3	0	1	0	0	0	0	0	6	10	27.00	4.000					

Cleveland Indians @ Milwaukee Brewers
 Milwaukee County Stadium, Milwaukee, WI

AB 37
 R 6
 H 10
 RBI 6
 BB 1
 SO 6
 LOB 14




WP: 0 PA: 38
 PB: 0
 SB: 0
 CS: 0

Batter	1	2	3	4	5	6	7	8	9	AB	R	H	RBI	BB	SO	LOB	BOTTOM				
Ernest Riles, L (1, 6) OBP: 0.353, SLG: 0.413										5 2 2 0 0 0 2											
Robin Yount, R (1, 8) OBP: 0.340, SLG: 0.442										4 0 1 0 1 0 1											
Cecil Cooper, L (1, 3) OBP: 0.328, SLG: 0.471										4 2 0 1 1 0 3											
Ted Simmons, S (1, 10) OBP: 0.347, SLG: 0.421										4 1 2 4 0 2 0											
Bill Schroeder, R (1, 2) OBP: 0.299, SLG: 0.421										4 0 0 0 0 0 1											
Randy Ready, R (1, 7) OBP: 0.319, SLG: 0.359 Paul Householder, S (9, 7) OBP: 0.284, SLG: 0.311										3 1 1 0 1 0 0											
Rick Manning, L (1, 9) OBP: 0.267, SLG: 0.284										4 1 1 0 0 0 1											
Jim Gantner, L (1, 5) OBP: 0.286, SLG: 0.314										2 1 2 1 1 0 0											
Ed Romero, R (1, 4) OBP: 0.333, SLG: 0.313										3 1 1 2 1 0 3											
Inning Stats	R: 0 E: 0 K: 0 S: 3	H: 0 LOB: 0 BB: 0 P: 3	R: 0 E: 0 K: 1 S: 5	H: 0 LOB: 0 BB: 0 P: 5	R: 0 E: 0 K: 1 S: 3	H: 0 LOB: 1 BB: 1 P: 7	R: 0 E: 0 K: 1 S: 5	H: 0 LOB: 0 BB: 0 P: 5	R: 0 E: 0 K: 0 S: 5	H: 2 LOB: 2 BB: 0 P: 5	R: 3 E: 0 K: 0 S: 5	H: 2 LOB: 1 BB: 1 P: 9	R: 4 E: 2 K: 0 S: 6	H: 3 LOB: 1 BB: 2 P: 14	R: 2 E: 0 K: 0 S: 6	H: 3 LOB: 2 BB: 1 P: 10	1B: 8 2B: 0 3B: 0 HR: 2	SF: 0 SAC: 1 DP: 0 HBP: 0	WP: 0 PB: 0 SB: 1 CS: 0	PA: 39	
PITCHER	IP	WLS	BF	H	R	ER	SO	BB	IBB	HBP	BLK	WP	HR	S	P	ERA	WHIP				
Tom Waddell, R (1, 1) ERA: 3.87 Bryan Clark, L (7, 1) ERA: 5.95 Vern Ruhle, R (8, 1) ERA: 4.61	6.1	L	27	5	5	5	2	3	0	0	0	0	0	6	14	7.11	1.263				
	1.0		8	3	4	3	0	1	1	0	0	0	0	4	4	0.00	3.000				

Cleveland Indians @ Milwaukee Brewers
 Milwaukee County Stadium, Milwaukee, WI

AB 33
 R 9
 H 10
 RBI 8
 BB 5
 SO 2
 LOB 11



WP: 0 PA: 39
 PB: 0
 SB: 1
 CS: 0

Batter	1	2	3	4	5	6	7	8	9	AB	R	H	RBI	BB	SO	LOB	TOP		
Brett Butler, L OBP: 0.362, SLG: 0.436 (1, 8)										3	3	2	1	1	0	1	Cleveland Indians @ Milwaukee Brewers Milwaukee County Stadium, Milwaukee, WI Sat Aug 31 1985, 8:05 PM EDT Att: 10,780 - Unknown		
Tony Bemazard, S OBP: 0.354, SLG: 0.414 (1, 4)										5	0	1	1	0	0	6			
Julio Franco, R OBP: 0.341, SLG: 0.379 (1, 6)										4	1	1	3	1	1	1			
Andre Thornton, R OBP: 0.279, SLG: 0.331 (1, 10)										4	0	2	0	0	0	1			
Mike Fischlin, R OBP: 0.298, SLG: 0.319 (8, PR)										0	0	0	0	0	0	0			
Mike Hargrove, L OBP: 0.364, SLG: 0.335 (9, PH)										1	0	1	1	0	0	0			
Pat Tabler, R OBP: 0.321, SLG: 0.371 (1, 3)										4	1	1	1	0	1	3			
Benny Avila, R OBP: 0.287, SLG: 0.339 (1, 7)										3	0	0	0	0	0	1			
Otis Nixon, S OBP: 0.259, SLG: 0.302 (7, 7)										0	0	0	0	0	0	0			
Joe Carter, R OBP: 0.275, SLG: 0.345 (8, PH)										1	0	0	0	0	0	1			
Joe Carter, R OBP: 0.275, SLG: 0.345 (8, 7)																			
Brook Jacoby, R OBP: 0.340, SLG: 0.422 (1, 5)										4	0	0	1	0	1	0			
Carmen Castillo, R OBP: 0.278, SLG: 0.412 (1, 9)										2	0	0	0	1	1	0			
George Vukovich, L OBP: 0.297, SLG: 0.342 (9, PH)										1	1	1	0	0	0	0			
Chris Bando, S OBP: 0.225, SLG: 0.171 (1, 2)										3	1	2	0	0	0	1			
Jerry Willard, L OBP: 0.336, SLG: 0.338 (9, PH)										1	1	1	0	0	0	0			
Inning Stats	R: 1 E: 0 K: 0 S: 4	H: 1 LOB: 0 BB: 0 P: 4	R: 1 E: 0 K: 1 S: 6	H: 1 LOB: 0 BB: 0 P: 6	R: 0 E: 0 K: 1 S: 6	H: 1 LOB: 0 BB: 0 P: 6	R: 0 E: 0 K: 0 S: 3	H: 0 LOB: 2 BB: 2 P: 11	R: 0 E: 0 K: 0 S: 5	H: 0 LOB: 0 BB: 0 P: 5	R: 0 E: 0 K: 0 S: 3	H: 0 LOB: 0 BB: 0 P: 3	R: 3 E: 1 K: 0 S: 7	H: 3 LOB: 1 BB: 0 P: 7	R: 3 E: 0 K: 1 S: 9	H: 5 LOB: 2 BB: 1 P: 13	1B: 9 2B: 3 3B: 0 HR: 0	SF: 1 SAC: 1 DP: 2 HBP: 0	WP: 0 PA: 41 PB: 0 SB: 1 CS: 1
PITCHER	IP WLS BF H R ER SO BB IBB HBP BLK WP HR S P ERA WHIP																		
Teddy Higuera, L ERA: 4.34 (1, 1)	7.2 W 32 7 5 2 3 2 0 0 0 0 0 0 36 44 2.35 1.174																		
Rolie Fingers, R ERA: 4.7 (8, 1)	0.2 S 6 4 3 3 1 0 0 0 0 0 0 0 8 8 40.50 6.000																		
Bob Gibson, R ERA: 3.54 (9, 1)	0.2 S 3 1 0 0 0 1 0 0 0 0 0 0 2 6 0.00 3.000																		

Batter	1	2	3	4	5	6	7	8	9	AB	R	H	RBI	BB	SO	LOB	BOTTOM			
Paul Molitor, R OBP: 0.361, SLG: 0.411 (1, 5)										4	1	3	3	1	0	0	Cleveland Indians @ Milwaukee Brewers Milwaukee County Stadium, Milwaukee, WI Sat Aug 31 1985, 8:05 PM EDT Att: 10,780 - Unknown			
Paul Householder, S OBP: 0.294, SLG: 0.311 (7, PR)										0	0	0	0	0	0	0				
Robin Yount, R OBP: 0.343, SLG: 0.444 (1, 8)											5	1	3	3	0	0		2		
Cecil Cooper, L OBP: 0.330, SLG: 0.472 (1, 3)											4	0	2	2	1	1		0		
Ted Simmons, S OBP: 0.346, SLG: 0.418 (1, 10)										5	0	1	0	0	0	6				
Ernest Riles, L OBP: 0.351, SLG: 0.410 (1, 6)										5	0	1	0	0	0	4				
Bill Schroeder, R OBP: 0.302, SLG: 0.426 (1, 2)										5	1	2	0	0	0	2				
Randy Ready, R OBP: 0.303, SLG: 0.338 (1, 7)										4	1	0	0	0	0	2				
Jim Gantner, L OBP: 0.293, SLG: 0.321 (1, 4)										3	3	3	1	1	0	0				
Ed Romero, R OBP: 0.341, SLG: 0.324 (1, 9)										3	3	2	1	1	1	1				
Inning Stats	R: 0 E: 0 K: 1 S: 4	H: 0 LOB: 0 BB: 1 P: 8	R: 0 E: 0 K: 0 S: 3	H: 1 LOB: 0 BB: 0 P: 3	R: 3 E: 1 K: 0 S: 7	H: 4 LOB: 2 BB: 1 P: 11	R: 0 E: 0 K: 1 S: 6	H: 2 LOB: 1 BB: 0 P: 6	R: 1 E: 1 K: 0 S: 5	H: 2 LOB: 1 BB: 0 P: 5	R: 3 E: 1 K: 0 S: 7	H: 4 LOB: 2 BB: 1 P: 11	R: 3 E: 0 K: 0 S: 6	H: 3 LOB: 1 BB: 1 P: 10	R: 0 E: 0 K: 0 S: 4	H: 1 LOB: 1 BB: 0 P: 4		1B: 14 2B: 3 3B: 0 HR: 0	SF: 0 SAC: 0 DP: 3 HBP: 0	WP: 0 PA: 42 PB: 0 SB: 0 CS: 1
PITCHER	IP WLS BF H R ER SO BB IBB HBP BLK WP HR S P ERA WHIP																			
Neal Heaton, L ERA: 4.47 (1, 1)	5.1 L 26 10 6 5 2 2 0 0 0 0 0 0 28 36 8.44 2.250																			
Jerry Reed, R ERA: 4.99 (6, 1)	0.0 3 3 1 1 0 0 0 0 0 0 0 0 3 3																			
Ramon Romero, L ERA: 6.28 (6, 1)	2.2 13 4 3 3 0 2 0 0 0 0 0 0 11 19 10.12 2.250																			

Batter	1	2	3	4	5	6	7	8	9	AB	R	H	RBI	BB	SO	LOB	TOP										
Brett Butler, L OBP: 0.366, SLG: 0.437 (1, 8)										5	2	2	0	0	2	3	Cleveland Indians @ Toronto Blue Jays Exhibition Stadium, Toronto, ON Mon Sep 02 1985, 3:33 AM EDT Att: 31,239 - Unknown										
Tony Bernazard, S OBP: 0.357, SLG: 0.413 (1, 4)										3	0	2	1	1	0	0											
Julio Franco, R OBP: 0.343, SLG: 0.384 (1, 6)										4	0	2	1	0	0	4											
Andre Thornton, R OBP: 0.276, SLG: 0.328 (1, 10)										4	0	0	0	0	1	3											
Mike Hargrove, L OBP: 0.363, SLG: 0.335 (1, 3)										4	0	1	0	0	1	2											
Brook Jacoby, R OBP: 0.340, SLG: 0.422 (1, 5)										4	0	0	0	0	3	3											
George Vukovich, L OBP: 0.296, SLG: 0.338 (1, 9)										3	0	0	0	1	0	1											
Joe Carter, R OBP: 0.284, SLG: 0.359 (1, 7)										4	0	2	0	0	0	0											
Jerry Willard, L OBP: 0.333, SLG: 0.332 (1, 2)										3	0	1	0	0	0	1											
Otis Nixon, S OBP: 0.252, SLG: 0.294 (9, PR)										0	0	0	0	0	0	0											
Inning Stats	R: 1 E: 1 K: 3 S: 12	H: 3 LOB: 2 BB: 0 P: 12	R: 0 E: 0 K: 0 S: 4	H: 1 LOB: 3 BB: 2 P: 12	R: 0 E: 0 K: 1 S: 6	H: 1 LOB: 1 BB: 0 P: 6	R: 1 E: 0 K: 0 S: 5	H: 3 LOB: 1 BB: 0 P: 5	R: 0 E: 0 K: 0 S: 5	H: 0 LOB: 0 BB: 0 P: 5	R: 0 E: 0 K: 1 S: 6	H: 1 LOB: 1 BB: 0 P: 6	R: 0 E: 0 K: 0 S: 3	H: 0 LOB: 0 BB: 0 P: 3	R: 0 E: 0 K: 1 S: 6	H: 1 LOB: 1 BB: 0 P: 6	R: 0 E: 0 K: 0 S: 3	H: 0 LOB: 0 BB: 0 P: 3	R: 0 E: 0 K: 1 S: 5	H: 1 LOB: 1 BB: 0 P: 5	1B: 10 2B: 0 3B: 0 HR: 0	SF: 0 SAC: 1 DP: 0 HBP: 0	WP: 0 PB: 0 SB: 1 CS: 1	PA: 37			
PITCHER	IP	WLS	BF	H	R	ER	SO	BB	IBB	HBP	BLK	WP	HR	S	P	ERA	WHIP										
Dave Stieb, R ERA: 2.35 (1, 1)	7.0	W	31	9	2	2	6	2	0	0	0	0	0	41	49	2.57	1.571										
Tom Henke, R ERA: 1.14 (8, 1)	2.0	S	6	1	0	0	1	0	0	0	0	0	0	8	8	0.00	0.500										

AB 34
R 2
H 10
RBI 2
BB 2
SO 7
LOB 17



Batter	1	2	3	4	5	6	7	8	9	AB	R	H	RBI	BB	SO	LOB	BOTTOM										
Damaso Garcia, R OBP: 0.303, SLG: 0.363 (1, 4)										4	0	0	0	0	1	2	Cleveland Indians @ Toronto Blue Jays Exhibition Stadium, Toronto, ON Mon Sep 02 1985, 3:33 AM EDT Att: 31,239 - Unknown										
Lloyd Moseby, L OBP: 0.341, SLG: 0.401 (1, 8)										4	1	2	1	0	0	1											
Cliff Johnson, R OBP: 0.336, SLG: 0.439 (1, 10)										2	0	1	0	2	0	1											
George Bell, R OBP: 0.336, SLG: 0.508 (1, 7)										4	0	1	1	0	0	3											
Jesse Barfield, R OBP: 0.362, SLG: 0.515 (1, 9)										4	0	0	0	0	2	2											
Willie Upshaw, L OBP: 0.333, SLG: 0.429 (1, 3)										4	0	0	0	0	1	2											
Garth Iorg, R OBP: 0.358, SLG: 0.434 (1, 5)										3	1	1	1	0	0	0											
Tony Fernandez, S OBP: 0.334, SLG: 0.385 (1, 6)										3	0	0	0	0	1	0											
Ernie Whitt, L OBP: 0.341, SLG: 0.484 (1, 2)										2	1	1	0	1	0	0											
Inning Stats	R: 1 E: 0 K: 1 S: 7	H: 2 LOB: 2 BB: 1 P: 11	R: 0 E: 0 K: 0 S: 3	H: 0 LOB: 0 BB: 0 P: 3	R: 0 E: 0 K: 1 S: 5	H: 0 LOB: 1 BB: 1 P: 9	R: 1 E: 0 K: 2 S: 8	H: 1 LOB: 0 BB: 0 P: 8	R: 0 E: 0 K: 0 S: 4	H: 1 LOB: 2 BB: 1 P: 8	R: 0 E: 0 K: 0 S: 3	H: 0 LOB: 0 BB: 0 P: 3	R: 1 E: 0 K: 1 S: 7	H: 2 LOB: 1 BB: 0 P: 7	R: 0 E: 0 K: 0 S: 3	H: 0 LOB: 0 BB: 0 P: 3	1B: 3 2B: 2 3B: 0 HR: 1	SF: 0 SAC: 0 DP: 0 HBP: 0	WP: 0 PB: 0 SB: 0 CS: 0	PA: 33							
PITCHER	IP	WLS	BF	H	R	ER	SO	BB	IBB	HBP	BLK	WP	HR	S	P	ERA	WHIP										
Curt Wardle, L ERA: 5.58 (1, 1)	7.0	L	30	6	3	3	5	3	0	0	0	0	0	37	49	3.86	1.286										
Vern Ruhle, R ERA: 4.56 (8, 1)	1.0		3	0	0	0	0	0	0	0	0	0	0	3	3	0.00	0.000										



Batter	1	2	3	4	5	6	7	8	9	AB	R	H	RBI	BB	SO	LOB	TOP								
Brett Butler, L OBP: 0.367, SLG: 0.438 (1, 8)	4-1		CS 1B		6-3			FC3-6 1B		4	0	2	0	0	0	0									
Tony Bernazard, S OBP: 0.356, SLG: 0.411 (1, 4)	5-3 1B		F7			K		FC3-6 6-3 1-2		4	0	1	0	0	1	2									
Julio Franco, R OBP: 0.343, SLG: 0.383 (1, 6)	5-3 1-2		CS 1-2	K		WP 1B		6-3 2-3		4	0	1	0	0	1	2									
Andre Thornton, R OBP: 0.278, SLG: 0.328 (1, 10)	F9			G5-4-3 1B		FC5-4 BB		F5		3	0	1	0	1	0	2									
Brook Jacoby, R OBP: 0.341, SLG: 0.429 (1, 5)		HR		G5-4-3 1-2		K			HR 1B	4	2	2	1	0	1	3									
Joe Carter, R OBP: 0.284, SLG: 0.358 (1, 3) (9, 9)	5-3				HR 1B	FC5-4 1-2		F9		4	1	1	0	0	0	3									
Benny Ayala, R OBP: 0.274, SLG: 0.397 (1, 7)	6-3				HR		F7		HR	2	1	1	2	0	0	0									
George Vukovich, L OBP: 0.295, SLG: 0.337 (6, 7)										1	0	0	0	0	0	0									
Otis Nixon, S OBP: 0.257, SLG: 0.319 (7, 7)										1	1	1	2	0	0	0									
Carmen Castillo, R OBP: 0.270, SLG: 0.400 (1, 9)							6-3		F4	4	0	0	0	0	2	0									
Mike Hargrove, L OBP: 0.363, SLG: 0.335 (9, 3)										0	0	0	0	0	0	0									
Jerry Willard, L OBP: 0.328, SLG: 0.325 (1, 2)			4-3		1-6-3		6-3		K	4	0	0	0	0	1	0									
Inning Stats	R: 0 E: 0 K: 0 S: 4	H: 1 LOB: 1 BB: 0 P: 4	R: 1 E: 0 K: 1 S: 6	H: 1 LOB: 0 BB: 0 P: 6	R: 0 E: 0 K: 0 S: 3	H: 1 LOB: 0 BB: 0 P: 3	R: 0 E: 0 K: 1 S: 5	H: 1 LOB: 0 BB: 0 P: 5	R: 2 E: 0 K: 1 S: 7	H: 2 LOB: 0 BB: 0 P: 7	R: 0 E: 0 K: 2 S: 8	H: 1 LOB: 2 BB: 1 P: 12	R: 0 E: 1 K: 0 S: 4	H: 0 LOB: 0 BB: 0 P: 3	R: 0 E: 0 K: 0 S: 4	H: 1 LOB: 1 BB: 0 P: 4	R: 2 E: 0 K: 1 S: 7	H: 2 LOB: 0 BB: 0 P: 7	1B: 7 2B: 0 3B: 0 HR: 3	SF: 0 SAC: 0 DP: 1 HBP: 0	WP: 1 PB: 0 SB: 0 CS: 1	PA: 37			
PITCHER	IP	WLS	BF	H	R	ER	SO	BB	IBB	HBP	BLK	WP	HR	S	P	ERA	WHIP								
Jimmy Key, L ERA: 2.99 (1, 1)	5.1		22	7	3	3	4	1	0	0	0	1	2	29	33	5.06	1.500								
Dennis Lamp, R ERA: 3.12 (6, 1)	2.1		8	1	0	0	1	0	0	0	0	0	0	10	10	0.00	0.429								
Tom Henke, R ERA: 1.8 (8, 1)	1.1	L	6	2	2	2	1	0	0	0	0	0	1	8	8	13.50	1.500								

Cleveland Indians @ Toronto Blue Jays
Exhibition Stadium, Toronto, ON
Wed Sep 04 1985, 7:05 PM EDT
Att: 25,361 - Unknown

AB 35
R 5
H 10
RBI 5
BB 1
SO 6
LOB 12



Batter	1	2	3	4	5	6	7	8	9	AB	R	H	RBI	BB	SO	LOB	BOTTOM									
Damaso Garcia, R OBP: 0.304, SLG: 0.365 (1, 4)	S 1B	F7			F7		F8		G3-2 1-3 2B	5	0	2	0	0	0	3										
Lloyd Moseby, L OBP: 0.343, SLG: 0.408 (1, 8)	F9		4-3		HR		S 1B		G3-2 IBB	4	1	2	2	1	0	1										
Rance Mulliniks, L OBP: 0.382, SLG: 0.478 (1, 5)	F9		5-3		F4		3-1		G3-2	4	0	0	0	0	0	2										
Garth Iorg, R OBP: 0.357, SLG: 0.432 (9, PH)	1-2								1-2 2-3 3-H	1	0	0	0	0	0	3										
George Bell, R OBP: 0.336, SLG: 0.507 (1, 7)	6-3				K				6-3	5	0	2	0	0	1	3										
Al Oliver, L OBP: 0.294, SLG: 0.375 (1, 10)		5-3		L9		K				2	0	0	0	0	0	1										
Cliff Johnson, R OBP: 0.334, SLG: 0.436 (6, PH)										2	0	0	0	0	1	1										
Willie Upshaw, L OBP: 0.338, SLG: 0.431 (1, 3)		1B BB			FC1-6 1B					2	1	2	0	2	0	0										
Ernie Whitt, L OBP: 0.343, SLG: 0.486 (1, 2)		1B BB			F6					3	0	2	0	0	0	1										
Jeff Burroughs, R OBP: 0.373, SLG: 0.420 (6, PH)		E 1B							G6-4-3 IBB	1	0	0	0	0	0	2										
Steve Nicosia, R OBP: 0.247, SLG: 0.203 (9, 2)	1-3 1B									0	0	0	0	0	0	0										
Jesse Barfield, R OBP: 0.361, SLG: 0.519 (1, 9)		K			FC1-6 CS		K			4	1	1	1	0	2	5										
Tony Fernandez, S OBP: 0.337, SLG: 0.386 (1, 6)	E4 1-3 3-H 1B				CS				F6	3	1	2	1	1	0	0										
Inning Stats	R: 0 E: 0 K: 0 S: 4	H: 1 LOB: 1 BB: 0 P: 4	R: 1 E: 1 K: 1 S: 7	H: 2 LOB: 2 BB: 1 P: 11	R: 0 E: 0 K: 0 S: 3	H: 1 LOB: 0 BB: 0 P: 3	R: 0 E: 0 K: 1 S: 7	H: 1 LOB: 0 BB: 0 P: 7	R: 2 E: 0 K: 1 S: 7	H: 2 LOB: 0 BB: 0 P: 7	R: 0 E: 0 K: 2 S: 8	H: 2 LOB: 2 BB: 0 P: 8	R: 0 E: 0 K: 0 S: 4	H: 1 LOB: 1 BB: 0 P: 4	R: 0 E: 0 K: 0 S: 3	H: 1 LOB: 1 BB: 0 P: 7	R: 1 E: 0 K: 0 S: 4	H: 2 LOB: 2 BB: 2 P: 12	1B: 10 2B: 2 3B: 0 HR: 2	SF: 0 SAC: 0 DP: 3 HBP: 0	WP: 0 PB: 0 SB: 3 CS: 2	PA: 41				
PITCHER	IP	WLS	BF	H	R	ER	SO	BB	IBB	HBP	BLK	WP	HR	S	P	ERA	WHIP									
Tom Waddell, R ERA: 3.95 (1, 1)	5.0		22	7	3	3	2	1	0	0	0	1	25	29	5.40	1.600										
Dave Vonohlen, L ERA: 3.09 (6, 1)	0.1		3	2	0	0	1	0	0	0	0	0	0	5	5	0.00	6.000									
Vern Ruhle, R ERA: 4.47 (6, 1)	2.0		8	2	0	0	1	0	1	0	0	0	0	9	13	0.00	1.000									
Bryan Clark, L ERA: 5.77 (8, 1)	0.2	W	1	0	0	0	0	0	0	0	0	0	0	1	1	0.00	0.000									
Jerry Reed, R ERA: 4.97 (9, 1)	0.0		4	2	1	1	0	1	1	0	0	0	1	2	10	∞	∞									
Jamie Easterly, L ERA: 2.33 (9, 1)	0.1	S	1	0	0	0	0	0	0	0	0	0	0	0	0	0	0.00	0.000								
Rich Thompson, R ERA: 6.35 (9, 1)	0.1	S	1	0	0	0	0	0	0	0	0	0	0	0	0	0	0.00	0.000								

Cleveland Indians @ Toronto Blue Jays
Exhibition Stadium, Toronto, ON
Wed Sep 04 1985, 7:05 PM EDT
Att: 25,361 - Unknown

AB 36
R 4
H 13
RBI 4
BB 4
SO 4
LOB 22



Batter	1	2	3	4	5	6	7	8	9	AB	R	H	RBI	BB	SO	LOB	TOP					
Brett Butler, L OBP: 0.368, SLG: 0.437 Otis Nixon, S OBP: 0.262, SLG: 0.324										3	2	1	0	1	0	2	Cleveland Indians @ Boston Red Sox Fenway Park, Boston, MA Thu Sep 05 1985, 7:05 PM EDT Unknown					
Tony Bernazard, S OBP: 0.356, SLG: 0.411										5	1	2	2	0	0	1						
Julio Franco, R OBP: 0.344, SLG: 0.383 Mike Fischlin, R OBP: 0.283, SLG: 0.313										4	0	2	2	0	0	1						
Andre Thornton, R OBP: 0.277, SLG: 0.326										5	0	1	0	0	0	4						
Brook Jacoby, R OBP: 0.340, SLG: 0.429										4	1	1	0	0	0	4						
Mike Hargrove, L OBP: 0.361, SLG: 0.333										4	0	1	1	0	0	1						
Joe Carter, R OBP: 0.288, SLG: 0.365										4	0	3	0	0	0	0						
George Vukovich, L OBP: 0.292, SLG: 0.333										4	0	0	0	0	0	4						
Chris Bando, S OBP: 0.223, SLG: 0.170 Jerry Willard, L OBP: 0.328, SLG: 0.325										1	0	0	0	0	0	1						
Inning Stats	R: 2 E: 1 K: 0 S: 5	H: 2 LOB: 1 BB: 1 P: 9	R: 0 E: 0 K: 0 S: 3	H: 1 LOB: 0 BB: 0 P: 3	R: 0 E: 0 K: 0 S: 4	H: 1 LOB: 1 BB: 0 P: 4	R: 1 E: 0 K: 0 S: 6	H: 3 LOB: 2 BB: 0 P: 6	R: 0 E: 0 K: 0 S: 3	H: 0 LOB: 0 BB: 0 P: 3	R: 0 E: 0 K: 0 S: 4	H: 1 LOB: 1 BB: 0 P: 4	R: 1 E: 1 K: 1 S: 8	H: 3 LOB: 2 BB: 0 P: 8	R: 0 E: 0 K: 0 S: 3	H: 0 LOB: 0 BB: 0 P: 3		R: 2 E: 1 K: 0 S: 5	H: 2 LOB: 0 BB: 0 P: 5	1B: 11 2B: 2 3B: 0 HR: 0	SF: 0 SAC: 0 DP: 3 HBP: 0	WP: 1 PB: 0 SB: 1 CS: 0
PITCHER Oil Can Boyd, R ERA: 3.66 Mark Clear, R ERA: 3.79	IP: 8.0 W: 5 L: 1 BF: 35	H: 11 R: 4 ER: 2 SO: 1	BB: 1 IBB: 0 HBP: 0 BLK: 0	WP: 0 HR: 0 S: 36 P: 40	ERA: 2.25 WHIP: 1.500	IP: 1.0 W: 2 L: 2 BF: 10	H: 2 R: 2 ER: 1 SO: 0	BB: 0 IBB: 0 HBP: 0 BLK: 0	WP: 1 HR: 0 S: 5 P: 5	ERA: 9.00 WHIP: 2.000												

Batter	1	2	3	4	5	6	7	8	9	AB	R	H	RBI	BB	SO	LOB	BOTTOM								
Dwight Evans, R OBP: 0.375, SLG: 0.433										5	3	3	3	0	2	2	Cleveland Indians @ Boston Red Sox Fenway Park, Boston, MA Thu Sep 05 1985, 7:05 PM EDT Unknown								
Wade Boggs, L OBP: 0.447, SLG: 0.482										2	3	1	1	3	0	0									
Bill Buckner, L OBP: 0.318, SLG: 0.440 Dave Stapleton, R OBP: 0.326, SLG: 0.372										4	2	1	1	0	0	3									
Jim Rice, R OBP: 0.337, SLG: 0.459 Steve Lyons, L OBP: 0.337, SLG: 0.365										4	1	3	3	0	0	0									
Tony Armas, R OBP: 0.269, SLG: 0.500 Kevin Romine, R OBP: 1.000, SLG: 1.000										1	1	0	1	2	0	0									
Mike Easter, L OBP: 0.324, SLG: 0.419										5	0	2	3	0	2	2									
Rich Gedman, L OBP: 0.369, SLG: 0.486										5	0	0	0	0	1	5									
Marty Barrett, R OBP: 0.342, SLG: 0.351										4	0	0	0	0	0	0									
Glenn Hoffman, R OBP: 0.312, SLG: 0.395										3	2	0	1	0	0	0									
Inning Stats	R: 2 E: 0 K: 0 S: 5	H: 2 LOB: 0 BB: 0 P: 5	R: 0 E: 0 K: 0 S: 3	H: 0 LOB: 0 BB: 0 P: 3	R: 4 E: 0 K: 1 S: 8	H: 3 LOB: 1 BB: 2 P: 16	R: 4 E: 0 K: 1 S: 8	H: 3 LOB: 1 BB: 2 P: 16	R: 0 E: 0 K: 1 S: 6	H: 1 LOB: 1 BB: 0 P: 6	R: 1 E: 1 K: 0 S: 4	H: 2 LOB: 2 BB: 2 P: 12	R: 1 E: 0 K: 0 S: 4	H: 1 LOB: 0 BB: 0 P: 4	R: 1 E: 0 K: 2 S: 9	H: 3 LOB: 1 BB: 0 P: 9		1B: 6 2B: 6 3B: 0 HR: 3	SF: 1 SAC: 0 DP: 1 HBP: 0	WP: 3 PB: 0 SB: 0 CS: 0	PA: 43				
PITCHER Neal Heaton, L ERA: 4.69 Bryan Clark, L ERA: 6.41 Rich Thompson, R ERA: 6.21 Ramon Romero, L ERA: 6.43	IP: 3.0 W: 1 L: 16 BF: 16	H: 5 R: 4 ER: 4 SO: 0	BB: 2 IBB: 0 HBP: 0 BLK: 0	WP: 1 HR: 0 S: 3 P: 11	ERA: 108.00 WHIP: 12.000	IP: 1.2 W: 2 L: 0 BF: 10	H: 2 R: 0 ER: 0 SO: 2	BB: 0 IBB: 0 HBP: 0 BLK: 0	WP: 1 HR: 0 S: 11 P: 11	ERA: 0.00 WHIP: 1.200	IP: 3.0 W: 6 L: 3 BF: 25	H: 6 R: 3 ER: 3 SO: 2	BB: 2 IBB: 0 HBP: 0 BLK: 0	WP: 0 HR: 1 S: 17 P: 25	ERA: 9.00 WHIP: 2.667										

Batter	1	2	3	4	5	6	7	8	9	AB	R	H	RBI	BB	SO	LOB	TOP											
Brett Butler, L OBP: 0.368, SLG: 0.436 Otis Nixon, S OBP: 0.265, SLG: 0.333										3	1	1	0	0	1	1	Cleveland Indians @ Boston Red Sox Fenway Park, Boston, MA Thu Sep 05 1985, 7:05 PM EDT Att: 16,989 - Unknown											
Julio Franco, R OBP: 0.344, SLG: 0.386										4	2	1	0	1	2	2												
Joe Carter, R OBP: 0.287, SLG: 0.365										5	1	1	1	0	1	2												
Andre Thornton, R OBP: 0.279, SLG: 0.333										4	2	1	2	1	0	3												
Benny Ayala, R OBP: 0.292, SLG: 0.410 Mike Hargrove, L OBP: 0.357, SLG: 0.330										3	1	2	2	0	0	0												
Brook Jacoby, R OBP: 0.339, SLG: 0.427										3	1	0	0	1	1	2												
Carmen Castillo, R OBP: 0.272, SLG: 0.394 George Vukovich, L OBP: 0.291, SLG: 0.332										2	1	0	1	1	1	0												
Mike Fischlin, R OBP: 0.291, SLG: 0.340 Tony Bernazard, S OBP: 0.337, SLG: 0.414										2	0	1	0	0	0	0												
Jerry Willard, L OBP: 0.326, SLG: 0.324										2	0	1	3	0	0	0												
Inning Stats	R: 2 E: 1 K: 1 S: 7	H: 2 LOB: 1 BB: 1 P: 11	R: 0 E: 0 K: 1 S: 5	H: 0 LOB: 0 BB: 0 P: 5	R: 0 E: 0 K: 1 S: 5	H: 0 LOB: 0 BB: 0 P: 5	R: 0 E: 0 K: 0 S: 3	H: 0 LOB: 0 BB: 0 P: 3	R: 0 E: 0 K: 3 S: 10	H: 1 LOB: 1 BB: 0 P: 10	R: 4 E: 0 K: 0 S: 5	H: 2 LOB: 1 BB: 3 P: 17	R: 3 E: 0 K: 2 S: 10	H: 3 LOB: 0 BB: 0 P: 10	R: 0 E: 0 K: 1 S: 7	H: 2 LOB: 2 BB: 0 P: 7		R: 0 E: 0 K: 1 S: 5	H: 0 LOB: 0 BB: 0 P: 5	1B: 4 2B: 4 3B: 1 HR: 1	SF: 0 SAC: 0 DP: 0 HBP: 0	WP: 0 PB: 0 SB: 0 CS: 1	PA: 41					
PITCHER	IP	WLS	BF	H	R	ER	SO	BB	IBB	HBP	BLK	WP	HR	S	P	ERA		WHIP										
Bob Ojeda, L ERA: 4.82	(1, 1)	5.2	L	25	4	6	6	6	4	0	0	0	0	0	33	49		9.53	1.412									
Charlie Mitchell, R ERA: 20.25	(6, 1)	1.1		8	4	3	3	2	0	0	0	0	0	1	12	12	20.25	3.000										
Bob Woodward, R ERA:	(8, 1)	2.0		8	2	0	0	2	0	0	0	0	0	0	12	12	0.00	1.000										

AB	37
R	9
H	10
RBI	9
BB	4
SO	10
LOB	12



Batter	1	2	3	4	5	6	7	8	9	AB	R	H	RBI	BB	SO	LOB	BOTTOM											
Kevin Romine, R OBP: 0.500, SLG: 0.667										5	1	2	0	0	0	0	Cleveland Indians @ Boston Red Sox Fenway Park, Boston, MA Thu Sep 05 1985, 7:05 PM EDT Att: 16,989 - Unknown											
Wade Boggs, L OBP: 0.447, SLG: 0.484										4	0	2	1	0	1	1												
Bill Buckner, L OBP: 0.317, SLG: 0.439										4	1	1	0	0	0	3												
Jim Rice, R OBP: 0.338, SLG: 0.460 Mike Greenwell, L OBP: 0.378, SLG: 0.390										4	0	2	0	0	1	2												
Tony Armas, R OBP: 0.272, SLG: 0.500										4	1	2	0	0	0	1												
Dwight Evans, R OBP: 0.374, SLG: 0.433										3	1	1	1	0	0	1												
Marty Barrett, R OBP: 0.340, SLG: 0.349										3	0	0	0	0	0	3												
Jackie Gutierrez, R OBP: 0.272, SLG: 0.295 Rick Miller, L OBP: 0.378, SLG: 0.390										2	0	0	1	0	0	0												
Marc Sullivan, R OBP: 0.203, SLG: 0.286 Rich Gedman, L OBP: 0.368, SLG: 0.485										3	1	1	2	0	0	0												
Inning Stats	R: 0 E: 0 K: 2 S: 8	H: 1 LOB: 1 BB: 0 P: 8	R: 0 E: 0 K: 0 S: 3	H: 0 LOB: 0 BB: 0 P: 3	R: 0 E: 0 K: 0 S: 3	H: 1 LOB: 0 BB: 0 P: 3	R: 0 E: 0 K: 0 S: 3	H: 1 LOB: 1 BB: 0 P: 3	R: 0 E: 0 K: 0 S: 4	H: 1 LOB: 1 BB: 0 P: 4	R: 0 E: 0 K: 0 S: 3	H: 0 LOB: 0 BB: 0 P: 3	R: 1 E: 0 K: 0 S: 6	H: 3 LOB: 2 BB: 0 P: 6	R: 0 E: 0 K: 0 S: 3	H: 0 LOB: 0 BB: 0 P: 3		1B: 8 2B: 2 3B: 0 HR: 1	SF: 2 SAC: 1 DP: 1 HBP: 0	WP: 0 PB: 0 SB: 1 CS: 0	PA: 37							
PITCHER	IP	WLS	BF	H	R	ER	SO	BB	IBB	HBP	BLK	WP	HR	S	P	ERA		WHIP										
Jamie Easterly, L ERA: 2.65	(1, 1)	5.0	W	21	7	4	4	2	0	0	0	0	0	0	11	25		3.86	1.714									
Vern Riffe, R ERA: 4.66	(6, 1)	2.1		11	4	1	1	0	0	0	0	0	0	11	11	3.86	1.714											
Jerry Reed, R ERA: 4.82	(8, 1)	1.2	S	5	0	0	0	0	0	0	0	0	0	5	5	0.00	0.000											

AB	34
R	5
H	11
RBI	5
BB	0
SO	2
LOB	11



Batter	1	2	3	4	5	6	7	8	9	AB	R	H	RBI	BB	SO	LOB	TOP								
Otis Nixon, S <small>OBP: 0.269, SLG: 0.331</small> (1, 8)										4	2	1	0	1	1	0	Cleveland Indians @ Boston Red Sox Fenway Park, Boston, MA Sat Sep 07 1985, 3:33 AM EDT Unknown								
Tony Bemazard, S <small>OBP: 0.360, SLG: 0.414</small> (1, 4)										3	1	1	0	2	0	1									
Julio Franco, R <small>OBP: 0.343, SLG: 0.384</small> (1, 6)										5	1	1	1	0	1	4									
Andre Thornton, R <small>OBP: 0.280, SLG: 0.332</small> Mike Fischlin, R <small>OBP: 0.291, SLG: 0.340</small> (9, FR)										4	1	1	0	1	1	0									
Brook Jacoby, R <small>OBP: 0.340, SLG: 0.429</small> (1, 5)										5	2	2	2	0	0	2									
Mike Hargrove, L <small>OBP: 0.363, SLG: 0.333</small> Brett Butler, L <small>OBP: 0.368, SLG: 0.436</small> (9, FR)										4	0	2	1	1	0	1									
Joe Carter, R <small>OBP: 0.289, SLG: 0.366</small> (1, 7)										4	1	2	1	0	1	3									
George Vukovich, L <small>OBP: 0.290, SLG: 0.333</small> (1, 9)										5	0	1	1	0	2	5									
Jerry Willard, L <small>OBP: 0.325, SLG: 0.336</small> (1, 2)										4	1	1	2	0	0	3									
Inning Stats	R: 0 E: 0 K: 0 S: 2	H: 0 LOB: 0 BB: 1 P: 6	R: 1 E: 0 K: 1 S: 8	H: 3 LOB: 2 BB: 0 P: 8	R: 1 E: 1 K: 1 S: 6	H: 0 LOB: 1 BB: 1 P: 10	R: 0 E: 0 K: 0 S: 3	H: 0 LOB: 1 BB: 1 P: 7	R: 5 E: 0 K: 0 S: 8	H: 5 LOB: 0 BB: 0 P: 8	R: 0 E: 0 K: 0 S: 5	H: 0 LOB: 1 BB: 1 P: 9	R: 0 E: 0 K: 0 S: 3	H: 0 LOB: 0 BB: 0 P: 3	R: 2 E: 0 K: 2 S: 9	H: 2 LOB: 0 BB: 0 P: 9	R: 0 E: 0 K: 1 S: 7	H: 2 LOB: 3 BB: 1 P: 11	1B: 9 2B: 2 3B: 0 HR: 1	SF: 1 SAC: 0 DP: 2 HBP: 0	WP: 0 PB: 1 SB: 1 CS: 0	PA: 44			
PITCHER	IP	WLS	BF	H	R	ER	SO	BB	IBB	HBP	BLK	WP	HR	S	P	ERA	WHIP								
Mike Trujillo, R <small>ERA: 4.97</small> (1, 1)	4.0		23	8	7	6	2	3	0	0	0	0	0	24	36	13.50	2.750								
Bruce Kison, R <small>ERA: 4.09</small> (5, 1)	4.2	W	20	4	2	2	3	2	0	0	0	0	1	24	32	3.86	1.286								
Steve Crawford, R <small>ERA: 3.51</small> (9, 1)	0.1	S	1	0	0	0	1	0	0	0	0	0	0	3	3	0.00	0.000								

AB 38
R 9
H 12
RBI 8
BB 5
SO 6
LOB 19



Batter	1	2	3	4	5	6	7	8	9	AB	R	H	RBI	BB	SO	LOB	BOTTOM								
Dwight Evans, R <small>OBP: 0.373, SLG: 0.429</small> (1, 9)										4	0	0	0	0	1	6	Cleveland Indians @ Boston Red Sox Fenway Park, Boston, MA Sat Sep 07 1985, 3:33 AM EDT Unknown								
Wade Boggs, L <small>OBP: 0.444, SLG: 0.480</small> (1, 5)										5	1	0	1	0	1	5									
Bill Buckner, L <small>OBP: 0.321, SLG: 0.443</small> (1, 3)										4	3	3	2	1	1	2									
Jim Rice, R <small>OBP: 0.340, SLG: 0.465</small> (1, 7)										5	1	3	3	0	0	1									
Tony Armas, R <small>OBP: 0.274, SLG: 0.515</small> (1, 8)										5	1	2	2	0	1	3									
Mike Easter, L <small>OBP: 0.325, SLG: 0.418</small> Steve Lyons, L <small>OBP: 0.337, SLG: 0.365</small> (8, FR)										4	0	1	0	1	2	2									
Rich Gedman, L <small>OBP: 0.366, SLG: 0.489</small> (1, 2)										5	1	1	3	0	1	2									
Marty Barrett, R <small>OBP: 0.345, SLG: 0.353</small> (1, 4)										4	2	3	0	1	1	1									
Glenn Hoffman, R <small>OBP: 0.321, SLG: 0.401</small> (1, 6)										2	1	2	0	1	0	0									
Inning Stats	R: 0 E: 0 K: 1 S: 6	H: 1 LOB: 1 BB: 0 P: 6	R: 0 E: 0 K: 0 S: 3	H: 0 LOB: 0 BB: 0 P: 3	R: 6 E: 1 K: 1 S: 13	H: 7 LOB: 3 BB: 1 P: 17	R: 1 E: 0 K: 3 S: 11	H: 2 LOB: 1 BB: 0 P: 11	R: 1 E: 0 K: 1 S: 6	H: 1 LOB: 2 BB: 1 P: 11	R: 0 E: 0 K: 0 S: 4	H: 1 LOB: 1 BB: 0 P: 4	R: 0 E: 0 K: 1 S: 6	H: 1 LOB: 1 BB: 0 P: 4	R: 3 E: 0 K: 1 S: 6	H: 2 LOB: 1 BB: 2 P: 14	R: 0 E: 0 K: 1 S: 7	H: 2 LOB: 3 BB: 1 P: 11	1B: 10 2B: 1 3B: 2 HR: 2	SF: 0 SAC: 1 DP: 1 HBP: 1	WP: 1 PB: 0 SB: 1 CS: 0	PA: 44			
PITCHER	IP	WLS	BF	H	R	ER	SO	BB	IBB	HBP	BLK	WP	HR	S	P	ERA	WHIP								
Roy Smith, R <small>ERA: 5.05</small> (1, 1)	2.1		15	7	6	5	1	0	0	0	0	0	0	17	17	19.29	3.000								
Ramon Romero, L <small>ERA: 6.44</small> (3, 1)	2.2		15	4	2	2	5	2	0	1	0	1	0	22	31	6.75	2.250								
Dave Vonohien, L <small>ERA: 3.2</small> (6, 1)	2.0		9	2	1	1	1	1	0	0	0	0	0	10	14	4.50	1.500								
Jerry Reed, R <small>ERA: 5.06</small> (8, 1)	1.0	L	5	2	2	2	1	1	0	0	0	0	1	6	10	18.00	3.000								

AB 38
R 11
H 15
RBI 11
BB 4
SO 8
LOB 22



Batter	1	2	3	4	5	6	7	8	9	AB	R	H	RBI	BB	SO	LOB	TOP
Otis Nixon, S <small>OBP: 0.267, SLG: 0.323</small> 										4	0	0	0	1	0	2	
Tony Bernazard, S <small>OBP: 0.362, SLG: 0.413</small> 										3	1	1	0	2	2	0	
Julio Franco, R <small>OBP: 0.342, SLG: 0.383</small> 										5	1	1	1	0	1	3	
Andre Thornton, R <small>OBP: 0.280, SLG: 0.334</small> 										4	0	1	2	0	0	3	
Brook Jacoby, R <small>OBP: 0.341, SLG: 0.430</small> 										3	1	1	0	1	0	3	
Mike Hargrove, L <small>OBP: 0.365, SLG: 0.333</small> 										3	0	1	0	1	0	2	
Joe Carter, R <small>OBP: 0.288, SLG: 0.366</small> 										3	0	1	1	0	0	3	
George Vukovich, L <small>OBP: 0.292, SLG: 0.341</small> 										4	0	2	0	0	0	3	
Jerry Willard, L <small>OBP: 0.328, SLG: 0.336</small> 										3	1	1	0	1	0	2	
Inning Stats <small>R: 0, H: 0, E: 1, K: 1, S: 5</small>	<small>R: 0, H: 1, E: 0, K: 0, S: 3</small>	<small>R: 0, H: 0, E: 0, K: 1, S: 5</small>	<small>R: 0, H: 0, E: 0, K: 1, S: 5</small>	<small>R: 0, H: 1, E: 0, K: 0, S: 4</small>	<small>R: 3, H: 3, E: 0, K: 0, S: 6</small>	<small>R: 0, H: 2, E: 0, K: 0, S: 4</small>	<small>R: 0, H: 0, E: 0, K: 0, S: 2</small>	<small>R: 1, H: 2, E: 0, K: 0, S: 5</small>	<small>R: 0, H: 0, E: 0, K: 1, S: 5</small>	<small>1B: 5, 2B: 5, 3B: 0, HR: 0</small>	<small>SF: 1, SAC: 0, DP: 3, HBP: 0</small>	<small>WP: 0, PB: 0, SB: 0, CS: 0</small>	<small>PA: 39</small>				
PITCHER <small>Al Nipper, R (1, 1) ERA: 4.4</small> <small>Steve Crawford, R (8, 1) ERA: 3.45</small>	<small>IP: 7.2, WLS: W, BF: 35, H: 9, R: 4, ER: 4, SO: 2, BB: 6, IBB: 0, HBP: 0, BLK: 0, WP: 0, HR: 0, S: 33, P: 57, ERA: 4.70, WHIP: 1.957</small>																

Cleveland Indians @ Boston Red Sox
 Fenway Park, Boston, MA
 Sat Sep 07 1985, 3:38 AM EDT
 Att: 19,953 - Unknown

AB	32
R	4
H	9
RBI	4
BB	6
SO	3
LOB	21



Batter	1	2	3	4	5	6	7	8	9	AB	R	H	RBI	BB	SO	LOB	BOTTOM
Kevin Romine, R <small>OBP: 0.400, SLG: 0.600</small> 										4	0	1	0	0	1	1	
Wade Boggs, L <small>OBP: 0.346, SLG: 0.483</small> Jackie Gutierrez, R <small>OBP: 0.272, SLG: 0.295</small> 										4	2	2	1	0	0	3	
Bill Buckner, L <small>OBP: 0.322, SLG: 0.447</small> 										4	1	2	1	0	0	1	
Jim Rice, R <small>OBP: 0.339, SLG: 0.462</small> 										5	0	1	1	0	0	3	
Tony Armas, R <small>OBP: 0.280, SLG: 0.523</small> 										5	1	3	1	0	0	1	
Dwight Evans, R <small>OBP: 0.372, SLG: 0.428</small> Steve Lyons, L <small>OBP: 0.336, SLG: 0.364</small> 										4	1	1	1	0	0	3	
Marty Barrett, R <small>OBP: 0.347, SLG: 0.357</small> 										3	0	2	0	0	0	0	
Glenn Hoffman, R <small>OBP: 0.324, SLG: 0.420</small> 										4	1	2	2	0	0	2	
Marc Sullivan, R <small>OBP: 0.238, SLG: 0.310</small> 										2	1	1	0	2	0	2	
Inning Stats <small>R: 1, H: 2, E: 0, K: 0, S: 5</small>	<small>R: 0, H: 1, E: 0, K: 0, S: 4</small>	<small>R: 1, H: 3, E: 0, K: 0, S: 6</small>	<small>R: 2, H: 1, E: 0, K: 0, S: 4</small>	<small>R: 0, H: 2, E: 0, K: 0, S: 5</small>	<small>R: 0, H: 1, E: 0, K: 0, S: 4</small>	<small>R: 3, H: 4, E: 0, K: 1, S: 9</small>	<small>R: 0, H: 1, E: 0, K: 0, S: 4</small>	<small>1B: 7, 2B: 4, 3B: 3, HR: 1</small>	<small>SF: 1, SAC: 2, DP: 0, HBP: 1</small>	<small>WP: 0, PB: 0, SB: 0, CS: 0</small>	<small>PA: 42</small>						
PITCHER <small>Curt Wardle, L (1, 1) ERA: 5.87</small> <small>Rich Thompson, R (7, 1) ERA: 6.05</small>	<small>IP: 6.1, WLS: L, BF: 35, H: 13, R: 7, ER: 7, SO: 7, BB: 2, IBB: 0, HBP: 1, BLK: 0, WP: 0, HR: 1, S: 32, P: 41, ERA: 9.95, WHIP: 2.368</small>																

Cleveland Indians @ Boston Red Sox
 Fenway Park, Boston, MA
 Sat Sep 07 1985, 3:38 AM EDT
 Att: 19,953 - Unknown

AB	36
R	7
H	15
RBI	7
BB	2
SO	1
LOB	17



Batter	1	2	3	4	5	6	7	8	9	AB	R	H	RBI	BB	SO	LOB	TOP
Otis Nixon, S <small>OBP: 0.271, SLG: 0.321</small> 																	
Julio Franco, R <small>OBP: 0.341, SLG: 0.381</small> 																	
Joe Carter, R <small>OBP: 0.290, SLG: 0.370</small> <small>(7, 9)</small> 																	
Andre Thornton, R <small>OBP: 0.282, SLG: 0.334</small> <small>(1, 10)</small> 																	
Benny Ayala, R <small>OBP: 0.290, SLG: 0.400</small> <small>(1, 7)</small> 																	
Brook Jacoby, R <small>OBP: 0.341, SLG: 0.427</small> <small>(1, 5)</small> 																	
Carmen Castillo, R <small>OBP: 0.273, SLG: 0.389</small> <small>(7, PR)</small> Tony Bernazard, S <small>OBP: 0.361, SLG: 0.412</small> <small>(7, 4)</small> 																	
Mike Fischlin, R <small>OBP: 0.276, SLG: 0.321</small> <small>(7, 3)</small> Mike Hargrove, L <small>OBP: 0.368, SLG: 0.333</small> <small>(9, PH)</small> 																	
Chris Bando, S <small>OBP: 0.219, SLG: 0.166</small> <small>(1, 2)</small> 																	
Inning Stats <small>R: 0 H: 1 E: 0 LOB: 1 K: 1 BB: 0 S: 6</small>	<small>R: 0 H: 0 E: 0 LOB: 1 K: 2 BB: 1 S: 7</small>	<small>R: 1 H: 2 E: 1 LOB: 2 K: 0 BB: 1 S: 4</small>	<small>R: 0 H: 0 E: 0 LOB: 0 K: 0 BB: 0 S: 3</small>	<small>R: 0 H: 0 E: 0 LOB: 0 K: 0 BB: 0 S: 3</small>	<small>R: 0 H: 1 E: 0 LOB: 2 K: 0 BB: 1 S: 4</small>	<small>R: 0 H: 0 E: 0 LOB: 0 K: 0 BB: 0 S: 2</small>	<small>R: 0 H: 0 E: 0 LOB: 2 K: 0 BB: 1 S: 4</small>	<small>R: 0 H: 1 E: 0 LOB: 2 K: 1 BB: 1 S: 6</small>	<small>R: 0 H: 0 E: 1 LOB: 2 K: 1 BB: 1 S: 6</small>	<small>1B: 4 SF: 0 2B: 1 SAC: 0 3B: 0 DP: 1 HR: 0 HBP: 1</small>	<small>WP: 0 PA: 37 PB: 0 SB: 1 CS: 1</small>						
PITCHER Tim Lollar, L <small>ERA: 4.22</small> <small>(1, 1)</small>	<small>IP: 9.0 WLS: W BF: 37 H: 5 R: 1 ER: 0 SO: 4 BB: 5 IBB: 0 HBP: 1 BLK: 0 WP: 0 HR: 0 S: 39 P: 60 ERA: 0.00 WHIP: 1.111</small>																

Cleveland Indians @ Boston Red Sox
Fenway Park, Boston, MA
Sun Sep 08 1985, 3:33 AM EDT
Att: 18,511 - Unknown


AB 31
R 1
H 5
RBI 1
BB 5
SO 4
LOB 17



Batter	1	2	3	4	5	6	7	8	9	AB	R	H	RBI	BB	SO	LOB	BOTTOM
Dwight Evans, R <small>OBP: 0.374, SLG: 0.429</small> <small>(1, 9)</small> 																	
Wade Boggs, L <small>OBP: 0.345, SLG: 0.483</small> <small>(1, 5)</small> 																	
Bill Buckner, L <small>OBP: 0.321, SLG: 0.443</small> <small>(1, 3)</small> 																	
Tony Armas, R <small>OBP: 0.284, SLG: 0.527</small> <small>(8, 7)</small> Mike Greenwell, L <small>(9, 7)</small> 																	
Rich Gedman, L <small>OBP: 0.369, SLG: 0.488</small> <small>(1, 2)</small> 																	
Mike Easler, L <small>OBP: 0.326, SLG: 0.416</small> <small>(1, 10)</small> 																	
Marty Barrett, R <small>OBP: 0.343, SLG: 0.354</small> <small>(1, 4)</small> 																	
Glenn Hoffman, R <small>OBP: 0.331, SLG: 0.421</small> <small>(1, 6)</small> 																	
Kevin Romine, R <small>OBP: 0.308, SLG: 0.462</small> Steve Lyons, L <small>OBP: 0.335, SLG: 0.363</small> <small>(7, PH)</small> <small>(8, 8)</small> 																	
Inning Stats <small>R: 2 H: 4 E: 0 LOB: 2 K: 0 BB: 0 S: 7</small>	<small>R: 1 H: 1 E: 0 LOB: 1 K: 1 BB: 1 S: 6</small>	<small>R: 1 H: 1 E: 0 LOB: 2 K: 0 BB: 2 S: 4</small>	<small>R: 0 H: 1 E: 0 LOB: 1 K: 1 BB: 0 S: 6</small>	<small>R: 0 H: 0 E: 0 LOB: 1 K: 1 BB: 1 S: 6</small>	<small>R: 0 H: 0 E: 0 LOB: 0 K: 0 BB: 0 S: 3</small>	<small>R: 4 H: 2 E: 1 LOB: 3 K: 0 BB: 4 S: 6</small>	<small>R: 0 H: 0 E: 0 LOB: 0 K: 2 BB: 0 S: 7</small>	<small>1B: 7 SF: 1 2B: 2 SAC: 0 3B: 0 DP: 0 HR: 0 HBP: 0</small>	<small>WP: 0 PA: 43 PB: 0 SB: 1 CS: 0</small>								
PITCHER Neal Heaton, L <small>ERA: 4.82</small> <small>(1, 1)</small>	<small>IP: 2.2 WLS: L BF: 17 H: 6 R: 4 ER: 4 SO: 2 BB: 3 IBB: 0 HBP: 0 BLK: 0 WP: 0 HR: 0 S: 16 P: 28 ERA: 13.50 WHIP: 3.375</small>																
Rich Thompson, R <small>ERA: 5.99</small> <small>(3, 1)</small>	<small>IP: 3.2 WLS: L BF: 18 H: 3 R: 4 ER: 2 SO: 2 BB: 2 IBB: 0 HBP: 0 BLK: 0 WP: 0 HR: 0 S: 19 P: 31 ERA: 4.91 WHIP: 1.364</small>																
Vern Ruhle, R <small>ERA: 4.44</small> <small>(7, 1)</small>	<small>IP: 0.1 WLS: L BF: 2 H: 0 R: 0 ER: 0 SO: 0 BB: 1 IBB: 0 HBP: 0 BLK: 0 WP: 0 HR: 0 S: 1 P: 5 ERA: 0.00 WHIP: 3.000</small>																
Ramon Romero, L <small>ERA: 6.3</small> <small>(7, 1)</small>	<small>IP: 1.1 WLS: L BF: 6 H: 0 R: 0 ER: 0 SO: 2 BB: 1 IBB: 0 HBP: 0 BLK: 0 WP: 0 HR: 0 S: 9 P: 13 ERA: 0.00 WHIP: 0.750</small>																

Cleveland Indians @ Boston Red Sox
Fenway Park, Boston, MA
Sun Sep 08 1985, 3:33 AM EDT
Att: 18,511 - Unknown

AB 34
R 8
H 9
RBI 7
BB 8
SO 5
LOB 22



Batter	1	2	3	4	5	6	7	8	9	10	11	12	AB	R	H	RBI	BB	SO	LOB	TOP
Brett Butler, L OBP: 0.377, SLG: 0.437 Otis Nixon, S OBP: 0.268, SLG: 0.317	F7	2B			6-3	6-3			K		4-3		4	0	1	0	0	0	1	
Julio Franco, R OBP: 0.339, SLG: 0.377	1B 2B BB	6-3			K		6-3		F7		4-3		5	1	0	0	1	1		
Joe Carter, R OBP: 0.288, SLG: 0.367	2B 1B			K		K	L8		F4			5-3	6	1	1	0	0	2	0	
Andre Thornton, R OBP: 0.289, SLG: 0.343 Mike Fischlin, R OBP: 0.271, SLG: 0.315	5-3 2B			FC5-4 1B		2B 6-3 1B	E5			6-3 G1-6-3 1B		4-3	5	2	4	2	0	0	0	
Benny Ayala, R OBP: 0.292, SLG: 0.412 Mike Hargrove, L OBP: 0.363, SLG: 0.328	5-3 2B			FC5-4 1B		6-3 HR 2B	4-3			G1-6-3		3-1	3	1	1	1	0	0	1	
Brook Jacoby, R OBP: 0.339, SLG: 0.423	5-3			K		6-3				6-3			5	0	0	1	0	1	4	
Tony Bernazard, S OBP: 0.362, SLG: 0.409		5-3			4-3	6-3			1-3 BB				3	0	0	0	2	0	1	
Carmen Castillo, R OBP: 0.285, SLG: 0.439 George Vukovich, L OBP: 0.291, SLG: 0.340		HR			G4-6-3 1B	HR			1-3		L7		4	2	3	3	0	0	1	
Jerry Willard, L OBP: 0.325, SLG: 0.333				K		G4-6-3 1B			4-3		G3		5	0	1	0	0	1	2	
Inning Stats	R: 3 E: 0 K: 5 S: 5	H: 2 LOB: 0 BB: 9	R: 1 E: 0 K: 7 S: 7	H: 2 LOB: 1 BB: 7	R: 0 E: 0 K: 2 S: 8	H: 1 LOB: 1 BB: 8	R: 0 E: 0 K: 0 S: 3	H: 1 LOB: 0 BB: 3	R: 0 E: 1 K: 4 S: 4	H: 0 LOB: 1 BB: 4	R: 0 E: 0 K: 0 S: 3	H: 1 LOB: 2 BB: 8	R: 0 E: 0 K: 0 S: 3	H: 0 LOB: 0 BB: 3	R: 0 E: 0 K: 0 S: 3	H: 0 LOB: 0 BB: 3	1B: 6 2B: 3 3B: 0 HR: 2	SF: 0 SAC: 0 DP: 1 HBP: 0	WP: 0 PB: 0 SB: 0 CS: 0	PA: 50
PITCHER	IP WLS BF H R ER SO	IP WLS BF H R ER SO	IP WLS BF H R ER SO	IP WLS BF H R ER SO	IP WLS BF H R ER SO	IP WLS BF H R ER SO	IP WLS BF H R ER SO	IP WLS BF H R ER SO	IP WLS BF H R ER SO	IP WLS BF H R ER SO	IP WLS BF H R ER SO	IP WLS BF H R ER SO	IP WLS BF H R ER SO	IP WLS BF H R ER SO	IP WLS BF H R ER SO	IP WLS BF H R ER SO	ERA WHIP	ERA WHIP		
Mark Langston, L ERA: 5.9	5.2 26 9 7 0 1 0	5.2 26 9 7 0 1 0	5.2 26 9 7 0 1 0	5.2 26 9 7 0 1 0	5.2 26 9 7 0 1 0	5.2 26 9 7 0 1 0	5.2 26 9 7 0 1 0	5.2 26 9 7 0 1 0	5.2 26 9 7 0 1 0	5.2 26 9 7 0 1 0	5.2 26 9 7 0 1 0	5.2 26 9 7 0 1 0	5.2 26 9 7 0 1 0	5.2 26 9 7 0 1 0	5.2 26 9 7 0 1 0	5.2 26 9 7 0 1 0	11.12 1.765	11.12 1.765		
Ed Nunez, R ERA: 2.63	1.0 4 0 0 0 0 0	1.0 4 0 0 0 0 0	1.0 4 0 0 0 0 0	1.0 4 0 0 0 0 0	1.0 4 0 0 0 0 0	1.0 4 0 0 0 0 0	1.0 4 0 0 0 0 0	1.0 4 0 0 0 0 0	1.0 4 0 0 0 0 0	1.0 4 0 0 0 0 0	1.0 4 0 0 0 0 0	1.0 4 0 0 0 0 0	1.0 4 0 0 0 0 0	1.0 4 0 0 0 0 0	1.0 4 0 0 0 0 0	1.0 4 0 0 0 0 0	0.00 0.000	0.00 0.000		
Paul Mirabella, L ERA:	0.1 2 1 0 0 0 0	0.1 2 1 0 0 0 0	0.1 2 1 0 0 0 0	0.1 2 1 0 0 0 0	0.1 2 1 0 0 0 0	0.1 2 1 0 0 0 0	0.1 2 1 0 0 0 0	0.1 2 1 0 0 0 0	0.1 2 1 0 0 0 0	0.1 2 1 0 0 0 0	0.1 2 1 0 0 0 0	0.1 2 1 0 0 0 0	0.1 2 1 0 0 0 0	0.1 2 1 0 0 0 0	0.1 2 1 0 0 0 0	0.1 2 1 0 0 0 0	0.00 3.000	0.00 3.000		
Jack Lazorko, R ERA: 1.23	1.2 7 0 0 0 0 1	1.2 7 0 0 0 0 1	1.2 7 0 0 0 0 1	1.2 7 0 0 0 0 1	1.2 7 0 0 0 0 1	1.2 7 0 0 0 0 1	1.2 7 0 0 0 0 1	1.2 7 0 0 0 0 1	1.2 7 0 0 0 0 1	1.2 7 0 0 0 0 1	1.2 7 0 0 0 0 1	1.2 7 0 0 0 0 1	1.2 7 0 0 0 0 1	1.2 7 0 0 0 0 1	1.2 7 0 0 0 0 1	1.2 7 0 0 0 0 1	0.00 0.600	0.00 0.600		
Ed Vande Berg, L ERA: 3.51	0.2 2 0 0 0 0 1	0.2 2 0 0 0 0 1	0.2 2 0 0 0 0 1	0.2 2 0 0 0 0 1	0.2 2 0 0 0 0 1	0.2 2 0 0 0 0 1	0.2 2 0 0 0 0 1	0.2 2 0 0 0 0 1	0.2 2 0 0 0 0 1	0.2 2 0 0 0 0 1	0.2 2 0 0 0 0 1	0.2 2 0 0 0 0 1	0.2 2 0 0 0 0 1	0.2 2 0 0 0 0 1	0.2 2 0 0 0 0 1	0.2 2 0 0 0 0 1	0.00 0.000	0.00 0.000		
Bob Long, R ERA: 3.34	0.2 3 1 0 0 0 0	0.2 3 1 0 0 0 0	0.2 3 1 0 0 0 0	0.2 3 1 0 0 0 0	0.2 3 1 0 0 0 0	0.2 3 1 0 0 0 0	0.2 3 1 0 0 0 0	0.2 3 1 0 0 0 0	0.2 3 1 0 0 0 0	0.2 3 1 0 0 0 0	0.2 3 1 0 0 0 0	0.2 3 1 0 0 0 0	0.2 3 1 0 0 0 0	0.2 3 1 0 0 0 0	0.2 3 1 0 0 0 0	0.2 3 1 0 0 0 0	0.00 1.500	0.00 1.500		

Cleveland Indians @ Seattle Mariners
The Kingdome, Seattle, WA
Mon Sep 09 1985, 10:05 PM EDT
Att. 6,614 - Unknown

AB 47
R 7
H 11
RBI 7
BB 3
SO 6
LOB 15

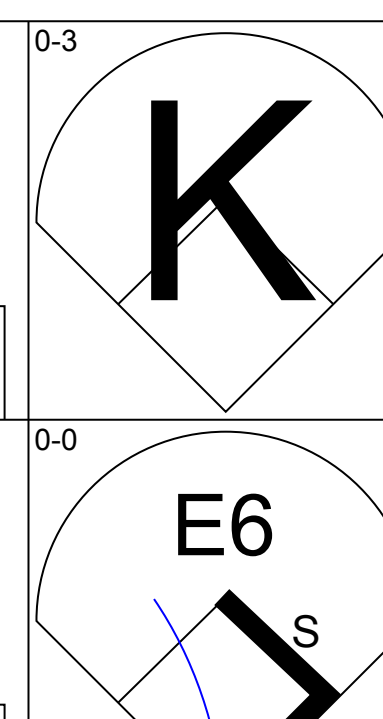
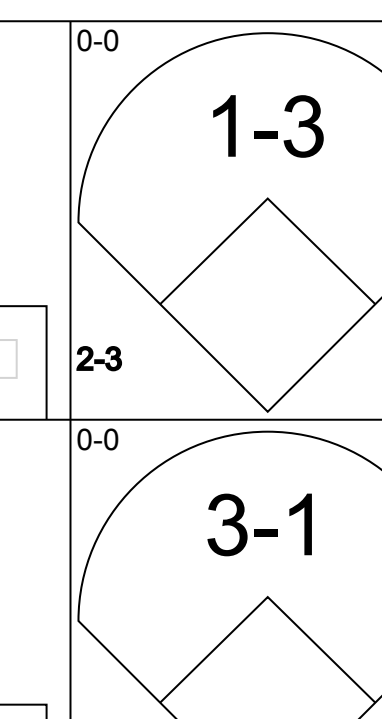
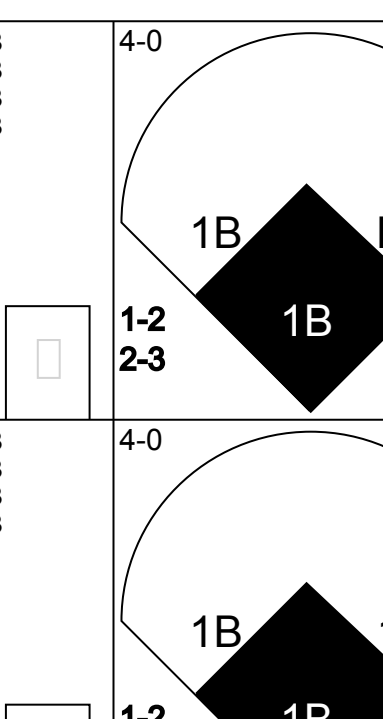
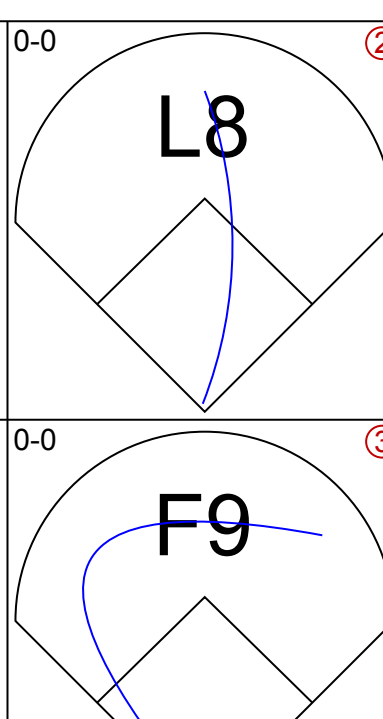
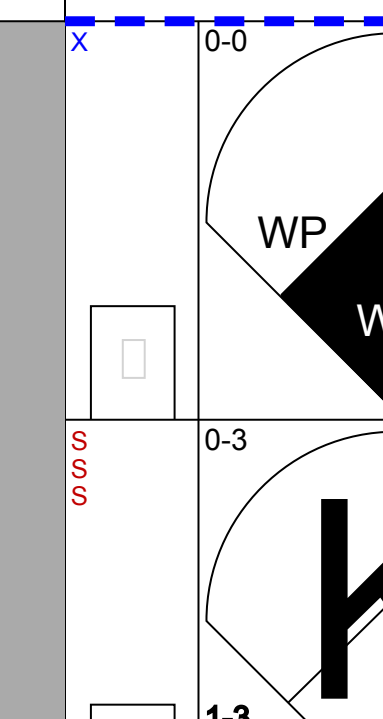
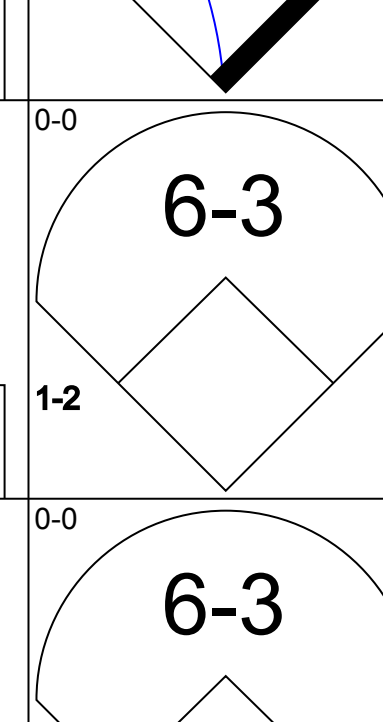



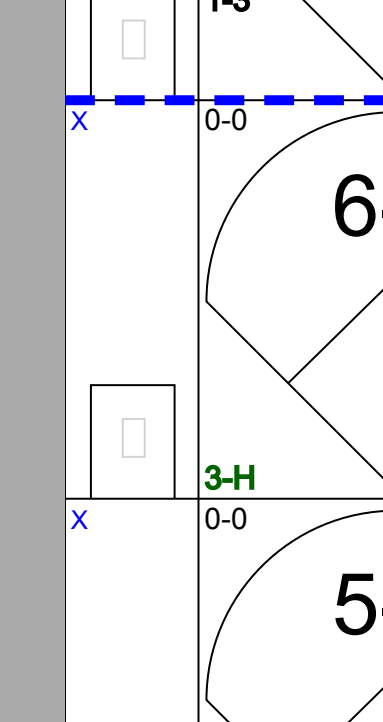

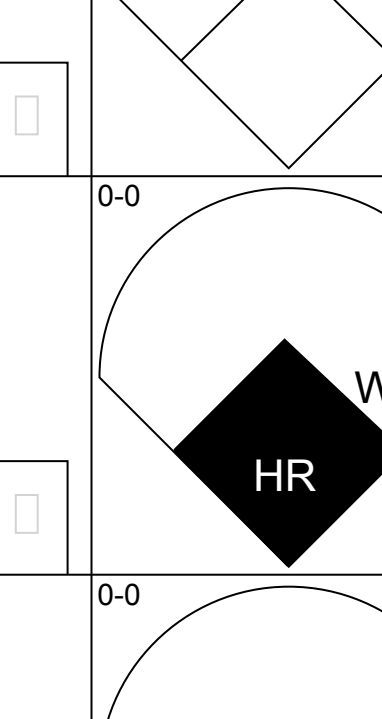



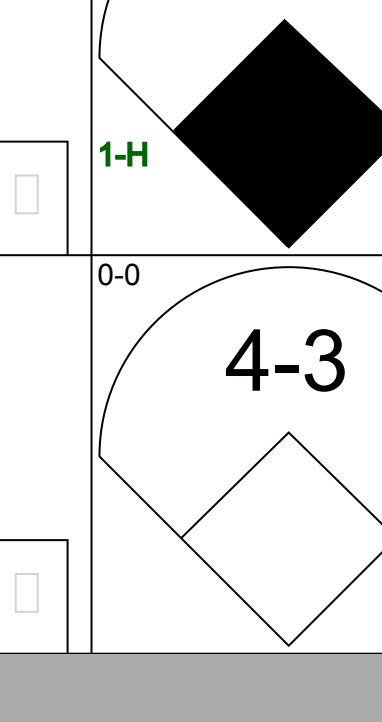
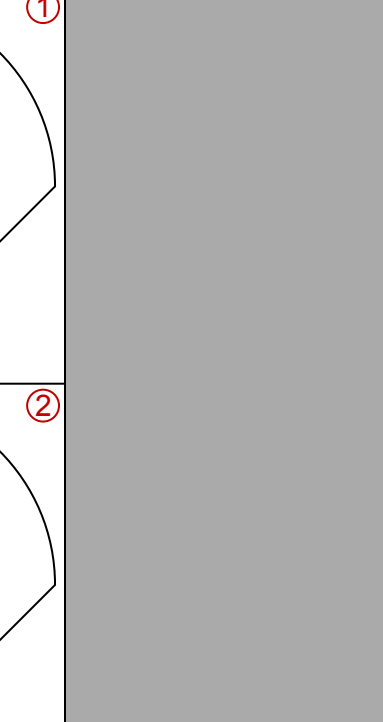
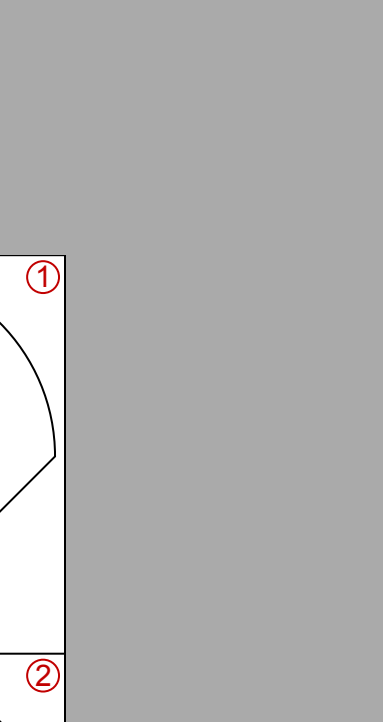
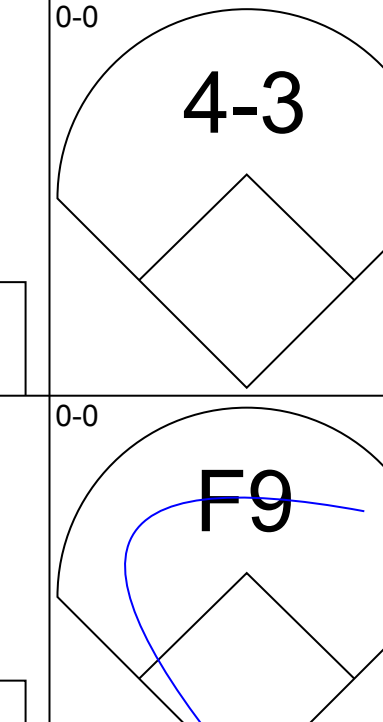
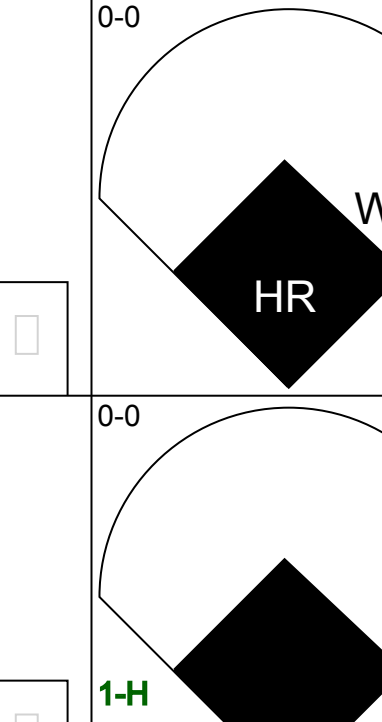

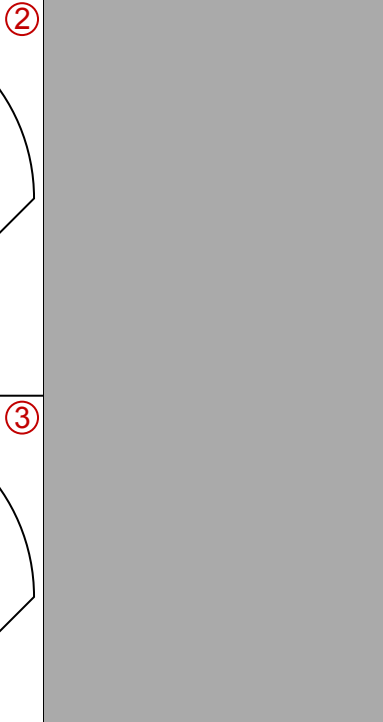




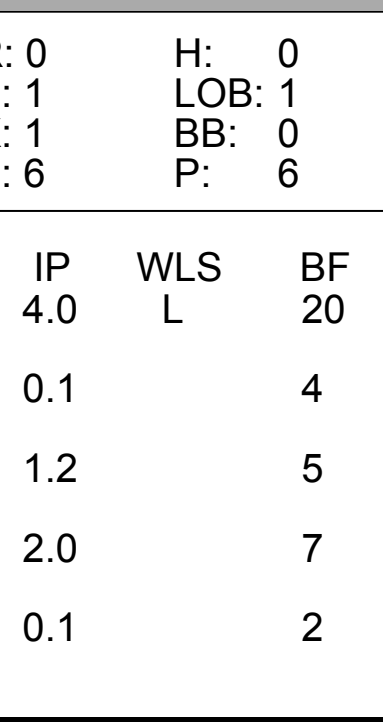
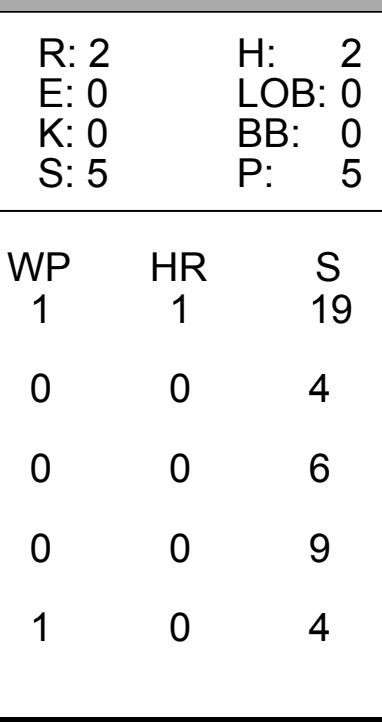
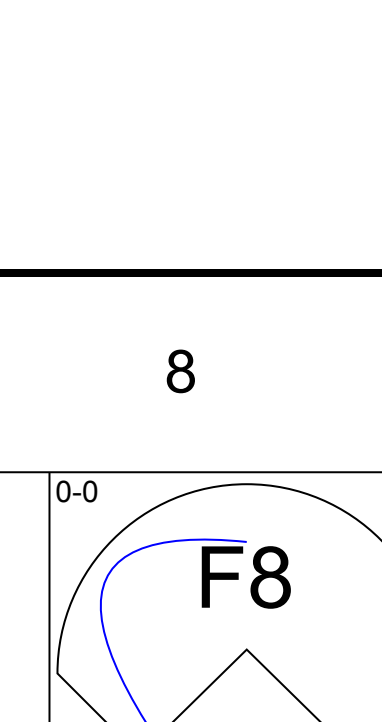
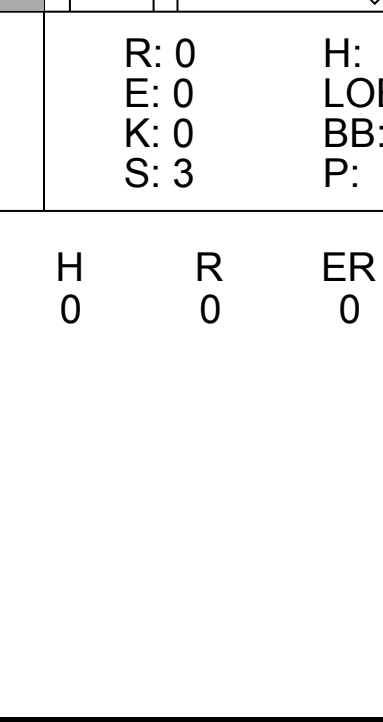
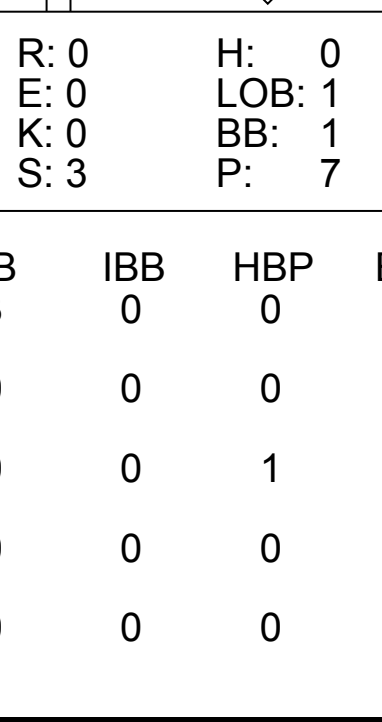

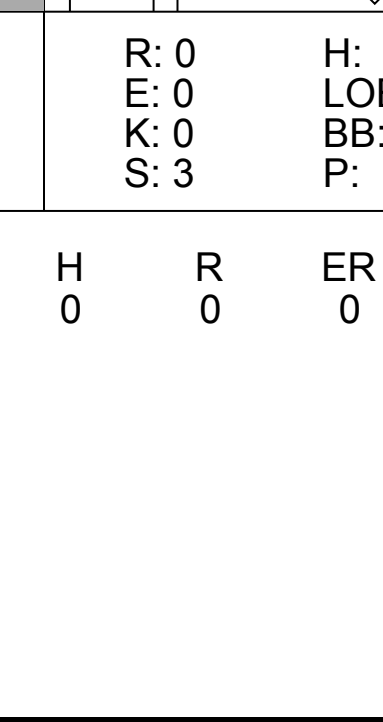
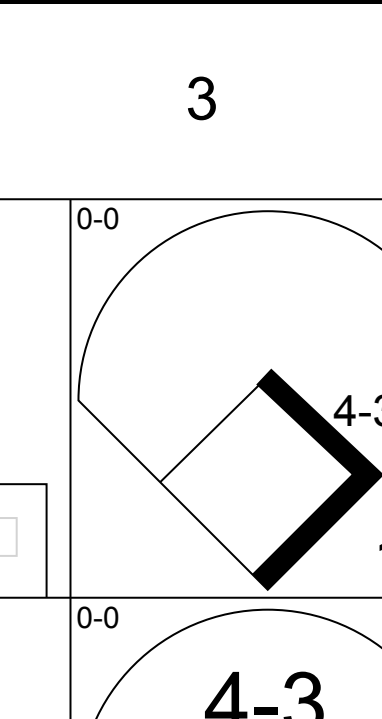

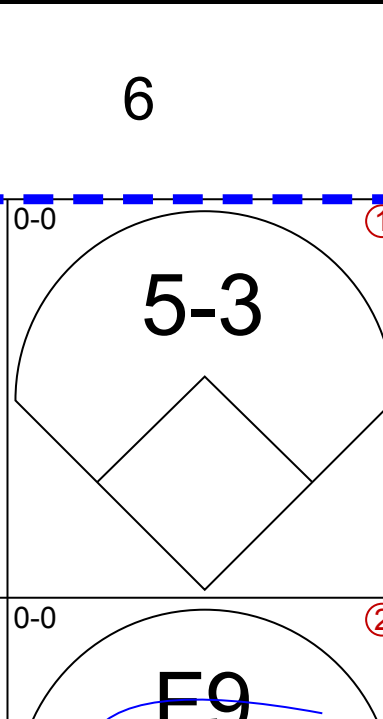
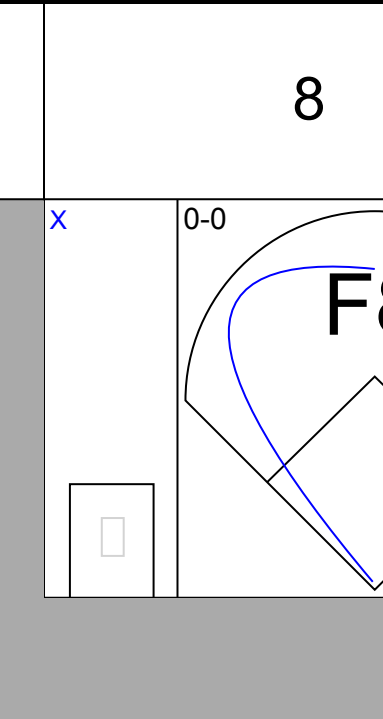
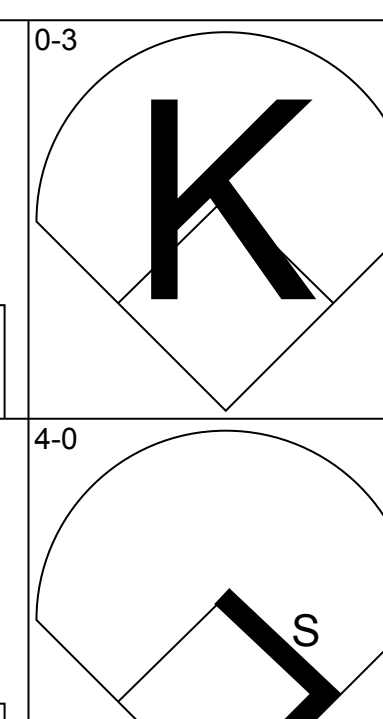
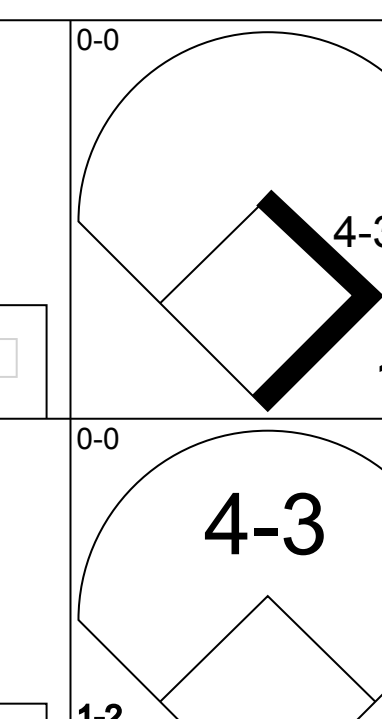
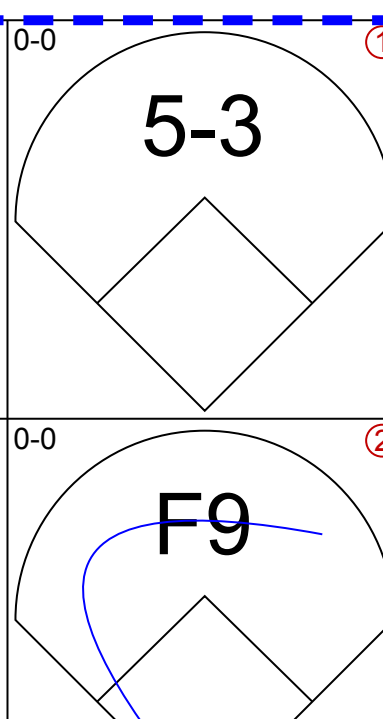
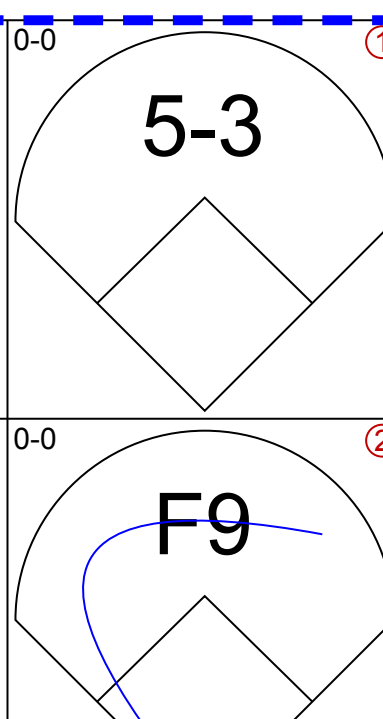
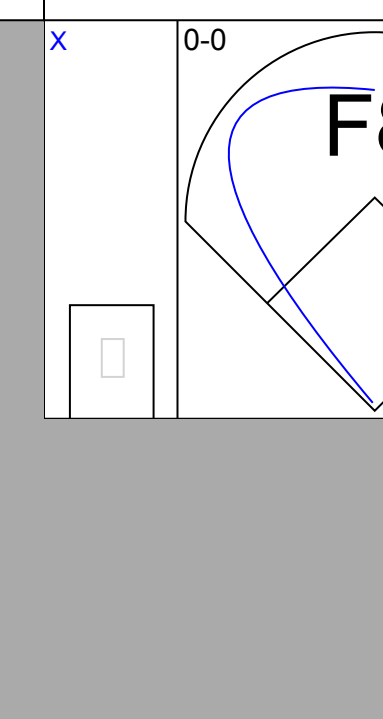
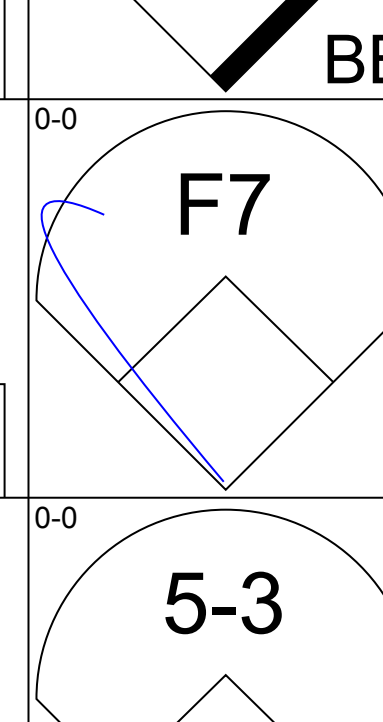
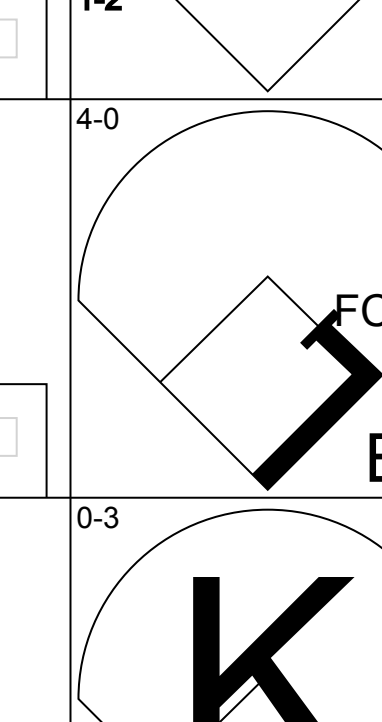
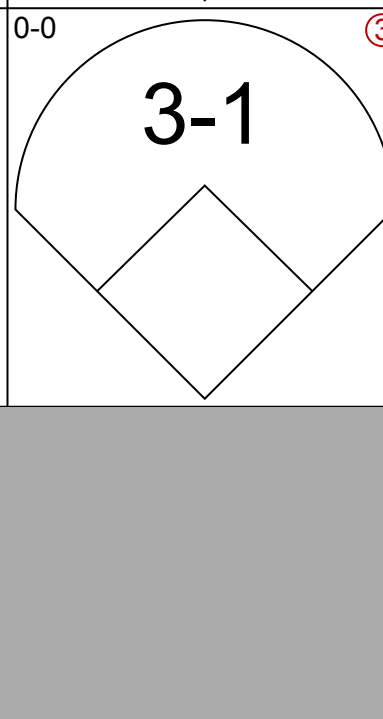
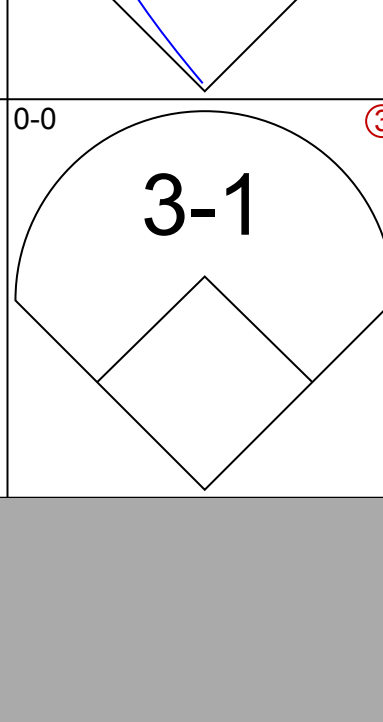
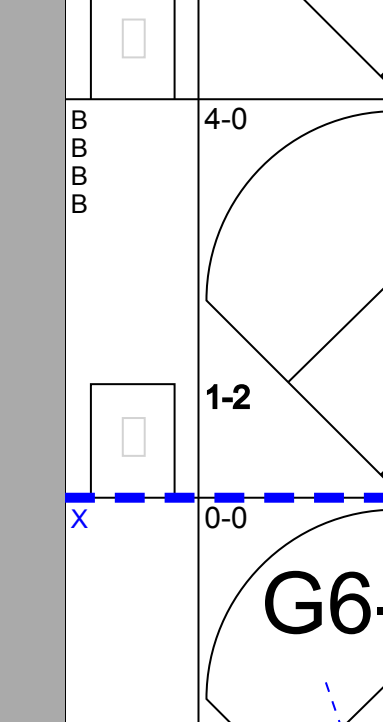

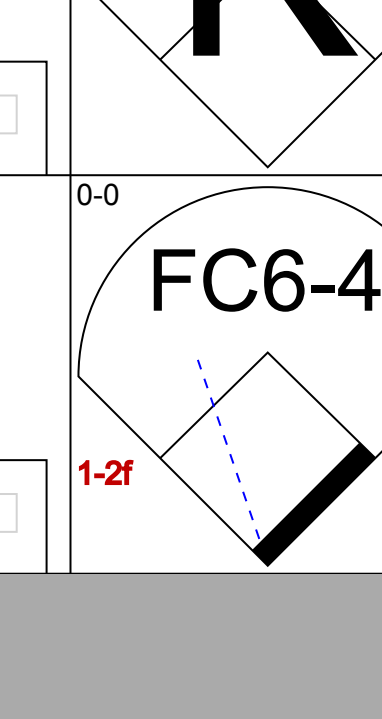


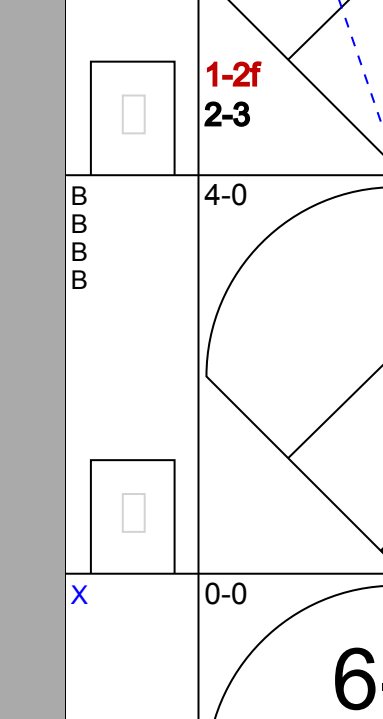

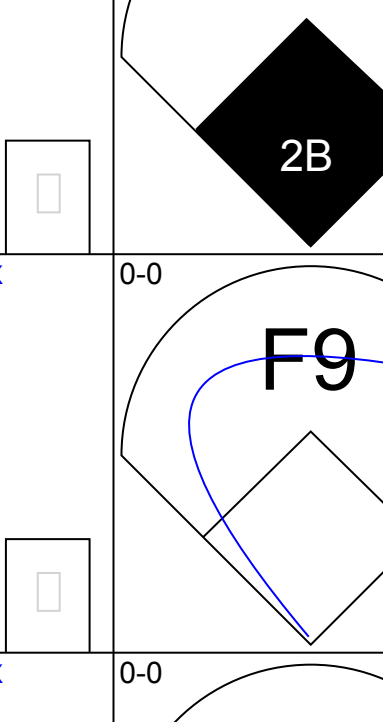
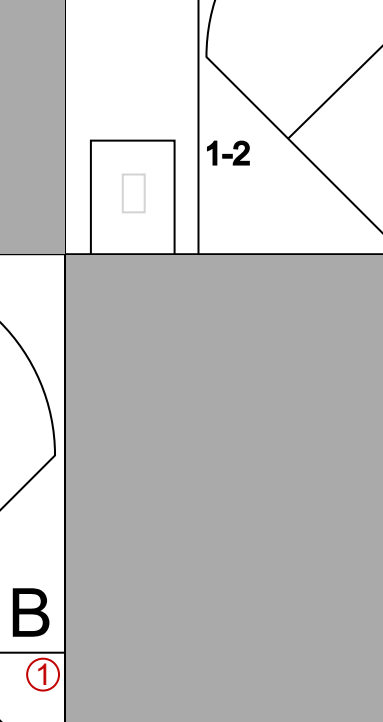


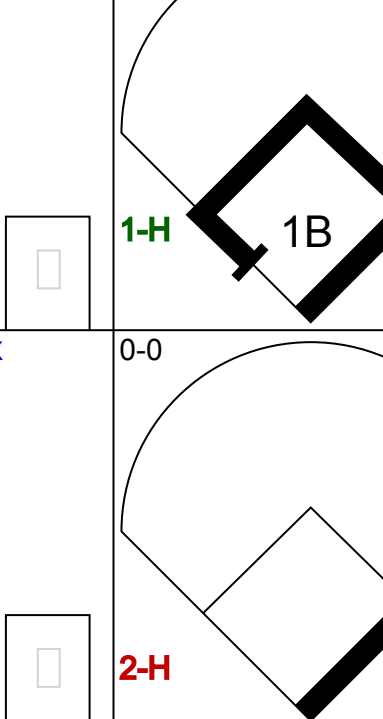
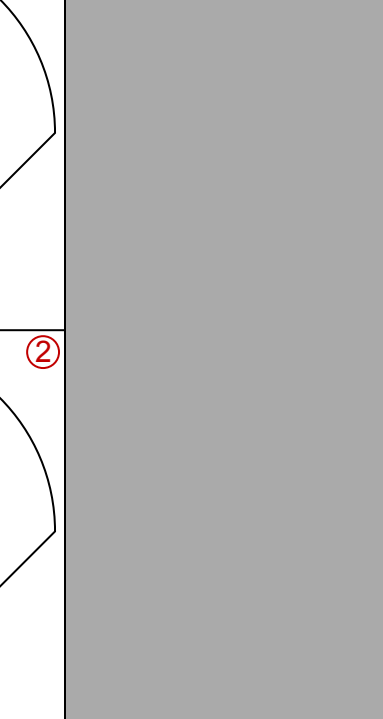
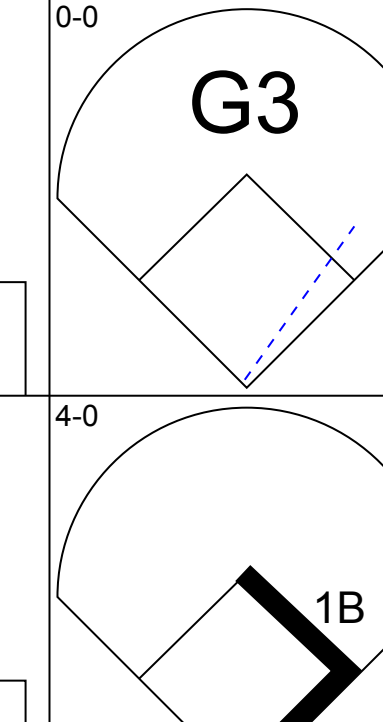

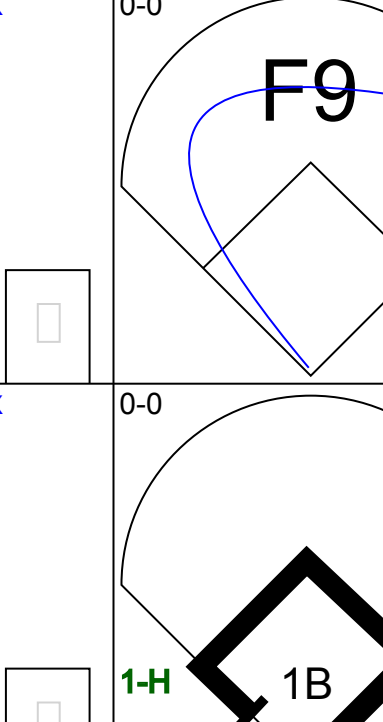
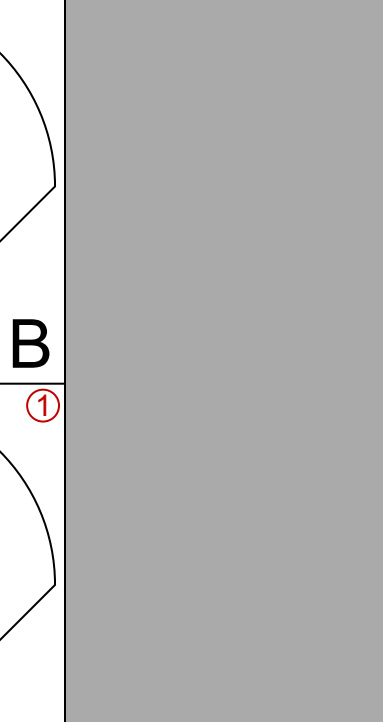


Batter	1	2	3	4	5	6	7	8	9	10	11	12	AB	R	H	RBI	BB	SO	LOB	BOTTOM	
Jack Perconte, L OBP: 0.329, SLG: 0.325	F4		G3				G3			L7		SH5-4	4	0	0	0	0	0	0		
Phil Bradley, R OBP: 0.365, SLG: 0.485	3-1 HR BB		F8		F8			L8 SF8 2B		6-3		BB IBB	4	2	1	0	2	0	1		
Alvin Davis, L OBP: 0.388, SLG: 0.452	3-1		G3					L8 HR		F9		FC7-4 BB	5	1	1	1	1	0	2		
Gorman Thomas, R OBP: 0.339, SLG: 0.487	HR				FC3-6 3B		F7		SF8		K	FC7-4	5	2	2	4	0	1	2		
Jim Presley, R OBP: 0.324, SLG: 0.500	HR			1-3		6-3		6-3		6-3		F9	5	1	1	1	0	0	1		
Dave Henderson, R OBP: 0.316, SLG: 0.391	K				FC3-6 BB						HR	BB BB	3	1	2	1	2	1	0		
John Moses, S ERA: 4.16 Ken Phelps, L OBP: 0.331, SLG: 0.436 Ricky Nelson, L ERA: 12.9			K		FC3-6 CS		L8			F8		BB	4	0	0	1	0	1	2		
Donnie Scott, S OBP: 0.274, SLG: 0.357 Dave Valle, R OBP: 0.166, SLG: 0.120		4-3			CS		F9		L8		4-3		F8	4	0	0	0	0	0		
Spike Owen, S OBP: 0.322, SLG: 0.337	L8						F8		4-3		K		BB SH5-4 FC7-4 BB	4	1	0	0	1	1		
Inning Stats	R: 3 E: 0 K: 1 S: 7	H: 2 LOB: 0 BB: 11	R: 0 E: 0 K: 1 S: 5	H: 0 LOB: 0 BB: 0	R: 0 E: 0 K: 0 S: 3	H: 0 LOB: 0 BB: 0	R: 1 E: 0 K: 0 S: 3	H: 1 LOB: 1 BB: 1	R: 0 E: 0 K: 0 S: 3	H: 0 LOB: 0 BB: 0	R: 1 E: 0 K: 1 S: 6	H: 1 LOB: 0 BB: 0	R: 0 E: 0 K: 0 S: 5	R: 0 E: 0 K: 0 S: 5	H: 0 LOB: 3 BB: 3	R: 1 E: 0 K: 0 S: 2	H: 0 LOB: 3 BB: 14	1B: 0 2B: 2 3B: 1 HR: 4	SF: 1 SAC: 1 DP: 0 HBP: 1	WP: 0 PB: 0 SB: 1 CS: 1	PA: 50
PITCHER	IP WLS BF H R ER SO	IP WLS BF H R ER SO	IP WLS BF H R ER SO	IP WLS BF H R ER SO	IP WLS BF H R ER SO	IP WLS BF H R ER SO	IP WLS BF H R ER SO	IP WLS BF H R ER SO	IP WLS BF H R ER SO	IP WLS BF H R ER SO	IP WLS BF H R ER SO	IP WLS BF H R ER SO	IP WLS BF H R ER SO	IP WLS BF H R ER SO	IP WLS BF H R ER SO	IP WLS BF H R ER SO	ERA WHIP	ERA WHIP			
Tom Waddell, R ERA: 4.16	5.1 24 5 5 0 0 2	5.1 24 5 5 0 0 2	5.1 24 5 5 0 0 2	5.1 24 5 5 0 0 2	5.1 24 5 5 0 0 2	5.1 24 5 5 0 0 2	5.1 24 5 5 0 0 2	5.1 24 5 5 0 0 2	5.1 24 5 5 0 0 2	5.1 24 5 5 0 0 2	5.1 24 5 5 0 0 2	5.1 24 5 5 0 0 2	5.1 24 5 5 0 0 2	5.1 24 5 5 0 0 2	5.1 24 5 5 0 0 2	5.1 24 5 5 0 0 2	7.94 1.235	7.94 1.235			
Jerry Reed, R ERA: 5.1	1.1 5 1 0 0 0 0	1.1 5 1 0 0 0 0	1.1 5 1 0 0 0 0	1.1 5 1 0 0 0 0	1.1 5 1 0 0 0 0	1.1 5 1 0 0 0 0	1.1 5 1 0 0 0 0	1.1 5 1 0 0 0 0	1.1 5 1 0 0 0 0	1.1 5 1 0 0 0 0	1.1 5 1 0 0 0 0	1.1 5 1 0 0 0 0	1.1 5 1 0 0 0 0	1.1 5 1 0 0 0 0	1.1 5 1 0 0 0 0	1.1 5 1 0 0 0 0	6.75 0.750	6.75 0.750			
Ramon Romero, L ERA: 5.1	0.1 1 0 0 0 0 0	0.1 1 0 0 0 0 0	0.1 1 0 0 0 0 0	0.1 1 0 0 0 0 0	0.1 1 0 0 0 0 0	0.1 1 0 0 0 0 0	0.1 1 0 0 0 0 0	0.1 1 0 0 0 0 0	0.1 1 0 0 0 0 0	0.1 1 0 0 0 0 0	0.1 1 0 0 0 0 0	0.1 1 0 0 0 0 0	0.1 1 0 0 0 0 0	0.1 1 0 0 0 0 0	0.1 1 0 0 0 0 0	0.1 1 0 0 0 0 0	0.00 0.000	0.00 0.000			
Vern Ruhle, R ERA: 4.42	2.2 9 1 1 1 1 1	2.2 9 1 1 1 1 1	2.2 9 1 1 1 1 1	2.2 9 1 1 1 1 1	2.2 9 1 1 1 1 1	2.2 9 1 1 1 1 1	2.2 9 1 1 1 1 1	2.2 9 1 1 1 1 1	2.2 9 1 1 1 1 1	2.2 9 1 1 1 1 1	2.2 9 1 1 1 1 1	2.2 9 1 1 1 1 1	2.2 9 1 1 1 1 1	2.2 9 1 1 1 1 1	2.2 9 1 1 1 1 1	2.2 9 1 1 1 1 1	3.38 0.375	3.38 0.375			
Rich Thompson, R ERA: 6.03	1.0 L 6 0 1 1 1	1.0 L 6 0 1 1 1	1.0 L 6 0 1 1 1	1.0 L 6 0 1 1 1	1.0 L 6 0 1 1 1	1.0 L 6 0 1 1 1	1.0 L 6 0 1 1 1	1.0 L 6 0 1 1 1	1.0 L 6 0 1 1 1	1.0 L 6 0 1 1 1	1.0 L 6 0 1 1 1	1.0 L 6 0 1 1 1	1.0 L 6 0 1 1 1	1.0 L 6 0 1 1 1	1.0 L 6 0 1 1 1	1.0 L 6 0 1 1 1	1.0 L 6 0 1 1 1	9.00 3.000	9.00 3.000		

Cleveland Indians @ Seattle Mariners
The Kingdome, Seattle, WA
Mon Sep 09 1985, 10:05 PM EDT
Att. 6,614 - Unknown

AB 39
R 8
H 7
RBI 8
BB 7
SO 4
LOB 10



Batter	1	2	3	4	5	6	7	8	9	AB R H RBI BB SO LOB	TOP												
Brett Butler, L OBP: 0.367, SLG: 0.435 (1, 8)										4 2 1 0 1 1 1	Cleveland Indians @ Seattle Mariners The Kingdome, Seattle, WA Tue Sep 10 1985, 10:05 PM EDT Att: 4,873 - Unknown												
Tony Bernazard, S OBP: 0.360, SLG: 0.405 (1, 4)										4 1 0 1 1 1 2													
Julio Franco, R OBP: 0.340, SLG: 0.377 (1, 6)										5 1 2 1 0 0 1													
Brook Jacoby, R OBP: 0.336, SLG: 0.421 (1, 5)										5 0 1 1 0 0 2													
Mike Hargrove, L OBP: 0.366, SLG: 0.332 (1, 3)										4 1 2 2 0 1 1													
Joe Carter, R OBP: 0.288, SLG: 0.373 (1, 7)										4 1 1 2 0 0 3													
George Vukovich, L OBP: 0.291, SLG: 0.337 (1, 9)										3 0 0 0 0 0 0													
Carmen Castillo, R OBP: 0.290, SLG: 0.437 (1, 10)										3 1 1 0 1 0 3													
Jerry Willard, L OBP: 0.324, SLG: 0.332 (1, 2)										4 1 1 0 0 1 1													
Inning Stats	R: 0 E: 1 K: 1 S: 6	H: 0 LOB: 1 BB: 0 P: 6	R: 0 E: 0 K: 0 S: 3	H: 0 LOB: 0 BB: 0 P: 3	R: 0 E: 0 K: 0 S: 3	H: 0 LOB: 1 BB: 1 P: 7	R: 2 E: 0 K: 0 S: 5	H: 2 LOB: 0 BB: 0 P: 5	R: 5 E: 0 K: 0 S: 7	H: 5 LOB: 2 BB: 2 P: 16		R: 0 E: 0 K: 1 S: 5	H: 0 LOB: 0 BB: 0 P: 5	R: 0 E: 0 K: 1 S: 6	H: 1 LOB: 1 BB: 0 P: 6	R: 0 E: 0 K: 0 S: 3	H: 0 LOB: 0 BB: 0 P: 3	R: 1 E: 0 K: 1 S: 6	H: 1 LOB: 0 BB: 0 P: 6	1B: 8 2B: 0 3B: 0 HR: 1	SF: 0 SAC: 0 DP: 1 HBP: 1	WP: 4 PB: 0 SB: 1 CS: 0	PA: 40
PITCHER	IP WLS BF H R ER SO BB IBB HBP BLK WP HR S P ERA WHIP											PITCHER	IP WLS BF H R ER SO BB IBB HBP BLK WP HR S P ERA WHIP										
Frank Wills, R ERA: 6.33	(1, 1) 4.0 L 20 4 6 6 1 3 0 0 0 0 1 1 19 31 13.50 1.750											Dave Tobik, R ERA:	(9, 1) 0.2										
Jack Lazorko, R ERA: 1.3	(5, 1) 0.1 4 3 1 1 0 0 0 0 0 0 0 0 4 4 27.00 9.000																						
Paul Mirabella, L ERA:	(5, 1) 1.2 5 0 0 0 1 0 0 0 1 0 0 0 6 7 0.00 0.000																						
Bill Swift, R ERA: 5.04	(7, 1) 2.0 7 1 0 0 1 0 0 0 0 0 0 0 9 9 0.00 0.500																						
Ed Yande Berg, L ERA: 3.65	(9, 1) 0.1 2 1 1 1 1 0 0 0 0 0 1 0 4 4 27.00 3.000																						
Batter	1	2	3	4	5	6	7	8	9	AB R H RBI BB SO LOB	BOTTOM												
Jack Perconte, L OBP: 0.328, SLG: 0.323 (1, 4)										5 0 1 0 0 1 2	Cleveland Indians @ Seattle Mariners The Kingdome, Seattle, WA Tue Sep 10 1985, 10:05 PM EDT Att: 4,873 - Unknown												
Phil Bradley, R OBP: 0.365, SLG: 0.484 (1, 7)										4 0 1 0 1 1 1													
Alvin Davis, L OBP: 0.390, SLG: 0.451 ERA: 1.3										3 1 1 0 2 0 1													
Harold Reynolds, S OBP: 0.263, SLG: 0.196 (9, PR)										0 0 0 0 0 0 0													
Gorman Thomas, R OBP: 0.336, SLG: 0.491 (1, 10)										5 1 1 2 0 1 5													
Al Cowens, R OBP: 0.308, SLG: 0.454 John Moses, S OBP: 0.083, SLG: 0.083 (9, PR)										4 1 1 1 1 0 2													
Jim Prestley, R OBP: 0.325, SLG: 0.498 (1, 5)										0 0 0 0 0 0 0													
Dave Henderson, R OBP: 0.318, SLG: 0.391 (1, 8)										4 1 1 0 1 1 2													
Danny Tartabull, R OBP: 0.367, SLG: 0.462 (1, 6)										4 0 2 1 0 0 2													
Dave Valle, R OBP: 0.226, SLG: 0.207 (1, 2)										4 0 2 1 0 1 3													
Inning Stats	R: 0 E: 0 K: 1 S: 5	H: 0 LOB: 1 BB: 1 P: 9	R: 0 E: 0 K: 1 S: 6	H: 1 LOB: 2 BB: 1 P: 10	R: 0 E: 0 K: 1 S: 6	H: 1 LOB: 2 BB: 1 P: 10	R: 1 E: 0 K: 0 S: 4	H: 1 LOB: 1 BB: 1 P: 8	R: 4 E: 0 K: 1 S: 10	H: 6 LOB: 2 BB: 0 P: 10	R: 0 E: 0 K: 0 S: 3	H: 0 LOB: 0 BB: 0 P: 3	R: 0 E: 0 K: 1 S: 5	H: 0 LOB: 0 BB: 0 P: 5	R: 0 E: 0 K: 0 S: 4	H: 1 LOB: 1 BB: 0 P: 4	R: 0 E: 0 K: 0 S: 3	H: 1 LOB: 3 BB: 2 P: 11	1B: 7 2B: 2 3B: 0 HR: 2	SF: 0 SAC: 0 DP: 1 HBP: 0	WP: 0 PB: 0 SB: 1 CS: 0	PA: 42	
PITCHER	IP WLS BF H R ER SO BB IBB HBP BLK WP HR S P ERA WHIP											PITCHER	IP WLS BF H R ER SO BB IBB HBP BLK WP HR S P ERA WHIP										
Jamie Easterly, L ERA: 2.96	(1, 1) 4.1 23 6 4 4 4 4 0 0 0 0 0 0 4 4 8.31 2.308																						
Dave Vonohlen, L ERA: 3.39	(5, 1) 0.2 4 3 1 1 0 0 0 0 0 0 0 0 4 4 13.50 4.500																						
Bryan Clark, L ERA: 6.07	(6, 1) 3.0 W 12 2 0 0 1 1 0 0 0 0 0 0 13 17 0.00 1.000																						
Jerry Reed, R ERA: 5.01	(9, 1) 1.0 S 3 0 0 0 0 0 1 0 0 0 0 0 0 2 6 0.00 1.000																						

AB	36
R	8
H	9
RBI	7
BB	3
SO	4
LOB	14



Batter	1	2	3	4	5	6	7	8	9	AB	R	H	RBI	BB	SO	LOB	TOP			
Brett Butler, L OBP: 0.367, SLG: 0.438 (1, 8)	1-3		1B G4-6-3 BB	4-3			3-1 3B		F9	4	2	1	1	1	0	0	Cleveland Indians @ Seattle Mariners The Kingdome, Seattle, WA Wed Sep 11 1985, 10:05 PM EDT Att: 5,367 - Unknown			
Tony Bernazard, S OBP: 0.399, SLG: 0.403 (1, 4)	K		G4-6-3 1-2 1B		F9		3-1		L3	5	0	1	1	0	1	0				
Julio Franco, R OBP: 0.340, SLG: 0.376 (1, 6)	CS BB		G4-6-3 1-2 2-3 1B		5-3		5-3		4-3	4	0	1	0	1	0	0				
Brook Jacoby, R OBP: 0.334, SLG: 0.418 (1, 5)	CS	6-3	G4-6-3 1-2 2-3 3-H		6-3		K			4	0	0	0	0	1	2				
Mike Hargrove, L OBP: 0.364, SLG: 0.330 (1, 3)		BB 1B 1B	L9				3-1		K	4	0	1	0	0	1	1				
Joe Carter, R OBP: 0.290, SLG: 0.375 (1, 7)		BB 1-2 1B		6-3		S 1B			F7	4	0	2	0	0	0	0				
George Vukovich, L OBP: 0.295, SLG: 0.340 (1, 9)		1-2 2-3 BB		HR 1B		K			1B 1B	3	1	2	0	1	1	1				
Carmen Castillo, R OBP: 0.289, SLG: 0.432 (1, 10)		F6		K		6-3			1-2 1B	4	0	1	0	0	1	5				
Jerry Willard, L OBP: 0.327, SLG: 0.345 (1, 2)	F7			HR			3B BB		4-3	3	2	1	2	1	0	5				
Inning Stats	R: 0 E: 0 K: 1 S: 4	H: 0 LOB: 0 BB: 1 P: 8	R: 0 E: 0 K: 0 S: 5	H: 2 LOB: 3 BB: 1 P: 9	R: 1 E: 0 K: 0 S: 4	H: 2 LOB: 1 BB: 1 P: 8	R: 2 E: 0 K: 1 S: 7	H: 2 LOB: 0 BB: 0 P: 7	R: 0 E: 0 K: 1 S: 6	H: 1 LOB: 1 BB: 0 P: 6	R: 2 E: 0 K: 1 S: 6	H: 1 LOB: 0 BB: 1 P: 10	R: 0 E: 0 K: 1 S: 7	H: 2 LOB: 2 BB: 0 P: 7	R: 0 E: 0 K: 0 S: 3	H: 0 LOB: 0 BB: 0 P: 3		1B: 8 2B: 0 3B: 1 HR: 1	SF: 0 SAC: 0 DP: 1 HBP: 0	WP: 0 PB: 0 SB: 1 CS: 1
PITCHER Mike Moore, R ERA: 3.36 (1, 1)	IP: 9.0 WLS: W BF: 39 H: 10 R: 5 ER: 5 SO: 5 BB: 4 IBB: 0 HBP: 0 BLK: 0 WP: 0 HR: 1 S: 45 P: 61 ERA: 5.00 WHIP: 1.556											PITCHER	IP: 0 WLS: 0 BF: 0 H: 0 R: 0 ER: 0 SO: 0 BB: 0 IBB: 0 HBP: 0 BLK: 0 WP: 0 HR: 0 S: 0 P: 0 ERA: 0.00 WHIP: 0.000							

Batter	1	2	3	4	5	6	7	8	9	AB	R	H	RBI	BB	SO	LOB	BOTTOM			
Jack Perconte, L OBP: 0.331, SLG: 0.334 (1, 4)	HR		BB S 1B		F8	SH5-4 1B	B2-4-6			5	2	3	1	0	0	1	Cleveland Indians @ Seattle Mariners The Kingdome, Seattle, WA Wed Sep 11 1985, 10:05 PM EDT Att: 5,367 - Unknown			
Domingo Ramos, R OBP: 0.257, SLG: 0.236 (9, 3)						1-2 1B				0	0	0	0	0	0	0				
Phil Bradley, R OBP: 0.325, SLG: 0.481 (1, 7)	F9		L7		3B BB	SH5-4	G3			3	1	0	0	1	0	1				
Alvin Davis, L OBP: 0.393, SLG: 0.459 (8, PR)	F8		BB BB		1-2 1B	1B 1B			1B 2B	3	2	2	1	2	0	0				
Harold Reynolds, S OBP: 0.263, SLG: 0.196 (9, 4)					1-2 3B	1B BB				0	1	0	0	0	0	0				
Gorman Thomas, R OBP: 0.339, SLG: 0.491 (1, 10)	S 1B		1-2 2-3 BB		4-3	1B E 1B			K	4	1	2	2	1	1	2				
Al Cowens, R OBP: 0.311, SLG: 0.455 (8, PR)	K		L4		BB 1B	E 1B			FC5-4 1B	5	1	3	2	0	1	4				
John Moses, S OBP: 0.083, SLG: 0.083 (9, 8)					1-2 3-H 1B	1-2 2-3 3-H 1B				0	0	0	0	0	0	0				
Jim Prestley, R OBP: 0.325, SLG: 0.496 (1, 5)		5-3		5-3	1B BB	E 1B			FC5-4 FC4-6	4	0	1	1	1	0	2				
Dave Henderson, R OBP: 0.317, SLG: 0.388 (9, 9)		L8		6-3	1-3 2-H 1B	1-2 2-3 3-H E6			FC4-6	5	0	1	2	0	0	4				
Donnie Scott, S OBP: 0.273, SLG: 0.354 (1, 2)						1-2 2-3 3-H K				4	0	1	0	0	1	5				
Dave Valle, R OBP: 0.225, SLG: 0.207 (8, 2)	F6			FC6-4 1B		1-2 K				0	0	0	0	0	0	0				
Spike Owen, S OBP: 0.324, SLG: 0.339 (1, 6)			F8	FC6-4		SH5-4 1B	B2-4-6 1B			4	1	2	0	0	0	1				
Inning Stats	R: 1 E: 0 K: 1 S: 7	H: 2 LOB: 1 BB: 0 P: 7	R: 0 E: 0 K: 0 S: 3	H: 0 LOB: 0 BB: 0 P: 3	R: 0 E: 0 K: 0 S: 4	H: 1 LOB: 2 BB: 2 P: 12	R: 0 E: 0 K: 0 S: 4	H: 1 LOB: 1 BB: 0 P: 4	R: 3 E: 0 K: 1 S: 8	H: 3 LOB: 2 BB: 2 P: 16	R: 4 E: 1 K: 0 S: 8	H: 5 LOB: 2 BB: 1 P: 12	R: 0 E: 0 K: 0 S: 3	H: 1 LOB: 0 BB: 0 P: 3	R: 1 E: 0 K: 1 S: 7	H: 2 LOB: 2 BB: 0 P: 7	1B: 12 2B: 2 3B: 1 HR: 1	SF: 0 SAC: 1 DP: 2 HBP: 0	WP: 0 PB: 0 SB: 2 CS: 0	PA: 43
PITCHER Roy Smith, R ERA: 5.27 (1, 1)	IP: 0.2 WLS: L BF: 4 H: 2 R: 2 ER: 2 SO: 1 BB: 0 IBB: 0 HBP: 0 BLK: 0 WP: 0 HR: 0 S: 6 P: 6 ERA: 27.00 WHIP: 3.000											PITCHER	IP: 0 WLS: 0 BF: 0 H: 0 R: 0 ER: 0 SO: 0 BB: 0 IBB: 0 HBP: 0 BLK: 0 WP: 0 HR: 0 S: 0 P: 0 ERA: 0.00 WHIP: 0.000							
Vern Riffe, R ERA: 4.56 (6, 1)	0.0	1	0	0	0	0	0	0	0	0	0	0	0	0	0	0				
Ramon Romero, L ERA: 6.41 (6, 1)	0.0	1	0	0	0	0	0	0	0	0	0	0	0	0	0	0				
Rich Thompson, R ERA: 6.06 (6, 1)	2.2	13	6	3	3	1	0	0	0	0	0	15	15	10.12	2.250					

Batter	1	2	3	4	5	6	7	8	9	AB	R	H	RBI	BB	SO	LOB	TOP				
Kirby Puckett, R OBP: 0.317, SLG: 0.365 (1, 8)	0-3 K		0-0 2B		0-0 F8			0-0 F7		4	0	1	0	0	1	0	Minnesota Twins @ Cleveland Indians Cleveland Municipal Stadium, Cleveland, OH Fri Sep 13 1985, 7:05 PM EDT Unknown livebaseballscorecards.com				
Dave Meier, R OBP: 0.371, SLG: 0.299 (1, 7)	0-0 2B		0-0 6-3		0-0 F8			0-0 1B		3	0	1	0	0	0	1					
Kent Hrbek, L OBP: 0.349, SLG: 0.439 (8, PH) (8, 3)								BB BB 1B		1	0	1	0	0	0	0					
Dave Engle, R OBP: 0.333, SLG: 0.428 (1, 10)	0-0 F7		0-0 6-3					4-0 BB 1-2 BB		3	0	0	0	1	0	2					
Tom Brunansky, R OBP: 0.323, SLG: 0.460 (1, 9)	0-0 F4				0-0 HR 1B			4-0 BB 1-2 2-3 BB		3	1	2	0	1	0	1					
Mark Funderburk, R OBP: 0.348, SLG: 0.619 (8, 7)		0-3 K			0-0 1-H HR			0-0 F8		4	1	1	2	0	1	4					
Tim Laudner, R OBP: 0.301, SLG: 0.409 (1, 2)	0-0 1B				0-0 F8			0-0 3-1		3	0	1	0	0	0	1					
Roy Smalley, S OBP: 0.361, SLG: 0.411 (8, PH) (8, 2)										1	0	0	0	0	0	3					
Jeff Reed, L OBP: 0.500, SLG: 0.500 (8, 2)										0	0	0	0	0	0	0					
Gary Gaetti, R OBP: 0.299, SLG: 0.400 (1, 5)	0-3 K				0-0 F4			0-0 F8		4	0	0	0	0	1	1					
Tim Teufel, R OBP: 0.335, SLG: 0.389 (1, 4)	0-0 F8				0-3 K			0-3 K		4	0	0	0	0	3	1					
Greg Gagne, R OBP: 0.288, SLG: 0.337 (1, 6)					0-0 2-3			0-0 F4		2	0	0	0	0	1	0					
Ron Washington, R OBP: 0.319, SLG: 0.409 (7, PH) (7, 6)								0-0 F9		2	0	0	0	0	0	0					
Inning Stats	R: 0 E: 0 K: 1 S: 6	H: 1 LOB: 1 BB: 0 P: 6	R: 0 E: 0 K: 2 S: 8	H: 1 LOB: 1 BB: 0 P: 8	R: 0 E: 0 K: 1 S: 6	H: 1 LOB: 1 BB: 0 P: 6	R: 2 E: 0 K: 1 S: 7	H: 2 LOB: 0 BB: 0 P: 7	R: 0 E: 0 K: 0 S: 3	H: 1 LOB: 0 BB: 0 P: 6	R: 0 E: 0 K: 1 S: 5	H: 0 LOB: 0 BB: 0 P: 5	R: 0 E: 0 K: 0 S: 4	H: 1 LOB: 3 BB: 2 P: 12	R: 0 E: 0 K: 1 S: 5	H: 0 LOB: 0 BB: 0 P: 5	1B: 3 2B: 3 3B: 0 HR: 1	SF: 0 SAC: 0 DP: 0 HBP: 0	WP: 0 PB: 0 SB: 0 CS: 0	PA: 36	
PITCHER	IP	WLS	BF	H	R	ER	SO	BB	IBB	HBP	BLK	WP	HR	S	P	ERA	WHIP				
Curt Wardle, L ERA: 5.63 (1, 1)	7.1	W	30	7	2	2	7	1	0	0	0	0	1	43	47	2.46	1.091				
Jerry Reed, R ERA: 4.87 (8, 1)	1.2	S	6	0	0	0	1	1	0	0	0	0	0	7	11	0.00	0.600				

Batter	1	2	3	4	5	6	7	8	9	AB	R	H	RBI	BB	SO	LOB	BOTTOM				
Brett Butler, L OBP: 0.370, SLG: 0.440 (1, 8)	0-0 F9 BB 1B				0-0 BB 1B			0-0 1B		4	1	3	0	0	0	0	Minnesota Twins @ Cleveland Indians Cleveland Municipal Stadium, Cleveland, OH Fri Sep 13 1985, 7:05 PM EDT Unknown livebaseballscorecards.com				
Tony Bemazzard, S OBP: 0.380, SLG: 0.401 (1, 4)	4-0 BB 1B SF9 BB				0-0 F8			0-0 1-3		2	1	0	0	2	0	2					
Julio Franco, R OBP: 0.340, SLG: 0.377 (1, 6)	0-0 F9				0-0 6-3			0-0 5-3		4	0	1	0	0	0	5					
Jim Wilson, R OBP: 0.500, SLG: 0.333 (1, 10)	0-0 SF9 BB 1B				0-0 5-3			0-3 K		3	1	1	1	1	1	0					
Mike Hargrove, L OBP: 0.362, SLG: 0.325 (1, 3)	4-0 1B BB				0-0 F4			0-0 4-3		3	0	0	0	1	1	2					
Brook Jacoby, R OBP: 0.332, SLG: 0.415 (1, 5)	0-0 SF9				0-0 F9			0-0 F8		3	0	0	1	0	1	2					
George Vukovich, L OBP: 0.295, SLG: 0.339 (1, 9)	0-0 1B				0-0 4-3			0-0 G1		4	0	1	1	0	0	0					
Joe Carter, R OBP: 0.290, SLG: 0.373 (1, 7)		0-3 K			0-0 6-3			0-0 1B 1B		4	0	1	0	0	1	0					
Jerry Willard, L OBP: 0.327, SLG: 0.345 (1, 2)	0-0 F7				0-0 BB 1B 1B			0-3 K		3	0	1	0	0	1	1					
Inning Stats	R: 3 E: 0 K: 0 S: 5	H: 3 LOB: 2 BB: 2 P: 13	R: 0 E: 0 K: 1 S: 5	H: 0 LOB: 0 BB: 0 P: 5	R: 0 E: 0 K: 1 S: 6	H: 1 LOB: 2 BB: 1 P: 10	R: 0 E: 0 K: 0 S: 5	H: 2 LOB: 3 BB: 1 P: 9	R: 0 E: 0 K: 1 S: 7	H: 2 LOB: 2 BB: 0 P: 7	R: 0 E: 0 K: 1 S: 5	H: 0 LOB: 0 BB: 0 P: 5	R: 0 E: 0 K: 0 S: 3	H: 0 LOB: 0 BB: 0 P: 3	R: 0 E: 0 K: 0 S: 3	H: 0 LOB: 0 BB: 0 P: 3		1B: 7 2B: 1 3B: 0 HR: 0	SF: 1 SAC: 0 DP: 0 HBP: 0	WP: 0 PB: 0 SB: 0 CS: 0	PA: 35
PITCHER	IP	WLS	BF	H	R	ER	SO	BB	IBB	HBP	BLK	WP	HR	S	P	ERA	WHIP				
Mark Portugal, R ERA: 4.76 (1, 1)	4.0	L	21	6	3	3	2	4	0	0	0	0	0	21	37	6.75	2.500				
Pete Filson, L ERA: 3.87 (5, 1)	4.0		14	2	0	0	3	0	0	0	0	0	0	20	20	0.00	0.500				

Batter	1	2	3	4	5	6	7	8	9	AB	R	H	RBI	BB	SO	LOB	TOP			
Kirby Puckett, R OBP: 0.321, SLG: 0.369 (1, 8)										4	1	4	0	0	0	0	Minnesota Twins @ Cleveland Indians Cleveland Municipal Stadium, Cleveland, OH Fri Sep 13 1985, 7:05 PM EDT Att: 4,431 - Unknown			
Roy Smalley, S OBP: 0.353, SLG: 0.412 (1, 10)										4	0	2	0	0	0	1				
Kent Hrbek, L OBP: 0.348, SLG: 0.436 (1, 3)										3	0	0	0	1	1	2				
Tom Brunansky, R OBP: 0.322, SLG: 0.459 (1, 9)										3	0	1	1	0	1	1				
Mark Salas, L OBP: 0.334, SLG: 0.441 (1, 2)										4	1	1	1	0	0	3				
Mike Stenhouse, L OBP: 0.332, SLG: 0.329 (1, 7)										4	0	0	0	0	0	1				
Dave Meier, R OBP: 0.371, SLG: 0.299 (9, 7)										0	0	0	0	0	0	0				
Gary Gaetti, R OBP: 0.299, SLG: 0.405 (1, 5)										4	1	1	1	0	0	1				
Ron Washington, R OBP: 0.312, SLG: 0.400 (1, 6)										3	0	0	0	0	0	0				
Greg Gagne, R OBP: 0.297, SLG: 0.336 (7, 6)										1	0	0	0	0	0	0				
Sieve Lombardozzi, R OBP: 0.291, SLG: 0.167 (1, 4)										3	0	0	0	0	0	0				
Inning Stats	R: 0 E: 0 K: 2 S: 8	H: 2 LOB: 1 BB: 0 P: 8	R: 1 E: 0 K: 0 S: 4	H: 1 LOB: 0 BB: 0 P: 4	R: 1 E: 0 K: 0 S: 5	H: 2 LOB: 2 BB: 1 P: 9	R: 0 E: 0 K: 0 S: 3	H: 0 LOB: 0 BB: 0 P: 3	R: 0 E: 0 K: 0 S: 4	H: 1 LOB: 1 BB: 0 P: 4	R: 0 E: 0 K: 0 S: 3	H: 1 LOB: 0 BB: 0 P: 3	R: 0 E: 0 K: 0 S: 3	H: 0 LOB: 0 BB: 0 P: 3	R: 1 E: 0 K: 0 S: 4	H: 1 LOB: 0 BB: 0 P: 4	1B: 7 2B: 0 3B: 0 HR: 2	SF: 1 SAC: 0 DP: 0 HBP: 0	WP: 1 PB: 0 SB: 0 CS: 2	PA: 36
PITCHER Don Schulte, R ERA: 6.27 (1, 1)	IP: 9.0 WLS: L BF: 35 H: 9 R: 3 ER: 3 SO: 2 BB: 1 IBB: 0 HBP: 0 BLK: 0 WP: 1 HR: 2 S: 38 P: 42 ERA: 3.00 WHIP: 1.111															PITCHER				

Batter	1	2	3	4	5	6	7	8	9	AB	R	H	RBI	BB	SO	LOB	BOTTOM					
Brett Butler, L OBP: 0.370, SLG: 0.442 (1, 8)										3	0	1	0	0	0	1	Minnesota Twins @ Cleveland Indians Cleveland Municipal Stadium, Cleveland, OH Fri Sep 13 1985, 7:05 PM EDT Att: 4,431 - Unknown					
Julio Franco, R OBP: 0.341, SLG: 0.378 (1, 6)										4	0	2	0	0	1	3						
Brook Jacoby, R OBP: 0.329, SLG: 0.412 (1, 5)										4	0	0	0	0	2	5						
Andre Thornton, R OBP: 0.288, SLG: 0.340 (1, 10)										3	0	0	0	1	0	2						
Otis Nixon, S OBP: 0.266, SLG: 0.317 (9, PR)										0	0	0	0	0	0	0						
Jim Wilson, R OBP: 0.375, SLG: 0.286 (1, 3)										4	0	1	0	0	2	2						
Joe Carter, R OBP: 0.292, SLG: 0.375 (1, 7)										4	1	2	0	0	0	1						
Tony Bernazard, S OBP: 0.358, SLG: 0.399 (1, 4)										2	0	0	0	0	1	1						
Benny Ayala, R OBP: 0.288, SLG: 0.406 (7, PH)										1	0	0	0	0	1	1						
Mike Fischlin, R OBP: 0.271, SLG: 0.315 (8, 4)										0	0	0	0	0	0	0						
Jerry Willard, L OBP: 0.326, SLG: 0.343 (9, PH)										1	0	0	0	0	1	1						
Carmen Castillo, R OBP: 0.296, SLG: 0.439 (1, 9)										2	0	1	1	1	0	0						
George Vukovich, L OBP: 0.294, SLG: 0.338 (9, PH)										1	0	0	0	0	0	1						
Chris Bando, S OBP: 0.226, SLG: 0.170 (1, 2)										2	0	1	0	1	0	1						
Inning Stats	R: 0 E: 0 K: 2 S: 8	H: 1 LOB: 1 BB: 0 P: 8	R: 0 E: 0 K: 0 S: 3	H: 0 LOB: 0 BB: 0 P: 3	R: 0 E: 0 K: 1 S: 6	H: 1 LOB: 2 BB: 1 P: 10	R: 0 E: 1 K: 1 S: 6	H: 1 LOB: 1 BB: 0 P: 6	R: 0 E: 0 K: 0 S: 2	H: 0 LOB: 0 BB: 1 P: 6	R: 0 E: 0 K: 0 S: 3	H: 1 LOB: 0 BB: 0 P: 3	R: 1 E: 0 K: 2 S: 9	H: 2 LOB: 1 BB: 0 P: 9	R: 0 E: 0 K: 1 S: 6	H: 1 LOB: 2 BB: 1 P: 10	R: 0 E: 0 K: 1 S: 5	H: 1 LOB: 0 BB: 0 P: 5	1B: 6 2B: 2 3B: 0 HR: 0	SF: 0 SAC: 1 DP: 2 HBP: 0	WP: 0 PB: 1 SB: 0 CS: 1	PA: 35
PITCHER Frank Viola, L ERA: 4.49 (1, 1)	IP: 7.0 WLS: W BF: 27 H: 6 R: 1 ER: 1 SO: 6 BB: 2 IBB: 0 HBP: 0 BLK: 0 WP: 0 HR: 0 S: 37 P: 45 ERA: 1.29 WHIP: 1.143															PITCHER						
Ron Davis, R ERA: 3.45 (8, 1)	IP: 2.0 WLS: S BF: 8 H: 2 R: 0 ER: 0 SO: 2 BB: 1 IBB: 0 HBP: 0 BLK: 0 WP: 0 HR: 0 S: 11 P: 15 ERA: 0.00 WHIP: 1.500															PITCHER						

AB 33
R 3
H 9
RBI 3
BB 1
SO 2
LOB 9



AB 31
R 1
H 8
RBI 1
BB 3
SO 8
LOB 19



Batter	1	2	3	4	5	6	7	8	9	AB	R	H	RBI	BB	SO	LOB	TOP								
Kirby Puckett, R OBP: 0.322, SLG: 0.370 (1, 8)	4-3		1-3			1B			BLK SF7	4	1	2	0	1	0	1	Minnesota Twins @ Cleveland Indians Cleveland Municipal Stadium, Cleveland, OH Sat Sep 14, 1985, 3:38 AM EDT Att: 5,218 - Unknown livebaseballscores.com								
Dave Meier, R OBP: 0.373, SLG: 0.304 (1, 9)	6-3		1B			1B			6-3	5	1	2	1	0	0	3									
Kent Hrbek, L OBP: 0.349, SLG: 0.440 (1, 3)	K		1B						SF7 BLK WP	4	1	1	0	1	1	2									
Mark Funderburk, R OBP: 0.355, SLG: 0.556 (1, 10)		1-3	1B						SF7	3	0	2	2	1	0	0									
Dave Engle, R OBP: 0.329, SLG: 0.416 (1, 7)	4-3		FC5-4							4	0	0	0	1	0	6									
Gary Gaetti, R OBP: 0.299, SLG: 0.405 (1, 5)									F8	5	1	2	0	0	1	1									
Tim Laudner, R OBP: 0.301, SLG: 0.414 (1, 2)	5-3								F9	3	0	1	0	0	1	1									
Tim Teufel, R OBP: 0.335, SLG: 0.394 (1, 4)			6-3						F9	4	0	1	1	0	0	2									
Steve Lombardozzi, R OBP: 0.231, SLG: 0.167 (9, 4)									F9	0	0	0	0	0	0	0									
Greg Gagne, R OBP: 0.287, SLG: 0.336 (1, 6)									F4	3	1	1	0	0	0	2									
Ron Washington, R (8, PH) OBP: 0.308, SLG: 0.394 (8, 6)									5-3	1	0	0	0	0	0	1									
Alvaro Espinoza, R OBP: 0.288, SLG: 0.298 (9, 6)			1B							0	0	0	0	0	0	0									
Inning Stats	R: 0 E: 0 K: 1 S: 5	H: 0 LOB: 0 BB: 0 P: 5	R: 0 E: 0 K: 0 S: 4	H: 1 LOB: 1 BB: 0 P: 4	R: 2 E: 0 K: 0 S: 7	H: 4 LOB: 2 BB: 0 P: 7	R: 0 E: 0 K: 2 S: 8	H: 1 LOB: 1 BB: 0 P: 8	R: 0 E: 0 K: 0 S: 5	H: 3 LOB: 2 BB: 0 P: 5	R: 1 E: 1 K: 0 S: 6	H: 2 LOB: 2 BB: 0 P: 6	R: 0 E: 0 K: 0 S: 2	H: 0 LOB: 0 BB: 1 P: 6	R: 0 E: 0 K: 0 S: 4	H: 1 LOB: 1 BB: 0 P: 4	R: 2 E: 0 K: 0 S: 3	H: 0 LOB: 1 BB: 3 P: 15	1B: 10 2B: 2 3B: 0 HR: 0	SF: 1 SAC: 1 DP: 2 HBP: 0	WP: 1 PB: 0 SB: 1 CS: 0	PA: 42			
PITCHER	IP	WLS	BF	H	R	ER	SO	BB	IBB	HBP	BLK	WP	HR	S	P	ERA	WHIP								
Neal Heaton, L ERA: 4.76 (1, 1)	8.0		36	12	3	3	3	1	0	0	0	0	0	41	45	3.38	1.625								
Rich Thompson, R ERA: 6.22 (9, 1)	1.0	L	6	0	2	2	0	2	1	0	1	1	0	3	15	18.00	2.000								

Batter	1	2	3	4	5	6	7	8	9	AB	R	H	RBI	BB	SO	LOB	BOTTOM								
Brett Butler, L OBP: 0.369, SLG: 0.437 (1, 8)	S		E S						4-3	4	1	1	0	1	0	2	Minnesota Twins @ Cleveland Indians Cleveland Municipal Stadium, Cleveland, OH Sat Sep 14, 1985, 3:38 AM EDT Att: 5,218 - Unknown livebaseballscores.com								
Tony Bemazzard, S OBP: 0.355, SLG: 0.395 (1, 4)	F5		F9						F7	4	0	0	0	0	0	2									
Julio Franco, R OBP: 0.341, SLG: 0.376 (1, 6)	K		2B						6-3	4	1	1	1	0	1	1									
Andre Thornton, R OBP: 0.292, SLG: 0.347 (1, 10)	5-3		4-3							4	1	3	0	0	0	1									
Otis Nixon, S OBP: 0.266, SLG: 0.317 (8, PR)			WP							0	0	0	0	0	0	0									
Jim Wilson, R OBP: 0.400, SLG: 0.357 (1, 3)										2	0	1	1	0	0	1									
Mike Hargrove, L OBP: 0.368, SLG: 0.335 (6, 3)		2B							F9	2	0	1	0	0	0	1									
Joe Carter, R OBP: 0.295, SLG: 0.386 (1, 7)	F8		6-3							4	0	1	0	0	0	3									
Brook Jacoby, R OBP: 0.328, SLG: 0.415 (1, 5)	F8								F9	4	0	0	0	0	1	3									
George Vukovich, L OBP: 0.295, SLG: 0.339 (1, 9)									5-3	4	0	1	0	0	0	1									
Chris Bando, S OBP: 0.222, SLG: 0.167 (1, 2)										3	0	0	0	0	0	2									
Jerry Willard, L OBP: 0.333, SLG: 0.358 (9, PH)	F8									0	0	0	0	1	0	0									
Mike Fischlin, R OBP: 0.258, SLG: 0.298 (9, PR)										0	0	0	0	0	0	0									
Inning Stats	R: 0 E: 0 K: 1 S: 5	H: 0 LOB: 1 BB: 1 P: 9	R: 0 E: 0 K: 0 S: 5	H: 2 LOB: 2 BB: 0 P: 5	R: 3 E: 0 K: 0 S: 6	H: 3 LOB: 0 BB: 0 P: 6	R: 0 E: 0 K: 1 S: 5	H: 0 LOB: 0 BB: 0 P: 5	R: 0 E: 0 K: 0 S: 3	H: 0 LOB: 0 BB: 0 P: 3	R: 0 E: 0 K: 0 S: 4	H: 2 LOB: 1 BB: 0 P: 4	R: 0 E: 0 K: 0 S: 3	H: 0 LOB: 0 BB: 0 P: 3	R: 0 E: 0 K: 0 S: 4	H: 1 LOB: 1 BB: 0 P: 4	R: 0 E: 0 K: 0 S: 4	H: 1 LOB: 2 BB: 1 P: 8	1B: 7 2B: 2 3B: 0 HR: 0	SF: 0 SAC: 0 DP: 1 HBP: 0	WP: 1 PB: 0 SB: 2 CS: 0	PA: 37			
PITCHER	IP	WLS	BF	H	R	ER	SO	BB	IBB	HBP	BLK	WP	HR	S	P	ERA	WHIP								
Dennis Burt, R ERA: 6.0 (1, 1)	8.0		32	8	3	3	2	1	0	0	1	0	0	35	39	3.38	1.125								
Ron Davis, R ERA: 3.42 (9, 1)	1.0	S	5	1	0	0	0	1	0	0	0	0	0	4	8	0.00	2.000								

Batter	1	2	3	4	5	6	7	8	9	AB	R	H	RBI	BB	SO	LOB	TOP					
Kirby Puckett, R OBP: 0.324, SLG: 0.372 (1, 8)										5	0	3	1	0	0	1	Minnesota Twins @ Cleveland Indians Cleveland Municipal Stadium, Cleveland, OH Sun Sep 15 1985, 3:33 AM EDT Att: 6,010 - Unknown					
Mike Stenhouse, L OBP: 0.339, SLG: 0.348 (1, 9)										3	0	1	1	1	0	1						
Dave Meier, R OBP: 0.369, SLG: 0.301 (8, FH) (8, 9)										1	0	0	0	0	0	2						
Roy Smalley, S OBP: 0.364, SLG: 0.412 (1, 10)										3	0	0	0	2	0	2						
Kent Hrbek, L OBP: 0.351, SLG: 0.447 (1, 3)										5	1	3	1	0	0	1						
Mark Funderburk, R OBP: 0.361, SLG: 0.531 (1, 7)										5	0	2	0	0	1	3						
Mark Salas, L OBP: 0.337, SLG: 0.455 (1, 2)										5	1	3	1	0	0	2						
Gary Gaetti, R OBP: 0.296, SLG: 0.401 (1, 5)										5	0	0	0	0	0	3						
Greg Gagne, R OBP: 0.287, SLG: 0.335 (1, 6)										4	1	1	0	0	0	0						
Steve Lombardozzi, R OBP: 0.412, SLG: 0.533 (1, 4)										3	2	3	1	1	0	0						
Inning Stats	R: 0 E: 0 K: 1 S: 6	H: 1 LOB: 2 BB: 1 P: 10	R: 2 E: 0 K: 0 S: 6	H: 4 LOB: 2 BB: 0 P: 6	R: 0 E: 0 K: 0 S: 4	H: 1 LOB: 2 BB: 1 P: 8	R: 0 E: 0 K: 0 S: 4	H: 1 LOB: 0 BB: 0 P: 8	R: 0 E: 0 K: 0 S: 3	H: 0 LOB: 0 BB: 0 P: 3	R: 2 E: 0 K: 0 S: 5	H: 3 LOB: 0 BB: 0 P: 5	R: 0 E: 0 K: 0 S: 4	H: 2 LOB: 1 BB: 0 P: 4	R: 0 E: 0 K: 0 S: 4	H: 1 LOB: 2 BB: 1 P: 8	R: 1 E: 0 K: 0 S: 5	H: 3 LOB: 1 BB: 0 P: 5	1B: 10 2B: 3 3B: 1 HR: 2	SF: 0 SAC: 0 DP: 2 HBP: 0	WP: 0 PB: 0 SB: 0 CS: 1	PA: 43
PITCHER	IP	WLS	BF	H	R	ER	SO	BB	IBB	HBP	BLK	WP	HR	S	P	ERA	WHIP					
Roy Smith, R ERA: 5.34 (1, 1)	6.0	L	29	10	4	4	1	3	0	0	0	0	1	28	40	6.00	2.167					
Dave Vonohlen, L ERA: 3.14 (7, 1)	2.0		9	3	0	0	0	1	0	0	0	0	0	8	12	0.00	2.000					
Ramon Romero, L ERA: 6.46 (9, 1)	1.0		5	3	1	1	0	0	0	0	0	0	1	5	5	9.00	3.000					

Batter	1	2	3	4	5	6	7	8	9	AB	R	H	RBI	BB	SO	LOB	BOTTOM				
Brett Butler, L OBP: 0.371, SLG: 0.438 (1, 8)										3	0	2	0	1	0	0	Minnesota Twins @ Cleveland Indians Cleveland Municipal Stadium, Cleveland, OH Sun Sep 15 1985, 3:33 AM EDT Att: 6,010 - Unknown				
Joe Carter, R OBP: 0.292, SLG: 0.382 (1, 7)										4	0	0	0	0	1	4					
Julio Franco, R OBP: 0.340, SLG: 0.374 (1, 6)										3	1	0	0	1	3	2					
Andre Thornton, R OBP: 0.294, SLG: 0.355 (1, 10)										3	1	1	1	1	0	0					
Mike Hargrove, L OBP: 0.374, SLG: 0.347 (1, 3)										4	0	3	0	0	0	0					
Mike Fischlin, R OBP: 0.258, SLG: 0.298 (9, PR)										0	0	0	0	0	0	0					
Tony Bemazzard, S OBP: 0.352, SLG: 0.392 (1, 4)										4	0	0	0	0	0	4					
George Vukovich, L OBP: 0.292, SLG: 0.335 (1, 9)										4	0	0	0	0	1	3					
Brook Jacoby, R OBP: 0.326, SLG: 0.412 (1, 5)										3	0	0	0	0	0	0					
Jerry Willard, L OBP: 0.333, SLG: 0.358 (1, 2)										3	0	1	0	0	2	0					
Inning Stats	R: 0 E: 0 K: 1 S: 5	H: 1 LOB: 0 BB: 0 P: 5	R: 0 E: 0 K: 0 S: 4	H: 1 LOB: 1 BB: 0 P: 4	R: 0 E: 0 K: 1 S: 5	H: 0 LOB: 0 BB: 0 P: 5	R: 1 E: 0 K: 1 S: 6	H: 1 LOB: 0 BB: 0 P: 6	R: 0 E: 0 K: 2 S: 8	H: 1 LOB: 1 BB: 0 P: 8	R: 0 E: 0 K: 0 S: 3	H: 1 LOB: 0 BB: 0 P: 3	R: 0 E: 0 K: 1 S: 6	H: 1 LOB: 2 BB: 1 P: 10	R: 0 E: 0 K: 0 S: 3	H: 1 LOB: 2 BB: 2 P: 11	1B: 5 2B: 1 3B: 0 HR: 1	SF: 0 SAC: 0 DP: 2 HBP: 0	WP: 0 PB: 0 SB: 1 CS: 1	PA: 34	
PITCHER	IP	WLS	BF	H	R	ER	SO	BB	IBB	HBP	BLK	WP	HR	S	P	ERA	WHIP				
Bert Blyleven, R ERA: 3.31 (1, 1)	8.0	W	32	7	2	2	7	3	0	0	0	0	1	43	55	2.25	1.250				
Ron Davis, R ERA: 3.35 (9, 1)	1.0	S	2	0	0	0	0	0	0	0	0	0	0	2	2	0.00	0.000				

Batter	1	2	3	4	5	6	7	8	9	AB	R	H	RBI	BB	SO	LOB	TOP					
Brett Butler, L OBP: 0.370, SLG: 0.435 (1, 8)	G3		E S BB			F9		F5	G3	4	0	1	1	0	2		Cleveland Indians @ New York Yankees Yankee Stadium, Bronx, NY Mon Sep 16 1985, 3:33 AM EDT Att: 15,320 - Unknown					
Tony Bernazard, S OBP: 0.355, SLG: 0.391 (1, 4)			FC6-4 BB			BB		G3	G3	3	0	1	0	2	0	3						
Julio Franco, R OBP: 0.342, SLG: 0.379 (1, 6)	K		FC6-4			BB		HR	HR	4	2	2	2	1	1	3						
Andre Thornton, R OBP: 0.295, SLG: 0.370 (1, 10)		K		5-3		K		HR	HR	5	2	2	4	0	2	2						
Mike Hargrove, L OBP: 0.375, SLG: 0.351 Otis Nixon, S OBP: 0.272, SLG: 0.317 (8, PR) (8, 7)				F7		6-3		HR	HR	3	0	1	0	1	0	2						
Joe Carter, R OBP: 0.293, SLG: 0.389 (8, 3) (9, 9)		BB		F1				2B	BB	0	1	0	0	1	0	0						
George Vukovich, L Chris Bando, S OBP: 0.222, SLG: 0.167 (1, 9) (9, 2)								HR	1B	5	1	1	0	0	0	2						
Brook Jacoby, R OBP: 0.325, SLG: 0.411 (1, 5)			F7			F7		K	G3	4	1	1	0	0	1	0						
Jerry Willard, L OBP: 0.332, SLG: 0.356 Mike Fischlin, R OBP: 0.258, SLG: 0.298 (9, PR) (9, 3)			4-3			G3		4-3	G3	4	0	1	0	0	0	0						
Inning Stats	R: 0 E: 0 K: 1 S: 5	H: 1 LOB: 0 BB: 0 P: 5	R: 0 E: 0 K: 1 S: 5	H: 0 LOB: 1 BB: 1 P: 9	R: 0 E: 0 K: 0 S: 3	H: 0 LOB: 2 BB: 2 P: 11	R: 0 E: 0 K: 0 S: 3	H: 0 LOB: 0 BB: 0 P: 3	R: 0 E: 0 K: 1 S: 5	H: 0 LOB: 2 BB: 2 P: 13	R: 1 E: 0 K: 1 S: 6	H: 1 LOB: 0 BB: 0 P: 6	R: 2 E: 0 K: 0 S: 6	H: 3 LOB: 1 BB: 0 P: 6	R: 6 E: 0 K: 0 S: 9	H: 6 LOB: 1 BB: 1 P: 13		1B: 6 2B: 1 3B: 1 HR: 3	SF: 0 SAC: 0 DP: 0 HBP: 0	WP: 0 PB: 0 SB: 2 CS: 0	PA: 43	
PITCHER	IP	WLS	BF	H	R	ER	SO	BB	IBB	HBP	BLK	WP	HR	S	P	ERA		WHIP				
Joe Cowley, R ERA: 4.05 Brian Fisher, R ERA: 2.96	(1, 1) (8, 1)		7.2 L 12	4 7	3 6	3 6	4 0	5 1	0 0	0 0	0 0	0 0	2 1	34 11	54 15	3.52 40.50		1.174 6.000				

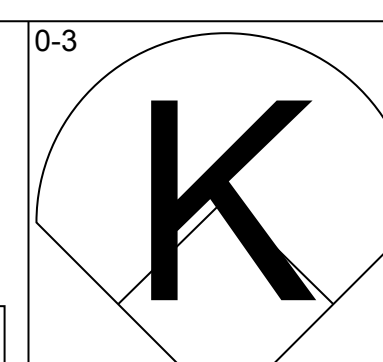
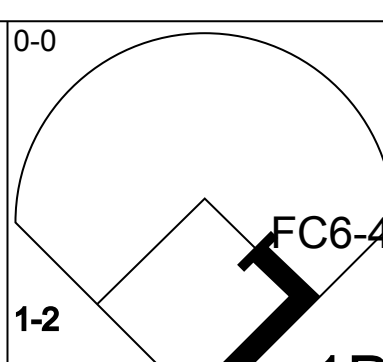
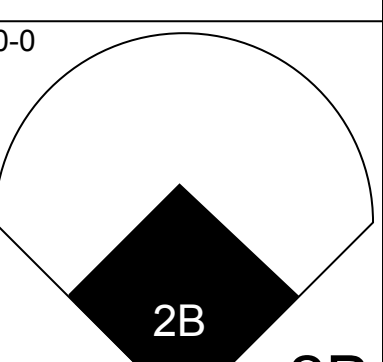
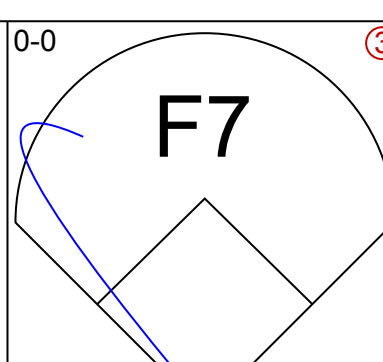
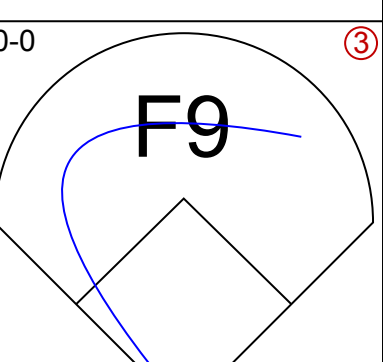
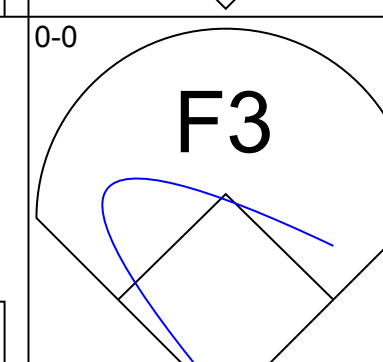
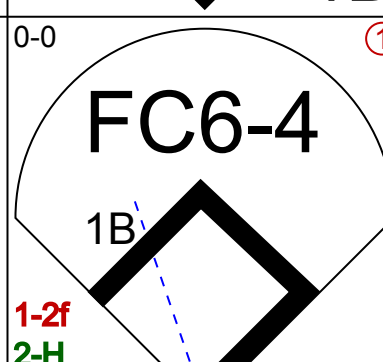
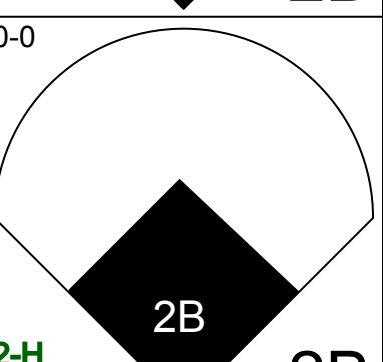
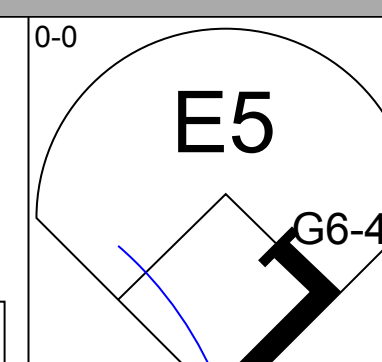
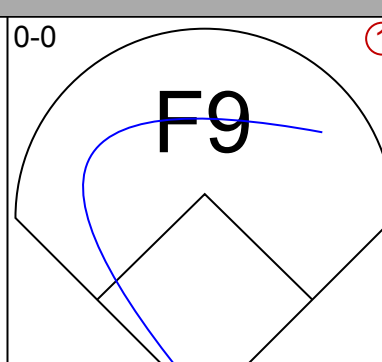
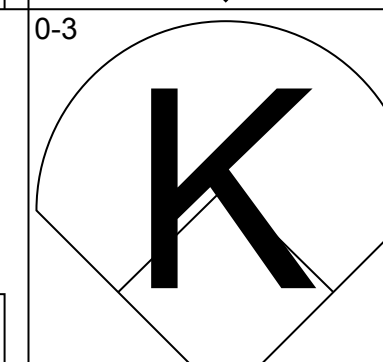
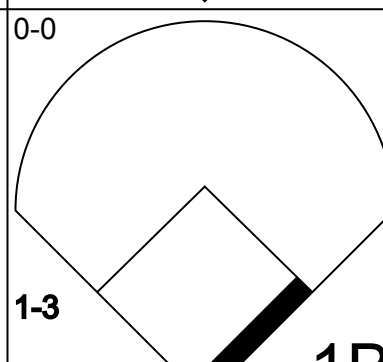
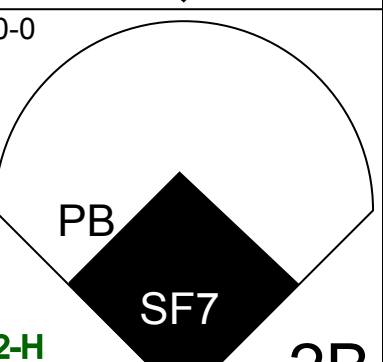
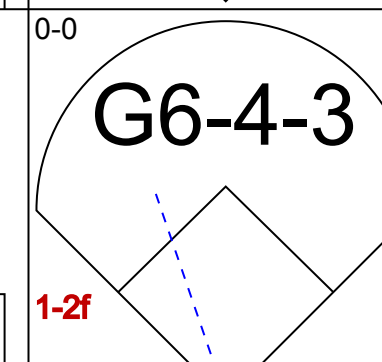
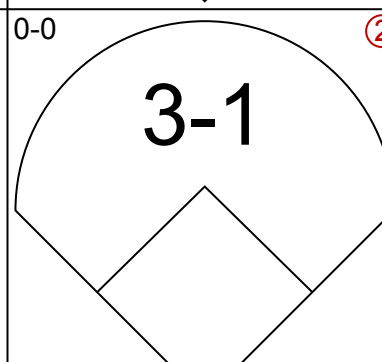
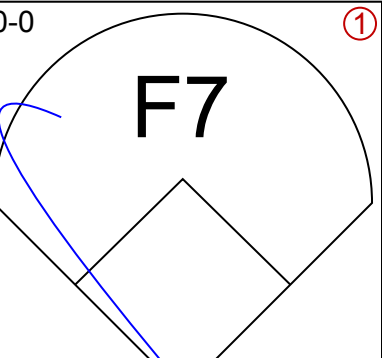
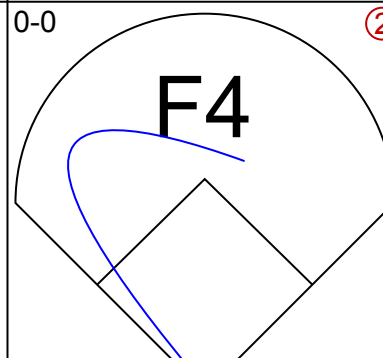
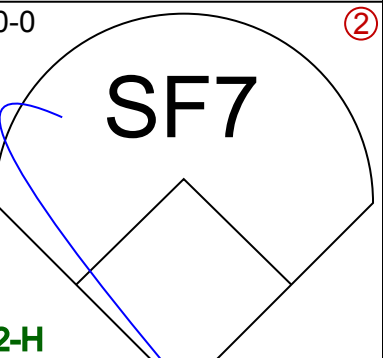
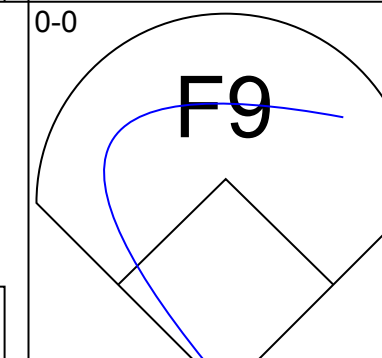
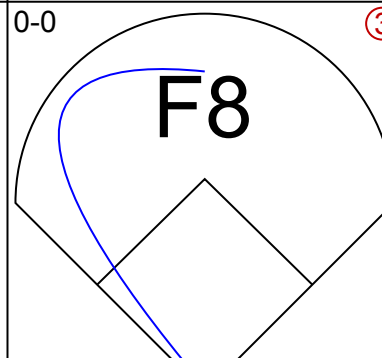
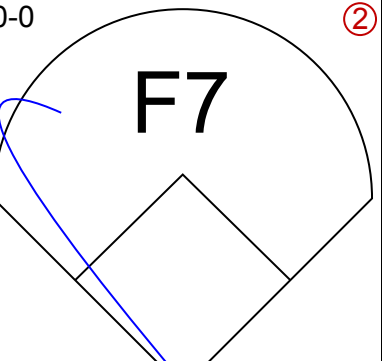
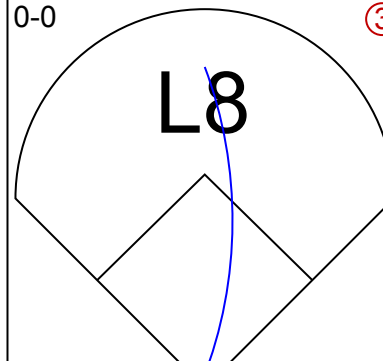
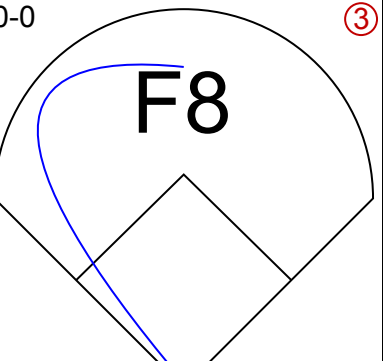
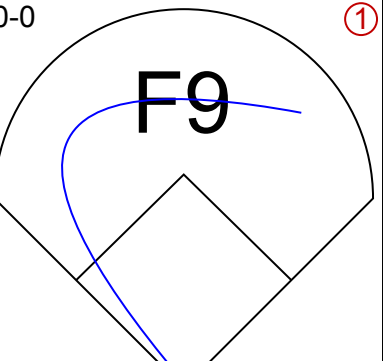
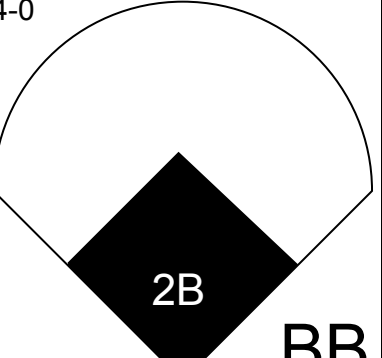
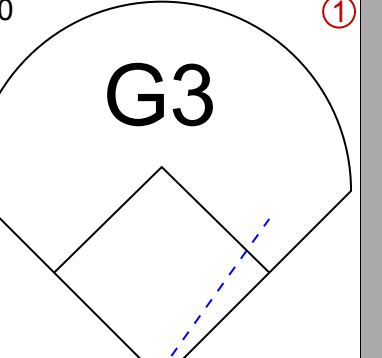
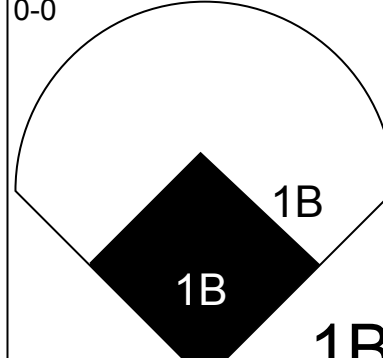
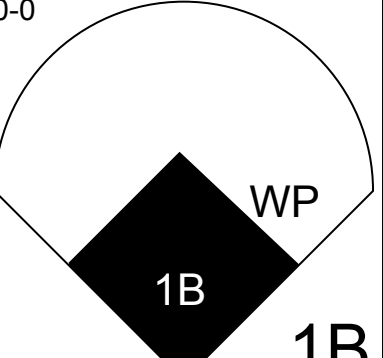

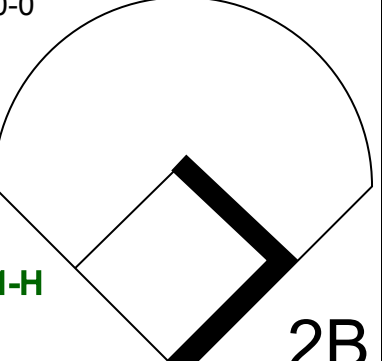
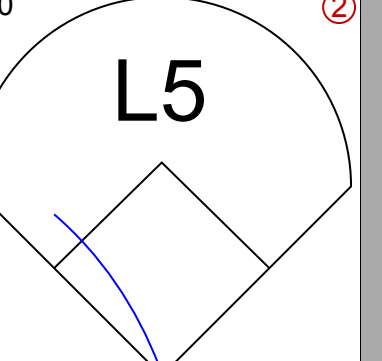
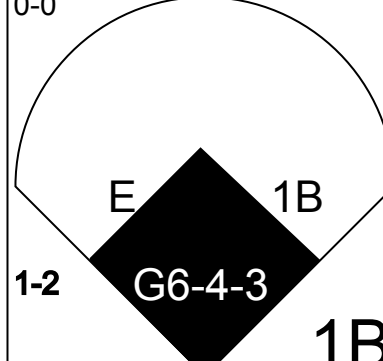
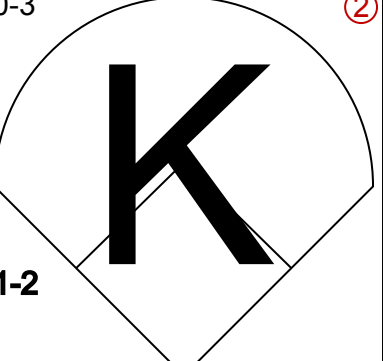
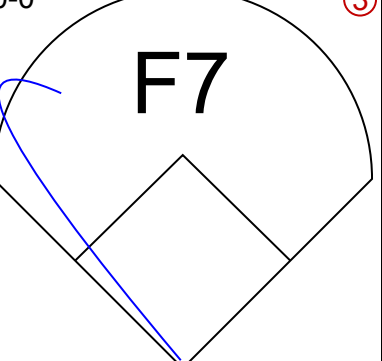
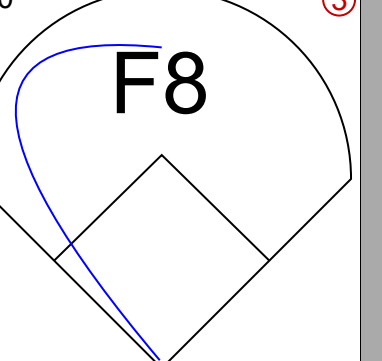
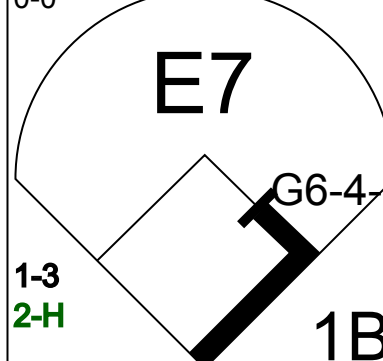
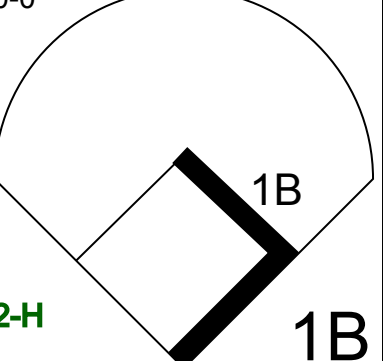
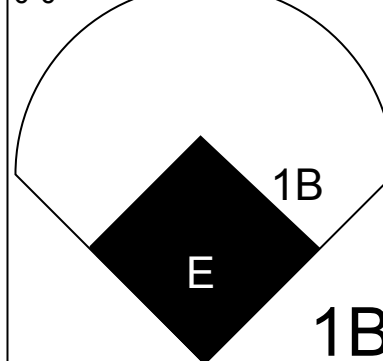
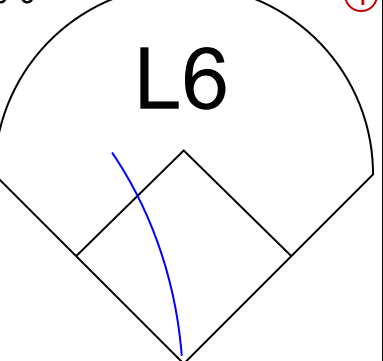
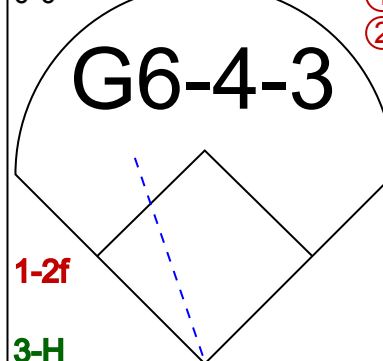
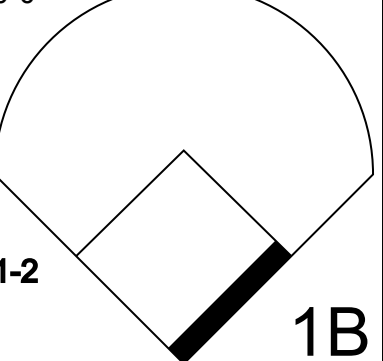
AB	37
R	9
H	11
RBI	9
BB	6
SO	4
LOB	16

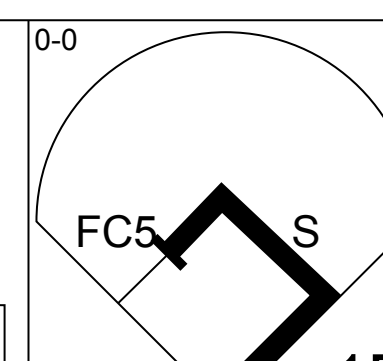
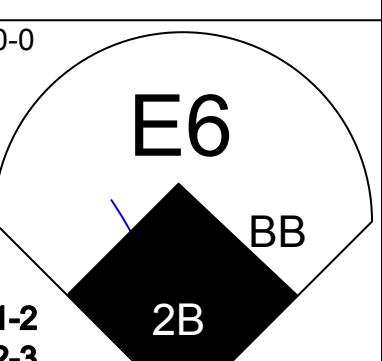
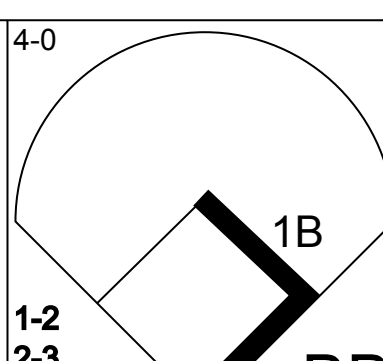
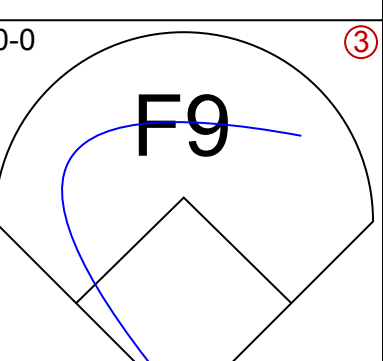
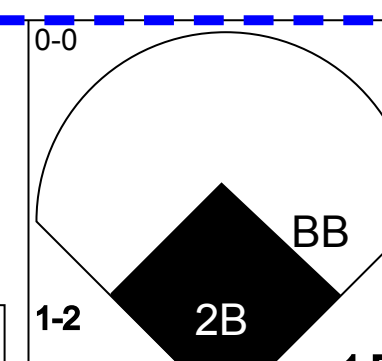
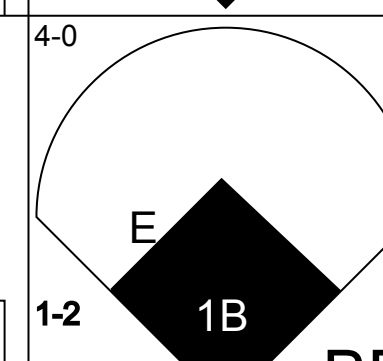
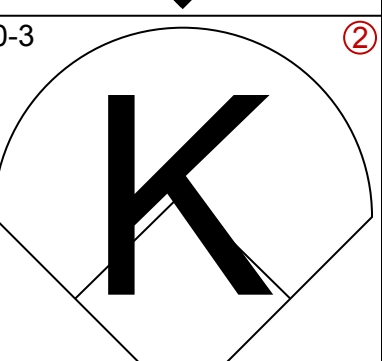
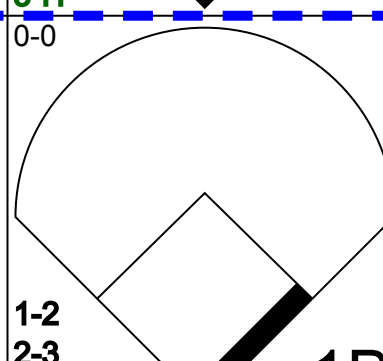
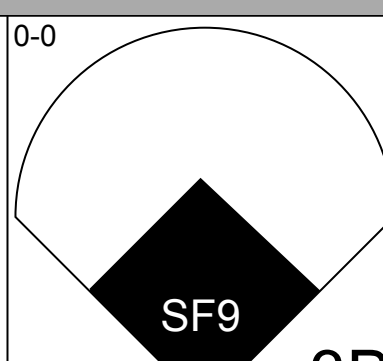

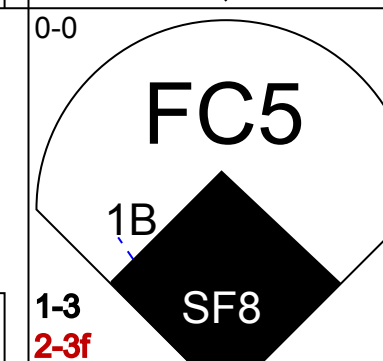
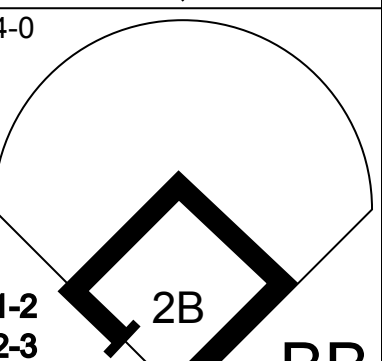
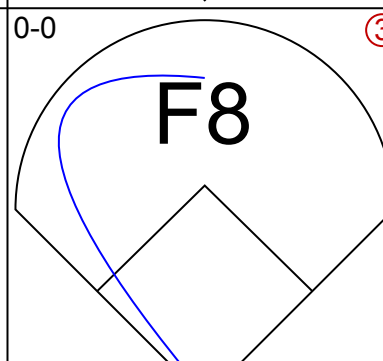
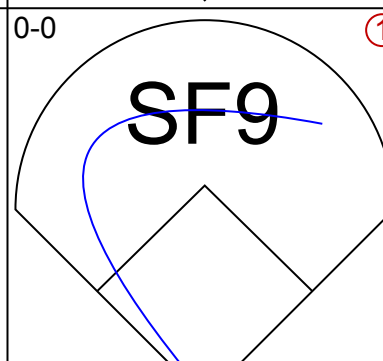

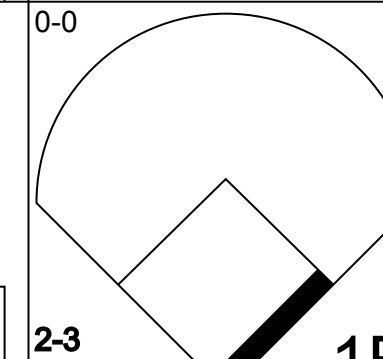
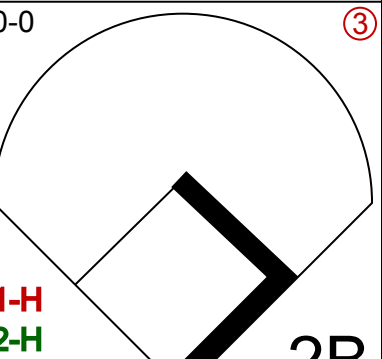
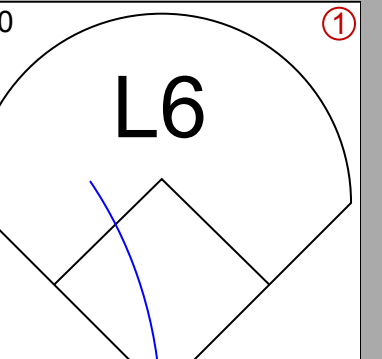
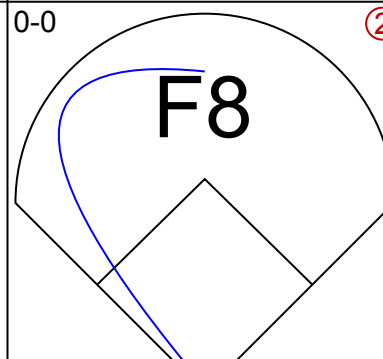


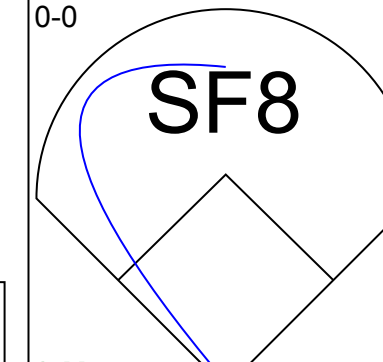
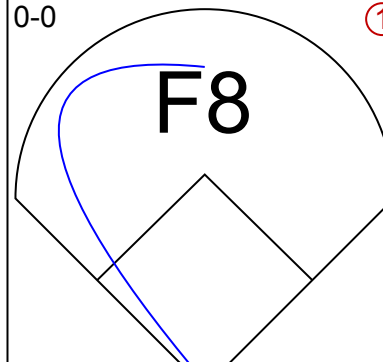
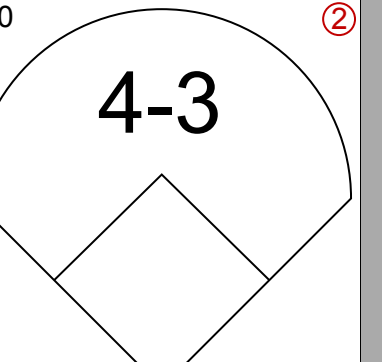
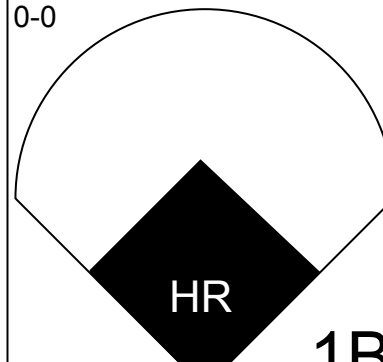

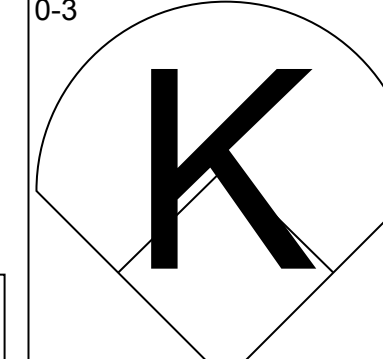
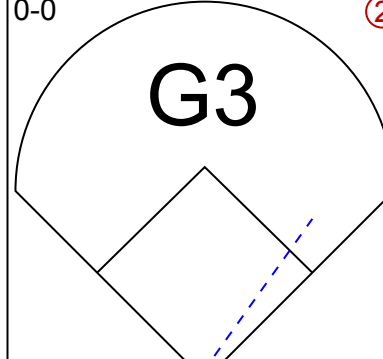
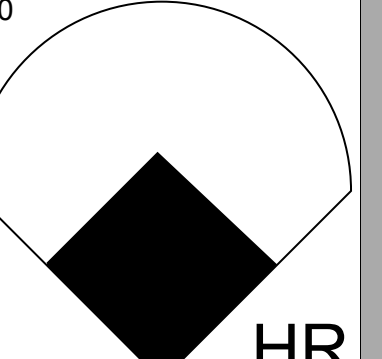
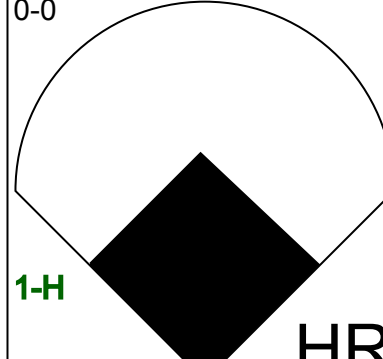
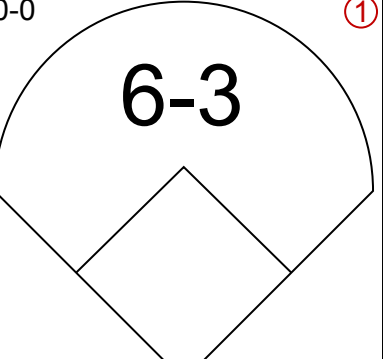
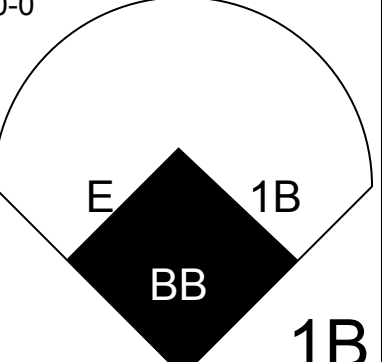
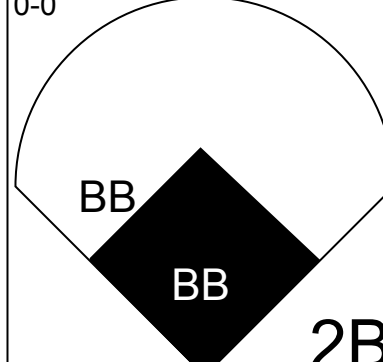
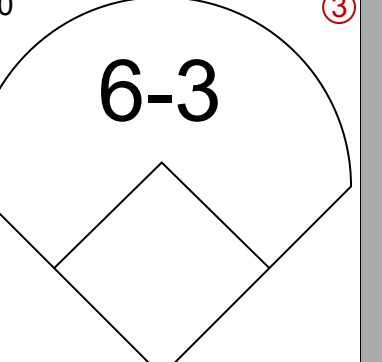
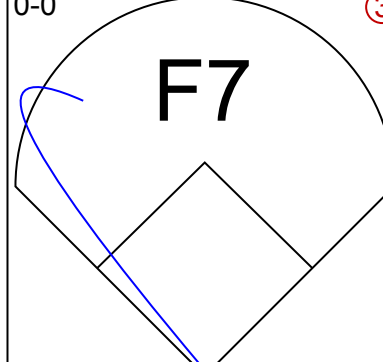
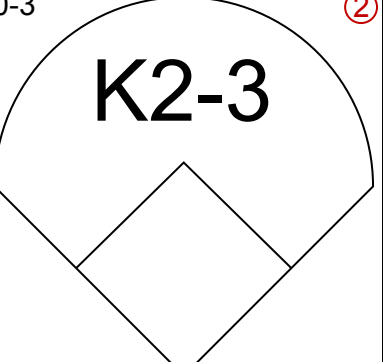
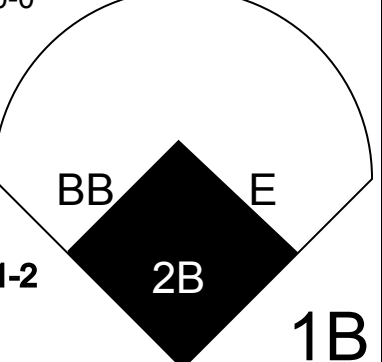
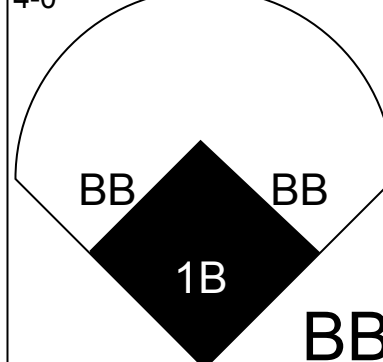
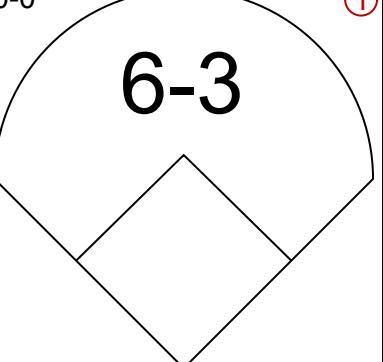
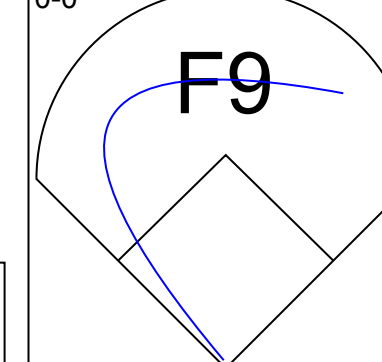

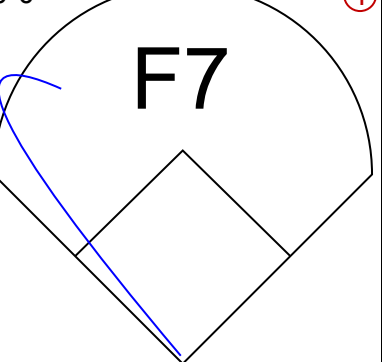
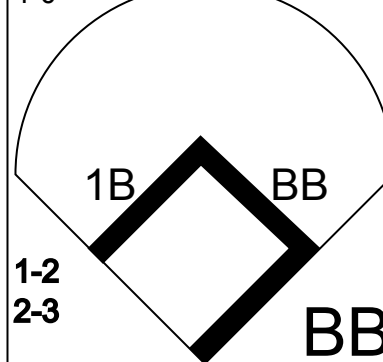
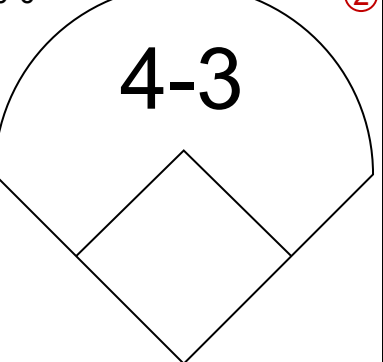
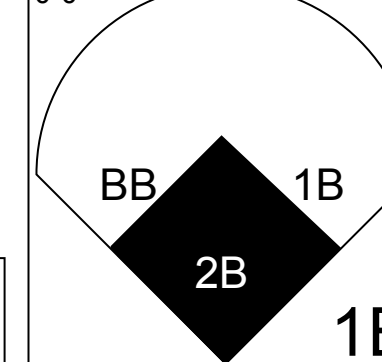
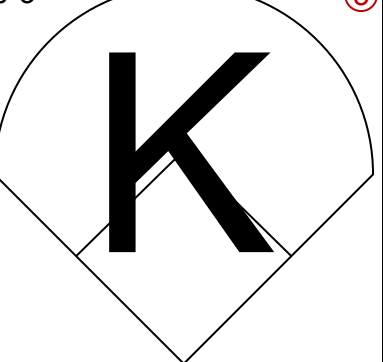


Batter	1	2	3	4	5	6	7	8	9	AB	R	H	RBI	BB	SO	LOB	BOTTOM						
Rickey Henderson, R OBP: 0.427, SLG: 0.518 Bill Sample, R OBP: 0.329, SLG: 0.338 (1, 8) (8, 7)	F3		6-3			F8		SF7		4	1	1	0	0	0	0	Cleveland Indians @ New York Yankees Yankee Stadium, Bronx, NY Mon Sep 16 1985, 3:33 AM EDT Att: 15,320 - Unknown						
Don Mattingly, L OBP: 0.374, SLG: 0.557 (1, 3)					E3 BB					4	1	3	0	1	0	2							
Dave Winfield, R OBP: 0.336, SLG: 0.479 (1, 9)			1B			BB		IBB		4	0	1	1	1	1	4							
Don Baylor, R OBP: 0.338, SLG: 0.446 (1, 10)			F7			K				5	1	1	0	0	2	6							
Andre Robertson, R OBP: 0.390, SLG: 0.474 Mike Pagliarulo, L OBP: 0.326, SLG: 0.449 (1, 5) (6, 5)		K2-3			SF8					2	0	1	1	0	1	0							
Henry Cotto, R OBP: 0.314, SLG: 0.303 (1, 7) (8, 8)										4	0	1	2	0	0	3							
Ken Griffey, L OBP: 0.324, SLG: 0.399 (9, PH)										0	0	0	0	1	0	0							
Butch Wynegar, S OBP: 0.360, SLG: 0.327 Keith Smith, S (8, PR)										3	0	1	0	1	0	4							
Juan Espino, R OBP: 0.364, SLG: 0.364 Ron Hassey, L OBP: 0.362, SLG: 0.527 (9, PH) (1, 4) (9, PH)										0	0	0	0	0	0	0							
Rex Hudler, R OBP: 0.261, SLG: 0.348 Dan Pasqua, L OBP: 0.294, SLG: 0.444 (9, PH)										1	0	0	0	0	1	2							
Bobby Meacham, S OBP: 0.311, SLG: 0.272 (1, 6)										2	1	0	0	1	0	0							
Inning Stats	R: 0 E: 0 K: 1 S: 6	H: 1 LOB: 1 BB: 0 P: 6	R: 0 E: 0 K: 1 S: 6	H: 1 LOB: 0 BB: 0 P: 6	R: 0 E: 0 K: 0 S: 4	H: 1 LOB: 1 BB: 0 P: 4	R: 1 E: 1 K: 1 S: 7	H: 2 LOB: 1 BB: 0 P: 7	R: 3 E: 1 K: 1 S: 8	H: 2 LOB: 2 BB: 2 P: 16	R: 0 E: 0 K: 1 S: 5	H: 0 LOB: 0 BB: 0 P: 5	R: 0 E: 0 K: 0 S: 5	H: 2 LOB: 2 BB: 0 P: 5	R: 1 E: 1 K: 0 S: 4	H: 0 LOB: 2 BB: 2 P: 12		R: 0 E: 0 K: 3 S: 10	H: 1 LOB: 2 BB: 1 P: 14	1B: 7 2B: 3 3B: 0 HR: 0	SF: 2 SAC: 2 DP: 1 HBP: 0	WP: 0 PB: 0 SB: 0 CS: 0	PA: 44
PITCHER	IP	WLS	BF	H	R	ER	SO	BB	IBB	HBP	BLK	WP	HR	S	P	ERA		WHIP					
Jamie Easterly, L ERA: 2.9 Vern Riffe, R ERA: 4.61 Dave Vonohien, L ERA: 3.0 Jerry Reed, R ERA: 4.62	(1, 1) (5, 1) (7, 1) (8, 1)		4.2 7 1.1 1.1	W 6	1	0	0	3	1	0	0	0	0	11	15	0.00 0.00 0.00 0.00	1.929 1.200 0.750 1.500						

AB	35
R	5
H	10
RBI	5
BB	5
SO	8
LOB	25




Batter	1	2	3	4	5	6	7	8	9	AB	R	H	RBI	BB	SO	LOB	TOP					
Alfredo Griffin, S OBP: 0.287, SLG: 0.328 (1, 6)										5	1	2	0	0	1	2	Oakland Athletics @ Cleveland Indians Cleveland Municipal Stadium, Cleveland, OH Tue Sep 17 1985, 7:05 PM EDT Att: 3,262 - Unknown livebaseballscorecards.com					
Tony Phillips, S OBP: 0.295, SLG: 0.435 (1, 4)										5	1	1	1	0	0	1						
Steve Henderson, R OBP: 0.359, SLG: 0.398 (1, 7)										5	1	2	1	0	1	1						
Dave Kingman, R OBP: 0.305, SLG: 0.412 (1, 10)										4	0	0	1	0	0	2						
Dusty Baker Jr., R OBP: 0.361, SLG: 0.451 (1, 3)										4	0	0	0	0	0	2						
Mike Davis, L OBP: 0.355, SLG: 0.497 (1, 8)										3	3	2	0	1	0	0						
Mike Heath, R OBP: 0.299, SLG: 0.388 (1, 2)										4	1	2	1	0	1	1						
Jose Canseco, R OBP: 0.250, SLG: 0.300 (1, 9)										4	0	2	2	0	0	1						
Steve Kiefer, R OBP: 0.190, SLG: 0.233 (1, 5)										4	1	2	0	0	0	1						
Inning Stats	R: 0 E: 0 K: 2 S: 7	H: 0 LOB: 0 BB: 0 P: 7	R: 1 E: 0 K: 0 S: 4	H: 1 LOB: 1 BB: 1 P: 8	R: 1 E: 1 K: 0 S: 6	H: 3 LOB: 2 BB: 0 P: 6	R: 0 E: 0 K: 0 S: 3	H: 0 LOB: 0 BB: 0 P: 3	R: 3 E: 0 K: 0 S: 6	H: 3 LOB: 0 BB: 0 P: 6	R: 2 E: 1 K: 0 S: 5	H: 3 LOB: 0 BB: 0 P: 5	R: 0 E: 1 K: 0 S: 3	H: 0 LOB: 0 BB: 0 P: 3	R: 1 E: 0 K: 1 S: 8	H: 3 LOB: 2 BB: 0 P: 8	R: 0 E: 0 K: 0 S: 3	H: 0 LOB: 0 BB: 0 P: 3	1B: 9 2B: 4 3B: 0 HR: 0	SF: 1 SAC: 0 DP: 2 HBP: 0	WP: 1 PB: 1 SB: 0 CS: 0	PA: 40
PITCHER	IP WLS BF H R ER SO BB IBB HBP BLK WP HR S P ERA WHIP	IP WLS BF H R ER SO BB IBB HBP BLK WP HR S P ERA WHIP															IP WLS BF H R ER SO BB IBB HBP BLK WP HR S P ERA WHIP					
Curt Wardle, L ERA: 5.7 (1, 1)	5.0 W 23 7 5 4 2 1 0 0 0 0 0 26 30 7.20 1.600																					
Bryan Clark, L ERA: 5.97 (6, 1)	4.0 S 17 6 3 2 1 0 0 0 0 1 0 19 19 4.50 1.500																					

Batter	1	2	3	4	5	6	7	8	9	AB	R	H	RBI	BB	SO	LOB	BOTTOM			
Brett Butler, L OBP: 0.372, SLG: 0.435 (1, 8)										4	2	2	1	1	0	2	Oakland Athletics @ Cleveland Indians Cleveland Municipal Stadium, Cleveland, OH Tue Sep 17 1985, 7:05 PM EDT Att: 3,262 - Unknown livebaseballscorecards.com			
Tony Bemazzard, S OBP: 0.395, SLG: 0.398 (1, 4)										3	3	2	1	2	1	3				
Julio Franco, R OBP: 0.341, SLG: 0.377 Mike Fischlin, R OBP: 0.258, SLG: 0.298 (1, 6) (9, 6)										3	1	0	2	1	0	8				
Andre Thornton, R OBP: 0.298, SLG: 0.378 (1, 10)										5	0	3	5	0	0	0				
Benny Ayala, R OBP: 0.280, SLG: 0.400 Mike Hargrove, L OBP: 0.375, SLG: 0.351 (1, 7) (4, 3)										1	0	0	1	0	0	0				
Joe Carter, R OBP: 0.294, SLG: 0.403 (1, 3) (4, 7)										5	2	2	3	0	1	1				
Brook Jacoby, R OBP: 0.326, SLG: 0.413 (1, 5)										5	2	2	0	0	1	0				
Carmen Castillo, R OBP: 0.305, SLG: 0.460 (1, 9)										4	3	2	1	1	0	0				
Jerry Willard, L OBP: 0.333, SLG: 0.355 (1, 2)										4	1	1	0	1	1	2				
Inning Stats	R: 2 E: 1 K: 1 S: 7	H: 2 LOB: 1 BB: 1 P: 11	R: 3 E: 1 K: 1 S: 8	H: 3 LOB: 2 BB: 1 P: 12	R: 2 E: 0 K: 0 S: 5	H: 2 LOB: 3 BB: 3 P: 17	R: 1 E: 0 K: 0 S: 4	H: 1 LOB: 0 BB: 0 P: 4	R: 0 E: 0 K: 0 S: 3	H: 0 LOB: 0 BB: 0 P: 3	R: 3 E: 0 K: 0 S: 6	H: 3 LOB: 1 BB: 1 P: 10	R: 3 E: 0 K: 2 S: 8	H: 3 LOB: 0 BB: 0 P: 8	R: 1 E: 0 K: 1 S: 8	H: 1 LOB: 0 BB: 0 P: 8	1B: 8 2B: 3 3B: 1 HR: 3	SF: 2 SAC: 0 DP: 0 HBP: 0	WP: 1 PB: 0 SB: 1 CS: 0	PA: 45
PITCHER	IP WLS BF H R ER SO BB IBB HBP BLK WP HR S P ERA WHIP	IP WLS BF H R ER SO BB IBB HBP BLK WP HR S P ERA WHIP															IP WLS BF H R ER SO BB IBB HBP BLK WP HR S P ERA WHIP			
Tim Birtsas, L ERA: 3.79 (1, 1)	2.2 L 19 6 7 3 2 0 0 0 0 0 1 13 13 9.00 1.333																			
Steve Mura, R ERA: 4.42 (3, 1)	3.0 4 2 2 2 0 0 0 0 0 0 1 4 4 27.00 3.000																			
Keith Atherton, R ERA: 4.53 (6, 1)	0.2 9 3 3 3 2 1 0 0 0 0 1 1 12 16 16.20 2.400																			
Tim Conroy, L ERA: 6.0 (7, 1)																				

Batter	1	2	3	4	5	6	7	8	9	AB	R	H	RBI	BB	SO	LOB	TOP					
Alfredo Griffin, S OBP: 0.285, SLG: 0.326 (1, 6)	F7			F9		F5		4-3		4	0	0	0	0	0	2						
Tony Phillips, S OBP: 0.283, SLG: 0.427 (1, 5) (8, 4)	F8			E7		3-1			G3	4	0	1	0	0	0	1						
Bruce Bochte, L OBP: 0.378, SLG: 0.443 (1, 3)	F7			K					F7	4	0	1	0	0	1	1						
Dave Kingman, R OBP: 0.304, SLG: 0.410 Rob Picciolo, R OBP: 0.310, SLG: 0.353 (9, PR)		5-3		F8						3	0	0	0	1	1	2						
Mike Davis, L OBP: 0.355, SLG: 0.495 (1, 9)					4-3					0	0	0	0	0	0	0						
Dwayne Murphy, L OBP: 0.340, SLG: 0.403 (1, 8)										4	0	1	0	0	1	2						
Jose Canseco, R OBP: 0.257, SLG: 0.303 (1, 7)										3	0	0	0	0	1	1						
Mickey Tettleton, S OBP: 0.328, SLG: 0.329 (1, 2)										3	1	1	0	0	1	0						
Mike Gallego, R OBP: 0.327, SLG: 0.244 Dave Collins, S OBP: 0.304, SLG: 0.350 Steve Kiefer, R OBP: 0.190, SLG: 0.233 (8, PH) (8, 5)										1	0	0	0	0	0	1						
										1	0	1	1	0	0	0						
										0	0	0	0	0	0	0						
Inning Stats	R: 0 E: 0 K: 0 S: 3	H: 0 LOB: 0 BB: 0 P: 3	R: 0 E: 0 K: 0 S: 3	H: 1 LOB: 0 BB: 0 P: 3	R: 0 E: 0 K: 1 S: 5	H: 1 LOB: 0 BB: 0 P: 5	R: 0 E: 1 K: 1 S: 6	H: 1 LOB: 1 BB: 0 P: 6	R: 0 E: 0 K: 0 S: 3	H: 0 LOB: 0 BB: 0 P: 3	R: 0 E: 0 K: 0 S: 4	H: 1 LOB: 1 BB: 0 P: 4	R: 0 E: 0 K: 1 S: 5	H: 1 LOB: 0 BB: 0 P: 5	R: 1 E: 0 K: 1 S: 7	H: 2 LOB: 1 BB: 0 P: 7	R: 0 E: 0 K: 1 S: 5	H: 0 LOB: 1 BB: 1 P: 9	1B: 7 2B: 0 3B: 0 HR: 0	SF: 0 SAC: 1 DP: 3 HBP: 0	WP: 0 PB: 0 SB: 0 CS: 0	PA: 32
PITCHER	IP	WLS	BF	H	R	ER	SO	BB	IBB	HBP	BLK	WP	HR	S	P	ERA	WHIP					
Don Schultze, R ERA: 5.74 (1, 1)	8.0	L	28	7	1	1	4	0	0	0	0	0	0	36	36	1.12	0.875					
Jerry Reed, R ERA: 4.55 (9, 1)	1.0		4	0	0	0	1	1	0	0	0	0	0	5	9	0.00	1.000					

Oakland Athletics @ Cleveland Indians
Cleveland Municipal Stadium, Cleveland, OH
Wed Sep 18 1985, 7:05 PM EDT
Att: 3,287 - Unknown


AB	30
R	1
H	7
RBI	1
BB	1
SO	5
LOB	11



Batter	1	2	3	4	5	6	7	8	9	AB	R	H	RBI	BB	SO	LOB	BOTTOM					
Brett Butler, L OBP: 0.371, SLG: 0.433 (1, 8)			L7		4-3		7-2			3	0	0	0	1	0	2						
Tony Bemazzard, S OBP: 0.356, SLG: 0.394 (1, 4)			F8					F7		4	0	0	0	0	2	2						
Julio Franco, R OBP: 0.341, SLG: 0.376 (1, 6)					F9			5-3		4	0	1	0	0	0	1						
Andre Thornton, R OBP: 0.296, SLG: 0.374 (1, 10)			1-6-3			F8		L8		4	0	0	0	0	0	3						
Mike Hargrove, L OBP: 0.373, SLG: 0.349 (1, 3)									4-3	4	0	1	0	0	2	0						
Joe Carter, R OBP: 0.296, SLG: 0.406 (1, 7)										4	0	2	0	0	2	1						
George Vukovich, L OBP: 0.293, SLG: 0.333 (1, 9)										3	0	1	0	1	2	1						
Brook Jacoby, R OBP: 0.326, SLG: 0.414 (1, 5)										3	0	1	0	0	0	3						
Jerry Willard, L OBP: 0.335, SLG: 0.356 (1, 2)										2	0	1	0	0	1	2						
Inning Stats	R: 0 E: 0 K: 1 S: 5	H: 0 LOB: 1 BB: 1 P: 9	R: 0 E: 0 K: 1 S: 5	H: 1 LOB: 1 BB: 1 P: 9	R: 0 E: 0 K: 0 S: 5	H: 2 LOB: 2 BB: 0 P: 5	R: 0 E: 0 K: 2 S: 9	H: 2 LOB: 2 BB: 0 P: 9	R: 0 E: 0 K: 1 S: 5	H: 0 LOB: 0 BB: 0 P: 5	R: 0 E: 0 K: 2 S: 8	H: 1 LOB: 1 BB: 0 P: 8	R: 0 E: 0 K: 0 S: 3	H: 1 LOB: 0 BB: 0 P: 3	R: 0 E: 0 K: 0 S: 3	H: 0 LOB: 0 BB: 0 P: 3	R: 0 E: 0 K: 2 S: 7	H: 0 LOB: 0 BB: 0 P: 7	1B: 5 2B: 3 3B: 0 HR: 0	SF: 0 SAC: 1 DP: 1 HBP: 0	WP: 0 PB: 2 SB: 0 CS: 0	PA: 34
PITCHER	IP	WLS	BF	H	R	ER	SO	BB	IBB	HBP	BLK	WP	HR	S	P	ERA	WHIP					
Jose Rijo, R ERA: 3.25 (1, 1)	7.0	W	28	7	0	0	7	2	0	0	0	0	0	40	48	0.00	1.286					
Jay Howell, R ERA: 2.21 (8, 1)	2.0	S	6	0	0	0	2	0	0	0	0	0	0	10	10	0.00	0.000					

Oakland Athletics @ Cleveland Indians
Cleveland Municipal Stadium, Cleveland, OH
Wed Sep 18 1985, 7:05 PM EDT
Att: 3,287 - Unknown

AB	31
R	0
H	7
RBI	0
BB	2
SO	9
LOB	15



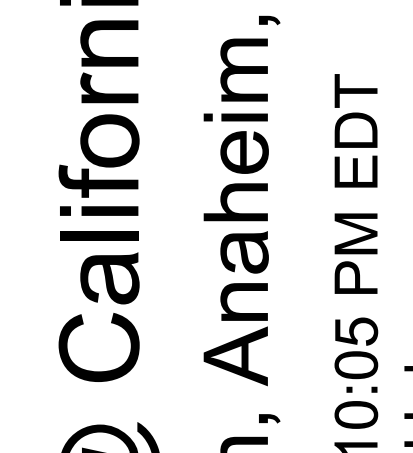
Batter	1	2	3	4	5	6	7	8	9	AB	R	H	RBI	BB	SO	LOB	TOP										
Brett Butler, L OBP: 0.370, SLG: 0.430 (1, 8)										4	0	0	0	1	0	0	Cleveland Indians @ California Angels Anaheim Stadium, Anaheim, CA Fri Sep 20 1985, 10:05 PM EDT Att: 30,821 - Unknown										
Julio Franco, R OBP: 0.340, SLG: 0.377 (1, 6)										4	0	1	0	0	0	3											
Brook Jacoby, R OBP: 0.326, SLG: 0.418 (1, 5)										4	1	1	1	0	0	4											
Andre Thornton, R OBP: 0.295, SLG: 0.380 (1, 10)										4	1	1	1	0	2	0											
Mike Hargrove, L OBP: 0.375, SLG: 0.349 (1, 3)										3	1	1	0	1	0	0											
Mike Fischlin, R OBP: 0.258, SLG: 0.298 (8, PR) (8, 3)										0	0	0	0	0	0	0											
Joe Carter, R OBP: 0.296, SLG: 0.405 (1, 7)										4	1	1	0	0	0	1											
George Vukovich, L OBP: 0.293, SLG: 0.332 (1, 9)										4	0	1	0	0	2	1											
Tony Bernazard, S OBP: 0.356, SLG: 0.393 (1, 4)										4	0	1	2	0	2	0											
Jerry Willard, L OBP: 0.333, SLG: 0.366 (1, 2)										4	1	1	1	0	0	2											
Inning Stats	R: 2 E: 0 K: 0 S: 5	H: 2 LOB: 0 BB: 0 P: 5	R: 0 E: 0 K: 2 S: 7	H: 0 LOB: 0 BB: 0 P: 7	R: 0 E: 0 K: 0 S: 4	H: 1 LOB: 1 BB: 0 P: 4	R: 0 E: 0 K: 0 S: 3	H: 0 LOB: 0 BB: 0 P: 3	R: 1 E: 0 K: 0 S: 4	H: 1 LOB: 0 BB: 0 P: 4	R: 0 E: 0 K: 1 S: 5	H: 0 LOB: 0 BB: 0 P: 5	R: 2 E: 0 K: 0 S: 7	H: 4 LOB: 3 BB: 1 P: 11	R: 0 E: 0 K: 2 S: 7	H: 0 LOB: 1 BB: 1 P: 11	R: 0 E: 0 K: 1 S: 5	H: 0 LOB: 0 BB: 0 P: 5	1B: 4 2B: 1 3B: 0 HR: 3	SF: 0 SAC: 0 DP: 0 HBP: 0	WP: 0 PB: 0 SB: 0 CS: 0	PA: 37					
PITCHER	IP	WLS	BF	H	R	ER	SO	BB	IBB	HBP	BLK	WP	HR	S	P	ERA	WHIP										
Ron Romanick, R ERA: 4.04 (1, 1)	5.0		19	4	3	3	2	0	0	0	0	0	3	23	23	5.40	0.800										
Stu Cliburn, R ERA: 2.08 (6, 1)	1.0	W	7	4	2	2	1	0	0	0	0	0	0	9	9	18.00	4.000										
Doug Corbett, R ERA: 5.11 (7, 1)	1.0	S	7	4	0	0	0	0	1	0	0	0	0	3	7	0.00	0.000										
Donnie Moore, R ERA: 1.54 (8, 1)	2.0		7	0	0	0	3	1	0	0	0	0	0	12	16	0.00	0.500										

Batter	1	2	3	4	5	6	7	8	9	AB	R	H	RBI	BB	SO	LOB	BOTTOM										
Gary Pettis, S OBP: 0.358, SLG: 0.331 (1, 8)										2	1	0	0	1	0	2	Cleveland Indians @ California Angels Anaheim Stadium, Anaheim, CA Fri Sep 20 1985, 10:05 PM EDT Att: 30,821 - Unknown										
Rod Carew, L OBP: 0.371, SLG: 0.347 (1, 3)										4	2	2	1	0	0	0											
Brian Downing, R OBP: 0.382, SLG: 0.450 (1, 7)										4	1	2	1	0	0	0											
Devon White, S OBP: 0.316, SLG: 0.378 (9, 9)										0	0	0	0	0	0	0											
Reggie Jackson, L OBP: 0.364, SLG: 0.496 (1, 10)										2	1	0	1	1	0	0											
Doug DeCinces, R OBP: 0.317, SLG: 0.411 (1, 5)										3	1	1	1	1	0	1											
Ruppert Jones, L OBP: 0.340, SLG: 0.469 (1, 9)										3	0	0	0	0	1	2											
Darrell Miller, R OBP: 0.316, SLG: 0.378 (9, 9)										0	0	0	0	0	0	0											
Bobby Grich, R OBP: 0.352, SLG: 0.358 (1, 4)										3	0	0	0	1	0	1											
Craig Gerber, L OBP: 0.279, SLG: 0.333 (1, 6)										0	0	0	0	0	0	0											
Juan Benitez, R OBP: 0.259, SLG: 0.409 (1, PH)										1	0	1	2	0	0	0											
Dick Schofield, R OBP: 0.281, SLG: 0.327 (2, 6)										3	0	0	0	0	0	1											
Bob Boone, R OBP: 0.301, SLG: 0.315 (1, 2)										3	1	1	0	0	0	2											
Inning Stats	R: 5 E: 1 K: 1 S: 9	H: 4 LOB: 3 BB: 3 P: 21	R: 0 E: 0 K: 0 S: 3	H: 0 LOB: 0 BB: 0 P: 3	R: 0 E: 0 K: 0 S: 3	H: 0 LOB: 1 BB: 1 P: 7	R: 0 E: 0 K: 0 S: 3	H: 0 LOB: 0 BB: 0 P: 3	R: 0 E: 0 K: 0 S: 3	H: 0 LOB: 0 BB: 0 P: 3	R: 2 E: 1 K: 0 S: 6	H: 3 LOB: 1 BB: 0 P: 6	R: 0 E: 0 K: 0 S: 3	H: 0 LOB: 0 BB: 0 P: 3	R: 0 E: 0 K: 1 S: 3	H: 0 LOB: 0 BB: 0 P: 3	1B: 6 2B: 1 3B: 0 HR: 0	SF: 1 SAC: 2 DP: 0 HBP: 0	WP: 0 PB: 0 SB: 1 CS: 0	PA: 35							
PITCHER	IP	WLS	BF	H	R	ER	SO	BB	IBB	HBP	BLK	WP	HR	S	P	ERA	WHIP										
Tom Waddell, R ERA: 4.87 (1, 1)	0.1		7	3	5	5	1	3	0	0	0	0	0	6	18	135.00	18.000										
Dave Vonohien, L ERA: 2.5 (1, 1)	6.0	L	22	3	2	0	0	1	0	0	0	0	0	21	25	0.00	0.667										
Jerry Reed, R ERA: 4.43 (7, 1)	1.2		6	1	0	0	0	0	0	0	0	0	0	6	6	0.00	0.600										

AB 35
R 5
H 8
RBI 5
BB 2
SO 6
LOB 11




AB 28
R 7
H 7
RBI 6
BB 4
SO 1
LOB 9



Batter	1	2	3	4	5	6	7	8	9	AB	R	H	RBI	BB	SO	LOB	TOP								
Brett Butler, L (1, 8) OBP: 0.369, SLG: 0.428 Otis Nixon, S (6, 8) OBP: 0.271, SLG: 0.315	F2		G1					4-3		2	0	0	0	1	0	1	Cleveland Indians @ California Angels Anaheim Stadium, Anaheim, CA Sat Sep 21 1985, 10:05 PM EDT Att: 29,219 - Unknown								
Julio Franco, R (1, 6) OBP: 0.340, SLG: 0.376 Mike Fischlin, R (8, 6)	K						L3	1-3		4	0	1	0	0	1	1									
Brook Jacoby, R (1, 5) OBP: 0.323, SLG: 0.415	K		G6-3					F4		4	0	0	0	0	1	2									
Andre Thornton, R (1, 10) OBP: 0.293, SLG: 0.378 Benny Ayala, R (9, PH) OBP: 0.276, SLG: 0.394		K		F3			L8		K	3	0	0	0	0	1	0									
Mike Hargrove, L (1, 3) OBP: 0.373, SLG: 0.347		6-3		F7			F9		HR	4	1	1	0	0	0	0									
Joe Carter, R (1, 7) OBP: 0.300, SLG: 0.409									K	3	0	2	0	1	1	1									
George Vukovich, L (1, 9) OBP: 0.294, SLG: 0.332 Carmen Castillo, R (6, 9) OBP: 0.307, SLG: 0.479					4-3			G6-4-3	HR	1	0	0	0	1	0	1									
Tony Bernazard, S (1, 4) OBP: 0.357, SLG: 0.399									HR	3	1	1	1	1	0	2									
Chris Bando, S (1, 2) OBP: 0.223, SLG: 0.164				1B	G1		G3		HR	3	0	0	0	1	0	1									
Inning Stats	R: 0 E: 0 K: 2 S: 7	H: 0 LOB: 0 BB: 0 P: 7	R: 0 E: 0 K: 1 S: 5	H: 0 LOB: 2 BB: 2 P: 13	R: 0 E: 0 K: 0 S: 3	H: 1 LOB: 1 BB: 1 P: 7	R: 0 E: 0 K: 0 S: 4	H: 1 LOB: 1 BB: 0 P: 4	R: 0 E: 0 K: 0 S: 3	H: 0 LOB: 0 BB: 1 P: 7	R: 0 E: 0 K: 0 S: 3	H: 1 LOB: 1 BB: 1 P: 7	R: 0 E: 0 K: 0 S: 3	H: 0 LOB: 0 BB: 0 P: 3	R: 0 E: 0 K: 0 S: 3	H: 0 LOB: 0 BB: 0 P: 3		R: 3 E: 0 K: 2 S: 10	H: 3 LOB: 0 BB: 0 P: 10	1B: 3 2B: 1 3B: 0 HR: 2	SF: 0 SAC: 0 DP: 2 HBP: 0	WP: 0 PB: 0 SB: 1 CS: 0	PA: 36		
PITCHER	IP	WLS	BF	H	R	ER	SO	BB	IBB	HBP	BLK	WP	HR	S	P	ERA	WHIP								
Kirk McCaskill, R (1, 1) ERA: 4.69 Jim Slaton, R (9, 1) ERA: 4.37	8.0	W	30	3	0	0	3	5	0	0	0	0	0	31	51	0.00	1.000								

Batter	1	2	3	4	5	6	7	8	9	AB	R	H	RBI	BB	SO	LOB	BOTTOM								
Gary Pettis, S (1, 8) OBP: 0.361, SLG: 0.338	F7		1B	K						4	1	2	2	1	1	2	Cleveland Indians @ California Angels Anaheim Stadium, Anaheim, CA Sat Sep 21 1985, 10:05 PM EDT Att: 29,219 - Unknown								
Juan Beniquez, R (1, 3) OBP: 0.381, SLG: 0.414 Devon White, S (5, PH) (6, 9) (7, 7)			FC5-2	6-3					HR	3	2	2	0	0	0	2									
Brian Downing, R (1, 7) OBP: 0.381, SLG: 0.448 Darrell Miller, R (7, 9) OBP: 0.333, SLG: 0.395	2B		HR	1B					1B	4	1	1	2	0	0	5									
Doug DeCinces, R (1, 5) OBP: 0.319, SLG: 0.424 Jack Howell, L (5, 5) OBP: 0.297, SLG: 0.346	F6		FC5-2		F5				HR	1	0	1	1	0	0	0									
Doug DeCinces, R (1, 5) OBP: 0.319, SLG: 0.424 Jack Howell, L (5, 5) OBP: 0.297, SLG: 0.346	2B		HR	1B					1B	3	1	2	4	0	0	1									
Reggie Jackson, L (1, 10) OBP: 0.364, SLG: 0.494 Rufino Linares, R (6, PH) OBP: 0.207, SLG: 0.483	F4		K						HR	0	1	0	1	1	1	1									
Bobby Grich, R (1, 4) OBP: 0.354, SLG: 0.358 Rob Wilfong, L (8, 4) OBP: 0.239, SLG: 0.258		F7	E7						F6	2	0	0	0	0	2	1									
George Hendrick, R (1, 9) OBP: 0.266, SLG: 0.310 Rod Carew, L (5, PH) (6, 3)		K	K						K	2	0	0	0	1	1	2									
Bob Boone, R (1, 2) OBP: 0.304, SLG: 0.317 Jerry Naron, L (9, 2) OBP: 0.296, SLG: 0.372									HR	3	1	2	2	1	0	0									
Dick Schofield, R (1, 6) OBP: 0.283, SLG: 0.325									HR	0	0	0	0	0	0	0									
Inning Stats	R: 1 E: 0 K: 0 S: 5	H: 2 LOB: 1 BB: 0 P: 5	R: 0 E: 0 K: 1 S: 5	H: 0 LOB: 1 BB: 1 P: 9	R: 3 E: 1 K: 2 S: 10	H: 3 LOB: 1 BB: 1 P: 14	R: 2 E: 0 K: 1 S: 7	H: 2 LOB: 1 BB: 0 P: 8	R: 3 E: 0 K: 0 S: 4	H: 1 LOB: 2 BB: 4 P: 20	R: 1 E: 0 K: 2 S: 8	H: 1 LOB: 2 BB: 2 P: 16	R: 2 E: 0 K: 0 S: 4	H: 2 LOB: 0 BB: 0 P: 5	R: 0 E: 0 K: 1 S: 5	H: 0 LOB: 0 BB: 0 P: 5	1B: 7 2B: 3 3B: 1 HR: 1	SF: 2 SAC: 0 DP: 1 HBP: 2	WP: 0 PB: 0 SB: 3 CS: 0	PA: 44					
PITCHER	IP	WLS	BF	H	R	ER	SO	BB	IBB	HBP	BLK	WP	HR	S	P	ERA	WHIP								
Neal Heaton, L (1, 1) ERA: 4.95 Rich Thompson, R (4, 1) ERA: 6.45 Ramon Romero, L (6, 1) ERA: 6.58	3.1	L	19	6	6	6	4	2	0	0	0	0	0	7	23	16.20	3.600								

AB 31
R 3
H 6
RBI 3
BB 5
SO 5
LOB 10



AB 32
R 12
H 11
RBI 12
BB 8
SO 7
LOB 20



Batter	1	2	3	4	5	6	7	8	9	10	11	12	AB	R	H	RBI	BB	SO	LOB	TOP		
Brett Butler, L OBP: 0.369, SLG: 0.427 (1.8)													6	2	2	0	0	0	3			
Julio Franco, R OBP: 0.339, SLG: 0.376 (1.6)													5	2	1	1	1	0	2			
Brook Jacoby, R OBP: 0.324, SLG: 0.420 (1.5)													6	1	2	2	0	2	1			
Andre Thornton, R OBP: 0.294, SLG: 0.384 (1.10)													6	1	2	3	0	2	0			
Mike Hargrove, L OBP: 0.375, SLG: 0.354 (1.3)													4	0	2	0	0	0	0			
Otis Nixon, S OBP: 0.271, SLG: 0.315 (8. PR)													0	0	0	0	0	0	0			
Carmen Castillo, R OBP: 0.305, SLG: 0.476 (9. PH)													1	0	0	0	0	0	2			
Mike Fischlin, R OBP: 0.270, SLG: 0.310 (9.3)													1	0	1	0	0	0	0			
Joe Carter, R OBP: 0.265, SLG: 0.404 (8.3)													5	0	0	0	0	1	4			
George Vukovich, L OBP: 0.294, SLG: 0.332 (1.9)													6	1	2	0	0	2	4			
Tony Bernazard, S OBP: 0.359, SLG: 0.400 (1.4)													4	1	2	0	1	0	1			
Jerry Willard, L OBP: 0.331, SLG: 0.363 (1.2)													5	1	1	1	0	0	3			
Inning Stats	R: 3 E: 0 K: 1 S: 9	H: 4 LOB: 1 BB: 0 P: 9	R: 0 E: 1 K: 0 S: 3	H: 0 LOB: 0 BB: 0 P: 3	R: 2 E: 0 K: 1 S: 6	H: 1 LOB: 0 BB: 1 P: 10	R: 3 E: 3 K: 1 S: 8	H: 2 LOB: 0 BB: 0 P: 8	R: 0 E: 0 K: 1 S: 5	H: 0 LOB: 0 BB: 0 P: 5	R: 0 E: 0 K: 0 S: 3	H: 1 LOB: 2 BB: 1 P: 10	R: 0 E: 0 K: 1 S: 6	H: 3 LOB: 2 BB: 0 P: 6	R: 0 E: 0 K: 1 S: 5	H: 0 LOB: 0 BB: 0 P: 5	R: 0 E: 0 K: 0 S: 3	H: 1 LOB: 0 BB: 0 P: 3	1B: 11 2B: 2 3B: 0 HR: 2	SF: 0 SAC: 1 DP: 2 HBP: 0	WP: 1 PB: 0 SB: 0 CS: 1	PA: 53
PITCHER	IP WLS BF H R ER SO BB IBB HBP BLK WP HR S P ERA WHIP	IP WLS BF H R ER SO BB IBB HBP BLK WP HR S P ERA WHIP																			IP WLS BF H R ER SO BB IBB HBP BLK WP HR S P ERA WHIP	
Mike Witt, R ERA: 3.37 (1.1)	3.0	18	7	8	6	2	0	0	0	0	0	0	0	0	18	18	0.00	0.750				
Urbano Lugo, R ERA: 3.63 (4.1)	4.0	14	3	0	0	2	0	0	0	0	0	0	0	0	18	18	0.00	0.750				
Donnie Moore, R ERA: 1.59 (8.1)	3.0	14	4	1	1	2	1	0	0	0	0	0	0	0	17	21	3.00	1.667				
Stu Cliburn, R ERA: 2.03 (11.1)	2.0	W	6	1	0	0	1	0	0	0	0	0	0	0	8	8	0.00	0.500				

Cleveland Indians @ California Angels
Anaheim Stadium, Anaheim, CA
Sun Sep 22 1985, 6:33 AM EDT
Att. 47,895 - Unknown


AB	49
R	9
H	15
RBI	7
BB	2
SO	7
LOB	20



Batter	1	2	3	4	5	6	7	8	9	10	11	12	AB	R	H	RBI	BB	SO	LOB	BOTTOM						
Rod Carew, L OBP: 0.370, SLG: 0.343 (1.3)													5	1	1	0	1	0	1							
Juan Beniquez, R OBP: 0.366, SLG: 0.419 (8. PR)													5	2	4	1	0	0	1							
Devon White, S OBP: 0.340, SLG: 0.468 (12.9)													1	0	0	0	0	0	0							
Brian Downing, R OBP: 0.379, SLG: 0.446 (1.7)													5	1	1	0	0	0	6							
Darrell Miller, R OBP: 0.333, SLG: 0.395 (9.9)													0	0	0	0	0	0	0							
Ruppert Jones, L OBP: 0.340, SLG: 0.468 (12.9)													1	0	0	0	0	0	0							
Doug DeCinces, R OBP: 0.319, SLG: 0.430 (1.5)													6	1	2	3	0	1	2							
Reggie Jackson, L OBP: 0.362, SLG: 0.492 (1.10)													6	1	1	0	0	4	3							
Bobby Grich, R OBP: 0.355, SLG: 0.364 (1.4)													4	1	1	4	2	1	1							
Dick Schofield, R OBP: 0.285, SLG: 0.327 (1.6)													4	1	2	0	0	1	2							
Daryl Scott, L OBP: 0.373, SLG: 0.417 (9. PH)													0	0	0	0	1	0	0							
Craig Gerber, L OBP: 0.279, SLG: 0.333 (10.6)													0	1	0	0	0	0	0							
Rufino Linares, R OBP: 0.233, SLG: 0.483 (12. PH)													0	1	0	0	1	0	0							
Bob Boone, R OBP: 0.303, SLG: 0.316 (1.2)													5	1	1	0	0	1	5							
Gary Pettis, S OBP: 0.351, SLG: 0.337 (1.8)													4	0	1	1	1	1	0							
Inning Stats	R: 4 E: 0 K: 1 S: 10	H: 4 LOB: 1 BB: 0 P: 10	R: 0 E: 0 K: 0 S: 4	H: 1 LOB: 1 BB: 0 P: 4	R: 0 E: 0 K: 2 S: 8	H: 1 LOB: 2 BB: 1 P: 12	R: 3 E: 0 K: 1 S: 8	H: 3 LOB: 0 BB: 1 P: 8	R: 2 E: 0 K: 1 S: 6	H: 3 LOB: 2 BB: 1 P: 12	R: 0 E: 0 K: 0 S: 3	H: 0 LOB: 0 BB: 0 P: 3	R: 0 E: 0 K: 0 S: 3	H: 1 LOB: 0 BB: 0 P: 3	R: 0 E: 0 K: 2 S: 7	H: 0 LOB: 2 BB: 2 P: 15	R: 0 E: 0 K: 1 S: 5	H: 0 LOB: 0 BB: 0 P: 5	R: 0 E: 0 K: 0 S: 6	H: 1 LOB: 1 BB: 0 P: 6	R: 1 E: 1 K: 0 S: 2	H: 0 LOB: 2 BB: 2 P: 10	1B: 11 2B: 1 3B: 0 HR: 2	SF: 1 SAC: 2 DP: 0 HBP: 0	WP: 1 PB: 0 SB: 0 CS: 1	PA: 55
PITCHER	IP WLS BF H R ER SO BB IBB HBP BLK WP HR S P ERA WHIP	IP WLS BF H R ER SO BB IBB HBP BLK WP HR S P ERA WHIP																			IP WLS BF H R ER SO BB IBB HBP BLK WP HR S P ERA WHIP					
Jamie Easterly, L ERA: 3.67 (5.1)	4.2	28	11	9	9	5	2	0	0	0	0	0	0	0	36	44	17.36	2.786								
Vern Ruhle, R ERA: 4.51 (5.1)	2.1	8	1	0	0	0	0	0	0	0	0	0	0	0	8	8	0.00	0.429								
Jerry Reed, R ERA: 4.21 (8.1)	3.1	13	2	0	0	3	2	0	0	0	0	0	0	17	25	0.00	1.200									
Bryan Clark, L ERA: 5.87 (11.1)	1.0	L	6	0	1	0	1	2	0	0	0	0	0	6	14	0.00	2.000									

Cleveland Indians @ California Angels
Anaheim Stadium, Anaheim, CA
Sun Sep 22 1985, 6:33 AM EDT
Att. 47,895 - Unknown

AB	46
R	10
H	14
RBI	9
BB	6
SO	9
LOB	21



Batter	1	2	3	4	5	6	7	8	9	AB	R	H	RBI	BB	SO	LOB	TOP																				
Brett Butler, L OBP: 0.374, SLG: 0.432 (1, 8)	0-0 1-3 1B	4-0 FC5 PB BB		4-0 5-3 1B BB		4-0 BB		0-0 5-3 3B	0-0 5-3	3	2	2	0	3	0	2																					
Joe Carter, R OBP: 0.293, SLG: 0.400 (1, 7) (7, 4) (7, 5) (7, 4)	0-0 1-3	0-3 K		0-0 L8		0-0 6-3		0-0 5-3		5	0	0	1	0	1	6																					
Julio Franco, R OBP: 0.341, SLG: 0.376 (1, 6)	0-0 L3	4-0 BB		0-0 5-3			0-0 1B	3-H 4-0 BB		3	0	1	0	2	0	2																					
Andre Thornton, R OBP: 0.295, SLG: 0.383 (1, 10)	4-0 BB	0-0 FC5		0-0 CS 1B			0-0 F7	0-0 F7		4	0	1	1	1	0	5																					
Mike Hargrove, L OBP: 0.379, SLG: 0.356 (1, 3)	0-0 G3		0-0 2B 1B	0-0 CS	0-0 F8		0-0 1-2 1B	4-0 WP 1B BB		4	1	2	0	1	0	2																					
Brook Jacoby, R OBP: 0.324, SLG: 0.419 (1, 5) (7, 4) (7, 5)		0-0 PB 1B	0-3 K		4-0 CS BB		0-0 F9	0-3 K		4	1	1	0	1	2	4																					
Tony Bernazard, S OBP: 0.359, SLG: 0.402 (1, 4)		0-3 K	0-0 2B		0-3 K		0-3 K	0-0 1B WP		3	0	1	0	0	2	2	AB 38																				
Mike Fischlin, R OBP: 0.270, SLG: 0.310 (5, 4)		1-2 K	1-3 2B		1-2 K			1-2 5-3 1B		2	1	1	0	0	1	2	R 7																				
George Vukovich, L OBP: 0.295, SLG: 0.333 (7, PH)		0-0 E PB 1B	0-3 K		0-3 K			0-0 1-2 5-3 1B		2	1	1	0	0	1	2	H 13																				
Jerry Willard, L OBP: 0.332, SLG: 0.363 (1, 2)		0-0 E PB 1B	0-3 K		0-3 K			0-0 G3	0-0 5-3 1B	5	1	2	2	0	2	2	RBI 6																				
Otis Nixon, S OBP: 0.271, SLG: 0.315 (9, PR)		2-H PB 1B						1-3 2-H 1B		0	0	0	0	0	0	0	BB 8																				
Carmen Castillo, R OBP: 0.308, SLG: 0.491 (1, 9)		0-0 E9 PB 1B	0-0 F9		0-0 F9		0-0 4-3	0-0 HR	0-0 5-3	5	1	2	2	0	0	3	SO 8																				
Inning Stats	R: 0 E: 0 K: 0 S: 4	H: 1 LOB: 2 BB: 1 P: 8	R: 2 E: 1 K: 2 S: 10	H: 3 LOB: 3 BB: 2 P: 18	R: 0 E: 1 K: 2 S: 9	H: 2 LOB: 2 BB: 0 P: 9	R: 1 E: 0 K: 0 S: 3	H: 1 LOB: 0 BB: 1 P: 7	R: 0 E: 0 K: 1 S: 5	H: 0 LOB: 1 BB: 1 P: 9	R: 0 E: 0 K: 1 S: 7	H: 2 LOB: 2 BB: 0 P: 7	R: 2 E: 0 K: 0 S: 5	H: 2 LOB: 1 BB: 1 P: 9	R: 2 E: 0 K: 1 S: 7	H: 2 LOB: 2 BB: 1 P: 11	1B: 10 2B: 1 3B: 1 HR: 1	SF: 0 SAC: 0 DP: 0 HBP: 0	WP: 1 PB: 2 CS: 1 PA: 47																		
PITCHER	IP	WLS	BF	H	R	ER	SO	BB	IBB	HBP	BLK	WP	HR	S	P	ERA	WHIP	PITCHER			IP	WLS	BF	H	R	ER	SO	BB	IBB	HBP	BLK	WP	HR	S	P	ERA	WHIP
Jose Rijo, R ERA: 3.38 (1, 1)	6.1	W	32	9	3	3	6	6	0	0	0	0	0	38	62	4.26	2.368																				
Steve Ontiveros, R ERA: 1.51 (7, 1)	1.1		7	2	2	2	1	1	0	0	0	0	1	8	12	13.50	2.250																				
Jay Howell, R ERA: 2.55 (8, 1)	1.1	S	7	2	2	2	1	1	0	0	0	1	0	8	12	13.50	2.250																				

Cleveland Indians @ Oakland Athletics
Oakland-Alameda County Coliseum, Oakland, CA

AB 38
R 7
H 13
RBI 6
BB 8
SO 8
LOB 30



Mon Sep 23 1985, 7:05 PM PDT
Att: 6,514 - Unknown

Batter	1	2	3	4	5	6	7	8	9	AB	R	H	RBI	BB	SO	LOB	BOTTOM																				
Alfredo Griffin, S OBP: 0.288, SLG: 0.331 (1, 6)	0-0 F7		0-0 E 1B		0-0 6-3		0-0 4-3			4	1	1	0	0	0	1																					
Tony Phillips, S OBP: 0.295, SLG: 0.438 (1, 5)	0-0 B5-3		0-0 1-H HR		0-0 2-H HR		0-0 F8			4	2	2	3	0	0	0																					
Bruce Bochte, L OBP: 0.379, SLG: 0.453 (1, 3)	0-0 F8		0-0 1-H HR		0-0 2B 1B		0-0 2B			4	3	3	2	0	0	0																					
Dave Kingman, R OBP: 0.310, SLG: 0.414 (1, 10)		0-0 6-3	4-0 CS BB		0-0 F7		4-0 2B BB			2	0	0	0	2	0	1																					
Steve Henderson, R OBP: 0.359, SLG: 0.415 (1, 7)		0-0 2B	0-3 K		0-0 WP BLK 2B		0-0 2B			3	1	2	1	0	1	1																					
Mike Davis, L OBP: 0.353, SLG: 0.492 (6, 9)		0-0 2B	1-2 K		0-0 1-H BLK 2B		0-0 1-3 2-H 2B			1	0	1	1	0	0	0																					
Jose Canseco, R OBP: 0.235, SLG: 0.367 (1, 9) (6, 7)		0-0 F7		0-3 K	0-0 F4		0-0 6-3			4	0	0	0	0	1	3																					
Dwayne Murphy, L OBP: 0.341, SLG: 0.405 (1, 8)		4-0 BB		0-3 K		0-3 K		0-0 6-3		3	0	0	0	1	2	0	AB 32																				
Mickey Tettleton, S OBP: 0.325, SLG: 0.333 (1, 2)		0-0 F4		0-3 K		0-0 G3		0-0 F3		4	0	0	0	0	1	2	R 8																				
Mike Gallego, R OBP: 0.333, SLG: 0.300 (1, 4)			0-3 K		4-0 HR BB		0-0 F6		0-0 6-3	3	1	0	0	1	1	0	H 9																				
Inning Stats	R: 0 E: 0 K: 0 S: 3	H: 0 LOB: 0 BB: 0 P: 3	R: 0 E: 0 K: 0 S: 4	H: 1 LOB: 2 BB: 1 P: 8	R: 3 E: 1 K: 2 S: 9	H: 3 LOB: 1 BB: 1 P: 13	R: 0 E: 0 K: 3 S: 9	H: 0 LOB: 0 BB: 0 P: 9	R: 4 E: 0 K: 0 S: 6	H: 3 LOB: 0 BB: 1 P: 10	R: 0 E: 0 K: 1 S: 5	H: 0 LOB: 0 BB: 0 P: 5	R: 1 E: 0 K: 0 S: 5	H: 2 LOB: 2 BB: 1 P: 9	R: 0 E: 0 K: 0 S: 3	H: 0 LOB: 0 BB: 0 P: 3	1B: 3 2B: 5 3B: 0 HR: 2	SF: 0 SAC: 0 DP: 1 HBP: 0	WP: 2 PB: 0 CS: 1 PA: 36																		
PITCHER	IP	WLS	BF	H	R	ER	SO	BB	IBB	HBP	BLK	WP	HR	S	P	ERA	WHIP	PITCHER			IP	WLS	BF	H	R	ER	SO	BB	IBB	HBP	BLK	WP	HR	S	P	ERA	WHIP
Curt Wardle, L ERA: 6.03 (1, 1)	4.2	L	23	7	7	7	5	3	0	0	0	0	0	30	42	13.50	2.143																				
Rich Thompson, R ERA: 6.37 (5, 1)	2.1		10	2	1	1	1	1	0	0	1	1	0	11	15	3.86	1.286																				
Dave Vonohien, L ERA: 2.43 (8, 1)	1.0		3	0	0	0	0	0	0	0	0	0	0	3	3	0.00	0.000																				

Cleveland Indians @ Oakland Athletics
Oakland-Alameda County Coliseum, Oakland, CA

AB 32
R 8
H 9
RBI 7
BB 4
SO 6
LOB 8



Mon Sep 23 1985, 7:05 PM PDT
Att: 6,514 - Unknown

Batter	1	2	3	4	5	6	7	8	9	AB	R	H	RBI	BB	SO	LOB	TOP										
Brett Butler, L OBP: 0.371, SLG: 0.428 (1, 8)	0-0 6-3		0-0 4-3	0-0 L5		0-0 1-3		0-0 4-3		5	0	0	0	0	0	4	Cleveland Indians @ Oakland Athletics Oakland-Alameda County Coliseum, Oakland, CA Tue Sep 24 1985, 7:05 PM PDT Att: 6,584 - Unknown										
Joe Carter, R OBP: 0.299, SLG: 0.413 (1, 3) (5, 7)	0-0 G5-4-3 1B		0-0 HR	0-0 2B		0-0 E5		0-0 E7 1B		5	2	4	4	0	0	0											
Julio Franco, R OBP: 0.343, SLG: 0.379 (1, 6)	0-0 G5-4-3		0-0 1B	0-0 2B		0-0 5-3		0-0 1B		5	0	3	2	0	0	2											
Andre Thornton, R OBP: 0.294, SLG: 0.381 (1, 10)		0-0 F4	0-0 1-2 1B	0-0 F8		0-0 L8		0-0 K		5	0	1	0	0	1	4											
Benny Ayala, R OBP: 0.269, SLG: 0.384 Mike Hargrove, L OBP: 0.378, SLG: 0.360 (5, PH) (5, 3)		0-3 K	0-0 F9		0-0 HR 2B		0-0 F2		0-0 1-3	2	0	0	0	0	1	2											
Brook Jacoby, R OBP: 0.328, SLG: 0.426 (1, 5)	4-0 FC5-4 BB		0-0 HBP 2B	0-0 WP 1B		0-0 HR		0-0 1B		4	2	3	2	1	0	0											
Carmen Castillo, R OBP: 0.299, SLG: 0.477 (1, 9)	0-0 FC5-4		0-0 F3	0-0 5-3		0-0 L5		0-0 6-3		5	0	0	0	0	0	3											
Tony Bernazard, S OBP: 0.356, SLG: 0.399 (1, 4)		0-0 B3-1	4-0 HBP 2B	0-0 F8		0-0 F7				3	1	0	0	1	0	1											
Jerry Willard, L OBP: 0.334, SLG: 0.367 (1, 2)		0-0 4-3 HR 2B	1-0 2B HBP	0-0 2-3		0-0 L3				3	2	1	0	0	0	0											
Inning Stats	R: 0 E: 0 K: 0 S: 3	H: 1 LOB: 0 BB: 0 P: 3	R: 0 E: 0 K: 1 S: 5	H: 0 LOB: 1 BB: 1 P: 9	R: 2 E: 0 K: 0 S: 7	H: 4 LOB: 2 BB: 0 P: 7	R: 4 E: 0 K: 0 S: 6	H: 3 LOB: 1 BB: 1 P: 11	R: 2 E: 0 K: 0 S: 5	H: 2 LOB: 0 BB: 0 P: 5	R: 0 E: 1 K: 0 S: 4	H: 0 LOB: 1 BB: 0 P: 4	R: 0 E: 0 K: 0 S: 4	H: 1 LOB: 0 BB: 0 P: 4	R: 0 E: 1 K: 1 S: 7	H: 2 LOB: 2 BB: 0 P: 7		R: 0 E: 0 K: 0 S: 3	H: 0 LOB: 0 BB: 0 P: 3	1B: 7 2B: 4 3B: 0 HR: 2	SF: 0 SAC: 0 DP: 1 HBP: 1	WP: 1 PB: 0 SB: 0 CS: 0	PA: 43				
PITCHER	IP	WLS	BF	H	R	ER	SO	BB	IBB	HBP	BLK	WP	HR	S	P	ERA	WHIP										
Curt Young, L ERA: 7.78 Rick Langford, R ERA: 3.79 Jay Howell, R ERA: 2.49	(1, 1) (4, 1) (8, 1)	3.2 W S	19 16 8	6 5 2	5 3 0	5 3 0	1 0 1	2 0 0	0 0 0	1 0 0	0 0 0	1 0 0	1 16 10	18 16 10	27 16 10	12.27 8.10 0.00	2.182 1.500 1.000										

AB 40
R 8
H 13
RBI 8
BB 2
SO 2
LOB 16



Batter	1	2	3	4	5	6	7	8	9	AB	R	H	RBI	BB	SO	LOB	BOTTOM											
Alfredo Griffin, S OBP: 0.291, SLG: 0.333 Rob Picciolo, R OBP: 0.311, SLG: 0.352 (2, FR) (3, 6)	0-0 E6 G3 1B						0-0 F4			2	1	2	0	0	0	0	Cleveland Indians @ Oakland Athletics Oakland-Alameda County Coliseum, Oakland, CA Tue Sep 24 1985, 7:05 PM PDT Att: 6,584 - Unknown											
Tony Phillips, S OBP: 0.303, SLG: 0.444 (1, 5) (6, 4)	0-0 G3	0-3 K					0-0 CS		0-0 G4-6-3 1B	5	1	2	1	0	1	5												
Bruce Bochte, L OBP: 0.379, SLG: 0.452 (1, 3)	0-0 1B		0-0 4-3		0-0 1B	0-0 F5		0-0 G4-6-3 1B		5	1	2	1	0	0	1												
Dave Kingman, R OBP: 0.309, SLG: 0.412 (1, 10)	0-3 K		0-0 4-3		0-0 1B	0-0 F8		0-0 L7		5	1	1	1	0	1	1												
Mike Davis, L OBP: 0.350, SLG: 0.489 (1, 9)	0-0 F8		0-0 L6		0-0 K	0-0 K				4	0	0	0	0	2	3												
Dwayne Murphy, L OBP: 0.342, SLG: 0.406 (1, 8)		0-0 1B E 1B		0-0 4-3	0-0 1B 2B 1B		0-0 F5			4	2	2	1	0	0	0												
Jose Canseco, R OBP: 0.291, SLG: 0.434 (1, 7)		0-0 E 1B		0-0 2B	0-0 2B 1B		0-0 1B 1B			4	2	4	1	0	0	0												
Mickey Tettleton, S OBP: 0.333, SLG: 0.353 (1, 2)		0-0 E7 1-2 3-H 2B		0-3 K	0-0 1-3 2-H 1B		0-0 E 1B			4	1	3	3	0	1	1												
Mike Gallego, R OBP: 0.323, SLG: 0.288 Dave Collins, S OBP: 0.305, SLG: 0.349 Steve Kiefer, R OBP: 0.194, SLG: 0.234 Mike Heath, R OBP: 0.298, SLG: 0.386 (7, PH) (8, 5)	0-0 8-2	0-0 8-2		0-0 5-3	0-0 IBB		0-0 E5			2	0	0	0	0	0	2												
Inning Stats	R: 1 E: 1 K: 1 S: 7	H: 2 LOB: 1 BB: 0 P: 7	R: 2 E: 1 K: 1 S: 8	H: 4 LOB: 1 BB: 0 P: 8	R: 0 E: 0 K: 1 S: 6	H: 0 LOB: 0 BB: 0 P: 3	R: 0 E: 0 K: 1 S: 6	H: 1 LOB: 1 BB: 0 P: 6	R: 5 E: 0 K: 2 S: 14	H: 7 LOB: 3 BB: 1 P: 18	R: 0 E: 0 K: 1 S: 5	H: 0 LOB: 0 BB: 0 P: 5	R: 2 E: 1 K: 0 S: 5	H: 3 LOB: 0 BB: 0 P: 5	R: 0 E: 0 K: 0 S: 3	H: 1 LOB: 0 BB: 0 P: 3		1B: 14 2B: 5 3B: 0 HR: 0	SF: 0 SAC: 0 DP: 2 HBP: 0	WP: 0 PB: 0 SB: 1 CS: 1	PA: 41							
PITCHER	IP	WLS	BF	H	R	ER	SO	BB	IBB	HBP	BLK	WP	HR	S	P	ERA	WHIP											
Don Schulze, R ERA: 6.23 Bryan Clark, L ERA: 5.99 Vern Ruhle, R ERA: 4.51 Jerry Reed, R ERA: 4.16 Dave Vonohlen, L ERA: 2.37	(1, 1) (5, 1) (5, 1) (7, 1) (8, 1)	4.0 0.1 2.0 0.2 1.0	22 1 12 1 3	11 0 5 0 1	7 0 3 0 0	7 0 2 0 0	3 1 2 0 0	0 0 1 0 0	0 0 1 0 0	0 0 0 0 0	0 0 0 0 0	0 0 0 0 0	0 0 0 0 0	0 4 15 1 3	28 4 19 1 3	2 4 19 1 3	15.75 0.00 9.00 0.00 0.00	2.750 3.000 2.500 0.000 1.000										

AB 39
R 10
H 18
RBI 9
BB 1
SO 6
LOB 17



Batter	1	2	3	4	5	6	7	8	9	AB	R	H	RBI	BB	SO	LOB	TOP										
Brett Butler, L OBP: 0.371, SLG: 0.428 (1, 8)	F8	FC1-6 1B		F7		L4				5	0	2	0	0	0	1	Cleveland Indians @ Oakland Athletics Oakland-Alameda County Coliseum, Oakland, CA Wed Sep 25 1985, 3:33 AM PDT Att: 6,158 - Unknown livebaseballscorecards.com										
Joe Carter, R OBP: 0.296, SLG: 0.409 (1, 3) (2, 7)	F9	FC1-6 1B		BB		F9		FC5		4	1	0	1	1	0	3											
Julio Franco, R OBP: 0.347, SLG: 0.381 (1, 6)	1B	1B		BB		4-3				3	1	2	1	2	0	0											
Andre Thornton, R OBP: 0.295, SLG: 0.381 (1, 10)	2B	1B		F5				BB		5	1	2	0	0	0	5											
Benny Ayala, R OBP: 0.278, SLG: 0.405 Mike Hargrove, L OBP: 0.377, SLG: 0.356 (1, 7) (2, 3)	2B			F7		G4-6-3				1	0	1	2	0	0	0											
Brook Jacoby, R OBP: 0.326, SLG: 0.423 (1, 5)	6-3			K		4-3		L6		4	0	0	0	0	1	4											
Carmen Castillo, R OBP: 0.304, SLG: 0.475 (1, 9)		1B				F8		6-3		3	1	1	0	1	0	0											
Tony Bernazard, S OBP: 0.357, SLG: 0.398 (1, 4)		2B		F5		F9		F6		4	1	1	0	0	0	1											
Chris Bando, S OBP: 0.234, SLG: 0.173 (1, 2)		1B				F9		FC5		2	2	1	2	2	0	0											
Inning Stats	R: 2 E: 0 K: 0 S: 6	H: 3 LOB: 1 BB: 0 P: 6	R: 4 E: 0 K: 0 S: 7	H: 5 LOB: 0 BB: 0 P: 7	R: 0 E: 0 K: 1 S: 5	H: 0 LOB: 1 BB: 1 P: 9	R: 1 E: 0 K: 0 S: 3	H: 0 LOB: 3 BB: 4 P: 19	R: 0 E: 0 K: 0 S: 3	H: 0 LOB: 0 BB: 0 P: 3	R: 0 E: 0 K: 0 S: 3	H: 1 LOB: 0 BB: 0 P: 3	R: 0 E: 0 K: 0 S: 4	H: 1 LOB: 2 BB: 1 P: 8	R: 0 E: 0 K: 0 S: 2	H: 0 LOB: 0 BB: 1 P: 6		1B: 8 2B: 3 3B: 0 HR: 0	SF: 0 SAC: 0 DP: 3 HBP: 0	WP: 1 PB: 0 CS: 2 CS: 0	PA: 41						
PITCHER	IP	WLS	BF	H	R	ER	SO	BB	IBB	HBP	BLK	WP	HR	S	P	ERA	WHIP										
Tommy John, L ERA: 5.53 (1, 1)	1.0	L	10	7	6	6	0	0	0	0	0	1	0	10	10	54.00	7.000										
Steve Mura, R ERA: 4.5 (2, 1)	2.2		12	1	1	1	1	4	0	0	0	0	0	10	26	3.38	1.875										
Tim Conroy, L ERA: 4.66 (4, 1)	4.1		16	2	0	0	0	2	0	0	0	0	0	14	22	0.00	0.923										
Steve McCatty, R ERA: 5.57 (9, 1)	1.0		3	0	0	0	0	1	0	0	0	0	0	2	6	0.00	1.000										
Batter	1	2	3	4	5	6	7	8	9	AB	R	H	RBI	BB	SO	LOB	BOTTOM										
Alfredo Griffin, S OBP: 0.289, SLG: 0.332 Rob Piccolo, R OBP: 0.315, SLG: 0.356 (1, 6) (6, 6)	4-3		F8		4-3				F9	3	0	0	0	0	0	1	Cleveland Indians @ Oakland Athletics Oakland-Alameda County Coliseum, Oakland, CA Wed Sep 25 1985, 3:33 AM PDT Att: 6,158 - Unknown livebaseballscorecards.com										
Tony Phillips, S OBP: 0.310, SLG: 0.450 (1, 5) (8, 4)	2B		1B		K			FC4-6		3	0	1	0	1	1	3											
Bruce Bochte, L OBP: 0.380, SLG: 0.452 (1, 3)	F8					F7				4	0	2	0	0	0	1											
Dave Kingman, R OBP: 0.307, SLG: 0.409 (1, 10)	F7		G6-4-3			F8		E3		4	0	0	0	0	0	4											
Mike Davis, L OBP: 0.348, SLG: 0.485 (1, 8)		K			F6		K		G4-6-3	4	0	0	0	0	2	2											
Dave Collins, S OBP: 0.307, SLG: 0.349 (1, 7)		1B			G3			K		3	2	1	0	1	1	1											
Jose Canseco, R OBP: 0.305, SLG: 0.439 (1, 9)		1B			4-3			FC6-4		4	0	2	0	0	0	0											
Mickey Tettleton, S OBP: 0.338, SLG: 0.354 Charlie O'Brien, R OBP: 0.429, SLG: 0.500 (1, 2) (8, 2)		1B						K		2	0	1	1	0	1	2											
Mike Gallego, R OBP: 0.313, SLG: 0.278 Steve Henderson, R OBP: 0.358, SLG: 0.412 Steve Kiefer, R OBP: 0.191, SLG: 0.231 (1, 4) (7, PH) (8, 5)		1B						HBP		2	0	0	0	0	0	3											
Inning Stats	R: 0 E: 0 K: 0 S: 4	H: 1 LOB: 1 BB: 0 P: 4	R: 1 E: 0 K: 1 S: 7	H: 3 LOB: 0 BB: 0 P: 7	R: 0 E: 0 K: 0 S: 3	H: 1 LOB: 1 BB: 1 P: 7	R: 0 E: 0 K: 0 S: 3	H: 0 LOB: 0 BB: 0 P: 3	R: 0 E: 0 K: 1 S: 5	H: 0 LOB: 1 BB: 0 P: 6	R: 0 E: 0 K: 1 S: 5	H: 0 LOB: 0 BB: 0 P: 5	R: 1 E: 0 K: 1 S: 7	H: 2 LOB: 2 BB: 1 P: 11	R: 0 E: 1 K: 1 S: 6	H: 1 LOB: 1 BB: 0 P: 6		R: 0 E: 0 K: 0 S: 4	H: 1 LOB: 1 BB: 0 P: 4	1B: 8 2B: 2 3B: 0 HR: 0	SF: 0 SAC: 0 DP: 3 HBP: 1	WP: 0 PB: 0 SB: 0 CS: 0	PA: 37				
PITCHER	IP	WLS	BF	H	R	ER	SO	BB	IBB	HBP	BLK	WP	HR	S	P	ERA	WHIP										
Keith Creel, R ERA: 5.47 (1, 1)	6.2	W	28	7	2	2	4	2	0	1	0	0	0	11	11	0.00	0.857										
Dave Vonohlen, L ERA: 2.23 (7, 1)	2.1		9	2	0	0	1	0	0	0	0	0	0	11	11	0.00	0.857										

AB	34
R	7
H	10
RBI	7
BB	7
SO	1
LOB	15



AB	34
R	2
H	9
RBI	2
BB	2
SO	5
LOB	21



Batter	1	2	3	4	5	6	7	8	9	AB	R	H	RBI	BB	SO	LOB	TOP			
Gary Pettis, S OBP: 0.353, SLG: 0.329 (1, 8)	F3	F3			FC4-6 BLK		K			4	0	0	0	0	1	3	California Angels @ Cleveland Indians Cleveland Municipal Stadium, Cleveland, OH Fri Sep 27 1985, 7:05 PM EDT Att: 5,695 - Unknown			
Juan Beniquez, R OBP: 0.369, SLG: 0.426 (1, 3)	HR	1B	1-3		BB		K			3	1	1	0	1	1	0				
Brian Downing, R OBP: 0.375, SLG: 0.436 (1, 7)	K		6-3		F7		F3			4	0	0	0	0	1	3				
Doug DeCinces, R OBP: 0.318, SLG: 0.443 (1, 5)	HR		L6		F4		6-3			4	1	1	2	0	0	2				
Bobby Grich, R OBP: 0.356, SLG: 0.367 (1, 4)	K				F9		F8		HR	4	1	1	1	0	1	0				
Reggie Jackson, L OBP: 0.355, SLG: 0.482 (1, 10)		F4			K		6-3		K	4	0	0	0	0	2	0				
Darrell Miller, R OBP: 0.357, SLG: 0.400 Rod Carew, L OBP: 0.370, SLG: 0.343 (9, PH)		1B			HBP		K		3-1	2	0	1	0	0	1	0				
Dick Schofield, R OBP: 0.284, SLG: 0.325 Daryl Scomiers, L OBP: 0.370, SLG: 0.422 Craig Gerber, L OBP: 0.276, SLG: 0.329 Ruppert Jones, L OBP: 0.336, SLG: 0.460 (9, PH)		F9			F8		F3		K	2	0	0	0	0	0	2				
Bob Boone, R OBP: 0.313, SLG: 0.323 (1, 2)					FC4-6 BB		G3			2	0	1	0	1	0	0				
Inning Stats	R: 2 E: 0 K: 2 S: 9	H: 2 LOB: 0 BB: 0 P: 9	R: 0 E: 0 K: 0 S: 5	H: 2 LOB: 2 BB: 0 P: 5	R: 0 E: 0 K: 0 S: 3	H: 0 LOB: 0 BB: 0 P: 3	R: 0 E: 0 K: 1 S: 5	H: 0 LOB: 1 BB: 0 P: 6	R: 0 E: 0 K: 0 S: 3	H: 0 LOB: 2 BB: 2 P: 11	R: 0 E: 0 K: 1 S: 5	H: 0 LOB: 0 BB: 0 P: 5	R: 0 E: 0 K: 1 S: 5	H: 0 LOB: 0 BB: 0 P: 5	R: 1 E: 0 K: 2 S: 8	H: 1 LOB: 0 BB: 0 P: 8		1B: 3 2B: 0 3B: 0 HR: 2	SF: 0 SAC: 0 DP: 0 HBP: 1	WP: 0 PB: 0 SB: 0 CS: 0
PITCHER	IP WLS BF H R ER SO BB IBB HBP BLK WP HR S P ERA WHIP	IP WLS BF H R ER SO BB IBB HBP BLK WP HR S P ERA WHIP																		
Neal Heaton, L ERA: 4.89 Vern Ruhle, R ERA: 4.47	(1, 1) 6.0 W 25 4 2 2 4 2 0 0 1 1 0 1 30 39 3.00 1.000	(7, 1) 3.0 S 10 1 1 1 4 0 0 0 0 0 1 18 18 3.00 0.333																		

Batter	1	2	3	4	5	6	7	8	9	AB	R	H	RBI	BB	SO	LOB	BOTTOM	
Brett Butler, L OBP: 0.372, SLG: 0.427 (1, 8)	6-3			S 1B	F6	CS BB				3	1	1	0	1	0	0	California Angels @ Cleveland Indians Cleveland Municipal Stadium, Cleveland, OH Fri Sep 27 1985, 7:05 PM EDT Att: 5,695 - Unknown	
Tony Bemazzard, S OBP: 0.380, SLG: 0.403 (1, 4)	4-3			1B 2B	E9 1B	CS	CS 2B			4	2	3	0	0	0	0		
Julio Franco, R OBP: 0.348, SLG: 0.382 (1, 6)	G6-4-3			2B 1B	1B 1B		F8			4	2	2	1	0	0	1		
Andre Thornton, R OBP: 0.297, SLG: 0.384 (1, 10)		F9		1B 2B	F6		1B			4	1	2	2	0	0	2		
Mike Hargrove, L OBP: 0.378, SLG: 0.358 (1, 3)		F8		4-3 2B 1B	1B		F8			4	1	2	2	0	0	1		
Brook Jacoby, R OBP: 0.325, SLG: 0.422 (1, 5)		4-3		4-3 2B 1B	1B		L9			4	0	1	1	0	0	1		
George Vukovich, L OBP: 0.295, SLG: 0.334 (9, 9)				F9	G3		F8			4	0	1	1	0	0	2		
Jerry Willard, L OBP: 0.330, SLG: 0.361 (1, 2)				F7	K		F9			4	0	0	0	0	2	1		
Carmen Castillo, R OBP: 0.299, SLG: 0.467 Otis Nixon, S OBP: 0.271, SLG: 0.315 (9, 7)				K	F9		F8			3	0	0	0	0	1	1		
Inning Stats	R: 0 E: 0 K: 0 S: 3	H: 0 LOB: 0 BB: 0 P: 3	R: 0 E: 0 K: 1 S: 5	H: 0 LOB: 0 BB: 0 P: 3	R: 0 E: 0 K: 1 S: 11	H: 6 LOB: 1 BB: 0 P: 11	R: 2 E: 0 K: 0 S: 7	H: 4 LOB: 2 BB: 0 P: 7	R: 0 E: 0 K: 0 S: 2	H: 0 LOB: 0 BB: 1 P: 6	R: 0 E: 0 K: 0 S: 4	H: 2 LOB: 1 BB: 0 P: 4	R: 0 E: 0 K: 1 S: 5	H: 0 LOB: 0 BB: 0 P: 5	1B: 9 2B: 3 3B: 0 HR: 0	SF: 0 SAC: 0 DP: 0 HBP: 0		WP: 0 PB: 0 SB: 1 CS: 2
PITCHER	IP WLS BF H R ER SO BB IBB HBP BLK WP HR S P ERA WHIP	IP WLS BF H R ER SO BB IBB HBP BLK WP HR S P ERA WHIP																
Mike Witt, R ERA: 3.52 Urbano Lugo, R ERA: 3.69 Al Holland, L ERA: 2.9	(1, 1) 3.0 L 14 5 5 5 1 0 0 0 0 0 0 18 22 4.91 2.182	(7, 1) 1.1 4 0 0 0 1 0 0 0 0 0 0 6 6 0.00 0.000																

Batter	1	2	3	4	5	6	7	8	9	AB	R	H	RBI	BB	SO	LOB	TOP								
Rod Carew, L OBP: 0.370, SLG: 0.346										5	0	2	1	0	1	3	California Angels @ Cleveland Indians Cleveland Municipal Stadium, Cleveland, OH Sat Sep 28 1985, 3:33 AM EDT Att: 6,673 - Unknown								
Juan Beniquez, R OBP: 0.367, SLG: 0.428										5	1	1	0	0	0	2									
Brian Downing, R OBP: 0.379, SLG: 0.440										3	1	2	1	2	0	0									
Doug DeCinces, R OBP: 0.317, SLG: 0.439										4	1	0	0	1	1	4									
Bobby Grich, R OBP: 0.358, SLG: 0.366										3	0	1	1	2	1	1									
Rufino Linares, R OBP: 0.237, SLG: 0.429										3	0	0	1	0	0	3									
Dick Schofield, R OBP: 0.286, SLG: 0.329										4	1	2	0	0	0	2									
Bob Boone, R OBP: 0.311, SLG: 0.321										3	0	0	0	0	0	3									
Gary Pettis, S OBP: 0.354, SLG: 0.329										3	1	1	1	1	0	0									
Inning Stats	R: 1 E: 0 K: 1 S: 6	H: 2 LOB: 0 BB: 0 P: 6	R: 0 E: 0 K: 0 S: 3	H: 0 LOB: 1 BB: 1 P: 7	R: 0 E: 0 K: 0 S: 3	H: 0 LOB: 0 BB: 0 P: 3	R: 0 E: 0 K: 1 S: 5	H: 0 LOB: 1 BB: 1 P: 9	R: 2 E: 0 K: 0 S: 6	H: 3 LOB: 2 BB: 1 P: 10	R: 0 E: 0 K: 0 S: 4	H: 1 LOB: 1 BB: 2 P: 12	R: 2 E: 0 K: 0 S: 5	H: 2 LOB: 1 BB: 1 P: 9	R: 0 E: 0 K: 0 S: 4	H: 1 LOB: 1 BB: 0 P: 4	R: 0 E: 0 K: 1 S: 5	H: 0 LOB: 0 BB: 0 P: 5	1B: 5 2B: 4 3B: 1 HR: 0	SF: 1 SAC: 1 DP: 1 HBP: 0	WP: 0 PB: 0 SB: 0 CS: 0	PA: 41			
PITCHER	IP	WLS	BF	H	R	ER	SO	BB	IBB	HBP	BLK	WP	HR	S	P	ERA	WHIP								
Jamie Easterly, L ERA: 3.77	4.2		21	5	3	3	2	3	0	0	0	0	0	22	34	5.79	1.714								
Rich Thompson, R ERA: 6.34	0.1		1	0	0	0	0	0	0	0	0	0	0	1	1	0.00	0.000								
Dave Vonohlen, L ERA: 2.55	2.0		12	3	2	2	0	2	1	0	0	0	0	9	21	9.00	2.500								
Keith Creel, R ERA: 5.37	1.0		4	1	0	0	0	0	0	0	0	0	0	4	4	0.00	1.000								
Jerry Reed, R ERA: 4.1	1.0	W	3	0	0	0	1	0	0	0	0	0	0	5	5	0.00	0.000								

Batter	1	2	3	4	5	6	7	8	9	AB	R	H	RBI	BB	SO	LOB	BOTTOM								
Brett Butler, L OBP: 0.371, SLG: 0.426										4	0	1	0	0	1	2	California Angels @ Cleveland Indians Cleveland Municipal Stadium, Cleveland, OH Sat Sep 28 1985, 3:33 AM EDT Att: 6,673 - Unknown								
Tony Bemazzard, S OBP: 0.381, SLG: 0.404										4	1	2	0	0	0	1									
Julio Franco, R OBP: 0.349, SLG: 0.381										3	1	1	1	1	0	2									
Andre Thornton, R OBP: 0.297, SLG: 0.390										4	1	1	3	0	1	2									
Mike Hargrove, L OBP: 0.373, SLG: 0.352										4	0	0	0	0	0	1									
Brook Jacoby, R OBP: 0.323, SLG: 0.419										4	0	0	0	0	1	1									
George Vukovich, L OBP: 0.294, SLG: 0.341										4	2	1	1	0	0	1									
Jerry Willard, L OBP: 0.332, SLG: 0.374										4	1	2	2	0	0	0									
Carmen Castillo, R OBP: 0.299, SLG: 0.464										3	1	1	0	0	0	1									
Inning Stats	R: 0 E: 0 K: 1 S: 6	H: 2 LOB: 1 BB: 0 P: 6	R: 0 E: 0 K: 0 S: 3	H: 0 LOB: 0 BB: 0 P: 3	R: 0 E: 0 K: 1 S: 5	H: 0 LOB: 0 BB: 0 P: 5	R: 0 E: 0 K: 0 S: 3	H: 0 LOB: 0 BB: 0 P: 3	R: 0 E: 0 K: 0 S: 4	H: 1 LOB: 1 BB: 0 P: 4	R: 0 E: 0 K: 0 S: 3	H: 0 LOB: 1 BB: 1 P: 7	R: 5 E: 0 K: 0 S: 8	H: 5 LOB: 0 BB: 0 P: 8	R: 2 E: 1 K: 0 S: 3	H: 1 LOB: 0 BB: 0 P: 3	1B: 6 2B: 0 3B: 0 HR: 3	SF: 0 SAC: 0 DP: 1 HBP: 0	WP: 0 PB: 0 SB: 1 CS: 0	PA: 35					
PITCHER	IP	WLS	BF	H	R	ER	SO	BB	IBB	HBP	BLK	WP	HR	S	P	ERA	WHIP								
Don Sutton, R ERA: 3.79	7.0		24	3	0	0	3	1	0	0	0	0	0	29	33	0.00	0.571								
Donnie Moore, R ERA: 1.89	1.0		8	5	5	5	0	0	0	0	0	0	2	8	8	45.00	5.000								
Stu Cliburn, R ERA: 2.12	0.1	L	3	1	2	1	0	0	0	0	0	0	1	3	3	27.00	3.000								

Batter	1	2	3	4	5	6	7	8	9	AB	R	H	RBI	BB	SO	LOB	TOP										
Rod Carew, L (1, 3) OBP: 0.372, SLG: 0.350	K		4-3 1B 2B	FC4-6 HBP CS BB	BB			4-3		4	1	2	1	1	1	0	California Angels @ Cleveland Indians Cleveland Municipal Stadium, Cleveland, OH Sun Sep 29 1985, 3:33 AM EDT Att: 11,502 - Unknown										
Juan Beniquez, R (1, 9) OBP: 0.371, SLG: 0.428 Darrell Miller, R (5, FR) OBP: 0.372, SLG: 0.488	1B		4-3	FC4-6 HBP	BB		FC5-4 BB	HR		2	0	1	0	1	0	1											
Brian Downing, R (1, 7) OBP: 0.377, SLG: 0.436 Devon White, S (6, 7)	F9		1B BB	FC4-6	FC5-4			4-3		4	1	0	1	1	0	5											
Doug DeCinces, R (1, 5) OBP: 0.316, SLG: 0.436	K		1B BB	1-2 2-3 3-H	1-2			F9		5	0	1	1	0	2	3											
Bobby Grich, R (1, 4) OBP: 0.362, SLG: 0.370		2B SF8 1B	PB 2B 1B		CS BB			G5-4-3 1B		4	2	3	1	1	1	0											
Reggie Jackson, L (1, 10) OBP: 0.357, SLG: 0.483	2B		2B BB		BB			K		3	1	1	0	2	1	1											
Bob Boone, R (1, 2) OBP: 0.312, SLG: 0.325	SF8		1-3 2B		BB			G5-4-3		4	1	2	2	0	0	1											
Dick Schofield, R (1, 6) OBP: 0.286, SLG: 0.333	6-3		K		BB			5-3		4	1	1	2	0	1	3											
Gary Pettis, S (1, 8) OBP: 0.353, SLG: 0.329	1-3			HBP FC4-6 1B	BB			4-3		4	1	1	0	0	0	2											
Inning Stats	R: 0 E: 0 K: 2 S: 8	H: 1 LOB: 1 BB: 0 P: 8	R: 1 E: 0 K: 0 S: 5	H: 2 LOB: 1 BB: 0 P: 5	R: 3 E: 0 K: 1 S: 8	H: 4 LOB: 2 BB: 2 P: 16	R: 1 E: 0 K: 1 S: 5	H: 1 LOB: 2 BB: 1 P: 10	R: 3 E: 0 K: 0 S: 5	H: 3 LOB: 2 BB: 3 P: 17	R: 0 E: 0 K: 0 S: 5	H: 0 LOB: 0 BB: 0 P: 5	R: 0 E: 0 K: 0 S: 3	H: 0 LOB: 0 BB: 0 P: 3	R: 1 E: 0 K: 0 S: 4	H: 1 LOB: 0 BB: 0 P: 4		R: 0 E: 0 K: 1 S: 5	H: 1 LOB: 0 BB: 0 P: 5	1B: 8 2B: 4 3B: 1 HR: 1	SF: 1 SAC: 0 DP: 2 HBP: 1	WP: 0 PB: 1 SB: 1 CS: 2	PA: 43				
PITCHER	IP	WLS	BF	H	R	ER	SO	BB	IBB	HBP	BLK	WP	HR	S	P	ERA	WHIP										
Curt Wardle, L (1, 1) ERA: 6.2	2.2	L	15	6	4	4	2	2	0	0	0	0	0	17	25	13.50	3.000										
Rich Thompson, R (3, 1) ERA: 6.35	1.1		7	2	1	1	2	1	0	1	0	0	0	9	14	6.75	2.250										
Bryan Clark, L (5, 1) ERA: 6.35	0.2		7	3	3	3	0	3	0	0	0	0	0	4	16	40.50	9.000										
Vern Ruhle, R (5, 1) ERA: 4.39	4.1		14	2	1	1	2	0	0	0	0	0	1	18	18	2.08	0.462										

Batter	1	2	3	4	5	6	7	8	9	AB	R	H	RBI	BB	SO	LOB	BOTTOM										
Brett Butler, L (1, 8) OBP: 0.372, SLG: 0.428	3B 2B		G3-6-3 1B		F5			F3		4	1	2	0	0	0	1	California Angels @ Cleveland Indians Cleveland Municipal Stadium, Cleveland, OH Sun Sep 29 1985, 3:33 AM EDT Att: 11,502 - Unknown										
Tony Bernazard, S (1, 4) OBP: 0.380, SLG: 0.405 Mike Fischlin, R (9, 4) OBP: 0.270, SLG: 0.310	K		G3-6-3		F9 6-3 2B			F7		4	1	1	0	0	1	3											
Julio Franco, R (1, 6) OBP: 0.348, SLG: 0.384	SF8 3B		K		F9			K		4	1	1	1	0	2	2											
Andre Thornton, R (1, 10) OBP: 0.294, SLG: 0.387	SF8			F3			6-3	K		3	0	0	2	0	1	0											
Mike Hargrove, L (1, 3) OBP: 0.372, SLG: 0.351	6-3			3-1			L3	1B		4	0	1	0	0	0	0											
Joe Carter, R (1, 7) OBP: 0.295, SLG: 0.406		K		K			K	F8		4	0	0	0	0	3	1											
George Vukovich, L (1, 9) OBP: 0.295, SLG: 0.341		6-3					F5			3	0	1	0	0	0	0											
Brook Jacoby, R (1, 5) OBP: 0.322, SLG: 0.417		K					K			3	0	0	0	0	3	1											
Jerry Willard, L (1, 2) OBP: 0.332, SLG: 0.374			G3-6-3 1B 1B		F8			4-3		3	0	1	0	0	0	1											
Inning Stats	R: 2 E: 0 K: 1 S: 7	H: 2 LOB: 0 BB: 0 P: 7	R: 0 E: 0 K: 2 S: 7	H: 0 LOB: 0 BB: 0 P: 7	R: 0 E: 0 K: 1 S: 6	H: 2 LOB: 1 BB: 0 P: 6	R: 0 E: 0 K: 1 S: 5	H: 0 LOB: 0 BB: 0 P: 5	R: 0 E: 0 K: 1 S: 6	H: 1 LOB: 1 BB: 0 P: 6	R: 1 E: 0 K: 0 S: 4	H: 1 LOB: 0 BB: 0 P: 4	R: 0 E: 0 K: 2 S: 7	H: 0 LOB: 0 BB: 0 P: 7	R: 0 E: 0 K: 0 S: 3	H: 0 LOB: 0 BB: 0 P: 3		R: 0 E: 0 K: 2 S: 8	H: 1 LOB: 1 BB: 0 P: 8	1B: 4 2B: 2 3B: 1 HR: 0	SF: 1 SAC: 0 DP: 1 HBP: 0	WP: 0 PB: 0 SB: 0 CS: 0	PA: 33				
PITCHER	IP	WLS	BF	H	R	ER	SO	BB	IBB	HBP	BLK	WP	HR	S	P	ERA	WHIP										
Kirk McCaskill, R (1, 1) ERA: 4.66	9.0	W	33	7	3	3	10	0	0	0	0	0	0	53	53	3.00	0.778										

Batter	1	2	3	4	5	6	7	8	9	AB	R	H	RBI	BB	SO	LOB	TOP			
Jack Perconte, L (1,4) OBP: 0.333, SLG: 0.342	6-3			1B		G3		1-3		4	1	1	0	0	0	0	Seattle Mariners @ Cleveland Indians Cleveland Municipal Stadium, Cleveland, OH Tue Oct 01 1985, 7:05 PM EDT Att: 3,919 - Unknown livebaseballscorecards.com			
Phil Bradley, R (1,7) OBP: 0.369, SLG: 0.502	K			SH1-3 2H		F9		HR		4	2	2	2	0	1	0				
Alvin Davis, L (1,3) OBP: 0.388, SLG: 0.455 Domingo Ramos, R (8, PR) OBP: 0.267, SLG: 0.250	K			SH1-3 BB		3-1		1B		3	0	1	0	1	1	0				
Gorman Thomas, R (1,10) OBP: 0.340, SLG: 0.465		K		SH1-3				1B		2	0	0	0	1	2	1				
Al Cowens, R (1,9) OBP: 0.306, SLG: 0.444	L9			6-3				F8		4	0	0	1	0	0	2				
Jim Prestey, R (1,5) OBP: 0.326, SLG: 0.486	5-3			L4				F9		4	0	1	0	0	0	1				
Dave Henderson, R (1,8) OBP: 0.311, SLG: 0.391			5-3			6-3		K		4	0	0	0	0	2	2				
Donnie Scott, S (1,2) OBP: 0.264, SLG: 0.333 Dave Valle, R (7,2) OBP: 0.197, SLG: 0.186			K			F4		F7		3	0	0	0	0	1	2				
Spike Owen, S (1,6) OBP: 0.324, SLG: 0.367			6-3			4-3		F8		3	0	0	0	0	0	0				
Inning Stats	R: 0 E: 0 K: 2 S: 7	H: 0 LOB: 0 BB: 0 P: 7	R: 0 E: 0 K: 1 S: 5	H: 0 LOB: 0 BB: 0 P: 5	R: 0 E: 0 K: 1 S: 5	H: 0 LOB: 0 BB: 0 P: 5	R: 2 E: 0 K: 0 S: 5	H: 2 LOB: 1 BB: 1 P: 9	R: 0 E: 0 K: 0 S: 3	H: 0 LOB: 0 BB: 0 P: 3	R: 0 E: 0 K: 1 S: 6	H: 1 LOB: 2 BB: 1 P: 10	R: 1 E: 0 K: 1 S: 7	H: 2 LOB: 1 BB: 0 P: 7	R: 0 E: 0 K: 1 S: 5	H: 0 LOB: 0 BB: 0 P: 5		1B: 3 2B: 1 3B: 0 HR: 1	SF: 0 SAC: 1 DP: 0 HBP: 0	WP: 0 PB: 0 SB: 1 CS: 0
PITCHER	IP	WLS	BF	H	R	ER	SO	BB	IBB	HBP	BLK	WP	HR	S	P	ERA	WHIP			
Don Schultze, R (1,1) ERA: 5.94	7.0	W	26	3	2	2	5	2	0	0	0	0	0	34	42	2.57	0.714			
Jerry Reed, R (8,1) ERA: 4.11	2.0	S	8	2	1	1	2	0	0	0	0	0	1	12	12	4.50	1.000			

Batter	1	2	3	4	5	6	7	8	9	AB	R	H	RBI	BB	SO	LOB	BOTTOM			
Brett Butler, L (1,8) OBP: 0.371, SLG: 0.427	3-1			1B		K		K		4	0	1	0	0	2	0	Seattle Mariners @ Cleveland Indians Cleveland Municipal Stadium, Cleveland, OH Tue Oct 01 1985, 7:05 PM EDT Att: 3,919 - Unknown livebaseballscorecards.com			
Tony Bemazard, S (1,4) OBP: 0.383, SLG: 0.406 Otis Nixon, S (8, PR) OBP: 0.271, SLG: 0.315				1B		L7		BB		3	0	2	0	1	0	0				
Julio Franco, R (1,6) OBP: 0.349, SLG: 0.385	G1-6-3			1B		F9		BB		3	2	1	0	1	0	3				
Andre Thornton, R (1,10) OBP: 0.298, SLG: 0.396		K		1B		1B		2B		3	3	2	2	1	1	0				
Mike Hargrove, L (1,3) OBP: 0.371, SLG: 0.351 Benny Ayala, R (8, PH) OBP: 0.288, SLG: 0.427 Mike Fischlin, R (8, PR) OBP: 0.270, SLG: 0.310		K		G6-4-3		3-1		HR		3	0	1	0	0	1	0				
Brook Jacoby, R (1,5) OBP: 0.323, SLG: 0.423		F9		1B		5-3		HR		4	1	2	4	0	0	0				
George Vukovich, L (1,9) OBP: 0.292, SLG: 0.337				F7		G6-4-3		F8		4	0	0	0	0	1	4				
Joe Carter, R (1,7) OBP: 0.293, SLG: 0.403				F8		F9		5-3		4	0	0	0	0	0	3				
Jerry Willard, L (1,2) OBP: 0.331, SLG: 0.382				HR		L5		L4		4	1	1	1	0	0	2				
Inning Stats	R: 0 E: 0 K: 0 S: 3	H: 1 LOB: 0 BB: 0 P: 3	R: 0 E: 0 K: 2 S: 7	H: 0 LOB: 0 BB: 0 P: 7	R: 1 E: 0 K: 0 S: 6	H: 3 LOB: 2 BB: 0 P: 6	R: 1 E: 0 K: 0 S: 5	H: 3 LOB: 1 BB: 0 P: 5	R: 0 E: 0 K: 1 S: 7	H: 0 LOB: 0 BB: 0 P: 7	R: 0 E: 0 K: 1 S: 5	H: 0 LOB: 0 BB: 0 P: 5	R: 5 E: 0 K: 0 S: 5	H: 2 LOB: 2 BB: 3 P: 17	R: 0 E: 0 K: 0 S: 5	H: 0 LOB: 0 BB: 0 P: 5		1B: 6 2B: 2 3B: 0 HR: 3	SF: 0 SAC: 0 DP: 2 HBP: 0	WP: 0 PB: 1 SB: 2 CS: 0
PITCHER	IP	WLS	BF	H	R	ER	SO	BB	IBB	HBP	BLK	WP	HR	S	P	ERA	WHIP			
Frank Wills, R (1,1) ERA: 5.85	6.0	L	25	9	4	4	4	0	0	0	0	0	2	33	33	6.00	1.500			
Roy Thomas, R (7,1) ERA: 3.51	1.0		6	0	3	3	1	3	0	0	0	0	0	5	17	27.00	3.000			
Ed Vande Berg, L (8,1) ERA: 3.94	1.0		5	2	2	2	0	0	0	0	0	0	1	5	5	18.00	2.000			

Batter	1	2	3	4	5	6	7	8	9	AB	R	H	RBI	BB	SO	LOB	TOP					
Jack Perconte, L (1,4) Harold Reynolds, S (8,4) OBP: 0.330, SLG: 0.339	6-3		F8		K			F7		4	0	0	0	0	1	1						
Phil Bradley, R (1,7) OBP: 0.369, SLG: 0.500	L4			G3 2B	K			K		4	1	1	0	0	2	1						
Alvin Davis, L (1,3) Domingo Ramos, R (8,3) OBP: 0.267, SLG: 0.250	K			G3 1-2		E4		F8		4	0	0	0	0	1	1						
Gorman Thomas, R (1,10) OBP: 0.338, SLG: 0.461		K		6-3		K			5-3	4	0	0	0	0	2	2						
Al Cowens, R (1,9) OBP: 0.309, SLG: 0.450				2B	2B	F9			G5-4-3 BB	3	1	2	1	1	0	1						
Jim Prestey, R (1,5) OBP: 0.325, SLG: 0.487	F8			2B		F6			G5-4-3 1-2	4	0	1	1	0	0	3						
Dave Henderson, R (1,8) OBP: 0.309, SLG: 0.389	K			F9		F4				3	0	0	0	0	1	2						
Dave Valle, R (1,2) OBP: 0.188, SLG: 0.177			F9		F4			6-3		3	0	0	0	0	0	0						
Spike Owen, S (1,6) OBP: 0.324, SLG: 0.367			F9					G3		3	0	1	0	0	0	0						
Inning Stats	R: 0 E: 0 K: 1 S: 5	H: 0 LOB: 0 BB: 0 P: 5	R: 0 E: 0 K: 2 S: 8	H: 1 LOB: 1 BB: 0 P: 8	R: 0 E: 0 K: 0 S: 3	H: 0 LOB: 0 BB: 0 P: 3	R: 2 E: 0 K: 0 S: 6	H: 3 LOB: 1 BB: 0 P: 6	R: 0 E: 0 K: 2 S: 8	H: 1 LOB: 1 BB: 0 P: 8	R: 0 E: 1 K: 1 S: 6	H: 0 LOB: 1 BB: 0 P: 6	R: 0 E: 0 K: 0 S: 3	H: 0 LOB: 0 BB: 0 P: 3	R: 0 E: 0 K: 1 S: 5	H: 0 LOB: 0 BB: 1 P: 5	R: 0 E: 0 K: 0 S: 2	H: 0 LOB: 0 BB: 1 P: 6	1B: 2 2B: 3 3B: 0 HR: 0	SF: 0 SAC: 0 DP: 1 HBP: 0	WP: 0 PB: 0 SB: 0 CS: 0	PA: 33
PITCHER	IP	WLS	BF	H	R	ER	SO	BB	IBB	HBP	BLK	WP	HR	S	P	ERA	WHIP					
Keith Creel, R (1,1) ERA: 4.95	8.0	W	30	5	2	2	7	0	0	0	0	0	0	44	44	2.25	0.625					
Jamie Easterly, L (9,1) ERA: 3.73	1.0		3	0	0	0	0	1	0	0	0	0	0	2	6	0.00	1.000					

Seattle Mariners @ Cleveland Indians
Cleveland Municipal Stadium, Cleveland, OH

AB 32
R 2
H 5
RBI 2
BB 1
SO 7
LOB 11



Wed Oct 02 1985, 7:05 PM EDT
Att: 5,179 - Unknown

Batter	1	2	3	4	5	6	7	8	9	AB	R	H	RBI	BB	SO	LOB	BOTTOM				
Brett Butler, L (1,8) Otis Nixon, S (8, PR) OBP: 0.374, SLG: 0.431	4-3 HR		F7	SH3	FC6-4 1B					4	1	3	1	1	0	0					
Tony Bernazard, S (1,4) Benny Ayala, R (5, PH) Mike Fischlin, R (6,4) OBP: 0.284, SLG: 0.421	F6			2B	K			E6 G6-4-3		3	1	2	1	0	0	1					
Julio Franco, R (1,6) OBP: 0.348, SLG: 0.385	4-3 1-2			2B	FC6-4 1-2			G6-4-3 1-2		5	1	1	1	0	1	7					
Andre Thornton, R (1,10) Carmen Castillo, R (8, PH) OBP: 0.301, SLG: 0.403	HR			2B	BB			6-3		2	2	1	2	2	1	1					
Mike Hargrove, L (1,3) OBP: 0.381, SLG: 0.364				BB	1B			3B		4	2	4	1	1	0	0					
Brook Jacoby, R (1,5) OBP: 0.324, SLG: 0.426	4-3				K			HR		5	1	2	1	0	2	5					
George Vukovich, L (1,9) OBP: 0.293, SLG: 0.345					FC3-6 1B			HR		5	2	2	2	0	2	4					
Joe Carter, R (1,7) OBP: 0.294, SLG: 0.403		FC6-4 1-2		1B	SH3 2B			1B	BB	4	1	1	1	1	0	2					
Jerry Willard, L (1,2) OBP: 0.332, SLG: 0.381	4-3			SH3 1B	1B			K		4	1	1	1	1	1	2					
Inning Stats	R: 2 E: 0 K: 0 S: 5	H: 2 LOB: 1 BB: 1 P: 9	R: 0 E: 0 K: 0 S: 3	H: 1 LOB: 0 BB: 0 P: 3	R: 0 E: 0 K: 2 S: 8	H: 1 LOB: 1 BB: 0 P: 8	R: 6 E: 0 K: 1 S: 11	H: 6 LOB: 2 BB: 2 P: 19	R: 0 E: 1 K: 2 S: 9	H: 1 LOB: 3 BB: 1 P: 13	R: 1 E: 0 K: 2 S: 8	H: 1 LOB: 1 BB: 1 P: 12	R: 0 E: 1 K: 0 S: 4	H: 1 LOB: 1 BB: 0 P: 4	R: 3 E: 0 K: 2 S: 11	H: 4 LOB: 2 BB: 1 P: 15	1B: 10 2B: 4 3B: 1 HR: 2	SF: 0 SAC: 1 DP: 1 HBP: 0	WP: 0 PB: 0 SB: 2 CS: 0	PA: 47	
PITCHER	IP	WLS	BF	H	R	ER	SO	BB	IBB	HBP	BLK	WP	HR	S	P	ERA	WHIP				
Mike Moore, R (1,1) ERA: 3.5	3.2	L	20	8	7	7	2	2	0	0	0	0	0	5	9	27.00	9.000				
Dave Tobik, R (4,1) ERA: 6.48	0.1		4	2	1	1	1	1	0	0	0	0	0	5	9	0.00	6.000				
Paul Mirabella, L (5,1) ERA: 3.76	0.1		4	1	0	0	1	1	0	0	0	0	0	12	16	5.40	1.200				
Bob Long, R (7,1) Jack Lazorko, R (7,1) ERA: 3.54	1.0		4	1	0	0	0	0	0	0	0	0	0	4	4	0.00	1.000				

Seattle Mariners @ Cleveland Indians
Cleveland Municipal Stadium, Cleveland, OH

AB 40
R 12
H 17
RBI 11
BB 6
SO 9
LOB 28



Wed Oct 02 1985, 7:05 PM EDT
Att: 5,179 - Unknown

Batter	1	2	3	4	5	6	7	8	9	AB	R	H	RBI	BB	SO	LOB	TOP										
Brett Butler, L OBP: 0.376, SLG: 0.433 (1, 8)										4	1	2	0	1	0	1	Cleveland Indians @ Minnesota Twins Hubert H. Humphrey Metrodome, Minneapolis, MN Fri Oct 04 1985, 8:05 PM EDT Att: 30,451 - Unknown										
Joe Carter, R OBP: 0.297, SLG: 0.405 (1, 7) (9, 9)										5	1	3	2	0	0	1											
Julio Franco, R OBP: 0.347, SLG: 0.385 (1, 6)										5	1	1	0	0	1	6											
Andre Thornton, R OBP: 0.300, SLG: 0.403 (1, 10)										5	1	1	2	0	1	3											
Mike Hargrove, L OBP: 0.377, SLG: 0.359 (1, 3)										4	0	0	0	0	0	1											
Tony Bemazzard, S OBP: 0.386, SLG: 0.411 (1, 4) Mike Fischlin, R OBP: 0.262, SLG: 0.300 (9, 4)										4	1	2	1	0	0	0											
George Vukovich, L OBP: 0.295, SLG: 0.356 (9, PR) Otis Nixon, S OBP: 0.271, SLG: 0.315 (9, 7)										4	1	2	2	0	1	1											
Brook Jacoby, R OBP: 0.323, SLG: 0.425 (1, 5)										4	0	1	0	0	1	1											
Jerry Willard, L OBP: 0.331, SLG: 0.379 (1, 2)										4	1	1	1	0	0	1											
Inning Stats	R: 4 E: 1 K: 1 S: 9	H: 5 LOB: 0 BB: 0 P: 9	R: 0 E: 0 K: 0 S: 5	H: 2 LOB: 2 BB: 0 P: 5	R: 2 E: 0 K: 0 S: 5	H: 2 LOB: 0 BB: 0 P: 5	R: 0 E: 0 K: 1 S: 4	H: 1 LOB: 1 BB: 0 P: 4	R: 0 E: 0 K: 0 S: 5	H: 0 LOB: 0 BB: 0 P: 5	R: 0 E: 0 K: 0 S: 3	H: 0 LOB: 0 BB: 0 P: 3	R: 0 E: 0 K: 0 S: 3	H: 0 LOB: 0 BB: 0 P: 3	R: 0 E: 0 K: 2 S: 10	H: 3 LOB: 3 BB: 1 P: 14		1B: 7 2B: 5 3B: 0 HR: 1	SF: 0 SAC: 0 DP: 0 HBP: 0	WP: 0 PB: 0 SB: 0 CS: 1	PA: 40						
PITCHER	IP	WLS	BF	H	R	ER	SO	BB	IBB	HBP	BLK	WP	HR	S	P	ERA	WHIP										
John Butcher, R ERA: 4.98 (1, 1)	0.1		6	5	4	4	0	0	0	0	0	0	0	6	6	108.00	15.000										
Dennis Burt, R ERA: 3.81 (1, 1)	7.2	L	28	6	3	3	2	0	0	0	0	0	1	32	32	3.52	0.783										
Ron Davis, R ERA: 3.48 (9, 1)	1.0		6	2	1	1	2	0	1	0	0	0	0	9	13	9.00	2.000										

Batter	1	2	3	4	5	6	7	8	9	AB	R	H	RBI	BB	SO	LOB	BOTTOM										
Kirby Puckett, R OBP: 0.329, SLG: 0.383 (1, 8)										5	0	3	1	0	1	3	Cleveland Indians @ Minnesota Twins Hubert H. Humphrey Metrodome, Minneapolis, MN Fri Oct 04 1985, 8:05 PM EDT Att: 30,451 - Unknown										
Mickey Hatcher, R OBP: 0.303, SLG: 0.359 (1, 7) Tim Teufel, R OBP: 0.334, SLG: 0.390 (9, 4)										5	0	1	1	0	0	5											
Kent Hrbek, L OBP: 0.351, SLG: 0.443 (1, 3)										5	0	0	0	0	1	6											
Tom Brunansky, R OBP: 0.322, SLG: 0.452 (1, 9)										5	1	1	0	0	2	3											
Mark Funderburk, R OBP: 0.360, SLG: 0.544 Roy Smalley, S OBP: 0.356, SLG: 0.403 (8, PH)										3	0	1	0	0	0	0											
Gary Gaetti, R OBP: 0.303, SLG: 0.413 (1, 5)										4	1	2	2	0	0	0											
Tim Laidner, R OBP: 0.292, SLG: 0.396 Ron Washington, R OBP: 0.308, SLG: 0.400 Randy Bush, L OBP: 0.321, SLG: 0.450 Alvaro Espinoza, R OBP: 0.288, SLG: 0.298 (9, 6)										3	0	0	0	0	0	2											
Greg Gagne, R OBP: 0.275, SLG: 0.310 Dave Engle, R OBP: 0.335, SLG: 0.456 Mark Salas, L OBP: 0.331, SLG: 0.455 (7, 2)										2	1	1	0	0	0	0											
Steve Lombardozzi, R OBP: 0.396, SLG: 0.428 Mike Stenhouse, L OBP: 0.332, SLG: 0.337 Dave Meier, R OBP: 0.374, SLG: 0.346 (9, 7)										2	1	2	0	1	0	0											
Inning Stats	R: 0 E: 0 K: 0 S: 4	H: 1 LOB: 1 BB: 0 P: 4	R: 0 E: 0 K: 0 S: 3	H: 0 LOB: 0 BB: 0 P: 3	R: 0 E: 0 K: 0 S: 5	H: 2 LOB: 2 BB: 0 P: 5	R: 0 E: 0 K: 1 S: 5	H: 0 LOB: 0 BB: 0 P: 5	R: 2 E: 0 K: 0 S: 6	H: 3 LOB: 1 BB: 0 P: 6	R: 1 E: 0 K: 0 S: 5	H: 3 LOB: 1 BB: 0 P: 5	R: 0 E: 0 K: 2 S: 8	H: 1 LOB: 2 BB: 1 P: 12	R: 3 E: 1 K: 1 S: 8	H: 2 LOB: 2 BB: 1 P: 12		R: 0 E: 0 K: 0 S: 3	H: 0 LOB: 0 BB: 0 P: 3	1B: 8 2B: 2 3B: 1 HR: 1	SF: 0 SAC: 0 DP: 1 HBP: 0	WP: 1 PB: 0 SB: 0 CS: 0	PA: 41				
PITCHER	IP	WLS	BF	H	R	ER	SO	BB	IBB	HBP	BLK	WP	HR	S	P	ERA	WHIP										
Neal Heaton, L ERA: 4.9 (1, 1)	5.1		25	9	3	3	1	0	0	0	0	0	0	3	7	5.06	1.688										
Vern Riffe, R ERA: 4.35 (6, 1)	1.0		4	1	0	0	0	1	0	0	0	0	0	3	7	0.00	2.000										
Bryan Clark, L ERA: 6.32 (7, 1)	0.1		1	0	0	0	1	0	0	0	0	0	0	3	3	0.00	0.000										
Jerry Reed, R ERA: 4.11 (7, 1)	2.1	W	11	2	3	1	2	1	0	0	0	1	1	14	18	3.86	1.286										

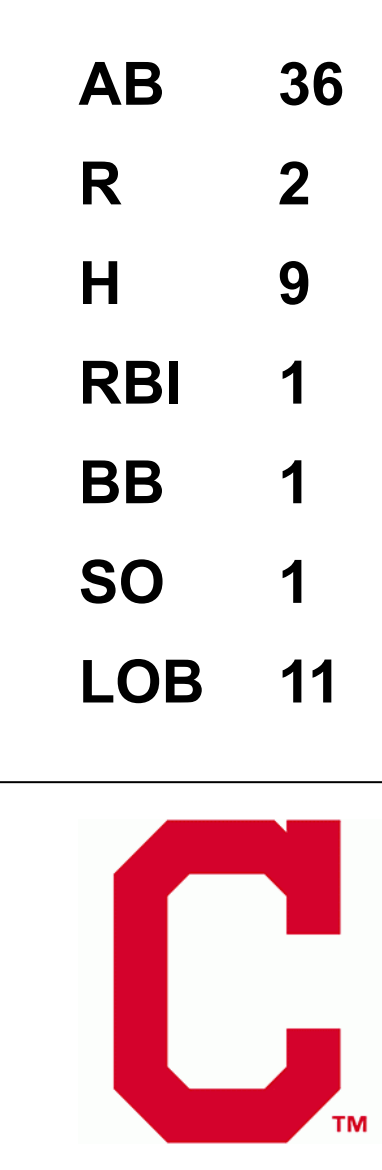


Batter	1	2	3	4	5	6	7	8	9	AB	R	H	RBI	BB	SO	LOB	TOP			
Brett Butler, L OBP: 0.377, SLG: 0.433 (1, 8)										3	1	1	1	1	0	0	Cleveland Indians @ Minnesota Twins Hubert H. Humphrey Metrodome, Minneapolis, MN Sat Oct 05 1985, 4:33 AM EDT Att: 8,806 - Unknown livebaseballscorecards.com			
Joe Carter, R OBP: 0.300, SLG: 0.412 (1, 7)										4	0	3	1	0	0	1				
Julio Franco, R OBP: 0.345, SLG: 0.383 (1, 6)										4	0	0	0	0	0	3				
Andre Thornton, R OBP: 0.302, SLG: 0.405 (1, 10)										3	0	1	0	1	0	1				
Mike Hargrove, L OBP: 0.372, SLG: 0.354 (1, 3)										4	0	0	0	0	0	3				
Tony Bemazzard, S OBP: 0.383, SLG: 0.407 (1, 4)										4	0	0	0	0	3	1				
George Vukovich, L OBP: 0.295, SLG: 0.353 (1, 9)										3	0	0	0	1	1	0				
Brook Jacoby, R OBP: 0.323, SLG: 0.424 (1, 5)										4	1	1	0	0	2	2				
Jerry Willard, L OBP: 0.328, SLG: 0.375 (1, 2)										3	0	0	0	0	2	1				
Inning Stats	R: 0 E: 0 K: 0 S: 3	H: 1 LOB: 0 BB: 0 P: 3	R: 0 E: 0 K: 1 S: 5	H: 0 LOB: 0 BB: 0 P: 5	R: 0 E: 0 K: 2 S: 7	H: 0 LOB: 0 BB: 0 P: 7	R: 0 E: 0 K: 0 S: 4	H: 1 LOB: 2 BB: 1 P: 8	R: 0 E: 0 K: 1 S: 5	H: 0 LOB: 0 BB: 0 P: 5	R: 1 E: 0 K: 1 S: 6	H: 1 LOB: 1 BB: 1 P: 10	R: 0 E: 0 K: 1 S: 5	H: 2 LOB: 1 BB: 0 P: 5	R: 0 E: 0 K: 1 S: 6	H: 1 LOB: 2 BB: 1 P: 10	1B: 3 2B: 3 3B: 0 HR: 0	SF: 0 SAC: 0 DP: 1 HBP: 0	WP: 1 PB: 0 SB: 0 CS: 1	PA: 35
PITCHER Bert Blyleven, R ERA: 3.16 (1, 1)	IP: 0.0 WLS: W BF: 0	H: 0 R: 0 ER: 0 SO: 0	BB: 0 IBB: 0 HBP: 0 BLK: 0	WP: 0 HR: 0 S: 0 P: 0	ERA: ∞ WHIP: ∞											ERA: ∞ WHIP: ∞				

Batter	1	2	3	4	5	6	7	8	9	AB	R	H	RBI	BB	SO	LOB	BOTTOM			
Kirby Puckett, R OBP: 0.330, SLG: 0.384 (1, 8)										5	2	2	0	0	1	3	Cleveland Indians @ Minnesota Twins Hubert H. Humphrey Metrodome, Minneapolis, MN Sat Oct 05 1985, 4:33 AM EDT Att: 8,806 - Unknown livebaseballscorecards.com			
Mickey Hatcher, R OBP: 0.307, SLG: 0.365 (1, 7)										4	2	3	1	0	1	1				
Dave Meier, R OBP: 0.374, SLG: 0.346 (8, 7)										0	0	0	0	0	0	0				
Kent Hrbek, L OBP: 0.352, SLG: 0.443 (1, 3)										4	1	2	1	0	0	2				
Tom Brunansky, R OBP: 0.320, SLG: 0.450 (1, 9)										2	0	0	2	0	1	1				
Mark Funderburk, R OBP: 0.351, SLG: 0.529 (1, 10)										2	0	0	0	0	1	1				
Mark Salas, L OBP: 0.330, SLG: 0.454 (6, PH)										1	0	0	0	0	0	0				
Tim Teufel, R OBP: 0.335, SLG: 0.399 (8, PH)										1	1	1	1	0	0	0				
Dave Engle, R OBP: 0.333, SLG: 0.448 (1, 2)										3	0	0	0	1	0	1				
Gary Gaetti, R OBP: 0.303, SLG: 0.412 (1, 5)										4	1	1	0	0	1	1				
Greg Gagne, R OBP: 0.278, SLG: 0.316 (1, 6)										4	1	2	0	0	1	1				
Steve Lombardozzi, R OBP: 0.404, SLG: 0.451 (1, 4)										4	0	2	2	0	0	0				
Inning Stats	R: 2 E: 0 K: 0 S: 6	H: 3 LOB: 1 BB: 0 P: 6	R: 0 E: 0 K: 0 S: 3	H: 0 LOB: 0 BB: 0 P: 3	R: 2 E: 0 K: 1 S: 7	H: 2 LOB: 0 BB: 0 P: 7	R: 0 E: 0 K: 2 S: 6	H: 0 LOB: 0 BB: 1 P: 10	R: 1 E: 0 K: 1 S: 7	H: 2 LOB: 1 BB: 0 P: 7	R: 0 E: 0 K: 0 S: 3	H: 0 LOB: 0 BB: 0 P: 3	R: 1 E: 0 K: 1 S: 7	H: 2 LOB: 1 BB: 0 P: 7	R: 2 E: 0 K: 1 S: 9	H: 4 LOB: 2 BB: 0 P: 9	1B: 8 2B: 4 3B: 0 HR: 1	SF: 2 SAC: 0 DP: 0 HBP: 0	WP: 1 PB: 1 SB: 0 CS: 1	PA: 37
PITCHER Jamie Easterly, L ERA: 3.92 (1, 1)	IP: 4.2 WLS: L BF: 21	H: 7 R: 5 ER: 4 SO: 3	BB: 1 IBB: 0 HBP: 0 BLK: 0	WP: 0 HR: 0 S: 26 P: 30	ERA: 7.71 WHIP: 1.714											ERA: 4.50 WHIP: 1.000				
Rich Thompson, R ERA: 6.3 (5, 1)	IP: 2.0 WLS: L BF: 8	H: 2 R: 1 ER: 1 SO: 2	BB: 0 IBB: 0 HBP: 0 BLK: 0	WP: 0 HR: 0 S: 12 P: 12	ERA: 0.00 WHIP: 0.000											ERA: 18.00 WHIP: 4.000				
Curt Wardle, L ERA: 6.18 (7, 1)	IP: 0.1 WLS: L BF: 1	H: 0 R: 0 ER: 0 SO: 0	BB: 0 IBB: 0 HBP: 0 BLK: 0	WP: 0 HR: 0 S: 1 P: 1	ERA: 0.00 WHIP: 0.000											ERA: 18.00 WHIP: 4.000				
Dave Vonohlen, L ERA: 2.91 (8, 1)	IP: 1.0 WLS: L BF: 7	H: 4 R: 2 ER: 2 SO: 1	BB: 0 IBB: 0 HBP: 0 BLK: 0	WP: 1 HR: 0 S: 9 P: 9	ERA: 18.00 WHIP: 4.000											ERA: 18.00 WHIP: 4.000				

Batter	1	2	3	4	5	6	7	8	9	AB	R	H	RBI	BB	SO	LOB	TOP					
Brett Butler, L OBP: 0.377, SLG: 0.431 (1, 8)	0-0 1-3		0-0 CS 1B		4-0 BB		0-0 4-3		0-0 FC6-4	4	0	1	0	1	0	2						
Joe Carter, R OBP: 0.286, SLG: 0.409 (1, 7)	0-0 5-3		0-0 CS 1-3	0-0 4-3	0-0 4-3		0-0 F8			4	0	0	0	0	0	3						
Julio Franco, R OBP: 0.343, SLG: 0.381 (1, 6)	0-0 1-3			0-0 6-3		0-0 F5		0-0 6-3		4	0	0	0	0	0	0						
Andre Thornton, R OBP: 0.304, SLG: 0.408 (1, 10)		0-0 5-3		0-0 2B		0-0 5-3		0-0 1B		4	0	2	0	0	0	0						
Mike Hargrove, L OBP: 0.370, SLG: 0.352 (1, 3)		0-0 E4 3-4		0-0 3-1		0-0 1B		0-0 F4		4	0	1	0	0	0	2						
Tony Bemazzard, S OBP: 0.381, SLG: 0.404 (1, 4)		0-0 3-4 1-2			0-0 F5	0-0 F7		0-0 F9		4	0	0	0	0	0	3						
George Vukovich, L OBP: 0.292, SLG: 0.350 (1, 9)		0-0 F7			0-0 4-3		0-0 6-3	0-3 K		4	0	0	0	0	1	1	AB 36 R 2 H 9 RBI 1 BB 1 SO 1 LOB 11					
Brook Jacoby, R OBP: 0.324, SLG: 0.426 (1, 5)			0-0 5-3		0-0 E 2B		0-0 2B 1B		0-0 F9	4	2	2	0	0	0	0						
Jerry Willard, L OBP: 0.333, SLG: 0.383 (1, 2)			0-0 F8		0-0 E6 2H 1B		0-0 4-3 1H 2B		0-0 FC6-4 1B	4	0	3	1	0	0	0						
Otis Nixon, S OBP: 0.271, SLG: 0.315 (9, PR)										0	0	0	0	0	0	0						
Inning Stats	R: 0 E: 0 K: 0 S: 3	H: 0 LOB: 0 BB: 0 P: 3	R: 0 E: 1 K: 0 S: 4	H: 0 LOB: 1 BB: 0 P: 4	R: 0 E: 0 K: 0 S: 3	H: 1 LOB: 0 BB: 0 P: 3	R: 0 E: 0 K: 0 S: 4	H: 1 LOB: 1 BB: 0 P: 4	R: 1 E: 1 K: 0 S: 5	H: 2 LOB: 2 BB: 1 P: 9	R: 0 E: 0 K: 0 S: 4	H: 1 LOB: 1 BB: 0 P: 4	R: 1 E: 0 K: 0 S: 5	H: 2 LOB: 1 BB: 0 P: 5	R: 0 E: 0 K: 0 S: 4	H: 1 LOB: 1 BB: 0 P: 4	R: 0 E: 0 K: 1 S: 6	H: 1 LOB: 1 BB: 0 P: 6	1B: 6 2B: 3 3B: 0 HR: 0	SF: 0 SAC: 0 DP: 0 HBP: 0	WP: 0 PB: 0 SB: 0 CS: 1	PA: 38
PITCHER Mike Smithson, R ERA: 4.38 (1, 1)	IP 9.0 WLS W BF 37 H 9 R 2 ER 1 SO 1 BB 1 IBB 0 HBP 0 BLK 0 WP 0 HR 0 S 38 P 42 ERA 1.00 WHIP 1.111															PITCHER	IP 9.0 WLS W BF 37 H 9 R 2 ER 1 SO 1 BB 1 IBB 0 HBP 0 BLK 0 WP 0 HR 0 S 38 P 42 ERA 1.00 WHIP 1.111					

Cleveland Indians @ Minnesota Twins
Hubert H. Humphrey Metrodome, Minneapolis, MN
Sun Oct 06 1985, 4:33 AM EDT
Att: 10,385 - Unknown



Batter	1	2	3	4	5	6	7	8	9	AB	R	H	RBI	BB	SO	LOB	BOTTOM											
Kirby Puckett, R OBP: 0.330, SLG: 0.385 (1, 8)	0-0 F9		1-0 2B FC3-2 HBP		0-0 1B 4-3 2B	0-0 E3		0-3 K		4	1	1	0	0	1	1												
Mark Salas, L OBP: 0.332, SLG: 0.458 (1, 10)	0-0 F5		0-0 FC3-2 1-3 2H 2B		0-0 2-3 1B 4-3	0-0 G3				3	1	2	1	0	0	0												
Roy Smalley, S OBP: 0.357, SLG: 0.402 (6, PH)										1	0	0	0	0	0	1												
Kent Hrbek, L OBP: 0.351, SLG: 0.444 (1, 3)	0-0 4-3		0-0 FC3-2		0-0 4-3		0-0 2B			4	0	1	1	0	0	3												
Tom Brunansky, R OBP: 0.320, SLG: 0.449 (1, 9)		0-0 1-3 1B	0-0 K		0-0 F7		0-0 F8			4	0	1	0	0	1	4												
Randy Bush, L OBP: 0.321, SLG: 0.449 (1, 7)		0-0 F9		0-0 4-3		0-0 1B		4-0 BB		3	0	1	1	0	0	3												
Mickey Hatcher, R OBP: 0.308, SLG: 0.365 (6, 7)		0-0 F9		0-0 4-3		0-0 1B		0-0 BB		0	0	0	0	0	1	0												
Gary Gaetti, R OBP: 0.301, SLG: 0.409 (1, 5)		0-0 1-3		0-0 4-3		0-0 F4		0-0 F8		4	0	0	0	0	0	4												
Steve Lombardozzi, R OBP: 0.426, SLG: 0.481 (1, 4)		4-0 BB		0-0 SH1-4 1B		0-0 1B 2B		0-0 3-1		3	1	2	0	1	0	2	AB 33 R 4 H 10 RBI 4 BB 2 SO 3 LOB 22											
Greg Gagne, R OBP: 0.279, SLG: 0.317 (1, 6)		0-0 F8		0-0 SH1-4		0-0 CS 1B		0-0 F7		2	0	1	1	0	0	2												
Mike Stenhouse, L OBP: 0.330, SLG: 0.335 (8, PH)										1	0	0	0	0	0	0												
Alvaro Espinoza, R OBP: 0.288, SLG: 0.298 (9, 6)										0	0	0	0	0	0	0												
Jeff Reed, L OBP: 0.200, SLG: 0.200 (1, 2)			0-0 HBP 2B		0-3 K		0-0 F5		0-0 4-3	4	1	1	0	0	1	2												
Inning Stats	R: 0 E: 0 K: 0 S: 3	H: 0 LOB: 0 BB: 0 P: 3	R: 0 E: 0 K: 0 S: 4	H: 1 LOB: 2 BB: 1 P: 8	R: 1 E: 0 K: 1 S: 7	H: 2 LOB: 2 BB: 0 P: 8	R: 0 E: 0 K: 1 S: 6	H: 1 LOB: 1 BB: 0 P: 6	R: 2 E: 0 K: 0 S: 6	H: 3 LOB: 1 BB: 0 P: 6	R: 1 E: 1 K: 0 S: 5	H: 2 LOB: 1 BB: 0 P: 5	R: 0 E: 0 K: 0 S: 4	H: 1 LOB: 2 BB: 1 P: 8	R: 0 E: 0 K: 1 S: 5	H: 0 LOB: 0 BB: 0 P: 5	R: 0 E: 0 K: 1 S: 5	H: 0 LOB: 0 BB: 0 P: 5	1B: 6 2B: 4 3B: 0 HR: 0	SF: 0 SAC: 1 DP: 0 HBP: 1	WP: 0 PB: 0 SB: 0 CS: 1	PA: 37						
PITCHER Don Schulze, R ERA: 6.01 (1, 1)	IP 5.0 WLS L BF 25 H 8 R 4 ER 4 SO 2 BB 1 IBB 0 HBP 1 BLK 0 WP 0 HR 0 S 27 P 32 ERA 7.20 WHIP 1.800															PITCHER	IP 5.0 WLS L BF 25 H 8 R 4 ER 4 SO 2 BB 1 IBB 0 HBP 1 BLK 0 WP 0 HR 0 S 27 P 32 ERA 7.20 WHIP 1.800											
Vern Riffe, R ERA: 4.32 (6, 1)	1.0	4	1	0	0	0	0	0	0	0	4	4	0.00	1.000														
Keith Creel, R ERA: 4.79 (7, 1)	2.0	8	1	0	0	1	1	0	0	0	9	13	0.00	1.000														

Cleveland Indians @ Minnesota Twins
Hubert H. Humphrey Metrodome, Minneapolis, MN
Sun Oct 06 1985, 4:33 AM EDT
Att: 10,385 - Unknown

