

# Cleveland Indians - 1986

Batter	1	2	3	4	5	6	7	8	9	AB	R	H	RBI	BB	SO	LOB	TOP					
Brett Butler, L (1,8)										4	1	0	0	1	0	5	<b>Cleveland Indians @ Baltimore Orioles</b> <b>Memorial Stadium, Baltimore, MD</b> Mon Apr 07 1986, 3:33 AM EST Att: 52,292 - Unknown					
Joe Carter, R (1,9) OBP: 0.200, SLG: 0.400										5	0	1	0	0	1	1						
Julio Franco, R (1,6) OBP: 0.400, SLG: 0.500										4	1	1	0	1	0	2						
Andre Thornton, R (1,10)										4	1	0	1	1	1	2						
Brook Jacoby, R (1,5) OBP: 0.500, SLG: 0.500										4	0	2	1	0	0	1						
Pat Tabler, R (1,3) OBP: 0.250, SLG: 0.250										4	1	1	0	0	0	3						
Tony Bernazard, S (1,4)										2	1	0	0	2	1	2						
Mel Hall, L (1,7) OBP: 0.250, SLG: 0.667										3	1	1	2	0	0	2						
Andy Allanson, R (1,2) OBP: 0.750, SLG: 0.750										4	0	3	1	0	0	0						
<b>Inning Stats</b>	R: 1 E: 0 K: 0 S: 4	H: 1 LOB: 1 BB: 1 P: 8	R: 2 E: 1 K: 0 S: 5	H: 2 LOB: 1 BB: 1 P: 9	R: 2 E: 0 K: 0 S: 6	H: 3 LOB: 3 BB: 2 P: 14	R: 0 E: 0 K: 1 S: 5	H: 0 LOB: 0 BB: 0 P: 5	R: 0 E: 0 K: 1 S: 6	H: 1 LOB: 1 BB: 0 P: 6	R: 0 E: 0 K: 0 S: 3	H: 0 LOB: 0 BB: 0 P: 3	R: 0 E: 0 K: 1 S: 4	H: 0 LOB: 0 BB: 1 P: 8	R: 1 E: 1 K: 0 S: 5	H: 2 LOB: 1 BB: 0 P: 5	R: 0 E: 0 K: 0 S: 3	H: 0 LOB: 0 BB: 0 P: 3	1B: 6 2B: 3 3B: 0 HR: 0	SF: 1 SAC: 0 DP: 0 HBP: 0	WP: 0 PB: 0 SB: 0 CS: 1	PA: 40
<b>PITCHER</b>	IP WLS BF H R ER SO BB IBB HBP BLK WP HR S P ERA WHIP																					
Mike Flanagan, L (1,1) ERA: 22.5	2.0 L 13 4 5 5 0 3 0 0 0 0 0 0 10 22 22.50 3.500																					
Rich Bordi, R (3,1) ERA: 1.5	6.0 24 5 1 1 3 2 0 0 0 0 0 0 28 36 1.50 1.167																					
Don Aase, R (9,1) ERA:	1.0 3 0 0 0 0 0 0 0 0 0 0 0 3 3 0.00 0.000																					

Batter	1	2	3	4	5	6	7	8	9	AB	R	H	RBI	BB	SO	LOB	BOTTOM					
Alan Wiggins, S (1,4) OBP: 0.200, SLG: 0.200											5	0	1	0	0	1	<b>Cleveland Indians @ Baltimore Orioles</b> <b>Memorial Stadium, Baltimore, MD</b> Mon Apr 07 1986, 3:33 AM EST Att: 52,292 - Unknown					
Lee Lacy, R (1,9) OBP: 0.400, SLG: 0.600											5	1	2	0	0	1		2				
Cal Ripken Jr., R (1,6) OBP: 0.250, SLG: 0.250										4	0	1	1	0	1	2						
Eddie Murray, S (1,3)										4	0	0	0	0	0	2						
Fred Lynn, L (1,8) OBP: 0.250, SLG: 0.250										4	0	1	0	0	1	1						
Mike Young, S (1,10)										3	0	0	0	1	1	1						
John Shelby, S (1,7) OBP: 0.750, SLG: 1.000										3	1	2	0	1	0	0						
Rick Dempsey, R (1,2) OBP: 0.250, SLG: 0.250										4	1	1	0	0	0	5						
Jackie Gutierrez, R (1,5)											2	1	0	0	0	0	1					
Jim Dwyer, L (7, Ph)										0	0	0	1	0	0	0						
Juan Bonilla, R (8, 5)										1	0	0	0	0	0	0						
<b>Inning Stats</b>	R: 0 E: 0 K: 0 S: 4	H: 1 LOB: 1 BB: 0 P: 4	R: 0 E: 0 K: 0 S: 4	H: 1 LOB: 0 BB: 0 P: 4	R: 0 E: 0 K: 0 S: 3	H: 1 LOB: 0 BB: 0 P: 3	R: 0 E: 0 K: 1 S: 6	H: 1 LOB: 1 BB: 0 P: 6	R: 2 E: 2 K: 1 S: 8	H: 1 LOB: 1 BB: 0 P: 8	R: 0 E: 0 K: 0 S: 3	H: 0 LOB: 0 BB: 0 P: 3	R: 1 E: 0 K: 0 S: 4	H: 1 LOB: 0 BB: 0 P: 4	R: 1 E: 0 K: 1 S: 7	H: 2 LOB: 3 BB: 2 P: 15	R: 0 E: 0 K: 2 S: 7	H: 0 LOB: 0 BB: 0 P: 7	1B: 6 2B: 2 3B: 0 HR: 0	SF: 1 SAC: 0 DP: 1 HBP: 0	WP: 1 PB: 0 SB: 1 CS: 0	PA: 38
<b>PITCHER</b>	IP WLS BF H R ER SO BB IBB HBP BLK WP HR S P ERA WHIP																					
Ken Schrom, R (1,1) ERA: 2.57	7.0 W 30 8 4 2 2 0 0 0 0 0 0 0 34 34 2.57 1.143																					
Jamie Easterly, L (8,1) ERA:	0.2 4 0 0 0 1 2 0 0 0 0 1 0 4 12 0.00 3.000																					
Ernie Camacho, R (8,1) ERA:	1.1 S 4 0 0 0 2 0 0 0 0 0 0 0 8 8 0.00 0.000																					





Batter	1	2	3	4	5	6	7	8	9	AB	R	H	RBI	BB	SO	LOB	TOP								
<b>Brett Butler, L</b> OBP: 0.222, SLG: 0.125 (1, 8)																	4 0 1 0 0 1 3								
<b>Tony Bernazard, S</b> OBP: 0.375, SLG: 0.167 (1, 4)																	4 0 1 1 0 1 2								
<b>Julio Franco, R</b> OBP: 0.333, SLG: 0.500 (1, 6)																	4 0 1 0 0 1 2								
<b>Andre Thornton, R</b> (1, 10)																	2 0 0 0 2 0 1								
<b>Otis Nixon, S</b> (8, PR)																	0 0 0 0 0 0 0								
<b>Mel Hall, L</b> OBP: 0.250, SLG: 0.429 (1, 7)																	4 1 1 0 0 2 2								
<b>Brook Jacoby, R</b> OBP: 0.375, SLG: 0.286 (1, 5)																	3 0 0 0 1 3 2								
<b>Pat Tabler, R</b> OBP: 0.250, SLG: 0.250 (1, 3)																	4 0 1 0 0 2 2								
<b>Joe Carter, R</b> OBP: 0.222, SLG: 0.667 (1, 9)																	4 1 1 1 0 0 1								
<b>Andy Allanson, R</b> OBP: 0.625, SLG: 0.625 (1, 2)																	4 1 2 0 0 1 2								
<b>Inning Stats</b>	R: 0 E: 0 K: 1 S: 6	H: 2 LOB: 1 BB: 0 P: 6	R: 1 E: 0 K: 1 S: 6	H: 1 LOB: 0 BB: 0 P: 6	R: 0 E: 0 K: 2 S: 8	H: 1 LOB: 1 BB: 0 P: 8	R: 0 E: 0 K: 2 S: 7	H: 0 LOB: 1 BB: 1 P: 11	R: 2 E: 0 K: 0 S: 5	H: 3 LOB: 0 BB: 0 P: 5	R: 0 E: 0 K: 2 S: 6	H: 0 LOB: 0 BB: 1 P: 10	R: 0 E: 0 K: 0 S: 4	H: 1 LOB: 1 BB: 0 P: 4	R: 0 E: 0 K: 0 S: 3	H: 0 LOB: 1 BB: 1 P: 7	R: 0 E: 1 K: 3 S: 10	H: 0 LOB: 1 BB: 0 P: 10	1B: 6 2B: 1 3B: 0 HR: 1	SF: 0 SAC: 0 DP: 1 HBP: 0	WP: 1 PB: 0 SB: 1 CS: 2	PA: 36			
<b>PITCHER</b>	IP	WLS	BF	H	R	ER	SO	BB	IBB	HBP	BLK	WP	HR	S	P	ERA	WHIP								
<b>Mike Boddicker, R</b> ERA: 3.86 (1, 1)	7.0		28	8	3	3	8	2	0	0	0	1	1	42	50	3.86	1.429								
<b>Don Aase, R</b> ERA: (8, 1)	2.0	W	8	0	0	0	3	1	0	0	0	0	0	13	17	0.00	0.500								

Cleveland Indians @ Baltimore Orioles  
Memorial Stadium, Baltimore, MD  
Wed Apr 09 1986, 6:05 PM EST  
Att: 13,039 - Unknown


AB 33  
R 3  
H 8  
RBI 2  
BB 3  
SO 11  
LOB 17



Batter	1	2	3	4	5	6	7	8	9	AB	R	H	RBI	BB	SO	LOB	BOTTOM								
<b>Alan Wiggins, S</b> OBP: 0.222, SLG: 0.222 (1, 4)																	4 1 1 0 0 0 0								
<b>Lee Lacy, R</b> OBP: 0.444, SLG: 0.556 (1, 9)																	4 1 2 0 0 1 0								
<b>Cal Ripken Jr., R</b> OBP: 0.250, SLG: 0.375 (1, 6)																	4 0 1 2 0 0 1								
<b>Eddie Murray, S</b> OBP: 0.125, SLG: 0.125 (1, 3)																	4 0 1 0 0 1 0								
<b>Juan Beniquez, R</b> (1, 10)																	3 0 0 0 0 1 2								
<b>Fred Lynn, L</b> OBP: 0.400, SLG: 0.250 (9, PH)																	0 1 0 0 1 0 0								
<b>Mike Young, S</b> OBP: 0.625, SLG: 0.400 (1, 7)																	2 1 2 0 2 0 0								
<b>John Shelby, S</b> OBP: 0.375, SLG: 0.429 (1, 8)																	4 0 0 0 0 2 5								
<b>Rick Dempsey, R</b> OBP: 0.250, SLG: 0.143 (1, 2)																	3 0 0 0 1 1 3								
<b>Jackie Gutierrez, R</b> (1, 5)																	3 0 0 0 0 0 3								
<b>Juan Bonilla, R</b> OBP: 0.500, SLG: 1.000 (9, PH)																	1 0 1 2 0 0 0								
<b>Inning Stats</b>	R: 1 E: 0 K: 0 S: 5	H: 3 LOB: 1 BB: 0 P: 5	R: 0 E: 0 K: 1 S: 5	H: 0 LOB: 1 BB: 1 P: 9	R: 1 E: 0 K: 0 S: 4	H: 2 LOB: 0 BB: 0 P: 4	R: 0 E: 0 K: 0 S: 4	H: 1 LOB: 2 BB: 1 P: 8	R: 0 E: 0 K: 0 S: 3	H: 0 LOB: 0 BB: 0 P: 3	R: 0 E: 0 K: 1 S: 6	H: 1 LOB: 1 BB: 0 P: 6	R: 0 E: 0 K: 1 S: 5	H: 0 LOB: 0 BB: 0 P: 5	R: 0 E: 0 K: 2 S: 7	H: 0 LOB: 0 BB: 0 P: 7	R: 2 E: 0 K: 1 S: 5	H: 1 LOB: 1 BB: 2 P: 13	1B: 6 2B: 2 3B: 0 HR: 0	SF: 0 SAC: 0 DP: 1 HBP: 0	WP: 1 PB: 0 SB: 0 CS: 0	PA: 36			
<b>PITCHER</b>	IP	WLS	BF	H	R	ER	SO	BB	IBB	HBP	BLK	WP	HR	S	P	ERA	WHIP								
<b>Neal Heaton, L</b> ERA: 3.0 (1, 1)	6.0		25	7	2	2	2	2	0	0	0	0	0	27	35	3.00	1.500								
<b>Dickie Noles, R</b> ERA: 4.5 (7, 1)	2.0		7	0	1	1	3	1	0	0	0	0	0	12	16	4.50	0.500								
<b>Scott Bailes, L</b> ERA: 13.5 (9, 1)	0.2	L	4	1	1	1	1	1	0	0	0	0	0	5	9	13.50	3.000								

Cleveland Indians @ Baltimore Orioles  
Memorial Stadium, Baltimore, MD  
Wed Apr 09 1986, 6:05 PM EST  
Att: 13,039 - Unknown

AB 32  
R 4  
H 8  
RBI 4  
BB 4  
SO 6  
LOB 14





Batter	1	2	3	4	5	6	7	8	9	AB	R	H	RBI	BB	SO	LOB	TOP										
<b>Brett Butler, L</b> OBP: 0.154, SLG: 0.083 (1, 8)										4	1	0	0	0	0	2	<b>Cleveland Indians @ Baltimore Orioles</b> <b>Memorial Stadium, Baltimore, MD</b> Thu Apr 10 1986, 6:05 PM EST Att: 12,933 - Unknown										
<b>Otis Nixon, S</b> OBP: 0.667, SLG: 0.667 (1, 7)										3	0	2	0	0	1	0											
<b>Julio Franco, R</b> OBP: 0.231, SLG: 0.333 (1, 6)										4	0	0	0	0	2	4											
<b>Andre Thornton, R</b> OBP: 0.385, SLG: 0.222 (1, 10)										3	0	1	1	1	1	1											
<b>Mel Hall, L</b> OBP: 0.250, SLG: 0.364 (1, 9)										4	0	1	0	0	2	2											
<b>Brook Jacoby, R</b> OBP: 0.333, SLG: 0.200 (1, 5)										3	0	0	0	1	1	1											
<b>Pat Tabler, R</b> OBP: 0.250, SLG: 0.182 (1, 3)										3	0	0	0	1	0	2											
<b>Tony Bernazard, S</b> OBP: 0.417, SLG: 0.222 (1, 4)										3	0	1	0	1	0	2											
<b>Andy Allanson, R</b> OBP: 0.500, SLG: 0.500 (1, 2)										4	0	1	0	0	0	3											
<b>Inning Stats</b>	R: 1 E: 1 K: 2 S: 9	H: 1 LOB: 1 BB: 0 P: 9	R: 0 E: 0 K: 0 S: 2	H: 0 LOB: 1 BB: 2 P: 10	R: 0 E: 0 K: 2 S: 8	H: 1 LOB: 1 BB: 0 P: 8	R: 0 E: 0 K: 0 S: 4	H: 1 LOB: 1 BB: 0 P: 4	R: 0 E: 0 K: 1 S: 5	H: 0 LOB: 0 BB: 0 P: 5	R: 0 E: 0 K: 0 S: 4	H: 1 LOB: 1 BB: 0 P: 4	R: 0 E: 0 K: 2 S: 7	H: 0 LOB: 1 BB: 1 P: 11	R: 0 E: 0 K: 0 S: 3	H: 0 LOB: 1 BB: 1 P: 7	1B: 5 2B: 1 3B: 0 HR: 0	SF: 0 SAC: 1 DP: 2 HBP: 0	WP: 1 PB: 0 SB: 0 CS: 0	PA: 36							
<b>PITCHER</b>	IP	WLS	BF	H	R	ER	SO	BB	IBB	HBP	BLK	WP	HR	S	P	ERA	WHIP										
<b>Ken Dixon, R</b> ERA: 1.13 (1, 1)	7.0	W	28	6	1	0	5	2	0	0	1	0	0	36	44	0.00	1.143										
<b>Rich Bordi, R</b> ERA: 1.13 (8, 1)	2.0	S	8	0	0	0	2	2	0	0	0	1	0	10	18	0.00	1.000										

AB	31
R	1
H	6
RBI	1
BB	4
SO	7
LOB	17



Batter	1	2	3	4	5	6	7	8	9	AB	R	H	RBI	BB	SO	LOB	BOTTOM										
<b>Alan Wiggins, S</b> OBP: 0.143, SLG: 0.143 (1, 4)										5	0	0	0	0	0	0	<b>Cleveland Indians @ Baltimore Orioles</b> <b>Memorial Stadium, Baltimore, MD</b> Thu Apr 10 1986, 6:05 PM EST Att: 12,933 - Unknown										
<b>John Shelby, S</b> OBP: 0.385, SLG: 0.455 (1, 9)										4	1	1	0	1	0	0											
<b>Cal Ripken Jr., R</b> OBP: 0.308, SLG: 0.273 (1, 6)										3	1	0	0	2	2	2											
<b>Eddie Murray, S</b> OBP: 0.083, SLG: 0.083 (1, 3)										4	0	0	0	0	2	5											
<b>Fred Lynn, L</b> OBP: 0.444, SLG: 0.750 (1, 8)										4	1	2	3	0	0	0											
<b>Mike Young, S</b> OBP: 0.667, SLG: 0.429 (1, 7)										2	0	1	0	2	0	0											
<b>Jim Dwyer, L</b> (1, 10)										3	0	0	0	1	2	4											
<b>Rick Dempsey, R</b> OBP: 0.417, SLG: 0.900 (1, 2)										3	2	2	2	1	0	2											
<b>Jackie Gutierrez, R</b> Larry Sheets, L Juan Bonilla, R OBP: 0.333, SLG: 0.667 (1, 5) (6, PH) (7, 5)										2	0	0	0	0	0	2											
<b>Inning Stats</b>	R: 0 E: 0 K: 1 S: 5	H: 0 LOB: 1 BB: 1 P: 9	R: 0 E: 0 K: 1 S: 6	H: 1 LOB: 2 BB: 1 P: 10	R: 0 E: 0 K: 1 S: 5	H: 0 LOB: 0 BB: 0 P: 5	R: 0 E: 0 K: 1 S: 6	H: 1 LOB: 1 BB: 0 P: 6	R: 1 E: 1 K: 1 S: 7	H: 1 LOB: 2 BB: 1 P: 11	R: 0 E: 0 K: 0 S: 3	H: 0 LOB: 2 BB: 2 P: 11	R: 3 E: 1 K: 0 S: 6	H: 2 LOB: 1 BB: 1 P: 10	R: 1 E: 0 K: 1 S: 6	H: 1 LOB: 1 BB: 1 P: 10	1B: 2 2B: 1 3B: 0 HR: 3	SF: 0 SAC: 0 DP: 0 HBP: 0	WP: 1 PB: 0 SB: 1 CS: 0	PA: 39							
<b>PITCHER</b>	IP	WLS	BF	H	R	ER	SO	BB	IBB	HBP	BLK	WP	HR	S	P	ERA	WHIP										
<b>Tom Candiotti, R</b> ERA: 1.5 (1, 1)	6.0	L	4	1	2	1	0	0	0	0	0	0	0	4	4	13.50	1.500										
<b>Jim Kern, R</b> ERA: 9.0 (7, 1)	0.2	L	4	1	2	1	0	0	0	0	0	0	0	4	4	13.50	1.500										
<b>Jamie Easterly, L</b> ERA: 9.0 (7, 1)	1.1		8	2	2	1	1	2	0	0	0	0	2	8	16	6.75	3.000										

AB	32
R	5
H	6
RBI	5
BB	7
SO	6
LOB	17





Batter	1	2	3	4	5	6	7	8	9	AB	R	H	RBI	BB	SO	LOB	TOP			
Dave Collins, S OBP: 0.278, SLG: 0.313	4-3		L3 BB		K	F7		SH1-4		3	0	0	0	1	1	2	<b>Detroit Tigers @ Cleveland Indians</b> Cleveland Municipal Stadium, Cleveland, OH Fri Apr 11 1986, 3:33 AM EST Att: 32,441 - Unknown			
Lou Whitaker, L OBP: 0.293, SLG: 0.278	F2		L3		F7		SH1-3 BB WP	G4-6-3 1B		5	1	2	1	0	0	2				
Kirk Gibson, L OBP: 0.611, SLG: 1.188							SH1-3 BB WP	G4-6-3		3	1	2	0	2	0	1				
Lance Parrish, R OBP: 0.235, SLG: 0.133	F7		K		K		SH1-3			4	0	0	0	0	2	4				
Darrell Evans, L OBP: 0.529, SLG: 0.929		G3			G3		FC6-4 SH E	2B		3	2	1	0	1	0	0				
Dave Bergman, L OBP: 0.667, SLG: 0.500							FC6-4 SH E	2B		1	0	0	0	0	1	0				
Alan Trammell, R OBP: 0.083, SLG: 0.083	6-3				F8		SH	F2		4	0	0	0	0	0	1				
Larry Herndon, R OBP: 0.556, SLG: 0.778							FC6-4 E WP	2B		4	2	3	1	0	0	2				
Chet Lemon, R OBP: 0.176, SLG: 0.067		E9 1B			6-3		K	K		4	0	0	0	0	2	3				
Darnell Coles, R OBP: 0.400, SLG: 0.533							K			4	1	3	0	0	0	1				
<b>Inning Stats</b>	R: 0 E: 0 K: 0 S: 4	H: 1 LOB: 1 BB: 0 P: 4	R: 1 E: 1 K: 0 S: 5	H: 1 LOB: 1 BB: 0 P: 5	R: 0 E: 0 K: 1 S: 5	H: 1 LOB: 1 BB: 1 P: 9	R: 0 E: 0 K: 0 S: 4	H: 1 LOB: 1 BB: 0 P: 4	R: 0 E: 0 K: 2 S: 8	H: 1 LOB: 2 BB: 1 P: 12	R: 3 E: 0 K: 1 S: 8	H: 3 LOB: 1 BB: 1 P: 12	R: 1 E: 0 K: 0 S: 4	H: 2 LOB: 0 BB: 0 P: 4	R: 0 E: 0 K: 1 S: 5	H: 0 LOB: 0 BB: 0 P: 5	1B: 6 2B: 6 3B: 0 HR: 0	SF: 0 SAC: 3 DP: 2 HBP: 0	WP: 4 PB: 0 SB: 1 CS: 0	PA: 42
<b>PITCHER</b>	IP WLS BF H R ER SO BB IBB HBP BLK WP HR S P ERA WHIP																			
Phil Niekro, R ERA: 1.5	(1, 1) 6.0 L 29 7 4 1 4 3 0 0 0 1 2 0 34 46 1.50 1.667																			
Scott Bailes, L ERA: 27.0	(7, 1) 0.1 3 1 1 1 0 1 0 0 0 0 1 0 2 6 27.00 6.000																			
Jim Kern, R ERA: 3.86	(7, 1) 1.2 7 3 2 2 1 0 0 0 0 0 0 9 9 10.80 1.800																			
Ernie Camacho, R ERA:	(9, 1) 1.0 3 0 0 0 1 0 0 0 0 0 0 0 5 5 0.00 0.000																			

Batter	1	2	3	4	5	6	7	8	9	AB	R	H	RBI	BB	SO	LOB	BOTTOM					
Brett Butler, L OBP: 0.294, SLG: 0.143	G6-4-3 BB		4-3							2	0	1	0	2	0	1	<b>Detroit Tigers @ Cleveland Indians</b> Cleveland Municipal Stadium, Cleveland, OH Fri Apr 11 1986, 3:33 AM EST Att: 32,441 - Unknown					
Joe Carter, R OBP: 0.154, SLG: 0.462	G6-4-3		K							4	0	0	0	0	1	4						
Julio Franco, R OBP: 0.176, SLG: 0.250	F8		6-3							4	0	0	0	0	0	3						
Andre Thornton, R OBP: 0.412, SLG: 0.250		2B 1B								3	1	1	0	1	0	1						
Mel Hall, L OBP: 0.188, SLG: 0.267		F8			G4-6-3					4	0	0	0	0	0	2						
Brook Jacoby, R OBP: 0.375, SLG: 0.308										3	1	1	1	1	0	0						
Pat Tabler, R OBP: 0.333, SLG: 0.357										3	0	2	0	0	1	1						
Tony Bernazard, S OBP: 0.333, SLG: 0.182										2	0	0	1	0	0	2						
Chris Bando, S OBP: 0.333, SLG: 0.333										3	0	1	0	0	0	2						
<b>Inning Stats</b>	R: 0 E: 0 K: 0 S: 2	H: 0 LOB: 0 BB: 1 P: 6	R: 1 E: 0 K: 1 S: 7	H: 2 LOB: 1 BB: 0 P: 7	R: 0 E: 0 K: 1 S: 6	H: 1 LOB: 0 BB: 0 P: 6	R: 0 E: 0 K: 0 S: 2	H: 0 LOB: 0 BB: 1 P: 6	R: 0 E: 0 K: 0 S: 3	H: 1 LOB: 0 BB: 0 P: 3	R: 0 E: 0 K: 0 S: 4	H: 1 LOB: 1 BB: 0 P: 4	R: 1 E: 0 K: 0 S: 4	H: 1 LOB: 1 BB: 1 P: 8	R: 0 E: 0 K: 0 S: 2	H: 0 LOB: 0 BB: 1 P: 6	R: 0 E: 0 K: 0 S: 3	H: 0 LOB: 0 BB: 0 P: 3	1B: 4 2B: 3 3B: 0 HR: 0	SF: 1 SAC: 0 DP: 4 HBP: 0	WP: 0 PB: 0 SB: 0 CS: 0	PA: 33
<b>PITCHER</b>	IP WLS BF H R ER SO BB IBB HBP BLK WP HR S P ERA WHIP																					
Walt Terrell, R ERA: 2.0	(1, 1) 9.0 W 33 6 2 2 2 4 0 0 0 0 0 0 33 49 2.00 1.111																					



Batter	1	2	3	4	5	6	7	8	9	AB	R	H	RBI	BB	SO	LOB	TOP				
Dave Collins, S (1, 8) OBP: 0.391, SLG: 0.333	F7		CS 1B			BB		2B BB	BB	2	0	1	0	3	0	0	<b>Detroit Tigers @ Cleveland Indians</b> Cleveland Municipal Stadium, Cleveland, OH Sat Apr 12 1986, 3:33 AM EST Att: 17,426 - Unknown				
Lou Whitaker, L (1, 4) OBP: 0.333, SLG: 0.435	SH1-3 1B		CS 1-2	2B		F4		2B	K	5	0	3	0	0	1	3					
Kirk Gibson, L (1, 9) OBP: 0.619, SLG: 1.118	SH1-3 1-2			G4-6-3 BB		F6		FC6-4 IBB		1	0	0	0	2	0	1					
Lance Parrish, R (1, 2) OBP: 0.190, SLG: 0.105	F9			K		5-3		F6		4	0	0	0	0	1	7					
Darrell Evans, L (1, 10) OBP: 0.476, SLG: 0.778		F3		G4-6-3 1-2			HR 1B	F4		4	1	1	0	0	0	5					
Alan Trammell, R (1, 6) OBP: 0.125, SLG: 0.313	F4				F7			FC6-4		4	1	1	2	0	0	3					
Larry Hemdon, R (1, 7) OBP: 0.462, SLG: 0.615		L7			1B		HR			4	0	1	0	0	1	0					
Mike Laga, L (1, 3) OBP: 0.231, SLG: 0.182			K		K					4	0	0	0	0	3	2					
Darnell Coles, R (1, 5) OBP: 0.316, SLG: 0.421			F8		F9		L8		G3	4	0	0	0	0	0	2					
<b>Inning Stats</b>	R: 0 E: 0 K: 0 S: 4	H: 1 LOB: 1 BB: 0 P: 4	R: 0 E: 0 K: 0 S: 3	H: 0 LOB: 0 BB: 0 P: 3	R: 0 E: 0 K: 1 S: 5	H: 1 LOB: 0 BB: 0 P: 5	R: 0 E: 0 K: 1 S: 5	H: 1 LOB: 1 BB: 0 P: 9	R: 0 E: 0 K: 0 S: 6	H: 0 LOB: 1 BB: 0 P: 6	R: 2 E: 0 K: 0 S: 5	H: 2 LOB: 0 BB: 0 P: 5	R: 0 E: 0 K: 0 S: 4	H: 1 LOB: 3 BB: 2 P: 12	R: 0 E: 0 K: 3 S: 10	H: 0 LOB: 2 BB: 1 P: 14	1B: 4 2B: 2 3B: 0 HR: 1	SF: 0 SAC: 1 DP: 1 HBP: 0	WP: 0 PB: 1 SB: 0 CS: 1	PA: 39	
<b>PITCHER</b>	IP	WLS	BF	H	R	ER	SO	BB	IBB	HBP	BLK	WP	HR	S	P	ERA	WHIP				
Ken Schrom, R (1, 1) ERA: 2.77	6.0	W	24	6	2	2	3	2	0	0	0	0	1	28	36	3.00	1.333				
Dickie Noles, R (7, 1) ERA: 3.0	1.0		4	0	0	0	0	1	0	0	0	0	0	3	7	0.00	1.000				
Ernie Camacho, R (8, 1) ERA:	2.0	S	10	1	0	0	3	1	1	0	0	0	0	14	22	0.00	1.000				

Batter	1	2	3	4	5	6	7	8	9	AB	R	H	RBI	BB	SO	LOB	BOTTOM					
Brett Butler, L (1, 8) OBP: 0.238, SLG: 0.111	K	6-3		K			F6			4	0	0	0	0	2	3	<b>Detroit Tigers @ Cleveland Indians</b> Cleveland Municipal Stadium, Cleveland, OH Sat Apr 12 1986, 3:33 AM EST Att: 17,426 - Unknown					
Julio Franco, R (1, 6) OBP: 0.190, SLG: 0.211	HR BB	K			6-3		K			3	1	0	0	1	2	1						
Joe Carter, R (1, 9) OBP: 0.235, SLG: 0.647	1-H HR		F2		K			S HR 1B		4	2	2	2	0	1	0						
Andre Thornton, R (1, 10) OBP: 0.333, SLG: 0.188	F8		L8		K			F6		4	0	0	0	0	1	1						
Brook Jacoby, R (1, 5) OBP: 0.450, SLG: 0.563	BB WP BB		4-3			G6-4-3 1B		1-H HR		3	2	2	2	1	0	0						
Mel Hall, L (1, 7) OBP: 0.211, SLG: 0.235 Carmen Castillo, R (8, FH)	WP BB			F6		F7		K		2	0	0	0	1	0	1						
Otis Nixon, S (9, 7) OBP: 0.667, SLG: 0.667	WP BB									1	0	0	0	0	1	0						
Pat Tabler, R (1, 3) OBP: 0.368, SLG: 0.529	1-2 2-3 BB			5-3		G6-4-3 1-2		HR		3	1	1	1	1	0	1						
Tony Bernazard, S (1, 4) OBP: 0.421, SLG: 0.400	K			1B				FC5-4 1B		4	0	3	0	0	1	2						
Andy Allanson, R (1, 2) OBP: 0.438, SLG: 0.438		5-3			1B		B1-4	FC5-4		4	0	1	0	0	0	2						
<b>Inning Stats</b>	R: 3 E: 0 K: 2 S: 8	H: 1 LOB: 2 BB: 4 P: 24	R: 0 E: 0 K: 1 S: 5	H: 0 LOB: 0 BB: 0 P: 5	R: 0 E: 0 K: 0 S: 3	H: 0 LOB: 0 BB: 0 P: 3	R: 0 E: 0 K: 1 S: 7	H: 2 LOB: 2 BB: 0 P: 7	R: 0 E: 0 K: 0 S: 3	H: 0 LOB: 0 BB: 0 P: 7	R: 0 E: 0 K: 0 S: 6	H: 1 LOB: 1 BB: 0 P: 6	R: 3 E: 0 K: 1 S: 9	H: 4 LOB: 1 BB: 0 P: 9	1B: 5 2B: 1 3B: 0 HR: 3	SF: 0 SAC: 0 DP: 1 HBP: 0	WP: 1 PB: 0 SB: 1 CS: 0	PA: 36				
<b>PITCHER</b>	IP	WLS	BF	H	R	ER	SO	BB	IBB	HBP	BLK	WP	HR	S	P	ERA	WHIP					
Jack Morris, R (1, 1) ERA: 6.28	7.1	L	32	7	5	5	7	4	0	0	0	0	1	2	42	58	6.14	1.500				
Willie Hernandez, L (8, 1) ERA: 6.75	0.2		4	2	1	1	1	0	0	0	0	0	0	1	6	6	13.50	3.000				









Batter	1	2	3	4	5	6	7	8	9	AB	R	H	RBI	BB	SO	LOB	TOP								
Rickey Henderson, R OBP: 0.313, SLG: 0.083 (1, 8)	K2-3 			K 	F9 		S 1B 	5-3 		5	1	1	0	0	2	4									
Willie Randolph, R OBP: 0.397, SLG: 0.429 (1, 4)	K 			WP 1B 2B 		L3 	1B 1B 	6-3 		5	2	2	1	0	1	0									
Don Mattingly, L OBP: 0.387, SLG: 0.321 (1, 3)	F4 			F9 		1B 1B 	1B 1B 	2B 1B 		3	2	1	0	2	0	1									
Dave Winfield, R OBP: 0.355, SLG: 0.440 (1, 9)		K 		1B 1B BB 		1B 1B 	1B 1B 	1B 2B 		4	1	3	1	1	1	0									
Mike Easter, L OBP: 0.286, SLG: 0.429 (1, 10)	4-3 			1B BB 		F6 	3-1 	BB 1B 		5	0	2	3	0	0	4									
Ken Griffey, L OBP: 0.455, SLG: 0.333 (1, 7)	K 			1B BB 		FC3-6 1B 	1B 1B 	1B BB 		4	0	3	1	1	1	0									
Mike Pagliarulo, L OBP: 0.381, SLG: 0.533 (1, 5)			L9 		FC3-6 1B 	4-3 	K 	K 		5	0	0	0	0	2	6									
Butch Wynegar, S OBP: 0.292, SLG: 0.476 (1, 2)			F9 		1-3 BB 		F8 	L4 	F7 		4	0	0	0	1	0	3								
Bobby Meacham, S OBP: 0.304, SLG: 0.158 (1, 6)			K 		1-3 2-3 		K 	1B 		4	0	1	0	0	2	2									
<b>Inning Stats</b>	R: 0 H: 0 E: 0 K: 2 S: 7	H: 0 LOB: 0 BB: 0 P: 7	R: 0 H: 0 E: 0 K: 2 S: 7	H: 0 LOB: 0 BB: 0 P: 7	R: 0 H: 0 E: 0 K: 1 S: 5	H: 0 LOB: 0 BB: 0 P: 5	R: 1 H: 2 E: 0 K: 1 S: 6	H: 2 LOB: 2 BB: 1 P: 10	R: 0 H: 1 E: 0 K: 0 S: 4	H: 1 LOB: 2 BB: 1 P: 8	R: 1 H: 2 E: 0 K: 0 S: 5	H: 2 LOB: 2 BB: 1 P: 9	R: 2 H: 3 E: 0 K: 1 S: 8	H: 3 LOB: 2 BB: 1 P: 12	R: 0 H: 2 E: 0 K: 1 S: 7	H: 2 LOB: 2 BB: 0 P: 7	R: 2 H: 3 E: 0 K: 1 S: 8	H: 3 LOB: 2 BB: 1 P: 12	1B: 11 2B: 2 3B: 0 HR: 0	SF: 0 SAC: 0 DP: 0 HBP: 0	WP: 1 PB: 0 SB: 1 CS: 0	PA: 44			
<b>PITCHER</b>	IP WLS BF H R ER SO BB IBB HBP BLK WP HR S P ERA WHIP	IP WLS BF H R ER SO BB IBB HBP BLK WP HR S P ERA WHIP	IP WLS BF H R ER SO BB IBB HBP BLK WP HR S P ERA WHIP	IP WLS BF H R ER SO BB IBB HBP BLK WP HR S P ERA WHIP	IP WLS BF H R ER SO BB IBB HBP BLK WP HR S P ERA WHIP	IP WLS BF H R ER SO BB IBB HBP BLK WP HR S P ERA WHIP	IP WLS BF H R ER SO BB IBB HBP BLK WP HR S P ERA WHIP	IP WLS BF H R ER SO BB IBB HBP BLK WP HR S P ERA WHIP	IP WLS BF H R ER SO BB IBB HBP BLK WP HR S P ERA WHIP	IP WLS BF H R ER SO BB IBB HBP BLK WP HR S P ERA WHIP	IP WLS BF H R ER SO BB IBB HBP BLK WP HR S P ERA WHIP	IP WLS BF H R ER SO BB IBB HBP BLK WP HR S P ERA WHIP	IP WLS BF H R ER SO BB IBB HBP BLK WP HR S P ERA WHIP	IP WLS BF H R ER SO BB IBB HBP BLK WP HR S P ERA WHIP	IP WLS BF H R ER SO BB IBB HBP BLK WP HR S P ERA WHIP	IP WLS BF H R ER SO BB IBB HBP BLK WP HR S P ERA WHIP	IP WLS BF H R ER SO BB IBB HBP BLK WP HR S P ERA WHIP	IP WLS BF H R ER SO BB IBB HBP BLK WP HR S P ERA WHIP	IP WLS BF H R ER SO BB IBB HBP BLK WP HR S P ERA WHIP	IP WLS BF H R ER SO BB IBB HBP BLK WP HR S P ERA WHIP	IP WLS BF H R ER SO BB IBB HBP BLK WP HR S P ERA WHIP	IP WLS BF H R ER SO BB IBB HBP BLK WP HR S P ERA WHIP	IP WLS BF H R ER SO BB IBB HBP BLK WP HR S P ERA WHIP	IP WLS BF H R ER SO BB IBB HBP BLK WP HR S P ERA WHIP	IP WLS BF H R ER SO BB IBB HBP BLK WP HR S P ERA WHIP

New York Yankees @ Cleveland Indians  
Cleveland Municipal Stadium, Cleveland, OH  
Tue Apr 15 1986, 6:05 PM EST  
Att: 3,223 - Unknown

AB 39  
R 6  
H 13  
RBI 6  
BB 5  
SO 9  
LOB 20



Batter	1	2	3	4	5	6	7	8	9	AB	R	H	RBI	BB	SO	LOB	BOTTOM								
Brett Butler, L OBP: 0.300, SLG: 0.269 (1, 8)	F3 			6-3 1B 		G3 		FC3-6 BB 		4	0	1	0	0	0	1									
Julio Franco, R OBP: 0.233, SLG: 0.222 (1, 6)	F9 			6-3 1-2 			F9 	BB BB 		3	0	0	0	1	0	1									
Joe Carter, R OBP: 0.289, SLG: 0.538 (1, 9)	L8 			5-3 			1B 1B 	K 		4	1	1	0	0	1	3									
Andre Thornton, R OBP: 0.367, SLG: 0.500 (1, 10)		K 		G3 			1B 1B 	HR 		4	1	2	1	0	1	1									
Brook Jacoby, R OBP: 0.414, SLG: 0.480 (1, 5)		K 			1-3 		1B 1B 	K 		4	0	1	1	0	2	0									
Pat Tabler, R OBP: 0.357, SLG: 0.500 (1, 3)		K 			6-3 		F9 	G4-6-3 1B 		4	0	1	0	0	1	2									
Mel Hall, L OBP: 0.174, SLG: 0.190 (1, 7)			G3 		F2 		F7 	G4-6-3 1-2 		4	0	0	0	0	0	3									
Tony Bernazard, S OBP: 0.423, SLG: 0.409 (1, 4)			K 			F7 		4-3 		3	0	0	0	0	1	0									
Andy Allanson, R OBP: 0.478, SLG: 0.455 (1, 2)			6-3 			F2 		FC3-6 BB 		2	0	0	0	1	0	0									
<b>Inning Stats</b>	R: 0 H: 0 E: 0 K: 0 S: 3	H: 0 LOB: 0 BB: 0 P: 3	R: 0 H: 0 E: 0 K: 3 S: 9	H: 0 LOB: 0 BB: 0 P: 9	R: 0 H: 0 E: 0 K: 1 S: 5	H: 0 LOB: 0 BB: 0 P: 5	R: 0 H: 1 E: 0 K: 0 S: 4	H: 1 LOB: 1 BB: 0 P: 4	R: 0 H: 0 E: 0 K: 0 S: 3	H: 0 LOB: 0 BB: 0 P: 3	R: 1 H: 3 E: 0 K: 0 S: 6	H: 3 LOB: 2 BB: 0 P: 6	R: 0 H: 0 E: 0 K: 1 S: 5	H: 0 LOB: 2 BB: 2 P: 13	R: 1 H: 2 E: 0 K: 1 S: 6	H: 2 LOB: 2 BB: 0 P: 6	1B: 5 2B: 0 3B: 0 HR: 1	SF: 0 SAC: 0 DP: 1 HBP: 0	WP: 0 PB: 0 SB: 0 CS: 0	PA: 34					
<b>PITCHER</b>	IP WLS BF H R ER SO BB IBB HBP BLK WP HR S P ERA WHIP	IP WLS BF H R ER SO BB IBB HBP BLK WP HR S P ERA WHIP	IP WLS BF H R ER SO BB IBB HBP BLK WP HR S P ERA WHIP	IP WLS BF H R ER SO BB IBB HBP BLK WP HR S P ERA WHIP	IP WLS BF H R ER SO BB IBB HBP BLK WP HR S P ERA WHIP	IP WLS BF H R ER SO BB IBB HBP BLK WP HR S P ERA WHIP	IP WLS BF H R ER SO BB IBB HBP BLK WP HR S P ERA WHIP	IP WLS BF H R ER SO BB IBB HBP BLK WP HR S P ERA WHIP	IP WLS BF H R ER SO BB IBB HBP BLK WP HR S P ERA WHIP	IP WLS BF H R ER SO BB IBB HBP BLK WP HR S P ERA WHIP	IP WLS BF H R ER SO BB IBB HBP BLK WP HR S P ERA WHIP	IP WLS BF H R ER SO BB IBB HBP BLK WP HR S P ERA WHIP	IP WLS BF H R ER SO BB IBB HBP BLK WP HR S P ERA WHIP	IP WLS BF H R ER SO BB IBB HBP BLK WP HR S P ERA WHIP	IP WLS BF H R ER SO BB IBB HBP BLK WP HR S P ERA WHIP	IP WLS BF H R ER SO BB IBB HBP BLK WP HR S P ERA WHIP	IP WLS BF H R ER SO BB IBB HBP BLK WP HR S P ERA WHIP	IP WLS BF H R ER SO BB IBB HBP BLK WP HR S P ERA WHIP	IP WLS BF H R ER SO BB IBB HBP BLK WP HR S P ERA WHIP	IP WLS BF H R ER SO BB IBB HBP BLK WP HR S P ERA WHIP	IP WLS BF H R ER SO BB IBB HBP BLK WP HR S P ERA WHIP	IP WLS BF H R ER SO BB IBB HBP BLK WP HR S P ERA WHIP	IP WLS BF H R ER SO BB IBB HBP BLK WP HR S P ERA WHIP	IP WLS BF H R ER SO BB IBB HBP BLK WP HR S P ERA WHIP	IP WLS BF H R ER SO BB IBB HBP BLK WP HR S P ERA WHIP

New York Yankees @ Cleveland Indians  
Cleveland Municipal Stadium, Cleveland, OH  
Tue Apr 15 1986, 6:05 PM EST  
Att: 3,223 - Unknown

AB 32  
R 2  
H 6  
RBI 2  
BB 2  
SO 6  
LOB 11





Batter	1	2	3	4	5	6	7	8	9	AB	R	H	RBI	BB	SO	LOB	TOP		
Rickey Henderson, R OBP: 0.297, SLG: 0.103	0-0 F7		0-0 5-3			0-0 F9		0-0 1-2 1B	0-0 6-3	5	0	1	1	0	0	1			
Willie Randolph, R OBP: 0.389, SLG: 0.406	0-0 F6		0-0 5-3			4-0 BB		0-3 K	0-0 3-H 1B	4	0	1	0	1	1	2			
Don Mattingly, L OBP: 0.361, SLG: 0.281	4-0 2B BB		0-0 4-3			0-3 K		0-0 F7	0-0 3 1-2 1B	4	0	0	0	1	1	6			
Dave Winfield, R OBP: 0.343, SLG: 0.448	0-0 1-3 2B			0-0 4-3		0-0 F5		0-0 F7		4	0	1	0	0	0	3			
Mike Easter, L OBP: 0.320, SLG: 0.417	4-0 BB			0-0 1-3			0-0 1-3		0-0 1B 1B	3	1	1	0	1	0	0			
Ken Griffey, L OBP: 0.423, SLG: 0.318	0-0 1-3			0-0 F9			0-0 F6		0-0 2B 1B	4	1	1	0	0	0	3			
Mike Pagliarulo, L OBP: 0.400, SLG: 0.632					0-3 K				0-0 2B 1B	4	1	2	1	0	1	0			
Butch Wynegar, S OBP: 0.286, SLG: 0.417					0-0 F7				1-3 2-H 2B 2B	3	1	0	0	1	0	1			
Bobby Meacham, S OBP: 0.308, SLG: 0.182					0-0 4-3				2B 6-3 BB	3	0	1	0	0	0	0			
Ron Hassey, L OBP: 0.500, SLG: 0.600									1B 1-3 2-H 3-H 2B	1	0	1	2	0	0	0			
Mike Fischlin, R OBP: 0.318									1B 1B	0	0	0	0	0	0	0			
<b>Inning Stats</b>	R: 0 E: 0 K: 0 S: 4	H: 1 LOB: 3 BB: 2 P: 12	R: 0 E: 0 K: 0 S: 3	H: 0 LOB: 0 BB: 0 P: 3	R: 0 E: 0 K: 0 S: 3	H: 0 LOB: 0 BB: 0 P: 3	R: 0 E: 0 K: 1 S: 5	H: 0 LOB: 1 BB: 1 P: 9	R: 0 E: 0 K: 0 S: 4	H: 1 LOB: 1 BB: 0 P: 4	R: 0 E: 0 K: 1 S: 7	H: 2 LOB: 2 BB: 1 P: 7	R: 4 E: 0 K: 0 S: 7	H: 5 LOB: 2 BB: 1 P: 11	1B: 5 2B: 5 3B: 0 HR: 0	SF: 0 SAC: 0 DP: 1 HBP: 0	WP: 0 PA: 39 PB: 0 SB: 0 CS: 0		
<b>PITCHER</b>	IP	WLS	BF	H	R	ER	SO	BB	IBB	HBP	BLK	WP	HR	S	P	ERA	WHIP		
Phil Niekro, R ERA: 0.69	7.0	W	27	3	0	0	2	3	0	0	0	0	0	28	40	0.00	0.857		
Ernie Camacho, R ERA: 8.35	1.1		11	6	4	4	1	1	0	0	0	0	0	12	16	27.00	5.250		
Scott Bailes, L ERA: 3.86	0.2	S	1	0	0	0	0	0	0	0	0	0	0	1	1	0.00	0.000		

**New York Yankees @ Cleveland Indians**  
 Cleveland Municipal Stadium, Cleveland, OH  
 Thu Apr 17 1986, 6:05 PM EST  
 Att: 5,602 - Unknown

AB	35
R	4
H	9
RBI	4
BB	4
SO	3
LOB	16



Batter	1	2	3	4	5	6	7	8	9	AB	R	H	RBI	BB	SO	LOB	BOTTOM		
Brett Butler, L OBP: 0.294, SLG: 0.241	0-0 4-3	0-0 F7		0-0 6-3			0-0 SH3-4	4-0 FC5-4 BB		3	0	0	0	1	0	1			
Julio Franco, R OBP: 0.286, SLG: 0.344	0-0 5-3 2B		0-0 G6-4-3 1B 3B		0-0 6-3		0-0 F8 1B 2B	0-0 FC5-4 1-2		5	2	3	1	0	0	2			
Joe Carter, R OBP: 0.333, SLG: 0.536	4-0 5-3 BB		0-0 G6-4-3 1B		0-0 F3		4-0 F8 1B BB			2	1	1	0	2	0	0			
Andre Thornton, R OBP: 0.324, SLG: 0.429	0-0 5-3		0-0 G6-4-3		0-0 6-3		0-0 F8			4	0	0	0	0	0	6			
Brook Jacoby, R OBP: 0.455, SLG: 0.621	0-3 K		0-0 1B 3B			0-0 G3 2B	0-0 FC4-6 1B			4	1	3	3	0	1	2			
Pat Tabler, R OBP: 0.375, SLG: 0.533			0-0 4-3 1B 2B		0-0 G3		0-0 FC4-6			4	1	2	1	0	0	2			
Mel Hall, L OBP: 0.148, SLG: 0.160			0-0 F5		0-0 K		0-0 4-3		0-3 K	4	0	0	0	0	2	3			
Tony Bernazard, S OBP: 0.367, SLG: 0.346			0-0 4-3		0-0 G3		0-0 F9		0-0 4-3	4	0	0	0	0	0	2			
Chris Bando, S OBP: 0.571, SLG: 0.571			0-0 3-H 1B		0-0 6-3			0-0 SH3-4 2B 1B		4	1	3	1	0	0	0			
<b>Inning Stats</b>	R: 0 E: 0 K: 1 S: 6	H: 1 LOB: 2 BB: 1 P: 10	R: 1 E: 0 K: 0 S: 5	H: 2 LOB: 1 BB: 0 P: 5	R: 2 E: 0 K: 1 S: 8	H: 4 LOB: 1 BB: 0 P: 8	R: 0 E: 0 K: 0 S: 3	H: 0 LOB: 0 BB: 0 P: 3	R: 0 E: 0 K: 0 S: 4	H: 1 LOB: 1 BB: 0 P: 4	R: 3 E: 0 K: 0 S: 6	H: 3 LOB: 1 BB: 1 P: 10	R: 0 E: 0 K: 1 S: 6	H: 1 LOB: 2 BB: 1 P: 10	1B: 7 2B: 4 3B: 1 HR: 0	SF: 0 SAC: 1 DP: 1 HBP: 0	WP: 0 PA: 38 PB: 0 SB: 0 CS: 0		
<b>PITCHER</b>	IP	WLS	BF	H	R	ER	SO	BB	IBB	HBP	BLK	WP	HR	S	P	ERA	WHIP		
Bob Tewksbury, R ERA: 4.61	6.1	L	29	10	5	5	2	1	0	0	0	0	0	32	36	7.11	1.737		
Ed Whitson, R ERA: 8.31	1.2		9	2	1	1	1	2	0	0	0	0	0	9	17	5.40	2.400		

**New York Yankees @ Cleveland Indians**  
 Cleveland Municipal Stadium, Cleveland, OH  
 Thu Apr 17 1986, 6:05 PM EST  
 Att: 5,602 - Unknown

AB	34
R	6
H	12
RBI	6
BB	3
SO	3
LOB	18






Batter	1	2	3	4	5	6	7	8	9	AB	R	H	RBI	BB	SO	LOB	TOP			
Brett Butler, L OBP: 0.270, SLG: 0.219 Eddie Williams, R (7, 7)	0-0 B1-3		0-0 FC4-6		0-0 F7			0-3 K		3	0	0	0	0	0	1				
Julio Franco, R OBP: 0.256, SLG: 0.306 (1, 6)	0-0 6-3		0-0 1-3			0-0 4-3		0-0 F8		4	0	0	0	0	0	1				
Joe Carter, R OBP: 0.284, SLG: 0.469 (7, 8)	0-0 5-3		0-3 K			0-0 F6		0-0 F7		4	0	0	0	0	1	1				
Andre Thornton, R OBP: 0.316, SLG: 0.406 (1, 10)		0-0 FC5 1B		0-3 K		0-0 F8			0-0 F6	4	0	1	0	0	1	0				
Brook Jacoby, R OBP: 0.459, SLG: 0.594 (1, 5)		0-0 1-2 1B		4-0 BB				0-0 F8	0-3 K	3	0	1	0	1	1	0				
Pat Tabler, R OBP: 0.389, SLG: 0.588 (1, 3)		0-3 K		0-0 F4				0-0 1B 2B	0-0 2B	4	1	2	0	0	1	3				
Carmen Castillo, R OBP: 0.222, SLG: 0.333 (1, 9)		0-0 F2		0-0 L9				0-0 F8	0-0 F6	4	0	0	0	0	0	5				
Tony Bernazard, S OBP: 0.364, SLG: 0.345 (1, 4)		0-0 FC5			0-0 F7			0-0 1B		3	0	1	1	0	0	2				
Andy Allanson, R OBP: 0.462, SLG: 0.440 (1, 2)			0-0 FC4-6 1B		0-0 F3			0-0 F7		3	0	1	0	0	0	1				
<b>Inning Stats</b>	R: 0 E: 0 K: 0 S: 3	H: 0 LOB: 0 BB: 0 P: 3	R: 0 E: 0 K: 1 S: 7	H: 2 LOB: 2 BB: 0 P: 7	R: 0 E: 0 K: 1 S: 6	H: 1 LOB: 1 BB: 0 P: 6	R: 0 E: 0 K: 1 S: 5	H: 0 LOB: 1 BB: 1 P: 9	R: 0 E: 0 K: 0 S: 3	H: 0 LOB: 0 BB: 0 P: 3	R: 1 E: 0 K: 0 S: 5	H: 2 LOB: 1 BB: 0 P: 5	R: 0 E: 0 K: 1 S: 5	H: 0 LOB: 0 BB: 0 P: 5	R: 0 E: 0 K: 1 S: 6	H: 1 LOB: 1 BB: 0 P: 6	1B: 4 2B: 2 3B: 0 HR: 0	SF: 0 SAC: 0 DP: 0 HBP: 0	WP: 0 PB: 0 SB: 0 CS: 0	PA: 34
<b>PITCHER</b> Frank Tanana, L ERA: 5.52 (1, 1)	IP: 9.0 WLS: W BF: 34 H: 6 R: 1 ER: 1 SO: 5 BB: 1 IBB: 0 HBP: 0 BLK: 0 WP: 0 HR: 0 S: 43 P: 47 ERA: 1.00 WHIP: 0.778															<b>PITCHER</b>				

Cleveland Indians @ Detroit Tigers  
Tiger Stadium, Detroit, MI  
Fri Apr 18 1986, 6:05 PM EST  
Att: 20,703 - Unknown


AB 33  
R 1  
H 6  
RBI 1  
BB 1  
SO 5  
LOB 14



Batter	1	2	3	4	5	6	7	8	9	AB	R	H	RBI	BB	SO	LOB	BOTTOM			
Larry Herndon, R OBP: 0.417, SLG: 0.514 (1, 7)	0-0 E HR 1B	0-0 CS	0-0 6-3		0-0 G3-6-3 1B	0-0 1-3		0-0 G3		5	1	2	0	0	0	3				
Harry Spilman, L OBP: 0.444, SLG: 0.750 Darnell Coles, R OBP: 0.250, SLG: 0.314 (6, 5)	0-0 E6 HR		0-0 F7		0-0 G3-6-3	0-0 5-3				3	1	0	0	0	0	2				
Lou Whitaker, L OBP: 0.262, SLG: 0.317 (1, 4)	0-0 F6		0-0 FC5 1B		0-0 F6		0-0 F8			4	0	1	0	0	0	2				
Kirk Gibson, L OBP: 0.526, SLG: 0.733 (1, 9)	0-0 F4		4-0 BB		4-0 S 1B BB	4-0 S 6-3 S BB				1	1	0	0	3	0	2				
Lance Parrish, R OBP: 0.244, SLG: 0.368 (1, 2)	0-0 1-H 2-H HR		0-0 FC5		0-0 1B 1B	0-0 6-3		0-0 F9	0-0 F9	4	2	2	4	0	0	3				
Darrell Evans, L OBP: 0.447, SLG: 0.656 (1, 10)	0-0 F8			4-0 2B 9-2 BB		0-0 F9		0-0 F9		3	0	0	0	1	0	2				
Chet Lemon, R OBP: 0.342, SLG: 0.324 (1, 8)		0-0 CS 1B		0-0 1-3 2B		0-0 1B 1B		0-0 5-3		4	1	3	0	0	0	0				
Mike Laga, L OBP: 0.318, SLG: 0.263 (1, 3)		0-0 F8		0-3 K		0-0 1B 1B		4-0 BB		3	0	1	1	1	1	3				
Alan Trammell, R OBP: 0.303, SLG: 0.467 (1, 6)		0-0 F5		0-0 9-2	3-H	0-0 1-3 1B		0-3 K		4	0	1	1	0	1	4				
<b>Inning Stats</b>	R: 3 E: 1 K: 0 S: 6	H: 2 LOB: 0 BB: 0 P: 6	R: 0 E: 0 K: 0 S: 3	H: 1 LOB: 0 BB: 0 P: 3	R: 0 E: 0 K: 1 S: 4	H: 1 LOB: 2 BB: 1 P: 8	R: 0 E: 0 K: 1 S: 5	H: 1 LOB: 1 BB: 1 P: 9	R: 0 E: 0 K: 0 S: 3	H: 1 LOB: 0 BB: 0 P: 3	R: 3 E: 0 K: 0 S: 7	H: 4 LOB: 2 BB: 1 P: 11	R: 0 E: 0 K: 0 S: 3	H: 0 LOB: 1 BB: 1 P: 7	R: 0 E: 0 K: 1 S: 5	H: 0 LOB: 1 BB: 1 P: 9	1B: 8 2B: 2 3B: 0 HR: 1	SF: 0 SAC: 0 DP: 2 HBP: 0	WP: 0 PB: 0 SB: 2 CS: 1	PA: 38
<b>PITCHER</b> Ken Schrom, R ERA: 3.44 Jim Kern, R ERA: 3.96 (6, 1)	IP: 2.2 WLS: L BF: 12 H: 2 R: 0 ER: 0 SO: 1 BB: 2 IBB: 0 HBP: 0 BLK: 0 WP: 0 HR: 0 S: 12 P: 20 ERA: 0.00 WHIP: 1.500															<b>PITCHER</b>				

Cleveland Indians @ Detroit Tigers  
Tiger Stadium, Detroit, MI  
Fri Apr 18 1986, 6:05 PM EST  
Att: 20,703 - Unknown

AB 32  
R 6  
H 10  
RBI 6  
BB 5  
SO 2  
LOB 23






Batter	1	2	3	4	5	6	7	8	9	AB	R	H	RBI	BB	SO	LOB	TOP					
<b>Brett Butler, L</b> OBP: 0.286, SLG: 0.270 (1, 8)										5	2	2	0	0	0	1						
<b>Julio Franco, R</b> OBP: 0.273, SLG: 0.375 (1, 6)										4	2	1	1	1	1	1						
<b>Joe Carter, R</b> OBP: 0.308, SLG: 0.459 (1, 9)										5	1	2	1	0	1	2						
<b>Andre Thornton, R</b> OBP: 0.279, SLG: 0.361 (1, 10)										4	0	0	1	0	1	3						
<b>Brook Jacoby, R</b> OBP: 0.488, SLG: 0.639 (1, 5)										4	1	3	2	0	0	0						
<b>Pat Tabler, R</b> OBP: 0.400, SLG: 0.568 (1, 3)										3	1	1	0	1	0	1						
<b>Mel Hall, L</b> OBP: 0.161, SLG: 0.207 (1, 7)										4	0	1	2	0	1	4						
<b>Tony Bernazard, S</b> OBP: 0.351, SLG: 0.424 (1, 4)										4	1	1	1	0	1	2						
<b>Andy Allanson, R</b> OBP: 0.400, SLG: 0.379 (1, 2)										4	0	0	0	0	0	1						
<b>Inning Stats</b>	R: 1 E: 0 K: 0 S: 3	H: 1 LOB: 0 BB: 1 P: 7	R: 2 E: 0 K: 0 S: 6	H: 3 LOB: 1 BB: 0 P: 6	R: 0 E: 0 K: 1 S: 5	H: 1 LOB: 0 BB: 0 P: 5	R: 0 E: 0 K: 1 S: 6	H: 1 LOB: 1 BB: 0 P: 6	R: 3 E: 1 K: 0 S: 7	H: 3 LOB: 2 BB: 1 P: 11	R: 2 E: 0 K: 1 S: 7	H: 2 LOB: 0 BB: 0 P: 7	R: 0 E: 1 K: 2 S: 8	H: 0 LOB: 1 BB: 0 P: 8	R: 0 E: 0 K: 0 S: 3	H: 0 LOB: 0 BB: 0 P: 3	R: 0 E: 0 K: 0 S: 3	H: 0 LOB: 0 BB: 0 P: 3	1B: 6 2B: 3 3B: 0 HR: 2	SF: 1 SAC: 0 DP: 1 HBP: 0	WP: 0 PB: 0 SB: 1 CS: 1	PA: 41
<b>PITCHER</b>	IP	WLS	BF	H	R	ER	SO	BB	IBB	HBP	BLK	WP	HR	S	P	ERA	WHIP					
<b>Dan Petry, R</b> ERA: 7.56 (1, 1)	4.2	L	23	9	6	3	2	1	0	0	0	0	0	26	30	5.79	2.143					
<b>Dave LaPoint, L</b> ERA: 4.0 (5, 1)	4.1		17	2	2	2	3	0	1	0	0	0	2	22	26	4.15	0.462					

Cleveland Indians @ Detroit Tigers  
Tiger Stadium, Detroit, MI  
Sat Apr 19 1986, 3:33 AM EST  
Att: 19,216 - Unknown


AB 37  
R 8  
H 11  
RBI 8  
BB 2  
SO 5  
LOB 15



Batter	1	2	3	4	5	6	7	8	9	AB	R	H	RBI	BB	SO	LOB	BOTTOM					
<b>Alan Trammell, R</b> OBP: 0.316, SLG: 0.571 (1, 6)										5	2	2	1	0	0	1						
<b>Darnell Coles, R</b> OBP: 0.250, SLG: 0.308 (1, 5)										4	0	1	0	0	0	1						
<b>Lou Whitaker, L</b> OBP: 0.279, SLG: 0.317 (9, FH)										5	0	2	1	0	0	2						
<b>Kirk Gibson, L</b> OBP: 0.512, SLG: 0.686 (1, 9)										3	1	0	0	2	1	3						
<b>Lance Parrish, R</b> OBP: 0.261, SLG: 0.341 (1, 2)										5	0	0	0	0	0	5						
<b>Larry Herndon, R</b> OBP: 0.366, SLG: 0.450 (1, 7)										5	0	0	0	0	0	5						
<b>Chet Lemon, R</b> OBP: 0.381, SLG: 0.514 (1, 8)										3	3	2	3	1	1	0						
<b>Dave Engle, R</b> OBP: 0.182, SLG: 0.200 (1, 10)										3	0	1	1	1	1	1						
<b>Darrell Evans, L</b> OBP: 0.452, SLG: 0.629 (1, 3)										3	0	1	0	1	0	1						
<b>Tom Brookens, R</b> OBP: 0.300, SLG: 0.500 (1, 4)										4	0	0	0	0	1	5						
<b>Inning Stats</b>	R: 0 E: 0 K: 0 S: 3	H: 0 LOB: 0 BB: 0 P: 3	R: 2 E: 0 K: 0 S: 4	H: 1 LOB: 0 BB: 1 P: 8	R: 0 E: 0 K: 1 S: 6	H: 1 LOB: 1 BB: 0 P: 6	R: 1 E: 0 K: 0 S: 3	H: 1 LOB: 2 BB: 3 P: 15	R: 1 E: 0 K: 2 S: 8	H: 2 LOB: 1 BB: 0 P: 7	R: 0 E: 0 K: 2 S: 8	H: 1 LOB: 1 BB: 0 P: 8	R: 1 E: 0 K: 0 S: 5	H: 2 LOB: 1 BB: 0 P: 5	R: 1 E: 0 K: 0 S: 4	H: 1 LOB: 1 BB: 1 P: 8	R: 0 E: 0 K: 0 S: 3	H: 0 LOB: 1 BB: 1 P: 7	1B: 4 2B: 2 3B: 0 HR: 3	SF: 0 SAC: 0 DP: 2 HBP: 0	WP: 1 PB: 0 SB: 0 CS: 0	PA: 41
<b>PITCHER</b>	IP	WLS	BF	H	R	ER	SO	BB	IBB	HBP	BLK	WP	HR	S	P	ERA	WHIP					
<b>Neal Heaton, L</b> ERA: 5.23 (1, 1)	4.1		21	5	4	4	1	4	0	0	0	0	1	19	35	8.31	2.077					
<b>Scott Bailes, L</b> ERA: 4.35 (5, 1)	3.1	W	15	4	2	2	3	1	0	0	0	1	2	20	24	5.40	1.500					
<b>Ernie Camacho, R</b> ERA: 5.14 (8, 1)	1.1	S	5	0	0	0	0	1	0	0	0	0	0	4	8	0.00	0.750					

Cleveland Indians @ Detroit Tigers  
Tiger Stadium, Detroit, MI  
Sat Apr 19 1986, 3:33 AM EST  
Att: 19,216 - Unknown

AB 35  
R 6  
H 9  
RBI 6  
BB 6  
SO 4  
LOB 19





Batter	1	2	3	4	5	6	7	8	9	AB	R	H	RBI	BB	SO	LOB	TOP	
Alan Wiggins, S OBP: 0.237, SLG: 0.222 (1, 4)	G3		1-3					F7		4	0	0	0	0	1	2	Baltimore Orioles @ Cleveland Indians Cleveland Municipal Stadium, Cleveland, OH Mon Apr 21 1986, 6:05 PM EST Att: 3,012 - Unknown	
Lee Lacy, R OBP: 0.341, SLG: 0.372 (1, 9)	5-3			1-3				5-3		3	0	0	0	1	0	0		
Cal Ripken Jr., R OBP: 0.339, SLG: 0.347 (1, 6)				F2				6-3		3	0	0	0	1	1	3		
Eddie Murray, S OBP: 0.309, SLG: 0.451 (1, 3)	K			1B				K		3	0	1	0	1	2	1		
Fred Lynn, L OBP: 0.373, SLG: 0.419 (1, 8)				1B				4-3		4	0	1	0	0	0	1		
Mike Young, S OBP: 0.447, SLG: 0.395 (1, 10)	4-3			K				F8		4	0	0	0	0	2	3		
John Shelby, S OBP: 0.250, SLG: 0.270 (1, 7)								K2-3		4	0	0	0	0	3	1		
Floyd Rayford, R OBP: 0.333, SLG: 0.333 (1, 5)				K				1-3		3	0	1	0	0	1	0		
Rick Dempsey, R OBP: 0.341, SLG: 0.500 (1, 2)				L5				F4		2	0	0	0	1	0	0		
<b>Inning Stats</b>	R: 0 E: 0 K: 1 S: 5	H: 0 LOB: 1 BB: 1 P: 9	R: 0 E: 0 K: 1 S: 5	H: 0 LOB: 0 BB: 0 P: 5	R: 0 E: 0 K: 1 S: 5	H: 0 LOB: 0 BB: 0 P: 5	R: 0 E: 0 K: 1 S: 6	H: 1 LOB: 2 BB: 1 P: 10	R: 0 E: 0 K: 2 S: 7	H: 0 LOB: 0 BB: 0 P: 7	R: 0 E: 0 K: 0 S: 3	H: 0 LOB: 0 BB: 0 P: 3	R: 0 E: 0 K: 1 S: 6	H: 1 LOB: 1 BB: 0 P: 6	1B: 3 2B: 0 3B: 0 HR: 0	SF: 0 SAC: 0 DP: 0 HBP: 0	WP: 0 PB: 0 SB: 0 CS: 0	PA: 34
<b>PITCHER</b> Tom Candiotti, R ERA: 2.08 (1, 1)	IP: 9.0 WLS: W BF: 34 H: 3 R: 0 ER: 0 SO: 10 BB: 4 IBB: 0 HBP: 0 BLK: 0 WP: 0 HR: 0 S: 50 P: 66 ERA: 0.00 WHIP: 0.778																	

AB	30
R	0
H	3
RBI	0
BB	4
SO	10
LOB	11



Batter	1	2	3	4	5	6	7	8	9	AB	R	H	RBI	BB	SO	LOB	BOTTOM				
Brett Butler, L OBP: 0.298, SLG: 0.268 (1, 8)	1B			G6-4-3				L9		4	0	1	1	1	0	4	Baltimore Orioles @ Cleveland Indians Cleveland Municipal Stadium, Cleveland, OH Mon Apr 21 1986, 6:05 PM EST Att: 3,012 - Unknown				
Julio Franco, R OBP: 0.271, SLG: 0.364 (1, 6)										4	0	1	0	0	1	2					
Joe Carter, R OBP: 0.279, SLG: 0.415 (7, 9)										4	0	0	0	0	0	2					
Andre Thornton, R OBP: 0.255, SLG: 0.325 (1, 10)										4	0	0	0	0	1	3					
Brook Jacoby, R OBP: 0.467, SLG: 0.600 (1, 5)										4	2	1	0	0	1	1					
Pat Tabler, R OBP: 0.432, SLG: 0.610 (1, 3)										4	1	3	0	0	0	1					
Carmen Castillo, R OBP: 0.250, SLG: 0.333 (1, 9)										3	2	1	1	0	0	2					
Otis Nixon, S OBP: 0.500, SLG: 0.500 (7, 7)										1	0	0	0	0	0	1					
Tony Bernazard, S OBP: 0.375, SLG: 0.429 (1, 4)										2	1	1	2	1	0	1					
Andy Allanson, R OBP: 0.471, SLG: 0.515 (1, 2)										4	1	4	3	0	0	0					
<b>Inning Stats</b>	R: 0 E: 0 K: 0 S: 3	H: 1 LOB: 1 BB: 1 P: 7	R: 3 E: 0 K: 0 S: 7	H: 4 LOB: 1 BB: 0 P: 7	R: 0 E: 1 K: 1 S: 6	H: 0 LOB: 1 BB: 0 P: 6	R: 0 E: 0 K: 0 S: 3	H: 1 LOB: 1 BB: 1 P: 7	R: 0 E: 0 K: 1 S: 5	H: 0 LOB: 0 BB: 0 P: 5	R: 3 E: 2 K: 1 S: 9	H: 4 LOB: 1 BB: 0 P: 9	R: 0 E: 0 K: 0 S: 3	H: 0 LOB: 0 BB: 0 P: 3	R: 1 E: 0 K: 0 S: 5	H: 2 LOB: 1 BB: 0 P: 5		1B: 10 2B: 1 3B: 1 HR: 0	SF: 0 SAC: 1 DP: 2 HBP: 0	WP: 1 PB: 0 SB: 2 CS: 0	PA: 37
<b>PITCHER</b> Mike Flanagan, L ERA: 4.64 Dennis Martinez, R ERA: 10.13 (1, 1) (6, 1)	IP: 5.1 WLS: L BF: 26 H: 9 R: 6 ER: 5 SO: 2 BB: 2 IBB: 0 HBP: 0 BLK: 0 WP: 1 HR: 0 S: 28 P: 36 ERA: 8.44 WHIP: 2.062																				





Batter	1	2	3	4	5	6	7	8	9	AB	R	H	RBI	BB	SO	LOB	TOP					
Juan Bonilla, R OBP: 0.464, SLG: 0.500 (1, 4)										5	0	2	0	0	0	0	<b>Baltimore Orioles @ Cleveland Indians</b> Cleveland Municipal Stadium, Cleveland, OH Tue Apr 22 1986, 6:05 PM EST Att: 3,004 - Unknown					
Lee Lacy, R OBP: 0.306, SLG: 0.340 (1, 9)										4	0	0	1	0	0	1						
Cal Ripken Jr., R OBP: 0.361, SLG: 0.415 (1, 6)										4	1	2	1	1	1	1						
Eddie Murray, S OBP: 0.322, SLG: 0.434 (1, 3)										2	0	0	0	2	0	2						
Fred Lynn, L OBP: 0.364, SLG: 0.404 (1, 8)										4	2	1	0	0	0	1						
Jim Dwyer, L OBP: 0.281, SLG: 0.400 (1, 7)										4	0	0	0	0	1	3						
Larry Sheets, L OBP: 0.167, SLG: 0.417 (1, 10)										4	1	1	2	0	0	1						
Floyd Rayford, R OBP: 0.143, SLG: 0.143 (1, 5)										4	0	0	0	0	2	3						
Rick Dempsey, R OBP: 0.333, SLG: 0.475 (1, 2)										4	1	1	0	0	0	3						
<b>Inning Stats</b>	R: 0 E: 0 K: 0 S: 3	H: 0 LOB: 0 BB: 0 P: 3	R: 1 E: 1 K: 0 S: 5	H: 1 LOB: 2 BB: 1 P: 9	R: 1 E: 0 K: 0 S: 4	H: 2 LOB: 1 BB: 1 P: 8	R: 0 E: 1 K: 1 S: 6	H: 0 LOB: 1 BB: 0 P: 6	R: 0 E: 0 K: 0 S: 4	H: 1 LOB: 1 BB: 0 P: 4	R: 2 E: 1 K: 1 S: 7	H: 1 LOB: 0 BB: 0 P: 7	R: 0 E: 0 K: 0 S: 3	H: 0 LOB: 1 BB: 1 P: 7	R: 0 E: 0 K: 0 S: 3	H: 0 LOB: 0 BB: 0 P: 3	R: 1 E: 0 K: 2 S: 9	H: 2 LOB: 1 BB: 0 P: 9	1B: 5 2B: 0 3B: 0 HR: 2	SF: 1 SAC: 0 DP: 1 HBP: 0	WP: 0 PB: 0 SB: 0 CS: 0	PA: 39
<b>PITCHER</b>	IP WLS BF H R ER SO BB IBB HBP BLK WP HR S P ERA WHIP																					
Phil Niekro, R ERA: 1.66 (1, 1)	8.2 L 38 7 5 3 3 3 0 0 0 0 0 2 41 53 3.12 1.154																					
Jim Kern, R ERA: 3.68 (9, 1)	0.1 1 0 0 0 1 0 0 0 0 0 0 0 3 3 0.00 0.000																					

Batter	1	2	3	4	5	6	7	8	9	AB	R	H	RBI	BB	SO	LOB	BOTTOM			
Brett Butler, L OBP: 0.294, SLG: 0.250 (1, 8)										3	0	0	0	1	1	0	<b>Baltimore Orioles @ Cleveland Indians</b> Cleveland Municipal Stadium, Cleveland, OH Tue Apr 22 1986, 6:05 PM EST Att: 3,004 - Unknown			
Julio Franco, R OBP: 0.288, SLG: 0.375 (1, 6)										4	0	2	1	0	1	0				
Joe Carter, R OBP: 0.277, SLG: 0.400 (1, 9)										4	0	1	0	0	0	3				
Andre Thornton, R OBP: 0.235, SLG: 0.295 (1, 10)										4	0	0	0	0	1	1				
Brook Jacoby, R OBP: 0.449, SLG: 0.568 (1, 5)										4	0	1	0	0	2	0				
Pat Tabler, R OBP: 0.438, SLG: 0.614 (1, 3)										3	0	1	0	1	0	0				
Mel Hall, L OBP: 0.200, SLG: 0.364 (1, 7)										4	2	2	1	0	1	3				
Tony Bernazard, S OBP: 0.341, SLG: 0.385 (1, 4)										4	0	0	0	0	1	3				
Chris Bando, S OBP: 0.400, SLG: 0.400 (1, 2)										3	0	0	0	0	1	1				
<b>Inning Stats</b>	R: 0 E: 0 K: 0 S: 3	H: 0 LOB: 0 BB: 0 P: 3	R: 0 E: 0 K: 2 S: 7	H: 0 LOB: 0 BB: 0 P: 7	R: 1 E: 0 K: 0 S: 5	H: 2 LOB: 1 BB: 1 P: 9	R: 0 E: 0 K: 0 S: 4	H: 1 LOB: 1 BB: 0 P: 4	R: 0 E: 0 K: 1 S: 5	H: 0 LOB: 0 BB: 0 P: 5	R: 1 E: 0 K: 2 S: 8	H: 1 LOB: 0 BB: 0 P: 8	R: 0 E: 0 K: 1 S: 6	H: 1 LOB: 1 BB: 0 P: 6	R: 0 E: 0 K: 1 S: 6	H: 1 LOB: 2 BB: 1 P: 10	1B: 4 2B: 2 3B: 0 HR: 1	SF: 0 SAC: 0 DP: 1 HBP: 0	WP: 0 PB: 0 SB: 0 CS: 0	PA: 35
<b>PITCHER</b>	IP WLS BF H R ER SO BB IBB HBP BLK WP HR S P ERA WHIP																			
Ken Dixon, R ERA: 0.84 (1, 1)	8.1 W 32 7 2 2 7 1 0 0 0 0 0 0 45 49 2.16 0.960																			
Don Aase, R ERA: 0.96 (9, 1)	0.2 S 3 0 0 0 1 1 0 0 0 0 0 0 4 8 0.00 1.500																			

AB 35  
R 5  
H 7  
RBI 4  
BB 3  
SO 4  
LOB 15



AB 33  
R 2  
H 7  
RBI 2  
BB 2  
SO 8  
LOB 11





Batter	1	2	3	4	5	6	7	8	9	AB	R	H	RBI	BB	SO	LOB	TOP	
Alan Wiggins, S (1,4) OBP: 0.226, SLG: 0.211 Juan Bonilla, R (8,PH) OBP: 0.448, SLG: 0.480	F6		L5			FC6-4		1-3		3	1	0	0	0	0	1		
Lee Lacy, R (1,9) OBP: 0.321, SLG: 0.373	F4			5-3		2B				4	0	2	1	0	0	0		
Cal Ripken Jr., R (1,6) OBP: 0.338, SLG: 0.386	F4			6-3		6-3				4	0	0	0	0	0	2		
Eddie Murray, S (1,3) OBP: 0.333, SLG: 0.429		G3-6-3 BB		K			6-3			3	0	1	0	1	1	0		
Fred Lynn, L (1,8) OBP: 0.356, SLG: 0.380		G3-6-3			F9					3	0	0	0	1	1	2		
Larry Sheets, L (1,10) OBP: 0.214, SLG: 0.429 Juan Beniquez, R (7,PH) OBP: 0.400, SLG: 0.316					F7			G6-4-3		2	0	1	0	0	0	0		
John Shelby, S (1,7) OBP: 0.256, SLG: 0.275					1-3					3	0	1	0	0	0	1		
Floyd Rayford, R (1,5) OBP: 0.300, SLG: 0.222										2	0	1	0	1	1	1		
Rick Dempsey, R (1,2) OBP: 0.313, SLG: 0.442										3	0	0	0	0	0	3		
<b>Inning Stats</b>	R: 0 E: 0 K: 0 S: 3	H: 0 LOB: 0 BB: 0 P: 3	R: 0 E: 0 K: 0 S: 3	H: 1 LOB: 1 BB: 1 P: 7	R: 0 E: 0 K: 0 S: 3	H: 1 LOB: 0 BB: 0 P: 3	R: 0 E: 0 K: 1 S: 5	H: 0 LOB: 0 BB: 0 P: 5	R: 0 E: 0 K: 0 S: 2	H: 0 LOB: 0 BB: 1 P: 6	R: 0 E: 0 K: 1 S: 6	H: 1 LOB: 1 BB: 0 P: 6	R: 0 E: 0 K: 1 S: 6	H: 2 LOB: 1 BB: 0 P: 6	1B: 5 2B: 1 3B: 0 HR: 0	SF: 0 SAC: 0 DP: 4 HBP: 0	WP: 0 PB: 0 SB: 0 CS: 0	PA: 32
<b>PITCHER</b>	IP WLS BF H R ER SO BB IBB HBP BLK WP HR S P ERA WHIP																	
Ken Schrom, R (1,1) ERA: 2.96	6.0 W 21 3 1 1 1 2 0 0 0 0 0 0 21 29 1.50 0.833																	
Scott Bailes, L (7,1) ERA: 3.35	3.0 S 11 3 0 0 2 1 0 0 0 0 0 0 14 18 0.00 1.333																	

Baltimore Orioles @ Cleveland Indians  
Cleveland Municipal Stadium, Cleveland, OH  
Wed Apr 23 1986, 6:05 PM EST  
Att: 3,788 - Unknown

AB 29  
R 1  
H 6  
RBI 1  
BB 3  
SO 3  
LOB 12



Batter	1	2	3	4	5	6	7	8	9	AB	R	H	RBI	BB	SO	LOB	BOTTOM			
Otis Nixon, S (1,8) OBP: 0.250, SLG: 0.250	L9		F6	6-3			F7			4	0	0	0	0	0	1				
Julio Franco, R (1,6) OBP: 0.304, SLG: 0.431	4-3									3	1	1	1	1	0	0				
Joe Carter, R (1,7) OBP: 0.275, SLG: 0.375	E7									3	0	0	0	1	0	1				
Andre Thornton, R (1,10) OBP: 0.218, SLG: 0.271	L9									4	0	0	0	0	1	2				
Brook Jacoby, R (1,5) OBP: 0.453, SLG: 0.625										4	1	2	1	0	1	0				
Pat Tabler, R (1,3) OBP: 0.404, SLG: 0.563										4	1	0	0	0	0	1				
Carmen Castillo, R (1,9) OBP: 0.287, SLG: 0.533 Brett Butler, L (7,8) OBP: 0.294, SLG: 0.250										3	1	1	2	0	1	1				
Tony Bernazard, S (1,4) OBP: 0.340, SLG: 0.429										0	0	0	0	0	0	0				
Tony Bernazard, S (1,4) OBP: 0.340, SLG: 0.429										3	1	1	0	0	1	1				
Andy Allanson, R (1,2) OBP: 0.459, SLG: 0.514										2	0	1	1	0	0	0				
<b>Inning Stats</b>	R: 0 E: 1 K: 0 S: 4	H: 0 LOB: 1 BB: 0 P: 4	R: 1 E: 1 K: 2 S: 8	H: 1 LOB: 1 BB: 0 P: 8	R: 1 E: 0 K: 1 S: 6	H: 1 LOB: 1 BB: 1 P: 10	R: 2 E: 0 K: 0 S: 6	H: 3 LOB: 1 BB: 0 P: 6	R: 0 E: 0 K: 0 S: 3	H: 0 LOB: 0 BB: 0 P: 3	R: 0 E: 0 K: 1 S: 5	H: 0 LOB: 0 BB: 0 P: 5	R: 1 E: 0 K: 0 S: 4	H: 1 LOB: 1 BB: 1 P: 8	R: 0 E: 0 K: 0 S: 3	H: 0 LOB: 0 BB: 0 P: 3	1B: 2 2B: 1 3B: 1 HR: 3	SF: 1 SAC: 0 DP: 1 HBP: 0	WP: 1 PB: 0 SB: 0 CS: 0	PA: 33
<b>PITCHER</b>	IP WLS BF H R ER SO BB IBB HBP BLK WP HR S P ERA WHIP																			
Scott McGregor, L (1,1) ERA: 6.19	3.2 L 18 5 4 4 3 1 0 0 0 0 1 0 3 23 9.82 1.636																			
Dennis Martinez, R (4,1) ERA: 6.0	3.1 12 1 1 1 1 1 0 0 0 0 1 0 13 17 2.70 0.600																			
Brad Havens, L (8,1) ERA: 10.5	1.0 3 0 0 0 0 0 0 0 0 0 0 0 3 3 0.00 0.000																			

Baltimore Orioles @ Cleveland Indians  
Cleveland Municipal Stadium, Cleveland, OH  
Wed Apr 23 1986, 6:05 PM EST  
Att: 3,788 - Unknown

AB 30  
R 5  
H 6  
RBI 5  
BB 2  
SO 4  
LOB 7





Batter	1	2	3	4	5	6	7	8	9	AB	R	H	RBI	BB	SO	LOB	TOP					
<b>Brett Butler</b> , L (1.8) OBP: 0.309, SLG: 0.271	0-0 4-3 S 1B		0-0 5-3		0-0 1B			0-0 F7		4	1	2	0	0	0	0	<b>Cleveland Indians @ New York Yankees</b> Yankee Stadium, Bronx, NY Thu Apr 24 1986, 6:05 PM EST Att: 17,299 - Unknown					
<b>Julio Franco</b> , R (1.6) OBP: 0.300, SLG: 0.418	0-3 K		0-0 5-3		0-0 1B			0-0 F9		4	0	1	0	0	1							
<b>Joe Carter</b> , R (1.7) OBP: 0.273, SLG: 0.365	0-0 4-3		0-3 K		0-3 K			0-0 FC5-4 1B		4	0	1	0	0	2	3						
<b>Andre Thornton</b> , R (1.10) OBP: 0.237, SLG: 0.288	0-0 1B 1B			0-0 6-3				0-0 FC5-4 1B		4	0	2	1	0	0	1						
<b>Brook Jacoby</b> , R (1.5) OBP: 0.439, SLG: 0.596	0-0 1B 1B			0-0 F8				0-0 F7		4	0	1	0	0	0	1						
<b>Pat Tabler</b> , R (1.3) OBP: 0.411, SLG: 0.558	0-0 1B			0-0 FC6-4 1B				0-0 G6-4-3 1-2		4	0	2	0	0	0	1						
<b>Carmen Castillo</b> , R (1.9) OBP: 0.263, SLG: 0.474		0-3 K		0-0 FC6-4 1-2				0-0 5-3		4	0	1	0	0	1	1						
<b>Tony Bernazard</b> , S (1.4) OBP: 0.314, SLG: 0.391		0-0 F9			0-0 L3			0-0 F8		4	0	0	0	0	0	1						
<b>Andy Allanson</b> , R (1.2) OBP: 0.425, SLG: 0.474		0-0 6-3			0-0 6-3			0-0 F8		3	0	0	0	0	0	0						
<b>Inning Stats</b>	R: 1 E: 0 K: 1 S: 8	H: 4 LOB: 3 BB: 0 P: 8	R: 0 E: 0 K: 1 S: 5	H: 0 LOB: 0 BB: 0 P: 5	R: 0 E: 0 K: 1 S: 5	H: 0 LOB: 1 BB: 0 P: 4	R: 0 E: 0 K: 0 S: 4	H: 1 LOB: 1 BB: 0 P: 4	R: 0 E: 0 K: 1 S: 7	H: 2 LOB: 2 BB: 0 P: 7	R: 0 E: 0 K: 0 S: 3	H: 0 LOB: 0 BB: 0 P: 3	R: 0 E: 0 K: 0 S: 3	H: 0 LOB: 1 BB: 0 P: 3	R: 0 E: 0 K: 0 S: 4	H: 1 LOB: 1 BB: 0 P: 4	R: 0 E: 0 K: 0 S: 4	H: 1 LOB: 1 BB: 0 P: 4	1B: 10 2B: 0 3B: 0 HR: 0	SF: 0 SAC: 0 DP: 1 HBP: 0	WP: 0 PB: 0 SB: 1 CS: 0	PA: 35
<b>PITCHER</b> <b>Ron Guidry</b> , L (1.1) ERA: 1.29	IP: 9.0 WLS: W BF: 35 H: 10 R: 1 ER: 1 SO: 4 BB: 0 IBB: 0 HBP: 0 BLK: 0 WP: 0 HR: 0 S: 43 P: 43 ERA: 1.00 WHIP: 1.11																					

Batter	1	2	3	4	5	6	7	8	9	AB	R	H	RBI	BB	SO	LOB	BOTTOM			
<b>Rickey Henderson</b> , R (1.10) OBP: 0.394, SLG: 0.390	0-0 F8 S 1B		0-0 F9		0-3 K			0-0 S 1B		4	1	2	0	0	1	2	<b>Cleveland Indians @ New York Yankees</b> Yankee Stadium, Bronx, NY Thu Apr 24 1986, 6:05 PM EST Att: 17,299 - Unknown			
<b>Willie Randolph</b> , R (1.4) OBP: 0.386, SLG: 0.377	0-0 F8			0-0 FC3-6 1B				0-0 F8		4	0	1	0	0	0	3				
<b>Don Mattingly</b> , L (1.3) OBP: 0.368, SLG: 0.355	0-0 BB 1B			0-0 FC3-6 F6 1-2				0-0 E3		4	0	1	1	0	0	1				
<b>Dave Winfield</b> , R (1.9) OBP: 0.343, SLG: 0.404	0-0 1B BB			0-0 F6				0-0 F5		3	0	0	0	1	1	2				
<b>Gary Roenicke</b> , R (1.7) OBP: 0.400, SLG: 0.143	0-3 K			0-0 F4				0-0 S 1B		3	0	1	0	1	1	3				
<b>Henry Cotto</b> , R (1.8) OBP: 0.211, SLG: 0.211	0-0 F7			0-0 E6 G3-6				0-0 K		4	0	0	0	0	1	4				
<b>Dale Berra</b> , R (1.5) OBP: 0.333, SLG: 0.200		0-3 K		0-0 G3-6 1-2				0-0 F7		0	0	0	0	0	0	0				
<b>Mike Pagliarulo</b> , L (2.5) OBP: 0.275, SLG: 0.372					0-0 G5-4-3 BB			0-0 S 1B		3	0	0	0	0	1	1				
<b>Ron Hassey</b> , L (1.2) OBP: 0.345, SLG: 0.292		0-0 E3		0-0 F5				0-0 4-3		3	0	0	0	0	0	0				
<b>Bobby Meacham</b> , S (1.6) OBP: 0.321, SLG: 0.255		0-3 K			4-0 S E BB			0-0 5-3		2	1	0	0	1	1	1				
<b>Inning Stats</b>	R: 1 E: 0 K: 1 S: 7	H: 2 LOB: 2 BB: 1 P: 11	R: 0 E: 1 K: 2 S: 8	H: 0 LOB: 1 BB: 0 P: 8	R: 0 E: 0 K: 0 S: 4	H: 1 LOB: 1 BB: 0 P: 4	R: 0 E: 1 K: 0 S: 3	H: 0 LOB: 0 BB: 0 P: 3	R: 1 E: 1 K: 1 S: 6	H: 0 LOB: 1 BB: 1 P: 10	R: 0 E: 0 K: 0 S: 2	H: 0 LOB: 0 BB: 1 P: 6	R: 0 E: 0 K: 0 S: 4	H: 1 LOB: 1 BB: 0 P: 4	R: 0 E: 0 K: 2 S: 8	H: 1 LOB: 1 BB: 0 P: 8	1B: 5 2B: 0 3B: 0 HR: 0	SF: 0 SAC: 0 DP: 2 HBP: 0	WP: 0 PB: 0 SB: 4 CS: 0	PA: 33
<b>PITCHER</b> <b>Neal Heaton</b> , L (1.1) ERA: 3.63	IP: 7.0 WLS: L BF: 29 H: 4 R: 2 ER: 1 SO: 4 BB: 3 IBB: 0 HBP: 0 BLK: 0 WP: 0 HR: 0 S: 34 P: 46 ERA: 1.29 WHIP: 1.000																			
<b>Ernie Camacho</b> , R (8.1) ERA: 4.5	IP: 1.0 WLS: L BF: 4 H: 1 R: 0 ER: 0 SO: 2 BB: 0 IBB: 0 HBP: 0 BLK: 0 WP: 0 HR: 0 S: 8 P: 8 ERA: 0.00 WHIP: 1.000																			



Batter	1	2	3	4	5	6	7	8	9	AB	R	H	RBI	BB	SO	LOB	TOP										
Brett Butler, L (1, 8) OBP: 0.317, SLG: 0.255	E5 G4-6-3		F5			G4-6-3				3	1	0	0	2	0	2	<b>Cleveland Indians @ New York Yankees</b> Yankee Stadium, Bronx, NY Fri Apr 25 1986, 6:05 PM EST Att: 20,030 - Unknown										
Julio Franco, R (1, 6) OBP: 0.292, SLG: 0.390	G4-6-3		WP BB			K		F9	4-3	4	0	0	0	1	1	6											
Mel Hall, L (1, 7) OBP: 0.205, SLG: 0.333	4-3					E1		F7		3	0	0	0	1	0	0											
Eddie Williams, R (8, FH)						BB BB				1	0	0	0	0	0	0											
Andre Thornton, R (1, 10) OBP: 0.281, SLG: 0.339		1B PB	K			BB				4	1	3	0	1	1	2											
Brook Jacoby, R (1, 5) OBP: 0.419, SLG: 0.554		K				BB				4	0	0	0	1	2	3											
Pat Tabler, R (1, 3) OBP: 0.417, SLG: 0.554						BB				4	0	2	0	0	0	3											
Otis Nixon, S (8, PR) OBP: 0.222, SLG: 0.222	PB					F7				1	0	0	0	0	0	1											
Joe Carter, R (1, 9) OBP: 0.271, SLG: 0.345	2-3	1B								3	0	0	0	1	2	3											
Tony Bernazard, S (1, 4) OBP: 0.345, SLG: 0.408	L4					WP PB				3	1	2	0	1	0	1											
Andy Allanson, R (1, 2) OBP: 0.395, SLG: 0.439						E				3	0	0	0	0	0	3											
Dan Rohn, L (8, PH)			5-3			FC1-5				0	0	0	0	0	0	0											
Carmen Castillo, R (8, PH) OBP: 0.250, SLG: 0.450						1B				1	0	0	0	0	1	2											
Chris Bando, S (8, 2) OBP: 0.400, SLG: 0.400						FC1-5				0	0	0	0	0	0	0											
<b>Inning Stats</b>	R: 0 E: 1 K: 0 S: 3	H: 0 LOB: 0 BB: 0 P: 3	R: 1 E: 0 K: 2 S: 9	H: 2 LOB: 1 BB: 0 P: 9	R: 0 E: 0 K: 1 S: 5	H: 0 LOB: 2 BB: 2 P: 13	R: 0 E: 0 K: 1 S: 5	H: 0 LOB: 0 BB: 0 P: 5	R: 2 E: 1 K: 1 S: 7	H: 1 LOB: 3 BB: 3 P: 19	R: 0 E: 0 K: 0 S: 3	H: 1 LOB: 1 BB: 1 P: 7	R: 0 E: 0 K: 0 S: 4	H: 1 LOB: 1 BB: 0 P: 4	R: 0 E: 0 K: 2 S: 8	H: 1 LOB: 2 BB: 2 P: 16	R: 0 E: 0 K: 0 S: 4	H: 1 LOB: 1 BB: 0 P: 4	1B: 6 2B: 1 3B: 0 HR: 0	SF: 0 SAC: 0 DP: 2 HBP: 0	WP: 2 PB: 2 SB: 2 CS: 0	PA: 42					
<b>PITCHER</b>	IP	WLS	BF	H	R	ER	SO	BB	IBB	HBP	BLK	WP	HR	S	P	ERA	WHIP										
Joe Niekro, R (1, 1) ERA: 3.2	6.0	W	28	4	3	0	5	6	0	0	0	2	0	32	56	0.00	1.667										
Brian Fisher, R (7, 1) ERA: 2.77	1.1		7	2	0	0	1	1	0	0	0	0	0	8	12	0.00	2.250										
Dave Righetti, L (8, 1) ERA: 2.13	1.2	S	7	1	0	0	1	1	0	0	0	0	0	8	12	0.00	1.200										


Batter	1	2	3	4	5	6	7	8	9	AB	R	H	RBI	BB	SO	LOB	BOTTOM										
Rickey Henderson, R (1, 8) OBP: 0.382, SLG: 0.391	K		F8	F6		4-3		1B		5	1	1	1	0	1	3	<b>Cleveland Indians @ New York Yankees</b> Yankee Stadium, Bronx, NY Fri Apr 25 1986, 6:05 PM EST Att: 20,030 - Unknown										
Ken Griffey, L (1, 7) OBP: 0.382, SLG: 0.408	F4		G3			6-3		FC3-6		5	0	1	2	0	0	1											
Don Mattingly, L (1, 3) OBP: 0.342, SLG: 0.328	4-3		F7			F8		FC3-6		5	1	0	0	0	0	2											
Ron Hassey, L (1, 2) OBP: 0.412, SLG: 0.370	BB					F8		1B		3	1	2	0	2	0	0											
Dave Winfield, R (1, 9) OBP: 0.375, SLG: 0.407	BB					G6-4-3		1B		2	2	1	0	3	0	1											
Mike Easler, L (1, 10) OBP: 0.285, SLG: 0.319	4-3					K		2B		5	1	1	3	0	1	6											
Mike Pagliarulo, L (1, 5) OBP: 0.309, SLG: 0.378						BB		F8		2	2	1	0	2	0	0											
Willie Randolph, R (1, 4) OBP: 0.408, SLG: 0.371						1B		1B		1	1	0	0	3	0	1											
Bobby Meacham, S (1, 6) OBP: 0.351, SLG: 0.280						BB		1B		3	1	2	3	1	0	1											
<b>Inning Stats</b>	R: 0 E: 0 K: 1 S: 6	H: 0 LOB: 3 BB: 2 P: 14	R: 0 E: 0 K: 0 S: 2	H: 0 LOB: 0 BB: 1 P: 6	R: 0 E: 0 K: 0 S: 3	H: 0 LOB: 0 BB: 0 P: 3	R: 2 E: 0 K: 1 S: 7	H: 2 LOB: 2 BB: 2 P: 15	R: 0 E: 0 K: 0 S: 3	H: 0 LOB: 0 BB: 0 P: 3	R: 2 E: 1 K: 0 S: 3	H: 1 LOB: 1 BB: 3 P: 15	R: 0 E: 0 K: 0 S: 4	H: 1 LOB: 2 BB: 1 P: 8	R: 6 E: 0 K: 0 S: 7	H: 5 LOB: 1 BB: 2 P: 15		1B: 6 2B: 3 3B: 0 HR: 0	SF: 0 SAC: 0 DP: 2 HBP: 0	WP: 1 PB: 2 SB: 1 CS: 0	PA: 42						
<b>PITCHER</b>	IP	WLS	BF	H	R	ER	SO	BB	IBB	HBP	BLK	WP	HR	S	P	ERA	WHIP										
Tom Candiotti, R (1, 1) ERA: 2.33	5.1	L	26	2	2	2	2	8	0	0	0	1	0	22	54	3.38	1.875										
Jim Kern, R (6, 1) ERA: 4.82	2.0		10	2	2	2	0	3	0	0	0	0	0	7	19	9.00	2.500										
Scott Bailes, L (8, 1) ERA: 5.27	0.1		4	3	1	1	0	0	0	0	0	0	0	4	4	27.00	9.000										
Rich Yett, R (8, 1) ERA: 27.0	0.1		2	2	3	3	0	0	0	0	0	0	0	2	2	81.00	6.000										




Batter	1	2	3	4	5	6	7	8	9	AB	R	H	RBI	BB	SO	LOB	TOP											
<b>Brett Butler, L</b> OBP: 0.344, SLG: 0.283 (1, 8)										2	1	1	0	2	0	0	<b>Cleveland Indians @ New York Yankees</b> Yankee Stadium, Bronx, NY Sat Apr 26 1986, 3:33 AM EST Att: 20,195 - Unknown											
<b>Julio Franco, R</b> OBP: 0.286, SLG: 0.375 (1, 6)										5	0	1	1	0	0	3												
<b>Joe Carter, R</b> OBP: 0.281, SLG: 0.339 (1, 7) (8, 9)										4	1	1	0	1	1	1												
<b>Andre Thornton, R</b> OBP: 0.304, SLG: 0.339 (1, 10)										3	1	1	0	1	0	0												
<b>Brook Jacoby, R</b> OBP: 0.403, SLG: 0.517 (1, 5)										4	0	0	0	1	2	4												
<b>Pat Tabler, R</b> OBP: 0.438, SLG: 0.593 (1, 3)										3	0	2	2	1	0	0												
<b>Carmen Castillo, R</b> OBP: 0.250, SLG: 0.417 <b>Otis Nixon, S</b> OBP: 0.222, SLG: 0.222 (1, 9) (8, 7)										4	0	1	0	0	0	3												
<b>Tony Bernazard, S</b> OBP: 0.339, SLG: 0.396 (1, 4)										4	0	1	0	0	1	5												
<b>Andy Allanson, R</b> OBP: 0.383, SLG: 0.422 (1, 2)										4	0	1	0	0	0	1												
<b>Inning Stats</b>	R: 3 E: 1 K: 0 S: 6	H: 4 LOB: 2 BB: 1 P: 11	R: 0 E: 0 K: 0 S: 3	H: 0 LOB: 0 BB: 0 P: 3	R: 0 E: 0 K: 0 S: 3	H: 0 LOB: 0 BB: 0 P: 3	R: 0 E: 0 K: 0 S: 4	H: 1 LOB: 1 BB: 0 P: 4	R: 0 E: 0 K: 0 S: 2	H: 0 LOB: 0 BB: 1 P: 6	R: 0 E: 0 K: 0 S: 4	H: 1 LOB: 1 BB: 0 P: 4	R: 0 E: 0 K: 1 S: 5	H: 0 LOB: 1 BB: 1 P: 9	R: 0 E: 0 K: 2 S: 9	H: 2 LOB: 3 BB: 1 P: 13		R: 0 E: 0 K: 1 S: 6	H: 1 LOB: 3 BB: 2 P: 14	1B: 6 2B: 4 3B: 0 HR: 0	SF: 0 SAC: 1 DP: 1 HBP: 1	WP: 0 PB: 0 SB: 2 CS: 1	PA: 41					
<b>PITCHER</b>	IP	WLS	BF	H	R	ER	SO	BB	IBB	HBP	BLK	WP	HR	S	P	ERA	WHIP											
<b>Bob Shirley, L</b> ERA: 10.13 (1, 1)	0.1	L	6	4	3	3	0	1	0	1	0	0	0	0	4	9	81.00	15.000										
<b>John Montefusco, R</b> ERA: 9.53 (1, 1)	5.2		19	2	0	0	0	1	0	0	0	0	0	18	22	0.00	0.529											
<b>Rod Scurrey, L</b> ERA: 4.0 (7, 1)	2.1		12	3	0	0	3	2	0	0	0	0	0	16	24	0.00	2.143											
<b>Brian Fisher, R</b> ERA: 2.63 (9, 1)	0.2		4	0	0	0	1	2	0	0	0	0	0	4	12	0.00	3.000											

Batter	1	2	3	4	5	6	7	8	9	AB	R	H	RBI	BB	SO	LOB	BOTTOM										
<b>Rickey Henderson, R</b> OBP: 0.375, SLG: 0.373 (1, 8)										3	0	0	0	1	2	1	<b>Cleveland Indians @ New York Yankees</b> Yankee Stadium, Bronx, NY Sat Apr 26 1986, 3:33 AM EST Att: 20,195 - Unknown										
<b>Ken Griffey, L</b> OBP: 0.390, SLG: 0.423 (1, 7)										3	1	1	0	1	0	1											
<b>Don Mattingly, L</b> OBP: 0.338, SLG: 0.324 (1, 3)										4	0	1	1	0	0	2											
<b>Ron Hassey, L</b> OBP: 0.389, SLG: 0.345 <b>Phil Lombardi, R</b> (5, 2)										2	0	0	0	0	1	2											
<b>Dave Winfield, R</b> OBP: 0.395, SLG: 0.419 (1, 9)										3	0	2	0	1	0	0											
<b>Mike Easter, L</b> OBP: 0.283, SLG: 0.320 (1, 10)										3	1	1	0	1	0	2											
<b>Mike Pagliarulo, L</b> OBP: 0.305, SLG: 0.367 (1, 5)										4	0	1	0	0	2	3											
<b>Willie Randolph, R</b> OBP: 0.427, SLG: 0.365 (1, 4)										1	0	0	0	3	0	1											
<b>Bobby Meacham, S</b> OBP: 0.333, SLG: 0.264 <b>Henry Cotto, R</b> OBP: 0.200, SLG: 0.200 (9, PH)										3	0	0	1	0	1	3											
<b>Inning Stats</b>	R: 0 E: 0 K: 0 S: 2	H: 0 LOB: 1 BB: 2 P: 10	R: 0 E: 0 K: 0 S: 4	H: 2 LOB: 1 BB: 1 P: 8	R: 0 E: 0 K: 0 S: 3	H: 0 LOB: 0 BB: 0 P: 3	R: 0 E: 0 K: 1 S: 6	H: 1 LOB: 1 BB: 0 P: 6	R: 0 E: 0 K: 1 S: 5	H: 1 LOB: 1 BB: 0 P: 5	R: 0 E: 0 K: 1 S: 4	H: 0 LOB: 0 BB: 1 P: 8	R: 1 E: 0 K: 2 S: 9	H: 2 LOB: 1 BB: 0 P: 9	R: 0 E: 0 K: 2 S: 7	H: 0 LOB: 2 BB: 2 P: 15		1B: 5 2B: 1 3B: 0 HR: 0	SF: 0 SAC: 0 DP: 2 HBP: 0	WP: 0 PB: 0 SB: 1 CS: 1	PA: 37						
<b>PITCHER</b>	IP	WLS	BF	H	R	ER	SO	BB	IBB	HBP	BLK	WP	HR	S	P	ERA	WHIP										
<b>Don Schulze, R</b> ERA: 2.79 (1, 1)	6.0	W	24	4	1	1	3	5	0	0	0	0	0	25	45	1.50	1.500										
<b>Scott Bailes, L</b> ERA: 5.29 (7, 1)	1.2		6	2	1	1	3	0	0	0	0	0	0	12	12	5.40	1.200										
<b>Ernie Camacho, R</b> ERA: 3.86 (8, 1)	1.1	S	6	0	0	0	2	2	0	0	0	0	0	8	16	0.00	1.500										

AB	33
R	3
H	9
RBI	3
BB	6
SO	4
LOB	17



AB	29
R	2
H	6
RBI	2
BB	7
SO	8
LOB	18





Batter	1	2	3	4	5	6	7	8	9	AB	R	H	RBI	BB	SO	LOB	TOP										
<b>Brett Butler, L</b> OBP: 0.348, SLG: 0.362 (1, 8)	G3		1-3			HR	F9	2B		5	1	2	3	0	0	3	<b>Cleveland Indians @ New York Yankees</b> Yankee Stadium, Bronx, NY Sun Apr 27 1986, 3:33 AM EDT Att: 46,607 - Unknown										
<b>Tony Bernazard, S</b> OBP: 0.313, SLG: 0.362 (1, 4)	F8		4-3			F8	K	F8		5	0	0	0	0	1	3											
<b>Julio Franco, R</b> OBP: 0.267, SLG: 0.348 (1, 6)	3-1			5-3		K	6-3		6-3	5	0	0	0	0	1	2											
<b>Andre Thornton, R</b> OBP: 0.284, SLG: 0.313 (1, 10)		F8		K		6-3		F3	F8	5	0	0	0	0	1	0											
<b>Brook Jacoby, R</b> OBP: 0.417, SLG: 0.538 (1, 5)		2B		F8			BB 1B	F9	FC6-4	5	1	3	0	0	0	0											
<b>Pat Tabler, R</b> OBP: 0.435, SLG: 0.571 (1, 3)		1-3			F7		BB 1B		FC6-4	4	2	1	0	1	0	2											
<b>Mel Hall, L</b> OBP: 0.238, SLG: 0.324 (1, 7)							BB 1B			1	1	0	0	2	1	0											
<b>Carmen Castillo, R</b> OBP: 0.280, SLG: 0.440 (8, 9)							BB 1B			1	1	1	0	0	0	0											
<b>Otis Nixon, S</b> OBP: 0.222, SLG: 0.222 (9, 7)		BB					WP 1B	1B		0	0	0	0	0	0	0											
<b>Joe Carter, R</b> OBP: 0.309, SLG: 0.413 (8, 7) (9, 9)		F9					WP 1B	1B		4	2	3	4	0	0	2											
<b>Chris Bando, S</b> OBP: 0.429, SLG: 0.429 (1, 2)			F8				1-2 2-3 3-H	1B	2B 1B	4	1	2	1	0	0	0											
<b>Inning Stats</b>	R: 0 E: 0 K: 0 S: 3	H: 0 LOB: 0 BB: 0 P: 3	R: 0 E: 0 K: 0 S: 4	H: 1 LOB: 2 BB: 1 P: 8	R: 0 E: 0 K: 0 S: 3	H: 0 LOB: 0 BB: 0 P: 3	R: 0 E: 0 K: 1 S: 5	H: 0 LOB: 0 BB: 0 P: 5	R: 1 E: 0 K: 1 S: 6	H: 1 LOB: 0 BB: 0 P: 6	R: 1 E: 0 K: 1 S: 6	H: 1 LOB: 0 BB: 0 P: 6	R: 3 E: 0 K: 1 S: 8	H: 3 LOB: 2 BB: 2 P: 16	R: 4 E: 0 K: 0 S: 8	H: 5 LOB: 1 BB: 0 P: 8	R: 0 E: 0 K: 0 S: 4	H: 1 LOB: 1 BB: 0 P: 4	1B: 8 2B: 2 3B: 0 HR: 2	SF: 0 SAC: 0 DP: 0 HBP: 0	WP: 1 PB: 0 CS: 0	PA: 42					
<b>PITCHER</b>	IP	WLS	BF	H	R	ER	SO	BB	IBB	HBP	BLK	WP	HR	S	P	ERA	WHIP										
<b>Bob Tewksbury, R</b> ERA: 3.33 (1, 1)	6.0		22	3	2	2	3	1	0	0	0	0	2	27	31	3.00	0.667										
<b>Brian Fisher, R</b> ERA: 4.51 (7, 1)	0.0		4	2	3	3	0	2	0	0	0	0	0	2	10	∞	∞										
<b>Bob Shirley, L</b> ERA: 8.53 (7, 1)	1.0		4	1	0	0	1	0	0	0	0	1	0	6	6	0.00	1.000										
<b>Dave Righetti, L</b> ERA: 4.61 (8, 1)	1.0	L	8	5	4	4	0	0	0	0	0	0	0	8	8	36.00	5.000										
<b>Ed Whitson, R</b> ERA: 4.5 (9, 1)	1.0		4	1	0	0	0	0	0	0	0	0	0	4	4	0.00	1.000										

Batter	1	2	3	4	5	6	7	8	9	AB	R	H	RBI	BB	SO	LOB	BOTTOM										
<b>Rickey Henderson, R</b> OBP: 0.372, SLG: 0.352 (1, 8)	E5 F9 2B	F8		4-3 S BB	F7		BB		F7	4	1	0	1	2	0	5	<b>Cleveland Indians @ New York Yankees</b> Yankee Stadium, Bronx, NY Sun Apr 27 1986, 3:33 AM EDT Att: 46,607 - Unknown										
<b>Ken Griffey, L</b> OBP: 0.369, SLG: 0.386 (1, 7)	F9			4-3		F9	K		F7	5	0	0	0	1	1	6											
<b>Don Mattingly, L</b> OBP: 0.354, SLG: 0.338 (1, 3)	1B	4-3				F3				3	1	1	2	2	0	2											
<b>Ron Hassey, L</b> OBP: 0.366, SLG: 0.412 (1, 2)	F6			HR	F3		4-3			5	1	1	1	0	1	6											
<b>Dave Winfield, R</b> OBP: 0.407, SLG: 0.433 (1, 9)	S 1B			K2-3				F6		5	2	3	1	0	1	0											
<b>Mike Easter, L</b> OBP: 0.276, SLG: 0.309 (1, 10)					1-3		BB 1B	F6		5	0	1	1	0	1	2											
<b>Mike Pagliarulo, L</b> OBP: 0.313, SLG: 0.370 (1, 5)				K	1-3		F8	F9		5	1	2	0	0	1	2											
<b>Willie Randolph, R</b> OBP: 0.438, SLG: 0.354 (1, 4)				FC4-6			BB 1B		K	2	1	0	0	3	0	1											
<b>Bobby Meacham, S</b> OBP: 0.359, SLG: 0.286 (1, 6)		SH5-4			4-3		BB			3	0	2	1	1	0	0											
<b>Inning Stats</b>	R: 3 E: 1 K: 0 S: 7	H: 3 LOB: 1 BB: 0 P: 7	R: 0 E: 0 K: 0 S: 3	H: 0 LOB: 2 BB: 2 P: 11	R: 1 E: 0 K: 2 S: 9	H: 2 LOB: 1 BB: 0 P: 9	R: 0 E: 0 K: 0 S: 3	H: 0 LOB: 2 BB: 2 P: 11	R: 0 E: 0 K: 0 S: 4	H: 1 LOB: 3 BB: 2 P: 12	R: 0 E: 0 K: 1 S: 5	H: 0 LOB: 0 BB: 0 P: 5	R: 3 E: 0 K: 1 S: 8	H: 3 LOB: 3 BB: 3 P: 20	R: 0 E: 0 K: 1 S: 5	H: 0 LOB: 0 BB: 0 P: 5		R: 0 E: 0 K: 0 S: 4	H: 1 LOB: 1 BB: 0 P: 4	1B: 8 2B: 1 3B: 0 HR: 1	SF: 0 SAC: 1 DP: 0 HBP: 0	WP: 0 PB: 0 CS: 0	PA: 47				
<b>PITCHER</b>	IP	WLS	BF	H	R	ER	SO	BB	IBB	HBP	BLK	WP	HR	S	P	ERA	WHIP										
<b>Phil Niekro, R</b> ERA: 2.57 (1, 1)	6.1		36	9	7	4	3	7	0	0	0	0	1	35	63	5.68	2.526										
<b>Jim Kern, R</b> ERA: 4.82 (7, 1)	0.0		1	0	0	0	0	1	0	0	0	0	0	4	∞	∞											
<b>Scott Bailes, L</b> ERA: 5.06 (7, 1)	0.2	W	3	0	0	0	1	1	0	0	0	0	0	4	8	0.00	1.500										
<b>Rich Yett, R</b> ERA: 3.86 (8, 1)	2.0	S	7	1	0	0	1	0	0	0	0	0	0	9	9	0.00	0.500										







Batter	1	2	3	4	5	6	7	8	9	AB	R	H	RBI	BB	SO	LOB	TOP				
<b>Brett Butler, L</b> OBP: 0.351, SLG: 0.394 (1, 8)	F3		1-3		1B G6-4-3		2B			4	2	2	0	0	0	1	<b>Cleveland Indians @ Texas Rangers</b> Arlington Stadium, Arlington, TX Wed Apr 30 1986, 8:05 PM EDT Att: 16,006 - Unknown				
<b>Julio Franco, R</b> OBP: 0.298, SLG: 0.390 (1, 6)	4-3		BB		1B G6-4-3		2B			3	0	2	2	1	0	0					
<b>Joe Carter, R</b> OBP: 0.299, SLG: 0.431 (1, 9)	F9		K		G6-4-3		L9			4	0	0	0	0	1	3					
<b>Andre Thornton, R</b> OBP: 0.289, SLG: 0.286 (1, 10)		L7		F5	G3			5-3		4	0	0	0	0	0	0					
<b>Brook Jacoby, R</b> OBP: 0.388, SLG: 0.507 (1, 5)	6-3			HR		6-3		F9		4	1	1	0	0	0	0					
<b>Pat Tabler, R</b> OBP: 0.426, SLG: 0.586 (1, 3)	F8			HR		5-3		K		4	1	1	2	0	1	0					
<b>Mel Hall, L</b> OBP: 0.239, SLG: 0.390 (9, PH)			K	F7		F7		4-3		3	0	0	0	0	1	0					
<b>Carmen Castillo, R</b> OBP: 0.241, SLG: 0.379 (9, 7)										1	0	0	0	0	0	0					
<b>Otis Nixon, S</b> OBP: 0.222, SLG: 0.222 (9, 7)										0	0	0	0	0	0	0					
<b>Tony Bernazard, S</b> OBP: 0.333, SLG: 0.369 (1, 4)			2B	1B	1B	4-3				3	1	2	0	0	0	0					
<b>Chris Bando, S</b> OBP: 0.444, SLG: 0.500 (1, 2)			1-3	2B	4-3	1B	2B	G6-4-3		4	1	2	1	0	0	2					
<b>Inning Stats</b>	R: 0 E: 0 K: 0 S: 3	H: 0 LOB: 0 BB: 0 P: 3	R: 0 E: 0 K: 0 S: 3	H: 0 LOB: 0 BB: 0 P: 3	R: 1 E: 0 K: 2 S: 9	H: 2 LOB: 2 BB: 1 P: 13	R: 2 E: 0 K: 0 S: 6	H: 3 LOB: 1 BB: 0 P: 6	R: 1 E: 0 K: 0 S: 4	H: 2 LOB: 0 BB: 0 P: 4	R: 2 E: 0 K: 0 S: 5	H: 3 LOB: 0 BB: 0 P: 5	R: 0 E: 0 K: 1 S: 5	H: 0 LOB: 0 BB: 0 P: 5	R: 0 E: 0 K: 0 S: 2	H: 0 LOB: 0 BB: 0 P: 3	1B: 5 2B: 4 3B: 0 HR: 1	SF: 0 SAC: 0 DP: 2 HBP: 1	WP: 0 PB: 0 SB: 0 CS: 0	PA: 36	
<b>PITCHER</b>	IP	WLS	BF	H	R	ER	SO	BB	IBB	HBP	BLK	WP	HR	S	P	ERA	WHIP				
<b>Jose Guzman, R</b> ERA: 5.53 (1, 1)	4.0	L	19	6	4	4	2	1	0	0	0	0	1	22	26	9.00	1.750				
<b>Dave Rozema, R</b> ERA: 5.91 (5, 1)	2.2		10	4	2	2	0	0	0	0	0	0	0	10	10	6.75	1.500				
<b>Mickey Mahter, L</b> ERA: 2.7 (7, 1)	2.1		7	0	0	0	1	0	0	1	0	0	0	8	9	0.00	0.000				

AB 34  
R 6  
H 10  
RBI 5  
BB 1  
SO 3  
LOB 6



Batter	1	2	3	4	5	6	7	8	9	AB	R	H	RBI	BB	SO	LOB	BOTTOM					
<b>Oddibe McDowell, L</b> OBP: 0.386, SLG: 0.486 (1, 8)	1-6-3		1B	F4			2B	BB		4	2	2	1	1	0	2	<b>Cleveland Indians @ Texas Rangers</b> Arlington Stadium, Arlington, TX Wed Apr 30 1986, 8:05 PM EDT Att: 16,006 - Unknown					
<b>Toby Harrah, R</b> OBP: 0.287, SLG: 0.341 (1, 4)	F9		3-H	1B	F6		L7	K		5	0	1	1	0	1	4						
<b>Pete O'Brien, L</b> OBP: 0.467, SLG: 0.758 (1, 3)	WP	BB		1B	F5		2B	FC5-4	1B	4	0	3	2	1	0	0						
<b>Pete Incaviglia, R</b> OBP: 0.239, SLG: 0.349 (7, PR)			K		K			K		3	0	1	0	0	2	1						
<b>George Wright, S</b> OBP: 0.345, SLG: 0.478 (8, 9)	WP	1B			K			K		1	0	0	0	0	1	1						
<b>Gary Ward, R</b> OBP: 0.357, SLG: 0.365 (1, 7)	K		L9			1-3	F9	FC5-4		5	0	0	0	0	1	6						
<b>Larry Parrish, R</b> OBP: 0.320, SLG: 0.470 (1, 10)		F3		1B	1B	K	F4	4-3		5	0	1	0	0	1	3						
<b>Don Slaught, R</b> OBP: 0.304, SLG: 0.725 (1, 2)		5-3		K				K		4	0	1	0	0	2	1						
<b>Steve Buechele, R</b> OBP: 0.323, SLG: 0.509 (1, 5)		6-3		K		6-3		F9		4	0	0	0	0	1	2						
<b>Curtis Wilkerson, S</b> OBP: 0.224, SLG: 0.196 (1, 6)			E7	1B	1B		1B	BB	1B	4	2	3	0	0	0	0						
<b>Inning Stats</b>	R: 0 E: 0 K: 1 S: 6	H: 1 LOB: 2 BB: 1 P: 10	R: 0 E: 0 K: 0 S: 3	H: 0 LOB: 0 BB: 0 P: 3	R: 2 E: 1 K: 1 S: 8	H: 3 LOB: 1 BB: 0 P: 8	R: 0 E: 0 K: 2 S: 9	H: 2 LOB: 2 BB: 0 P: 9	R: 0 E: 0 K: 1 S: 5	H: 0 LOB: 0 BB: 0 P: 5	R: 0 E: 0 K: 1 S: 6	H: 1 LOB: 1 BB: 0 P: 6	R: 2 E: 0 K: 0 S: 6	H: 3 LOB: 2 BB: 0 P: 7	R: 0 E: 0 K: 2 S: 8	H: 1 LOB: 2 BB: 1 P: 12	R: 0 E: 0 K: 1 S: 6	H: 1 LOB: 1 BB: 0 P: 6	1B: 9 2B: 3 3B: 0 HR: 0	SF: 0 SAC: 0 DP: 0 HBP: 1	WP: 1 PB: 0 SB: 0 CS: 0	PA: 42
<b>PITCHER</b>	IP	WLS	BF	H	R	ER	SO	BB	IBB	HBP	BLK	WP	HR	S	P	ERA	WHIP					
<b>Tom Candiotti, R</b> ERA: 2.28 (1, 1)	0.2		4	1	0	0	0	1	0	0	0	0	0	3	7	0.00	3.000					
<b>Don Schulze, R</b> ERA: 2.77 (5, 1)	3.1	W	15	5	2	1	4	0	0	0	0	1	0	23	23	2.70	1.500					
<b>Rich Yett, R</b> ERA: 5.79 (7, 1)	2.1		10	3	2	2	2	0	0	0	0	0	0	14	14	7.71	1.286					
<b>Scott Bailes, L</b> ERA: 5.06 (7, 1)	0.0		1	1	0	0	0	0	0	0	0	0	0	1	1	∞	∞					
<b>Jim Kern, R</b> ERA: 3.65 (7, 1)	1.1		6	1	0	0	1	0	0	1	0	0	0	7	8	0.00	0.750					

AB 39  
R 4  
H 12  
RBI 4  
BB 2  
SO 9  
LOB 20





Batter	1	2	3	4	5	6	7	8	9	10	AB	R	H	RBI	BB	SO	LOB	TOP					
<b>Brett Butler, L</b> OBP: 0.325, SLG: 0.361 (1, 8)	B1-3		6-3		6-3		K		FC4 1B E	FC6-2 FC6-4	6	1	0	0	0	1	5	<b>Cleveland Indians @ Chicago White Sox</b> Comiskey Park, Chicago, IL Fri May 02 1986, 8:05 PM EDT Att: 16,981 - Unknown  <b>AB 42</b> <b>R 7</b> <b>H 14</b> <b>RBI 6</b> <b>BB 4</b> <b>SO 6</b> <b>LOB 24</b>  <b>C</b>					
<b>Julio Franco, R</b> OBP: 0.300, SLG: 0.386 (1, 6)	5-3		F8			1B		6-3	E	FC6-4	6	1	2	0	0	0	2						
<b>Joe Carter, R</b> OBP: 0.317, SLG: 0.468 (1, 7) (7, 9)	F9				F3				E6		5	2	3	2	0	0	0						
<b>Andre Thornton, R</b> OBP: 0.295, SLG: 0.274 (1, 10)		F7				BB			F8		3	0	0	0	2	1	2						
<b>Brook Jacoby, R</b> OBP: 0.412, SLG: 0.532 (1, 5)		1B				BB					4	2	3	1	1	0	2						
<b>Pat Tabler, R</b> OBP: 0.427, SLG: 0.568 (1, 3)		2B				BB					4	1	1	1	0	1	4						
<b>Carmen Castillo, R</b> OBP: 0.258, SLG: 0.367 (1, 9) <b>Mel Hall, L</b> OBP: 0.245, SLG: 0.386 (7, PH) (7, 7)		1B									1	0	0	0	1	1	2						
<b>Tony Bernazard, S</b> OBP: 0.338, SLG: 0.386 (1, 4)		B1-3									3	0	1	0	0	0	4						
<b>Andy Allanson, R</b> OBP: 0.377, SLG: 0.412 (7, PH) <b>Dan Rohm, L</b> OBP: 0.500, SLG: 0.550 (7, 2)											2	0	0	0	0	1	0						
<b>Inning Stats</b>	R: 0 E: 0 K: 0 S: 3	H: 0 LOB: 0 BB: 0 P: 3	R: 1 E: 0 K: 0 S: 4	H: 2 LOB: 1 BB: 1 P: 8	R: 0 E: 0 K: 0 S: 3	H: 0 LOB: 0 BB: 0 P: 3	R: 0 E: 0 K: 2 S: 7	H: 0 LOB: 2 BB: 2 P: 15	R: 0 E: 0 K: 1 S: 5	H: 2 LOB: 1 BB: 0 P: 5	R: 0 E: 0 K: 2 S: 9	H: 2 LOB: 2 BB: 0 P: 9	R: 1 E: 1 K: 0 S: 6	H: 2 LOB: 0 BB: 0 P: 6	R: 3 E: 1 K: 0 S: 6	H: 3 LOB: 0 BB: 0 P: 6	R: 2 E: 0 K: 0 S: 6		H: 3 LOB: 2 BB: 0 P: 7	1B: 10 2B: 4 3B: 0 HR: 0	SF: 0 SAC: 0 DP: 1 HBP: 1	WP: 0 PB: 0 SB: 0 CS: 0	PA: 47
<b>PITCHER</b>	IP WLS BF H R ER SO BB IBB HBP BLK WP HR S P ERA WHIP																						
<b>Floyd Bannister, L</b> ERA: 2.79 <b>Gene Nelson, R</b> ERA: 3.66 <b>Bob James, R</b> ERA: 6.39 <b>Dave Schmidt, R</b> ERA: 8.44 <b>Bill Dawley, R</b> ERA: 1.8	(1, 1) 5.0	(6, 1) 2.0	(8, 1) 2.0	(10, 1) 0.1	(10, 1) 0.2																		

Batter	1	2	3	4	5	6	7	8	9	10	AB	R	H	RBI	BB	SO	LOB	BOTTOM			
<b>Julio Cruz, S</b> OBP: 0.111, SLG: 0.059 (1, 4) <b>Bryan Little, S</b> OBP: 0.237, SLG: 0.219 (9, PH) (10, 4)	F9	F5			5-3	FC4-6			FC6-5	G3	4	0	0	0	0	0	3	<b>Cleveland Indians @ Chicago White Sox</b> Comiskey Park, Chicago, IL Fri May 02 1986, 8:05 PM EDT Att: 16,981 - Unknown  <b>AB 37</b> <b>R 5</b> <b>H 9</b> <b>RBI 3</b> <b>BB 9</b> <b>SO 1</b> <b>LOB 24</b>  <b>CS</b>			
<b>Reid Nichols, R</b> OBP: 0.292, SLG: 0.304 (1, 8) <b>Rod Craig, S</b> OBP: 0.222, SLG: 0.125 (9, PH) <b>Marc Hill, R</b> OBP: 0.308, SLG: 0.250 (10, 2)			F4		F8		F7		4-3		4	1	1	0	0	0	0				
<b>Harold Baines, L</b> OBP: 0.301, SLG: 0.468 (1, 9)			F3		3-1						4	0	2	0	1	0	0				
<b>Ron Kittle, R</b> OBP: 0.250, SLG: 0.536 (1, 10)			F5			BB					4	1	1	0	1	1	2				
<b>Carlton Fisk, R</b> OBP: 0.250, SLG: 0.320 (1, 7)					F6				F8	F3	3	0	0	0	2	0	3				
<b>Bobby Bonilla, S</b> OBP: 0.390, SLG: 0.400 (1, 3)											3	1	1	0	2	0	2				
<b>Tim Lincecum, R</b> OBP: 0.326, SLG: 0.325 (1, 5)			F7								4	1	1	2	1	0	4				
<b>Ozzie Guillen, L</b> OBP: 0.291, SLG: 0.340 (1, 6) <b>John Cangelosi, S</b> OBP: 0.410, SLG: 0.322 (9, PR) (10, 8)			F9								4	0	2	0	0	0	2				
<b>Joel Skinner, R</b> OBP: 0.229, SLG: 0.209 (1, 2) <b>Jerry Hairston, S</b> OBP: 0.375, SLG: 0.636 (9, PH) <b>Wayne Tolleson, S</b> OBP: 0.381, SLG: 0.406 (10, 6)											2	0	0	0	1	0	1				
<b>Inning Stats</b>	R: 1 E: 0 K: 1 S: 7	H: 2 LOB: 3 BB: 2 P: 15	R: 0 E: 0 K: 0 S: 3	H: 0 LOB: 0 BB: 0 P: 3	R: 0 E: 0 K: 0 S: 3	H: 0 LOB: 0 BB: 0 P: 3	R: 2 E: 0 K: 0 S: 5	H: 3 LOB: 0 BB: 0 P: 5	R: 0 E: 0 K: 0 S: 3	H: 1 LOB: 0 BB: 0 P: 3	R: 0 E: 0 K: 0 S: 3	H: 0 LOB: 0 BB: 0 P: 3	R: 1 E: 1 K: 0 S: 5	H: 2 LOB: 3 BB: 2 P: 13	R: 0 E: 0 K: 0 S: 3	H: 0 LOB: 2 BB: 2 P: 11	1B: 6 2B: 2 3B: 0 HR: 1		SF: 0 SAC: 0 DP: 2 HBP: 0	WP: 1 PB: 0 SB: 4 CS: 0	PA: 46
<b>PITCHER</b>	IP WLS BF H R ER SO BB IBB HBP BLK WP HR S P ERA WHIP																				
<b>Neal Heaton, L</b> ERA: 4.37 <b>Jamie Easterly, L</b> ERA: 3.6 <b>Ernie Camacho, R</b> ERA: 3.29	(1, 1) 5.1	(6, 1) 2.2	(9, 1) 2.0																		



Batter	1	2	3	4	5	6	7	8	9	AB	R	H	RBI	BB	SO	LOB	TOP			
<b>Brett Butler, L</b> OBP: 0.330, SLG: 0.364 (1, 8)	0-0 6-3	0-0 G6-3			0-0 4-3		0-0 E1	0-0 FC6-4		5	1	2	1	0	0	2				
<b>Tony Bernazard, S</b> OBP: 0.341, SLG: 0.387 (1, 4)	0-0 1B	0-3 K			0-0 4-3		0-0 1B	0-0 F7		5	1	2	1	0	1	2				
<b>Julio Franco, R</b> OBP: 0.284, SLG: 0.364 (1, 6)	0-3 K		0-0 6-3		0-0 6-3		0-3 K	0-0 FC6-4		5	0	0	0	0	2	4				
<b>Andre Thornton, R</b> OBP: 0.301, SLG: 0.273 (1, 10)	0-0 1B		0-3 K		4-0 1B		0-3 K		0-0 F9	4	0	1	0	1	2	1				
<b>Brook Jacoby, R</b> OBP: 0.411, SLG: 0.524 (1, 5)	0-0 1B		0-0 F9		0-0 1B		0-0 F7		0-0 F8	5	0	2	1	0	0	1				
<b>Pat Tabler, R</b> OBP: 0.402, SLG: 0.532 (1, 3)	0-3 K			0-0 1-3		0-3 K		0-3 K	0-0 5-3	5	0	0	0	0	3	4				
<b>Mel Hall, L</b> OBP: 0.264, SLG: 0.370 (8, 7)		4-0 1B		0-0 3-1		0-0 F8		4-0 1B		2	2	0	0	2	0	2				
<b>Chris Bando, S</b> OBP: 0.522, SLG: 0.524 (1, 2)		4-0 G6-3		0-3 K			4-0 1B	4-0 1B		1	2	0	0	2	1	0				
<b>Andy Allanson, R</b> OBP: 0.389, SLG: 0.412 (7, 2)		1-2 WP					4-0 E	4-0 1B		0	1	0	0	1	0	0				
<b>Otis Nixon, S</b> OBP: 0.333, SLG: 0.273 (8, PH)		0-0 G6-3					4-0 E	0-0 1B		2	1	1	0	1	0	0				
<b>Joe Carter, R</b> OBP: 0.325, SLG: 0.474 (8, PR)		1-2 2-3					1-2 E	1-2 1B		1	0	1	1	0	0	0				
<b>Carmen Castillo, R</b> OBP: 0.258, SLG: 0.367 (8, 9)		1-2 2-3					1-2 E	1-2 1B		0	0	0	0	0	0	0				
<b>Inning Stats</b>	R: 1 E: 0 K: 2 S: 10	H: 3 LOB: 2 BB: 0 P: 10	R: 2 E: 0 K: 1 S: 5	H: 1 LOB: 0 BB: 2 P: 13	R: 0 E: 0 K: 1 S: 5	H: 0 LOB: 0 BB: 0 P: 5	R: 0 E: 0 K: 1 S: 5	H: 0 LOB: 0 BB: 0 P: 5	R: 0 E: 0 K: 0 S: 3	H: 1 LOB: 2 BB: 1 P: 10	R: 3 E: 1 K: 2 S: 9	H: 2 LOB: 1 BB: 2 P: 17	R: 2 E: 0 K: 1 S: 7	H: 2 LOB: 2 BB: 2 P: 15	R: 0 E: 0 K: 0 S: 3	H: 0 LOB: 0 BB: 0 P: 3	1B: 9 2B: 0 3B: 0 HR: 0	SF: 0 SAC: 0 DP: 1 HBP: 0	WP: 2 PB: 0 SB: 1 CS: 0	PA: 42
<b>PITCHER</b>	IP WLS BF H R ER SO BB IBB HBP BLK WP HR S P ERA WHIP	7.1 L 34 7 7 6 9 6 0 0 0 1 0 46 70 7.36 1.773	1.2 L 8 2 1 1 0 1 0 0 0 1 0 7 11 5.40 1.800																	

Cleveland Indians @ Chicago White Sox  
Comiskey Park, Chicago, IL  
Sat May 03 1986, 8:05 PM EDT  
Att: 23,823 - Unknown

AB 35  
R 8  
H 9  
RBI 4  
BB 7  
SO 9  
LOB 16



Batter	1	2	3	4	5	6	7	8	9	AB	R	H	RBI	BB	SO	LOB	BOTTOM					
<b>John Cangelosi, S</b> OBP: 0.410, SLG: 0.317 (1, 8)	0-0 F9		0-0 E1		0-0 1B		4-0 S		0-0 6-3	4	1	1	0	1	0	1						
<b>Wayne Tolleson, S</b> OBP: 0.371, SLG: 0.411 (1, 5)	0-0 1B		0-0 FC4-6		0-0 F7		0-0 SF9		0-0 6-3	4	1	1	1	0	0	3						
<b>Harold Baines, L</b> OBP: 0.307, SLG: 0.464 (1, 9)	0-0 1B		0-0 G4-6-3			0-0 F7	0-0 SF9		0-0 F9	5	0	2	2	0	0	2						
<b>Ron Kittle, R</b> OBP: 0.237, SLG: 0.514 (1, 10)	0-0 G6-4-3			0-3 K		0-0 F3	0-0 SF9			3	0	0	1	0	1	1						
<b>Carlton Fisk, R</b> OBP: 0.273, SLG: 0.333 (8, 2)		0-0 1-3		0-0 CS		0-0 HR	4-0 FC6-4			3	1	2	0	1	0	0						
<b>Marc Hill, R</b> OBP: 0.308, SLG: 0.250 (8, 2)				0-0 1B			0-0 BB			0	0	0	0	0	0	0						
<b>Bobby Bonilla, S</b> OBP: 0.413, SLG: 0.462 (1, 3)		4-0 1-3		4-0 FC6-4		0-0 HR	0-0 FC6-4			2	1	1	2	2	0	2						
<b>Ozzie Guillen, L</b> OBP: 0.271, SLG: 0.316 (1, 6)		0-0 4-3		0-0 FC6-4		0-0 F7		0-0 F8		4	0	0	0	0	0	2						
<b>Julio Cruz, S</b> OBP: 0.190, SLG: 0.105 (8, PH)			0-0 BLK		0-0 F6		4-0 BB		0-0 4-3	2	2	1	0	1	0	0						
<b>Jerry Hairston, S</b> OBP: 0.360, SLG: 0.609 (9, 4)			0-0 1B				4-0 SF9			1	0	0	0	0	0	0						
<b>Tim Lueck, R</b> OBP: 0.326, SLG: 0.325 (9, 4)			0-0 1B				4-0 BB			0	0	0	0	0	0	0						
<b>Joel Skinner, R</b> OBP: 0.240, SLG: 0.222 (7, PH)			0-0 FC4-6		0-0 6-3		4-0 SF9		0-0 F9	2	0	1	1	0	0	0						
<b>Rod Craig, S</b> OBP: 0.273, SLG: 0.111 (8, 7)			1-2 2-3				1-2 1B			1	1	0	0	1	0	0						
<b>Inning Stats</b>	R: 1 E: 0 K: 0 S: 4	H: 2 LOB: 0 BB: 0 P: 4	R: 0 E: 0 K: 0 S: 2	H: 0 LOB: 1 BB: 1 P: 6	R: 1 E: 1 K: 0 S: 5	H: 2 LOB: 1 BB: 0 P: 5	R: 0 E: 0 K: 1 S: 5	H: 1 LOB: 1 BB: 1 P: 9	R: 0 E: 0 K: 0 S: 4	H: 1 LOB: 1 BB: 0 P: 4	R: 2 E: 0 K: 0 S: 5	H: 2 LOB: 0 BB: 0 P: 5	R: 3 E: 0 K: 0 S: 4	H: 1 LOB: 2 BB: 4 P: 20	R: 0 E: 0 K: 0 S: 3	H: 0 LOB: 0 BB: 0 P: 3	R: 0 E: 0 K: 0 S: 3	H: 0 LOB: 0 BB: 0 P: 3	1B: 7 2B: 2 3B: 0 HR: 1	SF: 2 SAC: 0 DP: 3 HBP: 0	WP: 0 PB: 0 SB: 1 CS: 1	PA: 39
<b>PITCHER</b>	IP WLS BF H R ER SO BB IBB HBP BLK WP HR S P ERA WHIP	6.0 L 26 8 5 5 1 3 0 0 0 0 0 25 37 7.50 1.833	0.1 L 4 1 1 1 0 2 0 0 0 0 0 2 10 27.00 9.000																			

Cleveland Indians @ Chicago White Sox  
Comiskey Park, Chicago, IL  
Sat May 03 1986, 8:05 PM EDT  
Att: 23,823 - Unknown

AB 31  
R 7  
H 9  
RBI 7  
BB 6  
SO 1  
LOB 11





Batter	1	2	3	4	5	6	7	8	9	10	AB	R	H	RBI	BB	SO	LOB	TOP	
<b>Brett Butler, L</b> OBP: 0.351, SLG: 0.370 (1, 8)	4-0 BB L3		0-0 E7 1B		0-0 4-3 SH2-4 1B		0-0 5-3		0-0 S 1B	4-0 BB 1-2 2-3	4	0	2	0	2	0	1		
<b>Tony Bernazard, S</b> OBP: 0.333, SLG: 0.367 (1, 4)	0-0 L3		0-0 F8		0-0 SH2-4		0-0 BB		0-0 F2	0-0 F7	4	0	0	0	1	0	6		
<b>Julio Franco, R</b> OBP: 0.290, SLG: 0.366 (1, 6)	0-0 E 1B		0-0 1B		0-0 4-3		0-0 4-3		0-0 F9		5	1	2	1	0	0	4		
<b>Andre Thornton, R</b> OBP: 0.299, SLG: 0.280 <b>Carmen Castillo, R</b> OBP: 0.258, SLG: 0.367 (10, PR) (10, 9)	0-0 E7 1B		0-3 K		0-0 5-3		0-0 F6		0-0 E8 2B	5	1	1	0	0	1	3			
<b>Brook Jacoby, R</b> OBP: 0.421, SLG: 0.575 (1, 5)	0-0 1B		0-0 F4		0-3 K		0-0 HR		0-0 1B SF8 2B	5	2	3	3	0	1	2			
<b>Pat Tabler, R</b> OBP: 0.391, SLG: 0.512 (1, 3)	0-3 K		0-0 5-3		0-3 K		0-0 1B		0-0 1-3	5	0	1	0	0	2	3			
<b>Mel Hall, L</b> OBP: 0.259, SLG: 0.340 (10, 7)		0-3 K		0-3 K		0-3 K		0-0 F8		4-0 WP 1B IBB	4	0	0	0	1	3	1		
<b>Andy Allanson, R</b> OBP: 0.390, SLG: 0.411 (1, 2)	0-0 5-3		0-0 F3		0-0 5-3 SH1-4 1B		0-0 K		0-0 1B	5	0	2	0	0	1	1			
<b>Otis Nixon, S</b> OBP: 0.333, SLG: 0.286 <b>Joe Carter, R</b> OBP: 0.321, SLG: 0.474 <b>Scott Bailes, L</b> (10, 1)	0-0 6-3		0-0 SH2-4 1B 4-3 1B		0-0 SH1-4 1B		0-0 F9		0-0 SF8	3	1	1	0	0	0	0			
<b>Inning Stats</b>	R: 2 E: 1 K: 1 S: 7	H: 2 LOB: 1 BB: 1 P: 11	R: 0 E: 0 K: 1 S: 5	H: 0 LOB: 0 BB: 0 P: 5	R: 0 E: 1 K: 1 S: 7	H: 1 LOB: 2 BB: 0 P: 7	R: 0 E: 0 K: 1 S: 5	H: 0 LOB: 0 BB: 0 P: 5	R: 1 E: 0 K: 0 S: 5	H: 2 LOB: 1 BB: 1 P: 5	R: 0 E: 0 K: 0 S: 4	H: 1 LOB: 2 BB: 1 P: 8	R: 1 E: 0 K: 1 S: 7	H: 2 LOB: 1 BB: 0 P: 7	R: 0 E: 0 K: 0 S: 4	H: 1 LOB: 3 BB: 2 P: 14	1B: 9 2B: 3 3B: 0 HR: 1	SF: 1 SAC: 2 DP: 1 HBP: 0	WP: 1 PA: 47
<b>PITCHER</b>	IP WLS BF H R ER SO BB IBB HBP BLK WP HR S P ERA WHIP	7.1 33 8 4 2 7 2 0 0 0 1 0 14 53 2.46 1.364	8.1 14 4 2 2 1 1 1 0 0 1 0 14 22 6.75 1.875																

Cleveland Indians @ Chicago White Sox  
Comiskey Park, Chicago, IL  
Sun May 04 1986, 4:33 AM EDT  
Att: 22,237 - Unknown

AB	40
R	6
H	12
RBI	5
BB	4
SO	8
LOB	21



Batter	1	2	3	4	5	6	7	8	9	10	AB	R	H	RBI	BB	SO	LOB	BOTTOM	
<b>John Cangelosi, S</b> OBP: 0.420, SLG: 0.328 (1, 8)	0-0 E SF8 1B		0-0 G3		4-0 FC4-6 BB		0-0 G4-6-3 1B		0-0 FC5-4 S		4	1	2	0	1	0	1		
<b>Wayne Tolleson, S</b> OBP: 0.362, SLG: 0.397 (1, 5)	0-0 E7 SF8 SF7 1B		0-0 F8		0-0 FC4-6		0-0 G4-6-3		0-0 6-3		5	1	1	0	0	0	4		
<b>Harold Baines, L</b> OBP: 0.312, SLG: 0.506 (1, 9)	0-0 SF8		0-0 HR		0-0 SF8		0-0 1B 1B		0-3 K		3	1	2	3	0	1	0		
<b>Ron Kittle, R</b> OBP: 0.222, SLG: 0.487 (1, 10)	0-0 SF7		0-0 3-1		0-0 K		0-0 F8		0-0 6-3		4	0	0	1	0	1	2		
<b>Carlton Fisk, R</b> OBP: 0.269, SLG: 0.325 (1, 7)	0-3 K		0-0 F7		0-0 5-3		0-0 1B		0-3 K		5	0	1	0	0	2	0		
<b>Bobby Bonilla, S</b> OBP: 0.403, SLG: 0.436 (1, 3)		1-0 HBP		0-0 6-3		0-0 3-1		0-0 F7		3	0	0	0	0	0	2			
<b>Tim Lulett, R</b> OBP: 0.347, SLG: 0.395 <b>Jerry Hairston, S</b> OBP: 0.346, SLG: 0.563 <b>Bryan Little, S</b> OBP: 0.257, SLG: 0.219 (8, PH) (9, 4)		0-0 F8		0-0 2B		0-0 2B		0-0 F6		3	0	2	0	0	0	1			
<b>Ozzie Guillen, L</b> OBP: 0.270, SLG: 0.311 (1, 6)	0-0 F6		0-3 K		0-0 4-3		0-0 FC1-6 1B		0-0 FC5-4		4	0	1	0	0	1	3		
<b>Marc Hill, R</b> OBP: 0.294, SLG: 0.200 <b>Reid Nichols, R</b> OBP: 0.292, SLG: 0.304 <b>Joel Skinner, R</b> OBP: 0.240, SLG: 0.222 (10, 2)	0-0 F3		1-0 FC4-6 SF8 HBP		0-0 F7		0-0 FC1-6		0-0 FC5-4		3	1	0	0	0	2			
<b>Inning Stats</b>	R: 2 E: 1 K: 1 S: 7	H: 2 LOB: 0 BB: 0 P: 7	R: 0 E: 0 K: 0 S: 3	H: 0 LOB: 1 BB: 0 P: 4	R: 1 E: 0 K: 0 S: 4	H: 1 LOB: 0 BB: 0 P: 4	R: 0 E: 0 K: 1 S: 6	H: 1 LOB: 1 BB: 0 P: 6	R: 1 E: 0 K: 1 S: 5	H: 0 LOB: 1 BB: 1 P: 10	R: 0 E: 0 K: 0 S: 4	H: 1 LOB: 0 BB: 0 P: 3	R: 0 E: 0 K: 0 S: 5	H: 2 LOB: 2 BB: 0 P: 5	R: 0 E: 0 K: 0 S: 4	H: 1 LOB: 2 BB: 0 P: 4	1B: 6 2B: 2 3B: 0 HR: 1	SF: 3 SAC: 0 DP: 1 HBP: 2	WP: 0 PA: 41
<b>PITCHER</b>	IP WLS BF H R ER SO BB IBB HBP BLK WP HR S P ERA WHIP	7.1 0.2 2.0 2.0 8 4 3 3 1 0 0 0 0 0 11 11 3.68 1.227	8.1 7 1 0 0 2 0 0 0 0 0 0 0 0 11 11 0.00 0.500																

Cleveland Indians @ Chicago White Sox  
Comiskey Park, Chicago, IL  
Sun May 04 1986, 4:33 AM EDT  
Att: 22,237 - Unknown

AB	35
R	4
H	9
RBI	4
BB	1
SO	5
LOB	17






Batter	1	2	3	4	5	6	7	8	9	10	AB	R	H	RBI	BB	SO	LOB					
<b>Lonnie Smith, R</b> OBP: 0.300, SLG: 0.321 (1, 10)	F9		5-3		K			F9	F9		5	0	0	0	0	1	1					
<b>Willie Wilson, S</b> OBP: 0.273, SLG: 0.298 (1, 8)	2B		F5		K			1B	1B	FC4-6	5	1	3	1	0	1	0					
<b>George Brett, L</b> OBP: 0.440, SLG: 0.556 (1, 5)	F8							BB	1B	FC4-6	5	1	2	0	0	0	2					
<b>Frank White, R</b> OBP: 0.337, SLG: 0.484 (1, 4)			5-3		K			FC5	BB		5	0	2	0	0	1	1					
<b>Steve Balboni, R</b> OBP: 0.333, SLG: 0.407 (1, 3)	6-3							1-2	2-3	1B	4	1	1	1	1	1	2					
<b>Rudy Law, L</b> OBP: 0.345, SLG: 0.411 (1, 7)		6-3						6-3	1B	BB	3	0	2	1	1	0	0					
<b>Darryl Motley, R</b> OBP: 0.268, SLG: 0.449 (1, 9)				L4-3	1B			6-3	1B	3H	5	0	1	0	0	1	6					
<b>Jim Sundberg, R</b> OBP: 0.231, SLG: 0.219 (1, 2)		6-3						6-3			4	1	1	1	0	0	2					
<b>Angel Salazar, R</b> OBP: 0.271, SLG: 0.304 <b>Jorge Orta, L</b> OBP: 0.381, SLG: 0.444 <b>Buddy Biancalana, S</b> OBP: 0.125, SLG: 0.125 (1, 6) (7, PH) (7, 6)								4-3			2	0	0	0	0	0	1					
<b>Inning Stats</b>	R: 0 E: 0 K: 0 S: 5	H: 2 LOB: 2 BB: 0 P: 5	R: 0 E: 0 K: 0 S: 4	H: 1 LOB: 1 BB: 0 P: 4	R: 0 E: 0 K: 0 S: 3	H: 1 LOB: 0 BB: 0 P: 3	R: 0 E: 0 K: 1 S: 5	H: 0 LOB: 0 BB: 0 P: 5	R: 0 E: 0 K: 2 S: 7	H: 0 LOB: 0 BB: 0 P: 7	R: 1 E: 0 K: 0 S: 5	H: 2 LOB: 1 BB: 0 P: 5	R: 2 E: 0 K: 0 S: 6	H: 3 LOB: 2 BB: 1 P: 10	R: 1 E: 0 K: 0 S: 5	H: 2 LOB: 1 BB: 0 P: 5	R: 0 E: 0 K: 2 S: 7	H: 0 LOB: 1 BB: 1 P: 11	1B: 8 2B: 5 3B: 0 HR: 0	SF: 1 SAC: 1 DP: 1 HBP: 0	WP: 0 PA: 43	
<b>PITCHER</b>	IP	WLS	BF	H	R	ER	SO	BB	IBB	HBP	BLK	WP	HR	S	P	ERA	WHIP					
<b>Don Schutze, R</b> ERA: 2.25 (1, 1)	7.0		27	7	1	1	3	0	0	0	0	0	0	0	33	33	1.29	1.000				
<b>Scott Bailes, L</b> ERA: 6.27 (8, 1)	0.1		3	2	2	2	0	0	0	0	0	0	0	3	3	54.00	6.000					
<b>Rich Yett, R</b> ERA: 3.68 (8, 1)	0.0		1	1	0	0	0	0	0	0	0	0	0	1	1	∞	∞					
<b>Ernie Camacho, R</b> ERA: 3.38 (8, 1)	1.2		8	2	1	1	0	1	0	0	0	0	0	7	11	5.40	1.800					
<b>Phil Niekro, R</b> ERA: 3.34 (10, 1)	1.0	W	4	0	0	0	2	1	0	0	0	0	0	7	11	0.00	1.000					

**TOP**

**Kansas City Royals @ Cleveland Indians**  
Cleveland Municipal Stadium, Cleveland, OH

Mon May 05 1986, 7:05 PM EDT  
Att: 27,118 - Unknown

AB 39  
R 4  
H 12  
RBI 4  
BB 2  
SO 5  
LOB 16




Batter	1	2	3	4	5	6	7	8	9	10	AB	R	H	RBI	BB	SO	LOB					
<b>Brett Butler, L</b> OBP: 0.347, SLG: 0.365 (1, 8)	6-3		SH		4-3			F3			4	0	1	1	0	0	1					
<b>Julio Franco, R</b> OBP: 0.295, SLG: 0.361 (1, 6)	6-3		FC4-6						CS	1B	4	0	1	0	1	0	2					
<b>Joe Carter, R</b> OBP: 0.303, SLG: 0.451 (1, 7) (7, 9)	F8		SF8		F4			G3			4	1	0	1	0	0	3					
<b>Andre Thornton, R</b> OBP: 0.291, SLG: 0.276 (1, 10)		5-3	F4		F8			F6			5	0	1	0	0	0	2					
<b>Brook Jacoby, R</b> OBP: 0.410, SLG: 0.549 (1, 5)	F9				F8			5-3			4	0	0	0	1	0	0					
<b>Pat Tabler, R</b> OBP: 0.392, SLG: 0.506 (1, 3)	1B				F8			F7			5	0	2	1	0	0	0					
<b>Carmen Castillo, R</b> OBP: 0.294, SLG: 0.375 <b>Otis Nixon, S</b> OBP: 0.375, SLG: 0.333 (1, 9) (7, 7)								K			2	1	1	0	1	1	0					
<b>Tony Bernazard, S</b> OBP: 0.344, SLG: 0.415 (1, 4)	F9										3	1	2	2	0	0	2					
<b>Andy Allanson, R</b> OBP: 0.393, SLG: 0.414 <b>Mel Hall, L</b> OBP: 0.254, SLG: 0.333 <b>Chris Bando, S</b> OBP: 0.522, SLG: 0.524 (1, 2) (9, PH) (10, 2)											2	1	1	0	0	0	0					
<b>Inning Stats</b>	R: 0 E: 0 K: 0 S: 3	H: 0 LOB: 0 BB: 0 P: 3	R: 0 E: 0 K: 0 S: 5	H: 2 LOB: 2 BB: 0 P: 5	R: 1 E: 1 K: 0 S: 5	H: 1 LOB: 1 BB: 0 P: 5	R: 2 E: 0 K: 0 S: 4	H: 1 LOB: 0 BB: 1 P: 8	R: 0 E: 0 K: 0 S: 4	H: 1 LOB: 2 BB: 1 P: 8	R: 0 E: 0 K: 0 S: 3	H: 0 LOB: 0 BB: 0 P: 3	R: 1 E: 0 K: 0 S: 4	H: 2 LOB: 0 BB: 0 P: 4	R: 1 E: 1 K: 0 S: 4	H: 2 LOB: 3 BB: 1 P: 8	1B: 9 2B: 0 3B: 0 HR: 1	SF: 1 SAC: 3 DP: 0 HBP: 0	WP: 0 PA: 43			
<b>PITCHER</b>	IP	WLS	BF	H	R	ER	SO	BB	IBB	HBP	BLK	WP	HR	S	P	ERA	WHIP					
<b>Charlie Leibrandt, L</b> ERA: 3.24 (1, 1)	7.0		30	6	3	2	1	2	0	0	0	0	0	1	30	38	2.57	1.143				
<b>Mark Husmann, R</b> ERA: 2.03 (8, 1)	1.0		3	0	0	0	0	0	0	0	0	0	0	3	3	0.00	0.000					
<b>Dan Quisenberry, R</b> ERA: 0.69 (9, 1)	1.1	L	9	4	2	1	0	0	1	0	0	0	0	8	12	6.75	3.000					

**BOTTOM**

**Kansas City Royals @ Cleveland Indians**  
Cleveland Municipal Stadium, Cleveland, OH

Mon May 05 1986, 7:05 PM EDT  
Att: 27,118 - Unknown

AB 35  
R 5  
H 10  
RBI 5  
BB 3  
SO 1  
LOB 11









Batter	1	2	3	4	5	6	7	8	9	AB	R	H	RBI	BB	SO	LOB	TOP			
Lonnie Smith, R OBP: 0.270, SLG: 0.286 (1, 7)	6-3		5-3		F9		5-3			4	0	0	0	0	0	3				
Willie Wilson, S OBP: 0.294, SLG: 0.287 (1, 8)	1B		F7		FC4-6			F8		4	0	1	1	0	0	1				
George Brett, L OBP: 0.415, SLG: 0.513 (1, 5)	F5		K		4-3			4-3		4	0	0	0	0	1	2				
Hal McRae, R OBP: 0.236, SLG: 0.303 (1, 10)	4-3			FC6-4 1B		F9		F8		4	0	1	0	0	0	1				
Steve Balboni, R OBP: 0.333, SLG: 0.396 (1, 3)		1B 1B		F8		F8			BB	3	0	1	0	1	0	1				
Darryl Motley, R OBP: 0.273, SLG: 0.440 (1, 9)		FC6-4 1B		F9		K		F9		4	0	1	0	0	1	2				
Jim Sundberg, R OBP: 0.238, SLG: 0.241 (1, 2)		K		FC6-4				F4		4	0	1	0	0	1	4				
Angel Salazar, R OBP: 0.292, SLG: 0.323 (1, 6)		F9			F9 FC4-6 1B		FC4-6 FC6-4 1B		K	4	1	1	0	0	1	4				
Greg Pryor, R OBP: 0.143, SLG: 0.143 (1, 4)		FC6-4			FC4-6 1B		FC6-4			3	0	1	0	0	0	3				
<b>Inning Stats</b>	R: 0 E: 0 K: 0 S: 4	H: 1 LOB: 1 BB: 0 P: 4	R: 0 E: 0 K: 1 S: 7	H: 2 LOB: 2 BB: 0 P: 7	R: 0 E: 0 K: 1 S: 5	H: 0 LOB: 0 BB: 0 P: 5	R: 0 E: 0 K: 0 S: 4	H: 1 LOB: 1 BB: 0 P: 4	R: 1 E: 0 K: 0 S: 5	H: 2 LOB: 1 BB: 0 P: 5	R: 0 E: 0 K: 1 S: 5	H: 1 LOB: 1 BB: 0 P: 4	R: 0 E: 0 K: 0 S: 3	H: 0 LOB: 0 BB: 0 P: 3	R: 0 E: 0 K: 1 S: 5	H: 0 LOB: 1 BB: 1 P: 9	1B: 7 2B: 0 3B: 0 HR: 0	SF: 0 SAC: 0 DP: 0 HBP: 0	WP: 0 PB: 0 SB: 0 CS: 0	PA: 35
<b>PITCHER</b> Neal Heaton, L ERA: 3.41 (1, 1)	IP: 9.0 WLS: W BF: 35 H: 7 R: 1 ER: 1 SO: 4 BB: 1 IBB: 0 HBP: 0 BLK: 0 WP: 0 HR: 0 S: 42 P: 46 ERA: 1.00 WHIP: 0.889															<b>PITCHER</b>				

Kansas City Royals @ Cleveland Indians  
Cleveland Municipal Stadium, Cleveland, OH  
Wed May 07 1986, 7:05 PM EDT  
Att: 23,064 - Unknown

AB	34
R	1
H	7
RBI	1
BB	1
SO	4
LOB	21



Batter	1	2	3	4	5	6	7	8	9	AB	R	H	RBI	BB	SO	LOB	BOTTOM			
Brett Butler, L OBP: 0.346, SLG: 0.356 (1, 8)	4-3				SH		1-3			2	0	0	0	1	0	2				
Julio Franco, R OBP: 0.306, SLG: 0.379 (1, 6)	4-3		PO		G4-6-3			1B SF8 1B		4	1	2	0	0	0	1				
Joe Carter, R OBP: 0.295, SLG: 0.432 (1, 9)	K			FC6-4 1B	F9			HR 1B		4	2	1	0	0	1	1				
Andre Thornton, R OBP: 0.303, SLG: 0.359 (1, 10)		6-3		K			G4-3 1B	SF8		3	0	1	1	0	1	1				
Brook Jacoby, R OBP: 0.406, SLG: 0.567 (1, 5)		K			2B 1B		G4-3	HR		4	2	2	2	0	1	1				
Pat Tabler, R OBP: 0.388, SLG: 0.505 (1, 3)		5-3			2B 2B		K	K		4	1	1	2	0	2	0				
Mel Hall, L OBP: 0.290, SLG: 0.389 Otis Nixon, S OBP: 0.353, SLG: 0.313 (7, PR) (8, 7)			PO 1B					6-3		3	0	3	1	0	0	0				
Tony Bernazard, S OBP: 0.326, SLG: 0.395 (1, 4)			K		F7					3	0	0	0	0	1	3				
Andy Allanson, R OBP: 0.394, SLG: 0.413 (1, 2)		5-3						SH G4-6-3 1B		3	1	1	0	0	0	3				
<b>Inning Stats</b>	R: 0 E: 0 K: 1 S: 5	H: 0 LOB: 0 BB: 0 P: 5	R: 0 E: 0 K: 1 S: 5	H: 0 LOB: 0 BB: 0 P: 5	R: 0 E: 0 K: 1 S: 9	H: 1 LOB: 1 BB: 0 P: 9	R: 3 E: 0 K: 1 S: 9	H: 4 LOB: 1 BB: 0 P: 9	R: 1 E: 1 K: 0 S: 4	H: 1 LOB: 0 BB: 0 P: 4	R: 0 E: 0 K: 1 S: 5	H: 1 LOB: 2 BB: 0 P: 5	R: 0 E: 0 K: 0 S: 4	H: 1 LOB: 2 BB: 0 P: 4	R: 3 E: 0 K: 1 S: 8	H: 3 LOB: 0 BB: 0 P: 8	1B: 8 2B: 2 3B: 0 HR: 1	SF: 1 SAC: 1 DP: 2 HBP: 0	WP: 0 PB: 0 SB: 1 CS: 0	PA: 35
<b>PITCHER</b> Bret Saberhagen, R ERA: 3.58 Mark Huisman, R ERA: 3.31 (1, 1) (6, 1)	IP: 5.0 WLS: L BF: 21 H: 6 R: 4 ER: 3 SO: 4 BB: 1 IBB: 0 HBP: 0 BLK: 0 WP: 0 HR: 0 S: 28 P: 32 ERA: 5.40 WHIP: 1.400															<b>PITCHER</b>				

Kansas City Royals @ Cleveland Indians  
Cleveland Municipal Stadium, Cleveland, OH  
Wed May 07 1986, 7:05 PM EDT  
Att: 23,064 - Unknown

AB	31
R	7
H	11
RBI	6
BB	1
SO	6
LOB	12






Batter	1	2	3	4	5	6	7	8	9	AB	R	H	RBI	BB	SO	LOB	TOP										
<b>John Cangelosi, S</b> OBP: 0.417, SLG: 0.316 (1, 8)	6-3		L8					F8	FC5								5 0 1 1 0 0 3										
<b>Wayne Tolleson, S</b> OBP: 0.352, SLG: 0.374 (1, 5)	F8				SH1-3												3 1 2 0 1 0 0										
<b>Harold Baines, L</b> OBP: 0.288, SLG: 0.441 (1, 9)	3-1		F7														4 1 1 0 1 0 2										
<b>Jerry Hairston, S</b> OBP: 0.361, SLG: 0.531 (1, 10)		F9															3 0 0 0 2 0 3										
<b>Carlton Fisk, R</b> OBP: 0.261, SLG: 0.310 (1, 7) (9, 2)				F7	F7												5 1 2 1 0 1 4										
<b>Bobby Bonilla, S</b> OBP: 0.398, SLG: 0.414 (1, 3)																	5 0 2 0 0 1 3										
<b>Ozzie Guillen, L</b> OBP: 0.273, SLG: 0.311 (9, PH) <b>Reid Nichols, R</b> OBP: 0.276, SLG: 0.286 (9, 7)																	4 0 2 0 0 0 4 1 0 1 0 0 0 0										
<b>Julio Cruz, S</b> OBP: 0.259, SLG: 0.130 (8, PH) <b>Ron Kittle, R</b> OBP: 0.244, SLG: 0.488 (8, 2) <b>Marc Hill, R</b> OBP: 0.263, SLG: 0.176 (9, PH) <b>Tim Lincecum, R</b> OBP: 0.317, SLG: 0.352 (9, 4)																	3 1 1 0 0 0 3 1 0 0 0 0 0 1 2 0 0 0 0 0 0 0 0 1 0 1 2 0 0 0 0										
<b>Joel Skinner, R</b> OBP: 0.214, SLG: 0.196 (8, PH) <b>Bryan Little, S</b> OBP: 0.270, SLG: 0.212 (8, 4) (9, 6)			6-3														2 0 0 0 0 0 1 1 0 0 0 1 0 2										
<b>Inning Stats</b>	R: 0 E: 0 K: 0 S: 3	H: 0 LOB: 0 BB: 0 P: 3	R: 0 E: 0 K: 0 S: 5	H: 2 LOB: 2 BB: 0 P: 5	R: 0 E: 0 K: 0 S: 4	H: 1 LOB: 1 BB: 0 P: 4	R: 0 E: 1 K: 0 S: 3	H: 0 LOB: 1 BB: 1 P: 7	R: 1 E: 0 K: 0 S: 5	H: 2 LOB: 3 BB: 2 P: 13	R: 0 E: 0 K: 1 S: 6	H: 1 LOB: 1 BB: 0 P: 6	R: 0 E: 0 K: 0 S: 4	H: 1 LOB: 1 BB: 0 P: 4	R: 0 E: 0 K: 2 S: 9	H: 2 LOB: 2 BB: 1 P: 13	R: 3 E: 0 K: 0 S: 7	H: 4 LOB: 2 BB: 1 P: 11	1B: 13 2B: 0 3B: 0 HR: 0	SF: 0 SAC: 2 DP: 1 HBP: 0	WP: 0 PB: 0 SB: 0 CS: 0	PA: 45					
<b>PITCHER</b>	IP	WLS	BF	H	R	ER	SO	BB	IBB	HBP	BLK	WP	HR	S	P	ERA	WHIP										
<b>Phil Niekro, R</b> ERA: 2.98	7.1		34	9	1	1	2	3	0	0	0	0	0	35	47	1.23	1.636										
<b>Ernie Camacho, R</b> ERA: 4.32	0.2		5	1	2	2	1	2	0	0	0	0	0	5	13	27.00	4.500										
<b>Scott Bailes, L</b> ERA: 6.52	0.2	L	4	2	0	0	0	0	0	0	0	0	0	4	4	0.00	3.000										
<b>Rich Yett, R</b> ERA: 3.52	0.1		2	1	1	1	0	0	0	0	0	0	0	2	2	27.00	3.000										

Chicago White Sox @ Cleveland Indians  
Cleveland Municipal Stadium, Cleveland, OH  
Fri May 09 1986, 7:05 PM EDT  
Att: 48,146 - Unknown

AB 38  
R 4  
H 13  
RBI 4  
BB 5  
SO 3  
LOB 27



Batter	1	2	3	4	5	6	7	8	9	AB	R	H	RBI	BB	SO	LOB	BOTTOM										
<b>Brett Butler, L</b> OBP: 0.367, SLG: 0.352 (1, 8)	6-3																1 0 0 0 4 0 0										
<b>Julio Franco, R</b> OBP: 0.293, SLG: 0.361 (1, 6)	6-3	3		FC6-4													5 0 0 0 0 0 8										
<b>Joe Carter, R</b> OBP: 0.310, SLG: 0.435 (1, 9)			L9														4 2 2 0 1 0 2										
<b>Andre Thornton, R</b> OBP: 0.316, SLG: 0.385 (1, 10)				F9	5-3												4 0 2 1 1 0 1										
<b>Brook Jacoby, R</b> OBP: 0.396, SLG: 0.545 (1, 5)																	4 0 0 0 1 0 3										
<b>Pat Tabler, R</b> OBP: 0.380, SLG: 0.490 (1, 3)	FC6-4			F3													5 0 1 1 0 1 5										
<b>Mel Hall, L</b> OBP: 0.288, SLG: 0.397 (8, 7) <b>Otis Nixon, S</b> OBP: 0.353, SLG: 0.313 (1, 4)					3-1												4 1 1 0 0 0 2 0 0 0 0 0 0 0										
<b>Tony Bernazard, S</b> OBP: 0.354, SLG: 0.416 (1, 2)																	3 0 3 0 1 0 0										
<b>Chris Bando, S</b> OBP: 0.500, SLG: 0.500 (1, 2)																	1 0 0 0 0 1 1										
<b>Inning Stats</b>	R: 0 E: 0 K: 0 S: 3	H: 0 LOB: 3 BB: 3 P: 15	R: 1 E: 1 K: 0 S: 4	H: 2 LOB: 1 BB: 1 P: 8	R: 0 E: 0 K: 0 S: 4	H: 1 LOB: 2 BB: 0 P: 4	R: 0 E: 0 K: 1 S: 6	H: 1 LOB: 1 BB: 1 P: 10	R: 1 E: 0 K: 0 S: 5	H: 2 LOB: 1 BB: 0 P: 5	R: 0 E: 0 K: 0 S: 3	H: 1 LOB: 1 BB: 1 P: 7	R: 1 E: 0 K: 1 S: 7	H: 2 LOB: 1 BB: 0 P: 7	R: 0 E: 0 K: 0 S: 3	H: 0 LOB: 2 BB: 2 P: 11	R: 0 E: 0 K: 0 S: 3	H: 0 LOB: 0 BB: 0 P: 3	1B: 6 2B: 4 3B: 0 HR: 0	SF: 0 SAC: 3 DP: 2 HBP: 0	WP: 0 PB: 0 SB: 1 CS: 0	PA: 42					
<b>PITCHER</b>	IP	WLS	BF	H	R	ER	SO	BB	IBB	HBP	BLK	WP	HR	S	P	ERA	WHIP										
<b>Joel Davis, R</b> ERA: 3.83	5.1		28	7	2	1	1	6	0	0	0	0	0	24	48	1.69	2.438										
<b>Dave Schmidt, R</b> ERA: 7.2	2.0		8	2	1	1	1	1	0	0	0	0	0	9	13	4.50	1.500										
<b>Joel McKeon, L</b> ERA: 7.2	0.0		1	0	0	0	0	1	0	0	0	0	0	4	4	∞	∞										
<b>Gene Nelson, R</b> ERA: 3.86	1.2	W	5	0	0	0	0	0	0	0	0	0	0	5	5	0.00	0.000										

Chicago White Sox @ Cleveland Indians  
Cleveland Municipal Stadium, Cleveland, OH  
Fri May 09 1986, 7:05 PM EDT  
Att: 48,146 - Unknown

AB 31  
R 3  
H 9  
RBI 2  
BB 8  
SO 2  
LOB 22





Batter	1	2	3	4	5	6	7	8	9	10	11	AB	R	H	RBI	BB	SO	LOB	TOP							
John Cangelosi, S OBP: 0.402, SLG: 0.301 (1, 8)	F8		7-3		CS	4-3		B4-3			SH3-4	4	0	0	0	0	0	1								
Wayne Tolleson, S OBP: 0.364, SLG: 0.375 (1, 5)	1B			L7		F8			F9		WP 1B	5	1	2	0	0	0	0								
Harold Baines, L OBP: 0.293, SLG: 0.443 (1, 9)	K					3-1			K		WP 1B IBB	4	1	1	0	1	2	1								
Jerry Hairston, S OBP: 0.333, SLG: 0.486 (7, PR)	3-1						E1				E4 WP 1B	3	0	0	0	0	0	1	2							
Reid Nichols, R OBP: 0.276, SLG: 0.286 (7, 2)												0	0	0	0	0	0	0								
Joel Skinner, R OBP: 0.211, SLG: 0.192 (11, PH)												1	0	0	0	0	0	0								
Bryan Little, S OBP: 0.283, SLG: 0.206 (11, 2)												1	1	0	0	0	0	2								
Marc Hill, R OBP: 0.263, SLG: 0.176 (1, 10)												0	0	0	0	0	0	0								
Ron Kittle, R OBP: 0.242, SLG: 0.466 (1, 10)		K										4	0	0	0	1	3	2								
Carlton Fisk, R OBP: 0.239, SLG: 0.305 (7, 7)		6-3								F4	5-3 1B BB	5	0	1	2	0	0	1								
Bobby Bonilla, S OBP: 0.398, SLG: 0.413 (1, 3)										F5	5-3 1B	5	0	2	0	0	1	3								
Tim Lincecum, R OBP: 0.292, SLG: 0.322 (1, 4)												5	0	0	0	0	0	4								
Ozzie Guillen, L OBP: 0.264, SLG: 0.321 (1, 6)										F7	E6 1B SH3-4 E	4	1	2	0	0	0	0								
<b>Inning Stats</b>	R: 0 E: 0 K: 1 S: 6	H: 1 LOB: 1 BB: 0 P: 6	R: 0 E: 0 K: 1 S: 5	H: 0 LOB: 0 BB: 0 P: 5	R: 0 E: 0 K: 0 S: 3	H: 1 LOB: 0 BB: 0 P: 3	R: 0 E: 0 K: 2 S: 8	H: 1 LOB: 1 BB: 0 P: 8	R: 0 E: 0 K: 0 S: 4	H: 2 LOB: 1 BB: 0 P: 4	R: 0 E: 1 K: 2 S: 8	H: 0 LOB: 2 BB: 0 P: 8	R: 0 E: 0 K: 0 S: 3	H: 0 LOB: 0 BB: 0 P: 3	R: 0 E: 0 K: 1 S: 5	H: 0 LOB: 0 BB: 0 P: 5	R: 0 E: 0 K: 0 S: 4	H: 1 LOB: 1 BB: 0 P: 4	R: 4 E: 2 K: 0 S: 7	H: 2 LOB: 2 BB: 2 P: 15	1B: 7 2B: 2 3B: 0 HR: 0	SF: 0 SAC: 1 DP: 1 HBP: 0	WP: 1 PB: 0 SB: 2 CS: 1	PA: 45		
<b>PITCHER</b>	IP 10.0	WLS 10	BF 35	H 6	R 0	ER 0	SO 7	BB 0	IBB 0	HBP 0	BLK 0	WP 0	HR 0	S 49	P 49	ERA 0.00	WHIP 0.600									
Ken Schrom, R ERA: 2.81	(1, 1)																									
Scott Bailes, L ERA: 6.41	(11, 1)	0.1	L	4	1	3	0	0	0	1	0	0	0	0	3	7	0.00	3.000								
Jim Kern, R ERA: 3.46	(11, 1)	0.2		5	1	1	0	0	1	0	0	0	1	0	4	8	0.00	3.000								

Chicago White Sox @ Cleveland Indians  
Cleveland Municipal Stadium, Cleveland, OH

livebaseballscores.com




AB 41  
R 4  
H 8  
RBI 2  
BB 2  
SO 7  
LOB 16

Sat May 10 1986, 3:33 AM EDT  
Att: 20,009 - Unknown

Batter	1	2	3	4	5	6	7	8	9	10	11	AB	R	H	RBI	BB	SO	LOB	BOTTOM							
Brett Butler, L OBP: 0.360, SLG: 0.337 (1, 8)	BB		E6			6-3		6-3			E8	4	0	0	0	1	0	1								
Julio Franco, R OBP: 0.291, SLG: 0.345 (1, 6)	L9		CS	6-3		F3			6-3		4-3	5	0	0	0	0	0	2								
Joe Carter, R OBP: 0.317, SLG: 0.426 (1, 9)	G6-4-3 BB					F7			F8			2	0	0	0	2	0	0								
Andre Thornton, R OBP: 0.305, SLG: 0.370 (1, 10)	G6-4-3			G6-4-3					F7			4	0	0	0	0	0	3								
Brook Jacoby, R OBP: 0.383, SLG: 0.524 (1, 5)		F8				F7						4	0	0	0	0	1	0								
Pat Tabler, R OBP: 0.384, SLG: 0.490 (1, 3)		K				FC1-6 1B				6-3		4	0	2	0	0	1	0								
Mel Hall, L OBP: 0.271, SLG: 0.371 (1, 7)						FC1-6 1B				4-3		4	0	0	0	0	1	2								
Tony Bernazard, S OBP: 0.359, SLG: 0.413 (1, 4)												3	0	1	0	1	0	0								
Andy Allanson, R OBP: 0.371, SLG: 0.388 (1, 2)												4	0	0	0	0	0	3								
<b>Inning Stats</b>	R: 0 E: 0 K: 0 S: 2	H: 0 LOB: 1 BB: 2 P: 10	R: 0 E: 0 K: 2 S: 7	H: 0 LOB: 0 BB: 0 P: 7	R: 0 E: 1 K: 0 S: 2	H: 0 LOB: 0 BB: 1 P: 6	R: 0 E: 0 K: 0 S: 2	H: 0 LOB: 0 BB: 1 P: 6	R: 0 E: 0 K: 0 S: 3	H: 0 LOB: 0 BB: 0 P: 3	R: 0 E: 0 K: 0 S: 3	H: 1 LOB: 1 BB: 0 P: 4	R: 0 E: 0 K: 0 S: 3	H: 0 LOB: 0 BB: 0 P: 3	R: 0 E: 0 K: 1 S: 5	H: 0 LOB: 0 BB: 0 P: 5	R: 0 E: 1 K: 0 S: 4	H: 0 LOB: 1 BB: 0 P: 4	R: 0 E: 1 K: 0 S: 4	H: 0 LOB: 1 BB: 0 P: 4	1B: 3 2B: 0 3B: 0 HR: 0	SF: 0 SAC: 0 DP: 2 HBP: 0	WP: 0 PB: 0 SB: 1 CS: 2	PA: 39		
<b>PITCHER</b>	IP 7.0	WLS 3	BF 25	H 3	R 0	ER 0	SO 2	BB 4	IBB 0	HBP 0	BLK 0	WP 0	HR 0	S 25	P 41	ERA 0.00	WHIP 1.000									
Neil Allen, R ERA: 4.58	(1, 1)																									
Gene Nelson, R ERA: 3.42	(8, 1)	3.0	W	9	0	0	0	1	0	0	0	0	0	0	11	11	0.00	0.000								
Bob James, R ERA: 6.87	(11, 1)	1.0		4	0	0	0	0	0	0	0	0	0	4	4	0.00	0.000									

Chicago White Sox @ Cleveland Indians  
Cleveland Municipal Stadium, Cleveland, OH

livebaseballscores.com



AB 34  
R 0  
H 3  
RBI 0  
BB 4  
SO 3  
LOB 11

Sat May 10 1986, 3:33 AM EDT  
Att: 20,009 - Unknown













Batter	1	2	3	4	5	6	7	8	9	10	AB	R	H	RBI	BB	SO	LOB	TOP		
<b>Oddibe McDowell, L</b> OBP: 0.378, SLG: 0.435 (1, 8)	4-3		F9			F8		1B BB		G6-4-3 1B	4	1	1	0	1	0	0	<b>Texas Rangers @ Cleveland Indians</b> Cleveland Municipal Stadium, Cleveland, OH Tue May 13 1986, 7:05 PM EDT Att: 6,705 - Unknown  livebaseballscorecards.com  <b>AB 32</b> <b>R 2</b> <b>H 4</b> <b>RBI 2</b> <b>BB 6</b> <b>SO 7</b> <b>LOB 11</b>  		
<b>Toby Harrah, R</b> OBP: 0.326, SLG: 0.319 (1, 4)	6-3			4-3		6-3		1B BB		G6-4-3 1-2	4	0	0	0	1	0	1			
<b>Pete O'Brien, L</b> OBP: 0.397, SLG: 0.581 (1, 3)	F6			F8		F3					4	0	1	1	0	0	0			
<b>Pete Incaviglia, R</b> OBP: 0.327, SLG: 0.480 <b>Curtis Wilkerson, S</b> OBP: 0.226, SLG: 0.190 (1, 9) (8, 6)		FC6-4 BB			5-3			K		K	3	0	0	0	1	2	2			
<b>Gary Ward, R</b> OBP: 0.374, SLG: 0.344 (1, 7)		FC6-4 CS				WP 6-4-3 1B		BB		K	3	1	1	0	1	1	1			
<b>Larry Parrish, R</b> OBP: 0.347, SLG: 0.539 (1, 10)					5-3		F2			K	3	0	0	0	1	1	2			
<b>Darrell Porter, L</b> OBP: 0.378, SLG: 0.529 <b>Don Slaught, R</b> OBP: 0.364, SLG: 0.600 (1, 2) (9, PR) (9, 2)								K			3	0	1	0	1	2	2			
<b>Steve Buechele, R</b> OBP: 0.319, SLG: 0.460 <b>George Wright, S</b> OBP: 0.222, SLG: 0.318 (1, 5) (8, PH) (8, 9)			F4		6-4-3					F9	2	0	0	1	0	0	1			
<b>Scott Fletcher, R</b> OBP: 0.398, SLG: 0.455 (1, 6) (8, 5)			F9		4-3					F9	4	0	0	0	0	1	1			
<b>Inning Stats</b>	R: 0 E: 0 K: 0 S: 3	H: 0 LOB: 0 BB: 0 P: 3	R: 0 E: 0 K: 1 S: 4	H: 0 LOB: 1 BB: 2 P: 12	R: 0 E: 0 K: 0 S: 3	H: 0 LOB: 0 BB: 0 P: 3	R: 0 E: 0 K: 0 S: 3	H: 0 LOB: 0 BB: 0 P: 3	R: 0 E: 0 K: 2 S: 7	H: 0 LOB: 1 BB: 1 P: 11	R: 1 E: 0 K: 1 S: 6	H: 1 LOB: 2 BB: 2 P: 14	R: 0 E: 0 K: 2 S: 8	H: 1 LOB: 0 BB: 0 P: 8	R: 0 E: 0 K: 1 S: 5	H: 1 LOB: 0 BB: 0 P: 5	1B: 4 2B: 0 3B: 0 HR: 0		SF: 0 SAC: 0 DP: 1 HBP: 0	WP: 1 PA: 38 PB: 1 SB: 0 CS: 1
<b>PITCHER</b>	IP WLS BF H R ER SO	IP WLS BF H R ER SO	IP WLS BF H R ER SO	IP WLS BF H R ER SO	IP WLS BF H R ER SO	IP WLS BF H R ER SO	IP WLS BF H R ER SO	IP WLS BF H R ER SO	IP WLS BF H R ER SO	IP WLS BF H R ER SO	IP WLS BF H R ER SO	IP WLS BF H R ER SO	IP WLS BF H R ER SO	IP WLS BF H R ER SO	IP WLS BF H R ER SO	IP WLS BF H R ER SO	ERA WHIP	ERA WHIP		
<b>Don Schulte, R</b> ERA: 2.28 (1, 1)	7.2																	2.35	0.913	
<b>Scott Bailes, L</b> ERA: 6.0 (8, 1)	0.0																	∞	∞	
<b>Rich Yett, R</b> ERA: 2.7 (8, 1)	2.1	W	8	2	0	0	4	0	0	0	0	0	0	0	0	0	0	0.00	0.857	

Batter	1	2	3	4	5	6	7	8	9	10	AB	R	H	RBI	BB	SO	LOB	BOTTOM		
<b>Brett Butler, L</b> OBP: 0.366, SLG: 0.350 (1, 8)	1B BB		F8			F7		4-3		BB 1B	4	0	1	0	1	0	0	<b>Texas Rangers @ Cleveland Indians</b> Cleveland Municipal Stadium, Cleveland, OH Tue May 13 1986, 7:05 PM EDT Att: 6,705 - Unknown  livebaseballscorecards.com  <b>AB 36</b> <b>R 3</b> <b>H 7</b> <b>RBI 3</b> <b>BB 6</b> <b>SO 9</b> <b>LOB 18</b>  		
<b>Tony Bernazard, S</b> OBP: 0.377, SLG: 0.446 (1, 4)	FC1-5-2 1B					1B		F9		1-2 BB	4	0	3	0	1	0	0			
<b>Julio Franco, R</b> OBP: 0.289, SLG: 0.341 (1, 6)	FC1-5-2 1-3					1B		F7		K	5	0	1	0	0	2	5			
<b>Andre Thornton, R</b> OBP: 0.310, SLG: 0.352 <b>Carmen Castillo, R</b> OBP: 0.282, SLG: 0.351 (1, 10) (8, PR)										S BB	1	0	0	0	3	1	2			
<b>Brook Jacoby, R</b> OBP: 0.344, SLG: 0.483 (1, 5)	K									K	5	0	0	0	0	3	6			
<b>Pat Tabler, R</b> OBP: 0.376, SLG: 0.491 (1, 3)	K										4	2	1	1	1	2	4			
<b>Joe Carter, R</b> OBP: 0.308, SLG: 0.430 (1, 9)											4	1	1	2	0	0	1			
<b>Mel Hall, L</b> OBP: 0.253, SLG: 0.352 <b>Otis Nixon, S</b> OBP: 0.304, SLG: 0.273 (1, 7) (8, 7)											3	0	0	0	0	1	0			
<b>Andy Allanson, R</b> OBP: 0.346, SLG: 0.351 (1, 2)											4	0	0	0	0	0	0			
<b>Inning Stats</b>	R: 0 E: 0 K: 2 S: 8	H: 1 LOB: 3 BB: 2 P: 16	R: 0 E: 0 K: 0 S: 3	H: 0 LOB: 0 BB: 0 P: 3	R: 0 E: 0 K: 2 S: 8	H: 1 LOB: 2 BB: 1 P: 12	R: 0 E: 0 K: 0 S: 3	H: 0 LOB: 0 BB: 0 P: 3	R: 2 E: 0 K: 0 S: 3	H: 1 LOB: 0 BB: 1 P: 10	R: 0 E: 0 K: 2 S: 7	H: 0 LOB: 1 BB: 1 P: 11	R: 0 E: 0 K: 1 S: 6	H: 1 LOB: 2 BB: 1 P: 10	R: 0 E: 0 K: 0 S: 3	H: 1 LOB: 0 BB: 0 P: 3	1B: 4 2B: 0 3B: 1 HR: 2		SF: 0 SAC: 0 DP: 0 HBP: 0	WP: 0 PA: 42 PB: 0 SB: 1 CS: 0
<b>PITCHER</b>	IP WLS BF H R ER SO	IP WLS BF H R ER SO	IP WLS BF H R ER SO	IP WLS BF H R ER SO	IP WLS BF H R ER SO	IP WLS BF H R ER SO	IP WLS BF H R ER SO	IP WLS BF H R ER SO	IP WLS BF H R ER SO	IP WLS BF H R ER SO	IP WLS BF H R ER SO	IP WLS BF H R ER SO	IP WLS BF H R ER SO	IP WLS BF H R ER SO	IP WLS BF H R ER SO	IP WLS BF H R ER SO	ERA WHIP	ERA WHIP		
<b>Ed Correa, R</b> ERA: 3.27 (8, 1)	7.0																	2.57	1.286	
<b>Dwayne Henry, R</b> ERA: 5.84 (8, 1)	0.0																	∞	∞	
<b>Greg Harris, R</b> ERA: 4.13 (8, 1)	2.2	L	11	2	1	1	3	1	0	0	0	0	1	16	20			3.38	1.125	



Batter	1	2	3	4	5	6	7	8	9	AB	R	H	RBI	BB	SO	LOB	TOP		
<b>Brett Butler, L</b> OBP: 0.354, SLG: 0.336 (1, 8)	F8			F8		4-3			4-1	4	0	0	0	0	0	1			
<b>Tony Bernazard, S</b> OBP: 0.373, SLG: 0.438 (1, 4)	F7			4-3 WP 1B		F5			K	4	0	1	0	0	1	1			
<b>Julio Franco, R</b> OBP: 0.288, SLG: 0.346 (1, 6)	K			4-3					4-3	4	0	1	0	0	1	1			
<b>Joe Carter, R</b> OBP: 0.300, SLG: 0.418 (1, 9)		6-3		K					F8	3	0	0	0	0	1	2			
<b>Brook Jacoby, R</b> OBP: 0.356, SLG: 0.471 (1, 5)		K			K				6-3	3	0	0	0	0	2	1			
<b>Pat Tabler, R</b> OBP: 0.367, SLG: 0.479 (1, 3)					6-3				F8	3	0	0	0	0	0	1			
<b>Carmen Castillo, R</b> OBP: 0.262, SLG: 0.325 (1, 10)					F7				4-3	3	0	0	0	0	0	0			
<b>Chris Bando, S</b> OBP: 0.419, SLG: 0.414 (1, 2)				L8					K	3	0	0	0	0	2	0			
<b>Otis Nixon, S</b> OBP: 0.308, SLG: 0.280 (1, 7)				K					5-3	3	0	1	0	0	1	0			
<b>Inning Stats</b>	R: 0 E: 0 K: 1 S: 5	H: 0 LOB: 0 BB: 0 P: 5	R: 0 E: 0 K: 1 S: 5	H: 0 LOB: 0 BB: 0 P: 5	R: 0 E: 0 K: 1 S: 5	H: 1 LOB: 1 BB: 0 P: 6	R: 0 E: 0 K: 1 S: 5	H: 0 LOB: 0 BB: 0 P: 5	R: 0 E: 0 K: 1 S: 6	H: 1 LOB: 1 BB: 0 P: 6	R: 0 E: 0 K: 0 S: 4	H: 1 LOB: 1 BB: 0 P: 4	R: 0 E: 0 K: 1 S: 5	H: 0 LOB: 0 BB: 0 P: 5	R: 0 E: 0 K: 1 S: 5	H: 0 LOB: 0 BB: 0 P: 5	1B: 2 2B: 1 3B: 0 HR: 0	SF: 0 SAC: 0 DP: 0 HBP: 0	WP: 2 PA: 30
<b>PITCHER</b> <b>Mark Gubicza, R</b> ERA: 5.4 (1, 1)	IP: 9.0 WLS: W BF: 30 H: 3 R: 0 ER: 0 SO: 8 BB: 0 IBB: 0 HBP: 0 BLK: 0 WP: 2 HR: 0 S: 46 P: 46 ERA: 0.00 WHIP: 0.333															<b>PITCHER</b> IP: WLS: BF: H: R: ER: SO: BB: IBB: HBP: BLK: WP: HR: S: P: ERA: WHIP:			

**Cleveland Indians @ Kansas City Royals**  
Royals Stadium, Kansas City, MO  
Wed May 14 1986, 8:05 PM EDT  
Att: 20,326 - Unknown

AB	30
R	0
H	3
RBI	0
BB	0
SO	8
LOB	7



Batter	1	2	3	4	5	6	7	8	9	AB	R	H	RBI	BB	SO	LOB	BOTTOM		
<b>Willie Wilson, S</b> OBP: 0.284, SLG: 0.304 (1, 8)	F7		1-3		1B 2B					3	1	1	0	2	0	1			
<b>Rudy Law, L</b> OBP: 0.351, SLG: 0.398 (1, 7)	S 1B		1B		2B 1B				E6 BB	5	2	3	1	0	0	4			
<b>George Brett, L</b> OBP: 0.425, SLG: 0.515 (1, 5)	BB		CS 1B		1B 2B				G6-4-3 BB	3	1	2	3	2	0	3			
<b>Frank White, R</b> OBP: 0.325, SLG: 0.461 (1, 4)	L8		CS 1B		K				G5-4-3 BB	4	0	1	0	0	1	4			
<b>Jorge Orta, L</b> OBP: 0.419, SLG: 0.444 <b>Hal McRae, R</b> OBP: 0.247, SLG: 0.373 (7, PH)	F7				L9 1B					3	0	1	1	0	0	3			
<b>Steve Balboni, R</b> OBP: 0.331, SLG: 0.421 (1, 3)					K				F8	4	0	0	0	0	1	3			
<b>Jim Sundberg, R</b> OBP: 0.269, SLG: 0.327 (1, 2)									5-3 1B	3	0	1	0	1	0	0			
<b>Darryl Motley, R</b> OBP: 0.259, SLG: 0.439 (1, 9)					F8				F9	4	1	1	0	0	0	3			
<b>Angel Salazar, R</b> OBP: 0.277, SLG: 0.282 (1, 6)					F4				F4	4	0	1	0	0	0	2			
<b>Inning Stats</b>	R: 0 E: 0 K: 0 S: 4	H: 1 LOB: 2 BB: 1 P: 8	R: 0 E: 0 K: 0 S: 3	H: 0 LOB: 0 BB: 0 P: 3	R: 1 E: 0 K: 0 S: 4	H: 3 LOB: 0 BB: 0 P: 4	R: 0 E: 0 K: 1 S: 6	H: 1 LOB: 2 BB: 1 P: 10	R: 3 E: 0 K: 1 S: 9	H: 4 LOB: 1 BB: 0 P: 9	R: 0 E: 0 K: 0 S: 4	H: 1 LOB: 2 BB: 1 P: 8	R: 0 E: 0 K: 0 S: 3	H: 1 LOB: 2 BB: 1 P: 7	R: 1 E: 2 K: 0 S: 5	H: 1 LOB: 2 BB: 1 P: 9	1B: 9 2B: 3 3B: 0 HR: 0	SF: 0 SAC: 0 DP: 2 HBP: 0	WP: 0 PA: 40
<b>PITCHER</b> <b>Phil Niekro, R</b> ERA: 3.38 <b>Jamie Easterly, L</b> ERA: 7.2 (6, 1)	IP: 5.2 WLS: L BF: 28 H: 10 R: 4 ER: 4 SO: 4 BB: 3 IBB: 0 HBP: 0 BLK: 0 WP: 0 HR: 0 S: 29 P: 41 ERA: 6.35 WHIP: 2.294															<b>PITCHER</b> IP: WLS: BF: H: R: ER: SO: BB: IBB: HBP: BLK: WP: HR: S: P: ERA: WHIP:			

**Cleveland Indians @ Kansas City Royals**  
Royals Stadium, Kansas City, MO  
Wed May 14 1986, 8:05 PM EDT  
Att: 20,326 - Unknown

AB	34
R	5
H	12
RBI	5
BB	5
SO	2
LOB	23





Batter	1	2	3	4	5	6	7	8	9	AB	R	H	RBI	BB	SO	LOB	TOP	
<b>Brett Butler, L</b> OBP: 0.351, SLG: 0.333 (1, 8)										4	1	1	0	0	0	3	<b>Cleveland Indians @ Kansas City Royals</b> Royals Stadium, Kansas City, MO Thu May 15 1986, 8:05 PM EDT Att: 29,201 - Unknown	
<b>Julio Franco, R</b> OBP: 0.297, SLG: 0.343 (1, 6)										4	0	1	1	0	1			
<b>Joe Carter, R</b> OBP: 0.306, SLG: 0.416 (1, 9)										3	1	1	0	1	0	1		
<b>Andre Thornton, R</b> OBP: 0.308, SLG: 0.375 (1, 10)										4	1	1	1	0	1	3		
<b>Pat Tabler, R</b> OBP: 0.364, SLG: 0.488 (1, 3)										4	0	1	1	0	0	2		
<b>Brook Jacoby, R</b> OBP: 0.346, SLG: 0.456 (1, 5)										4	0	0	0	0	2	1		
<b>Tony Bernazard, S</b> OBP: 0.361, SLG: 0.422 (1, 4)										4	0	0	0	0	2	0		
<b>Mel Hall, L</b> OBP: 0.268, SLG: 0.365 (1, 7)									3	0	2	0	0	0	0	0		
<b>Carmen Castillo, R</b> OBP: 0.256, SLG: 0.317 (9, PH)									1	0	0	0	0	0	0	0		
<b>Andy Allanson, R</b> OBP: 0.346, SLG: 0.364 (1, 2)										3	0	1	0	0	0	1		
<b>Inning Stats</b>	R: 0 E: 0 K: 0 S: 4	H: 1 LOB: 2 BB: 1 P: 8	R: 0 E: 0 K: 0 S: 3	H: 0 LOB: 0 BB: 0 P: 3	R: 1 E: 1 K: 0 S: 4	H: 1 LOB: 0 BB: 0 P: 4	R: 0 E: 0 K: 1 S: 5	H: 0 LOB: 0 BB: 0 P: 5	R: 0 E: 0 K: 1 S: 6	H: 1 LOB: 1 BB: 0 P: 6	R: 1 E: 0 K: 0 S: 4	H: 1 LOB: 0 BB: 0 P: 4	R: 0 E: 0 K: 1 S: 5	H: 0 LOB: 0 BB: 0 P: 5	1B: 5 2B: 3 3B: 1 HR: 1	SF: 0 SAC: 0 DP: 2 HBP: 0	WP: 1 PB: 0 SB: 1 CS: 0	PA: 35
<b>PITCHER</b>	IP WLS BF H R ER SO BB IBB HBP BLK WP HR S P ERA WHIP																	
<b>Dennis Leonard, R</b> ERA: 1.73 (1, 1)	8.0 W 32 8 3 2 5 1 0 0 0 1 1 41 45 2.25 1.125																	
<b>Bud Black, L</b> ERA: 5.75 (9, 1)	1.0 S 3 0 0 0 1 0 0 0 0 0 0 5 5 0.00 0.000																	

Batter	1	2	3	4	5	6	7	8	9	AB	R	H	RBI	BB	SO	LOB	BOTTOM	
<b>Willie Wilson, S</b> OBP: 0.283, SLG: 0.302 (1, 8)										4	1	1	0	0	0	2	<b>Cleveland Indians @ Kansas City Royals</b> Royals Stadium, Kansas City, MO Thu May 15 1986, 8:05 PM EDT Att: 29,201 - Unknown	
<b>Rudy Law, L</b> OBP: 0.348, SLG: 0.402 (1, 9)										4	0	1	0	0	1	3		
<b>George Brett, L</b> OBP: 0.416, SLG: 0.500 (1, 5)										3	0	0	0	0	0	1		
<b>Greg Pryor, R</b> OBP: 0.125, SLG: 0.125 (7, 5)										0	0	0	0	0	0	0		
<b>Hal McRae, R</b> OBP: 0.256, SLG: 0.373 (8, PH)										0	0	0	0	1	0	0		
<b>Lynn Jones, R</b> (8, PR)										0	1	0	0	0	0	0		
<b>Frank White, R</b> OBP: 0.323, SLG: 0.479 (1, 4)										4	1	1	4	0	1	1		
<b>Jorge Orta, L</b> OBP: 0.371, SLG: 0.387 (1, 10)										4	0	0	0	0	0	1		
<b>Steve Balboni, R</b> OBP: 0.321, SLG: 0.407 (1, 3)										4	0	0	0	0	0	1		
<b>Lonnie Smith, R</b> OBP: 0.284, SLG: 0.229 (1, 7)										2	1	0	0	0	0	0		
<b>Jim Sundberg, R</b> OBP: 0.279, SLG: 0.337 (1, 2)										3	1	2	0	0	0	0		
<b>Buddy Biancalana, S</b> OBP: 0.182, SLG: 0.182 (1, 6)										2	0	1	1	0	0	0		
<b>Jamie Quirk, L</b> OBP: 0.235, SLG: 0.500 (8, PH)										1	0	1	0	0	0	0		
<b>Angel Salazar, R</b> OBP: 0.277, SLG: 0.282 (8, PR)										0	1	0	0	0	0	0		
<b>Inning Stats</b>	R: 0 E: 0 K: 0 S: 3	H: 0 LOB: 0 BB: 0 P: 3	R: 0 E: 0 K: 0 S: 3	H: 0 LOB: 0 BB: 0 P: 3	R: 0 E: 0 K: 1 S: 6	H: 1 LOB: 1 BB: 0 P: 6	R: 0 E: 0 K: 0 S: 5	H: 0 LOB: 0 BB: 0 P: 6	R: 0 E: 0 K: 0 S: 3	H: 0 LOB: 0 BB: 0 P: 3	R: 0 E: 0 K: 0 S: 3	H: 0 LOB: 0 BB: 0 P: 3	R: 5 E: 1 K: 1 S: 9	H: 4 LOB: 1 BB: 1 P: 13	1B: 5 2B: 1 3B: 0 HR: 1	SF: 0 SAC: 0 DP: 0 HBP: 1	WP: 0 PB: 0 SB: 0 CS: 0	PA: 33
<b>PITCHER</b>	IP WLS BF H R ER SO BB IBB HBP BLK WP HR S P ERA WHIP																	
<b>Ken Schrom, R</b> ERA: 2.95 (1, 1)	7.0 L 27 5 3 3 1 0 0 1 0 0 0 0 28 29 3.86 0.714																	
<b>Scott Bailes, L</b> ERA: 8.75 (8, 1)	0.1 3 1 0 0 1 0 1 0 0 0 0 4 8 0.00 3.000																	
<b>Rich Yett, R</b> ERA: 3.38 (8, 1)	0.2 3 1 3 3 0 0 0 0 0 0 1 3 3 40.50 1.500																	



Batter	1	2	3	4	5	6	7	8	9	AB	R	H	RBI	BB	SO	LOB	TOP								
<b>Brett Butler, L</b> OBP: 0.346, SLG: 0.328 (1, 8)	0-3 K	0-0 L1					0-0 F9		0-0 2-3	5	1	1	1	0	1	2									
<b>Julio Franco, R</b> OBP: 0.299, SLG: 0.377 (1, 6)	0-0 1B						0-0 F6			4	1	3	1	0	0	0									
<b>Joe Carter, R</b> OBP: 0.297, SLG: 0.402 (1, 9)	0-0 L4-3						0-0 F7			4	0	0	0	0	0	2									
<b>Andre Thornton, R</b> OBP: 0.307, SLG: 0.397 (1, 10)							0-0 F9			4	1	1	1	0	0	0									
<b>Pat Tabler, R</b> OBP: 0.375, SLG: 0.496 (1, 3)							4-0 1B			2	1	1	0	2	1	0									
<b>Brook Jacoby, R</b> OBP: 0.350, SLG: 0.453 (8, PR) (8, 7)							0-0 2B			3	1	1	0	1	0	2									
<b>Mel Hall, L</b> OBP: 0.267, SLG: 0.372 <b>Tony Bernazard, S</b> OBP: 0.361, SLG: 0.422 (8, 4)							0-0 1B			0	0	0	0	0	0	0									
<b>Chris Bando, S</b> OBP: 0.400, SLG: 0.424 (1, 2)							0-0 F8			4	1	1	0	0	1	1									
<b>Dan Rohn, L</b> OBP: 0.167, SLG: 0.167 (8, 5)							0-0 1B			4	0	1	0	0	0	1									
<b>Inning Stats</b>	R: 0 E: 0 K: 1 S: 5	H: 1 LOB: 0 BB: 0 P: 5	R: 2 E: 0 K: 0 S: 6	H: 3 LOB: 2 BB: 1 P: 10	R: 1 E: 0 K: 0 S: 5	H: 2 LOB: 1 BB: 0 P: 5	R: 0 E: 0 K: 0 S: 3	H: 0 LOB: 0 BB: 0 P: 3	R: 0 E: 0 K: 0 S: 3	H: 0 LOB: 0 BB: 0 P: 3	R: 1 E: 0 K: 0 S: 3	H: 1 LOB: 0 BB: 1 P: 7	R: 2 E: 0 K: 0 S: 5	H: 3 LOB: 0 BB: 0 P: 5	R: 0 E: 0 K: 2 S: 7	H: 0 LOB: 2 BB: 1 P: 11	R: 0 E: 0 K: 1 S: 5	H: 0 LOB: 0 BB: 0 P: 5	1B: 5 2B: 4 3B: 0 HR: 2	SF: 0 SAC: 0 DP: 3 HBP: 0	WP: 0 PB: 0 SB: 1 CS: 0	PA: 37			
<b>PITCHER</b>	IP	WLS	BF	H	R	ER	SO	BB	IBB	HBP	BLK	WP	HR	S	P	ERA	WHIP								
<b>Doyle Alexander, R</b> ERA: 3.93 (1, 1)	5.0		23	7	4	4	1	2	0	0	0	0	2	23	31	7.20	1.800								
<b>Jim Acker, R</b> ERA: 3.62 (6, 1)	1.1	W	4	1	1	1	0	0	0	0	0	0	0	4	4	6.75	0.750								
<b>Mark Eichhorn, R</b> ERA: 0.96 (7, 1)	2.2	S	10	2	1	1	3	1	0	0	0	0	0	15	19	3.38	1.125								

**Cleveland Indians @ Toronto Blue Jays**  
Exhibition Stadium, Toronto, ON  
Fri May 16 1986, 7:05 PM EDT  
Att: 21,251 - Unknown

livebaseballscores.com

AB 34  
R 6  
H 10  
RBI 5  
BB 3  
SO 4  
LOB 10



Batter	1	2	3	4	5	6	7	8	9	AB	R	H	RBI	BB	SO	LOB	BOTTOM								
<b>Damaso Garcia, R</b> OBP: 0.281, SLG: 0.250 (1, 4)	0-3 K	0-0 F3					0-0 L4		0-0 6-3	5	0	1	0	0	1	4									
<b>Lloyd Moseby, L</b> OBP: 0.392, SLG: 0.483 (1, 8)	0-0 4-3						0-0 F5			4	1	0	0	1	0	1									
<b>Rance Mulliniks, L</b> OBP: 0.346, SLG: 0.391 <b>Garth Iorg, R</b> OBP: 0.328, SLG: 0.291 (8, 5)							0-0 2B			4	2	3	1	1	0	0									
<b>Willie Upshaw, L</b> OBP: 0.390, SLG: 0.386 (1, 3)	0-0 F3						0-0 L9			3	2	0	0	2	0	3									
<b>George Bell, R</b> OBP: 0.359, SLG: 0.466 (1, 7)							0-0 BB			4	1	3	1	1	0	1									
<b>Jesse Barfield, R</b> OBP: 0.306, SLG: 0.496 (1, 9)							4-0 BB			4	0	2	4	1	0	2									
<b>Cliff Johnson, R</b> OBP: 0.411, SLG: 0.506 (1, 10)							0-0 L6			4	0	0	0	1	1	7									
<b>Ernie Whitt, L</b> OBP: 0.193, SLG: 0.255 <b>Buck Martinez, R</b> OBP: 0.292, SLG: 0.222 (8, PH) (9, 2)							0-0 F9			3	0	0	0	1	1	4									
<b>Tony Fernandez, S</b> OBP: 0.307, SLG: 0.310 (1, 6)							4-0 BB			3	1	1	0	1	0	2									
<b>Inning Stats</b>	R: 0 E: 0 K: 1 S: 6	H: 1 LOB: 1 BB: 0 P: 6	R: 0 E: 0 K: 0 S: 4	H: 1 LOB: 3 BB: 2 P: 12	R: 1 E: 1 K: 1 S: 7	H: 1 LOB: 2 BB: 1 P: 11	R: 0 E: 0 K: 1 S: 6	H: 1 LOB: 1 BB: 0 P: 6	R: 1 E: 0 K: 0 S: 5	H: 2 LOB: 2 BB: 1 P: 9	R: 5 E: 0 K: 0 S: 7	H: 4 LOB: 3 BB: 3 P: 19	R: 0 E: 0 K: 0 S: 3	H: 0 LOB: 0 BB: 0 P: 3	R: 0 E: 0 K: 0 S: 3	H: 0 LOB: 2 BB: 2 P: 11	1B: 6 2B: 4 3B: 0 HR: 0	SF: 0 SAC: 0 DP: 0 HBP: 0	WP: 0 PB: 0 SB: 3 CS: 0	PA: 44					
<b>PITCHER</b>	IP	WLS	BF	H	R	ER	SO	BB	IBB	HBP	BLK	WP	HR	S	P	ERA	WHIP								
<b>Tom Candiotti, R</b> ERA: 3.8 (1, 1)	5.1	L	33	10	7	6	3	6	0	0	1	0	0	33	57	10.12	3.000								
<b>Jim Kern, R</b> ERA: 6.48 (8, 1)	2.1		10	0	0	0	0	3	0	0	0	0	0	7	19	0.00	1.286								
<b>Scott Bailes, L</b> ERA: 6.65 (8, 1)	0.1		1	0	0	0	0	0	0	0	0	0	0	1	1	0.00	0.000								

**Cleveland Indians @ Toronto Blue Jays**  
Exhibition Stadium, Toronto, ON  
Fri May 16 1986, 7:05 PM EDT  
Att: 21,251 - Unknown

livebaseballscores.com

AB 35  
R 7  
H 10  
RBI 6  
BB 9  
SO 3  
LOB 26






Batter	1	2	3	4	5	6	7	8	9	AB	R	H	RBI	BB	SO	LOB	TOP								
<b>Brett Butler, L</b> (1, 8) OBP: 0.360, SLG: 0.333 <b>Eddie Williams, R</b> (7, FH) (7, 7)	0-0 F4-5 S 1B		4-0 FC4-6 BB		4-0 BB		0-0 FC5-4 E		0-3 K	1	0	1	0	2	0	0									
<b>Julio Franco, R</b> (1, 6) OBP: 0.296, SLG: 0.369	4-0 1-2 BB		0-0 FC4-6 1-2		0-3 K		0-0 SF		0-0 L7	3	1	0	1	1	1	2									
<b>Joe Carter, R</b> (1, 7) OBP: 0.295, SLG: 0.421 <b>Mel Hall, L</b> (9, FH) (7, 8) OBP: 0.264, SLG: 0.367	0-0 F4-5 2-3		0-3 K		0-0 HR		0-0 F4		0-3 K	4	1	1	1	0	1	3									
<b>Andre Thornton, R</b> (1, 10) OBP: 0.305, SLG: 0.387	0-3 K				0-0 5-3		4-0 FC6 BB		0-0 1-3	3	0	0	0	1	1										
<b>Pat Tabler, R</b> (1, 3) OBP: 0.379, SLG: 0.504		0-0 2B			0-0 5-3		0-0 F8		0-0 5-3 2B 1B	4	1	2	0	0	0	1									
<b>Brook Jacoby, R</b> (1, 5) OBP: 0.347, SLG: 0.443		0-0 L4			4-0 BB		0-0 F9		0-0 5-3	3	0	0	0	1	0	3									
<b>Carmen Castillo, R</b> (1, 9) OBP: 0.295, SLG: 0.333		0-0 5-3			0-0 F6		0-0 FC6 1-2		0-0 G3 2H	4	0	1	1	0	0	3									
<b>Tony Bernazard, S</b> (1, 4) OBP: 0.357, SLG: 0.416		0-0 F6			0-0 F8		0-0 FC5-4 1B SF 1B		0-0 G3	4	1	1	0	0	0	2									
<b>Andy Allanson, R</b> (1, 2) OBP: 0.341, SLG: 0.358					0-0 5-3		0-0 F4		0-0 5-3	4	0	1	0	0	0	1									
<b>Inning Stats</b>	R: 0 E: 0 K: 1 S: 5	H: 1 LOB: 1 BB: 1 P: 9	R: 0 E: 0 K: 0 S: 4	H: 1 LOB: 1 BB: 0 P: 4	R: 0 E: 0 K: 1 S: 5	H: 0 LOB: 1 BB: 1 P: 9	R: 0 E: 0 K: 0 S: 3	H: 0 LOB: 1 BB: 1 P: 7	R: 0 E: 0 K: 1 S: 5	H: 0 LOB: 1 BB: 1 P: 9	R: 1 E: 0 K: 0 S: 4	H: 1 LOB: 1 BB: 1 P: 8	R: 3 E: 1 K: 0 S: 6	H: 2 LOB: 0 BB: 0 P: 6	R: 1 E: 0 K: 0 S: 5	H: 2 LOB: 1 BB: 0 P: 5	R: 0 E: 0 K: 2 S: 7	H: 0 LOB: 0 BB: 0 P: 7	1B: 4 2B: 3 3B: 0 HR: 1	SF: 1 SAC: 0 DP: 1 HBP: 0	WP: 0 PB: 0 SB: 1 CS: 0	PA: 39			
<b>PITCHER</b>	IP	WLS	BF	H	R	ER	SO	BB	IBB	HBP	BLK	WP	HR	S	P	ERA	WHIP								
<b>Jimmy Key, L</b> (1, 1) ERA: 8.83	7.0	W	31	5	4	2	3	5	0	0	0	0	1	32	52	2.57	1.429								
<b>Dennis Lamp, R</b> (8, 1) ERA: 9.43	1.0		5	2	1	1	0	0	0	0	0	0	0	5	5	9.00	2.000								
<b>Tom Henke, R</b> (9, 1) ERA: 7.45	1.0		3	0	0	0	2	0	0	0	0	0	0	7	7	0.00	0.000								

Cleveland Indians @ Toronto Blue Jays  
Exhibition Stadium, Toronto, ON  
Sat May 17 1986, 3:33 AM EDT  
Att: 27,473 - Unknown


AB 33  
R 5  
H 7  
RBI 3  
BB 5  
SO 5  
LOB 18



Batter	1	2	3	4	5	6	7	8	9	AB	R	H	RBI	BB	SO	LOB	BOTTOM								
<b>Damaso Garcia, R</b> (1, 4) OBP: 0.300, SLG: 0.264 <b>Kelly Gruber, R</b> (7, 5) OBP: 0.206, SLG: 0.441	0-0 E 1B 1B		0-0 L7			4-0 1B 1B		4-0 HR BB		0-0 3-1	3	3	2	0	1	0									
<b>Lloyd Moseby, L</b> (1, 8) OBP: 0.395, SLG: 0.477	4-0 1-2 1B BB		0-0 4-3		0-0 E 1B 2B 1B		0-3 K		0-3 K	4	2	1	0	1	2	2									
<b>George Bell, R</b> (1, 7) OBP: 0.356, SLG: 0.460 <b>Rick Leach, L</b> (7, 7) OBP: 0.394, SLG: 0.419	0-0 E5 PB HR 1B		0-0 6-3		0-0 E9 2B 1B		0-0 F7		0-3 K	4	2	1	1	0	0	4									
<b>Jesse Barfield, R</b> (1, 9) OBP: 0.315, SLG: 0.529	0-0 1-2 2H 3H HR 1B		0-0 F4		0-0 2H 3H 2B		0-0 HR		0-3 K	5	2	3	6	0	1	0									
<b>Willie Upshaw, L</b> (1, 3) OBP: 0.386, SLG: 0.378 <b>Fred McGriff, L</b> (8, 3)	0-3 K		0-0 F8		0-0 F6		4-0 BB			3	0	0	0	1	1	3									
<b>Cliff Johnson, R</b> (1, 10) OBP: 0.414, SLG: 0.537	0-0 1H 3H HR				0-0 4-3		4-0 BB		0-3 K	3	1	1	3	1	1	1									
<b>Garth Iorg, R</b> (1, 5) OBP: 0.306, SLG: 0.271 <b>Buck Martinez, R</b> (1, 2) OBP: 0.261, SLG: 0.205	0-0 5-3				0-0 5-3		0-3 K		0-0 F9	4	0	0	0	0	1	2									
<b>Tony Fernandez, S</b> (1, 6) OBP: 0.312, SLG: 0.329		0-0 5-3			4-0 BB		0-0 F2		0-0 6-3	3	0	0	0	1	0	2									
<b>Inning Stats</b>	R: 5 E: 1 K: 1 S: 9	H: 3 LOB: 0 BB: 1 P: 13	R: 0 E: 0 K: 0 S: 3	H: 0 LOB: 0 BB: 0 P: 3	R: 0 E: 0 K: 0 S: 3	H: 0 LOB: 0 BB: 1 P: 7	R: 0 E: 0 K: 0 S: 3	H: 0 LOB: 1 BB: 1 P: 7	R: 3 E: 0 K: 2 S: 9	H: 2 LOB: 2 BB: 2 P: 17	R: 0 E: 0 K: 0 S: 4	H: 1 LOB: 1 BB: 0 P: 4	R: 0 E: 0 K: 3 S: 9	H: 0 LOB: 0 BB: 0 P: 9	R: 0 E: 0 K: 3 S: 9	H: 0 LOB: 0 BB: 0 P: 9	1B: 5 2B: 3 3B: 0 HR: 2	SF: 0 SAC: 0 DP: 0 HBP: 0	WP: 0 PB: 1 SB: 1 CS: 0	PA: 40					
<b>PITCHER</b>	IP	WLS	BF	H	R	ER	SO	BB	IBB	HBP	BLK	WP	HR	S	P	ERA	WHIP								
<b>Neal Heaton, L</b> (1, 1) ERA: 5.09	4.0	L	20	5	7	6	1	2	0	0	0	0	1	20	28	13.50	1.750								
<b>Reggie Ritter, R</b> (5, 1) ERA: 18.0	2.0		13	4	4	4	3	3	0	0	0	0	1	16	28	18.00	3.500								
<b>Jamie Easterly, L</b> (7, 1) ERA: 6.0	2.0		7	1	0	0	3	0	0	0	0	0	0	13	13	0.00	0.500								

Cleveland Indians @ Toronto Blue Jays  
Exhibition Stadium, Toronto, ON  
Sat May 17 1986, 3:33 AM EDT  
Att: 27,473 - Unknown

AB 35  
R 11  
H 10  
RBI 10  
BB 5  
SO 7  
LOB 16



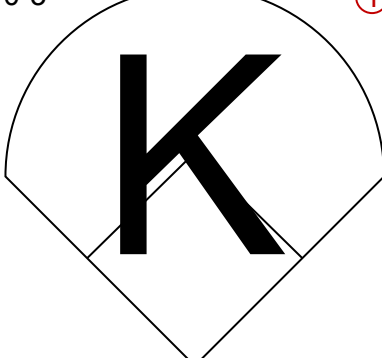
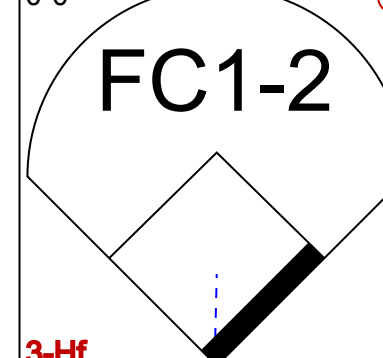
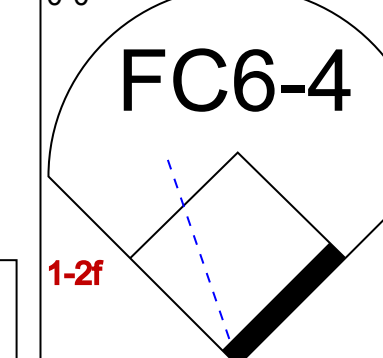
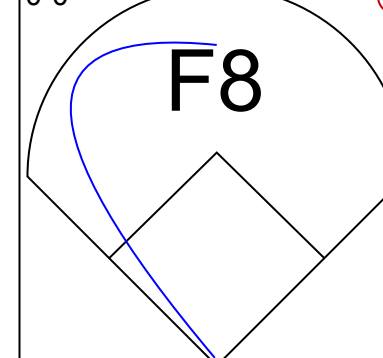
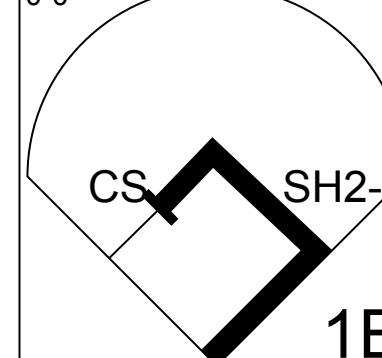
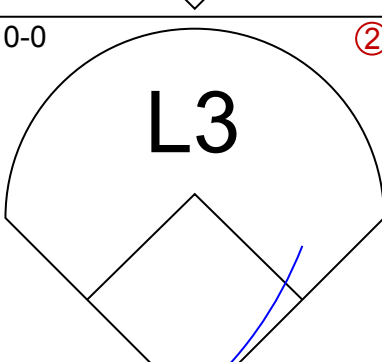
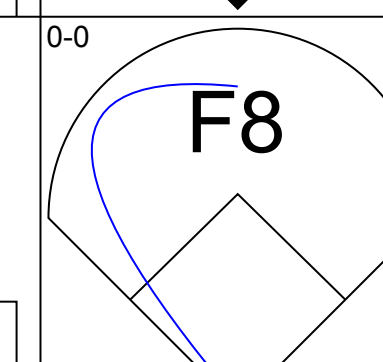
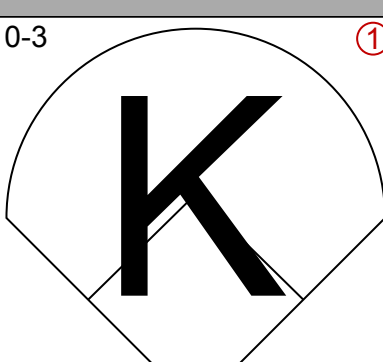
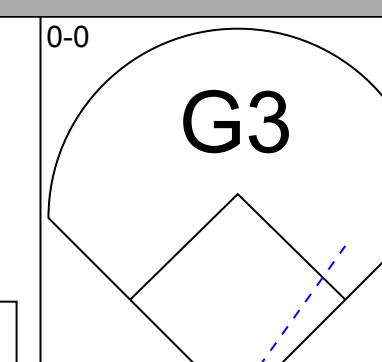
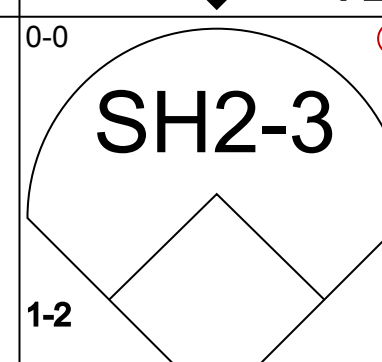
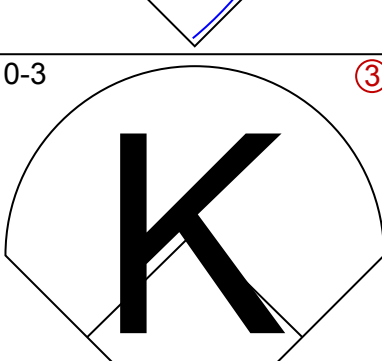
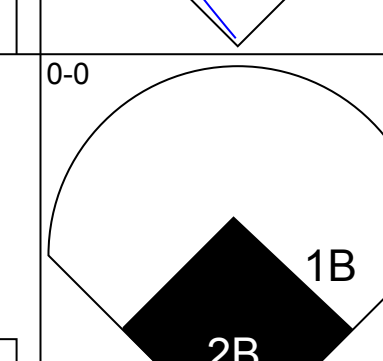
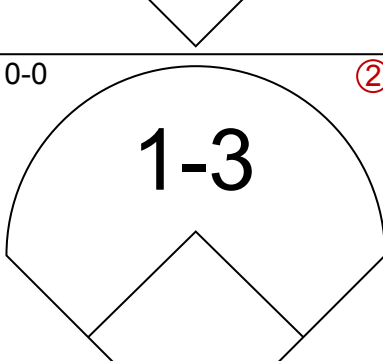
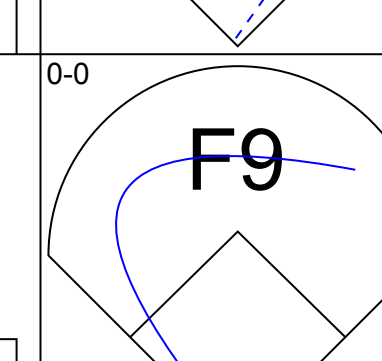
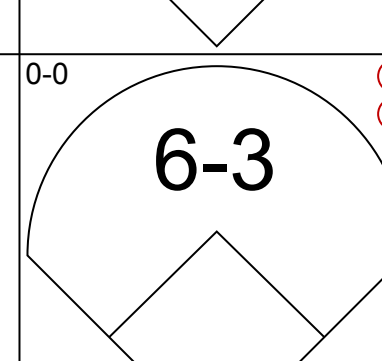
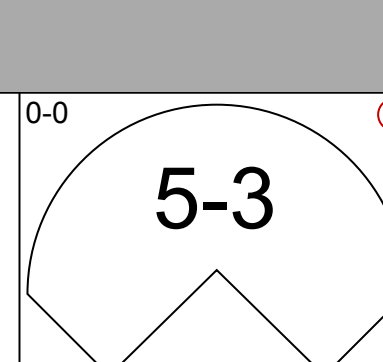
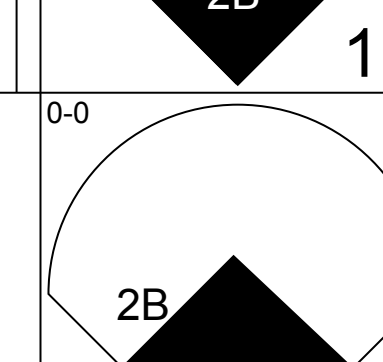
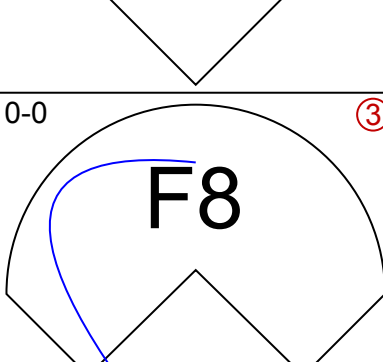
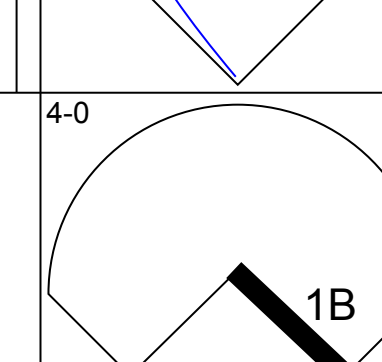
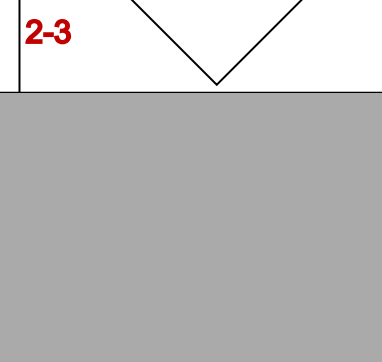
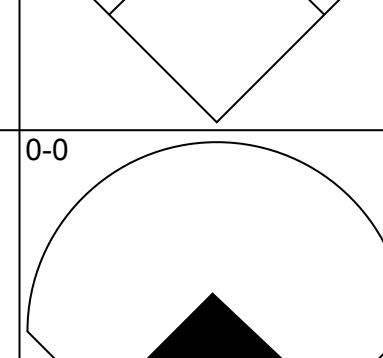
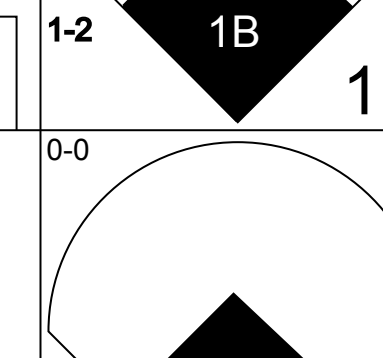
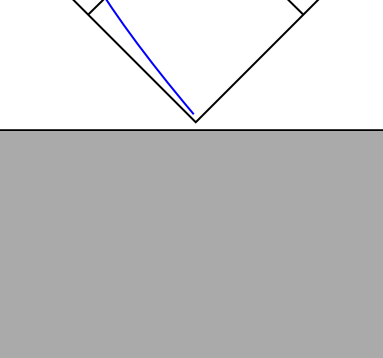
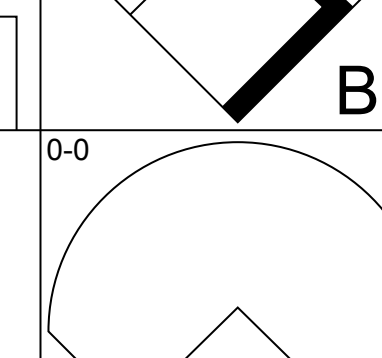

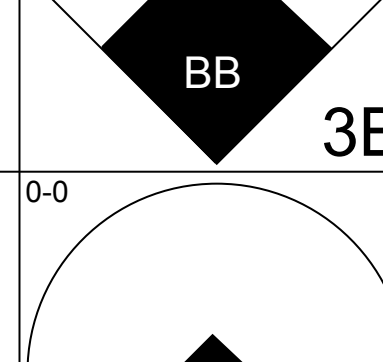
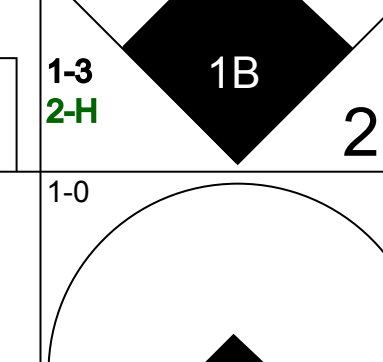

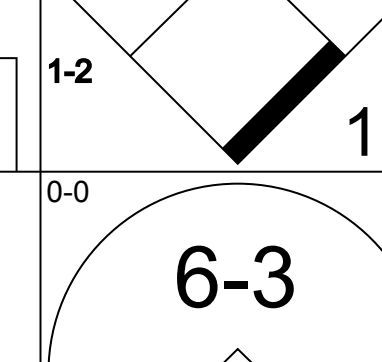
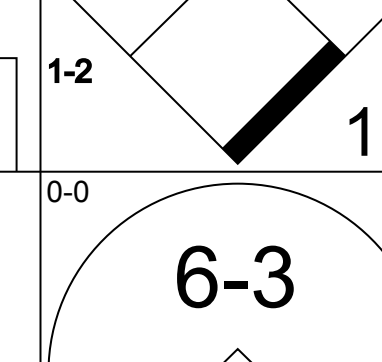

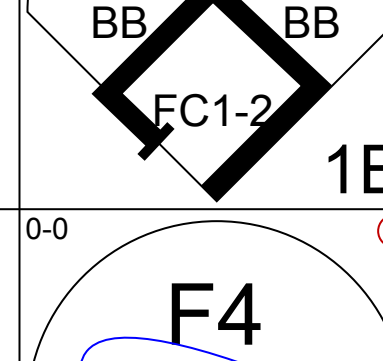
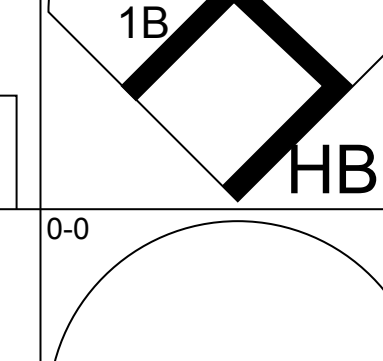
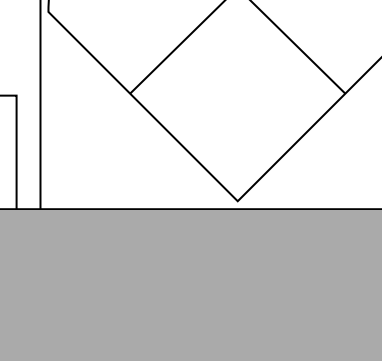

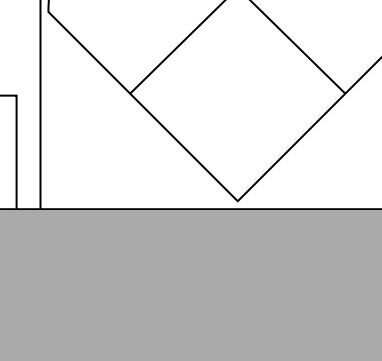

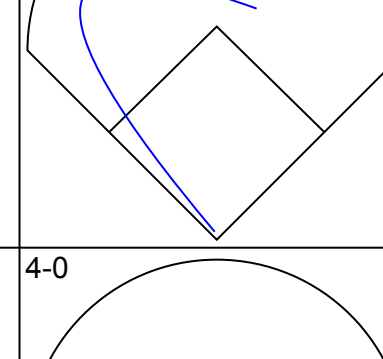


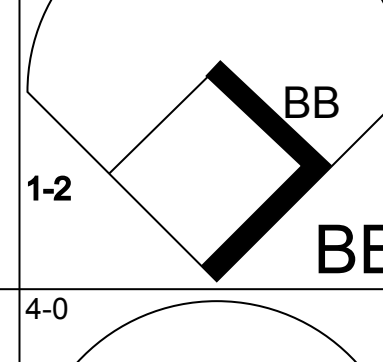





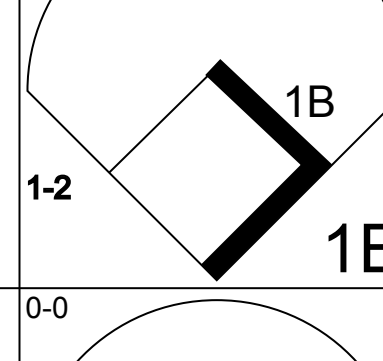




Batter	1	2	3	4	5	6	7	8	9	AB	R	H	RBI	BB	SO	LOB	TOP											
<b>Brett Butler, L</b> OBP: 0.350, SLG: 0.322 (1, 8)	0-3 K		0-0 4-3		0-0 B2			0-0 G3		4	0	0	0	0	1	1	<b>Cleveland Indians @ Toronto Blue Jays</b> Exhibition Stadium, Toronto, ON Sun May 18 1986, 3:33 AM EDT Att: 28,063 - Unknown											
<b>Julio Franco, R</b> OBP: 0.295, SLG: 0.366 (1, 6)	0-0 6-3		0-0 6-3		0-3 K			0-0 1B		4	0	1	0	0	1	1												
<b>Joe Carter, R</b> OBP: 0.301, SLG: 0.424 <b>Otis Nixon, S</b> OBP: 0.308, SLG: 0.280 (1, 9) (8, 7)	0-0 F8			0-0 6-3 1B		0-0 1B		0-3 K		4	1	2	0	0	1	1												
<b>Andre Thornton, R</b> OBP: 0.297, SLG: 0.374 (1, 10)		0-0 F7		0-0 F8		0-0 F9		0-0 F7		4	0	0	0	0	0	3												
<b>Pat Tabler, R</b> OBP: 0.375, SLG: 0.496 (1, 3)		0-0 F8		0-0 6-3		0-0 1B		0-0 F2		4	0	1	0	0	0	1												
<b>Brook Jacoby, R</b> OBP: 0.347, SLG: 0.440 <b>Dan Rohn, L</b> OBP: 0.143, SLG: 0.143 (1, 5) (6, 5)		0-0 6-3		0-0 2B 1B		0-3 K		0-0 F8		3	0	1	1	0	1	1												
<b>Mel Hall, L</b> OBP: 0.286, SLG: 0.427 (1, 7) (8, 9)			0-0 HR	0-0 2B		0-0 F9		4-0 BB		3	1	2	1	1	0	0												
<b>Tony Bernazard, S</b> OBP: 0.354, SLG: 0.405 (1, 4)			4-0 4-3 1-3 BB	0-3 K		0-0 3-1		0-0 F9		3	0	0	0	1	1	3												
<b>Andy Allanson, R</b> OBP: 0.330, SLG: 0.345 (1, 2)			0-0 1-3		0-0 F8		0-0 6-3			3	0	0	0	0	0	1												
<b>Inning Stats</b>	R: 0 E: 0 K: 1 S: 5	H: 0 LOB: 0 BB: 0 P: 5	R: 0 E: 0 K: 0 S: 3	H: 0 LOB: 0 BB: 0 P: 3	R: 1 E: 0 K: 0 S: 4	H: 1 LOB: 1 BB: 1 P: 8	R: 1 E: 0 K: 1 S: 8	H: 3 LOB: 2 BB: 0 P: 8	R: 0 E: 0 K: 1 S: 5	H: 0 LOB: 0 BB: 0 P: 5	R: 0 E: 0 K: 0 S: 6	H: 2 LOB: 1 BB: 0 P: 6	R: 0 E: 0 K: 0 S: 3	H: 0 LOB: 0 BB: 0 P: 3	R: 0 E: 0 K: 1 S: 6	H: 1 LOB: 1 BB: 1 P: 6		R: 0 E: 0 K: 0 S: 3	H: 0 LOB: 1 BB: 1 P: 7	1B: 5 2B: 1 3B: 0 HR: 1	SF: 0 SAC: 0 DP: 0 HBP: 0	WP: 0 PB: 0 SB: 1 CS: 0	PA: 35					
<b>PITCHER</b>	IP	WLS	BF	H	R	ER	SO	BB	IBB	HBP	BLK	WP	HR	S	P	ERA	WHIP											
<b>Jim Clancy, R</b> ERA: 3.17 <b>Bill Caudill, R</b> ERA: 6.75 (1, 1) (9, 1)	8.0	W	31	7	2	2	5	1	0	0	0	0	0	1	40	44	2.25	1.000										

Batter	1	2	3	4	5	6	7	8	9	AB	R	H	RBI	BB	SO	LOB	BOTTOM										
<b>Damaso Garcia, R</b> OBP: 0.305, SLG: 0.271 (1, 4)	0-0 5-3		0-0 4-3 1B		0-0 5-3			0-0 F9		5	0	2	4	0	0	1	<b>Cleveland Indians @ Toronto Blue Jays</b> Exhibition Stadium, Toronto, ON Sun May 18 1986, 3:33 AM EDT Att: 28,063 - Unknown										
<b>Lloyd Moseby, L</b> OBP: 0.395, SLG: 0.467 <b>Rick Leach, L</b> OBP: 0.382, SLG: 0.406 (1, 8) (8, 9)	1-0 2B	0-0 4-3	0-0 4-3		0-0 5-3		0-3 K	0-0 F7		3	1	0	0	0	1	2											
<b>Rance Mulliniks, L</b> OBP: 0.330, SLG: 0.371 (1, 5)	0-3 K	0-0 4-3		0-0 6-3		0-0 3-1		0-3 K		5	0	0	0	0	2	3											
<b>Willie Upshaw, L</b> OBP: 0.395, SLG: 0.391 (1, 3)	0-0 2B		0-0 1B G6-4-3	0-0 4-3		4-0 BB		0-0 5-3		3	2	2	1	1	0	0											
<b>George Bell, R</b> OBP: 0.359, SLG: 0.468 (1, 7)	0-0 2B		0-0 1B G6-4-3	0-0 F8		0-0 5-3				4	1	2	1	0	0	1											
<b>Jesse Barfield, R</b> OBP: 0.314, SLG: 0.518 (1, 9) (8, 8)	0-0 F4		4-0 1-2 BB		0-0 4-3		0-0 4-3			3	0	0	0	1	0	1											
<b>Fred McGriff, L</b> OBP: 1.000, SLG: 1.000 <b>Cliff Johnson, R</b> OBP: 0.412, SLG: 0.529 (1, 10) (3, PH)		0-0 G3 1B	0-0 G6-4-3		0-0 HR 1B		0-0 F7			1	1	1	0	0	0	0											
<b>Ernie Whitt, L</b> OBP: 0.230, SLG: 0.321 (1, 2)		4-0 G3 1B	4-0 1B BB		0-0 HR 1B		0-3 K			2	3	1	2	2	1	0											
<b>Tony Fernandez, S</b> OBP: 0.313, SLG: 0.329 <b>Kelly Gruber, R</b> OBP: 0.229, SLG: 0.441 (1, 6) (8, 6)		0-0 G3	0-0 1B BB		0-0 5-3		4-0 BB			3	1	1	1	0	0	2											
<b>Inning Stats</b>	R: 2 E: 0 K: 1 S: 7	H: 2 LOB: 1 BB: 0 P: 8	R: 2 E: 0 K: 0 S: 5	H: 2 LOB: 1 BB: 1 P: 9	R: 4 E: 0 K: 0 S: 6	H: 4 LOB: 1 BB: 2 P: 14	R: 0 E: 0 K: 0 S: 3	H: 0 LOB: 0 BB: 0 P: 3	R: 2 E: 0 K: 1 S: 5	H: 2 LOB: 0 BB: 0 P: 5	R: 0 E: 0 K: 1 S: 5	H: 0 LOB: 1 BB: 1 P: 9	R: 0 E: 0 K: 1 S: 5	H: 0 LOB: 0 BB: 0 P: 5	R: 0 E: 0 K: 1 S: 5	H: 0 LOB: 1 BB: 1 P: 9		1B: 7 2B: 2 3B: 0 HR: 1	SF: 0 SAC: 0 DP: 1 HBP: 1	WP: 1 PB: 0 SB: 2 CS: 0	PA: 39						
<b>PITCHER</b>	IP	WLS	BF	H	R	ER	SO	BB	IBB	HBP	BLK	WP	HR	S	P	ERA	WHIP										
<b>Don Schulze, R</b> ERA: 3.41 <b>Jamie Easterly, L</b> ERA: 7.11 <b>Jim Kern, R</b> ERA: 6.97 <b>Rich Yett, R</b> ERA: 2.84 (1, 1) (2, 1) (3, 1) (7, 1)	1.1	L	10	4	4	4	1	1	0	0	0	0	0	4	8	40.50	4.500										

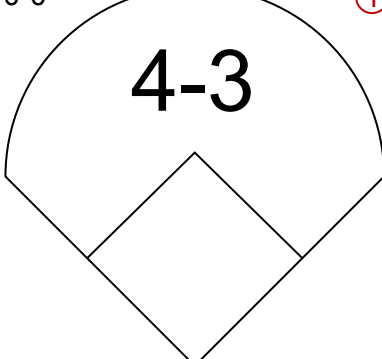
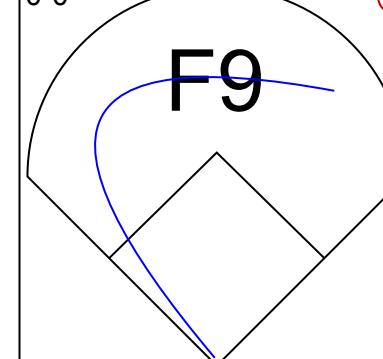
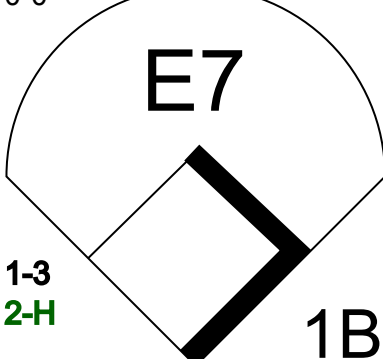
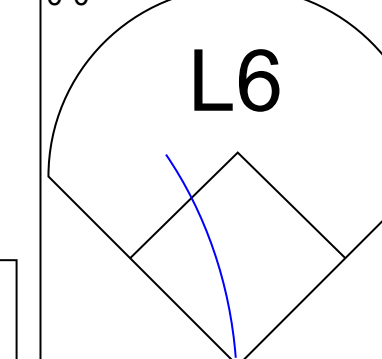

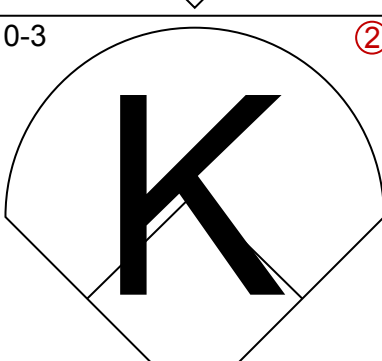
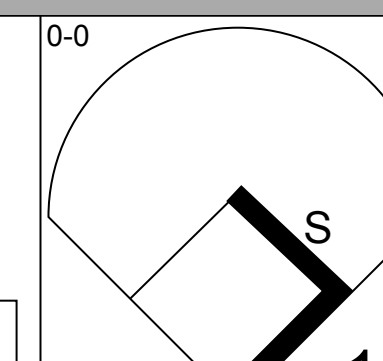
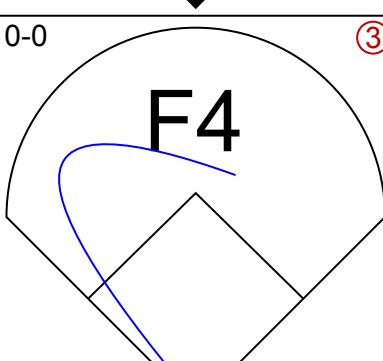


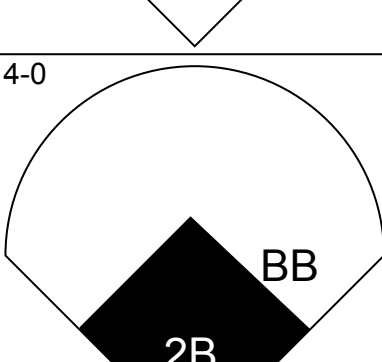
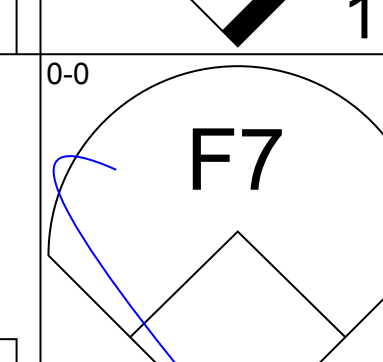
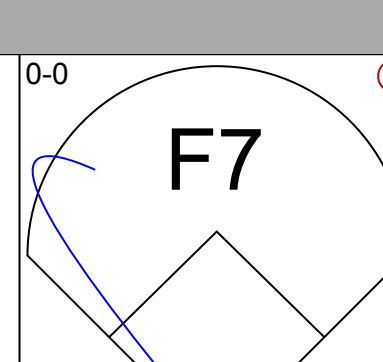


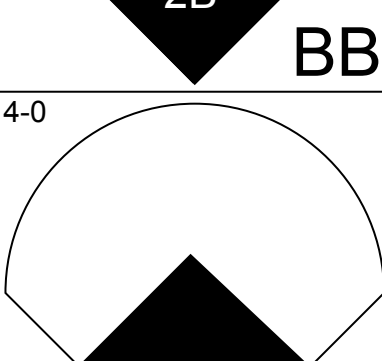
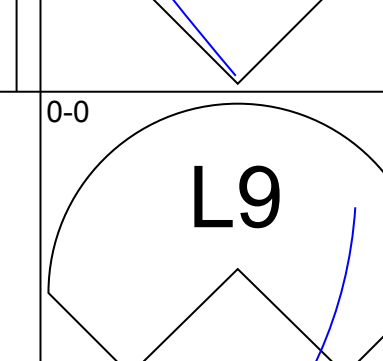
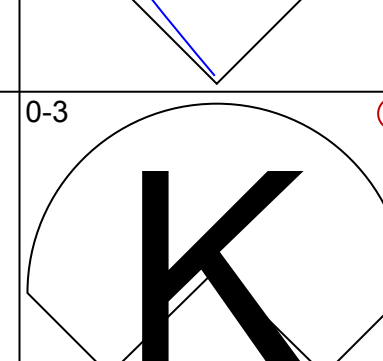


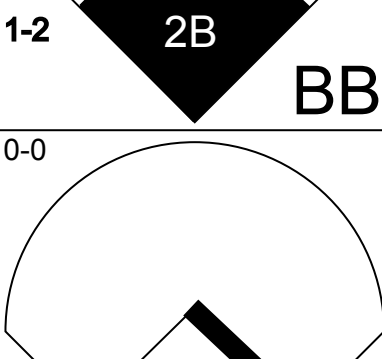
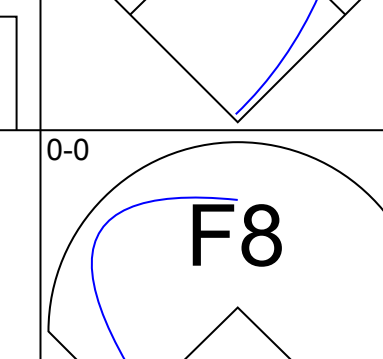
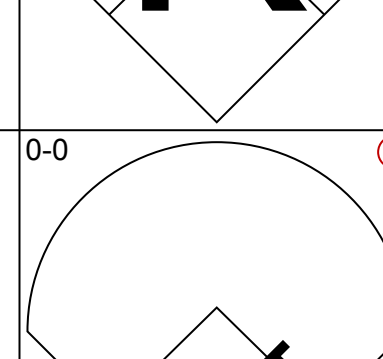
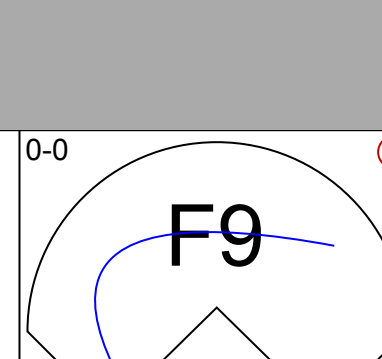
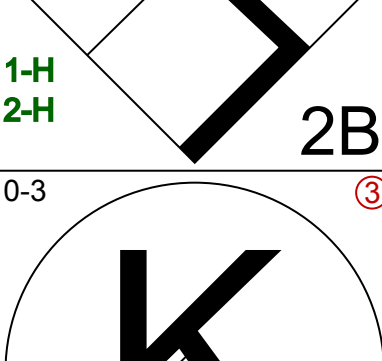
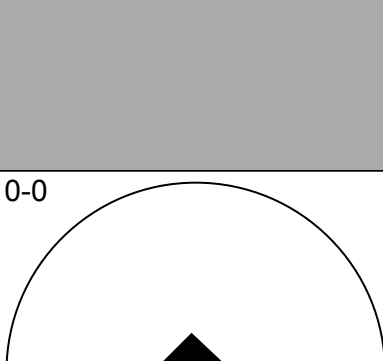
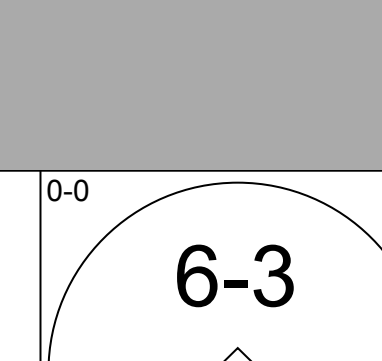
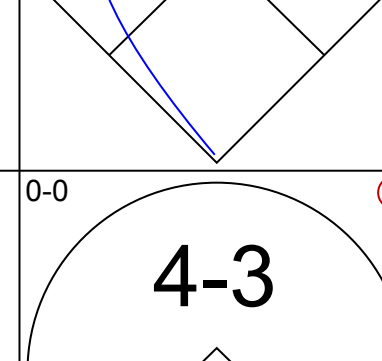
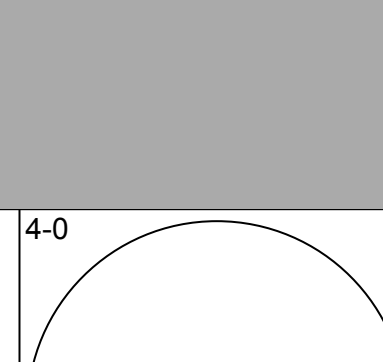

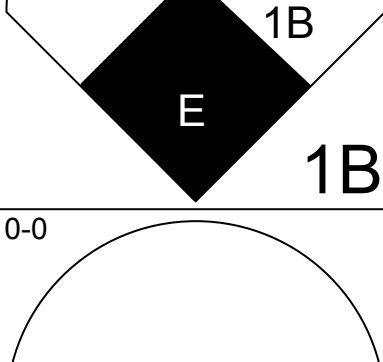
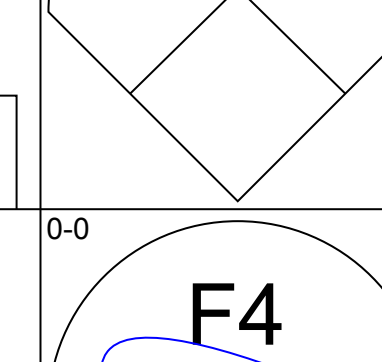
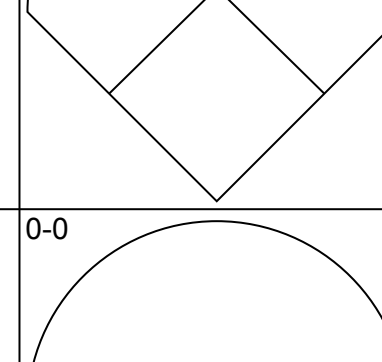
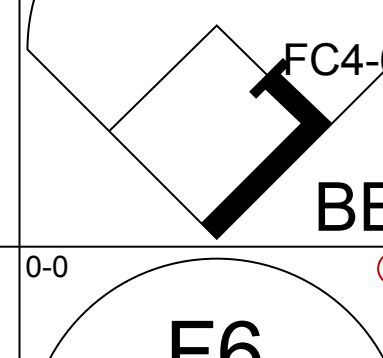

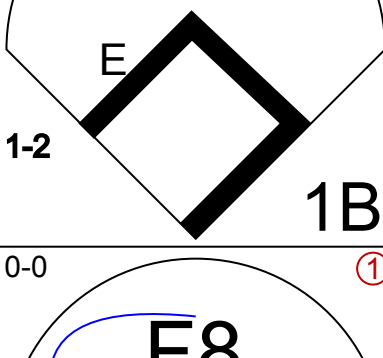
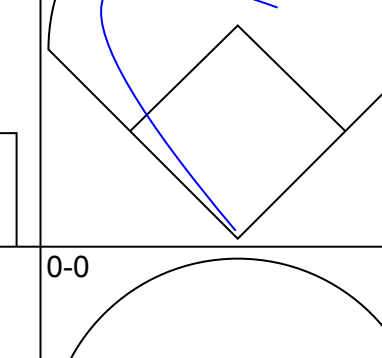
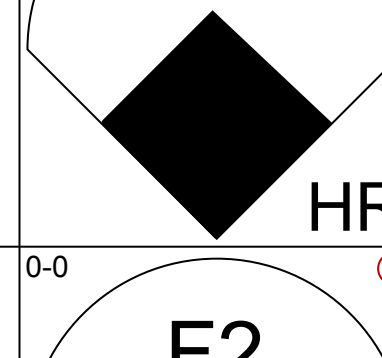
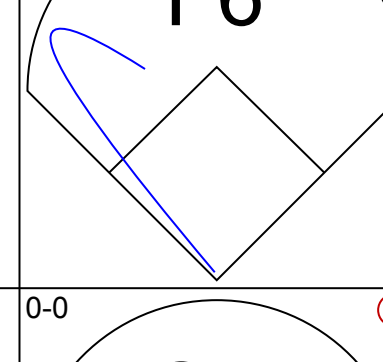

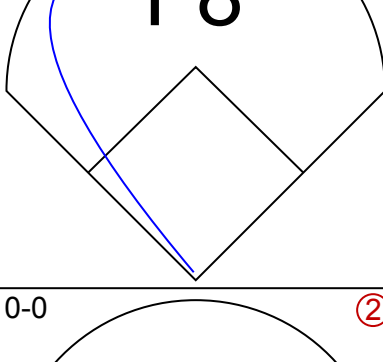
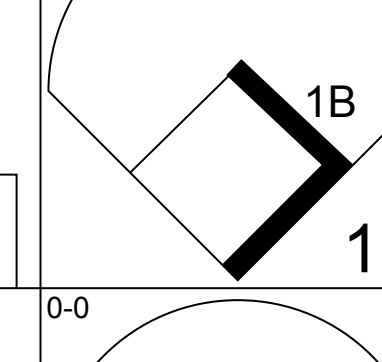
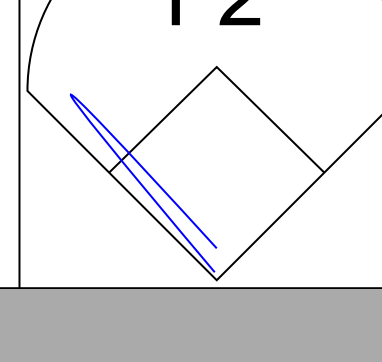




Batter	1	2	3	4	5	6	7	8	9	AB	R	H	RBI	BB	SO	LOB	TOP	
<b>Otis Nixon, S</b> <small>OBP: 0.290, SLG: 0.267</small> 										5	0	1	0	0	1	8	<b>Cleveland Indians @ Toronto Blue Jays</b> Exhibition Stadium, Toronto, ON <small>Mon May 19 1986, 3:33 AM EDT</small> <small>Att: 27,202 - Unknown</small>	
<b>Tony Bernazard, S</b> <small>OBP: 0.343, SLG: 0.392</small> 										4	0	0	0	0	1			
<b>Julio Franco, R</b> <small>OBP: 0.292, SLG: 0.360</small> 										5	1	1	0	0	1			
<b>Andre Thornton, R</b> <small>OBP: 0.300, SLG: 0.370</small> 										4	1	1	0	1	0			
<b>Mel Hall, L</b> <small>OBP: 0.323, SLG: 0.488</small> <b>Brett Butler, L</b> <small>OBP: 0.350, SLG: 0.322</small> 										4	3	4	1	1	0	0		
<b>Pat Tabler, R</b> <small>OBP: 0.376, SLG: 0.489</small> 										4	0	1	0	0	2	4		
<b>Joe Carter, R</b> <small>OBP: 0.305, SLG: 0.423</small> 										5	0	2	3	0	1	3		
<b>Brook Jacoby, R</b> <small>OBP: 0.362, SLG: 0.445</small> 										3	0	2	0	2	1	2		
<b>Chris Bando, S</b> <small>OBP: 0.425, SLG: 0.417</small> <b>Andy Allanson, R</b> <small>OBP: 0.330, SLG: 0.345</small> 										3	0	1	2	2	1	3		
<b>Inning Stats</b> <small>R: 0 H: 0 E: 0 LOB: 0 K: 2 S: 7</small>	<small>R: 1 H: 2 E: 0 LOB: 3 K: 0 S: 5</small>	<small>R: 3 H: 4 E: 0 LOB: 3 K: 1 S: 9</small>	<small>R: 0 H: 0 E: 0 LOB: 0 K: 1 S: 5</small>	<small>R: 1 H: 3 E: 0 LOB: 2 K: 1 S: 8</small>	<small>R: 0 H: 1 E: 0 LOB: 2 K: 0 S: 4</small>	<small>R: 0 H: 0 E: 0 LOB: 0 K: 1 S: 3</small>	<small>R: 1 H: 2 E: 0 LOB: 2 K: 2 S: 9</small>	<small>R: 1 H: 2 E: 0 LOB: 2 K: 2 S: 9</small>	<small>1B: 11 SF: 0 2B: 1 SAC: 1 3B: 1 DP: 1 HR: 0 HBP: 1</small>	<small>WP: 0 PA: 45</small>								
<b>PITCHER</b> <b>Dave Stieb, R</b> <small>ERA: 6.33</small> <b>Jim Acker, R</b> <small>ERA: 3.67</small>	<small>IP: 7.0 WLS: L BF: 36 H: 10 R: 5 ER: 5 SO: 6 BB: 5 IBB: 0 HBP: 1 BLK: 0 WP: 0 HR: 0 S: 42 P: 63 ERA: 6.43 WHIP: 2.143</small>	<small>IP: 2.0 WLS: 9 BF: 3 H: 1 R: 1 ER: 1 SO: 2 BB: 1 IBB: 0 HBP: 0 BLK: 0 WP: 0 HR: 0 S: 12 P: 16 ERA: 4.50 WHIP: 2.000</small>		<small>PITCHER</small>														

AB	37
R	6
H	13
RBI	6
BB	6
SO	8
LOB	21



Batter	1	2	3	4	5	6	7	8	9	AB	R	H	RBI	BB	SO	LOB	BOTTOM	
<b>Damaso Garcia, R</b> <small>OBP: 0.300, SLG: 0.267</small> 										5	0	1	1	0	1	4	<b>Cleveland Indians @ Toronto Blue Jays</b> Exhibition Stadium, Toronto, ON <small>Mon May 19 1986, 3:33 AM EDT</small> <small>Att: 27,202 - Unknown</small>	
<b>Lloyd Moseby, L</b> <small>OBP: 0.395, SLG: 0.465</small> 										5	0	2	0	0	2			
<b>Rance Mulliniks, L</b> <small>OBP: 0.328, SLG: 0.360</small> <b>Kelly Gruber, R</b> <small>OBP: 0.222, SLG: 0.429</small> 										3	1	0	0	1	0	1		
<b>Willie Upshaw, L</b> <small>OBP: 0.389, SLG: 0.380</small> 										4	1	0	0	1	1	3		
<b>George Bell, R</b> <small>OBP: 0.363, SLG: 0.476</small> 										4	0	2	2	0	0	1		
<b>Jesse Barfield, R</b> <small>OBP: 0.312, SLG: 0.510</small> 										4	1	1	0	0	1	1		
<b>Cliff Johnson, R</b> <small>OBP: 0.425, SLG: 0.568</small> 										3	1	2	1	1	0	0		
<b>Ernie Whitt, L</b> <small>OBP: 0.231, SLG: 0.316</small> 										4	0	1	0	0	0	3		
<b>Tony Fernandez, S</b> <small>OBP: 0.317, SLG: 0.340</small> 										4	0	2	0	0	0	3		
<b>Inning Stats</b> <small>R: 2 H: 1 E: 0 LOB: 1 K: 2 S: 8</small>	<small>R: 0 H: 0 E: 0 LOB: 1 K: 0 S: 3</small>	<small>R: 0 H: 1 E: 0 LOB: 1 K: 0 S: 4</small>	<small>R: 1 H: 3 E: 1 LOB: 2 K: 0 S: 6</small>	<small>R: 0 H: 1 E: 0 LOB: 1 K: 1 S: 5</small>	<small>R: 0 H: 0 E: 0 LOB: 0 K: 1 S: 5</small>	<small>R: 1 H: 1 E: 0 LOB: 2 K: 0 S: 4</small>	<small>R: 0 H: 2 E: 0 LOB: 2 K: 1 S: 7</small>	<small>1B: 8 SF: 0 2B: 2 SAC: 0 3B: 0 DP: 0 HR: 1 HBP: 0</small>	<small>WP: 0 PA: 40</small>									
<b>PITCHER</b> <b>Phil Niekro, R</b> <small>ERA: 3.54</small> <b>Scott Bailes, L</b> <small>ERA: 6.35</small>	<small>IP: 8.0 WLS: W BF: 36 H: 10 R: 4 ER: 4 SO: 4 BB: 3 IBB: 0 HBP: 0 BLK: 0 WP: 0 HR: 1 S: 41 P: 53 ERA: 4.50 WHIP: 1.625</small>	<small>IP: 1.0 WLS: S BF: 4 H: 1 R: 0 ER: 0 SO: 1 BB: 0 IBB: 0 HBP: 0 BLK: 0 WP: 0 HR: 0 S: 6 P: 6 ERA: 0.00 WHIP: 1.000</small>		<small>PITCHER</small>														





Batter	1	2	3	4	5	6	7	8	9	AB	R	H	RBI	BB	SO	LOB	TOP			
<b>Brett Butler, L</b> OBP: 0.349, SLG: 0.325 (1, 8)										5	2	1	0	1	1	3	<b>Cleveland Indians @ Milwaukee Brewers</b> Milwaukee County Stadium, Milwaukee, WI Tue May 20 1986, 8:05 PM EDT Att: 15,933 - Unknown			
<b>Julio Franco, R</b> OBP: 0.295, SLG: 0.361 (1, 6)										5	0	2	1	0	0	1				
<b>Joe Carter, R</b> OBP: 0.308, SLG: 0.418 (1, 7)										4	1	1	1	1	0	3				
<b>Andre Thornton, R</b> OBP: 0.297, SLG: 0.359 (1, 10)										4	0	0	0	1	1	2				
<b>Pat Tabler, R</b> OBP: 0.364, SLG: 0.472 (1, 3)										5	1	0	0	0	2	3				
<b>Brook Jacoby, R</b> OBP: 0.383, SLG: 0.444 (1, 5)										5	1	2	1	0	1	0				
<b>Carmen Castillo, R</b> OBP: 0.288, SLG: 0.360 (1, 9)										5	2	3	1	0	0	0				
<b>Tony Bernazard, S</b> OBP: 0.360, SLG: 0.411 (1, 4)										4	1	3	0	1	0	2				
<b>Andy Allanson, R</b> OBP: 0.333, SLG: 0.371 (1, 2)										5	1	2	4	0	0	2				
<b>Inning Stats</b>	R: 3 E: 1 K: 0 S: 9	H: 6 LOB: 1 BB: 3 P: 21	R: 0 E: 0 K: 2 S: 9	H: 2 LOB: 2 BB: 0 P: 9	R: 0 E: 1 K: 0 S: 4	H: 0 LOB: 1 BB: 0 P: 4	R: 0 E: 0 K: 1 S: 5	H: 1 LOB: 1 BB: 0 P: 5	R: 0 E: 0 K: 1 S: 6	H: 1 LOB: 1 BB: 0 P: 6	R: 0 E: 0 K: 0 S: 4	H: 1 LOB: 1 BB: 0 P: 4	R: 0 E: 0 K: 1 S: 5	H: 0 LOB: 1 BB: 1 P: 9	R: 1 E: 0 K: 0 S: 6	H: 3 LOB: 2 BB: 0 P: 6	1B: 11 2B: 2 3B: 1 HR: 0	SF: 0 SAC: 0 DP: 0 HBP: 0	WP: 1 PB: 0 SB: 0 CS: 0	PA: 46
<b>PITCHER</b>	IP	WLS	BF	H	R	ER	SO	BB	IBB	HBP	BLK	WP	HR	S	P	ERA	WHIP			
<b>Juan Nieves, L</b> ERA: 5.01 (1, 1)	0.2		8	4	6	6	0	2	0	0	0	0	0	6	14	81.00	9.000			
<b>Danny Darwin, R</b> ERA: 3.0 (1, 1)	5.1	L	24	6	2	1	4	1	0	0	0	1	0	31	35	1.69	1.312			
<b>Dan Plesac, L</b> ERA: 2.96 (7, 1)	3.0	W	14	4	1	1	1	1	0	0	0	0	0	15	19	3.00	1.667			

Batter	1	2	3	4	5	6	7	8	9	AB	R	H	RBI	BB	SO	LOB	BOTTOM			
<b>Jim Gantner, L</b> OBP: 0.384, SLG: 0.444 (1, 4)										5	2	2	0	0	0	1	<b>Cleveland Indians @ Milwaukee Brewers</b> Milwaukee County Stadium, Milwaukee, WI Tue May 20 1986, 8:05 PM EDT Att: 15,933 - Unknown			
<b>Charlie Moore, R</b> OBP: 0.424, SLG: 0.500 (1, 2)										4	2	1	1	1	1	1				
<b>Cecil Cooper, L</b> OBP: 0.325, SLG: 0.444 (1, 10)										5	1	3	3	0	2	0				
<b>Ben Oglivie, L</b> OBP: 0.356, SLG: 0.385 (7, PR)										3	0	2	1	0	0	0				
<b>Rick Manning, L</b> OBP: 0.345, SLG: 0.269 (8, 8)										1	1	1	0	0	0	0				
<b>Bill Schroeder, R</b> OBP: 0.406, SLG: 0.519 (1, 3)										4	1	2	0	0	0	3				
<b>Ernest Riles, L</b> OBP: 0.300, SLG: 0.358 (1, 6)										4	1	1	1	0	1	5				
<b>Rob Deer, R</b> OBP: 0.306, SLG: 0.394 (1, 9)										3	2	1	2	1	1	0				
<b>Paul Householder, S</b> OBP: 0.255, SLG: 0.286 (8, 7)										4	1	1	3	0	0	0				
<b>Dale Sveum, S</b> OBP: 0.385, SLG: 0.542 (1, 5)										4	1	1	1	0	1	1				
<b>Inning Stats</b>	R: 1 E: 0 K: 1 S: 8	H: 3 LOB: 2 BB: 0 P: 8	R: 4 E: 0 K: 1 S: 9	H: 4 LOB: 0 BB: 0 P: 9	R: 2 E: 0 K: 0 S: 5	H: 2 LOB: 0 BB: 0 P: 5	R: 1 E: 0 K: 0 S: 5	H: 2 LOB: 2 BB: 1 P: 9	R: 0 E: 0 K: 1 S: 5	H: 0 LOB: 0 BB: 0 P: 5	R: 0 E: 0 K: 1 S: 5	H: 0 LOB: 0 BB: 0 P: 5	R: 4 E: 0 K: 0 S: 6	H: 3 LOB: 1 BB: 1 P: 10	R: 0 E: 0 K: 2 S: 8	H: 1 LOB: 1 BB: 0 P: 8	1B: 7 2B: 4 3B: 0 HR: 4	SF: 1 SAC: 1 DP: 0 HBP: 0	WP: 0 PB: 0 SB: 1 CS: 0	PA: 41
<b>PITCHER</b>	IP	WLS	BF	H	R	ER	SO	BB	IBB	HBP	BLK	WP	HR	S	P	ERA	WHIP			
<b>Ken Schrom, R</b> ERA: 3.92 (1, 1)	2.1		16	9	7	7	2	0	0	0	0	0	0	20	20	27.00	3.857			
<b>Jamie Easterly, L</b> ERA: 7.02 (3, 1)	4.0	L	17	4	3	3	2	1	0	0	0	0	0	20	24	6.75	1.250			
<b>Don Schulze, R</b> ERA: 3.94 (7, 1)	0.2		4	1	2	2	0	1	0	0	0	0	1	3	7	27.00	3.000			
<b>Reggie Ritter, R</b> ERA: 12.0 (8, 1)	1.0		4	1	0	0	2	0	0	0	0	0	0	8	8	0.00	1.000			

AB	42
R	9
H	14
RBI	8
BB	4
SO	5
LOB	16





Batter	1	2	3	4	5	6	7	8	9	AB	R	H	RBI	BB	SO	LOB	TOP										
<b>Brett Butler, L</b> OBP: 0.346, SLG: 0.331 (1, 8)										4	0	1	1	0	0	2	<b>Cleveland Indians @ Milwaukee Brewers</b> Milwaukee County Stadium, Milwaukee, WI Wed May 21 1986, 8:05 PM EDT Att: 8,351 - Unknown										
<b>Tony Bernazard, S</b> OBP: 0.397, SLG: 0.406 (1, 4)										4	0	1	0	0	1	1											
<b>Joe Carter, R</b> OBP: 0.307, SLG: 0.413 (1, 9)										4	0	1	0	0	0	1											
<b>Andre Thornton, R</b> OBP: 0.302, SLG: 0.358 (1, 10)										3	1	1	0	1	0	1											
<b>Mel Hall, L</b> OBP: 0.310, SLG: 0.467 (1, 7)										4	0	0	0	0	1	2											
<b>Otis Nixon, S</b> OBP: 0.290, SLG: 0.267 (8, 7)										0	0	0	0	0	0	0											
<b>Brook Jacoby, R</b> OBP: 0.380, SLG: 0.438 (1, 5)										4	1	1	0	0	0	0											
<b>Pat Tabler, R</b> OBP: 0.373, SLG: 0.493 (1, 3)										4	1	3	1	0	0	0											
<b>Dan Rohn, L</b> OBP: 0.273, SLG: 0.200 (1, 6)										3	1	1	2	1	0	1											
<b>Andy Allanson, R</b> OBP: 0.320, SLG: 0.355 (1, 2)										4	0	0	0	0	2	4											
<b>Inning Stats</b>	R: 0 E: 0 K: 0 S: 3	H: 1 LOB: 0 BB: 0 P: 3	R: 4 E: 1 K: 2 S: 11	H: 4 LOB: 1 BB: 1 P: 15	R: 0 E: 0 K: 0 S: 3	H: 0 LOB: 0 BB: 0 P: 3	R: 0 E: 0 K: 1 S: 6	H: 1 LOB: 2 BB: 1 P: 10	R: 0 E: 0 K: 0 S: 3	H: 0 LOB: 0 BB: 0 P: 3	R: 0 E: 0 K: 1 S: 5	H: 0 LOB: 0 BB: 0 P: 5	R: 0 E: 0 K: 0 S: 4	H: 1 LOB: 1 BB: 0 P: 4	R: 0 E: 0 K: 0 S: 4	H: 1 LOB: 1 BB: 0 P: 4	1B: 6 2B: 3 3B: 0 HR: 0	SF: 0 SAC: 0 DP: 0 HBP: 0	WP: 0 PB: 0 SB: 1 CS: 2	PA: 37							
<b>PITCHER</b>	IP	WLS	BF	H	R	ER	SO	BB	IBB	HBP	BLK	WP	HR	S	P	ERA	WHIP										
<b>Bill Wegman, R</b> ERA: 5.07 (1, 1)	8.0	L	32	8	4	3	4	2	0	0	0	0	0	38	46	3.38	1.250										
<b>Mark Clear, R</b> ERA: 0.64 (9, 1)	1.0		4	1	0	0	0	0	0	0	0	0	0	4	4	0.00	1.000										

Batter	1	2	3	4	5	6	7	8	9	AB	R	H	RBI	BB	SO	LOB	BOTTOM										
<b>Jim Gantner, L</b> OBP: 0.388, SLG: 0.441 (1, 4)										3	1	1	0	1	0	0	<b>Cleveland Indians @ Milwaukee Brewers</b> Milwaukee County Stadium, Milwaukee, WI Wed May 21 1986, 8:05 PM EDT Att: 8,351 - Unknown										
<b>Charlie Moore, R</b> OBP: 0.397, SLG: 0.463 (1, 2)										4	0	0	0	0	2	3											
<b>Cecil Cooper, L</b> OBP: 0.323, SLG: 0.438 (1, 10)										4	0	1	1	0	2	0											
<b>Ben Oglivie, L</b> OBP: 0.351, SLG: 0.377 (1, 7)										4	0	1	0	0	0	1											
<b>Bill Schroeder, R</b> OBP: 0.361, SLG: 0.452 (1, 3)										4	0	0	0	0	2	2											
<b>Ernest Riles, L</b> OBP: 0.299, SLG: 0.355 (1, 6)										4	1	1	0	0	0	1											
<b>Rob Deer, R</b> OBP: 0.306, SLG: 0.385 (1, 9)										2	0	0	0	1	1	0											
<b>Paul Householder, S</b> OBP: 0.241, SLG: 0.269 (1, 8)										3	0	0	0	0	0	2											
<b>Dale Sveum, S</b> OBP: 0.345, SLG: 0.481 (1, 5)										3	0	0	0	0	0	1											
<b>Inning Stats</b>	R: 1 E: 0 K: 1 S: 7	H: 2 LOB: 1 BB: 0 P: 7	R: 1 E: 0 K: 0 S: 4	H: 1 LOB: 2 BB: 2 P: 12	R: 0 E: 0 K: 1 S: 5	H: 0 LOB: 0 BB: 0 P: 5	R: 0 E: 0 K: 1 S: 5	H: 0 LOB: 0 BB: 0 P: 5	R: 0 E: 0 K: 1 S: 6	H: 1 LOB: 1 BB: 0 P: 6	R: 0 E: 0 K: 0 S: 3	H: 0 LOB: 0 BB: 0 P: 3	R: 0 E: 0 K: 1 S: 5	H: 0 LOB: 0 BB: 0 P: 5	R: 0 E: 0 K: 1 S: 5	H: 0 LOB: 0 BB: 0 P: 5		1B: 4 2B: 0 3B: 0 HR: 0	SF: 0 SAC: 0 DP: 0 HBP: 0	WP: 0 PB: 0 SB: 2 CS: 0	PA: 33						
<b>PITCHER</b>	IP	WLS	BF	H	R	ER	SO	BB	IBB	HBP	BLK	WP	HR	S	P	ERA	WHIP										
<b>Tom Candiotti, R</b> ERA: 3.33 (1, 1)	9.0	W	33	4	2	1	7	2	0	0	0	0	0	45	53	1.00	0.667										



Batter	1	2	3	4	5	6	7	8	9	AB	R	H	RBI	BB	SO	LOB	TOP										
<b>Brett Butler, L</b> OBP: 0.348, SLG: 0.343 (1, 8)	0-0 B5-3		0-0 F8		0-0 F7	1-H 2-H 3-H 3B		4-0 S BB	4 0 1 3 1 0 0								<b>Cleveland Indians @ Milwaukee Brewers</b> Milwaukee County Stadium, Milwaukee, WI Thu May 22 1986, 4:33 AM EDT Att: 11,644 - Unknown <a href="http://livebaseballscorecards.com">livebaseballscorecards.com</a>										
<b>Julio Franco, R</b> OBP: 0.292, SLG: 0.375 (1, 6)	0-0 F9		0-0 HR		0-0 E5	6-3		0-3 K	5 1 1 1 0 1 2																		
<b>Joe Carter, R</b> OBP: 0.303, SLG: 0.406 (1, 7) (7, 9)	0-0 E 1B		0-3 K		0-3 K		0-0 4-3	0-3 K	5 0 1 0 0 3 2																		
<b>Andre Thornton, R</b> OBP: 0.307, SLG: 0.353 (1, 10)	0-0 E6 FC5-4		4-0 BB		4-0 2B E BB		0-0 5-3		2 1 0 0 2 0 1																		
<b>Pat Tabler, R</b> OBP: 0.370, SLG: 0.493 (1, 3)	0-0 FC5-4		0-0 F4		0-0 E 3B 2B		0-0 F4		4 1 1 0 0 0 3																		
<b>Brook Jacoby, R</b> OBP: 0.352, SLG: 0.427 (1, 5)		0-3 K		0-0 F8		0-3 K		0-0 L5	4 0 0 0 0 2 2																		
<b>Carmen Castillo, R</b> OBP: 0.273, SLG: 0.340 <b>Otis Nixon, S</b> OBP: 0.281, SLG: 0.258 (1, 9) (7, 7)		0-3 K		0-0 B1-3		0-3 K		0-0 B1-3	3 0 0 0 0 2 2 1 0 0 0 0 0 0																		
<b>Tony Bernazard, S</b> OBP: 0.361, SLG: 0.405 (1, 4)		0-0 FC5-4 1B		0-3 K		4-0 E 3B IBB		0-0 L6	3 1 1 0 1 1 0																		
<b>Andy Allanson, R</b> OBP: 0.307, SLG: 0.340 (1, 2)		0-0 FC5-4			0-0 6-3	0-0 E6 3B		0-0 6-3	4 1 0 0 0 0 3																		
<b>Inning Stats</b>	R: 0 E: 1 K: 0 S: 5	H: 1 LOB: 2 BB: 0 P: 5	R: 0 E: 0 K: 2 S: 8	H: 1 LOB: 1 BB: 0 P: 8	R: 1 E: 0 K: 1 S: 6	H: 1 LOB: 1 BB: 1 P: 10	R: 0 E: 0 K: 1 S: 5	H: 0 LOB: 0 BB: 0 P: 5	R: 0 E: 1 K: 2 S: 10	H: 0 LOB: 1 BB: 2 P: 18	R: 0 E: 0 K: 0 S: 3	H: 0 LOB: 0 BB: 0 P: 3	R: 0 E: 0 K: 0 S: 3	H: 0 LOB: 0 BB: 0 P: 3	R: 0 E: 0 K: 2 S: 7	H: 0 LOB: 1 BB: 1 P: 11		1B: 2 2B: 1 3B: 1 HR: 1	SF: 0 SAC: 0 DP: 0 HBP: 0	WP: 0 PB: 0 SB: 2 CS: 0	PA: 39						
<b>PITCHER</b>	IP	WLS	BF	H	R	ER	SO	BB	IBB	HBP	BLK	WP	HR	S	P	ERA	WHIP										
<b>Teddy Higuera, L</b> ERA: 2.59 <b>Mark Clear, R</b> ERA: 0.6 (1, 1) (9, 1)	8.0	L	35	5	5	1	7	2	1	0	0	0	0	7	11	1.12	0.875										

Batter	1	2	3	4	5	6	7	8	9	AB	R	H	RBI	BB	SO	LOB	BOTTOM											
<b>Randy Ready, R</b> OBP: 0.229, SLG: 0.246 (1, 7)	0-0 1-3		0-0 L6		0-0 L7		0-0 F6	0-0 1-3		5 0 0 0 0 0 5							<b>Cleveland Indians @ Milwaukee Brewers</b> Milwaukee County Stadium, Milwaukee, WI Thu May 22 1986, 4:33 AM EDT Att: 11,644 - Unknown <a href="http://livebaseballscorecards.com">livebaseballscorecards.com</a>											
<b>Charlie Moore, R</b> OBP: 0.397, SLG: 0.458 (1, 2)	0-0 F9		0-0 4-3		0-0 F9		0-0 BB 1B	0-0 FC2-6 1B	5 0 2 1 0 0 1																			
<b>Cecil Cooper, L</b> OBP: 0.326, SLG: 0.436 <b>Rick Manning, L</b> OBP: 0.345, SLG: 0.269 (1, 10) (9, PR)	0-0 G3		0-3 K		0-0 2B 4-3 1B	0-0 BB 1B	0-0 FC2-6 1B	0-0 1B	5 1 2 0 0 1 1 0 0 0 0 0 0 0																			
<b>Bill Schroeder, R</b> OBP: 0.366, SLG: 0.429 <b>Robin Yount, R</b> OBP: 0.432, SLG: 0.493 (1, 3) (9, PR)		0-0 6-3	4-0 BB		0-3 K	0-0 F4	0-0 F4	0-0 1B	4 0 1 0 1 1 3 0 0 0 0 0 0 0																			
<b>Dale Sveum, S</b> OBP: 0.382, SLG: 0.516 (1, 5)		0-0 E S 1B	0-0 L7		0-0 4-3 2B	0-0 1-2 3B BB	0-0 K	0-3 K	4 1 2 0 1 1 3																			
<b>Jim Gantner, L</b> OBP: 0.372, SLG: 0.421 (1, 4)		0-3 K		0-0 4-3		0-0 4-3	0-0 4-3	0-0 4-3	5 0 0 1 0 1 7																			
<b>Rob Deer, R</b> OBP: 0.322, SLG: 0.388 (1, 9)		4-0 BB 1B		0-0 F8		0-0 BB		0-0 SH1-4 1B	2 1 1 0 2 0 0																			
<b>Paul Householder, S</b> OBP: 0.246, SLG: 0.259 (1, 8)		4-0 1B		0-0 F3		0-0 3-1		0-0 SH1-4	2 0 0 0 1 0 2																			
<b>Juan Castillo, S</b> OBP: 0.440, SLG: 0.263 (1, 6)		0-0 1B		0-0 CS 1B		4-0 WP 1B		0-0 L7	3 1 2 2 1 0 1																			
<b>Inning Stats</b>	R: 0 E: 0 K: 0 S: 3	H: 0 LOB: 0 BB: 0 P: 3	R: 2 E: 0 K: 1 S: 7	H: 2 LOB: 2 BB: 2 P: 15	R: 0 E: 0 K: 1 S: 5	H: 0 LOB: 1 BB: 1 P: 9	R: 0 E: 0 K: 0 S: 3	H: 0 LOB: 0 BB: 0 P: 3	R: 0 E: 0 K: 1 S: 7	H: 1 LOB: 2 BB: 1 P: 11	R: 1 E: 0 K: 0 S: 5	H: 2 LOB: 3 BB: 2 P: 13	R: 0 E: 0 K: 0 S: 4	H: 1 LOB: 1 BB: 0 P: 4	R: 0 E: 0 K: 1 S: 7	H: 2 LOB: 2 BB: 0 P: 7		1B: 9 2B: 1 3B: 0 HR: 0	SF: 0 SAC: 1 DP: 0 HBP: 0	WP: 1 PB: 0 SB: 1 CS: 1	PA: 42							
<b>PITCHER</b>	IP	WLS	BF	H	R	ER	SO	BB	IBB	HBP	BLK	WP	HR	S	P	ERA	WHIP											
<b>Neal Heaton, L</b> ERA: 5.05 <b>Rich Yett, R</b> ERA: 3.39 <b>Scott Bailes, L</b> ERA: 5.68 (1, 1) (6, 1) (7, 1)	5.2	W	24	5	3	3	3	3	0	0	0	0	1	0	3	11	13.50	4.500										



Batter	1	2	3	4	5	6	7	8	9	AB	R	H	RBI	BB	SO	LOB	TOP	
Damaso Garcia, R (1,4) OBP: 0.299, SLG: 0.274 Rick Leach, L (8,PH) Garth Iorg, R (8,4) OBP: 0.308, SLG: 0.262	0-3 K		0-0 F3			0-0 1-3		0-0 F6		3	0	0	0	0	1	0	Toronto Blue Jays @ Cleveland Indians Cleveland Municipal Stadium, Cleveland, OH Fri May 23 1986, 7:05 PM EDT Att: 61,340 - Unknown	
Lloyd Moseby, L (1,8) OBP: 0.387, SLG: 0.462	0-0 4-3		0-0 F8			0-0 F6			0-0 G3	4	0	0	0	0	0	0		
Willie Upshaw, L (1,3) OBP: 0.383, SLG: 0.378	0-0 F6		0-0 4-3			0-0 1-3			0-0 3-1	4	0	0	0	0	0	0		
George Bell, R (1,7) OBP: 0.355, SLG: 0.478		0-0 HR		0-0 F3			0-0 F8		0-0 F2	4	1	1	1	0	0	0		
Cliff Johnson, R (1,10) OBP: 0.419, SLG: 0.567		0-0 4-3		0-0 G3			0-0 5-3			3	0	0	0	0	0	0		
Jesse Barfield, R (1,9) OBP: 0.314, SLG: 0.487		4-0 1B BB		0-0 F7			0-0 5-3			2	0	0	0	1	0	0		
Ernie Whitt, L (1,2) OBP: 0.266, SLG: 0.391		0-0 1-3 1B			0-0 5-3			0-0 G3		3	0	1	0	0	0	0		
Kelly Gruber, R (1,5) OBP: 0.211, SLG: 0.405 Rance Mulliniks, L (8,PH) OBP: 0.333, SLG: 0.352		0-0 F6			0-0 F7			4-0 BB		2	0	0	0	0	0	2		
Tony Fernandez, S (1,6) OBP: 0.303, SLG: 0.319		0-0 5-3			0-0 1-3			0-0 F9		0	0	0	0	0	3	0		
<b>Inning Stats</b>	R: 0 E: 0 K: 1 S: 5	H: 0 LOB: 0 BB: 0 P: 5	R: 1 E: 0 K: 0 S: 5	H: 2 LOB: 2 BB: 1 P: 9	R: 0 E: 0 K: 0 S: 3	H: 0 LOB: 0 BB: 0 P: 3	R: 0 E: 0 K: 0 S: 3	H: 0 LOB: 0 BB: 0 P: 3	R: 0 E: 0 K: 0 S: 3	H: 0 LOB: 0 BB: 0 P: 3	R: 0 E: 0 K: 0 S: 3	H: 0 LOB: 1 BB: 1 P: 7	R: 0 E: 0 K: 0 S: 3	H: 0 LOB: 0 BB: 0 P: 3	1B: 1 2B: 0 3B: 0 HR: 1	SF: 0 SAC: 0 DP: 0 HBP: 0		WP: 0 PB: 0 SB: 0 CS: 0
<b>PITCHER</b> Don Schultze, R (1,1) ERA: 3.26	IP: 9.0 WLS: W BF: 31 H: 2 R: 1 ER: 1 SO: 1 BB: 2 IBB: 0 HBP: 0 BLK: 0 WP: 0 HR: 1 S: 31 P: 39 ERA: 1.00 WHIP: 0.444											<b>PITCHER</b>	IP: 9.0 WLS: W BF: 31 H: 2 R: 1 ER: 1 SO: 1 BB: 2 IBB: 0 HBP: 0 BLK: 0 WP: 0 HR: 1 S: 31 P: 39 ERA: 1.00 WHIP: 0.444					

AB	29
R	1
H	2
RBI	1
BB	2
SO	1
LOB	6



Batter	1	2	3	4	5	6	7	8	9	AB	R	H	RBI	BB	SO	LOB	BOTTOM
Brett Butler, L (1,8) OBP: 0.346, SLG: 0.341	0-0 1-3			0-0 6-3		0-0 3B 1B		0-0 F5		4	1	1	0	0	0	0	Toronto Blue Jays @ Cleveland Indians Cleveland Municipal Stadium, Cleveland, OH Fri May 23 1986, 7:05 PM EDT Att: 61,340 - Unknown
Julio Franco, R (1,6) OBP: 0.291, SLG: 0.384	0-0 5-3			0-0 F8		0-0 1B 3B		0-3 K		4	0	1	2	0	1	0	
Joe Carter, R (1,9) OBP: 0.302, SLG: 0.401	0-0 F6			0-0 F7		0-3 K		0-0 1B		4	0	1	0	0	1	1	
Andre Thornton, R (1,10) OBP: 0.307, SLG: 0.353 Carmen Castillo, R (7,PR) OBP: 0.266, SLG: 0.333		0-0 1-3			0-0 5-3		0-0 BB SF8 1B	0-0 F5		3	0	1	0	0	0	0	
Mel Hall, L (1,7) OBP: 0.301, SLG: 0.452 Otis Nixon, S (8,7) OBP: 0.281, SLG: 0.258		0-0 F6			0-0 G3		0-0 F5		0-0 F5	3	0	0	0	0	0	1	
Pat Tabler, R (1,3) OBP: 0.370, SLG: 0.490	0-3 K			0-0 1-3		0-0 SF8 BB 1B				3	0	1	0	0	1	0	
Brook Jacoby, R (1,5) OBP: 0.357, SLG: 0.428			0-0 F8			0-0 1B 1B		4-0 BB		2	0	1	0	1	0	0	
Tony Bernazard, S (1,4) OBP: 0.360, SLG: 0.406			0-3 K			0-0 1B 3B 1B		0-0 SF8		2	1	1	1	0	1	0	
Andy Allanson, R (1,2) OBP: 0.298, SLG: 0.330			0-0 6-3			0-0 F8 1B		0-0 F9		3	0	0	0	0	4	0	
<b>Inning Stats</b>	R: 0 E: 0 K: 0 S: 3	H: 0 LOB: 0 BB: 0 P: 3	R: 0 E: 0 K: 1 S: 5	H: 0 LOB: 0 BB: 0 P: 5	R: 0 E: 0 K: 0 S: 3	H: 0 LOB: 0 BB: 0 P: 3	R: 2 E: 0 K: 1 S: 8	H: 4 LOB: 1 BB: 0 P: 8	R: 1 E: 0 K: 0 S: 5	H: 2 LOB: 2 BB: 1 P: 9	R: 0 E: 0 K: 1 S: 6	H: 1 LOB: 1 BB: 0 P: 6	1B: 6 2B: 0 3B: 1 HR: 0	SF: 1 SAC: 0 DP: 0 HBP: 0	WP: 0 PB: 0 SB: 0 CS: 0	PA: 31	
<b>PITCHER</b> Jim Clancy, R (1,1) ERA: 3.25 Tom Henke, R (8,1) ERA: 7.08	IP: 7.0 WLS: L BF: 27 H: 6 R: 3 ER: 3 SO: 3 BB: 1 IBB: 0 HBP: 0 BLK: 0 WP: 0 HR: 0 S: 32 P: 36 ERA: 3.86 WHIP: 1.000											<b>PITCHER</b>	IP: 7.0 WLS: L BF: 27 H: 6 R: 3 ER: 3 SO: 3 BB: 1 IBB: 0 HBP: 0 BLK: 0 WP: 0 HR: 0 S: 32 P: 36 ERA: 3.86 WHIP: 1.000				





Batter	1	2	3	4	5	6	7	8	9	AB	R	H	RBI	BB	SO	LOB	TOP										
Damaso Garcia, R (1,4) Kelly Gruber, R (9,5) OBP: 0.311, SLG: 0.289 OBP: 0.211, SLG: 0.405	0-0 G4-6-3 1B		0-0 2B 2B		0-0 F7		0-0 6-3		1-0 1B HBP	4	1	2	0	0	0	1											
Lloyd Moseby, L (1,8) OBP: 0.397, SLG: 0.466	0-0 F7		0-0 1B 2B		0-0 E4 FC4-6 1B HR		0-0 1-3		0-0 FC4-6 1B	5	2	2	4	0	0	2											
Rance Mulliniks, L (1,5) Garth Iorg, R (9,PH) OBP: 0.338, SLG: 0.357 OBP: 0.303, SLG: 0.258	0-0 G4-6-3		0-0 1B 1B		0-0 FC4-6 1B		0-0 4-3		0-0 FC4-6 1B	4	0	2	1	0	0	1											
Willie Upshaw, L (1,3) OBP: 0.383, SLG: 0.379		0-0 F8	0-0 1-2 1B		0-0 FC4-6 HR			0-0 CS 1B	0-0 1-3	5	1	2	1	0	0	4											
George Bell, R (1,7) OBP: 0.353, SLG: 0.491		0-3 K	0-0 4-3		0-0 HR			0-0 F8		4	1	1	3	0	1	3											
Cliff Johnson, R (1,10) OBP: 0.405, SLG: 0.545		0-0 5-3			0-0 F5			0-0 F7		4	0	0	0	0	0	0											
Tony Fernandez, S (1,6) OBP: 0.308, SLG: 0.320			0-0 F7	4-0 BB		0-0 F1			0-0 2B 1B	3	1	1	0	1	0	0											
Rick Leach, L (1,9) Jesse Barfield, R (9,PR) OBP: 0.326, SLG: 0.366 OBP: 0.314, SLG: 0.487			0-0 4-3	0-0 G6-4-3		0-0 3-1			0-0 1B 2B	4	0	1	0	0	0	1											
Buck Martinez, R (1,2) Ernie Whitt, L (9,PH) OBP: 0.286, SLG: 0.238 OBP: 0.263, SLG: 0.386			0-0 2B 1B		0-0 1B FC4-6 1B		0-0 F7		0-0 F5	3	2	2	0	0	0	0											
<b>Inning Stats</b>	R: 0 E: 0 K: 0 S: 3	H: 1 LOB: 0 BB: 0 P: 3	R: 0 E: 0 K: 1 S: 5	H: 0 LOB: 0 BB: 0 P: 5	R: 3 E: 0 K: 0 S: 8	H: 5 LOB: 2 BB: 0 P: 8	R: 0 E: 0 K: 0 S: 2	H: 0 LOB: 0 BB: 1 P: 6	R: 4 E: 1 K: 0 S: 7	H: 3 LOB: 0 BB: 0 P: 7	R: 0 E: 0 K: 0 S: 3	H: 0 LOB: 0 BB: 0 P: 3	R: 0 E: 0 K: 0 S: 3	H: 1 LOB: 0 BB: 0 P: 3	R: 2 E: 0 K: 0 S: 6	H: 3 LOB: 2 BB: 0 P: 7	1B: 9 2B: 3 3B: 0 HR: 1	SF: 0 SAC: 0 DP: 2 HBP: 1	WP: 0 PB: 0 SB: 0 CS: 1	PA: 40							
<b>PITCHER</b>	IP	WLS	BF	H	R	ER	SO	BB	IBB	HBP	BLK	WP	HR	S	P	ERA	WHIP										
Phil Niekro, R (1,1) ERA: 3.73	4.1		21	8	6	4	1	1	0	0	0	0	0	22	26	8.31	2.077										
Jamie Easterly, L (5,1) ERA: 7.41	0.1	L	2	1	1	0	0	0	0	0	0	0	1	2	2	0.00	3.000										
Reggie Ritter, R (5,1) ERA: 8.53	3.1		12	3	2	2	0	0	0	0	0	0	0	12	12	5.40	0.900										
Rich Yett, R (9,1) ERA: 3.29	0.1		2	0	0	0	0	0	0	1	0	0	0	1	2	0.00	0.000										
Scott Bailes, L (9,1) ERA: 5.54	0.2		3	1	0	0	0	0	0	0	0	0	0	3	3	0.00	1.500										

Toronto Blue Jays @ Cleveland Indians  
Cleveland Municipal Stadium, Cleveland, OH  
Sat May 24 1986, 3:33 AM EDT  
Att: 12,348 - Unknown

AB 38  
R 9  
H 13  
RBI 9  
BB 1  
SO 1  
LOB 16



Batter	1	2	3	4	5	6	7	8	9	AB	R	H	RBI	BB	SO	LOB	BOTTOM										
Brett Butler, L (1,8) OBP: 0.341, SLG: 0.336	0-0 3-1			0-0 F4			0-0 4-3		0-0 F9	5	0	1	1	0	0	1											
Julio Franco, R (1,6) OBP: 0.291, SLG: 0.377	0-3 K	0-0 F9			0-3 K		4-0 BB			3	0	0	0	1	2	1											
Joe Carter, R (1,9) OBP: 0.301, SLG: 0.397	0-0 G3		0-0 F7 1B		0-0 6-3		0-3 K			4	1	1	0	0	1	1											
Andre Thornton, R (1,10) OBP: 0.312, SLG: 0.352		0-0 BB HBP 2B 1B	0-0 F7		4-0 FC6-4 BB		0-0 5-3			3	1	1	0	1	0	1											
Mel Hall, L (1,7) Otis Nixon, S (2,PR) OBP: 0.308, SLG: 0.452 OBP: 0.286, SLG: 0.265		1-0 BB HBP 2B	0-0 CS 1B		0-0 FC6-4		0-0 G3			0	0	0	0	0	0	0											
Pat Tabler, R (1,3) OBP: 0.367, SLG: 0.481		4-0 BB HBP 2B BB	0-3 K		0-0 F6		0-0 6-3			3	1	0	0	1	1	1											
Brook Jacoby, R (1,5) OBP: 0.355, SLG: 0.429		0-0 4-3 1B 2B		0-0 F9		0-0 F8			0-0 5-3	4	1	1	3	0	0	0											
Tony Bernazard, S (1,4) OBP: 0.351, SLG: 0.394		0-0 4-3		0-3 K		0-0 4-3			0-3 K	4	0	0	0	0	2	2											
Chris Bando, S (1,2) OBP: 0.432, SLG: 0.500		0-0 5-3		0-0 HR		0-0 1-3			0-0 1B	4	1	2	1	0	0	2											
<b>Inning Stats</b>	R: 0 E: 0 K: 1 S: 5	H: 0 LOB: 0 BB: 0 P: 5	R: 4 E: 0 K: 0 S: 6	H: 3 LOB: 2 BB: 1 P: 11	R: 1 E: 0 K: 1 S: 6	H: 2 LOB: 0 BB: 0 P: 6	R: 1 E: 0 K: 1 S: 6	H: 1 LOB: 0 BB: 0 P: 6	R: 0 E: 0 K: 0 S: 3	H: 0 LOB: 0 BB: 0 P: 3	R: 0 E: 0 K: 1 S: 5	H: 0 LOB: 1 BB: 1 P: 9	R: 0 E: 0 K: 0 S: 3	H: 0 LOB: 0 BB: 0 P: 3	R: 0 E: 0 K: 1 S: 6	H: 1 LOB: 1 BB: 0 P: 6	1B: 5 2B: 1 3B: 0 HR: 1	SF: 0 SAC: 0 DP: 0 HBP: 1	WP: 0 PB: 0 SB: 1 CS: 1	PA: 37							
<b>PITCHER</b>	IP	WLS	BF	H	R	ER	SO	BB	IBB	HBP	BLK	WP	HR	S	P	ERA	WHIP										
Dave Stieb, R (1,1) ERA: 6.83	4.0		19	6	6	6	3	1	0	1	0	0	0	10	18	13.50	1.750										
Dennis Lamp, R (5,1) ERA: 8.37	2.2	W	10	0	0	0	1	2	0	0	0	0	0	10	18	0.00	0.750										
Mark Eichhorn, R (7,1) ERA: 0.86	2.1	S	8	1	0	0	2	0	0	0	0	0	0	12	12	0.00	0.429										

Toronto Blue Jays @ Cleveland Indians  
Cleveland Municipal Stadium, Cleveland, OH  
Sat May 24 1986, 3:33 AM EDT  
Att: 12,348 - Unknown

AB 33  
R 6  
H 7  
RBI 6  
BB 3  
SO 6  
LOB 10





Batter	1	2	3	4	5	6	7	8	9	AB	R	H	RBI	BB	SO	LOB	TOP				
Damaso Garcia, R OBP: 0.319, SLG: 0.323 (1, 4)										6	2	3	2	0	0	2	Toronto Blue Jays @ Cleveland Indians Cleveland Municipal Stadium, Cleveland, OH Sun May 25 1986, 3:33 AM EDT Att: 13,772 - Unknown				
Rance Mulliniks, L OBP: 0.348, SLG: 0.388 Garth Iorg, R OBP: 0.303, SLG: 0.258 (1, 5) (8, 5)										4	2	2	2	1	2	2					
Willie Upshaw, L OBP: 0.383, SLG: 0.372 (1, 3)										3	2	0	0	2	1	3					
George Bell, R OBP: 0.354, SLG: 0.491 (1, 7)										4	0	1	2	1	2	1					
Cliff Johnson, R OBP: 0.397, SLG: 0.524 (1, 10)										4	0	0	0	0	0	2					
Jesse Barfield, R OBP: 0.328, SLG: 0.500 (1, 8)										4	1	3	1	1	0	0					
Ernie Whitt, L OBP: 0.247, SLG: 0.360 (1, 2)										5	0	0	0	0	0	6					
Tony Fernandez, S OBP: 0.312, SLG: 0.341 Rick Leach, L OBP: 0.318, SLG: 0.357 (1, 6) (8, 9)										4	1	2	1	0	0	2					
Kelly Gruber, R OBP: 0.186, SLG: 0.357 (8, 6)										1	0	0	0	0	1	0					
<b>Inning Stats</b>	R: 2 E: 0 K: 2 S: 9	H: 2 LOB: 2 BB: 1 P: 14	R: 3 E: 0 K: 0 S: 6	H: 3 LOB: 1 BB: 1 P: 10	R: 1 E: 0 K: 0 S: 6	H: 2 LOB: 3 BB: 1 P: 10	R: 0 E: 0 K: 1 S: 5	H: 0 LOB: 0 BB: 0 P: 5	R: 0 E: 1 K: 1 S: 7	H: 1 LOB: 2 BB: 0 P: 7	R: 0 E: 0 K: 1 S: 4	H: 1 LOB: 1 BB: 0 P: 4	R: 2 E: 0 K: 0 S: 5	H: 2 LOB: 2 BB: 2 P: 13	R: 0 E: 0 K: 2 S: 7	H: 0 LOB: 0 BB: 0 P: 7		1B: 6 2B: 2 3B: 0 HR: 3	SF: 0 SAC: 0 DP: 0 HBP: 1	WP: 1 PB: 0 SB: 1 CS: 0	PA: 46
<b>PITCHER</b>	IP WLS BF H R ER SO BB IBB HBP BLK WP HR S P ERA WHIP	IP WLS BF H R ER SO BB IBB HBP BLK WP HR S P ERA WHIP	IP WLS BF H R ER SO BB IBB HBP BLK WP HR S P ERA WHIP	IP WLS BF H R ER SO BB IBB HBP BLK WP HR S P ERA WHIP	IP WLS BF H R ER SO BB IBB HBP BLK WP HR S P ERA WHIP	IP WLS BF H R ER SO BB IBB HBP BLK WP HR S P ERA WHIP	IP WLS BF H R ER SO BB IBB HBP BLK WP HR S P ERA WHIP	IP WLS BF H R ER SO BB IBB HBP BLK WP HR S P ERA WHIP	IP WLS BF H R ER SO BB IBB HBP BLK WP HR S P ERA WHIP	IP WLS BF H R ER SO BB IBB HBP BLK WP HR S P ERA WHIP	IP WLS BF H R ER SO BB IBB HBP BLK WP HR S P ERA WHIP	IP WLS BF H R ER SO BB IBB HBP BLK WP HR S P ERA WHIP	IP WLS BF H R ER SO BB IBB HBP BLK WP HR S P ERA WHIP	IP WLS BF H R ER SO BB IBB HBP BLK WP HR S P ERA WHIP	IP WLS BF H R ER SO BB IBB HBP BLK WP HR S P ERA WHIP	IP WLS BF H R ER SO BB IBB HBP BLK WP HR S P ERA WHIP	IP WLS BF H R ER SO BB IBB HBP BLK WP HR S P ERA WHIP	IP WLS BF H R ER SO BB IBB HBP BLK WP HR S P ERA WHIP	IP WLS BF H R ER SO BB IBB HBP BLK WP HR S P ERA WHIP	IP WLS BF H R ER SO BB IBB HBP BLK WP HR S P ERA WHIP	IP WLS BF H R ER SO BB IBB HBP BLK WP HR S P ERA WHIP

AB	40
R	8
H	11
RBI	8
BB	5
SO	7
LOB	23



Batter	1	2	3	4	5	6	7	8	9	AB	R	H	RBI	BB	SO	LOB	BOTTOM				
Brett Butler, L OBP: 0.339, SLG: 0.329 (1, 8)										3	1	0	0	1	2	4	Toronto Blue Jays @ Cleveland Indians Cleveland Municipal Stadium, Cleveland, OH Sun May 25 1986, 3:33 AM EDT Att: 13,772 - Unknown				
Julio Franco, R OBP: 0.284, SLG: 0.368 Otis Nixon, S OBP: 0.286, SLG: 0.265 (1, 6) (9, 7)										4	0	0	0	0	0	5					
Joe Carter, R OBP: 0.299, SLG: 0.394 (1, 7) (9, 9)										4	0	1	1	0	1	1					
Andre Thornton, R OBP: 0.305, SLG: 0.342 (1, 10)										4	0	0	0	0	0	1					
Pat Tabler, R OBP: 0.364, SLG: 0.475 (1, 3)										5	0	1	0	0	0	1					
Brook Jacoby, R OBP: 0.349, SLG: 0.421 (1, 5)										3	0	0	0	0	0	1					
Carmen Castillo, R OBP: 0.254, SLG: 0.316 Fran Mullins, R (9, 6)										3	0	0	0	0	0	0					
Tony Benazard, S OBP: 0.350, SLG: 0.388 (1, 4)										2	0	0	0	1	0	0					
Andy Allanson, R OBP: 0.308, SLG: 0.327 (1, 2)										1	0	0	0	2	0	1					
<b>Inning Stats</b>	R: 1 E: 0 K: 0 S: 3	H: 1 LOB: 0 BB: 1 P: 7	R: 0 E: 0 K: 0 S: 3	H: 1 LOB: 0 BB: 0 P: 3	R: 0 E: 1 K: 1 S: 6	H: 0 LOB: 1 BB: 0 P: 6	R: 0 E: 0 K: 0 S: 3	H: 0 LOB: 0 BB: 0 P: 3	R: 0 E: 0 K: 2 S: 7	H: 0 LOB: 1 BB: 1 P: 11	R: 0 E: 0 K: 0 S: 3	H: 0 LOB: 0 BB: 0 P: 3	R: 0 E: 0 K: 0 S: 3	H: 0 LOB: 2 BB: 2 P: 11	R: 0 E: 0 K: 0 S: 3	H: 0 LOB: 0 BB: 0 P: 3		1B: 2 2B: 0 3B: 0 HR: 0	SF: 0 SAC: 0 DP: 1 HBP: 0	WP: 2 PB: 0 SB: 0 CS: 1	PA: 33
<b>PITCHER</b>	IP WLS BF H R ER SO BB IBB HBP BLK WP HR S P ERA WHIP	IP WLS BF H R ER SO BB IBB HBP BLK WP HR S P ERA WHIP	IP WLS BF H R ER SO BB IBB HBP BLK WP HR S P ERA WHIP	IP WLS BF H R ER SO BB IBB HBP BLK WP HR S P ERA WHIP	IP WLS BF H R ER SO BB IBB HBP BLK WP HR S P ERA WHIP	IP WLS BF H R ER SO BB IBB HBP BLK WP HR S P ERA WHIP	IP WLS BF H R ER SO BB IBB HBP BLK WP HR S P ERA WHIP	IP WLS BF H R ER SO BB IBB HBP BLK WP HR S P ERA WHIP	IP WLS BF H R ER SO BB IBB HBP BLK WP HR S P ERA WHIP	IP WLS BF H R ER SO BB IBB HBP BLK WP HR S P ERA WHIP	IP WLS BF H R ER SO BB IBB HBP BLK WP HR S P ERA WHIP	IP WLS BF H R ER SO BB IBB HBP BLK WP HR S P ERA WHIP	IP WLS BF H R ER SO BB IBB HBP BLK WP HR S P ERA WHIP	IP WLS BF H R ER SO BB IBB HBP BLK WP HR S P ERA WHIP	IP WLS BF H R ER SO BB IBB HBP BLK WP HR S P ERA WHIP	IP WLS BF H R ER SO BB IBB HBP BLK WP HR S P ERA WHIP	IP WLS BF H R ER SO BB IBB HBP BLK WP HR S P ERA WHIP	IP WLS BF H R ER SO BB IBB HBP BLK WP HR S P ERA WHIP	IP WLS BF H R ER SO BB IBB HBP BLK WP HR S P ERA WHIP	IP WLS BF H R ER SO BB IBB HBP BLK WP HR S P ERA WHIP	IP WLS BF H R ER SO BB IBB HBP BLK WP HR S P ERA WHIP

AB	29
R	1
H	2
RBI	1
BB	4
SO	3
LOB	14









Batter	1	2	3	4	5	6	7	8	9	AB	R	H	RBI	BB	SO	LOB	TOP			
Marty Barrett, R OBP: 0.352, SLG: 0.415 (1, 4)										3	1	0	0	0	0	1	<b>Boston Red Sox @ Cleveland Indians</b> Cleveland Municipal Stadium, Cleveland, OH Tue May 27 1986, 7:05 PM EDT Att: 6,661 - Unknown <a href="http://livebaseballscorecards.com">livebaseballscorecards.com</a>			
Wade Boggs, L OBP: 0.493, SLG: 0.559 (1, 5)										2	1	1	0	1	0	0				
Bill Buckner, L OBP: 0.290, SLG: 0.386 (1, 3)										3	0	1	1	0	1	1				
Jim Rice, R OBP: 0.362, SLG: 0.452 (1, 7)										3	0	1	1	0	0	1				
Don Baylor, R OBP: 0.351, SLG: 0.451 (1, 10)										2	0	0	0	0	0	1				
Dwight Evans, R OBP: 0.395, SLG: 0.395 (1, 9)										2	0	0	0	0	0	1				
Tony Armas, R OBP: 0.262, SLG: 0.280 (1, 8)										2	0	0	0	0	1	0				
Marc Sullivan, R OBP: 0.441, SLG: 0.379 (1, 2)										2	0	0	0	0	0	0				
Rey Quinones, R OBP: 0.486, SLG: 0.346 (1, 6)										2	0	1	0	0	0	0				
<b>Inning Stats</b>	R: 2 E: 1 K: 0 S: 5	H: 2 LOB: 1 BB: 1 P: 9	R: 0 E: 0 K: 1 S: 5	H: 0 LOB: 0 BB: 0 P: 5	R: 0 E: 0 K: 0 S: 4	H: 1 LOB: 1 BB: 0 P: 4	R: 0 E: 0 K: 0 S: 3	H: 0 LOB: 0 BB: 0 P: 3	R: 0 E: 0 K: 0 S: 3	H: 1 LOB: 0 BB: 0 P: 3	R: 0 E: 0 K: 1 S: 5	H: 0 LOB: 0 BB: 0 P: 5					1B: 4 2B: 0 3B: 0 HR: 0	SF: 0 SAC: 0 DP: 0 HBP: 0	WP: 0 PB: 0 SB: 0 CS: 0	PA: 22
<b>PITCHER</b> Neal Heaton, L ERA: 4.64 (1, 1)	IP: 6.0 WLS: L BF: 22 H: 4 R: 2 ER: 1 SO: 2 BB: 1 IBB: 0 HBP: 0 BLK: 0 WP: 0 HR: 0 S: 25 P: 29 ERA: 1.50 WHIP: 0.833															<b>PITCHER</b>	IP: WLS: BF: H: R: ER: SO: BB: IBB: HBP: BLK: WP: HR: S: P: ERA: WHIP:			

Batter	1	2	3	4	5	6	7	8	9	AB	R	H	RBI	BB	SO	LOB	BOTTOM			
Brett Butler, L OBP: 0.341, SLG: 0.329 (1, 8)										3	0	1	0	0	0	1	<b>Boston Red Sox @ Cleveland Indians</b> Cleveland Municipal Stadium, Cleveland, OH Tue May 27 1986, 7:05 PM EDT Att: 6,661 - Unknown <a href="http://livebaseballscorecards.com">livebaseballscorecards.com</a>			
Tony Bemazzard, S OBP: 0.395, SLG: 0.408 (1, 4)										2	0	2	0	1	0	0				
Julio Franco, R OBP: 0.283, SLG: 0.363 (1, 6)										3	0	1	0	0	0	3				
Joe Carter, R OBP: 0.299, SLG: 0.398 (1, 9)										3	0	1	0	0	1	2				
Mel Hall, L OBP: 0.299, SLG: 0.438 (1, 10)										3	0	0	0	0	0	3				
Pat Tabler, R OBP: 0.352, SLG: 0.458 (1, 3)										2	0	0	0	0	0	1				
Brook Jacoby, R OBP: 0.354, SLG: 0.421 (1, 5)										2	0	1	0	0	1	1				
Andy Allanson, R OBP: 0.313, SLG: 0.340 (1, 2)										2	0	0	0	0	0	1				
Otis Nixon, S OBP: 0.289, SLG: 0.250 (1, 7)										1	0	0	0	1	0	0				
<b>Inning Stats</b>	R: 0 E: 0 K: 0 S: 3	H: 1 LOB: 0 BB: 0 P: 3	R: 0 E: 0 K: 1 S: 6	H: 1 LOB: 1 BB: 0 P: 6	R: 0 E: 0 K: 0 S: 5	H: 2 LOB: 2 BB: 0 P: 5	R: 0 E: 0 K: 0 S: 3	H: 0 LOB: 0 BB: 0 P: 3	R: 0 E: 0 K: 0 S: 3	H: 1 LOB: 1 BB: 1 P: 7	R: 0 E: 0 K: 1 S: 5	H: 1 LOB: 2 BB: 1 P: 9					1B: 6 2B: 0 3B: 0 HR: 0	SF: 0 SAC: 0 DP: 2 HBP: 0	WP: 0 PB: 0 SB: 0 CS: 0	PA: 23
<b>PITCHER</b> Mike Brown, R ERA: 4.63 Steve Crawford, R ERA: 2.03 (6, 1)	IP: 5.0 WLS: W BF: 21 H: 6 R: 0 ER: 0 SO: 1 BB: 0 IBB: 0 HBP: 0 BLK: 0 WP: 0 HR: 0 S: 21 P: 29 ERA: 0.00 WHIP: 1.600															<b>PITCHER</b>	IP: WLS: BF: H: R: ER: SO: BB: IBB: HBP: BLK: WP: HR: S: P: ERA: WHIP:			



Batter	1	2	3	4	5	6	7	8	9	AB	R	H	RBI	BB	SO	LOB	TOP								
Marty Barrett, R OBP: 0.351, SLG: 0.412 (1, 4)	6-3		F8			1B	SF8	E6	4-3	6	3	2	0	0	0	0									
Wade Boggs, L OBP: 0.530, SLG: 0.561 Ed Romero, R OBP: 0.304, SLG: 0.286 (1, 5) (8, 5)	4-3 BB			FC4-6 1B		1B	1B	K		3	2	2	0	2	1	1									
Bill Buckner, L OBP: 0.293, SLG: 0.389 Dave Stapleton, R OBP: 0.428, SLG: 0.500 (1, 3) (6, PR) (8, 3)	4-3			FC4-6 FC6-4		1B	SF8	1B	SF8	4	1	2	1	0	0	2									
Jim Rice, R OBP: 0.368, SLG: 0.462 (1, 7)	K			FC6-4		HR	BB	1B	1B	5	3	3	5	0	1	2									
Don Baylor, R OBP: 0.352, SLG: 0.467 (1, 10)		F3		F7		HR	1B	SF8	SF8	3	2	1	4	0	0	1									
Dwight Evans, R OBP: 0.380, SLG: 0.397 (1, 9)	F6				5-3	K	1B	BB	2B	4	0	1	1	1	1	0									
Steve Lyons, L OBP: 0.316, SLG: 0.368 (1, 8)	F7				F7	K	1B	1B	3-1	5	0	1	1	0	1	2									
Marc Sullivan, R OBP: 0.410, SLG: 0.364 (1, 2)			6-3			K	SF8		F8	4	0	1	1	0	1	0									
Rey Quinones, R OBP: 0.452, SLG: 0.323 (1, 6)			4-3			F9			F3	5	1	1	0	0	0	3									
<b>Inning Stats</b>	R: 0 E: 0 K: 1 S: 5	H: 0 LOB: 1 BB: 1 P: 9	R: 0 E: 0 K: 0 S: 3	H: 0 LOB: 0 BB: 0 P: 3	R: 0 E: 0 K: 0 S: 3	H: 0 LOB: 0 BB: 0 P: 3	R: 0 E: 0 K: 0 S: 4	H: 1 LOB: 1 BB: 0 P: 4	R: 0 E: 0 K: 0 S: 4	H: 1 LOB: 1 BB: 0 P: 4	R: 5 E: 0 K: 3 S: 14	H: 5 LOB: 0 BB: 0 P: 14	R: 5 E: 0 K: 0 S: 7	H: 4 LOB: 2 BB: 2 P: 16	R: 3 E: 1 K: 1 S: 9	H: 3 LOB: 2 BB: 0 P: 9	R: 0 E: 0 K: 0 S: 3	H: 0 LOB: 0 BB: 0 P: 3	1B: 11 2B: 2 3B: 0 HR: 1	SF: 3 SAC: 0 DP: 0 HBP: 1	WP: 0 PB: 0 SB: 0 CS: 0	PA: 46			
<b>PITCHER</b>	IP	WLS	BF	H	R	ER	SO	BB	IBB	HBP	BLK	WP	HR	S	P	ERA	WHIP								
Don Schulze, R ERA: 3.92 (1, 1)	5.0	L	23	7	5	5	1	1	0	0	0	0	1	24	28	9.00	1.600								
Rich Yett, R ERA: 4.96 (6, 1)	1.1		8	3	4	4	3	1	0	0	0	0	0	13	17	27.00	3.000								
Jim Kern, R ERA: 6.75 (7, 1)	0.0		3	1	0	0	0	1	0	1	0	0	0	1	6	∞	∞								
Reggie Ritter, R ERA: 6.3 (7, 1)	1.2		9	3	4	1	1	0	0	0	0	0	0	11	11	5.40	1.800								
Scott Bailes, L ERA: 5.33 (9, 1)	1.0		3	0	0	0	0	0	0	0	0	0	0	3	3	0.00	0.000								

**Boston Red Sox @ Cleveland Indians**  
Cleveland Municipal Stadium, Cleveland, OH  
Wed May 28 1986, 7:05 PM EDT  
Att: 12,010 - Unknown

AB 39  
R 13  
H 14  
RBI 13  
BB 3  
SO 5  
LOB 11



Batter	1	2	3	4	5	6	7	8	9	AB	R	H	RBI	BB	SO	LOB	BOTTOM								
Brett Butler, L OBP: 0.346, SLG: 0.338 (1, 8)			K			FC3-6 1B	F6		G4-6-3 1B	5	0	3	0	0	1	1									
Tony Bemazzard, S OBP: 0.381, SLG: 0.408 (1, 4)	3			F7		FC3-6		HR	G4-6-3	5	1	1	0	0	0	4									
Julio Franco, R OBP: 0.278, SLG: 0.357 Fran Mullins, R OBP: 0.250, SLG: 0.250 (1, 6) (7, 6)	F8			K		F6		6-3		3	0	0	0	0	1	1									
Andre Thornton, R OBP: 0.302, SLG: 0.333 (1, 10)		FC3-6 BB		5-3		F2		5-3		3	0	0	0	1	0	2									
Mel Hall, L OBP: 0.306, SLG: 0.500 (1, 7)		FC3-6			F8		HR	HR		4	2	2	3	0	0	1									
Joe Carter, R OBP: 0.309, SLG: 0.442 (1, 9)		F7			HR	2B		HR		4	3	3	1	0	0	1									
Pat Tabler, R OBP: 0.344, SLG: 0.450 (1, 3)		F9			F8		SF8		K	3	0	0	1	0	1	2									
Brook Jacoby, R OBP: 0.351, SLG: 0.435 (1, 5)			6-3			HR		E5		4	1	1	2	0	0	0									
Andy Allanson, R OBP: 0.310, SLG: 0.336 (1, 2)			5-3			K		5-3		4	0	1	0	0	1	1									
<b>Inning Stats</b>	R: 0 E: 0 K: 0 S: 3	H: 1 LOB: 0 BB: 0 P: 3	R: 0 E: 0 K: 0 S: 3	H: 0 LOB: 1 BB: 1 P: 7	R: 0 E: 0 K: 1 S: 5	H: 0 LOB: 0 BB: 0 P: 5	R: 0 E: 0 K: 1 S: 5	H: 0 LOB: 0 BB: 0 P: 5	R: 2 E: 0 K: 1 S: 7	H: 2 LOB: 0 BB: 0 P: 7	R: 0 E: 0 K: 0 S: 4	H: 1 LOB: 1 BB: 0 P: 4	R: 2 E: 1 K: 0 S: 6	H: 2 LOB: 1 BB: 0 P: 6	R: 3 E: 0 K: 1 S: 8	H: 3 LOB: 0 BB: 0 P: 8	R: 0 E: 0 K: 0 S: 4	H: 2 LOB: 1 BB: 0 P: 4	1B: 4 2B: 3 3B: 1 HR: 4	SF: 1 SAC: 0 DP: 2 HBP: 0	WP: 0 PB: 0 SB: 0 CS: 0	PA: 38			
<b>PITCHER</b>	IP	WLS	BF	H	R	ER	SO	BB	IBB	HBP	BLK	WP	HR	S	P	ERA	WHIP								
Oil Can Boyd, R ERA: 3.42 (1, 1)	7.0	W	28	6	4	4	3	1	0	0	0	0	2	33	37	5.14	1.000								
Steve Crawford, R ERA: 3.77 (8, 1)	1.0		6	3	3	3	1	0	0	0	0	0	2	8	8	27.00	3.000								
Bob Stanley, R ERA: 4.35 (9, 1)	1.0		4	2	0	0	0	0	0	0	0	0	0	4	4	0.00	2.000								

**Boston Red Sox @ Cleveland Indians**  
Cleveland Municipal Stadium, Cleveland, OH  
Wed May 28 1986, 7:05 PM EDT  
Att: 12,010 - Unknown

AB 36  
R 7  
H 11  
RBI 7  
BB 1  
SO 4  
LOB 14





Batter	1	2	3	4	5	6	7	8	9	AB	R	H	RBI	BB	SO	LOB	TOP										
Paul Moltis R OBP: 0.407, SLG: 0.505 (1, 7)											5	3	3	2	1	0	2										
Ernest Riles L OBP: 0.317, SLG: 0.376 (1, 6)											4	3	2	0	2	0	1										
Cecil Cooper L OBP: 0.343, SLG: 0.436 (1, 3)											6	1	3	5	0	0	3										
Ben Oglivie L OBP: 0.364, SLG: 0.444 (1, 10)											5	0	1	1	0	0	3										
Dale Sveum S OBP: 0.415, SLG: 0.557 (1, 5)											5	0	4	2	0	0	0										
Rob Deer R OBP: 0.348, SLG: 0.508 (1, 9)											4	0	0	0	1	1	4										
Jim Gantner L OBP: 0.359, SLG: 0.416 (1, 4)											4	0	1	0	1	0	6										
Rick Manning L OBP: 0.278, SLG: 0.306 (1, 8)											5	2	2	0	0	0	1										
Rick Cerone R OBP: 0.224, SLG: 0.296 (1, 2)											4	2	2	1	1	0	1										
<b>Inning Stats</b>	R: 1 E: 0 K: 0 S: 4	H: 1 LOB: 0 BB: 0 P: 4	R: 0 E: 0 K: 0 S: 3	H: 2 LOB: 0 BB: 0 P: 3	R: 2 E: 0 K: 0 S: 6	H: 3 LOB: 1 BB: 0 P: 6	R: 0 E: 0 K: 0 S: 3	H: 0 LOB: 1 BB: 1 P: 7	R: 3 E: 0 K: 0 S: 6	H: 3 LOB: 2 BB: 2 P: 14	R: 4 E: 0 K: 0 S: 6	H: 4 LOB: 2 BB: 3 P: 18	R: 0 E: 0 K: 1 S: 5	H: 2 LOB: 2 BB: 0 P: 5	R: 0 E: 0 K: 1 S: 6	H: 1 LOB: 1 BB: 0 P: 6	R: 1 E: 0 K: 0 S: 5	H: 2 LOB: 1 BB: 0 P: 5	1B: 14 2B: 1 3B: 2 HR: 1	SF: 0 SAC: 0 DP: 1 HBP: 0	WP: 1 PB: 0 CS: 2	PA: 49					
<b>PITCHER</b>	IP	WLS	BF	H	R	ER	SO	BB	IBB	HBP	BLK	WP	HR	S	P	ERA	WHIP										
Phil Niekro R ERA: 4.18 (1, 1)	4.1	L	20	6	5	5	0	3	0	0	0	0	1	17	29	10.38	2.077										
Jamie Easterly L ERA: 7.54 (5, 1)	0.0		3	3	1	1	0	0	0	0	0	0	0	3	3	∞	∞										
Jim Kern R ERA: 7.9 (5, 1)	0.2		6	2	4	4	0	2	0	0	0	0	0	4	12	54.00	6.000										
Rich Yett R ERA: 4.5 (6, 1)	3.1		17	7	1	1	1	1	0	0	0	1	0	18	22	2.70	2.400										
Scott Bailes L ERA: 5.2 (9, 1)	0.2		2	0	0	0	0	0	0	0	0	0	0	2	2	0.00	0.000										

Milwaukee Brewers @ Cleveland Indians  
Cleveland Municipal Stadium, Cleveland, OH

AB 42  
R 11  
H 18  
RBI 11  
BB 6  
SO 1  
LOB 21



Fri May 30 1986, 7:05 PM EDT  
Att: 16,102 - Unknown

Batter	1	2	3	4	5	6	7	8	9	AB	R	H	RBI	BB	SO	LOB	BOTTOM										
Brett Butler L OBP: 0.353, SLG: 0.338 (1, 8)										3	0	1	1	2	1	1											
Julio Franco R OBP: 0.290, SLG: 0.364 (1, 6)										5	1	3	0	1	0	4											
Joe Carter R OBP: 0.310, SLG: 0.435 (1, 7)										5	1	1	1	1	1	5											
Andre Thornton R OBP: 0.303, SLG: 0.340 (1, 10)										6	1	2	1	0	2	8											
Brook Jacoby R OBP: 0.347, SLG: 0.424 (1, 5)										4	1	0	1	1	0	4											
Pat Tabler R OBP: 0.351, SLG: 0.454 (1, 3)										5	1	3	1	0	1	2											
Carmen Castillo R OBP: 0.250, SLG: 0.306 (1, 9)										2	1	1	0	0	0	1											
Eddie Williams R OBP: 0.143, SLG: 0.143 (6, 7)										2	1	1	1	0	0	0											
Otis Nixon S OBP: 0.289, SLG: 0.250 (6, 7)										0	0	0	0	0	0	0											
Mel Hall L OBP: 0.304, SLG: 0.495 (6, PH)										1	0	0	0	0	0	1											
Tony Bernazard S OBP: 0.368, SLG: 0.417 (6, PH)										4	0	2	0	1	1	3											
Chris Bando S OBP: 0.420, SLG: 0.467 (1, 2)										4	0	1	1	1	1	5											
<b>Inning Stats</b>	R: 0 E: 0 K: 2 S: 8	H: 1 LOB: 1 BB: 0 P: 8	R: 0 E: 0 K: 1 S: 6	H: 2 LOB: 3 BB: 1 P: 10	R: 0 E: 0 K: 0 S: 4	H: 1 LOB: 2 BB: 1 P: 8	R: 0 E: 0 K: 0 S: 5	H: 2 LOB: 2 BB: 1 P: 9	R: 0 E: 0 K: 0 S: 4	H: 1 LOB: 1 BB: 0 P: 4	R: 6 E: 1 K: 2 S: 13	H: 5 LOB: 3 BB: 3 P: 25	R: 0 E: 0 K: 1 S: 6	H: 1 LOB: 1 BB: 0 P: 6	R: 0 E: 0 K: 1 S: 6	H: 1 LOB: 2 BB: 1 P: 10	1B: 13 2B: 2 3B: 0 HR: 0	SF: 1 SAC: 0 DP: 0 HBP: 0	WP: 1 PB: 0 CS: 0	PA: 49							
<b>PITCHER</b>	IP	WLS	BF	H	R	ER	SO	BB	IBB	HBP	BLK	WP	HR	S	P	ERA	WHIP										
Juan Nieves L ERA: 4.68 (1, 1)	6.0	W	32	11	5	5	3	3	0	0	0	0	0	35	47	7.50	2.333										
Bob McClure L ERA: 2.35 (7, 1)	0.2		6	2	1	0	1	2	0	0	0	0	0	6	14	0.00	6.000										
Mark Clear R ERA: 0.96 (7, 1)	2.1	S	11	2	1	1	3	2	0	0	0	1	0	15	23	3.86	1.714										

Milwaukee Brewers @ Cleveland Indians  
Cleveland Municipal Stadium, Cleveland, OH

AB 41  
R 7  
H 15  
RBI 7  
BB 7  
SO 7  
LOB 34



Fri May 30 1986, 7:05 PM EDT  
Att: 16,102 - Unknown



Batter	1	2	3	4	5	6	7	8	9	AB	R	H	RBI	BB	SO	LOB	TOP					
Paul Moltzer, R OBP: 0.394, SLG: 0.486 (1, 7)	F8		SH2-3		E5		K		6-3	4	0	0	0	0	1	1	<b>Milwaukee Brewers @ Cleveland Indians</b> Cleveland Municipal Stadium, Cleveland, OH Sat May 31 1986, 3:33 AM EDT Att: 8,115 - Unknown <a href="http://livebaseballscorecards.com">livebaseballscorecards.com</a>					
Ernest Riles, L OBP: 0.359, SLG: 0.365 (1, 6)	F7		F8		E3		F4		4-3	5	0	0	0	0	0	2						
Cecil Cooper, L OBP: 0.333, SLG: 0.422 (1, 3)	K		F8		F6		1-3		K	5	0	0	0	0	2	3						
Ben Oglivie, L OBP: 0.379, SLG: 0.457 Juan Castillo, S OBP: 0.440, SLG: 0.263 (8, PR)		BB 1B BB		F7					FC6-4 1B 2B	2	0	1	0	2	0	0						
Dale Sveum, S OBP: 0.420, SLG: 0.554 (1, 5)		BB 1B							F9	4	0	2	0	0	0	4						
Rob Deer, R OBP: 0.359, SLG: 0.508 (1, 9)		F7								2	0	1	0	1	0	2						
Jim Gantner, L OBP: 0.357, SLG: 0.407 (1, 4)		G4-6-3 BB		G4-6-3 1B					FC6-4 HBP	3	0	0	0	1	0	5						
Rick Manning, L OBP: 0.263, SLG: 0.288 Charlie Moore, R OBP: 0.370, SLG: 0.444 (8, PH)		G4-6-3							FC6-4 1B	3	0	0	0	0	0	4						
Rick Cerone, R OBP: 0.238, SLG: 0.320 (1, 2)				SH2-3 1B					F5	4	1	2	0	0	1	3						
<b>Inning Stats</b>	R: 0 E: 0 K: 1 S: 5	H: 0 LOB: 0 BB: 0 P: 5	R: 0 E: 0 K: 0 S: 3	H: 1 LOB: 2 BB: 2 P: 11	R: 0 E: 0 K: 0 S: 4	H: 1 LOB: 1 BB: 0 P: 4	R: 0 E: 0 K: 0 S: 4	H: 2 LOB: 1 BB: 0 P: 4	R: 1 E: 2 K: 0 S: 6	H: 1 LOB: 3 BB: 1 P: 10	R: 0 E: 0 K: 1 S: 5	H: 0 LOB: 0 BB: 0 P: 5	R: 0 E: 0 K: 1 S: 5	H: 0 LOB: 0 BB: 0 P: 5	R: 1 E: 0 K: 0 S: 5	H: 2 LOB: 2 BB: 0 P: 6		R: 0 E: 0 K: 1 S: 5	H: 0 LOB: 0 BB: 0 P: 5	1B: 5 2B: 2 3B: 0 HR: 0	SF: 0 SAC: 1 DP: 2 HBP: 1	WP: 0 PB: 0 CS: 0
<b>PITCHER</b>	IP	WLS	BF	H	R	ER	SO	BB	IBB	HBP	BLK	WP	HR	S	P	ERA	WHIP					
Ken Schrom, R ERA: 4.23 Scott Bailes, L ERA: 4.91	(1, 1)	7.1	33	6	2	1	3	4	0	1	0	0	0	34	51	1.23	1.364					
(8, 1)	1.2	W	6	1	0	0	1	0	0	0	0	0	0	8	8	0.00	0.600					

Batter	1	2	3	4	5	6	7	8	9	AB	R	H	RBI	BB	SO	LOB	BOTTOM					
Brett Butler, L OBP: 0.345, SLG: 0.329 (1, 8)	4-3		4-3				F8		K	4	0	0	0	0	1	2	<b>Milwaukee Brewers @ Cleveland Indians</b> Cleveland Municipal Stadium, Cleveland, OH Sat May 31 1986, 3:33 AM EDT Att: 8,115 - Unknown <a href="http://livebaseballscorecards.com">livebaseballscorecards.com</a>					
Julio Franco, R OBP: 0.294, SLG: 0.366 (1, 6)			K				6-3		HR 1B	4	1	2	0	0	1	0						
Joe Carter, R OBP: 0.314, SLG: 0.437 (1, 9)									F4	4	0	2	0	0	0	2						
Andre Thornton, R OBP: 0.307, SLG: 0.358 (1, 10)									HR	3	1	1	2	1	1	2						
Mel Hall, L OBP: 0.310, SLG: 0.500 Otis Nixon, S OBP: 0.289, SLG: 0.250 (8, PR)									HR	3	1	1	0	1	0	3						
Pat Tabler, R OBP: 0.349, SLG: 0.449 (1, 3)									CS BB	0	0	0	0	0	0	0						
Brook Jacoby, R OBP: 0.342, SLG: 0.417 (1, 5)									CS BB	4	0	1	1	0	0	2						
Tony Bernazard, S OBP: 0.362, SLG: 0.409 (1, 4)									F9	3	0	0	0	0	2	1						
Andy Allanson, R OBP: 0.311, SLG: 0.345 (1, 2)									F9	3	0	0	0	0	0	1						
<b>Inning Stats</b>	R: 0 E: 0 K: 0 S: 4	H: 1 LOB: 2 BB: 1 P: 8	R: 0 E: 0 K: 1 S: 5	H: 0 LOB: 0 BB: 0 P: 5	R: 0 E: 0 K: 1 S: 5	H: 0 LOB: 0 BB: 0 P: 5	R: 0 E: 0 K: 0 S: 4	H: 1 LOB: 1 BB: 0 P: 4	R: 0 E: 0 K: 1 S: 5	H: 0 LOB: 0 BB: 0 P: 5	R: 0 E: 0 K: 1 S: 6	H: 1 LOB: 1 BB: 0 P: 6	R: 1 E: 0 K: 1 S: 8	H: 3 LOB: 2 BB: 0 P: 8	R: 2 E: 0 K: 0 S: 4	H: 2 LOB: 1 BB: 1 P: 8		R: 2 E: 0 K: 0 S: 4	H: 2 LOB: 1 BB: 1 P: 8	1B: 5 2B: 2 3B: 0 HR: 1	SF: 0 SAC: 0 DP: 0 HBP: 0	WP: 0 PB: 0 CS: 1
<b>PITCHER</b>	IP	WLS	BF	H	R	ER	SO	BB	IBB	HBP	BLK	WP	HR	S	P	ERA	WHIP					
Bill Wegman, R ERA: 4.65 Dan Plesac, L ERA: 3.67	(1, 1)	6.2	27	6	1	1	4	1	0	0	0	0	0	34	38	1.35	1.050					
(7, 1)	1.1	L	6	2	2	2	1	1	0	0	0	0	1	7	11	13.50	2.250					



Batter	1	2	3	4	5	6	7	8	9	AB	R	H	RBI	BB	SO	LOB	TOP					
Paul Moltzer, R OBP: 0.391, SLG: 0.478 (1, 10)										6	1	2	0	0	1	3						
Jim Gantner, L OBP: 0.352, SLG: 0.407 (1, 4)										5	1	1	1	0	2	2						
Ben Oglivie, L OBP: 0.380, SLG: 0.454 (1, 7)										5	0	2	1	0	0	1						
Bill Schroeder, R OBP: 0.356, SLG: 0.472 (1, 3)										5	2	2	0	0	1	3						
Dale Sveum, S OBP: 0.432, SLG: 0.557 (1, 5)										5	2	3	0	0	1	2						
Ernest Riles, L OBP: 0.317, SLG: 0.365 (1, 6)										3	1	1	0	2	1	2						
Paul Householder, S OBP: 0.280, SLG: 0.294 (1, 9)										3	0	3	3	2	0	0						
Charlie Moore, R OBP: 0.360, SLG: 0.429 (1, 2)										5	0	1	1	0	1	9						
Rick Manning, L OBP: 0.258, SLG: 0.281 (1, 8)										5	0	1	1	0	0	6						
<b>Inning Stats</b>	R: 2 E: 0 K: 2 S: 10	H: 2 LOB: 3 BB: 2 P: 18	R: 0 E: 0 K: 1 S: 6	H: 2 LOB: 1 BB: 0 P: 6	R: 1 E: 0 K: 0 S: 5	H: 2 LOB: 1 BB: 0 P: 5	R: 0 E: 0 K: 1 S: 7	H: 2 LOB: 2 BB: 0 P: 7	R: 0 E: 0 K: 0 S: 5	H: 3 LOB: 3 BB: 0 P: 5	R: 0 E: 0 K: 0 S: 3	H: 0 LOB: 0 BB: 0 P: 3	R: 3 E: 0 K: 1 S: 8	H: 3 LOB: 1 BB: 1 P: 12	R: 0 E: 0 K: 1 S: 5	H: 0 LOB: 0 BB: 0 P: 5	R: 1 E: 0 K: 1 S: 7	H: 2 LOB: 2 BB: 1 P: 11	1B: 12 2B: 4 3B: 0 HR: 0	SF: 0 SAC: 0 DP: 1 HBP: 0	WP: 0 PB: 1 CS: 2	PA: 46
<b>PITCHER</b>	IP WLS BF H R ER SO BB IBB HBP BLK WP HR S P ERA WHIP	IP WLS BF H R ER SO BB IBB HBP BLK WP HR S P ERA WHIP																				
Tom Candiotti, R ERA: 3.8 (1, 1)	6.0	32	13	5	4	4	2	0	0	0	0	0	0	0	38	46	6.00	2.500				
Rich Yetz, R ERA: 4.57 (7, 1)	0.1	3	1	0	0	1	1	0	0	0	0	0	0	4	8	0.00	6.000					
Scott Bailes, L ERA: 4.88 (7, 1)	2.0	W	8	1	2	2	1	0	0	0	0	0	0	11	15	9.00	1.000					
Ernie Camacho, R ERA: 4.0 (9, 1)	0.2	S	3	1	0	0	0	0	0	0	0	0	0	3	3	0.00	1.500					

Milwaukee Brewers @ Cleveland Indians  
Cleveland Municipal Stadium, Cleveland, OH

AB 42  
R 7  
H 16  
RBI 7  
BB 4  
SO 7  
LOB 28



WP: 0 PA: 46  
PB: 1  
CS: 2

Sun Jun 01 1986, 3:33 AM EDT  
Att: 12,117 - Unknown

Batter	1	2	3	4	5	6	7	8	9	AB	R	H	RBI	BB	SO	LOB	BOTTOM			
Brett Butler, L OBP: 0.348, SLG: 0.329 (1, 8)										3	1	1	0	1	1	1				
Julio Franco, R OBP: 0.301, SLG: 0.372 (1, 6)										5	2	3	1	0	0	2				
Joe Carter, R OBP: 0.316, SLG: 0.433 (1, 9)										4	0	1	1	1	1	1				
Andre Thornton, R OBP: 0.305, SLG: 0.353 (1, 10)										5	1	1	1	0	1	2				
Mel Hall, L OBP: 0.308, SLG: 0.491 (8, PH)										4	1	1	0	0	0	2				
Carmen Castillo, R OBP: 0.246, SLG: 0.302 (8, PR)										1	0	0	0	0	0	1				
Otis Nixon, S OBP: 0.289, SLG: 0.250 (9, 7)										0	0	0	0	0	0	0				
Pat Tabler, R OBP: 0.355, SLG: 0.451 (1, 3)										4	1	2	0	1	2	1				
Brook Jacoby, R OBP: 0.345, SLG: 0.416 (1, 5)										3	1	1	2	1	1	3				
Tony Benazard, S OBP: 0.371, SLG: 0.414 (1, 4)										3	1	2	0	1	0	2				
Andy Allanson, R OBP: 0.309, SLG: 0.359 (1, 2)										4	1	1	3	0	0	4				
<b>Inning Stats</b>	R: 0 E: 0 K: 0 S: 3	H: 1 LOB: 0 BB: 0 P: 3	R: 0 E: 0 K: 1 S: 5	H: 0 LOB: 0 BB: 0 P: 5	R: 1 E: 0 K: 0 S: 4	H: 1 LOB: 1 BB: 1 P: 8	R: 1 E: 0 K: 0 S: 6	H: 3 LOB: 2 BB: 0 P: 6	R: 4 E: 2 K: 0 S: 7	H: 2 LOB: 3 BB: 3 P: 19	R: 0 E: 0 K: 2 S: 8	H: 1 LOB: 1 BB: 0 P: 8	R: 2 E: 0 K: 1 S: 7	H: 3 LOB: 1 BB: 1 P: 11	R: 1 E: 0 K: 2 S: 9	H: 2 LOB: 1 BB: 0 P: 9	1B: 12 2B: 0 3B: 1 HR: 0	SF: 0 SAC: 1 DP: 1 HBP: 0	WP: 1 PB: 0 CS: 1	PA: 43
<b>PITCHER</b>	IP WLS BF H R ER SO BB IBB HBP BLK WP HR S P ERA WHIP	IP WLS BF H R ER SO BB IBB HBP BLK WP HR S P ERA WHIP																		
Jaime Coanower, R ERA: 4.05 (5, 1)	4.0	L	20	6	3	3	5	2	1	0	0	0	0	0	27	39	6.75	2.000		

Milwaukee Brewers @ Cleveland Indians  
Cleveland Municipal Stadium, Cleveland, OH

AB 36  
R 9  
H 13  
RBI 8  
BB 5  
SO 6  
LOB 19



WP: 1 PA: 43  
PB: 0  
CS: 1

Sun Jun 01 1986, 3:33 AM EDT  
Att: 12,117 - Unknown



Batter	1	2	3	4	5	6	7	8	9	AB	R	H	RBI	BB	SO	LOB	TOP										
<b>Brett Butler, L</b> (1, 8) OBP: 0.350, SLG: 0.331	0-0 G4-6-3 1B		0-0 L4		0-0 4-3		0-0 1B S 1B		0-0 FC6	5	0	2	0	0	0	1											
<b>Julio Franco, R</b> (1, 6) OBP: 0.305, SLG: 0.375	0-0 G4-6-3 1-2		0-0 F9		0-0 FC5-4 1B		0-0 1-3 1B			4	0	2	0	0	0	1											
<b>Joe Carter, R</b> (1, 9) OBP: 0.315, SLG: 0.429	0-3 K2-3		0-0 S 1B		0-0 FC5-4 1-2		0-0 F9			4	0	1	0	0	1	3											
<b>Andre Thornton, R</b> (1, 10) OBP: 0.308, SLG: 0.353		0-0 1B 1B	4-0 1-2 BB		0-0 5-3		0-0 6-3			3	0	1	0	1	0	0											
<b>Mel Hall, L</b> (1, 7) OBP: 0.306, SLG: 0.509	0-0 F4		0-0 F6		0-0 HR		0-0 4-3			4	1	1	1	0	0	3											
<b>Tony Bemazzard, S</b> (1, 4) OBP: 0.388, SLG: 0.410	0-0 S 1B		0-0 L3		0-0 3-1		0-0 F9			4	0	1	0	0	0	0											
<b>Pat Tabler, R</b> (1, 3) OBP: 0.348, SLG: 0.441	0-0 F3		0-0 5-3		0-3 K		0-3 K		0-3 K	4	0	0	0	0	2	2											
<b>Brook Jacoby, R</b> (1, 5) OBP: 0.348, SLG: 0.414	4-0 1-2 BB		0-0 5-3		0-0 G1-4-3 1B		0-3 K		0-3 K	3	0	1	0	1	1	0											
<b>Andy Allanson, R</b> (1, 2) OBP: 0.302, SLG: 0.350	0-0 F9		0-0 6-3		0-0 G1-4-3 1-2		0-0 FC6 1B			3	0	0	0	0	0	4											
<b>Chris Bando, S</b> (9, PH) OBP: 0.431, SLG: 0.478										1	0	1	0	0	0	0											
<b>Inning Stats</b>	R: 0 E: 0 K: 1 S: 5	H: 1 LOB: 0 BB: 0 P: 5	R: 0 E: 0 K: 0 S: 5	H: 2 LOB: 3 BB: 1 P: 9	R: 0 E: 0 K: 0 S: 4	H: 1 LOB: 2 BB: 1 P: 8	R: 0 E: 0 K: 0 S: 3	H: 0 LOB: 0 BB: 0 P: 3	R: 0 E: 0 K: 0 S: 4	H: 1 LOB: 1 BB: 0 P: 4	R: 1 E: 0 K: 1 S: 6	H: 1 LOB: 0 BB: 0 P: 6	R: 0 E: 0 K: 0 S: 5	H: 3 LOB: 2 BB: 0 P: 5	R: 0 E: 0 K: 0 S: 3	H: 0 LOB: 0 BB: 0 P: 3	R: 0 E: 0 K: 2 S: 8	H: 1 LOB: 1 BB: 0 P: 8	1B: 9 2B: 0 3B: 0 HR: 1	SF: 0 SAC: 0 DP: 2 HBP: 0	WP: 0 PB: 0 SB: 3 CS: 0	PA: 37					
<b>PITCHER</b>	IP	WLS	BF	H	R	ER	SO	BB	IBB	HBP	BLK	WP	HR	S	P	ERA	WHIP										
<b>Oil Can Boyd, R</b> (1, 1) ERA: 3.25	6.2	W	29	9	1	1	2	2	0	0	0	0	1	31	39	1.35	1.650										
<b>Steve Crawford, R</b> (7, 1) ERA: 4.66	2.1	S	8	1	0	0	2	0	0	0	0	0	0	12	12	0.00	0.429										

**Cleveland Indians @ Boston Red Sox**  
Fenway Park, Boston, MA  
Mon Jun 02 1986, 7:05 PM EDT  
Att: 20,803 - Unknown


AB 35  
R 1  
H 10  
RBI 1  
BB 2  
SO 4  
LOB 14



Batter	1	2	3	4	5	6	7	8	9	AB	R	H	RBI	BB	SO	LOB	BOTTOM										
<b>Marty Barrett, R</b> (1, 4) OBP: 0.356, SLG: 0.416	0-0 4-3 FC 1B	0-0 F4			0-0 F7		0-0 SH1-3			3	1	1	0	0	0	1											
<b>Wade Boggs, L</b> (1, 5) OBP: 0.507, SLG: 0.566	0-0 FC6-5 4-3 1-2 1B	0-3 K			0-0 F7		0-0 6-3			4	0	1	0	0	1	2											
<b>Bill Buckner, L</b> (1, 3) OBP: 0.292, SLG: 0.378	0-0 4-3 1-2 2-3		0-0 1-3		0-0 F4		4-0 2B BB			3	0	0	0	1	0	2											
<b>Jim Rice, R</b> (1, 7) OBP: 0.393, SLG: 0.477	0-0 FC FC1-5 FC6-5 3-H		0-0 1B		4-0 G6-4-3 HBP BB		0-0 1-3 3-H 2B			3	0	2	2	1	0	1											
<b>Don Baylor, R</b> (1, 10) OBP: 0.350, SLG: 0.467	0-0 FC6-5 FC1-5 1-2 2-3		0-0 F7		1-0 G6-4-3 HBP		4-0 IBB			2	0	0	0	1	0	3											
<b>Dwight Evans, R</b> (1, 9) OBP: 0.383, SLG: 0.392	0-0 FC1-5 1-2 2-3		0-0 F7		0-0 G6-4-3 1-2 2-3		0-3 K			4	0	0	0	0	1	8											
<b>Steve Lyons, L</b> (8, 8) OBP: 0.317, SLG: 0.400										0	0	0	0	0	0	0											
<b>Tony Armas, R</b> (1, 8) OBP: 0.284, SLG: 0.296			0-0 SH3-4 1B		0-0 6-3		4-0 IBB		0-0 5-3	3	1	1	0	1	0	0											
<b>Marc Sullivan, R</b> (1, 2) OBP: 0.356, SLG: 0.308		0-0 SH3-4		0-0 L9		0-0 F4		0-0 F3		3	0	0	0	0	0	2											
<b>Rey Quinones, R</b> (1, 6) OBP: 0.414, SLG: 0.289		0-0 WP 1B		0-0 F3		0-0 F3		0-0 F3		4	1	2	1	0	0	0											
<b>Inning Stats</b>	R: 1 E: 0 K: 0 S: 6	H: 2 LOB: 2 BB: 0 P: 6	R: 1 E: 0 K: 1 S: 7	H: 2 LOB: 1 BB: 0 P: 7	R: 0 E: 0 K: 0 S: 4	H: 1 LOB: 1 BB: 0 P: 4	R: 0 E: 0 K: 0 S: 3	H: 0 LOB: 0 BB: 0 P: 3	R: 0 E: 0 K: 0 S: 2	H: 0 LOB: 2 BB: 2 P: 11	R: 1 E: 0 K: 1 S: 7	H: 2 LOB: 3 BB: 2 P: 15	R: 0 E: 0 K: 0 S: 3	H: 0 LOB: 0 BB: 0 P: 3	R: 0 E: 0 K: 0 S: 3	H: 0 LOB: 0 BB: 0 P: 3	1B: 6 2B: 1 3B: 0 HR: 0	SF: 0 SAC: 2 DP: 1 HBP: 1	WP: 1 PB: 0 SB: 0 CS: 0	PA: 36							
<b>PITCHER</b>	IP	WLS	BF	H	R	ER	SO	BB	IBB	HBP	BLK	WP	HR	S	P	ERA	WHIP										
<b>Neal Heaton, L</b> (1, 1) ERA: 4.58	6.2	L	32	7	3	3	1	2	1	0	0	0	0	29	46	4.05	1.350										
<b>Ken Schrom, R</b> (7, 1) ERA: 4.14	1.1		4	0	0	0	1	0	0	0	0	0	0	6	6	0.00	0.000										

**Cleveland Indians @ Boston Red Sox**  
Fenway Park, Boston, MA  
Mon Jun 02 1986, 7:05 PM EDT  
Att: 20,803 - Unknown

AB 29  
R 3  
H 7  
RBI 3  
BB 4  
SO 2  
LOB 19





Batter	1	2	3	4	5	6	7	8	9	AB	R	H	RBI	BB	SO	LOB	TOP			
<b>Brett Butler, L</b> (1, 8) OBP: 0.350, SLG: 0.331 <b>Otis Nixon, S</b> (5, 8) OBP: 0.282, SLG: 0.243	F6		F7				5-3			3	0	1	0	0	0	0	<b>Cleveland Indians @ Boston Red Sox</b> Fenway Park, Boston, MA Tue Jun 03 1986, 7:05 PM EDT Att: 17,432 - Unknown			
<b>Julio Franco, R</b> (1, 6) OBP: 0.300, SLG: 0.368	4-3		6-3			K		K		4	0	0	0	0	2	1				
<b>Joe Carter, R</b> (1, 9) OBP: 0.318, SLG: 0.430						6-3		4-3		4	0	2	0	0	0	0				
<b>Mel Hall, L</b> (1, 7) OBP: 0.305, SLG: 0.500	L4		K					5-3		4	0	1	0	0	1	2				
<b>Andre Thornton, R</b> (1, 10) OBP: 0.317, SLG: 0.376										3	1	2	1	1	0	1				
<b>Tony Bemazzard, S</b> (1, 4) OBP: 0.386, SLG: 0.406			K							4	0	1	0	0	1	1				
<b>Pat Tabler, R</b> (1, 3) OBP: 0.346, SLG: 0.437										4	0	1	0	0	1	2				
<b>Brook Jacoby, R</b> (1, 5) OBP: 0.351, SLG: 0.416			F3							4	0	2	0	0	1	3				
<b>Andy Allanson, R</b> (1, 2) OBP: 0.295, SLG: 0.341			4-3							3	0	0	0	0	1	4				
<b>Inning Stats</b>	R: 0 E: 0 K: 0 S: 4	H: 1 LOB: 1 BB: 4 P: 4	R: 0 E: 0 K: 1 S: 6	H: 1 LOB: 2 BB: 1 P: 10	R: 0 E: 0 K: 1 S: 6	H: 1 LOB: 1 BB: 0 P: 6	R: 1 E: 0 K: 1 S: 7	H: 2 LOB: 1 BB: 0 P: 7	R: 0 E: 0 K: 0 S: 5	H: 1 LOB: 0 BB: 0 P: 5	R: 0 E: 0 K: 1 S: 6	H: 1 LOB: 1 BB: 0 P: 6	R: 0 E: 0 K: 1 S: 5	H: 0 LOB: 0 BB: 0 P: 5	R: 0 E: 0 K: 1 S: 6	H: 2 LOB: 1 BB: 0 P: 6	1B: 9 2B: 0 3B: 0 HR: 1	SF: 0 SAC: 0 DP: 2 HBP: 0	WP: 0 PB: 0 SB: 1 CS: 1	PA: 35
<b>PITCHER</b>	IP	WLS	BF	H	R	ER	SO	BB	IBB	HBP	BLK	WP	HR	S	P	ERA	WHIP			
<b>Mike Brown, R</b> (1, 1) ERA: 4.07	7.0	W	28	8	1	1	5	1	0	0	0	0	1	37	41	1.29	1.286			
<b>Bob Stanley, R</b> (8, 1) ERA: 4.07	2.0		7	2	0	0	2	0	0	0	0	0	0	11	11	0.00	1.000			

Batter	1	2	3	4	5	6	7	8	9	AB	R	H	RBI	BB	SO	LOB	BOTTOM			
<b>Marty Barrett, R</b> (1, 4) OBP: 0.348, SLG: 0.405	L9									5	0	0	0	0	1	5	<b>Cleveland Indians @ Boston Red Sox</b> Fenway Park, Boston, MA Tue Jun 03 1986, 7:05 PM EDT Att: 17,432 - Unknown			
<b>Wade Boggs, L</b> (1, 5) OBP: 0.500, SLG: 0.556	5-3									5	0	1	0	0	1	3				
<b>Bill Buckner, L</b> (1, 3) OBP: 0.299, SLG: 0.383										5	2	3	0	0	0	1				
<b>Jim Rice, R</b> (1, 7) OBP: 0.393, SLG: 0.473										4	0	1	0	1	0	2				
<b>Don Baylor, R</b> (1, 10) OBP: 0.356, SLG: 0.481										3	2	1	2	1	0	1				
<b>Rich Gedman, L</b> (1, 2) OBP: 0.328, SLG: 0.397										4	0	2	1	0	0	3				
<b>Dwight Evans, R</b> (1, 9) OBP: 0.351, SLG: 0.389										4	1	1	1	0	1	2				
<b>Steve Lyons, L</b> (1, 8) OBP: 0.333, SLG: 0.408										3	0	2	0	1	0	1				
<b>Rey Quinones, R</b> (1, 6) OBP: 0.419, SLG: 0.327										4	0	2	1	0	1	1				
<b>Inning Stats</b>	R: 0 E: 0 K: 0 S: 4	H: 1 LOB: 3 BB: 2 P: 12	R: 0 E: 0 K: 3 S: 10	H: 1 LOB: 2 BB: 1 P: 14	R: 2 E: 0 K: 0 S: 5	H: 2 LOB: 1 BB: 0 P: 6	R: 0 E: 0 K: 1 S: 6	H: 1 LOB: 1 BB: 0 P: 6	R: 0 E: 0 K: 0 S: 4	H: 1 LOB: 1 BB: 0 P: 4	R: 3 E: 0 K: 0 S: 8	H: 5 LOB: 2 BB: 0 P: 8	R: 0 E: 0 K: 0 S: 4	H: 1 LOB: 1 BB: 0 P: 4	R: 0 E: 0 K: 0 S: 4	H: 1 LOB: 1 BB: 0 P: 4	1B: 10 2B: 2 3B: 0 HR: 1	SF: 0 SAC: 0 DP: 0 HBP: 1	WP: 1 PB: 0 SB: 0 CS: 0	PA: 41
<b>PITCHER</b>	IP	WLS	BF	H	R	ER	SO	BB	IBB	HBP	BLK	WP	HR	S	P	ERA	WHIP			
<b>Don Schulze, R</b> (1, 1) ERA: 4.14	6.1	L	32	9	4	4	4	3	0	1	0	0	1	36	49	5.68	1.895			
<b>Scott Bailes, L</b> (7, 1) ERA: 5.00	0.2		5	3	1	1	0	0	0	0	0	0	0	5	5	13.50	4.500			
<b>Bryan Oelkers, L</b> (8, 1) ERA:	1.0		4	1	0	0	0	0	0	0	0	0	0	4	4	0.00	1.000			



Batter	1	2	3	4	5	6	7	8	9	AB	R	H	RBI	BB	SO	LOB	TOP										
<b>Brett Butler, L</b> OBP: 0.355, SLG: 0.339 (1, 8)	0-0 6-3		0-0 CS 1B		0-0 WP S 1B		0-0 1B		0-0 FC4-6 2B	5	1	3	0	0	0	1	<b>Cleveland Indians @ Boston Red Sox</b> Fenway Park, Boston, MA Wed Jun 04 1986, 7:05 PM EDT Att: 25,681 - Unknown										
<b>Julio Franco, R</b> OBP: 0.311, SLG: 0.385 (1, 6)	0-0 6-3 2B		0-0 CS 1-2	0-0 1B SF8 1B	4-0 1-3 BB		0-0 F5		0-0 1-2 1-H 2B	4	1	3	1	1	0	1											
<b>Joe Carter, R</b> OBP: 0.316, SLG: 0.424 (1, 9)	0-0 6-3 2-3			0-0 SF8 2B 1B	0-0 F8		0-0 F8		0-0 4-3	5	1	1	0	0	0	5											
<b>Andre Thornton, R</b> OBP: 0.311, SLG: 0.369 (1, 10)	0-3 K			0-0 SF8 1-2 3-H			0-0 F5		0-0 1-3	3	0	0	1	0	1	1											
<b>Mel Hall, L</b> OBP: 0.318, SLG: 0.517 (1, 7)		0-0 L7		0-0 2-H 2B			0-0 2B 1B		0-0 FC5-4 1B	4	1	3	1	0	0	0											
<b>Tony Bemazzard, S</b> OBP: 0.386, SLG: 0.411 (1, 4)	4-0 G5-4-3 BB			0-0 L7			0-0 G1 1-H 2B		0-0 F5	3	0	1	1	1	0	2											
<b>Pat Tabler, R</b> OBP: 0.340, SLG: 0.428 (1, 3)	0-0 G5-4-3 1-2			0-0 6-3			0-0 G1 2-3		0-0 FC5-4 1-2	4	0	0	0	0	0	4											
<b>Brook Jacoby, R</b> OBP: 0.349, SLG: 0.413 (1, 5)			0-0 F9		0-0 F7		0-0 6-3		0-0 FC4-6 1B	4	0	1	0	0	0	1											
<b>Chris Bando, S</b> OBP: 0.418, SLG: 0.460 (1, 2)			0-0 4-3		0-0 F7			0-0 F8 1B	4	0	1	0	0	0	1												
<b>Inning Stats</b>	R: 0 E: 0 K: 1 S: 6	H: 1 LOB: 1 BB: 0 P: 6	R: 0 E: 0 K: 0 S: 2	H: 0 LOB: 0 BB: 1 P: 6	R: 0 E: 0 K: 0 S: 3	H: 1 LOB: 0 BB: 0 P: 3	R: 2 E: 0 K: 0 S: 6	H: 3 LOB: 1 BB: 0 P: 6	R: 0 E: 0 K: 0 S: 4	H: 1 LOB: 2 BB: 1 P: 8	R: 1 E: 0 K: 0 S: 5	H: 2 LOB: 1 BB: 0 P: 5	R: 0 E: 0 K: 0 S: 4	H: 2 LOB: 0 BB: 0 P: 4	R: 0 E: 0 K: 0 S: 4	H: 1 LOB: 1 BB: 0 P: 4		R: 1 E: 0 K: 0 S: 5	H: 2 LOB: 1 BB: 0 P: 5	1B: 9 2B: 4 3B: 0 HR: 0	SF: 1 SAC: 0 DP: 1 HBP: 0	WP: 1 PB: 0 SB: 1 CS: 1	PA: 40				
<b>PITCHER</b>	IP	WLS	BF	H	R	ER	SO	BB	IBB	HBP	BLK	WP	HR	S	P	ERA	WHIP										
<b>Bob Woodward, R</b> ERA: 3.45 (1, 1)	6.1	W	28	10	3	3	1	2	0	0	0	1	0	28	36	4.26	1.895										
<b>Steve Crawford, R</b> ERA: 4.54 (7, 1)	2.0		8	2	1	1	0	0	0	0	0	0	0	8	8	4.50	1.000										
<b>Bob Stanley, R</b> ERA: 3.96 (9, 1)	0.2	S	3	1	0	0	0	0	0	0	0	0	0	3	3	0.00	1.500										
Batter	1	2	3	4	5	6	7	8	9	AB	R	H	RBI	BB	SO	LOB	BOTTOM										
<b>Marty Barrett, R</b> OBP: 0.341, SLG: 0.397 (1, 4)	0-0 1-3		0-0 L9	0-3 K2-3			0-3 K		0-0 K	4	0	0	0	0	2	1	<b>Cleveland Indians @ Boston Red Sox</b> Fenway Park, Boston, MA Wed Jun 04 1986, 7:05 PM EDT Att: 25,681 - Unknown										
<b>Wade Boggs, L</b> OBP: 0.520, SLG: 0.560 (1, 5)	0-0 1B		0-0 1-3 2B	0-3 K			0-0 L7		0-0 1B	4	1	2	0	0	1	0											
<b>Bill Buckner, L</b> OBP: 0.298, SLG: 0.395 (1, 3)	0-0 F9		0-0 6-3		0-0 G3		0-0 HR		0-0 F4	4	1	1	2	0	0	2											
<b>Jim Rice, R</b> OBP: 0.390, SLG: 0.473 (1, 7)	0-3 K		0-0 3-H 1B 2-H 2B		0-3 K		0-0 F4		0-0 F8	4	0	1	1	0	2	1											
<b>Don Baylor, R</b> OBP: 0.363, SLG: 0.500 (1, 10)		1-0 FC4-6 HBP	0-0 2-3 1B		0-0 F8			0-0 HR	3	1	2	1	0	0	0	0											
<b>Rich Gedman, L</b> OBP: 0.321, SLG: 0.387 (1, 2)		0-0 FC4-6 FC5-4	0-0 F4		0-0 F5		0-0 G3		0-0 G3	4	0	0	0	0	0	3											
<b>Dwight Evans, R</b> OBP: 0.353, SLG: 0.388 (1, 9)		0-0 FC5-4		0-0 HR 1B		4-0 BB		0-0 4-3	3	1	1	0	1	0	1												
<b>Steve Lyons, L</b> OBP: 0.321, SLG: 0.392 (1, 8)		0-3 K		0-0 F6		0-0 F8		0-0 F8	4	0	0	0	0	1	3												
<b>Rey Quinones, R</b> OBP: 0.431, SLG: 0.392 (1, 6)			4-0 2B 6-3 BB		0-0 1-H HR		0-0 5-3			2	2	1	2	1	0	1											
<b>Inning Stats</b>	R: 0 E: 0 K: 1 S: 6	H: 1 LOB: 1 BB: 0 P: 6	R: 0 E: 0 K: 1 S: 5	H: 0 LOB: 1 BB: 0 P: 6	R: 2 E: 0 K: 0 S: 6	H: 3 LOB: 2 BB: 1 P: 10	R: 2 E: 0 K: 2 S: 9	H: 2 LOB: 0 BB: 0 P: 9	R: 0 E: 0 K: 1 S: 5	H: 0 LOB: 0 BB: 0 P: 5	R: 0 E: 0 K: 0 S: 3	H: 0 LOB: 1 BB: 1 P: 7	R: 1 E: 0 K: 1 S: 6	H: 1 LOB: 0 BB: 0 P: 6	R: 1 E: 0 K: 0 S: 4	H: 1 LOB: 0 BB: 0 P: 4		R: 1 E: 0 K: 0 S: 4	H: 1 LOB: 0 BB: 0 P: 4	1B: 3 2B: 2 3B: 0 HR: 3	SF: 0 SAC: 0 DP: 0 HBP: 1	WP: 0 PB: 0 SB: 0 CS: 0	PA: 35				
<b>PITCHER</b>	IP	WLS	BF	H	R	ER	SO	BB	IBB	HBP	BLK	WP	HR	S	P	ERA	WHIP										
<b>Phil Niekro, R</b> ERA: 4.46 (1, 1)	8.0	L	35	8	6	6	6	2	0	1	0	0	3	44	53	6.75	1.250										



Batter	1	2	3	4	5	6	7	8	9	AB	R	H	RBI	BB	SO	LOB	TOP			
Gary Pettis, S OBP: 0.281, SLG: 0.310 (1, 8)	0-0 4-3 1B		0-0 6-3			0-3 K			0-0 5-3	4	0	1	0	0	1	0	<b>California Angels @ Cleveland Indians</b> Cleveland Municipal Stadium, Cleveland, OH Fri Jun 06 1986, 7:05 PM EDT Att: 9,387 - Unknown <a href="http://livebaseballscorecards.com">livebaseballscorecards.com</a>			
Wally Joyner, L OBP: 0.331, SLG: 0.551 (1, 3)	0-0 4-3 1-2		0-0 4-3			0-0 F9			0-3 K	4	0	0	0	0	1	1				
Brian Downing, R OBP: 0.404, SLG: 0.464 (1, 7)	0-0 L5			0-0 5-3			4-0 FC4-6 BB		0-0 F9	3	0	0	0	1	0	1				
Reggie Jackson, L OBP: 0.410, SLG: 0.496 (1, 10)	0-0 1-3			0-0 L9			0-0 F7			3	0	0	0	0	0	2				
Ruppert Jones, L OBP: 0.352, SLG: 0.375 (1, 9)		0-3 K		0-3 K			0-0 FC4-6 1-2			3	0	0	0	0	2	1				
Rob Wilfong, L OBP: 0.298, SLG: 0.372 (1, 4)		0-0 4-3			0-0 F9		0-3 K			3	0	0	0	0	1	1				
Jack Howell, L OBP: 0.158, SLG: 0.167 (1, 5)		0-0 1B			0-0 L9			0-0 F7		3	0	1	0	0	0	0				
Dick Schofield, R OBP: 0.320, SLG: 0.409 (1, 6)		0-0 L8			0-0 L1			0-0 B2-3		3	0	0	0	0	0	1				
Bob Boone, R OBP: 0.273, SLG: 0.264 (1, 2)			0-0 5-3			0-0 5-3		0-0 5-3		3	0	0	0	0	0	0				
<b>Inning Stats</b>	R: 0 E: 0 K: 0 S: 4	H: 1 LOB: 1 BB: 0 P: 4	R: 0 E: 0 K: 1 S: 6	H: 1 LOB: 1 BB: 0 P: 6	R: 0 E: 0 K: 0 S: 3	H: 0 LOB: 0 BB: 0 P: 3	R: 0 E: 0 K: 1 S: 5	H: 0 LOB: 0 BB: 0 P: 5	R: 0 E: 0 K: 0 S: 3	H: 0 LOB: 1 BB: 1 P: 9	R: 0 E: 0 K: 1 S: 5	H: 0 LOB: 0 BB: 0 P: 5	R: 0 E: 0 K: 1 S: 5	H: 0 LOB: 0 BB: 0 P: 5	R: 0 E: 0 K: 1 S: 5	H: 0 LOB: 0 BB: 0 P: 5	1B: 2 2B: 0 3B: 0 HR: 0	SF: 0 SAC: 0 DP: 0 HBP: 0	WP: 0 PB: 0 SB: 0 CS: 0	PA: 30
<b>PITCHER</b> Ken Schrom, R ERA: 3.66 (1, 1)	IP: 9.0 WLS: W BF: 30	H: 2 R: 0 ER: 0 SO: 5	BB: 1 IBB: 0 HBP: 0 BLK: 0	WP: 0 HR: 0 S: 39 P: 43	ERA: 0.00 WHIP: 0.333	<b>PITCHER</b>										IP: 9.0 WLS: W BF: 30	H: 2 R: 0 ER: 0 SO: 5	BB: 1 IBB: 0 HBP: 0 BLK: 0	WP: 0 HR: 0 S: 39 P: 43	ERA: 0.00 WHIP: 0.333

Batter	1	2	3	4	5	6	7	8	9	AB	R	H	RBI	BB	SO	LOB	BOTTOM			
Brett Butler, L OBP: 0.349, SLG: 0.332 (1, 8)	0-0 3-1		0-0 6-3		0-0 FC1-5			0-0 FC3-6 1-2 HR		4	1	0	0	0	0	2	<b>California Angels @ Cleveland Indians</b> Cleveland Municipal Stadium, Cleveland, OH Fri Jun 06 1986, 7:05 PM EDT Att: 9,387 - Unknown <a href="http://livebaseballscorecards.com">livebaseballscorecards.com</a>			
Julio Franco, R OBP: 0.305, SLG: 0.377 (1, 6)	0-0 6-3		0-0 F9		0-0 G3		0-0 F9		0-0 F9	4	0	0	0	0	0	2				
Joe Carter, R OBP: 0.324, SLG: 0.443 (1, 7)	0-0 1B		4-0 BB			0-3 K		0-0 HR		3	1	2	2	1	1	0				
Andre Thornton, R OBP: 0.305, SLG: 0.361 (1, 10)	0-0 F5		0-0 F8			0-0 F8		0-0 6-3		4	0	0	0	0	0	2				
Mel Hall, L OBP: 0.319, SLG: 0.512 (1, 9)		0-0 1B 5-3 1B		0-0 4-3		0-3 K				3	1	1	0	0	1	0				
Tony Bemazard, S OBP: 0.388, SLG: 0.409 (1, 4)		0-0 1-3 1B		0-0 3-1		0-3 K				3	0	1	0	0	1	0				
Pat Tabler, R OBP: 0.335, SLG: 0.421 (1, 3)		0-0 5-3		0-3 K		0-0 6-3				3	0	0	1	0	1	1				
Brook Jacoby, R OBP: 0.349, SLG: 0.411 (1, 5)		0-3 K		0-0 FC1-5 SH5-3 1B		0-3 K				3	0	1	0	0	2	1				
Andy Allanson, R OBP: 0.298, SLG: 0.344 (1, 2)		0-0 6-3		0-0 SH5-3		0-0 SH5-3		0-0 FC3-6 1B		2	0	1	0	0	0	1				
<b>Inning Stats</b>	R: 0 E: 0 K: 0 S: 4	H: 1 LOB: 1 BB: 0 P: 4	R: 1 E: 0 K: 1 S: 7	H: 2 LOB: 1 BB: 0 P: 7	R: 0 E: 0 K: 1 S: 5	H: 0 LOB: 1 BB: 1 P: 7	R: 0 E: 0 K: 2 S: 7	H: 0 LOB: 0 BB: 0 P: 7	R: 0 E: 0 K: 2 S: 7	H: 0 LOB: 0 BB: 0 P: 7	R: 0 E: 0 K: 2 S: 7	H: 0 LOB: 0 BB: 0 P: 7	R: 2 E: 0 K: 0 S: 5	H: 2 LOB: 0 BB: 0 P: 5	R: 2 E: 0 K: 0 S: 5	H: 2 LOB: 0 BB: 0 P: 5	1B: 5 2B: 0 3B: 0 HR: 1	SF: 0 SAC: 1 DP: 0 HBP: 0	WP: 0 PB: 0 SB: 1 CS: 0	PA: 31
<b>PITCHER</b> Kirk McCaskill, R ERA: 3.84 (1, 1)	IP: 8.0 WLS: L BF: 31	H: 6 R: 3 ER: 3 SO: 6	BB: 1 IBB: 0 HBP: 0 BLK: 0	WP: 0 HR: 1 S: 42 P: 46	ERA: 3.38 WHIP: 0.875	<b>PITCHER</b>										IP: 8.0 WLS: L BF: 31	H: 6 R: 3 ER: 3 SO: 6	BB: 1 IBB: 0 HBP: 0 BLK: 0	WP: 0 HR: 1 S: 42 P: 46	ERA: 3.38 WHIP: 0.875



Batter	1	2	3	4	5	6	7	8	9	AB	R	H	RBI	BB	SO	LOB	TOP										
Brian Downing, R OBP: 0.399, SLG: 0.455 (1, 7)										4	0	0	0	1	1	2											
Gary Pettis, S OBP: 0.284, SLG: 0.309 (1, 8)										4	1	1	0	1	1	2											
Reggie Jackson, L OBP: 0.410, SLG: 0.496 (1, 10)										4	1	1	2	0	2	1											
Doug DeCinces, R OBP: 0.304, SLG: 0.364 (1, 5)										5	1	3	1	0	0	1											
George Hendrick, R OBP: 0.325, SLG: 0.522 (1, 9)										5	2	2	0	0	1	4											
Wally Joyner, L OBP: 0.332, SLG: 0.566 (1, 3)										5	2	2	1	0	0	3											
Bobby Grich, R OBP: 0.352, SLG: 0.411 (1, 4)										2	0	0	0	2	2	0											
Dick Schofield, R OBP: 0.325, SLG: 0.415 (1, 6)										3	0	1	1	1	0	0											
Bob Boone, R OBP: 0.278, SLG: 0.265 (1, 2)										3	1	1	0	1	0	2											
<b>Inning Stats</b>	R: 0 E: 0 K: 2 S: 7	H: 0 LOB: 0 BB: 0 P: 7	R: 1 E: 0 K: 0 S: 4	H: 2 LOB: 2 BB: 1 P: 8	R: 5 E: 1 K: 1 S: 9	H: 4 LOB: 0 BB: 1 P: 13	R: 0 E: 0 K: 0 S: 3	H: 0 LOB: 0 BB: 0 P: 3	R: 0 E: 0 K: 1 S: 6	H: 1 LOB: 1 BB: 0 P: 6	R: 0 E: 0 K: 1 S: 6	H: 2 LOB: 1 BB: 0 P: 6	R: 1 E: 0 K: 2 S: 8	H: 1 LOB: 2 BB: 0 P: 16	R: 0 E: 0 K: 0 S: 3	H: 0 LOB: 1 BB: 0 P: 4	1B: 6 2B: 4 3B: 0 HR: 1	SF: 0 SAC: 0 DP: 2 HBP: 1	WP: 1 PB: 0 SB: 1 CS: 0	PA: 42							
<b>PITCHER</b>	IP	WLS	BF	H	R	ER	SO	BB	IBB	HBP	BLK	WP	HR	S	P	ERA	WHIP										
Tom Candiotti, R ERA: 4.33 (1, 1)	2.1	L	13	5	5	5	2	2	0	0	0	0	0	15	23	19.29	3.000										
Rich Yeti, R ERA: 4.5 (3, 1)	1.2		6	1	1	0	1	0	0	0	0	1	0	8	8	0.00	0.600										
Bryan Oelkers, L ERA: 3.0 (5, 1)	5.0		23	5	2	2	4	4	0	1	0	0	1	26	43	3.60	1.800										

California Angels @ Cleveland Indians  
Cleveland Municipal Stadium, Cleveland, OH  
Sat Jun 07 1986, 3:33 AM EDT  
Att: 20,010 - Unknown

AB	35
R	8
H	11
RBI	5
BB	6
SO	7
LOB	15



Batter	1	2	3	4	5	6	7	8	9	AB	R	H	RBI	BB	SO	LOB	BOTTOM										
Brett Butler, L OBP: 0.342, SLG: 0.324 (1, 8)										4	0	0	0	0	0	0											
Julio Franco, R OBP: 0.300, SLG: 0.370 (1, 6)										4	0	0	0	0	1	1											
Joe Carter, R OBP: 0.322, SLG: 0.439 (1, 3)										4	0	1	0	0	2	0											
Andre Thornton, R OBP: 0.318, SLG: 0.385 (1, 10)										2	1	2	1	2	0	0											
Mel Hall, L OBP: 0.317, SLG: 0.528 (1, 9)										4	1	1	1	0	1	4											
Tony Bemazzard, S OBP: 0.376, SLG: 0.417 (1, 4)										4	0	3	0	0	0	0											
Brook Jacoby, R OBP: 0.347, SLG: 0.408 (1, 5)										4	0	1	0	0	1	3											
Chris Bando, S OBP: 0.390, SLG: 0.426 (1, 2)										4	0	0	0	0	0	3											
Otis Nixon, S OBP: 0.262, SLG: 0.225 Pat Tabler, R OBP: 0.333, SLG: 0.419 (9, PH)										3	0	0	0	0	0	0											
<b>Inning Stats</b>	R: 0 E: 0 K: 2 S: 8	H: 1 LOB: 2 BB: 1 P: 12	R: 0 E: 0 K: 0 S: 3	H: 0 LOB: 0 BB: 0 P: 3	R: 0 E: 1 K: 0 S: 3	H: 0 LOB: 0 BB: 0 P: 3	R: 2 E: 0 K: 1 S: 8	H: 3 LOB: 1 BB: 0 P: 8	R: 0 E: 0 K: 0 S: 3	H: 0 LOB: 0 BB: 0 P: 3	R: 0 E: 0 K: 1 S: 5	H: 0 LOB: 1 BB: 1 P: 9	R: 0 E: 0 K: 0 S: 4	H: 2 LOB: 1 BB: 0 P: 4	R: 0 E: 0 K: 0 S: 3	H: 0 LOB: 0 BB: 0 P: 4	1B: 6 2B: 0 3B: 0 HR: 2	SF: 0 SAC: 0 DP: 2 HBP: 0	WP: 0 PB: 0 SB: 0 CS: 0	PA: 36							
<b>PITCHER</b>	IP	WLS	BF	H	R	ER	SO	BB	IBB	HBP	BLK	WP	HR	S	P	ERA	WHIP										
Mike Witt, R ERA: 3.23 (1, 1)	8.0	W	34	8	2	2	5	2	0	0	0	0	0	42	50	2.25	1.250										
Doug Corbett, R ERA: 3.29 (9, 1)	1.0		2	0	0	0	0	0	0	0	0	0	0	2	2	0.00	0.000										

California Angels @ Cleveland Indians  
Cleveland Municipal Stadium, Cleveland, OH  
Sat Jun 07 1986, 3:33 AM EDT  
Att: 20,010 - Unknown

AB	34
R	2
H	8
RBI	2
BB	2
SO	5
LOB	12





Batter	1	2	3	4	5	6	7	8	9	AB	R	H	RBI	BB	SO	LOB	TOP								
<b>Bobby Grich, R</b> OBP: 0.339, SLG: 0.394 (1, 4)	0-0 5-3		0-0 G5-4-3			0-0 L7		0-0 F7		4	0	0	0	0	0	1	<b>California Angels @ Cleveland Indians</b> Cleveland Municipal Stadium, Cleveland, OH Sun Jun 08 1986, 3:33 AM EDT Att: 10,109 - Unknown								
<b>Gary Pettis, S</b> OBP: 0.278, SLG: 0.302 (1, 8)	0-0 5-3		0-0 6-3			0-0 4-3		0-0 E5 HR		4	1	0	0	0	0	0									
<b>Doug DeCinces, R</b> OBP: 0.308, SLG: 0.380 (1, 5)	4-0 1B BB			0-0 F7		0-0 6-3		0-0 1B HR		3	1	1	2	1	0	0									
<b>Brian Downing, R</b> OBP: 0.397, SLG: 0.450 (1, 7)	0-0 1-2 1B			0-0 F4			0-0 F3	0-0 F7		4	0	1	0	0	0	0									
<b>George Hendrick, R</b> OBP: 0.323, SLG: 0.513 (1, 9) (4, 3)	0-0 F6			0-0 6-3			0-0 4-3		0-0 FC4 1B	4	0	1	0	0	0	2									
<b>Wally Joyner, L</b> OBP: 0.331, SLG: 0.563 (1, 3)		0-0 L7			0-0 HR		4-0 BB		0-0 F4	1	0	0	0	0	0	0									
<b>Ruppert Jones, L</b> OBP: 0.358, SLG: 0.402 (4, 9)									0-0 F4	2	1	1	1	1	0	1									
<b>Rick Burleson, R</b> OBP: 0.362, SLG: 0.384 (1, 10)		0-0 F5			0-0 G6-4-3 1B		0-0 5-3		0-0 FC4 1-2	4	0	1	0	0	0	2									
<b>Dick Schofield, R</b> OBP: 0.323, SLG: 0.432 (1, 6)		0-0 6-3			0-0 F8			0-0 HR	0-0 5-3	4	1	1	1	0	0	2									
<b>Bob Boone, R</b> OBP: 0.281, SLG: 0.268 (1, 2)			0-0 G5-4-3 1B			0-0 G6-4-3 1-2		0-0 3-1		2	0	1	0	0	0	1									
<b>Jerry Narron, L</b> OBP: 0.348, SLG: 0.350 (5, 2)										1	0	0	0	0	0	0									
<b>Inning Stats</b>	R: 0 E: 0 K: 0 S: 4	H: 1 LOB: 2 BB: 1 P: 8	R: 0 E: 0 K: 0 S: 3	H: 0 LOB: 0 BB: 0 P: 3	R: 0 E: 0 K: 0 S: 3	H: 1 LOB: 0 BB: 0 P: 3	R: 0 E: 0 K: 0 S: 3	H: 0 LOB: 0 BB: 0 P: 3	R: 1 E: 0 K: 0 S: 4	H: 2 LOB: 0 BB: 0 P: 4	R: 0 E: 0 K: 0 S: 3	H: 0 LOB: 1 BB: 1 P: 7	R: 3 E: 1 K: 0 S: 6	H: 2 LOB: 0 BB: 0 P: 6	R: 0 E: 1 K: 0 S: 4	H: 1 LOB: 1 BB: 0 P: 4	1B: 4 2B: 0 3B: 0 HR: 3	SF: 0 SAC: 0 DP: 2 HBP: 0	WP: 0 PB: 0 SB: 0 CS: 0	PA: 35					
<b>PITCHER</b>	IP	WLS	BF	H	R	ER	SO	BB	IBB	HBP	BLK	WP	HR	S	P	ERA	WHIP								
<b>Neal Heaton, L</b> ERA: 4.3 (1, 1)	8.0	W	32	7	4	2	0	2	0	0	0	0	3	30	38	2.25	1.125								
<b>Scott Bailes, L</b> ERA: 4.91 (9, 1)	1.0		3	0	0	0	0	0	0	0	0	0	0	3	3	0.00	0.000								

Batter	1	2	3	4	5	6	7	8	9	AB	R	H	RBI	BB	SO	LOB	BOTTOM									
<b>Brett Butler, L</b> OBP: 0.344, SLG: 0.319 (1, 8)	0-0 BB			4-0 4-3 1B BB		0-0 F5	0-0 5-3			3	2	0	0	2	0	2	<b>California Angels @ Cleveland Indians</b> Cleveland Municipal Stadium, Cleveland, OH Sun Jun 08 1986, 3:33 AM EDT Att: 10,109 - Unknown									
<b>Tony Bemazzard, S</b> OBP: 0.371, SLG: 0.408 (1, 4)	0-3 K	0-0 F8		0-0 F3		4-0 1B BB		0-3 K		4	0	0	0	1	2	2										
<b>Joe Carter, R</b> OBP: 0.320, SLG: 0.443 (1, 3)	0-0 1-2 1B 3B	0-0 L7		0-0 4-3		0-0 F4		0-3 K2-3		5	1	1	1	0	1	2										
<b>Andre Thornton, R</b> OBP: 0.333, SLG: 0.398 (1, 10)	0-0 HR 1B	0-0 1B		0-0 HR 1B		0-0 F4		4-0 1B BB		4	2	4	2	1	0	0										
<b>Otis Nixon, S</b> OBP: 0.262, SLG: 0.225 (8, PR)	0-0 HR 1B	0-0 1B		0-0 HR 1B		0-0 F8		0-0 1B		0	0	0	0	0	0	0										
<b>Mel Hall, L</b> OBP: 0.326, SLG: 0.550 (1, 7)	4-0 1-2 HR BB	0-0 F7		0-0 HR		0-0 F8		0-0 1B		4	2	2	2	1	0	3										
<b>Brook Jacoby, R</b> OBP: 0.348, SLG: 0.438 (1, 5)	0-0 1-2 HR		0-0 F3	0-3 K		0-0 HR		0-0 3-1		5	2	2	4	0	1	2										
<b>Carmen Castillo, R</b> OBP: 0.261, SLG: 0.328 (1, 9)	0-0 6-3		0-0 WP SF8 1B		0-3 K		0-0 6-3 SF8 2B			4	2	2	0	0	1	0										
<b>Andy Allanson, R</b> OBP: 0.296, SLG: 0.339 (1, 2)	4-0 2B BB		0-0 SF8		0-0 F3		0-0 6-3			2	0	0	1	1	0	1										
<b>Fran Mullins, R</b> OBP: 0.250, SLG: 0.429 (1, 6)	0-0 1-3 2B		0-0 F7		0-3 K		0-0 SF8			3	0	1	1	0	1	0										
<b>Inning Stats</b>	R: 5 E: 0 K: 1 S: 9	H: 4 LOB: 3 BB: 3 P: 21	R: 0 E: 0 K: 0 S: 4	H: 1 LOB: 1 BB: 0 P: 4	R: 1 E: 0 K: 0 S: 4	H: 1 LOB: 0 BB: 0 P: 4	R: 3 E: 0 K: 1 S: 7	H: 2 LOB: 1 BB: 1 P: 11	R: 0 E: 0 K: 2 S: 7	H: 0 LOB: 0 BB: 0 P: 7	R: 0 E: 0 K: 0 S: 4	H: 1 LOB: 2 BB: 1 P: 8	R: 2 E: 0 K: 0 S: 5	H: 2 LOB: 0 BB: 0 P: 5	R: 0 E: 0 K: 2 S: 8	H: 1 LOB: 2 BB: 1 P: 12	1B: 6 2B: 2 3B: 1 HR: 3	SF: 2 SAC: 0 DP: 0 HBP: 0	WP: 1 PB: 0 SB: 1 CS: 0	PA: 42						
<b>PITCHER</b>	IP	WLS	BF	H	R	ER	SO	BB	IBB	HBP	BLK	WP	HR	S	P	ERA	WHIP									
<b>Jim Slaton, R</b> ERA: 5.19 (1, 1)	0.1	L	6	3	5	5	1	2	0	0	0	0	1	1	18	26	9.82	1.909								
<b>T.R. Bryden, R</b> ERA: 6.55 (1, 1)	3.2		18	5	4	4	1	2	0	0	0	1	1	18	26	9.82	1.909									
<b>Todd Fischer, R</b> ERA: 7.04 (5, 1)	2.2		12	3	2	2	2	1	0	0	0	0	1	15	19	6.75	1.500									
<b>Chuck Finley, L</b> ERA: 6.23 (7, 1)	1.1		6	1	0	0	2	1	0	0	0	0	0	9	13	0.00	1.500									

AB	33
R	4
H	7
RBI	4
BB	2
SO	0
LOB	9



WP	0	PA	35
PB	0		
SB	0		
CS	0		

AB	34
R	11
H	12
RBI	11
BB	6
SO	6
LOB	12



WP	1	PA	42
PB	0		
SB	1		
CS	0		



Batter	1	2	3	4	5	6	7	8	9	AB	R	H	RBI	BB	SO	LOB	TOP								
Tony Phillips, S OBP: 0.386, SLG: 0.370 (1, 8)	L6		1B		FC3-2 2B		CS BB	E 1B		4	1	2	0	1	0	1	<b>Oakland Athletics @ Cleveland Indians</b> Cleveland Municipal Stadium, Cleveland, OH Mon Jun 09 1986, 7:05 PM EDT Att: 6,108 - Unknown								
Donnie Hill, S OBP: 0.372, SLG: 0.438 (1, 4)	K		L8		2B		L8	E6		5	1	1	0	0	1	3									
Carney Lansford, R OBP: 0.330, SLG: 0.395 (7, 3)	5-3			WP 6-3 1B	2B		2B	F9		3	2	1	0	1	0	2									
Jose Canseco, R OBP: 0.378, SLG: 0.558 (1, 7)		F3		WP 1B	2B		1B	K		5	0	3	3	0	1	0									
Dave Kingman, R OBP: 0.251, SLG: 0.400 (1, 10)	F8			6-3	6-3		1B	FC6-4 BB		3	0	0	1	2	0	3									
Bruce Bochte, L OBP: 0.349, SLG: 0.359 Dusty Baker Jr., R OBP: 0.289, SLG: 0.279 Stan Javier, S OBP: 0.292, SLG: 0.236 (7, 8)	F9			1-2 2-H 3-H	6-3		IBB	FC6-4 BB		3	0	1	0	0	0	1									
Mike Davis, L OBP: 0.304, SLG: 0.452 (1, 9)			HR	K			1B	4-3		5	1	1	1	0	1	6									
Alfredo Griffin, S OBP: 0.356, SLG: 0.365 (1, 6)			4-1		FC3-2 BB		1B	6-3		3	0	1	0	1	0	0									
Bill Bathe, R OBP: 0.208, SLG: 0.357 (1, 2)			1B	HBP	F9		F7	6-3		3	0	0	0	0	2										
<b>Inning Stats</b>	R: 0 E: 0 K: 1 S: 5	H: 0 LOB: 0 BB: 0 P: 5	R: 0 E: 0 K: 0 S: 3	H: 0 LOB: 0 BB: 0 P: 3	R: 1 E: 0 K: 0 S: 4	H: 2 LOB: 1 BB: 0 P: 5	R: 1 E: 0 K: 1 S: 7	H: 2 LOB: 1 BB: 0 P: 7	R: 2 E: 0 K: 0 S: 5	H: 2 LOB: 2 BB: 1 P: 10	R: 0 E: 0 K: 0 S: 4	H: 2 LOB: 1 BB: 0 P: 4	R: 1 E: 0 K: 0 S: 4	H: 2 LOB: 3 BB: 3 P: 16	R: 0 E: 1 K: 0 S: 5	H: 1 LOB: 2 BB: 0 P: 5		R: 0 E: 0 K: 1 S: 5	H: 0 LOB: 1 BB: 1 P: 9	1B: 7 2B: 3 3B: 0 HR: 1	SF: 0 SAC: 0 DP: 0 HBP: 2	WP: 1 PB: 0 SB: 1 CS: 2	PA: 43		
<b>PITCHER</b>	IP	WLS	BF	H	R	ER	SO	BB	IBB	HBP	BLK	WP	HR	S	P	ERA	WHIP								
Don Schultze, R ERA: 4.34 (1, 1)	6.0		28	8	5	5	2	2	0	2	0	1	1	28	38	7.50	1.667								
Rich Yett, R ERA: 4.79 (7, 1)	0.2		4	1	0	0	0	1	1	0	0	0	0	2	10	0.00	3.000								
Scott Bailes, L ERA: 4.58 (7, 1)	2.1	W	11	2	0	0	1	1	0	0	0	0	0	12	16	0.00	1.286								

AB	36
R	5
H	11
RBI	5
BB	5
SO	3
LOB	19



Batter	1	2	3	4	5	6	7	8	9	AB	R	H	RBI	BB	SO	LOB	BOTTOM								
Brett Butler, L OBP: 0.349, SLG: 0.327 (1, 8)	6-3		F8			1B	1B		2-H 1B	5	1	3	1	0	0	0	<b>Oakland Athletics @ Cleveland Indians</b> Cleveland Municipal Stadium, Cleveland, OH Mon Jun 09 1986, 7:05 PM EDT Att: 6,108 - Unknown								
Tony Bemazzard, S OBP: 0.385, SLG: 0.404 (1, 4)	F7		F6			BB 1B	K			4	1	1	0	0	1	1									
Joe Carter, R OBP: 0.318, SLG: 0.437 (1, 3)	FC5-4 BB			L8		K	F8			3	0	0	0	1	1	3									
Andre Thornton, R OBP: 0.332, SLG: 0.392 (1, 10)	FC5-4			F3		1B HR BB		K		3	1	0	0	1	1	1									
Mel Hall, L OBP: 0.324, SLG: 0.541 (1, 7)		K		G3		HR 1B		3-1		4	1	1	2	0	1	0									
Brook Jacoby, R OBP: 0.347, SLG: 0.449 (1, 5)		G3			4-3	HR		L4		4	1	1	3	0	0	0									
Carmen Castillo, R OBP: 0.274, SLG: 0.329 (1, 9)					4-3		HBP		F8	3	0	1	0	0	0	0									
Andy Allanson, R OBP: 0.295, SLG: 0.336 (1, 2)					K		F9		1B	4	1	1	0	0	1	2									
Fran Mullins, R OBP: 0.167, SLG: 0.273 (1, 6)			F7				F9	L6		4	0	0	0	0	1	1									
<b>Inning Stats</b>	R: 0 E: 0 K: 0 S: 3	H: 0 LOB: 1 BB: 1 P: 7	R: 0 E: 0 K: 1 S: 6	H: 1 LOB: 0 BB: 0 P: 6	R: 0 E: 0 K: 0 S: 3	H: 0 LOB: 0 BB: 0 P: 3	R: 0 E: 0 K: 0 S: 3	H: 0 LOB: 0 BB: 0 P: 3	R: 0 E: 0 K: 1 S: 5	H: 0 LOB: 0 BB: 0 P: 5	R: 5 E: 0 K: 1 S: 9	H: 4 LOB: 1 BB: 1 P: 14	R: 0 E: 0 K: 1 S: 6	H: 1 LOB: 1 BB: 0 P: 6	R: 0 E: 0 K: 1 S: 5	H: 0 LOB: 0 BB: 0 P: 5		R: 1 E: 0 K: 1 S: 6	H: 2 LOB: 1 BB: 0 P: 6	1B: 7 2B: 0 3B: 0 HR: 1	SF: 0 SAC: 0 DP: 0 HBP: 1	WP: 0 PB: 0 SB: 1 CS: 0	PA: 37		
<b>PITCHER</b>	IP	WLS	BF	H	R	ER	SO	BB	IBB	HBP	BLK	WP	HR	S	P	ERA	WHIP								
Eric Plunk, R ERA: 5.87 (1, 1)	5.2		23	4	4	4	3	2	0	0	1	0	0	27	35	6.35	1.059								
Dave Stewart, R ERA: 6.93 (6, 1)	0.2		5	2	1	1	0	0	0	1	0	0	1	4	5	13.50	3.000								
Jose Rijo, R ERA: 4.17 (7, 1)	2.1	L	9	2	1	1	3	0	0	0	0	0	0	15	15	3.86	0.857								

AB	34
R	6
H	8
RBI	6
BB	2
SO	6
LOB	8






Batter	1	2	3	4	5	6	7	8	9	AB R H RBI BB SO LOB	TOP									
Tony Phillips, S OBP: 0.390, SLG: 0.372 (1, 8)										4 2 2 0 1 1 3	<b>Oakland Athletics @ Cleveland Indians</b> Cleveland Municipal Stadium, Cleveland, OH Tue Jun 10 1986, 7:05 PM EDT Att: 6,264 - Unknown									
Donnie Hill, S OBP: 0.368, SLG: 0.427 (1, 4)										3 1 0 1 1 0 5										
Carney Lansford, R OBP: 0.332, SLG: 0.407 (1, 5)										4 1 1 2 1 1 3										
Jose Canseco, R OBP: 0.382, SLG: 0.561 (1, 7)										4 0 2 0 1 1 2										
Dave Kingman, R OBP: 0.255, SLG: 0.420 (1, 10)										5 2 2 3 0 0 5										
Bruce Bochte, L OBP: 0.353, SLG: 0.362 Stan Javier, S OBP: 0.288, SLG: 0.232 (1, 3)										4 0 2 1 0 0 0 1 0 0 0 0 1 0										
Mike Davis, L OBP: 0.297, SLG: 0.441 (1, 9)										4 0 0 0 0 1 2										
Alfredo Griffin, S OBP: 0.358, SLG: 0.374 (1, 6)										3 1 1 0 1 0 0										
Bill Bathe, R OBP: 0.202, SLG: 0.347 Jerry Willard, L OBP: 0.297, SLG: 0.258 (1, 2)										3 0 0 0 0 0 1 0 0 0 0 1 0 0										
<b>Inning Stats</b>	R: 3 E: 1 K: 1 S: 9	H: 3 LOB: 1 BB: 0 P: 9	R: 3 E: 0 K: 0 S: 6	H: 3 LOB: 1 BB: 1 P: 10	R: 0 E: 0 K: 0 S: 3	H: 0 LOB: 0 BB: 0 P: 3	R: 0 E: 0 K: 0 S: 3	H: 0 LOB: 1 BB: 1 P: 7	R: 0 E: 0 K: 0 S: 3	H: 0 LOB: 0 BB: 0 P: 3		R: 0 E: 0 K: 0 S: 3	H: 1 LOB: 2 BB: 2 P: 11	R: 0 E: 0 K: 2 S: 8	H: 1 LOB: 3 BB: 2 P: 16	R: 1 E: 0 K: 2 S: 8	H: 1 LOB: 0 BB: 0 P: 8	1B: 5 2B: 2 3B: 1 HR: 2	SF: 0 SAC: 1 DP: 2 HBP: 0	WP: 0 PB: 0 SB: 0 CS: 0
<b>PITCHER</b>	IP WLS BF H R ER SO BB IBB HBP BLK WP HR S P ERA WHIP																			
Phil Niekro, R ERA: 4.72 (1, 1)	1.2 12 5 6 3 1 1 0 0 0 0 1 13 17 16.20 3.600																			
Bryan Oelkers, L ERA: 1.89 (2, 1)	4.2 18 3 0 0 0 2 0 0 0 0 0 16 24 0.00 1.071																			
Tom Candiotti, R ERA: 4.26 (7, 1)	1.0 6 1 0 0 1 3 0 0 0 0 0 5 17 0.00 4.000																			
Rich Yett, R ERA: 4.81 (8, 1)	1.2 W 6 1 1 1 3 0 0 0 0 0 1 12 12 5.40 0.600																			

AB	35
R	7
H	10
RBI	7
BB	6
SO	5
LOB	21



Batter	1	2	3	4	5	6	7	8	9	AB R H RBI BB SO LOB	BOTTOM											
Brett Butler, L OBP: 0.355, SLG: 0.330 (1, 8)										4 3 2 0 1 0 0	<b>Oakland Athletics @ Cleveland Indians</b> Cleveland Municipal Stadium, Cleveland, OH Tue Jun 10 1986, 7:05 PM EDT Att: 6,264 - Unknown											
Tony Bemazard, S OBP: 0.371, SLG: 0.406 Otis Nixon, S OBP: 0.262, SLG: 0.225 (1, 4)										4 1 2 1 0 1 1 0 1 0 0 0 0 0												
Joe Carter, R OBP: 0.333, SLG: 0.460 (1, 3)										5 1 5 4 0 0 0												
Andre Thornton, R OBP: 0.329, SLG: 0.383 (1, 10)										4 0 0 0 1 1 5												
Mel Hall, L OBP: 0.333, SLG: 0.540 (1, 7)										4 0 2 1 1 0 1												
Brook Jacoby, R OBP: 0.345, SLG: 0.450 (1, 5)										4 1 1 0 0 0 3												
Julio Franco, R OBP: 0.295, SLG: 0.364 (1, 6)										4 0 0 0 0 0 2												
Carmen Castillo, R OBP: 0.273, SLG: 0.329 (1, 9)										3 0 1 1 0 1 0												
Chris Bando, S OBP: 0.381, SLG: 0.414 Andy Allanson, R OBP: 0.295, SLG: 0.336 (1, 2)										4 1 1 0 0 2 0 0 0 0 0 0 0 0												
<b>Inning Stats</b>	R: 0 E: 0 K: 1 S: 6	H: 1 LOB: 1 BB: 0 P: 6	R: 0 E: 0 K: 0 S: 4	H: 2 LOB: 0 BB: 0 P: 4	R: 1 E: 0 K: 1 S: 7	H: 2 LOB: 1 BB: 0 P: 7	R: 0 E: 0 K: 0 S: 3	H: 0 LOB: 0 BB: 0 P: 3	R: 3 E: 1 K: 1 S: 8	H: 3 LOB: 1 BB: 1 P: 12		R: 1 E: 0 K: 0 S: 4	H: 1 LOB: 0 BB: 0 P: 4	R: 1 E: 0 K: 1 S: 7	H: 2 LOB: 2 BB: 1 P: 11	R: 0 E: 0 K: 1 S: 5	H: 0 LOB: 0 BB: 0 P: 5	R: 2 E: 0 K: 0 S: 4	H: 3 LOB: 2 BB: 1 P: 8	1B: 11 2B: 3 3B: 0 HR: 0	SF: 1 SAC: 1 DP: 0 HBP: 0	WP: 1 PB: 0 SB: 3 CS: 0
<b>PITCHER</b>	IP WLS BF H R ER SO BB IBB HBP BLK WP HR S P ERA WHIP																					
Bill Mooneyham, R ERA: 3.47 (1, 1)	4.1 21 8 4 3 3 1 0 0 0 0 1 26 30 6.23 2.077																					
Steve Ontiveros, R ERA: 5.08 (5, 1)	3.2 15 3 2 2 2 0 1 0 0 1 0 18 22 4.91 0.818																					
Jose Rijo, R ERA: 4.41 (9, 1)	0.1 L 5 3 2 2 0 1 0 0 0 0 0 4 8 54.00 12.000																					

AB	36
R	8
H	14
RBI	7
BB	3
SO	5
LOB	12





Batter	1	2	3	4	5	6	7	8	9	AB	R	H	RBI	BB	SO	LOB	TOP										
Tony Phillips, S (1, 8) OBP: 0.383, SLG: 0.364	4-3		F7		F7		FC4-6		6-3	5	0	0	0	0	0	2											
Donnie Hill, S (1, 4) OBP: 0.372, SLG: 0.438	1B SF8		FC3-6		6-3		F8			4	1	2	0	0	0	2											
Carney Lansford, R (1, 5) OBP: 0.335, SLG: 0.409	1B				6-3		5-3			4	0	2	0	0	0	2											
Jose Canseco, R (1, 7) OBP: 0.380, SLG: 0.556	SF8			HR	F4			F9		2	1	0	1	1	0	1											
Dave Kingman, R (1, 10) OBP: 0.255, SLG: 0.431	5-3			HR			5-3	F7		4	1	1	2	0	0	1											
Brugz Bochte, L (1, 3) OBP: 0.362, SLG: 0.373		L7								4	0	3	0	0	0	0											
Mike Davis, L (1, 9) OBP: 0.433, SLG: 0.433		F6			F6		F7	F4		3	0	0	0	0	0	2											
Dusty Baker Jr., R (8, PH) OBP: 0.287, SLG: 0.276										1	0	0	0	0	0	1											
Alfredo Griffin, S (1, 6) OBP: 0.357, SLG: 0.386		6-3			F8		CS		5-3	4	1	1	1	0	0	1											
Jerry Willard, L (1, 2) OBP: 0.308, SLG: 0.250					F9				4-3	1	0	0	0	1	0	1											
Rick Peters, S (7, PH) OBP: 0.333, SLG: 0.242										0	0	0	0	1	0	0											
Bill Bathe, R (7, 2) OBP: 0.200, SLG: 0.343										1	0	0	0	0	0	0											
<b>Inning Stats</b>	R: 1 E: 0 K: 0 S: 5	H: 2 LOB: 1 BB: 0 P: 5	R: 0 E: 0 K: 0 S: 3	H: 0 LOB: 0 BB: 0 P: 3	R: 0 E: 0 K: 0 S: 3	H: 1 LOB: 2 BB: 1 P: 7	R: 2 E: 0 K: 0 S: 5	H: 2 LOB: 1 BB: 1 P: 9	R: 0 E: 0 K: 0 S: 4	H: 1 LOB: 0 BB: 0 P: 4	R: 0 E: 0 K: 0 S: 3	H: 1 LOB: 1 BB: 1 P: 8	R: 0 E: 0 K: 0 S: 4	H: 1 LOB: 1 BB: 0 P: 4	R: 0 E: 0 K: 0 S: 3	H: 0 LOB: 0 BB: 0 P: 3	1B: 6 2B: 1 3B: 0 HR: 2	SF: 1 SAC: 0 DP: 0 HBP: 0	WP: 0 PB: 0 SB: 0 CS: 1	PA: 38							
<b>PITCHER</b>	IP	WLS	BF	H	R	ER	SO	BB	IBB	HBP	BLK	WP	HR	S	P	ERA	WHIP										
Ken Schrom, R (1, 1) ERA: 3.83	6.0	W	26	8	4	4	0	2	0	0	0	0	2	24	32	6.00	1.667										
Scott Bailes, L (7, 1) ERA: 4.23	3.0	S	11	1	0	0	0	1	0	0	0	0	0	10	14	0.00	0.667										

Oakland Athletics @ Cleveland Indians  
Cleveland Municipal Stadium, Cleveland, OH  
Wed Jun 11 1986, 7:05 PM EDT  
Att: 6,427 - Unknown

AB 33  
R 4  
H 9  
RBI 4  
BB 3  
SO 0  
LOB 13



Batter	1	2	3	4	5	6	7	8	9	AB	R	H	RBI	BB	SO	LOB	BOTTOM										
Brett Butler, L (1, 8) OBP: 0.351, SLG: 0.337	4-3		F6		HR		F8		F9	5	1	1	0	0	0	5											
Tony Bemazard, S (1, 4) OBP: 0.397, SLG: 0.417	K		F8		HR		1-3		F9	5	1	1	2	0	1	3											
Joe Carter, R (1, 3) OBP: 0.328, SLG: 0.451	F8				F9		F4			4	0	0	0	0	0	0											
Andre Thornton, R (1, 10) OBP: 0.332, SLG: 0.383		3-1		L7		FC		WP		3	1	1	0	1	0	0											
Mel Hall, L (1, 7) OBP: 0.338, SLG: 0.538		5-3		F7		E9		4-3		4	1	2	0	0	0	1											
Brook Jacoby, R (1, 5) OBP: 0.343, SLG: 0.446		5-3			HR		K		F8	4	1	1	0	0	1	3											
Julio Franco, R (1, 6) OBP: 0.294, SLG: 0.362			F9		F8		FC		S	4	1	1	1	0	0	3											
Carmen Castillo, R (1, 9) OBP: 0.309, SLG: 0.403					HR		E7		CI	4	1	4	4	0	0	0											
Andy Allanson, R (1, 2) OBP: 0.289, SLG: 0.328			FC5-4		F6		FC6-2		CI	3	0	0	0	0	0	3											
<b>Inning Stats</b>	R: 0 E: 0 K: 1 S: 5	H: 0 LOB: 0 BB: 0 P: 5	R: 0 E: 0 K: 0 S: 4	H: 1 LOB: 1 BB: 0 P: 4	R: 0 E: 0 K: 0 S: 4	H: 1 LOB: 1 BB: 0 P: 4	R: 0 E: 0 K: 0 S: 3	H: 0 LOB: 0 BB: 0 P: 3	R: 4 E: 0 K: 1 S: 7	H: 4 LOB: 0 BB: 0 P: 7	R: 2 E: 2 K: 1 S: 9	H: 3 LOB: 2 BB: 0 P: 9	R: 0 E: 0 K: 0 S: 3	H: 0 LOB: 1 BB: 1 P: 7	R: 1 E: 1 K: 0 S: 6	H: 2 LOB: 2 BB: 0 P: 6	1B: 8 2B: 0 3B: 1 HR: 2	SF: 0 SAC: 0 DP: 0 HBP: 0	WP: 1 PB: 0 SB: 1 CS: 0	PA: 38							
<b>PITCHER</b>	IP	WLS	BF	H	R	ER	SO	BB	IBB	HBP	BLK	WP	HR	S	P	ERA	WHIP										
Rick Langford, R (1, 1) ERA: 6.32	4.2	L	20	6	4	4	1	0	0	0	0	0	2	22	22	7.71	1.286										
Doug Bair, R (5, 1) ERA: 9.0	2.0		11	3	2	2	1	1	0	0	0	0	0	12	16	9.00	2.000										
Dave Leiper, L (7, 1) ERA: 3.24	0.1		1	0	0	0	0	0	0	0	0	1	0	1	1	0.00	0.000										
Dave Stewart, R (8, 1) ERA: 7.01	1.0		6	2	1	1	0	0	0	0	0	0	0	6	6	9.00	2.000										

Oakland Athletics @ Cleveland Indians  
Cleveland Municipal Stadium, Cleveland, OH  
Wed Jun 11 1986, 7:05 PM EDT  
Att: 6,427 - Unknown

AB 36  
R 7  
H 11  
RBI 7  
BB 1  
SO 2  
LOB 18





Batter	1	2	3	4	5	6	7	8	9	AB	R	H	RBI	BB	SO	LOB	TOP					
<b>Kirby Puckett, R</b> OBP: 0.395, SLG: 0.589 (1, 8)	5-3		F9		G5-4-3		G6-4-3			4	0	0	0	0	0	4	<b>Minnesota Twins @ Cleveland Indians</b> Cleveland Municipal Stadium, Cleveland, OH Fri Jun 13 1986, 7:05 PM EDT Att: 61,411 - Unknown					
<b>Roy Smalley, S</b> OBP: 0.333, SLG: 0.486 (1, 10)	F7		F5			1B 2B 1B		K		4	1	1	0	0	1	1						
<b>Kent Hrbek, L</b> OBP: 0.409, SLG: 0.541 (1, 3)	K			1B 2-1 2B		F9		G3		4	0	1	0	0	1	1						
<b>Tom Brunansky, R</b> OBP: 0.336, SLG: 0.531 (1, 9)		5-3		K		2B 1-2 1B		HR		4	1	2	1	0	1	1						
<b>Gary Gaetti, R</b> OBP: 0.328, SLG: 0.520 (1, 5)		K		2-3 1B		K		1B		4	0	2	0	0	2	2						
<b>Steve Lombardozzi, R</b> OBP: 0.359, SLG: 0.455 (1, 4)		1B		F9		1-3 2-H 2B		L1		4	0	2	1	0	0	3						
<b>Mickey Hatcher, R</b> OBP: 0.259, SLG: 0.297 (1, 7)		1B		2-1		F9				3	0	0	0	0	0	3						
<b>Billy Beane, R</b> OBP: 0.231, SLG: 0.233 (7, 7)	G3			3-H		F4				1	0	0	0	0	1	0						
<b>Jeff Reed, L</b> OBP: 0.327, SLG: 0.364 (9, PH)			K			HBP 1B				3	0	2	0	0	1	0						
<b>Al Woods, L</b> OBP: 0.267, SLG: 0.231 (9, PH)							G6-4-3 1B		4-3	1	0	0	0	0	0	0						
<b>Greg Gagne, R</b> OBP: 0.298, SLG: 0.372 (9, PH)									6-3	2	0	1	0	0	1	1						
<b>Randy Bush, L</b> OBP: 0.338, SLG: 0.425 (9, PH)				1B		1-2 HBP				1	0	0	0	0	0	0						
<b>Inning Stats</b>	R: 0 E: 0 K: 1 S: 5	H: 0 LOB: 0 BB: 0 P: 5	R: 0 E: 0 K: 1 S: 6	H: 1 LOB: 1 BB: 0 P: 6	R: 0 E: 0 K: 1 S: 6	H: 1 LOB: 1 BB: 0 P: 6	R: 0 E: 0 K: 1 S: 6	H: 2 LOB: 2 BB: 0 P: 6	R: 0 E: 0 K: 0 S: 3	H: 1 LOB: 1 BB: 0 P: 4	R: 1 E: 0 K: 1 S: 8	H: 3 LOB: 2 BB: 0 P: 8	R: 0 E: 0 K: 1 S: 5	H: 1 LOB: 0 BB: 0 P: 5	R: 1 E: 0 K: 1 S: 7	H: 2 LOB: 1 BB: 0 P: 7	R: 0 E: 0 K: 1 S: 5	H: 0 LOB: 0 BB: 0 P: 5	1B: 8 2B: 2 3B: 0 HR: 1	SF: 0 SAC: 0 DP: 2 HBP: 1	WP: 0 PB: 0 SB: 0 CS: 0	PA: 36
<b>PITCHER</b> <b>Tom Candiotti, R</b> ERA: 4.0 (1, 1)	IP: 9.0 WLS: W BF: 37 H: 11 R: 2 ER: 2 SO: 8 BB: 0 IBB: 0 HBP: 1 BLK: 0 WP: 0 HR: 1 S: 51 P: 52 ERA: 2.00 WHIP: 1.222																					

Batter	1	2	3	4	5	6	7	8	9	AB	R	H	RBI	BB	SO	LOB	BOTTOM			
<b>Brett Butler, L</b> OBP: 0.352, SLG: 0.338 (1, 8)	E5 1B	4-3		K		1B 2B 1B		F8		5	2	2	0	0	1	1	<b>Minnesota Twins @ Cleveland Indians</b> Cleveland Municipal Stadium, Cleveland, OH Fri Jun 13 1986, 7:05 PM EDT Att: 61,411 - Unknown			
<b>Tony Bernazard, S</b> OBP: 0.385, SLG: 0.413 (1, 4)	E3 1B	L3		F9		1-3 2B 1B		F8		4	2	1	0	0	0	2				
<b>Fran Mullins, R</b> OBP: 0.154, SLG: 0.250 (8, 4)	HBP 1B									1	0	0	0	0	0	0				
<b>Joe Carter, R</b> OBP: 0.329, SLG: 0.447 (1, 3)	1B E HBP		5-3	1-3 HR 1B		4-3		4-3		4	2	1	0	0	0	2				
<b>Andre Thornton, R</b> OBP: 0.335, SLG: 0.400 (1, 10)	E 1B		L6	1-3 2-H 3-H HR		F6				4	1	2	5	0	0	2				
<b>Mel Hall, L</b> OBP: 0.342, SLG: 0.551 (1, 7)	K		1B 2B	F7		2B				4	1	2	2	0	1	2				
<b>Brook Jacoby, R</b> OBP: 0.346, SLG: 0.456 (1, 5)	E6 FC5-4					SF9 3B		1-3		4	1	2	2	0	0	2				
<b>Julio Franco, R</b> OBP: 0.289, SLG: 0.357 (1, 6)	F9		G3					4-3		3	0	0	1	0	0	3				
<b>Cory Snyder, R</b> OBP: 0.250, SLG: 0.750 (1, 9)	FC5-4			1B 3B		K		4-3		4	1	1	0	0	1	2				
<b>Andy Allanson, R</b> OBP: 0.288, SLG: 0.326 (1, 2)		F2		1B HR 1B		5-3		K		4	1	1	1	0	1	0				
<b>Inning Stats</b>	R: 3 E: 3 K: 1 S: 9	H: 2 LOB: 2 BB: 0 P: 10	R: 0 E: 0 K: 0 S: 3	H: 0 LOB: 0 BB: 0 P: 3	R: 1 E: 0 K: 0 S: 5	H: 2 LOB: 1 BB: 0 P: 5	R: 4 E: 0 K: 1 S: 9	H: 4 LOB: 0 BB: 0 P: 9	R: 1 E: 0 K: 1 S: 6	H: 1 LOB: 0 BB: 0 P: 6	R: 2 E: 0 K: 0 S: 6	H: 3 LOB: 1 BB: 0 P: 6	R: 0 E: 0 K: 1 S: 5	H: 0 LOB: 0 BB: 0 P: 5	R: 0 E: 0 K: 0 S: 3	H: 0 LOB: 0 BB: 0 P: 3	1B: 7 2B: 2 3B: 2 HR: 1	SF: 1 SAC: 0 DP: 0 HBP: 1	WP: 0 PB: 0 SB: 0 CS: 0	PA: 39
<b>PITCHER</b> <b>Bert Blyleven, R</b> ERA: 4.9 (1, 1)	IP: 3.2 WLS: L BF: 22 H: 8 R: 8 ER: 6 SO: 2 BB: 0 IBB: 0 HBP: 1 BLK: 0 WP: 0 HR: 1 S: 25 P: 26 ERA: 14.73 WHIP: 2.182																			
<b>John Butcher, R</b> ERA: 6.07 (4, 1)	2.1	11	4	3	3	1	0	0	0	0	0	13	13	11.57	1.714					
<b>Ron Davis, R</b> ERA: 8.37 (7, 1)	2.0	6	0	0	0	1	0	0	0	0	0	8	8	0.00	0.000					



Batter	1	2	3	4	5	6	7	8	9	AB	R	H	RBI	BB	SO	LOB	TOP								
<b>Kirby Puckett, R</b> OBP: 0.395, SLG: 0.586 (1, 8)	0-0 1B	0-0 6-3		0-0 F6		0-0 6-3		0-0 2H 1B		5	1	2	1	0	0	0									
<b>Steve Lombardozzi, R</b> OBP: 0.356, SLG: 0.459 (1, 4)	0-0 BB 1B		0-0 4-3 2B		0-0 5-3		0-0 6-3		0-0 F3	5	0	2	0	0	0	0									
<b>Kent Hrbek, L</b> OBP: 0.413, SLG: 0.543 (1, 3)	0-0 1-2 2H 1B		0-0 L3		0-0 HR 1B		0-0 L9		0-0 2B 1B	5	2	3	1	0	0	1									
<b>Tom Brunansky, R</b> OBP: 0.341, SLG: 0.547 (1, 9)	4-0 1-2 2-3 BB		0-0 4-3 2-3		0-0 HR		0-0 F7		0-0 2B 2B	4	2	2	2	1	0	1									
<b>Gary Gaetti, R</b> OBP: 0.333, SLG: 0.517 (1, 5)	0-0 F5		4-0 BB BB		0-0 S 1B			0-0 E7 F9 2B	4-0 2B IBB	3	2	1	0	2	0	3									
<b>Tim Laudner, R</b> OBP: 0.400, SLG: 0.537 (1, 2)	0-3 K		4-0 1-2 BB		0-3 K			0-3 K	0-0 3-1 2B	4	0	1	3	1	3	5									
<b>Mickey Hatcher, R</b> OBP: 0.259, SLG: 0.290 (1, 10)	0-0 4-3		0-0 F7		0-0 5-3			4-0 2B IBB	0-0 3-1 2B	3	1	0	0	1	0	7									
<b>Roy Smalley, L</b> OBP: 0.332, SLG: 0.483 (9, PH)										1	0	0	0	0	0	1									
<b>Billy Beane, R</b> OBP: 0.217, SLG: 0.219 (1, 7)		0-0 6-3		0-0 F8		0-0 6-3		0-0 F9	0-0 4-3	4	0	0	0	0	0	2									
<b>Randy Bush, L</b> OBP: 0.336, SLG: 0.422 (9, PH)								2-3		1	0	0	0	0	0	1									
<b>Greg Gagne, R</b> OBP: 0.297, SLG: 0.374 (1, 6)		0-0 5-3		0-0 F9		0-0 1-3		0-0 1H 3H 1B 2B		4	1	1	2	0	0	0									
<b>Inning Stats</b>	R: 1 E: 0 K: 1 S: 8	H: 3 LOB: 3 BB: 1 P: 12	R: 0 E: 0 K: 0 S: 3	H: 0 LOB: 0 BB: 0 P: 3	R: 0 E: 0 K: 0 S: 4	H: 1 LOB: 3 BB: 2 P: 12	R: 0 E: 0 K: 0 S: 3	H: 0 LOB: 0 BB: 0 P: 3	R: 2 E: 0 K: 1 S: 8	H: 3 LOB: 1 BB: 0 P: 8	R: 0 E: 0 K: 0 S: 3	H: 0 LOB: 0 BB: 0 P: 3	R: 0 E: 0 K: 0 S: 3	H: 0 LOB: 0 BB: 0 P: 3	R: 3 E: 1 K: 1 S: 7	H: 2 LOB: 1 BB: 1 P: 11	R: 3 E: 0 K: 0 S: 6	H: 3 LOB: 1 BB: 1 P: 10	1B: 7 2B: 4 3B: 0 HR: 1	SF: 0 SAC: 0 DP: 0 HBP: 0	WP: 0 PA: 44 PB: 0 SB: 1 CS: 0				
<b>PITCHER</b>	IP	WLS	BF	H	R	ER	SO	BB	IBB	HBP	BLK	WP	HR	S	P	ERA	WHIP								
<b>Neal Heaton, L</b> ERA: 4.24 (1, 1)	7.1	L	34	7	5	4	3	3	1	0	0	0	1	36	52	4.91	1.364								
<b>Scott Bailes, L</b> ERA: 5.03 (8, 1)	1.0		8	5	4	3	0	0	1	0	0	0	0	7	11	27.00	5.000								
<b>Ernie Camacho, R</b> ERA: 3.86 (9, 1)	0.2		2	0	0	0	0	0	0	0	0	0	0	2	2	0.00	0.000								
Batter	1	2	3	4	5	6	7	8	9	AB	R	H	RBI	BB	SO	LOB	BOTTOM								
<b>Brett Butler, L</b> OBP: 0.349, SLG: 0.340 (1, 8)	0-0 5-3		0-0 4-3 2H 1B 2B	0-3 K			0-0 B2		0-3 K	5	1	1	1	0	2	2									
<b>Tony Bemazard, S</b> OBP: 0.397, SLG: 0.403 (1, 4)	0-0 6-3		0-0 4-3 2-3		0-0 5-3		0-3 K		0-0 F7	5	0	0	0	0	1	2									
<b>Joe Carter, R</b> OBP: 0.340, SLG: 0.466 (1, 3)	0-0 2B		0-0 BB 1B		0-0 2B		0-0 1B		0-0 3-4-3	4	0	4	1	0	0	0									
<b>Mel Hall, L</b> OBP: 0.339, SLG: 0.540 (1, 7)	0-0 3-1		4-0 1-2 BB		0-3 K		0-0 3-4-3			3	0	0	0	1	1	4									
<b>Brook Jacoby, R</b> OBP: 0.340, SLG: 0.448 (1, 5)		0-3 K	0-0 F3		0-3 K			0-0 4-3		4	0	0	0	0	2	3									
<b>Julio Franco, R</b> OBP: 0.293, SLG: 0.364 (1, 6)	0-0 4-3		0-0 1B 2B		0-0 F9		0-0 1B		0-0 1B	4	1	2	0	0	0	0									
<b>Cory Snyder, R</b> OBP: 0.250, SLG: 0.500 (1, 9)	0-0 5-3		0-0 6-3		0-0 G5-4-3 1B		0-3 K		0-3 K	4	0	1	0	0	1	2									
<b>Carmen Castillo, R</b> OBP: 0.306, SLG: 0.388 (1, 10)			4-0 SH5-3 2B BB		0-3 K		0-0 G5-4-3 1B		0-0 F3	3	1	0	0	1	1	3									
<b>Andy Allanson, R</b> OBP: 0.297, SLG: 0.336 (1, 2)			0-0 SH5-3		0-0 K		0-0 1B		0-3 K	2	0	2	1	0	0	0									
<b>Otis Nixon, S</b> OBP: 0.256, SLG: 0.220 (9, PH)			1-2 S 1B		2H 1B					1	0	0	0	0	1	0									
<b>Inning Stats</b>	R: 0 E: 0 K: 0 S: 4	H: 1 LOB: 1 BB: 0 P: 4	R: 0 E: 0 K: 1 S: 5	H: 0 LOB: 0 BB: 0 P: 5	R: 2 E: 0 K: 0 S: 5	H: 2 LOB: 2 BB: 2 P: 13	R: 1 E: 0 K: 2 S: 9	H: 2 LOB: 1 BB: 0 P: 9	R: 0 E: 0 K: 0 S: 3	H: 1 LOB: 0 BB: 0 P: 3	R: 0 E: 0 K: 1 S: 7	H: 2 LOB: 2 BB: 0 P: 7	R: 0 E: 0 K: 1 S: 6	H: 1 LOB: 1 BB: 0 P: 6	R: 0 E: 0 K: 2 S: 7	H: 0 LOB: 0 BB: 0 P: 7	1B: 6 2B: 4 3B: 0 HR: 0	SF: 0 SAC: 1 DP: 1 HBP: 0	WP: 0 PA: 38 PB: 0 SB: 1 CS: 0						
<b>PITCHER</b>	IP	WLS	BF	H	R	ER	SO	BB	IBB	HBP	BLK	WP	HR	S	P	ERA	WHIP								
<b>Mark Portugal, R</b> ERA: 5.36 (1, 1)	6.0		27	8	3	3	5	2	0	0	0	0	0	35	43	4.50	1.667								
<b>Keith Altherton, R</b> ERA: 3.45 (7, 1)	3.0	W	11	2	0	0	4	0	0	0	0	0	0	19	19	0.00	0.667								

Minnesota Twins @ Cleveland Indians  
Cleveland Municipal Stadium, Cleveland, OH  
Sat Jun 14 1986, 3:33 AM EDT  
Att: 10,742 - Unknown

AB 39  
R 9  
H 12  
RBI 9  
BB 5  
SO 3  
LOB 21



Minnesota Twins @ Cleveland Indians  
Cleveland Municipal Stadium, Cleveland, OH  
Sat Jun 14 1986, 3:33 AM EDT  
Att: 10,742 - Unknown

AB 35  
R 3  
H 10  
RBI 3  
BB 2  
SO 9  
LOB 16





Batter	1	2	3	4	5	6	7	8	9	AB	R	H	RBI	BB	SO	LOB	TOP				
<b>Kirby Puckett, R</b> OBP: 0.395, SLG: 0.582 (1, 8)	0-0 3-1		0-0 E9 2H 1B		0-0 F9	0-0 F8		0-0 1-2 1B		5	0	2	1	0	0	3	<b>Minnesota Twins @ Cleveland Indians</b> Cleveland Municipal Stadium, Cleveland, OH Sun Jun 15 1986, 3:33 AM EDT Att: 15,657 - Unknown				
<b>Steve Lombardozzi, R</b> OBP: 0.348, SLG: 0.446 (1, 4)	0-0 1-4-3			0-0 F2	0-0 F9		0-0 F4	0-0 6-3		5	0	0	0	0	0	2					
<b>Kent Hrbek, L</b> OBP: 0.420, SLG: 0.556 (1, 3)	0-0 4-3			0-0 HR	4-0 BB		1-0 HBP		4-0 BB 1B BB	2	2	1	1	2	0	0					
<b>Tom Brunansky, R</b> OBP: 0.338, SLG: 0.540 (1, 9)		0-0 F8		0-0 HR 1B	0-0 F6		0-0 F7		0-3 K BB	5	1	1	0	0	1	3					
<b>Roy Smalley, S</b> OBP: 0.338, SLG: 0.497 (1, 10)		0-0 F9		0-0 HR		4-0 F9 1B BB	0-0 F7		4-0 1B SF7 BB	3	1	1	2	2	0	1					
<b>Ron Washington, R</b> OBP: 0.233, SLG: 0.367 (9, PR)				1-0 HR						0	1	0	0	0	0	0					
<b>Gary Gaetti, R</b> OBP: 0.346, SLG: 0.536 (1, 5)		4-0 CS BB		1-0 S HBP		0-0 HBP 1B			0-0 FC6-4 1B	3	1	3	2	1	0	0					
<b>Randy Bush, L</b> OBP: 0.331, SLG: 0.412 (1, 7)	0-0 CS 1-2		0-0 3-1	0-3 K		0-0 F9 2-3		4-0 1B BB	0-0 SF7	3	0	0	1	1	1	3					
<b>Greg Gagne, R</b> OBP: 0.299, SLG: 0.372 (1, 6)			0-0 5-3 1B	4-0 BB		0-0 F4		0-0 F4	0-0 FC6-4	4	1	1	0	1	0	4					
<b>Jeff Reed, L</b> OBP: 0.321, SLG: 0.340 (1, 2)			0-0 5-3 1-2	0-3 K		1-0 HBP		0-0 F7		3	0	0	0	0	1	4					
<b>Inning Stats</b>	R: 0 E: 0 K: 0 S: 3	H: 0 LOB: 0 BB: 0 P: 3	R: 0 E: 0 K: 0 S: 2	H: 0 LOB: 0 BB: 1 P: 6	R: 1 E: 1 K: 0 S: 4	H: 2 LOB: 0 BB: 0 P: 4	R: 3 E: 0 K: 2 S: 10	H: 3 LOB: 2 BB: 1 P: 15	R: 0 E: 0 K: 0 S: 4	H: 1 LOB: 3 BB: 1 P: 9	R: 0 E: 0 K: 0 S: 3	H: 0 LOB: 1 BB: 0 P: 4	R: 1 E: 0 K: 0 S: 5	H: 2 LOB: 2 BB: 1 P: 9	R: 2 E: 0 K: 1 S: 6	H: 1 LOB: 1 BB: 2 P: 14	1B: 6 2B: 0 3B: 0 HR: 3	SF: 1 SAC: 0 DP: 0 HBP: 3	WP: 0 PB: 0 SB: 1 CS: 1	PA: 45	
<b>PITCHER</b>	IP	WLS	BF	H	R	ER	SO	BB	IBB	HBP	BLK	WP	HR	S	P	ERA	WHIP				
<b>Don Schulze, R</b> ERA: 4.7 (1, 1)	3.1	L	15	5	4	4	0	1	0	1	0	0	2	13	18	10.80	1.800				
<b>Bryan Oelkers, L</b> ERA: 1.89 (4, 1)	3.2		19	2	1	1	2	4	0	2	0	0	1	17	35	2.46	1.636				
<b>Ernie Camacho, R</b> ERA: 4.35 (8, 1)	2.0		10	2	2	2	1	2	0	0	0	0	0	10	18	9.00	2.000				

Batter	1	2	3	4	5	6	7	8	9	AB	R	H	RBI	BB	SO	LOB	BOTTOM					
<b>Brett Butler, L</b> OBP: 0.343, SLG: 0.332 (1, 8)	0-3 K		0-0 F3		0-0 4-3		0-0 6-3		0-0 4-3	5	0	0	0	0	1	1	<b>Minnesota Twins @ Cleveland Indians</b> Cleveland Municipal Stadium, Cleveland, OH Sun Jun 15 1986, 3:33 AM EDT Att: 15,657 - Unknown					
<b>Julio Franco, R</b> OBP: 0.296, SLG: 0.370 (1, 6)	0-0 F8		0-0 2B			0-0 6-3		0-0 2B 1B		4	1	2	0	0	0	0						
<b>Joe Carter, R</b> OBP: 0.343, SLG: 0.467 (1, 3)	0-0 1B		0-3 K			0-0 E 1B		0-0 F3		4	0	2	0	0	1	2						
<b>Andre Thornton, R</b> OBP: 0.333, SLG: 0.402 (1, 10)	0-3 K			0-0 F7		0-0 E5		0-0 1-2 H 2B		4	0	1	1	0	1	2						
<b>Brook Jacoby, R</b> OBP: 0.339, SLG: 0.442 (1, 5)		0-3 K		0-0 F4		0-0 E8		4-0 BB		3	0	0	0	1	1	2						
<b>Carmen Castillo, R</b> OBP: 0.307, SLG: 0.422 (1, 9)		0-0 HR		0-0 5-3		0-0 G6-4-3		0-0 BB		3	1	1	1	0	0	3						
<b>Mel Hall, L</b> OBP: 0.337, SLG: 0.536 (8, PH)						0-0 G6-4-3		0-0 F7		1	0	0	0	0	0	2						
<b>Tony Bernazard, S</b> OBP: 0.360, SLG: 0.410 (1, 4)		0-0 2B					0-0 5-3	0-0 F7		4	0	2	0	0	0	2						
<b>Cory Snyder, R</b> OBP: 0.250, SLG: 0.667 (1, 7)		0-3 K					0-3 K		0-3 K	4	1	1	1	0	3	1						
<b>Andy Allanson, R</b> OBP: 0.291, SLG: 0.329 (1, 2)			0-0 F8				0-3 K		0-0 F7	3	0	0	0	0	1	1						
<b>Chris Bando, S</b> OBP: 0.375, SLG: 0.407 (8, PH)							0-3 K			1	0	0	0	0	0	0						
<b>Inning Stats</b>	R: 0 E: 0 K: 2 S: 8	H: 1 LOB: 1 BB: 0 P: 8	R: 1 E: 0 K: 2 S: 8	H: 2 LOB: 0 BB: 0 P: 8	R: 0 E: 0 K: 1 S: 6	H: 1 LOB: 1 BB: 0 P: 6	R: 0 E: 0 K: 0 S: 3	H: 0 LOB: 0 BB: 0 P: 3	R: 0 E: 0 K: 2 S: 8	H: 1 LOB: 1 BB: 0 P: 8	R: 0 E: 0 K: 0 S: 5	H: 1 LOB: 2 BB: 0 P: 5	R: 1 E: 0 K: 0 S: 4	H: 1 LOB: 0 BB: 0 P: 4	R: 1 E: 0 K: 0 S: 5	H: 2 LOB: 2 BB: 1 P: 9	R: 0 E: 0 K: 1 S: 5	H: 0 LOB: 0 BB: 0 P: 5	1B: 4 2B: 3 3B: 0 HR: 2	SF: 0 SAC: 0 DP: 1 HBP: 0	WP: 0 PB: 0 SB: 1 CS: 0	PA: 37
<b>PITCHER</b>	IP	WLS	BF	H	R	ER	SO	BB	IBB	HBP	BLK	WP	HR	S	P	ERA	WHIP					
<b>Frank Viola, L</b> ERA: 4.78 (1, 1)	7.1	W	31	9	3	3	7	0	0	0	0	0	2	45	45	3.68	1.227					
<b>Frank Pastore, R</b> ERA: 1.99 (8, 1)	1.2	S	6	0	0	0	1	1	0	0	0	0	0	7	11	0.00	0.600					





Batter	1	2	3	4	5	6	7	8	9	AB	R	H	RBI	BB	SO	LOB	TOP										
<b>Harold Reynolds, S</b> OBP: 0.283, SLG: 0.301 (1,4)	0-0 6-3	0-0 6-3		0-0 4-3		0-0 F4		0-0 CS 1B		5	0	1	0	0	0	3											
<b>John Moses, S</b> OBP: 0.348, SLG: 0.395 (1,8)	0-0 1-3		0-0 G3		4-0 BB	0-0 F7		0-0 CS 1B		4	0	1	0	1	0	0											
<b>Phil Bradley, R</b> OBP: 0.353, SLG: 0.363 (1,7)	0-0 CS 1B		0-0 1B		0-0 FC1-4-6 1B		0-3 K	0-0 CS	4-0 1B	4	1	2	0	1	1	1											
<b>Alvin Davis, L</b> OBP: 0.419, SLG: 0.509 (1,3)	0-0 CS	0-0 1B HR	0-0 G6-4-3 1B		0-0 E7 BB SF7 1B		0-0 BB 1B		0-0 1B	5	2	5	0	0	0	0											
<b>Jim Prestley, R</b> OBP: 0.313, SLG: 0.490 (1,5)		0-0 HR 1B	0-0 G6-4-3 1B		0-0 BB 1B		0-0 F8		0-3 K	5	1	2	1	0	1	5											
<b>Gorman Thomas, R</b> OBP: 0.310, SLG: 0.410 (1,10)		0-0 HR		0-0 F9	4-0 FC6-4 BB		0-0 BB 1B		0-0 F8	4	1	2	3	1	0	2											
<b>Danny Tartabull, R</b> OBP: 0.358, SLG: 0.480 (1,9)		0-0 5-3		0-0 4-3 1B	0-0 SF7		4-0 BB		0-0 6-3	3	0	1	1	1	0	2											
<b>Spike Owen, S</b> OBP: 0.325, SLG: 0.394 (1,6)		0-0 F4		0-0 4-3	0-0 FC6-4		0-3 K			4	0	0	0	0	1	6											
<b>Steve Yeager, R</b> OBP: 0.287, SLG: 0.284 (1,2)		0-0 2B		4-0 BB		0-0 5-3		0-3 K		3	0	1	0	1	1	0											
<b>Inning Stats</b>	R: 0 E: 0 K: 0 S: 3	H: 1 LOB: 0 BB: 0 P: 3	R: 3 E: 0 K: 0 S: 7	H: 4 LOB: 1 BB: 0 P: 7	R: 0 E: 0 K: 0 S: 4	H: 2 LOB: 1 BB: 0 P: 4	R: 0 E: 0 K: 0 S: 4	H: 1 LOB: 2 BB: 1 P: 8	R: 2 E: 1 K: 0 S: 5	H: 2 LOB: 2 BB: 2 P: 13	R: 0 E: 0 K: 2 S: 9	H: 2 LOB: 3 BB: 1 P: 13	R: 0 E: 0 K: 1 S: 5	H: 2 LOB: 0 BB: 0 P: 5	R: 0 E: 0 K: 1 S: 6	H: 1 LOB: 2 BB: 1 P: 10	1B: 12 2B: 2 3B: 0 HR: 1	SF: 1 SAC: 0 DP: 1 HBP: 0	WP: 0 PB: 0 SB: 0 CS: 3	PA: 45							
<b>PITCHER</b>	IP	WLS	BF	H	R	ER	SO	BB	IBB	HBP	BLK	WP	HR	S	P	ERA	WHIP										
<b>Phil Niekro, R</b> ERA: 5.03 (1,1)	4.1	L	24	10	5	5	0	3	0	0	0	0	1	21	33	10.38	3.000										
<b>Rich Yett, R</b> ERA: 4.19 (5,1)	3.2		16	5	0	0	3	2	0	0	0	0	0	20	28	0.00	1.909										
<b>Scott Bailes, L</b> ERA: 4.91 (9,1)	1.0		3	0	0	0	1	0	0	0	0	0	0	5	5	0.00	0.000										

Seattle Mariners @ Cleveland Indians  
Cleveland Municipal Stadium, Cleveland, OH  
Tue Jun 17 1986, 7:05 PM EDT  
Att: 7,053 - Unknown

AB 37  
R 5  
H 15  
RBI 5  
BB 5  
SO 4  
LOB 19



Batter	1	2	3	4	5	6	7	8	9	AB	R	H	RBI	BB	SO	LOB	BOTTOM										
<b>Brett Butler, L</b> OBP: 0.337, SLG: 0.326 (1,8)	0-0 F7		0-0 G4-6-3		0-0 G1-6-3		0-0 4-3			4	0	0	0	0	0	4											
<b>Tony Bemazzard, S</b> OBP: 0.356, SLG: 0.407 (1,4)	0-0 F8		0-0 4-3			0-0 HR 1B		0-0 F7		4	1	1	0	0	0	0											
<b>Joe Carter, R</b> OBP: 0.345, SLG: 0.481 (1,3)	0-0 1B			0-0 F9		0-0 HR		0-0 F8		4	1	2	2	0	0	0											
<b>Andre Thornton, R</b> OBP: 0.332, SLG: 0.399 (1,10)	0-0 6-3			0-0 FC6-4 1B		0-0 F8		0-0 F6		4	0	1	0	0	0	1											
<b>Mel Hall, L</b> OBP: 0.335, SLG: 0.529 (1,7)		0-0 3-1		0-0 F7		0-0 CS 1B		0-0 F7		4	0	1	0	0	0	1											
<b>Brook Jacoby, R</b> OBP: 0.337, SLG: 0.443 (1,5)		0-0 4-3 2B		0-0 FC6-4		0-3 K		0-0 F9		4	0	1	0	0	1	2											
<b>Julio Franco, R</b> OBP: 0.295, SLG: 0.368 (1,6)		0-0 4-3		0-0 FC6-4 1B		0-0 6-3		0-0 F8		4	0	1	0	0	0	1											
<b>Cory Snyder, R</b> OBP: 0.200, SLG: 0.533 (1,9)		0-3 K		0-0 FC6-4 1B		0-0 E5				3	0	0	0	0	1	2											
<b>Chris Bando, S</b> OBP: 0.388, SLG: 0.419 (1,2)			0-0 G4-6-3 1B		0-0 G1-6-3 1B		0-0 F7			3	0	2	0	0	0	1											
<b>Inning Stats</b>	R: 0 E: 0 K: 0 S: 4	H: 1 LOB: 1 BB: 0 P: 4	R: 0 E: 0 K: 1 S: 6	H: 1 LOB: 1 BB: 0 P: 6	R: 0 E: 0 K: 0 S: 3	H: 1 LOB: 0 BB: 0 P: 3	R: 0 E: 0 K: 0 S: 4	H: 1 LOB: 1 BB: 0 P: 4	R: 2 E: 0 K: 1 S: 7	H: 3 LOB: 1 BB: 0 P: 7	R: 0 E: 1 K: 0 S: 4	H: 0 LOB: 1 BB: 0 P: 4	R: 0 E: 0 K: 0 S: 3	H: 0 LOB: 0 BB: 0 P: 3	R: 0 E: 0 K: 0 S: 3	H: 0 LOB: 0 BB: 0 P: 3	1B: 7 2B: 2 3B: 0 HR: 1	SF: 0 SAC: 0 DP: 3 HBP: 0	WP: 0 PB: 0 SB: 0 CS: 1	PA: 34							
<b>PITCHER</b>	IP	WLS	BF	H	R	ER	SO	BB	IBB	HBP	BLK	WP	HR	S	P	ERA	WHIP										
<b>Mike Morgan, R</b> ERA: 3.81 (1,1)	9.0	W	34	9	2	2	2	0	0	0	0	0	1	38	38	2.00	1.000										

Seattle Mariners @ Cleveland Indians  
Cleveland Municipal Stadium, Cleveland, OH  
Tue Jun 17 1986, 7:05 PM EDT  
Att: 7,053 - Unknown

AB 34  
R 2  
H 9  
RBI 2  
BB 0  
SO 2  
LOB 12

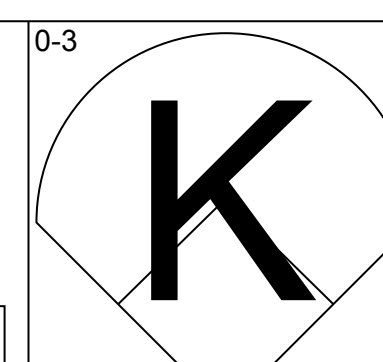
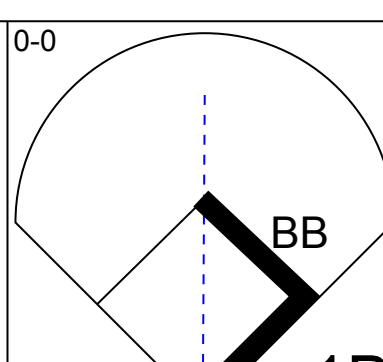
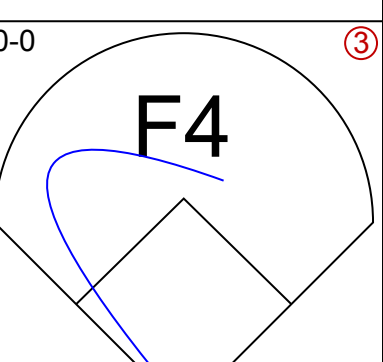
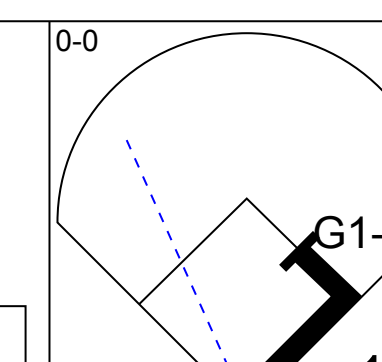
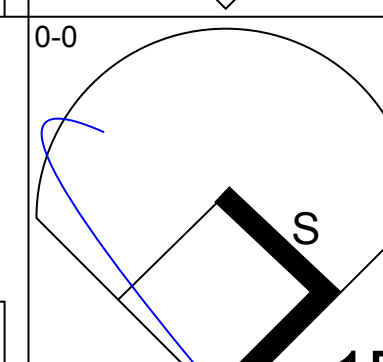
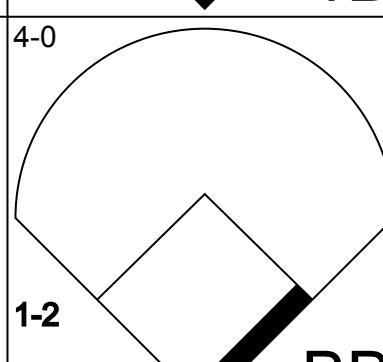
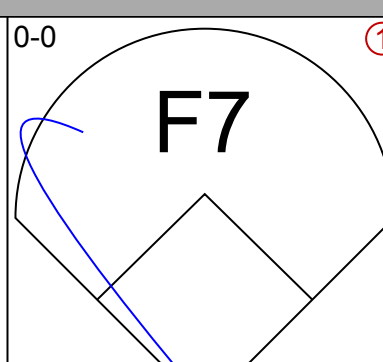
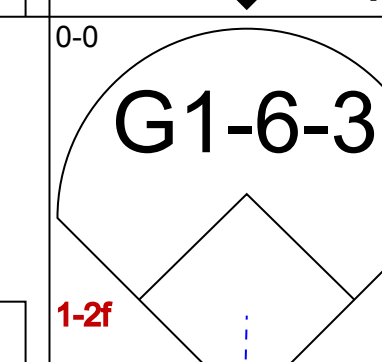
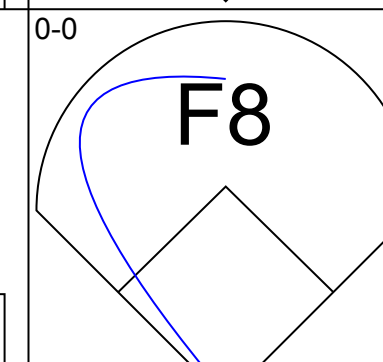
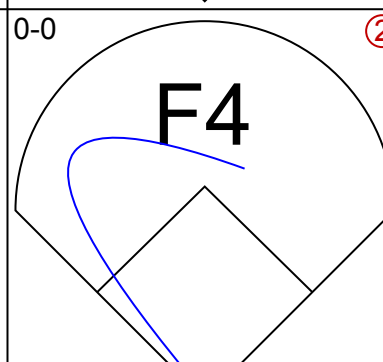
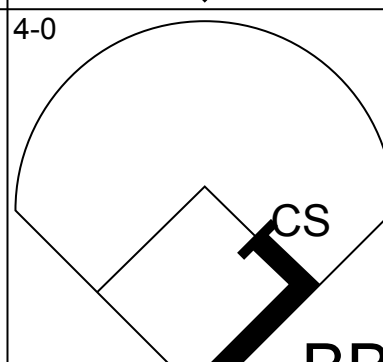
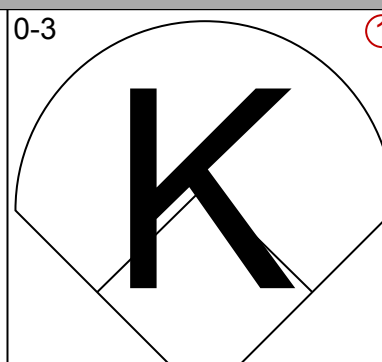
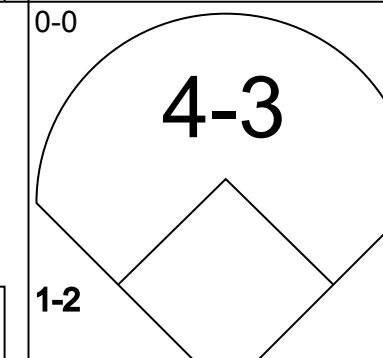
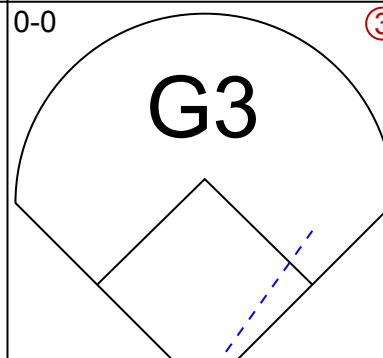
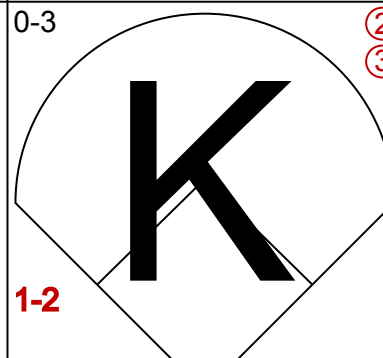
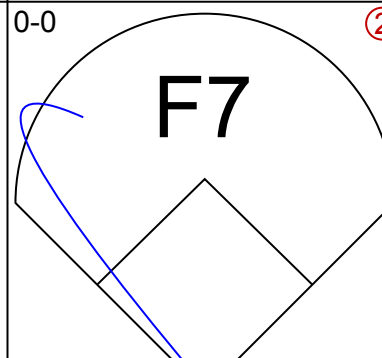
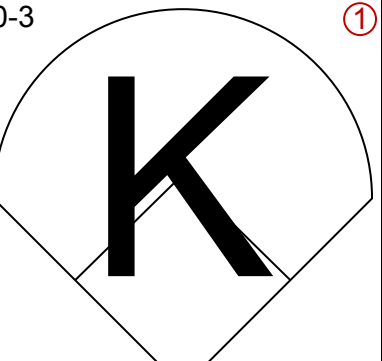

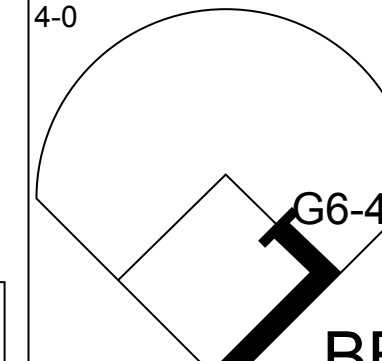
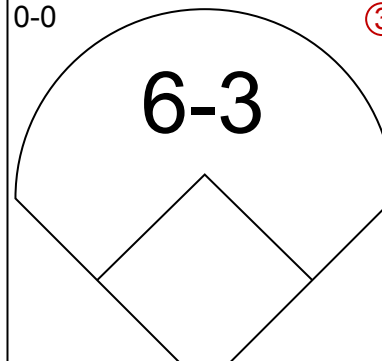
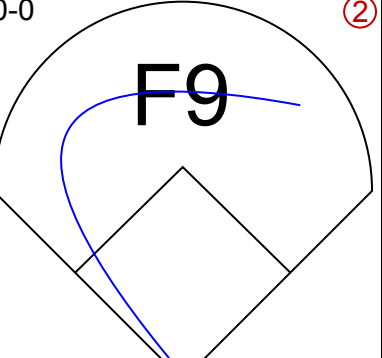

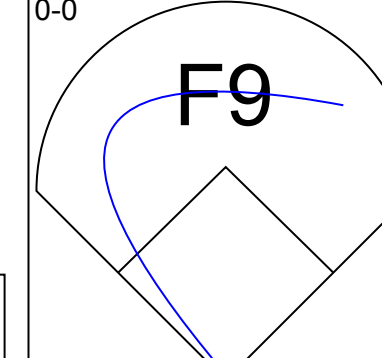
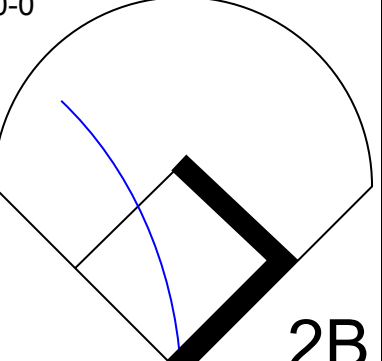

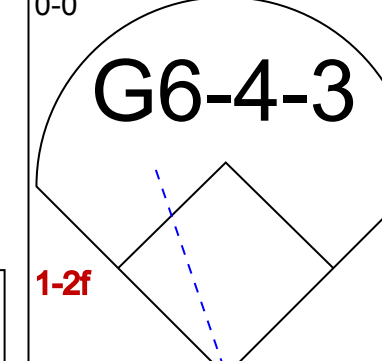
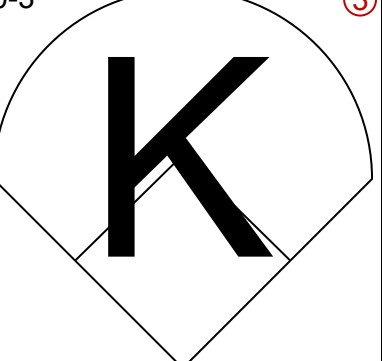
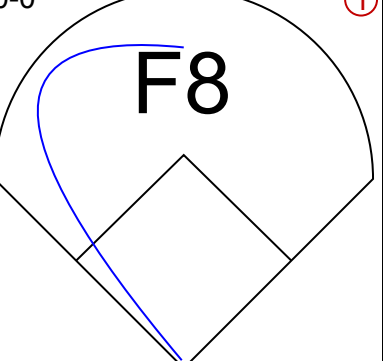
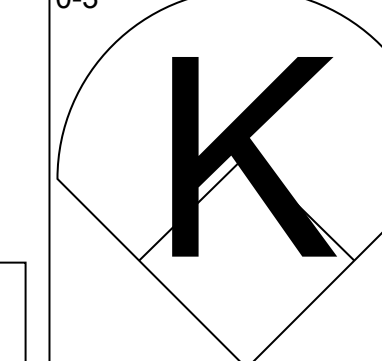
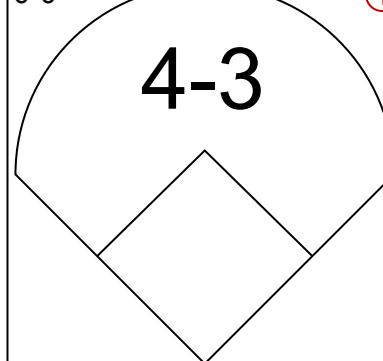
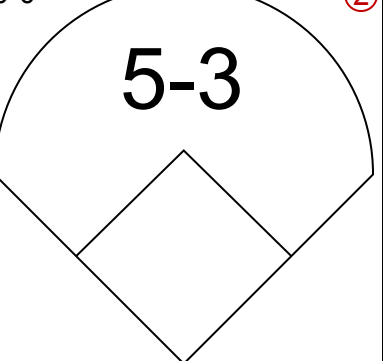
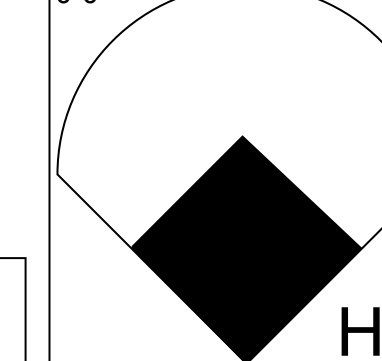


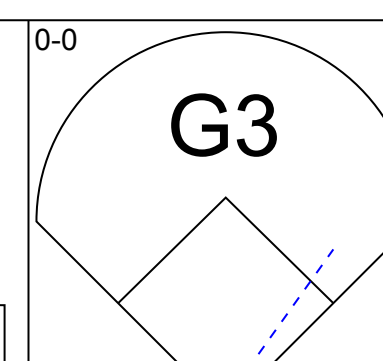
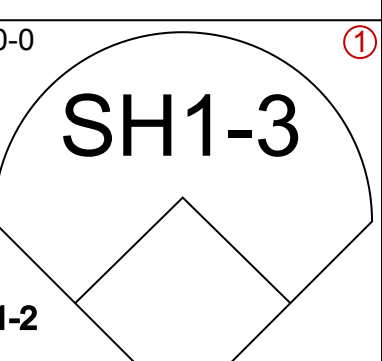
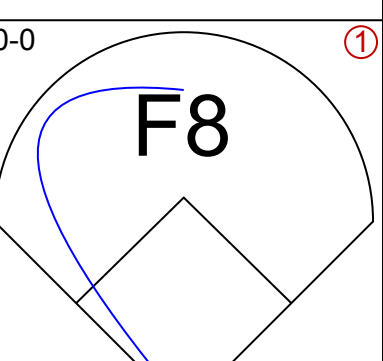
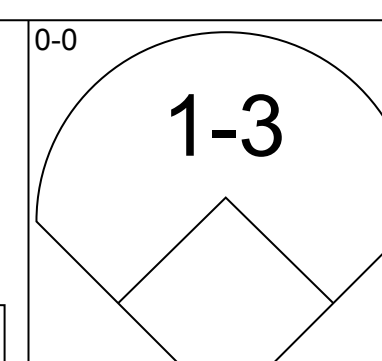
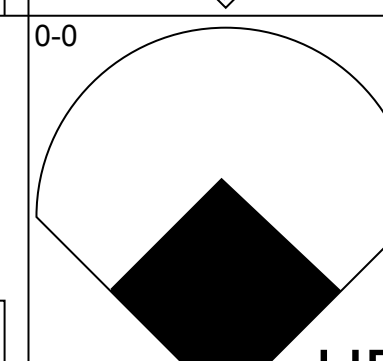
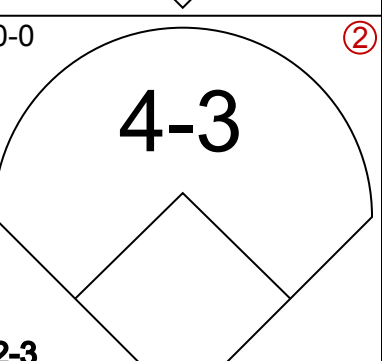
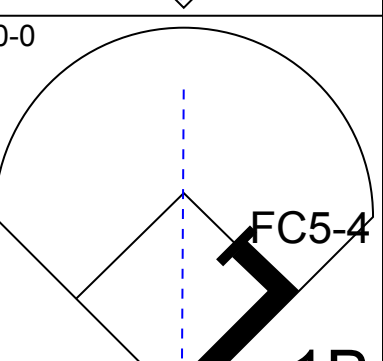
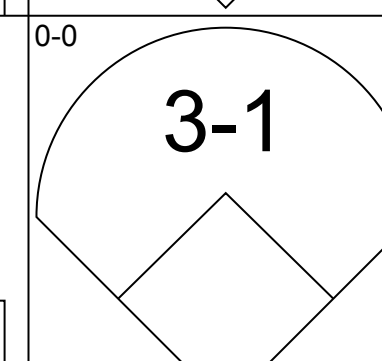
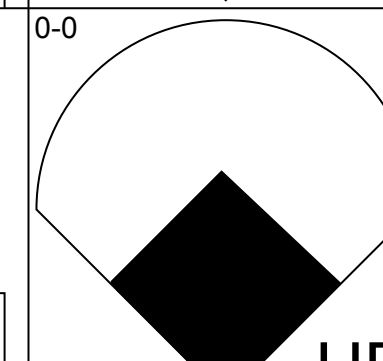
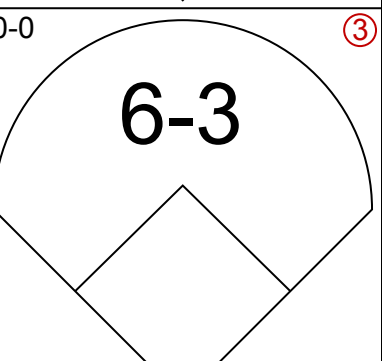
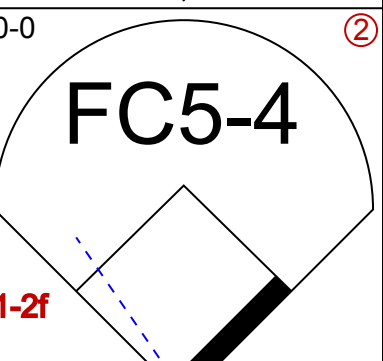
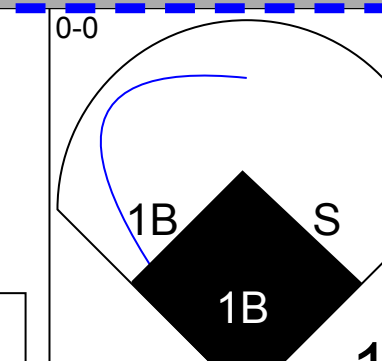
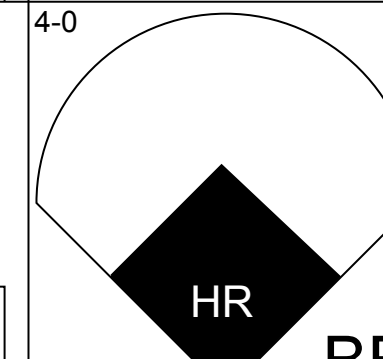
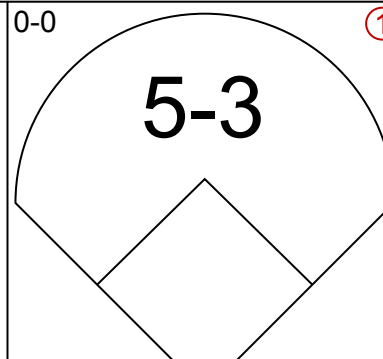
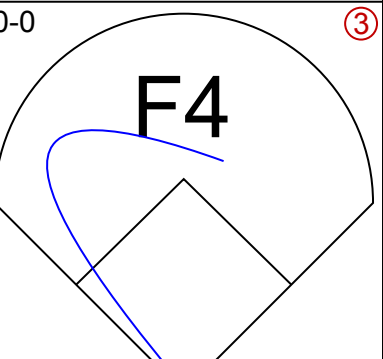
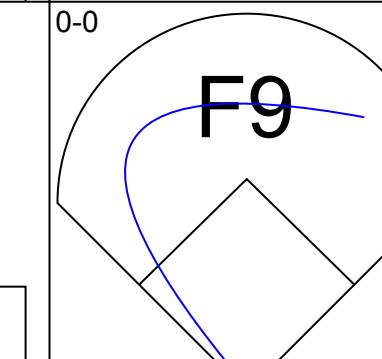
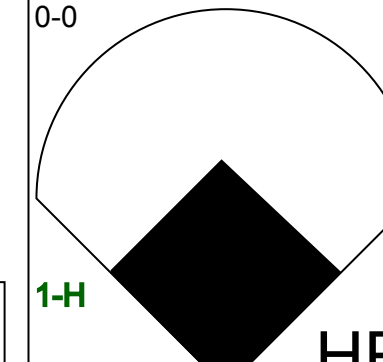
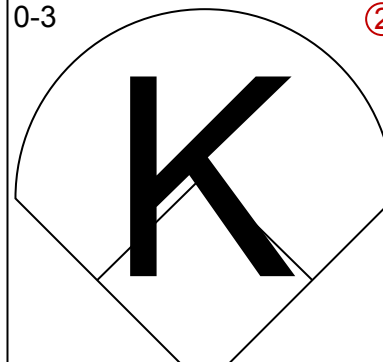
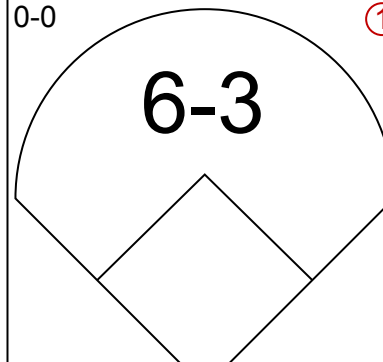
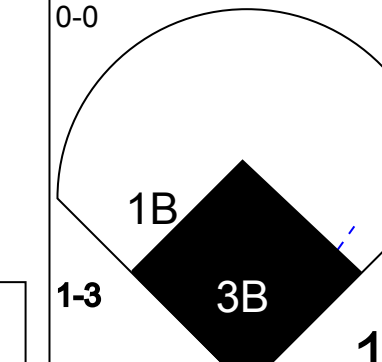
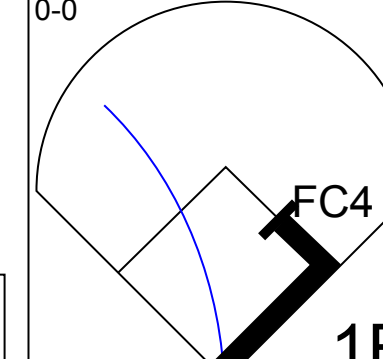
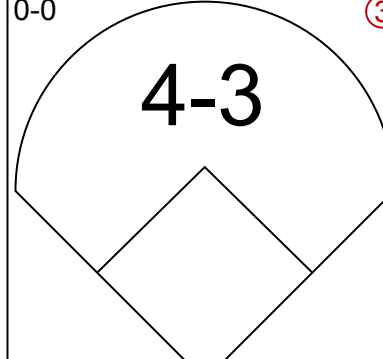
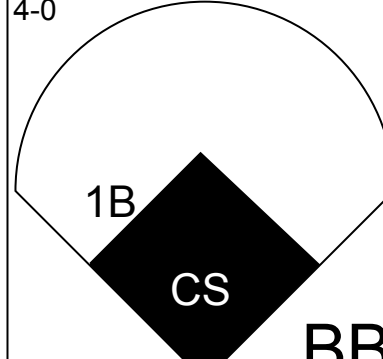
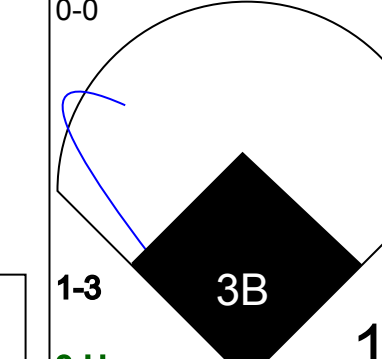
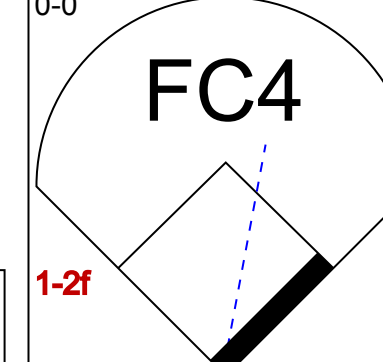
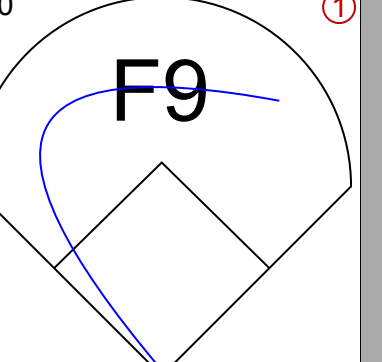
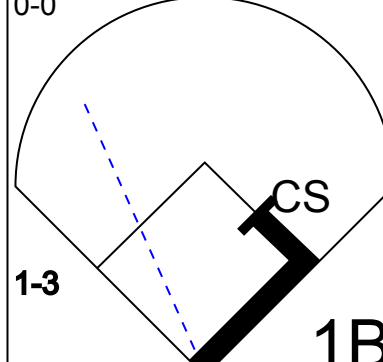
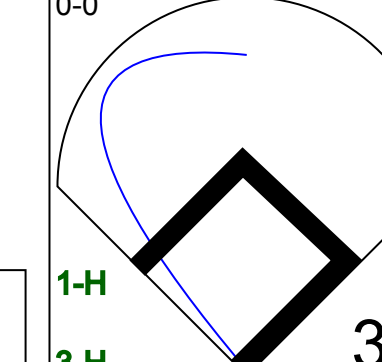
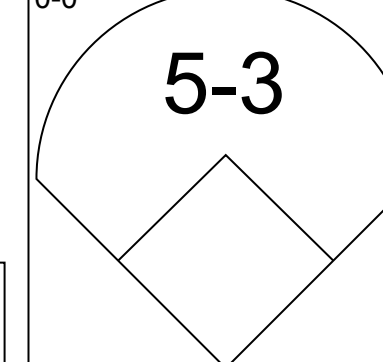
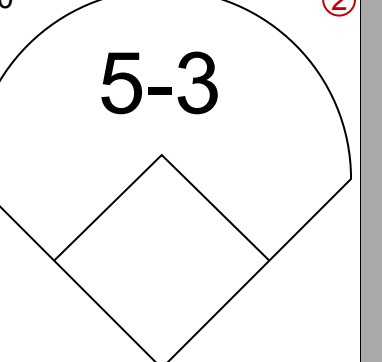
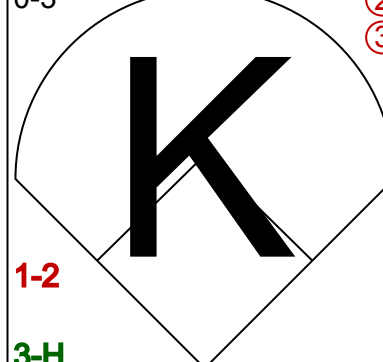
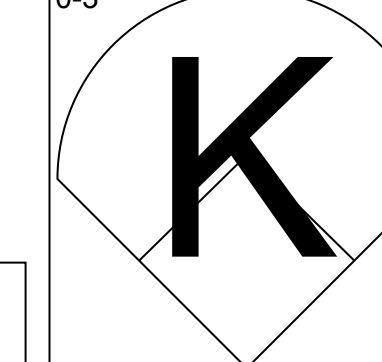
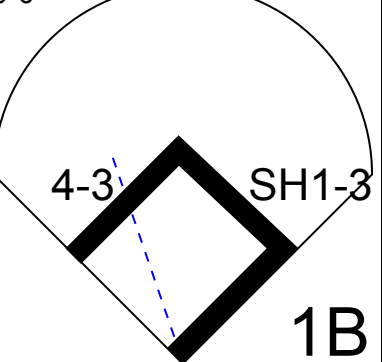
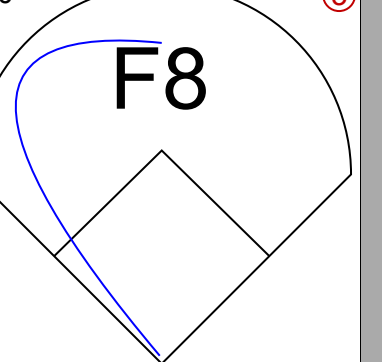
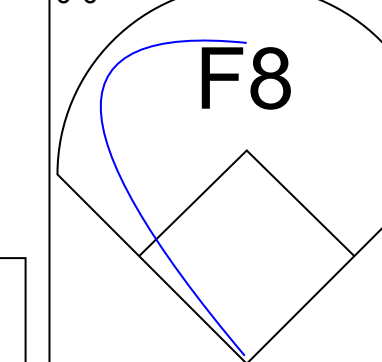


Batter	1	2	3	4	5	6	7	8	9	AB	R	H	RBI	BB	SO	LOB	TOP										
<b>Harold Reynolds, S</b> (1,4) OBP: 0.275, SLG: 0.293	0-0 4-3		0-0 B1		0-0 F6		0-0 6-3		0-0 6-3	4	0	0	0	0	0	0	<b>Seattle Mariners @ Cleveland Indians</b> Cleveland Municipal Stadium, Cleveland, OH Wed Jun 18 1986, 7:05 PM EDT Att: 8,545 - Unknown <a href="http://livebaseballscorecards.com">livebaseballscorecards.com</a>										
<b>John Moses, S</b> (1,8) OBP: 0.344, SLG: 0.388	0-3 K		0-0 G3		0-0 6-3 1B		0-0 L6		0-0 L6	4	0	1	0	0	1	0											
<b>Phil Bradley, R</b> (1,7) OBP: 0.351, SLG: 0.377	0-0 HR		0-3 K		0-0 6-3 1-2		0-0 1-3		0-0 1-3	4	1	1	1	0	1	1											
<b>Alvin Davis, L</b> (1,3) OBP: 0.420, SLG: 0.505	0-0 F7		4-0 BB		0-0 F8		0-0 G5-4-3 BB		4-0 G5-4-3 BB	2	0	0	0	2	0	1											
<b>Jim Prestley, R</b> (1,5) OBP: 0.308, SLG: 0.482	0-0 F8		0-3 K		0-0 6-3		0-0 G5-4-3 1-2		0-0 G5-4-3	4	0	0	0	0	1	2											
<b>Gorman Thomas, R</b> (1,10) OBP: 0.314, SLG: 0.405	4-0 BB		0-0 F8		4-0 FC5 1B BB		0-0 6-3		0-0 6-3	2	0	0	0	2	0	1											
<b>Danny Tartabull, R</b> (1,9) OBP: 0.357, SLG: 0.478	0-3 K		0-0 5-3		0-0 1-2 1B		0-0 F8		0-0 F8	3	0	1	0	0	1	1											
<b>Spike Owen, S</b> (1,6) OBP: 0.320, SLG: 0.389	0-0 G3		0-0 F8		0-0 F8		0-0 F8		0-0 F8	3	0	0	0	0	0	3											
<b>Bob Kearney, R</b> (1,2) OBP: 0.219, SLG: 0.260	0-0 5-3		0-0 L4		0-0 FC5 2-3f		0-0 FC5		0-0 FC5	3	0	0	0	0	0	2											
<b>Inning Stats</b>	R: 1 E: 0 K: 1 S: 6	H: 1 LOB: 0 BB: 0 P: 6	R: 0 E: 0 K: 1 S: 5	H: 0 LOB: 1 BB: 1 P: 9	R: 0 E: 0 K: 2 S: 3	H: 0 LOB: 0 BB: 0 P: 3	R: 0 E: 0 K: 0 S: 7	H: 0 LOB: 1 BB: 1 P: 11	R: 0 E: 0 K: 0 S: 3	H: 0 LOB: 0 BB: 0 P: 3	R: 0 E: 0 K: 0 S: 4	H: 1 LOB: 1 BB: 0 P: 4	R: 0 E: 0 K: 0 S: 4	H: 1 LOB: 2 BB: 1 P: 8	R: 0 E: 0 K: 0 S: 3	H: 0 LOB: 0 BB: 1 P: 6	1B: 2 2B: 0 3B: 0 HR: 1	SF: 0 SAC: 0 DP: 1 HBP: 0	WP: 0 PB: 0 SB: 0 CS: 0	PA: 33							
<b>PITCHER</b>	IP	WLS	BF	H	R	ER	SO	BB	IBB	HBP	BLK	WP	HR	S	P	ERA	WHIP										
<b>Ken Schrom, R</b> (1,1) ERA: 3.63	7.0	W	27	3	1	1	4	3	0	0	0	0	1	32	44	1.29	0.857										
<b>Scott Bailes, L</b> (8,1) ERA: 4.66	2.0	S	6	0	0	0	0	1	0	0	0	0	0	5	9	0.00	0.500										


Batter	1	2	3	4	5	6	7	8	9	AB	R	H	RBI	BB	SO	LOB	BOTTOM											
<b>Brett Butler, L</b> (1,8) OBP: 0.338, SLG: 0.341	0-0 B2-3		0-3 K		0-0 4-3 3B		0-0 SH3 2B		0-3 K	5	2	2	0	0	2	0	<b>Seattle Mariners @ Cleveland Indians</b> Cleveland Municipal Stadium, Cleveland, OH Wed Jun 18 1986, 7:05 PM EDT Att: 8,545 - Unknown <a href="http://livebaseballscorecards.com">livebaseballscorecards.com</a>											
<b>Tony Bemazzard, S</b> (1,4) OBP: 0.357, SLG: 0.406	0-0 3-1		0-0 1B		0-0 4-3		0-0 SH3		0-0 2-3	3	0	1	1	0	0	0												
<b>Joe Carter, R</b> (1,3) OBP: 0.344, SLG: 0.477	0-0 6-3		0-0 1-3 1B		0-0 F8		0-0 6-3		0-0 6-3	4	0	1	0	0	0	1												
<b>Andre Thornton, R</b> (1,10) OBP: 0.339, SLG: 0.408	0-0 1B 2B		0-0 5-3		0-0 BB 1B		4-0 2B BB		0-0 2B BB	3	2	2	0	1	0	2												
<b>Mel Hall, L</b> (1,7) OBP: 0.339, SLG: 0.532	0-0 F9		0-0 F8		4-0 1-2 BB		0-0 1-1 3-H 2B		0-0 1-1 3-H 2B	3	0	1	2	1	0	1												
<b>Otis Nixon, S</b> (7, PR) OBP: 0.256, SLG: 0.220	0-0 F9		0-0 F8		4-0 1-2 BB		0-0 1-1 3-H 2B		0-0 1-1 3-H 2B	0	0	0	0	0	0	0												
<b>Brook Jacoby, R</b> (1,5) OBP: 0.336, SLG: 0.437	0-0 6-3		0-0 1B BB		0-3 K		0-0 F8		0-0 F8	3	0	0	0	1	1	4												
<b>Julio Franco, R</b> (1,6) OBP: 0.298, SLG: 0.370	0-0 2-H 1B		0-0 1-3 1B		0-0 6-3		0-0 6-3		0-0 6-3	4	0	2	1	0	0	0												
<b>Cory Snyder, R</b> (1,9) OBP: 0.211, SLG: 0.632	0-3 K		0-3 K		0-3 K		0-0 K		0-0 K	4	1	1	1	0	3	3												
<b>Andy Allanson, R</b> (1,2) OBP: 0.284, SLG: 0.320	0-3 K		0-3 K		0-0 F4		0-0 6-3		0-3 K	4	0	0	0	0	2	2												
<b>Inning Stats</b>	R: 0 E: 0 K: 0 S: 3	H: 2 LOB: 1 BB: 0 P: 7	R: 0 E: 0 K: 2 S: 9	H: 2 LOB: 0 BB: 0 P: 9	R: 0 E: 0 K: 1 S: 6	H: 1 LOB: 2 BB: 1 P: 10	R: 1 E: 0 K: 1 S: 7	H: 2 LOB: 2 BB: 1 P: 11	R: 0 E: 0 K: 1 S: 5	H: 0 LOB: 0 BB: 0 P: 5	R: 2 E: 0 K: 0 S: 5	H: 2 LOB: 1 BB: 1 P: 9	R: 1 E: 0 K: 2 S: 8	H: 1 LOB: 0 BB: 0 P: 8	1B: 5 2B: 3 3B: 1 HR: 1	SF: 0 SAC: 1 DP: 0 HBP: 0		WP: 0 PB: 0 SB: 0 CS: 0	PA: 37									
<b>PITCHER</b>	IP	WLS	BF	H	R	ER	SO	BB	IBB	HBP	BLK	WP	HR	S	P	ERA		WHIP										
<b>Jim Beattie, R</b> (1,1) ERA: 2.63	6.2	L	32	9	4	4	6	3	0	0	0	0	1	41	53	5.40		1.800										
<b>Mark Huisman, R</b> (7,1) ERA: 3.72	1.1		5	1	1	1	2	0	0	0	0	0	1	9	9	6.75		0.750										




Batter	1	2	3	4	5	6	7	8	9	AB	R	H	RBI	BB	SO	LOB	TOP									
<b>Harold Reynolds, S</b> OBP: 0.281, SLG: 0.299 (1, 4)			 1B					 1B		4	0	2	0	0	1	0	<b>Seattle Mariners @ Cleveland Indians</b> Cleveland Municipal Stadium, Cleveland, OH Thu Jun 19 1986, 7:05 PM EDT Att: 8,791 - Unknown <a href="http://livebaseballscorecards.com">livebaseballscorecards.com</a>									
<b>John Moses, S</b> OBP: 0.351, SLG: 0.386 (1, 8)	 1B		 1-2					 1-2		3	0	1	0	1	0	1										
<b>Phil Bradley, R</b> OBP: 0.349, SLG: 0.371 (1, 7)					 BB					3	0	0	0	1	1	3										
<b>Alvin Davis, L</b> OBP: 0.414, SLG: 0.495 (1, 3)	 1-2				 1-2					4	0	0	0	0	1	4										
<b>Jim Prestley, R</b> OBP: 0.307, SLG: 0.476 (1, 5)								 BB		3	0	0	0	1	2	0										
<b>Ken Phelps, L</b> OBP: 0.409, SLG: 0.644 (1, 10)										3	0	0	0	0	1	1										
<b>Dave Henderson, R</b> OBP: 0.339, SLG: 0.488 (1, 9)								 1-2		3	0	1	0	0	1	1										
<b>Spike Owen, S</b> OBP: 0.316, SLG: 0.383 (1, 6)										3	0	0	0	0	2	1										
<b>Bob Kearney, R</b> OBP: 0.222, SLG: 0.291 (1, 2)										3	1	1	1	0	0	0										
<b>Inning Stats</b>	R: 0 E: 0 K: 1 S: 6	H: 1 LOB: 1 BB: 0 P: 6	R: 0 E: 0 K: 2 S: 8	H: 1 LOB: 1 BB: 0 P: 8	R: 0 E: 0 K: 0 S: 4	H: 0 LOB: 0 BB: 1 P: 9	R: 0 E: 0 K: 3 S: 9	H: 0 LOB: 0 BB: 0 P: 3	R: 0 E: 0 K: 0 S: 4	H: 0 LOB: 1 BB: 1 P: 8	R: 0 E: 0 K: 0 S: 2	H: 0 LOB: 0 BB: 1 P: 6	R: 1 E: 0 K: 1 S: 6	H: 2 LOB: 0 BB: 0 P: 6	R: 0 E: 0 K: 1 S: 5	H: 0 LOB: 0 BB: 0 P: 5	1B: 3 2B: 2 3B: 0 HR: 1	SF: 0 SAC: 0 DP: 3 HBP: 0	WP: 0 PB: 0 SB: 1 CS: 1	PA: 32						
<b>PITCHER</b> <b>Tom Candiotti, R</b> ERA: 3.7 (1, 1)	IP: 9.0 WLS: W BF: 32	H: 5 R: 1 ER: 1 SO: 9	BB: 3 IBB: 0 HBP: 0 BLK: 0	WP: 0 HR: 1 S: 47 P: 59	ERA: 1.00 WHIP: 0.889											ERA: 1.00 WHIP: 0.889										

Batter	1	2	3	4	5	6	7	8	9	AB	R	H	RBI	BB	SO	LOB	BOTTOM										
<b>Brett Butler, L</b> OBP: 0.335, SLG: 0.336 (1, 8)		 1-2								3	0	0	0	0	0	0	<b>Seattle Mariners @ Cleveland Indians</b> Cleveland Municipal Stadium, Cleveland, OH Thu Jun 19 1986, 7:05 PM EDT Att: 8,791 - Unknown <a href="http://livebaseballscorecards.com">livebaseballscorecards.com</a>										
<b>Tony Bemazzard, S</b> OBP: 0.380, SLG: 0.421 (1, 4)		 2-3			 1B					4	1	2	1	0	0	1											
<b>Joe Carter, R</b> OBP: 0.346, SLG: 0.490 (1, 3)					 1-2			 S 1B		4	2	2	1	0	0	2											
<b>Andre Thornton, R</b> OBP: 0.337, SLG: 0.402 (1, 10)	 BB									3	1	0	0	1	0	2											
<b>Mel Hall, L</b> OBP: 0.343, SLG: 0.549 <b>Otis Nixon, S</b> OBP: 0.256, SLG: 0.220 (1, 7) (9, 7)	 1-H							 3B 1B		4	2	2	2	0	1	0											
<b>Brook Jacoby, R</b> OBP: 0.342, SLG: 0.440 (1, 5)	 1B					 CS BB		 1-3 1B		3	2	2	1	1	0	0											
<b>Julio Franco, R</b> OBP: 0.302, SLG: 0.381 (1, 6)	 1-2					 1B		 1-H 3-H 3B		4	0	2	2	0	0	1											
<b>Cory Snyder, R</b> OBP: 0.174, SLG: 0.522 (1, 9)						 1-2 3-H				4	0	0	0	0	2	3											
<b>Andy Allanson, R</b> OBP: 0.283, SLG: 0.318 (1, 2)		 SH1-3 1B								4	0	1	0	0	0	1											
<b>Inning Stats</b>	R: 4 E: 0 K: 0 S: 7	H: 4 LOB: 1 BB: 1 P: 11	R: 0 E: 0 K: 0 S: 4	H: 1 LOB: 1 BB: 0 P: 4	R: 0 E: 0 K: 1 S: 5	H: 0 LOB: 0 BB: 0 P: 5	R: 0 E: 0 K: 0 S: 3	H: 0 LOB: 0 BB: 0 P: 3	R: 1 E: 0 K: 1 S: 5	H: 1 LOB: 2 BB: 1 P: 9	R: 0 E: 0 K: 0 S: 3	H: 0 LOB: 0 BB: 0 P: 3	R: 3 E: 0 K: 1 S: 9	H: 4 LOB: 1 BB: 0 P: 9	R: 0 E: 0 K: 1 S: 5	H: 0 LOB: 0 BB: 0 P: 5		1B: 7 2B: 1 3B: 1 HR: 3	SF: 0 SAC: 1 DP: 1 HBP: 0	WP: 0 PB: 0 SB: 1 CS: 2	PA: 36						
<b>PITCHER</b> <b>Mike Moore, R</b> ERA: 4.84 <b>Pete Ladd, R</b> ERA: 4.36 (1, 1) (8, 1)	IP: 7.0 WLS: L BF: 29	H: 7 R: 5 ER: 5 SO: 2	BB: 2 IBB: 0 HBP: 0 BLK: 0	WP: 0 HR: 3 S: 31 P: 39	ERA: 6.43 WHIP: 1.286											ERA: 27.00 WHIP: 4.000											



Batter	1	2	3	4	5	6	7	8	9	AB	R	H	RBI	BB	SO	LOB	TOP									
<b>Brett Butler, L</b> OBP: 0.336, SLG: 0.332 (1, 8)	0-0 6-3			4-0 4-3 S BB		4-0 1B HR BB		0-0 F9	0-0 4-3	3	1	0	0	2	0	0	<b>Cleveland Indians @ Minnesota Twins</b> Hubert H. Humphrey Metrodome, Minneapolis, MN Fri Jun 20 1986, 8:05 PM EDT Att: 13,403 - Unknown  <b>AB 34</b> <b>R 8</b> <b>H 8</b> <b>RBI 8</b> <b>BB 5</b> <b>SO 6</b> <b>LOB 10</b> 									
<b>Tony Bernazard, S</b> OBP: 0.357, SLG: 0.416 (1, 4)	0-3 K		0-3 K			0-0 HR 1B		0-0 E5 S 1B	0-0 4-3	5	2	1	0	0	2	1										
<b>Joe Carter, R</b> OBP: 0.344, SLG: 0.496 (1, 3)	0-0 F3			0-0 4-3		0-0 HR		0-0 F9	0-0 F8	5	1	1	4	0	0	2										
<b>Andre Thornton, R</b> OBP: 0.340, SLG: 0.398 (1, 10)		0-0 L4		0-0 F7		0-0 G6-4-3 BB		4-0 1B 1B BB		2	1	0	0	2	0	1										
<b>Brook Jacoby, R</b> OBP: 0.341, SLG: 0.437 (1, 5)		0-3 K			0-0 5-3	0-0 G6-4-3 BB		0-0 BB 1B 1B		4	1	1	1	0	1	1										
<b>Julio Franco, R</b> OBP: 0.301, SLG: 0.378 (1, 6)		0-3 K			0-0 F9			0-0 BB 1B 1B		4	1	1	1	0	1	0										
<b>Carmen Castillo, R</b> OBP: 0.315, SLG: 0.419 (1, 9)			0-0 CS 1B		0-3 K			0-0 1B BB BB		3	0	1	0	1	1	0										
<b>Cory Snyder, R</b> OBP: 0.192, SLG: 0.538 (8, PH)			0-0 F8		0-0 F7			0-0 BB 1B		3	0	1	0	0	0	1										
<b>Mel Hall, R</b> OBP: 0.346, SLG: 0.552 (8, 7)								1-3 2-H 3-H		1	0	1	2	0	0	0										
<b>Andy Allanson, R</b> OBP: 0.284, SLG: 0.325 (8, PH)			0-3 K		0-0 K			0-0 F8		3	1	1	0	0	1	2										
<b>Chris Bando, S</b> OBP: 0.382, SLG: 0.413 (8, 2)			1-2 K		0-0 1B HR 2B			0-0 F8		1	0	0	0	0	0	2										
<b>Inning Stats</b>	R: 0 E: 0 K: 1 S: 5	H: 0 LOB: 0 BB: 0 P: 5	R: 0 E: 0 K: 2 S: 7	H: 0 LOB: 0 BB: 0 P: 7	R: 0 E: 0 K: 1 S: 5	H: 1 LOB: 1 BB: 1 P: 5	R: 0 E: 0 K: 1 S: 5	H: 0 LOB: 1 BB: 1 P: 9	R: 0 E: 0 K: 1 S: 5	H: 0 LOB: 0 BB: 0 P: 5	R: 4 E: 0 K: 0 S: 5	H: 3 LOB: 2 BB: 2 P: 13	R: 0 E: 0 K: 0 S: 4	H: 1 LOB: 1 BB: 0 P: 4	R: 4 E: 1 K: 0 S: 7	H: 3 LOB: 2 BB: 2 P: 15	R: 0 E: 0 K: 0 S: 3	H: 0 LOB: 0 BB: 0 P: 3	1B: 5 2B: 3 3B: 0 HR: 1	SF: 0 SAC: 0 DP: 2 HBP: 0	WP: 0 PB: 0 SB: 2 CS: 1	PA: 39				
<b>PITCHER</b>	IP	WLS	BF	H	R	ER	SO	BB	IBB	HBP	BLK	WP	HR	S	P	ERA	WHIP									
<b>Frank Viola, L</b> ERA: 4.77	(1, 1)	7.2	W	34	7	8	4	6	5	0	0	0	0	1	41	61	4.70	1.565								
<b>Ron Davis, R</b> ERA: 7.43	(8, 1)	0.1	L	2	1	0	0	0	0	0	0	0	0	0	2	2	0.00	3.000								
<b>Keith Atherton, R</b> ERA: 3.28	(9, 1)	1.0	S	3	0	0	0	0	0	0	0	0	0	0	3	3	0.00	0.000								

Batter	1	2	3	4	5	6	7	8	9	AB	R	H	RBI	BB	SO	LOB	BOTTOM									
<b>Kirby Puckett, R</b> OBP: 0.389, SLG: 0.565 (1, 8)	0-0 5-3		0-3 K2-3		0-0 F9	0-0 S 2B 1B		0-0 5-3		5	1	1	0	0	1	2	<b>Cleveland Indians @ Minnesota Twins</b> Hubert H. Humphrey Metrodome, Minneapolis, MN Fri Jun 20 1986, 8:05 PM EDT Att: 13,403 - Unknown  <b>AB 35</b> <b>R 9</b> <b>H 13</b> <b>RBI 9</b> <b>BB 2</b> <b>SO 6</b> <b>LOB 13</b> 									
<b>Steve Lombardozzi, R</b> OBP: 0.358, SLG: 0.445 (1, 4)	0-0 5-3		0-0 F8		0-3 K	4-0 2B BB		0-0 F7		4	1	0	0	1	1	2										
<b>Kent Hrbek, L</b> OBP: 0.435, SLG: 0.616 (1, 3)	0-3 K			0-0 5-3 E FC5-2 1B	0-0 HR	0-0 1B HR 2B		0-0 4-3		5	2	3	3	0	1	0										
<b>Tom Brunansky, R</b> OBP: 0.348, SLG: 0.558 (1, 9)		0-0 F4		0-0 E5 FC5-2 5-3 1B	0-0 HR	0-0 S 1B				4	1	2	1	0	0	1										
<b>Gary Gaetti, R</b> OBP: 0.331, SLG: 0.506 (1, 5)		0-3 K		0-0 5-3	0-3 K	SF9-3-5-6				3	0	0	1	0	2	2										
<b>Tim Laudner, R</b> OBP: 0.400, SLG: 0.563 (1, 2)		0-0 F8		0-0 FC5-2 BB		0-0 HR		0-0 F8		4	1	1	1	0	0	2										
<b>Mickey Hatcher, R</b> OBP: 0.272, SLG: 0.297				0-0 SH3-4 1B		0-0 F8		0-0 F8		3	0	1	0	1	0	0										
<b>Mark Davidson, R</b> ERA: 14.73				1-2 BB						0	0	0	0	0	0	0										
<b>Greg Gagne, R</b> OBP: 0.304, SLG: 0.370 (1, 6)			0-0 SH3-4 1B		0-0 F8			0-0 HR 1B		4	1	3	0	0	0	3										
<b>Ron Washington, R</b> OBP: 0.258, SLG: 0.484			0-0 SH3-4 1B			0-0 HR 1B		0-3 K		1	1	1	1	0	0	0										
<b>Randy Bush, L</b> OBP: 0.333, SLG: 0.448 (6, PH)			1-2 2-3		0-0 HR	0-0 HR				2	1	1	2	0	1	1										
<b>Inning Stats</b>	R: 0 E: 0 K: 1 S: 5	H: 0 LOB: 0 BB: 0 P: 5	R: 0 E: 0 K: 1 S: 5	H: 0 LOB: 0 BB: 0 P: 5	R: 0 E: 0 K: 0 S: 5	H: 2 LOB: 2 BB: 0 P: 7	R: 0 E: 1 K: 0 S: 5	H: 1 LOB: 3 BB: 1 P: 9	R: 3 E: 0 K: 2 S: 10	H: 3 LOB: 0 BB: 0 P: 10	R: 6 E: 0 K: 0 S: 8	H: 6 LOB: 1 BB: 1 P: 12	R: 0 E: 0 K: 1 S: 6	H: 1 LOB: 1 BB: 0 P: 6	R: 0 E: 0 K: 0 S: 3	H: 0 LOB: 0 BB: 0 P: 3	1B: 7 2B: 2 3B: 0 HR: 5	SF: 1 SAC: 1 DP: 1 HBP: 0	WP: 0 PB: 0 SB: 2 CS: 0	PA: 39						
<b>PITCHER</b>	IP	WLS	BF	H	R	ER	SO	BB	IBB	HBP	BLK	WP	HR	S	P	ERA	WHIP									
<b>Bryan Oelkers, L</b> ERA: 2.84	(1, 1)	4.2	L	22	6	3	3	4	1	0	0	0	0	2	8	12	67.50	7.500								
<b>Dickie Noles, R</b> ERA: 14.73	(5, 1)	0.2	L	7	4	5	5	1	1	0	0	0	0	0	3	3	13.50	3.000								
<b>Scott Bailes, L</b> ERA: 4.81	(6, 1)	0.2	L	3	2	1	1	0	0	0	0	0	0	0	3	3	0.00	0.500								
<b>Rich Yett, R</b> ERA: 3.9	(7, 1)	2.0	L	7	1	0	0	1	0	0	0	0	0	0	9	9	0.00	0.500								



Batter	1	2	3	4	5	6	7	8	9	AB	R	H	RBI	BB	SO	LOB	TOP								
<b>Tony Bernazard, S</b> (1, 4) OBP: 0.361, SLG: 0.425	0-3 K		0-3 K		0-0 2B	0-0 3B		0-0 1B		5	2	3	3	0	2	0	<b>Cleveland Indians @ Minnesota Twins</b> Hubert H. Humphrey Metrodome, Minneapolis, MN Sat Jun 21 1986, 8:05 PM EDT Att: 17,195 - Unknown								
<b>Brett Butler, L</b> (1, 8) OBP: 0.337, SLG: 0.346	0-0 6-3		0-3 K		0-0 1B	0-0 3B		0-0 FC3-6		5	0	2	3	0	1	2									
<b>Joe Carter, R</b> (1, 3) OBP: 0.341, SLG: 0.490	0-0 F4			0-0 F3	0-0 1B	0-0 F7		0-0 F8		5	0	1	0	0	0	3									
<b>Andre Thornton, R</b> (1, 10) OBP: 0.337, SLG: 0.394		0-0 5-3		0-0 2B	0-0 G6-4-3		0-0 E5		0-0 F8	5	1	1	0	0	0	2									
<b>Mel Hall, L</b> (1, 7) OBP: 0.337, SLG: 0.536 <b>Otis Nixon, S</b> (9, 7) OBP: 0.256, SLG: 0.220		0-3 K		0-3 K		0-0 L3	0-3 K		0-0 F7	5	0	0	0	0	0	3		2							
<b>Brook Jacoby, R</b> (1, 5) OBP: 0.346, SLG: 0.449		0-0 2B		0-0 2B		0-0 1B	0-0 F9		0-0 F9	5	1	3	1	0	0	1									
<b>Julio Franco, R</b> (1, 6) OBP: 0.304, SLG: 0.378		4-0 BB		0-3 K		0-0 1B	0-3 K			3	1	1	0	1	2	2									
<b>Cory Snyder, R</b> (1, 9) OBP: 0.200, SLG: 0.500		0-0 F8			0-0 2B	0-3 K		0-0 F8		4	1	1	0	0	1	4									
<b>Chris Bando, S</b> (1, 2) OBP: 0.375, SLG: 0.394			0-0 5-3		0-0 F7	4-0 1B		0-0 E5		3	1	0	0	1	0	1									
<b>Inning Stats</b>	R: 0 E: 0 K: 1 S: 5	H: 0 LOB: 0 BB: 0 P: 5	R: 0 E: 0 K: 1 S: 6	H: 1 LOB: 2 BB: 1 P: 10	R: 0 E: 0 K: 2 S: 7	H: 0 LOB: 0 BB: 0 P: 7	R: 1 E: 0 K: 2 S: 9	H: 2 LOB: 1 BB: 0 P: 9	R: 2 E: 0 K: 0 S: 6	H: 4 LOB: 1 BB: 0 P: 6	R: 4 E: 0 K: 1 S: 9	H: 4 LOB: 1 BB: 1 P: 13	R: 0 E: 1 K: 2 S: 8	H: 0 LOB: 0 BB: 0 P: 8	R: 0 E: 1 K: 0 S: 5	H: 1 LOB: 2 BB: 0 P: 5	R: 0 E: 0 K: 0 S: 3	H: 0 LOB: 0 BB: 0 P: 3	1B: 7 2B: 4 3B: 1 HR: 0	SF: 0 SAC: 0 DP: 1 HBP: 0	WP: 1 PB: 0 SB: 1 CS: 0	PA: 42			
<b>PITCHER</b>	IP	WLS	BF	H	R	ER	SO	BB	IBB	HBP	BLK	WP	HR	S	P	ERA	WHIP								
<b>Mark Portugal, R</b> (1, 1) ERA: 5.84	5.2	L	27	9	6	6	7	2	0	0	0	1	0	39	47	9.53	1.941								
<b>Neal Heaton, L</b> (6, 1) ERA: 4.23	2.1		12	3	1	1	2	0	0	0	0	0	0	16	16	3.86	1.286								
<b>Frank Pastore, R</b> (9, 1) ERA: 2.76	1.0	S	3	0	0	0	0	0	0	0	0	0	0	3	3	0.00	0.000								

Batter	1	2	3	4	5	6	7	8	9	AB	R	H	RBI	BB	SO	LOB	BOTTOM								
<b>Kirby Puckett, R</b> (1, 8) OBP: 0.389, SLG: 0.561	4-0 BB		0-0 FC6-4		0-0 G3	0-0 F7		0-0 4-3		4	0	1	0	1	0	2	<b>Cleveland Indians @ Minnesota Twins</b> Hubert H. Humphrey Metrodome, Minneapolis, MN Sat Jun 21 1986, 8:05 PM EDT Att: 17,195 - Unknown								
<b>Steve Lombardozzi, R</b> (1, 4) OBP: 0.354, SLG: 0.449	0-0 F4		0-0 FC6-4		0-0 F8		0-0 G3		0-3 K	5	1	1	0	0	1	3									
<b>Kent Hrbek, L</b> (1, 3) OBP: 0.431, SLG: 0.611	0-0 E4		0-3 K		0-0 1B	0-0 2B		0-3 K		5	1	1	2	0	2	2									
<b>Tom Brunansky, R</b> (1, 9) OBP: 0.346, SLG: 0.551	0-0 F8		0-0 5-3		0-0 1B	0-0 F9		0-0 F3		5	0	1	0	0	0	4									
<b>Gary Gaetti, R</b> (1, 5) OBP: 0.336, SLG: 0.520	0-0 F7			0-0 L6	0-0 1B		0-0 HR		0-0 1B	5	1	3	2	0	0	2									
<b>Roy Smalley, S</b> (1, 10) OBP: 0.333, SLG: 0.508		0-0 F4		0-0 F4	0-0 F6		0-0 HR		0-0 F7	5	1	2	1	0	0	4									
<b>Mark Salas, L</b> (1, 2) OBP: 0.303, SLG: 0.431 <b>Tim Laudner, R</b> (7, PH) OBP: 0.396, SLG: 0.556		0-0 F4		0-0 1B		0-0 L3	0-3 K			3	0	1	0	0	0	1									
<b>Greg Gagne, R</b> (1, 6) OBP: 0.300, SLG: 0.364 <b>Mickey Hatcher, R</b> (8, PH) OBP: 0.270, SLG: 0.295 <b>Ron Washington, R</b> (9, 6) OBP: 0.258, SLG: 0.484		0-0 5-3		0-0 1-3		0-0 G3		0-3 K		3	0	0	0	0	0	2									
<b>Mark Davidson, R</b> (1, 7) OBP: 0.300, SLG: 0.484		0-0 1-3			4-0 2B	4-0 BB		0-0 F5		2	1	0	0	2	0	1									
<b>Inning Stats</b>	R: 0 E: 1 K: 0 S: 4	H: 0 LOB: 2 BB: 1 P: 8	R: 0 E: 0 K: 0 S: 4	H: 1 LOB: 0 BB: 0 P: 4	R: 0 E: 0 K: 1 S: 6	H: 1 LOB: 1 BB: 0 P: 6	R: 0 E: 0 K: 0 S: 4	H: 1 LOB: 0 BB: 0 P: 4	R: 2 E: 0 K: 0 S: 6	H: 3 LOB: 2 BB: 1 P: 10	R: 0 E: 0 K: 0 S: 3	H: 0 LOB: 1 BB: 1 P: 7	R: 3 E: 0 K: 1 S: 8	H: 3 LOB: 0 BB: 0 P: 8	R: 0 E: 0 K: 1 S: 5	H: 0 LOB: 0 BB: 0 P: 5	R: 0 E: 0 K: 2 S: 9	H: 1 LOB: 2 BB: 0 P: 9	1B: 5 2B: 2 3B: 1 HR: 2	SF: 0 SAC: 0 DP: 0 HBP: 0	WP: 1 PB: 0 SB: 0 CS: 0	PA: 42			
<b>PITCHER</b>	IP	WLS	BF	H	R	ER	SO	BB	IBB	HBP	BLK	WP	HR	S	P	ERA	WHIP								
<b>Don Schulze, R</b> (1, 1) ERA: 4.77	6.2	W	32	8	4	4	1	3	0	0	0	0	1	31	43	5.40	1.650								
<b>Scott Bailes, L</b> (7, 1) ERA: 4.63	1.2		7	1	1	0	4	0	0	0	0	1	1	15	15	0.00	0.600								
<b>Ernie Camacho, R</b> (9, 1) ERA: 4.22	0.2	S	3	1	0	0	0	0	0	0	0	0	0	3	3	0.00	1.500								









Batter	1	2	3	4	5	6	7	8	9	AB	R	H	RBI	BB	SO	LOB	TOP								
<b>Tony Bernazard, S</b> (1, 4) OBP: 0.367, SLG: 0.438										4	2	2	1	1	0	0	<b>Cleveland Indians @ Seattle Mariners</b> The Kingdome, Seattle, WA Mon Jun 23 1986, 10:05 PM EDT Att: 12,259 - Unknown								
<b>Brett Butler, L</b> (1, 8) OBP: 0.325, SLG: 0.332										5	0	0	0	0	0	2									
<b>Joe Carter, R</b> (1, 3) OBP: 0.341, SLG: 0.492										5	0	2	1	0	0	1									
<b>Andre Thornton, R</b> (1, 10) OBP: 0.337, SLG: 0.393										4	0	0	0	1	2	2									
<b>Mel Hall, L</b> (1, 7) OBP: 0.347, SLG: 0.554										3	2	1	0	2	0	2									
<b>Otis Nixon, S</b> (9, PR) OBP: 0.256, SLG: 0.220										0	0	0	0	0	0	0									
<b>Brook Jacoby, R</b> (1, 5) OBP: 0.345, SLG: 0.444										4	1	1	0	1	1	5									
<b>Julio Franco, R</b> (1, 6) OBP: 0.301, SLG: 0.370										4	1	1	0	1	0	3									
<b>Cory Snyder, R</b> (1, 9) OBP: 0.263, SLG: 0.553										4	1	2	4	0	0	0									
<b>Andy Allanson, R</b> (1, 2) OBP: 0.283, SLG: 0.342										4	1	1	2	0	0	2									
<b>Inning Stats</b>	R: 1 E: 0 K: 0 S: 5	H: 2 LOB: 2 BB: 1 P: 9	R: 0 E: 0 K: 0 S: 3	H: 0 LOB: 0 BB: 0 P: 3	R: 0 E: 0 K: 0 S: 3	H: 0 LOB: 0 BB: 0 P: 3	R: 6 E: 0 K: 0 S: 8	H: 5 LOB: 1 BB: 1 P: 12	R: 1 E: 0 K: 1 S: 7	H: 2 LOB: 2 BB: 1 P: 11	R: 0 E: 1 K: 0 S: 4	H: 0 LOB: 1 BB: 0 P: 4	R: 0 E: 0 K: 0 S: 2	H: 0 LOB: 0 BB: 1 P: 6	R: 0 E: 0 K: 0 S: 3	H: 0 LOB: 1 BB: 1 P: 7	R: 0 E: 0 K: 2 S: 8	H: 1 LOB: 2 BB: 1 P: 12	1B: 5 2B: 3 3B: 0 HR: 2	SF: 0 SAC: 0 DP: 1 HBP: 0	WP: 0 PB: 0 SB: 0 CS: 0	PA: 43			
<b>PITCHER</b>	IP	WLS	BF	H	R	ER	SO	BB	IBB	HBP	BLK	WP	HR	S	P	ERA	WHIP								
<b>Jim Beattie, R</b> (1, 1) ERA: 5.6	4.0	L	21	7	7	7	0	1	1	0	0	0	2	19	27	15.75	2.000								
<b>Lee Guetterman, L</b> (5, 1) ERA: 5.52	3.0		13	2	1	1	1	2	0	0	0	0	0	13	21	3.00	1.333								
<b>Pete Ladd, R</b> (8, 1) ERA: 4.14	2.0		9	1	0	0	2	1	1	0	0	0	0	11	19	0.00	1.000								

Batter	1	2	3	4	5	6	7	8	9	AB	R	H	RBI	BB	SO	LOB	BOTTOM								
<b>John Moses, S</b> (1, 8) OBP: 0.333, SLG: 0.359										3	0	0	0	1	0	3	<b>Cleveland Indians @ Seattle Mariners</b> The Kingdome, Seattle, WA Mon Jun 23 1986, 10:05 PM EDT Att: 12,259 - Unknown								
<b>Gorman Thomas, R</b> (7, PH) OBP: 0.313, SLG: 0.401										1	0	0	0	0	0	3									
<b>Harold Reynolds, S</b> (8, 4) OBP: 0.277, SLG: 0.284										0	0	0	0	0	0	0									
<b>Phil Bradley, R</b> (1, 7) OBP: 0.349, SLG: 0.389										5	0	1	0	0	1	2									
<b>Alvin Davis, L</b> (1, 10) OBP: 0.400, SLG: 0.485										4	1	1	1	1	0	2									
<b>Jim Presley, R</b> (1, 5) OBP: 0.317, SLG: 0.506										5	2	2	1	0	0	2									
<b>Ken Phelps, L</b> (1, 3) OBP: 0.421, SLG: 0.670										5	2	4	1	0	0	2									
<b>Danny Tartabull, R</b> (1, 9) OBP: 0.381, SLG: 0.487										4	1	2	2	1	1	1									
<b>Spike Owen, S</b> (1, 6) OBP: 0.311, SLG: 0.372										5	0	1	1	0	1	5									
<b>Dave Valle, R</b> (1, 2) OBP: 0.556, SLG: 0.200										2	0	0	0	3	1	1									
<b>Domingo Ramos, R</b> (1, 4) OBP: 0.196, SLG: 0.200										3	0	1	0	0	0	2									
<b>Dave Henderson, R</b> (7, PH) OBP: 0.328, SLG: 0.475										2	0	0	0	0	1	3									
<b>Inning Stats</b>	R: 0 E: 0 K: 0 S: 3	H: 4 LOB: 2 BB: 0 P: 11	R: 0 E: 0 K: 0 S: 3	H: 0 LOB: 0 BB: 0 P: 3	R: 2 E: 0 K: 0 S: 5	H: 2 LOB: 1 BB: 1 P: 9	R: 0 E: 0 K: 0 S: 4	H: 1 LOB: 3 BB: 2 P: 12	R: 0 E: 0 K: 0 S: 3	H: 0 LOB: 2 BB: 2 P: 11	R: 1 E: 0 K: 0 S: 6	H: 3 LOB: 3 BB: 1 P: 10	R: 0 E: 0 K: 1 S: 7	H: 2 LOB: 1 BB: 0 P: 7	R: 0 E: 0 K: 2 S: 7	H: 0 LOB: 0 BB: 0 P: 7	1B: 7 2B: 1 3B: 0 HR: 4	SF: 0 SAC: 0 DP: 0 HBP: 0	WP: 0 PB: 0 SB: 0 CS: 0	PA: 45					
<b>PITCHER</b>	IP	WLS	BF	H	R	ER	SO	BB	IBB	HBP	BLK	WP	HR	S	P	ERA	WHIP								
<b>Ken Schrom, R</b> (1, 1) ERA: 3.82	5.0	W	25	7	4	4	2	3	0	0	0	0	3	26	38	7.20	2.000								
<b>Bryan Oelkers, L</b> (6, 1) ERA: 3.15	1.0		7	2	1	1	0	2	0	0	0	0	0	5	13	9.00	4.000								
<b>Scott Bailes, L</b> (7, 1) ERA: 4.6	0.1		3	1	0	0	0	1	0	0	0	0	0	2	6	0.00	6.000								
<b>Dickie Noles, R</b> (7, 1) ERA: 13.5	1.0		4	1	1	1	1	0	0	0	0	0	1	6	6	9.00	1.000								
<b>Ernie Camacho, R</b> (8, 1) ERA: 3.91	1.2	S	6	1	0	0	2	0	0	0	0	0	0	10	10	0.00	0.600								



Batter	1	2	3	4	5	6	7	8	9	AB	R	H	RBI	BB	SO	LOB	TOP										
<b>Tony Bernazard, S</b> (1, 4) OBP: 0.371, SLG: 0.441	4-0 5-3 2B BB	0-0 L9					4-0 1-2 FC5-4 BB	0-0 3-1		3	1	1	0	2	0	1											
<b>Brett Butler, L</b> (1, 8) OBP: 0.326, SLG: 0.331	0-0 5-3 1-2		0-0 F6			0-0 F8	0-0 FC5 2B	0-0 CS BB	4-0	4	0	1	1	1	0	3											
<b>Joe Carter, R</b> (1, 3) OBP: 0.345, SLG: 0.500	0-0 F9 2-H 2B		1-0 CS HBP			0-0 FC5-4 1-2	0-0 FC5 G4-6-3 1-2 2-3f	0-0 2B	4-0	4	0	2	1	0	0	4											
<b>Brook Jacoby, R</b> (1, 5) OBP: 0.339, SLG: 0.435	0-0 F9 2-3		0-3 K			0-0 F8	0-0 G4-6-3 1-2	0-3 K	5	0	0	0	0	2	5												
<b>Mel Hall, L</b> (1, 7) OBP: 0.355, SLG: 0.575 <b>Andre Thornton, R</b> (9, PH) OBP: 0.336, SLG: 0.391 <b>Otis Nixon, S</b> (9, 7) OBP: 0.256, SLG: 0.220	0-0 G3			0-0 G5-4-3 1B		0-0 PB 5-3 1B		0-0 HR	4	2	3	1	0	0	1	1											
<b>Julio Franco, R</b> (1, 6) OBP: 0.304, SLG: 0.372		0-0 1-3		0-0 G5-4-3 1-2f		0-0 5-3 PB 1B		0-0 HR 1B	4	1	2	0	0	0	1												
<b>Carmen Castillo, R</b> (1, 10) OBP: 0.323, SLG: 0.456		0-0 2B SF8 1B		0-0 5-3		0-0 5-3	0-0 1-3 2-H	0-0 HR	4	2	2	3	0	0	1												
<b>Cory Snyder, R</b> (1, 9) OBP: 0.262, SLG: 0.548	0-0 1-3 2B				0-0 L9	0-3 K		0-0 5-3	4	0	1	0	0	1	1												
<b>Andy Allanson, R</b> (1, 2) OBP: 0.288, SLG: 0.344	0-0 SF8 3-H				4-0 BB BB		0-0 2B 1B 1B	0-3 K	2	1	1	1	1	1	0												
<b>Inning Stats</b>	R: 1 E: 0 K: 0 S: 4	H: 1 LOB: 1 BB: 1 P: 8	R: 1 E: 0 K: 0 S: 5	H: 2 LOB: 1 BB: 0 P: 5	R: 0 E: 0 K: 1 S: 4	H: 0 LOB: 0 BB: 0 P: 5	R: 0 E: 0 K: 0 S: 3	H: 1 LOB: 0 BB: 2 P: 3	R: 0 E: 0 K: 1 S: 7	H: 2 LOB: 1 BB: 0 P: 7	R: 1 E: 0 K: 0 S: 5	H: 3 LOB: 1 BB: 0 P: 5	R: 3 E: 0 K: 1 S: 8	H: 3 LOB: 0 BB: 0 P: 8	R: 0 E: 0 K: 2 S: 7	H: 1 LOB: 1 BB: 1 P: 11	1B: 7 2B: 4 3B: 0 HR: 2	SF: 1 SAC: 0 DP: 2 HBP: 1	WP: 0 PB: 1 SB: 0 CS: 2	PA: 41							
<b>PITCHER</b>	IP	WLS	BF	H	R	ER	SO	BB	IBB	HBP	BLK	WP	HR	S	P	ERA	WHIP										
<b>Mike Moore, R</b> (1, 1) ERA: 4.82	6.0		29	9	4	3	2	3	0	1	0	0	0	29	42	4.50	2.000										
<b>Mark Huisman, R</b> (7, 1) ERA: 4.07	2.0		9	3	3	3	1	1	0	0	0	0	2	10	14	13.50	2.000										
<b>Pete Ladd, R</b> (9, 1) ERA: 4.06	0.2	W	2	1	0	0	1	0	0	0	0	0	0	4	4	0.00	1.500										
<b>Matt Young, L</b> (9, 1) ERA: 4.25	0.1	W	1	0	0	0	1	0	0	0	0	0	0	3	3	0.00	0.000										

Cleveland Indians @ Seattle Mariners  
The Kingdome, Seattle, WA  
Tue Jun 24 1986, 10:05 PM EDT  
Att: 6,968 - Unknown

AB	35
R	7
H	13
RBI	7
BB	4
SO	5
LOB	18



Batter	1	2	3	4	5	6	7	8	9	AB	R	H	RBI	BB	SO	LOB	BOTTOM										
<b>John Moses, S</b> (1, 8) OBP: 0.345, SLG: 0.364	0-0 WP E S 1B	0-3 K		0-3 K HR		0-0 G6-4-3 1B		4-0 SH3-4 2B BB	4	3	2	0	1	2	1												
<b>Phil Bradley, R</b> (1, 7) OBP: 0.354, SLG: 0.406	0-3 K		0-0 WP S 1B	0-0 1-H 2-H HR		0-0 G6-4-3 1-2f		4-0 SH3-4 2B BB	4	2	2	3	1	1	3												
<b>Alvin Davis, L</b> (1, 10) OBP: 0.402, SLG: 0.485 <b>Gorman Thomas, R</b> (1, PR) OBP: 0.308, SLG: 0.394	4-0 1-3 BB		0-3 K	0-3 K		0-0 3-1		0-0 SH3-4	0	0	0	0	1	0	0	0											
<b>Jim Presley, R</b> (1, 5) OBP: 0.315, SLG: 0.504	0-3 K		0-3 K		0-0 F8	0-3 K		0-0 2B	5	0	1	2	0	3	3												
<b>Ken Phelps, L</b> (1, 3) OBP: 0.423, SLG: 0.657	0-0 F8 1-2 3-H		4-0 WP BB		4-0 FC4-6 BB	0-0 F8			2	0	0	0	2	0	1												
<b>Danny Tartabull, R</b> (1, 9) OBP: 0.359, SLG: 0.487		0-0 4-3 1B 2B	0-3 K	1-2 2-3		0-3 K		0-0 6-3	4	1	1	0	0	2	3												
<b>Spike Owen, S</b> (1, 6) OBP: 0.306, SLG: 0.366		0-0 4-3 2-3		0-0 F6	0-0 FC4-6 1-2f		0-0 6-3	4	0	0	0	0	0	2													
<b>Bob Kearney, R</b> (1, 2) OBP: 0.237, SLG: 0.295		0-0 G3 PB 1B		0-0 WP HR 1B		0-0 1B 1B		4-0 BB	3	2	3	1	1	0	0												
<b>Harold Reynolds, S</b> (1, 4) OBP: 0.272, SLG: 0.278 <b>Dave Henderson, R</b> (8, PH) OBP: 0.327, SLG: 0.473 <b>Domingo Ramos, R</b> (9, 4) OBP: 0.196, SLG: 0.200	0-0 G3		0-0 L8		0-0 F7		0-3 K		3	0	0	0	0	0	3												
<b>Inning Stats</b>	R: 1 E: 0 K: 2 S: 8	H: 1 LOB: 1 BB: 1 P: 12	R: 2 E: 0 K: 1 S: 7	H: 2 LOB: 0 BB: 0 P: 7	R: 0 E: 0 K: 3 S: 10	H: 1 LOB: 2 BB: 1 P: 14	R: 3 E: 0 K: 2 S: 10	H: 2 LOB: 0 BB: 0 P: 10	R: 0 E: 0 K: 1 S: 5	H: 2 LOB: 1 BB: 0 P: 4	R: 0 E: 0 K: 1 S: 5	H: 0 LOB: 0 BB: 0 P: 5	R: 0 E: 0 K: 1 S: 5	H: 0 LOB: 1 BB: 1 P: 9	R: 2 E: 0 K: 0 S: 2	H: 1 LOB: 1 BB: 2 P: 10	1B: 6 2B: 2 3B: 0 HR: 1	SF: 0 SAC: 1 DP: 1 HBP: 0	WP: 3 PB: 3 SB: 2 CS: 0	PA: 40							
<b>PITCHER</b>	IP	WLS	BF	H	R	ER	SO	BB	IBB	HBP	BLK	WP	HR	S	P	ERA	WHIP										
<b>Tom Candiotti, R</b> (1, 1) ERA: 3.78	7.2		35	8	6	4	10	4	0	0	0	0	0	51	67	4.70	1.565										
<b>Ernie Camacho, R</b> (8, 1) ERA: 4.56	0.2	L	5	1	2	2	1	2	0	0	0	0	0	5	13	27.00	4.500										

Cleveland Indians @ Seattle Mariners  
The Kingdome, Seattle, WA  
Tue Jun 24 1986, 10:05 PM EDT  
Att: 6,968 - Unknown

AB	33
R	8
H	9
RBI	6
BB	6
SO	11
LOB	18





Batter	1	2	3	4	5	6	7	8	9	AB	R	H	RBI	BB	SO	LOB	TOP					
Tony Bernazard, S (1, 4) OBP: 0.373, SLG: 0.444	5-3																3 0 1 1 1 0 1					
Julio Franco, R (1, 6) OBP: 0.307, SLG: 0.369	BLK BB																2 0 0 0 2 1 3					
Joe Carter, R (1, 3) OBP: 0.344, SLG: 0.494	K																3 0 0 0 1 3 3					
Andre Thornton, R (1, 10) OBP: 0.331, SLG: 0.385	6-3																4 0 0 0 0 2 3					
Carmen Castillo, R (1, 9) OBP: 0.310, SLG: 0.436																	4 0 0 0 0 4 1					
Brook Jacoby, R (1, 5) OBP: 0.338, SLG: 0.432																	4 0 1 0 0 0 0					
Cory Snyder, R (1, 7) OBP: 0.261, SLG: 0.543																	4 0 1 0 0 2 1					
Andy Allanson, R (1, 2) OBP: 0.289, SLG: 0.340																	2 1 0 0 1 2 2					
Fran Mullins, R (9, PH) OBP: 0.143, SLG: 0.231																	1 0 0 0 0 1 0					
Otis Nixon, S (1, 8) OBP: 0.239, SLG: 0.205																	3 0 0 0 0 0 2					
<b>Inning Stats</b>	R: 0 E: 0 K: 1 S: 5	H: 0 LOB: 1 BB: 1 P: 9	R: 0 E: 0 K: 3 S: 10	H: 1 LOB: 1 BB: 0 P: 10	R: 0 E: 0 K: 2 S: 7	H: 0 LOB: 1 BB: 1 P: 11	R: 0 E: 0 K: 2 S: 7	H: 0 LOB: 0 BB: 0 P: 7	R: 0 E: 0 K: 1 S: 6	H: 1 LOB: 1 BB: 0 P: 6	R: 0 E: 0 K: 3 S: 9	H: 0 LOB: 1 BB: 1 P: 13	R: 1 E: 1 K: 1 S: 7	H: 1 LOB: 2 BB: 1 P: 11	R: 0 E: 0 K: 1 S: 4	H: 0 LOB: 0 BB: 1 P: 8	R: 0 E: 0 K: 1 S: 5	H: 0 LOB: 0 BB: 0 P: 5	1B: 1 2B: 2 3B: 0 HR: 0	SF: 0 SAC: 0 DP: 1 HBP: 0	WP: 0 PB: 0 SB: 1 CS: 0	PA: 35
<b>PITCHER</b> Mark Langston, L (1, 1) ERA: 4.63	IP: 9.0 WLS: W BF: 35 H: 3 R: 1 ER: 0 SO: 15 BB: 5 IBB: 0 HBP: 0 BLK: 1 WP: 0 HR: 0 S: 60 P: 80 ERA: 0.00 WHIP: 0.889															<b>PITCHER</b>						

Cleveland Indians @ Seattle Mariners  
The Kingdome, Seattle, WA  
Wed Jun 25 1986, 6:33 AM EDT  
Att: 8,372 - Unknown

AB 30  
R 1  
H 3  
RBI 1  
BB 5  
SO 15  
LOB 16



Batter	1	2	3	4	5	6	7	8	9	AB	R	H	RBI	BB	SO	LOB	BOTTOM			
John Moses, S (1, 8) OBP: 0.339, SLG: 0.357	4-3																5 0 1 0 0 0 1			
Phil Bradley, R (1, 7) OBP: 0.360, SLG: 0.422	HR																4 2 2 1 1 0 2			
Jim Presley, R (1, 5) OBP: 0.320, SLG: 0.502	6-3																3 1 1 0 0 0 0			
Ken Phelps, L (1, 3) OBP: 0.422, SLG: 0.642	1B																4 1 1 0 1 0 3			
Danny Tartabull, R (1, 9) OBP: 0.362, SLG: 0.503	K																4 1 2 3 0 1 1			
Dave Henderson, R (1, 10) OBP: 0.329, SLG: 0.471																	3 1 1 0 1 1 2			
Spike Owen, S (1, 6) OBP: 0.309, SLG: 0.368	4-3																4 0 2 1 0 0 1			
Bob Kearney, R (1, 2) OBP: 0.246, SLG: 0.310																	4 0 2 1 0 0 2			
Harold Reynolds, S (1, 4) OBP: 0.272, SLG: 0.278	G3																4 0 1 0 0 0 3			
<b>Inning Stats</b>	R: 1 E: 0 K: 1 S: 7	H: 2 LOB: 1 BB: 0 P: 7	R: 0 E: 0 K: 1 S: 6	H: 1 LOB: 0 BB: 0 P: 6	R: 0 E: 0 K: 0 S: 3	H: 1 LOB: 0 BB: 0 P: 3	R: 0 E: 0 K: 0 S: 4	H: 1 LOB: 1 BB: 0 P: 4	R: 0 E: 0 K: 0 S: 4	H: 1 LOB: 1 BB: 0 P: 4	R: 2 E: 0 K: 0 S: 5	H: 3 LOB: 2 BB: 1 P: 10	R: 3 E: 0 K: 0 S: 6	H: 3 LOB: 2 BB: 2 P: 14	R: 0 E: 0 K: 0 S: 4	H: 1 LOB: 2 BB: 0 P: 5	1B: 10 2B: 1 3B: 0 HR: 2	SF: 0 SAC: 0 DP: 1 HBP: 2	WP: 0 PB: 0 SB: 1 CS: 1	PA: 40
<b>PITCHER</b> John Butcher, R (1, 1) ERA: 6.19 Rich Yett, R (6, 1) ERA: 4.4 Scott Bailes, L (7, 1) ERA: 4.8 Dickie Noles, R (7, 1) ERA: 9.95	IP: 5.2 WLS: L BF: 25 H: 8 R: 3 ER: 3 SO: 2 BB: 1 IBB: 0 HBP: 0 BLK: 0 WP: 0 HR: 2 S: 27 P: 32 ERA: 4.76 WHIP: 1.588															<b>PITCHER</b>				

Cleveland Indians @ Seattle Mariners  
The Kingdome, Seattle, WA  
Wed Jun 25 1986, 6:33 AM EDT  
Att: 8,372 - Unknown

AB 35  
R 6  
H 13  
RBI 6  
BB 3  
SO 2  
LOB 15





Batter	1	2	3	4	5	6	7	8	9	AB	R	H	RBI	BB	SO	LOB	TOP			
<b>Brett Butler, L</b> OBP: 0.324, SLG: 0.328 (1, 8)										5	1	1	0	0	1	2	<b>Cleveland Indians @ California Angels</b> Anaheim Stadium, Anaheim, CA Fri Jun 27 1986, 10:05 PM EDT Att: 36,109 - Unknown			
<b>Julio Franco, R</b> OBP: 0.309, SLG: 0.367 (1, 6)										2	1	0	0	2	0	0				
<b>Joe Carter, R</b> OBP: 0.343, SLG: 0.491 (1, 3)										4	0	1	0	0	0	3				
<b>Andre Thornton, R</b> OBP: 0.330, SLG: 0.380 <b>Otis Nixon, S</b> OBP: 0.239, SLG: 0.205 (9, PR)										3	0	0	0	1	0	3				
<b>Mel Hall, L</b> OBP: 0.363, SLG: 0.596 (1, 7)										4	1	3	3	0	0	1				
<b>Brook Jacoby, R</b> OBP: 0.334, SLG: 0.427 (1, 5)										3	1	0	0	0	2	1				
<b>Cory Snyder, R</b> OBP: 0.240, SLG: 0.500 (1, 9)										4	1	0	1	0	2	3				
<b>Chris Bando, S</b> OBP: 0.350, SLG: 0.365 (1, 2)										4	0	0	0	0	1	2				
<b>Fran Mullins, R</b> OBP: 0.167, SLG: 0.235 (1, 4)										4	0	1	2	0	0	0				
<b>Inning Stats</b>	R: 3 E: 0 K: 1 S: 7	H: 2 LOB: 0 BB: 1 P: 11	R: 0 E: 0 K: 0 S: 3	H: 0 LOB: 0 BB: 0 P: 3	R: 0 E: 0 K: 1 S: 6	H: 1 LOB: 1 BB: 0 P: 6	R: 0 E: 0 K: 2 S: 7	H: 0 LOB: 0 BB: 0 P: 7	R: 0 E: 0 K: 0 S: 4	H: 1 LOB: 0 BB: 0 P: 4	R: 0 E: 0 K: 2 S: 7	H: 0 LOB: 0 BB: 0 P: 7	R: 0 E: 0 K: 0 S: 3	H: 0 LOB: 1 BB: 1 P: 7	R: 3 E: 0 K: 0 S: 6	H: 2 LOB: 2 BB: 1 P: 10	1B: 5 2B: 0 3B: 0 HR: 1	SF: 0 SAC: 1 DP: 0 HBP: 0	WP: 0 PB: 0 SB: 0 CS: 0	PA: 37
<b>PITCHER</b> <b>Mike Witt, R</b> ERA: 3.29 (1, 1)	IP: 9.0 WLS: L BF: 37 H: 6 R: 6 ER: 6 SO: 6 BB: 3 IBB: 0 HBP: 0 BLK: 0 WP: 0 HR: 1 S: 46 P: 58 ERA: 6.00 WHIP: 1.000															<b>PITCHER</b>				

Batter	1	2	3	4	5	6	7	8	9	AB	R	H	RBI	BB	SO	LOB	BOTTOM						
<b>Ruppert Jones, L</b> OBP: 0.361, SLG: 0.476 (1, 9) (8, 7)										5	0	0	0	0	0	4	<b>Cleveland Indians @ California Angels</b> Anaheim Stadium, Anaheim, CA Fri Jun 27 1986, 10:05 PM EDT Att: 36,109 - Unknown						
<b>Gary Pettis, S</b> OBP: 0.308, SLG: 0.314 (1, 8)										5	1	1	0	0	1	0							
<b>Wally Joyner, L</b> OBP: 0.334, SLG: 0.521 (1, 3)										5	0	2	0	0	0	1							
<b>Reggie Jackson, L</b> OBP: 0.440, SLG: 0.467 (1, 10)										1	0	1	1	3	0	0							
<b>Doug DeCinces, R</b> OBP: 0.318, SLG: 0.421 (1, 5)										4	1	2	0	0	0	4							
<b>Jack Howell, L</b> OBP: 0.250, SLG: 0.439 <b>George Hendrick, R</b> OBP: 0.317, SLG: 0.443 (1, 7) (8, 9)										3	1	1	1	0	0	0							
<b>Rob Wilfong, L</b> OBP: 0.305, SLG: 0.366 <b>Bobby Grich, R</b> OBP: 0.301, SLG: 0.350 (1, 4) (6, 4)										2	0	1	0	0	0	0							
<b>Rick Burleson, R</b> OBP: 0.373, SLG: 0.394 (1, 6)										2	0	1	0	2	1	0							
<b>Bob Boone, R</b> OBP: 0.268, SLG: 0.261 (1, 2)										4	0	1	0	0	0	4							
<b>Inning Stats</b>	R: 0 E: 0 K: 0 S: 4	H: 1 LOB: 2 BB: 1 P: 8	R: 0 E: 0 K: 0 S: 5	H: 2 LOB: 0 BB: 0 P: 5	R: 0 E: 0 K: 1 S: 5	H: 1 LOB: 1 BB: 1 P: 9	R: 0 E: 0 K: 0 S: 4	H: 1 LOB: 2 BB: 1 P: 8	R: 3 E: 0 K: 0 S: 7	H: 4 LOB: 2 BB: 1 P: 11	R: 0 E: 0 K: 0 S: 3	H: 0 LOB: 0 BB: 0 P: 3	R: 0 E: 0 K: 1 S: 5	H: 0 LOB: 1 BB: 1 P: 9	R: 0 E: 0 K: 1 S: 5	H: 0 LOB: 0 BB: 0 P: 5		R: 0 E: 0 K: 1 S: 7	H: 2 LOB: 2 BB: 0 P: 7	1B: 8 2B: 3 3B: 0 HR: 0	SF: 1 SAC: 1 DP: 1 HBP: 0	WP: 1 PB: 0 SB: 1 CS: 0	PA: 42
<b>PITCHER</b> <b>Don Schulze, R</b> ERA: 4.84 <b>Bryan Oelkers, L</b> ERA: 2.91 <b>Dickie Noles, R</b> ERA: 7.27 <b>Ernie Camacho, R</b> ERA: 4.5 (1, 1) (5, 1) (7, 1) (9, 1)	IP: 4.2 WLS: 8 BF: 24 H: 1 R: 0 ER: 0 SO: 3 BB: 2 IBB: 0 HBP: 0 BLK: 0 WP: 0 HR: 0 S: 23 P: 35 ERA: 5.79 WHIP: 2.357															<b>PITCHER</b>							




Batter	1	2	3	4	5	6	7	8	9	AB	R	H	RBI	BB	SO	LOB	TOP										
<b>Brett Butler, L</b> OBP: 0.327, SLG: 0.331 (1, 8)	0-3 K		0-0 4-3		0-0 1-2 1B		0-0 1B			4	0	2	0	0	1	0	<b>Cleveland Indians @ California Angels</b> Anaheim Stadium, Anaheim, CA Sat Jun 28 1986, 10:05 PM EDT Att: 43,385 - Unknown										
<b>Julio Franco, R</b> OBP: 0.305, SLG: 0.361 (1, 6)	0-3 K		0-0 6-3		0-0 L9		0-0 F4			4	0	0	0	0	1	3											
<b>Joe Carter, R</b> OBP: 0.341, SLG: 0.487 (1, 3)	0-0 1B		0-0 F9				0-0 F4	0-3 K		4	0	1	0	0	1	0											
<b>Andre Thornton, R</b> OBP: 0.325, SLG: 0.373 (1, 10)	0-0 F5			0-0 F8		0-0 E5		0-0 5-3		4	0	0	0	0	0	1											
<b>Mel Hall, L</b> OBP: 0.356, SLG: 0.583 (1, 7)		0-0 5-3		0-3 K		0-0 F8		0-0 1-3		4	0	0	0	0	1	1											
<b>Brook Jacoby, R</b> OBP: 0.333, SLG: 0.425 (1, 5)		0-0 HR		0-0 F8		0-3 K		0-0 6-3		4	1	1	0	0	1	1											
<b>Cory Snyder, R</b> OBP: 0.259, SLG: 0.611 (1, 9)		0-0 HR			0-0 F3		0-0 HR		0-0 F9	4	2	2	3	0	0	0											
<b>Chris Bando, S</b> OBP: 0.357, SLG: 0.372 (1, 2)		0-0 4-3			0-0 1B		0-3 K		0-0 FC6-4 1B	4	0	2	0	0	1	0											
<b>Fran Mullins, R</b> OBP: 0.136, SLG: 0.190 (1, 4)		0-0 5-3			0-0 F8		0-3 K		0-0 FC6-4	4	0	0	0	0	1	2											
<b>Inning Stats</b>	R: 0 E: 0 K: 2 S: 8	H: 1 LOB: 1 BB: 0 P: 8	R: 2 E: 0 K: 0 S: 5	H: 2 LOB: 0 BB: 0 P: 5	R: 0 E: 0 K: 1 S: 3	H: 0 LOB: 0 BB: 0 P: 3	R: 0 E: 0 K: 1 S: 5	H: 2 LOB: 2 BB: 0 P: 5	R: 0 E: 1 K: 1 S: 6	H: 0 LOB: 1 BB: 0 P: 6	R: 1 E: 0 K: 2 S: 9	H: 2 LOB: 1 BB: 0 P: 9	R: 0 E: 0 K: 1 S: 5	H: 0 LOB: 0 BB: 0 P: 5	R: 0 E: 0 K: 0 S: 4	H: 1 LOB: 1 BB: 0 P: 4	1B: 6 2B: 0 3B: 0 HR: 2	SF: 0 SAC: 0 DP: 0 HBP: 0	WP: 0 PB: 0 SB: 2 CS: 0	PA: 36							
<b>PITCHER</b>	IP	WLS	BF	H	R	ER	SO	BB	IBB	HBP	BLK	WP	HR	S	P	ERA	WHIP										
<b>Don Sutton, R</b> ERA: 4.96 (1, 1)	7.0		29	7	3	3	6	0	0	0	0	0	2	41	41	3.86	1.000										
<b>Doug Corbett, R</b> ERA: 3.4 (8, 1)	2.0	W	7	1	0	0	1	0	0	0	0	0	0	9	9	0.00	0.500										

AB	36
R	3
H	8
RBI	3
BB	0
SO	7
LOB	8



Batter	1	2	3	4	5	6	7	8	9	AB	R	H	RBI	BB	SO	LOB	BOTTOM										
<b>Ruppert Jones, L</b> OBP: 0.367, SLG: 0.480 (1, 9)	0-0 WP		0-0 4-3		0-0 4-3	4-0 1B		4-0 E 1B		3	1	1	0	2	0	0	<b>Cleveland Indians @ California Angels</b> Anaheim Stadium, Anaheim, CA Sat Jun 28 1986, 10:05 PM EDT Att: 43,385 - Unknown										
<b>Gary Pettis, S</b> OBP: 0.314, SLG: 0.317 (1, 8)	0-3 K		4-0 1B		0-0 3B	0-0 1B		0-0 E1 1B		4	2	2	1	1	1	2											
<b>Wally Joyner, L</b> OBP: 0.339, SLG: 0.529 (1, 3)	0-0 4-3		0-0 1B		0-0 E	0-3 K		0-0 1B		5	2	3	2	0	1	3											
<b>Reggie Jackson, L</b> OBP: 0.439, SLG: 0.459 (1, 10)	4-0 BB		0-0 F4		4-0 BB	0-3 K		0-0 F4		3	0	0	0	2	1	6											
<b>Doug DeCinces, R</b> OBP: 0.320, SLG: 0.418 (1, 5)	0-0 F2		4-0 BB		0-0 E4			0-0 BB		4	1	1	2	1	0	3											
<b>Brian Downing, R</b> OBP: 0.408, SLG: 0.484 (1, 7)		0-0 6-3 1B		0-3 K		4-0 BB		4-0 BB		3	1	2	0	2	1	3											
<b>Rob Wilfong, L</b> OBP: 0.308, SLG: 0.363 (1, 4)	0-0 6-3			0-0 B3		0-0 G6-4-3		4-0 BB		4	1	1	1	1	0	4											
<b>Dick Schofield, R</b> OBP: 0.312, SLG: 0.383 (1, 6)	0-0 F6			0-0 L1		0-0 B1-3		0-0 F9		4	0	0	0	1	0	4											
<b>Bob Boone, R</b> OBP: 0.273, SLG: 0.276 (1, 2)	0-0 1B			0-0 1-3		0-0 1B		0-0 2B		3	1	2	0	0	0	0											
<b>Jack Howell, L</b> OBP: 0.244, SLG: 0.429 (7, PH)								0-0 G1-2-3		1	0	0	0	0	0	3											
<b>Jerry Narron, L</b> OBP: 0.361, SLG: 0.452 (8, 2)		2-H				0-0 1B		0-0 2B		1	0	1	3	0	0	0											
<b>Inning Stats</b>	R: 0 E: 0 K: 1 S: 6	H: 1 LOB: 2 BB: 1 P: 10	R: 0 E: 0 K: 0 S: 4	H: 2 LOB: 3 BB: 0 P: 4	R: 0 E: 0 K: 0 S: 3	H: 0 LOB: 0 BB: 0 P: 3	R: 2 E: 1 K: 0 S: 5	H: 2 LOB: 2 BB: 2 P: 13	R: 1 E: 0 K: 2 S: 9	H: 2 LOB: 2 BB: 1 P: 13	R: 0 E: 0 K: 0 S: 4	H: 2 LOB: 2 BB: 1 P: 8	R: 6 E: 1 K: 0 S: 6	H: 3 LOB: 1 BB: 3 P: 18	1B: 9 2B: 2 3B: 2 HR: 0	SF: 0 SAC: 0 DP: 2 HBP: 0	WP: 1 PB: 0 SB: 1 CS: 0	PA: 45									
<b>PITCHER</b>	IP	WLS	BF	H	R	ER	SO	BB	IBB	HBP	BLK	WP	HR	S	P	ERA	WHIP										
<b>Phil Niekro, R</b> ERA: 4.6 (1, 1)	6.1		35	10	3	3	4	7	0	0	0	0	0	36	64	4.26	2.684										
<b>John Butcher, R</b> ERA: 6.25 (7, 1)	0.2	L	3	0	2	2	0	1	0	0	0	0	0	2	6	27.00	1.500										
<b>Tom Candiotti, R</b> ERA: 4.11 (8, 1)	1.0		7	3	4	3	0	2	0	0	0	0	0	5	13	27.00	5.000										

AB	35
R	9
H	13
RBI	9
BB	10
SO	4
LOB	28





Batter	1	2	3	4	5	6	7	8	9	AB	R	H	RBI	BB	SO	LOB	TOP					
Tony Bernazard, S (1,4) Fran Mullins, R (7,4) OBP: 0.375, SLG: 0.447 OBP: 0.130, SLG: 0.182	F6							FC5-4		3	0	1	1	1	0	1						
Brett Butler, L (1,8) OBP: 0.326, SLG: 0.327	4-3		F8				SH5-4		K	3	1	0	0	1	1	1						
Joe Carter, R (1,3) OBP: 0.342, SLG: 0.496	1B		5-3				F9		K	5	1	2	3	0	1	2						
Mel Hall, L (1,7) Andre Thornton, R (9,PH) Otis Nixon, S (9,7) OBP: 0.364, SLG: 0.584 OBP: 0.326, SLG: 0.388 OBP: 0.239, SLG: 0.205	1B		F7				1B			3	0	2	0	1	0	1						
Cory Snyder, R (1,9) OBP: 0.271, SLG: 0.593	K			F8			5-3			5	0	2	0	0	1	4						
Brook Jacoby, R (1,5) OBP: 0.331, SLG: 0.432		K		F9			F2			5	1	1	1	0	1	3						
Julio Franco, R (1,6) OBP: 0.308, SLG: 0.363				F8						4	0	2	0	0	1	0						
Carmen Castillo, R (1,10) OBP: 0.317, SLG: 0.433		L4-3					G1-6-3			3	0	1	0	1	0	2						
Andy Allanson, R (1,2) Chris Bando, S (8,2) OBP: 0.288, SLG: 0.343 OBP: 0.357, SLG: 0.372							FC1-6			4	2	1	0	0	1	2						
Inning Stats	R: 0 E: 0 K: 1 S: 7	H: 2 LOB: 2 BB: 0 P: 7	R: 0 E: 0 K: 1 S: 5	H: 1 LOB: 0 BB: 0 P: 5	R: 1 E: 0 K: 0 S: 5	H: 2 LOB: 1 BB: 0 P: 5	R: 0 E: 0 K: 0 S: 3	H: 0 LOB: 0 BB: 0 P: 3	R: 3 E: 0 K: 0 S: 6	H: 3 LOB: 2 BB: 2 P: 14	R: 0 E: 0 K: 0 S: 3	H: 1 LOB: 0 BB: 0 P: 3	R: 0 E: 0 K: 0 S: 3	H: 0 LOB: 2 BB: 2 P: 11	R: 1 E: 0 K: 2 S: 9	H: 2 LOB: 1 BB: 0 P: 9	R: 1 E: 0 K: 2 S: 9	H: 2 LOB: 1 BB: 0 P: 9	1B: 8 2B: 3 3B: 0 HR: 3	SF: 0 SAC: 1 DP: 2 HBP: 0	WP: 0 PB: 0 SB: 1 CS: 0	PA: 42
PITCHER	IP	WLS	BF	H	R	ER	SO	BB	IBB	HBP	BLK	WP	HR	S	P	ERA	WHIP					
Ron Romanick, R (1,1) ERA: 4.85	5.0	L	24	8	4	4	2	2	0	0	0	0	1	26	34	7.20	2.000					
Todd Fischer, R (6,1) ERA: 4.5	2.1		11	3	1	1	1	1	1	0	0	0	1	11	19	3.86	1.714					
Terry Forster, L (8,1) ERA: 4.05	1.2		7	2	1	1	3	0	0	0	0	0	1	13	13	5.40	1.200					

Cleveland Indians @ California Angels  
Anaheim Stadium, Anaheim, CA  
Sun Jun 29 1986, 6:33 AM EDT  
Att: 29,128 - Unknown

AB	37
R	6
H	13
RBI	6
BB	4
SO	6
LOB	17



Batter	1	2	3	4	5	6	7	8	9	AB	R	H	RBI	BB	SO	LOB	BOTTOM					
Ruppert Jones, L (1,9) OBP: 0.364, SLG: 0.475	F8									4	1	1	0	0	2	0						
Gary Pettis, S (1,8) OBP: 0.313, SLG: 0.316										4	0	1	0	0	1	1						
Wally Joyner, L (1,3) OBP: 0.344, SLG: 0.536	L7									4	1	3	1	0	0	1						
Reggie Jackson, L (1,10) OBP: 0.436, SLG: 0.452										3	0	0	0	1	1	3						
Doug DeCinces, R (1,5) OBP: 0.322, SLG: 0.420										4	1	2	1	0	1	2						
Brian Downing, R (1,7) OBP: 0.409, SLG: 0.500										4	1	2	2	0	0	1						
Rob Wilfong, L (1,4) OBP: 0.301, SLG: 0.354										4	0	0	0	0	0	1						
Dick Schofield, R (1,6) Jack Howell, L (7,PH) Rick Burleson, R (8,6) OBP: 0.309, SLG: 0.379 OBP: 0.239, SLG: 0.419 OBP: 0.371, SLG: 0.391										2	0	0	0	0	0	0						
Bob Boone, R (1,2) Jerry Narron, L (9,PH) OBP: 0.269, SLG: 0.272 OBP: 0.351, SLG: 0.438										3	0	0	0	0	0	0						
Inning Stats	R: 0 E: 0 K: 1 S: 6	H: 1 LOB: 1 BB: 0 P: 6	R: 1 E: 0 K: 0 S: 4	H: 1 LOB: 0 BB: 0 P: 4	R: 1 E: 0 K: 2 S: 9	H: 2 LOB: 2 BB: 1 P: 13	R: 0 E: 0 K: 0 S: 3	H: 0 LOB: 0 BB: 0 P: 3	R: 0 E: 0 K: 1 S: 5	H: 0 LOB: 0 BB: 0 P: 5	R: 1 E: 0 K: 0 S: 5	H: 3 LOB: 1 BB: 0 P: 5	R: 0 E: 0 K: 2 S: 7	H: 0 LOB: 0 BB: 0 P: 7	R: 1 E: 0 K: 0 S: 5	H: 2 LOB: 1 BB: 0 P: 5	R: 0 E: 0 K: 0 S: 3	H: 0 LOB: 0 BB: 0 P: 3	1B: 6 2B: 2 3B: 0 HR: 1	SF: 0 SAC: 0 DP: 1 HBP: 0	WP: 0 PB: 0 SB: 2 CS: 0	PA: 36
PITCHER	IP	WLS	BF	H	R	ER	SO	BB	IBB	HBP	BLK	WP	HR	S	P	ERA	WHIP					
Ken Schrom, R (1,1) ERA: 3.88	7.2		31	8	4	4	6	1	0	0	0	0	1	42	46	4.70	1.174					
Ernie Camacho, R (8,1) ERA: 4.25	1.1	S	5	1	0	0	0	0	0	0	0	0	0	5	5	0.00	0.750					

Cleveland Indians @ California Angels  
Anaheim Stadium, Anaheim, CA  
Sun Jun 29 1986, 6:33 AM EDT  
Att: 29,128 - Unknown

AB	35
R	4
H	9
RBI	4
BB	1
SO	6
LOB	9



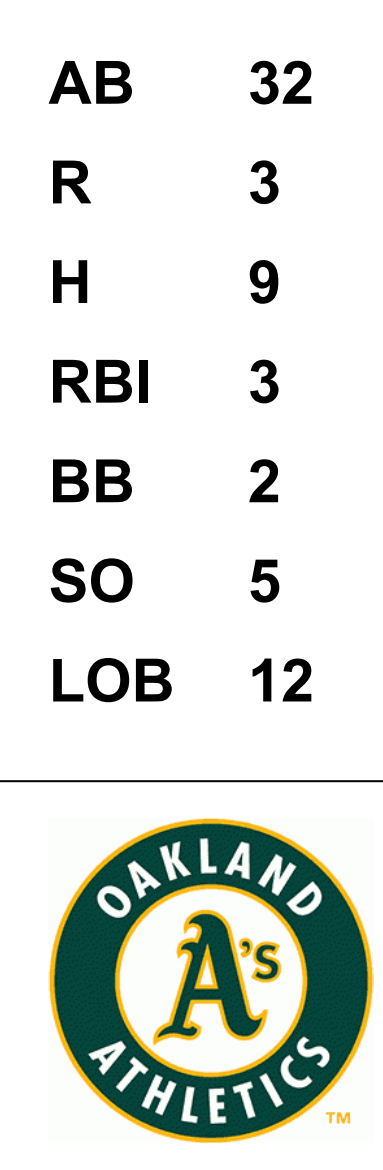


Batter	1	2	3	4	5	6	7	8	9	AB	R	H	RBI	BB	SO	LOB	TOP					
Tony Bernazard, S (1,4) OBP: 0.372, SLG: 0.441	F6		6-3		SF8		3-1		FC4-3-6 1B BB	3	0	0	1	1	0	0	<b>Cleveland Indians @ Oakland Athletics</b> Oakland-Alameda County Coliseum, Oakland, CA Mon Jun 30 1986, 7:05 PM PDT Att: 14,839 - Unknown					
Brett Butler, L (1,8) OBP: 0.327, SLG: 0.326	BB		4-3		F8		F7		FC4-3-6 1B BB	4	0	1	1	1	0	2						
Joe Carter, R (1,3) OBP: 0.340, SLG: 0.491	F6			E6 WP S 6-3-5	E8 1B			F8	FC4-3-6 1B	5	2	1	2	0	0	3						
Mel Hall, L (1,7) OBP: 0.362, SLG: 0.577	F8			K	CS			6-3	K	4	0	1	1	0	1	2						
Otis Nixon, S (8,7) OBP: 0.234, SLG: 0.200	1-2				CS 1B				K	1	0	0	0	0	1	2						
Cory Snyder, R (1,9) OBP: 0.286, SLG: 0.629		6-3		6-3-5 WP BB	CS		K			3	1	1	1	1	0							
Brook Jacoby, R (1,5) OBP: 0.330, SLG: 0.429	BB			6-3-5			K			4	0	1	1	0	1							
Julio Franco, R (1,6) OBP: 0.314, SLG: 0.372				1-2 SH	SH 1B SF8				BB 1B 2B	4	2	3	0	0	1	1						
Carmen Castillo, R (1,10) OBP: 0.315, SLG: 0.426					SH 1B		K		F9	4	1	1	0	0	2	3						
Chris Bando, S (1,2) OBP: 0.356, SLG: 0.363			4-3		SH 1B E		4-3		1B BB FC4-3-6	2	2	0	0	1	0	0						
<b>Inning Stats</b>	R: 0 E: 0 K: 0 S: 3	H: 0 LOB: 1 BB: 1 P: 7	R: 0 E: 0 K: 2 S: 8	H: 1 LOB: 1 BB: 0 P: 8	R: 0 E: 0 K: 0 S: 3	H: 0 LOB: 0 BB: 0 P: 3	R: 1 E: 1 K: 1 S: 5	H: 0 LOB: 0 BB: 1 P: 9	R: 4 E: 2 K: 0 S: 7	H: 4 LOB: 0 BB: 0 P: 7	R: 0 E: 0 K: 3 S: 10	H: 1 LOB: 1 BB: 0 P: 10	R: 0 E: 0 K: 0 S: 3	H: 0 LOB: 0 BB: 0 P: 3	R: 1 E: 0 K: 0 S: 4	H: 1 LOB: 0 BB: 0 P: 4	R: 2 E: 0 K: 1 S: 7	H: 2 LOB: 2 BB: 2 P: 15	1B: 7 2B: 2 3B: 0 HR: 1	SF: 1 SAC: 1 DP: 1 HBP: 0	WP: 1 PB: 0 CS: 3	PA: 41
<b>PITCHER</b>	IP WLS BF H R ER SO BB IBB HBP BLK WP HR S P ERA WHIP	8.1 L 37 8 8 4 6 4 0 0 0 1 1 45 61 4.32 1.440	0.0 1 1 0 0 0 0 0 0 0 0 0 0 1 1 ∞ ∞	0.2 2 0 0 0 1 0 0 0 0 0 0 0 4 4 0.00 0.000	<b>PITCHER</b>										IP WLS BF H R ER SO BB IBB HBP BLK WP HR S P ERA WHIP							

AB 34  
R 8  
H 9  
RBI 7  
BB 4  
SO 7  
LOB 14



Batter	1	2	3	4	5	6	7	8	9	AB	R	H	RBI	BB	SO	LOB	BOTTOM					
Tony Phillips, S (1,4) OBP: 0.363, SLG: 0.330	E4 FC6-5 1B		3-1		4-3		4-3			4	0	1	1	0	0	5	<b>Cleveland Indians @ Oakland Athletics</b> Oakland-Alameda County Coliseum, Oakland, CA Mon Jun 30 1986, 7:05 PM PDT Att: 14,839 - Unknown					
Carney Lansford, R (1,5) OBP: 0.332, SLG: 0.392	FC6-5 S			6-3	1B			1-3		4	0	1	1	0	0	1						
Jose Canseco, R (1,9) OBP: 0.357, SLG: 0.514	K			F8	2-1	G6-4-3 BB		F4		3	0	0	0	1	1							
Dave Kingman, R (1,10) OBP: 0.248, SLG: 0.414	F3			5-3		G6-4-3		L4		4	0	0	0	0	0	2						
Dusty Baker Jr., R (1,7) OBP: 0.316, SLG: 0.313					1B BB 1B		K		K	4	1	2	0	0	2	0						
Bruce Bochte, L (1,3) OBP: 0.348, SLG: 0.353		G4-6-3			F9		4-3		F8	4	0	0	0	0	0	2						
Mike Davis, L (1,8) OBP: 0.304, SLG: 0.445					BB 1B 4-3		F9		K	4	1	1	0	0	2	0						
Alfredo Griffin, S (1,6) OBP: 0.339, SLG: 0.365					4-3 BB 1B			1B		3	1	3	0	0	0	0						
Mickey Tettleton, S (1,2) OBP: 0.292, SLG: 0.325					1B 4-3 BB		1-2	1B		2	0	1	1	1	0	1						
<b>Inning Stats</b>	R: 0 E: 1 K: 1 S: 6	H: 1 LOB: 0 BB: 0 P: 6	R: 0 E: 0 K: 1 S: 5	H: 1 LOB: 0 BB: 0 P: 5	R: 0 E: 0 K: 0 S: 3	H: 0 LOB: 0 BB: 0 P: 3	R: 0 E: 0 K: 0 S: 3	H: 0 LOB: 0 BB: 0 P: 3	R: 3 E: 0 K: 0 S: 6	H: 4 LOB: 2 BB: 1 P: 10	R: 0 E: 0 K: 1 S: 4	H: 0 LOB: 0 BB: 1 P: 8	R: 0 E: 0 K: 0 S: 5	H: 2 LOB: 2 BB: 0 P: 5	R: 0 E: 0 K: 0 S: 3	H: 0 LOB: 0 BB: 0 P: 3	R: 0 E: 0 K: 2 S: 7	H: 0 LOB: 0 BB: 0 P: 7	1B: 9 2B: 0 3B: 0 HR: 0	SF: 0 SAC: 0 DP: 2 HBP: 0	WP: 0 PB: 0 CS: 1	PA: 34
<b>PITCHER</b>	IP WLS BF H R ER SO BB IBB HBP BLK WP HR S P ERA WHIP	9.0 W 35 9 3 3 5 2 0 0 0 0 0 42 50 3.00 1.222	<b>PITCHER</b>										IP WLS BF H R ER SO BB IBB HBP BLK WP HR S P ERA WHIP									





Batter	1	2	3	4	5	6	7	8	9	AB	R	H	RBI	BB	SO	LOB	TOP								
Tony Bernazard, S (1,4) OBP: 0.376, SLG: 0.474	4-3		1B FC6-4 2B	SF9			HR		HR	4	3	3	3	0	0	0	<b>Cleveland Indians @ Oakland Athletics</b> Oakland-Alameda County Coliseum, Oakland, CA Tue Jul 01 1986, 3:33 AM PDT Att: 7,379 - Unknown <a href="http://livebaseballscorecards.com">livebaseballscorecards.com</a>								
Julio Franco, R (1,6) OBP: 0.312, SLG: 0.369	6-3		FC6-4 2-3 1B	5-3			F9		4-3	5	0	1	0	0	0	1									
Joe Carter, R (1,8) OBP: 0.341, SLG: 0.488	F7		FC6-4 F8 HR		5-3				1B	4	1	1	1	1	0	1									
Andre Thornton, R (1,10) OBP: 0.329, SLG: 0.384		HR BB	F8			FC4-6 BB	F6		F9	3	1	0	0	2	0	3									
Mel Hall, L (1,7) OBP: 0.364, SLG: 0.606 Otis Nixon, S (9,7) OBP: 0.234, SLG: 0.200			HR			FC4-6	F8			4	2	2	4	0	0	2									
Brook Jacoby, R (1,5) OBP: 0.329, SLG: 0.437		HR	F4		6-3				F9	4	1	1	1	0	0	1									
Cory Snyder, R (1,9) OBP: 0.284, SLG: 0.606	F9				F6		F4		G6-3 1B	4	0	1	0	0	0	0									
Pat Tabler, R (1,3) OBP: 0.332, SLG: 0.421	4-3			SF9 2B		K			G6-3	4	1	1	0	0	1	1									
Andy Allanson, R (1,2) OBP: 0.282, SLG: 0.335	5-3			E4 2-3			F8		F8	4	0	0	0	0	0	1									
<b>Inning Stats</b>	R: 0 E: 0 K: 0 S: 3	H: 0 LOB: 0 BB: 0 P: 3	R: 3 E: 0 K: 0 S: 5	H: 2 LOB: 0 BB: 1 P: 9	R: 3 E: 0 K: 0 S: 6	H: 3 LOB: 0 BB: 0 P: 6	R: 1 E: 1 K: 0 S: 5	H: 1 LOB: 1 BB: 0 P: 5	R: 0 E: 0 K: 1 S: 3	H: 0 LOB: 0 BB: 1 P: 7	R: 0 E: 0 K: 0 S: 5	H: 0 LOB: 0 BB: 0 P: 5	R: 1 E: 0 K: 0 S: 4	H: 1 LOB: 1 BB: 0 P: 8	R: 0 E: 0 K: 0 S: 3	H: 1 LOB: 0 BB: 0 P: 3	R: 1 E: 0 K: 0 S: 5	H: 2 LOB: 1 BB: 0 P: 5	1B: 3 2B: 2 3B: 0 HR: 5	SF: 1 SAC: 0 DP: 1 HBP: 0	WP: 0 PB: 0 SB: 2 CS: 0	PA: 40			
<b>PITCHER</b>	IP	WLS	BF	H	R	ER	SO	BB	IBB	HBP	BLK	WP	HR	S	P	ERA	WHIP								
Rick Langford, R (1,1) ERA: 7.26	2.0	L	11	4	5	5	0	1	0	0	0	0	2	10	14	22.50	2.500								
Dave Stewart, R (3,1) ERA: 5.39	4.0		17	3	3	2	1	1	0	0	0	0	2	18	22	4.50	1.000								
Dave Leiper, L (7,1) ERA: 2.87	3.0		12	3	1	1	0	1	0	0	0	0	1	11	15	3.00	1.333								

Batter	1	2	3	4	5	6	7	8	9	AB	R	H	RBI	BB	SO	LOB	BOTTOM								
Tony Phillips, S (1,4) OBP: 0.359, SLG: 0.326	6-3		4-3		F8		L9			4	0	0	0	0	0	3	<b>Cleveland Indians @ Oakland Athletics</b> Oakland-Alameda County Coliseum, Oakland, CA Tue Jul 01 1986, 3:33 AM PDT Att: 7,379 - Unknown <a href="http://livebaseballscorecards.com">livebaseballscorecards.com</a>								
Carney Lansford, R (1,3) OBP: 0.336, SLG: 0.395 Bruce Bochte, L (7, PH) OBP: 0.347, SLG: 0.351	4-3 1B		F9		FC5-4 1-2 1B		4-3			3	0	2	0	0	0	0									
Jose Canseco, R (1,7) OBP: 0.355, SLG: 0.508	4-3 1-2				FC5-4 1-2		F8			3	0	0	0	1	0	3									
Dave Kingman, R (1,10) OBP: 0.245, SLG: 0.408	F8				K		F7		L6	4	0	0	0	1	2										
Mike Davis, L (1,9) OBP: 0.299, SLG: 0.437		4-3			F8		F4		F8	4	0	0	0	0	0										
Donnie Hill, S (1,5) OBP: 0.335, SLG: 0.382		4-3			F9		4-3		F7	4	0	0	0	0	0										
Alfredo Griffin, S (1,6) OBP: 0.338, SLG: 0.364					F9		4-3		F7	4	0	1	0	0	0										
Jerry Willard, L (1,2) OBP: 0.403, SLG: 0.390										3	0	3	0	1	0	0									
Stan Javier, S (1,8) OBP: 0.315, SLG: 0.256										4	0	1	0	0	2	4									
<b>Inning Stats</b>	R: 0 E: 0 K: 0 S: 4	H: 1 LOB: 1 BB: 0 P: 4	R: 0 E: 0 K: 0 S: 4	H: 1 LOB: 2 BB: 1 P: 8	R: 0 E: 0 K: 1 S: 5	H: 0 LOB: 1 BB: 1 P: 9	R: 0 E: 0 K: 0 S: 3	H: 0 LOB: 0 BB: 0 P: 3	R: 0 E: 0 K: 1 S: 7	H: 2 LOB: 2 BB: 0 P: 7	R: 0 E: 0 K: 0 S: 3	H: 0 LOB: 0 BB: 0 P: 3	R: 0 E: 0 K: 0 S: 5	H: 2 LOB: 2 BB: 0 P: 5	R: 0 E: 0 K: 0 S: 3	H: 0 LOB: 0 BB: 0 P: 3	R: 0 E: 0 K: 1 S: 6	H: 1 LOB: 1 BB: 0 P: 6	1B: 7 2B: 0 3B: 0 HR: 0	SF: 0 SAC: 0 DP: 0 HBP: 0	WP: 0 PB: 0 SB: 1 CS: 0	PA: 36			
<b>PITCHER</b>	IP	WLS	BF	H	R	ER	SO	BB	IBB	HBP	BLK	WP	HR	S	P	ERA	WHIP								
John Butcher, R (1,1) ERA: 5.59	9.0	W	36	7	0	0	3	2	0	0	0	0	0	40	48	0.00	1.000								





Batter	1	2	3	4	5	6	7	8	9	AB	R	H	RBI	BB	SO	LOB	TOP										
<b>Tony Bernazard, S</b> OBP: 0.380, SLG: 0.475 (1, 4)										4	1	2	0	0	0	2	<b>Cleveland Indians @ Oakland Athletics</b> <b>Oakland-Alameda County Coliseum, Oakland, CA</b> Wed Jul 02 1986, 3:33 AM PDT Att: 9,446 - Unknown <a href="http://livebaseballscorecards.com">livebaseballscorecards.com</a>										
<b>Brett Butler, L</b> OBP: 0.328, SLG: 0.327 (1, 8)										5	1	2	1	0	1	2											
<b>Joe Carter, R</b> OBP: 0.339, SLG: 0.481 (1, 3)										4	1	0	0	1	1	4											
<b>Andre Thornton, R</b> OBP: 0.330, SLG: 0.400 (1, 10)										5	2	2	4	0	2	0											
<b>Mel Hall, L</b> OBP: 0.360, SLG: 0.596 (1, 7)										5	0	1	0	0	2	1											
<b>Otis Nixon, S</b> OBP: 0.234, SLG: 0.200 (9, 7)										0	0	0	0	0	0	0											
<b>Brook Jacoby, R</b> OBP: 0.325, SLG: 0.431 (1, 5)										4	0	0	1	0	2	1											
<b>Julio Franco, R</b> OBP: 0.314, SLG: 0.371 (1, 6)										4	1	2	0	0	1	1											
<b>Cory Snyder, R</b> OBP: 0.282, SLG: 0.586 (1, 9)										4	1	1	0	0	3	2											
<b>Andy Allanson, R</b> OBP: 0.286, SLG: 0.335 (1, 2)										3	0	1	1	1	1	1											
<b>Inning Stats</b>	R: 4 E: 0 K: 3 S: 13	H: 4 LOB: 1 BB: 1 P: 17	R: 0 E: 0 K: 1 S: 5	H: 0 LOB: 1 BB: 1 P: 9	R: 3 E: 0 K: 0 S: 8	H: 5 LOB: 3 BB: 0 P: 9	R: 0 E: 0 K: 1 S: 5	H: 0 LOB: 0 BB: 0 P: 5	R: 0 E: 0 K: 1 S: 6	H: 1 LOB: 1 BB: 0 P: 6	R: 0 E: 0 K: 2 S: 7	H: 0 LOB: 0 BB: 0 P: 7	R: 0 E: 0 K: 1 S: 5	H: 0 LOB: 0 BB: 0 P: 5	R: 0 E: 0 K: 2 S: 8	H: 1 LOB: 1 BB: 0 P: 8	R: 0 E: 0 K: 2 S: 7	H: 0 LOB: 0 BB: 0 P: 7	R: 0 E: 0 K: 2 S: 7	H: 0 LOB: 0 BB: 0 P: 7	R: 0 E: 0 K: 2 S: 7	H: 0 LOB: 0 BB: 0 P: 7	1B: 9 2B: 1 3B: 0 HR: 1	SF: 0 SAC: 0 DP: 0 HBP: 1	WP: 0 PB: 0 SB: 1 CS: 0	PA: 41	
<b>PITCHER</b>	IP	WLS	BF	H	R	ER	SO	BB	IBB	HBP	BLK	WP	HR	S	P	ERA	WHIP										
<b>Bill Mooneyham, R</b> ERA: 4.17 (1, 1)	5.0	L	28	10	7	7	6	2	0	1	0	0	1	37	46	12.60	2.400										
<b>Doug Bair, R</b> ERA: 2.93 (6, 1)	2.0		6	0	0	0	3	0	0	0	0	0	0	12	12	0.00	0.000										
<b>Steve Ontiveros, R</b> ERA: 4.17 (8, 1)	2.0		7	1	0	0	4	0	0	0	0	0	0	15	15	0.00	0.500										

Batter	1	2	3	4	5	6	7	8	9	AB	R	H	RBI	BB	SO	LOB	BOTTOM										
<b>Tony Phillips, S</b> OBP: 0.356, SLG: 0.324 (1, 4)										5	0	1	0	0	1	4	<b>Cleveland Indians @ Oakland Athletics</b> <b>Oakland-Alameda County Coliseum, Oakland, CA</b> Wed Jul 02 1986, 3:33 AM PDT Att: 9,446 - Unknown <a href="http://livebaseballscorecards.com">livebaseballscorecards.com</a>										
<b>Mike Davis, L</b> OBP: 0.295, SLG: 0.430 (1, 9)										4	0	0	0	0	0	4											
<b>Carney Lansford, R</b> OBP: 0.334, SLG: 0.393 (1, 3)										4	0	1	0	0	0	0											
<b>Jose Canseco, R</b> OBP: 0.354, SLG: 0.505 (1, 7)										4	1	1	0	0	0	2											
<b>Dave Kingman, R</b> OBP: 0.245, SLG: 0.406 (1, 10)										4	0	1	0	0	0	0											
<b>Donnie Hill, S</b> OBP: 0.333, SLG: 0.379 (1, 5)										4	1	1	0	0	1	2											
<b>Alfredo Griffin, S</b> OBP: 0.343, SLG: 0.367 (1, 6)										3	1	2	1	1	0	0											
<b>Jerry Willard, L</b> OBP: 0.408, SLG: 0.413 (1, 2)										4	0	2	2	0	1	2											
<b>Stan Javier, S</b> OBP: 0.316, SLG: 0.250 (1, 8)										2	0	0	0	1	0	0											
<b>Bruce Bochte, L</b> OBP: 0.347, SLG: 0.351 (9, PH)										0	0	0	0	0	0	0											
<b>Dusty Baker Jr., R</b> OBP: 0.314, SLG: 0.310 (9, PH)										1	0	0	0	0	0	2											
<b>Inning Stats</b>	R: 0 E: 1 K: 0 S: 3	H: 0 LOB: 0 BB: 0 P: 3	R: 1 E: 0 K: 1 S: 7	H: 3 LOB: 1 BB: 0 P: 7	R: 0 E: 0 K: 0 S: 3	H: 0 LOB: 0 BB: 0 P: 3	R: 0 E: 0 K: 0 S: 3	H: 0 LOB: 0 BB: 0 P: 3	R: 1 E: 0 K: 1 S: 6	H: 1 LOB: 2 BB: 2 P: 14	R: 0 E: 0 K: 0 S: 3	H: 0 LOB: 0 BB: 0 P: 3	R: 0 E: 0 K: 1 S: 5	H: 0 LOB: 0 BB: 0 P: 5	R: 0 E: 0 K: 0 S: 5	H: 2 LOB: 2 BB: 0 P: 5	R: 1 E: 0 K: 0 S: 6	H: 3 LOB: 2 BB: 0 P: 6	1B: 8 2B: 2 3B: 0 HR: 0	SF: 0 SAC: 0 DP: 2 HBP: 0	WP: 1 PB: 0 SB: 1 CS: 0	PA: 37					
<b>PITCHER</b>	IP	WLS	BF	H	R	ER	SO	BB	IBB	HBP	BLK	WP	HR	S	P	ERA	WHIP										
<b>Don Schulze, R</b> ERA: 4.8 (1, 1)	4.1		18	4	2	2	1	2	0	0	0	0	0	18	26	4.15	1.385										
<b>Dickie Noles, R</b> ERA: 5.68 (5, 1)	4.0	W	17	5	1	1	2	0	0	0	0	0	0	21	21	2.25	1.250										
<b>Scott Bailes, L</b> ERA: 4.73 (9, 1)	0.2	S	2	0	0	0	0	0	0	0	0	0	0	2	2	0.00	0.000										





Batter	1	2	3	4	5	6	7	8	9	AB	R	H	RBI	BB	SO	LOB	TOP		
<b>Lonnie Smith, R</b> OBP: 0.397, SLG: 0.390 (1, 7)	B5-3		4-3 1B		F2		5-3			4	0	1	0	0	0	0	<b>Kansas City Royals @ Cleveland Indians</b> Cleveland Municipal Stadium, Cleveland, OH Fri Jul 04, 1986, 7:05 PM EDT Att: 73,303 - Unknown <a href="http://livebaseballscorecards.com">livebaseballscorecards.com</a>		
<b>Willie Wilson, S</b> OBP: 0.309, SLG: 0.341 (1, 8) <b>Lynn Jones, R</b> OBP: 0.286, SLG: 0.172 (8, 9)	F4		4-3		G3			K		4	0	0	1	0	1	1			
<b>Rudy Law, L</b> OBP: 0.333, SLG: 0.394 (1, 9) (8, 8)	1B BB		4-3		F8			6-3		3	0	0	0	1	0	1			
<b>Jorge Orta, L</b> OBP: 0.360, SLG: 0.439 (1, 10)	1-3 1B		4-3		F7			1-3		4	0	1	0	0	0	1			
<b>Frank White, R</b> OBP: 0.313, SLG: 0.442 (1, 4)	6-3			K	L4			FC5-4 1B		4	0	1	0	0	1	2			
<b>Steve Balboni, R</b> OBP: 0.287, SLG: 0.435 (1, 3)		F5		1-3				F8		4	0	1	0	0	0	1			
<b>Greg Pryor, R</b> OBP: 0.241, SLG: 0.310 (1, 5)		5-3		1B 1B				5-3		4	1	1	0	0	0	2			
<b>Jim Sundberg, R</b> OBP: 0.286, SLG: 0.290 (1, 2)		4-3						F9		4	1	2	2	0	0	0			
<b>Angel Salazar, R</b> OBP: 0.283, SLG: 0.333 (1, 6)			1B 4-3 2B		F8			F7		4	1	1	0	0	0	2			
<b>Inning Stats</b>	R: 0 E: 0 K: 0 S: 4	H: 1 LOB: 2 BB: 1 P: 8	R: 0 E: 0 K: 0 S: 3	H: 0 LOB: 0 BB: 0 P: 3	R: 1 E: 0 K: 0 S: 5	H: 2 LOB: 1 BB: 0 P: 5	R: 0 E: 0 K: 1 S: 7	H: 2 LOB: 2 BB: 0 P: 7	R: 0 E: 0 K: 0 S: 3	H: 0 LOB: 0 BB: 0 P: 3	R: 0 E: 0 K: 0 S: 3	H: 0 LOB: 0 BB: 0 P: 3	R: 0 E: 0 K: 1 S: 5	H: 0 LOB: 0 BB: 0 P: 5	R: 2 E: 0 K: 0 S: 5	H: 2 LOB: 2 BB: 0 P: 5	1B: 5 2B: 2 3B: 0 HR: 1	SF: 0 SAC: 0 DP: 0 HBP: 0	WP: 0 PA: 36 PB: 0 SB: 0 CS: 0
<b>PITCHER</b> <b>Phil Niekro, R</b> ERA: 4.46 (1, 1)	IP: 9.0 WLS: W BF: 36 H: 8 R: 3 ER: 3 SO: 2 BB: 1 IBB: 0 HBP: 0 BLK: 0 WP: 0 HR: 1 S: 39 P: 43 ERA: 3.00 WHIP: 1.000																		

Batter	1	2	3	4	5	6	7	8	9	AB	R	H	RBI	BB	SO	LOB	BOTTOM		
<b>Tony Bernazard, S</b> OBP: 0.377, SLG: 0.469 (1, 4)	6-3			1B 1-3 2H 5-3 1B		F7		4-3		5	1	1	1	0	0	1	<b>Kansas City Royals @ Cleveland Indians</b> Cleveland Municipal Stadium, Cleveland, OH Fri Jul 04, 1986, 7:05 PM EDT Att: 73,303 - Unknown <a href="http://livebaseballscorecards.com">livebaseballscorecards.com</a>		
<b>Julio Franco, R</b> OBP: 0.319, SLG: 0.373 (1, 6)	1B BB	4-3		F9 5-3 1B				6-3		4	2	2	1	1	0	1			
<b>Joe Carter, R</b> OBP: 0.340, SLG: 0.480 (1, 8) (5, 9)	1B 2B 1B			L7 5-3				1-3 1B		5	1	2	1	0	0	2			
<b>Andre Thornton, R</b> OBP: 0.341, SLG: 0.421 (1, 10)	2B 1B			HR 1B				1B 1B		4	3	4	3	1	0	0			
<b>Brook Jacoby, R</b> OBP: 0.323, SLG: 0.431 (1, 5)	1-2 2H 2B			L9 F9				F9 4-3		5	0	1	2	0	0	5			
<b>Cory Snyder, R</b> OBP: 0.280, SLG: 0.608 (1, 7)	F8			HR K				F9		4	1	1	2	0	1	3			
<b>Pat Tabler, R</b> OBP: 0.326, SLG: 0.413 (1, 3)	F9			L8				6-3		4	0	0	0	0	0	1			
<b>Carmen Castillo, R</b> OBP: 0.327, SLG: 0.447 (1, 9) <b>Brett Butler, L</b> OBP: 0.329, SLG: 0.329 (5, 8)		SH3-4 2B		1B 1B				4-3		2	1	2	0	0	0	0			
<b>Chris Bando, S</b> OBP: 0.356, SLG: 0.361 (1, 2)		SH3-4		1B 1-2 1B				6-3		3	1	1	0	0	0	1			
<b>Inning Stats</b>	R: 3 E: 0 K: 0 S: 6	H: 3 LOB: 1 BB: 1 P: 10	R: 0 E: 0 K: 0 S: 4	H: 1 LOB: 1 BB: 0 P: 4	R: 2 E: 0 K: 0 S: 5	H: 2 LOB: 0 BB: 0 P: 5	R: 3 E: 0 K: 1 S: 9	H: 4 LOB: 2 BB: 1 P: 13	R: 0 E: 0 K: 0 S: 3	H: 0 LOB: 0 BB: 0 P: 3	R: 2 E: 0 K: 0 S: 5	H: 2 LOB: 0 BB: 0 P: 5	R: 0 E: 0 K: 0 S: 4	H: 1 LOB: 1 BB: 0 P: 4	R: 0 E: 0 K: 0 S: 5	H: 2 LOB: 2 BB: 0 P: 5	1B: 11 2B: 2 3B: 0 HR: 2	SF: 0 SAC: 1 DP: 0 HBP: 0	WP: 0 PA: 41 PB: 0 SB: 0 CS: 0
<b>PITCHER</b> <b>Danny Jackson, L</b> ERA: 4.33 (1, 1) <b>Mark Gubicza, R</b> ERA: 5.09 (4, 1) <b>Dan Quisenberry, R</b> ERA: 2.72 (7, 1)	IP: 3.0 WLS: L BF: 16 H: 6 R: 5 ER: 5 SO: 1 BB: 1 IBB: 0 HBP: 0 BLK: 0 WP: 0 HR: 1 S: 15 P: 19 ERA: 15.00 WHIP: 2.333																		



Batter	1	2	3	4	5	6	7	8	9	AB	R	H	RBI	BB	SO	LOB	TOP					
<b>Lonnie Smith, R</b> OBP: 0.391, SLG: 0.382 (1, 7)	0-3 K		0-0 4-3		0-0 F9			0-0 F7		4	0	0	0	0	1	0						
<b>Willie Wilson, S</b> OBP: 0.309, SLG: 0.346 (1, 8)	0-0 HR		0-3 K		0-0 F5			0-0 3-1		4	1	1	0	0	1	0						
<b>Jorge Orta, L</b> OBP: 0.363, SLG: 0.476 (1, 10)	0-0 HR		0-0 3-1					0-0 HR		4	2	2	3	0	0	0						
<b>Frank White, R</b> OBP: 0.312, SLG: 0.449 (1, 4)	0-3 K			0-3 K				0-0 HR		4	1	1	1	0	2	0						
<b>Steve Balboni, R</b> OBP: 0.290, SLG: 0.446 (1, 3)	0-0 F4			0-0 BB 1B				0-0 F8		4	1	2	1	0	0	0						
<b>Greg Pryor, R</b> OBP: 0.250, SLG: 0.313 (1, 5)			0-0 F9		0-0 BB 1B			0-0 HR		3	0	1	0	0	0	1						
<b>Hal McRae, R</b> OBP: 0.282, SLG: 0.386 (9, PH)				0-0 BB 1B				0-0 F6		1	0	0	0	0	0	0						
<b>Jim Sundberg, R</b> OBP: 0.285, SLG: 0.286 (1, 2)			0-0 6-3		4-0 G5-4-3			0-0 1-3		3	0	0	0	1	0	0						
<b>Lynn Jones, R</b> OBP: 0.282, SLG: 0.212 (1, 9)			0-0 2B		0-0 G5-4-3			0-0 F7		4	0	1	0	0	0	3						
<b>Angel Salazar, R</b> OBP: 0.278, SLG: 0.328 (1, 6)	0-3 K			0-3 K				0-0 6-3		3	0	0	0	0	2	1						
<b>Inning Stats</b>	R: 2 E: 0 K: 2 S: 9	H: 2 LOB: 0 BB: 0 P: 9	R: 0 E: 0 K: 1 S: 6	H: 1 LOB: 1 BB: 0 P: 6	R: 0 E: 0 K: 1 S: 5	H: 0 LOB: 0 BB: 0 P: 5	R: 0 E: 0 K: 1 S: 6	H: 2 LOB: 2 BB: 1 P: 10	R: 0 E: 0 K: 1 S: 5	H: 0 LOB: 0 BB: 0 P: 5	R: 1 E: 0 K: 0 S: 6	H: 1 LOB: 0 BB: 0 P: 6	R: 0 E: 0 K: 0 S: 3	H: 0 LOB: 0 BB: 0 P: 3	R: 1 E: 0 K: 0 S: 4	H: 1 LOB: 0 BB: 0 P: 4	R: 1 E: 0 K: 0 S: 4	H: 1 LOB: 0 BB: 0 P: 4	1B: 2 2B: 1 3B: 1 HR: 4	SF: 0 SAC: 0 DP: 1 HBP: 0	WP: 0 PB: 0 SB: 0 CS: 0	PA: 35
<b>PITCHER</b> <b>Ken Schrom, R</b> ERA: 3.97 (1, 1)	IP: 9.0 WLS: W BF: 35 H: 8 R: 5 ER: 5 SO: 7 BB: 1 IBB: 0 HBP: 0 BLK: 0 WP: 0 HR: 4 S: 48 P: 52 ERA: 5.00 WHIP: 1.000															<b>PITCHER</b>						

Kansas City Royals @ Cleveland Indians  
Cleveland Municipal Stadium, Cleveland, OH  
Sat Jul 05 1986, 3:33 AM EDT  
Att: 20,085 - Unknown

AB	34
R	5
H	8
RBI	5
BB	1
SO	7
LOB	4



Batter	1	2	3	4	5	6	7	8	9	AB	R	H	RBI	BB	SO	LOB	BOTTOM			
<b>Tony Bernazard, S</b> OBP: 0.377, SLG: 0.468 (1, 4)	0-0 6-3 1B			0-0 L7						5	1	2	1	0	0	4				
<b>Fran Mullins, R</b> OBP: 0.130, SLG: 0.182 (9, 4)				0-0 2-3						0	0	0	0	0	0	0				
<b>Julio Franco, R</b> OBP: 0.317, SLG: 0.373 (1, 6)	0-0 6-3 1-2			0-0 1-3				0-0 4-3		5	1	1	1	0	0	2				
<b>Joe Carter, R</b> OBP: 0.344, SLG: 0.500 (1, 3)	0-0 L5			0-0 HR				0-0 HR		4	3	2	2	1	1	1				
<b>Andre Thornton, R</b> OBP: 0.340, SLG: 0.420 (1, 10)	0-0 1B			0-0 E5				0-0 K		3	0	1	2	0	0	0				
<b>Carmen Castillo, R</b> OBP: 0.324, SLG: 0.442 (8, PH)	0-0 2H 1B			0-0 SF8				0-0 F2		1	0	0	0	0	1	0				
<b>Mel Hall, L</b> OBP: 0.358, SLG: 0.589 (1, 7)	0-3 K			0-0 E9				0-0 4-3		4	0	1	2	0	2	2				
<b>Otis Nixon, S</b> OBP: 0.234, SLG: 0.200 (9, 7)				0-0 K				0-0 K		0	0	0	0	0	0	0				
<b>Brook Jacoby, R</b> OBP: 0.319, SLG: 0.425 (1, 5)				0-0 G3				0-3 K		4	0	0	0	0	3	2				
<b>Brett Butler, L</b> OBP: 0.328, SLG: 0.327 (1, 8)				0-0 F8				0-0 K		4	1	1	0	0	1	1				
<b>Cory Snyder, R</b> OBP: 0.304, SLG: 0.649 (1, 9)				0-0 HR				0-0 1B		3	2	2	1	1	1	0				
<b>Andy Allanson, R</b> OBP: 0.291, SLG: 0.339 (1, 2)	0-0 E6 1B			0-0 L7				0-0 1B		4	2	2	1	0	0	0				
<b>Inning Stats</b>	R: 1 E: 0 K: 1 S: 7	H: 2 LOB: 1 BB: 0 P: 7	R: 2 E: 1 K: 0 S: 6	H: 2 LOB: 1 BB: 0 P: 6	R: 1 E: 1 K: 2 S: 9	H: 1 LOB: 1 BB: 0 P: 9	R: 4 E: 1 K: 1 S: 8	H: 3 LOB: 1 BB: 2 P: 16	R: 0 E: 0 K: 2 S: 7	H: 0 LOB: 0 BB: 0 P: 7	R: 1 E: 0 K: 0 S: 4	H: 1 LOB: 0 BB: 0 P: 4	R: 1 E: 0 K: 1 S: 8	H: 3 LOB: 2 BB: 0 P: 8	R: 0 E: 0 K: 2 S: 7	H: 0 LOB: 0 BB: 0 P: 7	1B: 8 2B: 1 3B: 0 HR: 3	SF: 1 SAC: 0 DP: 0 HBP: 0	WP: 0 PB: 0 SB: 1 CS: 0	PA: 40
<b>PITCHER</b> <b>Bret Saberhagen, R</b> ERA: 4.51 (1, 1)	IP: 3.1 WLS: L BF: 20 H: 7 R: 2 ER: 2 SO: 3 BB: 1 IBB: 0 HBP: 0 BLK: 0 WP: 0 HR: 2 S: 25 P: 29 ERA: 16.20 WHIP: 2.400															<b>PITCHER</b>				
<b>Steve Farr, R</b> ERA: 2.06 (4, 1)	2.2 11 2 2 2 3 0 1 0 0 0 1 16 20 6.75 0.750																			
<b>Bud Black, L</b> ERA: 4.25 (7, 1)	2.0 9 3 1 1 3 0 0 0 0 0 0 15 15 4.50 1.500																			

Kansas City Royals @ Cleveland Indians  
Cleveland Municipal Stadium, Cleveland, OH  
Sat Jul 05 1986, 3:33 AM EDT  
Att: 20,085 - Unknown

AB	37
R	10
H	12
RBI	10
BB	2
SO	9
LOB	12





Batter	1	2	3	4	5	6	7	8	9	AB	R	H	RBI	BB	SO	LOB	TOP					
Willie Wilson, S (1, 8) OBP: 0.305, SLG: 0.341	L7		K		G3		4-3			4	0	0	0	0	1	1	<b>Kansas City Royals @ Cleveland Indians</b> Cleveland Municipal Stadium, Cleveland, OH Sun Jul 06 1986, 3:33 AM EDT Att: 28,443 - Unknown <a href="http://livebaseballscorecards.com">livebaseballscorecards.com</a>					
Lonnie Smith, R (1, 7) OBP: 0.353, SLG: 0.386	PB 2B		E BB		K			5-3		3	0	1	0	1	1	0						
Jorge Orta, L (1, 10) OBP: 0.360, SLG: 0.468	F5		4-3				F8			3	0	0	0	1	0	2						
Frank White, R (1, 4) OBP: 0.318, SLG: 0.450	2-3 BB				FC4-6 BB			F8		2	0	1	0	2	0	1						
Steve Balboni, R (1, 3) OBP: 0.286, SLG: 0.440	F9				FC4-6 1B G1-2-3		F8			4	0	0	0	0	0	5						
Jamie Quirk, L (1, 2) OBP: 0.274, SLG: 0.318			K		1B 1-2		4-3			4	0	1	0	0	1	1						
Greg Pryor, R (1, 5) Hal McRae, R (9, PH) OBP: 0.257, SLG: 0.314 OBP: 0.280, SLG: 0.384			K		1B 1-2 2-3		5-3			3	0	1	0	0	1	0						
Lynn Jones, R (1, 9) Jim Sundberg, R (9, PH) OBP: 0.262, SLG: 0.194 OBP: 0.294, SLG: 0.284	F9				G1-2-3		E6			3	0	0	0	0	0	3						
Angel Salazar, R (1, 6) OBP: 0.274, SLG: 0.322					3-H		L9			1	0	0	0	0	0	1						
<b>Inning Stats</b>	R: 0 E: 0 K: 0 S: 4	H: 1 LOB: 2 BB: 1 P: 8	R: 0 E: 0 K: 2 S: 7	H: 0 LOB: 0 BB: 0 P: 7	R: 0 E: 1 K: 1 S: 5	H: 0 LOB: 1 BB: 1 P: 9	R: 0 E: 0 K: 0 S: 4	H: 2 LOB: 2 BB: 1 P: 8	R: 0 E: 0 K: 1 S: 5	H: 0 LOB: 0 BB: 0 P: 5	R: 0 E: 0 K: 0 S: 4	H: 1 LOB: 1 BB: 0 P: 4	R: 0 E: 1 K: 0 S: 4	H: 0 LOB: 0 BB: 0 P: 4	R: 0 E: 0 K: 0 S: 3	H: 0 LOB: 1 BB: 1 P: 7		R: 0 E: 0 K: 0 S: 3	H: 0 LOB: 0 BB: 0 P: 3	1B: 3 2B: 1 3B: 0 HR: 0	SF: 0 SAC: 0 DP: 1 HBP: 0	WP: 0 PB: 1 SB: 0 CS: 0
<b>PITCHER</b> Tom Candiotti, R (1, 1) ERA: 3.7	IP: 9.0 WLS: W BF: 35 H: 4 R: 0 ER: 0 SO: 4 BB: 4 IBB: 0 HBP: 0 BLK: 0 WP: 0 HR: 0 S: 39 P: 55 ERA: 0.00 WHIP: 0.889															<b>PITCHER</b>						

Batter	1	2	3	4	5	6	7	8	9	AB	R	H	RBI	BB	SO	LOB	BOTTOM			
Tony Bernazard, S (1, 4) OBP: 0.377, SLG: 0.468	F7		1B S BB		K		1-H 2B	K		4	1	1	1	1	2	2	<b>Kansas City Royals @ Cleveland Indians</b> Cleveland Municipal Stadium, Cleveland, OH Sun Jul 06 1986, 3:33 AM EDT Att: 28,443 - Unknown <a href="http://livebaseballscorecards.com">livebaseballscorecards.com</a>			
Julio Franco, R (1, 6) OBP: 0.316, SLG: 0.372	6-3		1B 1-3		K		F2			4	0	1	0	0	1	1				
Joe Carter, R (1, 9) OBP: 0.343, SLG: 0.497	F7		F8		F7			1B S		4	1	1	0	0	0	2				
Andre Thornton, R (1, 10) OBP: 0.342, SLG: 0.421		E7 4-3 1B	1-2 3-H 1B		K			5-3		4	0	2	1	0	1	1				
Mel Hall, L (1, 7) Otis Nixon, S (8, PR) OBP: 0.357, SLG: 0.581 OBP: 0.234, SLG: 0.200	F7		F9		F7			1B 1B IBB		3	0	0	0	1	0	3				
Pat Tabler, R (1, 3) OBP: 0.329, SLG: 0.414	4-3				BB 1B		F7			4	1	2	1	0	0	1				
Brett Butler, L (1, 8) OBP: 0.336, SLG: 0.332					G1-6-3 BB			1B CS 1B		2	0	2	1	2	0	0				
Cory Snyder, R (1, 5) OBP: 0.301, SLG: 0.630					K			1B 3-H 1B		4	0	1	1	0	1	5				
Chris Bando, S (1, 2) OBP: 0.351, SLG: 0.356			F7		G1-6-3			1B K		4	1	1	0	0	1	4				
<b>Inning Stats</b>	R: 0 E: 0 K: 0 S: 3	H: 0 LOB: 0 BB: 0 P: 3	R: 0 E: 1 K: 0 S: 4	H: 1 LOB: 2 BB: 1 P: 8	R: 1 E: 0 K: 0 S: 5	H: 2 LOB: 1 BB: 1 P: 9	R: 0 E: 0 K: 1 S: 5	H: 1 LOB: 1 BB: 1 P: 9	R: 0 E: 0 K: 2 S: 7	H: 0 LOB: 0 BB: 0 P: 7	R: 0 E: 0 K: 1 S: 5	H: 0 LOB: 0 BB: 0 P: 5	R: 1 E: 0 K: 0 S: 5	H: 3 LOB: 1 BB: 0 P: 5	R: 3 E: 0 K: 2 S: 11	H: 4 LOB: 2 BB: 1 P: 15		1B: 10 2B: 1 3B: 0 HR: 0	SF: 0 SAC: 0 DP: 1 HBP: 0	WP: 0 PB: 0 SB: 2 CS: 1
<b>PITCHER</b> Dennis Leonard, R (1, 1) ERA: 3.49 Dan Quisenberry, R (8, 1) ERA: 2.69	IP: 7.1 WLS: L BF: 33 H: 9 R: 5 ER: 5 SO: 4 BB: 3 IBB: 1 HBP: 0 BLK: 0 WP: 0 HR: 0 S: 37 P: 53 ERA: 6.14 WHIP: 1.636															<b>PITCHER</b>				



Batter	1	2	3	4	5	6	7	8	9	AB	R	H	RBI	BB	SO	LOB	TOP				
Tony Bernazard, S (1,4) OBP: 0.376, SLG: 0.465	F7		F6		F8			1B SF7 1B		4	1	1	0	0	0	0					
Julio Franco, R (1,6) OBP: 0.318, SLG: 0.380	1-3			1B 3B		F8		HBP 1B		4	1	2	1	0	0	0					
Joe Carter, R (1,3) OBP: 0.341, SLG: 0.492	K			F9		1-3		1-2 HBP		3	0	0	0	0	1	1					
Andre Thornton, R (1,10) OBP: 0.338, SLG: 0.417		6-3		F3		K		SF7		3	0	0	1	0	1	1					
Mel Hall, L (1,7) OBP: 0.355, SLG: 0.575	K			1B 1B			F2	4-3		4	0	1	1	0	1	2					
Brook Jacoby, R (1,5) OBP: 0.321, SLG: 0.429				1B 1B			F9		F6	4	0	2	0	0	0	0					
Brett Butler, L (1,8) OBP: 0.332, SLG: 0.328		2B		1B			6-3		K	4	0	0	0	0	1	3					
Cory Snyder, R (1,9) OBP: 0.310, SLG: 0.619			6-3		F8			1B 1B	BB	3	1	1	0	1	0	0					
Andy Allanson, R (1,2) OBP: 0.288, SLG: 0.335										2	0	0	0	0	0	0					
Chris Bando, S (8,PH) OBP: 0.344, SLG: 0.348			6-3		F8			K	F8	2	0	0	0	0	1	2					
<b>Inning Stats</b>	R: 0 E: 0 K: 1 S: 5	H: 0 LOB: 0 BB: 0 P: 5	R: 0 E: 0 K: 1 S: 6	H: 1 LOB: 1 BB: 0 P: 6	R: 0 E: 0 K: 0 S: 3	H: 0 LOB: 0 BB: 0 P: 3	R: 1 E: 0 K: 0 S: 6	H: 3 LOB: 2 BB: 0 P: 6	R: 0 E: 0 K: 1 S: 5	H: 0 LOB: 0 BB: 0 P: 5	R: 0 E: 0 K: 0 S: 3	H: 0 LOB: 0 BB: 0 P: 3	R: 2 E: 0 K: 1 S: 8	H: 3 LOB: 2 BB: 0 P: 9	R: 0 E: 0 K: 1 S: 5	H: 0 LOB: 1 BB: 1 P: 9	1B: 5 2B: 1 3B: 1 HR: 0	SF: 1 SAC: 0 DP: 0 HBP: 1	WP: 0 PB: 0 SB: 0 CS: 0	PA: 36	
<b>PITCHER</b>	IP	WLS	BF	H	R	ER	SO	BB	IBB	HBP	BLK	WP	HR	S	P	ERA	WHIP				
Joel Davis, R (1,1) ERA: 4.43	7.0		26	5	2	2	3	0	0	0	0	0	0	32	32	2.57	0.714				
Bob James, R (8,1) ERA: 5.04	2.0	W	10	2	1	1	2	1	0	1	0	0	0	12	17	4.50	1.500				

Cleveland Indians @ Chicago White Sox  
Comiskey Park, Chicago, IL  
Mon Jul 07 1986, 8:05 PM EDT  
Att: 19,721 - Unknown

AB 33  
R 3  
H 7  
RBI 3  
BB 1  
SO 5  
LOB 9



Batter	1	2	3	4	5	6	7	8	9	AB	R	H	RBI	BB	SO	LOB	BOTTOM				
John Cangelosi, S (1,8) OBP: 0.380, SLG: 0.300	CS 1B	F8		E1 1B		F9			SH3-4	4	0	2	0	0	0	2					
Ozzie Guillen, L (1,6) OBP: 0.270, SLG: 0.336	1B 1B	5-3		F4		B2-3		IBB 1B		5	1	2	0	0	0	2					
Harold Baines, L (1,9) OBP: 0.357, SLG: 0.469	1B BB 1B		4-1 1B 2B		HR		K		IBB 1B	4	2	3	1	1	1	0					
Greg Walker, L (1,3) OBP: 0.338, SLG: 0.477	FC5 1B BB		4-1		4-3		F6		SF7	3	0	0	1	1	0	1					
Jerry Hairston, S (1,10) OBP: 0.386, SLG: 0.412					G3			F8		4	0	2	2	0	0	0					
Carlton Fisk, R (1,2) OBP: 0.276, SLG: 0.317	1-2 2-3 3-H 1B		F9		F6			F7		4	0	0	0	0	0	4					
Wayne Tolleson, S (1,5) OBP: 0.333, SLG: 0.330	FC5		4-3			5-3		BB		3	0	0	0	1	0	4					
Steve Lyons, L (1,7) OBP: 0.314, SLG: 0.355				F8 E 1B		F7		4-3		4	0	2	0	0	0	1					
Julio Cruz, S (1,4) OBP: 0.374, SLG: 0.262		B2		F7				1B SH3-4 SF7 1B		4	1	2	0	0	0	2					
<b>Inning Stats</b>	R: 1 E: 0 K: 0 S: 6	H: 4 LOB: 3 BB: 1 P: 10	R: 0 E: 1 K: 0 S: 4	H: 1 LOB: 1 BB: 0 P: 4	R: 1 E: 0 K: 0 S: 5	H: 2 LOB: 1 BB: 0 P: 5	R: 0 E: 1 K: 0 S: 4	H: 2 LOB: 1 BB: 0 P: 4	R: 1 E: 0 K: 0 S: 4	H: 1 LOB: 0 BB: 0 P: 4	R: 0 E: 0 K: 1 S: 5	H: 0 LOB: 0 BB: 0 P: 5	R: 0 E: 0 K: 0 S: 3	H: 0 LOB: 1 BB: 1 P: 7	R: 1 E: 0 K: 0 S: 4	H: 2 LOB: 2 BB: 1 P: 8	1B: 11 2B: 1 3B: 0 HR: 1	SF: 1 SAC: 1 DP: 0 HBP: 0	WP: 0 PB: 0 SB: 0 CS: 1	PA: 40	
<b>PITCHER</b>	IP	WLS	BF	H	R	ER	SO	BB	IBB	HBP	BLK	WP	HR	S	P	ERA	WHIP				
John Butcher, R (1,1) ERA: 5.46	7.0		31	11	3	3	1	1	0	0	0	0	0	5	9	6.75	1.500				
Ernie Camacho, R (8,1) ERA: 4.39	1.1	L	6	1	1	1	0	1	0	0	0	0	0	2	6	0.00	3.000				
Scott Bailes, L (9,1) ERA: 4.7	0.1		3	1	0	0	0	0	1	0	0	0	0	2	6	0.00	3.000				

Cleveland Indians @ Chicago White Sox  
Comiskey Park, Chicago, IL  
Mon Jul 07 1986, 8:05 PM EDT  
Att: 19,721 - Unknown

AB 35  
R 4  
H 13  
RBI 4  
BB 3  
SO 1  
LOB 16





Batter	1	2	3	4	5	6	7	8	9	AB	R	H	RBI	BB	SO	LOB	TOP		
Tony Bernazard, S (1,4) OBP: 0.371, SLG: 0.458	0-3 K		0-0 6-3			0-0 F9		0-3 K		4	0	0	0	0	2	1	<b>Cleveland Indians @ Chicago White Sox</b> Comiskey Park, Chicago, IL Tue Jul 08 1986, 8:05 PM EDT Att: 14,534 - Unknown		
Julio Franco, R (1,6) OBP: 0.323, SLG: 0.389	4-0 FC5-4 BB			0-0 G3 SF7 2B		0-0 2B		0-0 FC4-6 1-2		3	1	2	0	1	0	1			
Joe Carter, R (1,3) OBP: 0.340, SLG: 0.492	0-0 F8			0-0 G3		0-0 F9			0-0 1B 2B	4	1	1	0	0	0	3			
Andre Thornton, R (1,10) OBP: 0.336, SLG: 0.416 Fran Mullins, R (9, PR) OBP: 0.130, SLG: 0.182	0-0 FC5-4 1-2			0-0 SF7			0-0 F3		0-0 FC6-4 1B	3	0	1	2	0	0	1			
Mel Hall, L (1,7) OBP: 0.350, SLG: 0.567 Pat Tabler, R (9, PH) OBP: 0.327, SLG: 0.412		0-0 F8		0-0 F7			0-0 G3		0-0 FC6-4 FC5 BB 1-2	3	0	0	0	0	0	0			
Brook Jacoby, R (1,5) OBP: 0.323, SLG: 0.428		0-0 6-3			0-0 F8				4-0 1-2 BB	3	0	1	0	1	0	0			
Brett Butler, L (1,8) OBP: 0.329, SLG: 0.324 Carmen Castillo, R (9, PH) OBP: 0.321, SLG: 0.438		0-0 4-3			0-0 4-3				0-3 K	3	0	0	0	0	0	1			
Cory Snyder, R (1,9) OBP: 0.297, SLG: 0.591			0-0 F7		0-0 F9			0-3 K	0-0 FC5 2-3	4	0	0	0	0	1	2			
Andy Allanson, R (1,2) OBP: 0.289, SLG: 0.331			0-0 6-3			0-0 F8		4-0 FC4-6 BB		2	0	0	0	1	0	0			
<b>Inning Stats</b>	R: 0 E: 0 K: 1 S: 5	H: 0 LOB: 1 BB: 1 P: 9	R: 0 E: 0 K: 0 S: 3	H: 0 LOB: 0 BB: 0 P: 3	R: 0 E: 0 K: 0 S: 3	H: 0 LOB: 0 BB: 0 P: 3	R: 1 E: 0 K: 0 S: 4	H: 1 LOB: 0 BB: 0 P: 4	R: 0 E: 0 K: 0 S: 3	H: 1 LOB: 1 BB: 0 P: 3	R: 0 E: 0 K: 0 S: 4	H: 1 LOB: 1 BB: 0 P: 4	R: 0 E: 0 K: 2 S: 7	H: 0 LOB: 1 BB: 1 P: 11	R: 1 E: 0 K: 1 S: 7	H: 2 LOB: 2 BB: 1 P: 11		1B: 2 2B: 3 3B: 0 HR: 0	SF: 1 SAC: 0 DP: 0 HBP: 0
<b>PITCHER</b>	IP	WLS	BF	H	R	ER	SO	BB	IBB	HBP	BLK	WP	HR	S	P	ERA	WHIP		
Neil Allen, R (1,1) ERA: 4.82	8.0	W	31	5	2	2	3	2	0	0	0	0	0	35	43	2.25	0.875		
Joel McKeon, L (9,1) ERA: 3.12	0.1		2	0	0	0	0	1	0	0	0	0	0	1	5	0.00	3.000		
Dave Schmidt, R (9,1) ERA: 4.05	0.2	S	2	0	0	0	1	0	0	0	0	0	0	4	4	0.00	0.000		

Batter	1	2	3	4	5	6	7	8	9	AB	R	H	RBI	BB	SO	LOB	BOTTOM		
John Cangelosi, S (1,8) OBP: 0.380, SLG: 0.298 Steve Lyons, L (5, PR) OBP: 0.310, SLG: 0.350	0-0 6-3		0-0 G5-4-3 1-2		1-0 HR HBP	0-3 K		0-0 F8		2	0	0	0	0	0	1	<b>Cleveland Indians @ Chicago White Sox</b> Comiskey Park, Chicago, IL Tue Jul 08 1986, 8:05 PM EDT Att: 14,534 - Unknown		
Ozzie Guillen, L (1,6) OBP: 0.266, SLG: 0.331	0-3 K			0-0 G1-5-3	0-3 K		0-0 4-3			4	0	0	0	0	2	2			
Harold Baines, L (1,9) OBP: 0.361, SLG: 0.489	0-0 1B			0-0 1B 3B	0-0 1H 2H HR		0-0 4-3			4	2	3	3	0	0	0			
Ron Kittle, R (1,10) OBP: 0.274, SLG: 0.412	0-3 K			0-0 FC5-4 1B	0-0 L6		0-0 BB 1B			4	1	2	1	0	1	2			
Bobby Bonilla, S (1,7) OBP: 0.356, SLG: 0.341		0-0 F9		0-0 FC5-4 1-2		0-3 K	4-0 1B BB			3	0	0	0	1	1	1			
Greg Walker, L (1,3) OBP: 0.341, SLG: 0.478		0-0 F6		0-0 3-1		0-0 BB 1B	1-2 2H 1B			4	0	2	1	0	0	1			
Tim Hulett, R (1,5) OBP: 0.303, SLG: 0.423		0-0 6-3			0-0 HR	0-0 F8	0-0 FC6-4 1-2			4	1	1	1	0	0	3			
Joel Skinner, R (1,2) OBP: 0.242, SLG: 0.268			0-3 K		0-0 F9	0-0 BB 1B		0-0 5-3		4	0	1	0	0	1	0			
Julio Cruz, S (1,4) OBP: 0.384, SLG: 0.266			0-0 G5-4-3 1B		0-0 HR HBP BB	0-0 BB 1B		0-0 4-3		2	1	1	0	2	0	0			
<b>Inning Stats</b>	R: 0 E: 0 K: 2 S: 8	H: 1 LOB: 0 BB: 0 P: 8	R: 0 E: 0 K: 0 S: 3	H: 0 LOB: 0 BB: 0 P: 3	R: 0 E: 1 K: 0 S: 5	H: 1 LOB: 1 BB: 0 P: 5	R: 1 E: 0 K: 0 S: 5	H: 2 LOB: 1 BB: 0 P: 5	R: 4 E: 0 K: 1 S: 7	H: 2 LOB: 1 BB: 1 P: 12	R: 0 E: 0 K: 2 S: 9	H: 2 LOB: 3 BB: 1 P: 13	R: 1 E: 0 K: 0 S: 5	H: 2 LOB: 2 BB: 1 P: 9	R: 0 E: 0 K: 0 S: 3	H: 0 LOB: 0 BB: 0 P: 3		1B: 7 2B: 0 3B: 1 HR: 2	SF: 0 SAC: 0 DP: 1 HBP: 1
<b>PITCHER</b>	IP	WLS	BF	H	R	ER	SO	BB	IBB	HBP	BLK	WP	HR	S	P	ERA	WHIP		
Bryan Oelkers, L (1,1) ERA: 3.46	4.1	L	18	5	3	3	3	1	0	0	0	0	1	23	27	6.23	1.385		
Dickie Noles, R (5,1) ERA: 6.29	1.2		10	3	2	2	3	1	0	1	0	0	1	14	19	10.80	2.400		
Rich Yett, R (7,1) ERA: 4.41	2.0		9	2	1	1	0	1	0	0	0	0	0	8	12	4.50	1.500		



Batter	1	2	3	4	5	6	7	8	9	AB	R	H	RBI	BB	SO	LOB	TOP								
<b>Tony Bernazard, S</b> (1, 4) OBP: 0.375, SLG: 0.459										4	2	2	0	1	0	2									
<b>Julio Franco, R</b> (1, 6) OBP: 0.333, SLG: 0.399										5	2	5	0	0	0	0									
<b>Joe Carter, R</b> (1, 8) OBP: 0.344, SLG: 0.495										4	1	2	2	1	0	3									
<b>Mel Hall, L</b> (1, 7) OBP: 0.351, SLG: 0.577										5	1	2	3	0	1	6									
<b>Brett Butler, L</b> (9, 8) OBP: 0.329, SLG: 0.324										0	0	0	0	0	0	0									
<b>Brook Jacoby, R</b> (1, 5) OBP: 0.321, SLG: 0.424										5	0	1	1	0	3	6									
<b>Pat Tabler, R</b> (1, 3) OBP: 0.322, SLG: 0.405										4	0	0	0	0	4										
<b>Cory Snyder, R</b> (1, 9) OBP: 0.295, SLG: 0.576										4	0	1	0	0	3	0									
<b>Carmen Castillo, R</b> (1, 10) OBP: 0.319, SLG: 0.431										4	0	1	0	0	0	1									
<b>Chris Bando, S</b> (1, 2) OBP: 0.350, SLG: 0.341										2	0	0	0	1	0	1									
<b>Inning Stats</b>	R: 2 E: 0 K: 0 S: 6	H: 3 LOB: 1 BB: 0 P: 6	R: 0 E: 0 K: 0 S: 3	H: 1 LOB: 1 BB: 1 P: 7	R: 0 E: 0 K: 0 S: 4	H: 2 LOB: 1 BB: 0 P: 4	R: 0 E: 0 K: 1 S: 5	H: 0 LOB: 0 BB: 0 P: 5	R: 4 E: 0 K: 1 S: 9	H: 4 LOB: 0 BB: 0 P: 9	R: 0 E: 0 K: 1 S: 5	H: 1 LOB: 0 BB: 2 P: 5	R: 0 E: 1 K: 1 S: 6	H: 1 LOB: 3 BB: 2 P: 14	R: 0 E: 0 K: 1 S: 5	H: 0 LOB: 1 BB: 0 P: 6	R: 0 E: 0 K: 2 S: 8	H: 2 LOB: 1 BB: 0 P: 8	1B: 12 2B: 2 3B: 0 HR: 1	SF: 0 SAC: 0 DP: 3 HBP: 1	WP: 0 PB: 0 SB: 0 CS: 1	PA: 41			
<b>PITCHER</b>	IP	WLS	BF	H	R	ER	SO	BB	IBB	HBP	BLK	WP	HR	S	P	ERA	WHIP								
<b>Richard Dotson, R</b> (1, 1) ERA: 5.22	4.1	L	21	9	5	5	1	1	0	0	0	0	0	22	26	10.38	2.308								
<b>Bill Dawley, R</b> (5, 1) ERA: 2.75	1.2		9	3	1	1	2	2	0	0	0	0	1	11	19	5.40	3.000								
<b>Gene Nelson, R</b> (7, 1) ERA: 3.86	3.0		11	2	0	0	4	0	0	1	0	0	0	18	19	0.00	0.667								

Cleveland Indians @ Chicago White Sox  
Comiskey Park, Chicago, IL  
Wed Jul 09 1986, 4:33 AM EDT  
Att: 19,409 - Unknown

AB	37
R	6
H	14
RBI	6
BB	3
SO	7
LOB	23



Batter	1	2	3	4	5	6	7	8	9	AB	R	H	RBI	BB	SO	LOB	BOTTOM								
<b>Steve Lyons, L</b> (1, 8) OBP: 0.308, SLG: 0.342										3	0	0	0	0	0	1									
<b>Ozzie Guillen, L</b> (1, 6) OBP: 0.266, SLG: 0.330										4	1	1	0	0	0	1									
<b>Harold Baines, L</b> (1, 9) OBP: 0.360, SLG: 0.486										4	1	1	0	0	1	1									
<b>Greg Walker, L</b> (1, 3) OBP: 0.339, SLG: 0.473											4	1	1	1	0	0									
<b>Jerry Hairston, S</b> (1, 10) OBP: 0.381, SLG: 0.406											4	0	1	1	0	1									
<b>Ron Kittle, R</b> (1, 7) OBP: 0.270, SLG: 0.406											4	0	0	0	0	2									
<b>Tim Hulett, R</b> (1, 4) OBP: 0.303, SLG: 0.422										3	0	1	1	0	0										
<b>Wayne Tolleson, S</b> (1, 5) OBP: 0.330, SLG: 0.326										3	0	0	0	0	1	1									
<b>Joel Skinner, R</b> (1, 2) OBP: 0.244, SLG: 0.270										3	0	1	0	0	0										
<b>Inning Stats</b>	R: 0 E: 0 K: 0 S: 3	H: 0 LOB: 0 BB: 0 P: 3	R: 0 E: 0 K: 0 S: 3	H: 0 LOB: 0 BB: 0 P: 3	R: 0 E: 0 K: 1 S: 4	H: 1 LOB: 1 BB: 0 P: 4	R: 3 E: 0 K: 1 S: 9	H: 5 LOB: 1 BB: 0 P: 9	R: 0 E: 0 K: 1 S: 5	H: 0 LOB: 0 BB: 0 P: 5	R: 0 E: 0 K: 1 S: 3	H: 0 LOB: 0 BB: 0 P: 3	R: 0 E: 0 K: 0 S: 3	H: 0 LOB: 0 BB: 0 P: 3	R: 0 E: 0 K: 0 S: 3	H: 0 LOB: 0 BB: 0 P: 3	1B: 6 2B: 0 3B: 0 HR: 0	SF: 0 SAC: 0 DP: 1 HBP: 1	WP: 0 PB: 0 SB: 1 CS: 0	PA: 33					
<b>PITCHER</b>	IP	WLS	BF	H	R	ER	SO	BB	IBB	HBP	BLK	WP	HR	S	P	ERA	WHIP								
<b>Phil Niekro, R</b> (1, 1) ERA: 4.34	9.0	W	33	6	3	3	3	0	0	1	0	0	0	38	39	3.00	0.667								

Cleveland Indians @ Chicago White Sox  
Comiskey Park, Chicago, IL  
Wed Jul 09 1986, 4:33 AM EDT  
Att: 19,409 - Unknown

AB	32
R	3
H	6
RBI	3
BB	0
SO	3
LOB	6





Batter	1	2	3	4	5	6	7	8	9	AB	R	H	RBI	BB	SO	LOB	TOP				
<b>Oddibe McDowell, L</b> OBP: 0.342, SLG: 0.476 (1, 8)	B5-3	1B		F7				F8		5	0	2	2	0	0	2	<b>Texas Rangers @ Cleveland Indians</b> Cleveland Municipal Stadium, Cleveland, OH Thu Jul 10 1986, 7:05 PM EDT Att: 13,252 - Unknown				
<b>Toby Harrah, R</b> OBP: 0.286, SLG: 0.296 (1, 4)	4-3	F8			F9	L7		5-3		5	0	0	0	0	0	4					
<b>Pete O'Brien, L</b> OBP: 0.372, SLG: 0.477 (1, 3)	K			F8					1B	4	0	1	0	1	1	0					
<b>Pete Incaviglia, R</b> OBP: 0.340, SLG: 0.511 (1, 9)		F8				K			1B	5	0	2	0	0	2	1					
<b>Gary Ward, R</b> OBP: 0.376, SLG: 0.419 (1, 7)				5-3					1B	5	1	2	0	0	1	4					
<b>Larry Parrish, R</b> OBP: 0.336, SLG: 0.527 (1, 10)		2B							1B	3	1	1	0	2	1	2					
<b>Don Slaught, R</b> OBP: 0.341, SLG: 0.543 (1, 2)		1B		F7				F8		5	2	2	1	0	0	4					
<b>Steve Buechele, R</b> OBP: 0.322, SLG: 0.454 (1, 5)		1B							1B	3	2	2	1	0	0	1					
<b>Scott Fletcher, R</b> OBP: 0.371, SLG: 0.415 (1, 6)	SF8			9-2					1B	2	0	1	2	0	0	1					
<b>Inning Stats</b>	R: 0 E: 0 K: 1 S: 5	H: 0 LOB: 0 BB: 0 P: 5	R: 4 E: 1 K: 0 S: 7	H: 4 LOB: 1 BB: 1 P: 11	R: 0 E: 0 K: 0 S: 4	H: 1 LOB: 0 BB: 1 P: 8	R: 0 E: 0 K: 0 S: 2	H: 0 LOB: 0 BB: 0 P: 3	R: 0 E: 0 K: 1 S: 5	H: 0 LOB: 1 BB: 1 P: 9	R: 2 E: 1 K: 0 S: 6	H: 2 LOB: 1 BB: 0 P: 6	R: 0 E: 0 K: 0 S: 6	H: 2 LOB: 2 BB: 0 P: 6	R: 0 E: 0 K: 2 S: 5	H: 2 LOB: 2 BB: 0 P: 9	1B: 12 2B: 2 3B: 0 HR: 0	SF: 2 SAC: 0 DP: 1 HBP: 1	WP: 0 PB: 0 SB: 2 CS: 0	PA: 43	
<b>PITCHER</b>	IP	WLS	BF	H	R	ER	SO	BB	IBB	HBP	BLK	WP	HR	S	P	ERA	WHIP				
<b>Ken Schrom, R</b> ERA: 4.17 (1, 1)	5.2	W	28	7	6	5	2	3	0	1	0	0	0	28	41	7.94	1.765				
<b>Dickie Niles, R</b> ERA: 5.74 (6, 1)	1.1		5	2	0	0	1	0	0	0	0	0	0	7	7	0.00	1.500				
<b>Scott Bailes, L</b> ERA: 4.63 (8, 1)	0.2		4	2	0	0	0	0	0	0	0	0	0	4	4	0.00	3.000				
<b>Ernie Camacho, R</b> ERA: 4.18 (8, 1)	1.1	S	6	2	0	0	2	0	0	0	0	0	0	10	10	0.00	1.500				

Batter	1	2	3	4	5	6	7	8	9	AB	R	H	RBI	BB	SO	LOB	BOTTOM				
<b>Tony Bernazard, S</b> OBP: 0.372, SLG: 0.455 (1, 4)	4-3		FC4-2	3-1	F9			FC4		5	0	1	1	0	0	5	<b>Texas Rangers @ Cleveland Indians</b> Cleveland Municipal Stadium, Cleveland, OH Thu Jul 10 1986, 7:05 PM EDT Att: 13,252 - Unknown				
<b>Julio Franco, R</b> OBP: 0.334, SLG: 0.399 (1, 6)	K		4-3		BB			FC4		5	1	2	0	0	1	3					
<b>Joe Carter, R</b> OBP: 0.342, SLG: 0.491 (1, 3)	F4			FC4-6	K			F7		5	1	1	0	0	1	2					
<b>Andre Thornton, R</b> OBP: 0.337, SLG: 0.413 (1, 10)		F3		FC4-6	BB			L1-3		4	1	1	0	1	1	1					
<b>Mel Hall, L</b> OBP: 0.354, SLG: 0.573 (1, 7)				FC4-6	BB					3	2	1	0	1	1	2					
<b>Otis Nixon, S</b> OBP: 0.229, SLG: 0.196 (7, PR) (8, 7)		K		1B	BB			4-3		1	1	0	0	0	0	0					
<b>Brook Jacoby, R</b> OBP: 0.326, SLG: 0.428 (1, 5)				FC5	SF8			1B		2	1	2	1	1	0	0					
<b>Brett Butler, L</b> OBP: 0.334, SLG: 0.325 (1, 8)		K		FC5	1B			BB		2	1	1	2	2	1	1					
<b>Cory Snyder, R</b> OBP: 0.303, SLG: 0.568 (1, 9)			WP	FC4-2	FC5			G4-6-3		3	1	1	2	1	0	4					
<b>Andy Allanson, R</b> OBP: 0.294, SLG: 0.333 (1, 2)			SH1-3	SH1-3	E5			1B		2	0	1	2	1	0	2					
<b>Inning Stats</b>	R: 0 E: 0 K: 1 S: 5	H: 0 LOB: 0 BB: 0 P: 5	R: 0 E: 0 K: 2 S: 8	H: 1 LOB: 1 BB: 0 P: 8	R: 0 E: 0 K: 0 S: 3	H: 0 LOB: 1 BB: 1 P: 7	R: 2 E: 1 K: 0 S: 7	H: 3 LOB: 3 BB: 1 P: 11	R: 5 E: 0 K: 1 S: 8	H: 3 LOB: 1 BB: 3 P: 20	R: 0 E: 0 K: 0 S: 3	H: 1 LOB: 0 BB: 0 P: 3	R: 2 E: 0 K: 0 S: 5	H: 3 LOB: 2 BB: 2 P: 13	R: 0 E: 0 K: 1 S: 5	H: 0 LOB: 0 BB: 0 P: 5	1B: 11 2B: 1 3B: 0 HR: 0	SF: 1 SAC: 1 DP: 2 HBP: 0	WP: 1 PB: 0 SB: 1 CS: 0	PA: 41	
<b>PITCHER</b>	IP	WLS	BF	H	R	ER	SO	BB	IBB	HBP	BLK	WP	HR	S	P	ERA	WHIP				
<b>Ed Correa, R</b> ERA: 4.09 (1, 1)	4.2	L	26	6	7	7	4	5	0	0	0	0	0	29	49	13.50	2.357				
<b>Dale Mohorcic, R</b> ERA: 2.45 (5, 1)	1.1		7	4	2	2	0	0	0	0	0	0	0	7	7	13.50	3.000				
<b>Greg Harris, R</b> ERA: 3.05 (7, 1)	1.0		5	1	0	0	0	2	0	0	0	0	0	3	11	0.00	3.000				
<b>Jeff Russell, R</b> ERA: 5.71 (8, 1)	1.0		3	0	0	0	1	0	0	0	0	0	0	5	5	0.00	0.000				



Batter	1	2	3	4	5	6	7	8	9	AB	R	H	RBI	BB	SO	LOB	TOP			
<b>Oddibe McDowell, L</b> OBP: 0.343, SLG: 0.476 (1, 8)	L6	G3			G3		FC 1B BB		2B	4	1	1	0	1	0	1				
<b>Scott Fletcher, R</b> OBP: 0.373, SLG: 0.420 <b>Tom Paciorek, R</b> OBP: 0.316, SLG: 0.380 (7, 6)	S 1B 2B		5-3		S 1B		FC 1B		1-3	4	1	2	0	0	0	1				
<b>Pete O'Brien, L</b> OBP: 0.377, SLG: 0.478 (1, 3)	1B BB		FC5-4 BB		F7		G6-4-3 1B			2	0	1	1	2	0	1				
<b>Pete Incaviglia, R</b> OBP: 0.335, SLG: 0.504 (1, 10)	K 2-3		FC5-4 1-2		K		G6-4-3			4	0	0	0	0	2	6				
<b>Gary Ward, R</b> OBP: 0.378, SLG: 0.420 (1, 7)	1-2 3-H 1B		F3		1-3				G5-4-3 1B	4	0	2	1	0	0	1				
<b>Larry Parrish, R</b> OBP: 0.339, SLG: 0.525 (1, 5)	F8			S BB		BLK 1B			G5-4-3 1-2	3	0	1	0	1	0	3				
<b>Don Slaught, R</b> OBP: 0.333, SLG: 0.529 <b>Geno Petralli, L</b> OBP: 0.260, SLG: 0.333 (6, 2)			F7		F9		K 1-2		3-1	3	0	0	0	0	1	2				
<b>Steve Buechele, R</b> OBP: 0.318, SLG: 0.447 (1, 4)		K			F8		F8			4	0	0	0	0	1	2				
<b>Ruben Sierra, S</b> OBP: 0.233, SLG: 0.390 (1, 9)					F9		F4		F7	4	0	1	0	0	0	1				
<b>Inning Stats</b>	R: 1 E: 0 K: 1 S: 7	H: 2 LOB: 2 BB: 1 P: 11	R: 0 E: 0 K: 1 S: 6	H: 1 LOB: 1 BB: 0 P: 6	R: 0 E: 0 K: 0 S: 3	H: 0 LOB: 1 BB: 1 P: 7	R: 0 E: 0 K: 0 S: 3	H: 0 LOB: 1 BB: 0 P: 7	R: 0 E: 0 K: 1 S: 6	H: 1 LOB: 1 BB: 0 P: 6	R: 1 E: 0 K: 0 S: 4	H: 1 LOB: 1 BB: 1 P: 8	R: 0 E: 0 K: 0 S: 3	H: 1 LOB: 0 BB: 0 P: 3	R: 0 E: 0 K: 0 S: 4	H: 1 LOB: 1 BB: 0 P: 4	1B: 5 2B: 3 3B: 0 HR: 0	SF: 0 SAC: 0 DP: 2 HBP: 0	WP: 0 PB: 0 SB: 3 CS: 0	PA: 38
<b>PITCHER</b> <b>Tom Candiotti, R</b> ERA: 3.88 (1, 1)	IP: 9.0 WLS: W BF: 38 H: 8 R: 2 ER: 2 SO: 4 BB: 4 IBB: 0 HBP: 0 BLK: 1 WP: 0 HR: 0 S: 42 P: 58 ERA: 2.00 WHIP: 1.333															<b>PITCHER</b>				

Texas Rangers @ Cleveland Indians  
Cleveland Municipal Stadium, Cleveland, OH  
Fri Jul 11, 1986, 7:05 PM EDT  
Att: 23,822 - Unknown

AB 34  
R 2  
H 8  
RBI 2  
BB 4  
SO 4  
LOB 19



Batter	1	2	3	4	5	6	7	8	9	AB	R	H	RBI	BB	SO	LOB	BOTTOM	
<b>Tony Bernazard, S</b> OBP: 0.373, SLG: 0.451 (1, 4)	S 1B BB	E 2B BB		G4-6-3 1-2		G5-4-3 1-2				2	2	0	0	2	0	3		
<b>Julio Franco, R</b> OBP: 0.333, SLG: 0.397 (1, 6)	F7	E8 2B 1B		F8			2-3			4	1	1	2	0	0	1		
<b>Joe Carter, R</b> OBP: 0.338, SLG: 0.485 (1, 3)	F9	F8			6-3		F9			4	0	0	0	0	0	3		
<b>Andre Thornton, R</b> OBP: 0.343, SLG: 0.422 (1, 10)	1-H 1B	2H 3-H 2B			1B		6-3			4	0	3	3	0	0	0		
<b>Mel Hall, L</b> OBP: 0.353, SLG: 0.583 <b>Carmen Castillo, R</b> OBP: 0.316, SLG: 0.427 <b>Otis Nixon, S</b> OBP: 0.229, SLG: 0.196 (8, PH) (9, 7)	1-5-3	K			HR		F7			3	1	1	1	0	1	2		
<b>Brook Jacoby, R</b> OBP: 0.328, SLG: 0.425 (1, 5)		1B BB SF9 BB	FC6-4 BB		5-3		F8			2	1	0	0	2	0	0		
<b>Brett Butler, L</b> OBP: 0.336, SLG: 0.323 (1, 8)		SF9 1B E BB	FC6-4 G6-4-3			F9		BB		2	1	0	0	2	0	1		
<b>Cory Snyder, R</b> OBP: 0.311, SLG: 0.566 (1, 9)		BB E 1B	G6-4-3			1B		F9		4	1	2	0	0	0	2		
<b>Chris Bando, S</b> OBP: 0.359, SLG: 0.348 (1, 2)	SF9 2-3 3-H			G4-6-3 BB		G5-4-3 1B				1	0	1	1	1	0	0		
<b>Inning Stats</b>	R: 1 E: 0 K: 0 S: 4	H: 1 LOB: 1 BB: 1 P: 8	R: 5 E: 1 K: 1 S: 8	H: 3 LOB: 1 BB: 3 P: 20	R: 0 E: 0 K: 0 S: 2	H: 0 LOB: 0 BB: 1 P: 6	R: 0 E: 0 K: 0 S: 2	H: 0 LOB: 0 BB: 1 P: 6	R: 1 E: 0 K: 0 S: 4	H: 2 LOB: 0 BB: 0 P: 4	R: 0 E: 0 K: 0 S: 3	H: 0 LOB: 0 BB: 0 P: 3	R: 0 E: 0 K: 0 S: 3	H: 0 LOB: 1 BB: 1 P: 7	1B: 6 2B: 1 3B: 0 HR: 1	SF: 1 SAC: 0 DP: 3 HBP: 0	WP: 0 PB: 0 SB: 1 CS: 0	PA: 35
<b>PITCHER</b> <b>Bobby Witt, R</b> ERA: 6.38 (1, 1)	IP: 1.1 WLS: L BF: 11 H: 3 R: 6 ER: 5 SO: 0 BB: 4 IBB: 0 HBP: 0 BLK: 0 WP: 0 HR: 0 S: 7 P: 23 ERA: 33.75 WHIP: 5.250															<b>PITCHER</b>		
<b>Jeff Russell, R</b> ERA: 5.14 (2, 1)	IP: 3.2 WLS: L BF: 13 H: 3 R: 1 ER: 1 SO: 1 BB: 2 IBB: 0 HBP: 0 BLK: 0 WP: 0 HR: 1 S: 13 P: 21 ERA: 2.46 WHIP: 1.364															<b>PITCHER</b>		
<b>Mickey Mahler, L</b> ERA: 4.47 (6, 1)	IP: 2.0 WLS: L BF: 7 H: 2 R: 0 ER: 0 SO: 0 BB: 0 IBB: 0 HBP: 0 BLK: 0 WP: 0 HR: 0 S: 7 P: 7 ERA: 0.00 WHIP: 1.000															<b>PITCHER</b>		
<b>Mitch Williams, L</b> ERA: 2.96 (8, 1)	IP: 1.0 WLS: L BF: 4 H: 0 R: 0 ER: 0 SO: 0 BB: 1 IBB: 0 HBP: 0 BLK: 0 WP: 0 HR: 0 S: 3 P: 7 ERA: 0.00 WHIP: 1.000															<b>PITCHER</b>		

Texas Rangers @ Cleveland Indians  
Cleveland Municipal Stadium, Cleveland, OH  
Fri Jul 11, 1986, 7:05 PM EDT  
Att: 23,822 - Unknown

AB 27  
R 7  
H 8  
RBI 7  
BB 7  
SO 1  
LOB 12





Batter	1	2	3	4	5	6	7	8	9	AB	R	H	RBI	BB	SO	LOB	TOP			
<b>Oddibe McDowell, L</b> OBP: 0.344, SLG: 0.473 (1, 8)	0-0 1B	0-0 6-3	0-0 4-3			0-3 K		4-0 HR		4	2	1	0	1	1	2				
<b>Scott Fletcher, R</b> OBP: 0.377, SLG: 0.439 (1, 6)	0-0 1B		0-0 F9	0-0 3-1			0-0 3B	0-0 HR		5	3	3	2	0	0	0				
<b>Pete O'Brien, L</b> OBP: 0.380, SLG: 0.486 (1, 3)	0-0 FC6-4		0-0 F5	0-0 F4			0-0 3-4-3	0-0 1B		5	1	3	2	0	0	0				
<b>Pete Incaviglia, R</b> OBP: 0.334, SLG: 0.500 (1, 9)	0-0 FC6-4		0-0 1B	0-0 F6			0-0 F8	0-0 5-3		4	1	1	1	0	0	2				
<b>Tom Paciorek, R</b> OBP: 0.313, SLG: 0.377 (7, 7)	0-0 FC6-4		0-0 1B	0-0 1B			0-0 F8	0-0 5-3		1	0	0	0	0	0	1				
<b>Gary Ward, R</b> OBP: 0.381, SLG: 0.423 (1, 7)	0-0 1B		0-0 1B	0-0 2B		0-0 F9	0-0 3-4-3		0-0 5-3	3	1	2	0	0	0	0				
<b>Ruben Sierra, S</b> OBP: 0.229, SLG: 0.384 (5, 7)	0-0 1B		0-0 2B	0-0 1B		0-0 6-3	0-0 3-4-3		0-0 5-3	2	0	0	1	0	0	0				
<b>Larry Parrish, R</b> OBP: 0.340, SLG: 0.519 (7, 9)	0-0 G5-4-3		0-0 2B	0-0 2B		0-0 6-3	0-0 BB	0-0 K	0-0 K	4	1	1	1	1	1	2				
<b>Larry Parrish, R</b> OBP: 0.340, SLG: 0.519 (1, 10)	0-0 G5-4-3		0-0 2B	0-0 2B		0-0 6-3	0-0 BB	0-0 K	0-0 K	4	1	1	1	1	1	2				
<b>Steve Buechele, R</b> OBP: 0.319, SLG: 0.450 (1, 5)		0-0 SH1-3	0-0 2B	0-0 2B		0-0 K	0-0 F9	0-0 L5		5	1	2	1	0	1	1				
<b>Toby Harrah, R</b> OBP: 0.287, SLG: 0.303 (1, 4)		0-0 SH1-3	0-0 1B	0-0 2B		0-0 F9	0-0 K	0-0 K		3	1	1	2	0	1	0				
<b>Orlando Mercado, R</b> OBP: 0.283, SLG: 0.253 (1, 2)		0-0 F4	0-0 1B	0-0 1B		0-0 5-3	0-0 F3	0-0 F3		4	0	1	1	0	0	1				
<b>Inning Stats</b>	R: 2 E: 0 K: 0 S: 6	H: 4 LOB: 1 BB: 0 P: 6	R: 0 E: 0 K: 0 S: 4	H: 1 LOB: 1 BB: 0 P: 4	R: 5 E: 0 K: 0 S: 9	H: 6 LOB: 1 BB: 0 P: 9	R: 0 E: 0 K: 1 S: 5	H: 0 LOB: 0 BB: 0 P: 5	R: 0 E: 0 K: 1 S: 5	H: 0 LOB: 0 BB: 0 P: 5	R: 2 E: 0 K: 0 S: 5	H: 2 LOB: 1 BB: 1 P: 9	R: 2 E: 0 K: 1 S: 7	H: 2 LOB: 1 BB: 1 P: 11	R: 0 E: 0 K: 1 S: 5	H: 0 LOB: 0 BB: 0 P: 5	1B: 10 2B: 3 3B: 1 HR: 1	SF: 0 SAC: 1 DP: 1 HBP: 0	WP: 0 PA: 43 PB: 0 SB: 0 CS: 0	
<b>PITCHER</b>	IP	WLS	BF	H	R	ER	SO	BB	IBB	HBP	BLK	WP	HR	S	P	ERA	WHIP			
<b>John Butcher, R</b> ERA: 5.87 (1, 1)	2.2	L	16	9	6	6	0	0	0	0	0	0	0	16	16	20.25	3.375			
<b>Don Schultze, R</b> ERA: 4.99 (3, 1)	4.1		18	4	3	3	2	1	0	0	0	0	0	21	25	6.23	1.154			
<b>Rich Yett, R</b> ERA: 4.81 (8, 1)	1.0		6	2	2	2	1	1	0	0	0	0	1	7	11	18.00	3.000			
<b>Bryan Oelkers, L</b> ERA: 3.33 (9, 1)	1.0		3	0	0	0	1	0	0	0	0	0	0	5	5	0.00	0.000			

Texas Rangers @ Cleveland Indians  
Cleveland Municipal Stadium, Cleveland, OH

AB 40  
R 11  
H 15  
RBI 11  
BB 2  
SO 4  
LOB 9



WP: 0 PA: 43  
PB: 0  
SB: 0  
CS: 0

Texas Rangers @ Cleveland Indians  
Cleveland Municipal Stadium, Cleveland, OH

AB 37  
R 6  
H 11  
RBI 5  
BB 2  
SO 5  
LOB 13



WP: 0 PA: 39  
PB: 0  
SB: 1  
CS: 0

Batter	1	2	3	4	5	6	7	8	9	AB	R	H	RBI	BB	SO	LOB	BOTTOM			
<b>Tony Bernazard, S</b> OBP: 0.368, SLG: 0.444 (1, 4)	0-0 F8		0-0 G3		0-0 1-3		0-0 L3-6		0-0 F9	5	0	0	0	0	0	2				
<b>Julio Franco, R</b> OBP: 0.332, SLG: 0.395 (1, 6)	0-0 4-3			0-0 F7		0-0 FC	0-0 1B	0-0 K	0-0 2B	4	1	1	0	0	1	0				
<b>Fran Mullins, R</b> OBP: 0.167, SLG: 0.261 (9, 6)	0-0 4-3			0-0 F7		0-0 FC	0-0 1B	0-0 K	0-0 2B	1	0	1	0	0	0	0				
<b>Joe Carter, R</b> OBP: 0.343, SLG: 0.497 (1, 9)	0-0 F8			0-0 2B	0-0 1B	0-0 FC	0-0 1B	0-0 HR	0-0 4-3	4	2	3	1	0	0	0				
<b>Otis Nixon, S</b> OBP: 0.224, SLG: 0.191 (9, 7)	0-0 F8			0-0 2B	0-0 1B	0-0 FC	0-0 1B	0-0 HR	0-0 4-3	1	0	0	0	0	0	1				
<b>Mel Hall, L</b> OBP: 0.352, SLG: 0.582 (1, 7)		0-0 F6		0-0 2B	0-0 1B	0-0 FC	0-0 1B	0-0 4-3		4	0	1	1	0	0	2				
<b>Pat Tabler, R</b> OBP: 0.321, SLG: 0.416 (1, 3)		0-0 5-3		0-0 2B	0-0 1B	0-0 FC	0-0 1B	0-0 HR		4	1	1	1	0	0	3				
<b>Cory Snyder, R</b> OBP: 0.318, SLG: 0.592 (1, 5)		0-0 FC6-4		0-0 2B	0-0 1B	0-0 FC	0-0 1B	0-0 HR		4	1	2	1	0	1	2				
<b>Brett Butler, L</b> OBP: 0.338, SLG: 0.330 (1, 8)		0-0 FC6-4		0-0 K	0-0 1B	0-0 FC	0-0 1B	0-0 HR		3	1	1	0	1	1	1				
<b>Carmen Castillo, R</b> OBP: 0.306, SLG: 0.412 (1, 10)			0-0 K	0-0 1B	0-0 1B	0-0 FC	0-0 1B	0-0 HR		4	0	0	0	0	2	2				
<b>Andy Allanson, R</b> OBP: 0.299, SLG: 0.333 (1, 2)			0-0 6-3	0-0 1B	0-0 1B	0-0 FC	0-0 1B	0-0 HR	0-0 4-3	3	0	1	1	1	0	0				
<b>Inning Stats</b>	R: 0 E: 0 K: 0 S: 3	H: 0 LOB: 0 BB: 0 P: 3	R: 0 E: 0 K: 0 S: 4	H: 1 LOB: 1 BB: 0 P: 4	R: 0 E: 0 K: 1 S: 5	H: 0 LOB: 0 BB: 0 P: 5	R: 1 E: 0 K: 0 S: 5	H: 2 LOB: 1 BB: 0 P: 5	R: 0 E: 0 K: 1 S: 5	H: 0 LOB: 1 BB: 1 P: 9	R: 1 E: 0 K: 1 S: 7	H: 2 LOB: 1 BB: 0 P: 7	R: 1 E: 0 K: 2 S: 11	H: 4 LOB: 1 BB: 0 P: 11	R: 0 E: 0 K: 0 S: 4	H: 1 LOB: 1 BB: 0 P: 4	1B: 5 2B: 3 3B: 1 HR: 3	SF: 0 SAC: 0 DP: 2 HBP: 0	WP: 0 PA: 39 PB: 0 SB: 1 CS: 0	
<b>PITCHER</b>	IP	WLS	BF	H	R	ER	SO	BB	IBB	HBP	BLK	WP	HR	S	P	ERA	WHIP			
<b>Charlie Hough, R</b> ERA: 3.38 (1, 1)	7.2	W	33	9	6	6	4	2	0	0	0	0	0	3	39	7.04	1.435			
<b>Greg Harris, R</b> ERA: 2.99 (8, 1)	1.1		6	2	0	0	1	0	0	0	0	0	0	8	8	0.00	1.500			

Texas Rangers @ Cleveland Indians  
Cleveland Municipal Stadium, Cleveland, OH

AB 37  
R 6  
H 11  
RBI 5  
BB 2  
SO 5  
LOB 13



WP: 0 PA: 39  
PB: 0  
SB: 1  
CS: 0



Batter	1	2	3	4	5	6	7	8	9	10	AB	R	H	RBI	BB	SO	LOB								
<b>Oddibe McDowell, L</b> OBP: 0.342, SLG: 0.467 (1, 8)	G3		F5				F4		E6		4	0	0	0	1	0	1								
<b>Scott Fletcher, R</b> OBP: 0.377, SLG: 0.442 (1, 6)	G3-6-3 1B			1B 2B	1-3		E1		4-3		5	1	2	0	0	0	3								
<b>Pete O'Brien, L</b> OBP: 0.363, SLG: 0.487 (1, 3)	G3-6-3			6-4-3 1B			F9			5-3 1B	4	1	2	1	1	0	2								
<b>Pete Incaviglia, R</b> OBP: 0.332, SLG: 0.493 (1, 10)		6-3		K		FC5-4 BB		G5-3 BB		5-3	4	0	0	0	1	1	3								
<b>Gary Ward, R</b> OBP: 0.376, SLG: 0.416 (1, 7)		K		6-4-3		K		G3		1B FC4-6 IBB	4	1	0	0	1	2	3								
<b>Larry Parrish, R</b> OBP: 0.342, SLG: 0.514 (1, 5)		K		F7		F5				FC4-6 1B	4	0	1	1	1	1	2								
<b>Steve Buechele, R</b> OBP: 0.313, SLG: 0.441 (1, 4)			K		F5		L6	G5-3		FC4-6 1B	5	0	0	1	0	1	3								
<b>Geno Petralli, L</b> OBP: 0.275, SLG: 0.385 <b>Orlando Mercado, R</b> OBP: 0.277, SLG: 0.247 (7, 2)			4-3							6-3	3	1	2	1	0	0	0								
<b>Ruben Sierra, S</b> OBP: 0.239, SLG: 0.409 (1, 9)					SH1-3 1B				F7		2	0	0	0	0	0	1								
<b>Inning Stats</b>	R: 0 E: 0 K: 0 S: 3	H: 1 LOB: 0 BB: 0 P: 3	R: 0 E: 0 K: 2 S: 7	H: 0 LOB: 0 BB: 0 P: 7	R: 0 E: 0 K: 1 S: 5	H: 0 LOB: 1 BB: 1 P: 9	R: 1 E: 0 K: 1 S: 7	H: 2 LOB: 1 BB: 0 P: 7	R: 0 E: 0 K: 0 S: 4	H: 1 LOB: 2 BB: 1 P: 8	R: 0 E: 0 K: 1 S: 5	H: 0 LOB: 1 BB: 1 P: 9	R: 2 E: 1 K: 0 S: 6	H: 2 LOB: 1 BB: 0 P: 6	R: 0 E: 0 K: 0 S: 2	H: 0 LOB: 1 BB: 2 P: 10	R: 0 E: 1 K: 0 S: 4	H: 0 LOB: 1 BB: 0 P: 4	R: 0 E: 0 K: 0 S: 5	H: 2 LOB: 1 BB: 1 P: 9	1B: 5 2B: 1 3B: 0 HR: 2	SF: 0 SAC: 1 DP: 2 HBP: 0	WP: 0 PB: 0 SB: 0 CS: 0	PA: 44	
<b>PITCHER</b>	IP	WLS	BF	H	R	ER	SO	BB	IBB	HBP	BLK	WP	HR	S	P	ERA	WHIP								
<b>Phil Niekro, R</b> ERA: 4.28 <b>Scott Bailes, L</b> ERA: 4.72 <b>Ernie Camacho, R</b> ERA: 4.34	(1, 1) (9, 1) (10, 1)	8.0 1.0 1.0	34 5 5	6 1 1	3 1 1	3 0 0	5 0 0	4 0 1	0 0 0	0 0 0	0 0 0	0 0 0	2 0 4	39 5 8	59 5 8	3.38 9.00 9.00	1.250 1.000 1.000								


**TOP**

**Texas Rangers @ Cleveland Indians**  
Cleveland Municipal Stadium, Cleveland, OH

Sun Jul 13 1986, 3:33 AM EDT  
Att: 31,150 - Unknown

livebaseballscorecards.com

AB	37
R	5
H	8
RBI	5
BB	6
SO	5
LOB	18



Batter	1	2	3	4	5	6	7	8	9	10	AB	R	H	RBI	BB	SO	LOB								
<b>Tony Bernazard, S</b> OBP: 0.371, SLG: 0.441 (1, 4)	5-3				B1-3						2	0	0	0	3	0	0								
<b>Pat Tabler, R</b> OBP: 0.314, SLG: 0.406 (1, 3)	L7				6-3						5	0	0	0	0	3	4								
<b>Joe Carter, R</b> OBP: 0.344, SLG: 0.498 (8, 9)											5	1	2	0	0	2	3								
<b>Andre Thornton, R</b> OBP: 0.344, SLG: 0.421 <b>Otis Nixon, S</b> OBP: 0.240, SLG: 0.191 (8, PR)											3	0	1	0	1	1	2								
<b>Brook Jacoby, R</b> OBP: 0.329, SLG: 0.435 (1, 5)											5	1	2	2	0	1	2								
<b>Cory Snyder, R</b> OBP: 0.313, SLG: 0.574 (8, 6)											5	1	1	0	0	1	4								
<b>Carmen Castillo, R</b> OBP: 0.309, SLG: 0.414 <b>Brett Butler, L</b> OBP: 0.340, SLG: 0.332 (7, PH)											2	0	1	0	0	1	0								
<b>Chris Bando, S</b> OBP: 0.346, SLG: 0.337 (1, 2)											3	0	0	1	0	0	1								
<b>Fran Mullins, R</b> OBP: 0.154, SLG: 0.240 <b>Mel Hall, L</b> OBP: 0.353, SLG: 0.579 (8, 7)											2	0	0	0	0	1	0								
<b>Inning Stats</b>	R: 0 E: 0 K: 1 S: 6	H: 1 LOB: 1 BB: 0 P: 6	R: 0 E: 0 K: 1 S: 5	H: 0 LOB: 0 BB: 0 P: 5	R: 0 E: 0 K: 1 S: 5	H: 0 LOB: 1 BB: 1 P: 9	R: 2 E: 0 K: 0 S: 6	H: 3 LOB: 1 BB: 0 P: 6	R: 0 E: 0 K: 1 S: 5	H: 0 LOB: 0 BB: 0 P: 3	R: 0 E: 1 K: 2 S: 9	H: 1 LOB: 3 BB: 2 P: 17	R: 0 E: 0 K: 1 S: 5	H: 1 LOB: 2 BB: 1 P: 9	R: 0 E: 0 K: 1 S: 4	H: 0 LOB: 0 BB: 1 P: 8	R: 0 E: 0 K: 3 S: 10	H: 1 LOB: 2 BB: 1 P: 14	1B: 6 2B: 2 3B: 0 HR: 1	SF: 1 SAC: 1 DP: 1 HBP: 0	WP: 0 PB: 0 SB: 1 CS: 1	PA: 43			
<b>PITCHER</b>	IP	WLS	BF	H	R	ER	SO	BB	IBB	HBP	BLK	WP	HR	S	P	ERA	WHIP								
<b>Mike Mason, L</b> ERA: 4.01 <b>Greg Harris, R</b> ERA: 2.83 <b>Mitch Williams, L</b> ERA: 2.83	(1, 1) (7, 1) (9, 1)	6.0 2.0 2.0	24 10 8	6 0 1	3 0 0	2 0 0	4 3 4	0 1 0	0 1 0	0 0 0	0 1 0	0 0 0	0 0 14	31 13 22	35 25 22	3.00 0.00 0.00	1.167 1.500 1.500								


**BOTTOM**

**Texas Rangers @ Cleveland Indians**  
Cleveland Municipal Stadium, Cleveland, OH

Sun Jul 13 1986, 3:33 AM EDT  
Att: 31,150 - Unknown

livebaseballscorecards.com

AB	34
R	3
H	8
RBI	3
BB	6
SO	11
LOB	16





Batter	1	2	3	4	5	6	7	8	9	AB	R	H	RBI	BB	SO	LOB	TOP			
Tony Bernazard, S (1,4) OBP: 0.373, SLG: 0.441										4	0	2	0	0	1	0	<b>Cleveland Indians @ Kansas City Royals</b> Royals Stadium, Kansas City, MO Thu Jul 17 1986, 8:05 PM EDT Att: 31,851 - Unknown			
Julio Franco, R (1,6) OBP: 0.329, SLG: 0.390										4	0	0	0	0	0	2				
Joe Carter, R (1,3) OBP: 0.346, SLG: 0.509										3	1	2	1	0	0	0				
Andre Thornton, R (1,10) OBP: 0.344, SLG: 0.420										3	0	1	0	0	1	0				
Mel Hall, L (1,7) OBP: 0.349, SLG: 0.572										3	0	0	0	0	0	1				
Cory Snyder, R (1,9) OBP: 0.304, SLG: 0.559										3	0	0	0	0	1	0				
Brett Butler, L (1,8) OBP: 0.337, SLG: 0.329										3	0	0	0	0	1	0				
Brook Jacoby, R (1,5) OBP: 0.327, SLG: 0.430										3	0	0	0	0	2	0				
Chris Bando, S (1,2) OBP: 0.336, SLG: 0.327										3	0	0	0	0	2	0				
<b>Inning Stats</b>	R: 0 E: 0 K: 0 S: 3	H: 2 LOB: 0 BB: 0 P: 3	R: 0 E: 0 K: 0 S: 3	H: 0 LOB: 0 BB: 0 P: 3	R: 0 E: 0 K: 3 S: 9	H: 0 LOB: 0 BB: 0 P: 9	R: 0 E: 0 K: 0 S: 3	H: 1 LOB: 0 BB: 0 P: 3	R: 0 E: 0 K: 2 S: 7	H: 0 LOB: 0 BB: 0 P: 7	R: 1 E: 0 K: 0 S: 5	H: 2 LOB: 1 BB: 0 P: 5	R: 0 E: 0 K: 1 S: 5	H: 0 LOB: 0 BB: 0 P: 5	R: 0 E: 0 K: 2 S: 7	H: 0 LOB: 0 BB: 0 P: 7	1B: 4 2B: 1 3B: 0 HR: 1	SF: 0 SAC: 0 DP: 2 HBP: 0	WP: 0 PB: 0 SB: 0 CS: 0	PA: 30
<b>PITCHER</b>	IP WLS BF H R ER SO BB IBB HBP BLK WP HR S P ERA WHIP																			
Bret Saberhagen, R (1,1) ERA: 4.18	8.0 W 26 5 1 1 6 0 0 0 0 0 1 38 38 1.12 0.625																			
Steve Farr, R (9,1) ERA: 2.21	1.0 3 0 0 0 2 0 0 0 0 0 0 0 7 7 0.00 0.000																			

Batter	1	2	3	4	5	6	7	8	9	AB	R	H	RBI	BB	SO	LOB	BOTTOM			
Lonnie Smith, R (1,7) OBP: 0.397, SLG: 0.389										4	1	1	0	0	2	0	<b>Cleveland Indians @ Kansas City Royals</b> Royals Stadium, Kansas City, MO Thu Jul 17 1986, 8:05 PM EDT Att: 31,851 - Unknown			
Lynn Jones, R (9,7) OBP: 0.262, SLG: 0.194										0	0	0	0	0	0	0				
Willie Wilson, S (1,8) OBP: 0.302, SLG: 0.345										4	1	1	2	0	0	0				
Mike Kingery, L (1,9) OBP: 0.495, SLG: 0.567										3	0	1	1	0	0	0				
Jorge Orta, L (1,10) OBP: 0.351, SLG: 0.442										4	1	2	0	0	0	1				
Frank White, R (1,4) OBP: 0.314, SLG: 0.453										4	1	1	1	0	0	2				
Steve Balboni, R (1,3) OBP: 0.292, SLG: 0.440										4	0	3	1	0	0	0				
Jim Sundberg, R (1,2) OBP: 0.290, SLG: 0.287										4	0	0	0	0	1	4				
Greg Pryor, R (1,5) OBP: 0.215, SLG: 0.234										4	0	1	0	0	0	3				
Angel Salazar, R (1,6) OBP: 0.261, SLG: 0.314										3	1	0	0	0	0	3				
<b>Inning Stats</b>	R: 0 E: 0 K: 1 S: 5	H: 0 LOB: 0 BB: 0 P: 5	R: 1 E: 1 K: 0 S: 6	H: 2 LOB: 2 BB: 0 P: 6	R: 0 E: 0 K: 1 S: 6	H: 1 LOB: 1 BB: 0 P: 6	R: 0 E: 0 K: 1 S: 6	H: 1 LOB: 1 BB: 0 P: 6	R: 0 E: 0 K: 0 S: 3	H: 0 LOB: 0 BB: 0 P: 3	R: 1 E: 0 K: 0 S: 5	H: 2 LOB: 1 BB: 0 P: 5	R: 3 E: 0 K: 0 S: 7	H: 4 LOB: 1 BB: 0 P: 7	R: 0 E: 0 K: 0 S: 3	H: 0 LOB: 0 BB: 0 P: 3	1B: 5 2B: 3 3B: 1 HR: 1	SF: 1 SAC: 0 DP: 0 HBP: 0	WP: 0 PB: 2 SB: 0 CS: 0	PA: 35
<b>PITCHER</b>	IP WLS BF H R ER SO BB IBB HBP BLK WP HR S P ERA WHIP																			
Tom Candiotti, R (1,1) ERA: 3.75	6.1 L 29 9 5 5 3 0 0 0 0 0 1 35 35 7.11 1.421																			
Scott Bailes, L (7,1) ERA: 4.69	0.2 3 1 0 0 0 0 0 0 0 0 0 3 3 0.00 1.500																			
Don Schutze, R (8,1) ERA: 4.82	1.0 3 0 0 0 0 0 0 0 0 0 0 3 3 0.00 0.000																			



Batter	1	2	3	4	5	6	7	8	9	10	AB	R	H	RBI	BB	SO	LOB	TOP	
Tony Bernazard, S OBP: 0.370, SLG: 0.436 (1, 4)	4-3		F4		F4		5-3			K	4	0	0	0	1	1	1	<b>Cleveland Indians @ Kansas City Royals</b> Royals Stadium, Kansas City, MO Fri Jul 18 1986, 8:05 PM EDT Att: 35,648 - Unknown	
Brett Butler, L OBP: 0.344, SLG: 0.344 (1, 8)	2B		HR		BB		F7			1B	4	3	3	1	1	0	0		
Joe Carter, R OBP: 0.352, SLG: 0.516 (1, 7) (9, 9)	2B		1B		BB		F8			1B	5	0	4	1	0	0	2		
Andre Thornton, R OBP: 0.339, SLG: 0.413 Otis Nixon, S OBP: 0.240, SLG: 0.191 (10, PR)	F8		F8		F8		F7			E6	5	0	0	0	0	0	4		
Brook Jacoby, R OBP: 0.325, SLG: 0.425 (1, 5)	5-3				1-3		5-3			1B	4	0	0	0	1	0	2		
Pat Tabler, R OBP: 0.307, SLG: 0.397 (1, 3)	4-3		F4		F4		6-3			G4-6-3	5	0	0	0	0	0	3		
Cory Snyder, R OBP: 0.303, SLG: 0.548 (7, 9) (9, 6)	5-3		F7		F7		4-3			1B	4	0	1	0	0	0	0		
Carmen Castillo, R OBP: 0.304, SLG: 0.407 Fran Mullins, R OBP: 0.154, SLG: 0.240 Mel Hall, L OBP: 0.351, SLG: 0.572 (9, PH) (9, 7)	F4				5-3		SH1-3			BB	2	0	0	0	0	0	0		
Andy Allanson, R OBP: 0.294, SLG: 0.328 Chris Bando, S OBP: 0.333, SLG: 0.323 (9, 2)	5-3		F8		F8		4-3			F8	3	0	0	0	0	0	1		
<b>Inning Stats</b>	R: 1 E: 0 K: 0 S: 5	H: 2 LOB: 1 BB: 0 P: 5	R: 0 E: 0 K: 0 S: 3	H: 0 LOB: 0 BB: 0 P: 3	R: 1 E: 0 K: 0 S: 5	H: 2 LOB: 1 BB: 2 P: 5	R: 0 E: 0 K: 0 S: 3	H: 0 LOB: 0 BB: 0 P: 3	R: 0 E: 0 K: 0 S: 4	H: 1 LOB: 1 BB: 0 P: 4	R: 0 E: 0 K: 0 S: 4	H: 1 LOB: 1 BB: 0 P: 4	R: 0 E: 0 K: 0 S: 3	H: 0 LOB: 1 BB: 1 P: 7	R: 1 E: 1 K: 1 S: 7	H: 2 LOB: 3 BB: 1 P: 11	1B: 6 2B: 1 3B: 0 HR: 1		SF: 0 SAC: 1 DP: 1 HBP: 0
<b>PITCHER</b>	IP WLS BF H R ER SO	IP WLS BF H R ER SO	IP WLS BF H R ER SO	IP WLS BF H R ER SO	IP WLS BF H R ER SO	IP WLS BF H R ER SO	IP WLS BF H R ER SO	IP WLS BF H R ER SO	IP WLS BF H R ER SO	IP WLS BF H R ER SO	IP WLS BF H R ER SO	IP WLS BF H R ER SO	IP WLS BF H R ER SO	IP WLS BF H R ER SO	IP WLS BF H R ER SO	IP WLS BF H R ER SO	ERA WHIP	ERA WHIP	
Charlie Leibandt, L ERA: 3.97 Dan Qusenberry, R ERA: 2.76 (9, 1)	8.0 L 10 2 1 0 1	2.0 L 10 2 1 0 1	2.0 L 10 2 1 0 1	2.0 L 10 2 1 0 1	2.0 L 10 2 1 0 1	2.0 L 10 2 1 0 1	2.0 L 10 2 1 0 1	2.0 L 10 2 1 0 1	2.0 L 10 2 1 0 1	2.0 L 10 2 1 0 1	2.0 L 10 2 1 0 1	2.0 L 10 2 1 0 1	2.0 L 10 2 1 0 1	2.0 L 10 2 1 0 1	2.0 L 10 2 1 0 1	2.0 L 10 2 1 0 1	0.00 1.500	0.00 1.500	


Batter	1	2	3	4	5	6	7	8	9	10	AB	R	H	RBI	BB	SO	LOB	BOTTOM			
Lonnie Smith, R OBP: 0.350, SLG: 0.381 (1, 7)	5-3		F9		E4		FC6-4			4-3	5	0	0	0	0	1	<b>Cleveland Indians @ Kansas City Royals</b> Royals Stadium, Kansas City, MO Fri Jul 18 1986, 8:05 PM EDT Att: 35,648 - Unknown				
Willie Wilson, S OBP: 0.304, SLG: 0.346 (1, 8)	F8		1B		L6-5		1B			F8	5	0	2	0	0	0		1			
Mike Kingery, L OBP: 0.421, SLG: 0.600 (1, 9)	HR		F6		1-3		4-3			F4	5	1	1	1	0	0		3			
Jorge Orta, L OBP: 0.355, SLG: 0.446 Darryl Motley, R OBP: 0.228, SLG: 0.340 (8, PH)	1B		E1		E9		1-3			F9	3	0	2	0	0	0		1			
Frank White, R OBP: 0.313, SLG: 0.447 (1, 4)	K		FC4-6		F6		F6			6-3	4	0	0	0	1	1		4			
Steve Balboni, R OBP: 0.293, SLG: 0.446 (1, 3)	HR		F7		1B		FC5-4			K	4	1	1	1	1	1		1			
Jim Sundberg, R OBP: 0.289, SLG: 0.283 (1, 2)	F9		5-3		5-3		BB			BB	3	0	0	0	1	0		2			
Greg Pryor, R OBP: 0.206, SLG: 0.224 Hal McRae, R OBP: 0.309, SLG: 0.388 Buddy Biancalana, S OBP: 0.333, SLG: 0.391 (9, 6)	F7		F7		F7		6-3			BB	3	0	0	0	0	0		0			
Angel Salazar, R OBP: 0.262, SLG: 0.314 Jamie Quirk, L OBP: 0.257, SLG: 0.295 (9, 5)	K		F8		F8		1B			F8	3	0	1	0	0	1		0			
<b>Inning Stats</b>	R: 1 E: 0 K: 1 S: 7	H: 2 LOB: 1 BB: 7 P: 7	R: 1 E: 0 K: 1 S: 6	H: 1 LOB: 0 BB: 6 P: 6	R: 0 E: 1 K: 0 S: 5	H: 1 LOB: 2 BB: 0 P: 5	R: 0 E: 0 K: 0 S: 3	H: 0 LOB: 0 BB: 0 P: 3	R: 0 E: 1 K: 0 S: 4	H: 1 LOB: 2 BB: 8 P: 8	R: 0 E: 0 K: 0 S: 5	H: 2 LOB: 2 BB: 5 P: 5	R: 0 E: 0 K: 0 S: 3	H: 0 LOB: 3 BB: 3 P: 15	R: 0 E: 0 K: 1 S: 5	H: 0 LOB: 0 BB: 0 P: 3		R: 0 E: 0 K: 1 S: 5	H: 0 LOB: 0 BB: 0 P: 5	1B: 5 2B: 1 3B: 0 HR: 2	SF: 0 SAC: 0 DP: 1 HBP: 0
<b>PITCHER</b>	IP WLS BF H R ER SO	IP WLS BF H R ER SO	IP WLS BF H R ER SO	IP WLS BF H R ER SO	IP WLS BF H R ER SO	IP WLS BF H R ER SO	IP WLS BF H R ER SO	IP WLS BF H R ER SO	IP WLS BF H R ER SO	IP WLS BF H R ER SO	IP WLS BF H R ER SO	IP WLS BF H R ER SO	IP WLS BF H R ER SO	IP WLS BF H R ER SO	IP WLS BF H R ER SO	IP WLS BF H R ER SO	ERA WHIP	ERA WHIP			
Ken Schrom, R ERA: 4.09 Scott Bailes, L ERA: 4.59 Ernie Camacho, R ERA: 4.25 Bryan Oelkers, L ERA: 3.1 (9, 1)	6.2 0.2 0.2 2.0	2.0 0.0 0.0 0.0	2.0 0.0 0.0 0.0	2.0 0.0 0.0 0.0	2.0 0.0 0.0 0.0	2.0 0.0 0.0 0.0	2.0 0.0 0.0 0.0	2.0 0.0 0.0 0.0	2.0 0.0 0.0 0.0	2.0 0.0 0.0 0.0	2.0 0.0 0.0 0.0	2.0 0.0 0.0 0.0	2.0 0.0 0.0 0.0	2.0 0.0 0.0 0.0	2.0 0.0 0.0 0.0	2.0 0.0 0.0 0.0	0.00 2.70	0.00 1.050			



Batter	1	2	3	4	5	6	7	8	9	AB	R	H	RBI	BB	SO	LOB	TOP					
Tony Bernazard, S (1,4) OBP: 0.374, SLG: 0.446	0-0 HR		0-0 FC4-6 1B	4-0 CS BB		0-0 G3			0-0 F8 1B	4	2	2	2	1	0	3						
Brett Butler, L (1,8) OBP: 0.347, SLG: 0.348	0-0 1-3		0-0 1B	0-0 CS		0-0 6-3 1B		0-0 F7	0-0 1B	5	1	3	0	0	0	0						
Joe Carter, R (1,9) OBP: 0.350, SLG: 0.512	0-0 6-3		0-0 1B			0-0 F8		0-0 4-3	0-0 F8	5	1	1	0	0	0	3						
Mel Hall, L (1,7) OBP: 0.354, SLG: 0.569	0-0 L4		0-0 1B			0-0 6-3		4-0 BB	0-3 K	3	1	1	2	1	0	1						
Carmen Castillo, R (9, PH) OBP: 0.302, SLG: 0.403			1-2 2H 3H FC5-4 1B			1-2				1	0	0	0	0	1	2						
Otis Nixon, S (9,7) OBP: 0.240, SLG: 0.191			0-0 1B			0-0 K				0	0	0	0	0	0	0						
Cory Snyder, R (1,6) OBP: 0.301, SLG: 0.538		0-3 K	0-0 FC5-4 1B			0-3 K		0-0 F8		4	0	1	1	0	2	2						
Julio Franco, R (1,10) OBP: 0.325, SLG: 0.386		0-0 L7	0-0 FC5-4 1B			0-0 F9		0-0 5-3		4	0	0	1	0	0	1						
Pat Tabler, R (1,3) OBP: 0.302, SLG: 0.391		0-0 L4	0-0 FC5-4			0-0 4-3		0-3 K		4	0	0	0	0	1	1						
Fran Mullins, R (8,6) OBP: 0.154, SLG: 0.240			1-2							0	0	0	0	0	0	0						
Brook Jacoby, R (1,5) OBP: 0.327, SLG: 0.429			0-0 1B	0-0 F4		0-0 1B		0-0 6-3		4	1	2	0	0	0	0						
Chris Bando, S (1,2) OBP: 0.339, SLG: 0.330			0-0 FC4-6 2B	0-3 K		0-0 1B		0-0 4-3		4	0	2	0	0	1	0						
<b>Inning Stats</b>	R: 1 E: 0 K: 0 S: 4	H: 1 LOB: 0 BB: 0 P: 4	R: 0 E: 0 K: 1 S: 5	H: 0 LOB: 0 BB: 0 P: 5	R: 5 E: 0 K: 0 S: 9	H: 6 LOB: 1 BB: 0 P: 9	R: 0 E: 0 K: 1 S: 4	H: 0 LOB: 0 BB: 1 P: 8	R: 0 E: 0 K: 1 S: 6	H: 1 LOB: 1 BB: 0 P: 6	R: 0 E: 0 K: 0 S: 5	H: 2 LOB: 2 BB: 0 P: 5	R: 0 E: 0 K: 1 S: 3	H: 0 LOB: 0 BB: 1 P: 7	R: 0 E: 0 K: 1 S: 5	H: 0 LOB: 0 BB: 0 P: 5	R: 0 E: 0 K: 1 S: 7	H: 2 LOB: 2 BB: 0 P: 7	1B: 10 2B: 1 3B: 0 HR: 1	SF: 0 SAC: 0 DP: 0 HBP: 0	WP: 0 PB: 0 SB: 0 CS: 1	PA: 41
<b>PITCHER</b>	IP WLS BF	H R ER SO	BB IBB HBP BLK	WP HR S P	ERA WHIP	<b>PITCHER</b>	IP WLS BF	H R ER SO	BB IBB HBP BLK	WP HR S P	ERA WHIP											
Scott Bankhead, R (1,1) ERA: 4.55	2.1 L	6 6 6 1	0 0 0 0	0 0 0 0	0 1 15 15	23.14 2.571																
Mark Gubicza, R (3,1) ERA: 4.54	4.2	4 0 0 2	2 0 0 0	0 0 0 0	0 0 21 29	0.00 1.286																
Bud Black, L (8,1) ERA: 3.84	2.0	8 2 0 0	0 0 0 2	0 0 0 0	0 0 12 12	0.00 1.000																

Cleveland Indians @ Kansas City Royals  
 Royals Stadium, Kansas City, MO  
 Sat Jul 19 1986, 8:05 PM EDT  
 Att: 39,857 - Unknown

AB 38  
 R 6  
 H 12  
 RBI 6  
 BB 2  
 SO 5  
 LOB 13



Batter	1	2	3	4	5	6	7	8	9	AB	R	H	RBI	BB	SO	LOB	BOTTOM					
Lonnie Smith, R (1,7) OBP: 0.362, SLG: 0.388	0-0 CS 1B		0-0 FC4-6 1B			4-0 G6-3 BB	0-0 2H 1B		4-0 FC6-4 BB	3	0	3	1	2	0	0						
Willie Wilson, S (1,8) OBP: 0.302, SLG: 0.347	0-0 6-3 2B		0-0 FC4-6			0-0 G6-3	0-0 B5-3		0-0 FC6-4	5	0	1	0	0	0	6						
Mike Kingery, L (1,9) OBP: 0.381, SLG: 0.538	0-0 6-3			0-0 6-3		0-0 4-3		0-3 K		4	0	0	0	0	1	1						
Jorge Orta, L (1,10) OBP: 0.350, SLG: 0.439	0-0 F8			0-0 5-3		0-0 F4		0-0 5-3		3	0	0	0	0	0	1						
Darryl Motley, R (8, PH) OBP: 0.227, SLG: 0.337				0-0 5-3		0-0 F4		0-0 5-3		1	0	0	0	0	0	0						
Frank White, R (1,4) OBP: 0.312, SLG: 0.443		0-0 G3		0-0 F7		4-0 1B E BB		0-3 K		3	1	0	0	1	1	0						
Steve Balboni, R (1,3) OBP: 0.295, SLG: 0.450		0-0 L3 1B		0-0 5-3 2B		0-0 F4		0-0 F4		4	0	2	0	0	0	1						
Jim Sundberg, R (1,2) OBP: 0.292, SLG: 0.287		0-0 L3		0-0 5-3		0-0 5-3		0-0 BB 1B		4	1	2	0	0	0	2						
Greg Pryor, R (1,5) OBP: 0.197, SLG: 0.214			0-0 F7		0-3 K		0-0 E6 2B		0-0 BB 1B	3	1	0	0	0	1	2						
Hal McRae, R (9, PH) OBP: 0.313, SLG: 0.391					0-0 K		1-3 2H 3H 2B		1-2 1B	1	0	1	0	0	0	0						
Buddy Biancalana, S (9, PR) OBP: 0.333, SLG: 0.391					0-0 K				1-2 1B	0	0	0	0	0	0	0						
Angel Salazar, R (1,6) OBP: 0.263, SLG: 0.319			0-0 F8		0-0 F8		0-0 1B 2B		0-0 F6	3	1	1	2	0	0	1						
Jamie Quirk, L (9, PH) OBP: 0.255, SLG: 0.292					0-0 F8					1	0	0	0	0	0	2						
<b>Inning Stats</b>	R: 0 E: 0 K: 0 S: 4	H: 2 LOB: 1 BB: 0 P: 4	R: 0 E: 0 K: 0 S: 3	H: 1 LOB: 0 BB: 0 P: 3	R: 0 E: 0 K: 0 S: 4	H: 1 LOB: 1 BB: 0 P: 4	R: 0 E: 0 K: 0 S: 3	H: 0 LOB: 0 BB: 0 P: 3	R: 0 E: 0 K: 1 S: 6	H: 1 LOB: 1 BB: 0 P: 6	R: 0 E: 0 K: 0 S: 2	H: 0 LOB: 0 BB: 1 P: 6	R: 4 E: 1 K: 0 S: 7	H: 3 LOB: 1 BB: 1 P: 11	R: 0 E: 0 K: 2 S: 7	H: 0 LOB: 0 BB: 0 P: 7	R: 0 E: 0 K: 0 S: 5	H: 2 LOB: 3 BB: 1 P: 9	1B: 7 2B: 4 3B: 0 HR: 0	SF: 0 SAC: 0 DP: 2 HBP: 0	WP: 0 PB: 0 SB: 0 CS: 1	PA: 38
<b>PITCHER</b>	IP WLS BF	H R ER SO	BB IBB HBP BLK	WP HR S P	ERA WHIP	<b>PITCHER</b>	IP WLS BF	H R ER SO	BB IBB HBP BLK	WP HR S P	ERA WHIP											
Phil Niekro, R (1,1) ERA: 4.05	6.2	8 4 0 1	2 0 0 0	0 0 0 0	0 0 10 10	0.00 0.600																
Scott Bailes, L (7,1) ERA: 4.44	1.2	6 1 0 0	0 0 0 0	0 0 0 0	0 0 3 7	0.00 3.000																
Ernie Camacho, R (9,1) ERA: 4.15	0.2	S 4	1 0 0 0	0 0 0 0	0 0 3 7	0.00 3.000																

Cleveland Indians @ Kansas City Royals  
 Royals Stadium, Kansas City, MO  
 Sat Jul 19 1986, 8:05 PM EDT  
 Att: 39,857 - Unknown

AB 35  
 R 4  
 H 10  
 RBI 3  
 BB 3  
 SO 3  
 LOB 16





Batter	1	2	3	4	5	6	7	8	9	AB	R	H	RBI	BB	SO	LOB	TOP								
<b>Tony Bernazard, S</b> (1, 4) OBP: 0.375, SLG: 0.445	4-0 BB		0-0 BB 2B 1B		0-0 1-2		0-0 F4			3	1	1	0	1	0	3	<b>Cleveland Indians @ Kansas City Royals</b> Royals Stadium, Kansas City, MO Sun Jul 20 1986, 4:33 AM EDT Att: 34,404 - Unknown <a href="http://livebaseballscorecards.com">livebaseballscorecards.com</a>								
<b>Brett Butler, L</b> (1, 8) OBP: 0.346, SLG: 0.345	0-3 K		4-0 1-2 2B BB			0-0 G3		0-0 L1		3	1	0	0	1	1										
<b>Joe Carter, R</b> (1, 9) OBP: 0.352, SLG: 0.520	0-0 F8		0-0 1-H 2-H 2B			0-0 5-3		0-0 3B		4	0	2	2	0	0	1									
<b>Mel Hall, L</b> (1, 7) OBP: 0.352, SLG: 0.562	0-0 4-3		0-0 F8			4-0 BB		0-3 K		3	0	0	0	1	1	3									
<b>Cory Snyder, R</b> (1, 6) OBP: 0.291, SLG: 0.520		0-0 F5		0-0 F5		0-3 K		0-0 F8		4	0	0	0	0	1	2									
<b>Julio Franco, R</b> (1, 10) OBP: 0.324, SLG: 0.384		0-0 F9		0-3 K			0-0 1B		0-3 K	4	0	1	0	0	2	0									
<b>Pat Tabler, R</b> (1, 3) <b>Fran Mullins, R</b> (7, 6) OBP: 0.148, SLG: 0.231		0-0 6-3		0-3 K			0-0 F6		0-3 K	3	0	0	0	0	1	1									
<b>Brook Jacoby, R</b> (1, 5) OBP: 0.329, SLG: 0.430			0-0 F8		0-0 G4-3 1B		0-0 F9		0-0 1B	4	0	2	0	0	0	1									
<b>Andy Allanson, R</b> (1, 2) OBP: 0.293, SLG: 0.326			0-0 6-3		0-3 K		0-0 1-2 1B		0-0 F6	4	0	1	0	0	1	2									
<b>Inning Stats</b>	R: 0 E: 0 K: 1 S: 5	H: 0 LOB: 1 P: 9	R: 0 E: 0 K: 0 S: 3	H: 0 LOB: 0 BB: 0 P: 3	R: 2 E: 0 K: 0 S: 5	H: 2 LOB: 1 BB: 1 P: 9	R: 0 E: 0 K: 2 S: 7	H: 0 LOB: 0 BB: 0 P: 7	R: 0 E: 0 K: 1 S: 5	H: 1 LOB: 0 BB: 0 P: 5	R: 0 E: 0 K: 0 S: 5	H: 0 LOB: 1 BB: 1 P: 9	R: 0 E: 0 K: 0 S: 5	H: 2 LOB: 2 BB: 0 P: 5	R: 0 E: 0 K: 1 S: 6	H: 1 LOB: 1 BB: 0 P: 6		R: 0 E: 0 K: 2 S: 8	H: 1 LOB: 1 BB: 0 P: 8	1B: 5 2B: 1 3B: 1 HR: 0	SF: 0 SAC: 0 DP: 1 HBP: 0	WP: 0 PB: 0 SB: 0 CS: 0	PA: 36		
<b>PITCHER</b>	IP	WLS	BF	H	R	ER	SO	BB	IBB	HBP	BLK	WP	HR	S	P	ERA	WHIP								
<b>Dennis Leonard, R</b> (1, 1) ERA: 3.69	8.0		32	6	2	2	6	3	0	0	0	0	0	41	53	2.25	1.125								
<b>Steve Farr, R</b> (9, 1) ERA: 2.18	1.0	W	4	1	0	0	2	0	0	0	0	0	0	8	8	0.00	1.000								

Batter	1	2	3	4	5	6	7	8	9	AB	R	H	RBI	BB	SO	LOB	BOTTOM								
<b>Lonnie Smith, R</b> (1, 7) OBP: 0.364, SLG: 0.392	4-0 F8 E BB		0-0 2B		0-0 2-3		0-3 K			3	0	1	0	1	1	5	<b>Cleveland Indians @ Kansas City Royals</b> Royals Stadium, Kansas City, MO Sun Jul 20 1986, 4:33 AM EDT Att: 34,404 - Unknown <a href="http://livebaseballscorecards.com">livebaseballscorecards.com</a>								
<b>Willie Wilson, S</b> (1, 8) OBP: 0.302, SLG: 0.349	0-0 F8 1-3		0-0 F6			0-0 4-3 G3 2B		0-0 4-3		4	1	1	0	0	0	4									
<b>Mike Kingery, L</b> (1, 9) OBP: 0.348, SLG: 0.488	0-0 F4			0-3 K		0-0 4-3		0-0 5-3		4	0	0	0	0	1	2									
<b>George Brett, L</b> (1, 5) OBP: 0.417, SLG: 0.440	0-0 F7			0-0 F7		0-0 G3		0-3 K		4	0	0	1	0	1	1									
<b>Jorge Orta, L</b> (1, 10) OBP: 0.344, SLG: 0.430		0-0 1-3		0-3 K		0-0 F7		0-0 4-3		4	0	0	0	0	1	0									
<b>Frank White, R</b> (1, 4) OBP: 0.314, SLG: 0.456		0-0 F9			0-0 6-3		0-0 2B 2B		0-0 HR	4	2	2	1	0	0	0									
<b>Steve Balboni, R</b> (1, 3) OBP: 0.296, SLG: 0.449		0-0 5-3			0-0 1B 1B 1B		0-0 F5			3	0	1	0	0	0	1									
<b>Jamie Quirk, L</b> (1, 2) OBP: 0.266, SLG: 0.313			0-0 4-3		0-0 L5-4 1B 1-2 1B		0-0 1B 2H 2B			3	0	2	1	0	0	0									
<b>Angel Salazar, R</b> (1, 6) OBP: 0.268, SLG: 0.324			0-0 F7		0-0 1-2 2-3 1B		0-0 2-3 1B			3	0	2	0	0	0	0									
<b>Inning Stats</b>	R: 0 E: 1 K: 0 S: 3	H: 0 LOB: 1 P: 7	R: 0 E: 0 K: 0 S: 3	H: 0 LOB: 0 BB: 0 P: 3	R: 0 E: 0 K: 0 S: 4	H: 1 LOB: 1 BB: 0 P: 4	R: 0 E: 0 K: 2 S: 7	H: 0 LOB: 0 BB: 0 P: 7	R: 0 E: 0 K: 0 S: 5	H: 3 LOB: 2 BB: 0 P: 5	R: 1 E: 0 K: 0 S: 4	H: 1 LOB: 0 BB: 0 P: 4	R: 1 E: 0 K: 1 S: 8	H: 3 LOB: 2 BB: 0 P: 8	R: 0 E: 0 K: 1 S: 5	H: 0 LOB: 0 BB: 0 P: 5		R: 1 E: 0 K: 0 S: 1	H: 1 LOB: 0 BB: 0 P: 1	1B: 4 2B: 5 3B: 0 HR: 1	SF: 0 SAC: 0 DP: 1 HBP: 0	WP: 0 PB: 0 SB: 0 CS: 0	PA: 33		
<b>PITCHER</b>	IP	WLS	BF	H	R	ER	SO	BB	IBB	HBP	BLK	WP	HR	S	P	ERA	WHIP								
<b>John Butcher, R</b> (1, 1) ERA: 5.68	6.1		26	7	2	2	2	1	0	0	0	0	0	29	33	2.84	1.263								
<b>Dickie Noles, R</b> (7, 1) ERA: 5.71	1.2	L	7	2	1	1	2	0	0	0	0	0	1	11	11	5.40	1.200								



Batter	1	2	3	4	5	6	7	8	9	AB	R	H	RBI	BB	SO	LOB	TOP			
<b>John Cangelosi, S</b> OBP: 0.382, SLG: 0.321 (1, 8)	F9		K				K			3	0	0	0	1	2	2	<b>Chicago White Sox @ Cleveland Indians</b> Cleveland Municipal Stadium, Cleveland, OH Mon Jul 21 1986, 7:05 PM EDT Att: 13,451 - Unknown			
<b>Ozzie Guillen, L</b> OBP: 0.270, SLG: 0.334 (1, 6)	F7		G4-6-3			SF8				3	0	1	1	0	0	2				
<b>Harold Baines, L</b> OBP: 0.357, SLG: 0.486 (1, 9)	K			G3	G3			L9		4	0	0	0	0	1	3				
<b>Ron Kittle, R</b> OBP: 0.275, SLG: 0.412 (1, 10)		K		6-3			1-3		L4	4	0	0	0	0	1	1				
<b>Tim Lueftl, R</b> OBP: 0.293, SLG: 0.429 (1, 4)	F9			HR			5-3		K	4	1	1	1	0	1	1				
<b>Greg Walker, L</b> OBP: 0.344, SLG: 0.498 (1, 3)				F9						4	0	2	0	0	0	0				
<b>Bobby Bonilla, S</b> OBP: 0.362, SLG: 0.353 (1, 7)		1B					1B		F9	4	0	2	0	0	0	0				
<b>Wayne Tolleson, S</b> OBP: 0.342, SLG: 0.336 (1, 5)										4	0	0	0	0	2	2				
<b>Joel Skinner, R</b> OBP: 0.247, SLG: 0.322 (1, 2)										1	0	0	0	2	0	0				
<b>Inning Stats</b>	R: 0 E: 0 K: 1 S: 5	H: 0 LOB: 0 BB: 0 P: 5	R: 0 E: 0 K: 1 S: 6	H: 1 LOB: 1 BB: 0 P: 6	R: 0 E: 0 K: 1 S: 4	H: 0 LOB: 1 BB: 2 P: 12	R: 1 E: 0 K: 0 S: 4	H: 1 LOB: 0 BB: 0 P: 4	R: 1 E: 0 K: 1 S: 5	H: 0 LOB: 2 BB: 3 P: 17	R: 0 E: 0 K: 0 S: 4	H: 1 LOB: 1 BB: 0 P: 4	R: 0 E: 0 K: 1 S: 5	H: 0 LOB: 0 BB: 0 P: 5	R: 0 E: 0 K: 2 S: 7	H: 1 LOB: 0 BB: 0 P: 7	1B: 3 2B: 0 3B: 0 HR: 1	SF: 1 SAC: 0 DP: 1 HBP: 0	WP: 0 PB: 0 CS: 0	PA: 35
<b>PITCHER</b>	IP	WLS	BF	H	R	ER	SO	BB	IBB	HBP	BLK	WP	HR	S	P	ERA	WHIP			
<b>Bryan DeKers, L</b> ERA: 3.24 (1, 1)	4.1		19	2	2	2	4	5	0	0	0	0	1	22	42	4.15	1.615			
<b>Rich Yett, R</b> ERA: 4.23 (5, 1)	4.2	W	16	2	0	0	4	0	0	0	0	0	0	24	24	0.00	0.429			

Batter	1	2	3	4	5	6	7	8	9	AB	R	H	RBI	BB	SO	LOB	BOTTOM			
<b>Tony Bernazard, S</b> OBP: 0.376, SLG: 0.446 (1, 4)	G1-6-3 1B			G3			F8			4	1	2	1	0	0	0	<b>Chicago White Sox @ Cleveland Indians</b> Cleveland Municipal Stadium, Cleveland, OH Mon Jul 21 1986, 7:05 PM EDT Att: 13,451 - Unknown			
<b>Brett Butler, L</b> OBP: 0.351, SLG: 0.346 (1, 8)		1B					F4			2	0	1	0	2	0	0				
<b>Joe Carter, R</b> OBP: 0.351, SLG: 0.520 (1, 3) (3, 9)										4	0	1	0	0	0	5				
<b>Mel Hall, L</b> OBP: 0.358, SLG: 0.576 (1, 7)										3	1	2	2	1	0	3				
<b>Brook Jacoby, R</b> OBP: 0.325, SLG: 0.425 (1, 5)	F8									4	0	0	0	0	1	3				
<b>Julio Franco, R</b> OBP: 0.326, SLG: 0.386 (1, 6)										4	1	2	0	0	0	0				
<b>Cory Snyder, R</b> OBP: 0.297, SLG: 0.524 (1, 9)										1	0	1	0	0	0	0				
<b>Pat Tabler, R</b> OBP: 0.304, SLG: 0.391 (2, PR) (3, 3)										2	1	2	0	0	0	0				
<b>Carmen Castillo, R</b> OBP: 0.300, SLG: 0.398 (1, 10)										4	1	1	1	0	0	3				
<b>Andy Allanson, R</b> OBP: 0.288, SLG: 0.321 (1, 2)										3	0	0	1	0	0	1				
<b>Inning Stats</b>	R: 1 E: 0 K: 0 S: 5	H: 3 LOB: 1 BB: 0 P: 5	R: 3 E: 1 K: 0 S: 7	H: 4 LOB: 3 BB: 1 P: 11	R: 0 E: 0 K: 0 S: 4	H: 1 LOB: 1 BB: 0 P: 4	R: 0 E: 0 K: 0 S: 2	H: 0 LOB: 0 BB: 1 P: 6	R: 1 E: 0 K: 0 S: 4	H: 1 LOB: 0 BB: 0 P: 4	R: 0 E: 0 K: 0 S: 3	H: 1 LOB: 0 BB: 0 P: 3	R: 0 E: 0 K: 1 S: 6	H: 1 LOB: 2 BB: 1 P: 10	R: 0 E: 0 K: 0 S: 4	H: 1 LOB: 1 BB: 0 P: 4	1B: 10 2B: 1 3B: 0 HR: 1	SF: 1 SAC: 1 DP: 2 HBP: 0	WP: 0 PB: 0 CS: 1	PA: 37
<b>PITCHER</b>	IP	WLS	BF	H	R	ER	SO	BB	IBB	HBP	BLK	WP	HR	S	P	ERA	WHIP			
<b>Joel Davis, R</b> ERA: 4.7 (1, 1)	1.0	L	8	6	4	3	0	0	0	0	0	0	0	8	8	27.00	6.000			
<b>Bill Dawley, R</b> ERA: 2.7 (2, 1)	4.0		16	3	1	1	0	2	0	0	0	0	1	14	22	2.25	1.250			
<b>Dave Schmidt, R</b> ERA: 3.97 (6, 1)	2.0		8	2	0	0	1	0	1	0	0	0	0	9	13	0.00	1.000			
<b>Bob James, R</b> ERA: 5.26 (8, 1)	1.0		4	1	0	0	0	0	0	0	0	0	0	4	4	0.00	1.000			

AB	29
R	2
H	4
RBI	2
BB	5
SO	8
LOB	11

AB	31
R	5
H	12
RBI	5
BB	3
SO	1
LOB	15



Batter	1	2	3	4	5	6	7	8	9	AB	R	H	RBI	BB	SO	LOB	TOP					
<b>John Cangelosi, S</b> OBP: 0.379, SLG: 0.319	0-0 2-3 BB SF8 1B	0-0 F8		0-3 K			0-0 F8		0-3 K	5	1	1	0	0	2	3	<b>Chicago White Sox @ Cleveland Indians</b> Cleveland Municipal Stadium, Cleveland, OH Tue Jul 22 1986, 7:05 PM EDT Att: 13,376 - Unknown <a href="http://livebaseballscorecards.com">livebaseballscorecards.com</a>					
<b>Ozzie Guillen, L</b> OBP: 0.289, SLG: 0.330	4-0 SF8 2-3 2B BB	0-0 4-3			0-0 3-1		0-0 G3		0-0 4-3	4	1	0	0	1	0	2						
<b>Harold Baines, L</b> OBP: 0.354, SLG: 0.480	0-0 2-3			0-3 K		0-0 F2			0-0 1-3	4	0	0	0	0	1	2						
<b>Greg Walker, L</b> OBP: 0.339, SLG: 0.492	0-0 SF8			0-0 G3		0-0 F7			0-0 4-3	3	0	0	1	0	0	0						
<b>Ron Kittle, R</b> OBP: 0.278, SLG: 0.428	0-0			0-0 F8					0-0 F8	4	1	2	2	0	0	0						
<b>Carlton Fisk, R</b> OBP: 0.280, SLG: 0.316	4-0			0-0 1B SF9 2B					0-0 PB 1B	0	0	0	0	1	0	0						
<b>Joel Skinner, R</b> OBP: 0.255, SLG: 0.336										3	1	2	0	0	1	0						
<b>Tim Lincecum, R</b> OBP: 0.296, SLG: 0.430	0-0 F4			0-0		0-0			0-0 F9	4	0	2	0	0	0	3						
<b>Steve Lyons, L</b> OBP: 0.298, SLG: 0.335				0-0 SF9					0-0 1-3	3	0	1	1	0	0	1						
<b>Julio Cruz, S</b> OBP: 0.368, SLG: 0.254				0-0 FC1-5-6					4-0	3	0	0	0	0	1	3						
<b>Ivan Calderon, R</b> OBP: 0.281, SLG: 0.321				2-3					BB	0	0	0	0	1	0	0						
<b>Inning Stats</b>	R: 2 E: 0 K: 0 S: 5	H: 2 LOB: 2 BB: 2 P: 13	R: 0 E: 0 K: 0 S: 4	H: 1 LOB: 1 BB: 0 P: 4	R: 0 E: 0 K: 1 S: 5	H: 0 LOB: 0 BB: 0 P: 5	R: 1 E: 0 K: 2 S: 9	H: 2 LOB: 1 BB: 0 P: 9	R: 0 E: 0 K: 0 S: 3	H: 0 LOB: 0 BB: 0 P: 3	R: 1 E: 0 K: 1 S: 7	H: 2 LOB: 1 BB: 0 P: 7	R: 0 E: 0 K: 0 S: 3	H: 0 LOB: 1 BB: 0 P: 3	R: 0 E: 0 K: 0 S: 4	H: 1 LOB: 1 BB: 0 P: 4	R: 0 E: 0 K: 1 S: 5	H: 0 LOB: 1 BB: 1 P: 9	1B: 4 2B: 3 3B: 0 HR: 1	SF: 2 SAC: 0 DP: 0 HBP: 0	WP: 0 PB: 1 SB: 0 CS: 1	PA: 38
<b>PITCHER</b> <b>Tom Candiotti, R</b> ERA: 3.76	IP: 9.0 WLS: W BF: 38 H: 8 R: 4 ER: 4 SO: 5 BB: 3 IBB: 0 HBP: 0 BLK: 0 WP: 0 HR: 1 S: 45 P: 57 ERA: 4.00 WHIP: 1.222															<b>PITCHER</b>						


Batter	1	2	3	4	5	6	7	8	9	AB	R	H	RBI	BB	SO	LOB	BOTTOM			
<b>Tony Bernazard, S</b> OBP: 0.378, SLG: 0.447	0-0 E6 1B			0-0 F5					0-0 F8	4	1	2	0	0	0	0	<b>Chicago White Sox @ Cleveland Indians</b> Cleveland Municipal Stadium, Cleveland, OH Tue Jul 22 1986, 7:05 PM EDT Att: 13,376 - Unknown <a href="http://livebaseballscorecards.com">livebaseballscorecards.com</a>			
<b>Brett Butler, L</b> OBP: 0.355, SLG: 0.362	4-0 1B BB	0-0 FC 3B		0-0 9-2 3B		0-3 K			0-0 K	3	2	2	0	1	1	0				
<b>Joe Carter, R</b> OBP: 0.350, SLG: 0.517	0-0 1-3 3-H 1B	0-3 K		0-0 L5					0-0 6-3	4	1	1	1	0	1	2				
<b>Mel Hall, L</b> OBP: 0.360, SLG: 0.574	0-0 FC 1B			0-0 9-2					0-0 2B 1B	4	1	2	2	0	0	1				
<b>Otis Nixon, S</b> OBP: 0.240, SLG: 0.191	0-0 G4-6-3 1B	0-0 FC FC4-6		0-0 3-H					0-0 2B 1B	0	0	0	0	0	0	0				
<b>Brook Jacoby, R</b> OBP: 0.330, SLG: 0.432	0-0 G4-6-3 1B	0-3 K		0-0 FC6-4 1B					0-0 1-H 2B	4	0	3	1	0	1	1				
<b>Julio Franco, R</b> OBP: 0.323, SLG: 0.381	0-0 G4-6-3 1-2 2-3 2B	0-0 FC4-6		0-0 F9					0-0 6-3	4	0	0	0	0	0	5				
<b>Pat Tabler, R</b> OBP: 0.307, SLG: 0.397	0-0 1B 2B			0-0 F9 SF7 2B					0-0 L5	4	2	2	1	0	0	1				
<b>Carmen Castillo, R</b> OBP: 0.299, SLG: 0.394	0-0 1-2 2B 1B			0-0 F9					0-3 K	4	1	1	0	0	1	2				
<b>Chris Bando, S</b> OBP: 0.336, SLG: 0.340	0-0 1-H 2-H 1B 2B			0-0 SF7					0-3 K	3	0	1	3	0	1	0				
<b>Inning Stats</b>	R: 6 E: 1 K: 0 S: 9	H: 8 LOB: 2 BB: 1 P: 13	R: 1 E: 0 K: 2 S: 9	H: 1 LOB: 1 BB: 0 P: 9	R: 1 E: 0 K: 0 S: 4	H: 1 LOB: 0 BB: 0 P: 4	R: 0 E: 0 K: 0 S: 3	H: 1 LOB: 0 BB: 0 P: 3	R: 0 E: 0 K: 0 S: 4	H: 1 LOB: 1 BB: 0 P: 4	R: 0 E: 0 K: 2 S: 7	H: 0 LOB: 0 BB: 0 P: 7	R: 0 E: 0 K: 0 S: 4	H: 2 LOB: 1 BB: 0 P: 4	R: 0 E: 0 K: 1 S: 5	H: 0 LOB: 0 BB: 0 P: 5	1B: 9 2B: 4 3B: 2 HR: 0	SF: 1 SAC: 0 DP: 2 HBP: 0	WP: 0 PB: 0 SB: 0 CS: 0	PA: 36
<b>PITCHER</b> <b>Richard Dotson, R</b> ERA: 5.84	IP: 0.2 WLS: L BF: 18 H: 6 R: 2 ER: 2 SO: 2 BB: 0 IBB: 0 HBP: 0 BLK: 0 WP: 0 HR: 0 S: 7 P: 11 ERA: 81.00 WHIP: 10.500															<b>PITCHER</b>				
<b>Gene Nelson, R</b> ERA: 3.61	IP: 4.1 WLS: W BF: 18 H: 6 R: 2 ER: 2 SO: 2 BB: 0 IBB: 0 HBP: 0 BLK: 0 WP: 0 HR: 0 S: 22 P: 22 ERA: 4.15 WHIP: 1.385																			
<b>Joel McKeon, L</b> ERA: 2.45	IP: 3.0 WLS: W BF: 10 H: 2 R: 0 ER: 0 SO: 3 BB: 0 IBB: 0 HBP: 0 BLK: 0 WP: 0 HR: 0 S: 16 P: 16 ERA: 0.00 WHIP: 0.667																			



Batter	1	2	3	4	5	6	7	8	9	AB	R	H	RBI	BB	SO	LOB	TOP				
Wayne Tolleson, S (1,5) OBP: 0.337, SLG: 0.331	0-0 4-3		0-3 K		0-0 6-3			0-0 L4		4	0	0	0	0	1	1					
Ozzie Guillen, L (1,6) OBP: 0.272, SLG: 0.332	0-0 F6		0-0 2B 1B		0-0 WP 1B			0-0 G3		4	1	2	0	0	0	0					
Harold Baines, L (1,9) OBP: 0.353, SLG: 0.481	0-0 F7		0-0 1-H 2-H 2B		0-3 K			0-0 F2		4	0	1	2	0	1	1					
Greg Walker, L (1,3) OBP: 0.335, SLG: 0.484		0-0 F5	0-0 F7			0-0 F7			0-0 4-3	4	0	0	0	0	0	1					
Ron Kittle, R (1,10) OBP: 0.281, SLG: 0.427		0-0 FC6-4 1B		1-0 FC5-4 HBP		0-0 F7		0-0 F8		3	0	1	0	0	0	0					
Carlton Fisk, R (1,2) OBP: 0.276, SLG: 0.312		0-0 FC6-4 1-2		0-0 FC5-4 1-2		0-0 B2		0-0 F3		4	0	0	0	0	0	2					
Tim Lincecum, R (1,4) OBP: 0.292, SLG: 0.425		0-0 F8		0-0 F7		0-3 K				3	0	0	0	0	1	2	AB 32				
Ivan Calderon, R (1,7) OBP: 0.282, SLG: 0.321			0-0 1B 2B 1B		0-0 L4		0-0 F3			3	1	1	0	0	0	1	R 2				
Steve Lyons, L (1,8) OBP: 0.293, SLG: 0.329			0-0 F8		0-3 K		0-0 F8			3	0	0	0	0	1	1	H 5				
<b>Inning Stats</b>	R: 0 E: 0 K: 0 S: 3	H: 0 LOB: 0 BB: 0 P: 3	R: 0 E: 0 K: 0 S: 4	H: 1 LOB: 1 BB: 0 P: 4	R: 2 E: 0 K: 1 S: 8	H: 3 LOB: 1 BB: 0 P: 8	R: 0 E: 0 K: 0 S: 3	H: 0 LOB: 1 BB: 0 P: 4	R: 0 E: 0 K: 2 S: 8	H: 0 LOB: 0 BB: 0 P: 3	R: 0 E: 0 K: 1 S: 5	H: 0 LOB: 0 BB: 0 P: 5	R: 0 E: 0 K: 0 S: 3	H: 0 LOB: 0 BB: 0 P: 3	R: 0 E: 0 K: 0 S: 3	H: 0 LOB: 0 BB: 0 P: 3	1B: 4 2B: 1 3B: 0 HR: 0	SF: 0 SAC: 0 DP: 0 HBP: 1	WP: 1 PB: 0 SB: 0 CS: 0	PA: 33	
<b>PITCHER</b> Ken Schrom, R (1,1) ERA: 3.94	IP 9.0	WLS W	BF 33	H 5	R 2	ER 2	SO 4	BB 0	IBB 0	HBP 1	BLK 0	WP 1	HR 0	S 40	P 41	ERA 2.00	WHIP 0.556				

Chicago White Sox @ Cleveland Indians  
Cleveland Municipal Stadium, Cleveland, OH  
Wed Jul 23 1986, 7:05 PM EDT  
Att: 20,524 - Unknown


AB 32  
R 2  
H 5  
RBI 2  
BB 0  
SO 4  
LOB 9



Batter	1	2	3	4	5	6	7	8	9	AB	R	H	RBI	BB	SO	LOB	BOTTOM				
Tony Bernazard, S (1,4) OBP: 0.378, SLG: 0.446	0-0 PB E 1B	0-0 CS FC2-5 1B	0-0 F7			0-0 F9		0-0 4-3		5	1	2	1	0	0	1					
Brett Butler, L (1,8) OBP: 0.350, SLG: 0.356	0-3 K	0-0 FC2-5 WP CS 1B	0-3 K			0-0 4-3		0-0 4-3		5	1	0	0	0	2	4					
Joe Carter, R (1,7) OBP: 0.351, SLG: 0.515	0-0 E7 FC6-4 2-H 1B	4-0 WP 1B BB		0-0 F4		0-0 F9				3	1	1	0	1	0	0					
Andre Thornton, R (1,10) OBP: 0.341, SLG: 0.422	0-0 FC6-4 E 1B	4-0 1B BB		0-0 HR		0-3 K				3	3	1	1	1	1	1					
Brook Jacoby, R (1,5) OBP: 0.332, SLG: 0.432	0-0 E 1B	0-0 1B 1B		0-0 F7		0-0 F9				4	0	2	2	0	0	0					
Julio Franco, R (1,6) OBP: 0.324, SLG: 0.385	0-0 E8 1-3 2-H 1B	0-0 1B 1B		0-3 K		0-0 2B				4	0	2	1	0	1	1					
Pat Tabler, R (1,3) OBP: 0.307, SLG: 0.392	0-0 F9	0-3 K			0-0 F8		4-0 IBB			3	0	0	0	1	1	4					
Carmen Castillo, R (1,9) OBP: 0.301, SLG: 0.395		0-0 1B 1B	0-3 K		0-0 F9		0-3 K			2	1	1	0	0	1	0					
Mel Hall, L (5,7) OBP: 0.357, SLG: 0.570			0-0 K		0-0 F9					2	0	0	0	0	1	2					
Andy Allanson, R (1,2) OBP: 0.292, SLG: 0.325		0-0 FC2-5 1B 1B	0-0 S 1B		0-0 4-3			0-0 6-3		4	0	2	0	0	0	0					
<b>Inning Stats</b>	R: 2 E: 2 K: 1 S: 9	H: 3 LOB: 2 BB: 0 P: 9	R: 4 E: 0 K: 1 S: 9	H: 5 LOB: 2 BB: 2 P: 17	R: 0 E: 0 K: 2 S: 8	H: 1 LOB: 1 BB: 0 P: 8	R: 1 E: 0 K: 1 S: 6	H: 1 LOB: 0 BB: 0 P: 6	R: 0 E: 0 K: 0 S: 3	H: 0 LOB: 0 BB: 0 P: 3	R: 0 E: 0 K: 0 S: 3	H: 0 LOB: 0 BB: 0 P: 3	R: 0 E: 0 K: 2 S: 8	H: 1 LOB: 2 BB: 1 P: 12	R: 0 E: 0 K: 0 S: 3	H: 0 LOB: 0 BB: 0 P: 3	1B: 9 2B: 1 3B: 0 HR: 1	SF: 0 SAC: 0 DP: 0 HBP: 0	WP: 1 PB: 1 SB: 1 CS: 2	PA: 38	
<b>PITCHER</b> Floyd Bannister, L (1,1) ERA: 4.17	IP 1.2	WLS L	BF 14	H 7	R 6	ER 5	SO 1	BB 2	IBB 0	HBP 0	BLK 0	WP 0	HR 0	S 14	P 22	ERA 27.00	WHIP 5.400				
Dave Schmidt, R (2,1) ERA: 3.84	IP 4.1	WLS L	BF 16	H 3	R 1	ER 1	SO 4	BB 0	IBB 0	HBP 0	BLK 0	WP 0	HR 1	S 24	P 24	ERA 2.08	WHIP 0.692				
Ray Searage, L (7,1) ERA: 6.65	IP 1.0	WLS L	BF 5	H 1	R 0	ER 0	SO 2	BB 0	IBB 1	HBP 0	BLK 0	WP 0	HR 0	S 8	P 12	ERA 0.00	WHIP 1.000				
Bob James, R (8,1) ERA: 5.16	IP 1.0	WLS L	BF 3	H 0	R 0	ER 0	SO 0	BB 0	IBB 0	HBP 0	BLK 0	WP 0	HR 0	S 3	P 3	ERA 0.00	WHIP 0.000				

Chicago White Sox @ Cleveland Indians  
Cleveland Municipal Stadium, Cleveland, OH  
Wed Jul 23 1986, 7:05 PM EDT  
Att: 20,524 - Unknown

AB 35  
R 7  
H 11  
RBI 5  
BB 3  
SO 7  
LOB 13





Batter	1	2	3	4	5	6	7	8	9	AB	R	H	RBI	BB	SO	LOB	TOP				
<b>Tony Bernazard, S</b> (1,4) OBP: 0.374, SLG: 0.440	L3		4-3		4-3		F9			4	0	0	0	0	0	3					
<b>Brett Butler, L</b> (1,8) OBP: 0.347, SLG: 0.352	F7			K		1-3		F8		4	0	0	0	0	1	0					
<b>Joe Carter, R</b> (1,9) OBP: 0.350, SLG: 0.515	K			FC6 FC6-4-3-2	2B	6-3		4-3		4	1	1	0	0	1	0					
<b>Andre Thornton, R</b> (1,10) OBP: 0.337, SLG: 0.416		K		FC6 FC6-4-3-4	2-3	K		4-3		4	0	0	0	0	2	1					
<b>Mel Hall, L</b> (1,7) OBP: 0.356, SLG: 0.565	F3			FC6-4-3-4-3 1-2 3-H			1B 2B 1B		K	4	1	1	1	0	1	1					
<b>Julio Franco, R</b> (1,6) OBP: 0.329, SLG: 0.388					G3 1B BB		2B 4-3 1B		1-3	3	1	2	0	1	0	0					
<b>Brook Jacoby, R</b> (1,5) OBP: 0.331, SLG: 0.433	F7				K		4-3 1-3 2-H	2B	6-3	4	0	1	1	0	1	2					
<b>Pat Tabler, R</b> (1,3) OBP: 0.307, SLG: 0.391			K		G3 1-2 1B		5-3			3	0	1	0	0	1	2					
<b>Chris Bando, S</b> (1,2) OBP: 0.328, SLG: 0.330			4-3		G3 1-2 2-3		4-3			3	0	0	1	0	0	3					
<b>Inning Stats</b>	R: 0 E: 0 K: 1 S: 5	H: 0 LOB: 0 BB: 0 P: 5	R: 0 E: 0 K: 1 S: 6	H: 1 LOB: 1 BB: 0 P: 6	R: 0 E: 0 K: 1 S: 5	H: 0 LOB: 0 BB: 0 P: 5	R: 1 E: 0 K: 1 S: 6	H: 1 LOB: 2 BB: 1 P: 10	R: 0 E: 0 K: 1 S: 5	H: 0 LOB: 0 BB: 0 P: 5	R: 2 E: 0 K: 0 S: 6	H: 3 LOB: 1 BB: 0 P: 6	R: 0 E: 0 K: 0 S: 3	H: 0 LOB: 0 BB: 0 P: 3	R: 0 E: 0 K: 1 S: 5	H: 0 LOB: 0 BB: 0 P: 5	1B: 4 2B: 3 3B: 0 HR: 0	SF: 0 SAC: 0 DP: 1 HBP: 0	WP: 0 PB: 0 SB: 0 CS: 0	PA: 34	
<b>PITCHER</b>	IP	WLS	BF	H	R	ER	SO	BB	IBB	HBP	BLK	WP	HR	S	P	ERA	WHIP				
<b>Mike Loynd, R</b> (1,1) ERA: 4.5	6.0	W	24	5	3	3	6	1	0	0	0	0	0	35	39	4.50	1.000				
<b>Dale Mohorcic, R</b> (7,1) ERA: 2.15	3.0	S	10	1	0	0	1	0	0	0	0	0	0	12	12	0.00	0.333				

Cleveland Indians @ Texas Rangers  
Arlington Stadium, Arlington, TX  
Thu Jul 24 1986, 8:05 PM EDT  
Att: 34,256 - Unknown

AB	33
R	3
H	6
RBI	3
BB	1
SO	7
LOB	12



Batter	1	2	3	4	5	6	7	8	9	AB	R	H	RBI	BB	SO	LOB	BOTTOM				
<b>Oddibe McDowell, L</b> (1,8) OBP: 0.332, SLG: 0.445	4-3	FC3-2		G3		G4-1 WP 6-3 1B		K		5	1	1	0	0	1	2					
<b>Scott Fletcher, R</b> (1,6) OBP: 0.378, SLG: 0.440	WP 4-3 BB	F8		S 1B BB		6-3		5-3		3	1	0	0	2	0	2					
<b>Pete O'Brien, L</b> (1,3) OBP: 0.366, SLG: 0.462	4-3			1-2 1B		G4-1				4	0	1	1	0	0	2					
<b>Pete Incaviglia, R</b> (1,9) OBP: 0.324, SLG: 0.470	L4			F9		K				4	0	1	1	0	1	1					
<b>Ruben Sierra, S</b> (7,9) OBP: 0.243, SLG: 0.399	2-3			FC6-4 1-2 2-H 1B		3-H				0	0	0	0	0	0	0					
<b>Gary Ward, R</b> (1,7) OBP: 0.371, SLG: 0.407		2B 1B 1B		1B 1B		FC6-4 1-2		K		4	1	2	0	0	1	2					
<b>Larry Parrish, R</b> (1,10) OBP: 0.341, SLG: 0.510		L7		1-2 1B		5-3 BB		F9		3	0	1	0	1	0	1					
<b>Don Slaught, R</b> (1,2) OBP: 0.325, SLG: 0.566		1B 3B 2B		F9		F3		HR		4	2	2	1	0	0	3					
<b>Steve Buechele, R</b> (1,5) OBP: 0.312, SLG: 0.433		2-3 3-H 1B		G3 6-3 1B BB		5-3		5-3		3	2	1	1	1	0	1					
<b>Curtis Wilkerson, S</b> (1,4) OBP: 0.284, SLG: 0.289		1-H FC3-2 3B		6-3		4-3		K		4	0	1	2	0	1	2					
<b>Inning Stats</b>	R: 0 E: 0 K: 0 S: 3	H: 0 LOB: 1 BB: 1 P: 7	R: 3 E: 0 K: 0 S: 7	H: 4 LOB: 1 BB: 0 P: 7	R: 0 E: 0 K: 0 S: 5	H: 2 LOB: 2 BB: 0 P: 5	R: 2 E: 0 K: 0 S: 5	H: 2 LOB: 2 BB: 2 P: 13	R: 0 E: 0 K: 0 S: 3	H: 0 LOB: 1 BB: 1 P: 7	R: 1 E: 0 K: 1 S: 6	H: 1 LOB: 0 BB: 0 P: 6	R: 1 E: 0 K: 1 S: 6	H: 1 LOB: 0 BB: 0 P: 6	R: 0 E: 0 K: 2 S: 7	H: 0 LOB: 0 BB: 0 P: 7	1B: 7 2B: 1 3B: 1 HR: 1	SF: 0 SAC: 0 DP: 0 HBP: 0	WP: 2 PB: 0 SB: 1 CS: 0	PA: 38	
<b>PITCHER</b>	IP	WLS	BF	H	R	ER	SO	BB	IBB	HBP	BLK	WP	HR	S	P	ERA	WHIP				
<b>Phil Niekro, R</b> (1,1) ERA: 4.28	3.2	L	22	8	5	5	0	3	0	0	0	0	0	19	31	12.27	3.000				
<b>Dickie Noles, R</b> (4,1) ERA: 5.3	1.1		5	0	0	0	0	1	0	0	0	0	0	4	8	0.00	0.750				
<b>Bryan Oelkers, L</b> (6,1) ERA: 3.41	1.0		4	1	1	1	1	0	0	0	0	1	0	6	6	9.00	1.000				
<b>Frank Willis, R</b> (7,1) ERA: 4.5	2.0		7	1	1	1	3	0	0	0	0	0	1	13	13	4.50	0.500				

Cleveland Indians @ Texas Rangers  
Arlington Stadium, Arlington, TX  
Thu Jul 24 1986, 8:05 PM EDT  
Att: 34,256 - Unknown

AB	34
R	7
H	10
RBI	6
BB	4
SO	4
LOB	16

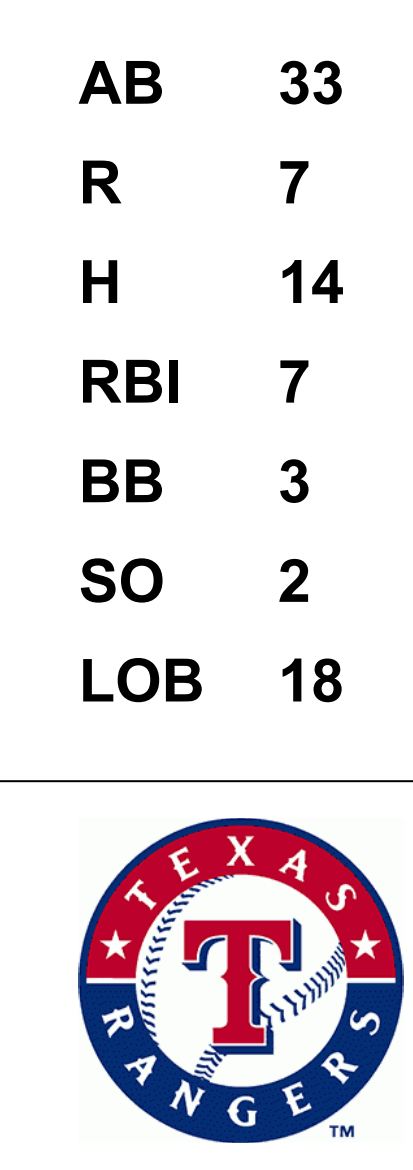




Batter	1	2	3	4	5	6	7	8	9	AB R H RBI BB SO LOB	TOP																
<b>Tony Bernazard, S</b> (1, 4) OBP: 0.372, SLG: 0.440										5 1 1 1 0 2 2	<b>Cleveland Indians @ Texas Rangers</b> Arlington Stadium, Arlington, TX Fri Jul 25 1986, 8:05 PM EDT Att: 26,090 - Unknown																
<b>Brett Butler, L</b> (1, 8) OBP: 0.347, SLG: 0.352										5 1 2 1 0 0 0																	
<b>Joe Carter, R</b> (1, 9) OBP: 0.351, SLG: 0.515										4 1 2 1 0 1 1																	
<b>Mel Hall, L</b> (1, 7) OBP: 0.357, SLG: 0.562										5 0 2 0 0 0 2																	
<b>Brook Jacoby, R</b> (1, 5) OBP: 0.335, SLG: 0.435										3 0 2 2 1 0 2																	
<b>Julio Franco, R</b> (1, 6) OBP: 0.326, SLG: 0.383										4 0 0 0 0 0 4																	
<b>Cory Snyder, R</b> (1, 10) OBP: 0.288, SLG: 0.508										4 0 0 0 0 1 4																	
<b>Pat Tabler, R</b> (1, 3) OBP: 0.310, SLG: 0.393										4 1 2 0 0 1 2																	
<b>Andy Allanson, R</b> (1, 2) OBP: 0.295, SLG: 0.325										3 1 1 0 1 0 0																	
<b>Inning Stats</b>	R: 0 E: 0 K: 1 S: 7	H: 2 LOB: 2 BB: 0 P: 7	R: 0 E: 0 K: 0 S: 5	H: 2 LOB: 2 BB: 0 P: 5	R: 0 E: 0 K: 0 S: 3	H: 0 LOB: 0 BB: 0 P: 3	R: 0 E: 1 K: 0 S: 3	H: 0 LOB: 1 BB: 1 P: 7	R: 0 E: 0 K: 1 S: 5	H: 0 LOB: 0 BB: 0 P: 5	R: 1 E: 0 K: 0 S: 5	H: 3 LOB: 1 BB: 0 P: 5	R: 4 E: 0 K: 0 S: 7	H: 4 LOB: 1 BB: 1 P: 11	R: 0 E: 0 K: 2 S: 7	H: 0 LOB: 0 BB: 0 P: 7	R: 0 E: 0 K: 1 S: 6	H: 1 LOB: 1 BB: 0 P: 6	1B: 11 2B: 1 3B: 0 HR: 0	SF: 1 SAC: 0 DP: 2 HBP: 0	WP: 0 PB: 0 SB: 1 CS: 0	PA: 40					
<b>PITCHER</b>	IP WLS BF H R ER SO BB IBB HBP BLK WP HR S P ERA WHIP											<b>PITCHER</b>	IP WLS BF H R ER SO BB IBB HBP BLK WP HR S P ERA WHIP														
<b>Jose Guzman, R</b> (1, 1) ERA: 4.03	6.0	27	8	3	3	2	2	0	0	0	0	0	0	29	37	4.50	1.667										
<b>Mickey Mahler, L</b> (7, 1) ERA: 4.29	0.0	2	2	0	0	0	0	0	0	0	0	0	0	2	2	∞	∞										
<b>Greg Harris, R</b> (7, 1) ERA: 3.15	3.0	W	11	2	2	2	3	0	0	0	0	0	0	17	17	6.00	0.667										

Batter	1	2	3	4	5	6	7	8	9	AB R H RBI BB SO LOB	BOTTOM																
<b>Oddibe McDowell, L</b> (1, 8) OBP: 0.341, SLG: 0.450										3 3 3 0 2 0 0	<b>Cleveland Indians @ Texas Rangers</b> Arlington Stadium, Arlington, TX Fri Jul 25 1986, 8:05 PM EDT Att: 26,090 - Unknown																
<b>Scott Fletcher, R</b> (1, 6) OBP: 0.384, SLG: 0.449										5 3 4 0 0 0 2																	
<b>Pete O'Brien, L</b> (1, 3) OBP: 0.364, SLG: 0.459										4 0 1 2 0 0 5																	
<b>Pete Incaviglia, R</b> (1, 9) OBP: 0.323, SLG: 0.467										4 0 1 1 0 0 4																	
<b>Gary Ward, R</b> (7, PR) OBP: 0.371, SLG: 0.407										0 0 0 0 0 0 0																	
<b>Larry Parrish, R</b> (1, 10) OBP: 0.339, SLG: 0.515										2 0 1 3 0 0 0																	
<b>Ruben Sierra, S</b> (1, 7) OBP: 0.244, SLG: 0.395										4 0 1 0 0 1 2																	
<b>Don Slaught, R</b> (1, 2) OBP: 0.342, SLG: 0.589										3 1 3 0 1 0 0																	
<b>Steve Buechele, R</b> (1, 5) OBP: 0.308, SLG: 0.427										4 0 0 0 0 0 4																	
<b>Curtis Wilkerson, S</b> (1, 4) OBP: 0.289, SLG: 0.283										4 0 0 1 0 1 1																	
<b>Inning Stats</b>	R: 2 E: 1 K: 0 S: 6	H: 4 LOB: 2 BB: 0 P: 6	R: 0 E: 0 K: 0 S: 3	H: 1 LOB: 0 BB: 0 P: 3	R: 2 E: 0 K: 0 S: 6	H: 3 LOB: 1 BB: 0 P: 6	R: 1 E: 0 K: 0 S: 5	H: 2 LOB: 2 BB: 1 P: 9	R: 0 E: 0 K: 1 S: 5	H: 0 LOB: 0 BB: 0 P: 5	R: 0 E: 0 K: 0 S: 2	H: 0 LOB: 1 BB: 1 P: 6	R: 2 E: 0 K: 0 S: 6	H: 3 LOB: 2 BB: 0 P: 6	R: 0 E: 0 K: 1 S: 6	H: 1 LOB: 2 BB: 1 P: 10	1B: 10 2B: 4 3B: 0 HR: 0	SF: 2 SAC: 0 DP: 3 HBP: 0	WP: 0 PB: 0 SB: 1 CS: 0	PA: 38							
<b>PITCHER</b>	IP WLS BF H R ER SO BB IBB HBP BLK WP HR S P ERA WHIP											<b>PITCHER</b>	IP WLS BF H R ER SO BB IBB HBP BLK WP HR S P ERA WHIP														
<b>John Butcher, R</b> (1, 1) ERA: 5.78	3.0	15	8	4	3	0	0	0	0	0	0	0	0	15	15	9.00	2.667										
<b>Dickie Noles, R</b> (4, 1) ERA: 4.98	3.0	12	2	1	1	1	2	0	0	0	0	0	0	12	20	3.00	1.333										
<b>Scott Bailes, L</b> (7, 1) ERA: 4.76	0.1	L	3	2	2	2	0	0	0	0	0	0	0	3	3	54.00	6.000										
<b>Ernie Camacho, R</b> (7, 1) ERA: 3.94	1.2	8	2	0	0	1	1	0	0	1	0	0	0	9	13	0.00	1.800										

AB	37
R	5
H	12
RBI	5
BB	2
SO	5
LOB	17









Batter	1	2	3	4	5	6	7	8	9	AB	R	H	RBI	BB	SO	LOB	TOP										
<b>Tony Bernazard, S</b> (1, 4) OBP: 0.370, SLG: 0.432	4-0 1B 2-3 BB	0-0 F9		0-3 K		0-0 F7		0-0 F8		4	1	0	0	1	1	4											
<b>Brett Butler, L</b> (1, 8) OBP: 0.348, SLG: 0.359	0-0 2-3		0-0 1B	0-0 FC5 1-1H 2-1H			0-0 E4 5-3 2B WP	0-0 4-3		4	2	2	2	0	0	1											
<b>Otis Nixon, S</b> (7, 8)	1-2		0-0 1B	0-0 FC5 2-3						1	0	0	0	0	0	1											
<b>Joe Carter, R</b> (1, 3) OBP: 0.352, SLG: 0.512	0-0 2-1H E 1B		0-3 K	0-0 FC5 2-3			0-0 F8		0-0 CS 1B	5	1	2	1	0	1	3											
<b>Andre Thornton, R</b> (1, 10) OBP: 0.331, SLG: 0.404	4-0 1-2 E BB		0-3 K		0-3 K		0-0 5-3		0-0 F7 1-2	4	0	0	0	1	2	3											
<b>Mel Hall, L</b> (1, 7) OBP: 0.356, SLG: 0.556	0-3 K		0-0 2-1H 1B		0-3 K 1B		0-0 2B		0-0 F9	5	2	2	2	0	2	2											
<b>Julio Franco, R</b> (1, 6) OBP: 0.326, SLG: 0.383	0-0 1-3 1-3 2-1H		0-0 5-3		0-0 1-1H CS 1B		0-0 3-1H 2B			4	0	2	2	0	0	2											
<b>Brook Jacoby, R</b> (1, 5) OBP: 0.335, SLG: 0.428		0-3 K		0-3 K		0-0 6-3 1-2		0-0 F5		4	0	0	0	0	2	2											
<b>Cory Snyder, R</b> (1, 9) OBP: 0.298, SLG: 0.515		4-0 BB		0-0 2B		0-0 1-3		0-0 1B		3	1	2	0	1	0	0											
<b>Chris Bando, S</b> (1, 2) OBP: 0.341, SLG: 0.336	0-3 K		0-0 2B		0-0 F8		0-0 F4			3	1	0	0	1	1	2											
<b>Inning Stats</b>	R: 2 E: 1 K: 1 S: 6	H: 1 LOB: 1 BB: 2 P: 14	R: 0 E: 0 K: 2 S: 7	H: 0 LOB: 1 BB: 1 P: 11	R: 1 E: 0 K: 2 S: 9	H: 2 LOB: 1 BB: 0 P: 9	R: 2 E: 0 K: 2 S: 9	H: 2 LOB: 1 BB: 1 P: 13	R: 1 E: 0 K: 2 S: 8	H: 1 LOB: 0 BB: 0 P: 8	R: 0 E: 0 K: 0 S: 3	H: 0 LOB: 0 BB: 0 P: 3	R: 2 E: 1 K: 0 S: 6	H: 2 LOB: 1 BB: 0 P: 6	R: 0 E: 0 K: 0 S: 4	H: 1 LOB: 1 BB: 0 P: 4	R: 0 E: 0 K: 0 S: 3	H: 1 LOB: 0 BB: 0 P: 3	1B: 6 2B: 4 3B: 0 HR: 0	SF: 0 SAC: 0 DP: 0 HBP: 0	WP: 2 PB: 0 SB: 3 CS: 2	PA: 41					
<b>PITCHER</b>	IP	WLS	BF	H	R	ER	SO	BB	IBB	HBP	BLK	WP	HR	S	P	ERA	WHIP										
<b>Ed Correa, R</b> (1, 1) ERA: 4.45	4.1	L	24	6	6	5	9	4	0	0	0	1	0	38	54	10.38	2.308										
<b>Jeff Russell, R</b> (5, 1) ERA: 5.61	1.2		4	0	0	0	0	0	0	0	0	0	0	4	4	0.00	0.000										
<b>Mickey Mahter, L</b> (7, 1) ERA: 4.14	2.0		10	3	2	0	0	0	0	0	0	1	0	10	10	0.00	1.500										
<b>Dale Mohorcic, R</b> (9, 1) ERA: 2.08	1.0		3	1	0	0	0	0	0	0	0	0	0	3	3	0.00	1.000										

Cleveland Indians @ Texas Rangers  
Arlington Stadium, Arlington, TX  
Sun Jul 27 1986, 8:05 PM EDT  
Att: 15,291 - Unknown

AB	37
R	8
H	10
RBI	7
BB	4
SO	9
LOB	20



Batter	1	2	3	4	5	6	7	8	9	AB	R	H	RBI	BB	SO	LOB	BOTTOM										
<b>Oddibe McDowell, L</b> (1, 8) OBP: 0.343, SLG: 0.450	0-0 4-3		0-3 K		0-0 PO 1B		0-0 F2		0-0 E4	5	0	1	0	0	1	2											
<b>Scott Fletcher, R</b> (1, 6) OBP: 0.387, SLG: 0.455	0-0 F8		0-0 FC4-6 1B		0-0 PO 1-2		0-0 5-3		0-0 F4	3	0	1	0	0	0	0											
<b>Toby Harrah, R</b> (8, 4) OBP: 0.276, SLG: 0.295			0-0 FC4-6 1B					0-0 1B 2B		2	1	1	0	0	0	1											
<b>Pete O'Brien, L</b> (1, 3) OBP: 0.367, SLG: 0.456	0-0 4-3		0-0 FC4-6 1-2					0-0 F9		3	0	0	0	0	1	1											
<b>Tom Paciorek, R</b> (7, 3) OBP: 0.310, SLG: 0.391			0-0 FC4-6 1-2							1	0	0	0	0	0	1											
<b>Pete Incaviglia, R</b> (1, 9) OBP: 0.326, SLG: 0.466		0-0 1B 1B		0-0 F8		0-3 K		0-0 6-3		4	1	1	0	0	1	2											
<b>Larry Parrish, R</b> (1, 10) OBP: 0.344, SLG: 0.512		0-0 1-2 1B 1B		0-0 G4-6-3 1B				0-0 F7	0-0 BB 2-1H 1B	4	0	3	1	0	0	0											
<b>Ruben Sierra, S</b> (1, 7) OBP: 0.256, SLG: 0.405		0-0 1-2 2-1H 1B		0-0 G4-6-3 1-2				0-0 1B 3B	4-0 FC6-4 BB	3	1	2	1	1	0	1											
<b>Don Slaught, R</b> (1, 2) OBP: 0.387, SLG: 0.569	0-0 F8		0-0 6-3					0-0 2B 1B	0-0 FC6-4 1-2	3	0	1	1	0	0	2											
<b>Orlando Mercado, R</b> (8, 2) OBP: 0.276, SLG: 0.258					0-0 6-3			0-0 3-1H 1B	0-0 FC6-4 1-2	1	0	0	0	0	0	2											
<b>Steve Buechele, R</b> (1, 5) OBP: 0.302, SLG: 0.418	0-3 K				0-0 6-3			0-3 K		2	0	0	0	0	1	2											
<b>Geno Petrilli, L</b> (7, PH) OBP: 0.264, SLG: 0.365										2	0	0	0	0	2	1											
<b>Curtis Wilkerson, S</b> (1, 4) OBP: 0.283, SLG: 0.291		0-0 3-1			0-0 G3			0-0 1-3 2B		4	0	1	0	0	0	2											
<b>Inning Stats</b>	R: 0 E: 0 K: 0 S: 3	H: 0 LOB: 0 BB: 0 P: 3	R: 1 E: 0 K: 1 S: 8	H: 3 LOB: 2 BB: 0 P: 8	R: 0 E: 0 K: 1 S: 6	H: 1 LOB: 0 BB: 0 P: 6	R: 0 E: 0 K: 0 S: 3	H: 1 LOB: 0 BB: 0 P: 3	R: 0 E: 0 K: 2 S: 7	H: 0 LOB: 0 BB: 0 P: 7	R: 1 E: 0 K: 1 S: 8	H: 3 LOB: 2 BB: 0 P: 8	R: 0 E: 0 K: 0 S: 5	H: 2 LOB: 2 BB: 1 P: 9	R: 0 E: 1 K: 1 S: 6	H: 0 LOB: 1 BB: 0 P: 6	1B: 8 2B: 2 3B: 1 HR: 0	SF: 0 SAC: 0 DP: 1 HBP: 0	WP: 0 PB: 0 SB: 0 CS: 0	PA: 39							
<b>PITCHER</b>	IP	WLS	BF	H	R	ER	SO	BB	IBB	HBP	BLK	WP	HR	S	P	ERA	WHIP										
<b>Tom Candiotti, R</b> (1, 1) ERA: 3.71	7.0	W	28	9	2	2	5	1	0	0	0	0	0	38	38	2.57	1.286										
<b>Dickie Noles, R</b> (8, 1) ERA: 5.16	1.0		6	2	1	1	0	1	0	0	0	0	0	5	9	9.00	3.000										
<b>Scott Bailes, L</b> (9, 1) ERA: 4.67	1.0		4	0	0	0	1	0	0	0	0	0	0	6	6	0.00	0.000										

Cleveland Indians @ Texas Rangers  
Arlington Stadium, Arlington, TX  
Sun Jul 27 1986, 8:05 PM EDT  
Att: 15,291 - Unknown

AB	37
R	3
H	11
RBI	3
BB	1
SO	6
LOB	17





Batter	1	2	3	4	5	6	7	8	9	AB	R	H	RBI	BB	SO	LOB	TOP											
Lou Whitaker, L (1, 4) OBP: 0.327, SLG: 0.442										5	2	2	0	0	0	3	<b>Detroit Tigers @ Cleveland Indians</b> Cleveland Municipal Stadium, Cleveland, OH Mon Jul 28 1986, 7:05 PM EDT Att: 18,747 - Unknown											
Alan Trammell, R (1, 6) OBP: 0.319, SLG: 0.385										3	2	2	0	1	0	0												
Kirk Gibson, L (1, 9) OBP: 0.392, SLG: 0.515										3	1	1	1	2	1	3												
Johnny Grubb, L (1, 10) OBP: 0.402, SLG: 0.699										5	0	1	1	0	0	7												
Darrell Evans, L (1, 3) OBP: 0.354, SLG: 0.442										4	0	1	2	1	0	1												
Darnell Coles, R (1, 5) OBP: 0.324, SLG: 0.457										5	0	1	0	0	0	4												
Dave Collins, S (1, 7) OBP: 0.371, SLG: 0.363										3	0	0	0	0	1	0												
Chet Lemon, R (7, PH) OBP: 0.309, SLG: 0.356										2	0	0	0	0	0	2												
Pat Sheridan, L (1, 8) OBP: 0.263, SLG: 0.358										3	0	0	0	1	0	0												
Dwight Lowry, L (1, 2) OBP: 0.397, SLG: 0.441										4	0	1	0	0	0	2												
<b>Inning Stats</b>	R: 2 E: 1 K: 1 S: 8	H: 2 LOB: 1 BB: 0 P: 8	R: 0 E: 0 K: 1 S: 5	H: 0 LOB: 1 BB: 1 P: 9	R: 1 E: 0 K: 0 S: 4	H: 1 LOB: 0 BB: 0 P: 4	R: 0 E: 0 K: 0 S: 3	H: 0 LOB: 0 BB: 0 P: 3	R: 1 E: 0 K: 0 S: 5	H: 2 LOB: 3 BB: 2 P: 13	R: 0 E: 0 K: 0 S: 4	H: 1 LOB: 2 BB: 0 P: 4	R: 1 E: 0 K: 0 S: 6	H: 3 LOB: 2 BB: 0 P: 6	R: 0 E: 1 K: 0 S: 4	H: 0 LOB: 3 BB: 2 P: 12	R: 0 E: 0 K: 0 S: 3	H: 0 LOB: 0 BB: 0 P: 3	1B: 6 2B: 2 3B: 0 HR: 1	SF: 0 SAC: 1 DP: 0 HBP: 0	WP: 0 PB: 0 SB: 1 CS: 0	PA: 43						
<b>PITCHER</b>	IP	WLS	BF	H	R	ER	SO	BB	IBB	HBP	BLK	WP	HR	S	P	ERA	WHIP											
Ken Schrom, R (1, 1) ERA: 3.96	6.1	L	31	8	5	3	2	1	2	0	0	0	0	1	32	44	4.26	1.421										
Bryan Oelkers, L (7, 1) ERA: 3.44	0.1		2	1	0	0	0	0	0	0	0	0	0	0	2	2	0.00	3.000										
Frank Willis, R (7, 1) ERA: 5.79	1.1		7	0	0	0	0	2	0	0	0	0	0	5	13	0.00	1.500											
Rich Yett, R (9, 1) ERA: 4.3	1.0		3	0	0	0	0	0	0	0	0	0	0	3	3	0.00	0.000											

Batter	1	2	3	4	5	6	7	8	9	AB	R	H	RBI	BB	SO	LOB	BOTTOM										
Tony Bernazard, S (1, 4) OBP: 0.369, SLG: 0.430										4	1	1	0	0	0	0	<b>Detroit Tigers @ Cleveland Indians</b> Cleveland Municipal Stadium, Cleveland, OH Mon Jul 28 1986, 7:05 PM EDT Att: 18,747 - Unknown										
Brett Butler, L (1, 8) OBP: 0.347, SLG: 0.358										4	0	1	0	0	0	0											
Joe Carter, R (1, 3) OBP: 0.356, SLG: 0.513										3	0	2	0	1	0	0											
Andre Thornton, R (1, 10) OBP: 0.330, SLG: 0.403										3	0	1	1	0	0	2											
Mel Hall, L (1, 7) OBP: 0.351, SLG: 0.548										4	0	0	0	0	1	3											
Julio Franco, R (1, 6) OBP: 0.325, SLG: 0.382										4	0	1	0	0	1	0											
Brook Jacoby, R (1, 5) OBP: 0.332, SLG: 0.423										4	0	0	0	0	3	1											
Cory Snyder, R (1, 9) OBP: 0.299, SLG: 0.511										3	0	1	0	0	1	0											
Andy Allanson, R (1, 2) OBP: 0.293, SLG: 0.322										2	0	0	0	0	0	0											
Chris Bando, S (7, PH) OBP: 0.338, SLG: 0.333										1	0	0	0	0	0	2											
<b>Inning Stats</b>	R: 0 E: 0 K: 0 S: 4	H: 1 LOB: 1 BB: 0 P: 4	R: 0 E: 0 K: 3 S: 9	H: 0 LOB: 0 BB: 0 P: 9	R: 0 E: 0 K: 0 S: 3	H: 0 LOB: 0 BB: 0 P: 3	R: 0 E: 0 K: 0 S: 4	H: 1 LOB: 1 BB: 0 P: 4	R: 0 E: 0 K: 2 S: 7	H: 0 LOB: 0 BB: 0 P: 7	R: 1 E: 0 K: 0 S: 5	H: 2 LOB: 2 BB: 1 P: 9	R: 0 E: 0 K: 1 S: 6	H: 2 LOB: 1 BB: 0 P: 6	R: 0 E: 0 K: 0 S: 4	H: 1 LOB: 1 BB: 0 P: 4	R: 0 E: 0 K: 0 S: 3	H: 0 LOB: 0 BB: 0 P: 3	1B: 7 2B: 0 3B: 0 HR: 0	SF: 1 SAC: 0 DP: 1 HBP: 0	WP: 0 PB: 0 SB: 0 CS: 0	PA: 34					
<b>PITCHER</b>	IP	WLS	BF	H	R	ER	SO	BB	IBB	HBP	BLK	WP	HR	S	P	ERA	WHIP										
Jack Morris, R (1, 1) ERA: 3.21	7.0	W	27	6	1	1	6	1	0	0	0	0	0	7	42	1.29	1.000										
Bill Campbell, R (8, 1) ERA: 2.65	2.0		7	1	0	0	0	0	0	0	0	0	0	7	7	0.00	0.500										

AB	37
R	5
H	9
RBI	4
BB	5
SO	2
LOB	22



AB	32
R	1
H	7
RBI	1
BB	1
SO	6
LOB	8



livebaseballscores.com







Batter	1	2	3	4	5	6	7	8	9	AB	R	H	RBI	BB	SO	LOB	TOP										
Lou Whitaker, L (1, 4) OBP: 0.327, SLG: 0.437	F6	F9				1B 2B	F6		FC6-4 BB	5	2	2	0	1	0	2	<b>Detroit Tigers @ Cleveland Indians</b> Cleveland Municipal Stadium, Cleveland, OH Wed Jul 30 1986, 7:05 PM EDT Att: 18,201 - Unknown										
Alan Trammell, R (1, 6) OBP: 0.327, SLG: 0.395	FC4-6 1B	F6			1-3 2B 1B	SF8 BB 1B	F1		FC6-4 BB 1B	5	2	2	0	1	0	4											
Kirk Gibson, L (1, 9) OBP: 0.395, SLG: 0.514	FC4-6 1B 1-2		F8		3-1 SF8 2B			F7	1B BB	4	1	1	2	2	0	1											
Johnny Grubb, L (1, 10) OBP: 0.402, SLG: 0.667			K		3-1	SF8		F8	BB	5	0	2	3	0	1	1											
Darrell Evans, L (1, 3) OBP: 0.360, SLG: 0.442	F7		K		E BB	F6		HBP 1B	3-1	4	0	1	0	1	1	4											
Dave Bergman, L (8, 3) OBP: 0.347, SLG: 0.350										1	0	0	0	0	0	2											
Darnell Coles, R (1, 5) OBP: 0.326, SLG: 0.448		E5 G3 E		G3 4-3 HBP	SF8		F7		HBP	2	1	0	1	0	0	0											
Tom Brookens, R (8, PR) OBP: 0.322, SLG: 0.333					1-3 3-H	3-1				0	0	0	0	0	0	0											
Dave Collins, S (1, 7) OBP: 0.366, SLG: 0.357		G3		4-3	3-1			F9		5	1	1	0	0	0	5											
Pat Sheridan, L (1, 8) OBP: 0.261, SLG: 0.357		E7 1B		G3		F7			6-3	5	1	2	1	0	0	1											
Dwight Lowry, L (1, 2) OBP: 0.425, SLG: 0.485				4-3		1B WP 1B		FC6-4 BB 1B HBP		3	3	2	3	1	0	1											
<b>Inning Stats</b>	R: 0 E: 0 K: 0 S: 5	H: 2 LOB: 2 BB: 0 P: 5	R: 1 E: 2 K: 0 S: 5	H: 1 LOB: 2 BB: 1 P: 9	R: 0 E: 0 K: 2 S: 7	H: 0 LOB: 0 BB: 0 P: 7	R: 0 E: 0 K: 0 S: 3	H: 0 LOB: 1 BB: 0 P: 4	R: 3 E: 1 K: 0 S: 6	H: 3 LOB: 1 BB: 1 P: 10	R: 2 E: 0 K: 0 S: 5	H: 2 LOB: 2 BB: 2 P: 13	R: 3 E: 0 K: 0 S: 6	H: 3 LOB: 0 BB: 0 P: 6	R: 0 E: 0 K: 0 S: 4	H: 1 LOB: 2 BB: 0 P: 5	R: 2 E: 0 K: 0 S: 4	H: 1 LOB: 2 BB: 2 P: 13	1B: 10 2B: 2 3B: 0 HR: 1	SF: 2 SAC: 0 DP: 0 HBP: 3	WP: 1 PB: 0 SB: 0 CS: 0	PA: 50					
<b>PITCHER</b>	IP	WLS	BF	H	R	ER	SO	BB	IBB	HBP	BLK	WP	HR	S	P	ERA	WHIP										
John Butcher, R (1, 1) ERA: 5.91	5.1	L	28	8	6	5	2	2	0	1	0	0	0	29	38	8.44	1.875										
Dickie Noles, R (6, 1) ERA: 6.08	3.2		22	5	5	5	0	4	0	2	0	1	1	16	34	12.27	2.455										

AB	39
R	11
H	13
RBI	10
BB	6
SO	2
LOB	21



Batter	1	2	3	4	5	6	7	8	9	AB	R	H	RBI	BB	SO	LOB	BOTTOM											
Tony Bernazard, S (1, 4) OBP: 0.373, SLG: 0.453	F6			4-3		HR				4	2	2	3	0	0	0	<b>Detroit Tigers @ Cleveland Indians</b> Cleveland Municipal Stadium, Cleveland, OH Wed Jul 30 1986, 7:05 PM EDT Att: 18,201 - Unknown											
Brett Butler, L (1, 8) OBP: 0.345, SLG: 0.353	F9					4-3		4-3		2	0	0	0	1	0	0												
Otis Nixon, S (8, 8) OBP: 0.231, SLG: 0.184				BB						1	0	0	0	0	0	0												
Joe Carter, R (1, 3) OBP: 0.348, SLG: 0.501	F8			F5		F3		F7		4	0	0	0	0	0	1												
Andre Thornton, R (1, 10) OBP: 0.327, SLG: 0.396		F7		K					1B	4	0	1	0	0	1	1												
Mel Hall, L (1, 7) OBP: 0.351, SLG: 0.542		F8								2	0	1	0	1	0	0												
Pat Tabler, R (9, PH) OBP: 0.310, SLG: 0.390										1	0	0	0	0	0	1												
Cory Snyder, R (1, 9) OBP: 0.303, SLG: 0.531		K								4	0	1	0	0	2	2												
Julio Franco, R (1, 6) OBP: 0.323, SLG: 0.377										3	0	1	0	0	0	3												
Fran Mullins, R (8, 6) OBP: 0.179, SLG: 0.231										0	0	0	0	0	0	0												
Carmen Castillo, R (9, PH) OBP: 0.302, SLG: 0.394										1	0	0	0	0	0	1												
Brook Jacoby, R (1, 5) OBP: 0.331, SLG: 0.419				5-3						3	1	1	0	0	0	2												
Andy Allanson, R (1, 2) OBP: 0.289, SLG: 0.317				4-3						3	0	0	0	0	0	1												
<b>Inning Stats</b>	R: 0 E: 0 K: 0 S: 3	H: 0 LOB: 0 BB: 0 P: 3	R: 0 E: 0 K: 1 S: 5	H: 0 LOB: 0 BB: 0 P: 5	R: 0 E: 0 K: 1 S: 3	H: 1 LOB: 0 BB: 0 P: 3	R: 0 E: 0 K: 1 S: 5	H: 0 LOB: 1 BB: 1 P: 9	R: 0 E: 0 K: 0 S: 4	H: 2 LOB: 1 BB: 0 P: 4	R: 1 E: 0 K: 0 S: 4	H: 1 LOB: 0 BB: 0 P: 4	R: 0 E: 0 K: 1 S: 5	H: 0 LOB: 1 BB: 1 P: 9	R: 2 E: 0 K: 0 S: 5	H: 2 LOB: 0 BB: 0 P: 5	R: 0 E: 0 K: 0 S: 4	H: 1 LOB: 1 BB: 0 P: 4	1B: 5 2B: 1 3B: 0 HR: 2	SF: 0 SAC: 0 DP: 2 HBP: 0	WP: 0 PB: 0 SB: 0 CS: 0	PA: 34						
<b>PITCHER</b>	IP	WLS	BF	H	R	ER	SO	BB	IBB	HBP	BLK	WP	HR	S	P	ERA	WHIP											
Eric King, R (1, 1) ERA: 2.92	7.1	W	28	6	3	3	3	2	0	0	0	0	0	2	32	40	3.68	1.091										
Jim Slaton, R (8, 1) ERA: 5.36	0.2		2	0	0	0	0	0	0	0	0	0	0	2	2	0.00	0.000											
Willie Hernandez, L (9, 1) ERA: 2.97	1.0		4	1	0	0	0	0	0	0	0	0	0	4	4	0.00	1.000											

AB	32
R	3
H	7
RBI	3
BB	2
SO	3
LOB	12





Batter	1	2	3	4	5	6	7	8	9	AB	R	H	RBI	BB	SO	LOB	TOP										
Lou Whitaker, L (1,4) OBP: 0.325, SLG: 0.434										5	1	1	1	0	0	2	<b>Detroit Tigers @ Cleveland Indians</b> Cleveland Municipal Stadium, Cleveland, OH Thu Jul 31 1986, 7:05 PM EDT Att: 14,001 - Unknown										
Alan Trammell, R (1,6) OBP: 0.330, SLG: 0.406										5	2	3	2	0	0	0											
Kirk Gibson, L (1,9) OBP: 0.395, SLG: 0.528										5	1	2	2	0	2	1											
Johnny Grubb, L (1,10) OBP: 0.396, SLG: 0.682										4	1	1	1	0	1	1											
Darrell Evans, L (1,3) OBP: 0.361, SLG: 0.444										3	0	1	0	1	0	0											
Darnell Coles, R (1,5) OBP: 0.322, SLG: 0.442										4	0	0	0	0	1	2											
Dave Collins, S (1,7) OBP: 0.364, SLG: 0.355										4	0	1	0	0	0	0											
Pat Sheridan, L (1,8) OBP: 0.268, SLG: 0.359										2	2	1	0	1	0	0											
Chet Lemon, R (8, PH) OBP: 0.311, SLG: 0.354										0	0	0	0	1	0	0											
Dwight Lowry, L (1,2) OBP: 0.421, SLG: 0.478										3	0	1	0	0	0	3											
<b>Inning Stats</b>	R: 0 E: 0 K: 1 S: 5	H: 1 LOB: 0 BB: 0 P: 5	R: 0 E: 0 K: 0 S: 3	H: 0 LOB: 0 BB: 0 P: 3	R: 3 E: 0 K: 0 S: 7	H: 4 LOB: 1 BB: 0 P: 7	R: 0 E: 0 K: 1 S: 5	H: 0 LOB: 0 BB: 0 P: 5	R: 4 E: 0 K: 0 S: 7	H: 4 LOB: 1 BB: 0 P: 11	R: 0 E: 0 K: 2 S: 4	H: 1 LOB: 0 BB: 0 P: 4	R: 0 E: 0 K: 0 S: 3	H: 0 LOB: 0 BB: 0 P: 7	R: 0 E: 0 K: 0 S: 3	H: 1 LOB: 2 BB: 0 P: 11	1B: 6 2B: 2 3B: 0 HR: 3	SF: 0 SAC: 1 DP: 1 HBP: 0	WP: 1 PB: 0 SB: 1 CS: 1	PA: 39							
<b>PITCHER</b>	IP	WLS	BF	H	R	ER	SO	BB	IBB	HBP	BLK	WP	HR	S	P	ERA	WHIP										
Rich Yett, R (1,1) ERA: 5.14	5.0		24	9	7	7	2	1	0	0	0	1	3	27	31	12.60	2.000										
Scott Bailes, L (6,1) ERA: 4.34	4.0	W	15	2	0	0	2	1	1	0	0	0	0	17	25	0.00	0.750										

Batter	1	2	3	4	5	6	7	8	9	AB	R	H	RBI	BB	SO	LOB	BOTTOM										
Tony Bernazard, S (1,4) OBP: 0.373, SLG: 0.451										4	1	1	1	1	0	2	<b>Detroit Tigers @ Cleveland Indians</b> Cleveland Municipal Stadium, Cleveland, OH Thu Jul 31 1986, 7:05 PM EDT Att: 14,001 - Unknown										
Brett Butler, L (1,8) OBP: 0.346, SLG: 0.358										4	2	2	0	0	0	2											
Joe Carter, R (1,7) OBP: 0.348, SLG: 0.499										4	1	1	1	0	0	3											
Andre Thornton, R (1,10) OBP: 0.329, SLG: 0.396										3	0	1	1	1	1	2											
Cory Snyder, R (1,5) OBP: 0.301, SLG: 0.523										4	1	1	1	0	0	3											
Pat Tabler, R (1,3) OBP: 0.316, SLG: 0.395										4	0	3	1	0	0	0											
Otis Nixon, S (8, PR) OBP: 0.231, SLG: 0.184										0	1	0	0	0	0	0											
Julio Franco, R (1,6) OBP: 0.323, SLG: 0.376										4	1	1	2	0	0	3											
Carmen Castillo, R (1,9) OBP: 0.308, SLG: 0.412										4	1	2	1	0	2	0											
Brook Jacoby, R (9,5) OBP: 0.331, SLG: 0.419										0	0	0	0	0	0	0											
Chris Bando, S (1,2) OBP: 0.333, SLG: 0.328										4	0	2	0	0	0	2											
<b>Inning Stats</b>	R: 0 E: 0 K: 0 S: 4	H: 1 LOB: 1 BB: 0 P: 4	R: 0 E: 0 K: 0 S: 3	H: 0 LOB: 0 BB: 0 P: 3	R: 0 E: 0 K: 1 S: 5	H: 0 LOB: 0 BB: 0 P: 5	R: 1 E: 0 K: 0 S: 5	H: 2 LOB: 2 BB: 1 P: 9	R: 3 E: 1 K: 0 S: 7	H: 4 LOB: 1 BB: 0 P: 7	R: 0 E: 0 K: 1 S: 5	H: 1 LOB: 0 BB: 0 P: 5	R: 0 E: 0 K: 0 S: 3	H: 1 LOB: 0 BB: 0 P: 3	R: 4 E: 1 K: 1 S: 10	H: 5 LOB: 2 BB: 1 P: 14	1B: 11 2B: 4 3B: 0 HR: 0	SF: 0 SAC: 1 DP: 3 HBP: 0	WP: 1 PB: 0 SB: 2 CS: 0	PA: 38							
<b>PITCHER</b>	IP	WLS	BF	H	R	ER	SO	BB	IBB	HBP	BLK	WP	HR	S	P	ERA	WHIP										
Frank Tanana, L (1,1) ERA: 4.44	4.1		22	7	4	4	1	0	0	0	0	0	0	16	16	12.00	2.000										
Bill Campbell, R (5,1) ERA: 3.41	3.0	L	12	6	4	4	2	0	0	0	0	0	0	16	16	12.00	2.000										
Jim Slaton, R (8,1) ERA: 5.33	0.1		2	1	0	0	0	0	0	0	0	1	0	2	2	0.00	3.000										
Mark Thurmond, L (8,1) ERA: 6.09	0.1		2	0	0	0	0	0	1	0	0	0	0	1	5	0.00	0.000										



Batter	1	2	3	4	5	6	7	8	9	AB	R	H	RBI	BB	SO	LOB	TOP					
Rickey Henderson, R OBP: 0.378, SLG: 0.494										5	2	3	0	0	0	3						
Don Mattingly, L OBP: 0.376, SLG: 0.556										5	0	2	2	0	0	1						
Dave Winfield, R OBP: 0.354, SLG: 0.468										4	0	0	0	1	1	3						
Ron Kittle, R OBP: 0.279, SLG: 0.415										2	0	0	1	0	0	1						
Mike Easter, L OBP: 0.395, SLG: 0.457										1	0	0	0	1	0	0						
Gary Roenicke, R OBP: 0.416, SLG: 0.405										2	0	0	0	1	0	0						
Dan Pasqua, L OBP: 0.404, SLG: 0.554										1	0	0	0	0	0	1						
Willie Randolph, R OBP: 0.386, SLG: 0.314										3	0	1	0	1	0	0						
Wayne Tolleson, S OBP: 0.347, SLG: 0.338										3	0	1	0	1	1	4						
Mike Pagliarulo, L OBP: 0.333, SLG: 0.525										3	0	0	0	1	1	2						
Joel Skinner, R OBP: 0.253, SLG: 0.329										3	1	1	0	0	1	1						
Claudell Washington, L OBP: 0.351, SLG: 0.468										1	0	0	0	0	1	2						
Juan Espino, R										0	0	0	0	0	0	0						
<b>Inning Stats</b>	R: 1 E: 0 K: 0 S: 5	H: 2 LOB: 3 BB: 2 P: 13	R: 2 E: 0 K: 0 S: 6	H: 3 LOB: 1 BB: 0 P: 6	R: 0 E: 0 K: 1 S: 5	H: 0 LOB: 1 BB: 1 P: 9	R: 0 E: 0 K: 1 S: 6	H: 2 LOB: 1 BB: 0 P: 6	R: 0 E: 0 K: 0 S: 3	H: 0 LOB: 0 BB: 0 P: 3	R: 0 E: 0 K: 0 S: 4	H: 1 LOB: 1 BB: 0 P: 4	R: 0 E: 0 K: 0 S: 3	H: 0 LOB: 1 BB: 1 P: 7	R: 0 E: 0 K: 2 S: 7	H: 0 LOB: 2 BB: 2 P: 15	R: 0 E: 0 K: 1 S: 5	H: 0 LOB: 0 BB: 0 P: 5	1B: 7 2B: 1 3B: 0 HR: 0	SF: 1 SAC: 0 DP: 1 HBP: 0	WP: 0 PB: 0 SB: 2 CS: 0	PA: 40
<b>PITCHER</b>	IP WLS BF H R ER SO BB IBB HBP BLK WP HR S P ERA WHIP																					
Bryan Oelkers, L ERA: 3.48	(1, 1) 5.2	WLS: 27	BF: 8	H: 3	R: 3	ER: 3	SO: 2	BB: 3	IBB: 0	HBP: 0	BLK: 0	WP: 0	HR: 0	S: 28	P: 40	ERA: 4.76	WHIP: 1.941					
Phil Niekro, R ERA: 4.18	(6, 1) 2.1	WLS: 10	BF: 0	H: 0	R: 0	ER: 0	SO: 2	BB: 3	IBB: 0	HBP: 0	BLK: 0	WP: 0	HR: 0	S: 11	P: 23	ERA: 0.00	WHIP: 1.286					
Ernie Camacho, R ERA: 3.63	(9, 1) 1.0	WLS: 3	BF: 0	H: 0	R: 0	ER: 0	SO: 1	BB: 0	IBB: 0	HBP: 0	BLK: 0	WP: 0	HR: 0	S: 5	P: 5	ERA: 0.00	WHIP: 0.000					

New York Yankees @ Cleveland Indians  
Cleveland Municipal Stadium, Cleveland, OH

AB 33  
R 3  
H 8  
RBI 3  
BB 6  
SO 5  
LOB 18



WP: 0 PA: 40  
PB: 0  
SB: 2  
CS: 0

Batter	1	2	3	4	5	6	7	8	9	AB	R	H	RBI	BB	SO	LOB	BOTTOM			
Tony Bernazard, S OBP: 0.372, SLG: 0.449										4	0	1	1	0	0	0				
Brett Butler, L OBP: 0.343, SLG: 0.354										4	0	0	0	0	2	2				
Joe Carter, R OBP: 0.349, SLG: 0.511										4	1	2	1	0	0	0				
Andre Thornton, R OBP: 0.325, SLG: 0.391										4	0	0	0	0	1	0				
Cory Snyder, R OBP: 0.294, SLG: 0.510										4	0	0	0	0	2	0				
Pat Tabler, R OBP: 0.320, SLG: 0.402										3	1	2	0	0	1	0				
Mel Hall, L OBP: 0.353, SLG: 0.543										1	0	1	0	0	0	0				
Otis Nixon, S OBP: 0.231, SLG: 0.184										0	0	0	0	0	0	0				
Julio Franco, R OBP: 0.324, SLG: 0.380										4	1	2	1	0	0	2				
Brook Jacoby, R OBP: 0.336, SLG: 0.423										1	1	1	1	2	0	0				
Andy Allanson, R OBP: 0.286, SLG: 0.314										2	0	0	0	0	0	3				
Chris Bando, S OBP: 0.331, SLG: 0.325										1	0	0	0	0	0	2				
<b>Inning Stats</b>	R: 1 E: 0 K: 1 S: 6	H: 1 LOB: 0 BB: 0 P: 6	R: 2 E: 1 K: 2 S: 11	H: 3 LOB: 2 BB: 0 P: 11	R: 0 E: 0 K: 1 S: 5	H: 0 LOB: 0 BB: 0 P: 5	R: 0 E: 0 K: 0 S: 3	H: 1 LOB: 1 BB: 1 P: 7	R: 0 E: 0 K: 0 S: 3	H: 0 LOB: 0 BB: 0 P: 3	R: 1 E: 0 K: 2 S: 9	H: 2 LOB: 2 BB: 1 P: 13	R: 0 E: 0 K: 0 S: 3	H: 1 LOB: 1 BB: 0 P: 3	R: 0 E: 0 K: 0 S: 4	H: 1 LOB: 2 BB: 0 P: 4	1B: 4 2B: 3 3B: 1 HR: 1	SF: 0 SAC: 0 DP: 1 HBP: 0	WP: 0 PB: 0 SB: 1 CS: 0	PA: 34
<b>PITCHER</b>	IP WLS BF H R ER SO BB IBB HBP BLK WP HR S P ERA WHIP																			
Ron Guidry, L ERA: 3.94	(1, 1) 7.0	WLS: 30	BF: 8	H: 4	R: 4	ER: 3	SO: 6	BB: 1	IBB: 0	HBP: 0	BLK: 0	WP: 0	HR: 1	S: 40	P: 48	ERA: 3.86	WHIP: 1.286			
Brian Fisher, R ERA: 4.39	(8, 1) 1.0	WLS: 4	BF: 1	H: 0	R: 0	ER: 0	SO: 0	BB: 0	IBB: 0	HBP: 0	BLK: 0	WP: 0	HR: 0	S: 4	P: 4	ERA: 0.00	WHIP: 1.000			

New York Yankees @ Cleveland Indians  
Cleveland Municipal Stadium, Cleveland, OH

AB 32  
R 4  
H 9  
RBI 4  
BB 2  
SO 6  
LOB 9



WP: 0 PA: 34  
PB: 0  
SB: 1  
CS: 0















Batter	1	2	3	4	5	6	7	8	9	AB	R	H	RBI	BB	SO	LOB	TOP			
Tony Bernazard, S (1,4) OBP: 0.371, SLG: 0.446										5	1	3	2	0	1	1	<b>Cleveland Indians @ Detroit Tigers</b> Tiger Stadium, Detroit, MI Tue Aug 05 1986, 3:33 AM EDT Unknown			
Brett Butler, L (1,8) OBP: 0.346, SLG: 0.353 Andre Thornton, R (9, PH) OBP: 0.328, SLG: 0.390										4	1	1	0	0	0	3				
Joe Carter, R (1,3) OBP: 0.349, SLG: 0.518										3	1	0	0	0	0	1				
Mel Hall, L (1,7) OBP: 0.357, SLG: 0.544 Pat Tabler, R (7, PH) OBP: 0.315, SLG: 0.391										3	0	1	1	0	0	0				
Cory Snyder, R (1,9) OBP: 0.298, SLG: 0.532										4	0	2	2	0	0	0				
Julio Franco, R (1,6) OBP: 0.323, SLG: 0.375										4	1	1	0	0	0	3				
Brook Jacoby, R (1,5) OBP: 0.339, SLG: 0.427 Otis Nixon, S (8, PR) OBP: 0.218, SLG: 0.173										3	1	2	0	1	0	1				
Carmen Castillo, R (1,10) OBP: 0.298, SLG: 0.396										4	0	0	0	0	2	4				
Andy Allanson, R (1,2) OBP: 0.286, SLG: 0.310 Chris Bando, S (9, PH) OBP: 0.331, SLG: 0.326										2	0	0	0	1	0	3				
<b>Inning Stats</b>	R: 3 E: 0 K: 0 S: 6	H: 4 LOB: 1 BB: 0 P: 7	R: 0 E: 0 K: 0 S: 3	H: 0 LOB: 1 BB: 1 P: 7	R: 0 E: 0 K: 0 S: 3	H: 0 LOB: 0 BB: 0 P: 3	R: 2 E: 0 K: 0 S: 5	H: 2 LOB: 1 BB: 0 P: 9	R: 0 E: 0 K: 1 S: 4	H: 1 LOB: 0 BB: 0 P: 4	R: 0 E: 0 K: 1 S: 5	H: 1 LOB: 0 BB: 0 P: 5	R: 0 E: 0 K: 1 S: 6	H: 1 LOB: 2 BB: 0 P: 6	R: 0 E: 0 K: 1 S: 6	H: 0 LOB: 0 BB: 0 P: 5		1B: 9 2B: 1 3B: 0 HR: 0	SF: 0 SAC: 0 DP: 2 HBP: 1	WP: 0 PB: 0 SB: 2 CS: 0
<b>PITCHER</b>	IP WLS BF H R ER SO BB IBB HBP BLK WP HR S P ERA WHIP	IP WLS BF H R ER SO BB IBB HBP BLK WP HR S P ERA WHIP																		
Eric King, R (1,1) ERA: 3.26	3.2	19	6	5	5	0	2	0	0	1	0	0	0	0	16	25	12.27	2.182		
Mark Thurmond, L (4,1) ERA: 5.75	3.1	W	12	3	0	0	2	0	0	0	0	0	0	0	16	16	0.00	0.900		
Bill Campbell, R (8,1) ERA: 3.23	2.0	S	7	1	0	0	2	0	0	0	0	0	0	11	11	0.00	0.500			

Batter	1	2	3	4	5	6	7	8	9	AB	R	H	RBI	BB	SO	LOB	BOTTOM	
Lou Whitaker, L (1,4) OBP: 0.326, SLG: 0.437										4	1	1	0	0	1	0	<b>Cleveland Indians @ Detroit Tigers</b> Tiger Stadium, Detroit, MI Tue Aug 05 1986, 3:33 AM EDT Unknown	
Alan Trammell, R (1,6) OBP: 0.329, SLG: 0.418										2	2	1	1	0	0	0		
Kirk Gibson, L (1,9) OBP: 0.391, SLG: 0.521										3	0	0	1	1	0	1		
Johnny Grubb, L (1,10) OBP: 0.413, SLG: 0.692 Larry Herndon, R (7, PH) OBP: 0.305, SLG: 0.379										2	1	2	0	1	0	0		
Darrell Evans, L (1,3) OBP: 0.360, SLG: 0.446										4	1	1	3	0	1	4		
Damell Coles, R (1,5) OBP: 0.317, SLG: 0.430										4	0	0	0	0	1	1		
Dave Collins, S (1,7) OBP: 0.371, SLG: 0.365										4	0	1	1	0	1	0		
Chet Lemon, R (1,8) OBP: 0.311, SLG: 0.346 Pat Sheridan, L (8, PH) OBP: 0.269, SLG: 0.358										1	0	0	0	1	0	0		
Dwight Lowry, L (1,2) OBP: 0.386, SLG: 0.425 Dave Engle, R (6, PH) OBP: 0.308, SLG: 0.333										2	0	0	0	0	0	1		
<b>Inning Stats</b>	R: 1 E: 0 K: 0 S: 4	H: 1 LOB: 1 BB: 1 P: 8	R: 0 E: 0 K: 1 S: 5	H: 0 LOB: 0 BB: 0 P: 5	R: 1 E: 1 K: 0 S: 5	H: 2 LOB: 2 BB: 1 P: 9	R: 0 E: 0 K: 0 S: 3	H: 0 LOB: 1 BB: 0 P: 4	R: 0 E: 0 K: 1 S: 7	H: 2 LOB: 2 BB: 1 P: 11	R: 3 E: 0 K: 1 S: 6	H: 1 LOB: 0 BB: 1 P: 11	R: 0 E: 0 K: 2 S: 7	H: 0 LOB: 0 BB: 0 P: 7	1B: 2 2B: 2 3B: 1 HR: 1	SF: 1 SAC: 0 DP: 0 HBP: 2		WP: 0 PB: 0 SB: 0 CS: 0
<b>PITCHER</b>	IP WLS BF H R ER SO BB IBB HBP BLK WP HR S P ERA WHIP	IP WLS BF H R ER SO BB IBB HBP BLK WP HR S P ERA WHIP																
Jose Roman, R (1,1) ERA: 4.76	5.2	25	5	3	3	2	2	0	0	1	0	0	0	26	35	4.76	1.235	
Dickie Noles, R (6,1) ERA: 5.65	0.0	1	0	0	0	0	1	0	0	0	0	0	0	4	4	∞	∞	
Scott Bailes, L (6,1) ERA: 4.6	1.1	L	7	1	3	3	1	1	0	1	0	0	1	7	12	20.25	1.500	
Frank Willis, R (8,1) ERA: 7.71	1.0	3	0	0	0	2	0	0	0	0	0	0	0	7	7	0.00	0.000	



Batter	1	2	3	4	5	6	7	8	9	AB	R	H	RBI	BB	SO	LOB	TOP										
Tony Bernazard, S OBP: 0.373, SLG: 0.449 Carmen Castillo, R OBP: 0.301, SLG: 0.418	SH5-3 SF7 2B		1B HBP	6-3			F9		HR	2	1	1	0	0	0	1	<b>Cleveland Indians @ Detroit Tigers</b> Tiger Stadium, Detroit, MI Tue Aug 05 1986, 7:05 PM EDT Att: 27,300 - Unknown										
Brett Butler, L OBP: 0.347, SLG: 0.355 Otis Nixon, S OBP: 0.241, SLG: 0.185	SH5-3 2-3		1B			FC5-4 1B	F8		FC1-4 1B BB	1	0	1	0	0	0	0											
Joe Carter, R OBP: 0.347, SLG: 0.518	SF7		K			FC5-4 1B 1-2		HR 2B	K	4	1	1	1	0	2	4											
Andre Thornton, R OBP: 0.329, SLG: 0.388	F8		F9			G6-4-3 1B 1-2		6-3	FC1-4 BB	4	0	1	0	1	0	3											
Cory Snyder, R OBP: 0.295, SLG: 0.539		6-3			F6	G6-4-3 1B 1-2			FC1-4 1B 1B	5	2	1	2	0	0	4											
Julio Franco, R OBP: 0.324, SLG: 0.377	F9						6-3		1-3 1B	5	2	2	1	0	0	0											
Pat Tabler, R OBP: 0.320, SLG: 0.398					E 2B		6-3		1B 1B	5	1	3	2	0	0	0											
Brook Jacoby, R OBP: 0.342, SLG: 0.433			K			3B	F3		1B 1B	4	0	2	1	1	1	1											
Chris Bando, S OBP: 0.325, SLG: 0.319 Mel Hall, L OBP: 0.356, SLG: 0.542 Andy Allanson, R OBP: 0.285, SLG: 0.309			4-3	1-3			5-3	3-1	F8	3	0	0	0	0	0	1											
<b>Inning Stats</b>	R: 1 E: 0 K: 0 S: 4	H: 1 LOB: 0 BB: 0 P: 4	R: 0 E: 0 K: 1 S: 6	H: 1 LOB: 1 BB: 0 P: 6	R: 0 E: 0 K: 1 S: 6	H: 1 LOB: 2 BB: 0 P: 7	R: 2 E: 1 K: 0 S: 6	H: 2 LOB: 1 BB: 0 P: 6	R: 0 E: 0 K: 0 S: 3	H: 0 LOB: 0 BB: 0 P: 3	R: 0 E: 0 K: 0 S: 3	H: 0 LOB: 0 BB: 0 P: 3	R: 2 E: 0 K: 0 S: 6	H: 3 LOB: 2 BB: 1 P: 10	R: 4 E: 0 K: 1 S: 9	H: 4 LOB: 2 BB: 2 P: 17		1B: 7 2B: 4 3B: 1 HR: 2	SF: 1 SAC: 1 DP: 1 HBP: 1	WP: 0 PB: 0 SB: 2 CS: 0	PA: 45						
<b>PITCHER</b>	IP	WLS	BF	H	R	ER	SO	BB	IBB	HBP	BLK	WP	HR	S	P	ERA	WHIP										
Frank Tanana, L ERA: 4.33	7.0	W	29	7	3	2	2	0	0	1	0	0	0	32	33	2.57	1.000										
Jim Slaton, R ERA: 5.52	0.2		6	3	2	2	0	1	0	0	0	0	1	5	9	27.00	6.000										
Willie Hernandez, L ERA: 9.36	1.0		8	3	4	4	1	2	0	0	0	0	1	8	16	36.00	5.000										
Randy O'Neal, R ERA: 4.9	0.1	S	2	1	0	0	0	0	0	0	0	0	0	2	2	0.00	3.000										

Batter	1	2	3	4	5	6	7	8	9	AB	R	H	RBI	BB	SO	LOB	BOTTOM										
Lou Whitaker, L OBP: 0.330, SLG: 0.453	HR		HR		F7		4-3			4	2	3	1	0	0		<b>Cleveland Indians @ Detroit Tigers</b> Tiger Stadium, Detroit, MI Tue Aug 05 1986, 7:05 PM EDT Att: 27,300 - Unknown										
Alan Trammell, R OBP: 0.328, SLG: 0.423	HR	BB	F6		F3		F8			5	1	1	1	0	1	1											
Kirk Gibson, L OBP: 0.394, SLG: 0.519	S E HBP	K	WP 1B			1B 2B BB		G3		3	2	1	0	1	1	1											
Johnny Grubb, L OBP: 0.404, SLG: 0.667	E7 1B 1B	L8	F9			F8		G3		5	1	1	0	0	0	3											
Darrell Evans, L OBP: 0.363, SLG: 0.449	E 1B		HR 1B		F7	2B 6-3 1B		K		5	2	3	1	0	1	0											
Dave Collins, S OBP: 0.372, SLG: 0.370	E5		F9	L7-4 E 1B						4	0	2	1	0	0	2											
Tom Brookens, R OBP: 0.313, SLG: 0.338	F3		HR	E5		6-3				4	1	1	3	0	0	4											
Pat Sheridan, L OBP: 0.268, SLG: 0.356	K		S 1B 1B	L7-4		4-3				4	1	1	0	0	1	5											
Dwight Lowry, L OBP: 0.380, SLG: 0.417	3-1		HR 1B		F6		F8			4	1	1	1	0	0	2											
<b>Inning Stats</b>	R: 4 E: 2 K: 1 S: 10	H: 4 LOB: 2 BB: 0 P: 11	R: 0 E: 0 K: 2 S: 7	H: 0 LOB: 1 BB: 1 P: 11	R: 5 E: 0 K: 0 S: 9	H: 6 LOB: 1 BB: 0 P: 9	R: 0 E: 1 K: 0 S: 4	H: 1 LOB: 1 BB: 0 P: 4	R: 0 E: 0 K: 0 S: 3	H: 0 LOB: 0 BB: 0 P: 3	R: 2 E: 0 K: 0 S: 5	H: 2 LOB: 1 BB: 1 P: 9	R: 0 E: 0 K: 0 S: 3	H: 0 LOB: 0 BB: 0 P: 3	R: 0 E: 0 K: 1 S: 5	H: 0 LOB: 0 BB: 0 P: 5		1B: 8 2B: 2 3B: 0 HR: 4	SF: 0 SAC: 0 DP: 1 HBP: 1	WP: 1 PB: 0 SB: 2 CS: 0	PA: 41						
<b>PITCHER</b>	IP	WLS	BF	H	R	ER	SO	BB	IBB	HBP	BLK	WP	HR	S	P	ERA	WHIP										
John Butcher, R ERA: 6.16	0.0	L	5	4	4	3	0	0	0	0	0	0	2	19	23	19.29	2.571										
Bryan Oelkers, L ERA: 4.04	2.1		14	5	5	5	3	1	0	0	0	0	2	19	23	19.29	2.571										
Rich Yett, R ERA: 5.54	3.0		13	3	2	2	0	1	0	0	0	1	0	12	16	6.00	1.333										
Dickie Noles, R ERA: 5.17	2.2		9	1	0	0	1	0	0	0	0	0	0	11	11	0.00	0.375										



Batter	1	2	3	4	5	6	7	8	9	AB	R	H	RBI	BB	SO	LOB	TOP										
<b>Brett Butler, L</b> OBP: 0.347, SLG: 0.352 (1, 8)										3	1	0	0	1	1	1	<b>Cleveland Indians @ Detroit Tigers</b> Tiger Stadium, Detroit, MI Thu Aug 07 1986, 3:33 AM EDT Unknown										
<b>Julio Franco, R</b> OBP: 0.349, SLG: 0.383 (1, 4)										4	0	3	1	0	0	1											
<b>Joe Carter, R</b> OBP: 0.517, SLG: 0.517 (1, 9)										1	0	0	0	1	0	1											
<b>Carmen Castillo, R</b> OBP: 0.297, SLG: 0.412 (6, 9)										2	0	0	0	0	0	2											
<b>Andre Thornton, R</b> OBP: 0.328, SLG: 0.386 (1, 10)										4	0	1	0	0	1	2											
<b>Mel Hall, L</b> OBP: 0.351, SLG: 0.535 (1, 7)										4	0	0	0	0	1	2											
<b>Cory Snyder, R</b> OBP: 0.294, SLG: 0.533 (1, 6)										4	0	1	0	0	1	0											
<b>Pat Tabler, R</b> OBP: 0.319, SLG: 0.396 (1, 3)										4	0	1	0	0	2	2											
<b>Brook Jacoby, R</b> OBP: 0.339, SLG: 0.428 (1, 5)										4	0	0	0	0	0	2											
<b>Chris Bando, S</b> OBP: 0.325, SLG: 0.319 (1, 2)										3	0	1	0	0	1	0											
<b>Inning Stats</b>	R: 0 E: 0 K: 1 S: 4	H: 0 LOB: 1 BB: 2 P: 12	R: 0 E: 1 K: 1 S: 6	H: 0 LOB: 1 BB: 0 P: 6	R: 0 E: 0 K: 1 S: 6	H: 1 LOB: 1 BB: 0 P: 6	R: 0 E: 0 K: 1 S: 6	H: 1 LOB: 0 BB: 0 P: 5	R: 0 E: 0 K: 0 S: 4	H: 2 LOB: 1 BB: 0 P: 4	R: 0 E: 0 K: 0 S: 3	H: 0 LOB: 2 BB: 0 P: 3	R: 1 E: 0 K: 0 S: 5	H: 2 LOB: 1 BB: 0 P: 5	R: 0 E: 0 K: 2 S: 8	H: 1 LOB: 1 BB: 0 P: 8	1B: 6 2B: 1 3B: 0 HR: 0	SF: 0 SAC: 0 DP: 2 HBP: 0	WP: 0 PB: 0 SB: 2 CS: 0	PA: 35							
<b>PITCHER</b>	IP	WLS	BF	H	R	ER	SO	BB	IBB	HBP	BLK	WP	HR	S	P	ERA	WHIP										
<b>Jack Morris, R</b> ERA: 3.22 (1, 1)	7.0	W	26	4	0	0	5	2	0	0	0	0	0	34	42	0.00	0.857										
<b>Jim Slaton, R</b> ERA: 5.5 (8, 1)	2.0		9	3	1	1	2	0	0	0	0	0	0	13	13	4.50	1.500										

Batter	1	2	3	4	5	6	7	8	9	AB	R	H	RBI	BB	SO	LOB	BOTTOM										
<b>Lou Whitaker, L</b> OBP: 0.333, SLG: 0.458 (1, 4)										4	0	3	3	0	0	2	<b>Cleveland Indians @ Detroit Tigers</b> Tiger Stadium, Detroit, MI Thu Aug 07 1986, 3:33 AM EDT Unknown										
<b>Tom Brookens, R</b> OBP: 0.315, SLG: 0.340 (6, 4)										2	1	1	1	0	1	1											
<b>Alan Trammell, R</b> OBP: 0.328, SLG: 0.420 (1, 6)										5	1	1	2	1	2	5											
<b>Kirk Gibson, L</b> OBP: 0.526, SLG: 0.526 (1, 9)										4	1	1	3	0	1	3											
<b>Dave Engle, R</b> OBP: 0.312, SLG: 0.337 (7, 9)										2	0	1	1	0	0	1											
<b>Johnny Grubb, L</b> OBP: 0.412, SLG: 0.690 (1, 10)										4	1	2	1	1	0	1											
<b>Darrell Evans, L</b> OBP: 0.363, SLG: 0.446 (1, 3)										2	1	0	0	1	0	1											
<b>Dave Bergman, L</b> OBP: 0.347, SLG: 0.349 (6, 3)										2	1	1	0	0	0	2											
<b>Dave Collins, S</b> OBP: 0.370, SLG: 0.368 (1, 7)										5	0	1	0	0	0	2											
<b>Darnell Coles, R</b> OBP: 0.323, SLG: 0.437 (1, 5)										4	3	3	1	1	1	0											
<b>Pat Sheridan, L</b> OBP: 0.282, SLG: 0.365 (1, 8)										4	4	3	0	1	0	2											
<b>Dwight Lowry, L</b> OBP: 0.392, SLG: 0.427 (8, 9)										5	2	3	2	0	0	3											
<b>Inning Stats</b>	R: 0 E: 0 K: 1 S: 6	H: 1 LOB: 1 BB: 0 P: 6	R: 3 E: 0 K: 1 S: 9	H: 4 LOB: 2 BB: 1 P: 13	R: 0 E: 0 K: 0 S: 3	H: 1 LOB: 0 BB: 0 P: 3	R: 5 E: 1 K: 0 S: 7	H: 4 LOB: 0 BB: 1 P: 11	R: 2 E: 0 K: 0 S: 5	H: 2 LOB: 1 BB: 1 P: 9	R: 1 E: 0 K: 0 S: 6	H: 3 LOB: 2 BB: 0 P: 6	R: 1 E: 0 K: 2 S: 9	H: 2 LOB: 2 BB: 1 P: 13	R: 3 E: 0 K: 1 S: 8	H: 3 LOB: 1 BB: 1 P: 12	1B: 16 2B: 2 3B: 0 HR: 2	SF: 0 SAC: 0 DP: 2 HBP: 0	WP: 2 PB: 0 SB: 0 CS: 0	PA: 48							
<b>PITCHER</b>	IP	WLS	BF	H	R	ER	SO	BB	IBB	HBP	BLK	WP	HR	S	P	ERA	WHIP										
<b>Phil Niekro, R</b> ERA: 4.5 (1, 1)	4.0	L	23	10	8	3	2	2	0	0	0	0	2	25	33	6.75	3.000										
<b>John Butcher, R</b> ERA: 6.49 (5, 1)	4.0		25	10	7	7	3	3	0	0	0	2	0	28	40	15.75	3.250										



Batter	1	2	3	4	5	6	7	8	9	AB	R	H	RBI	BB	SO	LOB	TOP
<b>Julio Franco, R</b> OBP: 0.327, SLG: 0.381 (1, 4)										5	0	1	0	0	0	1	<b>Cleveland Indians @ Detroit Tigers</b> Tiger Stadium, Detroit, MI Thu Aug 07 1986, 7:05 PM EDT Att: 23,708 - Unknown
<b>Pat Tabler, R</b> OBP: 0.321, SLG: 0.397 (1, 3)										4	0	2	0	0	0	1	
<b>Joe Carter, R</b> OBP: 0.347, SLG: 0.514 (1, 7)										4	0	1	0	0	0	2	
<b>Andre Thornton, R</b> OBP: 0.333, SLG: 0.385 (1, 10)										1	0	0	0	3	0	0	
<b>Cory Snyder, R</b> OBP: 0.298, SLG: 0.532 (1, 6)										4	0	2	0	0	1	4	
<b>Brook Jacoby, R</b> OBP: 0.336, SLG: 0.424 (1, 5)										4	0	0	0	0	0	3	
<b>Carmen Castillo, R</b> OBP: 0.296, SLG: 0.408 (1, 9)										4	1	1	0	0	0	2	
<b>Andy Allanson, R</b> OBP: 0.282, SLG: 0.305 (1, 2)										3	0	0	0	0	0	2	
<b>Mel Hall, L</b> OBP: 0.353, SLG: 0.540 (9, PH)										1	1	1	0	0	0	0	
<b>Otis Nixon, S</b> OBP: 0.246, SLG: 0.193 (1, 8)										3	0	1	0	0	0	0	
<b>Brett Butler, L</b> OBP: 0.346, SLG: 0.352 (9, PH)										0	0	0	1	0	0	0	
<b>Inning Stats</b>	R: 0 E: 0 K: 0 S: 4	H: 2 LOB: 2 BB: 1 P: 8	R: 0 E: 0 K: 0 S: 3	H: 0 LOB: 0 BB: 0 P: 3	R: 0 E: 0 K: 0 S: 4	H: 1 LOB: 1 BB: 0 P: 4	R: 0 E: 0 K: 0 S: 4	H: 1 LOB: 2 BB: 1 P: 8	R: 0 E: 0 K: 0 S: 3	H: 0 LOB: 0 BB: 0 P: 3	R: 0 E: 0 K: 0 S: 6	H: 1 LOB: 2 BB: 1 P: 10	R: 2 E: 1 K: 0 S: 5	H: 2 LOB: 0 BB: 0 P: 5	1B: 8 2B: 1 3B: 0 HR: 0	SF: 1 SAC: 0 DP: 0 HBP: 0	WP: 1 PA: 37
<b>PITCHER</b>	IP WLS BF H R ER SO BB IBB HBP BLK WP HR S P ERA WHIP																
<b>Mark Thurmond, L</b> ERA: 5.38 (1, 1)	6.0 W 24 6 0 0 0 2 0 0 0 0 0 22 30 0.00 1.333																
<b>Bill Campbell, R</b> ERA: 3.21 (7, 1)	3.0 S 13 3 2 1 1 1 0 0 0 1 0 14 18 3.00 1.333																

Batter	1	2	3	4	5	6	7	8	9	AB	R	H	RBI	BB	SO	LOB	BOTTOM		
<b>Lou Whitaker, L</b> OBP: 0.337, SLG: 0.461 (1, 4)										4	0	3	3	0	0	0	<b>Cleveland Indians @ Detroit Tigers</b> Tiger Stadium, Detroit, MI Thu Aug 07 1986, 7:05 PM EDT Att: 23,708 - Unknown		
<b>Alan Trammell, R</b> OBP: 0.325, SLG: 0.415 (1, 6)										4	0	0	1	0	0	4			
<b>Kirk Gibson, L</b> OBP: 0.388, SLG: 0.518 (1, 9)										4	0	0	0	0	0	3			
<b>Johnny Grubb, L</b> OBP: 0.402, SLG: 0.670 (1, 10)										3	0	0	0	0	1	0			
<b>Larry Herndon, R</b> OBP: 0.304, SLG: 0.377 (7, PH)										1	0	0	0	0	0	2			
<b>Darrell Evans, L</b> OBP: 0.359, SLG: 0.440 (1, 3)										4	0	0	0	0	0	0			
<b>Darnell Coles, R</b> OBP: 0.322, SLG: 0.435 (1, 5)										4	1	1	0	0	2	1			
<b>Dave Collins, S</b> OBP: 0.374, SLG: 0.369 (1, 7)										2	2	1	0	2	1	0			
<b>Pat Sheridan, L</b> OBP: 0.284, SLG: 0.363 (1, 8)										1	2	0	0	1	0	1			
<b>Dwight Lowry, L</b> OBP: 0.400, SLG: 0.429 (1, 2)										2	1	1	2	1	0	2			
<b>Inning Stats</b>	R: 0 E: 0 K: 0 S: 3	H: 0 LOB: 0 BB: 0 P: 3	R: 0 E: 1 K: 0 S: 3	H: 0 LOB: 0 BB: 0 P: 3	R: 2 E: 0 K: 0 S: 5	H: 2 LOB: 1 BB: 1 P: 9	R: 0 E: 0 K: 2 S: 7	H: 0 LOB: 0 BB: 0 P: 7	R: 1 E: 0 K: 0 S: 4	H: 2 LOB: 1 BB: 1 P: 8	R: 0 E: 0 K: 0 S: 3	H: 0 LOB: 0 BB: 0 P: 3	R: 3 E: 1 K: 0 S: 6	H: 2 LOB: 2 BB: 2 P: 14	R: 0 E: 0 K: 2 S: 7	H: 0 LOB: 0 BB: 0 P: 7	1B: 6 2B: 0 3B: 0 HR: 0	SF: 0 SAC: 1 DP: 1 HBP: 0	WP: 0 PA: 34
<b>PITCHER</b>	IP WLS BF H R ER SO BB IBB HBP BLK WP HR S P ERA WHIP																		
<b>Ken Schrom, R</b> ERA: 4.15 (1, 1)	6.0 L 25 5 5 5 2 3 0 0 0 0 0 5 26 38 7.50 1.333																		
<b>Scott Bailes, L</b> ERA: 4.69 (7, 1)	1.0 6 1 1 1 0 1 0 0 0 0 0 5 9 9.00 2.000																		
<b>Dickie Noles, R</b> ERA: 5.01 (8, 1)	1.0 3 0 0 0 2 0 0 0 0 0 0 7 7 0.00 0.000																		



Batter	1	2	3	4	5	6	7	8	9	AB	R	H	RBI	BB	SO	LOB	TOP					
<b>Brett Butler, L</b> OBP: 0.344, SLG: 0.350 (1, 8)	F7	FC6					F7		F7	5	1	1	0	0	0	3	<b>Cleveland Indians @ Baltimore Orioles</b> Memorial Stadium, Baltimore, MD Fri Aug 08 1986, 7:05 PM EDT Att: 29,917 - Unknown					
<b>Julio Franco, R</b> OBP: 0.327, SLG: 0.389 (1, 4)	1B		K				K		6-3	5	1	2	2	0	2	0						
<b>Joe Carter, R</b> OBP: 0.343, SLG: 0.508 (1, 9)	K		L9				F3		6-3	5	0	0	0	0	1	1						
<b>Andre Thornton, R</b> OBP: 0.332, SLG: 0.382 (1, 10)	G3						F7		F9	3	0	0	0	1	0	1						
<b>Mel Hall, L</b> OBP: 0.352, SLG: 0.536 <b>Otis Nixon, S</b> OBP: 0.246, SLG: 0.193 (8, PR) (8, 7)		F8	F7				K		1B 1B	4	0	1	0	0	1	1						
<b>Cory Snyder, R</b> OBP: 0.303, SLG: 0.529 (1, 6)	F7								F7	3	0	1	0	1	0	1						
<b>Pat Tabler, R</b> OBP: 0.327, SLG: 0.400 (1, 3)		BB BB							5-3	3	0	2	0	1	0	1						
<b>Brook Jacoby, R</b> OBP: 0.337, SLG: 0.423 (1, 5)		BB BB							6-3	3	0	1	1	1	1	3						
<b>Chris Bando, S</b> OBP: 0.323, SLG: 0.312 (1, 2)		BB BB							1-2 3-H G3	3	0	0	0	1	1	5						
<b>Inning Stats</b>	R: 0 E: 0 K: 1 S: 6	H: 1 LOB: 1 BB: 0 P: 6	R: 0 E: 0 K: 0 S: 3	H: 0 LOB: 3 BB: 3 P: 15	R: 0 E: 0 K: 1 S: 5	H: 0 LOB: 1 BB: 1 P: 9	R: 0 E: 0 K: 1 S: 5	H: 1 LOB: 1 BB: 1 P: 9	R: 2 E: 0 K: 1 S: 7	H: 2 LOB: 0 BB: 0 P: 7	R: 0 E: 0 K: 1 S: 6	H: 1 LOB: 1 BB: 0 P: 6	R: 0 E: 0 K: 1 S: 5	H: 0 LOB: 0 BB: 0 P: 5	R: 1 E: 0 K: 0 S: 6	H: 3 LOB: 2 BB: 0 P: 6		R: 0 E: 0 K: 0 S: 3	H: 0 LOB: 0 BB: 0 P: 3	1B: 7 2B: 1 3B: 0 HR: 1	SF: 0 SAC: 0 DP: 1 HBP: 0	WP: 0 PB: 0 SB: 0 CS: 0
<b>PITCHER</b> <b>Mike Boddicker, R</b> ERA: 3.85 (1, 1)	IP: 9.0 WLS: L BF: 39 H: 8 R: 3 ER: 3 SO: 6 BB: 5 IBB: 0 HBP: 0 BLK: 0 WP: 0 HR: 1 S: 46 P: 66 ERA: 3.00 WHIP: 1.444															<b>PITCHER</b>						

Batter	1	2	3	4	5	6	7	8	9	AB	R	H	RBI	BB	SO	LOB	BOTTOM			
<b>Juan Bonilla, R</b> OBP: 0.328, SLG: 0.313 <b>John Shetby, S</b> OBP: 0.232, SLG: 0.346 <b>Jackie Gutierrez, R</b> OBP: 0.111, SLG: 0.154 (1, 4)	F8		G3							3	0	0	0	0	0	0	<b>Cleveland Indians @ Baltimore Orioles</b> Memorial Stadium, Baltimore, MD Fri Aug 08 1986, 7:05 PM EDT Att: 29,917 - Unknown			
<b>Lee Lacy, R</b> OBP: 0.337, SLG: 0.413 (1, 9)	1B		6-3						BB	3	0	1	0	1	1	1				
<b>Fred Lynn, L</b> OBP: 0.389, SLG: 0.523 (1, 8)	F7								F9	3	0	0	0	1	0	3				
<b>Eddie Murray, S</b> OBP: 0.386, SLG: 0.444 (1, 3)									G3-6-1	3	0	1	0	1	0	2				
<b>Cal Ripken Jr., R</b> OBP: 0.386, SLG: 0.495 (1, 6)	F4								1-2 1B	4	0	0	0	0	1	3				
<b>Jim Traber, L</b> OBP: 0.429, SLG: 0.733 (1, 10)									1B	4	0	3	0	0	0	0				
<b>Larry Sheets, L</b> OBP: 0.340, SLG: 0.532 (1, 7)	6-3								1-2 1B	4	0	0	0	0	1	4				
<b>Tom O'Malley, L</b> OBP: 0.324, SLG: 0.333 (1, 5)	4-3								6-3	4	0	0	0	0	0	4				
<b>Rick Dempsey, R</b> OBP: 0.313, SLG: 0.398 <b>John Stefero, L</b> OBP: 0.256, SLG: 0.361 (8, PH) (9, 2)			1-3						K	2	0	0	0	0	1	0				
<b>Inning Stats</b>	R: 0 E: 0 K: 0 S: 5	H: 2 LOB: 2 BB: 0 P: 5	R: 0 E: 0 K: 0 S: 3	H: 0 LOB: 0 BB: 0 P: 3	R: 0 E: 0 K: 0 S: 2	H: 0 LOB: 0 BB: 1 P: 6	R: 0 E: 0 K: 0 S: 4	H: 1 LOB: 1 BB: 0 P: 4	R: 0 E: 0 K: 0 S: 3	H: 0 LOB: 1 BB: 1 P: 7	R: 0 E: 0 K: 1 S: 6	H: 1 LOB: 1 BB: 0 P: 6	R: 0 E: 0 K: 2 S: 7	H: 0 LOB: 1 BB: 1 P: 11	R: 0 E: 0 K: 1 S: 6	H: 1 LOB: 2 BB: 1 P: 10		1B: 5 2B: 0 3B: 0 HR: 0	SF: 0 SAC: 0 DP: 1 HBP: 0	WP: 0 PB: 0 SB: 0 CS: 0
<b>PITCHER</b> <b>Tom Candiotti, R</b> ERA: 3.6 <b>Ernie Camacho, R</b> ERA: 3.69 (9, 1)	IP: 8.1 WLS: W BF: 33 H: 5 R: 0 ER: 0 SO: 3 BB: 4 IBB: 0 HBP: 0 BLK: 0 WP: 0 HR: 0 S: 35 P: 51 ERA: 0.00 WHIP: 1.080															<b>PITCHER</b>				



Batter	1	2	3	4	5	6	7	8	9	AB	R	H	RBI	BB	SO	LOB	TOP								
<b>Brett Butler, L</b> OBP: 0.347, SLG: 0.358 (1, 8)	0-0 6-3		4-0 CS BB		0-0 F7		0-0 HR		4-0 G4-6-3 BB	3	1	1	1	2	0	1	<b>Cleveland Indians @ Baltimore Orioles</b> Memorial Stadium, Baltimore, MD Sat Aug 09 1986, 7:05 PM EDT Att: 33,990 - Unknown								
<b>Julio Franco, R</b> OBP: 0.328, SLG: 0.389 (1, 4)	0-0 5-3 1B		0-3 K		0-0 2B 1B		0-0 F3		0-0 G4-6-3 1-2	5	1	2	0	0	1	2									
<b>Joe Carter, R</b> OBP: 0.342, SLG: 0.507 (1, 9)	0-0 5-3 1-2		0-0 F8		0-0 2B		0-0 F5		0-0 E6 3B	5	1	1	2	0	0	1									
<b>Andre Thornton, R</b> OBP: 0.333, SLG: 0.379 (1, 10)	0-0 6-3			4-0 BB	0-0 K		0-0 F4		4-0 3B BB	3	1	0	0	2	1	2									
<b>Mel Hall, L</b> OBP: 0.351, SLG: 0.532 <b>Otis Nixon, S</b> OBP: 0.258, SLG: 0.241 (8, PR) (8, 7)		0-0 F5		0-0 F7		0-3 K		0-0 BB CS 1B	0-0 1B 3B	4	0	1	0	0	1	1									
<b>Cory Snyder, R</b> OBP: 0.310, SLG: 0.544 (1, 6)		4-0 5-3 2B BB		0-0 F9		0-0 HR		0-0 E5 BB	0-0 1B	4	2	2	2	1	0	2									
<b>Pat Tabler, R</b> OBP: 0.325, SLG: 0.395 (1, 3)		0-0 5-3 1-2		0-3 K		0-0 1-3		4-0 1-2 2-3 BB	0-0 1-3	4	0	0	0	1	1	3									
<b>Brook Jacoby, R</b> OBP: 0.339, SLG: 0.426 (1, 5)		0-0 2B		0-0 6-3		0-0 1B		0-3 K		4	0	2	1	0	1	3									
<b>Andy Allanson, R</b> OBP: 0.281, SLG: 0.304 (1, 2)		0-0 4-3		0-0 1B 2B 1B		0-3 K		0-3 K		4	1	1	0	0	2	5									
<b>Inning Stats</b>	R: 0 E: 0 K: 0 S: 4	H: 1 LOB: 1 BB: 0 P: 4	R: 1 E: 0 K: 0 S: 4	H: 1 LOB: 1 BB: 1 P: 8	R: 0 E: 0 K: 1 S: 4	H: 0 LOB: 0 BB: 1 P: 8	R: 0 E: 0 K: 1 S: 5	H: 0 LOB: 1 BB: 1 P: 9	R: 2 E: 0 K: 1 S: 8	H: 3 LOB: 1 BB: 0 P: 8	R: 1 E: 0 K: 2 S: 9	H: 2 LOB: 1 BB: 0 P: 9	R: 1 E: 0 K: 0 S: 4	H: 1 LOB: 0 BB: 0 P: 4	R: 0 E: 1 K: 2 S: 8	H: 1 LOB: 3 BB: 1 P: 12	R: 0 E: 1 K: 0 S: 5	H: 1 LOB: 3 BB: 2 P: 13	1B: 6 2B: 3 3B: 1 HR: 2	SF: 0 SAC: 0 DP: 2 HBP: 0	WP: 0 PB: 0 SB: 0 CS: 2	PA: 43			
<b>PITCHER</b>	IP	WLS	BF	H	R	ER	SO	BB	IBB	HBP	BLK	WP	HR	S	P	ERA	WHIP								
<b>Storm Davis, R</b> ERA: 3.63 <b>Tony Arnold, R</b> ERA:	(1, 1) 7.0	L 31	31	8	5	5	5	3	0	0	0	0	2	38	50	6.43	1.571								
(8, 1) 2.0			12	3	3	0	2	3	0	0	0	0	0	13	25	0.00	3.000								

AB 37  
R 8  
H 11  
RBI 8  
BB 6  
SO 7  
LOB 20



Batter	1	2	3	4	5	6	7	8	9	AB	R	H	RBI	BB	SO	LOB	BOTTOM								
<b>Juan Bonilla, R</b> OBP: 0.326, SLG: 0.309 (1, 4)	0-0 L8	0-0 L4			4-0 1B BB		0-0 FC4-6 1-2			3	0	0	0	1	0	2	<b>Cleveland Indians @ Baltimore Orioles</b> Memorial Stadium, Baltimore, MD Sat Aug 09 1986, 7:05 PM EDT Att: 33,990 - Unknown								
<b>Lee Lacy, R</b> OBP: 0.339, SLG: 0.414 (1, 9)	0-3 K		0-0 G3-6-3 1B		0-0 G3-6-1 1B		0-0 5-3			4	0	2	0	0	1	1									
<b>Fred Lynn, L</b> OBP: 0.387, SLG: 0.518 (1, 8)	4-0 BB		0-0 G3-6-3 1-2		0-0 G3-6-1 1-2		0-0 F8			3	0	0	0	1	0	3									
<b>Eddie Murray, S</b> OBP: 0.384, SLG: 0.442 (1, 3)	0-0 4-3		0-0 1B		0-0 L9		0-0 F6			4	0	1	0	0	0	1									
<b>Cal Ripken Jr., R</b> OBP: 0.385, SLG: 0.492 (1, 6)		0-0 F8	0-3 K		4-0 3-1 BB		0-0 F2			3	0	0	0	1	1	1									
<b>Jim Traber, L</b> OBP: 0.420, SLG: 0.705 (1, 10)		4-0 HR BB		0-0 L1		0-0 3-1		0-3 K		3	1	0	0	1	1	1									
<b>Larry Sheets, L</b> OBP: 0.342, SLG: 0.545 <b>Juan Beniquez, R</b> OBP: 0.372, SLG: 0.415 (6, PH) (7, 7)		0-0 HR		0-0 F8		0-0 L8		0-0 L9		2	1	1	2	0	0	0									
<b>Tom O'Malley, L</b> OBP: 0.323, SLG: 0.327 (1, 5)		4-0 BB		0-0 4-3		0-0 4-3		0-0 G1-4-3		3	0	0	0	1	0	0									
<b>John Stefero, L</b> OBP: 0.262, SLG: 0.359 (1, 2)		0-0 F8		0-0 F7		0-0 FC4-6 1B				3	0	1	0	0	0	1									
<b>Inning Stats</b>	R: 0 E: 0 K: 1 S: 5	H: 0 LOB: 1 BB: 1 P: 9	R: 2 E: 0 K: 0 S: 4	H: 1 LOB: 2 BB: 2 P: 12	R: 0 E: 0 K: 1 S: 6	H: 2 LOB: 0 BB: 0 P: 6	R: 0 E: 0 K: 0 S: 3	H: 0 LOB: 0 BB: 0 P: 3	R: 0 E: 0 K: 0 S: 3	H: 1 LOB: 1 BB: 1 P: 7	R: 0 E: 0 K: 0 S: 4	H: 0 LOB: 1 BB: 1 P: 7	R: 0 E: 1 K: 0 S: 4	H: 1 LOB: 1 BB: 0 P: 4	R: 0 E: 0 K: 0 S: 3	H: 0 LOB: 0 BB: 0 P: 3	R: 0 E: 0 K: 1 S: 5	H: 0 LOB: 0 BB: 0 P: 5	1B: 4 2B: 0 3B: 0 HR: 1	SF: 0 SAC: 0 DP: 2 HBP: 0	WP: 0 PB: 0 SB: 0 CS: 0	PA: 35			
<b>PITCHER</b>	IP	WLS	BF	H	R	ER	SO	BB	IBB	HBP	BLK	WP	HR	S	P	ERA	WHIP								
<b>Jose Roman, R</b> ERA: 4.09 <b>Bryan Oelkers, L</b> ERA: 3.53 <b>Ernie Camacho, R</b> ERA: 3.58	(1, 1) 5.1	W 23	23	4	2	2	2	5	0	0	0	0	1	22	42	3.38	1.688								
(6, 1) 2.2			9	1	0	0	0	0	0	0	0	0	0	9	9	0.00	0.375								
(9, 1) 1.0			3	0	0	0	1	0	0	0	0	0	0	5	5	0.00	0.000								

AB 30  
R 2  
H 5  
RBI 2  
BB 5  
SO 3  
LOB 11






Batter	1	2	3	4	5	6	7	8	9	AB	R	H	RBI	BB	SO	LOB	TOP								
<b>Tony Bernazard, S</b> OBP: 0.376, SLG: 0.459 (1, 4)	F7		1B	1B		4-3		2B		5	1	3	1	0	0	1	<b>Cleveland Indians @ Baltimore Orioles</b> <b>Memorial Stadium, Baltimore, MD</b> Sun Aug 10 1986, 3:33 AM EDT Att: 29,815 - Unknown								
<b>Julio Franco, R</b> OBP: 0.327, SLG: 0.387 (1, 6)	G1-5-3		1B	1B		L7		F9		5	1	1	1	0	0	3									
<b>Joe Carter, R</b> OBP: 0.340, SLG: 0.503 (1, 3)	K		1B	1B		3-1		L8		5	0	1	0	0	1	2									
<b>Mel Hall, L</b> OBP: 0.358, SLG: 0.540 <b>Otis Nixon, S</b> OBP: 0.232, SLG: 0.241 (9, PR)		BB	1B	1B		1-3		1B	S	5	1	4	1	0	0	0									
<b>Cory Snyder, R</b> OBP: 0.307, SLG: 0.535 (1, 9)	K	K	K	K		1B		F3	5-3	5	1	1	0	0	2	5									
<b>Pat Tabler, R</b> OBP: 0.326, SLG: 0.395 (1, 10)	K	K	K	K		1B		L9	1B	5	0	2	1	0	2	4									
<b>Brett Butler, L</b> OBP: 0.348, SLG: 0.357 (1, 8)	1B	L9	L9	L9		1B		L9	K	4	0	1	1	1	1	5									
<b>Brook Jacoby, R</b> OBP: 0.342, SLG: 0.429 (1, 5)	1B	1B	1B	1B		F9		SH5-3	1B	5	1	3	1	0	1	2									
<b>Andy Allanson, R</b> OBP: 0.280, SLG: 0.303 (1, 2)	F3		F8	F8		4-3		SH5-3	1-3	4	0	1	0	0	0	4									
<b>Inning Stats</b>	R: 0 E: 0 K: 1 S: 5	H: 0 LOB: 0 BB: 0 P: 5	R: 1 E: 0 K: 2 S: 9	H: 2 LOB: 2 BB: 1 P: 13	R: 2 E: 0 K: 2 S: 11	H: 4 LOB: 2 BB: 0 P: 11	R: 0 E: 0 K: 1 S: 6	H: 1 LOB: 1 BB: 0 P: 6	R: 1 E: 0 K: 0 S: 6	H: 3 LOB: 2 BB: 0 P: 6	R: 0 E: 0 K: 0 S: 4	H: 1 LOB: 1 BB: 0 P: 4	R: 0 E: 0 K: 0 S: 4	H: 1 LOB: 1 BB: 0 P: 4	R: 1 E: 0 K: 0 S: 5	H: 2 LOB: 1 BB: 0 P: 5	R: 1 E: 0 K: 1 S: 8	H: 3 LOB: 2 BB: 0 P: 8	1B: 14 2B: 2 3B: 1 HR: 0	SF: 0 SAC: 1 DP: 0 HBP: 0	WP: 0 PB: 0 SB: 3 CS: 0	PA: 45			
<b>PITCHER</b>	IP	WLS	BF	H	R	ER	SO	BB	IBB	HBP	BLK	WP	HR	S	P	ERA	WHIP								
<b>Ken Dixon, R</b> ERA: 4.3 (1, 1)	4.2	L	25	10	4	4	6	1	0	0	0	0	0	36	40	7.71	2.357								
<b>Rich Bordi, R</b> ERA: 3.67 (5, 1)	2.1		10	3	1	1	0	0	0	0	0	0	0	10	10	3.86	1.286								
<b>Don Aase, R</b> ERA: 2.12 (8, 1)	1.1		7	3	1	1	0	0	0	0	0	0	0	7	7	6.75	2.250								
<b>Brad Havens, L</b> ERA: 5.08 (9, 1)	0.2		3	1	0	0	1	0	0	0	0	0	0	5	5	0.00	1.500								

AB	43
R	6
H	17
RBI	6
BB	1
SO	7
LOB	26



Batter	1	2	3	4	5	6	7	8	9	AB	R	H	RBI	BB	SO	LOB	BOTTOM								
<b>Juan Bonilla, R</b> OBP: 0.322, SLG: 0.305 <b>Jim Dwyer, L</b> OBP: 0.370, SLG: 0.613 (7, PH)	6-3		L4		G6-4-3		K		FC5	3	0	0	0	0	0	2	<b>Cleveland Indians @ Baltimore Orioles</b> <b>Memorial Stadium, Baltimore, MD</b> Sun Aug 10 1986, 3:33 AM EDT Att: 29,815 - Unknown								
<b>Lee Lacy, R</b> OBP: 0.340, SLG: 0.415 <b>John Stefero, L</b> OBP: 0.256, SLG: 0.350 (9, PH)	5-3		1B		F9		1B		4-3	4	0	2	0	0	0	0									
<b>Juan Beniquez, R</b> OBP: 0.371, SLG: 0.412 (1, 7)	6-3		1B		F9		K			4	0	1	1	0	1	1									
<b>Eddie Murray, S</b> OBP: 0.383, SLG: 0.438 (1, 3)		BB	F7		5-3		F7			3	0	0	0	1	0	2									
<b>Cal Ripken Jr., R</b> OBP: 0.386, SLG: 0.489 (1, 6)		BB	F7		4-3		4-3			2	0	0	0	2	0	2									
<b>Jim Traber, L</b> OBP: 0.402, SLG: 0.671 (1, 10)	K		G3		4-3		6-3			4	0	0	0	0	1	3									
<b>Rick Dempsey, R</b> OBP: 0.313, SLG: 0.395 <b>Tom O'Malley, L</b> OBP: 0.321, SLG: 0.325 (9, PH)	K		5-3		5-3		HR		5-3	2	1	0	0	1	1	2									
<b>John Shelby, S</b> OBP: 0.250, SLG: 0.343 <b>Fred Lynn, L</b> OBP: 0.391, SLG: 0.529 (7, PH)	F7		K		K		HR		FC5	2	0	0	0	0	1	2									
<b>Jackie Gutierrez, R</b> OBP: 0.167, SLG: 0.207 <b>Larry Sheets, L</b> OBP: 0.345, SLG: 0.545 (9, PH)			1B		G6-4-3		F9		FC5	3	1	2	0	0	0	0									
<b>Inning Stats</b>	R: 0 E: 0 K: 0 S: 3	H: 0 LOB: 0 BB: 0 P: 3	R: 0 E: 0 K: 2 S: 7	H: 0 LOB: 2 BB: 2 P: 15	R: 1 E: 0 K: 0 S: 6	H: 3 LOB: 2 BB: 0 P: 6	R: 0 E: 0 K: 1 S: 5	H: 0 LOB: 0 BB: 0 P: 5	R: 0 E: 0 K: 0 S: 3	H: 1 LOB: 0 BB: 0 P: 3	R: 0 E: 0 K: 0 S: 3	H: 0 LOB: 1 BB: 1 P: 7	R: 2 E: 0 K: 2 S: 9	H: 2 LOB: 1 BB: 1 P: 13	R: 0 E: 0 K: 0 S: 3	H: 0 LOB: 2 BB: 0 P: 3	R: 0 E: 0 K: 0 S: 3	H: 0 LOB: 2 BB: 2 P: 11	1B: 5 2B: 0 3B: 0 HR: 1	SF: 0 SAC: 0 DP: 1 HBP: 0	WP: 0 PB: 0 SB: 0 CS: 0	PA: 38			
<b>PITCHER</b>	IP	WLS	BF	H	R	ER	SO	BB	IBB	HBP	BLK	WP	HR	S	P	ERA	WHIP								
<b>Scott Bailes, L</b> ERA: 4.52 (1, 1)	6.0	W	25	4	2	2	3	4	0	0	0	0	0	27	43	3.00	1.333								
<b>Dickie Noles, R</b> ERA: 5.13 (7, 1)	1.0		5	2	1	1	2	4	0	0	0	0	1	9	9	9.00	2.000								
<b>Frank Willis, R</b> ERA: 6.48 (8, 1)	1.1		6	0	0	0	0	2	0	0	0	0	0	4	12	0.00	1.500								
<b>Bryan Oelkers, L</b> ERA: 3.81 (9, 1)	0.1		1	0	0	0	0	0	0	0	0	0	0	1	1	0.00	0.000								
<b>Ernie Camacho, R</b> ERA: 3.55 (9, 1)	0.1	S	1	0	0	0	0	0	0	0	0	0	0	1	1	0.00	0.000								

AB	32
R	3
H	6
RBI	3
BB	6
SO	5
LOB	18





Batter	1	2	3	4	5	6	7	8	9	AB	R	H	RBI	BB	SO	LOB	TOP					
Tony Bernazard, S OBP: 0.376, SLG: 0.465	6-3		G6-4-3 1B		2H HR		F8		F8	5	1	2	2	0	0	0	<b>Cleveland Indians @ New York Yankees</b> Yankee Stadium, Bronx, NY Mon Aug 11 1986, 7:05 PM EDT Att: 21,343 - Unknown					
Julio Franco, R OBP: 0.328, SLG: 0.394 Otis Nixon, S OBP: 0.258, SLG: 0.241	6-3		G6-4-3 1-2f		F9		HR		1B	5	1	2	1	0	0	1						
Joe Carter, R OBP: 0.341, SLG: 0.502	5-3				F8		6-3		F8 1B	5	0	2	1	0	0	0						
Andre Thornton, R OBP: 0.333, SLG: 0.377			K		1B BB		K		K	4	0	1	0	1	3	2						
Cory Snyder, R OBP: 0.300, SLG: 0.522	F9				K		K		F8	5	0	0	0	0	2	5						
Pat Tabler, R OBP: 0.332, SLG: 0.399 Mel Hall, L OBP: 0.356, SLG: 0.538	WP 1B				1-2 1B		BB 1B BB		G3	2	0	2	0	1	0	0						
Brett Butler, L OBP: 0.347, SLG: 0.355	F7				1-3		BB 1B		K	4	0	1	0	0	1	3						
Brook Jacoby, R OBP: 0.345, SLG: 0.438			HR		SH3-4 HR 1B		1-2 2-3 BB		K	3	2	2	1	1	1	0						
Chris Bando, S OBP: 0.317, SLG: 0.306			6-3		SH3-4		FC6-4		K	3	0	0	0	0	1	3						
<b>Inning Stats</b>	R: 0 E: 0 K: 0 S: 3	H: 0 LOB: 0 BB: 0 P: 3	R: 0 E: 0 K: 1 S: 6	H: 1 LOB: 1 BB: 0 P: 6	R: 1 E: 0 K: 0 S: 4	H: 2 LOB: 0 BB: 0 P: 4	R: 0 E: 0 K: 1 S: 6	H: 1 LOB: 2 BB: 1 P: 10	R: 2 E: 0 K: 0 S: 5	H: 2 LOB: 0 BB: 0 P: 5	R: 0 E: 0 K: 2 S: 8	H: 1 LOB: 3 BB: 0 P: 16	R: 1 E: 0 K: 0 S: 6	H: 3 LOB: 0 BB: 0 P: 6	R: 0 E: 0 K: 3 S: 9	H: 0 LOB: 0 BB: 0 P: 9		R: 1 E: 0 K: 1 S: 7	H: 2 LOB: 2 BB: 0 P: 7	1B: 9 2B: 0 3B: 0 HR: 3	SF: 0 SAC: 1 DP: 1 HBP: 0	WP: 1 PB: 0 SB: 1 CS: 0
<b>PITCHER</b>	IP	WLS	BF	H	R	ER	SO	BB	IBB	HBP	BLK	WP	HR	S	P	ERA	WHIP					
Ron Guidry, L ERA: 4.0	6.1		30	9	4	4	4	3	0	0	0	1	3	35	47	5.68	1.895					
Brian Fisher, R ERA: 3.85	2.2	W	11	3	1	1	4	0	0	0	0	0	0	19	19	3.38	1.125					

Batter	1	2	3	4	5	6	7	8	9	AB	R	H	RBI	BB	SO	LOB	BOTTOM					
Rickey Henderson, R OBP: 0.375, SLG: 0.494	4-3 S 1B	F7		F8			HR	WP SH1-4 BB	1B S 1B	5	1	3	1	1	0	4	<b>Cleveland Indians @ New York Yankees</b> Yankee Stadium, Bronx, NY Mon Aug 11 1986, 7:05 PM EDT Att: 21,343 - Unknown					
Willie Randolph, R OBP: 0.392, SLG: 0.326 Mike Fischlin, R OBP: 0.301, SLG: 0.262	4-3 1-3		G3 BB		9-1-4 2B		2B 1B	SH1-4	1B BB	2	0	1	0	1	0	1						
Don Mattingly, L OBP: 0.382, SLG: 0.545	F4		G3		9-1-4 2-2f		1-3 2B	WP IBB	1-2 2-3 3-H 1B	5	1	2	1	1	0	2						
Dave Winfield, R OBP: 0.366, SLG: 0.482		1B SF8 1B	F4		1B		6-3	F8		5	1	2	0	0	0	5						
Dan Pasqua, L OBP: 0.390, SLG: 0.533		BB 2B 1B	F7		F8		BB 1B	1-2 2-3 BB		3	1	1	0	2	0	2						
Mike Easter, L OBP: 0.375, SLG: 0.465	SF8			F8			BB	F6		4	0	2	3	0	0	3						
Mike Pagliarulo, L OBP: 0.334, SLG: 0.528	3-H 4-0 2B 1-2 BB		L3				F9	F6		4	0	0	0	1	0	3						
Joel Skinner, R OBP: 0.228, SLG: 0.293 Gary Roenicke, R OBP: 0.413, SLG: 0.397 Juan Espino, R OBP: 0.308, SLG: 0.364	F6			BB BB			F7	FC6 1-2 2-3 BB	F7	2	0	0	0	1	0	3						
Wayne Tolleson, S OBP: 0.359, SLG: 0.358	1-3 2-H 2B			BB			F9	FC6	1B 1B	4	1	2	1	1	0	4						
<b>Inning Stats</b>	R: 0 E: 0 K: 0 S: 3	H: 1 LOB: 0 BB: 0 P: 3	R: 2 E: 0 K: 0 S: 6	H: 3 LOB: 2 BB: 1 P: 10	R: 0 E: 0 K: 0 S: 3	H: 0 LOB: 1 BB: 1 P: 7	R: 0 E: 0 K: 0 S: 3	H: 0 LOB: 2 BB: 2 P: 11	R: 0 E: 0 K: 0 S: 4	H: 2 LOB: 1 BB: 0 P: 4	R: 0 E: 0 K: 0 S: 4	H: 1 LOB: 1 BB: 0 P: 4	R: 3 E: 0 K: 0 S: 7	H: 4 LOB: 3 BB: 2 P: 15	R: 0 E: 0 K: 0 S: 3	H: 0 LOB: 3 BB: 3 P: 15		R: 1 E: 0 K: 0 S: 5	H: 3 LOB: 3 BB: 1 P: 9	1B: 10 2B: 4 3B: 0 HR: 1	SF: 1 SAC: 1 DP: 1 HBP: 0	WP: 1 PB: 0 SB: 2 CS: 0
<b>PITCHER</b>	IP	WLS	BF	H	R	ER	SO	BB	IBB	HBP	BLK	WP	HR	S	P	ERA	WHIP					
Phil Niekro, R ERA: 4.44	6.0		27	7	2	2	0	4	0	0	0	0	1	3	3							
Rich Yaitt, R ERA: 6.06	0.0		3	3	3	3	0	0	0	0	0	0	0	1	3							
Dickie Noles, R ERA: 5.08	0.1		2	0	0	0	0	0	1	0	0	0	0	1	5	0.00	0.000					
Bryan Oelkers, L ERA: 3.78	0.1		3	1	0	0	0	1	0	0	0	0	0	2	6	0.00	6.000					
Frank Wilis, R ERA: 6.1	2.0	L	13	3	1	1	0	3	1	0	0	1	0	9	25	4.50	3.000					



Batter	1	2	3	4	5	6	7	8	9	AB	R	H	RBI	BB	SO	LOB	TOP										
<b>Tony Bernazard, S</b> (1, 4) OBP: 0.374, SLG: 0.461	0-0 2-3	4-0 E BB		0-0 F5		0-0 1-6-3		0-3 K		4	0	0	0	1	1	0	<b>Cleveland Indians @ New York Yankees</b> Yankee Stadium, Bronx, NY Tue Aug 12 1986, 7:05 PM EDT Att: 21,913 - Unknown										
<b>Julio Franco, R</b> (1, 6) OBP: 0.328, SLG: 0.395	0-0 FC1-5 2B	0-0 E5 FC4-6 1-2 2-3 3-H		4-0 WP S BB		0-0 F4		0-0 F4		4	0	1	0	1	0	2											
<b>Joe Carter, R</b> (1, 9) OBP: 0.338, SLG: 0.497	0-0 FC1-5 2-3	0-0 FC4-6 1-2		0-3 K 1-3		0-0 5-3		0-0 6-3		5	0	0	0	0	1	5											
<b>Mel Hall, L</b> (1, 7) OBP: 0.355, SLG: 0.533 <b>Andre Thornton, R</b> (9, PH) OBP: 0.333, SLG: 0.376	0-0 F8		4-0 PB WP 1B BB	0-3 K		0-0 G3		0-0 F4		3	1	0	0	1	1	2											
<b>Cory Snyder, R</b> (1, 5) OBP: 0.304, SLG: 0.517		4-0 1B 1B BB	4-0 1B PB FC6-4 BB	0-3 K		0-0 6-3				2	2	0	0	2	1	0											
<b>Pat Tabler, R</b> (1, 3) OBP: 0.340, SLG: 0.405		0-0 1B 1B 1B	0-0 FC6-4 1B	0-0 1B		4-0 1B BB				3	1	3	1	1	0	0											
<b>Brett Butler, L</b> (1, 8) OBP: 0.348, SLG: 0.357		0-0 E S 1B 1-3 3-H	0-0 FC6-4 1-2 2-H	0-0 1B		0-0 F8				4	0	2	2	0	0	2											
<b>Carmen Castillo, R</b> (1, 10) OBP: 0.288, SLG: 0.397	0-0 G3	0-0 F4		0-0 F9		0-0 F8		0-0 F8		4	0	0	0	0	0	5											
<b>Andy Allanson, R</b> (1, 2) OBP: 0.276, SLG: 0.297	0-3 K2-3	0-0 F9		0-0 F3		0-3 K				4	0	0	0	0	2	5											
<b>Inning Stats</b>	R: 0 E: 0 K: 0 S: 4	H: 1 LOB: 1 BB: 0 P: 4	R: 2 E: 1 K: 1 S: 8	H: 2 LOB: 3 BB: 2 P: 16	R: 2 E: 0 K: 0 S: 4	H: 1 LOB: 1 BB: 2 P: 12	R: 0 E: 0 K: 2 S: 7	H: 0 LOB: 1 BB: 1 P: 11	R: 0 E: 0 K: 1 S: 7	H: 2 LOB: 2 BB: 0 P: 7	R: 0 E: 0 K: 0 S: 3	H: 0 LOB: 1 BB: 1 P: 7	R: 0 E: 0 K: 2 S: 7	H: 0 LOB: 0 BB: 0 P: 7	R: 0 E: 0 K: 0 S: 3	H: 0 LOB: 0 BB: 0 P: 3		1B: 5 2B: 1 3B: 0 HR: 0	SF: 0 SAC: 0 DP: 0 HBP: 0	WP: 2 PB: 1 CS: 2	PA: 40						
<b>PITCHER</b>	IP	WLS	BF	H	R	ER	SO	BB	IBB	HBP	BLK	WP	HR	S	P	ERA	WHIP										
<b>Joe Niekro, R</b> (1, 1) ERA: 4.89	2.0		15	4	4	2	1	4	0	0	0	1	0	13	29	9.00	4.000										
<b>Tim Stoddard, R</b> (3, 1) ERA: 3.89	4.2	W	18	2	0	0	3	2	0	0	0	1	0	22	30	0.00	0.857										
<b>Dave Righetti, L</b> (7, 1) ERA: 2.92	2.1	S	7	0	0	0	2	0	0	0	0	0	0	11	11	0.00	0.000										

Batter	1	2	3	4	5	6	7	8	9	AB	R	H	RBI	BB	SO	LOB	BOTTOM										
<b>Rickey Henderson, R</b> (1, 8) OBP: 0.373, SLG: 0.498	0-0 HR	0-0 5-3		0-0 5-3		0-0 F8		0-3 K		5	1	1	1	0	1	2	<b>Cleveland Indians @ New York Yankees</b> Yankee Stadium, Bronx, NY Tue Aug 12 1986, 7:05 PM EDT Att: 21,913 - Unknown										
<b>Wayne Tolleson, S</b> (1, 6) OBP: 0.360, SLG: 0.363	0-0 F7	0-0 1B		4-3 WP 2B		0-0 FC6-4 1B 1-2				4	1	2	0	0	0	1											
<b>Don Mattingly, L</b> (1, 3) OBP: 0.383, SLG: 0.550	0-0 HR	0-0 L4		0-0 4-3		0-0 1B				4	1	2	1	0	0	3											
<b>Dave Winfield, R</b> (1, 9) OBP: 0.365, SLG: 0.478	0-0 F9		4-0 2B BB	0-0 6-3		0-0 L5				3	0	0	0	1	0	2											
<b>Dan Pasqua, L</b> (1, 7) OBP: 0.398, SLG: 0.542	0-0 2B 1B		0-0 2B	0-0 F8		4-0 G4-6-3 BB				3	1	2	0	1	0	0											
<b>Mike Easter, L</b> (1, 10) OBP: 0.380, SLG: 0.476	0-0 1-H 2B		0-3 K	0-0 HR		0-0 G4-6-3				4	1	2	2	0	1	3											
<b>Mike Pagliarulo, L</b> (1, 5) OBP: 0.333, SLG: 0.524		0-0 E6 1B		4-0 IBB		0-0 F7		0-0 4-3		3	1	0	0	1	0	0											
<b>Juan Espino, R</b> (1, 2) OBP: 0.294, SLG: 0.333		0-0 1B SH3-4 2-H 1B		0-3 K		0-0 6-3		0-0 F9		4	0	1	1	0	1	3											
<b>Mike Fischlin, R</b> (1, 4) OBP: 0.303, SLG: 0.265		0-0 SH3-4		0-0 F9		0-0 FC6-4 1B		0-3 K		3	0	1	0	0	1	3											
<b>Inning Stats</b>	R: 3 E: 0 K: 0 S: 6	H: 4 LOB: 1 BB: 0 P: 6	R: 1 E: 1 K: 0 S: 6	H: 2 LOB: 2 BB: 0 P: 6	R: 0 E: 0 K: 2 S: 8	H: 1 LOB: 3 BB: 2 P: 16	R: 1 E: 0 K: 0 S: 4	H: 1 LOB: 0 BB: 0 P: 4	R: 1 E: 0 K: 0 S: 4	H: 1 LOB: 0 BB: 0 P: 4	R: 0 E: 0 K: 0 S: 5	H: 2 LOB: 2 BB: 1 P: 6	R: 0 E: 0 K: 2 S: 7	H: 0 LOB: 0 BB: 0 P: 7	R: 0 E: 0 K: 0 S: 2	H: 0 LOB: 0 BB: 0 P: 7		1B: 5 2B: 3 3B: 0 HR: 3	SF: 0 SAC: 1 DP: 1 HBP: 0	WP: 1 PB: 0 CS: 0	PA: 37						
<b>PITCHER</b>	IP	WLS	BF	H	R	ER	SO	BB	IBB	HBP	BLK	WP	HR	S	P	ERA	WHIP										
<b>Ken Schrom, R</b> (1, 1) ERA: 4.28	2.0		14	7	4	3	0	1	0	0	0	1	1	20	28	4.50	1.250										
<b>Rich Yeft, R</b> (3, 1) ERA: 5.95	4.0	L	18	4	2	2	2	1	1	0	0	1	1	20	28	4.50	1.250										
<b>Dickie Noles, R</b> (7, 1) ERA: 4.79	2.0		5	0	0	0	2	0	0	0	0	0	0	9	9	0.00	0.000										



Batter	1	2	3	4	5	6	7	8	9	AB	R	H	RBI	BB	SO	LOB	TOP										
<b>Tony Bernazard, S</b> (1, 4) OBP: 0.373, SLG: 0.457	0-3 K		0-0 G3			0-0 F7		4-0 BB		3	0	0	0	1	1	2											
<b>Julio Franco, R</b> (1, 6) OBP: 0.326, SLG: 0.391	0-0 5-3			0-0 F9		0-0 G5-4-3		0-3 K		4	0	0	0	0	1	4											
<b>Joe Carter, R</b> (1, 7) OBP: 0.335, SLG: 0.492	0-0 F9			0-0 6-3			0-0 6-3		0-0 F8	4	0	0	0	0	0	0											
<b>Pat Tabler, R</b> (1, 3) OBP: 0.339, SLG: 0.403		0-0 CS 1B		0-0 6-3			0-0 6-3		0-0 4-3	4	0	1	0	0	0	0											
<b>Cory Snyder, R</b> (1, 9) OBP: 0.303, SLG: 0.512	0-3 K				0-0 FC6-4 1B		0-0 L6		0-0 F3	4	0	1	0	0	1	1											
<b>Brook Jacoby, R</b> (1, 5) OBP: 0.343, SLG: 0.435	0-0 4-3				0-0 FC6-4 1B			0-0 6-3		3	0	0	0	0	0	1											
<b>Brett Butler, L</b> (1, 8) OBP: 0.348, SLG: 0.357			0-0 1-3		0-3 K			0-0 BB S 1B		3	0	1	0	0	1	1											
<b>Carmen Castillo, R</b> (1, 10) OBP: 0.295, SLG: 0.399			0-0 F9		0-0 1B			4-0 BB BB		2	0	1	0	1	0	0											
<b>Chris Bando, S</b> (1, 2) OBP: 0.323, SLG: 0.313						0-0 G5-4-3 1B		0-0 F9		3	0	2	0	0	0	2											
<b>Inning Stats</b>	R: 0 E: 0 K: 1 S: 5	H: 0 LOB: 0 BB: 0 P: 5	R: 0 E: 0 K: 1 S: 5	H: 1 LOB: 0 BB: 0 P: 5	R: 0 E: 0 K: 0 S: 4	H: 1 LOB: 1 BB: 0 P: 4	R: 0 E: 0 K: 0 S: 3	H: 0 LOB: 0 BB: 0 P: 3	R: 0 E: 0 K: 1 S: 6	H: 2 LOB: 2 BB: 0 P: 6	R: 0 E: 0 K: 0 S: 3	H: 0 LOB: 0 BB: 0 P: 3	R: 0 E: 0 K: 1 S: 6	H: 1 LOB: 3 BB: 2 P: 14	R: 0 E: 0 K: 0 S: 3	H: 0 LOB: 0 BB: 0 P: 3	1B: 6 2B: 0 3B: 0 HR: 0	SF: 0 SAC: 0 DP: 1 HBP: 0	WP: 0 PB: 0 SB: 1 CS: 1	PA: 32							
<b>PITCHER</b>	IP	WLS	BF	H	R	ER	SO	BB	IBB	HBP	BLK	WP	HR	S	P	ERA	WHIP										
<b>Tommy John, L</b> (1, 1) ERA: 2.58	7.1	W	26	6	0	0	3	1	0	0	0	0	0	31	35	0.00	0.955										
<b>Dave Righetti, L</b> (8, 1) ERA: 2.65	1.2	S	6	0	0	0	1	1	0	0	0	0	0	7	11	0.00	0.600										

Cleveland Indians @ New York Yankees  
Yankee Stadium, Bronx, NY  
Wed Aug 13 1986, 7:05 PM EDT  
Att: 25,139 - Unknown


AB 30  
R 0  
H 6  
RBI 0  
BB 2  
SO 4  
LOB 11



Batter	1	2	3	4	5	6	7	8	9	AB	R	H	RBI	BB	SO	LOB	BOTTOM										
<b>Rickey Henderson, R</b> (1, 8) OBP: 0.370, SLG: 0.493	0-0 F7	0-0 CS	0-0 3-1		0-0 5-3			0-0 F7		4	0	0	0	0	0	0											
<b>Wayne Tolleson, S</b> (1, 6) OBP: 0.356, SLG: 0.359	0-0 4-3		0-0 G3			0-0 L5		0-0 5-3		4	0	0	0	0	0	0											
<b>Don Mattingly, L</b> (1, 3) OBP: 0.385, SLG: 0.557	4-0 BB 1B		0-0 HR			0-0 F8		0-0 1B		3	2	2	1	1	0	0											
<b>Dave Winfield, R</b> (1, 9) OBP: 0.364, SLG: 0.474	4-0 1B BB		0-3 K			0-0 5-3		0-0 F6		3	0	0	0	1	1	1											
<b>Dan Pasqua, L</b> (1, 7) OBP: 0.402, SLG: 0.544	0-0 1-3 2-H 1B			0-0 3-1			0-0 PB 2B 1B			3	1	2	1	0	0	0											
<b>Mike Easler, L</b> (1, 10) OBP: 0.380, SLG: 0.477	0-0 F9			0-0 4-3			0-0 4-3 WP 2B			3	1	1	1	0	0	2											
<b>Mike Pagliarulo, L</b> (1, 5) OBP: 0.331, SLG: 0.520		0-0 F7		0-0 F8			0-0 4-3			3	0	0	0	0	0	1											
<b>Joel Skinner, R</b> (1, 2) OBP: 0.230, SLG: 0.294		0-0 CS 1B			0-3 K		0-0 L3			3	0	1	0	0	1	1											
<b>Mike Fischlin, R</b> (1, 4) OBP: 0.291, SLG: 0.254		0-0 F8					0-0 F8		0-0 1-3	3	0	0	0	0	0	1											
<b>Inning Stats</b>	R: 1 E: 0 K: 0 S: 4	H: 1 LOB: 2 BB: 2 P: 12	R: 0 E: 0 K: 0 S: 3	H: 1 LOB: 0 BB: 0 P: 3	R: 1 E: 0 K: 1 S: 6	H: 1 LOB: 0 BB: 0 P: 6	R: 0 E: 0 K: 0 S: 3	H: 0 LOB: 0 BB: 0 P: 3	R: 0 E: 0 K: 0 S: 3	H: 0 LOB: 0 BB: 0 P: 3	R: 2 E: 0 K: 0 S: 5	H: 2 LOB: 2 BB: 0 P: 5	R: 0 E: 0 K: 0 S: 4	H: 1 LOB: 1 BB: 0 P: 4	1B: 4 2B: 1 3B: 0 HR: 1	SF: 0 SAC: 0 DP: 0 HBP: 0	WP: 1 PB: 1 SB: 0 CS: 1	PA: 32									
<b>PITCHER</b>	IP	WLS	BF	H	R	ER	SO	BB	IBB	HBP	BLK	WP	HR	S	P	ERA	WHIP										
<b>Tom Candiotti, R</b> (1, 1) ERA: 3.65	8.0	L	31	6	4	4	2	2	0	0	0	1	1	33	41	4.50	1.000										

Cleveland Indians @ New York Yankees  
Yankee Stadium, Bronx, NY  
Wed Aug 13 1986, 7:05 PM EDT  
Att: 25,139 - Unknown

AB 29  
R 4  
H 6  
RBI 3  
BB 2  
SO 2  
LOB 6





Batter	1	2	3	4	5	6	7	8	9	AB	R	H	RBI	BB	SO	LOB	TOP				
Juan Beniquez, R OBP: 0.397, SLG: 0.396 Tom O'Malley, L OBP: 0.319, SLG: 0.324	F8	F8	F8		1-3		F4		BB 1B FC4-6	5	1	1	1	0	0	5					
Lee Lacy, R OBP: 0.348, SLG: 0.422	K	PB 1B 2B			G4-6-3 BB		1B		FC4-6 BB	5	2	4	1	1	1	0					
Fred Lynn, L OBP: 0.387, SLG: 0.525 John Shelby, S OBP: 0.249, SLG: 0.341	G3				G4-6-3		F8		K	2	0	0	0	1	0	1					
Eddie Murray, S OBP: 0.387, SLG: 0.434					F8					4	2	3	2	2	0	0					
Cal Ripken Jr., R OBP: 0.383, SLG: 0.483							G6-4-3		FC4-6 BB	6	2	2	1	0	0	7					
Jim Traber, L OBP: 0.387, SLG: 0.598										2	1	1	1	2	0	2					
Larry Sheets, L OBP: 0.349, SLG: 0.573										5	2	2	3	0	1	5					
John Stefero, L OBP: 0.260, SLG: 0.333										3	0	1	1	1	1	1					
Jackie Gutierrez, R OBP: 0.186, SLG: 0.220										4	1	1	1	0	0	1					
<b>Inning Stats</b>	R: 0 E: 0 K: 1 S: 5	H: 0 LOB: 0 BB: 0 P: 5	R: 6 E: 1 K: 0 S: 8	H: 4 LOB: 2 BB: 3 P: 20	R: 0 E: 0 K: 1 S: 6	H: 1 LOB: 2 BB: 0 P: 7	R: 0 E: 0 K: 0 S: 2	H: 0 LOB: 0 BB: 1 P: 6	R: 1 E: 0 K: 1 S: 7	H: 3 LOB: 2 BB: 1 P: 11	R: 0 E: 0 K: 0 S: 5	H: 2 LOB: 2 BB: 0 P: 5	R: 3 E: 0 K: 0 S: 6	H: 3 LOB: 2 BB: 0 P: 6	R: 1 E: 0 K: 1 S: 7	H: 2 LOB: 2 BB: 1 P: 11	1B: 12 2B: 4 3B: 0 HR: 1	SF: 3 SAC: 0 DP: 2 HBP: 1	WP: 0 PB: 1 SB: 1 CS: 0	PA: 51	
<b>PITCHER</b>	IP	WLS	BF	H	R	ER	SO	BB	IBB	HBP	BLK	WP	HR	S	P	ERA	WHIP				
Jose Roman, R ERA: 4.97	1.2	L	11	3	6	2	1	2	0	0	0	0	0	11	19	10.80	3.000				
Dickie Noles, R ERA: 4.52	3.1		17	4	1	1	1	3	0	1	0	0	0	15	28	2.70	2.100				
John Butcher, R ERA: 6.65	4.0		23	10	5	5	2	2	0	0	0	0	1	25	33	11.25	3.000				

Baltimore Orioles @ Cleveland Indians  
Cleveland Municipal Stadium, Cleveland, OH  
Thu Aug 14 1986, 7:05 PM EDT  
Att: 13,840 - Unknown

AB 40  
R 12  
H 17  
RBI 11  
BB 7  
SO 4  
LOB 26



Batter	1	2	3	4	5	6	7	8	9	AB	R	H	RBI	BB	SO	LOB	BOTTOM				
Tony Bernazard, S OBP: 0.371, SLG: 0.454			3-1				3-1		G3-4-3	5	0	1	0	0	1	5					
Julio Franco, R OBP: 0.323, SLG: 0.388	4-3		F9			6-3		5-3		4	0	0	0	0	0	1					
Joe Carter, R OBP: 0.334, SLG: 0.492	E5		K				2B	F7		4	0	1	0	0	1	1					
Mel Hall, L OBP: 0.351, SLG: 0.526	F7					F7		F8		4	0	0	0	0	1	3					
Pat Tabler, R OBP: 0.335, SLG: 0.397	F1					6-3		6-3		4	0	0	0	0	1	3					
Cory Snyder, R OBP: 0.302, SLG: 0.521					5-3			F8		4	1	1	1	0	0	0					
Brett Butler, L OBP: 0.351, SLG: 0.361										4	1	3	0	0	0	0					
Brook Jacoby, R OBP: 0.344, SLG: 0.435										4	0	2	0	0	0	1					
Andy Allanson, R OBP: 0.273, SLG: 0.294 Carmen Castillo, R OBP: 0.299, SLG: 0.403										3	0	0	0	0	1	3					
<b>Inning Stats</b>	R: 0 E: 1 K: 0 S: 5	H: 1 LOB: 2 BB: 0 P: 5	R: 1 E: 0 K: 0 S: 4	H: 1 LOB: 0 BB: 0 P: 4	R: 0 E: 0 K: 1 S: 5	H: 0 LOB: 0 BB: 0 P: 5	R: 0 E: 0 K: 1 S: 5	H: 0 LOB: 0 BB: 0 P: 5	R: 0 E: 0 K: 0 S: 4	H: 1 LOB: 1 BB: 0 P: 4	R: 0 E: 0 K: 1 S: 7	H: 2 LOB: 2 BB: 0 P: 7	R: 0 E: 0 K: 0 S: 3	H: 0 LOB: 0 BB: 0 P: 3	R: 1 E: 0 K: 1 S: 8	H: 3 LOB: 2 BB: 0 P: 8	1B: 7 2B: 1 3B: 0 HR: 1	SF: 0 SAC: 0 DP: 0 HBP: 0	WP: 0 PB: 0 SB: 1 CS: 0	PA: 37	
<b>PITCHER</b>	IP	WLS	BF	H	R	ER	SO	BB	IBB	HBP	BLK	WP	HR	S	P	ERA	WHIP				
Storm Davis, R ERA: 3.52	9.0	W	37	9	2	2	5	0	0	0	0	0	1	47	47	2.00	1.000				

Baltimore Orioles @ Cleveland Indians  
Cleveland Municipal Stadium, Cleveland, OH  
Thu Aug 14 1986, 7:05 PM EDT  
Att: 13,840 - Unknown

AB 37  
R 2  
H 9  
RBI 2  
BB 0  
SO 5  
LOB 17





Batter	1	2	3	4	5	6	7	8	9	AB	R	H	RBI	BB	SO	LOB	TOP								
Juan Bonilla, R (1,5) OBP: 0.315, SLG: 0.297	F6		F8			4-3		2-3		4	0	0	0	0	0	2	<p><b>Baltimore Orioles @ Cleveland Indians</b> Cleveland Municipal Stadium, Cleveland, OH</p> <p>Fri Aug 15 1986, 7:05 PM EDT Att: 55,427 - Unknown</p> <p>livebaseballscores.com</p>								
Lee Lacy, R (1,9) OBP: 0.350, SLG: 0.420	FC6-4 BB		CS	F9		4-3		BB		2	0	0	0	2	0	0									
Cal Ripken Jr., R (1,6) OBP: 0.380, SLG: 0.478	FC6-4			F9		4-3		F7		4	0	0	0	0	3										
Eddie Murray, S (1,3) OBP: 0.386, SLG: 0.432	F7			4-3			F7 SH1-3 1B		1-3	4	0	1	0	0	0	1									
Juan Beniquez, R (1,7) OBP: 0.358, SLG: 0.397		4-3					SH1-3		F3	2	1	1	0	0	0	0									
Fred Lynn, L (9, PH) OBP: 0.386, SLG: 0.523					HR					1	0	0	0	0	0	0									
Rick Dempsey, R (1,2) OBP: 0.316, SLG: 0.390	F9				F3		F7			3	0	0	0	0	2	0									
Jim Dwyer, L (9, PH) OBP: 0.361, SLG: 0.589								BB		0	0	0	0	1	0	0									
Jim Traber, L (1,10) OBP: 0.383, SLG: 0.614	F4				HR		4-3		1-3	4	1	1	2	0	2	0									
John Shelby, S (1,8) OBP: 0.250, SLG: 0.341			CS		K			F9		3	0	1	0	0	1	0									
Jackie Gutierrez, R (1,4) OBP: 0.196, SLG: 0.227	F9				F7			2-3 1B		3	0	1	0	0	0	1									
<b>Inning Stats</b>	R: 0 E: 0 K: 0 S: 3	H: 0 LOB: 1 BB: 1 P: 7	R: 0 E: 0 K: 0 S: 3	H: 0 LOB: 0 BB: 0 P: 3	R: 0 E: 0 K: 0 S: 3	H: 1 LOB: 0 BB: 0 P: 3	R: 0 E: 0 K: 0 S: 3	H: 0 LOB: 0 BB: 0 P: 3	R: 2 E: 0 K: 1 S: 7	H: 2 LOB: 0 BB: 0 P: 7	R: 0 E: 0 K: 0 S: 3	H: 0 LOB: 0 BB: 0 P: 3	R: 0 E: 0 K: 0 S: 4	H: 1 LOB: 1 BB: 0 P: 4	R: 0 E: 0 K: 0 S: 4	H: 1 LOB: 2 BB: 1 P: 8	R: 0 E: 0 K: 0 S: 3	H: 0 LOB: 1 BB: 1 P: 7	1B: 4 2B: 0 3B: 0 HR: 1	SF: 0 SAC: 1 DP: 0 HBP: 0	WP: 0 PB: 0 SB: 0 CS: 1	PA: 35			
<b>PITCHER</b>	IP	WLS	BF	H	R	ER	SO	BB	IBB	HBP	BLK	WP	HR	S	P	ERA	WHIP								
Scott Bailes, L (1,1) ERA: 4.3	7.2		29	5	2	2	1	2	0	0	0	0	1	29	37	2.35	0.913								
Frank Willis, R (8,1) ERA: 5.91	0.1	W	1	0	0	0	0	0	0	0	0	0	0	1	1	0.00	0.000								
Ernie Camacho, R (9,1) ERA: 3.46	1.0	S	4	0	0	0	0	1	0	0	0	0	0	3	7	0.00	1.000								


Batter	1	2	3	4	5	6	7	8	9	AB	R	H	RBI	BB	SO	LOB	BOTTOM								
Tony Bernazard, S (1,4) OBP: 0.372, SLG: 0.453	K		G6-4-3 BB		1B			4-3		3	0	1	0	1	1	0	<p><b>Baltimore Orioles @ Cleveland Indians</b> Cleveland Municipal Stadium, Cleveland, OH</p> <p>Fri Aug 15 1986, 7:05 PM EDT Att: 55,427 - Unknown</p> <p>livebaseballscores.com</p>								
Julio Franco, R (1,6) OBP: 0.324, SLG: 0.389	K		G6-4-3		1B			S 1B		4	0	2	0	0	1	1									
Otis Nixon, S (8, FR) OBP: 0.258, SLG: 0.241	K		1-2		1B			1B		0	1	0	0	0	0	0									
Joe Carter, R (1,3) OBP: 0.331, SLG: 0.488	F5		F8		F4			F7		4	0	0	0	0	3	0									
Andre Thornton, R (1,10) OBP: 0.336, SLG: 0.387		HR			F9 1B PO 1B		F8		1B 1B BB	3	1	2	1	1	0	0									
Carmen Castillo, R (8, FR) OBP: 0.299, SLG: 0.403										0	1	0	0	0	0	0									
Mel Hall, L (1,7) OBP: 0.353, SLG: 0.525		1B 1B			F8		6-3		1B 1B	4	0	2	1	0	0	1									
Cory Snyder, R (1,9) OBP: 0.305, SLG: 0.521	K				1B		F9		1-3 2-H 1B	4	0	2	1	0	1	1									
Brett Butler, L (1,8) OBP: 0.348, SLG: 0.357	F8				F9			F9		4	0	0	0	0	5	0									
Brook Jacoby, R (1,5) OBP: 0.344, SLG: 0.434					PO		F7		F5	3	0	1	0	0	0	0									
Andy Allanson, R (1,2) OBP: 0.270, SLG: 0.290	K				3-H		5-3		6-3	3	0	0	0	0	1	2									
<b>Inning Stats</b>	R: 0 E: 0 K: 2 S: 7	H: 0 LOB: 0 BB: 0 P: 7	R: 1 E: 0 K: 2 S: 10	H: 3 LOB: 2 BB: 0 P: 10	R: 0 E: 0 K: 0 S: 2	H: 0 LOB: 0 BB: 1 P: 6	R: 0 E: 0 K: 0 S: 4	H: 2 LOB: 1 BB: 0 P: 4	R: 0 E: 0 K: 0 S: 5	H: 2 LOB: 2 BB: 0 P: 5	R: 0 E: 0 K: 0 S: 3	H: 0 LOB: 0 BB: 0 P: 3	R: 0 E: 0 K: 0 S: 3	H: 0 LOB: 0 BB: 0 P: 3	R: 2 E: 0 K: 0 S: 6	H: 3 LOB: 2 BB: 1 P: 10	R: 0 E: 0 K: 0 S: 3	H: 0 LOB: 1 BB: 1 P: 7	1B: 9 2B: 0 3B: 0 HR: 1	SF: 0 SAC: 0 DP: 1 HBP: 0	WP: 0 PB: 0 SB: 1 CS: 0	PA: 35			
<b>PITCHER</b>	IP	WLS	BF	H	R	ER	SO	BB	IBB	HBP	BLK	WP	HR	S	P	ERA	WHIP								
Ken Dixon, R (1,1) ERA: 4.16	7.0		27	7	1	1	4	1	0	0	0	0	1	34	38	1.29	1.143								
Rich Bordi, R (8,1) ERA: 3.59	0.2		3	1	1	1	0	0	0	0	0	0	0	3	3	13.50	1.500								
Don Aase, R (8,1) ERA: 2.13	0.1	L	4	2	1	1	0	1	0	0	0	0	0	3	7	27.00	9.000								




Batter	1	2	3	4	5	6	7	8	9	AB	R	H	RBI	BB	SO	LOB	TOP										
Juan Bonilla, R OBP: 0.318, SLG: 0.300 (1, 4)										4	0	2	0	0	1	0	<p><b>Baltimore Orioles @ Cleveland Indians</b> Cleveland Municipal Stadium, Cleveland, OH</p> <p>Sat Aug 16 1986, 3:33 AM EDT Att: 22,326 - Unknown</p> <p>livebaseballscores.com</p>										
Lee Lacy, R OBP: 0.346, SLG: 0.416 (1, 9)										4	0	0	0	0	0	4											
Fred Lynn, L OBP: 0.382, SLG: 0.517 (1, 8)										4	0	0	0	0	2	2											
Eddie Murray, S OBP: 0.387, SLG: 0.442 (1, 3)										4	1	2	1	0	1	0											
Cal Ripken Jr., R OBP: 0.377, SLG: 0.474 (1, 6)										4	0	0	0	0	0	1											
Jim Traber, L OBP: 0.387, SLG: 0.610 (1, 10)										4	0	2	0	0	0	0											
Larry Sheets, L OBP: 0.345, SLG: 0.565 (1, 7)										3	0	0	0	0	0	3											
Tom O'Malley, L OBP: 0.320, SLG: 0.324 (1, 5)										3	0	1	0	0	0	0											
John Stefero, L OBP: 0.264, SLG: 0.319 (1, 2)										2	0	0	0	1	1	1											
<b>Inning Stats</b>	R: 0 E: 0 K: 0 S: 3	H: 0 LOB: 0 BB: 0 P: 3	R: 0 E: 0 K: 0 S: 4	H: 2 LOB: 1 BB: 0 P: 4	R: 0 E: 0 K: 2 S: 7	H: 0 LOB: 0 BB: 0 P: 7	R: 0 E: 0 K: 1 S: 5	H: 0 LOB: 0 BB: 0 P: 5	R: 0 E: 0 K: 1 S: 6	H: 1 LOB: 2 BB: 1 P: 10	R: 0 E: 0 K: 0 S: 3	H: 0 LOB: 0 BB: 0 P: 3	R: 0 E: 0 K: 0 S: 5	H: 2 LOB: 2 BB: 0 P: 5	R: 1 E: 0 K: 1 S: 6	H: 1 LOB: 0 BB: 0 P: 6	1B: 6 2B: 0 3B: 0 HR: 1	SF: 0 SAC: 0 DP: 2 HBP: 0	WP: 0 PB: 0 SB: 0 CS: 0	PA: 33							
<b>PITCHER</b>	IP	WLS	BF	H	R	ER	SO	BB	IBB	HBP	BLK	WP	HR	S	P	ERA	WHIP										
Phil Niekro, R ERA: 4.27 (1, 1)	8.1	W	31	7	1	1	5	1	0	0	0	0	1	40	44	1.08	0.960										
Dickie Noles, R ERA: 4.58 (9, 1)	0.1		1	0	0	0	0	0	0	0	0	0	0	1	1	0.00	0.000										
Bryan Oelkers, L ERA: 3.76 (9, 1)	0.1	S	1	0	0	0	0	0	0	0	0	0	0	1	1	0.00	0.000										

Batter	1	2	3	4	5	6	7	8	9	AB	R	H	RBI	BB	SO	LOB	BOTTOM										
Tony Bernazard, S OBP: 0.373, SLG: 0.452 (1, 4)										3	0	1	1	1	1	1	<p><b>Baltimore Orioles @ Cleveland Indians</b> Cleveland Municipal Stadium, Cleveland, OH</p> <p>Sat Aug 16 1986, 3:33 AM EDT Att: 22,326 - Unknown</p> <p>livebaseballscores.com</p>										
Julio Franco, R OBP: 0.326, SLG: 0.389 (1, 6)										4	1	2	0	0	1	2											
Otis Nixon, S OBP: 0.258, SLG: 0.241 (9, 7)										0	0	0	0	0	0	0											
Joe Carter, R OBP: 0.331, SLG: 0.486 (1, 7)										4	0	1	0	0	1	2											
Andre Thornton, R OBP: 0.338, SLG: 0.388 (1, 10)										4	0	2	1	0	1	0											
Cory Snyder, R OBP: 0.300, SLG: 0.511 (1, 9)										4	0	0	0	0	2	3											
Brook Jacoby, R OBP: 0.343, SLG: 0.431 (1, 5)										3	0	0	0	1	1	4											
Brett Butler, L OBP: 0.345, SLG: 0.354 (1, 8)										4	0	0	0	0	1	1											
Pat Tabler, R OBP: 0.340, SLG: 0.406 (1, 3)										3	1	2	0	1	0	0											
Chris Bando, S OBP: 0.321, SLG: 0.311 (1, 2)										4	0	1	0	0	0	4											
<b>Inning Stats</b>	R: 1 E: 0 K: 2 S: 10	H: 3 LOB: 2 BB: 0 P: 10	R: 1 E: 0 K: 1 S: 8	H: 3 LOB: 2 BB: 0 P: 8	R: 0 E: 1 K: 1 S: 5	H: 0 LOB: 0 BB: 0 P: 5	R: 0 E: 0 K: 0 S: 4	H: 1 LOB: 2 BB: 1 P: 8	R: 0 E: 0 K: 2 S: 8	H: 1 LOB: 1 BB: 0 P: 8	R: 0 E: 0 K: 1 S: 6	H: 1 LOB: 1 BB: 0 P: 6	R: 0 E: 0 K: 1 S: 5	H: 0 LOB: 0 BB: 0 P: 5	R: 0 E: 0 K: 0 S: 3	H: 0 LOB: 2 BB: 2 P: 11	1B: 7 2B: 2 3B: 0 HR: 0	SF: 0 SAC: 0 DP: 1 HBP: 0	WP: 1 PB: 0 SB: 0 CS: 0	PA: 36							
<b>PITCHER</b>	IP	WLS	BF	H	R	ER	SO	BB	IBB	HBP	BLK	WP	HR	S	P	ERA	WHIP										
Mike Flanagan, L ERA: 3.83 (1, 1)	8.0	L	36	9	2	2	8	2	1	0	0	1	0	49	61	2.25	1.375										



Batter	1	2	3	4	5	6	7	8	9	AB	R	H	RBI	BB	SO	LOB	TOP										
Lee Lacy, R OBP: 0.346, SLG: 0.416 John Shelby, S OBP: 0.255, SLG: 0.343	F3		G6-4-3 1B	F9			WP G3 6-3 BB		4-3 PB 1B	3	0	1	0	0	0	1	<b>Baltimore Orioles @ Cleveland Indians</b> Cleveland Municipal Stadium, Cleveland, OH Sun Aug 17 1986, 3:33 AM EDT Att: 16,072 - Unknown <a href="http://livebaseballscorecards.com">livebaseballscorecards.com</a>										
Fred Lynn, L OBP: 0.382, SLG: 0.512	PB BB		F7		1B 1B SF8 BB		G3		0-3 K 1-2	3	1	0	0	2	1	3											
Cal Ripken Jr., R OBP: 0.375, SLG: 0.471	F5		G6-4-3 1-2		1B		6-3		0-0 2-H	5	0	1	1	0	0	3											
Eddie Murray, S OBP: 0.390, SLG: 0.444	K			2B 1B					0-0 1-2 2-3	5	1	3	0	0	1	2											
Jim Traber, L OBP: 0.390, SLG: 0.620		E 6-3 1B		F9 4-3 2B					0-0 3-H	3	2	2	2	0	0	1											
Larry Sheets, L OBP: 0.344, SLG: 0.560	E8 1-3 1B		F9 2-3		G4-6-3 1-2				0-0 1-2	4	0	1	0	0	0	3											
Tom O'Malley, L OBP: 0.318, SLG: 0.322	F5		4-3				6-3		0-0	4	0	1	1	0	0	2											
Juan Bonilla, R OBP: 0.317, SLG: 0.304	6-3		6-3	1B 2B			F7		0-0 3-H	4	1	1	1	0	0	2											
John Stefero, L OBP: 0.268, SLG: 0.320 Jim Dwyer, L OBP: 0.359, SLG: 0.584	K			2-H 1B			4-3		0-0	3	0	1	1	0	1	1	<b>AB 36</b> <b>R 6</b> <b>H 12</b> <b>RBI 6</b> <b>BB 3</b> <b>SO 3</b> <b>LOB 19</b> 										
<b>Inning Stats</b>	R: 0 E: 0 K: 1 S: 5	H: 0 LOB: 1 BB: 1 P: 9	R: 1 E: 1 K: 1 S: 7	H: 2 LOB: 1 BB: 0 P: 7	R: 0 E: 0 K: 0 S: 3	H: 1 LOB: 0 BB: 0 P: 3	R: 3 E: 0 K: 0 S: 7	H: 4 LOB: 1 BB: 0 P: 7	R: 1 E: 0 K: 0 S: 4	H: 2 LOB: 1 BB: 1 P: 8	R: 0 E: 0 K: 0 S: 3	H: 0 LOB: 0 BB: 0 P: 3	R: 1 E: 0 K: 0 S: 4	H: 1 LOB: 1 BB: 1 P: 8	R: 0 E: 0 K: 0 S: 4	H: 1 LOB: 1 BB: 0 P: 4		R: 0 E: 0 K: 1 S: 6	H: 1 LOB: 1 BB: 0 P: 6	1B: 10 2B: 2 3B: 0 HR: 0	SF: 1 SAC: 0 DP: 2 HBP: 0	WP: 1 PB: 2 SB: 0 CS: 0	PA: 40				
<b>PITCHER</b>	IP	WLS	BF	H	R	ER	SO	BB	IBB	HBP	BLK	WP	HR	S	P	ERA	WHIP										
Ken Schrom, R ERA: 4.35	3.2		18	7	4	3	2	1	0	0	0	0	0	21	25	7.36	2.182										
Dickie Noles, R ERA: 4.75	0.1		4	2	1	1	0	1	0	0	0	0	0	3	7	27.00	9.000										
Bryan Oelkers, L ERA: 3.72	3.0	W	10	1	1	1	0	1	0	0	0	1	0	9	13	3.00	0.667										
Frank Willis, R ERA: 4.97	2.0		8	2	0	0	1	0	0	0	0	0	0	10	10	0.00	1.000										

Batter	1	2	3	4	5	6	7	8	9	AB	R	H	RBI	BB	SO	LOB	BOTTOM										
Tony Bernazard, S OBP: 0.378, SLG: 0.458	G3 6-3 2B		E 1-2 BB	CS 1B			S 1B		0-3 K	4	2	3	1	1	1	0	<b>Baltimore Orioles @ Cleveland Indians</b> Cleveland Municipal Stadium, Cleveland, OH Sun Aug 17 1986, 3:33 AM EDT Att: 16,072 - Unknown <a href="http://livebaseballscorecards.com">livebaseballscorecards.com</a>										
Julio Franco, R OBP: 0.328, SLG: 0.391 Brook Jacoby, R OBP: 0.344, SLG: 0.430	G3		E2 SF7 2B	4-3			K		0-3 FC5-4 BB	3	1	1	2	0	0	2											
Joe Carter, R OBP: 0.329, SLG: 0.483	6-3		E5 WP HR				K		0-0 F4	5	1	1	1	0	1	3											
Andre Thornton, R OBP: 0.334, SLG: 0.384	K		SF7				K		0-0 FC5-4	4	0	0	1	0	1	3											
Mel Hall, L OBP: 0.354, SLG: 0.524 Otis Nixon, S OBP: 0.258, SLG: 0.241	6-3		WP HR IBB				1B 1B		0-0 F3	3	2	1	0	1	0	0											
Cory Snyder, R OBP: 0.308, SLG: 0.542	2-3		HR				E 2B 1B		0-0 HR	4	3	3	4	0	0	0											
Brett Butler, L OBP: 0.345, SLG: 0.353	F7		1-3				E8 2B 1B		0-0 6-3	4	0	1	1	0	0	0											
Pat Tabler, R OBP: 0.348, SLG: 0.415			FC1-6 1B				SH5-3 1B 1B		4-0 BB BB	3	1	3	1	1	0	0											
Andy Allanson, R OBP: 0.266, SLG: 0.286			FC1-6 E				F9		0-3 K	3	1	0	0	0	1	4	<b>AB 34</b> <b>R 11</b> <b>H 13</b> <b>RBI 11</b> <b>BB 4</b> <b>SO 5</b> <b>LOB 13</b> 										
<b>Inning Stats</b>	R: 1 E: 0 K: 1 S: 6	H: 1 LOB: 0 BB: 0 P: 6	R: 0 E: 0 K: 0 S: 3	H: 0 LOB: 0 BB: 0 P: 3	R: 6 E: 2 K: 0 S: 7	H: 3 LOB: 0 BB: 2 P: 15	R: 1 E: 0 K: 0 S: 4	H: 2 LOB: 0 BB: 0 P: 4	R: 2 E: 1 K: 0 S: 7	H: 5 LOB: 2 BB: 0 P: 7	R: 0 E: 0 K: 2 S: 8	H: 1 LOB: 1 BB: 0 P: 8	R: 1 E: 0 K: 1 S: 6	H: 1 LOB: 1 BB: 1 P: 10	R: 0 E: 0 K: 1 S: 5	H: 0 LOB: 1 BB: 1 P: 9		R: 0 E: 0 K: 1 S: 5	H: 0 LOB: 1 BB: 1 P: 9	1B: 8 2B: 3 3B: 0 HR: 2	SF: 1 SAC: 1 DP: 1 HBP: 0	WP: 1 PB: 0 SB: 3 CS: 1	PA: 40				
<b>PITCHER</b>	IP	WLS	BF	H	R	ER	SO	BB	IBB	HBP	BLK	WP	HR	S	P	ERA	WHIP										
Mike Boddicker, R ERA: 4.14	2.2	L	15	4	7	3	1	1	1	0	0	0	0	15	23	10.12	1.875										
Tony Arnold, R ERA: 4.05	2.0		9	5	3	3	0	0	0	0	0	0	0	9	9	13.50	2.500										
Brad Havens, L ERA: 5.23	0.0		1	1	0	0	0	0	0	0	0	0	0	1	1	∞	∞										
Odele Jones, R ERA: 2.79	1.1		6	2	0	0	2	0	0	0	0	0	0	10	10	0.00	1.500										
Scott McGregor, L ERA: 4.76	2.0		9	1	1	1	2	2	0	0	0	0	1	11	19	4.50	1.500										



Batter	1	2	3	4	5	6	7	8	9	AB	R	H	RBI	BB	SO	LOB	TOP					
<b>Paul Moltzer, R</b> OBP: 0.349, SLG: 0.410 (1, 5)	5-3		K		F9		1B		K2-3	5	0	1	0	0	2	1	<b>Milwaukee Brewers @ Cleveland Indians</b> Cleveland Municipal Stadium, Cleveland, OH Mon Aug 18 1986, 7:05 PM EDT Att: 10,051 - Unknown					
<b>Robin Yount, R</b> OBP: 0.395, SLG: 0.429 (1, 8)	G3-6-3 BB		BB			2B 3-1	1B	1-2 2-H	1B	3	1	3	1	2	0	0						
<b>Cecil Cooper, L</b> OBP: 0.306, SLG: 0.375 (1, 3)	G3-6-3 1-2		F8			3-1	2B		F8	5	0	1	0	0	1	6						
<b>Ben Oglivie, L</b> OBP: 0.354, SLG: 0.396 (1, 10)		FC3-6 1B		F8		3-1		FC4-6 BB		3	0	1	1	1	0	1						
<b>Rob Deer, R</b> OBP: 0.338, SLG: 0.527 (1, 9)		FC3-6 1B		K		K		F8		4	0	1	0	0	2	2						
<b>Ernest Riles, L</b> OBP: 0.320, SLG: 0.346 (1, 6)		FC3-6 G4-6-3 1-2 2-3		4-3		4-3		F8		4	0	0	0	0	0	4						
<b>Rick Manning, L</b> OBP: 0.328, SLG: 0.467 (1, 7)		G4-6-3 1-2				HR	1B	FC4-6 1-2		4	2	2	1	0	0	3						
<b>Dale Sveum, S</b> OBP: 0.332, SLG: 0.408 (1, 4)			S BB		F8		F9		HR	3	1	1	1	1	0	1						
<b>Bill Schroeder, R</b> OBP: 0.245, SLG: 0.316 (1, 2)			5-3		6-3		K		K	4	0	0	0	0	2	2						
<b>Inning Stats</b>	R: 0 E: 0 K: 0 S: 2	H: 0 LOB: 0 BB: 1 P: 6	R: 0 E: 0 K: 0 S: 4	H: 2 LOB: 1 BB: 0 P: 4	R: 0 E: 0 K: 1 S: 5	H: 0 LOB: 2 BB: 2 P: 13	R: 0 E: 0 K: 1 S: 5	H: 0 LOB: 0 BB: 0 P: 5	R: 1 E: 0 K: 0 S: 4	H: 1 LOB: 0 BB: 0 P: 4	R: 1 E: 0 K: 2 S: 7	H: 2 LOB: 1 BB: 0 P: 7	R: 1 E: 0 K: 2 S: 10	H: 3 LOB: 2 BB: 0 P: 10	R: 0 E: 0 K: 0 S: 3	H: 0 LOB: 1 BB: 1 P: 7	R: 1 E: 0 K: 2 S: 9	H: 2 LOB: 1 BB: 0 P: 9	1B: 7 2B: 1 3B: 0 HR: 2	SF: 0 SAC: 0 DP: 2 HBP: 0	WP: 0 PB: 0 SB: 1 CS: 0	PA: 39
<b>PITCHER</b> <b>Tom Candiotti, R</b> ERA: 3.66 (1, 1)	IP: 9.0 WLS: W BF: 39 H: 10 R: 4 ER: 4 SO: 7 BB: 4 IBB: 0 HBP: 0 BLK: 0 WP: 0 HR: 2 S: 49 P: 65 ERA: 4.00 WHIP: 1.556															<b>PITCHER</b>						

AB	35
R	4
H	10
RBI	4
BB	4
SO	7
LOB	20



Batter	1	2	3	4	5	6	7	8	9	AB	R	H	RBI	BB	SO	LOB	BOTTOM			
<b>Tony Bernazard, S</b> OBP: 0.380, SLG: 0.467 (1, 4)	HR		SH5-3 3B		E S FC6	K	F8			5	3	3	3	0	1	4	<b>Milwaukee Brewers @ Cleveland Indians</b> Cleveland Municipal Stadium, Cleveland, OH Mon Aug 18 1986, 7:05 PM EDT Att: 10,051 - Unknown			
<b>Brett Butler, L</b> OBP: 0.344, SLG: 0.350 (1, 8)	F7		SH5-3 1-2		FC6 E BB	E2		G3		3	0	0	0	1	0	1				
<b>Joe Carter, R</b> OBP: 0.328, SLG: 0.480 (1, 9)	K		3B		F8	K		E5 2B		5	2	1	0	0	2	4				
<b>Andre Thornton, R</b> OBP: 0.335, SLG: 0.385 (1, 10)	1-3		K		FC6 1-2 2-3 BB	F6		2B		4	0	1	1	1	1	4				
<b>Mel Hall, L</b> OBP: 0.356, SLG: 0.530 (7, PR) <b>Otis Nixon, S</b> OBP: 0.254, SLG: 0.237 (8, 7)			K		FC6 1-2 2-3 BB		S S 1B	F7		4	0	2	3	0	1	2				
<b>Cory Snyder, R</b> OBP: 0.301, SLG: 0.530 (1, 6)			K		K		F6		K	5	0	0	0	0	4	5				
<b>Pat Tabler, R</b> OBP: 0.350, SLG: 0.416 (1, 3)			K		K		1B 2B	1B	1B	4	1	2	1	0	2	0				
<b>Brook Jacoby, R</b> OBP: 0.345, SLG: 0.430 (1, 5)			2B 1B		K		2B E 1B	F8		3	2	1	0	1	1	1				
<b>Chris Bando, S</b> OBP: 0.331, SLG: 0.335 (1, 2)			1B		K		E 1-3 3-H	2B	1B	4	1	3	1	0	1	0				
<b>Inning Stats</b>	R: 1 E: 0 K: 1 S: 6	H: 1 LOB: 0 BB: 0 P: 6	R: 0 E: 0 K: 3 S: 9	H: 0 LOB: 0 BB: 0 P: 9	R: 4 E: 0 K: 2 S: 11	H: 4 LOB: 1 BB: 1 P: 15	R: 0 E: 0 K: 3 S: 9	H: 0 LOB: 0 BB: 0 P: 9	R: 1 E: 1 K: 1 S: 6	H: 1 LOB: 2 BB: 2 P: 14	R: 2 E: 1 K: 2 S: 11	H: 3 LOB: 2 BB: 0 P: 11	R: 1 E: 0 K: 0 S: 6	H: 3 LOB: 3 BB: 0 P: 6	R: 1 E: 1 K: 1 S: 7	H: 1 LOB: 1 BB: 0 P: 7	1B: 8 2B: 3 3B: 1 HR: 1	SF: 0 SAC: 1 DP: 0 HBP: 0	WP: 0 PB: 0 SB: 3 CS: 0	PA: 42
<b>PITCHER</b> <b>Chris Bosio, R</b> ERA: 4.43 (1, 1) <b>John Henry Johnson, L</b> ERA: 4.26 (5, 1) <b>Bryan Clutterbuck, R</b> ERA: 3.71 (7, 1)	IP: 12.0 WLS: L BF: 9 H: 3 R: 2 ER: 1 SO: 3 BB: 0 IBB: 0 HBP: 0 BLK: 0 WP: 0 HR: 1 S: 15 P: 15 ERA: 5.40 WHIP: 1.800															<b>PITCHER</b>				





Batter	1	2	3	4	5	6	7	8	9	AB	R	H	RBI	BB	SO	LOB	TOP								
Paul Mollitor, R OBP: 0.357, SLG: 0.447 (1, 5)	0-0 HR		0-0 SF7 2B		0-0 SH5-3		0-0 HR		0-0 2B	4	3	4	3	0	0	0	<b>Milwaukee Brewers @ Cleveland Indians</b> Cleveland Municipal Stadium, Cleveland, OH Tue Aug 19 1986, 7:05 PM EDT Att: 9,147 - Unknown <a href="http://livebaseballscorecards.com">livebaseballscorecards.com</a>								
Robin Yount, R OBP: 0.396, SLG: 0.427 (1, 8)	0-0 F7		0-0 4-3		0-0 E7 1B		0-0 6-3		0-0 BB	4	0	1	1	1	0	1									
Cecil Cooper, L OBP: 0.304, SLG: 0.376 (1, 3)	0-0 2B		0-0 SF7		0-0 G3 1B				0-0 F8	4	0	1	1	0	0	3									
Gorman Thomas, R OBP: 0.319, SLG: 0.396 (1, 10)	0-0 5-6-3		0-0 BB		0-0 F6				0-0 F3	3	0	0	0	1	0	2									
Ernest Riles, L OBP: 0.319, SLG: 0.344 (1, 6)	0-0 F7		0-0 F9						0-0 BB	3	0	0	0	1	0	2									
Rob Deer, R OBP: 0.335, SLG: 0.521 (1, 9)		0-3 K		0-0 6-3		0-0 5-3			0-0 5-3	4	0	0	0	0	1	1									
Glenn Braggs, R OBP: 0.287, SLG: 0.381 (1, 7)		0-0 6-3		0-0 6-3		0-0 BB			0-0 6-3	3	0	0	0	1	0	0									
Dale Sveum, S OBP: 0.331, SLG: 0.402 (1, 4)		0-0 BB		0-3 K		0-0 CS		0-0 F6	0-0 F6	3	0	0	0	1	1	0									
Bill Schroeder, R OBP: 0.251, SLG: 0.327 (1, 2)	0-0 F4				0-0 SH5-3 E 2B		0-0 F8		0-0 2B 1B	4	2	2	0	0	0	1									
<b>Inning Stats</b>	R: 1 E: 0 K: 0 S: 5	H: 2 LOB: 1 BB: 0 P: 5	R: 0 E: 0 K: 1 S: 5	H: 0 LOB: 1 BB: 1 P: 9	R: 1 E: 0 K: 0 S: 4	H: 1 LOB: 1 BB: 1 P: 8	R: 0 E: 0 K: 1 S: 5	H: 0 LOB: 0 BB: 0 P: 5	R: 1 E: 1 K: 0 S: 5	H: 2 LOB: 1 BB: 0 P: 5	R: 0 E: 0 K: 0 S: 2	H: 0 LOB: 0 BB: 1 P: 6	R: 1 E: 0 K: 0 S: 4	H: 1 LOB: 0 BB: 0 P: 4	R: 0 E: 0 K: 0 S: 3	H: 0 LOB: 1 BB: 1 P: 7	R: 1 E: 0 K: 0 S: 5	H: 2 LOB: 2 BB: 1 P: 9	1B: 2 2B: 4 3B: 0 HR: 2	SF: 1 SAC: 1 DP: 0 HBP: 0	WP: 0 PB: 0 CS: 1	PA: 40			
<b>PITCHER</b>	IP	WLS	BF	H	R	ER	SO	BB	IBB	HBP	BLK	WP	HR	S	P	ERA	WHIP								
Jose Roman, R ERA: 4.82 (1, 1)	6.0	L	25	5	3	3	2	3	0	0	0	0	1	26	38	4.50	1.333								
Dickie Noles, R ERA: 4.89 (7, 1)	2.2		11	2	2	2	0	1	0	0	0	0	1	10	14	6.75	1.125								
Ernie Camacho, R ERA: 3.43 (9, 1)	0.1		3	1	0	0	0	1	0	0	0	0	0	2	6	0.00	6.000								

Batter	1	2	3	4	5	6	7	8	9	AB	R	H	RBI	BB	SO	LOB	BOTTOM								
Tony Bernazard, S OBP: 0.380, SLG: 0.466 (1, 4)	0-0 F4			0-0 2B 1B		0-0 F8		0-0 3-1		5	0	2	0	0	0	3	<b>Milwaukee Brewers @ Cleveland Indians</b> Cleveland Municipal Stadium, Cleveland, OH Tue Aug 19 1986, 7:05 PM EDT Att: 9,147 - Unknown <a href="http://livebaseballscorecards.com">livebaseballscorecards.com</a>								
Julio Franco, R OBP: 0.325, SLG: 0.391 (1, 6)	0-0 6-3	0-0 FC5-4 1B		0-0 2B			0-3 K		0-3 K	5	0	1	1	0	2	2									
Joe Carter, R OBP: 0.331, SLG: 0.486 (1, 7) (9, 9)	0-0 HR		0-0 BB	0-0 BB	0-0 E6		0-0 1B		0-0 5-3	4	1	2	1	1	0	0									
Andre Thornton, R OBP: 0.336, SLG: 0.384 (1, 10)	0-0 BB	0-0 1B BB		0-0 1B	0-0 F4		0-0 3		0-0 F8	4	0	1	0	1	0	2									
Cory Snyder, R OBP: 0.305, SLG: 0.530 (1, 9) (9, 5)	0-0 1B		0-0 1B	0-0 1B	0-3 K			0-0 SH5-3 BB SF9 1B		4	1	2	0	0	1	3									
Pat Tabler, R OBP: 0.346, SLG: 0.412 (1, 3)	0-0 F4		0-0 F4		0-0 F8			0-0 SF9 SH5-3 BB		3	0	0	0	1	0	4									
Brett Butler, L OBP: 0.344, SLG: 0.350 (1, 8)		0-0 6-3		0-3 K		0-0 4-3 1B		0-0 SH5-3		3	0	1	0	0	1	0									
Brook Jacoby, R OBP: 0.343, SLG: 0.427 Mel Hall, L OBP: 0.355, SLG: 0.530 (8, PH) (9, 7)		0-0 6-3		0-3 K		0-0 F9		0-0 SF9		3	0	0	0	0	1	1									
Chris Bando, S OBP: 0.341, SLG: 0.342 (1, 2)		0-0 FC5-4 1B		0-0 2B 1B		0-0 4-3		0-0 BB		3	1	2	0	1	0	1									
<b>Inning Stats</b>	R: 1 E: 0 K: 0 S: 5	H: 2 LOB: 2 BB: 1 P: 9	R: 0 E: 0 K: 0 S: 5	H: 2 LOB: 0 BB: 0 P: 5	R: 0 E: 0 K: 2 S: 9	H: 3 LOB: 2 BB: 0 P: 9	R: 0 E: 0 K: 1 S: 6	H: 0 LOB: 1 BB: 0 P: 6	R: 0 E: 0 K: 0 S: 4	H: 1 LOB: 1 BB: 0 P: 4	R: 0 E: 0 K: 1 S: 5	H: 1 LOB: 0 BB: 0 P: 5	R: 0 E: 0 K: 0 S: 4	H: 1 LOB: 2 BB: 2 P: 12	R: 0 E: 0 K: 1 S: 5	H: 0 LOB: 0 BB: 0 P: 5	1B: 9 2B: 3 3B: 0 HR: 1	SF: 1 SAC: 1 DP: 2 HBP: 0	WP: 0 PB: 0 CS: 0	PA: 40					
<b>PITCHER</b>	IP	WLS	BF	H	R	ER	SO	BB	IBB	HBP	BLK	WP	HR	S	P	ERA	WHIP								
Teddy Figueroa, L ERA: 2.81 (1, 1)	7.1	W	34	11	3	3	4	3	0	0	0	0	0	7	11	0.00	0.600								
Mark Clear, R ERA: 1.47 (8, 1)	1.2	S	6	0	0	0	1	1	0	0	0	0	0	7	11	0.00	0.600								







Batter	1	2	3	4	5	6	7	8	9	AB	R	H	RBI	BB	SO	LOB	TOP																					
Wade Boggs, L (1,5) OBP: 0.451, SLG: 0.473 Dave Stapleton, R (8,PH) OBP: 0.156, SLG: 0.161	4-3		G3	F7		4-3	F5	1B		5	1	0	0	1	0	4	<b>Boston Red Sox @ Cleveland Indians</b> Cleveland Municipal Stadium, Cleveland, OH Thu Aug 21 1986, 7:05 PM EDT Att: 26,316 - Unknown																					
Marty Barrett, R (1,4) OBP: 0.347, SLG: 0.390 Ed Romero, R (6,4) OBP: 0.273, SLG: 0.280	5-3		BB 1B BLK	1B		BB 1B	K	1B		4	3	3	4	1	0	0																						
Jim Rice, R (1,7) OBP: 0.363, SLG: 0.488 Mike Greenwell, L (6,7)	4-3		BLK 1B BB	1B		BB 1B		1B		4	3	3	3	1	0	0																						
Don Baylor, R (1,10) OBP: 0.335, SLG: 0.431		F4	BB 1B BLK	1B		F8		5-3	F3	5	2	0	0	2	1	5																						
Dwight Evans, R (1,9) OBP: 0.380, SLG: 0.468 Dave Henderson, R (6,8) OBP: 0.346, SLG: 0.475		1B	1B			F8		F8	F8	4	1	3	4	1	0	0																						
Bill Buckner, L (1,3) OBP: 0.297, SLG: 0.393		1B	F9			6-3		HR	1B	6	2	5	3	1	0	1																						
Tony Armas, R (1,8) OBP: 0.316, SLG: 0.441	F7			E 1B		6-3		HR	1-3	7	3	3	6	0	0	6																						
Marc Sullivan, R (1,2) OBP: 0.253, SLG: 0.247	PO		5-3	F7		5-3		BB 1B 2B	BB	4	2	0	0	1	0	2																						
Spike Owen, S (1,6) OBP: 0.308, SLG: 0.338			G3 1B BB	E5 1B				HR	1B	5	6	4	1	1	0	1																						
<b>Inning Stats</b>	R: 0 E: 0 K: 0 S: 3	H: 0 LOB: 0 BB: 0 P: 3	R: 0 E: 0 K: 0 S: 4	H: 2 LOB: 1 BB: 0 P: 4	R: 4 E: 0 K: 0 S: 5	H: 2 LOB: 1 BB: 3 P: 17	R: 2 E: 1 K: 1 S: 9	H: 3 LOB: 2 BB: 0 P: 9	R: 0 E: 0 K: 0 S: 4	H: 1 LOB: 1 BB: 0 P: 4	R: 12 E: 0 K: 0 S: 11	H: 8 LOB: 2 BB: 6 P: 35	R: 1 E: 0 K: 1 S: 6	H: 1 LOB: 0 BB: 0 P: 6	R: 5 E: 0 K: 0 S: 9	H: 6 LOB: 2 BB: 0 P: 10		R: 0 E: 0 K: 0 S: 4	H: 1 LOB: 1 BB: 0 P: 4	1B: 19 2B: 2 3B: 0 HR: 3	SF: 0 SAC: 0 DP: 0 HBP: 1	WP: 0 PA: 62																
<b>PITCHER</b>	IP	WLS	BF	H	R	ER	SO	BB	IBB	HBP	BLK	WP	HR	S	P	ERA	WHIP	<b>PITCHER</b>				IP	WLS	BF	H	R	ER	SO	BB	IBB	HBP	BLK	WP	HR	S	P	ERA	WHIP
Greg Swindell, L (1,1) ERA: 9.82	3.2	L	20	6	6	4	0	3	0	0	1	0	0	17	29	9.82	2.455																					
Dickie Niles, R (4,1) ERA: 5.69	2.0		13	4	5	5	1	3	0	0	0	0	0	12	24	22.50	3.500																					
Jose Roman, R (6,1) ERA: 6.75	0.0		4	2	1	1	0	2	0	0	0	0	1	2	10	∞	∞																					
Bryan Oelkers, L (6,1) ERA: 4.97	2.1		20	11	12	12	1	1	0	1	0	0	2	20	25	46.29	5.143																					
Ernie Camacho, R (9,1) ERA: 3.35	1.0		4	1	0	0	0	0	0	0	0	0	0	4	4	0.00	1.000																					

AB 51  
R 24  
H 24  
RBI 23  
BB 9  
SO 2  
LOB 22



Batter	1	2	3	4	5	6	7	8	9	AB	R	H	RBI	BB	SO	LOB	BOTTOM																					
Tony Bernazard, S (1,4) OBP: 0.379, SLG: 0.470	HR		3-1		6-3		K		BB 1B	5	2	2	3	0	1	3	<b>Boston Red Sox @ Cleveland Indians</b> Cleveland Municipal Stadium, Cleveland, OH Thu Aug 21 1986, 7:05 PM EDT Att: 26,316 - Unknown																					
Julio Franco, R (1,6) OBP: 0.325, SLG: 0.392	1B		3-1			6-3	FC4-6		F7	5	0	1	0	0	0	3																						
Joe Carter, R (1,3) OBP: 0.326, SLG: 0.479 Pat Tabler, R (6,PH) OBP: 0.351, SLG: 0.413	F6		5-3			F7		FC4-6 1B	1B	3	0	0	0	0	0	1																						
Andre Thornton, R (1,10) OBP: 0.331, SLG: 0.378 Carmen Castillo, R (6,PH) OBP: 0.300, SLG: 0.401	F7					E5		K	1B	2	0	0	0	0	1	1																						
Mel Hall, L (1,7) OBP: 0.350, SLG: 0.520	F7					4-3		FC4-6	F7	5	0	1	0	0	0	5																						
Cory Snyder, R (1,9) OBP: 0.303, SLG: 0.521					G5-4-3				F3	4	1	2	0	0	0	2																						
Brett Butler, L (1,8) OBP: 0.342, SLG: 0.347 Otis Nixon, S (7,8) OBP: 0.262, SLG: 0.246					1B				1B	2	0	1	0	0	0	0																						
Brook Jacoby, R (1,5) OBP: 0.348, SLG: 0.429					4-3				1B	3	1	2	0	1	1	2																						
Chris Bando, S (1,2) OBP: 0.343, SLG: 0.344					1B				1B	4	0	1	1	0	0	5																						
<b>Inning Stats</b>	R: 1 E: 0 K: 0 S: 5	H: 2 LOB: 1 BB: 0 P: 5	R: 0 E: 0 K: 1 S: 6	H: 2 LOB: 0 BB: 0 P: 6	R: 0 E: 0 K: 0 S: 3	H: 0 LOB: 0 BB: 0 P: 3	R: 0 E: 0 K: 1 S: 5	H: 1 LOB: 0 BB: 0 P: 5	R: 0 E: 0 K: 0 S: 3	H: 0 LOB: 1 BB: 1 P: 7	R: 0 E: 1 K: 0 S: 4	H: 0 LOB: 1 BB: 0 P: 4	R: 1 E: 0 K: 1 S: 8	H: 3 LOB: 2 BB: 0 P: 8	R: 0 E: 0 K: 1 S: 6	H: 1 LOB: 1 BB: 0 P: 6		R: 3 E: 0 K: 0 S: 7	H: 4 LOB: 2 BB: 1 P: 11	1B: 12 2B: 0 3B: 0 HR: 1	SF: 0 SAC: 0 DP: 2 HBP: 0	WP: 1 PA: 41																
<b>PITCHER</b>	IP	WLS	BF	H	R	ER	SO	BB	IBB	HBP	BLK	WP	HR	S	P	ERA	WHIP	<b>PITCHER</b>				IP	WLS	BF	H	R	ER	SO	BB	IBB	HBP	BLK	WP	HR	S	P	ERA	WHIP
Oil Can Boyd, R (1,1) ERA: 3.94	7.0	W	29	8	2	2	3	1	0	0	0	0	0	34	38	2.57	1.286																					
Bob Stanley, R (8,1) ERA: 4.69	1.0		4	1	0	0	1	0	0	0	0	0	0	6	6	0.00	1.000																					
Joe Sambito, L (9,1) ERA: 5.0	1.0		8	4	3	3	0	1	0	0	0	1	0	7	11	27.00	5.000																					

AB 39  
R 5  
H 13  
RBI 5  
BB 2  
SO 4  
LOB 24







Batter	1	2	3	4	5	6	7	8	9	AB	R	H	RBI	BB	SO	LOB	TOP					
Wade Boggs, L (1, 5) OBP: 0.348, SLG: 0.470	6-3		F7	F4			BB SH3-4 1B	6-3		5	1	1	0	0	0	5	<b>Boston Red Sox @ Cleveland Indians</b> Cleveland Municipal Stadium, Cleveland, OH Fri Aug 22 1986, 7:05 PM EDT Att: 45,138 - Unknown					
Marty Barrett, R (1, 4) OBP: 0.350, SLG: 0.392	1B		HBP BB		1B		SH3-4	E1		3	1	2	0	1	0	0						
Jim Rice, R (1, 7) OBP: 0.383, SLG: 0.487	F8		SF9		1B		BB 1B	6-3		3	1	1	1	0	0	2						
Don Baylor, R (1, 10) OBP: 0.338, SLG: 0.438	5-3		HBP		1B		F7			4	1	2	2	0	0	3						
Dwight Evans, R (1, 9) OBP: 0.378, SLG: 0.464	K		F9		K		1B BB	5-3		4	0	0	0	1	2	5						
Bill Buckner, L (1, 3) OBP: 0.296, SLG: 0.391	4-3				F8		1-2 2-3 3-H	4-3		5	0	1	2	0	0	2						
Dave Stapleton, R (9, 3) OBP: 0.156, SLG: 0.161					G4-6-3		1-3 2-H 3-H	1B		0	0	0	0	0	0	0						
Tony Armas, R (1, 8) OBP: 0.312, SLG: 0.434	F7		6-3				F9	F9		4	0	0	0	0	0	2						
Dave Henderson, R (7, 8) OBP: 0.346, SLG: 0.474								K		1	0	0	0	0	1	0						
Rich Gedman, L (1, 2) OBP: 0.309, SLG: 0.410			E3 SH SF9		1B		F5	6-3 SH3-4 E 1B		4	2	2	0	0	0	0						
Spike Owen, S (1, 6) OBP: 0.308, SLG: 0.339			SH SF9 BB		1B		F2	SH3-4		2	0	1	0	0	0	0						
<b>Inning Stats</b>	R: 0 E: 0 K: 0 S: 4	H: 1 LOB: 1 BB: 0 P: 4	R: 0 E: 0 K: 1 S: 5	H: 0 LOB: 0 BB: 0 P: 5	R: 1 E: 2 K: 0 S: 5	H: 0 LOB: 3 BB: 1 P: 10	R: 0 E: 0 K: 0 S: 5	H: 2 LOB: 2 BB: 0 P: 5	R: 1 E: 0 K: 1 S: 7	H: 3 LOB: 1 BB: 0 P: 7	R: 0 E: 0 K: 0 S: 3	H: 0 LOB: 0 BB: 0 P: 3	R: 2 E: 0 K: 0 S: 5	H: 2 LOB: 2 BB: 1 P: 10	R: 1 E: 1 K: 0 S: 5	H: 1 LOB: 1 BB: 0 P: 5	R: 1 E: 0 K: 1 S: 6	H: 1 LOB: 0 BB: 0 P: 6	1B: 9 2B: 0 3B: 0 HR: 1	SF: 1 SAC: 3 DP: 1 HBP: 2	WP: 0 PB: 0 SB: 0 CS: 0	PA: 43
<b>PITCHER</b>	IP WLS BF H R ER SO BB IBB HBP BLK WP HR S P ERA WHIP																					
Ken Schrom, R (1, 1) ERA: 4.34	6.2 L 32 7 4 3 2 2 0 2 0 0 0 0 0 0 0 0 4.05 1.350																					
Scott Bailes, L (7, 1) ERA: 4.99	0.0 1 1 0 0 0 0 0 0 0 0 0 0 0 1 1 ∞ ∞																					
Frank Wilis, R (7, 1) ERA: 4.0	2.1 10 2 2 1 1 0 0 0 0 0 0 0 1 12 12 3.86 0.857																					

Batter	1	2	3	4	5	6	7	8	9	AB	R	H	RBI	BB	SO	LOB	BOTTOM					
Tony Bernazard, S (1, 4) OBP: 0.378, SLG: 0.466	2-3		5-3		F3		1B BB		K	4	0	0	0	1	1	1	<b>Boston Red Sox @ Cleveland Indians</b> Cleveland Municipal Stadium, Cleveland, OH Fri Aug 22 1986, 7:05 PM EDT Att: 45,138 - Unknown					
Julio Franco, R (1, 6) OBP: 0.328, SLG: 0.396	CS BB		1B 2B		6-3		1-3 1B			3	1	2	1	1	0	0						
Joe Carter, R (1, 8) OBP: 0.328, SLG: 0.479	F8		1B		BB		K			3	0	1	1	1	1	3						
Andre Thornton, R (1, 10) OBP: 0.329, SLG: 0.375	CS		K		F8		F8			3	0	0	0	0	2	2						
Mel Hall, L (7, PH) OBP: 0.349, SLG: 0.518	1-2 CS		K		F8		F8			1	0	0	0	0	0	2						
Cory Snyder, R (1, 7) OBP: 0.306, SLG: 0.518			FC4-6 BB		F9		1B 1B		F8	3	0	1	0	1	0	0						
Pat Tabler, R (1, 3) OBP: 0.353, SLG: 0.414	FC4-6		1-2 PB 1B		1B		G6-4-3 1B		F7	4	1	2	0	0	0	1						
Brook Jacoby, R (1, 5) OBP: 0.347, SLG: 0.427	K		K		F8 1-H 1B		K		4-3	4	0	1	1	0	2	3						
Carmen Castillo, R (1, 9) OBP: 0.301, SLG: 0.400			SH5-3 2B 1B		F8		G6-4-3		F6	3	1	1	0	0	0	3						
Brett Butler, L (8, 8) OBP: 0.341, SLG: 0.347							1-2			1	0	0	0	0	0	0						
Andy Allanson, R (1, 2) OBP: 0.262, SLG: 0.282			SH5-3		4-3		6-3		K	2	0	0	0	0	0	1						
Chris Bando, S (9, PH) OBP: 0.341, SLG: 0.341									K	1	0	0	0	0	1	0						
<b>Inning Stats</b>	R: 0 E: 0 K: 0 S: 2	H: 0 LOB: 0 BB: 1 P: 6	R: 0 E: 0 K: 2 S: 7	H: 0 LOB: 1 BB: 1 P: 11	R: 2 E: 0 K: 1 S: 8	H: 3 LOB: 1 BB: 0 P: 8	R: 1 E: 0 K: 0 S: 5	H: 2 LOB: 1 BB: 0 P: 5	R: 0 E: 0 K: 0 S: 3	H: 0 LOB: 1 BB: 1 P: 7	R: 0 E: 0 K: 1 S: 6	H: 2 LOB: 1 BB: 0 P: 6	R: 0 E: 0 K: 1 S: 6	H: 1 LOB: 2 BB: 1 P: 10	R: 0 E: 0 K: 0 S: 3	H: 0 LOB: 0 BB: 0 P: 3	R: 0 E: 0 K: 2 S: 7	H: 0 LOB: 0 BB: 0 P: 7	1B: 7 2B: 1 3B: 0 HR: 0	SF: 0 SAC: 1 DP: 1 HBP: 0	WP: 0 PB: 1 SB: 0 CS: 1	PA: 38
<b>PITCHER</b>	IP WLS BF H R ER SO BB IBB HBP BLK WP HR S P ERA WHIP																					
Bruce Hurst, L (1, 1) ERA: 3.41	6.1 W 28 7 3 2 4 4 0 0 0 0 0 0 0 0 0 0 2.84 1.737																					
Calvin Schiraldi, R (7, 1) ERA: 0.63	2.2 S 9 1 0 0 3 0 0 0 0 0 0 0 0 15 15 0.00 0.375																					



Batter	1	2	3	4	5	6	7	8	9	AB	R	H	RBI	BB	SO	LOB	TOP																
Wade Boggs, L (1, 5) OBP: 0.348, SLG: 0.477	6-3		HR			F9 1B		G3	SF7	4	1	2	2	0	0	0	<b>Boston Red Sox @ Cleveland Indians</b> Cleveland Municipal Stadium, Cleveland, OH Sat Aug 23 1986, 3:33 AM EDT Att: 40,246 - Unknown  <b>AB 34</b> <b>R 4</b> <b>H 8</b> <b>RBI 4</b> <b>BB 3</b> <b>SO 2</b> <b>LOB 19</b> 																
Marty Barrett, R (1, 4) OBP: 0.352, SLG: 0.396	5-3		F3			1-2 1B		BB 1B	FC6-4 1B	5	1	3	0	0	0																		
Jim Rice, R (1, 7) OBP: 0.381, SLG: 0.483	F8		6-3			F9		1B BB 3-1 BB	FC6-4	4	1	0	0	1	0																		
Don Baylor, R (1, 10) OBP: 0.339, SLG: 0.438		E4 HBP		CS 1B		F9		3-1 1B BB		3	0	1	0	1	0																		
Dwight Evans, R (1, 9) OBP: 0.377, SLG: 0.462	K		K			F4		3-1 1B		4	0	1	1	0	2																		
Bill Buckner, L (1, 3) OBP: 0.294, SLG: 0.388	F4		F7					3-1		4	0	0	1	0	0																		
Tony Armas, R (1, 8) OBP: 0.311, SLG: 0.430					F9			5-3		3	0	0	0	0	0																		
Rich Gedman, L (1, 2) OBP: 0.311, SLG: 0.412					F4					3	0	1	0	1	0																		
Ed Romero, R (9, PR) OBP: 0.273, SLG: 0.280	G3							BB	6-3 SF7 2B	0	1	0	0	0	0																		
Spike Owen, S (1, 6) OBP: 0.306, SLG: 0.337			4-3			1-3			6-3	3	0	0	0	0	0																		
Mike Greenwell, L (9, PH) OBP: 0.300, SLG: 0.462										1	0	0	0	0	0																		
Marc Sullivan, R (9, 2) OBP: 0.253, SLG: 0.247										0	0	0	0	0	0																		
<b>Inning Stats</b>	R: 0 E: 0 K: 0 S: 3	H: 0 LOB: 0 BB: 0 P: 3	R: 0 E: 1 K: 1 S: 6	H: 0 LOB: 2 BB: 0 P: 7	R: 1 E: 0 K: 0 S: 4	H: 1 LOB: 0 BB: 0 P: 4	R: 0 E: 0 K: 1 S: 5	H: 1 LOB: 0 BB: 0 P: 5	R: 0 E: 0 K: 0 S: 3	H: 0 LOB: 0 BB: 0 P: 3	R: 0 E: 0 K: 0 S: 5	H: 2 LOB: 2 BB: 0 P: 5	R: 0 E: 0 K: 0 S: 3	H: 0 LOB: 1 BB: 1 P: 7	R: 2 E: 0 K: 0 S: 5	H: 2 LOB: 2 BB: 2 P: 13	R: 1 E: 0 K: 0 S: 5	H: 2 LOB: 2 BB: 0 P: 5	1B: 5 2B: 3 3B: 0 HR: 1	SF: 1 SAC: 0 DP: 1 HBP: 1	WP: 0 PB: 0 SB: 0 CS: 1	PA: 39											
<b>PITCHER</b>	IP WLS BF H R ER SO BB IBB HBP BLK WP HR S P ERA WHIP																																
Tom Candiotti, R (1, 1) ERA: 3.66	7.1	30	5	3	3	2	2	0	1	0	0	0	1	31	40	3.68	0.955																
Ernie Camacho, R (8, 1) ERA: 3.43	1.2	W 9	3	1	1	0	1	0	0	0	0	0	0	8	12	5.40	2.400																

Batter	1	2	3	4	5	6	7	8	9	AB	R	H	RBI	BB	SO	LOB	BOTTOM																
Tony Bernazard, S (1, 4) OBP: 0.380, SLG: 0.465	F9		FC3-6 1B 1B G3	HBP		G6-4-3 BB			1B FC1-5 1B	3	2	1	0	1	0	2	<b>Boston Red Sox @ Cleveland Indians</b> Cleveland Municipal Stadium, Cleveland, OH Sat Aug 23 1986, 3:33 AM EDT Att: 40,246 - Unknown  <b>AB 35</b> <b>R 5</b> <b>H 12</b> <b>RBI 5</b> <b>BB 3</b> <b>SO 7</b> <b>LOB 15</b> 																
Julio Franco, R (1, 6) OBP: 0.327, SLG: 0.394	F7		G3 1B	F8		G6-4-3			FC1-5 1B 1B	5	0	1	1	0	0	7																	
Joe Carter, R (1, 3) OBP: 0.330, SLG: 0.486	3-1		G3 1B						1B	5	1	3	1	0	0	0																	
Mel Hall, L (1, 7) OBP: 0.345, SLG: 0.512									1B	4	0	0	1	0	1	2																	
Otis Nixon, S (8, 7) OBP: 0.292, SLG: 0.246		K	G3						1B	0	0	0	0	0	0	0																	
Andre Thornton, R (9, PH) OBP: 0.330, SLG: 0.376									1B	1	0	1	1	0	0	0																	
Cory Snyder, R (1, 9) OBP: 0.301, SLG: 0.510		K	K						1B	4	0	0	0	0	3	2																	
Pat Tabler, R (1, 10) OBP: 0.355, SLG: 0.415									F7	4	1	2	0	0	1	0																	
Brett Butler, L (1, 8) OBP: 0.339, SLG: 0.344									F7	3	0	0	0	0	0	1																	
Brook Jacoby, R (1, 5) OBP: 0.348, SLG: 0.428									K	4	1	2	0	0	2	1																	
Chris Bando, S (1, 2) OBP: 0.355, SLG: 0.349									FC1-5 1B	2	0	2	1	2	0	0																	
Andy Allanson, R (9, PR) OBP: 0.282, SLG: 0.282									BB	0	0	0	0	0	0	0																	
<b>Inning Stats</b>	R: 0 E: 0 K: 0 S: 3	H: 0 LOB: 0 BB: 0 P: 3	R: 0 E: 0 K: 2 S: 8	H: 1 LOB: 1 BB: 0 P: 8	R: 2 E: 0 K: 1 S: 8	H: 3 LOB: 2 BB: 1 P: 12	R: 1 E: 0 K: 1 S: 7	H: 2 LOB: 2 BB: 0 P: 8	R: 1 E: 0 K: 2 S: 8	H: 1 LOB: 0 BB: 0 P: 8	R: 0 E: 0 K: 0 S: 3	H: 0 LOB: 0 BB: 0 P: 3	R: 0 E: 0 K: 1 S: 5	H: 0 LOB: 0 BB: 0 P: 5	R: 0 E: 0 K: 0 S: 4	H: 3 LOB: 3 BB: 1 P: 8	1B: 11 2B: 0 3B: 0 HR: 1	SF: 0 SAC: 1 DP: 1 HBP: 1	WP: 0 PB: 0 SB: 0 CS: 0	PA: 40													
<b>PITCHER</b>	IP WLS BF H R ER SO BB IBB HBP BLK WP HR S P ERA WHIP																																
Tom Seaver, R (1, 1) ERA: 3.71	5.1	27	9	4	4	6	1	0	1	0	0	0	0	9	13	6.75	1.875																
Sammy Stewart, R (6, 1) ERA: 3.65	2.2	8	0	0	0	1	1	0	0	0	0	0	0	9	13	0.00	0.375																
Bob Stanley, R (9, 1) ERA: 4.8	0.1	L 5	3	1	1	0	1	0	0	0	0	0	0	4	8	27.00	12.000																







Batter	1	2	3	4	5	6	7	8	9	AB	R	H	RBI	BB	SO	LOB	TOP									
Tony Fernandez, S OBP: 0.337, SLG: 0.432 (1, 6)										5	0	1	1	0	1	2	<b>Toronto Blue Jays @ Cleveland Indians</b> Cleveland Municipal Stadium, Cleveland, OH Tue Aug 26 1986, 7:05 PM EDT Att: 5,400 - Unknown <a href="http://livebaseballscores.com">livebaseballscores.com</a>									
Garth Iorg, R OBP: 0.285, SLG: 0.295 (1, 5) (9, 4)										4	0	1	2	1	0	2										
Lloyd Moseby, L OBP: 0.352, SLG: 0.452 (1, 8)										5	0	0	0	0	1	4										
George Bell, R OBP: 0.362, SLG: 0.556 (1, 7)										5	0	1	0	0	0	2										
Cliff Johnson, R OBP: 0.375, SLG: 0.454 (1, 10)										3	1	0	0	1	1	2										
Ron Shenhart, R OBP: 0.371, SLG: 0.594 (9, PH) Rick Leach, L OBP: 0.325, SLG: 0.434 (9, 9)										3	1	2	2	0	0	0										
Willie Upshaw, L OBP: 0.344, SLG: 0.372 (1, 3)										4	1	1	0	0	0	1										
Buck Martinez, R OBP: 0.280, SLG: 0.307 Ernie Whitt, L OBP: 0.313, SLG: 0.429 (9, PH) (9, 2)										3	0	0	0	0	0	0										
Damaso Garcia, R OBP: 0.309, SLG: 0.383 Manuel Lee, S OBP: 0.400, SLG: 0.400 Jesse Barfield, R OBP: 0.385, SLG: 0.577 Kelly Gruber, R OBP: 0.163, SLG: 0.293 (1, 4) (1, 4) (9, PH) (9, 5)										0	0	0	0	0	0	0										
<b>Inning Stats</b>	R: 0 E: 0 K: 0 S: 3	H: 0 LOB: 0 BB: 0 P: 3	R: 0 E: 0 K: 1 S: 6	H: 1 LOB: 1 BB: 0 P: 6	R: 0 E: 0 K: 1 S: 6	H: 1 LOB: 1 BB: 0 P: 6	R: 2 E: 0 K: 0 S: 4	H: 1 LOB: 0 BB: 1 P: 8	R: 1 E: 0 K: 0 S: 5	H: 2 LOB: 1 BB: 0 P: 5	R: 0 E: 0 K: 0 S: 3	H: 0 LOB: 0 BB: 0 P: 3	R: 0 E: 0 K: 1 S: 5	H: 0 LOB: 0 BB: 0 P: 5	R: 0 E: 0 K: 1 S: 6	H: 1 LOB: 2 BB: 1 P: 10		R: 3 E: 1 K: 0 S: 7	H: 3 LOB: 2 BB: 1 P: 11	1B: 7 2B: 1 3B: 0 HR: 1	SF: 0 SAC: 0 DP: 0 HBP: 0	WP: 1 PB: 0 SB: 1 CS: 0	PA: 40			
<b>PITCHER</b>	IP	WLS	BF	H	R	ER	SO	BB	IBB	HBP	BLK	WP	HR	S	P	ERA		WHIP								
Scott Bailes, L ERA: 4.73 Ernie Camacho, R ERA: 4.01 Frank Willis, R ERA: 3.48 (1, 1) (8, 1) (9, 1)	7.2		31	6	3	3	4	2	0	0	0	0	1	37	45	3.52		1.043								

Batter	1	2	3	4	5	6	7	8	9	AB	R	H	RBI	BB	SO	LOB	BOTTOM									
Tony Bernazard, S OBP: 0.377, SLG: 0.460 (1, 4)										5	1	1	0	0	0	0	<b>Toronto Blue Jays @ Cleveland Indians</b> Cleveland Municipal Stadium, Cleveland, OH Tue Aug 26 1986, 7:05 PM EDT Att: 5,400 - Unknown <a href="http://livebaseballscores.com">livebaseballscores.com</a>									
Julio Franco, R OBP: 0.325, SLG: 0.397 (1, 6)										5	1	1	0	0	1	0										
Joe Carter, R OBP: 0.330, SLG: 0.489 (1, 3)										5	1	2	1	0	1	0										
Mel Hall, L OBP: 0.349, SLG: 0.512 Otis Nixon, S OBP: 0.262, SLG: 0.246 (1, 7) (8, 7)										4	2	2	1	0	0	1										
Cory Snyder, R OBP: 0.311, SLG: 0.525 (1, 9)										4	1	4	1	0	0	0										
Pat Tabler, R OBP: 0.363, SLG: 0.426 (1, 10)										4	0	4	2	0	0	0										
Brook Jacoby, R OBP: 0.343, SLG: 0.420 (1, 5)										4	0	0	0	0	1	6										
Brett Butler, L OBP: 0.337, SLG: 0.342 (1, 8)										4	0	1	0	0	0	2										
Chris Bando, S OBP: 0.352, SLG: 0.349 (1, 2)										4	0	0	0	0	1	3										
<b>Inning Stats</b>	R: 4 E: 0 K: 0 S: 7	H: 6 LOB: 0 BB: 0 P: 7	R: 0 E: 0 K: 0 S: 3	H: 0 LOB: 0 BB: 0 P: 3	R: 1 E: 0 K: 0 S: 6	H: 3 LOB: 2 BB: 0 P: 6	R: 0 E: 0 K: 0 S: 3	H: 0 LOB: 0 BB: 0 P: 3	R: 0 E: 0 K: 0 S: 5	H: 3 LOB: 1 BB: 0 P: 5	R: 0 E: 0 K: 0 S: 4	H: 1 LOB: 1 BB: 0 P: 4	R: 0 E: 0 K: 2 S: 9	H: 2 LOB: 2 BB: 0 P: 9	R: 0 E: 0 K: 2 S: 7	H: 0 LOB: 0 BB: 0 P: 7		1B: 13 2B: 2 3B: 0 HR: 0	SF: 0 SAC: 0 DP: 2 HBP: 0	WP: 0 PB: 0 SB: 1 CS: 0	PA: 39					
<b>PITCHER</b>	IP	WLS	BF	H	R	ER	SO	BB	IBB	HBP	BLK	WP	HR	S	P	ERA		WHIP								
Joe Johnson, R ERA: 4.74 Dennis Lamp, R ERA: 5.65 Bill Caudill, R ERA: 6.06 Mark Eichhorn, R ERA: 1.73 (1, 1) (4, 1) (8, 1) (9, 1)	3.0		16	9	5	5	0	0	0	0	0	0	0	16	17	2.25		1.500								







Batter	1	2	3	4	5	6	7	8	9	AB	R	H	RBI	BB	SO	LOB	TOP								
Willie Upshaw, L (1, 3) OBP: 0.342, SLG: 0.368	G3		F7	F7			SH1-3 1B	6-4		5	0	2	0	0	0	3	Toronto Blue Jays @ Cleveland Indians Cleveland Municipal Stadium, Cleveland, OH Wed Aug 27 1986, 7:05 PM EDT Att: 9,051 - Unknown								
Rick Leach, L (1, 7) OBP: 0.318, SLG: 0.425 Ron Shepherd, R (9, 7) OBP: 0.351, SLG: 0.559	4-3		SF9	3-1			SH1-3 1B	4-3		4	0	1	1	0	0	0									
Lloyd Moseby, L (1, 8) OBP: 0.355, SLG: 0.456				F7			SH1-3			3	1	2	0	1	0	0									
George Bell, R (1, 10) OBP: 0.361, SLG: 0.552	5-3		L3	F6			IBB			4	1	1	1	1	0	3									
Jesse Barfield, R (1, 9) OBP: 0.385, SLG: 0.572							F9			4	1	1	1	1	2	3									
Ernie Whitt, L (1, 2) OBP: 0.313, SLG: 0.445	F9			F9				4-3		5	1	1	1	0	0	5									
Garth Iorg, R (1, 4) OBP: 0.293, SLG: 0.313	5-3									4	1	2	0	1	0	1									
Kelly Gruber, R (1, 5) OBP: 0.187, SLG: 0.314								SH1-3		3	1	3	0	0	0	0									
Manuel Lee, S (1, 6) OBP: 0.304, SLG: 0.318 Tony Fernandez, S (8, PH) OBP: 0.340, SLG: 0.434							G6-4-3			2	0	0	1	0	1	3									
										1	0	1	1	0	0	0									
<b>Inning Stats</b>	R: 0 E: 0 K: 0 S: 4	H: 1 LOB: 1 BB: 0 P: 4	R: 0 E: 0 K: 1 S: 5	H: 0 LOB: 0 BB: 0 P: 5	R: 1 E: 0 K: 1 S: 7	H: 2 LOB: 2 BB: 1 P: 11	R: 1 E: 1 K: 0 S: 4	H: 1 LOB: 2 BB: 2 P: 12	R: 0 E: 0 K: 0 S: 3	H: 0 LOB: 0 BB: 0 P: 3	R: 1 E: 0 K: 0 S: 5	H: 3 LOB: 1 BB: 0 P: 5	R: 0 E: 0 K: 1 S: 7	H: 2 LOB: 3 BB: 1 P: 11	R: 1 E: 0 K: 0 S: 4	H: 2 LOB: 0 BB: 0 P: 4	R: 2 E: 0 K: 0 S: 6	H: 3 LOB: 1 BB: 0 P: 6	1B: 10 2B: 4 3B: 0 HR: 1	SF: 2 SAC: 2 DP: 2 HBP: 0	WP: 0 PB: 0 SB: 0 CS: 0	PA: 43			
<b>PITCHER</b>	IP	WLS	BF	H	R	ER	SO	BB	IBB	HBP	BLK	WP	HR	S	P	ERA	WHIP	<b>PITCHER</b>							
Jose Roman, R (1, 1) ERA: 6.55	3.1		17	4	2	2	2	3	0	0	0	0	0	18	30	5.40	2.100								
Dickie Niles, R (4, 1) ERA: 5.44	3.2		16	5	1	1	1	0	1	0	0	0	1	17	21	2.46	1.364								
Frank Willis, R (8, 1) ERA: 4.37	2.0	L	10	5	3	3	0	0	0	0	0	0	0	10	10	13.50	2.500								

AB 35  
R 6  
H 14  
RBI 6  
BB 4  
SO 3  
LOB 18



Batter	1	2	3	4	5	6	7	8	9	AB	R	H	RBI	BB	SO	LOB	BOTTOM								
Tony Bernazard, S (1, 4) OBP: 0.375, SLG: 0.458	F8								K	5	1	3	1	0	1	0	Toronto Blue Jays @ Cleveland Indians Cleveland Municipal Stadium, Cleveland, OH Wed Aug 27 1986, 7:05 PM EDT Att: 9,051 - Unknown								
Otis Nixon, S (1, 8) OBP: 0.250, SLG: 0.234 Julio Franco, R (7, PH) OBP: 0.325, SLG: 0.399	F4		F8		FC5-4 1B		F4			3	0	0	0	0	0	2									
Joe Carter, R (1, 7) OBP: 0.332, SLG: 0.491	F9				1-3					4	0	1	1	0	1	3									
Andre Thornton, R (1, 10) OBP: 0.333, SLG: 0.382										3	1	2	1	1	0	0									
Cory Snyder, R (1, 6) OBP: 0.304, SLG: 0.511										4	0	0	0	0	2	3									
Pat Tabler, R (1, 3) OBP: 0.365, SLG: 0.433										3	0	2	0	1	0	0									
Brook Jacoby, R (1, 5) OBP: 0.339, SLG: 0.414 Mel Hall, L (8, PH) OBP: 0.348, SLG: 0.513										3	0	0	0	0	1	2									
										1	0	0	0	0	0	2									
Carmen Castillo, R (1, 9) OBP: 0.284, SLG: 0.391 Brett Butler, L (8, 8) OBP: 0.335, SLG: 0.340										3	0	0	0	0	0	0									
										1	0	0	0	0	1	0									
Andy Allanson, R (1, 2) OBP: 0.267, SLG: 0.290 Chris Bando, S (8, PH) OBP: 0.347, SLG: 0.343										3	1	2	0	0	0	0									
										1	0	0	0	0	1	0									
<b>Inning Stats</b>	R: 0 E: 0 K: 0 S: 3	H: 0 LOB: 0 BB: 0 P: 3	R: 0 E: 0 K: 1 S: 5	H: 0 LOB: 1 BB: 1 P: 9	R: 2 E: 0 K: 1 S: 9	H: 4 LOB: 2 BB: 0 P: 9	R: 0 E: 0 K: 1 S: 5	H: 0 LOB: 0 BB: 0 P: 5	R: 0 E: 0 K: 0 S: 4	H: 1 LOB: 1 BB: 0 P: 4	R: 1 E: 0 K: 0 S: 4	H: 2 LOB: 0 BB: 0 P: 4	R: 0 E: 0 K: 1 S: 7	H: 2 LOB: 2 BB: 0 P: 7	R: 0 E: 0 K: 0 S: 3	H: 1 LOB: 1 BB: 1 P: 7	R: 0 E: 0 K: 3 S: 9	H: 0 LOB: 0 BB: 0 P: 9	1B: 7 2B: 2 3B: 0 HR: 1	SF: 0 SAC: 0 DP: 2 HBP: 0	WP: 0 PB: 0 SB: 0 CS: 0	PA: 37			
<b>PITCHER</b>	IP	WLS	BF	H	R	ER	SO	BB	IBB	HBP	BLK	WP	HR	S	P	ERA	WHIP	<b>PITCHER</b>							
John Cerutti, L (1, 1) ERA: 4.05	7.1		32	9	3	3	4	2	0	0	0	0	0	11	38	3.68	1.500								
Tom Henke, R (8, 1) ERA: 3.35	1.2	S	5	1	0	0	3	0	0	0	0	0	0	11	11	0.00	0.600								

AB 35  
R 3  
H 10  
RBI 3  
BB 2  
SO 7  
LOB 14





Batter	1	2	3	4	5	6	7	8	9	AB R H RBI BB SO LOB	TOP												
Tony Fernandez, S (1, 6) OBP: 0.344, SLG: 0.442	0-0 5-3 1B		0-0 1B	0-0 2B		0-3 K	0-0 E9 WP 1B		0-0 L9	6 2 4 1 0 1 1	<b>Toronto Blue Jays @ Cleveland Indians</b> Cleveland Municipal Stadium, Cleveland, OH Thu Aug 28 1986, 7:05 PM EDT Att: 7,466 - Unknown												
Willie Upshaw, L (1, 3) OBP: 0.341, SLG: 0.366	0-0 5-3		0-0 FC6-4 1B	0-0 G3		0-0 L7	4-0 BB		0-0 F5	5 0 1 1 1 0 3													
Lloyd Moseby, L (1, 8) OBP: 0.354, SLG: 0.453 Ron Shepherd, R (9, 8) OBP: 0.351, SLG: 0.559	0-3 K		0-0 FC6-4 1B		0-0 E S 2B 1B	0-0 1-3	0-0 6-3			5 1 1 0 0 1 4 0 0 0 0 0 0 0													
George Bell, R (1, 7) OBP: 0.365, SLG: 0.559 Kelly Gruber, R (8, PR) OBP: 0.197, SLG: 0.314	0-0 2H 1B		0-0 1-2 1B		0-0 1H 2B 2B	0-0 5-3	0-0 4-3 2B			5 1 4 2 0 0 0 0 0 0 0 0 0 0													
Ernie Whitt, L (1, 2) OBP: 0.308, SLG: 0.438	0-3 K		0-0 F8		0-0 F4	0-0 F9	0-0 4-3			5 0 0 0 0 1 5													
Cliff Johnson, R (1, 10) OBP: 0.370, SLG: 0.442		0-0 L5	0-0 L5		0-0 2B BB	0-0 BB 2B	0-0 5-3			3 1 0 0 2 0 4													
Rick Leach, L (1, 9) OBP: 0.330, SLG: 0.443		0-0 1B		0-0 6-3 2B	0-0 1-3 2H 2B	0-0 2B BB	0-0 F2			4 2 3 1 1 0 2													
Garth Iorg, R (1, 5) OBP: 0.295, SLG: 0.319		0-0 F9		0-0 6-3	0-3 K	0-0 1B 2B		0-0 1B		5 1 2 2 0 1 4													
Manuel Lee, S (1, 4) OBP: 0.286, SLG: 0.296		0-0 F7		0-0 G3	0-0 6-3	0-0 2H E 1B 1B		0-0 F8		5 1 1 1 0 0 5													
<b>Inning Stats</b>	R: 1 E: 0 K: 2 S: 9	H: 2 LOB: 1 BB: 0 P: 9	R: 0 E: 0 K: 0 S: 4	H: 1 LOB: 1 BB: 0 P: 4	R: 1 E: 0 K: 0 S: 6	H: 3 LOB: 2 BB: 0 P: 6	R: 1 E: 0 K: 0 S: 5	H: 2 LOB: 1 BB: 0 P: 5	R: 2 E: 0 K: 1 S: 8	H: 3 LOB: 2 BB: 1 P: 12	R: 0 E: 0 K: 1 S: 5	H: 0 LOB: 0 BB: 0 P: 5	R: 4 E: 1 K: 0 S: 6	H: 3 LOB: 2 BB: 3 P: 18	R: 0 E: 0 K: 0 S: 4	H: 1 LOB: 2 BB: 0 P: 4	R: 0 E: 0 K: 0 S: 4	H: 1 LOB: 1 BB: 0 P: 4	1B: 9 2B: 6 3B: 1 HR: 0	SF: 0 SAC: 0 DP: 0 HBP: 0	WP: 1 PB: 0 SB: 1 CS: 0	PA: 47	
<b>PITCHER</b>	IP WLS BF H R ER SO BB IBB HBP BLK WP HR S P ERA WHIP											<b>PITCHER</b>	IP WLS BF H R ER SO BB IBB HBP BLK WP HR S P ERA WHIP										
Ken Schrom, R (1, 1) ERA: 4.5	4.0 L 22 10 5 5 2 0 0 0 0 0 0 0 26 26 11.25 2.500																						
Rich Yett, R (5, 1) ERA: 5.95	2.2 15 4 4 4 2 3 0 0 0 0 0 0 16 28 13.50 2.625																						
Bryan Oelkers, L (7, 1) ERA: 4.69	2.1 10 2 0 0 0 1 0 0 0 0 1 0 9 13 0.00 1.286																						

AB	43
R	9
H	16
RBI	8
BB	4
SO	4
LOB	28



Batter	1	2	3	4	5	6	7	8	9	AB R H RBI BB SO LOB	BOTTOM												
Tony Bernazard, S (1, 4) OBP: 0.374, SLG: 0.458	0-0 2B		0-0 G3		0-3 K			0-0 L1		4 0 1 0 0 1 2	<b>Toronto Blue Jays @ Cleveland Indians</b> Cleveland Municipal Stadium, Cleveland, OH Thu Aug 28 1986, 7:05 PM EDT Att: 7,466 - Unknown												
Brett Butler, L (1, 8) OBP: 0.337, SLG: 0.342	0-0 F9		0-0 S 1B		0-0 G3			0-0 G6-3 1B		4 0 2 0 0 0 3													
Joe Carter, R (1, 9) OBP: 0.330, SLG: 0.487	0-0 F3		0-0 F8			0-3 K		0-0 G6-3		4 0 0 0 0 1 3													
Mel Hall, L (1, 7) OBP: 0.347, SLG: 0.510	0-0 4-3			0-0 4-3		0-0 G3			0-0 1B 1B	4 0 1 0 0 0 1													
Andre Thornton, R (1, 10) OBP: 0.332, SLG: 0.389		0-0 F6		0-0 F9		0-0 HR		0-0 F2		4 1 1 1 0 0 1													
Cory Snyder, R (1, 6) OBP: 0.304, SLG: 0.507 Carmen Castillo, R (9, PH) OBP: 0.294, SLG: 0.391		0-0 3-1 1B		0-3 K		0-0 F8		0-3 K		3 0 1 0 0 1 0 1 0 0 0 0 1 1													
Pat Tabler, R (1, 3) OBP: 0.366, SLG: 0.434		0-0 3-1			0-0 1B 1B		0-0 F2		0-0 1-2 1B	4 0 2 0 0 0 1													
Brook Jacoby, R (1, 5) OBP: 0.337, SLG: 0.410		0-0 F9			0-0 F9		0-0 6-3		0-3 K	4 0 0 0 0 1 4													
Andy Allanson, R (1, 2) OBP: 0.268, SLG: 0.291			0-0 6-3		0-0 1-2 1B		0-0 F6			3 0 1 0 0 0 0													
<b>Inning Stats</b>	R: 0 E: 0 K: 0 S: 4	H: 1 LOB: 1 BB: 0 P: 4	R: 0 E: 0 K: 0 S: 4	H: 1 LOB: 1 BB: 0 P: 4	R: 0 E: 0 K: 1 S: 5	H: 0 LOB: 0 BB: 0 P: 5	R: 0 E: 0 K: 1 S: 7	H: 2 LOB: 2 BB: 0 P: 7	R: 1 E: 0 K: 1 S: 6	H: 1 LOB: 0 BB: 0 P: 6	R: 0 E: 0 K: 0 S: 3	H: 0 LOB: 0 BB: 0 P: 3	R: 0 E: 0 K: 0 S: 3	H: 1 LOB: 0 BB: 0 P: 3	R: 0 E: 0 K: 2 S: 9	H: 2 LOB: 2 BB: 0 P: 9	1B: 7 2B: 1 3B: 0 HR: 1	SF: 0 SAC: 0 DP: 1 HBP: 0	WP: 0 PB: 0 SB: 1 CS: 0	PA: 35			
<b>PITCHER</b>	IP WLS BF H R ER SO BB IBB HBP BLK WP HR S P ERA WHIP											<b>PITCHER</b>	IP WLS BF H R ER SO BB IBB HBP BLK WP HR S P ERA WHIP										
Jim Clancy, R (1, 1) ERA: 3.69	9.0 W 35 9 1 1 5 0 0 0 0 0 0 1 45 45 1.00 1.000																						





Batter	1	2	3	4	5	6	7	8	9	AB	R	H	RBI	BB	SO	LOB	TOP										
<b>Tony Bernazard, S</b> OBP: 0.374, SLG: 0.457 (1,4)	6-3		HR	SF9		4-3		G4-3		3	1	1	1	1	0	2	<b>Cleveland Indians @ Boston Red Sox</b> Fenway Park, Boston, MA Fri Aug 29 1986, 7:05 PM EDT Att: 34,004 - Unknown										
<b>Brett Butler, L</b> OBP: 0.333, SLG: 0.338 (1,8)	K		K	F9		F8		G4-3		5	0	0	0	0	2	7											
<b>Joe Carter, R</b> OBP: 0.336, SLG: 0.510 (1,9)	1B		HR			E9		HR		5	3	5	4	0	0	0											
<b>Mel Hall, L</b> OBP: 0.345, SLG: 0.506 (9, PR) <b>Otis Nixon, S</b> OBP: 0.250, SLG: 0.234 (9,7)	4-3		G3			F9		F2		5	0	1	0	0	0	2											
<b>Andre Thornton, R</b> OBP: 0.333, SLG: 0.387 (1,10)				L5		G6-4-3		K		4	0	1	0	1	1	0											
<b>Cory Snyder, R</b> OBP: 0.302, SLG: 0.513 (1,6)	K			HR		G6-4-3		L5		5	1	1	1	0	1	4											
<b>Pat Tabler, R</b> OBP: 0.370, SLG: 0.436 (1,3)	1B			1B		F8		2B		5	1	3	0	0	1	1											
<b>Brook Jacoby, R</b> OBP: 0.340, SLG: 0.417 (1,5)	F9			1B		4-3		1-3		4	1	3	0	0	0	1											
<b>Chris Bando, S</b> OBP: 0.350, SLG: 0.343 (1,2)			K	1-3		4-3		K		3	0	1	1	1	2	2											
<b>Inning Stats</b>	R: 0 E: 0 K: 1 S: 6	H: 1 LOB: 1 BB: 0 P: 6	R: 0 E: 0 K: 1 S: 6	H: 1 LOB: 1 BB: 0 P: 6	R: 2 E: 0 K: 2 S: 9	H: 2 LOB: 0 BB: 0 P: 9	R: 3 E: 0 K: 0 S: 7	H: 4 LOB: 1 BB: 0 P: 7	R: 0 E: 1 K: 0 S: 3	H: 1 LOB: 2 BB: 1 P: 8	R: 1 E: 0 K: 1 S: 6	H: 1 LOB: 0 BB: 0 P: 6	R: 0 E: 0 K: 1 S: 6	H: 2 LOB: 2 BB: 1 P: 10	R: 1 E: 0 K: 1 S: 7	H: 3 LOB: 1 BB: 0 P: 7		1B: 10 2B: 3 3B: 0 HR: 4	SF: 1 SAC: 0 DP: 3 HBP: 0	WP: 0 PB: 0 SB: 2 CS: 0	PA: 43						
<b>PITCHER</b>	IP	WLS	BF	H	R	ER	SO	BB	IBB	HBP	BLK	WP	HR	S	P	ERA	WHIP										
<b>Tom Seaver, R</b> ERA: 3.9 (1,1)	4.1	L	22	9	5	5	4	0	0	0	0	0	2	30	30	10.38	2.077										
<b>Sammy Stewart, R</b> ERA: 3.54 (5,1)	2.2		13	4	1	1	1	2	0	0	0	0	1	13	21	3.38	2.250										
<b>Joe Sambito, L</b> ERA: 4.82 (8,1)	1.0		3	0	0	0	1	0	1	0	0	0	0	4	8	0.00	0.000										
<b>Bob Stanley, R</b> ERA: 4.61 (9,1)	1.0		5	3	1	1	1	0	0	0	0	0	1	7	7	9.00	3.000										

Batter	1	2	3	4	5	6	7	8	9	AB	R	H	RBI	BB	SO	LOB	BOTTOM										
<b>Wade Boggs, L</b> OBP: 0.345, SLG: 0.475 (1,5)	SH1-4	6-3				G3-6-3		F8		4	1	2	0	0	0	2	<b>Cleveland Indians @ Boston Red Sox</b> Fenway Park, Boston, MA Fri Aug 29 1986, 7:05 PM EDT Att: 34,004 - Unknown										
<b>Marty Barrett, R</b> OBP: 0.349, SLG: 0.387 (1,4)	SH1-4			5-3		F8		5-3		3	0	0	0	0	0	2											
<b>Bill Buckner, L</b> OBP: 0.300, SLG: 0.391 (1,3)	SF8			L1		G3-6-3		G3		3	0	0	1	0	0	1											
<b>Jim Rice, R</b> OBP: 0.381, SLG: 0.479 (1,7)	BB			HR		5-3		6-3		3	1	1	1	1	0	0											
<b>Don Baylor, R</b> OBP: 0.339, SLG: 0.442 (1,10)	1-2			4-3		1B		HR		3	1	2	1	1	0	0											
<b>Dwight Evans, R</b> OBP: 0.374, SLG: 0.465 (1,9)	1-3					K		F8		4	0	1	0	0	1	3											
<b>Tony Armas, R</b> OBP: 0.315, SLG: 0.431 (1,8)				G4-6-3		F2		6-3		2	0	0	0	2	0	1											
<b>Rich Gedman, L</b> OBP: 0.313, SLG: 0.411 (1,2)	K			G4-6-3		BB		6-3		3	0	0	0	1	1	3											
<b>Spike Owen, S</b> OBP: 0.299, SLG: 0.326 (1,6) <b>Mike Greenwell, L</b> OBP: 0.400, SLG: 0.381 (9, PH)	FC4-6			F8		F8		4-3		3	0	0	0	0	0	3											
<b>Inning Stats</b>	R: 1 E: 0 K: 0 S: 4	H: 1 LOB: 2 BB: 2 P: 12	R: 0 E: 0 K: 1 S: 5	H: 0 LOB: 1 BB: 1 P: 9	R: 1 E: 0 K: 0 S: 4	H: 1 LOB: 0 BB: 0 P: 4	R: 0 E: 0 K: 0 S: 3	H: 1 LOB: 1 BB: 1 P: 7	R: 0 E: 0 K: 1 S: 6	H: 1 LOB: 0 BB: 0 P: 6	R: 0 E: 0 K: 0 S: 3	H: 0 LOB: 1 BB: 1 P: 7	R: 1 E: 0 K: 0 S: 4	H: 1 LOB: 0 BB: 0 P: 4	R: 0 E: 0 K: 0 S: 3	H: 0 LOB: 0 BB: 0 P: 3		1B: 3 2B: 1 3B: 0 HR: 2	SF: 1 SAC: 1 DP: 2 HBP: 0	WP: 1 PB: 0 SB: 0 CS: 0	PA: 36						
<b>PITCHER</b>	IP	WLS	BF	H	R	ER	SO	BB	IBB	HBP	BLK	WP	HR	S	P	ERA	WHIP										
<b>Tom Candiotti, R</b> ERA: 3.83 (1,1)	9.0	W	36	6	3	3	2	5	0	0	0	1	2	35	55	3.00	1.222										



Batter	1	2	3	4	5	6	7	8	9	AB	R	H	RBI	BB	SO	LOB	TOP					
Tony Bernazard, S (1, 4) OBP: 0.373, SLG: 0.454	F5			4-3 BB		F8		F5		3	0	0	0	1	0	0	<b>Cleveland Indians @ Boston Red Sox</b> Fenway Park, Boston, MA Sat Aug 30 1986, 3:33 AM EDT Att: 30,467 - Unknown					
Brett Butler, L (1, 8) OBP: 0.333, SLG: 0.336				F7		4-3		F8		3	0	0	0	0	0	1						
Joe Carter, R (1, 9) OBP: 0.333, SLG: 0.506	F8			4-3		F4			K	4	0	0	0	0	1	2						
Mel Hall, L (1, 7) OBP: 0.344, SLG: 0.506		K		K					K	4	1	1	0	0	3	1						
Cory Snyder, R (1, 6) OBP: 0.298, SLG: 0.505		K							K	4	0	0	0	0	4	1						
Pat Tabler, R (1, 3) OBP: 0.372, SLG: 0.438		K								3	1	2	1	0	1	0						
Brook Jacoby, R (1, 5) OBP: 0.338, SLG: 0.415				K						3	0	0	0	0	3	2						
Carmen Castillo, R (1, 10) OBP: 0.294, SLG: 0.407				6-3						3	1	1	2	0	1	1						
Chris Bando, S (1, 2) OBP: 0.345, SLG: 0.337				K					K	3	0	0	0	0	2	0						
<b>Inning Stats</b>	R: 0 E: 0 K: 0 S: 2	H: 0 LOB: 0 BB: 0 P: 3	R: 0 E: 0 K: 3 S: 9	H: 0 LOB: 0 BB: 0 P: 9	R: 0 E: 0 K: 2 S: 7	H: 0 LOB: 0 BB: 0 P: 7	R: 0 E: 0 K: 1 S: 5	H: 0 LOB: 1 BB: 1 P: 9	R: 2 E: 0 K: 2 S: 9	H: 2 LOB: 0 BB: 0 P: 9	R: 0 E: 0 K: 3 S: 3	H: 0 LOB: 0 BB: 0 P: 3	R: 1 E: 0 K: 3 S: 11	H: 2 LOB: 1 BB: 0 P: 11	R: 0 E: 0 K: 1 S: 5	H: 0 LOB: 0 BB: 0 P: 5	R: 0 E: 0 K: 3 S: 9	H: 0 LOB: 0 BB: 0 P: 9	1B: 2 2B: 1 3B: 0 HR: 1	SF: 0 SAC: 0 DP: 0 HBP: 1	WP: 0 PB: 0 SB: 0 CS: 1	PA: 32
<b>PITCHER</b>	IP	WLS	BF	H	R	ER	SO	BB	IBB	HBP	BLK	WP	HR	S	P	ERA	WHIP					
Roger Clemens, R (1, 1) ERA: 2.97	7.0	W	26	4	3	3	11	1	0	1	1	0	1	46	51	3.86	0.714					
Calvin Schiraldi, R (8, 1) ERA: 1.15	2.0		6	0	0	0	4	0	0	0	0	0	0	14	14	0.00	0.000					

Batter	1	2	3	4	5	6	7	8	9	AB	R	H	RBI	BB	SO	LOB	BOTTOM					
Wade Boggs, L (1, 5) OBP: 0.447, SLG: 0.476						F7		F8		5	1	3	2	0	0	2	<b>Cleveland Indians @ Boston Red Sox</b> Fenway Park, Boston, MA Sat Aug 30 1986, 3:33 AM EDT Att: 30,467 - Unknown					
Marty Barrett, R (1, 4) OBP: 0.348, SLG: 0.385	F8					F8				3	0	0	0	1	0	2						
Bill Buckner, L (1, 3) OBP: 0.299, SLG: 0.392	F9									4	0	1	1	0	0	1						
Jim Rice, R (1, 7) OBP: 0.382, SLG: 0.477	F8									2	1	0	0	2	0	3						
Don Baylor, R (1, 10) OBP: 0.340, SLG: 0.441										3	2	1	0	1	1	1						
Tony Armas, R (1, 9) OBP: 0.318, SLG: 0.444										4	2	2	3	0	0	0						
Dave Henderson, R (1, 8) OBP: 0.346, SLG: 0.468										3	1	1	0	1	1	0						
Rich Gedman, L (1, 2) OBP: 0.310, SLG: 0.407										4	0	0	0	0	0	4						
Spike Owen, S (1, 6) OBP: 0.299, SLG: 0.323										3	0	0	1	1	0	2						
<b>Inning Stats</b>	R: 0 E: 0 K: 0 S: 4	H: 1 LOB: 1 BB: 0 P: 4	R: 4 E: 0 K: 0 S: 7	H: 4 LOB: 2 BB: 2 P: 15	R: 0 E: 0 K: 1 S: 5	H: 0 LOB: 0 BB: 0 P: 5	R: 0 E: 0 K: 0 S: 4	H: 1 LOB: 1 BB: 0 P: 4	R: 3 E: 0 K: 1 S: 6	H: 1 LOB: 0 BB: 2 P: 14	R: 0 E: 0 K: 0 S: 3	H: 0 LOB: 0 BB: 0 P: 3	R: 0 E: 0 K: 0 S: 2	H: 0 LOB: 1 BB: 1 P: 6	R: 0 E: 0 K: 0 S: 4	H: 1 LOB: 2 BB: 1 P: 8	R: 0 E: 0 K: 0 S: 4	H: 1 LOB: 1 BB: 1 P: 8	1B: 5 2B: 2 3B: 0 HR: 1	SF: 0 SAC: 0 DP: 1 HBP: 0	WP: 0 PB: 0 SB: 0 CS: 0	PA: 37
<b>PITCHER</b>	IP	WLS	BF	H	R	ER	SO	BB	IBB	HBP	BLK	WP	HR	S	P	ERA	WHIP					
Phil Niekro, R (1, 1) ERA: 4.37	7.2	L	36	8	7	7	2	6	0	0	0	0	0	34	58	8.22	1.826					
Bryan Oelkers, L (8, 1) ERA: 4.66	0.1		1	0	0	0	0	0	0	0	0	0	0	1	1	0.00	0.000					



Batter	1	2	3	4	5	6	7	8	9	AB	R	H	RBI	BB	SO	LOB	TOP						
Tony Bernazard, S (1,4) OBP: 0.373, SLG: 0.454	0-0 3-1	0-0 1-3 1B		0-0 1B		0-0 0-0 0-0 K		0-3 K	0-3 K	5	0	2	0	0	2	0	<b>Cleveland Indians @ Boston Red Sox</b> Fenway Park, Boston, MA Sun Aug 31 1986, 3:33 AM EDT Att: 29,995 - Unknown						
Brett Butler, L (1,8) OBP: 0.331, SLG: 0.338	0-0 F7	0-0 F9		0-0 F8		0-0 0-0 0-0 3B		0-0 K	0-3 K	5	0	1	0	0	1	3							
Joe Carter, R (1,9) OBP: 0.331, SLG: 0.502	0-0 F9		0-0 L5		0-0 F7		0-0 L5			4	0	0	0	0	0	1							
Mel Hall, L (1,7) OBP: 0.346, SLG: 0.506		0-0 G3	0-0 1B	0-0 1B	0-0 S 1B		0-0 F8			4	0	2	0	0	0	1							
Cory Snyder, R (1,6) OBP: 0.297, SLG: 0.502		0-0 BB HR 1B	0-0 F7		0-0 L9		0-0 F4			4	1	1	0	0	0	2							
Pat Tabler, R (1,3) OBP: 0.376, SLG: 0.440		4-0 BB HR 1B	0-0 FC5-4		0-0 F8		0-0 S 1B			3	1	2	0	1	0	1							
Otis Nixon, S (8, PR) OBP: 0.250, SLG: 0.234		1-2 HR BB	0-0 FC5-4		1-2 1B		0-0 S 1B			0	0	0	0	0	0	0							
Julio Franco, R (1,10) OBP: 0.324, SLG: 0.404		0-0 HR	0-0 FC5-4		0-0 5-3		0-3 K			4	1	1	3	0	1	3							
Brook Jacoby, R (1,5) OBP: 0.337, SLG: 0.413		0-0 1B		0-0 5-3		0-0 L9		0-3 K		4	0	1	0	0	1	2							
Andy Allanson, R (1,2) OBP: 0.264, SLG: 0.286		0-3 K		0-0 L7		0-3 K			0-0 4-3	4	0	0	0	0	2	1							
<b>Inning Stats</b>	R: 0 E: 0 K: 0 S: 3	H: 0 LOB: 0 BB: 0 P: 3	R: 3 E: 0 K: 1 S: 9	H: 4 LOB: 2 BB: 1 P: 13	R: 0 E: 0 K: 0 S: 5	H: 2 LOB: 2 BB: 0 P: 5	R: 0 E: 0 K: 0 S: 4	H: 1 LOB: 1 BB: 0 P: 4	R: 0 E: 0 K: 1 S: 5	H: 0 LOB: 0 BB: 0 P: 5	R: 0 E: 0 K: 1 S: 6	H: 1 LOB: 1 BB: 0 P: 6	R: 0 E: 0 K: 2 S: 8	H: 1 LOB: 2 BB: 0 P: 8	R: 0 E: 0 K: 2 S: 7	H: 0 LOB: 0 BB: 0 P: 7	1B: 8 2B: 0 3B: 1 HR: 1	SF: 0 SAC: 0 DP: 0 HBP: 0	WP: 0 PB: 0 SB: 2 CS: 0	PA: 38			
<b>PITCHER</b>	IP WLS BF H R ER SO BB IBB HBP BLK WP HR S P ERA WHIP	7.1 33 10 3 3 3 1 0 0 0 0 1 38 42 3.68 1.500	1.2 W 5 0 0 0 4 0 0 0 0 0 0 13 13 0.00 0.000																				

AB 37  
R 3  
H 10  
RBI 3  
BB 1  
SO 7  
LOB 14



Batter	1	2	3	4	5	6	7	8	9	AB	R	H	RBI	BB	SO	LOB	BOTTOM					
Wade Boggs, L (1,5) OBP: 0.346, SLG: 0.475	0-0 L6		0-0 L7		0-0 1-3 1B		0-0 4-3		0-0 SH1 1B	5	1	2	1	0	0	2	<b>Cleveland Indians @ Boston Red Sox</b> Fenway Park, Boston, MA Sun Aug 31 1986, 3:33 AM EDT Att: 29,995 - Unknown					
Marty Barrett, R (1,4) OBP: 0.349, SLG: 0.387	0-0 1B		0-0 F3		0-0 F3		0-0 2B		0-0 SH1	4	1	2	1	0	0	3						
Bill Buckner, L (1,3) OBP: 0.300, SLG: 0.390	0-0 F9			0-0 3-1		0-0 L8	0-0 2B HBP		4-0 1B IBB	3	0	0	0	1	0	1						
Jim Rice, R (1,7) OBP: 0.382, SLG: 0.478	0-3 K			0-0 1B		0-0 G1-4-3	0-0 2B		0-0 F7	5	0	2	1	0	1	3						
Don Baylor, R (1,10) OBP: 0.341, SLG: 0.441		0-3 K		0-0 F6		0-0 1B	0-0 1-3		0-0 1-2 1B	5	0	2	1	0	1	3						
Tony Armas, R (1,9) OBP: 0.317, SLG: 0.442		0-0 F8		0-0 F8		0-0 F9		0-0 SH1-4 1B		4	0	1	0	0	0	2						
Dave Henderson, R (1,8) OBP: 0.349, SLG: 0.473		0-0 6-3			0-0 FC4-6 1B		0-0 BLK 4-3 2B		0-0 SH1-4	3	1	2	0	0	0	0						
Marc Sullivan, R (1,2) OBP: 0.245, SLG: 0.239			0-0 F3			0-3 K		4-0 G4-6-3 IBB		3	0	0	0	0	2	2						
Rich Gedman, L (8, PH) OBP: 0.312, SLG: 0.407										0	0	0	0	1	0	0						
Spike Owen, S (1,6) OBP: 0.299, SLG: 0.326			0-0 FC4-6 1B		0-0 FC4-6 1B		0-0 E3 2B		0-0 G4-6-3	3	1	1	0	0	0	2						
Mike Greenwell, L (8, PH) OBP: 0.385, SLG: 0.364										1	0	0	0	0	0	2						
Ed Romero, R (8,6) OBP: 0.273, SLG: 0.280										0	0	0	0	0	0	0						
<b>Inning Stats</b>	R: 0 E: 0 K: 1 S: 6	H: 1 LOB: 1 BB: 0 P: 6	R: 0 E: 0 K: 1 S: 5	H: 0 LOB: 0 BB: 0 P: 5	R: 0 E: 0 K: 0 S: 4	H: 1 LOB: 1 BB: 0 P: 4	R: 0 E: 0 K: 0 S: 4	H: 1 LOB: 1 BB: 0 P: 4	R: 3 E: 1 K: 1 S: 9	H: 3 LOB: 2 BB: 0 P: 10	R: 0 E: 0 K: 0 S: 3	H: 1 LOB: 1 BB: 1 P: 7	R: 1 E: 0 K: 0 S: 4	H: 2 LOB: 2 BB: 1 P: 8	R: 1 E: 0 K: 0 S: 4	H: 2 LOB: 4 BB: 1 P: 8	1B: 8 2B: 4 3B: 0 HR: 0	SF: 0 SAC: 2 DP: 1 HBP: 1	WP: 0 PB: 0 SB: 0 CS: 0	PA: 41		
<b>PITCHER</b>	IP WLS BF H R ER SO BB IBB HBP BLK WP HR S P ERA WHIP	6.2 29 1 0 0 0 0 0 0 1 0 0 0 0 1 ∞ ∞	1.2 L 9 3 1 1 0 0 2 0 0 0 0 7 15 5.40 1.800	0.1 2 1 0 0 0 0 0 0 0 0 0 0 2 2 0.00 3.000																		

AB 36  
R 4  
H 12  
RBI 4  
BB 2  
SO 4  
LOB 20









Batter	1	2	3	4	5	6	7	8	9	AB	R	H	RBI	BB	SO	LOB	TOP										
<b>Tony Bernazard, S</b> OBP: 0.372, SLG: 0.450 (1, 4)	4-3		1B SF7	SF8 1B		G3			E S 2B 1B	5	2	3	1	0	0	1											
<b>Brett Butler, L</b> OBP: 0.336, SLG: 0.343 (1, 8)	3-1		FC3-6 1B 1-2 3-H	HBP					5-3 2B BB	3	1	2	2	1	0	0											
<b>Julio Franco, R</b> OBP: 0.325, SLG: 0.403 (1, 6)	1B		FC3-6 1B 1-2 2-3	SF8		F9			5-3	4	0	2	1	0	0	3											
<b>Joe Carter, R</b> OBP: 0.333, SLG: 0.500 (1, 9)	1-2 1B		SF7	6-3					5-3 2B IBB	3	1	1	1	1	0	2											
<b>Mel Hall, L</b> OBP: 0.343, SLG: 0.500 <b>Andre Thornton, R</b> OBP: 0.334, SLG: 0.391 <b>Otis Nixon, S</b> OBP: 0.250, SLG: 0.234 (1, 7)	L7		FC3-6		1-3				3-1 WP 2B	4	0	0	0	0	0	4											
<b>Pat Tabler, R</b> OBP: 0.372, SLG: 0.435 (1, 3)		F8	F8		5-3				3-1	5	0	0	0	0	0	3											
<b>Cory Snyder, R</b> OBP: 0.291, SLG: 0.500 (1, 5)		5-3		5-3		F8			F3	5	0	0	0	0	1	1											
<b>Carmen Castillo, R</b> OBP: 0.309, SLG: 0.430 (1, 10)		K		1B 1B		G3 SH5-3 2B 1B			G4-6-3 1B	4	2	3	0	0	1	0											
<b>Andy Allanson, R</b> OBP: 0.268, SLG: 0.291 (1, 2)			1B 1B	1B SF8 1B		SH5-3			G4-6-3	3	2	2	0	0	0	1											
<b>Inning Stats</b>	R: 0 E: 0 K: 0 S: 5	H: 2 LOB: 2 BB: 0 P: 5	R: 0 E: 0 K: 1 S: 5	H: 0 LOB: 0 BB: 0 P: 5	R: 2 E: 0 K: 0 S: 7	H: 4 LOB: 2 BB: 0 P: 7	R: 2 E: 0 K: 0 S: 6	H: 3 LOB: 2 BB: 0 P: 7	R: 0 E: 0 K: 0 S: 3	H: 0 LOB: 0 BB: 0 P: 3	R: 1 E: 0 K: 0 S: 5	H: 2 LOB: 1 BB: 0 P: 5	R: 0 E: 0 K: 0 S: 3	H: 0 LOB: 0 BB: 0 P: 3	R: 0 E: 0 K: 0 S: 3	H: 1 LOB: 0 BB: 0 P: 3	R: 4 E: 0 K: 1 S: 7	H: 2 LOB: 1 BB: 2 P: 15	1B: 12 2B: 2 3B: 0 HR: 0	SF: 2 SAC: 1 DP: 1 HBP: 1	WP: 1 PB: 0 SB: 1 CS: 0	PA: 43					
<b>PITCHER</b>	IP	WLS	BF	H	R	ER	SO	BB	IBB	HBP	BLK	WP	HR	S	P	ERA	WHIP										
<b>Jim Clancy, R</b> ERA: 3.82 (1, 1)	3.1	L	19	9	4	4	1	0	0	0	0	0	0	21	21	10.80	2.700										
<b>Mickey Mahler, L</b> ERA: 4.14 (4, 1)	0.0		1	0	0	0	0	0	0	1	0	0	0	0	1	∞	∞										
<b>Dennis Lamp, R</b> ERA: 5.17 (4, 1)	4.2		16	3	1	1	0	0	0	0	0	0	0	16	16	1.93	0.643										
<b>Jeff Musselman, L</b> ERA: 81.0 (9, 1)	0.1		4	1	3	3	0	1	1	0	0	0	0	2	10	81.00	6.000										
<b>Luis Aquino, R</b> ERA: 5.23 (9, 1)	0.2		3	1	1	1	1	0	0	0	0	1	0	5	5	13.50	1.500										
Batter	1	2	3	4	5	6	7	8	9	AB	R	H	RBI	BB	SO	LOB	BOTTOM										
<b>Tony Fernandez, S</b> OBP: 0.348, SLG: 0.441 (1, 6)	F5		1-2 1B		F6		1B 1B		2B HR 1B	5	1	3	0	0	0	2											
<b>Willie Upshaw, L</b> OBP: 0.341, SLG: 0.368 (1, 3)	G3		F7		FC6-4 1B		F8		F8	5	0	1	1	0	0	4											
<b>Lloyd Moseby, L</b> OBP: 0.355, SLG: 0.455 (1, 8)	HBP		F4		FC6-4 S		K		HR 2B	4	1	1	1	0	1	4											
<b>George Bell, R</b> OBP: 0.370, SLG: 0.570 (1, 7)	F4		F8		F2		1B		HR	5	1	2	3	0	0	4											
<b>Jesse Barfield, R</b> OBP: 0.384, SLG: 0.559 (1, 9)		F9		F4		FC6-4 BB		F7	5-3	4	0	0	0	1	0	2											
<b>Rick Leach, L</b> OBP: 0.333, SLG: 0.438 (1, 10)		G3		3-1		FC6-4 2B		G3		4	0	0	0	0	0	1											
<b>Ernie Whitt, L</b> OBP: 0.311, SLG: 0.439 (1, 2)		2B		F8		F5		G3		4	0	1	0	0	0	1											
<b>Rance Mulliniks, L</b> OBP: 0.347, SLG: 0.437 (1, 5)		F9			1B 1B HBP		2B		1-3	3	1	1	0	0	0	1											
<b>Damaso Garcia, R</b> OBP: 0.308, SLG: 0.380 (1, 4)			1B HBP		1B FC6-4 1B		6-3		L8	3	1	1	0	0	0	2											
<b>Inning Stats</b>	R: 0 E: 0 K: 0 S: 3	H: 0 LOB: 1 BB: 0 P: 4	R: 0 E: 0 K: 0 S: 4	H: 1 LOB: 1 BB: 0 P: 4	R: 0 E: 0 K: 0 S: 4	H: 1 LOB: 2 BB: 0 P: 5	R: 0 E: 0 K: 0 S: 3	H: 0 LOB: 0 BB: 0 P: 3	R: 2 E: 0 K: 0 S: 5	H: 2 LOB: 1 BB: 0 P: 6	R: 0 E: 0 K: 0 S: 4	H: 1 LOB: 2 BB: 1 P: 8	R: 0 E: 0 K: 1 S: 7	H: 2 LOB: 2 BB: 0 P: 7	R: 0 E: 0 K: 0 S: 3	H: 0 LOB: 0 BB: 0 P: 3	R: 3 E: 0 K: 0 S: 6	H: 3 LOB: 0 BB: 0 P: 6	1B: 6 2B: 3 3B: 0 HR: 1	SF: 0 SAC: 0 DP: 0 HBP: 3	WP: 0 PB: 0 SB: 1 CS: 0	PA: 41					
<b>PITCHER</b>	IP	WLS	BF	H	R	ER	SO	BB	IBB	HBP	BLK	WP	HR	S	P	ERA	WHIP										
<b>Ken Schrom, R</b> ERA: 4.45 (1, 1)	6.0	W	28	6	2	2	0	1	0	3	0	0	0	24	31	3.00	1.167										
<b>Bryan Oelkers, L</b> ERA: 4.62 (7, 1)	0.2		3	1	0	0	1	0	0	0	0	0	0	5	5	0.00	1.500										
<b>Frank Willis, R</b> ERA: 5.06 (7, 1)	2.1	S	10	3	3	3	0	0	0	0	0	0	1	10	10	11.57	1.286										

Cleveland Indians @ Toronto Blue Jays  
Exhibition Stadium, Toronto, ON  
Tue Sep 02 1986, 7:05 PM EDT  
Att: 33,535 - Unknown

AB 37  
R 9  
H 14  
RBI 8  
BB 2  
SO 2  
LOB 15



Cleveland Indians @ Toronto Blue Jays  
Exhibition Stadium, Toronto, ON  
Tue Sep 02 1986, 7:05 PM EDT  
Att: 33,535 - Unknown

AB 37  
R 5  
H 10  
RBI 5  
BB 1  
SO 1  
LOB 21





Batter	1	2	3	4	5	6	7	8	9	AB	R	H	RBI	BB	SO	LOB	TOP										
<b>Tony Bernazard, S</b> (1, 4) OBP: 0.371, SLG: 0.448										3	0	0	0	0	0	1	<b>Cleveland Indians @ Toronto Blue Jays</b> Exhibition Stadium, Toronto, ON Wed Sep 03 1986, 7:05 PM EDT Att: 31,532 - Unknown										
<b>Brett Butler, L</b> (1, 8) OBP: 0.340, SLG: 0.345										3	0	2	1	1	0	2											
<b>Julio Franco, R</b> (1, 6) OBP: 0.324, SLG: 0.402										4	0	1	0	0	0	3											
<b>Joe Carter, R</b> (1, 3) OBP: 0.332, SLG: 0.498										4	0	1	0	0	1	2											
<b>Mel Hall, L</b> (1, 7) OBP: 0.339, SLG: 0.495										4	0	0	0	0	0	1											
<b>Pat Tabler, R</b> (1, 10) OBP: 0.371, SLG: 0.431										3	0	0	0	1	0	0											
<b>Cory Snyder, R</b> (1, 5) OBP: 0.291, SLG: 0.497										4	1	1	0	0	2	1											
<b>Dave Clark, L</b> (1, 9) OBP: 0.333, SLG: 0.333										3	0	1	0	0	1	1											
<b>Chris Bando, S</b> (1, 2) OBP: 0.343, SLG: 0.335										3	0	1	0	0	0	1											
<b>Inning Stats</b>	R: 0 E: 0 K: 0 S: 3	H: 1 LOB: 0 BB: 0 P: 3	R: 0 E: 0 K: 0 S: 3	H: 0 LOB: 0 BB: 0 P: 3	R: 1 E: 0 K: 1 S: 6	H: 2 LOB: 1 BB: 0 P: 7	R: 0 E: 0 K: 0 S: 3	H: 1 LOB: 0 BB: 0 P: 3	R: 0 E: 0 K: 1 S: 5	H: 0 LOB: 0 BB: 0 P: 5	R: 0 E: 0 K: 0 S: 5	H: 2 LOB: 2 BB: 0 P: 5	R: 0 E: 0 K: 1 S: 5	H: 0 LOB: 0 BB: 0 P: 5	R: 0 E: 0 K: 0 S: 4	H: 1 LOB: 2 BB: 1 P: 8		R: 0 E: 0 K: 1 S: 5	H: 0 LOB: 1 BB: 1 P: 9	1B: 7 2B: 0 3B: 0 HR: 0	SF: 0 SAC: 0 DP: 2 HBP: 1	WP: 0 PB: 0 SB: 0 CS: 1	PA: 35				
<b>PITCHER</b>	IP	WLS	BF	H	R	ER	SO	BB	IBB	HBP	BLK	WP	HR	S	P	ERA	WHIP										
<b>Dave Stieb, R</b> (1, 1) ERA: 5.18	7.2	W	29	7	1	1	3	1	0	1	0	0	0	33	38	1.17	1.043										
<b>Tom Henke, R</b> (8, 1) ERA: 3.21	1.1	S	5	0	0	0	1	1	0	0	0	0	0	6	10	0.00	0.750										

Batter	1	2	3	4	5	6	7	8	9	AB	R	H	RBI	BB	SO	LOB	BOTTOM										
<b>Tony Fernandez, S</b> (1, 6) OBP: 0.347, SLG: 0.440										4	1	1	0	0	0	0	<b>Cleveland Indians @ Toronto Blue Jays</b> Exhibition Stadium, Toronto, ON Wed Sep 03 1986, 7:05 PM EDT Att: 31,532 - Unknown										
<b>Rance Mulliniks, L</b> (1, 5) OBP: 0.343, SLG: 0.431										4	0	0	0	0	3	1											
<b>Garth Iorg, R</b> (9, 5) OBP: 0.289, SLG: 0.318										0	0	0	0	0	0	0											
<b>Lloyd Moseby, L</b> (1, 8) OBP: 0.353, SLG: 0.453										3	0	0	1	0	1	0											
<b>George Bell, R</b> (1, 7) OBP: 0.370, SLG: 0.573										4	1	2	0	0	2	0											
<b>Jesse Barfield, R</b> (1, 9) OBP: 0.385, SLG: 0.559										2	1	1	0	1	0	1											
<b>Cliff Johnson, R</b> (1, 10) OBP: 0.369, SLG: 0.455										3	0	0	0	0	0	4											
<b>Willie Upshaw, L</b> (1, 3) OBP: 0.341, SLG: 0.368										1	0	0	1	1	0	1											
<b>Ernie Whitt, L</b> (1, 2) OBP: 0.314, SLG: 0.441										3	0	2	1	0	0	0											
<b>Damaso Garcia, R</b> (1, 4) OBP: 0.306, SLG: 0.377										3	0	0	0	0	1	4											
<b>Inning Stats</b>	R: 1 E: 0 K: 1 S: 6	H: 1 LOB: 0 BB: 0 P: 6	R: 1 E: 0 K: 0 S: 4	H: 2 LOB: 1 BB: 1 P: 8	R: 0 E: 0 K: 1 S: 5	H: 0 LOB: 0 BB: 0 P: 5	R: 1 E: 0 K: 0 S: 5	H: 2 LOB: 2 BB: 1 P: 9	R: 0 E: 0 K: 1 S: 5	H: 0 LOB: 0 BB: 0 P: 5	R: 0 E: 0 K: 0 S: 4	H: 1 LOB: 1 BB: 0 P: 4	R: 0 E: 0 K: 1 S: 5	H: 0 LOB: 0 BB: 0 P: 5	R: 0 E: 0 K: 3 S: 9	H: 0 LOB: 0 BB: 0 P: 9		R: 0 E: 0 K: 0 S: 9	H: 0 LOB: 0 BB: 0 P: 9	1B: 4 2B: 2 3B: 0 HR: 0	SF: 2 SAC: 0 DP: 1 HBP: 0	WP: 0 PB: 0 SB: 0 CS: 0	PA: 31				
<b>PITCHER</b>	IP	WLS	BF	H	R	ER	SO	BB	IBB	HBP	BLK	WP	HR	S	P	ERA	WHIP										
<b>Tom Candiotti, R</b> (1, 1) ERA: 3.62	8.0	L	31	6	3	3	7	2	0	0	0	0	0	43	51	3.38	1.000										















Batter	1	2	3	4	5	6	7	8	9	AB	R	H	RBI	BB	SO	LOB	TOP			
Tony Bernazard, S (1,4) OBP: 0.370, SLG: 0.455	F7		F7			4-3	5-3			4	0	0	0	0	0	1				
Brett Butler, L (1,8) OBP: 0.338, SLG: 0.341	CS BB		B1-3			FC5-4 1B		K		3	1	1	0	1	1	0				
Julio Franco, R (1,6) OBP: 0.331, SLG: 0.409	1-2 1B			F8		FC5-4 1B		F9		4	0	2	0	0	0	0				
Joe Carter, R (1,3) OBP: 0.339, SLG: 0.522	L6			K		FC5-4 1B		DI BB		3	0	0	0	1	1	3				
Mel Hall, L (1,7) OBP: 0.341, SLG: 0.491		L8		FC5-4 1B						3	0	2	1	0	0	0				
Pat Tabler, R (8,PH) OBP: 0.373, SLG: 0.434										1	0	0	0	0	1	1				
Otis Nixon, S (8,7) OBP: 0.264, SLG: 0.250										0	0	0	0	0	0	0				
Cory Snyder, R (1,9) OBP: 0.301, SLG: 0.525	F4			FC5-4 1-2f		FC5				4	0	1	0	0	0	3				
Dave Clark, L (1,10) OBP: 0.333, SLG: 0.273					1-3					2	0	0	0	0	0	0				
Carmen Castillo, R (7,PH) OBP: 0.305, SLG: 0.420								FC6-5 FC5-4		2	0	0	0	0	1	1				
Brook Jacoby, R (1,5) OBP: 0.335, SLG: 0.427				HR						4	1	1	1	0	2	1				
Andy Allanson, R (1,2) OBP: 0.273, SLG: 0.296				L8						2	0	0	0	1	0	0				
Andre Thornton, R (9,PH) OBP: 0.333, SLG: 0.390					F2			FC5-4 1-2f		1	0	0	0	0	0	1				
<b>Inning Stats</b>	R: 0 E: 0 K: 0 S: 3	H: 1 LOB: 1 BB: 1 P: 7	R: 0 E: 0 K: 0 S: 3	H: 0 LOB: 0 BB: 0 P: 3	R: 1 E: 0 K: 0 S: 4	H: 1 LOB: 0 BB: 0 P: 4	R: 0 E: 0 K: 1 S: 6	H: 1 LOB: 1 BB: 0 P: 6	R: 0 E: 0 K: 1 S: 5	H: 0 LOB: 0 BB: 0 P: 5	R: 1 E: 0 K: 0 S: 6	H: 3 LOB: 2 BB: 0 P: 6	R: 0 E: 0 K: 2 S: 7	H: 0 LOB: 1 BB: 1 P: 11	R: 0 E: 0 K: 0 S: 4	H: 1 LOB: 1 BB: 0 P: 4	1B: 5 2B: 1 3B: 0 HR: 1	SF: 0 SAC: 0 DP: 0 HBP: 0	WP: 0 PB: 0 SB: 0 CS: 1	PA: 36
<b>PITCHER</b>	IP WLS BF H R ER SO BB IBB HBP BLK WP HR S P ERA WHIP																			
Pete Vuckovich, R (1,1) ERA: 3.97	6.0 W 24 6 2 2 2 1 0 0 0 0 1 27 31 3.00 1.167																			
Dan Plesac, L (7,1) ERA: 3.2	3.0 S 12 1 0 0 4 2 0 0 0 0 0 0 18 26 0.00 1.000																			

Cleveland Indians @ Milwaukee Brewers  
Milwaukee County Stadium, Milwaukee, WI  
Sun Sep 07 1986, 4:33 AM EDT  
Att: 9,979 - Unknown

AB 33  
R 2  
H 7  
RBI 2  
BB 3  
SO 6  
LOB 11



Batter	1	2	3	4	5	6	7	8	9	AB	R	H	RBI	BB	SO	LOB	BOTTOM			
Paul Moltor, R (1,5) OBP: 0.339, SLG: 0.420	F9		6-3	F9		E9				4	0	1	1	0	0	3				
Robin Yount, R (1,8) OBP: 0.404, SLG: 0.453	HR		5-3	1-3		L8				4	1	1	1	0	0	4				
Cecil Cooper, L (1,3) OBP: 0.309, SLG: 0.378	5-3				L5	G3				4	0	1	1	0	0	1				
Ben Oglivie, L (1,10) OBP: 0.346, SLG: 0.394			F6		6-3		4-3			4	0	1	0	0	0	1				
Rob Deer, R (1,9) OBP: 0.333, SLG: 0.518	K			HR			G3			4	1	1	0	0	2	1				
Rick Manning, L (1,7) OBP: 0.340, SLG: 0.470		G3		HR		1B SH E BB	5-3			3	2	1	2	1	0	0				
Dale Sveum, S (1,6) OBP: 0.332, SLG: 0.389		K				SH SF7		4-3		3	1	0	0	0	2	0				
Jim Gantner, L (1,4) OBP: 0.324, SLG: 0.382		4-3				E2 E		K		4	1	2	0	0	1	0				
Charlie Moore, R (1,2) OBP: 0.332, SLG: 0.381						SF7		5-3		2	1	1	1	1	0	0				
<b>Inning Stats</b>	R: 1 E: 0 K: 1 S: 7	H: 2 LOB: 1 BB: 0 P: 7	R: 0 E: 0 K: 1 S: 5	H: 0 LOB: 0 BB: 0 P: 5	R: 1 E: 0 K: 0 S: 5	H: 2 LOB: 1 BB: 0 P: 5	R: 2 E: 0 K: 1 S: 8	H: 3 LOB: 2 BB: 1 P: 12	R: 0 E: 0 K: 1 S: 5	H: 0 LOB: 0 BB: 0 P: 5	R: 3 E: 2 K: 0 S: 6	H: 2 LOB: 1 BB: 1 P: 10	R: 0 E: 0 K: 0 S: 3	H: 0 LOB: 0 BB: 0 P: 3	R: 0 E: 0 K: 1 S: 5	H: 0 LOB: 0 BB: 0 P: 5	1B: 7 2B: 0 3B: 0 HR: 2	SF: 1 SAC: 1 DP: 0 HBP: 0	WP: 0 PB: 0 SB: 0 CS: 0	PA: 36
<b>PITCHER</b>	IP WLS BF H R ER SO BB IBB HBP BLK WP HR S P ERA WHIP																			
Ken Schrom, R (1,1) ERA: 4.57	3.1 L 17 7 4 4 3 0 0 0 0 0 0 0 13 23 6.75 2.100																			
Dickie Noles, R (4,1) ERA: 5.2	2.2 13 2 3 2 1 2 0 0 0 1 0 0 13 21 6.75 1.500																			
Doug Jones, R (7,1) ERA: 11.57	1.0 3 0 0 0 0 0 0 0 0 0 0 0 3 3 0.00 0.000																			
John Butcher, R (8,1) ERA: 6.6	1.0 3 0 0 0 1 0 0 0 0 0 0 0 5 5 0.00 0.000																			

Cleveland Indians @ Milwaukee Brewers  
Milwaukee County Stadium, Milwaukee, WI  
Sun Sep 07 1986, 4:33 AM EDT  
Att: 9,979 - Unknown

AB 32  
R 7  
H 9  
RBI 6  
BB 2  
SO 5  
LOB 10





Batter	1	2	3	4	5	6	7	8	9	AB	R	H	RBI	BB	SO	LOB	TOP								
<b>Gary Pettis, S</b> OBP: 0.336, SLG: 0.327 (1, 8)										4	2	0	0	2	1	3	<b>California Angels @ Cleveland Indians</b> Cleveland Municipal Stadium, Cleveland, OH Tue Sep 09 1986, 7:05 PM EDT Att: 5,404 - Unknown								
<b>Wally Joyner, L</b> OBP: 0.351, SLG: 0.478 (1, 3)										5	1	1	1	1	0	2									
<b>Brian Downing, R</b> OBP: 0.386, SLG: 0.447 <b>Devon White, S</b> OBP: 0.444, SLG: 0.375 (8, PR) (8, 7)										3	1	1	0	1	2	2									
<b>Reggie Jackson, L</b> OBP: 0.395, SLG: 0.410 (1, 10)										5	1	2	1	0	0	3									
<b>Doug DeCinces, R</b> OBP: 0.331, SLG: 0.465 (1, 5)										4	1	2	0	0	1	2									
<b>Ruppert Jones, L</b> OBP: 0.345, SLG: 0.449 (1, 9)										4	1	1	0	1	0	3									
<b>Bobby Grich, R</b> OBP: 0.374, SLG: 0.443 (1, 4)										3	1	1	1	2	0	3									
<b>Dick Schofield, R</b> OBP: 0.329, SLG: 0.419 (1, 6)										4	0	2	1	0	0	3									
<b>Bob Boone, R</b> OBP: 0.280, SLG: 0.305 (1, 2)										5	0	1	1	0	0	2									
<b>Inning Stats</b>	R: 2 E: 1 K: 0 S: 4	H: 0 LOB: 3 BB: 3 P: 17	R: 2 E: 0 K: 1 S: 7	H: 2 LOB: 3 BB: 2 P: 16	R: 0 E: 0 K: 0 S: 3	H: 0 LOB: 0 BB: 0 P: 3	R: 0 E: 0 K: 1 S: 5	H: 0 LOB: 0 BB: 0 P: 5	R: 0 E: 0 K: 0 S: 3	H: 0 LOB: 0 BB: 0 P: 3	R: 0 E: 0 K: 2 S: 8	H: 1 LOB: 2 BB: 1 P: 12	R: 3 E: 0 K: 0 S: 6	H: 4 LOB: 1 BB: 1 P: 10	R: 0 E: 0 K: 0 S: 5	H: 2 LOB: 2 BB: 0 P: 5		R: 1 E: 1 K: 0 S: 5	H: 2 LOB: 1 BB: 0 P: 5	1B: 8 2B: 3 3B: 0 HR: 0	SF: 1 SAC: 0 DP: 2 HBP: 2	WP: 0 PB: 2 SB: 1 CS: 0	PA: 47		
<b>PITCHER</b>	IP	WLS	BF	H	R	ER	SO	BB	IBB	HBP	BLK	WP	HR	S	P	ERA	WHIP								
<b>Tom Candiotti, R</b> ERA: 3.73 (1, 1)	6.0	L	34	6	7	5	4	7	0	2	1	0	0	33	63	7.50	2.167								
<b>Dickie Noles, R</b> ERA: 5.1 (7, 1)	1.0		3	1	0	0	0	0	0	0	0	0	0	3	3	0.00	1.000								
<b>John Butcher, R</b> ERA: 6.56 (8, 1)	2.0		10	4	1	1	0	0	0	0	0	0	0	10	10	4.50	2.000								

AB 37  
R 8  
H 11  
RBI 5  
BB 7  
SO 4  
LOB 23



Batter	1	2	3	4	5	6	7	8	9	AB	R	H	RBI	BB	SO	LOB	BOTTOM								
<b>Tony Bernazard, S</b> OBP: 0.370, SLG: 0.453 (1, 4)										4	1	1	0	0	2	0	<b>California Angels @ Cleveland Indians</b> Cleveland Municipal Stadium, Cleveland, OH Tue Sep 09 1986, 7:05 PM EDT Att: 5,404 - Unknown								
<b>Brett Butler, L</b> OBP: 0.338, SLG: 0.342 (1, 8)										4	0	2	0	0	0	0									
<b>Julio Franco, R</b> OBP: 0.329, SLG: 0.407 (1, 6)										3	0	0	1	0	0	1									
<b>Joe Carter, R</b> OBP: 0.338, SLG: 0.521 (1, 3)										4	0	1	0	0	1	2									
<b>Mel Hall, L</b> OBP: 0.340, SLG: 0.488 (1, 7)										4	0	1	0	0	0	2									
<b>Cory Snyder, R</b> OBP: 0.300, SLG: 0.520 (1, 9)										3	0	0	0	1	2	2									
<b>Pat Tabler, R</b> OBP: 0.374, SLG: 0.433 (1, 10)										3	0	1	0	1	0	1									
<b>Brook Jacoby, R</b> OBP: 0.333, SLG: 0.424 (1, 5)										3	0	0	0	0	0	4									
<b>Chris Bando, S</b> OBP: 0.339, SLG: 0.325 (1, 2)										3	0	0	0	0	2	1									
<b>Inning Stats</b>	R: 0 E: 0 K: 1 S: 5	H: 0 LOB: 0 BB: 0 P: 5	R: 0 E: 0 K: 1 S: 6	H: 1 LOB: 2 BB: 1 P: 10	R: 0 E: 0 K: 2 S: 7	H: 0 LOB: 0 BB: 0 P: 7	R: 0 E: 0 K: 1 S: 6	H: 1 LOB: 0 BB: 0 P: 6	R: 0 E: 0 K: 1 S: 5	H: 1 LOB: 1 BB: 0 P: 5	R: 0 E: 0 K: 0 S: 3	H: 0 LOB: 1 BB: 1 P: 7	R: 0 E: 0 K: 1 S: 6	H: 1 LOB: 1 BB: 0 P: 6	R: 0 E: 0 K: 0 S: 3	H: 0 LOB: 0 BB: 0 P: 3		1B: 5 2B: 1 3B: 0 HR: 0	SF: 1 SAC: 0 DP: 1 HBP: 0	WP: 0 PB: 1 SB: 0 CS: 0	PA: 34				
<b>PITCHER</b>	IP	WLS	BF	H	R	ER	SO	BB	IBB	HBP	BLK	WP	HR	S	P	ERA	WHIP								
<b>Kirk McCaskill, R</b> ERA: 3.34 (1, 1)	9.0	W	34	6	1	1	7	2	0	0	0	0	0	46	54	1.00	0.889								

AB 31  
R 1  
H 6  
RBI 1  
BB 2  
SO 7  
LOB 13





Batter	1	2	3	4	5	6	7	8	9	10	11	12	13	14	AB	R	H	RBI	BB	SO	LOB	TOP				
<b>Bobby Grich, R</b> OBP: 0.368, SLG: 0.434 (9, 2)															5	0	0	0	0	2	3	<b>California Angels @ Cleveland Indians</b> Cleveland Municipal Stadium, Cleveland, OH Wed Sep 10 1986, 7:05 PM EDT Att. 6,472 - Unknown				
<b>Jerry Narron, L</b> OBP: 0.303, SLG: 0.313 (12, PH)															0	0	0	0	0	0	0					
<b>Darrell Miller, R</b> OBP: 0.250, SLG: 0.267 (12, 2)															2	1	1	0	0	0	0					
<b>Dick Schofield, R</b> OBP: 0.324, SLG: 0.412 (1, 6)															6	0	0	0	0	1	3					
<b>Brian Downing, R</b> OBP: 0.387, SLG: 0.445 (9, 7)															2	0	0	0	1	1	0					
<b>Ruggert Jones, L</b> OBP: 0.345, SLG: 0.447 (9, 7)															2	1	0	0	1	0	1					
<b>Doug DeCinces, R</b> OBP: 0.330, SLG: 0.468 (1, 5)															6	1	1	2	1	1	2					
<b>George Hendrick, R</b> OBP: 0.344, SLG: 0.490 (9, PH)															3	1	2	0	0	1	0					
<b>Mark Ryal, L</b> OBP: 0.687, SLG: 1.200 (9, 9)															3	0	2	1	1	0	0					
<b>Rick Burleson, R</b> OBP: 0.366, SLG: 0.419 (9, PH)															3	0	0	0	0	1	2					
<b>Reggie Jackson, L</b> OBP: 0.396, SLG: 0.409 (9, PH)															3	1	1	0	1	1	2					
<b>Wally Joyner, L</b> OBP: 0.348, SLG: 0.476 (1, 3)															7	1	1	1	0	1	4					
<b>Gary Pettis, S</b> OBP: 0.338, SLG: 0.335 (9, PH)															3	1	2	1	0	0	0					
<b>Jack Howell, L</b> OBP: 0.324, SLG: 0.464 (9, PR)															1	0	1	1	0	0	0					
<b>Devon White, S</b> OBP: 0.364, SLG: 0.300 (9, 8)															2	0	0	0	0	0	0					
<b>Bob Boone, R</b> OBP: 0.289, SLG: 0.305 (9, PH)															3	0	1	1	0	0	1					
<b>Rob Wilfong, L</b> OBP: 0.276, SLG: 0.323 (9, 4)															3	0	0	0	0	0	1					
<b>Inning Stats</b>	R: 0 E: 0 K: 1 S: 5	H: 0 LOB: 0 BB: 0 P: 5	R: 0 E: 0 K: 1 S: 5	H: 0 LOB: 0 BB: 0 P: 5	R: 1 E: 0 K: 1 S: 7	H: 2 LOB: 1 BB: 0 P: 7	R: 0 E: 0 K: 1 S: 6	H: 1 LOB: 1 BB: 0 P: 6	R: 0 E: 0 K: 0 S: 3	H: 0 LOB: 0 BB: 0 P: 3	R: 0 E: 0 K: 1 S: 5	H: 0 LOB: 1 BB: 0 P: 6	R: 0 E: 0 K: 0 S: 3	H: 0 LOB: 0 BB: 0 P: 3	R: 2 E: 0 K: 1 S: 6	H: 1 LOB: 1 BB: 2 P: 14	R: 0 E: 0 K: 1 S: 5	H: 0 LOB: 0 BB: 0 P: 5	R: 1 E: 0 K: 0 S: 5	H: 2 LOB: 3 BB: 2 P: 13	1B: 8 2B: 2 3B: 1 HR: 1	SF: 0 SAC: 1 DP: 0 HBP: 1	WP: 0 PB: 0 CS: 0	PA: 61		
<b>PITCHER</b>	IP 7.0	WLS 27	H 5	R 2	ER 2	SO 6	BB 1	IBB 0	HBP 1	BLK 0	WP 0	HR 0	S 38	P 42	ERA 4.4	WHIP 0.857										
<b>Scott Bailes, L</b> ERA: 4.4 (8, 1)	1.1	7	2	2	2	1	0	0	1	0	0	0	8	9	13.50	1.500										
<b>Doug Jones, R</b> ERA: 12.27 (9, 1)	2.2	11	2	0	0	0	0	0	0	0	0	0	11	11	0.00	0.750										
<b>Ernie Camacho, R</b> ERA: 3.76 (12, 1)	2.0	9	1	2	2	2	2	0	0	0	0	1	11	19	9.00	1.500										
<b>Bryan Oelkers, L</b> ERA: 4.79 (14, 1)	1.0	L	7	2	1	1	0	1	1	0	0	0	5	13	9.00	3.000										
<b>Rich Yett, R</b> ERA: 9.92																										

Batter	1	2	3	4	5	6	7	8	9	10	11	12	13	14	AB	R	H	RBI	BB	SO	LOB	BOTTOM						
<b>Tony Bernazard, S</b> OBP: 0.371, SLG: 0.453 (1, 4)															6	1	3	0	0	0	1	<b>California Angels @ Cleveland Indians</b> Cleveland Municipal Stadium, Cleveland, OH Wed Sep 10 1986, 7:05 PM EDT Att. 6,472 - Unknown						
<b>Brett Butler, L</b> OBP: 0.339, SLG: 0.345 (1, 8)															4	2	1	0	1	0	2							
<b>Julio Franco, R</b> OBP: 0.332, SLG: 0.412 (1, 6)															6	1	4	1	0	0	2							
<b>Joe Carter, R</b> OBP: 0.339, SLG: 0.522 (1, 3)															7	1	3	3	0	1	5							
<b>Mel Hall, L</b> OBP: 0.339, SLG: 0.486 (10, 7)															4	0	1	0	0	1	5							
<b>Olis Nixon, S</b> OBP: 0.274, SLG: 0.261 (12, PH)															1	0	1	0	0	0	0							
<b>Andre Thornton, R</b> OBP: 0.335, SLG: 0.394 (12, PR)															1	1	0	0	0	1	1							
<b>Fran Mullins, R</b> OBP: 0.188, SLG: 0.267 (13, 3)															6	0	0	0	0	2	4							
<b>Cory Snyder, R</b> OBP: 0.295, SLG: 0.511 (1, 9)															3	0	2	0	1	1	0							
<b>Pat Tabler, R</b> OBP: 0.370, SLG: 0.435 (8, PR)															2	0	1	1	0	1	1							
<b>Carmen Castillo, R</b> OBP: 0.307, SLG: 0.426 (2, 8)															6	0	0	0	0	1	5							
<b>Brook Jacoby, R</b> OBP: 0.330, SLG: 0.419 (1, 5)															3	0	0	0	0	1	0							
<b>Andy Altanson, R</b> OBP: 0.271, SLG: 0.293 (5, 1)															3	0	0	0	0	0	2							
<b>Dave Clark, L</b> OBP: 0.385, SLG: 0.273 (9, PH)															0	0	0	0	1	0	0							
<b>Chris Rutledge, S</b> OBP: 0.336, SLG: 0.322 (10, 2)															2	0	0	0	0	1	0							
<b>Inning Stats</b>	R: 2 E: 0 K: 1 S: 7	H: 2 LOB: 1 BB: 1 P: 11	R: 0 E: 0 K: 0 S: 4	H: 1 LOB: 1 BB: 0 P: 4	R: 1 E: 0 K: 0 S: 5	H: 2 LOB: 1 BB: 0 P: 5	R: 0 E: 0 K: 1 S: 6	H: 0 LOB: 0 BB: 0 P: 5	R: 1 E: 0 K: 0 S: 5	H: 3 LOB: 1 BB: 0 P: 5	R: 0 E: 0 K: 0 S: 3	H: 0 LOB: 1 BB: 1 P: 7	R: 0 E: 0 K: 0 S: 3	H: 1 LOB: 1 BB: 0 P: 3	R: 0 E: 0 K: 2 S: 8	H: 1 LOB: 1 BB: 0 P: 8	R: 0 E: 0 K: 1 S: 5	H: 1 LOB: 0 BB: 0 P: 5	R: 2 E: 0 K: 1 S: 8	H: 3 LOB: 1 BB: 0 P: 8	R: 0 E: 0 K: 0 S: 3	H: 0 LOB: 0 BB: 0 P: 3	R: 0 E: 0 K: 3 S: 10	H: 1 LOB: 1 BB: 0 P: 10	1B: 12 2B: 4 3B: 1 HR: 0	SF: 1 SAC: 4 DP: 3 HBP: 0	WP: 2 PB: 0 SB: 1 CS: 0	PA: 60
<b>PITCHER</b>	IP 4.1	WLS 20	H 6	R 4	ER 4	SO 2	BB 1	IBB 0	HBP 0	BLK 0	WP 0	HR 0	S 23	P 27	ERA 8.31	WHIP 1.615												
<b>Willie Fraser, R</b> ERA: 8.31 (5, 1)	0.0	2	2	0	0	0	0	0	0	0	0	0	2	2	∞	∞												
<b>Doug Corbett, R</b> ERA: 3.76 (5, 1)	1.2	5	0	0	0	0	1	0	0	0	0	0	4	8	0.00	0.600												
<b>Terry Forster, L</b> ERA: 3.65 (7, 1)	1.0	5	2	0	0	0	0	0	0	0	0	0	5	5	0.00	2.000												
<b>Vern Rulie, R</b> ERA: 4.86 (8, 1)	1.0	3	1	0	0	0	0	0	0	0	0	0	3	3	0.00	1.000												
<b>Donnie Moore, R</b> ERA: 2.81 (9, 1)	2.0	9	4	2	2	2	0	0	0	0	1	0	13	13	9.00	2.000												
<b>Gary Lucas, L</b> ERA: 2.86 (13, 1)	2.0	W	7	1	0	0	3	0	0	0	1	0	13	13	0.00	0.500												
<b>Chuck Finley, L</b> ERA: 3.49																												

California Angels @ Cleveland Indians  
Cleveland Municipal Stadium, Cleveland, OH  
Wed Sep 10 1986, 7:05 PM EDT  
Att. 6,472 - Unknown

AB 54  
R 7  
H 12  
RBI 7  
BB 5  
SO 9  
LOB 19



California Angels @ Cleveland Indians  
Cleveland Municipal Stadium, Cleveland, OH  
Wed Sep 10 1986, 7:05 PM EDT  
Att. 6,472 - Unknown

AB 52  
R 17  
H 16  
RBI 6  
BB 3  
SO 9  
LOB 28





Batter	1	2	3	4	5	6	7	8	9	AB	R	H	RBI	BB	SO	LOB	TOP					
Alfredo Griffin, S OBP: 0.317, SLG: 0.341 Lenn Sakata, R OBP: 0.405, SLG: 0.424	F9		F6		K		F3			4	0	0	0	0	1	0	<b>Oakland Athletics @ Cleveland Indians</b> Cleveland Municipal Stadium, Cleveland, OH Fri Sep 12 1986, 7:05 PM EDT Att: 11,019 - Unknown					
Carney Lansford, R OBP: 0.335, SLG: 0.429	4-3		F9			E6 1B		FC6-4 1B		4	1	1	0	0	0	0						
Jose Canseco, R OBP: 0.324, SLG: 0.476	HR			F3		F2		E5 FC6-4 1-2		4	1	1	1	0	0	2						
Dave Kingman, R OBP: 0.262, SLG: 0.439	K			1B FC4 F9-2 BB		F7 1-2		FC6-4 G5-4-3 1-2 2-3		3	0	0	0	1	1	3						
Dusty Baker Jr., R OBP: 0.308, SLG: 0.329		F8		FC4 1B 1-2				G5-4-3 1-2		4	0	1	1	0	0	3						
Mark McGwire, R OBP: 0.238, SLG: 0.436	F9			1-2 2-3 1B		F9 2H 1B				4	0	1	0	0	1	1						
Mickey Tettleton, S OBP: 0.324, SLG: 0.363 Terry Steinbach, R OBP: 0.500, SLG: 2.000				F9-2 3H			HR		F9	1	0	0	0	1	0	3						
Mike Gallego, R OBP: 0.250, SLG: 0.250 Rob Nelson, L OBP: 0.500, SLG: 0.500	B5-3				K		F9			3	0	0	0	0	1	1						
Stan Javier, S OBP: 0.321, SLG: 0.269			5-3			6-3			K	4	0	0	0	0	1	1						
<b>Inning Stats</b>	R: 1 E: 0 K: 1 S: 6	H: 1 LOB: 0 BB: 0 P: 6	R: 0 E: 0 K: 0 S: 3	H: 0 LOB: 1 BB: 1 P: 7	R: 0 E: 0 K: 0 S: 3	H: 0 LOB: 0 BB: 0 P: 3	R: 0 E: 0 K: 0 S: 4	H: 1 LOB: 2 BB: 1 P: 8	R: 0 E: 0 K: 2 S: 7	H: 0 LOB: 0 BB: 0 P: 7	R: 1 E: 1 K: 0 S: 5	H: 1 LOB: 1 BB: 0 P: 5	R: 1 E: 0 K: 0 S: 4	H: 1 LOB: 0 BB: 0 P: 4	R: 0 E: 1 K: 0 S: 4	H: 1 LOB: 1 BB: 0 P: 4		R: 0 E: 0 K: 2 S: 8	H: 1 LOB: 1 BB: 0 P: 8	1B: 4 2B: 1 3B: 0 HR: 2	SF: 0 SAC: 0 DP: 2 HBP: 0	WP: 0 PB: 0 SB: 1 CS: 0
<b>PITCHER</b>	IP	WLS	BF	H	R	ER	SO	BB	IBB	HBP	BLK	WP	HR	S	P	ERA	WHIP					
Greg Swindell, L ERA: 4.99 Frank Willis, R ERA: 4.71	(1, 1) (8, 1)	7.0 2.0	W 8	28 8	4 2	3 0	3 2	3 0	0 0	0 0	0 0	0 0	2 0	32 12	40 12	2.57 0.00	0.857 1.000					

AB	34
R	3
H	6
RBI	3
BB	2
SO	5
LOB	14



Batter	1	2	3	4	5	6	7	8	9	AB	R	H	RBI	BB	SO	LOB	BOTTOM				
Otis Nixon, S OBP: 0.295, SLG: 0.264	F8		WP 2B S BB	1-2 3B 1B		K		WP BB		3	2	1	0	2	1	0	<b>Oakland Athletics @ Cleveland Indians</b> Cleveland Municipal Stadium, Cleveland, OH Fri Sep 12 1986, 7:05 PM EDT Att: 11,019 - Unknown				
Brett Butler, L OBP: 0.340, SLG: 0.350	CS 1B		L7	1H 2H 3B		F7		F6		5	0	2	2	0	0	2					
Julio Franco, R OBP: 0.332, SLG: 0.409	F4		2B 1-3 BB	L9		F8		BB 1-2 BB		3	1	0	0	2	0	2					
Joe Carter, R OBP: 0.343, SLG: 0.527	CS 1-2	2B E 1B	1-3 3H 2B	S 1B 2B		5-3 1B BB		F7		4	4	3	1	1	0	2					
Cory Snyder, R OBP: 0.297, SLG: 0.517		E7 6-3 1H 2B	2H 3H 2B	K		K		K		4	0	2	2	0	2	2					
Pat Tabler, R OBP: 0.376, SLG: 0.433		6-3 2-3	F8	2H 2B 1B		5-3		2-3		4	1	1	1	0	0	3					
Brook Jacoby, R OBP: 0.331, SLG: 0.418		5-3		1B 3B BB		K		3H 1B		3	1	1	1	1	1	2					
Carmen Castillo, R OBP: 0.305, SLG: 0.428		K		F4		2H 2B		G3		4	0	1	1	0	1	3					
Andy Allanson, R OBP: 0.267, SLG: 0.289			6-3	L8		L7		F4		4	0	0	0	0	0	2					
<b>Inning Stats</b>	R: 0 E: 0 K: 0 S: 3	H: 2 LOB: 1 BB: 0 P: 7	R: 3 E: 0 K: 0 S: 5	H: 2 LOB: 1 BB: 2 P: 13	R: 2 E: 0 K: 0 S: 5	H: 2 LOB: 1 BB: 1 P: 9	R: 2 E: 0 K: 2 S: 10	H: 3 LOB: 1 BB: 0 P: 10	R: 0 E: 0 K: 1 S: 5	H: 0 LOB: 0 BB: 0 P: 5	R: 1 E: 0 K: 1 S: 6	H: 1 LOB: 1 BB: 1 P: 10	R: 0 E: 0 K: 0 S: 3	H: 0 LOB: 2 BB: 2 P: 11	1B: 5 2B: 5 3B: 1 HR: 0	SF: 0 SAC: 0 DP: 0 HBP: 0		WP: 2 PB: 0 SB: 4 CS: 1	PA: 41		
<b>PITCHER</b>	IP	WLS	BF	H	R	ER	SO	BB	IBB	HBP	BLK	WP	HR	S	P	ERA	WHIP				
Bill Krueger, L ERA: 6.6 Eric Plunk, R ERA: 5.5	(1, 1) (4, 1)	3.2 4.1	L 20	7 4	6 3	5 3	5 4	0 3	0 0	0 0	0 0	1 1	0 0	19 25	31 37	12.27 6.23	2.727 1.615				

AB	34
R	9
H	11
RBI	8
BB	6
SO	5
LOB	18





Batter	1	2	3	4	5	6	7	8	9	AB	R	H	RBI	BB	SO	LOB	TOP										
Mike Davis, L OBP: 0.321, SLG: 0.476 (1, 9)	G3	WP 1B		F6		G3		SF7		4	0	1	2	0	0	2	<b>Oakland Athletics @ Cleveland Indians</b> Cleveland Municipal Stadium, Cleveland, OH Sat Sep 13 1986, 3:33 AM EDT Att: 13,004 - Unknown										
Carney Lansford, R OBP: 0.336, SLG: 0.427 (1, 5)	HR	1B			F7	5-3		F9		4	1	1	0	1	0	2											
Jose Canseco, R OBP: 0.326, SLG: 0.480 (1, 7)	HR						5-3			3	2	1	2	1	0	3											
Bruce Bochte, L OBP: 0.365, SLG: 0.350 (1, 3)	L4-3 1B			G3		1B		L7		5	0	3	1	0	0	1											
Dwayne Murphy, L OBP: 0.363, SLG: 0.362 (1, 8)	L4-3			K		1B				4	0	1	0	1	1	2											
Terry Steinbach, R OBP: 0.286, SLG: 0.714 (1, 2)			F7	5-3		F6				5	0	1	0	0	0	3											
Rob Nelson, L OBP: 0.286, SLG: 0.429 (1, 10)				K2-3		F7		F8		5	1	1	0	0	1	5											
Donnie Hill, S OBP: 0.337, SLG: 0.397 (8, PR)										3	0	2	0	1	0	0											
Stan Javier, S OBP: 0.321, SLG: 0.269 (8, PR)										0	1	0	0	0	0	0											
Mike Gallego, R OBP: 0.250, SLG: 0.250 (9, PH)										0	0	0	0	0	0	0											
Wayne Gross, L OBP: 0.250, SLG: 0.250 (9, PH)										1	0	0	0	0	0	1											
Alfredo Griffin, S OBP: 0.318, SLG: 0.346 (1, 6)										4	1	2	1	0	0	3											
<b>Inning Stats</b>	R: 2 E: 0 K: 0 S: 5	H: 3 LOB: 0 BB: 0 P: 5	R: 1 E: 0 K: 0 S: 5	H: 2 LOB: 3 BB: 2 P: 13	R: 0 E: 0 K: 1 S: 5	H: 0 LOB: 0 BB: 0 P: 5	R: 0 E: 0 K: 1 S: 6	H: 1 LOB: 1 BB: 0 P: 6	R: 1 E: 0 K: 0 S: 5	H: 2 LOB: 2 BB: 1 P: 9	R: 0 E: 0 K: 0 S: 4	H: 1 LOB: 1 BB: 0 P: 4	R: 0 E: 0 K: 0 S: 5	H: 2 LOB: 2 BB: 0 P: 5	R: 2 E: 0 K: 0 S: 5	H: 2 LOB: 1 BB: 0 P: 6	R: 0 E: 0 K: 0 S: 3	H: 0 LOB: 1 BB: 1 P: 7	1B: 10 2B: 2 3B: 1 HR: 1	SF: 1 SAC: 0 DP: 1 HBP: 1	WP: 2 PB: 0 SB: 1 CS: 0	PA: 44					
<b>PITCHER</b>	IP	WLS	BF	H	R	ER	SO	BB	IBB	HBP	BLK	WP	HR	S	P	ERA	WHIP										
Phil Niekro, R ERA: 4.33 (1, 1)	5.0		25	8	4	4	2	3	0	0	0	2	1	26	38	7.20	2.200										
Doug Jones, R ERA: 7.94 (6, 1)	2.0		9	3	0	0	0	0	0	0	0	0	0	9	9	0.00	1.500										
Ernie Camacho, R ERA: 4.07 (8, 1)	0.2	W	2	2	2	2	0	0	0	1	0	0	0	4	5	27.00	3.000										
Bryan Oelkers, L ERA: 4.76 (8, 1)	0.1	S	2	0	0	0	0	1	0	0	0	0	0	1	5	0.00	3.000										
Frank Willis, R ERA: 4.55 (9, 1)	1.0		3	0	0	0	0	0	0	0	0	0	0	3	3	0.00	0.000										

AB	38
R	6
H	13
RBI	6
BB	4
SO	2
LOB	22



Batter	1	2	3	4	5	6	7	8	9	AB	R	H	RBI	BB	SO	LOB	BOTTOM										
Otis Nixon, S OBP: 0.293, SLG: 0.253 (1, 7)	K		6-3	K						3	0	0	0	1	2	1	<b>Oakland Athletics @ Cleveland Indians</b> Cleveland Municipal Stadium, Cleveland, OH Sat Sep 13 1986, 3:33 AM EDT Att: 13,004 - Unknown										
Brett Butler, L OBP: 0.341, SLG: 0.351 (1, 8)										4	1	2	0	0	2	2											
Julio Franco, R OBP: 0.333, SLG: 0.415 (1, 4)										4	1	2	2	0	0	2											
Joe Carter, R OBP: 0.344, SLG: 0.525 (1, 9)										2	2	0	0	2	0	2											
Cory Snyder, R OBP: 0.302, SLG: 0.527 (1, 6)										3	2	2	2	1	0	0											
Pat Tabler, R OBP: 0.376, SLG: 0.433 (1, 3)										3	1	1	0	0	1	0											
Brook Jacoby, R OBP: 0.332, SLG: 0.424 (1, 5)										3	1	1	2	1	1	0											
Carmen Castillo, R OBP: 0.304, SLG: 0.426 (1, 10)										1	0	0	0	0	0	0											
Mel Hall, L OBP: 0.342, SLG: 0.488 (4, PH)										2	0	2	0	0	0	0											
Andre Thornton, R OBP: 0.334, SLG: 0.393 (8, PH)										1	0	0	0	0	0	1											
Chris Bando, S OBP: 0.333, SLG: 0.318 (1, 2)										2	0	0	0	0	0	1											
<b>Inning Stats</b>	R: 0 E: 0 K: 1 S: 6	H: 1 LOB: 1 BB: 0 P: 6	R: 0 E: 0 K: 1 S: 5	H: 0 LOB: 0 BB: 0 P: 5	R: 0 E: 0 K: 0 S: 3	H: 0 LOB: 0 BB: 0 P: 3	R: 6 E: 0 K: 2 S: 13	H: 6 LOB: 1 BB: 1 P: 17	R: 0 E: 0 K: 0 S: 3	H: 2 LOB: 0 BB: 0 P: 3	R: 0 E: 0 K: 1 S: 6	H: 1 LOB: 1 BB: 0 P: 6	R: 0 E: 1 K: 1 S: 4	H: 0 LOB: 0 BB: 1 P: 8	R: 2 E: 0 K: 0 S: 2	H: 0 LOB: 0 BB: 3 P: 14	1B: 7 2B: 2 3B: 0 HR: 3	SF: 0 SAC: 2 DP: 3 HBP: 0	WP: 3 PB: 0 SB: 2 CS: 1	PA: 36							
<b>PITCHER</b>	IP	WLS	BF	H	R	ER	SO	BB	IBB	HBP	BLK	WP	HR	S	P	ERA	WHIP										
Curt Young, L ERA: 3.9 (1, 1)	3.0		16	6	6	6	2	1	0	0	0	0	0	19	23	18.00	2.333										
Bill Mooneyham, R ERA: 4.26 (4, 1)	4.0	L	16	4	2	2	4	3	0	0	0	0	0	21	33	4.50	1.750										
Jay Howell, R ERA: 3.86 (8, 1)	0.1		2	0	0	0	0	1	0	0	0	1	0	1	5	0.00	3.000										
Dave Vonohlen, L ERA: 2.84 (8, 1)	0.2		1	0	0	0	0	0	0	0	0	0	0	1	1	0.00	0.000										

AB	28
R	8
H	10
RBI	6
BB	5
SO	6
LOB	9





Batter	1	2	3	4	5	6	7	8	9	AB	R	H	RBI	BB	SO	LOB	TOP				
<b>Donnie Hill, S</b> (1, 4) OBP: 0.339, SLG: 0.398	F8		F7			1B		1B		4	0	2	1	0	0	1	<b>Oakland Athletics @ Cleveland Indians</b> Cleveland Municipal Stadium, Cleveland, OH Sun Sep 14 1986, 3:33 AM EDT Att: 9,054 - Unknown <a href="http://livebaseballscorecards.com">livebaseballscorecards.com</a>				
<b>Dwayne Murphy, L</b> (1, 8) OBP: 0.362, SLG: 0.360	F2			FC6-4		F2		4-3		4	0	1	0	0	0	2					
<b>Jose Canseco, R</b> (1, 7) OBP: 0.324, SLG: 0.477	F7			FC6-4		5-3			B1-3	4	0	0	0	0	0	2					
<b>Bruce Bochte, L</b> (1, 3) OBP: 0.364, SLG: 0.349		F6		F6			F7		BB 1B	4	1	1	0	0	0	1					
<b>Carney Lansford, R</b> (1, 5) OBP: 0.335, SLG: 0.426		6-3		K			F9		BB 1B	4	0	1	0	0	1	1					
<b>Dusty Baker Jr., R</b> (1, 10) OBP: 0.307, SLG: 0.325 <b>Lenn Sakata, R</b> (9, PR) OBP: 0.405, SLG: 0.424		F8				L4			BB	3	0	0	0	1	0	0					
<b>Mike Davis, L</b> (1, 9) OBP: 0.323, SLG: 0.475				BB		F5		G4-6-3	F8	3	0	1	0	1	0	3					
<b>Jerry Willard, L</b> (1, 2) OBP: 0.341, SLG: 0.367 <b>Stan Javier, S</b> (9, PR) OBP: 0.321, SLG: 0.269			F9			F7		G4-6-3	FC6-4	3	0	0	1	1	0	2					
<b>Alfredo Griffin, S</b> (1, 6) OBP: 0.318, SLG: 0.346 <b>Dave Kingman, R</b> (9, PH) OBP: 0.262, SLG: 0.438			F8			F8		E S	FC6-4	1	0	0	0	0	0	3					
<b>Inning Stats</b>	R: 0 E: 0 K: 0 S: 3	H: 0 LOB: 0 BB: 0 P: 3	R: 0 E: 0 K: 0 S: 3	H: 0 LOB: 0 BB: 0 P: 3	R: 0 E: 0 K: 0 S: 3	H: 1 LOB: 1 BB: 1 P: 7	R: 0 E: 0 K: 1 S: 6	H: 0 LOB: 0 BB: 0 P: 6	R: 0 E: 0 K: 0 S: 3	H: 1 LOB: 1 BB: 0 P: 4	R: 0 E: 0 K: 0 S: 3	H: 0 LOB: 0 BB: 0 P: 3	R: 1 E: 0 K: 0 S: 5	H: 3 LOB: 1 BB: 0 P: 5	R: 1 E: 0 K: 0 S: 5	H: 2 LOB: 3 BB: 2 P: 13		1B: 7 2B: 0 3B: 0 HR: 0	SF: 0 SAC: 0 DP: 1 HBP: 0	WP: 0 PB: 0 SB: 1 CS: 0	PA: 36
<b>PITCHER</b>	IP	WLS	BF	H	R	ER	SO	BB	IBB	HBP	BLK	WP	HR	S	P	ERA	WHIP				
<b>Ken Schrom, R</b> (1, 1) ERA: 4.46	8.1	W	33	7	2	2	1	2	0	0	0	0	0	33	41	2.16	1.080				
<b>Doug Jones, R</b> (9, 1) ERA: 7.11	0.2	S	3	0	0	0	0	1	0	0	0	0	0	2	6	0.00	1.500				

Batter	1	2	3	4	5	6	7	8	9	AB	R	H	RBI	BB	SO	LOB	BOTTOM				
<b>Tony Bernazard, S</b> (1, 4) OBP: 0.373, SLG: 0.461	HR			F7				SF7		3	1	2	4	1	0	0	<b>Oakland Athletics @ Cleveland Indians</b> Cleveland Municipal Stadium, Cleveland, OH Sun Sep 14 1986, 3:33 AM EDT Att: 9,054 - Unknown <a href="http://livebaseballscorecards.com">livebaseballscorecards.com</a>				
<b>Brett Butler, L</b> (1, 8) OBP: 0.340, SLG: 0.354	L7	FC6-4		F8		F7		3B		5	0	1	0	0	0	4					
<b>Julio Franco, R</b> (1, 6) OBP: 0.334, SLG: 0.415	F3		6-3			1B		K		5	0	2	0	0	1	1					
<b>Joe Carter, R</b> (1, 3) OBP: 0.342, SLG: 0.522	F5		F8			K		K		4	0	0	0	0	2	2					
<b>Mel Hall, L</b> (1, 7) OBP: 0.341, SLG: 0.489 <b>Otis Nixon, S</b> (8, 7) OBP: 0.293, SLG: 0.253		L9		F7		F7		G1-4-3		4	1	1	0	0	0	2					
<b>Cory Snyder, R</b> (1, 9) OBP: 0.307, SLG: 0.528		1B		2B		K		BB		3	1	2	1	1	1	1					
<b>Dave Clark, L</b> (1, 10) OBP: 0.412, SLG: 0.286		E4		1B		1B		4-3		3	1	1	0	1	0	3					
<b>Brook Jacoby, R</b> (1, 5) OBP: 0.333, SLG: 0.422		1B		FC6-4		K		WP		2	1	0	0	2	1	3					
<b>Andy Allanson, R</b> (1, 2) OBP: 0.264, SLG: 0.286		F9		K		6-3		SH5-4		3	0	0	0	0	1	4					
<b>Inning Stats</b>	R: 1 E: 0 K: 0 S: 4	H: 1 LOB: 0 BB: 0 P: 4	R: 2 E: 1 K: 0 S: 6	H: 2 LOB: 2 BB: 1 P: 10	R: 1 E: 0 K: 0 S: 5	H: 2 LOB: 2 BB: 1 P: 9	R: 0 E: 0 K: 1 S: 5	H: 0 LOB: 0 BB: 0 P: 5	R: 0 E: 0 K: 2 S: 8	H: 1 LOB: 1 BB: 0 P: 8	R: 0 E: 0 K: 1 S: 6	H: 1 LOB: 2 BB: 1 P: 10	R: 0 E: 0 K: 1 S: 6	H: 1 LOB: 1 BB: 1 P: 10	R: 1 E: 0 K: 1 S: 6	H: 1 LOB: 1 BB: 1 P: 10		1B: 6 2B: 1 3B: 1 HR: 1	SF: 1 SAC: 1 DP: 0 HBP: 0	WP: 2 PB: 0 SB: 1 CS: 0	PA: 39
<b>PITCHER</b>	IP	WLS	BF	H	R	ER	SO	BB	IBB	HBP	BLK	WP	HR	S	P	ERA	WHIP				
<b>Jose Rijo, R</b> (1, 1) ERA: 4.49	6.0	L	29	7	4	2	4	3	0	0	0	1	1	34	46	3.00	1.667				
<b>Doug Bair, R</b> (7, 1) ERA: 2.99	2.0		10	2	1	1	2	2	0	0	0	1	0	12	20	4.50	2.000				





Batter	1	2	3	4	5	6	7	8	9	AB	R	H	RBI	BB	SO	LOB	TOP					
Kirby Puckett, R OBP: 0.377, SLG: 0.553	0-0 6-3		0-0 6-3		0-0 F8		0-0 G1-4-3			4	0	0	0	0	0	3	<b>Minnesota Twins @ Cleveland Indians</b> Cleveland Municipal Stadium, Cleveland, OH Mon Sep 15 1986, 7:05 PM EDT Att: 4,055 - Unknown <a href="http://livebaseballscorecards.com">livebaseballscorecards.com</a>					
Roy Smalley, S OBP: 0.335, SLG: 0.455	0-0 3-1		0-0 2B			0-0 1B		0-0 1-3	4	0	2	0	0	0	0							
Kent Hrbek, L OBP: 0.358, SLG: 0.497	4-0 1B		0-0 F2			0-0 F4		0-0 BB	3	0	1	0	1	0	2							
Gary Gaetti, R OBP: 0.343, SLG: 0.514	0-0 1-2			0-3 K		0-3 K		4-0 FC6-4	3	0	1	0	1	2	1							
Randy Bush, L OBP: 0.337, SLG: 0.420	0-0 F7		0-0 4-3			0-0 FC6-4		0-0 BB	4	0	1	0	0	0	4							
Billy Beane, R OBP: 0.237, SLG: 0.232		0-0 F2		0-0 F9		0-0 FC6-4		0-0 FC6-4	4	0	0	0	0	0	4							
Mark Salas, L OBP: 0.281, SLG: 0.384		0-0 F8			0-0 F9		0-0 F2		0-0 6-3	4	0	0	0	0	0							
Greg Gagne, R OBP: 0.290, SLG: 0.367		0-0 F2			0-3 K		0-0 E6		0-3 K	3	0	0	0	0	1	0						
Al Woods, L OBP: 0.333, SLG: 0.526									0-3 K	1	0	0	0	0	1	0						
Steve Lombardozzi, R OBP: 0.310, SLG: 0.351			0-0 F7				0-0 G1-4-3		0-3 K	4	0	2	0	0	1	0						
<b>Inning Stats</b>	R: 0 E: 0 K: 0 S: 4	H: 1 LOB: 2 BB: 1 P: 8	R: 0 E: 0 K: 0 S: 3	H: 0 LOB: 0 BB: 0 P: 3	R: 0 E: 0 K: 0 S: 4	H: 1 LOB: 1 BB: 0 P: 4	R: 0 E: 0 K: 1 S: 5	H: 0 LOB: 0 BB: 0 P: 5	R: 0 E: 0 K: 1 S: 6	H: 1 LOB: 1 BB: 0 P: 6	R: 0 E: 0 K: 1 S: 7	H: 2 LOB: 2 BB: 0 P: 7	R: 0 E: 1 K: 0 S: 4	H: 1 LOB: 1 BB: 0 P: 4	R: 0 E: 0 K: 0 S: 4	H: 1 LOB: 2 BB: 1 P: 8	R: 0 E: 0 K: 2 S: 7	H: 0 LOB: 0 BB: 0 P: 7	1B: 6 2B: 1 3B: 0 HR: 0	SF: 0 SAC: 0 DP: 1 HBP: 0	WP: 0 PB: 0 SB: 0 CS: 0	PA: 36
<b>PITCHER</b> Tom Candiotti, R ERA: 3.58	IP: 9.0 WLS: W BF: 36 H: 7 R: 0 ER: 0 SO: 5 BB: 2 IBB: 0 HBP: 0 BLK: 0 WP: 0 HR: 0 S: 44 P: 52 ERA: 0.00 WHIP: 1.000																					

Batter	1	2	3	4	5	6	7	8	9	AB	R	H	RBI	BB	SO	LOB	BOTTOM			
Tony Bernazard, S OBP: 0.374, SLG: 0.467	0-0 FC6-4		0-0 5-3		0-0 HR		0-0 6-3			4	1	2	1	0	0	0	<b>Minnesota Twins @ Cleveland Indians</b> Cleveland Municipal Stadium, Cleveland, OH Mon Sep 15 1986, 7:05 PM EDT Att: 4,055 - Unknown <a href="http://livebaseballscorecards.com">livebaseballscorecards.com</a>			
Brett Butler, L OBP: 0.341, SLG: 0.355	0-0 FC6-4		0-0 G3		0-0 E			0-0 CS	4	0	2	0	0	0	1					
Julio Franco, R OBP: 0.333, SLG: 0.418	0-0 F7		0-0 6-3		0-0 F9			0-0 E	4	1	1	0	0	0	2					
Joe Carter, R OBP: 0.343, SLG: 0.521	0-0 F8			0-0 S	0-0 4-3			0-0 E	4	1	2	0	0	0	2					
Cory Snyder, R OBP: 0.307, SLG: 0.525		0-0 CS		0-3 K		0-3 K		0-0 E6	4	1	1	1	0	2	2					
Pat Tabler, R OBP: 0.375, SLG: 0.431		0-0 5-3		0-3 K		0-0 F7		0-0 CS	4	0	1	2	0	1	2					
Otis Nixon, S OBP: 0.293, SLG: 0.253		1-2				0-0 F7		0-0 1B	0	0	0	0	0	0	0					
Brook Jacoby, R OBP: 0.335, SLG: 0.424		0-0 2B		4-0 FC4	0-0 BB		0-0 F8		0-0 F8	3	0	1	0	1	0					
Carmen Castillo, R OBP: 0.304, SLG: 0.421		4-0 BB		0-0 FC4		0-3 K		0-0 F8	2	0	0	0	1	1	2					
Chris Bando, S OBP: 0.329, SLG: 0.314		0-0 L5		0-0 FC4	0-0 4-3		0-0 6-3			3	0	0	0	0	2					
<b>Inning Stats</b>	R: 0 E: 0 K: 0 S: 4	H: 1 LOB: 1 BB: 0 P: 4	R: 0 E: 0 K: 0 S: 4	H: 2 LOB: 2 BB: 1 P: 8	R: 0 E: 0 K: 2 S: 8	H: 1 LOB: 2 BB: 1 P: 12	R: 1 E: 0 K: 0 S: 5	H: 2 LOB: 1 BB: 0 P: 5	R: 0 E: 0 K: 1 S: 5	H: 0 LOB: 0 BB: 0 P: 5	R: 0 E: 0 K: 1 S: 5	H: 0 LOB: 0 BB: 0 P: 5	R: 3 E: 1 K: 0 S: 7	H: 4 LOB: 1 BB: 0 P: 7	R: 0 E: 0 K: 0 S: 7	H: 0 LOB: 0 BB: 0 P: 7	1B: 7 2B: 1 3B: 1 HR: 1	SF: 0 SAC: 0 DP: 0 HBP: 0	WP: 0 PB: 0 SB: 2 CS: 2	PA: 35
<b>PITCHER</b> Frank Viola, L ERA: 4.71	IP: 7.1 WLS: L BF: 32 H: 9 R: 4 ER: 3 SO: 4 BB: 2 IBB: 0 HBP: 0 BLK: 0 WP: 1 HR: 1 S: 38 P: 46 ERA: 3.68 WHIP: 1.500																			
Keith Atherton, R ERA: 4.38	0.1	2	1	0	0	0	0	0	0	0	0	2	2	0.00	3.000					
Ray Fontenot, L ERA: 4.26	0.1	1	0	0	0	0	0	0	0	0	0	1	1	0.00	0.000					



Batter	1	2	3	4	5	6	7	8	9	AB	R	H	RBI	BB	SO	LOB	TOP								
Mark Davidson, R (1, 8) OBP: 0.162, SLG: 0.143	F9		K	K			F5		K	5	1	1	0	0	2	0	<b>Minnesota Twins @ Cleveland Indians</b> Cleveland Municipal Stadium, Cleveland, OH Tue Sep 16 1986, 7:05 PM EDT Att. 4,940 - Unknown <a href="http://livebaseballscorecards.com">livebaseballscorecards.com</a>								
Mickey Hatcher, R (1, 10) OBP: 0.325, SLG: 0.361	L5		F8				K		6-3	5	0	1	0	0	1	1									
Gary Gaetti, R (1, 5) OBP: 0.343, SLG: 0.512	F9		F7							4	1	1	0	0	0	2									
Tom Brunansky, R (1, 9) OBP: 0.322, SLG: 0.439		SH1-3 HR	S				F7		HBP	5	2	3	2	0	1	2									
Kent Hrbek, L (1, 3) OBP: 0.362, SLG: 0.500		SH1-3 HR	WP							3	2	2	1	2	0	0									
Tim Laudner, R (1, 2) OBP: 0.330, SLG: 0.455		SH1-3								4	0	2	1	0	0	4									
Billy Beane, R (1, 7) OBP: 0.244, SLG: 0.260			L6				K			4	1	2	3	0	1	1									
Greg Gagne, R (1, 6) OBP: 0.288, SLG: 0.363	F4						K		K	4	0	0	0	0	2	2									
Sieve Lombardozzi, R (1, 4) OBP: 0.307, SLG: 0.348	F7						F8		K	4	0	0	0	0	1	2									
<b>Inning Stats</b>	R: 0 E: 0 K: 0 S: 3	H: 0 LOB: 0 BB: 0 P: 3	R: 3 E: 0 K: 0 S: 5	H: 2 LOB: 0 BB: 1 P: 9	R: 3 E: 0 K: 0 S: 7	H: 4 LOB: 1 BB: 0 P: 7	R: 0 E: 0 K: 1 S: 5	H: 0 LOB: 0 BB: 0 P: 5	R: 0 E: 0 K: 1 S: 6	H: 1 LOB: 2 BB: 1 P: 10	R: 0 E: 0 K: 2 S: 7	H: 0 LOB: 0 BB: 0 P: 7	R: 0 E: 0 K: 1 S: 6	H: 1 LOB: 1 BB: 0 P: 6	R: 0 E: 0 K: 2 S: 9	H: 2 LOB: 2 BB: 0 P: 9	R: 1 E: 0 K: 1 S: 7	H: 2 LOB: 2 BB: 0 P: 8	1B: 9 2B: 2 3B: 0 HR: 1	SF: 0 SAC: 1 DP: 0 HBP: 1	WP: 1 PB: 0 SB: 3 CS: 0	PA: 42			
<b>PITCHER</b>	IP	WLS	BF	H	R	ER	SO	BB	IBB	HBP	BLK	WP	HR	S	P	ERA	WHIP								
Scott Bailes, L (1, 1) ERA: 4.8	2.2	L	14	5	6	6	0	1	0	0	0	0	1	13	17	20.25	2.250								
Rich Yett, R (3, 1) ERA: 5.84	3.1		13	2	0	0	4	0	1	0	0	1	0	20	24	0.00	0.600								
Doug Jones, R (7, 1) ERA: 5.4	2.0		9	3	0	0	3	0	0	0	0	0	0	15	15	0.00	1.500								
Ernie Camacho, R (9, 1) ERA: 4.17	1.0		6	2	1	1	1	0	0	1	0	0	0	7	8	9.00	2.000								

Batter	1	2	3	4	5	6	7	8	9	AB	R	H	RBI	BB	SO	LOB	BOTTOM								
Tony Bernazard, S (1, 4) OBP: 0.374, SLG: 0.470	G5-4-3 1B		F9				4-3		K	5	1	2	0	0	1	1	<b>Minnesota Twins @ Cleveland Indians</b> Cleveland Municipal Stadium, Cleveland, OH Tue Sep 16 1986, 7:05 PM EDT Att. 4,940 - Unknown <a href="http://livebaseballscorecards.com">livebaseballscorecards.com</a>								
Brett Butler, L (1, 8) OBP: 0.344, SLG: 0.356	G5-4-3 1B		1B				6-3			3	1	2	0	1	0	1									
Julio Franco, R (1, 6) OBP: 0.333, SLG: 0.417	G5-4-3		BB				4-3		5-3	4	0	1	1	0	0	3									
Joe Carter, R (1, 7) OBP: 0.342, SLG: 0.520	K		BB				F9		F8	4	0	1	0	0	1	1									
Cory Snyder, R (1, 9) OBP: 0.309, SLG: 0.523		K	BB						F8	3	0	1	1	1	1	0									
Pat Tabler, R (1, 3) OBP: 0.374, SLG: 0.429		1B	G1-2-3				F7		5-3	4	1	1	0	0	0	4									
Brook Jacoby, R (1, 5) OBP: 0.336, SLG: 0.424		1B					L6			4	0	2	0	0	0	1									
Carmen Castillo, R (1, 10) OBP: 0.306, SLG: 0.422							K		F8	2	0	1	1	0	1	1									
Mel Hall, L (6, PH) OBP: 0.340, SLG: 0.486	G6-4-3 1B						K			2	0	0	0	0	1	2									
Andy Allanson, R (1, 2) OBP: 0.262, SLG: 0.284	G6-4-3								F9	2	0	0	0	0	0	3									
Chris Bando, S (7, PH) OBP: 0.326, SLG: 0.311	G6-4-3						K			2	0	0	0	0	1	1									
<b>Inning Stats</b>	R: 0 E: 0 K: 1 S: 6	H: 2 LOB: 1 BB: 0 P: 6	R: 1 E: 0 K: 1 S: 7	H: 3 LOB: 1 BB: 0 P: 7	R: 1 E: 0 K: 0 S: 5	H: 3 LOB: 2 BB: 1 P: 9	R: 0 E: 1 K: 1 S: 5	H: 0 LOB: 0 BB: 0 P: 5	R: 1 E: 0 K: 0 S: 4	H: 1 LOB: 0 BB: 0 P: 4	R: 0 E: 0 K: 1 S: 6	H: 1 LOB: 1 BB: 0 P: 6	R: 0 E: 0 K: 1 S: 5	H: 0 LOB: 1 BB: 1 P: 9	R: 0 E: 0 K: 0 S: 3	H: 0 LOB: 0 BB: 0 P: 3	R: 0 E: 0 K: 1 S: 6	H: 1 LOB: 1 BB: 0 P: 6	1B: 10 2B: 0 3B: 1 HR: 0	SF: 0 SAC: 0 DP: 4 HBP: 0	WP: 0 PB: 0 SB: 0 CS: 0	PA: 37			
<b>PITCHER</b>	IP	WLS	BF	H	R	ER	SO	BB	IBB	HBP	BLK	WP	HR	S	P	ERA	WHIP								
Bill Latham, L (1, 1) ERA: 5.28	2.1		14	8	2	2	2	1	0	0	0	0	0	17	21	7.71	3.857								
Mark Portugal, R (3, 1) ERA: 4.53	6.2	W	23	3	1	1	4	1	0	0	0	0	0	30	34	1.35	0.600								



Batter	1	2	3	4	5	6	7	8	9	AB	R	H	RBI	BB	SO	LOB	TOP				
<b>Mark Davidson, R</b> (1, 10) OBP: 0.175, SLG: 0.184 <b>Roy Smalley, S</b> (8, PH) OBP: 0.338, SLG: 0.453	0-3 K		1-3-5 2B		0-0 F7			0-0 4-3		3	0	1	0	0	1	0					
<b>Mickey Hatcher, R</b> (1, 3) OBP: 0.320, SLG: 0.356	0-0 4-3		1-3-5 2-3F		0-0 F8			0-0 F8		4	0	0	0	0	0	1					
<b>Kirby Puckett, R</b> (1, 8) OBP: 0.374, SLG: 0.549	0-3 K			0-0 F7			1-3	0-3 K		4	0	0	0	0	2	0					
<b>Gary Gaetti, R</b> (1, 5) OBP: 0.348, SLG: 0.521		0-0 E7 1B		0-0 HR			0-0 CS 1B	0-0 BB 1B		4	1	4	1	0	0	0					
<b>Tom Brunansky, R</b> (1, 9) OBP: 0.322, SLG: 0.436		4-0 BB		0-0 4-3			0-0 CS 1-2	0-0 F8	0-0 F6	3	0	0	0	1	0	1					
<b>Tim Laudner, R</b> (1, 2) OBP: 0.325, SLG: 0.447 <b>Randy Bush, L</b> (9, PH) OBP: 0.339, SLG: 0.420		0-0 F5		0-0 6-3				0-0 L5	4-0 1-2 BB	3	0	0	0	0	0	2					
<b>Billy Beane, R</b> (1, 7) OBP: 0.290, SLG: 0.262 <b>Kent Hrbek, L</b> (9, PH) OBP: 0.361, SLG: 0.499		0-3 K		0-0 F9				0-0 1B 1B	0-0 F8	3	0	1	0	0	1	2					
<b>Greg Gagne, R</b> (1, 6) OBP: 0.290, SLG: 0.372 <b>Al Woods, L</b> (9, PH) OBP: 0.316, SLG: 0.500		0-3 K			0-0 HR			0-0 FC6-4 1B	0-3 K	3	1	2	1	0	1	2					
<b>Steve Lombardozzi, R</b> (1, 4) OBP: 0.305, SLG: 0.345			0-0 F9		0-0 G3			0-0 FC6-4 1-2		3	0	0	0	0	0	2					
<b>Inning Stats</b>	R: 0 E: 0 K: 2 S: 7	H: 0 LOB: 0 BB: 0 P: 7	R: 0 E: 1 K: 2 S: 8	H: 1 LOB: 2 BB: 1 P: 12	R: 0 E: 0 K: 0 S: 3	H: 1 LOB: 0 BB: 0 P: 3	R: 1 E: 0 K: 0 S: 4	H: 1 LOB: 0 BB: 0 P: 4	R: 1 E: 0 K: 0 S: 4	H: 1 LOB: 0 BB: 0 P: 4	R: 0 E: 0 K: 0 S: 3	H: 1 LOB: 0 BB: 0 P: 3	R: 0 E: 0 K: 0 S: 5	H: 2 LOB: 2 BB: 0 P: 5	R: 0 E: 0 K: 1 S: 6	H: 1 LOB: 0 BB: 1 P: 10	1B: 5 2B: 2 3B: 0 HR: 2	SF: 0 SAC: 0 DP: 1 HBP: 0	WP: 0 PB: 0 SB: 0 CS: 1	PA: 36	
<b>PITCHER</b>	IP WLS BF H R ER SO BB IBB HBP BLK WP HR S P ERA WHIP	IP WLS BF H R ER SO BB IBB HBP BLK WP HR S P ERA WHIP	IP WLS BF H R ER SO BB IBB HBP BLK WP HR S P ERA WHIP	IP WLS BF H R ER SO BB IBB HBP BLK WP HR S P ERA WHIP	IP WLS BF H R ER SO BB IBB HBP BLK WP HR S P ERA WHIP	IP WLS BF H R ER SO BB IBB HBP BLK WP HR S P ERA WHIP	IP WLS BF H R ER SO BB IBB HBP BLK WP HR S P ERA WHIP	IP WLS BF H R ER SO BB IBB HBP BLK WP HR S P ERA WHIP	IP WLS BF H R ER SO BB IBB HBP BLK WP HR S P ERA WHIP	IP WLS BF H R ER SO BB IBB HBP BLK WP HR S P ERA WHIP	IP WLS BF H R ER SO BB IBB HBP BLK WP HR S P ERA WHIP	IP WLS BF H R ER SO BB IBB HBP BLK WP HR S P ERA WHIP	IP WLS BF H R ER SO BB IBB HBP BLK WP HR S P ERA WHIP	IP WLS BF H R ER SO BB IBB HBP BLK WP HR S P ERA WHIP	IP WLS BF H R ER SO BB IBB HBP BLK WP HR S P ERA WHIP	IP WLS BF H R ER SO BB IBB HBP BLK WP HR S P ERA WHIP	IP WLS BF H R ER SO BB IBB HBP BLK WP HR S P ERA WHIP	IP WLS BF H R ER SO BB IBB HBP BLK WP HR S P ERA WHIP	IP WLS BF H R ER SO BB IBB HBP BLK WP HR S P ERA WHIP	IP WLS BF H R ER SO BB IBB HBP BLK WP HR S P ERA WHIP	IP WLS BF H R ER SO BB IBB HBP BLK WP HR S P ERA WHIP

Minnesota Twins @ Cleveland Indians  
 Cleveland Municipal Stadium, Cleveland, OH  
 Wed Sep 17 1986, 7:05 PM EDT  
 Att: 5,101 - Unknown

AB 33  
 R 2  
 H 8  
 RBI 2  
 BB 2  
 SO 6  
 LOB 14



Batter	1	2	3	4	5	6	7	8	9	AB	R	H	RBI	BB	SO	LOB	BOTTOM				
<b>Tony Bernazard, S</b> (1, 4) OBP: 0.375, SLG: 0.468	4-0 1B BB		0-3 K		4-0 1B IBB			0-0 F8		2	0	0	0	2	1	1					
<b>Brett Butler, L</b> (1, 8) OBP: 0.348, SLG: 0.360	0-0 1-2 1B		0-0 G4-3 1B		0-0 1-2 2-3 1B			4-0 F7 6-3 BB		3	0	3	0	1	0	0					
<b>Julio Franco, R</b> (1, 6) OBP: 0.331, SLG: 0.414	0-0 F3		0-0 G4-3 1-2		0-0 1-3			0-0 6-3 1-2		4	0	0	0	0	0	6					
<b>Joe Carter, R</b> (1, 7) OBP: 0.342, SLG: 0.518	0-0 1-2 F7			0-3 K				0-0 1B S 1B	0-0 F7 2-3	4	1	1	0	0	1	2					
<b>Cory Snyder, R</b> (1, 9) OBP: 0.308, SLG: 0.523		0-0 5-3		0-0 L4-6 2B				0-0 F4	0-3 K	4	0	1	0	0	1	2					
<b>Pat Tabler, R</b> (1, 3) OBP: 0.372, SLG: 0.427		0-0 F9		0-0 L4-6 2-3				0-0 1B 1H 2B	0-0 5-3	4	1	1	1	0	0	1					
<b>Brook Jacoby, R</b> (1, 5) OBP: 0.339, SLG: 0.429		0-0 HR 1B			0-0 1B BB 1B			0-0 WP 2B 2B	0-0 4-3	4	2	3	1	0	0	0					
<b>Carmen Castillo, R</b> (1, 10) OBP: 0.313, SLG: 0.440 <b>Mel Hall, L</b> (6, PH) OBP: 0.338, SLG: 0.484		0-0 1H HR			4-0 L1-3 BB			0-3 K	0-0 F7	1	1	1	2	1	0	0					
<b>Chris Bando, S</b> (1, 2) OBP: 0.326, SLG: 0.316		0-0 6-3			0-0 L1-3 1-2			0-0 2B		3	0	1	1	0	0	2					
<b>Inning Stats</b>	R: 0 E: 0 K: 0 S: 3	H: 1 LOB: 1 BB: 1 P: 7	R: 2 E: 0 K: 0 S: 5	H: 2 LOB: 0 BB: 0 P: 5	R: 0 E: 0 K: 1 S: 5	H: 1 LOB: 0 BB: 0 P: 5	R: 0 E: 0 K: 1 S: 5	H: 1 LOB: 0 BB: 0 P: 5	R: 0 E: 0 K: 1 S: 9	H: 4 LOB: 1 BB: 0 P: 9	R: 0 E: 0 K: 1 S: 5	H: 0 LOB: 1 BB: 1 P: 9	R: 0 E: 0 K: 0 S: 3	H: 0 LOB: 0 BB: 0 P: 3	1B: 7 2B: 5 3B: 0 HR: 1	SF: 0 SAC: 0 DP: 3 HBP: 0	WP: 1 PB: 1 SB: 1 CS: 0	PA: 35			
<b>PITCHER</b>	IP WLS BF H R ER SO BB IBB HBP BLK WP HR S P ERA WHIP	IP WLS BF H R ER SO BB IBB HBP BLK WP HR S P ERA WHIP	IP WLS BF H R ER SO BB IBB HBP BLK WP HR S P ERA WHIP	IP WLS BF H R ER SO BB IBB HBP BLK WP HR S P ERA WHIP	IP WLS BF H R ER SO BB IBB HBP BLK WP HR S P ERA WHIP	IP WLS BF H R ER SO BB IBB HBP BLK WP HR S P ERA WHIP	IP WLS BF H R ER SO BB IBB HBP BLK WP HR S P ERA WHIP	IP WLS BF H R ER SO BB IBB HBP BLK WP HR S P ERA WHIP	IP WLS BF H R ER SO BB IBB HBP BLK WP HR S P ERA WHIP	IP WLS BF H R ER SO BB IBB HBP BLK WP HR S P ERA WHIP	IP WLS BF H R ER SO BB IBB HBP BLK WP HR S P ERA WHIP	IP WLS BF H R ER SO BB IBB HBP BLK WP HR S P ERA WHIP	IP WLS BF H R ER SO BB IBB HBP BLK WP HR S P ERA WHIP	IP WLS BF H R ER SO BB IBB HBP BLK WP HR S P ERA WHIP	IP WLS BF H R ER SO BB IBB HBP BLK WP HR S P ERA WHIP	IP WLS BF H R ER SO BB IBB HBP BLK WP HR S P ERA WHIP	IP WLS BF H R ER SO BB IBB HBP BLK WP HR S P ERA WHIP	IP WLS BF H R ER SO BB IBB HBP BLK WP HR S P ERA WHIP	IP WLS BF H R ER SO BB IBB HBP BLK WP HR S P ERA WHIP	IP WLS BF H R ER SO BB IBB HBP BLK WP HR S P ERA WHIP	IP WLS BF H R ER SO BB IBB HBP BLK WP HR S P ERA WHIP

Minnesota Twins @ Cleveland Indians  
 Cleveland Municipal Stadium, Cleveland, OH  
 Wed Sep 17 1986, 7:05 PM EDT  
 Att: 5,101 - Unknown

AB 31  
 R 5  
 H 11  
 RBI 5  
 BB 4  
 SO 4  
 LOB 15





Batter	1	2	3	4	5	6	7	8	9	AB	R	H	RBI	BB	SO	LOB	TOP		
Tony Bernazard, S (1,4) OBP: 0.372, SLG: 0.464	5-3		G4-3			F9			6-3	4	0	0	0	0	0	1			
Brett Butler, L (1,8) OBP: 0.346, SLG: 0.357	1-3		4-3			K			K	4	0	0	0	0	2	0			
Julio Franco, R (1,6) OBP: 0.330, SLG: 0.412	B1-3				F8				1B	4	0	1	0	0	0	0			
Joe Carter, R (1,7) OBP: 0.341, SLG: 0.515		1B WP 1B HBP			F3				F3	3	1	0	0	0	0	1			
Cory Snyder, R (1,9) OBP: 0.311, SLG: 0.527		CS 1B			6-3					3	0	2	0	0	0	0			
Pat Tabler, R (1,3) OBP: 0.370, SLG: 0.424			K			F7			F8	3	0	0	0	0	1	3			
Brook Jacoby, R (1,5) OBP: 0.339, SLG: 0.428			FC4 1B			5-3			F8	3	0	1	1	0	0	0			
Carmen Castillo, R (1,10) OBP: 0.308, SLG: 0.433			FC4			5-3			K	3	0	0	0	0	1	1			
Chris Bando, S (1,2) OBP: 0.322, SLG: 0.311			E9			5-3			F9	3	0	0	0	0	0	0			
<b>Inning Stats</b>	R: 0 E: 0 K: 0 S: 3	H: 0 LOB: 0 BB: 0 P: 3	R: 1 E: 0 K: 1 S: 6	H: 2 LOB: 1 BB: 0 P: 7	R: 0 E: 0 K: 0 S: 3	H: 0 LOB: 0 BB: 0 P: 3	R: 0 E: 0 K: 0 S: 3	H: 0 LOB: 0 BB: 0 P: 3	R: 0 E: 0 K: 1 S: 5	H: 0 LOB: 0 BB: 0 P: 5	R: 0 E: 0 K: 0 S: 4	H: 1 LOB: 1 BB: 0 P: 4	R: 0 E: 0 K: 1 S: 5	H: 0 LOB: 0 BB: 0 P: 5	R: 0 E: 0 K: 1 S: 6	H: 1 LOB: 1 BB: 0 P: 6	1B: 3 2B: 1 3B: 0 HR: 0	SF: 0 SAC: 0 DP: 1 HBP: 1	WP: 1 PA: 31 CS: 1
<b>PITCHER</b> Curt Young, L (1,1) ERA: 3.75	IP: 9.0 WLS: W BF: 31 H: 4 R: 1 ER: 1 SO: 4 BB: 0 IBB: 0 HBP: 1 BLK: 0 WP: 1 HR: 0 S: 38 P: 39 ERA: 1.00 WHIP: 0.444															<b>PITCHER</b>			

Cleveland Indians @ Oakland Athletics  
Oakland-Alameda County Coliseum, Oakland, CA

AB 30  
R 1  
H 4  
RBI 1  
BB 0  
SO 4  
LOB 6



WP: 1  
PA: 31  
CS: 1

Batter	1	2	3	4	5	6	7	8	9	AB	R	H	RBI	BB	SO	LOB	BOTTOM		
Alfredo Griffin, S (1,6) OBP: 0.318, SLG: 0.344	F8		FC6-4 1B		F5		L3			4	1	0	0	0	0	2			
Dwayne Murphy, L (1,8) OBP: 0.386, SLG: 0.381	F8		1B		WP 1B			HR 1B		4	2	3	1	0	0	0			
Jose Canseco, R (1,7) OBP: 0.324, SLG: 0.471	5-3		1B		1B			F7		4	0	2	2	0	0	1			
Bruce Bochte, L (1,3) OBP: 0.360, SLG: 0.346		F9	F9		1-3			F5		4	0	0	0	0	0	4			
Dave Kingman, R (1,10) OBP: 0.258, SLG: 0.436		F6		K		F7		HR		4	1	1	2	0	1	0			
Mike Davis, L (1,9) OBP: 0.320, SLG: 0.466		F9		4-3 1B		F9		F9		4	0	1	0	0	0	0			
Donnie Hill, S (1,5) OBP: 0.334, SLG: 0.386			F7		4-3			F7		3	0	0	0	0	0	1			
Mickey Tettleton, S (1,2) OBP: 0.330, SLG: 0.397			FC6-4 1B		F9			F7		3	1	1	0	0	0	1			
Mike Gallego, R (1,4) OBP: 0.278, SLG: 0.235			FC6-4 1B		6-3			6-3		3	0	1	0	0	0	0			
<b>Inning Stats</b>	R: 0 E: 0 K: 0 S: 3	H: 0 LOB: 0 BB: 0 P: 3	R: 2 E: 0 K: 0 S: 7	H: 4 LOB: 2 BB: 0 P: 7	R: 0 E: 0 K: 1 S: 6	H: 1 LOB: 1 BB: 0 P: 6	R: 1 E: 0 K: 0 S: 5	H: 2 LOB: 1 BB: 0 P: 5	R: 0 E: 0 K: 0 S: 3	H: 0 LOB: 0 BB: 0 P: 3	R: 0 E: 0 K: 0 S: 3	H: 0 LOB: 0 BB: 0 P: 3	R: 2 E: 0 K: 0 S: 5	H: 2 LOB: 0 BB: 0 P: 5	R: 2 E: 0 K: 0 S: 5	H: 2 LOB: 0 BB: 0 P: 5	1B: 8 2B: 0 3B: 0 HR: 1	SF: 0 SAC: 0 DP: 0 HBP: 0	WP: 1 PA: 33 CS: 0
<b>PITCHER</b> Phil Niekro, R (1,1) ERA: 4.39	IP: 8.0 WLS: L BF: 33 H: 9 R: 5 ER: 5 SO: 1 BB: 0 IBB: 0 HBP: 0 BLK: 0 WP: 1 HR: 1 S: 35 P: 35 ERA: 5.62 WHIP: 1.125															<b>PITCHER</b>			

Cleveland Indians @ Oakland Athletics  
Oakland-Alameda County Coliseum, Oakland, CA

AB 33  
R 5  
H 9  
RBI 5  
BB 0  
SO 1  
LOB 9



WP: 1  
PA: 33  
CS: 0

Fri Sep 19 1986, 7:05 PM PDT  
Att: 41,778 - Unknown


livebaseballscores.com


livebaseballscores.com







Batter	1	2	3	4	5	6	7	8	9	AB	R	H	RBI	BB	SO	LOB	TOP					
<b>Brett Butler, L</b> (1, 8) OBP: 0.349, SLG: 0.361	0-0 4-3		0-0 E2		0-0 F8			0-0 BB 1B		4	0	2	1	0	0	1	<b>Cleveland Indians @ Oakland Athletics</b> Oakland-Alameda County Coliseum, Oakland, CA Sun Sep 21 1986, 3:33 AM PDT Att: 13,159 - Unknown  <b>AB 34</b> <b>R 2</b> <b>H 8</b> <b>RBI 2</b> <b>BB 1</b> <b>SO 6</b> <b>LOB 15</b> 					
<b>Julio Franco, R</b> (1, 4) OBP: 0.332, SLG: 0.411	0-0 1-3		0-0 G4-1			0-0 5-3		4-0 BB 1-2 BB		3	0	0	0	1	0							
<b>Joe Carter, R</b> (1, 9) OBP: 0.338, SLG: 0.509	0-0 F6			0-0 5-3		0-3 K		0-0 F3		4	0	0	0	0	1	2						
<b>Mel Hall, L</b> (1, 7) OBP: 0.342, SLG: 0.486		0-0 F8		0-0 FC5-4 1B		0-0 F8		0-0 F8		4	0	1	0	0	0	2						
<b>Cory Snyder, R</b> (1, 6) OBP: 0.312, SLG: 0.521		0-3 K		0-3 K			0-3 K		0-0 F9 1B SF8 1B	4	1	1	0	0	3	1						
<b>Pat Tabler, R</b> (1, 3) OBP: 0.371, SLG: 0.425	0-0 L6		0-0 FC5-4 1-2			0-0 1B		0-0 1-2 1B		4	0	2	0	0	0	1						
<b>Brook Jacoby, R</b> (1, 5) OBP: 0.337, SLG: 0.425			0-0 F9		0-0 F4		0-3 K		0-0 F9 2-3	4	0	0	0	0	1	3						
<b>Carmen Castillo, R</b> (1, 10) OBP: 0.312, SLG: 0.441 (3, PR)			0-0 E 2B		0-0 6-3 1B		0-0 4-3		0-0 SF8	1	0	1	0	0	0	0						
<b>Chris Bando, S</b> (1, 2) OBP: 0.315, SLG: 0.304 (9, PH)			0-0 1-3		0-0 6-3 1-2			0-3 K 3-H	0-0 F7	3	0	0	0	0	1	2						
<b>Andre Thornton, R</b> (9, PH) OBP: 0.333, SLG: 0.392										1	0	0	0	0	0	1						
<b>Inning Stats</b>	R: 0 E: 0 K: 0 S: 3	H: 0 LOB: 0 BB: 0 P: 3	R: 0 E: 0 K: 1 S: 5	H: 0 LOB: 0 BB: 0 P: 5	R: 1 E: 1 K: 0 S: 5	H: 2 LOB: 1 BB: 0 P: 5	R: 0 E: 0 K: 1 S: 6	H: 1 LOB: 1 BB: 0 P: 6	R: 0 E: 0 K: 1 S: 4	H: 1 LOB: 1 BB: 0 P: 4	R: 0 E: 0 K: 2 S: 5	H: 0 LOB: 0 BB: 0 P: 5	R: 0 E: 0 K: 2 S: 8	H: 1 LOB: 1 BB: 0 P: 8	R: 0 E: 0 K: 1 S: 6	H: 1 LOB: 2 BB: 1 P: 10	R: 1 E: 0 K: 0 S: 5	H: 2 LOB: 1 BB: 0 P: 5	1B: 7 2B: 1 3B: 0 HR: 0	SF: 1 SAC: 0 DP: 0 HBP: 0	WP: 0 PB: 0 SB: 0 CS: 0	PA: 36
<b>PITCHER</b> <b>Joaquin Andujar, R</b> (1, 1) ERA: 3.69	IP: 9.0 WLS: W BF: 36 H: 8 R: 2 ER: 2 SO: 6 BB: 1 IBB: 0 HBP: 0 BLK: 0 WP: 0 HR: 0 S: 47 P: 51 ERA: 2.00 WHIP: 1.000															<b>PITCHER</b>						

Batter	1	2	3	4	5	6	7	8	9	AB	R	H	RBI	BB	SO	LOB	BOTTOM			
<b>Alfredo Griffin, S</b> (1, 6) OBP: 0.320, SLG: 0.351	0-0 SH1-3 1B 2B		0-0 PB E 1B		0-0 F9			0-3 K		4	2	2	0	0	1	2	<b>Cleveland Indians @ Oakland Athletics</b> Oakland-Alameda County Coliseum, Oakland, CA Sun Sep 21 1986, 3:33 AM PDT Att: 13,159 - Unknown  <b>AB 29</b> <b>R 4</b> <b>H 8</b> <b>RBI 4</b> <b>BB 4</b> <b>SO 3</b> <b>LOB 14</b> 			
<b>Dwayne Murphy, L</b> (1, 8) OBP: 0.365, SLG: 0.384	0-0 SH1-3 2-3		0-0 F6 1-3		0-0 G3		0-0 G3		0-0 5-3	3	0	0	0	0	0	2				
<b>Carney Lansford, R</b> (1, 5) OBP: 0.337, SLG: 0.427 (9, 3)	0-0 E 1B 3-H		0-0 S SF8		0-0 2-4 1B			0-0 5-3		4	1	2	2	0	0	0				
<b>Bruce Bochte, L</b> (1, 3) OBP: 0.360, SLG: 0.340 (8, PR)	0-0 FC4		0-0 S SF8		0-0 F9 2-4 1B			4-0 HR BB		2	0	0	0	2	0	2				
<b>Stan Javier, S</b> (9, PR) <b>Lenn Sakata, R</b> (9, 4) OBP: 0.405, SLG: 0.424	0-0 FC4 1-2		0-0 S SF8 BB		0-0 F9 2-4 1B			0-0 HR BB		0	0	0	0	0	0	0				
<b>Dave Kingman, R</b> (1, 10) OBP: 0.259, SLG: 0.442	0-0 F6		0-0 SF8		0-0 2-4	0-0 F9		0-0 HR		3	1	1	2	0	0	2				
<b>Jose Canseco, R</b> (1, 7) OBP: 0.322, SLG: 0.466	0-0 F9		0-0 F6		0-0 2-4	0-0 F9		1-2 HR		3	0	0	0	1	0	3				
<b>Mike Davis, L</b> (1, 9) OBP: 0.318, SLG: 0.461		0-0 F5		0-3 K		0-0 1B		0-0 1-2 1B		4	0	2	0	0	1	0				
<b>Donnie Hill, S</b> (1, 4) OBP: 0.333, SLG: 0.384 (8, 4)		0-0 L7		0-0 4-3 1B			0-3 K		0-0 1-3	3	0	1	0	0	1	0				
<b>Mike Gallego, R</b> (8, 4) OBP: 0.250, SLG: 0.211 (9, 5)										1	0	0	0	0	0	2				
<b>Jerry Willard, L</b> (1, 2) OBP: 0.337, SLG: 0.358		0-0 4-3		0-0 4-3 1-2			4-0 BB			2	0	0	0	1	0	1				
<b>Inning Stats</b>	R: 1 E: 1 K: 0 S: 6	H: 2 LOB: 2 BB: 0 P: 6	R: 0 E: 0 K: 0 S: 3	H: 0 LOB: 0 BB: 0 P: 3	R: 2 E: 1 K: 0 S: 5	H: 1 LOB: 1 BB: 1 P: 9	R: 0 E: 0 K: 1 S: 6	H: 1 LOB: 1 BB: 0 P: 6	R: 0 E: 0 K: 1 S: 3	H: 1 LOB: 1 BB: 0 P: 3	R: 0 E: 0 K: 2 S: 7	H: 0 LOB: 1 BB: 1 P: 11	R: 0 E: 0 K: 0 S: 4	H: 2 LOB: 2 BB: 2 P: 12	R: 1 E: 0 K: 0 S: 4	H: 2 LOB: 2 BB: 2 P: 12	1B: 6 2B: 1 3B: 0 HR: 1	SF: 1 SAC: 1 DP: 0 HBP: 0	WP: 0 PB: 1 SB: 2 CS: 0	PA: 35
<b>PITCHER</b> <b>Tom Candiotti, R</b> (1, 1) ERA: 3.53	IP: 8.0 WLS: L BF: 36 H: 8 R: 4 ER: 2 SO: 3 BB: 4 IBB: 0 HBP: 0 BLK: 0 WP: 0 HR: 1 S: 37 P: 53 ERA: 2.25 WHIP: 1.500															<b>PITCHER</b>				



Batter	1	2	3	4	5	6	7	8	9	AB	R	H	RBI	BB	SO	LOB	TOP								
Tony Bernazard, S (1,4) OBP: 0.366, SLG: 0.456	4-3		F9		F7		L4-6			4	0	0	0	0	0	2	<b>Cleveland Indians @ California Angels</b> Anaheim Stadium, Anaheim, CA Mon Sep 22 1986, 6:33 AM EDT Unknown								
Brett Butler, L (1,8) OBP: 0.350, SLG: 0.361	6-3		B5-3		E9			G6-4-3 BB		3	0	1	1	1	0	0									
Julio Franco, R (1,6) OBP: 0.331, SLG: 0.410				F7	F8			L9		4	0	1	0	0	0	2									
Joe Carter, R (1,3) OBP: 0.337, SLG: 0.511	F9			SF8 3B		L5		G6-4-3 1-2		4	1	1	0	0	0	2									
Mel Hall, L (1,7) OBP: 0.344, SLG: 0.495 Otis Nixon, S (9, PR) OBP: 0.301, SLG: 0.253	4-3			SF8					CS 1B	3	1	2	2	0	0	0									
Cory Snyder, R (1,9) OBP: 0.311, SLG: 0.518	F7			E6 1B		F8		F8		4	0	1	0	0	0	1									
Dave Clark, L (1,10) OBP: 0.357, SLG: 0.261				4-3				G3-4-1 1-2		4	0	1	0	0	1	2									
Brook Jacoby, R (1,5) OBP: 0.336, SLG: 0.426	F3									3	1	2	0	0	0	1									
Andy Allanson, R (1,2) OBP: 0.260, SLG: 0.281			L7							1	0	0	0	0	0	0									
<b>Inning Stats</b>	R: 0 E: 0 K: 0 S: 4	H: 1 LOB: 1 BB: 0 P: 4	R: 0 E: 0 K: 0 S: 4	H: 1 LOB: 1 BB: 0 P: 4	R: 0 E: 0 K: 0 S: 3	H: 0 LOB: 0 BB: 0 P: 3	R: 1 E: 1 K: 0 S: 5	H: 2 LOB: 1 BB: 0 P: 5	R: 1 E: 1 K: 0 S: 5	H: 2 LOB: 1 BB: 0 P: 5	R: 1 E: 0 K: 1 S: 6	H: 1 LOB: 0 BB: 0 P: 6	R: 0 E: 0 K: 0 S: 3	H: 1 LOB: 0 BB: 0 P: 3	R: 0 E: 0 K: 0 S: 2	H: 0 LOB: 0 BB: 1 P: 6	R: 0 E: 0 K: 0 S: 3	H: 1 LOB: 1 BB: 0 P: 3	1B: 7 2B: 1 3B: 1 HR: 1	SF: 1 SAC: 2 DP: 2 HBP: 0	WP: 0 PB: 0 SB: 1 CS: 1	PA: 34			
<b>PITCHER</b>	IP	WLS	BF	H	R	ER	SO	BB	IBB	HBP	BLK	WP	HR	S	P	ERA	WHIP								
Don Sutton, R (1,1) ERA: 3.7	6.0	W	26	8	3	3	1	0	0	0	0	0	1	28	28	4.50	1.333								
Chuck Finley, L (7,1) ERA: 3.53	1.0		3	0	0	0	0	1	0	0	0	0	0	2	6	0.00	1.000								
Doug Corbett, R (8,1) ERA: 3.43	2.0	S	5	1	0	0	0	0	0	0	0	0	0	5	5	0.00	0.500								

Batter	1	2	3	4	5	6	7	8	9	AB	R	H	RBI	BB	SO	LOB	BOTTOM								
Gary Pettis, S (1,8) OBP: 0.339, SLG: 0.330	5-3		6-3		F9		G3			4	0	0	0	0	0	1	<b>Cleveland Indians @ California Angels</b> Anaheim Stadium, Anaheim, CA Mon Sep 22 1986, 6:33 AM EDT Unknown								
Dick Schofield, R (1,6) OBP: 0.326, SLG: 0.407	E6 1B			K		6-3	K			4	0	0	0	0	2	0									
Brian Downing, R (1,7) OBP: 0.360, SLG: 0.449 Devon White, S (7, PR) OBP: 0.333, SLG: 0.393					F9 2B					3	1	3	0	1	0	0									
Doug DeCinces, R (1,5) OBP: 0.323, SLG: 0.468	F8-6-4 1B				F9 2B					0	0	0	0	0	0	0									
Doug DeCinces, R (1,5) OBP: 0.323, SLG: 0.468	F8-6-4 1-2				F9 2-3					4	0	0	0	0	1	5									
George Hendrick, R (1,9) OBP: 0.298, SLG: 0.470 Mark Ryal, L (8, PH) OBP: 0.500, SLG: 0.625	F8			6-3						3	1	1	0	0	0	1									
Bobby Grich, R (1,3) OBP: 0.369, SLG: 0.435	F8				L8					1	0	0	0	0	0	0									
Darrell Miller, R (1,10) OBP: 0.327, SLG: 0.327 Reggie Jackson, L (8, PH) OBP: 0.391, SLG: 0.427										2	1	1	0	1	0	0									
Bob Boone, R (1,2) OBP: 0.293, SLG: 0.314										1	0	1	0	0	0	0									
Bob Boone, R (1,2) OBP: 0.293, SLG: 0.314										3	0	2	0	1	0	1									
Gus Polidor, R (1,4) OBP: 0.333, SLG: 0.353 Wally Joyner, L (6, PH) OBP: 0.346, SLG: 0.465										2	0	1	1	0	0	1									
Gus Polidor, R (1,4) OBP: 0.333, SLG: 0.353 Wally Joyner, L (6, PH) OBP: 0.346, SLG: 0.465										2	0	0	0	0	0	4									
<b>Inning Stats</b>	R: 0 E: 1 K: 0 S: 4	H: 1 LOB: 1 BB: 0 P: 4	R: 0 E: 0 K: 0 S: 3	H: 0 LOB: 0 BB: 0 P: 3	R: 0 E: 0 K: 1 S: 6	H: 1 LOB: 1 BB: 0 P: 6	R: 1 E: 0 K: 0 S: 4	H: 1 LOB: 1 BB: 1 P: 8	R: 3 E: 0 K: 1 S: 8	H: 3 LOB: 2 BB: 2 P: 16	R: 0 E: 0 K: 1 S: 6	H: 1 LOB: 0 BB: 0 P: 6	R: 0 E: 0 K: 0 S: 5	H: 2 LOB: 2 BB: 0 P: 5	R: 0 E: 0 K: 0 S: 5	H: 2 LOB: 2 BB: 0 P: 5	1B: 8 2B: 2 3B: 0 HR: 1	SF: 0 SAC: 0 DP: 2 HBP: 0	WP: 0 PB: 0 SB: 0 CS: 0	PA: 36					
<b>PITCHER</b>	IP	WLS	BF	H	R	ER	SO	BB	IBB	HBP	BLK	WP	HR	S	P	ERA	WHIP								
Scott Bailes, L (1,1) ERA: 4.88	5.2	L	25	7	4	4	2	2	0	0	0	0	1	27	35	6.35	1.588								
Doug Jones, R (6,1) ERA: 4.22	2.1		11	3	0	0	1	1	0	0	0	0	0	12	16	0.00	1.714								







Batter	1	2	3	4	5	6	7	8	9	AB	R	H	RBI	BB	SO	LOB	TOP					
Tony Bernazard, S (1,4) OBP: 0.363, SLG: 0.453	F8		F8		K		4-3		K	5	0	0	0	0	2	3	Cleveland Indians @ California Angels Anaheim Stadium, Anaheim, CA Tue Sep 23 1986, 10:05 PM EDT Att: 22,678 - Unknown					
Brett Butler, L (1,8) OBP: 0.355, SLG: 0.372	F7		BB			2B	FC4-6		2B	4	2	3	1	1	0	0						
Julio Franco, R (1,6) OBP: 0.333, SLG: 0.412										0	0	0	0	0	0	0						
Dave Clark, L (1,PH) OBP: 0.323, SLG: 0.231	K		K			F5	FC4-6		F7	4	0	0	0	0	2	6						
Andy Allanson, R (7,2) OBP: 0.259, SLG: 0.280										1	0	0	0	0	0	1						
Joe Carter, R (1,3) OBP: 0.337, SLG: 0.513		F8		6-3						5	0	2	2	0	0	0						
Mel Hall, L (1,7) OBP: 0.345, SLG: 0.494		K		L5		2B	FC6-4		F8	4	1	1	0	1	1	1						
Cory Snyder, R (1,9) OBP: 0.309, SLG: 0.514	1-3			2B		K			F9	4	0	1	0	0	1	3						
Pat Tabler, R (1,10) OBP: 0.373, SLG: 0.429			BB	6-3		FC6-4				3	1	1	1	1	0	3						
Brook Jacoby, R (1,5) OBP: 0.342, SLG: 0.429			BB							4	0	2	1	0	1	0						
Chris Bando, S (1,2) OBP: 0.312, SLG: 0.305										3	0	1	0	0	1	2						
Otis Nixon, S (7,PR) OBP: 0.299, SLG: 0.250			K		F2				F8	1	1	0	0	0	0	1						
<b>Inning Stats</b>	R: 0 E: 0 K: 1 S: 5	H: 0 LOB: 0 BB: 0 P: 5	R: 0 E: 0 K: 1 S: 5	H: 0 LOB: 0 BB: 0 P: 5	R: 0 E: 0 K: 2 S: 8	H: 1 LOB: 3 BB: 2 P: 16	R: 0 E: 0 K: 0 S: 4	H: 1 LOB: 1 BB: 0 P: 4	R: 0 E: 0 K: 2 S: 7	H: 0 LOB: 0 BB: 0 P: 7	R: 1 E: 0 K: 1 S: 5	H: 2 LOB: 2 BB: 1 P: 11	R: 1 E: 0 K: 0 S: 5	H: 2 LOB: 2 BB: 0 P: 5	R: 2 E: 0 K: 0 S: 6	H: 3 LOB: 1 BB: 0 P: 6	R: 1 E: 0 K: 1 S: 7	H: 2 LOB: 1 BB: 0 P: 7	1B: 5 2B: 5 3B: 1 HR: 0	SF: 0 SAC: 0 DP: 0 HBP: 0	WP: 0 PB: 0 SB: 0 CS: 0	PA: 41
<b>PITCHER</b>	IP WLS BF H R ER SO BB IBB HBP BLK WP HR S P ERA WHIP																					
Mike Witt, R (1,1) ERA: 2.7	7.2 L 35 9 4 4 7 3 0 0 0 0 0 0 46 58 4.70 1.565																					
Gary Lucas, L (8,1) ERA: 3.09	1.1 6 2 1 1 1 0 0 0 0 0 0 0 8 8 6.75 1.500																					

AB	38
R	5
H	11
RBI	5
BB	3
SO	8
LOB	20



Batter	1	2	3	4	5	6	7	8	9	AB	R	H	RBI	BB	SO	LOB	BOTTOM			
Rick Burleson, R (1,10) OBP: 0.355, SLG: 0.395	6-3		G1-4-3		F7				F8	4	0	0	0	0	0	2	Cleveland Indians @ California Angels Anaheim Stadium, Anaheim, CA Tue Sep 23 1986, 10:05 PM EDT Att: 22,678 - Unknown			
Wally Joyner, L (1,3) OBP: 0.346, SLG: 0.463	F6		CS			4-3			4-3	4	0	1	1	0	0	0				
Brian Downing, R (1,7) OBP: 0.389, SLG: 0.448	6-3		CS		1B	F3			K	4	1	1	0	0	1	0				
Doug DeCinces, R (1,5) OBP: 0.325, SLG: 0.467		SH1-3		FC5-4		F2			5-3	3	0	1	0	1	0	0				
George Hendrick, R (1,9) OBP: 0.337, SLG: 0.467		SH1-3		FC5-4						2	0	0	1	0	0	1				
Bobby Grich, R (1,4) OBP: 0.386, SLG: 0.431					F7					3	0	0	0	0	2	2				
Dick Schofield, R (1,6) OBP: 0.326, SLG: 0.405					5-3				F8	3	0	0	0	0	1	2				
Gary Pettis, S (1,8) OBP: 0.339, SLG: 0.329			SH1-4		6-3				K	2	1	0	0	1	1	0				
Bob Boone, R (1,2) OBP: 0.294, SLG: 0.315			SH1-4							2	0	1	0	0	0	0				
Mark McLemore, S (8,PR) OBP: 0.267, SLG: 0.263					L8					0	0	0	0	0	0	0				
Jerry Narron, L (9,2) OBP: 0.267, SLG: 0.263									CS	0	0	0	0	0	0	0				
<b>Inning Stats</b>	R: 0 E: 0 K: 0 S: 3	H: 0 LOB: 0 BB: 0 P: 3	R: 0 E: 0 K: 2 S: 7	H: 0 LOB: 1 BB: 1 P: 11	R: 1 E: 0 K: 0 S: 3	H: 1 LOB: 0 BB: 1 P: 7	R: 1 E: 0 K: 0 S: 5	H: 2 LOB: 1 BB: 0 P: 5	R: 0 E: 0 K: 0 S: 3	H: 0 LOB: 0 BB: 0 P: 3	R: 0 E: 0 K: 1 S: 5	H: 0 LOB: 0 BB: 0 P: 5	R: 0 E: 0 K: 1 S: 5	H: 1 LOB: 1 BB: 0 P: 5	R: 0 E: 0 K: 1 S: 5	H: 0 LOB: 0 BB: 0 P: 5	1B: 4 2B: 0 3B: 0 HR: 0	SF: 0 SAC: 2 DP: 0 HBP: 0	WP: 1 PB: 0 SB: 1 CS: 2	PA: 32
<b>PITCHER</b>	IP WLS BF H R ER SO BB IBB HBP BLK WP HR S P ERA WHIP																			
Greg Swindell, L (1,1) ERA: 4.05	9.0 W 31 4 2 2 5 2 0 0 0 0 1 0 39 47 2.00 0.667																			

AB	27
R	2
H	4
RBI	2
BB	2
SO	5
LOB	7





Batter	1	2	3	4	5	6	7	8	9	AB	R	H	RBI	BB	SO	LOB	TOP				
Tony Bernazard, S OBP: 0.363, SLG: 0.452	0-3 K		0-0 F8			0-0 B2-6-3			0-0 FC5-4 1B	4	0	1	0	0	1	2					
Brett Butler, L OBP: 0.353, SLG: 0.369	0-0 F7		0-0 L8			0-0 F7			0-0 F8	4	0	0	0	0	0	2					
Joe Carter, R OBP: 0.335, SLG: 0.510	0-3 K		0-0 CS	0-0 F8			0-0 F8		0-0 FC5-4	4	0	0	0	0	1	1					
Mel Hall, L OBP: 0.342, SLG: 0.489		0-0 F7		0-0 3-1			0-0 F8		0-0 6-3	4	0	0	0	0	0	1					
Cory Snyder, R OBP: 0.309, SLG: 0.520		0-3 K		0-0 4-3			0-0 HR			3	1	1	1	0	1	0					
Pat Tabler, R OBP: 0.372, SLG: 0.430		0-0 HR 2B			0-3 K		0-3 K			3	1	1	0	0	2	0					
Dave Clark, L OBP: 0.324, SLG: 0.345		0-0 HR		0-0 4-3				0-3 K		3	1	1	2	0	1	0					
Brook Jacoby, R OBP: 0.342, SLG: 0.427		0-0 HR		0-0 L9				4-0 CS BB		2	0	0	0	1	0	0					
Chris Bando, S OBP: 0.316, SLG: 0.304			4-0 CS BB			4-0 B2-6-3 BB		0-3 K		1	0	0	0	2	1	1					
<b>Inning Stats</b>	R: 0 E: 0 K: 2 S: 7	H: 0 LOB: 0 BB: 0 P: 7	R: 2 E: 0 K: 1 S: 7	H: 2 LOB: 0 BB: 0 P: 7	R: 0 E: 0 K: 0 S: 2	H: 0 LOB: 0 BB: 1 P: 6	R: 0 E: 0 K: 0 S: 3	H: 0 LOB: 0 BB: 0 P: 3	R: 0 E: 0 K: 1 S: 5	H: 0 LOB: 0 BB: 0 P: 5	R: 1 E: 0 K: 1 S: 6	H: 1 LOB: 0 BB: 0 P: 6	R: 0 E: 0 K: 2 S: 6	H: 0 LOB: 0 BB: 1 P: 10	R: 0 E: 0 K: 0 S: 4	H: 1 LOB: 1 BB: 0 P: 4	1B: 1 2B: 1 3B: 0 HR: 2	SF: 0 SAC: 0 DP: 1 HBP: 0	WP: 0 PB: 0 SB: 0 CS: 2	PA: 32	
<b>PITCHER</b>	IP	WLS	BF	H	R	ER	SO	BB	IBB	HBP	BLK	WP	HR	S	P	ERA	WHIP				
Kirk McCaskill, R ERA: 3.41	8.0	W	27	3	3	3	7	3	0	0	0	0	2	38	50	3.38	0.750				
Donnie Moore, R ERA: 2.7	1.0	S	4	1	0	0	0	0	0	0	0	0	0	4	4	0.00	1.000				

Cleveland Indians @ California Angels  
Anaheim Stadium, Anaheim, CA  
Thu Sep 25 1986, 10:05 PM EDT  
Att: 22,684 - Unknown


AB 28  
R 3  
H 4  
RBI 3  
BB 3  
SO 7  
LOB 7



Batter	1	2	3	4	5	6	7	8	9	AB	R	H	RBI	BB	SO	LOB	BOTTOM				
Gary Pettis, S OBP: 0.337, SLG: 0.330	0-0 2B		0-0 5-3	0-3 K			0-0 F7	0-0 SF7		4	0	1	1	0	1	0					
Ruppert Jones, L OBP: 0.342, SLG: 0.432	0-0 6-3		0-0 WP 1B 2B		0-3 K		0-0 F5	0-0 F8		5	1	1	0	0	1	2					
Brian Downing, R OBP: 0.393, SLG: 0.450	4-0 BB		4-0 1B BB		0-0 2B		4-0 BB	0-0 F7		2	1	1	0	3	0	1					
Wally Joyner, L OBP: 0.347, SLG: 0.462	0-0 F7		0-0 1B BB		4-0 BB		0-0 F8			3	0	1	1	1	0	3					
Doug DeCinces, R OBP: 0.326, SLG: 0.467	0-3 K		0-0 1B		0-0 F7			0-0 HR 1B		4	1	2	1	0	1	4					
Reggie Jackson, L OBP: 0.391, SLG: 0.430		0-0 F5	4-0 BB		0-0 4-3			0-0 HR 1B		3	1	1	2	1	0	2					
Bobby Grich, R OBP: 0.365, SLG: 0.431		0-0 5-3	0-0 6-3			0-0 F8		0-0 SH 1B 2B		4	1	1	0	0	0	3					
Dick Schofield, R OBP: 0.326, SLG: 0.404		0-0 5-3		0-0 F9		0-0 L1-3 1B		0-0 SH 1B SF7		3	1	1	0	0	0	0					
Bob Boone, R OBP: 0.293, SLG: 0.315			0-0 5-3	0-0 F4		0-0 L1-3		0-0 1B		4	0	1	1	0	0	1					
<b>Inning Stats</b>	R: 0 E: 0 K: 1 S: 6	H: 1 LOB: 2 BB: 1 P: 10	R: 0 E: 0 K: 0 S: 3	H: 0 LOB: 0 BB: 0 P: 3	R: 2 E: 0 K: 0 S: 6	H: 3 LOB: 3 BB: 2 P: 14	R: 0 E: 0 K: 1 S: 5	H: 0 LOB: 0 BB: 0 P: 5	R: 0 E: 0 K: 1 S: 6	H: 1 LOB: 2 BB: 1 P: 10	R: 0 E: 0 K: 0 S: 3	H: 1 LOB: 0 BB: 0 P: 3	R: 0 E: 0 K: 0 S: 3	H: 0 LOB: 1 BB: 1 P: 7	R: 4 E: 0 K: 0 S: 8	H: 4 LOB: 1 BB: 0 P: 8	1B: 5 2B: 5 3B: 0 HR: 1	SF: 1 SAC: 1 DP: 1 HBP: 0	WP: 1 PB: 0 SB: 0 CS: 0	PA: 39	
<b>PITCHER</b>	IP	WLS	BF	H	R	ER	SO	BB	IBB	HBP	BLK	WP	HR	S	P	ERA	WHIP				
Phil Niekro, R ERA: 4.32	7.0	L	31	6	2	2	3	5	0	0	0	0	1	5	5	∞	∞				
Frank Wilks, R ERA: 4.88	8.1		5	4	4	4	0	0	0	0	0	0	0	3	3	0.00	0.000				
Ernie Camacho, R ERA: 4.01	8.1		3	0	0	0	0	0	0	0	0	0	0	3	3	0.00	0.000				

Cleveland Indians @ California Angels  
Anaheim Stadium, Anaheim, CA  
Thu Sep 25 1986, 10:05 PM EDT  
Att: 22,684 - Unknown

AB 32  
R 6  
H 10  
RBI 6  
BB 5  
SO 3  
LOB 16









Batter	1	2	3	4	5	6	7	8	9	AB	R	H	RBI	BB	SO	LOB	TOP					
<b>Brett Butler, L</b> OBP: 0.353, SLG: 0.368 <b>Otis Nixon, S</b> OBP: 0.322, SLG: 0.295	6-3		F5	3-1		SF8 HBP			G4-6-3	3	1	1	1	0	0	0	<b>Cleveland Indians @ Seattle Mariners</b> The Kingdome, Seattle, WA Sat Sep 27 1986, 10:05 PM EDT Att: 14,430 - Unknown					
<b>Dave Clark, L</b> OBP: 0.341, SLG: 0.421	G5-4-3		K	3-1					G4-6-3	6	0	2	2	0	2	6						
<b>Joe Carter, R</b> OBP: 0.335, SLG: 0.509	G5-4-3		2B	F3		SF8		F5	6-3	5	1	1	1	0	0	4						
<b>Mel Hall, L</b> OBP: 0.347, SLG: 0.493		S			E	K		E		4	3	3	1	1	1	0						
<b>Cory Snyder, R</b> OBP: 0.311, SLG: 0.526	1B	G6-4-3	F6		5-3		K	K		5	1	1	1	0	2	2						
<b>Pat Tabler, R</b> OBP: 0.370, SLG: 0.426				SH	F9		1B	E3		5	2	3	0	0	0	0						
<b>Brook Jacoby, R</b> OBP: 0.348, SLG: 0.436	G6-4-3		1B	SH	F8		L7			5	1	2	0	0	0	2						
<b>Chris Bando, S</b> OBP: 0.324, SLG: 0.313				SH		E9				4	2	3	0	0	1	2						
<b>Fran Mullins, R</b> OBP: 0.237, SLG: 0.314	F5			K		HBP			E6	4	1	1	1	1	1	4						
<b>Inning Stats</b>	R: 0 E: 0 K: 0 S: 3	H: 1 LOB: 0 BB: 0 P: 3	R: 2 E: 0 K: 0 S: 5	H: 3 LOB: 1 BB: 1 P: 9	R: 1 E: 0 K: 1 S: 7	H: 2 LOB: 1 BB: 0 P: 7	R: 2 E: 0 K: 1 S: 9	H: 3 LOB: 2 BB: 0 P: 9	R: 1 E: 2 K: 0 S: 4	H: 1 LOB: 0 BB: 0 P: 4	R: 3 E: 1 K: 1 S: 7	H: 3 LOB: 0 BB: 0 P: 8	R: 2 E: 0 K: 2 S: 10	H: 3 LOB: 2 BB: 1 P: 14	R: 1 E: 1 K: 2 S: 10	H: 2 LOB: 2 BB: 0 P: 10		R: 0 E: 1 K: 0 S: 3	H: 0 LOB: 1 BB: 1 P: 7	1B: 14 2B: 4 3B: 0 HR: 0	SF: 1 SAC: 1 DP: 3 HBP: 1	WP: 0 PB: 0 SB: 2 CS: 0
<b>PITCHER</b>	IP	WLS	BF	H	R	ER	SO	BB	IBB	HBP	BLK	WP	HR	S	P	ERA	WHIP					
<b>Mike Morgan, R</b> ERA: 4.49	5.0	L	25	10	6	5	2	1	0	0	0	0	0	28	32	9.00	2.200					
<b>Lee Guetterman, L</b> ERA: 7.37	1.0		6	3	3	3	1	0	0	1	0	0	0	7	8	27.00	3.000					
<b>Mike Brown, R</b> ERA: 5.79	2.0		13	5	3	2	4	1	0	0	0	0	0	20	24	9.00	3.000					
<b>Bill Swift, R</b> ERA: 5.53	1.0		4	0	0	0	0	1	0	0	0	0	0	3	7	0.00	1.000					

Batter	1	2	3	4	5	6	7	8	9	AB	R	H	RBI	BB	SO	LOB	BOTTOM				
<b>John Moses, S</b> OBP: 0.314, SLG: 0.331	G3		L8					F6		4	1	2	0	0	0	2	<b>Cleveland Indians @ Seattle Mariners</b> The Kingdome, Seattle, WA Sat Sep 27 1986, 10:05 PM EDT Att: 14,430 - Unknown				
<b>Phil Bradley, R</b> OBP: 0.405, SLG: 0.441 <b>Dave Hengel, R</b> OBP: 0.135, SLG: 0.111	G3		K			K		SF8		3	0	0	1	0	2	3					
<b>Alvin Davis, L</b> OBP: 0.377, SLG: 0.430	6-3				F8		K		5-3	4	0	0	1	0	1	1					
<b>Jim Presley, R</b> OBP: 0.309, SLG: 0.470	K				F9			F9		4	0	0	0	0	1	0					
<b>Ken Phelps, L</b> OBP: 0.412, SLG: 0.539			3-1		K			F4		4	0	0	0	0	1	0					
<b>Danny Tartabull, R</b> OBP: 0.350, SLG: 0.498			K			L5		1B		3	1	1	0	1	1	0					
<b>Dave Valle, R</b> OBP: 0.415, SLG: 0.686			5-3			4-3				4	1	2	2	0	0	0					
<b>Rey Quinones, R</b> OBP: 0.281, SLG: 0.298 <b>Scott Bradley, L</b> OBP: 0.351, SLG: 0.446					F8			4-3		3	0	0	0	0	1	2					
<b>Harold Reynolds, S</b> OBP: 0.276, SLG: 0.297						L4				4	1	2	0	0	0	1					
<b>Inning Stats</b>	R: 1 E: 0 K: 1 S: 6	H: 1 LOB: 0 BB: 0 P: 6	R: 0 E: 0 K: 1 S: 5	H: 0 LOB: 0 BB: 0 P: 5	R: 0 E: 0 K: 1 S: 6	H: 1 LOB: 1 BB: 0 P: 6	R: 0 E: 0 K: 1 S: 5	H: 0 LOB: 0 BB: 0 P: 5	R: 0 E: 0 K: 2 S: 8	H: 1 LOB: 1 BB: 0 P: 8	R: 0 E: 0 K: 0 S: 5	H: 2 LOB: 2 BB: 0 P: 5	R: 1 E: 0 K: 0 S: 4	H: 1 LOB: 0 BB: 0 P: 4	R: 2 E: 0 K: 0 S: 5	H: 2 LOB: 1 BB: 1 P: 9		1B: 4 2B: 2 3B: 1 HR: 1	SF: 1 SAC: 0 DP: 0 HBP: 0	WP: 0 PB: 0 SB: 1 CS: 0	PA: 36
<b>PITCHER</b>	IP	WLS	BF	H	R	ER	SO	BB	IBB	HBP	BLK	WP	HR	S	P	ERA	WHIP				
<b>Ken Schrom, R</b> ERA: 4.46	1.0		6	2	2	2	0	1	0	0	0	0	1	5	9	18.00	3.000				
<b>Rich Yett, R</b> ERA: 5.15																					





Batter	1	2	3	4	5	6	7	8	9	10	11	12	AB	R	H	RBI	BB	SO	LOB	TOP							
<b>Olis Nixon, S</b> OBP: 0.326, SLG: 0.305 (12, PH)													4-3	4	1	1	1	1	3	2							
<b>Mel Hall, L</b> OBP: 0.346, SLG: 0.492 (12, 7)													4-3	1	0	0	0	0	0	0							
<b>Brett Butler, L</b> OBP: 0.352, SLG: 0.366 (1, 8)													4-3	6	0	1	1	0	3	3							
<b>Joe Carter, R</b> OBP: 0.335, SLG: 0.509 (1, 3)				6-3									E5	5	1	1	0	1	2	1							
<b>Cory Snyder, R</b> OBP: 0.311, SLG: 0.523 (1, 6)														6	0	2	2	0	3	1							
<b>Pat Tabler, R</b> OBP: 0.367, SLG: 0.423 (1, 10)		L3											F9	6	1	1	0	0	3	3							
<b>Brook Jacoby, R</b> OBP: 0.380, SLG: 0.441 (1, 5)													F8	5	0	3	1	0	1	0							
<b>Chris Bando, S</b> OBP: 0.322, SLG: 0.311 (1, 2)		K2-3		6-3										5	0	1	0	0	3	2							
<b>Dave Clark, L</b> OBP: 0.347, SLG: 0.429 (1, 9)													F7	4	2	1	0	1	1	1							
<b>Fran Mullins, R</b> OBP: 0.214, SLG: 0.282 (1, 4)				E6									F9	4	0	0	0	0	2	2							
<b>Inning Stats</b>	R: 0 E: 0 K: 3 S: 9	H: 0 LOB: 0 BB: 0 P: 9	R: 0 E: 0 K: 2 S: 8	H: 1 LOB: 1 BB: 0 P: 8	R: 0 E: 1 K: 3 S: 10	H: 0 LOB: 1 BB: 0 P: 10	R: 1 E: 0 K: 1 S: 7	H: 2 LOB: 1 BB: 0 P: 7	R: 2 E: 0 K: 3 S: 11	H: 2 LOB: 2 BB: 2 P: 19	R: 0 E: 0 K: 2 S: 8	H: 1 LOB: 1 BB: 0 P: 8	R: 0 E: 0 K: 0 S: 3	H: 1 LOB: 0 BB: 0 P: 7	R: 0 E: 0 K: 2 S: 9	H: 2 LOB: 1 BB: 0 P: 9	R: 0 E: 0 K: 2 S: 7	H: 0 LOB: 0 BB: 0 P: 7	R: 0 E: 0 K: 1 S: 5	H: 0 LOB: 0 BB: 0 P: 5	R: 1 E: 1 K: 0 S: 5	H: 1 LOB: 1 BB: 0 P: 6	1B: 6 2B: 4 3B: 1 HR: 0	SF: 0 SAC: 1 DP: 0 HBP: 0	WP: 0 PB: 0 SB: 3 CS: 0	PA: 50	
<b>PITCHER</b>	IP	WLS	BF	H	R	ER	SO	BB	IBB	HBP	BLK	WP	HR	S	P	ERA	WHIP										
<b>Mark Langston, L</b> ERA: 4.78	(1, 1)	7.0	31	7	3	3	14	3	0	0	0	0	0	56	68	3.86	1.429										
<b>Pete Ladd, R</b> ERA: 3.75	(8, 1)	1.0	3	1	0	0	2	0	0	0	0	0	0	7	7	0.00	1.000										
<b>Matt Young, L</b> ERA: 3.9	(9, 1)	0.2	4	2	1	1	1	0	0	0	0	0	0	6	6	13.50	3.000										
<b>Ed Nunez, R</b> ERA: 5.4	(9, 1)	3.1	L	12	1	1	0	4	0	0	0	0	0	20	20	0.00	0.300										

Cleveland Indians @ Seattle Mariners  
The Kingdom, Seattle, WA  
Sun Sep 28 1986, 6:33 AM EDT  
Att. 6,654 - Unknown

AB	46
R	5
H	11
RBI	5
BB	3
SO	21
LOB	15



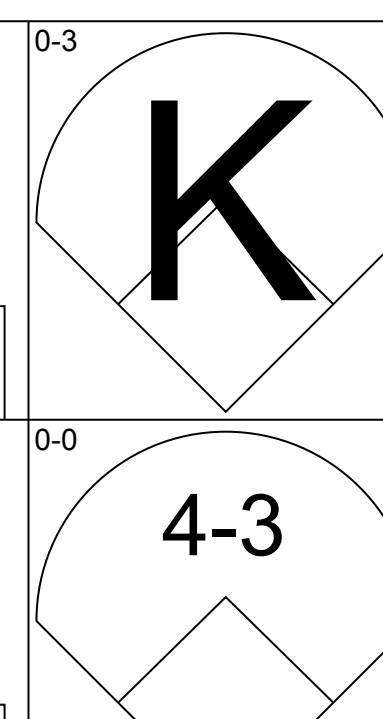
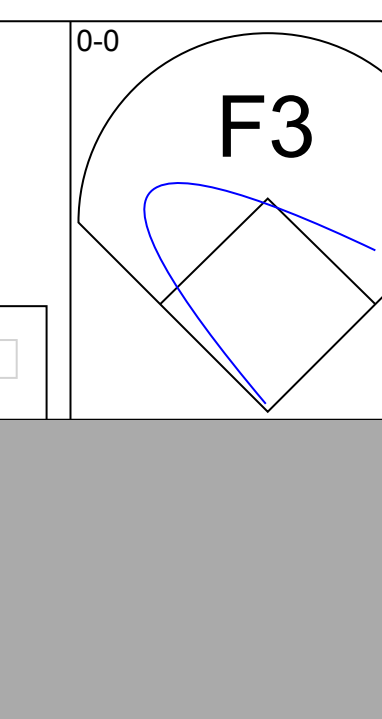
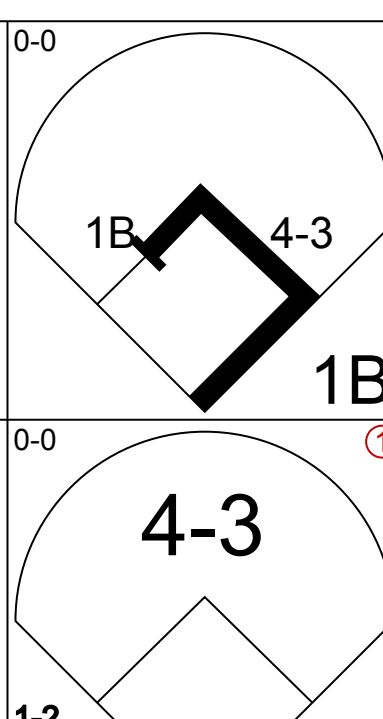
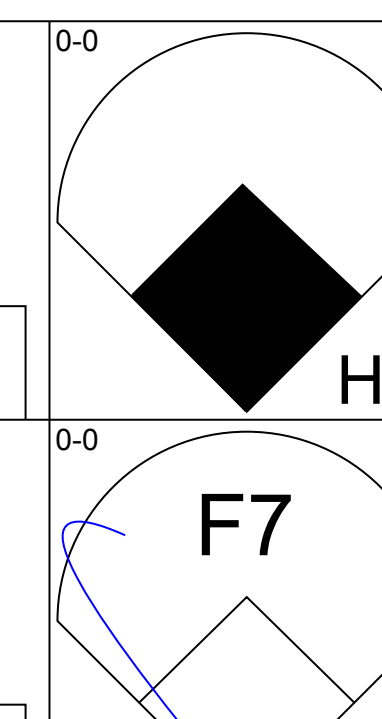
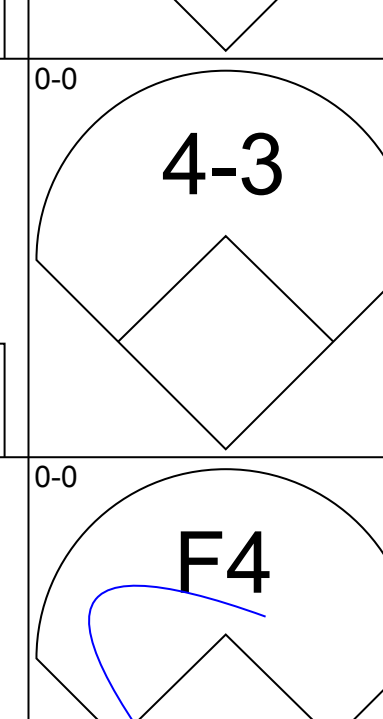
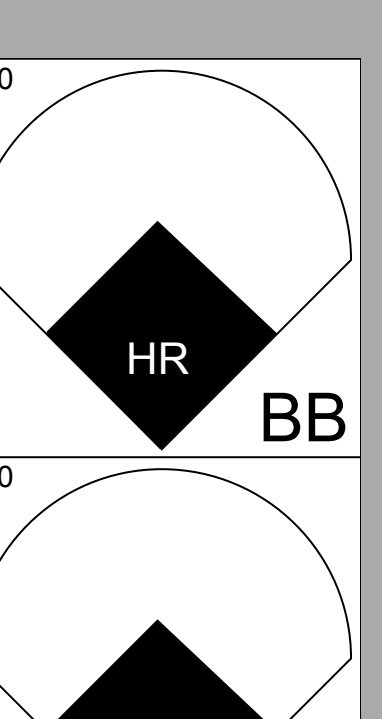
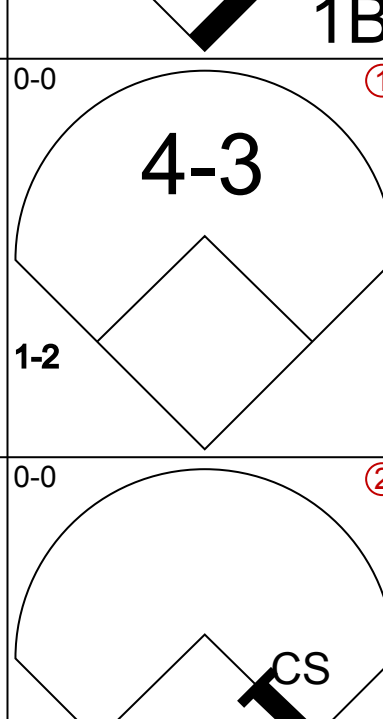
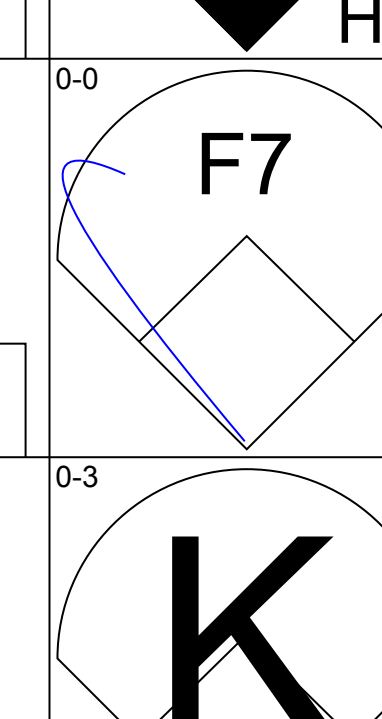
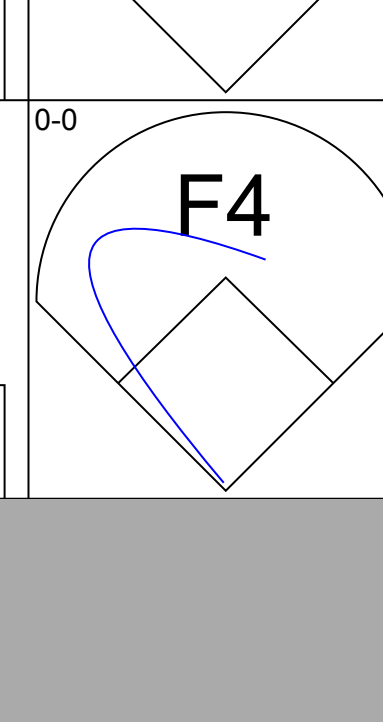
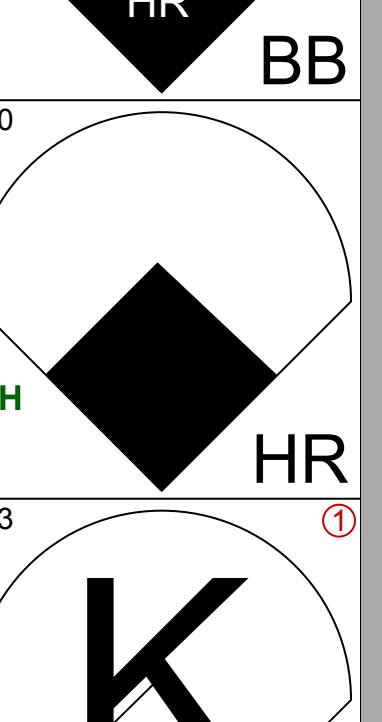
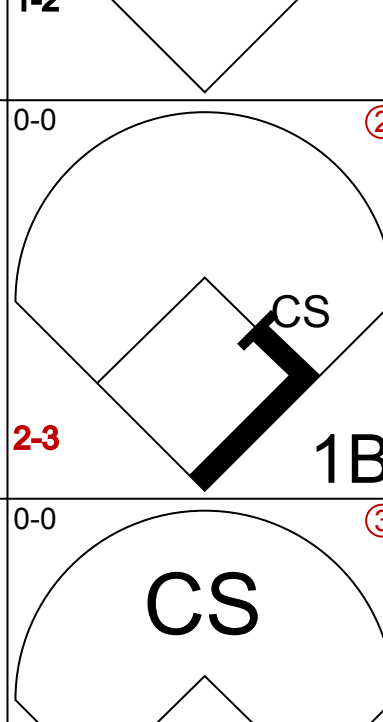
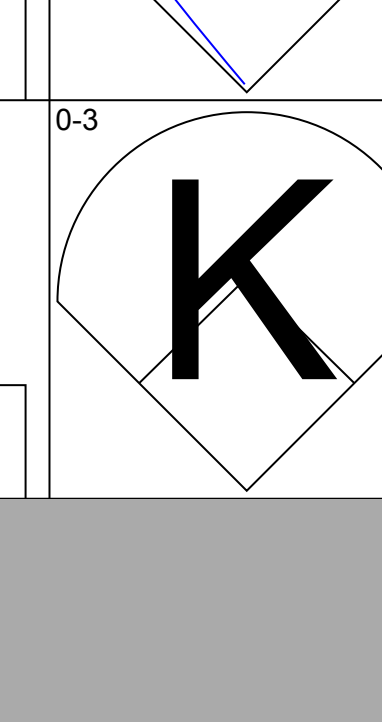
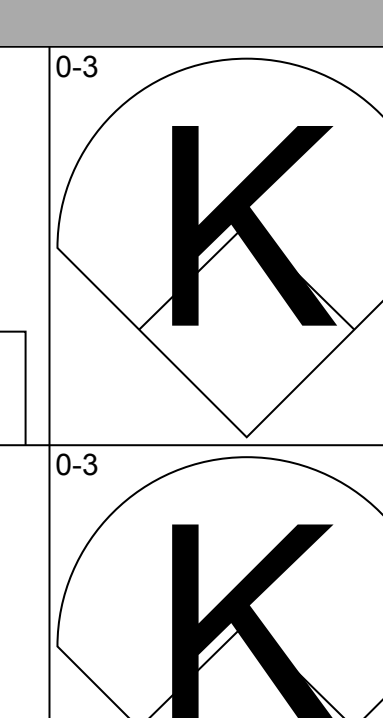
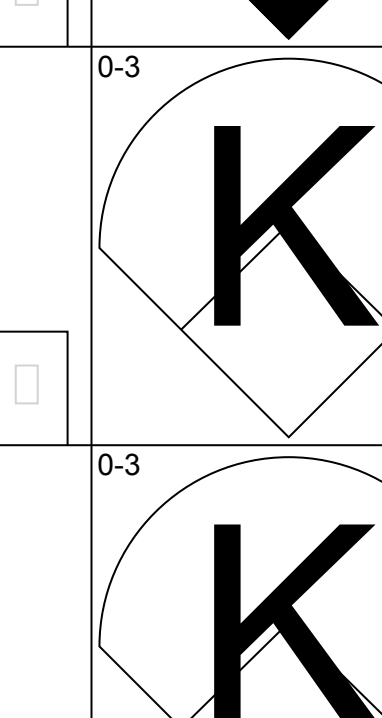
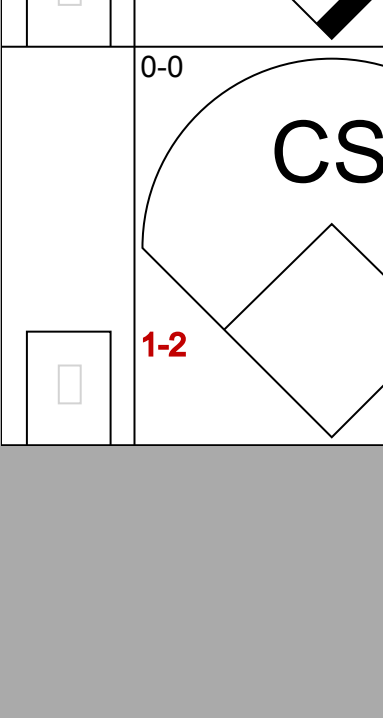
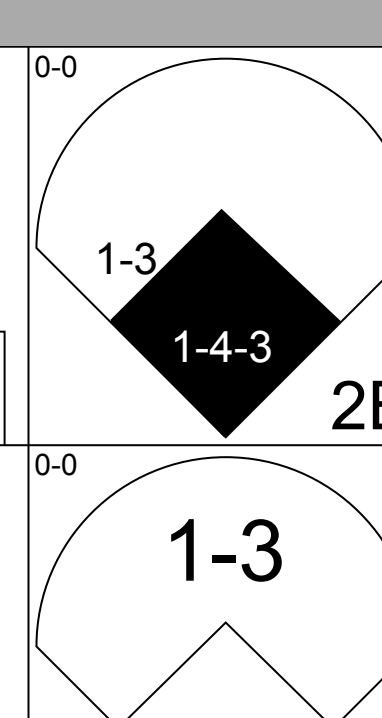
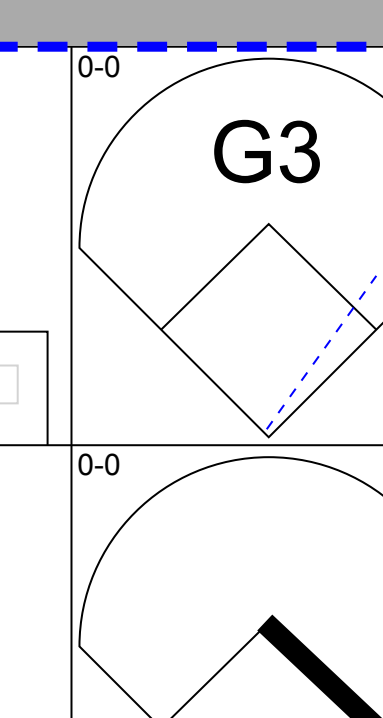
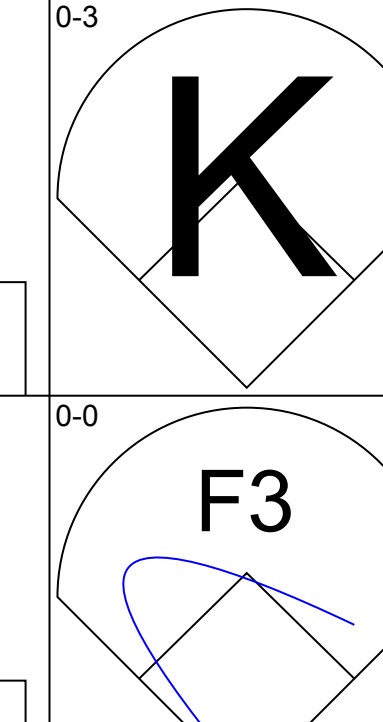
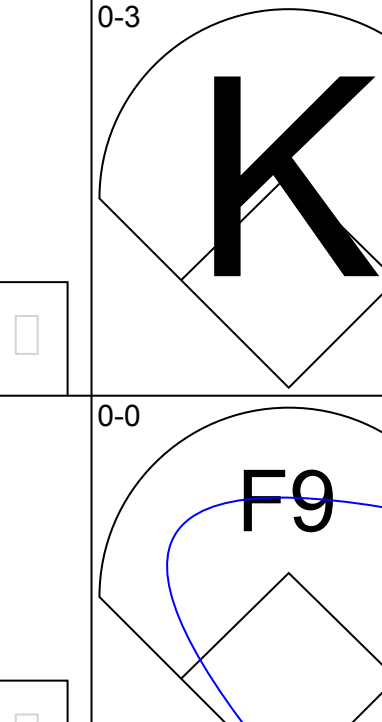
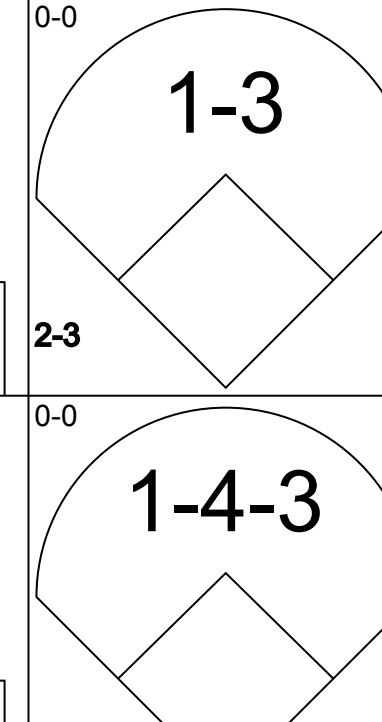
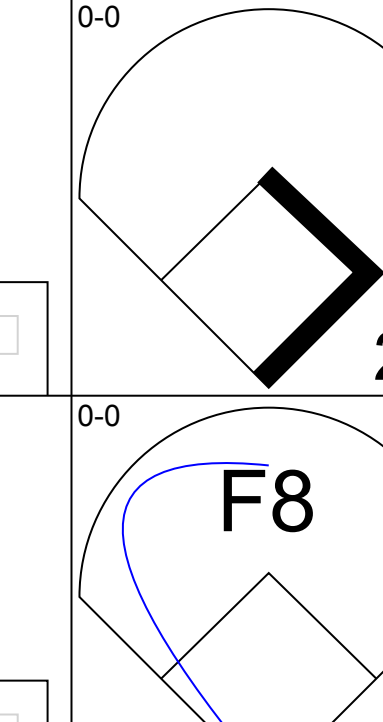
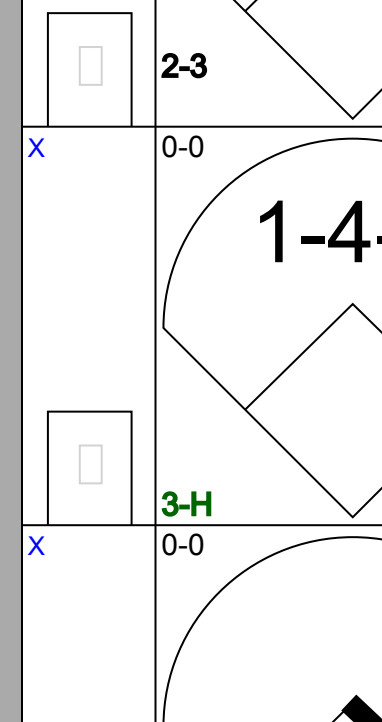
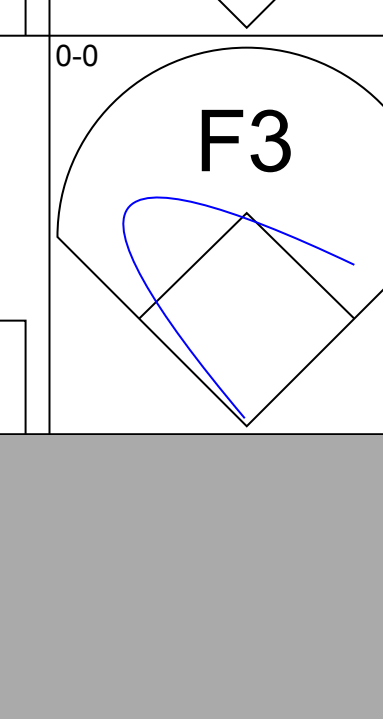
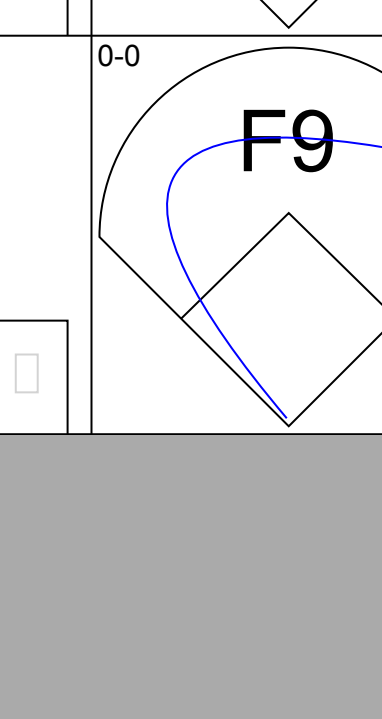
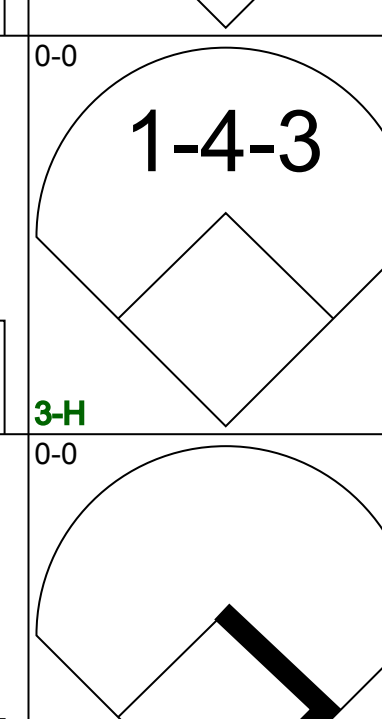
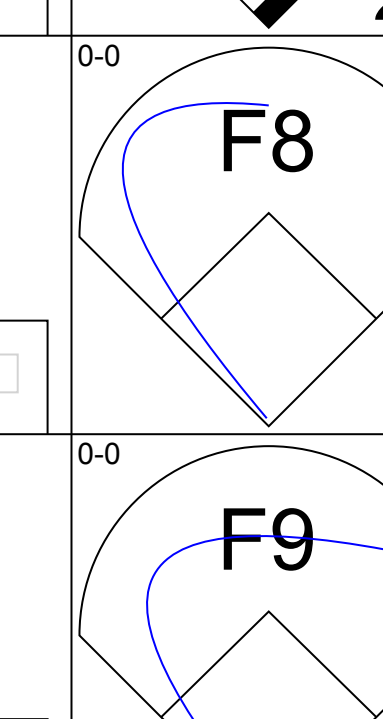
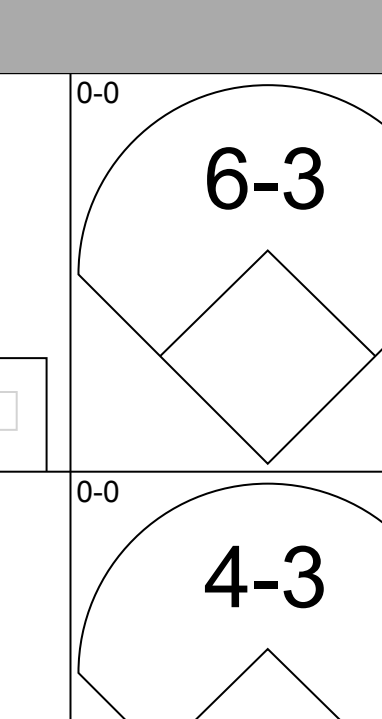
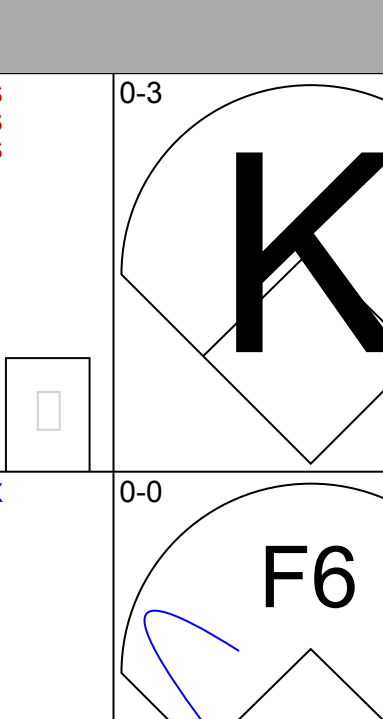
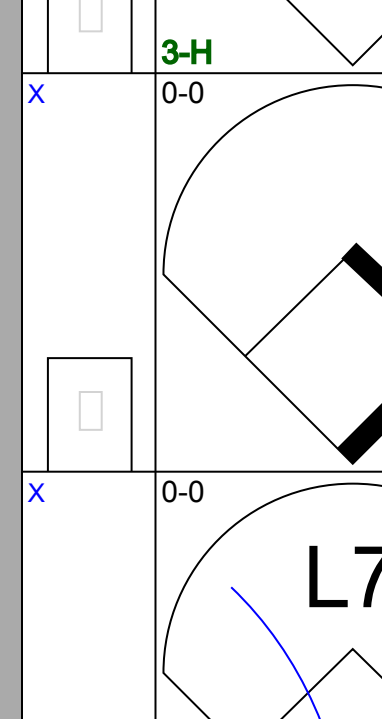
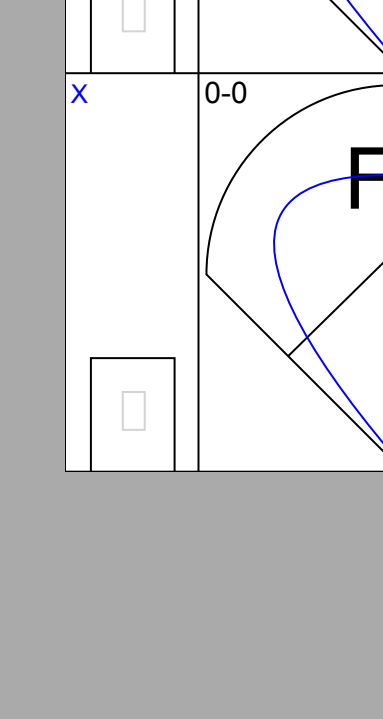
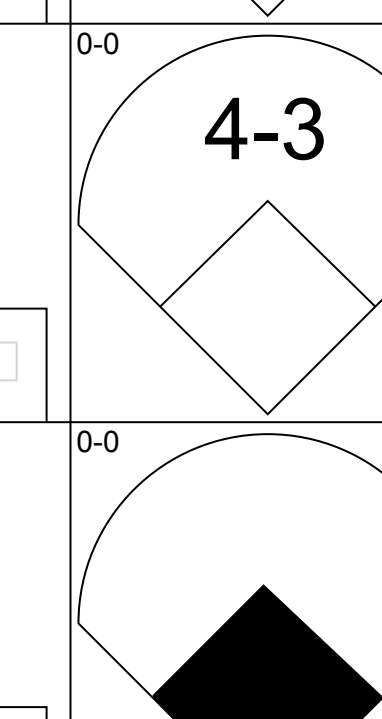
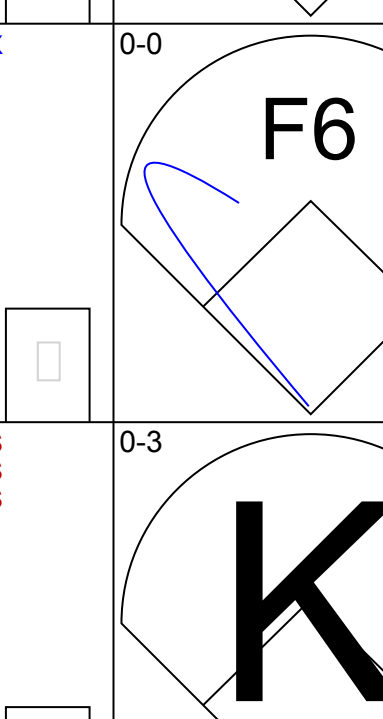
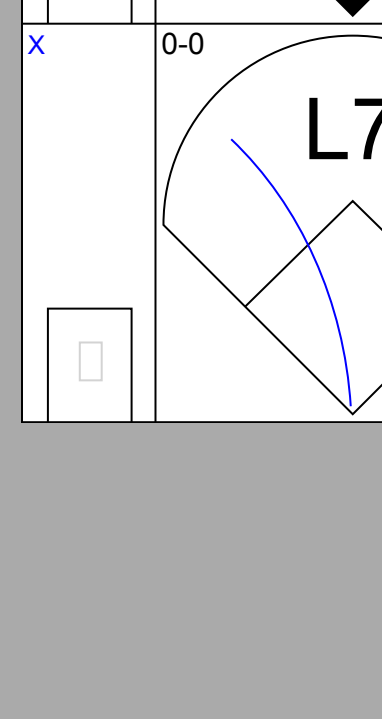
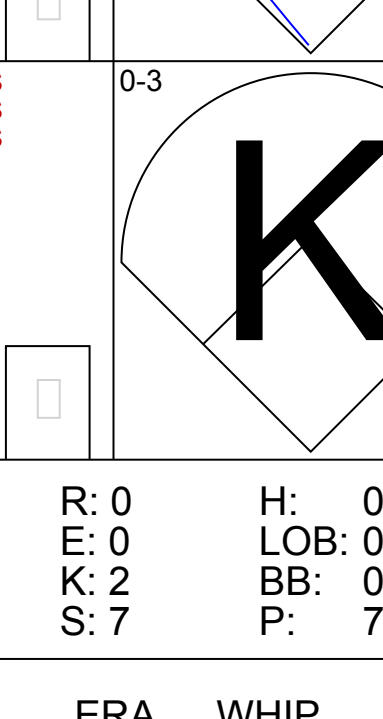
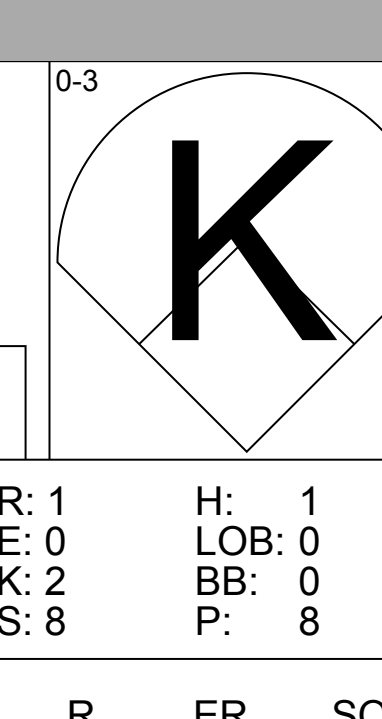
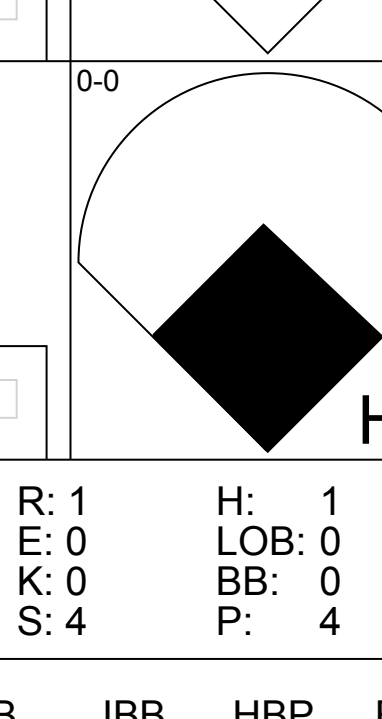
Batter	1	2	3	4	5	6	7	8	9	10	11	12	AB	R	H	RBI	BB	SO	LOB	BOTTOM								
<b>John Moses, S</b> OBP: 0.315, SLG: 0.340 (1, 8)													5	2	2	1	0	1	1									
<b>Phil Bradley, R</b> OBP: 0.407, SLG: 0.445 (1, 7)													4	1	2	1	1	1	0									
<b>Danny Tartabull, R</b> OBP: 0.348, SLG: 0.495 (1, 10)													5	0	1	0	0	1	3									
<b>Jim Presley, R</b> OBP: 0.306, SLG: 0.487 (1, 5)													5	0	0	0	0	3	6									
<b>Dave Valle, R</b> OBP: 0.413, SLG: 0.641 (1, 3)													4	0	1	2	1	0	2									
<b>Dave Hengel, R</b> OBP: 0.119, SLG: 0.098 (1, 9)													5	0	0	0	0	3	5									
<b>Bob Kearney, R</b> OBP: 0.289, SLG: 0.389 (12, PH)													4	0	0	0	0	0	3									
<b>Scott Bradley, L</b> OBP: 0.350, SLG: 0.444 (12, PH)													1	0	0	0	0	0	0									
<b>Rey Quinones, R</b> OBP: 0.278, SLG: 0.294 (12, PH)													4	0	0	0	0	1	0									
<b>Alvin Davis, L</b> OBP: 0.376, SLG: 0.430 (12, PH)													1	0	0	0	0	0	0									
<b>Harold Reynolds, S</b> OBP: 0.276, SLG: 0.295 (12, PH)													3	1	0	0	1	0	0									
<b>Ken Phelps, L</b> OBP: 0.411, SLG: 0.538 (12, PH)													1	0	0	0	0	0	0									
<b>Inning Stats</b>	R: 2 E: 1 K: 1 S: 8	H: 2 LOB: 2 BB: 1 P: 12	R: 1 E: 0 K: 0 S: 4	H: 1 LOB: 0 BB: 0 P: 4	R: 0 E: 0 K: 1 S: 3	H: 0 LOB: 0 BB: 0 P: 5	R: 0 E: 0 K: 0 S: 3	H: 0 LOB: 0 BB: 0 P: 3	R: 1 E: 0 K: 1 S: 8	H: 1 LOB: 1 BB: 1 P: 12	R: 0 E: 0 K: 1 S: 4	H: 0 LOB: 0 BB: 1 P: 8	R: 0 E: 0 K: 0 S: 3	H: 0 LOB: 0 BB: 0 P: 3	R: 0 E: 0 K: 1 S: 7	H: 2 LOB: 2 BB: 0 P: 7	R: 0 E: 0 K: 1 S: 5	H: 0 LOB: 0 BB: 0 P: 5	R: 0 E: 0 K: 2 S: 7	H: 0 LOB: 0 BB: 0 P: 7	R: 0 E: 0 K: 1 S: 5	H: 0 LOB: 0 BB: 0 P: 5	R: 0 E: 0 K: 0 S: 3	H: 0 LOB: 0 BB: 0 P: 3	1B: 3 2B: 2 3B: 0 HR: 1	SF: 0 SAC: 0 DP: 1 HBP: 0	WP: 0 PB: 0 SB: 0 CS: 0	PA: 45
<b>PITCHER</b>	IP	WLS	BF	H	R	ER	SO	BB	IBB	HBP	BLK	WP	HR	S	P	ERA	WHIP											
<b>Scott Bailes, L</b> ERA: 4.95	(1, 1)	2.0	11	3	3	2	1	1	0	0	0	0	1	12	16	9.00	2.000											
<b>Don Schulze, R</b> ERA: 5.0	(3, 1)	2.1	9	1	1	1	1	1	0	0	0	0	0	10	14	3.86	0.857											
<b>Doug Jones, R</b> ERA: 4.87	(5, 1)	3.0	11	2	0	0	3	1	0	0	0	0	0	16	20	0.00	1.000											
<b>Frank Wills, R</b> ERA: 4.46	(8, 1)	3.2	W	11	0	0	0	5	0	0	0	0	0	21	21	0.00	0.000											
<b>Ernie Camacho, R</b> ERA: 3.79	(12, 1)	1.0	S	3	0	0	0	0	0	0	0	0	0	3	3	0.00	0.000											

Cleveland Indians @ Seattle Mariners  
The Kingdom, Seattle, WA  
Sun Sep 28 1986, 6:33 AM EDT  
Att. 6,654 - Unknown

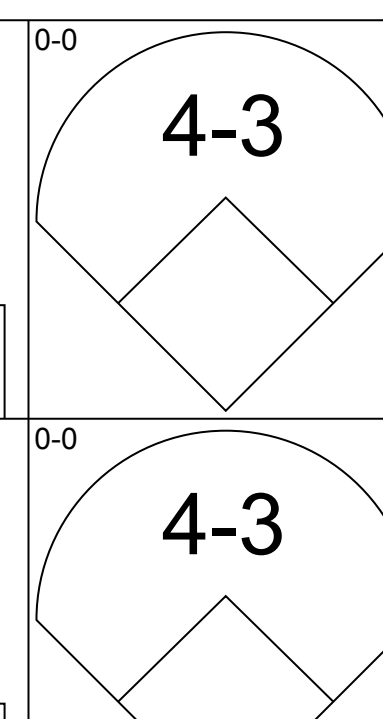
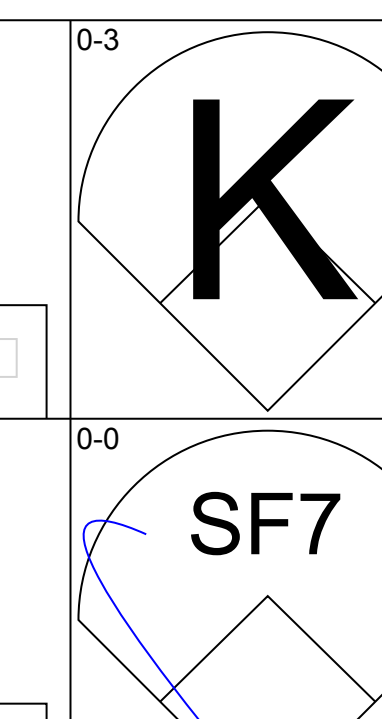
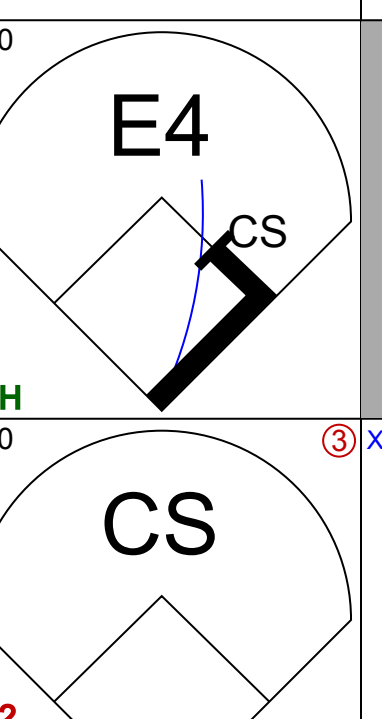
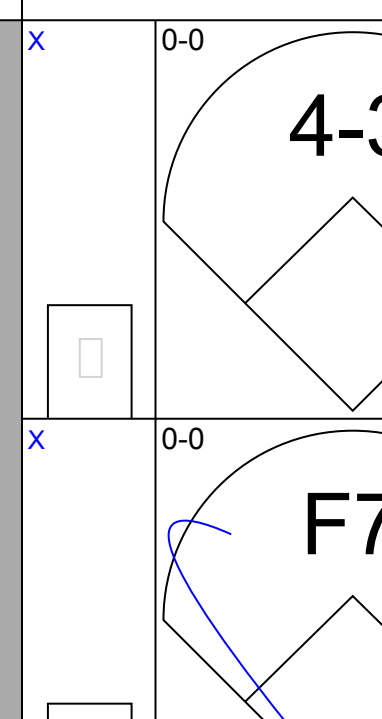
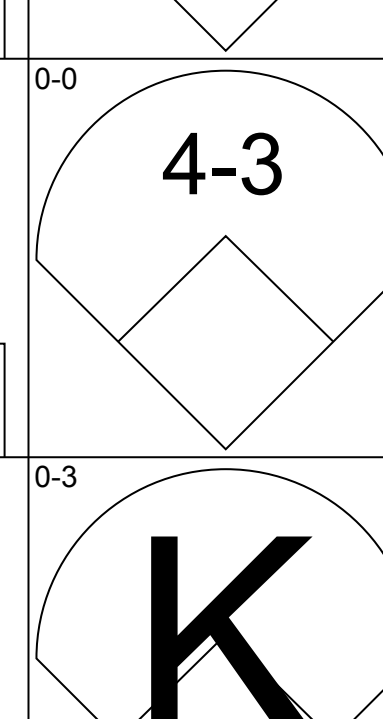
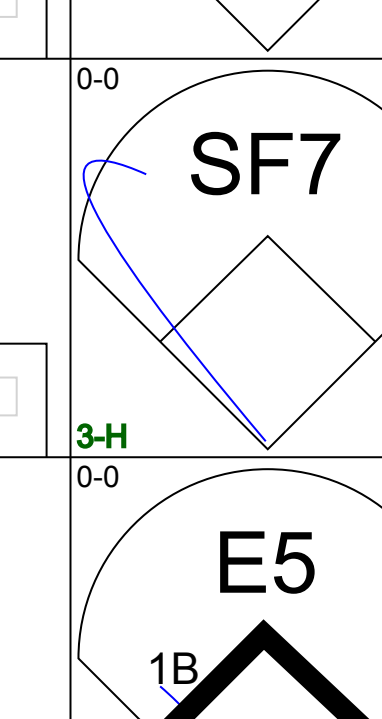
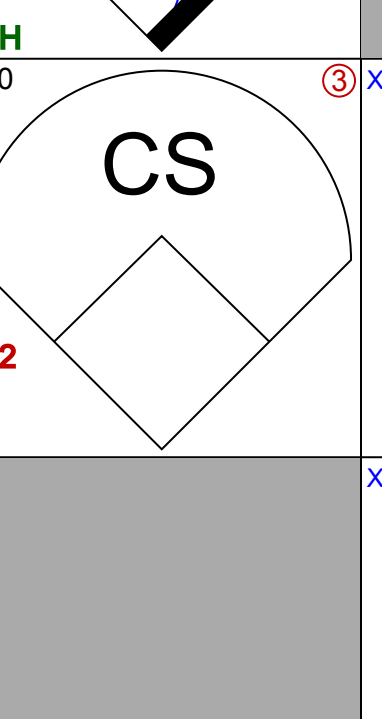
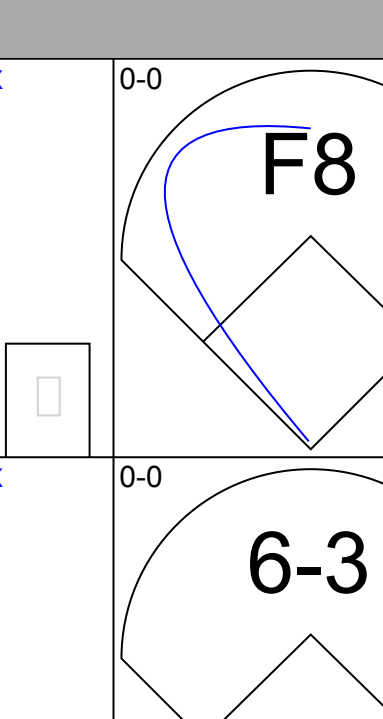
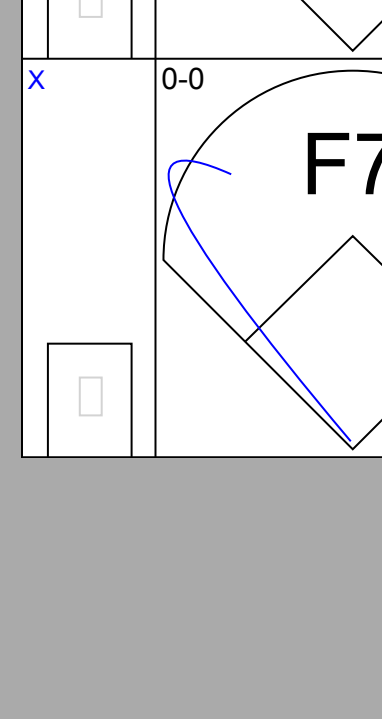
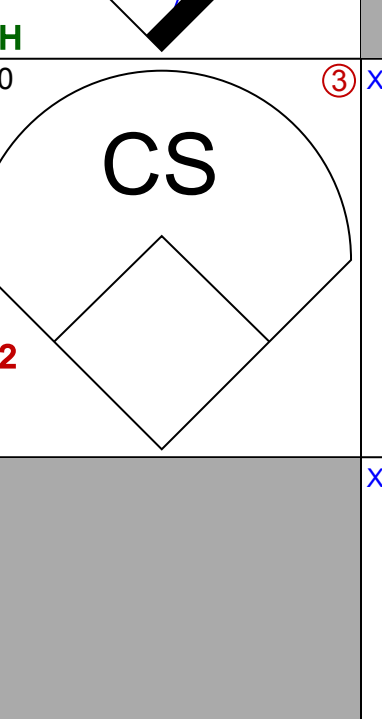
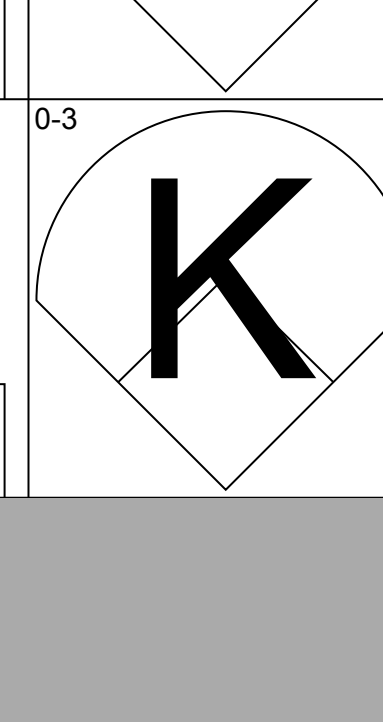
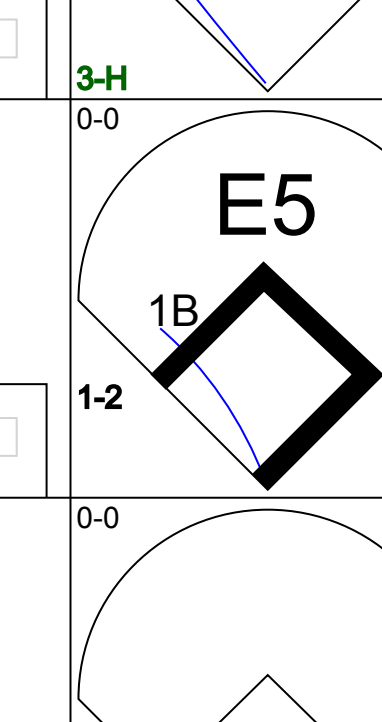
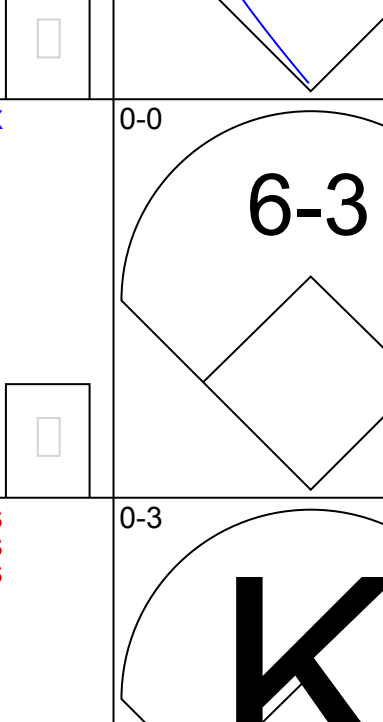
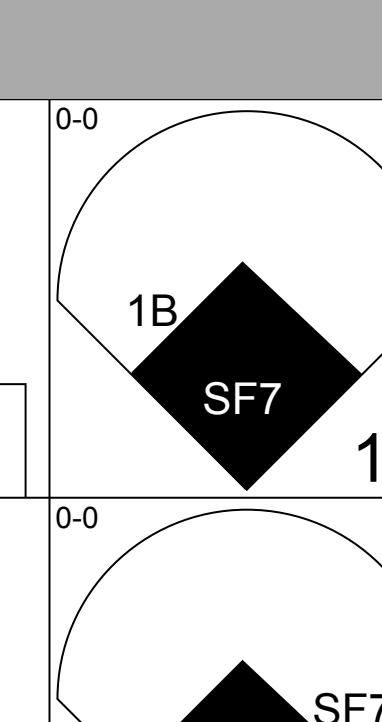
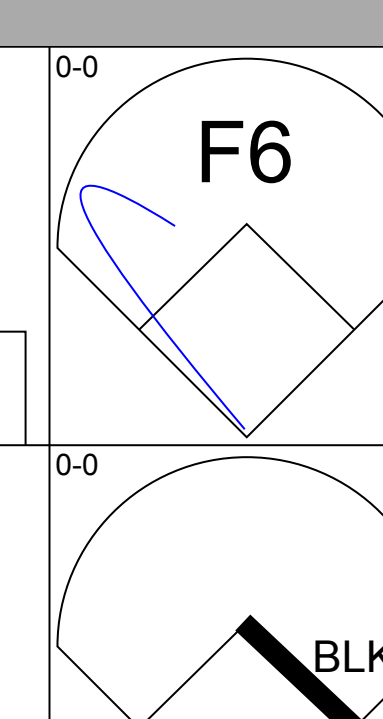

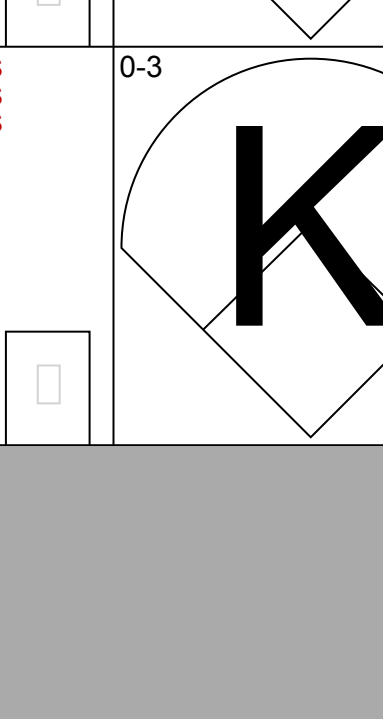
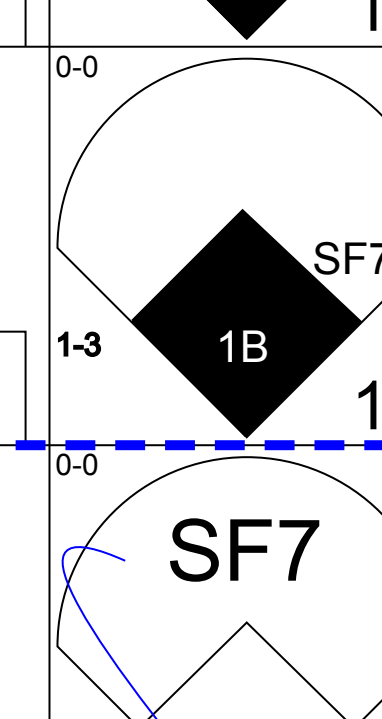
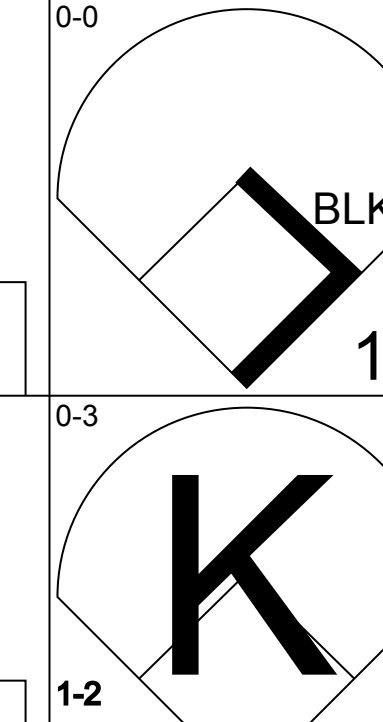
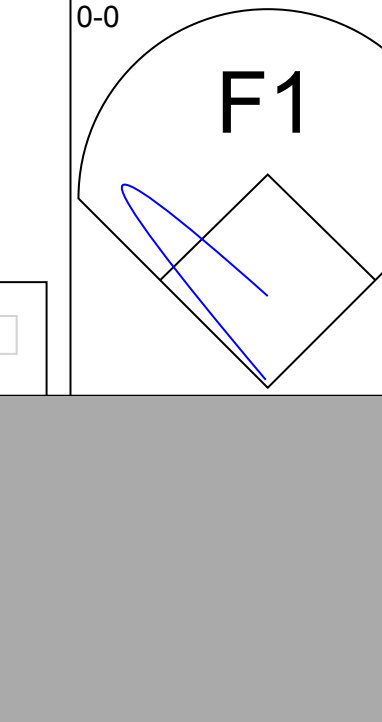
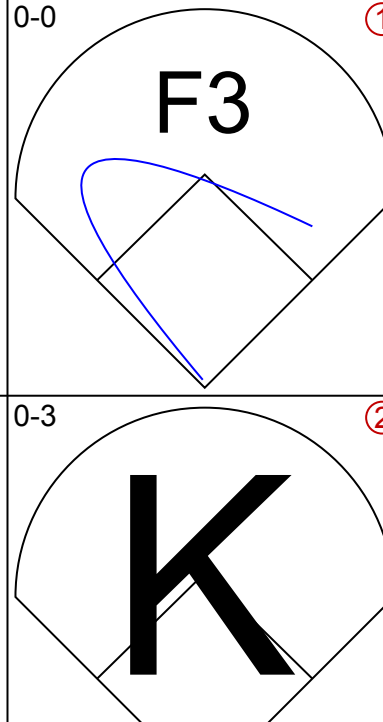
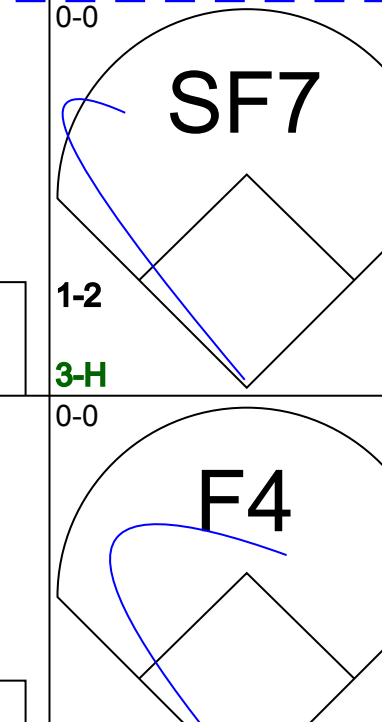
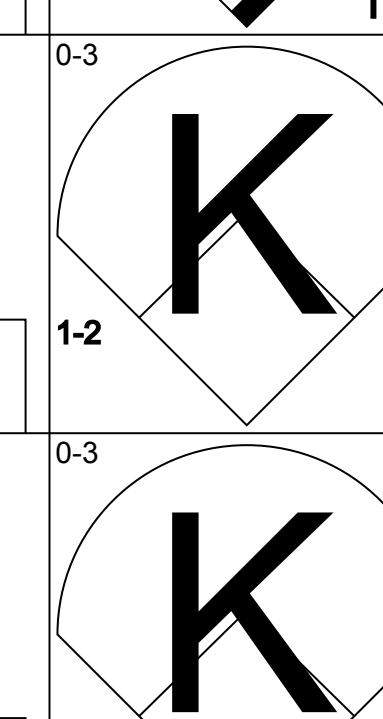
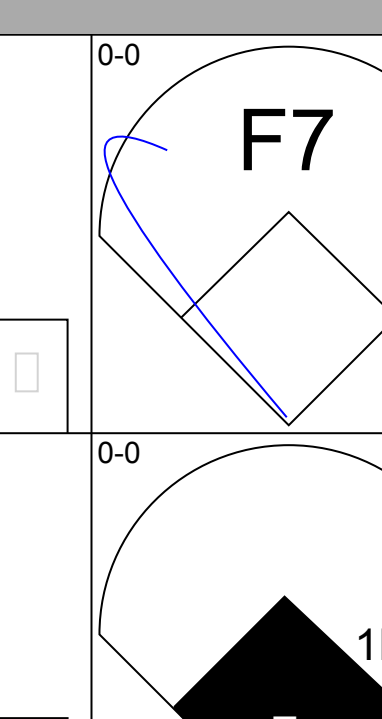
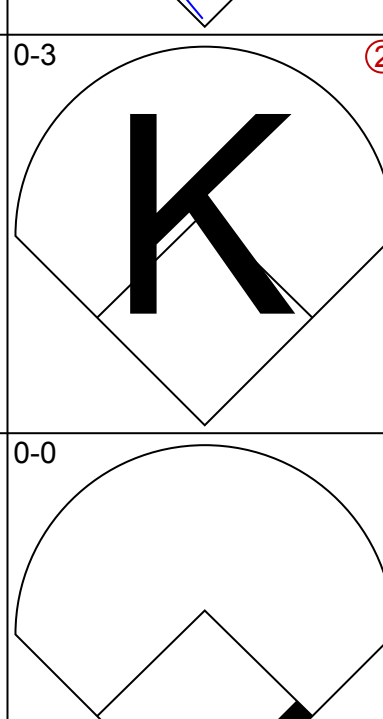
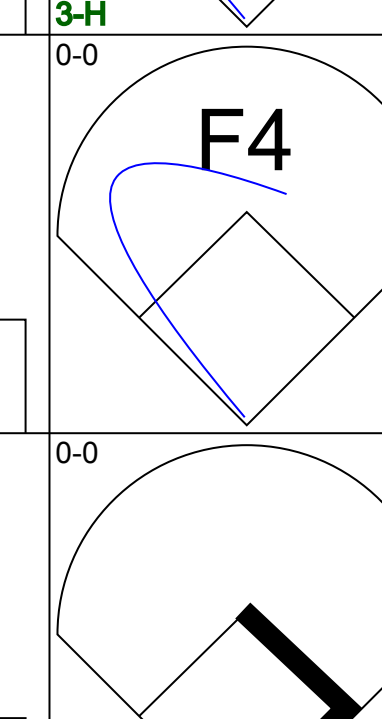
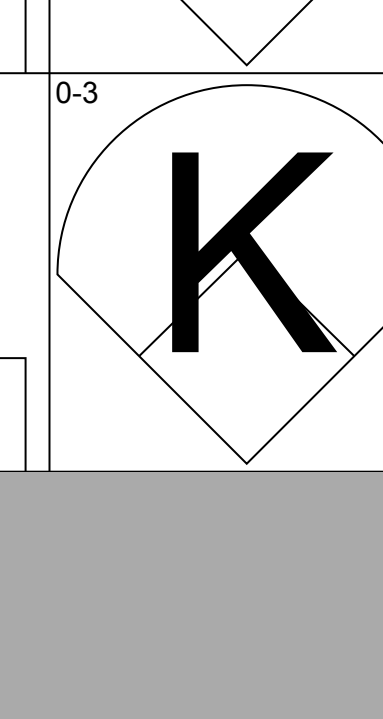
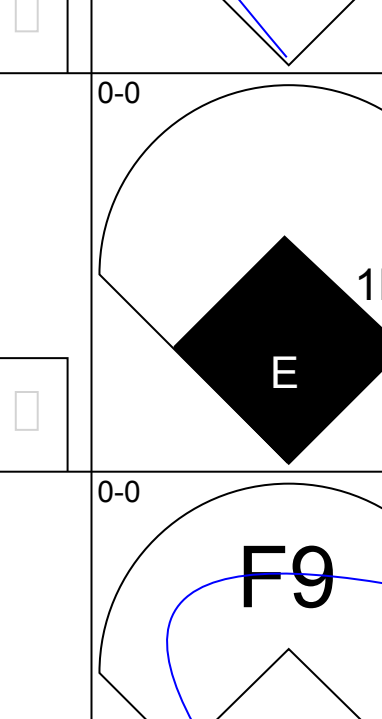

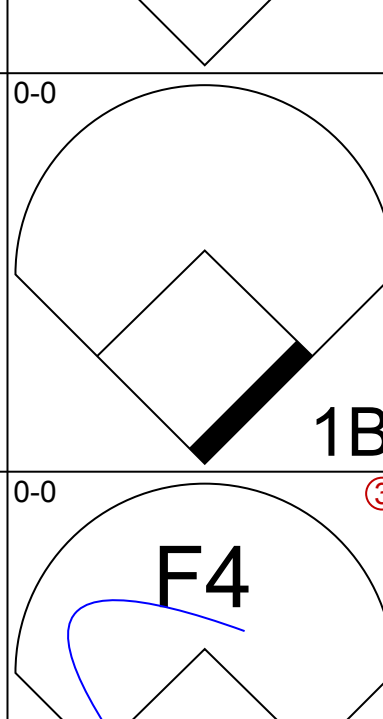
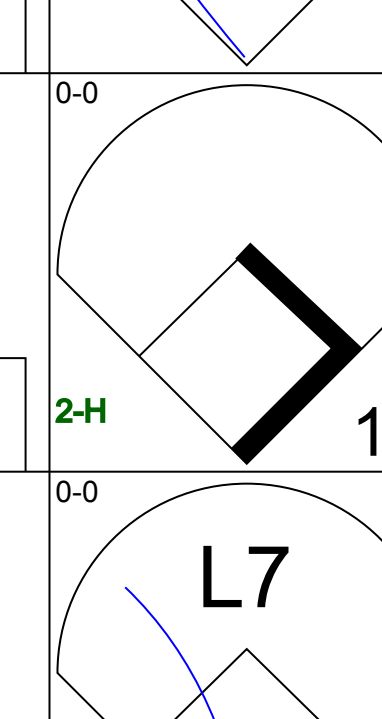
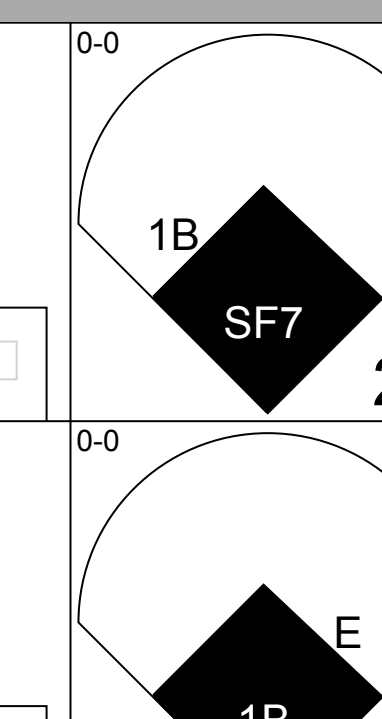
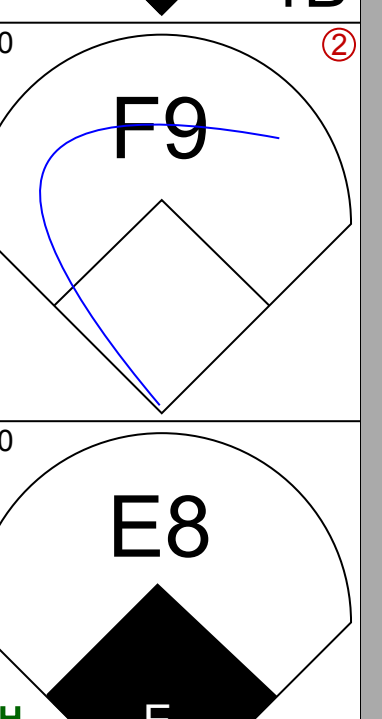
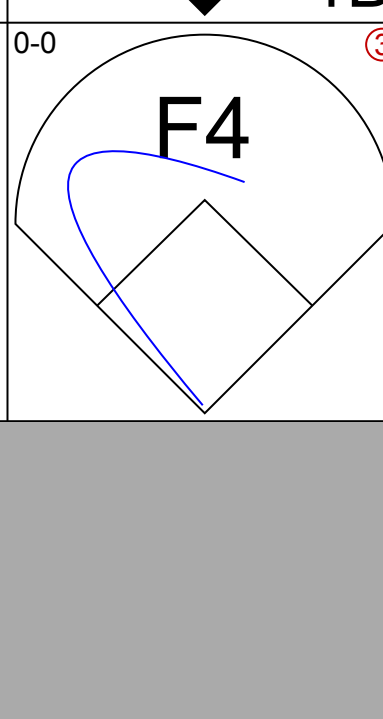
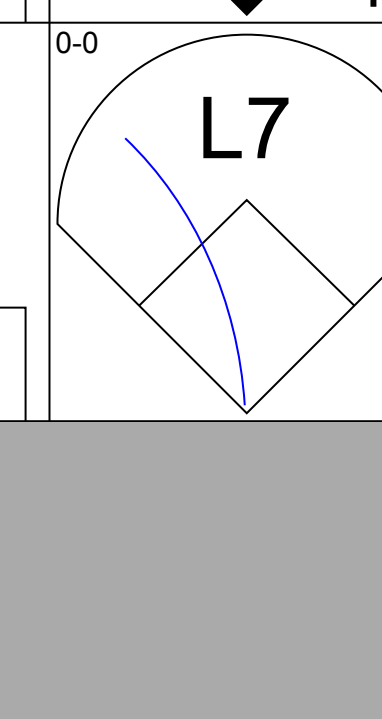
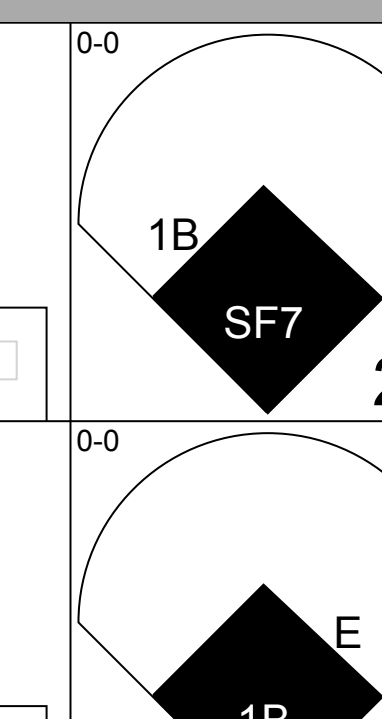
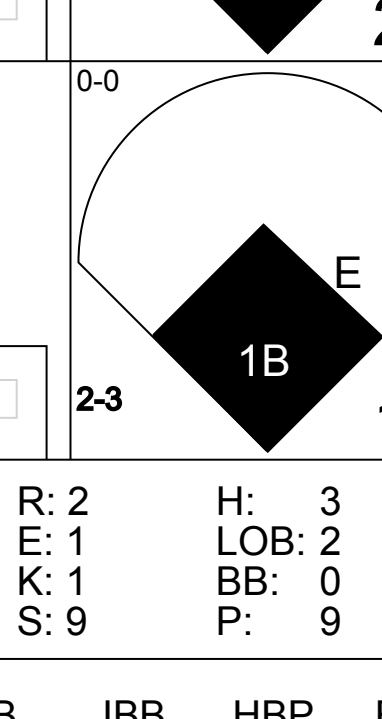
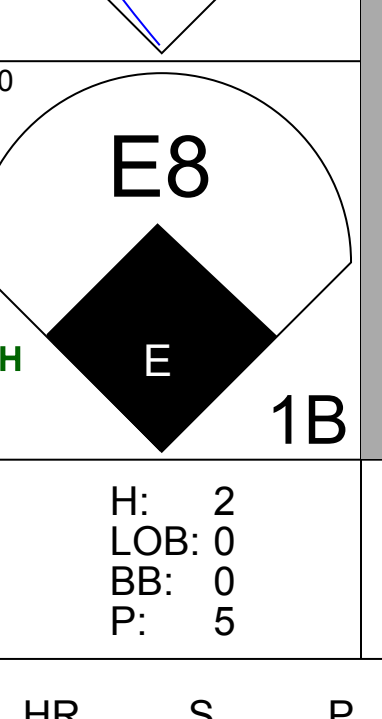
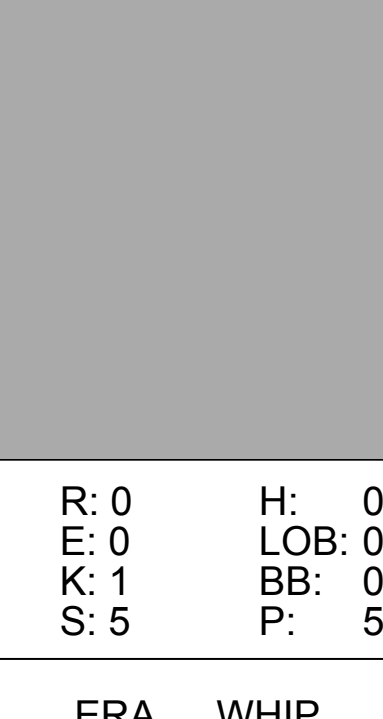
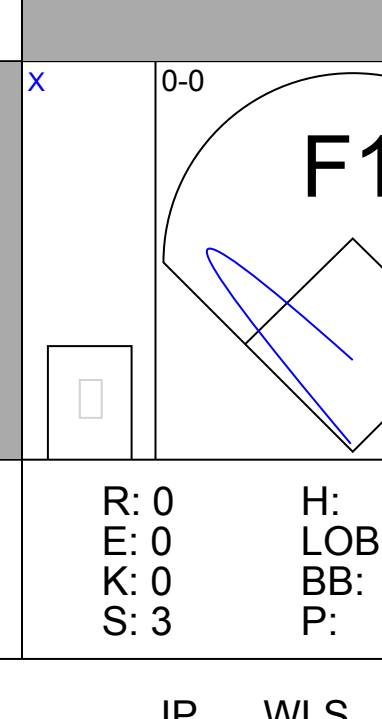
AB	42
R	4
H	6
RBI	4
BB	3
SO	10
LOB	20





Batter	1	2	3	4	5	6	7	8	9	AB	R	H	RBI	BB	SO	LOB	TOP																			
<b>Brett Butler, L</b> (1, 8) OBP: 0.352, SLG: 0.372										4	1	2	1	0	1	0	<b>Cleveland Indians @ Minnesota Twins</b> Hubert H. Humphrey Metrodome, Minneapolis, MN Mon Sep 29 1986, 8:05 PM EDT Att: 6,232 - Unknown																			
<b>Dave Clark, L</b> (1, 9) OBP: 0.340, SLG: 0.400										3	1	0	0	1	0	1																				
<b>Joe Carter, R</b> (1, 3) OBP: 0.336, SLG: 0.514										4	1	2	2	0	1	0																				
<b>Mel Hall, L</b> (1, 7) OBP: 0.345, SLG: 0.492										4	1	1	0	0	2	0																				
<b>Cory Snyder, R</b> (1, 6) OBP: 0.311, SLG: 0.523										4	0	1	0	0	2	1																				
<b>Otis Nixon, S</b> (9, PR) OBP: 0.326, SLG: 0.305										0	0	0	0	0	0	0																				
<b>Pat Tabler, R</b> (1, 10) OBP: 0.364, SLG: 0.419										4	0	0	1	0	0	1																				
<b>Brook Jacoby, R</b> (1, 5) OBP: 0.349, SLG: 0.441										4	0	1	0	0	1	1																				
<b>Chris Bando, S</b> (1, 2) OBP: 0.318, SLG: 0.307										3	0	0	0	0	0	1																				
<b>Jay Bell, R</b> (1, 4) OBP: 0.333, SLG: 1.333										3	1	1	1	0	2	0																				
<b>Fran Mullins, R</b> (8, 4) OBP: 0.214, SLG: 0.282										0	0	0	0	0	0	0																				
<b>Inning Stats</b>	R: 0 E: 0 K: 1 S: 5	H: 0 LOB: 0 BB: 0 P: 5	R: 0 E: 0 K: 2 S: 7	H: 0 LOB: 0 BB: 0 P: 7	R: 1 E: 0 K: 0 S: 4	H: 1 LOB: 0 BB: 1 P: 4	R: 2 E: 0 K: 2 S: 8	H: 1 LOB: 0 BB: 1 P: 12	R: 0 E: 0 K: 0 S: 3	H: 0 LOB: 0 BB: 0 P: 7	R: 0 E: 0 K: 0 S: 3	H: 2 LOB: 1 BB: 0 P: 3	R: 1 E: 0 K: 0 S: 5	H: 2 LOB: 1 BB: 0 P: 5	R: 1 E: 0 K: 0 S: 8	H: 1 LOB: 0 BB: 0 P: 8	R: 0 E: 0 K: 0 S: 4	H: 1 LOB: 1 BB: 0 P: 4	1B: 2 2B: 3 3B: 0 HR: 3	SF: 0 SAC: 0 DP: 0 HBP: 0	WP: 0 PB: 0 SB: 0 CS: 1	PA: 35														
<b>PITCHER</b>	IP	WLS	BF	H	R	ER	SO	BB	IBB	HBP	BLK	WP	HR	S	P	ERA	WHIP	<b>PITCHER</b>		IP	WLS	BF	H	R	ER	SO	BB	IBB	HBP	BLK	WP	HR	S	P	ERA	WHIP
<b>Bert Blyleven, R</b> (1, 1) ERA: 4.04	8.0	W	30	7	5	5	9	1	0	0	0	0	3	47	51	5.62	1.000			8.0	W	30	7	5	5	9	1	0	0	0	0	3	47	51	5.62	1.000
<b>Mark Portugal, R</b> (9, 1) ERA: 4.36	1.0	S	4	1	0	0	0	0	0	0	0	0	0	4	4	0.00	1.000			1.0	S	4	1	0	0	0	0	0	0	0	4	4	0.00	1.000		



Batter	1	2	3	4	5	6	7	8	9	AB	R	H	RBI	BB	SO	LOB	BOTTOM																			
<b>Mark Davidson, R</b> (1, 9) OBP: 0.167, SLG: 0.145										4	0	0	0	0	1	2	<b>Cleveland Indians @ Minnesota Twins</b> Hubert H. Humphrey Metrodome, Minneapolis, MN Mon Sep 29 1986, 8:05 PM EDT Att: 6,232 - Unknown																			
<b>Mickey Hatcher, R</b> (1, 3) OBP: 0.312, SLG: 0.359										3	0	0	1	0	0	0																				
<b>Kent Hrbek, L</b> (9, 3) OBP: 0.358, SLG: 0.491										0	0	0	0	0	0	0																				
<b>Kirby Puckett, R</b> (1, 8) OBP: 0.367, SLG: 0.532										4	1	1	0	0	1	1																				
<b>Gary Gaetti, R</b> (1, 5) OBP: 0.345, SLG: 0.522										4	1	2	1	0	1	0																				
<b>Tom Brunansky, R</b> (1, 10) OBP: 0.318, SLG: 0.429										3	0	1	1	0	0	2																				
<b>Tim Laudner, R</b> (1, 2) OBP: 0.327, SLG: 0.434										3	0	0	0	0	2	1																				
<b>Mark Salas, L</b> (8, PH) OBP: 0.282, SLG: 0.384										1	0	0	0	0	0	1																				
<b>Jeff Reed, L</b> (9, 2) OBP: 0.319, SLG: 0.338										0	0	0	0	0	0	0																				
<b>Billy Beane, R</b> (1, 7) OBP: 0.257, SLG: 0.296										3	1	2	0	0	1	1																				
<b>Randy Bush, L</b> (8, PH) OBP: 0.339, SLG: 0.410										1	0	1	1	0	0	0																				
<b>Greg Gagne, R</b> (1, 6) OBP: 0.294, SLG: 0.371										3	1	1	0	0	0	2																				
<b>Roy Smalley, S</b> (8, PH) OBP: 0.339, SLG: 0.441										1	0	0	0	0	0	1																				
<b>Steve Lombardozzi, R</b> (9, 4) OBP: 0.353, SLG: 0.335										0	0	0	0	0	0	0																				
<b>Alvaro Espinoza, R</b> (1, 4) OBP: 0.257, SLG: 0.265										3	2	2	0	0	0	0																				
<b>Inning Stats</b>	R: 0 E: 0 K: 1 S: 5	H: 0 LOB: 0 BB: 0 P: 5	R: 0 E: 0 K: 2 S: 8	H: 1 LOB: 1 BB: 0 P: 8	R: 2 E: 1 K: 1 S: 9	H: 3 LOB: 2 BB: 0 P: 9	R: 2 E: 2 K: 0 S: 5	H: 2 LOB: 0 BB: 0 P: 5	R: 0 E: 0 K: 1 S: 5	H: 0 LOB: 0 BB: 0 P: 5	R: 0 E: 0 K: 1 S: 6	H: 1 LOB: 1 BB: 0 P: 6	R: 0 E: 0 K: 0 S: 3	H: 0 LOB: 0 BB: 0 P: 3	R: 2 E: 0 K: 0 S: 6	H: 3 LOB: 1 BB: 0 P: 6	R: 0 E: 0 K: 0 S: 4	H: 1 LOB: 1 BB: 0 P: 4	1B: 9 2B: 1 3B: 0 HR: 0	SF: 2 SAC: 0 DP: 0 HBP: 0	WP: 0 PB: 0 SB: 0 CS: 1	PA: 36														
<b>PITCHER</b>	IP	WLS	BF	H	R	ER	SO	BB	IBB	HBP	BLK	WP	HR	S	P	ERA	WHIP	<b>PITCHER</b>		IP	WLS	BF	H	R	ER	SO	BB	IBB	HBP	BLK	WP	HR	S	P	ERA	WHIP
<b>Greg Swindell, L</b> (1, 1) ERA: 4.02	7.0	L	31	9	6	3	6	0	0	0	1	0	0	43	43	3.86	1.286			7.0	L	31	9	6	3	6	0	0	0	1	0	0	43	43	3.86	1.286
<b>Doug Jones, R</b> (8, 1) ERA: 2.7	1.0		4	1	0	0	0	0	0	0	0	0	0	4	4	0.00	1.000			1.0		4	1	0	0	0	0	0	0	0	4	4	0.00	1.000		





Batter	1	2	3	4	5	6	7	8	9	10	AB	R	H	RBI	BB	SO	LOB	TOP								
Otis Nixon, S OBP: 0.347, SLG: 0.314 (1, 7)	F8		F9			BB 1B		BB 1B		BB 1B								4 2 2 0 2 0 1								
Brett Butler, L OBP: 0.357, SLG: 0.376 (1, 8)	3-1			BB BB BB BB	BB BB	BB BB		BB BB		BB BB								4 2 3 0 2 0 0								
Joe Carter, R OBP: 0.336, SLG: 0.512 (1, 3)	K				BB BB	BB BB		BB BB		BB BB								6 0 2 3 0 2 7								
Cory Snyder, R OBP: 0.306, SLG: 0.515 (1, 6)		5-3																6 0 0 0 0 2 8								
Pat Tabler, R OBP: 0.324, SLG: 0.420 (1, 10)	5-3																	7 1 2 1 0 1 3								
Brook Jacoby, R OBP: 0.348, SLG: 0.439 (1, 5)	F8																	5 1 1 1 0 2 1								
Jay Bell, R OBP: 0.500, SLG: 1.000 Fran Mullins, R OBP: 0.209, SLG: 0.275 Mel Hall, L OBP: 0.347, SLG: 0.492 Julio Franco, R OBP: 0.333, SLG: 0.412 (1, 4) (6, 4) (9, PH) (9, 4)																		3 1 2 0 0 0 0 1 0 0 0 0 0 0 0 0 0 0 1 0 0 0 0 0 0 0 0 0								
Chris Bando, S OBP: 0.324, SLG: 0.325 (1, 2)	F8																	5 2 3 3 0 0 2								
Dave Clark, L OBP: 0.328, SLG: 0.380 (1, 9)	K																	5 0 1 0 0 2 3								
<b>Inning Stats</b>	R: 0 E: 0 K: 1 S: 5	H: 0 LOB: 0 BB: 0 P: 5	R: 0 E: 0 K: 0 S: 3	H: 0 LOB: 0 BB: 0 P: 3	R: 0 E: 0 K: 1 S: 6	H: 1 LOB: 1 BB: 0 P: 6	R: 1 E: 0 K: 2 S: 9	H: 2 LOB: 1 BB: 0 P: 9	R: 0 E: 0 K: 0 S: 5	H: 2 LOB: 3 BB: 1 P: 9	R: 4 E: 0 K: 2 S: 12	H: 5 LOB: 3 BB: 2 P: 20	R: 0 E: 0 K: 1 S: 5	H: 0 LOB: 0 BB: 0 P: 5	R: 3 E: 0 K: 1 S: 8	H: 4 LOB: 1 BB: 0 P: 8	R: 0 E: 0 K: 1 S: 5	H: 0 LOB: 2 BB: 1 P: 9	R: 1 E: 0 K: 0 S: 5	H: 2 LOB: 2 BB: 1 P: 9	1B: 13 2B: 2 3B: 0 HR: 1	SF: 0 SAC: 0 DP: 0 HBP: 0	WP: 1 PB: 0 SB: 3 CS: 0	PA: 51		
<b>PITCHER</b>	IP 5.1	WLS 27	H 10	R 5	ER 5	SO 5	BB 1	IBB 0	HBP 0	BLK 0	WP 1	HR 1	S 36	P 40	ERA 8.44	WHIP 2.062										
Frank Viola, L ERA: 4.68 (6, 1)	1.2	7	0	0	0	2	2	0	0	0	0	0	9	17	0.00	1.200										
Keith Atherton, R ERA: 4.14 (8, 1)	0.1	4	3	3	3	1	0	0	0	0	0	0	6	6	81.00	9.000										
Ray Fontenot, L ERA: 4.99 (8, 1)	2.0	11	3	1	1	2	0	0	0	0	0	0	10	18	4.50	2.500										
George Frazier, R ERA: 4.87 Mark Portugal, R ERA: 4.35 (10, 1)	0.2	W	2	0	0	0	0	0	0	0	0	0	2	2	0.00	0.000										

Cleveland Indians @ Minnesota Twins  
Hubert H. Humphrey Metrodome, Minneapolis, MN  
Tue Sep 30 1986, 8:05 PM EDT  
Att: 5,605 - Unknown

AB	46
R	9
H	16
RBI	8
BB	5
SO	9
LOB	25



Batter	1	2	3	4	5	6	7	8	9	10	AB	R	H	RBI	BB	SO	LOB	BOTTOM								
Kirby Puckett, R OBP: 0.368, SLG: 0.536 (1, 8)	G3 1B	SH1-3		F9		6-3		HR		F9								5 2 2 2 0 0 2								
Randy Bush, L OBP: 0.344, SLG: 0.413 (1, 7)	E G3 1B	4-3		1B BB		1B		1B 1B		F7								5 1 3 1 1 0 2								
Kent Hrbek, L OBP: 0.358, SLG: 0.490 (1, 3)	G3	F8		1B		G3		K										6 1 2 1 0 1 5								
Gary Gaetti, R OBP: 0.347, SLG: 0.521 (1, 5)	E HBP			1B		F8		F7		1B 1B								5 0 2 0 0 1 3								
Mark Salas, L OBP: 0.295, SLG: 0.390 Mark Davidson, R OBP: 0.167, SLG: 0.145 Roy Smalley, S OBP: 0.341, SLG: 0.443 (1, 10) (7, PR) (8, PH)	K					F9		F9										4 0 2 0 0 1 3 0 0 0 0 0 0 0 2 1 2 1 0 0 0								
Tom Brunansky, R OBP: 0.316, SLG: 0.428 (1, 9)	E4			F6		L5		F7		F8								6 0 1 2 0 0 7								
Jeff Reed, L OBP: 0.310, SLG: 0.327 (1, 2)	F9			G4-6-3		F9		F9		4-3								5 0 0 0 0 0 6								
Alvaro Espinoza, R OBP: 0.256, SLG: 0.263 Al Woods, L OBP: 0.356, SLG: 0.556 Greg Gagne, R OBP: 0.294, SLG: 0.371 (1, 6) (9, PH) (10, 6)		SH1-3 1B		5-3		F9		K										4 1 1 0 0 1 0 1 1 1 1 0 0 0 0 0 0 0 0 0 0								
Ron Washington, R OBP: 0.301, SLG: 0.500 (1, 4)		4-3 SH1-3 1B		BB 1B		HR		HR BB		1B								4 3 4 1 1 0 0								
<b>Inning Stats</b>	R: 1 E: 1 K: 1 S: 8	H: 2 LOB: 3 BB: 0 P: 9	R: 1 E: 0 K: 0 S: 5	H: 2 LOB: 1 BB: 0 P: 5	R: 0 E: 0 K: 0 S: 4	H: 2 LOB: 2 BB: 0 P: 4	R: 0 E: 0 K: 0 S: 5	H: 2 LOB: 2 BB: 1 P: 9	R: 0 E: 0 K: 0 S: 3	H: 0 LOB: 0 BB: 0 P: 3	R: 1 E: 0 K: 0 S: 5	H: 2 LOB: 1 BB: 0 P: 5	R: 0 E: 0 K: 0 S: 4	H: 1 LOB: 1 BB: 0 P: 4	R: 3 E: 0 K: 2 S: 11	H: 4 LOB: 2 BB: 1 P: 15	R: 1 E: 0 K: 0 S: 5	H: 2 LOB: 1 BB: 0 P: 5	R: 2 E: 0 K: 1 S: 6	H: 3 LOB: 1 BB: 0 P: 6	1B: 15 2B: 2 3B: 0 HR: 3	SF: 0 SAC: 1 DP: 1 HBP: 1	WP: 0 PB: 0 SB: 0 CS: 0	PA: 51		
<b>PITCHER</b>	IP 6.1	WLS 32	H 11	R 4	ER 3	SO 1	BB 1	IBB 1	HBP 0	BLK 0	WP 0	HR 1	S 32	P 37	ERA 4.26	WHIP 1.895										
Phil Niekro, R ERA: 4.32 (7, 1)	1.1	8	3	3	3	2	1	0	0	0	0	1	11	15	20.25	3.000										
Ernie Camacho, R ERA: 4.15 (8, 1)	1.2	L	11	6	3	3	1	0	0	0	0	1	13	13	16.20	3.600										

Cleveland Indians @ Minnesota Twins  
Hubert H. Humphrey Metrodome, Minneapolis, MN  
Tue Sep 30 1986, 8:05 PM EDT  
Att: 5,605 - Unknown

AB	47
R	10
H	20
RBI	9
BB	2
SO	4
LOB	28









Batter	1	2	3	4	5	6	7	8	9	AB	R	H	RBI	BB	SO	LOB	TOP										
<b>John Moses, S</b> OBP: 0.315, SLG: 0.338 (1, 8)	G1		K				G4-6-3		K	5	0	1	0	0	2	5	<b>Seattle Mariners @ Cleveland Indians</b> Cleveland Municipal Stadium, Cleveland, OH Fri Oct 03 1986, 7:05 PM EDT Att: 7,963 - Unknown										
<b>Scott Bradley, L</b> OBP: 0.355, SLG: 0.442 (1, 2)	HR				G4-3-6		4-3			4	1	2	0	0	0	2											
<b>Jim Presley, R</b> OBP: 0.305, SLG: 0.466 (1, 5)	HR		5-3		F9			5-3		4	1	1	2	0	0	1											
<b>Ken Phelps, L</b> OBP: 0.407, SLG: 0.528 (1, 3)	4-3				F9			4-3		4	1	1	0	0	0	0											
<b>Alvin Davis, L</b> OBP: 0.373, SLG: 0.427 (1, 10)	F7				6-3			4-3		4	0	0	0	0	1	1											
<b>Danny Tartabull, R</b> OBP: 0.348, SLG: 0.494 (1, 9)		L5			6-3					4	1	2	1	0	0	0											
<b>Dave Hengel, R</b> OBP: 0.175, SLG: 0.232 (1, 7)		F2			F8					3	1	1	1	0	0	1											
<b>Rey Quinones, R</b> OBP: 0.279, SLG: 0.296 (9, PH)										2	0	1	1	1	0	0											
<b>Phil Bradley, R</b> OBP: 0.405, SLG: 0.445 (9, FR)										0	0	0	0	1	0	0											
<b>Ross Jones, R</b> OBP: 0.111, SLG: 0.111 (9, 4)										0	0	0	0	0	0	0											
<b>Harold Reynolds, S</b> OBP: 0.274, SLG: 0.289 (1, 4)										2	0	0	0	1	0	1											
<b>Dave Valle, R</b> OBP: 0.365, SLG: 0.578 (9, PH)										1	0	0	0	0	0	2											
<b>Domingo Ramos, R</b> OBP: 0.250, SLG: 0.202 (9, 6)										0	0	0	0	0	0	0											
<b>Inning Stats</b>	R: 2 E: 0 K: 0 S: 5	H: 2 LOB: 0 BB: 0 P: 5	R: 0 E: 0 K: 0 S: 3	H: 0 LOB: 0 BB: 0 P: 3	R: 0 E: 0 K: 1 S: 6	H: 1 LOB: 1 BB: 0 P: 6	R: 2 E: 0 K: 0 S: 6	H: 3 LOB: 0 BB: 0 P: 6	R: 0 E: 0 K: 0 S: 3	H: 0 LOB: 0 BB: 0 P: 3	R: 0 E: 0 K: 0 S: 3	H: 0 LOB: 0 BB: 0 P: 3	R: 1 E: 0 K: 0 S: 3	H: 1 LOB: 1 BB: 2 P: 11	R: 0 E: 0 K: 0 S: 3	H: 0 LOB: 0 BB: 0 P: 3	R: 0 E: 0 K: 1 S: 6	H: 1 LOB: 3 BB: 1 P: 10	1B: 5 2B: 2 3B: 0 HR: 2	SF: 0 SAC: 1 DP: 2 HBP: 0	WP: 1 PB: 0 SB: 1 CS: 0	PA: 37					
<b>PITCHER</b>	IP	WLS	BF	H	R	ER	SO	BB	IBB	HBP	BLK	WP	HR	S	P	ERA	WHIP										
<b>Ken Schrom, R</b> ERA: 4.54 (1, 1)	6.0		27	8	5	5	2	2	0	0	0	0	2	29	37	7.50	1.667										
<b>Bryan Oelkers, L</b> ERA: 4.7 (7, 1)	1.0		2	0	0	0	0	0	0	0	0	0	0	2	2	0.00	0.000										
<b>Doug Jones, R</b> ERA: 2.5 (8, 1)	1.1		6	1	0	0	0	0	1	0	0	0	0	5	9	0.00	0.750										
<b>Frank Wills, R</b> ERA: 4.91 (9, 1)	0.2	W	2	0	0	0	1	0	0	0	0	1	0	4	4	0.00	0.000										

Batter	1	2	3	4	5	6	7	8	9	AB	R	H	RBI	BB	SO	LOB	BOTTOM										
<b>Brett Butler, L</b> OBP: 0.355, SLG: 0.375 (1, 8)	L3		4-3							4	0	0	0	0	0	1	<b>Seattle Mariners @ Cleveland Indians</b> Cleveland Municipal Stadium, Cleveland, OH Fri Oct 03 1986, 7:05 PM EDT Att: 7,963 - Unknown										
<b>Dave Clark, L</b> OBP: 0.338, SLG: 0.444 (1, 9)	K				4-3					4	1	2	1	0	1	0											
<b>Julio Franco, R</b> OBP: 0.336, SLG: 0.415 (1, 4)	F2				6-3					4	1	1	0	0	0	1											
<b>Joe Carter, R</b> OBP: 0.334, SLG: 0.513 (1, 3)		6-3			K					4	1	1	0	0	2	1											
<b>Mel Hall, L</b> OBP: 0.347, SLG: 0.493 (1, 7)										3	1	1	1	0	0	0											
<b>Jay Bell, R</b> OBP: 0.417, SLG: 0.727 (8, PH)										1	0	0	0	0	1	1											
<b>Otis Nixon, S</b> OBP: 0.350, SLG: 0.319 (9, 7)										0	0	0	0	0	0	0											
<b>Cory Snyder, R</b> OBP: 0.302, SLG: 0.509 (1, 6)										4	0	1	0	0	2	1											
<b>Pat Tabler, R</b> OBP: 0.367, SLG: 0.436 (1, 10)										4	2	2	2	0	0	1											
<b>Brook Jacoby, R</b> OBP: 0.348, SLG: 0.439 (1, 5)										4	0	2	0	0	0	0											
<b>Chris Bando, S</b> OBP: 0.325, SLG: 0.327 (1, 2)										4	0	1	1	0	0	1											
<b>Inning Stats</b>	R: 0 E: 0 K: 1 S: 5	H: 0 LOB: 0 BB: 0 P: 5	R: 0 E: 0 K: 0 S: 4	H: 1 LOB: 1 BB: 0 P: 4	R: 0 E: 0 K: 0 S: 3	H: 0 LOB: 0 BB: 0 P: 3	R: 0 E: 0 K: 1 S: 5	H: 0 LOB: 0 BB: 0 P: 5	R: 0 E: 0 K: 0 S: 3	H: 0 LOB: 0 BB: 0 P: 3	R: 5 E: 1 K: 1 S: 11	H: 6 LOB: 1 BB: 0 P: 11	R: 0 E: 0 K: 2 S: 8	H: 1 LOB: 1 BB: 0 P: 8	R: 1 E: 0 K: 1 S: 6	H: 3 LOB: 2 BB: 0 P: 6	1B: 6 2B: 3 3B: 0 HR: 2	SF: 0 SAC: 0 DP: 0 HBP: 0	WP: 0 PB: 0 SB: 0 CS: 0	PA: 36							
<b>PITCHER</b>	IP	WLS	BF	H	R	ER	SO	BB	IBB	HBP	BLK	WP	HR	S	P	ERA	WHIP										
<b>Mike Morgan, R</b> ERA: 4.53 (1, 1)	6.0		23	5	4	4	2	0	0	0	0	0	0	3	3	0.00	0.833										
<b>Pete Ladd, R</b> ERA: 3.92 (7, 1)	0.1		1	0	0	0	1	0	0	0	0	0	0	3	3	0.00	0.000										
<b>Ed Nunez, R</b> ERA: 5.82 (7, 1)	0.0		2	2	1	1	0	0	0	0	0	0	1	2	2	∞	∞										
<b>Matt Young, L</b> ERA: 3.82 (7, 1)	1.2		6	1	0	0	2	0	0	0	0	0	0	10	10	0.00	0.600										
<b>Mike Trujillo, R</b> ERA: 3.26 (9, 1)	0.1	L	4	3	1	1	1	0	0	0	0	0	0	6	6	27.00	9.000										





Batter	1	2	3	4	5	6	7	8	9	AB	R	H	RBI	BB	SO	LOB	TOP					
<b>Rey Quinones, R</b> (1, 6) <small>OBP: 0.281, SLG: 0.298</small>										5	0	2	1	0	1	1	<b>Seattle Mariners @ Cleveland Indians</b> Cleveland Municipal Stadium, Cleveland, OH Sat Oct 04 1986, 3:33 AM EDT Att: 11,991 - Unknown					
<b>John Moses, S</b> (1, 8) <small>OBP: 0.314, SLG: 0.337</small>										4	1	1	0	0	0	3						
<b>Jim Presley, R</b> (1, 5) <small>OBP: 0.303, SLG: 0.463</small>										4	0	0	0	0	2	4						
<b>Danny Tartabull, R</b> (1, 9) <small>OBP: 0.348, SLG: 0.491</small>										3	0	0	0	1	0	0						
<b>Alvin Davis, L</b> (1, 10) <small>OBP: 0.372, SLG: 0.425</small>										4	1	1	0	0	1	2						
<b>Dave Hengel, R</b> (1, 7) <small>OBP: 0.197, SLG: 0.237</small>										3	1	1	1	0	1	0						
<b>Dave Valle, R</b> (1, 3) <small>OBP: 0.411, SLG: 0.673</small>										4	2	3	3	0	0	2						
<b>Bob Kearney, R</b> (1, 2) <small>OBP: 0.281, SLG: 0.377</small>										3	0	0	0	0	1	2						
<b>Scott Bradley, L</b> (9, PH) <small>OBP: 0.353, SLG: 0.440</small>										1	0	0	0	0	0	0						
<b>Harold Reynolds, S</b> (1, 4) <small>OBP: 0.274, SLG: 0.290</small>										3	0	1	0	0	1	1						
<b>Ken Phelps, L</b> (9, PH) <small>OBP: 0.406, SLG: 0.526</small>										1	0	0	0	0	1	0						
<b>Inning Stats</b>	R: 0 E: 0 K: 0 S: 3	H: 1 LOB: 0 BB: 0 P: 3	R: 0 E: 0 K: 2 S: 7	H: 0 LOB: 0 BB: 0 P: 7	R: 1 E: 1 K: 1 S: 8	H: 3 LOB: 2 BB: 0 P: 8	R: 0 E: 0 K: 0 S: 3	H: 0 LOB: 0 BB: 0 P: 3	R: 0 E: 0 K: 3 S: 10	H: 1 LOB: 1 BB: 0 P: 10	R: 1 E: 0 K: 1 S: 7	H: 2 LOB: 2 BB: 1 P: 11	R: 0 E: 0 K: 0 S: 3	H: 0 LOB: 0 BB: 0 P: 3	R: 0 E: 0 K: 0 S: 3	H: 0 LOB: 0 BB: 0 P: 3	R: 3 E: 0 K: 1 S: 7	H: 2 LOB: 0 BB: 0 P: 8	1B: 7 2B: 1 3B: 0 HR: 1	SF: 0 SAC: 0 DP: 1 HBP: 1	WP: 1 PB: 0 SB: 0 CS: 0	PA: 37
<b>PITCHER</b>	IP: 8.0 WLS: W BF: 34 ERA: 4.23	IP: 1.0 WLS: S BF: 3 ERA: 4.09															IP: 8.0 WLS: L BF: 37 ERA: 4.85					

AB	35
R	5
H	9
RBI	5
BB	1
SO	8
LOB	15



Batter	1	2	3	4	5	6	7	8	9	AB	R	H	RBI	BB	SO	LOB	BOTTOM			
<b>Otis Nixon, S</b> (1, 7) <small>OBP: 0.352, SLG: 0.326</small>										4	0	1	0	1	1	2	<b>Seattle Mariners @ Cleveland Indians</b> Cleveland Municipal Stadium, Cleveland, OH Sat Oct 04 1986, 3:33 AM EDT Att: 11,991 - Unknown			
<b>Brett Butler, L</b> (1, 8) <small>OBP: 0.353, SLG: 0.373</small>										4	0	0	0	0	1	4				
<b>Julio Franco, R</b> (1, 4) <small>OBP: 0.339, SLG: 0.424</small>										4	2	3	1	0	0	0				
<b>Joe Carter, R</b> (1, 9) <small>OBP: 0.335, SLG: 0.516</small>										4	1	2	1	0	2	0				
<b>Cory Snyder, R</b> (1, 6) <small>OBP: 0.299, SLG: 0.504</small>										4	0	0	0	0	4	1				
<b>Pat Tabler, R</b> (1, 3) <small>OBP: 0.369, SLG: 0.436</small>										4	1	2	1	0	0	0				
<b>Brook Jacoby, R</b> (1, 5) <small>OBP: 0.350, SLG: 0.441</small>										4	2	3	0	0	1	0				
<b>Jay Bell, R</b> (1, 10) <small>OBP: 0.438, SLG: 0.714</small>										3	0	1	1	1	0	1				
<b>Andy Allanson, R</b> (1, 2) <small>OBP: 0.259, SLG: 0.279</small>										4	0	1	0	0	0	3				
<b>Inning Stats</b>	R: 0 E: 0 K: 2 S: 8	H: 2 LOB: 2 BB: 0 P: 8	R: 0 E: 0 K: 2 S: 7	H: 0 LOB: 0 BB: 0 P: 7	R: 0 E: 0 K: 0 S: 4	H: 1 LOB: 1 BB: 0 P: 4	R: 4 E: 1 K: 1 S: 10	H: 5 LOB: 1 BB: 0 P: 10	R: 1 E: 0 K: 2 S: 8	H: 1 LOB: 0 BB: 0 P: 8	R: 0 E: 0 K: 0 S: 4	H: 2 LOB: 3 BB: 2 P: 12	R: 0 E: 0 K: 2 S: 7	H: 0 LOB: 0 BB: 0 P: 7	R: 1 E: 0 K: 0 S: 5	H: 2 LOB: 1 BB: 0 P: 5		1B: 8 2B: 3 3B: 1 HR: 1	SF: 0 SAC: 0 DP: 0 HBP: 0	WP: 2 PB: 0 SB: 0 CS: 0
<b>PITCHER</b>	IP: 8.0 WLS: L BF: 37 ERA: 4.85															IP: 8.0 WLS: L BF: 37 ERA: 6.75				





Batter	1	2	3	4	5	6	7	8	9	AB	R	H	RBI	BB	SO	LOB	TOP			
Rey Quinones, R OBP: 0.279, SLG: 0.295 (1, 6)										3	0	0	0	0	2	0	Seattle Mariners @ Cleveland Indians Cleveland Municipal Stadium, Cleveland, OH Sun Oct 05 1986, 3:33 AM EDT Att: 12,175 - Unknown			
John Moses, S OBP: 0.311, SLG: 0.333 (1, 8)										4	0	0	0	0	0	2				
Dave Valle, R OBP: 0.417, SLG: 0.679 (1, 3)										4	0	2	0	0	1	2				
Alvin Davis, L OBP: 0.373, SLG: 0.426 (1, 10)										4	1	2	0	0	0	1				
Danny Tartabull, R OBP: 0.347, SLG: 0.489 (1, 9)										4	1	1	0	0	0	3				
Scott Bradley, L OBP: 0.347, SLG: 0.432 (1, 2)										4	0	0	0	0	0	4				
Dave Hengel, R OBP: 0.215, SLG: 0.254 (1, 7)										4	0	2	2	0	0	0				
Ross Jones, R OBP: 0.095, SLG: 0.095 (1, 5)										3	0	0	0	0	1	3				
Harold Reynolds, S OBP: 0.275, SLG: 0.290 (1, 4)										3	0	1	0	0	1	0				
<b>Inning Stats</b>	R: 0 E: 0 K: 2 S: 7	H: 0 LOB: 0 BB: 0 P: 7	R: 0 E: 1 K: 1 S: 7	H: 1 LOB: 2 BB: 0 P: 7	R: 0 E: 0 K: 2 S: 7	H: 0 LOB: 0 BB: 0 P: 7	R: 2 E: 0 K: 0 S: 6	H: 3 LOB: 1 BB: 0 P: 6	R: 0 E: 0 K: 0 S: 4	H: 1 LOB: 0 BB: 0 P: 4	R: 0 E: 0 K: 0 S: 3	H: 0 LOB: 0 BB: 0 P: 3	R: 0 E: 0 K: 0 S: 4	H: 1 LOB: 1 BB: 0 P: 4	R: 0 E: 0 K: 0 S: 3	H: 1 LOB: 0 BB: 0 P: 3	1B: 7 2B: 1 3B: 0 HR: 0	SF: 0 SAC: 1 DP: 2 HBP: 0	WP: 1 PB: 0 SB: 0 CS: 1	PA: 34
<b>PITCHER</b> Tom Candiotti, R ERA: 3.57 (1, 1)	IP: 9.0 WLS: W BF: 34 H: 8 R: 2 ER: 2 SO: 5 BB: 0 IBB: 0 HBP: 0 BLK: 0 WP: 1 HR: 0 S: 44 P: 44 ERA: 2.00 WHIP: 0.889																			

Batter	1	2	3	4	5	6	7	8	9	AB	R	H	RBI	BB	SO	LOB	BOTTOM			
Brett Butler, L OBP: 0.356, SLG: 0.375 (1, 8)										2	1	2	1	1	0	0	Seattle Mariners @ Cleveland Indians Cleveland Municipal Stadium, Cleveland, OH Sun Oct 05 1986, 3:33 AM EDT Att: 12,175 - Unknown			
Dave Clark, L OBP: 0.348, SLG: 0.448 (1, 9)										4	0	2	0	0	0	2				
Julio Franco, R OBP: 0.338, SLG: 0.422 (1, 4)										4	0	1	0	0	0	4				
Joe Carter, R OBP: 0.335, SLG: 0.514 (1, 3)										4	0	1	1	0	1	3				
Mel Hall, L OBP: 0.346, SLG: 0.493 Otis Nixon, S OBP: 0.352, SLG: 0.326 (1, 7) (9, 7)										4	0	1	0	0	0	3				
Cory Snyder, R OBP: 0.299, SLG: 0.500 (1, 6)										3	1	0	0	1	2	2				
Pat Tabler, R OBP: 0.368, SLG: 0.433 (1, 10)										3	1	0	0	0	2	2				
Brook Jacoby, R OBP: 0.350, SLG: 0.441 (1, 5)										3	0	1	1	0	0	0				
Chris Bando, S OBP: 0.325, SLG: 0.327 Andy Allanson, R OBP: 0.280, SLG: 0.280 (1, 2) (3, 2)										0	0	0	0	0	0	0				
<b>Inning Stats</b>	R: 0 E: 0 K: 0 S: 5	H: 2 LOB: 2 BB: 0 P: 5	R: 0 E: 0 K: 1 S: 5	H: 0 LOB: 0 BB: 0 P: 5	R: 0 E: 0 K: 0 S: 2	H: 0 LOB: 0 BB: 1 P: 6	R: 0 E: 0 K: 0 S: 3	H: 0 LOB: 0 BB: 0 P: 3	R: 0 E: 0 K: 1 S: 5	H: 0 LOB: 0 BB: 0 P: 5	R: 2 E: 0 K: 0 S: 6	H: 4 LOB: 1 BB: 0 P: 6	R: 2 E: 0 K: 0 S: 4	H: 1 LOB: 1 BB: 1 P: 9	R: 0 E: 0 K: 3 S: 11	H: 2 LOB: 2 BB: 0 P: 11	1B: 8 2B: 1 3B: 0 HR: 0	SF: 0 SAC: 1 DP: 1 HBP: 1	WP: 0 PB: 0 SB: 0 CS: 1	PA: 34
<b>PITCHER</b> Mike Moore, R ERA: 4.3 (1, 1)	IP: 8.0 WLS: L BF: 34 H: 9 R: 4 ER: 4 SO: 5 BB: 2 IBB: 0 HBP: 1 BLK: 0 WP: 0 HR: 0 S: 41 P: 50 ERA: 4.50 WHIP: 1.375																			