

Cleveland Indians - 1988

Batter	1	2	3	4	5	6	7	8	9	AB R H RBI BB SO LOB	TOP											
Julio Franco, R (1, 4) OBP: 0.250, SLG: 1.000	3-1 HR		1-0 6-3			2-3 K		0-1 5-3		4 1 1 1 0 1 0	Cleveland Indians @ Texas Rangers Arlington Stadium, Arlington, TX Mon Apr 04 1988, 8:05 PM EDT Att. 37,613 - Unknown - 84 F											
Willie Upshaw, L (1, 3) OBP: 0.500, SLG: 1.333	0-1 F8		2-3 K			1-2 HR		4-0 BB		3 1 1 1 1 1 0												
Pat Tabler, R (1, 10)	0-3 K				1-1 F9	1-2 F9		2-1 6-3		4 0 0 0 0 1 1												
Joe Carter, R (1, 8) OBP: 0.750, SLG: 0.500	1-1 1B				0-1 6-3	1-0 PO HBP			4-1 CS BB	2 0 1 0 1 0 0												
Mel Hall, L (1, 7) Carmen Castillo, R (9, PH)	0-1 5-3				0-0 F7	0-0 PO 1-2	1-0 F9		1 SAFE 0-3 K 1-2	3 0 0 0 0 0 1 1 0 0 0 0 1 1												
Brook Jacoby, R (1, 5)		0-0 F9			3-1 3-1		1-1 F9		1 SAFE 2-3 K	4 0 0 0 0 1 0												
Cory Snyder, R (1, 9) OBP: 0.333, SLG: 1.333		1-0 F9			0-0 5-3		2-2 HR			3 1 1 1 0 0 0												
Jay Bell, R (1, 6) OBP: 0.667, SLG: 0.500		3-3 K			4-1 BB		3-1 CS 1B			2 0 1 0 1 1 0												
Andy Allanson, R (1, 2)			1-2 L8		2-2 L7		0-2 CS 1-2	0-1 F6		3 0 0 0 0 0 1												
Inning Stats	R: 1 E: 0 K: 1 S: 11	H: 2 LOB: 1 BB: 0 P: 15	R: 0 E: 0 K: 1 S: 5	H: 0 LOB: 0 BB: 0 P: 9	R: 0 E: 0 K: 1 S: 9	H: 0 LOB: 0 BB: 0 P: 13	R: 0 E: 0 K: 0 S: 5	H: 0 LOB: 0 BB: 0 P: 6	R: 0 E: 0 K: 0 S: 7	H: 0 LOB: 1 BB: 1 P: 16	R: 1 E: 0 K: 1 S: 9	H: 1 LOB: 0 BB: 0 P: 14	R: 1 E: 0 K: 0 S: 11	H: 2 LOB: 0 BB: 0 P: 18	R: 0 E: 0 K: 0 S: 6	H: 0 LOB: 1 BB: 1 P: 12	R: 0 E: 0 K: 2 S: 8	H: 0 LOB: 0 BB: 1 P: 14	1B: 2 2B: 0 3B: 0 HR: 3	SF: 0 SAC: 0 DP: 0 HBP: 1	WP: 0 PB: 0 SB: 0 CS: 2	PA: 35
PITCHER	IP WLS BF H R ER SO BB IBB HBP BLK WP HR S P ERA WHIP																					
Charlie Hough, R (1, 1) ERA: 3.38	8.0 W 31 5 3 3 4 3 0 1 0 0 3 64 108 3.38 1.000																					
Mitch Williams, L (9, 1) ERA:	1.0 S 2 0 0 0 2 0 0 0 0 0 0 7 9 0.00 0.000																					

AB	29
R	3
H	5
RBI	3
BB	3
SO	6
LOB	4



livebaseballscorecards.com

Batter	1	2	3	4	5	6	7	8	9
Oddibe McDowell, L (1, 8) OBP: 0.750, SLG: 0.750	0-1 L4		1-0 CS		3-1 CS	0-0 BLK	0-2 E2		
Scott Fletcher, R (1, 6) OBP: 0.750, SLG: 0.750	1-2 F7		3-2 4-3			1-3 K	1-1 FC5-4		
Ruben Sierra, S (1, 9) OBP: 0.750, SLG: 0.750	0-0 4-3			2-1 1-3		3-2 3-1	4-0 FC4		
Larry Parrish, R (1, 10) OBP: 0.750, SLG: 0.750		2-1 L7		1-0 L7		2-2 BB	1-1 FC4		
Pete O'Brien, L (1, 3) OBP: 1.000, SLG: 3.000		3-2 HR		0-1 1B		4-2 BB		3-2 HR	
Pete Incaviglia, R (1, 7) Cecil Espy, S (9, 7)		1-3 K		0-0 5-3		1-3 K		2-3 K	
Geno Petralli, L (1, 2) OBP: 0.250, SLG: 0.250		3-1 1B			0-1 G3		0-3 K	0-0 1-3	
Steve Buechele, R (1, 5) OBP: 0.750, SLG: 0.667			0-0 G4-6-3		2-1 6-3		4-2 1B	2-2 1B	
Jerry Browne, S (1, 4) OBP: 0.500, SLG: 0.333			1-1 G4-6-3		2-1 CS		4-2 E	1-2 G1	

Inning Stats	R: 0	H: 0	E: 0	K: 0	S: 6	R: 1	H: 2	E: 0	K: 1	S: 10	R: 0	H: 2	E: 0	K: 0	S: 8	R: 0	H: 1	E: 0	K: 0	S: 6	R: 0	H: 1	E: 0	K: 0	S: 7	R: 0	H: 1	E: 0	K: 1	S: 14	R: 2	H: 1	E: 2	K: 1	S: 14	R: 1	H: 2	E: 0	K: 1	S: 14
	LOB: 0	BB: 0	P: 7	LOB: 1	BB: 0	P: 19	LOB: 1	BB: 0	P: 12	LOB: 1	BB: 0	P: 9	LOB: 0	BB: 0	P: 14	LOB: 3	BB: 1	P: 25	LOB: 2	BB: 3	P: 28	LOB: 1	BB: 0	P: 22	LOB: 0	BB: 1	P: 14	LOB: 2	BB: 3	P: 28	LOB: 1	BB: 0	P: 22	LOB: 0	SAC: 0	DP: 1	HBP: 1			

PITCHER	IP	WLS	BF	H	R	ER	SO	BB	IBB	HBP	BLK	WP	HR	S	P	ERA	WHIP
Tom Candiotti, R (1, 1) ERA: 1.42	6.1		28	8	3	1	4	3	0	1	1	0	1	61	104	1.42	1.737
Chris Codioli, R (7, 1) ERA: 5.4	1.2	L	8	2	1	1	1	0	1	0	0	0	1	18	32	5.40	1.200

BOTTOM


Cleveland Indians @ Texas Rangers
Arlington Stadium, Arlington, TX

Mon Apr 04 1988, 8:05 PM EDT
Att: 37,613 - Unknown - 84 F

AB	R	H	RBI	BB	SO	LOB
4	0	3	0	0	0	0
4	0	0	0	0	1	3
3	0	0	0	1	0	1
3	0	0	0	0	0	2
3	2	3	2	1	0	0
4	0	0	0	0	3	4
0	0	0	0	0	0	0
4	0	1	0	0	1	0
3	1	2	0	1	0	0
3	1	1	0	1	0	2

AB	31
R	4
H	10
RBI	2
BB	4
SO	5
LOB	12

WP: 0 PA: 37
PB: 0
SB: 1
CS: 1



1B	2B	3B	HR	SF	SAC	DP	HBP
8	0	0	2	0	1	1	1

Batter	1	2	3	4	5	6	7	8	9	AB R H RBI BB SO LOB	TOP	
Julio Franco, R (1, 4) OBP: 0.222, SLG: 0.556	2-2 F8		1-1 5-3		1-1 L8		0-0 SF7 1B		0-2 6-3	5 1 1 0 0 0 2		
Willie Upshaw, L (1, 3) OBP: 0.444, SLG: 0.750	1-0 F7		1-0 F3		2-2 E S 2B 1B		0-1 1-3		3-2 1B 1B	5 1 2 0 0 0 3		
Pat Tabler, R (1, 10) OBP: 0.444, SLG: 0.286	0-1 4-3		1-1 2-H 3-H 1B		4-2 2B 1-3 BB		4-0 2-3 BB		0-0 FC6-4 1B	3 0 2 1 2 0 0		
Joe Carter, R (1, 8) OBP: 0.444, SLG: 0.500		2-3 K		2-1 F7	1-0 1-3 3-H 2B		2-2 SF7		1-2 FC6-4	4 0 1 2 0 1 2		
Mel Hall, L (1, 7)		0-0 F7		1-1 F2	1-2 F8		0-2 F8			4 0 0 0 0 0 3		
Brook Jacoby, R (1, 5) OBP: 0.125, SLG: 0.500		0-3 K		3-1 HR		1-1 F8		0-2 L6		4 1 1 1 0 1 0		
Cory Snyder, R (1, 9) OBP: 0.429, SLG: 1.000			0-0 BB 1B 1B	0-0 2B		3-3 K		2-0 F8		4 1 2 0 0 1 0		
Jay Bell, R (1, 6) OBP: 0.571, SLG: 0.250			4-1 E 1B 1-2 1B BB	1-2 5-3		4-1 S BB		0-0 F8		2 1 0 0 2 0 1		
Andy Allanson, R (1, 2) OBP: 0.143, SLG: 0.143			0-0 E8 1-3 2-H 1B 1B		1-0 6-3	1-3 K		2-1 F7		4 0 1 1 0 1 1		
Inning Stats	R: 0 E: 0 K: 0 S: 6 H: 0 LOB: 0 BB: 0 P: 9	R: 0 E: 0 K: 2 S: 8 H: 0 LOB: 0 BB: 0 P: 10	R: 2 E: 1 K: 0 S: 8 H: 3 LOB: 2 BB: 1 P: 15	R: 1 E: 0 K: 0 S: 10 H: 2 LOB: 1 BB: 0 P: 17	R: 1 E: 0 K: 0 S: 17 H: 2 LOB: 2 BB: 1 P: 27	R: 0 E: 0 K: 2 S: 9 H: 0 LOB: 1 BB: 1 P: 18	R: 1 E: 0 K: 0 S: 10 H: 1 LOB: 1 BB: 1 P: 16	R: 0 E: 0 K: 0 S: 5 H: 0 LOB: 0 BB: 0 P: 7	R: 0 E: 0 K: 0 S: 12 H: 2 LOB: 2 BB: 0 P: 18	1B: 7 2B: 2 3B: 0 HR: 1 SF: 1 SAC: 0 DP: 0 HBP: 0	WP: 0 PB: 0 SB: 4 CS: 0 PA: 40	
PITCHER	IP WLS BF H R ER SO BB IBB HBP BLK WP HR S P ERA WHIP											
Bobby Witt, R (1, 1) ERA: 5.68	6.1 L 30 8 5 4 4 4 0 0 0 0 0 1 61 103 5.68 1.895											
Jeff Russell, R (7, 1) ERA:	1.2 5 0 0 0 0 0 0 0 0 0 0 0 12 16 0.00 0.000											
Jose Cecena, R (9, 1) ERA:	1.0 5 2 0 0 0 0 0 0 0 0 0 0 12 18 0.00 2.000											

Cleveland Indians @ Texas Rangers
Arlington Stadium, Arlington, TX

Wed Apr 06 1988, 4:33 AM EDT
Att. 13,003 - Unknown - 75 F

livebaseballscorecards.com

AB 35
R 5
H 10
RBI 5
BB 4
SO 4
LOB 12



Batter	1	2	3	4	5	6	7	8	9	AB	R	H	RBI	BB	SO	LOB
Oddibe McDowell, L (1, 8) OBP: 0.500, SLG: 0.875	0-0 4-3			2-1 HR	1-1 G3			1-3 K		4	1	1	1	0	1	2
Scott Fletcher, R (1, 6) OBP: 0.250, SLG: 0.250	1-0 E5			0-1 1B		1-1 1B		2-1 F4		4	0	2	0	0	0	0
Ruben Sierra, S (1, 9)	0-1 6-3			0-2 F8		1-1 F7		1-0 F9		4	0	0	0	0	0	2
Larry Parrish, R (1, 10)				2-2 F9		1-1 F7		2-3 K		4	0	0	0	0	2	2
Pete O'Brien, L (1, 3) OBP: 0.875, SLG: 1.857				3-2 F9		2-0 1B		2-0 2B		4	0	3	0	0	0	1
Pete Incaviglia, R (1, 7)				2-2 F4		1-3 K		1-0 F7		4	0	0	0	0	1	4
Mike Stanley, R (1, 2)				0-3 K		0-3 K		1-3 K		4	0	0	0	0	3	1
Steve Buechele, R (1, 5) OBP: 0.571, SLG: 0.400				0-1 F4		4-2 1B BB		2-1 6-3		2	0	0	0	1	0	0
Jerry Browne, S (1, 4) OBP: 0.429, SLG: 0.333				1-1 L9		1-2 1B		0-3 K		3	0	1	0	0	1	0

Inning Stats	R: 0	H: 0	R: 0	H: 1	R: 0	H: 0	R: 1	H: 2	R: 0	H: 1	R: 0	H: 0	R: 0	H: 0	R: 0	H: 1	R: 0	H: 0	R: 0	H: 1	1B: 5	SF: 0	WP: 0	PA: 34
	E: 1	LOB: 0	E: 0	LOB: 0	E: 0	LOB: 0	E: 0	LOB: 1	E: 0	LOB: 2	E: 0	LOB: 0	E: 0	LOB: 0	E: 0	LOB: 1	E: 0	LOB: 0	E: 0	LOB: 1	2B: 1	SAC: 0	PB: 0	
	K: 0	BB: 0	K: 1	BB: 0	K: 1	BB: 0	K: 0	BB: 0	K: 1	BB: 1	K: 1	BB: 0	K: 1	BB: 0	K: 2	BB: 0	K: 1	BB: 0	K: 1	BB: 0	3B: 0	DP: 0	SB: 0	
	S: 4	P: 5	S: 11	P: 17	S: 7	P: 8	S: 14	P: 21	S: 15	P: 24	S: 10	P: 16	S: 6	P: 9	S: 7	P: 11	S: 8	P: 14	S: 8	P: 14	HR: 1	HBP: 0	CS: 1	

PITCHER	IP	WLS	BF	H	R	ER	SO	BB	IBB	HBP	BLK	WP	HR	S	P	ERA	WHIP	PITCHER	IP	WLS	BF	H	R	ER	SO	BB	IBB	HBP	BLK	WP	HR	S	P	ERA	WHIP	
Greg Swindell, L (1, 1) ERA: 1.0	9.0	W	34	7	1	1	8	1	0	0	0	0	1	82	125	1.00	0.889																			


BOTTOM


Cleveland Indians @ Texas Rangers
Arlington Stadium, Arlington, TX

Wed Apr 06 1988, 4:33 AM EDT
Att: 13,003 - Unknown - 75 F

livebaseballscorecards.com

AB	33
R	1
H	7
RBI	1
BB	1
SO	8
LOB	12



Batter	1	2	3	4	5	6	7	8	9	AB R H RBI BB SO LOB	TOP
Julio Franco, R (1, 4) OBP: 0.231, SLG: 0.462	1-0 BLK 1B	3-3 1-2			3-3 K		1-1 G6-3 1-2f			4 0 1 0 0 2 2	
Willie Upshaw, L (1, 3) OBP: 0.308, SLG: 0.500	0-0 L8		1-3 K		1-2 F5			1-2 4-3		4 0 0 0 0 1 1	
Pat Tabler, R (1, 10) OBP: 0.308, SLG: 0.182	2-3 K 1-2		2-3 K			0-0 6-3		1-0 1-3		4 0 0 0 0 2 1	
Joe Carter, R (1, 8) OBP: 0.385, SLG: 0.333	4-1 BB		0-0 F8		3-3 K		0-3 K 1B			3 1 0 0 1 2 0	
Mel Hall, L (1, 7) OBP: 0.091, SLG: 0.091	2-3 K			2-1 6-3		2-3 K		1-0 1B		4 0 1 1 0 2 2	
Brook Jacoby, R (1, 5) OBP: 0.333, SLG: 0.667		0-0 1-4-3 1B		1-1 4-3 1B		1-1 HR 2B		1-2 F8		4 2 3 0 0 0 1	
Cory Snyder, R (1, 9) OBP: 0.364, SLG: 1.000		2-3 K		0-0 4-3 1-2		1-2 HR			3-1 L5	4 1 1 2 0 1 2	AB 34 R 4 H 7 RBI 4 BB 2 SO 12 LOB 12
Jay Bell, R (1, 6) OBP: 0.455, SLG: 0.143		0-1 1-4-3		2-1 F8		4-2 FC1-6 BB			2-3 K	3 0 0 0 1 1 2	
Andy Allanson, R (1, 2) OBP: 0.182, SLG: 0.182		0-0 3-H 1B			2-3 K		0-0 FC1-6 G6-3 1-2f		2-1 6-3	4 0 1 1 0 1 1	
Inning Stats	R: 0 H: 1 E: 0 LOB: 2 K: 2 BB: 1 S: 10 P: 19	R: 1 H: 2 E: 0 LOB: 1 K: 2 BB: 0 S: 10 P: 15	R: 0 H: 0 E: 0 LOB: 0 K: 2 BB: 0 S: 7 P: 10	R: 0 H: 1 E: 0 LOB: 1 K: 0 BB: 0 S: 7 P: 12	R: 0 H: 0 E: 0 LOB: 0 K: 2 BB: 0 S: 10 P: 16	R: 0 H: 0 E: 0 LOB: 0 K: 2 BB: 0 S: 9 P: 14	R: 2 H: 2 E: 0 LOB: 0 K: 0 BB: 1 S: 10 P: 17	R: 1 H: 1 E: 0 LOB: 1 K: 1 BB: 0 S: 12 P: 16	R: 0 H: 0 E: 0 LOB: 0 K: 1 BB: 0 S: 7 P: 14	1B: 5 SF: 0 2B: 1 SAC: 0 3B: 0 DP: 1 HR: 1 HBP: 0	WP: 1 PA: 36 PB: 0 SB: 3 CS: 0
PITCHER Jose Guzman, R (1, 1) ERA: 4.0	IP WLS BF H R ER SO BB IBB HBP BLK WP HR S P ERA WHIP										

Cleveland Indians @ Texas Rangers
Arlington Stadium, Arlington, TX
Thu Apr 07 1988, 8:05 PM EDT
Att. 12,251 - Unknown - 80 F

livebaseballscorecards.com

BOTTOM

Cleveland Indians @ Texas Rangers
Arlington Stadium, Arlington, TX

Thu Apr 07 1988, 8:05 PM EDT
Att: 12,251 - Unknown - 80 F

livebaseballscorecards.com

AB	34
R	1
H	9
RBI	1
BB	1
SO	9
LOB	15



WP:	0	PA:	36
PB:	0	CS:	0

AB R H RBI BB SO LOB

3 0 0 1 0 1 3

4 0 0 0 0 0 5

4 0 1 0 0 1 0

4 0 1 0 0 1 1

4 0 2 0 0 1 1

4 0 0 0 0 2 3

3 1 1 0 0 1 1

1 0 0 0 0 0 0

4 0 3 0 0 1 0

3 0 1 0 1 1 1

1B:	9	SF:	1
2B:	0	SAC:	0
3B:	0	DP:	1
HR:	0	HBP:	0

Batter	1	2	3	4	5	6	7	8	9
Oddibe McDowell, L (1, 8) OBP: 0.333, SLG: 0.636	3-2 F8		1-2 L9		1-1 SF8		3-3 K		
Scott Fletcher, R (1, 6) OBP: 0.167, SLG: 0.167	2-2 F6		1-1 4-3		3-1 FC6-4		2-1 4-3		
Ruben Sierra, S (1, 9) OBP: 0.167, SLG: 0.091	0-0 G3			3-3 K		0-0 G5-4-3 1B		1-0 3-1	
Larry Parrish, R (1, 10) OBP: 0.167, SLG: 0.091		2-3 K		2-0 F8		2-2 G5-4-3 1B		3-2 1B	
Pete O'Brien, L (1, 3) OBP: 0.750, SLG: 1.364		2-2 1B		1-3 K		1-1 1B		2-1 L8	
Pete Incaviglia, R (1, 7)		1-3 K			0-0 1-3	3-3 K		1-1 5-3	
Mike Stanley, R (1, 2) OBP: 0.143, SLG: 0.143		3-1 F4			1-1 BB SF8 1B		0-3 K		0-2 4-3
Geno Petrali, L (9, PH) OBP: 0.200, SLG: 0.200									
Steve Buechele, R (1, 5) OBP: 0.636, SLG: 0.556			0-0 1B		1-2 BB 1B		3-1 1B 1B		1-3 K
Jerry Browne, S (1, 4) OBP: 0.455, SLG: 0.333			2-2 F7		4-2 FC6-4 BB		2-2 1B		1-3 K

Inning Stats	R: 0	H: 0	E: 0	K: 0	S: 7	H: 0	LOB: 0	BB: 0	P: 12	R: 0	H: 1	E: 0	K: 2	S: 12	H: 1	LOB: 1	BB: 0	P: 20	R: 0	H: 1	E: 0	K: 0	S: 10	H: 0	LOB: 0	BB: 0	P: 14	R: 1	H: 2	E: 0	K: 0	S: 12	H: 2	LOB: 2	BB: 1	P: 22	R: 0	H: 2	E: 0	K: 1	S: 11	H: 2	LOB: 1	BB: 0	P: 17	R: 0	H: 2	E: 0	K: 2	S: 14	H: 1	LOB: 1	BB: 0	P: 15	R: 0	H: 0	E: 0	K: 2	S: 9	H: 0	LOB: 0	BB: 0	P: 11	1B: 9	SF: 1	2B: 0	SAC: 0	3B: 0	DP: 1	HR: 0	HBP: 0	WP: 0	PA: 36
--------------	------	------	------	------	------	------	--------	-------	-------	------	------	------	------	-------	------	--------	-------	-------	------	------	------	------	-------	------	--------	-------	-------	------	------	------	------	-------	------	--------	-------	-------	------	------	------	------	-------	------	--------	-------	-------	------	------	------	------	-------	------	--------	-------	-------	------	------	------	------	------	------	--------	-------	-------	-------	-------	-------	--------	-------	-------	-------	--------	-------	--------

PITCHER	IP	WLS	BF	H	R	ER	SO	BB	IBB	HBP	BLK	WP	HR	S	P	ERA	WHIP
John Farrell, R (1, 1) ERA: 1.5	6.0	W	24	6	1	1	5	1	0	0	0	0	0	60	99	1.50	1.167
Chris Codioli, R (7, 1) ERA: 1.93	3.0	S	12	3	0	0	4	0	0	0	0	0	0	31	50	0.00	1.000

ERA WHIP

Batter	1	2	3	4	5	6	7	8	9	AB R H RBI BB SO LOB	TOP												
Jeff Stone, L (1, 7) BBB C X	4-2 S S BB		2-1 5-3 C X			2-2 1-3 F F F B X		0-1 G4-6-3 1-2f C X		3 0 0 0 1 0 1	Baltimore Orioles @ Cleveland Indians Cleveland Municipal Stadium, Cleveland, OH Fri Apr 08 1988, 7:05 PM EDT Att. 53,738 - Unknown - 45 F livebaseballscorecards.com												
Billy Ripken, R (1, 4) OBP: 0.250, SLG: 0.182 F F C	0-3 1-2 K		3-1 5-3 B B C X			1-0 E5 B X		0-1 F8 C X		4 0 0 0 0 1 1													
Cal Ripken Jr., R (1, 6) OBP: 0.167, SLG: 0.091 B B B	4-0 G5-4-3 BB			1-0 F9 B X		0-1 F7 C X		2-3 K C B F B S		3 0 0 0 1 1 1													
Eddie Murray, S (1, 3) OBP: 0.167, SLG: 0.167 S B F X	2-2 G5-4-3 1-2f 2-3			1-1 E S 1B S B X		2-1 L6 S B X		1-1 F9 S B X		4 0 1 0 0 0 3													
Fred Lynn, L (1, 8) OBP: 0.091, SLG: 0.182 B B X		2-0 F7 B B X		1-3 K 1-3 F F F B X		1-0 4-3 B X		0-3 K F S C		4 0 0 0 0 2 1													
Larry Sheets, L (1, 10) OBP: 0.222, SLG: 0.125 S B B B B B		4-2 BLK BB		0-1 4-3 C X		3-0 1B B B B X				2 0 1 0 1 0 1													
Rick Schu, R (1, 5) OBP: 0.111, SLG: 0.333 B X		1-0 F7 1-2		1-0 F8 B X		0-0 F8 X				3 0 0 0 0 0 2													
Terry Kennedy, L (1, 2) OBP: 0.222, SLG: 0.222 C B X		1-1 F9		2-2 4-3 B B S B X		1-1 F8 S B X				3 0 0 0 0 0 2													
Joe Orsulak, L (1, 9) OBP: 0.333, SLG: 0.333 C B F F X			1-2 6-3 C B F F X		1-1 F8 B F X		0-2 G4-6-3 1B C B F X			3 0 1 0 0 0 0													
Inning Stats	R: 0 E: 0 K: 1 S: 10	H: 0 LOB: 1 BB: 2 P: 20	R: 0 E: 0 K: 0 S: 6	H: 0 LOB: 1 BB: 1 P: 14	R: 0 E: 0 K: 0 S: 8	H: 0 LOB: 0 BB: 0 P: 14	R: 0 E: 1 K: 1 S: 9	H: 1 LOB: 1 BB: 0 P: 12	R: 0 E: 0 K: 0 S: 7	H: 0 LOB: 0 BB: 0 P: 11	R: 0 E: 1 K: 0 S: 9	H: 0 LOB: 1 BB: 0 P: 14	R: 0 E: 0 K: 0 S: 5	H: 1 LOB: 1 BB: 0 P: 10	R: 0 E: 0 K: 0 S: 7	H: 1 LOB: 0 BB: 0 P: 7	R: 0 E: 0 K: 2 S: 8	H: 0 LOB: 0 BB: 0 P: 11	1B: 3 2B: 0 3B: 0 HR: 0	SF: 0 SAC: 0 DP: 2 HBP: 0	WP: 0 PB: 0 SB: 3 CS: 0	PA: 32	
PITCHER Scott Bailes, L (1, 1) ERA:	IP 9.0	WLS W	BF 32	H 3	R 0	ER 0	SO 4	BB 3	IBB 0	HBP 0	BLK 1	WP 0	HR 0	S 69	P 113	ERA 0.00	WHIP 0.667						PITCHER IP WLS BF H R ER SO BB IBB HBP BLK WP HR S P ERA WHIP

AB	29
R	0
H	3
RBI	0
BB	3
SO	4
LOB	12



Batter	1	2	3	4	5	6	7	8	9	AB R H RBI BB SO LOB
Julio Franco, R OBP: 0.294, SLG: 0.471 (1, 4)	1-0 5-3		3-2 1B			2-0 6-3	1-2 1B			4 0 2 2 0 0 0
Willie Upshaw, L OBP: 0.294, SLG: 0.400 (1, 3)	1-0 G3		0-3 K			3-2 F9		4-1 1B FC6-2 BB		3 0 0 0 1 1 1
Pat Tabler, R OBP: 0.294, SLG: 0.200 (1, 10)	2-0 4-3			X 0-0 1-3		3-1 5-3		0-1 FC6-2 1B		4 0 1 0 0 0 0
Joe Carter, R OBP: 0.294, SLG: 0.231 (1, 8)		C 1-1 F9		X 0-0 L3		C 2-3 K	B 1-0 5-3			4 0 0 0 0 1 2
Brook Jacoby, R OBP: 0.375, SLG: 0.625 (1, 5)		X 0-0 3-4-1 1B		X 0-0 FC5-4 1B		B 2-0 F7	X 0-0 FC6-2 S			4 0 2 0 0 0 2
Cory Snyder, R OBP: 0.400, SLG: 0.867 (1, 9)		B 3-1 3-4-1 1B		B 2-0 FC5-4		B 1-0 BB BB 1B	S 3-2 L6			4 1 2 0 0 0 3
Mel Hall, L OBP: 0.143, SLG: 0.077 (1, 7)		X 0-0 3-4-1		C 1-3 K		B 4-0 BB BB 1B BB				2 1 0 0 1 1 2
Jay Bell, R OBP: 0.429, SLG: 0.111 (1, 6)		C 0-1 6-3		X 0-0 F3		B 4-1 BB BB BB 1B BB				2 1 0 0 1 0 2
Andy Allanson, R OBP: 0.286, SLG: 0.231 (1, 2)			X 0-0 1B		B 2-1 6-3	B 4-0 1B BB				2 0 1 1 1 0 0

Inning Stats	R: 0	H: 0	E: 0	K: 0	S: 3	P: 7	R: 0	H: 2	E: 0	K: 0	S: 8	R: 0	H: 2	E: 0	K: 1	S: 7	R: 0	H: 1	E: 0	K: 0	S: 4	R: 0	H: 0	E: 0	K: 1	S: 6	R: 0	H: 0	E: 0	K: 0	S: 9	R: 3	H: 2	E: 0	K: 1	S: 11	R: 0	H: 1	E: 0	K: 0	S: 8	1B: 8	2B: 0	3B: 0	HR: 0	SF: 0	SAC: 0	DP: 0	HBP: 0	WP: 0	PB: 0	SB: 1	CS: 1	PA: 33
	0	0	0	0	3	7	0	2	0	0	8	0	2	0	1	7	0	0	0	0	4	0	0	0	0	1	6	0	0	0	9	3	2	0	1	11	0	1	0	0	8	0	0	0	0	0	1	1	0	0	33			

PITCHER	IP	WLS	BF	H	R	ER	SO	BB	IBB	HBP	BLK	WP	HR	S	P	ERA	WHIP
Mark Thurmond, L ERA: 4.05 (1, 1)	6.2	L	26	6	3	3	3	2	0	0	0	0	0	42	79	4.05	1.200
Doug Sisk, R ERA: (7, 1)	1.1		7	2	0	0	0	2	0	0	0	0	0	11	24	0.00	3.000


BOTTOM

Baltimore Orioles @ Cleveland Indians
Cleveland Municipal Stadium, Cleveland, OH
 Fri Apr 08 1988, 7:05 PM EDT
 Att: 53,738 - Unknown - 45 F

livebaseballscorecards.com

AB	29
R	3
H	8
RBI	3
BB	4
SO	3
LOB	12



Batter	1	2	3	4	5	6	7	8	9	AB R H RBI BB SO LOB	TOP										
Jeff Stone, L (1, 7) C X	0-1 F7		1-1 G3			0-0 1-3		1-2 G4-6-3		4 0 0 0 0 0 2											
Billy Ripken, R (1, 4) OBP: 0.313, SLG: 0.267 C X	0-2 G4-6-3 1B			0-1 5-3		0-0 1B			1-2 F7	4 0 2 0 0 0 0											
Fred Lynn, L (1, 8) OBP: 0.071, SLG: 0.143 Carl Nichols, R (6, 2) OBP: 1.000, SLG: 1.000 C B F B X	2-2 G4-6-3 1-2f			0-0 L8		1-3 K			0-0 1B 1B 1B	3 0 0 0 0 1 2 1 1 1 0 0 0 0											
Eddie Murray, S (1, 3) OBP: 0.133, SLG: 0.133 Rene Gonzales, R (7, 5) OBP: 1.000, SLG: 1.000 B B B B B B		3-3 K		2-2 F9			0-0 L9		0-2 1B 1B 1B	3 0 0 0 0 1 0 1 0 1 0 0 0 0											
Cal Ripken Jr., R (1, 6) OBP: 0.250, SLG: 0.143 C B B B B B		2-3 K			4-1 BB		2-2 5-3		1-0 1B 1-2 2-3 1B	3 0 1 0 1 1 0											
Larry Sheets, L (1, 10) OBP: 0.385, SLG: 0.273 X C B F		0-2 PO 1B			0-2 F9		4-2 BB		0-0 1B 1-2 2-3 3-H	3 0 2 1 1 0 1											
Terry Kennedy, L (1, 2) OBP: 0.273, SLG: 0.273 Jim Dwyer, L (6, 9) C B B B B B	2-2 PO 1-2 SAFE	0-1 FC5-4 1B			2-3 K		0-0 4-3		3-3 K	2 0 1 0 0 1 1 2 0 0 0 0 1 4	AB 32 R 1 H 8 RBI 1 BB 3 SO 6 LOB 16										
Rick Schu, R (1, 5) OBP: 0.091, SLG: 0.273 Jim Traber, L (7, 3) B C X			1-1 FC5-4		1-3 K			1-1 L4	1-1 L8	2 0 0 0 0 1 2 2 0 0 0 0 0 3											
Joe Orsulak, L (1, 9) OBP: 0.333, SLG: 0.273 C X			0-1 F7			1-2 L6		4-1 G4-6-3 BB		2 0 0 0 1 0 1											
Inning Stats	R: 0 E: 0 K: 0 S: 8	H: 1 LOB: 0 BB: 0 P: 10	R: 0 E: 0 K: 2 S: 18	H: 1 LOB: 0 BB: 0 P: 25	R: 0 E: 0 K: 0 S: 8	H: 0 LOB: 0 BB: 0 P: 8	R: 0 E: 0 K: 2 S: 10	H: 0 LOB: 1 BB: 1 P: 17	R: 0 E: 0 K: 1 S: 8	H: 1 LOB: 1 BB: 0 P: 10	R: 0 E: 0 K: 0 S: 7	H: 0 LOB: 1 BB: 1 P: 13	R: 0 E: 0 K: 0 S: 6	H: 0 LOB: 0 BB: 1 P: 12	R: 1 E: 0 K: 1 S: 16	H: 4 LOB: 3 BB: 0 P: 22	1B: 8 2B: 0 3B: 0 HR: 0	SF: 0 SAC: 0 DP: 2 HBP: 0	WP: 0 PB: 0 SB: 0 CS: 0	PA: 36	
PITCHER Tom Candiotti, R (1, 1) ERA: 1.17	IP 9.0 WLS W BF 35 H 8 R 1 ER 1 SO 6 BB 3 IBB 0 HBP 0 BLK 0 WP 0 HR 0 S 87 P 127 ERA 1.00 WHIP 1.222																				PITCHER IP WLS BF H R ER SO BB IBB HBP BLK WP HR S P ERA WHIP

Baltimore Orioles @ Cleveland Indians
Cleveland Municipal Stadium, Cleveland, OH
 Sat Apr 09 1988, 7:05 PM EDT
 Att. 16,401 - Unknown - 55 F

livebaseballscorecards.com

Batter	1	2	3	4	5	6	7	8	9
Julio Franco, R OBP: 0.348, SLG: 0.478 (1, 4)	F6	1B	1B	1B		L8		F9	
Willie Upshaw, L OBP: 0.435, SLG: 0.632 (1, 3)	FC6-4	1B	1B	1B		HR		BB	
Pat Tabler, R OBP: 0.391, SLG: 0.333 (1, 10)	F8	E9	BB	1B		1B		1B	
Joe Carter, R OBP: 0.304, SLG: 0.222 (1, 8)	FC6-4	1B	BB	BB		K		F9	
Mel Hall, L OBP: 0.211, SLG: 0.222 (1, 7)		BLK	K	K		1B		3-1	
Brook Jacoby, R OBP: 0.333, SLG: 0.571 (1, 5)		L9	L4	2B		5-3		L8	
Cory Snyder, R OBP: 0.450, SLG: 1.000 (1, 9)		BLK	HR	HR		F8		E6	
Jay Bell, R OBP: 0.421, SLG: 0.154 (1, 6)		L4	FC5-4	1B		5-3		F8	
Andy Allanson, R OBP: 0.316, SLG: 0.278 (1, 2)		1B	FC5-4	1B		F7		F9	

AB R H RBI BB SO LOB

6	2	3	1	0	0	0
4	2	3	2	2	0	2
6	0	4	2	0	0	3
5	0	1	1	1	2	4
5	2	2	0	0	2	5
5	1	1	0	0	0	5
5	2	3	3	0	0	0
4	1	1	0	1	0	4
5	2	2	1	0	0	1

1B: 15	SF: 0	WP: 0	PA: 49
2B: 3	SAC: 0	PB: 0	
3B: 0	DP: 0	SB: 0	
HR: 2	HBP: 0	CS: 0	

PITCHER	IP	WLS	BF	H	R	ER	SO	BB	IBB	HBP	BLK	WP	HR	S	P	ERA	WHIP
Mike Boddicker, R ERA: 11.57 (1, 1)	1.2	L	13	8	5	5	0	0	0	0	2	0	0	27	44	27.00	4.800
Mark Williamson, R ERA: 54.0 (2, 1)	0.2		8	4	4	4	1	1	1	0	0	0	1	17	29	54.00	7.500
Jose Bautista, R ERA: 7.36 (3, 1)	3.2		19	7	3	3	3	1	0	0	0	0	1	52	74	7.36	2.182
Oswaldo Peraza, R ERA: 10.13 (7, 1)	1.0		4	0	0	0	0	0	0	0	0	0	0	12	18	0.00	0.000
Tom Niedenfuer, R ERA: (8, 1)	1.0		5	1	0	0	0	1	0	0	0	0	0	9	21	0.00	2.000

Baltimore Orioles @ Cleveland Indians
Cleveland Municipal Stadium, Cleveland, OH
 Sat Apr 09 1988, 7:05 PM EDT
 Att: 16,401 - Unknown - 55 F

livebaseballscorecards.com

AB	45
R	12
H	20
RBI	10
BB	4
SO	4
LOB	24



Batter	1	2	3	4	5	6	7	8	9	AB R H RBI BB SO LOB	TOP		
Jeff Stone, L (1, 7) <small>OBP: 0.100, SLG: 0.053</small> Wade Rowdon, R (8, PH) <small>(8, 7)</small>	2-2 1B		1-1 5-3 1-2		1-2 F7		1-2 FC4-6 2B <small>1-2f 2-3</small>	1-1 F8		4 1 1 0 0 0 4 1 0 0 0 0 0 2	Baltimore Orioles @ Cleveland Indians Cleveland Municipal Stadium, Cleveland, OH <small>Sun Apr 10 1988, 3:33 AM EDT</small> <small>Att. 19,560 - Sunny - 65 F</small>		
Billy Ripken, R (1, 4) <small>OBP: 0.333, SLG: 0.350</small>	0-0 L9		0-1 F7		1-0 1B <small>2-H</small>		2-1 2B <small>1-H 3-H</small>	0-2 4-3	5 0 2 3 0 0 2	livebaseballscorecards.com AB 37 R 3 H 9 RBI 3 BB 3 SO 3 LOB 27			
Cal Ripken Jr., R (1, 6) <small>OBP: 0.238, SLG: 0.111</small>	2-2 F3 1-2		4-2 BB		0-1 L8		1-2 6-3	1-0 L8	4 0 0 0 1 0 3				
Eddie Murray, S (1, 3) <small>OBP: 0.150, SLG: 0.105</small>	0-2 L6		0-0 L7		1-2 4-3		4-2 BB	0-0 F9	4 0 0 0 1 0 4				
Fred Lynn, L (1, 8) <small>OBP: 0.111, SLG: 0.167</small>		1-2 E4 S 1B		2-0 E 1B		0-0 4-3	1-0 F9		4 0 1 0 0 0 2				
Larry Sheets, L (1, 10) <small>OBP: 0.353, SLG: 0.267</small>		1-3 K		1-1 F9		2-2 4-3		1-1 1B	4 0 1 0 0 1 2				
Rick Schu, R (1, 5) <small>OBP: 0.133, SLG: 0.267</small>		2-3 K 1-2		2-2 L9 1-2		2-0 F7		2-2 1B	4 0 1 0 0 1 2				
Terry Kennedy, L (1, 2) <small>OBP: 0.267, SLG: 0.214</small>		2-1 5-3		0-0 4-3			4-0 FC4-6 1B 2B BB	0-0 F5	3 1 0 0 1 0 4				
Joe Orsulak, L (1, 9) <small>OBP: 0.438, SLG: 0.467</small>			0-0 5-3 1B		1-0 1B 2B		0-1 FC4-6 1B	0-3 K	4 1 3 0 0 1 2				
Inning Stats	R: 0 H: 1 E: 0 LOB: 1 K: 0 BB: 0 S: 11 P: 15	R: 0 H: 0 E: 1 LOB: 1 K: 2 BB: 0 S: 11 P: 17	R: 0 H: 1 E: 0 LOB: 2 K: 0 BB: 1 S: 8 P: 13	R: 0 H: 1 E: 1 LOB: 1 K: 0 BB: 0 S: 7 P: 12	R: 1 H: 2 E: 0 LOB: 1 K: 0 BB: 0 S: 10 P: 14	R: 0 H: 0 E: 0 LOB: 0 K: 0 BB: 0 S: 7 P: 11	R: 2 H: 2 E: 0 LOB: 2 K: 0 BB: 2 S: 15 P: 28	R: 0 H: 2 E: 0 LOB: 2 K: 1 BB: 0 S: 12 P: 16	R: 0 H: 0 E: 0 LOB: 0 K: 0 BB: 0 S: 5 P: 6			1B: 7 SF: 0 2B: 2 SAC: 0 3B: 0 DP: 0 HR: 0 HBP: 0	WP: 0 PA: 40 PB: 0 SB: 2 CS: 0
PITCHER	IP WLS BF H R ER SO BB IBB HBP BLK WP HR S P ERA WHIP											PITCHER	IP WLS BF H R ER SO BB IBB HBP BLK WP HR S P ERA WHIP
Rich Yett, R (1, 1) <small>ERA: 4.26</small>	6.1 W 29 7 3 3 2 2 0 0 0 1 0 0 62 97 4.26 1.421												
Chris Codiroli, R (7, 1) <small>ERA: 1.8</small>	0.1 2 0 0 0 0 1 0 0 0 0 0 0 6 11 0.00 3.000												
Dan Schatzeder, L (7, 1) <small>ERA:</small>	2.1 S 9 2 0 0 1 0 0 0 0 0 0 0 18 24 0.00 0.857												



Batter	1	2	3	4	5	6	7	8	9	AB	R	H	RBI	BB	SO	LOB
Julio Franco, R OBP: 0.370, SLG: 0.462 (1, 4)	1-1 1-3		1-0 CS 1B		4-1 G3-6-3 BB		0-2 5-3			3	0	1	0	1	0	0
Willie Upshaw, L OBP: 0.444, SLG: 0.591 (1, 3)	3-1 CS 1B		2-1 F8		0-2 G3-6-3 1-2f		4-2 BB			3	0	1	0	1	0	2
Pat Tabler, R OBP: 0.370, SLG: 0.292 (1, 10)	3-3 K 1-2		1 SAFE 0-0 CS 1-2	4-1 1B 2B BB	1-0 4-3		2-2 6-3			3	1	0	0	1	1	2
Joe Carter, R OBP: 0.333, SLG: 0.273 (1, 8)		3-2 S SF8 1B		1-0 2B E 1B 1-2		1-1 5-3		1-1 F7		4	2	2	0	0	0	0
Brook Jacoby, R OBP: 0.280, SLG: 0.480 (1, 5)		2-1 L7 1-2		3-3 K		1-1 F9		0-0 4-3		4	0	0	0	0	1	3
Cory Snyder, R OBP: 0.458, SLG: 0.955 (1, 9)		2-2 SF8 2-H		1-0 F5		4-2 S 1B BB		3-2 1B		2	1	1	1	1	0	2
Carmen Castillo, R OBP: 0.600, SLG: 0.800 (1, 7)		1-1 1B		2-0 E 2B 1-3 2-H		1-2 FC5-4 1B 1-H		1-2 L8		4	1	3	2	0	0	1
Mel Hall, L OBP: 0.211, SLG: 0.222 (9, 7)										0	0	0	0	0	0	0
Jay Bell, R OBP: 0.409, SLG: 0.313 (1, 6)		0-1 F7		3-1 E6 3B 2-H 3-H		0-2 FC5-4 1-2f				3	1	1	2	0	0	2
Andy Allanson, R OBP: 0.273, SLG: 0.238 (1, 2)			1-1 F8		0-0 5-6-3		1-1 5-3			3	0	0	0	0	0	0

Inning Stats	R: 0	H: 1	E: 0	K: 1	S: 8	R: 1	H: 2	E: 0	K: 0	S: 12	R: 0	H: 1	E: 0	K: 0	S: 5	R: 4	H: 3	E: 1	K: 1	S: 12	R: 0	H: 0	E: 0	K: 0	S: 5	R: 1	H: 1	E: 0	K: 0	S: 17	R: 0	H: 0	E: 0	K: 0	S: 11	R: 0	H: 1	E: 0	K: 0	S: 11
	LOB: 1	BB: 0	P: 15	LOB: 1	BB: 0	P: 20	LOB: 0	BB: 0	P: 9	LOB: 1	BB: 1	LOB: 0	BB: 0	P: 26	LOB: 1	BB: 1	LOB: 0	BB: 1	P: 10	LOB: 1	BB: 1	LOB: 1	BB: 1	LOB: 1	BB: 1	P: 18	LOB: 1	BB: 1	LOB: 1	BB: 0	P: 16	LOB: 1	BB: 0	P: 16	LOB: 1	BB: 0	P: 16			


PITCHER	IP	WLS	BF	H	R	ER	SO	BB	IBB	HBP	BLK	WP	HR	S	P	ERA	WHIP
Scott McGregor, L ERA: 9.82 (1, 1)	3.2	L	17	7	5	4	2	1	0	0	0	0	0	36	69	9.82	2.182
Dave Schmidt, R ERA: 9.64 (4, 1)	4.1		17	2	1	1	0	3	0	0	0	0	0	45	69	2.08	1.154

BOTTOM

Baltimore Orioles @ Cleveland Indians
Cleveland Municipal Stadium, Cleveland, OH

Sun Apr 10 1988, 3:33 AM EDT
Att. 19,560 - Sunny - 65 F

AB	29
R	6
H	9
RBI	5
BB	4
SO	2
LOB	12



WP	HR	S	P	ERA	WHIP
0	0	2	2	9.82	2.182
0	0	0	2	2.08	1.154

Batter	1	2	3	4	5	6	7	8	9	AB R H RBI BB SO LOB	TOP												
Jeff Stone, L (1, 7) OBP: 0.087, SLG: 0.045 Wade Rowdon, R (8, PH) OBP: 0.500, SLG: 0.500 (8, 7)	0-2 L6		1-3 K		2-2 1-3			1-1 1B		3 0 0 0 0 1 1 1 0 1 0 0 0 0													
Billy Ripken, R (1, 4) OBP: 0.280, SLG: 0.292	1-1 6-3		0-3 K 1-2		0-0 6-3			2-1 F8		4 0 0 0 0 1 2													
Cal Ripken Jr., R (1, 6) OBP: 0.200, SLG: 0.091	1-3 K			0-1 5-3		2-0 E8 G3 1B		1-0 F8		4 0 0 0 0 1 1													
Eddie Murray, S (1, 3) OBP: 0.167, SLG: 0.130		2-3 K		2-1 F8		0-1 1-2 1B		1-0 5-3		4 0 1 0 0 1 0													
Fred Lynn, L (1, 8) OBP: 0.136, SLG: 0.182		0-0 1B		3-3 K		3-2 G3 2-3		0-0 G3		4 0 1 0 0 1 2													
Larry Sheets, L (1, 10) OBP: 0.381, SLG: 0.316		0-2 1-2 1B		1-0 HR 1B		0-0 F3		1-2 F7		4 1 2 0 0 0 0													
Rick Schu, R (1, 5) OBP: 0.167, SLG: 0.444		1-2 F9		0-1 HR		1-3 K				3 1 1 2 0 1 2													
Terry Kennedy, L (1, 2) OBP: 0.278, SLG: 0.235		3-3 K		2-1 G4-6-3 1B		1-3 K				3 0 1 0 0 2 2													
Joe Orsulak, L (1, 9) OBP: 0.421, SLG: 0.444			0-0 CS 1B		1-0 G4-6-3 1-2f			1-2 4-3		3 0 1 0 0 0 1													
Inning Stats	R: 0 E: 0 K: 1 S: 10	H: 0 LOB: 0 BB: 0 P: 12	R: 0 E: 0 K: 2 S: 18	H: 2 LOB: 2 BB: 0 P: 24	R: 0 E: 0 K: 2 S: 9	H: 1 LOB: 0 BB: 0 P: 10	R: 0 E: 0 K: 1 S: 7	H: 0 LOB: 0 BB: 0 P: 12	R: 2 E: 0 K: 0 S: 9	H: 3 LOB: 0 BB: 0 P: 15	R: 0 E: 1 K: 0 S: 7	H: 1 LOB: 1 BB: 0 P: 12	R: 0 E: 0 K: 2 S: 8	H: 0 LOB: 0 BB: 0 P: 10	R: 0 E: 0 K: 0 S: 10	H: 1 LOB: 1 BB: 0 P: 15	R: 0 E: 0 K: 0 S: 5	H: 0 LOB: 0 BB: 0 P: 7	1B: 7 2B: 0 3B: 0 HR: 1	SF: 0 SAC: 0 DP: 1 HBP: 0	WP: 0 PB: 0 SB: 0 CS: 1	PA: 33	
PITCHER Greg Swindell, L (1, 1) ERA: 1.5	IP: 9.0 WLS: W BF: 33 H: 8 R: 2 ER: 2 SO: 8 BB: 0 IBB: 0 HBP: 0 BLK: 0 WP: 0 HR: 1 S: 83 P: 117 ERA: 2.00 WHIP: 0.889																						

Baltimore Orioles @ Cleveland Indians
 Cleveland Municipal Stadium, Cleveland, OH
 Mon Apr 11 1988, 7:05 PM EDT
 Att. 15,816 - Unknown - 48 F

AB	33
R	2
H	8
RBI	2
BB	0
SO	8
LOB	11



Batter	1	2	3	4	5	6	7	8	9	AB	R	H	RBI	BB	SO	LOB
Julio Franco, R OBP: 0.355, SLG: 0.433 (1, 4)	0-1 4-3		1-1 4-3		0-1 F9		2-0 3B 1B			4	1	1	0	0	0	0
Willie Upshaw, L OBP: 0.419, SLG: 0.520 (1, 3)	1-2 F6		0-0 1-3		1-2 F7		4-0 3B BB			3	1	0	0	1	0	0
Pat Tabler, R OBP: 0.387, SLG: 0.370 (1, 10)	4-1 BB			0-0 5-3		1-3 K	0-1 1B 3B			3	1	1	2	1	1	0
Brook Jacoby, R OBP: 0.310, SLG: 0.464 (1, 5)	0-0 5-3			3-2 1B 2B 1B		0-0 5-3	4-1 1B BB			3	1	1	0	1	0	1
Mel Hall, L OBP: 0.348, SLG: 0.500 (1, 8)		0-2 3B		0-0 2B 1B		0-0 WP 1B 2B	2-0 1B 1B			4	2	4	1	0	0	0
Cory Snyder, R OBP: 0.464, SLG: 0.920 (1, 9)		3-2 F4		0-0 4-3 2B		4-2 1B CS BB	3-2 4-3			3	1	1	2	1	0	3
Dave Clark, L OBP: 0.250, SLG: 0.250 (1, 7)		0-0 L6		0-0 4-3		2-2 1B CS		2-3 K		4	0	1	1	0	1	2
Jay Bell, R OBP: 0.346, SLG: 0.250 (1, 6)		1-2 4-3		0-0 F9		1-2 CS	1-3 K	3-2 4-3		4	0	0	0	0	1	2
Andy Allanson, R OBP: 0.231, SLG: 0.200 (1, 2)			0-0 4-3		1-0 6-3		0-0 5-3	1-3 K		4	0	0	0	0	1	0


Inning Stats	R: 0	H: 0	E: 0	K: 0	S: 7	LOB: 1	BB: 1	P: 12	R: 0	H: 1	E: 0	K: 0	S: 13	LOB: 1	BB: 0	P: 17	R: 0	H: 0	E: 0	K: 0	S: 4	LOB: 0	BB: 0	P: 5	R: 2	H: 3	E: 0	K: 0	S: 9	LOB: 1	BB: 0	P: 12	R: 0	H: 0	E: 0	K: 0	S: 6	LOB: 0	BB: 0	P: 8	R: 2	H: 2	E: 0	K: 1	S: 13	LOB: 0	BB: 1	P: 21	R: 3	H: 3	E: 0	K: 1	S: 14	LOB: 2	BB: 2	P: 30	R: 0	H: 0	E: 0	K: 2	S: 10	LOB: 0	BB: 0	P: 16
PITCHER	IP	WLS	BF	H	R	ER	SO	BB	IBB	HBP	BLK	WP	HR	S	P	ERA	WHIP																																															
Mike Morgan, R ERA: 5.74 (1, 1)	6.2	L	31	8	7	7	2	4	0	0	0	1	0	61	95	9.45	1.800																																															
Doug Sisk, R ERA: (7, 1)	1.1		5	1	0	0	2	0	0	0	0	0	0	15	26	0.00	0.750																																															

BOTTOM

Baltimore Orioles @ Cleveland Indians
Cleveland Municipal Stadium, Cleveland, OH

Mon Apr 11 1988, 7:05 PM EDT
 Att. 15,816 - Unknown - 48 F

AB 32
 R 7
 H 9
 RBI 6
 BB 4
 SO 4
 LOB 8



1B	2B	3B	HR	SF	SAC	DP	HBP	WP	HR	S	P	ERA	WHIP
5	2	2	0	0	0	0	0	1	0	0	37		

livebaseballscorecards.com

Batter	1	2	3	4	5	6	7	8	9	AB R H RBI BB SO LOB	TOP																
Dan Gladden, R OBP: 0.407, SLG: 0.769 (1, 7)	1-0 5-3	0-0 G3-1			1-0 E7		1-1 P3	1-0 BLK HBP		4 0 0 1 0 0 1																	
Greg Gagne, R OBP: 0.292, SLG: 0.435 (1, 6)	1-2 3-1		1-1 F8		0-0 P3		1-2 HR	0-3 K		5 1 1 2 0 1 4																	
Kirby Puckett, R OBP: 0.120, SLG: 0.083 (1, 8)	3-2 HBP BB 1B		2-2 L9		1-0 P4		3-2 F8	2-2 G6-3		5 1 1 0 0 0 3																	
Kent Hrbek, L OBP: 0.158, SLG: 0.167 (1, 3)	4-1 HBP 1B BB		0-0 P5		1-2 G4-3		0-0 1B	0-2 E3 BLK		4 1 1 0 1 0 1																	
Gary Gaetti, R OBP: 0.261, SLG: 0.350 (1, 5)	1-2 1B HBP			0-0 F8		0-1 2B	1-1 F9	3-2 G6-3		4 0 1 0 0 0 2																	
Randy Bush, L OBP: 0.400, SLG: 0.500 (1, 10)	0-0 1B		1-1 E6 CS		2-2 P5		1-1 SH2-4 HBP 2B	4-0 IBB		4 1 2 2 1 0 1																	
Tom Brunansky, R OBP: 0.455, SLG: 0.556 (1, 9)	3-3 K		4-2 BB		1-2 G5-3		4-2 HBP BLK SH2-4 BB	1-3 K		3 1 0 0 2 2 5																	
Steve Lombardozzi, R OBP: 0.313, SLG: 0.385 (1, 4)		4-2 G5-4-3 BB		1-2 L5		2-3 K	1-2 SH2-4	2-3 K		3 0 0 0 1 2 4																	
Tim Laudner, R OBP: 0.400, SLG: 0.600 (1, 2)		0-1 G5-4-3			1-2 E 1B		2-1 HR 1B	4-0 BLK HBP IBB		3 2 2 0 0 0 1																	
Gene Larkin, S OBP: 0.333, SLG: 0.143 (8, PH)										0 0 0 0 1 0 0																	
Mark Davidson, R (8, PR)										0 0 0 0 0 0 0																	
Tom Nieto, R (8, 2)										0 0 0 0 0 0 0																	
Inning Stats	R: 2 E: 0 K: 1 S: 18	H: 2 LOB: 2 BB: 1 P: 31	R: 0 E: 0 K: 0 S: 5	H: 0 LOB: 0 BB: 1 P: 9	R: 0 E: 0 K: 0 S: 7	H: 0 LOB: 0 BB: 1 P: 10	R: 0 E: 1 K: 0 S: 9	H: 0 LOB: 1 BB: 1 P: 15	R: 1 E: 1 K: 0 S: 11	H: 1 LOB: 1 BB: 0 P: 15	R: 0 E: 0 K: 1 S: 12	H: 1 LOB: 1 BB: 0 P: 17	R: 2 E: 0 K: 0 S: 18	H: 3 LOB: 1 BB: 0 P: 26	R: 2 E: 0 K: 1 S: 15	H: 1 LOB: 2 BB: 2 P: 28	R: 0 E: 1 K: 2 S: 17	H: 0 LOB: 2 BB: 1 P: 27	1B: 5 2B: 2 3B: 0 HR: 1	SF: 0 SAC: 1 DP: 1 HBP: 2	WP: 0 PB: 0 SB: 0 CS: 1	PA: 44					
PITCHER	IP WLS BF H R ER SO BB IBB HBP BLK WP HR S P ERA WHIP																										
John Farrell, R ERA: 3.65 (1, 1)	6.1		29	6	5	4	2	3	0	1	0	0	1	69	108	5.68	1.421										
Chris Codiroli, R ERA: 4.5 (7, 1)	1.0	L	7	2	2	2	0	1	1	0	0	0	0	18	32	18.00	3.000										
Doug Jones, R ERA: (8, 1)	1.2		8	0	0	0	3	0	1	1	2	0	0	25	38	0.00	0.000										

Minnesota Twins @ Cleveland Indians
Cleveland Municipal Stadium, Cleveland, OH

livebaseballscorecards.com

AB	35
R	7
H	8
RBI	5
BB	6
SO	5
LOB	22



Tue Apr 12 1988, 7:05 PM EDT
Att. 5,084 - Unknown

Batter	1	2	3	4	5	6	7	8	9	AB	R	H	RBI	BB	SO	LOB
Julio Franco, R (1, 4) OBP: 0.333, SLG: 0.382	0-2 G6-3	1-3 K		4-0 1B 1-2 PB BB		0-3 K		3-2 6-3		4	1	0	0	1	2	2
Willie Upshaw, L (1, 3) OBP: 0.417, SLG: 0.500	1-1 F8		2-1 G3-1	3-1 E 1B 1-3 2-H 3-H		2-2 1B FC8-2 1B			1-2 G4-3	5	0	2	2	0	0	0
Pat Tabler, R (1, 10) OBP: 0.389, SLG: 0.355	2-2 G1-3		1-0 G5-3	4-2 1-3 BB 3-H		3-2 SAFE 1-3 1B			1-3 K	4	0	1	0	1	1	0
Joe Carter, R (1, 8) OBP: 0.344, SLG: 0.444		2-0 G6-3	2-1	2-1 P3 HR		1-1 FC8-2 3-H			0-0 2B	5	1	2	1	0	0	4
Mel Hall, L (1, 7) OBP: 0.357, SLG: 0.481		1-0 1B BLK 1B	1-1 PO 1B		0-0 L9		0-0 P4		1-1 F7	5	1	2	0	0	0	1
Brook Jacoby, R (1, 5) OBP: 0.333, SLG: 0.452	1-1 SAFE G1 BLK E 1B 1-3	1-0 SAFE PO	1-0 PO	0-3 K BB	4-2 1B BB		2-2 6-3			3	1	1	0	1	1	0
Cory Snyder, R (1, 9) OBP: 0.438, SLG: 0.828	1-1 G1 1-3 3-H			1-0 P6	0-2 1B		1-1 F9			4	0	1	0	0	0	1
Jay Bell, R (1, 6) OBP: 0.333, SLG: 0.250	2-1 E6 1B 3-H			0-1 1B WP 1B 1B	1-1 F8			0-0 F7		4	1	1	0	0	0	2
Andy Allanson, R (1, 2) OBP: 0.276, SLG: 0.250		2-0 1B		2-1 1B BB 1B	1-1 P5			2-1 G4-3		3	1	2	0	0	0	2
Dave Clark, L (8, PH) OBP: 0.200, SLG: 0.200		1-3 1B								1	0	0	0	0	0	0
Chris Bando, S (9, 2)										0	0	0	0	0	0	0

Inning Stats	R: 0	H: 0	E: 0	K: 9	S: 9	R: 2	H: 3	E: 1	K: 1	S: 12	R: 1	H: 2	E: 0	K: 0	S: 7	R: 3	H: 3	E: 0	K: 1	S: 14	R: 0	H: 1	E: 0	K: 0	S: 11	R: 0	H: 2	E: 0	K: 1	S: 12	R: 0	H: 0	E: 0	K: 0	S: 6	R: 0	H: 0	E: 0	K: 0	S: 6	R: 0	H: 0	E: 0	K: 0	S: 6	R: 0	H: 1	E: 0	K: 1	S: 12	1B: 10	SF: 0	2B: 2	SAC: 0	3B: 0	DP: 1	HR: 1	HBP: 0	WP: 1	PA: 42
--------------	------	------	------	------	------	------	------	------	------	-------	------	------	------	------	------	------	------	------	------	-------	------	------	------	------	-------	------	------	------	------	-------	------	------	------	------	------	------	------	------	------	------	------	------	------	------	------	------	------	------	------	-------	--------	-------	-------	--------	-------	-------	-------	--------	-------	--------

PITCHER	IP	WLS	BF	H	R	ER	SO	BB	IBB	HBP	BLK	WP	HR	S	P	ERA	WHIP
Les Straker, R (1, 1) ERA: 5.59	3.2		20	8	6	4	2	1	0	0	1	1	1	38	68	9.82	2.455
Keith Atherton, R (4, 1) ERA: 2.08	2.1		11	3	0	0	1	2	0	0	0	0	0	27	45	0.00	2.143
Joe Niekro, R (7, 1) ERA:	2.0	W	6	0	0	0	0	0	0	0	0	0	0	12	20	0.00	0.000
Jeff Reardon, R (9, 1) ERA:	1.0	S	4	1	0	0	1	0	0	0	0	0	0	12	15	0.00	1.000

BOTTOM

Minnesota Twins @ Cleveland Indians
Cleveland Municipal Stadium, Cleveland, OH

Tue Apr 12 1988, 7:05 PM EDT
Att. 5,084 - Unknown

livebaseballscorecards.com

AB	38
R	6
H	12
RBI	3
BB	3
SO	4
LOB	12



Batter	1	2	3	4	5	6	7	8	9	AB R H RBI BB SO LOB	TOP																	
Dan Gladden, R OBP: 0.406, SLG: 0.700 (1, 7)	1-0 F9		0-0 P9		1-1 SH3-4 2B 1B		4-1 FC4 1B BB		3-1 P9	4 1 1 0 1 0 1																		
Greg Gagne, R OBP: 0.393, SLG: 0.500 (1, 6)	1-1 2B 1B		1-2 1B 1B		0-1 SH3-4		1-0 FC4 1B		4-0 WP BB	3 1 3 0 1 0 0																		
Kirby Puckett, R OBP: 0.200, SLG: 0.241 (1, 8)	0-0 2B		2-0 FC6-4 1B		0-1 2B		2-0 FC4 1-2f 2-3		1-1 G6-3	5 0 3 3 0 0 3																		
Gary Gaetti, R OBP: 0.222, SLG: 0.292 (1, 5)	0-3 K		0-3 K		1-1 F7		1-3 K			4 0 0 0 0 3 7																		
Gene Larkin, S OBP: 0.231, SLG: 0.091 (1, 10)	1-1 G6-3		2-2 FC6-4		0-3 K			2-2 G3		4 0 0 0 0 1 5																		
Kent Hrbek, L OBP: 0.174, SLG: 0.182 (1, 3)		0-3 K		1-0 F7		0-0 P4		0-0 G1-3 1B		4 0 1 0 0 1 0																		
Tom Brunansky, R OBP: 0.385, SLG: 0.455 (1, 9)		2-2 L8		0-0 G6-3		2-1 P4		2-1 G1-3		4 0 0 0 0 0 1																		
Tom Nieto, R (1, 2)		0-0 G5-3		0-0 P3		2-1 G6-3		0-0 G3		4 0 0 0 0 0 1																		
Al Newman, S OBP: 0.375, SLG: 0.286 (1, 4)			4-2 1B 1B BB		0-0 SH3-4 2B 1B		2-3 K		1-1 G3-1	3 1 1 0 1 1 0																		
Inning Stats	R: 1 E: 0 K: 1 S: 10	H: 2 LOB: 1 BB: 0 P: 13	R: 0 E: 0 K: 1 S: 7	H: 0 LOB: 0 BB: 0 P: 9	R: 0 E: 0 K: 1 S: 14	H: 2 LOB: 3 BB: 1 P: 23	R: 0 E: 0 K: 0 S: 3	H: 0 LOB: 0 BB: 0 P: 4	R: 2 E: 0 K: 1 S: 12	H: 3 LOB: 1 BB: 0 P: 14	R: 0 E: 0 K: 0 S: 5	H: 0 LOB: 0 BB: 0 P: 9	R: 0 E: 0 K: 2 S: 9	H: 1 LOB: 2 BB: 1 P: 19	R: 0 E: 0 K: 0 S: 7	H: 1 LOB: 1 BB: 0 P: 11	R: 0 E: 0 K: 0 S: 6	H: 0 LOB: 1 BB: 1 P: 15	1B: 7 2B: 2 3B: 0 HR: 0	SF: 0 SAC: 1 DP: 0 HBP: 0	WP: 2 PB: 0 SB: 0 CS: 0	PA: 39						
PITCHER	IP WLS BF H R ER SO BB IBB HBP BLK WP HR S P ERA WHIP												PITCHER	IP WLS BF H R ER SO BB IBB HBP BLK WP HR S P ERA WHIP														
Scott Bailes, L ERA: 1.76 (1, 1)	6.1	29	8	3	3	5	2	0	0	0	0	0	0	56	84	4.26	1.579											
Jeff Dedmon, R ERA: (7, 1)	2.2	10	1	0	0	1	1	0	0	0	1	0	17	33	0.00	0.750												

Minnesota Twins @ Cleveland Indians
Cleveland Municipal Stadium, Cleveland, OH
Wed Apr 13 1988, 7:05 PM EDT
Att. 6,010 - Unknown

livebaseballscorecards.com

AB 35
R 3
H 9
RBI 3
BB 3
SO 6
LOB 18



Batter	1	2	3	4	5	6	7	8	9	AB	R	H	RBI	BB	SO	LOB
--------	---	---	---	---	---	---	---	---	---	----	---	---	-----	----	----	-----

Julio Franco, R <small>OBP: 0.325, SLG: 0.368</small> (1, 4)	1-0 		2-1 		0-0 			0-0 		4	1	1	0	0	0	0
Willie Upshaw, L <small>OBP: 0.400, SLG: 0.455</small> (1, 3)	1-0 		2-3 		2-0 			4-1 	1-2 	3	1	0	0	1	1	0
Joe Carter, R <small>OBP: 0.361, SLG: 0.452</small> (1, 8)	0-2 		2-2 			2-1 		0-2 		4	1	2	0	0	0	2
Ron Kittle, R <small>OBP: 0.750, SLG: 1.500</small> (1, 10)	1-1 		1-0 			1-0 		0-0 	1-3 	4	2	3	3	0	0	1
Mel Hall, L <small>OBP: 0.375, SLG: 0.484</small> (1, 7)	1-0 			3-2 		1-2 		1-0 	1-3 	4	1	2	1	0	0	1
Brook Jacoby, R <small>OBP: 0.324, SLG: 0.457</small> (1, 5)		1-0 		0-0 			2-2 	2-1 		4	0	1	2	0	0	1
Cory Snyder, R <small>OBP: 0.457, SLG: 0.800</small> (1, 9)		4-2 		4-1 			0-3 			1	0	0	0	2	1	0
Jay Bell, R <small>OBP: 0.303, SLG: 0.222</small> (1, 6)		2-3 		1-0 			3-2 			3	0	0	0	0	1	2
Andy Allanson, R <small>OBP: 0.258, SLG: 0.233</small> Dave Clark, L <small>OBP: 0.167, SLG: 0.167</small> (8, PH) Chris Bando, S (9, 2)	0-1 			2-0 			0-3 			2	0	0	0	0	0	1

Inning Stats	R: 2	H: 2	E: 0	LOB: 0	K: 0	S: 8	P: 12	R: 0	H: 0	E: 0	LOB: 1	K: 1	S: 8	R: 0	H: 1	E: 0	LOB: 1	K: 1	S: 9	R: 0	H: 1	E: 0	LOB: 1	K: 0	S: 7	R: 0	H: 0	E: 0	LOB: 0	K: 0	S: 3	R: 0	H: 1	E: 0	LOB: 0	K: 1	S: 6	R: 0	H: 0	E: 0	LOB: 0	K: 1	S: 10	R: 4	H: 4	E: 0	LOB: 1	K: 1	S: 12	P: 19
--------------	------	------	------	--------	------	------	-------	------	------	------	--------	------	------	------	------	------	--------	------	------	------	------	------	--------	------	------	------	------	------	--------	------	------	------	------	------	--------	------	------	------	------	------	--------	------	-------	------	------	------	--------	------	-------	-------

PITCHER	IP	WLS	BF	H	R	ER	SO	BB	IBB	HBP	BLK	WP	HR	S	P	ERA	WHIP
Bert Blyleven, R <small>ERA: 2.77</small>	(1, 1)	7.0	26	5	2	2	3	2	0	0	0	0	1	51	90	2.57	1.000
Juan Berenguer, R <small>ERA: 13.5</small>	(8, 1)	1.0	7	4	4	4	1	1	0	0	0	0	0	12	19	36.00	5.000

BOTTOM

Minnesota Twins @ Cleveland Indians Cleveland Municipal Stadium, Cleveland, OH Wed Apr 13 1988, 7:05 PM EDT Att. 6,010 - Unknown	AB 30 R 6 H 9 RBI 6 BB 3 SO 4 LOB 8	
--	--	--

WP	HR	S	P	ERA	WHIP
0	0	2	2	0	0

1B	2B	3B	HR	SF	SAC	DP	HBP
7	1	0	1	0	0	2	0

Batter	1	2	3	4	5	6	7	8	9	AB R H RBI BB SO LOB	TOP																						
Randy Bush, L (1, 9) OBP: 0.400, SLG: 0.474	1-1 G5-4-3 1B		3-2 CS 1B		1-2 4-3		0-1 G3		2-2 G3	5 0 2 0 0 0 2																							
Greg Gagne, R (1, 6) OBP: 0.375, SLG: 0.500	0-0 L9		2-0 G6-3			0-0 G4-3 SF8 2B	2-3 K			4 1 1 0 0 1 2																							
Kirby Puckett, R (1, 8) OBP: 0.176, SLG: 0.212	0-0 G5-4-3			0-0 F9		2-2 G4-3		3-2 F8		4 0 0 0 0 0 2																							
Kent Hrbek, L (1, 3) OBP: 0.222, SLG: 0.240		2-2 SH1-4 1B		1-1 BB 1B		1-2 SF8		2-2 P2		3 0 2 1 0 0 0																							
Gary Gaetti, R (1, 5) OBP: 0.258, SLG: 0.357		0-0 SH1-4 1B		2-3 SAFE K		0-0 PB 2B		1-0 F9		4 0 2 0 0 1 1																							
Gene Larkin, S (1, 10) OBP: 0.313, SLG: 0.154		0-1 SH1-4		4-1 BB		1-3 K BB		0-1 BLK 1B		2 0 1 0 1 1 1																							
Tom Brunansky, R (1, 7) OBP: 0.367, SLG: 0.400		1-2 2-3		1-2 BB		2-3 BB				3 0 0 0 1 1 5																							
Dwight Lowry, L (1, 2) OBP: 0.375, SLG: 0.286		2-0 5-3		0-0 G5-3		4-1 BB		3-3 K		3 0 0 0 1 1 5																							
Steve Lombardozzi, R (1, 4) OBP: 0.263, SLG: 0.313		2-1 G3-1		1-3 K		0-0 4-3		0-0 F8		4 0 0 0 0 1 6																							
Tim Laudner, R (9, PH) OBP: 0.455, SLG: 0.600			2-2 G6-3		1-1 G5-3		0-0 K		4-2 BB	3 0 0 0 0 1 0																							
Al Newman, S (9, PR) OBP: 0.375, SLG: 0.286										0 0 0 0 1 0 0																							
										0 0 0 0 0 0 0																							
Inning Stats	R: 0 E: 0 K: 0 S: 4	H: 1 LOB: 0 BB: 0 P: 5	R: 0 E: 0 K: 0 S: 9	H: 2 LOB: 2 BB: 0 P: 15	R: 0 E: 0 K: 0 S: 9	H: 1 LOB: 0 BB: 0 P: 15	R: 0 E: 0 K: 1 S: 8	H: 1 LOB: 2 BB: 1 P: 15	R: 0 E: 0 K: 1 S: 8	H: 0 LOB: 0 BB: 0 P: 11	R: 1 E: 0 K: 1 S: 15	H: 2 LOB: 3 BB: 1 P: 23	R: 0 E: 0 K: 2 S: 9	H: 0 LOB: 0 BB: 0 P: 14	R: 0 E: 0 K: 0 S: 8	H: 0 LOB: 0 BB: 0 P: 14	R: 0 E: 0 K: 1 S: 11	H: 1 LOB: 2 BB: 1 P: 20	1B: 6 2B: 2 3B: 0 HR: 0	SF: 1 SAC: 1 DP: 1 HBP: 0	WP: 0 PB: 1 SB: 0 CS: 1	PA: 37											
PITCHER Tom Candiotti, R (1, 1) ERA: 1.11	IP 9.0	WLS W	BF 37	H 8	R 1	ER 1	SO 6	BB 3	IBB 0	HBP 0	BLK 1	WP 0	HR 0	S 81	P 132	ERA 1.00	WHIP 1.222																
											PITCHER	IP	WLS	BF	H	R	ER	SO	BB	IBB	HBP	BLK	WP	HR	S	P	ERA	WHIP					

Minnesota Twins @ Cleveland Indians
Cleveland Municipal Stadium, Cleveland, OH
Thu Apr 14 1988, 7:05 PM EDT
Att. 5,570 - Overcast

livebaseballscorecards.com

AB	32
R	1
H	8
RBI	1
BB	3
SO	6
LOB	19



Batter	1	2	3	4	5	6	7	8	9
Julio Franco, R <small>OBP: 0.318, SLG: 0.357</small> (1, 4)	3-2 			2-3 	2-2 		0-2 		
Willie Upshaw, L <small>OBP: 0.432, SLG: 0.528</small> (1, 3)	3-2 			1-1 		1-2 	4-2 		
Pat Tabler, R <small>OBP: 0.350, SLG: 0.314</small> (1, 10)	3-2 			1-1 		2-2 	0-3 		
Joe Carter, R <small>OBP: 0.375, SLG: 0.457</small> (1, 8)		1-0 		1-0 		1-0 	1-2 		
Mel Hall, L <small>OBP: 0.389, SLG: 0.471</small> (1, 7)		3-1 		4-0 		0-1 	0-0 		
Brook Jacoby, R <small>OBP: 0.317, SLG: 0.421</small> (1, 5)		3-3 		0-0 		4-2 	2-3 		
Cory Snyder, R <small>OBP: 0.447, SLG: 0.758</small> (1, 9)			1-2 		1-0 	1-1 			
Chris Bando, S (1, 2)			0-1 		0-0 	2-1 			
Jay Bell, R <small>OBP: 0.278, SLG: 0.200</small> (1, 6)			2-1 		1-2 		1-3 		

AB	R	H	RBI	BB	SO	LOB
4	0	1	0	0	1	1
3	2	2	0	1	0	1
4	0	0	1	0	1	3
4	1	2	1	0	0	0
3	0	1	1	1	0	0
3	0	0	0	1	2	2
3	0	1	0	0	0	2
2	0	0	0	0	0	2
3	0	0	0	0	1	1

BOTTOM

Minnesota Twins @ Cleveland Indians
 Cleveland Municipal Stadium, Cleveland, OH

Thu Apr 14 1988, 7:05 PM EDT
 Att. 5,570 - Overcast

livebaseballscorecards.com


AB	29
R	3
H	7
RBI	3
BB	3
SO	5
LOB	12



Inning Stats	R: 0	H: 1	E: 0	K: 0	S: 10	LOB: 0	BB: 0	P: 18	R: 0	H: 0	E: 0	K: 1	S: 6	LOB: 0	BB: 0	P: 13	R: 0	H: 0	E: 0	K: 0	S: 7	LOB: 0	BB: 0	P: 10	R: 1	H: 2	E: 0	K: 1	S: 10	LOB: 2	BB: 1	P: 18	R: 0	H: 1	E: 0	K: 0	S: 8	LOB: 1	BB: 0	P: 12	R: 2	H: 3	E: 0	K: 0	S: 17	LOB: 2	BB: 1	P: 28	R: 0	H: 0	E: 0	K: 2	S: 13	LOB: 1	BB: 1	P: 18	R: 0	H: 0	E: 0	K: 1	S: 7	LOB: 0	BB: 0	P: 10
--------------	------	------	------	------	-------	--------	-------	-------	------	------	------	------	------	--------	-------	-------	------	------	------	------	------	--------	-------	-------	------	------	------	------	-------	--------	-------	-------	------	------	------	------	------	--------	-------	-------	------	------	------	------	-------	--------	-------	-------	------	------	------	------	-------	--------	-------	-------	------	------	------	------	------	--------	-------	-------

PITCHER	IP	WLS	BF	H	R	ER	SO	BB	IBB	HBP	BLK	WP	HR	S	P	ERA	WHIP
Charlie Lea, R <small>ERA: 5.56</small>	(1, 1)	6.0	L	26	7	3	3	2	1	1	0	0	0	58	99	4.50	1.333
Keith Atherton, R <small>ERA: 1.42</small>	(7, 1)	2.0		7	0	0	3	1	0	0	0	0	0	20	28	0.00	0.500

WP	PA	ERA	WHIP
0	33		

Batter	1	2	3	4	5	6	7	8	9	AB R H RBI BB SO LOB	TOP																
Julio Franco, R (1, 4) OBP: 0.333, SLG: 0.341	1-2 F4		4-2 BB		4-0 CS BB		0-0 G6-3		2-2 CS 1-2	2 0 0 0 2 0 0																	
Pat Tabler, R (1, 3) OBP: 0.341, SLG: 0.308 Willie Upshaw, L (9, 3) OBP: 0.432, SLG: 0.528	3-2 G5-3		0-1 F9		0-0 1B		1-0 G6-3			4 0 1 0 0 0 2 0 0 0 0 0 0 0																	
Joe Carter, R (1, 8) OBP: 0.364, SLG: 0.513	1-3 K		3-3 K		2-2 F2		1-2 HR			4 1 1 1 0 2 3																	
Ron Kittle, R (1, 10) OBP: 0.500, SLG: 1.000 Dave Clark, L (8, PR) OBP: 0.167, SLG: 0.167		1-3 K		1-3 K		1-2 L4		0-0 1B 2B		4 0 1 0 0 2 0 0 1 0 0 0 0 0																	
Brook Jacoby, R (1, 5) OBP: 0.333, SLG: 0.452		0-1 F9		1-2 F8		0-0 2B		1-0 G6-4-3 1B		4 0 2 1 0 0 0																	
Cory Snyder, R (1, 9) OBP: 0.452, SLG: 0.806		1-0 HR		4-2 1B BB		0-3 K		3-1 G6-4-3 1-2f		3 1 1 1 1 1 3																	
Carmen Castillo, R (1, 7) OBP: 0.500, SLG: 0.625 Mel Hall, L (8, 7) OBP: 0.378, SLG: 0.457		2-1 F8		0-0 FC6-4 1B		2-2 G6-3			1-3 K	3 0 1 0 0 0 1 1 0 0 0 0 1 0	AB 32 R 3 H 8 RBI 3 BB 4 SO 7 LOB 12																
Jay Bell, R (1, 6) OBP: 0.275, SLG: 0.206			1-2 F9 1B		2-1 FC6-4		1-0 L4		3-2 F5	4 0 1 0 0 0 2																	
Andy Allanson, R (1, 2) OBP: 0.257, SLG: 0.212			2-3 K		2-0 F7		1-2 F3		4-2 CS BB	3 0 0 0 1 1 1																	
Inning Stats	R: 0 E: 0 K: 1 S: 11	H: 0 LOB: 0 BB: 0 P: 16	R: 1 E: 0 K: 1 S: 8	H: 1 LOB: 0 BB: 0 P: 12	R: 0 E: 0 K: 2 S: 17	H: 1 LOB: 2 BB: 1 P: 27	R: 0 E: 0 K: 1 S: 12	H: 1 LOB: 2 BB: 1 P: 20	R: 0 E: 0 K: 0 S: 7	H: 1 LOB: 1 BB: 1 P: 15	R: 0 E: 0 K: 1 S: 11	H: 1 LOB: 1 BB: 0 P: 14	R: 0 E: 0 K: 0 S: 5	H: 0 LOB: 0 BB: 0 P: 7	R: 2 E: 0 K: 0 S: 8	H: 3 LOB: 1 BB: 0 P: 14	R: 0 E: 0 K: 1 S: 11	H: 0 LOB: 0 BB: 1 P: 21	1B: 4 2B: 2 3B: 0 HR: 2	SF: 0 SAC: 0 DP: 1 HBP: 0	WP: 0 PB: 0 SB: 1 CS: 2	PA: 37					
PITCHER Scott McGregor, L (1, 1) ERA: 5.73 Doug Sisk, R (8, 1) ERA:	IP 7.1 1.2	WLS L 5	BF 31 5	H 7 1	R 3 0	ER 3 0	SO 6 1	BB 3 1	IBB 0 0	HBP 0 0	BLK 0 0	WP 0 0	HR 2 0	S 76 14	P 118 28	ERA 3.68 0.00	WHIP 1.364 1.200										

Cleveland Indians @ Baltimore Orioles
 Memorial Stadium, Baltimore, MD
 Fri Apr 15 1988, 7:05 PM EDT
 Att. 13,215 - Unknown - 40 F

livebaseballscorecards.com

Batter	1	2	3	4	5	6	7	8	9	AB R H RBI BB SO LOB
Joe Orsulak, L OBP: 0.429, SLG: 0.438 (1, 9)	2-2 G5-3	0-0 F7			2-0 BLK 1B		0-2 2B			4 0 2 0 0 0 1
Billy Ripken, R OBP: 0.244, SLG: 0.256 (1, 4)	1-2 F7		2-1 CS 1B		1 SAFE 1 SAFE 4-3		0-1 G5-3			4 0 1 0 0 0 2
Cal Ripken Jr., R OBP: 0.171, SLG: 0.057 (1, 6)	4-2 BB		1 SAFE 1 SAFE 3-2 F8		1-0 F7		0-3 K			3 0 0 0 1 1 1
Eddie Murray, S OBP: 0.175, SLG: 0.211 (1, 3)	3-2 G3		1-2 F7		3-2 L5		0-2 L6			4 0 0 0 0 0 1
Fred Lynn, L OBP: 0.281, SLG: 0.387 Tito Landrum, R OBP: 0.143, SLG: 0.143 (1, 8) (7, 9)		1-2 HR 1B		2-1 F4		0-0 1B 1B		1-3 K		3 1 2 0 0 0 0 1 0 0 0 0 1 0
Larry Sheets, L OBP: 0.343, SLG: 0.375 (1, 10)		3-1 HR		1-3 K		2-2 1B		1-2 G3		4 1 2 2 0 1 0
Terry Kennedy, L OBP: 0.179, SLG: 0.148 (1, 2)		1-1 F7		3-3 K		3-2 G1-3		0-0 F7		4 0 0 0 0 1 2
Rick Schu, R OBP: 0.290, SLG: 0.464 Rene Gonzales, R OBP: 1.000, SLG: 1.000 Jim Traber, L (9, PH)		4-2 BB		1-3 K		2-2 L4		2-3 K		2 0 0 0 1 1 0 0 0 0 0 0 0 0 1 0 0 0 0 1 0
Jeff Stone, L OBP: 0.063, SLG: 0.032 (1, 7)		1-0 L6		2-3 K		3-2 F8				3 0 0 0 0 1 1

Inning Stats	R: 0 E: 0 K: 0 S: 13	H: 0 LOB: 1 BB: 1 P: 23	R: 2 E: 1 K: 0 S: 11	H: 2 LOB: 1 BB: 1 P: 21	R: 0 E: 0 K: 0 S: 8	H: 1 LOB: 0 BB: 0 P: 14	R: 0 E: 0 K: 2 S: 10	H: 0 LOB: 0 BB: 0 P: 16	R: 0 E: 0 K: 2 S: 9	H: 1 LOB: 1 BB: 0 P: 16	R: 0 E: 0 K: 0 S: 12	H: 2 LOB: 2 BB: 0 P: 21	R: 0 E: 0 K: 0 S: 13	H: 1 LOB: 1 BB: 0 P: 18	R: 0 E: 0 K: 2 S: 10	H: 0 LOB: 0 BB: 0 P: 11	R: 0 E: 0 K: 1 S: 8	H: 0 LOB: 0 BB: 0 P: 11	1B: 5 2B: 1 3B: 0 HR: 1	SF: 0 SAC: 0 DP: 0 HBP: 0	WP: 0 PB: 0 SB: 0 CS: 1	PA: 35
--------------	-------------------------------	----------------------------------	-------------------------------	----------------------------------	------------------------------	----------------------------------	-------------------------------	----------------------------------	------------------------------	----------------------------------	-------------------------------	----------------------------------	-------------------------------	----------------------------------	-------------------------------	----------------------------------	------------------------------	----------------------------------	----------------------------------	------------------------------------	----------------------------------	--------

PITCHER	IP	WLS	BF	H	R	ER	SO	BB	IBB	HBP	BLK	WP	HR	S	P	ERA	WHIP
Rich Yett, R ERA: 3.38 (1, 1)	7.0	W	29	7	2	2	4	2	0	0	1	0	1	76	129	2.57	1.286
Doug Jones, R ERA: (8, 1)	2.0	S	6	0	0	0	3	0	0	0	0	0	0	18	22	0.00	0.000

BOTTOM

Cleveland Indians @ Baltimore Orioles
Memorial Stadium, Baltimore, MD
 Fri Apr 15 1988, 7:05 PM EDT
 Att: 13,215 - Unknown - 40 F

AB	33
R	2
H	7
RBI	2
BB	2
SO	7
LOB	8



Batter	1	2	3	4	5	6	7	8	9	10	11	AB R H RBI BB SO LOB	TOP	
Julio Franco, R OBP: 0.321, SLG: 0.313 (1, 4)	G6-3		G1-3			L4			G4-3		BB	4 0 0 0 1 0 1	Cleveland Indians @ Baltimore Orioles Memorial Stadium, Baltimore, MD Sat Apr 16 1988, 7:05 PM EDT Att: 13,625 - Unknown - 41 F	
Willie Upshaw, L OBP: 0.449, SLG: 0.525 (1, 3)	CS 1B			G3			G4-3		BB	BB	1B	4 0 2 1 1 0 0		
Pat Tabler, R OBP: 0.306, SLG: 0.273 (1, 10)	K			G1-3			G4-3		G6-3		F8	5 0 0 0 0 1 4		
Joe Carter, R OBP: 0.333, SLG: 0.465 (1, 8)	CS	G6-3		K		F7				K		4 0 0 0 0 2 0		
Mel Hall, L OBP: 0.341, SLG: 0.410 (1, 7)		F7			F8		G3-1			F7		4 0 0 0 0 0 0		
Brook Jacoby, R OBP: 0.327, SLG: 0.435 (1, 5)		G6-3			F9		FC5-4 1B			K		4 0 1 0 0 1 0		
Cory Snyder, R OBP: 0.435, SLG: 0.744 (1, 9)			G4-3		K		FC5-4 1B		FC5-4 1B		PB 1B BB	3 1 0 0 1 1 1		
Jay Bell, R OBP: 0.250, SLG: 0.184 (1, 6)			G1-3		K		G5-3				K	4 0 0 0 0 2 2		
Andy Allanson, R OBP: 0.270, SLG: 0.206 Dave Clark, L OBP: 0.143, SLG: 0.143 Chris Bando, S (9, 2)						L1			G6-3		K	1 0 0 0 1 0 0 1 0 0 0 0 0 0 1 0 0 0 0 1 1		
Inning Stats	R: 0 H: 1 E: 0 LOB: 0 K: 1 BB: 0 S: 11 P: 18	R: 0 H: 0 E: 0 LOB: 0 K: 0 BB: 0 S: 10 P: 15	R: 0 H: 0 E: 0 LOB: 1 K: 0 BB: 1 S: 6 P: 10	R: 0 H: 0 E: 0 LOB: 0 K: 1 BB: 0 S: 7 P: 12	R: 0 H: 0 E: 0 LOB: 0 K: 1 BB: 0 S: 8 P: 11	R: 0 H: 0 E: 0 LOB: 0 K: 1 BB: 0 S: 7 P: 13	R: 0 H: 0 E: 0 LOB: 0 K: 0 BB: 0 S: 9 P: 13	R: 0 H: 1 E: 0 LOB: 1 K: 0 BB: 0 S: 4 P: 6	R: 0 H: 0 E: 0 LOB: 1 K: 0 BB: 1 S: 13 P: 24	R: 0 H: 0 E: 0 LOB: 0 K: 2 BB: 0 S: 10 P: 11	R: 1 H: 1 E: 0 LOB: 2 K: 2 BB: 2 S: 9 P: 21	1B: 3 SF: 0 2B: 0 SAC: 0 3B: 0 DP: 0 HR: 0 HBP: 0		WP: 0 PA: 40 PB: 1 SB: 0 CS: 1
PITCHER	IP WLS BF H R ER SO BB IBB HBP BLK WP HR S P ERA WHIP													
Mike Morgan, R ERA: 3.65 Dave Schmidt, R ERA: 8.1	(1, 1) 9.0 30 2 0 0 4 2 0 0 0 0 0 75 122 0.00 0.444													
	(10, 1) 2.0 L 9 1 1 1 4 2 0 0 0 0 0 19 32 4.50 1.500													

AB	35
R	1
H	3
RBI	1
BB	4
SO	8
LOB	9



livebaseballscorecards.com

Batter	1	2	3	4	5	6	7	8	9	10	11	AB R H RBI BB SO LOB
Ken Gerhart, R (1, 8) OBP: 0.279, SLG: 0.371	1-2 F8		0-0 G1-3			0-2 G5-3		3-2 F7		1-0 F8		5 0 0 0 0 0 2
Billy Ripken, R (1, 4) OBP: 0.283, SLG: 0.318	1-0 G5-3			2-2 2B		0-1 1B		0-0 G1-3			1-2 FC1-6 1B	5 0 3 0 0 0 1
Fred Lynn, L Jeff Stone, L Wade Rowdon, R Jim Traber, L Rene Gonzales, R	0-0 G4-3		0-0 F7		1-2 F9				0-1 G4-3 1B		1-1 FC1-6 2B	4 0 1 0 0 0 2
Eddie Murray, S (1, 3) OBP: 0.200, SLG: 0.256		1-2 F8		0-0 F3		2-2 F9			0-2 G4-3 1B		0-0 2B	5 0 2 0 0 0 2
Cal Ripken Jr., R (1, 6) OBP: 0.174, SLG: 0.051		1-3 K		4-2 BB			1-1 L5		3-2 F9		0-2 L1	4 0 0 0 1 1 4
Larry Sheets, L (1, 10) OBP: 0.325, SLG: 0.333		3-1 L6		0-0 G4-3			1-0 G4-3		0-1 G4-3		4-0 IBB	4 0 0 0 1 0 4
Rick Schu, R Terry Kennedy, L			0-3 K		1-0 F9		0-0 G6-3		0-0 F8		1-3 K	4 0 0 0 0 1 3
Carl Nichols, R (1, 2) OBP: 0.500, SLG: 0.375			0-0 G4-3 1B		0-0 G6-3			1-1 SH2-3 1B		0-3 K		4 0 2 0 0 1 0
Joe Orsulak, L (1, 7) (10, 9) OBP: 0.395, SLG: 0.400			1-2 G4-3		1-2 G6-3			0-2 SH2-3		0-0 G4-3		3 0 0 0 0 0 1


Inning Stats	R: 0	H: 0	E: 0	K: 0	S: 5	P: 7	R: 0	H: 0	E: 0	K: 1	S: 8	P: 13	R: 0	H: 1	E: 0	K: 1	S: 8	P: 9	R: 0	H: 1	E: 0	K: 0	S: 8	P: 14	R: 0	H: 0	E: 0	K: 0	S: 5	P: 7	R: 0	H: 1	E: 0	K: 0	S: 13	P: 16	R: 0	H: 0	E: 0	K: 0	S: 4	P: 6	R: 0	H: 1	E: 0	K: 0	S: 11	P: 15	R: 0	H: 2	E: 0	K: 0	S: 11	P: 14	R: 0	H: 0	E: 0	K: 1	S: 6	P: 7	R: 0	H: 2	E: 0	K: 1	S: 17	P: 24	1B: 6	2B: 2	3B: 0	HR: 0	SF: 0	SAC: 1	DP: 0	HBP: 0	WP: 0	PA: 43
PITCHER	IP	WLS	BF	H	R	ER	SO	BB	IBB	HBP	BLK	WP	HR	S	P	ERA	WHIP																																																											
Greg Swindell, L ERA: 0.96	(1, 1)	10.0	W	38	7	0	3	1	0	0	0	0	0	83	113	0.00	0.800																																																											
Doug Jones, R ERA:	(11, 1)	1.0	S	5	1	0	1	0	1	0	0	0	0	13	19	0.00	1.000																																																											

BOTTOM

Cleveland Indians @ Baltimore Orioles
Memorial Stadium, Baltimore, MD

Sat Apr 16 1988, 7:05 PM EDT
 Att. 13,625 - Unknown - 41 F

AB	40
R	0
H	8
RBI	0
BB	2
SO	4
LOB	23



WP: 0	PA: 43
PB: 0	
SB: 1	
CS: 0	

Batter	1	2	3	4	5	6	7	8	9	AB R H RBI BB SO LOB	TOP		
Julio Franco, R (1, 4) OBP: 0.316, SLG: 0.308	1-2 G3		0-0 G3-6-3 1B		2-2 4-3			2-0 F9		4 0 1 0 0 0 0			
Willie Upshaw, L (1, 3) OBP: 0.415, SLG: 0.477	2-3 K		2-1 G3-6-3 1-2f			1-1 G6-3		0-0 G3-1		4 0 0 0 0 1 1			
Joe Carter, R (1, 8) OBP: 0.327, SLG: 0.447	0-0 1B			1-2 1-3		2-3 K		2-1 L5		4 0 1 0 0 1 0			
Brook Jacoby, R (1, 5) OBP: 0.358, SLG: 0.480		1-0 1B 1B		0-0 E 2B		1-3 K		2-2 1B 1B		4 2 3 0 0 1 0			
Mel Hall, L (1, 7) OBP: 0.378, SLG: 0.488		1-2 1B 1B		2-2 E9 SF9 2B		3-1 4-3 G6-3 2B		0-0 F7		4 2 3 1 0 0 1			
Cory Snyder, R (1, 9) OBP: 0.400, SLG: 0.690		1-2 F9		1-0 SF9 2B		3-2 4-3		2-3 K		3 0 0 1 0 1 4			
Dave Clark, L (1, 10) OBP: 0.364, SLG: 0.300		0-0 G6-4-3 1B		3-3 K		4-0 G6-3 IBB		0-0 1B		3 0 2 1 1 1 0			
Jay Bell, R (1, 6) OBP: 0.229, SLG: 0.167		1-2 G6-4-3 1-2f		1-3 K		0-0 G6-3		0-0 L4		4 0 0 1 0 1 5			
Andy Allanson, R (1, 2) OBP: 0.250, SLG: 0.189			2-1 G5-3		2-3 K		2-2 6-3			3 0 0 0 0 1 1			
Inning Stats	R: 0 E: 0 K: 1 S: 8 H: 1 LOB: 1 BB: 0 P: 11	R: 1 E: 0 K: 0 S: 12 H: 3 LOB: 1 BB: 0 P: 16	R: 0 E: 0 K: 0 S: 6 H: 1 LOB: 0 BB: 0 P: 9	R: 2 E: 1 K: 1 S: 11 H: 2 LOB: 0 BB: 0 P: 18	R: 0 E: 0 K: 2 S: 9 H: 0 LOB: 0 BB: 0 P: 14	R: 0 E: 0 K: 2 S: 9 H: 0 LOB: 0 BB: 0 P: 13	R: 1 E: 0 K: 0 S: 9 H: 1 LOB: 1 BB: 1 P: 21	R: 0 E: 0 K: 0 S: 4 H: 0 LOB: 0 BB: 0 P: 8	R: 0 E: 0 K: 1 S: 14 H: 2 LOB: 2 BB: 0 P: 18	1B: 7 2B: 3 3B: 0 HR: 0 SF: 1 SAC: 0 DP: 2 HBP: 0	WP: 0 PB: 0 SB: 0 CS: 0 PA: 35		
PITCHER	IP WLS BF H R ER SO BB IBB HBP BLK WP HR S P ERA WHIP											PITCHER	IP WLS BF H R ER SO BB IBB HBP BLK WP HR S P ERA WHIP
Oswaldo Peraza, R (1, 1) ERA: 8.44	4.0 L 16 7 3 2 2 0 0 0 0 0 0 0 37 54 4.50 1.750												
Mark Williamson, R (5, 1) ERA: 7.04	4.0 14 1 1 1 4 0 1 0 0 0 0 0 31 56 2.25 0.250												
Tom Niedenfuer, R (9, 1) ERA:	1.0 5 2 0 0 1 0 0 0 0 0 0 0 14 18 0.00 2.000												

Cleveland Indians @ Baltimore Orioles
 Memorial Stadium, Baltimore, MD
 Sun Apr 17 1988, 3:33 AM EDT
 Att. 20,837 - Sunny - 61 F

livebaseballscorecards.com

AB	33
R	4
H	10
RBI	4
BB	1
SO	7
LOB	12



Batter	1	2	3	4	5	6	7	8	9	AB R H RBI BB SO LOB
Joe Orsulak, L (1, 8) OBP: 0.381, SLG: 0.385	0-0 G1-6-3 1B		2-1 6-3		0-1 G1-3			2-2 G4-3		4 0 1 1 0 0 2
Billy Ripken, R (1, 4) OBP: 0.260, SLG: 0.292	0-1 G1-6-3 1-2f		0-2 1-3			1-0 G6-3		1-1 L3		4 0 0 0 0 0 2
Cal Ripken Jr., R (1, 6) OBP: 0.160, SLG: 0.047	1-0 L4				1-0 G5-3		1-3 K	0-0 G5-3		4 0 0 0 0 1 0
Eddie Murray, S (1, 3) OBP: 0.204, SLG: 0.239		3-2 F9		4-1 BLK BB		1-1 F8		3-1 F5		3 0 0 0 1 0 0
Fred Lynn, L (1, 9) OBP: 0.275, SLG: 0.342		2-3 K		3-2 F9		3-2 F5		4-0 1B BB		3 0 0 0 1 1 1
Larry Sheets, L (1, 10) OBP: 0.341, SLG: 0.333		3-3 K		1-2 6-3		1-1 G3 HBP		1-0 1B		3 0 1 0 0 1 1
Terry Kennedy, L (1, 2) OBP: 0.182, SLG: 0.156			1-2 SH5-4 6-3 1B		0-2 4-3		0-0 G3	1-1 F8		4 1 1 0 0 0 3
Rick Schu, R (1, 5) OBP: 0.308, SLG: 0.457			1-1 SH5-4 1B		1-1 2B		4-0 BB	0-0 F9		3 0 2 0 1 0 2
Jeff Stone, L (1, 7) OBP: 0.061, SLG: 0.031 Jim Traber, L (7, PH) (8, 7)			1-1 SH5-4		2-3 K		1-1 4-3			1 0 0 0 0 1 1 1 0 0 0 0 0 2

Inning Stats	R: 0 E: 0 K: 0 S: 4	H: 1 LOB: 0 BB: 0 P: 5	R: 0 E: 0 K: 2 S: 11	H: 0 LOB: 0 BB: 0 P: 19	R: 1 E: 0 K: 0 S: 12	H: 2 LOB: 1 BB: 0 P: 17	R: 0 E: 0 K: 0 S: 10	H: 0 LOB: 1 BB: 1 P: 19	R: 0 E: 0 K: 1 S: 11	H: 1 LOB: 1 BB: 0 P: 14	R: 0 E: 0 K: 1 S: 6	H: 0 LOB: 0 BB: 0 P: 9	R: 0 E: 0 K: 0 S: 7	H: 0 LOB: 2 BB: 1 P: 16	R: 0 E: 0 K: 0 S: 6	H: 0 LOB: 0 BB: 0 P: 9	R: 0 E: 0 K: 0 S: 6	H: 1 LOB: 2 BB: 1 P: 15	1B: 4 2B: 1 3B: 0 HR: 0	SF: 0 SAC: 1 DP: 1 HBP: 1	WP: 0 PB: 0 SB: 0 CS: 0	PA: 35
--------------	------------------------------	---------------------------------	-------------------------------	----------------------------------	-------------------------------	----------------------------------	-------------------------------	----------------------------------	-------------------------------	----------------------------------	------------------------------	---------------------------------	------------------------------	----------------------------------	------------------------------	---------------------------------	------------------------------	----------------------------------	----------------------------------	------------------------------------	----------------------------------	--------


PITCHER	IP	WLS	BF	H	R	ER	SO	BB	IBB	HBP	BLK	WP	HR	S	P	ERA	WHIP
John Farrell, R (1, 1) ERA: 2.61	8.1	W	32	4	1	1	4	3	0	1	1	0	0	69	117	1.08	0.840
Dan Schatzeder, L (9, 1) ERA:	0.2	S	3	1	0	0	0	0	0	0	0	0	0	4	6	0.00	1.500

BOTTOM

Cleveland Indians @ Baltimore Orioles
Memorial Stadium, Baltimore, MD

Sun Apr 17 1988, 3:33 AM EDT
Att: 20,837 - Sunny - 61 F

AB	30
R	1
H	5
RBI	1
BB	3
SO	4
LOB	14



Batter	1	2	3	4	5	6	7	8	9	AB R H RBI BB SO LOB	TOP																				
Jerry Browne, S OBP: 0.422, SLG: 0.297 (1, 4) C X	0-1 2B 1B	0-2 SAFE HBP 2-H 1B		4-1 BB		1-0 4-3 1-2 2-3			1-1 1B 1B	4 1 3 1 1 0 2																					
Scott Fletcher, R OBP: 0.231, SLG: 0.149 (1, 6) B X	1-0 F8	2-2 SAFE HBP FC6-4 1-2		3-1 5-3		0-2 5-3			0-0 F5	4 0 0 0 0 0 5																					
Oddibe McDowell, L OBP: 0.196, SLG: 0.213 (1, 8) B X	1-0 F8	0-3 K			1-2 4-3			2-1 F7	2-2 1B	5 0 1 0 0 1 3																					
Pete Incaviglia, R OBP: 0.256, SLG: 0.184 (1, 7) X	0-0 1B 2B	0-0 FC6-4 1-2f			2-2 1B			1-1 6-3	1-1 6-3	5 1 2 0 0 0 4																					
Pete O'Brien, L OBP: 0.500, SLG: 0.739 (1, 3) B B C B	4-1 1B BB			4-1 FC6-4 BB		0-1 F7		0-3 K		2 0 0 0 2 1 1																					
Larry Parrish, R OBP: 0.186, SLG: 0.179 (1, 10) B F F X	1-2 FC6-4 1B 1-3 2-H 3-H			0-0 FC6-4 G6-4-3 1-2f		2-3 K			3-1 4-3	4 0 1 2 0 1 2																					
Mike Stanley, R OBP: 0.323, SLG: 0.167 (1, 2) X	0-0 FC6-4 1-2f			1-2 G6-4-3 1-2f				0-0 F8	3-0 6-3	4 0 0 0 0 0 3																					
Steve Buechele, R OBP: 0.383, SLG: 0.476 (1, 5) C B C X		1-2 4-3		2-2 4-3		4-0 4-3 1B BB		0-0 F8		3 0 0 0 1 0 0																					
Cecil Espy, S OBP: 0.300, SLG: 0.400 (1, 9) X C		0-1 S 1B 2B		1-2 4-3		0-0 4-3 1B			2-1 6-3	4 1 2 0 0 0 0																					
Inning Stats	R: 2 E: 0 K: 0 S: 10	H: 3 LOB: 2 BB: 1 P: 17	R: 1 E: 0 K: 1 S: 14	H: 2 LOB: 2 BB: 0 P: 17	R: 0 E: 0 K: 0 S: 5	H: 0 LOB: 0 BB: 1 P: 10	R: 0 E: 0 K: 0 S: 9	H: 0 LOB: 1 BB: 1 P: 19	R: 0 E: 0 K: 1 S: 12	H: 1 LOB: 1 BB: 0 P: 17	R: 0 E: 0 K: 0 S: 6	H: 1 LOB: 2 BB: 1 P: 11	R: 0 E: 0 K: 1 S: 7	H: 0 LOB: 0 BB: 0 P: 10	R: 0 E: 0 K: 0 S: 4	H: 0 LOB: 0 BB: 0 P: 10	R: 0 E: 0 K: 0 S: 10	H: 2 LOB: 2 BB: 0 P: 16	1B: 7 2B: 2 3B: 0 HR: 0	SF: 0 SAC: 0 DP: 1 HBP: 1	WP: 0 PB: 0 SB: 1 CS: 0	PA: 40									
PITCHER Scott Bailes, L ERA: 2.22 (1, 1)	IP 9.0	WLS L	BF 40	H 9	R 3	ER 3	SO 3	BB 4	IBB 0	HBP 1	BLK 0	WP 0	HR 0	S 77	P 127	ERA 3.00	WHIP 1.444														
											PITCHER	IP	WLS	BF	H	R	ER	SO	BB	IBB	HBP	BLK	WP	HR	S	P	ERA	WHIP			

Texas Rangers @ Cleveland Indians
Cleveland Municipal Stadium, Cleveland, OH

Tue Apr 19 1988, 7:05 PM EDT
Att. 5,586 - Unknown

livebaseballscorecards.com

AB 35
R 3
H 9
RBI 3
BB 4
SO 3
LOB 20



Batter	1	2	3	4	5	6	7	8	9	AB R H RBI BB SO LOB
Julio Franco, R OBP: 0.311, SLG: 0.291 (1, 4)	0-0 6-3		2-1 6-3			4-0 1-3 1B BB		3-3 K		3 0 0 0 1 1 1
Willie Upshaw, L OBP: 0.404, SLG: 0.458 (1, 3)	1-2 F6		0-0 F5			0-0 1-3 1-2 1B		2-0 F6		4 0 1 0 0 0 1
Pat Tabler, R OBP: 0.321, SLG: 0.277 (1, 10)	3-2 1B				1-0 F9	0-0 1-3		4-0 1B BB		3 0 1 0 1 0 2
Joe Carter, R OBP: 0.304, SLG: 0.412 (1, 8)	2-2 F2				0-3 K	2-2 5-3		2-1 F8		4 0 0 0 0 1 4
Mel Hall, L OBP: 0.367, SLG: 0.468 (1, 7)					0-0 F9		0-2 F9			4 0 1 0 0 1 0
Brook Jacoby, R OBP: 0.351, SLG: 0.463 (1, 5)					3-2 G5-4-3 1B	3-2 1-3		1-1 1-2 1B		4 0 1 0 0 1 2
Cory Snyder, R OBP: 0.389, SLG: 0.652 (1, 9)					2-0 G5-4-3 1-2f	1-0 F7		0-3 K		4 0 1 0 0 1 3
Jay Bell, R OBP: 0.216, SLG: 0.156 (1, 6)					3-2 F9			0-3 K		3 0 0 0 0 1 1
Andy Allanson, R OBP: 0.256, SLG: 0.225 (1, 2)					2-2 5-3	0-0 6-3		2-1 2B		3 0 1 0 0 0 0

Inning Stats	R: 0 E: 0 K: 10 S: 10	H: 1 LOB: 1 BB: 0 P: 16	R: 0 E: 0 K: 2 S: 12	H: 1 LOB: 1 BB: 0 P: 17	R: 0 E: 0 K: 6 S: 6	H: 0 LOB: 0 BB: 0 P: 10	R: 0 E: 0 K: 1 S: 5	H: 0 LOB: 0 BB: 0 P: 6	R: 0 E: 0 K: 7 S: 7	H: 1 LOB: 0 BB: 0 P: 15	R: 0 E: 0 K: 7 S: 7	H: 1 LOB: 2 BB: 1 P: 13	R: 0 E: 0 K: 0 S: 7	H: 0 LOB: 0 BB: 0 P: 11	R: 0 E: 0 K: 2 S: 10	H: 1 LOB: 1 BB: 0 P: 17	R: 0 E: 0 K: 1 S: 10	H: 1 LOB: 2 BB: 1 P: 18	1B: 5 2B: 1 3B: 0 HR: 0	SF: 0 SAC: 0 DP: 1 HBP: 0	WP: 0 PB: 0 SB: 0 CS: 0	PA: 34
--------------	--------------------------------	----------------------------------	-------------------------------	----------------------------------	------------------------------	----------------------------------	------------------------------	---------------------------------	------------------------------	----------------------------------	------------------------------	----------------------------------	------------------------------	----------------------------------	-------------------------------	----------------------------------	-------------------------------	----------------------------------	----------------------------------	------------------------------------	----------------------------------	--------

PITCHER	IP	WLS	BF	H	R	ER	SO	BB	IBB	HBP	BLK	WP	HR	S	P	ERA	WHIP
Jose Guzman, R ERA: 1.57 (1, 1)	6.0	W	22	4	0	0	3	1	0	0	0	0	0	47	77	0.00	0.833
Jose Cecena, R ERA: 1.93 (7, 1)	2.1		10	2	0	0	2	1	0	0	0	0	0	21	39	0.00	1.286
Mitch Williams, L ERA: 2.84 (9, 1)	0.2	S	2	0	0	0	1	0	0	0	0	0	0	6	7	0.00	0.000

BOTTOM

Texas Rangers @ Cleveland Indians
Cleveland Municipal Stadium, Cleveland, OH

Tue Apr 19 1988, 7:05 PM EDT
Att. 5,586 - Unknown

livebaseballscorecards.com

AB	32
R	0
H	6
RBI	0
BB	2
SO	6
LOB	14



Batter	1	2	3	4	5	6	7	8	9	AB R H RBI BB SO LOB	TOP											
Jerry Browne, S (1, 4) OBP: 0.380, SLG: 0.262	1-3 K BB BLK		1-2 6-3		0-0 3-1		2-1 4-3		0-0 L8	5 0 0 0 0 1 2												
Oddibe McDowell, L (1, 8) OBP: 0.236, SLG: 0.255	2-3 K		2-1 1B		0-0 G4-6-3 1B		0-0 CS 1B			4 0 3 0 0 1 1												
Scott Fletcher, R (1, 6) OBP: 0.232, SLG: 0.157	1-1 BB 1B		2-1 P5		1-0 G4-6-3 1-2f		3-3 K			4 0 1 0 0 1 3												
Pete Incaviglia, R (1, 7) OBP: 0.277, SLG: 0.220	4-0 1-2 2-3 BB		2-3 K		2-2 5-3		2-2 2B			3 0 1 0 1 1 1												
Pete O'Brien, L (1, 3) OBP: 0.482, SLG: 0.694	2-2 F5		2-1 F8		0-1 F9		4-0 BB			3 0 0 0 1 0 2												
Steve Kemp, L (1, 10) OBP: 0.176, SLG: 0.176			1-1 F7		1-3 K 1B SH2-3		2-2 6-3			4 1 0 0 0 1 2												
Geno Petrali, L (1, 2) OBP: 0.217, SLG: 0.261			1-1 BB 1B		1-2 SH2-3 1B		2-0 2B			4 0 3 0 0 0 0												
Steve Buechele, R (1, 5) OBP: 0.367, SLG: 0.455			0-3 K		0-0 SH2-3		0-3 K			2 0 0 1 0 2 2												
Ruben Sierra, S (9, PH) OBP: 0.244, SLG: 0.268			1-2 3-H		1-2 3-H					1 0 1 0 0 0 0												
Curtis Wilkerson, S (9, PR)			1-3 K		1-3 K					0 0 0 0 0 0 0												
Cecil Espy, S (1, 9) OBP: 0.261, SLG: 0.348			0-1 P5		1-3 K		1-1 F7			3 0 0 0 0 1 3												
Larry Parrish, R (9, PH) OBP: 0.182, SLG: 0.175										1 0 0 0 0 0 1												
Inning Stats	R: 0 E: 0 K: 2 S: 12	H: 1 LOB: 2 BB: 1 P: 22	R: 0 E: 0 K: 1 S: 9	H: 1 LOB: 1 BB: 0 P: 11	R: 0 E: 0 K: 1 S: 10	H: 1 LOB: 1 BB: 0 P: 17	R: 1 E: 0 K: 2 S: 12	H: 1 LOB: 1 BB: 0 P: 17	R: 0 E: 0 K: 0 S: 3	H: 0 LOB: 0 BB: 0 P: 4	R: 0 E: 0 K: 1 S: 8	H: 0 LOB: 0 BB: 0 P: 12	R: 0 E: 0 K: 1 S: 9	H: 1 LOB: 1 BB: 0 P: 14	R: 0 E: 0 K: 1 S: 11	H: 2 LOB: 2 BB: 1 P: 22	R: 0 E: 0 K: 0 S: 9	H: 1 LOB: 1 BB: 0 P: 14	1B: 7 2B: 3 3B: 0 HR: 0	SF: 0 SAC: 1 DP: 2 HBP: 0	WP: 1 PB: 1 SB: 0 CS: 1	PA: 37
PITCHER Tom Candiotti, R (1, 1) ERA: 1.08	IP: 9.0 WLS: W BF: 37 H: 9 R: 1 ER: 1 SO: 8 BB: 2 IBB: 0 HBP: 0 BLK: 1 WP: 1 HR: 0 S: 83 P: 133 ERA: 1.00 WHIP: 1.222											PITCHER	IP: 9.0 WLS: W BF: 37 H: 9 R: 1 ER: 1 SO: 8 BB: 2 IBB: 0 HBP: 0 BLK: 1 WP: 1 HR: 0 S: 83 P: 133 ERA: 1.00 WHIP: 1.222									

Texas Rangers @ Cleveland Indians
Cleveland Municipal Stadium, Cleveland, OH
Wed Apr 20 1988, 7:05 PM EDT
Att. 6,551 - Unknown

livebaseballscorecards.com

AB	34
R	1
H	9
RBI	1
BB	2
SO	8
LOB	17



Batter	1	2	3	4	5	6	7	8	9
Julio Franco, R OBP: 0.292, SLG: 0.271 (1, 4)	3-1 5-3			2-3 K		2-2 6-3		1-0 6-3	
Willie Upshaw, L OBP: 0.383, SLG: 0.431 (1, 3)	2-3 K			2-3 K		2-2 6-3			
Pat Tabler, R OBP: 0.304, SLG: 0.260 (1, 10)	1-1 F8			1-2 5-3		0-1 3-1			
Joe Carter, R OBP: 0.305, SLG: 0.426 (1, 8)		2-1 P3			0-0 2B		0-1 F7		
Mel Hall, L OBP: 0.365, SLG: 0.480 (1, 7)		1-3 K			0-1 1B		0-0 5-3		
Brook Jacoby, R OBP: 0.350, SLG: 0.456 (1, 5)		2-0 6-3			0-1 5-3		0-2 1B		
Cory Snyder, R OBP: 0.368, SLG: 0.612 (1, 9)			1-2 F7		1-0 6-3		0-1 4-3		
Jay Bell, L OBP: 0.222, SLG: 0.167 (1, 6)			2-1 5-3		0-0 1B		2-1 F8		
Andy Allanson, R OBP: 0.239, SLG: 0.209 (1, 2)			0-0 P3		0-1 L6		2-2 P4		

AB	R	H	RBI	BB	SO	LOB
4	0	0	0	0	1	0
3	0	0	0	0	2	0
3	0	0	0	0	0	0
3	1	1	0	0	0	0
3	1	1	1	0	1	0
3	0	1	0	0	0	1
3	0	0	0	0	0	2
3	0	1	1	0	0	0
3	0	0	0	0	0	1

BOTTOM

Texas Rangers @ Cleveland Indians
Cleveland Municipal Stadium, Cleveland, OH

Wed Apr 20 1988, 7:05 PM EDT
Att. 6,551 - Unknown

livebaseballscorecards.com

AB	28
R	2
H	4
RBI	2
BB	0
SO	4
LOB	4



Inning Stats	R: 0	H: 0	E: 0	LOB: 0	K: 1	BB: 0	S: 7	P: 13
	R: 0	H: 0	E: 0	LOB: 0	K: 1	BB: 0	S: 6	P: 11
	R: 0	H: 0	E: 0	LOB: 0	K: 0	BB: 0	S: 7	P: 10
	R: 0	H: 0	E: 0	LOB: 0	K: 2	BB: 0	S: 9	P: 14
	R: 2	H: 3	E: 0	LOB: 1	K: 0	BB: 0	S: 9	P: 10
	R: 0	H: 0	E: 0	LOB: 0	K: 0	BB: 0	S: 8	P: 12
	R: 0	H: 1	E: 0	LOB: 1	K: 0	BB: 0	S: 8	P: 8
	R: 0	H: 0	E: 0	LOB: 0	K: 0	BB: 0	S: 6	P: 11
	R: 0	H: 0	E: 0	LOB: 0	K: 0	BB: 0	S: 0	P: 1

PITCHER	IP	WLS	BF	H	R	ER	SO	BB	IBB	HBP	BLK	WP	HR	S	P	ERA	WHIP
Charlie Hough, R ERA: 2.34 (1, 1)	8.0	L	28	4	2	2	4	0	0	0	0	0	0	60	89	2.25	0.500

WP	PA	ERA	WHIP
28	28		

Batter	1	2	3	4	5	6	7	8	9	AB R H RBI BB SO LOB	TOP											
Julio Franco, R OBP: 0.300, SLG: 0.258 (1, 4)	1-1 HBP 1B HBP	0-0 4-3		0-0 F9	0-0 F7			4-2 SAFE 1B SAFE 1B SAFE 1B SAFE		3 2 0 0 1 0 4												
Willie Upshaw, L OBP: 0.369, SLG: 0.411 (1, 3)	0-0 F8	2-1 4-3		2-2 4-3		1-3 K		3-2 HR BB		5 1 1 0 0 1 2												
Joe Carter, R OBP: 0.328, SLG: 0.492 (1, 8)	0-0 SAFE 1B HBP	1-2 1B 1B		0-0 F8		1-2 6-3		1-2 1B HR		5 2 3 4 0 0 1												
Ron Kittle, R OBP: 0.385, SLG: 0.667 (1, 10)	3-2 1B HR 1B HBP	1-3 K		0-0 5-3		0-3 K		0-0 F4		4 1 0 0 0 2 1												
Mel Hall, L OBP: 0.368, SLG: 0.473 (1, 7)	1-1 HR 1B		0-0 4-3		0-2 HBP 1B		0-0 F8	2-2 P3		5 2 2 2 0 0 0												
Brook Jacoby, R OBP: 0.354, SLG: 0.443 (1, 5)	0-1 HR 1B		2-3 K		1 SAFE 2-2 HBP 1B HBP		0-0 F8	0-3 K		4 1 1 0 0 2 0												
Cory Snyder, R OBP: 0.387, SLG: 0.660 (1, 9)	0-1 HR		1-0 1B		0-3 K		4-2 BB	1-3 K		4 1 2 4 1 2 2												
Jay Bell, R OBP: 0.220, SLG: 0.170 (1, 6)	1-3 K		1-3 K		1-2 HBP 1B		2-0 F7	2-0 F6		5 0 1 1 0 2 2												
Andy Allanson, R OBP: 0.275, SLG: 0.234 (1, 2)	0-2 F8			0-0 PB BLK 1B	1-0 HBP			0-2 1B BB HR 1B	3-2 4-3	4 1 2 0 0 0 0												
Inning Stats	R: 6 E: 0 K: 1 S: 17	H: 4 LOB: 0 BB: 0 P: 23	R: 0 E: 0 K: 1 S: 10	H: 1 LOB: 1 BB: 0 P: 14	R: 0 E: 0 K: 2 S: 8	H: 1 LOB: 1 BB: 0 P: 12	R: 0 E: 0 K: 0 S: 6	H: 1 LOB: 1 BB: 0 P: 8	R: 1 E: 0 K: 1 S: 15	H: 2 LOB: 3 BB: 0 P: 19	R: 0 E: 0 K: 2 S: 12	H: 0 LOB: 0 BB: 0 P: 14	R: 0 E: 0 K: 0 S: 8	H: 0 LOB: 1 BB: 1 P: 14	R: 4 E: 0 K: 1 S: 21	H: 3 LOB: 0 BB: 1 P: 31	R: 0 E: 0 K: 1 S: 9	H: 0 LOB: 0 BB: 0 P: 15	1B: 10 2B: 0 3B: 0 HR: 2	SF: 0 SAC: 0 DP: 0 HBP: 4	WP: 0 PB: 1 SB: 0 CS: 0	PA: 45
PITCHER	IP WLS BF H R ER SO BB IBB HBP BLK WP HR S P ERA WHIP	IP WLS BF H R ER SO BB IBB HBP BLK WP HR S P ERA WHIP											IP WLS BF H R ER SO BB IBB HBP BLK WP HR S P ERA WHIP									
Bert Blyleven, R ERA: 6.97 (1, 1)	4.2 L 27 9 7 7 5 0 0 4 1 0 1 55 75 13.50 1.929	2.1 11 2 3 3 2 2 0 0 0 0 0 0 30 45 11.57 1.714											1.0 4 1 1 1 1 0 0 0 0 0 1 12 15 9.00 1.000									
Mike Mason, L ERA: 11.57 (5, 1)	1.0 3 0 0 0 0 1 0 0 0 0 0 0 9 15 0.00 0.000											1.0 3 0 0 0 0 1 0 0 0 0 0 9 15 0.00 0.000										
Keith Atherton, R ERA: 1.64 (8, 1)											1.0 3 0 0 0 0 1 0 0 0 0 0 9 15 0.00 0.000											
Joe Niekro, R ERA: 13.5 (9, 1)											1.0 3 0 0 0 0 1 0 0 0 0 0 9 15 0.00 0.000											

Cleveland Indians @ Minnesota Twins
 Hubert H. Humphrey Metrodome, Minneapolis, MN
 Fri Apr 22 1988, 8:05 PM EDT
 Att. 24,466 - Dome

AB	39
R	11
H	12
RBI	11
BB	2
SO	9
LOB	12



Batter	1	2	3	4	5	6	7	8	9	AB R H RBI BB SO LOB
Dan Gladden, R OBP: 0.361, SLG: 0.482 (1, 7)	1-2 5-3		0-2 5-3		2-2 F9		0-0 BB SH3-4 1-2 2-H 1B		0-0 F4	5 0 1 1 0 0 0
Greg Gagne, R OBP: 0.321, SLG: 0.423 (1, 6)	1-3 K		2-1 F9			1-0 2B 3B	0-0 SH3-4 1-2 2-3		3-3 K	4 1 1 0 0 2 0
Kirby Puckett, R OBP: 0.267, SLG: 0.316 (1, 8)	0-3 K			0-1 1B 1B		0-2 HR 2B	0-1 5-3		0-0 P3	5 2 2 1 0 1 2
Gary Gaetti, R OBP: 0.321, SLG: 0.440 (1, 5)		0-1 5-3		2-1 L4 1-2		0-0 P3	4-0 BB BB			3 0 0 0 1 0 2
Gene Larkin, S OBP: 0.457, SLG: 0.586 (1, 10)		2-0 F8 2B		0-0 F8		1-1 HR	4-2 BB BB			3 1 2 3 1 0 1
Tom Brunansky, R OBP: 0.286, SLG: 0.265 (1, 9)		2-2 F8 2-3		1-1 1B		3-1 F5	2-3 K			4 0 1 1 0 1 4
Kent Hrbek, L OBP: 0.308, SLG: 0.267 (1, 3)		4-2 BB		1-3 K		0-0 F4		1-2 4-3		3 0 0 0 1 1 1
Steve Lombardozzi, R OBP: 0.194, SLG: 0.188 (1, 4)		0-0 L4			1-2 F4		0-0 1B 1B	1-2 G3		4 1 1 0 0 0 2
Tom Nieto, R OBP: 0.111, SLG: 0.059 (1, 2)			0-2 6-3		1-0 F7		0-1 SH3-4 1B 1-2 BB 1B	0-3 K		4 1 1 0 0 1 0

Inning Stats	R: 0	H: 0	E: 0	K: 2	S: 10	LOB: 0	BB: 0	P: 12	R: 0	H: 1	E: 0	K: 0	S: 10	LOB: 2	BB: 1	P: 18	R: 0	H: 0	E: 0	K: 0	S: 9	LOB: 0	BB: 0	P: 11	R: 1	H: 2	E: 1	K: 1	S: 12	LOB: 1	BB: 0	P: 16	R: 0	H: 0	E: 0	K: 0	S: 7	LOB: 0	BB: 0	P: 11	R: 3	H: 3	E: 0	K: 0	S: 10	LOB: 0	BB: 0	P: 15	R: 2	H: 3	E: 0	K: 1	S: 15	LOB: 3	BB: 2	P: 25	R: 0	H: 0	E: 0	K: 1	S: 14	LOB: 0	BB: 0	P: 16	R: 0	H: 0	E: 0	K: 1	S: 5	LOB: 0	BB: 0	P: 8	1B: 5	SF: 0	2B: 2	SAC: 1	3B: 1	DP: 0	HR: 1	HBP: 0	WP: 0	PA: 39
--------------	------	------	------	------	-------	--------	-------	-------	------	------	------	------	-------	--------	-------	-------	------	------	------	------	------	--------	-------	-------	------	------	------	------	-------	--------	-------	-------	------	------	------	------	------	--------	-------	-------	------	------	------	------	-------	--------	-------	-------	------	------	------	------	-------	--------	-------	-------	------	------	------	------	-------	--------	-------	-------	------	------	------	------	------	--------	-------	------	-------	-------	-------	--------	-------	-------	-------	--------	-------	--------

PITCHER	IP	WLS	BF	H	R	ER	SO	BB	IBB	HBP	BLK	WP	HR	S	P	ERA	WHIP
Greg Swindell, L ERA: 2.12 (1, 1)	6.0	W	27	8	6	5	3	1	0	0	0	0	1	61	86	7.50	1.500
Chris Codioli, R ERA: 4.05 (7, 1)	0.2		4	1	0	0	0	1	0	0	0	0	0	4	8	0.00	3.000
Doug Jones, R ERA: (7, 1)	2.1	S	8	0	0	0	3	1	0	0	0	0	0	27	38	0.00	0.429


BOTTOM

Cleveland Indians @ Minnesota Twins
Hubert H. Humphrey Metrodome, Minneapolis, MN

Fri Apr 22 1988, 8:05 PM EDT
Att. 24,466 - Dome

AB	35
R	6
H	9
RBI	6
BB	3
SO	6
LOB	12

livebaseballscorecards.com



Batter	1		2		3		4		5		6		7		8		9		AB R H RBI BB SO LOB	TOP							
Julio Franco, R OBP: 0.307, SLG: 0.269 (1, 4) SAFE 1 SAFE	2-2 BB HR 1B	1-0 1-2 1B			1-0 L8						3-1 G1-3				1-1 G5-3				5 1 2 0 0 0 3	Cleveland Indians @ Minnesota Twins Hubert H. Humphrey Metrodome, Minneapolis, MN Sat Apr 23 1988, 8:05 PM EDT Att. 41,297 - Dome							
Pat Tabler, R OBP: 0.311, SLG: 0.245 (1, 3) SAFE 1 SAFE	4-0 HR BB	1-2 F9							0-3 K		0-2 G4-3				4-0 BB				3 1 0 0 2 1 4								
Joe Carter, R OBP: 0.348, SLG: 0.609 (1, 8) SAFE 1 SAFE	1-1 HR 1-H 2-H			2-3 K				1-1 G4-3 E 2B		2-0 HR 2-H 3-H				1-2 G5-3				5 3 3 6 0 1 2									
Brook Jacoby, R OBP: 0.343, SLG: 0.470 (1, 5) SAFE 1 SAFE	2-1 HR			1-3 K				2-1 G4-3		1-2 G1-3				2-3 K				5 1 1 1 0 2 1									
Cory Snyder, R OBP: 0.388, SLG: 0.632 (1, 9) SAFE 1 SAFE	1-0 F9			4-2 2B BB				3-2 E9				1-0 G4-3		2-1 FC6-4 1B				4 1 1 0 1 0 0									
Carmen Castillo, R OBP: 0.385, SLG: 0.538 (1, 10) SAFE 1 SAFE	0-0 G6-3			2-1 1-H 2B				0-0 L5				2-1 F9		1-1 FC6-4 1-2				5 0 1 1 0 0 2									
Mel Hall, L OBP: 0.355, SLG: 0.450 (1, 7) SAFE 1 SAFE	0-0 F7			1-3 K						0-2 2B 1B		0-0 G4-3		2-3 K				5 1 1 0 0 2 2									
Ron Washington, R OBP: 0.500, SLG: 0.333 (1, 6) SAFE 1 SAFE			2-2 F9 1B 1B				0-0 G6-3		1 SAFE 4-2 2B HR BB				0-0 G3-1						3 1 1 0 1 0 0								
Andy Allanson, R OBP: 0.291, SLG: 0.275 (1, 2) SAFE 1 SAFE			2-0 F9				2-0 G5-3		0-2 HR 2B				3-1 PB 1B						4 1 2 1 0 0 1								
Inning Stats	R: 4 E: 0 K: 0 S: 10	H: 3 LOB: 0 BB: 1 P: 20	R: 0 E: 0 K: 0 S: 9	H: 2 LOB: 2 BB: 0 P: 15	R: 1 E: 0 K: 3 S: 16	H: 1 LOB: 1 BB: 1 P: 26	R: 0 E: 0 K: 0 S: 3	H: 0 LOB: 0 BB: 0 P: 6	R: 1 E: 1 K: 1 S: 11	H: 1 LOB: 1 BB: 0 P: 17	R: 4 E: 0 K: 0 S: 25	H: 3 LOB: 0 BB: 1 P: 35	R: 0 E: 0 K: 0 S: 4	H: 0 LOB: 0 BB: 0 P: 7	R: 0 E: 0 K: 0 S: 8	H: 1 LOB: 2 BB: 1 P: 17	R: 0 E: 0 K: 2 S: 10	H: 1 LOB: 1 BB: 0 P: 17	1B: 6 2B: 3 3B: 0 HR: 3	SF: 0 SAC: 0 DP: 0 HBP: 0	WP: 0 PB: 1 SB: 0 CS: 0	PA: 43					
PITCHER	IP	WLS	BF	H	R	ER	SO	BB	IBB	HBP	BLK	WP	HR	S	P	ERA	WHIP										
Steve Carlton, L ERA: 16.76 (1, 1)	5.0	L	27	9	9	8	4	3	0	0	0	0	2	64	103	14.40	2.400										
Joe Niekro, R ERA: 8.31 (6, 1)	4.0		16	3	1	1	2	1	0	0	0	0	1	32	57	2.25	1.000										



Batter	1	2	3	4	5	6	7	8	9	AB	R	H	RBI	BB	SO	LOB
Dan Gladden, R OBP: 0.354, SLG: 0.492 (1, 7)	2-3 K			3-2 1B 2B	0-0 G6-3			0-1 SF9		3	0	1	1	0	1	2
Tom Herr, S OBP: 0.369, SLG: 0.296 (1, 4)	2-2 F7			0-1 F7		2-0 L8		2-1 P5		4	0	0	0	0	0	2
Kirby Puckett, R OBP: 0.281, SLG: 0.344 (1, 8)	1-2 P6			1-0 1B		0-1 L8		0-2 1-H 2B		4	0	2	1	0	0	0
Kent Hrbek, L OBP: 0.286, SLG: 0.245 (1, 3)		0-1 F8		3-1 F7		0-0 G3-1		0-0 F9		4	0	0	0	0	0	3
Gary Gaetti, R OBP: 0.300, SLG: 0.407 (1, 5)		0-2 G5-3		1 SAFE G5-3			3-2 L5		1-1 F8	4	0	0	0	0	0	2
Gene Larkin, S OBP: 0.436, SLG: 0.545 (1, 10)		1-0 L7			0-2 G3-1		0-0 F8		2-1 BB 1B	4	0	1	0	0	0	0
Randy Bush, L OBP: 0.429, SLG: 0.563 (1, 9)		1-0 F7			2-1 P6		1-2 F8		4-2 BB G5-4-3 1B	3	0	0	0	1	0	0
Greg Gagne, R OBP: 0.333, SLG: 0.429 (1, 6)			3-3 K		2-1 1B 1B			2-2 1B SF9 1B	2-1 G5-4-3 1-2f	4	1	2	0	0	1	2
Tim Laudner, R OBP: 0.412, SLG: 0.484 (1, 2)			2-1 G5-3		1-2 1B			1-2 2B 1B		3	1	2	0	0	0	0
Dwight Lowry, L (9, 2)					1-3 1B					0	0	0	0	0	0	0

Inning Stats	R: 0 E: 0 K: 1 S: 14	H: 0 LOB: 0 BB: 0 P: 19	R: 0 E: 0 K: 0 S: 6	H: 0 LOB: 0 BB: 0 P: 7	R: 0 E: 0 K: 1 S: 6	H: 0 LOB: 0 BB: 0 P: 12	R: 0 E: 0 K: 0 S: 10	H: 2 LOB: 2 BB: 0 P: 17	R: 0 E: 0 K: 0 S: 11	H: 2 LOB: 2 BB: 0 P: 16	R: 0 E: 0 K: 0 S: 4	H: 0 LOB: 0 BB: 0 P: 6	R: 0 E: 0 K: 0 S: 10	H: 0 LOB: 0 BB: 0 P: 14	R: 2 E: 0 K: 0 S: 14	H: 3 LOB: 1 BB: 0 P: 19	R: 0 E: 0 K: 0 S: 11	H: 1 LOB: 1 BB: 1 P: 20	1B: 6 2B: 2 3B: 0 HR: 0	SF: 1 SAC: 0 DP: 1 HBP: 0
	PITCHER John Farrell, R ERA: 2.43 (1, 1)	IP 9.0	WLS W	BF 35	H 8	R 2	ER 2	SO 2	BB 1	IBB 0	HBP 0	BLK 0	WP 0	HR 0	S 86	P 130	ERA 2.00	WHIP 1.000	WP: 0 PB: 0 SB: 0 CS: 0	PA: 35

BOTTOM

Cleveland Indians @ Minnesota Twins

Hubert H. Humphrey Metrodome, Minneapolis, MN

Sat Apr 23 1988, 8:05 PM EDT
Att. 41,297 - Dome

AB	33
R	2
H	8
RBI	2
BB	1
SO	2
LOB	11



Batter	1	2	3	4	5	6	7	8	9	AB	R	H	RBI	BB	SO	LOB	TOP																
Julio Franco, R OBP: 0.288, SLG: 0.250 (1, 4)	1-2 G6-3	2-0 F8		1-1 FC4		2-0 G6-3		1-0 G4-3		5	0	0	0	0	0	3																	
Willie Upshaw, L OBP: 0.357, SLG: 0.443 (1, 3)	1-2 HR	3-3 K		2-3 K			2-2 G4-3	1-0 F8		5	1	1	1	0	2	1																	
Joe Carter, R OBP: 0.378, SLG: 0.632 (1, 8)	2-2 1B			4-2 S		1-0 F7		1-2 BB	0-0 1B	4	2	3	0	1	0	0																	
Brook Jacoby, R OBP: 0.347, SLG: 0.457 (1, 5)	1-3 K			0-0 BB		2-3 K		4-2 BB	2-2 F8	4	1	1	0	1	2	2																	
Mel Hall, L OBP: 0.354, SLG: 0.444 Carmen Castillo, R OBP: 0.333, SLG: 0.467 (1, 7) (7, PH) (7, 7)	1-2 1B			1-2 F9		0-0 F8		0-3 K	0-1 P3	3	0	1	1	0	0	2																	
Cory Snyder, R OBP: 0.389, SLG: 0.600 (1, 9)	2-3 K			4-2 BB				4-0 BB	1-3 K	3	1	0	0	2	3	2																	
Pat Tabler, R OBP: 0.323, SLG: 0.268 (1, 10)				4-1 HR		2-1 G5-3		3-2 BB	1-3 K	3	1	1	3	1	1	3																	
Chris Bando, S OBP: 0.429, SLG: 0.833 (1, 2)				2-2 HR		4-2 FC4		1-2 BB	0-1 L7	3	1	2	2	1	0	1																	
Jay Bell, R OBP: 0.222, SLG: 0.161 (1, 6)				0-1 F7		0-0 L6		4-1 BB	2-1 G5-3	3	0	0	0	1	0	1																	
Inning Stats	R: 2 E: 0 K: 2 S: 18	H: 3 LOB: 1 BB: 0 P: 26	R: 2 E: 0 K: 1 S: 10	H: 1 LOB: 0 BB: 1 P: 21	R: 0 E: 0 K: 0 S: 14	H: 1 LOB: 2 BB: 2 P: 25	R: 0 E: 0 K: 1 S: 10	H: 0 LOB: 1 BB: 1 P: 17	R: 0 E: 0 K: 1 S: 5	H: 0 LOB: 0 BB: 0 P: 8	R: 0 E: 0 K: 2 S: 13	H: 1 LOB: 2 BB: 1 P: 22	R: 3 E: 0 K: 1 S: 18	H: 2 LOB: 1 BB: 2 P: 32	R: 0 E: 0 K: 0 S: 4	H: 0 LOB: 0 BB: 0 P: 8	R: 0 E: 0 K: 1 S: 9	H: 1 LOB: 1 BB: 0 P: 12	1B: 5 2B: 2 3B: 0 HR: 2	SF: 0 SAC: 0 DP: 1 HBP: 0	WP: 0 PB: 0 SB: 2 CS: 0	PA: 42											
PITCHER	IP WLS BF H R ER SO BB IBB HBP BLK WP HR S P ERA WHIP																	PITCHER	IP WLS BF H R ER SO BB IBB HBP BLK WP HR S P ERA WHIP														
Charlie Lea, R ERA: 6.91 (1, 1)	3.0		16	5	4	4	3	3	0	0	0	0	2	42	72	12.00	2.667																
Juan Berenguer, R ERA: 5.28 (4, 1)	3.1	W	15	2	2	2	4	3	0	0	0	0	0	38	64	5.40	1.500																
Mike Mason, L ERA: 12.0 (7, 1)	0.2		4	1	1	1	1	1	0	0	0	0	0	8	15	13.50	3.000																
Keith Atherton, R ERA: 1.5 (8, 1)	1.0		3	0	0	0	0	0	0	0	0	0	0	4	8	0.00	0.000																
Jeff Reardon, R ERA: 2.0 (9, 1)	1.0		4	1	0	0	1	0	0	0	0	0	0	9	12	0.00	1.000																

Cleveland Indians @ Minnesota Twins
 Hubert H. Humphrey Metrodome, Minneapolis, MN

Sun Apr 24 1988, 4:33 AM EDT
 Att: 46,698 - Dome - 70 F

AB	35
R	7
H	9
RBI	7
BB	7
SO	9
LOB	18



WP: 0	PA: 42
-------	--------

ERA	WHIP
-----	------

1B: 5	SF: 0
2B: 2	SAC: 0
3B: 0	DP: 1
HR: 2	HBP: 0

Batter	1	2	3	4	5	6	7	8	9	AB	R	H	RBI	BB	SO	LOB
Dan Gladden, R OBP: 0.386, SLG: 0.524 (1, 7)	1-1 FC4-6 1B	1-1 2-H 1B	1 SAFE 2-2 1 SAFE 2 SAFE 1-H 2B		4-0 L4-6 BB 1-2 BB		0-1 G4-3			4	0	3	2	1	0	0
Tom Herr, S OBP: 0.357, SLG: 0.276 (1, 4)	1-1 FC4-6 BB 2B 1-2f	1 SAFE 2-1 G6-3	1-0 G4-3		4-2 2B BB 1-2 2-3 BB		2-0 P5			4	1	0	0	1	0	3
Kirby Puckett, R OBP: 0.304, SLG: 0.415 (1, 8)	4-1 2B BB 1-2		2-1 G4-3 1B 2B		1-3 K		1-2 L4-6 2-3	2-2 HR		4	3	2	1	1	1	3
Gary Gaetti, R OBP: 0.308, SLG: 0.424 (1, 5)	1-1 P3		0-0 G4-3		2-2 1B HR 1B		1-0 2B	0-0 P4		5	1	2	1	0	0	3
Gene Larkin, S OBP: 0.455, SLG: 0.568 (1, 10)	1-1 1-H 2-H 2B		4-0 1B HR BB		0-1 HR 1B		0-0 G3	1-0 G6-3		4	2	2	2	1	0	2
Kent Hrbek, L OBP: 0.295, SLG: 0.278 (1, 3)	1-0 G3		0-0 HR 1B		1-1 F9		1-2 G3-1	0-0 2B		5	1	2	1	0	0	3
Tim Laudner, R OBP: 0.410, SLG: 0.639 (1, 2)		0-0 F9	3-1 HR 1B		1-1 HR		1-1 G4-3	3-3 K		5	2	2	6	0	1	1
Greg Gagne, R OBP: 0.313, SLG: 0.400 (1, 6)		2-2 E5 1B	1-0 F8		0-0 F9		1-1 G6-3			4	1	0	0	0	0	0
Mark Davidson, R OBP: 0.333, SLG: 0.444 (1, 9)		2-1 F9	1-2 WP 2B 1B			0-1 BB BB 2B 1B		2-1 G6-3		4	2	2	0	0	0	1

Inning Stats	R: 2	H: 2	E: 0	K: 10	S: 10	L: 1	LOB: 1	BB: 1	P: 19	R: 1	H: 1	E: 1	K: 10	S: 10	L: 1	LOB: 1	BB: 0	P: 17	R: 5	H: 5	E: 0	K: 10	S: 17	L: 1	LOB: 1	BB: 1	P: 31	R: 3	H: 3	E: 0	K: 10	S: 13	L: 1	LOB: 0	BB: 0	P: 18	R: 1	H: 2	E: 0	K: 9	S: 9	L: 1	LOB: 2	BB: 2	P: 19	R: 0	H: 0	E: 0	K: 7	S: 7	L: 1	LOB: 0	BB: 0	P: 10	R: 0	H: 0	E: 0	K: 5	S: 5	L: 1	LOB: 0	BB: 0	P: 17	R: 1	H: 2	E: 0	K: 11	S: 11	L: 1	LOB: 1	BB: 0	P: 17
	1B: 7	2B: 6	3B: 0	HR: 3	SF: 0	SAC: 0	DP: 1	HBP: 0	WP: 1	PB: 0	SB: 0	CS: 0	PA: 43																																																											

PITCHER	IP	WLS	BF	H	R	ER	SO	BB	IBB	HBP	BLK	WP	HR	S	P	ERA	WHIP
Scott Bailes, L ERA: 3.71 (1, 1)	2.1	L	15	5	6	5	0	2	0	0	0	0	0	24	46	19.29	3.000
Rich Yett, R ERA: 6.14 (3, 1)	1.1		10	6	5	5	1	0	0	0	0	1	2	25	38	33.75	4.500
Bill Laskey, R ERA: 6.75 (4, 1)	1.1		7	2	1	1	0	2	0	0	0	0	0	10	20	6.75	3.000
Jeff Dedmon, R ERA: (6, 1)	2.0		6	0	0	0	0	0	0	0	0	0	0	12	19	0.00	0.000
Dan Schatzeder, L ERA: 2.25 (8, 1)	1.0		5	2	1	1	1	0	0	0	0	0	1	11	17	9.00	2.000

BOTTOM

Cleveland Indians @ Minnesota Twins
 Hubert H. Humphrey Metrodome, Minneapolis, MN

Sun Apr 24 1988, 4:33 AM EDT
 Att. 46,698 - Dome - 70 F

AB	39
R	13
H	15
RBI	13
BB	4
SO	2
LOB	16



PITCHER	IP	WLS	BF	H	R	ER	SO	BB	IBB	HBP	BLK	WP	HR	S	P	ERA	WHIP
---------	----	-----	----	---	---	----	----	----	-----	-----	-----	----	----	---	---	-----	------

Batter	1	2	3	4	5	6	7	8	9	AB R H RBI BB SO LOB	TOP											
Bruce Fields, L (1, 7) OBP: 0.200, SLG: 0.143	3-3 K	2-1 G3		0-3 K		1-3 K			2-1 G6-4-3	5 0 0 0 0 3 2												
Henry Cotto, R (1, 8) OBP: 0.463, SLG: 0.612	2-0 1B		2-2 F7	1-0 5-3			0-0 1B			4 1 2 0 0 0 1												
Alvin Davis, L (1, 3) OBP: 0.446, SLG: 0.460	1-0 1B		2-2 F5	1-1 1B			2-2 G3-6-3			4 1 2 0 0 0 1												
Ken Phelps, L (1, 10) OBP: 0.527, SLG: 0.762	4-2 1B		3-2 1B		2-2 1B		2-3 K			3 1 2 0 1 1 0												
Mike Kingery, L (1, 9) OBP: 0.404, SLG: 0.372	1-1 F4		1-1 1B		1-1 F8		2-3 K			4 1 1 0 0 1 4												
Dave Valle, R (1, 2) OBP: 0.231, SLG: 0.283	1-2 1B		1-0 1B		0-2 F8		2-3 K			4 1 2 3 0 1 1												
Jim Presley, R (1, 5) OBP: 0.275, SLG: 0.373	1-3 K		0-1 HR		1-3 K		1-3 K			4 1 1 3 0 3 3												
Rey Quinones, R (1, 6) OBP: 0.342, SLG: 0.389		1-0 F9		1-3 K		0-1 F8			0-1 6-3	4 0 0 0 0 1 0												
Harold Reynolds, S (1, 4) OBP: 0.292, SLG: 0.414		1-0 F8		2-2 1B		2-2 1-4-3			2-1 1B	4 0 2 0 0 0 0												
Inning Stats	R: 2 E: 0 K: 2 S: 18	H: 3 LOB: 2 BB: 1 P: 31	R: 0 E: 0 K: 0 S: 4	H: 0 LOB: 0 BB: 0 P: 8	R: 4 E: 0 K: 1 S: 21	H: 4 LOB: 0 BB: 0 P: 31	R: 0 E: 0 K: 1 S: 10	H: 2 LOB: 2 BB: 0 P: 14	R: 0 E: 0 K: 1 S: 15	H: 1 LOB: 1 BB: 0 P: 19	R: 0 E: 0 K: 1 S: 8	H: 0 LOB: 0 BB: 0 P: 11	R: 0 E: 0 K: 1 S: 9	H: 1 LOB: 0 BB: 0 P: 13	R: 0 E: 0 K: 3 S: 9	H: 0 LOB: 0 BB: 0 P: 14	R: 0 E: 0 K: 0 S: 6	H: 1 LOB: 0 BB: 0 P: 10	1B: 11 2B: 0 3B: 0 HR: 1	SF: 0 SAC: 0 DP: 2 HBP: 0	WP: 0 PB: 0 SB: 0 CS: 0	PA: 37
PITCHER Tom Candiotti, R (1, 1) ERA: 2.13	IP: 9.0 WLS: W BF: 37 H: 12 R: 6 ER: 6 SO: 10 BB: 1 IBB: 0 HBP: 0 BLK: 0 WP: 0 HR: 1 S: 100 P: 151 ERA: 6.00 WHIP: 1.444											PITCHER IP: WLS: BF: H: R: ER: SO: BB: IBB: HBP: BLK: WP: HR: S: P: ERA: WHIP:										

Seattle Mariners @ Cleveland Indians
Cleveland Municipal Stadium, Cleveland, OH

Tue Apr 26 1988, 7:05 PM EDT
Att: 6,690 - Unknown - 48 F

livebaseballscorecards.com

AB	36
R	6
H	12
RBI	6
BB	1
SO	10
LOB	12



Batter	1	2	3	4	5	6	7	8	9	AB	R	H	RBI	BB	SO	LOB
Julio Franco, R OBP: 0.294, SLG: 0.260 (1, 4)	0-1 6-3 HR 1B	1-0 6-3		2-1 F9	0-3 K		2-0 HBP SF9 1B			5	2	2	0	0	1	4
Willie Upshaw, L OBP: 0.373, SLG: 0.446 (1, 3)	3-2 6-3 1-2		1-0 3-1	4-1 HR BB	1-0 E8 1B		2-2 HBP 1B			4	2	2	1	1	0	1
Joe Carter, R OBP: 0.405, SLG: 0.718 (1, 8)	2-1 HR		3-1 F8	2-2 HR	4-0 1B IBB		1-1 HBP			3	2	2	5	1	0	0
Brook Jacoby, R OBP: 0.375, SLG: 0.493 (1, 5)	1-1 2B		1-1 1B	4-1 BB	2-1 1B		1-2 SF9			3	0	3	3	1	0	0
Mel Hall, L OBP: 0.329, SLG: 0.412 (1, 7)	2-1 1-3		0-0 G3	0-0 5-3	1-1 F8		3-2 6-3			5	0	0	0	0	0	7
Cory Snyder, R OBP: 0.416, SLG: 0.597 (1, 9)	1-3 K			4-1 FC6-4 BB	2-1 1B	4-2 G6-4-3 BB		4-1 BB		2	1	1	0	3	1	1
Pat Tabler, R OBP: 0.314, SLG: 0.262 (1, 10)		2-3 K		0-0 FC6-4 HR	0-0 1B	3-2 G6-4-3		3-2 F9		5	2	1	0	0	1	3
Jay Bell, R OBP: 0.250, SLG: 0.233 (1, 6)		1-1 HBP		3-1 HR	3-2 E 1B	1-3 K		1-3 K		4	2	2	3	0	2	1
Andy Allanson, R OBP: 0.283, SLG: 0.268 (1, 2)		1-3 K		1-0 HR BB 1B	1-3 K		1-0 F1		1-3 K	5	1	1	0	0	3	4

Inning Stats	R: 2	H: 3	E: 0	K: 1	S: 16	R: 0	H: 0	E: 0	K: 2	S: 8	R: 0	H: 1	E: 0	K: 0	S: 6	R: 5	H: 3	E: 0	K: 0	S: 13	R: 4	H: 5	E: 1	K: 2	S: 19	R: 0	H: 0	E: 0	K: 1	S: 9	R: 1	H: 2	E: 0	K: 0	S: 17	R: 0	H: 0	E: 0	K: 2	S: 14	R: 0	H: 0	E: 0	K: 2	S: 23	1B: 10	SF: 1	2B: 1	SAC: 0	3B: 0	DP: 1	HR: 3	HBP: 2	WP: 0	PA: 45
--------------	------	------	------	------	-------	------	------	------	------	------	------	------	------	------	------	------	------	------	------	-------	------	------	------	------	-------	------	------	------	------	------	------	------	------	------	-------	------	------	------	------	-------	------	------	------	------	-------	--------	-------	-------	--------	-------	-------	-------	--------	-------	--------

PITCHER	IP	WLS	BF	H	R	ER	SO	BB	IBB	HBP	BLK	WP	HR	S	P	ERA	WHIP
Mike Moore, R ERA: 6.06 (1, 1)	3.2	L	22	7	7	7	3	3	0	0	0	0	0	42	81	17.18	2.727
Bill Swift, R ERA: 5.74 (4, 1)	1.0		9	5	4	4	2	0	1	0	0	0	0	18	31	36.00	5.000
Jerry Reed, R ERA: 3.09 (5, 1)	0.1		1	0	0	0	0	0	0	0	0	0	0	2	3	0.00	0.000
Ed Nunez, R ERA: 7.36 (6, 1)	1.2		8	2	1	1	1	1	0	1	0	0	0	20	35	5.40	1.800
Michael Jackson, R ERA: 3.0 (7, 1)	1.1		5	0	0	0	2	1	0	0	0	0	0	20	32	0.00	0.750


BOTTOM

Seattle Mariners @ Cleveland Indians
Cleveland Municipal Stadium, Cleveland, OH

Tue Apr 26 1988, 7:05 PM EDT
Att. 6,690 - Unknown - 48 F

livebaseballscorecards.com

AB	36
R	12
H	14
RBI	12
BB	6
SO	8
LOB	21



Batter	1	2	3	4	5	6	7	8	9	AB R H RBI BB SO LOB	TOP	
Rick Renteria, R (1, 10) OBP: 0.343, SLG: 0.543 Ken Phelps, L (9, PH) OBP: 0.518, SLG: 0.744	2-0 F8		2-2 1B		1-0 E6		2-1 F8		1-1 F9	4 0 1 1 0 0 0 1 0 0 0 0 0 1		
Henry Cotto, R (1, 8) OBP: 0.431, SLG: 0.566	1-2 F4		0-0 F9		2-2 F8			2-1 F9		4 0 0 0 0 0 2		
Alvin Davis, L (1, 3) OBP: 0.435, SLG: 0.463	2-3 K				1-1 PO		1-1 4-3		0-1 4-3	4 1 1 0 0 1 0		
Dave Valle, R (1, 2) OBP: 0.232, SLG: 0.270					0-0 1B 2B		1-1 4-3		0-0 F9	3 0 0 0 1 0 0		
Jim Presley, R (1, 5) OBP: 0.298, SLG: 0.392					4-2 1B BB		1-1 F9		0-1 F9	4 1 3 1 0 0 0		
Glenn Wilson, R (1, 9) OBP: 0.227, SLG: 0.254					1-1 1B		0-0 1B		0-1 2B 1B	4 0 1 0 0 2 3		
Dave Hengel, R (1, 7)					2-2 F6		1-2 1B		0-3 K	4 0 1 0 0 2 3		
Rey Quinones, R (1, 6) OBP: 0.338, SLG: 0.395					1-3 K		2-0 F4		1-2 F7	4 0 0 0 0 1 5		
Harold Reynolds, S (1, 4) OBP: 0.303, SLG: 0.459					1-2 F6		1-0 G3		2-1 2B	4 1 1 1 0 0 2		
					0-1 1B 3B		0-1 B1-3		1-2 L9	4 1 2 1 0 0 0		
Inning Stats	R: 0 H: 0 E: 0 LOB: 0 K: 1 BB: 0 S: 7 P: 12	R: 0 H: 0 E: 0 LOB: 0 K: 1 BB: 0 S: 6 P: 6	R: 1 H: 2 E: 0 LOB: 1 K: 0 BB: 0 S: 14 P: 17	R: 1 H: 2 E: 0 LOB: 2 K: 1 BB: 1 S: 12 P: 21	R: 0 H: 0 E: 1 LOB: 0 K: 0 BB: 0 S: 8 P: 12	R: 0 H: 2 E: 0 LOB: 2 K: 0 BB: 0 S: 7 P: 11	R: 0 H: 0 E: 0 LOB: 0 K: 0 BB: 0 S: 6 P: 9	R: 0 H: 0 E: 0 LOB: 0 K: 0 BB: 0 S: 5 P: 7	R: 2 H: 3 E: 0 LOB: 1 K: 1 BB: 0 S: 16 P: 23	1B: 5 SF: 0 2B: 3 SAC: 0 3B: 1 DP: 0 HR: 0 HBP: 0	WP: 0 PA: 38 PB: 0 SB: 0 CS: 0	
PITCHER	IP WLS BF H R ER SO BB IBB HBP BLK WP HR S P ERA WHIP											
Greg Swindell, L (1, 1) ERA: 2.53	8.2 W 36 9 4 4 4 1 0 0 0 0 0 0 79 115 4.15 1.154											
Doug Jones, R (9, 1) ERA:	0.1 S 1 0 0 0 0 0 0 0 0 0 0 0 2 3 0.00 0.000											

Seattle Mariners @ Cleveland Indians
Cleveland Municipal Stadium, Cleveland, OH

Wed Apr 27 1988, 3:33 AM EDT
Att. 5,244 - Overcast - 38 F

AB	36
R	4
H	9
RBI	4
BB	1
SO	4
LOB	13



Batter	1	2	3	4	5	6	7	8	9
Julio Franco, R OBP: 0.289, SLG: 0.268 (1, 4)	1-0 1-3	0-1 F8		1-1 2B		2-3 K		1-3 K	
Willie Upshaw, L OBP: 0.380, SLG: 0.485 (1, 3)	4-1 1B 1B BB		1-0 F9	1-2 5-3		1-2 1-H 2-H HR			
Joe Carter, R OBP: 0.422, SLG: 0.720 (1, 8)	0-2 1B 1-2 1B		0-0 1B 1B		3-1 CS S 1B	2-2 6-3			
Brook Jacoby, R OBP: 0.381, SLG: 0.494 (1, 5)	0-0 G5-4-3 1B 1-2 2-3		2-0 1B 1B		3-2 6-3	0-1 5-3			
Cory Snyder, R OBP: 0.407, SLG: 0.576 (1, 9)	3-2 G5-4-3 1-2f		2-0 1B 1-2 2-H		3-2 1-3		1-1 F9		
Ron Kittle, R OBP: 0.438, SLG: 0.615 (1, 10)		4-1 E BLK BB	0-0 F8			2-2 BB BB 1B HBP	0-3 K		
Carmen Castillo, R OBP: 0.313, SLG: 0.438 (6, PR)									
Mel Hall, L OBP: 0.324, SLG: 0.394 (1, 7)		3-2 F8 1-2	1-2 F9			4-2 BB BB 1B BB	2-0 F7		
Jay Bell, R OBP: 0.250, SLG: 0.222 (1, 6)		2-2 E1 2-3		3-1 1-3		4-1 1B HR BB	1-3 K		
Andy Allanson, R OBP: 0.281, SLG: 0.267 (1, 2)		1-2 5-3		3-2 5-3		0-2 1-2 2-H 3-H HR 1B	1-1 F9		

Inning Stats	R: 0	H: 2	E: 0	K: 0	S: 10	R: 0	H: 0	E: 1	K: 0	S: 15	R: 1	H: 3	E: 0	K: 0	S: 10	R: 0	H: 1	E: 0	K: 0	S: 12	R: 0	H: 1	E: 0	K: 0	S: 8	R: 5	H: 2	E: 0	K: 1	S: 21	R: 0	H: 0	E: 0	K: 1	S: 6	R: 0	H: 0	E: 0	K: 2	S: 8			
	LOB: 2	BB: 1	P: 18			LOB: 2	BB: 1	P: 25			LOB: 1	BB: 0	P: 16			LOB: 0	BB: 0	P: 17			LOB: 1	BB: 2	P: 36			LOB: 0	BB: 0	P: 9			LOB: 0	BB: 0	P: 11										


PITCHER	IP	WLS	BF	H	R	ER	SO	BB	IBB	HBP	BLK	WP	HR	S	P	ERA	WHIP
Steve Trout, L ERA: 7.71 (1, 1)	5.0	L	25	7	3	3	0	3	0	1	1	0	0	59	106	5.40	2.000
Jerry Reed, R ERA: 4.3 (6, 1)	3.0		12	2	3	3	4	1	0	0	0	0	1	31	46	9.00	1.000

BOTTOM

Seattle Mariners @ Cleveland Indians
Cleveland Municipal Stadium, Cleveland, OH

Wed Apr 27 1988, 3:33 AM EDT
Att. 5,244 - Overcast - 38 F

AB	32
R	6
H	9
RBI	6
BB	4
SO	4
LOB	20



1B:	7	SF:	0	WP:	0	PA:	37
2B:	1	SAC:	0	PB:	0		
3B:	0	DP:	1	SB:	1		
HR:	1	HBP:	1	CS:	1		

Batter	1	2	3	4	5	6	7	8	9	AB R H RBI BB SO LOB	TOP											
Mike Kingery, L (1, 7) OBP: 0.393, SLG: 0.348	1-3 			4-1 		0-0 		2-2 		3 0 0 0 1 1 3												
Henry Cotto, R (1, 8) OBP: 0.452, SLG: 0.579	1-2 			2-2 		2-0 		0-0 		4 1 3 2 0 0 1												
Alvin Davis, L (1, 3) OBP: 0.425, SLG: 0.448	1-1 			2-1 		1-2 		1-2 		4 0 1 1 0 0 3												
Ken Phelps, L (1, 10) OBP: 0.500, SLG: 0.702								2-2 		4 0 1 0 0 0 1												
Jim Presley, R (1, 5) OBP: 0.264, SLG: 0.373										4 0 0 0 0 1 0												
Dave Valle, R (1, 2) OBP: 0.233, SLG: 0.284										4 0 1 0 0 0 0												
Glenn Wilson, R (1, 9) OBP: 0.241, SLG: 0.257										3 0 1 0 1 0 0												
Rey Quinones, R (1, 6) OBP: 0.333, SLG: 0.400										4 1 1 0 0 0 1												
Harold Reynolds, S (1, 4) OBP: 0.304, SLG: 0.468										3 1 1 0 0 1 1												
Inning Stats	R: 0 E: 0 K: 1 S: 9	H: 1 LOB: 0 BB: 0 P: 12	R: 0 E: 0 K: 0 S: 5	H: 0 LOB: 0 BB: 0 P: 7	R: 0 E: 0 K: 1 S: 8	H: 0 LOB: 0 BB: 0 P: 10	R: 0 E: 0 K: 0 S: 8	H: 0 LOB: 0 BB: 1 P: 16	R: 0 E: 0 K: 0 S: 4	H: 1 LOB: 0 BB: 0 P: 8	R: 1 E: 1 K: 0 S: 15	H: 2 LOB: 2 BB: 0 P: 23	R: 0 E: 0 K: 0 S: 4	H: 2 LOB: 2 BB: 0 P: 5	R: 2 E: 0 K: 0 S: 16	H: 3 LOB: 1 BB: 0 P: 23	R: 0 E: 0 K: 1 S: 8	H: 0 LOB: 1 BB: 1 P: 13	1B: 6 2B: 4 3B: 0 HR: 0	SF: 0 SAC: 0 DP: 2 HBP: 0	WP: 0 PB: 0 SB: 1 CS: 0	PA: 35
PITCHER	IP WLS BF H R ER SO BB IBB HBP BLK WP HR S P ERA WHIP																					
John Farrell, R (1, 1) ERA: 2.39	8.0 L 31 9 3 2 2 1 0 0 0 0 0 0 69 104 2.25 1.250																					
Jeff Dedmon, R (9, 1) ERA:	1.0 4 0 0 0 1 1 0 0 0 0 0 0 8 13 0.00 1.000																					

Seattle Mariners @ Cleveland Indians
Cleveland Municipal Stadium, Cleveland, OH

Thu Apr 28 1988, 7:05 PM EDT
Att: 3,762 - Unknown - 45 F

livebaseballscorecards.com

AB	33
R	3
H	9
RBI	3
BB	2
SO	3
LOB	10



Oakland Athletics @ Cleveland Indians

Cleveland Municipal Stadium, Cleveland, OH

Sat Apr 30 1988, 3:33 AM EDT
 Att. 25,222 - Sunny - 65 F

livebaseballscorecards.com

AB	38
R	11
H	12
RBI	11
BB	6
SO	3
LOB	15



WP:	0	PA:	45
PB:	0		
SB:	0		
CS:	0		

AB R H RBI BB SO LOB

5	2	3	2	0	0	0
3	1	1	1	1	0	1
3	2	1	3	2	0	1
5	1	2	2	0	0	2
4	1	1	0	1	0	3
4	1	2	1	1	0	0
5	0	0	0	0	2	5
3	2	1	2	1	1	0
1	0	0	0	0	0	1
0	0	0	0	0	0	0
5	1	1	0	0	0	2

Batter	1	2	3	4	5	6	7	8	9
Carney Lansford, R OBP: 0.388, SLG: 0.495 (1, 5)	1-0 F7		2-2 HR 1B	0-0 1B 2B		3-1 F7	1-2 2B		
Stan Javier, S OBP: 0.358, SLG: 0.441 (1, 7)	4-1 BB		0-0 HR 1B	0-1 SF8		0-1 4-3	0-0 6-3		
Jose Canseco, R OBP: 0.380, SLG: 0.573 (1, 9)	4-0 BB		1-2 HR	3-0 6-3			4-2 2B BB	3-1 F8	
Dave Parker, L OBP: 0.320, SLG: 0.371 (1, 10)	0-0 F8		0-0 F9	0-1 BLK 1B			0-0 1B 2B	1-2 F8	
Mark McGwire, R OBP: 0.378, SLG: 0.529 (1, 3)	0-0 F7		4-1 BB BB	0-1 F4			0-0 1B 3B 1B	2-1 L7	
Dave Henderson, R OBP: 0.368, SLG: 0.656 (1, 8)		1-1 L6	4-0 BB		1-0 F4		1-0 3B 1B	1-1 G3 1B	
Terry Steinbach, R OBP: 0.283, SLG: 0.235 (1, 2)		0-3 K	2-0 F9		0-0 F9		0-3 K	0-0 F9	
Glenn Hubbard, R OBP: 0.343, SLG: 0.367 (1, 4)		3-3 K		4-1 1B 2B BB	0-1 F7		2-2 2B 3B	1-0 G3	
Doug Jennings, L OBP: 0.452, SLG: 0.500 (9, PH)							1-1 2B 3B	1-2 G3	
Mike Gallego, R OBP: 0.361, SLG: 0.267 (9, 4)									
Walt Weiss, S OBP: 0.215, SLG: 0.190 (1, 6)			3-2 3-1	1-0 2B SF8 1B		1-2 4-3	1-0 F7	1-2 6-3	

Inning Stats	R: 0	H: 0	E: 0	K: 0	S: 4	P: 13	R: 0	H: 0	E: 0	K: 2	S: 9	P: 13	R: 3	H: 3	E: 0	K: 0	S: 14	R: 3	H: 3	E: 0	K: 0	S: 10	P: 18	R: 0	H: 0	E: 0	K: 0	S: 4	P: 5	R: 0	H: 0	E: 0	K: 0	S: 7	P: 11	R: 5	H: 5	E: 0	K: 1	S: 20	P: 29	R: 0	H: 0	E: 0	K: 0	S: 7	P: 13	R: 0	H: 1	E: 0	K: 0	S: 8	P: 11	1B: 7	SF: 1	2B: 3	SAC: 0	3B: 1	DP: 0	HR: 1	HBP: 0	WP: 0	PA: 45
--------------	------	------	------	------	------	-------	------	------	------	------	------	-------	------	------	------	------	-------	------	------	------	------	-------	-------	------	------	------	------	------	------	------	------	------	------	------	-------	------	------	------	------	-------	-------	------	------	------	------	------	-------	------	------	------	------	------	-------	-------	-------	-------	--------	-------	-------	-------	--------	-------	--------

PITCHER	IP	WLS	BF	H	R	ER	SO	BB	IBB	HBP	BLK	WP	HR	S	P	ERA	WHIP
Rich Yett, R ERA: 8.15 (1, 1)	3.0	L	19	5	6	6	2	5	0	0	0	0	1	30	64	18.00	3.333
Bill Laskey, R ERA: 6.23 (4, 1)	3.0		12	2	2	2	0	1	0	0	1	0	0	21	33	6.00	1.000
Jeff Dedmon, R ERA: 4.05 (7, 1)	1.0		7	4	3	3	1	0	0	0	0	0	0	17	22	27.00	4.000
Chris Codiroli, R ERA: 3.12 (8, 1)	2.0		7	1	0	0	0	0	0	0	0	0	0	15	24	0.00	0.500

PITCHER	IP	WLS	BF	H	R	ER	SO	BB	IBB	HBP	BLK	WP	HR	S	P	ERA	WHIP
---------	----	-----	----	---	---	----	----	----	-----	-----	-----	----	----	---	---	-----	------

Batter	1	2	3	4	5	6	7	8	9	AB	R	H	RBI	BB	SO	LOB
Julio Franco, R OBP: 0.293, SLG: 0.278 (1, 4)	1-0 G4-6-3 1B	1-2 4-3		0-1 L9		3-1 L9			2-1 1B	5	0	2	0	0	0	2
Willie Upshaw, L OBP: 0.364, SLG: 0.440 (1, 3)	1-1 G4-6-3 1-2f		2-2 F9	2-0 F8			4-2 CS BB		2-1 F8	4	0	0	0	1	0	2
Pat Tabler, R OBP: 0.338, SLG: 0.288 (1, 10)	4-0 FC6-4 BB		4-2 FC4-6 1B 2B BB		3-2 F9		0-0 F7			2	1	0	0	2	0	1
Joe Carter, R OBP: 0.407, SLG: 0.671 (1, 8)	0-1 FC6-4 1-2f		0-0 FC4-6 1B	1-2 G3 BB	4-2 G3 BB		2-3 SAFE K			3	0	1	0	1	1	2
Mel Hall, L OBP: 0.333, SLG: 0.400 (1, 7)		1-1 1B 1B	0-0 FC4-6 1-2f 2-3	1-2 G3 BB	1-0 G3		2-2 CS 1-2	0-0 L5-3 1B		4	1	2	0	0	0	3
Brook Jacoby, R OBP: 0.380, SLG: 0.518 (1, 5)		0-3 K	3-2 1-3 3-H 2B	1-0 F9	1-0 F9		1-2 L5-3			4	0	1	1	0	1	3
Cory Snyder, R OBP: 0.382, SLG: 0.521 (1, 9)		0-0 F8	2-1 FC4-6 HBP	2-2 F8		2-2 F8		2-3 K		3	0	0	0	0	1	1
Jay Bell, R OBP: 0.241, SLG: 0.214 (1, 6)		1-1 1B 1-3 1B	0-1 FC4-6	3-2 6-3		3-2 6-3		1-2 6-3		4	0	1	0	0	0	3
Andy Allanson, R OBP: 0.286, SLG: 0.318 (1, 2)		2-2 1-3 3-H 1B		0-0 5-3		2-0 HR		1-0 F5		4	1	2	2	0	0	0

Inning Stats	R: 0	H: 1	E: 0	LOB: 1	K: 0	S: 5	R: 1	H: 3	E: 0	LOB: 2	K: 1	S: 15	R: 1	H: 2	E: 0	LOB: 3	K: 0	S: 18	R: 0	H: 0	E: 0	LOB: 0	K: 0	S: 4	R: 0	H: 0	E: 0	LOB: 1	K: 0	S: 9	R: 1	H: 1	E: 0	LOB: 0	K: 0	S: 9	R: 0	H: 1	E: 0	LOB: 0	K: 1	S: 8	R: 0	H: 1	E: 0	LOB: 0	K: 1	S: 8	R: 0	H: 1	E: 0	LOB: 1	K: 0	S: 8	1B: 7	SF: 0	2B: 2	SAC: 0	3B: 0	DP: 2	HR: 1	HBP: 1	WP: 0	PA: 39
--------------	------	------	------	--------	------	------	------	------	------	--------	------	-------	------	------	------	--------	------	-------	------	------	------	--------	------	------	------	------	------	--------	------	------	------	------	------	--------	------	------	------	------	------	--------	------	------	------	------	------	--------	------	------	------	------	------	--------	------	------	-------	-------	-------	--------	-------	-------	-------	--------	-------	--------

PITCHER	IP	WLS	BF	H	R	ER	SO	BB	IBB	HBP	BLK	WP	HR	S	P	ERA	WHIP
Bob Welch, R ERA: 5.45 (1, 1)	6.0	W	28	7	3	3	1	3	0	1	0	0	1	60	103	4.50	1.667
Gene Nelson, R ERA: 4.91 (7, 1)	3.0	S	10	2	0	0	2	1	0	0	0	0	0	25	42	0.00	1.000

BOTTOM

Oakland Athletics @ Cleveland Indians
Cleveland Municipal Stadium, Cleveland, OH

Sat Apr 30 1988, 3:33 AM EDT
 Att. 25,222 - Sunny - 65 F

livebaseballscores.com

AB	33
R	3
H	9
RBI	3
BB	4
SO	3
LOB	17



Batter	1	2	3	4	5	6	7	8	9	AB R H RBI BB SO LOB	TOP																
Carney Lansford, R (1, 5) OBP: 0.380, SLG: 0.480	1-1 6-3			3-2 F3		2-2 F8	3-1 L4		1-0 1B 1B	5 1 1 0 0 0 3																	
Stan Javier, S (1, 8) OBP: 0.375, SLG: 0.453	0-1 CS 1B			2-2 E6 PB 1B		3-3 K		1-2 1B 1B	1-2 1B 1B	5 2 3 2 0 1 0																	
Jose Canseco, R (1, 9) OBP: 0.381, SLG: 0.564	3-3 K 1-2			2-2 CS 1B		0-3 K		0-2 F6 1B	2-0 2B 1B	5 1 2 2 0 2 2																	
Dave Parker, L (1, 7) OBP: 0.314, SLG: 0.372		1-2 3-1		2-2 1-2 2B			0-1 3-1	2-2 F5 1B	2-2 F8 1B	5 0 1 0 0 0 3																	
Mark McGwire, R (1, 3) OBP: 0.388, SLG: 0.544		2-1 G3-6-3 1B		3-2 F4			0-2 F4 1B	0-0 1B 1B	1-2 1B 2B	5 1 3 2 0 0 1																	
Ron Hassey, L (1, 2) OBP: 0.259, SLG: 0.383		0-0 G3-6-3 1-2f			1-2 4-3		1-1 E3 BLK 1B	0-2 4-3 1B	1-0 2-H 1B	5 1 1 1 0 0 3																	
Don Baylor, R (1, 10) OBP: 0.313, SLG: 0.236			2-3 K		2-3 K		1-1 BB 1B 1B		1B 1B F9	5 1 2 1 0 2 1	AB 41 R 8 H 15 RBI 8 BB 2 SO 6 LOB 16																
Glenn Hubbard, R (1, 4) OBP: 0.385, SLG: 0.394			2-3 K		4-0 BB		1-1 BB 1B		0-2 1B 1B	3 1 2 0 1 1 0																	
Walt Weiss, S (1, 6) OBP: 0.209, SLG: 0.183			2-1 L8		1-0 G3		4-1 BB		0-1 F7	2 0 0 0 0 0 1																	
Dave Henderson, R (7, PH) OBP: 0.385, SLG: 0.656										0 0 0 0 1 0 0																	
Mike Gallego, R (7, 6) OBP: 0.361, SLG: 0.267										0 0 0 0 0 0 0																	
Doug Jennings, L (9, PH) OBP: 0.438, SLG: 0.478										1 0 0 0 0 0 2																	
Tony Phillips, S (9, 6) OBP: 0.368, SLG: 0.279										0 0 0 0 0 0 0																	
Inning Stats	R: 0 E: 0 K: 1 S: 7	H: 1 LOB: 1 BB: 0 P: 11	R: 0 E: 0 K: 0 S: 8	H: 1 LOB: 0 BB: 0 P: 11	R: 0 E: 0 K: 2 S: 11	H: 0 LOB: 0 BB: 0 P: 17	R: 1 E: 1 K: 0 S: 16	H: 2 LOB: 1 BB: 0 P: 28	R: 0 E: 0 K: 1 S: 7	H: 0 LOB: 1 BB: 1 P: 15	R: 0 E: 0 K: 2 S: 10	H: 0 LOB: 0 BB: 0 P: 15	R: 1 E: 1 K: 0 S: 14	H: 2 LOB: 3 BB: 1 P: 24	R: 0 E: 0 K: 0 S: 13	H: 2 LOB: 2 BB: 0 P: 16	R: 6 E: 0 K: 0 S: 23	H: 7 LOB: 1 BB: 0 P: 31	1B: 13 2B: 3 3B: 0 HR: 0	SF: 0 SAC: 0 DP: 2 HBP: 0	WP: 0 PB: 1 SB: 0 CS: 2	PA: 43					
PITCHER	IP WLS BF H R ER SO BB IBB HBP BLK WP HR S P ERA WHIP																										
Tom Candiotti, R (1, 1) ERA: 1.82	7.0		28	6	2	0	6	2	0	0	1	0	0	73	121	0.00	1.143										
Chris Codioli, R (8, 1) ERA: 3.0	0.1		2	1	0	0	0	0	0	0	0	0	0	6	7	0.00	3.000										
Dan Schatzeder, L (8, 1) ERA: 2.08	0.1		1	0	0	0	0	0	0	0	0	0	0	3	5	0.00	0.000										
Doug Jones, R (8, 1) ERA: 6.48	1.0	L	10	7	6	6	0	0	0	0	0	0	0	25	32	54.00	7.000										
Jeff Dedmon, R (9, 1) ERA: 3.86	0.1		2	1	0	0	0	0	0	0	0	0	0	2	3	0.00	3.000										

Oakland Athletics @ Cleveland Indians
Cleveland Municipal Stadium, Cleveland, OH
Sun May 01 1988, 3:33 AM EDT
Att. 29,126 - Sunny - 65 F

livebaseballscorecards.com



Batter	1	2	3	4	5	6	7	8	9	AB	R	H	RBI	BB	SO	LOB
Julio Franco, R OBP: 0.298, SLG: 0.284 (1, 4)	0-0 HBP SF8 1B	2-1 CS 1-2	1-3 K	2-3 K		1-0 1-3 1B		2-3 K		5	1	2	0	0	3	5
Willie Upshaw, L OBP: 0.366, SLG: 0.450 (1, 3)	1-0 SF8 HBP 1-2 1B		2-1 L9		0-0 E 2B	1-2 L4		1-1 F5		5	1	2	0	0	0	4
Pat Tabler, R OBP: 0.341, SLG: 0.286 (1, 10)	1-0 FC5-4 HBP 1-2 2-3		0-2 5-3		2-3 K		0-2 SH1-4 BB 1B	0-3 K		4	0	1	0	0	2	3
Joe Carter, R OBP: 0.406, SLG: 0.651 (1, 8)	0-1 L5			2-2 L5	0-1 E8 SF9 1B		4-0 SH1-4 BB		0-1 F3	4	1	1	0	1	0	3
Mel Hall, L OBP: 0.329, SLG: 0.395 (1, 7)	2-2 SF8 2-3 3-H			4-0 BB BB BB	0-0 SF9		2-1 SH1-4		1-2 L6	1	1	0	2	1	0	0
Brook Jacoby, R OBP: 0.371, SLG: 0.494 (1, 5)	1-1 FC5-4 1-2f			4-1 BB BB BB	0-0 1-3		2-3 K		0-2 1-3	4	0	0	0	1	1	4
Cory Snyder, R OBP: 0.366, SLG: 0.494 (1, 9)		0-1 5-3		1-3 K		0-0 F8	2-1 L6			4	0	0	0	0	1	4
Jay Bell, R OBP: 0.253, SLG: 0.219 (1, 6)			3-3 K	4-0 BB BB		0-1 F8		1-0 BLK 1B		3	0	1	0	1	1	0
Andy Allanson, R OBP: 0.324, SLG: 0.328 (1, 2)		4-2 CS BB		4-1 BB BB		0-2 1B 1B		4-2 BB		1	0	1	1	3	0	0

Inning Stats	R: 1	H: 2	E: 0	K: 0	S: 9	H: 2	LOB: 2	BB: 0	P: 14	R: 0	H: 0	E: 0	K: 1	S: 10	H: 0	LOB: 0	BB: 1	P: 19	R: 0	H: 0	E: 0	K: 1	S: 8	H: 0	LOB: 0	BB: 0	P: 11	R: 1	H: 0	E: 0	K: 2	S: 11	H: 2	LOB: 3	BB: 4	P: 32	R: 2	H: 2	E: 1	K: 1	S: 8	H: 2	LOB: 0	BB: 0	P: 10	R: 0	H: 2	E: 0	K: 0	S: 10	H: 2	LOB: 2	BB: 0	P: 12	R: 0	H: 1	E: 0	K: 1	S: 11	H: 1	LOB: 2	BB: 1	P: 21	R: 0	H: 1	E: 0	K: 2	S: 13	H: 1	LOB: 2	BB: 1	P: 20	R: 0	H: 0	E: 0	K: 0	S: 9	H: 0	LOB: 0	BB: 0	P: 10	1B: 7	SF: 2	2B: 1	SAC: 1	3B: 0	DP: 0	HR: 0	HBP: 1	WP: 0	PA: 43
--------------	------	------	------	------	------	------	--------	-------	-------	------	------	------	------	-------	------	--------	-------	-------	------	------	------	------	------	------	--------	-------	-------	------	------	------	------	-------	------	--------	-------	-------	------	------	------	------	------	------	--------	-------	-------	------	------	------	------	-------	------	--------	-------	-------	------	------	------	------	-------	------	--------	-------	-------	------	------	------	------	-------	------	--------	-------	-------	------	------	------	------	------	------	--------	-------	-------	-------	-------	-------	--------	-------	-------	-------	--------	-------	--------

PITCHER	IP	WLS	BF	H	R	ER	SO	BB	IBB	HBP	BLK	WP	HR	S	P	ERA	WHIP
Storm Davis, R ERA: 3.19 (1, 1)	5.2		28	6	4	3	5	5	0	0	0	0	0	53	94	4.76	1.941
Greg Cadaret, L ERA: 3.09 (6, 1)	0.2		4	1	0	0	0	1	0	0	0	0	0	8	15	0.00	3.000
Eric Plunk, R ERA: 3.07 (7, 1)	1.2	W	7	1	0	0	3	1	0	0	1	0	0	19	30	0.00	1.200
Dennis Eckersley, R ERA: (9, 1)	1.0		3	0	0	0	0	0	0	0	0	0	0	9	10	0.00	0.000

BOTTOM

Oakland Athletics @ Cleveland Indians
Cleveland Municipal Stadium, Cleveland, OH

Sun May 01 1988, 3:33 AM EDT
Att. 29,126 - Sunny - 65 F

AB	31
R	4
H	8
RBI	3
BB	7
SO	8
LOB	23



PITCHER	IP	WLS	BF	H	R	ER	SO	BB	IBB	HBP	BLK	WP	HR	S	P	ERA	WHIP
Storm Davis, R ERA: 3.19 (1, 1)	5.2		28	6	4	3	5	5	0	0	0	0	0	53	94	4.76	1.941
Greg Cadaret, L ERA: 3.09 (6, 1)	0.2		4	1	0	0	0	1	0	0	0	0	0	8	15	0.00	3.000
Eric Plunk, R ERA: 3.07 (7, 1)	1.2	W	7	1	0	0	3	1	0	0	1	0	0	19	30	0.00	1.200
Dennis Eckersley, R ERA: (9, 1)	1.0		3	0	0	0	0	0	0	0	0	0	0	9	10	0.00	0.000

Batter	1	2	3	4	5	6	7	8	9	AB R H RBI BB SO LOB	TOP											
Mark McLemore, S (1, 4) OBP: 0.307, SLG: 0.340 Gus Polidor, R (9, PH) OBP: 0.182, SLG: 0.182	0-1 4-3		2-3 K			2-3 K			1-2 F9	3 0 0 0 0 2 0 1 0 0 0 0 0 1												
Devon White, S (1, 8) OBP: 0.309, SLG: 0.379	4-1 G4-6-3 BB			2-2 6-3		0-2 1-3			0-1 FC5-4	3 0 0 0 1 0 1												
Wally Joyner, L (1, 3) OBP: 0.362, SLG: 0.404	0-1 G4-6-3 1-2f			0-0 4-3					1-3 K	4 0 0 0 0 1 2												
Chili Davis, S (1, 9) OBP: 0.330, SLG: 0.455		0-3 K		0-0 4-3					1-0 F8	3 0 0 0 0 1 0												
Johnny Ray, S (1, 7) OBP: 0.436, SLG: 0.586		1-1 2B			4-1 FC5-4 BB				2-1 F4	2 0 1 0 1 0 0												
Tony Armas, R (1, 10) OBP: 0.311, SLG: 0.390		0-0 F8			0-1 L7				1-0 F7	3 0 0 0 0 0 2												
Jack Howell, L (1, 5) OBP: 0.374, SLG: 0.461		0-0 L8			1-0 F7				2-2 6-3	3 0 0 0 0 0 2												
Bob Boone, R (1, 2) OBP: 0.313, SLG: 0.322			1-2 1-3		0-2 FC5-4 1-2f				0-1 4-3	3 0 0 0 0 0 1												
Dick Schofield, R (1, 6) OBP: 0.302, SLG: 0.375			1-1 6-3		0-0 L8				1-2 FC5-4 1B	3 0 1 0 0 0 0												
Inning Stats	R: 0 E: 0 K: 0 S: 5	H: 0 LOB: 0 BB: 1 P: 9	R: 0 E: 0 K: 1 S: 7	H: 1 LOB: 1 BB: 0 P: 8	R: 0 E: 0 K: 1 S: 10	H: 0 LOB: 0 BB: 0 P: 14	R: 0 E: 0 K: 0 S: 6	H: 0 LOB: 0 BB: 0 P: 8	R: 0 E: 0 K: 0 S: 7	H: 0 LOB: 1 BB: 1 P: 12	R: 0 E: 0 K: 1 S: 10	H: 0 LOB: 0 BB: 0 P: 12	R: 0 E: 0 K: 0 S: 4	H: 0 LOB: 0 BB: 0 P: 7	R: 0 E: 0 K: 0 S: 6	H: 0 LOB: 0 BB: 0 P: 9	R: 0 E: 0 K: 1 S: 12	H: 1 LOB: 1 BB: 0 P: 15	1B: 1 2B: 1 3B: 0 HR: 0	SF: 0 SAC: 0 DP: 1 HBP: 0	WP: 0 PB: 0 SB: 0 CS: 0	PA: 30
PITCHER Greg Swindell, L (1, 1) ERA: 2.09	IP: 9.0 WLS: W BF: 30 H: 2 R: 0 ER: 0 SO: 4 BB: 2 IBB: 0 HBP: 0 BLK: 0 WP: 0 HR: 0 S: 67 P: 94 ERA: 0.00 WHIP: 0.444																				PITCHER IP: WLS: BF: H: R: ER: SO: BB: IBB: HBP: BLK: WP: HR: S: P: ERA: WHIP:	

California Angels @ Cleveland Indians
 Cleveland Municipal Stadium, Cleveland, OH
 Mon May 02 1988, 7:05 PM EDT
 Att: 8,121 - Unknown - 55 F

livebaseballscorecards.com

AB	28
R	0
H	2
RBI	0
BB	2
SO	4
LOB	9



Batter	1	2	3	4	5	6	7	8	9
Julio Franco, R OBP: 0.287, SLG: 0.273 (1, 4)	0-1 4-3		0-1 F9		0-1 6-3	2-3 K			
Willie Upshaw, L OBP: 0.361, SLG: 0.440 (1, 3)	1-0 F8		0-0 F2		1-0 E3		2-2 CS 1B		
Joe Carter, R OBP: 0.410, SLG: 0.656 (1, 8)	2-1 F8			0-0 1B 2B	0-1 1B 1-2 1B		0-1 F9		
Brook Jacoby, R OBP: 0.386, SLG: 0.500 (1, 5)		4-2 1B E BB		2-0 WP FC5-2 1B 2-H	0-0 1-3 2-H 1B		2-2 6-3 1-2		
Mel Hall, L OBP: 0.349, SLG: 0.405 (1, 7)		1-0 E9 1-H 1B		0-0 FC5-2 WP 1-2 1B	4-0 IBB		0-0 3-1		
Cory Snyder, R OBP: 0.351, SLG: 0.469 (1, 9)		1-1 6-3		1-1 F4	2-3 K		1-0 6-3		
Dave Clark, L OBP: 0.316, SLG: 0.188 (1, 10)		0-2 6-3		4-1 FC5-2 1-2 2-3 IBB	0-0 F7		1-0 6-3		
Andy Allanson, R OBP: 0.325, SLG: 0.329 (1, 2)			3-2 CS 1B	0-0 FC5-2 1-2 2-3 3-Hf		1-1 5-3			
Jay Bell, R OBP: 0.256, SLG: 0.213 (1, 6)			4-2 1-2 BB	2-3 K		0-3 K			

AB	R	H	RBI	BB	SO	LOB
4	0	0	0	0	1	1
4	1	1	0	0	0	1
4	1	2	0	0	0	1
3	1	2	2	1	0	1
3	0	2	0	1	0	0
4	0	0	0	0	1	5
3	0	0	0	1	0	3
3	0	1	0	0	0	3
2	0	0	0	1	2	3


BOTTOM

California Angels @ Cleveland Indians
Cleveland Municipal Stadium, Cleveland, OH

Mon May 02 1988, 7:05 PM EDT
Att. 8,121 - Unknown - 55 F

livebaseballscorecards.com

AB	30
R	3
H	8
RBI	2
BB	4
SO	4
LOB	18



1B:	7	SF:	0	WP:	1	PA:	34
2B:	1	SAC:	0	PB:	0		
3B:	0	DP:	0	SB:	0		
HR:	0	HBP:	0	CS:	2		

Inning Stats	R	H	E	K	S	R	H	E	K	S	R	H	E	K	S	R	H	E	K	S	R	H	E	K	S	R	H	E	K	S	R	H	E	K	S																
	0	0	0	0	5	1	1	1	0	8	0	0	0	0	9	0	0	0	0	10	1	1	0	0	17	0	0	0	0	10	1	2	1	0	19	0	0	0	11	0	0	0	5	0	0	0	12	0	0	0	11

PITCHER	IP	WLS	BF	H	R	ER	SO	BB	IBB	HBP	BLK	WP	HR	S	P	ERA	WHIP
Willie Fraser, R ERA: 3.94 (1, 1)	4.1	L	23	7	3	2	1	2	2	0	0	1	0	40	70	4.15	2.077
Stu Cliburn, R ERA: 5.4 (5, 1)	3.2		11	1	0	0	3	0	0	0	0	0	0	24	34	0.00	0.273

Batter	1	2	3	4	5	6	7	8	9	AB R H RBI BB SO LOB	TOP
Mark McLemore, S (1, 4) OBP: 0.319, SLG: 0.346 F9 1B 6-3 1B	1-2 F9 1B 6-3 1B	1-1 6-3 1B	0-0 3-1 1B	0-1 F8 1B	2-1 6-3 1B	2-2 1B 1B	4-0 1B BB WP	4 2 2 0 1 0 0			
Bill Buckner, L (1, 10) OBP: 0.293, SLG: 0.222 6-3 1-2 1B	1-1 6-3 1-2 1B	1-1 F7 2-3 1B	1-1 F7 2-3 1B	1-1 F7 2-3 1B	0-1 G3 1B	0-1 L5 1-2 HBP	1-0 1B 1-H 2-H	5 0 1 2 0 0 2			
Wally Joyner, L (1, 3) OBP: 0.364, SLG: 0.398 Gus Polidor, R (9, PR) OBP: 0.182, SLG: 0.182 F9 2-3 1B	1-1 F9 2-3 1B	2-0 1B 3-H	1-2 F8 1-2 1B	1-1 G3 1-2 1B	1-1 G3 1-2 1B	2-0 1B 2B K	2-0 1B 1-2 HBP	4 0 1 0 0 0 2 0 0 0 0 0 0 0			
Chili Davis, S (1, 9) OBP: 0.333, SLG: 0.462 1B 3-H	2-0 1B 3-H	0-2 F7 1B	0-1 F9 1B	1-0 L8 1B	0-0 G3 2-3 1B	0-0 G3 2-3 1B	0-0 G3 2-3 1B	5 1 2 1 0 1 3 4 0 0 0 0 0 3			
Johnny Ray, S (1, 7) OBP: 0.418, SLG: 0.560 F7 1B	0-2 F7 1B	1-3 K 1B	1-3 K 1B	2-0 L7 1B	2-0 L7 1B	1-0 1B 1B 3-H	1-0 1B 1B 3-H	3 1 1 0 0 1 0 1 1 1 1 0 0 0 0 0 0 0 0 0 0			
Jack Howell, L (1, 5) OBP: 0.373, SLG: 0.457 George Hendrick, R (9, PH) OBP: 0.313, SLG: 0.467 Donnie Moore, L (9, 1)	0-0 1B E 1B	2-2 F8 1B	2-2 F8 1B	2-2 4-3 1B	2-2 4-3 1B	2-1 1B 1B FC6-4 1B	2-1 1B 1B FC6-4 1B	4 2 2 0 0 0 0 3 0 0 1 0 0 0 1 0 1 1 0 0 0			
Devon White, S (1, 8) OBP: 0.317, SLG: 0.385 1B 6-3 1B	2-0 E9 1B 6-3 1B	0-1 6-3 1B	1-1 F6 1B	1-1 F6 1B	3-2 6-3 1B	3-2 6-3 1B	2-2 1B 1B FC6-4 1B	4 2 2 0 0 0 0 3 0 0 1 0 0 0 1 0 1 1 0 0 0			
Bob Boone, R (1, 2) OBP: 0.299, SLG: 0.306 Butch Wynegar, S (9, PH) OBP: 0.469, SLG: 0.583 6-3 3-H	0-1 6-3 1B 3-H	0-0 F8 1B	0-0 F8 1B	2-1 6-3 1B	2-1 6-3 1B	0-1 FC6-4 1B WP BB	0-1 FC6-4 1B WP BB	4 1 0 1 0 0 1 4 1 0 1 0 0 1			
Dick Schofield, R (1, 6) OBP: 0.289, SLG: 0.357 F7 1B	3-2 F7 1B	3-2 F7 1B	3-2 F7 1B	3-2 F7 1B	3-2 F7 1B	3-2 F7 1B	3-2 F7 1B	4 1 0 1 0 0 1 4 1 0 1 0 0 1			
Inning Stats	R: 1 H: 2 E: 0 LOB: 1 K: 0 BB: 0 S: 11 P: 16	R: 2 H: 2 E: 1 LOB: 0 K: 0 BB: 0 S: 10 P: 16	R: 0 H: 0 E: 0 LOB: 0 K: 0 BB: 0 S: 7 P: 9	R: 0 H: 0 E: 0 LOB: 0 K: 1 BB: 0 S: 8 P: 11	R: 0 H: 0 E: 0 LOB: 0 K: 0 BB: 0 S: 5 P: 6	R: 0 H: 1 E: 0 LOB: 1 K: 0 BB: 0 S: 7 P: 11	R: 0 H: 0 E: 0 LOB: 0 K: 0 BB: 0 S: 10 P: 17	R: 0 H: 1 E: 0 LOB: 1 K: 0 BB: 0 S: 8 P: 12	R: 5 H: 5 E: 0 LOB: 2 K: 1 BB: 1 S: 20 P: 35	1B: 10 SF: 0 2B: 1 SAC: 0 3B: 0 DP: 0 HR: 0 HBP: 1	WP: 1 PA: 40 PB: 0 SB: 1 CS: 0
PITCHER	John Farrell, R (1, 1) ERA: 2.54 IP 8.1 WLS 32 BF 7 H 4 R 3 SO 1 BB 0 IBB 0 HBP 0 BLK 0 WP 0 HR 0 S 69 P 103 ERA 3.24 WHIP 0.840	Dan Schatzeder, L (9, 1) ERA: 6.23 IP 0.0 WLS 2 BF 2 H 0 R 0 SO 0 BB 0 IBB 0 HBP 0 BLK 0 WP 0 HR 0 S 3 P 6 ERA ∞ WHIP ∞	Chris Codioli, R (9, 1) ERA: 4.82 IP 0.1 WLS 5 BF 2 H 4 R 4 SO 0 BB 1 IBB 0 HBP 1 BLK 0 WP 1 HR 0 S 7 P 16 ERA 108.00 WHIP 9.000	Doug Jones, R (9, 1) ERA: 6.23 IP 0.1 WLS 1 BF 0 H 0 R 0 SO 1 BB 0 IBB 0 HBP 0 BLK 0 WP 0 HR 0 S 7 P 8 ERA 0.00 WHIP 0.000	PITCHER	IP WLS BF H R ER SO BB IBB HBP BLK WP HR S P ERA WHIP					

California Angels @ Cleveland Indians
 Cleveland Municipal Stadium, Cleveland, OH
 Tue May 03 1988, 7:05 PM EDT
 Att. 6,912 - Unknown

livebaseballscorecards.com

AB	38
R	8
H	11
RBI	7
BB	1
SO	2
LOB	11



Batter	1	2	3	4	5	6	7	8	9	AB	R	H	RBI	BB	SO	LOB	
Julio Franco, R OBP: 0.292, SLG: 0.272 (1, 4)	2-1 1B 1B	4-2 G4-6-3 BB		2-3 K 1-2 2-3		2-1 G6-4-3 1-2f		0-3 K 2		4	1	1	0	1	2	4	
Willie Upshaw, L OBP: 0.353, SLG: 0.427 (1, 3)	1-0 F5	0-1 G4-6-3 1-2f		1-1 4-3 3		3-2 FC4-6 1B		1-1 4-3 3		5	0	1	0	0	0	7	
Joe Carter, R OBP: 0.429, SLG: 0.663 (1, 8)	2-1 1B 1-3 SF7 1B		2-1 G6-4-3 1B		2-2 1B 1B	0-1 FC4-6 1-2f		0-0 G5-4-3 1B		5	2	4	0	0	0	1	
Brook Jacoby, R OBP: 0.387, SLG: 0.495 (1, 5)	2-2 1B 2-3 3-H		0-1 G6-4-3 1-2f		0-0 1B 1-3		1-0 L7 1	0-2 G5-4-3 1-2f		5	0	2	1	0	0	2	
Mel Hall, L OBP: 0.341, SLG: 0.390 (1, 7)	2-2 SF7 3-H		1-3 K 2-2		4-0 FC4-6 1B IBB		2-3 K 2	1-0 3-1 3		3	0	0	1	1	2	0	
Cory Snyder, R OBP: 0.347, SLG: 0.463 (1, 9)	2-2 6-3 3			2-1 6-3 1		0-1 FC4-6 1B 1-2 3-H		0-1 1B 3		1	0	0	0	0	0	1	
Carmen Castillo, R OBP: 0.368, SLG: 0.474 (2, 9)										3	0	2	1	0	0	0	
Dave Clark, L OBP: 0.304, SLG: 0.158 (1, 10)			3-0 4-3 1		4-1 WP BB BB	3-1 FC4-6 1-2f 2-3 2		2-0 L9 3		3	0	0	0	1	0	3	
Andy Allanson, R OBP: 0.321, SLG: 0.324 (1, 2)				0-0 L8 2		1-3 K 3		0-2 6-3 1		4	1	1	0	0	1	3	
Jay Bell, R OBP: 0.289, SLG: 0.256 (1, 6)			2-1 1H 2B		4-2 WP 1-2 BB		2-2 G6-4-3 1B		1-0 1B		3	0	3	1	1	0	0

Inning Stats	R: 2	H: 3	E: 0	K: 0	S: 18	H: 3	LOB: 1	BB: 0	P: 29	R: 1	H: 2	E: 0	K: 0	S: 10	R: 0	H: 1	E: 0	K: 1	S: 7	R: 0	H: 0	E: 0	K: 1	S: 13	R: 1	H: 3	E: 0	K: 1	S: 12	R: 0	H: 2	E: 0	K: 0	S: 14	R: 0	H: 1	E: 0	K: 1	S: 7	R: 0	H: 1	E: 0	K: 1	S: 9	R: 0	H: 1	E: 0	K: 0	S: 6	1B: 13	SF: 1	2B: 1	3B: 0	HR: 0	SAC: 0	DP: 4	HBP: 0
--------------	------	------	------	------	-------	------	--------	-------	-------	------	------	------	------	-------	------	------	------	------	------	------	------	------	------	-------	------	------	------	------	-------	------	------	------	------	-------	------	------	------	------	------	------	------	------	------	------	------	------	------	------	------	--------	-------	-------	-------	-------	--------	-------	--------

PITCHER	IP	WLS	BF	H	R	ER	SO	BB	IBB	HBP	BLK	WP	HR	S	P	ERA	WHIP
Kirk McCaskill, R ERA: 5.4 (1, 1)	4.1		24	9	4	4	2	3	1	0	1	1	0	55	98	8.31	2.769
Bryan Harvey, R ERA: (5, 1)	2.2		10	3	0	0	2	0	0	0	0	0	0	26	42	0.00	1.125
Donnie Moore, R ERA: 4.82 (8, 1)	2.0	W	7	2	0	0	1	0	0	0	0	0	0	15	18	0.00	1.000
Donnie Moore, R ERA: 4.82 (9, 1)	2.0	W	7	2	0	0	1	0	0	0	0	0	0	15	18	0.00	1.000

BOTTOM

California Angels @ Cleveland Indians
Cleveland Municipal Stadium, Cleveland, OH

Tue May 03 1988, 7:05 PM EDT
Att. 6,912 - Unknown

AB 36
R 4
H 14
RBI 4
BB 4
SO 5
LOB 21



WP: 1 PA: 41
PB: 0
SB: 0
CS: 0

PITCHER	IP	WLS	BF	H	R	ER	SO	BB	IBB	HBP	BLK	WP	HR	S	P	ERA	WHIP
---------	----	-----	----	---	---	----	----	----	-----	-----	-----	----	----	---	---	-----	------

Batter	1	2	3	4	5	6	7	8	9	AB R H RBI BB SO LOB	TOP											
Julio Franco, R (1, 4) OBP: 0.291, SLG: 0.290	2-3 K		1-1 6-3		0-3 K			3-1 G3 3B		4 1 1 1 0 2 1												
Pat Tabler, R (1, 3) OBP: 0.326, SLG: 0.270	2-1 F9		0-3 K		2-1 F7			1-1 G3		4 0 0 1 0 1 1												
Joe Carter, R (1, 8) OBP: 0.413, SLG: 0.636	2-3 K		1-0 F6			0-0 1-3		2-3 K		4 0 0 0 0 2 0												
Brook Jacoby, R (1, 5) Ron Washington, R (5, 5) OBP: 0.389, SLG: 0.525 OBP: 0.500, SLG: 0.400		3-1 HR		1-0 5-3		3-2 F3		1-0 1B		2 1 1 1 0 0 0 2 0 1 0 0 0 0												
Carmen Castillo, R (1, 9) OBP: 0.348, SLG: 0.435		2-3 K		2-2 BLK 1B		0-0 F9		2-2 F9		4 0 1 0 0 1 1												
Ron Kittle, R (1, 10) Cory Snyder, R (9, PR) OBP: 0.450, SLG: 0.765 OBP: 0.347, SLG: 0.463		2-0 HR		1-3 K		0-0 F8		3-1 G3 1B		4 1 2 1 0 1 1 0 0 0 0 0 0 0												
Mel Hall, L (1, 7) OBP: 0.326, SLG: 0.372		0-2 F7		1-3 K		2-2 F7		2-1 G3		4 0 0 0 0 1 2												
Andy Allanson, R (1, 2) Dave Clark, L (9, PH) OBP: 0.321, SLG: 0.316 OBP: 0.292, SLG: 0.150		4-2 BB		1-3 K		1-0 6-3		1-3 K		2 0 0 0 1 1 0 1 0 0 0 0 1 2												
Jay Bell, R (1, 6) Willie Upshaw, L (9, PH) OBP: 0.290, SLG: 0.259 OBP: 0.350, SLG: 0.422		2-3 K		3-1 WP 1B				0-0 E1 3B		3 1 1 0 0 1 1 1 0 0 0 0 1 2												
Inning Stats	R: 0 E: 0 K: 2 S: 10	H: 0 LOB: 0 BB: 0 P: 16	R: 2 E: 0 K: 2 S: 17	H: 2 LOB: 1 BB: 1 P: 30	R: 0 E: 0 K: 1 S: 6	H: 0 LOB: 0 BB: 0 P: 8	R: 0 E: 0 K: 2 S: 12	H: 1 LOB: 1 BB: 0 P: 17	R: 0 E: 0 K: 2 S: 10	H: 1 LOB: 1 BB: 0 P: 16	R: 0 E: 0 K: 0 S: 5	H: 0 LOB: 0 BB: 0 P: 8	R: 0 E: 0 K: 0 S: 5	H: 0 LOB: 0 BB: 0 P: 8	R: 2 E: 1 K: 2 S: 12	H: 2 LOB: 1 BB: 0 P: 21	R: 0 E: 0 K: 2 S: 10	H: 1 LOB: 2 BB: 0 P: 17	1B: 4 2B: 0 3B: 1 HR: 2	SF: 0 SAC: 0 DP: 0 HBP: 0	WP: 1 PB: 0 SB: 0 CS: 0	PA: 36
PITCHER	IP WLS BF H R ER SO BB IBB HBP BLK WP HR S P ERA WHIP																					
Mark Langston, L (1, 1) ERA: 4.25	8.0 W 32 6 4 3 10 1 0 0 1 1 2 77 124 3.38 0.875																					
Julio Solano, R (9, 1) ERA: 1.8	1.0 S 4 1 0 0 2 0 0 0 0 0 0 0 10 17 0.00 1.000																					

Cleveland Indians @ Seattle Mariners
The Kingdome, Seattle, WA
Wed May 04 1988, 10:05 PM EDT
Att. 7,213 - Dome

livebaseballscorecards.com

AB	35
R	4
H	7
RBI	4
BB	1
SO	12
LOB	11



Batter	1	2	3	4	5	6	7	8	9	AB R H RBI BB SO LOB	TOP	
Ron Washington, R OBP: 0.455, SLG: 0.444 (1, 5) C X	0-1 PB 2B		0-0 4-3		1-3 K		4-2 G3-6-1 BB		1-1 F6	4 0 1 0 1 1 1		
Willie Upshaw, L OBP: 0.343, SLG: 0.404 (1, 3) X	0-0 F7		4-1 BB		0-1 6-3		1-0 G3-6-1		0-1 F4	4 0 0 0 1 0 5		
Julio Franco, R OBP: 0.279, SLG: 0.277 (1, 4) C S B F B S	2-3 K		1-0 6-3		2-0 6-3		1-1 6-3		1-0 F9	5 0 0 0 0 1 3		
Joe Carter, R OBP: 0.434, SLG: 0.657 (1, 8) F B B B B	4-1 BB			1-0 1B 1B		1-2 S 1B		0-0 E 2B		3 2 3 0 1 0 0		
Mel Hall, L OBP: 0.323, SLG: 0.367 (1, 7) 1 SAFE B B X	2-0 4-3		1-2 G4-6-3 1B 1-2 1B		0-0 F8		1-1 F9			4 0 1 0 0 0 4		
Ron Kittle, R OBP: 0.458, SLG: 0.714 (1, 10) X		0-0 F6		0-0 G4-6-3 1B 1-2 2-H 1B		2-3 K		0-0 E7 1B		4 0 2 2 0 1 1		
Dave Clark, L OBP: 0.357, SLG: 0.217 (1, 9) B B B B B X T C B B B		3-2 CS 1B		1-0 G4-6-3 1-2f 2-3		3-2 FC5-4 1B		4-1 FC5 BB		3 0 2 0 1 0 2		
Andy Allanson, R OBP: 0.307, SLG: 0.300 (1, 2) X T B B B T S		2-2 5-3 1-2		0-0 F6		1-1 FC5-4 BB BB		0-0 FC5		4 0 0 0 0 0 5		
Jay Bell, R OBP: 0.299, SLG: 0.262 (1, 6) B F B X			2-1 4-3		1-1 6-3		4-0 BB BB		1-2 1B	3 0 1 0 1 0 0		
Inning Stats	R: 0 H: 1 E: 0 LOB: 2 K: 1 BB: 1 S: 10 P: 18	R: 0 H: 1 E: 0 LOB: 0 K: 0 BB: 0 S: 8 P: 13	R: 0 H: 0 E: 0 LOB: 1 K: 0 BB: 1 S: 5 P: 12	R: 1 H: 3 E: 0 LOB: 1 K: 0 BB: 0 S: 7 P: 10	R: 0 H: 0 E: 0 LOB: 0 K: 1 BB: 0 S: 7 P: 9	R: 0 H: 1 E: 0 LOB: 1 K: 1 BB: 0 S: 9 P: 14	R: 0 H: 1 E: 0 LOB: 2 K: 0 BB: 2 S: 9 P: 22	R: 1 H: 2 E: 1 LOB: 2 K: 0 BB: 1 S: 8 P: 14	R: 0 H: 1 E: 0 LOB: 1 K: 0 BB: 0 S: 8 P: 11	1B: 8 SF: 0 2B: 2 SAC: 0 3B: 0 DP: 2 HR: 0 HBP: 0	WP: 0 PA: 39 PB: 1 SB: 1 CS: 1	
PITCHER Bill Swift, R (1, 1) ERA: 4.11 Michael Jackson, R (9, 1) ERA: 2.55	IP WLS BF H R ER SO BB IBB HBP BLK WP HR S P ERA WHIP											PITCHER IP WLS BF H R ER SO BB IBB HBP BLK WP HR S P ERA WHIP

Cleveland Indians @ Seattle Mariners
The Kingdome, Seattle, WA
Thu May 05 1988, 10:05 PM EDT
Att. 6,590 - Dome

livebaseballscorecards.com

AB	34
R	2
H	10
RBI	2
BB	5
SO	3
LOB	21



Batter	1	2	3	4	5	6	7	8	9
Mike Kingery, L (1, 9) OBP: 0.359, SLG: 0.333	0-1 4-3		2-2 4-3	1-3 K		2-0 1B HR 2B		1-0 6-3	
Scott Bradley, L (1, 2) OBP: 0.348, SLG: 0.442	0-2 G3		0-1 1B 2B		0-1 F5	4-0 1B HR IBB		0-0 G3	
Henry Cotto, R (1, 8) OBP: 0.446, SLG: 0.548	1-0 5-3		1-0 F8		1-2 1B 1B	2-0 1-2 2-3 HR 1B			
Alvin Davis, L (1, 3) OBP: 0.427, SLG: 0.488		2-2 4-3	1-2 1B		0-0 F9	2-0 1-1 2-H 2-H 3-H HR			
Ken Phelps, L (1, 10) OBP: 0.450, SLG: 0.615		2-1 1B 1B	2-2 4-3		2-0 1-3 1B	1-3 K			
Mickey Brantley, R (1, 7) OBP: 0.276, SLG: 0.427		0-0 1-2 1B		2-2 2B	0-2 F7		2-2 4-3		
Jim Presley, R (1, 5) OBP: 0.274, SLG: 0.373		4-1 1-2 2-3 BB		0-2 F9		1-2 F3	1-3 K		
Rick Renteria, R (1, 4) OBP: 0.286, SLG: 0.417 (3, 6)		0-1 G6-4-3 1-2f		4-1 BB		3-2 F9	2-1 6-3		
Mario Diaz, R (1, 6) OBP: 0.500, SLG: 0.500 Harold Reynolds, S (3, 4) OBP: 0.314, SLG: 0.458			1-0 4-3 2B	1-1 F8		1-1 2B 3B	2-1 4-3		

Inning Stats	R: 0 E: 0 K: 0 S: 6	H: 0 LOB: 0 BB: 0 P: 7	R: 0 E: 0 K: 0 S: 9	H: 2 LOB: 2 BB: 1 P: 17	R: 2 E: 0 K: 0 S: 14	H: 3 LOB: 1 BB: 0 P: 21	R: 0 E: 0 K: 1 S: 14	H: 1 LOB: 2 BB: 1 P: 22	R: 0 E: 0 K: 0 S: 10	H: 2 LOB: 2 BB: 0 P: 13	R: 5 E: 0 K: 1 S: 14	H: 4 LOB: 0 BB: 1 P: 30	R: 0 E: 0 K: 1 S: 8	H: 0 LOB: 0 BB: 0 P: 13	R: 0 E: 0 K: 0 S: 4	H: 0 LOB: 0 BB: 0 P: 7
1B: 6 2B: 4 3B: 1 HR: 1	SF: 0 SAC: 0 DP: 1 HBP: 0	WP: 0 PA: 38														

PITCHER	IP	WLS	BF	H	R	ER	SO	BB	IBB	HBP	BLK	WP	HR	S	P	ERA	WHIP
Rich Yett, R (1, 1) ERA: 8.1	5.2	L	29	10	5	5	1	2	1	0	0	0	0	62	100	7.94	2.118
Jeff Dedmon, R (6, 1) ERA: 5.14	0.0		1	1	0	0	0	0	0	0	0	0	0	1	3	∞	∞
Dan Schatzeder, L (6, 1) ERA: 6.35	1.1		5	1	2	2	2	0	0	0	0	0	1	12	20	13.50	0.750
Doug Jones, R (8, 1) ERA: 5.59	1.0		3	0	0	0	0	0	0	0	0	0	0	4	7	0.00	0.000

BOTTOM

Cleveland Indians @ Seattle Mariners
The Kingdome, Seattle, WA
Thu May 05 1988, 10:05 PM EDT
Att: 6,590 - Dome

livebaseballscorecards.com

AB	35
R	7
H	12
RBI	7
BB	3
SO	3
LOB	14



Batter	1	2	3	4	5	6	7	8	9	AB R H RBI BB SO LOB	TOP
Julio Franco, R (1, 4) OBP: 0.278, SLG: 0.276 Ron Washington, R (8, 4) OBP: 0.417, SLG: 0.400	3-3 		0-2 		2-2 F9		2-3 K		0-3 K	4 0 1 0 0 2 1 1 0 0 0 0 1 2	
Mel Hall, L (1, 7) OBP: 0.330, SLG: 0.383	1-2 		2-3 K		1-0 1B 2B		2-1 1-3			4 1 2 1 0 1 1	
Joe Carter, R (1, 8) OBP: 0.427, SLG: 0.642	1-0 F7		3-2 F4		0-1 1B 1B			0-0 F7		4 0 1 1 0 0 2	
Brook Jacoby, R (1, 5) OBP: 0.384, SLG: 0.515	0-0 F9			2-2 6-3	0-1 1B			1-3 K		4 0 1 0 0 1 1	
Ron Kittle, R (1, 10) OBP: 0.393, SLG: 0.600		2-2 F3		3-3 K	1-0 F9			0-1 F4		4 0 0 0 0 1 2	
Willie Upshaw, L (1, 3) OBP: 0.348, SLG: 0.396		4-0 BB		1-2 F9		4-0 G1-6-3 BB		2-1 F7		2 0 0 0 2 0 0	
Cory Snyder, R (1, 9) OBP: 0.347, SLG: 0.482 Dave Clark, L (7, 9) OBP: 0.345, SLG: 0.208		2-2 F8			2-0 SF4 3B	1-1 F4		3-1 L7		3 1 1 0 0 0 2 1 0 0 0 0 0 0	AB 33 R 3 H 9 RBI 3 BB 3 SO 7 LOB 13
Chris Bando, S (1, 2) OBP: 0.417, SLG: 0.667		3-2 F5			0-0 SF4	0-0 G1-6-3		1-1 		3 0 1 1 0 0 2	
Jay Bell, R (1, 6) OBP: 0.317, SLG: 0.276			2-2 		4-2 WP 2B BB		2-3 K	0-0 		3 1 2 0 1 1 0	
Inning Stats	R: 0 H: 1 E: 0 LOB: 1 K: 1 BB: 0 S: 12 P: 17	R: 0 H: 0 E: 0 LOB: 1 K: 0 BB: 1 S: 10 P: 21	R: 0 H: 2 E: 0 LOB: 1 K: 1 BB: 0 S: 14 P: 21	R: 0 H: 0 E: 0 LOB: 0 K: 1 BB: 0 S: 10 P: 16	R: 3 H: 4 E: 0 LOB: 2 K: 0 BB: 1 S: 14 P: 24	R: 0 H: 0 E: 0 LOB: 0 K: 0 BB: 1 S: 3 P: 8	R: 0 H: 0 E: 0 LOB: 0 K: 2 BB: 0 S: 11 P: 17	R: 0 H: 0 E: 0 LOB: 0 K: 1 BB: 0 S: 6 P: 7	R: 0 H: 2 E: 0 LOB: 2 K: 1 BB: 0 S: 11 P: 17	1B: 7 SF: 1 2B: 1 SAC: 0 3B: 1 DP: 1 HR: 0 HBP: 0	WP: 1 PA: 37 PB: 0 SB: 0 CS: 0
PITCHER Storm Davis, R (1, 1) ERA: 3.5 Gene Nelson, R (6, 1) ERA: 4.7	IP WLS BF H R ER SO BB IBB HBP BLK WP HR S P ERA WHIP 5.0 W 23 7 3 3 3 2 0 0 0 1 0 60 99 5.40 1.800 4.0 S 14 2 0 0 4 1 0 0 0 0 0 0 31 49 0.00 0.750	PITCHER IP WLS BF H R ER SO BB IBB HBP BLK WP HR S P ERA WHIP									

Cleveland Indians @ Oakland Athletics
 Oakland-Alameda County Coliseum, Oakland, CA

Sat May 07 1988, 3:33 AM PDT
 Att. 22,793 - Cloudy - 57 F

livebaseballscorecards.com



Batter	1	2	3	4	5	6	7	8	9	AB	R	H	RBI	BB	SO	LOB
Carney Lansford, R OBP: 0.409, SLG: 0.537 Tony Phillips, S OBP: 0.333, SLG: 0.250	0-0 G3 HR 2B	0-0 1-3 2-H 1B		0-0 2-3 1B	0-1 2B 1B		0-0 FC6-4 1B 1B			5	2	4	2	0	0	2
Stan Javier, S OBP: 0.360, SLG: 0.436	1-2 G3 2-3	0-0 G3		1-0 FC5-2-5-3-5 1-3 3-H	1-2 1B 2B		1-2 1B HR 1B			5	1	2	1	0	0	4
Jose Canseco, R OBP: 0.409, SLG: 0.549 Doug Jennings, L OBP: 0.424, SLG: 0.458	3-2 F4		1-1 FC5-4 1B				1-0 HR 1B			4	2	2	1	1	0	3
Mark McGwire, R OBP: 0.394, SLG: 0.541	2-0 HR		1-1 F8		0-0 HBP 2B 1B	2-3 K	3-3 K			5	2	2	2	0	2	3
Dave Henderson, R OBP: 0.414, SLG: 0.660	2-3 K		0-0 FC5-4 1B		2-1 2B 1B HBP	1-3 K	2-1 HR			4	2	1	3	0	2	1
Ron Hassey, L OBP: 0.299, SLG: 0.500		2-2 1B 1B	1-1 1B		0-1 1B 2B	0-0 2B	0-2 1-3			5	2	4	2	0	0	0
Don Baylor, R OBP: 0.326, SLG: 0.260		0-1 1B 1B	1-3 K		2-0 SH1-3 1B 1B	0-1 F4		0-0 F6		5	2	2	2	0	1	3
Glenn Hubbard, R OBP: 0.370, SLG: 0.333		0-0 1B 1B		4-0 1B SH1-3 BB	0-1 SH1-3		4-1 FC6-4 1B BB	3-3 K		2	1	1	1	2	1	0
Mike Gallego, R OBP: 0.340, SLG: 0.262		2-3 K		0-0 SH1-3	2-3 K		0-2 FC6-4 1B	0-0 6-3		4	0	1	0	0	2	3

Inning Stats	R: 2	H: 2	E: 0	K: 1	S: 12	LOB: 0	BB: 0	P: 20	R: 2	H: 4	E: 0	K: 1	S: 11	LOB: 1	BB: 0	P: 15	R: 0	H: 2	E: 0	K: 1	S: 10	LOB: 2	BB: 0	P: 14	R: 0	H: 1	E: 0	K: 0	S: 3	LOB: 1	BB: 1	P: 8	R: 5	H: 5	E: 0	K: 1	S: 20	LOB: 2	BB: 1	P: 34	R: 0	H: 1	E: 0	K: 2	S: 10	LOB: 1	BB: 0	P: 13	R: 5	H: 4	E: 0	K: 1	S: 20	LOB: 0	BB: 1	P: 31	R: 0	H: 0	E: 0	K: 1	S: 5	LOB: 0	BB: 0	P: 8
PITCHER	IP	WLS	BF	H	R	ER	SO	BB	IBB	HBP	BLK	WP	HR	S	P	ERA	WHIP																																															
Tom Candiotti, R ERA: 2.39	(1, 1)	3.1	L	19	9	4	4	3	1	0	0	0	0	35	55	10.80	3.000																																															
Chris Codioli, R ERA: 8.1	(4, 1)	0.2		5	2	4	0	1	0	1	0	0	0	6	13	54.00	4.500																																															
Bill Laskey, R ERA: 9.0	(5, 1)	2.1		15	7	5	3	1	0	0	0	0	0	36	53	19.29	3.429																																															
Jeff Dedmon, R ERA: 5.19	(7, 1)	1.2		6	1	1	2	0	0	0	0	0	0	14	22	5.40	0.600																																															

BOTTOM

Cleveland Indians @ Oakland Athletics
Oakland-Alameda County Coliseum, Oakland, CA

Sat May 07 1988, 3:33 AM PDT
Att: 22,793 - Cloudy - 57 F

AB	39
R	14
H	19
RBI	14
BB	3
SO	8
LOB	19

livebaseballscores.com



WP: 0	PA: 45
PB: 0	
SB: 0	
CS: 0	

Batter	1	2	3	4	5	6	7	8	9	AB R H RBI BB SO LOB	TOP											
Julio Franco, R (1, 4) OBP: 0.277, SLG: 0.275	1-1 F8		0-1 1B		0-0 FC6-4			1-2 4-3		4 0 1 0 0 0 2	Cleveland Indians @ Oakland Athletics Oakland-Alameda County Coliseum, Oakland, CA Sun May 08 1988, 3:33 AM PDT Att. 31,829 - Cloudy - 65 F											
Willie Upshaw, L (1, 3) OBP: 0.353, SLG: 0.404	0-2 WP E 2B		3-2 1-3			4-1 BB		3-1 6-3		3 1 1 0 1 0 2												
Joe Carter, R (1, 8) OBP: 0.413, SLG: 0.618	1-2 F7 2-H			1-1 5-3		0-2 F8		1-1 6-3		4 0 0 0 0 0 2												
Brook Jacoby, R (1, 5) OBP: 0.379, SLG: 0.505	1-3 K			0-1 1B		0-3 K		1-2 F8		4 0 1 0 0 2 1												
Mel Hall, L (1, 7) OBP: 0.318, SLG: 0.367		0-1 F9		0-0 F9		2-2 6-3		0-0 E4		4 0 0 0 0 0 2												
Carmen Castillo, R (1, 9) OBP: 0.296, SLG: 0.370		0-0 6-3		1-1 5-3		2-2 F7		0-2 F2		4 0 0 0 0 0 2												
Dave Clark, L (1, 10) OBP: 0.303, SLG: 0.179		1-0 6-3		2-1 1-3		0-0 F7		2-3 K		4 0 0 0 0 1 1												
Andy Allanson, R (1, 2) OBP: 0.297, SLG: 0.289			2-1 F8		0-3 K	1-0 F6				3 0 0 0 0 1 0												
Jay Bell, R (1, 6) OBP: 0.327, SLG: 0.281			2-2 F3		4-2 FC6-4 BB		1-0 4-3 1B			2 0 1 0 1 0 0												
Inning Stats	R: 1 E: 1 K: 1 S: 12	H: 1 LOB: 0 BB: 0 P: 15	R: 0 E: 0 K: 0 S: 4	H: 0 LOB: 0 BB: 0 P: 5	R: 0 E: 0 K: 0 S: 11	H: 1 LOB: 1 BB: 0 P: 17	R: 0 E: 0 K: 1 S: 7	H: 1 LOB: 1 BB: 0 P: 9	R: 0 E: 0 K: 1 S: 8	H: 0 LOB: 1 BB: 1 P: 14	R: 0 E: 0 K: 1 S: 11	H: 0 LOB: 1 BB: 1 P: 17	R: 0 E: 0 K: 0 S: 6	H: 0 LOB: 0 BB: 0 P: 9	R: 0 E: 0 K: 0 S: 8	H: 1 LOB: 1 BB: 0 P: 14	R: 0 E: 1 K: 1 S: 12	H: 0 LOB: 1 BB: 0 P: 15	1B: 3 2B: 1 3B: 0 HR: 0	SF: 0 SAC: 0 DP: 0 HBP: 0	WP: 1 PB: 0 SB: 0 CS: 0	PA: 34
PITCHER Dave Stewart, R (1, 1) ERA: 2.42	IP: 9.0 WLS: W BF: 34 H: 4 R: 1 ER: 0 SO: 4 BB: 2 IBB: 0 HBP: 0 BLK: 0 WP: 1 HR: 0 S: 79 P: 115 ERA: 0.00 WHIP: 0.667											PITCHER	IP: 9.0 WLS: W BF: 34 H: 4 R: 1 ER: 0 SO: 4 BB: 2 IBB: 0 HBP: 0 BLK: 0 WP: 1 HR: 0 S: 79 P: 115 ERA: 0.00 WHIP: 0.667									

AB	32
R	1
H	4
RBI	0
BB	2
SO	4
LOB	12



livebaseballscorecards.com

Batter	1	2	3	4	5	6	7	8	9	AB	R	H	RBI	BB	SO	LOB
Tony Phillips, S OBP: 0.330, SLG: 0.263 (1, 7)	1-3 K		0-3 K		2-0 E 2B	2-2 6-3				4	1	1	0	0	2	0
Carney Lansford, R OBP: 0.412, SLG: 0.532 (1, 5)	0-1 F9 S 1B		4-1 BB 1B BB		0-0 WP 1B 2-H	0-0 F9				3	1	1	0	1	0	0
Jose Canseco, R OBP: 0.411, SLG: 0.547 (1, 9)	2-1 F9 1-3		1-2 BB 1B		2-1 S 2B 1B 2-H		0-1 F4			4	1	2	1	0	0	1
Mark McGwire, R OBP: 0.405, SLG: 0.553 (1, 3)	1-0 L8		4-2 BB 1-2 2-3		0-2 1B 2B 1-H		0-0 WP 1B			3	1	2	1	1	0	1
Dave Henderson, R OBP: 0.387, SLG: 0.611 (1, 8)		0-0 5-3	1-0 F8		1-3 K		1-1 F5			4	0	0	0	0	1	5
Don Baylor, R OBP: 0.322, SLG: 0.260 (1, 10)		2-2 F9		0-0 F4	0-2 1B 2-H		2-2 F2 1-2			4	0	1	1	0	0	1
Glenn Hubbard, R OBP: 0.362, SLG: 0.327 (1, 4)		2-1 1B		0-1 6-3	1-1 6-3			3-1 F3		4	0	1	0	0	0	1
Orlando Mercado, R OBP: 0.250, SLG: 1.000 (1, 2)		2-3 K		1-2 F7		1-0 HR		2-3 K		4	1	1	1	0	2	1
Mike Gallego, R OBP: 0.315, SLG: 0.239 (1, 6)			1-2 6-3		2-3 K	1-0 F7		0-0 5-3		4	0	0	0	0	1	0

Inning Stats		R: 0	H: 1	R: 0	H: 1	R: 0	H: 1	R: 0	H: 0	R: 4	H: 4	R: 1	H: 1	R: 0	H: 1	R: 0	H: 0		
E: 0		LOB: 1		E: 0		LOB: 1		E: 0		LOB: 1		E: 0		LOB: 1		E: 0		LOB: 0	
K: 1		BB: 0		K: 1		BB: 0		K: 0		BB: 0		K: 0		BB: 0		K: 1		BB: 0	
S: 8		P: 12		S: 9		P: 15		S: 7		P: 8		S: 7		P: 11		S: 6		P: 11	
RBI: 0		RBI: 0		RBI: 0		RBI: 0		RBI: 0		RBI: 0		RBI: 0		RBI: 0		RBI: 0		RBI: 0	
SO: 0		SO: 0		SO: 0		SO: 0		SO: 0		SO: 0		SO: 0		SO: 0		SO: 0		SO: 0	
LOB: 0		LOB: 0		LOB: 0		LOB: 0		LOB: 0		LOB: 0		LOB: 0		LOB: 0		LOB: 0		LOB: 0	
1B: 6		SF: 0		1B: 6		SF: 0		1B: 6		SF: 0		1B: 6		SF: 0		1B: 6		SF: 0	
2B: 2		SAC: 0		2B: 2		SAC: 0		2B: 2		SAC: 0		2B: 2		SAC: 0		2B: 2		SAC: 0	
3B: 0		DP: 0		3B: 0		DP: 0		3B: 0		DP: 0		3B: 0		DP: 0		3B: 0		DP: 0	
HR: 1		HBP: 0		HR: 1		HBP: 0		HR: 1		HBP: 0		HR: 1		HBP: 0		HR: 1		HBP: 0	
WP: 2		PA: 36		WP: 2		PA: 36		WP: 2		PA: 36		WP: 2		PA: 36		WP: 2		PA: 36	
PB: 0		ERA		PB: 0		ERA		PB: 0		ERA		PB: 0		ERA		PB: 0		ERA	
SB: 2		WHIP		SB: 2		WHIP		SB: 2		WHIP		SB: 2		WHIP		SB: 2		WHIP	
CS: 0				CS: 0				CS: 0				CS: 0				CS: 0			
PITCHER		IP	WLS	BF	H	R	ER	SO	BB	IBB	HBP	BLK	WP	HR	S	P	ERA	WHIP	
Greg Swindell, L ERA: 2.34 (1, 1)	6.0	L	29	8	5	3	5	5	2	0	0	0	1	1	68	102	4.50	1.667	
Chris Codioli, R ERA: 6.75 (7, 1)	2.0		7	1	0	0	1	0	0	0	0	0	1	0	15	23	0.00	0.500	

BOTTOM

Cleveland Indians @ Oakland Athletics
Oakland-Alameda County Coliseum, Oakland, CA

Sun May 08 1988, 3:33 AM PDT
 Att: 31,829 - Cloudy - 65 F

livebaseballscores.com

AB	34
R	5
H	9
RBI	4
BB	2
SO	6
LOB	10



Batter	1	2	3	4	5	6	7	8	9	AB R H RBI BB SO LOB	TOP											
Julio Franco, R (1, 4) OBP: 0.276, SLG: 0.282	0-0 F9		2-0 G6-4-3			1-0 2B		0-0 6-3		4 0 1 0 0 0 1												
Willie Upshaw, L (1, 3) OBP: 0.350, SLG: 0.408	0-1 F7			1-0 L8		0-1 F7		0-0 2B		4 0 1 0 0 0 1												
Pat Tabler, R (1, 10) OBP: 0.333, SLG: 0.273	4-1 BB			1-1 1B		1-1 1-3		1-3 K		3 0 1 0 1 1 2												
Joe Carter, R (1, 8) OBP: 0.400, SLG: 0.596	0-3 K			0-1 L7		0-0 1-3			2-2 F8	4 0 0 0 0 1 3												
Mel Hall, L (1, 7) OBP: 0.324, SLG: 0.373		0-0 4-3		1-0 1B		0-0 L5-3		1-2 F8		4 0 2 0 0 0 0												
Brook Jacoby, R (1, 5) OBP: 0.375, SLG: 0.495		0-1 1B		1-1 F8		0-1 L5-3		3-1 5-3		4 0 1 0 0 0 3												
Cory Snyder, R (1, 9) OBP: 0.337, SLG: 0.466		0-0 G6-4-3			1-2 6-3		1-2 F7			3 0 0 0 0 0 1												
Andy Allanson, R (1, 2) OBP: 0.301, SLG: 0.294			1-2 5-3		0-1 CS			3-2 F8		2 0 1 0 0 0 0												
Dave Clark, L (8, PH) OBP: 0.294, SLG: 0.172					4-2 1B					1 0 0 0 0 0 0												
Ron Washington, R (8, 6) OBP: 0.417, SLG: 0.400					0-3 K			2-2 HR		0 0 0 0 0 0 0												
Jay Bell, R (1, 6) OBP: 0.330, SLG: 0.278										1 0 0 0 1 1 1												
Ron Kittle, R (8, PH) OBP: 0.414, SLG: 0.731										1 1 1 1 0 0 0												
Chris Bando, S (8, 2) OBP: 0.417, SLG: 0.667										0 0 0 0 0 0 0												
Inning Stats	R: 0 E: 0 K: 1 S: 9	H: 0 LOB: 1 BB: 1 P: 13	R: 0 E: 0 K: 0 S: 4	H: 1 LOB: 0 BB: 0 P: 4	R: 0 E: 0 K: 0 S: 6	H: 0 LOB: 0 BB: 1 P: 13	R: 0 E: 0 K: 0 S: 8	H: 2 LOB: 2 BB: 0 P: 12	R: 0 E: 0 K: 1 S: 9	H: 1 LOB: 0 BB: 0 P: 10	R: 0 E: 0 K: 0 S: 6	H: 1 LOB: 1 BB: 0 P: 8	R: 0 E: 0 K: 0 S: 6	H: 1 LOB: 0 BB: 0 P: 7	R: 1 E: 0 K: 1 S: 11	H: 2 LOB: 1 BB: 0 P: 17	R: 0 E: 0 K: 0 S: 9	H: 0 LOB: 0 BB: 0 P: 15	1B: 5 2B: 3 3B: 0 HR: 1	SF: 0 SAC: 0 DP: 3 HBP: 0	WP: 0 PB: 0 SB: 0 CS: 1	PA: 33
PITCHER	IP WLS BF H R ER SO BB IBB HBP BLK WP HR S P ERA WHIP																					
Dan Petry, R (1, 1) ERA: 4.24	7.2 W 29 8 1 1 2 2 0 0 0 0 0 1 56 80 1.17 1.304																					
Bryan Harvey, R (8, 1) ERA: 0.59	1.1 S 4 0 0 0 1 0 0 0 0 0 0 0 12 19 0.00 0.000																					

Cleveland Indians @ California Angels
Anaheim Stadium, Anaheim, CA
Mon May 09 1988, 10:05 PM EDT
Att. 22,123 - Unknown - 74 F

livebaseballscorecards.com

AB 31
R 1
H 8
RBI 1
BB 2
SO 3
LOB 12



Batter	1	2	3	4	5	6	7	8	9
Brian Downing, R OBP: 0.397, SLG: 0.245 (1, 10)	1-2 G3 1B SF9 1B	0-0 4-3			2-2 F2		1-1 FC6-4 1B		
Chico Walker, S OBP: 0.333, SLG: 0.333 (1, 8)	0-2 SF9 G3 1-2 1B		0-1 F7		2-0 F9		0-1 FC6-4 1-2f		
Wally Joyner, L OBP: 0.370, SLG: 0.417 (1, 3)	1-0 G3		2-3 K			4-0 FC4-6 BB		0-0 L8	
Chili Davis, S OBP: 0.309, SLG: 0.431 (1, 9)	3-1 SF9		0-1		0-0 FC4-6 1-2f		1-1 6-3		
Johnny Ray, S OBP: 0.390, SLG: 0.504 Tony Armas, R OBP: 0.286, SLG: 0.353 (1, 7) (9, 7)	4-1 S BB		1-1 L7		0-1 F7		0-0 1-3		
Jack Howell, L OBP: 0.355, SLG: 0.417 (1, 5)	3-3 K			0-0 4-3		1-2 F6			
Mark McLemore, S OBP: 0.340, SLG: 0.357 (1, 4)		2-2 FC5-4 1B		0-1 G5-4-3 1B		2-1 F8 SH1-4 1B			
Bob Boone, R OBP: 0.291, SLG: 0.288 (1, 2)		0-0 F8		0-1 G5-4-3 1-2f		0-1 SH1-4			
Dick Schofield, R OBP: 0.270, SLG: 0.324 (1, 6)		0-1 FC5-4 1-2f			0-0 L9		0-0 F8 2-3		

Inning Stats	R: 1	H: 2	E: 0	LOB: 2	K: 1	S: 18	P: 30	R: 0	H: 1	E: 0	LOB: 1	K: 0	S: 7	R: 0	H: 1	E: 0	LOB: 1	K: 1	S: 9	R: 0	H: 1	E: 0	LOB: 0	K: 0	S: 5	R: 0	H: 0	E: 0	LOB: 0	K: 0	S: 5	R: 0	H: 0	E: 0	LOB: 1	K: 0	S: 6	R: 1	H: 2	E: 0	LOB: 1	K: 0	S: 9	R: 0	H: 0	E: 0	LOB: 0	K: 0	S: 4
	1B: 7	SF: 1	2B: 0	SAC: 1	3B: 0	DP: 1	HR: 0	HBP: 0	1B: 7	SF: 1	2B: 0	SAC: 1	3B: 0	DP: 1	HR: 0	HBP: 0	1B: 7	SF: 1	2B: 0	SAC: 1	3B: 0	DP: 1	HR: 0	HBP: 0	1B: 7	SF: 1	2B: 0	SAC: 1	3B: 0	DP: 1	HR: 0	HBP: 0	1B: 7	SF: 1	2B: 0	SAC: 1	3B: 0	DP: 1	HR: 0	HBP: 0	1B: 7	SF: 1	2B: 0	SAC: 1	3B: 0	DP: 1	HR: 0	HBP: 0	

PITCHER	IP	WLS	BF	H	R	ER	SO	BB	IBB	HBP	BLK	WP	HR	S	P	ERA	WHIP	PITCHER	IP	WLS	BF	H	R	ER	SO	BB	IBB	HBP	BLK	WP	HR	S	P	ERA	WHIP														
John Farrell, R ERA: 2.5 (1, 1)	8.0	L	32	7	2	2	2	2	0	0	0	0	0	63	93	2.25	1.125																																


BOTTOM

Cleveland Indians @ California Angels
Anaheim Stadium, Anaheim, CA

Mon May 09 1988, 10:05 PM EDT
Att: 22,123 - Unknown - 74 F

livebaseballscorecards.com

AB	28
R	2
H	7
RBI	2
BB	2
SO	2
LOB	14



WP: 0	PA: 32
PB: 0	SB: 2
CS: 0	

Batter	1	2	3	4	5	6	7	8	9	AB	R	H	RBI	BB	SO	LOB
Julio Franco, R <small>OBP: 0.281, SLG: 0.276</small> (1, 4)	0-2 1-3 		2-3 K 		0-1 4-3 	4-2 FC6-4 BB 		4-0 1B IBB 		3	1	0	0	2	1	1
Pat Tabler, R <small>OBP: 0.358, SLG: 0.341</small> Willie Upshaw, L <small>OBP: 0.350, SLG: 0.408</small> (8, 3)	3-2 1B 		1-0 1B 		0-1 2-H HR 	0-0 1-2f FC6-4 		1-2 1-2 2-3 3-H 1B 		5	1	4	3	0	0	1
Joe Carter, R <small>OBP: 0.408, SLG: 0.605</small> (1, 8)	0-2 1-3 G5-3 S 1B 		0-1 P2 		1-2 1B 2B 		0-0 6-3 	1-2 1-3 2-H 3-H 1B 		5	1	3	2	0	0	1
Ron Kittle, R <small>OBP: 0.412, SLG: 0.667</small> (1, 10)	4-2 1-2 BB 		1-2 5-3 	1-0 2-H 1B 	1-0 2-H 1B 		0-3 2 K 	1-3 3 K 		4	0	1	1	1	2	2
Brook Jacoby, R <small>OBP: 0.376, SLG: 0.500</small> (1, 5)	1-0 G5-3 2-3f 		1-3 2 K 	0-0 1-3 2B 	0-0 1-3 2B 		3-2 3 F9 		3-2 1B 1B 	5	1	2	0	0	1	3
Cory Snyder, R <small>OBP: 0.349, SLG: 0.467</small> (1, 9)		1-0 L8 		1-0 HBP 1B 	4-0 G6-4-3 IBB 		0-1 G3 S 1B 	3-3 1 K 		4	1	2	0	1	1	1
Carmen Castillo, R <small>OBP: 0.300, SLG: 0.345</small> Mel Hall, L <small>OBP: 0.327, SLG: 0.375</small> (8, PH) (8, 7)		2-2 5-3 		1-2 1-2 HBP 	0-2 1-2f G6-4-3 		0-3 1 SAFE 1 SAFE K 	2-1 1B 1B 		2	0	0	0	0	0	3
Ron Washington, R <small>OBP: 0.412, SLG: 0.400</small> (1, 6)		0-0 F9 		0-3 3 K 		2-2 1 F8 		4-2 1B G3 1B 	0-0 1-3 2-H 1B 	5	1	2	1	0	1	2
Andy Allanson, R <small>OBP: 0.296, SLG: 0.300</small> (1, 2)			0-1 6-3 		1-0 HR 2B 	1-1 2 1-3 		1-0 2 G3 	1-1 3 G6-4-3 	5	1	1	0	0	0	4

Inning Stats	R: 0 E: 0 K: 0 S: 15	H: 2 LOB: 2 BB: 1 P: 23	R: 0 E: 0 K: 0 S: 8	H: 0 LOB: 0 BB: 0 P: 11	R: 0 E: 0 K: 1 S: 8	H: 1 LOB: 1 BB: 0 P: 11	R: 0 E: 0 K: 2 S: 12	H: 1 LOB: 2 BB: 0 P: 16	R: 3 E: 0 K: 0 S: 13	H: 5 LOB: 2 BB: 1 P: 20	R: 0 E: 0 K: 0 S: 10	H: 0 LOB: 1 BB: 1 P: 17	R: 0 E: 0 K: 1 S: 9	H: 0 LOB: 0 BB: 0 P: 12	R: 3 E: 0 K: 2 S: 20	H: 4 LOB: 2 BB: 1 P: 30	R: 1 E: 0 K: 1 S: 13	H: 3 LOB: 1 BB: 0 P: 22	1B: 12 2B: 3 3B: 0 HR: 1	SF: 0 SAC: 0 DP: 3 HBP: 1
PITCHER	IP WLS BF H R ER SO BB IBB HBP BLK WP HR S P ERA WHIP	IP WLS BF H R ER SO BB IBB HBP BLK WP HR S P ERA WHIP	IP WLS BF H R ER SO BB IBB HBP BLK WP HR S P ERA WHIP	IP WLS BF H R ER SO BB IBB HBP BLK WP HR S P ERA WHIP	IP WLS BF H R ER SO BB IBB HBP BLK WP HR S P ERA WHIP	IP WLS BF H R ER SO BB IBB HBP BLK WP HR S P ERA WHIP	IP WLS BF H R ER SO BB IBB HBP BLK WP HR S P ERA WHIP	IP WLS BF H R ER SO BB IBB HBP BLK WP HR S P ERA WHIP	IP WLS BF H R ER SO BB IBB HBP BLK WP HR S P ERA WHIP	IP WLS BF H R ER SO BB IBB HBP BLK WP HR S P ERA WHIP										
Chuck Finley, L <small>ERA: 4.08</small> (1, 1)	Ray Krawczyk, R <small>ERA: 3.0</small> (7, 1)	Stu Cliburn, R <small>ERA: 6.08</small> (9, 1)																		

Cleveland Indians @ California Angels
Anaheim Stadium, Anaheim, CA
 Tue May 10 1988, 10:05 PM EDT
 Att. 22,519 - Unknown - 65 F

livebaseballscorecards.com

AB	40
R	7
H	16
RBI	7
BB	4
SO	7
LOB	19

Batter	1	2	3	4	5	6	7	8	9	AB R H RBI BB SO LOB
Brian Downing, R OBP: 0.375, SLG: 0.226 (1, 10) B C B B X	3-1 L7 ①		1-1 F8 ③			2-3 K ③			1-3 K ①	4 0 0 0 0 2 0
Mark McLemore, S OBP: 0.331, SLG: 0.346 (1, 4) X	0-0 F8 ②			2-2 5-3 ①			0-1 1-3 ①		2-1 5-3 ②	4 0 0 0 0 0 0
Wally Joyner, L OBP: 0.374, SLG: 0.420 (1, 3) X	0-0 1B ①			0-1 1-3 ②			1-0 G1 ②		1-1 1B ①	4 0 2 0 0 0 0
Chili Davis, S OBP: 0.301, SLG: 0.418 (1, 9) C F B X	1-2 L9 ③			1-2 5-3 ③			0-1 F9 ③		3-3 K ③	4 0 0 0 0 1 2
Johnny Ray, S OBP: 0.389, SLG: 0.500 (1, 7) B X C		1-1 G3 ①			1-0 F8 ①			0-0 3-1 1B SF8 1B		3 1 1 0 0 0 0
Tony Armas, R OBP: 0.288, SLG: 0.352 (1, 8) B X F B		1-1 F9 ②			1-1 P4 ②			1-2 SF8 3-1 1B		3 0 1 0 0 0 0
Gus Polidor, R OBP: 0.250, SLG: 0.200 (1, 5) B X T B C		2-2 P9 ③			0-1 1-3 ③			1-1 3-1 ①		3 0 0 0 0 0 2
Bob Boone, R OBP: 0.284, SLG: 0.280 (1, 2) B B X C			2-1 F9 ①			0-0 4-3 ①		1-0 SF8 ②		2 0 0 0 0 0 0
George Hendrick, R OBP: 0.263, SLG: 0.412 (8, PH) B X T B C								2-3 3-H		0 0 0 1 0 0 0
Butch Wynegar, S OBP: 0.400, SLG: 0.469 (9, 2) B X T B C			1-2 F8 ②			0-0 P7 ②		1-1 F7 ③		0 0 0 0 0 0 0
Dick Schofield, R OBP: 0.263, SLG: 0.315 (1, 6) B X T B C										3 0 0 0 0 0 1

Inning Stats	R: 0	H: 1	E: 0	K: 0	S: 8	R: 0	H: 0	E: 0	K: 0	S: 8	R: 0	H: 0	E: 0	K: 0	S: 7	R: 0	H: 0	E: 0	K: 0	S: 5	R: 0	H: 0	E: 0	K: 1	S: 5	R: 0	H: 0	E: 0	K: 0	S: 5	R: 1	H: 2	E: 0	K: 0	S: 10	R: 0	H: 1	E: 0	K: 2	S: 12	1B: 4	2B: 0	3B: 0	HR: 0	SF: 1	SAC: 0	DP: 0	HBP: 0	WP: 0	PB: 0	SB: 0	CS: 0	PA: 31
	0	1	0	0	8	0	0	0	0	7	0	0	0	0	5	0	0	0	0	5	0	0	0	1	5	0	0	0	0	0	0	2	0	0	0	10	0	1	0	0	19	4	0	0	0	0	0	0	0	0	31		

PITCHER	IP	WLS	BF	H	R	ER	SO	BB	IBB	HBP	BLK	WP	HR	S	P	ERA	WHIP
Scott Bailes, L ERA: 3.48 (1, 1)	9.0	W	31	4	1	1	3	0	0	0	0	0	0	68	99	1.00	0.444


BOTTOM

Cleveland Indians @ California Angels
Anaheim Stadium, Anaheim, CA

Tue May 10 1988, 10:05 PM EDT
Att: 22,519 - Unknown - 65 F

livebaseballscorecards.com

AB	30
R	1
H	4
RBI	1
BB	0
SO	3
LOB	5



Batter	1	2	3	4	5	6	7	8	9	10	11	12	13	AB R H RBI BB SO LOB	TOP																
Julio Franco, R OBP: 0.297, SLG: 0.311 (1, 4)	0-1 5-3		0-1 2B		2-2 3B		4-2 BB			3-3 K			2-0 SH BLK 1B	5 1 3 2 1 1 0	Cleveland Indians @ California Angels Anaheim Stadium, Anaheim, CA Wed May 11 1988, 10:05 PM EDT Att. 23,713 - Unknown livebaseballscorecards.com																
Willie Upshaw, L OBP: 0.336, SLG: 0.389 (1, 3)	0-0 F7		2-3 K		2-2 L8		1-0 1-3			0-3 K			3-1 SH BLK 5-3 1-3	5 0 0 0 0 2 5																	
Pat Tabler, R OBP: 0.347, SLG: 0.341 (1, 10)	1-1 4-3			2-0 E8 6-3 2B		1-1 4-3		2-3 K		2-1 F7			1-1 5-3 1-2	6 1 1 0 0 1 2																	
Joe Carter, R OBP: 0.397, SLG: 0.581 (1, 8)		3-2 L7		0-0 6-3		1-2 5-3		1-1 L7			2-3 K		4-0 BLK IBB	5 0 0 1 1 1 0																	
Mel Hall, L OBP: 0.311, SLG: 0.355 (1, 7)		1-0 P6		0-0 G3		1-1 F7		2-2 4-3			0-0 L9		1-0 F5 1-2 2-3 3-H	6 0 0 0 0 0 2																	
Brook Jacoby, R OBP: 0.366, SLG: 0.484 (1, 5)		3-2 6-3		1-3 K			1-1 2B 1B		1-2 F8		0-0 4-3		0-2 F9	6 0 1 0 0 1 2																	
Cory Snyder, R OBP: 0.351, SLG: 0.474 (1, 9)			2-2 5-3		0-0 3B 1B		0-2 2B		1-3 K			0-0 B1-3		5 1 2 0 0 1 0																	
Andy Allanson, R OBP: 0.291, SLG: 0.295 (1, 2)		1-0 WP 2B 1B		1-3 K		0-1 1-3		1-0 E6				2-3 K		5 1 1 0 0 2 3																	
Jay Bell, R OBP: 0.321, SLG: 0.269 Dave Clark, L OBP: 0.286, SLG: 0.167 Ron Washington, R OBP: 0.389, SLG: 0.375 (1, 6) (9, PH) (9, 6)		2-3 K		2-3 K		2-2 6-3		0-0 G1-4-3				3-3 K		3 0 0 0 0 2 4 1 0 0 0 0 0 1 1 0 0 0 0 1 0																	
Inning Stats	R: 0 E: 0 K: 0 S: 5	H: 0 LOB: 0 BB: 0 P: 6	R: 0 E: 0 K: 0 S: 11	H: 0 LOB: 0 BB: 0 P: 18	R: 1 E: 0 K: 2 S: 15	H: 2 LOB: 1 BB: 0 P: 22	R: 1 E: 1 K: 1 S: 6	H: 1 LOB: 0 BB: 0 P: 9	R: 1 E: 0 K: 2 S: 15	H: 2 LOB: 1 BB: 0 P: 22	R: 0 E: 0 K: 0 S: 7	H: 0 LOB: 0 BB: 0 P: 10	R: 0 E: 0 K: 1 S: 8	H: 0 LOB: 3 BB: 1 P: 23		R: 0 E: 0 K: 1 S: 8	H: 0 LOB: 1 BB: 0 P: 11	R: 0 E: 0 K: 2 S: 8	H: 0 LOB: 0 BB: 0 P: 13	R: 0 E: 1 K: 1 S: 8	H: 0 LOB: 1 BB: 0 P: 11	R: 0 E: 0 K: 1 S: 5	H: 0 LOB: 0 BB: 0 P: 7	R: 0 E: 0 K: 2 S: 11	H: 0 LOB: 0 BB: 0 P: 16	R: 1 E: 1 K: 0 S: 9	H: 1 LOB: 2 BB: 1 P: 20	1B: 4 2B: 3 3B: 1 HR: 0	SF: 0 SAC: 1 DP: 0 HBP: 0	WP: 1 PB: 0 SB: 0 CS: 0	PA: 51
PITCHER	IP WLS BF H R ER SO BB IBB HBP BLK WP HR S P ERA WHIP	IP WLS BF H R ER SO BB IBB HBP BLK WP HR S P ERA WHIP																													
Mike Witt, R ERA: 4.77 (1, 1)	10.0	L	39	7	3	2	9	1	0	0	0	0	0	0		1.80	0.800														
Bryan Harvey, R ERA: 0.49 (11, 1)	3.0	L	12	1	1	0	3	0	1	0	1	0	0	0		0.00	0.333														



Batter	1	2	3	4	5	6	7	8	9	10	11	12	13	AB R H RBI BB SO LOB
Brian Downing, R (1, 10) OBP: 0.390, SLG: 0.232	4-1 1B BB G3 BB	4-2 BB			1-2 SH3-4 1B		1-3 K			0-1 SH3-4			0-3 K	3 1 1 0 2 2 0
Chico Walker, S (1, 8) OBP: 0.286, SLG: 0.231	4-2 G3 1B 1B BB	2-1 4-3			1-0 SH3-4			0-0 F8		0-1 F8			0-0 B1-3	4 1 0 0 1 0 2
Wally Joyner, L (1, 3) OBP: 0.366, SLG: 0.408	0-2 F7				3-3 K			0-0 4-3		2-3 K			0-2 1B	6 0 1 0 0 2 4
Chili Davis, S (1, 9) OBP: 0.295, SLG: 0.407	1-1 G3 1B 1B				0-0 4-3			3-2 4-3				0-1 B1-3	0-3 K	6 1 1 0 0 2 2
Johnny Ray, S (1, 7) OBP: 0.382, SLG: 0.488	1-1 G3				2-0 1B			2-2 L5		2-2 P6			0-1 1-3	5 0 1 1 0 0 2
Jack Howell, L (1, 5) OBP: 0.349, SLG: 0.407	0-0 1B				2-3 K			3-3 K		0-3 K			0-2 4-3	5 0 1 2 0 3 1
Mark McLemore, S (1, 4) OBP: 0.327, SLG: 0.341	1-1 L1				1-1 G3			1-1 G3		1-2 1B			1-3 K	5 0 1 0 0 1 1
Butch Wynegar, S (1, 2) OBP: 0.356, SLG: 0.405					0-1 1-3			1-0 F9		2-2 4-3			1-3 K	5 0 0 0 0 2 1
Dick Schofield, R (1, 6) OBP: 0.261, SLG: 0.310					2-2 6-3			2-2 P4		1-2 F8 SH3-4 1B			0-1 P3	5 0 1 0 0 0 0

Inning Stats	R: 3	H: 2	E: 0	LOB: 1	K: 0	S: 13	P: 24	R: 0	H: 0	E: 0	LOB: 1	K: 1	S: 8	P: 17	R: 0	H: 1	E: 0	LOB: 1	K: 2	S: 10	P: 17	R: 0	H: 0	E: 0	LOB: 0	K: 0	S: 8	P: 10	R: 0	H: 1	E: 0	LOB: 1	K: 1	S: 9	P: 14	R: 0	H: 0	E: 0	LOB: 0	K: 1	S: 10	P: 16	R: 0	H: 0	E: 0	LOB: 0	K: 0	S: 5	P: 8	R: 0	H: 1	E: 0	LOB: 1	K: 1	S: 13	P: 18	R: 0	H: 1	E: 0	LOB: 1	K: 1	S: 10	P: 13	R: 0	H: 0	E: 0	LOB: 0	K: 0	S: 8	P: 8	R: 0	H: 0	E: 0	LOB: 0	K: 2	S: 8	P: 10	R: 0	H: 1	E: 0	LOB: 1	K: 2	S: 10	P: 10	1B: 7	2B: 0	3B: 0	HR: 0	SF: 0	SAC: 2	DP: 0	HBP: 0	WP: 0	PA: 49
--------------	------	------	------	--------	------	-------	-------	------	------	------	--------	------	------	-------	------	------	------	--------	------	-------	-------	------	------	------	--------	------	------	-------	------	------	------	--------	------	------	-------	------	------	------	--------	------	-------	-------	------	------	------	--------	------	------	------	------	------	------	--------	------	-------	-------	------	------	------	--------	------	-------	-------	------	------	------	--------	------	------	------	------	------	------	--------	------	------	-------	------	------	------	--------	------	-------	-------	-------	-------	-------	-------	-------	--------	-------	--------	-------	--------

PITCHER	IP	WLS	BF	H	R	ER	SO	BB	IBB	HBP	BLK	WP	HR	S	P	ERA	WHIP
Rich Yett, R (1, 1) ERA: 6.68	9.0		35	5	3	3	7	3	0	0	0	0	0	83	135	3.00	0.889
Doug Jones, R (10, 1) ERA: 3.95	4.0	W	14	2	0	0	5	0	0	0	0	0	0	36	41	0.00	0.500

BOTTOM

Cleveland Indians @ California Angels
Anaheim Stadium, Anaheim, CA
 Wed May 11 1988, 10:05 PM EDT
 Att: 23,713 - Unknown

livebaseballscorecards.com

AB	44
R	3
H	7
RBI	3
BB	3
SO	12
LOB	13



Batter	1	2	3	4	5	6	7	8	9	AB R H RBI BB SO LOB	TOP																																																						
Julio Franco, R (1, 4) OBP: 0.307, SLG: 0.324	3-2 BLK 1B		3-2 F9			0-2 2B		0-1 5-3	4-0 IBB	4 0 2 0 1 0 0																																																							
Pat Tabler, R (1, 3) OBP: 0.340, SLG: 0.326 Willie Upshaw, L (9, 3) OBP: 0.336, SLG: 0.389	2-2 F8		0-2 3-1			0-0 6-3		4-2 BB BB	0-3 K	4 0 0 0 1 1 4 0 0 0 0 0 0 0																																																							
Joe Carter, R (1, 8) OBP: 0.400, SLG: 0.571	2-1 F5 1-2				0-1 P4	4-0 IBB		4-0 BB 1-2		2 0 0 0 2 0 1																																																							
Ron Kittle, R (1, 10) OBP: 0.368, SLG: 0.588	1-1 F7				1-0 P3	2-3 K		0-1 6-3		4 0 0 0 0 1 5																																																							
Brook Jacoby, R (1, 5) OBP: 0.356, SLG: 0.468					2-1 5-3			2-1 6-3	0-0 1-3	4 0 0 0 0 0 0																																																							
Cory Snyder, R (1, 9) OBP: 0.356, SLG: 0.500					1-2 F8			4-2 E S BB	1-1 F9	3 1 1 1 1 0 0																																																							
Mel Hall, L (1, 7) OBP: 0.309, SLG: 0.360					0-0 F7	1-3 K		1-2 1-3	2-0 3B 2B	4 1 1 0 0 1 1																																																							
Ron Washington, R (1, 6) OBP: 0.364, SLG: 0.450					3-2 L4	2-1 F9		0-0 F8	0-1 2B 3B	4 1 1 1 0 0 1																																																							
Andy Allanson, R (1, 2) OBP: 0.290, SLG: 0.303					0-1 6-3			0-0 F7	2-1 L1 3-H	4 0 1 1 0 0 0																																																							
Inning Stats	R: 0 H: 1 E: 0 LOB: 1 K: 0 BB: 0 S: 13 P: 21	R: 1 H: 1 E: 0 LOB: 0 K: 0 BB: 0 S: 10 P: 16	R: 0 H: 0 E: 0 LOB: 0 K: 0 BB: 0 S: 11 P: 14	R: 0 H: 0 E: 0 LOB: 0 K: 0 BB: 0 S: 5 P: 8	R: 0 H: 0 E: 0 LOB: 0 K: 1 BB: 0 S: 10 P: 14	R: 0 H: 1 E: 0 LOB: 2 K: 1 BB: 1 S: 9 P: 15	R: 0 H: 0 E: 0 LOB: 1 K: 0 BB: 1 S: 8 P: 15	R: 0 H: 0 E: 0 LOB: 2 K: 1 BB: 2 S: 10 P: 20	R: 2 H: 3 E: 0 LOB: 2 K: 1 BB: 1 S: 11 P: 19	1B: 1 SF: 0 2B: 3 SAC: 0 3B: 1 DP: 0 HR: 1 HBP: 0	WP: 0 PA: 38 PB: 0 SB: 1 CS: 0																																																						
PITCHER	<table border="1"> <thead> <tr> <th>PITCHER</th> <th>IP</th> <th>WLS</th> <th>BF</th> <th>H</th> <th>R</th> <th>ER</th> <th>SO</th> <th>BB</th> <th>IBB</th> <th>HBP</th> <th>BLK</th> <th>WP</th> <th>HR</th> <th>S</th> <th>P</th> <th>ERA</th> <th>WHIP</th> </tr> </thead> <tbody> <tr> <td>Juan Nieves, L (1, 1) ERA: 5.17</td> <td>7.2</td> <td></td> <td>30</td> <td>3</td> <td>1</td> <td>1</td> <td>2</td> <td>3</td> <td>1</td> <td>0</td> <td>1</td> <td>0</td> <td>1</td> <td>74</td> <td>121</td> <td>1.17</td> <td>0.783</td> </tr> <tr> <td>Chuck Crim, R (8, 1) ERA: 4.96</td> <td>1.1</td> <td>L</td> <td>8</td> <td>3</td> <td>2</td> <td>2</td> <td>1</td> <td>0</td> <td>1</td> <td>0</td> <td>0</td> <td>0</td> <td>0</td> <td>13</td> <td>21</td> <td>13.50</td> <td>2.250</td> </tr> </tbody> </table>										PITCHER	IP	WLS	BF	H	R	ER	SO	BB	IBB	HBP	BLK	WP	HR	S	P	ERA	WHIP	Juan Nieves, L (1, 1) ERA: 5.17	7.2		30	3	1	1	2	3	1	0	1	0	1	74	121	1.17	0.783	Chuck Crim, R (8, 1) ERA: 4.96	1.1	L	8	3	2	2	1	0	1	0	0	0	0	13	21	13.50	2.250	
PITCHER	IP	WLS	BF	H	R	ER	SO	BB	IBB	HBP	BLK	WP	HR	S	P	ERA	WHIP																																																
Juan Nieves, L (1, 1) ERA: 5.17	7.2		30	3	1	1	2	3	1	0	1	0	1	74	121	1.17	0.783																																																
Chuck Crim, R (8, 1) ERA: 4.96	1.1	L	8	3	2	2	1	0	1	0	0	0	0	13	21	13.50	2.250																																																

Cleveland Indians @ Milwaukee Brewers
Milwaukee County Stadium, Milwaukee, WI
 Thu May 12 1988, 8:05 PM EDT
 Att. 10,148 - Unknown

AB	33
R	3
H	6
RBI	3
BB	5
SO	3
LOB	12



WP: 0	PA: 38
PB: 0	
SB: 1	
CS: 0	

PITCHER	IP	WLS	BF	H	R	ER	SO	BB	IBB	HBP	BLK	WP	HR	S	P	ERA	WHIP
Juan Nieves, L (1, 1) ERA: 5.17	7.2		30	3	1	1	2	3	1	0	1	0	1	74	121	1.17	0.783
Chuck Crim, R (8, 1) ERA: 4.96	1.1	L	8	3	2	2	1	0	1	0	0	0	0	13	21	13.50	2.250

Batter	1	2	3	4	5	6	7	8	9	AB R H RBI BB SO LOB
Paul Molitor, R OBP: 0.390, SLG: 0.395 (1, 10) C F B X	1-2 F8 ①		1-2 1B ①		1-2 1-3 ③		1-2 P6 ③		1-3 K ③	5 0 1 0 0 1 4
Robin Yount, R OBP: 0.312, SLG: 0.425 (1, 8) B L C X	1-2 F7 ②		1-0 L3 ③			3-3 K ①		0-0 SH5-4 1B		4 0 1 0 0 1 1
B.J. Surhoff, L OBP: 0.294, SLG: 0.274 (1, 2) B B X	2-0 P3 ③			2-2 4-3 ①		0-0 1B 2B		0-1 SH5-4 ①		3 1 1 0 0 0 0
Greg Brock, L OBP: 0.418, SLG: 0.382 (1, 3)		2-2 4-3 ①		0-1 6-3 WP 1B		3-3 K ②		4-0 IBB		3 0 1 0 1 1 1
Rob Deer, R OBP: 0.292, SLG: 0.412 (1, 7)		2-3 K ②		1-2 6-3 ②		0-0 CS 1B		3-2 P6 ②		4 0 1 1 0 1 3
Glenn Braggs, R OBP: 0.331, SLG: 0.443 (1, 9)		2-1 2B		0-0 G3 ③		1-2 CS ③	2-0 F8 ①	3-2 6-3 ③		4 0 1 0 0 0 3
Ernest Riles, L OBP: 0.301, SLG: 0.295 (1, 5)		1-2 6-3 ③			1-1 F9 ①		2-2 F7 ②		2-2 4-3 2B	4 0 1 0 0 0 1
Dale Sveum, S OBP: 0.281, SLG: 0.367 (1, 6)			1-1 F9 ①		3-1 2B		3-2 2B 1B		2-3 K ①	4 0 2 0 0 1 1
Jim Gantner, L OBP: 0.274, SLG: 0.284 (1, 4)			1-1 4-3 ②		0-0 F9 ②		0-0 2B		1-2 4-3 ②	4 0 1 0 0 0 2

Inning Stats	R: 0 E: 0 K: 0 S: 7	H: 0 LOB: 0 BB: 0 P: 11	R: 0 E: 0 K: 1 S: 11	H: 1 LOB: 1 BB: 0 P: 18	R: 0 E: 0 K: 0 S: 9	H: 1 LOB: 1 BB: 0 P: 13	R: 0 E: 0 K: 0 S: 11	H: 1 LOB: 1 BB: 0 P: 14	R: 0 E: 0 K: 0 S: 8	H: 1 LOB: 1 BB: 0 P: 13	R: 1 E: 0 K: 2 S: 12	H: 2 LOB: 0 BB: 0 P: 18	R: 0 E: 0 K: 0 S: 13	H: 2 LOB: 2 BB: 0 P: 21	R: 0 E: 0 K: 0 S: 10	H: 1 LOB: 2 BB: 1 P: 20	R: 0 E: 0 K: 2 S: 12	H: 1 LOB: 1 BB: 0 P: 18	1B: 5 2B: 5 3B: 0 HR: 0	SF: 0 SAC: 1 DP: 0 HBP: 0	WP: 1 PB: 0 SB: 0 CS: 1	PA: 38
--------------	------------------------------	----------------------------------	-------------------------------	----------------------------------	------------------------------	----------------------------------	-------------------------------	----------------------------------	------------------------------	----------------------------------	-------------------------------	----------------------------------	-------------------------------	----------------------------------	-------------------------------	----------------------------------	-------------------------------	----------------------------------	----------------------------------	------------------------------------	----------------------------------	--------

PITCHER	IP	WLS	BF	H	R	ER	SO	BB	IBB	HBP	BLK	WP	HR	S	P	ERA	WHIP	PITCHER	IP	WLS	BF	H	R	ER	SO	BB	IBB	HBP	BLK	WP	HR	S	P	ERA	WHIP	
Tom Candiotti, R ERA: 2.19 (1, 1)	9.0	W	37	10	1	1	5	0	1	0	0	1	0	93	146	1.00	1.111																			

BOTTOM

Cleveland Indians @ Milwaukee Brewers
Milwaukee County Stadium, Milwaukee, WI

Thu May 12 1988, 8:05 PM EDT
Att. 10,148 - Unknown

livebaseballscorecards.com

AB	35
R	1
H	10
RBI	1
BB	1
SO	5
LOB	16



Batter	1	2	3	4	5	6	7	8	9	AB R H RBI BB SO LOB	TOP
Julio Franco, R (1, 4) OBP: 0.303, SLG: 0.319 	2-2 		2-2 		1-2 		1-2 		2-0 	5 0 1 1 0 0 2	Cleveland Indians @ Milwaukee Brewers Milwaukee County Stadium, Milwaukee, WI Fri May 13 1988, 8:05 PM EDT Att. 17,827 - Unknown - 56 F AB 34 R 4 H 8 RBI 4 BB 3 SO 8 LOB 14
Pat Tabler, R (1, 3) Willie Upshaw, L (9, 3) OBP: 0.336, SLG: 0.316 OBP: 0.336, SLG: 0.389 	1-3 		2-2 		1-0 			4-2 	3 0 0 0 1 1 2 0 0 0 0 0 0 0		
Joe Carter, R (1, 8) OBP: 0.389, SLG: 0.554 	0-0 			0-2 		0-0 		0-0 	4 0 0 0 0 0 1		
Brook Jacoby, R (1, 5) Jay Bell, R (8, PR) OBP: 0.353, SLG: 0.462 OBP: 0.321, SLG: 0.269 (8, 6) 		2-0 		1-3 		1-2 		1-0 	4 0 1 0 0 1 0 0 1 0 0 0 0 0		
Ron Kittle, R (1, 10) Dave Clark, L (8, PR) OBP: 0.381, SLG: 0.556 OBP: 0.286, SLG: 0.167 	0-1 			0-3 		4-2 		4-2 	2 0 0 0 2 1 1 0 1 0 0 0 0 0		
Cory Snyder, R (1, 9) OBP: 0.361, SLG: 0.529 	2-2 			1-2 		1-3 		1-1 	4 2 2 3 0 1 2		
Carmen Castillo, R (1, 7) Mel Hall, L (8, 7) OBP: 0.294, SLG: 0.333 OBP: 0.309, SLG: 0.360 	0-0 			2-3 			1-3 	1-3 	4 0 1 0 0 3 2 0 0 0 0 0 0 0		
Ron Washington, R (1, 6) OBP: 0.346, SLG: 0.417 (8, 5) 	2-3 			0-1 			1-2 		0-1 	4 0 1 0 0 1 3	
Andy Allanson, R (1, 2) OBP: 0.297, SLG: 0.311 			0-1 		0-1 		2-0 	1-2 	4 0 2 0 0 0 1		
Inning Stats	R: 0 H: 0 E: 0 LOB: 0 K: 1 BB: 0 S: 8 P: 11	R: 0 H: 1 E: 1 LOB: 2 K: 1 BB: 0 S: 11 P: 17	R: 0 H: 0 E: 0 LOB: 0 K: 0 BB: 0 S: 10 P: 14	R: 0 H: 0 E: 0 LOB: 0 K: 2 BB: 0 S: 10 P: 11	R: 1 H: 3 E: 0 LOB: 2 K: 1 BB: 0 S: 16 P: 21	R: 0 H: 0 E: 0 LOB: 1 K: 1 BB: 1 S: 9 P: 15	R: 0 H: 1 E: 0 LOB: 1 K: 1 BB: 0 S: 13 P: 18	R: 3 H: 2 E: 0 LOB: 1 K: 1 BB: 2 S: 11 P: 22	R: 0 H: 1 E: 0 LOB: 0 K: 0 BB: 0 S: 6 P: 9	1B: 7 SF: 0 2B: 0 SAC: 0 3B: 0 DP: 1 HR: 1 HBP: 0	WP: 0 PA: 37 PB: 1 SB: 0 CS: 1
PITCHER Teddy Higuera, L (1, 1) ERA: 2.47 Dan Plesac, L (8, 1) ERA: 2.2	IP WLS BF H R ER SO BB IBB HBP BLK WP HR S P ERA WHIP 7.2 L 32 6 3 3 7 3 0 0 0 0 0 0 83 122 3.52 1.174 1.1 5 2 1 1 1 0 0 0 0 0 0 1 11 16 6.75 1.500	PITCHER IP WLS BF H R ER SO BB IBB HBP BLK WP HR S P ERA WHIP									

Batter	1	2	3	4	5	6	7	8	9	AB	R	H	RBI	BB	SO	LOB
Paul Molitor, R OBP: 0.386, SLG: 0.390 (1, 5)	0-0 SF7 1B		1-1 4-3			1-1 5-3		0-0 F7		4	1	1	0	0	0	0
Robin Yount, R OBP: 0.317, SLG: 0.435 (1, 8)	2-0 1B 2B		1-2 5-3			0-1 F9		0-0 1B		4	1	2	0	0	0	0
Glenn Braggs, R OBP: 0.321, SLG: 0.429 (1, 9)	1-0 F9		2-2 F8			2-2 F3		1-1 6-3		4	0	0	0	0	0	3
Rob Deer, R OBP: 0.291, SLG: 0.405 (1, 7)	0-0 SF7			0-0 F6			2-2 HBP		1-2 F7	2	0	0	1	0	0	0
Greg Brock, L OBP: 0.412, SLG: 0.376 (1, 3)	2-2 1B		1-2 F6			2-2 SAFE F8		2-2 F6		4	0	1	1	0	0	1
Joey Meyer, R OBP: 0.192, SLG: 0.404 (1, 10)	2-2 5-3		0-1 F9			2-0 F9		1-1 F9		4	0	0	0	0	0	2
B.J. Surhoff, L OBP: 0.286, SLG: 0.265 (1, 2)		2-3 K			0-0 F6		0-0 F7			3	0	0	0	0	1	1
Dale Sveum, S OBP: 0.282, SLG: 0.384 (1, 6)		1-3 K			0-0 F7			1-2 SF8 3B		3	1	1	0	0	1	0
Jim Gantner, L OBP: 0.266, SLG: 0.279 (1, 4)		0-1 5-3			1-0 3-1			1-0 SF8		2	0	0	1	0	0	0

Inning Stats	R: 2	H: 3	E: 0	LOB: 1	K: 0	S: 10	P: 17	R: 0	H: 0	E: 0	LOB: 0	K: 2	S: 9	R: 0	H: 0	E: 0	LOB: 0	K: 0	S: 9	R: 0	H: 0	E: 0	LOB: 0	K: 0	S: 6	R: 0	H: 0	E: 0	LOB: 0	K: 0	S: 3	R: 0	H: 0	E: 0	LOB: 1	K: 0	S: 8	R: 1	H: 2	E: 0	LOB: 1	K: 0	S: 8	R: 0	H: 0	E: 0	LOB: 0	K: 0	S: 9	1B: 3	SF: 2	2B: 1	SAC: 0	3B: 1	DP: 0	HR: 0	HBP: 1	WP: 0	PA: 33
--------------	------	------	------	--------	------	-------	-------	------	------	------	--------	------	------	------	------	------	--------	------	------	------	------	------	--------	------	------	------	------	------	--------	------	------	------	------	------	--------	------	------	------	------	------	--------	------	------	------	------	------	--------	------	------	-------	-------	-------	--------	-------	-------	-------	--------	-------	--------

PITCHER	IP	WLS	BF	H	R	ER	SO	BB	IBB	HBP	BLK	WP	HR	S	P	ERA	WHIP
Greg Swindell, L ERA: 2.48 (1, 1)	7.2	W	29	5	3	3	2	0	0	1	0	0	0	58	85	3.52	0.652
Doug Jones, R ERA: 3.6 (8, 1)	1.1	S	4	0	0	0	0	0	0	0	0	0	0	11	16	0.00	0.000

BOTTOM

Cleveland Indians @ Milwaukee Brewers
Milwaukee County Stadium, Milwaukee, WI
 Fri May 13 1988, 8:05 PM EDT
 Att: 17,827 - Unknown - 56 F

livebaseballscores.com

AB	30
R	3
H	5
RBI	3
BB	0
SO	2
LOB	7



Batter	1	2	3	4	5	6	7	8	9	AB R H RBI BB SO LOB	TOP											
Julio Franco, R (1, 4) OBP: 0.300, SLG: 0.329	1-0 1B 3B		0-0 F8		2-0 6-3	2-2 E6 SF8		0-0 1-3		5 1 1 1 0 0 1												
Willie Upshaw, L (1, 3) OBP: 0.346, SLG: 0.393	3-3 K		1-0 B1-3		2-0 1B BLK	4-0 IBB		2-0 1B		4 1 2 0 1 1 1												
Pat Tabler, R (1, 10) OBP: 0.339, SLG: 0.316	1-1 1B 1B		4-2 2B BB		0-0 F9	0-0 SF8		1-3 K		3 1 1 2 1 1 2												
Joe Carter, R (1, 8) OBP: 0.389, SLG: 0.556	1-3 K		1-0 1-H 2B		0-2 1B 1-H	0-0 6-3		2-2 F8		5 0 2 2 0 1 4												
Mel Hall, L (1, 7) OBP: 0.305, SLG: 0.353	0-1 1-3 1B		1-0 5-3		2-3 K		1-2 3-1		1-2 4-3	5 0 1 0 0 1 2												
Brook Jacoby, R (1, 5) OBP: 0.340, SLG: 0.444	3-1 F8		1-0 F3		0-1 F8	0-0 6-3		1-0 F7		5 0 0 0 0 0 2												
Cory Snyder, R (1, 9) OBP: 0.370, SLG: 0.532		0-2 G4-6-3 1B	3-3 K		1-2 1B E 1B	1-1 WP E 1B		0-3 K		5 1 3 0 0 2 0												
Andy Allanson, R (1, 2) OBP: 0.304, SLG: 0.318		1-2 G4-6-3 1-2f	2-2 S 1B		1-2 E 1B 1B	1-1 E5 WP				4 1 2 0 0 0 2												
Jay Bell, R (1, 6) OBP: 0.319, SLG: 0.268		2-1 F9	1-0 6-3		0-1 E SF8 1B	2-3 K				4 1 1 0 0 1 3												
Inning Stats	R: 1 E: 0 K: 2 S: 13	H: 3 LOB: 2 BB: 0 P: 22	R: 0 E: 0 K: 0 S: 8	H: 1 LOB: 0 BB: 0 P: 11	R: 1 E: 0 K: 0 S: 7	H: 1 LOB: 1 BB: 1 P: 14	R: 0 E: 0 K: 1 S: 8	H: 1 LOB: 1 BB: 0 P: 15	R: 1 E: 0 K: 1 S: 11	H: 2 LOB: 1 BB: 0 P: 17	R: 3 E: 1 K: 0 S: 16	H: 3 LOB: 2 BB: 1 P: 25	R: 0 E: 1 K: 1 S: 14	H: 1 LOB: 2 BB: 0 P: 19	R: 0 E: 0 K: 1 S: 8	H: 1 LOB: 1 BB: 0 P: 13	R: 0 E: 0 K: 1 S: 8	H: 0 LOB: 0 BB: 0 P: 10	1B: 11 2B: 1 3B: 1 HR: 0	SF: 1 SAC: 0 DP: 1 HBP: 0	WP: 1 PB: 0 SB: 1 CS: 0	PA: 43
PITCHER	IP WLS BF H R ER SO BB IBB HBP BLK WP HR S P ERA WHIP																					
Mike Birkbeck, R (1, 1) ERA: 6.75	5.0 L 23 8 3 3 4 1 0 0 0 1 0 0 47 79 5.40 1.800																					
Odell Jones, R (6, 1) ERA: 2.25	0.1 6 3 3 1 0 0 0 1 0 0 0 0 14 23 27.00 9.000																					
Chuck Crim, R (6, 1) ERA: 4.26	2.2 11 2 0 0 2 0 0 0 0 1 0 24 34 0.00 0.750																					
Mark Clear, R (9, 1) ERA: 4.05	1.0 3 0 0 0 0 1 0 0 0 0 0 0 8 10 0.00 0.000																					

Cleveland Indians @ Milwaukee Brewers
 Milwaukee County Stadium, Milwaukee, WI

Sat May 14 1988, 4:33 AM EDT
 Att. 40,954 - Sunny - 64 F

AB	40
R	6
H	13
RBI	5
BB	2
SO	7
LOB	17



WP: 1	PA: 43
PB: 0	
SB: 1	
CS: 0	

PITCHER	IP	WLS	BF	H	R	ER	SO	BB	IBB	HBP	BLK	WP	HR	S	P	ERA	WHIP
Mike Birkbeck, R	5.0	L	23	8	3	3	4	1	0	0	1	0	0	47	79	5.40	1.800
Odell Jones, R	0.1		6	3	3	1	0	0	1	0	0	0	0	14	23	27.00	9.000
Chuck Crim, R	2.2		11	2	0	0	2	0	0	0	0	1	0	24	34	0.00	0.750
Mark Clear, R	1.0		3	0	0	0	1	0	0	0	0	0	0	8	10	0.00	0.000

BOTTOM

Cleveland Indians @ Milwaukee Brewers
Milwaukee County Stadium, Milwaukee, WI

Sat May 14 1988, 4:33 AM EDT
Att. 40,954 - Sunny - 64 F

livebaseballscorecards.com

AB	35
R	4
H	11
RBI	4
BB	2
SO	7
LOB	18



WP	0	PA	39
PB	0		
SB	0		
CS	0		

AB R H RBI BB SO LOB

5	1	1	0	0	0	1
4	0	1	0	1	1	0
4	1	2	0	0	0	0
4	1	1	2	0	0	3
3	0	0	0	1	0	2
4	0	3	1	0	1	3
4	1	2	1	0	2	2
3	0	1	0	0	1	2
1	0	0	0	0	0	2
0	0	0	0	0	0	0
3	0	0	0	0	2	3
1B	7	SF	0			
2B	3	SAC	2			
3B	1	DP	1			
HR	1	HBP	0			

Batter	1	2	3	4	5	6	7	8	9
Paul Molitor, R OBP: 0.379, SLG: 0.383 (1, 10)	2-2 SH2-3 1B 3-1 1B		0-0 F6 1	0-0 L7-4 2-3 2			2-1 F7 2		1-1 5-3 1
Robin Yount, R OBP: 0.320, SLG: 0.430 (1, 8)	0-0 3-1 SH2-3 1-2 1B		4-2 BB 1B BB			0-1 F8 1	2-2 F9 3		3-3 K 2
B.J. Surhoff, L OBP: 0.294, SLG: 0.275 (1, 2)	0-1 SH2-3 1-2 2-3		1-2 BB 1B			2-2 6-3 2		1-0 2B 1B	0-0 B5-3 3
Greg Brock, L OBP: 0.407, SLG: 0.381 (1, 3)	1-1 3-1 2-3 3-H		2-2 F6 2			1-0 F7 3		1-0 B1-3 1B 2B	
Glenn Braggs, R OBP: 0.319, SLG: 0.418 (1, 9)	0-1 5-3 3		4-2 B 1-2 2-3 BB			2-1 5-3 1		0-0 B1-3 1	
Ernest Riles, L OBP: 0.322, SLG: 0.354 (1, 5)		2-1 2B	2-3 K 3			3-2 3B		1-0 1B 1B	
Dale Sveum, S OBP: 0.289, SLG: 0.414 (1, 6)		0-3 K 1		0-2 HR		1-3 K 2		2-1 1B 1B	
Jim Gantner, L OBP: 0.268, SLG: 0.280 (1, 4)		3-2 F8 2		1-0 L7-4 SH3 1B		1-3 K 3		0-1 F5 2	
Rob Deer, R OBP: 0.289, SLG: 0.402 (8, PH)									
Juan Castillo, S (9, 4)									
Mike Felder, S OBP: 0.136, SLG: 0.136 (1, 7)		2-3 K 3		0-0 SH3 1-2 1			2-2 G3 1	1-3 K 3	

Inning Stats	R	H	E	K	S	R	H	E	K	S	R	H	E	K	S	R	H	E	K	S	R	H	E	K	S	R	H	E	K	S									
1	1	2	0	10	13	0	0	0	14	21	0	0	0	23	36	0	0	0	6	9	0	0	0	13	20	0	0	0	12	18	0	0	0	7	11	0	0	0	11

PITCHER	IP	WLS	BF	H	R	ER	SO	BB	IBB	HBP	BLK	WP	HR	S	P	ERA	WHIP
John Farrell, R ERA: 2.8 (1, 1)	7.0	W	31	9	4	4	5	2	0	0	0	0	1	83	125	5.14	1.571
Chris Codioli, R ERA: 6.57 (8, 1)	0.1		2	1	0	0	0	0	0	0	0	0	0	2	3	0.00	3.000
Dan Schatzeder, L ERA: 6.35 (8, 1)	0.0		1	1	0	0	0	0	0	0	0	0	0	2	4	∞	∞
Bill Laskey, R ERA: 7.59 (8, 1)	1.2	S	5	0	0	0	2	0	0	0	0	0	0	13	18	0.00	0.000

Batter	1	2	3	4	5	6	7	8	9	AB R H RBI BB SO LOB	TOP											
Julio Franco, R (1, 4) OBP: 0.299, SLG: 0.327	2-2 5-3		2-2 F8		3-2 1B		3-2 4-3			4 0 1 1 0 0 0	Cleveland Indians @ Milwaukee Brewers Milwaukee County Stadium, Milwaukee, WI Sun May 15 1988, 4:33 AM EDT Att. 17,511 - Cloudy - 79 F livebaseballscorecards.com											
Willie Upshaw, L (1, 3) OBP: 0.336, SLG: 0.379	1-1 F8			0-1 1-3	0-0 F7		2-2 4-3			4 0 0 0 0 0 2												
Pat Tabler, R (1, 10) OBP: 0.336, SLG: 0.324	2-1 F6			0-2 E6		2-2 3B		1-1 L9		4 1 1 0 0 0 0												
Joe Carter, R (1, 8) OBP: 0.399, SLG: 0.619		0-2 HR		3-3 K	2-2 4-3	2-2 3B		0-2 HR		4 3 3 3 0 1 1												
Mel Hall, L (1, 7) OBP: 0.295, SLG: 0.341		0-1 4-3		1-1 4-3	1-0 4-3		0-0 F6			4 0 0 1 0 0 1												
Brook Jacoby, R (1, 5) OBP: 0.345, SLG: 0.453		0-1 F9			0-0 1B	2-2 1B		0-0 F9		4 1 2 0 0 0 0												
Cory Snyder, R (1, 9) OBP: 0.359, SLG: 0.513		2-3 K			0-0 L5	2-3 K		1-0 5-3		4 0 0 0 0 2 2												
Andy Allanson, R (1, 2) OBP: 0.305, SLG: 0.318 Carmen Castillo, R (9, PH) OBP: 0.286, SLG: 0.324			1-0 F2		1-1 1B	0-0 B1-3		0-0 F9		3 0 1 0 0 0 1 1 0 0 0 0 0 0												
Jay Bell, R (1, 6) OBP: 0.310, SLG: 0.260 Ron Kittle, R (9, PH) OBP: 0.372, SLG: 0.541			1-1 6-3		0-2 F3		0-3 K		0-1 F9	3 0 0 0 0 1 2 1 0 0 0 0 0 0												
Inning Stats	R: 0 E: 0 K: 0 S: 7	H: 0 LOB: 0 BB: 0 P: 12	R: 1 E: 0 K: 1 S: 11	H: 1 LOB: 0 BB: 0 P: 13	R: 0 E: 0 K: 0 S: 7	H: 0 LOB: 0 BB: 0 P: 11	R: 0 E: 1 K: 1 S: 15	H: 0 LOB: 1 BB: 0 P: 19	R: 1 E: 0 K: 0 S: 12	H: 3 LOB: 2 BB: 0 P: 16	R: 2 E: 0 K: 1 S: 17	H: 3 LOB: 1 BB: 0 P: 26	R: 0 E: 0 K: 1 S: 9	H: 0 LOB: 0 BB: 0 P: 14	R: 1 E: 0 K: 0 S: 7	H: 1 LOB: 0 BB: 0 P: 8	R: 0 E: 0 K: 0 S: 4	H: 0 LOB: 0 BB: 0 P: 5	1B: 3 2B: 2 3B: 1 HR: 2	SF: 0 SAC: 0 DP: 0 HBP: 0	WP: 0 PB: 0 SB: 1 CS: 0	PA: 36
PITCHER	IP WLS BF H R ER SO BB IBB HBP BLK WP HR S P ERA WHIP																					
Bill Wegman, R (1, 1) ERA: 3.74	5.0 W 22 6 4 4 2 0 0 0 0 0 1 58 81 7.20 1.200																					
Paul Mirabella, L (6, 1) ERA: 1.5	4.0 S 14 2 1 1 2 0 0 0 0 0 1 31 43 2.25 0.500																					

Cleveland Indians @ Milwaukee Brewers
 Milwaukee County Stadium, Milwaukee, WI
 Sun May 15 1988, 4:33 AM EDT
 Att. 17,511 - Cloudy - 79 F

AB 36
R 5
H 8
RBI 5
BB 0
SO 4
LOB 9



Batter	1	2	3	4	5	6	7	8	9	AB	R	H	RBI	BB	SO	LOB
Paul Molitor, R OBP: 0.373, SLG: 0.371 (1, 5)	F9		G6-4-3 BB	F8	F9		G1-4-3			4	0	0	0	1	0	5
Robin Yount, R OBP: 0.329, SLG: 0.453 (1, 8)	HR		G6-4-3		E 1B	S 1B HBP		F9		4	3	2	1	0	0	2
Glenn Braggs, R OBP: 0.314, SLG: 0.417 (1, 9)	6-3			1B 2B	4-3	6-3		F9		5	1	1	0	0	0	2
Rob Deer, R OBP: 0.302, SLG: 0.408 (1, 7)	F8			S 1B	E 1B BB	1B		PB 1B		3	2	2	2	1	0	0
Jim Adduci, L OBP: 0.250, SLG: 0.250 (8, 7)	F8			2-H 1B	BB	2-H 1B		1B		1	0	1	0	0	0	0
Greg Brock, L OBP: 0.407, SLG: 0.382 (1, 3)		K		1-H HR 1B	E4 1B BB	1B		F7		5	2	2	2	0	1	2
Joey Meyer, R OBP: 0.214, SLG: 0.455 (1, 10)		K		1-H HR	BB 1B BB	K				3	1	1	2	1	2	2
Dale Sveum, S OBP: 0.288, SLG: 0.408 (1, 6)		K		1-2 2-H 3-H 1B	BB 1B	K				4	0	1	2	0	3	2
Bill Schroeder, R OBP: 0.167, SLG: 0.205 (1, 2)			6-3	F9	F9		4-3			4	0	0	0	0	0	2
Jim Gantner, L OBP: 0.293, SLG: 0.294 (1, 4)			BB 1B	S BB	BB		G1-4-3 1B			2	0	2	0	2	0	0
Juan Castillo, S (7, PR) (8, 4)										0	0	0	0	0	0	0

Inning Stats	R: 1	H: 1	E: 0	K: 0	S: 6	LOB: 0	BB: 0	P: 10	R: 0	H: 0	E: 0	K: 3	S: 16	LOB: 0	BB: 0	P: 22	R: 0	H: 1	E: 0	K: 0	S: 5	LOB: 1	BB: 1	P: 11	R: 4	H: 4	E: 0	K: 1	S: 14	LOB: 1	BB: 1	P: 22	R: 3	H: 2	E: 1	K: 0	S: 18	LOB: 3	BB: 3	P: 39	R: 1	H: 2	E: 0	K: 2	S: 13	LOB: 2	BB: 0	P: 21	R: 0	H: 1	E: 0	K: 0	S: 6	LOB: 1	BB: 0	P: 14	R: 0	H: 1	E: 0	K: 0	S: 7	LOB: 1	BB: 0	P: 14
--------------	------	------	------	------	------	--------	-------	-------	------	------	------	------	-------	--------	-------	-------	------	------	------	------	------	--------	-------	-------	------	------	------	------	-------	--------	-------	-------	------	------	------	------	-------	--------	-------	-------	------	------	------	------	-------	--------	-------	-------	------	------	------	------	------	--------	-------	-------	------	------	------	------	------	--------	-------	-------

PITCHER																1B	2B	3B	HR	SF	SAC	DP	HBP	WP	HR	S	P	ERA	WHIP
Scott Bailes, L ERA: 4.2 (1, 1)	3.2	WLS	BF	H	R	ER	SO	BB	IBB	HBP	BLK	WP	HR	S	P	ERA	WHIP	9	1	0	2	0	0	12.27	2.182				
Chris Codioli, R ERA: 7.62 (4, 1)	0.2	7	2	3	2	0	2	0	0	0	0	0	0	13	30	27.00	6.000												
Jeff Dedmon, R ERA: 4.76 (5, 1)	2.2	12	3	1	1	2	1	0	1	0	0	0	0	26	41	3.38	1.500												
Dan Schatzeder, L ERA: 5.4 (8, 1)	1.0	4	1	0	0	0	0	0	0	0	0	0	0	7	14	0.00	1.000												

BOTTOM

Cleveland Indians @ Milwaukee Brewers
Milwaukee County Stadium, Milwaukee, WI

Sun May 15 1988, 4:33 AM EDT
Att: 17,511 - Cloudy - 79 F

livebaseballscorecards.com

AB	35
R	9
H	12
RBI	9
BB	5
SO	6
LOB	17



WP: 0	PA: 41
PB: 1	
SB: 4	
CS: 0	

Batter	1	2	3	4	5	6	7	8	9	AB R H RBI BB SO LOB	TOP		
Daryl Boston, L (1, 8) OBP: 0.245, SLG: 0.532	4-1 L6-3 BB			4-1 4-3 BB		0-1 HR		2-1 F7		2 1 1 1 2 0 0	<p>Chicago White Sox @ Cleveland Indians Cleveland Municipal Stadium, Cleveland, OH</p> <p>Tue May 17 1988, 7:05 PM EDT Att: 9,499 - Unknown - 55 F</p> <p>livebaseballscorecards.com</p>		
Ozzie Guillen, L (1, 6) OBP: 0.229, SLG: 0.238	3-1 L6-3 1-2			3-2 4-3 1-2		1-2 F7		0-2 3-1		4 0 0 0 0 0 2			
Harold Baines, L (1, 10) OBP: 0.378, SLG: 0.474	3-1 4-3			3-2 F7		0-0 G3		1-2 L8		4 0 0 0 0 0 1			
Ivan Calderon, R (1, 9) OBP: 0.286, SLG: 0.422		0-2 F2		3-3 K		3-2 F8		0-2 2B		4 0 1 0 0 1 1			
Greg Walker, L (1, 3) OBP: 0.291, SLG: 0.362		0-1 F8			1-1 L8		1-3 K		0-2 F7	4 0 0 0 0 1 1			
Dan Pasqua, L (1, 7) OBP: 0.315, SLG: 0.407		2-2 G3			1-0 1B 1B		0-0 HR		1-3 K	4 1 2 1 0 1 1			
Kenny Williams, R (1, 5) OBP: 0.228, SLG: 0.353			0-0 B1-3		1-3 K		0-0 F7		0-0 6-3	4 0 0 0 0 1 2			
Fred Manrique, R (1, 4) OBP: 0.321, SLG: 0.510			3-2 4-3		0-0 1B 1B		0-2 3B			3 0 2 0 0 0 0			
Ron Karkovice, R (1, 2) Mark Salas, L (7, PH) OBP: 0.350, SLG: 0.405			1-3 K		2-2 L7		3-1 F4			2 0 0 0 0 1 2 1 0 0 0 0 0 1			
Inning Stats	R: 0 H: 0 E: 0 LOB: 0 K: 0 BB: 1 S: 5 P: 15	R: 0 H: 0 E: 0 LOB: 0 K: 0 BB: 0 S: 10 P: 12	R: 0 H: 0 E: 0 LOB: 0 K: 1 BB: 0 S: 9 P: 13	R: 0 H: 0 E: 0 LOB: 1 K: 1 BB: 1 S: 16 P: 29	R: 0 H: 2 E: 0 LOB: 2 K: 1 BB: 0 S: 10 P: 15	R: 1 H: 1 E: 0 LOB: 0 K: 0 BB: 0 S: 9 P: 13	R: 1 H: 2 E: 0 LOB: 1 K: 1 BB: 0 S: 10 P: 14	R: 0 H: 0 E: 0 LOB: 0 K: 0 BB: 0 S: 8 P: 11	R: 0 H: 1 E: 0 LOB: 1 K: 1 BB: 0 S: 10 P: 11	1B: 2 SF: 0 2B: 2 SAC: 0 3B: 1 DP: 1 HR: 2 HBP: 0	WP: 0 PA: 34 PB: 0 SB: 0 CS: 0		
PITCHER	IP WLS BF H R ER SO BB IBB HBP BLK WP HR S P ERA WHIP											PITCHER	IP WLS BF H R ER SO BB IBB HBP BLK WP HR S P ERA WHIP
Rich Yett, R (1, 1) ERA: 6.0	6.2 W 26 5 2 2 4 2 0 0 0 0 0 2 67 106 2.70 1.050												
Doug Jones, R (7, 1) ERA: 3.12	2.1 S 8 1 0 0 1 0 0 0 0 0 0 0 20 27 0.00 0.429												



Batter	1	2	3	4	5	6	7	8	9	AB	R	H	RBI	BB	SO	LOB
Julio Franco, R OBP: 0.298, SLG: 0.325 (1, 4)	0-1 6-3		1-1 1B 1B	1-0 6-3			0-0 4-3			4	1	1	0	0	0	1
Willie Upshaw, L OBP: 0.341, SLG: 0.383 (1, 3)	1-1 WP 2B 1B		2-2 SH1-3 1-3 SF9 1B			0-1 F4	3-1 F7			4	2	2	0	0	0	0
Pat Tabler, R OBP: 0.341, SLG: 0.330 (1, 10)	1-3 1-2		0-0 SF9 SH1-3 1B			0-0 5-3 1B	1-2 4-3			4	0	2	1	0	1	1
Joe Carter, R OBP: 0.397, SLG: 0.620 (1, 8)	2-0 WP 2B		0-0 SH1-3			3-2 5-3		0-2 5-3		3	0	1	1	0	0	1
Mel Hall, L OBP: 0.294, SLG: 0.341 (1, 7)	2-1 F8		1-0 SF9			1-0 F8		3-2 WP HR 1B		3	1	1	1	0	0	2
Brook Jacoby, R OBP: 0.336, SLG: 0.441 (1, 5)		1-3 K	2-0 F8			1-0 F8		1-0 6-3		4	0	0	0	0	1	2
Cory Snyder, R OBP: 0.356, SLG: 0.500 (1, 9)		3-1 E4		1-2 6-3		3-3 K		4-0 HR IBB		3	1	0	0	1	1	0
Andy Allanson, R OBP: 0.311, SLG: 0.351 (1, 2)		0-0 F4		1-2 F4		2-1 E 1B		1-1 HR		4	1	2	3	0	0	1
Jay Bell, R OBP: 0.308, SLG: 0.269 (1, 6)		1-3 K		0-0 2B		1-3 SAFE K		2-2 5-3		4	0	1	0	0	2	2

Inning Stats	R: 1	H: 2	E: 0	K: 1	S: 10	LOB: 1	BB: 0	P: 16	R: 0	H: 0	E: 1	K: 2	S: 9	LOB: 1	BB: 0	P: 14	R: 2	H: 3	E: 0	K: 0	S: 9	LOB: 1	BB: 0	P: 15	R: 0	H: 1	E: 0	K: 0	S: 8	LOB: 1	BB: 0	P: 11	R: 0	H: 1	E: 0	K: 0	S: 7	LOB: 1	BB: 0	P: 11	R: 0	H: 1	E: 1	K: 2	S: 10	LOB: 1	BB: 0	P: 17	R: 0	H: 0	E: 0	K: 0	S: 6	LOB: 0	BB: 0	P: 10	R: 3	H: 2	E: 0	K: 0	S: 15	LOB: 0	BB: 1	P: 26
1B: 7	SF: 1	2B: 2	SAC: 1	3B: 0	DP: 0	HR: 1	HBP: 0	WP: 3	PA: 36	PB: 0	SB: 1	CS: 0																																																				

PITCHER	IP	WLS	BF	H	R	ER	SO	BB	IBB	HBP	BLK	WP	HR	S	P	ERA	WHIP
Jack McDowell, R ERA: 5.66 (1, 1)	8.0	L	36	10	6	6	5	0	1	0	0	3	1	74	120	6.75	1.250

BOTTOM

Chicago White Sox @ Cleveland Indians
Cleveland Municipal Stadium, Cleveland, OH

Tue May 17 1988, 7:05 PM EDT
Att. 9,499 - Unknown - 55 F

AB	33
R	6
H	10
RBI	6
BB	1
SO	5
LOB	10



Batter	1	2	3	4	5	6	7	8	9	AB R H RBI BB SO LOB	TOP											
Daryl Boston, L (1, 8) OBP: 0.264, SLG: 0.529	0-0 F8		3-2 WP 1B		0-0 P6		2-1 1B			4 0 2 0 0 0 1												
Gary Redus, R (1, 7) OBP: 0.426, SLG: 0.450	0-3 K		1-0 WP 1B		3-2 L4		1-0 F8			4 0 1 0 0 1 2												
Harold Baines, L (1, 10) OBP: 0.375, SLG: 0.468	1-3 K		1-3 K		3-2 1B			0-0 4-3		4 0 1 1 0 2 2												
Greg Walker, L (1, 3) OBP: 0.284, SLG: 0.352		1-1 G3	0-3 K		3-H 2-3 K			0-1 F7		4 0 0 0 0 2 4												
Dan Pasqua, L (1, 9) OBP: 0.313, SLG: 0.410		0-0 4-3		1-3 K		0-1 P5		2-2 2B		4 0 1 0 0 1 0												
Kenny Williams, R (1, 5) OBP: 0.229, SLG: 0.343		2-1 HBP		1-0 5-3		1-0 F3		1-1 F7		3 0 0 0 0 0 1												
Steve Lyons, L (8, 5) OBP: 0.280, SLG: 0.150										0 0 0 0 0 0 0												
Ozzie Guillen, L (1, 6) OBP: 0.230, SLG: 0.239		1-0 P4		0-0 WP 1B		2-2 4-3			0-1 L6	4 0 1 0 0 0 1	AB 35											
Fred Manrique, R (1, 4) OBP: 0.304, SLG: 0.481			0-1 F5		1-2 F9		1-0 L7		3-3 K	3 0 0 0 0 0 1	R 1											
Donnie Hill, S (9, PH) OBP: 0.290, SLG: 0.232										1 0 0 0 0 1 0	H 7											
Ron Karkovics, R (1, 2) OBP: 0.250, SLG: 0.100			1-1 L7		2-0 E S 1B		0-1 F8		1-0 F3	3 1 1 0 0 0 0	RBI 1											
Mark Salas, L (9, PH) OBP: 0.341, SLG: 0.395										1 0 0 0 0 0 0	BB 0											
Inning Stats	R: 0 E: 0 K: 2 S: 7	H: 0 LOB: 0 BB: 0 P: 8	R: 0 E: 0 K: 0 S: 5	H: 0 LOB: 1 BB: 0 P: 9	R: 0 E: 0 K: 2 S: 15	H: 2 LOB: 3 BB: 0 P: 21	R: 0 E: 0 K: 1 S: 8	H: 1 LOB: 1 BB: 0 P: 11	R: 1 E: 0 K: 1 S: 14	H: 2 LOB: 1 BB: 0 P: 24	R: 0 E: 0 K: 0 S: 6	H: 0 LOB: 0 BB: 0 P: 9	R: 0 E: 0 K: 0 S: 6	H: 1 LOB: 1 BB: 0 P: 10	R: 0 E: 0 K: 0 S: 8	H: 1 LOB: 1 BB: 0 P: 11	R: 0 E: 0 K: 1 S: 6	H: 0 LOB: 0 BB: 0 P: 10	1B: 6 2B: 1 3B: 0 HR: 0	SF: 0 SAC: 0 DP: 0 HBP: 1	WP: 2 PB: 0 SB: 1 CS: 0	PA: 36
PITCHER Tom Candiotti, R (1, 1) ERA: 2.04	IP 9.0 WLS W BF 36 H 7 R 1 ER 1 SO 7 BB 0 IBB 0 HBP 1 BLK 0 WP 2 HR 0 S 75 P 113 ERA 1.00 WHIP 0.778											PITCHER	IP WLS BF H R ER SO BB IBB HBP BLK WP HR S P ERA WHIP									

Chicago White Sox @ Cleveland Indians
Cleveland Municipal Stadium, Cleveland, OH

Wed May 18 1988, 7:05 PM EDT
Att: 8,299 - Unknown - 55 F

livebaseballscorecards.com



Batter	1	2	3	4	5	6	7	8	9	AB	R	H	RBI	BB	SO	LOB
Julio Franco, R OBP: 0.308, SLG: 0.342 (1, 4)	1-0 E7 1B	1-0 L9			0-0 1B			2-2 F9 2B		4	1	3	0	0	0	2
Willie Upshaw, L OBP: 0.331, SLG: 0.371 (1, 3)	2-2 F5		1-1 4-3		2-3 K			0-0 F9		4	0	0	0	0	1	3
Pat Tabler, R OBP: 0.346, SLG: 0.324 (1, 10)	4-1 BB		0-1 5-3			1-3 K		4-1 2B BB		2	1	0	0	2	1	0
Joe Carter, R OBP: 0.394, SLG: 0.616 (1, 8)	0-3 K		0-1 1-3			2-1 F9		0-1 2B		4	0	1	2	0	1	2
Mel Hall, L OBP: 0.286, SLG: 0.331 (1, 7)	1-2 4-3			3-2 P6		0-3 K		1-3 K		4	0	0	0	0	2	3
Brook Jacoby, R OBP: 0.333, SLG: 0.435 (1, 5)		0-2 SH1-3 1B		0-2 F8		0-0 6-3		3-1 5-3		4	0	1	0	0	0	2
Cory Snyder, R OBP: 0.355, SLG: 0.492 (1, 9)		4-2 SH1-3 BB		2-2 L7			0-0 B1-3			2	0	0	0	1	0	0
Andy Allanson, R OBP: 0.306, SLG: 0.345 (1, 2)		2-2 SH1-3			1-0 6-3		0-3 K			2	0	0	0	0	1	0
Jay Bell, R OBP: 0.301, SLG: 0.262 (1, 6)		1-3 K			3-1 5-3		1-0 F7			3	0	0	0	0	1	2

Inning Stats	R: 0	H: 1	E: 1	K: 12	S: 20	R: 0	H: 1	E: 0	K: 13	S: 21	R: 0	H: 0	E: 0	K: 0	S: 6	R: 0	H: 0	E: 0	K: 9	S: 14	R: 0	H: 1	E: 0	K: 1	S: 8	R: 0	H: 0	E: 0	K: 2	S: 12	R: 0	H: 0	E: 0	K: 1	S: 6	R: 2	H: 2	E: 0	K: 12	S: 22	1B: 3	2B: 2	3B: 0	HR: 0	SF: 0	SAC: 1	DP: 0	HBP: 0	WP: 1	PB: 0	SB: 0	CS: 0	PA: 33		
PITCHER Melido Perez, R (1, 1) ERA: 3.43 Ricky Horton, L (8, 1) ERA: 5.17 Bill Long, R (8, 1) ERA: 3.16	IP	WLS	BF	H	R	ER	SO	BB	IBB	HBP	BLK	WP	HR	S	P	ERA	WHIP																																						

BOTTOM

Chicago White Sox @ Cleveland Indians
Cleveland Municipal Stadium, Cleveland, OH
Wed May 18 1988, 7:05 PM EDT
Att. 8,299 - Unknown - 55 F

livebaseballscorecards.com

AB 29
R 2
H 5
RBI 2
BB 3
SO 7
LOB 14



Batter	1	2	3	4	5	6	7	8	9	AB R H RBI BB SO LOB	TOP											
Gary Redus, R (1, 7) OBP: 0.392, SLG: 0.409	2-2 5-3		1-1 F8			0-1 F9			2-1 F3	4 0 0 0 0 0 0												
Dave Gallagher, R (1, 8) OBP: 0.455, SLG: 0.889	4-2 BB			2-3 K					3-2 P6	3 0 0 0 1 2 0												
Kenny Williams, R (1, 9) OBP: 0.238, SLG: 0.358	2-3 K			0-0 5-3					0-1 2B	4 0 2 0 0 1 1												
Harold Baines, L (1, 10) OBP: 0.366, SLG: 0.455	0-0 L3			1-0 F8					2-1 F8	4 0 0 0 0 1 3												
Russ Morman, R (1, 3) OBP: 0.333, SLG: 0.500		0-0 P3			2-3 K				0-0 P9	3 0 0 0 0 1 1												
Donnie Hill, S (1, 5) OBP: 0.281, SLG: 0.224		1-3 K			0-0 F8				1-1 G6-3	3 0 0 0 0 1 0												
Fred Manrique, R (1, 4) OBP: 0.305, SLG: 0.463		3-1 P6			2-3 K				4-2 BB	2 0 0 0 1 1 0												
Ozzie Guillen, L (1, 6) OBP: 0.226, SLG: 0.234			1-2 P6						0-0 F7	3 0 0 0 0 0 1												
Ron Karkovice, R (1, 2) OBP: 0.200, SLG: 0.077			0-1 G3						1-3 K	3 0 0 0 0 2 1												
Inning Stats	R: 0 E: 0 K: 1 S: 10	H: 0 LOB: 1 BB: 1 P: 18	R: 0 E: 0 K: 1 S: 6	H: 0 LOB: 0 BB: 0 P: 10	R: 0 E: 0 K: 0 S: 8	H: 0 LOB: 0 BB: 0 P: 10	R: 0 E: 0 K: 1 S: 5	H: 0 LOB: 0 BB: 0 P: 8	R: 0 E: 0 K: 2 S: 7	H: 0 LOB: 0 BB: 0 P: 11	R: 0 E: 0 K: 1 S: 8	H: 0 LOB: 0 BB: 0 P: 10	R: 0 E: 0 K: 2 S: 11	H: 1 LOB: 1 BB: 0 P: 15	R: 0 E: 0 K: 1 S: 9	H: 0 LOB: 1 BB: 1 P: 15	R: 0 E: 0 K: 0 S: 9	H: 1 LOB: 1 BB: 0 P: 16	1B: 1 2B: 1 3B: 0 HR: 0	SF: 0 SAC: 0 DP: 0 HBP: 0	WP: 0 PB: 0 SB: 0 CS: 0	PA: 31
PITCHER Greg Swindell, L (1, 1) ERA: 2.18	IP: 9.0 WLS: W BF: 31 H: 2 R: 0 ER: 0 SO: 9 BB: 2 IBB: 0 HBP: 0 BLK: 0 WP: 0 HR: 0 S: 73 P: 113 ERA: 0.00 WHIP: 0.444											PITCHER IP: WLS: BF: H: R: ER: SO: BB: IBB: HBP: BLK: WP: HR: S: P: ERA: WHIP:										

Chicago White Sox @ Cleveland Indians
Cleveland Municipal Stadium, Cleveland, OH

Thu May 19 1988, 7:05 PM EDT
Att. 10,197 - Unknown - 55 F

livebaseballscorecards.com

AB	29
R	0
H	2
RBI	0
BB	2
SO	9
LOB	7



Batter	1	2	3	4	5	6	7	8	9	AB R H RBI BB SO LOB
Julio Franco, R OBP: 0.307, SLG: 0.340 (1, 4)	3-2 G6-4-3 1B		2-1 F8			2-1 G1-3		1-1 4-3		4 0 1 0 0 0 0
Pat Tabler, R OBP: 0.351, SLG: 0.324 (1, 3)	1-1 G6-4-3 1-2f		1-3 K			4-1 BB		0-0 FC4-8 1B		3 0 1 0 1 1 1
Joe Carter, R OBP: 0.384, SLG: 0.600 (1, 8)	1-0 F7				3-1 F7	0-1 F8		0-1 FC4-6 1-2f		4 0 0 0 0 0 2
Brook Jacoby, R OBP: 0.325, SLG: 0.424 (1, 5)		0-2 6-3			0-0 G6-3	0-0 L1-3		0-3 K		4 0 0 0 0 1 1
Cory Snyder, R OBP: 0.359, SLG: 0.516 (1, 9)		0-0 1B 1B			0-1 G6-3		0-0 G5-3	1-2 HR		4 1 2 1 0 0 0
Ron Kittle, R OBP: 0.348, SLG: 0.500 (1, 10)		0-3 K			2-3 K	1-2 F7				3 0 0 0 0 2 1
Carmen Castillo, R OBP: 0.342, SLG: 0.378 (1, 7)		2-1 1B 1-3 1B			1-0 FC6-4 1B	1-2 1B				3 0 3 0 0 0 0
Ron Washington, R OBP: 0.310, SLG: 0.370 (1, 6)		0-0 6-3			0-2 FC6-4 FC5-4 1-2f	1-1 P5				3 0 0 0 0 0 4
Andy Allanson, R OBP: 0.299, SLG: 0.336 (1, 2)			3-3 K		1-0 FC5-4 1-2f			2-1 F8		3 0 0 0 0 1 1

Inning Stats	R: 0 E: 0 K: 5 S: 6	H: 1 LOB: 0 BB: 0 P: 11	R: 0 E: 0 K: 1 S: 10	H: 2 LOB: 2 BB: 0 P: 12	R: 0 E: 0 K: 2 S: 9	H: 0 LOB: 0 BB: 0 P: 15	R: 0 E: 0 K: 0 S: 5	H: 0 LOB: 0 BB: 0 P: 8	R: 0 E: 0 K: 1 S: 9	H: 1 LOB: 1 BB: 0 P: 13	R: 0 E: 0 K: 0 S: 6	H: 0 LOB: 1 BB: 1 P: 12	R: 0 E: 0 K: 0 S: 9	H: 1 LOB: 1 BB: 0 P: 12	R: 0 E: 0 K: 0 S: 7	H: 1 LOB: 1 BB: 0 P: 10	R: 1 E: 0 K: 1 S: 8	H: 1 LOB: 0 BB: 0 P: 9	1B: 6 2B: 0 3B: 0 HR: 1	SF: 0 SAC: 0 DP: 1 HBP: 0	WP: 0 PB: 0 SB: 0 CS: 0	PA: 32
--------------	------------------------------	----------------------------------	-------------------------------	----------------------------------	------------------------------	----------------------------------	------------------------------	---------------------------------	------------------------------	----------------------------------	------------------------------	----------------------------------	------------------------------	----------------------------------	------------------------------	----------------------------------	------------------------------	---------------------------------	----------------------------------	------------------------------------	----------------------------------	--------

PITCHER	IP	WLS	BF	H	R	ER	SO	BB	IBB	HBP	BLK	WP	HR	S	P	ERA	WHIP
Dave LaPoint, L ERA: 1.64 (1, 1)	8.0		30	6	0	0	4	1	0	0	0	0	0	61	93	0.00	0.875
Bobby Thigpen, R ERA: 5.4 (9, 1)	0.1	L	2	1	1	1	1	0	0	0	0	0	1	8	9	27.00	3.000


BOTTOM

Chicago White Sox @ Cleveland Indians
Cleveland Municipal Stadium, Cleveland, OH

Thu May 19 1988, 7:05 PM EDT
Att: 10,197 - Unknown - 55 F

livebaseballscorecards.com

AB	31
R	1
H	7
RBI	1
BB	1
SO	5
LOB	10



Batter	1	2	3	4	5	6	7	8	9	AB R H RBI BB SO LOB	TOP
Julio Franco, R (1, 4) OBP: 0.314, SLG: 0.359	4-2 BB 2B		2-2 HR		0-1 F7 2B 1B	0-1 L8		1-1 F7 1-2		4 3 2 1 1 0 1	
Pat Tabler, R (1, 3) OBP: 0.353, SLG: 0.331 Willie Upshaw, L (8, 3) OBP: 0.327, SLG: 0.372	0-2 2B 1-H		1-1 L9		2-2 F7 1-3		1-1 5-3		0-1 4-3	0 0 0 0 0 0 0 1 0 0 0 0 0 0	
Joe Carter, R (1, 8) OBP: 0.387, SLG: 0.604	0-1 F7		3-2 6-3		1-0 HR 2B 3-H		0-0 HR 2B		0-1 6-3 1B 1B	5 3 3 1 0 0 1	
Brook Jacoby, R (1, 5) OBP: 0.325, SLG: 0.411	0-0 F8			4-1 BB 1B BB	1-3 K		0-0 F8		3-2 6-3 1-3	4 0 0 0 1 1 4	
Cory Snyder, R (1, 9) OBP: 0.371, SLG: 0.562	0-2 P3			0-1 BB 1-2 1B	4-0 HR IBB		2-2 HR 2-H		1-1 1B 3-H	4 2 3 3 1 0 1	
Ron Kittle, R (1, 10) OBP: 0.340, SLG: 0.545 Dave Clark, L (9, PH) OBP: 0.270, SLG: 0.156		1-1 5-3		0-0 P3 1-2 1B	0-0 HR 1-H 2-H		3-1 1-3		2-0 1-3	4 1 1 3 0 0 2 1 0 0 0 0 0 1	
Carmen Castillo, R (1, 7) OBP: 0.326, SLG: 0.341 Mel Hall, L (8, 7) OBP: 0.285, SLG: 0.336		1-1 P4		4-2 FC6-4 1-2 2-3 BB	0-0 F9			0-0 6-3		3 0 0 0 1 0 0 0 0 0 0 0 0 0	AB 34 R 9 H 9 RBI 8 BB 4 SO 2 LOB 17
Ron Washington, R (1, 6) OBP: 0.273, SLG: 0.323		1-2 L7		2-2 P3		0-1 6-3		0-1 E5		4 0 0 0 0 0 3	
Andy Allanson, R (1, 2) OBP: 0.291, SLG: 0.333			1-1 1-3	1-2 FC6-4 1-2f		1-0 F9		1-3 K		4 0 0 0 0 1 4	
Inning Stats	R: 1 H: 1 E: 0 LOB: 1 K: 0 BB: 1 S: 11 P: 15	R: 0 H: 0 E: 0 LOB: 0 K: 0 BB: 0 S: 7 P: 10	R: 1 H: 1 E: 0 LOB: 0 K: 0 BB: 0 S: 11 P: 18	R: 0 H: 1 E: 0 LOB: 3 K: 0 BB: 2 S: 15 P: 26	R: 4 H: 3 E: 0 LOB: 0 K: 1 BB: 1 S: 13 P: 20	R: 0 H: 0 E: 0 LOB: 0 K: 0 BB: 0 S: 5 P: 6	R: 2 H: 2 E: 0 LOB: 0 K: 0 BB: 0 S: 9 P: 15	R: 0 H: 0 E: 1 LOB: 1 K: 1 BB: 0 S: 8 P: 10	R: 1 H: 2 E: 0 LOB: 1 K: 0 BB: 0 S: 12 P: 17	1B: 4 SF: 0 2B: 3 SAC: 0 3B: 0 DP: 0 HR: 3 HBP: 0	WP: 0 PA: 42 PB: 0 SB: 3 CS: 0
PITCHER Floyd Bannister, L (1, 1) ERA: 3.72 Gene Garber, R (8, 1) ERA: 2.08	IP WLS BF H R ER SO BB IBB HBP BLK WP HR S P ERA WHIP	7.0 L 33 8 8 8 1 3 1 0 0 0 3 71 110 10.29 1.571	2.0 9 2 1 1 1 0 0 0 0 0 0 20 27 4.50 1.000								

Cleveland Indians @ Kansas City Royals
Royals Stadium, Kansas City, MO
Sat May 21 1988, 8:05 PM EDT
Att. 35,941 - Overcast - 71 F

livebaseballscorecards.com



Batter	1	2	3	4	5	6	7	8	9	AB	R	H	RBI	BB	SO	LOB
Kurt Stillwell, S OBP: 0.333, SLG: 0.471 (1, 6) BB G4-6-3 BB	4-0 BB G4-6-3 BB		2-1 F9 BB X			4-1 HR BB X	1-2 1B BB X		0-1 F9 C X	3	1	1	0	2	0	0
Willie Wilson, S OBP: 0.320, SLG: 0.389 (1, 8) C L B S	1-3 K BB X		1-1 E9 BB X			0-0 L9 SAFE BB X	1-2 1B BB X			4	0	2	0	0	1	2
George Brett, L OBP: 0.411, SLG: 0.568 (1, 3) B B X	2-0 G4-6-3 1-2f BB X		0-0 L7 BB X			2-1 F9 BB X	2-1 4-3 BB X			4	0	0	0	0	0	5
Danny Tartabull, R OBP: 0.399, SLG: 0.592 (1, 9) X		0-0 HR BB X		2-2 6-3 BB C X		3-1 HR 1-H BB C X		1-2 6-3 C B F X		4	2	2	3	0	0	0
Kevin Seitzer, R OBP: 0.386, SLG: 0.410 (1, 5) B B C B F X		3-2 L4 BB C B F X		1-2 L9 BB C B F X		3-2 4-3 BB C B F X		1-1 5-3 1B BB C B F X		4	0	1	0	0	0	0
Bill Buckner, L OBP: 0.286, SLG: 0.354 (1, 10) B B C B F X		2-1 WP 1B BB C B F X		2-3 K BB C B F X			0-2 F9 BB C B F X	0-2 5-3 1-2 BB C B F X		4	0	1	0	0	1	1
Bo Jackson, R OBP: 0.324, SLG: 0.514 (1, 7) B B B X		3-0 F8 1-2 BB B X			2-1 4-3 BB C B X		4-1 HR 1-3 BB BB B X	2-3 K BB C B X		3	1	0	0	1	1	2
Frank White, R OBP: 0.224, SLG: 0.276 (1, 4) B B X		2-0 P4 BB X		2-2 E6 G6-4-3 BB C B X			2-2 1-3 1-2 BB C B X		1-2 P4 BB C B X	4	0	0	0	0	0	2
Mike Macfarlane, R OBP: 0.354, SLG: 0.400 (1, 2) B B C B X			3-1 1-3 BB C B X		0-0 G6-4-3 1-2f BB C B X		0-0 HR 2-H BB C B X		2-2 4-3 BB C B X	4	1	1	2	0	0	1

Inning Stats	R: 0	H: 0	E: 0	K: 1	S: 4	H: 0	LOB: 0	BB: 1	P: 11	R: 1	H: 2	E: 0	K: 0	S: 8	H: 1	LOB: 1	BB: 0	P: 18	R: 0	H: 1	E: 1	K: 0	S: 7	R: 0	H: 0	E: 0	K: 1	S: 12	H: 0	LOB: 0	BB: 0	P: 17	R: 0	H: 0	E: 1	K: 0	S: 6	H: 0	LOB: 0	BB: 0	P: 10	R: 2	H: 1	E: 0	K: 0	S: 9	H: 1	LOB: 0	BB: 1	P: 21	R: 2	H: 3	E: 0	K: 0	S: 17	H: 3	LOB: 2	BB: 1	P: 27	R: 0	H: 1	E: 0	K: 1	S: 12	H: 0	LOB: 0	BB: 0	P: 13	R: 0	H: 0	E: 0	K: 0	S: 10	H: 0	LOB: 0	BB: 0	P: 13	1B: 5	SF: 0	2B: 0	SAC: 0	3B: 0	DP: 2	HR: 3	HBP: 0	WP: 1	PA: 37
--------------	------	------	------	------	------	------	--------	-------	-------	------	------	------	------	------	------	--------	-------	-------	------	------	------	------	------	------	------	------	------	-------	------	--------	-------	-------	------	------	------	------	------	------	--------	-------	-------	------	------	------	------	------	------	--------	-------	-------	------	------	------	------	-------	------	--------	-------	-------	------	------	------	------	-------	------	--------	-------	-------	------	------	------	------	-------	------	--------	-------	-------	-------	-------	-------	--------	-------	-------	-------	--------	-------	--------

PITCHER	IP	WLS	BF	H	R	ER	SO	BB	IBB	HBP	BLK	WP	HR	S	P	ERA	WHIP
Scott Bailes, L ERA: 4.53 (1, 1)	6.2	W	27	5	5	5	2	3	0	0	0	1	3	55	105	6.75	1.200
Bill Laskey, R ERA: 7.59 (7, 1)	0.0		2	2	0	0	0	0	0	0	0	0	0	6	8	∞	∞
Doug Jones, R ERA: 2.75 (7, 1)	2.1	S	8	1	0	0	1	0	0	0	0	0	0	24	33	0.00	0.429

BOTTOM

Cleveland Indians @ Kansas City Royals
Royals Stadium, Kansas City, MO
 Sat May 21 1988, 8:05 PM EDT
 Att. 35,941 - Overcast - 71 F

livebaseballscorecards.com

AB	34
R	5
H	8
RBI	5
BB	3
SO	3
LOB	13



Batter	1	2	3	4	5	6	7	8	9	10	AB	R	H	RBI	BB	SO	LOB	TOP							
Julio Franco, R OBP: 0.316, SLG: 0.377 (1, 4)	0-1 6-3		0-1 CS 1B		3-2 F7		2-1 5-3		1-2 1-H 2-H HR		5	1	2	3	0	0	2	Cleveland Indians @ Kansas City Royals Royals Stadium, Kansas City, MO Sun May 22 1988, 4:33 AM EDT Att: 33,936 - Overcast - 66 F							
Willie Upshaw, L OBP: 0.316, SLG: 0.358 (1, 3)	3-1 4-3		0-0 F7		2-2 P4		1-0 P6		1-0 6-3		5	0	0	0	0	0	3								
Joe Carter, R OBP: 0.388, SLG: 0.595 (1, 8)	1-2 3-1		1-2 SAFE CS		0-0 G5-4-3 1B		4-1 1B 2B BB		1-1 F7		4	1	1	0	1	0	0								
Cory Snyder, R OBP: 0.365, SLG: 0.548 (1, 9)		2-2 1-3		1 SAFE 1-0 G5-4-3		2-2 1-2 2B 1B		1-3 K		1-0 4-3		5	1	1	0	0	1								
Mel Hall, L OBP: 0.289, SLG: 0.353 (1, 7)		0-0 F8		0-0 4-3		1-2 1-H 2-H 2B		0-2 4-3		0-0 1B 2B		5	1	2	2	0	0								
Brook Jacoby, R OBP: 0.333, SLG: 0.410 (1, 5)		4-2 1B 1B BB		0-0 5-3		0-3 K		0-0 1B HR		4-0 BB 1B IBB		3	2	1	0	2	1								
Ron Washington, R OBP: 0.316, SLG: 0.361 (1, 6)		0-0 1B CS 1B		1-2 1B 1B		0-0 5-3		2-3 K		0-1 1B BB		5	1	3	1	0	1								
Dave Clark, L OBP: 0.293, SLG: 0.194 Ron Kittle, R OBP: 0.357, SLG: 0.545 (10, PH)		2-1 1-3 1B		0-0 1B 1B		2-3 K		0-3 K		4-1 1-2 2-3 BB		4	0	2	1	0	2								
Andy Allanson, R OBP: 0.292, SLG: 0.333 Pat Tabler, R OBP: 0.357, SLG: 0.331 Chris Bando, S OBP: 0.385, SLG: 0.600 (9, 2)		1 SAFE 2-2 CS		1-1 F8		1-0 1-2 3-H 1B		1-3 K		0-0 F9		3	0	1	1	0	1								
Inning Stats	R: 0 E: 0 K: 0 S: 7	H: 0 LOB: 0 BB: 0 P: 11	R: 1 E: 0 K: 0 S: 12	H: 2 LOB: 1 BB: 1 P: 22	R: 0 E: 0 K: 0 S: 9	H: 1 LOB: 0 BB: 0 P: 11	R: 0 E: 0 K: 0 S: 4	H: 1 LOB: 0 BB: 0 P: 4	R: 1 E: 0 K: 0 S: 12	H: 3 LOB: 2 BB: 0 P: 19	R: 2 E: 0 K: 2 S: 17	H: 2 LOB: 1 BB: 1 P: 26	R: 0 E: 0 K: 1 S: 6	H: 0 LOB: 0 BB: 0 P: 10	R: 0 E: 0 K: 1 S: 8	H: 0 LOB: 0 BB: 0 P: 10	R: 3 E: 0 K: 2 S: 13		H: 2 LOB: 0 BB: 1 P: 21	R: 1 E: 0 K: 0 S: 8	H: 2 LOB: 3 BB: 2 P: 19	1B: 10 2B: 2 3B: 0 HR: 1	SF: 0 SAC: 0 DP: 1 HBP: 0	WP: 0 PB: 0 SB: 0 CS: 2	PA: 47
PITCHER	IP	WLS	BF	H	R	ER	SO	BB	IBB	HBP	BLK	WP	HR	S	P	ERA	WHIP								
Ted Power, R ERA: 6.14 (1, 1)	5.0		21	7	3	3	0	2	0	0	0	0	0	45	72	5.40	1.800								
Steve Farr, R ERA: 2.93 (6, 1)	3.0		11	2	1	1	4	0	0	0	0	0	0	30	41	3.00	0.667								
Gene Garber, R ERA: 3.79 (9, 1)	1.2	L	11	4	4	4	2	1	1	0	0	0	1	19	34	21.60	3.000								
Bud Black, L ERA: 6.0 (10, 1)	0.1		2	0	0	0	0	1	0	0	0	0	0	2	6	0.00	3.000								

AB	40
R	8
H	13
RBI	8
BB	4
SO	6
LOB	14



BOTTOM

Cleveland Indians @ Kansas City Royals
Royals Stadium, Kansas City, MO

Sun May 22 1988, 4:33 AM EDT
Att. 33,936 - Overcast - 66 F

livebaseballscorecards.com

AB	40
R	7
H	12
RBI	7
BB	7
SO	6
LOB	23



WP:	0	PA:	49
PB:	0		
SB:	2		
CS:	1		

AB R H RBI BB SO LOB

2	3	1	1	3	0	1
6	1	2	1	0	0	6
6	0	3	5	0	0	2
3	0	1	0	2	2	1
4	0	1	0	1	0	3
4	0	1	0	0	0	0
1	0	0	0	0	0	2
0	0	0	0	0	0	0
5	1	1	0	0	2	4
4	0	0	0	1	1	2
3	1	2	0	0	0	0
0	1	0	0	0	0	0
1	0	0	0	0	0	2
1	0	0	0	0	1	0

1B:	8	SF:	1
2B:	3	SAC:	0
3B:	1	DP:	0
HR:	0	HBP:	0

Batter	1	2	3	4	5	6	7	8	9	10											
Kurt Stillwell, S OBP: 0.346, SLG: 0.471 (1, 6)	4-1 3B BB		X 0-0 P5		X 0-0 G3 2B 1B		C 4-2 2B BB	X 0-0 SF8		B 4-1 1B BB											
Jim Eisenreich, L OBP: 0.202, SLG: 0.263 (1, 8)	1 SAFE 1-2 1 SAFE 1-2 1 SAFE 1-2 1-H 4-3 3B		F 3-1 F7		X 0-0 G3		X 0-0 F7	X 0-0 3-H F8		B 2-1 1-2 1B											
George Brett, L OBP: 0.414, SLG: 0.584 (1, 10)	C 0-1 4-3		X 0-0 1-H 2B		B 2-2 2-H 2B		X 0-0 1-H 2-H FC5 2B	F 0-2 F8	X 0-0 F8												
Danny Tartabull, R OBP: 0.405, SLG: 0.586 (1, 9)	B 3-3 K		B 2-1 FC6-4 1B		C 2-3 K		B 4-2 FC5 BB	B 4-0 BB BB													
Kevin Seitzer, R OBP: 0.386, SLG: 0.405 (1, 5)	B 1-1 CS 1B		1 SAFE 1-1 FC6-4 FC5-4 1-2f 1B		B 1-1 P3		C 1-2 FC5 1-2 2-3f	B 4-0 1-2 BB													
Bill Buckner, L OBP: 0.284, SLG: 0.348 (1, 3)	C 1-1 SAFE CS		B 1-0 FC5-4 1B		C 1-2 1-3		B 1-1 L7	B 1-2 L7													
Willie Wilson, S OBP: 0.318, SLG: 0.387 (9, PH)																					
Steve Balboni, R OBP: 0.156, SLG: 0.270 (10, 3)																					
Bo Jackson, R OBP: 0.320, SLG: 0.503 (1, 7)			S 1-3 K		B 2-1 FC5-4 1-2f 2-3 S		F 1-3 K	X 0-0 FC6 SF8 1B	S 1-1 F8												
Frank White, R OBP: 0.223, SLG: 0.268 (1, 4)			B 2-0 F7		B 2-2 F9		B 1-0 F8	B 4-0 FC6 IBB	C 1-3 K												
Jamie Quirk, L OBP: 0.246, SLG: 0.358 (1, 2)			B 1-1 2B 1B		C 1-2 6-3		C 0-1 2B 1B	C 0-1 FC6	C 1-3 K												
Bill Pecota, R OBP: 0.238, SLG: 0.316 (7, PR)																					
Mike Macfarlane, R OBP: 0.351, SLG: 0.395 (8, 2)																					
Scotti Madison, S OBP: 0.172, SLG: 0.148 (10, PH)																					
Inning Stats	R: 2 E: 0 K: 1 S: 14	H: 2 LOB: 0 BB: 1 P: 24	R: 0 E: 0 K: 1 S: 5	H: 0 LOB: 0 BB: 0 P: 8	R: 1 E: 0 K: 0 S: 7	H: 2 LOB: 2 BB: 0 P: 10	R: 0 E: 0 K: 1 S: 13	H: 2 LOB: 1 BB: 0 P: 17	R: 0 E: 0 K: 1 S: 10	H: 0 LOB: 0 BB: 0 P: 13	R: 2 E: 0 K: 0 S: 13	H: 2 LOB: 2 BB: 2 P: 23	R: 1 E: 0 K: 0 S: 7	H: 1 LOB: 2 BB: 1 P: 12	R: 0 E: 0 K: 0 S: 8	H: 0 LOB: 2 BB: 2 P: 18	R: 0 E: 0 K: 2 S: 10	H: 1 LOB: 2 BB: 1 P: 18	1B: 8 2B: 3 3B: 1 HR: 0	SF: 1 SAC: 0 DP: 0 HBP: 0	
PITCHER	IP WLS BF H R ER SO BB IBB HBP BLK WP HR S P ERA WHIP	IP WLS BF H R ER SO BB IBB HBP BLK WP HR S P ERA WHIP	IP WLS BF H R ER SO BB IBB HBP BLK WP HR S P ERA WHIP	IP WLS BF H R ER SO BB IBB HBP BLK WP HR S P ERA WHIP	IP WLS BF H R ER SO BB IBB HBP BLK WP HR S P ERA WHIP	IP WLS BF H R ER SO BB IBB HBP BLK WP HR S P ERA WHIP	IP WLS BF H R ER SO BB IBB HBP BLK WP HR S P ERA WHIP	IP WLS BF H R ER SO BB IBB HBP BLK WP HR S P ERA WHIP	IP WLS BF H R ER SO BB IBB HBP BLK WP HR S P ERA WHIP	IP WLS BF H R ER SO BB IBB HBP BLK WP HR S P ERA WHIP											
Rich Yett, R ERA: 6.31 (1, 1)	6.2	30	11	1	1	0	3	1	0	0	0	0	0	0	0	68	105	8.10	1.800		
Jeff Dedmon, R ERA: 4.85 (7, 1)	1.2	11	1	1	1	0	3	1	0	0	0	0	0	0	0	16	34	5.40	2.400		
Dan Schatzeder, L ERA: 5.14 (9, 1)	0.1	1	0	0	0	0	0	0	0	0	0	0	0	0	0	3	4	0.00	0.000		
Bill Laskey, R ERA: 7.36 (9, 1)	0.1	W	1	0	0	0	0	0	0	0	0	0	0	0	0	2	3	0.00	0.000		
Doug Jones, R ERA: 2.61 (10, 1)	1.0	S	5	1	0	0	2	1	0	0	0	0	0	0	0	10	18	0.00	2.000		

Batter	1	2	3	4	5	6	7	8	9	AB R H RBI BB SO LOB	TOP	
Julio Franco, R (1, 4) OBP: 0.318, SLG: 0.374	0-1 L4		2-2 FC5-4 BLK 1B		2-3 K		4-2 E BB		2-2 1B	4 1 1 0 1 1 2		
Willie Upshaw, L (1, 3) OBP: 0.312, SLG: 0.353	2-0 F9		2-2 S 1B		1-3 K		3-1 E4		1-0 F9	5 0 1 1 0 1 4		
Joe Carter, R (1, 8) OBP: 0.383, SLG: 0.583	1-3 K		3-2 F6				1-1 F3		1-3 K	5 0 1 0 0 2 5		
Cory Snyder, R (1, 9) OBP: 0.363, SLG: 0.536		2-0 L7		2-1 F8		4-0 BB		0-0 4-3		3 0 0 0 1 0 0		
Mel Hall, L (1, 7) OBP: 0.294, SLG: 0.357		1-2 F7		1-2 2-3 1B		0-0 F5		2-0 1B		4 0 2 0 0 0 2		
Brook Jacoby, R (1, 5) OBP: 0.331, SLG: 0.406		1-2 CS 1B		0-0 2-3		0-0 F8		1-3 K		4 0 1 0 0 1 4		
Pat Tabler, R (1, 10) OBP: 0.354, SLG: 0.322		3-2 CS	4-1 SH1-3 1B BB	1-1 F9		1-3 K		1-2 4-3		3 1 0 0 1 1 4		
Chris Bando, S (1, 2) OBP: 0.333, SLG: 0.500			0-0 SH1-3		2-3 K		1-0 4-3		4-0 1B BB	2 0 0 0 0 1 0 0 0 0 0 1 0 0		
Dave Clark, L (9, PH) OBP: 0.310, SLG: 0.194			1-2									
Jay Bell, R (1, 6) OBP: 0.302, SLG: 0.265			1-1 FC5-4 1B		0-1 WP 1B		1-1 L9		2-3 K	3 0 2 1 0 0 0 1 0 0 0 0 1 1		
Carmen Castillo, R (9, PH) OBP: 0.318, SLG: 0.333												
Inning Stats	R: 0 E: 0 K: 1 S: 6 H: 0 LOB: 0 BB: 0 P: 9	R: 0 E: 0 K: 0 S: 10 H: 1 LOB: 0 BB: 0 P: 17	R: 2 E: 0 K: 0 S: 15 H: 2 LOB: 1 BB: 1 P: 27	R: 0 E: 0 K: 0 S: 9 H: 1 LOB: 1 BB: 0 P: 13	R: 0 E: 0 K: 3 S: 13 H: 1 LOB: 1 BB: 0 P: 18	R: 0 E: 0 K: 1 S: 10 H: 1 LOB: 2 BB: 1 P: 16	R: 0 E: 1 K: 0 S: 10 H: 0 LOB: 2 BB: 1 P: 19	R: 0 E: 0 K: 1 S: 9 H: 1 LOB: 1 BB: 0 P: 13	R: 0 E: 0 K: 2 S: 11 H: 1 LOB: 2 BB: 1 P: 21	1B: 8 2B: 0 3B: 0 HR: 0 SF: 0 SAC: 1 DP: 0 HBP: 0	WP: 1 PB: 0 SB: 1 CS: 1 PA: 40	
PITCHER	IP WLS BF H R ER SO BB IBB HBP BLK WP HR S P ERA WHIP											
Melido Perez, R (1, 1) ERA: 3.33	6.2 W 28 6 2 2 5 3 0 0 1 1 0 68 111 2.70 1.350											
Ricky Horton, L (7, 1) ERA: 5.04	0.0 1 0 0 0 0 0 0 0 0 0 0 3 5 ∞ ∞											
Bobby Thigpen, R (7, 1) ERA: 4.6	2.1 S 10 2 0 0 3 1 0 0 0 0 0 22 37 0.00 1.286											

Cleveland Indians @ Chicago White Sox
Comiskey Park, Chicago, IL

Mon May 23 1988, 8:05 PM EDT
Att: 8,624 - Unknown - 53 F

livebaseballscorecards.com

AB	34
R	2
H	8
RBI	2
BB	4
SO	8
LOB	22



Batter	1	2	3	4	5	6	7	8	9
Dave Gallagher, R OBP: 0.450, SLG: 0.667 (1, 8)	1-2 1B 1B		0-2 F6	1-2 F9			1-0 E4 SH1-4		
Kenny Williams, R OBP: 0.248, SLG: 0.350 Daryl Boston, L OBP: 0.246, SLG: 0.466 (1, 9) (8, 7)	1-0 F3		3-3 K				0-0 SH1-4		
Harold Baines, L OBP: 0.356, SLG: 0.427 (1, 10)	0-0 1B 1-2 1B		4-0 1B BB				4-0 G3-6-1 IBB		
Greg Walker, L OBP: 0.275, SLG: 0.342 (1, 3)	3-2 1-3 2-H 1B		3-2 1-3 1B				1-0 G3-6-1 1-2f		
Dan Pasqua, L OBP: 0.301, SLG: 0.383 (1, 7) (8, 9)	2-3 K		1-1 F8				1-0 4-3	1-3 K	
Mark Salas, L OBP: 0.353, SLG: 0.417 (1, 2)	2-2 G3			2-2 1B SH1-4 5-3 1B			0-1 4-3 2B 1B	2-3 K	
Steve Lyons, L OBP: 0.306, SLG: 0.200 (1, 5)							1-0 4-3	2-2 BLK 1B	
Ozzie Guillen, L OBP: 0.240, SLG: 0.246 (1, 6)							0-2 5-3 1B 2B 2-H	1-2 F3	
Fred Manrique, R OBP: 0.271, SLG: 0.400 (1, 4)							0-2 5-3 L7		

Inning Stats	R: 1	H: 3	E: 0	LOB: 2	K: 1	S: 14	P: 23	R: 0	H: 0	E: 0	LOB: 0	K: 1	S: 6	P: 10	R: 0	H: 1	E: 0	LOB: 2	K: 1	S: 12	P: 23	R: 1	H: 2	E: 0	LOB: 1	K: 0	S: 10	P: 17	R: 0	H: 0	E: 0	LOB: 0	K: 1	S: 7	P: 8	R: 1	H: 2	E: 0	LOB: 1	K: 0	S: 10	P: 12	R: 0	H: 0	E: 1	LOB: 1	K: 0	S: 3	P: 9	R: 0	H: 1	E: 0	LOB: 1	K: 2	S: 14	P: 19
--------------	------	------	------	--------	------	-------	-------	------	------	------	--------	------	------	-------	------	------	------	--------	------	-------	-------	------	------	------	--------	------	-------	-------	------	------	------	--------	------	------	------	------	------	------	--------	------	-------	-------	------	------	------	--------	------	------	------	------	------	------	--------	------	-------	-------

PITCHER	IP	WLS	BF	H	R	ER	SO	BB	IBB	HBP	BLK	WP	HR	S	P	ERA	WHIP
Tom Candiotti, R ERA: 2.17 (1, 1)	8.0	L	35	9	3	3	6	1	1	0	1	0	0	76	121	3.38	1.250

BOTTOM

Cleveland Indians @ Chicago White Sox
Comiskey Park, Chicago, IL
Mon May 23 1988, 8:05 PM EDT
Att. 8,624 - Unknown - 53 F

AB	R	H	RBI	BB	SO	LOB
4	1	1	0	0	0	1
3	0	0	0	0	2	1
0	0	0	0	0	0	0
2	0	1	0	2	0	0
4	0	2	1	0	0	2
4	0	0	0	0	2	4
4	2	2	0	0	1	2
3	0	1	0	0	1	1
4	0	2	1	0	0	1
3	0	0	1	0	0	2

AB	31
R	3
H	9
RBI	3
BB	2
SO	6
LOB	14



WP	HR	S	P	ERA	WHIP
0	0	76	121	3.38	1.250

Batter	1	2	3	4	5	6	7	8	9	AB R H RBI BB SO LOB	TOP	
Julio Franco, R (1, 4) OBP: 0.315, SLG: 0.370	2-1 4-3		0-2 4-3 1B		2-2 4-3	2-1 FC6-4			2-1 F9	5 1 1 0 0 0 1		
Pat Tabler, R (1, 3) Willie Upshaw, L (7, 3) OBP: 0.351, SLG: 0.320 OBP: 0.312, SLG: 0.353	1-2 6-3		1-2 4-3		0-1 2B 1B					4 1 1 0 0 1 1 0 0 0 0 0 0 0		
Joe Carter, R (1, 8) OBP: 0.385, SLG: 0.581	1-2 1B		2-1 2-H 1B		2-1 F8			1-2 F4		4 0 2 1 0 0 1		
Cory Snyder, R (1, 9) OBP: 0.360, SLG: 0.535	1 SAFE F4		1-1 4-3		1-1 1-H 2B			0-1 5-3		4 0 1 1 0 0 2		
Brook Jacoby, R (1, 5) OBP: 0.330, SLG: 0.402					2-1 2B 1B			1-0 F9		4 1 1 0 0 0 1		
Carmen Castillo, R (1, 7) Mel Hall, L (7, 7) OBP: 0.340, SLG: 0.356 OBP: 0.292, SLG: 0.354					0-1 F6			1-0 F7		3 1 2 0 0 0 1 1 0 0 0 0 0 0		
Ron Kittle, R (1, 10) OBP: 0.327, SLG: 0.500					2-3 K			3-3 K		4 0 0 0 0 3 3		
Andy Allanson, R (1, 2) OBP: 0.291, SLG: 0.338					1-0 1-H 2B			0-3 K		4 0 1 1 0 1 2		
Jay Bell, R (1, 6) OBP: 0.301, SLG: 0.265					2-3 K2-3			1-2 FC6-4 1B		4 0 1 1 0 1 1		
Inning Stats	R: 0 H: 1 E: 0 LOB: 1 K: 0 BB: 0 S: 10 P: 15	R: 0 H: 1 E: 0 LOB: 1 K: 1 BB: 0 S: 8 P: 13	R: 1 H: 2 E: 0 LOB: 1 K: 0 BB: 0 S: 11 P: 16	R: 1 H: 2 E: 0 LOB: 1 K: 2 BB: 0 S: 12 P: 19	R: 1 H: 2 E: 0 LOB: 1 K: 0 BB: 0 S: 11 P: 17	R: 1 H: 2 E: 0 LOB: 1 K: 1 BB: 0 S: 13 P: 21	R: 0 H: 0 E: 0 LOB: 0 K: 1 BB: 0 S: 8 P: 11	R: 0 H: 0 E: 0 LOB: 0 K: 1 BB: 0 S: 5 P: 10	R: 0 H: 0 E: 0 LOB: 0 K: 0 BB: 0 S: 6 P: 10	1B: 8 SF: 0 2B: 2 SAC: 0 3B: 0 DP: 0 HR: 0 HBP: 0	WP: 0 PA: 37 PB: 0 SB: 3 CS: 0	
PITCHER Dave LaPoint, L (1, 1) ERA: 2.0 Bill Long, R (7, 1) ERA: 3.18	IP WLS BF H R ER SO BB IBB HBP BLK WP HR S P ERA WHIP	6.0 L 28 10 4 4 4 0 0 0 0 0 0 0 65 101 6.00 1.667	3.0 9 0 0 0 2 0 0 0 0 0 0 0 19 31 0.00 0.000	PITCHER IP WLS BF H R ER SO BB IBB HBP BLK WP HR S P ERA WHIP								

Cleveland Indians @ Chicago White Sox
Comiskey Park, Chicago, IL
Tue May 24 1988, 8:05 PM EDT
Att: 8,956 - Unknown - 51 F

AB	37
R	4
H	10
RBI	4
BB	0
SO	6
LOB	13



WP: 0	PA: 37
PB: 0	
SB: 3	
CS: 0	

Batter	1	2	3	4	5	6	7	8	9	AB	R	H	RBI	BB	SO	LOB
Dave Gallagher, R (1, 8) OBP: 0.375, SLG: 0.545 Greg Walker, L (9, PH) OBP: 0.273, SLG: 0.340	2-2 	0-0 			2-2 		1-1 		2-1 	4	1	0	0	0	0	1
Gary Redus, R (1, 7) OBP: 0.361, SLG: 0.396 Dan Pasqua, L (9, PH) OBP: 0.299, SLG: 0.380	0-2 		2-3 		3-3 			4-2 	1-3 	3	1	0	0	1	2	1
Kenny Williams, R (1, 10) OBP: 0.241, SLG: 0.339	0-0 		0-0 		2-3 			0-3 		4	0	0	0	0	2	2
Ivan Calderon, R (1, 9) OBP: 0.296, SLG: 0.439	1-1 		1-1 		1-0 			2-3 		4	0	2	0	0	1	3
Russ Morman, R (1, 3) OBP: 0.300, SLG: 0.400	1-0 		2-3 		0-1 			0-1 		4	1	1	0	0	1	3
Fred Manrique, R (1, 4) OBP: 0.270, SLG: 0.420	0-2 			0-3 		0-2 		0-1 		4	0	1	2	0	1	3
Ozzie Guillen, L (1, 6)		0-2 		0-1 		0-0 		2-3 		4	0	0	0	0	1	2
Steve Lyons, L (1, 5) OBP: 0.325, SLG: 0.235		1-2 		1-2 		1-1 		2-2 		4	0	2	0	0	0	0
Ron Karkovice, R (1, 2) OBP: 0.190, SLG: 0.056 Harold Baines, L (9, PH) OBP: 0.359, SLG: 0.430 Daryl Boston, L (9, PR) OBP: 0.246, SLG: 0.466		4-2 		0-2 		0-1 		0-0 		2	0	0	0	1	0	1

Inning Stats	R: 1	H: 0	E: 3	K: 0	S: 13	H: 0	LOB: 2	BB: 0	P: 17	R: 0	H: 1	E: 0	K: 0	S: 11	H: 1	LOB: 1	BB: 1	P: 16	R: 0	H: 1	E: 0	K: 2	S: 9	H: 0	LOB: 0	BB: 0	P: 21	R: 0	H: 1	E: 0	K: 0	S: 14	H: 0	LOB: 0	BB: 0	P: 8	R: 0	H: 0	E: 0	K: 0	S: 6	H: 2	LOB: 1	BB: 1	P: 26	R: 0	H: 1	E: 0	K: 1	S: 11	H: 1	LOB: 2	BB: 0	P: 16	1B: 4	SF: 0	2B: 2	SAC: 0	3B: 1	DP: 0	HR: 0	HBP: 0
--------------	------	------	------	------	-------	------	--------	-------	-------	------	------	------	------	-------	------	--------	-------	-------	------	------	------	------	------	------	--------	-------	-------	------	------	------	------	-------	------	--------	-------	------	------	------	------	------	------	------	--------	-------	-------	------	------	------	------	-------	------	--------	-------	-------	-------	-------	-------	--------	-------	-------	-------	--------

PITCHER	IP	WLS	BF	H	R	ER	SO	BB	IBB	HBP	BLK	WP	HR	S	P	ERA	WHIP
Greg Swindell, L (1, 1) ERA: 2.18	8.1	W	36	7	3	2	8	2	0	0	0	0	0	93	128	2.16	1.080
Doug Jones, R (9, 1) ERA: 2.53	0.2	S	2	0	0	0	1	0	0	0	0	1	0	7	10	0.00	0.000

BOTTOM

Cleveland Indians @ Chicago White Sox
 Comiskey Park, Chicago, IL
 Tue May 24 1988, 8:05 PM EDT
 Att. 8,956 - Unknown - 51 F

AB	36
R	3
H	7
RBI	2
BB	2
SO	9
LOB	18

WP	1	PA	38
PB	0		
SB	0		
CS	1		

livebaseballscorecards.com

Batter	1	2	3	4	5	6	7	8	9	AB R H RBI BB SO LOB	TOP	
Julio Franco, R OBP: 0.322, SLG: 0.372 (1, 4) C B X	1-1 FC6-4 1B 2B 1B	4-1 2B BB		1-3 K		1-1 CS 1-2	1-2 CS 1B		1-2 G6-4-3 1-2f	4 2 2 0 1 1 2		
Willie Upshaw, L OBP: 0.323, SLG: 0.366 (1, 3) X	0-0 FC6-4 1B	0-0 1-H 2B			4-0 S 1B BB		2-2 F8			3 1 2 1 1 0 1		
Joe Carter, R OBP: 0.377, SLG: 0.568 (1, 8) B S C X	1-2 FC6-4 2B G3 1-2f 2-3	1-3 K			1 SAFE 1 SAFE 1 SAFE 1 SAFE 1-2	2-3 S K 1-2	2-1 L9 1-2			4 1 0 0 0 2 5		
Cory Snyder, R OBP: 0.363, SLG: 0.541 (1, 9) X	0-0 G3 1B 2B 1-3 3-H		1-2 6-3		1-2 9-5 1B 2-H		2-2 6-3			4 1 2 2 0 0 0		
Mel Hall, L OBP: 0.297, SLG: 0.358 (1, 7) C X	0-1 G3 2-3 3-H		1-1 F8		2-0 1B 1-2		0-0 E1 1B			4 0 2 1 0 0 1		
Brook Jacoby, R OBP: 0.328, SLG: 0.399 (1, 5) B F X	1-1 BLK 1B 3-H		1-1 F8		0-0 9-5 2-3f		0-0 6-3			4 0 1 1 0 0 3		
Pat Tabler, R OBP: 0.349, SLG: 0.318 (1, 10) B X	1-0 6-3 1-2			1-1 FC4-6 1B		3-3 K		3-1 4-3		4 0 1 0 0 1 2		
Andy Allanson, R OBP: 0.290, SLG: 0.331 (1, 2) B B B B		4-0 G6-4-3 BB		0-0 FC4-6 S 1-2f		3-1 5-3		0-2 G3		3 0 0 0 1 0 1		
Jay Bell, R OBP: 0.307, SLG: 0.267 (1, 6) C B X		1-1 G6-4-3 1-2f		0-1 6-3 1-2		4-2 CS BB		1-0 G6-4-3 1B		3 0 1 0 1 0 2		
Inning Stats	R: 3 H: 4 E: 0 LOB: 1 K: 0 BB: 0 S: 12 P: 16	R: 1 H: 1 E: 0 LOB: 1 K: 1 BB: 2 S: 9 P: 19	R: 0 H: 0 E: 0 LOB: 0 K: 0 BB: 0 S: 7 P: 10	R: 0 H: 1 E: 0 LOB: 1 K: 1 BB: 0 S: 8 P: 10	R: 1 H: 2 E: 0 LOB: 1 K: 1 BB: 1 S: 10 P: 18	R: 0 H: 0 E: 0 LOB: 0 K: 1 BB: 1 S: 10 P: 21	R: 0 H: 1 E: 0 LOB: 0 K: 0 BB: 0 S: 8 P: 13	R: 0 H: 1 E: 1 LOB: 1 K: 0 BB: 0 S: 7 P: 12	R: 0 H: 1 E: 0 LOB: 0 K: 0 BB: 0 S: 9 P: 11	1B: 9 SF: 0 2B: 3 SAC: 0 3B: 0 DP: 3 HR: 0 HBP: 0	WP: 0 PA: 38 PB: 0 SB: 2 CS: 2	
PITCHER John Davis, R (1, 1) ERA: 4.91 Ricky Horton, L (7, 1) ERA: 4.78	IP WLS BF H R ER SO BB IBB HBP BLK WP HR S P ERA WHIP											PITCHER IP WLS BF H R ER SO BB IBB HBP BLK WP HR S P ERA WHIP
	6.0 L 27 8 5 5 4 4 0 0 1 0 0 56 94 7.50 2.000											
	3.0 10 3 0 0 0 0 0 0 0 0 0 24 36 0.00 1.000											

Cleveland Indians @ Chicago White Sox
Comiskey Park, Chicago, IL
Wed May 25 1988, 8:05 PM EDT
Att: 9,900 - Unknown - 51 F

livebaseballscorecards.com

AB 33
R 5
H 11
RBI 5
BB 4
SO 4
LOB 17



Batter	1	2	3	4	5	6	7	8	9	AB	R	H	RBI	BB	SO	LOB
Dave Gallagher, R OBP: 0.357, SLG: 0.500 (1, 8) B F F F X	1-2 FC1-6 1B		1-1 L3		0-1 5-3		2-3 K			4	0	1	0	0	1	1
Steve Lyons, L OBP: 0.295, SLG: 0.211 (1, 5) B X	1-0 F9		1-0 F8		2-1 G3		2-1 F9			4	0	0	0	0	0	2
Harold Baines, L OBP: 0.357, SLG: 0.426 (1, 10) F X	0-1 FC1-6 1B 1-2f		2-2 F8		3-2 1B			1-0 6-3		4	0	1	0	0	0	1
Ivan Calderon, R OBP: 0.301, SLG: 0.437 (1, 9) C C F B F F B F X	2-2 1B			4-0 1B 2B BB	2-3 K			1-3 K		3	1	1	0	1	2	1
Greg Walker, L OBP: 0.273, SLG: 0.337 (1, 3) B S S B F X	2-2 G3			0-0 1B 2B	3-2 4-3			3-3 K		4	1	1	0	0	1	2
Dan Pasqua, L OBP: 0.291, SLG: 0.368 (1, 7) C H F F B B X		1-3 K		0-0 F9	3-2 G3			1-1 F6		4	0	0	0	0	1	2
Mark Salas, L OBP: 0.327, SLG: 0.385 (1, 2) C B C X		1-1 L9		2-0 L8	1-0 F5			2-1 L8		4	0	0	0	0	0	2
Ozzie Guillen, L OBP: 0.241, SLG: 0.247 (1, 6) B C C B B B B X		4-2 BB		0-2 1-H 2-H 2B			1-2 L7		1-1 F7	3	0	1	2	1	0	0
Fred Manrique, R OBP: 0.273, SLG: 0.417 (1, 4) C H F X	0-2 F3			0-0 P3			1-0 PB 1B			3	0	1	0	0	0	2

BOTTOM

Cleveland Indians @ Chicago White Sox
Comiskey Park, Chicago, IL
Wed May 25 1988, 8:05 PM EDT
Att. 9,900 - Unknown - 51 F

livebaseballscorecards.com

AB	33
R	2
H	6
RBI	2
BB	2
SO	5
LOB	13



Inning Stats	R: 0 E: 0 K: 0 S: 17	H: 2 LOB: 2 BB: 0 P: 23	R: 0 E: 0 K: 1 S: 10	H: 0 LOB: 1 BB: 1 P: 16	R: 0 E: 0 K: 0 S: 6	H: 0 LOB: 0 BB: 0 P: 10	R: 2 E: 0 K: 0 S: 7	H: 2 LOB: 1 BB: 1 P: 13	R: 0 E: 0 K: 1 S: 14	H: 1 LOB: 1 BB: 0 P: 21	R: 0 E: 0 K: 0 S: 7	H: 0 LOB: 0 BB: 0 P: 14	R: 0 E: 0 K: 1 S: 9	H: 1 LOB: 1 BB: 0 P: 15	R: 0 E: 0 K: 2 S: 7	H: 0 LOB: 0 BB: 0 P: 12	R: 0 E: 0 K: 0 S: 6	H: 0 LOB: 0 BB: 0 P: 10	1B: 5 2B: 1 3B: 0 HR: 0	SF: 0 SAC: 0 DP: 0 HBP: 0	WP: 0 PB: 1 SB: 0 CS: 0	PA: 35
---------------------	-------------------------------	----------------------------------	-------------------------------	----------------------------------	------------------------------	----------------------------------	------------------------------	----------------------------------	-------------------------------	----------------------------------	------------------------------	----------------------------------	------------------------------	----------------------------------	------------------------------	----------------------------------	------------------------------	----------------------------------	----------------------------------	------------------------------------	----------------------------------	--------

PITCHER John Farrell, R ERA: 2.88 (1, 1)	IP 9.0	WLS W	BF 35	H 6	R 2	ER 2	SO 5	BB 2	IBB 0	HBP 0	BLK 0	WP 0	HR 0	S 83	P 134	ERA 2.00	WHIP 0.889	PITCHER	IP	WLS	BF	H	R	ER	SO	BB	IBB	HBP	BLK	WP	HR	S	P	ERA	WHIP
---	-----------	----------	----------	--------	--------	---------	---------	---------	----------	----------	----------	---------	---------	---------	----------	-------------	---------------	----------------	----	-----	----	---	---	----	----	----	-----	-----	-----	----	----	---	---	-----	------

Batter	1	2	3	4	5	6	7	8	9	AB R H RBI BB SO LOB	TOP											
Paul Molitor, R (1, 5) OBP: 0.365, SLG: 0.373	1-0 4-3		1-0 F9			1-1 6-3		1-2 F9		4 0 0 0 0 0 1												
Juan Castillo, S (1, 6) OBP: 0.357, SLG: 0.357	0-2 G6-4-3 1B			1-1 6-3		0-0 4-3			0-1 F8 BB 1B	4 0 2 0 0 0 0												
Robin Yount, R (1, 8) OBP: 0.364, SLG: 0.463	1-1 G6-4-3 1-2f			0-0 F9			3-2 F9		4-1 1-2 BB	3 0 0 0 1 0 1												
Glenn Braggs, R (1, 9) OBP: 0.303, SLG: 0.454		2-2 F9		0-1 HR			2-2 HR 1B		0-3 K	4 2 2 1 0 1 2												
Dale Sveum, S (1, 10) OBP: 0.307, SLG: 0.433		2-2 F7		1-3 K			2-2 1-H HR		1-2 F8	4 1 1 2 0 1 2												
Rob Deer, R (1, 7) OBP: 0.287, SLG: 0.369		2-2 4-3			0-1 5-3		2-1 F7		0-0 L8	3 0 0 0 0 0 0												
B.J. Surhoff, L (9, PH) OBP: 0.310, SLG: 0.316										1 0 0 0 0 0 2												
Joey Meyer, R (1, 3) OBP: 0.208, SLG: 0.365			0-0 L8		0-0 1-3		2-0 6-3			3 0 0 0 0 0 0												
Bill Schroeder, R (1, 2) OBP: 0.192, SLG: 0.208			0-0 1-3		0-0 F7			0-1 6-3		3 0 0 0 0 0 0												
Jim Gantner, L (1, 4) OBP: 0.305, SLG: 0.298			1-2 1B			0-0 L1		0-1 1-3		3 0 1 0 0 0 0												
Inning Stats	R: 0 E: 0 K: 0 S: 7	H: 1 LOB: 0 BB: 0 P: 9	R: 0 E: 0 K: 0 S: 10	H: 0 LOB: 0 BB: 0 P: 16	R: 0 E: 0 K: 0 S: 8	H: 1 LOB: 1 BB: 0 P: 10	R: 1 E: 0 K: 1 S: 8	H: 1 LOB: 0 BB: 0 P: 10	R: 0 E: 0 K: 0 S: 4	H: 0 LOB: 0 BB: 0 P: 4	R: 0 E: 0 K: 0 S: 4	H: 0 LOB: 0 BB: 0 P: 5	R: 2 E: 0 K: 0 S: 12	H: 2 LOB: 0 BB: 0 P: 23	R: 0 E: 0 K: 0 S: 7	H: 0 LOB: 0 BB: 0 P: 8	R: 0 E: 0 K: 1 S: 13	H: 1 LOB: 2 BB: 1 P: 18	1B: 4 2B: 0 3B: 0 HR: 2	SF: 0 SAC: 0 DP: 1 HBP: 0	WP: 0 PB: 0 SB: 0 CS: 0	PA: 33
PITCHER	IP WLS BF H R ER SO BB IBB HBP BLK WP HR S P ERA WHIP																					
Scott Bailes, L (1, 1) ERA: 4.37	8.0 W 30 6 3 3 1 1 0 0 0 0 2 63 92 3.38 0.875																					
Doug Jones, R (9, 1) ERA: 2.42	1.0 S 3 0 0 0 1 0 0 0 0 0 0 0 10 11 0.00 0.000																					

Milwaukee Brewers @ Cleveland Indians
Cleveland Municipal Stadium, Cleveland, OH

Fri May 27 1988, 7:05 PM EDT
Att. 37,658 - Unknown - 70 F

AB	32
R	3
H	6
RBI	3
BB	1
SO	2
LOB	8



WP: 0	PA: 33
-------	--------

ERA	WHIP
-----	------

ERA	WHIP
-----	------

Batter	1	2	3	4	5	6	7	8	9
Julio Franco, R OBP: 0.325, SLG: 0.375 (1, 4)	2-1 3B 1B		2-1 6-3		0-3 K		2-0 1-3 2-H 1B		
Willie Upshaw, L OBP: 0.327, SLG: 0.379 (1, 3)	1-1 1-H SF8 3B		0-3 K			2-2 G3	4-2 1-2 FC6-4 BB		
Joe Carter, R OBP: 0.374, SLG: 0.581 (1, 8)	0-0 SF8			1-1 F9		0-0 HR	0-1 1-2f FC6-4		
Cory Snyder, R OBP: 0.355, SLG: 0.527 (1, 9)	0-0 3-H 5-3			0-1 6-3		0-3 K		2-3 K	
Mel Hall, L OBP: 0.290, SLG: 0.349 (1, 7)	3-0 E6 CS			1-0 4-3		0-1 F7		3-2 3-1	
Brook Jacoby, R OBP: 0.332, SLG: 0.407 (1, 5)	2-0 CS 1-2	2-1 4-3			1-2 SH1-4 SF8 1B 1B		1-0 5-3	1-2 1B 2B	
Pat Tabler, R OBP: 0.353, SLG: 0.318 (1, 10)			2-3 K		0-0 SH1-4 1B		0-1 6-3	4-0 1B IBB	
Andy Allanson, R OBP: 0.297, SLG: 0.338 (1, 2)			0-0 L5		0-0 SH1-4		1-1 BB 1B 1B	2-2 1-3 2-H 1B	
Jay Bell, R OBP: 0.305, SLG: 0.262 (1, 6)			2-1 5-3		2-1 SF8		4-1 1B BB	1-0 F8	

Inning Stats	R: 2	H: 2	E: 1	K: 0	S: 7	LOB: 0	BB: 0	P: 15
	R: 0	H: 0	E: 0	K: 1	S: 6	LOB: 0	BB: 0	P: 10
	R: 0	H: 0	E: 0	K: 1	S: 7	LOB: 0	BB: 0	P: 11
	R: 0	H: 0	E: 0	K: 0	S: 5	LOB: 0	BB: 0	P: 7
	R: 1	H: 2	E: 0	K: 1	S: 11	LOB: 1	BB: 0	P: 13
	R: 1	H: 1	E: 0	K: 1	S: 10	LOB: 0	BB: 0	P: 12
	R: 1	H: 2	E: 0	K: 0	S: 12	LOB: 3	BB: 2	P: 24
	R: 1	H: 2	E: 0	K: 1	S: 14	LOB: 2	BB: 1	P: 27

PITCHER	IP	WLS	BF	H	R	ER	SO	BB	IBB	HBP	BLK	WP	HR	S	P	ERA	WHIP
Mike Birkbeck, R ERA: 5.71 (1, 1)	6.2	L	27	6	5	5	4	1	0	0	0	0	1	52	80	6.75	1.050
Mark Clear, R ERA: 6.3 (7, 1)	0.0		1	1	0	0	0	0	0	0	0	0	0	1	3	∞	∞
Paul Mirabella, L ERA: 1.35 (7, 1)	1.1		8	2	1	1	1	1	1	0	0	0	0	19	36	6.75	2.250

BOTTOM

Milwaukee Brewers @ Cleveland Indians
Cleveland Municipal Stadium, Cleveland, OH

Fri May 27 1988, 7:05 PM EDT
Att: 37,658 - Unknown - 70 F

AB	30
R	6
H	9
RBI	6
BB	3
SO	5
LOB	6

WP: 0 PA: 37
PB: 0
SB: 1
CS: 1



1B	2B	3B	HR	SF	SAC	DP	HBP	SO	P	ERA	WHIP
6	1	1	1	2	1	0	0	2			

Batter	1	2	3	4	5	6	7	8	9	AB R H RBI BB SO LOB	TOP		
Ernest Riles, L OBP: 0.322, SLG: 0.351 (1, 5) B X	1-0 3-1	0-0 FC4-6 1-2f			2-2 4-3	0-2 F8		3-2 1-4-3 2-3		5 0 0 0 0 0 5			
B.J. Surhoff, L OBP: 0.307, SLG: 0.319 (1, 2) B C B X	2-1 3-1		1-0 4-3		2-1 4-3		2-0 2B 2B	0-1 1-3		5 1 1 0 0 0 1			
Robin Yount, R OBP: 0.365, SLG: 0.456 (1, 8) B B C B	4-1 BB BB		2-2 4-3		4-1 BB BB		0-1 L7		1-1 6-3	3 0 0 0 2 0 1			
Greg Brock, L OBP: 0.388, SLG: 0.404 (1, 3) 1 SAFE B B C 1 SAFE B	4-1 1-2 BB		0-0 4-3		4-1 1-2 BB		0-1 1B 2-H 2B		0-1 4-3	3 0 1 1 2 0 0			
Glenn Braggs, R OBP: 0.301, SLG: 0.446 (1, 9) C S B S	1-3 K2-3			0-3 K	3-3 K		0-0 2-3 1B		0-0 1-3	5 0 1 0 0 3 4			
Rob Deer, R OBP: 0.287, SLG: 0.366 (1, 7) B B C B B B		3-3 K		0-0 1B 1B		0-0 F2		1-3 K		4 1 1 0 0 2 2			
Jim Adduci, L OBP: 0.375, SLG: 0.375 (1, 10) B B B B B B X		2-2 6-3		0-0 1B 1-3 1B		1-0 1B 1B		1-2 4-3		4 0 2 0 0 0 2			
Dale Sveum, S OBP: 0.318, SLG: 0.438 (1, 6) B B B B		4-0 1B BB		3-2 1-3 3-H 1B		2-3 K		2-2 1-4-3 SH2-4 1B		3 0 2 1 1 1 1			
Jim Gantner, L OBP: 0.312, SLG: 0.306 (1, 4) B C B X		1-1 1-2 FC4-6 1B		0-0 G6-4-3 1-2f		1-2 1B		0-0 SH2-4		3 0 2 0 0 0 2			
Inning Stats	R: 0 E: 0 K: 1 S: 8 H: 0 LOB: 2 BB: 2 P: 20	R: 0 E: 0 K: 1 S: 10 H: 1 LOB: 2 BB: 1 P: 20	R: 0 E: 0 K: 0 S: 5 H: 0 LOB: 0 BB: 0 P: 8	R: 1 E: 0 K: 1 S: 10 H: 3 LOB: 1 BB: 0 P: 13	R: 0 E: 0 K: 1 S: 10 H: 0 LOB: 2 BB: 2 P: 25	R: 0 E: 0 K: 1 S: 11 H: 2 LOB: 2 BB: 0 P: 15	R: 1 E: 0 K: 1 S: 12 H: 3 LOB: 2 BB: 0 P: 16	R: 0 E: 0 K: 0 S: 9 H: 1 LOB: 1 BB: 0 P: 14	R: 0 E: 0 K: 0 S: 5 H: 0 LOB: 0 BB: 0 P: 6	1B: 8 2B: 2 3B: 0 HR: 0 SF: 0 SAC: 1 DP: 1 HBP: 0	WP: 0 PB: 0 SB: 0 CS: 0 PA: 41		
PITCHER	IP WLS BF H R ER SO BB IBB HBP BLK WP HR S P ERA WHIP											PITCHER	IP WLS BF H R ER SO BB IBB HBP BLK WP HR S P ERA WHIP
Rich Yett, R ERA: 5.88 (1, 1)	6.1 L 31 8 2 2 5 5 0 0 0 0 0 0 59 108 2.84 2.053												
Jeff Dedmon, R ERA: 4.02 (7, 1)	2.2 10 2 0 0 1 0 0 0 0 0 0 0 21 29 0.00 0.750												

Milwaukee Brewers @ Cleveland Indians
Cleveland Municipal Stadium, Cleveland, OH
 Sat May 28 1988, 7:05 PM EDT
 Att. 38,374 - Unknown - 75 F

AB	35
R	2
H	10
RBI	2
BB	5
SO	6
LOB	18



Batter	1	2	3	4	5	6	7	8	9	AB R H RBI BB SO LOB
Julio Franco, R (1, 4) OBP: 0.324, SLG: 0.372	2-2 L9			0-2 6-3			2-3 K		1-2 1B	4 0 1 0 0 1 0
Willie Upshaw, L (1, 3) Carmen Castillo, R (9, PH) OBP: 0.333, SLG: 0.348	1-0 L4			0-0 4-3			1-1 F8		2-0 F8	3 0 0 0 0 0 0 1 0 0 0 0 0 2
Joe Carter, R (1, 8) OBP: 0.367, SLG: 0.568	2-2 F8			1-0 F7			1-3 K		1-3 K	4 0 0 0 0 2 2
Cory Snyder, R (1, 9) OBP: 0.349, SLG: 0.516			1-2 F5		2-2 5-3			1-1 F9		3 0 0 0 0 0 0
Mel Hall, L (1, 7) OBP: 0.291, SLG: 0.344			0-0 F5		1-3 K			4-2 BB		2 0 0 0 1 1 0
Brook Jacoby, R (1, 5) OBP: 0.326, SLG: 0.400			3-2 L8		2-2 4-3			0-2 F7		3 0 0 0 0 0 1
Pat Tabler, R (1, 10) OBP: 0.346, SLG: 0.311			1-0 5-3			0-0 F9		1-2 5-3		3 0 0 0 0 0 1
Andy Allanson, R (1, 2) Dave Clark, L (9, PH) OBP: 0.302, SLG: 0.189			0-3 K			1-3 K			2-3 K	2 0 0 0 0 2 0 1 0 0 0 0 1 0
Jay Bell, R (1, 6) Ron Washington, R (9, PH) OBP: 0.333, SLG: 0.378			0-0 5-3			2-3 K			1-1 1B	2 0 0 0 0 1 0 1 0 1 0 0 0 0

Inning Stats	R: 0 E: 0 K: 0 S: 7	H: 0 LOB: 0 BB: 0 P: 12	R: 0 E: 0 K: 0 S: 11	H: 0 LOB: 0 BB: 0 P: 15	R: 0 E: 0 K: 1 S: 5	H: 0 LOB: 0 BB: 0 P: 6	R: 0 E: 0 K: 0 S: 5	H: 0 LOB: 0 BB: 0 P: 6	R: 0 E: 0 K: 1 S: 11	H: 0 LOB: 0 BB: 0 P: 16	R: 0 E: 0 K: 2 S: 7	H: 0 LOB: 0 BB: 0 P: 10	R: 0 E: 0 K: 2 S: 8	H: 0 LOB: 0 BB: 0 P: 12	R: 0 E: 0 K: 0 S: 10	H: 0 LOB: 1 BB: 1 P: 16	R: 0 E: 0 K: 2 S: 14	H: 2 LOB: 2 BB: 0 P: 21	1B: 2 2B: 0 3B: 0 HR: 0	SF: 0 SAC: 0 DP: 0 HBP: 0
--------------	------------------------------	----------------------------------	-------------------------------	----------------------------------	------------------------------	---------------------------------	------------------------------	---------------------------------	-------------------------------	----------------------------------	------------------------------	----------------------------------	------------------------------	----------------------------------	-------------------------------	----------------------------------	-------------------------------	----------------------------------	----------------------------------	------------------------------------

PITCHER	IP	WLS	BF	H	R	ER	SO	BB	IBB	HBP	BLK	WP	HR	S	P	ERA	WHIP
Odell Jones, R (1, 1) ERA: 2.28	8.1	W	27	1	0	0	7	1	0	0	0	0	0	69	101	0.00	0.240
Dan Plesac, L (9, 1) ERA: 1.66	0.2	S	3	1	0	0	1	0	0	0	0	0	0	9	13	0.00	1.500

BOTTOM

Milwaukee Brewers @ Cleveland Indians
Cleveland Municipal Stadium, Cleveland, OH

Sat May 28 1988, 7:05 PM EDT
Att: 38,374 - Unknown - 75 F

AB	29
R	0
H	2
RBI	0
BB	1
SO	8
LOB	6



WP: 0	PA: 30
PB: 0	
SB: 0	
CS: 0	

Batter	1	2	3	4	5	6	7	8	9	AB R H RBI BB SO LOB	TOP		
Paul Molitor, R (1, 5) OBP: 0.366, SLG: 0.374	1-0 4-3		0-0 FC1-5 1B	0-1 5-3		2-2 5-3			0-2 SH1-3 SF8 1B	5 2 2 2 0 0 3			
B.J. Surhoff, L (1, 2) OBP: 0.299, SLG: 0.310	1-2 5-3		0-1 FC1-5 1B	1-0 G3			1-2 G3		0-0 SH1-3 1B	4 1 0 0 0 0 3			
Robin Yount, R (1, 8) OBP: 0.361, SLG: 0.451	2-1 5-3		1-0 1B		3-3 K		2-2 5-3		2-2 SF8	4 1 1 2 0 1 0			
Greg Brock, L (1, 3) OBP: 0.389, SLG: 0.396		4-2 PB SF8 1B BB	4-1 1B BB		3-3 K		0-0 4-3		2-0 F7	3 1 0 0 2 1 0			
Glenn Braggs, R (1, 9) OBP: 0.310, SLG: 0.453		1-1 PB 1B	2-2 1B		0-1 CS 1B			1-1 F7		4 0 3 2 0 0 0			
Jim Adduci, L (1, 10) OBP: 0.250, SLG: 0.273		0-2 SF8 1B	0-2 F2 1B		2-2 CS 1B		0-0 G3		0-0 F7	3 0 0 1 0 0 2			
Dale Sveum, S (1, 6) OBP: 0.310, SLG: 0.427		2-0 F7	0-1 5-3			0-0 1-3		2-2 L4		4 0 0 0 0 0 3			
Jim Gantner, L (1, 4) OBP: 0.323, SLG: 0.318		2-3 K		2-2 FC6-4 1B		0-0 1B			1-1 1B	4 1 3 0 0 1 1			
Mike Felder, S (1, 7) OBP: 0.186, SLG: 0.186			0-1 FC1-5 1B	0-1 FC6-4 5-3 1B		0-0 1B			1-2 1B	4 1 3 0 0 0 1			
Inning Stats	R: 0 E: 0 K: 0 S: 7 H: 0 LOB: 0 BB: 0 P: 11	R: 1 E: 0 K: 1 S: 12 H: 1 LOB: 1 BB: 1 P: 21	R: 3 E: 0 K: 0 S: 15 H: 4 LOB: 2 BB: 1 P: 22	R: 0 E: 0 K: 0 S: 9 H: 1 LOB: 1 BB: 0 P: 12	R: 0 E: 0 K: 2 S: 12 H: 1 LOB: 0 BB: 0 P: 20	R: 0 E: 0 K: 0 S: 7 H: 2 LOB: 2 BB: 0 P: 9	R: 0 E: 0 K: 0 S: 8 H: 0 LOB: 0 BB: 0 P: 11	R: 0 E: 0 K: 0 S: 7 H: 0 LOB: 0 BB: 0 P: 10	R: 3 E: 0 K: 0 S: 15 H: 3 LOB: 0 BB: 0 P: 21	1B: 12 2B: 0 3B: 0 HR: 0 SF: 2 SAC: 1 DP: 0 HBP: 0	WP: 0 PB: 1 SB: 2 CS: 1 PA: 41		
PITCHER	IP WLS BF H R ER SO BB IBB HBP BLK WP HR S P ERA WHIP											PITCHER	IP WLS BF H R ER SO BB IBB HBP BLK WP HR S P ERA WHIP
Tom Candiotti, R (1, 1) ERA: 2.6	8.0 L 37 12 7 6 3 2 0 0 0 0 0 0 87 128 6.75 1.750												
Jeff Kaiser, L (9, 1) ERA:	1.0 3 0 0 0 0 0 0 0 0 0 0 0 5 9 0.00 0.000												

Milwaukee Brewers @ Cleveland Indians
Cleveland Municipal Stadium, Cleveland, OH
Sun May 29 1988, 3:33 AM EDT
Att. 27,508 - Sunny - 80 F

livebaseballscorecards.com

AB	35
R	7
H	12
RBI	7
BB	2
SO	3
LOB	13



Batter	1	2	3	4	5	6	7	8	9	AB	R	H	RBI	BB	SO	LOB
Julio Franco, R OBP: 0.327, SLG: 0.375 (1, 4) C B B X	2-2 FC6-4 1B	2-2 1-3 2-H 3-H 1B		1-2 6-3 1-2			1-2 4-3			4	0	2	2	0	0	1
Willie Upshaw, L OBP: 0.320, SLG: 0.364 (1, 3) X	0-0 F9	4-0 BB			2-1 G3		1-1 6-3			3	0	0	0	1	0	1
Joe Carter, R OBP: 0.360, SLG: 0.556 (1, 8) L 1 SAFE X	0-2 F9	0-2 F9			2-2 1-3			0-1 5-3		4	0	0	0	0	0	4
Cory Snyder, R OBP: 0.341, SLG: 0.503 (1, 9) X	0-0 FC6-4 1-2f		X	0-0 5-3		0-0 E5		1-1 F6		4	0	0	0	0	0	1
Mel Hall, L OBP: 0.290, SLG: 0.342 (1, 7) C B B X		2-2 FC4-6 1B	F C B X	1-2 5-3		0-1 4-3		2-0 F6		4	0	1	0	0	0	1
Brook Jacoby, R OBP: 0.320, SLG: 0.391 (1, 5) B B X		1-0 F9	0-2 F8			0-1 6-3			1-3 K	4	0	0	0	0	1	1
Pat Tabler, R OBP: 0.337, SLG: 0.302 (1, 10) C SAFE C B B X		1-2 FC4-6 1B 1-2f 1B		2-0 6-3		3-3 K			0-1 F4	4	1	0	0	0	1	1
Ron Washington, R OBP: 0.326, SLG: 0.366 (1, 6) B B X		1-0 BB 1-3 1B		0-0 1-3		0-0 4-3			3-2 L9	4	1	1	0	0	0	0
Andy Allanson, R OBP: 0.301, SLG: 0.336 (1, 2) B B B B		4-0 1B 1-2 BB		1-0 1B				1-1 F7		2	0	1	0	1	0	0

Inning Stats	R: 0 E: 0 K: 0 S: 8	H: 1 LOB: 1 BB: 0 P: 10	R: 2 E: 0 K: 0 S: 14	H: 3 LOB: 3 BB: 2 P: 29	R: 0 E: 0 K: 0 S: 7	H: 0 LOB: 0 BB: 0 P: 8	R: 0 E: 0 K: 0 S: 7	H: 1 LOB: 1 BB: 0 P: 11	R: 0 E: 1 K: 0 S: 8	H: 0 LOB: 1 BB: 0 P: 12	R: 0 E: 0 K: 1 S: 8	H: 0 LOB: 0 BB: 0 P: 11	R: 0 E: 0 K: 0 S: 7	H: 0 LOB: 0 BB: 0 P: 10	R: 0 E: 0 K: 1 S: 8	H: 0 LOB: 0 BB: 0 P: 12	1B: 5 2B: 0 3B: 0 HR: 0	SF: 0 SAC: 0 DP: 0 HBP: 0	WP: 0 PB: 0 SB: 1 CS: 0	PA: 35	
PITCHER Tom Filer, R ERA: 1.0 (1, 1)	IP 9.0	WLS W	BF 35	H 5	R 2	ER 2	SO 2	BB 2	IBB 0	HBP 0	BLK 0	WP 0	HR 0	S 72	P 111	ERA 2.00	WHIP 0.778				
PITCHER	IP	WLS	BF	H	R	ER	SO	BB	IBB	HBP	BLK	WP	HR	S	P	ERA	WHIP				

BOTTOM

Milwaukee Brewers @ Cleveland Indians
Cleveland Municipal Stadium, Cleveland, OH

Sun May 29 1988, 3:33 AM EDT
Att. 27,508 - Sunny - 80 F

livebaseballscorecards.com

AB	33
R	2
H	5
RBI	2
BB	2
SO	2
LOB	10



Batter	1	2	3	4	5	6	7	8	9	AB R H RBI BB SO LOB	TOP									
Kurt Stillwell, S (1, 6) OBP: 0.340, SLG: 0.442	4-2 SH1-3 BB		2-3 K			0-2 F6		1-1 L8		3 0 0 0 1 1 1										
Willie Wilson, S (1, 8) OBP: 0.314, SLG: 0.377	0-1 SH1-3			0-3 K			0-0 L8	0-2 1-3		3 0 0 0 0 1 1										
George Brett, L (1, 3) OBP: 0.399, SLG: 0.555	1-0 L8			1-1 F8			1-0 F8		0-3 K	4 0 0 0 0 1 1										
Danny Tartabull, R (1, 9) OBP: 0.399, SLG: 0.576	1-0 F7			3-1 6-3			0-1 1B 1B		0-0 L7	4 1 1 0 0 0 1										
Kevin Seitzer, R (1, 5) OBP: 0.381, SLG: 0.401		0-3 K			0-0 F9		0-0 1B 1B		0-1 F9	4 0 1 0 0 1 0										
Bo Jackson, R (1, 7) OBP: 0.341, SLG: 0.520		1-2 F3			0-0 5-3		0-0 1B 1B			3 0 1 1 0 0 0										
Bill Buckner, L (1, 10) OBP: 0.278, SLG: 0.322		1-0 F7			1-1 1-3		0-0 L4			3 0 0 0 0 0 2										
Mike Macfarlane, R (1, 2) OBP: 0.368, SLG: 0.390			0-0 L5			2-2 F7		0-0 FC5-4 1B		3 0 1 0 0 0 0										
Brad Wellman, R (1, 4) OBP: 0.273, SLG: 0.286			2-1 F8			2-2 1-3		1-1 FC5-4		3 0 0 0 0 0 1										
Inning Stats	R: 0 E: 0 K: 0 S: 6	H: 0 LOB: 1 BB: 1 P: 12	R: 0 E: 0 K: 1 S: 7	H: 0 LOB: 0 BB: 0 P: 9	R: 0 E: 0 K: 1 S: 6	H: 0 LOB: 0 BB: 0 P: 10	R: 0 E: 0 K: 1 S: 7	H: 0 LOB: 0 BB: 0 P: 11	R: 0 E: 0 K: 0 S: 4	H: 0 LOB: 0 BB: 0 P: 5	R: 1 E: 0 K: 0 S: 9	H: 3 LOB: 2 BB: 0 P: 13	R: 0 E: 0 K: 0 S: 8	H: 1 LOB: 1 BB: 0 P: 10	R: 0 E: 0 K: 1 S: 6	H: 0 LOB: 0 BB: 0 P: 6	1B: 4 2B: 0 3B: 0 HR: 0	SF: 0 SAC: 1 DP: 0 HBP: 0	WP: 0 PB: 0 SB: 0 CS: 0	PA: 32
PITCHER	IP WLS BF H R ER SO BB IBB HBP BLK WP HR S P ERA WHIP																			
Greg Swindell, L (1, 1) ERA: 2.11	7.0 W 25 3 1 1 3 1 0 0 0 0 0 0 46 68 1.29 0.571																			
Doug Jones, R (8, 1) ERA: 2.22	2.0 S 7 1 0 0 1 0 0 0 0 0 0 0 14 16 0.00 0.500																			

Kansas City Royals @ Cleveland Indians
Cleveland Municipal Stadium, Cleveland, OH
 Mon May 30 1988, 3:33 AM EDT
 Att. 33,533 - Sunny - 84 F

AB	30
R	1
H	4
RBI	1
BB	1
SO	4
LOB	7



Batter	1	2	3	4	5	6	7	8	9	AB R H RBI BB SO LOB	BOTTOM						
Julio Franco, R (1, 4) <small>OBP: 0.330, SLG: 0.397</small>	1-1 1B 2B	1-1 1 SAFE CS	3-2 HR		1-2 G3		3-3 K			4 2 2 1 0 1 1	Kansas City Royals @ Cleveland Indians Cleveland Municipal Stadium, Cleveland, OH Mon May 30 1988, 3:33 AM EDT Att. 33,533 - Sunny - 84 F						
Willie Upshaw, L (1, 3) <small>OBP: 0.324, SLG: 0.364</small>	1-0 2-3 F9		2-2 K 1B			2-1 F4		4-2 BLK 1-3 BB	3 0 1 0 1 0 1								
Joe Carter, R (1, 8) <small>OBP: 0.357, SLG: 0.550</small>	1-1 WP 1B		0-3 K 1-2			2-3 K		0-1 1-3	4 0 1 1 0 2 2								
Cory Snyder, R (1, 9) <small>OBP: 0.339, SLG: 0.497</small>	3-3 K 1-3		0-2 F8			1-1 1B		1-1 F4	4 0 1 0 0 1 2								
Brook Jacoby, R (1, 5) <small>OBP: 0.313, SLG: 0.383</small>	2-2 4-3				2-3 K		0-0 F2	1-3 K	4 0 0 0 0 2 3								
Carmen Castillo, R (1, 7) <small>OBP: 0.353, SLG: 0.367</small> Mel Hall, L (8, 7) <small>OBP: 0.290, SLG: 0.342</small>		1-1 SF7 1B		1-2 4-3		0-0 2B 1B			3 2 2 0 0 0 0 0 0 0 0 0 0 0								
Ron Kittle, R (1, 10) <small>OBP: 0.310, SLG: 0.471</small>		3-1 F3 1-2		2-2 5-3		0-0 F8			3 0 0 0 0 0 2								
Ron Washington, R (1, 6) <small>OBP: 0.326, SLG: 0.364</small>		1-0 CS 1B 2-3			1-2 1-3		3-2 K 1-2		3 0 1 0 0 1 1								
Andy Allanson, R (1, 2) <small>OBP: 0.301, SLG: 0.345</small>		0-1 SF7 3-H			1-3 K		2-1 WP 2B 2-H		2 0 1 2 0 1 0								
Inning Stats	R: 1 H: 2 E: 0 LOB: 1 K: 1 BB: 0 S: 11 P: 19	R: 1 H: 2 E: 0 LOB: 0 K: 0 BB: 0 S: 8 P: 14	R: 1 H: 2 E: 0 LOB: 0 K: 1 BB: 0 S: 12 P: 17	R: 0 H: 0 E: 0 LOB: 0 K: 1 BB: 0 S: 11 P: 16	R: 0 H: 0 E: 0 LOB: 0 K: 1 BB: 0 S: 9 P: 12	R: 0 H: 1 E: 0 LOB: 1 K: 1 BB: 0 S: 9 P: 14	R: 1 H: 2 E: 0 LOB: 1 K: 2 BB: 0 S: 11 P: 17	R: 0 H: 0 E: 0 LOB: 1 K: 1 BB: 1 S: 10 P: 16	1B: 6 SF: 1 2B: 2 SAC: 0 3B: 0 DP: 0 HR: 1 HBP: 0	WP: 2 PA: 33 PB: 0 SB: 3 CS: 1							
PITCHER Charlie Leibrandt, L (1, 1) <small>ERA: 4.79</small> Steve Farr, R (7, 1) <small>ERA: 2.61</small>	IP WLS BF H R ER SO BB IBB HBP BLK WP HR S P ERA WHIP 6.2 L 27 9 4 4 6 0 0 0 0 1 1 68 103 5.40 1.350						IP WLS BF H R ER SO BB IBB HBP BLK WP HR S P ERA WHIP 1.1 5 0 0 0 2 1 0 0 0 1 0 13 22 0.00 0.750										

Kansas City Royals @ Cleveland Indians
Cleveland Municipal Stadium, Cleveland, OH
 Mon May 30 1988, 3:33 AM EDT
 Att. 33,533 - Sunny - 84 F

AB	30
R	4
H	9
RBI	4
BB	1
SO	8
LOB	12



WP: 2	PA: 33
PB: 0	
SB: 3	
CS: 1	

ERA	WHIP
-----	------

Batter	1	2	3	4	5	6	7	8	9	10	AB R H RBI BB SO LOB	TOP										
Kurt Stillwell, S OBP: 0.342, SLG: 0.444 (1, 6)	0-1 2B 2B		1-0 F6 1-2		1-0 F7		2-2 1B HBP		2-3 K		4 1 1 0 0 1 5	Kansas City Royals @ Cleveland Indians Cleveland Municipal Stadium, Cleveland, OH Tue May 31 1988, 7:05 PM EDT Att. 8,978 - Unknown - 78 F										
Willie Wilson, S OBP: 0.321, SLG: 0.387 (1, 8)	2-2 6-3 2-H 2B		1-2 F5			1-2 G3	2-2 FC6 1B			0-0 1B SF9 1B	5 1 3 3 0 0 0											
George Brett, L OBP: 0.399, SLG: 0.549 (1, 3)	2-3 K			0-0 4-3		4-2 BB	2-1 FC6 1-2f			0-0 SF9 1B 1B	4 1 1 0 1 1 3											
Danny Tartabull, R OBP: 0.389, SLG: 0.558 (1, 9)	0-1 6-3 2-3			2-0 F7		1-0 P3		1-0 1-3		2-3 K	5 0 0 0 0 1 4											
Kevin Seitzer, R OBP: 0.377, SLG: 0.396 (1, 5)	2-1 L7			1-2 6-3		1-2 L8		2-1 F9		0-2 1B 1B	5 1 1 0 0 0 2											
Bill Buckner, L OBP: 0.275, SLG: 0.319 (1, 10)		2-2 F8			0-0 5-3 1B		0-1 F9	1-1 4-3		0-2 SF9	4 0 1 1 0 0 0											
Bo Jackson, R OBP: 0.344, SLG: 0.520 Scotti Madison, S OBP: 0.256, SLG: 0.229 (9, PR) (9, 7)		0-0 F8			0-0 5-3		2-2 CS 1B		3-1 SH3-4 1B	1-0 E 1B 1B	4 0 2 0 0 0 1 1 0 1 1 0 0 0											
Jamie Quirk, L OBP: 0.292, SLG: 0.351 (1, 2)		0-0 4-3			4-1 BB		4-2 HBP 1B 1B BB		1-0 SH3-4 1-2	0-0 E7 1B	2 1 1 1 2 0 0											
Brad Wellman, R OBP: 0.292, SLG: 0.304 Jim Eisenreich, L OBP: 0.204, SLG: 0.263 Bill Pecota, R OBP: 0.208, SLG: 0.273 (7, PH) (7, 4)			2-1 CS 1B		1-3 K		1-0 HBP 1B 1B		0-3 K	0-2 6-3	2 0 1 0 0 1 2 1 1 1 0 0 0 0 2 0 0 0 0 1 4											
Inning Stats	R: 1 E: 0 K: 1 S: 16	H: 2 LOB: 1 BB: 0 P: 22	R: 0 E: 0 K: 0 S: 6	H: 0 LOB: 0 BB: 0 P: 8	R: 0 E: 0 K: 0 S: 6	H: 1 LOB: 0 BB: 0 P: 10	R: 0 E: 0 K: 1 S: 7	H: 1 LOB: 1 BB: 1 P: 13	R: 0 E: 0 K: 0 S: 11	H: 0 LOB: 1 BB: 1 P: 18	R: 2 E: 0 K: 0 S: 17		H: 3 LOB: 2 BB: 1 P: 29	R: 0 E: 0 K: 0 S: 5	H: 0 LOB: 0 BB: 0 P: 9	R: 0 E: 0 K: 2 S: 12	H: 1 LOB: 2 BB: 0 P: 18	R: 3 E: 1 K: 1 S: 18	H: 5 LOB: 2 BB: 0 P: 21	1B: 11 2B: 2 3B: 0 HR: 0	SF: 1 SAC: 1 DP: 0 HBP: 1	WP: 0 PB: 0 SB: 0 CS: 2
PITCHER	IP WLS BF H R ER SO BB IBB HBP BLK WP HR S P ERA WHIP																					
John Farrell, R ERA: 2.98 (1, 1)	6.2																					
Jeff Kaiser, L ERA: (7, 1)	1.2																					
Bill Laskey, R ERA: 7.15 (9, 1)	0.1																					
Dan Schatzeder, L ERA: 7.36 (9, 1)	0.1	L																				
Jeff Dedmon, R ERA: 4.32 (10, 1)	1.0																					

livebaseballscores.com

AB	39
R	6
H	13
RBI	6
BB	3
SO	5
LOB	21



Batter	1	2	3	4	5	6	7	8	9	10	AB	R	H	RBI	BB	SO	LOB	BOTTOM									
Julio Franco, R OBP: 0.327, SLG: 0.392 (1, 4) B X	1-0 5-3 FC6-4 1-2f	1-2 FC6-4		1-0 1B		0-0 L8		3-1 5-3			5	0	1	0	0	0	4										
Willie Upshaw, L OBP: 0.320, SLG: 0.358 (1, 3) B B B S X	3-2 F7		1-0 E3 1B	2-3 K			2-1 FC6-4 1B		3-2 L3		5	0	1	0	0	1	1										
Joe Carter, R OBP: 0.349, SLG: 0.536 (1, 8) B C F S X	2-3 K		1 SAFE L5		3-2 6-3		0-1 FC6-4 1-2f		1-2 P4		5	0	0	0	0	1	2										
Cory Snyder, R OBP: 0.330, SLG: 0.482 (1, 9) B F X		1-2 6-3	1-0 F3		1-3 K		1 SAFE 2-1 FC1-6-5 1-3		1-2 F8		5	0	0	0	0	1	2										
Mel Hall, L OBP: 0.306, SLG: 0.350 (1, 7) Carmen Castillo, R OBP: 0.346, SLG: 0.360 (10, PH) B B B B		4-0 2B 1B BB	0-0 E9 1B		0-1 1B		4-0 IBB			1-3 K	2	1	2	0	2	0	0										
Brook Jacoby, R OBP: 0.316, SLG: 0.385 (1, 5) X	0-0 1B 2B		3-3 K		1-3 K		1-0 6-3			4-0 BB BB	4	1	1	0	1	2	5										
Dave Clark, L OBP: 0.298, SLG: 0.268 (1, 10) Ron Kittle, R OBP: 0.322, SLG: 0.471 (10, PH) F B C S X	1-3 K			1-1 HR		2-0 F8		0-0 F9		4-2 BB	4	1	1	1	0	1	2										
Andy Allanson, R OBP: 0.304, SLG: 0.342 (1, 2) C X	0-1 1B 1B 2-H 3-H		0-1 F9		4-0 6-3 BB		1-3 K		3-2 L6		4	0	1	2	1	1	2										
Jay Bell, R OBP: 0.306, SLG: 0.266 (1, 6) Pat Tabler, R OBP: 0.335, SLG: 0.300 (10, PH) C B B 1 SAFE X	2-1 FC6-4 1B 1-2		1-3 K		1-1 6-3		2-1 1B			0-0 P4	4	0	2	0	0	1	1										
Inning Stats	R: 0 E: 0 K: 1 S: 7	H: 0 LOB: 0 BB: 0 P: 13	R: 2 E: 0 K: 1 S: 15	H: 3 LOB: 2 BB: 1 P: 24	R: 0 E: 2 K: 1 S: 7	H: 1 LOB: 2 BB: 0 P: 12	R: 1 E: 0 K: 2 S: 12	H: 2 LOB: 1 BB: 0 P: 17	R: 0 E: 0 K: 2 S: 11	H: 1 LOB: 1 BB: 0 P: 16	R: 0 E: 0 K: 0 S: 4	H: 0 LOB: 1 BB: 1 P: 11	R: 0 E: 0 K: 0 S: 7	H: 1 LOB: 2 BB: 1 P: 16	R: 0 E: 0 K: 1 S: 8	H: 1 LOB: 1 BB: 0 P: 14	R: 0 E: 0 K: 0 S: 10	H: 0 LOB: 0 BB: 0 P: 15	R: 0 E: 0 K: 1 S: 10	H: 0 LOB: 2 BB: 2 P: 22	1B: 7 2B: 1 3B: 0 HR: 1	SF: 0 SAC: 0 DP: 0 HBP: 0	WP: 0 PB: 0 SB: 1 CS: 0	PA: 45			
PITCHER	IP	WLS	BF	H	R	ER	SO	BB	IBB	HBP	BLK	WP	HR	S	P	ERA	WHIP										
Mark Gubicza, R ERA: 3.48 (1, 1)	9.0	W	40	9	3	3	8	2	1	0	0	0	1	81	138	3.00	1.222										
Jerry Don Gleaton, L ERA: (10, 1)	0.1		3	0	0	0	1	2	0	0	0	0	0	6	15	0.00	6.000										
Steve Farr, R ERA: 2.56 (10, 1)	0.2	S	2	0	0	0	0	0	0	0	0	0	0	4	7	0.00	0.000										

Kansas City Royals @ Cleveland Indians
Cleveland Municipal Stadium, Cleveland, OH
Tue May 31 1988, 7:05 PM EDT
Att. 8,978 - Unknown - 78 F

AB	40
R	3
H	9
RBI	3
BB	5
SO	9
LOB	21



Batter	1	2	3	4	5	6	7	8	9	AB R H RBI BB SO LOB	TOP
Bill Pecota, R (1, 6) <small>OBP: 0.259, SLG: 0.320</small> Kurt Stillwell, S (9, PH) <small>OBP: 0.345, SLG: 0.444</small>	1-0 1B		0-0 1-2 2-3		1 SAFE 1 SAFE 1 SAFE 1 SAFE 2-2 1-H		2-2 1-3		4-2 1-2	3 0 2 1 0 0 1 0 0 0 0 1 0 0	Kansas City Royals @ Cleveland Indians Cleveland Municipal Stadium, Cleveland, OH <small>Wed Jun 01 1988, 7:05 PM EDT</small> <small>Att: 8,732 - Unknown - 75 F</small> livebaseballscorecards.com
Willie Wilson, S (1, 8) <small>OBP: 0.313, SLG: 0.378</small>	1-3 1 SAFE 1 SAFE 1 SAFE		0-0 1		0-1 2		1-3 3		0-2 3	5 0 0 0 0 2 8	
George Brett, L (1, 10) <small>OBP: 0.396, SLG: 0.540</small>	1 SAFE 1 SAFE 1 SAFE 0-0 1-2f		4-1 1-2 2-3 3-H		1 SAFE 1 SAFE 1 SAFE 1 SAFE 2-2 1-2f		1-0 1		3 0 0 1 1 0 2		
Danny Tartabull, R (1, 9) <small>OBP: 0.386, SLG: 0.557</small>		3-2 1	0-0 2		1-0 1		0-0 2B		4 1 1 0 0 0 3		
Kevin Seitzer, R (1, 5) <small>OBP: 0.379, SLG: 0.405</small>		4-1 1		1-0 1		0-1 3B		0-2 2	3 1 1 1 1 0 0		
Mike Macfarlane, R (1, 2) <small>OBP: 0.356, SLG: 0.379</small>		0-0 2		1-0 2		2-1 3-H		1-2 3	3 0 0 1 0 0 1		
Bill Buckner, L (1, 3) <small>OBP: 0.274, SLG: 0.309</small> Brad Wellman, R (9, PR) <small>OBP: 0.292, SLG: 0.304</small>		2-1 3		3-2 3		1-0 3		4-1 BB	3 0 0 0 1 0 1 0 0 0 0 0 0 0		
Frank White, R (1, 4) <small>OBP: 0.251, SLG: 0.281</small>			0-1 1B		2-2 1B		1-2 1		1-2 1	4 1 2 0 0 0 1	
Jim Eisenreich, L (1, 7) <small>OBP: 0.215, SLG: 0.272</small>			3-1 1B		1-1 1B		0-0 1B		0-0 2	4 1 2 0 0 0 2	
Inning Stats	R: 0 H: 1 E: 0 LOB: 0 K: 1 BB: 0 S: 5 P: 7	R: 0 H: 0 E: 0 LOB: 1 K: 0 BB: 1 S: 7 P: 16	R: 1 H: 2 E: 1 LOB: 2 K: 0 BB: 1 S: 8 P: 15	R: 0 H: 0 E: 0 LOB: 0 K: 0 BB: 0 S: 10 P: 15	R: 1 H: 2 E: 0 LOB: 1 K: 0 BB: 0 S: 14 P: 21	R: 1 H: 1 E: 0 LOB: 0 K: 0 BB: 0 S: 6 P: 10	R: 0 H: 1 E: 0 LOB: 1 K: 1 BB: 0 S: 10 P: 14	R: 1 H: 1 E: 0 LOB: 0 K: 0 BB: 0 S: 10 P: 12	R: 0 H: 0 E: 0 LOB: 2 K: 0 BB: 2 S: 13 P: 22	1B: 6 SF: 1 2B: 1 SAC: 1 3B: 1 DP: 2 HR: 0 HBP: 0	WP: 0 PA: 38 PB: 0 SB: 1 CS: 0
PITCHER Scott Bailes, L (1, 1) <small>ERA: 4.3</small> Doug Jones, R (8, 1) <small>ERA: 2.08</small>	IP WLS BF H R ER SO BB IBB HBP BLK 7.1 W 31 8 4 3 2 2 0 0 1	IP WLS BF H R ER SO BB IBB HBP BLK 1.2 S 7 0 0 0 0 2 0 0 0 1	IP WLS BF H R ER SO BB IBB HBP BLK 3.1 S 8 0 0 0 0 0 0 0 0 0 1	IP WLS BF H R ER SO BB IBB HBP BLK 0.0 S 10 0 0 0 0 0 0 0 0 0 0	IP WLS BF H R ER SO BB IBB HBP BLK 1.1 S 14 0 0 0 0 0 0 0 0 0 0	IP WLS BF H R ER SO BB IBB HBP BLK 1.1 S 6 0 0 0 0 0 0 0 0 0 0	IP WLS BF H R ER SO BB IBB HBP BLK 0.0 S 10 0 0 0 0 0 0 0 0 0 0	IP WLS BF H R ER SO BB IBB HBP BLK 0.0 S 13 0 0 0 0 0 0 0 0 0 0	ERA WHIP 3.68 1.364 0.00 1.200		

Kansas City Royals @ Cleveland Indians
Cleveland Municipal Stadium, Cleveland, OH
Wed Jun 01 1988, 7:05 PM EDT
Att: 8,732 - Unknown - 75 F

AB	32
R	4
H	8
RBI	4
BB	4
SO	2
LOB	19



Batter	1	2	3	4	5	6	7	8	9	AB R H RBI BB SO LOB
Julio Franco, R OBP: 0.330, SLG: 0.406 (1, 4)	3-2 HR	1-0 L8			4-2 FC6-4 WP 1-2 BB	1-2 G6-3				3 1 1 1 1 0 2
Pat Tabler, R OBP: 0.333, SLG: 0.294 Willie Upshaw, L OBP: 0.320, SLG: 0.358 (1, 3) (8, 3)	1-1 F9		0-1 G4-3		3-2 F8		4-2 BB			3 0 0 0 1 0 2 0 0 0 0 0 0 0
Joe Carter, R OBP: 0.347, SLG: 0.528 (1, 8)	1-3 K		1-0 F9		4-2 FC6-4 1-2 IBB 2-3		0-0 L7			3 0 0 0 1 1 1
Ron Kittle, R OBP: 0.317, SLG: 0.455 (1, 10)	1-0 G6-3		3-1 1B		1-2 FC6-4 1-2f 2-3 3-H		0-0 FC5 1-2 FC6-4			4 0 1 1 0 0 3
Cory Snyder, R OBP: 0.328, SLG: 0.494 (1, 9)		1-0 HR	0-1 F7		0-0 L6		0-1 F8			4 1 1 1 0 0 5
Brook Jacoby, R OBP: 0.319, SLG: 0.385 (1, 5)		4-1 SH5-3 1B G6-3 BB		1-0 F9		1-1 1B FC4-6 1B		0-0 FC6-4 1-2f		3 2 1 0 1 0 2
Carmen Castillo, R OBP: 0.345, SLG: 0.358 Mel Hall, L OBP: 0.305, SLG: 0.348 (1, 7) (8, 7)		1-2 SH5-3 1B		2-1 F7		0-3 K		1-0 G1-3		3 0 1 0 0 1 1 1 0 0 0 0 0 0
Andy Allanson, R OBP: 0.305, SLG: 0.342 (1, 2)		0-0 SH5-3		2-0 P3		2-1 FC4-6 1B		0-0 F8		3 0 1 0 0 0 0
Jay Bell, R OBP: 0.305, SLG: 0.260 (1, 6)		1-0 G6-3 3-H			4-0 WP FC6-4 BB		0-0 FC4-6 1-2f 3-H		3-2 L7	3 1 0 2 1 0 2

Inning Stats	R: 1	H: 1	E: 0	K: 1	S: 9	LOB: 0	BB: 0	P: 15	R: 2	H: 2	E: 0	K: 0	S: 8	LOB: 1	BB: 1	P: 16	R: 0	H: 1	E: 0	K: 0	S: 7	LOB: 1	BB: 0	P: 11	R: 0	H: 0	E: 0	K: 0	S: 4	LOB: 0	BB: 0	P: 9	R: 1	H: 0	E: 0	K: 0	S: 12	LOB: 2	BB: 3	P: 28	R: 1	H: 2	E: 0	K: 1	S: 11	LOB: 1	BB: 0	P: 15	R: 0	H: 0	E: 0	K: 0	S: 7	LOB: 2	BB: 1	P: 11	R: 0	H: 0	E: 0	K: 0	S: 5	LOB: 0	BB: 0	P: 9
1B: 4	SF: 0	2B: 0	SAC: 1	3B: 0	DP: 0	HR: 2	HBP: 0	WP: 1	PA: 36	1B: 4	SF: 0	2B: 0	SAC: 1	3B: 0	DP: 0	HR: 2	HBP: 0	WP: 1	PA: 36	1B: 4	SF: 0	2B: 0	SAC: 1	3B: 0	DP: 0	HR: 2	HBP: 0	WP: 1	PA: 36	1B: 4	SF: 0	2B: 0	SAC: 1	3B: 0	DP: 0	HR: 2	HBP: 0	WP: 1	PA: 36	1B: 4	SF: 0	2B: 0	SAC: 1	3B: 0	DP: 0	HR: 2	HBP: 0	WP: 1	PA: 36															

PITCHER	IP	WLS	BF	H	R	ER	SO	BB	IBB	HBP	BLK	WP	HR	S	P	ERA	WHIP
Floyd Bannister, L ERA: 4.02 (1, 1)	4.1	L	20	4	4	4	1	3	0	0	0	0	2	34	68	8.31	1.615
Dan Quisenberry, R ERA: 3.1 (5, 1)	2.2		13	2	1	1	1	1	1	0	0	1	0	24	37	3.38	1.125
Gene Garber, R ERA: 3.27 (8, 1)	1.0		3	0	0	0	0	0	0	0	0	0	0	5	9	0.00	0.000

BOTTOM

Kansas City Royals @ Cleveland Indians
Cleveland Municipal Stadium, Cleveland, OH

Wed Jun 01 1988, 7:05 PM EDT
Att. 8,732 - Unknown - 75 F

livebaseballscorecards.com

AB	30
R	5
H	6
RBI	5
BB	5
SO	2
LOB	18



BOTTOM

Cleveland Indians @ Detroit Tigers
Tiger Stadium, Detroit, MI
Fri Jun 03 1988, 7:05 PM EDT
Att: 25,230 - Unknown - 65 F

livebaseballscorecards.com

AB 32
R 3
H 6
RBI 3
BB 6
SO 5
LOB 16



WP: 1 PA: 38
PB: 0
SB: 0
CS: 0

AB R H RBI BB SO LOB

5	1	2	0	0	0	2
3	0	0	0	2	2	0
3	0	0	0	0	1	2
1	0	1	1	0	0	0
4	0	0	0	0	0	3
2	1	0	0	2	0	2
4	1	1	0	0	1	1
4	0	2	2	0	0	1
2	0	0	0	2	0	1
4	0	0	0	0	1	4

Batter	1	2	3	4	5	6	7	8	9
Gary Pettis, S OBP: 0.309, SLG: 0.276 (1, 8)	2-2 G6-4-3 BB 1B		0-1 G3	1-0 P7			1-2 BB 1B		0-1 G5-3
Lou Whitaker, L OBP: 0.413, SLG: 0.450 (1, 4)	4-0 G6-4-3 BB 1-2		2-1 F9		0-3 K		4-1 FC4-6 BB 1-2		1-3 K
Pat Sheridan, L OBP: 0.347, SLG: 0.446 Jim Morrison, R OBP: 0.216, SLG: 0.284 (7, PH) (8, 9)	1-1 G6-4-3 1-2f 2-3		3-3 K		1-1 G4-3		1-2 FC4-6 BB 1-2 2-H		
Alan Trammell, R OBP: 0.371, SLG: 0.487 (1, 6)	1-0 F7			3-2 P4	3-2 G5-3		1-0 FC4-6 1-2f 2-3		
Darrell Evans, L OBP: 0.296, SLG: 0.280 (1, 3)		4-0 G3 WP BB		4-1 1B 2B BB		1-0 F9	2-1 P6		
Luis Salazar, R OBP: 0.356, SLG: 0.480 (1, 7)		2-2 P3		2-2 2B 1-2 1B		2-1 P3		2-3 K	
Matt Nokes, L OBP: 0.269, SLG: 0.418 (1, 2)		2-1 G3		0-0 2B 1-H 2-H		0-0 2B		0-2 P6	
Ray Knight, R OBP: 0.325, SLG: 0.337 (1, 10)		4-1 BB		4-1 BB		2-2 L5		3-1 L5	
Tom Brookens, R OBP: 0.336, SLG: 0.362 (1, 5)		1-1 F7		2-2 L5			2-3 K		2-1 F8

Inning Stats	R: 0	H: 1	E: 0	LOB: 1	K: 0	BB: 1	S: 6	R: 0	H: 0	E: 0	LOB: 2	K: 0	BB: 2	S: 10	R: 0	H: 0	E: 0	LOB: 0	K: 1	BB: 0	S: 8	R: 2	H: 2	E: 0	LOB: 2	K: 0	BB: 2	S: 14	R: 0	H: 0	E: 0	LOB: 0	K: 1	BB: 0	S: 8	R: 0	H: 1	E: 0	LOB: 1	K: 0	BB: 0	S: 7	R: 1	H: 2	E: 0	LOB: 2	K: 1	BB: 1	S: 16	R: 0	H: 0	E: 0	LOB: 0	K: 1	BB: 0	S: 8	R: 0	H: 0	E: 0	LOB: 0	K: 1	BB: 0	S: 8	R: 0	H: 0	E: 0	LOB: 0	K: 1	BB: 0	S: 8	1B: 4	SF: 0	2B: 2	SAC: 0	3B: 0	DP: 1	HR: 0	HBP: 0	WP: 1	PA: 38
--------------	------	------	------	--------	------	-------	------	------	------	------	--------	------	-------	-------	------	------	------	--------	------	-------	------	------	------	------	--------	------	-------	-------	------	------	------	--------	------	-------	------	------	------	------	--------	------	-------	------	------	------	------	--------	------	-------	-------	------	------	------	--------	------	-------	------	------	------	------	--------	------	-------	------	------	------	------	--------	------	-------	------	-------	-------	-------	--------	-------	-------	-------	--------	-------	--------

PITCHER	IP	WLS	BF	H	R	ER	SO	BB	IBB	HBP	BLK	WP	HR	S	P	ERA	WHIP
Rich Yett, R ERA: 5.71 (1, 1)	6.1	W	28	5	3	3	3	5	0	0	0	1	0	60	114	4.26	1.579
Jeff Kaiser, L ERA: (7, 1)	0.0		2	1	0	0	0	1	0	0	0	0	0	6	11	∞	∞
Bill Laskey, R ERA: 6.94 (7, 1)	0.1		1	0	0	0	0	0	0	0	0	0	0	1	2	0.00	0.000
Dan Schatzeder, L ERA: 5.59 (7, 1)	2.1	S	7	0	0	0	2	0	0	0	0	0	0	18	28	0.00	0.000

Batter	1	2	3	4	5	6	7	8	9	AB R H RBI BB SO LOB	TOP									
Julio Franco, R (1, 4) OBP: 0.326, SLG: 0.395	2-2 G5-3		2-1 F9		2-1 L9			1-1 G6-3		4 0 0 0 0 0 1										
Willie Upshaw, L (1, 3) OBP: 0.326, SLG: 0.373	1-0 HR		4-2 BB			2-2 G5-3		4-0 BB		2 1 1 1 2 0 0										
Joe Carter, R (1, 8) OBP: 0.347, SLG: 0.536	0-1 G5-3		2-2 F8			1-1 F7		1-3 K		4 0 0 0 0 1 3										
Brook Jacoby, R (1, 5) OBP: 0.320, SLG: 0.384	2-2 G5-3			1-0 F8		2-0 G6-3			0-0 F8 G6-3 2B	4 1 1 0 0 0 0										
Mel Hall, L (1, 7) OBP: 0.311, SLG: 0.351		3-2 F6		3-2 2B			0-0 E5 G3-6-1 1B		1-1 F8	4 0 1 0 0 0 1										
Cory Snyder, R (1, 9) OBP: 0.333, SLG: 0.492		2-3 K		1-3 K			2-2 G3-6-1 1B		3-2 G6-3	4 0 1 1 0 2 1										
Dave Clark, L (1, 10) OBP: 0.304, SLG: 0.250		0-1 G1-3		1-1 L6			1-0 G3-6-1 1-2f 2-3		3-H 3-1 G4-3	4 0 0 0 0 0 3										
Andy Allanson, R (1, 2) OBP: 0.306, SLG: 0.342			1-2 S 1B		1-1 F8		1-2 G6-3			3 0 1 0 0 0 1										
Jay Bell, R (1, 6) OBP: 0.291, SLG: 0.246			3-1 P5		2-3 K			1-3 K		3 0 0 0 0 2 1										
Inning Stats	R: 1 E: 0 K: 0 S: 9	H: 1 LOB: 0 BB: 0 P: 14	R: 0 E: 0 K: 1 S: 8	H: 0 LOB: 0 BB: 0 P: 13	R: 0 E: 0 K: 0 S: 14	H: 1 LOB: 2 BB: 1 P: 26	R: 0 E: 0 K: 1 S: 10	H: 1 LOB: 1 BB: 0 P: 16	R: 0 E: 0 K: 1 S: 7	H: 0 LOB: 0 BB: 0 P: 12	R: 0 E: 1 K: 0 S: 8	H: 1 LOB: 1 BB: 0 P: 12	R: 0 E: 0 K: 2 S: 9	H: 0 LOB: 1 BB: 1 P: 16	R: 1 E: 0 K: 0 S: 8	H: 1 LOB: 0 BB: 0 P: 15	1B: 2 2B: 2 3B: 0 HR: 1	SF: 0 SAC: 0 DP: 1 HBP: 0	WP: 0 PB: 0 SB: 1 CS: 0	PA: 34
PITCHER Doyle Alexander, R (1, 1) ERA: 3.39	IP: 9.0 WLS: W BF: 34 H: 5 R: 2 ER: 2 SO: 5 BB: 2 IBB: 0 HBP: 0 BLK: 0 WP: 0 HR: 1 S: 80 P: 136 ERA: 2.00 WHIP: 0.778																			
PITCHER	IP: 0.0 WLS: 0 BF: 0 H: 0 R: 0 ER: 0 SO: 0 BB: 0 IBB: 0 HBP: 0 BLK: 0 WP: 0 HR: 0 S: 0 P: 0 ERA: 0.00 WHIP: 0.00																			

Cleveland Indians @ Detroit Tigers
Tiger Stadium, Detroit, MI
Sat Jun 04 1988, 7:05 PM EDT
Att. 32,391 - Unknown - 73 F

livebaseballscorecards.com

AB	32
R	2
H	5
RBI	2
BB	2
SO	5
LOB	11



Batter	1	2	3	4	5	6	7	8	9	AB R H RBI BB SO LOB
Gary Pettis, S (1, 8) OBP: 0.304, SLG: 0.270	1-2 G5-3	1-1 FC4-6		1-1 B1			2-2 G3			4 0 0 0 0 0 2
Lou Whitaker, L (1, 4) OBP: 0.415, SLG: 0.465	1-2 G4-3		2-0 1B E	2-2 F7			0-0 F9			4 2 2 0 0 0 0
Pat Sheridan, L (1, 9) OBP: 0.354, SLG: 0.477	1-1 G4-3		2-3 K		1-2 HR		4-2 1B BB			3 1 1 2 1 1 1
Alan Trammell, R (1, 6) OBP: 0.374, SLG: 0.487	3-2 P6		3-2 1B E	1-3 1B	2-1 G1-6-3		0-1 1-3 1B			4 1 2 0 0 0 0
Darrell Evans, L (1, 3) OBP: 0.301, SLG: 0.287		1-2 1B E	1-1 E4 1B	1-3 1B	1-2 FC4-6 1B		1-2 F7			4 1 2 1 0 0 3
Luis Salazar, R (1, 7) OBP: 0.353, SLG: 0.473		0-3 K	1-2 1B	1-2 1B	2-2 FC4-6 PO		1-2 G1-3			4 0 1 1 0 1 2
Matt Nokes, L (1, 2) OBP: 0.261, SLG: 0.405		2-0 E3 1B	2-3 K		1-2 PO	1-2 F8	2-3 K			4 0 0 0 0 2 3
Ray Knight, R (1, 10) OBP: 0.322, SLG: 0.333		2-1 FC4-6 1B	3-2 G6-3		1-3 K		0-0 P3			4 0 1 1 0 1 2
Tom Brookens, R (1, 5) OBP: 0.329, SLG: 0.354		3-3 K		2-0 F9		0-0 G5-3				3 0 0 0 0 1 2

Inning Stats	R: 1 E: 0 K: 0 S: 11	H: 1 LOB: 0 BB: 0 P: 17	R: 1 E: 1 K: 2 S: 14	H: 2 LOB: 2 BB: 0 P: 23	R: 2 E: 1 K: 2 S: 18	H: 3 LOB: 2 BB: 0 P: 32	R: 0 E: 0 K: 0 S: 6	H: 0 LOB: 0 BB: 0 P: 11	R: 1 E: 0 K: 0 S: 13	H: 2 LOB: 0 BB: 0 P: 19	R: 0 E: 0 K: 1 S: 8	H: 0 LOB: 0 BB: 0 P: 10	R: 0 E: 0 K: 0 S: 13	H: 1 LOB: 2 BB: 1 P: 20	R: 0 E: 0 K: 1 S: 8	H: 0 LOB: 0 BB: 0 P: 11
--------------	-------------------------------	----------------------------------	-------------------------------	----------------------------------	-------------------------------	----------------------------------	------------------------------	----------------------------------	-------------------------------	----------------------------------	------------------------------	----------------------------------	-------------------------------	----------------------------------	------------------------------	----------------------------------

PITCHER	IP	WLS	BF	H	R	ER	SO	BB	IBB	HBP	BLK	WP	HR	S	P	ERA	WHIP
Tom Candiotti, R (1, 1) ERA: 2.88	7.0	L	32	9	5	5	5	1	0	0	0	0	1	83	132	6.43	1.429
Jeff Dedmon, R (8, 1) ERA: 4.08	1.0		3	0	0	0	1	0	0	0	0	0	0	8	11	0.00	0.000

BOTTOM

Cleveland Indians @ Detroit Tigers
Tiger Stadium, Detroit, MI
Sat Jun 04 1988, 7:05 PM EDT
Att: 32,391 - Unknown - 73 F

AB	34
R	5
H	9
RBI	5
BB	1
SO	6
LOB	15



1B	2B	3B	HR	SF	SAC	DP	HBP	WP	PA
7	0	1	1	0	0	0	0	0	36

Batter	1	2	3	4	5	6	7	8	9	AB R H RBI BB SO LOB	TOP													
Julio Franco, R (1, 4) OBP: 0.321, SLG: 0.388	3-2 F9		2-0 G6-3			2-3 K		0-3 K		4 0 0 0 0 2 0														
Willie Upshaw, L (1, 3) OBP: 0.330, SLG: 0.400	2-0 HR		1-3 K			1-0 2B		2-1 F8		4 1 2 1 0 1 0														
Joe Carter, R (1, 8) OBP: 0.345, SLG: 0.531	2-3 K			2-1 G5-4-3 1B		3-3 K		1-1 F4		4 0 1 0 0 2 1														
Brook Jacoby, R (1, 5) OBP: 0.318, SLG: 0.396	3-2 HR		1-1 G5-4-3 1-2f			1-3 K		0-0 F8		4 1 1 1 0 1 2														
Mel Hall, L (1, 7) OBP: 0.306, SLG: 0.345	2-3 K		0-2 G1-3				0-0 F8			3 0 0 0 0 1 0														
Cory Snyder, R (1, 9) OBP: 0.328, SLG: 0.484		2-2 F9			3-2 G6-3		1-3 K			3 0 0 0 0 1 0														
Dave Clark, L (1, 10) OBP: 0.322, SLG: 0.280			4-0 G6-4-3 BB		0-0 2B		0-3 K			2 0 1 0 1 1 0														
Ron Washington, R (1, 6) OBP: 0.306, SLG: 0.340			1-0 G6-4-3 1-2f		1-2 G5-3			1-3 K		3 0 0 0 0 1 2														
Andy Allanson, R (1, 2) OBP: 0.301, SLG: 0.335			1-0 F8		1-1 F9			1-0 F7		3 0 0 0 0 0 1														
Inning Stats	R: 2 E: 0 K: 2 S: 17	H: 2 LOB: 0 BB: 0 P: 29	R: 0 E: 0 K: 0 S: 8	H: 0 LOB: 0 BB: 1 P: 15	R: 0 E: 0 K: 1 S: 5	H: 0 LOB: 0 BB: 0 P: 9	R: 0 E: 0 K: 0 S: 7	H: 1 LOB: 0 BB: 0 P: 10	R: 0 E: 0 K: 0 S: 9	H: 1 LOB: 1 BB: 0 P: 14	R: 0 E: 0 K: 3 S: 11	H: 1 LOB: 1 BB: 0 P: 18	R: 0 E: 0 K: 2 S: 7	H: 0 LOB: 0 BB: 0 P: 8	R: 0 E: 0 K: 2 S: 10	H: 0 LOB: 0 BB: 0 P: 12	R: 0 E: 0 K: 0 S: 5	H: 0 LOB: 0 BB: 0 P: 8	R: 0 E: 0 K: 0 S: 5	H: 0 LOB: 0 BB: 0 P: 8	1B: 1 2B: 2 3B: 0 HR: 2	SF: 0 SAC: 0 DP: 2 HBP: 0	WP: 0 PB: 0 SB: 0 CS: 0	PA: 31
PITCHER Jeff Robinson, R (1, 1) ERA: 4.22	IP: 9.0 WLS: W BF: 31 H: 5 R: 2 ER: 2 SO: 10 BB: 1 IBB: 0 HBP: 0 BLK: 0 WP: 0 HR: 2 S: 79 P: 123 ERA: 2.00 WHIP: 0.667											PITCHER	IP: 9.0 WLS: W BF: 31 H: 5 R: 2 ER: 2 SO: 10 BB: 1 IBB: 0 HBP: 0 BLK: 0 WP: 0 HR: 2 S: 79 P: 123 ERA: 2.00 WHIP: 0.667											

Cleveland Indians @ Detroit Tigers
Tiger Stadium, Detroit, MI
Sun Jun 05 1988, 3:33 AM EDT
Att. 31,665 - Cloudy - 81 F

livebaseballscorecards.com

AB	30
R	2
H	5
RBI	2
BB	1
SO	10
LOB	6



Batter	1	2	3	4	5	6	7	8	9
Gary Pettis, S (1, 8) OBP: 0.310, SLG: 0.278	1-1 CS 1B	3-1 1B 2B 1B		2-2 L9		1-0 P3		1-2 BB 1B	
Lou Whitaker, L (1, 4) OBP: 0.415, SLG: 0.463	1-3 K	0-0 2B F8-2 1B		1-3 K		3-3 K		0-0 BB 1B	
Luis Salazar, R (1, 7) OBP: 0.369, SLG: 0.496	0-0 1B	2-0 1B 2B		0-0 1B		2-1 1B		0-0 SF8	
Alan Trammell, R (1, 6) OBP: 0.379, SLG: 0.487	1-1 1-3 1B	4-0 1B		2-0 1-2 1B		0-2 F8		1-0 F8	
Chet Lemon, R (1, 9) OBP: 0.348, SLG: 0.420	1-3 K	1-0 F8-2		0-2 P2			1-1 L9	4-2 BB	
Larry Herndon, R (1, 10) OBP: 0.310, SLG: 0.381		2-1 G6-3	1-1 G6-3 1B		1-3 K		4-2 BB G5-4-3	3-3 K	
Jim Walewander, S (7, PR) OBP: 0.286, SLG: 0.429									
Darrell Evans, L (8, PH) OBP: 0.299, SLG: 0.285									
Ray Knight, R (1, 3) OBP: 0.328, SLG: 0.339		0-0 1B 1B 1B	1-1 G6-3	1-2 1B	1-1 1B	2-1 SAFE G5-4-3			
Tom Brookens, R (1, 5) OBP: 0.333, SLG: 0.366		1-1 1B 1B 1B	1-1 G6-3	2-3 1B	0-1 SAFE F8			0-0 SH 1B 2B	
Mike Heath, R (1, 2) OBP: 0.250, SLG: 0.217		1-0 1B 2B 1B	0-0 G6-3		0-0 G5-3			1-1 SH 1B SF8	

AB	R	H	RBI	BB	SO	LOB
5	1	3	2	0	0	0
5	0	2	1	0	3	1
4	0	4	3	0	0	0
4	0	2	0	1	0	3
4	0	0	0	1	1	7
3	0	1	0	1	1	0
0	0	0	0	0	0	0
1	0	0	0	0	1	3
4	1	2	0	0	0	2
4	2	2	0	0	0	2
3	2	1	0	0	0	2

WP	PA
0	42

Inning Stats	R	H	E	K	S	H	LOB	BB	P	R	H	E	K	S	H	LOB	BB	P	R	H	E	K	S	H	LOB	BB	P
	0	3	0	2	16	3	20	0	20																		
	4	6	0	11	25	6	25	1	25																		
	0	1	0	7	10	1	10	0	10																		
	0	1	0	8	10	1	10	0	10																		
	0	1	0	11	17	1	17	0	17																		
	2	3	0	16	26	3	26	2	26																		

PITCHER	IP	WLS	BF	H	R	ER	SO	BB	IBB	HBP	BLK	WP	HR	S	P	ERA	WHIP
Greg Swindell, L (1, 1) ERA: 2.51	7.0	L	38	17	6	6	5	1	1	0	0	0	0	78	121	7.71	2.571
Jeff Dedmon, R (8, 1) ERA: 3.93	0.2		3	0	0	0	0	1	0	0	0	0	0	6	11	0.00	1.500
Bud Black, L (8, 1) ERA: 4.84	0.1		1	0	0	0	1	0	0	0	0	0	0	3	6	0.00	0.000

PITCHER	IP	WLS	BF	H	R	ER	SO	BB	IBB	HBP	BLK	WP	HR	S	P	ERA	WHIP

Cleveland Indians @ Detroit Tigers
Tiger Stadium, Detroit, MI
Sun Jun 05 1988, 3:33 AM EDT
Att: 31,665 - Cloudy - 81 F

AB	37
R	6
H	17
RBI	6
BB	3
SO	6
LOB	20



Batter	1	2	3	4	5	6	7	8	9	AB R H RBI BB SO LOB	TOP		
Tony Fernandez, S (1, 6) OBP: 0.303, SLG: 0.338	0-1 L9	0-1 FC4-6-3-2			4-2 G6-4-3 BB		0-1 L8		0-2 F9	4 0 0 1 1 0 3			
Lloyd Moseby, L (1, 8) OBP: 0.378, SLG: 0.428	4-1 CS BB		4-1 HBP BB		2-0 G6-4-3		1-0 L8		3-3 K	3 0 0 0 2 1 2			
Rance Mulliniks, L (1, 10) OBP: 0.412, SLG: 0.531	2-0 SAFE 2B		1-2 SAFE F6		1-1 1B		4-2 1-2 BB			3 0 2 0 1 0 1			
Fred McGriff, L (1, 3) OBP: 0.448, SLG: 0.631	0-2 F7		1-1 F7		0-1 1-3 1B		1-3 K			4 0 1 0 0 1 4			
Kelly Gruber, R (1, 5) OBP: 0.357, SLG: 0.523		0-0 HR	1-0 HBP		1-3 K		1-3 K			3 1 1 1 0 2 2			
Ernie Whitt, L (1, 2) OBP: 0.307, SLG: 0.275		2-2 1B FC4-6-3-2 1B	2-2 SAFE 5-3		1-0 G5-4-3 1B		1-3 K			4 1 2 0 0 1 2			
Rick Leach, L (1, 7) OBP: 0.320, SLG: 0.326		1-2 1B FC4-6-3-2 1B		0-0 4-3		1-2 F8		0-1 G3		4 0 1 0 0 0 1			
Jesse Barfield, R (1, 9) OBP: 0.250, SLG: 0.322		3-1 1-2 2-3 1B FC4-6-3-2		2-1 6-3		0-0 G5-4-3			0-2 6-3	4 0 1 0 0 0 1			
Nelson Liriano, S (1, 4) OBP: 0.245, SLG: 0.281		1-0 F3		1-0 G3			0-0 BB 1B		2-2 HR	4 1 2 1 0 0 3			
Inning Stats	R: 0 E: 0 K: 0 S: 7 H: 1 LOB: 1 BB: 1 P: 13	R: 2 E: 0 K: 0 S: 13 H: 4 LOB: 1 BB: 0 P: 20	R: 0 E: 0 K: 0 S: 9 H: 0 LOB: 2 BB: 1 P: 18	R: 0 E: 0 K: 0 S: 4 H: 0 LOB: 0 BB: 0 P: 7	R: 0 E: 0 K: 1 S: 10 H: 2 LOB: 2 BB: 1 P: 18	R: 0 E: 0 K: 0 S: 5 H: 1 LOB: 0 BB: 0 P: 7	R: 0 E: 0 K: 1 S: 9 H: 1 LOB: 2 BB: 1 P: 15	R: 0 E: 0 K: 2 S: 8 H: 0 LOB: 0 BB: 0 P: 10	R: 1 E: 0 K: 1 S: 14 H: 1 LOB: 0 BB: 0 P: 19	1B: 7 2B: 2 3B: 0 HR: 2 SF: 0 SAC: 0 DP: 3 HBP: 1	WP: 0 PB: 0 SB: 0 CS: 1 PA: 38		
PITCHER	IP WLS BF H R ER SO BB IBB HBP BLK WP HR S P ERA WHIP											PITCHER	IP WLS BF H R ER SO BB IBB HBP BLK WP HR S P ERA WHIP
John Farrell, R (1, 1) ERA: 2.96	6.2 W 30 9 2 2 1 4 0 1 0 0 0 1 54 94 2.70 1.950												
Doug Jones, R (7, 1) ERA: 2.22	2.1 S 8 1 1 1 4 0 0 0 0 0 0 1 25 33 3.86 0.429												

Toronto Blue Jays @ Cleveland Indians
Cleveland Municipal Stadium, Cleveland, OH
Mon Jun 06 1988, 7:05 PM EDT
Att: 9,550 - Unknown - 78 F

livebaseballscorecards.com

AB	33
R	3
H	10
RBI	3
BB	4
SO	5
LOB	19



Batter	1	2	3	4	5	6	7	8	9	AB	R	H	RBI	BB	SO	LOB
Julio Franco, R (1, 4) <small>OBP: 0.318, SLG: 0.385</small> Domingo Ramos, R (4, 4)	 <small>1-3</small>		 <small>1-1</small>		 <small>1-0</small>	 <small>1-0</small>				2	0	0	0	0	1	0
Willie Upshaw, L (1, 3) <small>OBP: 0.328, SLG: 0.393</small>	 <small>4-1</small>		 <small>1-0</small>		 <small>1-0</small>		 <small>2-1</small>			3	0	0	0	1	0	1
Joe Carter, R (1, 8) <small>OBP: 0.339, SLG: 0.521</small>	 <small>1-1</small>			 <small>1-2</small>		 <small>2-1</small>	 <small>0-1</small>			4	1	0	0	0	0	1
Brook Jacoby, R (1, 5) <small>OBP: 0.330, SLG: 0.424</small>	 <small>1-1</small>			 <small>1-0</small>		 <small>4-1</small>	 <small>3-1</small>			3	2	3	2	1	0	0
Ron Kittle, R (1, 10) <small>OBP: 0.328, SLG: 0.439</small>	 <small>3-1</small>			 <small>4-0</small>		 <small>4-0</small>	 <small>0-0</small>			2	1	0	0	2	0	2
Cory Snyder, R (1, 9) <small>OBP: 0.327, SLG: 0.484</small>		 <small>1-2</small>		 <small>1-0</small>		 <small>0-0</small>		 <small>1-0</small>		4	0	1	1	0	0	1
Carmen Castillo, R (1, 7) <small>OBP: 0.333, SLG: 0.345</small> Mel Hall, L (6, PH) <small>OBP: 0.309, SLG: 0.343</small> (7, 7)		 <small>2-1</small>		 <small>2-2</small>		 <small>4-0</small>		 <small>2-2</small>		2	0	0	0	0	0	1
Ron Washington, R (1, 6) <small>OBP: 0.321, SLG: 0.340</small>		 <small>0-1</small>			 <small>0-0</small>	 <small>1-0</small>		 <small>0-0</small>		3	1	1	1	0	0	0
Andy Allanson, R (1, 2) <small>OBP: 0.297, SLG: 0.331</small>			 <small>2-1</small>		 <small>1-1</small>	 <small>2-1</small>				2	0	0	0	0	0	3

Inning Stats	R: 1	H: 1	E: 0	K: 1	S: 10	LOB: 1	BB: 1	P: 20	R: 0	H: 0	E: 0	K: 0	S: 10	LOB: 0	BB: 0	P: 13	R: 0	H: 0	E: 0	K: 0	S: 5	LOB: 0	BB: 0	P: 9	R: 1	H: 1	E: 0	K: 0	S: 8	LOB: 1	BB: 1	P: 17	R: 0	H: 1	E: 0	K: 0	S: 5	LOB: 1	BB: 0	P: 8	R: 4	H: 1	E: 0	K: 0	S: 7	LOB: 1	BB: 3	P: 25	R: 0	H: 1	E: 0	K: 0	S: 7	LOB: 1	BB: 0	P: 12	R: 0	H: 0	E: 0	K: 0	S: 5	LOB: 0	BB: 0	P: 8
--------------	------	------	------	------	-------	--------	-------	-------	------	------	------	------	-------	--------	-------	-------	------	------	------	------	------	--------	-------	------	------	------	------	------	------	--------	-------	-------	------	------	------	------	------	--------	-------	------	------	------	------	------	------	--------	-------	-------	------	------	------	------	------	--------	-------	-------	------	------	------	------	------	--------	-------	------

PITCHER	IP	WLS	BF	H	R	ER	SO	BB	IBB	HBP	BLK	WP	HR	S	P	ERA	WHIP
Mike Flanagan, L (1, 1) <small>ERA: 4.84</small>	5.1	L	24	4	5	5	1	4	0	0	0	0	1	42	81	8.44	1.500
Mark Eichhorn, R (6, 1) <small>ERA: 4.23</small>	2.2		11	1	1	1	0	0	1	1	2	0	0	15	31	3.38	0.375

BOTTOM

Toronto Blue Jays @ Cleveland Indians
 Cleveland Municipal Stadium, Cleveland, OH

Mon Jun 06 1988, 7:05 PM EDT
 Att. 9,550 - Unknown - 78 F

AB	28
R	6
H	5
RBI	4
BB	5
SO	1
LOB	11

WP	PA	CS
0	35	0

Batter	1	2	3	4	5	6	7	8	9	AB R H RBI BB SO LOB	TOP
Tony Fernandez, S (1, 6) OBP: 0.300, SLG: 0.333	1-0 L8		1-1 4-3			1-2 5-3		0-0 SH1-3		3 0 0 0 0 0 1	
Lloyd Moseby, L (1, 8) OBP: 0.371, SLG: 0.419	2-1 F7			2-2 5-3			0-3 K	1-0 F7		4 0 0 0 0 1 1	
Jesse Barfield, R (1, 9) OBP: 0.244, SLG: 0.314	2-0 P6			0-0 P4			2-0 F8	2-2 G1		4 0 0 0 0 0 1	
George Bell, R (1, 7) OBP: 0.331, SLG: 0.489		0-2 F3		0-0 6-3			0-2 E4 1B	1-1 1-3		4 1 0 0 0 0 0	
Fred McGriff, L (1, 3) OBP: 0.444, SLG: 0.620		3-3 K			0-0 F7		4-0 1B E HBP	0-0 F6		3 1 0 0 0 1 0	
Kelly Gruber, R (1, 5) OBP: 0.355, SLG: 0.517		1-1 P3			0-0 F8		2-2 1-3 2-H E 1B	1-1 5-3		4 1 1 1 0 0 0	
Cecil Fielder, R (1, 10) OBP: 0.273, SLG: 0.417			1-0 6-3		0-0 F7		1-0 E7 2-H 3-H 1B			3 0 1 2 0 0 0	
Pat Borders, R (1, 2) OBP: 0.263, SLG: 0.490			1-0 6-3			0-0 P4	0-0 F8			3 0 0 0 0 0 1	
Manuel Lee, S (1, 4) OBP: 0.246, SLG: 0.262			1-0 E6			0-0 L6		0-2 E6 SH1-3 1B		3 0 1 0 0 0 0	
Inning Stats	R: 0 E: 0 K: 0 S: 4 H: 0 LOB: 0 BB: 0 P: 9	R: 0 E: 0 K: 1 S: 8 H: 0 LOB: 0 BB: 0 P: 12	R: 0 E: 1 K: 0 S: 5 H: 0 LOB: 1 BB: 0 P: 9	R: 0 E: 0 K: 0 S: 5 H: 0 LOB: 0 BB: 0 P: 7	R: 0 E: 0 K: 0 S: 3 H: 0 LOB: 0 BB: 0 P: 3	R: 0 E: 0 K: 0 S: 5 H: 0 LOB: 0 BB: 0 P: 6	R: 3 E: 2 K: 1 S: 13 H: 2 LOB: 1 BB: 0 P: 22	R: 0 E: 1 K: 0 S: 8 H: 1 LOB: 1 BB: 0 P: 11	R: 0 E: 0 K: 0 S: 5 H: 0 LOB: 0 BB: 0 P: 7	1B: 3 2B: 0 3B: 0 HR: 0 SF: 0 SAC: 1 DP: 0 HBP: 1	WP: 0 PB: 0 SB: 0 CS: 0 PA: 33
PITCHER Scott Bailes, L (1, 1) ERA: 3.79	IP: 9.0 WLS: W BF: 33 H: 3 R: 3 ER: 0 SO: 2 BB: 0 IBB: 0 HBP: 1 BLK: 0 WP: 0 HR: 0 S: 56 P: 86 ERA: 0.00 WHIP: 0.333										

Toronto Blue Jays @ Cleveland Indians
Cleveland Municipal Stadium, Cleveland, OH

Tue Jun 07 1988, 7:05 PM EDT
Att. 21,696 - Unknown - 72 F

livebaseballscorecards.com

AB	31
R	3
H	3
RBI	3
BB	0
SO	2
LOB	4



Batter	1	2	3	4	5	6	7	8	9	AB	R	H	RBI	BB	SO	LOB
Julio Franco, R (1, 4) <small>OBP: 0.317, SLG: 0.387</small> Domingo Ramos, R (8, 4)	0-2 F9 2B		1-0 4-3 ①		0-0 F8 ①		1-1 6-3 ③			4	0	1	0	0	0	0
Willie Upshaw, L (1, 3) <small>OBP: 0.322, SLG: 0.384</small>	2-0 F9 ① 2-3		2-2 3-1 ②		1-2 F5 ②			2-0 4-3 ①		4	0	0	0	0	0	1
Joe Carter, R (1, 8) <small>OBP: 0.333, SLG: 0.511</small>	2-0 F3 ②		0-3 K ③		0-0 F9 ③			1-0 6-3 ②		4	0	0	0	0	1	1
Brook Jacoby, R (1, 5) <small>OBP: 0.329, SLG: 0.421</small>	0-0 F9 ③			0-0 F9 1B 1B 1B		1-1 F9 ①		1-3 K ③		4	1	1	0	0	1	1
Mel Hall, L (1, 7) <small>OBP: 0.314, SLG: 0.354</small> Carmen Castillo, R (9, PH) <small>OBP: 0.345, SLG: 0.357</small>		1-1 F8 ①		0-0 1B 1B 1B		1-0 F9 2B		1-2 HR 1B		3	1	2	0	0	0	0
Cory Snyder, R (1, 9) <small>OBP: 0.325, SLG: 0.495</small>		0-0 1-3 ②		0-0 F9 ① 2-3		2-0 F9 ② 2-3		1-2 HR 1B		4	1	1	2	0	0	3
Dave Clark, L (1, 10) <small>OBP: 0.339, SLG: 0.302</small>		1-0 1B ②		0-0 1B 1B 1B		3-3 K ③				3	0	2	1	0	1	1
Ron Washington, R (1, 6) <small>OBP: 0.321, SLG: 0.340</small>		1-3 K ③ SAFE		0-0 1B ② 1-3 2-H		2-1 G3 ①				3	0	1	1	0	1	1
Andy Allanson, R (1, 2) <small>OBP: 0.298, SLG: 0.349</small>			3-2 HR ③	0-0 L5 ③		0-1 6-3 ②				3	1	1	1	0	0	1

Inning Stats	R: 0	H: 1	R: 0	H: 1	R: 1	H: 1	R: 0	H: 0	R: 0	H: 1	R: 0	H: 0	R: 0	H: 0	R: 2	H: 2	1B: 6	SF: 0	WP: 0	PA: 33
	E: 0	LOB: 1	E: 0	LOB: 1	E: 0	LOB: 0	E: 0	LOB: 0	E: 0	LOB: 1	E: 0	LOB: 0	E: 0	LOB: 0	E: 0	LOB: 0	2B: 2	SAC: 0	PB: 0	
	K: 0	BB: 0	K: 1	BB: 0	K: 1	BB: 0	K: 0	BB: 0	K: 1	BB: 0	K: 0	BB: 0	K: 1	BB: 0	K: 0	BB: 0	3B: 0	DP: 0	SB: 0	
	S: 7	P: 11	S: 7	P: 10	S: 10	P: 16	S: 6	P: 6	S: 10	P: 17	S: 6	P: 9	S: 5	P: 9	S: 6	P: 8	HR: 2	HBP: 0	CS: 0	

PITCHER	IP	WLS	BF	H	R	ER	SO	BB	IBB	HBP	BLK	WP	HR	S	P	ERA	WHIP
Todd Stottlemyre, R (1, 1) <small>ERA: 5.1</small>	7.0		28	8	3	3	3	0	0	0	0	0	1	51	75	3.86	1.143
David Wells, L (8, 1) <small>ERA: 3.71</small>	1.0	L	5	2	2	2	1	0	0	0	0	0	1	11	17	18.00	2.000

Toronto Blue Jays @ Cleveland Indians
 Cleveland Municipal Stadium, Cleveland, OH

Tue Jun 07 1988, 7:05 PM EDT
 Att: 21,696 - Unknown - 72 F

AB	33
R	5
H	10
RBI	5
BB	0
SO	4
LOB	9

C™

Batter	1	2	3	4	5	6	7	8	9	AB R H RBI BB SO LOB	TOP
Tony Fernandez, S (1, 6) OBP: 0.300, SLG: 0.330 Rick Leach, L (7, PH) OBP: 0.320, SLG: 0.326 Cecil Fielder, R (7, PH) OBP: 0.284, SLG: 0.426 Manuel Lee, S (7, PR) OBP: 0.243, SLG: 0.258 (7, 6)	3-2 	3-2 			4-1 		1-0 		3-3 	2 0 0 0 1 0 2 0 0 0 0 0 0 0 1 0 1 1 0 0 0 1 0 0 0 0 1 2	
Lloyd Moseby, L (1, 8) OBP: 0.369, SLG: 0.413	4-0 		2-2 		0-1 		3-3 			3 1 0 0 1 1 3	
Rance Mulliniks, L (1, 10) OBP: 0.410, SLG: 0.520 Jesse Barfield, R (8, PH) OBP: 0.243, SLG: 0.312	2-1 		4-0 		2-2 			1-3 		2 0 0 0 1 0 1 1 0 0 0 0 1 0	
George Bell, R (1, 7) OBP: 0.329, SLG: 0.485	3-2 		1-1 		0-0 			1-1 		4 0 1 1 0 0 1	
Fred McGriff, L (1, 3) OBP: 0.435, SLG: 0.606	2-3 			0-3 		0-0 		0-0 		4 0 0 0 0 2 1	
Kelly Gruber, R (1, 5) OBP: 0.353, SLG: 0.512		1-1 		2-2 			0-1 		1-1 	4 0 1 0 0 0 0	
Ernie Whitt, L (1, 2) OBP: 0.301, SLG: 0.269 Pat Borders, R (9, PH) OBP: 0.270, SLG: 0.495		0-0 		2-1 			2-2 		0-0 	3 0 0 0 0 0 1 1 0 1 0 0 0 0	
Sil Campusano, R (1, 9) OBP: 0.275, SLG: 0.356		4-1 			0-0 		4-2 		1-3 	2 1 0 0 2 1 1	
Nelson Liriano, S (1, 4) OBP: 0.258, SLG: 0.289		4-0 			1-1 		2-2 		1-1 	3 0 2 0 1 0 0	
Inning Stats	R: 1 H: 1 E: 0 LOB: 1 K: 1 BB: 1 S: 12 P: 26	R: 0 H: 1 E: 0 LOB: 2 K: 0 BB: 2 S: 8 P: 20	R: 0 H: 0 E: 0 LOB: 0 K: 0 BB: 1 S: 5 P: 12	R: 0 H: 0 E: 0 LOB: 0 K: 1 BB: 0 S: 8 P: 12	R: 0 H: 0 E: 0 LOB: 1 K: 0 BB: 1 S: 6 P: 11	R: 0 H: 0 E: 0 LOB: 0 K: 0 BB: 0 S: 6 P: 8	R: 1 H: 2 E: 0 LOB: 2 K: 1 BB: 1 S: 21 P: 33	R: 0 H: 0 E: 0 LOB: 0 K: 1 BB: 0 S: 6 P: 8	R: 0 H: 2 E: 0 LOB: 2 K: 2 BB: 0 S: 13 P: 19	1B: 6 SF: 0 2B: 0 SAC: 0 3B: 0 DP: 2 HR: 0 HBP: 0	WP: 0 PA: 37 PB: 0 SB: 0 CS: 0
PITCHER	Rich Yet, R (1, 1) ERA: 5.4 Bud Black, L (7, 1) ERA: 4.5 Doug Jones, R (9, 1) ERA: 2.17	IP WLS BF H R ER SO BB IBB HBP BLK WP HR S P ERA WHIP	IP WLS BF H R ER SO BB IBB HBP BLK WP HR S P ERA WHIP	PITCHER	IP WLS BF H R ER SO BB IBB HBP BLK WP HR S P ERA WHIP						

Toronto Blue Jays @ Cleveland Indians
 Cleveland Municipal Stadium, Cleveland, OH
 Wed Jun 08 1988, 7:05 PM EDT
 Att. 10,571 - Unknown - 60 F

livebaseballscorecards.com

AB	31
R	2
H	6
RBI	2
BB	6
SO	6
LOB	12



Batter	1	2	3	4	5	6	7	8	9	AB R H RBI BB SO LOB
Willie Upshaw, L OBP: 0.320, SLG: 0.378 (1, 3)	1-3 K		3-1 F9		4-0 1B IBB		1-1 F8			3 0 0 0 1 1 1
Domingo Ramos, R OBP: 0.167, SLG: 0.167 (1, 4)	1-1 6-3		0-3 K		0-0 1B		1-1 FC1-6 WP BB 1-2f WP			4 1 1 2 0 1 1
Joe Carter, R OBP: 0.336, SLG: 0.509 (1, 8)	0-0 WP E 1B			3-2 P6	0-3 K		4-1 WP WP BB 1-2			3 0 1 0 1 1 2
Mel Hall, L OBP: 0.308, SLG: 0.346 (1, 7)	0-0 E6 WP 1-2			3-1 L6	1-0 G3		2-3 K WP 1-2 2-3			4 0 0 0 0 1 5
Brook Jacoby, R OBP: 0.323, SLG: 0.413 (1, 5)	1-2 P6 1-2 2-3			0-0 1-3		1-1 3-1	1-3 K 1-2 2-3 3-H			4 0 0 0 0 1 4
Cory Snyder, R OBP: 0.324, SLG: 0.505 (1, 9)		2-1 F8			0-0 HR	0-0 6-3		0-0 6-3		4 1 1 1 0 0 0
Dave Clark, L OBP: 0.333, SLG: 0.298 (1, 10)		1-2 F9			0-0 E4 SH5-4 1B	0-0 1B		0-0 4-3		4 1 1 0 0 0 0
Ron Washington, R OBP: 0.305, SLG: 0.321 (1, 6)		0-0 F3			0-0 SH SH5-4 1B	1-0 G3		0-3 K		3 1 0 0 0 1 1
Andy Allanson, R OBP: 0.300, SLG: 0.351 (1, 2)			0-1 6-3		0-0 SH5-4 1-2 2-3		0-1 FC1-6 1B			2 0 1 0 0 0 0

Inning Stats	R: 0 E: 1 K: 1 S: 10	H: 1 LOB: 2 BB: 0 P: 13	R: 0 E: 0 K: 0 S: 6	H: 0 LOB: 0 BB: 0 P: 9	R: 0 E: 0 K: 1 S: 7	H: 0 LOB: 0 BB: 0 P: 10	R: 0 E: 0 K: 0 S: 6	H: 0 LOB: 0 BB: 0 P: 12	R: 3 E: 2 K: 1 S: 9	H: 2 LOB: 2 BB: 1 P: 14	R: 0 E: 0 K: 0 S: 6	H: 1 LOB: 1 BB: 0 P: 7	R: 1 E: 0 K: 2 S: 13	H: 1 LOB: 2 BB: 1 P: 22	R: 0 E: 0 K: 1 S: 6	H: 0 LOB: 0 BB: 0 P: 6	1B: 4 2B: 0 3B: 0 HR: 1	SF: 0 SAC: 2 DP: 0 HBP: 0	WP: 3 PB: 0 SB: 0 CS: 0	PA: 35
--------------	-------------------------------	----------------------------------	------------------------------	---------------------------------	------------------------------	----------------------------------	------------------------------	----------------------------------	------------------------------	----------------------------------	------------------------------	---------------------------------	-------------------------------	----------------------------------	------------------------------	---------------------------------	----------------------------------	------------------------------------	----------------------------------	--------

PITCHER	IP	WLS	BF	H	R	ER	SO	BB	IBB	HBP	BLK	WP	HR	S	P	ERA	WHIP
Jim Clancy, R ERA: 4.56 (1, 1)	6.2	L	30	5	4	2	3	1	1	0	0	1	1	51	78	2.70	0.900
John Cerutti, L ERA: 3.4 (7, 1)	0.0		1	0	0	0	1	0	0	0	0	1	0	3	5	∞	∞
Duane Ward, R ERA: 2.14 (7, 1)	1.1		4	0	0	0	2	0	0	0	0	1	0	9	10	0.00	0.000

Toronto Blue Jays @ Cleveland Indians
Cleveland Municipal Stadium, Cleveland, OH
 Wed Jun 08 1988, 7:05 PM EDT
 Att: 10,571 - Unknown - 60 F

AB	31
R	4
H	5
RBI	3
BB	2
SO	6
LOB	14



Detroit Tigers @ Cleveland Indians

Cleveland Municipal Stadium, Cleveland, OH

Thu Jun 09 1988, 7:05 PM EDT
Att. 17,375 - Unknown - 62 F

livebaseballscorecards.com



AB	35
R	6
H	11
RBI	6
BB	2
SO	5
LOB	13

WP:	0	PA:	37
PB:	0		
SB:	1		
CS:	1		

AB R H RBI BB SO LOB

5	0	2	2	0	2	1
4	0	1	0	0	0	2
4	0	1	0	0	1	2
3	0	0	0	1	1	1
3	0	0	0	1	0	1
0	1	0	0	0	0	0
0	0	0	0	0	0	0
4	2	1	0	0	0	1
3	0	1	1	0	1	0
1	1	1	1	0	0	0
4	1	2	0	0	0	3
4	1	2	2	0	0	2

Batter	1	2	3	4	5	6	7	8	9
Gary Pettis, S OBP: 0.312, SLG: 0.281 (1, 8)	K2-3		FC5-4		2-1			K	0-0
Lou Whitaker, L OBP: 0.402, SLG: 0.437 (1, 4)	G4-3		F8		0-0			1B	2-6-2
Pat Sheridan, L OBP: 0.375, SLG: 0.541 (1, 7)	L8		G4-3		2-0			K2-6-2	1-2f
Alan Trammell, R OBP: 0.387, SLG: 0.498 (1, 6)		4-2	FC5-4		0-2			G1-3	
Darrell Evans, L OBP: 0.304, SLG: 0.297 (1, 3)		2-2	L8		1-2			1B	
Jim Walewander, S OBP: 0.286, SLG: 0.429 (9, PR)		SAFE						BB	
Mike Heath, R OBP: 0.253, SLG: 0.264 (9, 2)		SAFE						1B	
Chet Lemon, R OBP: 0.353, SLG: 0.421 (1, 9)		1-1	FC5-4		0-0			L1-3	1B
Matt Nokes, L OBP: 0.253, SLG: 0.391 (1, 2)		0-1			0-1			1B	
Luis Salazar, R OBP: 0.351, SLG: 0.469 (9, PH)								1B	
Ray Knight, R OBP: 0.321, SLG: 0.339 (1, 10)		1-1	F8		0-0			L1-3	1-2 2-3
Tom Brookens, R OBP: 0.341, SLG: 0.375 (1, 5)					1-0			2B	2-H 3-H

Inning Stats	R: 0	H: 0	E: 0	K: 1	S: 9	R: 1	H: 1	E: 0	K: 0	S: 11	R: 0	H: 1	E: 0	K: 0	S: 9	R: 0	H: 0	E: 0	K: 0	S: 8	R: 1	H: 2	E: 0	K: 0	S: 7	R: 0	H: 1	E: 0	K: 1	S: 7	R: 0	H: 1	E: 0	K: 1	S: 14	R: 0	H: 1	E: 0	K: 2	S: 8	R: 4	H: 4	E: 0	K: 0	S: 15	R: 4	H: 4	E: 0	K: 0	S: 15
	LOB: 0	BB: 0	P: 12	LOB: 1	BB: 1	LOB: 0	BB: 1	LOB: 1	BB: 0	P: 11	LOB: 0	BB: 0	LOB: 0	BB: 0	P: 10	LOB: 0	BB: 0	LOB: 0	BB: 0	P: 13	LOB: 1	BB: 0	LOB: 1	BB: 0	P: 19	LOB: 1	BB: 0	LOB: 1	BB: 0	P: 19	LOB: 1	BB: 0	LOB: 1	BB: 0	P: 11	LOB: 1	BB: 1	LOB: 2	BB: 1	P: 23	LOB: 2	BB: 1	LOB: 2	BB: 1	P: 23					

PITCHER	IP	WLS	BF	H	R	ER	SO	BB	IBB	HBP	BLK	WP	HR	S	P	ERA	WHIP
Tom Candiotti, R ERA: 3.0 (1, 1)	8.1	L	33	8	4	4	5	2	0	0	0	0	0	78	114	4.32	1.200
Dan Schatzeder, L ERA: 6.52 (9, 1)	0.0		1	1	0	0	0	0	0	0	0	0	0	2	4	∞	∞
Bill Laskey, R ERA: 7.3 (9, 1)	0.2		3	2	2	2	0	0	0	0	0	0	0	8	9	27.00	3.000

Batter	1	2	3	4	5	6	7	8	9	AB	R	H	RBI	BB	SO	LOB
Willie Upshaw, L OBP: 0.316, SLG: 0.372 (1, 3)	1-1 G4-3		0-1 P5			0-0 G4-3		2-1 SH1-3		3	0	0	0	0	0	0
Domingo Ramos, R OBP: 0.200, SLG: 0.200 (1, 4)	3-1 6-3			1-2 G3		1-0 1B		0-0 4-3		4	0	1	1	0	0	1
Julio Franco, R OBP: 0.324, SLG: 0.393 (1, 10)	1-1 F8			1-0 1B		2-0 1B		1-2 1B		4	0	3	1	0	0	0
Mel Hall, L OBP: 0.303, SLG: 0.341 (1, 8)		2-1 G4-3		1-3 K		2-3 K		1-1 1B		3	0	0	0	0	2	2
Carmen Castillo, R OBP: 0.356, SLG: 0.368 (8, PH) (9, 7)				1-3 K		1-2 K		1-3 1B		1	0	1	0	0	0	0
Brook Jacoby, R OBP: 0.318, SLG: 0.405 (1, 5)		1-3 K		3-3 K		1-2		2-3 K		4	0	0	0	0	3	3
Cory Snyder, R OBP: 0.323, SLG: 0.500 (1, 9) (9, 8)		2-2 1B			1-1 P3		0-1 F9		0-2 F8	4	0	1	0	0	0	0
Dave Clark, L OBP: 0.314, SLG: 0.279 (1, 7) (9, 9)		0-0 F8			2-2 G4-3		2-2 G3		1-1 G4-3	4	0	0	0	0	0	1
Andy Allanson, R OBP: 0.310, SLG: 0.360 (1, 2)			0-0 L7		0-1 1B			1-2 SH1-3 1B	0-1 1B	4	1	3	0	0	0	0
Jay Bell, R OBP: 0.290, SLG: 0.246 (1, 6)			2-1 L9		1-2 L8			0-0 4-3 SH1-3 1B	2-1 P2	4	1	1	0	0	0	2

Inning Stats	R: 0	H: 0	E: 0	K: 0	S: 6	R: 0	H: 1	E: 0	K: 1	S: 10	R: 0	H: 0	E: 0	K: 0	S: 5	R: 0	H: 1	E: 0	K: 2	S: 13	R: 0	H: 1	E: 0	K: 0	S: 10	R: 0	H: 2	E: 0	K: 1	S: 9	R: 0	H: 0	E: 0	K: 0	S: 7	R: 2	H: 4	E: 0	K: 1	S: 15	R: 0	H: 1	E: 0	K: 0	S: 9	1B: 10	SF: 0	2B: 0	SAC: 1	3B: 0	DP: 0	HR: 0	HBP: 0	WP: 0	PA: 36
PITCHER	IP	WLS	BF	H	R	ER	SO	BB	IBB	HBP	BLK	WP	HR	S	P	ERA	WHIP																																						
Doyle Alexander, R ERA: 3.31 (1, 1)	7.2		30	8	2	2	4	0	0	0	0	0	0	70	103	2.35	1.043																																						
Willie Hernandez, L ERA: 2.15 (8, 1)	0.0		1	1	0	0	0	0	0	0	0	0	0	2	3	∞	∞																																						
Mike Henneman, R ERA: 1.54 (8, 1)	1.1	W	5	1	0	0	1	0	0	0	0	0	0	12	17	0.00	0.750																																						

BOTTOM

Detroit Tigers @ Cleveland Indians
Cleveland Municipal Stadium, Cleveland, OH

Thu Jun 09 1988, 7:05 PM EDT
Att: 17,375 - Unknown - 62 F

livebaseballscorecards.com

AB	35
R	2
H	10
RBI	2
BB	0
SO	5
LOB	9



Batter	1	2	3	4	5	6	7	8	9	AB R H RBI BB SO LOB	TOP												
Gary Pettis, S OBP: 0.307, SLG: 0.276 (1, 8) B C C C C S	2-3 K ①		X 0-0 F4 ③			0-3 K ①		1-1 F9 ②		4 0 0 0 0 2 0													
Tom Brookens, R OBP: 0.333, SLG: 0.365 (1, 5) C S S	0-3 K ②			X 0-0 F9 ①		1-3 K ②		3-3 K ③		4 0 0 0 0 3 0													
Luis Salazar, R OBP: 0.348, SLG: 0.463 (1, 7) B F X	1-1 1B ①			B 1-0 F8 ②		0-2 F8 ③			0-2 G6-3 ①	4 0 1 0 0 0 0													
Alan Trammell, R OBP: 0.385, SLG: 0.507 (1, 6) B C F C X	1-3 K ③			C 0-1 F8 ③		X 0-0 HR ①			0-2 F9 ②	4 1 1 1 0 1 1													
Chet Lemon, R OBP: 0.351, SLG: 0.433 (1, 9) C B B B B X		3-2 G6-3 ①		B 1-0 HR ①		B 3-2 F7 ①			1-2 G3 ③	4 1 1 1 0 0 0													
Larry Herndon, R OBP: 0.321, SLG: 0.386 (1, 10) C C T B X		1-3 K ②		B 1-0 F9 ①		F 0-1 FC4-6 1B ①				3 0 1 0 0 1 0													
Ray Knight, R OBP: 0.321, SLG: 0.339 (1, 3) B B X		2-0 F9 ③		B 2-1 2B CS 1B ③		B 1-0 SAFE F8 ②				3 0 1 0 0 0 1													
Mike Heath, R OBP: 0.256, SLG: 0.280 (1, 2) C B X			1-2 F9 ①		X 0-0 2B ①		B 2-2 FC4-6 1-2f ③			3 0 1 0 0 0 1													
Jim Walewander, S OBP: 0.250, SLG: 0.375 (1, 4) C B X			1-1 G5-3 ②		M 0-1 G4-3 3-H ② ③		X 1-2 F7 ①			3 0 0 0 0 0 2													
Inning Stats	R: 0 E: 0 K: 3 S: 13	H: 1 LOB: 1 BB: 0 P: 17	R: 0 E: 0 K: 1 S: 7	H: 0 LOB: 0 BB: 0 P: 13	R: 0 E: 0 K: 0 S: 6	H: 0 LOB: 0 BB: 0 P: 8	R: 0 E: 0 K: 0 S: 4	H: 0 LOB: 0 BB: 0 P: 5	R: 1 E: 0 K: 2 S: 10	H: 3 LOB: 1 BB: 0 P: 11	R: 0 E: 0 K: 2 S: 10	H: 0 LOB: 0 BB: 0 P: 11	R: 1 E: 0 K: 0 S: 11	H: 2 LOB: 1 BB: 0 P: 17	R: 0 E: 0 K: 1 S: 10	H: 0 LOB: 0 BB: 0 P: 15	R: 0 E: 0 K: 0 S: 11	H: 0 LOB: 0 BB: 0 P: 12	1B: 3 2B: 1 3B: 0 HR: 2	SF: 0 SAC: 0 DP: 0 HBP: 0	WP: 0 PB: 0 SB: 0 CS: 1	PA: 32	
PITCHER Greg Swindell, L ERA: 2.47 (1, 1)	IP 9.0	WLS L	BF 32	H 6	R 2	ER 2	SO 7	BB 0	IBB 0	HBP 0	BLK 0	WP 0	HR 2	S 79	P 109	ERA 2.00	WHIP 0.667						PITCHER IP WLS BF H R ER SO BB IBB HBP BLK WP HR S P ERA WHIP

Detroit Tigers @ Cleveland Indians
Cleveland Municipal Stadium, Cleveland, OH

Fri Jun 10 1988, 7:05 PM EDT
Att. 71,188 - Unknown - 60 F

AB	32
R	2
H	6
RBI	2
BB	0
SO	7
LOB	5



Batter	1	2	3	4	5	6	7	8	9			
Domingo Ramos, R (1, 4) <small>OBP: 0.286, SLG: 0.286</small> Ron Washington, R (8, PR) <small>OBP: 0.305, SLG: 0.321</small> (9, 4)	2-2 	1-0 CS 	1-1 G6-3 			2-1 G5-3 			2-1 			
Willie Upshaw, L (1, 3) <small>OBP: 0.315, SLG: 0.369</small>	2-2 G4-3 			0-3 			0-0 BB SF7 	1-1 B5-6-4 				
Joe Carter, R (1, 8) <small>OBP: 0.331, SLG: 0.500</small>	3-2 G6-3 			1-3 			0-1 WP BB 	1-0 F7 				
Brook Jacoby, R (1, 5) <small>OBP: 0.325, SLG: 0.404</small>	4-2 FC5 			4-2 			4-2 WP BB 			2-3 		
Mel Hall, L (1, 7) <small>OBP: 0.307, SLG: 0.346</small>	0-0 			0-0 F7 			0-0 SF7 			2-0 		
Cory Snyder, R (1, 9) <small>OBP: 0.317, SLG: 0.490</small>	1-0 FC5 			0-0 G5-4-3 			2-2 L7 			2-2 G6-3 		
Dave Clark, L (1, 10) <small>OBP: 0.297, SLG: 0.262</small>			0-1 G3-1 			2-3 			3-3 			0-3
Andy Allanson, R (1, 2) <small>OBP: 0.316, SLG: 0.362</small>			2-1 			1-2 F3 			0-0 			2-0
Jay Bell, R (1, 6) <small>OBP: 0.285, SLG: 0.241</small>			1-0 F3 			2-1 G6-3 			0-1 G6-3 			0-3

AB	R	H	RBI	BB	SO	LOB
4	0	2	0	0	0	0
0	0	0	0	0	0	0
4	1	1	0	0	1	2
4	0	0	0	0	1	3
1	0	0	0	3	1	0
3	0	2	1	0	0	1
4	0	0	0	0	0	7
4	0	0	0	0	3	1
2	0	1	0	0	0	0
3	0	0	0	0	0	2

BOTTOM

Detroit Tigers @ Cleveland Indians
 Cleveland Municipal Stadium, Cleveland, OH

Fri Jun 10 1988, 7:05 PM EDT
 Att: 71,188 - Unknown - 60 F

AB	29
R	1
H	6
RBI	1
BB	3
SO	6
LOB	16

Inning Stats		R: 0	H: 2	E: 0	K: 0	S: 13	R: 0	H: 0	E: 0	K: 0	S: 4	R: 0	H: 0	E: 0	K: 2	S: 8	R: 0	H: 0	E: 0	K: 0	S: 6	R: 0	H: 0	E: 0	K: 1	S: 9	R: 1	H: 1	E: 1	K: 0	S: 12	R: 0	H: 1	E: 0	K: 1	S: 7	R: 0	H: 1	E: 0	K: 0	S: 5	R: 0	H: 1	E: 0	K: 2	S: 10	1B: 6	2B: 0	3B: 0	HR: 0	SF: 1	SAC: 0	DP: 3	HBP: 1	WP: 2	PB: 0	SB: 0	CS: 1	PA: 35
PITCHER		IP	WLS	BF	H	R	ER	SO	BB	IBB	HBP	BLK	WP	HR	S	P	ERA	WHIP		PITCHER		IP	WLS	BF	H	R	ER	SO	BB	IBB	HBP	BLK	WP	HR	S	P	ERA	WHIP																					
Jeff Robinson, R (1, 1) <small>ERA: 3.8</small>		7.0	W	28	5	1	0	4	3	0	1	0	1	0	61	101	0.00	1.143		Willie Hernandez, L (8, 1) <small>ERA: 2.1</small>		0.2		1	0	0	0	0	0	0	0	0	0	0	0	0	0	0	0	0	0	0	0	0	0	0	0	0	0	0	0	0	0	0	0	0	0	0	0
Mike Henneman, R (8, 1) <small>ERA: 1.46</small>		1.1	S	5	1	0	0	2	0	0	0	0	1	0	11	18	0.00	0.750		Mike Henneman, R (8, 1) <small>ERA: 1.46</small>		1.1	S	5	1	0	0	2	0	0	0	0	1	0	11	18	0.00	0.750																					

Detroit Tigers @ Cleveland Indians

Cleveland Municipal Stadium, Cleveland, OH

Sat Jun 11 1988, 3:33 AM EDT
Att. 26,978 - Sunny - 60 F

livebaseballscorecards.com



WP: 1 PA: 47
PB: 0
SB: 0
CS: 0

Batter	1	2	3	4	5	6	7	8	9	AB	R	H	RBI	BB	SO	LOB					
Gary Pettis, S OBP: 0.315, SLG: 0.291 (1, 8)	2-2 1B G3-1	0-1 3B 2-H			0-1 F8	1-0 E9 1B	3-2 G6-3		4-1 BB	5	1	3	2	1	0	2					
Lou Whitaker, L OBP: 0.400, SLG: 0.433 (1, 4)	1-0 G3-1 1B	3-3 K			3-1 F8	0-1 G4-3	0-1 1B		0-1 G4-3	6	0	2	2	0	1	4					
Pat Sheridan, L OBP: 0.365, SLG: 0.525 (1, 7)	2-1 G3-1				1-2 G4-3					3	0	0	1	0	0	1					
Tom Brookens, R OBP: 0.335, SLG: 0.367 (6, 5)										2	1	1	0	0	0	1					
Alan Trammell, R OBP: 0.383, SLG: 0.502 (1, 6)	0-1 P4				1-2 G6-3					4	1	1	0	0	0	1					
Jim Walewander, S OBP: 0.240, SLG: 0.360 (8, 6)										1	0	0	0	0	1	0					
Darrell Evans, L OBP: 0.307, SLG: 0.291 (1, 3)	4-2 BB				1-2 P3					3	0	0	0	2	0	2					
Chet Lemon, R OBP: 0.357, SLG: 0.431 (1, 9)	2-2 F7				1-1 1B					3	2	1	0	2	0	3					
Matt Nokes, L OBP: 0.255, SLG: 0.390 (1, 2)					0-2 F7					3	1	1	0	0	0	1					
Ray Knight, R OBP: 0.319, SLG: 0.336 (7, PH)										1	1	0	1	0	0	1					
Mike Heath, R OBP: 0.253, SLG: 0.276 (7, 2)										1	0	0	0	0	0	1					
Luis Salazar, R OBP: 0.350, SLG: 0.461 (1, 5)					2-2 P6					5	2	2	2	0	0	1					
Dave Bergman, L OBP: 0.339, SLG: 0.302 (1, 10)					1-1 F9					4	2	2	1	1	0	1					
Inning Stats	R: 1 E: 0 K: 0 S: 17	H: 2 LOB: 2 BB: 1 P: 27	R: 1 E: 0 K: 1 S: 25	H: 2 LOB: 1 BB: 0 P: 36	R: 0 E: 0 K: 0 S: 8	H: 0 LOB: 0 BB: 0 P: 11	R: 0 E: 0 K: 0 S: 10	H: 1 LOB: 1 BB: 0 P: 14	R: 0 E: 0 K: 0 S: 8	H: 0 LOB: 0 BB: 0 P: 12	R: 3 E: 1 K: 0 S: 21	H: 4 LOB: 2 BB: 1 P: 28	R: 6 E: 1 K: 0 S: 18	H: 4 LOB: 1 BB: 2 P: 40	R: 0 E: 0 K: 1 S: 12	H: 0 LOB: 1 BB: 1 P: 17	R: 0 E: 0 K: 0 S: 7	H: 0 LOB: 1 BB: 1 P: 12	1B: 11 2B: 1 3B: 1 HR: 0	SF: 0 SAC: 0 DP: 0 HBP: 0	WP: 1 PA: 47
PITCHER	IP	WLS	BF	H	R	ER	SO	BB	IBB	HBP	BLK	WP	HR	S	P	ERA	WHIP				
John Farrell, R ERA: 3.25 (1, 1)	5.2	L	27	8	5	5	1	2	0	0	0	0	0	86	124	7.94	1.765				
Bud Black, L ERA: 5.47 (6, 1)	0.2		6	3	3	3	0	0	1	0	0	0	0	8	18	40.50	4.500				
Jeff Dedmon, R ERA: 3.79 (7, 1)	0.2		6	2	3	0	0	1	0	0	0	1	0	13	26	0.00	4.500				
Bill Laskey, R ERA: 6.75 (8, 1)	1.0		4	0	0	0	1	1	0	0	0	0	0	12	17	0.00	1.000				
Dan Schatzeder, L ERA: 5.91 (9, 1)	1.0		4	0	0	0	0	1	0	0	0	0	0	7	12	0.00	1.000				

AB 41
R 11
H 13
RBI 9
BB 6
SO 2
LOB 19

Batter	1	2	3	4	5	6	7	8	9	AB	R	H	RBI	BB	SO	LOB
Julio Franco, R OBP: 0.320, SLG: 0.388 Domingo Ramos, R OBP: 0.250, SLG: 0.250 (8, 4)	1-2 F8		2-2 F9		1-3 K		1-1 FC6-4		0-1 L8	3	0	0	0	0	1	1
Willie Upshaw, L OBP: 0.318, SLG: 0.398 (1, 3)	3-2 P4		3-1 3B		2-1 P5			1-0 HR		4	1	2	2	0	0	0
Joe Carter, R OBP: 0.333, SLG: 0.500 Dan Schatzeder, L (9, 1)	2-2 P6		1-1 G6-3			0-2 G6-3 1B		1-2 FC4-6 1B		4	0	2	0	0	0	1
Brook Jacoby, R OBP: 0.324, SLG: 0.405 (1, 5)		0-0 BLK 2B		2-1 F9		1-1 F9		1-0 F8		4	0	1	0	0	0	2
Mel Hall, L OBP: 0.306, SLG: 0.344 (9, 8)		0-0 F7		2-0 1B 1B		0-2 G6-3		0-0 FC4-6		4	1	1	0	0	0	3
Cory Snyder, R OBP: 0.316, SLG: 0.485 (1, 9)		0-0 G6-3		0-0 1B 1B			1-0 G6-3		0-0 L6	4	0	1	0	0	0	2
Dave Clark, L OBP: 0.321, SLG: 0.279 (9, 7)		0-1 SAFE G4-3		0-0 G5-4-3 1B			0-0 1B 1B		4-2 G4-6-3 BB	3	0	2	1	1	0	1
Andy Allanson, R OBP: 0.312, SLG: 0.358 Chris Bando, S OBP: 0.294, SLG: 0.429 (8, 2)			0-0 P8		0-1 G5-4-3		0-0 F8		1-1 G4-6-3	2	0	0	0	0	0	2
Ron Washington, R OBP: 0.317, SLG: 0.333 (1, 6)			0-1 E7 3B		1-0 G6-3		2-2 FC6-4 1B		2-2 1B	4	1	2	0	0	0	0

Inning Stats	R: 0	H: 0	E: 0	K: 0	S: 11	R: 0	H: 1	E: 0	K: 0	S: 5	R: 1	H: 1	E: 1	K: 0	S: 13	R: 1	H: 3	E: 0	K: 0	S: 7	R: 0	H: 0	E: 0	K: 1	S: 6	R: 0	H: 1	E: 0	K: 0	S: 8	R: 0	H: 2	E: 0	K: 0	S: 9	R: 1	H: 2	E: 0	K: 0	S: 9	R: 0	H: 1	E: 0	K: 0	S: 10	1B: 8	SF: 0	2B: 1	SAC: 0	3B: 1	DP: 3	HR: 1	HBP: 0	WP: 0	PA: 37
PITCHER	IP	WLS	BF	H	R	ER	SO	BB	IBB	HBP	BLK	WP	HR	S	P	ERA	WHIP																																						
Jack Morris, R ERA: 4.32 Eric King, R ERA: 2.7	(1, 1)	7.0	28	8	2	1	1	0	0	0	1	0	0	0	0	1.29	1.143																																						
	(8, 1)	2.0	9	3	1	1	0	1	0	0	0	0	1	19	29	4.50	2.000																																						

DETROIT TIGERS @ CLEVELAND INDIANS
CLEVELAND MUNICIPAL STADIUM, CLEVELAND, OH
 Sat Jun 11 1988, 3:33 AM EDT
 Att. 26,978 - Sunny - 60 F

AB	36
R	3
H	11
RBI	3
BB	1
SO	1
LOB	17



WP: 0	PA: 37
PB: 0	SB: 0
CS: 0	

Batter	1	2	3	4	5	6	7	8	9	AB R H RBI BB SO LOB	TOP											
Gary Pettis, S (1, 8) OBP: 0.317, SLG: 0.291	3-1 1B 1B	4-0 SF9 HR BB	1-0 FC6-4		1-1 4-3			0-2 3-1 1-3		4 2 1 0 1 0 5	Detroit Tigers @ Cleveland Indians Cleveland Municipal Stadium, Cleveland, OH Sun Jun 12 1988, 3:33 AM EDT Att. 41,345 - Sunny - 80 F livebaseballscorecards.com											
Tom Brookens, R (1, 5) OBP: 0.331, SLG: 0.364	2-2 1-3 1B 1B	2-1 SF9		2-2 L9		1-1 5-3		3-1 5-3		4 1 1 1 0 0 1												
Luis Salazar, R (1, 7) OBP: 0.345, SLG: 0.471	1-1 1-3	1-1 HR		2-3 K		1-2 F9		0-0 F4		5 1 1 2 0 1 2												
Alan Trammell, R (1, 6) OBP: 0.383, SLG: 0.498	1-3 K	4-0 HR BB		0-0 1B		2-1 F7		1-1 F8		4 0 1 0 1 1 2												
Chet Lemon, R (1, 9) OBP: 0.358, SLG: 0.431	2-2 2-H 3-H 1B	1-2 5-3		0-2 5-3		0-0 F3		1-2 1B		5 0 2 2 0 0 2												
Larry Herndon, R (1, 10) OBP: 0.321, SLG: 0.375	4-0 BB		2-0 5-3		0-1 6-3		3-2 F8		1-0 F6	2 0 0 0 1 0 0												
Darrell Evans, L (7, PH) OBP: 0.303, SLG: 0.288										2 0 0 0 0 0 1												
Ray Knight, R (1, 3) OBP: 0.310, SLG: 0.326	1-2 F8		1-0 6-3		1-3 K		0-0 1-3			4 0 0 0 0 1 2												
Mike Heath, R (1, 2) OBP: 0.264, SLG: 0.278		1-3 K	4-1 1B BB		0-1 BLK BB 1B			2-1 F2		3 0 1 0 1 1 0												
Jim Walewander, S (1, 4) OBP: 0.345, SLG: 0.429		1-0 S BB SF9 1B	0-0 FC6-4 1B		4-2 BLK BB			1-1 3-1 BLK 1B		3 1 3 0 1 0 0												
Inning Stats	R: 2 E: 0 K: 1 S: 18	H: 3 LOB: 2 BB: 1 P: 32	R: 3 E: 0 K: 1 S: 12	H: 2 LOB: 1 BB: 2 P: 25	R: 0 E: 0 K: 0 S: 5	H: 1 LOB: 2 BB: 1 P: 13	R: 0 E: 0 K: 1 S: 11	H: 1 LOB: 1 BB: 0 P: 15	R: 0 E: 0 K: 1 S: 12	H: 1 LOB: 2 BB: 1 P: 18	R: 0 E: 0 K: 0 S: 7	H: 0 LOB: 0 BB: 0 P: 11	R: 0 E: 0 K: 0 S: 5	H: 0 LOB: 0 BB: 0 P: 8	R: 0 E: 0 K: 0 S: 9	H: 1 LOB: 1 BB: 0 P: 15	R: 0 E: 0 K: 0 S: 7	H: 1 LOB: 1 BB: 0 P: 10	1B: 9 2B: 0 3B: 0 HR: 1	SF: 1 SAC: 0 DP: 0 HBP: 0	WP: 0 PB: 0 SB: 2 CS: 0	PA: 42
PITCHER	IP WLS BF H R ER SO BB IBB HBP BLK WP HR S P ERA WHIP																					
Scott Bailes, L (1, 1) ERA: 4.29	1.2 L 12 5 5 5 2 2 0 0 0 0 0 1 27 49 27.00 4.200																					
Jon Perlman, R (2, 1) ERA:	5.1 22 3 0 0 2 3 0 0 1 0 0 43 73 0.00 1.125																					
Jeff Dedmon, R (8, 1) ERA: 3.43	2.0 8 2 0 0 0 0 0 0 0 1 0 0 16 25 0.00 1.000																					

Detroit Tigers @ Cleveland Indians
Cleveland Municipal Stadium, Cleveland, OH
 Sun Jun 12 1988, 3:33 AM EDT
 Att. 41,345 - Sunny - 80 F

AB	36
R	5
H	10
RBI	5
BB	5
SO	4
LOB	15



Batter	1	2	3	4	5	6	7	8	9	AB	R	H	RBI	BB	SO	LOB	BOTTOM					
Julio Franco, R OBP: 0.330, SLG: 0.407 (1, 4)	4-1 L9-3 BB		1-0 3B		0-1 1B		1-1 HR		2-2 L9	4	2	3	1	1	0	0	Detroit Tigers @ Cleveland Indians Cleveland Municipal Stadium, Cleveland, OH Sun Jun 12 1988, 3:33 AM EDT Att. 41,345 - Sunny - 80 F					
Willie Upshaw, L OBP: 0.315, SLG: 0.393 (1, 3)	0-0 L9-3 1-2		1-3 K		2-1 1B		1-1 F9		1-2 4-3	5	0	1	1	0	1	3						
Joe Carter, R OBP: 0.336, SLG: 0.511 (1, 8)	4-2 BB		1-2 F3		0-2 F8		2-1 HR			3	1	1	2	1	0	2						
Ron Kittle, R OBP: 0.324, SLG: 0.426 (1, 10)	3-3 K			2-0 F9		2-0 FC1-4 1B		2-1 F5		4	0	1	0	0	1	1						
Brook Jacoby, R OBP: 0.323, SLG: 0.403 (1, 5)		0-3 K		3-2 FC6-4 1B		1-3 K		0-0 F7		4	0	1	0	0	2	1						
Cory Snyder, R OBP: 0.310, SLG: 0.476 (1, 9)		1-3 K		0-2 FC6-4 1-2f		0-1 FC1-4 1B		0-1 F4		4	0	0	0	0	1	2						
Carmen Castillo, R OBP: 0.355, SLG: 0.367 (1, 7)		0-1 L9		3-1 F7		0-0 1B		0-1 1B		3	0	1	0	0	0	1						
Mel Hall, L OBP: 0.309, SLG: 0.347 (8, PH)										1	0	1	0	0	0	0						
Ron Washington, R OBP: 0.313, SLG: 0.344 (1, 6)			2-1 B1-3 3B		2-3 K		0-2 F8		0-0 L6	4	1	1	0	0	1	3						
Andy Allanson, R OBP: 0.307, SLG: 0.352 (1, 2)			1-0 B1-3		1-0 L7				2-1 G3	3	0	0	0	0	0	1						
Dave Clark, L OBP: 0.316, SLG: 0.275 (9, PH)			2-3							1	0	0	0	0	0	0						
Inning Stats	R: 0 E: 0 K: 8	H: 0 LOB: 1 BB: 2 P: 19	R: 0 E: 0 K: 2 S: 9	H: 0 LOB: 0 BB: 0 P: 10	R: 1 E: 0 K: 1 S: 10	H: 2 LOB: 1 BB: 0 P: 16	R: 0 E: 0 K: 0 S: 9	H: 1 LOB: 1 BB: 0 P: 17	R: 1 E: 0 K: 1 S: 11	H: 2 LOB: 1 BB: 0 P: 16	R: 0 E: 0 K: 1 S: 10	H: 2 LOB: 2 BB: 0 P: 13	R: 2 E: 0 K: 0 S: 9	H: 2 LOB: 0 BB: 0 P: 15	R: 0 E: 0 K: 0 S: 6	H: 1 LOB: 1 BB: 0 P: 6	R: 0 E: 0 K: 0 S: 8	H: 0 LOB: 0 BB: 0 P: 13	1B: 6 2B: 3 3B: 1 HR: 1	SF: 0 SAC: 0 DP: 1 HBP: 0	WP: 0 PB: 0 SB: 0 CS: 0	PA: 38
PITCHER	IP WLS BF H R ER SO	WLS W 1 0	BF 30 4 0 4 6	H 9 4 0 0 6	R 4 0 0 0 6	ER 4 0 0 0 6	SO 6 0 0 0 6	BB 2 0 0 0 2	IBB 0 0 0 0 0	HBP 0 0 0 0 0	BLK 0 0 0 0 0	WP 0 0 0 0 0	HR 1 0 0 0 0	S 64 2 14 19	P 102 4 19	ERA 5.40 0.00 0.00	WHIP 1.650 0.000 0.500	IP WLS BF H R ER SO	BB IBB HBP BLK WP HR S P	ERA WHIP		
Frank Tanana, L ERA: 5.31 (1, 1)	6.2	W	30	9	4	4	6	2	0	0	0	0	0	0	0	0	5.40	1.650				
Mike Trujillo, R ERA: (7, 1)	0.1		1	0	0	0	0	0	0	0	0	0	0	0	0	0	0.00	0.000				
Mike Henneman, R ERA: 1.35 (8, 1)	2.0	S	7	1	0	0	0	0	0	0	0	0	0	0	0	0	0.00	0.500				

livebaseballscorecards.com

AB	36
R	4
H	10
RBI	4
BB	2
SO	6
LOB	14



Batter	1	2	3	4	5	6	7	8	9	AB R H RBI BB SO LOB	TOP	
Julio Franco, R (1, 4) OBP: 0.327, SLG: 0.404	3-2 5-3		2-1 SF8		1-1 6-3	2-1 4-3			1-1 FC5-4 1B	4 0 1 1 0 0 2		
Willie Upshaw, L (1, 3) OBP: 0.317, SLG: 0.398	0-1 4-3		1-1 L1		1-1 2B 2B			1-1 F5	2-1 FC5-4 1B	5 1 2 0 0 0 0		
Joe Carter, R (1, 8) OBP: 0.329, SLG: 0.500	2-0 L8			2-3 K2-3	1-3 K			0-2 F8	0-2 FC5-4 HBP	5 0 0 0 0 2 3		
Ron Kittle, R (1, 10) OBP: 0.355, SLG: 0.500		1-1 6-3		2-1 1B 2B HBP	1-0 2B			0-0 HR	1-0 L4-3 HBP	3 2 2 2 0 0 0		
Brook Jacoby, R (1, 5) OBP: 0.324, SLG: 0.400		1-0 F8		2-2 2B 1B	2-2 5-3			4-0 BB	0-0 L4-3	4 1 1 0 1 0 4		
Mel Hall, L (1, 7) OBP: 0.313, SLG: 0.356		3-3 K		0-0 HR 2B			0-1 E3 1B 1B	0-2 G3		4 1 2 2 0 1 1		
Cory Snyder, R (1, 9) OBP: 0.314, SLG: 0.491			0-2 1B 6-3 1B	1-0 HR			0-2 F9		2-3 K	4 2 2 2 0 1 1		
Ron Washington, R (1, 6) OBP: 0.324, SLG: 0.353			0-1 6-3 SF8 1B	3-2 4-3			1-1 E3 1B		0-1 L6	4 1 2 0 0 0 0		
Andy Allanson, R (1, 2) OBP: 0.301, SLG: 0.344			0-2 6-3	1-0 5-3			1-0 E3		0-0 F9	4 0 0 1 0 0 3		
Inning Stats	R: 0 E: 0 K: 0 S: 7 H: 0 LOB: 0 BB: 0 P: 12	R: 0 E: 0 K: 1 S: 6 H: 0 LOB: 0 BB: 0 P: 11	R: 2 E: 0 K: 0 S: 12 H: 2 LOB: 0 BB: 0 P: 15	R: 4 E: 0 K: 1 S: 17 H: 3 LOB: 0 BB: 0 P: 28	R: 1 E: 0 K: 1 S: 13 H: 2 LOB: 1 BB: 0 P: 19	R: 0 E: 1 K: 0 S: 10 H: 2 LOB: 2 BB: 0 P: 14	R: 1 E: 0 K: 0 S: 9 H: 1 LOB: 1 BB: 1 P: 14	R: 0 E: 0 K: 1 S: 6 H: 0 LOB: 0 BB: 0 P: 8	R: 0 E: 0 K: 0 S: 8 H: 2 LOB: 2 BB: 0 P: 12	1B: 7 2B: 4 3B: 0 HR: 2 SF: 1 SAC: 0 DP: 1 HBP: 2	WP: 0 PB: 0 SB: 0 CS: 0 PA: 41	
PITCHER	IP WLS BF H R ER SO BB IBB HBP BLK WP HR S P ERA WHIP											
Jim Clancy, R (1, 1) ERA: 5.02	5.0 L 23 7 7 7 3 0 0 1 0 0 0 1 55 85 12.60 1.400											
Duane Ward, R (6, 1) ERA: 2.09	2.0 10 3 1 1 0 1 0 0 0 0 0 1 19 28 4.50 2.000											
Tom Henke, R (8, 1) ERA: 2.6	1.0 3 0 0 0 1 0 0 0 0 0 0 0 6 8 0.00 0.000											
Mark Eichhorn, R (9, 1) ERA: 3.86	1.0 5 2 0 0 0 0 0 0 1 0 0 0 8 12 0.00 2.000											

Cleveland Indians @ Toronto Blue Jays
Exhibition Stadium, Toronto, ON
Mon Jun 13 1988, 7:05 PM EDT
Att. 31,133 - Unknown - 75 F

livebaseballscorecards.com

AB	37
R	8
H	12
RBI	8
BB	1
SO	4
LOB	14



Batter	1	2	3	4	5	6	7	8	9	AB R H RBI BB SO LOB
Tony Fernandez, S (1, 6) OBP: 0.309, SLG: 0.340	2-2 5-3		1-1 3-4-1		0-2 E6 S BB		2-3 K		1-1 1-2 1B	5 0 1 0 0 1 1
Lloyd Moseby, L (1, 8) OBP: 0.369, SLG: 0.407	1-3 K		0-2 4-3		4-2 1-2 2-3 BB		4-2 WP HR BB		2-3 K	3 1 0 0 2 2 2
Rance Mulliniks, L (1, 10) OBP: 0.437, SLG: 0.587 Cecil Fielder, R (4, PH) OBP: 0.293, SLG: 0.456 Manuel Lee, S (9, PH) OBP: 0.253, SLG: 0.310	2-0 HR			1-2 FC6-4 1B	1-3 K		2-2 SAFE 1-H HR		1-3 K	1 1 1 1 0 0 0 3 1 2 2 0 1 3 1 0 0 0 0 1 2
George Bell, R (1, 7) OBP: 0.311, SLG: 0.455	3-2 5-3		0-0 L8		0-1 SF8		2-2 6-3			3 0 0 1 0 0 1
Fred McGriff, L (1, 3) OBP: 0.425, SLG: 0.592		2-2 5-3		2-2 FC6-4 HR 1-2f	3-2 G3		2-3 K			4 1 0 0 0 1 3
Kelly Gruber, R (1, 5) OBP: 0.349, SLG: 0.509		0-3 K		1-1 1-H HR		1-3 K		1-3 K		4 1 1 2 0 3 0
Ernie Whitt, L (1, 2) OBP: 0.307, SLG: 0.281		2-2 1B		0-0 1B		0-0 L4		2-2 F7		4 0 2 0 0 0 0
Sil Campusano, R (1, 9) OBP: 0.276, SLG: 0.342 Rick Leach, L (9, PH) OBP: 0.320, SLG: 0.319		3-2 F7		3-3 K		1-1 5-3			2-3 K	3 0 0 0 0 1 2 1 0 0 0 0 1 0
Nelson Liriano, S (1, 4) OBP: 0.265, SLG: 0.285			3-1 5-3		4-2 BB E SF8 BB		0-0 F7		1-2 1B 1B	3 1 1 0 1 0 0

BOTTOM

Cleveland Indians @ Toronto Blue Jays
Exhibition Stadium, Toronto, ON
Mon Jun 13 1988, 7:05 PM EDT
Att: 31,133 - Unknown - 75 F

livebaseballscorecards.com

AB	35
R	6
H	8
RBI	6
BB	3
SO	11
LOB	14



Inning Stats	R: 1	H: 1	R: 0	H: 1	R: 0	H: 0	R: 2	H: 3	R: 1	H: 0	R: 0	H: 0	R: 2	H: 1	R: 0	H: 0	R: 0	H: 2	R: 0	H: 2	1B: 5	SF: 1	WP: 1	PA: 39
	E: 0	LOB: 0	E: 0	LOB: 1	E: 0	LOB: 0	E: 0	LOB: 1	E: 1	LOB: 2	E: 0	LOB: 0	E: 0	LOB: 0	E: 0	LOB: 0	E: 0	LOB: 2	E: 0	LOB: 2	2B: 0	SAC: 0	PB: 0	
	K: 1	BB: 0	K: 1	BB: 0	K: 0	BB: 0	K: 1	BB: 0	K: 1	BB: 2	K: 1	BB: 0	K: 2	BB: 1	K: 3	BB: 0	K: 2	BB: 0	K: 3	BB: 0	3B: 0	DP: 0	SB: 1	
	S: 17	P: 25	S: 12	P: 19	S: 7	P: 11	S: 17	P: 24	S: 17	P: 29	S: 6	P: 8	S: 13	P: 23	S: 10	P: 15	S: 14	P: 21	S: 14	P: 21	HR: 3	HBP: 0	CS: 0	

PITCHER	IP	WLS	BF	H	R	ER	SO	BB	IBB	HBP	BLK	WP	HR	S	P	ERA	WHIP
Rich Yett, R (1, 1) ERA: 5.45	1.0		4	1	1	1	1	0	0	0	0	0	1	17	25	9.00	1.000
Bud Black, L (2, 1) ERA: 5.64	5.2	W	26	5	5	4	5	3	0	0	0	1	2	69	109	6.35	1.412
Doug Jones, R (7, 1) ERA: 2.01	2.1	S	9	2	0	0	5	0	0	0	0	0	0	27	41	0.00	0.857

WP	PA	ERA	WHIP
1	39		

Batter	1	2	3	4	5	6	7	8	9	AB R H RBI BB SO LOB	TOP											
Julio Franco, R (1, 4) OBP: 0.322, SLG: 0.398	1-0 1-3		0-0 4-3		0-2 F9		1-0 F9			4 0 0 0 0 0 0												
Willie Upshaw, L (1, 3) OBP: 0.316, SLG: 0.392	1-1 6-3		2-2 3-1		0-0 1-3			4-0 L5-3 BB		3 0 0 0 1 0 0												
Joe Carter, R (1, 8) OBP: 0.324, SLG: 0.492	2-2 F9			1-1 F7		3-2 F8		2-2 L5-3 1-2		4 0 0 0 0 0 1												
Ron Kittle, R (1, 10) OBP: 0.375, SLG: 0.618		2-0 F9		1-2 HR		0-1 HR		0-1 2B		4 2 3 2 0 0 0												
Brook Jacoby, R (1, 5) OBP: 0.327, SLG: 0.402		2-2 1B		0-1 1B		0-0 5-3		2-3 K		4 0 2 0 0 1 1												
Mel Hall, L (1, 7) OBP: 0.321, SLG: 0.360		2-0 1B		4-2 1B		1-2 1B		2-2 4-3		3 0 2 0 1 0 0												
Cory Snyder, R (1, 9) OBP: 0.308, SLG: 0.482		2-3 K		0-0 P2		0-1 5-3		0-2 F9		4 0 0 0 0 1 5												
Ron Washington, R (1, 6) OBP: 0.311, SLG: 0.338 Dave Clark, L (9, PH) OBP: 0.313, SLG: 0.271		0-1 F4		0-0 P3			1-1 F9		1-2 1-3	3 0 0 0 0 0 4 1 0 0 0 0 0 0												
Chris Bando, S (1, 2) OBP: 0.250, SLG: 0.353			1-1 F5		2-1 6-3		2-1 4-3			3 0 0 0 0 0 0												
Inning Stats	R: 0 E: 0 K: 0 S: 6	H: 0 LOB: 0 BB: 0 P: 10	R: 0 E: 0 K: 1 S: 10	H: 2 LOB: 2 BB: 0 P: 18	R: 0 E: 0 K: 0 S: 6	H: 0 LOB: 0 BB: 0 P: 9	R: 1 E: 0 K: 0 S: 15	H: 2 LOB: 2 BB: 1 P: 21	R: 0 E: 0 K: 0 S: 6	H: 0 LOB: 0 BB: 0 P: 8	R: 1 E: 0 K: 0 S: 13	H: 2 LOB: 1 BB: 0 P: 17	R: 0 E: 0 K: 0 S: 5	H: 0 LOB: 0 BB: 0 P: 9	R: 0 E: 0 K: 1 S: 8	H: 1 LOB: 1 BB: 1 P: 16	R: 0 E: 0 K: 0 S: 9	H: 0 LOB: 0 BB: 0 P: 12	1B: 4 2B: 2 3B: 0 HR: 2	SF: 0 SAC: 0 DP: 1 HBP: 0	WP: 0 PB: 0 SB: 0 CS: 0	PA: 35
PITCHER	IP WLS BF H R ER SO BB IBB HBP BLK WP HR S P ERA WHIP																					
Todd Stottlemire, R (1, 1) ERA: 4.66	7.2		31	7	2	2	1	2	0	0	0	0	2	66	103	2.35	1.174					
Duane Ward, R (8, 1) ERA: 2.03	1.1	W	4	0	0	0	1	0	0	0	0	0	0	12	17	0.00	0.000					

Cleveland Indians @ Toronto Blue Jays
Exhibition Stadium, Toronto, ON
Tue Jun 14 1988, 7:05 PM EDT
Att. 31,433 - Unknown - 89 F

livebaseballscorecards.com

AB 33
R 2
H 7
RBI 2
BB 2
SO 2
LOB 11



Batter	1	2	3	4	5	6	7	8	9	AB	R	H	RBI	BB	SO	LOB
Tony Fernandez, S (1, 6) OBP: 0.304, SLG: 0.335	3-2 F7		1-2 5-3		0-0 1-3		2-0 FC1-6-5-4			4	0	0	0	0	0	2
Lloyd Moseby, L (1, 8) OBP: 0.371, SLG: 0.406	1-0 F5		4-2 CS BB			2-2 4-3		0-0 4-3 BLK 2B 1B		3	1	1	0	1	0	0
Rance Mulliniks, L (1, 10) OBP: 0.431, SLG: 0.575	0-0 G3		2-1 CS 1-2	1-0 1-3		2-0 1B 1B		1-0 4-3 1-3		4	0	1	0	0	0	1
George Bell, R (1, 7) OBP: 0.318, SLG: 0.463		3-3 K		1-0 BB 1B		1-1 1-2 1B		0-1 BB SF9 2B		4	1	3	1	0	1	0
Fred McGriff, L (1, 3) OBP: 0.426, SLG: 0.585		3-2 L3		4-2 BB 1-2 BB		2-3 K		4-0 BB BB		2	0	0	0	2	1	2
Kelly Gruber, R (1, 5) OBP: 0.351, SLG: 0.507		3-2 S 1B		0-3 K		3-2 6-3		4-0 1-2 2-3 BB		3	0	1	0	1	1	4
Ernie Whitt, L (1, 2) OBP: 0.312, SLG: 0.304		4-1 BB 1-2 BB		1-2 G3			1-2 HR	1-0 SF9		2	1	1	2	1	0	2
Rick Leach, L (1, 9) OBP: 0.320, SLG: 0.312	0-1 F7				1-2 G3		4-0 FC1-6-5-4 SH2-4 BB	1-3 K		2	0	0	0	1	0	2
Sil Campusano, R (7, PR) OBP: 0.273, SLG: 0.338										1	0	0	0	0	1	2
Nelson Liriano, S (1, 4) OBP: 0.262, SLG: 0.281			0-1 B5-3		1-1 F6		1-1 SH2-4			2	0	0	0	0	0	0

Inning Stats	R: 0	H: 0	E: 0	K: 0	S: 6	R: 0	H: 1	E: 0	K: 1	S: 12	R: 0	H: 0	E: 0	K: 0	S: 12	R: 0	H: 1	E: 0	K: 1	S: 11	R: 0	H: 0	E: 0	K: 0	S: 6	R: 0	H: 2	E: 0	K: 1	S: 14	R: 1	H: 1	E: 0	K: 0	S: 7	R: 2	H: 2	E: 0	K: 1	S: 8
	LOB: 0	BB: 0	P: 10	LOB: 2	BB: 1	P: 25	LOB: 0	BB: 1	P: 19	LOB: 2	BB: 1	P: 18	LOB: 0	BB: 0	P: 8	LOB: 2	BB: 0	P: 24	LOB: 1	BB: 1	P: 15	LOB: 2	BB: 2	P: 19	1B: 5	SF: 1	2B: 2	SAC: 1	3B: 0	DP: 1	HR: 1	WP: 0	PB: 0	SB: 1	CS: 1	PA: 36				


BOTTOM

Cleveland Indians @ Toronto Blue Jays
Exhibition Stadium, Toronto, ON

Tue Jun 14 1988, 7:05 PM EDT
Att: 31,433 - Unknown - 89 F

livebaseballscorecards.com

AB	27
R	3
H	7
RBI	3
BB	6
SO	4
LOB	15



Batter	1	2	3	4	5	6	7	8	9	AB R H RBI BB SO LOB	TOP											
Julio Franco, R (1, 4) OBP: 0.325, SLG: 0.397	4-1 FC4-6 BB		1-1 5-3			2-1 1B		2-0 6-3		3 0 1 0 1 0 0												
Willie Upshaw, L (1, 3) OBP: 0.319, SLG: 0.409	1-0 FC4-6 1-2f			1-1 HR		2-0 4-3			0-2 2B 1B	4 2 2 1 0 0 1												
Joe Carter, R (1, 8) OBP: 0.323, SLG: 0.492	1-1 5-3 1-2			1-1 P6			2-1 F9		0-1 1B 2B	4 1 1 1 0 0 1												
Ron Kittle, R (1, 10) OBP: 0.381, SLG: 0.606	3-3 K			1-3 K			4-2 BLK 1B BB		1-2 BB BLK 1B 2-H	3 0 1 1 1 2 1												
Brook Jacoby, R (1, 5) OBP: 0.326, SLG: 0.399				0-0 6-3			2-1 BLK 1B		1-3 K	4 0 1 0 0 1 1												
Mel Hall, L (1, 7) OBP: 0.315, SLG: 0.353					3-1 F9		3-3 K		1-1 F8	4 0 0 0 0 1 3												
Cory Snyder, R (1, 9) OBP: 0.307, SLG: 0.475					1-3 K		1-0 F8		4-2 BB BB	3 0 0 0 1 2 2												
Andy Allanson, R (1, 2) OBP: 0.300, SLG: 0.339					2-1 F3			0-0 5-3	4-2 BB 1-2 2-3 BB	3 0 0 0 1 0 0												
Domingo Ramos, R (1, 6) OBP: 0.211, SLG: 0.211					1-1 3-1			0-1 F8	0-0 F9	3 0 0 0 0 1 0												
Dave Clark, L (9, PH) OBP: 0.309, SLG: 0.268										1 0 0 0 0 0 3												
Inning Stats	R: 0 E: 0 K: 1 S: 7	H: 0 LOB: 1 BB: 1 P: 16	R: 0 E: 0 K: 1 S: 9	H: 0 LOB: 0 BB: 0 P: 14	R: 0 E: 0 K: 0 S: 7	H: 0 LOB: 0 BB: 0 P: 12	R: 1 E: 0 K: 1 S: 8	H: 1 LOB: 0 BB: 0 P: 11	R: 0 E: 0 K: 1 S: 9	H: 0 LOB: 0 BB: 0 P: 15	R: 0 E: 0 K: 1 S: 7	H: 1 LOB: 0 BB: 0 P: 12	R: 0 E: 0 K: 1 S: 13	H: 1 LOB: 2 BB: 1 P: 25	R: 0 E: 0 K: 0 S: 4	H: 0 LOB: 0 BB: 0 P: 6	R: 2 E: 0 K: 1 S: 20	H: 3 LOB: 3 BB: 2 P: 31	1B: 4 2B: 1 3B: 0 HR: 1	SF: 0 SAC: 0 DP: 0 HBP: 0	WP: 0 PB: 0 SB: 1 CS: 0	PA: 36
PITCHER	IP WLS BF H R ER SO BB IBB HBP BLK WP HR S P ERA WHIP																					
Dave Stieb, R (1, 1) ERA: 2.62	7.0 W 25 3 1 1 6 2 0 0 1 0 1 60 105 1.29 0.714																					
Mark Eichhorn, R (8, 1) ERA: 4.09	2.0 11 3 2 2 1 2 0 0 1 0 0 24 37 9.00 2.500																					

Cleveland Indians @ Toronto Blue Jays
Exhibition Stadium, Toronto, ON
Wed Jun 15 1988, 3:33 AM EDT
Att. 45,472 - Sunny - 88 F

livebaseballscorecards.com

AB	32
R	3
H	6
RBI	3
BB	4
SO	7
LOB	12



Batter	1	2	3	4	5	6	7	8	9
Tony Fernandez, S (1, 6) OBP: 0.313, SLG: 0.349 Nelson Liriano, S (8, 4) OBP: 0.260, SLG: 0.280	1-2 F8	0-1 1B		4-2 1B HBP BB	0-1 2B		1-2 E9 2B	0-1 P4	
Kelly Gruber, R (1, 5) OBP: 0.352, SLG: 0.500 Rance Mulliniks, L (8, 5) OBP: 0.431, SLG: 0.575	0-1 4-3	2-1 6-3		2-2 1B HBP		4-2 BB	0-0 F9		
Cecil Fielder, R (1, 10) OBP: 0.313, SLG: 0.548	3-3 K		1-2 HR	1-2 1B		0-0 F9		2-1 HR	
George Bell, R (1, 7) OBP: 0.317, SLG: 0.460 Rick Leach, L (8, 7) OBP: 0.327, SLG: 0.312		2-0 HR 1B	1-2 1-3	0-2 P3		0-3 K		4-0 HR BB	
Fred McGriff, L (1, 3) OBP: 0.430, SLG: 0.614		2-2 HR	4-1 G4-6-3 BB	0-3 K		2-1 G3		0-1 HR	
Pat Borders, R (1, 2) OBP: 0.278, SLG: 0.486		0-0 SH5-3 1B 1B	0-0 G4-6-3		0-0 6-3		3-1 F9 1B 1B	2-1 L9	
Jesse Barfield, R (1, 9) OBP: 0.244, SLG: 0.317		0-0 SH5-3 1B 1B		1-2 HBP 3B	0-0 F8		2-1 F3	4-2 1B HBP	
Sil Campusano, R (1, 8) OBP: 0.283, SLG: 0.357		0-0 SH5-3		0-1 1-3	0-1 3B 2B		0-0 E 1B	1-3 K	
Manuel Lee, S (1, 4) OBP: 0.275, SLG: 0.347		1-1 F9		4-2 HBP 1B BB	1-0 2B 3B		0-0 F9	0-2 1B	

Inning Stats	R: 0	H: 0	E: 0	K: 1	S: 8	LOB: 0	BB: 0	P: 12
	R: 4	H: 5	E: 0	K: 0	S: 13	LOB: 1	BB: 0	P: 20
	R: 1	H: 1	E: 0	K: 0	S: 8	LOB: 0	BB: 1	P: 14
	R: 2	H: 2	E: 0	K: 1	S: 22	LOB: 3	BB: 2	P: 33
	R: 2	H: 3	E: 0	K: 0	S: 7	LOB: 1	BB: 0	P: 8
	R: 0	H: 0	E: 0	K: 1	S: 8	LOB: 1	BB: 1	P: 14
	R: 3	H: 3	E: 1	K: 0	S: 10	LOB: 0	BB: 0	P: 16
	R: 3	H: 3	E: 0	K: 1	S: 17	LOB: 2	BB: 1	P: 30

PITCHER	IP	WLS	BF	H	R	ER	SO	BB	IBB	HBP	BLK	WP	HR	S	P	ERA	WHIP
Greg Swindell, L (1, 1) ERA: 2.83	2.1	L	14	6	5	5	1	1	0	0	0	0	2	28	45	19.29	3.000
Jeff Dedmon, R (3, 1) ERA: 4.38	3.2		18	5	4	4	2	3	0	1	0	0	0	38	56	9.82	2.182
Dan Schatzeder, L (7, 1) ERA: 7.82	2.0		14	6	6	4	1	1	0	1	0	0	2	27	46	18.00	3.500

AB R H RBI BB SO LOB

4	1	3	4	1	0	0
1	0	0	0	0	0	2
3	0	0	1	1	0	1
0	0	0	0	0	0	0
5	2	3	3	0	1	1
4	1	1	0	0	1	4
0	1	0	0	1	0	0
4	2	2	4	1	1	4
5	2	2	0	0	0	1
4	2	2	0	0	0	1
4	2	2	0	0	1	2
4	2	2	1	1	0	4

1B: 8	SF: 0	WP: 0	PA: 46
2B: 3	SAC: 1	PB: 0	
3B: 2	DP: 1	SB: 0	
HR: 4	HBP: 2	CS: 0	

WP	HR	S	P	ERA	WHIP
0	2	1	0	18.00	3.500

Cleveland Indians @ Toronto Blue Jays
 Exhibition Stadium, Toronto, ON
 Wed Jun 15 1988, 3:33 AM EDT
 Att: 45,472 - Sunny - 88 F

livebaseballscorecards.com

AB	38
R	15
H	17
RBI	13
BB	5
SO	4
LOB	20



Batter	1	2	3	4	5	6	7	8	9	AB R H RBI BB SO LOB	TOP											
Rickey Henderson, R OBP: 0.402, SLG: 0.431 (1, 7)	2-2 F4		1-1 F8			3-2 F9		1-1 F8		4 0 0 0 0 0 0	<p>New York Yankees @ Cleveland Indians Cleveland Municipal Stadium, Cleveland, OH</p> <p>Fri Jun 17 1988, 7:05 PM EDT Att. 56,485 - Unknown - 64 F</p> <p>livebaseballscorecards.com</p>											
Don Mattingly, L OBP: 0.397, SLG: 0.492 (1, 3)	2-1 F9		4-2 BB			3-1 F9		1-1 HR 1B		3 1 1 0 1 0 0												
Dave Winfield, R OBP: 0.442, SLG: 0.612 (1, 9)	2-3 K		0-0 F9			2-1 G6-3		0-1 F8		4 0 0 0 0 1 2												
Jack Clark, R OBP: 0.397, SLG: 0.470 (1, 10)		3-2 5-3		2-2 F9		0-2 G3-1		0-0 HR		4 1 1 2 0 0 0												
Claudell Washington, L OBP: 0.332, SLG: 0.437 (1, 8)		0-1 E 3B		1-1 G1-3		0-0 FC1-2 3B		1-2 4-3		4 1 2 0 0 0 0												
Mike Pagliarulo, L OBP: 0.271, SLG: 0.365 (1, 5)		1-1 L3		3-3 K		1-0 FC1-2 1B 1B		1-3 K		4 1 0 0 0 2 2												
Wayne Tolleson, S OBP: 0.357, SLG: 0.346 (1, 4)		4-2 E4 BB		2-1 G4-3		3-2 1B 1B		3-2 G4-3		3 0 1 0 1 0 0												
Rafael Santana, R OBP: 0.298, SLG: 0.309 (1, 6)		2-2 E4 1-H 3-H		1-2 F9		2-1 1B 1B		0-1 G6-3		4 0 1 1 0 0 1												
Joel Skinner, R OBP: 0.252, SLG: 0.336 (1, 2)			1-1 F8		1-1 G5-3		1-3 K			2 0 0 0 0 0 0												
Jose Cruz, L OBP: 0.313, SLG: 0.276 (7, PH)										1 0 0 0 0 1 2												
Bob Geren, R (7, 2)										0 0 0 0 0 0 0												
Inning Stats	R: 0 E: 0 K: 1 S: 11	H: 0 LOB: 0 BB: 0 P: 17	R: 1 E: 1 K: 0 S: 14	H: 1 LOB: 1 BB: 1 P: 24	R: 0 E: 0 K: 0 S: 9	H: 0 LOB: 1 BB: 1 P: 15	R: 0 E: 0 K: 1 S: 8	H: 0 LOB: 0 BB: 0 P: 14	R: 0 E: 0 K: 0 S: 7	H: 0 LOB: 0 BB: 0 P: 11	R: 0 E: 0 K: 0 S: 7	H: 0 LOB: 0 BB: 0 P: 15	R: 1 E: 0 K: 1 S: 13	H: 3 LOB: 2 BB: 0 P: 20	R: 2 E: 0 K: 0 S: 10	H: 2 LOB: 0 BB: 0 P: 13	R: 0 E: 0 K: 1 S: 8	H: 0 LOB: 0 BB: 0 P: 12	1B: 3 2B: 0 3B: 2 HR: 1	SF: 0 SAC: 0 DP: 0 HBP: 0	WP: 0 PB: 0 SB: 0 CS: 0	PA: 35
PITCHER	IP WLS BF H R ER SO BB IBB HBP BLK WP HR S P ERA WHIP																					
John Farrell, R ERA: 3.27 (1, 1)	7.2 W 31 6 4 3 3 2 0 0 0 0 0 1 76 125 3.52 1.043																					
Doug Jones, R ERA: 1.93 (8, 1)	1.1 S 4 0 0 0 1 0 0 0 0 0 0 0 11 16 0.00 0.000																					



Batter	1	2	3	4	5	6	7	8	9
Julio Franco, R (1, 4) OBP: 0.324, SLG: 0.392	0-1 F8		0-1 G6-3		4-0 IBB	0-2 G3-1			
Willie Upshaw, L (1, 3) OBP: 0.318, SLG: 0.410	2-3 K		3-2 F6		0-1 F8		0-0 WP 2B		
Joe Carter, R (1, 8) OBP: 0.326, SLG: 0.496	1-2 F8			2-2 2B		1-2 2B 1B	0-2 P4		
Ron Kittle, R (1, 10) OBP: 0.398, SLG: 0.689		0-0 HR		2-2 HR		3-1 F7	4-0 WP IBB		
Brook Jacoby, R (1, 5) OBP: 0.321, SLG: 0.393		2-3 K		0-1 F8		1-0 E4 2B 1B	3-2 P6		
Cory Snyder, R (1, 9) OBP: 0.310, SLG: 0.484		3-2 2B		1-2 F8		0-2 1B 2B	0-3 K		
Carmen Castillo, R (1, 7) OBP: 0.344, SLG: 0.355		2-2 G5-3			0-0 F4	1-2 2B 1B	1-0 L9		
Mel Hall, L (6, PH) OBP: 0.317, SLG: 0.355									
Ron Washington, R (1, 6) OBP: 0.333, SLG: 0.378		2-3 K			2-2 BLK 2B	1-2 2B	4-2 L7-4-3 BB		
Andy Allanson, R (1, 2) OBP: 0.294, SLG: 0.332			0-1 G5-3		1-2 G4-3	1-1 F3	1-2 L7-4-3		

Inning Stats	R: 0	H: 0	E: 0	K: 1	S: 11	R: 1	H: 2	E: 0	K: 2	S: 16	R: 0	H: 0	E: 0	K: 0	S: 8	R: 1	H: 2	E: 0	K: 0	S: 11	R: 0	H: 1	E: 0	K: 0	S: 12	R: 4	H: 4	E: 1	K: 0	S: 21	R: 0	H: 1	E: 0	K: 1	S: 12	R: 0	H: 0	E: 0	K: 0	S: 8
	LOB: 0	BB: 0	P: 14	LOB: 1	BB: 0	P: 25	LOB: 0	BB: 0	P: 11	LOB: 0	BB: 0	P: 11	LOB: 2	BB: 1	P: 19	LOB: 1	BB: 0	P: 29	LOB: 2	BB: 1	P: 19	LOB: 0	BB: 1	P: 14	LOB: 0	BB: 1	P: 14	LOB: 0	BB: 0	P: 14	LOB: 0	BB: 0	P: 19	LOB: 0	BB: 1	P: 14	LOB: 0	BB: 0	P: 14	

PITCHER	IP	WLS	BF	H	R	ER	SO	BB	IBB	HBP	BLK	WP	HR	S	P	ERA	WHIP
John Candelaria, L (1, 1) ERA: 2.83	5.1	L	24	7	5	5	3	0	0	0	1	0	2	67	99	8.44	1.312
Neil Allen, R (6, 1) ERA: 2.78	1.2		9	3	1	0	1	0	1	0	0	1	0	24	34	0.00	1.800
Charles Hudson, R (8, 1) ERA: 3.66	1.0		3	0	0	0	0	1	0	0	0	0	0	8	14	0.00	1.000

BOTTOM

New York Yankees @ Cleveland Indians
Cleveland Municipal Stadium, Cleveland, OH

Fri Jun 17 1988, 7:05 PM EDT
Att: 56,485 - Unknown - 64 F

AB	R	H	RBI	BB	SO	LOB
3	0	0	0	1	0	1
4	0	1	0	0	1	2
4	1	2	0	0	0	1
3	2	2	2	1	0	1
4	1	0	0	0	1	3
4	1	2	1	0	1	2
2	0	0	0	0	0	1
2	1	1	2	0	0	0
3	0	2	1	1	1	1
4	0	0	0	0	0	3

AB	33
R	6
H	10
RBI	6
BB	3
SO	4
LOB	15

livebaseballscorecards.com

C

1B: 2	SF: 0	WP: 1	PA: 36
2B: 7	SAC: 0	PB: 0	
3B: 0	DP: 1	SB: 0	
HR: 2	HBP: 0	CS: 0	

Batter	1	2	3	4	5	6	7	8	9	AB R H RBI BB SO LOB	TOP									
Rickey Henderson, R OBP: 0.407, SLG: 0.431 Claudell Washington, L OBP: 0.330, SLG: 0.435	4-2 FC6-4 BB		4-1 BB		0-1 2B 1B	3-2 L6		0-0 4-3		2 1 1 0 2 0 0 1 0 0 0 0 0 2										
Don Mattingly, L OBP: 0.397, SLG: 0.492	0-1 FC6-4 1-2f		0-0 4-3		1-0 1B 2B	1-0 5-3		4-0 IBB		4 1 1 2 1 0 2										
Jay Buhner, R OBP: 0.278, SLG: 0.420	3-1 L6			0-0 G3	0-3 K		1-3 K	1-3 K		5 0 0 0 0 3 5										
Jack Clark, R OBP: 0.401, SLG: 0.470	2-3 K			4-2 1B BB	0-0 HR 1B		0-0 4-3	0-0 4-3 BLK 2B 1B		4 2 2 1 1 1 1										
Dave Winfield, R OBP: 0.442, SLG: 0.618		3-1 6-3		1-0 L8	3-1 HR		4-0 BLK BB	0-0 4-3		4 1 1 2 1 0 2										
Wayne Tolleson, S OBP: 0.394, SLG: 0.400		2-3 K		2-2 1B BB	4-0 BB BB		2-3 K	0-0 2B		4 0 2 1 1 2 1										
Bobby Meacham, S OBP: 0.296, SLG: 0.280		3-2 6-3		0-0 F8	4-0 BB			4-2 2B BB	1-0 1-3	3 0 0 0 2 0 3	AB 36 R 6 H 9 RBI 6 BB 9 SO 6 LOB 22									
Rafael Santana, R OBP: 0.301, SLG: 0.311 Mike Pagliarulo, L OBP: 0.272, SLG: 0.362			2-1 6-3		0-0 FC3-6 1B			0-0 F7	4-0 FC6-4 IBB	2 0 1 0 0 0 0 2 0 0 0 1 0 3										
Joel Skinner, R OBP: 0.250, SLG: 0.338			0-0 F8		0-0 FC3-6 1B 2B	0-1 4-3		1-0 2B	1-0 FC6-4	5 1 1 0 0 0 3										
Inning Stats	R: 0 E: 0 K: 1 S: 9	H: 0 LOB: 1 BB: 1 P: 18	R: 0 E: 0 K: 1 S: 8	H: 0 LOB: 0 BB: 0 P: 16	R: 0 E: 0 K: 0 S: 5	H: 1 LOB: 2 BB: 1 P: 16	R: 5 E: 0 K: 1 S: 15	H: 5 LOB: 2 BB: 2 P: 30	R: 0 E: 0 K: 2 S: 8	H: 0 LOB: 0 BB: 0 P: 12	R: 0 E: 0 K: 2 S: 7	H: 0 LOB: 1 BB: 1 P: 14	R: 0 E: 0 K: 1 S: 8	H: 1 LOB: 3 BB: 2 P: 18	R: 1 E: 0 K: 0 S: 5	H: 2 LOB: 2 BB: 1 P: 11	1B: 5 2B: 3 3B: 0 HR: 1	SF: 0 SAC: 0 DP: 0 HBP: 0	WP: 0 PB: 0 SB: 0 CS: 0	PA: 45
PITCHER	IP WLS BF H R ER SO BB IBB HBP BLK WP HR S P ERA WHIP																			
Scott Bailes, L ERA: 4.59	(1, 1) 4.2 L 23 6 5 5 3 3 0 0 0 0 0 1 44 81 9.64 1.929																			
Jon Perlman, R ERA: 0.93	(5, 1) 4.1 22 3 1 1 3 4 2 0 2 0 0 30 65 2.08 1.615																			

New York Yankees @ Cleveland Indians
Cleveland Municipal Stadium, Cleveland, OH

Sat Jun 18 1988, 3:33 AM EDT
Att. 48,936 - Sunny - 70 F

livebaseballscorecards.com



BOTTOM

New York Yankees @ Cleveland Indians
Cleveland Municipal Stadium, Cleveland, OH

livebaseballscorecards.com

AB 33
R 3
H 6
RBI 2
BB 2
SO 6
LOB 13



WP: 0 PA: 35
PB: 0
SB: 1
CS: 0

ERA WHIP

Sat Jun 18 1988, 3:33 AM EDT
Att: 48,936 - Sunny - 70 F

Batter	1	2	3	4	5	6	7	8	9	AB	R	H	RBI	BB	SO	LOB									
Julio Franco, R OBP: 0.326, SLG: 0.391 (1, 4)	4-0 F7 1B S BB		0-0 G6-4-3 1-3 1B		3-3 K			0-1 F7		3	1	1	0	1	1	1									
Willie Upshaw, L OBP: 0.313, SLG: 0.403 (1, 3)	1 SAFE 1 SAFE 1 SAFE 1 SAFE 1 SAFE 1 SAFE 1 SAFE 1 SAFE 1 SAFE 1 SAFE 1 SAFE		3-1 G6-4-3 1-2f 3-H			0-0 3-1		2-3 K		4	0	0	0	0	1	2									
Joe Carter, R OBP: 0.328, SLG: 0.508 (1, 8)	1-0 BLK 1B 3-H		0-1 F7			3-2 HR		1-2 F2		4	1	2	2	0	0	0									
Ron Kittle, R OBP: 0.380, SLG: 0.654 (1, 10)	0-0 P4 1-2			1-2 5-3		1-2 F7			3-2 E5 FC3-6	4	0	0	0	0	0	1									
Mel Hall, L OBP: 0.311, SLG: 0.348 (1, 7)	2-2 4-3			0-0 4-3		2-1 F6			0-2 FC3-6 BB 1-2f	4	0	0	0	0	0	2									
Brook Jacoby, R OBP: 0.320, SLG: 0.394 (1, 5)			2-3 K		3-3 K		1-2 G3 2B		0-0 F2	4	0	1	0	0	2	1									
Ron Washington, R OBP: 0.329, SLG: 0.364 (1, 6)			1-3 K		2-2 5-3		1-0 5-3		4-1 BB	3	0	0	0	1	1	1									
Dave Clark, L OBP: 0.306, SLG: 0.293 (1, 9)			2-1 3-1		1-0 3B		0-1 G3		0-0 L4	4	0	1	0	0	0	3									
Andy Allanson, R OBP: 0.295, SLG: 0.332 (1, 2)			3-2 1B G6-4-3 1B		2-2 5-3		1-3 K			3	1	1	0	0	1	2									
Inning Stats	R: 1 E: 0 K: 0 S: 9	H: 1 LOB: 1 BB: 1 P: 18	R: 0 E: 0 K: 2 S: 8	H: 0 LOB: 0 BB: 0 P: 13	R: 0 E: 0 K: 0 S: 8	H: 2 LOB: 0 BB: 0 P: 14	R: 0 E: 0 K: 1 S: 10	H: 0 LOB: 0 BB: 0 P: 14	R: 0 E: 0 K: 1 S: 12	H: 1 LOB: 1 BB: 0 P: 19	R: 0 E: 0 K: 0 S: 10	H: 1 LOB: 0 BB: 0 P: 16	R: 0 E: 0 K: 1 S: 9	H: 0 LOB: 0 BB: 0 P: 11	R: 0 E: 1 K: 0 S: 10	H: 0 LOB: 2 BB: 1 P: 17	1B: 3 2B: 1 3B: 1 HR: 1	SF: 0 SAC: 0 DP: 1 HBP: 0	WP: 0 PB: 0 SB: 1 CS: 0	PA: 35					
PITCHER	IP	WLS	BF	H	R	ER	SO	BB	IBB	HBP	BLK	WP	HR	S	P	ERA	WHIP								
Rick Rhoden, R ERA: 4.97 (1, 1)	6.0	W	24	6	3	3	4	1	0	0	1	0	1	60	98	4.50	1.167								
Cecilio Guante, R ERA: 2.28 (7, 1)	3.0	S	11	0	0	0	2	1	0	0	0	0	0	24	36	0.00	0.333								

Batter	1	2	3	4	5	6	7	8	9	AB R H RBI BB SO LOB	TOP
Wayne Tolleson, S (1, 4) OBP: 0.371, SLG: 0.375 Bobby Meacham, S (4, 4) OBP: 0.300, SLG: 0.277	1-0 3-1		0-2 5-3			4-1 1B SF7 HBP		0-3 K		2 0 0 0 0 0 0 1 1 0 0 0 1 0	New York Yankees @ Cleveland Indians Cleveland Municipal Stadium, Cleveland, OH Sun Jun 19 1988, 3:33 AM EDT Att. 49,912 - Sunny - 90 F livebaseballscorecards.com
Don Mattingly, L (1, 3) OBP: 0.394, SLG: 0.487	1-3 K			0-0 L6		0-1 1B		2-2 F8		4 1 1 1 0 1 0	
Claudell Washington, L (1, 7) OBP: 0.328, SLG: 0.433	1-2 CS 1B			2-3 K		0-0 SF7		0-1 1-3		3 0 1 1 0 1 0	
Jack Clark, R (1, 10) OBP: 0.394, SLG: 0.460	2-1 CS 1-2	1-3 K		0-1 F9		0-3 K		2-1 5-3		4 0 0 0 0 2 1	
Mike Pagliarulo, L (1, 5) OBP: 0.279, SLG: 0.373		1-2 FC6-4 1B			1-1 4-3	2-1 FC5-4 1B		1-2 2B		4 0 3 1 0 0 0	
Dave Winfield, R (1, 9) OBP: 0.437, SLG: 0.610 Jose Cruz, L (8, 9) OBP: 0.308, SLG: 0.271		1-3 K			2-3 K	0-0 FC5-4		2-1 F7		3 0 0 0 0 2 2 1 0 0 0 0 0 1	
Jay Buhner, R (1, 8) OBP: 0.293, SLG: 0.404		0-1 FC6-4 1-2f			1-1 HBP		1-3 K	2-1 FC5-4 HBP		2 0 0 0 0 1 1	
Rafael Santana, R (1, 6) OBP: 0.294, SLG: 0.304			2-1 6-3		0-3 K		0-0 L7	0-0 FC5-4 1-2f		4 0 0 0 0 1 3	
Joel Skinner, R (1, 2) OBP: 0.252, SLG: 0.338			0-3 K			1-2 1B HBP	2-1 6-3			3 1 1 0 0 1 0	
Inning Stats	R: 0 H: 1 E: 0 LOB: 0 K: 1 BB: 0 S: 10 P: 14	R: 0 H: 1 E: 0 LOB: 1 K: 2 BB: 0 S: 11 P: 14	R: 0 H: 0 E: 0 LOB: 0 K: 1 BB: 0 S: 8 P: 10	R: 0 H: 0 E: 0 LOB: 0 K: 1 BB: 0 S: 6 P: 8	R: 0 H: 0 E: 0 LOB: 1 K: 2 BB: 0 S: 9 P: 13	R: 3 H: 3 E: 0 LOB: 1 K: 1 BB: 0 S: 13 P: 20	R: 0 H: 0 E: 0 LOB: 0 K: 1 BB: 0 S: 6 P: 9	R: 0 H: 0 E: 0 LOB: 0 K: 1 BB: 0 S: 8 P: 10	R: 0 H: 1 E: 0 LOB: 2 K: 0 BB: 0 S: 9 P: 16	1B: 5 SF: 1 2B: 1 SAC: 0 3B: 0 DP: 0 HR: 0 HBP: 3	WP: 0 PA: 36 PB: 0 SB: 0 CS: 1
PITCHER Tom Candiotti, R (1, 1) ERA: 3.03	IP WLS BF H R ER SO BB IBB HBP BLK WP HR S P ERA WHIP										
	9.0 W 35 6 3 3 10 0 0 3 0 0 0 0 80 114 3.00 0.667										
		PITCHER IP WLS BF H R ER SO BB IBB HBP BLK WP HR S P ERA WHIP									



Batter	1	2	3	4	5	6	7	8	9	AB	R	H	RBI	BB	SO	LOB	TOP					
Spike Owen, S OBP: 0.333, SLG: 0.426 (1, 6)	2-1 1B		0-0 SH5-3 1B	4-1 SH5-3 BB	2-3 K	3-2 L7		0-0 2B 1B		5	2	3	0	1	1	5	Boston Red Sox @ Cleveland Indians Cleveland Municipal Stadium, Cleveland, OH Mon Jun 20 1988, 7:05 PM EDT Att. 19,870 - Unknown - 75 F					
Marty Barrett, R OBP: 0.338, SLG: 0.354 (1, 4)	0-0 F9		0-0 SH5-3	2-0 SH5-3		3-1 HR 1B	0-1 L5	2-1 F9		4	1	1	0	0	0	3						
Dwight Evans, R OBP: 0.356, SLG: 0.401 (1, 3) (6, 9)	0-3 K		0-0 1B	3-1 G5-3		1-3 SAFE K	2-2 HR 1B	3-2 1B 2B		6	2	3	4	0	2	4						
Mike Greenwell, L OBP: 0.440, SLG: 0.561 (1, 7)	2-0 G3		0-0 HR	4-2 BB		2-0 HR	0-1 P2	1-2 1B		5	2	3	4	1	0	2						
Ellis Burks, R OBP: 0.387, SLG: 0.531 (1, 8)			0-2 F9 1B	1-1 E7 1B	0-1 G6-3	4-2 G5-3 2B BB	2-0 HR	1-0 P4		5	3	2	2	1	0	4						
Jim Rice, R OBP: 0.326, SLG: 0.327 (1, 10)			0-3 K	2-1 3B 1B		1-1 G4-3 1B	2-2 G5-3	2-2 HR	2-1 P3	6	2	3	2	0	1	1						
Rick Cerone, R OBP: 0.401, SLG: 0.432 (1, 2)			0-0 1B	0-1 3B		0-0 G4-3	3-2 1B 2B	0-0 F9	0-0 P5	6	0	3	2	0	0	1						
Kevin Romine, R OBP: 0.188, SLG: 0.194 Pat Dodson, L OBP: 0.233, SLG: 0.375 (1, 9) (6, 3)			0-3 K	1-1 G5-3		1-3 K	0-0 BB 1B		2-3 K	4	0	1	0	0	2	3						
Jody Reed, R OBP: 0.358, SLG: 0.304 (1, 5)			0-1 SH5-3 1B 1B	4-1 SH5-3 BB BB	4-2 BB	4-1 BB	1-2 BB	1-2 2B 1B		2	2	2	0	3	0	0						
Inning Stats	R: 0 E: 0 K: 1 S: 8	H: 1 LOB: 1 BB: 0 P: 12	R: 0 E: 0 K: 2 S: 12	H: 1 LOB: 1 BB: 0 P: 12	R: 5 E: 1 K: 0 S: 14	H: 7 LOB: 1 BB: 0 P: 18	R: 0 E: 0 K: 0 S: 10	H: 0 LOB: 3 BB: 3 P: 27	R: 0 E: 0 K: 2 S: 12	H: 1 LOB: 2 BB: 1 P: 20	R: 3 E: 0 K: 1 S: 22	H: 4 LOB: 3 BB: 2 P: 44	R: 3 E: 0 K: 0 S: 13	H: 3 LOB: 0 BB: 0 P: 19	R: 3 E: 0 K: 1 S: 19	H: 4 LOB: 1 BB: 0 P: 29		R: 0 E: 0 K: 1 S: 7	H: 0 LOB: 0 BB: 0 P: 11	1B: 14 2B: 2 3B: 1 HR: 4	SF: 0 SAC: 2 DP: 0 HBP: 0	WP: 0 PB: 0 SB: 0 CS: 0
PITCHER	IP WLS BF H R ER SO BB IBB HBP BLK WP HR S P ERA WHIP	Greg Swindell, L (1, 1) ERA: 3.17 Jeff Dedmon, R (3, 1) ERA: 4.88 Dan Schatzeder, L (6, 1) ERA: 9.56																ERA WHIP				

livebaseballscorecards.com

AB	45
R	14
H	21
RBI	14
BB	6
SO	8
LOB	23



Batter	1	2	3	4	5	6	7	8	9	AB R H RBI BB SO LOB
Julio Franco, R OBP: 0.336, SLG: 0.401 Domingo Ramos, R OBP: 0.211, SLG: 0.211	4-0 BB S		2-2 1-3 2B		0-2 G3		2-2 1-2 HR 1B	0-0 1B		4 1 3 0 1 0 0 0 0 0 0 0 0 0
Willie Upshaw, L OBP: 0.316, SLG: 0.399	2-2 P5		2-1 G5-3 3-H		3-2 P6		1-1 G3 1-2 2-3	2-1 G5-3		5 0 0 1 0 0 5
Joe Carter, R OBP: 0.335, SLG: 0.517	1-2 F9		4-2 BB		1-2 G4-3		0-1 P6		2-2 FC4-6 1B HBP	3 0 0 0 1 0 3
Ron Kittle, R OBP: 0.363, SLG: 0.636	1-1 L4 1-2		0-1 G4-3		0-0 1B 1B		1-1 HR 2-H 3-H	1-0 L9		5 1 2 3 0 0 4
Brook Jacoby, R OBP: 0.330, SLG: 0.404		0-1 FC5-4 1B		0-0 P9		1-2 P4	0-1 WP 2B 1B	1-0 FC4-6 1B		5 1 3 0 0 0 1
Cory Snyder, R OBP: 0.312, SLG: 0.500		0-0 FC5-4 L5-3 1-2f		0-0 HR		0-0 L7	3-2 BLK WP 2B 1-H	2-2 FC4-6 FC6-4 1-2f 2-3		5 2 2 2 0 0 4
Carmen Castillo, R OBP: 0.333, SLG: 0.343		1-1 L5-3 1-2		2-1 G5-3		2-2 1B	1-2 F2 2-H	0-1 FC6-4 1-2f		5 0 1 0 0 0 3
Andy Allanson, R OBP: 0.298, SLG: 0.348		2-1 F8		1-0 1B		0-0 G6-3		1-1 G6-3		4 0 1 0 0 0 2
Jay Bell, R OBP: 0.290, SLG: 0.243		4-2 2B G5-3 BB		1-3 K			0-0 G3 HR 1B 1B	0-1 G4-3		3 2 1 0 1 1 1

Inning Stats	R: 0 E: 0 K: 0 S: 11	H: 0 LOB: 1 BB: 1 P: 19	R: 0 E: 0 K: 0 S: 5	H: 1 LOB: 0 BB: 0 P: 6	R: 1 E: 0 K: 0 S: 14	H: 1 LOB: 2 BB: 2 P: 28	R: 1 E: 0 K: 1 S: 9	H: 2 LOB: 1 BB: 0 P: 13	R: 0 E: 0 K: 0 S: 10	H: 0 LOB: 0 BB: 0 P: 14	R: 0 E: 0 K: 0 S: 9	H: 2 LOB: 2 BB: 0 P: 12	R: 5 E: 0 K: 0 S: 18	H: 5 LOB: 0 BB: 0 P: 26	R: 0 E: 0 K: 0 S: 7	H: 1 LOB: 1 BB: 0 P: 10	R: 0 E: 0 K: 0 S: 11	H: 1 LOB: 2 BB: 0 P: 17	1B: 9 2B: 3 3B: 0 HR: 2	SF: 0 SAC: 0 DP: 1 HBP: 1	WP: 2 PB: 0 SB: 1 CS: 0	PA: 43	
PITCHER	IP	WLS	BF	H	R	ER	SO	BB	IBB	HBP	BLK	WP	HR	S	P	ERA	WHIP						
Bruce Hurst, L ERA: 4.1	(1, 1)	6.2	33	11	7	7	1	3	0	0	0	1	2	73	114	9.45	2.100						
Dennis Lamp, R ERA: 3.56	(7, 1)	2.1	10	2	0	0	0	3	0	1	1	1	0	21	31	0.00	0.857						

BOTTOM

Boston Red Sox @ Cleveland Indians
Cleveland Municipal Stadium, Cleveland, OH

Mon Jun 20 1988, 7:05 PM EDT
Att: 19,870 - Unknown - 75 F

livebaseballscorecards.com

AB	39
R	7
H	13
RBI	6
BB	3
SO	1
LOB	23



Batter	1	2	3	4	5	6	7	8	9	AB R H RBI BB SO LOB												
Spike Owen, S OBP: 0.327, SLG: 0.412 (1, 6)	1-0 G3-1	4-2 BB		1-0 G4-3	2-3 K		2-1 F7	3-2 F8		5 0 0 0 1 1 2												
Marty Barrett, R OBP: 0.338, SLG: 0.351 (1, 4)	1-2 3B 1B	0-2 P4		4-0 WP 1B BB	0-1 FC6-4		1-1 F9		1-0 G1-3	5 2 1 0 1 0 4												
Dwight Evans, R OBP: 0.359, SLG: 0.411 (1, 9)	1-1 2B 3B	1-1 L4		0-0 F8		3-1 HR 1B	2-1 BB 1B 1B		1-1 F8	6 3 3 1 0 0 3												
Mike Greenwell, L OBP: 0.449, SLG: 0.579 (1, 7)	4-1 2B BB	3-2 P5		1-2 S 1B		0-0 HR	0-0 BB 1B		0-2 1B	5 3 4 3 1 0 2												
Ellis Burks, R OBP: 0.390, SLG: 0.530 (1, 8)	0-1 2B 2B		X	0-0 F8	4-2 BB	1-1 F9	4-1 WP 1B BB		2-1 G4-3	4 1 1 1 2 0 1												
Jim Rice, R OBP: 0.332, SLG: 0.338 (1, 10)	1-1 2B		X	0-0 SF7 1B	2-2 G1-3	3-2 G6-3	0-1 WP 1B			5 1 3 4 0 0 2												
Rich Gedman, L OBP: 0.217, SLG: 0.211 (1, 2)	0-3 K		F	1-1 E3		0-0 G3-1	1-2 BB 1B		1-3 K	5 0 1 0 0 2 4												
Jody Reed, R OBP: 0.361, SLG: 0.305 (1, 5)	1-2 G6-3		F	1-2 SF7		0-1 BB 1B	4-1 BB		0-1 F9	3 0 1 1 1 0 1												
Pat Dodson, L OBP: 0.250, SLG: 0.364 (1, 3)		1-0 BB 1B	F	3-2 G6-3		4-2 FC6-4 BB	2-3 K		2-0 P6	4 0 1 0 1 1 3												
Inning Stats	R: 4 E: 0 K: 1 S: 20	H: 4 LOB: 1 BB: 1 P: 29	R: 0 E: 0 K: 0 S: 11	H: 1 LOB: 2 BB: 1 P: 20	R: 1 E: 1 K: 0 S: 10	H: 1 LOB: 1 BB: 0 P: 15	R: 1 E: 0 K: 0 S: 12	H: 1 LOB: 2 BB: 2 P: 24	R: 0 E: 0 K: 1 S: 14	H: 1 LOB: 2 BB: 1 P: 20	R: 2 E: 0 K: 1 S: 16	H: 3 LOB: 2 BB: 1 P: 30	R: 2 E: 0 K: 1 S: 13	H: 3 LOB: 2 BB: 1 P: 23	R: 0 E: 0 K: 0 S: 8	H: 0 LOB: 0 BB: 0 P: 13	R: 0 E: 0 K: 0 S: 9	H: 1 LOB: 1 BB: 0 P: 13	1B: 11 2B: 2 3B: 1 HR: 1	SF: 1 SAC: 0 DP: 0 HBP: 0	WP: 2 PB: 0 SB: 1 CS: 0	PA: 50
PITCHER	IP WLS BF H R ER SO BB IBB HBP BLK WP HR S P ERA WHIP																					
Rick Rodriguez, R ERA: 12.27 (1, 1)	3.2 L 22 7 6 5 1 3 0 0 0 1 0 46 75 12.27 2.727																					
Bud Black, L ERA: 6.21 (4, 1)	3.0 19 6 4 4 2 4 0 0 0 0 1 45 80 12.00 3.333																					
Jon Perlman, R ERA: 0.75 (7, 1)	2.1 9 2 0 0 1 0 0 0 0 1 0 22 32 0.00 0.857																					

Boston Red Sox @ Cleveland Indians
Cleveland Municipal Stadium, Cleveland, OH
 Tue Jun 21 1988, 7:05 PM EDT
 Att. 26,681 - Unknown - 93 F

livebaseballscorecards.com

AB	42
R	10
H	15
RBI	10
BB	7
SO	4
LOB	22



Batter	1	2	3	4	5	6	7	8	9	AB	R	H	RBI	BB	SO	LOB
Julio Franco, R OBP: 0.340, SLG: 0.402 (1, 4)	2-1 F9	4-1 1B BB BB		0-1 L9			3-1 1B 1B	2-0 FC8-4 1B		4	1	2	0	1	0	1
Willie Upshaw, L OBP: 0.318, SLG: 0.396 (1, 3)	3-1 HR 1B	4-0 1B BB		1-0 G4-3			0-1 F8	1-1 FC8-4 BB		4	1	1	0	1	0	4
Joe Carter, R OBP: 0.339, SLG: 0.528 (1, 8)	0-2 HR 1-H	1-2 PO 1B				0-2 P4	1-0 P5	4-0 BB		4	1	2	3	1	0	1
Ron Kittle, R OBP: 0.364, SLG: 0.620 (1, 10)	0-3 K SAFE	2-1 PO 1-2	1-1 G5-3			4-2 G4-6-3 BB	2-2 E 1B 1B	1-3 K		4	1	1	0	1	2	3
Cory Snyder, R OBP: 0.314, SLG: 0.498 (1, 9)	0-3 K		1-1 WP 1B			1-2 G4-6-3	0-1 E7 1B 1B		0-0 F7	5	0	2	1	0	1	1
Mel Hall, L OBP: 0.311, SLG: 0.343 (1, 7)		1-2 BLK 2B 1B	3-1 P3			1-0 F8	0-0 1B	1-2 P4		5	1	2	1	0	0	1
Brook Jacoby, R OBP: 0.324, SLG: 0.396 (1, 5)		3-3 K 1-2	2-2 F9			0-0 L9	2-3 K	1-3 K		5	0	0	0	0	3	4
Ron Washington, R OBP: 0.341, SLG: 0.357 (1, 6)		2-3 K 1B		0-0 FC5-4 1B			3-2 FC5-4 HBP	1-1 FC8-4 1B 1B		3	0	2	0	0	1	1
Andy Allanson, R OBP: 0.297, SLG: 0.351 (1, 2)		1-0 BB 1B 2B		1-2 FC5-4			0-1 FC5-4	1-3 K		4	1	1	1	0	1	3

Inning Stats	R: 2	H: 2	E: 0	K: 13	S: 18	R: 2	H: 3	E: 0	K: 2	S: 17	R: 0	H: 1	E: 0	K: 0	S: 10	R: 0	H: 0	E: 0	K: 8	S: 13	R: 0	H: 0	E: 0	K: 0	S: 8	R: 2	H: 4	E: 1	K: 15	R: 0	H: 2	E: 0	K: 11	S: 9	R: 0	H: 0	E: 0	K: 1	S: 11	1B: 11	2B: 1	3B: 0	HR: 1	SF: 0	SAC: 0	DP: 1	HBP: 1	WP: 1	PB: 0	SB: 0	CS: 0	PA: 44
--------------	------	------	------	-------	-------	------	------	------	------	-------	------	------	------	------	-------	------	------	------	------	-------	------	------	------	------	------	------	------	------	-------	------	------	------	-------	------	------	------	------	------	-------	--------	-------	-------	-------	-------	--------	-------	--------	-------	-------	-------	-------	--------

PITCHER	IP	WLS	BF	H	R	ER	SO	BB	IBB	HBP	BLK	WP	HR	S	P	ERA	WHIP
Jeff Sellers, R ERA: 5.14 (1, 1)	1.2		12	5	4	4	4	2	0	0	1	0	1	29	50	21.60	4.200
Bob Stanley, R ERA: 4.25 (2, 1)	5.0	W	21	6	2	2	0	1	0	1	0	1	0	46	72	3.60	1.400
Lee Smith, R ERA: 3.13 (7, 1)	2.1	S	10	2	0	0	4	1	0	0	0	0	0	23	37	0.00	1.286

BOTTOM

Boston Red Sox @ Cleveland Indians
Cleveland Municipal Stadium, Cleveland, OH

Tue Jun 21 1988, 7:05 PM EDT
Att: 26,681 - Unknown - 93 F

livebaseballscorecards.com

AB	38
R	6
H	13
RBI	6
BB	4
SO	8
LOB	19



Batter	1	2	3	4	5	6	7	8	9	AB R H RBI BB SO LOB	TOP		
Wade Boggs, L (1, 5) OBP: 0.475, SLG: 0.464	1-2 L5		1-3 K		0-0 2B		1-3 K			4 0 1 0 0 2 1	Boston Red Sox @ Cleveland Indians Cleveland Municipal Stadium, Cleveland, OH Wed Jun 22 1988, 7:05 PM EDT Att. 18,843 - Unknown - 92 F		
Jody Reed, R (1, 4) OBP: 0.355, SLG: 0.290	0-1 F7		2-2 5-3		0-1 F8			4-0 FC6-4 BB		3 0 0 0 1 0 3			
Dwight Evans, R (1, 9) OBP: 0.358, SLG: 0.406	2-2 6-3			4-2 FC6-4 BB		2-0 P5		1-1 FC6-4 1B 1-2f		3 0 0 0 1 0 1			
Mike Greenwell, L (1, 7)		1-0 P4		1-3 K		0-0 FC4-6 1B		1-1 1B 1-3		4 0 2 0 0 1 1			
Ellis Burks, R (1, 8) OBP: 0.383, SLG: 0.520		3-2 5-3		1-3 K		0-1 FC4-6 1-2f		2-1 1-3		4 0 0 0 0 1 3			
Jim Rice, R (1, 10) OBP: 0.331, SLG: 0.333		4-1 BB		2-0 FC6-4 1-2f		0-0 F8			1-2 3-1	3 0 0 0 1 0 2			
Rich Gedman, L (1, 2) OBP: 0.230, SLG: 0.263 Kevin Romine, R (9, PR) OBP: 0.188, SLG: 0.194		0-1 6-3			3-1 G3		0-0 HR		1-1 1B	4 1 2 1 0 0 1 0 0 0 0 0 0 0			
Spike Owen, S (1, 6) OBP: 0.320, SLG: 0.401			0-0 B4-3		0-3 K		1-2 F8		1-3 K	4 0 0 0 0 2 1			
Pat Dodson, L (1, 3) OBP: 0.275, SLG: 0.356 Todd Benzinger, S (9, PH) OBP: 0.292, SLG: 0.398			4-2 WP BB		4-2 2B BB		0-3 K		0-3 K	1 0 0 0 2 1 0 1 0 0 0 0 1 1			
Inning Stats	R: 0 E: 0 K: 0 S: 8 H: 0 LOB: 0 BB: 0 P: 11	R: 0 E: 0 K: 0 S: 7 H: 0 LOB: 1 BB: 1 P: 15	R: 0 E: 0 K: 1 S: 10 H: 0 LOB: 1 BB: 1 P: 17	R: 0 E: 0 K: 2 S: 10 H: 0 LOB: 1 BB: 1 P: 18	R: 0 E: 0 K: 1 S: 11 H: 1 LOB: 2 BB: 1 P: 18	R: 0 E: 0 K: 0 S: 5 H: 1 LOB: 1 BB: 0 P: 7	R: 1 E: 0 K: 2 S: 11 H: 1 LOB: 0 BB: 0 P: 13	R: 0 E: 0 K: 0 S: 7 H: 1 LOB: 1 BB: 1 P: 14	R: 0 E: 0 K: 2 S: 11 H: 1 LOB: 1 BB: 0 P: 14	1B: 3 2B: 1 3B: 0 HR: 1 SF: 0 SAC: 0 DP: 0 HBP: 0		WP: 1 PB: 0 SB: 0 CS: 0 PA: 36	
PITCHER	IP WLS BF H R ER SO BB IBB HBP BLK WP HR S P ERA WHIP											PITCHER	IP WLS BF H R ER SO BB IBB HBP BLK WP HR S P ERA WHIP
John Farrell, R (1, 1) ERA: 3.12	8.0 W 32 4 1 1 6 5 0 0 0 1 1 69 113 1.12 1.125												
Doug Jones, R (9, 1) ERA: 1.87	1.0 S 4 1 0 0 2 0 0 0 0 0 0 0 11 14 0.00 1.000												

livebaseballscorecards.com

AB 31
R 1
H 5
RBI 1
BB 5
SO 8
LOB 14



Batter	1	2	3	4	5	6	7	8	9
Julio Franco, R OBP: 0.349, SLG: 0.422 (1, 4)	1-0 FC4-6 1B		1-0 S 1B		0-2 1B		0-1 CS 1-2	2-1 HR	
Willie Upshaw, L OBP: 0.313, SLG: 0.390 (1, 3)	0-1 FC4-6 1B 1-2f		1-3 K		0-1 F8			1-0 F8	
Joe Carter, R OBP: 0.338, SLG: 0.524 (1, 8)	1-2 F7		3-3 K 1-2		2-3 K			0-1 S 1B	
Cory Snyder, R OBP: 0.313, SLG: 0.494 (1, 9)	1-1 1-2 1B		0-1 2-3		1-1 P6		1-3 K 1-2		
Mel Hall, L OBP: 0.310, SLG: 0.338 (1, 7)	3-2 F8		2-1 F8		0-1 F7		4-0 1B IBB		
Brook Jacoby, R OBP: 0.330, SLG: 0.413 (1, 5)		0-0 1B	1-0 HR		3-2 F8		0-2 1-2 2-H 1B		
Ron Washington, R OBP: 0.326, SLG: 0.341 (1, 6)		0-1 F8	3-2 6-3		0-0 F7		1-3 K		
Dave Clark, L OBP: 0.315, SLG: 0.288 (1, 10)		1-0 F8	0-2 4-3		0-3 K				
Andy Allanson, R OBP: 0.297, SLG: 0.348 (1, 2)		0-0 4-3			2-3 K		4-2 CS BB		

Inning Stats	R: 0	H: 2	E: 0	K: 0	S: 11	LOB: 2	BB: 0	P: 17
	R: 0	H: 1	E: 0	K: 0	S: 5	LOB: 1	BB: 0	P: 6
	R: 0	H: 1	E: 0	K: 2	S: 10	LOB: 1	BB: 0	P: 14
	R: 1	H: 1	E: 0	K: 0	S: 10	LOB: 0	BB: 0	P: 16
	R: 0	H: 1	E: 0	K: 2	S: 11	LOB: 1	BB: 0	P: 15
	R: 0	H: 0	E: 0	K: 0	S: 7	LOB: 0	BB: 0	P: 11
	R: 0	H: 0	E: 0	K: 1	S: 7	LOB: 0	BB: 1	P: 11
	R: 2	H: 3	E: 0	K: 2	S: 16	LOB: 2	BB: 1	P: 24

PITCHER	IP	WLS	BF	H	R	ER	SO	BB	IBB	HBP	BLK	WP	HR	S	P	ERA	WHIP
Oil Can Boyd, R ERA: 5.28 (1, 1)	7.1	L	30	8	3	3	5	1	0	0	0	0	2	66	98	3.68	1.227
Wes Gardner, R ERA: 1.88 (8, 1)	0.2		4	1	0	0	2	0	1	0	0	0	0	11	16	0.00	1.500

AB R H RBI BB SO LOB

4	1	4	1	0	0	0
4	0	0	0	0	1	3
4	1	1	0	0	2	3
4	0	1	0	0	1	2
3	0	0	0	1	0	2
4	1	3	2	0	0	0
4	0	0	0	0	1	3
3	0	0	0	0	1	1
2	0	0	0	1	1	1

AB	32
R	3
H	9
RBI	3
BB	2
SO	7
LOB	15



WP	PA	ERA	WHIP
0	35		
0			
2			
1			

Boston Red Sox @ Cleveland Indians
Cleveland Municipal Stadium, Cleveland, OH
 Wed Jun 22 1988, 7:05 PM EDT
 Att: 18,843 - Unknown - 92 F

livebaseballscorecards.com

Batter	1	2	3	4	5	6	7	8	9	AB R H RBI BB SO LOB	TOP														
Julio Franco, R (1, 4) OBP: 0.353, SLG: 0.425	2-2 1B SF9	3-2 1B BB		0-2 5-3			3-3 1-2 K		1-0 1-2 1B	5 1 3 0 0 1 1															
Willie Upshaw, L (1, 3) OBP: 0.320, SLG: 0.393 Carmen Castillo, R (9, PH) OBP: 0.329, SLG: 0.338 Domingo Ramos, R (9, 3) OBP: 0.211, SLG: 0.211	0-1 SF9 2B	4-2 1B BB			0-1 1-3		0-0 1B		0-1 F8 2-3	3 1 2 0 1 0 0 1 0 0 0 0 0 2 0 0 0 0 0 0 0															
Joe Carter, R (1, 8) OBP: 0.332, SLG: 0.516	0-1 SF9	0-2 5-3			2-1 P4		1-3 K		1-1 F7	4 0 0 1 0 1 6															
Cory Snyder, R (1, 9) OBP: 0.308, SLG: 0.486	2-3 3-H K			1-2 5-3		1-0 F7		2-2 F7		4 0 0 0 0 1 1															
Mel Hall, L (1, 7) OBP: 0.317, SLG: 0.363	2-2 2B			1-0 HR		1-1 4-3		0-0 1B		4 1 3 2 0 0 0															
Brook Jacoby, R (1, 5) OBP: 0.325, SLG: 0.407	0-1 L1			0-0 P4		3-2 F9		0-0 P4		4 0 0 0 0 0 2															
Ron Washington, R (1, 6) OBP: 0.333, SLG: 0.348				1-0 F8		1-0 1B		0-3 K		4 0 2 0 0 1 1															
Dave Clark, L (1, 10) OBP: 0.316, SLG: 0.289 Ron Kittle, R (9, PH) OBP: 0.361, SLG: 0.613				3-2 4-3		2-3 K			1-1 F8	3 0 1 0 0 1 1 1 0 0 0 0 0 0															
Andy Allanson, R (1, 2) OBP: 0.296, SLG: 0.343				2-2 3-1		1-1 E6			4-1 F8 1B BB	3 0 0 0 1 0 1															
Inning Stats	R: 2 E: 0 K: 1 S: 17	H: 3 LOB: 1 BB: 0 P: 23	R: 0 E: 0 K: 0 S: 20	H: 3 LOB: 3 BB: 1 P: 32	R: 1 E: 0 K: 0 S: 6	H: 1 LOB: 0 BB: 0 P: 9	R: 0 E: 0 K: 0 S: 9	H: 0 LOB: 0 BB: 0 P: 14	R: 0 E: 0 K: 0 S: 5	H: 0 LOB: 0 BB: 0 P: 8	R: 0 E: 0 K: 1 S: 9	H: 1 LOB: 1 BB: 0 P: 16	R: 0 E: 1 K: 2 S: 9	H: 1 LOB: 1 BB: 0 P: 14	R: 0 E: 0 K: 1 S: 8	H: 1 LOB: 1 BB: 0 P: 10	R: 0 E: 0 K: 0 S: 8	H: 1 LOB: 2 BB: 1 P: 15	1B: 9 2B: 2 3B: 0 HR: 1	SF: 1 SAC: 0 DP: 1 HBP: 0	WP: 0 PB: 0 SB: 0 CS: 1	PA: 39			
PITCHER	IP	WLS	BF	H	R	ER	SO	BB	IBB	HBP	BLK	WP	HR	S	P	ERA	WHIP								
Rick Rhoden, R (1, 1) ERA: 4.76	8.0		34	10	3	3	5	1	0	0	0	0	1	83	126	3.38	1.375								
Dave Righetti, L (9, 1) ERA: 3.74	1.0	W	5	1	0	0	0	1	0	0	0	0	0	8	15	0.00	2.000								

Cleveland Indians @ New York Yankees
 Yankee Stadium, Bronx, NY
 Thu Jun 23 1988, 7:05 PM EDT
 Att. 31,341 - Unknown - 82 F

livebaseballscorecards.com

AB	36
R	3
H	11
RBI	3
BB	2
SO	5
LOB	15



Batter	1	2	3	4	5	6	7	8	9	AB	R	H	RBI	BB	SO	LOB
Randy Velarde, R (1, 4) OBP: 0.231, SLG: 0.417	2-0 F8			1-0 6-3		1-1 5-3		3-2 4-3		4	0	0	0	0	0	0
Don Mattingly, L (1, 3) OBP: 0.388, SLG: 0.471	0-1 3-1			1-2 E8 2B 1B		0-1 4-3			0-1 4-3	4	1	1	0	0	0	0
Dave Winfield, R (1, 9) OBP: 0.437, SLG: 0.613	3-3 K			2-1 2-H 2B			2-1 HR 2B		2-1 F7 1B 1B	4	2	3	1	0	1	0
Jack Clark, R (1, 10) OBP: 0.403, SLG: 0.460			4-2 G6-4-3 BB	1-0 F9		0-1 F6		1-2 F7	1 SAFE 2-2 F7 2 1-2	3	0	0	0	1	0	3
Gary Ward, R (1, 7) OBP: 0.292, SLG: 0.271			0-0 G6-4-3 1-2f	1-2 F9		3-2 2-H HR		3-2 2-H 1B	1 SAFE 2-2 F7 2 1-2	4	1	2	3	0	0	2
Jay Buhner, R (1, 8) OBP: 0.250, SLG: 0.339 Claudell Washington, L (7, PH) OBP: 0.329, SLG: 0.429 (8, 8)			1-0 F8		3-1 6-3		2-1 4-3			2	0	0	0	0	0	0
Mike Pagliarulo, L (1, 5) OBP: 0.281, SLG: 0.377			0-1 31-4-6-3 1B		1-0 G3		0-1 6-3			3	0	1	0	0	0	0
Rafael Santana, R (1, 6) OBP: 0.294, SLG: 0.301			1-0 G1-4-6-3 1-2f		1-1 6-3			0-2 1-3		3	0	0	0	0	0	1
Joel Skinner, R (1, 2) OBP: 0.242, SLG: 0.322			2-3 K		1-0 F9			1-3 K		3	0	0	0	0	2	0

Inning Stats		R: 0	H: 0	R: 0	H: 0	R: 0	H: 1	R: 1	H: 2	R: 0	H: 0	R: 0	H: 0	R: 2	H: 2	R: 0	H: 0	R: 1	H: 2	1B: 4	SF: 0	WP: 0	PA: 32	
		E: 0	LOB: 0	E: 0	LOB: 0	E: 0	LOB: 0	E: 1	LOB: 1	E: 0	LOB: 0	E: 0	LOB: 0	E: 0	LOB: 0	E: 0	LOB: 0	E: 0	LOB: 1	2B: 2	SAC: 0	PB: 0		
		K: 1	BB: 0	K: 0	BB: 1	K: 1	BB: 0	K: 0	BB: 0	K: 0	BB: 0	K: 0	BB: 0	K: 0	BB: 0	K: 1	BB: 0	K: 0	BB: 0	3B: 0	DP: 2	SB: 0		
		S: 6	P: 11	S: 5	P: 10	S: 6	P: 9	S: 10	P: 16	S: 5	P: 10	S: 5	P: 7	S: 12	P: 19	S: 10	P: 14	S: 11	P: 18	HR: 1	HBP: 0	CS: 0		
PITCHER	IP	WLS	BF	H	R	ER	SO	BB	IBB	HBP	BLK	WP	HR	S	P	ERA	WHIP						ERA	WHIP
Scott Bailes, L (1, 1) ERA: 4.57	6.1		23	5	3	3	2	1	0	0	0	0	1	45	76	4.26	0.947							
Jon Perlman, R (7, 1) ERA: 1.26	2.1	L	9	2	1	1	1	0	0	0	0	0	0	25	38	3.86	0.857							

BOTTOM

Cleveland Indians @ New York Yankees
Yankee Stadium, Bronx, NY

Thu Jun 23 1988, 7:05 PM EDT

Att: 31,341 - Unknown - 82 F

livebaseballscorecards.com

AB	31
R	4
H	7
RBI	4
BB	1
SO	3
LOB	6



Batter	1	2	3	4	5	6	7	8	9	AB R H RBI BB SO LOB	TOP											
Julio Franco, R OBP: 0.354, SLG: 0.435 (1, 4)	1-0 4-3	1-1 FC6-4		3-2 HR		1-2 1B		2-3 K		5 2 2 1 0 1 1												
Willie Upshaw, L OBP: 0.321, SLG: 0.391 (1, 3)	3-2 1B		2-1 1-3	1-1 4-3		4-1 1B		1-3 K		4 1 1 0 1 1 0												
Joe Carter, R OBP: 0.330, SLG: 0.511 (1, 8)	1-0 5-3		0-0 HR	2-1 F7		1-3 K		2-0 F6		5 1 1 0 0 1 3												
Ron Kittle, R OBP: 0.372, SLG: 0.643 (1, 10)	1-0 1B		1-0 HR		0-1 F8	0-0 1B		2-3 K		5 1 3 4 0 1 0												
Cory Snyder, R OBP: 0.310, SLG: 0.486 (1, 9)	4-1 1B		1-1 F7		1-0 2B	1-0 F3		1-1 F7		4 0 1 0 1 0 2												
Mel Hall, L OBP: 0.319, SLG: 0.364 (1, 7)	1-1 F6		1-0 3-1		0-1 E6		0-0 1B	0-1 1B		5 0 2 0 0 0 3												
Brook Jacoby, R OBP: 0.323, SLG: 0.403 (1, 5)		1-1 F6		2-1 3B	3-2 F5		1 SAFE F9	2-2 5-3		5 1 1 0 0 0 4												
Ron Washington, R OBP: 0.330, SLG: 0.365 (1, 6)		0-0 6-3		2-1 SF8	0-0 F2		1 SAFE F7	1-0 F7		4 1 1 1 0 0 3												
Andy Allanson, R OBP: 0.296, SLG: 0.343 (1, 2)		1-2 FC6-4		3-1 SF8		1-1 L7	1 SAFE F4	1-2 F4		3 0 1 1 0 0 1												
Inning Stats	R: 1 E: 0 K: 0 S: 14	H: 2 LOB: 2 BB: 1 P: 25	R: 0 E: 0 K: 0 S: 8	H: 1 LOB: 1 BB: 0 P: 11	R: 2 E: 0 K: 0 S: 7	H: 2 LOB: 0 BB: 0 P: 12	R: 3 E: 0 K: 0 S: 13	H: 3 LOB: 0 BB: 0 P: 26	R: 0 E: 1 K: 0 S: 9	H: 1 LOB: 2 BB: 0 P: 13	R: 1 E: 0 K: 1 S: 11	H: 2 LOB: 2 BB: 1 P: 19	R: 0 E: 0 K: 0 S: 6	H: 1 LOB: 1 BB: 0 P: 8	R: 0 E: 0 K: 2 S: 7	H: 0 LOB: 0 BB: 0 P: 12	R: 0 E: 0 K: 1 S: 11	H: 1 LOB: 1 BB: 0 P: 15	1B: 9 2B: 1 3B: 1 HR: 2	SF: 1 SAC: 0 DP: 0 HBP: 0	WP: 1 PB: 0 SB: 2 CS: 0	PA: 43
PITCHER	IP WLS BF H R ER SO BB IBB HBP BLK WP HR S P ERA WHIP																					
Richard Dotson, R ERA: 4.12 (1, 1)	3.1 L 19 8 6 6 0 1 0 0 0 1 2 38 67 16.20 2.700																					
Tim Stoddard, R ERA: 7.67 (4, 1)	2.0 10 2 1 1 0 1 0 0 0 0 0 19 32 4.50 1.500																					
Steve Shields, R ERA: 4.05 (6, 1)	3.2 14 3 0 0 4 0 0 0 0 0 0 29 42 0.00 0.818																					

Cleveland Indians @ New York Yankees
 Yankee Stadium, Bronx, NY
 Fri Jun 24 1988, 7:05 PM EDT
 Att. 38,049 - Unknown - 73 F

AB	40
R	7
H	13
RBI	7
BB	2
SO	4
LOB	17



livebaseballscorecards.com

Batter	1	2	3	4	5	6	7	8	9	AB	R	H	RBI	BB	SO	LOB
Roberto Kelly, R OBP: 0.269, SLG: 0.375 (1, 8)	2-1 HR	0-1 F8	0-0 6-3			1-2 5-3		1-1 5-3		5	1	1	1	0	0	2
Claudell Washington, L OBP: 0.330, SLG: 0.429 (1, 9)	3-2 HR 1B	1-1 BLK 4-3 1B			1-3 K	1-3 K		1-1 F8		5	1	2	0	0	2	0
Don Mattingly, L OBP: 0.364, SLG: 0.479 (1, 3)	1-0 HR 1-H	0-0 4-3			2-1 L8	1-2 3-1			1-1 4-3	5	1	1	2	0	0	1
Mike Pagliarulo, L OBP: 0.280, SLG: 0.374 (1, 5)	3-2 FC4-6 1B 1B	2-3 K			2-0 L9			3-3 K	3-2 4-3	5	1	1	0	0	2	1
Jose Cruz, L OBP: 0.296, SLG: 0.250 (1, 10)	4-1 FC4-6 1-2 BB				1-0 F6			2-2 BB 1B	1-3 K	1	0	0	0	1	0	0
Jack Clark, R OBP: 0.402, SLG: 0.458 (5, PH)						6-3				3	0	1	0	0	1	0
Gary Ward, R OBP: 0.306, SLG: 0.275 (1, 7)	1-0 FC4-6 L9 1B 1-2 2-3		4-2 1B BB			1-0 5-3 1B		4-2 SAFE FC4 1-2 BB		2	1	1	0	2	0	2
Don Slaught, R OBP: 0.442, SLG: 0.642 (1, 2)	1-0 1-2 3-H 1B		1-3 K			1-1 5-3		2-3 K		4	0	1	1	0	2	4
Rafael Santana, R OBP: 0.299, SLG: 0.303 (1, 6)	2-1 L9		3-2 SAFE SAFE 1B 1B			4-0 BB		0-2 FC4 1-2		2	0	1	0	1	0	2
Dave Winfield, R OBP: 0.436, SLG: 0.610 (7, PH)			1-2 E 1B 1B							1	0	0	0	0	0	2
Randy Velarde, R OBP: 0.231, SLG: 0.417 (8, 6)	2-3									0	0	0	0	0	0	0
Bobby Meacham, S OBP: 0.302, SLG: 0.280 (1, 4)	1-3 K		1-1 E7 1-3 2-H 1B			3-1 F7		0-1 B5-3		4	0	1	1	0	1	4

Inning Stats	R: 4	H: 5	E: 0	LOB: 2	K: 1	S: 19	R: 0	H: 1	E: 0	LOB: 1	K: 1	S: 8	R: 1	H: 2	E: 1	LOB: 2	K: 1	S: 13	R: 0	H: 0	E: 0	LOB: 0	K: 1	S: 8	R: 0	H: 1	E: 0	LOB: 2	K: 0	S: 6	R: 0	H: 0	E: 0	LOB: 0	K: 1	S: 11	R: 0	H: 1	E: 0	LOB: 2	K: 2	S: 15	R: 0	H: 0	E: 0	LOB: 0	K: 0	S: 6	R: 0	H: 0	E: 0	LOB: 0	K: 1	S: 10	R: 0	H: 0	E: 0	LOB: 0	K: 1	S: 15	1B: 8	SF: 0	2B: 0	SAC: 0	3B: 0	DP: 0	HR: 2	HBP: 0	WP: 0	PA: 41	PB: 0	SB: 1	CS: 0
--------------	------	------	------	--------	------	-------	------	------	------	--------	------	------	------	------	------	--------	------	-------	------	------	------	--------	------	------	------	------	------	--------	------	------	------	------	------	--------	------	-------	------	------	------	--------	------	-------	------	------	------	--------	------	------	------	------	------	--------	------	-------	------	------	------	--------	------	-------	-------	-------	-------	--------	-------	-------	-------	--------	-------	--------	-------	-------	-------

PITCHER	IP	WLS	BF	H	R	ER	SO	BB	IBB	HBP	BLK	WP	HR	S	P	ERA	WHIP
Tom Candiotti, R ERA: 3.33 (1, 1)	0.0		5	4	4	4	0	1	0	0	0	0	0	12	25	∞	∞
Brad Havens, L ERA: 3.68 (1, 1)	5.0	W	22	5	1	1	4	2	0	0	1	0	0	42	74	1.80	1.400
Bud Black, L ERA: 5.91 (6, 1)	1.2		7	1	0	0	3	1	0	0	0	0	0	23	37	0.00	1.200
Doug Jones, R ERA: 1.75 (7, 1)	2.1	S	7	0	0	0	1	0	0	0	0	0	0	19	26	0.00	0.000


BOTTOM

Cleveland Indians @ New York Yankees
Yankee Stadium, Bronx, NY

Fri Jun 24 1988, 7:05 PM EDT
Att: 38,049 - Unknown - 73 F

livebaseballscorecards.com

AB	37
R	5
H	10
RBI	5
BB	4
SO	8
LOB	18



Batter	1	2	3	4	5	6	7	8	9	AB R H RBI BB SO LOB	TOP
Julio Franco, R (1, 4) OBP: 0.352, SLG: 0.433	1-2 4-3		1-2 FC6 G4-6-3		2-0 4-3			2-1 FC5-4 1B		4 0 1 0 0 0 2	Cleveland Indians @ New York Yankees Yankee Stadium, Bronx, NY Sat Jun 25 1988, 7:05 PM EDT Att. 38,202 - Unknown - 80 F
Willie Upshaw, L (1, 3) OBP: 0.320, SLG: 0.388	2-1 E4 5-3		1-1 G4-6-3			2-3 K		0-0 FC5-4 1B		4 0 1 0 0 1 1	
Joe Carter, R (1, 8) OBP: 0.326, SLG: 0.504	2-1 5-3			1-0 L8		2-1 6-3		2-2 FC5-4		4 0 0 0 0 0 3	
Ron Kittle, R (1, 10) OBP: 0.368, SLG: 0.627	1-3 K			0-1 FC6-4 1B		0-3 K		0-0 F7		4 0 1 0 0 2 3	
Cory Snyder, R (1, 9) OBP: 0.309, SLG: 0.482		0-0 G6-3 1B 2B 1B		1-3 K		0-1 5-3		1-2 F7		4 1 1 0 0 1 1	
Brook Jacoby, R (1, 5) OBP: 0.322, SLG: 0.401		1-0 G6-3 1B		3-1 FC6-4		2-0 6-3		2-2 F3		4 0 1 0 0 0 1	
Carmen Castillo, R (1, 7) OBP: 0.324, SLG: 0.333		1-2 G6-3		1-2 5-3		0-0 FC6 1B		2-3 K		4 0 1 0 0 1 2	
Ron Washington, R (1, 6) OBP: 0.330, SLG: 0.374		0-1 2B		1-1 F7		0-2 FC6		0-2 FC6		3 0 1 1 0 0 1	
Andy Allanson, R (1, 2) OBP: 0.296, SLG: 0.343			0-2 FC6 1B		2-2 E5		2-3 K			3 0 1 0 0 1 0	
Inning Stats	R: 0 H: 0 E: 1 LOB: 1 K: 1 BB: 0 S: 11 P: 17	R: 1 H: 3 E: 0 LOB: 1 K: 0 BB: 0 S: 7 P: 9	R: 0 H: 1 E: 0 LOB: 0 K: 0 BB: 0 S: 9 P: 10	R: 0 H: 1 E: 0 LOB: 1 K: 1 BB: 0 S: 9 P: 14	R: 0 H: 0 E: 1 LOB: 1 K: 0 BB: 0 S: 9 P: 15	R: 0 H: 0 E: 0 LOB: 0 K: 2 BB: 0 S: 8 P: 12	R: 0 H: 1 E: 0 LOB: 1 K: 0 BB: 0 S: 7 P: 9	R: 0 H: 2 E: 0 LOB: 2 K: 1 BB: 0 S: 10 P: 16	R: 0 H: 0 E: 0 LOB: 0 K: 1 BB: 0 S: 10 P: 15	1B: 7 SF: 0 2B: 1 SAC: 0 3B: 0 DP: 2 HR: 0 HBP: 0	WP: 0 PA: 34 PB: 0 SB: 0 CS: 0
PITCHER	IP WLS BF H R ER SO BB IBB HBP BLK WP HR S P ERA WHIP										
Tommy John, L (1, 1) ERA: 3.27	7.1 W 29 8 1 1 5 0 0 0 0 0 0 0 66 96 1.23 1.091										
Cecilio Guante, R (8, 1) ERA: 2.48	1.2 S 5 0 0 0 1 0 0 0 0 0 0 0 14 21 0.00 0.000										

livebaseballscorecards.com

AB	34
R	1
H	8
RBI	1
BB	0
SO	6
LOB	14



Batter	1	2	3	4	5	6	7	8	9	AB	R	H	RBI	BB	SO	LOB
Roberto Kelly, R OBP: 0.264, SLG: 0.362 (1, 8)	2-2 F3		0-0 6-3		1-1 1B		3-3 K	0-0 FC6-4		5	0	1	0	0	1	2
Willie Randolph, R OBP: 0.294, SLG: 0.274 (1, 4)	3-2 4-3		1-2 F8		4-2 BB		2-1 1B			3	0	1	0	1	0	0
Don Mattingly, L OBP: 0.382, SLG: 0.475 (1, 3)	2-0 L9		2-2 HR		2-2 F8		3-2 P6			4	1	1	0	0	0	3
Jack Clark, R OBP: 0.404, SLG: 0.473 (1, 10)		2-1 2B 6-3	2-2 HR		1-3 K		0-0 P4			4	2	2	2	0	1	3
Dave Winfield, R OBP: 0.440, SLG: 0.621 (1, 9)		2-2 6-3	3-1 E7		3-1 F5		1-1 1B 2B			4	1	3	0	0	0	2
Gary Ward, R OBP: 0.297, SLG: 0.265 (1, 7)		1-2 F9	1-3 K		1-2 L9		2-2 3-1			4	0	0	0	0	1	4
Don Slaught, R OBP: 0.435, SLG: 0.627 (1, 2)		1-0 6-3		1-0 FC1-6 1B		0-1 F8		2-1 P4		4	0	1	1	0	0	2
Mike Pagliarulo, L OBP: 0.286, SLG: 0.375 (1, 5)		4-2 BB		1-2 FC1-6 G6-4-3		0-0 1B		4-0 1B IBB		2	0	1	0	2	0	1
Rafael Santana, R OBP: 0.298, SLG: 0.302 (1, 6)		1-2 6-3		0-1 G6-4-3		0-0 L9		0-0 FC6-4 1B		4	0	1	1	0	0	4

Inning Stats	R: 0	H: 0	E: 0	K: 0	S: 7	P: 14	R: 1	H: 2	E: 0	K: 0	S: 14	R: 2	H: 3	E: 1	K: 1	S: 17	R: 0	H: 1	E: 0	K: 0	S: 6	R: 0	H: 1	E: 0	K: 1	S: 12	R: 0	H: 1	E: 0	K: 1	S: 8	R: 0	H: 1	E: 0	K: 1	S: 11	R: 1	H: 2	E: 0	K: 0	S: 9	1B: 8	SF: 0	2B: 2	SAC: 0	3B: 0	DP: 1	HR: 1	HBP: 0
--------------	------	------	------	------	------	-------	------	------	------	------	-------	------	------	------	------	-------	------	------	------	------	------	------	------	------	------	-------	------	------	------	------	------	------	------	------	------	-------	------	------	------	------	------	-------	-------	-------	--------	-------	-------	-------	--------

PITCHER	IP	WLS	BF	H	R	ER	SO	BB	IBB	HBP	BLK	WP	HR	S	P	ERA	WHIP
Greg Swindell, L ERA: 3.24 (1, 1)	6.0	L	27	8	3	3	2	2	0	0	0	0	1	64	105	4.50	1.667
Jon Perlman, R ERA: 1.65 (7, 1)	2.0		10	3	1	1	1	0	1	0	0	0	0	20	37	4.50	1.500

BOTTOM

Cleveland Indians @ New York Yankees
Yankee Stadium, Bronx, NY

Sat Jun 25 1988, 7:05 PM EDT
Att: 38,202 - Unknown - 80 F

livebaseballscorecards.com

AB	34
R	4
H	11
RBI	4
BB	3
SO	3
LOB	21



WP: 0	PA: 37
PB: 0	
SB: 1	
CS: 0	

Batter	1	2	3	4	5	6	7	8	9	AB R H RBI BB SO LOB
Julio Franco, R (1, 4) OBP: 0.350, SLG: 0.427	0-3 K	3-3 K			4-0 BB		2-2 F6		3-2 F9	4 0 0 0 1 2 4
Willie Upshaw, L (1, 3) OBP: 0.315, SLG: 0.382	2-1 4-3		0-0 F9		3-2 L5			0-0 F2		4 0 0 0 0 0 1
Joe Carter, R (1, 8) OBP: 0.322, SLG: 0.497	0-1 F4		1-2 6-3		1-2 F6			1-2 F6		4 0 0 0 0 0 1
Ron Kittle, R (1, 10) OBP: 0.355, SLG: 0.604		0-1 F8	0-0 F7		2-1 F7			2-3 K		4 0 0 0 0 1 1
Mel Hall, L (1, 7) OBP: 0.317, SLG: 0.362		1-3 K		0-1 F8		0-0 F7		0-0 HR		4 1 1 0 0 1 0
Brook Jacoby, R (1, 5) OBP: 0.325, SLG: 0.400		1-0 BB 1B 1B		4-2 1B BB		2-0 F7		0-0 F9		3 1 1 0 1 0 1
Cory Snyder, R (1, 9) OBP: 0.315, SLG: 0.498		3-1 1B BB 1B		0-0 1B		1-0 F9		2-1 HR		4 1 3 2 0 0 0
Andy Allanson, R (1, 2) OBP: 0.300, SLG: 0.342		4-2 1B BB		0-0 L9		1-0 6-3		0-0 1B		3 0 1 0 1 0 2
Jay Bell, R (1, 6) OBP: 0.292, SLG: 0.247		2-2 1B		1-2 2-3 3-H		1-2 4-3		0-0 F8		2 0 1 1 0 1 2
Ron Washington, R (7, PH) OBP: 0.324, SLG: 0.366				1-3 K						2 0 0 0 0 0 1

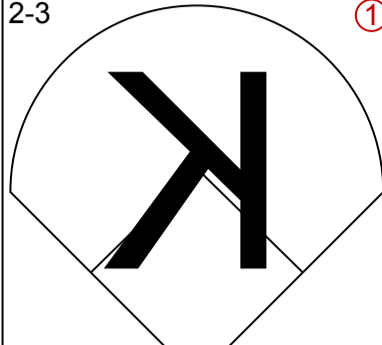
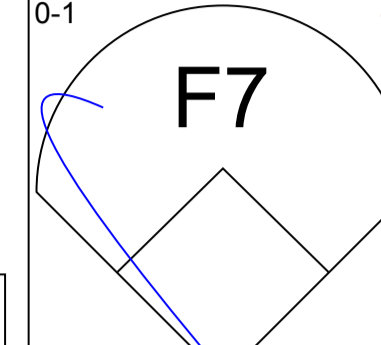
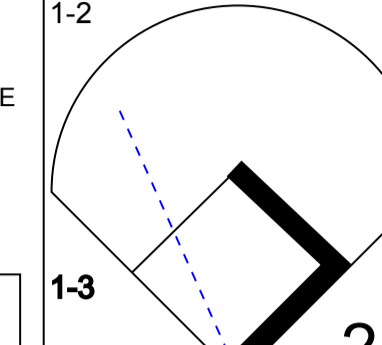
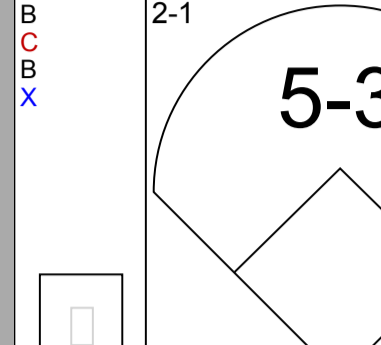
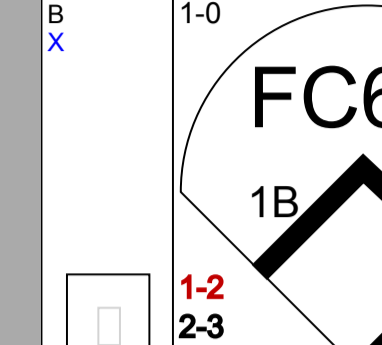
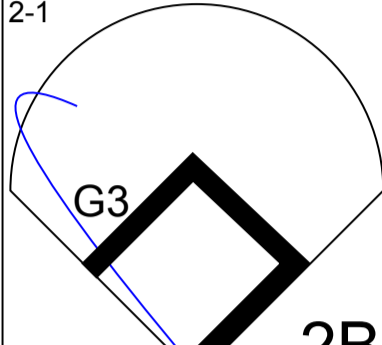
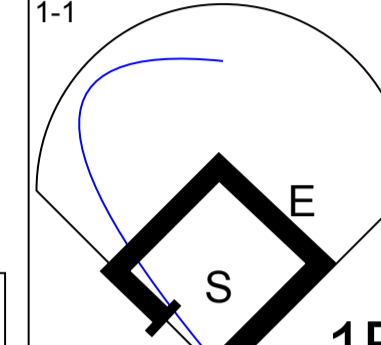
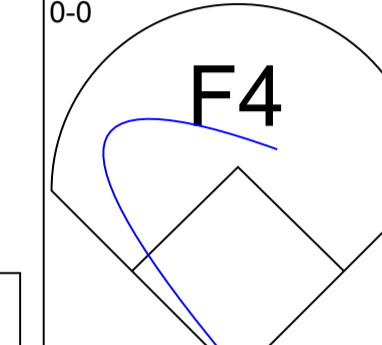
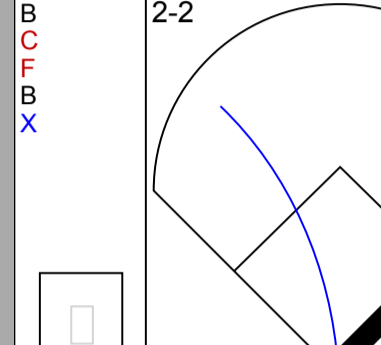
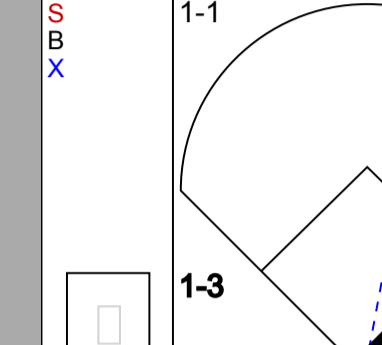
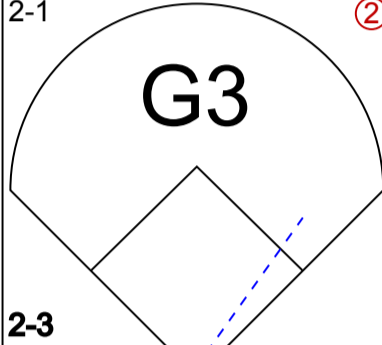
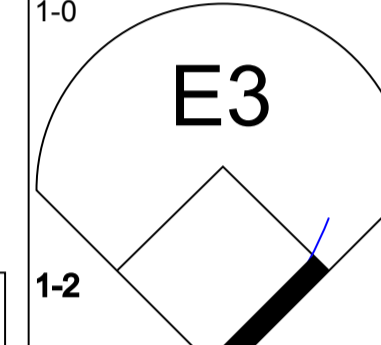
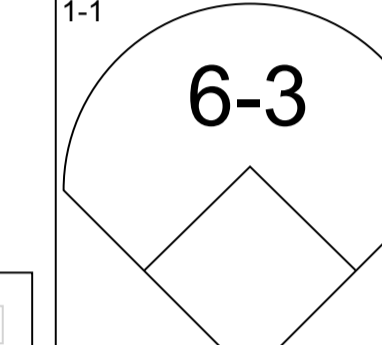
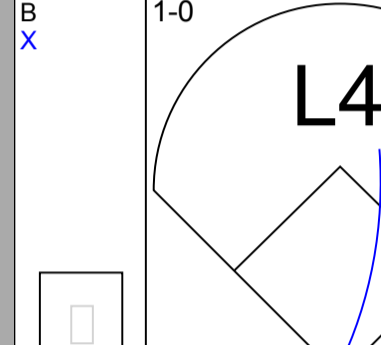
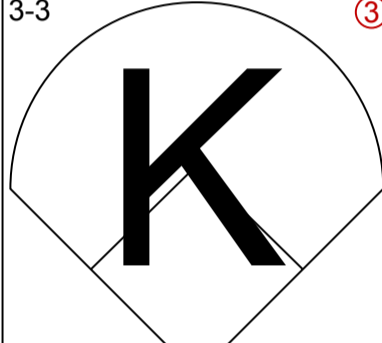
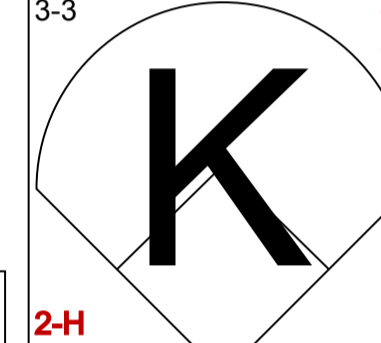
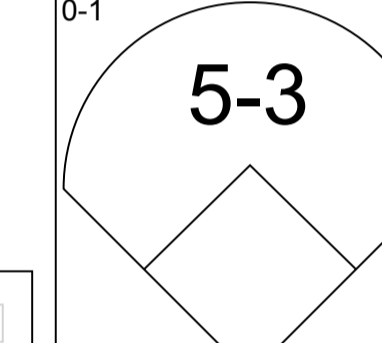
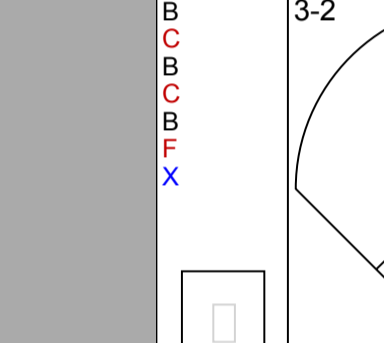
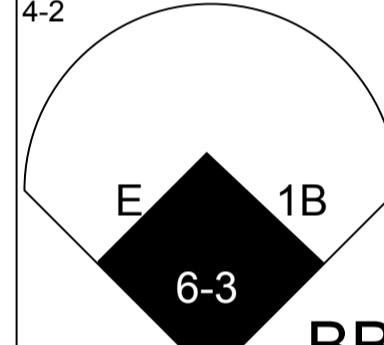
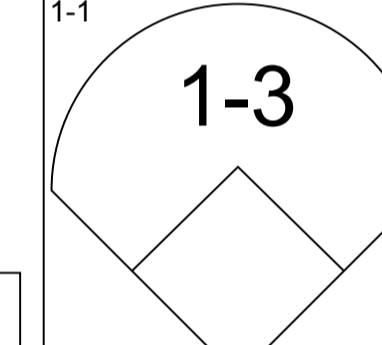
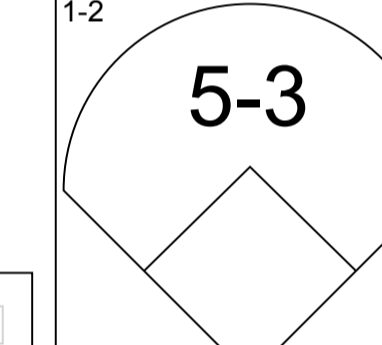
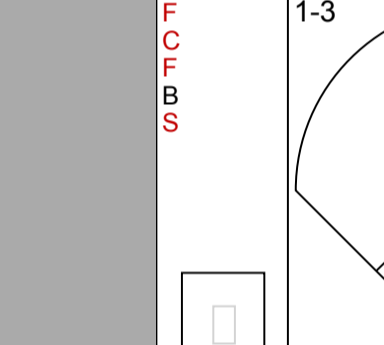
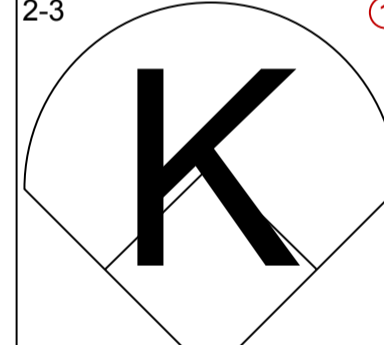
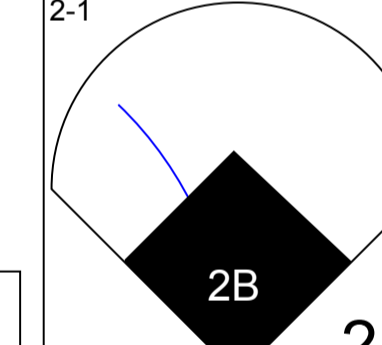
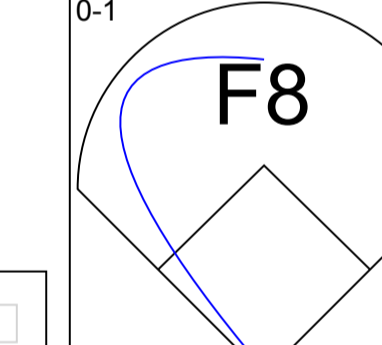
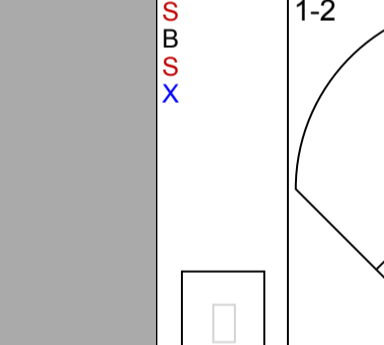
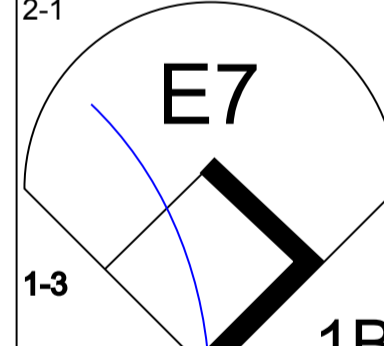
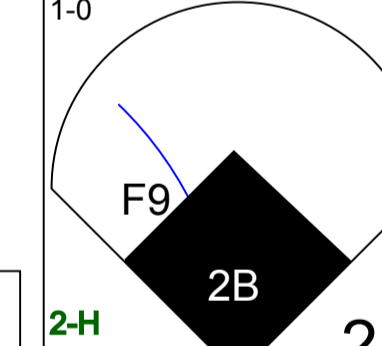
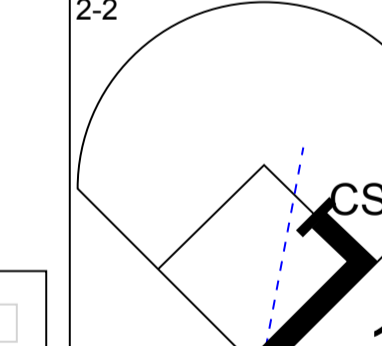

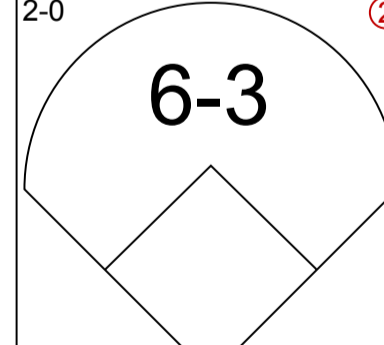
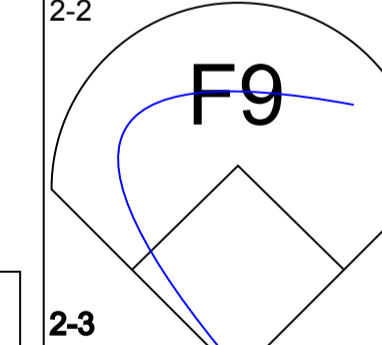
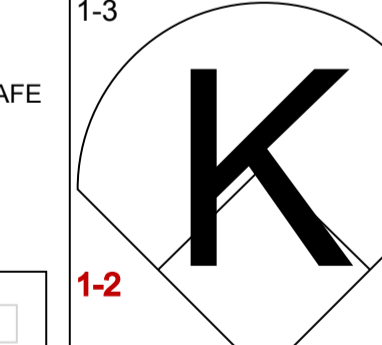

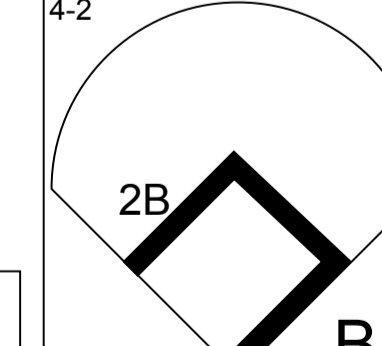
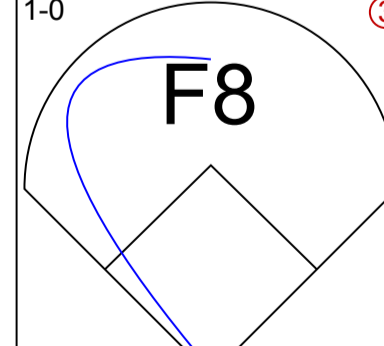
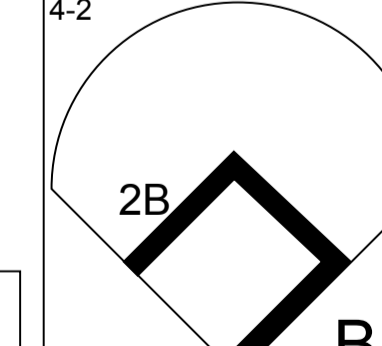
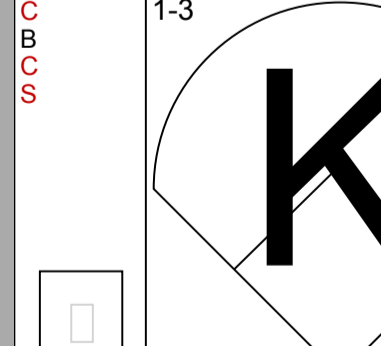
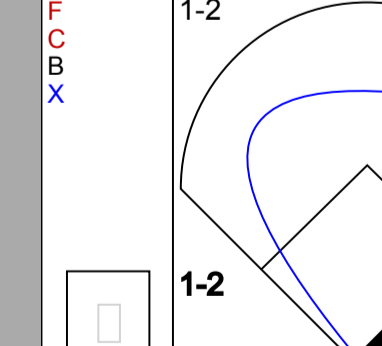
Inning Stats	R: 0	H: 0	E: 0	K: 1	S: 7	R: 1	H: 3	E: 0	K: 2	S: 20	R: 0	H: 0	E: 0	K: 0	S: 6	R: 0	H: 1	E: 0	K: 1	S: 10	R: 0	H: 0	E: 0	K: 0	S: 9	R: 0	H: 0	E: 0	K: 0	S: 3	R: 0	H: 0	E: 0	K: 0	S: 8	R: 0	H: 0	E: 0	K: 1	S: 7	R: 2	H: 3	E: 0	K: 0	S: 9	1B: 6	SF: 0	2B: 0	SAC: 0	3B: 0	DP: 0	HR: 1	HBP: 0	WP: 0	PA: 37
--------------	------	------	------	------	------	------	------	------	------	-------	------	------	------	------	------	------	------	------	------	-------	------	------	------	------	------	------	------	------	------	------	------	------	------	------	------	------	------	------	------	------	------	------	------	------	------	-------	-------	-------	--------	-------	-------	-------	--------	-------	--------

PITCHER	IP	WLS	BF	H	R	ER	SO	BB	IBB	HBP	BLK	WP	HR	S	P	ERA	WHIP
Charles Hudson, R (1, 1) ERA: 3.61	5.0		22	4	1	1	4	3	0	0	0	0	0	52	84	1.80	1.400
Neil Allen, R (6, 1) ERA: 3.22	3.1		13	3	2	2	1	0	0	0	0	0	1	23	35	5.40	0.900
Dave Righetti, L (9, 1) ERA: 3.67	0.2	W	2	0	0	0	0	0	0	0	0	0	0	4	7	0.00	0.000

Cleveland Indians @ New York Yankees
 Yankee Stadium, Bronx, NY
 Sun Jun 26 1988, 3:33 AM EDT
 Att. 53,037 - Cloudy - 73 F

AB	34
R	3
H	7
RBI	3
BB	3
SO	5
LOB	13



Batter	1	2	3	4	5	6	7	8	9	AB R H RBI BB SO LOB
Roberto Kelly, R OBP: 0.260, SLG: 0.365 (1, 8)	2-3 		0-1 F7 	1-2 2B 			2-1 5-3 		1-0 FC6-4 1B 	5 0 1 1 0 1 2
Claudell Washington, L OBP: 0.341, SLG: 0.442 (1, 7)	2-1 G3 2B 		1-1 E 1B 	0-0 F4 			2-2 1B 		1-1 1B 	5 0 4 1 0 0 2
Don Mattingly, L OBP: 0.376, SLG: 0.466 (1, 3)	2-1 G3 		1-0 E3 1-2 		1-1 6-3 		1-0 L4 			4 0 0 0 0 0 3
Jack Clark, R OBP: 0.398, SLG: 0.464 (1, 10)	3-3 K 		3-3 K 2-H 		0-1 5-3 			3-2 1-3 		4 0 0 0 0 2 3
Dave Winfield, R OBP: 0.437, SLG: 0.613 (1, 9)		4-2 E 1B 6-3 BB 		1-1 1-3 	1-2 5-3 			1-3 K 		3 1 0 0 1 1 0
Mike Pagliarulo, L OBP: 0.286, SLG: 0.376 (1, 5)		2-3 K 		2-1 2B 		0-1 F8 		1-2 4-3 		4 1 1 0 0 1 1
Rafael Santana, R OBP: 0.306, SLG: 0.315 (1, 6)		2-1 E7 1-3 1B 		1-0 F9 2B 2B 		2-2 CS 1B 		1-0 F8 		4 1 3 1 0 0 0
Joel Skinner, R OBP: 0.242, SLG: 0.315 (1, 2)		2-0 6-3 		2-2 F9 		1-3 K 1-2 		4-1 FC6-4 1B BB 		3 0 0 1 1 1 3
Rickey Henderson, R OBP: 0.408, SLG: 0.446 (9, PR)				2-3 						0 1 0 0 0 0 0
Bobby Meacham, S OBP: 0.308, SLG: 0.282 (1, 4)		1-0 F8 		4-2 2B BB 			1-3 K 		1-2 FC6-4 1B 	3 0 1 0 1 1 1

Inning Stats	R: 0	H: 1	E: 0	K: 2	S: 12	R: 1	H: 1	E: 1	K: 1	S: 11	R: 0	H: 1	E: 1	K: 1	S: 8	R: 2	H: 3	E: 0	K: 0	S: 15	R: 0	H: 0	E: 0	K: 0	S: 7	R: 0	H: 1	E: 0	K: 1	S: 8	R: 0	H: 1	E: 0	K: 1	S: 9	R: 0	H: 0	E: 0	K: 1	S: 11	R: 1	H: 2	E: 0	K: 0	S: 8	1B: 6	2B: 6	3B: 0	HR: 0	SF: 0	SAC: 0	DP: 2	HBP: 0	WP: 0	PB: 0	SB: 2	CS: 1	PA: 38
--------------	------	------	------	------	-------	------	------	------	------	-------	------	------	------	------	------	------	------	------	------	-------	------	------	------	------	------	------	------	------	------	------	------	------	------	------	------	------	------	------	------	-------	------	------	------	------	------	-------	-------	-------	-------	-------	--------	-------	--------	-------	-------	-------	-------	--------

PITCHER	IP	WLS	BF	H	R	ER	SO	BB	IBB	HBP	BLK	WP	HR	S	P	ERA	WHIP
Rick Rodriguez, R ERA: 8.59 (1, 1)	3.2		19	6	3	2	4	2	0	0	0	0	0	45	81	4.91	2.182
Bud Black, L ERA: 5.4 (4, 1)	5.0	L	19	4	1	1	3	1	0	0	0	0	0	44	68	1.80	1.000

BOTTOM

Cleveland Indians @ New York Yankees
Yankee Stadium, Bronx, NY
 Sun Jun 26 1988, 3:33 AM EDT
 Att: 53,037 - Cloudy - 73 F

livebaseballscorecards.com

AB	35
R	4
H	10
RBI	4
BB	3
SO	7
LOB	15



Batter	1	2	3	4	5	6	7	8	9	AB R H RBI BB SO LOB
Julio Franco, R (1, 4) OBP: 0.348, SLG: 0.433	0-1 4-3	2-0 FC6-4		0-3 K		0-0 HR		1-2 6-3		5 1 1 1 0 1 5
Mel Hall, L (1, 7) OBP: 0.327, SLG: 0.371	0-1 1B		0-0 1B	1-0 1B		0-2 6-3		1-1 G6-4-3 1B		5 0 4 1 0 0 0
Joe Carter, R (1, 8) OBP: 0.320, SLG: 0.495	2-1 F9		1-3 K	0-0 L8		0-2 2B		0-0 G6-4-3		5 0 1 0 0 1 5
Ron Kittle, R (1, 10) OBP: 0.349, SLG: 0.586	1-1 F9		2-3 K		1-1 F7	0-0 6-3		0-0 1B		5 0 1 0 0 1 3
Brook Jacoby, R (1, 5) OBP: 0.326, SLG: 0.398		4-2 E BB BB	3-2 F8		3-2 2B 1B	0-0 6-3		1-2 P3		4 1 1 0 1 0 3
Cory Snyder, R (1, 9) OBP: 0.317, SLG: 0.494		4-1 E BB		0-1 6-3	0-0 2B G3 1B		1-3 K	1-3 K		4 1 1 0 1 2 1
Willie Upshaw, L (1, 3) OBP: 0.320, SLG: 0.390		0-1 P4		0-0 2B 1B	0-0 G3 2B		3-2 1B	1-0 P2		5 1 3 1 0 0 3
Ron Washington, R (1, 6) OBP: 0.321, SLG: 0.371		1-1 E1 FC6-4		3-2 1B 2B	1-1 G3		3-1 F8			4 1 1 1 0 0 4
Andy Allanson, R (1, 2) OBP: 0.299, SLG: 0.341		0-2 P4		0-0 1B	0-0 L6		1-0 P4			4 0 1 1 0 0 5

TOP	
AB	41
R	5
H	14
RBI	5
BB	2
SO	5
LOB	29
	

Inning Stats	
R: 0 E: 0 K: 0 S: 8	H: 1 LOB: 1 BB: 0 P: 11
R: 0 E: 1 K: 0 S: 11	H: 0 LOB: 3 BB: 2 P: 22
R: 0 E: 0 K: 2 S: 11	H: 1 LOB: 1 BB: 0 P: 17
R: 2 E: 0 K: 1 S: 12	H: 4 LOB: 2 BB: 0 P: 16
R: 2 E: 0 K: 0 S: 10	H: 3 LOB: 1 BB: 0 P: 15
R: 1 E: 0 K: 0 S: 10	H: 2 LOB: 1 BB: 0 P: 10
R: 0 E: 0 K: 1 S: 12	H: 1 LOB: 1 BB: 0 P: 20
R: 0 E: 0 K: 0 S: 7	H: 1 LOB: 0 BB: 0 P: 9
R: 0 E: 0 K: 1 S: 8	H: 1 LOB: 1 BB: 0 P: 11
1B: 10 2B: 3 3B: 0 HR: 1	SF: 0 SAC: 0 DP: 1 HBP: 0
WP: 0 PB: 0 SB: 0 CS: 0	PA: 43

PITCHER	IP	WLS	BF	H	R	ER	SO	BB	IBB	HBP	BLK	WP	HR	S	P	ERA	WHIP
Oil Can Boyd, R (1, 1) ERA: 5.46	5.1		30	11	5	5	3	2	0	0	0	0	1	60	89	8.44	2.438
Dennis Lamp, R (6, 1) ERA: 3.27	2.2	W	9	2	0	0	1	0	0	0	0	0	0	21	31	0.00	0.750
Lee Smith, R (9, 1) ERA: 3.03	1.0		4	1	0	0	1	0	0	0	0	0	0	8	11	0.00	1.000

PITCHER	IP	WLS	BF	H	R	ER	SO	BB	IBB	HBP	BLK	WP	HR	S	P	ERA	WHIP

Cleveland Indians @ Boston Red Sox
Fenway Park, Boston, MA
 Mon Jun 27 1988, 7:05 PM EDT
 Att. 33,318 - Unknown - 68 F

livebaseballscorecards.com

Batter	1	2	3	4	5	6	7	8	9
Wade Boggs, L OBP: 0.469, SLG: 0.455 (1, 5)	3-2 HBP 2B 1B	3-2 G4-6-3 1-2f		4-2 BB		4-2 1B BB	0-1 L7		
Marty Barrett, R OBP: 0.350, SLG: 0.360 (1, 4)	2-1 2B SF9 HBP 1-2		0-0 2B 4-3 1B	1-0 L6		0-0 1B 1B 1-2		1-2 F9	
Dwight Evans, R OBP: 0.362, SLG: 0.419 (1, 9)	3-0 2B 1-3 2-H		1-1 4-3 1B 2B 1-3		3-1 5-3	1-3 K		2-1 1B	
Mike Greenwell, L OBP: 0.444, SLG: 0.594 (1, 7)	0-1 L3		2-1 4-3		1-1 3B	2-2 1B 2B 1B 1-3 2-H		1-1 F8	
Ellis Burks, R OBP: 0.390, SLG: 0.523 (1, 8)	2-2 SF9 3-H		2-1 6-3 1B 3-H		0-3 K	1-2 2B 1B 1-2		2-1 F8	
Jim Rice, R OBP: 0.340, SLG: 0.352 (1, 10)	3-2 P4		3-2 6-3 1-2		3-2 6-3	1-0 2B 1-3 2-H			
Todd Benzing, S OBP: 0.292, SLG: 0.394 (1, 3)			0-0 4-3		1-1 F7	SH3-4 1B			
Rich Gedman, L OBP: 0.245, SLG: 0.250 (1, 2)			1-1 BB HBP		0-0 F8	SH3-4 1-2		0-3 K	
Jody Reed, R OBP: 0.358, SLG: 0.333 (1, 6)			4-0 G4-6-3 BB		1-3 K	3-1 HR 2-H		2-1 5-3	


Inning Stats	R: 2	H: 2	E: 0	K: 0	S: 15	LOB: 1	BB: 0	P: 28	R: 0	H: 0	E: 0	K: 0	S: 7	LOB: 1	BB: 1	P: 15	R: 2	H: 3	E: 0	K: 0	S: 14	LOB: 1	BB: 0	P: 22	R: 0	H: 0	E: 0	K: 1	S: 8	LOB: 1	BB: 1	P: 14	R: 0	H: 1	E: 0	K: 1	S: 10	LOB: 1	BB: 0	P: 17	R: 5	H: 6	E: 0	K: 1	S: 21	LOB: 2	BB: 1	P: 35	R: 0	H: 0	E: 0	K: 1	S: 7	LOB: 0	BB: 0	P: 9	R: 0	H: 1	E: 0	K: 0	S: 9	LOB: 1	BB: 0	P: 15
1B: 8	SF: 1	2B: 3	SAC: 1	3B: 1	DP: 1	HR: 1	HBP: 2	1B: 8	SF: 1	2B: 3	SAC: 1	3B: 1	DP: 1	HR: 1	HBP: 2	WP: 0	PA: 41	PB: 0	SB: 0	CS: 0																																												

PITCHER	IP	WLS	BF	H	R	ER	SO	BB	IBB	HBP	BLK	WP	HR	S	P	ERA	WHIP
John Farrell, R ERA: 3.43 (1, 1)	5.1	L	27	8	6	6	2	2	0	0	0	0	1	59	104	10.12	1.875
Jon Perlman, R ERA: 3.24 (6, 1)	0.1		5	3	2	2	1	1	0	0	0	0	0	12	20	54.00	12.000
Don Gordon, R ERA: (6, 1)	2.1		9	2	1	1	1	0	0	0	0	0	0	20	31	3.86	0.857

BOTTOM

Cleveland Indians @ Boston Red Sox
 Fenway Park, Boston, MA
 Mon Jun 27 1988, 7:05 PM EDT
 Att: 33,318 - Unknown - 68 F

AB	34
R	9
H	13
RBI	9
BB	3
SO	4
LOB	17



livebaseballscorecards.com

Batter	1	2	3	4	5	6	7	8	9	AB R H RBI BB SO LOB	TOP	
Julio Franco, R (1, 4) OBP: 0.343, SLG: 0.427	0-1 F9			1-3 K		0-0 6-3		1-1 3-1		4 0 0 0 0 1 0		
Mel Hall, L (1, 7) OBP: 0.326, SLG: 0.373 (7, 8)	0-0 F9			2-1 2B		1-0 F3		0-2 6-3		4 0 1 0 0 0 0		
Joe Carter, R (1, 8) OBP: 0.317, SLG: 0.490 Dave Clark, L (7, 7) OBP: 0.323, SLG: 0.298	0-0 6-3			2-0 F8		2-1 F8		1-2 BB 1B		3 0 0 0 0 0 1 1 0 1 0 0 0 0		
Ron Kittle, R (1, 10) OBP: 0.338, SLG: 0.565		2-3 K		1-2 F9		1-0 F3		0-0 F8		4 0 0 0 0 1 2		
Cory Snyder, R (1, 9) OBP: 0.323, SLG: 0.511		0-0 F9			2-2 HR		1-1 2B	4-2 BB		3 1 2 1 1 0 0		
Brook Jacoby, R (1, 5) OBP: 0.325, SLG: 0.394		0-0 F9			0-1 6-3		4-1 PO BB	1-3 K		3 0 0 0 1 1 2		
Willie Upshaw, L (1, 3) OBP: 0.321, SLG: 0.387			1-0 L4		4-2 BB		2-2 F9			2 0 0 0 1 0 2		
Ron Washington, R (1, 6) OBP: 0.313, SLG: 0.361			2-3 K		0-3 K		0-2 PO	3-2 6-3		3 0 0 0 0 2 1		
Andy Allanson, R (1, 2) OBP: 0.295, SLG: 0.336			2-2 F8		0-0 5-3			1-1 5-3		3 0 0 0 0 0 1		
Inning Stats	R: 0 E: 0 K: 0 S: 4 H: 0 LOB: 0 BB: 0 P: 4	R: 0 E: 0 K: 1 S: 6 H: 0 LOB: 0 BB: 0 P: 8	R: 0 E: 0 K: 1 S: 8 H: 0 LOB: 0 BB: 0 P: 13	R: 0 E: 0 K: 1 S: 9 H: 1 LOB: 1 BB: 0 P: 15	R: 1 E: 0 K: 1 S: 11 H: 1 LOB: 1 BB: 1 P: 17	R: 0 E: 0 K: 0 S: 4 H: 0 LOB: 0 BB: 0 P: 7	R: 0 E: 0 K: 0 S: 9 H: 1 LOB: 1 BB: 1 P: 17	R: 0 E: 0 K: 0 S: 8 H: 0 LOB: 0 BB: 0 P: 13	R: 0 E: 0 K: 1 S: 14 H: 1 LOB: 2 BB: 1 P: 20	1B: 1 2B: 2 3B: 0 HR: 1 SF: 0 SAC: 0 DP: 0 HBP: 0	WP: 0 PB: 0 SB: 0 CS: 0 PA: 34	
PITCHER Wes Gardner, R (1, 1) ERA: 1.49 Lee Smith, R (8, 1) ERA: 2.86	IP WLS BF H R ER SO BB IBB HBP BLK WP HR S P ERA WHIP	7.0 W 25 3 1 1 4 2 0 0 0 0 1 51 81 1.29 0.714	2.0 8 1 0 0 1 1 0 0 0 0 0 22 33 0.00 1.000	PITCHER IP WLS BF H R ER SO BB IBB HBP BLK WP HR S P ERA WHIP								

Cleveland Indians @ Boston Red Sox
Fenway Park, Boston, MA
Tue Jun 28 1988, 7:05 PM EDT
Att. 34,661 - Unknown - 76 F

livebaseballscorecards.com

AB 30
R 1
H 4
RBI 1
BB 3
SO 5
LOB 9



Batter	1	2	3	4	5	6	7	8	9
Wade Boggs, L OBP: 0.467, SLG: 0.454 (1, 5)	2-2 L1	1-1 E3 3B		2-0 F5		0-0 1B		0-2 G5-4-3 1B	
Marty Barrett, R OBP: 0.351, SLG: 0.367 (1, 4)	0-0 FC6-4 1B	1-2 HR 3B		1-2 5-3		2-3 K		1-0 G5-4-3	
Dwight Evans, R OBP: 0.363, SLG: 0.429 (1, 9)	4-2 FC6-4 1-2 BB	0-1 HR			2-2 F9			2-2 3-1	
Mike Greenwell, L OBP: 0.445, SLG: 0.596 (1, 7)	3-1 FC6-4 1-2f 2-3	1-1 F9			1-1 FC5-4 1B			1-1 FC6-4 2B	
Ellis Burks, R OBP: 0.388, SLG: 0.516 (1, 8)	3-1 L7			2-2 L6		1-0 FC5-4 2B		4-2 FC6-4 BB	
Jim Rice, R OBP: 0.342, SLG: 0.359 (1, 10)		1-1 FC1-4-6 1B		0-0 5-3		1-0 2B		0-0 FC6-4 FC5 BB	
Todd Benzing, S OBP: 0.291, SLG: 0.382 (1, 3)		1-0 FC1-4-6 E 1-2f		0-1 L8		1-1 P4		4-2 BB	
Rick Cerone, R OBP: 0.392, SLG: 0.427 (1, 2)		1-2 E6 3B		1-0 FC2-6 1B		0-0 F9		0-2 FC5 2-3f	
Jody Reed, R OBP: 0.341, SLG: 0.314 (1, 6)		0-3 K		1-1 FC2-6 1-2f		1-1 5-3		2-1 6-3	

Inning Stats	R: 0	H: 1	E: 0	LOB: 2	K: 0	S: 14	R: 5	H: 3	E: 2	LOB: 0	K: 1	S: 20	R: 0	H: 0	E: 0	LOB: 0	K: 0	S: 6	R: 0	H: 1	E: 0	LOB: 1	K: 0	S: 9	R: 1	H: 2	E: 0	LOB: 1	K: 0	S: 9	R: 0	H: 1	E: 0	LOB: 1	K: 1	S: 8	R: 0	H: 1	E: 0	LOB: 3	K: 0	S: 16	R: 0	H: 1	E: 0	LOB: 0	K: 0	S: 10		

PITCHER	IP	WLS	BF	H	R	ER	SO	BB	IBB	HBP	BLK	WP	HR	S	P	ERA	WHIP
Scott Bailes, L ERA: 4.36 (1, 1)	6.1	L	32	9	6	1	2	2	0	0	0	0	1	74	114	1.42	1.737
Don Gordon, R ERA: (7, 1)	1.2		6	1	0	0	0	1	0	0	0	0	0	18	24	0.00	1.200

AB R H RBI BB SO LOB

5 1 2 0 0 0 2

5 1 2 2 0 1 3

3 1 1 2 1 0 0

4 0 2 0 0 0 2

3 1 0 0 1 0 3

4 0 2 1 0 0 2

3 1 0 0 1 0 2

4 1 1 0 0 0 4

4 0 0 0 0 1 3

AB 35

R 6

H 10

RBI 5

BB 3

SO 2

LOB 21

WP: 0 PA: 38

PB: 0

SB: 0

CS: 0

WP: 0

PA: 38

ERA


WHIP

Cleveland Indians @ Boston Red Sox

Fenway Park, Boston, MA

Tue Jun 28 1988, 7:05 PM EDT

Att: 34,661 - Unknown - 76 F



1B	2B	3B	HR	SF	SAC	DP	HBP
6	2	1	1	0	0	1	0

Batter	1	2	3	4	5	6	7	8	9	AB R H RBI BB SO LOB	TOP	
Julio Franco, R (1, 4) OBP: 0.342, SLG: 0.423	4-1 BB 1B		2-2 L9			1-2 F9		0-2 E4		3 1 0 0 1 0 0		
Mel Hall, L (1, 8) OBP: 0.328, SLG: 0.376	0-2 6-3		0-0 F8			1-2 1B		1-2 FC6-4 1B		4 0 2 0 0 0 1		
Carmen Castillo, R (1, 7) OBP: 0.333, SLG: 0.342	1-2 E S 2-H 1B			1-0 F9 1B		2-3 K		1-2 FC6-4		4 0 2 1 0 1 3		
Ron Kittle, R (1, 10) OBP: 0.328, SLG: 0.546	2-3 K			0-1 F9		2-3 K			2-3 K	4 0 0 0 0 3 3		
Willie Upshaw, L (1, 3) OBP: 0.316, SLG: 0.381	2-3 K			1-2 F7			3-2 6-3		3-2 4-3	4 0 0 0 0 1 2		
Brook Jacoby, R (1, 5) OBP: 0.321, SLG: 0.389		2-2 4-3		3-3 K			3-3 K		1-0 5-3	4 0 0 0 0 2 1		
Cory Snyder, R (1, 9) OBP: 0.320, SLG: 0.506		0-0 F9			0-0 F7		1-3 K			3 0 0 0 0 1 0		
Andy Allanson, R (1, 2) OBP: 0.291, SLG: 0.332		3-3 K			0-3 K			1-1 4-3		3 0 0 0 0 2 0		
Jay Bell, R (1, 6) OBP: 0.287, SLG: 0.242			1-3 K		3-2 F4			2-3 K		3 0 0 0 0 2 0		
Inning Stats	R: 1 H: 1 E: 1 LOB: 1 K: 2 BB: 1 S: 15 P: 24	R: 0 H: 0 E: 0 LOB: 0 K: 1 BB: 0 S: 10 P: 15	R: 0 H: 0 E: 0 LOB: 0 K: 1 BB: 0 S: 8 P: 11	R: 0 H: 1 E: 0 LOB: 1 K: 1 BB: 0 S: 10 P: 15	R: 0 H: 0 E: 0 LOB: 0 K: 1 BB: 0 S: 7 P: 10	R: 0 H: 1 E: 0 LOB: 1 K: 2 BB: 0 S: 14 P: 20	R: 0 H: 0 E: 0 LOB: 0 K: 2 BB: 0 S: 9 P: 16	R: 0 H: 1 E: 1 LOB: 2 K: 1 BB: 0 S: 14 P: 19	R: 0 H: 0 E: 0 LOB: 0 K: 1 BB: 0 S: 7 P: 13	1B: 4 SF: 0 2B: 0 SAC: 0 3B: 0 DP: 0 HR: 0 HBP: 0	WP: 0 PA: 33 PB: 0 SB: 1 CS: 0	
PITCHER Roger Clemens, R (1, 1) ERA: 2.44 Lee Smith, R (8, 1) ERA: 2.7	IP WLS BF H R ER SO BB IBB HBP BLK WP HR S P ERA WHIP	7.0 W 25 3 1 1 10 1 0 0 0 0 0 0 73 111 1.29 0.571	2.0 S 8 1 0 0 2 0 0 0 0 0 0 0 21 32 0.00 0.500									

Cleveland Indians @ Boston Red Sox
 Fenway Park, Boston, MA
 Wed Jun 29 1988, 7:05 PM EDT
 Att: 35,035 - Unknown

livebaseballscorecards.com

AB 32
 R 1
 H 4
 RBI 1
 BB 1
 SO 12
 LOB 10



Batter	1	2	3	4	5	6	7	8	9	AB	R	H	RBI	BB	SO	LOB
Wade Boggs, L OBP: 0.465, SLG: 0.451 (1, 5)	FC3-6 1B 1B	FC6 1-2f		G3		G6-4-3 1-2f				4	0	1	0	0	0	5
Marty Barrett, R OBP: 0.356, SLG: 0.372 (1, 4)	FC3-6 1B 1B			HR 1B 1B				F4		4	1	3	1	0	0	0
Dwight Evans, R OBP: 0.365, SLG: 0.430 (1, 9)	F6			HR 1B 1B		F2		1B		4	1	2	0	0	0	3
Mike Greenwell, L OBP: 0.439, SLG: 0.587 (1, 7)	FC3-6 1-2f 2-3			3-1 1B 1B		F2		F9		4	0	0	0	0	0	5
Ellis Burks, R OBP: 0.386, SLG: 0.524 (1, 8)	F6 1-2			HR 2-H 3-H		F8		K		4	1	1	3	0	1	3
Jim Rice, R OBP: 0.344, SLG: 0.365 (1, 10)		G3 2B		F9		4-3			SH1-3 2B 1B	4	0	2	0	0	0	0
Kevin Romine, R OBP: 0.188, SLG: 0.194 (8, PR)										0	1	0	0	0	0	0
Todd Benzing, S OBP: 0.283, SLG: 0.371 (1, 3)		6-3		F9				F6	SH1-3	3	0	0	0	0	0	1
Rich Gedman, L OBP: 0.265, SLG: 0.293 (1, 2)		G3				SH5-3 1B 2B		1B 1B	6-3 2-H 2B	4	1	3	1	0	0	1
Spike Owen, S OBP: 0.330, SLG: 0.407 (1, 6)		FC6 BB				SH5-3 2-3		G6-4-3 1B	6-3	2	0	1	0	1	0	2

Inning Stats	R: 0	H: 2	E: 0	K: 0	S: 17	LOB: 2	BB: 0	P: 27	R: 0	H: 1	E: 0	K: 0	S: 9	LOB: 2	BB: 1	P: 21	R: 3	H: 3	E: 0	K: 0	S: 12	LOB: 0	BB: 0	P: 21	R: 1	H: 2	E: 0	K: 0	S: 16	LOB: 1	BB: 0	P: 24	R: 0	H: 0	E: 0	K: 0	S: 11	LOB: 0	BB: 0	P: 18	R: 0	H: 2	E: 0	K: 0	S: 8	LOB: 1	BB: 0	P: 11	R: 0	H: 1	E: 0	K: 1	S: 7	LOB: 1	BB: 0	P: 8	R: 1	H: 2	E: 0	K: 0	S: 9	LOB: 1	BB: 0	P: 14
1B: 9	SF: 0	2B: 3	SAC: 2	3B: 0	DP: 1	HR: 1	HBP: 0	WP: 0	PA: 36																																																							

PITCHER	IP	WLS	BF	H	R	ER	SO	BB	IBB	HBP	BLK	WP	HR	S	P	ERA	WHIP
Tom Candiotti, R ERA: 3.51 (1, 1)	4.0	L	21	8	4	4	0	1	0	0	0	0	1	54	93	9.00	2.250
Brad Havens, L ERA: 3.12 (5, 1)	2.2		10	3	0	0	0	0	0	0	0	0	0	23	33	0.00	1.125
Jon Perlman, R ERA: 3.5 (7, 1)	1.1		5	2	1	1	1	0	0	0	0	0	0	12	18	6.75	1.500

BOTTOM

Cleveland Indians @ Boston Red Sox

Fenway Park, Boston, MA

Wed Jun 29 1988, 7:05 PM EDT

Att. 35,035 - Unknown

AB 33

R 5


H 13

RBI 5

BB 1

SO 1

LOB 20



PITCHER	IP	WLS	BF	H	R	ER	SO	BB	IBB	HBP	BLK	WP	HR	S	P	ERA	WHIP
Tom Candiotti, R ERA: 3.51 (1, 1)	4.0	L	21	8	4	4	0	1	0	0	0	0	1	54	93	9.00	2.250
Brad Havens, L ERA: 3.12 (5, 1)	2.2		10	3	0	0	0	0	0	0	0	0	0	23	33	0.00	1.125
Jon Perlman, R ERA: 3.5 (7, 1)	1.1		5	2	1	1	1	0	0	0	0	0	0	12	18	6.75	1.500

Batter	1	2	3	4	5	6	7	8	9	AB R H RBI BB SO LOB	TOP	
Harold Reynolds, S (1, 4) OBP: 0.322, SLG: 0.388	1-2 G6-3 ①		2-1 FC4-6 ② 1-2f	0-0 1B		0-0 SH5-4 ① 1-2 2-3		1-1 SH1-4 ① 1-2 2-3		3 0 1 2 0 0 1		
Henry Cotto, R (1, 8) OBP: 0.312, SLG: 0.358	2-1 1B		1-0 G5-3 ③ 1-2	4-1 BB		0-0 1B CS 2-H 3-H		2-1 SH5-3 ② 2-3 3-H		3 0 2 2 1 0 1		
Mickey Brantley, R (1, 7) OBP: 0.295, SLG: 0.477 Mike Kingery, L (6, PH) OBP: 0.326, SLG: 0.295 (6, 7)	3-3 K ② 1-3			K ③ 3-3		1-3 K ③ 1-2 SAFE SAFE SAFE SAFE		2-2 4-3 ③ 3-H		3 0 0 0 0 3 4 2 0 0 0 0 1 1		
Steve Balboni, R (1, 3) OBP: 0.203, SLG: 0.304	1-3 K ③			3-2 1B BB ① BB 1B	3-1 1B G5-4-3		0-2 P4 ①		2-3 K ①	5 1 2 0 0 2 1		
Glenn Wilson, R (1, 9) OBP: 0.298, SLG: 0.339		1-3 K ①		1-2 1B BB ② 1-2	0-1 G5-4-3 ② 1-2f		2-1 L9 ②		0-0 6-3 ②	5 1 1 0 0 1 1		
Jim Presley, R (1, 5) OBP: 0.269, SLG: 0.344		1-2 L4 ②		4-1 1B 1B BB ③ 1-2 2-3	3-3 K ③		3-1 1B		1-0 HR ③ 1B	4 2 2 0 1 1 0		
Dave Hengel, R (1, 10) OBP: 0.179, SLG: 0.296 Ken Phelps, L (6, PH) OBP: 0.417, SLG: 0.512		3-3 K ③		1-3 K ②		4-2 1B BB ③		1-1 G1-3 ③		2 0 0 0 0 2 3 2 2 1 2 1 0 1		
Scott Bradley, L (1, 2) OBP: 0.275, SLG: 0.317			1-1 FC4-6 ① 1B	1-0 1B 1B 2-H 3-H		1-1 SH5-4 ① 1B BLK		1-2 SH1-4 ① 1B SH5-3		5 3 4 2 0 0 0		
Mario Diaz, R (1, 6) OBP: 0.625, SLG: 0.625			2-1 P2 ①	0-1 1B BB ③ 1-2 2-3		0-1 1B SH5-4 BLK		0-0 SH5-3 ① 1B SH1-4 WP		4 2 3 1 0 0 1		
Inning Stats	R: 0 E: 0 K: 2 S: 14 H: 1 LOB: 1 P: 21	R: 0 E: 0 K: 2 S: 12 H: 0 LOB: 0 P: 17	R: 0 E: 0 K: 0 S: 7 H: 1 LOB: 1 P: 13	R: 4 E: 0 K: 3 S: 22 H: 5 LOB: 3 P: 40	R: 0 E: 0 K: 1 S: 8 H: 1 LOB: 0 P: 14	R: 3 E: 0 K: 1 S: 12 H: 3 LOB: 1 P: 18	R: 0 E: 0 K: 0 S: 9 H: 1 LOB: 1 P: 15	R: 2 E: 0 K: 0 S: 11 H: 2 LOB: 0 P: 17	R: 2 E: 0 K: 1 S: 10 H: 2 LOB: 0 P: 14	1B: 15 SF: 0 2B: 1 SAC: 3 3B: 0 DP: 2 HR: 1 HBP: 0	WP: 1 PA: 44 PB: 0 SB: 3 CS: 1	
PITCHER Greg Swindell, L (1, 1) ERA: 3.44 Don Gordon, R (4, 1) ERA: 4.26 Rick Rodriguez, R (7, 1) ERA: 9.58	IP WLS BF H R ER SO BB IBB HBP BLK WP HR S P ERA WHIP											
	3.2 L 20 7 4 4 6 2 0 0 0 0 0 0 52 85 9.82 2.455											
	2.1 10 4 3 3 3 1 0 0 1 0 0 23 38 11.57 2.143											
	3.0 14 5 4 4 1 0 0 0 0 1 1 30 46 12.00 1.667											

Seattle Mariners @ Cleveland Indians
Cleveland Municipal Stadium, Cleveland, OH

AB	38
R	11
H	16
RBI	9
BB	3
SO	10
LOB	14



Fri Jul 01 1988, 7:05 PM EDT
Att. 45,785 - Unknown - 72 F

livebaseballscorecards.com

Batter	1	2	3	4	5	6	7	8	9	AB	R	H	RBI	BB	SO	LOB
Julio Franco, R (1, 4) OBP: 0.345, SLG: 0.422 Domingo Ramos, R (6, 4) OBP: 0.238, SLG: 0.286	4-0 S HR BB	4-1 BB 1B BB		0-0 G6-3		3-2 FC5-4 2B		1-3 K		1	2	0	0	2	0	0
Willie Upshaw, L (1, 3) OBP: 0.321, SLG: 0.381	3-3 SAFE K 1-2	4-2 SAFE 1B BB		3-1 BB 1B		4-1 FC5-4 BB		2-3 K		3	0	1	0	2	2	2
Joe Carter, R (1, 8) OBP: 0.321, SLG: 0.500	0-0 2-H HR	3-2 1-3 2-H 1B		4-1 1-2 BB		0-2 FC5-4 S 1-2f 2-3		0-0 P6		4	1	2	3	1	0	2
Ron Kittle, R (1, 10) OBP: 0.324, SLG: 0.528	1-0 1B HBP	1-3 K		0-2 F8		1-3 K 1-2		0-3 K		4	0	0	0	0	3	6
Brook Jacoby, R (1, 5) OBP: 0.319, SLG: 0.385	1-2 P5		0-2 G5-3		2-3 K		1-0 P6		1-2 1B	5	0	1	0	0	1	1
Cory Snyder, R (1, 9) OBP: 0.321, SLG: 0.504	0-0 1-2 1B		0-0 1B		2-0 P4		1-1 L5		2-1 F9	5	0	2	0	0	0	1
Carmen Castillo, R (1, 7) OBP: 0.333, SLG: 0.333 Mel Hall, L (7, PH) OBP: 0.327, SLG: 0.374 (8, 7)	1-2 F9		1-3 K		4-2 BB		3-1 L6			2	0	0	0	1	1	3
Andy Allanson, R (1, 2) OBP: 0.288, SLG: 0.328 Chris Bando, S (8, PH) OBP: 0.238, SLG: 0.333 (9, 2)		1-0 G5-3	1-2 F9		1-0 F9			1-2 L9		3	0	0	0	0	0	2
Jay Bell, R (1, 6) OBP: 0.287, SLG: 0.248		0-0 F8		2-0 F2		2-2 G4-3		0-0 2B		1	0	0	0	0	0	0

Inning Stats	R: 2	H: 2	E: 0	K: 1	S: 12	LOB: 2	BB: 1	P: 22	R: 1	H: 1	E: 0	K: 1	S: 16	LOB: 2	BB: 2	P: 28	R: 0	H: 1	E: 0	K: 1	S: 10	LOB: 1	BB: 0	P: 12	R: 0	H: 1	E: 0	K: 0	S: 8	LOB: 2	BB: 1	P: 17	R: 0	H: 0	E: 0	K: 1	S: 9	LOB: 1	BB: 1	P: 18	R: 0	H: 1	E: 0	K: 1	S: 14	LOB: 2	BB: 1	P: 24	R: 0	H: 0	E: 0	K: 0	S: 5	LOB: 0	BB: 0	P: 10	R: 0	H: 1	E: 0	K: 2	S: 10	LOB: 1	BB: 0	P: 14	R: 0	H: 1	E: 0	K: 1	S: 10	LOB: 1	BB: 0	P: 13	1B: 5	SF: 0	2B: 2	SAC: 0	3B: 0	DP: 0	HR: 1	HBP: 1	WP: 0	PA: 42
--------------	------	------	------	------	-------	--------	-------	-------	------	------	------	------	-------	--------	-------	-------	------	------	------	------	-------	--------	-------	-------	------	------	------	------	------	--------	-------	-------	------	------	------	------	------	--------	-------	-------	------	------	------	------	-------	--------	-------	-------	------	------	------	------	------	--------	-------	-------	------	------	------	------	-------	--------	-------	-------	------	------	------	------	-------	--------	-------	-------	-------	-------	-------	--------	-------	-------	-------	--------	-------	--------

PITCHER	IP	WLS	BF	H	R	ER	SO	BB	IBB	HBP	BLK	WP	HR	S	P	ERA	WHIP
Mark Langston, L (1, 1) ERA: 4.03	5.1	W	29	6	3	3	4	6	0	1	0	0	1	62	113	5.06	2.250
Michael Jackson, R (6, 1) ERA: 2.15	3.2	S	13	2	0	0	4	0	0	0	0	0	0	32	45	0.00	0.545

BOTTOM

Seattle Mariners @ Cleveland Indians
 Cleveland Municipal Stadium, Cleveland, OH


Fri Jul 01 1988, 7:05 PM EDT
 Att: 45,785 - Unknown - 72 F

AB	35
R	3
H	8
RBI	3
BB	6
SO	8
LOB	18



WP	PA	ERA	WHIP
0	42		

livebaseballscorecards.com

Batter	1	2	3	4	5	6	7	8	9	AB R H RBI BB SO LOB	TOP		
Harold Reynolds, S (1, 4) OBP: 0.323, SLG: 0.387	2-2 L4		0-0 F8		4-0 BB			3-2 HR	2-2 P8	4 1 1 0 1 0 1			
Henry Cotto, R (1, 8) OBP: 0.314, SLG: 0.363	1-1 L8			2-0 1B	3-3 K			0-0 HR	0-1 F9	5 2 2 0 0 1 3			
Scott Bradley, L (1, 2) OBP: 0.268, SLG: 0.308	0-0 L8			0-0 1B		1-0 G5-3		0-1 P6		4 0 0 0 0 0 3			
Ken Phelps, L (1, 10) OBP: 0.418, SLG: 0.517		0-1 2B		3-2 1B		3-3 K		3-3 K		4 1 2 1 0 2 2			
Steve Balboni, R (1, 3) OBP: 0.205, SLG: 0.328		0-1 G4-3		1-1 1B		1-1 P2		1-0 HR		4 1 1 3 0 0 2			
Glenn Wilson, R (1, 9) OBP: 0.294, SLG: 0.333		2-2 L5		1-2 G6-4-3		1-0 P2		0-2 G4-3		4 0 0 0 0 0 0			
Jim Presley, R (1, 5) OBP: 0.266, SLG: 0.339		3-H F7				1-2 G6-3		3-2 G6-3	1-1 L9	4 0 0 0 0 0 0	AB 37 R 7 H 11 RBI 6 BB 1 SO 4 LOB 12		
Greg Briley, L (1, 7) OBP: 0.267, SLG: 0.400			2-2 F8			0-1 1B		0-0 1B	1-0 1B	4 2 3 0 0 0 0			
Mario Diaz, R (1, 6) OBP: 0.583, SLG: 0.583			0-2 P3			0-1 1B		0-3 K	0-0 1B	4 0 2 2 0 1 1			
Inning Stats	R: 0 E: 0 K: 0 S: 8 H: 0 LOB: 0 BB: 0 P: 11	R: 1 E: 0 K: 0 S: 11 H: 1 LOB: 0 BB: 0 P: 15	R: 0 E: 0 K: 0 S: 9 H: 0 LOB: 0 BB: 0 P: 11	R: 1 E: 0 K: 0 S: 7 H: 2 LOB: 0 BB: 0 P: 13	R: 1 E: 0 K: 1 S: 12 H: 2 LOB: 2 BB: 1 P: 20	R: 0 E: 0 K: 1 S: 9 H: 0 LOB: 0 BB: 0 P: 14	R: 0 E: 0 K: 1 S: 8 H: 1 LOB: 1 BB: 0 P: 12	R: 3 E: 0 K: 1 S: 13 H: 3 LOB: 0 BB: 0 P: 20	R: 1 E: 0 K: 0 S: 10 H: 2 LOB: 1 BB: 0 P: 14	1B: 6 2B: 4 3B: 0 HR: 1 SF: 0 SAC: 0 DP: 1 HBP: 0	WP: 0 PB: 0 SB: 0 CS: 0 PA: 38		
PITCHER	IP WLS BF H R ER SO BB IBB HBP BLK WP HR S P ERA WHIP											PITCHER	IP WLS BF H R ER SO BB IBB HBP BLK WP HR S P ERA WHIP
John Farrell, R (1, 1) ERA: 3.65	7.2 W 32 9 6 6 4 1 0 0 0 0 0 1 74 113 7.04 1.304												
Doug Jones, R (8, 1) ERA: 1.93	1.1 S 6 2 1 1 0 0 0 0 0 0 0 0 13 17 6.75 1.500												

Seattle Mariners @ Cleveland Indians
Cleveland Municipal Stadium, Cleveland, OH

Sat Jul 02 1988, 7:05 PM EDT
Att. 18,096 - Unknown - 92 F

livebaseballscorecards.com

Batter	1	2	3	4	5	6	7	8	9	AB R H RBI BB SO LOB
Ron Washington, R OBP: 0.317, SLG: 0.363 (1, 6)	1-0 G3 1B		1 SAFE 0-1 F X BB 1-2 2B 1B	0-1 C X G6-3		2-0 B B X G3-1		3-1 B B B C X G1-3		5 2 2 1 0 0 2
Willie Upshaw, L OBP: 0.322, SLG: 0.376 (1, 3)	1-0 G3		4-1 F B B B B 2B 1-2 SF8 BB	1-0 3-H P5		2-0 B B X G4-3		4-2 C B B B F B 3-H PB WP BB		3 1 0 0 2 0 2
Joe Carter, R OBP: 0.328, SLG: 0.505 (1, 8)	4-0 1B BB		0-1 F X F9 1-3 2-H 3-H 2B		2-2 B F F F B X 2B 1B	0-1 S X F8		4-2 B C B S B B 1-2 PB BB		3 1 2 2 2 0 0
Ron Kittle, R OBP: 0.333, SLG: 0.540 (1, 10)	1-0 1-2 2-H G4-3 1B		0-0 X SF8		1-0 B X 1B 1-3 2B		2-3 S B B F B B K	4-2 F B C B B B 1-2 2-3 BB		3 1 2 2 1 1 0
Mel Hall, L OBP: 0.325, SLG: 0.368 (1, 7)	0-0 G4-3		2-1 B B C 2 SAFE X F9		4-0 I 1B 1B IBB		2-3 B B F B B B K	0-2 F C F F F X L9		4 1 0 0 1 1 6
Cory Snyder, R OBP: 0.323, SLG: 0.504 (1, 9)		0-1 C X F8	1-0 B X F8		1-1 F B F X 1B 1-2 2-3 3-H 1B		1-1 B B S X 1B			4 0 2 1 0 0 1
Brook Jacoby, R OBP: 0.318, SLG: 0.384 (1, 5)		1-0 B X G5-3		1-0 B X L8		1-2 1 SAFE 1 SAFE B B X SF8 1B		2-0 1 SAFE 1 SAFE B B X F8		4 1 1 2 0 0 1
Domingo Ramos, R OBP: 0.280, SLG: 0.304 (1, 4)		3-1 B B B C X F8		2-0 B B X 2B G6-3 1B		0-0 X SF8		3-2 S B B H SH5-3 BLK PB HBP		2 2 1 1 0 0 0
Andy Allanson, R OBP: 0.292, SLG: 0.336 (1, 2)			0-1 C X BB 1B 2B 1B		1-0 B 1 SAFE X 1-3 2B		2-1 B B F X G6-3	1-1 C 1 SAFE B 1 SAFE X SH5-3		3 1 2 0 0 0 0

Inning Stats	R: 1	H: 2	E: 0	K: 0	S: 4	LOB: 1	BB: 1	P: 11	R: 0	H: 0	E: 0	K: 0	S: 5	LOB: 0	BB: 0	P: 9	R: 3	H: 3	E: 0	K: 0	S: 11	LOB: 1	BB: 1	P: 18	R: 1	H: 2	E: 0	K: 0	S: 6	LOB: 1	BB: 0	P: 11	R: 4	H: 4	E: 0	K: 0	S: 14	LOB: 0	BB: 1	P: 25	R: 0	H: 0	E: 0	K: 0	S: 4	LOB: 0	BB: 0	P: 8	R: 0	H: 1	E: 0	K: 2	S: 10	LOB: 1	BB: 0	P: 17	R: 1	H: 0	E: 0	K: 0	S: 18	LOB: 3	BB: 3	P: 37	1B: 9	SF: 2	2B: 3	SAC: 1	3B: 0	DP: 1	HR: 0	HBP: 1
--------------	------	------	------	------	------	--------	-------	-------	------	------	------	------	------	--------	-------	------	------	------	------	------	-------	--------	-------	-------	------	------	------	------	------	--------	-------	-------	------	------	------	------	-------	--------	-------	-------	------	------	------	------	------	--------	-------	------	------	------	------	------	-------	--------	-------	-------	------	------	------	------	-------	--------	-------	-------	-------	-------	-------	--------	-------	-------	-------	--------

PITCHER	IP	WLS	BF	H	R	ER	SO	BB	IBB	HBP	BLK	WP	HR	S	P	ERA	WHIP
Bill Swift, R ERA: 3.98 (1, 1)	3.1	L	17	6	5	5	0	2	0	0	0	0	0	22	43	13.50	2.400
Ed Nunez, R ERA: 7.98 (4, 1)	0.2		7	4	4	4	0	0	1	0	0	0	0	11	21	54.00	6.000
Jerry Reed, R ERA: 3.99 (5, 1)	3.0		10	2	0	0	2	0	0	0	0	0	0	21	35	0.00	0.667
Rod Scurry, L ERA: 1.69 (8, 1)	1.0		7	0	1	1	0	3	0	1	1	1	0	18	37	9.00	3.000

BOTTOM

Seattle Mariners @ Cleveland Indians
Cleveland Municipal Stadium, Cleveland, OH

Sat Jul 02 1988, 7:05 PM EDT
Att: 18,096 - Unknown - 92 F

livebaseballscorecards.com

AB	31
R	10
H	12
RBI	9
BB	6
SO	2
LOB	12



WP: 1	PA: 41
PB: 2	
SB: 0	
CS: 0	

Seattle Mariners @ Cleveland Indians
Cleveland Municipal Stadium, Cleveland, OH

Sun Jul 03 1988, 3:33 AM EDT
Att. 19,397 - Sunny - 76 F

livebaseballscorecards.com

AB	36
R	7
H	14
RBI	7
BB	4
SO	4
LOB	21



Batter	1	2	3	4	5	6	7	8	9	AB	R	H	RBI	BB	SO	LOB	TOP		
Harold Reynolds, S (1, 4) X OBP: 0.328, SLG: 0.397	0-0 F8		3-2 F8		1-0 G4-3 PB FC4-2 1B	2-2		3-2		5	0	3	1	0	0	1			
Rey Quinones, R (1, 10) OBP: 0.296, SLG: 0.435	1-3 K		3-1		1-2 G4-3	0-0		4-2		4	0	1	1	1	1	3			
Mickey Brantley, R (1, 7) OBP: 0.293, SLG: 0.472	1-2 G6-3		2-2 P3		0-0 FC4-2			0-1		5	0	1	0	0	0	4			
Steve Balboni, R (1, 3) OBP: 0.205, SLG: 0.331		2-3 K		2-1 G1-3	2-0 G6-3			0-0		5	0	1	0	0	1	2			
Glenn Wilson, R (1, 9) OBP: 0.300, SLG: 0.339		1-0		0-0		0-0		1-0		5	2	3	0	0	0	2			
Jim Presley, R (1, 5) OBP: 0.271, SLG: 0.339		1-0		4-2		2-0		4-2		3	2	1	0	2	0	2			
Henry Cotto, R (1, 8) OBP: 0.317, SLG: 0.363			1-0	0-0		1-0		4-2		3	2	1	0	1	1	3			
Dave Valle, R (1, 2) OBP: 0.286, SLG: 0.378			1-3	2-0		1-0		0-0		3	0	1	2	0	1	2			
Mario Diaz, R (1, 6) OBP: 0.563, SLG: 0.667			2-2	1-1		0-0		1-0		3	1	2	3	0	0	2			
Inning Stats	R: 0 E: 0 K: 1 S: 7 H: 0 LOB: 0 BB: 0 P: 9	R: 0 E: 0 K: 1 S: 5 H: 1 LOB: 0 BB: 0 P: 9	R: 2 E: 0 K: 1 S: 19 H: 3 LOB: 1 BB: 0 P: 30	R: 1 E: 0 K: 0 S: 10 H: 2 LOB: 2 BB: 1 P: 19	R: 0 E: 0 K: 0 S: 6 H: 1 LOB: 1 BB: 0 P: 10	R: 2 E: 0 K: 0 S: 9 H: 4 LOB: 2 BB: 0 P: 15	R: 0 E: 0 K: 0 S: 4 H: 1 LOB: 0 BB: 0 P: 5	R: 2 E: 0 K: 0 S: 15 H: 1 LOB: 2 BB: 3 P: 30	R: 0 E: 0 K: 1 S: 11 H: 1 LOB: 1 BB: 0 P: 16	1B: 9 2B: 4 3B: 1 HR: 0 SF: 1 SAC: 2 DP: 2 HBP: 0	WP: 0 PB: 1 SB: 0 CS: 0	PA: 43							
PITCHER	IP WLS BF H R ER SO BB IBB HBP BLK WP HR S P ERA WHIP																PITCHER	IP WLS BF H R ER SO BB IBB HBP BLK WP HR S P ERA WHIP	
Bud Black, L (1, 1) ERA: 5.4	5.0	L	22	7	3	3	3	1	0	0	0	0	0	47	77	5.40	1.600		
Jon Perlman, R (6, 1) ERA: 4.34	0.2	L	5	3	2	2	0	0	0	0	0	0	0	5	9	27.00	4.500		
Don Gordon, R (6, 1) ERA: 5.4	2.0		10	3	2	2	0	2	0	0	0	0	0	18	32	9.00	2.500		
Brad Havens, L (8, 1) ERA: 2.89	1.1		6	1	0	0	1	1	0	0	0	0	0	16	25	0.00	1.500		

Batter	1	2	3	4	5	6	7	8	9	10	11	12	13	14	15	16	AB	R	H	RBI	BB	SO	LOB	TOP												
Carney Lansford, R OBP: 0.390, SLG: 0.431 (1.5)	0-1 G6-4-3 1B		1-0 1-3 1B		0-0 E2 1B		3-2 F9			0-0 5-3		1-0 1-2 1B			1-1 L8		7	1	4	1	0	0	2													
Luis Polonia, L OBP: 0.333, SLG: 0.308 (1.7)	0-0 F7		1-1 1-3		1-0 G4-6-3 1B		2-0 G3			2-3 K		1-3 K			1-3 K		7	0	1	1	0	3	6													
Jose Canseco, R OBP: 0.384, SLG: 0.541 (1.10)	2-2 G6-4-3 1-2		3-3 K		2-1 G4-6-3 1-2					4-2 BB		1-0 L4			3-2 F5		6	0	0	0	1	1	5													
Mark McGwire, R OBP: 0.344, SLG: 0.454 (1.3)		0-0 F2		2-2 1B		1-3 K				0-0 F9		1-2 F9			3-3 K		7	1	2	1	0	2	1													
Ron Hassey, L OBP: 0.302, SLG: 0.401 (1.2)		1-1 F5		1-1 L9		0-3 K				0-0 F5		0-0 4-3			0-0 F8		5	0	0	0	0	1	1													
Terry Steinbach, R OBP: 0.291, SLG: 0.361 (13.2)																	2	0	0	0	0	0	0													
Dave Henderson, R OBP: 0.360, SLG: 0.538 (1.8)		4-1 1B BB		0-3 K		1-3 K				1-0 F8		1-3 K			2-2 5-3		6	0	0	0	1	3	1													
Stan Javier, S OBP: 0.323, SLG: 0.353 (1.9)		1-0 1-3 1B		3-3 K			0-1 SH1-4 1B			0-1 E 1B		0-1 4-3			0-1 4-3		7	1	4	1	0	1	1													
Glenn Hubbard, R OBP: 0.314, SLG: 0.264 (1.4)		1-1 F7			0-0 SH5-4 E 1B		0-1 SH1-4			0-0 E6		1-2 G4-6-3			1-2 4-3		6	1	1	0	0	1	3													
Walt Weiss, S OBP: 0.296, SLG: 0.287 (1.6)			1-0 1-3		0-0 SH5-4 1-2		4-2 BB			2-0 G4-6-3 1-2		4-1 1B BB			0-0 5-3		4	0	0	0	2	0	3													
Inning Stats	R: 0 E: 0 K: 0 S: 6	H: 1 LOB: 0 BB: 0 P: 8	R: 0 E: 0 K: 0 S: 7	H: 1 LOB: 2 BB: 1 P: 14	R: 0 E: 0 K: 1 S: 7	H: 1 LOB: 1 BB: 0 P: 13	R: 0 E: 0 K: 2 S: 11	H: 1 LOB: 1 BB: 0 P: 17	R: 2 E: 1 K: 0 S: 6	H: 3 LOB: 0 BB: 0 P: 9	R: 0 E: 0 K: 3 S: 9	H: 0 LOB: 0 BB: 0 P: 11	R: 0 E: 0 K: 0 S: 13	H: 1 LOB: 2 BB: 1 P: 22	R: 0 E: 0 K: 0 S: 3	H: 0 LOB: 0 BB: 0 P: 5	R: 0 E: 1 K: 0 S: 5	H: 1 LOB: 1 BB: 0 P: 8	R: 0 E: 0 K: 1 S: 11	H: 0 LOB: 1 BB: 1 P: 18	R: 0 E: 0 K: 1 S: 6	H: 0 LOB: 0 BB: 0 P: 7	R: 0 E: 0 K: 1 S: 9	H: 1 LOB: 2 BB: 1 P: 17	R: 0 E: 0 K: 1 S: 12	H: 0 LOB: 0 BB: 0 P: 17	R: 0 E: 0 K: 1 S: 6	H: 0 LOB: 0 BB: 0 P: 8	R: 0 E: 1 K: 0 S: 8	H: 0 LOB: 0 BB: 0 P: 13	R: 2 E: 1 K: 0 S: 13	H: 2 LOB: 1 BB: 0 P: 15	1B: 10 2B: 0 3B: 0 HR: 2	SF: 0 SAC: 2 DP: 3 HBP: 0	WP: 0 PB: 0 SB: 1 CS: 0	PA: 63
PITCHER	IP WLS BF H R ER SO BB IBB HBP BLK WP HR S P ERA WHIP																																			
Tom Candiotti, R ERA: 3.41 (1.1)	9.0 36 9 2 2 2 6 2 0 0 0 0 0 0 67 2.00 1.222																																			
Doug Jones, R ERA: 1.79 (10.1)	3.0 12 1 0 0 3 2 0 0 0 0 0 0 26 0.00 1.000																																			
Brad Havens, L ERA: 3.18 (13.1)	4.0 L 15 2 2 2 3 0 0 0 0 0 2 39 4.50 0.500																																			


Oakland Athletics @ Cleveland Indians
Cleveland Municipal Stadium, Cleveland, OH

Mon Jul 04 1988, 3:33 AM EDT
Att. 20,891 - Sunny - 85 F

livebaseballscores.com

AB 57
R 4
H 12
RBI 4
BB 4
SO 12
LOB 23



Batter	1	2	3	4	5	6	7	8	9	10	11	12	13	14	15	16	AB	R	H	RBI	BB	SO	LOB	BOTTOM											
Julio Franco, R (1, 4) OBP: 0.344, SLG: 0.418 Dave Clark, L (13, 9) OBP: 0.316, SLG: 0.291	3-2 CS 1B		0-0 1B		3-2 F9			0-2 F8		2-1 L4		1-3 K		0-3 K			6	1	2	0	0	1	3	<p>Oakland Athletics @ Cleveland Indians Cleveland Municipal Stadium, Cleveland, OH</p> <p>Mon Jul 04 1988, 3:33 AM EDT Att. 20,891 - Sunny - 85 F</p> <p>livebaseballscorecards.com</p>											
Willie Upshaw, L (1, 3) OBP: 0.321, SLG: 0.372	1-2 L6		2-2 FC6-4 1B			3-3 K		1-0 3-4-3		0-0 F8		3-2 F6		0-3 K			7	0	1	1	0	2	7												
Joe Carter, R (1, 8) OBP: 0.329, SLG: 0.508	4-2 SAFE 1-3 BB		1-0 FC6-4 1B			0-1 F8		1-1 E8 1B		2-1 F7		3-2 5-3		0-0 F4			6	0	1	1	1	0	1												
Ron Kittle, R (1, 10) OBP: 0.327, SLG: 0.541 Carmen Castillo, R (11, PR) OBP: 0.325, SLG: 0.325	2-3 K			1-2 F8		2-3 K2-3		2-1 F9		2-1 4-3 1B		0-0 F8		3-1 F3			5	0	1	0	0	2	2												
Mel Hall, L (1, 7) OBP: 0.319, SLG: 0.369		1-1 3-1		0-1 CS 3B			3-3 K		2-3 K		2-0 4-3		3-1 F7		1-3 K			7	0	1	0	0	3		1										
Cory Snyder, R (1, 9) OBP: 0.320, SLG: 0.493 Domingo Ramos, R (13, 4) OBP: 0.296, SLG: 0.292		1-2 F9		4-0 BB			0-1 F9		0-0 FC6-4 1B		3-2 4-3			4-1 SH5-3 SH BB			4	0	1	0	1	0	2		<p>AB 53 R 2 H 9 RBI 2 BB 6 SO 14 LOB 24</p> 										
Brook Jacoby, R (1, 5) OBP: 0.318, SLG: 0.381 Jay Bell, R (12, PR) OBP: 0.286, SLG: 0.244		0-3 K		3-3 K			4-2 BB		1-1 FC6-4		2-1 SH1-4 1B		0-1 SH SH5-3		2-2 F9			4	0	1	0	1	2			3									
Ron Washington, R (1, 8) OBP: 0.302, SLG: 0.344			0-0 6-3		0-1 5-3		1-1 L8		0-2 FC6-4		0-1 SH1-4		1-0 SH5-3		0-3 K			5	0	0	0	0	1			2									
Andy Allanson, R (1, 2) OBP: 0.294, SLG: 0.331			0-3 K		1-0 5-3			1-2 3-4-3 E 1B		0-1 6-3		4-2 BB		4-0 IBB			4	1	1	0	2	1	0												
Inning Stats	R: 0 E: 0 K: 1 S: 14	H: 1 LOB: 1 BB: 1 P: 24	R: 0 E: 0 K: 1 S: 10	H: 0 LOB: 0 BB: 0 P: 12	R: 1 E: 0 K: 1 S: 9	H: 2 LOB: 1 BB: 0 P: 12	R: 0 E: 0 K: 1 S: 9	H: 1 LOB: 2 BB: 1 P: 17	R: 0 E: 0 K: 2 S: 8	H: 0 LOB: 0 BB: 0 P: 13	R: 0 E: 0 K: 1 S: 12	H: 0 LOB: 1 BB: 1 P: 20	R: 1 E: 1 K: 0 S: 11	H: 2 LOB: 1 BB: 0 P: 16	R: 0 E: 0 K: 1 S: 10	H: 1 LOB: 1 BB: 0 P: 13	R: 0 E: 0 K: 0 S: 9	H: 1 LOB: 2 BB: 0 P: 18	R: 0 E: 0 K: 1 S: 13	H: 0 LOB: 0 BB: 0 P: 23	R: 0 E: 0 K: 0 S: 6	H: 0 LOB: 0 BB: 0 P: 12	R: 0 E: 0 K: 2 S: 10			H: 0 LOB: 3 BB: 2 P: 19	R: 0 E: 0 K: 1 S: 6	H: 0 LOB: 0 BB: 0 P: 10	R: 0 E: 0 K: 2 S: 9	H: 0 LOB: 0 BB: 0 P: 11	1B: 8 2B: 1 3B: 1 HR: 0	SF: 0 SAC: 3 DP: 1 HBP: 0	WP: 0 PB: 0 SB: 2 CS: 2	PA: 62	
PITCHER	IP WLS BF H R ER SO BB IBB HBP BLK WP HR S P ERA WHIP																	IP WLS BF H R ER SO BB IBB HBP BLK WP HR S P ERA WHIP																	
Bob Welch, R (1, 1) ERA: 3.29	9.0	35	7	2	2	8	3	0	0	0	0	0	0	91	139	2.00	1.111																		
Jim Corsi, R (10, 1) ERA: 4.3	2.2	11	2	0	0	1	1	0	0	0	0	0	0	24	42	0.00	1.125																		
Greg Cadaret, L (12, 1) ERA: 2.87	3.1	W	13	0	0	0	3	1	1	0	0	0	0	25	47	0.00	0.300																		
Dennis Eckersley, R (16, 1) ERA: 1.55	1.0	S	3	0	0	0	2	0	0	0	0	0	0	9	11	0.00	0.000																		

Batter	1	2	3	4	5	6	7	8	9	AB R H RBI BB SO LOB	TOP	
Carney Lansford, R (1, 5) OBP: 0.378, SLG: 0.429	0-1 G4-3 1B		0-0 F8			0-1 G4-3			2-1 G5-3	4 0 1 0 0 0 0	Oakland Athletics @ Cleveland Indians Cleveland Municipal Stadium, Cleveland, OH Tue Jul 05 1988, 3:33 AM EDT Sunny - 92 F	
Dave Henderson, R (1, 8) OBP: 0.359, SLG: 0.533	2-3 K		1-1 P9			1-1 G1-3			3-2 1B	4 0 1 0 0 1 1		
Jose Canseco, R (1, 9) OBP: 0.380, SLG: 0.534	2-2 G4-3 1-3		1-0 G5-3			2-2 F9			1-0 F8	4 0 0 0 0 0 2		
Mark McGwire, R (1, 3) OBP: 0.340, SLG: 0.447	3-3 K			1-0 F7			0-0 F7		1-1 P4	4 0 0 0 0 1 2		
Terry Steinbach, R (1, 2) OBP: 0.285, SLG: 0.353		2-1 F8		1-1 G6-3			3-2 G6-3			3 0 0 0 0 0 0		
Don Baylor, R (1, 10) OBP: 0.297, SLG: 0.293		1-1 BB 1B		0-0 G5-3			1-0 P8			3 0 1 0 0 0 0		
Stan Javier, S (1, 7) OBP: 0.327, SLG: 0.357		0-0 BB 1B			1-3 K			0-1 L4-3 1B		3 0 2 0 0 1 0		
Mike Gallego, R (1, 4) OBP: 0.282, SLG: 0.277		4-1 G5-4-3 BB			1-1 F8			3-2 F2		2 0 0 0 1 0 1		
Walt Weiss, S (1, 6) OBP: 0.292, SLG: 0.283		0-0 G5-4-3			1-1 G1-3			3-2 L4-3		3 0 0 0 0 0 4		
Inning Stats	R: 0 H: 1 E: 0 LOB: 1 K: 2 BB: 0 S: 14 P: 21	R: 0 H: 2 E: 0 LOB: 2 K: 0 BB: 1 S: 7 P: 14	R: 0 H: 0 E: 0 LOB: 0 K: 0 BB: 0 S: 4 P: 6	R: 0 H: 0 E: 0 LOB: 0 K: 0 BB: 0 S: 4 P: 6	R: 0 H: 0 E: 0 LOB: 0 K: 1 BB: 0 S: 7 P: 10	R: 0 H: 0 E: 0 LOB: 0 K: 0 BB: 0 S: 8 P: 11	R: 0 H: 0 E: 0 LOB: 0 K: 0 BB: 0 S: 6 P: 10	R: 0 H: 1 E: 0 LOB: 0 K: 0 BB: 0 S: 8 P: 14	R: 0 H: 1 E: 0 LOB: 1 K: 0 BB: 0 S: 8 P: 15	1B: 5 SF: 0 2B: 1 SAC: 0 3B: 0 DP: 2 HR: 0 HBP: 0		WP: 0 PA: 31 PB: 0 SB: 1 CS: 0
PITCHER Scott Bailes, L (1, 1) ERA: 3.98	IP WLS BF H R ER SO BB IBB HBP BLK WP HR S P ERA WHIP	9.0 W 31 5 0 0 3 1 0 0 0 0 0 0 66 107 0.00 0.667										

livebaseballscorecards.com

AB	30
R	0
H	5
RBI	0
BB	1
SO	3
LOB	10



Batter	1	2	3	4	5	6	7	8	9	AB R H RBI BB SO LOB	TOP											
Luis Polonia, L (1, 7) OBP: 0.323, SLG: 0.298	2-2 G5-3		2-0 CS 1B		1-0 G5-3		1-0 G4-3		1-1 F2	5 0 1 0 0 0 1												
Stan Javier, S (1, 8) OBP: 0.332, SLG: 0.365	1-2 G5-3		1-0 G3			4-2 S 1B BB	4-1 BB		0-2 1B 3B	3 2 1 0 2 0 1												
Jose Canseco, R (1, 9) OBP: 0.380, SLG: 0.531	4-0 1B BB		3-2 G3-1			2-2 P4	0-1 L9		2-2 1B	4 0 1 1 1 0 3												
Ron Hassey, L (1, 2) OBP: 0.309, SLG: 0.403	1-0 1-3 1B			1-1 G6-4-3 HBP		1-0 P6		0-2 FC4-6 1B	3-3 K	4 0 2 0 0 1 2												
Mark McGwire, R (1, 3) OBP: 0.341, SLG: 0.445	0-1 F9			0-0 G6-4-3		4-0 1B BB		0-0 FC4-6 1B	0-1 L4	4 0 1 0 1 0 4												
Carney Lansford, R (1, 10) OBP: 0.380, SLG: 0.430		0-0 G5-3		2-2 1B		0-0 FC6-4 1B		0-0 F8		4 0 2 1 0 0 2												
Terry Steinbach, R (1, 5) OBP: 0.284, SLG: 0.350		0-0 SH5-3 1B		0-1 P9		0-1 FC6-4		0-2 FC4-6		4 0 1 0 0 0 5												
Mike Gallego, R (1, 4) OBP: 0.285, SLG: 0.287		0-0 SH5-3			0-0 G4-3		0-1 G4-3 2B	4-2 BB		2 0 1 0 0 0 0												
Don Baylor, R (8, PH) OBP: 0.301, SLG: 0.293		1-2						1-2		0 0 0 0 1 0 0												
Glenn Hubbard, R (8, PR) OBP: 0.314, SLG: 0.264										0 0 0 0 0 0 0												
Walt Weiss, S (1, 6) OBP: 0.288, SLG: 0.278		0-0 G6-3			2-1 F7		0-0 F8	0-1 F9		4 0 0 0 0 0 5												
Inning Stats	R: 0 E: 0 K: 0 S: 9	H: 1 LOB: 2 BB: 1 P: 17	R: 0 E: 0 K: 0 S: 4	H: 1 LOB: 1 BB: 0 P: 4	R: 0 E: 0 K: 0 S: 6	H: 1 LOB: 0 BB: 0 P: 11	R: 0 E: 0 K: 0 S: 8	H: 1 LOB: 1 BB: 0 P: 11	R: 0 E: 0 K: 0 S: 4	H: 0 LOB: 0 BB: 0 P: 7	R: 1 E: 0 K: 0 S: 11	H: 1 LOB: 2 BB: 2 P: 21	R: 0 E: 0 K: 0 S: 7	H: 1 LOB: 2 BB: 1 P: 12	R: 0 E: 0 K: 0 S: 14	H: 2 LOB: 3 BB: 1 P: 18	R: 1 E: 0 K: 1 S: 13	H: 2 LOB: 1 BB: 0 P: 19	1B: 8 2B: 1 3B: 1 HR: 0	SF: 0 SAC: 1 DP: 1 HBP: 1	WP: 0 PB: 0 SB: 1 CS: 1	PA: 41
PITCHER	IP WLS BF H R ER SO BB IBB HBP BLK WP HR S P ERA WHIP																					
Rick Rodriguez, R (1, 1) ERA: 6.35	6.2 W 29 6 1 1 0 4 0 1 0 0 0 0 47 81 1.35 1.500																					
Jon Perlman, R (7, 1) ERA: 4.26	0.1 2 1 0 0 0 0 0 0 0 0 0 0 5 5 0.00 3.000																					
Doug Jones, R (8, 1) ERA: 1.91	2.0 S 10 3 1 1 1 1 0 0 0 0 0 0 24 34 4.50 2.000																					

Oakland Athletics @ Cleveland Indians
Cleveland Municipal Stadium, Cleveland, OH

Tue Jul 05 1988, 3:38 AM EDT
Att. 17,983 - Unknown - 86 F

livebaseballscorecards.com

AB	34
R	2
H	10
RBI	2
BB	5
SO	1
LOB	23



Batter	1	2	3	4	5	6	7	8	9
Julio Franco, R (1, 4) OBP: 0.347, SLG: 0.418 C X	0-1 P5		4-0 BB			0-0 CI 1B	3-2 G6-3 1B		
Terry Francona, L (1, 3) OBP: 0.333, SLG: 0.667 Willie Upshaw, L (8, 3) OBP: 0.320, SLG: 0.371 C F B X	1-2 2B		0-0 P8			2-1 CI 1B 1B	3-1 G6-3 1-2f		
Joe Carter, R (1, 8) OBP: 0.333, SLG: 0.514 B F F B X	2-2 G5-3				1-0 L3 1B	2-1 1B 1B 1B			
Ron Kittle, R (1, 10) OBP: 0.323, SLG: 0.528 Jay Bell, R (8, PR) OBP: 0.286, SLG: 0.244 F X	0-1 G6-3		1-3 K		0-0 P6				
Mel Hall, L (1, 7) OBP: 0.317, SLG: 0.366 B F F S X		2-3 K FC6-4 G5-3		2-0 L3		1-1 1B 1B			
Cory Snyder, R (1, 9) OBP: 0.328, SLG: 0.505 F SAFE X	0-1 G5-3				1-0 1B	2-2 1B 1B			
Brook Jacoby, R (1, 5) OBP: 0.312, SLG: 0.372 B X		1-0 FC6-4 CS			0-0 P7	0-0 P9			
Ron Washington, R (1, 6) OBP: 0.304, SLG: 0.352 B SAFE F F F F B SAFE B	2-2 CS		0-3 K		0-2 L7	0-1 G6-3			
Chris Bando, S (1, 2) OBP: 0.208, SLG: 0.286 C F F B X			1-2 G2-3		0-3 K		2-2 F9		

Inning Stats	R: 0	H: 1	E: 0	K: 0	S: 11	LOB: 1	BB: 0	P: 14	R: 0	H: 0	E: 0	K: 1	S: 9	LOB: 0	BB: 0	P: 14	R: 0	H: 0	E: 0	K: 1	S: 7	LOB: 1	BB: 1	P: 12	R: 0	H: 1	E: 0	K: 1	S: 6	LOB: 0	BB: 0	P: 9	R: 0	H: 1	E: 0	K: 1	S: 9	LOB: 1	BB: 0	P: 10	R: 3	H: 4	E: 1	K: 0	S: 15	LOB: 2	BB: 0	P: 21	R: 0	H: 1	E: 0	K: 0	S: 9	LOB: 0	BB: 0	P: 17	R: 1	H: 2	E: 0	K: 1	S: 6	LOB: 2	BB: 0	P: 7
	1B: 8	SF: 0	2B: 3	SAC: 0	3B: 0	DP: 2	HR: 0	HBP: 0																																																								

PITCHER	IP	WLS	BF	H	R	ER	SO	BB	IBB	HBP	BLK	WP	HR	S	P	ERA	WHIP
Rich Bardi, R (1, 1) ERA: 1.8	5.0	L	20	4	2	2	4	1	0	0	0	1	0	46	64	3.60	1.000
Gene Nelson, R (6, 1) ERA: 3.84	3.0		13	6	2	1	1	0	0	0	0	0	0	26	40	3.00	2.000

BOTTOM	
AB R H RBI BB SO LOB	3 1 2 0 1 0 0
	3 1 1 0 0 0 2
	0 0 0 0 0 0 0
	4 1 2 1 0 1 1
	4 0 1 0 0 1 4
	0 1 0 0 0 0 0
	4 0 1 1 0 1 2
	4 0 3 2 0 0 1
	3 0 0 0 0 0 4
	3 0 0 0 0 1 3
	3 0 0 0 0 1 1

AB 31
R 4
H 10
RBI 4
BB 1
SO 5
LOB 18



WP	PA
1	34

Oakland Athletics @ Cleveland Indians
 Cleveland Municipal Stadium, Cleveland, OH
 Tue Jul 05 1988, 3:38 AM EDT
 Att: 17,983 - Unknown - 86 F

Batter	1	2	3	4	5	6	7	8	9	AB R H RBI BB SO LOB	TOP																									
Carney Lansford, R (1, 5) OBP: 0.380, SLG: 0.429	1-0 1B FC6-4 1B	1-1 F8		0-2 FC4-6 1B		2-1 F7			2-2 5-3	5 1 2 0 0 0 0																										
Mike Gallego, R (1, 4) OBP: 0.284, SLG: 0.286 Ron Hassey, L (9, PH) OBP: 0.308, SLG: 0.401	0-1 6-3 1-2	2-3 K		1-0 FC4-6 1-2f		1-2 FC5-4 1B			1-2 6-3	4 0 1 0 0 1 2 1 0 0 0 0 0 0																										
Jose Canseco, R (1, 10) OBP: 0.381, SLG: 0.529	4-2 FC6-4 1B BB	0-2		3-0 F6		3-1 FC5-4 1-2f				3 1 1 0 1 0 2																										
Mark McGwire, R (1, 3) OBP: 0.343, SLG: 0.444	0-2 FC6-4 1-2 2-3 1B	1-3 K		4-1 E BB		0-3 K				3 0 1 0 1 2 2																										
Dave Henderson, R (1, 8) OBP: 0.357, SLG: 0.528	0-0 FC6-4 1B 1-2f 2-3 3-H		1-2 PB BB G6-4-3 1B		1-1 F8		1-2 F6			4 2 1 1 0 0 4																										
Terry Steinbach, R (1, 2) OBP: 0.289, SLG: 0.350	3-2 1B 1-2 3B 1B 3-H		4-2 G6-4-3 1-2 BB		2-2 E6 G6-4-3			1-2 5-3		3 1 1 1 1 0 1																										
Stan Javier, S (1, 9) OBP: 0.331, SLG: 0.363	1-2 SAFE 1-3 2-H 3B 1B		3-1 G6-4-3 1-2f 2-H		0-1 G6-4-3 1-2f			1-3 K		4 1 1 1 0 1 3																										
Walt Weiss, S (1, 6) OBP: 0.287, SLG: 0.286	2-1 SAFE 1-H 3-H 3B		3-3 K			0-2 1-3		0-0 1-3		4 0 1 2 0 1 0																										
Luis Polonia, L (1, 7) OBP: 0.303, SLG: 0.279	2-3 K		0-0 4-3			0-2 4-3			1-2 6-3	4 0 0 0 0 1 1																										
Inning Stats	R: 5 E: 0 K: 1 S: 27	H: 5 LOB: 1 BB: 1 P: 40	R: 0 E: 0 K: 2 S: 15	H: 1 LOB: 1 BB: 0 P: 19	R: 1 E: 0 K: 1 S: 12	H: 1 LOB: 0 BB: 1 P: 23	R: 0 E: 0 K: 0 S: 7	H: 1 LOB: 1 BB: 0 P: 11	R: 0 E: 1 K: 0 S: 8	H: 0 LOB: 1 BB: 1 P: 15	R: 0 E: 0 K: 0 S: 8	H: 0 LOB: 0 BB: 0 P: 10	R: 0 E: 0 K: 1 S: 13	H: 1 LOB: 1 BB: 0 P: 18	R: 0 E: 0 K: 1 S: 7	H: 0 LOB: 0 BB: 0 P: 9	R: 0 E: 0 K: 0 S: 9	H: 0 LOB: 0 BB: 0 P: 13	1B: 8 2B: 0 3B: 1 HR: 0	SF: 0 SAC: 0 DP: 2 HBP: 0	WP: 0 PB: 1 SB: 0 CS: 0	PA: 38														
PITCHER	IP WLS BF H R ER SO BB IBB HBP BLK WP HR S P ERA WHIP																																			
Greg Swindell, L (1, 1) ERA: 3.63	6.0	28	8	6	5	4	3	0	0	0	0	0	0	77	118	7.50	1.833																			
Don Gordon, R (7, 1) ERA: 3.97	3.0	W	10	1	0	0	2	0	0	0	0	0	0	29	40	0.00	0.333																			

Oakland Athletics @ Cleveland Indians
Cleveland Municipal Stadium, Cleveland, OH

Wed Jul 06 1988, 7:05 PM EDT
Att. 16,317 - Unknown - 95 F

livebaseballscorecards.com

AB	35
R	6
H	9
RBI	5
BB	3
SO	6
LOB	15



Batter	1	2	3	4	5	6	7	8	9
Julio Franco, R <small>(1, 4)</small> <small>OBP: 0.351, SLG: 0.417</small>	3-2 1B	0-3 K		4-2 1B FC4-6 BB			4-1 1B BB	0-1 5-3	
Terry Francona, L <small>(1, 10)</small> <small>OBP: 0.286, SLG: 0.429</small>	3-1 1B F8		2-1 1B G3	0-1 FC4-6 BB 1-2f			2-1 1B IHR 1B		
Joe Carter, R <small>(1, 8)</small> <small>OBP: 0.335, SLG: 0.514</small>	2-1 1B BLK 1-3		1-2 1B 2B		2-2 1B F6		1-3 1B K		
Cory Snyder, R <small>(1, 9)</small> <small>OBP: 0.327, SLG: 0.502</small>	0-1 1B L6 1-2		1-2 1B F4		0-0 1B F8		0-0 1B IHR 1B		
Mel Hall, L <small>(1, 7)</small> <small>OBP: 0.320, SLG: 0.382</small>		3-2 1B 4-3	0-0 1B 2B		0-1 1B 5-3		1-0 1B IHR 1B 1-H 2-H		
Brook Jacoby, R <small>(1, 5)</small> <small>OBP: 0.314, SLG: 0.377</small>		3-2 1B E 2B	1-0 1B FC6-4 2-H 3-H			1-3 1B K	1-0 1B 1-3		
Ron Washington, R <small>(1, 6)</small> <small>OBP: 0.302, SLG: 0.344</small>		0-1 1B F9	1-2 1B FC6-4 1-2f			1-2 1B F6		1-0 1B SH2-4 HBP	
Willie Upshaw, L <small>(1, 3)</small> <small>OBP: 0.320, SLG: 0.370</small>		1-1 1B E2 2-H		3-1 1B F7		2-2 1B 4-3	2-0 1B SH2-4		
Andy Allanson, R <small>(1, 2)</small> <small>OBP: 0.290, SLG: 0.325</small>		0-1 1B 3-H		0-0 1B 1-3			1-1 1B 6-3	0-0 1B 6-3 2-3	

AB	R	H	RBI	BB	SO	LOB
3	1	1	0	2	1	2
4	1	1	0	0	0	2
4	1	2	0	0	1	2
4	1	1	1	0	0	2
4	2	2	3	0	0	0
4	1	2	2	0	1	0
3	0	0	0	0	0	2
3	1	1	1	0	0	0
4	0	1	1	0	0	1

BOTTOM

Oakland Athletics @ Cleveland Indians
 Cleveland Municipal Stadium, Cleveland, OH

Wed Jul 06 1988, 7:05 PM EDT
 Att: 16,317 - Unknown - 95 F

livebaseballscorecards.com

AB	33
R	8
H	11
RBI	8
BB	2
SO	3
LOB	11



Inning Stats	R: 0	H: 2	E: 0	K: 0	S: 9	LOB: 1	BB: 0	P: 17	R: 2	H: 3	E: 1	K: 1	S: 16	LOB: 1	BB: 0	P: 23	R: 2	H: 3	E: 0	K: 0	S: 17	LOB: 1	BB: 0	P: 23	R: 0	H: 0	E: 0	K: 0	S: 7	LOB: 0	BB: 0	P: 13	R: 0	H: 0	E: 0	K: 1	S: 11	LOB: 0	BB: 0	P: 15	R: 4	H: 3	E: 0	K: 1	S: 11	LOB: 0	BB: 1	P: 21	R: 0	H: 0	E: 0	K: 0	S: 4	LOB: 1	BB: 0	P: 7
--------------	------	------	------	------	------	--------	-------	-------	------	------	------	------	-------	--------	-------	-------	------	------	------	------	-------	--------	-------	-------	------	------	------	------	------	--------	-------	-------	------	------	------	------	-------	--------	-------	-------	------	------	------	------	-------	--------	-------	-------	------	------	------	------	------	--------	-------	------

PITCHER	IP	WLS	BF	H	R	ER	SO	BB	IBB	HBP	BLK	WP	HR	S	P	ERA	WHIP
Todd Burns, R <small>ERA: 2.76</small>	(1, 1)	5.0	23	8	4	4	1	1	0	0	1	0	0	60	90	7.20	1.800
Rick Honeycutt, L <small>ERA: 4.47</small>	(6, 1)	2.0	10	3	4	4	2	1	0	0	0	0	0	22	36	18.00	2.000
Jeff Shaver, R <small>ERA:</small>	(8, 1)	1.0	4	0	0	0	0	0	0	1	0	0	0	4	7	0.00	0.000

WP	PA	3B	HR	S	P	ERA	WHIP
0	37	0	0	0	0	0	0

Batter	1	2	3	4	5	6	7	8	9	AB R H RBI BB SO LOB	TOP											
Devon White, S (1, 8) OBP: 0.275, SLG: 0.330	2-1 3-1		1-2 SF7 HR 1B		1-1 F5		1-3 K		0-0 1B 1B	5 2 2 1 0 1 0												
Johnny Ray, S (1, 4) OBP: 0.335, SLG: 0.407	2-1 3-1		0-1 SF7		1-0 L9		0-0 F3		1-0 1B 1B	4 0 1 1 0 0 0												
Wally Joyner, L (1, 3) OBP: 0.342, SLG: 0.392	2-2 F9		1-1 HR		1-3 K		1-0 G3-1		0-0 1B	5 1 2 3 0 1 0												
Brian Downing, R (1, 10) OBP: 0.369, SLG: 0.420		4-0 CS BB	0-1 F7		4-1 1B 1B BB		1-2 F7		3-2 F8	3 1 0 0 2 0 2												
Chili Davis, S (1, 9) OBP: 0.310, SLG: 0.452		3-2 F8		2-2 1B E 1B		1-0 F8		1-1 G4-3 2B		4 1 2 0 0 0 2												
Jack Howell, L (1, 5) OBP: 0.339, SLG: 0.394		0-3 K		3-2 E8 1B		0-1 1B 1B		2-2 G4-3		4 0 2 0 0 1 1												
Tony Armas, R (1, 7) OBP: 0.288, SLG: 0.340			0-0 SH3-4 1B 1B		1-2 G6-3		2-2 1B		1-1 P5	2 1 1 0 0 0 1												
Thad Bosley, L (6, PH) OBP: 0.280, SLG: 0.227							1-3 3-H 2-2			1 0 1 1 0 0 0												
George Hendrick, R (6, PR) OBP: 0.225, SLG: 0.284										1 0 0 0 0 0 1												
Bob Boone, R (1, 2) OBP: 0.316, SLG: 0.359			1-2 1B SH3-4 SF7 1B		2-2 G5-3		2-2 L6		2-2 P4	4 1 1 0 0 0 3												
Gus Polidor, R (1, 6) OBP: 0.211, SLG: 0.167			1-0 SH3-4		0-1 G4-3		0-0 P6		3-2 F7	3 0 0 0 0 0 3												
Inning Stats	R: 0 E: 0 K: 0 S: 7	H: 0 LOB: 0 BB: 0 P: 13	R: 0 E: 0 K: 1 S: 7	H: 0 LOB: 0 BB: 1 P: 14	R: 4 E: 0 K: 0 S: 15	H: 4 LOB: 0 BB: 0 P: 19	R: 1 E: 1 K: 0 S: 18	H: 2 LOB: 1 BB: 0 P: 24	R: 0 E: 0 K: 1 S: 7	H: 0 LOB: 0 BB: 0 P: 10	R: 1 E: 0 K: 0 S: 13	H: 2 LOB: 2 BB: 1 P: 22	R: 0 E: 0 K: 1 S: 5	H: 0 LOB: 0 BB: 0 P: 7	R: 0 E: 0 K: 0 S: 12	H: 1 LOB: 1 BB: 0 P: 17	R: 1 E: 0 K: 0 S: 14	H: 3 LOB: 2 BB: 0 P: 23	1B: 10 2B: 1 3B: 0 HR: 1	SF: 1 SAC: 1 DP: 0 HBP: 0	WP: 0 PB: 0 SB: 0 CS: 1	PA: 40
PITCHER	IP WLS BF H R ER SO BB IBB HBP BLK WP HR S P ERA WHIP																					
John Farrell, R (1, 1) ERA: 3.85	5.1 L 25 8 6 5 2 2 0 0 0 0 0 1 63 96 8.44 1.875																					
Brad Havens, L (6, 1) ERA: 3.08	3.2 15 4 1 1 1 0 0 0 0 0 0 35 53 2.46 1.091																					

California Angels @ Cleveland Indians
Cleveland Municipal Stadium, Cleveland, OH

Thu Jul 07 1988, 7:05 PM EDT
Att. 10,889 - Unknown - 95 F

livebaseballscorecards.com

AB	36
R	7
H	12
RBI	6
BB	2
SO	3
LOB	13



Batter	1	2	3	4	5	6	7	8	9	AB R H RBI BB SO LOB
Julio Franco, R OBP: 0.353, SLG: 0.416 (1, 4)	2-1 1B FC6-4 1B		1-0 G6-3			4-0 L5-3 BB		3-2 G1-3		3 1 1 0 1 0 0
Terry Francona, L OBP: 0.273, SLG: 0.364 (1, 10)	1-1 1-3 FC6-4 1B		0-1 L7			0-1 1-2 L5-3		1-1 G6-3		4 0 1 0 0 0 1
Joe Carter, R OBP: 0.331, SLG: 0.508 (1, 8)	0-0 FC6-4 CS 1-2f 3-H				2-0 G5-3		1-3 K		2-1 G5-3	4 0 0 1 0 1 1
Cory Snyder, R OBP: 0.326, SLG: 0.498 (1, 9)	2-1 F9 1-2				0-2 FC3-6 1B		2-3 K		2-2 G1-3	4 0 1 0 0 1 1
Mel Hall, L OBP: 0.323, SLG: 0.385 (1, 7)					0-0 FC3-6 1-2f 1B		2-1 1B			3 0 2 0 0 0 1
Brook Jacoby, R OBP: 0.311, SLG: 0.373 (1, 5)					3-1 F8		1-1 F9			3 0 0 0 0 0 3
Willie Upshaw, L OBP: 0.320, SLG: 0.370 (1, 3)					2-0 G5-4-3 1-2 1B		1-1 G4-3			3 0 1 0 0 0 1
Andy Allanson, R OBP: 0.287, SLG: 0.321 (1, 2)					0-0 G5-4-3 1-2f		0-2 G6-3		0-1 G4-3	3 0 0 0 0 0 2
Jay Bell, R OBP: 0.281, SLG: 0.239 (1, 6)					0-2 G5-3		3-3 K		0-0 G6-3	3 0 0 0 0 1 0

Inning Stats	R: 1	H: 2	E: 0	K: 0	S: 7	LOB: 0	BB: 0	P: 12	R: 0	H: 2	E: 0	K: 0	S: 5	LOB: 1	BB: 0	P: 10	R: 0	H: 0	E: 0	K: 0	S: 6	LOB: 0	BB: 0	P: 7	R: 0	H: 1	E: 0	K: 0	S: 7	LOB: 1	BB: 0	P: 12	R: 0	H: 0	E: 0	K: 1	S: 8	LOB: 0	BB: 0	P: 13	R: 0	H: 0	E: 0	K: 1	S: 5	LOB: 0	BB: 1	P: 10	R: 0	H: 1	E: 0	K: 1	S: 9	LOB: 1	BB: 0	P: 15	R: 0	H: 0	E: 0	K: 0	S: 6	LOB: 0	BB: 0	P: 9	R: 0	H: 0	E: 0	K: 0	S: 8	LOB: 0	BB: 0	P: 13	1B: 6	SF: 0	2B: 1	SAC: 0	3B: 0	DP: 2	HR: 0	HBP: 0	WP: 0	PA: 31
--------------	------	------	------	------	------	--------	-------	-------	------	------	------	------	------	--------	-------	-------	------	------	------	------	------	--------	-------	------	------	------	------	------	------	--------	-------	-------	------	------	------	------	------	--------	-------	-------	------	------	------	------	------	--------	-------	-------	------	------	------	------	------	--------	-------	-------	------	------	------	------	------	--------	-------	------	------	------	------	------	------	--------	-------	-------	-------	-------	-------	--------	-------	-------	-------	--------	-------	--------

PITCHER	IP	WLS	BF	H	R	ER	SO	BB	IBB	HBP	BLK	WP	HR	S	P	ERA	WHIP
Terry Clark, R ERA: 1.8 (1, 1)	5.0	W	18	5	1	1	1	0	0	0	0	0	0	33	54	1.80	1.000
Greg Minton, R ERA: 4.62 (6, 1)	4.0	S	13	1	0	0	2	1	0	0	0	0	0	28	47	0.00	0.500

BOTTOM

California Angels @ Cleveland Indians
Cleveland Municipal Stadium, Cleveland, OH
 Thu Jul 07 1988, 7:05 PM EDT
 Att: 10,889 - Unknown - 95 F

livebaseballscorecards.com

AB	30
R	1
H	6
RBI	1
BB	1
SO	3
LOB	10



Batter	1	2	3	4	5	6	7	8	9	AB R H RBI BB SO LOB	TOP	
Devon White, S (1, 8) OBP: 0.282, SLG: 0.348	0-1 1B E 1B		0-1 HR	2-1 2B HBP	3-2 F8			2-0 F7		4 3 2 1 0 0 0		
Johnny Ray, S (1, 4) OBP: 0.339, SLG: 0.412	2-1 FC5-4 E 1B		0-1 G3-1 2B	2-2 2B HBP	1-1 F9			2-0 F8		4 1 2 1 0 0 0		
Wally Joyner, L (1, 3) OBP: 0.340, SLG: 0.392	0-0 E3 FC5-4 1B		1-0 G3-1 2B	2-1 2B 2B				0-1 F9		5 1 1 4 0 0 2		
Brian Downing, R (1, 10) OBP: 0.366, SLG: 0.413	1-2 FC5-4 G6-4-3 1B		4-1 BB	1-2 F7				1-2 G6-3		4 0 0 0 1 0 4		
Chili Davis, S (1, 9) OBP: 0.313, SLG: 0.451	0-0 G6-4-3 1B		1-2 F7	4-1 2B BB				2-0 G4-3		3 1 1 0 1 0 4		
Thad Bosley, L (6, 9) OBP: 0.269, SLG: 0.217										1 0 0 0 0 0 0		
Tony Armas, R (1, 7) OBP: 0.290, SLG: 0.352		1-3 K		0-0 2B WP				1-1 G6-3		5 2 2 2 0 2 1		
Bob Boone, R (1, 2) OBP: 0.320, SLG: 0.362		3-2 E5 G4-6-3 1B		0-0 2B HBP WP				3-1 F7		4 1 2 1 0 0 0		
Jack Howell, L (1, 5) OBP: 0.340, SLG: 0.392		1-0 G4-6-3		1-2 2B HBP G6-3				1-2 F8		1 0 0 0 0 0 1		
Doug Davis, R (4, PR) (4, 5)				0-1 1B HBP F9						2 1 0 0 0 0 1		
Gus Polidor, R (1, 6) OBP: 0.190, SLG: 0.150			0-0 F8	1-0 G6-3	1-0 G1-3			3-2 G6-3		4 0 0 0 0 0 2		
Inning Stats	R: 1 H: 2 E: 1 LOB: 1 K: 0 BB: 0 S: 10 P: 13	R: 0 H: 0 E: 1 LOB: 0 K: 1 BB: 0 S: 8 P: 13	R: 1 H: 2 E: 0 LOB: 2 K: 0 BB: 1 S: 11 P: 17	R: 8 H: 5 E: 0 LOB: 1 K: 0 BB: 1 S: 20 P: 33	R: 0 H: 0 E: 0 LOB: 0 K: 0 BB: 0 S: 7 P: 12	R: 0 H: 1 E: 0 LOB: 1 K: 1 BB: 0 S: 9 P: 11	R: 0 H: 0 E: 0 LOB: 0 K: 0 BB: 0 S: 8 P: 15	R: 0 H: 0 E: 0 LOB: 0 K: 0 BB: 0 S: 4 P: 8	R: 0 H: 0 E: 0 LOB: 0 K: 0 BB: 0 S: 6 P: 10	1B: 5 SF: 0 2B: 4 SAC: 0 3B: 0 DP: 2 HR: 1 HBP: 3	WP: 1 PA: 42 PB: 0 SB: 0 CS: 0	
PITCHER	IP WLS BF H R ER SO BB IBB HBP BLK WP HR S P ERA WHIP											
Bud Black, L (1, 1) ERA: 6.33	3.1 L 20 6 7 7 1 1 0 3 0 1 1 37 57 18.90 2.100											
Jon Perlman, R (4, 1) ERA: 5.49	0.2 6 3 3 3 0 1 0 0 0 0 0 12 19 40.50 6.000											
Don Gordon, R (5, 1) ERA: 2.76	5.0 16 1 0 0 1 0 0 0 0 0 0 34 56 0.00 0.200											

California Angels @ Cleveland Indians
Cleveland Municipal Stadium, Cleveland, OH
Fri Jul 08 1988, 7:05 PM EDT
Att. 19,588 - Unknown - 92 F

livebaseballscorecards.com

AB 37
R 10
H 10
RBI 9
BB 2
SO 2
LOB 15



Batter	1	2	3	4	5	6	7	8	9	AB	R	H	RBI	BB	SO	LOB
Ron Washington, R OBP: 0.292, SLG: 0.331 (1, 6)	0-1 G6-3			1-1 G4-3		1-0 L9	1-1 G6-3		0-2 F3	5	0	0	0	0	0	3
Terry Francona, L OBP: 0.250, SLG: 0.313 (1, 10)	2-2 F8			0-2 G6-3		2-2 G6-3		0-0 G3	1-1 1B 1B	5	0	1	0	0	0	0
Julio Franco, R OBP: 0.359, SLG: 0.422 (1, 4)	1-2 G6-3			1-2 2B 1B			2-0 1B 1B	1-0 FC4-6 1B	0-1 1-2 2-3 3-H 1B	5	1	4	1	0	0	0
Joe Carter, R OBP: 0.332, SLG: 0.509 (1, 8)		2-2 F8		2-0 1-3 2B		1-0 1-2 FC3 1B	1-0 1-2 FC3 1B	0-1 1-2f 3B	1-0 G1-3	5	2	2	0	0	0	4
Mel Hall, L OBP: 0.326, SLG: 0.394 (1, 7)		2-1 G6-3		1-1 F7		0-0 FC3 BB SF8 1B	1-1 1-H 3B			4	1	2	2	0	0	2
Cory Snyder, R OBP: 0.325, SLG: 0.493 (1, 9)		3-1 G6-3			1-3 K		4-1 SF8 E SF8 BB	0-0 F9		3	1	0	0	1	1	1
Willie Upshaw, L OBP: 0.316, SLG: 0.365 (1, 3)			0-2 F7		1-0 F9		2-2 FC3		2-2 G4-3	4	0	0	1	0	0	2
Domingo Ramos, R OBP: 0.323, SLG: 0.333 (1, 5)			0-0 G6-3 1B		0-0 F3		0-0 SF8		1-1 1B 1B	3	1	2	1	0	0	0
Andy Allanson, R OBP: 0.286, SLG: 0.322 (1, 2)			3-1 G6-3 1-2f			1-2 L4	0-1 SF8		0-1 1B 1B 1B	3	0	1	1	0	0	1

Inning Stats	R: 0	H: 0	E: 0	LOB: 0	K: 0	S: 8	R: 0	H: 0	E: 0	LOB: 0	K: 0	S: 8	R: 0	H: 1	E: 0	LOB: 0	K: 0	S: 6	R: 0	H: 2	E: 0	LOB: 2	K: 0	S: 11	R: 0	H: 0	E: 0	LOB: 0	K: 1	S: 5	R: 0	H: 0	E: 0	LOB: 0	K: 0	S: 8	R: 4	H: 3	E: 1	LOB: 1	K: 0	S: 12	R: 1	H: 2	E: 0	LOB: 1	K: 0	S: 7	R: 1	H: 4	E: 0	LOB: 3	K: 0	S: 16	1B: 10	SF: 2	2B: 1	SAC: 0	3B: 1	DP: 1	HR: 0	HBP: 0	WP: 0	PA: 40
--------------	------	------	------	--------	------	------	------	------	------	--------	------	------	------	------	------	--------	------	------	------	------	------	--------	------	-------	------	------	------	--------	------	------	------	------	------	--------	------	------	------	------	------	--------	------	-------	------	------	------	--------	------	------	------	------	------	--------	------	-------	--------	-------	-------	--------	-------	-------	-------	--------	-------	--------

PITCHER	IP	WLS	BF	H	R	ER	SO	BB	IBB	HBP	BLK	WP	HR	S	P	ERA	WHIP
Kirk McCaskill, R ERA: 3.65 (1, 1)	7.0	W	28	6	4	3	1	1	0	0	0	0	0	58	92	3.86	1.000
Donnie Moore, R ERA: 5.06 (8, 1)	1.2		11	6	2	2	0	0	0	0	0	0	0	22	28	10.80	3.600
Bryan Harvey, R ERA: 2.01 (9, 1)	0.1	S	1	0	0	0	0	0	0	0	0	0	0	1	2	0.00	0.000

BOTTOM

California Angels @ Cleveland Indians
Cleveland Municipal Stadium, Cleveland, OH

Fri Jul 08 1988, 7:05 PM EDT
Att: 19,588 - Unknown - 92 F

livebaseballscorecards.com

AB	37
R	6
H	12
RBI	6
BB	1
SO	1
LOB	13



Batter	1	2	3	4	5	6	7	8	9	AB R H RBI BB SO LOB	TOP											
Devon White, S (1, 8) OBP: 0.276, SLG: 0.340	1-2 B1-3		1-2 6-3		0-1 F7		1-2 1-3		1-0 F8	5 0 0 0 0 0 2												
Johnny Ray, S (1, 4) OBP: 0.343, SLG: 0.418	3-2 4-3 1B 2B		2-1 F9		0-0 4-3		3-2 E 1B	3-2 E 1B	0-0 BB 1B	5 2 3 0 0 0 0												
Wally Joyner, L (1, 3) OBP: 0.341, SLG: 0.392	0-2 4-3 2-3		3-2 BLK 1B		3-2 F8		3-1 E3 E 1B	3-1 E3 E 1B	1-0 BB 1B	5 1 2 0 0 0 2												
Chili Davis, S (1, 9) OBP: 0.319, SLG: 0.453	0-0 CS 1B		2-3 K		4-2 1B HR BB		1-1 E3 1B	1-1 E3 1B	4-1 G6-4-3 BB	3 2 2 3 2 1 1												
Thad Bosley, L (1, 10) OBP: 0.290, SLG: 0.222	2-2 CS 1-2	2-2 5-3	2-3 K		0-1 1-3 HR 1B		4-1 1B FC1-5 BB	4-1 1B FC1-5 BB	1-0 G6-4-3 1-2f	4 1 1 0 1 1 4												
Tony Armas, R (1, 7) OBP: 0.299, SLG: 0.376		1-0 1B	2-2 F7 1-2		1-2 1-3 HR		0-0 FC1-5 1B	0-0 FC1-5 1B		4 1 3 4 0 0 1												
Doug Davis, R (1, 5) Jack Howell, L (9, 5) OBP: 0.340, SLG: 0.392		1-3 K	1-3 K		0-0 1-3		1-0 5-3	1-0 FC1-5 G4-3		4 0 0 0 0 1 3 0 0 0 0 0 0 0												
Bob Boone, R (1, 2) OBP: 0.318, SLG: 0.365		1-3 K	1-3 K		1-0 2B		0-0 F8	1-0 G4-3		4 0 1 0 0 1 3												
Gus Polidor, R (1, 6) OBP: 0.196, SLG: 0.159			2-1 6-3		3-1 1-3		1-0 P6		0-0 1B BB 1B	4 1 1 0 0 0 1												
Inning Stats	R: 1 E: 0 K: 0 S: 13	H: 2 LOB: 0 BB: 0 P: 19	R: 0 E: 0 K: 2 S: 10	H: 1 LOB: 1 BB: 0 P: 15	R: 0 E: 0 K: 0 S: 7	H: 0 LOB: 0 BB: 0 P: 12	R: 0 E: 0 K: 2 S: 13	H: 1 LOB: 1 BB: 0 P: 22	R: 0 E: 0 K: 0 S: 6	H: 1 LOB: 1 BB: 0 P: 10	R: 3 E: 0 K: 0 S: 12	H: 2 LOB: 0 BB: 1 P: 21	R: 0 E: 0 K: 0 S: 5	H: 0 LOB: 0 BB: 0 P: 7	R: 3 E: 0 K: 0 S: 12	H: 3 LOB: 1 BB: 1 P: 24	R: 1 E: 0 K: 0 S: 6	H: 3 LOB: 2 BB: 1 P: 13	1B: 10 2B: 2 3B: 0 HR: 1	SF: 0 SAC: 0 DP: 2 HBP: 0	WP: 0 PB: 0 SB: 0 CS: 1	PA: 42
PITCHER	IP WLS BF H R ER SO BB IBB HBP BLK WP HR S P ERA WHIP																					
Tom Candiotti, R (1, 1) ERA: 3.5	7.0 L 5 3 3 2 0 1 0 0 0 0 0 1 66 106 5.14 1.143																					
Doug Jones, R (8, 1) ERA: 2.34	0.0 L 5 3 3 2 0 1 0 0 0 0 0 0 10 21 ∞ ∞																					
Rick Rodriguez, R (8, 1) ERA: 6.16	2.0 8 3 1 1 0 1 0 0 0 0 0 0 8 16 4.50 2.000																					

California Angels @ Cleveland Indians
Cleveland Municipal Stadium, Cleveland, OH
Sat Jul 09 1988, 3:33 AM EDT
Att. 15,487 - Sunny - 90 F

livebaseballscores.com

AB	38
R	8
H	13
RBI	7
BB	3
SO	4
LOB	17



Batter	1	2	3	4	5	6	7	8	9	AB R H RBI BB SO LOB	TOP											
Devon White, S (1, 8) OBP: 0.279, SLG: 0.355	1-0 HR		2-3 K	1-3 K			0-1 2B 1B		1-2 1-3	5 2 2 1 0 2 4												
Johnny Ray, S (1, 4) OBP: 0.344, SLG: 0.421	3-1 F9		1-1 G4-3 1B	1-0 4-3			2-1 1B SF9 2B		1-0 F9	5 1 2 1 0 0 3												
Brian Downing, R (1, 10) OBP: 0.368, SLG: 0.427	1-2 HR		1-0 G4-3 1-2f		1-2 L7		0-2 G6-4-3 1B			4 1 2 2 0 0 1												
Chili Davis, S (1, 9) OBP: 0.324, SLG: 0.456	4-2 G5-4-3 BB			0-2 HR 1B	0-0 CS 1B		2-0 SF9			2 1 2 1 1 0 0												
Tony Armas, R (1, 7) OBP: 0.298, SLG: 0.388	2-2 G5-4-3 1-2f			0-2 HR 1B	1-3 K 1-2		1-2 G6-4-3 1-2f			4 1 1 2 0 1 3												
George Hendrick, R (1, 3) Wally Joyner, L (7, 3) OBP: 0.241, SLG: 0.299 OBP: 0.340, SLG: 0.391		2-2 L3 1B		2-2 FC1-5 1B		0-0 F8		0-0 6-3		3 0 2 0 0 0 0 1 0 0 0 0 0 0												
Bob Boone, R (1, 2) OBP: 0.322, SLG: 0.373		1-0 F8		2-1 1B FC1-5 1B		1-0 2B		0-1 L8		4 0 2 0 0 0 1												
Doug Davis, R (1, 5) Jack Howell, L (6, PH) OBP: 0.341, SLG: 0.391 (6, 5)		0-2 L3 1-2		0-1 FC1-5 1B 1-2 2-3f		4-0 G1-6-3 IBB		2-0 L9		2 0 0 0 0 0 3 1 0 0 0 1 0 0												
Gus Polidor, R (1, 6) OBP: 0.220, SLG: 0.208			1-0 1B 2B	2-1 1B 1-2 2-3		0-2 G1-6-3 1-2f		1-0 F8		4 1 2 0 0 0 2												
Inning Stats	R: 2 E: 0 K: 0 S: 11	H: 2 LOB: 0 BB: 1 P: 22	R: 0 E: 0 K: 0 S: 7	H: 1 LOB: 0 BB: 0 P: 10	R: 1 E: 0 K: 1 S: 7	H: 2 LOB: 0 BB: 0 P: 12	R: 2 E: 0 K: 1 S: 19	H: 5 LOB: 3 BB: 0 P: 27	R: 0 E: 0 K: 1 S: 8	H: 1 LOB: 1 BB: 0 P: 10	R: 0 E: 0 K: 0 S: 6	H: 1 LOB: 1 BB: 1 P: 11	R: 2 E: 0 K: 0 S: 11	H: 3 LOB: 0 BB: 0 P: 16	R: 0 E: 0 K: 0 S: 4	H: 0 LOB: 0 BB: 0 P: 6	R: 0 E: 0 K: 0 S: 5	H: 0 LOB: 0 BB: 0 P: 8	1B: 9 2B: 5 3B: 0 HR: 3	SF: 1 SAC: 0 DP: 6 HBP: 0	WP: 0 PB: 0 SB: 0 CS: 1	PA: 38
PITCHER	IP WLS BF H R ER SO BB IBB HBP BLK WP HR S P ERA WHIP																					
Scott Bailes, L (1, 1) ERA: 4.29	3.0 L 16 9 5 5 1 1 0 0 0 0 0 3 36 59 15.00 3.333																					
John Farrell, R (4, 1) ERA: 3.87	4.0 16 6 2 2 2 0 1 0 0 0 0 0 33 49 4.50 1.500																					
Brad Havens, L (8, 1) ERA: 2.86	2.0 6 0 0 0 0 0 0 0 0 0 0 0 9 14 0.00 0.000																					

California Angels @ Cleveland Indians
Cleveland Municipal Stadium, Cleveland, OH
 Sun Jul 10 1988, 3:33 AM EDT
 Att. 20,050 - Cloudy - 95 F

livebaseballscorecards.com

AB 35
R 7
H 15
RBI 7
BB 2
SO 3
LOB 17



Batter	1	2	3	4	5	6	7	8	9	AB	R	H	RBI	BB	SO	LOB
Julio Franco, R OBP: 0.360, SLG: 0.423 (1, 4)	2-2 2B 1B		0-1 1-3	0-0 F9		2-2 L9		2-2 L8		5	0	1	0	0	0	2
Terry Francona, L OBP: 0.385, SLG: 0.560 (1, 10)	0-2 1-3 2B		0-0 HR		1-1 4-3		4-0 F8 1B SF9 BB	0-0 1B		4	2	3	1	1	0	0
Joe Carter, R OBP: 0.334, SLG: 0.504 (1, 8)	3-2 F3		1-2 F9		4-1 1B BB		2-2 1-2 2B 1B	1-0 F8		4	1	1	0	1	0	3
Mel Hall, L OBP: 0.328, SLG: 0.398 (1, 7)	2-2 F6		3-2 2B		0-0 1-2 1B		0-0 2-3 F8	2-1 1-2 1B		5	0	3	0	0	0	4
Cory Snyder, R OBP: 0.322, SLG: 0.485 (1, 9)	2-2 L7		4-2 BB		2-3 K		2-2 SF9	1-3 K		3	0	0	1	1	2	6
Willie Upshaw, L OBP: 0.316, SLG: 0.374 (1, 3)		3-2 4-3 SF9 2B	1-2 L9		0-0 3-1		0-0 1-H 2B 2B		1-1 4-3	5	2	2	1	0	0	4
Ron Washington, R OBP: 0.294, SLG: 0.345 (1, 5)		0-2 4-3		1-3 K		0-0 6-3	1-1 WP 2B		2-1 4-3	5	0	1	1	0	1	1
Andy Allanson, R OBP: 0.291, SLG: 0.324 (1, 2)		0-2 SF9		3-2 1B		3-3 K	4-0 WP BB		2-2 4-3	3	0	1	1	1	1	0
Jay Bell, R OBP: 0.275, SLG: 0.234 (1, 6)		2-3 K		1-3 K		1-2 1B	2-3 K			2	0	0	0	0	2	1
Domingo Ramos, R OBP: 0.314, SLG: 0.323 (6, PH) (7, 6)										2	0	1	0	0	1	2

Inning Stats	R: 0	H: 2	E: 0	K: 0	S: 25	R: 1	H: 1	E: 0	K: 1	S: 15	R: 1	H: 2	E: 0	K: 0	S: 17	R: 0	H: 1	E: 0	K: 1	S: 11	R: 0	H: 1	E: 0	K: 1	S: 8	R: 3	H: 3	E: 0	K: 1	S: 13	R: 0	H: 2	E: 0	K: 1	S: 11	R: 0	H: 0	E: 0	K: 0	S: 8	1B: 7	SF: 2	2B: 5	SAC: 0	3B: 0	DP: 0	HR: 1	HBP: 0	WP: 1	PA: 44
--------------	------	------	------	------	-------	------	------	------	------	-------	------	------	------	------	-------	------	------	------	------	-------	------	------	------	------	------	------	------	------	------	-------	------	------	------	------	-------	------	------	------	------	------	-------	-------	-------	--------	-------	-------	-------	--------	-------	--------

PITCHER	IP	WLS	BF	H	R	ER	SO	BB	IBB	HBP	BLK	WP	HR	S	P	ERA	WHIP
Willie Fraser, R ERA: 5.71 (1, 1)	6.0	W	28	8	2	2	5	2	0	0	0	0	1	86	127	3.00	1.667
Sherman Corbett, L ERA: 5.4 (7, 1)	0.2		6	3	3	3	0	1	0	0	0	0	0	10	19	40.50	6.000
Greg Minton, R ERA: 4.23 (7, 1)	2.1	S	10	2	0	0	2	1	0	0	0	1	0	22	39	0.00	1.286

BOTTOM

California Angels @ Cleveland Indians
Cleveland Municipal Stadium, Cleveland, OH

Sun Jul 10 1988, 3:33 AM EDT
 Att. 20,050 - Cloudy - 95 F

livebaseballscorecards.com

AB	38
R	5
H	13
RBI	5
BB	4
SO	7
LOB	23



Batter	1	2	3	4	5	6	7	8	9	AB R H RBI BB SO LOB	TOP	
Julio Franco, R (1, 4) OBP: 0.361, SLG: 0.432	0-2 6-3		3-1 HR			2-3 K			0-0 1B	4 1 2 1 0 1 0		
Terry Francona, L (1, 7) OBP: 0.345, SLG: 0.500 Paul Zuvella, R (9, PH)	0-2 G3		0-3 K			2-2 5-3			1-0 F9	3 0 0 0 0 1 0 1 0 0 0 0 0 1		
Joe Carter, R (1, 8) OBP: 0.331, SLG: 0.499	3-2 F9				0-0 F8				1-1 F8	4 0 0 0 0 0 1		
Ron Kittle, R (1, 10) OBP: 0.317, SLG: 0.517			3-3 K		2-3 K				3-3 K	3 0 0 0 0 3 0		
Cory Snyder, R (1, 9) OBP: 0.320, SLG: 0.481			1-3 K		0-0 F8				0-0 F9	3 0 0 0 0 1 0		
Brook Jacoby, R (1, 5) OBP: 0.312, SLG: 0.373			2-2 1B		0-1 5-3				1-2 F9	3 0 1 0 0 0 0		
Ron Washington, R (1, 6) OBP: 0.286, SLG: 0.338			2-3 K		0-2 5-3				0-0 5-3	3 0 0 0 0 1 1		
Domingo Ramos, R (1, 3) OBP: 0.289, SLG: 0.294			0-0 L3		2-3 K				1-1 F9	3 0 0 0 0 1 0		
Andy Allanson, R (1, 2) OBP: 0.292, SLG: 0.325			1-0 CS 1B		1-0 6-3				1-1 F7	3 0 1 0 0 0 0		
Inning Stats	R: 0 H: 0 E: 0 LOB: 0 K: 0 BB: 0 S: 9 P: 12	R: 0 H: 1 E: 0 LOB: 1 K: 3 BB: 0 S: 13 P: 21	R: 1 H: 2 E: 0 LOB: 0 K: 1 BB: 0 S: 7 P: 11	R: 0 H: 0 E: 0 LOB: 0 K: 1 BB: 0 S: 6 P: 8	R: 0 H: 0 E: 0 LOB: 0 K: 1 BB: 0 S: 8 P: 10	R: 0 H: 0 E: 0 LOB: 0 K: 1 BB: 0 S: 8 P: 13	R: 0 H: 0 E: 0 LOB: 0 K: 1 BB: 0 S: 6 P: 10	R: 0 H: 0 E: 0 LOB: 0 K: 0 BB: 0 S: 8 P: 10	R: 0 H: 1 E: 0 LOB: 1 K: 0 BB: 0 S: 6 P: 9	1B: 3 SF: 0 2B: 0 SAC: 0 3B: 0 DP: 0 HR: 1 HBP: 0	WP: 0 PA: 30 PB: 0 SB: 0 CS: 1	
PITCHER Mark Langston, L (1, 1) ERA: 3.77	IP WLS BF H R ER SO BB IBB HBP BLK WP HR S P ERA WHIP	9.0 W 30 4 1 1 8 0 0 0 0 0 0 1 71 104 1.00 0.444										

Cleveland Indians @ Seattle Mariners
The Kingdome, Seattle, WA
Thu Jul 14 1988, 10:05 PM EDT
Att. 9,277 - Dome - 72 F

livebaseballscorecards.com

AB	30
R	1
H	4
RBI	1
BB	0
SO	8
LOB	3



Batter	1	2	3	4	5	6	7	8	9
Harold Reynolds, S (1, 4) OBP: 0.321, SLG: 0.384	3-1 F8		0-3 K		1-0 F9		1-0 F3		
Rey Quinones, R (1, 10) OBP: 0.298, SLG: 0.425	1-3 K		3-2 CS	2-3 K	2-0 F4			0-0 2B	
Mickey Brantley, R (1, 7) OBP: 0.285, SLG: 0.459	2-2 HR			1-2 2B		0-0 F4		3-2 6-3	
Steve Balboni, R (1, 3) OBP: 0.234, SLG: 0.377	3-3 K			0-3 K		0-0 1B		2-2 F6	
Dave Valle, R (1, 2) OBP: 0.293, SLG: 0.401		0-1 4-3		1-0 2B		1-0 F2		4-2 BB	
John Rabb, R (1, 9) OBP: 0.300, SLG: 0.500		2-1 F6		0-2 WP		1-2 F9		3-2 F6	
Jim Presley, R (1, 5) OBP: 0.274, SLG: 0.337		1-3 K		2-3 K			0-1 1B		
Henry Cotto, R (1, 8) OBP: 0.312, SLG: 0.366			0-1 CS		0-0 5-3		1-3 K		
Mario Diaz, R (1, 6) OBP: 0.500, SLG: 0.560			0-1 F8		2-2 1B		1-1 F9		

Inning Stats	R: 1	H: 1	E: 0	LOB: 0	K: 2	S: 11	P: 20	R: 0	H: 0	E: 0	LOB: 0	K: 1	S: 7	P: 10	R: 0	H: 1	E: 0	LOB: 0	K: 1	S: 11	P: 13	R: 2	H: 3	E: 0	LOB: 1	K: 3	S: 21	P: 27	R: 0	H: 1	E: 0	LOB: 1	K: 0	S: 6	P: 11	R: 0	H: 1	E: 0	LOB: 1	K: 0	S: 6	P: 8	R: 0	H: 1	E: 0	LOB: 1	K: 1	S: 8	P: 11	R: 0	H: 1	E: 0	LOB: 2	K: 0	S: 13	P: 25
--------------	------	------	------	--------	------	-------	-------	------	------	------	--------	------	------	-------	------	------	------	--------	------	-------	-------	------	------	------	--------	------	-------	-------	------	------	------	--------	------	------	-------	------	------	------	--------	------	------	------	------	------	------	--------	------	------	-------	------	------	------	--------	------	-------	-------

PITCHER	IP	WLS	BF	H	R	ER	SO	BB	IBB	HBP	BLK	WP	HR	S	P	ERA	WHIP
Greg Swindell, L (1, 1) ERA: 3.62	8.0	L	33	9	3	3	8	1	0	0	0	1	1	83	125	3.38	1.250

AB R H RBI BB SO LOB

4	0	0	0	0	1	3
4	0	1	0	0	2	1
4	2	2	1	0	0	1
4	0	1	0	0	2	2
3	1	1	0	1	0	1
4	0	1	2	0	0	3
3	0	1	0	0	2	1
3	0	1	0	0	1	1
3	0	1	0	0	0	2

AB	32
R	3
H	9
RBI	3
BB	1
SO	8
LOB	15



WP	HR	S	P	ERA	WHIP
1	1	83	125	3.38	1.250

Cleveland Indians @ Seattle Mariners
The Kingdom, Seattle, WA
 Thu Jul 14 1988, 10:05 PM EDT
 Att. 9,277 - Dome - 72 F

livebaseballscorecards.com

PA: 34

Batter	1	2	3	4	5	6	7	8	9	AB R H RBI BB SO LOB	TOP																
Julio Franco, R (1, 4) OBP: 0.359, SLG: 0.429	0-1 F9			1-3 K		2-2 2B 1B	0-1 6-3		1-3 K	5 1 1 0 0 2 0																	
Terry Francona, L (1, 10) OBP: 0.324, SLG: 0.455	0-3 K			0-0 4-3		2-1 2B 1B HR	2-2 4-3		1-3 K	5 1 1 0 0 2 0																	
Joe Carter, R (1, 8) OBP: 0.330, SLG: 0.499	0-0 F9			0-1 6-3		3-1 1-3 2-H HR	1-3 K			4 1 1 1 0 1 0																	
Cory Snyder, R (1, 9) OBP: 0.316, SLG: 0.475			1-3 K		3-3 K	0-3 K		0-3 K		4 0 0 0 0 4 2																	
Mel Hall, L (1, 7) OBP: 0.333, SLG: 0.401			2-3 K		1-1 BB 1B	4-0 HR IBB		2-1 1B 1B		3 1 2 0 1 1 0																	
Brook Jacoby, R (1, 5) OBP: 0.317, SLG: 0.387			2-3 K		0-0 BB 1B	0-0 1-H 2-H 3-H HR		1-1 1B 1B		4 1 3 4 0 1 0																	
Willie Upshaw, L (1, 3) OBP: 0.319, SLG: 0.373				1-1 CS 1B	4-2 BB	0-0 F9		0-1 F9		3 0 1 0 1 0 2																	
Andy Allanson, R (1, 2) OBP: 0.292, SLG: 0.322			2-3 K		2-2 F8	4-2 BB		1-3 K		2 0 0 0 1 1 4																	
Ron Kittle, R (8, PH) OBP: 0.315, SLG: 0.514										1 0 0 0 0 1 2																	
Chris Bando, S (8, 2) OBP: 0.208, SLG: 0.286										0 0 0 0 0 0 0																	
Paul Zuvella, R (1, 6) OBP: 0.208, SLG: 0.286			0-3 K		3-1 F9	0-0 F9			0-0 1-3	4 0 0 0 0 1 5																	
Inning Stats	R: 0 E: 0 K: 1 S: 6	H: 0 LOB: 0 BB: 0 P: 6	R: 0 E: 0 K: 3 S: 9	H: 0 LOB: 0 BB: 0 P: 14	R: 0 E: 0 K: 2 S: 11	H: 1 LOB: 0 BB: 0 P: 14	R: 0 E: 0 K: 1 S: 6	H: 0 LOB: 0 BB: 0 P: 7	R: 0 E: 0 K: 1 S: 14	H: 2 LOB: 3 BB: 1 P: 27	R: 5 E: 0 K: 1 S: 16	H: 4 LOB: 1 BB: 2 P: 31	R: 0 E: 0 K: 1 S: 9	H: 0 LOB: 0 BB: 0 P: 12	R: 0 E: 0 K: 2 S: 12	H: 2 LOB: 2 BB: 0 P: 16	R: 0 E: 0 K: 2 S: 7	H: 0 LOB: 0 BB: 0 P: 9	1B: 7 2B: 1 3B: 0 HR: 1	SF: 0 SAC: 0 DP: 0 HBP: 0	WP: 0 PB: 0 SB: 0 CS: 1	PA: 38					
PITCHER	IP WLS BF H R ER SO BB IBB HBP BLK WP HR S P ERA WHIP																										
Mike Moore, R (1, 1) ERA: 4.35	5.0		21	6	3	3	8	1	0	0	0	0	0	53	82	5.40	1.400										
Michael Jackson, R (6, 1) ERA: 2.89	2.1	W	12	3	2	2	3	1	1	0	0	0	1	25	39	7.71	1.714										
Mike Schooler, R (8, 1) ERA: 4.02	1.2	S	5	0	0	0	3	0	0	0	0	0	0	12	15	0.00	0.000										

Cleveland Indians @ Seattle Mariners
The Kingdome, Seattle, WA
Fri Jul 15 1988, 10:05 PM EDT
Att. 9,593 - Dome - 72 F

livebaseballscorecards.com

AB	35
R	5
H	9
RBI	5
BB	3
SO	14
LOB	15



Batter	1	2	3	4	5	6	7	8	9
Harold Reynolds, S (1, 4) OBP: 0.322, SLG: 0.384 Ken Phelps, L (6, PH) OBP: 0.427, SLG: 0.533 Mario Diaz, R (6, PR) OBP: 0.519, SLG: 0.560 (7, 4)	1-3 K		1-3 K	1-2 1B		2-2 2B	4-1 BB		
Rey Quinones, R (1, 6) OBP: 0.300, SLG: 0.427	4-1 BB		1-2 2B	0-0 6-3		0-0 6-3	0-3 K		
Mickey Brantley, R (1, 8) OBP: 0.284, SLG: 0.458	1-3 K		3-2 F9		2-0 E6		1-2 2B		
Alvin Davis, L (1, 10) OBP: 0.393, SLG: 0.504 Henry Cotto, R (7, PR) OBP: 0.310, SLG: 0.364	0-1 F6		4-1 BB		1-2 3-1 K		4-2 SH3-4 1B BB	1-0 6-3	
Scott Bradley, L (1, 9) OBP: 0.287, SLG: 0.319 Glenn Wilson, R (8, 9) OBP: 0.289, SLG: 0.326		0-0 3-1	0-1 F7		1-2 3-1		0-1 SH3-4	2-0 6-3	
Steve Balboni, R (1, 3) OBP: 0.245, SLG: 0.400		2-1 HR		1-1 FC1-4 1B		1-1 F8	4-0 1B IBB	1-2 F9	
Dave Valle, R (1, 2) OBP: 0.296, SLG: 0.403		3-2 F5		0-0 FC1-4 CS 1B		1-0 BB 1B	0-0 BB 1B		
Jim Presley, R (1, 5) OBP: 0.280, SLG: 0.345		1-0 1B		2-1 1B 2B		2-3 K	3-1 BB S 1B		
Greg Briley, L (1, 7) OBP: 0.357, SLG: 0.520		2-2 F4		1-2 1B 1B		4-0 2B BB	4-0 BB IBB		

AB	R	H	RBI	BB	SO	LOB
3	0	1	0	0	2	0
1	0	1	2	0	0	0
0	0	0	1	1	0	0
4	0	1	0	1	1	6
5	1	1	0	0	1	5
2	0	0	0	2	1	2
1	1	0	0	0	0	0
3	0	0	0	0	0	3
1	0	0	0	0	0	0
4	2	2	1	1	0	0
4	2	2	2	0	0	1
4	1	3	1	0	1	1
2	1	1	1	2	0	1

AB	R	H	RBI	BB	SO	LOB
34	8	12	8	7	6	19

Inning Stats	R	H	E	K	S	P	IP	WLS	BF	H	R	ER	SO	BB	IBB	HBP	BLK	WP	HR	S	P	ERA	WHIP
John Farrell, R (1, 1) ERA: 3.97 Don Gordon, R (6, 1) ERA: 3.24 Brad Havens, L (7, 1) ERA: 3.77 Rick Rodriguez, R (7, 1) ERA: 5.66	0	0	0	2	13	19	5.2		27	8	4	4	5	3	0	0	0	0	1	63	104	6.35	1.941
1B : 7 2B : 4 3B : 0 HR : 1	0	0	0	1	19	19																	

WP	HR	S	P	ERA	WHIP
0	0	0	0	0	0

Cleveland Indians @ Seattle Mariners
 The Kingdome, Seattle, WA
 Fri Jul 15 1988, 10:05 PM EDT
 Att. 9,593 - Dome - 72 F



livebaseballscores.com

Batter	1	2	3	4	5	6	7	8	9	AB R H RBI BB SO LOB	TOP											
Ron Washington, R (1, 6) OBP: 0.292, SLG: 0.355	4-2 1B 3B BB	1-2 F8			0-0 1-3		0-3 K		1-0 HR 1-H 2-H	4 2 1 3 1 1 2												
Terry Francona, L (1, 10) OBP: 0.316, SLG: 0.432 Ron Kittle, R (9, PH) OBP: 0.319, SLG: 0.537	0-1 3B 1B		0-3 K			0-0 B1		1-0 1-3	1-1 HR	4 1 1 0 0 1 0 1 1 1 1 0 0 0												
Julio Franco, R (1, 4) OBP: 0.357, SLG: 0.426	1-0 L7		1-0 F9			1-2 1-3		0-0 F9	2-2 1B	5 0 1 0 0 0 2												
Joe Carter, R (1, 8) OBP: 0.331, SLG: 0.511	1-1 1B 3B		0-1 F2			1-1 HR		2-2 E5 FC5	3-3 K	5 2 2 3 0 1 1												
Mel Hall, L (1, 7) OBP: 0.334, SLG: 0.399	3-2 FC1-4 1B			2-2 6-3		2-2 F8		4-0 IBB	3-2 F6	4 0 1 1 1 0 1												
Brook Jacoby, R (1, 5) OBP: 0.313, SLG: 0.382	1-0 FC1-4		1-2 F9				0-0 F3	0-0 FC5		4 0 0 0 0 0 3												
Cory Snyder, R (1, 9) OBP: 0.315, SLG: 0.472	2-3 K		0-0 F9				0-0 1B WP 1B		0-0 5-3	4 0 1 0 0 1 1												
Willie Upshaw, L (1, 3) OBP: 0.321, SLG: 0.375		1-1 F6			1-0 G3		2-2 1B		3-2 HR 1B	4 1 2 0 0 0 0												
Chris Bando, S (1, 2) OBP: 0.179, SLG: 0.240		0-0 3-1			1-1 F8		2-1 F6		2-1 E5 HR	4 1 0 0 0 0 3												
Inning Stats	R: 3 E: 0 K: 1 S: 16	H: 3 LOB: 1 BB: 1 P: 28	R: 0 E: 0 K: 0 S: 6	H: 0 LOB: 0 BB: 0 P: 8	R: 0 E: 0 K: 1 S: 6	H: 0 LOB: 0 BB: 0 P: 7	R: 0 E: 0 K: 0 S: 8	H: 0 LOB: 0 BB: 0 P: 11	R: 0 E: 0 K: 0 S: 4	H: 0 LOB: 0 BB: 0 P: 6	R: 1 E: 0 K: 0 S: 12	H: 1 LOB: 0 BB: 0 P: 16	R: 0 E: 0 K: 1 S: 12	H: 2 LOB: 2 BB: 0 P: 14	R: 0 E: 1 K: 0 S: 9	H: 0 LOB: 2 BB: 1 P: 16	R: 4 E: 1 K: 1 S: 20	H: 4 LOB: 1 BB: 0 P: 35	1B: 6 2B: 0 3B: 1 HR: 3	SF: 0 SAC: 0 DP: 0 HBP: 0	WP: 1 PB: 0 SB: 0 CS: 0	PA: 41
PITCHER	IP WLS BF H R ER SO BB IBB HBP BLK WP HR S P ERA WHIP																					
Scott Bankhead, R (1, 1) ERA: 3.34	6.1 L 26 6 4 4 2 1 0 0 0 1 1 58 83 5.68 1.105																					
Gene Walter, L (7, 1) ERA: 3.71	0.1 1 0 0 0 0 0 0 0 0 0 0 3 4 0.00 0.000																					
Jerry Reed, R (7, 1) ERA: 3.91	1.2 8 1 1 1 1 0 1 0 0 0 0 16 26 5.40 0.600																					
Rod Scurry, L (9, 1) ERA: 4.26	0.2 6 3 3 2 1 0 0 0 0 0 0 2 16 27.00 4.500																					

Cleveland Indians @ Seattle Mariners
The Kingdome, Seattle, WA
Sat Jul 16 1988, 10:05 PM EDT
Att: 17,761 - Dome - 72 F

livebaseballscorecards.com

AB	39
R	8
H	10
RBI	8
BB	2
SO	4
LOB	13



Batter	1	2	3	4	5	6	7	8	9	AB R H RBI BB SO LOB	TOP											
Ron Washington, R (1, 6) OBP: 0.289, SLG: 0.357	0-2 F7		3-1 1-3		1-1 SAFE 1-1 SAFE L9			0-0 E4 1B 2B	0-1 L6	5 1 1 0 0 0 1												
Terry Francona, L (1, 10) OBP: 0.326, SLG: 0.429	2-0 G4-3		0-0 WP 1B		1-2 3-H 1-0 E2 2-H 1B			2-0 4-3	0-1 G3	5 0 2 0 0 0 1												
Julio Franco, R (1, 4) OBP: 0.356, SLG: 0.424	0-0 G4-3		1-3 K 1-2		1-0 6-3			0-1 3-H 0-0 1B 1B		4 1 1 1 0 1 1												
Joe Carter, R (1, 8) OBP: 0.330, SLG: 0.508		0-1 1B G6-3 1B		1-1 5-3		1-3 K 1-3		0-0 5-3 1-2		4 1 1 0 0 1 1												
Mel Hall, L (1, 7) OBP: 0.336, SLG: 0.398		2-1 SAFE 1-3 G6-3 1B		0-0 4-3		0-0 F9		4-2 1B 1B BB		3 1 1 0 1 0 0												
Brook Jacoby, R (1, 5) OBP: 0.312, SLG: 0.381		2-1 G6-3 1-2f 3-H		0-1 1-3		1-1 6-3		2-1 1B 1-2 2-H 1B		4 0 1 1 0 0 1												
Willie Upshaw, L (1, 3) OBP: 0.326, SLG: 0.378		4-1 BB			2-2 6-3 S E 1B		0-1 6-3	3-2 1-2 2-H 1B		3 1 2 1 1 0 0												
Carmen Castillo, R (1, 9) OBP: 0.322, SLG: 0.357		2-2 F7			2-2 6-3		2-1 HR	1-3 K		4 1 1 1 0 1 4												
Cory Snyder, R (8, 9) OBP: 0.315, SLG: 0.472					1-3					0 0 0 0 0 0 0												
Chris Bando, S (1, 2) OBP: 0.188, SLG: 0.214			3-2 F7		4-0 E E BB		0-0 F8		0-0 G3	3 1 0 0 1 0 0												
Inning Stats	R: 0 E: 0 K: 0 S: 5	H: 0 LOB: 0 BB: 0 P: 7	R: 1 E: 0 K: 0 S: 10	H: 2 LOB: 1 BB: 1 P: 20	R: 0 E: 0 K: 1 S: 11	H: 1 LOB: 1 BB: 0 P: 18	R: 0 E: 0 K: 0 S: 5	H: 0 LOB: 0 BB: 0 P: 6	R: 2 E: 2 K: 0 S: 9	H: 2 LOB: 1 BB: 1 P: 19	R: 0 E: 0 K: 1 S: 6	H: 0 LOB: 0 BB: 0 P: 8	R: 1 E: 0 K: 0 S: 7	H: 1 LOB: 0 BB: 0 P: 10	R: 3 E: 1 K: 1 S: 15	H: 4 LOB: 2 BB: 1 P: 27	R: 0 E: 0 K: 0 S: 5	H: 0 LOB: 0 BB: 0 P: 5	1B: 8 2B: 1 3B: 0 HR: 1	SF: 0 SAC: 0 DP: 1 HBP: 0	WP: 1 PB: 0 SB: 1 CS: 0	PA: 38
PITCHER	IP WLS BF H R ER SO BB IBB HBP BLK WP HR S P ERA WHIP																				IP WLS BF H R ER SO BB IBB HBP BLK WP HR S P ERA WHIP	
Bill Swift, R (1, 1) ERA: 4.07	7.1 L 30 8 6 5 2 2 0 0 0 1 1 57 94 6.14 1.364																					
Michael Jackson, R (8, 1) ERA: 2.87	0.1 1 0 0 0 0 0 0 0 0 0 0 0 1 1 0.00 0.000																					
Gene Walter, L (8, 1) ERA: 4.24	0.0 1 0 0 0 0 0 1 0 0 0 0 0 2 6 ∞ ∞																					
Jerry Reed, R (8, 1) ERA: 3.81	1.1 6 2 1 1 1 1 0 0 0 0 0 0 13 19 6.75 1.500																					

Cleveland Indians @ Seattle Mariners
 The Kingdome, Seattle, WA
 Sun Jul 17 1988, 6:33 AM EDT
 Att. 9,779 - Dome - 72 F

livebaseballscorecards.com

AB	35
R	7
H	10
RBI	4
BB	3
SO	3
LOB	9



BOTTOM

Cleveland Indians @ Seattle Mariners
The Kingdome, Seattle, WA
Sun Jul 17 1988, 6:33 AM EDT
Att. 9,779 - Dome - 72 F

livebaseballscorecards.com

AB 38
R 4
H 14
RBI 3
BB 3
SO 5
LOB 21



WP: 1 PA: 42
PB: 0
SB: 0
CS: 1

AB R H RBI BB SO LOB

5 0 1 0 0 1 3

5 1 1 0 0 2 1

5 0 4 0 0 0 0

4 2 2 0 1 0 3

4 1 3 0 0 0 2

4 0 0 0 0 1 7

4 0 0 0 0 0 3


2 0 0 0 2 0 0

1B: 10 SF: 0
2B: 4 SAC: 0
3B: 0 DP: 2
HR: 0 HBP: 1

Batter	1	2	3	4	5	6	7	8	9
Harold Reynolds, S (1, 4) OBP: 0.322, SLG: 0.382	0-1 B3	2-3 K		1-2 1B		0-0 B1		0-1 G6-3	
Rey Quinones, R (1, 6) OBP: 0.295, SLG: 0.418	0-1 5-3		2-3 K	1-3 K		0-0 5-3			2-1 WP 1B
Mickey Brantley, R (1, 8) OBP: 0.291, SLG: 0.462	1-2 1B 1B		3-2 5-3		0-0 CS 1B		0-0 HBP 1B		1-0 WP 2B
Alvin Davis, L (1, 3) OBP: 0.395, SLG: 0.498	1-0 1B		4-1 2B BB		3-2 1B 1B		1-1 P7		2-2 F9
Ken Phelps, L (1, 10) OBP: 0.435, SLG: 0.543 John Rabb, R (7, PR) OBP: 0.300, SLG: 0.500 Steve Balboni, R (9, PH) OBP: 0.244, SLG: 0.390	2-2 P3		2-2 2B 2B		1-2 2B 1B		2-0 HBP 1B		2-3 K
Scott Bradley, L (1, 5) OBP: 0.301, SLG: 0.341		0-1 BB 1B	1-0 2B 2B		0-0 2B 2B		2-2 G6-3 HBP		0-0 3-1
Dave Valle, R (1, 2) OBP: 0.291, SLG: 0.397		3-1 F7	2-3 K		1-1 5-3		0-1 G6-3		
Glenn Wilson, R (1, 9) OBP: 0.285, SLG: 0.320		1-1 F8		1-0 F3	2-0 6-3			1-1 6-3	
Greg Briley, L (1, 7) OBP: 0.364, SLG: 0.464		4-0 BB		1-2 G3		0-2 L8		4-0 G6-3 BB	

Inning Stats	R: 0	H: 2	E: 0	K: 0	S: 12	R: 0	H: 1	E: 0	K: 1	S: 9	R: 2	H: 2	E: 0	K: 2	S: 20	R: 0	H: 1	E: 0	K: 1	S: 11	R: 1	H: 4	E: 0	K: 0	S: 11	R: 0	H: 0	E: 0	K: 0	S: 5	R: 0	H: 2	E: 0	K: 0	S: 8	R: 0	H: 0	E: 0	K: 0	S: 4	R: 1	H: 2	E: 0	K: 1	S: 10
	LOB: 2	BB: 0				LOB: 2	BB: 1				LOB: 1	BB: 1		LOB: 1	BB: 1	LOB: 2	BB: 0				LOB: 0	BB: 0	LOB: 2	BB: 2		LOB: 0	BB: 0		LOB: 0	BB: 0		LOB: 0	BB: 1		LOB: 0	BB: 0		LOB: 1	BB: 0		LOB: 1	BB: 0			

PITCHER	IP	WLS	BF	H	R	ER	SO	BB	IBB	HBP	BLK	WP	HR	S	P	ERA	WHIP
Tom Candiotti, R (1, 1) ERA: 3.58	4.1		24	10	3	3	4	2	0	0	0	0	0	60	96	6.23	2.769
Don Gordon, R (5, 1) ERA: 3.1	3.2	W	15	4	1	1	0	1	0	1	0	0	0	23	39	2.46	1.364
Doug Jones, R (9, 1) ERA: 2.17	1.0	S	3	0	0	0	1	0	0	0	0	1	0	7	11	0.00	0.000

Batter	1	2	3	4	5	6	7	8	9	AB R H RBI BB SO LOB	TOP														
Ron Washington, R OBP: 0.282, SLG: 0.348 (1, 6) C X	0-1 5-3 ①		2-3 K ①		2-2 F4 ③		0-0 1-3 ③			4 0 0 0 0 1 2	<p>Cleveland Indians @ Oakland Athletics Oakland-Alameda County Coliseum, Oakland, CA</p> <p>Mon Jul 18 1988, 7:05 PM PDT Att. 27,849 - Unknown - 69 F</p> <p>livebaseballscorecards.com</p> <table border="1"> <tr><td>AB</td><td>34</td></tr> <tr><td>R</td><td>2</td></tr> <tr><td>H</td><td>7</td></tr> <tr><td>RBI</td><td>1</td></tr> <tr><td>BB</td><td>1</td></tr> <tr><td>SO</td><td>1</td></tr> <tr><td>LOB</td><td>11</td></tr> </table> 	AB	34	R	2	H	7	RBI	1	BB	1	SO	1	LOB	11
AB	34																								
R	2																								
H	7																								
RBI	1																								
BB	1																								
SO	1																								
LOB	11																								
Terry Francona, L OBP: 0.298, SLG: 0.391 (1, 10) B C F X	1-2 F6 ②		0-0 L7 ②			2-2 G3 ①		0-1 5-3 ①		4 0 0 0 0 0 0															
Julio Franco, R OBP: 0.355, SLG: 0.422 (1, 4) C B B X	2-1 F8 ③		2-1 1B ③			0-1 6-3 ②		0-1 F7 ②		4 0 1 0 0 0 0															
Joe Carter, R OBP: 0.329, SLG: 0.506 (1, 8) B B X		2-0 F8 ①	2-0 6-3 ③			1-2 1B ③		0-0 F8 ③		4 0 1 0 0 0 1															
Mel Hall, L OBP: 0.335, SLG: 0.396 (1, 7) C B B B X		3-2 E 1B ②		0-0 F6 ①		0-0 4-3 ③		2-1 F7 ①		4 1 1 0 0 0 1															
Brook Jacoby, R OBP: 0.314, SLG: 0.380 (1, 5) B X		1-0 F9 ②		0-0 G1-4-3 1B ②			3-1 F9 ①		4-0 BB ②	3 0 1 0 1 0 1															
Cory Snyder, R OBP: 0.314, SLG: 0.469 (1, 9) L B B B F F X		1-2 E5 1B ②		1-0 G1-4-3 ② ③			1-2 F9 1B ②		0-2 L7 ②	4 1 1 0 0 0 2															
Willie Upshaw, L OBP: 0.328, SLG: 0.379 (1, 3) B B B C X		3-2 2-H 1B ②			1-0 4-3 ①		0-1 1B ②		3-2 F9 ③	4 0 2 1 0 0 1															
Chris Bando, S OBP: 0.171, SLG: 0.194 (1, 2) B X		1-0 4-3 ③			1-1 L7 ②		1-0 F9 ②			3 0 0 0 0 0 3															
Inning Stats	R: 0 H: 0 E: 0 LOB: 0 K: 0 BB: 0 S: 7 P: 10	R: 2 H: 2 E: 1 LOB: 1 K: 0 BB: 0 S: 13 P: 24	R: 0 H: 1 E: 0 LOB: 1 K: 1 BB: 0 S: 8 P: 14	R: 0 H: 1 E: 0 LOB: 0 K: 0 BB: 0 S: 3 P: 4	R: 0 H: 0 E: 0 LOB: 0 K: 0 BB: 0 S: 6 P: 10	R: 0 H: 1 E: 0 LOB: 1 K: 0 BB: 0 S: 10 P: 13	R: 0 H: 2 E: 0 LOB: 2 K: 0 BB: 0 S: 10 P: 15	R: 0 H: 0 E: 0 LOB: 0 K: 0 BB: 0 S: 5 P: 5	R: 0 H: 0 E: 0 LOB: 1 K: 0 BB: 1 S: 8 P: 17	1B: 7 SF: 0 2B: 0 SAC: 0 3B: 0 DP: 1 HR: 0 HBP: 0	WP: 0 PA: 35 PB: 0 SB: 0 CS: 0														
PITCHER Todd Burns, R (1, 1) ERA: 2.11	IP WLS BF H R ER SO BB IBB HBP BLK WP HR S P ERA WHIP	9.0 W 35 7 2 0 1 1 0 0 0 0 0 0 70 112 0.00 0.889																							

Batter	1	2	3	4	5	6	7	8	9	AB	R	H	RBI	BB	SO	LOB
Stan Javier, S OBP: 0.332, SLG: 0.354 (1, 7)	0-1 L4-3-4 1B		3-2 BB 1-3 1B	2-0 1B		2-2 BLK 1-2 1B		3-2 1B		5	2	5	0	0	0	0
Dave Henderson, R OBP: 0.346, SLG: 0.500 (1, 8)	2-2 L4-3-4 1-2		1-2 F9	1-0 1-3 1B		2-3 K		1-1 L9		5	0	1	0	0	1	6
Jose Canseco, R OBP: 0.385, SLG: 0.539 (1, 9)	0-0 HR		4-0 1B 1-2 BB	2-1 F9		1-2 2-H 3-H 1B				3	2	2	3	1	0	2
Mark McGwire, R OBP: 0.342, SLG: 0.445 (1, 3)	2-2 F3		4-1 1-2 2-3 3-H 1B BB		0-0 F8	2-3 K				3	1	0	1	1	1	1
Carney Lansford, R OBP: 0.362, SLG: 0.410 (1, 5)		3-1 5-3	1-1 1-2 2-3 3-H 1B		2-2 F8		1-0 F8			4	0	1	1	0	0	0
Don Baylor, R OBP: 0.296, SLG: 0.289 (1, 10)		1-0 6-3	1-0 1-3 2-H 3-H 1B FC6		1-1 1B		3-3 K			4	0	2	2	0	1	0
Terry Steinbach, R OBP: 0.281, SLG: 0.337 (1, 2)		1-0 F8	0-2 FC6 1-2f		0-0 5-3		2-0 5-3			4	0	0	0	0	0	3
Glenn Hubbard, R OBP: 0.311, SLG: 0.258 (1, 4)			3-2 6-3	0-0 L9		2-0 5-3		1-1 CS 1B		4	0	1	0	0	0	0
Mike Gallego, R OBP: 0.274, SLG: 0.271 (1, 6)			0-0 1B BB 1B	1-1 3-1		2-1 BLK 1B 1B		3-3 K 1-2		4	2	2	0	0	1	1

Inning Stats	R: 1	H: 2	E: 0	K: 0	S: 12	LOB: 0	BB: 0	P: 16	R: 0	H: 0	E: 0	K: 0	S: 4	LOB: 0	BB: 0	P: 9	R: 4	H: 4	E: 0	K: 0	S: 17	LOB: 2	BB: 2	P: 34	R: 0	H: 2	E: 0	K: 0	S: 7	LOB: 2	BB: 2	P: 13	R: 0	H: 1	E: 0	K: 0	S: 8	LOB: 1	BB: 0	P: 11	R: 2	H: 3	E: 0	K: 2	S: 17	LOB: 1	BB: 0	P: 28	R: 0	H: 0	E: 0	K: 1	S: 5	LOB: 0	BB: 0	P: 11	R: 0	H: 2	E: 0	K: 1	S: 11	LOB: 1	BB: 0	P: 19	1B: 13	SF: 0	2B: 2	3B: 0	HR: 1	SAC: 0	DP: 2	HBP: 0	WP: 0	PB: 0	SB: 0	CS: 1	PA: 38
--------------	------	------	------	------	-------	--------	-------	-------	------	------	------	------	------	--------	-------	------	------	------	------	------	-------	--------	-------	-------	------	------	------	------	------	--------	-------	-------	------	------	------	------	------	--------	-------	-------	------	------	------	------	-------	--------	-------	-------	------	------	------	------	------	--------	-------	-------	------	------	------	------	-------	--------	-------	-------	--------	-------	-------	-------	-------	--------	-------	--------	-------	-------	-------	-------	--------

PITCHER	IP	WLS	BF	H	R	ER	SO	BB	IBB	HBP	BLK	WP	HR	S	P	ERA	WHIP
Scott Bailes, L ERA: 4.65 (1, 1)	5.1	L	28	11	7	7	0	2	0	0	0	0	1	55	96	11.81	2.438
Bill Laskey, R ERA: 6.0 (6, 1)	1.2		6	1	0	0	3	0	0	0	1	0	0	15	26	0.00	0.600
Brad Havens, L ERA: 3.64 (8, 1)	1.0		4	2	0	0	1	0	0	0	0	0	0	11	19	0.00	2.000


BOTTOM


Cleveland Indians @ Oakland Athletics
Oakland-Alameda County Coliseum, Oakland, CA

Mon Jul 18 1988, 7:05 PM PDT
Att: 27,849 - Unknown - 69 F

livebaseballscorecards.com

AB	36
R	7
H	14
RBI	7
BB	2
SO	4
LOB	13



Batter	1	2	3	4	5	6	7	8	9	AB R H RBI BB SO LOB	TOP														
Julio Franco, R (1, 4) OBP: 0.359, SLG: 0.425	1-2 CS 1B		0-2 4-3			1-0 1B		2-2 1B		4 0 3 0 0 0 0	<p>Cleveland Indians @ Oakland Athletics Oakland-Alameda County Coliseum, Oakland, CA</p> <p>Tue Jul 19 1988, 3:33 AM PDT Sunny - 70 F</p> <p>livebaseballscorecards.com</p> <table border="1"> <tr><td>AB</td><td>33</td></tr> <tr><td>R</td><td>2</td></tr> <tr><td>H</td><td>9</td></tr> <tr><td>RBI</td><td>2</td></tr> <tr><td>BB</td><td>0</td></tr> <tr><td>SO</td><td>10</td></tr> <tr><td>LOB</td><td>12</td></tr> </table> 	AB	33	R	2	H	9	RBI	2	BB	0	SO	10	LOB	12
AB	33																								
R	2																								
H	9																								
RBI	2																								
BB	0																								
SO	10																								
LOB	12																								
Terry Francona, L (1, 3) OBP: 0.275, SLG: 0.360	2-1 F7 1-2		0-2 4-3			1-2 F6		0-0 F7		4 0 0 0 0 0 3															
Joe Carter, R (1, 8) OBP: 0.326, SLG: 0.500	0-2 L7				0-1 5-3	1-2 F3		0-2 F7		4 0 0 0 0 0 1															
Ron Kittle, R (1, 10) OBP: 0.318, SLG: 0.536		0-2 FC6-4 SF9 2B			0-3 K	2-3 K		0-3 K		4 1 1 0 0 3 1															
Mel Hall, L (1, 7) OBP: 0.337, SLG: 0.407		2-1 FC6-4 1B			1-3 K		3-3 K	1-2 HR		4 1 2 1 0 2 0															
Cory Snyder, R (1, 9) OBP: 0.314, SLG: 0.466		1-2 FC6-4 1-2f 2-3 1B			1-3 K		2-3 K	0-0 1B		4 0 1 0 0 2 2															
Brook Jacoby, R (1, 5) OBP: 0.314, SLG: 0.380		2-2 SF9			1-0 1B		1-3 K	0-3 K		3 0 1 1 0 2 1															
Chris Bando, S (1, 2) OBP: 0.184, SLG: 0.206		0-0 F7			2-1 F7			1-0 G4-6-3 1B		3 0 1 0 0 0 2															
Paul Zuvella, R (1, 6) OBP: 0.184, SLG: 0.206			0-1 G1		2-3 K			3-2 G4-6-3 1-2f		3 0 0 0 0 1 2															
Inning Stats	R: 0 H: 1 E: 0 LOB: 0 K: 0 BB: 0 S: 9 P: 11	R: 1 H: 2 E: 0 LOB: 1 K: 0 BB: 0 S: 12 P: 17	R: 0 H: 0 E: 0 LOB: 0 K: 0 BB: 0 S: 8 P: 8	R: 0 H: 0 E: 0 LOB: 0 K: 2 BB: 0 S: 8 P: 9	R: 0 H: 1 E: 0 LOB: 1 K: 2 BB: 0 S: 11 P: 17	R: 0 H: 1 E: 0 LOB: 1 K: 1 BB: 0 S: 12 P: 17	R: 0 H: 0 E: 0 LOB: 0 K: 3 BB: 0 S: 9 P: 15	R: 0 H: 2 E: 0 LOB: 1 K: 0 BB: 0 S: 9 P: 15	R: 1 H: 2 E: 0 LOB: 1 K: 2 BB: 0 S: 14 P: 15	1B: 7 SF: 1 2B: 1 SAC: 0 3B: 0 DP: 1 HR: 1 HBP: 0	WP: 0 PA: 34 PB: 0 SB: 0 CS: 1														
PITCHER	IP WLS BF H R ER SO BB IBB HBP BLK WP HR S P ERA WHIP											PITCHER	IP WLS BF H R ER SO BB IBB HBP BLK WP HR S P ERA WHIP												
Bob Welch, R (1, 1) ERA: 3.41	8.0 W 29 7 1 1 8 0 0 0 0 0 0 0 78 109 1.12 0.875																								
Dennis Eckersley, R (9, 1) ERA: 1.58	1.0 S 5 2 1 1 2 0 0 0 0 0 0 1 14 15 9.00 2.000																								

Batter	1	2	3	4	5	6	7	8	9	AB	R	H	RBI	BB	SO	LOB
Stan Javier, S OBP: 0.334, SLG: 0.356 (1, 7)	1-3 K		0-1 HR 1B		3-1 1B		0-1 4-3			4	1	2	0	0	1	1
Dave Henderson, R OBP: 0.348, SLG: 0.511 (1, 8)	3-2 HR 1B		0-0 HR		1-2 F7			1-3 K		4	2	2	2	0	1	1
Jose Canseco, R OBP: 0.384, SLG: 0.536 (1, 9)	1-3 K		0-1 1B		2-1 1-3			0-3 K		4	0	1	0	0	2	2
Mark McGwire, R OBP: 0.341, SLG: 0.451 (1, 3)	0-0 HR		2-0 F8			2-3 K		0-0 4-3		4	1	1	2	0	1	1
Carney Lansford, R OBP: 0.360, SLG: 0.406 (1, 5)	0-0 5-3		2-2 F9			0-0 1-3				3	0	0	0	0	0	1
Don Baylor, R OBP: 0.291, SLG: 0.284 (1, 10)		1-0 6-3		1-0 5-3		1-1 F2				3	0	0	0	0	0	0
Ron Hassey, L OBP: 0.290, SLG: 0.374 (1, 2)		0-0 1-3		0-0 4-3			0-0 FC5-4 1B			3	0	1	0	0	0	0
Glenn Hubbard, R OBP: 0.306, SLG: 0.253 (1, 4)		0-3 K		0-0 G3			1-3 K			3	0	0	0	0	2	1
Walt Weiss, S OBP: 0.296, SLG: 0.306 (1, 6)			1-3 K		1-0 6-3		0-0 FC5-4			3	0	0	0	0	1	1

Inning Stats	R: 2	H: 2	E: 0	LOB: 0	K: 2	BB: 0	S: 12	P: 17	R: 0	H: 0	E: 0	LOB: 0	K: 1	BB: 0	S: 5	P: 6	R: 2	H: 3	E: 0	LOB: 1	K: 1	BB: 0	S: 14	P: 19	R: 0	H: 0	E: 0	LOB: 0	K: 0	BB: 0	S: 3	P: 4	R: 0	H: 1	E: 0	LOB: 1	K: 0	BB: 0	S: 8	P: 15	R: 0	H: 0	E: 0	LOB: 0	K: 1	BB: 0	S: 6	P: 9	R: 0	H: 1	E: 0	LOB: 1	K: 1	BB: 0	S: 8	P: 10	R: 0	H: 0	E: 0	LOB: 0	K: 2	BB: 0	S: 9	P: 10
--------------	------	------	------	--------	------	-------	-------	-------	------	------	------	--------	------	-------	------	------	------	------	------	--------	------	-------	-------	-------	------	------	------	--------	------	-------	------	------	------	------	------	--------	------	-------	------	-------	------	------	------	--------	------	-------	------	------	------	------	------	--------	------	-------	------	-------	------	------	------	--------	------	-------	------	-------

PITCHER	IP	WLS	BF	H	R	ER	SO	BB	IBB	HBP	BLK	WP	HR	S	P	ERA	WHIP
Greg Swindell, L ERA: 3.67 (1, 1)	8.0	L	31	7	4	4	8	0	0	0	0	0	2	65	89	4.50	0.875

BOTTOM

Cleveland Indians @ Oakland Athletics
Oakland-Alameda County Coliseum, Oakland, CA

Tue Jul 19 1988, 3:33 AM PDT
Sunny - 70 F

livebaseballscorecards.com

AB	31
R	4
H	7
RBI	4
BB	0
SO	8
LOB	8



WP: 0	PA: 31
PB: 0	
SB: 1	
CS: 0	

Batter	1	2	3	4	5	6	7	8	9	AB R H RBI BB SO LOB
Ron Washington, R (1, 6) OBP: 0.280, SLG: 0.339	4-0 SF8 BB		1-3 K	1-3 K		1-2 G4-3		2-2 F9		4 1 0 0 1 2 1
Terry Francona, L (1, 10) OBP: 0.286, SLG: 0.358	2-0 SF8		4-1 1B 2B BB	3-2 G6-3		0-0 1B		2-2 F9		3 1 1 1 1 0 0
Julio Franco, R (1, 4) OBP: 0.359, SLG: 0.425	3-3 K		0-1 2B 1B 1B		1-0 L6	0-1 G5-3		2-1 1B 1B		5 1 2 0 0 1 1
Joe Carter, R (1, 8) OBP: 0.329, SLG: 0.499	4-2 FC5 BB		1-2 F3		4-1 2B 1B BB		0-0 F7		0-2 1B	3 1 1 0 2 0 3
Mel Hall, L (1, 7) OBP: 0.335, SLG: 0.407	1-1 FC5		1-0 1B 2B		1-0 F8		2-3 K		1-3 K	5 0 1 2 0 2 4
Cory Snyder, R (1, 9) OBP: 0.318, SLG: 0.470		1-1 F9	4-2 1B BB		0-2 1B 2B		0-2 E 1B		0-3 K	4 1 2 0 1 1 2
Willie Upshaw, L (1, 3) OBP: 0.329, SLG: 0.380		0-1 G4-3	1-1 1B		2-1 1B		0-0 E4 FC5-4		1-3 K	5 0 2 3 0 1 3
Brook Jacoby, R (1, 5) OBP: 0.310, SLG: 0.375		0-0 F7	1-3 K		2-3 K		1-1 FC5-4			4 0 0 0 0 2 6
Chris Bando, S (1, 2) OBP: 0.190, SLG: 0.189			4-1 1B 2B BB BB		2-1 F5		1-2 F8		1-0 F8	3 1 0 0 1 0 0

Inning Stats	R: 1 E: 0 K: 1 S: 10	H: 0 LOB: 1 BB: 2 P: 24	R: 0 E: 0 K: 0 S: 5	H: 0 LOB: 0 BB: 0 P: 6	R: 3 E: 0 K: 2 S: 21	H: 3 LOB: 3 BB: 3 P: 38	R: 0 E: 0 K: 1 S: 9	H: 0 LOB: 0 BB: 0 P: 15	R: 2 E: 0 K: 1 S: 12	H: 2 LOB: 1 BB: 1 P: 22	R: 0 E: 0 K: 0 S: 13	H: 1 LOB: 1 BB: 0 P: 15	R: 0 E: 1 K: 1 S: 10	H: 1 LOB: 2 BB: 0 P: 13	R: 0 E: 0 K: 0 S: 7	H: 0 LOB: 0 BB: 0 P: 12	R: 0 E: 0 K: 3 S: 15	H: 2 LOB: 2 BB: 0 P: 19	1B: 7 2B: 2 3B: 0 HR: 0	SF: 1 SAC: 0 DP: 0 HBP: 0	WP: 0 PB: 0 SB: 2 CS: 0	PA: 43
--------------	-------------------------------	----------------------------------	------------------------------	---------------------------------	-------------------------------	----------------------------------	------------------------------	----------------------------------	-------------------------------	----------------------------------	-------------------------------	----------------------------------	-------------------------------	----------------------------------	------------------------------	----------------------------------	-------------------------------	----------------------------------	----------------------------------	------------------------------------	----------------------------------	--------

PITCHER	IP	WLS	BF	H	R	ER	SO	BB	IBB	HBP	BLK	WP	HR	S	P	ERA	WHIP
Rich Bardi, R (1, 1) ERA: 4.7	2.2		14	2	4	3	2	4	0	0	0	0	0	29	55	10.12	2.250
Eric Plunk, R (3, 1) ERA: 2.82	1.2		8	1	1	1	2	2	0	0	0	0	0	18	35	5.40	1.800
Greg Cadaret, L (5, 1) ERA: 3.02	1.1	W	7	3	1	1	1	0	0	0	0	0	0	21	28	6.75	2.250
Gene Nelson, R (6, 1) ERA: 3.75	2.1		9	1	0	0	1	0	0	0	0	0	0	19	27	0.00	0.429
Dennis Eckersley, R (9, 1) ERA: 1.54	1.0	S	5	2	0	0	3	0	0	0	0	0	0	15	19	0.00	2.000

TOP

Cleveland Indians @ Oakland Athletics
Oakland-Alameda County Coliseum, Oakland, CA

Tue Jul 19 1988, 7:05 PM PDT
Att. 17,299 - Sunny - 65 F

AB	36
R	6
H	9
RBI	6
BB	6
SO	9
LOB	20

Batter	1	2	3	4	5	6	7	8	9	AB	R	H	RBI	BB	SO	LOB
Luis Polonia, L OBP: 0.356, SLG: 0.376 Carney Lansford, R OBP: 0.358, SLG: 0.404 (7, 5)	2-1 G1-4-3 1B	2-1 G1-3			3-2 3B 1B	2-0 F9		0-0 F8		3	1	2	0	0	0	0
Stan Javier, S OBP: 0.336, SLG: 0.364 (1, 9)	1-1 G1-4-3 1-2f	1-0 G1			3-2 1-H SF8 3B	1-2 G6-3		1-2 1B		5	1	2	1	0	0	2
Jose Canseco, R OBP: 0.384, SLG: 0.537 (1, 10)	4-0 1B 2B BB				0-1 SF8			1-2 G5-3 2-3f		3	2	1	1	1	0	2
Mark McGwire, R OBP: 0.343, SLG: 0.461 (1, 3)	3-1 2B 1B 1B				0-1 HR			2-2 G1-6-3		4	2	2	1	0	0	1
Dave Henderson, R OBP: 0.350, SLG: 0.513 (1, 8)	1-1 1B 2B				4-2 1B BB			1-3 K		3	1	1	1	1	1	1
Terry Steinbach, R OBP: 0.291, SLG: 0.343 (1, 2)	2-0 2B 1B				0-0 G4-3			4-1 3B BB		3	2	2	2	1	0	0
Tony Phillips, S OBP: 0.314, SLG: 0.280 (7, 7)	2-2 1-H 2B				3-2 G6-3			1-1 1-H 2-H 3B		4	0	2	3	0	0	2
Mike Gallego, R OBP: 0.274, SLG: 0.276 (1, 4)	0-1 G1				3-1 G6-3			0-0 P1		4	0	1	0	0	0	2
Walt Weiss, S OBP: 0.296, SLG: 0.305 (1, 6)								1-0 G5-3 1B		4	0	1	0	0	0	1

Inning Stats	R: 4	H: 5	E: 0	K: 0	S: 14	LOB: 1	BB: 1	P: 29	R: 0	H: 0	E: 0	K: 0	S: 4	LOB: 0	BB: 0	P: 7	R: 0	H: 0	E: 0	K: 0	S: 4	LOB: 0	BB: 0	P: 9	R: 0	H: 0	E: 0	K: 0	S: 7	LOB: 0	BB: 0	P: 13	R: 3	H: 4	E: 0	K: 0	S: 20	LOB: 2	BB: 1	P: 34	R: 0	H: 1	E: 0	K: 0	S: 12	LOB: 1	BB: 0	P: 20	R: 2	H: 2	E: 0	K: 1	S: 12	LOB: 1	BB: 1	P: 21	R: 0	H: 2	E: 0	K: 0	S: 8	LOB: 1	BB: 0	P: 11
--------------	------	------	------	------	-------	--------	-------	-------	------	------	------	------	------	--------	-------	------	------	------	------	------	------	--------	-------	------	------	------	------	------	------	--------	-------	-------	------	------	------	------	-------	--------	-------	-------	------	------	------	------	-------	--------	-------	-------	------	------	------	------	-------	--------	-------	-------	------	------	------	------	------	--------	-------	-------

PITCHER	IP	WLS	BF	H	R	ER	SO	BB	IBB	HBP	BLK	WP	HR	S	P	ERA	WHIP
Rick Rodriguez, R ERA: 6.84 (1, 1)	4.1		20	7	6	6	0	1	0	0	0	0	0	38	76	12.46	1.846
Don Gordon, R ERA: 3.48 (5, 1)	0.1	L	4	2	1	1	0	1	0	0	0	0	1	8	12	27.00	9.000
Brad Havens, L ERA: 3.82 (5, 1)	3.1		15	5	2	2	1	1	0	0	0	0	0	35	56	5.40	1.800


BOTTOM

Cleveland Indians @ Oakland Athletics
Oakland-Alameda County Coliseum, Oakland, CA

Tue Jul 19 1988, 7:05 PM PDT
Att. 17,299 - Sunny - 65 F

livebaseballscorecards.com

AB	35
R	9
H	14
RBI	9
BB	3
SO	1
LOB	13



WP: 0	PA: 39
PB: 0	
SB: 2	
CS: 0	

Batter	1	2	3	4	5	6	7	8	9	AB R H RBI BB SO LOB	TOP													
Ron Washington, R (1, 6) OBP: 0.272, SLG: 0.329	1-0 F4		2-2 4-3	0-0 5-3		3-2 6-3			2-3 K	5 0 0 0 0 1 3														
Terry Francona, L (1, 10) OBP: 0.262, SLG: 0.328	1-0 G3		2-1 F7		0-2 4-3		1-1 6-3		3-2 F7	5 0 0 0 0 0 0														
Julio Franco, R (1, 4) OBP: 0.361, SLG: 0.424	1-0 4-3		3-1 BB 2B 1B		2-2 F3		4-2 BB			3 1 1 0 1 0 0														
Joe Carter, R (1, 8) OBP: 0.331, SLG: 0.497		0-1 F2	4-2 2B BB		2-1 S 1B		0-0 F3			3 1 1 0 1 0 1														
Mel Hall, L (1, 7) OBP: 0.334, SLG: 0.408		1-1 F9	0-0 1-H 2-H 2B		2-2 L9		0-0 F8			4 0 1 2 0 0 2														
Cory Snyder, R (1, 9) OBP: 0.320, SLG: 0.473		2-2 1B 2B	2-2 F4		2-2 1B 1B		2-2 F4			4 1 2 0 0 0 1														
Brook Jacoby, R (1, 5) OBP: 0.315, SLG: 0.378		4-2 1B 1B BB		0-0 4-3 1B		0-1 1-2 1B		0-1 6-3		3 1 2 0 1 0 0	AB 35 R 5 H 9 RBI 5 BB 3 SO 3 LOB 13													
Willie Upshaw, L (1, 3) OBP: 0.328, SLG: 0.378		0-1 1B 1B		0-0 4-3		1-3 K		1-2 F6		4 1 1 1 0 1 3														
Chris Bando, S (1, 2) OBP: 0.196, SLG: 0.195		0-1 2-H 3-H 1B		0-3 K		0-1 P5		0-0 3-1		4 0 1 2 0 1 3														
Inning Stats	R: 0 E: 0 K: 0 S: 3	H: 0 LOB: 0 BB: 0 P: 6	R: 3 E: 0 K: 0 S: 13	H: 3 LOB: 1 BB: 1 P: 20	R: 2 E: 0 K: 1 S: 18	H: 2 LOB: 1 BB: 1 P: 30	R: 0 E: 0 K: 1 S: 6	H: 1 LOB: 1 BB: 0 P: 6	R: 0 E: 0 K: 0 S: 11	H: 1 LOB: 1 BB: 0 P: 17	R: 0 E: 0 K: 1 S: 15	H: 2 LOB: 2 BB: 0 P: 21	R: 0 E: 0 K: 0 S: 6	H: 0 LOB: 1 BB: 1 P: 11	R: 0 E: 0 K: 0 S: 9	H: 0 LOB: 0 BB: 0 P: 12	R: 0 E: 0 K: 1 S: 14	H: 0 LOB: 0 BB: 0 P: 19	1B: 7 2B: 2 3B: 0 HR: 0	SF: 0 SAC: 0 DP: 0 HBP: 0	WP: 0 PB: 0 SB: 1 CS: 0	PA: 38		
PITCHER Dave Stewart, R (1, 1) ERA: 3.45	IP 9.0 WLS L BF 38 H 9 R 5 ER 5 SO 3 BB 3 IBB 0 HBP 0 BLK 0 WP 0 HR 0 S 95 P 142 ERA 5.00 WHIP 1.333																							

Cleveland Indians @ Oakland Athletics
Oakland-Alameda County Coliseum, Oakland, CA

Wed Jul 20 1988, 3:33 AM PDT
Att. 27,439 - Sunny - 66 F

livebaseballscorecards.com



Batter	1	2	3	4	5	6	7	8	9	AB R H RBI BB SO LOB
Luis Polonia, L (1, 7) OBP: 0.347, SLG: 0.367	2-3 K		1-3 K		2-2 FC4-6		1-0 E 1B		0-1 4-3	5 1 1 0 0 2 3
Stan Javier, S (1, 8) OBP: 0.330, SLG: 0.358	2-3 K		2-3 K		0-3 K		0-0 F7		0-3 K	5 0 0 0 0 4 5
Jose Canseco, R (1, 9) OBP: 0.383, SLG: 0.534	0-2 F7		2-3 K			3-2 1B 1B	2-1 6-3			4 1 1 1 0 1 3
Mark McGwire, R (1, 3) OBP: 0.342, SLG: 0.458		2-3 K		2-3 K		0-0 F8	1-1 E2 1B			4 0 1 1 0 2 1
Ron Hassey, L (1, 10) OBP: 0.290, SLG: 0.371		0-0 FC6-4 1B		0-2 G3		2-0 F7	2-1 4-3			4 0 1 0 0 0 2
Terry Steinbach, R (1, 2) OBP: 0.295, SLG: 0.364		2-0 F7		3-2 HR		0-2 1B 1B		2-1 F8		4 1 2 1 0 0 1
Tony Phillips, S (1, 5) OBP: 0.311, SLG: 0.279		1-1 FC6-4		2-3 K		2-1 1B		2-1 1-3		4 0 1 1 0 1 1
Mike Gallego, R (1, 4) OBP: 0.276, SLG: 0.278			1-0 1B		1-3 K	2-2 F8		0-3 K		2 0 1 0 0 0 1 0
Dave Henderson, R (6, PH) OBP: 0.349, SLG: 0.511										1 0 0 0 0 0 2
Glenn Hubbard, R (7, 4) OBP: 0.306, SLG: 0.253										0 0 0 0 0 0 0
Carney Lansford, R (8, PH) OBP: 0.357, SLG: 0.403										1 0 0 0 0 1 0
Walt Weiss, S (1, 6) OBP: 0.302, SLG: 0.313			0-0 1B		4-2 FC4-6 BB		1-2 1B 6-3 2B		3-3 K	3 1 2 0 1 1 0

Inning Stats	R: 0	H: 0	E: 0	K: 2	S: 9	P: 13	R: 0	H: 1	E: 0	K: 1	S: 7	P: 12	R: 0	H: 2	E: 0	K: 3	S: 14	R: 1	H: 1	E: 0	K: 2	S: 14	R: 0	H: 0	E: 0	K: 2	S: 12	R: 1	H: 3	E: 0	K: 0	S: 14	R: 2	H: 3	E: 1	K: 0	S: 12	R: 0	H: 0	E: 0	K: 1	S: 7	P: 11	R: 0	H: 0	E: 0	K: 2	S: 8	P: 11	1B: 8	SF: 0	2B: 1	SAC: 0	3B: 0	DP: 0	HR: 1	HBP: 0	WP: 0	PA: 38
--------------	------	------	------	------	------	-------	------	------	------	------	------	-------	------	------	------	------	-------	------	------	------	------	-------	------	------	------	------	-------	------	------	------	------	-------	------	------	------	------	-------	------	------	------	------	------	-------	------	------	------	------	------	-------	-------	-------	-------	--------	-------	-------	-------	--------	-------	--------

PITCHER	IP	WLS	BF	H	R	ER	SO	BB	IBB	HBP	BLK	WP	HR	S	P	ERA	WHIP
John Farrell, R (1, 1) ERA: 4.03	6.2	W	30	9	4	4	10	1	0	0	0	0	1	78	120	5.40	1.500
Doug Jones, R (7, 1) ERA: 2.06	2.1	S	8	1	0	0	3	0	0	0	0	0	0	19	29	0.00	0.429

BOTTOM

Cleveland Indians @ Oakland Athletics
Oakland-Alameda County Coliseum, Oakland, CA

Wed Jul 20 1988, 3:33 AM PDT
Att: 27,439 - Sunny - 66 F

livebaseballscorecards.com

AB	37
R	4
H	10
RBI	4
BB	1
SO	13
LOB	18



Cleveland Indians @ California Angels
 Anaheim Stadium, Anaheim, CA

Fri Jul 22 1988, 10:05 PM EDT
 Att. 27,403 - Unknown - 80 F

livebaseballscorecards.com

AB	37
R	4
H	10
RBI	4
BB	1
SO	5
LOB	19



WP:	0	PA:	38
PB:	0		
SB:	0		
CS:	0		

AB R H RBI BB SO LOB

Batter	1	2	3	4	5	6	7	8	9	AB	R	H	RBI	BB	SO	LOB					
Julio Franco, R (1, 4) OBP: 0.361, SLG: 0.427	2-1 6-3		0-1 G3-6-3			0-0 HR		2-1 4-3	2-0 2B	5	1	2	2	0	0	1					
Willie Upshaw, L (1, 3) OBP: 0.332, SLG: 0.389	2-1 1B		3-2 F5			0-0 HR		4-2 1B	0-2 G3	4	1	2	2	1	0	1					
Joe Carter, R (1, 8) OBP: 0.330, SLG: 0.495	0-2 F3			0-2 5-3		2-0 5-3		0-2 1B		4	0	1	0	0	0	1					
Ron Kittle, R (1, 10) OBP: 0.316, SLG: 0.529	1-0 1B			0-1 5-3		1-1 F2		2-3 K		4	0	1	0	0	1	2					
Mel Hall, L (1, 7) OBP: 0.330, SLG: 0.403	2-3 K			1-1 E4		2-1 F9		3-1 L7		4	0	0	0	0	1	4					
Cory Snyder, R (1, 9) OBP: 0.322, SLG: 0.473		2-1 G6-3		1-3 K		1-1 E5			0-1 1B	4	1	2	0	0	1	1					
Brook Jacoby, R (1, 5) OBP: 0.314, SLG: 0.376		2-3 K		1-3 K		0-0 5-3			0-0 2B	4	1	1	0	0	2	2					
Chris Bando, S (1, 2) OBP: 0.180, SLG: 0.178		1-2 G6-3		2-1 F8		1-1 P6			0-0 P5	4	0	0	0	0	0	4					
Paul Zuvella, R (1, 6) OBP: 0.091, SLG: 0.091			1-2 G3-6-3		3-1 5-3		2-1 6-3		1-2 F8	3	0	1	0	0	0	1					
Terry Francona, L (9, PH) OBP: 0.258, SLG: 0.322										1	0	0	0	0	0	2					
Inning Stats	R: 0 E: 0 K: 1 S: 15	H: 2 LOB: 2 BB: 0 P: 22	R: 0 E: 0 K: 1 S: 11	H: 1 LOB: 0 BB: 0 P: 16	R: 0 E: 0 K: 0 S: 10	H: 1 LOB: 0 BB: 0 P: 14	R: 0 E: 1 K: 1 S: 10	H: 0 LOB: 1 BB: 0 P: 12	R: 0 E: 0 K: 1 S: 7	H: 0 LOB: 0 BB: 0 P: 13	R: 2 E: 0 K: 0 S: 7	H: 2 LOB: 0 BB: 0 P: 12	R: 0 E: 1 K: 0 S: 7	H: 0 LOB: 1 BB: 0 P: 11	R: 0 E: 0 K: 1 S: 12	H: 1 LOB: 2 BB: 1 P: 23	R: 2 E: 0 K: 0 S: 12	H: 3 LOB: 1 BB: 0 P: 15	1B: 8 2B: 1 3B: 0 HR: 1	SF: 0 SAC: 0 DP: 2 HBP: 0	WP: 0 PA: 38
PITCHER	IP	WLS	BF	H	R	ER	SO	BB	IBB	HBP	BLK	WP	HR	S	P	ERA	WHIP				
Terry Clark, R (1, 1) ERA: 1.33	7.1	W	30	7	2	2	4	1	0	0	0	0	1	74	113	2.46	1.091				
Bryan Harvey, R (8, 1) ERA: 2.41	1.2		8	3	2	2	1	0	0	0	0	0	0	17	25	10.80	1.800				

Cleveland Indians @ California Angels

Anaheim Stadium, Anaheim, CA

Fri Jul 22 1988, 10:05 PM EDT

Att: 27,403 - Unknown - 80 F

AB	36
R	7
H	12
RBI	7
BB	1
SO	2
LOB	16



WP:	0	PA:	37
PB:	0	SB:	1
CS:	0		

	AB	R	H	RBI	BB	SO	LOB	
1	5	1	1	0	0	1	1	
2	4	2	3	2	0	0	0	
3	4	2	3	1	0	0	1	
4	4	1	1	1	0	0	3	
5	3	0	1	1	1	0	2	
6	4	0	2	2	0	0	2	
7	4	0	0	0	0	1	4	
8	4	1	1	0	0	0	2	
9	4	0	0	0	0	0	1	
Inning Stats	1B: 7	SF: 0	2B: 4	SAC: 0	3B: 0	DP: 1	HR: 1	HBP: 0

Batter	1	2	3	4	5	6	7	8	9							
Devon White, S OBP: 0.282, SLG: 0.346 (1, 8)	0-1 1B 2B 1B	2-1 3-1 2-3 1B		0-0 G3		3-2 F8		1-3 K2-3								
Johnny Ray, S OBP: 0.343, SLG: 0.422 (1, 4)	1 SAFE 2-1 2B 1-3 4-3 1B	1-0 3-H 1B			1-0 6-3	2-0 HR										
Wally Joyner, L OBP: 0.341, SLG: 0.396 (1, 3)	1-2 4-3 1-3 2B 3-H	2-2 F8			0-1 E 1B 2B	0-0 2B										
Chili Davis, S OBP: 0.328, SLG: 0.455 (1, 9)	0-1 4-3 2-3 3-H		0-0 4-3 G1-4-3 1B		2-2 E1 1B 1B 2-3	3-1 F7										
Jim Eppard, L OBP: 0.389, SLG: 0.375 (1, 10)	1-1 4-3		1 SAFE 0-1 G1-4-3		1-1 1B 1-3 3-H 1B		4-1 G3-6-3 BB									
Jack Howell, L OBP: 0.339, SLG: 0.402 (1, 5)	3-0 2B 3-H		0-1 4-3		3-0 1B 1-2 3-H 1B		2-1 G3-6-3 1-2f									
Thad Bosley, L OBP: 0.231, SLG: 0.171 (1, 7)	2-2 5-3		1-2 4-3		0-3 K		1-1 6-3									
Bob Boone, R OBP: 0.341, SLG: 0.388 (1, 2)		1-2 3-1 4-3 1B		3-1 4-3		0-2 4-3		3-2 P4								
Dick Schofield, R OBP: 0.296, SLG: 0.321 (1, 6)		2-1 4-3		1-1 1-3		0-0 L9		1-2 F8								
Inning Stats	R: 3 E: 0 K: 0 S: 15	H: 4 LOB: 1 BB: 0 P: 24	R: 1 E: 0 K: 0 S: 11	H: 2 LOB: 1 BB: 0 P: 19	R: 0 E: 0 K: 0 S: 8	H: 1 LOB: 1 BB: 0 P: 9	R: 0 E: 0 K: 0 S: 5	H: 0 LOB: 0 BB: 0 P: 9	R: 2 E: 1 K: 1 S: 16	H: 3 LOB: 2 BB: 0 P: 23	R: 1 E: 0 K: 0 S: 8	H: 2 LOB: 1 BB: 0 P: 16	R: 0 E: 0 K: 0 S: 5	H: 0 LOB: 0 BB: 1 P: 12	R: 0 E: 0 K: 1 S: 9	H: 0 LOB: 0 BB: 0 P: 14

PITCHER	IP	WLS	BF	H	R	ER	SO	BB	IBB	HBP	BLK	WP	HR	S	P	ERA	WHIP
Tom Candiotti, R ERA: 3.78 (1, 1)	4.1	L	22	8	6	5	0	0	0	0	0	0	0	45	70	10.38	1.846
Brad Havens, L ERA: 3.89 (5, 1)	1.2		9	4	1	1	1	0	0	0	0	0	1	18	30	5.40	2.400
Rick Rodriguez, R ERA: 6.33 (7, 1)	2.0		6	0	0	0	1	1	0	0	0	0	0	14	26	0.00	0.500

PITCHER	IP	WLS	BF	H	R	ER	SO	BB	IBB	HBP	BLK	WP	HR	S	P	ERA	WHIP
---------	----	-----	----	---	---	----	----	----	-----	-----	-----	----	----	---	---	-----	------

Cleveland Indians @ California Angels
 Anaheim Stadium, Anaheim, CA

Sat Jul 23 1988, 10:05 PM EDT
 Att. 34,977 - Unknown - 80 F

AB	33
R	4
H	10
RBI	4
BB	3
SO	5
LOB	16



AB	R	H	RBI	BB	SO	LOB
5	1	3	0	0	0	0
2	1	1	0	1	0	1
2	0	0	0	0	0	1
5	1	1	1	0	0	3
3	1	2	1	0	0	1
4	0	3	1	0	0	1
2	0	0	1	1	1	1
3	0	0	0	1	2	3
3	0	0	0	0	1	2
3	0	0	0	0	0	3
1	0	0	0	0	1	0

Batter	1	2	3	4	5	6	7	8	9
Julio Franco, R (1, 4) OBP: 0.364, SLG: 0.429	1-1 S BB 1B	2-1 FC5-4 1B		2-0 F9 1B		1-1 5-3			2-2 FC3 1B
Domingo Ramos, R (1, 3) OBP: 0.317, SLG: 0.306	4-1 SAFE 1B	0-1 SAFE F9		2-1 1B		1-1 F9			2-1 FC3 1-2f
Willie Upshaw, L (6, 3) OBP: 0.330, SLG: 0.387	1-2 SF9 BB								
Joe Carter, R (1, 8) OBP: 0.329, SLG: 0.491	3-2 SF9 1B	0-0 FC5-4 1-2f		0-1 F9		2-2 5-3			1-0 L5
Ron Kittle, R (1, 10) OBP: 0.320, SLG: 0.532	2-1 SF9		0-0 2B SF9	2-2 P6		0-0 1B			
Cory Snyder, R (1, 9) OBP: 0.326, SLG: 0.480	1-1 BB 1B		0-1 SF9 1-3		0-0 FC5-4 1B		3-2 1-3		
Brook Jacoby, R (1, 5) OBP: 0.314, SLG: 0.374	4-1 FC6-4 BB		1-1 SF9		0-0 FC5-4 1-2f			2-3 K	
Carmen Castillo, R (1, 7) OBP: 0.319, SLG: 0.345	1-3 K		2-3 3-H HBP BB		1-0 G6-4-3 1-2f			2-3 K	
Chris Bando, S (1, 2) OBP: 0.185, SLG: 0.167	0-0 FC6-4 1-2f		1-2 SAFE L4-3 HBP			2-0 3-1		1-3 K	
Paul Zuvella, R (1, 6) OBP: 0.071, SLG: 0.071			1-2 L4-3			0-0 3-1			0-3 K
Mel Hall, L (9, PH) OBP: 0.329, SLG: 0.402									

Inning	1	2	3	4	5	6	7	8	9
R	3	0	1	0	0	0	0	0	0
H	3	1	2	1	0	0	1	0	1
E	0	0	0	0	0	0	0	0	0
K	1	0	0	0	0	0	0	3	1
S	18	7	10	9	3	4	10	9	9
H	3	1	2	1	0	0	1	0	1
LOB	2	1	2	1	0	0	1	0	1
BB	2	0	1	0	0	0	0	0	0
P	34	12	17	15	4	7	16	14	14

PITCHER	IP	WLS	BF	H	R	ER	SO	BB	IBB	HBP	BLK	WP	HR	S	P	ERA	WHIP
Chuck Finley, L (1, 1) ERA: 4.56	1.0		8	3	3	3	1	2	0	0	0	0	0	18	34	27.00	5.000
Stu Cliburn, R (2, 1) ERA: 3.86	6.0	W	24	6	1	1	0	1	0	1	0	0	0	43	71	1.50	1.167
Greg Minton, R (8, 1) ERA: 3.78	2.0	S	7	1	0	0	4	0	0	0	0	0	0	18	28	0.00	0.500

WP: 0	PA: 39
PB: 0	
SB: 1	
CS: 0	

Batter	1	2	3	4	5	6	7	8	9	AB R H RBI BB SO LOB	TOP	
Ron Washington, R OBP: 0.276, SLG: 0.351 (1, 6)	1-1 6-3 1B	1-0 HR		0-0 F9		1-1 L8		1-2 SF9		4 1 2 2 0 0 0		
Terry Francona, L OBP: 0.254, SLG: 0.313 (1, 10)	0-0 6-3	2-2 L9		1-2 F7		0-1 6-3		3-H 2-1 1-2 1B		5 0 1 0 0 0 1		
Julio Franco, R OBP: 0.364, SLG: 0.430 (1, 4)	1-1 FC6 HBP		3-1 B1-3	1-1 2B			3-2 F8	2-2 F8		4 0 1 0 0 0 2		
Joe Carter, R OBP: 0.327, SLG: 0.490 (1, 8)	1-3 K		1-2 P6	0-2 1-3			0-0 P7		0-0 E7 1B 2B	5 1 1 0 0 1 3		
Mel Hall, L OBP: 0.330, SLG: 0.411 (1, 7)	1-0 FC6 1-2f		1-1 HR		0-1 L6		1-0 F9		1-1 G5-4-3 1B	5 1 2 2 0 0 2		
Cory Snyder, R OBP: 0.330, SLG: 0.483 (1, 9)		2-2 2B 1B	4-1 2B BB		2-2 L6			2-1 4-3 1B 2B	0-0 G5-4-3 1-2f	4 3 2 0 1 0 1		
Willie Upshaw, L OBP: 0.333, SLG: 0.396 (1, 3)		3-1 4-3 1-H SF8 2B	3-1 1-H 1B 2B		0-1 1B			1-0 4-3 2-3	0-3 K	5 2 3 2 0 1 1		
Brook Jacoby, R OBP: 0.316, SLG: 0.376 (1, 5)		1-2 4-3 2-3	1-0 1B		0-0 F8			0-2 1B SF9 1B		4 1 2 2 0 0 2		
Chris Bando, S OBP: 0.190, SLG: 0.176 (1, 2)		3-1 SF8 3-H	0-0 G3			2-0 F8		0-1 1B 1-3 1B		3 0 1 1 0 0 1		
Inning Stats	R: 0 E: 0 K: 1 S: 8 H: 1 LOB: 2 BB: 0 P: 12	R: 3 E: 0 K: 0 S: 14 H: 3 LOB: 0 BB: 0 P: 26	R: 3 E: 0 K: 0 S: 13 H: 3 LOB: 1 BB: 1 P: 26	R: 0 E: 0 K: 0 S: 10 H: 1 LOB: 1 BB: 0 P: 12	R: 0 E: 0 K: 0 S: 8 H: 1 LOB: 1 BB: 0 P: 10	R: 0 E: 0 K: 0 S: 5 H: 0 LOB: 0 BB: 0 P: 8	R: 0 E: 0 K: 0 S: 5 H: 0 LOB: 0 BB: 0 P: 9	R: 2 E: 0 K: 0 S: 16 H: 4 LOB: 2 BB: 0 P: 24	R: 1 E: 1 K: 1 S: 7 H: 2 LOB: 0 BB: 0 P: 8	1B: 8 2B: 5 3B: 0 HR: 2 SF: 2 SAC: 0 DP: 1 HBP: 1	WP: 0 PB: 0 SB: 0 CS: 0 PA: 43	
PITCHER	IP WLS BF H R ER SO BB IBB HBP BLK WP HR S P ERA WHIP											
Willie Fraser, R ERA: 6.26 (1, 1)	4.0 L 22 8 6 6 1 1 0 1 0 0 0 2 45 76 13.50 2.250											
Sherman Corbett, L ERA: 4.24 (5, 1)	3.1 14 4 2 2 0 0 0 0 0 0 0 0 26 38 5.40 1.200											
Donnie Moore, R ERA: 4.85 (8, 1)	1.2 7 3 1 1 1 0 0 0 0 0 0 0 15 21 5.40 1.800											

Cleveland Indians @ California Angels
Anaheim Stadium, Anaheim, CA
Sun Jul 24 1988, 6:33 AM EDT
Att: 31,015 - Sunny

livebaseballscorecards.com

AB	39
R	9
H	15
RBI	9
BB	1
SO	2
LOB	13



Batter	1	2	3	4	5	6	7	8	9	AB	R	H	RBI	BB	SO	LOB	BOTTOM					
Devon White, S (1, 8) OBP: 0.285, SLG: 0.370 Thad Bosley, L (9, 7) OBP: 0.231, SLG: 0.171	3-3 		1-3 			3-1 		0-2 		4	1	1	1	0	2	0						
Johnny Ray, S (1, 4) OBP: 0.339, SLG: 0.415	1-2 		1-0 			2-2 		0-2 		4	1	1	0	0	0	0						
Brian Downing, R (1, 10) OBP: 0.372, SLG: 0.440	2-2 				3-3 	1-2 			1-3 	4	0	1	0	0	2	0						
Chili Davis, S (1, 9) OBP: 0.332, SLG: 0.457	0-1 			2-0 		2-2 		1-2 	1-2 	3	0	2	1	0	0	0						
George Hendrick, R (1, 3) OBP: 0.237, SLG: 0.287	0-0 			1-3 		1-1 		1-2 	1-2 	4	0	0	0	0	1	3						
Tony Armas, R (1, 7) OBP: 0.283, SLG: 0.365		0-1 			0-0 		1-1 		0-0 	4	0	0	0	0	0	1						
Darrell Miller, R (1, 2) OBP: 0.359, SLG: 0.379		1-0 			1-2 		3-2 			3	0	1	0	0	0	0						
Dick Schofield, R (1, 6) OBP: 0.293, SLG: 0.317		1-0 			2-2 		2-2 			3	0	0	0	0	0	1						
Jack Howell, L (1, 5) OBP: 0.336, SLG: 0.398 Gus Polidor, R (8, PH) OBP: 0.196, SLG: 0.185			1-3 		1-3 			2-3 		2	0	0	0	0	2	1						
Inning Stats	R: 1 E: 0 K: 1 S: 12	H: 2 LOB: 1 BB: 0 P: 18	R: 0 E: 0 K: 0 S: 4	H: 0 LOB: 0 BB: 0 P: 6	R: 0 E: 0 K: 2 S: 7	H: 0 LOB: 0 BB: 0 P: 10	R: 0 E: 0 K: 2 S: 12	H: 0 LOB: 0 BB: 0 P: 18	R: 0 E: 0 K: 1 S: 11	H: 1 LOB: 1 BB: 0 P: 15	R: 1 E: 0 K: 0 S: 16	H: 2 LOB: 1 BB: 0 P: 25	R: 0 E: 0 K: 0 S: 10	H: 0 LOB: 0 BB: 0 P: 16	R: 0 E: 0 K: 1 S: 10	H: 0 LOB: 0 BB: 0 P: 12	R: 0 E: 0 K: 1 S: 10	H: 1 LOB: 1 BB: 0 P: 13	1B: 5 2B: 0 3B: 0 HR: 1	SF: 1 SAC: 0 DP: 0 HBP: 0	WP: 1 PB: 0 SB: 0 CS: 0	PA: 33
PITCHER Greg Swindell, L (1, 1) ERA: 3.57	IP: 9.0 WLS: W BF: 33 H: 6 R: 2 ER: 2 SO: 8	BB: 0 IBB: 0 HBP: 0 BLK: 0	WP: 1 HR: 1 S: 92 P: 133 ERA: 2.00 WHIP: 0.667																			

Cleveland Indians @ California Angels
 Anaheim Stadium, Anaheim, CA
 Sun Jul 24 1988, 6:33 AM EDT
 Att. 31,015 - Sunny

AB	32
R	2
H	6
RBI	2
BB	0
SO	8
LOB	6



Baltimore Orioles @ Cleveland Indians
Cleveland Municipal Stadium, Cleveland, OH

Tue Jul 26 1988, 7:05 PM EDT
 Att. 17,864 - Unknown

AB	34
R	3
H	8
RBI	3
BB	3
SO	4
LOB	19



Batter	1	2	3	4	5	6	7	8	9	AB R H RBI BB SO LOB												
Joe Orsulak, L (1, 9) OBP: 0.317, SLG: 0.342	2-1 1B 2B	1-1 CS 1-2	0-0 BB G3-1 1B	3-1 4-3			2-1 L3		1-2 F8	5 2 2 0 0 0 1												
Billy Ripken, R (1, 4) OBP: 0.258, SLG: 0.263	2-2 G3 5-3 1B		0-0 F8		0-0 4-3 E 2B		2-1 P1		2-3 K	5 1 2 1 0 1 1												
Cal Ripken Jr., R (1, 6) OBP: 0.393, SLG: 0.451	2-2 5-3 1-2		4-2 G3-1 BB 1-2 BB		0-0 5-3		0-1 4-3			3 0 0 0 1 0 2												
Eddie Murray, S (1, 3) OBP: 0.341, SLG: 0.423	1-2 G3 2-3		4-2 G3-1 BB 1-2 2-3		2-1 4-3		0-0 F8			3 0 0 0 1 0 2												
Larry Sheets, L (1, 7) OBP: 0.314, SLG: 0.325	4-2 BB		0-0 G3-1 1-2 2-3 3-H		0-0 E6 1B		2-2 1B 1B			3 0 2 2 1 0 2												
Jim Traber, L (1, 10) OBP: 0.261, SLG: 0.335	0-3 K		1-2 F8		0-1 P5		1-0 F8			4 0 0 0 0 1 6												
Terry Kennedy, L (1, 2) OBP: 0.235, SLG: 0.246		1-2 L8 1B		1-0 1B		0-0 F8		0-0 1B 1B		4 0 2 0 0 0 0												
Rick Schu, R (1, 5) OBP: 0.308, SLG: 0.364		1-2 CS HBP		0-0 F8		1-1 5-3		3-3 K		2 0 0 0 0 0 1												
Keith Hughes, L (8, PH) OBP: 0.304, SLG: 0.333										1 0 0 0 0 1 2												
Rene Gonzales, R (8, 5) OBP: 0.269, SLG: 0.303										0 0 0 0 0 0 0												
Ken Gerhart, R (1, 8) OBP: 0.254, SLG: 0.373		2-2 F7		1-3 K		2-1 6-3		1-2 F7		4 0 0 0 0 1 2												
Inning Stats	R: 1 E: 0 K: 1 S: 19	H: 2 LOB: 2 BB: 1 P: 30	R: 0 E: 0 K: 0 S: 10	H: 0 LOB: 0 BB: 0 P: 15	R: 1 E: 0 K: 0 S: 14	H: 1 LOB: 2 BB: 2 P: 23	R: 0 E: 0 K: 1 S: 7	H: 1 LOB: 1 BB: 0 P: 12	R: 1 E: 1 K: 0 S: 7	H: 2 LOB: 1 BB: 0 P: 9	R: 0 E: 0 K: 0 S: 5	H: 0 LOB: 0 BB: 0 P: 8	R: 0 E: 0 K: 0 S: 6	H: 0 LOB: 0 BB: 0 P: 10	R: 0 E: 0 K: 1 S: 11	H: 2 LOB: 2 BB: 0 P: 17	R: 0 E: 0 K: 1 S: 9	H: 0 LOB: 0 BB: 0 P: 13	1B: 6 2B: 2 3B: 0 HR: 0	SF: 0 SAC: 0 DP: 0 HBP: 1	WP: 0 PB: 0 SB: 0 CS: 1	PA: 39
PITCHER	IP WLS BF H R ER SO BB IBB HBP BLK WP HR S P ERA WHIP																					
John Farrell, R (1, 1) ERA: 4.01	7.2 W 34 8 3 3 2 3 0 1 0 0 0 76 118 3.52 1.435																					
Doug Jones, R (8, 1) ERA: 2.01	1.1 S 4 0 0 0 2 0 0 0 0 0 0 0 12 19 0.00 0.000																					

livebaseballscorecards.com

Batter	1	2	3	4	5	6	7	8	9	AB	R	H	RBI	BB	SO	LOB
Ron Washington, R OBP: 0.274, SLG: 0.346 (1, 6)	2-1 F9	0-0 F9		1-1 1B		2-2 1-3		0-0 F7		5	1	1	1	0	0	2
Terry Francona, L OBP: 0.278, SLG: 0.348 (1, 10)	2-1 2B		1-2 1B	1-2 1B		1-1 P5		1-2 4-3		5	1	3	1	0	0	1
Julio Franco, R OBP: 0.366, SLG: 0.431 (1, 4)	1-0 2B		1-1 FC4-6	4-1 1B			1-1 6-3			3	0	1	1	1	0	1
Joe Carter, R OBP: 0.324, SLG: 0.485 (1, 8)	1-1 5-3		1-1 F2	3-2 5-3			0-0 E5			4	0	0	0	0	0	4
Mel Hall, L OBP: 0.335, SLG: 0.415 (1, 7)	1-2 F9		0-1 CS	0-0 1B	2-1 1B		0-2 1B			4	2	3	0	0	0	1
Cory Snyder, R OBP: 0.332, SLG: 0.491 (1, 9)		1-2 HR		0-0 F7	1-0 1B		3-3 K			4	1	2	1	0	1	3
Willie Upshaw, L OBP: 0.335, SLG: 0.401 (1, 3)		2-0 E9		1-0 1B	1-2 SF9-6		0-0 1-3			3	1	2	1	0	0	2
Brook Jacoby, R OBP: 0.315, SLG: 0.373 (1, 5)		1-0 5-3		4-0 1B	1-0 F7			3-2 F8		3	1	0	0	1	0	1
Chris Bando, S OBP: 0.210, SLG: 0.185 (1, 2)		0-3 K		2-0 1B		0-0 G3		4-2 BB		3	0	1	2	1	1	1

Inning Stats	R: 1	H: 2	E: 0	K: 0	S: 10	LOB: 1	BB: 0	P: 17	R: 1	H: 2	E: 1	K: 1	S: 9	LOB: 1	BB: 0	P: 13	R: 0	H: 1	E: 0	K: 0	S: 8	LOB: 0	BB: 0	P: 11	R: 4	H: 5	E: 0	K: 0	S: 14	LOB: 2	BB: 2	P: 30	R: 1	H: 2	E: 0	K: 0	S: 7	LOB: 0	BB: 0	P: 12	R: 0	H: 0	E: 0	K: 0	S: 6	LOB: 0	BB: 0	P: 9	R: 0	H: 1	E: 1	K: 1	S: 10	LOB: 2	BB: 0	P: 14	R: 0	H: 0	E: 0	K: 0	S: 13	LOB: 1	BB: 1	P: 21	1B: 9	SF: 1	2B: 4	SAC: 0	3B: 0	DP: 1	HR: 1	HBP: 0	WP: 0	PA: 39
--------------	------	------	------	------	-------	--------	-------	-------	------	------	------	------	------	--------	-------	-------	------	------	------	------	------	--------	-------	-------	------	------	------	------	-------	--------	-------	-------	------	------	------	------	------	--------	-------	-------	------	------	------	------	------	--------	-------	------	------	------	------	------	-------	--------	-------	-------	------	------	------	------	-------	--------	-------	-------	-------	-------	-------	--------	-------	-------	-------	--------	-------	--------

PITCHER	IP	WLS	BF	H	R	ER	SO	BB	IBB	HBP	BLK	WP	HR	S	P	ERA	WHIP
Jay Tibbs, R ERA: 5.0 (1, 1)	3.2	L	20	10	6	6	1	1	0	0	0	0	1	36	59	14.73	3.000
Dave Schmidt, R ERA: 3.86 (4, 1)	3.1		14	3	1	1	1	1	0	0	0	0	0	28	47	2.70	1.200
Doug Sisk, R ERA: 3.16 (8, 1)	1.0		4	0	0	0	0	1	0	0	0	0	0	13	21	0.00	1.000


BOTTOM


Baltimore Orioles @ Cleveland Indians
Cleveland Municipal Stadium, Cleveland, OH

Tue Jul 26 1988, 7:05 PM EDT
Att. 17,864 - Unknown

livebaseballscorecards.com

AB	34
R	7
H	13
RBI	7
BB	3
SO	2
LOB	16



Batter	1	2	3	4	5	6	7	8	9	AB R H RBI BB SO LOB	TOP														
Joe Orsulak, L (1, 9) OBP: 0.324, SLG: 0.354	2-2 G6-4-3 1B		2-1 F8			3-2 FC5-4 1B		2-2 2B		4 0 3 0 0 0 2	<p>Baltimore Orioles @ Cleveland Indians Cleveland Municipal Stadium, Cleveland, OH</p> <p>Wed Jul 27 1988, 7:05 PM EDT Att. 20,445 - Unknown - 81 F</p> <p>livebaseballscorecards.com</p> <table border="1"> <tr><td>AB</td><td>33</td></tr> <tr><td>R</td><td>2</td></tr> <tr><td>H</td><td>8</td></tr> <tr><td>RBI</td><td>2</td></tr> <tr><td>BB</td><td>1</td></tr> <tr><td>SO</td><td>5</td></tr> <tr><td>LOB</td><td>13</td></tr> </table> 	AB	33	R	2	H	8	RBI	2	BB	1	SO	5	LOB	13
AB	33																								
R	2																								
H	8																								
RBI	2																								
BB	1																								
SO	5																								
LOB	13																								
Billy Ripken, R (1, 4) OBP: 0.256, SLG: 0.260	1-0 G6-4-3 1-2f		0-2 L6			1-2 FC5-4 1-2f		2-3 K		4 0 0 0 0 1 5															
Cal Ripken Jr., R (1, 6) OBP: 0.390, SLG: 0.446	1-3 K					2-2 F3		3-1 P5		4 0 0 0 0 1 2															
Eddie Murray, S (1, 3) OBP: 0.340, SLG: 0.421		1-2 4-3				0-0 4-3		1-1 HR 1B		4 1 1 0 0 1 1															
Jim Traber, L (1, 10) OBP: 0.266, SLG: 0.352		4-2 G6-3 BB				0-2 4-3		2-1 1-H HR		3 1 1 2 1 0 0															
Larry Sheets, L (1, 7) OBP: 0.311, SLG: 0.321		1-2 G6-3 1-2f				2-3 K		1-2 4-3		4 0 0 0 0 1 1															
Ken Gerhart, R (1, 8) OBP: 0.254, SLG: 0.370			0-1 P3			2-2 5-3		0-0 G3 1B		4 0 1 0 0 0 0															
Terry Kennedy, L (1, 2) OBP: 0.237, SLG: 0.247			0-0 1B 1B			0-0 F7		0-0 G3 1-2		3 0 1 0 0 0 1															
Rick Schu, R (1, 5) OBP: 0.309, SLG: 0.364			0-0 1B			2-3 K		1-1 5-3		3 0 1 0 0 1 1															
Inning Stats	R: 0 H: 1 E: 0 LOB: 0 K: 1 BB: 0 S: 8 P: 12	R: 0 H: 0 E: 0 LOB: 0 K: 0 BB: 1 S: 11 P: 17	R: 0 H: 2 E: 0 LOB: 2 K: 0 BB: 0 S: 9 P: 11	R: 0 H: 0 E: 0 LOB: 0 K: 0 BB: 0 S: 6 P: 9	R: 0 H: 0 E: 0 LOB: 0 K: 1 BB: 0 S: 8 P: 12	R: 0 H: 1 E: 0 LOB: 1 K: 1 BB: 0 S: 12 P: 20	R: 2 H: 3 E: 0 LOB: 1 K: 0 BB: 0 S: 11 P: 16	R: 0 H: 1 E: 0 LOB: 1 K: 2 BB: 0 S: 11 P: 18	R: 0 H: 0 E: 0 LOB: 0 K: 0 BB: 0 S: 6 P: 11	1B: 6 SF: 0 2B: 1 SAC: 0 3B: 0 DP: 2 HR: 1 HBP: 0	WP: 0 PA: 34 PB: 0 SB: 0 CS: 0														
PITCHER Tom Candiotti, R (1, 1) ERA: 3.68	IP WLS BF H R ER SO BB IBB HBP BLK WP HR S P ERA WHIP	9.0 W 34 8 2 2 5 1 0 0 0 0 0 1 82 126 2.00 1.000																							

Batter	1	2	3	4	5	6	7	8	9	AB	R	H	RBI	BB	SO	LOB	BOTTOM							
Ron Washington, R OBP: 0.282, SLG: 0.350 (1, 6)	0-0 1B 2B 1B	0-1 F3	4-1 1B 2B BB	0-1 4-3			0-1 FC5-4 1B			4	2	2	1	1	0	2	<p>Baltimore Orioles @ Cleveland Indians Cleveland Municipal Stadium, Cleveland, OH Wed Jul 27 1988, 7:05 PM EDT Att: 20,445 - Unknown - 81 F</p>							
Terry Francona, L OBP: 0.299, SLG: 0.365 (1, 10)	0-0 2B HR 1B	3-2 2B 1B	0-1 2B 1B	0-0 P5			1-0 F7			5	3	3	0	0	0	2								
Julio Franco, R OBP: 0.368, SLG: 0.441 (1, 4)	2-2 HR 2B	2-2 2B	2-0 2B				1-2 FC5-4			5	2	3	5	0	0	1								
Domingo Ramos, R OBP: 0.317, SLG: 0.306 (8, 4)	1-3 HR 2B	1-H 2-H 2B	1-H 3-H 2B				1-1 L3			1-2 FC5-4	0	0	0	0	0	0		0						
Joe Carter, R OBP: 0.322, SLG: 0.489 (1, 8)	1-0 HR	0-2 6-3	0-2 6-3				1-2 6-3			0-0 P6	5	1	1	3	0	0		2						
Mel Hall, L OBP: 0.333, SLG: 0.415 (1, 7)	3-2 F5	2-1 1B 2B	0-0 F8				2-0 F9			3-2 P4	5	1	1	1	0	0		1						
Carmen Castillo, R OBP: 0.319, SLG: 0.345 (9, 7)	1-2 E7	1-0 1B WP 1B	1-0 6-3				2-1 F8			2-2 P5	5	1	1	1	0	0		1						
Cory Snyder, R OBP: 0.330, SLG: 0.487 (1, 9)	1-0 F9	1-0 WP BB 1B					1-2 5-3			3	0	1	0	1	0	1								
Willie Upshaw, L OBP: 0.337, SLG: 0.401 (1, 3)	3-1 F7	4-1 WP BB					0-1 FC4-6 2B 4-3			3-1 F8	3	1	0	0	1	0		2						
Brook Jacoby, R OBP: 0.314, SLG: 0.370 (1, 5)	3-1 F7	1-2 WP BB				0-0 4-3 2B	1-1 5-3	4	1	2	0	0	1	2										
Chris Bando, S OBP: 0.227, SLG: 0.224 (1, 2)						0-1 1B 2B	1-3 4-3 2B			<table border="1"> <tr> <td>AB</td> <td>39</td> </tr> <tr> <td>R</td> <td>12</td> </tr> <tr> <td>H</td> <td>14</td> </tr> <tr> <td>RBI</td> <td>11</td> </tr> <tr> <td>BB</td> <td>3</td> </tr> <tr> <td>SO</td> <td>1</td> </tr> <tr> <td>LOB</td> <td>14</td> </tr> </table>		AB	39	R	12	H	14	RBI	11	BB	3	SO	1	LOB
AB					39																			
R					12																			
H					14																			
RBI					11																			
BB					3																			
SO			1																					
LOB			14																					
Inning Stats			R: 4 H: 4 E: 1 LOB: 1 K: 0 BB: 0 S: 15 P: 26	R: 5 H: 6 E: 0 LOB: 2 K: 1 BB: 1 S: 22 P: 38	R: 2 H: 2 E: 0 LOB: 1 K: 0 BB: 1 S: 9 P: 16	R: 1 H: 1 E: 0 LOB: 1 K: 0 BB: 1 S: 8 P: 12	R: 0 H: 0 E: 0 LOB: 0 K: 0 BB: 0 S: 6 P: 10					R: 0 H: 0 E: 0 LOB: 0 K: 0 BB: 0 S: 7 P: 13	R: 0 H: 1 E: 0 LOB: 1 K: 0 BB: 0 S: 9 P: 12	R: 0 H: 0 E: 0 LOB: 0 K: 0 BB: 0 S: 16 P: 21	1B: 8 SF: 0 2B: 5 SAC: 0 3B: 0 DP: 0 HR: 1 HBP: 0	WP: 1 PA: 42 PB: 0 SB: 0 CS: 0								
PITCHER	IP WLS BF H R ER SO BB IBB HBP BLK WP HR S P ERA WHIP																							
Jose Bautista, R ERA: 4.81 (1, 1)	1.1 L 11 6 6 6 0 0 0 0 0 0 0 1 23 37 40.50 4.500																							
Mike Morgan, R ERA: 5.55 (2, 1)	2.2 18 7 6 6 1 3 0 0 0 0 1 0 31 55 20.25 3.750																							
Mark Thurmond, L ERA: 5.28 (5, 1)	3.0 10 1 0 0 0 0 0 0 0 0 0 0 22 35 0.00 0.333																							
Don Aase, R ERA: 5.68 (8, 1)	1.0 3 0 0 0 0 0 0 0 0 0 0 0 16 21 0.00 0.000																							

livebaseballscores.com



Batter	1	2	3	4	5	6	7	8	9	AB R H RBI BB SO LOB	TOP		
Pete Stanicek, S (1, 7) OBP: 0.315, SLG: 0.315	1-1 F9	1-2 1B			3-2 F8		2-1 1B		1-1 G4-3	5 1 2 1 0 0 0			
Billy Ripken, R (1, 4) OBP: 0.255, SLG: 0.259	2-1 G5-3		3-2 G5-3		0-0 G6-3		2-0 1B		0-2 F8	5 0 1 1 0 0 0			
Cal Ripken Jr., R (1, 6) OBP: 0.388, SLG: 0.452	0-0 F9		3-2 P3			1-1 G6-3		0-0 HR		4 1 1 1 0 0 0			
Eddie Murray, S (1, 3) OBP: 0.341, SLG: 0.430		2-1 F9	0-0 E5 1B			2-0 HR		1-1 L6		4 1 2 1 0 0 0			
Mickey Tettleton, S (1, 2) OBP: 0.305, SLG: 0.477		4-1 G5-3 1B BB	1-2 1B			1-1 1B		2-0 FC5-4 1B		3 1 3 0 1 0 0			
Ken Gerhart, R (1, 8) OBP: 0.249, SLG: 0.362		1-0 G5-3		3-2 F9		3-3 K		2-0 FC5-4 1B		4 0 0 0 0 1 3			
Jim Traber, L (1, 10) OBP: 0.270, SLG: 0.355		1-0 1B 1B 1B		2-0 P3		3-1 G1-3		3-1 1B		4 1 2 1 0 0 1			
Rene Gonzales, R (1, 5) OBP: 0.269, SLG: 0.301		2-1 1B 1B 1B		2-1 F7			3-2 F8	1-2 F3		4 0 1 0 0 0 2			
Joe Orsulak, L (1, 9) OBP: 0.323, SLG: 0.352		0-1 1B 1B			2-0 G4-1		0-0 P4		0-1 G4-3	4 0 1 0 0 0 0			
Inning Stats	R: 0 E: 0 K: 0 S: 5 H: 0 LOB: 0 BB: 0 P: 8	R: 2 E: 0 K: 0 S: 12 H: 4 LOB: 2 BB: 1 P: 23	R: 0 E: 1 K: 0 S: 10 H: 2 LOB: 2 BB: 0 P: 17	R: 0 E: 0 K: 0 S: 9 H: 0 LOB: 0 BB: 0 P: 16	R: 0 E: 0 K: 0 S: 8 H: 0 LOB: 0 BB: 0 P: 13	R: 1 E: 0 K: 1 S: 11 H: 2 LOB: 1 BB: 0 P: 21	R: 1 E: 0 K: 0 S: 7 H: 2 LOB: 1 BB: 0 P: 14	R: 1 E: 0 K: 0 S: 10 H: 3 LOB: 2 BB: 0 P: 19	R: 0 E: 0 K: 0 S: 7 H: 0 LOB: 0 BB: 0 P: 8	1B: 11 2B: 0 3B: 0 HR: 2 SF: 0 SAC: 0 DP: 0 HBP: 0	WP: 0 PB: 0 SB: 1 CS: 0 PA: 38		
PITCHER	IP WLS BF H R ER SO BB IBB HBP BLK WP HR S P ERA WHIP											PITCHER	IP WLS BF H R ER SO BB IBB HBP BLK WP HR S P ERA WHIP
Scott Bailes, L (1, 1) ERA: 4.78	7.0 L 29 10 4 4 1 1 0 0 0 0 0 1 62 112 5.14 1.571												
Don Gordon, R (8, 1) ERA: 3.7	0.2 5 3 1 1 0 0 0 0 0 0 0 1 7 15 13.50 4.500												
Bill Laskey, R (8, 1) ERA: 5.51	1.1 4 0 0 0 0 0 0 0 0 0 0 0 10 12 0.00 0.000												

Baltimore Orioles @ Cleveland Indians
Cleveland Municipal Stadium, Cleveland, OH

Thu Jul 28 1988, 7:05 PM EDT
Att. 14,808 - Unknown - 85 F

livebaseballscorecards.com

AB	37
R	5
H	13
RBI	5
BB	1
SO	1
LOB	6



Batter	1	2	3	4	5	6	7	8	9	AB	R	H	RBI	BB	SO	LOB	BOTTOM			
Ron Washington, R OBP: 0.276, SLG: 0.342 (1, 6)	F7		G6-3			G5-3		G5-4-3		4	0	0	0	0	0	1	Baltimore Orioles @ Cleveland Indians Cleveland Municipal Stadium, Cleveland, OH Thu Jul 28 1988, 7:05 PM EDT Att: 14,808 - Unknown - 85 F			
Terry Francona, L OBP: 0.284, SLG: 0.346 (1, 7)	F7			K		L7		G4-3		4	0	0	0	0	1	1				
Julio Franco, R OBP: 0.367, SLG: 0.438 (1, 4)	G5-3			G2-3 1B BB		G6-3		G5-3		3	0	0	0	1	0	0				
Joe Carter, R OBP: 0.324, SLG: 0.489 (1, 8)			K	G2-3 1B		G1-3		1B 1B		4	1	2	0	0	1	0				
Mel Hall, L OBP: 0.332, SLG: 0.413 (1, 10)			F9	G2-3 1B		K 1B		1B 1B		4	1	1	0	0	1	2				
Brook Jacoby, R OBP: 0.319, SLG: 0.374 (1, 5)			F9	F9		FC6-4 1B		1B 1B		4	0	3	1	0	0	2				
Willie Upshaw, L OBP: 0.333, SLG: 0.396 (1, 3)	F7			G4-3		F7		F7		4	0	0	0	0	0	5				
Carmen Castillo, R OBP: 0.326, SLG: 0.352 (1, 9)			CS 1B	E5 G3-6-1		FC6-4		1B 1B		4	0	2	1	0	0	2				
Chris Bando, S OBP: 0.232, SLG: 0.217 Dan Firova, R (8, PR) (9, 2)			K	G3-6-1		G5-4-3 BB		L6		2	0	0	0	1	1	2				
Ron Kittle, R OBP: 0.318, SLG: 0.528 (9, PH)										0	0	0	0	0	0	0				
										1	0	0	0	0	0	2	C			
Inning Stats	R: 0 E: 0 K: 0 S: 8	H: 0 LOB: 0 BB: 0 P: 12	R: 0 E: 0 K: 1 S: 12	H: 1 LOB: 1 BB: 0 P: 16	R: 0 E: 0 K: 1 S: 6	H: 1 LOB: 0 BB: 0 P: 7	R: 0 E: 0 K: 1 S: 13	H: 1 LOB: 2 BB: 1 P: 22	R: 0 E: 1 K: 0 S: 6	H: 0 LOB: 0 BB: 0 P: 10	R: 0 E: 0 K: 1 S: 13	H: 1 LOB: 2 BB: 0 P: 17	R: 0 E: 0 K: 0 S: 5	H: 0 LOB: 1 BB: 1 P: 10	R: 2 E: 0 K: 0 S: 14	H: 4 LOB: 2 BB: 0 P: 18			1B: 8 2B: 0 3B: 0 HR: 0	SF: 0 SAC: 0 DP: 2 HBP: 0
PITCHER Oswaldo Peraza, R ERA: 5.94 Tom Niedenfuer, R ERA: 2.86	IP 8.1	WLS W	BF 33	H 7	R 2	ER 2	SO 4	BB 2	IBB 0	HBP 0	BLK 0	WP 0	HR 0	S 76	P 112	ERA 2.16	WHIP 1.080			
	IP 0.2	WLS S	BF 3	H 1	R 0	ER 0	SO 0	BB 0	IBB 0	HBP 0	BLK 0	WP 0	HR 0	S 7	P 9	ERA 0.00	WHIP 1.500			

Batter	1	2	3	4	5	6	7	8	9	AB R H RBI BB SO LOB	TOP
Dan Gladden, R OBP: 0.320, SLG: 0.414 (1, 7) C X	0-1 F9		2-0 G6-3			0-2 G5-3		1-0 G6-3		4 0 0 0 0 0 0	
Steve Lombardozzi, R OBP: 0.322, SLG: 0.313 (1, 4) C B B B X	3-2 BB 1B 1B		0-1 G5-3			0-0 F9		1-1 P3		4 0 1 0 0 0 0	
Kirby Puckett, R OBP: 0.375, SLG: 0.550 (1, 8) 1 SAFE X	0-0 BB 1-2 1B		1-2 G1-3			1-1 G1-3		1-0 2B		4 0 2 0 0 0 0	
Gary Gaetti, R OBP: 0.359, SLG: 0.559 (1, 5) B B B C B C B C B C B	4-2 B 1-2 2-3 BB		0-1 F7			2-3 K		0-0 1B		3 0 1 0 1 1 0	
Gene Larkin, S OBP: 0.369, SLG: 0.379 (1, 3) C B C B C B C B C B	1-3 K		0-0 G6-3			1-0 G6-3		0-1 F9		4 0 0 0 0 1 5	
Brian Harper, R OBP: 0.382, SLG: 0.475 (1, 2) C X	0-1 G4-3		1-0 P5			0-0 1B		0-0 F8		4 0 1 0 0 0 5	
Tim Laudner, R OBP: 0.309, SLG: 0.418 (1, 10) B B X		2-0 G6-3				0-2 L8		2-1 P6		3 0 0 0 0 0 1	
Mark Davidson, R OBP: 0.326, SLG: 0.384 (1, 9) F X		0-1 G5-3				2-3 K		0-3 K		3 0 0 0 0 2 0	
Greg Gagne, R OBP: 0.306, SLG: 0.426 (1, 6) S B B X		1-2 G1-3				2-3 K		1-0 G6-3		3 0 0 0 0 1 0	
Inning Stats	R: 0 H: 2 E: 0 LOB: 3 K: 1 BB: 1 S: 18 P: 26	R: 0 H: 0 E: 0 LOB: 0 K: 0 BB: 0 S: 6 P: 9	R: 0 H: 0 E: 0 LOB: 0 K: 0 BB: 0 S: 6 P: 9	R: 0 H: 0 E: 0 LOB: 0 K: 0 BB: 0 S: 4 P: 5	R: 0 H: 0 E: 0 LOB: 0 K: 2 BB: 0 S: 13 P: 17	R: 0 H: 0 E: 0 LOB: 0 K: 1 BB: 0 S: 6 P: 7	R: 0 H: 1 E: 0 LOB: 1 K: 1 BB: 0 S: 7 P: 12	R: 0 H: 0 E: 0 LOB: 0 K: 1 BB: 0 S: 5 P: 7	R: 0 H: 2 E: 0 LOB: 2 K: 0 BB: 0 S: 7 P: 9	1B: 4 SF: 0 2B: 1 SAC: 0 3B: 0 DP: 0 HR: 0 HBP: 0	WP: 0 PA: 33 PB: 0 SB: 0 CS: 0
PITCHER Greg Swindell, L ERA: 3.37 (1, 1)	IP WLS BF H R ER SO BB IBB HBP BLK WP HR S P ERA WHIP										
	9.0 W 33 5 0 0 5 1 0 0 0 0 0 0 72 101 0.00 0.667										

Minnesota Twins @ Cleveland Indians
Cleveland Municipal Stadium, Cleveland, OH

Fri Jul 29 1988, 7:05 PM EDT
Att. 20,179 - Unknown - 85 F

AB	32
R	0
H	5
RBI	0
BB	1
SO	5
LOB	11



livebaseballscorecards.com

Batter	1	2	3	4	5	6	7	8	9	AB R H RBI BB SO LOB
Ron Washington, R OBP: 0.276, SLG: 0.346 (1, 6)	0-0 F9		0-3 K		3-2 F9		0-1 1B			4 1 1 1 0 1 0
Terry Francona, L OBP: 0.282, SLG: 0.341 (1, 7)	0-3 K		2-2 G4-3		2-0 G4-3		0-1 1B			4 0 1 1 0 1 0
Julio Franco, R OBP: 0.366, SLG: 0.436 (1, 4)	2-3 K		1-2 G6-3			0-1 HR	3-1 G5-4-3			4 1 1 0 0 1 1
Joe Carter, R OBP: 0.323, SLG: 0.494 (1, 8)		1-0 F9		1-2 F8		0-0 HR		1-0 G1		4 1 1 2 0 0 0
Mel Hall, L OBP: 0.337, SLG: 0.420 (1, 9)		2-0 SF9		1-2 HR		0-0 F7		0-1 F9		4 2 3 0 0 0 0
Ron Kittle, R OBP: 0.328, SLG: 0.549 (1, 10)		3-1 HBP		1-0 HR		3-1 G3-1		0-0 1B		3 1 2 2 0 0 0
Willie Upshaw, L OBP: 0.332, SLG: 0.392 (1, 3)		4-0 BB		1-0 P5		3-2 F9		2-2 F9		3 0 0 0 1 0 2
Brook Jacoby, R OBP: 0.318, SLG: 0.373 (1, 5)		2-2 SF9		2-0 F8		1-1 SH3		3-3 K		3 1 1 1 0 1 2
Chris Bando, S OBP: 0.225, SLG: 0.210 (1, 2)		2-2 L9			2-1 F9		1-0 SH3			2 0 0 0 0 0 2

Inning Stats	R: 0	H: 0	E: 0	K: 2	S: 7	R: 1	H: 1	E: 0	K: 0	S: 9	R: 0	H: 0	E: 0	K: 1	S: 12	R: 2	H: 2	E: 0	K: 0	S: 11	R: 0	H: 0	E: 0	K: 0	S: 6	R: 2	H: 2	E: 0	K: 0	S: 9	R: 2	H: 3	E: 0	K: 0	S: 9	R: 0	H: 2	E: 0	K: 1	S: 11
	LOB: 0	BB: 0	P: 9	LOB: 2	BB: 1	LOB: 0	BB: 0	LOB: 0	BB: 0	P: 15	LOB: 0	BB: 0	LOB: 0	BB: 0	P: 13	LOB: 0	BB: 0	LOB: 0	BB: 0	P: 14	LOB: 2	BB: 0	LOB: 2	BB: 0	P: 17	LOB: 0	BB: 0	LOB: 0	BB: 0	P: 15	LOB: 0	BB: 0	LOB: 0	BB: 0	P: 14	LOB: 0	BB: 0	LOB: 2	BB: 0	P: 17

PITCHER	IP	WLS	BF	H	R	ER	SO	BB	IBB	HBP	BLK	WP	HR	S	P	ERA	WHIP
Bert Blyleven, R ERA: 5.47 (1, 1)	6.1	L	28	7	7	7	3	1	0	1	0	0	2	59	99	9.95	1.263
Jim Winn, R ERA: 3.86 (7, 1)	1.0		5	3	0	0	0	0	0	0	0	0	8	12	0.00	3.000	
Mark Portugal, R ERA: 4.71 (8, 1)	0.2		2	0	0	0	1	0	0	0	0	0	7	12	0.00	0.000	

BOTTOM

AB	R	H	RBI	BB	SO	LOB
4	1	1	1	0	1	0
4	0	1	1	0	1	0
4	1	1	0	0	1	1
4	1	1	2	0	0	0
4	2	3	0	0	0	0
3	1	2	2	0	0	0
3	0	0	0	1	0	2
3	1	1	1	0	1	2
2	0	0	0	0	0	2

AB	31
R	7
H	10
RBI	7
BB	1
SO	4
LOB	7



WP	HR	S	P	ERA	WHIP
0	0	0	35	0	0

Minnesota Twins @ Cleveland Indians
Cleveland Municipal Stadium, Cleveland, OH
 Fri Jul 29 1988, 7:05 PM EDT
 Att: 20,179 - Unknown - 85 F

livebaseballscorecards.com

Batter	1	2	3	4	5	6	7	8	9	AB R H RBI BB SO LOB	TOP							
John Moses, S (1, 7) OBP: 0.347, SLG: 0.395	4-1 1B HR BB	3-3 K		2-2 G4-3			4-2 CS BB			2 1 0 0 2 1 3								
Randy Bush, L (1, 9) OBP: 0.377, SLG: 0.484	0-0 FC1-6 1B		0-1 F9		2-0 F7		0-1 CS			3 0 1 0 0 0 0								
Kirby Puckett, R (1, 8) OBP: 0.372, SLG: 0.546	0-0 FC1-6 HR		1-3 K		0-0 1-3					3 1 0 0 0 1 2								
Kent Hrbek, L (1, 3) OBP: 0.370, SLG: 0.500	1-3 K		0-0 P6		1-2 G3					3 0 0 0 0 1 2								
Gary Gaetti, R (1, 5) OBP: 0.359, SLG: 0.566	1-1 HR			1-1 F8		1-2 L7				3 1 1 3 0 0 0								
Gene Larkin, S (1, 10) OBP: 0.368, SLG: 0.379	0-0 L3			2-2 1B E 1B		1-0 F9				3 1 1 0 0 0 0								
Brian Harper, R (1, 2) OBP: 0.370, SLG: 0.458		0-0 6-3		0-1 F8		1-1 5-3				3 0 0 0 0 0 1								
Steve Lombardozzi, R (1, 4) OBP: 0.322, SLG: 0.313		2-3 K		2-0 E 1B		2-3 K				3 0 1 0 0 2 0								
Al Newman, S (1, 6) OBP: 0.324, SLG: 0.270		2-2 S 1B		2-2 E6		2-1 G1-3				3 0 1 0 0 0 1								
Inning Stats	R: 3 E: 0 K: 1 S: 9	H: 2 LOB: 0 BB: 1 P: 15	R: 0 E: 0 K: 2 S: 10	H: 1 LOB: 1 BB: 0 P: 17	R: 0 E: 0 K: 1 S: 7	H: 0 LOB: 0 BB: 0 P: 8	R: 1 E: 1 K: 0 S: 15	H: 2 LOB: 2 BB: 0 P: 24	R: 0 E: 0 K: 0 S: 5	H: 0 LOB: 0 BB: 0 P: 8	R: 0 E: 0 K: 0 S: 7	H: 0 LOB: 0 BB: 0 P: 10	R: 0 E: 0 K: 1 S: 9	H: 0 LOB: 0 BB: 1 P: 17	1B: 4 2B: 0 3B: 0 HR: 1	SF: 0 SAC: 0 DP: 0 HBP: 0	WP: 0 PB: 0 SB: 1 CS: 1	PA: 29
PITCHER Rod Nichols, R (1, 1) ERA: 3.86	IP: 7.0 WLS: L BF: 28 H: 5 R: 4 ER: 3 SO: 5 BB: 2 IBB: 0 HBP: 0 BLK: 0 WP: 0 HR: 1 S: 62 P: 99 ERA: 3.86 WHIP: 1.000											PITCHER	IP: WLS: BF: H: R: ER: SO: BB: IBB: HBP: BLK: WP: HR: S: P: ERA: WHIP:					

Minnesota Twins @ Cleveland Indians
 Cleveland Municipal Stadium, Cleveland, OH
 Sat Jul 30 1988, 3:33 AM EDT
 Att. 22,733 - Cloudy - 92 F

AB	26
R	4
H	5
RBI	3
BB	2
SO	5
LOB	9



Batter	1	2	3	4	5	6	7	8	9	AB R H RBI BB SO LOB
Ron Washington, R OBP: 0.272, SLG: 0.340 (1, 6) C F B X	1-2 F8 ①		1-1 L4 ③			2-2 F7 ①				3 0 0 0 0 0 1
Domingo Ramos, R OBP: 0.318, SLG: 0.308 (1, 3) B F B S S	2-3 K ②			0-0 G6-3 1B		0-1 F9 ②				3 0 1 0 0 1 1
Julio Franco, R OBP: 0.366, SLG: 0.438 (1, 4) B F F B B X	3-2 5-3 ③			0-2 G6-3 1-2f		0-0 1-H 2B				3 0 1 1 0 0 1
Joe Carter, R OBP: 0.323, SLG: 0.500 (1, 8)		1-2 P3 ①		2-2 HR		2-1 G4-3 ③				3 1 1 1 0 0 1
Ron Kittle, R OBP: 0.323, SLG: 0.539 (1, 10)		2-2 P3 ②		1-1 P3 ③			2-0 P2 ①			3 0 0 0 0 0 0
Cory Snyder, R OBP: 0.332, SLG: 0.492 (1, 9)		2-2 1B			1-1 P2 ①		1-0 2B			3 0 2 0 0 0 0
Carmen Castillo, R OBP: 0.316, SLG: 0.340 (1, 7)		0-0 F8 ③			1-1 G4-3 ②		0-1 L4 ②			3 0 0 0 0 0 2
Brook Jacoby, R OBP: 0.316, SLG: 0.370 (1, 5)			1-3 K ①		1-0 G1-3 ③		1-3 K ③			3 0 0 0 0 2 1
Chris Bando, S OBP: 0.233, SLG: 0.206 (1, 2)			2-2 L7 ②			4-0 2B BB				1 1 0 0 1 0 0

Inning Stats	R: 0 E: 0 K: 1 S: 10	H: 0 LOB: 0 BB: 0 P: 16	R: 0 E: 0 K: 0 S: 11	H: 1 LOB: 1 BB: 0 P: 16	R: 0 E: 0 K: 1 S: 10	H: 0 LOB: 0 BB: 0 P: 14	R: 1 E: 0 K: 0 S: 11	H: 2 LOB: 0 BB: 0 P: 14	R: 0 E: 0 K: 0 S: 5	H: 0 LOB: 0 BB: 0 P: 8	R: 1 E: 0 K: 0 S: 10	H: 1 LOB: 1 BB: 1 P: 18	R: 0 E: 0 K: 1 S: 7	H: 1 LOB: 1 BB: 0 P: 11	1B: 2 2B: 2 3B: 0 HR: 1	SF: 0 SAC: 0 DP: 1 HBP: 0	WP: 0 PB: 0 SB: 0 CS: 0	PA: 26
--------------	-------------------------------	----------------------------------	-------------------------------	----------------------------------	-------------------------------	----------------------------------	-------------------------------	----------------------------------	------------------------------	---------------------------------	-------------------------------	----------------------------------	------------------------------	----------------------------------	----------------------------------	------------------------------------	----------------------------------	--------

PITCHER	IP	WLS	BF	H	R	ER	SO	BB	IBB	HBP	BLK	WP	HR	S	P	ERA	WHIP
Allan Anderson, L ERA: 2.87 (1, 1)	7.0	W	26	5	2	2	3	1	0	0	0	0	1	64	97	2.57	0.857

BOTTOM

Minnesota Twins @ Cleveland Indians
Cleveland Municipal Stadium, Cleveland, OH

Sat Jul 30 1988, 3:33 AM EDT
Att. 22,733 - Cloudy - 92 F

livebaseballscorecards.com

AB	25
R	2
H	5
RBI	2
BB	1
SO	3
LOB	7



Batter	1	2	3	4	5	6	7	8	9	AB R H RBI BB SO LOB	TOP	
Dan Gladden, R (1, 7) OBP: 0.324, SLG: 0.419 Mark Davidson, R (7, 9) OBP: 0.326, SLG: 0.384	3-1 F8		1-1 2B		0-1 E7 1B	1-0 FC3-6 1B	0-0 F8			5 1 3 1 0 0 1 0 0 0 0 0 0 0		
Randy Bush, L (1, 9) OBP: 0.377, SLG: 0.480	2-2 G5-4-3 HBP		3-2 G6-3		3-2 P5	1-2 FC3-6 1B	1-1 G3			4 0 1 0 0 0 3		
Kirby Puckett, R (1, 8) OBP: 0.369, SLG: 0.541 John Moses, S (6, 8) OBP: 0.352, SLG: 0.400	1-0 G5-4-3				0-3 K	1-3 K	2-2 FC3-6 1B			4 1 0 1 0 2 3 1 0 1 0 0 0 0		
Kent Hrbek, L (1, 3) OBP: 0.374, SLG: 0.500 Eric Bullock, L (7, 7)					0-0 F8			1-0 FC6-4 1B		2 2 1 0 2 0 0 1 0 0 0 0 0 1		
Gary Gaetti, R (1, 5) OBP: 0.360, SLG: 0.565 Al Newman, S (6, 5) OBP: 0.321, SLG: 0.267					0-1 F7			0-0 G4-6-3		4 2 2 1 0 0 1 1 0 0 0 0 0 1		
Gene Larkin, S (1, 10) OBP: 0.374, SLG: 0.389								0-0 F8		4 2 3 2 1 0 0		
Tim Laudner, R (1, 2) OBP: 0.310, SLG: 0.430								1-0 F8		5 2 2 3 0 0 2		
Steve Lombardozzi, R (1, 4) OBP: 0.315, SLG: 0.305					2-1 L5	1-1 P3	1-0 E4 FC4-6	1-0 F9		5 0 0 1 0 0 1		
Greg Gagne, R (1, 6) OBP: 0.305, SLG: 0.433					0-1 B1-3	1-2 HR	1-2 FC4-6 1B FC3-6	1-0 E4		4 2 1 1 0 0 2		
Inning Stats	R: 0 H: 0 E: 0 LOB: 0 K: 0 BB: 0 S: 6 P: 12	R: 0 H: 2 E: 0 LOB: 1 K: 0 BB: 0 S: 11 P: 17	R: 0 H: 1 E: 0 LOB: 1 K: 0 BB: 0 S: 10 P: 16	R: 0 H: 0 E: 0 LOB: 0 K: 1 BB: 0 S: 6 P: 6	R: 3 H: 3 E: 1 LOB: 1 K: 1 BB: 1 S: 16 P: 26	R: 9 H: 7 E: 2 LOB: 1 K: 0 BB: 2 S: 31 P: 55	R: 0 H: 0 E: 1 LOB: 1 K: 0 BB: 0 S: 5 P: 8	R: 0 H: 1 E: 0 LOB: 0 K: 0 BB: 0 S: 3 P: 4	R: 0 H: 0 E: 0 LOB: 0 K: 0 BB: 0 S: 3 P: 4	1B: 9 SF: 0 2B: 3 SAC: 0 3B: 0 DP: 2 HR: 2 HBP: 1	WP: 0 PA: 44 PB: 0 SB: 0 CS: 0	
PITCHER	IP WLS BF H R ER SO BB IBB HBP BLK WP HR S P ERA WHIP											
John Farrell, R (1, 1) ERA: 4.22	5.0 L 24 8 6 6 2 2 0 1 0 0 0 2 54 89 10.80 2.000											
Bill Laskey, R (6, 1) ERA: 6.06	0.0 2 1 0 0 0 0 0 0 0 0 0 0 6 9 ∞ ∞											
Don Gordon, R (6, 1) ERA: 5.04	0.2 7 4 6 5 0 1 0 0 1 0 0 17 31 67.50 7.500											
Rick Rodriguez, R (6, 1) ERA: 5.83	2.1 8 1 0 0 0 0 0 0 0 0 0 11 15 0.00 0.429											
Brad Havens, L (9, 1) ERA: 3.79	1.0 3 0 0 0 0 0 0 0 0 0 0 3 4 0.00 0.000											

Minnesota Twins @ Cleveland Indians
Cleveland Municipal Stadium, Cleveland, OH
Sun Jul 31 1988, 3:33 AM EDT
Att. 24,045 - Sunny - 79 F

livebaseballscorecards.com

AB	40
R	12
H	14
RBI	10
BB	3
SO	2
LOB	15



Batter	1	2	3	4	5	6	7	8	9	AB	R	H	RBI	BB	SO	LOB
Ron Washington, R (1, 6) OBP: 0.273, SLG: 0.337 Paul Zuvella, R (7, 6) OBP: 0.063, SLG: 0.063	1-3 K		0-1 L9			4-1 BB 1B 1B BB	0-1 FC6-4		3-2 P6	2	1	0	0	1	1	0
Terry Francona, L (1, 10) OBP: 0.303, SLG: 0.360	3-2 1B			0-0 BB		2-1 1B BB	1-1 F7			4	1	3	0	0	0	1
Julio Franco, R (1, 4) OBP: 0.372, SLG: 0.439	1-2 G4-6-3 1B			4-0 BB SAFE BB		4-2 1B BB		4-2 2B G6-3 BB		1	1	1	0	3	0	0
Joe Carter, R (1, 8) OBP: 0.321, SLG: 0.496 Carmen Castillo, R (8, 7) OBP: 0.323, SLG: 0.358	0-1 G4-6-3			2-1 P4		0-0 P3		0-0 G6-3 1-3 G6-3 2B		3	0	0	0	0	0	7
Mel Hall, L (1, 7) OBP: 0.336, SLG: 0.418 (8, 8)		2-0 P6		0-0 G3-6-3		0-0 1B		2-2 G6-3		4	0	1	3	0	0	3
Cory Snyder, R (1, 9) OBP: 0.329, SLG: 0.486		2-1 G5-3			0-0 F9		0-0 K		2-3 G6-3	4	0	0	1	0	1	2
Willie Upshaw, L (1, 3) OBP: 0.332, SLG: 0.391		1-0 G1-3			0-1 1B		3-3 K		1-1 F9	4	0	1	0	0	1	2
Brook Jacoby, R (1, 5) OBP: 0.313, SLG: 0.367 Domingo Ramos, R (8, 5) OBP: 0.311, SLG: 0.300			0-0 L8		0-1 L6		0-0 P4		0-1 G4-3	3	0	0	0	0	0	1
Chris Bando, S (1, 2) OBP: 0.234, SLG: 0.197			2-3 K2-3		1-0 G3		4-2 FC6-4 BB		2-1 G4-3	1	0	0	0	1	1	1

Inning Stats	R: 0	H: 2	E: 0	K: 1	S: 11	LOB: 1	BB: 0	P: 16	R: 0	H: 0	E: 0	K: 0	S: 4	LOB: 0	BB: 0	P: 9	R: 0	H: 0	E: 0	K: 1	S: 7	LOB: 0	BB: 0	P: 9	R: 0	H: 1	E: 0	K: 0	S: 4	LOB: 1	BB: 1	P: 10	R: 0	H: 1	E: 0	K: 0	S: 6	LOB: 1	BB: 0	P: 7	R: 2	H: 2	E: 0	K: 2	S: 13	LOB: 2	BB: 2	P: 28	R: 0	H: 0	E: 0	K: 0	S: 7	LOB: 1	BB: 1	P: 12	R: 2	H: 1	E: 0	K: 0	S: 14	LOB: 0	BB: 1	P: 21	R: 0	H: 0	E: 0	K: 0	S: 7	LOB: 0	BB: 0	P: 12	1B: 6	SF: 0	2B: 1	SAC: 0	3B: 0	DP: 2	HR: 0	HBP: 0	WP: 0	PA: 37
--------------	------	------	------	------	-------	--------	-------	-------	------	------	------	------	------	--------	-------	------	------	------	------	------	------	--------	-------	------	------	------	------	------	------	--------	-------	-------	------	------	------	------	------	--------	-------	------	------	------	------	------	-------	--------	-------	-------	------	------	------	------	------	--------	-------	-------	------	------	------	------	-------	--------	-------	-------	------	------	------	------	------	--------	-------	-------	-------	-------	-------	--------	-------	-------	-------	--------	-------	--------

PITCHER	IP	WLS	BF	H	R	ER	SO	BB	IBB	HBP	BLK	WP	HR	S	P	ERA	WHIP
Freddie Toliver, R (1, 1) ERA: 4.24	5.1	W	23	6	2	2	2	3	0	0	0	0	0	39	68	3.38	1.688
Mark Portugal, R (6, 1) ERA: 4.73	3.2	S	14	1	2	2	2	2	0	0	0	0	0	34	56	4.91	0.818

BOTTOM

Minnesota Twins @ Cleveland Indians
Cleveland Municipal Stadium, Cleveland, OH

Sun Jul 31 1988, 3:33 AM EDT
Att. 24,045 - Sunny - 79 F

livebaseballscorecards.com

AB	32
R	4
H	7
RBI	4
BB	5
SO	4
LOB	18



Batter	1	2	3	4	5	6	7	8	9	AB R H RBI BB SO LOB	TOP																			
Julio Franco, R (1, 4) OBP: 0.373, SLG: 0.440	2-3 K		1-1 1B		1-2 6-3-5 S 1B			1-0 5-3		4 0 2 0 0 1 0	Cleveland Indians @ Baltimore Orioles Memorial Stadium, Baltimore, MD Tue Aug 02 1988, 7:05 PM EDT Att: 15,983 - Unknown																			
Terry Francona, L (1, 10) OBP: 0.290, SLG: 0.344	1-3 K		0-0 L7		2-2 F9			2-3 K		4 0 0 0 0 2 3																				
Joe Carter, R (1, 8) OBP: 0.323, SLG: 0.496	0-0 F3		0-2 1B		2-1 6-3-5 1-3f			1-2 1B		4 0 2 1 0 0 1																				
Mel Hall, L (1, 7) OBP: 0.335, SLG: 0.414		1-1 3-1	4-0 FC6-4 BB		0-0 4-3			0-0 F7		3 0 0 0 1 0 1																				
Cory Snyder, R (1, 9) OBP: 0.328, SLG: 0.489		0-1 6-3	0-1 FC6-4 1-2f		2-3 K			0-0 SF9 3B		4 1 1 0 0 1 3																				
Willie Upshaw, L (1, 3) OBP: 0.331, SLG: 0.389		4-2 S BB		2-3 K		3-1 F8		1-1 SF9		2 0 0 1 1 1 0																				
Brook Jacoby, R (1, 5) OBP: 0.313, SLG: 0.366		1-2 3-1		0-0 FC4-6 1B		0-0 1-3		1-0 4-3		4 0 1 0 0 0 1																				
Chris Bando, S (1, 2) OBP: 0.225, SLG: 0.188 Carmen Castillo, R (9, PH) OBP: 0.330, SLG: 0.365			1-0 L8	2-3 SAFE K		1-0 F5		0-1 1B		3 0 0 0 0 1 1 1 0 1 0 0 0 0																				
Domingo Ramos, R (1, 6) OBP: 0.306, SLG: 0.295			1-0 1B	3-1 FC4-6 1-2f		2-1 F9		1-2 F9		4 1 1 0 0 0 2																				
Inning Stats	R: 0 E: 0 K: 2 S: 8	H: 0 LOB: 0 BB: 0 P: 11	R: 0 E: 0 K: 0 S: 10	H: 0 LOB: 1 BB: 1 P: 16	R: 1 E: 0 K: 0 S: 10	H: 3 LOB: 3 BB: 1 P: 17	R: 0 E: 0 K: 2 S: 9	H: 1 LOB: 1 BB: 0 P: 16	R: 0 E: 0 K: 1 S: 7	H: 0 LOB: 0 BB: 0 P: 12	R: 0 E: 0 K: 0 S: 4	H: 0 LOB: 0 BB: 0 P: 7	R: 0 E: 0 K: 1 S: 8	H: 1 LOB: 1 BB: 0 P: 12	R: 1 E: 0 K: 0 S: 9	H: 2 LOB: 1 BB: 0 P: 12	1B: 7 2B: 1 3B: 1 HR: 0	SF: 1 SAC: 0 DP: 1 HBP: 0	WP: 0 PB: 0 SB: 2 CS: 0	PA: 36										
PITCHER Oswaldo Peraza, R (1, 1) ERA: 5.37	IP 9.0	WLS W	BF 36	H 8	R 2	ER 2	SO 6	BB 2	IBB 0	HBP 0	BLK 0	WP 0	HR 0	S 74	P 117	ERA 2.00	WHIP 1.111													
											PITCHER	IP	WLS	BF	H	R	ER	SO	BB	IBB	HBP	BLK	WP	HR	S	P	ERA	WHIP		

livebaseballscorecards.com

AB	33
R	2
H	8
RBI	2
BB	2
SO	6
LOB	12



Batter	1	2	3	4	5	6	7	8	9
Brady Anderson, L OBP: 0.308, SLG: 0.302 (1, 8) B B S X	2-1 G3 ①		0-0 1B S ① 2-3 3-H	1-1 F8 ③		0-1 F6 ③ C 1 SAFE 1 SAFE 1 SAFE 1 SAFE X		0-1 6-3 ③ F X	
Billy Ripken, R OBP: 0.259, SLG: 0.259 (1, 4) B B C T F F X	2-3 K ②		1 SAFE 1 SAFE 1 SAFE 1 SAFE 1 SAFE 1 SAFE 1 SAFE 1 SAFE B 1 SAFE	2-1 F4 ①		2-1 F2 ① B C B X	1-1 1B ① B C X		
Cal Ripken Jr., R OBP: 0.388, SLG: 0.472 (1, 6) B B X	2-0 F8 ③		0-2 SF8 ② 3-H		1-0 1B HBP ① H		2-2 F9 ① B C 1 SAFE 1 SAFE 1 SAFE 1 B X		
Eddie Murray, S OBP: 0.341, SLG: 0.429 (1, 10) C B T F X		1-2 L9 ① 1 SAFE 1 SAFE 1 SAFE 1 SAFE 1 B 1 B	4-2 1B BB ② 1 SAFE 1 B 1 B		1-0 1B ② B 1 SAFE 1 SAFE X		1-0 F4 ② 1 SAFE 1 B X		
Mickey Tettleton, S OBP: 0.299, SLG: 0.451 (1, 2) B B X S T F X	1-2 F2 ②		1-0 1B ② 1-3 2-H		1-3 K ② C S B S X		1-2 F7 ③ 1 SAFE 1 SAFE 1 B F X		
Jim Traber, L OBP: 0.259, SLG: 0.337 (1, 3) B B C B C B X		3-3 K ③ S T F B C B X	1-0 4-3 ③		2-2 1-3 ③ B T F B C B X			1-0 L8 ① B X	
Ken Gerhart, R OBP: 0.256, SLG: 0.371 (1, 7) C B X			1-1 E 2B ① S	1-1 5-3 2B ① S		3-3 K ① F B B F B S		1-3 K ② C S B S	
Larry Sheets, L OBP: 0.311, SLG: 0.330 (1, 9) Joe Orsulak, L OBP: 0.328, SLG: 0.353 (9, 9) F F B B B F B			4-2 2B 1B BB ② 2-H	1-0 F7 ① B X		0-0 F5 ② X		1-2 HR ② B S S X	
Rick Schu, R OBP: 0.311, SLG: 0.375 (1, 5) B 1 SAFE F B 1 SAFE F X			2-2 1B SF8 2B ② 1-3	2-0 5-3 ② B B X		3-2 E5 ② C B B C B F B		1-2 3B ② C B X	

Inning Stats	R: 0	H: 0	E: 0	K: 1	S: 6	LOB: 0	BB: 0	P: 12
	R: 0	H: 0	E: 0	K: 1	S: 9 <td>LOB: 0</td> <td>BB: 0</td> <td>P: 14</td>	LOB: 0	BB: 0	P: 14
	R: 4	H: 4	E: 0	K: 0	S: 22	LOB: 2	BB: 2	P: 37
	R: 0	H: 1	E: 0	K: 0	S: 6	LOB: 1	BB: 0	P: 11
	R: 0	H: 1	E: 0	K: 1	S: 10	LOB: 2	BB: 0	P: 17
	R: 0	H: 0	E: 1	K: 1	S: 14	LOB: 1	BB: 0	P: 20
	R: 0	H: 1	E: 0	K: 0	S: 9	LOB: 1	BB: 0	P: 14
	R: 1	H: 2	E: 0	K: 1	S: 12	LOB: 1	BB: 0	P: 16

PITCHER	IP	WLS	BF	H	R	ER	SO	BB	IBB	HBP	BLK	WP	HR	S	P	ERA	WHIP
Scott Bailes, L ERA: 4.95 (1, 1)	3.0	L	15	4	4	4	2	2	0	0	0	0	0	37	63	12.00	2.000
Don Gordon, R ERA: 4.5 (4, 1)	5.0		22	5	1	1	3	0	0	1	0	0	1	51	78	1.80	1.000

AB R H RBI BB SO LOB


BOTTOM

Cleveland Indians @ Baltimore Orioles
Memorial Stadium, Baltimore, MD

Tue Aug 02 1988, 7:05 PM EDT
Att. 15,983 - Unknown

livebaseballscorecards.com

AB 33
R 5
H 9
RBI 4
BB 2
SO 5
LOB 16



WP: 0 PA: 37
PB: 0
SB: 2
CS: 0

Batter	1	2	3	4	5	6	7	8	9	AB R H RBI BB SO LOB	TOP		
Ron Washington, R (1, 6) OBP: 0.277, SLG: 0.340 Mel Hall, L (9, PH) OBP: 0.334, SLG: 0.413	1-1 F8	0-1 1B		1-2 4-3			2-2 G6-4-3 1B		1-2 4-3	4 0 2 0 0 0 1 1 0 0 0 0 0 1			
Julio Franco, R (1, 4) OBP: 0.372, SLG: 0.438	0-0 1B F3 1B	0-0 4-3			1-1 3-1		1-0 G6-4-3 1-2f			4 1 1 0 0 0 2			
Joe Carter, R (1, 8) OBP: 0.324, SLG: 0.496	2-2 E 1-3 1B				1-0 S 1B			1-1 F8		4 0 2 0 0 0 0			
Ron Kittle, R (1, 10) OBP: 0.326, SLG: 0.536	2-2 F3 1-3 3-H			2-1 FC5-4 HBP		0-0 F3		1-1 1B		3 0 1 0 0 0 2			
Cory Snyder, R (1, 9) OBP: 0.325, SLG: 0.484	1-0 L8			1-1 F8		1-1 4-3 1-2		1-1 F8		4 0 0 0 0 0 4			
Brook Jacoby, R (1, 5) OBP: 0.310, SLG: 0.362		0-0 L7		2-2 FC5-4 1-2f		0-0 L7		1-1 F8		4 0 0 0 0 0 2			
Carmen Castillo, R (1, 7) OBP: 0.317, SLG: 0.350		1-0 F4		1-1 F8		0-0 6-3		2-1 F6		4 0 0 0 0 0 0			
Domingo Ramos, R (1, 3) OBP: 0.308, SLG: 0.283 Terry Francona, L (9, PH) OBP: 0.287, SLG: 0.341		4-2 HR BB		1-2 6-3		0-1 5-3		1-1 F8		2 1 0 0 1 0 0 1 0 0 0 0 0 0			
Ron Tingley, R (1, 2) OBP: 0.667, SLG: 1.667 Willie Upshaw, L (9, PH) OBP: 0.332, SLG: 0.393		1-0 HR		1-1 1B			1-1 F2		0-0 2B	3 1 2 2 0 0 0 1 0 1 0 0 0 0			
Inning Stats	R: 1 H: 2 E: 1 LOB: 1 K: 0 BB: 0 S: 12 P: 18	R: 2 H: 2 E: 0 LOB: 1 K: 0 BB: 1 S: 10 P: 16	R: 0 H: 0 E: 0 LOB: 1 K: 0 BB: 0 S: 7 P: 15	R: 0 H: 1 E: 0 LOB: 1 K: 0 BB: 0 S: 10 P: 14	R: 0 H: 1 E: 0 LOB: 1 K: 0 BB: 0 S: 6 P: 9	R: 0 H: 0 E: 0 LOB: 0 K: 0 BB: 0 S: 4 P: 4	R: 0 H: 1 E: 0 LOB: 0 K: 0 BB: 0 S: 6 P: 10	R: 0 H: 1 E: 0 LOB: 1 K: 0 BB: 0 S: 8 P: 12	R: 0 H: 1 E: 0 LOB: 1 K: 0 BB: 0 S: 8 P: 12	1B: 7 SF: 0 2B: 1 SAC: 0 3B: 0 DP: 1 HR: 1 HBP: 1	WP: 0 PA: 37 PB: 0 SB: 1 CS: 0		
PITCHER	IP WLS BF H R ER SO BB IBB HBP BLK WP HR S P ERA WHIP											PITCHER	IP WLS BF H R ER SO BB IBB HBP BLK WP HR S P ERA WHIP
Jeff Ballard, L (1, 1) ERA: 5.21	7.0 W 29 7 3 2 0 1 0 1 0 0 0 1 55 86 2.57 1.143												
Tom Niedenfuer, R (8, 1) ERA: 2.63	2.0 8 2 0 0 0 0 0 0 0 0 0 0 16 24 0.00 1.000												

Cleveland Indians @ Baltimore Orioles
 Memorial Stadium, Baltimore, MD
 Wed Aug 03 1988, 7:05 PM EDT
 Att. 15,546 - Unknown - 89 F

livebaseballscorecards.com

AB	35
R	3
H	9
RBI	2
BB	1
SO	0
LOB	12



Batter	1	2	3	4	5	6	7	8	9	AB	R	H	RBI	BB	SO	LOB
Joe Orsulak, L (1, 7) OBP: 0.329, SLG: 0.349	2-2 F9	4-0 1B FC5 BB		0-0 F9	4-2 S BB		0-0 F8			3	1	0	0	2	0	0
Brady Anderson, L (1, 8) OBP: 0.305, SLG: 0.299	1-2 L9	2-1 F8 FC5 1B		0-1 L9	0-3 K			0-0 F8		5	0	1	2	0	1	2
Cal Ripken Jr., R (1, 6) OBP: 0.391, SLG: 0.470	4-2 1B BB	0-1 FC5		4-2 HR BB			3-2 E 1B	2-1 F9		3	1	1	1	2	0	1
Eddie Murray, S (1, 10) OBP: 0.342, SLG: 0.436	0-0 1B	0-2 F8		1-1 HR			3-1 E5	2-1 F2		5	1	2	2	0	0	3
Jim Traber, L (1, 3) OBP: 0.255, SLG: 0.330	3-1 F5	2-2 F8		2-3 K			1-3 K			4	0	0	0	0	2	6
Larry Sheets, L (1, 9) OBP: 0.313, SLG: 0.341		1-2 HR	0-0 4-3		0-0 SH1-3 1B		0-0 F8			4	2	2	1	0	0	2
Ken Gerhart, R (7, 9) OBP: 0.256, SLG: 0.371										0	0	0	0	0	0	0
Terry Kennedy, L (1, 2) OBP: 0.240, SLG: 0.266		0-1 SH1-4 1B	0-0 HR		1-2 SH1-3		1-3 K			3	2	2	1	0	1	2
Rick Schu, R (1, 5) OBP: 0.310, SLG: 0.373		0-0 SH1-4 1B	1-1 1-3		0-1 5-3			0-1 F7		4	1	1	0	0	0	1
Billy Ripken, R (1, 4) OBP: 0.259, SLG: 0.259		1-0 SH1-4	1-3 K		2-1 S 1B			2-2 5-3		3	0	1	1	0	1	0

Inning Stats	R: 0	H: 1	E: 0	LOB: 2	K: 0	S: 12	P: 22	R: 4	H: 4	E: 0	LOB: 2	K: 0	S: 18	P: 28	R: 1	H: 1	E: 0	LOB: 0	K: 1	S: 7	P: 9	R: 2	H: 1	E: 0	LOB: 0	K: 1	S: 10	P: 17	R: 1	H: 2	E: 0	LOB: 2	K: 1	S: 12	P: 18	R: 0	H: 1	E: 1	LOB: 2	K: 2	S: 14	P: 22	R: 0	H: 0	E: 0	LOB: 0	K: 0	S: 6	P: 8	R: 0	H: 0	E: 0	LOB: 0	K: 0	S: 5	P: 9
--------------	------	------	------	--------	------	-------	-------	------	------	------	--------	------	-------	-------	------	------	------	--------	------	------	------	------	------	------	--------	------	-------	-------	------	------	------	--------	------	-------	-------	------	------	------	--------	------	-------	-------	------	------	------	--------	------	------	------	------	------	------	--------	------	------	------

PITCHER	IP	WLS	BF	H	R	ER	SO	BB	IBB	HBP	BLK	WP	HR	S	P	ERA	WHIP
Rick Rodriguez, R (1, 1) ERA: 7.09	3.2	L	22	7	7	7	1	3	0	0	0	0	3	44	71	17.18	2.727
Brad Havens, L (4, 1) ERA: 3.6	4.1		18	3	1	1	4	1	0	0	0	0	0	40	62	2.08	0.923


BOTTOM

Cleveland Indians @ Baltimore Orioles
Memorial Stadium, Baltimore, MD

Wed Aug 03 1988, 7:05 PM EDT
Att: 15,546 - Unknown - 89 F

AB	34
R	8
H	10
RBI	8
BB	4
SO	5
LOB	17

livebaseballscorecards.com



WP: 0	PA: 40
PB: 0	
SB: 2	
CS: 0	

Batter	1	2	3	4	5	6	7	8	9	AB R H RBI BB SO LOB	TOP									
Julio Franco, R (1, 4) OBP: 0.369, SLG: 0.434	0-1 1-3		1-3 K			2-1 F9			0-2 6-3	4 0 0 0 0 1 3	Cleveland Indians @ Baltimore Orioles Memorial Stadium, Baltimore, MD Thu Aug 04 1988, 7:05 PM EDT Att. 21,543 - Unknown - 89 F									
Willie Upshaw, L (1, 3) OBP: 0.329, SLG: 0.389	0-3 K			1-1 F9		0-1 1-3		0-0 G3	4 0 0 0 0 1 2											
Joe Carter, R (1, 8) OBP: 0.322, SLG: 0.492	0-0 F8			1-1 F4			3-1 F9	2-1 L6	4 0 0 0 0 0 1											
Ron Kittle, R (1, 10) OBP: 0.332, SLG: 0.538		1-1 G5-4-3 1B		2-1 6-3			2-2 G1-6-3 1B		3 0 2 0 0 0 0											
Mel Hall, L (1, 7) OBP: 0.332, SLG: 0.410		0-0 F5			1-1 6-3		2-2 G1-6-3 1-2f		3 0 0 0 0 0 2											
Cory Snyder, R (1, 9) OBP: 0.323, SLG: 0.480		1-0 G5-4-3 1-2f			0-0 5-3			1-0 6-3	3 0 0 0 0 0 1											
Brook Jacoby, R (1, 5) OBP: 0.308, SLG: 0.360			1-1 F8		1-1 F4			0-0 6-3	3 0 0 0 0 0 0											
Chris Bando, S (1, 2) OBP: 0.217, SLG: 0.181			1-3 K			2-3 K		0-2 4-3	3 0 0 0 0 2 0											
Ron Washington, R (1, 6) OBP: 0.287, SLG: 0.350			0-2 1B			1-0 1B		2-2 G3 6-3 1B	3 0 3 0 0 0 0											
Inning Stats	R: 0 E: 0 K: 1 S: 7	H: 0 LOB: 0 BB: 0 P: 7	R: 0 E: 0 K: 2 S: 4	H: 1 LOB: 1 BB: 0 P: 6	R: 0 E: 0 K: 0 S: 6	H: 0 LOB: 0 BB: 0 P: 10	R: 0 E: 0 K: 0 S: 5	H: 0 LOB: 0 BB: 0 P: 7	R: 0 E: 0 K: 1 S: 8	H: 1 LOB: 1 BB: 0 P: 13	R: 0 E: 0 K: 0 S: 8	H: 1 LOB: 0 BB: 0 P: 15	R: 0 E: 0 K: 0 S: 5	H: 0 LOB: 0 BB: 0 P: 6	R: 0 E: 0 K: 0 S: 11	H: 1 LOB: 1 BB: 0 P: 15	1B: 5 2B: 0 3B: 0 HR: 0	SF: 0 SAC: 0 DP: 2 HBP: 0	WP: 0 PB: 0 SB: 0 CS: 0	PA: 30
PITCHER	IP WLS BF H R ER SO BB IBB HBP BLK WP HR S P ERA WHIP																			
Dave Schmidt, R (1, 1) ERA: 3.65	6.1 W 21 3 0 0 4 0 0 0 0 0 0 0 46 65 0.00 0.474																			
Doug Sisk, R (7, 1) ERA: 2.73	2.2 9 2 0 0 0 0 0 0 0 0 0 0 22 31 0.00 0.750																			

AB	30
R	0
H	5
RBI	0
BB	0
SO	4
LOB	9



Batter	1	2	3	4	5	6	7	8	9
Pete Stanicek, S OBP: 0.312, SLG: 0.298 (1, 7) C F B B X	2-2 6-3 ①	2-2 G3 ③			1-3 K ①	2-3 K ③			
Brady Anderson, L OBP: 0.304, SLG: 0.298 (1, 8) X	0-0 F9 ②		2-0 F7 ①		1-3 K ②		1-2 E S 1B		
Cal Ripken Jr., R OBP: 0.392, SLG: 0.469 (1, 6) C B B B X	3-2 6-3 ③		2-2 1B 1B		4-2 E 2B BB		3-3 K ① 1-3		
Eddie Murray, S OBP: 0.343, SLG: 0.435 (1, 10)		4-1 PB 1B 6-3 BB	1-2 1B		0-1 E6 2B		2-2 2-3 ②		
Mickey Tettleton, S OBP: 0.304, SLG: 0.458 (1, 2) X		0-0 E PB 1B 1B	1-0 F6 ②		1-1 1B 2B 1-H 2-H		1-2 L3 ③		
Larry Sheets, L OBP: 0.312, SLG: 0.340 (1, 3) Jim Traber, L OBP: 0.255, SLG: 0.330 (9, 3)		3-3 K ① 1-2 2-3	2-3 K ③		0-1 1B		0-0 1-3 ①		
Ken Gerhart, R OBP: 0.254, SLG: 0.367 (1, 9) Joe Orsulak, L OBP: 0.331, SLG: 0.350 (5, PH) (6, 9)		1-1 6-3 ② 3-H		0-0 B1-3 ①	0-1 F9 ③		0-0 L4 S 1B		
Rick Schu, R OBP: 0.309, SLG: 0.367 (1, 5) X		0-0 E6 1B E 2-3	1-1 L8 ②		0-3 K ①		4-2 1-2 BB		
Billy Ripken, R OBP: 0.259, SLG: 0.259 (1, 4) 1 SAFE 1 SAFE 1 SAFE		2-2 E8 1B 1-H 3-H	2-2 5-3 ③		0-2 5-3 ②		0-0 L4 ② ③ 2-3		

AB	R	H	RBI	BB	SO	LOB
4	0	0	0	0	2	1
4	0	1	0	0	1	0
3	1	1	0	1	1	1
3	2	1	0	1	0	2
4	1	2	2	0	0	3
4	0	1	0	0	2	4
0	0	0	0	0	0	0
2	0	0	1	0	0	1
2	0	1	0	0	0	2
3	1	0	0	1	1	1
4	0	1	1	0	0	2

BOTTOM

Cleveland Indians @ Baltimore Orioles
Memorial Stadium, Baltimore, MD

Thu Aug 04 1988, 7:05 PM EDT
Att: 21,543 - Unknown - 89 F

livebaseballscorecards.com

AB	33
R	5
H	8
RBI	4
BB	3
SO	7
LOB	17



Inning Stats		R: 0	H: 0	E: 0	K: 0	S: 7	P: 12	R: 3	H: 2	E: 2	K: 1	S: 14	R: 0	H: 2	E: 0	K: 1	S: 13	R: 0	H: 0	E: 0	K: 0	S: 6	R: 2	H: 2	E: 1	K: 2	S: 16	R: 0	H: 0	E: 0	K: 2	S: 10	R: 0	H: 1	E: 0	K: 1	S: 14	R: 0	H: 1	E: 0	K: 0	S: 5	1B: 7	2B: 2	3B: 0	HR: 0	SF: 0	SAC: 0	DP: 1	HBP: 0	WP: 0	PA: 36
Greg Swindell, L ERA: 3.27 (1, 1)	4.2	WLS	BF	H	R	ER	SO	BB	IBB	HBP	BLK	WP	HR	S	P	ERA	WHIP																																			
Bill Laskey, R ERA: 5.03 (5, 1)	3.1		12	2	0	0	3	1	0	0	0	0	0	31	44	0.00	0.900																																			
PITCHER		IP	WLS	BF	H	R	ER	SO	BB	IBB	HBP	BLK	WP	HR	S	P	ERA	WHIP																																		

Batter	1	2	3	4	5	6	7	8	9	AB R H RBI BB SO LOB	TOP
Julio Franco, R OBP: 0.370, SLG: 0.434 (1, 4)	3-1 G4-3		2-0 S 1B		2-2 G3-6 1B			2-0 G4-3		4 0 2 0 0 0 0	<p>Cleveland Indians @ Texas Rangers Arlington Stadium, Arlington, TX</p> <p>Fri Aug 05 1988, 8:05 PM EDT Att. 21,527 - Unknown - 95 F</p>
Willie Upshaw, L OBP: 0.328, SLG: 0.387 (1, 3)	2-2 G4-3		2-3 K		0-0 G3-6			1-0 2B SF8 1B		4 1 1 0 0 1 3	
Joe Carter, R OBP: 0.325, SLG: 0.496 (1, 8)	3-1 1B			1-0 1B HR 1B				2-2 SF8 1-3 2B		4 1 3 0 0 0 1	
Ron Kittle, R OBP: 0.330, SLG: 0.534 (1, 10)	2-1 F7			0-0 1-2 HR 1B				0-1 SF8		3 1 1 1 0 0 1	
Cory Snyder, R OBP: 0.327, SLG: 0.489 (1, 9)		0-1 G6-4-3 1B		1-0 HR				2-2 G5-3		3 1 2 3 1 0 1	
Brook Jacoby, R OBP: 0.305, SLG: 0.356 (1, 5)		0-2 G6-4-3 1-2f		0-0 L8				1-0 G5-3		4 0 0 0 0 0 2	
Carmen Castillo, R OBP: 0.306, SLG: 0.337 (1, 7)		0-0 G6-3		2-0 G5-3				0-1 F7		4 0 0 0 0 1 0	
Andy Allanson, R OBP: 0.289, SLG: 0.319 (1, 2)			1-1 G5-3		1-2 P3			1-2 G3-1		3 0 0 0 0 1 0	
Terry Francona, L OBP: 0.284, SLG: 0.337 (9, PH)										1 0 0 0 0 0 0	
Paul Zuvella, R OBP: 0.105, SLG: 0.105 (1, 6)					0-0 G3-6 1B			1-0 G6-3		3 0 1 0 0 0 0	
Inning Stats	R: 0 H: 1 E: 0 LOB: 1 K: 0 BB: 0 S: 9 P: 19	R: 0 H: 1 E: 0 LOB: 0 K: 0 BB: 0 S: 7 P: 7	R: 0 H: 1 E: 0 LOB: 1 K: 1 BB: 0 S: 8 P: 14	R: 3 H: 3 E: 0 LOB: 0 K: 0 BB: 0 S: 8 P: 13	R: 0 H: 2 E: 0 LOB: 1 K: 0 BB: 0 S: 8 P: 11	R: 0 H: 0 E: 0 LOB: 0 K: 0 BB: 1 S: 4 P: 10	R: 0 H: 0 E: 0 LOB: 0 K: 2 BB: 0 S: 8 P: 10	R: 1 H: 2 E: 0 LOB: 1 K: 0 BB: 0 S: 11 P: 18	R: 0 H: 0 E: 0 LOB: 0 K: 0 BB: 0 S: 6 P: 8	1B: 8 SF: 1 2B: 1 SAC: 0 3B: 0 DP: 3 HR: 1 HBP: 0	WP: 0 PA: 35 PB: 0 SB: 1 CS: 0
PITCHER	IP WLS BF H R ER SO BB IBB HBP BLK WP HR S P ERA WHIP										
Paul Kilgus, L ERA: 3.84 (1, 1)	7.1 W 30 10 4 4 3 1 0 0 0 0 1 58 95 4.91 1.500										
Craig McMurtry, R ERA: 2.6 (8, 1)	1.2 S 5 0 0 0 0 0 0 0 0 0 0 0 11 15 0.00 0.000										

livebaseballscorecards.com

AB	33
R	4
H	10
RBI	4
BB	1
SO	3
LOB	8



Batter	1	2	3	4	5	6	7	8	9
Oddibe McDowell, L OBP: 0.301, SLG: 0.324 (1, 8)	1-2 G6-3 S 1B		X 0-0 BB SF7 1B	X 0-0 G3		P 1 SAFE X 1-0 F8		X 0-0 F9	
Scott Fletcher, R OBP: 0.357, SLG: 0.321 (1, 6)	3-2 G6-3 1-3		P 1 SAFE BB BB BB 1-2 HR BB 1B	3-2 HBP		B B 2-0 CS 1-2	2-1 G5-3		
Pete O'Brien, L OBP: 0.361, SLG: 0.429 (1, 3)	3-1 FC3 1B		B B B 4-0 HR BB 1B	2-0 L7			2-1 P3		
Ruben Sierra, S OBP: 0.282, SLG: 0.408 (1, 9)	1-0 1B		F B S X 2-2 SF7		F X 0-1 L7		X 0-0 G5-3		
Pete Incaviglia, R OBP: 0.328, SLG: 0.504 (1, 7)	2-3 K		S B B X 3-2 HR		C B X 1-1 FC3-6 1B		X 0-0 G5-3		
Geno Petrali, L OBP: 0.381, SLG: 0.414 (1, 10)		X 0-0 L8	X 0-0 G3-1		B C X 1-2 FC3-6		B F C B X 2-2 3B 1B		
Steve Buechele, R OBP: 0.358, SLG: 0.438 (1, 5)		C B B X 4-2 BB	C C B F B X 3-2 F9		B B X 2-0 P6		B C B F B X 2-2 SH3 3B		
Jim Sundberg, R OBP: 0.305, SLG: 0.329 (1, 2)		S B B X 1-3 K		B C B X 2-1 G6-3		B B B X 3-3 K		L X 0-1 SH3	
Curtis Wilkerson, S OBP: 0.374, SLG: 0.392 (1, 4)		X 0-0 F7		F B S X 1-2 E6 G3 1B		X 0-0 CS 1B		B B C X 2-2 E7	

Inning Stats	R: 2	H: 2	E: 0	K: 1	S: 13	LOB: 0	BB: 0	P: 23	R: 0	H: 0	E: 0	K: 1	S: 9	LOB: 1	BB: 1	P: 14	R: 4	H: 2	E: 0	K: 0	S: 14	LOB: 0	BB: 2	P: 29	R: 0	H: 1	E: 1	K: 0	S: 10	LOB: 2	BB: 2	P: 18	R: 0	H: 1	E: 0	K: 0	S: 8	LOB: 1	BB: 0	P: 12	R: 0	H: 1	E: 0	K: 1	S: 6	LOB: 0	BB: 0	P: 11	R: 0	H: 0	E: 0	K: 0	S: 5	LOB: 0	BB: 0	P: 9	R: 2	H: 2	E: 1	K: 0	S: 14	LOB: 1	BB: 0	P: 20
--------------	------	------	------	------	-------	--------	-------	-------	------	------	------	------	------	--------	-------	-------	------	------	------	------	-------	--------	-------	-------	------	------	------	------	-------	--------	-------	-------	------	------	------	------	------	--------	-------	-------	------	------	------	------	------	--------	-------	-------	------	------	------	------	------	--------	-------	------	------	------	------	------	-------	--------	-------	-------

PITCHER	IP	WLS	BF	H	R	ER	SO	BB	IBB	HBP	BLK	WP	HR	S	P	ERA	WHIP
Rod Nichols, R ERA: 6.23 (1, 1)	6.0	L	28	7	6	6	3	3	0	1	0	0	1	60	107	9.00	1.667
Don Gordon, R ERA: 4.35 (7, 1)	1.0		3	0	0	0	0	0	0	0	0	0	0	5	9	0.00	0.000
Doug Jones, R ERA: 2.32 (8, 1)	1.0		6	2	2	2	0	0	0	0	0	0	0	14	20	18.00	2.000

BOTTOM


Cleveland Indians @ Texas Rangers
Arlington Stadium, Arlington, TX

Fri Aug 05 1988, 8:05 PM EDT
Att: 21,527 - Unknown - 95 F

AB	R	H	RBI	BB	SO	LOB
5	2	2	0	0	0	3
2	1	0	0	1	0	1
3	2	0	0	1	0	3
3	0	1	3	0	0	0
4	1	2	3	0	1	0
4	1	1	0	0	0	1
3	1	1	1	1	0	1
3	0	0	1	0	2	1
4	0	2	0	0	0	1

AB	31
R	8
H	9
RBI	8
BB	3
SO	3
LOB	11

WP: 0 PA: 38
PB: 0
SB: 1
CS: 1



PITCHER	IP	WLS	BF	H	R	ER	SO	BB	IBB	HBP	BLK	WP	HR	S	P	ERA	WHIP
---------	----	-----	----	---	---	----	----	----	-----	-----	-----	----	----	---	---	-----	------

Batter	1	2	3	4	5	6	7	8	9	AB R H RBI BB SO LOB	TOP											
Julio Franco, R (1, 4) OBP: 0.369, SLG: 0.433	1-2 G6-3	1-0 G6-3		0-2 FC4			2-2 CS 1B			4 0 1 0 0 0 2												
Terry Francona, L (1, 10) OBP: 0.303, SLG: 0.354	1-2 PB 2B 1B		1-1 L9		1-0 G4-6-3 1B		0-0 CS 1-2	0-0 G1-3 1B		4 2 3 0 0 0 0												
Joe Carter, R (1, 8) OBP: 0.323, SLG: 0.492	1-2 K		2-3 K		0-3 K		1-2 F8			4 0 0 0 0 3 3												
Mel Hall, L (1, 7) OBP: 0.331, SLG: 0.411	0-0 2B 2B		2-2 G3-1		0-0 G4-6-3 1-2f		0-0 G1-3 1-2			4 1 1 1 0 0 2												
Cory Snyder, R (1, 9) OBP: 0.331, SLG: 0.497	0-0 2B			2-1 G3-1 HR 2B		1-0 G5-3		1-1 2B 1B		4 1 3 2 0 0 0												
Willie Upshaw, L (1, 3) OBP: 0.325, SLG: 0.383	2-3 K			0-0 G3-1 2-3		3-1 G6-3		0-2 L7		4 0 0 0 0 1 2												
Brook Jacoby, R (1, 5) OBP: 0.304, SLG: 0.363			1-3 K		2-1 HR		1-0 P4		3-2 G6-3	4 1 1 2 0 1 0	AB 35 R 5 H 12 RBI 5 BB 0 SO 6 LOB 10											
Andy Allanson, R (1, 2) OBP: 0.292, SLG: 0.321			1-2 2B 1B		0-1 FC4 1B		1-3 K		0-0 G4-3	4 0 2 0 0 1 0												
Paul Zuvella, R (1, 6) OBP: 0.136, SLG: 0.182			3-1 2B		2-1 F8		0-1 F9			3 0 1 0 0 0 1												
Inning Stats	R: 2 E: 0 K: 2 S: 16	H: 3 LOB: 1 BB: 0 P: 23	R: 0 E: 0 K: 1 S: 9	H: 2 LOB: 1 BB: 0 P: 15	R: 0 E: 0 K: 1 S: 9	H: 0 LOB: 0 BB: 0 P: 14	R: 2 E: 0 K: 0 S: 13	H: 3 LOB: 1 BB: 0 P: 19	R: 0 E: 0 K: 1 S: 5	H: 1 LOB: 0 BB: 0 P: 6	R: 0 E: 0 K: 0 S: 4	H: 0 LOB: 0 BB: 0 P: 9	R: 0 E: 0 K: 1 S: 9	H: 1 LOB: 0 BB: 0 P: 12	R: 1 E: 0 K: 0 S: 7	H: 2 LOB: 1 BB: 0 P: 9	R: 0 E: 0 K: 0 S: 7	H: 0 LOB: 0 BB: 0 P: 10	1B: 7 2B: 4 3B: 0 HR: 1	SF: 0 SAC: 0 DP: 1 HBP: 0	WP: 0 PB: 1 SB: 0 CS: 1	PA: 36
PITCHER Charlie Hough, R (1, 1) ERA: 3.28	IP 9.0 WLS L BF 35 H 12 R 5 ER 5 SO 6 BB 0 IBB 0 HBP 0 BLK 0 WP 0 HR 1 S 79 P 117 ERA 5.00 WHIP 1.333											PITCHER	IP WLS BF H R ER SO BB IBB HBP BLK WP HR S P ERA WHIP									

Cleveland Indians @ Texas Rangers
Arlington Stadium, Arlington, TX
Sat Aug 06 1988, 8:05 PM EDT
Att: 31,003 - Unknown - 101 F

livebaseballscorecards.com



Batter	1	2	3	4	5	6	7	8	9	AB R H RBI BB SO LOB	TOP											
Julio Franco, R (1, 4) OBP: 0.366, SLG: 0.429	0-3 K		1-2 G1-6-3			2-3 K		1-1 6-3		4 0 0 0 0 2 4												
Terry Francona, L (1, 10) OBP: 0.301, SLG: 0.350	1-0 G3			1-2 5-3		0-1 E4		0-0 FC4-6 1B		4 0 1 0 0 0 1												
Joe Carter, R (1, 8) OBP: 0.320, SLG: 0.487	1-3 K			1-2 F8		1-0 F9		1-1 L7		4 0 0 0 0 1 3												
Mel Hall, L (1, 7) OBP: 0.327, SLG: 0.406		0-1 F5		1-0 6-3		1-2 4-3		0-0 FC4-6 1-2f		4 0 0 0 0 0 1												
Cory Snyder, R (1, 9) OBP: 0.330, SLG: 0.495		0-1 CS 1B		2-2 L9		1-2 4-3		3-3 K		4 0 1 0 0 1 1												
Willie Upshaw, L (1, 3) OBP: 0.323, SLG: 0.380		0-3 K		2-1 G3		1-0 F7				3 0 0 0 0 1 1												
Brook Jacoby, R (1, 5) OBP: 0.304, SLG: 0.362		2-2 CS 1-2	2-2 1B 1B		0-0 F9		1-0 6-3			3 0 1 0 0 0 0												
Andy Allanson, R (1, 2) OBP: 0.292, SLG: 0.321			1-0 G1-6-3 1B		0-0 4-3		0-1 L8			3 0 1 0 0 0 0												
Paul Zuvella, R (1, 6) OBP: 0.167, SLG: 0.174			0-3 K		4-2 E BB		1-2 2B			1 0 0 0 1 1 2												
Ron Washington, R (8, PH) OBP: 0.290, SLG: 0.358 (8, 6)										1 0 1 0 0 0 0												
Inning Stats	R: 0 E: 0 K: 2 S: 9	H: 0 LOB: 0 BB: 0 P: 11	R: 0 E: 0 K: 1 S: 12	H: 1 LOB: 0 BB: 0 P: 14	R: 0 E: 0 K: 1 S: 12	H: 2 LOB: 1 BB: 0 P: 16	R: 0 E: 0 K: 0 S: 9	H: 0 LOB: 0 BB: 0 P: 12	R: 0 E: 0 K: 0 S: 6	H: 0 LOB: 0 BB: 0 P: 10	R: 0 E: 1 K: 1 S: 9	H: 0 LOB: 2 BB: 1 P: 16	R: 0 E: 0 K: 0 S: 7	H: 0 LOB: 0 BB: 0 P: 10	R: 0 E: 0 K: 0 S: 8	H: 1 LOB: 1 BB: 0 P: 11	R: 0 E: 0 K: 1 S: 7	H: 1 LOB: 1 BB: 0 P: 11	1B: 4 2B: 1 3B: 0 HR: 0	SF: 0 SAC: 0 DP: 1 HBP: 0	WP: 0 PB: 0 SB: 0 CS: 1	PA: 33
PITCHER Jose Guzman, R (1, 1) ERA: 3.34	IP: 9.0 WLS: W BF: 32 H: 5 R: 0 ER: 0 SO: 6 BB: 1 IBB: 0 HBP: 0 BLK: 0 WP: 0 HR: 0 S: 79 P: 111 ERA: 0.00 WHIP: 0.667											PITCHER IP: WLS: BF: H: R: ER: SO: BB: IBB: HBP: BLK: WP: HR: S: P: ERA: WHIP:										

Cleveland Indians @ Texas Rangers
Arlington Stadium, Arlington, TX
Sun Aug 07 1988, 8:05 PM EDT
Att. 17,089 - Unknown - 100 F

AB	31
R	0
H	5
RBI	0
BB	1
SO	6
LOB	13



Batter	1	2	3	4	5	6	7	8	9
Cecil Espy, S OBP: 0.291, SLG: 0.375 (1, 8)	3-2 F8		1-0 F6			0-1 1B		0-0 4-3	
Scott Fletcher, R OBP: 0.355, SLG: 0.317 (1, 6)	0-3 K		1-1 F9			0-0 G4-3		3-3 K	
Pete O'Brien, L OBP: 0.361, SLG: 0.426 (1, 3)	2-2 E3			1-1 L9		1-2 FC6-4 1B			
Ruben Sierra, S OBP: 0.279, SLG: 0.401 (1, 9)	2-2 L3			1-0 F2		2-2 F9			
Pete Incaviglia, R OBP: 0.332, SLG: 0.504 (1, 7)		4-2 1B FC6-4 BB		0-0 1B		0-1 FC6-4			
Geno Petralli, L OBP: 0.382, SLG: 0.415 (1, 10)		0-0 FC6-4 1B		2-3 K			0-0 3-1		
Steve Buechele, R OBP: 0.352, SLG: 0.430 (1, 5)		0-1 FC6-4 CS		3-3 K			3-1 F8		
Jim Sundberg, R OBP: 0.296, SLG: 0.318 (1, 2)		2-2 6-3		2-2 6-3			3-2 6-3		
Curtis Wilkerson, S OBP: 0.367, SLG: 0.384 (1, 4)			1-1 L6		2-2 L7			0-0 L8	

Inning Stats	R: 0	H: 0	E: 1	LOB: 1	K: 1	S: 14	R: 1	H: 1	E: 0	LOB: 0	K: 0	S: 12	R: 0	H: 0	E: 0	LOB: 0	K: 0	S: 5	R: 0	H: 1	E: 0	LOB: 1	K: 1	S: 7	R: 0	H: 0	E: 0	LOB: 0	K: 1	S: 10	R: 1	H: 2	E: 0	LOB: 1	K: 0	S: 11	R: 0	H: 0	E: 0	LOB: 0	K: 0	S: 6	R: 0	H: 0	E: 0	LOB: 0	K: 1	S: 5		

PITCHER	IP	WLS	BF	H	R	ER	SO	BB	IBB	HBP	BLK	WP	HR	S	P	ERA	WHIP
Rich Yett, R ERA: 5.25 (1, 1)	6.0	L	23	4	2	2	3	1	0	0	0	0	0	59	89	3.00	0.833
Scott Bailes, L ERA: 4.87 (7, 1)	2.0		6	0	0	0	1	0	0	0	0	0	0	11	20	0.00	0.000


BOTTOM

Cleveland Indians @ Texas Rangers
Arlington Stadium, Arlington, TX

Sun Aug 07 1988, 8:05 PM EDT
Att. 17,089 - Unknown - 100 F

livebaseballscorecards.com

AB	28
R	2
H	4
RBI	2
BB	1
SO	4
LOB	7



1B: 3	SF: 0	WP: 0	PA: 29
2B: 0	SAC: 0	PB: 0	
3B: 1	DP: 0	SB: 0	
HR: 0	HBP: 0	CS: 1	

Batter	1	2	3	4	5	6	7	8	9	AB R H RBI BB SO LOB	TOP		
Ron Washington, R (1, 4) OBP: 0.294, SLG: 0.365	1-2 G5-3			1-0 7-4-3 1B		3-2 F7		3-2 2B		4 0 2 0 0 0 2	Cleveland Indians @ Minnesota Twins Hubert H. Humphrey Metrodome, Minneapolis, MN Mon Aug 08 1988, 8:05 PM EDT Att. 36,316 - Dome		
Willie Upshaw, L (1, 3) OBP: 0.325, SLG: 0.379 Andy Allanson, R (8, 2) OBP: 0.292, SLG: 0.321	2-0 G3			0-1 7-4-3 1B		0-0 P5		4-1 BB		3 0 1 0 1 0 2 0 0 0 0 0 0 0			
Joe Carter, R (1, 8) OBP: 0.317, SLG: 0.483	1-1 L5			0-0 7-4-3 1-2f 2-3f		1-1 P4		1-3 K		4 0 0 0 0 1 6			
Ron Kittle, R (1, 10) OBP: 0.328, SLG: 0.545				1-0 L8		2-1 G5-3		2-2 HR		4 1 1 1 0 1 0			
Carmen Castillo, R (1, 9) OBP: 0.304, SLG: 0.361				0-2 G6-3		3-1 HR		0-0 L7		4 1 1 1 0 0 0			
Brook Jacoby, R (1, 5) OBP: 0.302, SLG: 0.359				1-3 K		0-0 G6-3		3-3 K		4 0 0 0 0 2 0			
Mel Hall, L (1, 7) OBP: 0.327, SLG: 0.405				3-1 CS 1B		2-2 G5-3		1-1 G3-1		3 0 1 0 0 0 0			
Ron Tingley, R (1, 2) OBP: 0.400, SLG: 1.000 Terry Francona, L (8, PH) OBP: 0.308, SLG: 0.356 (8, 3)				2-3 K 1 SAFE 1 SAFE		2-2 E6 1B		0-1 G5-4-3 1B		2 0 0 0 0 1 1 1 0 1 0 0 0 0			
Paul Zuvella, R (1, 6) OBP: 0.185, SLG: 0.192				2-2 L7		0-1 1B		3-2 G5-4-3 1-2f		3 0 1 0 0 0 1			
Inning Stats	R: 0 E: 0 K: 0 S: 6 H: 0 LOB: 0 BB: 0 P: 10	R: 0 E: 0 K: 1 S: 8 H: 0 LOB: 0 BB: 0 P: 10	R: 0 E: 0 K: 1 S: 10 H: 1 LOB: 0 BB: 0 P: 17	R: 0 E: 0 K: 0 S: 4 H: 2 LOB: 0 BB: 0 P: 5	R: 1 E: 0 K: 0 S: 8 H: 1 LOB: 0 BB: 0 P: 15	R: 0 E: 1 K: 0 S: 13 H: 1 LOB: 2 BB: 0 P: 19	R: 1 E: 0 K: 1 S: 11 H: 1 LOB: 0 BB: 0 P: 17	R: 0 E: 0 K: 1 S: 18 H: 2 LOB: 2 BB: 1 P: 29	R: 0 E: 0 K: 1 S: 9 H: 0 LOB: 0 BB: 0 P: 15	1B: 5 2B: 1 3B: 1 HR: 2 SF: 0 SAC: 0 DP: 1 HBP: 0	WP: 0 PB: 0 SB: 0 CS: 1 PA: 33		
PITCHER	IP WLS BF H R ER SO BB IBB HBP BLK WP HR S P ERA WHIP											PITCHER	IP WLS BF H R ER SO BB IBB HBP BLK WP HR S P ERA WHIP
Allan Anderson, L (1, 1) ERA: 2.75	6.1 W 23 6 2 2 2 0 0 0 0 0 0 2 53 82 2.84 0.947												
Juan Berenguer, R (7, 1) ERA: 3.22	1.1 6 2 0 0 1 1 0 0 0 0 0 0 20 34 0.00 2.250												
Jeff Reardon, R (8, 1) ERA: 2.94	1.1 S 4 0 0 0 2 0 0 0 0 0 0 0 14 21 0.00 0.000												

livebaseballscorecards.com

AB	32
R	2
H	8
RBI	2
BB	1
SO	5
LOB	12



Batter	1	2	3	4	5	6	7	8	9
Dan Gladden, R OBP: 0.321, SLG: 0.407 (1, 7)	0-3 K		1-0 G3-6-1 1B		2-2 S 1B	0-0 G3-1		0-1 FC6-4 1B	
Randy Bush, L OBP: 0.366, SLG: 0.453 (1, 9) Mark Davidson, R OBP: 0.317, SLG: 0.355 (8, 9)	2-3 K		0-0 G3-6-1 1-2f		2-1 F8		0-1 G1-3	1-0 FC6-4 1-2f	
Kirby Puckett, R OBP: 0.364, SLG: 0.540 (1, 8)	0-0 L6			0-1 3B 2B	0-1 1B		0-1 G4-3		
Kent Hrbek, L OBP: 0.380, SLG: 0.503 (1, 10)		1-3 K		0-0 P2	1-3 K		4-2 BB		
Gary Gaetti, R OBP: 0.351, SLG: 0.554 (1, 5)		0-1 P3		1-2 HR 3B	0-1 1B		2-3 K		
Gene Larkin, S OBP: 0.375, SLG: 0.400 (1, 3)		3-2 1B HBP		0-0 HR	2-2 G4-3			1-0 2B 1B	
Brian Harper, R OBP: 0.387, SLG: 0.520 (1, 2)		1-2 1B		1-1 2B		0-0 L6 BB 1B		1-0 SF8 1B 2B	
Steve Lombardozzi, R OBP: 0.321, SLG: 0.315 (1, 4)		2-1 L4		3-3 K		4-2 BB		2-2 SF8	
Greg Gagne, R OBP: 0.302, SLG: 0.441 (1, 6)			2-3 K		0-2 L9		1-0 L6	3-2 G6-3	

Inning Stats	R: 0	H: 0	E: 0	K: 2	S: 7	R: 0	H: 1	E: 0	K: 1	S: 12	R: 0	H: 1	E: 0	K: 1	S: 8	R: 3	H: 4	E: 0	K: 1	S: 16	R: 2	H: 3	E: 0	K: 1	S: 19	R: 0	H: 1	E: 0	K: 0	S: 5	R: 0	H: 0	E: 0	K: 1	S: 11	R: 2	H: 3	E: 0	K: 0	S: 13		
	LOB: 0	BB: 0				LOB: 2	BB: 0				LOB: 1	BB: 0				LOB: 1	BB: 0				LOB: 1	BB: 1				LOB: 1	BB: 1				LOB: 1	BB: 0						LOB: 1	BB: 0			

PITCHER	IP	WLS	BF	H	R	ER	SO	BB	IBB	HBP	BLK	WP	HR	S	P	ERA	WHIP
Chris Codioli, R ERA: 8.15 (1, 1)	4.2	L	23	9	5	5	6	0	0	0	0	0	1	57	78	9.64	1.929
Don Gordon, R ERA: 4.05 (5, 1)	2.1		9	1	0	0	1	2	0	0	0	0	0	21	34	0.00	1.286
Bill Laskey, R ERA: 5.66 (8, 1)	1.0		6	3	2	2	0	0	0	0	0	0	0	13	21	18.00	3.000

BOTTOM


Cleveland Indians @ Minnesota Twins
 Hubert H. Humphrey Metrodome, Minneapolis, MN

Mon Aug 08 1988, 8:05 PM EDT
 Att. 36,316 - Dome

AB	R	H	RBI	BB	SO	LOB
5	1	3	1	0	1	1
4	0	0	0	0	1	2
1	0	0	0	0	0	1
4	2	2	1	0	0	0
3	0	0	0	1	2	2
4	1	2	2	0	1	1
3	2	2	2	0	0	1
4	1	4	0	0	0	0
2	0	0	1	1	1	3
4	0	0	0	0	1	4

AB	34
R	7
H	13
RBI	7
BB	2
SO	7
LOB	15

WP: 0 PA: 38
 PB: 0
 SB: 1
 CS: 0



1B	2B	3B	HR	SF	SAC	DP	HBP
8	4	1	1	1	2	2	1

Batter	1	2	3	4	5	6	7	8	9	AB R H RBI BB SO LOB	TOP		
Julio Franco, R (1, 4) OBP: 0.366, SLG: 0.427	4-0 1B 1B BB		0-1 G4-3 1B		0-3 K	1-0 L9			0-1 F9	4 0 1 0 1 1 2			
Terry Francona, L (1, 7) OBP: 0.321, SLG: 0.377	0-1 1B 1B		3-2 G4-3 1B		2-2 1B			1-0 2B	0-2 F7	5 0 3 0 0 0 1			
Joe Carter, R (1, 8) OBP: 0.316, SLG: 0.480	3-1 1B 1B		0-1 G6-3 1B		1-3 K			0-0 G6-3	0-1 F8	5 0 1 0 0 1 4			
Mel Hall, L (1, 9) OBP: 0.327, SLG: 0.404	0-0 F7		0-0 F7			1-2 2B HR 1B		0-0 P6		4 1 1 0 0 0 5			
Ron Kittle, R (1, 10) OBP: 0.327, SLG: 0.544	2-3 K			1-3 K		1-1 2B HR		1-2 P4		4 1 1 0 0 2 4			
Willie Upshaw, L (1, 3) OBP: 0.329, SLG: 0.390	0-3 K2-1-3			4-2 G5-4-3 BB		0-1 2B HR		0-2 1B		3 1 2 3 1 1 3			
Brook Jacoby, R (1, 5) OBP: 0.299, SLG: 0.355		2-3 K		1-2 G5-4-3		2-0 F9		1-0 P2		4 0 0 0 0 1 2			
Andy Allanson, R (1, 2) OBP: 0.289, SLG: 0.317		1-0 P6			2-2 G4-3	1-0 L6		1-3 K		4 0 0 0 0 1 1			
Paul Zuvella, R (1, 6) OBP: 0.233, SLG: 0.241 Carmen Castillo, R (8, PH) OBP: 0.301, SLG: 0.358 Ron Washington, R (8, 6) OBP: 0.294, SLG: 0.365		2-1 G6-3			2-2 1B 1B	0-1 1B		1-0 F7		3 0 2 0 0 0 0 1 0 0 0 0 0 1 0 0 0 0 0 0 0			
Inning Stats	R: 0 H: 2 E: 0 LOB: 3 K: 2 BB: 1 S: 11 P: 20	R: 0 H: 0 E: 0 LOB: 0 K: 1 BB: 0 S: 6 P: 11	R: 0 H: 1 E: 0 LOB: 1 K: 0 BB: 1 S: 8 P: 11	R: 0 H: 0 E: 0 LOB: 0 K: 1 BB: 1 S: 8 P: 14	R: 0 H: 2 E: 0 LOB: 2 K: 2 BB: 0 S: 19 P: 26	R: 3 H: 4 E: 0 LOB: 1 K: 0 BB: 0 S: 13 P: 19	R: 0 H: 1 E: 0 LOB: 1 K: 0 BB: 0 S: 6 P: 8	R: 0 H: 1 E: 0 LOB: 1 K: 1 BB: 0 S: 12 P: 15	R: 0 H: 0 E: 0 LOB: 0 K: 0 BB: 0 S: 7 P: 7	1B: 8 SF: 0 2B: 2 SAC: 0 3B: 0 DP: 1 HR: 1 HBP: 0	WP: 0 PA: 39 PB: 0 SB: 0 CS: 0		
PITCHER	IP WLS BF H R ER SO BB IBB HBP BLK WP HR S P ERA WHIP											PITCHER	IP WLS BF H R ER SO BB IBB HBP BLK WP HR S P ERA WHIP
Freddie Toliver, R (1, 1) ERA: 4.02	6.0 W 28 9 3 3 6 2 0 0 0 0 0 1 65 101 4.50 1.833												
Keith Atherton, R (7, 1) ERA: 3.53	2.0 8 2 0 0 1 0 0 0 0 0 0 0 18 23 0.00 1.000												
Jeff Reardon, R (9, 1) ERA: 2.89	1.0 S 3 0 0 0 0 0 0 0 0 0 0 0 7 7 0.00 0.000												

Cleveland Indians @ Minnesota Twins
 Hubert H. Humphrey Metrodome, Minneapolis, MN
 Tue Aug 09 1988, 8:05 PM EDT
 Att. 37,880 - Dome

livebaseballscorecards.com

AB 37
 R 3
 H 11
 RBI 3
 BB 2
 SO 7
 LOB 23



Batter	1	2	3	4	5	6	7	8	9	AB R H RBI BB SO LOB
Dan Gladden, R OBP: 0.325, SLG: 0.410 (1, 7)	3-2 P6		2-2 1B		3-2 1B		0-0 F8-3 1B			4 1 3 0 0 0 0
Steve Lombardozzi, R OBP: 0.316, SLG: 0.309 (1, 4)	1-3 K		1-0 L5		2-3 K		0-0 F8			4 0 0 0 0 2 3
Kirby Puckett, R OBP: 0.363, SLG: 0.538 (1, 8)	2-2 HR 1B		1-3 K		0-0 P9		0-2 F8-3			4 1 1 0 0 1 3
Gary Gaetti, R OBP: 0.352, SLG: 0.560 (1, 5)	2-0 HR		4-1 1B BB		1-0 F8			2-2 P6		3 1 1 2 1 0 1
Gene Larkin, S OBP: 0.376, SLG: 0.404 (1, 10)	0-0 5-3		0-1 1B			0-0 E8 1B 2B		1-2 F7		4 1 2 1 0 0 0
Kent Hrbek, L OBP: 0.381, SLG: 0.503 (1, 3)		3-2 1B		3-2 P2		1-0 G4-3 SH5-4 1B		1-2 F9		4 0 2 1 0 0 0
Tim Laudner, R OBP: 0.317, SLG: 0.425 (1, 2)		3-2 P7		3-0 G5-3		0-0 SH5-4				2 0 0 0 0 0 1
John Christensen, R OBP: 0.333, SLG: 0.667 (1, 9)		2-3 K		1-2 2B		1-2 G4-3				3 0 1 0 0 1 2
Mark Davidson, R OBP: 0.317, SLG: 0.355 (9, 9)						2-3				0 0 0 0 0 0 0
Al Newman, S OBP: 0.315, SLG: 0.259 (1, 6)		2-2 F7		2-3 K		1-0 L9				3 0 0 0 0 1 3

Inning Stats	R: 2	H: 2	E: 0	K: 1	S: 12	LOB: 0	BB: 0	P: 20	R: 0	H: 1	E: 0	K: 1	S: 13	LOB: 1	BB: 0	P: 23	R: 1	H: 2	E: 0	K: 1	S: 13	LOB: 1	BB: 1	P: 20	R: 0	H: 1	E: 0	K: 1	S: 12	LOB: 1	BB: 0	P: 21	R: 0	H: 1	E: 0	K: 1	S: 9	LOB: 1	BB: 0	P: 14	R: 1	H: 2	E: 1	K: 0	S: 7	LOB: 1	BB: 0	P: 10	R: 0	H: 1	E: 0	K: 0	S: 5	LOB: 0	BB: 0	P: 5	R: 0	H: 0	E: 0	K: 0	S: 9	LOB: 0	BB: 0	P: 13
--------------	------	------	------	------	-------	--------	-------	-------	------	------	------	------	-------	--------	-------	-------	------	------	------	------	-------	--------	-------	-------	------	------	------	------	-------	--------	-------	-------	------	------	------	------	------	--------	-------	-------	------	------	------	------	------	--------	-------	-------	------	------	------	------	------	--------	-------	------	------	------	------	------	------	--------	-------	-------

PITCHER	IP	WLS	BF	H	R	ER	SO	BB	IBB	HBP	BLK	WP	HR	S	P	ERA	WHIP
Greg Swindell, L ERA: 3.33 (1, 1)	8.0	L	33	10	4	4	5	1	0	0	0	0	1	80	126	4.50	1.375


BOTTOM

Cleveland Indians @ Minnesota Twins
 Hubert H. Humphrey Metrodome, Minneapolis, MN

Tue Aug 09 1988, 8:05 PM EDT
 Att. 37,880 - Dome

livebaseballscores.com

AB	31
R	4
H	10
RBI	4
BB	1
SO	5
LOB	13



WP	PA	3B	DP	HR	HBP	SF	SAC	CS
0	33	0	1	1	0	0	1	0

Batter	1	2	3	4	5	6	7	8	9	AB R H RBI BB SO LOB	TOP
Julio Franco, R (1, 4) OBP: 0.368, SLG: 0.436	0-1 F8 1B		1-2 1B HBP	0-3 K			0-0 1-H HR		0-0 F9	5 2 3 2 0 1 1	
Willie Upshaw, L (1, 3) OBP: 0.327, SLG: 0.386	0-0 P2		2-0 1B HBP		3-2 P3		0-0 F8		0-0 4-3	4 0 0 0 0 0 1	
Joe Carter, R (1, 8) OBP: 0.315, SLG: 0.478	0-0 F8 1B		0-1 F7		1-2 P4		3-2 P8			4 0 1 0 0 0 2	
Ron Kittle, R (1, 10) OBP: 0.325, SLG: 0.538	0-0 F8		0-0 FC6-4 1B		2-3 K		2-3 K			4 0 1 1 0 2 2	
Carmen Castillo, R (1, 9) OBP: 0.299, SLG: 0.348	3-3 K		0-2 FC6-4		4-2 G4-3 BB		2-2 P5			3 0 0 0 1 1 4	
Brook Jacoby, R (1, 5) OBP: 0.301, SLG: 0.355		0-0 F7		4-0 G6-3 1B BB		0-0 F8		2-0 1B		3 1 1 0 1 0 1	
Mel Hall, L (1, 7) OBP: 0.323, SLG: 0.399		2-2 G1-3		0-0 G6-3		0-1 G4-3		0-0 F8		4 0 0 0 0 0 3	
Andy Allanson, R (1, 2) OBP: 0.285, SLG: 0.312		3-3 K		1-2 G3-1		0-0 G6-3		0-1 P4		4 0 0 0 0 1 3	
Paul Zuvella, R (1, 6) OBP: 0.265, SLG: 0.250			1-2 5-3	2-1 1B		4-0 HR BB		1-1 F8		3 1 1 1 1 0 0	
Inning Stats	R: 0 H: 2 E: 0 LOB: 2 K: 1 BB: 0 S: 10 P: 13	R: 0 H: 0 E: 0 LOB: 0 K: 1 BB: 0 S: 7 P: 12	R: 1 H: 2 E: 0 LOB: 2 K: 0 BB: 0 S: 12 P: 16	R: 1 H: 1 E: 0 LOB: 1 K: 1 BB: 1 S: 9 P: 16	R: 0 H: 0 E: 0 LOB: 0 K: 1 BB: 0 S: 10 P: 16	R: 0 H: 0 E: 0 LOB: 1 K: 0 BB: 1 S: 9 P: 13	R: 2 H: 1 E: 0 LOB: 0 K: 1 BB: 1 S: 9 P: 18	R: 0 H: 1 E: 0 LOB: 1 K: 0 BB: 0 S: 7 P: 11	R: 0 H: 0 E: 0 LOB: 0 K: 0 BB: 0 S: 4 P: 5	1B: 6 SF: 0 2B: 0 SAC: 0 3B: 0 DP: 0 HR: 1 HBP: 1	WP: 0 PA: 38 PB: 0 SB: 0 CS: 0
PITCHER	IP WLS BF H R ER SO BB IBB HBP BLK WP HR S P ERA WHIP										
Frank Viola, L (1, 1) ERA: 2.43	7.0 W 31 6 4 4 5 3 0 1 0 0 0 1 66 104 5.14 1.286										
Juan Berenguer, R (8, 1) ERA: 3.18	1.0 4 1 0 0 0 0 0 0 0 0 0 0 7 11 0.00 1.000										
German Gonzalez, R (9, 1) ERA:	1.0 3 0 0 0 0 0 0 0 0 0 0 0 4 5 0.00 0.000										

Cleveland Indians @ Minnesota Twins
 Hubert H. Humphrey Metrodome, Minneapolis, MN
 Wed Aug 10 1988, 8:05 PM EDT
 Att. 43,480 - Dome

livebaseballscorecards.com

AB 34
 R 4
 H 7
 RBI 4
 BB 3
 SO 5
 LOB 17



Batter	1	2	3	4	5	6	7	8	9	AB	R	H	RBI	BB	SO	LOB
Dan Gladden, R OBP: 0.328, SLG: 0.420 (1, 7)	3-1 G3-1 S 4-3 1B		0-1 F9		3-0 2B SF8 1B		3-2 HR	1-1 L7		5	3	3	1	0	0	0
Randy Bush, L OBP: 0.366, SLG: 0.455 (1, 9) John Christensen, R OBP: 0.500, SLG: 0.750 (7, PH) Mark Davidson, R OBP: 0.314, SLG: 0.351 (7, PR) (8, 9)	2-1 G3-1 1-3		1-1 F7		1-0 E5 2B		0-0 E 1B 1B	0-1 3-1		3	0	1	1	0	0	1
Kirby Puckett, R OBP: 0.366, SLG: 0.538 (1, 8) John Moses, S OBP: 0.338, SLG: 0.391 (8, 8)	3-1 4-3 3-H			4-0 HR BB	4-0 E5 IBB		1-0 E 1B 1B	1-2 P9		2	2	1	1	2	0	0
Kent Hrbek, L OBP: 0.382, SLG: 0.514 (1, 3)	1-0 2B			0-0 HR 1-H	1-1 SF8		2-3 K			3	1	2	3	0	1	2
Gary Gaetti, R OBP: 0.349, SLG: 0.555 (1, 5) Al Newman, S OBP: 0.315, SLG: 0.259 (8, 5)	2-2 6-3			0-0 F8	1-0 E5		2-2 E6 1B 2B			4	1	0	0	0	0	5
Gene Larkin, S OBP: 0.375, SLG: 0.401 (1, 10)		1-2 F7		2-2 F9		4-0 E S BB	0-0 L1			3	0	0	0	1	0	3
Tim Laudner, R OBP: 0.316, SLG: 0.422 (1, 2)		0-1 F8		1-2 P6		0-1 F7	1-2 2B 1B			4	1	1	2	0	0	1
Greg Gagne, R OBP: 0.304, SLG: 0.445 (1, 6)		1-1 F8			1-2 1B S 2B 1B	0-3 K	0-0 K	1-3 2B 1B		4	1	2	2	0	1	1
Steve Lombardozzi, R OBP: 0.311, SLG: 0.303 (1, 4)			2-3 K		2-3 K	2-1 P4	1-0 3-1			4	0	0	0	0	2	4

Inning Stats	R: 1	H: 2	E: 0	K: 0	S: 10	LOB: 1	BB: 21	R: 0	H: 0	E: 0	K: 0	S: 7	LOB: 0	BB: 0	P: 9
	0	0	0	0	7	0	0	2	1	0	0	0	0	1	10
	0	0	0	0	10	0	0	0	0	0	0	0	0	0	0
	0	0	0	0	17	0	0	0	0	0	0	0	0	0	0
	0	0	0	0	24	0	0	0	0	0	0	0	0	0	0
	0	0	0	0	14	0	0	0	0	0	0	0	0	0	0
	0	0	0	0	29	0	0	0	0	0	0	0	0	0	0

PITCHER	IP	WLS	BF	H	R	ER	SO	BB	IBB	HBP	BLK	WP	HR	S	P	ERA	WHIP
Rod Nichols, R ERA: 7.27 (1, 1)	4.1	L	21	6	5	5	2	1	1	0	0	0	1	43	76	10.38	1.615
Brad Havens, L ERA: 3.64 (5, 1)	2.0		10	3	3	1	2	1	0	0	0	0	1	21	35	4.50	2.000
Don Gordon, R ERA: 3.97 (7, 1)	0.2		5	2	2	0	0	0	0	0	0	0	0	9	13	0.00	3.000
Doug Jones, R ERA: 2.19 (8, 1)	1.0		3	0	0	0	0	0	0	0	0	0	0	8	10	0.00	0.000


BOTTOM

Cleveland Indians @ Minnesota Twins
 Hubert H. Humphrey Metrodome, Minneapolis, MN

Wed Aug 10 1988, 8:05 PM EDT
 Att. 43,480 - Dome

livebaseballscorecards.com

AB	35
R	10
H	11
RBI	10
BB	3
SO	4
LOB	17



WP	HR	S	P	ERA	WHIP
0	0	0	0	0	0
0	0	0	0	0	0
0	0	0	0	0	0
0	0	0	0	0	0

Batter	1	2	3	4	5	6	7	8	9	AB R H RBI BB SO LOB
--------	---	---	---	---	---	---	---	---	---	----------------------

Cecil Espy, S OBP: 0.278, SLG: 0.355 (1, 8) X	0-0 G6-3		3-2 L7			0-0 E3 SH1		2-1 F7	3-2 E6	5 0 0 0 0 0 1
Scott Fletcher, R OBP: 0.355, SLG: 0.317 (1, 6) B F X	2-1 G6-3		2-3 K			0-0 SH1		3-2 F7	3-H 0-0 G4-3	4 0 1 0 0 1 1
Pete O'Brien, L OBP: 0.357, SLG: 0.415 (1, 3) X	0-0 L8		0-0 L9			2-0 G4-3		0-2 G1-3		4 0 0 0 0 0 3
Ruben Sierra, S OBP: 0.279, SLG: 0.401 (1, 9) F B B B X		3-1 L4		2-2 F8		1-2 P6			1-1 F7	4 0 0 0 0 0 1
Pete Incaviglia, R OBP: 0.331, SLG: 0.501 (1, 7) B C B T B C X		3-2 BB 1B		2-2 F8			3-2 F9		1-3 K	4 1 1 0 0 1 0
Geno Petralli, L OBP: 0.380, SLG: 0.412 (1, 2) B B B B X		4-1 1B BB		2-1 F8			3-0 G3		0-1 E6 FC6 1B E	3 1 0 0 1 0 0
Larry See, R OBP: 0.286, SLG: 0.231 (1, 10) C T B C B X		1-3 K			2-2 L7		2-3 K		0-0 E FC6 1B	2 0 0 0 0 1 2 2 1 1 0 0 1 0
Oddibe McDowell, L OBP: 0.307, SLG: 0.330 (7, PH) C T B C B X					0-1 P8			2-1 FC6-4 1B	0-2 E FC6 E	4 1 2 1 0 0 2
Curtis Wilkerson, S OBP: 0.376, SLG: 0.397 (1, 4) X T B X		1-1 1B			1-1 G4-3			1-2 FC6-4 1B	0-2 E E1	2 0 0 0 0 0 2 2 1 0 0 0 0 1
Jeff Kunkel, R OBP: 0.244, SLG: 0.400 (1, 5) X		0-0 F3								
Steve Buechele, R OBP: 0.348, SLG: 0.421 (7, 5) X										

TOP

Texas Rangers @ Cleveland Indians
Cleveland Municipal Stadium, Cleveland, OH

Thu Aug 11 1988, 7:05 PM EDT
Att. 10,703 - Unknown - 78 F

livebaseballscorecards.com

AB	36
R	5
H	5
RBI	1
BB	1
SO	4
LOB	13



Inning Stats	R: 0	H: 0	E: 0	K: 0	S: 4	P: 6	R: 1	H: 2	E: 0	K: 1	S: 15	P: 27	R: 0	H: 0	E: 0	K: 1	S: 12	P: 17	R: 0	H: 0	E: 0	K: 0	S: 8	P: 14	R: 0	H: 0	E: 0	K: 0	S: 7	P: 10	R: 0	H: 0	E: 1	K: 0	S: 7	P: 10	R: 0	H: 0	E: 0	K: 1	S: 8	P: 16	R: 0	H: 2	E: 0	K: 0	S: 15	P: 23	R: 4	H: 1	E: 3	K: 1	S: 20	P: 25	1B: 5	2B: 0	3B: 0	HR: 0	SF: 0	SAC: 1	DP: 0	HBP: 0	WP: 0	PA: 38
--------------	------	------	------	------	------	------	------	------	------	------	-------	-------	------	------	------	------	-------	-------	------	------	------	------	------	-------	------	------	------	------	------	-------	------	------	------	------	------	-------	------	------	------	------	------	-------	------	------	------	------	-------	-------	------	------	------	------	-------	-------	-------	-------	-------	-------	-------	--------	-------	--------	-------	--------

PITCHER	IP	WLS	BF	H	R	ER	SO	BB	IBB	HBP	BLK	WP	HR	S	P	ERA	WHIP
John Farrell, R ERA: 4.03 (1, 1)	7.0		25	2	1	1	3	1	0	0	0	0	0	61	100	1.29	0.429
Doug Jones, R ERA: 2.11 (8, 1)	2.0	L	13	3	4	0	1	0	0	0	0	0	0	35	48	0.00	1.500
Doug Jones, R ERA: 2.11 (9, 1)	2.0	L	13	3	4	0	1	0	0	0	0	0	0	35	48	0.00	1.500

PITCHER	IP	WLS	BF	H	R	ER	SO	BB	IBB	HBP	BLK	WP	HR	S	P	ERA	WHIP
---------	----	-----	----	---	---	----	----	----	-----	-----	-----	----	----	---	---	-----	------

BOTTOM

Texas Rangers @ Cleveland Indians
 Cleveland Municipal Stadium, Cleveland, OH

Thu Aug 11 1988, 7:05 PM EDT
 Att: 10,703 - Unknown - 78 F

livebaseballscorecards.com

AB	33
R	4
H	9
RBI	4
BB	2
SO	3
LOB	14



WP: 0	PA: 39
PB: 0	
SB: 1	
CS: 0	

AB R H RBI BB SO LOB

4	0	2	0	0	0	0
3	0	0	0	0	0	2
1	0	1	2	0	0	0
0	0	0	0	0	0	0
0	0	0	1	0	0	0
4	0	0	0	1	0	3
4	0	0	0	0	0	1
4	0	1	0	0	1	1
4	0	2	0	0	1	2
3	1	1	0	1	0	2
4	1	1	0	0	1	3
1	0	0	0	0	0	0
1	2	1	1	0	0	0

1B: 6	SF: 1
2B: 3	SAC: 2
3B: 0	DP: 0
HR: 0	HBP: 1

Batter	1	2	3	4	5	6	7	8	9
Julio Franco, R OBP: 0.369, SLG: 0.438 (1, 4)	2-1 G4-3		0-0 1B		2-1 P9		0-0 SH1-4		0-2 2B
Terry Francona, L OBP: 0.313, SLG: 0.367 (1, 7)	2-0 G1-3		0-2 L7		0-0 B2		2-0 2B		0-1 SF7
Carmen Castillo, R OBP: 0.305, SLG: 0.363 (7, PH)			1 SAFE 1 SAFE 1 SAFE 1 SAFE 1 SAFE						
Doug Jones, R (8, 7)									
Ron Kittle, R OBP: 0.324, SLG: 0.538 (9, PH)							2B		
Joe Carter, R OBP: 0.314, SLG: 0.473 (1, 8)	1-1 G6-3		0-1 L7				0-0 F3		0-2 F7
Mel Hall, L OBP: 0.320, SLG: 0.395 (1, 10)		0-1 G6-3		2-0 G6-3		1-0 P7		0-1 F8	
Cory Snyder, R OBP: 0.329, SLG: 0.495 (1, 9)		0-1 F8		1-2 2B		0-0 FC5-4		1-3 K	
Willie Upshaw, L OBP: 0.329, SLG: 0.387 (1, 3)		3-2 1B		3-3 K		3-2 G4-3		3-1 1B	
Brook Jacoby, R OBP: 0.302, SLG: 0.355 (1, 5)		0-0 F9		4-1 BB			0-1 1B	0-0 G4-3	
Andy Allanson, R OBP: 0.284, SLG: 0.311 (1, 2)			0-2 1B SH3-4 1B	1-3 K			2-1 E3 SH1-4 2B		0-1 G5-3
Paul Zuvella, R OBP: 0.257, SLG: 0.242 (1, 6)					0-2 G5-3				
Ron Washington, R OBP: 0.300, SLG: 0.368 (7, PH)							1-1 2B SH1-4 1B		1-0 2B SF7 HBP
Ron Washington, R (8, 6)									

Inning Stats	R: 0	H: 0	E: 0	K: 5	R: 0	H: 1	E: 0	K: 8	R: 0	H: 2	E: 0	K: 12	R: 0	H: 1	E: 0	K: 11	R: 0	H: 0	E: 0	K: 6	R: 0	H: 0	E: 0	K: 9	R: 3	H: 3	E: 1	K: 9	R: 0	H: 1	E: 0	K: 8	R: 1	H: 1	E: 0	K: 10	1B: 6	2B: 3	3B: 0	HR: 0	SF: 1	SAC: 2	DP: 0	HBP: 1
--------------	------	------	------	------	------	------	------	------	------	------	------	-------	------	------	------	-------	------	------	------	------	------	------	------	------	------	------	------	------	------	------	------	------	------	------	------	-------	-------	-------	-------	-------	-------	--------	-------	--------

PITCHER	IP	WLS	BF	H	R	ER	SO	BB	IBB	HBP	BLK	WP	HR	S	P	ERA	WHIP
Charlie Hough, R ERA: 3.22 (1, 1)	6.0		26	5	2	2	2	2	2	0	0	0	0	55	86	3.00	1.167
Craig McMurtry, R ERA: 2.83 (7, 1)	0.1		2	1	0	0	0	0	0	0	0	0	0	3	4	0.00	3.000
Mitch Williams, L ERA: 4.65 (7, 1)	2.0	W	9	3	2	1	1	0	0	1	0	0	0	15	22	4.50	1.500
Dale Mohorcic, R ERA: 3.94 (9, 1)	0.2	S	2	0	0	0	0	0	0	0	0	0	0	5	5	0.00	0.000

PITCHER	IP	WLS	BF	H	R	ER	SO	BB	IBB	HBP	BLK	WP	HR	S	P	ERA	WHIP
---------	----	-----	----	---	---	----	----	----	-----	-----	-----	----	----	---	---	-----	------

Batter	1	2	3	4	5	6	7	8	9	AB R H RBI BB SO LOB	TOP
Oddibe McDowell, L (1, 8) OBP: 0.308, SLG: 0.335	0-1 G4-3 1B		0-0 F8		0-0 F3		2-0 2B		0-1 G3-1	5 1 2 1 0 0 1	
Scott Fletcher, R (1, 6) OBP: 0.355, SLG: 0.316	4-0 G4-3 BB		2-2 F4		1-0 G6-3		2-1 1B		0-0 G6-3	4 0 1 0 1 0 1	
Pete O'Brien, L (1, 3) OBP: 0.356, SLG: 0.413	3-1 G4-3		0-0 F7		2-2 G4-3		1-2 1B			4 0 1 0 0 0 3	
Ruben Sierra, S (1, 9) OBP: 0.281, SLG: 0.401	3-2 G4-3			4-1 1B BB		2-2 1B		3-2 G6-3		3 1 1 1 1 0 3	
Pete Incaviglia, R (1, 7) OBP: 0.328, SLG: 0.496	0-0 G5-3			2-2 F9		2-3 K				4 0 0 0 0 2 3	
Geno Petralli, L (1, 2) OBP: 0.382, SLG: 0.418		2-0 F8		0-2 BB 1B		1-0 F8		3-2 G4-3 2B		4 0 2 1 0 0 1	
Cecil Espy, S (1, 10) OBP: 0.272, SLG: 0.348		1-1 L7		0-3 K		3-3 K		0-0 G4-3		4 0 0 0 0 2 3	
Steve Buechele, R (1, 5) OBP: 0.347, SLG: 0.417		3-2 G5-3		4-1 BB		2-3 K		1-2 G6-3		3 0 0 0 1 1 1	
Curtis Wilkerson, S (1, 4) OBP: 0.378, SLG: 0.399			1-1 1B		2-1 P7		3-2 2B 1B		1-1 F6	4 1 2 0 0 0 2	
Inning Stats	R: 1 H: 1 E: 0 LOB: 1 K: 0 BB: 1 S: 10 P: 20	R: 0 H: 0 E: 0 LOB: 0 K: 0 BB: 0 S: 6 P: 12	R: 0 H: 1 E: 0 LOB: 1 K: 0 BB: 0 S: 8 P: 10	R: 1 H: 1 E: 0 LOB: 2 K: 1 BB: 2 S: 13 P: 25	R: 0 H: 0 E: 0 LOB: 0 K: 0 BB: 0 S: 5 P: 8	R: 0 H: 1 E: 0 LOB: 1 K: 2 BB: 0 S: 13 P: 21	R: 1 H: 4 E: 0 LOB: 2 K: 1 BB: 0 S: 16 P: 29	R: 0 H: 1 E: 0 LOB: 1 K: 1 BB: 0 S: 11 P: 17	R: 0 H: 0 E: 0 LOB: 0 K: 0 BB: 0 S: 5 P: 6	1B: 7 SF: 0 2B: 2 SAC: 0 3B: 0 DP: 0 HR: 0 HBP: 0	WP: 0 PA: 38 PB: 0 SB: 4 CS: 0
PITCHER Rich Yett, R (1, 1) ERA: 5.06 Scott Bailes, L (7, 1) ERA: 4.86 Don Gordon, R (7, 1) ERA: 3.72	IP WLS BF H R ER SO BB IBB HBP BLK WP HR S P ERA WHIP 6.1 W 27 5 3 2 4 3 0 0 0 0 0 0 62 108 2.84 1.263 0.1 3 3 0 0 0 0 0 0 0 0 0 0 6 11 0.00 9.000 2.1 S 8 1 0 0 1 0 0 0 0 0 0 0 0 19 29 0.00 0.429	PITCHER IP WLS BF H R ER SO BB IBB HBP BLK WP HR S P ERA WHIP									

Texas Rangers @ Cleveland Indians
 Cleveland Municipal Stadium, Cleveland, OH

Fri Aug 12 1988, 7:05 PM EDT
 Att. 20,754 - Sunny - 90 F

livebaseballscorecards.com

AB	35
R	3
H	9
RBI	3
BB	3
SO	5
LOB	18



Batter	1	2	3	4	5	6	7	8	9	AB	R	H	RBI	BB	SO	LOB
Julio Franco, R OBP: 0.370, SLG: 0.438 (1, 4)	1-0 G4-6-3 1B		2-0 F8	1-1 2-H 1B		0-0 E6 PO 1B		0-3 K		5	0	2	1	0	1	1
Terry Francona, L OBP: 0.316, SLG: 0.368 (1, 10)	0-0 G4-6-3 1-2		1-1 2B 1-3 1B	0-0 G3		1-0 1B		0-2 G4-3		5	0	2	0	0	0	2
Joe Carter, R OBP: 0.316, SLG: 0.474 (1, 8)	0-1 E6 FC4		1-1 F3		1-0 1B 1B	1-0 PO	0-0 SH3-4 1B			4	2	2	0	0	0	3
Mel Hall, L OBP: 0.323, SLG: 0.400 (1, 7)	0-0 F8		1-1 2B 1-3 2B		1-2 1B 1-2 1B		1-0 SH3-4			3	0	2	1	0	0	2
Cory Snyder, R OBP: 0.329, SLG: 0.491 (1, 9)	2-1 FC4 1-2f		1-2 G4-3		1-3 K		4-0 1B E IBB			3	1	0	0	1	1	6
Willie Upshaw, L OBP: 0.333, SLG: 0.389 (1, 3)		4-1 CS BB		1-3 K	0-0 G5-4-3 1B		0-1 E8 CS 1B			3	0	2	2	1	1	0
Brook Jacoby, R OBP: 0.302, SLG: 0.352 (1, 5)		3-3 K 1-2		2-0 E4 1B E	2-2 G5-4-3 1-2f		4-0 CS IBB			3	1	0	0	1	1	3
Andy Allanson, R OBP: 0.283, SLG: 0.310 (1, 2)				3-2 FC3-6 1-2 1B		2-2 L6		4-2 K		1	0	0	0	0	0	0
Ron Tingley, R OBP: 0.375, SLG: 0.750 (4, PH) (5, 2)		0-0 F8		1-2 1B				1-2 3-H		3	0	1	0	0	1	2
Paul Zuvella, R OBP: 0.256, SLG: 0.243 (1, 6)			0-1 1B 2B 1B	1-2 FC3-6 1-2f 2-H 1B		3-1 F8		1-3 K		4	2	1	0	0	1	1

Inning Stats	R: 0	H: 1	R: 0	H: 0	R: 1	H: 3	R: 2	H: 2	R: 1	H: 3	R: 0	H: 1	R: 2	H: 2	R: 0	H: 0	
E: 1	LOB: 2	E: 0	LOB: 0	E: 0	LOB: 2	E: 2	LOB: 1	E: 1	LOB: 1	E: 0	LOB: 1	E: 1	LOB: 1	E: 0	LOB: 0	E: 0	LOB: 0
K: 0	BB: 0	K: 1	BB: 1	K: 0	BB: 0	K: 1	BB: 0	K: 0	BB: 0	K: 1	BB: 0	K: 1	BB: 2	K: 2	BB: 0	K: 2	BB: 0
S: 7	P: 10	S: 5	P: 12	S: 12	P: 18	S: 13	P: 21	S: 13	P: 18	S: 7	P: 14	S: 7	P: 19	S: 11	P: 12	S: 11	P: 12

PITCHER	IP	WLS	BF	H	R	ER	SO	BB	IBB	HBP	BLK	WP	HR	S	P	ERA	WHIP
Jose Guzman, R ERA: 3.38 (1, 1)	6.0	L	30	11	5	3	3	1	0	0	0	0	0	58	94	4.50	2.000
Ed Vande Berg, L ERA: 1.84 (7, 1)	0.1		3	1	1	0	0	0	1	0	0	0	0	3	8	0.00	3.000
Dale Mohorcic, R ERA: 3.8 (7, 1)	1.2		5	0	0	0	3	0	1	0	0	0	0	14	22	0.00	0.000

BOTTOM

Texas Rangers @ Cleveland Indians
Cleveland Municipal Stadium, Cleveland, OH

Fri Aug 12 1988, 7:05 PM EDT
Att. 20,754 - Sunny - 90 F

AB	34
R	6
H	12
RBI	4
BB	3
SO	6
LOB	20



1B	2B	3B	HR	SF	SAC	DP	HBP	WP	PA
11	1	0	0	0	1	1	0	0	39

Batter	1	2	3	4	5	6	7	8	9	AB R H RBI BB SO LOB	TOP											
Oddibe McDowell, L (1, 8) <small>OBP: 0.318, SLG: 0.344</small> Bob Brower, R (5, 7) <small>OBP: 0.301, SLG: 0.282</small>	1-0 S 2B 1B	2-1 S 1B 1B		1-1 1B HR 1B	0-0 1B	G3			1-1 5-3	4 3 4 0 0 0 0 2 0 0 0 0 0 2												
Scott Fletcher, R (1, 6) <small>OBP: 0.361, SLG: 0.321</small> Larry See, R (5, 5) <small>OBP: 0.250, SLG: 0.200</small>	4-0 2B 1-2 4-3 BB	0-2 SAFE 1B 2B 1B		1-2 HR 1B	2-1 1B			0-0 F7	1-0 5-3	3 3 3 0 1 0 0 2 0 0 0 0 0 0												
Pete O'Brien, L (1, 3) <small>OBP: 0.357, SLG: 0.416</small> Jim Steels, L (6, 3) <small>OBP: 0.185, SLG: 0.208</small>	2-1 4-3 1-3 2-H 2B	2-2 2B 1-3 3-H 1B		0-0 F6 1B	3-2 L6 1B			0-1 F7		4 1 2 2 0 0 4 1 0 0 0 0 0 0												
Ruben Sierra, S (1, 9) <small>OBP: 0.284, SLG: 0.413</small>	0-0 4-3 2-3 3-H 2B	1-0 1-3 3-H 2B		0-2 1-H 2-H HR 1B		1-1 E 1B		0-0 1-3		5 2 3 5 0 0 1												
Geno Petrali, L (1, 5) <small>OBP: 0.384, SLG: 0.425</small> Jeff Kunkel, R (2, PH) <small>OBP: 0.233, SLG: 0.382</small> (2, 5) (5, 6)	0-0 3-H E 2B	1-3 K		1-3 K		0-1 E4 1B SF8 1B		1-2 4-3		1 1 1 1 0 0 0 4 1 0 0 0 2 3												
Pete Incaviglia, R (1, 10) <small>OBP: 0.328, SLG: 0.495</small>	1-0 L7		0-2 6-3	0-0 FC4 1B		2-2 1B 1-2 3-H 1B		0-0 F8		5 0 2 1 0 0 1												
Cecil Espy, S (1, 7) <small>OBP: 0.275, SLG: 0.346</small> (5, 8)	1-2 E5 CS 2-H		4-0 FC4-B BB	0-0 FC4 1-2f		1-0 1-2 2-3 1B		1-3 K		4 0 1 0 1 1 1												
Curtis Wilkerson, S (1, 4) <small>OBP: 0.375, SLG: 0.397</small>	0-1 CS 1-2	0-1 CS 1B	1-0 FC4-6 1-2f		1-2 F8	1-0 SF8		1-2 4-3		4 0 1 1 0 0 1												
Jim Sundberg, R (1, 2) <small>OBP: 0.287, SLG: 0.337</small>		2-1 L7 1-2	3-2 6-3		1-2 6-3	1-3 K		2-1 HR		5 1 1 1 0 1 4												
Inning Stats	R: 4 E: 1 K: 0 S: 10	H: 3 LOB: 0 BB: 1 P: 19	R: 2 E: 0 K: 1 S: 17	H: 5 LOB: 2 BB: 0 P: 24	R: 0 E: 0 K: 0 S: 7	H: 0 LOB: 1 BB: 1 P: 15	R: 3 E: 0 K: 1 S: 18	H: 4 LOB: 1 BB: 0 P: 21	R: 0 E: 0 K: 0 S: 12	H: 2 LOB: 2 BB: 0 P: 19	R: 2 E: 1 K: 1 S: 15	H: 3 LOB: 2 BB: 0 P: 21	R: 0 E: 0 K: 0 S: 4	H: 0 LOB: 0 BB: 0 P: 4	R: 0 E: 0 K: 1 S: 7	H: 0 LOB: 0 BB: 0 P: 9	R: 1 E: 0 K: 0 S: 8	H: 1 LOB: 0 BB: 0 P: 13	1B: 13 2B: 3 3B: 0 HR: 2	SF: 1 SAC: 0 DP: 0 HBP: 0	WP: 0 PB: 0 SB: 2 CS: 2	PA: 48
PITCHER	IP WLS BF H R ER SO BB IBB HBP BLK WP HR S P ERA WHIP												PITCHER	IP WLS BF H R ER SO BB IBB HBP BLK WP HR S P ERA WHIP								
Chris Codioli, R (1, 1) <small>ERA: 9.31</small> Brad Havens, L (2, 1) <small>ERA: 4.33</small> Bill Laskey, R (4, 1) <small>ERA: 5.18</small> Scott Bailes, L (8, 1) <small>ERA: 4.85</small>	1.2 L 10 5 5 4 0 1 0 0 0 0 0 1 29 21.60 3.600																					

Texas Rangers @ Cleveland Indians
 Cleveland Municipal Stadium, Cleveland, OH

Sat Aug 13 1988, 3:33 AM EDT
 Att. 11,069 - Sunny - 92 F

livebaseballscorecards.com

AB	44
R	12
H	18
RBI	11
BB	2
SO	4
LOB	17



Batter	1	2	3	4	5	6	7	8	9	AB	R	H	RBI	BB	SO	LOB
Julio Franco, R (1, 4) OBP: 0.371, SLG: 0.442 Ron Washington, R (8, 4) OBP: 0.299, SLG: 0.367	3-1 1B 2B		0-0 4-3			1-1 WP 1B 4-3 1B		2-1 6-3		3	2	2	0	0	0	0
Terry Francona, L (1, 10) OBP: 0.322, SLG: 0.373	2-3 K		1-0 1-3			0-1 4-3 WP 1-2 1B		3-2 WP 1B		4	0	2	0	0	1	1
Joe Carter, R (1, 8) OBP: 0.314, SLG: 0.470 Carmen Castillo, R (8, 9) OBP: 0.303, SLG: 0.360	0-1 5-3					0-3 K		1-2 6-3		3	0	0	0	0	2	3
Mel Hall, L (1, 7) OBP: 0.324, SLG: 0.404	2-0 1B					2-0 WP SF9 2B		1-0 4-3		4	1	2	2	0	0	2
Cory Snyder, R (1, 9) OBP: 0.326, SLG: 0.487	0-1 F9					1-0 SF9		1-0 F8		3	0	0	1	0	0	2
Willie Upshaw, L (1, 3) OBP: 0.332, SLG: 0.390						1-1 G3		1-2 2B		4	0	1	0	0	0	0
Brook Jacoby, R (1, 5) OBP: 0.302, SLG: 0.350						0-1 1-3		0-1 F6		3	0	0	0	1	0	1
Ron Tingley, R (1, 2) OBP: 0.250, SLG: 0.500						1-2 L8		3-3 K		4	0	0	0	0	2	2
Paul Zuvella, R (1, 6) OBP: 0.238, SLG: 0.225						1-1 B5-3		2-0 L5		3	0	0	0	0	0	1

Inning Stats	R: 1	H: 2	E: 0	K: 1	S: 11	H: 2	LOB: 1	BB: 0	P: 18	R: 0	H: 0	E: 0	K: 1	S: 7	H: 0	LOB: 0	BB: 0	P: 13	R: 0	H: 0	E: 0	K: 0	S: 4	H: 0	LOB: 0	BB: 0	P: 6	R: 1	H: 1	E: 0	K: 1	S: 11	H: 1	LOB: 0	BB: 0	P: 16	R: 0	H: 0	E: 0	K: 0	S: 6	H: 0	LOB: 0	BB: 0	P: 9	R: 1	H: 2	E: 0	K: 1	S: 13	H: 2	LOB: 1	BB: 0	P: 16	R: 0	H: 1	E: 0	K: 1	S: 10	H: 1	LOB: 1	BB: 0	P: 16	R: 0	H: 1	E: 0	K: 0	S: 14	H: 1	LOB: 1	BB: 0	P: 22	R: 0	H: 0	E: 0	K: 0	S: 5	H: 0	LOB: 1	BB: 1	P: 10	1B: 4	2B: 3	3B: 0	HR: 0	SF: 1	SAC: 0	DP: 0	HBP: 0	WP: 3	PB: 0	SB: 0	CS: 0	PA: 35
PITCHER	IP	WLS	BF	H	R	ER	SO	BB	IBB	HBP	BLK	WP	HR	S	P	ERA	WHIP																																																																													
Jeff Russell, R (1, 1) ERA: 3.88	7.0	W	27	6	3	3	5	0	0	0	0	2	0	62	94	3.86	0.857																																																																													
Craig McMurtry, R (8, 1) ERA: 2.75	1.0		4	1	0	0	0	0	0	0	0	1	0	14	22	0.00	1.000																																																																													
Mitch Williams, L (9, 1) ERA: 4.56	1.0		4	0	0	0	0	1	0	0	0	0	0	5	10	0.00	1.000																																																																													

BOTTOM

Texas Rangers @ Cleveland Indians
Cleveland Municipal Stadium, Cleveland, OH

Sat Aug 13 1988, 3:33 AM EDT
Att: 11,069 - Sunny - 92 F

livebaseballscorecards.com

AB	33
R	3
H	7
RBI	3
BB	1
SO	5
LOB	13



Batter	1	2	3	4	5	6	7	8	9	AB R H RBI BB SO LOB	TOP
Oddibe McDowell, L (1, 8) OBP: 0.317, SLG: 0.343	3-2 F8			1-2 4-3		0-2 4-3		2-1 1B		4 0 1 0 0 0 0	Texas Rangers @ Cleveland Indians Cleveland Municipal Stadium, Cleveland, OH Sun Aug 14 1988, 3:33 AM EDT Att. 19,628 - Overcast - 90 F
Scott Fletcher, R (1, 6) OBP: 0.362, SLG: 0.321	2-2 5-3			4-0 1B 1B BB		1-0 L5		1-2 1B		3 0 1 0 1 0 0	
Ruben Sierra, S (1, 9) OBP: 0.286, SLG: 0.416	1-1 F8			1-2 1B		1-1 2B		1-2 F8		4 0 2 0 0 0 2	
Pete O'Brien, L (1, 3) OBP: 0.356, SLG: 0.415			0-0 F3		1-0 1B			1-1 F9		4 0 1 0 0 1 3	
Pete Incaviglia, R (1, 7) OBP: 0.325, SLG: 0.489			1-3 K		3-3 K		1-3 K		0-0 4-3	4 0 0 0 0 3 3	
Mike Stanley, R (1, 2) Cecil Espy, S (9, PH) OBP: 0.274, SLG: 0.345			0-0 F8		1-2 F8		4-0 BB		0-0 4-3	2 0 0 0 1 0 3 1 0 0 0 0 0 0	
Larry See, R (1, 10) OBP: 0.200, SLG: 0.158			3-2 F8		0-1 6-3		3-3 K		0-0 F8	4 0 0 0 0 1 1	
Steve Buechele, R (1, 5) OBP: 0.347, SLG: 0.416			1-1 L5		0-0 G5-4-3 1B		0-0 F9			3 0 1 0 0 0 1	
Curtis Wilkerson, S (1, 4) Bob Brower, R (8, PH) Jeff Kunkel, R (8, 4) OBP: 0.233, SLG: 0.382			0-0 F9		0-1 G5-4-3 1-2f		2-1 4-3			2 0 0 0 0 0 1 1 0 0 0 0 0 0 0 0 0 0 0 0 0	
Inning Stats	R: 0 H: 0 E: 0 LOB: 0 K: 0 BB: 0 S: 12 P: 18	R: 0 H: 0 E: 0 LOB: 0 K: 1 BB: 0 S: 5 P: 6	R: 0 H: 0 E: 0 LOB: 0 K: 0 BB: 0 S: 8 P: 12	R: 0 H: 2 E: 0 LOB: 3 K: 1 BB: 1 S: 13 P: 24	R: 0 H: 1 E: 0 LOB: 0 K: 0 BB: 0 S: 5 P: 5	R: 0 H: 1 E: 0 LOB: 1 K: 1 BB: 0 S: 9 P: 12	R: 0 H: 0 E: 0 LOB: 1 K: 2 BB: 1 S: 15 P: 23	R: 0 H: 2 E: 0 LOB: 2 K: 0 BB: 0 S: 12 P: 19	R: 0 H: 0 E: 0 LOB: 0 K: 0 BB: 0 S: 3 P: 3	1B: 5 SF: 0 2B: 1 SAC: 0 3B: 0 DP: 1 HR: 0 HBP: 0	WP: 0 PA: 34 PB: 0 SB: 0 CS: 0
PITCHER	IP WLS BF H R ER SO BB IBB HBP BLK WP HR S P ERA WHIP										
Greg Swindell, L (1, 1) ERA: 3.19	7.1 W 29 6 0 0 5 2 0 0 0 0 0 0 74 112 0.00 1.091										
Doug Jones, R (8, 1) ERA: 2.05	1.2 S 5 0 0 0 0 0 0 0 0 0 0 0 8 10 0.00 0.000										

livebaseballscorecards.com

AB	32
R	0
H	6
RBI	0
BB	2
SO	5
LOB	14



Batter	1	2	3	4	5	6	7	8	9
Julio Franco, R <small>OBP: 0.371, SLG: 0.440</small> (1, 4)	0-1 		2-0 		1-0 			2-3 	
Terry Francona, L <small>OBP: 0.328, SLG: 0.377</small> (1, 10)	1-0 		1-3 		1-0 			2-2 	
Joe Carter, R <small>OBP: 0.313, SLG: 0.467</small> (1, 8)	2-2 			4-0 	0-3 			1-1 	
Mel Hall, L <small>OBP: 0.322, SLG: 0.401</small> (1, 7)		3-2 		1-1 		1-0 			
Cory Snyder, R <small>OBP: 0.323, SLG: 0.484</small> (1, 9)		1-0 		0-3 		2-3 			
Willie Upshaw, L <small>OBP: 0.330, SLG: 0.387</small> (1, 3)		3-1 		1-2 		0-0 			
Brook Jacoby, R <small>OBP: 0.304, SLG: 0.358</small> (1, 5)			0-1 		4-1 		1-1 		
Andy Allanson, R <small>OBP: 0.281, SLG: 0.307</small> (1, 2)			1-2 		0-0 		1-3 		
Paul Zuvella, R <small>OBP: 0.244, SLG: 0.214</small> (1, 6)			1-3 		4-0 		0-0 		

Inning Stats	R: 0 H: 0 E: 0 LOB: 0 K: 0 BB: 0 S: 8 P: 11	R: 0 H: 0 E: 0 LOB: 0 K: 0 BB: 0 S: 7 P: 14	R: 1 H: 2 E: 0 LOB: 1 K: 2 BB: 0 S: 13 P: 18	R: 1 H: 0 E: 0 LOB: 0 K: 1 BB: 1 S: 8 P: 14	R: 1 H: 1 E: 1 LOB: 2 K: 1 BB: 2 S: 7 P: 17	R: 0 H: 0 E: 0 LOB: 0 K: 1 BB: 0 S: 5 P: 8	R: 0 H: 0 E: 0 LOB: 0 K: 1 BB: 0 S: 6 P: 8	R: 0 H: 1 E: 0 LOB: 0 K: 1 BB: 0 S: 9 P: 14	
---------------------	--	--	---	--	--	---	---	--	--

PITCHER Bobby Witt, R <small>ERA: 4.2</small> (1, 1)	IP 8.0 WLS L BF 30 H 4 R 3 ER 2 SO 7 BB 3 IBB 0 HBP 0 BLK 0 WP 0 HR 1 S 63 P 104 ERA 2.25 WHIP 0.875	PITCHER IP WLS BF H R ER SO BB IBB HBP BLK WP HR S P ERA WHIP	
---	--	---	--

BOTTOM

AB	R	H	RBI	BB	SO	LOB
4	0	1	0	0	1	2
4	0	2	1	0	1	1
3	1	0	0	1	1	3
3	0	0	0	0	0	1
3	0	0	0	0	2	1
3	0	0	0	0	0	0
2	1	1	1	1	0	0
3	1	0	0	0	1	1
2	0	0	0	1	1	0

AB 27
R 3
H 4
RBI 2
BB 3
SO 7
LOB 9

WP: 0 **PA: 30**
PB: 1
SB: 1
CS: 0

C

Texas Rangers @ Cleveland Indians
Cleveland Municipal Stadium, Cleveland, OH
 Sun Aug 14 1988, 3:33 AM EDT
 Att. 19,628 - Overcast - 90 F

livebaseballscorecards.com

Batter	1	2	3	4	5	6	7	8	9	10	AB R H RBI BB SO LOB
Paul Molitor, R (1, 5) OBP: 0.388, SLG: 0.456	1-2 1B	1-0 6-3			3-0 F3		2-2 5-3		1-0 1B		5 1 2 0 0 0 1
Jeffrey Leonard, R (1, 7) OBP: 0.274, SLG: 0.352	0-0 F7 1B		0-0 F8		2-1 F4			0-2 BB 1B	1-2 1B		5 2 3 0 0 0 0
Robin Yount, R (1, 8) OBP: 0.361, SLG: 0.450	0-1 1B		3-2 G3-6-3 1B		0-0 F9			0-0 F4	0-0 G4-6-3		5 1 2 1 0 0 4
Greg Brock, L (1, 3) OBP: 0.348, SLG: 0.335	2-0 F7		1-0 G3-6-3			2-3 K		4-2 BB		2-0 4-3	4 0 0 0 1 1 3
Rob Deer, R (1, 9) OBP: 0.317, SLG: 0.424	3-3 K			1-1 F9 2B		2-3 K		1-3 K		4-1 G4-6-3 BB	4 1 1 0 1 3 4
B.J. Surhoff, L (1, 2) OBP: 0.291, SLG: 0.312	0-0 1B			2-1 F9		0-0 F7		0-2 1B		2-0 G4-6-3	5 0 2 3 0 0 2
Jim Adduci, L (1, 10) OBP: 0.257, SLG: 0.375	2-2 G3			2-2 BLK 2B			2-2 F8	0-2 F8			4 0 1 1 0 0 3
Jim Gantner, L (1, 4) OBP: 0.318, SLG: 0.340		1-1 4-3		0-3 K			1-2 6-3		2-2 F4		4 0 0 0 0 1 1
Dale Sveum, S (1, 6) OBP: 0.268, SLG: 0.343		1-0 4-3		2-2 F8			1-0 1B		0-0 1B		4 0 2 0 0 0 1

Inning Stats	R: 3	H: 4	E: 0	LOB: 1	K: 1	S: 17	P: 25	R: 0	H: 0	E: 0	LOB: 0	K: 0	S: 4	P: 7	R: 0	H: 1	E: 0	LOB: 0	K: 0	S: 5	P: 9	R: 1	H: 2	E: 0	LOB: 1	K: 1	S: 15	P: 22	R: 0	H: 0	E: 0	LOB: 0	K: 0	S: 4	P: 9	R: 0	H: 0	E: 0	LOB: 0	K: 2	S: 7	P: 11	R: 0	H: 1	E: 0	LOB: 1	K: 0	S: 14	P: 20	R: 1	H: 2	E: 0	LOB: 2	K: 1	S: 18	P: 22	R: 0	H: 3	E: 0	LOB: 2	K: 0	S: 10	P: 14	R: 0	H: 0	E: 0	LOB: 0	K: 0	S: 3	P: 11	1B: 11	SF: 0	2B: 2	SAC: 0	3B: 0	DP: 3	HR: 0	HBP: 0	WP: 0	PA: 42
--------------	------	------	------	--------	------	-------	-------	------	------	------	--------	------	------	------	------	------	------	--------	------	------	------	------	------	------	--------	------	-------	-------	------	------	------	--------	------	------	------	------	------	------	--------	------	------	-------	------	------	------	--------	------	-------	-------	------	------	------	--------	------	-------	-------	------	------	------	--------	------	-------	-------	------	------	------	--------	------	------	-------	--------	-------	-------	--------	-------	-------	-------	--------	-------	--------

PITCHER	IP	WLS	BF	H	R	ER	SO	BB	IBB	HBP	BLK	WP	HR	S	P	ERA	WHIP
Rod Nichols, R (1, 1) ERA: 6.75	6.2		27	8	4	4	4	0	0	0	1	0	0	63	98	5.40	1.200
Don Gordon, R (7, 1) ERA: 3.68	0.1		1	0	0	0	0	0	0	0	0	0	0	3	5	0.00	0.000
Doug Jones, R (8, 1) ERA: 2.14	2.0		11	5	1	1	1	1	0	0	0	0	0	28	36	4.50	3.000
Scott Bailes, L (10, 1) ERA: 4.82	1.0	W	3	0	0	0	0	1	0	0	0	0	0	3	11	0.00	1.000

TOP

Milwaukee Brewers @ Cleveland Indians
Cleveland Municipal Stadium, Cleveland, OH

Tue Aug 16 1988, 7:05 PM EDT
Att. 12,394 - Unknown - 80 F

livebaseballscorecards.com

AB	40
R	5
H	13
RBI	5
BB	2
SO	5
LOB	19

Batter	1	2	3	4	5	6	7	8	9	10	AB	R	H	RBI	BB	SO	LOB
Houston Jimenez, R OBP: 0.200, SLG: 0.200 (1, 4)	E5 G4-6-3		5-3	F8		F8		FC4-6 1B			5	0	1	0	0	0	0
Terry Francona, L OBP: 0.331, SLG: 0.378 (1, 10)	G4-6-3 1-2f		1B HR 1B	F4		BLK 1B		FC4-6 1-2f			5	1	2	0	0	0	2
Joe Carter, R OBP: 0.314, SLG: 0.466 (1, 8)	F8		1-2 HR 1B			L5		BB		K	4	1	1	0	1	1	0
Mel Hall, L OBP: 0.325, SLG: 0.413 (1, 7)		E9 6-3 2B	3-1 HR			F8 1B		F8		K	5	2	3	3	0	1	2
Cory Snyder, R OBP: 0.324, SLG: 0.490 (1, 9)		5-3	1-1 HR			BB 1B		F5		K	5	1	2	1	0	1	1
Willie Upshaw, L OBP: 0.333, SLG: 0.388 (1, 3)		6-3 3-H	1-1 1B			F8 2-3		G6-4-3 BB		1B S 1B	4	1	2	1	1	0	2
Brook Jacoby, R OBP: 0.307, SLG: 0.356 (1, 5)		1B BB	K			BB 1-2 BB		G6-4-3 1-2f		1B BB	2	0	0	0	3	1	2
Andy Allanson, R OBP: 0.283, SLG: 0.309 (1, 2)		1-2 1B	F4			K		4-3		1B 1-2 2-H	5	0	2	1	0	1	4
Paul Zuvella, R OBP: 0.224, SLG: 0.196 (1, 6)		F9		6-3		F3		1-3			4	0	0	0	0	0	2

Inning Stats	R: 0	H: 0	E: 1	LOB: 0	K: 0	S: 5	P: 6	R: 1	H: 2	E: 1	LOB: 2	K: 0	S: 12	P: 19	R: 4	H: 5	E: 0	LOB: 1	K: 1	S: 18	P: 25	R: 0	H: 0	E: 0	LOB: 0	K: 0	S: 6	R: 0	H: 2	E: 0	LOB: 3	K: 1	S: 9	P: 17	R: 0	H: 1	E: 0	LOB: 2	K: 0	S: 9	P: 16	R: 0	H: 0	E: 0	LOB: 0	K: 0	S: 6	P: 14	R: 0	H: 1	E: 0	LOB: 1	K: 0	S: 9	P: 11	R: 0	H: 0	E: 0	LOB: 0	K: 3	S: 9	P: 13	R: 1	H: 2	E: 0	LOB: 2	K: 0	S: 14	P: 21	1B: 10	SF: 0	2B: 1	SAC: 0	3B: 0	DP: 2	HR: 2	HBP: 0	WP: 0	PA: 44
--------------	------	------	------	--------	------	------	------	------	------	------	--------	------	-------	-------	------	------	------	--------	------	-------	-------	------	------	------	--------	------	------	------	------	------	--------	------	------	-------	------	------	------	--------	------	------	-------	------	------	------	--------	------	------	-------	------	------	------	--------	------	------	-------	------	------	------	--------	------	------	-------	------	------	------	--------	------	-------	-------	--------	-------	-------	--------	-------	-------	-------	--------	-------	--------

PITCHER	IP	WLS	BF	H	R	ER	SO	BB	IBB	HBP	BLK	WP	HR	S	P	ERA	WHIP
Don August, R ERA: 2.79 (1, 1)	5.0		26	9	5	5	2	2	0	0	0	0	2	50	76	9.00	2.200
Mark Clear, R ERA: 3.0 (6, 1)	2.0		8	1	0	0	0	2	0	0	1	0	0	15	30	0.00	1.500
Chuck Crim, R ERA: 2.61 (8, 1)	2.0	L	10	3	1	1	3	1	0	0	0	0	0	32	45	4.50	2.000

Milwaukee Brewers @ Cleveland Indians
Cleveland Municipal Stadium, Cleveland, OH

Tue Aug 16 1988, 7:05 PM EDT
 Att. 12,394 - Unknown - 80 F

AB 39
 R 6
 H 13
 RBI 6
 BB 5
 SO 5
 LOB 15



Batter	1	2	3	4	5	6	7	8	9	AB R H RBI BB SO LOB	TOP											
Paul Molitor, R (1, 10) OBP: 0.388, SLG: 0.460	1-0 E 2B		1-0 6-3		3-0 4-3			1-0 1B G1 2B	1-2 1-3	5 2 2 0 0 0 1												
Jeffrey Leonard, R (1, 7) OBP: 0.280, SLG: 0.361	1-0 E7 1B FC4-6 2-H		1-2 F9			3-2 4-3 FC1-6-4 2B		2-1 1B G1 1B 2-3	0-1 1B	5 3 4 1 0 0 0												
Robin Yount, R (1, 8) OBP: 0.361, SLG: 0.449 Mike Felder, S (6, 8) OBP: 0.180, SLG: 0.183	1-1 FC4-6 1B 2-3			2-1 4-3		1-2 4-3 2-3		2-2 G1 1-2 3-H	1-3 K	3 0 1 0 0 0 1 2 0 0 1 0 1 2												
Greg Brock, L (1, 3) OBP: 0.348, SLG: 0.332 Joey Meyer, R (6, 3) OBP: 0.290, SLG: 0.411	0-1 FC4-6 CS 1-2f 3-H			0-2 5-3		4-0 FC1-6-4 BB		2-2 1B 2B 1B 2-H		2 0 0 1 1 0 1 1 1 1 1 0 0 0												
Rob Deer, R (1, 9) OBP: 0.319, SLG: 0.425	1-3 K			3-2 1B		0-0 FC1-6-4 1-2f 3-H		3-2 1B 2B 1B 1-2		4 1 2 1 0 1 2												
B.J. Surhoff, L (1, 5) OBP: 0.288, SLG: 0.308	2-2 CS 1-2	2-2 4-3		0-0 F7		1-2 G3		1-0 F7		4 0 0 0 0 0 4												
Dale Sveum, S (1, 6) OBP: 0.268, SLG: 0.345		1-1 4-3			1-1 F7		2-2 F7	0-1 1H 2-H 2B		4 0 1 2 0 0 0												
Jim Gantner, L (1, 4) OBP: 0.315, SLG: 0.337 Juan Castillo, S (7, 4) OBP: 0.238, SLG: 0.210		2-2 F8			0-0 F7		1-2 F9	2-3 K		3 0 0 0 0 0 0 1 0 0 0 0 1 1												
Charlie O'Brien, R (1, 2) OBP: 0.258, SLG: 0.330			1-2 F6		2-2 2B		1-1 F7		0-0 F6	4 0 1 0 0 0 0												
Inning Stats	R: 2 E: 1 K: 1 S: 11	H: 3 LOB: 0 BB: 0 P: 17	R: 0 E: 0 K: 0 S: 8	H: 0 LOB: 0 BB: 0 P: 13	R: 0 E: 0 K: 0 S: 9	H: 0 LOB: 0 BB: 0 P: 12	R: 0 E: 0 K: 0 S: 10	H: 1 LOB: 1 BB: 0 P: 15	R: 0 E: 0 K: 0 S: 7	H: 1 LOB: 1 BB: 0 P: 13	R: 1 E: 0 K: 0 S: 10	H: 1 LOB: 1 BB: 1 P: 19	R: 0 E: 0 K: 0 S: 12	H: 0 LOB: 0 BB: 0 P: 16	R: 4 E: 0 K: 1 S: 21	H: 5 LOB: 1 BB: 0 P: 34	R: 0 E: 0 K: 1 S: 9	H: 1 LOB: 1 BB: 0 P: 11	1B: 7 2B: 5 3B: 0 HR: 0	SF: 0 SAC: 0 DP: 0 HBP: 0	WP: 0 PB: 0 SB: 0 CS: 1	PA: 40
PITCHER	IP WLS BF H R ER SO BB IBB HBP BLK WP HR S P ERA WHIP																					
John Farrell, R (1, 1) ERA: 4.07	7.1 W 30 8 5 4 1 1 0 0 0 0 0 0 74 117 4.91 1.227																					
Don Gordon, R (8, 1) ERA: 4.14	0.1 4 3 2 2 0 0 0 0 0 0 0 0 11 17 54.00 9.000																					
Brad Havens, L (8, 1) ERA: 4.2	1.1 5 1 0 0 2 0 0 0 0 0 0 0 12 16 0.00 0.750																					

Milwaukee Brewers @ Cleveland Indians
Cleveland Municipal Stadium, Cleveland, OH

Wed Aug 17 1988, 7:05 PM EDT
Att. 7,593 - Unknown

AB	38
R	7
H	12
RBI	7
BB	1
SO	3
LOB	12



livebaseballscorecards.com

Batter	1	2	3	4	5	6	7	8	9	AB R H RBI BB SO LOB	TOP											
Paul Molitor, R (1, 5) OBP: 0.387, SLG: 0.458	1-3 K			1-1 1B CS 1B		1-0 6-3		0-0 F7		4 0 1 0 0 1 0												
Jeffrey Leonard, R (1, 7) OBP: 0.280, SLG: 0.360	1-3 K			0-2 CS 1B		2-0 6-3		1-0 6-3		4 0 1 0 0 1 0												
Robin Yount, R (1, 8) OBP: 0.362, SLG: 0.454	0-2 F9			0-3 K		0-1 1B 3B			1-1 1B 2B 1B	4 2 2 0 0 1 2												
Rob Deer, R (1, 9) OBP: 0.321, SLG: 0.426		2-3 K		3-2 F9 3-H		2-1 1B 3-H			0-2 2B 1B	4 1 2 1 0 1 2												
B.J. Surhoff, L (1, 2) OBP: 0.288, SLG: 0.310		0-2 L8			0-0 4-3		2-1 F9		0-2 1B 2B	4 0 1 1 0 0 1												
Joey Meyer, R (1, 10) OBP: 0.286, SLG: 0.405		0-3 K			2-2 6-3		2-1 F8		1-2 F7	3 0 0 0 0 1 0												
Greg Brock, L (9, PH) OBP: 0.347, SLG: 0.331										1 0 0 0 0 0 2												
Jim Adduci, L (1, 3) OBP: 0.256, SLG: 0.368					0-0 4-3		1-0 F7		1-3 K	4 0 1 0 0 1 2												
Jim Gantner, L (1, 4) OBP: 0.317, SLG: 0.339					2-0 4-3		1-1 F7		3-1 1B 2-H 3-H	4 0 2 1 0 0 0												
Dale Sveum, S (1, 6) OBP: 0.266, SLG: 0.342					2-1 4-3		1-3 K		0-0 4-3	3 0 0 0 0 1 2												
Inning Stats	R: 0 E: 0 K: 2 S: 11	H: 0 LOB: 0 BB: 0 P: 13	R: 0 E: 0 K: 2 S: 10	H: 0 LOB: 0 BB: 0 P: 12	R: 0 E: 0 K: 0 S: 4	H: 0 LOB: 0 BB: 0 P: 8	R: 0 E: 0 K: 1 S: 15	H: 2 LOB: 1 BB: 0 P: 19	R: 0 E: 0 K: 1 S: 10	H: 2 LOB: 2 BB: 0 P: 13	R: 1 E: 0 K: 0 S: 8	H: 2 LOB: 1 BB: 0 P: 15	R: 0 E: 0 K: 0 S: 5	H: 0 LOB: 0 BB: 0 P: 9	R: 0 E: 0 K: 0 S: 3	H: 0 LOB: 0 BB: 0 P: 4	R: 2 E: 0 K: 1 S: 16	H: 4 LOB: 2 BB: 0 P: 22	1B: 8 2B: 1 3B: 1 HR: 0	SF: 0 SAC: 0 DP: 0 HBP: 0	WP: 0 PB: 0 SB: 0 CS: 2	PA: 35
PITCHER	IP WLS BF H R ER SO BB IBB HBP BLK WP HR S P ERA WHIP																					
Rich Yett, R (1, 1) ERA: 4.9	8.0 W 31 8 3 3 6 0 0 0 0 0 0 0 71 99 3.38 1.000																					
Doug Jones, R (9, 1) ERA: 2.1	1.0 S 4 2 0 0 1 0 0 0 0 0 0 0 11 16 0.00 2.000																					

Milwaukee Brewers @ Cleveland Indians
Cleveland Municipal Stadium, Cleveland, OH
Thu Aug 18 1988, 7:05 PM EDT
Att: 6,732 - Unknown - 70 F

AB	35
R	3
H	10
RBI	3
BB	0
SO	7
LOB	11



Batter	1	2	3	4	5	6	7	8	9
Terry Francona, L (1, 10) OBP: 0.341, SLG: 0.376 Ron Kittle, R (7, PH) OBP: 0.322, SLG: 0.535	1-2 L6			2-3 K		0-0 1B	1-3 K		
Houston Jimenez, R (1, 4) OBP: 0.071, SLG: 0.071	2-0 5-3			0-1 F7		0-0 G3		0-1 6-3	
Joe Carter, R (1, 8) OBP: 0.318, SLG: 0.480	4-0 PO BB			0-2 P4			1-2 L8	1-2 FC3-6 1B	
Mel Hall, L (1, 7) OBP: 0.326, SLG: 0.416	0-1 PO 1-2	1-2 F3			1-0 SF7 2B		0-0 BB 2B 1B	0-0 FC3-6 1-2f	
Cory Snyder, R (1, 9) OBP: 0.324, SLG: 0.494			0-0 F9		0-0 F9		1-1 F9	0-3 K	
Willie Upshaw, L (1, 3) OBP: 0.338, SLG: 0.391			3-1 4-3		0-0 SF7		4-0 BB 2B BB		
Brook Jacoby, R (1, 5) OBP: 0.310, SLG: 0.354				0-0 F8		1-0 L7	4-1 BB 2B BB		
Andy Allanson, R (1, 2) OBP: 0.285, SLG: 0.311				0-1 P4			0-1 1-3	0-0 1B 2B	
Paul Zuvella, R (1, 6) OBP: 0.250, SLG: 0.231				0-1 F9			0-0 F9	0-0 2B 1B	


Inning Stats	R: 0	H: 0	E: 0	LOB: 0	K: 0	S: 8	P: 15	R: 0	H: 0	E: 0	LOB: 0	K: 0	S: 6	P: 10	R: 0	H: 0	E: 0	LOB: 0	K: 0	S: 5	R: 1	H: 1	E: 0	LOB: 0	K: 0	S: 4	P: 6	R: 0	H: 1	E: 0	LOB: 1	K: 0	S: 5	R: 3	H: 3	E: 0	LOB: 2	K: 1	S: 14	P: 25	R: 0	H: 1	E: 0	LOB: 1	K: 1	S: 9	P: 10
	0	0	0	0	0	8	15	0	0	0	0	0	6	10	0	0	0	0	0	5	1	1	0	0	0	4	6	0	1	0	1	0	5	3	3	0	2	1	14	25	0	1	0	1	1	9	10

AB	R	H	RBI	BB	SO	LOB
3	0	1	0	0	1	0
1	0	0	0	0	1	2
4	0	0	0	0	0	1
3	0	1	0	1	0	0
4	2	2	0	0	0	1
4	0	0	0	0	1	3
1	1	0	1	1	0	0
2	1	0	0	1	0	0
3	0	1	3	0	0	0
3	0	1	0	0	0	0

WP	HR	S	P	ERA	WHIP
0	0	0	0	5.40	1.200
0	0	0	0	0.00	0.000
0	0	0	0	0.00	1.000

Milwaukee Brewers @ Cleveland Indians
Cleveland Municipal Stadium, Cleveland, OH
 Thu Aug 18 1988, 7:05 PM EDT
 Att. 6,732 - Unknown - 70 F

AB	28
R	4
H	6
RBI	4
BB	3
SO	3
LOB	7



WP: 0	PA: 33
PB: 0	SB: 0
CS: 0	

Batter	1	2	3	4	5	6	7	8	9	AB R H RBI BB SO LOB	TOP											
Willie Wilson, S (1, 8) OBP: 0.293, SLG: 0.352	2-2 G4-3		1-0 G4-3			0-1 G5-3		1-3 K		4 0 0 0 0 1 2												
Kurt Stillwell, S (1, 6) OBP: 0.333, SLG: 0.420	2-2 P6			2-2 G4-3		3-1 F9		0-0 F8		4 0 0 0 0 0 1												
George Brett, L (1, 3) OBP: 0.403, SLG: 0.545	3-2 G4-3			0-1 G1-3		1-1 G3-1			2-2 E6 1B	4 0 0 0 0 0 0												
Pat Tabler, R (1, 10) OBP: 0.348, SLG: 0.344 Jim Eisenreich, L (9, PR) OBP: 0.210, SLG: 0.248		3-2 F9		1-2 G6-3			3-2 2B		0-2 1B	0 1 0 0 0 0 0 0 0 0 0 0 0 0												
Danny Tartabull, R (1, 9) OBP: 0.357, SLG: 0.481		1-3 K			3-3 K		2-1 G6-4-3 2-H 1B		1-3 K	4 0 1 1 0 3 2												
Frank White, R (1, 4) OBP: 0.293, SLG: 0.382		1-1 G3			0-1 F8		0-0 G6-4-3 1-2f		0-1 G4-3 1-2f	4 0 0 0 0 0 3												
Bo Jackson, R (1, 7) OBP: 0.290, SLG: 0.465			1-3 K		0-0 HR		1-3 K			3 1 1 1 0 2 0												
Jamie Quirk, L (1, 2) OBP: 0.338, SLG: 0.403 Brad Wellman, R (8, PH) OBP: 0.271, SLG: 0.254 Larry Owen, R (8, 2) OBP: 0.300, SLG: 0.205			4-2 G5-3 BB		3-2 HBP			1-0 F3		0 0 0 0 1 0 0 1 0 0 0 0 0 0 0 0 0 0 0 0 0												
Bill Pecota, R (1, 5) OBP: 0.216, SLG: 0.272			0-1 G5-3		2-2 G5-3			1-1 1B		3 0 1 0 0 0 2												
Inning Stats	R: 0 E: 0 K: 0 S: 15	H: 0 LOB: 0 BB: 0 P: 22	R: 0 E: 0 K: 1 S: 8	H: 0 LOB: 0 BB: 0 P: 13	R: 0 E: 0 K: 1 S: 8	H: 0 LOB: 1 BB: 1 P: 14	R: 0 E: 0 K: 0 S: 8	H: 0 LOB: 0 BB: 0 P: 11	R: 1 E: 0 K: 1 S: 11	H: 1 LOB: 1 BB: 0 P: 19	R: 0 E: 0 K: 0 S: 6	H: 0 LOB: 0 BB: 0 P: 10	R: 1 E: 0 K: 1 S: 10	H: 2 LOB: 0 BB: 0 P: 16	R: 0 E: 0 K: 1 S: 7	H: 1 LOB: 1 BB: 0 P: 10	R: 0 E: 1 K: 1 S: 13	H: 1 LOB: 2 BB: 0 P: 16	1B: 3 2B: 1 3B: 0 HR: 1	SF: 0 SAC: 0 DP: 2 HBP: 1	WP: 0 PB: 0 SB: 0 CS: 0	PA: 33
PITCHER	IP WLS BF H R ER SO BB IBB HBP BLK WP HR S P ERA WHIP																					
Tom Candiotti, R (1, 1) ERA: 3.62	5.0 W 18 1 1 1 3 1 0 1 0 0 0 1 50 79 1.80 0.400																					
Scott Bailes, L (6, 1) ERA: 4.78	3.0 12 3 1 1 2 0 0 0 0 0 0 0 26 41 3.00 1.000																					
Doug Jones, R (9, 1) ERA: 2.07	1.0 S 3 1 0 0 1 0 0 0 0 0 0 0 10 11 0.00 1.000																					

Kansas City Royals @ Cleveland Indians
Cleveland Municipal Stadium, Cleveland, OH

Fri Aug 19 1988, 7:05 PM EDT
Att: 13,098 - Cloudy

AB	27
R	2
H	3
RBI	2
BB	1
SO	6
LOB	10



Batter	1	2	3	4	5	6	7	8	9	AB	R	H	RBI	BB	SO	LOB
Julio Franco, R (1, 4) OBP: 0.372, SLG: 0.441	1-3 K		0-0 G5-3		3-2 E 2B 1B		1-2 1B			4	1	2	0	0	1	0
Terry Francona, L (1, 10) OBP: 0.331, SLG: 0.365	2-3 K		0-1 F9		2-2 F7		0-1 F7			4	0	0	0	0	1	3
Joe Carter, R (1, 8) OBP: 0.320, SLG: 0.482	0-0 G5-3		0-1 1B		1-0 2B			0-2 G6-3		4	0	2	2	0	0	0
Mel Hall, L (1, 7) OBP: 0.325, SLG: 0.415		1-0 3B 1B	0-2 G5-3		0-0 G3			1-0 G4-3		4	1	1	0	0	0	2
Cory Snyder, R (1, 9) OBP: 0.326, SLG: 0.498		1-2 1-H FC5-4 3B		0-3 K		0-0 F9		4-0 BB		3	1	1	1	1	1	0
Willie Upshaw, L (1, 3) OBP: 0.339, SLG: 0.391		4-1 FC5-4 BB		2-2 G6-3		2-2 G5-4-3 1B		0-1 G4-3		3	0	1	0	1	0	1
Brook Jacoby, R (1, 5) OBP: 0.308, SLG: 0.352		0-3 K		2-2 G5-3		0-1 G5-4-3 1-2f				3	0	0	0	0	1	3
Andy Allanson, R (1, 2) OBP: 0.282, SLG: 0.308		1-2 FC5-4 1-2f 3-H		1-1 F4			1-2 G6-3			3	0	0	1	0	0	1
Paul Zuvella, R (1, 6) OBP: 0.254, SLG: 0.236		1-0 G6-3		2-1 E 2B 1B			1-0 G5-3			3	1	1	0	0	0	1

Inning Stats	R: 0	H: 0	E: 0	K: 2	S: 8	R: 2	H: 2	E: 0	K: 1	S: 13	R: 0	H: 1	E: 0	K: 0	S: 8	R: 0	H: 0	E: 0	K: 1	S: 9	R: 2	H: 3	E: 1	K: 0	S: 12	R: 0	H: 1	E: 0	K: 0	S: 6	R: 0	H: 1	E: 0	K: 0	S: 9	R: 0	H: 0	E: 0	K: 0	S: 6	R: 0	H: 0	E: 0	K: 0	S: 6
	LOB: 0	BB: 0	P: 11	LOB: 1	BB: 1	P: 21	LOB: 0	BB: 0	P: 8		LOB: 1	BB: 0	P: 21	LOB: 0	BB: 0	P: 8	LOB: 1	BB: 1	P: 12	LOB: 1	BB: 0	P: 12	LOB: 1	BB: 1	P: 8	LOB: 1	BB: 0	P: 12	LOB: 1	BB: 1	P: 11	LOB: 1	BB: 1	P: 11	LOB: 1	BB: 1	P: 11	LOB: 1	BB: 1	P: 11	LOB: 1	BB: 1	P: 11		

PITCHER	IP	WLS	BF	H	R	ER	SO	BB	IBB	HBP	BLK	WP	HR	S	P	ERA	WHIP
Bret Saberhagen, R (1, 1) ERA: 3.78	8.0	L	33	8	4	4	4	2	0	0	0	0	0	71	105	4.50	1.250

BOTTOM

Kansas City Royals @ Cleveland Indians
Cleveland Municipal Stadium, Cleveland, OH

Fri Aug 19 1988, 7:05 PM EDT
Att. 13,098 - Cloudy

AB	31
R	4
H	8
RBI	4
BB	2
SO	4
LOB	11



WP: 0	PA: 33
PB: 0	
SB: 0	
CS: 0	

livebaseballscorecards.com

Batter	1	2	3	4	5	6	7	8	9	AB R H RBI BB SO LOB	TOP	
Julio Franco, R (1, 4) OBP: 0.369, SLG: 0.435	0-0 5-3 1B 4-3 1B		0-0 L4		0-0 6-3		0-0 F9		0-0 G4-6-3 1-2f 2-3	5 1 1 0 0 0 2		
Terry Francona, L (1, 10) OBP: 0.336, SLG: 0.367	0-0 4-3 1B 1-2 1B		0-0 1B 1B		0-0 4-3		0-0 1B		0-0 F6	5 0 3 0 0 0 1		
Joe Carter, R (1, 8) OBP: 0.319, SLG: 0.476	0-0 5-3 1-2 2-3		0-0 1B		0-0 6-3		0-0 F8			4 0 1 0 0 0 3		
Mel Hall, L (1, 7) OBP: 0.320, SLG: 0.408	0-0 4-3 2-3 3-H		0-0 4-3		0-0 G3		0-0 F3			4 0 0 1 0 0 3		
Cory Snyder, R (1, 9) OBP: 0.321, SLG: 0.488 Carmen Castillo, R (5, 9) OBP: 0.296, SLG: 0.358	0-0 F8		0-0 5-3		0-0 1B 2B		0-0 6-3			2 0 0 0 0 0 1 2 1 1 0 0 0 0		
Willie Upshaw, L (1, 3) OBP: 0.340, SLG: 0.392		0-0 1B	0-3 K		0-3 K		0-0 2B			4 0 2 0 0 2 1		
Brook Jacoby, R (1, 5) OBP: 0.308, SLG: 0.352		0-0 F8	0-0 1B 2B		0-0 1B		0-0 L9			4 1 2 1 0 0 1		
Andy Allanson, R (1, 2) OBP: 0.286, SLG: 0.311		0-0 G3	0-0 FC6-4 1B		0-0 4-3				0-0 G4-6-3 1B 1B	4 0 2 1 0 0 1		
Paul Zuvella, R (1, 6) OBP: 0.279, SLG: 0.254 Ron Kittle, R (9, PH) OBP: 0.324, SLG: 0.547		0-0 6-3	0-0 FC6-4 1-2f		0-0 F8				0-0 G4-6-3 1B	3 0 0 0 0 0 1 1 0 1 0 0 0 0		
Inning Stats	R: 1 H: 2 E: 0 LOB: 1 K: 0 BB: 0 S: 5 P: 5	R: 0 H: 1 E: 0 LOB: 0 K: 0 BB: 0 S: 3 P: 3	R: 0 H: 2 E: 0 LOB: 2 K: 0 BB: 0 S: 5 P: 5	R: 1 H: 2 E: 0 LOB: 1 K: 1 BB: 0 S: 7 P: 7	R: 0 H: 0 E: 0 LOB: 0 K: 0 BB: 0 S: 3 P: 3	R: 1 H: 2 E: 0 LOB: 1 K: 1 BB: 0 S: 7 P: 7	R: 0 H: 1 E: 0 LOB: 1 K: 0 BB: 0 S: 4 P: 4	R: 0 H: 1 E: 0 LOB: 1 K: 0 BB: 0 S: 4 P: 4	R: 0 H: 2 E: 0 LOB: 1 K: 0 BB: 0 S: 4 P: 4	1B: 10 SF: 0 2B: 3 SAC: 0 3B: 0 DP: 1 HR: 0 HBP: 0	WP: 0 PA: 38 PB: 0 SB: 0 CS: 0	
PITCHER Mike Birkbeck, R (1, 1) ERA: 4.51 Chuck Crim, R (7, 1) ERA: 2.55	IP WLS BF H R ER SO BB IBB HBP BLK WP HR S P ERA WHIP											PITCHER IP WLS BF H R ER SO BB IBB HBP BLK WP HR S P ERA WHIP
	6.0 W 26 9 3 3 2 0 0 0 0 0 0 0 30 30 4.50 1.500											
	3.0 S 12 4 0 0 0 0 0 0 0 0 0 0 12 12 0.00 1.333											

Cleveland Indians @ Milwaukee Brewers
Milwaukee County Stadium, Milwaukee, WI

Mon Aug 22 1988, 8:05 PM EDT
Att. 16,801 - Unknown - 79 F

livebaseballscorecards.com

AB	38
R	3
H	13
RBI	3
BB	0
SO	2
LOB	14



Batter	1	2	3	4	5	6	7	8	9
Paul Molitor, R (1, 5) OBP: 0.384, SLG: 0.455	0-0 F9	0-0 FC6-4			0-0 1-3	0-0 2B		0-0 L9	
Jeffrey Leonard, R (1, 7) OBP: 0.282, SLG: 0.366	0-0 4-3		0-0 F9		0-0 1B	0-0 FC5			
Robin Yount, R (1, 8) OBP: 0.368, SLG: 0.462	0-0 4-3		0-0 F8		0-0 1B	4-0 IBB			
Greg Brock, L (1, 3) OBP: 0.345, SLG: 0.327		0-0 F8	0-0 1B		0-0 4-3	0-0 FC5			
B.J. Surhoff, L (1, 2) OBP: 0.293, SLG: 0.313		0-0 BB 1B	0-3 K			0-0 G3	0-0 B1		
Joey Meyer, R (1, 10) OBP: 0.300, SLG: 0.439		0-0 BB 1B		0-0 5-3		4-0 BB 1B	0-0 6-3		
Mike Felder, S (6, PR) OBP: 0.188, SLG: 0.190		1-2 BB 1B				BB BB			
Jim Adduci, L (1, 9) OBP: 0.244, SLG: 0.350		0-3 K		0-0 F7		0-0 F7	0-0 6-3		
Jim Gantner, L (1, 4) OBP: 0.318, SLG: 0.336		4-0 BB BB		0-0 F8		0-0 2B 1B		0-0 6-3	
Dale Sveum, S (1, 6) OBP: 0.265, SLG: 0.340		0-0 FC6-4			0-0 F8	0-0 1-3 2B		0-0 6-3	

Inning Stats	R: 0	H: 0	E: 0	K: 0	S: 3	R: 2	H: 3	E: 0	K: 1	S: 8	R: 0	H: 1	E: 0	K: 1	S: 6	R: 0	H: 0	E: 0	K: 0	S: 3	R: 1	H: 2	E: 0	K: 0	S: 5	R: 4	H: 4	E: 0	K: 0	S: 7	R: 0	H: 0	E: 0	K: 0	S: 3	R: 0	H: 0	E: 0	K: 0	S: 3
	LOB: 0	BB: 0	P: 3	LOB: 2	BB: 1	P: 12	LOB: 1	BB: 0	P: 6	LOB: 0	BB: 0	P: 3	LOB: 1	BB: 0	P: 5	LOB: 2	BB: 2	P: 15	LOB: 0	BB: 0	P: 3	LOB: 0	BB: 0	P: 3	LOB: 0	BB: 0	P: 3	LOB: 0	BB: 0	P: 3	SF: 0	SAC: 0	DP: 0	HBP: 0	1B: 6	2B: 4	3B: 0	HR: 0		

PITCHER	IP	WLS	BF	H	R	ER	SO	BB	IBB	HBP	BLK	WP	HR	S	P	ERA	WHIP
John Farrell, R (1, 1) ERA: 4.28	5.2	L	28	9	7	7	2	2	0	0	0	0	0	30	38	11.12	1.941
Brad Havens, L (6, 1) ERA: 4.08	1.1		6	1	0	0	0	0	1	0	0	0	0	5	9	0.00	0.750
Don Gordon, R (8, 1) ERA: 3.86	1.0		3	0	0	0	0	0	0	0	0	0	0	3	3	0.00	0.000

AB R H RBI BB SO LOB

5	1	1	2	0	0	2
4	1	2	1	0	0	0
3	0	1	1	1	0	0
4	0	1	0	0	0	3
4	1	1	0	0	1	1
2	1	1	0	1	0	0
1	1	0	0	0	0	0
4	0	0	0	0	1	3
3	1	1	0	1	0	0
4	1	2	3	0	0	0

AB	34
R	7
H	10
RBI	7
BB	3
SO	2
LOB	9



WP	PA	ERA	WHIP
0	37		

Cleveland Indians @ Milwaukee Brewers
Milwaukee County Stadium, Milwaukee, WI
 Mon Aug 22 1988, 8:05 PM EDT
 Att: 16,801 - Unknown - 79 F

livebaseballscorecards.com

Batter	1	2	3	4	5	6	7	8	9	AB R H RBI BB SO LOB	TOP											
Julio Franco, R (1, 4) <small>OBP: 0.370, SLG: 0.436</small> Houston Jimenez, R (9, 4) <small>OBP: 0.071, SLG: 0.071</small>	0-0 F9		0-0 F3		0-0 SF9		0-0 E 2B		4-0 1B BB	3 1 1 1 1 0 1 0 0 0 0 0 0 0												
Terry Francona, L (1, 10) <small>OBP: 0.338, SLG: 0.371</small>	0-0 L6		0-0 L4		0-0 SF8		0-0 E9 2B 1B		0-0 G4-6-3 1B	4 1 2 1 0 0 1												
Joe Carter, R (1, 8) <small>OBP: 0.320, SLG: 0.480</small>	0-3 K			0-0 F7	0-0 S 2B		0-0 2B 2B		0-0 F4	5 1 2 1 0 1 2												
Mel Hall, L (1, 7) <small>OBP: 0.324, SLG: 0.411</small>		0-0 F8		0-0 1B	4-0 2-3 IBB		0-0 2B 2B		0-0 G4-6-3 1-2f	4 0 2 1 1 0 2												
Carmen Castillo, R (1, 9) <small>OBP: 0.295, SLG: 0.355</small>		0-0 S 1B		0-0 F7	0-3 K		0-0 6-3			4 0 1 0 0 1 4												
Willie Upshaw, L (1, 3) <small>OBP: 0.338, SLG: 0.388</small>		0-3 K 1-2		0-0 4-3		0-0 G3	0-0 6-3			4 0 0 0 0 1 3												
Brook Jacoby, R (1, 5) <small>OBP: 0.307, SLG: 0.350</small>		0-0 6-3			4-0 1B 2B BB	0-0 F8		0-0 F5		3 1 0 0 1 0 1												
Andy Allanson, R (1, 2) <small>OBP: 0.288, SLG: 0.314</small>			0-0 SH1-4 1B		0-0 2B SF9 1B	0-3 K		0-3 K		4 1 2 0 0 2 0												
Paul Zuvella, R (1, 6) <small>OBP: 0.282, SLG: 0.273</small>			0-0 SH1-4		0-0 SF9 SF8 2B		0-0 L6	0-0 F2		3 1 1 1 0 0 0												
Inning Stats	R: 0 E: 0 K: 1 S: 5	H: 0 LOB: 0 BB: 0 P: 5	R: 0 E: 0 K: 1 S: 6	H: 1 LOB: 1 BB: 0 P: 6	R: 0 E: 0 K: 0 S: 4	H: 1 LOB: 1 BB: 0 P: 4	R: 0 E: 0 K: 0 S: 4	H: 1 LOB: 1 BB: 0 P: 4	R: 3 E: 0 K: 1 S: 8	H: 3 LOB: 2 BB: 2 P: 16	R: 0 E: 0 K: 1 S: 5	H: 0 LOB: 0 BB: 0 P: 5	R: 3 E: 1 K: 0 S: 7	H: 4 LOB: 1 BB: 0 P: 7	R: 0 E: 0 K: 1 S: 5	H: 0 LOB: 0 BB: 0 P: 5	R: 0 E: 0 K: 0 S: 3	H: 1 LOB: 1 BB: 1 P: 7	1B: 6 2B: 5 3B: 0 HR: 0	SF: 2 SAC: 1 DP: 1 HBP: 0	WP: 0 PB: 0 SB: 2 CS: 0	PA: 40
PITCHER	IP WLS BF H R ER SO BB IBB HBP BLK WP HR S P ERA WHIP																					
Bill Wegman, R (1, 1) <small>ERA: 4.0</small> Juan Nieves, L (7, 1) <small>ERA: 4.86</small>	6.1 L 30 9 6 6 4 1 1 0 0 0 0 0 0 36 44 8.53 1.579																					

Cleveland Indians @ Milwaukee Brewers
Milwaukee County Stadium, Milwaukee, WI

Tue Aug 23 1988, 8:05 PM EDT
Att. 16,499 - Unknown - 80 F

AB	34
R	6
H	11
RBI	5
BB	3
SO	5
LOB	14



WP	0	PA	40
PB	0		
SB	2		
CS	0		

livebaseballscorecards.com

Batter	1	2	3	4	5	6	7	8	9	AB	R	H	RBI	BB	SO	LOB
Paul Molitor, R OBP: 0.385, SLG: 0.456 (1, 5) X	0-0 F8 ①		4-0 S BB			0-0 SF8 1B 2B		0-0 L9 ①		3	1	1	0	1	0	0
Jeffrey Leonard, R OBP: 0.282, SLG: 0.365 (1, 7) X	0-0 F3 ②		0-3 K ②			0-0 CS 1B 2-3		0-0 6-3 ②		4	0	1	0	0	1	1
Robin Yount, R OBP: 0.367, SLG: 0.461 (1, 8) X	0-0 L6 ③		0-3 K ③			0-0 SF8 ① ② 1-2 3-H		0-0 1B ③		3	0	1	1	0	1	1
Greg Brock, L OBP: 0.347, SLG: 0.327 (1, 3)		X 0-0 FC4-6 BB 1B		X 0-0 1-3 ①		0-0 BB BB 1B		X 0-0 4-3 ③		3	0	1	0	1	0	1
B.J. Surhoff, L OBP: 0.290, SLG: 0.309 (1, 2)		0-3 K ①		X 0-0 F8 ②		X 0-0 F6 ③		X 0-0 4-3 ①		4	0	0	0	0	1	2
Joey Meyer, R OBP: 0.303, SLG: 0.438 (1, 10)		4-0 BB BB BB FC4-6 BB		X 0-0 6-3 ③			X 0-0 F8 ①		X 0-0 4-3 BLK 1B	3	0	1	0	1	0	0
Juan Castillo, S OBP: 0.253, SLG: 0.226 (9, PR)		1-2 BB								0	0	0	0	0	0	0
Jim Adduci, L OBP: 0.244, SLG: 0.369 (1, 9)		X 0-0 FC4-6 FC6 ② 1-2f 2-3		X 0-0 4-3 ①		X 0-0 G3 3B ②		X 0-0 4-3 ②		4	1	1	0	0	0	3
Jim Gantner, L OBP: 0.315, SLG: 0.333 (1, 4)		X 0-0 FC6 ③ 1-2f		X 0-0 6-3 ②		X 0-0 G3 ② 3-H		X 0-3 K ③		4	0	0	1	0	1	4
Dale Sveum, S OBP: 0.265, SLG: 0.340 (1, 6)			X 0-0 6-3 ①		X 0-0 1B ③		X 0-0 F7 ③			3	0	1	0	0	0	0

Inning Stats	R: 0	H: 0	E: 0	K: 0	S: 3	R: 0	H: 1	E: 0	K: 1	S: 6	R: 0	H: 0	E: 0	K: 2	S: 7	R: 0	H: 0	E: 0	K: 0	S: 3	R: 0	H: 1	E: 0	K: 0	S: 3	R: 1	H: 2	E: 0	K: 0	S: 4	R: 1	H: 1	E: 0	K: 0	S: 4	R: 0	H: 1	E: 0	K: 1	S: 6	R: 0	H: 1	E: 0	K: 1	S: 6	1B: 5	SF: 1	2B: 1	3B: 1	HR: 0	WP: 0	PA: 35
Rich Yett, R ERA: 4.73 (1, 1)	IP	WLS	BF	H	R	ER	SO	BB	IBB	HBP	BLK	WP	HR	S	P	ERA	WHIP																																			
Don Gordon, R ERA: 3.67 (8, 1)	2.0	8	27	2	0	0	1	0	0	0	1	0	0	10	10	0.00	1.000																																			

BOTTOM

Cleveland Indians @ Milwaukee Brewers
Milwaukee County Stadium, Milwaukee, WI

Tue Aug 23 1988, 8:05 PM EDT
Att: 16,499 - Unknown - 80 F

livebaseballscorecards.com

AB	31
R	2
H	7
RBI	2
BB	3
SO	4
LOB	12



Batter	1	2	3	4	5	6	7	8	9	AB R H RBI BB SO LOB	TOP
Julio Franco, R (1, 4) OBP: 0.370, SLG: 0.435 Houston Jimenez, R (3, 4) OBP: 0.059, SLG: 0.059	4-1 BB	2-3 K			3-3 K		1-2 6-3		0-0 E3 SH 1B	1 1 0 0 1 1 0 3 1 0 0 0 1 0	
Terry Francona, L (1, 10) OBP: 0.335, SLG: 0.374	0-1 1B 2B		0-1 4-3			1-2 6-3	0-1 F7		0-1 SH 1B SF9	4 2 1 0 0 0 0	
Joe Carter, R (1, 8) OBP: 0.323, SLG: 0.490	1-1 SF7		0-0 L8			1-0 2B 2B		1-1 HR	3-1 SF9 PB 1B	4 2 3 3 0 0 0	
Mel Hall, L (1, 7) OBP: 0.324, SLG: 0.412	0-0 F8 1B 1B		2-0 3-1			0-0 F8		2-0 1B 1B	2-2 SF9	4 1 2 2 0 0 1	
Carmen Castillo, R (1, 9) OBP: 0.306, SLG: 0.372	0-1 1B			2-2 L3 1B		1-2 WP 2B		0-1 F8	3-3 K	5 0 3 1 0 1 2	
Willie Upshaw, L (1, 3) OBP: 0.336, SLG: 0.385	0-1 F8		2-0 L3			4-0 BB IBB		1-2 F6	1-3 K	4 0 0 0 1 1 5	
Brook Jacoby, R (1, 5) OBP: 0.309, SLG: 0.348	1-3 K		2-3 K			4-1 FC6-4 BB		4-2 1B BB		2 0 0 0 2 2 2	
Andy Allanson, R (1, 2) OBP: 0.288, SLG: 0.313		0-2 L3			1-2 6-3	0-1 FC6-4		3-2 1B		4 0 1 1 0 0 3	
Paul Zuvella, R (1, 6) OBP: 0.267, SLG: 0.257		0-1 F4			1-2 6-3		2-2 4-3	0-0 L6		4 0 0 0 0 0 2	
Inning Stats	R: 2 H: 3 E: 0 LOB: 2 K: 1 BB: 1 S: 13 P: 19	R: 0 H: 0 E: 0 LOB: 0 K: 1 BB: 0 S: 8 P: 10	R: 0 H: 0 E: 0 LOB: 0 K: 0 BB: 0 S: 4 P: 6	R: 0 H: 1 E: 0 LOB: 0 K: 1 BB: 0 S: 7 P: 13	R: 0 H: 0 E: 0 LOB: 0 K: 1 BB: 0 S: 11 P: 16	R: 1 H: 2 E: 0 LOB: 3 K: 0 BB: 2 S: 11 P: 22	R: 0 H: 0 E: 0 LOB: 0 K: 0 BB: 0 S: 8 P: 11	R: 2 H: 3 E: 0 LOB: 2 K: 0 BB: 1 S: 15 P: 26	R: 2 H: 1 E: 2 LOB: 1 K: 2 BB: 0 S: 17 P: 26	1B: 6 SF: 2 2B: 4 SAC: 1 3B: 0 DP: 1 HR: 1 HBP: 0	WP: 1 PA: 42 PB: 1 SB: 1 CS: 0
PITCHER Tom Filer, R (1, 1) ERA: 4.11 Chuck Crim, R (8, 1) ERA: 2.73 Odell Jones, R (9, 1) ERA: 3.89	IP WLS BF H R ER SO BB IBB HBP BLK WP HR S P ERA WHIP 7.0 L 29 6 3 3 4 2 1 0 0 1 0 62 97 3.86 1.143					PITCHER IP WLS BF H R ER SO BB IBB HBP BLK WP HR S P ERA WHIP 1.0 7 3 2 2 0 1 0 0 0 0 1 15 26 18.00 4.000 1.0 6 1 2 0 2 0 0 0 0 0 0 17 26 0.00 1.000					

Cleveland Indians @ Milwaukee Brewers
 Milwaukee County Stadium, Milwaukee, WI

Wed Aug 24 1988, 4:33 AM EDT
 Att. 16,322 - Sunny - 80 F

AB	35
R	7
H	10
RBI	7
BB	4
SO	6
LOB	15



Batter	1	2	3	4	5	6	7	8	9	AB R H RBI BB SO LOB
Paul Molitor, R OBP: 0.389, SLG: 0.459 (1, 5)	2-2 1B S 1B		4-1 CS BB		0-1 2-3 1B		0-1 S 1B		0-3 K	4 1 3 0 1 1 1
Jeffrey Leonard, R OBP: 0.279, SLG: 0.360 (1, 7)	0-3 K		1-3 K		1-3 K		1-3 K		1-3 K	5 0 0 0 0 5 6
Robin Yount, R OBP: 0.370, SLG: 0.462 (1, 8)	0-0 4-3 S 1B			2-2 6-3	4-0 G6-4-3 IBB		4-1 BB			2 0 1 0 2 0 0
Greg Brock, L OBP: 0.347, SLG: 0.325 (1, 3)	2-2 4-3		4-2 FC3-6 E 1B BB		1-0 G6-4-3		0-0 F8			2 1 0 0 1 0 4
Joey Meyer, R OBP: 0.303, SLG: 0.438 (7, PH)	1-3		1-1 SAFE E9 FC3-6		3-1 5-3		0-3 K			0 0 0 0 0 0 0
B.J. Surhoff, L OBP: 0.289, SLG: 0.309 (8, 3)	3-H 1-3		1-2 FC3-6 1B		1-0 4-3 1B 1B		0-0 L5			1 0 0 0 0 0 2
Rob Deer, R OBP: 0.320, SLG: 0.426 (1, 10)	1-1 1-3		2-0 E9 FC3-6		2-1 4-3		0-3 K			4 0 0 0 0 1 2
Jim Adduci, L OBP: 0.244, SLG: 0.364 (1, 9)		3-2 L7	1-1 FC3-6 1B		1-0 4-3 1B		0-0 L5			4 0 1 0 0 0 2
Charlie O'Brien, R OBP: 0.265, SLG: 0.330 (1, 2)		2-2 5-3	2-2 1-2 1B		2-1 4-3		0-3 K			4 0 1 1 0 1 1
Jim Gantner, L OBP: 0.316, SLG: 0.334 (1, 4)		1-2 F8	2-0 4-3		3-2 1B		0-0 FC3-6 1B			4 0 2 0 0 0 2
Dale Sveum, S OBP: 0.265, SLG: 0.341 (1, 6)			1-1 6-3		0-0 1B 2B		0-0 F8		1-2 FC3-6	4 0 1 0 0 0 1

Inning Stats	R: 1 E: 0 K: 1 S: 12	H: 2 LOB: 1 BB: 0 P: 17	R: 0 E: 0 K: 10 S: 10	H: 0 LOB: 0 BB: 0 P: 16	R: 0 E: 0 K: 1 S: 6	H: 0 LOB: 0 BB: 1 P: 12	R: 1 E: 1 K: 0 S: 14	H: 1 LOB: 2 BB: 1 P: 27	R: 0 E: 0 K: 1 S: 7	H: 2 LOB: 2 BB: 1 P: 13	R: 0 E: 0 K: 1 S: 9	H: 2 LOB: 2 BB: 0 P: 18	R: 0 E: 0 K: 1 S: 8	H: 1 LOB: 2 BB: 1 P: 13	R: 0 E: 0 K: 2 S: 8	H: 0 LOB: 0 BB: 0 P: 8	R: 0 E: 0 K: 13 S: 13	H: 1 LOB: 1 BB: 0 P: 15	1B: 8 2B: 1 3B: 0 HR: 0	SF: 0 SAC: 0 DP: 1 HBP: 0	WP: 0 PB: 0 SB: 3 CS: 1	PA: 38
--------------	-------------------------------	----------------------------------	--------------------------------	----------------------------------	------------------------------	----------------------------------	-------------------------------	----------------------------------	------------------------------	----------------------------------	------------------------------	----------------------------------	------------------------------	----------------------------------	------------------------------	---------------------------------	--------------------------------	----------------------------------	----------------------------------	------------------------------------	----------------------------------	--------

PITCHER	IP	WLS	BF	H	R	ER	SO	BB	IBB	HBP	BLK	WP	HR	S	P	ERA	WHIP
Tom Candiotti, R ERA: 3.54 (1, 1)	6.0	W	26	7	2	1	3	2	1	0	0	0	0	58	103	1.50	1.500
Scott Bailes, L ERA: 4.75 (7, 1)	0.2		4	1	0	0	1	1	0	0	0	0	0	7	12	0.00	3.000
Doug Jones, R ERA: 1.99 (7, 1)	2.1	S	8	1	0	0	4	0	0	0	0	0	0	22	24	0.00	0.429

BOTTOM

Cleveland Indians @ Milwaukee Brewers
Milwaukee County Stadium, Milwaukee, WI

Wed Aug 24 1988, 4:33 AM EDT
Att: 16,322 - Sunny - 80 F

livebaseballscores.com

AB	34
R	2
H	9
RBI	1
BB	4
SO	8
LOB	21



Batter	1	2	3	4	5	6	7	8	9	AB R H RBI BB SO LOB	TOP											
Julio Franco, R (1, 4) OBP: 0.370, SLG: 0.435	1-0 G6-3		2-2 BB 1B	0-2 G1-2-3		2-0 E9 1-H 2-H 1B		3-1 G6-3		5 0 2 1 0 0 3												
Terry Francona, L (1, 10) OBP: 0.331, SLG: 0.369	3-2 G4-3		0-3 K		2-2 E8 SF9 1B	2-2 F7		1-2 F8		5 1 1 0 0 1 2												
Joe Carter, R (1, 8) Cory Snyder, R (7, 9) OBP: 0.322, SLG: 0.494 OBP: 0.323, SLG: 0.489	1-1 HR		0-0 F8		2-2 F5		0-0 L6	0-0 PO 1B		4 1 1 1 0 0 2 1 0 1 0 0 0 0												
Mel Hall, L (1, 7) (7, 8) OBP: 0.330, SLG: 0.414	4-2 BB		4-0 FC5-4 BB		1-1 SF9		4-0 BB S 1B BB	0-1 PO 1-2	0-0 FC6-4 1B G6-3 1B	1 2 1 1 3 0 0												
Carmen Castillo, R (1, 9) (7, 7) OBP: 0.302, SLG: 0.366	1-2 P5		1-0 FC5-4		2-2 L7		1-3 K		0-0 FC6-4 1B 1-2	5 0 1 0 0 1 4												
Willie Upshaw, L (1, 3) OBP: 0.341, SLG: 0.384		4-2 G4-3 BB		4-0 1B G1-2-3 BB		4-1 FC1-5 S BB	4-1 BB 1B BB	0-1 FC6-4 G6-3 1-2f 2-3	1 1 0 0 4 0 2													
Brook Jacoby, R (1, 5) OBP: 0.312, SLG: 0.348		1-2 G4-3		1-0 1B		4-0 FC1-5 BB	4-1 1B BB	2-0 G6-3	3 1 1 1 2 0 2													
Andy Allanson, R (1, 2) OBP: 0.289, SLG: 0.312		0-1 F7		2-0 F3		0-0 FC1-5 1B E	0-0 1B	4-0 IBB	4 1 1 2 1 0 5													
Paul Zuvella, R (1, 6) OBP: 0.263, SLG: 0.253		0-1 L8		0-0 1B		1-0 L8	1-1 G6-3	1-3 K	5 0 1 0 0 1 7													
Inning Stats	R: 1 E: 0 K: 0 S: 11	H: 1 LOB: 1 BB: 1 P: 21	R: 0 E: 0 K: 0 S: 11	H: 0 LOB: 1 BB: 1 P: 16	R: 0 E: 0 K: 1 S: 8	H: 1 LOB: 2 BB: 1 P: 15	R: 0 E: 0 K: 0 S: 6	H: 2 LOB: 2 BB: 1 P: 13	R: 1 E: 1 K: 0 S: 11	H: 1 LOB: 0 BB: 0 P: 18	R: 2 E: 1 K: 0 S: 7	H: 1 LOB: 1 BB: 2 P: 20	R: 2 E: 0 K: 1 S: 9	H: 1 LOB: 2 BB: 3 P: 23	R: 0 E: 0 K: 0 S: 7	H: 1 LOB: 0 BB: 0 P: 11	R: 1 E: 0 K: 1 S: 8	H: 2 LOB: 2 BB: 1 P: 15	1B: 9 2B: 0 3B: 0 HR: 1	SF: 1 SAC: 0 DP: 1 HBP: 0	WP: 0 PB: 0 SB: 2 CS: 0	PA: 46
PITCHER	IP WLS BF H R ER SO BB IBB HBP BLK WP HR S P ERA WHIP																				PITCHER	IP WLS BF H R ER SO BB IBB HBP BLK WP HR S P ERA WHIP
Jack McDowell, R (1, 1) ERA: 4.0	6.1 L 31 6 5 3 1 7 0 0 0 0 1 55 108 4.26 2.053																					
Barry Jones, R (7, 1) ERA: 3.3	2.2 14 4 2 2 2 2 1 0 0 0 0 23 44 6.75 2.250																					

Cleveland Indians @ Chicago White Sox
Comiskey Park, Chicago, IL
Fri Aug 26 1988, 8:05 PM EDT
Att. 13,334 - Unknown - 72 F

AB	34
R	7
H	10
RBI	6
BB	10
SO	3
LOB	27



livebaseballscorecards.com

Batter	1	2	3	4	5	6	7	8	9	AB R H RBI BB SO LOB
Dave Gallagher, R (1, 7) <small>OBP: 0.332, SLG: 0.383</small> Dan Pasqua, L (9, PH) <small>OBP: 0.305, SLG: 0.414</small>										4 2 3 1 0 1 0 1 0 0 0 0 0 1
Steve Lyons, L (1, 8) <small>OBP: 0.310, SLG: 0.368</small>										5 1 3 0 0 0 3
Harold Baines, L (1, 10) Russ Morman, R (9, PR) <small>OBP: 0.282, SLG: 0.250</small>										4 0 3 5 1 0 1 0 0 0 0 0 0 0
Carlton Fisk, R (1, 2) <small>OBP: 0.376, SLG: 0.581</small>										5 0 0 0 0 0 7
Mike Diaz, R (1, 3) <small>OBP: 0.314, SLG: 0.245</small>										4 0 0 0 0 0 3
Kenny Williams, R (1, 9) Daryl Boston, L (8, PH) <small>OBP: 0.276, SLG: 0.474</small>										3 0 0 0 0 2 0 1 0 0 0 0 0 0
Fred Manrique, R (1, 4) <small>OBP: 0.280, SLG: 0.371</small>										4 0 0 0 0 0 0
Ozzie Guillen, L (1, 6) <small>OBP: 0.287, SLG: 0.306</small>										3 2 1 0 1 0 0
Donnie Hill, S (1, 5) <small>OBP: 0.284, SLG: 0.235</small>										3 1 0 0 1 1 2

Inning Stats	R: 0	H: 1	E: 0	K: 1	S: 11	LOB: 2	BB: 1	P: 20	R: 0	H: 0	E: 0	K: 1	S: 11	LOB: 0	BB: 0	P: 17	R: 0	H: 2	E: 0	K: 1	S: 13	LOB: 2	BB: 0	P: 18	R: 0	H: 0	E: 0	K: 0	S: 6	LOB: 0	BB: 0	P: 10	R: 2	H: 2	E: 0	K: 0	S: 11	LOB: 1	BB: 1	P: 17	R: 0	H: 0	E: 0	K: 1	S: 10	LOB: 0	BB: 0	P: 15	R: 3	H: 4	E: 0	K: 0	S: 15	LOB: 1	BB: 0	P: 21	R: 0	H: 0	E: 0	K: 0	S: 8	LOB: 0	BB: 0	P: 10	R: 1	H: 1	E: 0	K: 0	S: 13	LOB: 1	BB: 1	P: 19	1B: 7	2B: 3	3B: 0	HR: 0	SF: 0	SAC: 0	DP: 0	HBP: 0	WP: 0	PA: 40
Greg Swindell, L (1, 1) <small>ERA: 3.39</small> Doug Jones, R (7, 1) <small>ERA: 2.05</small>	IP	WLS	BF	H	R	ER	SO	BB	IBB	HBP	BLK	WP	HR	S	P	ERA	WHIP																																																																	
	6.1	W	30	9	5	5	4	2	0	0	0	0	0	73	113	7.11	1.737																																																																	
	2.2	S	10	1	1	1	0	1	0	0	0	0	0	25	34	3.38	0.750																																																																	

BOTTOM

Cleveland Indians @ Chicago White Sox
 Comiskey Park, Chicago, IL

Fri Aug 26 1988, 8:05 PM EDT
 Att: 13,334 - Unknown - 72 F

AB	37
R	6
H	10
RBI	6
BB	3
SO	4
LOB	17

livebaseballscorecards.com

Batter	1	2	3	4	5	6	7	8	9	AB R H RBI BB SO LOB	TOP
Julio Franco, R (1, 4) OBP: 0.368, SLG: 0.431	0-0 F9		0-0 G6-4-3		0-0 G6-4-3			0-0 6-3		4 0 0 0 0 0 3	<p>Cleveland Indians @ Chicago White Sox Comiskey Park, Chicago, IL Sat Aug 27 1988, 8:05 PM EDT Att: 18,056 - Unknown</p>
Willie Upshaw, L (1, 3) OBP: 0.338, SLG: 0.380	0-0 F5		0-0 3-1		0-0 F7			0-0 G3		4 0 0 0 0 0 1	
Cory Snyder, R (1, 8) OBP: 0.320, SLG: 0.485	0-0 F9				0-0 F9			0-0 F8		4 0 0 0 0 0 0	
Ron Kittle, R (1, 10) OBP: 0.327, SLG: 0.549		0-0 6-3		4-0 E BB		0-0 L4		0-0 2B 2B		3 1 1 0 1 0 0	
Carmen Castillo, R (1, 9) OBP: 0.301, SLG: 0.362		0-0 3-1 1B 1B		0-0 F5		0-0 L4		0-0 F8		4 0 1 0 0 0 2	
Brook Jacoby, R (1, 5) OBP: 0.315, SLG: 0.352		0-0 3-1 1B		0-0 E4		4-0 6-3 G3 BB		0-0 4-3 2B		3 0 2 1 1 0 1	
Mel Hall, L (1, 7) OBP: 0.327, SLG: 0.410		0-0 3-1		0-0 F9		0-0 G3		0-0 4-3		4 0 0 0 0 0 6	
Andy Allanson, R (1, 2) OBP: 0.289, SLG: 0.311		0-0 5-3			0-0 G6-4-3 1B 1B		0-0 6-3		0-0 F9	4 0 1 0 0 0 4	
Paul Zuvella, R (1, 6) OBP: 0.277, SLG: 0.269			0-0 G6-4-3 1B		0-0 G6-4-3 1B		0-0 4-3			3 0 2 0 0 0 1	
Inning Stats	R: 0 H: 0 E: 0 LOB: 0 K: 0 BB: 0 S: 3 P: 3	R: 0 H: 2 E: 0 LOB: 2 K: 0 BB: 0 S: 5 P: 5	R: 0 H: 1 E: 0 LOB: 0 K: 0 BB: 0 S: 3 P: 3	R: 0 H: 0 E: 1 LOB: 2 K: 0 BB: 1 S: 4 P: 8	R: 0 H: 2 E: 0 LOB: 1 K: 0 BB: 0 S: 4 P: 4	R: 0 H: 0 E: 0 LOB: 0 K: 0 BB: 0 S: 3 P: 3	R: 0 H: 0 E: 0 LOB: 1 K: 0 BB: 1 S: 3 P: 7	R: 0 H: 0 E: 0 LOB: 0 K: 0 BB: 0 S: 3 P: 3	R: 1 H: 2 E: 0 LOB: 1 K: 0 BB: 0 S: 5 P: 5	1B: 5 SF: 0 2B: 2 SAC: 0 3B: 0 DP: 2 HR: 0 HBP: 0	WP: 0 PA: 35 PB: 0 SB: 0 CS: 0
PITCHER Jerry Reuss, L (1, 1) ERA: 3.87	IP WLS BF H R ER SO BB IBB HBP BLK WP HR S P ERA WHIP										
	9.0 W 35 7 1 1 0 2 0 0 0 0 0 0 33 41 1.00 1.000										

livebaseballscorecards.com

AB	33
R	1
H	7
RBI	1
BB	2
SO	0
LOB	18



Batter	1	2	3	4	5	6	7	8	9
Dave Gallagher, R OBP: 0.343, SLG: 0.394 (1, 8)	0-0 CS 1B	0-0 2-H 3-H 1B			0-0 SH2-4 1B	0-0 1-H 1B			
Donnie Hill, S OBP: 0.285, SLG: 0.242 (1, 5)	0-0 F9 1-2		0-0 4-3 2B		0-0 SH2-4 1-2	0-0 F9			
Harold Baines, L OBP: 0.355, SLG: 0.406 (1, 10)	4-0 BB		0-0 4-3 2-3		0-0 2B 1B	0-0 4-3			
Dan Pasqua, L OBP: 0.305, SLG: 0.415 (1, 9)	0-0 F8		0-0 G3		0-0 1-3 2B		0-0 F8		
Daryl Boston, L OBP: 0.276, SLG: 0.468 (1, 7)		0-3 K	0-0 4-3		4-0 IBB		0-0 3-1		
Mike Diaz, R OBP: 0.311, SLG: 0.245 (1, 3)		0-0 BB 1B		0-0 F9	0-3 K		0-0 F9		
Mark Salas, L OBP: 0.308, SLG: 0.339 (1, 2)		0-0 F7		0-0 1B	0-0 G3			0-0 G3	
Ozzie Guillen, L OBP: 0.287, SLG: 0.304 (1, 6)		4-0 1B 1B BB		0-0 L9		0-0 4-3		0-0 1-3	
Fred Manrique, R OBP: 0.283, SLG: 0.370 (1, 4)		0-0 1B 1B		0-0 F4		1-0 1B HBP		0-3 K	

Inning Stats	R: 0	H: 1	E: 0	K: 0	S: 3	P: 7	R: 2	H: 3	E: 0	K: 1	S: 7	R: 0	H: 1	E: 0	K: 0	S: 4	R: 1	H: 3	E: 0	K: 1	S: 8	R: 1	H: 1	E: 0	K: 0	S: 4	R: 0	H: 0	E: 0	K: 1	S: 5	R: 0	H: 0	E: 0	K: 1	S: 5	R: 0	H: 0	E: 0	K: 1	S: 5									
	0	1	0	0	3	7	2	3	0	1	7	0	1	0	0	4	1	3	0	1	8	1	0	0	0	0	0	0	0	0	0	0	0	0	0	0	0	0	0	0	0	0	0	0	0	0	0	0	0	0

PITCHER	IP	WLS	BF	H	R	ER	SO	BB	IBB	HBP	BLK	WP	HR	S	P	ERA	WHIP
John Farrell, R ERA: 4.34 (1, 1)	5.2	L	29	10	4	4	2	2	1	1	0	0	0	29	42	6.35	2.118
Brad Havens, L ERA: 3.88 (6, 1)	2.1		7	0	0	0	1	0	0	0	0	0	0	9	9	0.00	0.000

AB	R	H	RBI	BB	SO	LOB
4	1	4	2	0	0	0
3	0	1	0	0	0	2
3	0	1	1	1	0	2
4	0	1	0	0	0	2
3	0	0	0	1	1	1
4	1	1	0	0	1	3
4	0	1	0	0	0	4
3	1	0	0	1	0	1
3	1	1	1	0	1	1

BOTTOM

Cleveland Indians @ Chicago White Sox
Comiskey Park, Chicago, IL
Sat Aug 27 1988, 8:05 PM EDT
Att. 18,056 - Unknown

livebaseballscorecards.com

AB	31
R	4
H	10
RBI	4
BB	3
SO	3
LOB	16



WP	PA
0	36

Batter	1	2	3	4	5	6	7	8	9	10	11	AB R H RBI BB SO LOB	TOP					
Julio Franco, R (1.4) OBP: 0.365, SLG: 0.428	L4		G4-6-3			K	G6-3		E3		G4-3	6 0 1 0 0 1 3	Cleveland Indians @ Chicago White Sox Comiskey Park, Chicago, IL Sun Aug 28 1988, 4:33 AM EDT Att: 18,091 - Sunny - 67 F					
Terry Francona, L (1.10) OBP: 0.331, SLG: 0.380	G6-3			F7		1B 2B		1B 2B	G1-3		F8	6 2 2 0 0 0 1						
Joe Carter, R (1.8) OBP: 0.322, SLG: 0.491	G5-3			K		F8 BB 1B		K	HBP		F7	5 0 1 1 0 2 1						
Mel Hall, L (1.7) OBP: 0.328, SLG: 0.408		K		F5		1-2 BB		BB SF9 1B	G4-3			4 1 1 1 1 1 2						
Cory Snyder, R (1.9) OBP: 0.323, SLG: 0.494					2-1							4 1 3 1 0 0 2						
Carmen Castillo, R (8.9) OBP: 0.299, SLG: 0.360		P6-3 1B				HR		E BB 1B				1 0 0 0 0 0 0						
Willie Upshaw, L (1.3) OBP: 0.339, SLG: 0.379		P6-3			1-3	K		4-0				4 0 1 0 1 1 3						
Brook Jacoby, R (1.5) OBP: 0.314, SLG: 0.351					1-0	L9		1-0	SF9			4 0 1 1 0 1 0						
Ron Tingley, R (1.2) OBP: 0.294, SLG: 0.438					0-0			2-3 3-H				4 0 1 0 1 2 4						
Paul Zuvella, R (1.6) OBP: 0.287, SLG: 0.280					0-1							4 0 2 0 0 1 1						
Ron Kittle, R (11, PH) OBP: 0.330, SLG: 0.566					G5-3							1 1 1 1 0 0 0						
Houston Jimenez, R (11.6) OBP: 0.059, SLG: 0.059											HR	0 0 0 0 0 0 0						
Inning Stats	R: 0 H: 0 E: 0 LOB: 0 K: 0 BB: 0 S: 4 P: 8	R: 0 H: 1 E: 0 LOB: 0 K: 1 BB: 0 S: 9 P: 14	R: 0 H: 1 E: 0 LOB: 1 K: 1 BB: 1 S: 10 P: 19	R: 0 H: 0 E: 0 LOB: 0 K: 1 BB: 0 S: 6 P: 8	R: 1 H: 2 E: 0 LOB: 1 K: 1 BB: 0 S: 9 P: 13	R: 1 H: 2 E: 0 LOB: 2 K: 1 BB: 1 S: 9 P: 19	R: 0 H: 1 E: 0 LOB: 1 K: 1 BB: 0 S: 10 P: 14	R: 2 H: 3 E: 1 LOB: 2 K: 2 BB: 1 S: 18 P: 29	R: 0 H: 1 E: 1 LOB: 2 K: 1 BB: 0 S: 11 P: 15	R: 0 H: 2 E: 0 LOB: 1 K: 0 BB: 0 S: 7 P: 10	R: 1 H: 1 E: 0 LOB: 0 K: 0 BB: 0 S: 12 P: 20	1B: 10 SF: 1 2B: 3 SAC: 0 3B: 0 DP: 3 HR: 2 HBP: 1	WP: 0 PA: 48 PB: 0 SB: 0 CS: 0					
PITCHER	IP WLS BF H R ER SO BB IBB HBP BLK WP HR S P ERA WHIP																	
Melido Perez, R (1.1) ERA: 4.21	7.0																	
Bobby Thigpen, R (8.1) ERA: 3.07	2.0	11	3	1	1	3	1	0	1	0	0	0	0	28	43	4.50	2.000	
Barry Jones, R (10.1) ERA: 3.34	2.0	L 8	3	1	1	0	0	0	0	0	0	0	1	19	30	4.50	1.500	

AB	43
R	5
H	14
RBI	5
BB	3
SO	9
LOB	17



livebaseballscorecards.com

Batter	1	2	3	4	5	6	7	8	9	10	11	AB	R	H	RBI	BB	SO	LOB	BOTTOM								
Dave Gallagher, R OBP: 0.340, SLG: 0.394 (1, 8)	 2-3		 0-0			 2-0	 1-1		 3-3			5	1	1	0	0	2	5	Cleveland Indians @ Chicago White Sox Comiskey Park, Chicago, IL Sun Aug 28 1988, 4:33 AM EDT Att. 18,091 - Sunny - 67 F								
Donnie Hill, S OBP: 0.289, SLG: 0.259 (1, 5)	 1-2		 4-2			 1-1		 0-1		 1-3		3	1	1	1	1	1	0									
Harold Baines, L OBP: 0.352, SLG: 0.402 (1, 10)	 1-1		 0-0			 1-0		 0-3		 1-1		4	0	0	1	0	1	2									
Carlton Fisk, R OBP: 0.377, SLG: 0.573 (1, 2)	 3-2			 4-1		 1-1		 1-0		 1-0		4	0	1	0	1	0	0									
Mike Diaz, R OBP: 0.317, SLG: 0.248 Russ Morman, R OBP: 0.275, SLG: 0.243 (1, 3) (9, PR) (10, 3)		 1-0		 1-2			 2-2		 4-0	 0-0		3	1	1	0	1	0	1									
Kenny Williams, R OBP: 0.236, SLG: 0.293 Daryl Boston, L OBP: 0.277, SLG: 0.468 (1, 9) (9, PH) (10, 7)		 0-0		 0-0			 0-0		 0-2		 0-1	2	0	0	0	0	0	0									
Dan Pasqua, L OBP: 0.303, SLG: 0.412 (1, 7) (10, 9)		 2-1					 2-0		 0-2		 0-1	5	0	1	0	0	0	3									
Fred Manrique, R OBP: 0.281, SLG: 0.365 (1, 4)			 2-2				 4-0		 0-1		 1-3	4	0	0	1	1	1	1									
Ozzie Guillen, L OBP: 0.287, SLG: 0.302 (1, 6)			 4-1				 0-0		 1-3			3	0	0	1	1	0	3									
Inning Stats	R: 1 E: 0 K: 1 S: 13	H: 1 LOB: 0 BB: 0 P: 20	R: 0 E: 0 K: 0 S: 4	H: 0 LOB: 0 BB: 0 P: 7	R: 0 E: 0 K: 0 S: 9	H: 0 LOB: 2 BB: 2 P: 19	R: 0 E: 0 K: 0 S: 5	H: 0 LOB: 0 BB: 1 P: 10	R: 0 E: 0 K: 0 S: 8	H: 0 LOB: 0 BB: 0 P: 12	R: 1 E: 0 K: 0 S: 6	H: 1 LOB: 0 BB: 0 P: 11	R: 1 E: 1 K: 0 S: 8	H: 1 LOB: 2 BB: 1 P: 17	R: 0 E: 0 K: 1 S: 6	H: 0 LOB: 0 BB: 0 P: 7	R: 1 E: 1 K: 1 S: 15	H: 1 LOB: 2 BB: 1 P: 22		R: 0 E: 0 K: 1 S: 7	H: 1 LOB: 1 BB: 0 P: 10	R: 0 E: 0 K: 1 S: 8	H: 1 LOB: 0 BB: 0 P: 9	1B: 4 2B: 1 3B: 0 HR: 1	SF: 1 SAC: 2 DP: 2 HBP: 0	WP: 0 PB: 0 SB: 0 CS: 0	PA: 44
PITCHER	IP	WLS	BF	H	R	ER	SO	BB	IBB	HBP	BLK	WP	HR	S	P	ERA	WHIP										
Bud Black, L ERA: 5.32 (1, 1)	6.0		22	2	2	2	1	3	0	0	0	0	1	45	79	3.00	0.833										
Don Gordon, R ERA: 3.64 (7, 1)	0.1		4	1	1	0	0	1	0	0	0	0	0	5	13	0.00	6.000										
Scott Bailes, L ERA: 4.73 (7, 1)	0.2		2	0	0	0	0	0	0	0	0	0	0	3	4	0.00	0.000										
Doug Jones, R ERA: 2.06 (8, 1)	4.0	W	16	3	1	1	4	1	0	0	0	0	0	36	48	2.25	1.000										

livebaseballscores.com

AB	36
R	4
H	6
RBI	4
BB	5
SO	5
LOB	17



Batter	1	2	3	4	5	6	7	8	9	AB R H RBI BB SO LOB	TOP															
Julio Franco, R (1, 4) OBP: 0.364, SLG: 0.426	1-0 G3-1	1-1 1B		1-0 G6-4-3			2-1 F8		1-0 G4-3	5 0 1 0 0 0 1																
Terry Francona, L (1, 10) OBP: 0.339, SLG: 0.382	4-0 2B BB	2-0 P2		1-1 1B			0-1 F7		3-2 1B	4 1 2 0 1 0 2																
Joe Carter, R (1, 8) OBP: 0.321, SLG: 0.490	0-1 2B	0-1 F8		2-2 F7			0-1 F8		2-3 K	5 1 1 0 0 1 4																
Mel Hall, L (1, 9) OBP: 0.327, SLG: 0.409	1-1 2B	3-3 K			0-0 F7			0-0 F3		4 1 1 2 0 1 2																
Cory Snyder, R (1, 7) OBP: 0.325, SLG: 0.494	3-3 K		0-2 6-3		2-1 L4-3 1B			1-1 FC6-4 1B		4 0 2 0 0 1 1																
Willie Upshaw, L (1, 3) OBP: 0.340, SLG: 0.382	1-2 2B		2-3 K		1-1 L4-3			0-1 FC6-4 1B		4 0 2 1 0 1 1																
Brook Jacoby, R (1, 5) OBP: 0.315, SLG: 0.351	4-0 BB		3-2 1B			1-0 F7		1-1 FC6-4		3 0 1 0 1 0 2																
Andy Allanson, R (1, 2) OBP: 0.286, SLG: 0.308	0-0 F7		1-1 L9			0-1 F8		1-3 K		4 0 0 0 0 1 5																
Paul Zuvella, R (1, 6) OBP: 0.297, SLG: 0.291		3-2 1B		1-0 G6-4-3 1B		1-0 L6			2-1 F9	4 0 2 0 0 0 0																
Inning Stats	R: 3 E: 0 K: 1 S: 12	H: 3 LOB: 2 BB: 2 P: 26	R: 0 E: 0 K: 1 S: 16	H: 2 LOB: 2 BB: 0 P: 25	R: 0 E: 0 K: 1 S: 12	H: 1 LOB: 1 BB: 0 P: 18	R: 0 E: 0 K: 0 S: 7	H: 2 LOB: 1 BB: 0 P: 12	R: 0 E: 0 K: 0 S: 5	H: 1 LOB: 0 BB: 0 P: 8	R: 0 E: 0 K: 0 S: 4	H: 0 LOB: 0 BB: 0 P: 6	R: 0 E: 0 K: 0 S: 6	H: 0 LOB: 0 BB: 0 P: 8	R: 0 E: 0 K: 1 S: 10	H: 2 LOB: 2 BB: 0 P: 13	R: 0 E: 0 K: 1 S: 13	H: 1 LOB: 1 BB: 0 P: 21	1B: 9 2B: 4 3B: 0 HR: 0	SF: 0 SAC: 0 DP: 2 HBP: 0	WP: 0 PB: 0 SB: 0 CS: 0	PA: 39				
PITCHER Bret Saberhagen, R (1, 1) ERA: 3.71 Steve Farr, R (9, 1) ERA: 2.19	IP WLS BF H R ER SO BB IBB HBP BLK WP HR S P ERA WHIP	8.0 W 35 11 3 3 4 2 0 0 0 0 0 0 72 116 3.38 1.625	1.0 S 4 1 0 0 1 0 0 0 0 0 0 0 13 21 0.00 1.000												PITCHER IP WLS BF H R ER SO BB IBB HBP BLK WP HR S P ERA WHIP											

Cleveland Indians @ Kansas City Royals
 Royals Stadium, Kansas City, MO
 Mon Aug 29 1988, 8:05 PM EDT
 Att. 29,002 - Unknown - 74 F

AB	37
R	3
H	12
RBI	3
BB	2
SO	5
LOB	18



Batter	1	2	3	4	5	6	7	8	9	AB	R	H	RBI	BB	SO	LOB
Willie Wilson, S OBP: 0.293, SLG: 0.347 (1, 8)	1-0 G6-3		3-1 F7		0-1 4-3			4-1 SH2-3 1B BB		3	1	0	0	1	0	3
Kurt Stillwell, S OBP: 0.324, SLG: 0.402 (1, 6)	2-2 F9			0-2 G3		3-2 F8		0-0 SH2-3 1-2		3	0	0	0	0	0	0
Kevin Seitzer, R OBP: 0.382, SLG: 0.416 (1, 5)	3-2 F9			1-0 F9		2-1 1B		1-1 1B G6-4 1B		4	1	2	1	0	0	0
George Brett, L OBP: 0.403, SLG: 0.545 (1, 3)		3-2 4-3		0-1 L7		0-0 G5-4-3 1B		0-0 G6-4 1-3 1B		4	0	2	0	0	0	0
Pat Tabler, R OBP: 0.354, SLG: 0.358 (1, 10)		1-1 G5-3			0-0 F9	0-0 G5-4-3		2-2 G6-4 1-2f		4	0	0	1	0	0	3
Danny Tartabull, R OBP: 0.372, SLG: 0.508 (1, 9)		2-2 L6			4-0 1B WP BB		0-0 E8 G5-3 2B	0-0 G6-4 1-H HR		3	3	2	2	1	0	0
Frank White, R OBP: 0.280, SLG: 0.361 (1, 4)			0-3 K		2-1 F8		1-1 G5-3	1-2 F7		4	0	0	1	0	1	1
Bo Jackson, R OBP: 0.285, SLG: 0.475 (1, 7)			4-0 G3 BB		4-1 1B	1-2 BB	3-H 2-0 1-3			1	0	0	0	2	0	0
Jamie Quirk, L OBP: 0.325, SLG: 0.411 (1, 2)			3-2 G3		2-1 1B		2-2 G4-3			3	0	1	1	0	0	1

Inning Stats	R: 0	H: 0	E: 0	K: 0	S: 7	R: 0	H: 0	E: 0	K: 10	S: 10	R: 0	H: 0	E: 0	K: 1	S: 9	R: 0	H: 0	E: 0	K: 0	S: 6	R: 1	H: 1	E: 0	K: 0	S: 8	R: 0	H: 2	E: 0	K: 0	S: 8	R: 1	H: 1	E: 1	K: 0	S: 7	R: 4	H: 3	E: 0	K: 0	S: 12
	LOB: 0	BB: 0	BB: 0	P: 13	LOB: 0	BB: 0	P: 16	LOB: 1	BB: 1	P: 19	LOB: 0	BB: 0	P: 7	LOB: 2	BB: 2	P: 20	LOB: 1	BB: 0	P: 13	LOB: 0	BB: 0	P: 12	LOB: 0	BB: 0	P: 12	LOB: 0	BB: 1	P: 20	SF: 0	SAC: 1	DP: 1	HBP: 0	1B: 5	2B: 1	3B: 0	HR: 1	SF: 0	SAC: 1	DP: 1	HBP: 0

PITCHER	IP	WLS	BF	H	R	ER	SO	BB	IBB	HBP	BLK	WP	HR	S	P	ERA	WHIP
Rich Yett, R ERA: 4.57 (1, 1)	7.0		28	4	3	2	1	4	0	0	0	1	0	56	105	2.57	1.143
Scott Bailes, L ERA: 4.85 (8, 1)	0.1	L	3	2	0	0	0	0	0	0	0	0	0	4	5	0.00	6.000
Don Gordon, R ERA: 3.8 (8, 1)	0.2		3	1	3	3	0	0	0	0	0	0	1	7	10	40.50	1.500


BOTTOM

Cleveland Indians @ Kansas City Royals
Royals Stadium, Kansas City, MO

Mon Aug 29 1988, 8:05 PM EDT
Att: 29,002 - Unknown - 74 F

livebaseballscorecards.com

AB	29
R	5
H	7
RBI	6
BB	4
SO	1
LOB	8



WP	HR	S	P	ERA	WHIP
1	1	1	34		

Batter	1	2	3	4	5	6	7	8	9	AB R H RBI BB SO LOB	TOP
Julio Franco, R (1, 4) OBP: 0.362, SLG: 0.423	4-1 1B WP BB		2-2 P3		1-3 K		2-0 4-3		2-1 FC5-2	4 1 0 0 1 1 3	
Terry Francona, L (1, 10) OBP: 0.335, SLG: 0.377	0-0 F7		2-2 1B		0-0 L3			1-0 F9	0-2 F7	5 0 1 0 0 0 3	
Joe Carter, R (1, 8) OBP: 0.321, SLG: 0.488	1-2 WP 1B		1-0 P4			0-1 F8		1-2 F7		4 1 1 0 0 0 1	
Mel Hall, L (1, 7) OBP: 0.328, SLG: 0.412	3-1 S 1B		1-2 4-3			1-0 F3		0-0 2B		4 0 2 1 0 0 1	
Cory Snyder, R (1, 9) OBP: 0.326, SLG: 0.495	0-3 K			0-0 2B		4-2 BB		2-1 F7		3 0 1 0 1 1 2	
Willie Upshaw, L (1, 3) OBP: 0.339, SLG: 0.381	0-3 K			1-0 P5		0-0 F9			3-2 1B 2B 1B	4 1 1 0 0 1 3	
Brook Jacoby, R (1, 5) OBP: 0.315, SLG: 0.353		2-2 6-3 2B		1-3 K			1-0 F9		1 SAFE 2-2 F3	4 0 1 0 0 1 2	
Andy Allanson, R (1, 2) OBP: 0.285, SLG: 0.307		1-1 6-3		2-1 F7			2-2 F9		1 SAFE 1-1 2B 1B	4 1 1 0 0 0 2	
Paul Zuvella, R (1, 6) OBP: 0.305, SLG: 0.311		1-3 K			2-1 E5		2-2 1B		2-2 FC5-2 2B	4 0 2 2 0 1 0	
Inning Stats	R: 2 H: 2 E: 0 LOB: 1 K: 2 BB: 1 S: 15 P: 23	R: 0 H: 1 E: 0 LOB: 0 K: 1 BB: 0 S: 8 P: 12	R: 0 H: 1 E: 0 LOB: 1 K: 0 BB: 0 S: 11 P: 17	R: 0 H: 1 E: 0 LOB: 1 K: 1 BB: 0 S: 7 P: 11	R: 0 H: 0 E: 1 LOB: 0 K: 1 BB: 0 S: 6 P: 9	R: 0 H: 0 E: 0 LOB: 1 K: 0 BB: 1 S: 6 P: 11	R: 0 H: 1 E: 0 LOB: 1 K: 0 BB: 0 S: 9 P: 16	R: 0 H: 1 E: 0 LOB: 1 K: 0 BB: 0 S: 7 P: 11	R: 2 H: 3 E: 0 LOB: 1 K: 0 BB: 0 S: 17 P: 27	1B: 6 SF: 0 2B: 5 SAC: 0 3B: 0 DP: 1 HR: 0 HBP: 0	WP: 1 PA: 38 PB: 0 SB: 1 CS: 0
PITCHER	IP WLS BF H R ER SO BB IBB HBP BLK WP HR S P ERA WHIP										
Ted Power, R (1, 1) ERA: 5.94	8.0 L 32 7 2 2 5 2 0 0 0 0 1 0 69 110 2.25 1.125										
Jerry Don Gleaton, L (9, 1) ERA: 3.0	0.1 3 2 2 2 0 0 0 0 0 0 0 0 8 14 54.00 6.000										
Steve Farr, R (9, 1) ERA: 2.17	0.2 3 1 0 0 0 0 0 0 0 0 0 0 9 13 0.00 1.500										

Cleveland Indians @ Kansas City Royals
 Royals Stadium, Kansas City, MO
 Tue Aug 30 1988, 8:05 PM EDT
 Att. 23,437 - Unknown - 75 F

AB	36
R	4
H	10
RBI	3
BB	2
SO	5
LOB	17



livebaseballscorecards.com

Batter	1	2	3	4	5	6	7	8	9	AB R H RBI BB SO LOB
Willie Wilson, S OBP: 0.292, SLG: 0.345 (1, 8)	2-3 K		2-2 S 1B	3-1 3-1			0-1 4-3		0-3 K	5 0 1 0 0 2 2
Kevin Seitzer, R OBP: 0.381, SLG: 0.415 (1, 5)	0-0 1B		1-0 F8			2-1 F9	2-2 4-3			4 0 1 0 0 0 1
George Brett, L OBP: 0.402, SLG: 0.541 (1, 3)	2-0 F7		4-0 BB	1-2 BB		1-1 4-3	2-0 F9			3 0 0 0 1 0 1
Pat Tabler, R OBP: 0.351, SLG: 0.355 (1, 10)	1-0 P4		2-2 6-3			1-2 E5		1-1 F8		4 0 0 0 0 0 3
Danny Tartabull, R OBP: 0.371, SLG: 0.505 (1, 9)		4-2 FC6-4 BB		2-1 L4	1-0 F7			0-0 F9		3 0 0 0 1 0 1
Frank White, R OBP: 0.282, SLG: 0.362 (1, 4)		0-0 FC6-4 CS		2-1 F9		1-2 4-3 SH1-3 1B		0-0 1B		4 0 2 0 0 0 1
Bo Jackson, R OBP: 0.289, SLG: 0.476 (1, 7)		4-2 BB		0-1 S 1B		0-0 SH1-3		1-3 K		1 1 1 0 1 0 0
Jim Eisenreich, L OBP: 0.216, SLG: 0.253 (6, 7)		1-2 BB		4-1 1B BB		2-1 4-3				1 0 0 0 0 1 1
Jamie Quirk, L OBP: 0.326, SLG: 0.405 (1, 2)		0-1 6-3		1-2 BB		2-3 4-3		0-0 4-3		2 0 0 0 1 0 2
Bill Buckner, L OBP: 0.273, SLG: 0.324 (9, PH)										1 0 0 0 0 0 0
Bill Pecota, R OBP: 0.230, SLG: 0.264 (1, 6)			2-1 P3	2-1 1-2 2-H 1B		0-3 K		2-2 5-3		4 0 1 1 0 1 1

Inning Stats	R: 0	H: 1	E: 0	K: 1	S: 6	LOB: 1	BB: 0	P: 11	R: 0	H: 0	E: 0	K: 0	S: 7	LOB: 1	BB: 2	P: 15	R: 0	H: 1	E: 0	K: 0	S: 9	LOB: 2	BB: 1	P: 20	R: 1	H: 2	E: 0	K: 0	S: 12	LOB: 2	BB: 1	P: 24	R: 0	H: 0	E: 1	K: 0	S: 8	LOB: 1	BB: 0	P: 13	R: 0	H: 1	E: 0	K: 1	S: 9	LOB: 1	BB: 0	P: 12	R: 0	H: 0	E: 0	K: 0	S: 6	LOB: 0	BB: 0	P: 10	R: 0	H: 1	E: 0	K: 1	S: 7	LOB: 1	BB: 0	P: 9	R: 0	H: 0	E: 0	K: 1	S: 7	LOB: 0	BB: 0	P: 9	R: 0	H: 0	E: 0	K: 1	S: 7	LOB: 0	BB: 0	P: 9	1B: 6	SF: 0	2B: 0	SAC: 1	3B: 0	DP: 0	HR: 0	HBP: 0	WP: 0	PA: 37
--------------	------	------	------	------	------	--------	-------	-------	------	------	------	------	------	--------	-------	-------	------	------	------	------	------	--------	-------	-------	------	------	------	------	-------	--------	-------	-------	------	------	------	------	------	--------	-------	-------	------	------	------	------	------	--------	-------	-------	------	------	------	------	------	--------	-------	-------	------	------	------	------	------	--------	-------	------	------	------	------	------	------	--------	-------	------	------	------	------	------	------	--------	-------	------	-------	-------	-------	--------	-------	-------	-------	--------	-------	--------

PITCHER	IP	WLS	BF	H	R	ER	SO	BB	IBB	HBP	BLK	WP	HR	S	P	ERA	WHIP
Tom Candiotti, R ERA: 3.47 (1, 1)	6.0	W	27	5	1	1	2	4	0	0	0	0	0	51	95	1.50	1.500
Brad Havens, L ERA: 3.66 (7, 1)	3.0	S	10	1	0	0	2	0	0	0	0	0	0	20	28	0.00	0.333

BOTTOM

Cleveland Indians @ Kansas City Royals
Royals Stadium, Kansas City, MO

Tue Aug 30 1988, 8:05 PM EDT
Att: 23,437 - Unknown - 75 F

livebaseballscores.com

AB	32
R	1
H	6
RBI	1
BB	4
SO	4
LOB	13



Batter	1	2	3	4	5	6	7	8	9	AB R H RBI BB SO LOB	TOP											
Julio Franco, R (1, 4) OBP: 0.360, SLG: 0.419	0-0 6-3		2-2 F8		3-1 4-1			1-1 L4		4 0 0 0 0 0 4	Cleveland Indians @ Kansas City Royals Royals Stadium, Kansas City, MO Wed Aug 31 1988, 8:05 PM EDT Att. 20,615 - Unknown - 85 F											
Willie Upshaw, L (1, 3) OBP: 0.339, SLG: 0.380	0-0 F8		1-3 K			1-2 F7		0-1 1B		4 0 1 0 0 1 1												
Joe Carter, R (1, 8) OBP: 0.320, SLG: 0.486	3-2 6-3			0-1 6-3		1-1 1B		1-0 F7		4 0 1 0 0 0 2												
Ron Kittle, R (1, 10) OBP: 0.329, SLG: 0.560		1-1 6-3		1-0 F8		1-2 1B		1-3 K		4 0 1 0 0 1 2												
Cory Snyder, R (1, 9) OBP: 0.326, SLG: 0.493		2-2 G3		1-1 F9		3-2 G6-4-3		1-3 K		4 0 1 0 0 1 2												
Brook Jacoby, R (1, 5) OBP: 0.312, SLG: 0.350		2-2 G3		0-0 2-3			0-0 4-3	0-1 4-3		4 0 0 0 0 0 1												
Carmen Castillo, R (1, 7) OBP: 0.297, SLG: 0.357		2-1 6-3		0-0 1B			3-3 K	0-0 F8		4 0 1 0 0 1 1												
Andy Allanson, R (1, 2) OBP: 0.288, SLG: 0.308			4-0 F8		0-1 1B		2-2 4-3			2 0 1 0 1 0 0												
Paul Zuvella, R (1, 6) OBP: 0.309, SLG: 0.315			0-0 SH1-4		2-1 F8-7			0-0 1B		2 0 1 0 0 0 2												
Inning Stats	R: 0 E: 0 K: 0 S: 7	H: 0 LOB: 0 BB: 0 P: 10	R: 0 E: 0 K: 0 S: 12	H: 1 LOB: 1 BB: 0 P: 19	R: 0 E: 0 K: 1 S: 10	H: 0 LOB: 1 BB: 1 P: 17	R: 0 E: 0 K: 0 S: 5	H: 0 LOB: 0 BB: 0 P: 7	R: 0 E: 0 K: 0 S: 8	H: 2 LOB: 2 BB: 0 P: 13	R: 0 E: 0 K: 0 S: 12	H: 2 LOB: 1 BB: 0 P: 18	R: 0 E: 0 K: 1 S: 9	H: 0 LOB: 0 BB: 0 P: 14	R: 0 E: 0 K: 1 S: 9	H: 2 LOB: 2 BB: 0 P: 12	R: 0 E: 0 K: 1 S: 6	H: 0 LOB: 0 BB: 0 P: 7	1B: 7 2B: 0 3B: 0 HR: 0	SF: 0 SAC: 1 DP: 1 HBP: 0	WP: 0 PB: 0 SB: 0 CS: 0	PA: 34
PITCHER Charlie Leibrandt, L (1, 1) ERA: 3.39	IP: 9.0 WLS: W BF: 34 H: 7 R: 0 ER: 0 SO: 4 BB: 1 IBB: 0 HBP: 0 BLK: 0 WP: 0 HR: 0 S: 78 P: 117 ERA: 0.00 WHIP: 0.889											PITCHER	IP: 9.0 WLS: W BF: 34 H: 7 R: 0 ER: 0 SO: 4 BB: 1 IBB: 0 HBP: 0 BLK: 0 WP: 0 HR: 0 S: 78 P: 117 ERA: 0.00 WHIP: 0.889									

AB	32
R	0
H	7
RBI	0
BB	1
SO	4
LOB	15



Batter	1	2	3	4	5	6	7	8	9
Willie Wilson, S OBP: 0.292, SLG: 0.344 (1, 8)	0-3 K		1-3 K			0-0 F8		0-0 CS 1B	
Kevin Seitzer, R OBP: 0.378, SLG: 0.411 (1, 5)	0-1 L9			1-2 6-3		1-0 P4		1-3 K	
George Brett, L OBP: 0.401, SLG: 0.538 (1, 10)	2-2 4-3			4-2 6-3 BB		1-3 K		2-1 F9	
Pat Tabler, R OBP: 0.350, SLG: 0.354 (1, 3)		0-2 P3		1-2 6-3		0-0 1B			
Brad Wellman, R OBP: 0.286, SLG: 0.260 (9, 6)				1-3					
Danny Tartabull, R OBP: 0.371, SLG: 0.504 (1, 9)		1-1 L3		1-1 5-3		2-2 SH1 1B			
Frank White, R OBP: 0.281, SLG: 0.360 (1, 4)		1-0 3-1			0-2 F8	0-0 FC5-2-5-1 SH1 1B			
Bo Jackson, R OBP: 0.289, SLG: 0.473 (1, 7)			3-3 K		1-3 K	4-0 SH1 IBB			
Bill Pecota, R OBP: 0.243, SLG: 0.271 (1, 6)			4-1 S BB		2-2 1B	1-0 SH1			
Larry Owen, R OBP: 0.290, SLG: 0.200 (1, 2)			0-3 K		1-2 P4	0-3 K			

Inning Stats	R: 0	H: 0	E: 0	K: 1	S: 10	R: 0	H: 0	E: 0	K: 0	S: 6	R: 0	H: 0	E: 0	K: 3	S: 14	R: 0	H: 0	E: 0	K: 0	S: 11	R: 0	H: 0	E: 0	K: 1	S: 13	R: 1	H: 2	E: 0	K: 1	S: 10	R: 0	H: 1	E: 0	K: 1	S: 7
	LOB: 0	BB: 0	LOB: 0	BB: 0	P: 12	LOB: 0	BB: 0	LOB: 0	BB: 0	P: 8	LOB: 1	BB: 1	LOB: 1	BB: 0	P: 17	LOB: 0	BB: 0	LOB: 2	BB: 1	P: 17	LOB: 0	BB: 0	LOB: 0	BB: 0	LOB: 2	BB: 1	P: 9	LOB: 0	BB: 0	LOB: 0	BB: 0	LOB: 0	BB: 0	P: 9	

PITCHER	IP	WLS	BF	H	R	ER	SO	BB	IBB	HBP	BLK	WP	HR	S	P	ERA	WHIP
Greg Swindell, L ERA: 3.3 (1, 1)	8.0	L	30	4	1	1	8	2	1	0	0	0	0	77	111	1.12	0.750

AB	R	H	RBI	BB	SO	LOB
4	0	1	0	0	2	1
4	0	0	0	0	1	1
3	0	0	0	1	1	1
3	0	1	0	0	0	1
0	0	0	0	0	0	0
3	1	1	0	0	0	1
3	0	0	0	0	0	2
2	0	0	0	1	2	0
1	0	1	1	1	0	0
3	0	0	0	0	2	4

WP	PA
0	30

AB	26
R	1
H	4
RBI	1
BB	3
SO	8
LOB	11



Cleveland Indians @ Kansas City Royals
 Royals Stadium, Kansas City, MO
 Wed Aug 31 1988, 8:05 PM EDT
 Att: 20,615 - Unknown - 85 F

livebaseballscorecards.com

Batter 1 2 3 4 5 6 7 8 9 10 11 12 13 AB R H RBI BB SO LOB TOP

Steve Lyons, L (1, 8) F5

3B 1B

F5

G6-3

G4-3

G4-6-3

6 1 1 0 0 0 1

Donnie Hill, S (1, 4) Fred Manrique, R (8, 4) 1B BB

FC3-2 3B

F9

P6

G5-3

G6-3

3 0 1 1 1 0 0
2 0 0 0 0 0 0

Harold Baines, L (1, 10) Dave Gallagher, R (11, PR) F6

FC3-2

P7

F8

F8

SH1-4 1B

5 0 1 0 0 0 2
1 0 1 0 0 0 0

Carlton Fisk, R (1, 2) F6

L6

L6

L6

HBP

SH1-4

K

4 0 1 0 0 1 2

Daryl Boston, L (1, 7) F7

P6

P6

L5-3 BB

F7

SH1-4

K

4 0 0 0 2 1 5

Mike Diaz, R (1, 3) K

HR 1B

HR 1B

L7

F6

K

K

5 1 1 0 0 2 3

Kenny Williams, R (1, 9) Dan Pasqua, L (11, PH) F8

F8

HR

L5-3

K

G3

G3

4 1 1 2 0 1 1
1 0 0 0 0 0 2

Ozzie Guillen, L (1, 6) E S 1B

G1-3

G1-3

B5-3

G1-3

G1-3

F7

5 0 1 0 0 0 0

Carlos Martinez, R (1, 5) P5

G6-3

G6-3

G5-3

G5-3

F9

G4-6-3 1B

5 0 1 0 0 0 1

Inning Stats table with columns for Runs, Hits, Errors, etc.

Inning Stats table with columns for Runs, Hits, Errors, etc.

Inning Stats table with columns for Runs, Hits, Errors, etc.

Inning Stats table with columns for Runs, Hits, Errors, etc.

Summary stats table for AB, R, H, RBI, BB, SO, LOB

PITCHER table with columns for IP, WLS, BF, H, R, ER, SO, BB, IBB, HBP, BLK, WP, HR, S, P, ERA, WHIP

PITCHER table with columns for IP, WLS, BF, H, R, ER, SO, BB, IBB, HBP, BLK, WP, HR, S, P, ERA, WHIP

PITCHER table with columns for IP, WLS, BF, H, R, ER, SO, BB, IBB, HBP, BLK, WP, HR, S, P, ERA, WHIP

Chicago White Sox @ Cleveland Indians Cleveland Municipal Stadium, Cleveland, OH Fri Sep 02 1988 7:05 PM EDT Att. 8,859 - Cloudy

Batter	1	2	3	4	5	6	7	8	9	10	11	12	13	AB R H RBI BB SO LOB
Julio Franco, R OBP: 0.364, SLG: 0.423 (1, 4)	G6-3		1B		1B		1B		1B		F8		BLK	7 2 5 1 0 0 0
Andy Allanson, R OBP: 0.291, SLG: 0.311 (1, 2)	G5-3		1B		1B		L8		K		F2		1B	7 0 3 2 0 1 2
Joe Carter, R OBP: 0.320, SLG: 0.487 (1, 8)	2B		K		1B		L8		K		E5		FC3-6	6 0 2 0 0 2 4
Ron Kittle, R OBP: 0.328, SLG: 0.552 (1, 10)	G6-3		G6-3		K		FC1-6		F9		FC3-6		1B	3 0 0 0 1 1 5
Ron Washington, R OBP: 0.296, SLG: 0.363 (8, PR)														2 0 0 0 0 0 2
Brook Jacoby, R OBP: 0.311, SLG: 0.347 (1, 5)		G4-3		L7		F9		FC1-6		F9		1B		6 1 1 0 0 0 3
Luis Medina, R OBP: 0.667, SLG: 0.667 (1, 3)														3 0 2 0 0 0 0
Willie Upshaw, L OBP: 0.339, SLG: 0.380 (8, PH)														3 0 1 0 0 0 2
Mei Hall, L OBP: 0.327, SLG: 0.412 (1, 7)														5 0 1 0 0 0 4
Cory Snyder, R OBP: 0.325, SLG: 0.492 (12, PH)														1 0 0 0 0 0 2
Paul Zuvella, R OBP: 0.310, SLG: 0.309 (1, 6)														2 1 0 0 1 0 1
Terry Francona, L OBP: 0.339, SLG: 0.381 (8, PH)														1 0 1 1 0 0 0
Houston Jimenez, R OBP: 0.053, SLG: 0.053 (9, 6)														2 0 0 0 0 0 1
Scott Jordan, R OBP: 0.304, SLG: 0.278 (1, 9)														1 0 0 0 0 0 0
Dave Clark, L OBP: 0.304, SLG: 0.278 (7, PH)														4 0 0 0 0 0 2

Inning Stats	R: 0	H: 1	E: 0	LOB: 1	K: 0	P: 12	R: 0	H: 1	E: 0	LOB: 0	K: 0	P: 12	R: 1	H: 2	E: 0	LOB: 2	K: 1	P: 14	R: 0	H: 1	E: 0	LOB: 1	K: 0	P: 7	R: 1	H: 3	E: 0	LOB: 2	K: 1	P: 27	R: 0	H: 0	E: 0	LOB: 0	K: 0	P: 12	R: 0	H: 1	E: 0	LOB: 1	K: 0	P: 14	R: 1	H: 2	E: 0	LOB: 2	K: 0	P: 16	R: 0	H: 1	E: 0	LOB: 1	K: 2	P: 13	R: 0	H: 1	E: 0	LOB: 1	K: 0	P: 12	R: 0	H: 0	E: 0	LOB: 0	K: 0	P: 9	R: 0	H: 1	E: 1	LOB: 2	K: 0	P: 13	R: 1	H: 2	E: 0	LOB: 1	K: 0	P: 13	R: 1	H: 2	E: 0	LOB: 1	K: 0	P: 13	R: 0	H: 2	E: 0	LOB: 0	K: 0	P: 9
AB	53	R	4	H	16	RBI	4	BB	2	SO	4	LOB	28	WP: 0	PA: 56	PB: 0	SB: 2	CS: 0	1B: 14	SF: 0	2B: 2	SAC: 1	3B: 0	DP: 1	HR: 0	HBP: 0																																																																

PITCHER	IP	WLS	BF	H	R	ER	SO	BB	IBB	HBP	BLK	WP	HR	S	P	ERA	WHIP
Jerry Reuss, L ERA: 3.86 (1, 1)	5.0		23	8	2	2	2	1	0	0	0	0	0	51	72	3.60	1.800
Barry Jones, R ERA: 3.15 (6, 1)	2.0		7	1	0	0	0	0	0	0	0	0	0	14	26	0.00	0.500
Bobby Thigpen, R ERA: 3.15 (8, 1)	2.0		10	3	1	1	2	1	0	0	0	0	0	21	29	4.50	2.000
Donn Pall, R ERA: 3.66 (10, 1)	2.1		10	2	0	0	0	0	0	0	0	0	0	17	26	0.00	0.857
Ken Patterson, L ERA: 5.4 (12, 1)	1.1	L	6	2	1	1	0	0	0	0	1	0	0	16	21	6.75	1.500

Chicago White Sox @ Cleveland Indians
Cleveland Municipal Stadium, Cleveland, OH

livebaseballscorecards.com

AB	53
R	4
H	16
RBI	4
BB	2
SO	4
LOB	28



WP: 0	PA: 56
PB: 0	
SB: 2	
CS: 0	

Fri Sep 02 1988, 7:05 PM EDT
Att: 8,859 - Cloudy

Batter	1	2	3	4	5	6	7	8	9	AB R H RBI BB SO LOB	TOP																										
Dave Gallagher, R (1, 8) OBP: 0.335, SLG: 0.386	2-2 F7		4-0 FC5-4 BB		2-2 1-3			1-0 CS 1B		3 0 1 0 1 0 0																											
Kenny Williams, R (1, 9) OBP: 0.237, SLG: 0.337	2-2 HR		1-2 FC5-4 BLK		1-1 L5			3-3 K		4 1 1 1 0 1 3																											
Harold Baines, L (1, 10) OBP: 0.348, SLG: 0.396	0-0 4-3		1-1 SF9		0-0 2-3			1-1 F7		3 0 0 1 0 0 0																											
Carlton Fisk, R (1, 2) OBP: 0.383, SLG: 0.578	3-3 K		3-H 1-0 4-3		1-3 K			0-0 F6		4 0 0 0 0 2 1																											
Mike Diaz, R (1, 3) OBP: 0.310, SLG: 0.258		2-2 L9		1-1 1B			1-1 SH1-4 1B	1-3 K		3 0 2 0 0 0 0																											
Daryl Boston, L (7, PR) OBP: 0.274, SLG: 0.450										1 0 0 0 0 1 0																											
Russ Morman, R (1, 7) OBP: 0.256, SLG: 0.225		3-3 K		3-3 SAFE K			0-1 SH1-4	1-2 K		2 0 0 0 0 2 1																											
Carlos Martinez, R (1, 5) OBP: 0.250, SLG: 0.250		3-2 1B		1-3 K			0-3 K	0-3 K		3 0 1 0 0 2 2																											
Fred Manrique, R (1, 4) OBP: 0.281, SLG: 0.363		0-0 F7		2-2 F2			3-3 K	3-3 K		3 0 0 0 0 1 3																											
Ozzie Guillen, L (1, 6) OBP: 0.286, SLG: 0.300			0-0 FC5-4 BB SF9 1B		3-1 4-3			0-1 F9		3 1 1 0 0 0 0																											
Inning Stats	R: 1 E: 0 K: 1 S: 11	H: 1 LOB: 0 BB: 0 P: 18	R: 0 E: 0 K: 1 S: 12	H: 1 LOB: 1 BB: 0 P: 20	R: 1 E: 0 K: 0 S: 8	H: 1 LOB: 1 BB: 1 P: 15	R: 0 E: 0 K: 2 S: 8	H: 1 LOB: 0 BB: 0 P: 13	R: 0 E: 0 K: 1 S: 6	H: 0 LOB: 0 BB: 0 P: 8	R: 0 E: 0 K: 2 S: 10	H: 1 LOB: 2 BB: 0 P: 14	R: 0 E: 0 K: 1 S: 6	H: 1 LOB: 1 BB: 0 P: 10	R: 0 E: 0 K: 1 S: 8	H: 0 LOB: 0 BB: 0 P: 10	1B: 5 2B: 1 3B: 0 HR: 1	SF: 1 SAC: 1 DP: 1 HBP: 0	WP: 0 PB: 0 SB: 0 CS: 1	PA: 32																	
PITCHER	IP WLS BF H R ER SO BB IBB HBP BLK WP HR S P ERA WHIP																																				
Bud Black, L (1, 1) ERA: 5.05	7.0		26	5	2	2	7	1	0	0	1	0	0	1	63	103	2.57	0.857																			
Brad Havens, L (8, 1) ERA: 3.52	2.0	W	6	1	0	0	2	0	0	0	0	0	0	14	20	0.00	0.500																				

Chicago White Sox @ Cleveland Indians
Cleveland Municipal Stadium, Cleveland, OH

Sun Sep 04 1988, 3:33 AM EDT
Cloudy - 60 F

livebaseballscorecards.com

AB	29
R	2
H	6
RBI	2
BB	1
SO	9
LOB	10



Batter	1	2	3	4	5	6	7	8	9	AB	R	H	RBI	BB	SO	LOB
Julio Franco, R (1, 4) OBP: 0.362, SLG: 0.420	3-1 1-3		1-1 L9			0-1 4-6-3	3-2 F9			4	0	0	0	0	0	2
Terry Francona, L (1, 10) OBP: 0.337, SLG: 0.378	0-1 6-3			0-0 F8		0-0 1B 1B		1-1 F9		4	1	1	0	0	0	0
Joe Carter, R (1, 8) OBP: 0.322, SLG: 0.487	0-1 6-3			2-2 F4		1-1 1B 1B		0-2 WP S 1B		4	0	2	0	0	0	0
Mel Hall, L (1, 7) OBP: 0.327, SLG: 0.418 Carmen Castillo, R (8, PH) OBP: 0.295, SLG: 0.354 (9, 7)		3-2 3-1		1-2 HR		0-0 F6		2-3 K		3	1	1	1	0	0	2
Willie Upshaw, L (1, 3) OBP: 0.339, SLG: 0.379 Luis Medina, R (8, PH) OBP: 0.500, SLG: 0.500 (9, 3)		2-2 4-3		3-2 L9		0-0 1B		1-2 5-3		3	0	1	1	0	0	0
Brook Jacoby, R (1, 5) OBP: 0.308, SLG: 0.344		0-3 K			2-1 6-3	1-3 K			3-1 5-3	4	0	0	0	0	2	2
Dave Clark, L (1, 9) OBP: 0.311, SLG: 0.312			4-1 BB		3-2 F7		3-2 4-3		1-0 HR	3	1	1	1	1	0	0
Ron Tingley, R (1, 2) OBP: 0.300, SLG: 0.389			1-1 F9		4-2 FC6-4 BB		1-0 F3			2	0	0	0	1	0	1
Paul Zuvella, R (1, 6) OBP: 0.311, SLG: 0.309			0-1 F9		0-0 FC6-4		0-1 1B			3	0	1	0	0	0	2

Inning Stats	R: 0	H: 0	E: 0	LOB: 0	K: 0	P: 9	R: 0	H: 0	E: 0	LOB: 0	K: 1	P: 11	R: 0	H: 0	E: 0	LOB: 1	K: 0	P: 7	R: 1	H: 1	E: 0	LOB: 0	K: 0	P: 14	R: 0	H: 0	E: 0	LOB: 1	K: 0	P: 9	R: 1	H: 3	E: 0	LOB: 2	K: 1	P: 15	R: 0	H: 1	E: 0	LOB: 1	K: 0	P: 13	R: 0	H: 1	E: 0	LOB: 1	K: 1	P: 16	R: 1	H: 1	E: 0	LOB: 0	K: 0	P: 7	1B: 5	SF: 0	2B: 0	SAC: 0	3B: 0	DP: 0	HR: 2	HBP: 0
--------------	------	------	------	--------	------	------	------	------	------	--------	------	-------	------	------	------	--------	------	------	------	------	------	--------	------	-------	------	------	------	--------	------	------	------	------	------	--------	------	-------	------	------	------	--------	------	-------	------	------	------	--------	------	-------	------	------	------	--------	------	------	-------	-------	-------	--------	-------	-------	-------	--------


PITCHER	IP	WLS	BF	H	R	ER	SO	BB	IBB	HBP	BLK	WP	HR	S	P	ERA	WHIP
Melido Perez, R (1, 1) ERA: 4.13	7.1		30	6	2	2	2	2	0	0	0	0	1	80	119	2.46	1.091
Steve Rosenberg, L (8, 1) ERA: 3.98	0.1		1	0	0	0	1	0	0	0	0	0	0	3	5	0.00	0.000
Barry Jones, R (8, 1) ERA: 3.25	0.2	L	3	1	1	1	0	0	0	0	0	1	1	4	10	13.50	1.500

BOTTOM

Chicago White Sox @ Cleveland Indians
Cleveland Municipal Stadium, Cleveland, OH

Sun Sep 04 1988, 3:33 AM EDT
 Cloudy - 60 F

AB	32
R	3
H	7
RBI	3
BB	2
SO	3
LOB	11



PITCHER	IP	WLS	BF	H	R	ER	SO	BB	IBB	HBP	BLK	WP	HR	S	P	ERA	WHIP
Melido Perez, R (1, 1) ERA: 4.13	7.1		30	6	2	2	2	2	0	0	0	0	1	80	119	2.46	1.091
Steve Rosenberg, L (8, 1) ERA: 3.98	0.1		1	0	0	0	1	0	0	0	0	0	0	3	5	0.00	0.000
Barry Jones, R (8, 1) ERA: 3.25	0.2	L	3	1	1	1	0	0	0	0	0	1	1	4	10	13.50	1.500

Batter	1	2	3	4	5	6	7	8	9	AB R H RBI BB SO LOB	TOP																	
Dave Gallagher, R (1, 8) OBP: 0.340, SLG: 0.394	3-2 F8		2-2 4-3		1-0 1B		1-0 1B		0-0 2B	5 1 3 0 0 0 0																		
Steve Lyons, L (1, 5) OBP: 0.308, SLG: 0.370	1-2 6-3		2-2 E4 2B		1-0 1B		0-0 G3		0-0 3B 2B	5 1 3 1 0 0 2																		
Harold Baines, L (1, 10) OBP: 0.346, SLG: 0.398 Carlos Martinez, R (9, PR) OBP: 0.250, SLG: 0.250	1-2 F8		1-1 F8		1-0 4-3		1-1 1-3		0-2 1B 3B	5 0 1 1 0 0 5 0 1 0 0 0 0 0																		
Dan Pasqua, L (1, 9) OBP: 0.300, SLG: 0.402 Kenny Williams, R (8, PH) OBP: 0.240, SLG: 0.335		1-3 K		4-2 G3-6-3 1B BB		1-3 K		4-0 1B BB	0-0 4-3	2 0 0 0 1 2 0 1 1 0 0 1 0 1																		
Mark Salas, L (1, 2) OBP: 0.314, SLG: 0.345 Carlton Fisk, R (8, PH) OBP: 0.384, SLG: 0.577		0-0 1B 1B		0-0 G3-6-3 1B		0-3 K		2-3 K	0-0 2B 1B	3 0 2 0 0 1 0 2 1 1 1 0 1 1																		
Daryl Boston, L (1, 7) OBP: 0.273, SLG: 0.449		3-1 F7		0-2 G3-6-3 1-2f 2-3		2-0 2B		0-0 F8	0-0 F9	5 0 1 0 0 0 6																		
Mike Diaz, R (1, 3) OBP: 0.315, SLG: 0.265 Russ Morman, R (8, PR) OBP: 0.273, SLG: 0.268		2-0 1B		1-3 K		0-0 F7		0-2 1B 1B	1-1 2B	4 0 2 0 0 1 2 1 0 1 1 0 0 0																		
Ozzie Guillen, L (1, 6) OBP: 0.286, SLG: 0.300		0-2 G3		0-2 G3		3-2 F5		0-2 1B		4 0 1 1 0 0 2																		
Donnie Hill, S (1, 4) OBP: 0.302, SLG: 0.284 Fred Manrique, R (9, 4) OBP: 0.281, SLG: 0.363			1-3 K		0-0 L9		3-2 G3 1B 1B		1-0 6-3	4 0 1 0 0 1 2 0 0 0 0 0 0 0																		
Inning Stats	R: 0 E: 0 K: 0 S: 10	H: 0 LOB: 0 BB: 0 P: 15	R: 0 E: 0 K: 1 S: 11	H: 2 LOB: 2 BB: 0 P: 17	R: 0 E: 1 K: 1 S: 13	H: 1 LOB: 1 BB: 1 P: 14	R: 0 E: 0 K: 1 S: 9	H: 1 LOB: 1 BB: 0 P: 12	R: 0 E: 0 K: 0 S: 11	H: 2 LOB: 2 BB: 0 P: 19	R: 1 E: 0 K: 1 S: 15	H: 2 LOB: 2 BB: 1 P: 22	R: 4 E: 0 K: 0 S: 10	H: 5 LOB: 2 BB: 0 P: 11	1B: 10 2B: 5 3B: 1 HR: 0	SF: 0 SAC: 0 DP: 1 HBP: 0	WP: 0 PB: 0 SB: 0 CS: 0	PA: 43										
PITCHER	IP WLS BF H R ER SO BB IBB HBP BLK WP HR S P ERA WHIP																											
Rich Yett, R (1, 1) ERA: 4.3	6.1		28	9	0	0	5	1	0	0	0	0	0	67	102	0.00	1.579											
Scott Bailes, L (7, 1) ERA: 4.89	0.2		3	0	1	1	0	1	0	0	0	0	0	3	8	13.50	1.500											
Doug Jones, R (8, 1) ERA: 2.42	1.1	L	10	6	4	4	1	0	0	0	0	0	0	22	25	27.00	4.500											
Brad Havens, L (9, 1) ERA: 3.48	0.2		2	1	0	0	0	0	0	0	0	0	0	3	4	0.00	1.500											

Chicago White Sox @ Cleveland Indians
Cleveland Municipal Stadium, Cleveland, OH

Sun Sep 04 1988, 3:38 AM EDT
Att. 11,979 - Cloudy - 58 F

AB	41
R	5
H	16
RBI	5
BB	2
SO	6
LOB	21



Batter	1	2	3	4	5	6	7	8	9	AB	R	H	RBI	BB	SO	LOB
Julio Franco, R OBP: 0.361, SLG: 0.419 (1, 4)	1-0 F9		2-1 6-3		0-2 6-3			0-0 SH3-4 1B		4	0	1	0	0	0	3
Terry Francona, L OBP: 0.337, SLG: 0.377 (1, 10)	2-2 5-3			1-0 G6-4-3 1B		0-1 4-3		0-0 SH3-4 1-2		3	0	1	0	0	0	0
Joe Carter, R OBP: 0.321, SLG: 0.491 (1, 8)	1-1 F8			0-0 G6-4-3 1-2f		0-0 HR		2-2 F9		4	1	1	1	0	0	2
Mel Hall, L OBP: 0.326, SLG: 0.416 (1, 7)		3-1 F8		1-0 1-3		1-1 F9		4-0 IBB		3	0	0	0	1	0	0
Willie Upshaw, L OBP: 0.338, SLG: 0.378 (1, 3)		1-1 2-3			3-1 1B 2B 1B		0-0 L9		3-2 F9	4	1	1	0	0	0	2
Brook Jacoby, R OBP: 0.308, SLG: 0.344 (1, 5)		2-3 K			1-0 2B 1-2 1B		0-2 L5		0-1 F8	4	0	1	0	0	1	0
Dave Clark, L OBP: 0.336, SLG: 0.361 (1, 9)			1-0 6-3 1B		0-0 1-3 2-H 2B		2-1 2B		0-1 1B	4	0	4	1	0	0	0
Andy Allanson, R OBP: 0.288, SLG: 0.307 (1, 2)			1-2 F8		3-1 G3		0-0 6-3		1-3 K	4	0	0	0	0	1	5
Paul Zuvella, R OBP: 0.302, SLG: 0.300 (1, 6)			3-2 6-3		2-3 K		2-2 6-3		0-0 F9	3	0	0	0	0	1	4
Ron Kittle, R OBP: 0.326, SLG: 0.549 (9, PH)			1-2 6-3							1	0	0	0	0	0	1

Inning Stats	R: 0	H: 0	E: 0	K: 0	S: 7	R: 0	H: 0	E: 0	K: 1	S: 8	R: 0	H: 1	E: 0	K: 0	S: 12	R: 1	H: 3	E: 0	K: 1	S: 12	R: 1	H: 1	E: 0	K: 0	S: 6	R: 0	H: 1	E: 0	K: 0	S: 12	R: 0	H: 1	E: 0	K: 10	S: 10	R: 0	H: 1	E: 0	K: 1	S: 8
	0	0	0	0	11	0	0	0	1	14	0	1	0	0	19	1	3	0	1	12	1	1	0	0	7	0	1	0	1	16	0	1	0	19	0	1	0	9		

BOTTOM

Chicago White Sox @ Cleveland Indians
Cleveland Municipal Stadium, Cleveland, OH

Sun Sep 04 1988, 3:38 AM EDT
Att: 11,979 - Cloudy - 58 F

livebaseballscorecards.com

AB	34
R	2
H	9
RBI	2
BB	1
SO	3
LOB	17



WP: 0	PA: 36
PB: 0	
SB: 0	
CS: 0	

Batter	1	2	3	4	5	6	7	8	9	AB R H RBI BB SO LOB	TOP													
Ron Washington, R OBP: 0.300, SLG: 0.363 (1, 5)	1-2 FC6-4 1B		2-2 HR HBP		0-0 5-3		2-1 F8			3 1 1 0 0 0 2														
Willie Upshaw, L OBP: 0.341, SLG: 0.387 (1, 3)	2-1 FC6-4 1B		1-0 HR		4-2 BB		3-2 G6-3			3 1 2 1 1 0 2														
Julio Franco, R OBP: 0.360, SLG: 0.416 (1, 4)	2-2 FC6-4 S		4-2 1B BB		3-3 K		3-2 F7			3 0 0 1 1 1 2														
Joe Carter, R OBP: 0.321, SLG: 0.489 (1, 8)	1-0 5-3		0-1 1B		1-1 F8		0-0 F7			4 0 1 0 0 0 1														
Mel Hall, L OBP: 0.324, SLG: 0.412 (1, 7)	3-2 F9		2-0 L6		2-2 1-3		3-1 P4			4 0 0 0 0 0 1														
Ron Kittle, R OBP: 0.325, SLG: 0.543 (1, 10)		2-0 G3-6-3 1B		1-1 G6-3		0-0 G6-3		0-0 F7		4 0 1 0 0 0 0														
Dave Clark, L OBP: 0.345, SLG: 0.370 (1, 9)		0-1 G3-6-3		0-0 1B		0-1 FC5-6 SH 1B		0-3 K		3 0 2 0 0 0 1														
Carmen Castillo, R OBP: 0.293, SLG: 0.352 (9, PH)		1-2 1B		0-1 1B		1-2 SH F8 FC5-6		2-3 K		1 0 0 0 0 1 0	AB 31 R 2 H 7 RBI 2 BB 2 SO 3 LOB 12													
Andy Allanson, R OBP: 0.286, SLG: 0.304 (1, 2)		1-1 F9		0-1 F8		1-2 FC5-6				3 0 0 0 0 1 1														
Paul Zuvella, R OBP: 0.294, SLG: 0.291 (1, 6)			2-2 F5		0-0 F7		0-0 FC5-6			3 0 0 0 0 0 2														
Inning Stats	R: 1 E: 0 K: 0 S: 13	H: 2 LOB: 1 BB: 0 P: 22	R: 0 E: 0 K: 0 S: 5	H: 1 LOB: 0 BB: 0 P: 8	R: 1 E: 0 K: 0 S: 13	H: 2 LOB: 2 BB: 1 P: 22	R: 0 E: 0 K: 0 S: 6	H: 1 LOB: 1 BB: 0 P: 9	R: 0 E: 0 K: 1 S: 8	H: 0 LOB: 1 BB: 1 P: 15	R: 0 E: 0 K: 0 S: 6	H: 0 LOB: 0 BB: 0 P: 9	R: 0 E: 1 K: 0 S: 10	H: 1 LOB: 2 BB: 0 P: 15	R: 0 E: 0 K: 0 S: 7	H: 0 LOB: 0 BB: 0 P: 13	R: 0 E: 0 K: 2 S: 7	H: 0 LOB: 0 BB: 0 P: 9	R: 0 E: 0 K: 2 S: 7	H: 0 LOB: 0 BB: 0 P: 9	1B: 6 2B: 0 3B: 0 HR: 1	SF: 0 SAC: 1 DP: 1 HBP: 1	WP: 0 PB: 0 SB: 2 CS: 0	PA: 35
PITCHER	IP WLS BF H R ER SO BB IBB HBP BLK WP HR S P ERA WHIP																							
Rick Rhoden, R ERA: 4.34 (1, 1)	8.0 W 32 7 2 2 1 2 2 0 1 0 0 1 68 113 2.25 1.125																							
Dave Righetti, L ERA: 3.63 (9, 1)	1.0 3 0 0 0 2 0 0 0 0 0 0 0 7 9 0.00 0.000																							

Cleveland Indians @ New York Yankees
 Yankee Stadium, Bronx, NY
 Mon Sep 05 1988, 3:33 AM EDT
 Att. 27,884 - Overcast - 79 F

livebaseballscorecards.com



Batter	1	2	3	4	5	6	7	8	9
Rickey Henderson, R (1, 7) OBP: 0.389, SLG: 0.393	1-3 K			2-2 6-3		0-3 K		1-1 FC4 1B	
Willie Randolph, R (1, 4) OBP: 0.339, SLG: 0.330	1-1 P5			1-2 F7		1-0 F8		4-2 1B 1B BB	
Don Mattingly, L (1, 3) OBP: 0.360, SLG: 0.465	2-3 K			0-1 1B		2-0 G6-3		1-0 1B HR 1B	
Dave Winfield, R (1, 9) OBP: 0.409, SLG: 0.557				0-2 4-3 1B			1-1 1B G4-6-3	3-2 HR 1B	
Ken Phelps, L (1, 10) OBP: 0.411, SLG: 0.552				2-1 F2		2-1 F8		1-1 HR	
Mike Pagliarulo, L (1, 5) OBP: 0.280, SLG: 0.363				1-2 G4-6-3		3-2 HR		3-3 K	
Gary Ward, R (1, 8) OBP: 0.288, SLG: 0.265				0-2 F9		1-2 F9		2-1 SH1-4 FC4 1B	
Randy Velarde, R (9, 6) OBP: 0.245, SLG: 0.367									
Don Slaught, R (1, 2) OBP: 0.352, SLG: 0.475				1-2 P4		3-2 3B		0-0 SH1-4	
Rafael Santana, R (1, 6) OBP: 0.288, SLG: 0.301				2-1 F8		0-1 P6		4-1 FC4 BB	
Jack Clark, R (8, PH) OBP: 0.379, SLG: 0.439									
Roberto Kelly, R (8, PR) OBP: 0.272, SLG: 0.364									

Inning Stats	R: 0 E: 0 K: 2 S: 9	H: 0 LOB: 0 BB: 0 P: 13	R: 0 E: 0 K: 0 S: 8	H: 1 LOB: 0 BB: 0 P: 13	R: 0 E: 0 K: 0 S: 8	H: 0 LOB: 0 BB: 0 P: 11	R: 0 E: 0 K: 0 S: 11	H: 1 LOB: 1 BB: 0 P: 14	R: 1 E: 0 K: 0 S: 14	H: 2 LOB: 1 BB: 0 P: 23	R: 0 E: 0 K: 1 S: 5	H: 0 LOB: 0 BB: 0 P: 8	R: 0 E: 0 K: 0 S: 4	H: 1 LOB: 0 BB: 0 P: 8	R: 6 E: 0 K: 1 S: 19	H: 4 LOB: 1 BB: 2 P: 38
--------------	------------------------------	----------------------------------	------------------------------	----------------------------------	------------------------------	----------------------------------	-------------------------------	----------------------------------	-------------------------------	----------------------------------	------------------------------	---------------------------------	------------------------------	---------------------------------	-------------------------------	----------------------------------

PITCHER	IP	WLS	BF	H	R	ER	SO	BB	IBB	HBP	BLK	WP	HR	S	P	ERA	WHIP
Tom Candiotti, R (1, 1) ERA: 3.39	7.0		24	5	1	1	3	0	0	0	0	0	1	59	90	1.29	0.714
Don Gordon, R (8, 1) ERA: 3.99	0.2	L	5	1	3	3	0	2	0	0	1	0	0	9	20	40.50	4.500
Scott Bailes, L (8, 1) ERA: 4.96	0.0		1	1	0	0	0	0	0	0	0	0	0	1	2	∞	∞
Jeff Dedmon, R (8, 1) ERA: 5.46	0.1		3	2	3	3	1	0	0	0	0	0	1	9	16	81.00	6.000

BOTTOM

AB	R	H	RBI	BB	SO	LOB
4	1	0	1	0	2	1
3	1	0	0	1	0	0
4	1	2	1	0	1	0
4	1	3	1	0	0	1
4	1	1	3	0	0	2
4	1	1	1	0	1	2
3	1	1	0	0	0	0
0	0	0	0	0	0	0
2	0	1	0	0	0	0
2	0	0	0	0	0	1
0	0	0	0	1	0	0
0	0	0	0	0	0	0

AB 30
R 7
H 9
RBI 7
BB 2
SO 4
LOB 7

WP: 0 **PA: 33**
PB: 0
SB: 2
CS: 0


WP: 0 **PA: 33**
PB: 0
SB: 2
CS: 0

1B: 6 **SF: 0**
2B: 0 **SAC: 1**
3B: 1 **DP: 2**
HR: 2 **HBP: 0**

WP: 0 **PA: 33**
PB: 0
SB: 2
CS: 0

WP: 0 **PA: 33**
PB: 0
SB: 2
CS: 0

Cleveland Indians @ New York Yankees
Yankee Stadium, Bronx, NY
Mon Sep 05 1988, 3:33 AM EDT
Att. 27,884 - Overcast - 79 F



livebaseballscores.com

Batter	1	2	3	4	5	6	7	8	9	AB R H RBI BB SO LOB	TOP		
Julio Franco, R (1, 4) OBP: 0.364, SLG: 0.419	3-2 G6-3 2B		4-0 BB		4-0 FC6-4 BB		4-0 1B IBB			1 0 1 0 3 0 0			
Andy Allanson, R (1, 2) OBP: 0.285, SLG: 0.304	1-2 G6-3		3-2 F7		1-0 FC6-4 1-2f		1-0 1B 2-H			4 0 1 0 0 0 4			
Joe Carter, R (1, 8) OBP: 0.318, SLG: 0.485	0-3 K		1-3 K			2-2 P4		0-1 F8		4 0 0 0 0 2 3			
Ron Kittle, R (1, 10) OBP: 0.324, SLG: 0.552	1-2 F9			1-1 HR		0-0 L7		2-3 K		4 1 1 1 0 1 1			
Carmen Castillo, R (1, 9) OBP: 0.289, SLG: 0.347		3-1 6-3		1-3 K		3-1 1B		0-1 P6		2 0 0 0 0 1 0			
Mel Hall, L (6, PH) OBP: 0.324, SLG: 0.412										2 0 1 0 0 0 0			
Brook Jacoby, R (1, 5) OBP: 0.306, SLG: 0.341		0-0 E7 G4-6-3		3-3 K		1 SAFE 5-3			0-0 F7	4 0 0 0 0 1 1			
Reggie Williams, R (1, 7) OBP: 0.348, SLG: 0.373		1-0 G4-6-3 1-2f		1-2 F3			3-2 SH1-4 1B		3-1 F8	2 0 0 0 0 0 1			
Dave Clark, L (7, PH) OBP: 0.348, SLG: 0.373							1 SAFE SH1-4 1B			2 0 1 0 0 0 0			
Luis Medina, R (1, 3) OBP: 0.500, SLG: 0.500			2-2 SH1-4 1B		0-1 G6-3		1 SAFE SH1-4		4-1 BB	2 0 1 0 0 0 0			
Willie Upshaw, L (9, PH) OBP: 0.342, SLG: 0.387										0 0 0 0 1 0 0			
Paul Zuvella, R (1, 6) OBP: 0.286, SLG: 0.283			0-0 SH1-4 1-2		1-3 K		1-0 F8		1-1 G1-3	3 0 0 0 0 1 2			
Inning Stats	R: 0 E: 0 K: 1 S: 16 H: 1 LOB: 1 BB: 0 P: 21	R: 0 E: 1 K: 0 S: 4 H: 0 LOB: 0 BB: 0 P: 8	R: 0 E: 0 K: 1 S: 12 H: 1 LOB: 2 BB: 1 P: 22	R: 1 E: 0 K: 2 S: 12 H: 1 LOB: 0 BB: 0 P: 18	R: 0 E: 0 K: 1 S: 6 H: 0 LOB: 1 BB: 1 P: 12	R: 0 E: 0 K: 0 S: 8 H: 1 LOB: 1 BB: 0 P: 13	R: 0 E: 0 K: 0 S: 6 H: 2 LOB: 2 BB: 1 P: 15	R: 0 E: 0 K: 1 S: 7 H: 0 LOB: 0 BB: 0 P: 9	R: 0 E: 0 K: 0 S: 6 H: 0 LOB: 1 BB: 1 P: 14	1B: 4 2B: 1 3B: 0 HR: 1 SF: 0 SAC: 2 DP: 1 HBP: 0	WP: 0 PB: 0 SO: 0 CS: 0 PA: 36		
PITCHER	IP WLS BF H R ER SO BB IBB HBP BLK WP HR S P ERA WHIP											PITCHER	IP WLS BF H R ER SO BB IBB HBP BLK WP HR S P ERA WHIP
Al Leiter, L (1, 1) ERA: 3.78	5.0 L 20 3 1 1 5 2 0 0 0 0 0 1 50 81 1.80 1.000												
Neil Allen, R (6, 1) ERA: 4.03	4.0 16 3 0 0 1 1 1 0 0 0 0 0 27 51 0.00 1.000												

Cleveland Indians @ New York Yankees
 Yankee Stadium, Bronx, NY
 Tue Sep 06 1988, 7:05 PM EDT
 Att. 22,055 - Unknown - 65 F

livebaseballscorecards.com

AB	30
R	1
H	6
RBI	1
BB	4
SO	6
LOB	12



Batter	1	2	3	4	5	6	7	8	9	AB R H RBI BB SO LOB
--------	---	---	---	---	---	---	---	---	---	----------------------

Rickey Henderson, R OBP: 0.388, SLG: 0.391 (1, 7) BB C X	2-1 G3 ①			4-2 1B BB F S B B B B	2-1 1-3 ③			1-1 G4-3 ② B F X		3 0 0 0 1 0 1
Willie Randolph, R OBP: 0.335, SLG: 0.326 (1, 4) C C B B F S	2-3 K ②			0-0 F9 ① X		2-2 4-3 ① C B B F X		0-0 L5 ③ X		4 0 0 0 0 1 1
Don Mattingly, L OBP: 0.359, SLG: 0.464 (1, 3) B B F B X	3-1 F8 ③			0-2 BB 1-3 1B 1 SAFE C C C C X		3-3 K ② B B B F C C C C X		1-0 F8 ① B X		4 0 1 0 0 1 0
Dave Winfield, R OBP: 0.407, SLG: 0.554 (1, 9)		1-2 5-3 ① C T B B X		2-3 K ② B B T B B B		4-1 BB B B F B		0-3 K ② F F S		3 0 0 0 1 2 2
Jack Clark, R OBP: 0.378, SLG: 0.435 (1, 10)		3-3 K ② C T C B B B		4-1 BB 1-2 BB B B C C B B		1-0 F8 ③ B X		2-2 P4 ③ C T B B F X		3 0 0 0 1 1 1
Don Slaught, R OBP: 0.348, SLG: 0.470 (1, 2)		3-3 K ③ C T B B B B		2-2 F9 ③ B B T B B B		1-3 K ① F F T B B B				3 0 0 0 0 2 3
Gary Ward, R OBP: 0.284, SLG: 0.261 (1, 8)		2-3 K ① F F B S		1-2 F9 ① B F F X		2-1 L8 ② B F B X				3 0 0 0 0 1 0
Luis Aguayo, R OBP: 0.320, SLG: 0.348 (1, 5)		0-0 G3-6-3 1B X		0-0 2B X		1-1 F9 ③ B S F B X				3 0 2 0 0 0 0
Rafael Santana, R OBP: 0.286, SLG: 0.299 (1, 6)		1-2 G3-6-3 ② ③ 1-2f F F B X		2-1 P3 ② C B B X		1-2 G3 ① B F X				3 0 0 0 0 0 2

Inning Stats	R: 0 E: 0 K: 1 S: 8	H: 0 LOB: 0 BB: 0 P: 15	R: 0 E: 0 K: 2 S: 10	H: 0 LOB: 0 BB: 0 P: 17	R: 0 E: 0 K: 1 S: 7	H: 1 LOB: 0 BB: 0 P: 10	R: 0 E: 0 K: 1 S: 14	H: 1 LOB: 3 BB: 2 P: 26	R: 0 E: 0 K: 0 S: 8	H: 1 LOB: 1 BB: 0 P: 13	R: 0 E: 0 K: 1 S: 9	H: 0 LOB: 1 BB: 1 P: 19	R: 0 E: 0 K: 1 S: 9	H: 0 LOB: 0 BB: 0 P: 13	R: 0 E: 0 K: 0 S: 6	H: 0 LOB: 0 BB: 0 P: 8	R: 0 E: 0 K: 1 S: 7	H: 0 LOB: 0 BB: 0 P: 10	1B: 2 2B: 1 3B: 0 HR: 0	SF: 0 SAC: 0 DP: 1 HBP: 0	WP: 0 PB: 0 SB: 0 CS: 0	PA: 32
--------------	------------------------------	----------------------------------	-------------------------------	----------------------------------	------------------------------	----------------------------------	-------------------------------	----------------------------------	------------------------------	----------------------------------	------------------------------	----------------------------------	------------------------------	----------------------------------	------------------------------	---------------------------------	------------------------------	----------------------------------	----------------------------------	------------------------------------	----------------------------------	--------

PITCHER	IP	WLS	BF	H	R	ER	SO	BB	IBB	HBP	BLK	WP	HR	S	P	ERA	WHIP	PITCHER	IP	WLS	BF	H	R	ER	SO	BB	IBB	HBP	BLK	WP	HR	S	P	ERA	WHIP		
Greg Swindell, L ERA: 3.16 (1, 1)	9.0	W	32	3	0	0	8	3	0	0	0	0	0	78	131	0.00	0.667																				

BOTTOM

Cleveland Indians @ New York Yankees
Yankee Stadium, Bronx, NY
Tue Sep 06 1988, 7:05 PM EDT
Att: 22,055 - Unknown - 65 F

livebaseballscores.com

AB	29
R	0
H	3
RBI	0
BB	3
SO	8
LOB	10



Batter	1	2	3	4	5	6	7	8	9	AB R H RBI BB SO LOB	TOP									
Julio Franco, R (1, 4) OBP: 0.363, SLG: 0.417	2-1 5-3		1-1 SF8 1B	1-0 FC4-6 1B		0-0 4-3			0-2 G6-4-3 1-2f	5 2 1 0 0 0 2										
Andy Allanson, R (1, 2) OBP: 0.287, SLG: 0.305	1-1 F8		0-0 E5 1B	1-1 1B 1-2 1B		3-2 L9			0-0 6-3	5 0 2 0 0 0 0										
Joe Carter, R (1, 8) OBP: 0.321, SLG: 0.488	2-0 2B		4-0 IBB	0-0 1B 1-3 2-H			1-1 F7			3 0 2 1 1 0 0										
Ron Kittle, R (1, 10) OBP: 0.318, SLG: 0.544	2-2 P4		0-0 SF8 3-H		0-0 F8		2-3 K			3 0 0 1 0 1 1										
Carmen Castillo, R (1, 9) Mel Hall, L (9, 7) OBP: 0.288, SLG: 0.344 OBP: 0.324, SLG: 0.412		1-3 K	2-1 F7		0-1 1B 6-3 1B		1-2 5-3			4 0 1 0 0 1 2 0 0 0 0 0 0 0										
Brook Jacoby, R (1, 5) OBP: 0.305, SLG: 0.340		1-3 K		2-1 FC4-6 1B		3-2 6-3		0-0 G6-3		4 0 1 0 0 1 1										
Reggie Williams, R (1, 7) OBP: 0.167, SLG: 0.167		2-3 K		0-0 FC4-6 1-2f HR		0-2 FC5-4 1B		1-3 K2-3		4 1 1 0 0 2 1										
Luis Medina, R (1, 3) Willie Upshaw, L (8, 3) OBP: 0.500, SLG: 1.100 OBP: 0.342, SLG: 0.387			1-1 HR	0-0 HR 1-H		0-1 FC5-4 1-2f		0-3 K		4 2 2 3 0 1 2 0 0 0 0 0 0 0										
Paul Zuvella, R (1, 6) OBP: 0.293, SLG: 0.284			2-1 5-3	2-0 FC4-6 1B		0-1 L9		4-1 G6-4-3 BB		3 0 1 0 1 0 0										
Inning Stats	R: 0 E: 0 K: 0 S: 9	H: 1 LOB: 1 BB: 0 P: 16	R: 0 E: 0 K: 3 S: 9	H: 0 LOB: 0 BB: 0 P: 13	R: 2 E: 1 K: 0 S: 10	H: 3 LOB: 2 BB: 1 P: 20	R: 3 E: 0 K: 0 S: 9	H: 5 LOB: 2 BB: 0 P: 15	R: 0 E: 0 K: 0 S: 12	H: 2 LOB: 2 BB: 0 P: 15	R: 0 E: 0 K: 1 S: 9	H: 0 LOB: 0 BB: 0 P: 13	R: 0 E: 0 K: 2 S: 7	H: 0 LOB: 0 BB: 0 P: 8	R: 0 E: 0 K: 0 S: 5	H: 0 LOB: 0 BB: 1 P: 9	1B: 8 2B: 1 3B: 0 HR: 2	SF: 1 SAC: 0 DP: 1 HBP: 0	WP: 0 PB: 0 SB: 0 CS: 0	PA: 38
PITCHER	IP WLS BF H R ER SO BB IBB HBP BLK WP HR S P ERA WHIP																			
Tommy John, L (1, 1) ERA: 4.38	4.0 L 21 9 5 5 3 0 1 0 0 0 2 37 64 11.25 2.250																			
Scott Nielsen, R (5, 1) ERA: 6.86	0.2 4 2 0 0 0 0 0 0 0 0 0 10 13 0.00 3.000																			
Steve Shields, R (5, 1) ERA: 4.35	4.1 13 0 0 0 3 1 0 0 0 0 0 29 41 0.00 0.231																			

Cleveland Indians @ New York Yankees
 Yankee Stadium, Bronx, NY
 Wed Sep 07 1988, 7:05 PM EDT
 Att. 30,023 - Unknown - 69 F

AB	35
R	5
H	11
RBI	5
BB	2
SO	6
LOB	9



WP: 0	PA: 38
PB: 0	
SB: 0	
CS: 0	

Batter	1	2	3	4	5	6	7	8	9	AB	R	H	RBI	BB	SO	LOB
Rickey Henderson, R OBP: 0.388, SLG: 0.391 (1, 7)	1-3 K		1-1 1B		3-1 F8		2-0 6-3		2-2 FC4-6 1B	5	1	2	0	0	1	2
Claudell Washington, L OBP: 0.364, SLG: 0.454 (1, 8)	4-1 BB		0-0 F7		1-2 G4-3		2-2 1B		1-1 FC4-6 1-2f	4	0	1	2	1	0	3
Don Mattingly, L OBP: 0.355, SLG: 0.459 (1, 3)	0-1 F8		2-0 F9			0-2 F9		2-1 F9		2-0 L3	5	0	0	0	0	5
Dave Winfield, R OBP: 0.410, SLG: 0.555 (1, 9)	4-1 BB		0-1 CS 1B			1-3 K		1-2 1B		3	0	2	2	1	1	0
Jack Clark, R OBP: 0.377, SLG: 0.432 (1, 10)	1-3 K		1-0 CS		0-0 F9		3-1 WP BB		1-3 K	3	0	0	0	1	2	3
Mike Pagliarulo, L OBP: 0.277, SLG: 0.360 (1, 5)		2-2 4-3		0-1 F8		1-0 P5		0-0 L8		4	0	0	0	0	0	2
Willie Randolph, R OBP: 0.337, SLG: 0.328 (1, 4)		0-0 F8		0-0 1B			2-2 5-3		0-2 1B	4	0	2	0	0	0	0
Joel Skinner, R OBP: 0.246, SLG: 0.308 (1, 2)		0-2 P4		2-3 K			2-1 6-3 1B		3-2 G3	2	0	0	0	0	1	1
Hal Morris, L OBP: 0.222, SLG: 0.222 (7, PH)										1	1	1	0	0	0	0
Bob Geren, R (8, 2)										0	0	0	0	0	0	0
Ken Phelps, L OBP: 0.410, SLG: 0.550 (8, PH)										1	0	0	0	0	0	2
Don Slaught, R OBP: 0.348, SLG: 0.470 (9, 2)										0	0	0	0	0	0	0
Rafael Santana, R OBP: 0.290, SLG: 0.302 (1, 6)			4-2 F9 1B BB		2-1 1B		1-2 1B		0-1 6-3	3	2	2	0	1	0	0

Inning Stats	R: 0	H: 0	R: 0	H: 0	R: 2	H: 2	R: 0	H: 1	R: 0	H: 0	R: 2	H: 3	R: 0	H: 2	R: 0	H: 1	1B: 10	SF: 0
	E: 0	LOB: 2	E: 0	LOB: 0	E: 0	LOB: 0	E: 0	LOB: 1	E: 0	LOB: 1	E: 0	LOB: 1	E: 0	LOB: 2	E: 0	LOB: 1	2B: 0	SAC: 0
	K: 2	BB: 2	K: 0	BB: 0	K: 0	BB: 1	K: 1	BB: 0	K: 1	BB: 1	K: 0	BB: 0	K: 1	BB: 0	K: 0	BB: 0	3B: 0	DP: 0
	S: 10	P: 20	S: 9	P: 11	S: 9	P: 17	S: 7	P: 9	S: 7	P: 13	S: 15	P: 26	S: 15	P: 20	S: 10	P: 15	HR: 0	HBP: 0

PITCHER	IP	WLS	BF	H	R	ER	SO	BB	IBB	HBP	BLK	WP	HR	S	P	ERA	WHIP
Rod Nichols, R ERA: 6.02 (1, 1)	6.1	W	27	6	4	4	4	4	4	0	0	1	0	59	97	5.68	1.579
Don Gordon, R ERA: 3.97 (7, 1)	0.1		1	0	0	0	0	0	0	0	0	0	0	1	3	0.00	0.000
Brad Havens, L ERA: 3.46 (7, 1)	0.1		2	1	0	0	0	0	0	0	0	0	0	5	9	0.00	3.000
Doug Jones, R ERA: 2.36 (8, 1)	2.0	S	9	3	0	0	1	0	0	0	0	0	0	25	35	0.00	1.500


BOTTOM

Cleveland Indians @ New York Yankees
Yankee Stadium, Bronx, NY

Wed Sep 07 1988, 7:05 PM EDT
Att: 30,023 - Unknown - 69 F

AB	35
R	4
H	10
RBI	4
BB	4
SO	5
LOB	18

livebaseballscorecards.com



WP	PA	ERA	WHIP
1	40		
0			
1			
1			

Batter	1	2	3	4	5	6	7	8	9	AB R H RBI BB SO LOB	TOP											
Julio Franco, R (1, 4) OBP: 0.363, SLG: 0.416	0-0 4-3		0-2 1-3		4-0 BB 1-2 2-3 BB		2-1 BB 1-2 2-H 1B 1B		2-1 6-3	4 1 1 1 1 0 0												
Terry Francona, L (1, 10) OBP: 0.333, SLG: 0.372	1-0 F3		1-1 1B		1-2 G4-6-3		0-1 4-3		0-1 6-3	5 0 1 0 0 0 4												
Joe Carter, R (1, 8) OBP: 0.324, SLG: 0.490	0-1 2B		1-1 F8		4-1 BB		1-2 2-H 3-H 1B		0-0 F7	4 0 2 2 1 0 1												
Mel Hall, L (1, 7) OBP: 0.322, SLG: 0.409	1-0 F8			0-2 F3	0-3 K		0-1 SAFE F9			4 0 0 0 0 1 4												
Dave Clark, L (1, 9) OBP: 0.345, SLG: 0.377		2-2 F9		1-0 2B		2-3 K	1-1 F3			4 0 1 0 0 1 1												
Brook Jacoby, R (1, 5) OBP: 0.307, SLG: 0.341		3-2 1B		0-0 F8		1-1 F9		0-0 1B		4 0 2 0 0 0 1												
Willie Upshaw, L (1, 3) OBP: 0.340, SLG: 0.383		3-3 K		0-1 5-3		0-1 4-1		1-0 F7		4 0 0 0 0 1 3												
Andy Allanson, R (1, 2) OBP: 0.289, SLG: 0.307		3-1 1-3			2-0 BB G4-6-3 1B		1-0 1B 1B	1-1 F9		4 2 2 0 0 0 2												
Jay Bell, R (1, 6) OBP: 0.281, SLG: 0.241			1-3 K		1-0 G4-6-3 BB 1B		0-2 SAFE 1B 1B	3-3 K		3 1 2 0 0 1 0												
Ron Kittle, R (8, PH) OBP: 0.317, SLG: 0.542										1 0 0 0 0 1 1												
Paul Zuvella, R (8, 6) OBP: 0.293, SLG: 0.284										0 0 0 0 0 0 0												
Inning Stats	R: 0 E: 0 K: 0 S: 5	H: 1 LOB: 1 BB: 0 P: 7	R: 0 E: 0 K: 1 S: 12	H: 1 LOB: 1 BB: 0 P: 23	R: 0 E: 0 K: 1 S: 12	H: 1 LOB: 1 BB: 0 P: 15	R: 0 E: 0 K: 0 S: 8	H: 1 LOB: 1 BB: 0 P: 9	R: 1 E: 0 K: 1 S: 9	H: 2 LOB: 2 BB: 2 P: 21	R: 0 E: 0 K: 1 S: 8	H: 0 LOB: 0 BB: 0 P: 11	R: 3 E: 0 K: 0 S: 15	H: 4 LOB: 1 BB: 0 P: 20	R: 0 E: 0 K: 1 S: 7	H: 1 LOB: 1 BB: 0 P: 12	R: 0 E: 0 K: 0 S: 5	H: 0 LOB: 0 BB: 0 P: 7	1B: 9 2B: 2 3B: 0 HR: 0	SF: 0 SAC: 0 DP: 1 HBP: 0	WP: 0 PB: 0 SB: 1 CS: 0	PA: 39
PITCHER	IP WLS BF H R ER SO BB IBB HBP BLK WP HR S P ERA WHIP																				PITCHER	IP WLS BF H R ER SO BB IBB HBP BLK WP HR S P ERA WHIP
Mike Boddicker, R (1, 1) ERA: 3.68	6.0 W 27 8 3 3 4 2 0 0 0 0 0 58 91 4.50 1.667																					
Dennis Lamp, R (7, 1) ERA: 3.31	0.1 3 2 1 1 0 0 0 0 0 0 0 0 7 10 27.00 6.000																					
Bob Stanley, R (7, 1) ERA: 3.26	0.2 3 1 0 0 0 0 0 0 0 0 0 0 5 6 0.00 1.500																					
Lee Smith, R (8, 1) ERA: 2.99	2.0 S 6 0 0 0 1 0 0 0 0 0 0 11 18 0.00 0.000																					

Cleveland Indians @ Boston Red Sox
 Fenway Park, Boston, MA
 Fri Sep 09 1988, 7:05 PM EDT
 Att. 33,349 - Unknown - 71 F

livebaseballscorecards.com

AB	37
R	4
H	11
RBI	3
BB	2
SO	5
LOB	17



Batter	1	2	3	4	5	6	7	8	9
Wade Boggs, L OBP: 0.465, SLG: 0.486 (1, 5)	4-2 1B E BB		0-1 HR	3-1 BB 1-3 2B		4-2 CS BB		1-3 K	
Marty Barrett, R OBP: 0.326, SLG: 0.334 (1, 4)	0-0 F6		0-1 6-3	4-0 BB BB		3-3 K 1-2			
Dwight Evans, R OBP: 0.378, SLG: 0.477 (1, 9)	2-1 E 1B		4-1 BB	4-2 BB 1-2 2-3 3-H		1-1 HR			
Mike Greenwell, L OBP: 0.429, SLG: 0.550 (1, 7)	2-1 E6 3B 1-H 2-H		2-2 F6	1-0 F7		2-1 F3			
Ellis Burks, R OBP: 0.367, SLG: 0.489 (1, 8)	1-1 F2		1-1 5-3		4-1 BB 4-3		1-1 4-3		
Todd Benzinger, S OBP: 0.297, SLG: 0.449 (1, 3)	2-2 F7		0-1 F3	1-0 F8		2-1 1B			
Larry Parrish, R OBP: 0.271, SLG: 0.361 (1, 10)		0-1 F7	0-0 F8	1-0 4-3		0-0 F6			
Jody Reed, R OBP: 0.382, SLG: 0.379 (1, 6)		2-0 F7	1-0 1B 2B	2-0 F8		0-0 5-3			
Rich Gedman, L OBP: 0.272, SLG: 0.353 (1, 2)		2-1 3-1	1-0 2B BB 1B 2-H		1-3 K		1-2 4-3		

Inning Stats	R: 3	H: 2	E: 1	K: 0	S: 14	LOB: 0	BB: 1	P: 25	R: 0	H: 0	E: 0	K: 0	S: 5	LOB: 0	BB: 0	P: 9	R: 1	H: 1	E: 0	K: 0	S: 10	LOB: 1	BB: 1	P: 17	R: 2	H: 3	E: 0	K: 0	S: 10	LOB: 3	BB: 2	P: 24	R: 0	H: 0	E: 0	K: 2	S: 12	LOB: 1	BB: 1	P: 20	R: 1	H: 2	E: 0	K: 0	S: 9	LOB: 1	BB: 0	P: 15	R: 0	H: 0	E: 0	K: 1	S: 9	LOB: 0	BB: 0	P: 11
1B: 3	2B: 3	3B: 1	HR: 2	SF: 0	SAC: 0	DP: 1	HBP: 0	WP: 0	PB: 0	SB: 0	CS: 1	PA: 37																																												

PITCHER	IP	WLS	BF	H	R	ER	SO	BB	IBB	HBP	BLK	WP	HR	S	P	ERA	WHIP	
Rich Yett, R ERA: 4.57 (1, 1)	3.2	L	19	6	6	5	0	2	4	0	0	0	0	1	36	63	12.27	2.182
Mike Walker, R ERA: (4, 1)	2.1		10	0	0	0	2	4	0	0	0	0	0	19	44	0.00	1.714	
Don Gordon, R ERA: 4.07 (7, 1)	1.0		5	2	1	1	0	0	0	0	0	0	1	9	15	9.00	2.000	
Scott Bailes, L ERA: 4.92 (8, 1)	1.0		3	0	0	0	1	0	0	0	0	0	0	9	11	0.00	0.000	


BOTTOM

Cleveland Indians @ Boston Red Sox
Fenway Park, Boston, MA
Fri Sep 09 1988, 7:05 PM EDT
Att: 33,349 - Unknown - 71 F

livebaseballscorecards.com

AB	31
R	7
H	8
RBI	6
BB	6
SO	3
LOB	11



Batter	1	2	3	4	5	6	7	8	9	AB R H RBI BB SO LOB	TOP											
Julio Franco, R (1, 4) OBP: 0.361, SLG: 0.413	0-1 6-3			1-1 F9		2-3 K			0-0 F9	4 0 0 0 0 1 0	Cleveland Indians @ Boston Red Sox Fenway Park, Boston, MA Sat Sep 10 1988, 3:33 AM EDT Att. 34,099 - Sunny livebaseballscorecards.com AB 28 R 0 H 1 RBI 0 BB 1 SO 5 LOB 3 											
Willie Upshaw, L (1, 3) OBP: 0.337, SLG: 0.380	1-0 3-1			2-3 K			1-1 4-3		0-2 4-3	4 0 0 0 0 1 0												
Joe Carter, R (1, 8) OBP: 0.322, SLG: 0.487	1-0 F4			0-1 F6			1-0 2-3			3 0 0 0 0 0 0												
Mel Hall, L (1, 7) OBP: 0.320, SLG: 0.406		1-1 1-3			0-0 4-3		3-2 4-3			3 0 0 0 0 0 0												
Carmen Castillo, R (1, 10) OBP: 0.283, SLG: 0.338		0-0 F2			1-0 6-3			1-2 F8		3 0 0 0 0 0 0												
Dave Clark, L (1, 9) OBP: 0.352, SLG: 0.380		0-1 6-3			4-1 BB			0-0 1B		2 0 1 0 1 0 0												
Brook Jacoby, R (1, 5) OBP: 0.305, SLG: 0.339			1-2 6-3		1-3 K			1-3 K		3 0 0 0 0 2 2												
Ron Tingley, R (1, 2) OBP: 0.273, SLG: 0.350			1-0 F8			3-1 F9		0-3 K		2 0 0 0 0 0 0												
Terry Francona, L (8, PH) OBP: 0.332, SLG: 0.370										1 0 0 0 0 1 1												
Tom Lampkin, L (8, 2)										0 0 0 0 0 0 0												
Paul Zuvella, R (1, 6) OBP: 0.288, SLG: 0.279			1-0 F8			2-0 F4			0-0 F8	2 0 0 0 0 0 0												
Rod Allen, R (9, PH)										1 0 0 0 0 0 0												
Inning Stats	R: 0 E: 0 K: 0 S: 4	H: 0 LOB: 0 BB: 0 P: 6	R: 0 E: 0 K: 0 S: 5	H: 0 LOB: 0 BB: 0 P: 6	R: 0 E: 0 K: 0 S: 5	H: 0 LOB: 0 BB: 0 P: 8	R: 0 E: 0 K: 1 S: 7	H: 0 LOB: 0 BB: 0 P: 10	R: 0 E: 0 K: 1 S: 6	H: 0 LOB: 1 BB: 1 P: 12	R: 0 E: 0 K: 1 S: 6	H: 0 LOB: 0 BB: 0 P: 13	R: 0 E: 0 K: 0 S: 6	H: 0 LOB: 0 BB: 0 P: 11	R: 0 E: 0 K: 2 S: 11	H: 1 LOB: 1 BB: 0 P: 13	R: 0 E: 0 K: 0 S: 7	H: 0 LOB: 0 BB: 0 P: 7	1B: 1 2B: 0 3B: 0 HR: 0	SF: 0 SAC: 0 DP: 0 HBP: 0	WP: 0 PB: 0 SB: 0 CS: 0	PA: 29
PITCHER Roger Clemens, R (1, 1) ERA: 2.86	IP: 9.0 WLS: W BF: 29 H: 1 R: 0 ER: 0 SO: 5 BB: 1 IBB: 0 HBP: 0 BLK: 0 WP: 0 HR: 0 S: 57 P: 86 ERA: 0.00 WHIP: 0.222											PITCHER	IP: WLS: BF: H: R: ER: SO: BB: IBB: HBP: BLK: WP: HR: S: P: ERA: WHIP:									

Batter	1	2	3	4	5	6	7	8	9
Wade Boggs, L OBP: 0.466, SLG: 0.486 (1, 5)	F7	FC6-4 HBP		SH5-4 E 1B	5-3			SH1-3 3B 1B	
Marty Barrett, R OBP: 0.325, SLG: 0.332 (1, 4)	F9	FC6-4		SH5-4		F9		SH1-3	
Dwight Evans, R OBP: 0.383, SLG: 0.487 (1, 9)	BB			E7 WP 1B		1B		2B 3B	
Mike Greenwell, L OBP: 0.425, SLG: 0.545 (1, 7)	4-3			6-3		F8		F5	
Ellis Burks, R OBP: 0.370, SLG: 0.492 (1, 8)		1-3		WP 1B		F8		2B	
Jim Rice, R OBP: 0.333, SLG: 0.397 (1, 10)		BLK 1B		K		F8		F9	
Larry Parrish, R OBP: 0.271, SLG: 0.360 Todd Benzinger, S OBP: 0.296, SLG: 0.448 (1, 3) (6, 3)		K		WP 1B		1-3		F9	
Jody Reed, R OBP: 0.387, SLG: 0.388 (1, 6)		E 1B		5-3		2B		1B	
Rick Cerone, R OBP: 0.347, SLG: 0.386 (1, 2)		E9 1B		E6 SH5-4 1B		F4		1-3	

Inning Stats	R: 0 E: 0 K: 5	H: 0 LOB: 1 BB: 1 P: 10	R: 1 E: 1 K: 1 S: 14	H: 3 LOB: 3 BB: 0 P: 23	R: 1 E: 0 K: 2 S: 15	H: 3 LOB: 2 BB: 0 P: 26	R: 2 E: 2 K: 0 S: 12	H: 2 LOB: 2 BB: 1 P: 23	R: 0 E: 0 K: 0 S: 6	H: 1 LOB: 1 BB: 0 P: 10	R: 0 E: 0 K: 0 S: 8	H: 1 LOB: 1 BB: 0 P: 13	R: 0 E: 0 K: 0 S: 12	H: 1 LOB: 1 BB: 0 P: 20	R: 2 E: 0 K: 0 S: 9	H: 3 LOB: 1 BB: 0 P: 14
--------------	----------------------	----------------------------------	-------------------------------	----------------------------------	-------------------------------	----------------------------------	-------------------------------	----------------------------------	------------------------------	----------------------------------	------------------------------	----------------------------------	-------------------------------	----------------------------------	------------------------------	----------------------------------

PITCHER	IP	WLS	BF	H	R	ER	SO	BB	IBB	HBP	BLK	WP	HR	S	P	ERA	WHIP
Bud Black, L ERA: 5.14 (1, 1)	4.0	L	24	8	4	3	3	2	0	1	1	3	0	46	82	6.75	2.500
Don Gordon, R ERA: 4.15 (5, 1)	3.1		15	5	2	2	0	0	0	0	0	0	0	32	53	5.40	1.500
Brad Havens, L ERA: 3.42 (8, 1)	0.2		3	1	0	0	0	0	0	0	0	0	0	3	4	0.00	1.500

AB R H RBI BB SO LOB

4	2	2	0	0	0	1
3	0	0	0	0	0	3
4	2	4	2	1	0	0
5	0	0	0	0	1	5
4	0	2	1	1	0	1
5	1	1	0	0	1	5

3	0	1	1	0	1	1
1	0	0	0	0	0	0
4	0	3	1	0	0	2
4	1	1	0	0	0	2

1B: 10	SF: 0	WP: 3	PA: 42
2B: 3	SAC: 2	PB: 0	
3B: 1	DP: 0	SB: 0	
HR: 0	HBP: 1	CS: 0	

AB	R	H	RBI	BB	SO	LOB	ERA	WHIP
37	6	14	5	2	3	20		

Cleveland Indians @ Boston Red Sox
 Fenway Park, Boston, MA
 Sat Sep 10 1988, 3:33 AM EDT
 Att. 34,099 - Sunny

livebaseballscorecards.com



Batter	1	2	3	4	5	6	7	8	9	AB R H RBI BB SO LOB	TOP																
Willie Upshaw, L (1, 3) OBP: 0.338, SLG: 0.381	1-3 K			0-0 F2		1-2 1B		1-0 CS 1B		4 0 2 1 0 1 0																	
Andy Allanson, R (1, 2) OBP: 0.286, SLG: 0.304	3-2 F3			0-3 K		2-2 F9		3-3 K		4 0 0 0 0 2 2																	
Joe Carter, R (1, 8) OBP: 0.323, SLG: 0.496	2-2 F3			2-0 F8			0-1 HR		3-0 1B 3B	4 2 2 1 0 0 0																	
Mel Hall, L (1, 7) OBP: 0.321, SLG: 0.407 Reggie Williams, R (9, PR) OBP: 0.167, SLG: 0.167 (9, 7)		1-1 6-3		0-0 4-3			2-1 FC4-6 1B		1-2 FC5-4 1B	4 0 2 1 0 0 0 0 0 0 0 0 0 0																	
Ron Kittle, R (1, 10) OBP: 0.312, SLG: 0.532		1-1 F9		1-3 K			1-3 K		1-3 K	4 0 0 0 0 3 2																	
Dave Clark, L (1, 9) OBP: 0.349, SLG: 0.402		0-0 4-3		2-1 HR			3-1 FC4-6 1-2f		2-2 FC5-4 1B	4 1 1 1 0 0 2																	
Eddie Williams, R (1, 5) OBP: 0.250, SLG: 0.250			1-2 F9		0-2 F5		1 SAFE F4		0-2 1B	4 0 1 0 0 0 1																	
Jay Bell, R (1, 6) OBP: 0.278, SLG: 0.238 Terry Francona, L (8, PH) OBP: 0.335, SLG: 0.374 Paul Zuvella, R (8, PR) OBP: 0.286, SLG: 0.277 (8, 6)		1-2 F8				1-0 F7		2-2 SH3-4 1B	0-1 F2	2 0 0 0 0 0 0 1 0 1 0 0 0 0 1 1 0 0 0 0 2																	
Houston Jimenez, R (1, 4) OBP: 0.048, SLG: 0.048			1-2 3-1			0-0 6-3		1-1 SH3-4		2 0 0 0 0 0 0																	
Inning Stats	R: 0 E: 0 K: 1 S: 13	H: 0 LOB: 0 BB: 0 P: 19	R: 0 E: 0 K: 0 S: 5	H: 0 LOB: 0 BB: 0 P: 7	R: 0 E: 0 K: 0 S: 12	H: 0 LOB: 0 BB: 0 P: 15	R: 0 E: 0 K: 1 S: 5	H: 0 LOB: 0 BB: 0 P: 7	R: 1 E: 0 K: 1 S: 10	H: 1 LOB: 0 BB: 0 P: 13	R: 0 E: 0 K: 0 S: 11	H: 1 LOB: 1 BB: 0 P: 14	R: 1 E: 0 K: 1 S: 11	H: 2 LOB: 1 BB: 0 P: 16	R: 1 E: 0 K: 1 S: 12	H: 2 LOB: 1 BB: 0 P: 19	R: 1 E: 0 K: 1 S: 19	H: 3 LOB: 2 BB: 0 P: 26	1B: 6 2B: 1 3B: 1 HR: 2	SF: 0 SAC: 1 DP: 1 HBP: 0	WP: 0 PB: 0 SB: 0 CS: 1	PA: 35					
PITCHER	IP WLS BF H R ER SO BB IBB HBP BLK WP HR S P ERA WHIP																										
Wes Gardner, R (1, 1) ERA: 3.41	6.0		22	4	2	2	3	0	0	0	0	0	2	60	81	3.00	0.667										
Bob Stanley, R (7, 1) ERA: 3.31	1.1	L	5	1	1	1	1	0	0	0	0	0	0	14	20	6.75	0.750										
Lee Smith, R (8, 1) ERA: 3.04	1.2		8	4	1	1	2	0	0	0	0	0	0	24	35	5.40	2.400										

Cleveland Indians @ Boston Red Sox
 Fenway Park, Boston, MA
 Sun Sep 11 1988, 3:33 AM EDT
 Att. 33,154 - Cloudy - 74 F

AB	34
R	4
H	9
RBI	4
BB	0
SO	6
LOB	9



Batter	1	2	3	4	5	6	7	8	9	AB	R	H	RBI	BB	SO	LOB
Wade Boggs, L (1, 5) OBP: 0.463, SLG: 0.482	3-2 4-3		1-2 F7			2-0 F4		2-2 F8		4	0	0	0	0	0	1
Spike Owen, S (1, 6) OBP: 0.327, SLG: 0.372	2-2 F3		0-2 4-3			0-1 F3		1-2 F9		4	0	0	0	0	0	1
Dwight Evans, R (1, 9) OBP: 0.382, SLG: 0.485	1-0 F8				2-1 6-3	0-1 BB 1B			1-1 F9	4	0	1	0	0	0	0
Mike Greenwell, L (1, 7) OBP: 0.429, SLG: 0.549		0-0 4-3 1B 2B		1-0 FC5-4 1B		4-0 1-2 BB			1-0 1B 1B	3	1	3	0	1	0	0
Ellis Burks, R (1, 8) OBP: 0.367, SLG: 0.487		2-1 F4		0-2 FC5-4 PO 1-2f		2-2 F7			3-3 K	4	0	0	0	0	1	5
Todd Benzinger, S (1, 3) OBP: 0.296, SLG: 0.445		1-1 4-3		1-1 PO 1-2		1-1 F7			2-3 K	4	0	1	0	0	1	1
Larry Parrish, R (1, 10) OBP: 0.271, SLG: 0.359		1-2 FC4-6 1B		1-2 4-3		1-2 4-3			0-0 5-3	4	0	1	1	0	0	2
Jody Reed, R (1, 4) OBP: 0.383, SLG: 0.384		1-2 FC4-6		0-1 5-3		0-1 5-3			2-1 F5	3	0	0	0	0	0	1
Rich Gedman, L (1, 2) OBP: 0.276, SLG: 0.369			2-0 F9			3-1 HR			1-1 CS 1B	3	1	2	1	0	0	0
Randy Kutcher, R (8, PR) OBP: 0.125, SLG: 0.125										0	0	0	0	0	0	0
Rick Cerone, R (9, 2) OBP: 0.347, SLG: 0.386										0	0	0	0	0	0	0

Inning Stats	R: 0	H: 0	E: 0	K: 0	S: 7	LOB: 0	BB: 0	P: 13	R: 1	H: 2	E: 0	K: 0	S: 12	LOB: 1	BB: 0	P: 17	R: 0	H: 0	E: 0	K: 0	S: 7	LOB: 0	BB: 0	P: 10	R: 0	H: 1	E: 0	K: 0	S: 8	LOB: 0	BB: 0	P: 11	R: 0	H: 0	E: 0	K: 0	S: 8	LOB: 0	BB: 0	P: 10	R: 1	H: 2	E: 0	K: 10	S: 10	LOB: 2	BB: 1	P: 21	R: 0	H: 0	E: 0	K: 1	S: 7	LOB: 0	BB: 0	P: 11	R: 0	H: 1	E: 0	K: 10	S: 10	LOB: 1	BB: 0	P: 14	R: 0	H: 2	E: 0	K: 1	S: 9	LOB: 2	BB: 0	P: 16	1B: 6	SF: 0	2B: 1	SAC: 0	3B: 0	DP: 0	HR: 1	HBP: 0	WP: 0	PA: 35
PITCHER	IP	WLS	BF	H	R	ER	SO	BB	IBB	HBP	BLK	WP	HR	S	P	ERA	WHIP																																																																	
Tom Candiotti, R (1, 1) ERA: 3.36	7.0	W	26	5	2	2	1	1	0	0	0	0	0	59	93	2.57	0.857																																																																	
Doug Jones, R (8, 1) ERA: 2.3	2.0	S	8	3	0	0	1	0	0	0	0	0	0	19	30	0.00	1.500																																																																	

BOTTOM

Cleveland Indians @ Boston Red Sox
 Fenway Park, Boston, MA
 Sun Sep 11 1988, 3:33 AM EDT
 Att: 33,154 - Cloudy - 74 F

AB	33
R	2
H	8
RBI	2
BB	1
SO	2
LOB	11



WP	PA
0	35

Batter	1	2	3	4	5	6	7	8	9	AB R H RBI BB SO LOB	TOP											
Rickey Henderson, R OBP: 0.385, SLG: 0.388 (1, 7)	3-2 1B		1-1 G5-4-3 1B			1-2 F7		3-3 K	3-2 E1	5 0 2 0 0 1 1												
Willie Randolph, R OBP: 0.337, SLG: 0.324 Claudell Washington, L OBP: 0.358, SLG: 0.457 (1, 4)	1-2 L6		0-0 G5-4-3			0-0 1-3			L6	4 0 0 0 0 0 2												
Don Mattingly, L OBP: 0.351, SLG: 0.453 (1, 10)	1-0 F8		2-3 K			0-3 K			K	1 0 0 0 0 1 2												
Dave Winfield, R OBP: 0.408, SLG: 0.547 (1, 9)	0-3 K					0-3 K			0-1 WP HR 1B	4 1 1 0 0 2 1												
Jack Clark, R OBP: 0.378, SLG: 0.446 (1, 3)						0-0 G6-3			4-2 HR BB	3 1 0 0 1 1 1												
Gary Ward, R OBP: 0.293, SLG: 0.282 (1, 8)						0-1 1B			1-0 HR	4 1 2 3 0 0 0												
Luis Aguayo, R OBP: 0.319, SLG: 0.359 (1, 5)						2-3 K			3-2 5-3	4 1 1 0 0 1 1												
Joel Skinner, R OBP: 0.250, SLG: 0.325 (1, 2)						2-0 F7			1-0 HR	4 1 2 1 0 1 1												
Rafael Santana, R OBP: 0.286, SLG: 0.296 Roberto Kelly, R OBP: 0.272, SLG: 0.364 (1, 6)						0-0 G4-3			2-1 F8	4 1 2 2 0 0 0												
						0-2 G6-3			1-2 6-3	4 0 1 0 0 0 2												
									2-1 E 1B	0 0 0 0 0 0 0												
Inning Stats	R: 0 E: 0 K: 1 S: 11	H: 1 LOB: 1 BB: 0 P: 16	R: 1 E: 0 K: 0 S: 8	H: 3 LOB: 1 BB: 0 P: 10	R: 0 E: 0 K: 1 S: 7	H: 1 LOB: 0 BB: 0 P: 10	R: 0 E: 0 K: 0 S: 9	H: 0 LOB: 0 BB: 0 P: 13	R: 0 E: 0 K: 1 S: 7	H: 0 LOB: 0 BB: 0 P: 8	R: 0 E: 0 K: 1 S: 8	H: 0 LOB: 0 BB: 0 P: 9	R: 0 E: 0 K: 1 S: 7	H: 1 LOB: 1 BB: 0 P: 11	R: 0 E: 0 K: 1 S: 9	H: 0 LOB: 0 BB: 0 P: 15	R: 5 E: 1 K: 1 S: 28	H: 5 LOB: 2 BB: 1 P: 48	1B: 8 2B: 0 3B: 0 HR: 3	SF: 0 SAC: 0 DP: 2 HBP: 0	WP: 1 PB: 0 SB: 1 CS: 0	PA: 38
PITCHER	IP WLS BF H R ER SO BB IBB HBP BLK WP HR S P ERA WHIP																					
Greg Swindell, L ERA: 3.24 (1, 1)	8.2 W 34 9 5 5 6 1 0 0 0 1 2 77 115 5.19 1.154																					
Brad Havens, L ERA: 3.58 (9, 1)	0.0 2 2 1 1 0 0 0 0 0 0 1 9 12 ∞ ∞																					
Doug Jones, R ERA: 2.29 (9, 1)	0.1 S 2 0 0 0 1 0 0 0 0 0 0 8 13 0.00 0.000																					

New York Yankees @ Cleveland Indians
Cleveland Municipal Stadium, Cleveland, OH

Mon Sep 12 1988, 7:05 PM EDT
Att. 11,426 - Unknown - 68 F

AB	37
R	6
H	11
RBI	6
BB	1
SO	7
LOB	11



WP: 1	PA: 38
-------	--------

ERA	WHIP
-----	------

livebaseballscorecards.com

Batter	1	2	3	4	5	6	7	8	9	AB R H RBI BB SO LOB	TOP						
Rickey Henderson, R OBP: 0.387, SLG: 0.388 (1, 7)	0-0 1-3		3-2 2-H E 1B		4-1 1-2 G6-4-3 BB		1-2 5-3		4-2 PB S BB	3 1 1 1 2 0 0							
Claudell Washington, L OBP: 0.356, SLG: 0.454 (1, 8)	0-1 F7		1-3 1-2 K		0-0 1-2f 2-3 G6-4-3		0-2 1B		1-1 F5	5 0 1 0 0 1 4							
Don Mattingly, L OBP: 0.348, SLG: 0.449 (1, 3)	2-2 G3		0-1 2-H 6-3		2-0 G6-3		3-2 4-3		3-2 1-3 F9	5 0 0 0 0 0 3							
Dave Winfield, R OBP: 0.412, SLG: 0.551 (1, 9)		2-2 F9 BLK 1B		4-1 F9 BB BB		1-1 1B 2B		2-2 FC6-4 1B		3 1 3 0 1 0 0							
Jack Clark, R OBP: 0.375, SLG: 0.442 (1, 10)	0-0 P4		2-3 K		1-0 P4		1-1 FC6-4 HR			4 0 0 0 0 1 4							
Roberto Kelly, R OBP: 0.272, SLG: 0.364 (8, PR)										0 1 0 0 0 0 0							
Mike Pagliarulo, L OBP: 0.275, SLG: 0.349 (1, 5)		2-2 F9		4-2 SAFE BB		0-2 P4		2-0 1-H HR		2 0 0 0 1 0 2							
Luis Aguayo, R OBP: 0.322, SLG: 0.376 (8, 5)		1-3 F9		1-2 BB						1 1 1 2 0 0 0							
Willie Randolph, R OBP: 0.337, SLG: 0.323 (1, 4)		2-1 6-3		0-0 F9		1-2 2-H 1B		1-0 F8		4 0 1 1 0 0 4							
Don Slaught, R OBP: 0.339, SLG: 0.455 (1, 2)			1-2 F9		0-1 5-3		2-2 P4		1-0 5-3	4 0 0 0 0 0 4							
Rafael Santana, R OBP: 0.288, SLG: 0.301 (1, 6)			1-0 1B 2B		0-1 G6-4-3 BB 1B		3-3 K		3-3 K	4 1 2 0 0 2 0							
Inning Stats	R: 0 E: 0 K: 0 S: 6 H: 0 LOB: 0 BB: 0 P: 8	R: 0 E: 0 K: 0 S: 9 H: 1 LOB: 1 BB: 0 P: 15	R: 2 E: 0 K: 1 S: 18 H: 2 LOB: 0 BB: 0 P: 23	R: 0 E: 0 K: 1 S: 11 H: 0 LOB: 2 BB: 2 P: 21	R: 0 E: 0 K: 0 S: 5 H: 1 LOB: 1 BB: 1 P: 11	R: 1 E: 0 K: 0 S: 13 H: 2 LOB: 1 BB: 0 P: 18	R: 0 E: 0 K: 1 S: 13 H: 1 LOB: 1 BB: 0 P: 20	R: 2 E: 0 K: 0 S: 8 H: 2 LOB: 1 BB: 0 P: 15	R: 0 E: 0 K: 1 S: 14 H: 0 LOB: 1 BB: 1 P: 25	1B: 6 2B: 2 3B: 0 HR: 1 SF: 0 SAC: 0 DP: 1 HBP: 0	WP: 0 PB: 1 SB: 3 CS: 0 PA: 39						
PITCHER	IP WLS BF H R ER SO BB IBB HBP BLK WP HR S P ERA WHIP																
Rod Nichols, R ERA: 5.63 (1, 1)	6.0	26	6	3	2	2	3	0	0	0	1	0	0	62	96	3.00	1.500
Don Gordon, R ERA: 4.22 (7, 1)	1.1	6	2	1	1	1	0	0	0	0	0	0	0	18	28	6.75	1.500
Scott Bailes, L ERA: 4.93 (8, 1)	1.2	L 7	1	1	1	1	1	0	0	0	0	0	1	17	32	5.40	1.200

New York Yankees @ Cleveland Indians
Cleveland Municipal Stadium, Cleveland, OH

Tue Sep 13 1988, 7:05 PM EDT
Att: 8,455 - Unknown - 60 F

livebaseballscorecards.com

AB	35
R	5
H	9
RBI	4
BB	4
SO	4
LOB	21



Batter	1	2	3	4	5	6	7	8	9	AB R H RBI BB SO LOB	TOP											
Rickey Henderson, R OBP: 0.390, SLG: 0.389 (1, 7)	3-3 K	0-0 F8		0-0 2B		4-2 G3 SF9 BB	4-2 BB		4-1 BB	3 1 1 1 3 1 0												
Claudell Washington, L OBP: 0.354, SLG: 0.450 (1, 8)	2-2 HR 1B		1-0 L8	0-1 L1		2-2 G3	0-0 4-1		0-2 6-3	6 1 1 0 0 0 8												
Don Mattingly, L OBP: 0.348, SLG: 0.448 (1, 3)	2-1 HR 1B		3-1 F8	4-2 FC6-4 BB		0-0 SF9		2-2 G3		3 1 1 1 1 0 0												
Dave Winfield, R OBP: 0.414, SLG: 0.559 (1, 10)	1-2 HR		3-3 K	3-1 FC6-4		3-2 1B		2-0 2B		5 1 3 3 0 1 3												
Jack Clark, R OBP: 0.375, SLG: 0.440 Roberto Kelly, R OBP: 0.272, SLG: 0.364 (1, 9) (8, 9)	2-2 FC5-4 1B			4-0 2B BB	1-0 F4	1-3 K		2-3 K		4 1 1 0 1 2 2 0 0 0 0 0 0 0												
Mike Pagliarulo, L OBP: 0.275, SLG: 0.349 (1, 5)	0-2 FC5-4		0-1 F8 SH 2B	1-0 4-3			0-3 K	2-0 4-3		5 1 1 1 0 1 2												
Willie Randolph, R OBP: 0.340, SLG: 0.323 (1, 4)	1-0 L7		3-2 F8 2B BB	4-1 2B BB			4-0 1B BB	1-1 SH1-4 1B		3 0 1 0 2 0 2	AB 37 R 7 H 12 RBI 7 BB 7 SO 6 LOB 22											
Joel Skinner, R OBP: 0.255, SLG: 0.333 (1, 2)		2-3 K		0-0 SH 1B 2B	0-0 2B		2-2 BB 1B	0-1 SH1-4		3 1 2 1 0 1 0												
Rafael Santana, R OBP: 0.287, SLG: 0.300 (1, 6)		2-1 F8		3-1 2B 1B	1-2 F8		2-0 F7	3-2 6-3		5 0 1 0 0 0 5												
Inning Stats	R: 3 E: 0 K: 1 S: 24	H: 4 LOB: 1 BB: 0 P: 35	R: 0 E: 0 K: 1 S: 6	H: 0 LOB: 0 BB: 0 P: 10	R: 0 E: 0 K: 1 S: 6	H: 0 LOB: 0 BB: 0 P: 13	R: 3 E: 0 K: 0 S: 16	H: 3 LOB: 3 BB: 2 P: 33	R: 0 E: 0 K: 0 S: 8	H: 1 LOB: 2 BB: 1 P: 15	R: 1 E: 0 K: 1 S: 12	H: 1 LOB: 1 BB: 1 P: 22	R: 0 E: 0 K: 1 S: 10	H: 1 LOB: 3 BB: 2 P: 22	R: 0 E: 0 K: 1 S: 11	H: 1 LOB: 1 BB: 0 P: 19	R: 0 E: 0 K: 0 S: 13	H: 1 LOB: 2 BB: 1 P: 21	1B: 7 2B: 4 3B: 0 HR: 1	SF: 1 SAC: 2 DP: 0 HBP: 0	WP: 0 PB: 0 SB: 2 CS: 0	PA: 47
PITCHER	IP WLS BF H R ER SO BB IBB HBP BLK WP HR S P ERA WHIP																					
Rich Yett, R ERA: 4.91 (1, 1)	3.1 L 18 6 6 6 3 1 0 0 0 0 0 1 45 77 16.20 2.100																					
Brad Havens, L ERA: 3.49 (4, 1)	4.0 22 5 1 1 2 5 0 0 0 0 0 0 44 84 2.25 2.500																					
Jeff Dedmon, R ERA: 5.16 (8, 1)	1.2 7 1 0 0 1 1 0 0 0 0 0 0 17 29 0.00 1.200																					

New York Yankees @ Cleveland Indians
Cleveland Municipal Stadium, Cleveland, OH
Wed Sep 14 1988, 7:05 PM EDT
Att. 12,478 - Unknown - 68 F

livebaseballscorecards.com



BOTTOM

New York Yankees @ Cleveland Indians
Cleveland Municipal Stadium, Cleveland, OH

Wed Sep 14 1988, 7:05 PM EDT
Att: 12,478 - Unknown - 68 F

livebaseballscorecards.com

AB	34
R	5
H	8
RBI	5
BB	4
SO	3
LOB	16



WP:	1	PA:	40
PB:	1		
SB:	1		
CS:	0		

AB R H RBI BB SO LOB

4 1 1 0 1 0 3

5 0 1 2 0 0 1

4 0 0 0 1 0 2

5 0 1 0 0 0 2

2 1 0 0 1 1 1

4 0 1 0 0 1 2

3 1 0 0 1 1 2

4 0 2 0 0 0 2

3 2 2 2 0 0 1

0 0 0 1 0 0 0

0 0 0 0 0 0 0

1B: 6 SF: 1

2B: 1 SAC: 0

3B: 0 DP: 0

HR: 1 HBP: 1

Batter	1	2	3	4	5	6	7	8	9
Julio Franco, R OBP: 0.362, SLG: 0.415 (1, 4)	0-1 F9		3-2 1B		4-2 2B BB	1-0 FC4-6		2-2 F8	
Mel Hall, L OBP: 0.321, SLG: 0.408 (1, 7)	1-0 3-1		0-0 F6		0-0 2B		2-1 F9		0-0 F9
Joe Carter, R OBP: 0.322, SLG: 0.496 (1, 8)	4-0 BB		0-0 F4		1-1 F5		1-0 1-3		1-1 5-3
Cory Snyder, R OBP: 0.328, SLG: 0.492 (1, 9)	1-1 5-3			1-2 G1	2-2 F8		2-1 1B		0-1 F4
Luis Medina, R OBP: 0.455, SLG: 1.000 (1, 3)		2-0 F9		4-2 G3 BLK BB		2-1 FC5-4 PB 1B HBP		1-3 K	
Dave Clark, L OBP: 0.344, SLG: 0.393 (1, 10)		1-2 3-1		2-2 G3		1-3 K		1-2 FC4-6 1B	
Brook Jacoby, R OBP: 0.302, SLG: 0.336 (1, 5)		2-0 F9		2-3 K		4-2 FC5-4 BB		1-1 FC4-6 WP 1B SF8	
Andy Allanson, R OBP: 0.287, SLG: 0.301 (1, 2)			3-1 F8		1-0 FC4-6 1B	1-1 FC5-4 1B		1-0 WP 1B	
Jay Bell, R OBP: 0.279, SLG: 0.260 (1, 6)			1-1 HR		2-2 FC4-6 2B	0-0 FC4-6 1B		3-2 SF8	
Willie Upshaw, L OBP: 0.338, SLG: 0.381 (8, PH)									
Paul Zuvella, R OBP: 0.286, SLG: 0.277 (9, 6)									

Inning Stats	R: 0	H: 0	E: 0	K: 0	S: 5	LOB: 1	BB: 1	P: 11									
R: 0 H: 0 E: 0 K: 0 S: 5	R: 0 H: 0 E: 0 K: 0 S: 5	R: 1 H: 2 E: 0 K: 0 S: 9	R: 0 H: 0 E: 0 K: 1 S: 14	R: 2 H: 2 E: 0 K: 0 S: 12	R: 0 H: 1 E: 0 K: 1 S: 9	R: 1 H: 2 E: 0 K: 0 S: 12	R: 0 H: 0 E: 0 K: 0 S: 5	1B: 6 SF: 1 2B: 1 SAC: 0 3B: 0 DP: 0 HR: 1 HBP: 1									
PITCHER	IP	WLS	BF	H	R	ER	SO	BB	IBB	HBP	BLK	WP	HR	S	P	ERA	WHIP
Richard Dotson, R ERA: 5.27 (1, 1)	5.1	W	25	4	4	4	2	4	0	0	1	0	1	51	95	6.75	1.500
Dale Mohorcic, R ERA: 4.48 (6, 1)	3.2	S	15	4	1	1	1	0	0	0	0	1	0	30	47	2.46	1.091

Batter	1	2	3	4	5	6	7	8	9	AB R H RBI BB SO LOB	TOP
Julio Franco, R (1, 4) OBP: 0.361, SLG: 0.413 	4-0 		1-1 FC1-6-5 			3-2 FC6-4 			0-1 G6-4-3 	3 0 0 0 1 0 3	
Reggie Williams, R (1, 7) OBP: 0.250, SLG: 0.417 Mel Hall, L (9, PH) OBP: 0.321, SLG: 0.407 	0-3 K 		1-1 6-3 			1-0 G6-3 			3-3 K 	3 0 0 0 0 1 3 1 0 0 0 0 1 0	
Joe Carter, R (1, 8) OBP: 0.320, SLG: 0.494 	3-1 F8-3 			0-1 5-3 			1-1 F6 			3 0 0 0 0 0 1	
Cory Snyder, R (1, 9) OBP: 0.326, SLG: 0.489 		0-2 L5 		1-3 K2-3 			0-0 F9 			3 0 0 0 0 1 0	
Luis Medina, R (1, 3) OBP: 0.400, SLG: 0.870 		2-2 L5 		2-3 K 			1-2 6-3 			3 0 0 0 0 1 0	
Brook Jacoby, R (1, 5) OBP: 0.304, SLG: 0.338 		1-1 		1-1 			0-1 F8 			3 0 2 0 0 0 0	
Carmen Castillo, R (1, 10) OBP: 0.281, SLG: 0.335 		0-1 F7 		0-1 G6-4-3 			0-1 F8 			3 0 0 0 0 0 2	
Ron Tingley, R (1, 2) OBP: 0.240, SLG: 0.304 			3-1 F8 		1-3 K 			2-1 6-3 		3 0 0 0 0 1 0	
Jay Bell, R (1, 6) OBP: 0.286, SLG: 0.273 Terry Francona, L (9, PH) OBP: 0.338, SLG: 0.377 			0-0 			0-1 			0-0 	2 0 2 0 0 0 0 1 0 1 0 0 0 0	
Inning Stats	R: 0 H: 0 E: 0 LOB: 0 K: 1 BB: 1 S: 5 P: 12	R: 0 H: 1 E: 0 LOB: 1 K: 0 BB: 0 S: 10 P: 13	R: 0 H: 1 E: 0 LOB: 1 K: 0 BB: 0 S: 7 P: 12	R: 0 H: 0 E: 0 LOB: 0 K: 2 BB: 0 S: 8 P: 11	R: 0 H: 1 E: 0 LOB: 0 K: 1 BB: 0 S: 7 P: 9	R: 0 H: 1 E: 0 LOB: 0 K: 0 BB: 0 S: 6 P: 10	R: 0 H: 0 E: 0 LOB: 0 K: 0 BB: 0 S: 7 P: 9	R: 0 H: 0 E: 0 LOB: 0 K: 0 BB: 0 S: 6 P: 8	R: 0 H: 1 E: 0 LOB: 0 K: 1 BB: 0 S: 6 P: 9	1B: 4 SF: 0 2B: 2 SAC: 0 3B: 0 DP: 4 HR: 0 HBP: 0	WP: 0 PA: 29 PB: 0 SB: 0 CS: 0
PITCHER Jeff Musselman, L (1, 1) ERA: 2.96 Tom Henke, R (9, 1) ERA: 2.92	IP WLS BF H R ER SO BB IBB HBP BLK WP HR S P ERA WHIP 8.0 W 26 4 0 0 4 1 0 0 0 0 0 0 56 84 0.00 0.625 1.0 S 3 1 0 0 1 0 0 0 0 0 0 0 6 9 0.00 1.000	PITCHER IP WLS BF H R ER SO BB IBB HBP BLK WP HR S P ERA WHIP									

Cleveland Indians @ Toronto Blue Jays
 Exhibition Stadium, Toronto, ON
 Thu Sep 15 1988, 7:05 PM EDT
 Att. 28,544 - Unknown

livebaseballscorecards.com

AB 28
R 0
H 5
RBI 0
BB 1
SO 5
LOB 9



BOTTOM

Cleveland Indians @ Toronto Blue Jays
Exhibition Stadium, Toronto, ON

livebaseballscorecards.com

AB	28
R	3
H	7
RBI	3
BB	5
SO	6
LOB	17



WP:	1	PA:	34
PB:	0	SB:	3
CS:	0		

Thu Sep 15 1988, 7:05 PM EDT
Att. 28,544 - Unknown

AB R H RBI BB SO LOB

3	0	1	1	1	0	0
2	1	0	0	2	0	2
4	0	1	1	0	2	3
4	0	1	0	0	0	1
3	1	1	0	0	0	1
1	0	1	0	2	0	0
0	0	0	0	0	0	0
1	0	0	0	0	1	1
4	0	1	0	0	2	3
3	0	0	1	0	1	3
3	1	1	0	0	0	3
1B:	5	SF:	0			
2B:	2	SAC:	1			
3B:	0	DP:	1			
HR:	0	HBP:	0			

Batter	1	2	3	4	5	6	7	8	9
Tony Fernandez, S OBP: 0.338, SLG: 0.382 (1, 6)	4-2 FC6-5 S BB		0-0 G3		3-0 1-3 1-H 2B		3-2 1-3		
Lloyd Moseby, L OBP: 0.350, SLG: 0.372 (1, 8)	2-1 FC6-5 S 1B		4-2 BB		1-1 1-3 2-3		4-0 G3-6-3 BB		
Fred McGriff, L OBP: 0.380, SLG: 0.572 (1, 3)	2-2 1B		1-3 K		0-3 K		3-0 G3-6-3 1-2f		
George Bell, R OBP: 0.310, SLG: 0.451 (1, 7)	2-2 L4			0-0 5-3		1-1 1-3		0-1 WP SH1 1B	
Ernie Whitt, L OBP: 0.344, SLG: 0.398 (1, 2)	1-2 F4			3-1 2-3		1-0 1B FC6-4 1B		0-0 SH1 1-2	
Rance Mulliniks, L OBP: 0.399, SLG: 0.489 Pat Borders, R OBP: 0.281, SLG: 0.467 Rick Leach, L OBP: 0.330, SLG: 0.339 (1, 10)		0-1 6-3 2B		4-2 BB		4-1 FC6-4 1B 1-2 BB		1-3 K	
Jesse Barfield, R OBP: 0.305, SLG: 0.436 (1, 9)		1-3 K		3-3 K		2-2 FC6-4 1B 1-2 2-3		2-1 L4 2-3	
Kelly Gruber, R OBP: 0.324, SLG: 0.437 (1, 5)		3-2 6-3 2-3			3-3 K		2-2 FC6-4 1-2f 2-3 3-H		
Nelson Liriano, S OBP: 0.273, SLG: 0.311 (1, 4)		1-0 4-3			0-0 2B 1B		1-0 F9		

Inning Stats	R: 1	H: 1	E: 0	LOB: 1	K: 0	BB: 1	S: 17	R: 0	H: 1	E: 0	LOB: 1	K: 1	BB: 0	S: 11	R: 0	H: 0	E: 0	LOB: 0	K: 1	BB: 1	S: 6	R: 0	H: 0	E: 0	LOB: 1	K: 1	BB: 1	S: 11	R: 1	H: 2	E: 0	LOB: 1	K: 2	BB: 0	S: 12	R: 1	H: 2	E: 0	LOB: 2	K: 0	BB: 1	S: 11	R: 0	H: 0	E: 0	LOB: 0	K: 0	BB: 1	S: 5	R: 0	H: 1	E: 0	LOB: 1	K: 1	BB: 0	S: 8
--------------	------	------	------	--------	------	-------	-------	------	------	------	--------	------	-------	-------	------	------	------	--------	------	-------	------	------	------	------	--------	------	-------	-------	------	------	------	--------	------	-------	-------	------	------	------	--------	------	-------	-------	------	------	------	--------	------	-------	------	------	------	------	--------	------	-------	------

PITCHER	IP	WLS	BF	H	R	ER	SO	BB	IBB	HBP	BLK	WP	HR	S	P	ERA	WHIP
Mike Walker, R ERA: 3.24 (1, 1)	6.0	L	27	6	3	3	5	4	0	0	0	0	0	68	116	4.50	1.667
Scott Bailes, L ERA: 4.88 (7, 1)	1.1		5	1	0	0	0	1	0	0	0	0	0	8	18	0.00	1.500
Don Gordon, R ERA: 4.17 (8, 1)	0.2		2	0	0	0	1	0	0	0	0	1	0	5	8	0.00	0.000

Batter	1	2	3	4	5	6	7	8	9	10	AB R H RBI BB SO LOB	TOP												
Julio Franco, R (1, 4) OBP: 0.359, SLG: 0.409	0-1 1-3		2-3 K		3-2 6-3	1-2 3-1			4-0 6-3 F7 BB	2-3 K	5 0 0 0 1 2 7													
Reggie Williams, R (1, 7) OBP: 0.200, SLG: 0.333 Mel Hall, L (7, PH) OBP: 0.322, SLG: 0.406	0-1 4-3		1-0 FC5 2B E		0-2 6-3		4-2 2B 1B BB		0-0 F7 1-2		3 1 0 0 0 0 2 1 1 0 0 1 0 1													
Joe Carter, R (1, 8) OBP: 0.324, SLG: 0.504	2-2 1B		0-1 E 1-3 2-H 2B		3-1 3B		1-2 1B 1-3 2B		1-1 6-3 2-3		5 0 4 1 0 0 1													
Cory Snyder, R (1, 9) OBP: 0.327, SLG: 0.487	0-1 F9		2-2 E6 2-3 3-H		2-3 K		0-2 1B 2-3 3-H		4-0 IBB		4 0 1 1 1 1 3													
Luis Medina, R (1, 3) OBP: 0.345, SLG: 0.741 Willie Upshaw, L (9, PH) OBP: 0.337, SLG: 0.380		0-0 6-3	1-3 K		1-1 5-3		3-3 K		1-3 K		4 0 0 0 0 2 3 1 0 0 0 0 1 2													
Brook Jacoby, R (1, 5) OBP: 0.303, SLG: 0.337	1-3 K			0-1 6-3		1-0 1B 1B 1B		1-3 K		1-2 F8	5 0 1 0 0 2 1													
Carmen Castillo, R (1, 10) OBP: 0.281, SLG: 0.333 Dave Clark, L (10, PH) OBP: 0.348, SLG: 0.398	1-0 F4			2-0 L8		1-0 1B 1-2 1B		0-0 F3		3-2 BB 1B	4 0 1 0 0 0 0 1 0 1 0 0 0 0													
Andy Allanson, R (1, 2) OBP: 0.290, SLG: 0.304 Terry Francona, L (8, PH) OBP: 0.337, SLG: 0.375 Ron Tingley, R (8, 2) OBP: 0.231, SLG: 0.292			1-0 FC5 1B 1B	2-0 1B		1-1 L8		0-3 K2-3		1-3 K	3 0 2 0 0 0 2 1 0 0 0 0 1 0 1 0 0 0 0 1 1													
Jay Bell, R (1, 6) OBP: 0.290, SLG: 0.278 Ron Kittle, R (10, PH) OBP: 0.324, SLG: 0.536 Paul Zuvella, R (10, PR) OBP: 0.286, SLG: 0.277			0-0 FC5 2B 1B	0-3 K		1-0 1B 1-2 2-3		2-1 4-3		4-1 BB	4 1 2 0 0 1 1 0 0 0 0 1 0 0 0 0 0 0 0 0 0													
Inning Stats	R: 0 E: 0 K: 0 S: 9	H: 1 LOB: 1 BB: 0 P: 11	R: 0 E: 0 K: 1 S: 5	H: 0 LOB: 0 BB: 0 P: 7	R: 2 E: 1 K: 2 S: 14	H: 3 LOB: 2 BB: 0 P: 21	R: 0 E: 0 K: 1 S: 7	H: 1 LOB: 1 BB: 0 P: 11	R: 0 E: 0 K: 1 S: 13	H: 1 LOB: 1 BB: 0 P: 21	R: 1 E: 0 K: 2 S: 18	H: 2 LOB: 1 BB: 1 P: 27	R: 0 E: 0 K: 1 S: 6	H: 0 LOB: 0 BB: 0 P: 8	R: 0 E: 0 K: 1 S: 7	H: 0 LOB: 2 BB: 2 P: 17	R: 0 E: 0 K: 2 S: 14	H: 1 LOB: 2 BB: 1 P: 25	1B: 9 2B: 2 3B: 1 HR: 0	SF: 0 SAC: 0 DP: 0 HBP: 0	WP: 0 PB: 0 SB: 0 CS: 0	PA: 46		
PITCHER	IP WLS BF H R ER SO BB IBB HBP BLK WP HR S P ERA WHIP																							
Mike Flanagan, L (1, 1) ERA: 4.22	5.2																							
Duane Ward, R (6, 1) ERA: 3.31	3.0																							
Tony Castillo, L (9, 1) ERA: 1.46	0.1																							
Tom Henke, R (10, 1) ERA: 2.88	1.0	W																						

Cleveland Indians @ Toronto Blue Jays
Exhibition Stadium, Toronto, ON
Fri Sep 16 1988, 7:05 PM EDT
Att. 30,276 - Unknown - 55 F

livebaseballscorecards.com

AB 42
R 3
H 12
RBI 2
BB 4
SO 11
LOB 24



BOTTOM

Cleveland Indians @ Toronto Blue Jays
Exhibition Stadium, Toronto, ON

Fri Sep 16 1988, 7:05 PM EDT
Att. 30,276 - Unknown - 55 F

livebaseballscorecards.com



AB	R	H	RBI	BB	SO	LOB
4	0	1	0	1	1	1
0	0	0	0	0	0	0

5	0	1	0	0	1	3
---	---	---	---	---	---	---

4	0	1	0	1	0	4
---	---	---	---	---	---	---

4	1	1	1	1	0	6
---	---	---	---	---	---	---

2	1	0	0	1	0	0
---	---	---	---	---	---	---

0	0	0	0	0	0	0
---	---	---	---	---	---	---

1	0	0	0	0	0	2
---	---	---	---	---	---	---

0	0	0	0	0	0	0
---	---	---	---	---	---	---

1	1	1	0	0	0	0
---	---	---	---	---	---	---

3	0	0	0	2	0	1
---	---	---	---	---	---	---

5	0	0	0	0	3	6
---	---	---	---	---	---	---

5	1	3	1	0	0	0
---	---	---	---	---	---	---

3	0	1	1	0	0	0
---	---	---	---	---	---	---

AB	37
R	4
H	9
RBI	3
BB	6
SO	5
LOB	23

WP	0	PA	44
PB	0		
SB	1		
CS	0		

1B	5	SF	0
2B	2	SAC	1
3B	1	DP	0
HR	1	HBP	0

Batter	1	2	3	4	5	6	7	8	9	10
Tony Fernandez, S (1, 6) OBP: 0.339, SLG: 0.381 Nelson Liriano, S (10, 4) OBP: 0.273, SLG: 0.311	G3	K			2B 1B		G3		FC4-2 E IBB	
Lloyd Moseby, L (1, 8) OBP: 0.349, SLG: 0.370	S 1B			K	F7			E6 BB	E4 FC4-2	
Fred McGriff, L (1, 3) OBP: 0.380, SLG: 0.572	F8			3-1	1-1 2B			1-3 BB BB	FC4-2	
George Bell, R (1, 7) OBP: 0.311, SLG: 0.455	F3			HR	F9			1-3 BB	6-3	
Ernie Whitt, L (1, 2) OBP: 0.344, SLG: 0.396 Cecil Fielder, R (8, PH) OBP: 0.301, SLG: 0.452 Rick Leach, L (8, PH) OBP: 0.329, SLG: 0.337 Sal Butera, R (9, 2) OBP: 0.246, SLG: 0.350 Pat Borders, R (10, PH) OBP: 0.286, SLG: 0.471		1B E BB		4-3			F7	1-3		BB 2B 1B
Rance Mulliniks, L (1, 10) OBP: 0.399, SLG: 0.484	L7				F7		4-3			2B BB
Jesse Barfield, R (1, 9) OBP: 0.301, SLG: 0.431		K			K		K			F8
Kelly Gruber, R (1, 5) OBP: 0.327, SLG: 0.441		E9 3B 1B			F2			6-3		E SH5-4 FC4-2 1B
Manuel Lee, S (1, 4) OBP: 0.333, SLG: 0.364							6-3			SH5-4

Inning Stats	R: 0	H: 1	E: 0	K: 0	S: 9	P: 13	R: 2	H: 2	E: 1	K: 2	S: 13	P: 25	R: 1	H: 1	E: 0	K: 1	S: 7	R: 0	H: 0	E: 0	K: 1	S: 8	P: 11	R: 0	H: 2	E: 0	K: 0	S: 12	P: 19	R: 0	H: 0	E: 0	K: 1	S: 8	P: 14	R: 0	H: 0	E: 0	K: 0	S: 9	P: 14	R: 0	H: 0	E: 1	K: 0	S: 9	P: 25	R: 0	H: 1	E: 1	K: 0	S: 9	P: 15	R: 1	H: 2	E: 0	K: 0	S: 10	P: 18	1B: 5	SF: 0	2B: 2	SAC: 1	3B: 1	DP: 0	HR: 1	HBP: 0	WP: 0	PA: 44
--------------	------	------	------	------	------	-------	------	------	------	------	-------	-------	------	------	------	------	------	------	------	------	------	------	-------	------	------	------	------	-------	-------	------	------	------	------	------	-------	------	------	------	------	------	-------	------	------	------	------	------	-------	------	------	------	------	------	-------	------	------	------	------	-------	-------	-------	-------	-------	--------	-------	-------	-------	--------	-------	--------

PITCHER	IP	WLS	BF	H	R	ER	SO	BB	IBB	HBP	BLK	WP	HR	S	P	ERA	WHIP
Tom Candiotti, R (1, 1) ERA: 3.38	7.0		28	6	3	3	5	1	0	0	0	0	1	66	106	3.86	1.000
Scott Bailes, L (8, 1) ERA: 4.87	0.1		3	0	0	0	0	2	0	0	0	0	0	3	13	0.00	6.000
Don Gordon, R (8, 1) ERA: 4.18	2.0	L	13	3	1	1	0	1	2	0	0	0	0	25	45	4.50	2.000

Batter	1	2	3	4	5	6	7	8	9	AB R H RBI BB SO LOB	TOP											
Julio Franco, R (1, 4) OBP: 0.362, SLG: 0.416	2-0 C1-6-3 SF9 2B		2-0 G4-3						4-2 FC6-4 BB	5 1 3 2 1 0 2												
Reggie Williams, R (1, 7) OBP: 0.238, SLG: 0.333	2-2 G1-6-3 2-3		1-0 L4		0-0 WP E 1B	1-1 F9 E FC4-6 1B	0-0 F9		1-1 FC6-4 1-2f	6 2 2 1 0 0 4												
Joe Carter, R (1, 8) OBP: 0.321, SLG: 0.500	1-2 SF9 3-H			2-2 G5-3	1-2 E5 WP 1B	1-0 FC5 FC4-6 BB 1-2	1-1 F7			4 1 0 1 0 0 4												
Cory Snyder, R (1, 9) OBP: 0.329, SLG: 0.493	4-1 BB			3-1 HR	4-1 E 1B IBB 1-2 2-3 3-H	1-2 F9 2-3		1-3 K		3 2 1 1 2 1 2												
Rod Allen, R (1, 10) Dave Clark, L (5, PH) OBP: 0.356, SLG: 0.400	1-3 K			0-0 G4-3	2-0 E7 1B 1-H 2-H 3-H	4-0 FC4-6 BB 1-2		1-1 F7		2 0 0 0 0 1 1 2 1 1 2 1 0 0												
Brook Jacoby, R (1, 5) OBP: 0.302, SLG: 0.335		1-0 G6-3		0-1 L8	0-1 1B 3-H	0-2 FC4-6 FC5-4 1-2f 2-3 3-H		0-0 F7		5 0 1 2 0 0 2												
Luis Medina, R (1, 3) OBP: 0.353, SLG: 0.677		2-2 E6 K			0-2 1B 1B	2-2 FC5-4 1-2f		2-2 P8		4 2 1 0 1 0 2												
Andy Allanson, R (1, 2) OBP: 0.294, SLG: 0.308		1-3 K 1-2			0-0 1B 1B 1-2 1-2		1-0 G6-3 3B 1B		2-1 G5-3	5 2 3 0 0 1 1												
Jay Bell, R (1, 6) OBP: 0.298, SLG: 0.292			1-0 G1-3		0-0 1B 1B 1-2 1-2		0-1 G6-3		3-2 2B	5 1 3 2 0 0 1												
Inning Stats	R: 1 E: 0 K: 1 S: 12	H: 1 LOB: 1 BB: 1 P: 22	R: 0 E: 1 K: 1 S: 7	H: 0 LOB: 0 BB: 0 P: 11	R: 0 E: 0 K: 0 S: 3	H: 0 LOB: 0 BB: 0 P: 7	R: 1 E: 0 K: 0 S: 8	H: 1 LOB: 0 BB: 0 P: 13	R: 8 E: 2 K: 0 S: 23	H: 9 LOB: 2 BB: 2 P: 37	R: 1 E: 1 K: 0 S: 12	H: 1 LOB: 2 BB: 1 P: 21	R: 1 E: 0 K: 0 S: 9	H: 2 LOB: 1 BB: 0 P: 13	R: 0 E: 0 K: 1 S: 6	H: 0 LOB: 0 BB: 0 P: 8	R: 0 E: 0 K: 0 S: 13	H: 1 LOB: 2 BB: 1 P: 25	1B: 11 2B: 2 3B: 1 HR: 1	SF: 1 SAC: 0 DP: 0 HBP: 0	WP: 1 PB: 0 SB: 0 CS: 0	PA: 47
PITCHER	IP WLS BF H R ER SO BB IBB HBP BLK WP HR S P ERA WHIP																					
Jimmy Key, L (1, 1) ERA: 3.59	4.0 L 20 7 7 7 2 1 0 0 0 0 1 38 62 15.75 2.000																					
Todd Stottlemire, R (5, 1) ERA: 5.44	0.2 7 4 3 1 0 1 1 0 0 1 0 14 27 13.50 7.500																					
Mark Eichhorn, R (5, 1) ERA: 4.11	2.1 12 3 2 1 0 1 0 0 0 0 0 22 35 3.86 1.714																					
David Wells, L (8, 1) ERA: 4.35	1.0 3 0 0 0 1 0 0 0 0 0 0 6 8 0.00 0.000																					
Frank Willis, R (9, 1) ERA: 5.79	1.0 5 1 0 0 0 1 0 0 0 0 0 0 13 25 0.00 2.000																					

Cleveland Indians @ Toronto Blue Jays
Exhibition Stadium, Toronto, ON
Sat Sep 17 1988, 3:33 AM EDT
Att. 32,067 - Overcast

livebaseballscorecards.com

AB	41
R	12
H	15
RBI	11
BB	5
SO	3
LOB	19



Batter	1	2	3	4	5	6	7	8	9	AB R H RBI BB SO LOB	TOP											
Julio Franco, R (1, 4) OBP: 0.361, SLG: 0.415	2-2 G6-3			1-2 FC5-2 1B		0-1 G6-3			2-2 G5-3	4 0 1 0 0 0 0	Cleveland Indians @ Toronto Blue Jays Exhibition Stadium, Toronto, ON Sun Sep 18 1988, 3:33 AM EDT Att. 34,422 - Sunny - 74 F livebaseballscorecards.com											
Willie Upshaw, L (1, 3) OBP: 0.338, SLG: 0.382	3-2 P5			4-0 FC5-2 1B 1-2 BB		3-2 F8		0-0 2B	3 0 1 0 1 0 0													
Joe Carter, R (1, 8) OBP: 0.321, SLG: 0.498	0-0 F8			1-0 FC5-2 1B 1-2 2-3		1-2 G3-1		1-3 K	4 0 1 0 0 1 1													
Mel Hall, L (1, 10) OBP: 0.321, SLG: 0.405		2-0 F2		0-0 F8		0-0 G4-6-3 1B		1-1 G3-1	4 0 1 0 0 0 4													
Cory Snyder, R (1, 9) OBP: 0.329, SLG: 0.490		4-2 G3-6-1 BB		0-2 FC5-2 1-2 2-3 3-Hf		1-3 K			2 0 0 0 1 1 4													
Dave Clark, L (1, 7) OBP: 0.348, SLG: 0.390		1-2 G3-6-1 1-2f		0-1 L8		0-1 G4-6-3 1-2f			3 0 0 0 0 0 5													
Brook Jacoby, R (1, 5) OBP: 0.301, SLG: 0.333				0-1 F7		0-0 F8		0-0 G5-3	3 0 0 0 0 0 0													
Andy Allanson, R (1, 2) OBP: 0.292, SLG: 0.306				3-3 K		2-1 F8		0-0 L7	3 0 0 0 0 1 0													
Jay Bell, R (1, 6) OBP: 0.294, SLG: 0.287				3-1 G6-3		3-3 K		2-1 F8	3 0 0 0 0 1 0													
Inning Stats	R: 0 E: 0 K: 0 S: 9	H: 0 LOB: 0 BB: 0 P: 14	R: 0 E: 0 K: 0 S: 6	H: 0 LOB: 0 BB: 1 P: 13	R: 0 E: 0 K: 1 S: 7	H: 0 LOB: 0 BB: 0 P: 13	R: 0 E: 0 K: 0 S: 11	H: 2 LOB: 3 BB: 1 P: 17	R: 0 E: 0 K: 1 S: 6	H: 0 LOB: 0 BB: 0 P: 11	R: 0 E: 0 K: 0 S: 8	H: 0 LOB: 0 BB: 0 P: 12	R: 0 E: 0 K: 1 S: 6	H: 1 LOB: 0 BB: 0 P: 7	R: 0 E: 0 K: 0 S: 4	H: 0 LOB: 0 BB: 0 P: 6	R: 0 E: 0 K: 1 S: 10	H: 1 LOB: 1 BB: 0 P: 14	1B: 3 2B: 1 3B: 0 HR: 0	SF: 0 SAC: 0 DP: 2 HBP: 0	WP: 0 PB: 0 SB: 0 CS: 0	PA: 31
PITCHER Dave Stieb, R (1, 1) ERA: 3.33	IP: 9.0 WLS: W BF: 31 H: 4 R: 0 ER: 0 SO: 4 BB: 2 IBB: 0 HBP: 0 BLK: 0 WP: 0 HR: 0 S: 67 P: 107 ERA: 0.00 WHIP: 0.667											PITCHER	IP: 9.0 WLS: W BF: 31 H: 4 R: 0 ER: 0 SO: 4 BB: 2 IBB: 0 HBP: 0 BLK: 0 WP: 0 HR: 0 S: 67 P: 107 ERA: 0.00 WHIP: 0.667									

AB	29
R	0
H	4
RBI	0
BB	2
SO	4
LOB	14



Batter	1	2	3	4	5	6	7	8	9	AB	R	H	RBI	BB	SO	LOB
Tony Fernandez, S OBP: 0.338, SLG: 0.379 (1, 6)	F7			F7			F8			3	0	0	0	0	0	0
Lloyd Moseby, L OBP: 0.346, SLG: 0.369 (1, 8)	G6-3			2B			K			4	1	1	0	0	1	3
Fred McGriff, L OBP: 0.379, SLG: 0.569 (1, 3)	F7			2B						4	0	1	1	0	0	3
George Bell, R OBP: 0.308, SLG: 0.452 (1, 7)			P4							4	1	1	0	0	0	1
Ernie Whitt, L OBP: 0.343, SLG: 0.402 (1, 2)			F3							4	1	1	1	0	1	1
Rance Mulliniks, L OBP: 0.398, SLG: 0.484 (1, 10)			G4-3							4	0	1	0	0	1	0
Jesse Barfield, R OBP: 0.301, SLG: 0.433 (1, 9)			G6-3							3	1	1	0	0	0	1
Kelly Gruber, R OBP: 0.328, SLG: 0.439 (1, 5)			F9							3	0	1	1	0	0	1
Manuel Lee, S OBP: 0.335, SLG: 0.365 (1, 4)			K							3	0	1	0	0	1	0

Inning Stats	R: 0	H: 0	R: 0	H: 0	R: 0	H: 0	R: 1	H: 2	R: 1	H: 3	R: 0	H: 0	R: 1	H: 1	R: 1	H: 1
	E: 0	LOB: 0	E: 0	LOB: 0	E: 0	LOB: 0	E: 0	LOB: 1	E: 0	LOB: 3	E: 0	LOB: 0	E: 1	LOB: 1	E: 0	LOB: 0
	K: 0	BB: 0	K: 0	BB: 0	K: 1	BB: 0	K: 1	BB: 0	K: 1	BB: 0	K: 1	BB: 0	K: 0	BB: 0	K: 0	BB: 0
	S: 4	P: 6	S: 7	P: 14	S: 8	P: 11	S: 13	P: 17	S: 9	P: 14	S: 10	P: 12	S: 9	P: 13	S: 9	P: 13

PITCHER	IP	WLS	BF	H	R	ER	SO	BB	IBB	HBP	BLK	WP	HR	S	P	ERA	WHIP
Rod Nichols, R ERA: 5.47 (1, 1)	8.0	L	33	8	4	4	4	0	0	1	0	1	1	77	111	4.50	1.000


BOTTOM

Cleveland Indians @ Toronto Blue Jays
Exhibition Stadium, Toronto, ON

Sun Sep 18 1988, 3:33 AM EDT
Att. 34,422 - Sunny - 74 F

livebaseballscorecards.com

AB	32
R	4
H	8
RBI	3
BB	0
SO	4
LOB	10



WP	1	PA	33
PB	0		
SB	0		
CS	0		

Batter	1	2	3	4	5	6	7	8	9	AB R H RBI BB SO LOB	TOP
Julio Franco, R (1, 4) OBP: 0.363, SLG: 0.417	2-2 6-3 S 1B		1-0 2-H 1B		2-2 1-3		2-2 1-2 1B		1-2 L8	5 0 3 1 0 0 0	
Willie Upshaw, L (1, 3) OBP: 0.336, SLG: 0.379	2-1 F8		2-0 F8		3-2 6-3		1-0 1-4-3			4 0 0 0 0 0 4	
Joe Carter, R (1, 8) OBP: 0.319, SLG: 0.495	3-1 6-3 1-3		1-3 K		0-1 F8		2-0 F7			4 0 0 0 0 1 2	
Mel Hall, L (1, 10) OBP: 0.320, SLG: 0.404	0-0 L7			1-0 P4		1-0 4-3		1-0 HR 1B		4 1 1 0 0 0 1	
Cory Snyder, R (1, 9) OBP: 0.331, SLG: 0.496		2-2 F8		4-2 4-3 1B BB		1-2 F9		0-2 HR 1B		3 1 1 2 1 0 0	
Dave Clark, L (1, 7) OBP: 0.352, SLG: 0.394		1-0 F7		0-2 4-3 1B		1-0 SH2-4 1B		3-2 L7		4 1 2 0 0 0 0	
Eddie Williams, R (1, 5) OBP: 0.143, SLG: 0.143		0-1 F7		1-2 4-3 1-2 2-3		0-0 SH2-4 1B		1-1 F8		3 0 0 0 0 0 2	
Andy Allanson, R (1, 2) OBP: 0.294, SLG: 0.308			1-1 SH1-3 1B		0-1 4-3		0-0 L8		1-1 B3-4 1B	4 1 2 0 0 0 3	
Paul Zuvella, R (1, 6) OBP: 0.283, SLG: 0.274			0-0 SH1-3		0-1 F3		1-0 1B		0-0 B3-4	1 0 0 0 0 0 0	
Terry Francona, L (7, PH) OBP: 0.340, SLG: 0.378							2-H 1B		1-2	1 0 1 1 0 0 0	
Jay Bell, R (7, 6) OBP: 0.292, SLG: 0.286										1 0 0 0 0 0 1	
Inning Stats	R: 0 H: 1 E: 0 LOB: 1 K: 0 BB: 0 S: 9 P: 16	R: 0 H: 0 E: 0 LOB: 0 K: 0 BB: 0 S: 6 P: 9	R: 1 H: 2 E: 0 LOB: 1 K: 1 BB: 0 S: 8 P: 13	R: 0 H: 1 E: 0 LOB: 2 K: 0 BB: 1 S: 11 P: 17	R: 0 H: 0 E: 0 LOB: 0 K: 0 BB: 0 S: 9 P: 14	R: 0 H: 0 E: 0 LOB: 0 K: 0 BB: 0 S: 6 P: 8	R: 1 H: 3 E: 0 LOB: 2 K: 0 BB: 0 S: 8 P: 13	R: 2 H: 2 E: 0 LOB: 0 K: 0 BB: 0 S: 11 P: 18	R: 0 H: 1 E: 0 LOB: 0 K: 0 BB: 0 S: 6 P: 8	1B: 9 SF: 0 2B: 1 SAC: 2 3B: 0 DP: 1 HR: 1 HBP: 0	WP: 0 PA: 37 PB: 0 SB: 1 CS: 0
PITCHER Walt Terrell, R (1, 1) ERA: 3.96	IP 7.1 WLS 31 BF 8 R 3 ER 3 SO 1 BB 1 IBB 0 HBP 0 BLK 0 WP 0 HR 59 S 95 ERA 3.68 WHIP 1.227										
Mike Henneman, R (8, 1) ERA: 2.02	IP 1.2 L 6 2 1 1 0 0 0 0 0 0 0 0 1 15 21 5.40 1.200										

Cleveland Indians @ Detroit Tigers
Tiger Stadium, Detroit, MI
Mon Sep 19 1988, 7:05 PM EDT
Att. 15,383 - Unknown - 71 F

livebaseballscorecards.com

AB	34
R	4
H	10
RBI	4
BB	1
SO	1
LOB	13



Batter	1	2	3	4	5	6	7	8	9	AB	R	H	RBI	BB	SO	LOB
Dave Bergman, L OBP: 0.381, SLG: 0.414 (1, 3)	2-2 4-3 1B 2B		2-2 6-3 1B	2-1 4-3 1B		1 SAFE 4-1 WP BB		2-1 FC5-4 1B		4	1	2	0	1	0	2
Dwayne Murphy, L OBP: 0.385, SLG: 0.392 (1, 8)	1-2 4-3 2-3		0-2 1B 1B		1-2 G3	1-2 F3		3-3 K		5	0	1	0	0	1	4
Alan Trammell, R OBP: 0.377, SLG: 0.475 (1, 6)	0-1 4-3 1B 3-H		0-0 P2		4-1 BB		1-2 1B 1B	0-1 FC5-4 1-2f		4	1	2	1	1	0	2
Fred Lynn, L OBP: 0.308, SLG: 0.484 Gary Pettis, S OBP: 0.285, SLG: 0.278 (1, 7) (9, PR)	1-0 4-3 1B		0-0 1B		1-2 P3		2-0 F9		2-2 G3-6 1B	5	0	3	0	0	0	2
Matt Nokes, L OBP: 0.305, SLG: 0.413 (1, 2)	2-1 4-3 1-2 2-3		0-0 P4		1 SAFE 3-2 G3		3-2 FC5-4 1B		0-0 F8	5	0	1	0	0	0	6
Darrell Evans, L OBP: 0.335, SLG: 0.362 Scott Lusader, L OBP: 0.125, SLG: 0.286 (1, 10) (7, PR)	2-3 K			0-0 1-3		0-2 HR	2-0 FC5-4 1B		2-1 G3-6 1-2f	4	1	2	2	0	1	2
Chet Lemon, R OBP: 0.348, SLG: 0.423 (1, 9)		0-1 F8		1-2 FC3-6 2B		1-0 WP BB 1B	2-1 FC5-4 1-2f 2-3			4	0	2	0	0	0	2
Tom Brookens, R OBP: 0.318, SLG: 0.360 (1, 5)		0-0 6-3		4-1 FC3-6 BB		1 SAFE 3-2 L8	0-0 L9			3	0	0	0	1	0	3
Jim Walewander, S OBP: 0.261, SLG: 0.262 Pat Sheridan, L OBP: 0.340, SLG: 0.405 Torey Lovullo, S OBP: 0.375, SLG: 0.286 (1, 4) (8, PH) (9, 4)		1-3 K		0-1 FC3-6 1-2f 2-3		1 SAFE 1-3 K		1-2 1-3		3	0	0	0	0	2	3

Inning Stats	R: 1	H: 3	E: 0	K: 1	S: 14	H: 0	LOB: 2	BB: 0	P: 22	R: 0	H: 0	E: 0	K: 1	S: 6	R: 0	H: 2	E: 0	K: 0	S: 9	R: 0	H: 1	E: 0	K: 0	S: 9	R: 0	H: 0	E: 0	K: 0	S: 14	R: 1	H: 2	E: 0	K: 1	S: 14	R: 1	H: 3	E: 0	K: 0	S: 11	R: 0	H: 1	E: 0	K: 1	S: 11	R: 0	H: 1	E: 0	K: 0	S: 9	1B: 10	SF: 0	2B: 2	SAC: 0	3B: 0	DP: 1	HR: 1	HBP: 0	WP: 1	PA: 42
--------------	------	------	------	------	-------	------	--------	-------	-------	------	------	------	------	------	------	------	------	------	------	------	------	------	------	------	------	------	------	------	-------	------	------	------	------	-------	------	------	------	------	-------	------	------	------	------	-------	------	------	------	------	------	--------	-------	-------	--------	-------	-------	-------	--------	-------	--------

PITCHER	IP	WLS	BF	H	R	ER	SO	BB	IBB	HBP	BLK	WP	HR	S	P	ERA	WHIP
Rich Yett, R ERA: 4.88 (1, 1)	6.1		33	11	3	3	3	3	3	0	0	1	1	74	119	4.26	2.211
Don Gordon, R ERA: 4.13 (7, 1)	0.2	W	2	0	0	0	0	0	0	0	0	0	0	3	5	0.00	0.000
Doug Jones, R ERA: 2.23 (8, 1)	2.0	S	7	2	0	0	1	0	0	0	0	0	0	20	30	0.00	1.000

BOTTOM

Cleveland Indians @ Detroit Tigers
Tiger Stadium, Detroit, MI
Mon Sep 19 1988, 7:05 PM EDT
Att: 15,383 - Unknown - 71 F

livebaseballscorecards.com

AB	39
R	3
H	13
RBI	3
BB	3
SO	4
LOB	27



Batter	1	2	3	4	5	6	7	8	9	AB R H RBI BB SO LOB	TOP											
Julio Franco, R (1, 4) OBP: 0.363, SLG: 0.415	4-1 BB	1-2 F7			3-2 4-3		0-1 L9			3 0 0 0 1 0 2												
Willie Upshaw, L (1, 3) OBP: 0.335, SLG: 0.377	2-2 4-3		1-1 F6		4-2 CS BB		3-1 F9			3 0 0 0 1 0 1												
Joe Carter, R (1, 8) OBP: 0.319, SLG: 0.495 Scott Jordan, R (8, 8)	0-0 F7		2-1 F4		1-3 K		0-2 2B			4 0 1 0 0 1 2 0 0 0 0 0 0 0												
Mel Hall, L (1, 10) OBP: 0.318, SLG: 0.400	1-3 K		2-1 G3			1-1 F2		0-1 F8		4 0 0 0 0 1 1												
Cory Snyder, R (1, 9) OBP: 0.332, SLG: 0.498		2-2 G6-4-3 BB 2B 1B		1-3 K		1-0 G1 2B		0-2 4-3		4 1 2 0 0 1 0												
Dave Clark, L (1, 7) OBP: 0.349, SLG: 0.385		4-2 SAFE 1-2 G6-4-3 BB		1-0 F8		2-1 G1 2-3		1-3 K		3 0 0 0 1 1 1												
Eddie Williams, R (1, 5) OBP: 0.200, SLG: 0.200 Ron Kittle, R (9, PH) OBP: 0.323, SLG: 0.533 Brook Jacoby, R (9, 5) OBP: 0.301, SLG: 0.333		1-2 G6-4-3 1-2 2-3		1-0 1B 1B		0-3 K		2-3 K		3 0 1 0 0 1 3 1 0 0 0 0 1 0 0 0 0 0 0 0 0												
Andy Allanson, R (1, 2) OBP: 0.296, SLG: 0.308		4-1 2B BB		0-1 1-2 1B		2-0 F9				2 0 1 0 1 0 0												
Paul Zuvella, R (1, 6) OBP: 0.285, SLG: 0.284		1-1 1-3 3-H 2B		1-1 1-3		1-1 3-1				3 0 1 1 0 0 2												
Inning Stats	R: 0 E: 0 K: 1 S: 12	H: 0 LOB: 1 BB: 1 P: 19	R: 1 E: 0 K: 0 S: 17	H: 2 LOB: 2 BB: 2 P: 30	R: 0 E: 0 K: 0 S: 6	H: 0 LOB: 0 BB: 0 P: 11	R: 0 E: 0 K: 1 S: 9	H: 2 LOB: 2 BB: 0 P: 13	R: 0 E: 0 K: 1 S: 13	H: 0 LOB: 0 BB: 1 P: 21	R: 0 E: 0 K: 1 S: 9	H: 1 LOB: 1 BB: 0 P: 13	R: 0 E: 0 K: 0 S: 5	H: 0 LOB: 0 BB: 0 P: 8	R: 0 E: 0 K: 0 S: 8	H: 1 LOB: 0 BB: 0 P: 11	R: 0 E: 0 K: 2 S: 10	H: 0 LOB: 0 BB: 0 P: 13	1B: 3 2B: 3 3B: 0 HR: 0	SF: 0 SAC: 0 DP: 1 HBP: 0	WP: 0 PB: 0 SB: 0 CS: 1	PA: 34
PITCHER Jack Morris, R (1, 1) ERA: 4.23	IP: 9.0 WLS: W BF: 34 H: 6 R: 1 ER: 1 SO: 6 BB: 4 IBB: 0 HBP: 0 BLK: 0 WP: 0 HR: 0 S: 89 P: 139 ERA: 1.00 WHIP: 1.111																					

Cleveland Indians @ Detroit Tigers
Tiger Stadium, Detroit, MI
Tue Sep 20 1988, 7:05 PM EDT
Att. 14,593 - Unknown - 60 F

livebaseballscorecards.com

AB	30
R	1
H	6
RBI	1
BB	4
SO	6
LOB	12



Batter	1	2	3	4	5	6	7	8	9	AB	R	H	RBI	BB	SO	LOB	BOTTOM		
Dave Bergman, L OBP: 0.380, SLG: 0.413 Ray Knight, R OBP: 0.270, SLG: 0.287	(1, 3) C X 1-1 FC4-6 1B		X 0-0 F8 ②			C 3-2 5-3 ① B B B B X		X 0-0 F3 ②		3 0 1 0 0 0 0 1 0 0 0 0 0 1							Cleveland Indians @ Detroit Tigers Tiger Stadium, Detroit, MI Tue Sep 20 1988, 7:05 PM EDT Att: 14,593 - Unknown - 60 F		
Dwayne Murphy, L OBP: 0.384, SLG: 0.390 Luis Salazar, R OBP: 0.305, SLG: 0.389	(1, 8) C X 0-1 FC4-6 ① 1-2f		C 2-3 K ③ B B B B X			B 3-2 FC5-4 ① B B B B X		B 4-0 BB ② B B B B X		3 0 1 0 0 1 1 0 0 0 0 1 0 0									
Alan Trammell, R OBP: 0.376, SLG: 0.471	(1, 6) C B X 2-1 F9 ②			X 0-0 5-3 ①		B 3-1 FC5-4 ② B B B B X		B 4-2 BB ① B B B B X		3 0 0 0 1 0 2									
Fred Lynn, L OBP: 0.305, SLG: 0.478	(1, 7) X 0-0 F2 ③			B 1-0 G3 ② X		C 0-1 F6 ③ X		B 1-0 4-3 ③ X		4 0 0 0 0 0 5									
Matt Nokes, L OBP: 0.303, SLG: 0.411 Mike Heath, R OBP: 0.316, SLG: 0.379	(1, 2) C B X 1-3 K ①		C 3-1 F6 ③ B B B B X			B 0-1 F9 ① X		B 1-0 6-3 ① X		2 0 0 0 0 1 0 2 0 0 0 0 0 0									
Darrell Evans, L OBP: 0.338, SLG: 0.372 Scott Lusader, L OBP: 0.125, SLG: 0.286	(1, 10) B B B B B B B B B B B B X 4-2 BB			X 0-1 HR ① C		B 1-0 F5 ② X		C 1-1 HR ① B B B B X		3 1 2 1 1 0 0 0 1 0 0 0 0 0									
Chet Lemon, R OBP: 0.347, SLG: 0.428	(1, 9) X B C F X 0-2 F6 ②			X 0-0 G1 ① C		B 1-0 5-3 ③ X		B 3-1 HR ① B B B B X		4 1 1 2 0 0 1									
Tom Brookens, R OBP: 0.316, SLG: 0.358	(1, 5) B C F X 1-2 6-3 ③			B 2-1 L7 ② B C B B X		C 1-1 F9 ① B B B B X				3 0 0 0 0 0 1									
Jim Walewander, S OBP: 0.258, SLG: 0.259 Larry Herndon, R OBP: 0.311, SLG: 0.327 Gary Pettis, S OBP: 0.285, SLG: 0.278	(1, 4) X 0-0 F8 ①			X 0-0 B1-3 ③ C		F 3-2 BB ① B B B B X				2 0 0 0 0 0 0 1 0 1 0 0 0 0 0 0 0 0 0 0 0									
Inning Stats	R: 0 H: 1 E: 0 LOB: 1 K: 0 BB: 0 S: 7 P: 10	R: 0 H: 0 E: 0 LOB: 1 K: 1 BB: 1 S: 13 P: 19	R: 0 H: 0 E: 0 LOB: 0 K: 1 BB: 0 S: 5 P: 7	R: 0 H: 0 E: 0 LOB: 0 K: 0 BB: 0 S: 4 P: 8	R: 1 H: 1 E: 0 LOB: 0 K: 0 BB: 0 S: 6 P: 8	R: 0 H: 1 E: 0 LOB: 1 K: 0 BB: 0 S: 11 P: 20	R: 0 H: 0 E: 0 LOB: 0 K: 0 BB: 0 S: 4 P: 6	R: 0 H: 1 E: 0 LOB: 3 K: 0 BB: 2 S: 10 P: 23	R: 2 H: 2 E: 0 LOB: 1 K: 0 BB: 0 S: 5 P: 10	1B: 4 SF: 0 2B: 0 SAC: 0 3B: 0 DP: 0 HR: 2 HBP: 0	WP: 0 PA: 34 PB: 0 SB: 1 CS: 0								
PITCHER	IP WLS BF H R ER SO BB IBB HBP BLK WP HR S P ERA WHIP																ERA WHIP		
John Farrell, R ERA: 4.26	(1, 1) 6.0																		
Brad Havens, L ERA: 3.39	(7, 1) 1.2																		
Don Gordon, R ERA: 4.13	(8, 1) 0.0																		
Scott Bailes, L ERA: 4.97	(8, 1) 0.2																		

AB	31
R	3
H	6
RBI	3
BB	3
SO	2
LOB	11



livebaseballscores.com

Batter	1	2	3	4	5	6	7	8	9	AB R H RBI BB SO LOB	TOP												
Julio Franco, R (1, 4) OBP: 0.361, SLG: 0.413	1-2 1B 1B	1-2 4-3			1-1 F9		1-2 P4		2-3 K	5 1 1 0 0 1 2													
Terry Francona, L (1, 10) OBP: 0.337, SLG: 0.374	2-2 F7		2-2 5-3		3-2 F9 1B		1-1 F8		1-0 4-3	5 0 1 0 0 0 2													
Joe Carter, R (1, 8) OBP: 0.320, SLG: 0.495	0-1 1B 1B		1-1 6-3		0-0 F9 1B		1-2 P6			4 0 2 0 0 0 0													
Mel Hall, L (1, 7) OBP: 0.319, SLG: 0.401	0-1 1B 2-H		2-2 1B		1-0 F9			1-0 1-3		4 0 2 1 0 0 2													
Cory Snyder, R (1, 9) OBP: 0.331, SLG: 0.498	0-3 K		0-0 F8		0-1 1-3			1-0 4-3 2B		4 0 1 0 0 1 5													
Willie Upshaw, L (1, 3) OBP: 0.335, SLG: 0.376	2-1 P6				3-3 K		0-1 6-3 1B		3-2 4-3	4 0 1 0 0 1 3													
Brook Jacoby, R (1, 5) OBP: 0.299, SLG: 0.331		2-3 K			1-3 K		0-0 F9		1-3 K	4 0 0 0 0 3 2													
Andy Allanson, R (1, 2) OBP: 0.300, SLG: 0.320		1-1 1B			0-1 HR		0-0 6-3		0-2 SH1-4 1B	4 1 3 1 0 0 1													
Paul Zuvella, R (1, 6) OBP: 0.278, SLG: 0.277		0-1 F7			0-1 F9		1-2 6-3		0-0 SH1-4	3 0 0 0 0 0 2													
Inning Stats	R: 1 E: 0 K: 1 S: 16	H: 3 LOB: 2 BB: 0 P: 21	R: 0 E: 0 K: 1 S: 11	H: 1 LOB: 1 BB: 0 P: 15	R: 0 E: 0 K: 0 S: 12	H: 1 LOB: 1 BB: 0 P: 17	R: 1 E: 0 K: 2 S: 12	H: 1 LOB: 0 BB: 0 P: 16	R: 0 E: 0 K: 0 S: 9	H: 2 LOB: 2 BB: 0 P: 14	R: 0 E: 0 K: 0 S: 7	H: 1 LOB: 1 BB: 0 P: 8	R: 0 E: 0 K: 0 S: 9	H: 0 LOB: 0 BB: 0 P: 12	R: 0 E: 0 K: 1 S: 8	H: 1 LOB: 1 BB: 0 P: 14	R: 0 E: 0 K: 1 S: 9	H: 1 LOB: 1 BB: 0 P: 12	1B: 9 2B: 1 3B: 0 HR: 1	SF: 0 SAC: 1 DP: 0 HBP: 0	WP: 0 PB: 0 SB: 0 CS: 0	PA: 38	
PITCHER Doyle Alexander, R (1, 1) ERA: 4.27 Eric King, R (9, 1) ERA: 3.41	IP WLS BF H R ER SO BB IBB HBP BLK WP HR S P ERA WHIP	8.0 W 35 11 2 2 5 0 0 0 0 0 1 88 121 2.25 1.375	1.0 S 3 0 0 0 1 0 0 0 0 0 0 5 8 0.00 0.000																				

Cleveland Indians @ Detroit Tigers
Tiger Stadium, Detroit, MI
Wed Sep 21 1988, 7:05 PM EDT
Att. 14,707 - Unknown - 60 F

livebaseballscorecards.com

AB	37
R	2
H	11
RBI	2
BB	0
SO	6
LOB	19



Batter	1	2	3	4	5	6	7	8	9
Dave Bergman, L (1, 3) OBP: 0.382, SLG: 0.412	2-2 F8			4-2 BB BB BB		1-3 K	1-1 1B		
Dwayne Murphy, L (1, 8) OBP: 0.383, SLG: 0.389 Larry Herndon, R (7, PH) OBP: 0.309, SLG: 0.325 Gary Pettis, S (8, 8) OBP: 0.285, SLG: 0.278	3-3 K			2-3 K SAFE		1-0 WP 1B 4-3 1B	2-2 F3		
Alan Trammell, R (1, 6) OBP: 0.377, SLG: 0.470	1-2 6-3			4-0 BB 1-2 BB		3-1 4-3 WP 1B 1-2 1B		0-1 6-3	
Fred Lynn, L (1, 7) OBP: 0.305, SLG: 0.474			3-3 K	4-0 BB 1-2 BB G1-6-3		1-0 4-3		1-1 F3	
Matt Nokes, L (1, 2) OBP: 0.305, SLG: 0.412			3-2 3-1	1-1 G1-6-3 1-2f		0-2 BB 1B 3-H		0-0 2B 1B	
Darrell Evans, L (1, 10) OBP: 0.340, SLG: 0.374 Scott Lusader, L (8, PR) OBP: 0.125, SLG: 0.286			3-1 L3		2-3 K	4-1 BB 1-2 BB		1-1 1-H 2B	
Chet Lemon, R (1, 9) OBP: 0.348, SLG: 0.428			1-1 F4		1-1 FC5-4 1B	2-1 1-3		4-0 IBB	
Tom Brookens, R (1, 5) OBP: 0.313, SLG: 0.354			2-1 F7		1-1 FC5-4 FC4-6 1-2f		1-0 F7	0-0 F9	
Jim Walewander, S (1, 4) OBP: 0.253, SLG: 0.253			1-1 P6		0-1 FC4-6 1-2f		0-0 5-3		

Inning Stats	R: 0 E: 0 K: 1 S: 9	H: 0 LOB: 0 BB: 0 P: 15	R: 0 E: 0 K: 1 S: 8	H: 0 LOB: 0 BB: 0 P: 17	R: 0 E: 0 K: 0 S: 6	H: 0 LOB: 2 BB: 3 P: 10	R: 0 E: 0 K: 1 S: 9	H: 1 LOB: 1 BB: 0 P: 13	R: 2 E: 0 K: 1 S: 13	H: 3 LOB: 2 BB: 1 P: 25	R: 0 E: 0 K: 0 S: 9	H: 1 LOB: 1 BB: 0 P: 13	R: 1 E: 0 K: 0 S: 8	H: 2 LOB: 2 BB: 1 P: 14
1B: 6 2B: 1 3B: 0 HR: 0	SF: 0 SAC: 0 DP: 1 HBP: 0	WP: 1 PB: 0 SB: 0 CS: 0	PA: 35											

PITCHER	IP	WLS	BF	H	R	ER	SO	BB	IBB	HBP	BLK	WP	HR	S	P	ERA	WHIP
Tom Candiotti, R (1, 1) ERA: 3.36	6.0		25	4	2	2	5	4	0	0	0	1	0	53	103	3.00	1.333
Brad Havens, L (7, 1) ERA: 3.45	1.2	L	9	3	1	1	0	0	1	0	0	0	0	16	26	5.40	1.800
Don Gordon, R (8, 1) ERA: 4.11	0.1		1	0	0	0	0	0	0	0	0	0	0	1	1	0.00	0.000

BOTTOM

Cleveland Indians @ Detroit Tigers
Tiger Stadium, Detroit, MI
 Wed Sep 21 1988, 7:05 PM EDT
 Att: 14,707 - Unknown - 60 F

livebaseballscores.com

AB	30
R	3
H	7
RBI	3
BB	5
SO	5
LOB	12



Batter	1	2	3	4	5	6	7	8	9	AB R H RBI BB SO LOB	TOP											
Tony Fernandez, S (1, 6) OBP: 0.332, SLG: 0.372	2-2 SH1-3 1B		1-1 G6-3			1-2 G3		2-2 G6-3	0-0 G3	5 0 1 0 0 0 4												
Lloyd Moseby, L (1, 8) OBP: 0.343, SLG: 0.369	2-1 SH1-3 1-2			2-2 4-3		0-0 1B		2-1 F6		3 0 1 1 0 0 0												
Jesse Barfield, R (1, 9) OBP: 0.303, SLG: 0.429	1-2 F7			1-3 K		3-2 F8		0-1 F8		4 0 0 0 0 1 2												
George Bell, R (1, 7) OBP: 0.304, SLG: 0.452 Rob Ducey, L (9, 7) OBP: 0.267, SLG: 0.345	2-3 K			0-0 G4-3			1-1 HR		0-1 F9	4 1 1 1 0 1 1 0 0 0 0 0 0 0												
Pat Borders, R (1, 2) OBP: 0.295, SLG: 0.469		0-3 K			2-0 G6-3		2-2 2B 1B		2-2 1B 1B 1B	4 2 2 0 0 1 0												
Fred McGriff, L (1, 3) OBP: 0.377, SLG: 0.564		1-3 K			2-2 G3-1		2-3 K		1-0 1B 1B 1B	4 0 1 0 0 2 1												
Kelly Gruber, R (1, 5) OBP: 0.328, SLG: 0.436		3-3 K2-3			0-0 G5-3		1-1 2B		0-0 1B 1B	4 0 2 1 0 1 0												
Cecil Fielder, R (1, 10) OBP: 0.296, SLG: 0.442 Alexis Infante, R (9, PR) OBP: 0.250, SLG: 0.182			2-3 K			1-3 K		1-3 K	0-0 1B 1B	4 0 1 1 0 3 1 0 0 0 0 0 0 0												
Manuel Lee, S (1, 4) OBP: 0.334, SLG: 0.366			0-1 G4-3			2-2 G3 1B 2B		1-0 G4-3	0-3 K	4 1 1 0 0 1 4												
Inning Stats	R: 0 E: 0 K: 1 S: 11	H: 1 LOB: 1 BB: 0 P: 18	R: 0 E: 0 K: 3 S: 10	H: 0 LOB: 0 BB: 0 P: 14	R: 0 E: 0 K: 1 S: 7	H: 0 LOB: 0 BB: 0 P: 10	R: 0 E: 0 K: 1 S: 14	H: 0 LOB: 0 BB: 0 P: 17	R: 0 E: 0 K: 0 S: 5	H: 0 LOB: 0 BB: 0 P: 9	R: 1 E: 0 K: 1 S: 15	H: 2 LOB: 1 BB: 0 P: 22	R: 2 E: 0 K: 2 S: 15	H: 3 LOB: 1 BB: 0 P: 23	R: 0 E: 0 K: 0 S: 8	H: 0 LOB: 0 BB: 0 P: 12	R: 1 E: 0 K: 1 S: 12	H: 4 LOB: 3 BB: 0 P: 15	1B: 7 2B: 2 3B: 0 HR: 1	SF: 0 SAC: 1 DP: 0 HBP: 0	WP: 1 PB: 0 SB: 1 CS: 0	PA: 37
PITCHER	IP WLS BF H R ER SO BB IBB HBP BLK WP HR S P ERA WHIP																					
Greg Swindell, L (1, 1) ERA: 3.31	8.1 L 35 10 4 4 9 0 0 0 0 1 1 93 136 4.32 1.200																					
Don Gordon, R (9, 1) ERA: 4.06	0.2 2 0 0 0 1 0 0 0 0 0 0 4 4 0.00 0.000																					

Toronto Blue Jays @ Cleveland Indians
Cleveland Municipal Stadium, Cleveland, OH

livebaseballscorecards.com

AB	36
R	4
H	10
RBI	4
BB	0
SO	10
LOB	13



Fri Sep 23 1988, 7:05 PM EDT
Att: 7,995 - Unknown - 60 F

Batter	1	2	3	4	5	6	7	8	9	AB	R	H	RBI	BB	SO	LOB
Julio Franco, R (1, 4) OBP: 0.363, SLG: 0.413	2-2 G6-3		2-0 1B		1-0 1B		4-1 BB		1-1 F8	4	0	2	0	1	0	2
Reggie Williams, R (1, 7) OBP: 0.280, SLG: 0.280 Willie Upshaw, L (9, PH) OBP: 0.334, SLG: 0.375	0-3 K		0-0 F6		1-0 FC4-6		1-0 FC4-6		3-2 L8	4	0	0	0	0	1	4
Joe Carter, R (1, 8) OBP: 0.319, SLG: 0.493	2-1 G6-3			1-1 G4-3		3-1 F9		2-1 G3 1B		4	0	1	0	0	0	1
Cory Snyder, R (1, 9) OBP: 0.331, SLG: 0.495		0-1 G4-3		4-2 1B BB		2-2 G6-3		1 SAFE 0-3 K		3	1	0	0	1	1	1
Carmen Castillo, R (1, 10) OBP: 0.287, SLG: 0.345 Mel Hall, L (8, PH) OBP: 0.319, SLG: 0.400		2-1 L4 2B		0-1 1B 1B		2-3 K		3-2 G3		3	0	2	0	0	1	0
Brook Jacoby, R (1, 5) OBP: 0.299, SLG: 0.331 Terry Francona, L (8, PH) OBP: 0.335, SLG: 0.372 Eddie Williams, R (9, 5) OBP: 0.200, SLG: 0.200		0-0 L4		0-0 1B		1-0 F9		1-2 G6-3		3	0	1	1	0	0	1
Luis Medina, R (1, 3) OBP: 0.342, SLG: 0.714			3-2 HR	2-2 F9		3-3 K		1-3 K		4	1	1	1	0	2	2
Andy Allanson, R (1, 2) OBP: 0.298, SLG: 0.317			1-2 G5-3	1-3 K		3-2 F9		3-1 E6 1B		4	0	0	0	0	1	2
Jay Bell, R (1, 6) OBP: 0.293, SLG: 0.286 Dave Clark, L (9, PH) OBP: 0.354, SLG: 0.389			1-0 G1-3		1-0 G4-3		1-0 BB 1B		0-2 1B	3	0	1	0	0	0	0
										1	0	1	0	0	0	0

Inning Stats	R: 0	H: 0	E: 0	K: 1	S: 10	R: 0	H: 1	E: 0	K: 0	S: 5	R: 1	H: 2	E: 0	K: 0	S: 9	R: 1	H: 2	E: 0	K: 1	S: 15	R: 0	H: 1	E: 0	K: 1	S: 5	R: 0	H: 0	E: 0	K: 1	S: 7	R: 0	H: 1	E: 0	K: 1	S: 10	R: 0	H: 1	E: 0	K: 1	S: 12	R: 0	H: 1	E: 1	K: 1	S: 13	1B: 7	2B: 2	3B: 0	HR: 1	SF: 0	SAC: 0	DP: 1	HBP: 0	WP: 0	PB: 0	SB: 1	CS: 0	PA: 38
--------------	------	------	------	------	-------	------	------	------	------	------	------	------	------	------	------	------	------	------	------	-------	------	------	------	------	------	------	------	------	------	------	------	------	------	------	-------	------	------	------	------	-------	------	------	------	------	-------	-------	-------	-------	-------	-------	--------	-------	--------	-------	-------	-------	-------	--------

PITCHER	IP	WLS	BF	H	R	ER	SO	BB	IBB	HBP	BLK	WP	HR	S	P	ERA	WHIP
Jimmy Key, L (1, 1) ERA: 3.53	7.0	W	29	7	2	2	4	2	0	0	0	0	1	61	105	2.57	1.286
Duane Ward, R (8, 1) ERA: 3.23	1.1		7	2	0	0	2	0	0	0	0	0	0	20	30	0.00	1.500
Tom Henke, R (9, 1) ERA: 2.91	0.2	S	2	0	0	0	0	0	0	0	0	0	0	5	9	0.00	0.000

Toronto Blue Jays @ Cleveland Indians
Cleveland Municipal Stadium, Cleveland, OH
 Fri Sep 23 1988, 7:05 PM EDT
 Att. 7,995 - Unknown - 60 F

AB	36
R	2
H	9
RBI	2
BB	2
SO	6
LOB	17



PITCHER	IP	WLS	BF	H	R	ER	SO	BB	IBB	HBP	BLK	WP	HR	S	P	ERA	WHIP
---------	----	-----	----	---	---	----	----	----	-----	-----	-----	----	----	---	---	-----	------

Batter	1	2	3	4	5	6	7	8	9	AB R H RBI BB SO LOB	TOP
Tony Fernandez, S (1, 6) OBP: 0.332, SLG: 0.371	2-2 L7		1-1 L4		1-2 1-3			0-2 G5-3 1B		4 0 1 0 0 0 0	
Kelly Gruber, R (1, 5) OBP: 0.327, SLG: 0.435	1-3 K		1-1 F9			0-2 L8-6-3 1B		2-1 G5-3		4 0 1 0 0 1 1	
Ernie Whitt, L (1, 2) OBP: 0.348, SLG: 0.396	4-2 BB		4-1 BB			2-1 L8-6-3 1-2		4-0 BB		1 0 0 0 3 0 1	
George Bell, R (1, 7) OBP: 0.302, SLG: 0.449 Sil Campusano, R (9, 7) OBP: 0.284, SLG: 0.362	2-2 6-3		2-0 F9			2-1 F9		1-0 P5		4 0 0 0 0 0 4 0 0 0 0 0 0 0	

Fred McGriff, L (1, 3) OBP: 0.378, SLG: 0.564		1-0 4-3		1-0 G4-3			2-0 SH1-4 1B		1-1 1B SF8 1B	4 1 2 0 0 0 0	
Rance Mulliniks, L (1, 10) OBP: 0.389, SLG: 0.472		1-3 K		3-2 F7			0-0 SH1-4		0-0 SH1-3	2 0 0 0 0 1 0	
Jesse Barfield, R (1, 9) OBP: 0.304, SLG: 0.429 Rick Leach, L (5, 9) OBP: 0.333, SLG: 0.342		1-1 1B 1B		2-2 F9			0-0 1B 2-H		0-1 1B	2 0 1 0 0 0 0 2 0 2 0 0 0 0	
Rob Ducey, L (1, 8) OBP: 0.265, SLG: 0.344		0-1 1B 1B		0-1 G3			1-2 F7		2-2 SF8	3 0 1 1 0 0 1	
Manuel Lee, S (1, 4) OBP: 0.333, SLG: 0.365		3-2 1B 2-H		2-2 F7				2-1 F7	0-3 K	4 0 1 0 0 1 1	

Inning Stats	R: 0 E: 0 K: 1 S: 17	H: 0 LOB: 1 BB: 1 P: 26	R: 0 E: 0 K: 1 S: 11	H: 3 LOB: 2 BB: 0 P: 17	R: 0 E: 0 K: 0 S: 6	H: 0 LOB: 1 BB: 1 P: 14	R: 0 E: 0 K: 0 S: 7	H: 0 LOB: 0 BB: 0 P: 13	R: 0 E: 0 K: 0 S: 10	H: 0 LOB: 0 BB: 0 P: 13	R: 0 E: 0 K: 0 S: 7	H: 1 LOB: 0 BB: 0 P: 11	R: 0 E: 0 K: 0 S: 7	H: 2 LOB: 1 BB: 0 P: 10	R: 0 E: 0 K: 0 S: 8	H: 1 LOB: 2 BB: 1 P: 17	R: 1 E: 0 K: 1 S: 13	H: 2 LOB: 1 BB: 0 P: 16	1B: 9 2B: 1 3B: 0 HR: 0	SF: 1 SAC: 2 DP: 1 HBP: 0	WP: 0 PB: 0 SB: 0 CS: 0	PA: 36
--------------	-------------------------------	----------------------------------	-------------------------------	----------------------------------	------------------------------	----------------------------------	------------------------------	----------------------------------	-------------------------------	----------------------------------	------------------------------	----------------------------------	------------------------------	----------------------------------	------------------------------	----------------------------------	-------------------------------	----------------------------------	----------------------------------	------------------------------------	----------------------------------	--------

PITCHER	IP	WLS	BF	H	R	ER	SO	BB	IBB	HBP	BLK	WP	HR	S	P	ERA	WHIP
Rod Nichols, R (1, 1) ERA: 4.83	9.0	L	36	9	1	1	3	3	0	0	0	0	0	86	137	1.00	1.333

Toronto Blue Jays @ Cleveland Indians
Cleveland Municipal Stadium, Cleveland, OH

AB	30
R	1
H	9
RBI	1
BB	3
SO	3
LOB	8



Sat Sep 24 1988, 7:05 PM EDT
Att: 8,157 - Unknown - 55 F

livebaseballscorecards.com

Batter	1	2	3	4	5	6	7	8	9	AB	R	H	RBI	BB	SO	LOB
--------	---	---	---	---	---	---	---	---	---	----	---	---	-----	----	----	-----

Julio Franco, R <small>OBP: 0.364, SLG: 0.413</small> (1, 4) 										3	0	1	0	1	1	0
Dave Clark, L <small>OBP: 0.344, SLG: 0.378</small> (1, 10) 										4	0	0	0	0	1	2
Joe Carter, R <small>OBP: 0.318, SLG: 0.491</small> (1, 8) 										3	0	0	0	0	1	0
Cory Snyder, R <small>OBP: 0.329, SLG: 0.492</small> (1, 9) 										3	0	0	0	0	1	0
Mel Hall, L <small>OBP: 0.317, SLG: 0.398</small> (1, 7) 										3	0	0	0	0	0	0
Luis Medina, R <small>OBP: 0.341, SLG: 0.676</small> (1, 3) 										2	0	0	0	0	1	0
Eddie Williams, R <small>OBP: 0.167, SLG: 0.167</small> (1, 5) Terry Francona, L <small>OBP: 0.333, SLG: 0.370</small> (8, PH) Brook Jacoby, R <small>OBP: 0.299, SLG: 0.331</small> (9, 5) 										2	0	0	0	0	1	0
Andy Allanson, R <small>OBP: 0.298, SLG: 0.316</small> (1, 2) 										2	0	0	0	1	1	0
Paul Zuvella, R <small>OBP: 0.273, SLG: 0.273</small> (1, 6) Willie Upshaw, L <small>OBP: 0.333, SLG: 0.374</small> (9, PH) 										2	0	0	0	0	1	1

Inning Stats	R: 0	H: 0	E: 0	LOB: 0	K: 1	BB: 0	S: 8	P: 13	R: 0	H: 0	E: 0	LOB: 0	K: 1	BB: 0	S: 8	P: 12	R: 0	H: 0	E: 0	LOB: 0	K: 1	BB: 1	S: 9	P: 13	R: 0	H: 0	E: 0	LOB: 0	K: 1	BB: 0	S: 5	P: 7	R: 0	H: 0	E: 0	LOB: 0	K: 1	BB: 0	S: 12	P: 15	R: 0	H: 0	E: 0	LOB: 0	K: 1	BB: 0	S: 8	P: 11	R: 0	H: 0	E: 0	LOB: 1	K: 0	BB: 0	S: 10	P: 17	R: 0	H: 1	E: 0	LOB: 1	K: 1	BB: 0	S: 13	P: 21	1B: 1	2B: 0	3B: 0	HR: 0	SF: 0	SAC: 0	DP: 1	HBP: 1	WP: 0	PB: 0	SB: 0	CS: 1	PA: 29
--------------	------	------	------	--------	------	-------	------	-------	------	------	------	--------	------	-------	------	-------	------	------	------	--------	------	-------	------	-------	------	------	------	--------	------	-------	------	------	------	------	------	--------	------	-------	-------	-------	------	------	------	--------	------	-------	------	-------	------	------	------	--------	------	-------	-------	-------	------	------	------	--------	------	-------	-------	-------	-------	-------	-------	-------	-------	--------	-------	--------	-------	-------	-------	-------	--------

PITCHER	IP	WLS	BF	H	R	ER	SO	BB	IBB	HBP	BLK	WP	HR	S	P	ERA	WHIP
Dave Stieb, R <small>ERA: 3.18</small> (1, 1)	9.0	W	29	1	0	0	8	2	0	1	0	0	0	84	127	0.00	0.333

BOTTOM

Toronto Blue Jays @ Cleveland Indians
 Cleveland Municipal Stadium, Cleveland, OH

Sat Sep 24 1988, 7:05 PM EDT
 Att. 8,157 - Unknown - 55 F

livebaseballscorecards.com

AB	26
R	0
H	1
RBI	0
BB	2
SO	8
LOB	4



Batter	1	2	3	4	5	6	7	8	9	AB R H RBI BB SO LOB	TOP																
Tony Fernandez, S (1, 6) OBP: 0.334, SLG: 0.376	1-1 4-3 2B		0-3 K		0-0 2B		1-1 E 2-H 1B		1-1 4-3	5 1 3 1 0 1 1																	
Kelly Gruber, R (1, 5) OBP: 0.325, SLG: 0.432	2-2 4-3 2-3		1-1 F9		0-2 5-3		0-2 6-3 1-2			4 0 0 0 0 0 4																	
Ernie Whitt, L (1, 2) OBP: 0.350, SLG: 0.397	1-3 K			0-0 1B 1B		2-2 1B	0-2 E6 2-H			4 0 2 0 0 1 1																	
George Bell, R (1, 7) OBP: 0.300, SLG: 0.446	1-3 K			1-0 F7		1-2 F9	0-0 F3			4 0 0 0 0 1 4																	
Fred McGriff, L (1, 3) OBP: 0.377, SLG: 0.561				0-1 F7		2-3 K		1-3 K		4 0 1 0 0 2 1																	
Rance Mulliniks, L (1, 10) OBP: 0.389, SLG: 0.471				1-2 1-3		0-2 F6		0-0 L7		3 0 1 0 0 0 1																	
Pat Borders, R (8, PH) OBP: 0.293, SLG: 0.466				1-2 2-3 G4-6-3 1B						1 0 0 0 0 0 0																	
Rick Leach, L (1, 9) OBP: 0.332, SLG: 0.350				2-0 G4-6-3 1-2 1-2 2-3						4 1 1 0 0 2 3																	
Rob Ducey, L (1, 8) OBP: 0.263, SLG: 0.333				0-0 4-3		0-1 4-3				4 1 1 1 0 1 0																	
Manuel Lee, S (1, 4) OBP: 0.333, SLG: 0.365				3-2 1B		0-0 F7				3 0 1 0 0 0 1																	
Nelson Liriano, S (7, 4) OBP: 0.279, SLG: 0.316										1 0 0 0 0 0 0																	
Inning Stats	R: 0 E: 0 K: 2 S: 11	H: 1 LOB: 1 BB: 0 P: 16	R: 0 E: 0 K: 1 S: 9	H: 0 LOB: 0 BB: 0 P: 13	R: 0 E: 0 K: 1 S: 10	H: 1 LOB: 1 BB: 0 P: 14	R: 0 E: 0 K: 0 S: 6	H: 3 LOB: 2 BB: 0 P: 11	R: 0 E: 0 K: 0 S: 7	H: 1 LOB: 1 BB: 0 P: 7	R: 0 E: 0 K: 1 S: 14	H: 1 LOB: 1 BB: 0 P: 19	R: 3 E: 1 K: 0 S: 16	H: 3 LOB: 1 BB: 0 P: 21	R: 0 E: 0 K: 2 S: 7	H: 0 LOB: 0 BB: 0 P: 9	R: 0 E: 0 K: 1 S: 6	H: 0 LOB: 0 BB: 0 P: 10	1B: 7 2B: 2 3B: 1 HR: 0	SF: 0 SAC: 0 DP: 1 HBP: 0	WP: 0 PB: 0 SB: 0 CS: 0	PA: 37					
PITCHER	IP	WLS	BF	H	R	ER	SO	BB	IBB	HBP	BLK	WP	HR	S	P	ERA	WHIP										
Rich Yett, R (1, 1) ERA: 4.79	6.0		26	9	2	2	5	0	0	0	0	0	0	62	89	3.00	1.500										
Don Gordon, R (7, 1) ERA: 3.99	1.0		5	1	1	0	0	0	0	0	0	0	0	11	12	0.00	1.000										
Scott Bailes, L (8, 1) ERA: 4.9	2.0	W	6	0	0	0	3	0	0	0	0	0	0	13	19	0.00	0.000										

Toronto Blue Jays @ Cleveland Indians
Cleveland Municipal Stadium, Cleveland, OH

livebaseballscorecards.com

AB	37
R	3
H	10
RBI	2
BB	0
SO	8
LOB	16



Sun Sep 25 1988, 3:33 AM EDT
Att. 7,915 - Sunny - 61 F

Batter	1	2	3	4	5	6	7	8	9	AB R H RBI BB SO LOB
Julio Franco, R OBP: 0.364, SLG: 0.413 (1, 4)	3-3 K	3-2 1B			1-1 6-3		1-3 K		2-2 1B	5 0 2 1 0 2 1
Dave Clark, L OBP: 0.353, SLG: 0.386 (1, 10)	1-2 1B	2-2 G3			1-0 1B			1-1 4-3	1-1 1B	5 0 3 1 0 0 2
Joe Carter, R OBP: 0.317, SLG: 0.488 (1, 8)	0-3 K	2-3 K			0-2 G5-4-3			2-2 HBP		3 0 0 0 0 2 4
Cory Snyder, R OBP: 0.328, SLG: 0.489 (1, 9)	1-0 4-3				1-3 K			4-2 BB		3 0 0 0 1 2 1
Mel Hall, L OBP: 0.316, SLG: 0.397 (1, 7)		2-2 1B			1-2 G3			3-1 E4		4 1 1 0 0 0 1
Luis Medina, R OBP: 0.318, SLG: 0.625 (1, 3)		0-3 K			1-3 K			1-3 K		3 0 0 0 0 3 1
Willie Upshaw, L OBP: 0.333, SLG: 0.373 (8, PH) (9, 3)										1 0 0 0 0 1 2
Eddie Williams, R OBP: 0.200, SLG: 0.200 (1, 5)		2-2 1B			1-2 1-3				1-1 G3	3 1 1 1 0 0 0
Terry Francona, L OBP: 0.332, SLG: 0.368 (9, PH)		1-H 1B								1 0 0 0 0 0 0
Andy Allanson, R OBP: 0.300, SLG: 0.316 (1, 2)		0-0 1B			2-3 K			3-1 F8		3 2 1 0 1 1 0
Jay Bell, R OBP: 0.296, SLG: 0.291 (1, 6)		1-3 1B							4-1 1B	
		0-1 1B			2-3 K			0-1 1B	2-3 K	4 0 2 1 0 2 1

Inning Stats	R: 0	H: 1	E: 0	K: 2	S: 11	H: 1	LOB: 1	BB: 0	P: 16	R: 3	H: 5	E: 0	K: 2	S: 25	H: 0	LOB: 0	BB: 0	P: 14	R: 0	H: 0	E: 0	K: 2	S: 10	R: 0	H: 1	E: 0	K: 0	S: 6	R: 0	H: 0	E: 0	K: 2	S: 9	R: 0	H: 1	E: 1	K: 1	S: 13	R: 1	H: 2	E: 0	K: 1	S: 11	1B: 10	SF: 0	2B: 0	SAC: 0	3B: 0	DP: 1	HR: 0	HBP: 1	WP: 0	PA: 38
--------------	------	------	------	------	-------	------	--------	-------	-------	------	------	------	------	-------	------	--------	-------	-------	------	------	------	------	-------	------	------	------	------	------	------	------	------	------	------	------	------	------	------	-------	------	------	------	------	-------	--------	-------	-------	--------	-------	-------	-------	--------	-------	--------

PITCHER	IP	WLS	BF	H	R	ER	SO	BB	IBB	HBP	BLK	WP	HR	S	P	ERA	WHIP
Jim Clancy, R ERA: 4.47 (1, 1)	1.1		10	6	3	3	3	0	0	0	0	0	0	26	38	20.25	4.500
John Cerutti, L ERA: 3.23 (2, 1)	5.1		17	2	0	0	7	0	0	0	0	0	0	50	73	0.00	0.375
Duane Ward, R ERA: 3.25 (7, 1)	2.0	L	11	2	1	1	3	2	0	1	0	0	0	28	49	4.50	2.000

BOTTOM

Toronto Blue Jays @ Cleveland Indians
Cleveland Municipal Stadium, Cleveland, OH
 Sun Sep 25 1988, 3:33 AM EDT
 Att. 7,915 - Sunny - 61 F

livebaseballscorecards.com

AB	35
R	4
H	10
RBI	4
BB	2
SO	13
LOB	13



Batter	1	2	3	4	5	6	7	8	9	AB R H RBI BB SO LOB	TOP											
Dave Bergman, L (1, 3) OBP: 0.379, SLG: 0.406	1-0 BB HR 1B	4-0 1B BB		3-2 F8 1-2		2-1 F7		1-1 1-3		4 1 1 0 1 0 1												
Dwayne Murphy, L (1, 8) OBP: 0.389, SLG: 0.400	4-1 HR BB	1-0 1-3 2-H 1B		4-2 BB 1B BB		0-0 G3		1-3 K		3 1 1 1 2 1 0												
Fred Lynn, L (1, 7) OBP: 0.304, SLG: 0.483	0-1 F8	2-1 F8		1-1 BB 1B		3-1 HR		2-3 K		5 1 2 2 0 1 4												
Darrell Evans, L (1, 10) OBP: 0.345, SLG: 0.393 Scott Lusader, L (9, PR) OBP: 0.111, SLG: 0.250	3-1 HR		3-2 4-3	4-2 BB 1B		1-0 2B 1B		4-2 F8 SH1-4 BB		3 1 2 3 2 0 0 0 0 0 0 0 0 0												
Matt Nokes, L (1, 2) OBP: 0.312, SLG: 0.426	1-1 F4		0-0 G3	1-3 K		1-1 2B		0-0 SH1-4		4 0 1 0 0 1 3												
Pat Sheridan, L (1, 9) OBP: 0.339, SLG: 0.402	0-3 K		4-1 BB		3-1 1B	1-0 4-3		1-0 F8		4 0 1 0 1 1 4												
Tom Brookens, R (1, 5) OBP: 0.307, SLG: 0.348		1-1 L8	1-2 6-3		0-0 F7		0-1 4-3	0-0 L7		5 0 0 0 0 0 4												
Torey Lovullo, S (1, 4) OBP: 0.375, SLG: 0.733		0-1 FC1-2 3B		1-2 G3	1-2 F9		1-2 6-3			4 0 1 0 0 0 1												
Jim Walewander, S (1, 6) OBP: 0.249, SLG: 0.239		2-1 FC1-2 BB 1B		4-1 WP S 1B BB	1-3 K		2-1 F3			3 2 0 0 1 1 2												
Inning Stats	R: 3 E: 0 K: 1 S: 11	H: 2 LOB: 0 BB: 1 P: 20	R: 1 E: 0 K: 0 S: 9	H: 2 LOB: 2 BB: 1 P: 19	R: 0 E: 0 K: 0 S: 8	H: 0 LOB: 1 BB: 1 P: 16	R: 1 E: 0 K: 1 S: 18	H: 1 LOB: 3 BB: 3 P: 35	R: 0 E: 0 K: 1 S: 9	H: 1 LOB: 1 BB: 0 P: 14	R: 1 E: 0 K: 0 S: 9	H: 3 LOB: 2 BB: 0 P: 17	R: 0 E: 0 K: 0 S: 7	H: 0 LOB: 0 BB: 0 P: 10	R: 0 E: 0 K: 2 S: 8	H: 0 LOB: 0 BB: 0 P: 12	R: 0 E: 0 K: 0 S: 5	H: 0 LOB: 2 BB: 1 P: 10	1B: 5 2B: 1 3B: 1 HR: 2	SF: 0 SAC: 1 DP: 0 HBP: 0	WP: 1 PB: 0 SB: 1 CS: 0	PA: 43
PITCHER	IP WLS BF H R ER SO BB IBB HBP BLK WP HR S P ERA WHIP																					
John Farrell, R (1, 1) ERA: 4.4	3.2 L 20 4 5 5 1 5 0 0 0 1 1 39 77 12.27 2.455																					
Brad Havens, L (4, 1) ERA: 3.41	3.1 16 5 1 1 2 1 0 0 0 0 1 32 54 2.70 1.800																					
Bud Black, L (8, 1) ERA: 5.01	2.0 7 0 0 0 2 1 0 0 0 0 0 13 22 0.00 0.500																					

Detroit Tigers @ Cleveland Indians
Cleveland Municipal Stadium, Cleveland, OH

Mon Sep 26 1988, 7:05 PM EDT
Att: 4,709 - Unknown - 60 F

AB	35
R	6
H	9
RBI	6
BB	7
SO	5
LOB	19



WP: 1	PA: 43
-------	--------

ERA	WHIP
-----	------

Batter	1	2	3	4	5	6	7	8	9	AB	R	H	RBI	BB	SO	LOB
Julio Franco, R (1, 4) OBP: 0.364, SLG: 0.412	0-0 4-3 1B		1-2 4-3 2-3		0-2 L6		0-1 5-3			4	0	1	1	0	0	2
Dave Clark, L (1, 10) OBP: 0.350, SLG: 0.378	3-2 4-3 1-2		4-0 2B BB		2-0 F7		1-3 K			3	0	0	0	1	1	2
Joe Carter, R (1, 8) OBP: 0.318, SLG: 0.490	1-0 L7		1-1 1-3 2B		1-1 5-3		0-2 5-3 1B			4	0	2	1	0	0	1
Mel Hall, L (1, 7) OBP: 0.314, SLG: 0.394	1-1 G3		1-0 4-3		0-0 6-3		0-2 5-3 1-2			4	0	0	0	0	0	4
Cory Snyder, R (1, 9) OBP: 0.330, SLG: 0.495		3-1 F9		1-0 HR		0-0 1B		0-3 K		4	1	2	1	0	1	1
Willie Upshaw, L (1, 3) OBP: 0.330, SLG: 0.370		1-0 F9		2-3 K		2-1 F7		2-3 K		4	0	0	0	0	2	2
Eddie Williams, R (1, 5) OBP: 0.222, SLG: 0.176		1-0 L5		0-2 F6			4-2 4-3 1B 5-3 HBP		0-2 E1 G5-4-3	2	1	0	0	0	0	0
Terry Francona, L (9, PH) OBP: 0.330, SLG: 0.366										1	0	0	0	0	0	0
Andy Allanson, R (1, 2) OBP: 0.302, SLG: 0.317			1-1 4-3 2B 4-3 1B		2-0 F4		0-0 4-3 1-2 1B		2-1 G5-4-3 1-2f	4	1	2	0	0	0	1
Jay Bell, R (1, 6) OBP: 0.293, SLG: 0.286			2-2 4-3		0-1 F8		2-2 4-3 1-2 2-3		1-2 4-3	3	0	0	0	0	0	3
Tom Lampkin, L (9, PH)										1	0	0	0	0	0	0

Inning Stats	R: 0	H: 1	E: 0	K: 0	S: 8	LOB: 1	BB: 0	P: 13	R: 0	H: 0	E: 0	K: 0	S: 4	LOB: 0	BB: 0	P: 9	R: 1	H: 2	E: 0	K: 0	S: 12	LOB: 2	BB: 1	P: 22	R: 1	H: 1	E: 0	K: 1	S: 8	LOB: 0	BB: 0	P: 13	R: 0	H: 0	E: 0	K: 0	S: 6	LOB: 0	BB: 0	P: 8	R: 0	H: 1	E: 0	K: 0	S: 6	LOB: 1	BB: 0	P: 9	R: 1	H: 1	E: 0	K: 1	S: 13	LOB: 1	BB: 0	P: 20	R: 0	H: 1	E: 0	K: 2	S: 13	LOB: 1	BB: 0	P: 15	R: 0	H: 0	E: 1	K: 0	S: 11	LOB: 0	BB: 0	P: 14	1B: 5	SF: 0	2B: 1	SAC: 0	3B: 0	DP: 1	HR: 1	HBP: 1	WP: 0	PA: 36
PITCHER	IP	WLS	BF	H	R	ER	SO	BB	IBB	HBP	BLK	WP	HR	S	P	ERA	WHIP																																																																	
Eric King, R (1, 1) ERA: 3.51	6.0	W	25	5	3	3	1	1	0	1	0	0	0	47	81	4.50	1.000																																																																	
Mike Henneman, R (7, 1) ERA: 1.91	3.0	S	11	2	0	0	3	0	0	0	0	0	0	34	42	0.00	0.667																																																																	

BOTTOM

Detroit Tigers @ Cleveland Indians
Cleveland Municipal Stadium, Cleveland, OH

Mon Sep 26 1988, 7:05 PM EDT
Att. 4,709 - Unknown - 60 F

livebaseballscores.com

AB	34
R	3
H	7
RBI	3
BB	1
SO	4
LOB	16



Batter	1	2	3	4	5	6	7	8	9	AB R H RBI BB SO LOB	TOP											
Dave Bergman, L (1, 3) OBP: 0.378, SLG: 0.404	0-2 4-3		1-2 G3-6-3			0-1 G4-6-3 1B		0-0 4-3		4 0 1 0 0 0 2	Detroit Tigers @ Cleveland Indians Cleveland Municipal Stadium, Cleveland, OH Tue Sep 27 1988, 7:05 PM EDT Att. 4,626 - Unknown - 75 F											
Dwayne Murphy, L (1, 8) OBP: 0.379, SLG: 0.388	3-2 F8		1-1 4-3			2-3 K		2-2 F7	4 0 0 0 0 1 1													
Fred Lynn, L (1, 7) OBP: 0.303, SLG: 0.479	4-1 BB			2-2 F3		2-1 G4-6-3		0-1 F3	3 0 0 0 1 0 1													
Darrell Evans, L (1, 10) OBP: 0.343, SLG: 0.390	3-3 K			3-2 4-3		2-1 1-3		1-3 K	4 0 0 0 0 2 1													
Matt Nokes, L (1, 2) OBP: 0.312, SLG: 0.426		2-2 F7		2-2 1B		2-0 4-3			3 0 1 0 0 0 0													
Pat Sheridan, L (1, 9) OBP: 0.339, SLG: 0.401		0-1 1B		0-1 4-3		0-0 F8			3 0 1 0 0 0 1													
Tom Brookens, R (1, 5) OBP: 0.307, SLG: 0.347		1-0 F9			1-1 F8		1-1 SH3-4 1B		3 0 1 0 0 0 1													
Torey Lovullo, S (1, 4) OBP: 0.333, SLG: 0.647		1-3 K			2-2 G1-3		1-0 SH3-4		2 0 0 0 0 1 1													
Jim Walewander, S (1, 6) OBP: 0.251, SLG: 0.238			4-0 BB		2-2 4-3		0-0 6-3		1 0 0 0 1 0 0													
Ray Knight, R (8, PH) OBP: 0.268, SLG: 0.284									1 0 0 0 0 0 1													
Inning Stats	R: 0 E: 0 K: 1 S: 11	H: 0 LOB: 1 BB: 1 P: 21	R: 0 E: 0 K: 1 S: 10	H: 1 LOB: 1 BB: 0 P: 14	R: 0 E: 0 K: 0 S: 5	H: 0 LOB: 0 BB: 1 P: 11	R: 0 E: 0 K: 0 S: 15	H: 1 LOB: 1 BB: 0 P: 22	R: 0 E: 0 K: 0 S: 9	H: 0 LOB: 0 BB: 0 P: 14	R: 0 E: 0 K: 1 S: 7	H: 1 LOB: 0 BB: 0 P: 11	R: 0 E: 0 K: 0 S: 4	H: 0 LOB: 0 BB: 0 P: 8	R: 0 E: 0 K: 0 S: 5	H: 1 LOB: 1 BB: 0 P: 7	R: 0 E: 0 K: 1 S: 10	H: 0 LOB: 0 BB: 0 P: 13	1B: 4 2B: 0 3B: 0 HR: 0	SF: 0 SAC: 1 DP: 2 HBP: 0	WP: 0 PB: 0 SB: 0 CS: 0	PA: 31
PITCHER Tom Candiotti, R (1, 1) ERA: 3.22	IP: 9.0 WLS: W BF: 31 H: 4 R: 0 ER: 0 SO: 4 BB: 2 IBB: 0 HBP: 0 BLK: 0 WP: 0 HR: 0 S: 76 P: 121 ERA: 0.00 WHIP: 0.667											PITCHER IP: WLS: BF: H: R: ER: SO: BB: IBB: HBP: BLK: WP: HR: S: P: ERA: WHIP:										

AB	28
R	0
H	4
RBI	0
BB	2
SO	4
LOB	9



livebaseballscorecards.com

Batter	1	2	3	4	5	6	7	8	9	AB	R	H	RBI	BB	SO	LOB
Julio Franco, R OBP: 0.364, SLG: 0.415 (1, 4)	3-2 3B	4-1 1-2 BB		2-2 6-3			1-1 L8			3	0	1	0	1	0	1
Reggie Williams, R OBP: 0.207, SLG: 0.379 (1, 7)	1-3 K	0-1 6-3			3-2 F6			2-2 HR		4	1	1	1	0	1	4
Joe Carter, R OBP: 0.317, SLG: 0.487 (1, 8)	2-2 L3		2-2 1-3		0-1 F9			0-1 F4		4	0	0	0	0	0	1
Cory Snyder, R OBP: 0.331, SLG: 0.495 (1, 9)	2-3 K		0-2 1B		2-3 K			0-0 HR 1B		4	1	2	0	0	2	1
Carmen Castillo, R OBP: 0.287, SLG: 0.360 (1, 10)		1-3 K	0-0 F3		1-1 F9			0-2 HR 1H		4	1	1	2	0	1	1
Luis Medina, R OBP: 0.313, SLG: 0.591 (1, 3)		2-0 1B 1B	1 SAFE 1 SAFE 0-3 K		2-1 6-3			0-0 L5		4	1	1	0	0	1	1
Brook Jacoby, R OBP: 0.298, SLG: 0.330 (1, 5)		1-0 1B 1-2 1B		2-2 F8		0-0 5-3		0-2 F8		4	0	1	0	0	0	0
Andy Allanson, R OBP: 0.304, SLG: 0.320 (1, 2)		2-2 1-3 2-H 1B		0-0 1B			1-1 5-3			3	0	2	1	0	0	0
Paul Zuvella, R OBP: 0.275, SLG: 0.268 (1, 6)		4-1 BB BB		3-2 F8			2-1 F6			2	0	0	0	1	0	1

Inning Stats	R: 0	H: 1	E: 0	K: 2	S: 12	H: 1	LOB: 1	BB: 0	P: 20	R: 1	H: 3	E: 0	K: 1	S: 12	H: 3	LOB: 3	BB: 2	P: 26	R: 0	H: 1	E: 0	K: 1	S: 11	R: 0	H: 1	E: 0	K: 0	S: 11	R: 0	H: 0	E: 0	K: 1	S: 8	R: 0	H: 0	E: 0	K: 0	S: 5	R: 0	H: 0	E: 0	K: 0	S: 6	R: 3	H: 3	E: 0	K: 0	S: 14	1B: 6	2B: 0	3B: 1	HR: 2	SF: 0	SAC: 0	DP: 0	HBP: 0	WP: 0	PB: 0	SB: 0	CS: 0	PA: 34
--------------	------	------	------	------	-------	------	--------	-------	-------	------	------	------	------	-------	------	--------	-------	-------	------	------	------	------	-------	------	------	------	------	-------	------	------	------	------	------	------	------	------	------	------	------	------	------	------	------	------	------	------	------	-------	-------	-------	-------	-------	-------	--------	-------	--------	-------	-------	-------	-------	--------

PITCHER	IP	WLS	BF	H	R	ER	SO	BB	IBB	HBP	BLK	WP	HR	S	P	ERA	WHIP
Frank Tanana, L ERA: 4.27 (1, 1)	7.1	L	32	9	4	4	5	2	0	0	0	0	2	75	120	4.91	1.500
Willie Hernandez, L ERA: 3.29 (8, 1)	0.2		2	0	0	0	0	0	0	0	0	0	0	4	4	0.00	0.000

BOTTOM

Detroit Tigers @ Cleveland Indians
Cleveland Municipal Stadium, Cleveland, OH

Tue Sep 27 1988, 7:05 PM EDT
Att. 4,626 - Unknown - 75 F

livebaseballscorecards.com

AB	32
R	4
H	9
RBI	4
BB	2
SO	5
LOB	10



Batter	1	2	3	4	5	6	7	8	9	AB R H RBI BB SO LOB	TOP		
Tom Brookens, R (1, 5) OBP: 0.307, SLG: 0.347	2-2 X E S 1B		2-2 6-3			2-0 P4		0-0 5-3		4 0 1 0 0 0 1			
Luis Salazar, R (1, 6) OBP: 0.306, SLG: 0.386	SAFE F8			0-1 E1 SF9 1B		4-2 BB		4-0 IBB		2 1 1 0 2 0 1			
Fred Lynn, L (1, 8) Dwayne Murphy, L (4, 8) OBP: 0.302, SLG: 0.478 OBP: 0.374, SLG: 0.382	SAFE F6			0-0 SF9		2-3 K		1-2 F2		1 0 0 1 0 0 1 2 0 0 0 0 1 3			
Chet Lemon, R (1, 9) OBP: 0.343, SLG: 0.417	3-2 6-3 1-3			0-0 B1-3			2-2 5-3		1-2 1B 1B	4 1 1 0 0 0 1			
Ray Knight, R (1, 3) OBP: 0.267, SLG: 0.283				0-1 5-3		1-0 F7		3-1 1B		4 0 1 0 0 1 1			
Larry Herndon, R (1, 7) Pat Sheridan, L (9, PH) OBP: 0.313, SLG: 0.325 OBP: 0.339, SLG: 0.400				0-3 K		0-0 G4-6-3 1B		2-3 K		3 0 1 0 0 2 1 1 0 0 0 0 0 1			
Darrell Evans, L (1, 10) OBP: 0.342, SLG: 0.388				1-0 F8		3-2 G4-6-3 1-2f 1B		2-1 G3		4 0 1 0 0 0 2			
Mike Heath, R (1, 2) Matt Nokes, L (9, PH) Scott Lusader, L (9, PR) OBP: 0.315, SLG: 0.376 OBP: 0.314, SLG: 0.427 OBP: 0.111, SLG: 0.250				0-0 5-3		1-0 F7		1-1 SH3-4 1B		3 0 1 0 0 0 0 1 0 1 1 0 0 0 0 0 0 0 0 0 0			
Jim Walewander, S (1, 4) Dave Bergman, L (9, PH) OBP: 0.249, SLG: 0.235 OBP: 0.377, SLG: 0.403				2-3 K		0-1 B5-3		SAFE 0-0 SH3-4 1-2		2 0 0 0 0 1 0 1 0 0 0 0 0 2			
Inning Stats	R: 0 H: 1 E: 0 LOB: 1 K: 0 BB: 0 S: 17 P: 25	R: 0 H: 0 E: 0 LOB: 0 K: 1 BB: 0 S: 6 P: 7	R: 0 H: 0 E: 0 LOB: 0 K: 1 BB: 0 S: 7 P: 11	R: 1 H: 1 E: 1 LOB: 0 K: 0 BB: 0 S: 5 P: 6	R: 0 H: 1 E: 0 LOB: 0 K: 0 BB: 0 S: 5 P: 9	R: 0 H: 0 E: 0 LOB: 1 K: 1 BB: 1 S: 9 P: 17	R: 0 H: 1 E: 0 LOB: 1 K: 1 BB: 0 S: 11 P: 20	R: 0 H: 1 E: 0 LOB: 2 K: 0 BB: 1 S: 7 P: 13	R: 1 H: 3 E: 0 LOB: 2 K: 1 BB: 0 S: 17 P: 25	1B: 8 SF: 1 2B: 0 SAC: 1 3B: 0 DP: 1 HR: 0 HBP: 0	WP: 0 PA: 36 PB: 0 SB: 1 CS: 0		
PITCHER	IP WLS BF H R ER SO BB IBB HBP BLK WP HR S P ERA WHIP											PITCHER	IP WLS BF H R ER SO BB IBB HBP BLK WP HR S P ERA WHIP
Greg Swindell, L (1, 1) ERA: 3.2	8.0 W 30 5 1 0 4 1 1 0 0 0 0 0 67 108 0.00 0.750												
Doug Jones, R (9, 1) ERA: 2.31	1.0 S 6 3 1 1 1 0 0 0 0 0 0 0 17 25 9.00 3.000												

Detroit Tigers @ Cleveland Indians
Cleveland Municipal Stadium, Cleveland, OH

Wed Sep 28 1988, 7:05 PM EDT
Att: 5,262 - Unknown - 55 F

livebaseballscorecards.com

AB	32
R	2
H	8
RBI	2
BB	2
SO	5
LOB	14



Batter	1	2	3	4	5	6	7	8	9
Julio Franco, R OBP: 0.364, SLG: 0.414 (1, 4)	0-1 5-3		3-2 FC4-6 1B		1-0 FC6-4 1-2f			1-2 5-3	
Mel Hall, L OBP: 0.314, SLG: 0.391 (1, 7)	0-0 4-3		2-0 FC4-6 1-2f 3-H			0-0 F7		4-0 HBP 1B IBB	
Joe Carter, R OBP: 0.318, SLG: 0.486 (1, 8)	2-0 F9		1-2 F9			1-2 G4-6-3 1B		1-2 1B HBP	
Dave Clark, L OBP: 0.348, SLG: 0.374 (1, 10)		2-2 F7		1-1 4-3		0-0 G4-6-3 1-2f		3-2 FC5 1B	
Cory Snyder, R OBP: 0.330, SLG: 0.492 (1, 9)		1-1 F8		1-1 6-3			3-1 4-3	4-0 IBB	
Willie Upshaw, L OBP: 0.330, SLG: 0.369 (1, 3)		1-1 1B		2-2 F9			1-1 P6	3-3 K	
Brook Jacoby, R OBP: 0.296, SLG: 0.328 (1, 5)		3-2 F9			1-3 K		3-3 K	1-1 FC5	
Andy Allanson, R OBP: 0.306, SLG: 0.322 (1, 2)			2-0 1B SH1-4 FC4-6 1B		1-2 F9			0-0 SH HBP 1B	
Paul Zuvella, R OBP: 0.280, SLG: 0.274 (1, 6)			1-0 SH1-4		2-2 FC6-4 1B			0-0 SH HBP 5-3 1B	

Inning Stats	R: 0	H: 0	E: 0	K: 0	S: 4	R: 0	H: 1	E: 0	K: 0	S: 11	R: 1	H: 2	E: 0	K: 0	S: 10	R: 0	H: 0	E: 0	K: 0	S: 7	R: 0	H: 1	E: 0	K: 1	S: 11	R: 0	H: 1	E: 0	K: 0	S: 6	R: 0	H: 0	E: 0	K: 1	S: 7	R: 3	H: 2	E: 1	K: 1	S: 15	R: 2	H: 0	E: 0	K: 1	S: 15	R: 1	H: 2	E: 0	K: 0	S: 0
	LOB: 0	BB: 0	P: 6	LOB: 1	BB: 0	P: 18	LOB: 0	BB: 0	P: 11	LOB: 1	BB: 0	P: 16	LOB: 0	BB: 0	P: 7	LOB: 0	BB: 0	P: 14	LOB: 3	BB: 2	P: 32	LOB: 0	BB: 0	P: 0	LOB: 0	BB: 0	P: 0	LOB: 0	BB: 0	P: 0	LOB: 0	BB: 0	P: 0	SF: 0	SAC: 2	DP: 1	HBP: 1	1B: 7	2B: 0	3B: 0	HR: 0									

PITCHER	IP	WLS	BF	H	R	ER	SO	BB	IBB	HBP	BLK	WP	HR	S	P	ERA	WHIP
Walt Terrell, R ERA: 3.97 (1, 1)	7.1	L	31	7	4	3	2	0	0	1	0	0	0	66	110	3.68	0.955
Willie Hernandez, L ERA: 3.25 (8, 1)	0.2		3	0	0	0	1	0	1	0	0	0	0	5	13	0.00	0.000

AB R H RBI BB SO LOB

4	0	1	0	0	0	3
3	1	0	1	1	0	1
3	0	1	1	0	0	1
4	0	1	2	0	0	1
3	0	0	0	1	0	0
4	0	1	0	0	1	3
4	0	0	0	0	2	4
3	2	2	0	0	0	0
1	1	1	0	0	0	0

WP	HR	S	P	ERA	WHIP
0	0	0	0	0	0


PA: 34

Detroit Tigers @ Cleveland Indians
 Cleveland Municipal Stadium, Cleveland, OH
 Wed Sep 28 1988, 7:05 PM EDT
 Att. 5,262 - Unknown - 55 F

livebaseballscorecards.com

AB	29
R	4
H	7
RBI	4
BB	2
SO	3
LOB	13



Batter	1	2	3	4	5	6	7	8	9	AB R H RBI BB SO LOB	TOP											
Wade Boggs, L (1, 5) <small>OBP: 0.476, SLG: 0.491</small> Ed Romero, R (8, 5) <small>OBP: 0.297, SLG: 0.304</small>	1-2 4-3		3-2 1B BB	3-2 1B		0-1 E6	4-0 1B WP SF7 IBB		1-2 6-3	4 2 2 0 1 0 1 1 0 0 0 0 0 0												
Marty Barrett, R (1, 4) <small>OBP: 0.327, SLG: 0.335</small>	1-2 L1		1-1 F7	1-2 P6		1-0 F9	1-2 1B			5 0 1 1 0 0 6												
Dwight Evans, R (1, 9) <small>OBP: 0.376, SLG: 0.493</small> Kevin Romine, R (7, 9) <small>OBP: 0.275, SLG: 0.301</small> (8, 8)	4-1 BB		4-2 1B 1B 2B BB	1-2 FC5			1-3 2-H 3-H 1B			1 2 0 1 3 0 2 0 0 0 0 0 0 0												
Mike Greenwell, L (1, 7) <small>OBP: 0.418, SLG: 0.534</small> Randy Kutcher, R (8, 7) <small>OBP: 0.125, SLG: 0.125</small>	0-1 G3		1-2 1B 1B 2B		3-1 F7		4-3			4 2 1 1 1 0 2 0 0 0 0 0 0 0												
Todd Benzinger, S (1, 3) <small>OBP: 0.297, SLG: 0.433</small>		0-0 4-3	0-2 1B 2B		1-1 4-3		0-0 SH3-4	0-0 F9		4 1 1 1 0 0 0												
Ellis Burks, R (1, 8) Carlos Quintana, R (8, 9) <small>OBP: 0.600, SLG: 0.500</small>		1-2 5-3	0-0 1B 2B		1-1 P1		0-0 BB 1B 2B	0-1 F9		5 1 2 4 0 0 0 0 0 0 0 0 0 0												
Jim Rice, R (1, 10) <small>OBP: 0.329, SLG: 0.400</small>		2-1 F8	1-0 F9			3-3 K	0-0 BB 1B 2B	3-1 F9		5 1 1 1 0 1 1	AB 38 R 12 H 12 RBI 11 BB 6 SO 1 LOB 14											
Jody Reed, R (1, 6) <small>OBP: 0.386, SLG: 0.382</small>			3-2 1B 1B	2-1 FC5 1B		3-2 5-3	4-1 2B WP BB		0-0 5-3	4 2 2 0 1 0 0												
Rich Gedman, L (1, 2) <small>OBP: 0.284, SLG: 0.375</small>			2-1 F8	2-2 L8		0-0 E 1B	1-2 WP 1B 2B		1-0 F9	5 1 2 2 0 0 2												
Inning Stats	R: 0 E: 0 K: 0 S: 9	H: 0 LOB: 1 BB: 1 P: 15	R: 0 E: 0 K: 0 S: 6	H: 0 LOB: 0 BB: 0 P: 9	R: 5 E: 0 K: 0 S: 27	H: 5 LOB: 1 BB: 1 P: 42	R: 0 E: 0 K: 0 S: 18	H: 2 LOB: 2 BB: 0 P: 27	R: 0 E: 0 K: 0 S: 6	H: 0 LOB: 0 BB: 0 P: 11	R: 0 E: 1 K: 1 S: 12	H: 1 LOB: 2 BB: 0 P: 19	R: 7 E: 0 K: 0 S: 23	H: 4 LOB: 1 BB: 4 P: 46	R: 0 E: 0 K: 0 S: 5	H: 0 LOB: 0 BB: 0 P: 8	R: 0 E: 0 K: 0 S: 5	H: 0 LOB: 0 BB: 0 P: 7	1B: 10 2B: 2 3B: 0 HR: 0	SF: 1 SAC: 1 DP: 0 HBP: 0	WP: 1 PB: 0 SB: 0 CS: 0	PA: 46
PITCHER	IP WLS BF H R ER SO BB IBB HBP BLK WP HR S P ERA WHIP																					
Rod Nichols, R (1, 1) <small>ERA: 5.06</small> Mike Walker, R (7, 1) <small>ERA: 7.27</small> Don Gordon, R (7, 1) <small>ERA: 4.4</small> Brad Havens, L (8, 1) <small>ERA: 3.36</small> Jeff Dedmon, R (9, 1) <small>ERA: 4.54</small>	6.0 L 29 8 5 5 1 2 0 0 0 0 0 0 78 123 7.50 1.667																					

Boston Red Sox @ Cleveland Indians
Cleveland Municipal Stadium, Cleveland, OH

Thu Sep 29 1988, 7:05 PM EDT
 Att: 5,879 - Unknown - 57 F

livebaseballscorecards.com

Batter	1	2	3	4	5	6	7	8	9	AB R H RBI BB SO LOB	BOTTOM
Julio Franco, R (1, 4) <small>OBP: 0.362, SLG: 0.411</small> Ron Washington, R (8, 4) <small>OBP: 0.303, SLG: 0.366</small>	0-2 5-3 			1-1 6-3 		2-1 6-3 			0-0 1B	3 0 0 0 0 0 1 1 0 1 0 0 0 0	Boston Red Sox @ Cleveland Indians Cleveland Municipal Stadium, Cleveland, OH <small>Thu Sep 29 1988, 7:05 PM EDT</small> <small>Att. 5,879 - Unknown - 57 F</small>
Terry Francona, L (1, 3) <small>OBP: 0.329, SLG: 0.364</small>	1-1 F8 			0-1 F8 			0-2 BB 1B	0-0 1-3 	4 0 1 0 0 0 0		
Joe Carter, R (1, 8) <small>OBP: 0.316, SLG: 0.484</small> Scott Jordan, R (8, 8)	0-1 6-3 			1-0 4-3 			2-1 F8 	2-3 K 	3 0 0 0 0 0 1 1 0 0 0 0 1 0		
Dave Clark, L (1, 10) <small>OBP: 0.341, SLG: 0.367</small>			1-3 K 		1-1 4-1 		2-3 K 		3 0 0 0 0 0 2 1		
Cory Snyder, R (1, 9) <small>OBP: 0.330, SLG: 0.490</small> Reggie Williams, R (7, PR) <small>OBP: 0.207, SLG: 0.379</small> (8, 9)			3-2 F9 		0-1 5-3 		4-2 FC6-4 BB		2 0 0 0 1 0 0 0 0 0 0 0 0 0		
Mel Hall, L (1, 7) <small>OBP: 0.312, SLG: 0.389</small>			1-1 F9 		0-1 6-3 		0-0 FC6-4 		3 0 0 0 0 0 2		
Andy Allanson, R (1, 2) <small>OBP: 0.305, SLG: 0.321</small> Tom Lampkin, L (8, 2)					0-0 5-3 		2-1 6-3 		2 0 0 0 0 0 0 1 0 0 0 0 0 0		
Brook Jacoby, R (1, 5) <small>OBP: 0.297, SLG: 0.328</small> Eddie Williams, R (9, 5) <small>OBP: 0.222, SLG: 0.176</small>					2-2 1-3 		1-0 1B		3 0 1 0 0 0 0 0 0 0 0 0 0 0		
Jay Bell, R (1, 6) <small>OBP: 0.289, SLG: 0.282</small>					2-1 5-3 		1-1 F9 		0-0 F9 	3 0 0 0 0 0 1	
Inning Stats	R: 0 H: 0 E: 0 LOB: 0 K: 0 BB: 0 S: 7 P: 8	R: 0 H: 0 E: 0 LOB: 0 K: 1 BB: 0 S: 9 P: 14	R: 0 H: 0 E: 0 LOB: 0 K: 0 BB: 0 S: 6 P: 10	R: 0 H: 0 E: 0 LOB: 0 K: 0 BB: 0 S: 5 P: 7	R: 0 H: 0 E: 0 LOB: 0 K: 0 BB: 0 S: 6 P: 7	R: 0 H: 1 E: 0 LOB: 1 K: 0 BB: 0 S: 7 P: 13	R: 0 H: 1 E: 0 LOB: 2 K: 1 BB: 1 S: 13 P: 21	R: 0 H: 0 E: 0 LOB: 0 K: 0 BB: 0 S: 4 P: 5	R: 0 H: 1 E: 0 LOB: 0 K: 1 BB: 0 S: 5 P: 7	1B: 3 SF: 0 2B: 0 SAC: 0 3B: 0 DP: 0 HR: 0 HBP: 0	
PITCHER Mike Boddicker, R (1, 1) <small>ERA: 3.42</small>	IP WLS BF H R ER SO BB IBB HBP BLK WP HR S P ERA WHIP	9.0 W 30 3 0 0 3 1 0 0 0 0 0 0 62 92 0.00 0.444									

AB	29
R	0
H	3
RBI	0
BB	1
SO	3
LOB	6



livebaseballscorecards.com

Batter	1	2	3	4	5	6	7	8	9
Julio Franco, R OBP: 0.361, SLG: 0.409 (1, 4)	4-1 BB 2B	0-2 SAFE SAFE F4			0-0 6-3		2-1 F7		
Terry Francona, L OBP: 0.327, SLG: 0.367 (1, 3)	0-0 1-H 1B 2B		1-2 G3		1-1 6-3		2-2 L4		
Joe Carter, R OBP: 0.316, SLG: 0.481 (1, 8)	0-0 L3		1-3 K		4-0 IBB		1-2 G3		
Cory Snyder, R OBP: 0.328, SLG: 0.486 (1, 9)	1-3 K		0-2 F4		1-2 F3		2-3 K		
Mel Hall, L OBP: 0.311, SLG: 0.388 (1, 7)	2-0 1B CS 1B			1-2 F7		1-0 G4-3		0-2 P4	
Carmen Castillo, R OBP: 0.297, SLG: 0.386 (1, 10)	0-1 CS 1B			3-2 1B 1B		0-0 HR		0-3 K	
Brook Jacoby, R OBP: 0.299, SLG: 0.332 (1, 5)	1-1 CS 1-2 3-H	0-2 G4-3		3-1 G3-6-1 1B		0-2 G3 2B			
Tom Lampkin, L Andy Allanson, R OBP: 0.305, SLG: 0.321 (1, 2) (7, 2)				2-1 G3-6-1 1-2f		0-1 G3			
Paul Zuvella, R OBP: 0.281, SLG: 0.291 (1, 6)		1-1 F8			1-0 3B		3-2 F9		

Inning Stats	R: 3	H: 3	LOB: 0	K: 1	S: 10	P: 18	R: 0	H: 0	LOB: 1	K: 0	S: 8	P: 13	R: 0	H: 0	LOB: 0	K: 1	S: 10	P: 12	R: 0	H: 2	LOB: 1	K: 0	S: 14	P: 21	R: 0	H: 1	LOB: 2	K: 0	S: 8	P: 14	R: 1	H: 2	LOB: 1	K: 0	S: 10	P: 14	R: 0	H: 0	LOB: 0	K: 0	S: 8	P: 13	R: 0	H: 0	LOB: 0	K: 2	S: 9	P: 11
--------------	------	------	--------	------	-------	-------	------	------	--------	------	------	-------	------	------	--------	------	-------	-------	------	------	--------	------	-------	-------	------	------	--------	------	------	-------	------	------	--------	------	-------	-------	------	------	--------	------	------	-------	------	------	--------	------	------	-------

PITCHER	IP	WLS	BF	H	R	ER	SO	BB	IBB	HBP	BLK	WP	HR	S	P	ERA	WHIP
Roger Clemens, R ERA: 2.93 (1, 1)	8.0	L	33	8	4	4	4	2	1	0	0	0	1	77	116	4.50	1.250

AB R H RBI BB SO LOB

3	1	0	0	1	0	2
4	1	1	1	0	0	1
3	0	0	0	1	1	1
4	0	0	0	0	2	3
4	1	1	1	0	0	0
4	1	3	1	0	1	0
3	0	2	0	0	0	0
2	0	0	0	1	0	3
0	0	0	0	0	0	0
3	0	1	0	0	0	2

AB	30
R	4
H	8
RBI	3
BB	3
SO	4
LOB	12



WP	PA	ERA	WHIP
0	34		

Boston Red Sox @ Cleveland Indians
Cleveland Municipal Stadium, Cleveland, OH
Fri Sep 30 1988, 7:05 PM EDT
Att: 15,497 - Unknown - 63 F

livebaseballscorecards.com

Batter	1	2	3	4	5	6	7	8	9	AB R H RBI BB SO LOB	TOP	
Jody Reed, R (1, 4) OBP: 0.380, SLG: 0.376	0-1 6-3		0-0 F7		1-0 F7			3-2 5-3		4 0 0 0 0 0 1		
Spike Owen, S (1, 6) OBP: 0.329, SLG: 0.375	0-0 4-3 2B		0-0 3-1			2-2 F7			1-0 G6-4-3 1B	4 0 2 0 0 0 0		
Dwight Evans, R (1, 10) OBP: 0.376, SLG: 0.488	3-2 4-3 2-3			4-2 FC3-6 BB		0-0 6-3			4-2 G6-4-3 BB	2 0 0 0 2 0 1		
Mike Greenwell, L (1, 7) OBP: 0.416, SLG: 0.531	3-1 F4			1-0 FC3-6		1-2 5-3			1-2 G6-4-3	2 0 0 0 0 0 2		
Randy Kutcher, R (4, PR) OBP: 0.111, SLG: 0.111				1-2f FC4					1-2f 2-3	1 0 0 0 0 0 0		
Larry Parrish, R (9, PH) OBP: 0.270, SLG: 0.360										1 0 0 0 0 0 2		
Todd Benzing, S (1, 3) OBP: 0.293, SLG: 0.426		1-2 1B		2-2 FC4 1-2f			0-0 G3		2-1 L3	4 0 1 0 0 0 2		
Kevin Romine, R (1, 8) OBP: 0.265, SLG: 0.289		1-0 F9		0-1 F8			2-3 K			3 0 0 0 0 1 2		
Rick Cerone, R (1, 2) OBP: 0.325, SLG: 0.359		1-3 K			0-0 4-3		1-0 F8			3 0 0 0 0 1 1		
Ed Romero, R (1, 5) OBP: 0.286, SLG: 0.292		1-3 K			2-2 5-3			2-2 5-3		3 0 0 0 0 1 1		
Carlos Quintana, R (1, 9) OBP: 0.500, SLG: 0.333			3-3 K		4-0 BB			1-3 K		2 0 0 0 1 2 0		
Inning Stats	R: 0 H: 1 E: 0 LOB: 1 K: 0 BB: 0 S: 10 P: 16	R: 0 H: 1 E: 0 LOB: 1 K: 2 BB: 0 S: 10 P: 14	R: 0 H: 0 E: 0 LOB: 0 K: 1 BB: 0 S: 5 P: 8	R: 0 H: 0 E: 0 LOB: 1 K: 0 BB: 1 S: 9 P: 16	R: 0 H: 0 E: 0 LOB: 1 K: 0 BB: 1 S: 5 P: 12	R: 0 H: 0 E: 0 LOB: 0 K: 1 BB: 0 S: 9 P: 12	R: 0 H: 0 E: 0 LOB: 0 K: 1 BB: 0 S: 5 P: 8	R: 0 H: 0 E: 0 LOB: 0 K: 1 BB: 0 S: 14 P: 20	R: 0 H: 1 E: 0 LOB: 1 K: 0 BB: 1 S: 11 P: 19	1B: 2 SF: 0 2B: 1 SAC: 0 3B: 0 DP: 1 HR: 0 HBP: 0	WP: 0 PA: 32 PB: 0 SB: 0 CS: 0	
PITCHER	IP WLS BF H R ER SO BB IBB HBP BLK WP HR S P ERA WHIP											
John Farrell, R (1, 1) ERA: 4.24	8.0 W 30 3 0 0 5 3 0 0 0 0 0 0 70 114 0.00 0.750											
Doug Jones, R (9, 1) ERA: 2.27	1.0 S 2 0 0 0 0 0 0 0 0 0 0 0 8 11 0.00 0.000											

Boston Red Sox @ Cleveland Indians
Cleveland Municipal Stadium, Cleveland, OH

Sat Oct 01 1988, 3:33 AM EDT
 Att. 14,972 - Sunny - 78 F

livebaseballscorecards.com

AB	29
R	0
H	3
RBI	0
BB	3
SO	5
LOB	12



Batter	1	2	3	4	5	6	7	8	9	AB R H RBI BB SO LOB
Ron Washington, R (1, 4) OBP: 0.299, SLG: 0.361	2-3 K ①			2-3 K ①		2-3 K ③				3 0 0 0 0 3 1
Andy Allanson, R (1, 2) OBP: 0.303, SLG: 0.319	2-3 K ②			1-3 K ②			0-0 F2 ①			3 0 0 0 0 2 0
Joe Carter, R (1, 8) OBP: 0.314, SLG: 0.479 Scott Jordan, R (8, 8)	2-1 F6 ③			0-0 6-3 ③			1-2 F9 ②			3 0 0 0 0 0 0 0 0 0 0 0 0 0
Cory Snyder, R (1, 9) OBP: 0.326, SLG: 0.483			2-2 4-3 ①		2-1 L8 ①		1-2 L8 ③			3 0 0 0 0 0 0
Dave Clark, L (1, 7) OBP: 0.335, SLG: 0.359			2-3 K ②		1-3 K ②			2-1 F6 ①		3 0 0 0 0 2 0
Luis Medina, R (1, 3) OBP: 0.314, SLG: 0.638			0-3 K ③		2-1 L7 ③			0-0 HR		3 1 1 1 0 1 0
Rod Allen, R (1, 10)				1-2 6-3 ①		1-2 L4 ①		1-0 F3 ②		3 0 0 0 0 0 0
Eddie Williams, R (1, 5) OBP: 0.238, SLG: 0.200				1-3 K ②		2-2 6-3 ②		1-1 1B		3 0 1 0 0 1 0
Jay Bell, R (1, 6) OBP: 0.289, SLG: 0.280				2-3 K ③		4-0 BB		2-3 K ③		2 0 0 0 1 2 1

Inning Stats	R: 0 E: 0 K: 2 S: 10	H: 0 LOB: 0 BB: 0 P: 16	R: 0 E: 0 K: 2 S: 10	H: 0 LOB: 0 BB: 0 P: 14	R: 0 E: 0 K: 2 S: 11	H: 0 LOB: 0 BB: 0 P: 15	R: 0 E: 0 K: 2 S: 9	H: 0 LOB: 0 BB: 0 P: 12	R: 0 E: 0 K: 1 S: 8	H: 0 LOB: 0 BB: 0 P: 13	R: 0 E: 0 K: 1 S: 13	H: 0 LOB: 1 BB: 1 P: 22	R: 0 E: 0 K: 0 S: 7	H: 0 LOB: 0 BB: 0 P: 9	R: 1 E: 0 K: 1 S: 9	H: 2 LOB: 1 BB: 0 P: 15	1B: 1 2B: 0 3B: 0 HR: 1	SF: 0 SAC: 0 DP: 0 HBP: 0	WP: 0 PB: 0 SB: 0 CS: 0	PA: 27
PITCHER	IP	WLS	BF	H	R	ER	SO	BB	IBB	HBP	BLK	WP	HR	S	P	ERA	WHIP			
Jeff Sellers, R (1, 1) ERA: 4.83	7.1	L	24	1	1	1	10	1	0	0	0	0	1	71	106	1.23	0.273			
Mike Smithson, R (8, 1) ERA: 5.97	0.2		3	1	0	0	1	0	0	0	0	0	0	6	10	0.00	1.500			


BOTTOM

Boston Red Sox @ Cleveland Indians
 Cleveland Municipal Stadium, Cleveland, OH

Sat Oct 01 1988, 3:33 AM EDT
 Att. 14,972 - Sunny - 78 F

livebaseballscorecards.com

AB	26
R	1
H	2
RBI	1
BB	1
SO	11
LOB	2



Batter	1	2	3	4	5	6	7	8	9	AB R H RBI BB SO LOB	TOP											
Spike Owen, S (1, 6) OBP: 0.324, SLG: 0.370	1-2 L1			2-2 G3		0-1 G3		1-3 K		4 0 0 0 0 1 1												
Marty Barrett, R (1, 4) OBP: 0.330, SLG: 0.337	2-2 F8			2-2 HR		0-0 1B		1-1 F9		3 1 2 1 0 0 0												
Larry Parrish, R (6, 3) OBP: 0.270, SLG: 0.360						3-H 1B				1 0 0 0 0 0 0												
Dwight Evans, R (1, 9) OBP: 0.375, SLG: 0.487	3-2 F5			2-0 F8		1-3 K		1-1 F9		2 0 0 0 0 0 1												
Kevin Romine, R (4, 9) OBP: 0.259, SLG: 0.282										2 0 0 0 0 1 1												
Jim Rice, R (1, 10) OBP: 0.330, SLG: 0.406		0-1 F8		2-0 HR		0-0 1-3			1-1 E9	4 2 2 2 0 0 1												
Todd Benzinger, S (1, 3) OBP: 0.293, SLG: 0.425		1-0 G3		1-2 4-1			0-0 2B		0-0 4-3	4 1 1 1 0 0 0												
Ellis Burks, R (1, 8) OBP: 0.367, SLG: 0.481		0-0 F8			2-2 F8		0-1 SF9		1-3 K	4 0 1 0 0 1 0												
Rich Gedman, L (1, 2) OBP: 0.279, SLG: 0.368			2-2 4-3		1-1 F1		1-3 K		2-1 1B	2 0 0 0 0 0 0												
Rick Cerone, R (6, 2) OBP: 0.326, SLG: 0.360					2-3 K					2 0 1 0 0 1 2												
Carlos Quintana, R (9, PR) OBP: 0.500, SLG: 0.333							0-2 SF9		0-2 4-3	0 0 0 0 0 0 0												
Ed Romero, R (1, 5) OBP: 0.272, SLG: 0.280			0-1 6-3				2-3 3-H			3 0 0 1 0 1 1												
Randy Kutcher, R (1, 7) OBP: 0.167, SLG: 0.250			1-2 G3		3-2 G3		2-3 K			3 1 1 0 0 1 1												
Inning Stats	R: 0 E: 0 K: 0 S: 10	H: 0 LOB: 0 BB: 0 P: 16	R: 0 E: 0 K: 0 S: 4	H: 0 LOB: 0 BB: 0 P: 5	R: 0 E: 0 K: 0 S: 8	H: 0 LOB: 0 BB: 0 P: 11	R: 2 E: 0 K: 0 S: 11	H: 2 LOB: 0 BB: 0 P: 20	R: 0 E: 0 K: 1 S: 8	H: 0 LOB: 0 BB: 0 P: 13	R: 1 E: 0 K: 1 S: 10	H: 2 LOB: 1 BB: 0 P: 14	R: 1 E: 0 K: 2 S: 12	H: 2 LOB: 1 BB: 0 P: 15	R: 0 E: 0 K: 1 S: 7	H: 0 LOB: 0 BB: 0 P: 10	R: 1 E: 1 K: 1 S: 11	H: 2 LOB: 1 BB: 0 P: 15	1B: 5 2B: 2 3B: 0 HR: 1	SF: 1 SAC: 0 DP: 0 HBP: 0	WP: 0 PB: 0 SB: 0 CS: 0	PA: 35
PITCHER	IP WLS BF H R ER SO BB IBB HBP BLK WP HR S P ERA WHIP																					
Tom Candiotti, R (1, 1) ERA: 3.28	7.0 W 27 6 4 4 4 0 0 0 0 0 1 63 94 5.14 0.857																					
Bud Black, L (8, 1) ERA: 5.0	2.0 S 8 2 1 1 2 0 0 0 0 0 0 18 25 4.50 1.000																					

Boston Red Sox @ Cleveland Indians
Cleveland Municipal Stadium, Cleveland, OH
 Sun Oct.02 1988, 3:33 AM EDT
 Att. 10,456 - Cloudy - 65 F

livebaseballscorecards.com

AB	34
R	5
H	8
RBI	5
BB	0
SO	6
LOB	8



Batter	1	2	3	4	5	6	7	8	9
Terry Francona, L (1, 10) OBP: 0.324, SLG: 0.363 Rod Allen, R (5, PH) OBP: 0.091, SLG: 0.182	3-2 4-3		0-1 1-3			3-2 1B SF9 2B		0-0 F9	
Andy Allanson, R (1, 2) OBP: 0.305, SLG: 0.323	1-1 4-3			2-1 1B 3B 2B		1-1 1B 2-3		0-0 F8	
Dave Clark, L (1, 9) OBP: 0.333, SLG: 0.359	1-2 6-3			2-0 3B 1B		1-0 SF9		0-0 4-3	
Luis Medina, R (1, 3) OBP: 0.309, SLG: 0.608		0-1 WP 1B		1-3 K		0-1 L5		1-2 F4	
Mel Hall, L (1, 7) OBP: 0.312, SLG: 0.392 Reggie Williams, R (6, PH) OBP: 0.226, SLG: 0.387		1-1 F6		0-0 1B 3B		1-2 2B 1B		3-3 K	
Brook Jacoby, R (1, 5) OBP: 0.300, SLG: 0.335 Eddie Williams, R (6, PR) OBP: 0.227, SLG: 0.190		1-1 L6		2-1 G3 1B		1-1 1B 2B		1-2 5-3	
Ron Washington, R (1, 4) OBP: 0.298, SLG: 0.363		1-3 K		1-2 G3		1-2 5-3		0-1 2B	
Paul Zuvella, R (1, 6) OBP: 0.275, SLG: 0.285 Joe Carter, R (8, PH) OBP: 0.314, SLG: 0.478 Jay Bell, R (9, 6) OBP: 0.289, SLG: 0.280			1-2 4-3	1-3 K		1-3 K		0-1 F8	
Scott Jordan, R (1, 8) OBP: 0.111, SLG: 0.111			0-0 F9		0-3 K	2-2 2H 1B			

AB	R	H	RBI	BB	SO	LOB
2	0	0	0	0	0	0
2	1	1	0	0	0	2
4	1	2	0	0	0	0
3	1	1	1	0	0	0
4	0	1	0	0	1	3
2	1	1	2	0	0	1
2	1	1	0	0	1	0
3	0	2	2	0	0	1
1	1	0	0	0	0	0
4	0	1	0	0	1	3
3	0	0	0	0	2	2
1	0	0	0	0	0	1
0	0	0	0	0	0	0
3	0	1	1	0	1	0

BOTTOM

Boston Red Sox @ Cleveland Indians
Cleveland Municipal Stadium, Cleveland, OH

Sun Oct 02 1988, 3:33 AM EDT
Att: 10,456 - Cloudy - 65 F

AB	34
R	6
H	11
RBI	6
BB	0
SO	6
LOB	13

C

Inning	R	H	E	K	S	P	IP	WLS	BF	H	R	ER	SO	BB	IBB	HBP	BLK	WP	HR	S	P	ERA	WHIP
1	0	0	0	8	13		2.0		7	1	0	0	1	0	0	0	0	1	0	18	26	0.00	0.500
2	0	1	0	10	13		2.0	L	10	4	3	3	2	0	0	0	0	0	0	21	31	13.50	2.000
3	0	0	0	5	13		1.0		5	2	1	1	1	0	0	0	0	0	0	11	16	9.00	2.000
4	0	0	0	6	13		1.0		6	3	2	2	1	0	0	0	0	0	0	16	22	18.00	3.000
5	0	0	0	3	13		1.0		3	0	0	0	0	0	0	0	0	0	0	6	7	0.00	0.000
6	2	3	0	16	16		2.0		16	3	2	2	0	0	0	0	0	0	0	22	22	18.00	3.000
7	0	0	0	11	15		1.0		11	0	0	0	1	0	0	0	0	0	0	11	15	0.00	1.000

1B	2B	3B	HR	SF	SAC	DP	HBP	WP	HR	S	P	ERA	WHIP
6	4	1	0	1	0	0	0	1	0	11	15	0.00	1.000

PITCHER	IP	WLS	BF	H	R	ER	SO	BB	IBB	HBP	BLK	WP	HR	S	P	ERA	WHIP
Mike Boddicker, R (1, 1) ERA: 3.39	2.0		7	1	0	0	1	0	0	0	0	1	0	18	26	0.00	0.500
Dennis Lamp, R (3, 1) ERA: 3.48	2.0	L	10	4	3	3	2	0	0	0	0	0	0	21	31	13.50	2.000
Bruce Hurst, L (5, 1) ERA: 3.66	1.0		5	2	1	1	1	0	0	0	0	0	0	11	16	9.00	2.000
Tom Bolton, L (6, 1) ERA: 4.75	1.0		6	3	2	2	1	0	0	0	0	0	0	16	22	18.00	3.000
Bob Stanley, R (7, 1) ERA: 3.19	1.0		3	0	0	0	0	0	0	0	0	0	0	6	7	0.00	0.000
Lee Smith, R (8, 1) ERA: 2.8	1.0		4	1	0	0	1	0	0	0	0	0	0	11	15	0.00	1.000